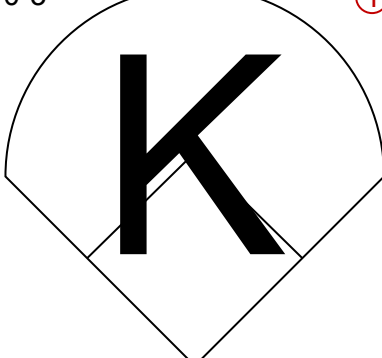
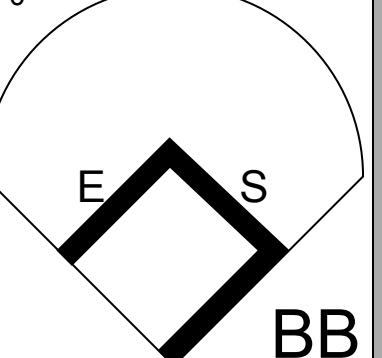
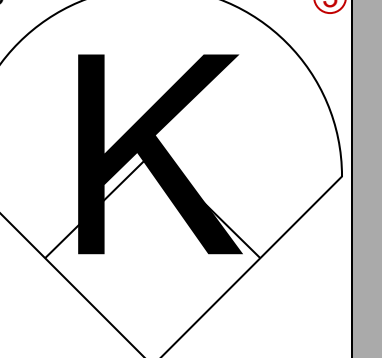
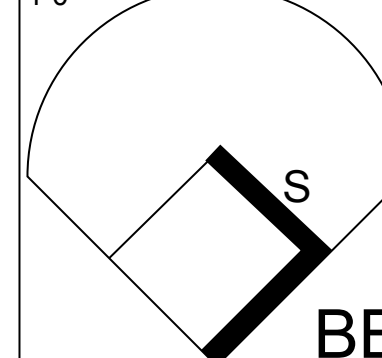

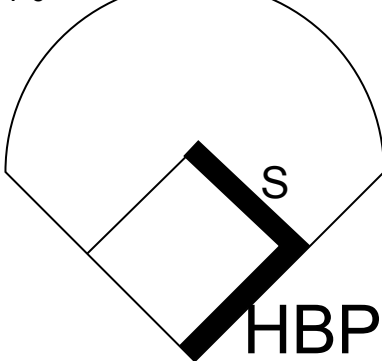
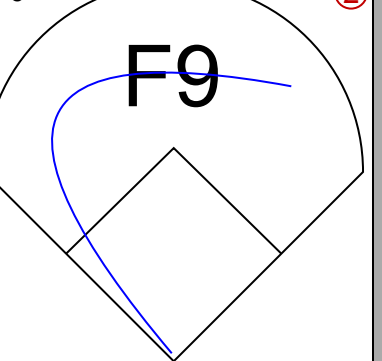
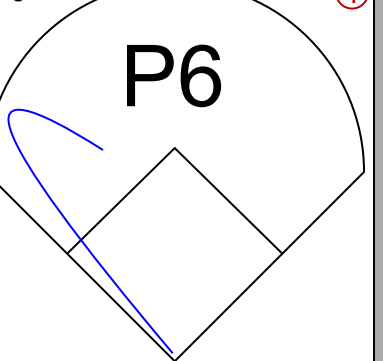
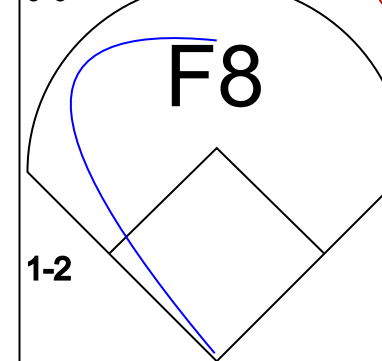
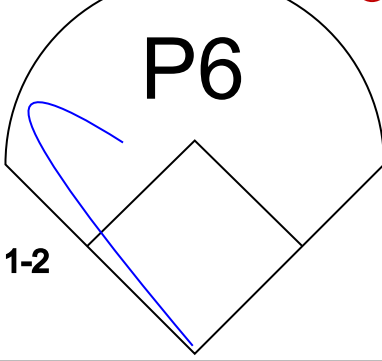
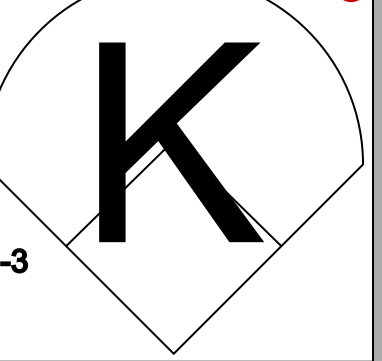

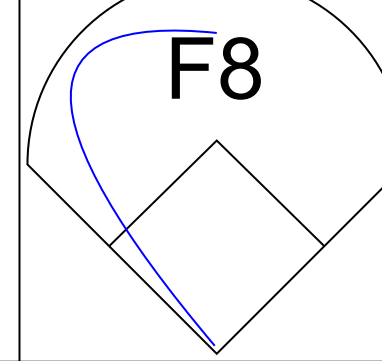
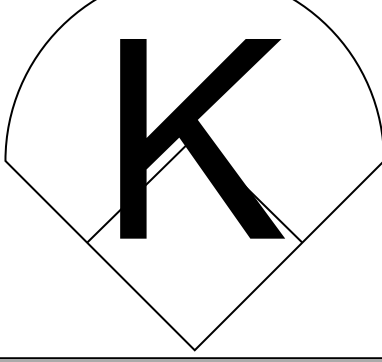
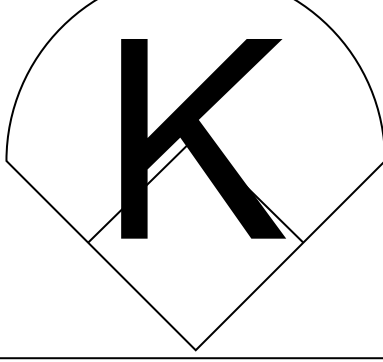
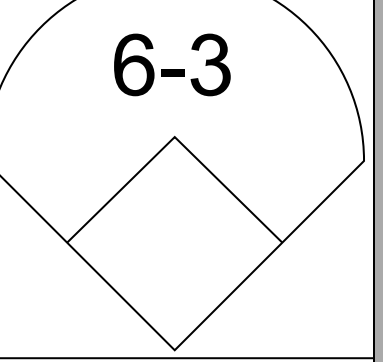
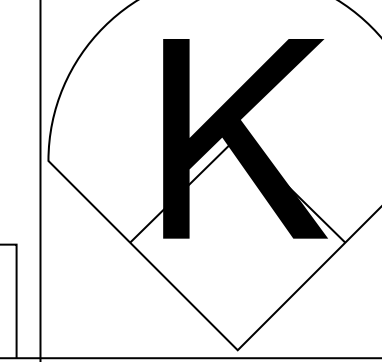
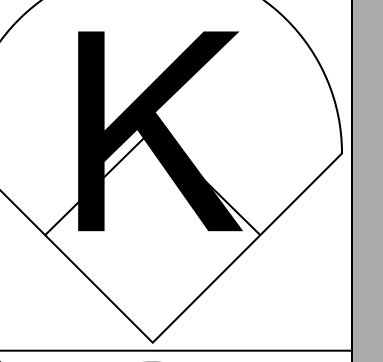
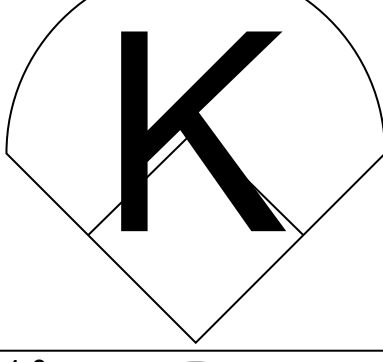
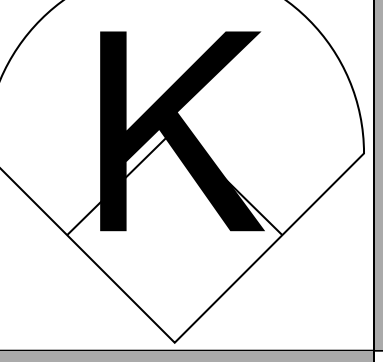
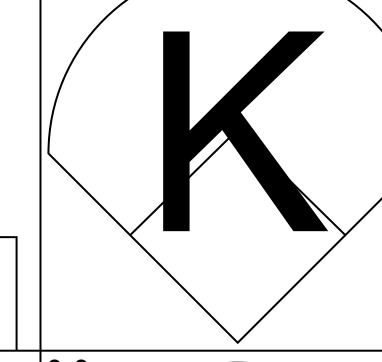
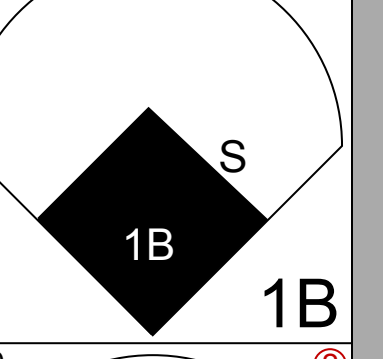
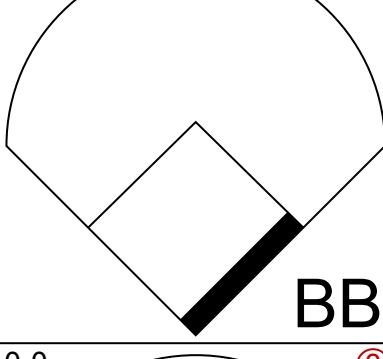
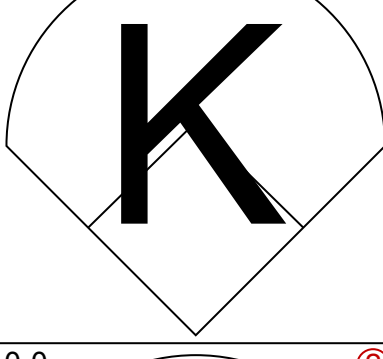
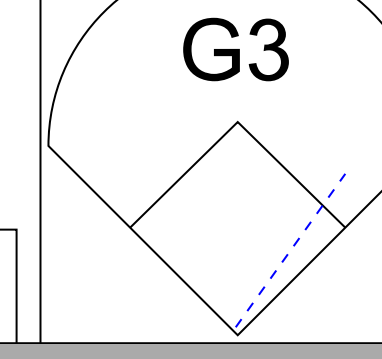
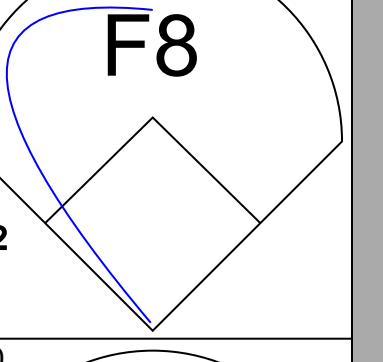
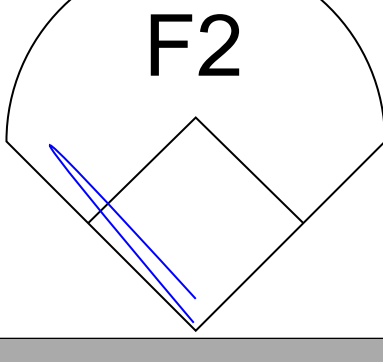
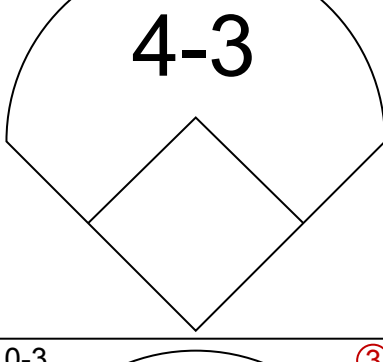
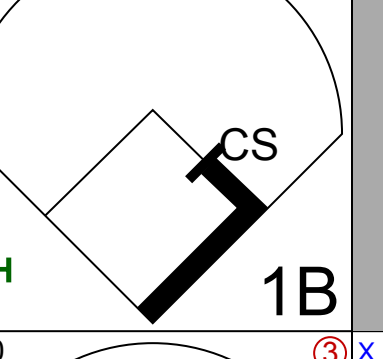
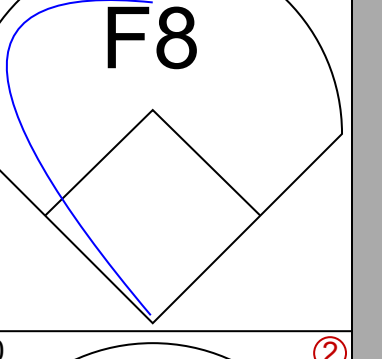
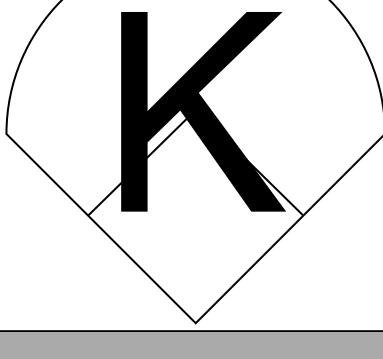
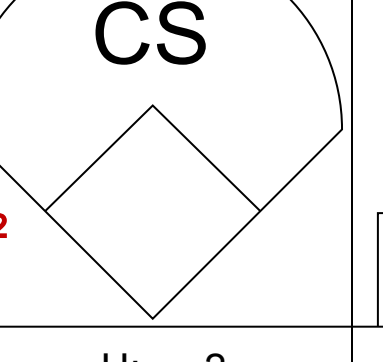
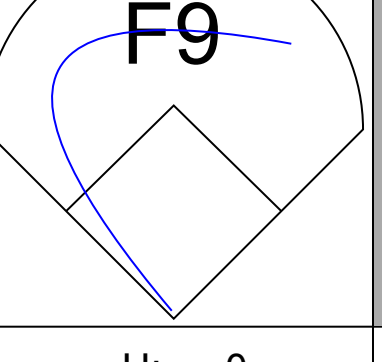
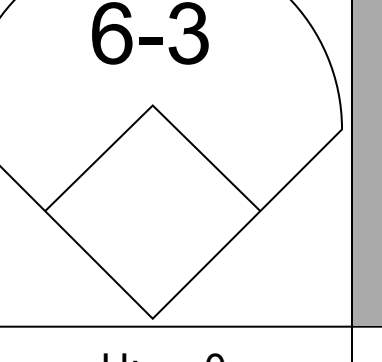
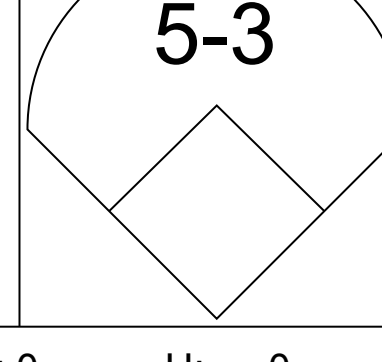
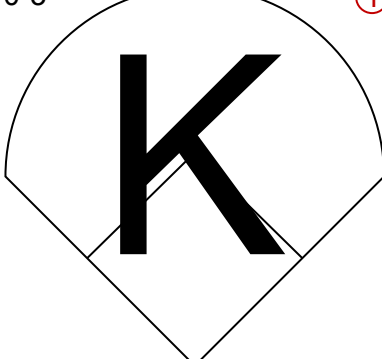
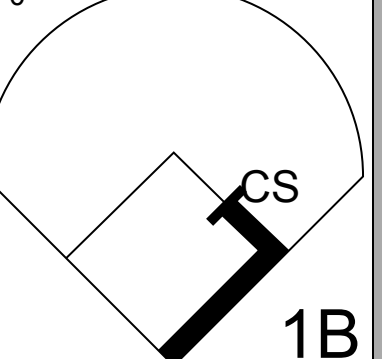
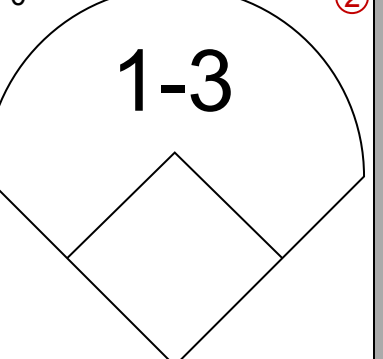
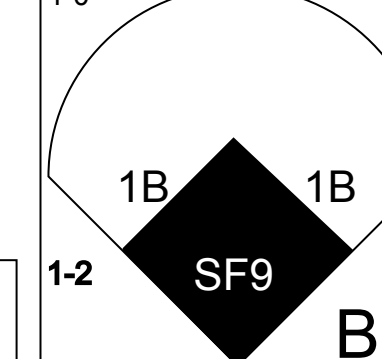

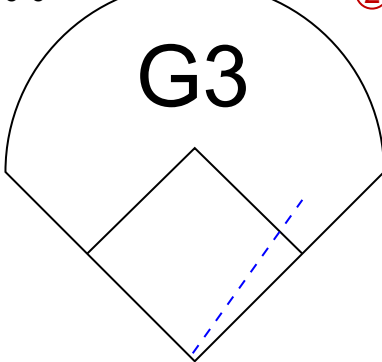
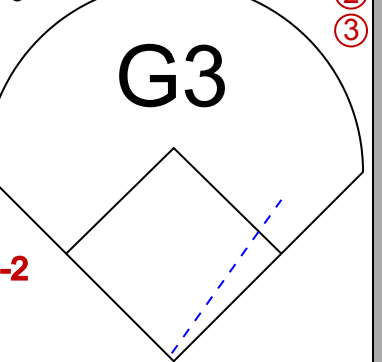
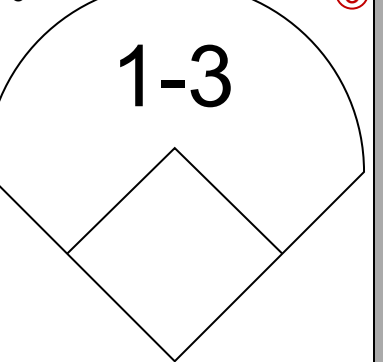
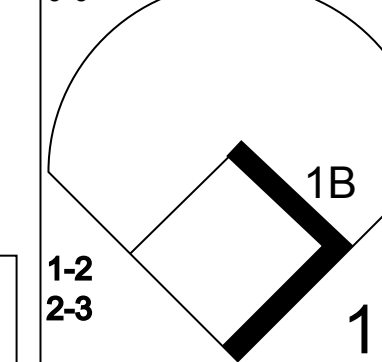
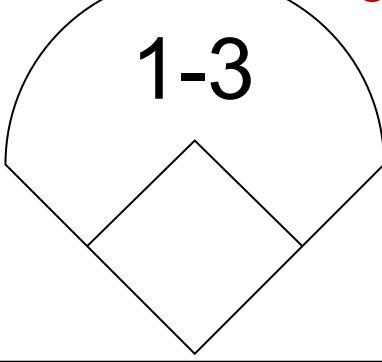
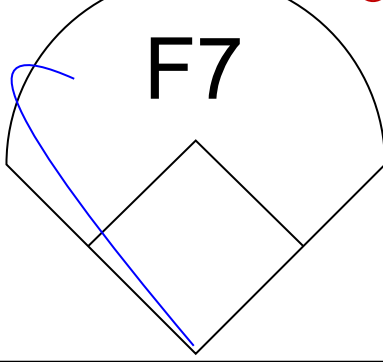
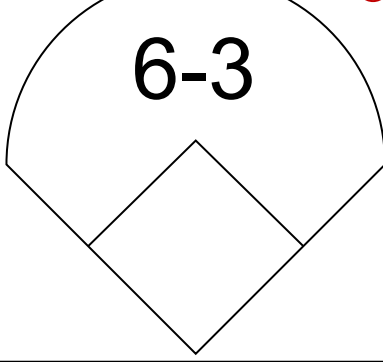
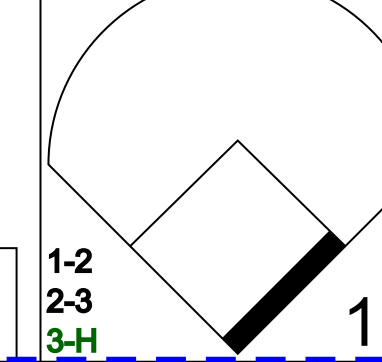
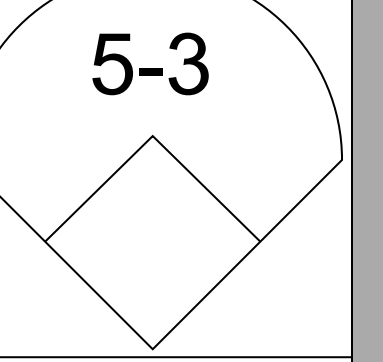
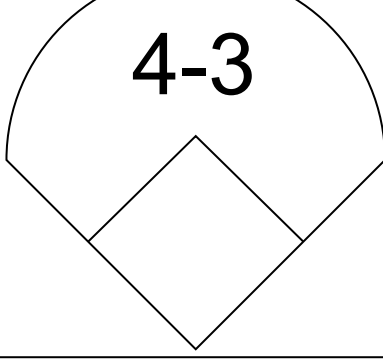
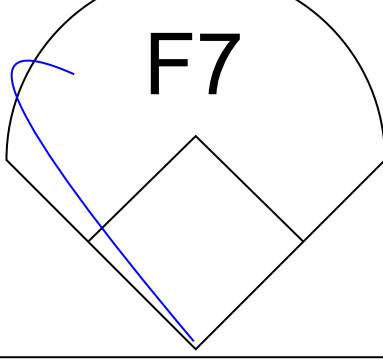
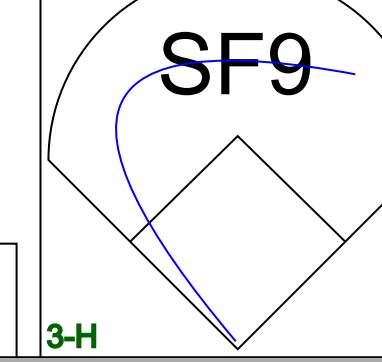
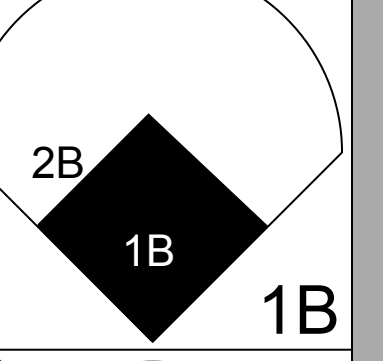
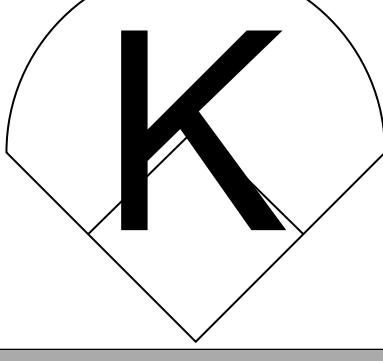
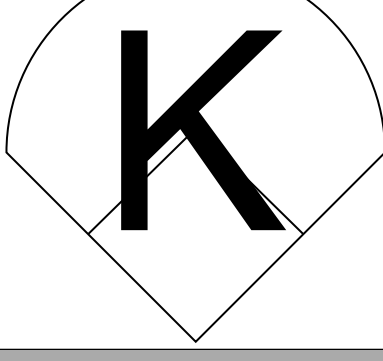
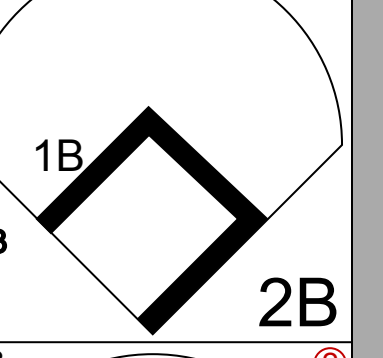
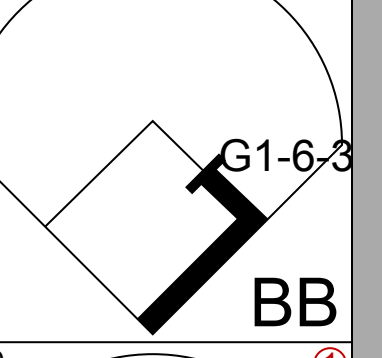
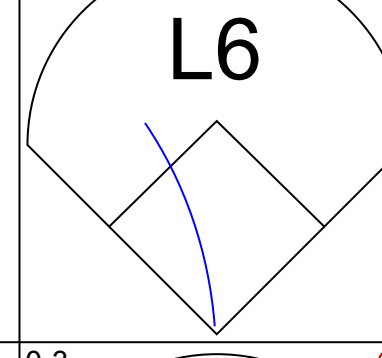
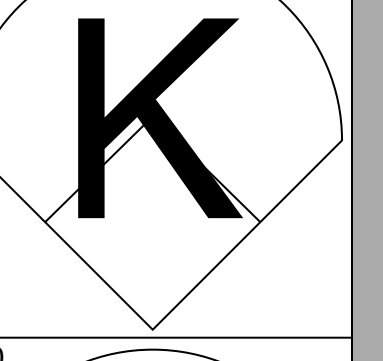
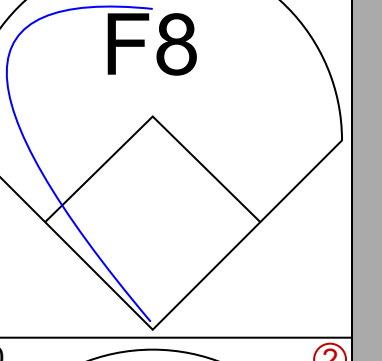
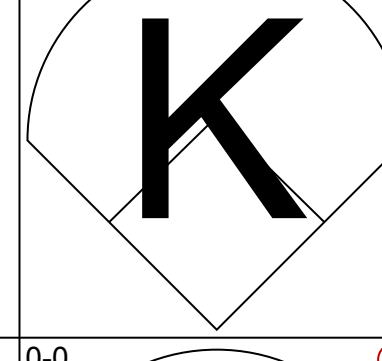
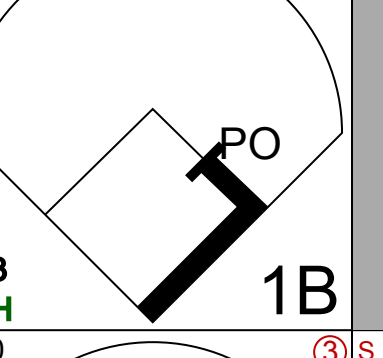
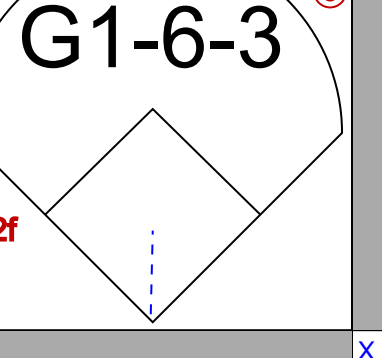
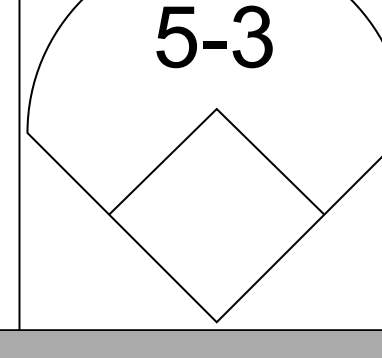
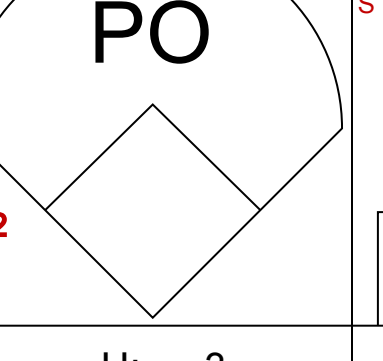

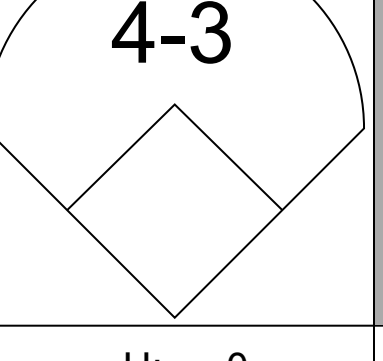
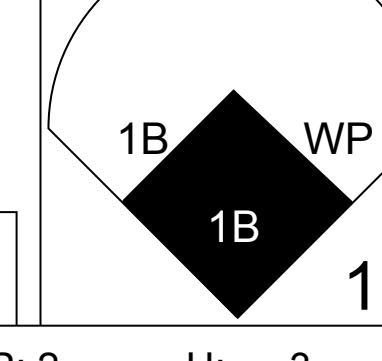


California Angels - 1975

Batter	1	2	3	4	5	6	7	8	9	AB	R	H	RBI	BB	SO	LOB	TOP			
Freddie Patek, R (1,6)										2	0	0	0	2	2	0	<p>Kansas City Royals @ California Angels Anaheim Stadium, Anaheim, CA Mon Apr 07 1975, 10:05 PM EDT Att: 24,105 - Unknown</p> <p>livebaseballscorecards.com</p> <p>AB 29 R 2 H 3 RBI 2 BB 3 SO 12 LOB 8</p> 			
Amos Otis, R (1,8)										3	0	0	0	0	0	2				
John Mayberry, L (1,3) OBP: 0.250, SLG: 1.000										4	1	1	1	0	1	3				
Hal McRae, R (1,7) (7,9) (9,7)										4	0	0	0	0	3	1				
Harmon Killebrew, R (1,10)										4	0	0	0	0	4	0				
George Brett, L (1,5) OBP: 0.500, SLG: 0.333										3	1	1	0	1	1	0				
Vada Pinson, L (1,9) Al Cowens, R (7,7) (9,9)										3	0	0	0	0	0	2				
Cookie Rojas, R (1,4) OBP: 0.333, SLG: 0.333										3	0	1	1	0	1	0				
Fran Healy, R (1,2)										3	0	0	0	0	0	0				
Inning Stats	R: 0 H: 0 E: 0 K: 2 S: 7	H: 0 LOB: 1 BB: 0 P: 8	R: 1 H: 2 E: 0 K: 1 S: 6	H: 2 LOB: 0 BB: 0 P: 6	R: 0 H: 0 E: 0 K: 1 S: 5	H: 0 LOB: 1 BB: 1 P: 9	R: 0 H: 0 E: 0 K: 2 S: 7	H: 0 LOB: 0 BB: 0 P: 11	R: 0 H: 0 E: 0 K: 1 S: 5	H: 1 LOB: 0 BB: 0 P: 6	R: 0 H: 0 E: 0 K: 2 S: 7	H: 0 LOB: 0 BB: 0 P: 7	R: 0 H: 0 E: 0 K: 0 S: 3	H: 0 LOB: 1 BB: 1 P: 7	R: 0 H: 0 E: 0 K: 2 S: 7	H: 0 LOB: 0 BB: 0 P: 7	1B: 2 2B: 0 3B: 0 HR: 1	SF: 0 SAC: 0 DP: 0 HBP: 1	WP: 0 PB: 0 SB: 4 CS: 1	PA: 34
PITCHER Nolan Ryan, R (1,1) ERA: 2.0	IP: 9.0 WLS: W BF: 33	H: 3 R: 2 ER: 2 SO: 12	BB: 3 IBB: 0 HBP: 1 BLK: 0	WP: 0 HR: 1 S: 53 P: 66	ERA: 2.00 WHIP: 0.667	PITCHER														

Batter	1	2	3	4	5	6	7	8	9	AB	R	H	RBI	BB	SO	LOB	BOTTOM			
Morris Nettles, L (1,8) OBP: 0.500, SLG: 0.333										3	1	1	0	1	1	0	<p>Kansas City Royals @ California Angels Anaheim Stadium, Anaheim, CA Mon Apr 07 1975, 10:05 PM EDT Att: 24,105 - Unknown</p> <p>livebaseballscorecards.com</p> <p>AB 28 R 3 H 7 RBI 3 BB 2 SO 6 LOB 5</p> 			
Mickey Rivers, L (1,7) OBP: 0.250, SLG: 0.250										4	0	1	0	0	0	1				
Tommy Harper, R (1,10) OBP: 0.250, SLG: 0.250										4	0	1	1	0	0	0				
Bruce Bochte, L (1,3)										3	0	0	1	0	0	0				
Joe Lahoud, L (1,9) OBP: 0.333, SLG: 0.333										3	1	1	0	0	2	0				
Dave Chalk, R (1,5) OBP: 0.667, SLG: 1.000										2	0	1	0	1	0	0				
Ellie Rodriguez, R (1,2)										3	0	0	0	0	2	3				
Jerry Remy, L (1,4) OBP: 0.333, SLG: 0.333										3	0	1	1	0	0	1				
Orlando Ramirez, R (1,6) Rudy Meoli, L (9,PH) OBP: 1.000, SLG: 1.000										2	0	0	0	0	1	0				
Inning Stats	R: 0 H: 0 E: 0 K: 1 S: 5	H: 3 LOB: 1 BB: 0 P: 7	R: 0 H: 1 E: 0 K: 1 S: 5	H: 0 LOB: 0 BB: 0 P: 5	R: 0 H: 0 E: 0 K: 1 S: 5	H: 0 LOB: 0 BB: 0 P: 5	R: 0 H: 0 E: 0 K: 0 S: 3	H: 0 LOB: 0 BB: 0 P: 3	R: 0 H: 0 E: 0 K: 1 S: 5	H: 0 LOB: 0 BB: 0 P: 5	R: 0 H: 0 E: 0 K: 1 S: 5	H: 0 LOB: 0 BB: 0 P: 5	R: 0 H: 0 E: 0 K: 0 S: 4	H: 3 LOB: 2 BB: 1 P: 8	R: 2 H: 3 E: 0 K: 0 S: 4	H: 3 LOB: 1 BB: 1 P: 8	1B: 6 2B: 1 3B: 0 HR: 0	SF: 1 SAC: 0 DP: 1 HBP: 0	WP: 1 PB: 0 SB: 0 CS: 1	PA: 32
PITCHER Steve Busby, R (1,1) ERA: 2.25 Steve Mingo, L (9,1) ERA Doug Bird, R (9,1) ERA	IP: 8.0 WLS: L BF: 27	H: 2 R: 0 ER: 0 SO: 6	BB: 1 IBB: 0 HBP: 0 BLK: 0	WP: 1 HR: 0 S: 38 P: 42	ERA: 2.25 WHIP: 0.750	PITCHER														

Batter	1	2	3	4	5	6	7	8	9	AB	R	H	RBI	BB	SO	LOB	TOP								
Freddie Patek, R (1.6)	5-3		K	F8		F9		L8		5	0	0	0	0	1	3	Kansas City Royals @ California Angels Anaheim Stadium, Anaheim, CA Wed Apr 09 1975, 10:05 PM EDT Att. 5,315 - Unknown - 60 F								
Amos Otis, R (1.8) OBP: 0.556, SLG: 0.857	L4-6 1B		HR		1B	K		F S 1B BB		4	3	3	2	1	1	1									
John Mayberry, L (1.3) OBP: 0.333, SLG: 0.625	L4-6		2B 1B		WP 1B BB	L4		G3		4	1	1	0	1	0	3									
Hal McRae, R (1.7) OBP: 0.444, SLG: 0.889		HR	1B		WP 1B		F9			5	2	4	3	0	0	0									
Harmon Killebrew, R (1.10)	K		1B BB		K		5-3		6-3	4	0	0	0	1	2	3									
George Brett, L (1.5) OBP: 0.500, SLG: 0.333	K		1B		FC6-4 IBB		4-3			3	0	1	2	1	1	0									
Cookie Rojas, R (1.4) OBP: 0.143, SLG: 0.143	1-3			L6		K		L7		4	0	0	0	0	1	3									
Al Cowens, R (1.9) OBP: 0.500, SLG: 0.333			HR 1B		FC5-4 BB		1-3			3	1	1	0	1	0	3									
Fran Healy, R (1.2) OBP: 0.143, SLG: 0.143			K	FC5-4				P6		4	0	1	0	0	1	2									
Inning Stats	R: 0 E: 0 K: 0 S: 3	H: 1 LOB: 0 BB: 0 P: 3	R: 1 E: 0 K: 2 S: 8	H: 1 LOB: 0 BB: 0 P: 8	R: 4 E: 0 K: 2 S: 11	H: 5 LOB: 2 BB: 1 P: 15	R: 0 E: 0 K: 0 S: 3	H: 0 LOB: 1 BB: 1 P: 7	R: 1 E: 0 K: 2 S: 9	H: 2 LOB: 3 BB: 2 P: 17	R: 0 E: 0 K: 1 S: 6	H: 1 LOB: 1 BB: 0 P: 6	R: 0 E: 0 K: 0 S: 3	H: 0 LOB: 0 BB: 0 P: 3	R: 0 E: 0 K: 0 S: 3	H: 0 LOB: 1 BB: 0 P: 3	R: 1 E: 0 K: 0 S: 4	H: 1 LOB: 1 BB: 1 P: 8	1B: 8 2B: 2 3B: 0 HR: 2	SF: 0 SAC: 0 DP: 1 HBP: 0	WP: 1 PB: 0 SB: 3 CS: 0	PA: 41			
PITCHER	IP	WLS	BF	H	R	ER	SO	BB	IBB	HBP	BLK	WP	HR	S	P	ERA	WHIP								
Frank Tanana, L (1.1) ERA: 13.5	4.0		20	8	6	6	4	2	0	0	0	0	2	26	34	13.50	2.500								
Chuck Dobson, R (5.1) ERA: 2.09	4.1	L	18	2	1	1	3	2	1	0	0	1	0	21	33	2.08	0.923								
Mickey Scott, L (9.1) ERA:	0.1		1	0	0	0	0	0	0	0	0	0	0	1	1	0.00	0.000								
Orlando Pena, R (9.1) ERA:	0.1		2	1	0	0	0	0	0	0	0	0	0	2	2	0.00	3.000								

Batter	1	2	3	4	5	6	7	8	9	AB	R	H	RBI	BB	SO	LOB	BOTTOM								
Morris Nettles, L (1.8) OBP: 0.222, SLG: 0.125	K	5-3		K		K		4-3		5	0	0	0	0	3	4	Kansas City Royals @ California Angels Anaheim Stadium, Anaheim, CA Wed Apr 09 1975, 10:05 PM EDT Att. 5,315 - Unknown - 60 F								
Mickey Rivers, L (1.7) OBP: 0.333, SLG: 0.333	5-3		P4		1B 1B		SH5-4 1B	F8		5	1	2	0	0	0	1									
Tommy Harper, R (1.10) OBP: 0.556, SLG: 0.500	P5		4-3 1B		1B SF8 1B		SH5-4 BB	SH1-4 1B		4	2	3	0	1	0	0									
Bruce Bochte, L (1.3) OBP: 0.286, SLG: 0.500		WP E 2B	4-3		L6 1B		SH5-4	SH1-4		3	1	2	1	0	0	1									
Dave Chalk, R (1.5) OBP: 0.625, SLG: 0.800	K	E G6-4-3	WP 1B		SF8		IBB	1B		3	1	2	2	1	1	1									
Leroy Stanton, R (1.9) OBP: 0.333, SLG: 0.333		FC6	WP 1B		L6		K			3	1	1	0	0	0	2									
Joe Lahoud, L (7. PH) OBP: 0.400, SLG: 0.250		G6-4-3 BB	WP 1B		L6		K			1	0	0	0	1	1	3									
Elie Rodriguez, R (1.2)		WP BB	L4					BB		3	0	0	0	1	0	5									
Bill Sudakis, S (9. PH)		G6-4-3 BB	L4					K2-3		1	0	0	0	0	1	2									
Jerry Remy, L (1.4) OBP: 0.286, SLG: 0.286		G6-4-3			CS SH1-4 1B		1-3			4	0	1	0	0	0	2									
Orlando Ramirez, R (1.6) OBP: 0.600, SLG: 0.500					SH1-4					2	0	2	0	1	0	0									
Inning Stats	R: 0 E: 0 K: 1 S: 5	H: 0 LOB: 0 BB: 0 P: 5	R: 3 E: 1 K: 1 S: 7	H: 1 LOB: 1 BB: 2 P: 15	R: 1 E: 0 K: 0 S: 6	H: 3 LOB: 2 BB: 0 P: 6	R: 0 E: 0 K: 1 S: 5	H: 1 LOB: 0 BB: 0 P: 5	R: 2 E: 0 K: 0 S: 5	H: 3 LOB: 0 BB: 0 P: 5	R: 0 E: 0 K: 1 S: 6	H: 1 LOB: 1 BB: 0 P: 6	R: 0 E: 0 K: 1 S: 6	H: 1 LOB: 3 BB: 2 P: 14	R: 0 E: 0 K: 0 S: 4	H: 1 LOB: 1 BB: 0 P: 4	R: 0 E: 0 K: 1 S: 6	H: 2 LOB: 2 BB: 1 P: 10	1B: 12 2B: 2 3B: 0 HR: 0	SF: 1 SAC: 3 DP: 2 HBP: 0	WP: 4 PB: 0 SB: 3 CS: 1	PA: 43			
PITCHER	IP	WLS	BF	H	R	ER	SO	BB	IBB	HBP	BLK	WP	HR	S	P	ERA	WHIP								
Paul Splittorf, L (1.1) ERA: 6.75	4.0		22	8	6	3	3	2	0	0	0	1	0	24	36	6.75	2.500								
Lindy McDaniel, R (5.1) ERA:	5.0	W	21	5	0	0	3	2	1	0	0	1	0	24	36	0.00	1.400								

Batter	1	2	3	4	5	6	7	8	9	AB	R	H	RBI	BB	SO	LOB	TOP					
Pat Kelly, L OBP: 0.700, SLG: 1.000 (1, 9)										3	0	1	0	1	0	0	Chicago White Sox @ California Angels Anaheim Stadium, Anaheim, CA Fri Apr 11 1975, 10:05 PM EDT Att: 20,028 - Unknown					
Nyls Nyman, L OBP: 0.353, SLG: 0.333 (1, 7)										4	0	1	0	0	1	3						
Jorge Orta, L OBP: 0.125, SLG: 0.188 (1, 4)										4	0	0	0	0	1	1						
Bill Melton, R OBP: 0.471, SLG: 0.385 (1, 5)										2	0	1	0	2	1	1						
Ken Henderson, S OBP: 0.471, SLG: 0.357 (1, 8)										3	0	0	0	1	2	2						
Carlos May, L OBP: 0.500, SLG: 0.533 (1, 3)										4	0	2	0	0	0	2						
Deron Johnson, R OBP: 0.167, SLG: 0.167 (1, 10)										4	0	1	0	0	2	4						
Bucky Dent, R OBP: 0.231, SLG: 0.231 (1, 6)										3	0	0	0	0	1	2						
Brian Downing, R (1, 2)										3	0	0	0	0	2	2						
Inning Stats	R: 0 E: 0 K: 0 S: 2	H: 0 LOB: 0 BB: 1 P: 6	R: 0 E: 0 K: 0 S: 2	H: 0 LOB: 0 BB: 1 P: 6	R: 0 E: 0 K: 0 S: 5	H: 2 LOB: 2 BB: 0 P: 5	R: 0 E: 0 K: 2 S: 8	H: 1 LOB: 2 BB: 1 P: 12	R: 0 E: 0 K: 2 S: 7	H: 0 LOB: 0 BB: 0 P: 7	R: 0 E: 0 K: 2 S: 7	H: 0 LOB: 1 BB: 1 P: 11	R: 0 E: 0 K: 2 S: 8	H: 1 LOB: 1 BB: 0 P: 8	R: 0 E: 0 K: 1 S: 6	H: 1 LOB: 0 BB: 0 P: 6	R: 0 E: 0 K: 1 S: 5	H: 1 LOB: 0 BB: 0 P: 5	1B: 6 2B: 0 3B: 0 HR: 0	SF: 0 SAC: 0 DP: 3 HBP: 0	WP: 0 PB: 0 SB: 0 CS: 0	PA: 34
PITCHER Nolan Ryan, R ERA: 1.0 (1, 1)	IP: 9.0 WLS: W BF: 34 H: 6 R: 0 ER: 0 SO: 10 BB: 4 IBB: 0 HBP: 0 BLK: 0 WP: 0 HR: 0 S: 50 P: 66 ERA: 0.00 WHIP: 1.111															PITCHER						

Batter	1	2	3	4	5	6	7	8	9	AB	R	H	RBI	BB	SO	LOB	BOTTOM			
Morris Nettles, L OBP: 0.214, SLG: 0.154 (1, 8)										5	2	1	0	0	0	6	Chicago White Sox @ California Angels Anaheim Stadium, Anaheim, CA Fri Apr 11 1975, 10:05 PM EDT Att: 20,028 - Unknown			
Mickey Rivers, L OBP: 0.462, SLG: 0.417 (1, 7)										3	2	2	0	1	1	2				
Joe Lahoud, L OBP: 0.333, SLG: 0.200 (8, FH) (9, 7)										1	0	0	0	0	0	3				
Tommy Harper, R OBP: 0.538, SLG: 0.400 (1, 10)									2	1	0	0	2	0	1					
Bruce Bochte, L OBP: 0.273, SLG: 0.400 (1, 3)									4	0	1	2	0	0	3					
Dave Chalk, R OBP: 0.750, SLG: 1.000 (1, 5)									4	0	4	2	0	0	0					
Leroy Stanton, R OBP: 0.143, SLG: 0.143 (1, 9)									4	0	0	0	0	1	4					
Ellie Rodriguez, R OBP: 0.364, SLG: 0.125 (1, 2)										2	0	1	0	2	1	0				
Jerry Remy, L OBP: 0.455, SLG: 0.455 (1, 4)										4	0	3	0	0	0	1				
Orlando Ramirez, R OBP: 0.556, SLG: 0.429 (1, 6)										3	0	1	0	1	0	3				
Inning Stats	R: 0 E: 0 K: 0 S: 3	H: 0 LOB: 1 BB: 1 P: 7	R: 0 E: 0 K: 1 S: 5	H: 1 LOB: 1 BB: 1 P: 9	R: 3 E: 0 K: 0 S: 6	H: 3 LOB: 1 BB: 1 P: 10	R: 0 E: 0 K: 1 S: 7	H: 2 LOB: 2 BB: 0 P: 7	R: 0 E: 0 K: 1 S: 4	H: 1 LOB: 1 BB: 0 P: 4	R: 0 E: 0 K: 1 S: 5	H: 1 LOB: 0 BB: 0 P: 5	R: 2 E: 0 K: 0 S: 5	H: 4 LOB: 1 BB: 1 P: 9	R: 0 E: 0 K: 0 S: 3	H: 1 LOB: 2 BB: 2 P: 11	1B: 12 2B: 1 3B: 0 HR: 0	SF: 0 SAC: 0 DP: 1 HBP: 0	WP: 1 PB: 0 SB: 2 CS: 4	PA: 39
PITCHER Claude Osteen, L ERA: 7.5 Jack Kucek, R ERA Cecil Upshaw, R ERA: 13.5	IP: 6.0 WLS: L BF: 29 H: 10 R: 5 ER: 5 SO: 3 BB: 3 IBB: 0 HBP: 0 BLK: 0 WP: 1 HR: 0 S: 32 P: 44 ERA: 7.50 WHIP: 2.167															PITCHER				

Batter	1	2	3	4	5	6	7	8	9	10	AB	R	H	RBI	BB	SO	LOB	TOP				
Nylin Nyman, L OBP: 0.273, SLG: 0.250 (1, 7)	6-3		1-3		K		K			F9	5	0	0	0	0	2	1					
Jorge Orta, L OBP: 0.143, SLG: 0.150 (1, 4)	BB		6-3		4-3		K			4-3	4	0	0	0	1	1	1					
Buddy Bradford, R OBP: 0.273, SLG: 0.111 (1, 9)	6-3			1B	FC4				L6		3	1	1	0	1	0	1					
Bill Melton, R OBP: 0.429, SLG: 0.353 (1, 5)	F9			1B	FC4				F7		4	1	1	0	0	0	2					
Ken Henderson, S OBP: 0.421, SLG: 0.389 (1, 8)			K							6-3	4	1	1	1	0	1	0					
Deron Johnson, R OBP: 0.250, SLG: 0.250 Pat Kelly, L OBP: 0.700, SLG: 1.000 (9, PR)	FC3-6			1B	E6		K				4	0	2	1	0	1	1					
Carlos May, L OBP: 0.421, SLG: 0.444 Tony Muser, L (7, 3)	FC3-6			K						FC1-6	3	0	0	0	0	1	3					
Bucky Dent, R OBP: 0.294, SLG: 0.294 (1, 6)	F3									G5-4-3	1	0	0	0	0	0	1					
Brian Downing, R (1, 2)										G5-4-3	4	0	2	1	0	0	2					
											3	0	0	0	0	3	1					
Inning Stats	R: 0 E: 0 K: 0 S: 3	H: 0 LOB: 1 BB: 1 P: 7	R: 0 E: 0 K: 1 S: 6	H: 1 LOB: 1 BB: 0 P: 6	R: 0 E: 0 K: 1 S: 5	H: 0 LOB: 0 BB: 0 P: 5	R: 3 E: 1 K: 2 S: 11	H: 4 LOB: 1 BB: 0 P: 11	R: 0 E: 0 K: 1 S: 5	H: 0 LOB: 0 BB: 0 P: 5	R: 0 E: 0 K: 2 S: 8	H: 1 LOB: 1 BB: 0 P: 8	R: 0 E: 0 K: 0 S: 3	H: 0 LOB: 0 BB: 0 P: 3	R: 0 E: 0 K: 0 S: 3	H: 1 LOB: 1 BB: 0 P: 3	R: 0 E: 0 K: 1 S: 5	H: 0 LOB: 0 BB: 0 P: 5	1B: 6 2B: 1 3B: 0 HR: 0	SF: 0 SAC: 1 DP: 1 HBP: 0	WP: 0 PB: 0 SB: 1 CS: 0	PA: 38
PITCHER Andy Hassler, L ERA: 2.7 (1, 1)	IP: 10.0 WLS: W BF: 38 H: 7 R: 3 ER: 3 SO: 9 BB: 2 IBB: 0 HBP: 0 BLK: 0 WP: 0 HR: 0 S: 54 P: 62 ERA: 2.70 WHIP: 0.900																					

Chicago White Sox @ California Angels
Anaheim Stadium, Anaheim, CA
Sat Apr 12 1975, 6:33 AM EDT
Att: 6,517 - Unknown


AB	35
R	3
H	7
RBI	3
BB	2
SO	9
LOB	13



Batter	1	2	3	4	5	6	7	8	9	10	AB	R	H	RBI	BB	SO	LOB	BOTTOM		
Morris Nettles, L OBP: 0.263, SLG: 0.222 (1, 8)	K		1-3	4-3	1B		1-3			L3	5	1	2	0	0	1	0			
Mickey Rivers, L OBP: 0.389, SLG: 0.412 (1, 7)	F4		4-3		2B		K			F9	5	0	1	0	0	1	2			
Tommy Harper, R OBP: 0.500, SLG: 0.400 (1, 10)	2-3		1-3		K						5	0	2	1	0	1	2			
Bruce Bochte, L OBP: 0.250, SLG: 0.333 (1, 3)		4-3	F5				1B	FC2	1B	F8	5	0	1	0	0	1	3			
Dave Chalk, R OBP: 0.647, SLG: 0.857 (1, 5)				K							5	1	2	0	0	1	0			
Leroy Stanton, R OBP: 0.250, SLG: 0.455 (1, 9)		2B	F9		5-3		1B	FC2	1B		4	1	1	1	1	0	3			
Elie Rodriguez, R OBP: 0.487, SLG: 0.273 (1, 2)											3	1	2	0	1	0	2			
Jerry Remy, L OBP: 0.400, SLG: 0.487 (1, 4)		2B	BB		1B						4	0	1	2	0	0	5			
Orlando Ramirez, R OBP: 0.385, SLG: 0.273 (1, 6)					F8		FC2			FC1-4	4	0	0	0	0	1	3			
			1-6-3								4	0	0	0	0	1	3			
Inning Stats	R: 2 E: 0 K: 1 S: 5	H: 2 LOB: 1 BB: 1 P: 9	R: 0 E: 0 K: 0 S: 4	H: 1 LOB: 1 BB: 1 P: 4	R: 0 E: 0 K: 1 S: 6	H: 1 LOB: 1 BB: 0 P: 6	R: 0 E: 0 K: 2 S: 8	H: 2 LOB: 2 BB: 0 P: 5	R: 1 E: 0 K: 1 S: 7	H: 2 LOB: 1 BB: 0 P: 7	R: 0 E: 0 K: 0 S: 4	H: 1 LOB: 1 BB: 1 P: 8	R: 0 E: 0 K: 1 S: 6	H: 1 LOB: 1 BB: 0 P: 6	R: 1 E: 0 K: 0 S: 2	H: 1 LOB: 0 BB: 0 P: 2	1B: 8 2B: 3 3B: 0 HR: 1	SF: 0 SAC: 0 DP: 0 HBP: 0	WP: 0 PB: 0 SB: 2 CS: 0	PA: 42
PITCHER Wilbur Wood, L ERA: 3.71 (1, 1)	IP: 9.1 WLS: L BF: 42 H: 12 R: 4 ER: 4 SO: 6 BB: 2 IBB: 0 HBP: 0 BLK: 0 WP: 0 HR: 1 S: 52 P: 60 ERA: 3.86 WHIP: 1.500																			

Chicago White Sox @ California Angels
Anaheim Stadium, Anaheim, CA
Sat Apr 12 1975, 6:33 AM EDT
Att: 6,517 - Unknown

AB	40
R	4
H	12
RBI	4
BB	2
SO	6
LOB	20



Batter	1	2	3	4	5	6	7	8	9	AB	R	H	RBI	BB	SO	LOB	TOP					
Pat Kelly, L (1, 10) OBP: 0.500, SLG: 0.600	0-0 1B 1B	4-0 1B 1B BB		0-0 4-3		0-0 F9			0-0 1-3	4	2	1	0	1	0	0						
Nyls Nyman, L (1, 7) OBP: 0.261, SLG: 0.267	0-0 F6	0-0 1-3 1B 1B		0-0 F2			0-3 K		0-0 4-3	5	1	1	0	0	0	1						
Jorge Orta, L (1, 4) OBP: 0.258, SLG: 0.267	0-0 1B 1-2 1B 1B	0-0 1B 2-H 3-H 1B		0-0 1B 1B			0-0 4-3			4	1	3	2	0	0	0						
Bill Melton, R (1, 5) OBP: 0.467, SLG: 0.375	0-0 1B 1-2 2-3 1B 1B	0-0 F8		0-0 1B 1-2 PO 1B			0-0 F6			4	1	2	0	0	0	1						
Ken Henderson, S (1, 8) OBP: 0.387, SLG: 0.393	0-0 F2	0-0 4-3		0-0 PO 1-2	0-0 F7			0-0 F8		4	0	0	0	0	0	4						
Carlos May, L (1, 3) OBP: 0.426, SLG: 0.538 Tony Muser, L (5, 3)	0-0 1B 1-2 2-3 3-H 1B		0-0 L6		4-0 G3-6 BB			0-0 6-3		2	0	1	1	1	0	0						
Bill Sharp, L (1, 9) OBP: 0.273, SLG: 0.273	0-0 1B 1-3 2-H 3-H 1B		0-0 1B		0-0 G3-6 1-2			0-0 1B		4	0	3	2	0	0	1						
Bucky Dent, R (1, 6) OBP: 0.308, SLG: 0.346	0-0 F4		0-0 F7		0-0 F7			0-0 F4		4	0	0	0	0	0	4						
Brian Downing, R (1, 2)		0-3 K	0-3 K		0-0 6-3			0-0 F5		4	0	0	0	0	2	1						
Inning Stats	R: 3 E: 0 K: 0 S: 8	H: 5 LOB: 2 BB: 0 P: 8	R: 2 E: 0 K: 1 S: 7	H: 2 LOB: 1 BB: 1 P: 11	R: 0 E: 0 K: 1 S: 6	H: 1 LOB: 0 BB: 0 P: 6	R: 0 E: 0 K: 0 S: 4	H: 2 LOB: 1 BB: 0 P: 4	R: 0 E: 0 K: 0 S: 2	H: 0 LOB: 0 BB: 1 P: 6	R: 0 E: 0 K: 0 S: 3	H: 0 LOB: 0 BB: 0 P: 3	R: 0 E: 0 K: 1 S: 5	H: 0 LOB: 0 BB: 0 P: 5	R: 0 E: 0 K: 0 S: 4	H: 1 LOB: 1 BB: 0 P: 4	R: 0 E: 0 K: 0 S: 3	H: 0 LOB: 0 BB: 0 P: 3	1B: 11 2B: 0 3B: 0 HR: 0	SF: 0 SAC: 0 DP: 1 HBP: 0	WP: 0 PB: 0 SB: 0 CS: 0	PA: 39
PITCHER Bill Singer, R (1, 1) ERA: 5.0	IP: 9.0 WLS: L BF: 38	H: 11 R: 5 ER: 5 SO: 3	BB: 2 IBB: 0 HBP: 0 BLK: 0	WP: 0 HR: 0 S: 42 P: 50	ERA: 5.00 WHIP: 1.444																	

Chicago White Sox @ California Angels
Anaheim Stadium, Anaheim, CA
Sun Apr 13 1975, 6:38 AM EDT
Att: 14,626 - Unknown

AB 36
R 5
H 11
RBI 5
BB 2
SO 3
LOB 12

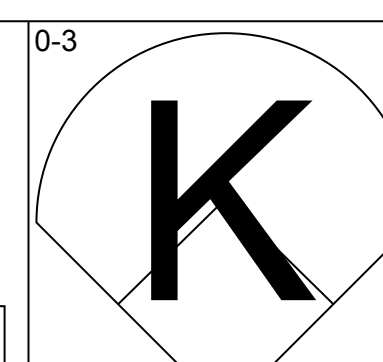
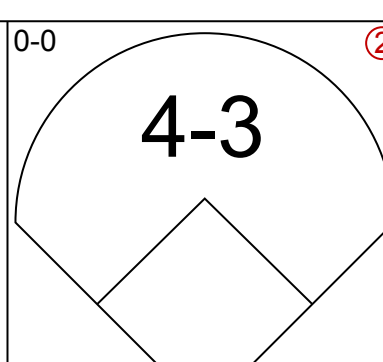
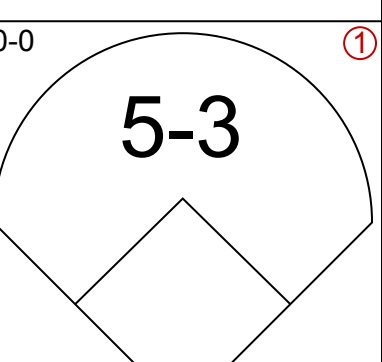
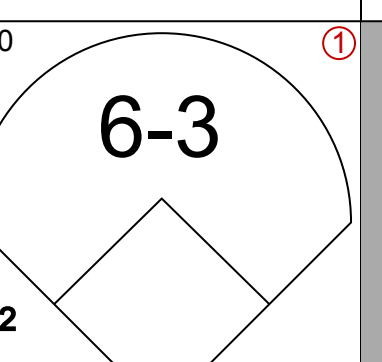
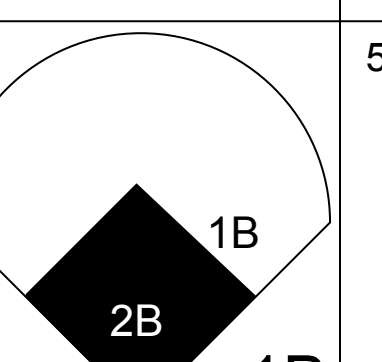
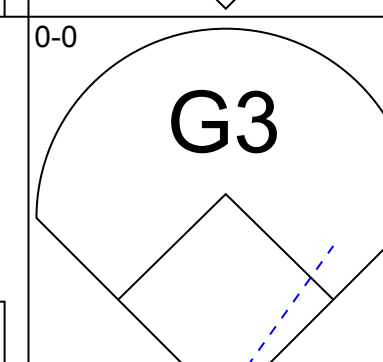
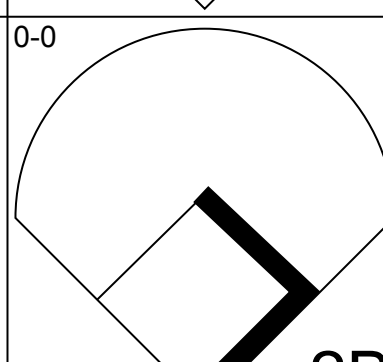
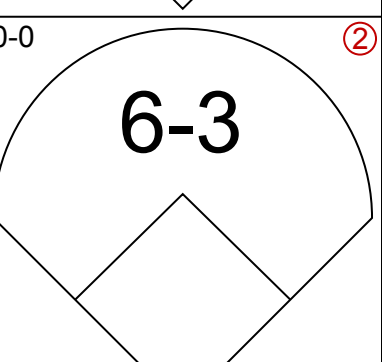
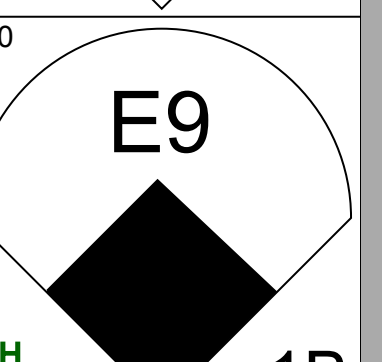
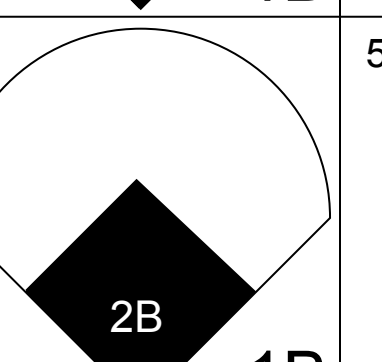
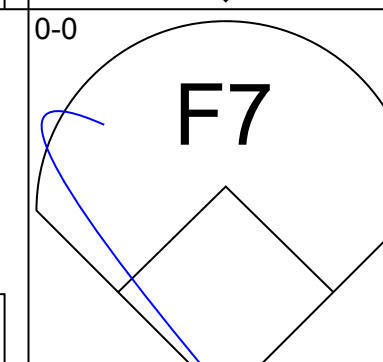
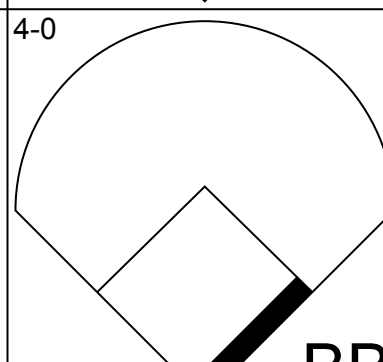
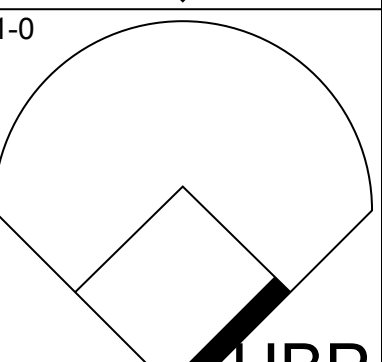
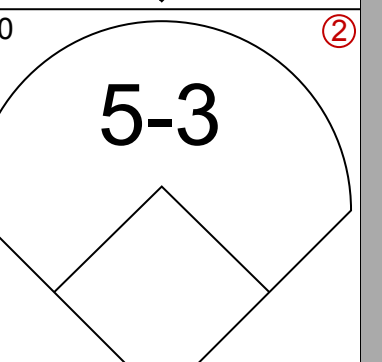
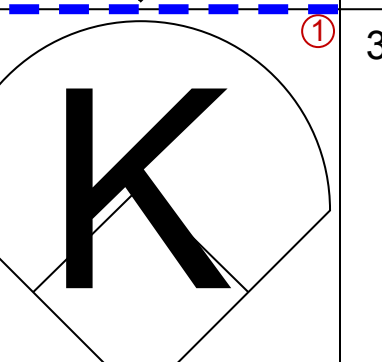
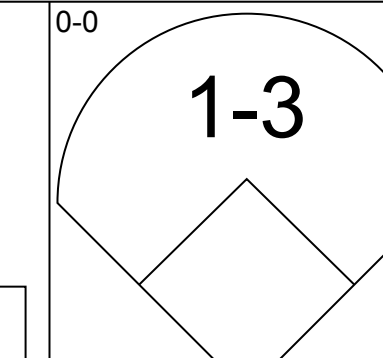
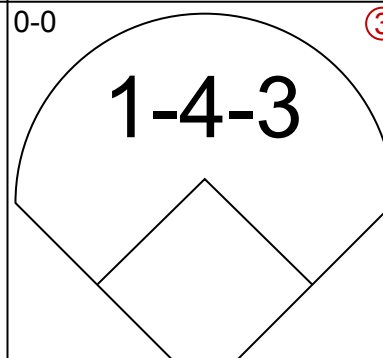
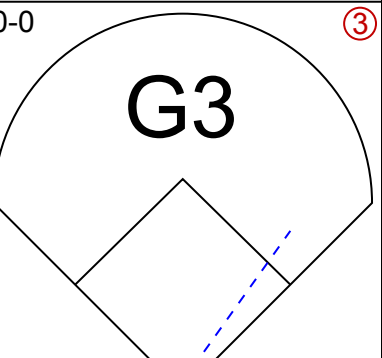

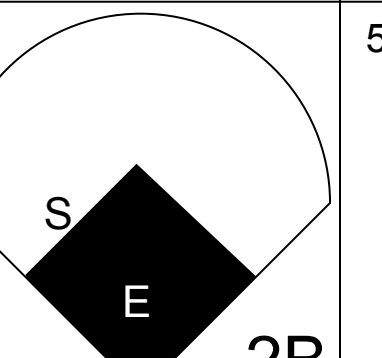
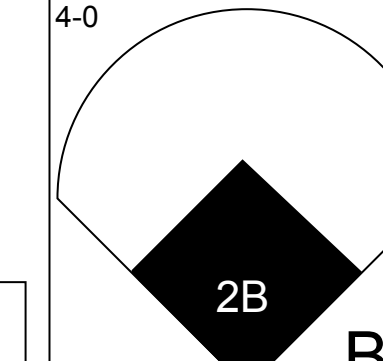
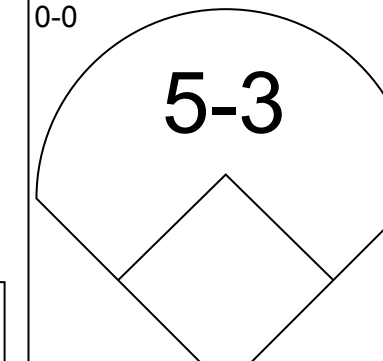
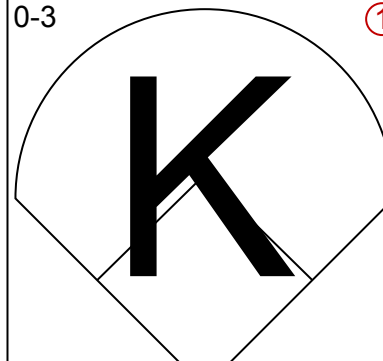
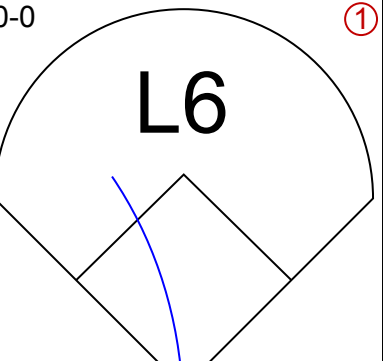
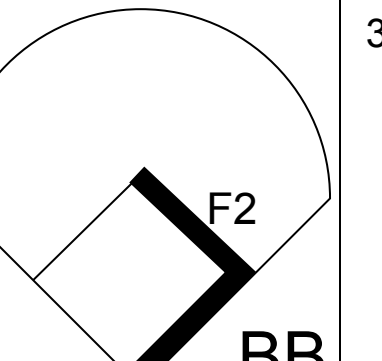

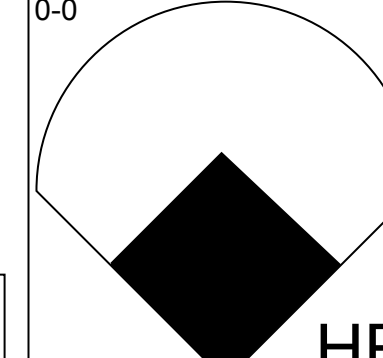
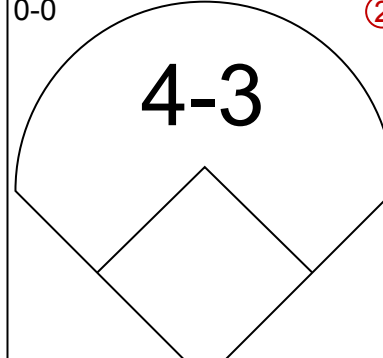
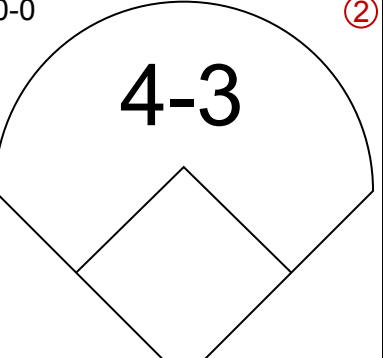
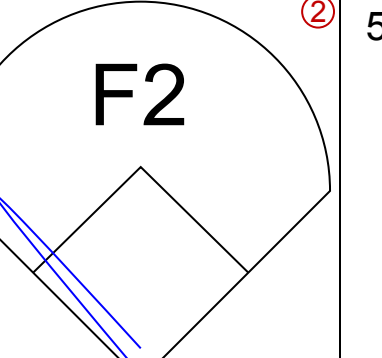
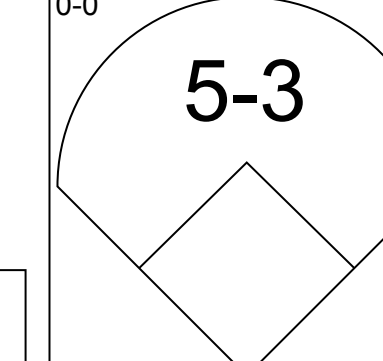
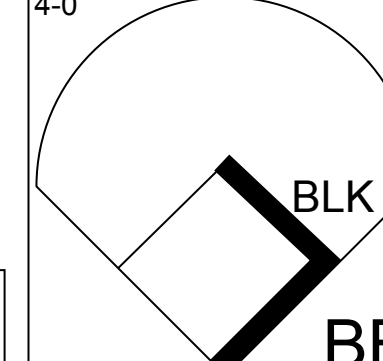
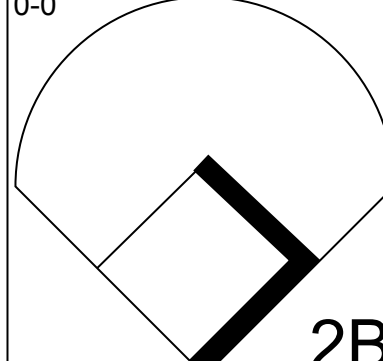
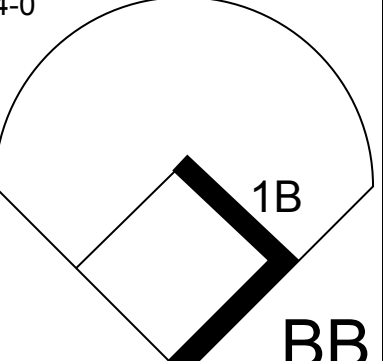
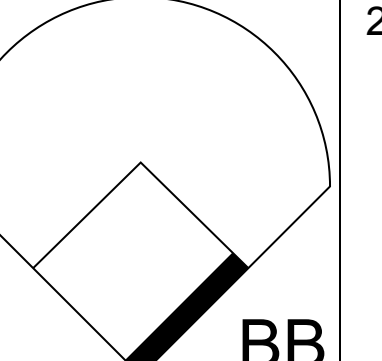
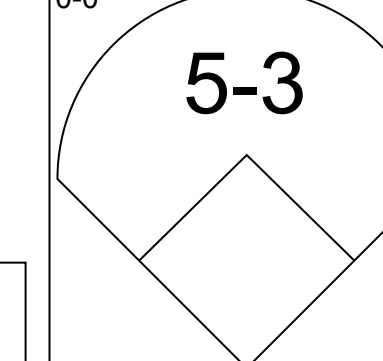
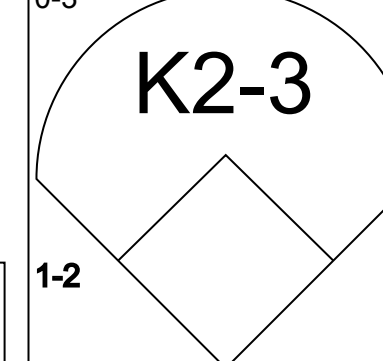
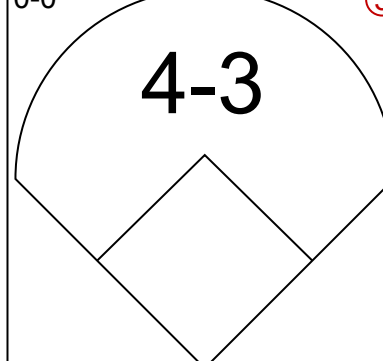
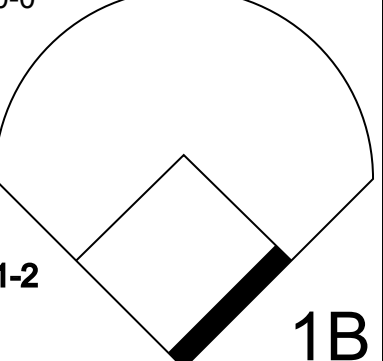
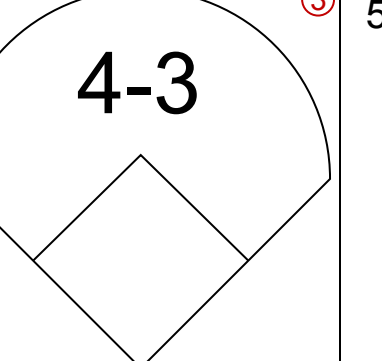
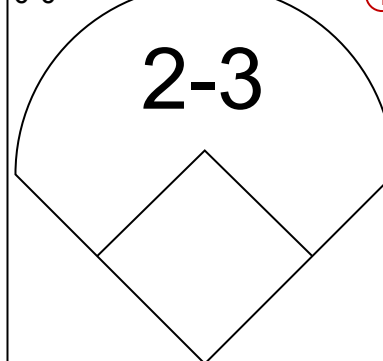
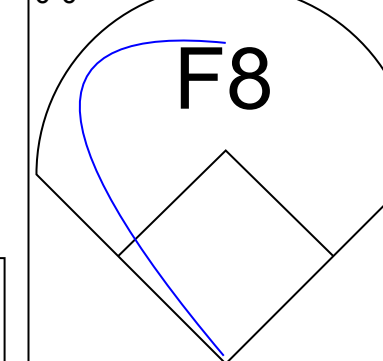
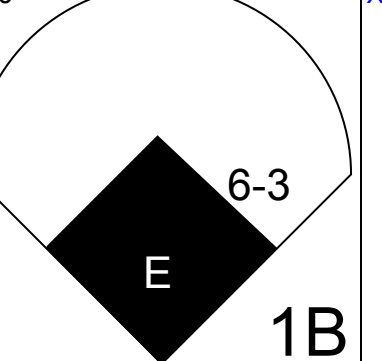
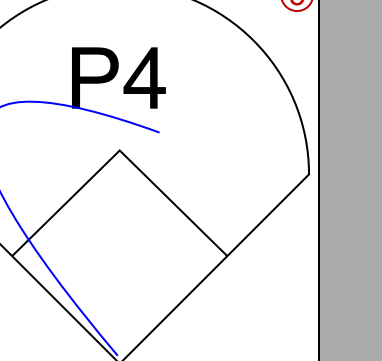


Batter	1	2	3	4	5	6	7	8	9	AB	R	H	RBI	BB	SO	LOB	BOTTOM			
Morris Nettles, L (1, 8) OBP: 0.233, SLG: 0.179	0-3 K		0-0 1-3		0-0 FC4 1B BB	0-0 CS	0-0 4-3		0-3 K	5	1	0	1	0	2	3				
Mickey Rivers, L (1, 7) OBP: 0.414, SLG: 0.385	0-0 3-1		0-0 1-3		4-0 BB 1B SF7 BB		0-0 F9		0-0 F9	4	1	0	0	1	0	1				
Tommy Harper, R (1, 10) OBP: 0.429, SLG: 0.333	0-0 FC6 1B		0-0 6-3		0-0 S BB 1B		0-0 F6			4	0	2	2	0	0	0				
Bruce Bochte, L (1, 3) OBP: 0.308, SLG: 0.273	0-0 FC6 1-2			0-3 K	0-0 S BB			0-3 K		3	0	0	0	1	2	1				
Dave Chalk, R (1, 5) OBP: 0.593, SLG: 0.684		4-0 FC3-6 BB		0-0 F7	0-0 SF7			4-0 CS BB BB		1	0	0	1	2	0	0				
Joe Lahoud, L (1, 9) OBP: 0.333, SLG: 0.250 Winston Lenas, R (5, PH) OBP: 0.667, SLG: 1.000		0-0 FC3-6 FC4-6		0-0 F9	0-3 K			4-0 BB BB		2	0	0	0	0	0	1				
Leroy Stanton, R (8, PR) OBP: 0.294, SLG: 0.357		1-2 1B		1-2 2-3	0-0 FC4 1B BB			1-2 BB		0	0	0	0	0	0	0				
Jerry Remy, L (1, 4) OBP: 0.375, SLG: 0.364		0-0 FC4-6 1B		0-0 FC4 1B BB	4-0 G3 S CS BB			0-3 K 2-3		3	1	1	0	1	1	3				
Tom Egan, R (1, 2) OBP: 0.667, SLG: 0.500 Rudy Meoli, L (9, PH) OBP: 0.667, SLG: 0.500		0-0 1B		4-0 FC4 1B BB	0-3 K			4-0 SH3-4 BB		2	1	1	0	1	1	1				
Orlando Ramirez, R (1, 6) OBP: 0.353, SLG: 0.267 Bill Sudakis, S (6, PH) Billy Smith, S (7, 6)		0-3 K		0-0 FC4 1B	0-0 G3			0-0 SH3-4		2	0	1	0	0	1	2				
Inning Stats	R: 0 E: 0 K: 1 S: 6	H: 1 LOB: 0 BB: 0 P: 6	R: 0 E: 0 K: 1 S: 6	H: 1 LOB: 2 BB: 1 P: 10	R: 0 E: 0 K: 0 S: 3	H: 0 LOB: 0 BB: 0 P: 3	R: 0 E: 0 K: 1 S: 5	H: 0 LOB: 0 BB: 0 P: 5	R: 0 E: 0 K: 1 S: 4	H: 0 LOB: 0 BB: 0 P: 8	R: 0 E: 0 K: 0 S: 3	H: 0 LOB: 0 BB: 0 P: 3	R: 0 E: 0 K: 2 S: 6	H: 0 LOB: 2 BB: 2 P: 14	R: 0 E: 0 K: 1 S: 5	H: 0 LOB: 1 BB: 1 P: 9	1B: 5 2B: 1 3B: 0 HR: 0	SF: 1 SAC: 1 DP: 1 HBP: 0	WP: 0 PB: 0 SB: 3 CS: 2	PA: 39
PITCHER Stan Bahnsen, R (1, 1) ERA: 10.29 Jim Kaat, L (5, 1) ERA: 1.79 Cecil Upshaw, R (5, 1) ERA: 5.79 Rich Gossage, R (8, 1) ERA: 3.38	IP: 4.1 WLS: 2 BF: 21	H: 5 R: 4 ER: 4 SO: 3	BB: 3 IBB: 0 HBP: 0 BLK: 0	WP: 0 HR: 0 S: 24 P: 36	ERA: 8.31 WHIP: 1.846															

Chicago White Sox @ California Angels
Anaheim Stadium, Anaheim, CA
Sun Apr 13 1975, 6:38 AM EDT
Att: 14,626 - Unknown

AB 28
R 4
H 5
RBI 4
BB 8
SO 8
LOB 15

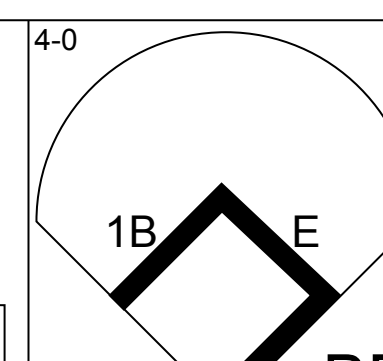
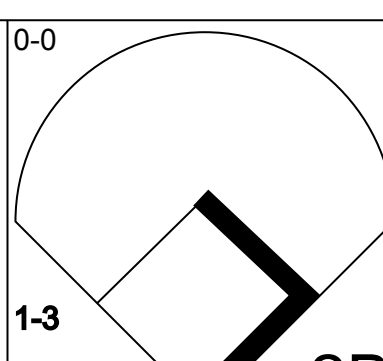
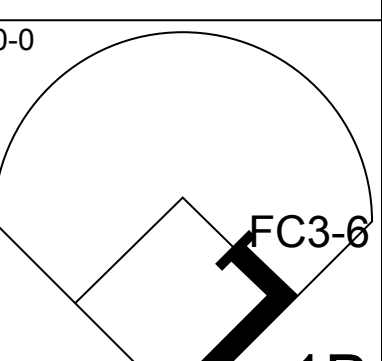
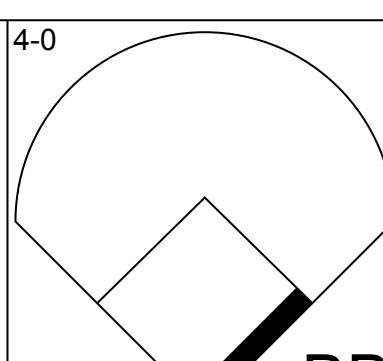
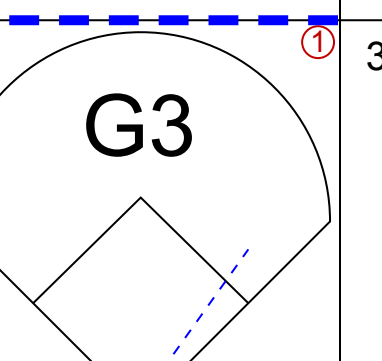
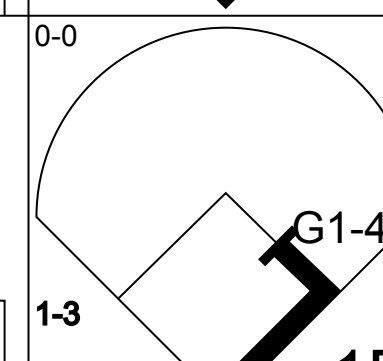
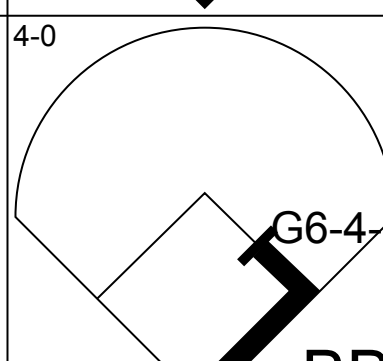
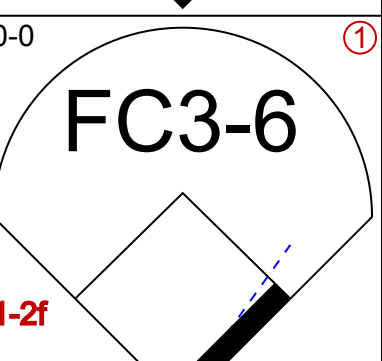
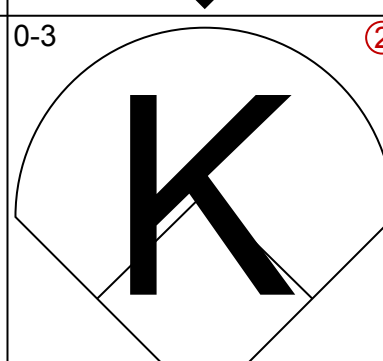
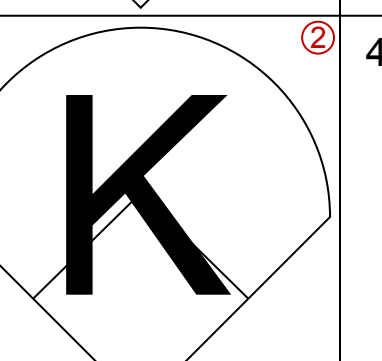
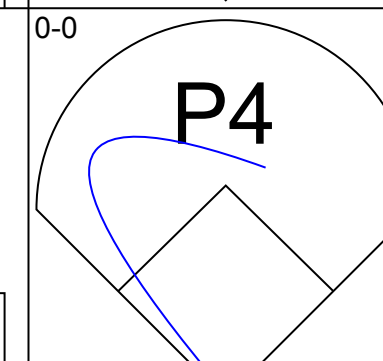
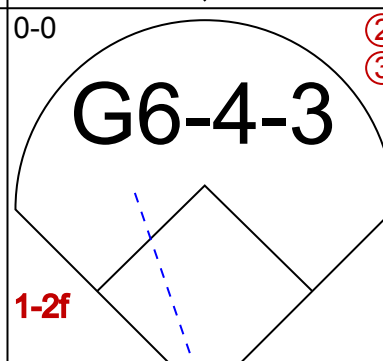
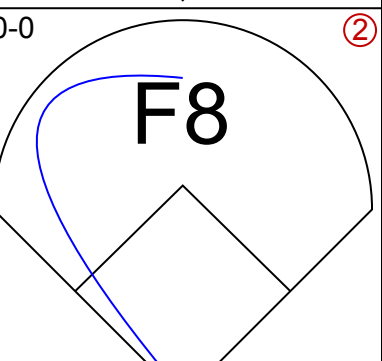
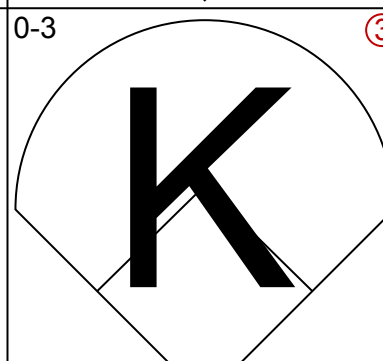
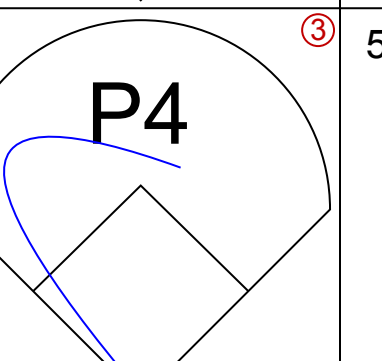
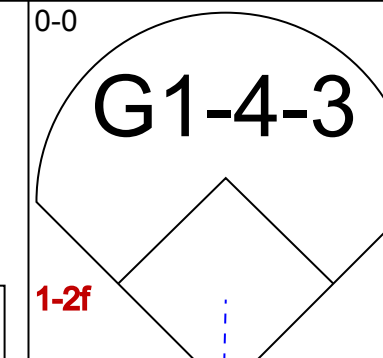
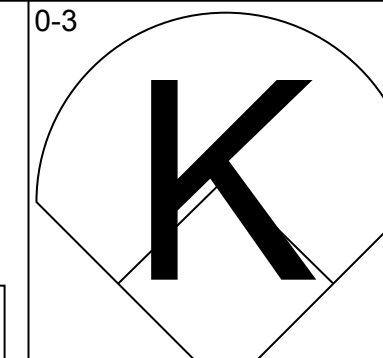
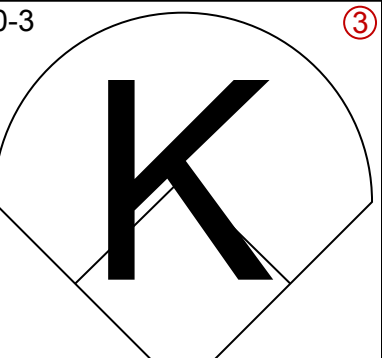
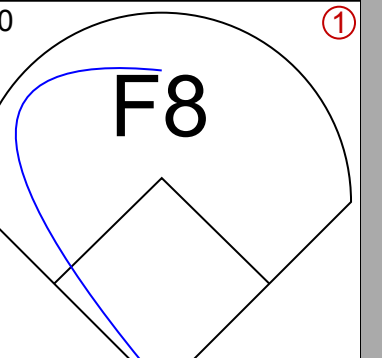
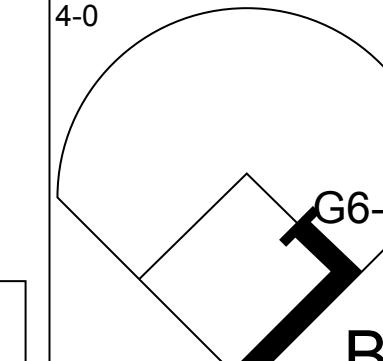
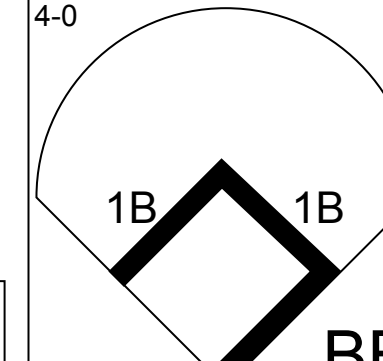
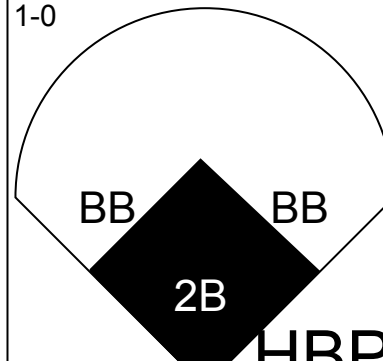

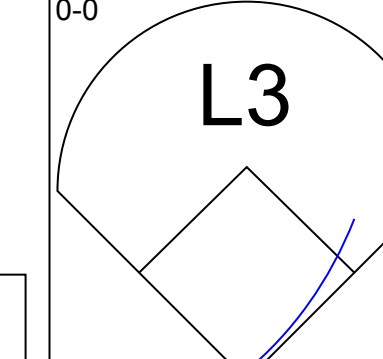
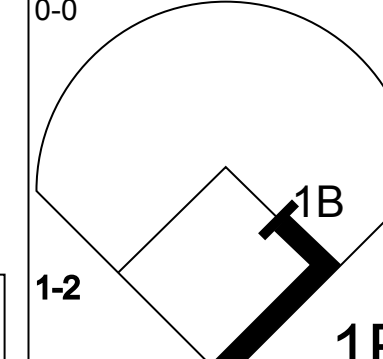
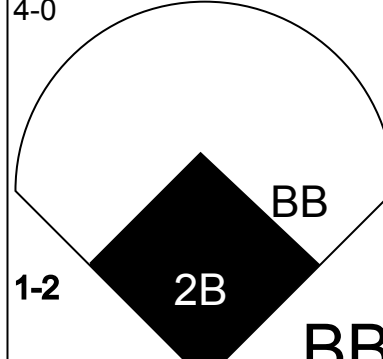


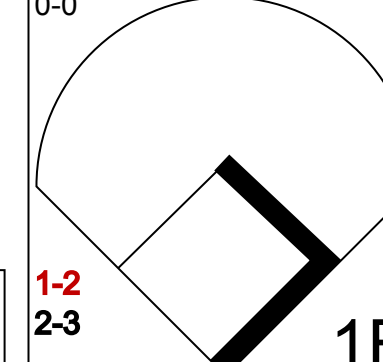
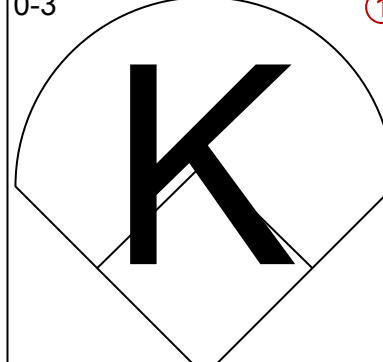
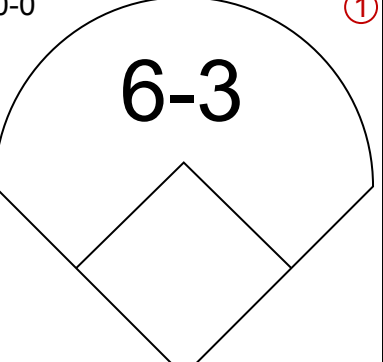

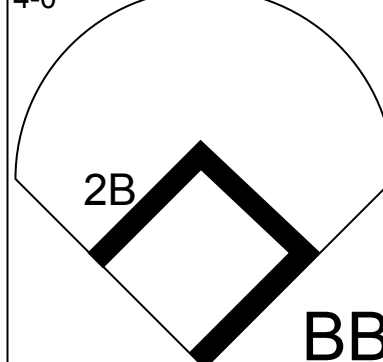
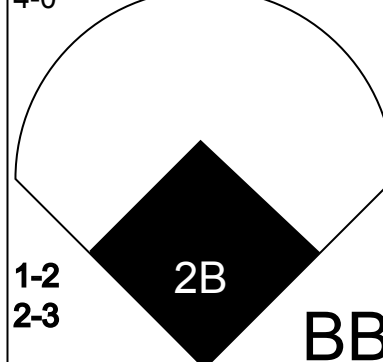
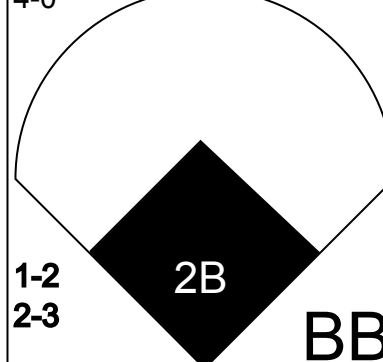

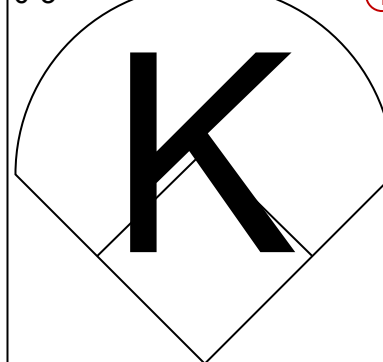
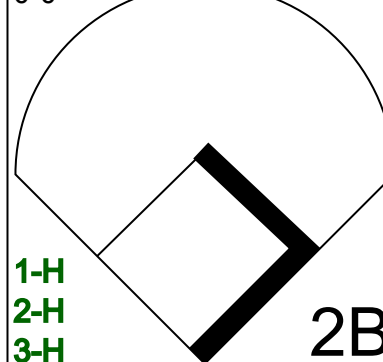
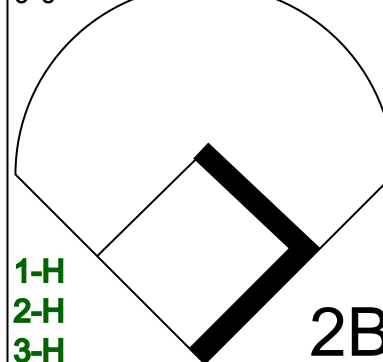



Batter	1	2	3	4	5	6	7	8	9	AB	R	H	RBI	BB	SO	LOB	TOP			
Morris Nettles, L (1.8) OBP: 0.229, SLG: 0.182										5	1	1	0	0	1	1				
Mickey Rivers, L (1.7) OBP: 0.441, SLG: 0.452										5	2	3	1	0	0	0				
Tommy Harper, R (1.10) OBP: 0.424, SLG: 0.296										3	0	0	0	1	1	2				
Bruce Bochte, L (1.3) OBP: 0.290, SLG: 0.296										5	1	1	2	0	1	3				
Dave Chalk, R (1.5) OBP: 0.563, SLG: 0.591										3	1	0	0	2	1	0				
Joe Lahoud, L (1.9) OBP: 0.357, SLG: 0.615										5	1	2	2	0	0	1				
Ellie Rodriguez, R (1.2) OBP: 0.480, SLG: 0.389										2	0	1	0	3	0	1				
Jerry Remy, L (1.4) OBP: 0.345, SLG: 0.333										5	0	1	0	0	1	5				
Orlando Ramirez, R (1.6) OBP: 0.333, SLG: 0.263										4	1	1	0	0	0	3				
Inning Stats	R: 0 E: 0 K: 1 S: 5	H: 0 LOB: 0 BB: 0 P: 5	R: 1 E: 0 K: 0 S: 4	H: 1 LOB: 1 BB: 1 P: 8	R: 0 E: 0 K: 0 S: 4	H: 1 LOB: 2 BB: 1 P: 8	R: 1 E: 0 K: 1 S: 6	H: 1 LOB: 1 BB: 0 P: 10	R: 0 E: 0 K: 0 S: 3	H: 0 LOB: 1 BB: 0 P: 4	R: 2 E: 1 K: 1 S: 7	H: 2 LOB: 0 BB: 0 P: 7	R: 0 E: 0 K: 0 S: 4	H: 1 LOB: 2 BB: 1 P: 8	R: 3 E: 0 K: 1 S: 8	H: 3 LOB: 2 BB: 2 P: 16	1B: 5 2B: 4 3B: 0 HR: 1	SF: 0 SAC: 0 DP: 0 HBP: 1	WP: 0 PB: 0 SB: 1 CS: 0	PA: 44
PITCHER	IP WLS BF H R ER SO BB IBB HBP BLK WP HR S P ERA WHIP																			
Dave Goltz, R (1.1) ERA: 4.91	8.0 L 38 9 6 5 4 4 0 0 1 0 1 41 58 5.62 1.625																			
Bill Campbell, R (9.1) ERA: 1.89	0.1 3 1 1 0 1 1 0 0 0 0 0 4 8 0.00 6.000																			
Tom Burgmeier, L (9.1) ERA:	0.2 3 0 0 0 0 1 0 0 0 0 0 2 6 0.00 1.500																			

California Angels @ Minnesota Twins
Metropolitan Stadium, Bloomington, MI
Tue Apr 15 1975, 4:33 AM EDT
Att: 11,909 - Unknown - 48 F

AB 37
R 7
H 10
RBI 5
BB 6
SO 5
LOB 16



Batter	1	2	3	4	5	6	7	8	9	AB	R	H	RBI	BB	SO	LOB	BOTTOM			
Rod Carew, L (1.4) OBP: 0.577, SLG: 0.773										3	0	2	0	2	0	0				
Lyman Bostock, L (1.8) OBP: 0.333, SLG: 0.214										4	0	1	0	1	2	3				
Larry Hisle, R (1.7) OBP: 0.219, SLG: 0.321										5	0	0	0	0	1	8				
Bobby Darwin, R (1.9) OBP: 0.194, SLG: 0.179										4	0	0	0	0	2	3				
Tony Oliva, L (1.10) OBP: 0.588, SLG: 0.909										1	1	0	0	2	0	0				
Eric Soderholm, R (1.5) OBP: 0.345, SLG: 0.280										3	1	2	0	1	0	1				
Steve Braun, L (1.3) OBP: 0.276, SLG: 0.259										4	0	1	0	0	1	3				
Danny Thompson, R (1.6) OBP: 0.423, SLG: 0.364 Sergio Ferrer, S (9.6) OBP: 0.444, SLG: 0.500										1	1	1	0	3	0	0				
Glenn Borgmann, R (1.2) OBP: 0.217, SLG: 0.304										4	0	1	3	0	2	5				
Inning Stats	R: 0 E: 1 K: 0 S: 3	H: 1 LOB: 1 BB: 1 P: 7	R: 0 E: 0 K: 0 S: 2	H: 0 LOB: 0 BB: 1 P: 6	R: 0 E: 0 K: 1 S: 5	H: 1 LOB: 2 BB: 2 P: 13	R: 0 E: 0 K: 2 S: 8	H: 2 LOB: 3 BB: 2 P: 16	R: 0 E: 0 K: 1 S: 6	H: 1 LOB: 1 BB: 0 P: 6	R: 3 E: 0 K: 3 S: 10	H: 1 LOB: 2 BB: 3 P: 23	R: 0 E: 0 K: 0 S: 3	H: 1 LOB: 0 BB: 0 P: 3	R: 0 E: 0 K: 1 S: 5	H: 0 LOB: 0 BB: 0 P: 5	1B: 6 2B: 2 3B: 0 HR: 0	SF: 0 SAC: 0 DP: 4 HBP: 1	WP: 0 PB: 0 SB: 0 CS: 1	PA: 40
PITCHER	IP WLS BF H R ER SO BB IBB HBP BLK WP HR S P ERA WHIP																			
Nolan Ryan, R (1.1) ERA: 1.73	8.0 W 36 8 3 3 7 9 0 0 1 0 0 40 77 3.38 2.125																			
Mickey Scott, L (9.1) ERA:	1.0 3 0 0 0 1 0 0 0 0 0 0 5 5 0.00 0.000																			


California Angels @ Minnesota Twins
Metropolitan Stadium, Bloomington, MI
Tue Apr 15 1975, 4:33 AM EDT
Att: 11,909 - Unknown - 48 F

AB 29
R 3
H 8
RBI 3
BB 9
SO 8
LOB 23



Batter	1	2	3	4	5	6	7	8	9	AB	R	H	RBI	BB	SO	LOB	TOP		
Morris Nettles, L (1, 8) OBP: 0.275, SLG: 0.263	4-3		3B 1B	E7 1B		6-3		G3 2B		5	1	3	2	0	0	0	California Angels @ Minnesota Twins Metropolitan Stadium, Bloomington, MI Wed Apr 16 1975, 4:33 AM EDT Att: 2,262 - Cloudy - 49 F		
Mickey Rivers, L (1, 7) OBP: 0.385, SLG: 0.389	G3		K	F7		P5		G3		5	0	0	1	0	1	3			
Tommy Harper, R (1, 10) OBP: 0.395, SLG: 0.344	K		3B	K			5-3	6-3		5	0	1	1	0	2	2			
Bruce Bochte, L (1, 3) OBP: 0.278, SLG: 0.281		1B BB 1B	FC4-2-5-1-6 BB		F7		F7		L8	5	0	1	0	0	0	1			
Dave Chalk, R (1, 5) OBP: 0.611, SLG: 0.609 Tom Egan, R (7, 2) OBP: 0.500, SLG: 0.333		1B BB	BB	BB	BB	BB	BB	BB	F5	1	0	1	0	3	0	0			
Joe Lahoud, L (1, 9) OBP: 0.421, SLG: 0.563		FC4-6 1B	BB	BB	F9		K	BB		3	0	1	0	2	1	2			
Elie Rodriguez, R (1, 2) OBP: 0.454, SLG: 0.350 Rudy Meoli, L (7, 5) OBP: 0.600, SLG: 0.500	F2		L6		BB			FC1-6 1B	F7	2	0	0	0	1	0	6			
Jerry Remy, L (1, 4) OBP: 0.364, SLG: 0.355	F7			5-3 E 1B	4-3			FC1-6 1B		4	1	2	0	0	0	5			
Orlando Ramirez, R (1, 6) OBP: 0.333, SLG: 0.263 Bill Sudakis, S (2, PH) Billy Smith, S (2, 6)	FC4-6			5-3		K		FC1-6 2B G3		0	0	0	0	0	0	0			
Inning Stats	R: 0 E: 0 K: 1 S: 5	H: 0 LOB: 0 BB: 0 P: 5	R: 0 E: 0 K: 0 S: 5	H: 2 LOB: 3 BB: 1 P: 9	R: 1 E: 0 K: 1 S: 7	H: 2 LOB: 3 BB: 2 P: 15	R: 1 E: 1 K: 1 S: 7	H: 2 LOB: 1 BB: 0 P: 7	R: 0 E: 0 K: 0 S: 3	H: 0 LOB: 2 BB: 2 P: 11	R: 0 E: 0 K: 1 S: 6	H: 1 LOB: 1 BB: 0 P: 6	R: 2 E: 0 K: 0 S: 6	H: 3 LOB: 1 BB: 0 P: 6	R: 0 E: 0 K: 0 S: 3	H: 0 LOB: 1 BB: 1 P: 7		1B: 8 2B: 1 3B: 1 HR: 0	SF: 0 SAC: 0 DP: 0 HBP: 0
PITCHER Bert Blyleven, R (1, 1) ERA: 3.22	IP: 9.0 WLS: W BF: 43 H: 10 R: 4 ER: 4 SO: 5 BB: 6 IBB: 0 HBP: 0 BLK: 0 WP: 0 HR: 0 S: 47 P: 71 ERA: 4.00 WHIP: 1.778																		

Batter	1	2	3	4	5	6	7	8	9	AB	R	H	RBI	BB	SO	LOB	BOTTOM		
Sergio Ferrer, S (1, 4) OBP: 0.397, SLG: 0.462	E 2B	1-3	L5			E6 1B 2B	G3			5	2	1	0	0	0	4	California Angels @ Minnesota Twins Metropolitan Stadium, Bloomington, MI Wed Apr 16 1975, 4:33 AM EDT Att: 2,262 - Cloudy - 49 F		
Dan Ford, R (1, 8) OBP: 0.400, SLG: 0.400	E3 2B	4-3		K		2B SF 1B	1B			5	2	2	0	0	1	1			
Larry Hisle, R (1, 7) OBP: 0.250, SLG: 0.355 Steve Brye, R (7, PH) OBP: 0.250, SLG: 0.375	2B BB	4-3		K		SF SF8 2B	FC6-4 1B			3	2	1	2	1	1	1			
Bobby Darwin, R (1, 9) OBP: 0.194, SLG: 0.219	G3 1B 2B		6-3	K		SF	FC6-4			4	1	1	3	0	1	2			
Tony Oliva, L (1, 10) OBP: 0.500, SLG: 0.667	G3		2-3 1B 2B HBP		L9	F9		F7		4	1	0	0	0	0	3			
Eric Soderholm, R (1, 5) OBP: 0.382, SLG: 0.310			2-3 1B	K		K	BB	F9		4	1	2	1	1	1	0			
Danny Thompson, R (1, 6) OBP: 0.400, SLG: 0.350 Luis Gomez, R (8, 6)	K		2-3	FC5-4 1B		SF8		BB		3	0	1	1	0	1	3			
Craig Kusick, R (1, 3) OBP: 0.200, SLG: 0.400	5-3		WP 2B		FC5-4 1B	K		F9		5	0	1	2	0	1	5			
Glenn Borgmann, R (1, 2) OBP: 0.296, SLG: 0.385		4-3 2B	2-3 BB			1B E 2B 1B	F9			3	1	2	0	1	0	0			
Inning Stats	R: 4 E: 1 K: 1 S: 9	H: 3 LOB: 1 BB: 1 P: 13	R: 0 E: 0 K: 0 S: 4	H: 1 LOB: 1 BB: 0 P: 4	R: 2 E: 0 K: 0 S: 5	H: 2 LOB: 2 BB: 1 P: 10	R: 0 E: 0 K: 3 S: 9	H: 0 LOB: 0 BB: 0 P: 9	R: 0 E: 0 K: 1 S: 6	H: 1 LOB: 1 BB: 0 P: 6	R: 4 E: 2 K: 1 S: 10	H: 3 LOB: 2 BB: 1 P: 14	R: 0 E: 0 K: 0 S: 5	H: 2 LOB: 2 BB: 0 P: 5	R: 0 E: 0 K: 0 S: 3	H: 0 LOB: 1 BB: 1 P: 7		1B: 7 2B: 5 3B: 0 HR: 0	SF: 2 SAC: 0 DP: 0 HBP: 1
PITCHER Andy Hassler, L (1, 1) ERA: 5.84 Steve Blateric, R (3, 1) ERA: 6.75 Orlando Pena, R (6, 1) ERA:	IP: 2.1 WLS: L BF: 15 H: 5 R: 6 ER: 5 SO: 1 BB: 1 IBB: 0 HBP: 0 BLK: 0 WP: 0 HR: 0 S: 15 P: 20 ERA: 19.29 WHIP: 2.571																		

Batter	1	2	3	4	5	6	7	8	9	AB	R	H	RBI	BB	SO	LOB	TOP				
Morris Nettles, L (1, 8) OBP: 0.244, SLG: 0.233	0-0 2-3		0-0 6-3			0-0 4-3	0-0 E4		0-0 1-3	5	0	0	1	0	0	0	California Angels @ Chicago White Sox Comiskey Park, Chicago, IL Sat Apr 19 1975, 4:33 AM EDT Att: 4,591 - Unknown livebaseballscorecards.com				
Mickey Rivers, L (1, 7) OBP: 0.409, SLG: 0.488	0-0 4-3		0-0 F3			0-0 FC5	0-0 4-3		0-0 1B	5	1	3	0	0	0	1					
Tommy Harper, R (1, 10) OBP: 0.372, SLG: 0.306	4-0 4-3		0-0 4-3			0-0 F7	0-0 G3		0-0 6-3	4	1	0	0	1	0	3					
Bruce Bochte, L (1, 3) OBP: 0.275, SLG: 0.257	0-0 4-3			0-0 4-3		4-0 BB		0-0 5-3		3	0	0	1	1	0	1					
Dave Chalk, R (1, 5) OBP: 0.625, SLG: 0.615	0-0 S			0-0 G6-3		0-0 FC5		4-0 FC5-4		3	0	2	1	1	0	2					
Leroy Stanton, R (1, 9) OBP: 0.236, SLG: 0.278	0-0 4-3			0-0 G6-3				0-0 FC5-4		4	1	0	0	0	0	3					
Elie Rodriguez, R (1, 2) OBP: 0.469, SLG: 0.391		0-3 K			0-0 F7		0-0 E	1-0 HBP		3	1	1	0	0	1	0					
Jerry Remy, L (1, 4) OBP: 0.351, SLG: 0.343		0-0 F7			0-0 F8		0-0 E9	0-3 K		4	1	1	0	0	1	1					
Orlando Ramirez, R (1, 6) OBP: 0.320, SLG: 0.261		0-0 6-3			0-0 F8		0-0 E	0-3 K		4	1	1	0	0	1	0	AB 35 R 6 H 8 RBI 3 BB 3 SO 3 LOB 11 				
Inning Stats	R: 2 E: 0 K: 0 S: 5	H: 2 LOB: 1 BB: 1 P: 9	R: 0 E: 0 K: 1 S: 5	H: 0 LOB: 0 BB: 0 P: 5	R: 0 E: 0 K: 0 S: 3	H: 1 LOB: 0 BB: 0 P: 3	R: 0 E: 0 K: 0 S: 3	H: 0 LOB: 0 BB: 0 P: 3	R: 0 E: 0 K: 0 S: 4	H: 1 LOB: 2 BB: 1 P: 8	R: 3 E: 2 K: 0 S: 7	H: 3 LOB: 1 BB: 0 P: 7	R: 1 E: 0 K: 1 S: 5	H: 0 LOB: 1 BB: 1 P: 10	R: 0 E: 0 K: 1 S: 6	H: 1 LOB: 1 BB: 0 P: 6		1B: 5 2B: 2 3B: 1 HR: 0	SF: 0 SAC: 0 DP: 1 HBP: 1	WP: 0 PB: 1 CS: 0	PA: 39
PITCHER Wilbur Wood, L (1, 1) ERA: 4.82	IP: 9.0 WLS: L BF: 39 H: 8 R: 6 ER: 4 SO: 3 BB: 3 IBB: 0 HBP: 1 BLK: 0 WP: 0 HR: 0 S: 41 P: 54 ERA: 4.00 WHIP: 1.222															PITCHER					

Batter	1	2	3	4	5	6	7	8	9	AB	R	H	RBI	BB	SO	LOB	BOTTOM			
Pat Kelly, L (1, 10) OBP: 0.467, SLG: 0.500	0-0 E3				0-0 6-3			0-0 L3		4	0	1	0	0	0	2	California Angels @ Chicago White Sox Comiskey Park, Chicago, IL Sat Apr 19 1975, 4:33 AM EDT Att: 4,591 - Unknown livebaseballscorecards.com			
Deron Johnson, R (8, FH) OBP: 0.313, SLG: 0.387	0-0 FC1-6	0-0 G4-6-3					0-0 L3	0-0 1B		1	0	1	1	0	0	0				
Nyls Nyman, L (1, 7) OBP: 0.280, SLG: 0.234	0-0 FC1-6		0-3 K		0-0 F7		0-0 F7	0-0 1-3		5	1	0	0	0	1	4				
Jorge Orta, L (1, 4) OBP: 0.286, SLG: 0.298	0-0 1B		0-0 1-3		0-0 4-3		0-0 L3		0-0 1B	5	0	2	0	0	0	1				
Bill Melton, R (1, 5) OBP: 0.367, SLG: 0.333	0-0 SF9		0-3 K			0-0 6-3		0-0 FC5-4	0-0 F5	4	1	1	1	0	1	1				
Ken Henderson, S (1, 8) OBP: 0.400, SLG: 0.391	4-0 1-2			0-0 1B		0-0 BB	0-0 F7	0-0 F8		4	1	2	0	1	0	2				
Carlos May, L (1, 3) OBP: 0.406, SLG: 0.524	0-0 1-3			0-0 FC1-6		0-0 F7		0-0 FC5-4	0-0 F9	5	0	2	0	0	0	4				
Bill Sharp, L (1, 9) OBP: 0.266, SLG: 0.211		4-0 BB		0-0 FC1-6		0-0 BB		0-0 FC5-4		2	0	1	1	1	0	1				
Buddy Bradford, R (8, FH) OBP: 0.250, SLG: 0.077		0-0 BB		1-2 3H		1-2 1B		1-2 2-3	0-0 FC5-4	1	1	0	0	0	0	2				
Bucky Dent, R (1, 6) OBP: 0.250, SLG: 0.256		0-0 F8		0-0 F7		4-0 BB		0-0 E6		3	1	0	0	1	0	3				
Brian Downing, R (1, 2) OBP: 0.220, SLG: 0.114		4-0 BB		0-0 F8		0-0 L6		0-0 1B		3	0	1	1	1	0	4				
Inning Stats	R: 1 E: 1 K: 0 S: 5	H: 1 LOB: 2 BB: 1 P: 9	R: 0 E: 0 K: 2 S: 7	H: 0 LOB: 1 BB: 2 P: 10	R: 0 E: 0 K: 2 S: 7	H: 2 LOB: 1 BB: 0 P: 5	R: 0 E: 0 K: 0 S: 3	H: 0 LOB: 0 BB: 0 P: 3	R: 0 E: 0 K: 0 S: 5	H: 2 LOB: 3 BB: 1 P: 9	R: 0 E: 0 K: 0 S: 3	H: 1 LOB: 0 BB: 0 P: 3	R: 3 E: 1 K: 0 S: 8	H: 4 LOB: 2 BB: 0 P: 8	R: 0 E: 0 K: 0 S: 4	H: 1 LOB: 1 BB: 0 P: 4	1B: 11 2B: 1 3B: 0 HR: 0	SF: 1 SAC: 0 DP: 2 HBP: 0	WP: 0 PB: 0 CS: 0	PA: 42
PITCHER Bill Singer, L (1, 1) ERA: 3.31	IP: 7.1 WLS: W BF: 33 H: 8 R: 4 ER: 1 SO: 2 BB: 4 IBB: 0 HBP: 0 BLK: 0 WP: 0 HR: 0 S: 33 P: 49 ERA: 1.23 WHIP: 1.636															PITCHER				
Mickey Scott, L (8, 1) ERA:	0.1	3	1	0	0	0	0	0	0	0	0	3	3	0.00	3.000					
Don Kirkwood, R (8, 1) ERA:	1.1	S 6	2	1	0	0	0	0	0	0	0	6	6	0.00	1.500					

Batter	1	2	3	4	5	6	7	8	9	AB	R	H	RBI	BB	SO	LOB	TOP			
Morris Nettles, L (1.8) OBP: 0.220, SLG: 0.208	6-3	1-3			1-3		E6 WP 1B S	K		5	1	0	0	0	1	0	California Angels @ Chicago White Sox Comiskey Park, Chicago, IL Sun Apr 20 1975, 4:33 AM EDT Att: 4,801 - Unknown livebaseballscores.com			
Mickey Rivers, L (1.7) OBP: 0.408, SLG: 0.455	F3		F4		L6 S BB		1B S BB	K		3	1	0	0	2	1	0				
Tommy Harper, R (1.10) OBP: 0.396, SLG: 0.308	3B 1B		G3		1-2 BB		1B BB		3-1	3	2	1	0	2	0	0				
Bruce Bochte, L (1.3) OBP: 0.311, SLG: 0.400	1H 2B 3B		F6		L6 2-3		FC1-5 1B 1-2 2H 3H	2B 3B		5	2	3	3	0	0	2				
Dave Chalk, R (1.5) OBP: 0.644, SLG: 0.700	2B			6-3		SH1-4 BB	BB FC1-5	2B		4	1	3	3	1	0	0				
Leroy Stanton, R (1.9) OBP: 0.308, SLG: 0.286	BB			1B BB		SH1-4 1B	FC1-5 BB 1-2 2-3F	F9		3	1	1	0	2	0	3				
Elie Rodriguez, R (1.2) OBP: 0.472, SLG: 0.385	F9			1B		SH1-4 1-2 2-3	BB FC4-3-2	G3		3	0	1	0	1	0	3				
Jerry Remy, L (1.4) OBP: 0.366, SLG: 0.342		6-3		G1-6-3 1B		G6-4-3 IBB	FC6-4-3-2 1-2 2H 3H			3	0	1	2	1	0	2				
Orlando Ramirez, R (1.6) OBP: 0.296, SLG: 0.240 (6, PH)				G1-6-3		G6-4-3				2	0	0	0	0	1	2				
Joe Lahoud, L (6, PH) OBP: 0.421, SLG: 0.563										0	0	0	0	0	0	0				
Winston Llenas, R (6, PH) OBP: 0.500, SLG: 0.667										1	0	0	0	0	0	3				
Billy Smith, S (6, 6)										1	0	0	0	0	0	0				
Inning Stats	R: 2 E: 0 K: 0 S: 6	H: 3 LOB: 2 BB: 1 P: 10	R: 0 E: 0 K: 1 S: 5	H: 0 LOB: 0 BB: 0 P: 5	R: 0 E: 0 K: 0 S: 3	H: 0 LOB: 0 BB: 0 P: 3	R: 1 E: 0 K: 0 S: 4	H: 2 LOB: 1 BB: 1 P: 8	R: 0 E: 0 K: 0 S: 2	H: 1 LOB: 2 BB: 2 P: 11	R: 4 E: 1 K: 0 S: 5	H: 2 LOB: 1 BB: 3 P: 17	R: 0 E: 0 K: 2 S: 7	H: 0 LOB: 0 BB: 0 P: 7	R: 1 E: 0 K: 0 S: 5	H: 2 LOB: 1 BB: 0 P: 5	1B: 6 2B: 4 3B: 2 HR: 0	SF: 0 SAC: 1 DP: 4 HBP: 0	WP: 1 PB: 0 SB: 3 CS: 0	PA: 43
PITCHER	IP WLS BF H R ER SO BB IBB HBP BLK WP HR S P ERA WHIP																			
Claude Osteen, L (1.1) ERA: 6.11	5.0 L 24 6 3 3 1 5 0 0 0 0 0 0 21 41 5.40 2.200																			
Rich Gossage, R (6, 1) ERA: 3.18	0.1 2 0 0 0 0 0 1 0 0 0 0 0 1 5 0.00 0.000																			
Terry Forster, L (6, 1) ERA: 3.12	2.2 12 2 4 2 2 3 0 0 0 0 1 0 13 25 6.75 1.875																			
Bill Gogolewski, R (9, 1) ERA: 4.91	1.0 5 2 1 1 0 0 0 0 0 0 0 0 5 5 9.00 2.000																			

Batter	1	2	3	4	5	6	7	8	9	AB	R	H	RBI	BB	SO	LOB	BOTTOM					
Pat Kelly, L (1.9) OBP: 0.457, SLG: 0.448	FC6-4 BB		FC6-4 BB		G3		K	K		3	0	0	0	2	2	0	California Angels @ Chicago White Sox Comiskey Park, Chicago, IL Sun Apr 20 1975, 4:33 AM EDT Att: 4,801 - Unknown livebaseballscores.com					
Nyle Nyman, L (1.7) OBP: 0.273, SLG: 0.288	F8		FC6-4 1-2F		3B		HR 1B		5-3	5	1	2	0	0	0	2						
Jorge Orta, L (1.4) OBP: 0.315, SLG: 0.360	F7			1-3	BB		HR 1B		G5-4-3 BB	3	1	1	2	2	0	1						
Bill Melton, R (1.5) OBP: 0.389, SLG: 0.333	FC6-4 1-2F			HR BB	BB		WP 1B		G5-4-3	3	1	1	0	2	0	2						
Ken Henderson, S (1.8) OBP: 0.389, SLG: 0.440		K		HR BB	F5		F5			4	1	1	2	0	1	4						
Carlos May, L (1.3) OBP: 0.417, SLG: 0.500		F4		S BB		4-3	BB			2	0	0	0	2	0	0						
Deron Johnson, R (1.10) OBP: 0.278, SLG: 0.343		1-3		F7		K	F5			4	0	0	0	0	1	3						
Bucky Dent, R (1.6) OBP: 0.250, SLG: 0.239			F7	F9		BB		F7		3	0	0	0	1	0	1						
Pete Varney, R (1.2) OBP: 0.250, SLG: 0.239			K		K		F9		6-3	4	0	0	0	0	2	1						
Inning Stats	R: 0 E: 0 K: 0 S: 3	H: 0 LOB: 1 BB: 1 P: 7	R: 0 E: 0 K: 1 S: 5	H: 0 LOB: 0 BB: 0 P: 5	R: 0 E: 0 K: 1 S: 5	H: 0 LOB: 1 BB: 1 P: 9	R: 2 E: 0 K: 0 S: 4	H: 1 LOB: 1 BB: 2 P: 12	R: 0 E: 0 K: 1 S: 6	H: 1 LOB: 3 BB: 2 P: 14	R: 0 E: 0 K: 1 S: 5	H: 0 LOB: 0 BB: 1 P: 9	R: 2 E: 0 K: 1 S: 8	H: 3 LOB: 2 BB: 1 P: 12	R: 0 E: 0 K: 1 S: 5	H: 0 LOB: 0 BB: 0 P: 5	R: 0 E: 0 K: 0 S: 2	H: 0 LOB: 0 BB: 1 P: 6	1B: 2 2B: 0 3B: 1 HR: 2	SF: 0 SAC: 0 DP: 1 HBP: 0	WP: 1 PB: 0 SB: 1 CS: 0	PA: 40
PITCHER	IP WLS BF H R ER SO BB IBB HBP BLK WP HR S P ERA WHIP																					
Nolan Ryan, R (1.1) ERA: 2.31	9.0 W 40 5 4 4 6 9 0 0 0 0 1 2 43 79 4.00 1.556																					

Batter	1	2	3	4	5	6	7	8	9	AB	R	H	RBI	BB	SO	LOB	TOP									
Dan Ford, R OBP: 0.211, SLG: 0.167 (1, 8)	0-3 K		0-0 1B		0-0 6-3	0-3 K		4-0 IBB		4	0	1	0	1	2	2	Minnesota Twins @ California Angels Anaheim Stadium, Anaheim, CA Mon Apr 21 1975, 10:05 PM EDT Att: 16,291 - Unknown - 60 F									
Sergio Ferrer, S OBP: 0.250, SLG: 0.300 (1, 4) (8, 6)	0-3 K		0-0 4-3		0-0 1B 1B	0-0 F8		0-0 P6		5	1	1	0	0	1	4										
Steve Brye, R OBP: 0.529, SLG: 0.733 (1, 9)	0-3 K			4-0 1B HR BB	0-0 1B 1-2 1B		0-0 P4		0-0 3B 2B	4	2	2	0	1	1	0										
Bobby Darwin, R OBP: 0.263, SLG: 0.314 (1, 10)		0-0 6-3		0-3 K	0-0 G6-4-3 1-3 2H 1B		0-0 6-3		0-3 K	5	0	1	1	0	2	2										
Eric Soderholm, R OBP: 0.345, SLG: 0.292 (1, 5)		0-0 E8 2B		0-0 HR 1B	0-0 G6-4-3 1-2 1B		4-0 CS BB		0-3 K	4	2	1	0	1	1	3										
Larry Hisle, R OBP: 0.293, SLG: 0.453 (1, 7)		0-0 P3		0-0 HR	0-0 1-1 2H HR		0-0 1B SH1-3 1B		0-0 WP SF7 1B	5	3	4	4	0	0	1										
Craig Kusick, R OBP: 0.300, SLG: 0.421 (1, 3)		0-0 2B		0-0 6-3 2B	0-0 SH1-3 1B		0-0 6-3		0-3 K	5	0	3	1	0	1	2										
Glenn Borgmann, R OBP: 0.295, SLG: 0.357 (1, 2)		0-0 F8		0-0 6-3	0-0 SH1-3 1B		4-0 SF7 BB			3	0	1	0	1	0	2										
Luis Gomez, R (1, 6)			0-0 5-3		0-0 F9		0-0 SH1-3		0-0 SF7	2	0	0	1	0	0	1										
Rod Carew, L OBP: 0.543, SLG: 0.679 (8, PH) (8, 4)							1-2 2-3 3H			0	0	0	1	0	0	0										
Inning Stats	R: 0 E: 0 K: 3 S: 9	H: 0 LOB: 0 BB: 0 P: 9	R: 1 E: 1 K: 0 S: 5	H: 1 LOB: 1 BB: 0 P: 5	R: 0 E: 0 K: 0 S: 3	H: 1 LOB: 0 BB: 0 P: 3	R: 3 E: 0 K: 1 S: 8	H: 3 LOB: 1 BB: 1 P: 12	R: 1 E: 0 K: 0 S: 5	H: 3 LOB: 1 BB: 0 P: 5	R: 0 E: 0 K: 0 S: 2	H: 0 LOB: 0 BB: 1 P: 6	R: 1 E: 0 K: 0 S: 4	H: 1 LOB: 2 BB: 2 P: 12	R: 1 E: 0 K: 3 S: 11	H: 2 LOB: 1 BB: 0 P: 11	1B: 9 2B: 3 3B: 1 HR: 1	SF: 1 SAC: 1 DP: 1 HBP: 0	WP: 1 PB: 0 SB: 0 CS: 1	PA: 44						
PITCHER	IP	WLS	BF	H	R	ER	SO	BB	IBB	HBP	BLK	WP	HR	S	P	ERA	WHIP									
Andy Hassler, L ERA: 6.48	(1, 1)	4.1	21	7	5	4	4	1	0	0	0	0	0	1	28	32	8.31	1.846								
Steve Blateric, R ERA: 6.23	(5, 1)	1.2	8	4	1	1	1	0	0	0	0	0	0	0	10	10	5.40	2.400								
Orlando Pena, R ERA: 1.93	(7, 1)	1.1	L	6	1	1	1	0	2	0	0	0	1	0	4	12	6.75	2.250								
Mickey Scott, L ERA: 2.7	(8, 1)	0.2		4	1	1	1	0	0	1	0	0	0	0	3	7	13.50	1.500								
Don Kirkwood, R ERA:	(9, 1)	1.0		4	1	0	0	3	0	0	0	0	0	0	10	10	0.00	1.000								

AB	37
R	8
H	14
RBI	8
BB	4
SO	8
LOB	17



Batter	1	2	3	4	5	6	7	8	9	AB	R	H	RBI	BB	SO	LOB	BOTTOM									
Morris Nettles, L OBP: 0.236, SLG: 0.212 (1, 8)	0-0 1B SF7		4-0 2B BB		0-0 F7		0-0 F7		0-0 G1	4	2	1	0	1	0	0	Minnesota Twins @ California Angels Anaheim Stadium, Anaheim, CA Mon Apr 21 1975, 10:05 PM EDT Att: 16,291 - Unknown - 60 F									
Mickey Rivers, L OBP: 0.415, SLG: 0.479 (1, 7)	0-0 CS SF7 1B		0-0 E 2B		0-0 F8		0-0 F7			4	1	2	1	0	0	0										
Tommy Harper, R OBP: 0.385, SLG: 0.310 (1, 10)	0-0 SF7		0-0 E1 6-3 1B		0-0 F3		0-0 F7			3	1	1	2	0	0	0										
Bruce Bochte, L OBP: 0.327, SLG: 0.409 (1, 3)	0-3 K		0-0 6-3		0-0 6-3		0-0 1B 2B 1B		0-0 1B	4	1	2	0	0	1	2										
Dave Chalk, R OBP: 0.633, SLG: 0.706 (1, 5)		0-0 2B	0-0 1B		0-0 L4		0-0 F9			4	0	2	1	0	0	2										
Leroy Stanton, R OBP: 0.300, SLG: 0.280 (1, 9)	0-3 K		0-0 5-3		0-0 2B 1B		0-0 P4			4	1	1	0	0	1	3										
Elie Rodriguez, R OBP: 0.425, SLG: 0.333 (1, 2)		0-0 2-3		0-0 6-3		0-0 F7		0-0 F8		4	0	0	0	0	0	4										
Jerry Remy, L OBP: 0.349, SLG: 0.325 (1, 4) (6, PH) (6, FR) (7, 4)	0-0 F7			0-3 K		0-0 2B		0-0 4-3		2	0	0	0	0	1	1										
Orlando Ramirez, R OBP: 0.300, SLG: 0.222 Winston Llenas, R OBP: 0.400, SLG: 0.500 (8, PH) (9, PH)			4-0 CS BB		0-3 K		0-0 4-3		0-0 5-3	2	0	0	0	1	1	1										
Inning Stats	R: 1 E: 0 K: 1 S: 6	H: 2 LOB: 0 BB: 0 P: 6	R: 0 E: 0 K: 1 S: 6	H: 1 LOB: 1 BB: 0 P: 6	R: 3 E: 1 K: 0 S: 5	H: 3 LOB: 1 BB: 2 P: 13	R: 0 E: 0 K: 2 S: 7	H: 0 LOB: 0 BB: 0 P: 7	R: 0 E: 0 K: 0 S: 3	H: 0 LOB: 0 BB: 0 P: 3	R: 2 E: 0 K: 0 S: 6	H: 3 LOB: 1 BB: 0 P: 6	R: 0 E: 0 K: 0 S: 3	H: 0 LOB: 0 BB: 0 P: 3	R: 0 E: 0 K: 0 S: 4	H: 1 LOB: 1 BB: 0 P: 4	R: 0 E: 0 K: 0 S: 3	H: 0 LOB: 0 BB: 0 P: 3	1B: 7 2B: 3 3B: 0 HR: 0	SF: 1 SAC: 0 DP: 0 HBP: 0	WP: 0 PB: 0 SB: 0 CS: 2	PA: 37				
PITCHER	IP	WLS	BF	H	R	ER	SO	BB	IBB	HBP	BLK	WP	HR	S	P	ERA	WHIP									
Bill Butler, L ERA: 10.0	(1, 1)	5.2	26	9	6	5	4	2	0	0	0	0	0	11	11	0.00	0.300									
Tom Burgmeier, L ERA:	(6, 1)	3.1	W	11	1	0	0	0	0	0	0	0	0	0	0	0	0.00	0.300								

AB	34
R	6
H	10
RBI	6
BB	2
SO	4
LOB	13



Batter	1	2	3	4	5	6	7	8	9	AB	R	H	RBI	BB	SO	LOB	TOP			
Dan Ford, R OBP: 0.167, SLG: 0.130 (1, 8)	F3		FC5-4		6-3		K	5-3		5	0	0	0	0	1	4	Minnesota Twins @ California Angels Anaheim Stadium, Anaheim, CA Tue Apr 22 1975, 6:33 AM EDT Att: 5,540 - Cloudy - 64 F			
Sergio Ferrer, S OBP: 0.270, SLG: 0.294 (1, 4)	K			1B	F7			HR	F7	4	2	1	0	0	1	0				
Steve Brye, R OBP: 0.455, SLG: 0.600 (1, 9)	F2			1B	F3			F9	5-3	5	1	1	0	0	0	1				
Bobby Darwin, R OBP: 0.274, SLG: 0.375 (1, 10)		6-3		E6				HR	K	5	2	2	3	0	1	1				
Eric Soderholm, R OBP: 0.339, SLG: 0.288 (1, 5)	L8			K			G6-4-3	HR		4	1	1	0	0	1	3				
Larry Hisle, R OBP: 0.323, SLG: 0.482 (1, 7)	P6			WP				BB	5-3	3	1	2	1	0	0	0				
Craig Kusick, R OBP: 0.292, SLG: 0.391 (1, 3)			5-3				K		5-3	4	0	1	2	0	1	3				
Glenn Borgmann, R OBP: 0.313, SLG: 0.341 (1, 2)				F7			F7		BB	2	0	0	0	2	0	1				
Luis Gomez, R (1, 6)			F7		F7		F7		BB	3	0	0	1	1	0	2				
Inning Stats	R: 0 E: 0 K: 1 S: 5	H: 0 LOB: 0 BB: 0 P: 5	R: 0 E: 0 K: 0 S: 3	H: 0 LOB: 0 BB: 0 P: 3	R: 0 E: 0 K: 0 S: 3	H: 0 LOB: 1 BB: 1 P: 7	R: 4 E: 1 K: 1 S: 10	H: 4 LOB: 1 BB: 0 P: 10	R: 0 E: 0 K: 0 S: 6	H: 2 LOB: 1 BB: 0 P: 6	R: 0 E: 0 K: 1 S: 5	H: 0 LOB: 0 BB: 0 P: 5	R: 3 E: 0 K: 0 S: 5	H: 2 LOB: 2 BB: 2 P: 15	R: 0 E: 0 K: 1 S: 5	H: 0 LOB: 0 BB: 0 P: 5	1B: 6 2B: 1 3B: 0 HR: 1	SF: 0 SAC: 0 DP: 1 HBP: 2	WP: 1 PB: 0 CS: 0	PA: 40
PITCHER	IP	WLS	BF	H	R	ER	SO	BB	IBB	HBP	BLK	WP	HR	S	P	ERA	WHIP			
Chuck Dobson, R ERA: 6.6 (1, 1)	7.2	L	35	8	7	6	4	2	0	2	0	1	1	39	49	7.04	1.304			
Orlando Pena, R ERA: 1.5 (8, 1)	1.1		5	0	0	0	1	1	0	0	0	0	0	6	10	0.00	0.750			

Batter	1	2	3	4	5	6	7	8	9	AB	R	H	RBI	BB	SO	LOB	BOTTOM					
Morris Nettles, L OBP: 0.254, SLG: 0.232 (1, 8)	F7				4-3					4	0	2	0	0	0	0	Minnesota Twins @ California Angels Anaheim Stadium, Anaheim, CA Tue Apr 22 1975, 6:33 AM EDT Att: 5,540 - Cloudy - 64 F					
Mickey Rivers, L OBP: 0.421, SLG: 0.460 (1, 7)	4-3			1B				F9		2	0	0	0	2	0	1						
Tommy Harper, R OBP: 0.357, SLG: 0.283 (1, 9)	F8			BB	6-3					4	0	0	0	0	0	5						
Bruce Bochte, L OBP: 0.321, SLG: 0.396 (1, 3)		F8						F9		4	0	1	0	0	0	0						
Dave Chalk, R OBP: 0.642, SLG: 0.730 (1, 5)					5-3					3	1	2	0	1	0	1						
Bill Sudakis, S OBP: 0.222, SLG: 0.286 (1, 10)								SF4		2	0	0	1	1	1	2						
Ellie Rodriguez, R OBP: 0.409, SLG: 0.303 (1, 2)								SF4		2	0	0	1	1	1	2						
Jerry Remy, L OBP: 0.326, SLG: 0.302 (1, 4)										3	0	0	0	0	0	1						
Winston Lianas, R OBP: 0.500, SLG: 0.500 (9, PH)					6-3					0	0	0	0	1	0	0						
Orlando Ramirez, R OBP: 0.303, SLG: 0.233 (1, 6)										3	0	1	0	0	0	1						
Leroy Stanton, R OBP: 0.290, SLG: 0.269 (9, PH)				1B				P6		1	0	0	0	0	1	3						
Inning Stats	R: 0 E: 0 K: 0 S: 3	H: 0 LOB: 0 BB: 1 P: 3	R: 0 E: 0 K: 0 S: 2	H: 0 LOB: 0 BB: 1 P: 6	R: 0 E: 0 K: 0 S: 5	H: 2 LOB: 3 BB: 1 P: 9	R: 0 E: 0 K: 1 S: 6	H: 1 LOB: 1 BB: 0 P: 6	R: 0 E: 0 K: 0 S: 3	H: 0 LOB: 0 BB: 0 P: 3	R: 0 E: 0 K: 0 S: 2	H: 0 LOB: 0 BB: 1 P: 6	R: 1 E: 1 K: 0 S: 4	H: 1 LOB: 1 BB: 1 P: 8	R: 0 E: 0 K: 0 S: 3	H: 1 LOB: 3 BB: 0 P: 3	R: 0 E: 0 K: 1 S: 6	H: 1 LOB: 3 BB: 2 P: 14	1B: 5 2B: 1 3B: 0 HR: 0	SF: 1 SAC: 0 DP: 2 HBP: 0	WP: 0 PB: 0 CS: 1	PA: 36
PITCHER	IP	WLS	BF	H	R	ER	SO	BB	IBB	HBP	BLK	WP	HR	S	P	ERA	WHIP					
Vic Albury, L ERA: 1.74 (1, 1)	9.0	W	36	6	1	0	2	6	0	0	0	0	0	34	58	0.00	1.333					

Batter	1	2	3	4	5	6	7	8	9	AB	R	H	RBI	BB	SO	LOB	TOP			
Willie Davis, L (1, 8) OBP: 0.219, SLG: 0.286										4	0	1	0	0	1	1	<p>Texas Rangers @ California Angels Anaheim Stadium, Anaheim, CA Wed Apr 23 1975, 10:05 PM EDT Att: 8,391 - Unknown</p> <p>livebaseballscores.com</p>			
Lenny Randle, S (1, 4) OBP: 0.348, SLG: 0.321										4	0	1	0	0	0	1				
Mike Hargrove, L (1, 10) OBP: 0.341, SLG: 0.450										4	1	1	1	0	0	1				
Jeff Burroughs, R (1, 9) OBP: 0.377, SLG: 0.482										4	0	2	0	0	1	0				
Jim Spencer, L (1, 3) OBP: 0.308, SLG: 0.375										4	0	0	0	0	1	2				
Roy Howell, L (1, 5) OBP: 0.200, SLG: 0.250										4	0	0	0	0	0	1				
Toby Harrah, R (1, 6) OBP: 0.345, SLG: 0.442										3	0	1	0	0	0	0				
Joe Lovitto, S (1, 7) OBP: 0.286, SLG: 0.333										3	0	0	0	0	1	1				
Jim Sundberg, R (1, 2) OBP: 0.271, SLG: 0.171										3	0	0	0	0	1	1				
Inning Stats	R: 1 E: 0 K: 2 S: 8	H: 1 LOB: 0 BB: 0 P: 8	R: 0 E: 0 K: 0 S: 3	H: 0 LOB: 0 BB: 0 P: 3	R: 0 E: 0 K: 0 S: 4	H: 1 LOB: 1 BB: 0 P: 4	R: 0 E: 0 K: 1 S: 6	H: 1 LOB: 1 BB: 0 P: 6	R: 0 E: 0 K: 1 S: 6	H: 1 LOB: 1 BB: 0 P: 6	R: 0 E: 0 K: 0 S: 3	H: 0 LOB: 2 BB: 0 P: 3	R: 0 E: 0 K: 1 S: 6	H: 1 LOB: 1 BB: 0 P: 6	R: 0 E: 0 K: 0 S: 3	H: 0 LOB: 0 BB: 0 P: 3	1B: 5 2B: 0 3B: 0 HR: 1	SF: 0 SAC: 0 DP: 0 HBP: 0	WP: 0 PB: 0 CS: 0	PA: 33
PITCHER Bill Singer, R (1, 1) ERA: 2.49	IP: 9.0 WLS: W BF: 33 H: 6 R: 1 ER: 1 SO: 5 BB: 0 IBB: 0 HBP: 0 BLK: 0 WP: 0 HR: 1 S: 43 P: 43 ERA: 1.00 WHIP: 0.667															PITCHER				

Batter	1	2	3	4	5	6	7	8	9	AB	R	H	RBI	BB	SO	LOB	BOTTOM			
Morris Nettles, L (1, 8) OBP: 0.270, SLG: 0.267										4	2	2	1	0	0	0	<p>Texas Rangers @ California Angels Anaheim Stadium, Anaheim, CA Wed Apr 23 1975, 10:05 PM EDT Att: 8,391 - Unknown</p> <p>livebaseballscores.com</p>			
Mickey Rivers, L (1, 7) OBP: 0.410, SLG: 0.444										4	0	1	1	0	1	1				
Tommy Harper, R (1, 9) OBP: 0.369, SLG: 0.320										4	0	3	1	0	1	1				
Leroy Stanton, R (8, 9) OBP: 0.290, SLG: 0.269										0	0	0	0	0	0	0				
Bruce Bochte, L (1, 3) OBP: 0.339, SLG: 0.388										1	0	0	0	2	0	1				
Dave Chalk, R (1, 5) OBP: 0.614, SLG: 0.675										3	1	0	0	1	0	3				
Bill Sudakis, S (1, 10) OBP: 0.231, SLG: 0.200										3	0	0	0	1	1	3				
Billy Smith, S (8, FR)										0	0	0	0	0	0	0				
Tom Egan, R (1, 2) OBP: 0.571, SLG: 0.667										3	0	2	1	0	1	2				
Jerry Remy, L (1, 4) OBP: 0.320, SLG: 0.298										4	1	1	0	0	1	4				
Orlando Ramirez, R (1, 6) OBP: 0.278, SLG: 0.212										3	0	0	0	0	0	2				
Inning Stats	R: 0 E: 0 K: 0 S: 4	H: 1 LOB: 1 BB: 0 P: 4	R: 0 E: 0 K: 1 S: 6	H: 1 LOB: 0 BB: 0 P: 6	R: 0 E: 0 K: 1 S: 5	H: 0 LOB: 0 BB: 0 P: 5	R: 0 E: 0 K: 2 S: 8	H: 1 LOB: 2 BB: 1 P: 12	R: 2 E: 1 K: 0 S: 5	H: 3 LOB: 0 BB: 0 P: 5	R: 1 E: 1 K: 0 S: 4	H: 1 LOB: 1 BB: 1 P: 8	R: 1 E: 0 K: 1 S: 7	H: 2 LOB: 2 BB: 1 P: 11	R: 0 E: 0 K: 0 S: 3	H: 0 LOB: 2 BB: 1 P: 7	1B: 7 2B: 2 3B: 0 HR: 0	SF: 0 SAC: 3 DP: 0 HBP: 0	WP: 0 PB: 0 CS: 1	PA: 37
PITCHER Clyde Wright, L (1, 1) ERA: 4.61 Steve Foucault, R (7, 1) ERA: 6.09	IP: 6.1 WLS: L BF: 29 H: 9 R: 4 ER: 2 SO: 4 BB: 2 IBB: 0 HBP: 0 BLK: 0 WP: 0 HR: 0 S: 35 P: 43 ERA: 2.84 WHIP: 1.737															PITCHER				

Batter	1	2	3	4	5	6	7	8	9	AB	R	H	RBI	BB	SO	LOB	TOP					
Cesar Tovar, R (1, 10) OBP: 0.372, SLG: 0.351	F3		2B		K		FC4	FC6-4		5	0	2	1	0	1	2	Texas Rangers @ California Angels Anaheim Stadium, Anaheim, CA Thu Apr 24 1975, 10:05 PM EDT Att: 10,002 - Unknown					
Willie Davis, L (1, 8) OBP: 0.203, SLG: 0.265	K		K		F9		FC4	K		5	0	0	0	0	3	4						
Lenny Randle, S (1, 4) OBP: 0.352, SLG: 0.328	F8				1B		F3			5	1	2	0	0	1	1						
Jeff Burroughs, R (1, 9) OBP: 0.379, SLG: 0.458		4-3			K		K			3	0	0	0	2	3	2						
Mike Hargrove, L (1, 7) OBP: 0.347, SLG: 0.444	K				4-3		F4			5	1	2	1	0	1	3						
Jim Spencer, L (1, 3) Joe Lovitto, S (7, 7) OBP: 0.310, SLG: 0.353 OBP: 0.333, SLG: 0.333	4-3				4-3		2B			2	1	0	0	1	0	2						
Toby Harrah, R (1, 6) OBP: 0.371, SLG: 0.434	4-3				BB		2B			1	1	0	0	3	0	1						
Roy Howell, L (1, 5) OBP: 0.208, SLG: 0.292					F5		2B			4	0	1	3	0	1	4						
Jim Sundberg, R (1, 2) OBP: 0.250, SLG: 0.156					6-3		6-3			4	0	0	0	0	1	3						
Inning Stats	R: 0 E: 0 K: 1 S: 5	H: 0 LOB: 0 BB: 0 P: 5	R: 0 E: 0 K: 1 S: 5	H: 0 LOB: 1 BB: 1 P: 9	R: 0 E: 0 K: 2 S: 8	H: 1 LOB: 1 BB: 0 P: 8	R: 1 E: 0 K: 1 S: 7	H: 2 LOB: 2 BB: 1 P: 11	R: 0 E: 0 K: 2 S: 7	H: 0 LOB: 0 BB: 0 P: 7	R: 3 E: 0 K: 1 S: 7	H: 3 LOB: 1 BB: 2 P: 15	R: 0 E: 0 K: 0 S: 4	H: 1 LOB: 2 BB: 1 P: 8	R: 1 E: 1 K: 1 S: 6	H: 0 LOB: 2 BB: 2 P: 14		R: 0 E: 0 K: 2 S: 7	H: 0 LOB: 0 BB: 0 P: 7	1B: 5 2B: 2 HR: 0	SF: 0 SAC: 0 DP: 0 HBP: 0	WP: 0 PB: 0 SB: 3 CS: 1
PITCHER	IP	WLS	BF	H	R	ER	SO	BB	IBB	HBP	BLK	WP	HR	S	P	ERA	WHIP					
Nolan Ryan, R (1, 1) ERA: 2.85	6.0	L	28	7	4	4	8	4	0	0	0	0	0	40	56	6.00	1.833					
Mickey Scott, L (7, 1) ERA: 1.93	1.1		8	0	1	0	0	2	1	0	0	0	0	5	17	0.00	1.500					
Don Kirkwood, R (8, 1) ERA:	1.2		5	0	0	0	3	0	0	0	0	0	0	11	11	0.00	0.000					

Batter	1	2	3	4	5	6	7	8	9	AB	R	H	RBI	BB	SO	LOB	BOTTOM				
Morris Nettles, L (1, 8) OBP: 0.254, SLG: 0.250	6-3		5-3		FC4-2-5		3-1			4	0	0	0	0	0	3	Texas Rangers @ California Angels Anaheim Stadium, Anaheim, CA Thu Apr 24 1975, 10:05 PM EDT Att: 10,002 - Unknown				
Mickey Rivers, L (1, 7) OBP: 0.400, SLG: 0.431	F8		6-3		CS		4-3			4	0	1	0	0	0	1					
Tommy Harper, R (1, 10) OBP: 0.359, SLG: 0.296	K		F7		FC5-4		1-3			4	0	0	0	0	1	2					
Bruce Bochte, L (1, 3) OBP: 0.350, SLG: 0.373		1B			K		E4			2	0	0	0	2	1	1					
Dave Chalk, R (1, 5) OBP: 0.590, SLG: 0.636		1B			4-3		K			4	0	1	0	0	2	3					
Joe Lohoud, L (1, 9) OBP: 0.391, SLG: 0.474		F4			BB		K			3	0	0	0	1	1	4					
Tom Egan, R (1, 2) OBP: 0.444, SLG: 0.500		K			6-3		F8			2	0	0	0	0	1	3					
Rudy Meoli, L (7, PH) OBP: 0.500, SLG: 0.400										1	0	0	0	0	0	0					
Ellie Rodriguez, R (8, 2) OBP: 0.400, SLG: 0.294		K								1	0	0	0	0	0	0					
Jerry Remy, L (1, 4) OBP: 0.333, SLG: 0.300		6-3			G3		BB			3	0	1	0	1	0	2					
Orlando Ramirez, R (1, 6) OBP: 0.308, SLG: 0.306					6-3		K			3	0	2	0	0	1	1					
Bill Sudakis, S (8, PH) OBP: 0.214, SLG: 0.182					6-3		3B			1	0	0	0	0	0	1					
Inning Stats	R: 0 E: 0 K: 1 S: 5	H: 0 LOB: 0 BB: 0 P: 5	R: 0 E: 0 K: 1 S: 6	H: 1 LOB: 2 BB: 1 P: 10	R: 0 E: 0 K: 0 S: 4	H: 1 LOB: 1 BB: 0 P: 4	R: 0 E: 0 K: 1 S: 5	H: 0 LOB: 1 BB: 1 P: 9	R: 0 E: 0 K: 2 S: 9	H: 1 LOB: 2 BB: 0 P: 9	R: 0 E: 0 K: 1 S: 5	H: 0 LOB: 1 BB: 1 P: 9	R: 0 E: 0 K: 1 S: 5	H: 0 LOB: 1 BB: 1 P: 9	R: 0 E: 0 K: 0 S: 4	H: 1 LOB: 1 BB: 0 P: 4	1B: 4 2B: 0 HR: 0	SF: 0 SAC: 0 DP: 0 HBP: 0	WP: 0 PB: 0 SB: 1 CS: 1	PA: 37	
PITCHER	IP	WLS	BF	H	R	ER	SO	BB	IBB	HBP	BLK	WP	HR	S	P	ERA	WHIP				
Jackie Brown, R (1, 1) ERA: 3.54	9.0	W	36	5	0	0	7	4	0	0	0	0	0	46	62	0.00	1.000				

Batter	1	2	3	4	5	6	7	8	9	AB	R	H	RBI	BB	SO	LOB	TOP			
Bill North, S OBP: 0.347, SLG: 0.297 (1, 8)										3	0	1	0	1	0	1	Oakland Athletics @ California Angels Anaheim Stadium, Anaheim, CA Fri Apr 25 1975, 10:05 PM EDT Att: 20,013 - Unknown			
Bert Campaneris, R OBP: 0.195, SLG: 0.205 (1, 6)										4	0	0	0	0	2					
Reggie Jackson, L OBP: 0.352, SLG: 0.433 (1, 9)										4	0	0	0	3	1					
Joe Rudi, R OBP: 0.397, SLG: 0.548 (1, 3)										4	0	2	0	0	1					
Billy Williams, L OBP: 0.379, SLG: 0.358 (1, 10)										3	0	0	0	2	2					
Sal Bando, R OBP: 0.336, SLG: 0.327 (1, 5)										1	0	0	2	0	1					
Gene Tenace, R OBP: 0.390, SLG: 0.356 (1, 2)										3	0	0	0	1	3					
Claudell Washington, L OBP: 0.377, SLG: 0.381 (1, 7)										3	0	1	0	0	0					
Phil Garner, R OBP: 0.235, SLG: 0.196 (8, PH)										2	0	1	0	0	2					
Billy Grabarkewitz, R (8, 4)										1	0	0	0	1	0					
Inning Stats	R: 0 E: 0 K: 1 S: 5	H: 1 LOB: 0 BB: 0 P: 5	R: 0 E: 1 K: 1 S: 5	H: 1 LOB: 1 BB: 1 P: 9	R: 0 E: 0 K: 0 S: 3	H: 1 LOB: 0 BB: 0 P: 3	R: 0 E: 0 K: 0 S: 3	H: 0 LOB: 0 BB: 0 P: 3	R: 0 E: 0 K: 1 S: 6	H: 1 LOB: 2 BB: 1 P: 10	R: 0 E: 0 K: 1 S: 5	H: 1 LOB: 0 BB: 0 P: 5	R: 0 E: 0 K: 1 S: 5	H: 0 LOB: 0 BB: 0 P: 5	R: 0 E: 0 K: 1 S: 5	H: 0 LOB: 1 BB: 1 P: 9	1B: 5 2B: 1 3B: 0 HR: 0	SF: 0 SAC: 0 DP: 4 HBP: 0	WP: 0 PB: 0 SB: 0 CS: 0	PA: 31
PITCHER Andy Hassler, L ERA: 4.21 (1, 1)	IP: 9.0 WLS: W BF: 31 H: 5 R: 0 ER: 0 SO: 7 BB: 3 IBB: 0 HBP: 0 BLK: 0 WP: 0 HR: 0 S: 42 P: 54 ERA: 0.00 WHIP: 0.889																			

Batter	1	2	3	4	5	6	7	8	9	AB	R	H	RBI	BB	SO	LOB	BOTTOM			
Morris Nettles, L OBP: 0.254, SLG: 0.250 (1, 8)										4	0	1	1	0	1	2	Oakland Athletics @ California Angels Anaheim Stadium, Anaheim, CA Fri Apr 25 1975, 10:05 PM EDT Att: 20,013 - Unknown			
Mickey Rivers, L OBP: 0.391, SLG: 0.410 (1, 7)										3	0	0	0	1	0	1				
Tommy Harper, R OBP: 0.343, SLG: 0.281 (8, 9)										3	0	0	0	0	0	0				
Leroy Stanton, R OBP: 0.290, SLG: 0.269 (8, 9)										0	0	0	0	0	0	0				
Bruce Bochte, L OBP: 0.375, SLG: 0.377 (1, 3)										2	1	1	0	2	0	0				
Dave Chalk, R OBP: 0.585, SLG: 0.617 (1, 5)										3	0	1	1	1	0	1				
Bill Sudakis, S OBP: 0.235, SLG: 0.154 (7, FR)										2	0	0	0	1	0	2				
Billy Smith, S (7, FR)										0	0	0	0	0	0	0				
Joe Lahoud, L OBP: 0.417, SLG: 0.474 (8, PH)										0	0	0	0	1	0	0				
Elie Rodriguez, R OBP: 0.375, SLG: 0.270 (1, 2)										3	0	0	0	1	4					
Jerry Remy, L OBP: 0.316, SLG: 0.283 (1, 4)										3	0	0	0	0	2					
Orlando Ramirez, R OBP: 0.333, SLG: 0.342 (1, 6)										2	1	1	0	1	0	0				
Inning Stats	R: 0 E: 0 K: 1 S: 5	H: 0 LOB: 0 BB: 0 P: 5	R: 0 E: 0 K: 0 S: 3	H: 0 LOB: 1 BB: 1 P: 7	R: 0 E: 0 K: 0 S: 3	H: 0 LOB: 0 BB: 0 P: 3	R: 1 E: 1 K: 0 S: 5	H: 2 LOB: 1 BB: 0 P: 5	R: 1 E: 0 K: 0 S: 5	H: 2 LOB: 1 BB: 0 P: 5	R: 0 E: 0 K: 0 S: 3	H: 0 LOB: 0 BB: 0 P: 3	R: 0 E: 0 K: 0 S: 3	H: 0 LOB: 2 BB: 2 P: 11	R: 0 E: 0 K: 1 S: 4	H: 0 LOB: 3 BB: 4 P: 20	1B: 3 2B: 1 3B: 0 HR: 0	SF: 0 SAC: 2 DP: 0 HBP: 0	WP: 0 PB: 0 SB: 2 CS: 2	PA: 34
PITCHER Dave Hamilton, L ERA: 1.29 Rolie Fingers, R ERA: 5.4 (8, 1)	IP: 7.0 WLS: L BF: 29 H: 4 R: 2 ER: 1 SO: 1 BB: 4 IBB: 2 HBP: 1 BLK: 1 WP: 0 HR: 0 S: 27 P: 43 ERA: 1.29 WHIP: 1.143																			


AB	28
R	0
H	5
RBI	0
BB	3
SO	7
LOB	13



AB	25
R	2
H	4
RBI	2
BB	7
SO	2
LOB	12



WP	0
PB	0
SB	0
CS	2

Batter	1	2	3	4	5	6	7	8	9	AB	R	H	RBI	BB	SO	LOB	TOP											
Bert Campaneris, R (1, 6) OBP: 0.178, SLG: 0.186	0-0 6-3			0-3 K		0-0 F9		0-3 K		4	0	0	0	0	2	2	Oakland Athletics @ California Angels Anaheim Stadium, Anaheim, CA Sat Apr 26 1975, 10:05 PM EDT Att: 26,188 - Unknown AB 26 R 0 H 1 RBI 0 BB 2 SO 9 LOB 7											
Claudell Washington, L (1, 8) OBP: 0.384, SLG: 0.389	0-3 K			1-0 CS HBP		4-0 F8 PB BB		0-0 4-3		2	0	0	0	1	1	0												
Billy Williams, L (1, 10) OBP: 0.362, SLG: 0.339	0-0 F9			0-3 K		0-0 L4		1-2		3	0	0	0	0	1	2												
Joe Rudi, R (1, 7) OBP: 0.380, SLG: 0.523		0-0 F9			0-0 1-3		0-0 F8		0-0 F8		3	0	0	0	0	1												
Sal Bando, R (1, 5) OBP: 0.324, SLG: 0.310		0-3 K			0-3 K		0-0 F9		0-0 F9		3	0	0	0	0	2		1										
Gene Tenace, R (1, 3) OBP: 0.371, SLG: 0.333		0-0 G3			0-3 K				0-0 5-3		3	0	0	0	0	1		0										
Angel Mangual, R (1, 9) OBP: 0.125, SLG: 0.250			0-3 K			0-0 F2		0-0 F4		3	0	0	0	0	1	0												
Ray Fosse, R (1, 2) OBP: 0.100, SLG: 0.100			0-0 F8			0-0 5-3 1B		0-3 K		3	0	1	0	0	1	0												
Phil Garner, R (1, 4) OBP: 0.226, SLG: 0.188			0-0 5-3			0-0 5-3		0-0 5-3		2	0	0	0	0	0	1	 WP: 0 PA: 29 FB: 1 SB: 0 CS: 2											
Don Hopkins, L (9, PH)						1-2		4-0 CS BB		0	0	0	0	1	0	0												
Inning Stats	R: 0 E: 0 K: 1 S: 5	H: 0 LOB: 0 BB: 0 P: 5	R: 0 E: 0 K: 1 S: 5	H: 0 LOB: 0 BB: 0 P: 5	R: 0 E: 0 K: 1 S: 5	H: 0 LOB: 0 BB: 0 P: 5	R: 0 E: 0 K: 2 S: 6	H: 0 LOB: 0 BB: 0 P: 7	R: 0 E: 0 K: 2 S: 7	H: 0 LOB: 0 BB: 0 P: 7	R: 0 E: 0 K: 0 S: 4	H: 1 LOB: 1 BB: 0 P: 4	R: 0 E: 0 K: 0 S: 3	H: 0 LOB: 1 BB: 1 P: 7	R: 0 E: 0 K: 1 S: 5	H: 0 LOB: 0 BB: 0 P: 5		R: 0 E: 0 K: 1 S: 4	H: 0 LOB: 0 BB: 1 P: 8	1B: 1 2B: 0 3B: 0 HR: 0	SF: 0 SAC: 0 DP: 0 HBP: 1							
PITCHER	IP	WLS	BF	H	R	ER	SO	BB	IBB	HBP	BLK	WP	HR	S	P	ERA		WHIP										
Frank Tanana, L (1, 1) ERA: 5.23	6.1	W	21	1	0	0	7	1	0	1	0	0	0	33	38	0.00		0.316										
Don Kirkwood, R (7, 1) ERA:	2.2	S	8	0	0	0	2	1	0	0	0	0	0	11	15	0.00		0.375										

Batter	1	2	3	4	5	6	7	8	9	AB	R	H	RBI	BB	SO	LOB	BOTTOM										
Morris Nettles, L (1, 8) OBP: 0.240, SLG: 0.236	0-0 F7		0-3 K		0-0 1-3			0-0 1-3		4	0	0	0	0	1	1	Oakland Athletics @ California Angels Anaheim Stadium, Anaheim, CA Sat Apr 26 1975, 10:05 PM EDT Att: 26,188 - Unknown AB 29 R 1 H 6 RBI 1 BB 1 SO 4 LOB 8										
Mickey Rivers, L (1, 7) OBP: 0.397, SLG: 0.415	0-0 S 1B		0-0 6-3 1B		0-0 G3			0-0 1-3		4	0	2	1	0	0	0											
Tommy Harper, R (1, 9) OBP: 0.329, SLG: 0.267	0-0 F7		0-0 6-3 1B		0-0 1-2			0-0 L6		3	0	0	0	0	1	2											
Leroy Stanton, R (7, 9) OBP: 0.281, SLG: 0.259	0-0 F7		0-0 6-3 1B		0-0 1-2			0-0 L6		1	0	0	0	0	0	0											
Bruce Bochte, L (1, 3) OBP: 0.358, SLG: 0.357	0-0 F8		0-3 K		0-0 F6			0-0 F6		3	0	0	0	0	1	2											
Dave Chalk, R (1, 5) OBP: 0.574, SLG: 0.600		0-0 F9			0-0 F9			0-0 FC5-4 1B		3	0	1	0	0	0	0											
Bill Sudakis, S (1, 10) OBP: 0.250, SLG: 0.188		0-0 CS 1B			0-0 5-3			0-0 FC5-4		3	0	1	0	0	0	1											
Elie Rodriguez, R (1, 2) OBP: 0.392, SLG: 0.282		0-0 1-2 1B			4-0 WP BB			0-0 6-3		2	0	1	0	1	0	0											
Jerry Remy, L (1, 4) OBP: 0.300, SLG: 0.268		0-3 K			0-0 4-3			0-0 F7		3	0	0	0	0	1	2											
Orlando Ramirez, R (1, 6) OBP: 0.333, SLG: 0.341			0-0 E S 1B		0-0 5-3			0-0 5-3		3	1	1	0	0	0	0											
Inning Stats	R: 0 E: 0 K: 0 S: 4	H: 1 LOB: 1 BB: 0 P: 4	R: 0 E: 0 K: 1 S: 6	H: 2 LOB: 1 BB: 0 P: 6	R: 1 E: 0 K: 2 S: 9	H: 2 LOB: 1 BB: 0 P: 9	R: 0 E: 0 K: 0 S: 3	H: 0 LOB: 1 BB: 1 P: 7	R: 0 E: 0 K: 0 S: 3	H: 0 LOB: 0 BB: 0 P: 3	R: 0 E: 0 K: 1 S: 6	H: 1 LOB: 1 BB: 0 P: 6	R: 0 E: 0 K: 0 S: 3	H: 0 LOB: 0 BB: 0 P: 3	R: 0 E: 0 K: 0 S: 3	H: 0 LOB: 0 BB: 0 P: 3	1B: 6 2B: 0 3B: 0 HR: 0	SF: 0 SAC: 0 DP: 0 HBP: 0	WP: 1 PA: 30 FB: 0 SB: 2 CS: 1								
PITCHER	IP	WLS	BF	H	R	ER	SO	BB	IBB	HBP	BLK	WP	HR	S	P	ERA	WHIP										
Ken Holtzman, L (1, 1) ERA: 2.03	8.0	L	30	6	1	1	4	1	0	0	0	1	0	37	41	1.12	0.875										

Batter	1	2	3	4	5	6	7	8	9	AB	R	H	RBI	BB	SO	LOB	TOP				
Bert Campaneris, R OBP: 0.204, SLG: 0.212										4	1	1	0	0	1	2	<p>Oakland Athletics @ California Angels Anaheim Stadium, Anaheim, CA Sun Apr 27 1975, 6:38 AM EDT Att: 26,584 - Unknown</p> <p>livebaseballscorecards.com</p> <p>AB 31 R 1 H 5 RBI 1 BB 3 SO 6 LOB 12</p>				
Claudell Washington, L OBP: 0.366, SLG: 0.359										3	0	0	0	1	0	1					
Reggie Jackson, L OBP: 0.363, SLG: 0.418										4	0	1	1	0	1	2					
Joe Rudi, R OBP: 0.363, SLG: 0.500										4	0	0	0	0	0	2					
Billy Williams, L OBP: 0.364, SLG: 0.339										3	0	1	0	1	1	1					
Sal Bando, R OBP: 0.305, SLG: 0.288										4	0	0	0	0	2	2					
Gene Tenace, R OBP: 0.371, SLG: 0.327										3	0	0	0	1	0	1					
Ray Fosse, R OBP: 0.083, SLG: 0.083										2	0	0	0	0	1	1					
Don Hopkins, L (7, PH)										1	0	0	0	0	0	0					
Larry Haney, R (7, 2)										0	0	0	0	0	0	0					
Phil Garner, R OBP: 0.267, SLG: 0.255										3	0	2	0	0	0	0					
Inning Stats	R: 1 E: 1 K: 0 S: 3	H: 1 LOB: 0 BB: 1 P: 7	R: 0 E: 0 K: 2 S: 7	H: 0 LOB: 1 BB: 1 P: 11	R: 0 E: 0 K: 0 S: 3	H: 0 LOB: 0 BB: 0 P: 3	R: 0 E: 0 K: 1 S: 5	H: 0 LOB: 1 BB: 1 P: 9	R: 0 E: 0 K: 1 S: 6	H: 1 LOB: 1 BB: 0 P: 6	R: 0 E: 0 K: 0 S: 3	H: 0 LOB: 0 BB: 0 P: 3	R: 0 E: 0 K: 0 S: 4	H: 1 LOB: 1 BB: 0 P: 4	R: 0 E: 0 K: 1 S: 6	H: 1 LOB: 1 BB: 0 P: 6	1B: 4 2B: 1 3B: 0 HR: 0	SF: 0 SAC: 0 DP: 1 HBP: 0	WP: 0 PB: 0 SB: 2 CS: 0	PA: 34	
PITCHER Ed Figueroa, R ERA:	IP: 9.0	WLS: W	BF: 34	H: 5	R: 1	ER: 0	SO: 6	BB: 3	IBB: 0	HBP: 0	BLK: 0	WP: 0	HR: 0	S: 43	P: 55	ERA: 0.00	WHIP: 0.889				

Batter	1	2	3	4	5	6	7	8	9	AB	R	H	RBI	BB	SO	LOB	BOTTOM				
Morris Nettles, L OBP: 0.250, SLG: 0.228										3	1	1	1	2	0	0	<p>Oakland Athletics @ California Angels Anaheim Stadium, Anaheim, CA Sun Apr 27 1975, 6:38 AM EDT Att: 26,584 - Unknown</p> <p>livebaseballscorecards.com</p> <p>AB 33 R 9 H 10 RBI 9 BB 3 SO 5 LOB 12</p>				
Mickey Rivers, L OBP: 0.378, SLG: 0.405										5	2	1	2	0	1	3					
Tommy Harper, R OBP: 0.342, SLG: 0.304										5	1	2	1	0	0	1					
Bruce Bochte, L OBP: 0.373, SLG: 0.429										3	2	2	3	0	0	0					
Billy Smith, S (6, PR) (7, 3)										0	0	0	0	0	0	0					
Dave Chalk, R OBP: 0.527, SLG: 0.536										3	0	0	0	0	1	2					
Joe Lahoud, L OBP: 0.393, SLG: 0.435										4	1	1	0	0	2	1					
Tom Egan, R OBP: 0.500, SLG: 0.636										3	1	2	1	0	0	0					
Jerry Remy, L OBP: 0.286, SLG: 0.254										2	0	0	0	0	0	1					
Denny Doyle, L (5, 4)										2	0	0	0	0	1	3					
Orlando Ramirez, R OBP: 0.333, SLG: 0.326										3	1	1	1	1	0	1					
Inning Stats	R: 3 E: 1 K: 1 S: 7	H: 2 LOB: 0 BB: 1 P: 11	R: 0 E: 0 K: 1 S: 5	H: 0 LOB: 2 BB: 2 P: 13	R: 2 E: 0 K: 1 S: 8	H: 3 LOB: 1 BB: 0 P: 8	R: 0 E: 0 K: 0 S: 3	H: 0 LOB: 0 BB: 0 P: 3	R: 0 E: 0 K: 0 S: 3	H: 0 LOB: 0 BB: 0 P: 3	R: 4 E: 1 K: 1 S: 10	H: 4 LOB: 2 BB: 0 P: 11	R: 0 E: 0 K: 1 S: 6	H: 1 LOB: 1 BB: 0 P: 6	R: 0 E: 0 K: 0 S: 3	H: 0 LOB: 0 BB: 0 P: 3	1B: 5 2B: 4 3B: 0 HR: 1	SF: 0 SAC: 2 DP: 0 HBP: 1	WP: 1 PB: 0 SB: 1 CS: 0	PA: 39	
PITCHER Blue Moon Odom, R ERA: 9.39	IP: 3.2	WLS: L	BF: 16	H: 3	R: 2	ER: 2	SO: 3	BB: 2	IBB: 0	HBP: 0	BLK: 0	WP: 0	HR: 0	S: 20	P: 28	ERA: 4.91	WHIP: 1.364				
Paul Lindblad, L ERA: 5.4	IP: 1.1	WLS: L	BF: 4	H: 2	R: 2	ER: 2	SO: 3	BB: 2	IBB: 0	HBP: 0	BLK: 0	WP: 0	HR: 0	S: 10	P: 11	ERA: 21.60	WHIP: 2.400				
Jim Todd, R ERA: 6.0	IP: 1.2	WLS: L	BF: 11	H: 4	R: 4	ER: 4	SO: 0	BB: 4	IBB: 0	HBP: 0	BLK: 0	WP: 0	HR: 0	S: 10	P: 11	ERA: 0.00	WHIP: 0.429				
Rollie Fingers, R ERA: 4.5	IP: 2.1	WLS: L	BF: 8	H: 1	R: 0	ER: 0	SO: 2	BB: 0	IBB: 0	HBP: 0	BLK: 0	WP: 0	HR: 0	S: 12	P: 12	ERA: 0.00	WHIP: 0.429				

Batter	1	2	3	4	5	6	7	8	9	10	11	12	13	AB	R	H	RBI	BB	SO	LOB	TOP			
Morris Nettles, L OBP: 0.257, SLG: 0.274 (1, 8)														7	1	4	1	0	1	1				
Mickey Rivers, L OBP: 0.357, SLG: 0.371 (1, 7)															6	1	1	0	0	0	3			
Tommy Harper, R OBP: 0.351, SLG: 0.345 (1, 10)															6	2	3	1	0	1	1			
Bruce Bochte, L OBP: 0.385, SLG: 0.442 (1, 3)															5	2	2	0	2	0	3			
Dave Chalk, R OBP: 0.506, SLG: 0.507 (1, 5)															6	2	3	2	1	1	2			
Joe Lahoud, L OBP: 0.352, SLG: 0.500 (5, PH) (5, 9)															2	1	1	2	0	0	1			
Eliee Rodriguez, R OBP: 0.422, SLG: 0.306 (1, 2)														1	0	0	0	0	0	0				
Jerry Remy, L OBP: 0.333, SLG: 0.357 (6, 4)														3	0	2	2	0	0	0				
Orlando Ramirez, R OBP: 0.369, SLG: 0.407 (1, 6)														5	1	1	0	1	1	3				
Inning Stats	R: 4 E: 2 K: 0 S: 7	H: 3 LOB: 0 BB: 0 P: 7	R: 1 E: 0 K: 0 S: 4	H: 2 LOB: 1 BB: 0 P: 9	R: 0 E: 0 K: 2 S: 4	H: 2 LOB: 1 BB: 0 P: 4	R: 2 E: 0 K: 1 S: 7	H: 2 LOB: 2 BB: 2 P: 15	R: 0 E: 0 K: 1 S: 5	H: 0 LOB: 0 BB: 0 P: 5	R: 0 E: 0 K: 0 S: 4	H: 1 LOB: 1 BB: 0 P: 4	R: 0 E: 0 K: 0 S: 3	H: 0 LOB: 0 BB: 0 P: 3	R: 0 E: 0 K: 1 S: 6	H: 1 LOB: 3 BB: 2 P: 14	R: 0 E: 0 K: 0 S: 2	H: 0 LOB: 0 BB: 1 P: 6	R: 1 E: 0 K: 0 S: 5	H: 2 LOB: 1 BB: 0 P: 5	1B: 13 2B: 3 3B: 0 HR: 1	SF: 0 SAC: 2 DP: 0 HBP: 0	WP: 1 PB: 0 SB: 3 CS: 1	PA: 60
PITCHER	IP WLS BF H R ER SO BB IBB HBP BLK WP HR P ERA WHIP	3.0 16 7 6 3 2 0 0 0 0 0 0 1 20 20 9.00 2.333	4.1 7 3 2 2 0 1 0 0 0 0 0 0 6 10 13.50 3.000	5.1 8 3 1 0 2 1 0 0 0 0 0 0 11 15 0.00 4.000	6.1 7.2 W 29 4 1 1 3 2 1 0 0 1 0 32 44 1.17 0.783	12.1 7.2 W 29 4 1 1 3 2 1 0 0 1 0 32 44 1.17 0.783	PITCHER																	

California Angels @ Kansas City Royals
Royals Stadium, Kansas City, MO
Thu May 01 1975, 8:05 PM EDT
Att. 6,970 - Cloudy - 67 F

AB 53
R 10
H 17
RBI 8
BB 5
SO 7
LOB 27



Batter	1	2	3	4	5	6	7	8	9	10	11	12	13	AB	R	H	RBI	BB	SO	LOB	BOTTOM			
Freddie Patek, R OBP: 0.397, SLG: 0.397 (1, 6)														7	2	3	0	0	2	1				
Amos Otis, R OBP: 0.442, SLG: 0.541 (1, 8)														3	2	2	0	3	0	1				
Hal McRae, R OBP: 0.326, SLG: 0.380 (1, 7)														4	1	1	1	3	1	3				
Harmon Killebrew, R OBP: 0.333, SLG: 0.453 (12, 3)														7	0	0	1	0	1	10				
John Mayberry, L OBP: 0.368, SLG: 0.239 (11, PR)														5	1	0	1	1	0	4				
Al Cowens, R OBP: 0.222, SLG: 0.353 (12, 9)														1	0	0	0	0	0	0				
George Brett, L OBP: 0.333, SLG: 0.342 (1, 5)														7	1	4	1	0	0	2				
Vada Pinson, L OBP: 0.229, SLG: 0.406 (5, PH) (6, 9)														1	0	0	1	0	1	1				
Doug Bird, R OBP: 0.333, SLG: 0.444 (12, 1)														0	0	0	0	0	0	0				
Bob Stinson, S OBP: 0.333, SLG: 0.364 (13, PH)														1	1	1	2	0	0	0				
Cookie Rojas, R OBP: 0.333, SLG: 0.394 (8, 4)														3	1	1	1	0	0	3				
Buck Martinez, R OBP: 0.293, SLG: 0.382 (1, 2)														7	0	2	1	0	1	0				
Inning Stats	R: 4 E: 1 K: 1 S: 8	H: 2 LOB: 1 BB: 1 P: 13	R: 2 E: 0 K: 0 S: 5	H: 2 LOB: 1 BB: 0 P: 9	R: 0 E: 0 K: 0 S: 3	H: 0 LOB: 2 BB: 2 P: 11	R: 0 E: 0 K: 1 S: 6	H: 1 LOB: 1 BB: 0 P: 6	R: 2 E: 0 K: 1 S: 7	H: 2 LOB: 0 BB: 0 P: 7	R: 0 E: 0 K: 1 S: 6	H: 1 LOB: 1 BB: 0 P: 6	R: 0 E: 0 K: 0 S: 4	H: 1 LOB: 1 BB: 0 P: 4	R: 0 E: 0 K: 1 S: 6	H: 1 LOB: 2 BB: 1 P: 8	R: 0 E: 0 K: 0 S: 3	H: 0 LOB: 2 BB: 2 P: 11	R: 2 E: 0 K: 0 S: 5	H: 3 LOB: 1 BB: 0 P: 5	1B: 14 2B: 1 3B: 0 HR: 1	SF: 2 SAC: 0 DP: 0 HBP: 1	WP: 1 PB: 1 SB: 7 CS: 0	PA: 63
PITCHER	IP WLS BF H R ER SO BB IBB HBP BLK WP HR P ERA WHIP	0.1 6 2 4 2 1 1 0 1 0 0 0 0 6 11 54.00 9.000	3.0 16 4 3 3 1 3 0 0 0 1 0 15 27 9.00 2.333	4.1 7 1 0 0 0 0 0 0 0 0 0 7 7 0.00 0.500	6.1 6.1 L 26 6 2 2 4 1 0 0 0 0 1 33 37 2.84 1.105	12.1 1.0 L 8 3 2 2 0 1 1 0 0 0 0 6 14 18.00 4.000	PITCHER																	

California Angels @ Kansas City Royals
Royals Stadium, Kansas City, MO
Thu May 01 1975, 8:05 PM EDT
Att. 6,970 - Cloudy - 67 F

AB 53
R 11
H 16
RBI 10
BB 7
SO 6
LOB 29



Batter	1	2	3	4	5	6	7	8	9	AB	R	H	RBI	BB	SO	LOB	TOP					
Morris Nettles, L (1.8) OBP: 0.292, SLG: 0.280	6-3	FC5-4															5 1 2 1 0 0 2					
Mickey Rivers, L (1.7) OBP: 0.368, SLG: 0.383	FC3-2		F8														5 0 3 1 0 0 0					
Tommy Harper, R (1.10) OBP: 0.347, SLG: 0.337	FC3-2		K2-3														2 0 0 1 1 2 0					
Bruce Bochte, L (1.3) OBP: 0.368, SLG: 0.420	FC3-2		4-3														4 0 0 0 0 0 3					
Dave Chalk, R (1.5) OBP: 0.484, SLG: 0.479	K																4 0 0 0 0 2 3					
Joe Lahoud, L (1.9) OBP: 0.368, SLG: 0.452		G3															3 0 0 0 1 2 0					
Elie Rodriguez, R (1.2) OBP: 0.412, SLG: 0.302	F7		F9														4 1 1 0 0 0 1					
Denny Doyle, L (1.4) OBP: 0.100, SLG: 0.100	1B		F8														4 0 1 0 0 0 2					
Billy Smith, S (1.6) OBP: 0.222, SLG: 0.222	FC5-4																4 1 2 0 0 1 2					
Inning Stats	R: 0 E: 0 K: 1 S: 6	H: 1 LOB: 2 BB: 1 P: 10	R: 0 E: 0 K: 0 S: 5	H: 2 LOB: 2 BB: 0 P: 5	R: 0 E: 0 K: 1 S: 5	H: 0 LOB: 0 BB: 0 P: 5	R: 0 E: 0 K: 0 S: 3	H: 0 LOB: 1 BB: 1 P: 7	R: 2 E: 0 K: 0 S: 6	H: 3 LOB: 1 BB: 0 P: 6	R: 0 E: 0 K: 1 S: 5	H: 0 LOB: 0 BB: 0 P: 5	R: 0 E: 0 K: 1 S: 5	H: 0 LOB: 0 BB: 0 P: 5	R: 0 E: 0 K: 2 S: 7	H: 0 LOB: 0 BB: 0 P: 7	R: 1 E: 1 K: 1 S: 8	H: 3 LOB: 2 BB: 0 P: 8	1B: 9 2B: 0 3B: 0 HR: 0	SF: 1 SAC: 0 DP: 0 HBP: 0	WP: 0 PB: 1 SB: 3 CS: 0	PA: 38
PITCHER Steve Hargan, R (1.1) ERA: 1.75	IP: 9.0 WLS: W BF: 38 H: 9 R: 3 ER: 2 SO: 7 BB: 2 IBB: 0 HBP: 0 BLK: 0 WP: 0 HR: 0 S: 50 P: 58 ERA: 2.00 WHIP: 1.222																					

California Angels @ Texas Rangers
Arlington Stadium, Arlington, TX
Fri May 02 1975, 8:05 PM EDT
Att: 10,513 - Unknown

AB 35
R 3
H 9
RBI 3
BB 2
SO 7
LOB 13



Batter	1	2	3	4	5	6	7	8	9	AB	R	H	RBI	BB	SO	LOB	BOTTOM			
Cesar Tovar, R (1.10) OBP: 0.358, SLG: 0.298	F9		FC3-6														3 0 1 0 2 0 0			
Willie Davis, L (1.8) OBP: 0.253, SLG: 0.313	SH4-3		FC3-6														5 0 1 0 0 0 4			
Lenny Randle, S (1.4) OBP: 0.374, SLG: 0.377	SH4-3		4-3														2 0 0 0 1 0 2			
Leo Cardenas, R (9.4) OBP: 0.286, SLG: 0.231	1-2																0 0 0 0 0 0 0			
Jeff Burroughs, R (1.9) OBP: 0.375, SLG: 0.449	E4																4 1 0 0 0 1 2			
Mike Hargrove, L (1.3) OBP: 0.333, SLG: 0.418	F7																4 1 1 0 0 0 2			
Roy Howell, L (1.5) OBP: 0.242, SLG: 0.290																	3 0 0 0 1 2 0			
Toby Harrah, R (9. FR) OBP: 0.361, SLG: 0.393	K																0 1 0 0 0 0 0			
Joe Lovitto, S (1.7) OBP: 0.333, SLG: 0.300	G3																3 1 1 1 1 0 0			
Roy Smalley, S (1.6) OBP: 0.182, SLG: 0.200	4-3																3 0 0 1 0 0 1			
Jim Sundberg, R (1.2) OBP: 0.300, SLG: 0.224			6-3														4 0 1 1 0 0 0			
Inning Stats	R: 0 E: 1 K: 0 S: 5	H: 1 LOB: 2 BB: 0 P: 5	R: 0 E: 0 K: 1 S: 5	H: 0 LOB: 0 BB: 0 P: 5	R: 0 E: 0 K: 1 S: 5	H: 0 LOB: 0 BB: 0 P: 5	R: 0 E: 0 K: 0 S: 3	H: 0 LOB: 1 BB: 1 P: 7	R: 0 E: 0 K: 0 S: 4	H: 1 LOB: 1 BB: 0 P: 4	R: 0 E: 0 K: 0 S: 3	H: 0 LOB: 1 BB: 1 P: 7	R: 0 E: 0 K: 0 S: 3	H: 0 LOB: 1 BB: 1 P: 7	R: 4 E: 0 K: 1 S: 6	H: 2 LOB: 3 BB: 3 P: 18	1B: 4 2B: 1 3B: 0 HR: 0	SF: 1 SAC: 1 DP: 0 HBP: 0	WP: 2 PB: 0 SB: 0 CS: 0	PA: 38
PITCHER Bill Singer, R (1.1) ERA: 3.89 Mickey Scott, L (9.1) ERA: 1.17 Dick Lange, R (9.1) ERA: Frank Tanana, L (9.1) ERA: 4.76	IP: 8.0 WLS: L BF: 33 H: 4 R: 3 ER: 3 SO: 3 BB: 3 IBB: 0 HBP: 0 BLK: 0 WP: 1 HR: 0 S: 36 P: 48 ERA: 3.38 WHIP: 0.875																			

California Angels @ Texas Rangers
Arlington Stadium, Arlington, TX
Fri May 02 1975, 8:05 PM EDT
Att: 10,513 - Unknown

AB 31
R 4
H 5
RBI 3
BB 5
SO 3
LOB 11



Batter	1	2	3	4	5	6	7	8	9	AB	R	H	RBI	BB	SO	LOB	TOP			
Morris Nettles, L (1, 8) OBP: 0.277, SLG: 0.268										5	0	0	0	0	2	1	California Angels @ Texas Rangers Arlington Stadium, Arlington, TX Mon May 05 1975, 8:05 PM EDT Att: 10,300 - Unknown			
Jerry Remy, L (1, 4) OBP: 0.337, SLG: 0.388										4	2	2	0	1	0	0				
Mickey Rivers, L (1, 7) OBP: 0.391, SLG: 0.429										4	0	2	2	0	0	2				
Bruce Bochte, L (1, 3) OBP: 0.374, SLG: 0.407										3	0	1	0	1	0	0				
Joe Lahoud, L (1, 9) OBP: 0.388, SLG: 0.410										2	0	1	0	1	0	0				
Dave Chalk, R (1, 5) OBP: 0.457, SLG: 0.452										4	0	1	0	0	0	5				
Bill Sudakis, S (1, 10) OBP: 0.235, SLG: 0.250										3	1	1	1	1	1	1				
Tom Egan, R (1, 2) OBP: 0.292, SLG: 0.348										4	0	0	0	0	1	3				
Billy Smith, S (1, 6) OBP: 0.231, SLG: 0.231										4	0	1	0	0	1	0				
Inning Stats	R: 1 E: 0 K: 1 S: 6	H: 2 LOB: 0 BB: 0 P: 6	R: 0 E: 0 K: 1 S: 6	H: 1 LOB: 1 BB: 0 P: 6	R: 1 E: 0 K: 0 S: 5	H: 2 LOB: 3 BB: 2 P: 13	R: 0 E: 0 K: 0 S: 3	H: 0 LOB: 0 BB: 0 P: 3	R: 0 E: 0 K: 1 S: 5	H: 1 LOB: 0 BB: 0 P: 3	R: 1 E: 0 K: 0 S: 5	H: 2 LOB: 2 BB: 1 P: 9	R: 0 E: 0 K: 1 S: 6	H: 1 LOB: 2 BB: 1 P: 10	R: 0 E: 0 K: 1 S: 5	H: 0 LOB: 0 BB: 0 P: 5		1B: 4 2B: 3 3B: 2 HR: 1	SF: 0 SAC: 1 DP: 1 HBP: 0	WP: 1 PB: 0 SB: 2 CS: 0
PITCHER Fergie Jenkins, R (1, 1) ERA: 3.53	IP: 9.0 WLS: W BF: 38	H: 9 R: 3 ER: 3 SO: 5	BB: 3 IBB: 1 HBP: 0 BLK: 0	WP: 1 HR: 1 S: 44 P: 60	ERA: 3.00 WHIP: 1.333	PITCHER										ERA: 3.00 WHIP: 1.333				

Batter	1	2	3	4	5	6	7	8	9	AB	R	H	RBI	BB	SO	LOB	BOTTOM			
Cesar Tovar, R (1, 10) OBP: 0.342, SLG: 0.290										5	0	3	2	0	0	2	California Angels @ Texas Rangers Arlington Stadium, Arlington, TX Mon May 05 1975, 8:05 PM EDT Att: 10,300 - Unknown			
Willie Davis, L (1, 8) OBP: 0.240, SLG: 0.293										5	0	0	0	0	2	5				
Lenny Randle, S (1, 4) OBP: 0.363, SLG: 0.356										3	1	1	0	1	1	4				
Jeff Burroughs, R (1, 9) OBP: 0.364, SLG: 0.466										4	0	1	1	0	1	5				
Tom Grieve, R (1, 7) OBP: 0.303, SLG: 0.500										3	0	1	0	0	0	1				
Mike Hargrove, L (8, 3) OBP: 0.354, SLG: 0.414										0	1	0	0	1	0	0				
Joe Lovitto, S (1, 3) OBP: 0.294, SLG: 0.267										3	0	1	0	0	0	1				
Leo Cardenas, R (1, 5) OBP: 0.238, SLG: 0.158										3	0	0	0	0	1	2				
Jim Spencer, L (8, PH) OBP: 0.367, SLG: 0.500										1	0	1	0	0	0	0				
Toby Harrah, R (8, FR) OBP: 0.361, SLG: 0.393										0	1	0	0	0	0	0				
Roy Smalley, S (1, 6) OBP: 0.286, SLG: 0.300										4	1	2	1	0	0	2				
Jim Sundberg, R (1, 2) OBP: 0.316, SLG: 0.231										1	0	1	0	2	0	0				
Roy Howell, L (8, PH) OBP: 0.263, SLG: 0.306										1	0	0	0	0	1	2				
Bill Fahey, L (9, 2) ERA: 1.08										0	0	0	0	0	0	0				
Inning Stats	R: 1 E: 0 K: 1 S: 6	H: 1 LOB: 1 BB: 1 P: 10	R: 0 E: 0 K: 1 S: 6	H: 1 LOB: 0 BB: 0 P: 10	R: 0 E: 0 K: 0 S: 4	H: 1 LOB: 1 BB: 0 P: 4	R: 0 E: 0 K: 2 S: 8	H: 1 LOB: 2 BB: 1 P: 12	R: 0 E: 0 K: 0 S: 4	H: 1 LOB: 0 BB: 0 P: 4	R: 0 E: 0 K: 1 S: 7	H: 2 LOB: 2 BB: 0 P: 7	R: 3 E: 0 K: 1 S: 8	H: 3 LOB: 2 BB: 1 P: 12	R: 0 E: 0 K: 1 S: 5	H: 0 LOB: 0 BB: 0 P: 5	1B: 10 2B: 1 3B: 0 HR: 0	SF: 0 SAC: 1 DP: 0 HBP: 0	WP: 0 PB: 0 SB: 5 CS: 1	PA: 39
PITCHER Frank Tanana, L (1, 1) ERA: 3.5	IP: 6.2 WLS: L BF: 5	H: 2 R: 3 ER: 3 SO: 1	BB: 1 IBB: 0 HBP: 0 BLK: 0	WP: 0 HR: 0 S: 6 P: 10	ERA: 4.50 WHIP: 1.650	PITCHER										ERA: 4.50 WHIP: 1.650				
Dick Lange, R (7, 1) ERA: 7.36	IP: 0.2 WLS: L BF: 5	H: 2 R: 3 ER: 3 SO: 1	BB: 1 IBB: 0 HBP: 0 BLK: 0	WP: 0 HR: 0 S: 6 P: 10	ERA: 4.50 WHIP: 1.650	PITCHER										ERA: 4.50 WHIP: 1.650				
Mickey Scott, L (8, 1) ERA: 1.08	IP: 0.2 WLS: L BF: 5	H: 2 R: 3 ER: 3 SO: 1	BB: 1 IBB: 0 HBP: 0 BLK: 0	WP: 0 HR: 0 S: 6 P: 10	ERA: 4.50 WHIP: 1.650	PITCHER										ERA: 4.50 WHIP: 1.650				

Batter	1	2	3	4	5	6	7	8	9	AB	R	H	RBI	BB	SO	LOB	TOP										
Morris Nettles, L (1, 8) OBP: 0.268, SLG: 0.259	0-0 2-3		0-3 K			0-0 6-3		0-0 1-3		4	0	0	0	0	1	1	California Angels @ Oakland Athletics Oakland-Alameda County Coliseum, Oakland, CA Tue May 06 1975, 7:05 PM PDT Att: 5,210 - Unknown livebaseballscorecards.com										
Mickey Rivers, L (1, 7) OBP: 0.395, SLG: 0.440	0-0 G3			0-0 E4 1B WP		0-0 2B		0-0 F8		4	1	2	0	0	0	0											
Tommy Harper, R (1, 10) OBP: 0.327, SLG: 0.316	0-3 K			0-0 WP S 1B		0-0 5-3		0-0 4-3		4	0	1	0	0	1	1											
Bruce Bochte, L (1, 3) OBP: 0.360, SLG: 0.389		0-0 4-3		0-3 K		0-0 F8			0-0 6-3	4	0	0	0	0	1	3											
Dave Chalk, R (1, 5) OBP: 0.459, SLG: 0.448		0-0 1B		4-0 G5-4-3 BB		0-0 3-4			0-3 K	3	0	1	0	1	1	0											
Leroy Stanton, R (1, 9) OBP: 0.256, SLG: 0.194	0-0 F9			2-3 3-H G5-4-3		4-0 1B BB			0-0 6-3	3	1	0	0	1	0	3											
Bob Allietta, R (1, 2)					0-0 1-3		0-0 F8			2	0	0	0	0	1	1											
Bill Sudakis, S (7, PH) OBP: 0.229, SLG: 0.241	0-3 K									1	0	0	0	0	0	1											
Jerry Remy, L (1, 4) OBP: 0.337, SLG: 0.386			0-0 4-3		0-0 4-3		0-0 WP 1B			3	1	1	0	0	0	0											
Orlando Ramirez, R (1, 6) OBP: 0.356, SLG: 0.369			4-0 CS BB		0-3 K		0-0 1B			1	0	0	0	1	1	0											
Joe Lahoud, L (7, PH) OBP: 0.400, SLG: 0.425										1	0	1	2	0	0	0											
Billy Smith, S (7, 6) OBP: 0.231, SLG: 0.231							1-H 3-H 1B			0	0	0	0	0	0	0											
Inning Stats	R: 0 E: 0 K: 1 S: 5	H: 0 LOB: 0 BB: 0 P: 5	R: 0 E: 0 K: 1 S: 6	H: 1 LOB: 1 BB: 0 P: 6	R: 0 E: 0 K: 1 S: 4	H: 0 LOB: 0 BB: 1 P: 8	R: 1 E: 1 K: 1 S: 6	H: 2 LOB: 1 BB: 1 P: 10	R: 0 E: 0 K: 0 S: 4	H: 0 LOB: 0 BB: 0 P: 5	R: 0 E: 0 K: 0 S: 4	H: 1 LOB: 1 BB: 0 P: 4	R: 2 E: 0 K: 0 S: 4	H: 2 LOB: 1 BB: 1 P: 8	R: 0 E: 0 K: 0 S: 3	H: 0 LOB: 0 BB: 0 P: 3	R: 0 E: 0 K: 1 S: 5	H: 0 LOB: 0 BB: 0 P: 5	1B: 5 2B: 1 3B: 0 HR: 0	SF: 0 SAC: 0 DP: 1 HBP: 0	WP: 2 PB: 2 SB: 1 CS: 1	PA: 33					
PITCHER	IP	WLS	BF	H	R	ER	SO	BB	IBB	HBP	BLK	WP	HR	S	P	ERA	WHIP										
Ken Holtzman, L (1, 1) ERA: 2.41	6.1		24	4	2	2	5	3	0	0	0	1	0	31	43	2.84	1.105										
Rollie Fingers, R (7, 1) ERA: 4.24	0.2		3	2	1	1	0	0	0	0	0	1	0	3	3	13.50	3.000										
Paul Lindblad, L (8, 1) ERA: 3.92	2.0	W	6	0	0	0	1	0	0	0	0	0	0	8	8	0.00	0.000										

Batter	1	2	3	4	5	6	7	8	9	AB	R	H	RBI	BB	SO	LOB	BOTTOM										
Bill North, S (1, 8) OBP: 0.400, SLG: 0.369	0-0 5-3		0-3 K			0-0 1-3		0-0 S SF 1B		5	0	2	0	0	1	2	California Angels @ Oakland Athletics Oakland-Alameda County Coliseum, Oakland, CA Tue May 06 1975, 7:05 PM PDT Att: 5,210 - Unknown livebaseballscorecards.com										
Claudell Washington, L (1, 7) OBP: 0.374, SLG: 0.400	0-3 K		0-0 F8		0-0 FC4-5 2B		0-0 SF S 1B		0-0 SF S	4	1	1	2	0	1	1											
Reggie Jackson, L (1, 9) OBP: 0.429	0-3 K		0-0 F5		0-3 K		0-0 6-3		0-3 K	3	0	0	0	0	2	1											
Angel Mangual, R (6, 9) OBP: 0.091, SLG: 0.182								1-2 2-3 K		2	0	0	0	0	1	2											
Joe Rudi, R (1, 3) OBP: 0.374, SLG: 0.484		0-0 E6 BB PB		0-0 G4-6-3 1B		0-0 F9		0-0 F7		0-3 K	5	0	1	0	0	1		3									
Billy Williams, L (1, 10) OBP: 0.372, SLG: 0.338		0-3 K		0-0 G4-6-3		4-0 1B BB		4-0 2B BB		2	0	0	0	1	1	2											
Don Hopkins, L (6, FR)										0	1	0	0	0	0	0											
Charlie Sands, L (7, PH) OBP: 0.091, SLG: 0.182		1-2 K		1-2 K		0-0 E BB		0-0 2B BB		0	0	0	0	1	0	0											
Sal Bando, R (1, 5) OBP: 0.317, SLG: 0.313		0-0 F6		0-0 1B 2B		0-0 F8		1-H 2B		4	0	2	1	0	0	2											
Bert Campaneris, R (1, 6) OBP: 0.230, SLG: 0.225		4-0 BB BB		0-0 S 1B		0-0 E7 2B 1B		0-0 F3		3	1	2	0	1	0	2											
Gene Tenace, R (1, 2) OBP: 0.376, SLG: 0.328		4-0 BB BB		4-0 S 1B		0-0 E7 2B 1B		0-3 K		2	0	1	1	2	1	0											
Phil Garner, R (1, 4) OBP: 0.267, SLG: 0.271		0-0 1-3		0-0 F5		0-0 F8		0-0 1B SF 1B		4	1	1	0	0	0	8											
Inning Stats	R: 0 E: 0 K: 2 S: 7	H: 0 LOB: 0 BB: 0 P: 7	R: 0 E: 1 K: 1 S: 6	H: 0 LOB: 3 BB: 2 P: 14	R: 0 E: 0 K: 1 S: 5	H: 0 LOB: 0 BB: 0 P: 5	R: 0 E: 0 K: 0 S: 5	H: 3 LOB: 3 BB: 1 P: 9	R: 0 E: 0 K: 1 S: 6	H: 1 LOB: 1 BB: 0 P: 6	R: 2 E: 1 K: 0 S: 5	H: 2 LOB: 2 BB: 1 P: 9	R: 2 E: 0 K: 0 S: 5	H: 2 LOB: 2 BB: 1 P: 9	R: 1 E: 1 K: 3 S: 12	H: 2 LOB: 2 BB: 0 P: 12	R: 0 E: 0 K: 0 S: 7	H: 0 LOB: 0 BB: 0 P: 7	1B: 5 2B: 4 3B: 0 HR: 1	SF: 1 SAC: 0 DP: 1 HBP: 0	WP: 0 PB: 1 SB: 4 CS: 0	PA: 40					
PITCHER	IP	WLS	BF	H	R	ER	SO	BB	IBB	HBP	BLK	WP	HR	S	P	ERA	WHIP										
Ed Figueroa, R (1, 1) ERA: 2.93	6.0		29	7	3	3	5	4	0	0	0	0	0	9	13	4.50	1.833										
Don Kirkwood, R (7, 1) ERA: 1.61	1.1	L	8	3	2	2	1	1	0	0	0	0	0	9	13	13.50	3.000										
Mickey Scott, L (8, 1) ERA: 1.08	0.0		1	0	0	0	0	0	0	0	0	0	0	1	1	∞	∞										
Chuck Dobson, R (8, 1) ERA: 6.86	0.2		2	0	0	0	2	0	0	0	0	0	0	6	6	0.00	0.000										

Batter	1	2	3	4	5	6	7	8	9	AB	R	H	RBI	BB	SO	LOB	TOP					
Morris Nettles, L (1, 8) OBP: 0.273, SLG: 0.258										4	0	1	0	1	2	3	California Angels @ Oakland Athletics Oakland-Alameda County Coliseum, Oakland, CA Wed May 07 1975, 7:05 PM PDT Att: 3,237 - Unknown					
Mickey Rivers, L (1, 7) OBP: 0.390, SLG: 0.434										4	0	1	0	0	2	2						
Tommy Harper, R (1, 9) OBP: 0.336, SLG: 0.320										2	1	1	0	1	0	0						
Bill Sudakis, S (1, 10) OBP: 0.256, SLG: 0.233										1	0	0	1	2	1	0						
Bruce Bochte, L (1, 3) OBP: 0.357, SLG: 0.378										3	0	0	0	1	0	5						
Dave Chalk, R (1, 5) OBP: 0.442, SLG: 0.429										4	0	0	0	0	0	6						
Bob Allietta, R (1, 2)										3	0	0	0	0	2	0						
Winston Llenas, R (9, PH) OBP: 0.444, SLG: 0.429										1	0	1	0	0	0	0						
Jerry Remy, L (1, 4) OBP: 0.333, SLG: 0.372										3	0	0	0	1	1	1						
Orlando Ramirez, R (1, 6) OBP: 0.368, SLG: 0.382										3	0	2	0	0	0	1						
Leroy Stanton, R (9, PH) OBP: 0.250, SLG: 0.169										1	0	0	0	0	1	1						
Inning Stats	R: 0 E: 0 K: 0 S: 5	H: 2 LOB: 3 BB: 1 P: 9	R: 0 E: 0 K: 3 S: 10	H: 1 LOB: 1 BB: 0 P: 10	R: 0 E: 0 K: 2 S: 7	H: 0 LOB: 0 BB: 0 P: 7	R: 0 E: 0 K: 1 S: 4	H: 0 LOB: 0 BB: 1 P: 8	R: 0 E: 0 K: 0 S: 3	H: 1 LOB: 1 BB: 1 P: 7	R: 1 E: 0 K: 0 S: 3	H: 0 LOB: 0 BB: 1 P: 7	R: 0 E: 0 K: 0 S: 3	H: 0 LOB: 1 BB: 1 P: 7	R: 0 E: 0 K: 1 S: 6	H: 1 LOB: 2 BB: 1 P: 10	R: 0 E: 0 K: 2 S: 8	H: 1 LOB: 1 BB: 0 P: 8	1B: 6 2B: 1 3B: 0 HR: 0	SF: 1 SAC: 1 DP: 2 HBP: 0	WP: 0 PB: 0 SB: 3 CS: 0	PA: 37
PITCHER Vida Blue, L (1, 1) ERA: 1.73	IP: 9.0 WLS: W BF: 37 H: 6 R: 1 ER: 0 SO: 9 BB: 5 IBB: 1 HBP: 0 BLK: 0 WP: 0 HR: 0 S: 49 P: 73 ERA: 0.00 WHIP: 1.222															PITCHER	IP: 9.0 WLS: W BF: 37 H: 6 R: 1 ER: 0 SO: 9 BB: 5 IBB: 1 HBP: 0 BLK: 0 WP: 0 HR: 0 S: 49 P: 73 ERA: 0.00 WHIP: 1.222					

Batter	1	2	3	4	5	6	7	8	9	AB	R	H	RBI	BB	SO	LOB	BOTTOM			
Bill North, S (1, 8) OBP: 0.390, SLG: 0.352										4	1	0	0	1	1	4	California Angels @ Oakland Athletics Oakland-Alameda County Coliseum, Oakland, CA Wed May 07 1975, 7:05 PM PDT Att: 3,237 - Unknown			
Bert Campaneris, R (1, 6) OBP: 0.256, SLG: 0.233										2	1	1	0	1	0	1				
Claudell Washington, L (1, 9) OBP: 0.369, SLG: 0.394										4	1	1	2	0	1	3				
Joe Rudi, R (1, 7) OBP: 0.369, SLG: 0.468										3	1	0	0	1	0	2				
Billy Williams, L (1, 10) OBP: 0.371, SLG: 0.329										2	0	0	0	1	0	1				
Matt Alexander, S (7, PR) Angel Mangual, R (7, PH) OBP: 0.167, SLG: 0.250										0	1	0	0	0	0	0				
Sal Bando, R (1, 5) OBP: 0.317, SLG: 0.349										1	1	1	1	0	0	0				
Gene Tenace, R (1, 3) OBP: 0.366, SLG: 0.343										3	1	1	4	0	0	0				
Don Hopkins, L (7, PR) Ted Kubiak, S (7, PH) OBP: 0.296, SLG: 0.280										0	1	0	0	0	0	0				
Ray Fosse, R (1, 2) OBP: 0.067, SLG: 0.067										2	0	0	0	0	0	1				
Charlie Sands, L (7, PH) Blue Moon Odom, R (7, PR) Larry Haney, R (8, 2)										1	0	1	0	0	0	0				
Phil Garner, R (1, 4) OBP: 0.273, SLG: 0.268										1	0	0	0	0	1	1				
Jim Holt, L (7, PH) OBP: 0.667, SLG: 0.500										2	0	2	1	0	0	0				
Inning Stats	R: 0 E: 0 K: 0 S: 3	H: 1 LOB: 0 BB: 0 P: 3	R: 0 E: 0 K: 0 S: 3	H: 0 LOB: 0 BB: 0 P: 3	R: 0 E: 0 K: 2 S: 7	H: 0 LOB: 1 BB: 0 P: 8	R: 0 E: 0 K: 1 S: 5	H: 0 LOB: 1 BB: 0 P: 6	R: 0 E: 0 K: 1 S: 6	H: 1 LOB: 1 BB: 0 P: 6	R: 0 E: 0 K: 0 S: 3	H: 0 LOB: 1 BB: 1 P: 7	R: 9 E: 1 K: 0 S: 9	H: 6 LOB: 1 BB: 3 P: 21	R: 0 E: 0 K: 0 S: 4	H: 1 LOB: 1 BB: 0 P: 4	1B: 8 2B: 0 3B: 0 HR: 1	SF: 0 SAC: 2 DP: 0 HBP: 2	WP: 0 PB: 0 SB: 2 CS: 1	PA: 38
PITCHER Bill Singer, L (1, 1) ERA: 3.94	IP: 6.1 WLS: L BF: 26 H: 4 R: 3 ER: 3 SO: 4 BB: 2 IBB: 0 HBP: 2 BLK: 0 WP: 0 HR: 0 S: 30 P: 40 ERA: 4.26 WHIP: 0.947															PITCHER	IP: 6.1 WLS: L BF: 26 H: 4 R: 3 ER: 3 SO: 4 BB: 2 IBB: 0 HBP: 2 BLK: 0 WP: 0 HR: 0 S: 30 P: 40 ERA: 4.26 WHIP: 0.947			
Don Kirkwood, R (7, 1) ERA: 2.39	0.1	3	1	0	0	0	1	0	0	0	0	2	6	0.00	6.000					
Mickey Scott, L (7, 1) ERA: 3.24	0.0	2	1	1	1	0	0	1	0	0	0	1	5	∞	∞					
Chuck Dobson, R (7, 1) ERA: 7.25	1.1	7	3	5	5	0	0	0	0	0	0	1	7	33.75	2.250					



Batter	1	2	3	4	5	6	7	8	9	AB	R	H	RBI	BB	SO	LOB	TOP								
Morris Nettles, L (1, 9) OBP: 0.286, SLG: 0.260										3	1	1	1	2	1	1									
Mickey Rivers, L (1, 8) OBP: 0.398, SLG: 0.458										5	1	3	3	0	2	1									
Tommy Harper, R (1, 10) OBP: 0.333, SLG: 0.317										4	0	1	1	0	1	4									
Bill Sudakis, S (1, 3) Leroy Stanton, R (6, PR) OBP: 0.244, SLG: 0.184										3	0	1	0	0	0	2									
Winston Llenas, R (1, 7) Bruce Bochte, L (6, 3) OBP: 0.362, SLG: 0.384										2	0	0	0	0	1	1									
Dave Chalk, R (1, 5) OBP: 0.427, SLG: 0.411											4	0	0	0	0	3									
Bob Allietta, R (1, 2) OBP: 0.222, SLG: 0.222										4	2	2	0	0	0	1									
Jerry Remy, L (1, 4) OBP: 0.333, SLG: 0.371										3	1	1	0	0	0	1									
Orlando Ramirez, R (1, 6) Billy Smith, S (3, 6) OBP: 0.188, SLG: 0.188										1	0	1	0	0	0	0									
Inning Stats	R: 0 E: 0 K: 1 S: 5	H: 0 LOB: 1 BB: 1 P: 9	R: 0 E: 0 K: 0 S: 3	H: 0 LOB: 0 BB: 0 P: 3	R: 0 E: 0 K: 1 S: 5	H: 1 LOB: 0 BB: 0 P: 5	R: 0 E: 0 K: 1 S: 6	H: 1 LOB: 1 BB: 0 P: 6	R: 2 E: 0 K: 1 S: 9	H: 4 LOB: 2 BB: 0 P: 9	R: 0 E: 0 K: 0 S: 3	H: 1 LOB: 1 BB: 0 P: 3	R: 3 E: 0 K: 1 S: 8	H: 3 LOB: 1 BB: 1 P: 12	R: 0 E: 0 K: 0 S: 4	H: 1 LOB: 0 BB: 0 P: 4	R: 0 E: 0 K: 1 S: 5	H: 0 LOB: 0 BB: 0 P: 5	1B: 10 2B: 0 3B: 1 HR: 0	SF: 0 SAC: 2 DP: 0 HBP: 0	WP: 0 PB: 0 SB: 3 CS: 1	PA: 38			
PITCHER	IP	WLS	BF	H	R	ER	SO	BB	IBB	HBP	BLK	WP	HR	S	P	ERA	WHIP								
Dave Hamilton, L (1, 1) ERA: 1.86	5.1	L	23	7	2	2	4	1	0	0	0	0	0	30	34	3.38	1.500								
Blue Moon Odom, R (6, 1) ERA: 10.81	1.2		8	3	3	3	1	1	0	0	0	0	0	9	13	16.20	2.400								
Rollie Fingers, R (8, 1) ERA: 3.79	2.0		7	1	0	0	1	0	0	0	0	0	0	9	9	0.00	0.500								

California Angels @ Oakland Athletics
Oakland-Alameda County Coliseum, Oakland, CA
Thu May 08 1975, 7:05 PM PDT
Att: 3,598 - Unknown

AB 34
R 5
H 11
RBI 5
BB 2
SO 6
LOB 18



Batter	1	2	3	4	5	6	7	8	9	AB	R	H	RBI	BB	SO	LOB	BOTTOM								
Bill North, S (1, 8) OBP: 0.376, SLG: 0.337										4	0	0	0	0	2	3									
Bert Campaneris, R (1, 6) OBP: 0.244, SLG: 0.221										4	0	0	0	0	1	1									
Claudell Washington, L (1, 9) OBP: 0.364, SLG: 0.381										3	0	0	0	1	1	0									
Joe Rudi, R (1, 7) OBP: 0.364, SLG: 0.454										3	0	0	0	1	2	1									
Billy Williams, L (1, 10) OBP: 0.376, SLG: 0.329										3	0	1	0	1	1	0									
Sal Bando, R (1, 5) OBP: 0.311, SLG: 0.341										2	0	0	0	0	0	1									
Ted Kubiak, S (5, 5) OBP: 0.286, SLG: 0.269										1	0	0	0	0	0	0									
Charlie Sands, L (8, PH) OBP: 0.937, SLG: 0.500										1	0	0	0	0	1	2									
Matt Alexander, S (9, 5)										0	0	0	0	0	0	0									
Gene Tenace, R (1, 3) OBP: 0.391, SLG: 0.342										3	0	1	0	1	1	1									
Phil Garner, R (1, 4) OBP: 0.284, SLG: 0.270										3	0	1	0	1	0	1									
Larry Haney, R (1, 2)										1	0	0	0	0	1	2									
Jim Holt, L (5, PH) OBP: 0.556, SLG: 0.429										3	0	1	0	0	0	1									
Inning Stats	R: 0 E: 0 K: 3 S: 9	H: 0 LOB: 1 BB: 1 P: 13	R: 0 E: 0 K: 1 S: 7	H: 2 LOB: 2 BB: 0 P: 7	R: 0 E: 0 K: 0 S: 3	H: 0 LOB: 0 BB: 0 P: 3	R: 0 E: 0 K: 1 S: 5	H: 0 LOB: 1 BB: 1 P: 9	R: 0 E: 0 K: 0 S: 3	H: 0 LOB: 1 BB: 1 P: 7	R: 0 E: 0 K: 3 S: 9	H: 0 LOB: 0 BB: 0 P: 9	R: 0 E: 0 K: 1 S: 6	H: 1 LOB: 2 BB: 1 P: 10	R: 0 E: 0 K: 1 S: 6	H: 1 LOB: 1 BB: 1 P: 10	R: 0 E: 0 K: 0 S: 3	H: 0 LOB: 0 BB: 0 P: 3	1B: 4 2B: 0 3B: 0 HR: 0	SF: 0 SAC: 0 DP: 0 HBP: 0	WP: 0 PB: 0 SB: 1 CS: 0	PA: 36			
PITCHER	IP	WLS	BF	H	R	ER	SO	BB	IBB	HBP	BLK	WP	HR	S	P	ERA	WHIP								
Nolan Ryan, R (1, 1) ERA: 2.25	9.0	W	36	4	0	0	10	5	0	0	0	0	0	51	71	0.00	1.000								

California Angels @ Oakland Athletics
Oakland-Alameda County Coliseum, Oakland, CA
Thu May 08 1975, 7:05 PM PDT
Att: 3,598 - Unknown

AB 31
R 0
H 4
RBI 0
BB 5
SO 10
LOB 13



Batter	1	2	3	4	5	6	7	8	9	AB	R	H	RBI	BB	SO	LOB	TOP														
Juan Beniquez, R OBP: 0.304, SLG: 0.293 (1, 7)										4	2	1	0	1	0	3															
Rick Burleson, R OBP: 0.367, SLG: 0.350 (1, 6)										5	1	3	1	0	0	1															
Carl Yastrzemski, L OBP: 0.333, SLG: 0.350 (1, 3)										4	0	1	1	0	1	2															
Jim Rice, R OBP: 0.324, SLG: 0.535 (1, 10)										3	0	0	1	0	0	3															
Fred Lynn, L OBP: 0.444, SLG: 0.567 (1, 8)										4	1	1	0	0	1	0															
Rico Petrocelli, R OBP: 0.312, SLG: 0.234 (1, 5)										3	0	1	0	1	1	0															
Dwight Evans, R OBP: 0.363, SLG: 0.424 (1, 9)										1	0	0	0	2	0	1															
Bob Montgomery, R OBP: 0.258, SLG: 0.279 (1, 2)										3	0	0	1	0	1	3															
Doug Griffin, R OBP: 0.361, SLG: 0.281 (1, 4)										3	0	0	0	1	0	0															
Inning Stats	R: 0 E: 0 K: 1 S: 5	H: 1 LOB: 0 BB: 0 P: 5	R: 1 E: 0 K: 0 S: 4	H: 1 LOB: 3 BB: 2 P: 13	R: 1 E: 0 K: 1 S: 6	H: 1 LOB: 0 BB: 0 P: 6	R: 0 E: 0 K: 1 S: 4	H: 0 LOB: 0 BB: 1 P: 8	R: 1 E: 0 K: 0 S: 4	H: 2 LOB: 1 BB: 1 P: 8	R: 0 E: 0 K: 0 S: 4	H: 1 LOB: 1 BB: 0 P: 4	R: 1 E: 1 K: 0 S: 5	H: 1 LOB: 1 BB: 0 P: 5	R: 0 E: 0 K: 1 S: 5	H: 0 LOB: 1 BB: 1 P: 9	R: 0 E: 0 K: 0 S: 3	H: 0 LOB: 0 BB: 0 P: 3	1B: 5 2B: 2 3B: 0 HR: 0	SF: 2 SAC: 0 DP: 2 HBP: 1	WP: 0 PB: 0 SB: 0 CS: 1	PA: 38									
PITCHER Andy Hassler, L ERA: 2.96 (1, 1)	IP: 9.0 WLS: L BF: 38	H: 7 R: 4 ER: 3 SO: 4	BB: 5 IBB: 0 HBP: 1 BLK: 0	WP: 0 HR: 0 S: 40 P: 61	ERA: 3.00 WHIP: 1.333											PITCHER	IP: 9.0 WLS: W BF: 32	H: 3 R: 1 ER: 1 SO: 7	BB: 2 IBB: 0 HBP: 0 BLK: 0	WP: 0 HR: 1 S: 44 P: 52	ERA: 1.00 WHIP: 0.556										

Boston Red Sox @ California Angels
Anaheim Stadium, Anaheim, CA
Fri May 09 1975, 10:05 PM EDT
Att: 12,411 - Unknown - 70 F

AB 30
R 4
H 7
RBI 4
BB 5
SO 4
LOB 13





Batter	1	2	3	4	5	6	7	8	9	AB	R	H	RBI	BB	SO	LOB	BOTTOM														
Morris Nettles, L OBP: 0.277, SLG: 0.252 (1, 9)										4	0	0	0	0	1	0															
Mickey Rivers, L OBP: 0.394, SLG: 0.475 (1, 8)										4	1	1	1	0	1	0															
Tommy Harper, R OBP: 0.331, SLG: 0.315 (1, 10)										4	0	1	0	0	0	0															
Joe Lahoud, L OBP: 0.389, SLG: 0.409 (1, 7)										4	0	1	0	0	2	1															
Bruce Bochte, L OBP: 0.358, SLG: 0.373 (1, 3)										3	0	0	0	1	1	1															
Dave Chalk, R OBP: 0.425, SLG: 0.402 (1, 5)										2	0	0	0	1	0	1															
Bob Allietta, R OBP: 0.182, SLG: 0.182 (1, 2)										2	0	0	0	0	0	1															
Bill Sudakis, S OBP: 0.256, SLG: 0.235 (7, PH) (8, 2)										1	0	0	0	0	0	2															
Jerry Remy, L OBP: 0.323, SLG: 0.359 (1, 4)										3	0	0	0	0	0	1															
Billy Smith, S OBP: 0.167, SLG: 0.167 (8, PH) (9, 6)										2	0	0	0	0	1	0															
Inning Stats	R: 0 E: 0 K: 3 S: 10	H: 1 LOB: 1 BB: 0 P: 10	R: 0 E: 0 K: 0 S: 3	H: 0 LOB: 1 BB: 1 P: 7	R: 0 E: 0 K: 0 S: 3	H: 0 LOB: 0 BB: 0 P: 3	R: 0 E: 0 K: 2 S: 7	H: 0 LOB: 0 BB: 0 P: 7	R: 0 E: 0 K: 0 S: 3	H: 0 LOB: 0 BB: 0 P: 3	R: 0 E: 0 K: 1 S: 5	H: 0 LOB: 0 BB: 0 P: 5	R: 0 E: 0 K: 0 S: 4	H: 1 LOB: 2 BB: 1 P: 8	R: 0 E: 0 K: 1 S: 5	H: 0 LOB: 0 BB: 0 P: 5	R: 1 E: 0 K: 0 S: 4	H: 1 LOB: 0 BB: 0 P: 4	1B: 2 2B: 0 3B: 0 HR: 1	SF: 0 SAC: 0 DP: 0 HBP: 0	WP: 0 PB: 0 SB: 1 CS: 0	PA: 32									
PITCHER Rick Wise, R ERA: 3.49 (1, 1)	IP: 9.0 WLS: W BF: 32	H: 3 R: 1 ER: 1 SO: 7	BB: 2 IBB: 0 HBP: 0 BLK: 0	WP: 0 HR: 1 S: 44 P: 52	ERA: 1.00 WHIP: 0.556											PITCHER	IP: 9.0 WLS: W BF: 32	H: 3 R: 1 ER: 1 SO: 7	BB: 2 IBB: 0 HBP: 0 BLK: 0	WP: 0 HR: 1 S: 44 P: 52	ERA: 1.00 WHIP: 0.556										

Boston Red Sox @ California Angels
Anaheim Stadium, Anaheim, CA
Fri May 09 1975, 10:05 PM EDT
Att: 12,411 - Unknown - 70 F

AB 30
R 1
H 3
RBI 1
BB 2
SO 7
LOB 7



Batter	1	2	3	4	5	6	7	8	9	AB	R	H	RBI	BB	SO	LOB	TOP			
Juan Beniquez, R (1, 7) OBP: 0.340, SLG: 0.318	4-0 SH1-4 BB		0-0 5-3			0-0 1B		0-0 1-3 1B		3	0	2	0	1	0	0	Boston Red Sox @ California Angels Anaheim Stadium, Anaheim, CA Sat May 10 1975, 10:05 PM EDT Att: 43,112 - Unknown - 71 F			
Rick Burleson, R (1, 6) OBP: 0.396, SLG: 0.349	0-0 SH1-4			0-0 G4-6-3 1B		0-0 F8		0-0 6-3		3	0	1	0	0	0	3				
Carl Yastrzemski, L (1, 3) OBP: 0.330, SLG: 0.337	4-0 G6-4-3 BB		0-0 G4-6-3 1-2	0-0 G4-6-3		0-0 L8			0-3 K	3	0	0	0	1	1	2				
Jim Rice, R (1, 10) OBP: 0.308, SLG: 0.507	0-0 G6-4-3		0-0 6-3				0-3 K		0-3 K	4	0	0	0	0	2	2				
Fred Lynn, L (1, 8) OBP: 0.429, SLG: 0.543 Tony Conigliaro, R (9, PH) OBP: 0.235, SLG: 0.233		0-3 K		0-3 K		0-3 K		0-3 K		3	0	0	0	0	3	0				
Rico Petrocelli, R (1, 5) OBP: 0.313, SLG: 0.227		0-3 K		4-0 BB		0-0 F7				2	0	0	0	1	1	0				
Dwight Evans, R (1, 9) OBP: 0.352, SLG: 0.409		0-3 K		0-0 L8			0-0 F4			3	0	0	0	0	1	1				
Bob Montgomery, R (1, 2) OBP: 0.250, SLG: 0.270			0-3 K		0-3 K		0-3 K			3	0	0	0	0	3	1				
Doug Griffin, R (1, 4) OBP: 0.360, SLG: 0.284			0-3 K		0-0 5-3			0-0 1B		3	0	1	0	0	1	0				
																		AB 28 R 0 H 4 RBI 0 BB 3 SO 13 LOB 9 		
Inning Stats	R: 0 E: 0 X: 0 S: 2	H: 0 LOB: 1 BB: 2 P: 10	R: 0 E: 0 X: 3 S: 9	H: 0 LOB: 0 BB: 0 P: 9	R: 0 E: 0 X: 2 S: 7	H: 0 LOB: 0 BB: 0 P: 7	R: 0 E: 0 X: 0 S: 3	H: 1 LOB: 1 BB: 0 P: 3	R: 0 E: 0 X: 0 S: 7	H: 0 LOB: 1 BB: 1 P: 11	R: 0 E: 0 X: 0 S: 4	H: 0 LOB: 0 BB: 0 P: 7	R: 0 E: 0 X: 1 S: 7	H: 2 LOB: 2 BB: 0 P: 7	R: 0 E: 0 X: 3 S: 9	H: 0 LOB: 0 BB: 0 P: 9	1B: 4 2B: 0 3B: 0 HR: 0	SF: 0 SAC: 1 DP: 2 HBP: 0	WP: 0 PB: 0 SB: 0 CS: 0	PA: 32
PITCHER	IP WLS BF H R ER SO BB IBB HBP BLK WP HR S P ERA WHIP																			
Frank Tanana, L (1, 1) ERA: 2.33	9.0 W 32 4 0 0 13 3 0 0 0 0 0 0 55 67 0.00 0.778																			
Frank Tanana, L (8, 1) ERA: 2.33	9.0 W 32 4 0 0 13 3 0 0 0 0 0 0 55 67 0.00 0.778																			

Batter	1	2	3	4	5	6	7	8	9	AB	R	H	RBI	BB	SO	LOB	BOTTOM			
Morris Nettles, L (1, 9) OBP: 0.279, SLG: 0.254	0-0 F7			0-0 B2		0-0 S 2B 1B				3	1	1	0	0	0	0	Boston Red Sox @ California Angels Anaheim Stadium, Anaheim, CA Sat May 10 1975, 10:05 PM EDT Att: 43,112 - Unknown - 71 F			
Mickey Rivers, L (1, 8) OBP: 0.393, SLG: 0.480	0-3 K			0-0 4-3		0-0 S 1-H 2B				3	0	1	1	0	1	0				
Bruce Bochte, L (1, 3) OBP: 0.350, SLG: 0.362	0-0 G3			0-0 F4		0-0 F5				3	0	0	0	0	0	1				
Joe Lahoud, L (1, 7) OBP: 0.386, SLG: 0.391 Rudy Medill, L (7, PR) OBP: 0.333, SLG: 0.250 Frank Tanana, L (8, 1) ERA: 2.33		0-0 L3		0-0 F3		4-0 FC1-6 BB				2	0	0	0	1	0	0				
Bill Sudakis, S (1, 10) OBP: 0.239, SLG: 0.216 Leroy Stanton, R (7, PR) OBP: 0.244, SLG: 0.184		0-3 K		0-0 F9		0-0 FC1-6 G6-4-3				3	0	0	0	0	1	1				
Dave Chalk, R (1, 5) OBP: 0.415, SLG: 0.390	0-0 F8			0-0 B5		0-0 G6-4-3				3	0	0	0	0	0	1				
Jerry Remy, L (1, 4) OBP: 0.324, SLG: 0.368			0-0 B5-3			0-0 SH1-4 1B 2B		0-0 F8		3	1	1	0	0	0	0				
Tom Egan, R (1, 2) OBP: 0.269, SLG: 0.320			0-0 3-1			0-0 SH1-4		0-0 F9		2	0	0	0	0	0	0				
Billy Smith, S (1, 6) OBP: 0.190, SLG: 0.190			0-0 F8			0-0 1B 1B		0-0 F4		3	0	1	1	0	0	0				
																		AB 25 R 2 H 4 RBI 2 BB 1 SO 2 LOB 3 		
Inning Stats	R: 0 E: 0 X: 1 S: 5	H: 0 LOB: 0 BB: 0 P: 5	R: 0 E: 0 X: 1 S: 5	H: 0 LOB: 0 BB: 0 P: 5	R: 0 E: 0 X: 0 S: 3	H: 0 LOB: 0 BB: 0 P: 3	R: 0 E: 0 X: 0 S: 3	H: 0 LOB: 0 BB: 0 P: 3	R: 0 E: 0 X: 0 S: 6	H: 4 LOB: 1 BB: 0 P: 6	R: 0 E: 0 X: 0 S: 2	H: 0 LOB: 1 BB: 1 P: 6	R: 0 E: 0 X: 0 S: 3	H: 0 LOB: 0 BB: 0 P: 3	R: 0 E: 0 X: 0 S: 3	H: 0 LOB: 0 BB: 0 P: 3	1B: 2 2B: 2 3B: 0 HR: 0	SF: 0 SAC: 1 DP: 1 HBP: 0	WP: 0 PB: 0 SB: 2 CS: 0	PA: 27
PITCHER	IP WLS BF H R ER SO BB IBB HBP BLK WP HR S P ERA WHIP																			
Luis Tiant, R (1, 1) ERA: 3.88	8.0 L 27 4 2 2 2 1 0 0 0 0 0 0 30 34 2.25 0.625																			

Batter	1	2	3	4	5	6	7	8	9	AB	R	H	RBI	BB	SO	LOB	TOP											
Bernie Carbo, L OBP: 0.469, SLG: 0.596 Rick Miller, L OBP: 0.400, SLG: 0.250	0-0 4-3		0-0 4-3			4-0 FC1-6 BB	4-0 BB BB		0-0 1-3 1B 2B	3 0	1	0	2	0	0	0												
Rick Burleson, R OBP: 0.376, SLG: 0.356	0-0 1B		0-0 F7			0-0 FC1-6 G3 1B 1-2	4-0 BB BB		0-0 2-H 3-H 1B	4	1	2	2	1	0	1												
Carl Yastrzemski, L OBP: 0.337, SLG: 0.337	4-0 BB			0-0 3-1		0-0 G3 1B 1-2			0-0 K	3	1	1	0	1	1	3												
Fred Lynn, L OBP: 0.409, SLG: 0.514	0-0 F9			0-0 F7		0-0 G3			0-3 K	4	0	0	0	0	1	3												
Jim Rice, R OBP: 0.317, SLG: 0.538		0-3 K		0-0 HR		4-0 1B IBB			0-0 6-3	3	1	1	1	1	1	0												
Rico Petrocelli, R OBP: 0.310, SLG: 0.229		0-0 F7		0-0 L4		0-0 1B 1-3 2-H 3-H			0-0 F8	4	0	1	2	0	0	0												
Dwight Evans, R OBP: 0.367, SLG: 0.424						0-0 G1-6-3 1B			0-0 FC1-6 1B	4	0	3	0	0	0	0												
Bob Montgomery, R OBP: 0.250, SLG: 0.269						0-3 K			0-0 FC1-6 FC4-6 1-2	4	0	1	0	0	1	3												
Doug Griffin, R OBP: 0.342, SLG: 0.268			0-0 L7			0-0 G1-6-3 1-2			0-0 FC4-6 BB 1-2	4	1	0	0	0	0	3												
Inning Stats	R: 0 E: 0 K: 0 S: 3	H: 1 LOB: 1 BB: 1 P: 7	R: 0 E: 0 K: 1 S: 6	H: 1 LOB: 1 BB: 0 P: 6	R: 0 E: 0 K: 0 S: 3	H: 0 LOB: 0 BB: 0 P: 3	R: 1 E: 0 K: 0 S: 4	H: 1 LOB: 0 BB: 0 P: 4	R: 0 E: 0 K: 1 S: 5	H: 1 LOB: 0 BB: 0 P: 5	R: 2 E: 0 K: 0 S: 4	H: 2 LOB: 2 BB: 2 P: 12	R: 0 E: 0 K: 1 S: 6	H: 1 LOB: 3 BB: 2 P: 14	R: 0 E: 0 K: 1 S: 5	H: 0 LOB: 0 BB: 0 P: 5	R: 2 E: 0 K: 0 S: 5	H: 3 LOB: 2 BB: 0 P: 5	1B: 8 2B: 1 3B: 0 HR: 1	SF: 0 SAC: 0 DP: 1 HBP: 0	WP: 0 PB: 0 SB: 0 CS: 0	PA: 38						
PITCHER	IP	WLS	BF	H	R	ER	SO	BB	IBB	HBP	BLK	WP	HR	S	P	ERA	WHIP											
Bill Singer, R ERA: 3.95	(1, 1)	6.2	L	29	7	3	3	2	4	1	0	0	0	1	28	48	4.05	1.650										
Mickey Scott, L ERA: 3.0	(7, 1)	0.2		2	0	0	0	2	0	0	0	0	0	6	6	0.00	0.000											
Ed Figueroa, R ERA: 3.71	(8, 1)	1.2		7	3	2	2	0	0	0	0	0	0	7	7	10.80	1.800											

Boston Red Sox @ California Angels
Anaheim Stadium, Anaheim, CA
Sun May 11 1975, 6:33 AM EDT
Att: 10,826 - Unknown - 78 F

AB 33
R 5
H 10
RBI 5
BB 5
SO 4
LOB 13





Batter	1	2	3	4	5	6	7	8	9	AB	R	H	RBI	BB	SO	LOB	BOTTOM										
Morris Nettles, L OBP: 0.278, SLG: 0.261	0-0 6-3	0-0 5-3			0-3 K		0-0 2B			4	0	1	0	0	1	3											
Mickey Rivers, L OBP: 0.388, SLG: 0.469	4-0 E S BB		0-0 G3		0-0 F6		0-0 F9			3	0	0	0	1	0	2											
Tommy Harper, R OBP: 0.328, SLG: 0.313	0-0 F6		0-0 1-6-3			0-0 BB 1B			0-0 E4 FC5 SH3-4	4	1	1	0	0	0	1											
Winston Llenas, R OBP: 0.429, SLG: 0.300	4-0 1-3 BB		0-0 1-3			4-0 1B 1B G4-6-3 BB			0-0 SH3-4	1	1	0	0	2	0	0											
Dave Chalk, R OBP: 0.409, SLG: 0.385	0-0 5-3			0-0 5-3		0-0 G4-6-3 CS 1B			0-0 FC5	4	0	1	1	0	0	3											
Bruce Bochte, L OBP: 0.346, SLG: 0.358		0-0 6-3		0-0 4-3		0-0 G4-6-3 1B			0-0 4-3	4	0	1	0	0	0	1											
Jerry Remy, L OBP: 0.321, SLG: 0.374		0-0 BB 2B		0-0 4-3		0-0 G4-6-3 1-2 2-3 3-H			0-0 4-3	4	0	1	0	0	0	2											
Tom Egan, R OBP: 0.267, SLG: 0.286		4-0 1B 2-3 BB			0-0 P9	0-0 CS	0-0 5-3		0-0 6-3	3	0	0	0	1	0	0											
Billy Smith, S OBP: 0.240, SLG: 0.280		0-0 1-2 1B			0-0 2B		0-3 K		0-0 F7	4	0	2	0	0	1	0											
Inning Stats	R: 0 E: 0 K: 0 S: 3	H: 0 LOB: 2 BB: 2 P: 11	R: 0 E: 0 K: 0 S: 4	H: 2 LOB: 1 BB: 1 P: 8	R: 0 E: 0 K: 0 S: 3	H: 0 LOB: 0 BB: 0 P: 3	R: 0 E: 0 K: 0 S: 3	H: 0 LOB: 0 BB: 0 P: 3	R: 0 E: 0 K: 1 S: 6	H: 1 LOB: 1 BB: 0 P: 6	R: 2 E: 0 K: 0 S: 4	H: 3 LOB: 0 BB: 1 P: 8	R: 0 E: 1 K: 0 S: 4	H: 1 LOB: 1 BB: 0 P: 4	R: 0 E: 0 K: 0 S: 3	H: 0 LOB: 0 BB: 0 P: 3	1B: 4 2B: 3 3B: 0 HR: 0	SF: 0 SAC: 1 DP: 1 HBP: 0	WP: 0 PB: 0 SB: 1 CS: 1	PA: 37							
PITCHER	IP	WLS	BF	H	R	ER	SO	BB	IBB	HBP	BLK	WP	HR	S	P	ERA	WHIP										
Bill Lee, L ERA: 4.45	(1, 1)	9.0	W	36	7	2	2	2	4	0	0	0	0	36	52	2.00	1.222										

Boston Red Sox @ California Angels
Anaheim Stadium, Anaheim, CA
Sun May 11 1975, 6:33 AM EDT
Att: 10,826 - Unknown - 78 F

AB 31
R 2
H 7
RBI 1
BB 4
SO 2
LOB 12



Batter	1	2	3	4	5	6	7	8	9	AB	R	H	RBI	BB	SO	LOB	TOP			
Roy White, S (1, 7) OBP: 0.461, SLG: 0.500	4-0 BB G6-4-3			4-0 BB S		4-0 BB S			0-0 F8	1	0	0	0	3	0	0	New York Yankees @ California Angels Anaheim Stadium, Anaheim, CA Tue May 13 1975, 10:05 PM EDT Att: 17,598 - Unknown AB 25 R 0 H 2 RBI 0 BB 5 SO 7 LOB 9 			
Elliott Maddox, R (1, 8) OBP: 0.413, SLG: 0.423	0-0 G6-4-3 1-2			0-0 F9		0-3 K			0-3 K	4	0	0	0	0	2	3				
Bobby Bonds, R (1, 9) OBP: 0.325, SLG: 0.402	0-0 1-3			0-3 K					0-0 F7	4	0	1	0	0	1	1				
Thurman Munson, R (1, 2) OBP: 0.438, SLG: 0.495		0-0 2-3		0-0 F9					0-0 F8	3	0	0	0	0	0	2				
Chris Chambliss, L (1, 3) OBP: 0.337, SLG: 0.390		4-0 BB G3-6-3				0-3 K			0-0 WP 1B	2	0	1	0	1	1	0				
Ed Herrmann, L (1, 10) OBP: 0.325, SLG: 0.405		0-0 BB G3-6-3 1-2				0-0 F8			0-0 F8	3	0	0	0	0	0	2				
Graig Nettles, L (1, 5) OBP: 0.291, SLG: 0.287			0-3 K			0-0 F7			0-0 F7	3	0	0	0	0	1	0				
Fred Stanley, R (1, 6) OBP: 0.130, SLG: 0.130			0-0 4-3			0-3 K			4-0 BB G6-4-3	2	0	0	0	0	1	0				
Walt Williams, R (8, PH) OBP: 0.476, SLG: 0.600									0-0 BB G6-4-3 1-2	0	0	0	0	1	0	0				
Sandy Alomar Sr., S (1, 4) OBP: 0.206, SLG: 0.213			0-3 K			0-0 F6			0-0 G6-4-3 1-2	2	0	0	0	0	1	0				
Rick Dempsey, R (8, PH) OBP: 0.600, SLG: 0.600										1	0	0	0	0	0	1				
Jim Mason, L (8, 6) OBP: 0.143, SLG: 0.149										0	0	0	0	0	0	0				
Inning Stats	R: 0 E: 0 K: 0 S: 2	H: 0 LOB: 0 BB: 1 P: 6	R: 0 E: 0 K: 0 S: 2	H: 0 LOB: 0 BB: 1 P: 6	R: 0 E: 0 K: 2 S: 7	H: 0 LOB: 0 BB: 0 P: 7	R: 0 E: 0 K: 1 S: 5	H: 0 LOB: 1 BB: 1 P: 9	R: 0 E: 0 K: 1 S: 5	H: 0 LOB: 0 BB: 0 P: 5	R: 0 E: 0 K: 0 S: 4	H: 2 LOB: 1 BB: 0 P: 4	R: 0 E: 0 K: 0 S: 2	H: 0 LOB: 0 BB: 1 P: 6	R: 0 E: 0 K: 1 S: 5	H: 0 LOB: 0 BB: 0 P: 5	1B: 2 2B: 0 3B: 0 HR: 0	SF: 0 SAC: 0 DP: 3 HBP: 0	WP: 1 PB: 0 CS: 1	PA: 30
PITCHER Nolan Ryan, R (1, 1) ERA: 1.94	IP: 9.0 WLS: W BF: 30 H: 2 R: 0 ER: 0 SO: 7 BB: 5 IBB: 0 HBP: 0 BLK: 0 WP: 1 HR: 0 S: 39 P: 59 ERA: 0.00 WHIP: 0.778															PITCHER				

Batter	1	2	3	4	5	6	7	8	9	AB	R	H	RBI	BB	SO	LOB	BOTTOM			
Jerry Remy, L (1, 4) OBP: 0.306, SLG: 0.356	0-0 F7		0-3 K			0-0 1-3	0-0 6-3	0-3 K		5	0	0	0	0	2	4	New York Yankees @ California Angels Anaheim Stadium, Anaheim, CA Tue May 13 1975, 10:05 PM EDT Att: 17,598 - Unknown AB 32 R 5 H 12 RBI 5 BB 4 SO 4 LOB 21 			
Mickey Rivers, L (1, 8) OBP: 0.392, SLG: 0.466	0-0 CS 1B		0-0 F9			0-0 L4	4-0 1B IBB			3	0	1	0	1	0	0				
Bruce Bochte, L (1, 3) OBP: 0.366, SLG: 0.369	4-0 1-2 BB				0-0 FC6-4 1B	4-0 1B BB	0-0 1-3 2-H 1B			2	1	2	1	2	0	0				
Joe Lahoud, L (1, 7) OBP: 0.383, SLG: 0.388	0-0 G3				0-3 K	0-0 1B	0-0 L4			3	0	1	0	0	1	2				
Winston Lienes, R (7, PH) OBP: 0.400, SLG: 0.273										1	0	0	0	0	0	2				
Leroy Stanton, R (8, 9) OBP: 0.244, SLG: 0.184						1-3 1B				0	0	0	0	0	0	0				
Dave Chalk, R (1, 5) OBP: 0.420, SLG: 0.393		4-0 BB		0-0 FC6-4 1-2		0-0 1B			0-0 FC 1B 2B 1B	3	1	2	1	1	0	1				
Bill Sudakis, S (1, 10) OBP: 0.240, SLG: 0.220		0-0 F8		0-0 F9		0-0 F9			0-0 FC 1B 2B 1B	4	0	1	0	0	0	4				
Rudy Meoli, L (8, FR) OBP: 0.333, SLG: 0.250									1-2 2B 1B	0	1	0	0	0	0	0				
Tom Egan, R (1, 2) OBP: 0.294, SLG: 0.375		0-3 K				0-0 F9 1B			0-0 F3	4	1	2	0	0	1	3				
Morris Nettles, L (1, 9) OBP: 0.284, SLG: 0.268		0-0 6-3				0-0 1B			0-0 FC 2B K	4	1	2	1	0	0	3				
Billy Smith, S (1, 6) OBP: 0.250, SLG: 0.321			0-0 G3			0-0 F9 1-2 2-3			0-0 SH3-4 1B 1B	3	0	1	2	0	0	2				
Inning Stats	R: 0 E: 0 K: 0 S: 3	H: 1 LOB: 1 BB: 1 P: 7	R: 0 E: 0 K: 1 S: 5	H: 0 LOB: 1 BB: 1 P: 9	R: 0 E: 0 K: 1 S: 5	H: 0 LOB: 0 BB: 0 P: 5	R: 0 E: 0 K: 1 S: 6	H: 1 LOB: 1 BB: 0 P: 6	R: 0 E: 0 K: 0 S: 3	H: 2 LOB: 0 BB: 0 P: 3	R: 1 E: 0 K: 0 S: 5	H: 2 LOB: 2 BB: 1 P: 9	R: 2 E: 0 K: 0 S: 6	H: 3 LOB: 1 BB: 1 P: 10	R: 2 E: 0 K: 1 S: 8	H: 3 LOB: 2 BB: 0 P: 8	1B: 10 2B: 1 3B: 1 HR: 0	SF: 0 SAC: 1 DP: 0 HBP: 0	WP: 0 PB: 0 CS: 2	PA: 37
PITCHER Doc Medich, R (1, 1) ERA: 3.32	IP: 6.2 WLS: L BF: 30 H: 9 R: 3 ER: 3 SO: 3 BB: 3 IBB: 0 HBP: 0 BLK: 0 WP: 0 HR: 0 S: 32 P: 48 ERA: 4.05 WHIP: 1.800															PITCHER				
Larry Gura, L (7, 1) ERA: 3.57	0.2 5 2 2 2 0 0 0 0 0 0 5 5 27.00 3.000																			
Sparky Lyle, L (8, 1) ERA: 3.09	0.2 2 1 0 0 1 0 0 0 0 0 4 4 0.00 1.500																			

Batter	1	2	3	4	5	6	7	8	9	10	AB	R	H	RBI	BB	SO	LOB								
Roy White, S (1, 7) OBP: 0.467, SLG: 0.529	0-0 6-3	0-0 3B			0-3 K		0-0 CS 1B		0-0 CS	0-0 1B	5	0	3	1	0	1	0								
Elliott Maddox, R (1, 8) OBP: 0.420, SLG: 0.435	0-0 PB 1B	0-0 5-3			0-0 BB 1B		0-0 CS	0-0 F9	0-0 F8	4-0 BB 1B	4	1	2	0	1	0	1								
Bobby Bonds, R (1, 9) OBP: 0.328, SLG: 0.394	4-0 1B BB		0-0 F7		4-0 FC6-4 BB		0-0 F8	0-0 F8	0-0 SF8	0-0 BB	2	1	0	1	2	0	0								
Thurman Munson, R (1, 2) OBP: 0.427, SLG: 0.482	0-0 1B		0-0 K		0-0 FC6-4 BB		0-0 K	0-0 K	0-0 F8	0-0 F8	5	0	1	1	0	2	4								
Alex Johnson, R (1, 10) OBP: 0.300, SLG: 0.326	0-0 G6-4-3 1B		0-0 CS		0-0 K		0-0 K	0-0 K	0-0 4-3		4	0	2	1	0	1	0								
Chris Chambliss, L (1, 3) OBP: 0.322, SLG: 0.370	0-0 G6-4-3		0-0 CS		0-0 E3		0-0 K	0-0 K	0-0 E6		4	0	0	0	0	1	2								
Walt Williams, R (9, PR) OBP: 0.476, SLG: 0.600	0-0 G6-4-3		0-0 CS		0-0 E3		0-0 K	0-0 K	0-0 E6		0	0	0	0	0	0	0								
Bob Oliver, R (9, 3) OBP: 0.111, SLG: 0.167	0-0 G6-4-3		0-0 CS		0-0 E3		0-0 K	0-0 K	0-0 E6		0	0	0	0	0	0	0								
Graig Nettles, L (1, 5) OBP: 0.289, SLG: 0.286		0-0 1-3			0-0 G3-6-1		0-0 K	0-0 K	0-0 K	0-0 1B	4	0	1	0	0	1	1								
Sandy Alomar Sr., S (1, 4) OBP: 0.198, SLG: 0.204		0-0 5-3			0-0 F8		0-0 K	0-0 K	0-0 5-3		4	0	0	0	0	0	0								
Fred Stanley, R (1, 6) OBP: 0.154, SLG: 0.154		0-0 5-3			0-0 F8		0-0 K	0-0 K	0-0 5-3		4	0	0	0	0	0	0								
Rick Dempsey, R (10, PH) OBP: 0.657, SLG: 0.667		0-0 5-3			0-0 F8		0-0 K	0-0 K	0-0 5-3		3	1	1	0	0	0	0								
Jim Mason, L (10, 6) OBP: 0.143, SLG: 0.149		0-0 3B 1B			0-0 G3		0-0 K	0-0 K	0-0 F8	0-0 BB 1B SF8 1B	1	1	1	0	0	0	0								
Inning Stats	R: 2 E: 0 K: 0 S: 5	H: 3 LOB: 1 BB: 1 P: 9	R: 1 E: 0 K: 0 S: 5	H: 2 LOB: 1 BB: 0 P: 5	R: 0 E: 0 K: 1 S: 5	H: 1 LOB: 0 BB: 0 P: 5	R: 0 E: 1 K: 0 S: 3	H: 0 LOB: 0 BB: 0 P: 3	R: 0 E: 0 K: 1 S: 6	H: 1 LOB: 2 BB: 1 P: 10	R: 0 E: 0 K: 3 S: 9	H: 0 LOB: 0 BB: 0 P: 9	R: 0 E: 0 K: 0 S: 3	H: 1 LOB: 0 BB: 0 P: 3	R: 0 E: 1 K: 0 S: 3	H: 1 LOB: 2 BB: 0 P: 3	R: 0 E: 1 K: 0 S: 5	H: 1 LOB: 2 BB: 0 P: 3	R: 1 E: 0 K: 0 S: 5	H: 2 LOB: 2 BB: 1 P: 9	1B: 9 2B: 1 3B: 1 HR: 0	SF: 1 SAC: 0 DP: 2 HBP: 0	WP: 0 PA: 42		
PITCHER	IP 9.1	WLS L	BF 37	H 11	R 4	ER 4	SO 6	BB 2	IBB 0	HBP 0	BLK 0	WP 0	HR 0	S 47	P 55	ERA 3.86	WHIP 1.393								
Andy Hassler, L ERA: 3.1																									
Don Kirkwood, R ERA: 2.31	IP 0.2	WLS 0	BF 3	H 0	R 0	ER 0	SO 0	BB 1	IBB 0	HBP 0	BLK 0	WP 0	HR 0	S 2	P 6	ERA 0.00	WHIP 1.500								

TOP

New York Yankees @ California Angels
Anaheim Stadium, Anaheim, CA

Wed May 14 1975, 10:05 PM EDT
Att. 16,921 - Unknown

AB	36
R	4
H	11
RBI	4
BB	3
SO	6
LOB	8

livebaseballscores.com

Batter	1	2	3	4	5	6	7	8	9	10	AB	R	H	RBI	BB	SO	LOB								
Jerry Remy, L (1, 4) OBP: 0.310, SLG: 0.376	0-0 F7	0-0 3B			0-0 1-3			0-0 HR 1B	0-0 F7		5	1	2	0	0	0	3								
Mickey Rivers, L (1, 8) OBP: 0.385, SLG: 0.452	4-0 1B BB	0-0 F4			0-0 6-3			0-0 F7		0-0 5-3	4	0	0	0	1	0	3								
Bruce Bochte, L (1, 3) OBP: 0.358, SLG: 0.371	0-0 BB 1B		0-0 3-1		0-0 F9			0-0 F6		0-0 1B	5	1	2	0	0	0	2								
Rudy Meoli, L (10, PR) OBP: 0.333, SLG: 0.250	0-0 BB 1B		0-0 3-1		0-0 F9			0-0 F6		0-0 1B	0	0	0	0	0	0	0								
Joe Lahoud, L (1, 7) OBP: 0.385, SLG: 0.444	0-0 BB 1B		0-0 F5			0-0 4-3		0-0 HR		0-0 F3	5	1	2	2	0	0	1								
Dave Chalk, R (1, 5) OBP: 0.412, SLG: 0.376	4-0 BB BB		0-0 F7			0-0 K		0-0 5-3		0-0 F9	4	0	0	0	1	1	1								
Bill Sudakis, S (1, 10) OBP: 0.259, SLG: 0.209	4-0 BB BB		0-0 F5			0-0 K		0-0 5-3		0-0 F9	4	0	0	0	1	1	1								
Tommy Harper, R (9, PR) OBP: 0.328, SLG: 0.313	4-0 BB BB		0-0 F5			0-0 K		0-0 5-3		0-0 F9	4	0	0	0	1	1	1								
Tom Egan, R (1, 2) OBP: 0.270, SLG: 0.343	0-0 F3		0-0 F5			0-0 K		0-0 5-3		0-0 F9	4	0	0	0	1	1	1								
Bill Sudakis, S (1, 10) OBP: 0.259, SLG: 0.209	4-0 BB BB		0-0 F5			0-0 K		0-0 5-3		0-0 F9	2	0	0	1	2	0	0								
Tommy Harper, R (9, PR) OBP: 0.328, SLG: 0.313	4-0 BB BB		0-0 F5			0-0 K		0-0 5-3		0-0 F9	0	0	0	0	0	0	0								
Tom Egan, R (1, 2) OBP: 0.270, SLG: 0.343	0-0 F3		0-0 F5			0-0 K		0-0 5-3		0-0 F9	3	0	0	0	0	0	3								
Morris Nettles, L (1, 9) OBP: 0.276, SLG: 0.281		0-0 6-3			0-0 5-3			0-0 K		0-0 G3	4	0	0	0	0	1	2								
Billy Smith, S (1, 6) OBP: 0.281, SLG: 0.355		0-0 F2				0-0 2B		0-0 F8		4-0 BB BB	3	0	1	0	1	0	0								
Inning Stats	R: 1 E: 0 K: 0 S: 4	H: 2 LOB: 3 BB: 3 P: 16	R: 0 E: 0 K: 0 S: 4	H: 1 LOB: 1 BB: 0 P: 4	R: 0 E: 0 K: 0 S: 3	H: 0 LOB: 0 BB: 0 P: 3	R: 0 E: 0 K: 0 S: 3	H: 0 LOB: 0 BB: 0 P: 3	R: 0 E: 0 K: 1 S: 5	H: 0 LOB: 0 BB: 0 P: 5	R: 0 E: 0 K: 0 S: 5	H: 0 LOB: 0 BB: 0 P: 5	R: 2 E: 0 K: 0 S: 5	H: 2 LOB: 0 BB: 0 P: 5	R: 0 E: 1 K: 0 S: 3	H: 0 LOB: 2 BB: 0 P: 11	R: 0 E: 0 K: 0 S: 4	H: 0 LOB: 2 BB: 0 P: 4	R: 0 E: 0 K: 0 S: 4	H: 1 LOB: 1 BB: 0 P: 4	1B: 4 2B: 1 3B: 1 HR: 1	SF: 0 SAC: 1 DP: 0 HBP: 0	WP: 0 PA: 41		
PITCHER	IP 10.0	WLS W	BF 41	H 7	R 3	ER 3	SO 2	BB 5	IBB 0	HBP 0	BLK 0	WP 0	HR 1	S 40	P 60	ERA 2.70	WHIP 1.200								
Catfish Hunter, R ERA: 3.31																									

BOTTOM

New York Yankees @ California Angels
Anaheim Stadium, Anaheim, CA

Wed May 14 1975, 10:05 PM EDT
Att. 16,921 - Unknown

AB	35
R	3
H	7
RBI	3
BB	5
SO	2
LOB	15

livebaseballscores.com

Batter	1	2	3	4	5	6	7	8	9	AB	R	H	RBI	BB	SO	LOB	TOP
Jerry Remy, L OBP: 0.371, SLG: 0.381 (1, 4)										4	0	2	0	0	0	1	California Angels @ Baltimore Orioles Memorial Stadium, Baltimore, MD Fri May 16 1975, 7:05 PM EDT Unknown
Mickey Rivers, L OBP: 0.375, SLG: 0.439 (1, 8)										4	0	0	0	0	0	3	
Bruce Bochte, L OBP: 0.371, SLG: 0.375 Tommy Harper, R OBP: 0.328, SLG: 0.313 Bob Allietta, R OBP: 0.182, SLG: 0.182 (1, 3)										4	0	2	0	0	0	1	
Bill Sudakis, S OBP: 0.259, SLG: 0.196 (1, 10)										3	0	0	0	1	1	2	
Dave Chalk, R OBP: 0.414, SLG: 0.383 (1, 5)										4	0	2	0	0	0	3	
Leroy Stanton, R OBP: 0.245, SLG: 0.190 (1, 9)										4	0	1	0	0	2	3	
Tom Egan, R OBP: 0.250, SLG: 0.316 Rudy Meoli, L OBP: 0.300, SLG: 0.222 (9, PH)										3	0	0	0	0	1	2	
Morris Nettles, L OBP: 0.277, SLG: 0.262 (1, 7)										3	0	1	0	0	0	1	
Billy Smith, S OBP: 0.286, SLG: 0.353 (9, 3)										3	0	1	0	0	0	1	
Inning Stats	R: 0 E: 0 K: 0 S: 4	H: 1 LOB: 2 BB: 1 P: 8	R: 0 E: 0 K: 1 S: 5	H: 1 LOB: 0 BB: 0 P: 5	R: 0 E: 0 K: 1 S: 3	H: 1 LOB: 0 BB: 0 P: 3	R: 0 E: 0 K: 0 S: 5	H: 0 LOB: 0 BB: 0 P: 3	R: 0 E: 0 K: 1 S: 6	H: 1 LOB: 1 BB: 0 P: 6	R: 0 E: 0 K: 0 S: 4	H: 1 LOB: 2 BB: 0 P: 9	R: 0 E: 0 K: 2 S: 9	H: 2 LOB: 2 BB: 0 P: 9	1B: 9 2B: 1 3B: 0 HR: 0	SF: 0 SAC: 0 DP: 2 HBP: 0	
PITCHER Jim Palmer, R ERA: 1.6 (1, 1)	IP: 9.0 WLS: W BF: 34 H: 9 R: 0 ER: 0 SO: 5 BB: 1 IBB: 0 HBP: 0 BLK: 0 WP: 0 HR: 0 S: 43 P: 47 ERA: 0.00 WHIP: 1.111																

Batter	1	2	3	4	5	6	7	8	9	AB	R	H	RBI	BB	SO	LOB	BOTTOM				
Al Bumbry, L OBP: 0.400, SLG: 0.532 (1, 7)										4	0	0	0	0	2	0	California Angels @ Baltimore Orioles Memorial Stadium, Baltimore, MD Fri May 16 1975, 7:05 PM EDT Unknown				
Paul Blair, R OBP: 0.313, SLG: 0.371 (1, 8)										4	0	0	0	0	3	0					
Tommy Davis, R OBP: 0.323, SLG: 0.348 (1, 10)										4	0	2	0	0	0	0					
Lee May, R OBP: 0.259, SLG: 0.381 (1, 3)										4	0	1	0	0	1	2					
Bobby Grich, R OBP: 0.444, SLG: 0.576 (1, 4)										4	1	3	1	0	0	0					
Don Baylor, R OBP: 0.408, SLG: 0.528 (1, 9)										2	0	1	0	1	0	2					
Brooks Robinson, R OBP: 0.257, SLG: 0.200 (1, 5)										2	0	0	0	1	0	2					
Dave Duncan, R OBP: 0.230, SLG: 0.293 (1, 2)										3	0	1	0	0	1	4					
Mark Belanger, R OBP: 0.247, SLG: 0.182 (1, 6)										3	0	0	0	0	1	1					
Inning Stats	R: 0 E: 0 K: 2 S: 7	H: 0 LOB: 0 BB: 0 P: 7	R: 0 E: 0 K: 0 S: 4	H: 2 LOB: 2 BB: 1 P: 8	R: 0 E: 0 K: 1 S: 5	H: 0 LOB: 0 BB: 0 P: 5	R: 0 E: 0 K: 0 S: 3	H: 2 LOB: 0 BB: 0 P: 3	R: 0 E: 0 K: 1 S: 5	H: 1 LOB: 1 BB: 1 P: 9	R: 0 E: 0 K: 0 S: 4	H: 1 LOB: 1 BB: 0 P: 4	R: 0 E: 0 K: 1 S: 6	H: 1 LOB: 1 BB: 0 P: 6	R: 0 E: 0 K: 2 S: 7	H: 0 LOB: 0 BB: 0 P: 7		R: 1 E: 0 K: 1 S: 5	H: 1 LOB: 0 BB: 0 P: 5	1B: 6 2B: 2 3B: 0 HR: 1	SF: 0 SAC: 0 DP: 2 HBP: 0
PITCHER Frank Tanana, L ERA: 2.02 (1, 1)	IP: 8.2 WLS: L BF: 32 H: 8 R: 1 ER: 1 SO: 8 BB: 2 IBB: 0 HBP: 0 BLK: 0 WP: 0 HR: 1 S: 46 P: 54 ERA: 1.04 WHIP: 1.154																				

Batter	1	2	3	4	5	6	7	8	9	AB	R	H	RBI	BB	SO	LOB	TOP
Jerry Remy, L OBP: 0.306, SLG: 0.368 (1, 4)	0-0 3-1		0-0 4-3			0-0 1-3		0-0 F6		4	0	0	0	0	0	2	
Mickey Rivers, L OBP: 0.372, SLG: 0.434 (1, 8)	0-0 HR		0-0 P1			0-0 1-3		0-0 F4		4	1	1	0	0	0	2	
Tommy Harper, R OBP: 0.333, SLG: 0.371 (1, 10)	0-0 HR			0-0 6-3				0-0 HR	0-3 K	4	2	2	3	0	1	0	
Winston Llenas, R OBP: 0.333, SLG: 0.214 Morris Nettles, L OBP: 0.276, SLG: 0.260 (8, 7)	0-0 F7			0-0 6-3				0-3 K	0-0 6-3	3	0	0	0	0	1	0	
Dave Chalk, R OBP: 0.410, SLG: 0.387 (1, 5)	0-0 6-3			0-0 F7				0-0 F3	0-0 2B	4	0	1	0	0	0	0	
Bruce Bochte, L OBP: 0.361, SLG: 0.363 (1, 3)		0-0 6-3			0-0 4-3			0-0 4-3	0-0 4-3	4	0	0	0	0	0	1	
Leroy Stanton, R OBP: 0.250, SLG: 0.182 (1, 9)		0-0 6-3			0-0 6-3			4-0 FC1-5 1B BB		2	0	0	0	1	0	0	
Billy Smith, S OBP: 0.289, SLG: 0.351 (1, 6)		0-0 F3			0-0 6-3			0-0 FC1-5 1B		3	0	1	0	0	0	0	
Bob Allietta, R OBP: 0.143, SLG: 0.143 (1, 2)			0-0 5-3			0-0 4-3		0-0 FC1-5		3	0	0	0	0	0	2	
Inning Stats	R: 2 E: 0 K: 0 S: 5	H: 2 LOB: 0 BB: 0 P: 5	R: 0 E: 0 K: 0 S: 3	H: 0 LOB: 0 BB: 0 P: 3	R: 0 E: 0 K: 0 S: 3	H: 0 LOB: 0 BB: 0 P: 3	R: 0 E: 0 K: 0 S: 3	H: 0 LOB: 0 BB: 0 P: 3	R: 1 E: 0 K: 1 S: 6	H: 1 LOB: 0 BB: 0 P: 6	R: 0 E: 0 K: 0 S: 4	H: 1 LOB: 2 BB: 1 P: 8	R: 0 E: 0 K: 1 S: 6	H: 1 LOB: 1 BB: 0 P: 6	1B: 2 2B: 1 3B: 0 HR: 2	SF: 0 SAC: 0 DP: 0 HBP: 0	WP: 0 PA: 33 PB: 0 SB: 0 CS: 0
PITCHER Mike Cuellar, L ERA: 4.06 (1, 1)	IP: 9.0 WLS: L BF: 33	H: 5 R: 3 ER: 3 SO: 2	BB: 1 IBB: 0 HBP: 0 BLK: 0	WP: 0 HR: 2 S: 36 P: 40	ERA: 3.00 WHIP: 0.667	PITCHER IP: 9.0 WLS: W BF: 34 H: 3 R: 2 ER: 2 SO: 8 BB: 3 IBB: 1 HBP: 1 BLK: 0 WP: 0 HR: 1 S: 45 P: 62 ERA: 2.00 WHIP: 0.667											

California Angels @ Baltimore Orioles
Memorial Stadium, Baltimore, MD
Fri May 16 1975, 7:05 PM EDT
Att: 9,233 - Unknown

AB	32
R	3
H	5
RBI	3
BB	1
SO	2
LOB	7



Batter	1	2	3	4	5	6	7	8	9	AB	R	H	RBI	BB	SO	LOB	BOTTOM
Al Bumbry, L OBP: 0.406, SLG: 0.516 (1, 10)	4-0 HR		0-0 F8			1-0 2B HBP		0-3 K		2	1	0	0	1	1	0	
Ken Singleton, S OBP: 0.406, SLG: 0.350 (1, 9)	0-3 K		0-0 F7			0-0 FC5-2 2B		0-0 1B		4	0	2	0	0	1	1	
Bobby Grich, R OBP: 0.438, SLG: 0.557 (1, 4)	0-0 F3			0-0 6-3		4-0 FC5-2 BB		0-0 F3		3	0	0	0	1	0	2	
Don Baylor, R OBP: 0.403, SLG: 0.545 (1, 7)	0-0 HR			0-3 K		0-0 FC5-2		0-0 F8		4	1	1	2	0	1	3	
Jim Northrup, L OBP: 0.423, SLG: 0.500 (1, 8)	0-3 K			0-0 F7		1-3 3-H 4-0 FC6-4 IBB			0-0 1-3	3	0	0	0	1	1	0	
Doug DeCinces, R OBP: 0.390, SLG: 0.568 (1, 3)		0-0 4-3			0-3 K	0-0 FC6-4			0-0 1-3	4	0	0	0	0	1	3	
Brooks Robinson, R OBP: 0.248, SLG: 0.192 (1, 5)		0-3 K			0-0 4-3				0-0 5-3	4	0	0	0	0	1	0	
Eliot Hendricks, L OBP: 0.435, SLG: 0.375 (1, 2)		0-3 K			4-0 BB					2	0	0	0	1	1	0	
Mark Belanger, R OBP: 0.237, SLG: 0.174 (1, 6)			0-0 5-3			0-0 F4		0-3 K		3	0	0	0	0	1	1	
Inning Stats	R: 2 E: 0 K: 2 S: 8	H: 1 LOB: 1 BB: 1 P: 12	R: 0 E: 0 K: 2 S: 7	H: 0 LOB: 0 BB: 0 P: 7	R: 0 E: 0 K: 1 S: 5	H: 0 LOB: 0 BB: 0 P: 5	R: 0 E: 0 K: 1 S: 5	H: 0 LOB: 1 BB: 1 P: 9	R: 0 E: 0 K: 1 S: 5	H: 0 LOB: 0 BB: 0 P: 5	R: 0 E: 0 K: 1 S: 6	H: 1 LOB: 1 BB: 0 P: 6	R: 0 E: 0 K: 0 S: 3	H: 0 LOB: 0 BB: 0 P: 3	1B: 1 2B: 1 3B: 0 HR: 1	SF: 0 SAC: 0 DP: 0 HBP: 1	WP: 0 PA: 34 PB: 0 SB: 1 CS: 0
PITCHER Ed Figueroa, R ERA: 3.12 (1, 1)	IP: 9.0 WLS: W BF: 34	H: 3 R: 2 ER: 2 SO: 8	BB: 3 IBB: 1 HBP: 1 BLK: 0	WP: 0 HR: 1 S: 45 P: 62	ERA: 2.00 WHIP: 0.667	PITCHER IP: 9.0 WLS: W BF: 34 H: 3 R: 2 ER: 2 SO: 8 BB: 3 IBB: 1 HBP: 1 BLK: 0 WP: 0 HR: 1 S: 45 P: 62 ERA: 2.00 WHIP: 0.667											

California Angels @ Baltimore Orioles
Memorial Stadium, Baltimore, MD
Fri May 16 1975, 7:05 PM EDT
Att: 9,233 - Unknown

AB	29
R	2
H	3
RBI	2
BB	4
SO	8
LOB	10



Batter	1	2	3	4	5	6	7	8	9	AB	R	H	RBI	BB	SO	LOB	TOP								
Morris Nettles, L (1, 7) OBP: 0.270, SLG: 0.255										5	0	1	0	0	0	1									
Mickey Rivers, L (1, 8) OBP: 0.370, SLG: 0.428										5	0	1	0	0	0	1									
Tommy Harper, R (1, 10) OBP: 0.324, SLG: 0.358										4	2	1	0	0	0	1									
Bruce Bochte, L (1, 3) OBP: 0.373, SLG: 0.362										3	1	1	0	1	0	0									
Dave Chalk, R (1, 5) OBP: 0.405, SLG: 0.384										3	1	1	1	1	0	3									
Leroy Stanton, R (1, 9) OBP: 0.295, SLG: 0.235										4	1	1	3	0	2	3									
Tom Egan, R (1, 2) OBP: 0.289, SLG: 0.333										4	0	2	1	0	0	0									
Denny Doyle, L (1, 4) OBP: 0.143, SLG: 0.077										3	0	0	0	1	0	1									
Billy Smith, S (1, 6) OBP: 0.283, SLG: 0.333										3	0	0	0	0	0	2									
Rudy Meoli, L (7, 6) OBP: 0.273, SLG: 0.200										1	0	0	0	0	0	0									
Inning Stats	R: 0 E: 0 K: 0 S: 3	H: 1 LOB: 0 BB: 0 P: 3	R: 0 E: 0 K: 1 S: 4	H: 0 LOB: 1 BB: 1 P: 8	R: 0 E: 0 K: 0 S: 3	H: 0 LOB: 0 BB: 0 P: 3	R: 1 E: 0 K: 1 S: 8	H: 3 LOB: 2 BB: 0 P: 8	R: 0 E: 1 K: 0 S: 4	H: 0 LOB: 1 BB: 0 P: 4	R: 0 E: 0 K: 0 S: 3	H: 0 LOB: 0 BB: 0 P: 3	R: 0 E: 0 K: 0 S: 4	H: 1 LOB: 2 BB: 1 P: 8	R: 4 E: 2 K: 0 S: 7	H: 3 LOB: 1 BB: 1 P: 11	R: 0 E: 0 K: 0 S: 3	H: 0 LOB: 0 BB: 0 P: 3	1B: 7 2B: 2 3B: 0 HR: 0	SF: 0 SAC: 0 DP: 2 HBP: 0	WP: 1 PB: 0 SB: 0 CS: 0	PA: 38			
PITCHER	IP	WLS	BF	H	R	ER	SO	BB	IBB	HBP	BLK	WP	HR	S	P	ERA	WHIP								
Mike Torrez, R (1, 1) ERA: 3.28	7.2	L	34	8	5	1	2	3	0	0	0	1	0	35	47	1.17	1.435								
Grant Jackson, L (8, 1) ERA: 7.04	1.1		4	0	0	0	0	0	0	0	0	0	0	4	4	0.00	0.000								

California Angels @ Baltimore Orioles
 Memorial Stadium, Baltimore, MD
 Sun May 18 1975, 3:33 AM EDT
 Att: 11,137 - Unknown

AB	35
R	5
H	8
RBI	5
BB	3
SO	2
LOB	12



Batter	1	2	3	4	5	6	7	8	9	AB	R	H	RBI	BB	SO	LOB	BOTTOM								
Al Bumby, L (1, 7) OBP: 0.385, SLG: 0.479										4	0	1	0	0	2	0									
Ken Singleton, S (1, 9) OBP: 0.411, SLG: 0.343										2	1	0	0	2	1	2									
Tommy Davis, R (1, 10) OBP: 0.330, SLG: 0.358										3	0	1	1	1	0	1									
Lee May, R (1, 3) OBP: 0.259, SLG: 0.368										3	0	0	0	1	0	3									
Bobby Grich, R (1, 4) OBP: 0.438, SLG: 0.547										3	0	0	0	1	0	1									
Jim Northrup, L (1, 8) OBP: 0.433, SLG: 0.455										2	0	0	0	2	0	0									
Doug DeCinces, R (1, 5) OBP: 0.356, SLG: 0.512										4	0	0	0	0	0	4									
Dave Duncan, R (1, 2) OBP: 0.219, SLG: 0.279										3	0	0	0	0	1	1									
Mark Belanger, R (1, 6) OBP: 0.259, SLG: 0.192										1	0	0	0	1	1	0									
Tom Shopay, L (8, PH)										1	0	0	0	0	0	1									
Tim Nordbrook, R (9, 6) OBP: 0.190, SLG: 0.056										0	0	0	0	0	0	0									
Inning Stats	R: 0 E: 0 K: 1 S: 5	H: 0 LOB: 0 BB: 1 P: 9	R: 0 E: 0 K: 0 S: 3	H: 0 LOB: 0 BB: 0 P: 3	R: 0 E: 0 K: 2 S: 7	H: 0 LOB: 0 BB: 0 P: 7	R: 0 E: 0 K: 0 S: 2	H: 0 LOB: 1 BB: 2 P: 10	R: 0 E: 0 K: 0 S: 5	H: 0 LOB: 0 BB: 0 P: 5	R: 0 E: 0 K: 0 S: 2	H: 1 LOB: 0 BB: 1 P: 6	R: 0 E: 1 K: 0 S: 3	H: 0 LOB: 0 BB: 0 P: 3	R: 0 E: 0 K: 0 S: 3	H: 0 LOB: 1 BB: 1 P: 7	R: 1 E: 0 K: 1 S: 6	H: 1 LOB: 3 BB: 3 P: 18	1B: 1 2B: 2 3B: 0 HR: 0	SF: 0 SAC: 0 DP: 2 HBP: 0	WP: 0 PB: 0 SB: 0 CS: 1	PA: 35			
PITCHER	IP	WLS	BF	H	R	ER	SO	BB	IBB	HBP	BLK	WP	HR	S	P	ERA	WHIP								
Nolan Ryan, R (1, 1) ERA: 1.83	8.2	W	33	2	1	1	5	8	0	0	0	0	0	35	67	1.04	1.154								
Don Kirkwood, R (9, 1) ERA: 2.29	0.1	S	1	0	0	0	0	0	0	0	0	0	0	1	1	0.00	0.000								

California Angels @ Baltimore Orioles
 Memorial Stadium, Baltimore, MD
 Sun May 18 1975, 3:33 AM EDT
 Att: 11,137 - Unknown

AB	26
R	1
H	2
RBI	1
BB	8
SO	5
LOB	13



Batter	1	2	3	4	5	6	7	8	9	AB	R	H	RBI	BB	SO	LOB	TOP					
Jerry Remy, L OBP: 0.317, SLG: 0.380 (1, 4)	1-6-3 ①		F7 ③			K ①		FC6-4 1B ①	K ③	5	0	1	0	0	2	0	California Angels @ Cleveland Indians Cleveland Municipal Stadium, Cleveland, OH Wed May 21 1975, 7:05 PM EDT Att: 2,919 - Unknown					
Mickey Rivers, L OBP: 0.356, SLG: 0.410 (1, 8)	F4 ②			S S 1B ①		F5 ②		FC6-4 1B BB ①		4	1	1	0	0	0	2						
Tommy Harper, R OBP: 0.317, SLG: 0.371 (1, 10)	1-3 ③			K ①		K ③		BB S 1B ①		4	0	1	1	0	2	1						
Bruce Bochte, L OBP: 0.370, SLG: 0.353 (1, 3)		K ①		F7 ②			F9 ①	K ②		4	0	0	0	0	2	3						
Dave Chalk, R OBP: 0.415, SLG: 0.411 (1, 5)										0	0	0	0	0	0	0						
Rudy Meoli, L OBP: 0.365, SLG: 0.200 (3, 5)		BB HBP ①		S BB ①				BB BB ①		0	0	0	0	2	0	0						
Winston Llenas, R OBP: 0.381, SLG: 0.250 (8, PH) (8, 5)								BB BB ①		0	0	0	0	1	0	0						
Leroy Stanton, R OBP: 0.319, SLG: 0.310 (1, 9)										2	0	1	0	1	0	2						
Joe Lahoud, L OBP: 0.394, SLG: 0.444 (8, PH) (8, 9)		G4-6-3 BB ①		F6 ③			FC6-4 1B ②	BB BB ①		0	0	0	1	1	0	0						
Tom Egan, R OBP: 0.318, SLG: 0.318 (1, 2)										2	0	0	0	0	0	2						
Bill Sudakis, S OBP: 0.286, SLG: 0.224 (7, PH) (7, 2)	G4-6-3 ③					F9 ①		F8 ②	4-3 ③	2	0	0	0	0	0	5						
Morris Nettles, L OBP: 0.267, SLG: 0.248 (1, 7)			5-3 ①			6-3 ②		FC6-4 ③	1-3 ①	4	0	0	0	0	0	2						
Billy Smith, S OBP: 0.291, SLG: 0.333 (1, 6)			4-3 ②			4-3 ③		FC6-4 1B ①	3-1 ②	4	1	1	0	0	0	0						
Inning Stats	R: 0 E: 0 K: 0 S: 3	H: 0 LOB: 0 BB: 0 P: 3	R: 0 E: 0 K: 1 S: 4	H: 0 LOB: 1 BB: 1 P: 9	R: 0 E: 0 K: 0 S: 3	H: 0 LOB: 0 BB: 0 P: 3	R: 0 E: 0 K: 1 S: 6	H: 1 LOB: 2 BB: 1 P: 10	R: 0 E: 0 K: 0 S: 3	H: 0 LOB: 0 BB: 0 P: 3	R: 0 E: 0 K: 2 S: 7	H: 0 LOB: 0 BB: 0 P: 7	R: 0 E: 0 K: 0 S: 4	H: 1 LOB: 2 BB: 1 P: 8	R: 2 E: 0 K: 1 S: 8	H: 3 LOB: 3 BB: 2 P: 16	R: 0 E: 0 K: 1 S: 5	H: 0 LOB: 0 BB: 0 P: 5	1B: 5 2B: 0 3B: 0 HR: 0	SF: 0 SAC: 0 DP: 1 HBP: 1	WP: 0 PB: 0 SB: 4 CS: 0	PA: 37
PITCHER	IP WLS BF H R ER SO BB IBB HBP BLK WP HR S P ERA WHIP	7.1 W 30 5 2 2 4 3 0 1 0 0 0 0 34 47 2.46 1.091	0.1 S 2 0 0 0 1 1 0 0 0 0 0 0 3 7 0.00 3.000	1.1 S 5 0 0 0 1 1 0 0 0 0 0 0 6 10 0.00 0.750																		
Jim Kern, R ERA: 1.84 (1, 1)																						
Dave LaRoche, L ERA: 3.0 (8, 1)																						
Tom Buskey, R ERA: 2.7 (8, 1)																						

Batter	1	2	3	4	5	6	7	8	9	AB	R	H	RBI	BB	SO	LOB	BOTTOM			
Buddy Bell, R OBP: 0.326, SLG: 0.318 (1, 5)	K ①		F9 ①			K ②		CS 1B ①		4	0	1	1	0	2	0	California Angels @ Cleveland Indians Cleveland Municipal Stadium, Cleveland, OH Wed May 21 1975, 7:05 PM EDT Att: 2,919 - Unknown			
Frank Duffy, R OBP: 0.254, SLG: 0.261 (1, 6)	CS 1B ①		F7 ②			F8 ③		CS ③	K ①	4	0	1	0	0	1	0				
George Hendrick, R OBP: 0.310, SLG: 0.449 (1, 8)	BB ②		F9 ③			G1-6-3 BB ①			K ②	2	0	0	0	2	1	0				
Rico Carty, R OBP: 0.370, SLG: 0.457 (1, 7)						G1-6-3 ①			K ③	3	0	0	0	0	0	2				
Ken Berry, R OBP: 0.219, SLG: 0.200 (8, 7)	1-3 ③					1-2 ②			K ①	1	0	0	0	0	1	0				
Frank Robinson, R OBP: 0.314, SLG: 0.489 (1, 10)						F8 ②			HR ①	3	2	2	2	0	0	0				
Charlie Spikes, R OBP: 0.246, SLG: 0.233 (1, 9)			K ①			BB BB ①			K ③	2	0	0	0	1	2	0				
Boog Powell, L OBP: 0.436, SLG: 0.553 (1, 3)									K ①	2	0	1	0	1	1	0				
Alan Ashby, S OBP: 0.200, SLG: 0.130 (1, 2)									E5 G3 1B ①	3	1	0	0	0	0	3				
Jack Brohamer, L OBP: 0.317, SLG: 0.369 (1, 4)									G3 ②	3	0	0	0	0	1	2				
Inning Stats	R: 0 E: 0 K: 1 S: 5	H: 1 LOB: 1 BB: 1 P: 9	R: 1 E: 0 K: 2 S: 8	H: 1 LOB: 1 BB: 1 P: 12	R: 0 E: 0 K: 0 S: 3	H: 0 LOB: 0 BB: 0 P: 3	R: 0 E: 0 K: 0 S: 4	H: 1 LOB: 2 BB: 1 P: 8	R: 0 E: 0 K: 1 S: 5	H: 0 LOB: 0 BB: 0 P: 5	R: 1 E: 0 K: 1 S: 5	H: 1 LOB: 0 BB: 1 P: 9	R: 1 E: 1 K: 1 S: 6	H: 1 LOB: 0 BB: 0 P: 6	R: 0 E: 0 K: 3 S: 9	H: 0 LOB: 0 BB: 0 P: 9	1B: 3 2B: 0 3B: 0 HR: 2	SF: 0 SAC: 0 DP: 1 HBP: 0	WP: 0 PB: 0 SB: 0 CS: 2	PA: 32
PITCHER	IP WLS BF H R ER SO BB IBB HBP BLK WP HR S P ERA WHIP	8.0 L 31 5 3 2 9 4 0 0 0 0 2 45 61 2.25 1.125																		
Frank Tanana, L ERA: 2.06 (1, 1)																				

Batter	1	2	3	4	5	6	7	8	9	AB	R	H	RBI	BB	SO	LOB	TOP			
Jerry Remy, L (1,4) OBP: 0.322, SLG: 0.402										3	1	2	2	0	0	0	California Angels @ Boston Red Sox Fenway Park, Boston, MA Thu May 22 1975, 7:05 PM EDT Alt. 9, 155 - Unknown - 59 F			
Mickey Rivers, L (1,8) OBP: 0.348, SLG: 0.402										3	0	0	1	0	0	0				
Tommy Harper, R (1,10) OBP: 0.322, SLG: 0.375										4	0	2	0	0	0	0				
Joe Lahoud, L (1,9) OBP: 0.371, SLG: 0.414										4	0	0	0	0	1	1				
Leroy Stanton, R (8,9) OBP: 0.319, SLG: 0.310										0	0	0	0	0	0	0				
Bruce Bochte, L (1,3) OBP: 0.367, SLG: 0.350										4	1	1	0	0	0	1				
Dave Chalk, R (1,5) OBP: 0.414, SLG: 0.409										3	1	1	0	0	0	0				
Tom Egan, R (1,2) OBP: 0.275, SLG: 0.313										4	1	1	0	0	1	1				
Morris Nettles, L (1,7) OBP: 0.273, SLG: 0.255										4	1	2	2	0	1	0				
Billy Smith, S (1,6) OBP: 0.305, SLG: 0.379										4	1	2	1	0	0	1				
Inning Stats	R: 1 E: 0 K: 0 S: 5	H: 2 LOB: 1 BB: 0 P: 5	R: 0 E: 0 K: 2 S: 7	H: 0 LOB: 0 BB: 0 P: 7	R: 1 E: 0 K: 0 S: 4	H: 2 LOB: 0 BB: 0 P: 4	R: 3 E: 0 K: 0 S: 7	H: 5 LOB: 2 BB: 0 P: 7	R: 0 E: 0 K: 0 S: 3	H: 0 LOB: 0 BB: 0 P: 3	R: 0 E: 0 K: 0 S: 3	H: 0 LOB: 0 BB: 0 P: 3	R: 0 E: 0 K: 1 S: 5	H: 0 LOB: 0 BB: 0 P: 5	R: 1 E: 0 K: 0 S: 5	H: 2 LOB: 1 BB: 0 P: 5	1B: 9 2B: 0 3B: 2 HR: 0	SF: 2 SAC: 1 DP: 0 HBP: 0	WP: 0 PB: 0 SB: 2 CS: 1	PA: 37
PITCHER Rick Wise, R (1,1) ERA: 4.05	IP: 9.0 WLS: L BF: 36	H: 11 R: 6 ER: 6 SO: 3	BB: 0 IBB: 0 HBP: 0 BLK: 0	WP: 0 HR: 0 S: 42 P: 42	ERA: 6.00 WHIP: 1.222	PITCHER	IP: 9.0 WLS: W BF: 37	H: 7 R: 3 ER: 3 SO: 3	BB: 4 IBB: 0 HBP: 0 BLK: 0	WP: 0 HR: 1 S: 39 P: 55	ERA: 3.00 WHIP: 1.222	PITCHER	IP: 9.0 WLS: W BF: 37	H: 7 R: 3 ER: 3 SO: 3	BB: 4 IBB: 0 HBP: 0 BLK: 0	WP: 0 HR: 1 S: 39 P: 55	ERA: 3.00 WHIP: 1.222			

AB	33
R	6
H	11
RBI	6
BB	0
SO	3
LOB	4




Batter	1	2	3	4	5	6	7	8	9	AB	R	H	RBI	BB	SO	LOB	BOTTOM					
Bernie Carbo, L (1,7) OBP: 0.477, SLG: 0.687										5	0	0	0	0	1	1	California Angels @ Boston Red Sox Fenway Park, Boston, MA Thu May 22 1975, 7:05 PM EDT Alt. 9, 155 - Unknown - 59 F					
Rick Burleson, R (1,6) OBP: 0.333, SLG: 0.306										3	0	0	0	1	0	0						
Carl Yastrzemski, L (1,3) OBP: 0.371, SLG: 0.357										3	1	1	0	1	0	1						
Jim Rice, R (1,10) OBP: 0.321, SLG: 0.525										3	1	1	0	1	0	2						
Fred Lynn, L (1,8) OBP: 0.412, SLG: 0.571										4	1	3	3	0	0	1						
Dwight Evans, R (1,9) OBP: 0.345, SLG: 0.410										3	0	0	0	1	1	1						
Rico Petrocelli, R (1,5) OBP: 0.331, SLG: 0.346										4	0	0	0	0	1	3						
Doug Griffin, R (1,4) OBP: 0.287, SLG: 0.243										4	0	2	0	0	0	0						
Tim Blackwell, S (1,2) OBP: 0.300, SLG: 0.250										3	0	0	0	0	0	3						
Cecil Cooper, L (8, PH) OBP: 0.238, SLG: 0.300										1	0	0	0	0	0	0						
Inning Stats	R: 0 E: 0 K: 0 S: 3	H: 0 LOB: 1 BB: 1 P: 7	R: 0 E: 0 K: 1 S: 7	H: 2 LOB: 2 BB: 0 P: 7	R: 3 E: 0 K: 1 S: 8	H: 3 LOB: 0 BB: 0 P: 8	R: 0 E: 0 K: 0 S: 4	H: 1 LOB: 1 BB: 0 P: 4	R: 0 E: 0 K: 0 S: 3	H: 0 LOB: 0 BB: 1 P: 7	R: 0 E: 0 K: 1 S: 5	H: 0 LOB: 0 BB: 0 P: 5	R: 0 E: 0 K: 0 S: 3	H: 0 LOB: 0 BB: 0 P: 3	R: 0 E: 0 K: 0 S: 3	H: 1 LOB: 2 BB: 2 P: 11	R: 0 E: 0 K: 0 S: 3	H: 0 LOB: 0 BB: 0 P: 3	1B: 5 2B: 1 3B: 0 HR: 1	SF: 0 SAC: 0 DP: 0 HBP: 0	WP: 0 PB: 0 SB: 1 CS: 0	PA: 37
PITCHER Bill Singer, R (1,1) ERA: 3.72	IP: 9.0 WLS: W BF: 37	H: 7 R: 3 ER: 3 SO: 3	BB: 4 IBB: 0 HBP: 0 BLK: 0	WP: 0 HR: 1 S: 39 P: 55	ERA: 3.00 WHIP: 1.222	PITCHER	IP: 9.0 WLS: W BF: 37	H: 7 R: 3 ER: 3 SO: 3	BB: 4 IBB: 0 HBP: 0 BLK: 0	WP: 0 HR: 1 S: 39 P: 55	ERA: 3.00 WHIP: 1.222	PITCHER	IP: 9.0 WLS: W BF: 37	H: 7 R: 3 ER: 3 SO: 3	BB: 4 IBB: 0 HBP: 0 BLK: 0	WP: 0 HR: 1 S: 39 P: 55	ERA: 3.00 WHIP: 1.222					

AB	33
R	3
H	7
RBI	3
BB	4
SO	3
LOB	12



Batter	1	2	3	4	5	6	7	8	9	AB	R	H	RBI	BB	SO	LOB	TOP	
Jerry Remy, L (1,4) OBP: 0.320, SLG: 0.397	0-0 CS 1B		0-0 3-1			0-0 G3		0-0 F3		4	0	1	0	0	0	0	California Angels @ Boston Red Sox Fenway Park, Boston, MA Fri May 23 1975, 7:05 PM EDT Att: 20,587 - Unknown - 87 F	
Mickey Rivers, L (1,8) OBP: 0.352, SLG: 0.401	0-3 K		0-0 F9			4-0 2B BB		0-0 1B		3	1	1	0	1	1			
Tommy Harper, R (1,10) OBP: 0.327, SLG: 0.381	4-0 1B BB			0-0 F9		0-0 1-H 2B		0-3 K		3	0	1	1	1	1			
Joe Lahoud, L (1,9) OBP: 0.365, SLG: 0.403	0-0 1-3 1B			0-0 F2		0-0 F6		0-3 K		4	0	1	0	0	1	2		
Bruce Bochte, L (1,3) OBP: 0.365, SLG: 0.347	0-0 4-3			0-0 CS 1B			0-0 F7		0-3 K	4	0	1	0	0	1	2		
Dave Chalk, R (1,5) OBP: 0.404, SLG: 0.397		0-0 F8		0-0 CS	0-0 6-3		0-0 F7		0-0 B5-3	4	0	0	0	0	0	0		
Tom Egan, R (1,2) OBP: 0.273, SLG: 0.308		0-0 F8			0-0 B5-3		0-0 2B 1B		0-3 K	4	0	1	0	0	1	0		
Morris Nettles, L (1,7) OBP: 0.279, SLG: 0.268		0-0 CS 1B			0-3 K		0-0 1-3 2B			3	0	2	0	0	1	0		
Billy Smith, S (1,6) OBP: 0.290, SLG: 0.361		0-0 CS	0-0 F9			0-0 G3		0-3 K		3	0	0	0	0	1	2		
Inning Stats	R: 0 E: 0 K: 1 S: 6	H: 2 LOB: 2 BB: 1 P: 10	R: 0 E: 0 K: 0 S: 3	H: 1 LOB: 0 BB: 0 P: 3	R: 0 E: 0 K: 0 S: 3	H: 0 LOB: 0 BB: 0 P: 3	R: 0 E: 0 K: 1 S: 5	H: 1 LOB: 1 BB: 1 P: 5	R: 0 E: 0 K: 1 S: 7	H: 2 LOB: 2 BB: 0 P: 7	R: 0 E: 0 K: 2 S: 8	H: 1 LOB: 1 BB: 0 P: 8	R: 0 E: 0 K: 2 S: 7	H: 0 LOB: 0 BB: 0 P: 7	1B: 6 2B: 2 3B: 0 HR: 0	SF: 0 SAC: 0 DP: 0 HBP: 0	WP: 0 PB: 0 SB: 0 CS: 3	PA: 36
PITCHER Luis Tiant, R (1,1) ERA: 3.46	IP: 9.0 WLS: W BF: 34 H: 8 R: 1 ER: 1 SO: 7 BB: 2 IBB: 0 HBP: 0 BLK: 0 WP: 0 HR: 0 S: 46 P: 54 ERA: 1.00 WHIP: 1.111															PITCHER		

Batter	1	2	3	4	5	6	7	8	9	AB	R	H	RBI	BB	SO	LOB	BOTTOM			
Bernie Carbo, L (1,7) OBP: 0.478, SLG: 0.732	0-0 HR		0-0 F7		0-0 SF9 HR 2B		0-0 4-3			4	2	2	1	0	0	1	California Angels @ Boston Red Sox Fenway Park, Boston, MA Fri May 23 1975, 7:05 PM EDT Att: 20,587 - Unknown - 87 F			
Rick Miller, L (8,7) OBP: 0.308, SLG: 0.182			0-0 F8		0-0 SF9		0-0 F2			2	0	0	1	1	0	1				
Rick Burleson, R (1,6) OBP: 0.331, SLG: 0.302	4-0 FC3-6 BB				0-0 2-3 3-H 0-0		4-0 FC5-4 BB			3	1	2	2	1	0	1				
Carl Yastrzemski, L (1,3) OBP: 0.381, SLG: 0.390	0-0 FC3-6 CS WP 1-2			0-0 WP 4-3 1B	0-0 3-H HR		0-0 FC5-4 BB			4	0	0	0	0	2	3				
Jim Rice, R (1,10) OBP: 0.309, SLG: 0.505	0-3 K			0-0 4-3	0-3 K		0-0 FC5-4			4	0	0	0	0	2	3				
Fred Lynn, L (1,8) OBP: 0.415, SLG: 0.594		0-0 4-3		4-0 BB 2-3	0-3 K		0-0 HR			3	1	1	1	1	1	0				
Dwight Evans, R (1,9) OBP: 0.342, SLG: 0.429		0-3 K		0-3 K		0-0 HR		0-3 K		4	1	1	1	0	3	2				
Rico Petrocelli, R (1,5) OBP: 0.328, SLG: 0.336		0-3 K		4-0 1-2 BB		0-3 K		0-3 K		3	0	0	0	1	3	0				
Doug Griffin, R (1,4) OBP: 0.280, SLG: 0.236			0-0 E5 SH1-4		0-0 F9		0-0 5-3		0-0 6-3	3	0	0	0	0	0	3				
Bob Heise, R (7,4) OBP: 0.150, SLG: 0.111										1	0	0	0	0	0	0				
Tim Blackwell, S (1,2) OBP: 0.333, SLG: 0.222			0-0 SH1-4		4-0 2B SF9 BB		0-0 F2			1	1	0	0	1	0	0				
Inning Stats	R: 1 E: 0 K: 1 S: 5	H: 1 LOB: 1 BB: 1 P: 9	R: 0 E: 0 K: 2 S: 7	H: 0 LOB: 0 BB: 0 P: 7	R: 0 E: 1 K: 0 S: 4	H: 0 LOB: 1 BB: 0 P: 4	R: 0 E: 0 K: 1 S: 6	H: 1 LOB: 3 BB: 2 P: 14	R: 3 E: 0 K: 2 S: 9	H: 2 LOB: 0 BB: 1 P: 13	R: 1 E: 0 K: 1 S: 6	H: 1 LOB: 0 BB: 0 P: 6	R: 0 E: 0 K: 0 S: 3	H: 0 LOB: 1 BB: 1 P: 7	R: 1 E: 0 K: 2 S: 8	H: 1 LOB: 0 BB: 0 P: 8	1B: 1 2B: 2 3B: 0 HR: 4	SF: 1 SAC: 1 DP: 1 HBP: 0	WP: 2 PB: 0 SB: 0 CS: 1	PA: 35
PITCHER Nolan Ryan, R (1,1) ERA: 2.26 Chuck Dobson, R (7,1) ERA: 7.03	IP: 6.0 WLS: L BF: 27 H: 5 R: 5 ER: 5 SO: 7 BB: 4 IBB: 0 HBP: 0 BLK: 0 WP: 2 HR: 3 S: 37 P: 53 ERA: 7.50 WHIP: 1.500															PITCHER				


Batter	1	2	3	4	5	6	7	8	9	AB	R	H	RBI	BB	SO	LOB	TOP	
Jerry Remy, L (1,4) OBP: 0.326, SLG: 0.396	4-0 SH1-3 BB		0-0 F9					0-0 F7		3	0	1	0	1	0	0	California Angels @ Boston Red Sox Fenway Park, Boston, MA Sat May 24 1975, 3:33 AM EDT Att: 11,805 - Unknown - 65 F	
Mickey Rivers, L (1,8) OBP: 0.357, SLG: 0.399	0-0 SH1-3		4-0 SH3 BB					4-0 G6-4-3 BB		1	0	0	0	2	0	1		
Tommy Harper, R (1,10) OBP: 0.327, SLG: 0.376	4-0 BB		0-0 SH3					0-0 G6-4-3		2	0	0	0	1	0	2		
Bill Sudakis, S (1,3) OBP: 0.284, SLG: 0.226	0-3 K		0-3 K							4	0	1	0	0	3	3		
Dave Chalk, R (1,5) OBP: 0.400, SLG: 0.393	0-0 P9									4	0	1	0	0	0	2		
Leroy Stanton, R (1,9) OBP: 0.329, SLG: 0.311										3	0	1	0	1	0	2		
Winston Lienes, R (1,7) OBP: 0.320, SLG: 0.290										4	0	0	0	0	1	4		
Bob Allietta, R (1,2) OBP: 0.231, SLG: 0.240										4	0	1	0	0	1	4		
Billy Smith, S (1,6) OBP: 0.277, SLG: 0.344										3	0	0	0	0	0	1		
Inning Stats	R: 0 E: 0 K: 1 S: 5	H: 0 LOB: 2 BB: 2 P: 13	R: 0 E: 0 K: 0 S: 4	H: 2 LOB: 1 BB: 0 P: 4	R: 0 E: 0 K: 1 S: 5	H: 0 LOB: 1 BB: 1 P: 9	R: 0 E: 0 K: 0 S: 5	H: 0 LOB: 0 BB: 0 P: 5	R: 0 E: 0 K: 1 S: 5	H: 0 LOB: 0 BB: 0 P: 5	R: 0 E: 0 K: 0 S: 2	H: 0 LOB: 0 BB: 1 P: 6	R: 0 E: 1 K: 0 S: 5	H: 2 LOB: 2 BB: 0 P: 5	1B: 4 2B: 1 3B: 0 HR: 0	SF: 0 SAC: 1 DP: 3 HBP: 0	WP: 0 PB: 0 SB: 3 CS: 0	PA: 35
PITCHER	IP WLS BF H R ER SO BB IBB HBP BLK WP HR S P ERA WHIP																	
Bill Lee, L (1,1) ERA: 3.5	9.0 W 35 5 0 0 5 5 0 0 0 0 0 40 60 0.00 1.111																	

Batter	1	2	3	4	5	6	7	8	9	AB	R	H	RBI	BB	SO	LOB	BOTTOM			
Juan Beniquez, R (1,8) OBP: 0.375, SLG: 0.406	0-0 4-3									3	1	1	0	1	0	0	California Angels @ Boston Red Sox Fenway Park, Boston, MA Sat May 24 1975, 3:33 AM EDT Att: 11,805 - Unknown - 65 F			
Rick Burleson, R (1,6) OBP: 0.336, SLG: 0.331	0-0 L9									4	1	2	3	0	0	1				
Carl Yastrzemski, L (1,3) OBP: 0.380, SLG: 0.388										3	0	1	0	0	1	0				
Cecil Cooper, L (7,3) OBP: 0.273, SLG: 0.333										1	0	1	0	0	0	0				
Jim Rice, R (1,7) OBP: 0.301, SLG: 0.491										3	0	0	0	0	1	1				
Fred Lynn, L (7,8) OBP: 0.412, SLG: 0.588										1	0	0	0	0	0	1				
Dwight Evans, R (1,9) OBP: 0.349, SLG: 0.425										1	1	0	0	2	0	0				
Rick Miller, L (7,9) OBP: 0.286, SLG: 0.167										1	0	0	0	0	0	0				
Tony Conigliaro, R (1,10) OBP: 0.228, SLG: 0.245										2	1	0	0	1	0	1				
Bernie Carbo, L (8, FH) OBP: 0.473, SLG: 0.722										1	0	0	0	0	0	0				
Rico Petrocelli, R (1,5) OBP: 0.333, SLG: 0.369										4	2	2	3	0	2	0				
Doug Griffin, R (1,4) OBP: 0.275, SLG: 0.232										2	0	0	0	0	0	0				
Bob Montgomery, R (1,2) OBP: 0.226, SLG: 0.248										3	0	0	0	0	2	1				
Inning Stats	R: 0 E: 0 K: 0 S: 4	H: 1 LOB: 1 BB: 0 P: 4	R: 3 E: 0 K: 1 S: 7	H: 2 LOB: 1 BB: 2 P: 15	R: 0 E: 0 K: 1 S: 5	H: 0 LOB: 1 BB: 1 P: 9	R: 3 E: 0 K: 0 S: 5	H: 2 LOB: 0 BB: 1 P: 9	R: 0 E: 0 K: 1 S: 5	H: 0 LOB: 0 BB: 0 P: 5	R: 0 E: 0 K: 2 S: 7	H: 0 LOB: 0 BB: 0 P: 7	R: 0 E: 0 K: 0 S: 4	H: 2 LOB: 1 BB: 0 P: 4	R: 0 E: 0 K: 1 S: 5	H: 0 LOB: 0 BB: 0 P: 5	1B: 5 2B: 0 3B: 0 HR: 2	SF: 0 SAC: 1 DP: 0 HBP: 0	WP: 1 PB: 0 SB: 1 CS: 0	PA: 34
PITCHER	IP WLS BF H R ER SO BB IBB HBP BLK WP HR S P ERA WHIP																			
Andy Hassler, L (1,1) ERA: 4.05	4.0 L 21 2 0 0 3 4 0 0 0 0 0 0 16 16 0.00 0.667																			
Dick Lange, R (5,1) ERA: 3.51	3.0 10 2 0 0 3 0 0 0 0 0 0 0 5 5 0.00 0.000																			
Mickey Scott, L (8,1) ERA: 2.7	1.0 3 0 0 0 1 0 0 0 0 0 0 0 5 5 0.00 0.000																			

Batter	1	2	3	4	5	6	7	8	9	AB	R	H	RBI	BB	SO	LOB	TOP								
Jerry Remy, L OBP: 0.327, SLG: 0.392 (1, 4)	0-0 4-3	0-0 CS	0-0 B1-3		0-0 E 1B S 1B		4-0 CS BB	0-0 4-3		4	1	1	1	1	0	1									
Mickey Rivers, L OBP: 0.363, SLG: 0.401 (1, 8)	4-0 WP 6-3 S BB		0-0 3-1		0-0 CS 1B S 1B		0-0 S 1B		0-0 P7	4	1	2	1	1	0	0									
Tommy Harper, R OBP: 0.329, SLG: 0.372 (1, 10)	0-0 6-3 WP 1-2 1B		0-0 5-3		0-3 K S 1B		4-0 S 1B		0-0 F4	4	0	1	0	1	1	1									
Joe Lahoud, L OBP: 0.351, SLG: 0.385 (1, 9)	0-0 6-3			0-0 5-3		0-0 F4		0-0 P9		3	0	0	1	0	0	1									
Winston Llenas, R OBP: 0.296, SLG: 0.182 (7, PH)	1-3 2H									2	0	0	0	0	0	2									
Bruce Bochte, L OBP: 0.356, SLG: 0.338 (1, 3)	0-0 G3			0-3 K		0-0 F7		0-3 K		4	0	0	0	0	2	1									
Dave Chalk, R OBP: 0.402, SLG: 0.392 (1, 5)		0-0 5-3		0-0 E7		0-0 1B 1B		4-0 1B BB		3	1	1	0	1	0	0									
Tom Egan, R OBP: 0.288, SLG: 0.309 (1, 2)		4-0 E SF8 BB		0-0 4-3		0-0 1B 1B		0-3 K		3	1	1	0	1	1	2									
Morris Nettles, L OBP: 0.282, SLG: 0.276 (1, 7)		0-0 E2		0-0 CS		0-0 SH1-3 1B 2B		0-0 F7		2	1	1	0	0	0	1									
Leroy Stanton, R OBP: 0.333, SLG: 0.317 (6, 9)		1-3 CS						1-2 2B 1B		2	1	1	0	0	0	2									
Billy Smith, S OBP: 0.294, SLG: 0.369 (1, 6)		0-0 SF8		0-0 CS		0-0 SH1-3		4-0 CS BB		1	0	1	3	1	0	0									
Inning Stats	R: 1 E: 0 K: 0 S: 4	H: 1 LOB: 1 BB: 1 P: 8	R: 1 E: 1 K: 0 S: 3	H: 0 LOB: 0 BB: 1 P: 7	R: 0 E: 0 K: 0 S: 3	H: 0 LOB: 0 BB: 0 P: 3	R: 0 E: 1 K: 1 S: 6	H: 0 LOB: 1 BB: 0 P: 6	R: 2 E: 0 K: 0 S: 7	H: 3 LOB: 0 BB: 0 P: 7	R: 0 E: 0 K: 0 S: 5	H: 2 LOB: 2 BB: 0 P: 5	R: 0 E: 0 K: 0 S: 2	H: 1 LOB: 2 BB: 3 P: 14	R: 2 E: 0 K: 2 S: 9	H: 2 LOB: 1 BB: 1 P: 13	R: 0 E: 0 K: 0 S: 3	H: 0 LOB: 0 BB: 0 P: 3	1B: 7 2B: 2 3B: 0 HR: 0	SF: 1 SAC: 1 DP: 0 HBP: 0	WP: 1 PB: 0 SB: 4 CS: 4	PA: 41			
PITCHER	IP	WLS	BF	H	R	ER	SO	BB	IBB	HBP	BLK	WP	HR	S	P	ERA	WHIP								
Reggie Cleveland, R ERA: 4.78 (1, 1)	5.2	L	25	6	4	3	2	2	0	0	0	1	0	27	35	4.76	1.412								
Roger Moret, L ERA: 5.56 (6, 1)	2.1		12	3	2	2	2	3	1	0	0	0	0	12	28	7.71	2.571								
Dick Drago, R ERA: 2.31 (9, 1)	1.0		3	0	0	0	0	0	0	0	0	0	0	3	3	0.00	0.000								

California Angels @ Boston Red Sox
Fenway Park, Boston, MA
Sun May 25 1975, 3:33 AM EDT
Att: 16,401 - Unknown - 58 F


AB 32
R 6
H 9
RBI 6
BB 6
SO 4
LOB 11

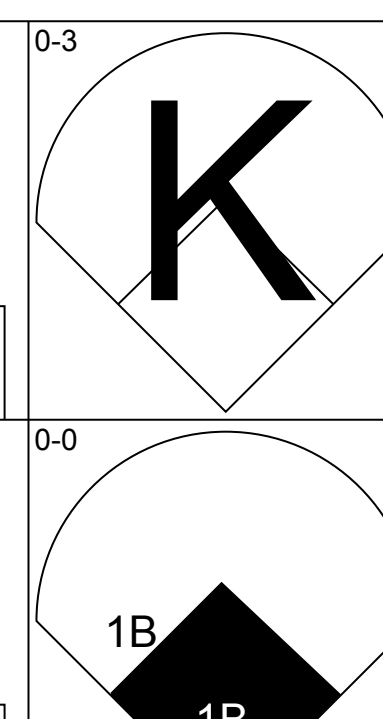
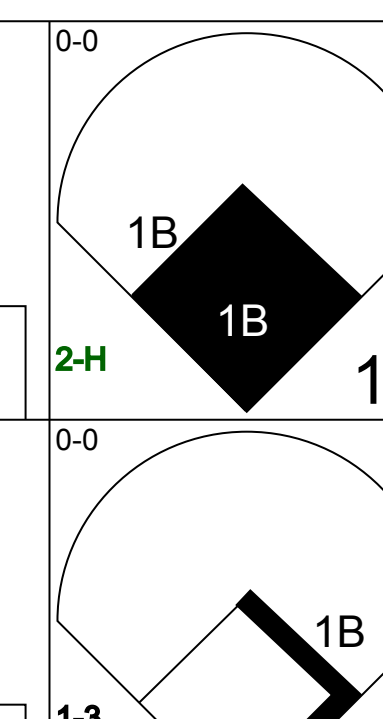
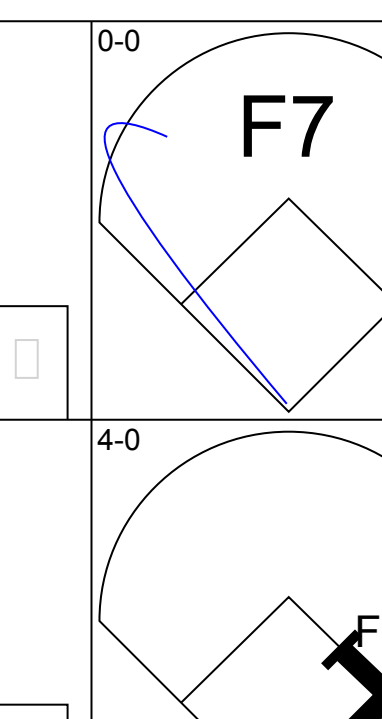
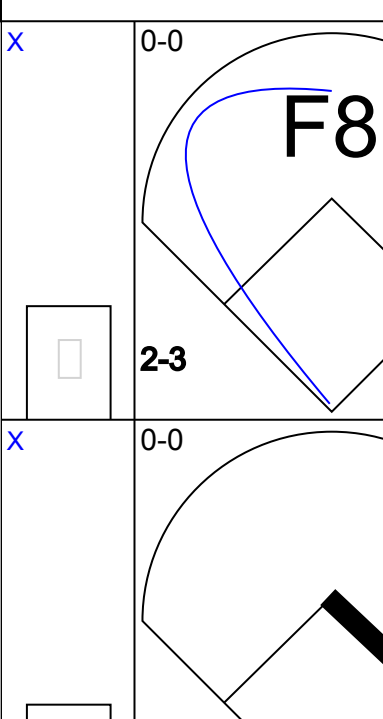
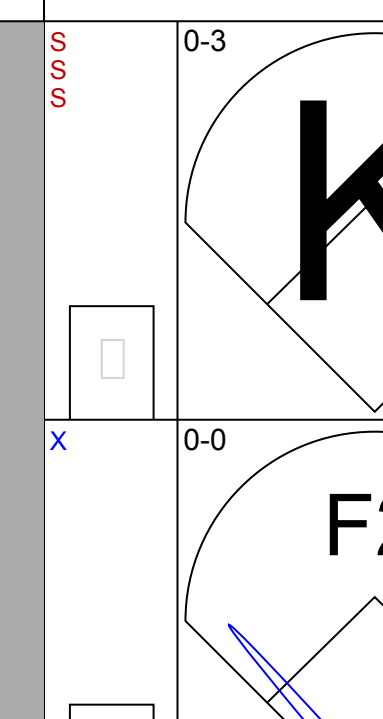
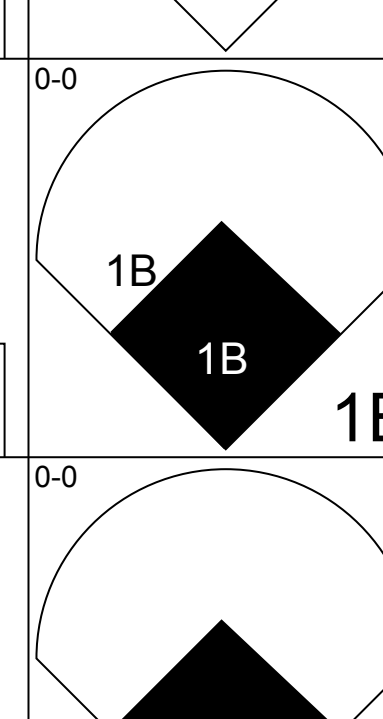
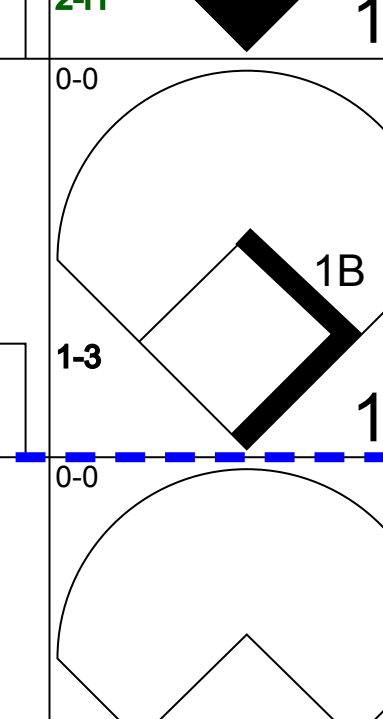
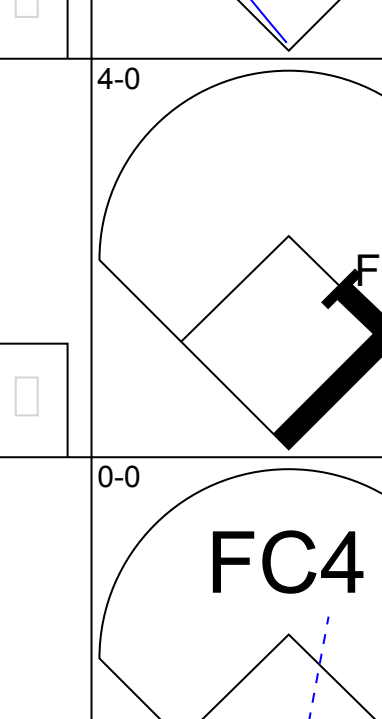
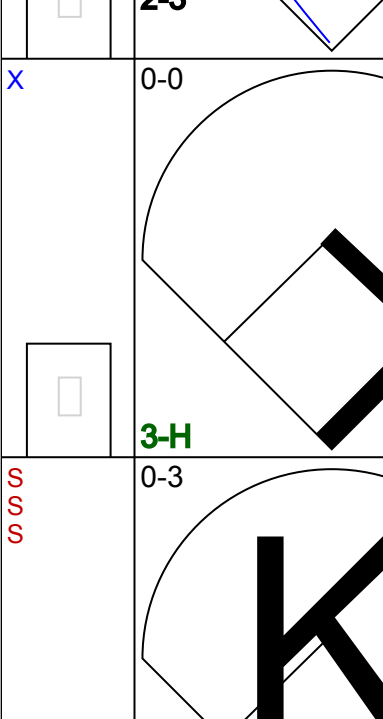
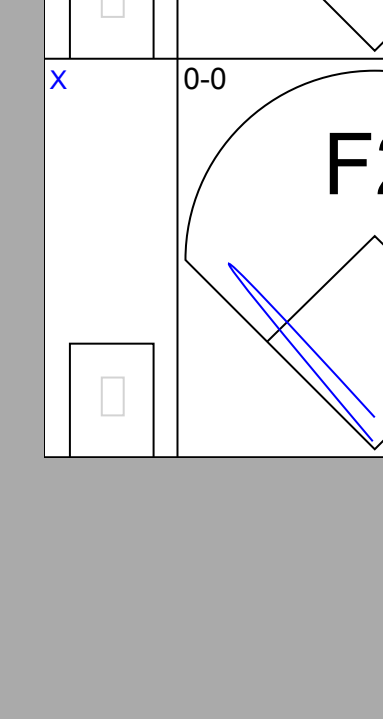
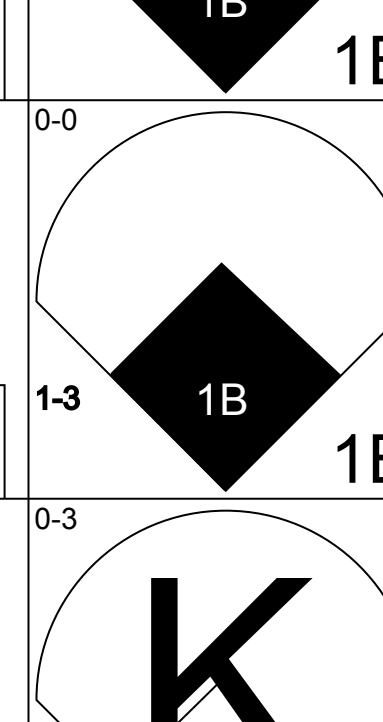
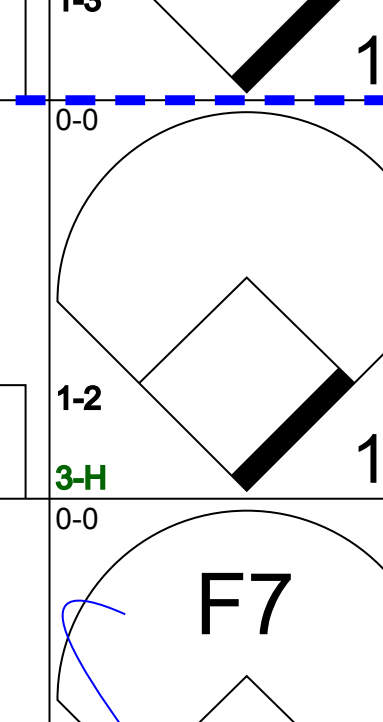
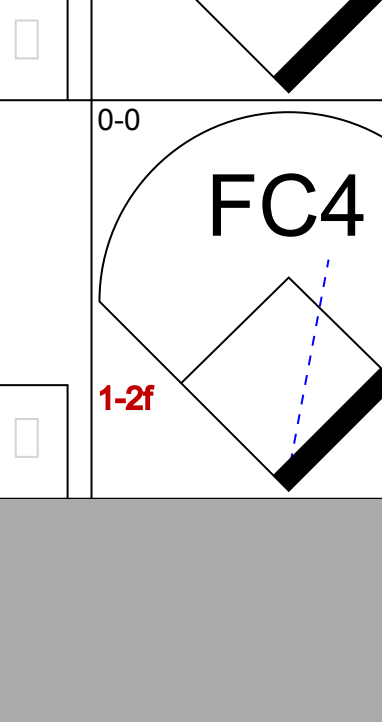
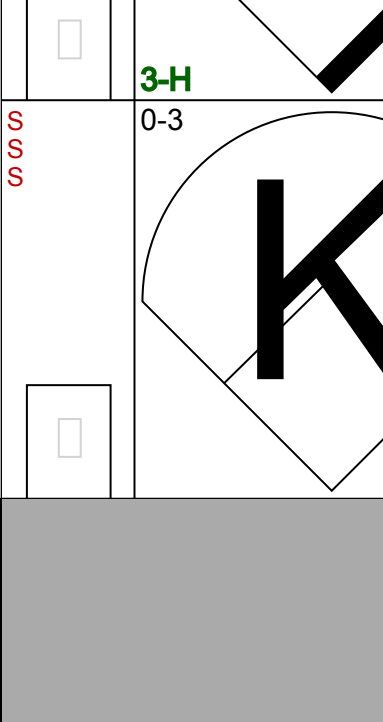

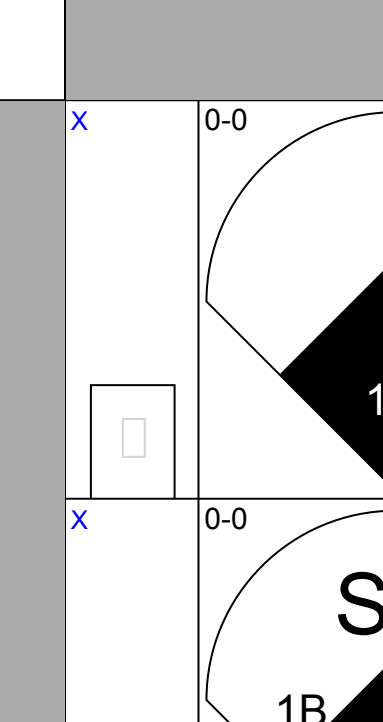
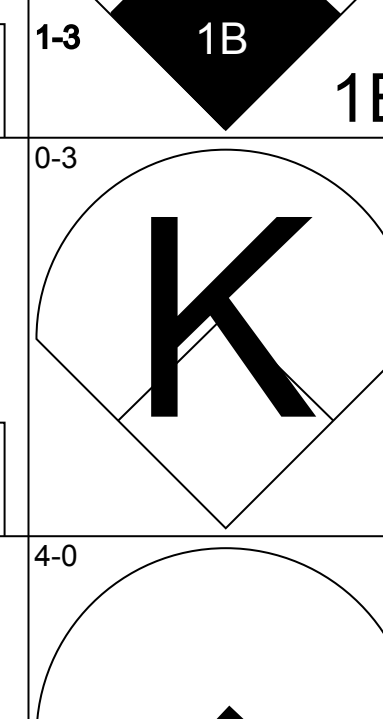
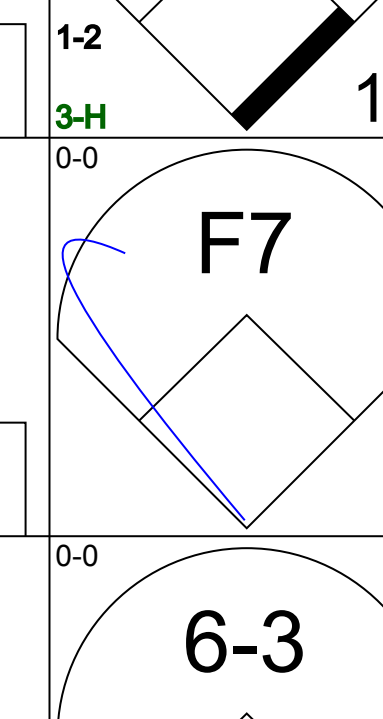
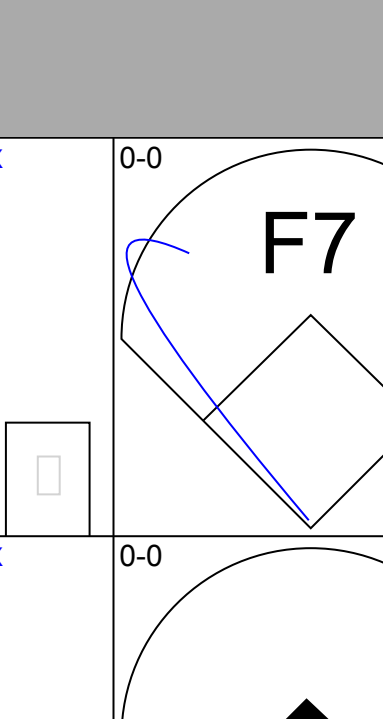
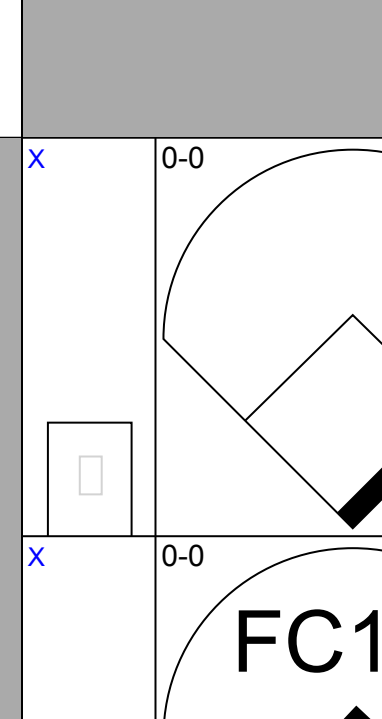
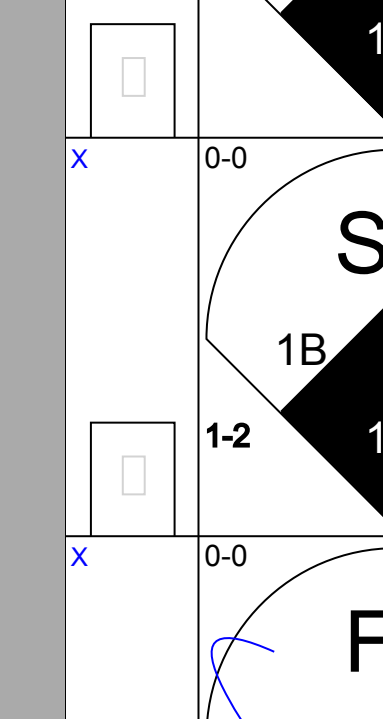
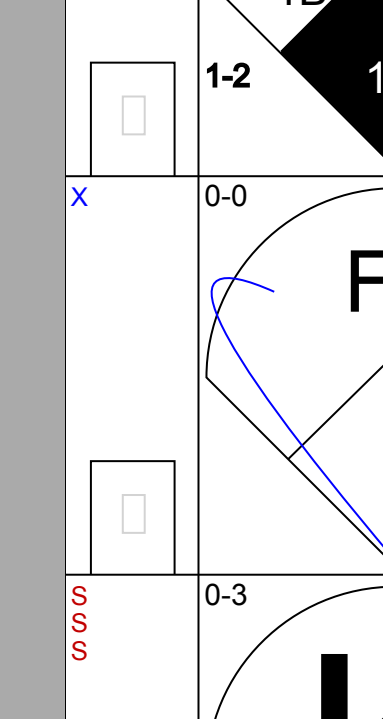
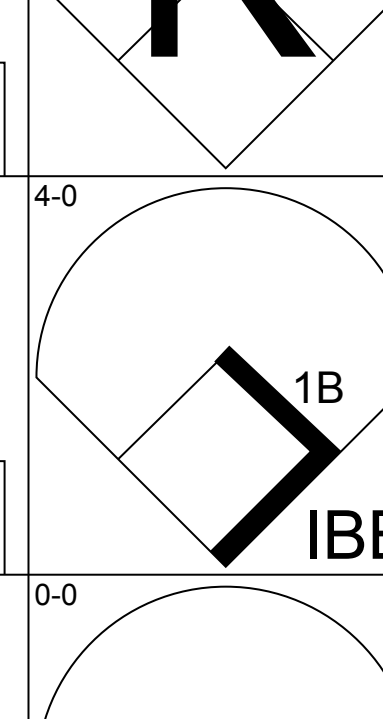
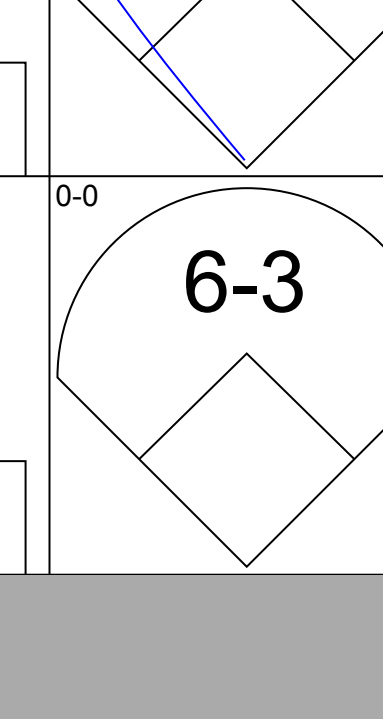
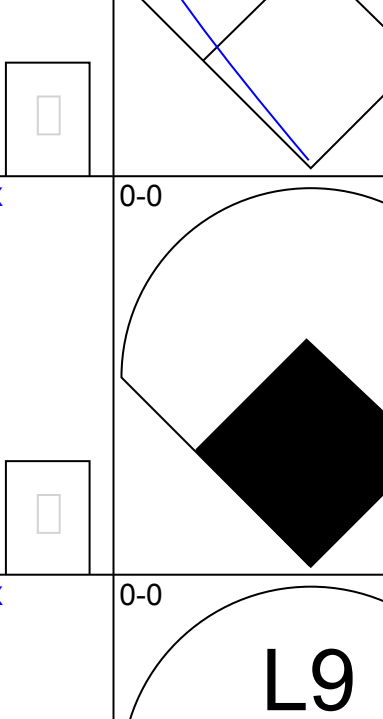
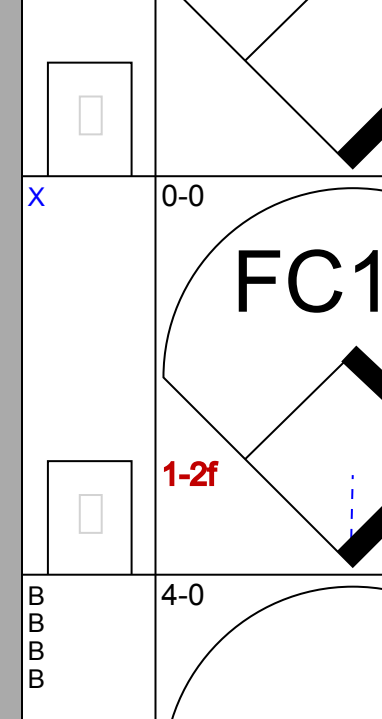
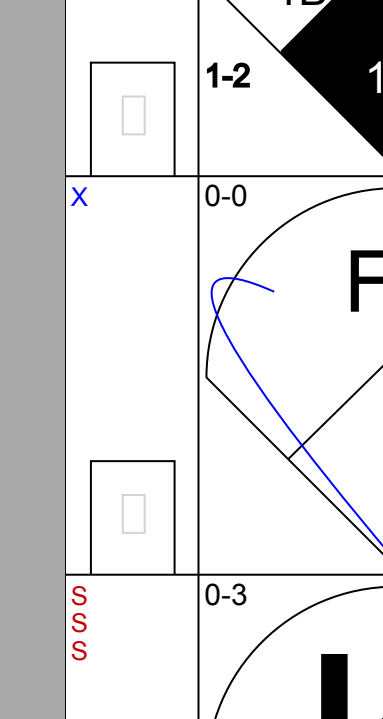
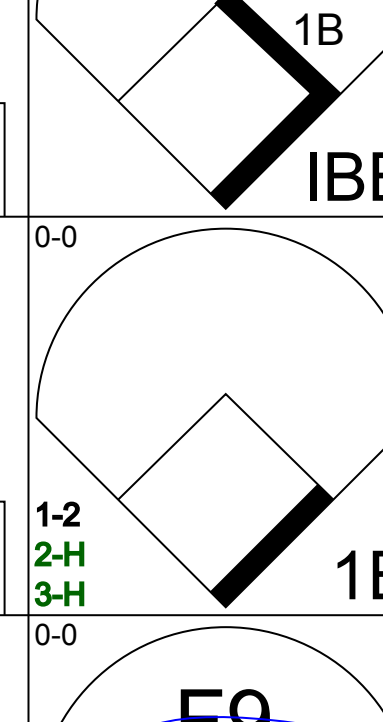
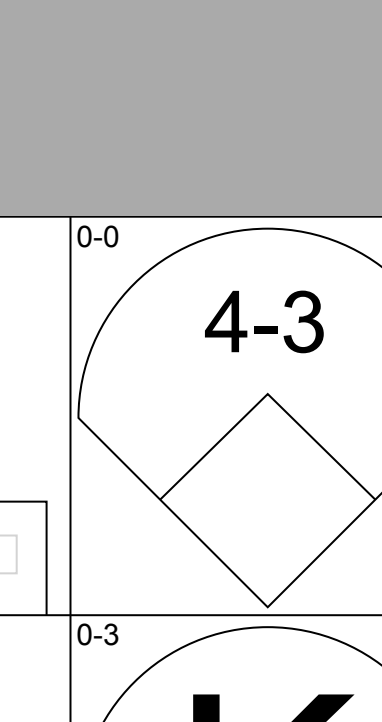
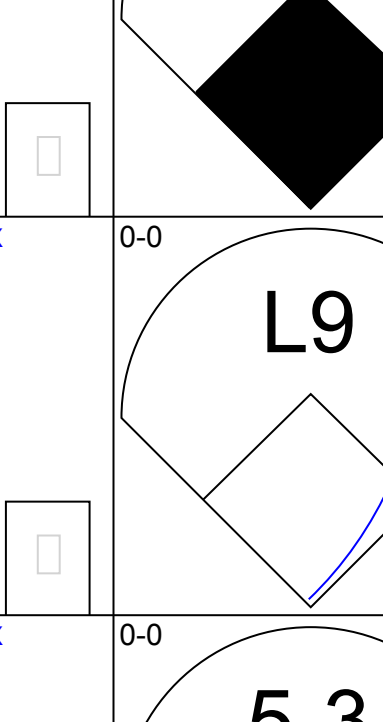
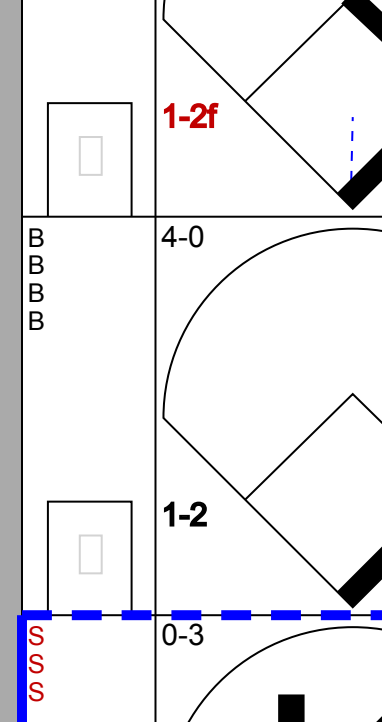
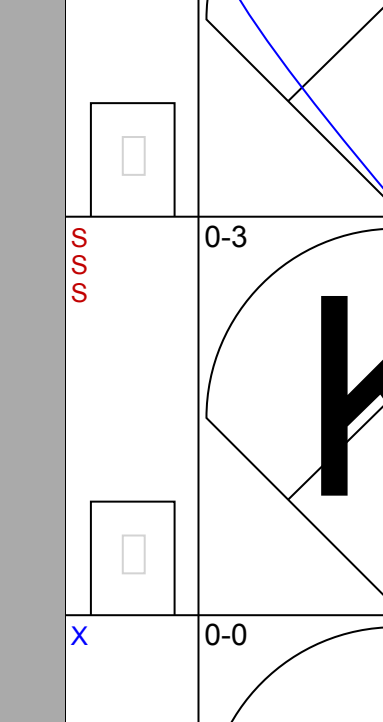
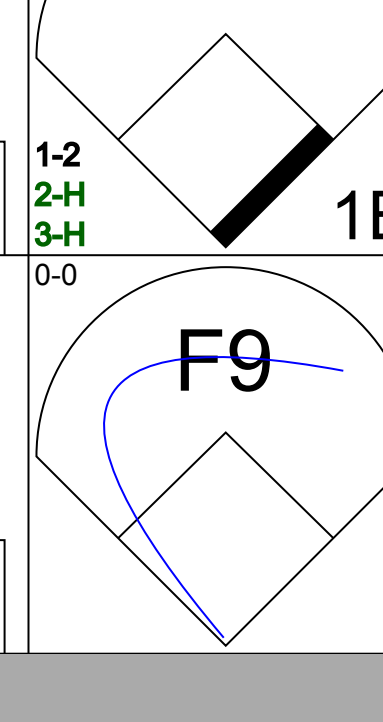
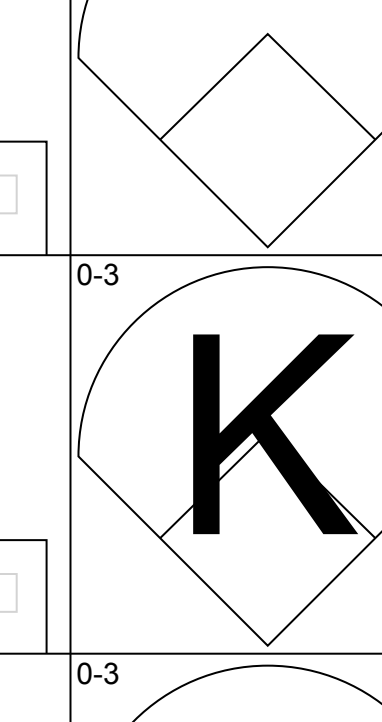
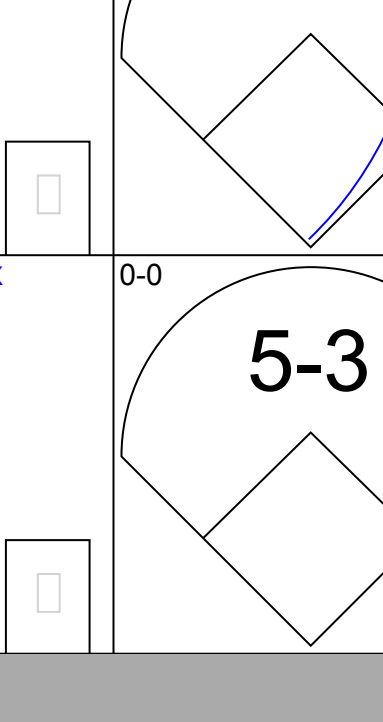
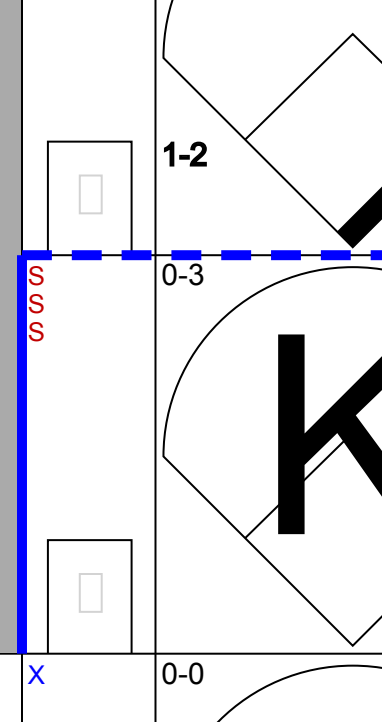
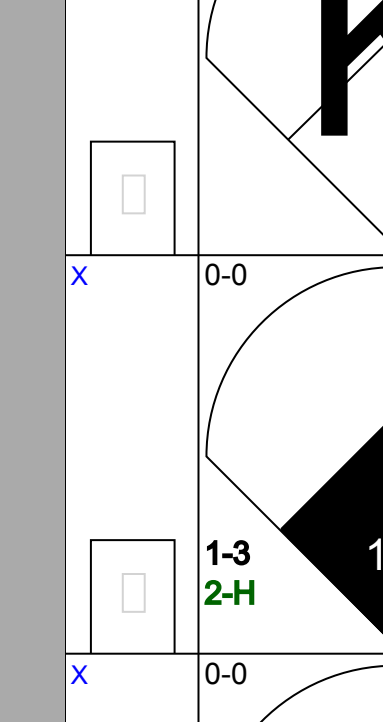
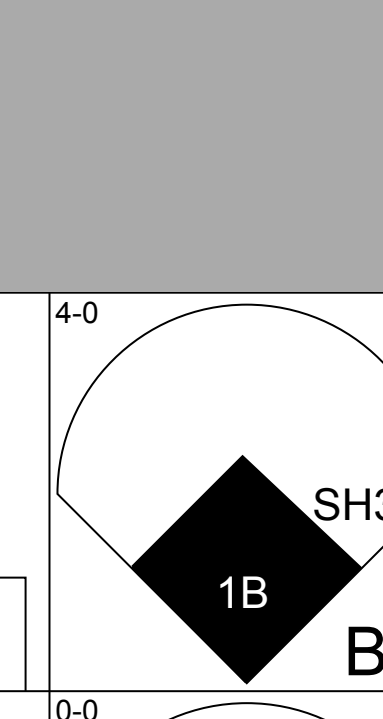
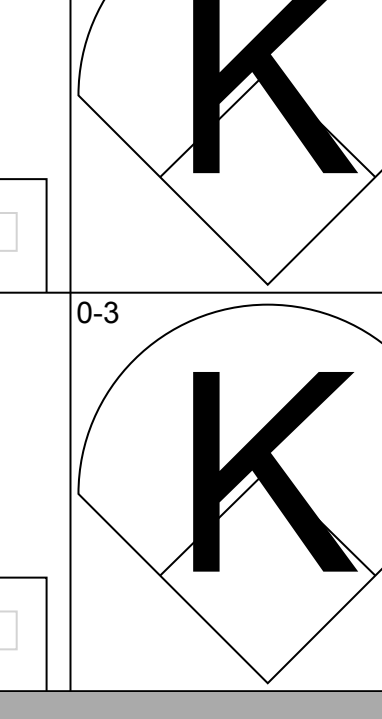
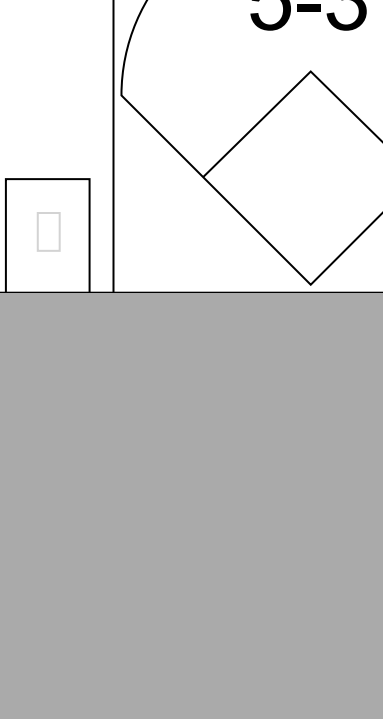
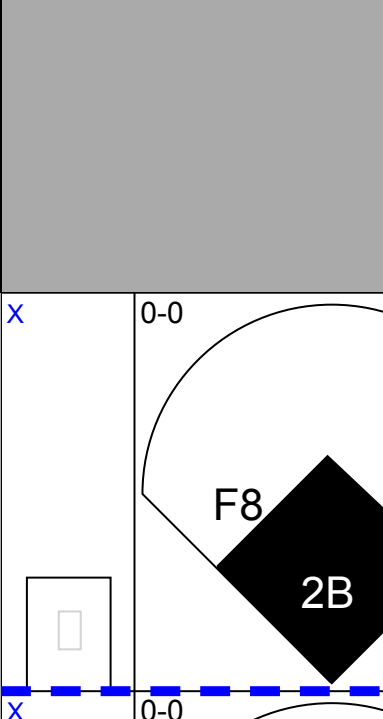
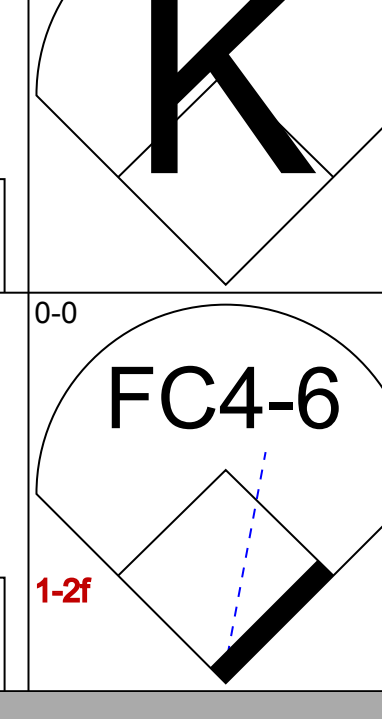
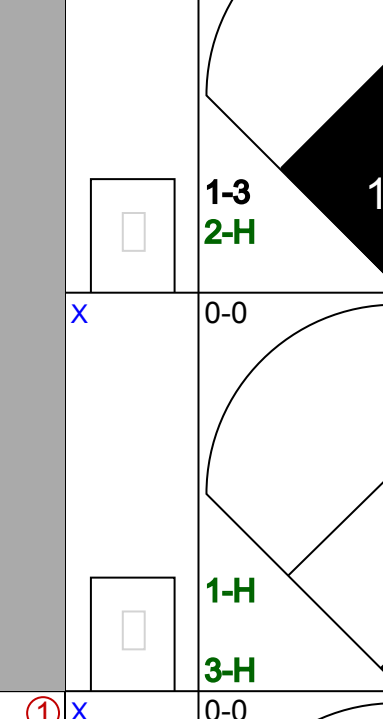
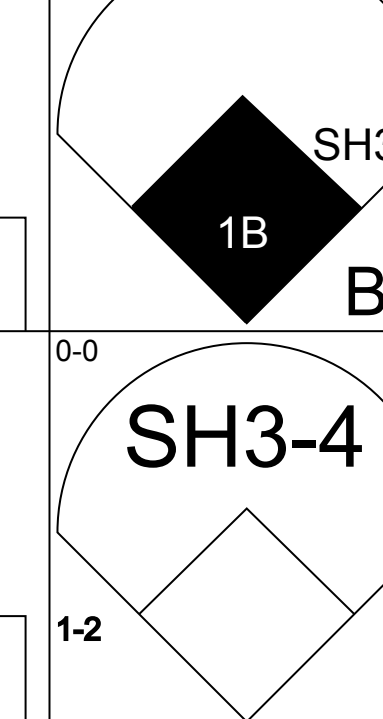
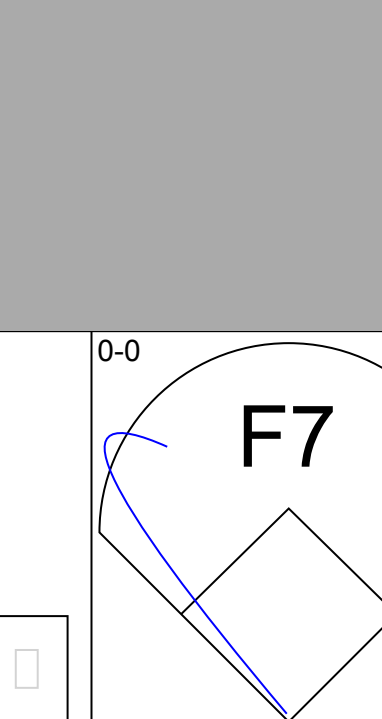
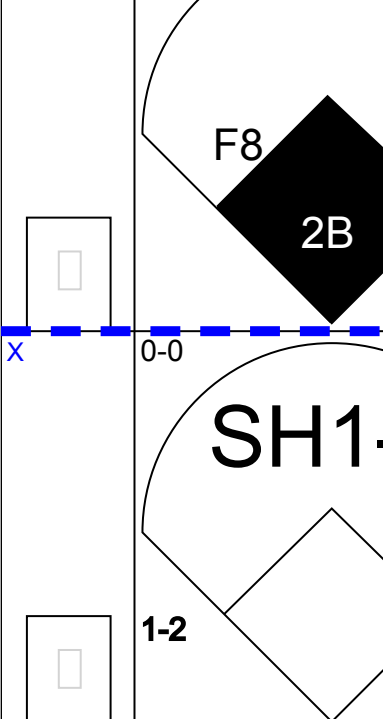
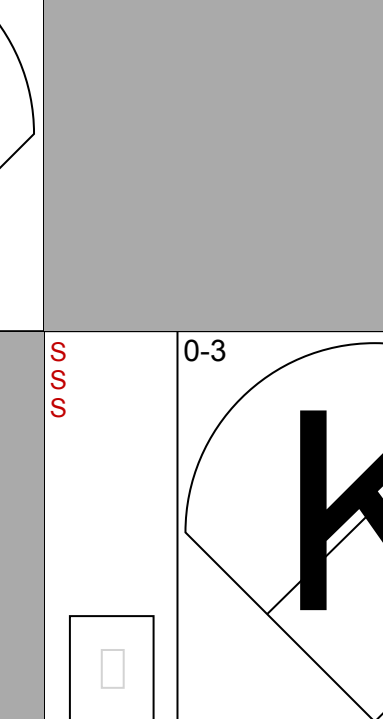
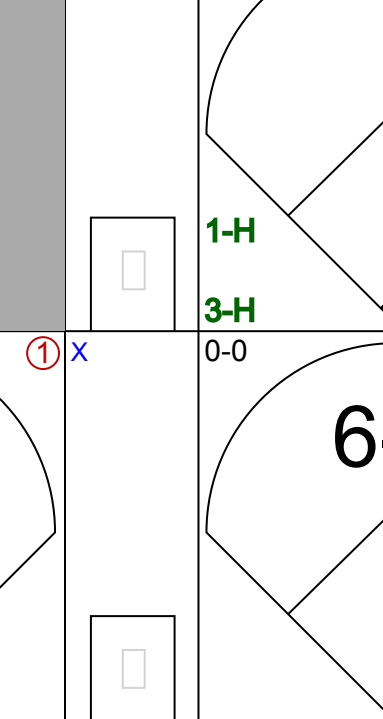
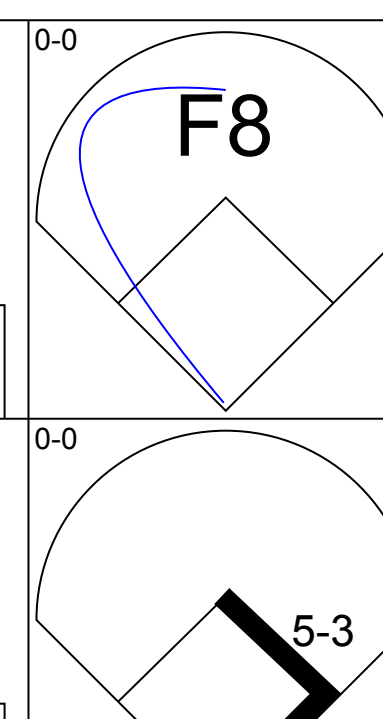
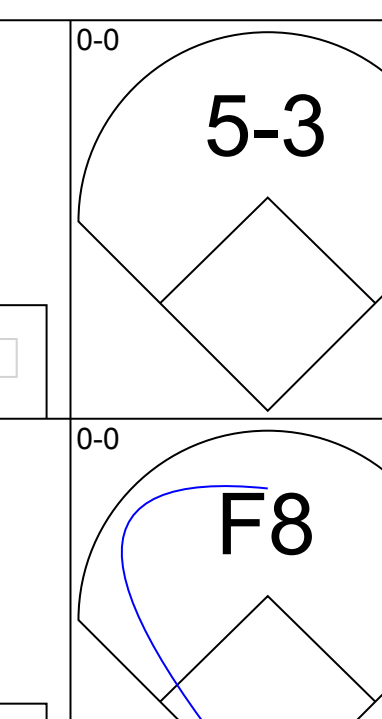
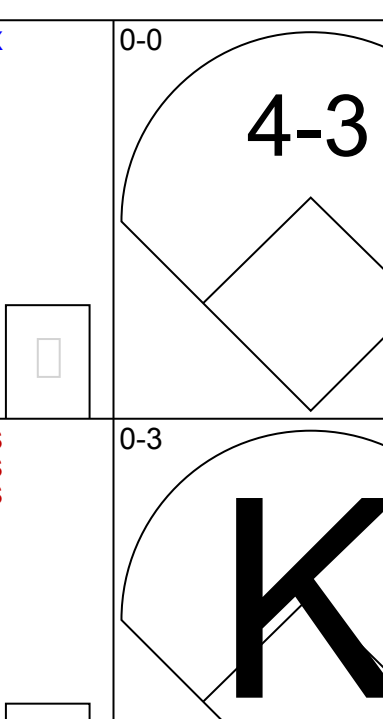
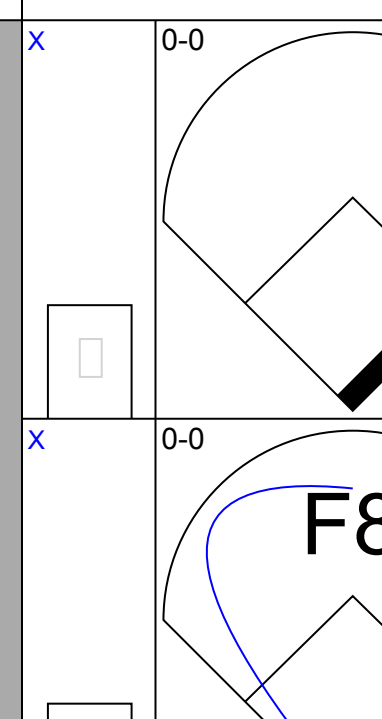
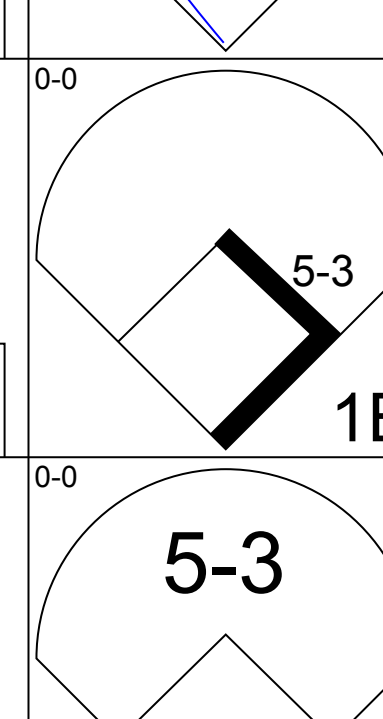
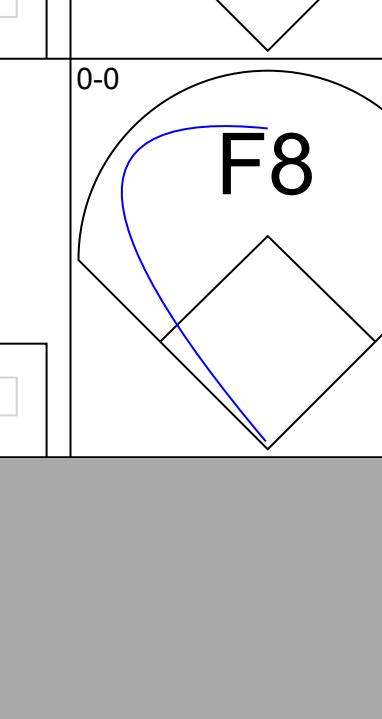
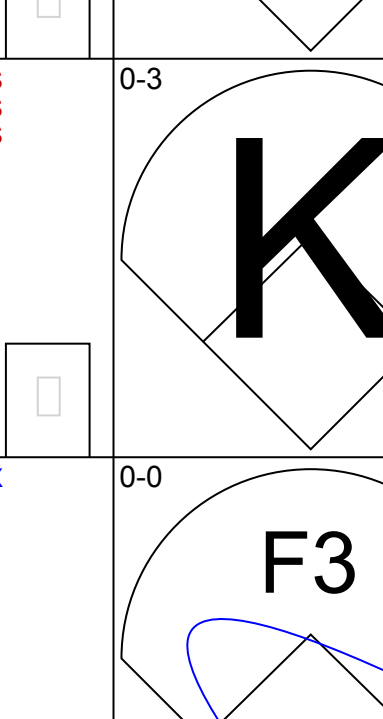
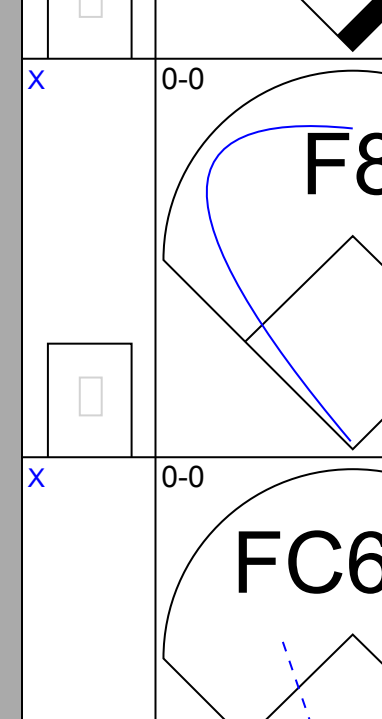
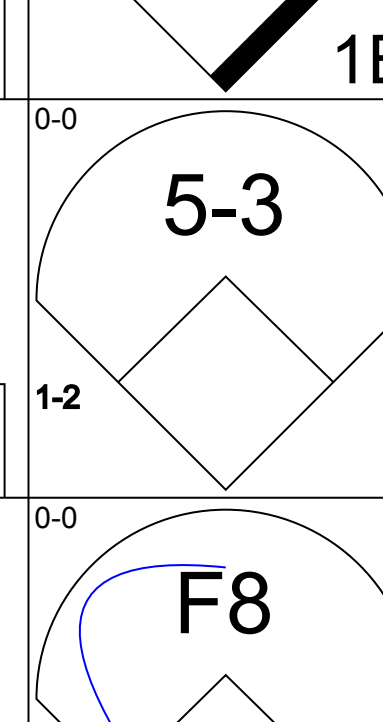
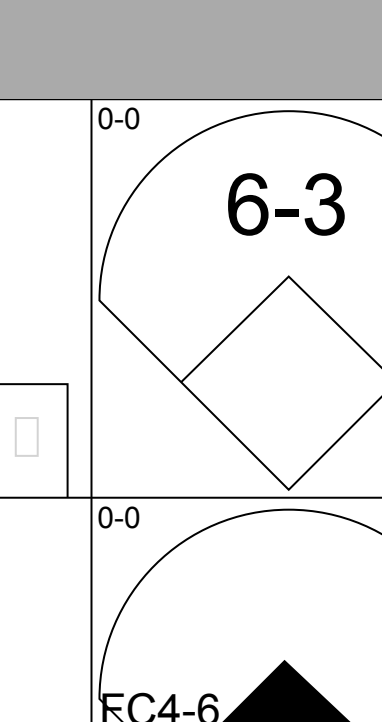
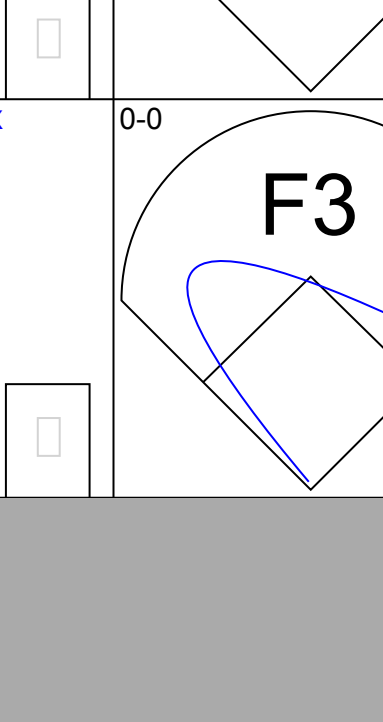
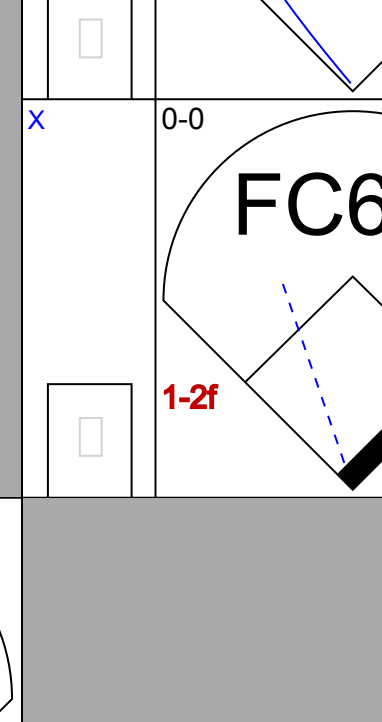
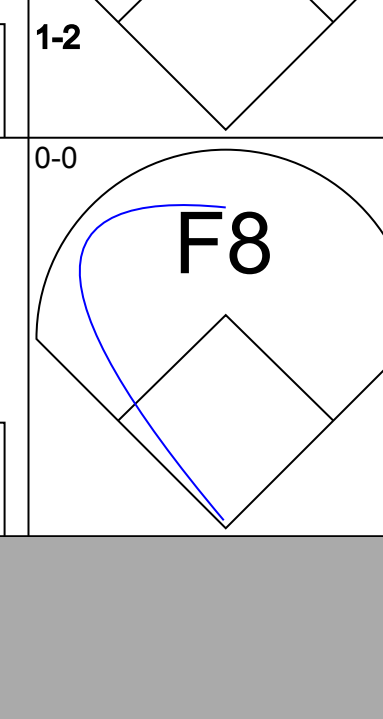
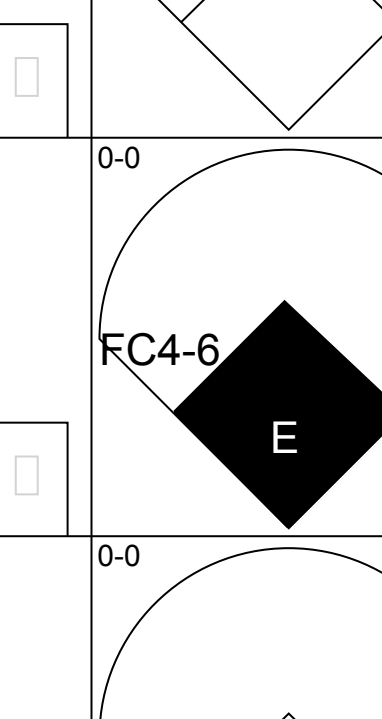

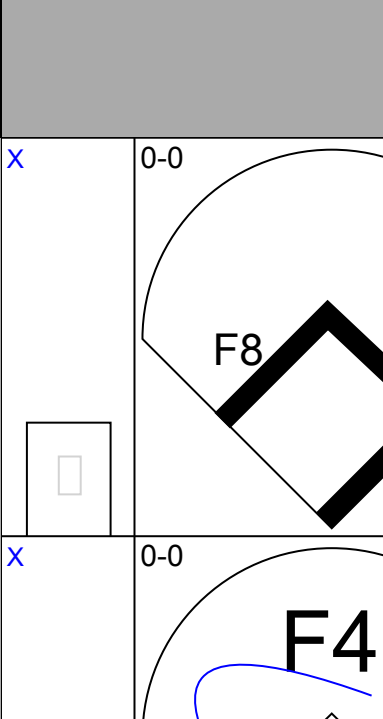


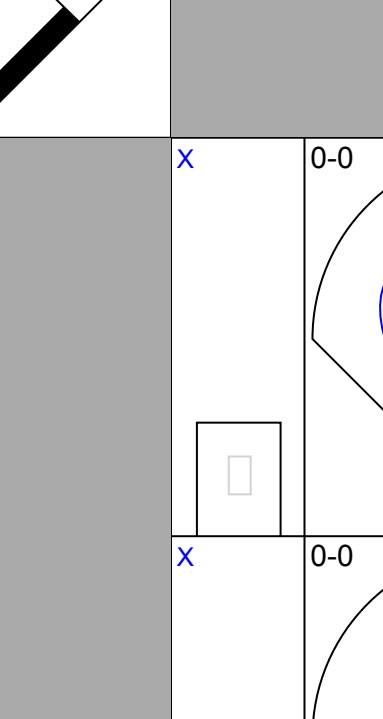
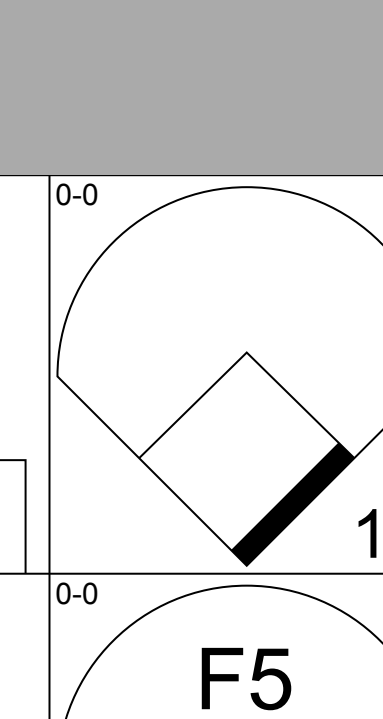
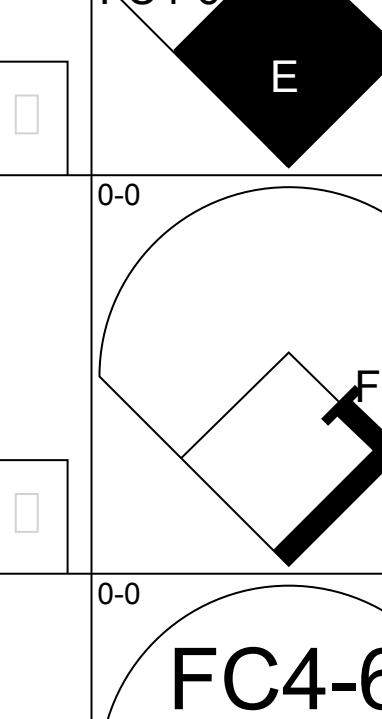

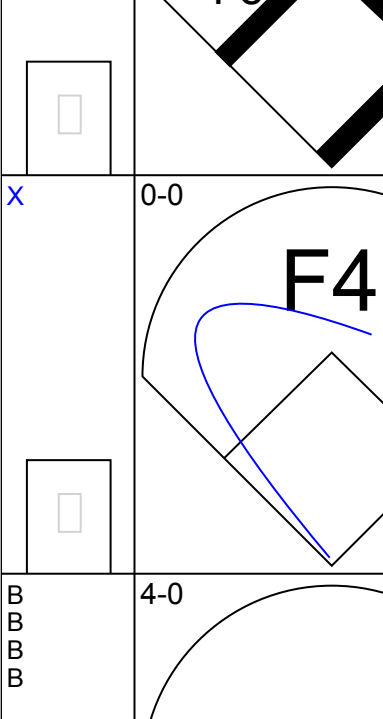
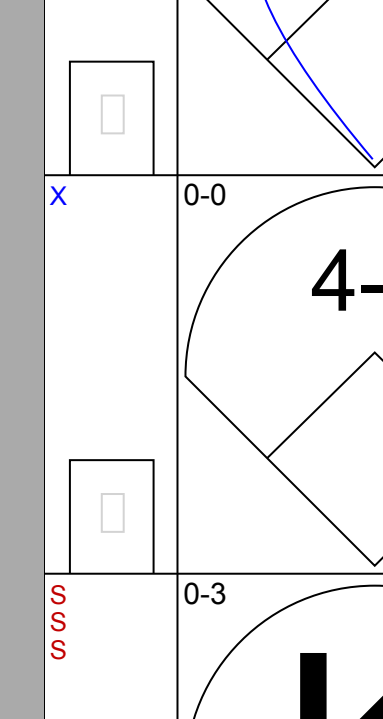

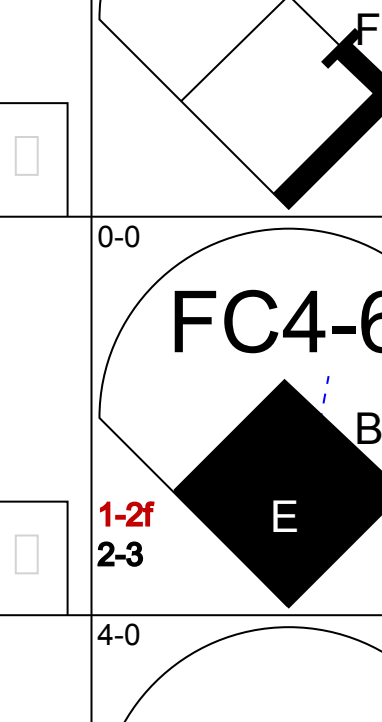

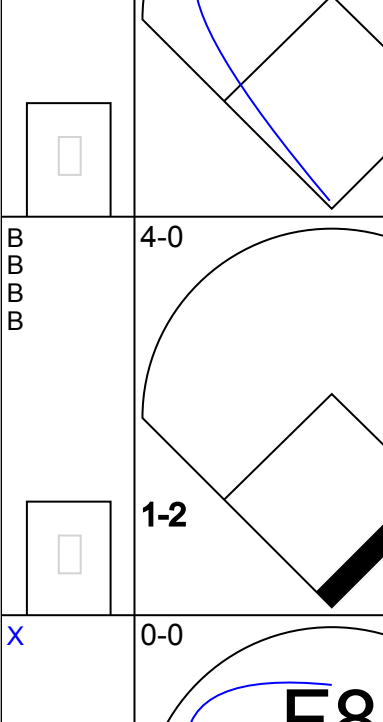
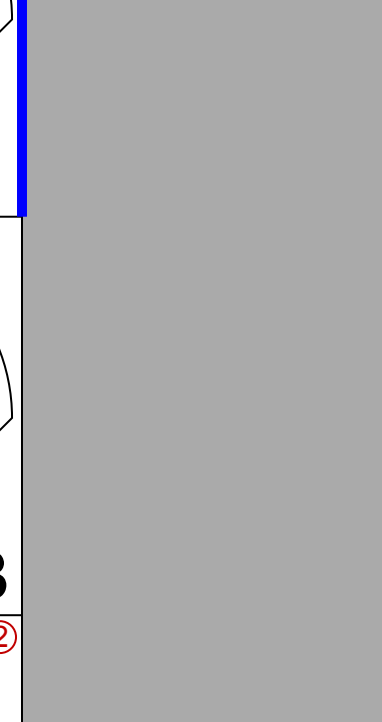
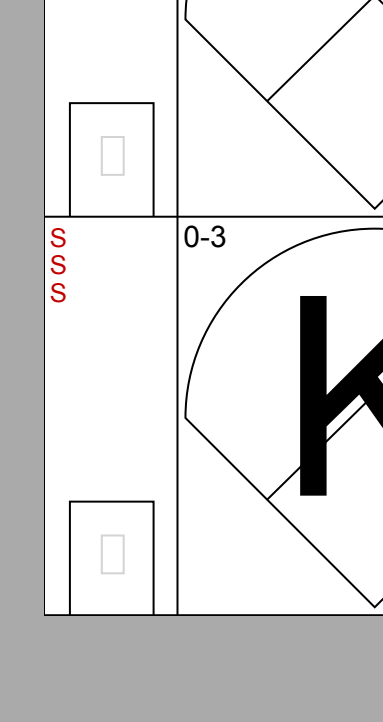

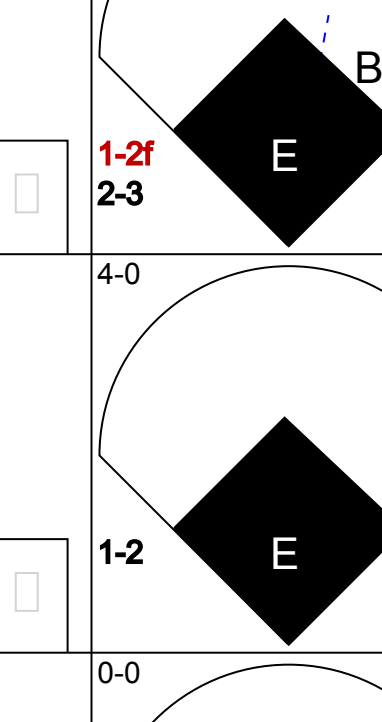

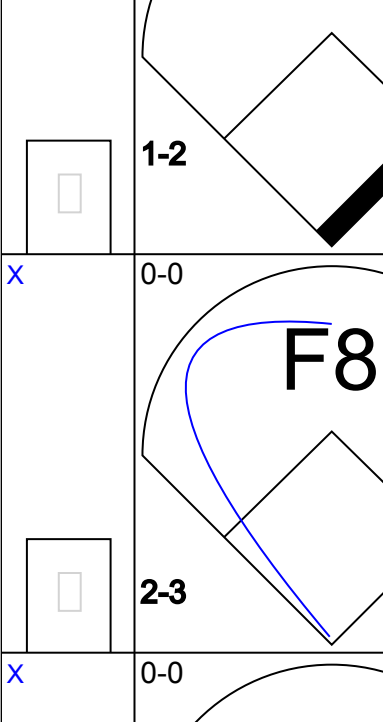
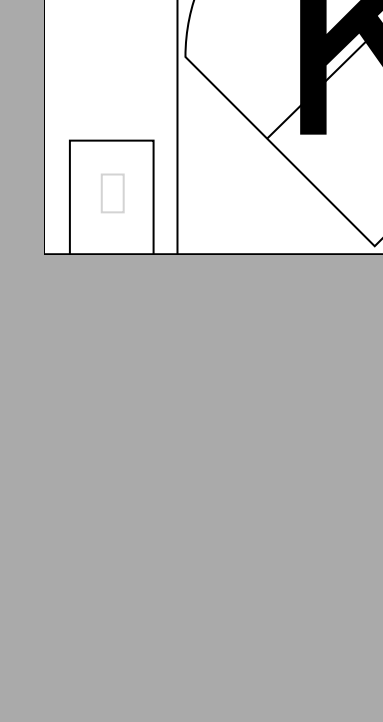
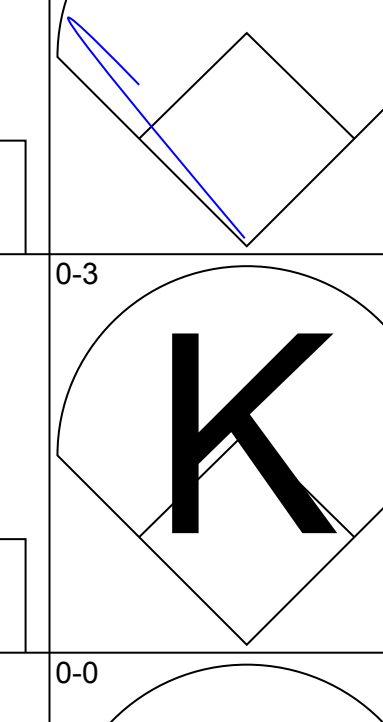
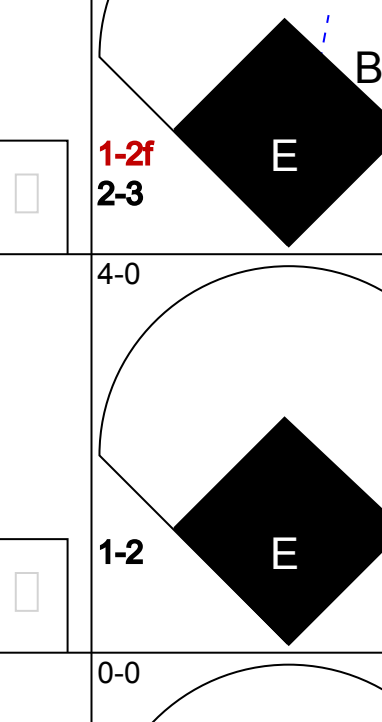

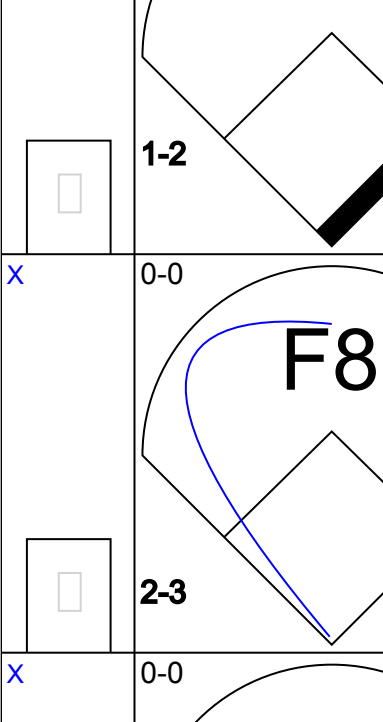

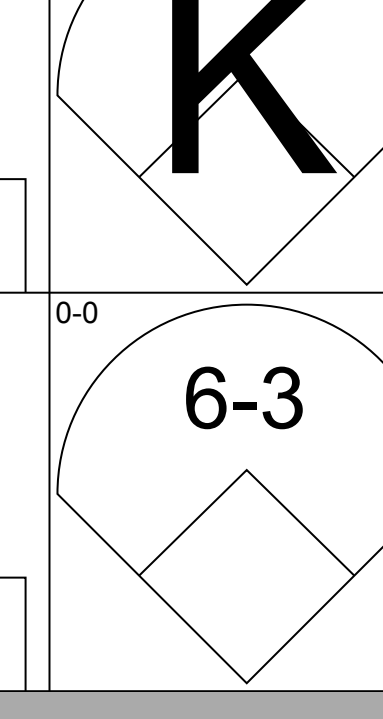
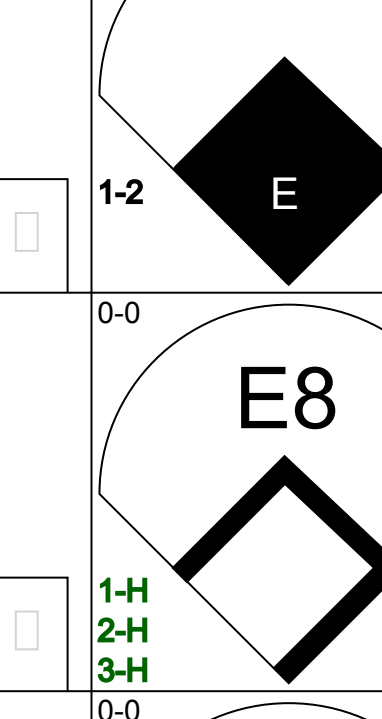
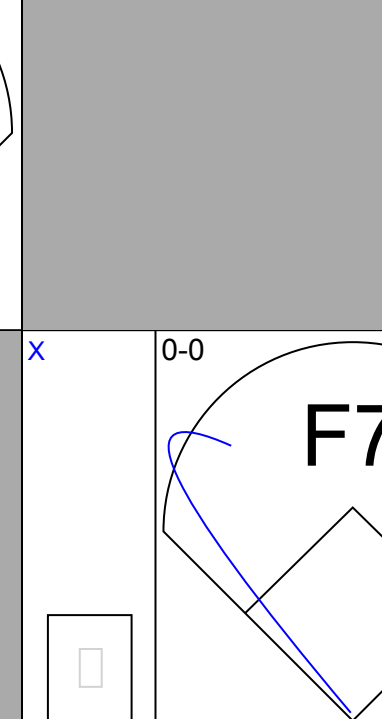
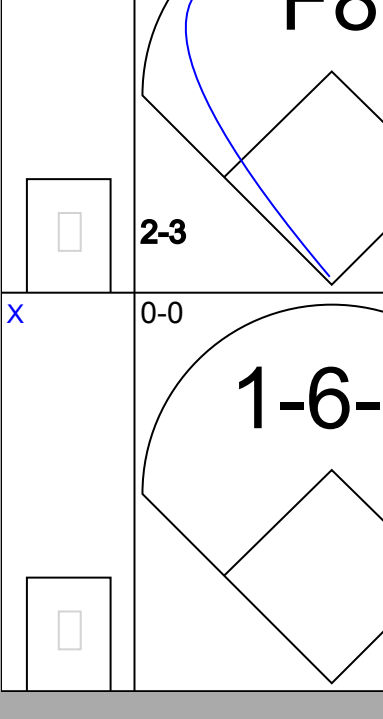

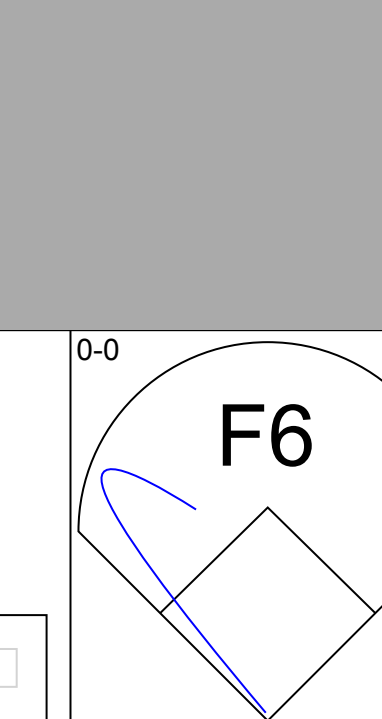
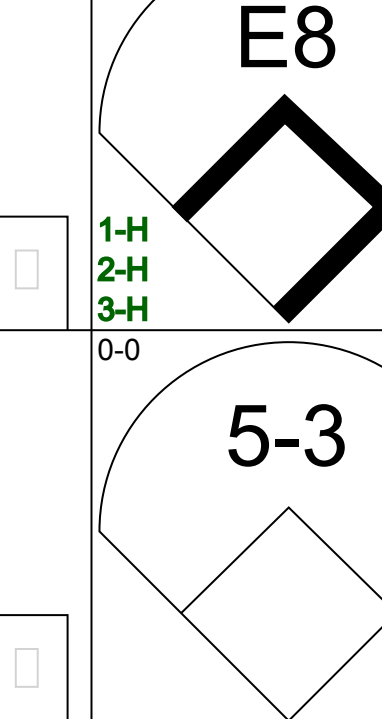
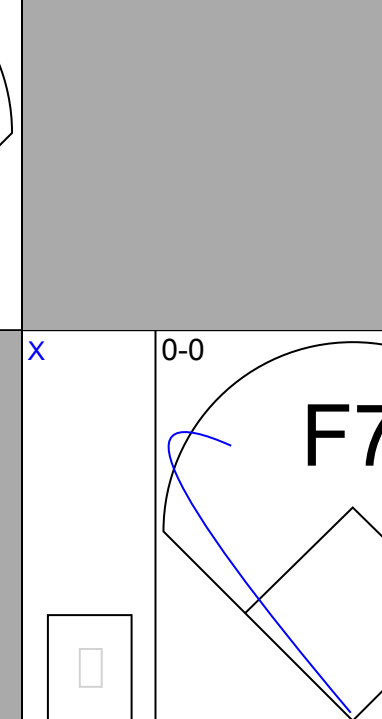
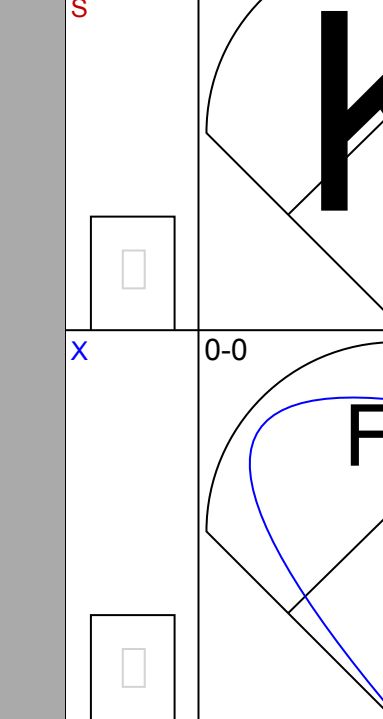


Batter	1	2	3	4	5	6	7	8	9	AB	R	H	RBI	BB	SO	LOB	BOTTOM								
Bernie Carbo, L OBP: 0.463, SLG: 0.703 (1, 7)	0-0 1-4-3		0-3 K		0-3 K		0-0 L7			2	0	0	0	0	1	3									
Rick Miller, L OBP: 0.250, SLG: 0.143 (3, 7)										2	0	0	0	0	1	1									
Rick Burleson, R OBP: 0.327, SLG: 0.321 (1, 6)	0-0 6-3		0-0 5-3		0-0 1-3		0-0 L5			4	0	0	0	0	0	1									
Carl Yastrzemski, L OBP: 0.379, SLG: 0.379 (1, 3)	0-3 K		0-0 F9		0-3 K			0-0 4-3		3	0	0	0	0	2	0									
Cecil Cooper, L OBP: 0.261, SLG: 0.318 (7, 3)										1	0	0	0	0	0	0									
Fred Lynn, L OBP: 0.415, SLG: 0.581 (1, 8)		0-3 K	4-0 BB		0-0 BB 1B		0-0 F9		0-0 F9	3	0	1	0	1	1	0									
Jim Rice, R OBP: 0.308, SLG: 0.486 (1, 10)		0-0 BB 2B 1B	0-0 P9		4-0 BB 1B		0-0 F4			3	1	1	0	1	0	1									
Dwight Evans, R OBP: 0.346, SLG: 0.415 (1, 9)		4-0 2B BB		0-0 F3		0-0 F9		0-0 F6		3	0	0	0	1	0	2									
Rico Petrocelli, R OBP: 0.324, SLG: 0.357 (1, 5)		0-3 K		0-0 F7		0-3 K		0-0 F8		4	0	0	0	0	2	4									
Doug Griffin, R OBP: 0.276, SLG: 0.243 (1, 4)		0-0 BB		0-0 4-3			0-0 6-3		0-0 F9	3	0	1	1	0	0	0									
Tim McCarver, L OBP: 0.200, SLG: 0.200 (9, PH)		1-3 2H								1	0	0	0	0	0	0									
Tim Blackwell, S OBP: 0.400, SLG: 0.200 (1, 2)		4-0 BB		0-0 4-3			4-0 BB			1	0	0	0	2	0	0									
Inning Stats	R: 0 E: 0 K: 1 S: 5	H: 0 LOB: 0 BB: 0 P: 5	R: 1 E: 0 K: 3 S: 11	H: 2 LOB: 3 BB: 2 P: 19	R: 0 E: 0 K: 0 S: 3	H: 0 LOB: 0 BB: 1 P: 7	R: 0 E: 0 K: 0 S: 3	H: 0 LOB: 0 BB: 0 P: 3	R: 0 E: 0 K: 1 S: 5	H: 0 LOB: 0 BB: 0 P: 5	R: 0 E: 0 K: 2 S: 8	H: 1 LOB: 2 BB: 1 P: 12	R: 0 E: 0 K: 0 S: 3	H: 0 LOB: 1 BB: 1 P: 7	R: 0 E: 0 K: 0 S: 3	H: 0 LOB: 0 BB: 0 P: 3	R: 0 E: 0 K: 0 S: 3	H: 0 LOB: 0 BB: 0 P: 3	1B: 2 2B: 1 3B: 0 HR: 0	SF: 0 SAC: 0 DP: 0 HBP: 0	WP: 0 PB: 0 SB: 0 CS: 0	PA: 35			
PITCHER	IP	WLS	BF	H	R	ER	SO	BB	IBB	HBP	BLK	WP	HR	S	P	ERA	WHIP								
Ed Figueroa, R ERA: 2.57 (1, 1)	9.0	W	35	3	1	1	7	5	0	0	0	0	0	44	64	1.00	0.889								

California Angels @ Boston Red Sox
Fenway Park, Boston, MA
Sun May 25 1975, 3:33 AM EDT
Att: 16,401 - Unknown - 58 F

AB 30
R 1
H 3
RBI 1
BB 5
SO 7
LOB 12



Batter	1	2	3	4	5	6	7	8	9	AB	R	H	RBI	BB	SO	LOB	TOP			
Buddy Bell, R OBP: 0.331, SLG: 0.331 (1, 5)										5	1	1	1	0	2	1	Cleveland Indians @ California Angels Anaheim Stadium, Anaheim, CA Mon May 26 1975, 6:33 AM EDT Att: 30,666 - Unknown			
Frank Duffy, R OBP: 0.271, SLG: 0.269 (1, 6)										4	1	3	1	1	0	0				
George Hendrick, R OBP: 0.317, SLG: 0.446 (1, 8)										5	2	3	1	0	1	2				
Rico Carty, R OBP: 0.237, SLG: 0.484 Tom McCraw, L OBP: 0.310, SLG: 0.410 (7, 3)										4	0	1	0	0	1	4				
Charlie Spikes, R OBP: 0.260, SLG: 0.282 (1, 9)										4	1	1	1	1	0	5				
Oscar Gamble, L OBP: 0.325, SLG: 0.382 (1, 7)										4	0	1	2	1	1	2				
Ken Berry, R OBP: 0.237, SLG: 0.222 Rick Manning, L OBP: 0.250, SLG: 0.200 (7, PH)										3	0	0	0	0	1	2				
Ed Crosby, L OBP: 0.419, SLG: 0.407 (1, 4)										4	2	2	2	1	1	2				
Alan Ashby, S OBP: 0.154, SLG: 0.083 (1, 2)										3	0	0	0	0	1	1				
Inning Stats	R: 2 E: 0 K: 2 S: 10	H: 3 LOB: 2 BB: 1 P: 14	R: 0 E: 0 K: 2 S: 6	H: 0 LOB: 0 BB: 1 P: 10	R: 0 E: 0 K: 2 S: 7	H: 0 LOB: 1 BB: 1 P: 7	R: 1 E: 0 K: 1 S: 4	H: 1 LOB: 0 BB: 0 P: 4	R: 0 E: 0 K: 1 S: 6	H: 1 LOB: 2 BB: 1 P: 10	R: 0 E: 0 K: 2 S: 7	H: 0 LOB: 0 BB: 0 P: 7	R: 3 E: 1 K: 1 S: 9	H: 3 LOB: 1 BB: 0 P: 9	1B: 11 2B: 1 3B: 0 HR: 1	SF: 0 SAC: 3 DP: 0 HBP: 0		WP: 0 PA: 45 PB: 0 SB: 2 CS: 0		
PITCHER	IP	WLS	BF	H	R	ER	SO	BB	IBB	HBP	BLK	WP	HR	S	P	ERA		WHIP		
Frank Tanana, L ERA: 2.8 (1, 1)	1.1	L	11	5	4	4	2	1	1	0	0	0	0	13	21	27.00		4.500		
Chuck Dobson, R ERA: 6.75 (2, 1)	3.2		15	3	2	2	2	1	0	0	0	0	1	18	22	4.91		1.091		
Don Kirkwood, R ERA: 2.16 (6, 1)	1.1		7	2	0	0	1	1	0	0	0	0	0	8	12	0.00		2.250		
Mickey Scott, L ERA: 2.13 (7, 1)	2.2		12	3	3	0	4	0	0	0	0	0	0	20	20	0.00		1.125		
Batter	1	2	3	4	5	6	7	8	9	AB	R	H	RBI	BB	SO	LOB	BOTTOM			
Jerry Remy, L OBP: 0.325, SLG: 0.388 (1, 4)										4	0	1	0	0	0	0	Cleveland Indians @ California Angels Anaheim Stadium, Anaheim, CA Mon May 26 1975, 6:33 AM EDT Att: 30,666 - Unknown			
Mickey Rivers, L OBP: 0.361, SLG: 0.398 (1, 8)										4	0	1	0	0	1	1				
Tommy Harper, R OBP: 0.321, SLG: 0.362 (1, 10)										4	0	0	0	0	0	2				
Dave Chalk, R OBP: 0.404, SLG: 0.401 (1, 5)										4	1	2	0	0	0	1				
Leroy Stanton, R OBP: 0.346, SLG: 0.333 Joe Lahoud, L OBP: 0.346, SLG: 0.379 (7, 9)										3	0	2	0	0	0	1				
Bruce Bochte, L OBP: 0.354, SLG: 0.331 (1, 3)										3	1	0	0	1	1	3				
Tom Egan, R OBP: 0.283, SLG: 0.304 Bill Sudakis, S OBP: 0.286, SLG: 0.218 (4, PH) (5, 2)										1	0	0	0	0	1	1				
Morris Nettles, L OBP: 0.280, SLG: 0.275 Winston Lianas, R OBP: 0.300, SLG: 0.240 (4, PH) (5, 7)										2	1	0	0	1	0	2				
Morris Nettles, L OBP: 0.280, SLG: 0.275 Winston Lianas, R OBP: 0.300, SLG: 0.240 (4, PH) (5, 7)										1	0	0	0	0	0	1				
Billy Smith, S OBP: 0.278, SLG: 0.348 (1, 6)										4	0	0	0	0	0	1				
Inning Stats	R: 0 E: 0 K: 0 S: 4	H: 1 LOB: 1 BB: 0 P: 4	R: 0 E: 0 K: 1 S: 6	H: 1 LOB: 1 BB: 0 P: 6	R: 0 E: 0 K: 0 S: 3	H: 0 LOB: 0 BB: 0 P: 3	R: 3 E: 1 K: 0 S: 6	H: 3 LOB: 1 BB: 1 P: 10	R: 0 E: 0 K: 1 S: 5	H: 0 LOB: 0 BB: 0 P: 5	R: 0 E: 0 K: 0 S: 4	H: 1 LOB: 2 BB: 1 P: 8	R: 0 E: 0 K: 1 S: 5	H: 1 LOB: 1 BB: 0 P: 4	R: 0 E: 0 K: 1 S: 5	H: 0 LOB: 0 BB: 0 P: 5		1B: 5 2B: 2 3B: 0 HR: 0	SF: 0 SAC: 0 DP: 0 HBP: 0	WP: 0 PA: 36 PB: 0 SB: 0 CS: 0
PITCHER	IP	WLS	BF	H	R	ER	SO	BB	IBB	HBP	BLK	WP	HR	S	P	ERA		WHIP		
Fritz Peterson, L ERA: 5.97 (1, 1)	9.0	W	36	7	3	3	4	2	0	0	0	0	0	42	50	3.00		1.000		

Batter	1	2	3	4	5	6	7	8	9	AB	R	H	RBI	BB	SO	LOB	TOP					
Buddy Bell, R OBP: 0.333, SLG: 0.333 (1, 5)										5	1	2	0	0	1	4						
Rick Manning, L OBP: 0.286, SLG: 0.211 (1, 9)										4	1	1	0	1	0	2						
John Lowenstein, L OBP: 0.319, SLG: 0.460 (1, 10) (8, 4)										4	1	2	1	0	1	1						
Boog Powell, L OBP: 0.416, SLG: 0.522 (1, 3)										4	0	1	1	0	0	0						
George Hendrick, R OBP: 0.322, SLG: 0.444 (1, 8)										3	1	1	1	1	0	1						
Oscar Gamble, L OBP: 0.333, SLG: 0.371 (1, 7)										2	1	0	0	2	0	1						
Frank Duffy, R OBP: 0.278, SLG: 0.271 (1, 6)										3	1	1	0	1	0	2						
Ed Crosby, L OBP: 0.412, SLG: 0.400 (8, PH)										3	0	1	0	0	0	1						
Charlie Spikes, R OBP: 0.286, SLG: 0.282 (8, PH)										0	0	0	1	1	0	0						
Gaylord Perry, R (8, 1)										0	0	0	0	0	0	0						
Alan Ashby, S OBP: 0.146, SLG: 0.079 (1, 2)										2	0	0	0	0	0	1						
John Ellis, R OBP: 0.263, SLG: 0.349 (8, PH)										1	0	1	2	0	0	0						
Inning Stats	R: 2 E: 0 K: 0 S: 6	H: 3 LOB: 1 BB: 0 P: 6	R: 0 E: 1 K: 1 S: 7	H: 1 LOB: 2 BB: 0 P: 7	R: 0 E: 2 K: 1 S: 6	H: 1 LOB: 2 BB: 1 P: 10	R: 0 E: 0 K: 0 S: 3	H: 0 LOB: 0 BB: 0 P: 3	R: 1 E: 0 K: 0 S: 4	H: 1 LOB: 0 BB: 0 P: 4	R: 0 E: 0 K: 0 S: 4	H: 1 LOB: 1 BB: 0 P: 4	R: 0 E: 0 K: 0 S: 2	H: 1 LOB: 0 BB: 1 P: 6	R: 3 E: 0 K: 0 S: 3	H: 1 LOB: 1 BB: 4 P: 19	R: 0 E: 0 K: 0 S: 3	H: 1 LOB: 0 BB: 0 P: 3	1B: 9 2B: 0 3B: 0 HR: 1	SF: 1 SAC: 2 DP: 1 HBP: 0	WP: 1 PB: 0 SB: 0 CS: 2	PA: 41
PITCHER	IP	WLS	BF	H	R	ER	SO	BB	IBB	HBP	BLK	WP	HR	S	P	ERA	WHIP					
Bill Singer, R ERA: 4.05 (1, 1)	7.1	L	34	8	6	6	2	4	1	0	0	1	1	33	53	7.36	1.636					
Mickey Scott, L ERA: 2.13 (8, 1)	0.0		1	0	0	0	0	1	0	0	0	0	0	4		∞	∞					
Don Kirkwood, R ERA: 2.03 (8, 1)	1.2		5	2	0	0	0	0	0	0	0	0	0	5	5	0.00	1.200					

Cleveland Indians @ California Angels
Anaheim Stadium, Anaheim, CA
Tue May 27 1975, 10:05 PM EDT
Att: 6,885 - Unknown

AB 31
R 6
H 10
RBI 6
BB 6
SO 2
LOB 13


Batter	1	2	3	4	5	6	7	8	9	AB	R	H	RBI	BB	SO	LOB	BOTTOM					
Jerry Remy, L OBP: 0.321, SLG: 0.377 (1, 4)										4	1	0	0	1	0	4						
Mickey Rivers, L OBP: 0.368, SLG: 0.413 (1, 8)										3	0	2	0	1	0	0						
Tommy Harper, R OBP: 0.314, SLG: 0.355 (1, 10)										3	0	0	2	0	2	2						
Joe Lahoud, L OBP: 0.341, SLG: 0.362 (1, 9)										3	0	0	0	1	0	3						
Dave Chalk, R OBP: 0.396, SLG: 0.391 (1, 5)										4	0	0	0	0	3	2						
Bruce Bochte, L OBP: 0.357, SLG: 0.335 (1, 3)										4	0	2	0	0	0	1						
Tom Egan, R OBP: 0.281, SLG: 0.300 (1, 2)										4	1	1	0	0	0	2						
Morris Nettles, L OBP: 0.290, SLG: 0.282 (1, 7)										3	1	2	0	1	1	1						
Billy Smith, S OBP: 0.276, SLG: 0.342 (1, 6)										4	0	1	0	0	2	1						
Inning Stats	R: 1 E: 0 K: 1 S: 6	H: 1 LOB: 1 BB: 1 P: 10	R: 0 E: 0 K: 0 S: 3	H: 1 LOB: 0 BB: 0 P: 3	R: 0 E: 0 K: 2 S: 8	H: 1 LOB: 1 BB: 0 P: 8	R: 0 E: 0 K: 1 S: 4	H: 0 LOB: 0 BB: 1 P: 8	R: 2 E: 1 K: 0 S: 6	H: 2 LOB: 2 BB: 1 P: 10	R: 0 E: 0 K: 2 S: 8	H: 1 LOB: 1 BB: 0 P: 8	R: 0 E: 0 K: 1 S: 5	H: 0 LOB: 0 BB: 0 P: 5	R: 0 E: 0 K: 1 S: 5	H: 0 LOB: 0 BB: 0 P: 5	R: 0 E: 0 K: 0 S: 4	H: 2 LOB: 2 BB: 1 P: 8	1B: 7 2B: 1 3B: 1 HR: 0	SF: 1 SAC: 0 DP: 2 HBP: 0	WP: 0 PB: 0 SB: 1 CS: 1	PA: 38
PITCHER	IP	WLS	BF	H	R	ER	SO	BB	IBB	HBP	BLK	WP	HR	S	P	ERA	WHIP					
Gaylord Perry, R ERA: 3.14 (1, 1)	9.0	W	37	8	3	1	8	3	1	0	0	0	0	49	65	1.00	1.222					
Gaylord Perry, R ERA: 3.14 (8, 1)	9.0	W	37	8	3	1	8	3	1	0	0	0	0	49	65	1.00	1.222					


Cleveland Indians @ California Angels
Anaheim Stadium, Anaheim, CA
Tue May 27 1975, 10:05 PM EDT
Att: 6,885 - Unknown

AB 32
R 3
H 8
RBI 2
BB 4
SO 8
LOB 16

Batter	1	2	3	4	5	6	7	8	9	AB	R	H	RBI	BB	SO	LOB	TOP									
Buddy Bell, R OBP: 0.336, SLG: 0.356 (1, 5)										3	2	1	3	1	1	1	Cleveland Indians @ California Angels Anaheim Stadium, Anaheim, CA Wed May 28 1975, 10:05 PM EDT Att: 11,309 - Unknown									
John Lowenstein, L OBP: 0.351, SLG: 0.522 (1, 10)										4	1	3	3	1	0	0										
George Hendrick, R OBP: 0.318, SLG: 0.439 (1, 8)										4	0	1	1	0	1	1										
Boog Powell, L OBP: 0.398, SLG: 0.495 (1, 3)										5	0	0	0	0	2	2										
Charlie Spikes, R OBP: 0.266, SLG: 0.281 (1, 9)										4	0	1	0	0	2	0										
Oscar Gamble, L OBP: 0.329, SLG: 0.378 (1, 7)										4	1	1	0	0	1	1										
Frank Duffy, R OBP: 0.277, SLG: 0.270 (1, 6)										4	2	1	0	0	0	2										
Ed Crosby, L OBP: 0.395, SLG: 0.382 (1, 4)										4	1	1	0	0	0	3										
Alan Ashby, S OBP: 0.156, SLG: 0.073 (1, 2)										3	2	0	1	1	1	2										
Inning Stats	R: 0 E: 0 K: 1 S: 5	H: 0 LOB: 0 BB: 0 P: 5	R: 0 E: 0 K: 1 S: 5	H: 0 LOB: 0 BB: 0 P: 5	R: 2 E: 0 K: 0 S: 5	H: 2 LOB: 1 BB: 1 P: 9	R: 0 E: 0 K: 1 S: 6	H: 1 LOB: 1 BB: 0 P: 6	R: 0 E: 0 K: 1 S: 5	H: 0 LOB: 0 BB: 0 P: 7	R: 4 E: 0 K: 0 S: 8	H: 3 LOB: 1 BB: 0 P: 8	R: 0 E: 0 K: 1 S: 5	H: 0 LOB: 0 BB: 0 P: 5	R: 3 E: 1 K: 1 S: 7	H: 2 LOB: 1 BB: 1 P: 11		1B: 6 2B: 2 3B: 0 HR: 2	SF: 2 SAC: 0 DP: 1 HBP: 0	WP: 1 PB: 0 SB: 3 CS: 1	PA: 40					
PITCHER	IP	WLS	BF	H	R	ER	SO	BB	IBB	HBP	BLK	WP	HR	S	P	ERA	WHIP									
Nolan Ryan, R ERA: 2.7	(1, 1)	7.0	L	31	7	6	6	6	2	0	0	0	1	2	41	49	7.71	1.286								
Dick Lange, R ERA: 3.35	(8, 1)	2.0		9	2	3	1	2	1	0	0	0	0	0	12	16	4.50	1.500								


Batter	1	2	3	4	5	6	7	8	9	AB	R	H	RBI	BB	SO	LOB	BOTTOM								
Jerry Remy, L OBP: 0.320, SLG: 0.374 (1, 4)										4	1	1	0	0	0	0	Cleveland Indians @ California Angels Anaheim Stadium, Anaheim, CA Wed May 28 1975, 10:05 PM EDT Att: 11,309 - Unknown								
Mickey Rivers, L OBP: 0.361, SLG: 0.404 (1, 8)										4	0	0	0	0	0	2									
Tommy Harper, R OBP: 0.329, SLG: 0.378 (1, 10)										4	0	4	2	0	0	0									
Joe Lahoud, L OBP: 0.337, SLG: 0.347 (1, 9)										3	0	0	0	1	0	3									
Bruce Bochte, L OBP: 0.351, SLG: 0.329 (1, 3)										3	0	0	0	0	0	0									
Bill Sudakis, S OBP: 0.282, SLG: 0.214 (8, PH) (9, 3)										1	0	0	0	0	1	2									
Dave Chalk, R OBP: 0.398, SLG: 0.400 (1, 5)										4	0	2	0	0	0	0									
Tom Egan, R OBP: 0.294, SLG: 0.302 (1, 2)										3	0	1	0	0	0	1									
Winston Llenas, R OBP: 0.290, SLG: 0.231 (9, PH)										1	0	0	0	0	0	0									
Billy Smith, S OBP: 0.275, SLG: 0.329 (1, 6)										3	0	0	0	1	0	3									
Morris Nettles, L OBP: 0.291, SLG: 0.278 (1, 7)										2	1	0	0	1	0	2									
Leroy Stanton, R OBP: 0.342, SLG: 0.328 (9, PH)										1	0	0	0	0	1	1									
Inning Stats	R: 0 E: 0 K: 0 S: 4	H: 1 LOB: 1 BB: 0 P: 4	R: 0 E: 0 K: 0 S: 4	H: 1 LOB: 1 BB: 0 P: 4	R: 2 E: 0 K: 0 S: 4	H: 2 LOB: 0 BB: 1 P: 8	R: 0 E: 0 K: 0 S: 3	H: 0 LOB: 0 BB: 0 P: 3	R: 0 E: 0 K: 0 S: 3	H: 0 LOB: 0 BB: 0 P: 3	R: 0 E: 0 K: 0 S: 5	H: 2 LOB: 2 BB: 0 P: 5	R: 0 E: 0 K: 1 S: 6	H: 1 LOB: 1 BB: 1 P: 10	R: 0 E: 0 K: 1 S: 5	H: 0 LOB: 1 BB: 1 P: 9	1B: 6 2B: 3 3B: 0 HR: 0	SF: 0 SAC: 0 DP: 1 HBP: 0	WP: 0 PB: 0 SB: 0 CS: 1	PA: 37					
PITCHER	IP	WLS	BF	H	R	ER	SO	BB	IBB	HBP	BLK	WP	HR	S	P	ERA	WHIP								
Eric Raich, R ERA: 4.09	(1, 1)	7.2		31	8	2	2	0	0	0	0	0	0	29	37	2.35	1.304								
Dave LaRoche, L ERA: 2.2	(8, 1)	1.1	S	5	0	0	0	2	1	0	0	0	0	8	12	0.00	0.750								


Batter	1	2	3	4	5	6	7	8	9	AB R H RBI BB SO LOB	TOP											
Ken Singleton, S (1, 9) OBP: 0.227, SLG: 0.386	1-3		K		G6-3 1B		SH5-3 2B BB		F7	4 1 1 0 1 1 0	Baltimore Orioles @ California Angels Anaheim Stadium, Anaheim, CA Fri May 30 1975, 10:05 PM EDT Att: 10,164 - Unknown AB 32 R 5 H 8 RBI 4 BB 6 SO 4 LOB 10 											
Paul Blair, R (1, 8) OBP: 0.271, SLG: 0.311	5-3		6-3		G6-3 1-2 3-H 0-0		SH5-3 1-2		F9	4 0 0 0 0 0 1												
Al Bumbry, L (1, 7) OBP: 0.386, SLG: 0.500	F8			1-3	4-3		1B 2B		F8	5 1 1 1 0 0 0												
Don Baylor, R (1, 10) OBP: 0.371, SLG: 0.500		F2		S S 1B		K 2-H 1B 1B				4 1 2 1 0 1 0												
Bobby Grich, R (1, 4) OBP: 0.404, SLG: 0.460		F3		S BB 1-2		E S 1B 1B				3 1 2 0 1 0 0												
Lee May, R (1, 3) OBP: 0.251, SLG: 0.368		BB BB		K 1-2 2-3		S 1B 1-H 1B				3 0 2 2 1 1 2												
Brooks Robinson, R (1, 5) OBP: 0.280, SLG: 0.250						6-3 1-2	CS 3-H 1B	6-3		2 0 0 0 2 0 1												
Doug DeCinces, R (1, 6) OBP: 0.302, SLG: 0.429						5-3		5-3		3 0 0 0 0 0 6												
Mark Belanger, R (6, 6) OBP: 0.250, SLG: 0.186	6-3		F7							1 0 0 0 0 0 0												
Eliot Hendricks, L (1, 2) OBP: 0.390, SLG: 0.302			F5		1B G6-3 BB		4-3	K		3 1 0 0 1 1 0												
Inning Stats	R: 0 E: 0 K: 0 S: 3	H: 0 LOB: 0 BB: 0 P: 3	R: 0 E: 0 K: 0 S: 3	H: 0 LOB: 2 BB: 2 P: 11	R: 0 E: 0 K: 1 S: 5	H: 0 LOB: 0 BB: 0 P: 5	R: 0 E: 0 K: 1 S: 6	H: 1 LOB: 3 BB: 2 P: 14	R: 1 E: 0 K: 0 S: 3	H: 1 LOB: 0 BB: 1 P: 7	R: 1 E: 0 K: 1 S: 7	H: 2 LOB: 1 BB: 0 P: 7	R: 3 E: 0 K: 0 S: 6	H: 4 LOB: 1 BB: 1 P: 10	R: 0 E: 0 K: 1 S: 5	H: 0 LOB: 0 BB: 0 P: 5	R: 0 E: 0 K: 0 S: 3	H: 0 LOB: 0 BB: 0 P: 3	1B: 7 2B: 1 3B: 0 HR: 0	SF: 0 SAC: 1 DP: 1 HBP: 0	WP: 0 PB: 0 SB: 5 CS: 1	PA: 40
PITCHER	IP WLS BF H R ER SO BB IBB HBP BLK WP HR S P ERA WHIP											PITCHER	IP WLS BF H R ER SO BB IBB HBP BLK WP HR S P ERA WHIP									
Ed Figueroa, R (1, 1) ERA: 3.24	6.2 L 31 6 5 5 3 5 1 0 0 0 0 0 0 31 55 6.75 1.650											Don Kirkwood, R (7, 1) ERA: 1.86	2.1 8 2 0 0 1 0 0 0 0 0 0 0 10 10 0.00 0.857									

Batter	1	2	3	4	5	6	7	8	9	AB R H RBI BB SO LOB	BOTTOM									
Morris Nettles, L (1, 7) OBP: 0.290, SLG: 0.274	K		4-0 1-2 BB			K			G3	3 0 0 0 1 2 0	Baltimore Orioles @ California Angels Anaheim Stadium, Anaheim, CA Fri May 30 1975, 10:05 PM EDT Att: 10,164 - Unknown AB 29 R 0 H 4 RBI 0 BB 1 SO 6 LOB 6 									
Jerry Remy, L (1, 4) OBP: 0.312, SLG: 0.365	1-3		F7			F7			F5	4 0 0 0 0 0 2										
Mickey Rivers, L (1, 8) OBP: 0.359, SLG: 0.412	F7			6-3		3B			K	4 0 1 0 0 1 0										
Tommy Harper, R (1, 10) OBP: 0.324, SLG: 0.371		6-3		K			F7			3 0 0 0 0 1 0										
Joe Lahoud, L (1, 9) OBP: 0.326, SLG: 0.333		K		K			F8			3 0 0 0 0 2 0										
Dave Chalk, R (1, 5) OBP: 0.392, SLG: 0.392		F6					6-3			3 0 0 0 0 0 0										
Bruce Bochte, L (1, 3) OBP: 0.356, SLG: 0.335				FC4-6 1B		4-3			G4-3 1B	3 0 2 0 0 0 0										
Tom Egan, R (1, 2) OBP: 0.286, SLG: 0.318			P1						G4-3	3 0 1 0 0 0 2										
Billy Smith, S (1, 6) OBP: 0.265, SLG: 0.316			FC4-6 1-2						4-3	3 0 0 0 0 0 2										
Inning Stats	R: 0 E: 0 K: 1 S: 5	H: 0 LOB: 0 BB: 0 P: 5	R: 0 E: 0 K: 1 S: 4	H: 1 LOB: 2 BB: 1 P: 8	R: 0 E: 0 K: 2 S: 7	H: 0 LOB: 0 BB: 0 P: 7	R: 0 E: 0 K: 0 S: 4	H: 1 LOB: 1 BB: 0 P: 4	R: 0 E: 0 K: 1 S: 5	H: 1 LOB: 0 BB: 0 P: 5		R: 0 E: 0 K: 0 S: 3	H: 0 LOB: 0 BB: 0 P: 3	R: 0 E: 0 K: 0 S: 3	H: 1 LOB: 0 BB: 0 P: 3	R: 0 E: 0 K: 1 S: 5	H: 0 LOB: 0 BB: 0 P: 5	1B: 2 2B: 1 3B: 1 HR: 0	SF: 0 SAC: 0 DP: 1 HBP: 0	WP: 0 PB: 0 SB: 1 CS: 0
PITCHER	IP WLS BF H R ER SO BB IBB HBP BLK WP HR S P ERA WHIP											PITCHER	IP WLS BF H R ER SO BB IBB HBP BLK WP HR S P ERA WHIP							
Jim Palmer, R (1, 1) ERA: 1.88	9.0 W 30 4 0 0 6 1 0 0 0 0 0 0 41 45 0.00 0.556																			

Batter	1	2	3	4	5	6	7	8	9	AB	R	H	RBI	BB	SO	LOB	TOP					
Ken Singleton, S OBP: 0.423, SLG: 0.378 (1, 9)										3	0	0	0	1	2	0	Baltimore Orioles @ California Angels Anaheim Stadium, Anaheim, CA Sat May 31 1975, 10:05 PM EDT Att: 15,880 - Unknown livebaseballscorecards.com					
Paul Blair, R OBP: 0.266, SLG: 0.304 (1, 8)										3	0	0	0	0	1	0						
Al Bumbry, L OBP: 0.381, SLG: 0.490 (1, 7)										4	0	1	0	0	2	2						
Don Baylor, R OBP: 0.362, SLG: 0.487 (1, 10)										4	0	0	0	0	2	2						
Bobby Grich, R OBP: 0.402, SLG: 0.457 (1, 4)										3	0	1	0	0	0	0						
Lee May, R OBP: 0.247, SLG: 0.361 (1, 3)										3	0	0	0	0	0	1						
Brooks Robinson, R OBP: 0.281, SLG: 0.273 (1, 5)										3	1	1	1	0	0	1						
Doug DeCinces, R OBP: 0.286, SLG: 0.404 Mark Belanger, R OBP: 0.255, SLG: 0.186 (8, 6)										3	0	0	0	0	3	1						
Eliud Hendricks, L OBP: 0.371, SLG: 0.283 (1, 2)										3	0	0	0	0	0	0						
Inning Stats	R: 0 E: 0 K: 1 S: 5	H: 0 LOB: 1 BB: 1 P: 9	R: 0 E: 0 K: 0 S: 3	H: 0 LOB: 0 BB: 0 P: 3	R: 0 E: 0 K: 2 S: 7	H: 0 LOB: 0 BB: 0 P: 7	R: 0 E: 0 K: 0 S: 3	H: 1 LOB: 0 BB: 0 P: 3	R: 0 E: 0 K: 1 S: 6	H: 1 LOB: 1 BB: 0 P: 6	R: 0 E: 1 K: 2 S: 8	H: 0 LOB: 1 BB: 0 P: 8	R: 0 E: 0 K: 1 S: 5	H: 0 LOB: 0 BB: 0 P: 5	R: 1 E: 0 K: 1 S: 6	H: 1 LOB: 0 BB: 0 P: 6		R: 0 E: 0 K: 2 S: 7	H: 0 LOB: 0 BB: 0 P: 7	1B: 2 2B: 0 3B: 0 HR: 1	SF: 0 SAC: 1 DP: 0 HBP: 0	WP: 0 PB: 0 SB: 0 CS: 1
PITCHER Bill Singer, R ERA: 3.74 (1, 1)	IP: 9.0 WLS: L BF: 31	H: 3 R: 1 ER: 1 SO: 10	BB: 1 IBB: 0 HBP: 0 BLK: 0	WP: 0 HR: 1 S: 50 P: 54	ERA: 1.00 WHIP: 0.444											ERA: 1.00 WHIP: 0.444						

Batter	1	2	3	4	5	6	7	8	9	AB	R	H	RBI	BB	SO	LOB	BOTTOM			
Jerry Remy, L OBP: 0.307, SLG: 0.358 (1, 4)										3	0	0	0	0	0	1	Baltimore Orioles @ California Angels Anaheim Stadium, Anaheim, CA Sat May 31 1975, 10:05 PM EDT Att: 15,880 - Unknown livebaseballscorecards.com			
Mickey Rivers, L OBP: 0.352, SLG: 0.403 (1, 8)										4	0	0	0	0	0	2				
Tommy Harper, R OBP: 0.317, SLG: 0.362 (1, 7)										4	0	0	0	0	0	2				
Dave Chalk, R OBP: 0.385, SLG: 0.385 (1, 5)										3	0	0	0	0	1	0				
Winston Lienes, R OBP: 0.294, SLG: 0.214 Morris Nettles, L OBP: 0.290, SLG: 0.274 (8, PR)										2	0	0	0	1	0	0				
Leroy Stanton, R OBP: 0.333, SLG: 0.319 (1, 9)										2	0	0	0	0	0	0				
Bruce Bochte, L OBP: 0.356, SLG: 0.335 (1, 3)										3	0	1	0	0	0	2				
Billy Smith, S OBP: 0.256, SLG: 0.305 (1, 6)										3	0	0	0	0	1	3				
Bob Allietta, R OBP: 0.214, SLG: 0.222 Bill Sudakis, S OBP: 0.278, SLG: 0.211 Orlando Ramirez, R OBP: 0.377, SLG: 0.391 (8, PR)										2	0	0	0	0	0	1				
Inning Stats	R: 0 E: 0 K: 0 S: 3	H: 0 LOB: 0 BB: 0 P: 3	R: 0 E: 0 K: 0 S: 3	H: 0 LOB: 0 BB: 0 P: 3	R: 0 E: 0 K: 1 S: 6	H: 1 LOB: 0 BB: 0 P: 6	R: 0 E: 0 K: 1 S: 5	H: 0 LOB: 0 BB: 0 P: 5	R: 0 E: 0 K: 0 S: 3	H: 0 LOB: 0 BB: 0 P: 3	R: 0 E: 0 K: 0 S: 3	H: 0 LOB: 0 BB: 0 P: 3	R: 0 E: 0 K: 0 S: 3	H: 0 LOB: 2 BB: 1 P: 7	R: 0 E: 1 K: 0 S: 4	H: 0 LOB: 2 BB: 0 P: 4		1B: 1 2B: 0 3B: 0 HR: 0	SF: 0 SAC: 2 DP: 0 HBP: 0	WP: 0 PB: 0 SB: 0 CS: 0
PITCHER Mike Cuellar, L ERA: 3.81 (1, 1)	IP: 9.0 WLS: W BF: 30	H: 1 R: 0 ER: 0 SO: 2	BB: 1 IBB: 0 HBP: 0 BLK: 0	WP: 0 HR: 0 S: 33 P: 37	ERA: 0.00 WHIP: 0.222											ERA: 0.00 WHIP: 0.222				

Batter	1	2	3	4	5	6	7	8	9	AB	R	H	RBI	BB	SO	LOB	TOP			
Ken Singleton, S OBP: 0.415, SLG: 0.368 (1, 9)	0-0 6-3		0-3 K			0-3 K		0-0 F7		4	0	0	0	0	2	1	<p>Baltimore Orioles @ California Angels Anaheim Stadium, Anaheim, CA Sun Jun 01 1975, 6:33 AM EDT Att: 18,492 - Unknown</p> <p>livebaseballscorecards.com</p> <p>AB 28 R 0 H 0 RBI 0 BB 4 SO 9 LOB 10</p> 			
Tom Shogay, L OBP: 0.214, SLG: 0.083 (1, 8)	0-3 K		4-0 BB			0-0 4-3		0-0 6-3		3	0	0	0	1	1	0				
Al Bumbry, L OBP: 0.367, SLG: 0.471 (1, 7)	0-3 K		0-3 K			0-3 K			0-0 F7	4	0	0	0	0	3	2				
Don Baylor, R OBP: 0.358, SLG: 0.481 Tommy Davis, R OBP: 0.308, SLG: 0.316 (7, PH)		0-0 5-3		0-0 F3			0-0 4-3		0-0 4-3	2	0	0	0	0	0	0				
Bobby Grich, R OBP: 0.405, SLG: 0.450 (1, 4)		4-0 BB		0-0 L6			4-0 5-3 E BB		0-3 K	2	0	0	0	2	1	0				
Lee May, R OBP: 0.243, SLG: 0.355 (1, 3)		0-3 K		0-0 F7			0-0 E6 5-3 1-2			3	0	0	0	0	1	2				
Brooks Robinson, R OBP: 0.276, SLG: 0.267 (1, 5)		0-0 6-3			0-0 F8		0-0 5-3 1-2 2-3			3	0	0	0	0	0	3				
Eliot Hendershott, L OBP: 0.354, SLG: 0.265 (1, 2)			0-0 4-3		0-0 F9		0-0 F5			3	0	0	0	0	0	2				
Mark Belanger, R OBP: 0.261, SLG: 0.182 (1, 6)			4-0 S BB		0-0 F9			0-3 K		2	0	0	0	1	1	0				
Inning Stats	R: 0 E: 0 K: 2 S: 7	H: 0 LOB: 0 BB: 0 P: 7	R: 0 E: 0 K: 1 S: 5	H: 0 LOB: 1 BB: 1 P: 9	R: 0 E: 0 K: 2 S: 7	H: 0 LOB: 2 BB: 2 P: 15	R: 0 E: 0 K: 0 S: 3	H: 0 LOB: 0 BB: 0 P: 3	R: 0 E: 0 K: 0 S: 3	H: 0 LOB: 0 BB: 0 P: 3	R: 0 E: 0 K: 0 S: 4	H: 0 LOB: 2 BB: 1 P: 8	R: 0 E: 0 K: 1 S: 5	H: 0 LOB: 0 BB: 0 P: 5	R: 0 E: 0 K: 1 S: 5	H: 0 LOB: 0 BB: 0 P: 5		1B: 0 2B: 0 3B: 0 HR: 0	SF: 0 SAC: 0 DP: 0 HBP: 0	WP: 0 PB: 0 SB: 1 CS: 0
PITCHER Nolan Ryan, R ERA: 2.45 (1, 1)	IP: 9.0 WLS: W BF: 32 H: 0 R: 0 ER: 0 SO: 9 BB: 4 IBB: 0 HBP: 0 BLK: 0 WP: 0 HR: 0 S: 46 P: 62 ERA: 0.00 WHIP: 0.444															PITCHER				

Batter	1	2	3	4	5	6	7	8	9	AB	R	H	RBI	BB	SO	LOB	BOTTOM	
Jerry Remy, L OBP: 0.307, SLG: 0.358 (1, 4)	0-0 4-3		0-0 G4-6-3		0-0 CS 1B			0-0 SH3-4		3	0	1	0	0	0	1	<p>Baltimore Orioles @ California Angels Anaheim Stadium, Anaheim, CA Sun Jun 01 1975, 6:33 AM EDT Att: 18,492 - Unknown</p> <p>livebaseballscorecards.com</p> <p>AB 27 R 1 H 9 RBI 1 BB 1 SO 2 LOB 10</p> 	
Mickey Rivers, L OBP: 0.350, SLG: 0.400 (1, 8)	0-0 5-3		0-0 1B 1B		0-0 2-3		0-0 F9		4	1	1	0	0	0	2			
Tommy Harper, R OBP: 0.315, SLG: 0.359 (1, 10)	0-3 K		0-0 CS 1B 1B		0-0 5-3		0-3 K		4	0	1	0	0	2	1			
Dave Chalk, R OBP: 0.390, SLG: 0.390 (1, 5)		0-0 SH1-3 1B	0-0 1B 1B		0-0 6-3		0-0 6-3		3	0	2	1	0	0	0			
Winston Lianas, R OBP: 0.297, SLG: 0.226 Morris Nettles, L OBP: 0.290, SLG: 0.274 (7, 7)		0-0 SH1-3 1B	0-0 CS 2-3	0-0 5-3		0-0 6-3		0-0 6-3		3	0	1	0	0	0	0		
Leroy Stanton, R OBP: 0.337, SLG: 0.324 (1, 9)		0-0 SH1-3		0-0 1B 1B		0-0 F9			2	0	1	0	0	0	0			
Bruce Bochte, L OBP: 0.356, SLG: 0.335 (1, 3)		0-0 L5		0-0 G6-4-3 1B		0-0 6-3		0-0 6-3		3	0	1	0	0	2			
Ellie Rodriguez, R OBP: 0.427, SLG: 0.298 (1, 2)		0-0 F8		0-0 G6-4-3		0-0 6-3			3	0	0	0	0	0	4			
Billy Smith, S OBP: 0.270, SLG: 0.310 (1, 6)			0-0 G4-6-3 1B		0-0 F2		4-0 F9 SH3-4 BB		2	0	1	0	1	0	0			
Inning Stats	R: 0 E: 0 K: 1 S: 5	H: 2 LOB: 2 BB: 0 P: 5	R: 1 E: 0 K: 0 S: 5	H: 4 LOB: 1 BB: 0 P: 5	R: 0 E: 0 K: 0 S: 4	H: 2 LOB: 1 BB: 0 P: 4	R: 0 E: 0 K: 0 S: 3	H: 1 LOB: 0 BB: 0 P: 3	R: 0 E: 0 K: 0 S: 3	H: 0 LOB: 0 BB: 0 P: 3	R: 0 E: 0 K: 0 S: 3	H: 0 LOB: 1 BB: 1 P: 9	R: 0 E: 0 K: 1 S: 5	H: 0 LOB: 1 BB: 1 P: 9	1B: 9 2B: 0 3B: 0 HR: 0	SF: 0 SAC: 2 DP: 2 HBP: 0		WP: 0 PB: 0 SB: 0 CS: 2
PITCHER Ross Grimsley, L ERA: 4.78 Wayne Garland, R ERA: 3.27 (1, 1)	IP: 3.1 WLS: L BF: 16 H: 8 R: 1 ER: 1 SO: 1 BB: 0 IBB: 0 HBP: 0 BLK: 0 WP: 0 HR: 0 S: 18 P: 18 ERA: 2.70 WHIP: 2.400															PITCHER		

Batter	1	2	3	4	5	6	7	8	9	AB	R	H	RBI	BB	SO	LOB	TOP										
Ron LeFlore, R (1, 8) OBP: 0.326, SLG: 0.424	0-3 K2-3			0-3 K		0-3 K2-3		0-3 K2-3	0-0 FC3-2 1B	5	1	0	0	0	4	4											
Gary Sutherland, R (1, 4) OBP: 0.335, SLG: 0.360	0-0 5-3			0-0 F7		0-0 4-3		4-0 BLK IBB	0-0 E 1B	4	0	1	2	1	0	0											
Dan Meyer, L (1, 7) OBP: 0.329, SLG: 0.432	0-3 K2-3			0-0 G3		0-0 4-3		0-3 K	0-0 E7 1B	5	0	1	1	0	2	2											
Willie Horton, R (1, 10) OBP: 0.272, SLG: 0.474		0-3 K			0-0 F5		0-0 HR		0-0 L1 K	5	1	1	1	0	2	3											
Leon Roberts, R (1, 9) OBP: 0.402, SLG: 0.541		0-0 6-3			0-0 2B 1B		0-0 6-3		0-0 1B 1B	4	2	2	0	0	0	0											
Nate Colbert, R (1, 3) OBP: 0.247, SLG: 0.276		0-0 F7			0-3 K		0-3 K		0-0 1B FC 1B	4	1	1	0	0	2	1											
Bill Freehan, R (1, 2) OBP: 0.320, SLG: 0.419			0-3 K2-3		0-0 2B		0-0 5-3		0-0 FC FC3-2 1B	4	1	2	2	0	1	0											
Aurelio Rodriguez, R (1, 5) Mickey Stanley, R (5, PH) Gates Brown, L (5, PH) John Knox, L (5, PH)			0-3 K		0-0 2B			0-0 F9	4-0 FC3-2 FC 1B IBB	2	0	0	0	0	1	0											
Tom Verzyer, R (1, 6) Ben Ogilvie, L (9, PH) Gene Michael, S (9, 6)			0-3 K		0-0 F6			4-0 BLK WP BB	0-0 FC FC3-2 1B	1	1	0	1	0	0	2											
Inning Stats	R: 0 E: 0 K: 2 S: 7	H: 0 LOB: 0 BB: 0 P: 7	R: 0 E: 0 K: 1 S: 5	H: 0 LOB: 0 BB: 0 P: 5	R: 0 E: 0 K: 3 S: 9	H: 0 LOB: 0 BB: 0 P: 9	R: 0 E: 0 K: 1 S: 5	H: 0 LOB: 0 BB: 0 P: 5	R: 2 E: 0 K: 1 S: 8	H: 3 LOB: 1 BB: 0 P: 8	R: 0 E: 0 K: 1 S: 5	H: 0 LOB: 0 BB: 0 P: 5	R: 1 E: 0 K: 1 S: 6	H: 1 LOB: 0 BB: 0 P: 6	R: 0 E: 0 K: 2 S: 7	H: 0 LOB: 2 BB: 2 P: 15	R: 5 E: 1 K: 11 S: 11	H: 5 LOB: 3 BB: 1 P: 15	1B: 6 2B: 2 3B: 0 HR: 1	SF: 0 SAC: 0 3B: 0 HBP: 0	WP: 1 PB: 0 SB: 0 CS: 0	PA: 40					
PITCHER	IP	WLS	BF	H	R	ER	SO	BB	IBB	HBP	BLK	WP	HR	S	P	ERA	WHIP										
Frank Tanana, L (1, 1) ERA: 3.21	8.1	L	33	6	5	5	12	1	1	0	1	1	1	55	63	5.40	0.840										
Dave Sells, R (9, 1) ERA: ∞	0.0		2	1	0	0	0	0	1	0	0	0	0	1	5	∞	∞										
Mickey Scott, L (9, 1) ERA: 2.84	0.0		1	0	0	0	0	0	0	0	0	0	0	1	1	∞	∞										
Don Kirkwood, R (9, 1) ERA: 1.82	0.2		4	2	3	3	1	0	0	0	0	0	0	6	6	40.50	3.000										

Detroit Tigers @ California Angels
Anaheim Stadium, Anaheim, CA
Tue Jun 03 1975, 10:05 PM EDT
Att: 7,412 - Unknown

AB 37
R 8
H 9
RBI 8
BB 3
SO 13
LOB 13



Batter	1	2	3	4	5	6	7	8	9	AB	R	H	RBI	BB	SO	LOB	BOTTOM										
Morris Nettles, L (1, 7) Orlando Ramirez, R (9, PH)	4-0 CS BB				0-0 SH2-4		0-3 K		0-3 K	2	0	0	0	1	2	1											
Jerry Remy, L (1, 4) OBP: 0.310, SLG: 0.365	0-0 1B	0-0 F9			0-0 G3			0-0 1B 2B	0-0 E5 1B	5	2	2	0	0	0	3											
Mickey Rivers, L (1, 8) OBP: 0.352, SLG: 0.400	0-0 1B		0-0 F6		0-0 F7			0-0 F8	0-0 1B	5	1	2	1	0	0	2											
Bruce Bochte, L (1, 3) Winston Llenas, R (9, PH) Rudy Meoli, L (9, 6) Bill Sudakis, S (9, PH)	0-0 P8		0-0 F7		0-0 1-4-3			0-3 K	0-3 K	3	0	0	0	0	0	2											
Dave Chalk, R (1, 5) OBP: 0.397, SLG: 0.392	4-0 1B		0-0 CS		0-0 5-3			4-0 1B		2	0	1	0	2	0	0											
Joe Lohoud, L (1, 10) Tommy Harper, R (8, PH)	0-0 S		0-0 CS		0-0 F8		0-3 K	0-0 1B		3	0	1	2	0	1	0											
Leroy Stanton, R (1, 9) OBP: 0.333, SLG: 0.360	0-3 K		0-3 K				0-0 HR	0-3 K		4	1	1	1	0	3	4											
Elie Rodriguez, R (1, 2) OBP: 0.430, SLG: 0.317		4-0 BB		0-0 5-3				0-0 5-3	0-0 E 1B 2B	3	1	1	0	1	0	0											
Billy Smith, S (1, 6) OBP: 0.269, SLG: 0.307		0-3 K			0-0 G3 SH2-4 1B			0-0 F8		4	0	1	0	0	1	2											
Inning Stats	R: 2 E: 0 K: 1 S: 7	H: 3 LOB: 2 BB: 2 P: 15	R: 0 E: 0 K: 2 S: 7	H: 0 LOB: 1 BB: 1 P: 11	R: 0 E: 0 K: 0 S: 3	H: 1 LOB: 0 BB: 0 P: 3	R: 0 E: 0 K: 1 S: 5	H: 0 LOB: 0 BB: 0 P: 5	R: 0 E: 0 K: 1 S: 4	H: 1 LOB: 1 BB: 0 P: 4	R: 0 E: 0 K: 1 S: 5	H: 0 LOB: 0 BB: 0 P: 5	R: 1 E: 0 K: 1 S: 6	H: 1 LOB: 0 BB: 0 P: 6	R: 1 E: 0 K: 2 S: 9	H: 2 LOB: 2 BB: 1 P: 13	R: 1 E: 1 K: 2 S: 10	H: 2 LOB: 2 BB: 0 P: 10	1B: 7 2B: 2 3B: 0 HR: 1	SF: 0 SAC: 1 3B: 0 HBP: 0	WP: 0 PB: 0 SB: 2 CS: 2	PA: 41					
PITCHER	IP	WLS	BF	H	R	ER	SO	BB	IBB	HBP	BLK	WP	HR	S	P	ERA	WHIP										
Joe Coleman, R (1, 1) ERA: 5.95	7.0		29	7	4	4	6	3	0	0	0	0	0	38	50	5.14	1.429										
John Hiller, L (8, 1) ERA: 2.1	2.0	W	11	3	1	0	4	0	1	0	0	0	0	18	22	0.00	1.500										

Detroit Tigers @ California Angels
Anaheim Stadium, Anaheim, CA
Tue Jun 03 1975, 10:05 PM EDT
Att: 7,412 - Unknown

AB 35
R 5
H 10
RBI 5
BB 4
SO 10
LOB 18



Batter	1	2	3	4	5	6	7	8	9	AB	R	H	RBI	BB	SO	LOB	TOP			
Ron LeFlore, R OBP: 0.325, SLG: 0.420 (1, 8)										4	1	1	0	0	1	1	Detroit Tigers @ California Angels Anaheim Stadium, Anaheim, CA Wed Jun 04 1975, 10:05 PM EDT Att: 8,411 - Unknown			
Gary Sutherland, R OBP: 0.333, SLG: 0.358 (1, 4)										4	0	1	0	0	0	0				
Dan Meyer, L OBP: 0.327, SLG: 0.427 (1, 7)										4	0	1	0	0	0	2				
Willie Horton, R OBP: 0.272, SLG: 0.466 (1, 10)										3	0	0	0	1	1	1				
Leon Roberts, R OBP: 0.397, SLG: 0.527 (1, 9)										3	0	0	0	1	0	3				
Jack Pierce, L OBP: 0.200, SLG: 0.200 (1, 3)										4	0	1	0	0	1	0				
Bill Freehan, R OBP: 0.311, SLG: 0.407 (1, 2)										4	0	0	0	0	0	2				
Mickey Stanley, R OBP: 0.265, SLG: 0.297 (1, 5)										4	0	0	0	0	1	2				
Tom Verzyer, R OBP: 0.291, SLG: 0.280 (1, 6)										3	0	1	0	0	0	0				
Inning Stats	R: 0 E: 0 K: 1 S: 6	H: 1 LOB: 1 BB: 0 P: 6	R: 0 E: 0 K: 1 S: 5	H: 0 LOB: 0 BB: 0 P: 5	R: 1 E: 1 K: 0 S: 5	H: 1 LOB: 1 BB: 0 P: 5	R: 0 E: 0 K: 1 S: 6	H: 1 LOB: 2 BB: 1 P: 10	R: 0 E: 1 K: 0 S: 5	H: 1 LOB: 3 BB: 1 P: 9	R: 0 E: 0 K: 0 S: 3	H: 0 LOB: 0 BB: 0 P: 3	R: 0 E: 0 K: 0 S: 3	H: 1 LOB: 0 BB: 0 P: 3	R: 0 E: 0 K: 1 S: 5	H: 0 LOB: 0 BB: 0 P: 5	1B: 5 2B: 0 3B: 0 HR: 0	SF: 0 SAC: 0 DP: 0 HBP: 0	WP: 0 PB: 0 SB: 1 CS: 0	PA: 35
PITCHER Ed Figueroa, R ERA: 2.66 (1, 1)	IP: 9.0 WLS: W BF: 35 H: 5 R: 1 ER: 0 SO: 4 BB: 2 IBB: 0 HBP: 0 BLK: 0 WP: 0 HR: 0 S: 41 P: 49 ERA: 0.00 WHIP: 0.778																			

Batter	1	2	3	4	5	6	7	8	9	AB	R	H	RBI	BB	SO	LOB	BOTTOM	
Morris Nettles, L OBP: 0.290, SLG: 0.270 (1, 7)										4	0	1	0	0	1	3	Detroit Tigers @ California Angels Anaheim Stadium, Anaheim, CA Wed Jun 04 1975, 10:05 PM EDT Att: 8,411 - Unknown	
Jerry Remy, L OBP: 0.314, SLG: 0.364 (1, 4)										3	1	1	0	1	0	1		
Mickey Rivers, L OBP: 0.350, SLG: 0.397 (1, 8)										4	0	1	0	0	2	1		
Bruce Bochte, L OBP: 0.348, SLG: 0.328 (1, 3)										4	0	1	1	0	0	2		
Dave Chalk, R OBP: 0.389, SLG: 0.382 (1, 5)										4	0	0	0	0	1	3		
Joe Lohoud, L OBP: 0.326, SLG: 0.325 (1, 10)										2	0	0	0	1	0	0		
Leroy Stanton, R OBP: 0.344, SLG: 0.372 (1, 9)										3	1	2	0	0	0	0		
Ellie Rodriguez, R OBP: 0.427, SLG: 0.317 (1, 2)										3	0	1	0	0	0	2		
Billy Smith, S OBP: 0.260, SLG: 0.297 (1, 6)										3	0	0	1	0	0	3		
Inning Stats	R: 1 E: 0 K: 2 S: 8	H: 1 LOB: 1 BB: 1 P: 12	R: 1 E: 0 K: 0 S: 5	H: 2 LOB: 1 BB: 0 P: 5	R: 0 E: 0 K: 0 S: 4	H: 1 LOB: 1 BB: 0 P: 4	R: 0 E: 0 K: 0 S: 3	H: 0 LOB: 0 BB: 0 P: 3	R: 0 E: 0 K: 1 S: 5	H: 0 LOB: 0 BB: 0 P: 5	R: 0 E: 0 K: 0 S: 4	H: 1 LOB: 2 BB: 1 P: 8	R: 0 E: 0 K: 1 S: 6	H: 1 LOB: 1 BB: 0 P: 6	1B: 7 2B: 0 3B: 0 HR: 0	SF: 0 SAC: 0 DP: 1 HBP: 0	WP: 0 PB: 0 SB: 1 CS: 0	PA: 32
PITCHER Ray Bare, R ERA: 4.85 Tom Walker, R ERA: 2.66 (8, 1)	IP: 7.0 WLS: L BF: 28 H: 6 R: 2 ER: 2 SO: 3 BB: 2 IBB: 0 HBP: 0 BLK: 0 WP: 0 HR: 0 S: 32 P: 40 ERA: 2.57 WHIP: 1.143																	

Batter	1	2	3	4	5	6	7	8	9	AB	R	H	RBI	BB	SO	LOB	TOP			
Ron LeFlore, R OBP: 0.323, SLG: 0.416										4	1	1	0	0	2	0	Detroit Tigers @ California Angels Anaheim Stadium, Anaheim, CA Thu Jun 05 1975, 10:05 PM EDT Att: 7,357 - Unknown			
Gary Sutherland, R OBP: 0.326, SLG: 0.349										4	0	0	0	0	1	1				
Ben Oglvie, L OBP: 0.200, SLG: 0.250										4	1	2	0	0	0	1				
Willie Horton, R OBP: 0.271, SLG: 0.461										4	0	1	1	0	1	2				
Leon Roberts, R OBP: 0.393, SLG: 0.517										4	0	1	0	0	0	2				
Jack Pierce, L OBP: 0.333, SLG: 0.667										4	1	2	2	0	0	0				
Mickey Stanley, R OBP: 0.263, SLG: 0.212										4	0	1	0	0	2	2				
Tom Veryzer, R OBP: 0.283, SLG: 0.272										3	0	0	0	0	0	1				
Terry Humphrey, R OBP: 0.200, SLG: 0.200										3	0	0	0	0	1	0				
Inning Stats	R: 1 E: 0 K: 1 S: 7	H: 2 LOB: 1 BB: 0 P: 7	R: 0 E: 0 K: 0 S: 3	H: 0 LOB: 0 BB: 0 P: 3	R: 0 E: 0 K: 1 S: 5	H: 0 LOB: 0 BB: 0 P: 5	R: 2 E: 0 K: 1 S: 8	H: 3 LOB: 1 BB: 0 P: 8	R: 0 E: 0 K: 2 S: 7	H: 0 LOB: 0 BB: 0 P: 7	R: 0 E: 0 K: 1 S: 5	H: 0 LOB: 0 BB: 0 P: 5	R: 0 E: 0 K: 0 S: 3	H: 0 LOB: 0 BB: 0 P: 3	R: 0 E: 0 K: 1 S: 7	H: 3 LOB: 2 BB: 0 P: 7	1B: 7 2B: 0 3B: 0 HR: 1	SF: 0 SAC: 0 DP: 1 HBP: 0	WP: 0 PB: 0 SB: 1 CS: 0	PA: 34
PITCHER Bill Singer, R ERA: 3.67	IP: 9.0 WLS: W BF: 34 H: 8 R: 3 ER: 3 SO: 7 BB: 0 IBB: 0 HBP: 0 BLK: 0 WP: 0 HR: 1 S: 48 P: 48 ERA: 3.00 WHIP: 0.889															PITCHER				

Batter	1	2	3	4	5	6	7	8	9	AB	R	H	RBI	BB	SO	LOB	BOTTOM			
Morris Nettles, L OBP: 0.283, SLG: 0.263										5	0	0	0	0	0	2	Detroit Tigers @ California Angels Anaheim Stadium, Anaheim, CA Thu Jun 05 1975, 10:05 PM EDT Att: 7,357 - Unknown			
Jerry Remy, L OBP: 0.316, SLG: 0.365										5	1	2	1	0	1	1				
Mickey Rivers, L OBP: 0.351, SLG: 0.397										5	1	2	1	0	0	3				
Bruce Bochte, L OBP: 0.354, SLG: 0.331										4	1	2	0	1	0	1				
Dave Chalk, R OBP: 0.394, SLG: 0.400										5	1	3	1	0	0	5				
Joe Lahoud, L OBP: 0.343, SLG: 0.329										2	1	1	0	2	0	0				
Leroy Stanton, R OBP: 0.351, SLG: 0.370										3	2	1	1	0	3					
Ellie Rodriguez, R OBP: 0.424, SLG: 0.318										3	1	1	2	0	0	4				
Billy Smith, S OBP: 0.260, SLG: 0.295										4	0	1	2	0	1	1				
Inning Stats	R: 0 E: 0 K: 1 S: 5	H: 1 LOB: 0 BB: 0 P: 5	R: 0 E: 0 K: 0 S: 4	H: 1 LOB: 2 BB: 1 P: 8	R: 0 E: 0 K: 0 S: 3	H: 0 LOB: 0 BB: 0 P: 3	R: 4 E: 0 K: 0 S: 6	H: 3 LOB: 1 BB: 2 P: 14	R: 2 E: 0 K: 0 S: 6	H: 4 LOB: 1 BB: 0 P: 6	R: 1 E: 2 K: 0 S: 6	H: 1 LOB: 3 BB: 1 P: 10	R: 1 E: 0 K: 1 S: 6	H: 1 LOB: 0 BB: 0 P: 6	R: 0 E: 0 K: 0 S: 5	H: 2 LOB: 2 BB: 0 P: 5	1B: 11 2B: 2 3B: 0 HR: 0	SF: 0 SAC: 1 DP: 0 HBP: 0	WP: 0 PB: 0 SB: 4 CS: 1	PA: 42
PITCHER Vern Ruhle, R ERA: 3.44 Dave Lemanczyk, R ERA: 5.04 Bob Reynolds, R ERA: 6.75	IP: 4.1 WLS: L BF: 23 H: 6 R: 6 ER: 6 SO: 1 BB: 3 IBB: 0 HBP: 0 BLK: 0 WP: 0 HR: 0 S: 22 P: 34 ERA: 12.46 WHIP: 2.538															PITCHER				

Batter	1	2	3	4	5	6	7	8	9	AB	R	H	RBI	BB	SO	LOB	TOP			
Robin Yount, R OBP: 0.362, SLG: 0.479 (1, 6)	0-0 5-3		4-0 BB		0-0 L6		0-3 K			3	0	0	0	1	1	3				
Bill Shoep, L OBP: 0.253, SLG: 0.295 (1, 8)	0-3 K		0-3 K			0-0 2-3		0-0 F7		4	0	0	0	0	2	1				
George Scott, R OBP: 0.338, SLG: 0.456 (1, 3)	0-3 K			0-0 6-3		0-0 F8		0-0 1B		4	0	1	0	0	1	0				
Hank Aaron, R OBP: 0.311, SLG: 0.344 (1, 10)		0-0 F6		0-0 F8		0-0 1B		0-0 F8		4	0	1	0	0	0	1				
John Briggs, L OBP: 0.415, SLG: 0.451 (1, 7)		0-0 E3		0-0 F8		4-0 1B		0-0 G3		3	0	0	0	1	0	1				
Darrell Porter, L OBP: 0.335, SLG: 0.321 (1, 2)		0-0 F7			0-0 4-3	0-0 FC4-6			4-0 P3-1	3	0	0	0	1	0	3				
Sixto Lezcano, R OBP: 0.326, SLG: 0.410 (1, 9)		0-0 F3			0-0 6-3		4-0 BB		0-3 K	3	0	0	0	1	1	2				
Pedro Garcia, R OBP: 0.286, SLG: 0.349 (1, 4)			0-0 F7		4-0 WP	0-0 BB		0-0 FC5-4	0-0 P3-1	3	0	0	0	1	0	2				
Kurt Bevacqua, R OBP: 0.246, SLG: 0.255 (1, 5)			0-0 F9		4-0 WP	0-0 BB		0-3 K		2	0	0	0	1	1	1				
Inning Stats	R: 0 E: 0 K: 2 S: 7	H: 0 LOB: 0 BB: 7	R: 0 E: 1 K: 0 S: 4	H: 0 LOB: 1 BB: 4	R: 0 E: 0 K: 1 S: 5	H: 0 LOB: 1 BB: 1 P: 9	R: 0 E: 0 K: 0 S: 3	H: 0 LOB: 0 BB: 2 P: 3	R: 0 E: 0 K: 0 S: 3	H: 1 LOB: 2 BB: 1 P: 11	R: 0 E: 0 K: 2 S: 4	H: 0 LOB: 1 BB: 1 P: 11	R: 0 E: 0 K: 0 S: 4	H: 1 LOB: 1 BB: 0 P: 4	R: 0 E: 0 K: 1 S: 4	H: 0 LOB: 0 BB: 1 P: 8	1B: 2 2B: 1 3B: 0 HR: 0	SF: 0 SAC: 0 DP: 1 HBP: 0	WP: 1 PB: 0 SB: 0 CS: 0	PA: 35
PITCHER Nolan Ryan, R ERA: 2.24 (1, 1)	IP: 9.0 WLS: W BF: 35 H: 2 R: 0 ER: 0 SO: 6 BB: 6 IBB: 0 HBP: 0 BLK: 0 WP: 1 HR: 0 S: 41 P: 65 ERA: 0.00 WHIP: 0.889																			

Milwaukee Brewers @ California Angels
Anaheim Stadium, Anaheim, CA
Fri Jun 06 1975, 10:05 PM EDT
Att: 29,513 - Unknown

AB 29
R 0
H 2
RBI 0
BB 6
SO 6
LOB 14



Batter	1	2	3	4	5	6	7	8	9	AB	R	H	RBI	BB	SO	LOB	BOTTOM			
Morris Nettles, L OBP: 0.287, SLG: 0.268 (1, 7)	0-0 1B	0-0 6-3		0-0 CS		0-0 L6				4	1	2	1	0	0	0				
Jerry Remy, L OBP: 0.320, SLG: 0.368 (1, 4)	0-0 BB	0-0 CS		0-0 CS	0-0 F9		0-0 6-3			4	1	2	0	0	0	0				
Mickey Rivers, L OBP: 0.345, SLG: 0.390 (1, 8)	0-0 5-3	0-0 CS	0-0 5-3		0-0 4-3		0-0 F7			4	0	0	0	0	0	2				
Bruce Bochte, L OBP: 0.362, SLG: 0.337 (1, 3)	4-0 BB		0-0 FC4		0-0 BB		0-0 4-3			3	1	2	0	1	0	0				
Dave Chalk, R OBP: 0.396, SLG: 0.395 (1, 5)	4-0 BB		0-0 FC4		4-0 BB			0-0 5-3		2	1	0	1	2	0	1				
Joe Lahoud, L OBP: 0.330, SLG: 0.314 (1, 10)	1-2 2-3 3-H BB		0-0 F4		0-0 F8		0-0 F8		0-0 4-3	4	0	0	0	0	0	6				
Leroy Stanton, R OBP: 0.367, SLG: 0.447 (1, 9)	0-0 1H 2H 3H 3B		0-0 SH1-4		0-0 SH1-4		0-0 HR		0-0 F4	4	2	3	4	0	0	0				
Ellie Rodriguez, R OBP: 0.414, SLG: 0.309 (1, 2)	0-3 K		0-0 SH1-4		0-0 6-3					2	0	0	0	0	1	1				
Billy Smith, S OBP: 0.252, SLG: 0.286 (1, 6)		0-0 F7		0-0 F8		0-0 F6				3	0	0	0	0	0	1				
Inning Stats	R: 4 E: 0 K: 1 S: 8	H: 3 LOB: 1 BB: 2 P: 16	R: 0 E: 0 K: 0 S: 3	H: 1 LOB: 0 BB: 0 P: 3	R: 0 E: 0 K: 0 S: 4	H: 1 LOB: 1 BB: 0 P: 4	R: 1 E: 0 K: 0 S: 4	H: 2 LOB: 0 BB: 0 P: 4	R: 0 E: 0 K: 0 S: 4	H: 1 LOB: 2 BB: 1 P: 8	R: 1 E: 0 K: 0 S: 4	H: 1 LOB: 0 BB: 0 P: 4	R: 0 E: 0 K: 0 S: 3	H: 0 LOB: 0 BB: 0 P: 3	R: 0 E: 0 K: 0 S: 3	H: 0 LOB: 0 BB: 0 P: 3	1B: 7 2B: 0 3B: 1 HR: 1	SF: 0 SAC: 1 DP: 0 HBP: 0	WP: 0 PB: 0 SB: 0 CS: 2	PA: 36
PITCHER Jim Slaton, R ERA: 6.25 (1, 1)	IP: 6.0 WLS: L BF: 28 H: 9 R: 6 ER: 6 SO: 1 BB: 2 IBB: 1 HBP: 0 BLK: 0 WP: 0 HR: 1 S: 27 P: 39 ERA: 9.00 WHIP: 1.833																			
Tom Hausman, R ERA: 4.56 (7, 1)	IP: 2.0 WLS: L BF: 6 H: 0 R: 0 ER: 0 SO: 0 BB: 0 IBB: 0 HBP: 0 BLK: 0 WP: 0 HR: 0 S: 6 P: 6 ERA: 0.00 WHIP: 0.000																			

Milwaukee Brewers @ California Angels
Anaheim Stadium, Anaheim, CA
Fri Jun 06 1975, 10:05 PM EDT
Att: 29,513 - Unknown

AB 30
R 6
H 9
RBI 6
BB 3
SO 1
LOB 11



Batter	1	2	3	4	5	6	7	8	9	AB	R	H	RBI	BB	SO	LOB	TOP					
Robin Yount, R OBP: 0.365, SLG: 0.476 (1, 6)	4-0 G1-6-3 BB		0-3 K		0-0 5-3		0-0 FC6-4 1B			3	0	1	1	1	1	2						
Pedro Garcia, R OBP: 0.278, SLG: 0.338 (1, 4)	0-0 G1-6-3 1-2f		0-3 K			0-0 F8	0-0 FC6-4 1-2f			4	0	0	0	0	1	4						
George Scott, R OBP: 0.337, SLG: 0.449 (1, 3)	0-0 5-3			0-0 L5		1-0 FC5-4 HBP		0-0 F9		3	0	0	0	0	0	0						
Hank Aaron, R OBP: 0.310, SLG: 0.338 (1, 10)		0-0 F2		1-0 BB 1B HBP		0-0 FC5-4 1-2f		0-0 3-1		3	1	0	0	0	1							
Sixto Lezcano, R OBP: 0.330, SLG: 0.408 (1, 9)		0-0 CS WP 1B		4-0 1B 1-2 BB		0-0 6-3		0-0 F9		3	0	1	0	1	0	1						
Charlie Moore, R OBP: 0.281, SLG: 0.276 (1, 2)	4-0 CS BB		0-0 1-2 BB	0-0 1-3 2-H 1B			0-0 L5		0-0 F7	3	0	1	1	1	0	0						
Kurt Bevacqua, R OBP: 0.246, SLG: 0.255 (1, 5)	0-3 K 1-2 2-3		0-0 F6		0-0 BB 1B		0-0 F8		0-0 F8	4	1	1	0	0	1	3						
Gorman Thomas, R OBP: 0.290, SLG: 0.240 (1, 7) (7, 8)			0-0 CS E 1B		0-3 K		4-0 1B BB		0-3 K	3	0	1	0	1	2	0						
Bill Sharp, L OBP: 0.250, SLG: 0.291 (1, 8)			0-0 FC1		0-3 K		0-3 K			2	0	0	0	0	1	1						
Bobby Mitchell, R OBP: 0.356, SLG: 0.511 (7, PH) (7, 7)										1	0	0	0	0	1	2						
Inning Stats	R: 0 E: 0 K: 0 S: 2	H: 0 LOB: 0 BB: 1 P: 6	R: 0 E: 0 K: 1 S: 5	H: 1 LOB: 1 BB: 1 P: 9	R: 0 E: 1 K: 2 S: 8	H: 1 LOB: 1 BB: 0 P: 8	R: 1 E: 0 K: 0 S: 3	H: 1 LOB: 1 BB: 1 P: 8	R: 0 E: 0 K: 0 S: 7	H: 0 LOB: 0 BB: 0 P: 7	R: 0 E: 0 K: 0 S: 3	H: 0 LOB: 1 BB: 0 P: 4	R: 1 E: 0 K: 1 S: 7	H: 2 LOB: 2 BB: 1 P: 11	R: 0 E: 0 K: 0 S: 3	H: 0 LOB: 0 BB: 0 P: 3	R: 0 E: 0 K: 1 S: 5	H: 0 LOB: 0 BB: 0 P: 5	1B: 5 2B: 0 3B: 0 HR: 0	SF: 0 SAC: 0 DP: 1 HBP: 2	WP: 1 PB: 0 CS: 3	PA: 35
PITCHER Frank Tanana, L ERA: 3.03 (1, 1)	IP: 9.0 WLS: W BF: 35 H: 5 R: 2 ER: 2 SO: 7 BB: 4 IBB: 0 HBP: 2 BLK: 0 WP: 1 HR: 0 S: 43 P: 61 ERA: 2.00 WHIP: 1.000															PITCHER	IP: 9.0 WLS: W BF: 35 H: 5 R: 2 ER: 2 SO: 7 BB: 4 IBB: 0 HBP: 2 BLK: 0 WP: 1 HR: 0 S: 43 P: 61 ERA: 2.00 WHIP: 1.000					

Milwaukee Brewers @ California Angels
Anaheim Stadium, Anaheim, CA
Sat Jun 07 1975, 10:05 PM EDT
Att: 14,212 - Unknown

AB	29
R	2
H	5
RBI	2
BB	4
SO	7
LOB	14



Batter	1	2	3	4	5	6	7	8	9	AB	R	H	RBI	BB	SO	LOB	BOTTOM			
Dave Collins, S OBP: 0.367, SLG: 0.380 (1, 7)	0-3 K		0-3 K		0-0 5-3		0-0 F8		0-0 F8	4	0	0	0	0	2	3				
Orlando Ramirez, R OBP: 0.367, SLG: 0.380 (7, 6)										1	0	0	0	0	0	0				
Jerry Remy, L OBP: 0.328, SLG: 0.387 (1, 4)	0-0 E6 1B FC5-4	0-0 FC5 1-3 2-H 2B			0-0 1B SF9 2B		0-0 S G3 E 1B			4	3	3	1	0	0	0				
Mickey Rivers, L OBP: 0.347, SLG: 0.392 (1, 8)	0-0 FC5-4 CI 1-3 1B	0-0 FC5 2-3 3-H			0-0 S 2-3 1B		0-0 G3 1-2			4	0	2	1	0	0	2				
Joe Lahoud, L OBP: 0.340, SLG: 0.322 (1, 10)	0-1 CI FC5-4		0-0 1B 4-3 1B		0-0 SF9 1-2 3-H		4-0 S BB			1	0	1	1	1	0	0				
Rudy Meoli, L OBP: 0.365, SLG: 0.200 (7, PR)	1-2 FC5-4 S		0-0 4-3 1B		0-0 1-3		0-0 F7 2-H			0	0	0	0	0	0	0				
Tommy Harper, R OBP: 0.314, SLG: 0.357 (1, 3)	0-0 FC5-4 S		0-0 4-3		0-0 1-3		0-0 F7 1-2			3	0	0	1	0	0	4				
Morris Nettles, L OBP: 0.286, SLG: 0.267 (7, 7)	1-2f 2-3 3-H S		1-2 6-3		0-0 6-3		4-0 BB			1	0	0	0	0	0	1				
Leroy Stanton, R OBP: 0.363, SLG: 0.432 (1, 9)	0-0 5-3 1-2		0-0 6-3		0-0 6-3		0-0 BB			3	0	0	0	1	0	4				
Dave Chalk, R OBP: 0.403, SLG: 0.490 (1, 5)		4-0 SH1-4 2B BB		0-0 1B 2-H		0-0 4-3 SH3-4 1B		0-0 F7		3	1	2	0	1	0	2				
Ellie Rodriguez, R OBP: 0.404, SLG: 0.300 (1, 2)		0-0 SH1-4		0-0 5-3		0-0 SH3-4		0-0 F5		2	0	0	0	0	0	0				
Billy Smith, S OBP: 0.252, SLG: 0.277 (1, 6) (7, 3)		4-0 2B FC5 BB		0-0 4-3		0-0 4-3		0-0 F7		3	1	0	0	1	0	1				
Inning Stats	R: 1 E: 2 K: 1 S: 8	H: 1 LOB: 2 BB: 0 P: 8	R: 2 E: 0 K: 1 S: 6	H: 1 LOB: 2 BB: 2 P: 14	R: 0 E: 0 K: 0 S: 4	H: 2 LOB: 2 BB: 0 P: 4	R: 0 E: 0 K: 0 S: 3	H: 0 LOB: 0 BB: 0 P: 3	R: 1 E: 0 K: 0 S: 5	H: 2 LOB: 1 BB: 0 P: 5	R: 0 E: 0 K: 0 S: 4	H: 1 LOB: 0 BB: 0 P: 4	R: 1 E: 0 K: 0 S: 4	H: 1 LOB: 2 BB: 2 P: 12	R: 0 E: 0 K: 0 S: 3	H: 0 LOB: 0 BB: 0 P: 3	1B: 6 2B: 2 3B: 0 HR: 0	SF: 1 SAC: 2 DP: 0 HBP: 0	WP: 0 PB: 0 CS: 0	PA: 37
PITCHER Bill Castro, R ERA: 1.35 (1, 1)	IP: 6.1 WLS: L BF: 31 H: 8 R: 5 ER: 3 SO: 2 BB: 3 IBB: 0 HBP: 0 BLK: 0 WP: 0 HR: 0 S: 32 P: 44 ERA: 4.26 WHIP: 1.737															PITCHER	IP: 1.2 WLS: L BF: 6 H: 0 R: 0 ER: 0 SO: 0 BB: 1 IBB: 0 HBP: 0 BLK: 0 WP: 0 HR: 0 S: 5 P: 9 ERA: 0.00 WHIP: 0.600			


Milwaukee Brewers @ California Angels
Anaheim Stadium, Anaheim, CA
Sat Jun 07 1975, 10:05 PM EDT
Att: 14,212 - Unknown

AB	29
R	5
H	8
RBI	4
BB	4
SO	2
LOB	17



Batter	1	2	3	4	5	6	7	8	9	AB	R	H	RBI	BB	SO	LOB	TOP								
Robin Yount, R (1, 6) OBP: 0.363, SLG: 0.466	E6 SH1-3		4-3		F4			G6-4-3 BB BB		3	0	0	0	1	0	1	Milwaukee Brewers @ California Angels Anaheim Stadium, Anaheim, CA Sun Jun 08 1975, 6:33 AM EDT Att: 22,230 - Unknown								
Bill Shoep, L (1, 8) OBP: 0.252, SLG: 0.287	SH1-3 1-2		4-3		F7			G6-4-3 BB 1-2		2	0	0	0	1	0	0									
George Scott, R (1, 3) OBP: 0.330, SLG: 0.439	K		K		6-3			G6-4-3 1-2 2-3		4	0	0	0	0	2	3									
Hank Aaron, R (1, 10) OBP: 0.304, SLG: 0.329	5-3		F6		F3			F4		4	0	0	0	0	0	2									
John Briggs, L (1, 7) OBP: 0.449, SLG: 0.481 Gorman Thomas, R (9, 7) OBP: 0.290, SLG: 0.240		G5-6-3 1B			BLK E 1B BB			HR 1B	SH1-4 1B	3	2	3	0	1	0	0									
Sixto Lezcano, R (1, 9) OBP: 0.325, SLG: 0.401	F8		E6 1B BLK		F8			SH1-4 1-2		3	1	0	0	0	0	3									
Darrell Porter, L (1, 2) OBP: 0.345, SLG: 0.351	G5-6-3 1-2		SH1-3 1B 1-H 2-H		HR			IBB		3	1	2	4	1	0	1									
Pedro Garcia, R (1, 4) OBP: 0.279, SLG: 0.338			F9		SH1-3 1-2			F2		3	0	1	0	0	0	2									
Kurt Bevacqua, R (1, 5) OBP: 0.231, SLG: 0.237	F9		F9		F9		4-3	4-3		4	0	0	0	0	0	4									
Inning Stats	R: 0 E: 1 K: 1 S: 6	H: 0 LOB: 1 BB: 0 P: 6	R: 0 E: 0 K: 0 S: 3	H: 1 LOB: 0 BB: 0 P: 3	R: 0 E: 0 K: 0 S: 3	H: 0 LOB: 0 BB: 0 P: 3	R: 0 E: 0 K: 1 S: 5	H: 0 LOB: 0 BB: 0 P: 5	R: 2 E: 1 K: 0 S: 5	H: 1 LOB: 1 BB: 1 P: 9	R: 0 E: 0 K: 0 S: 3	H: 0 LOB: 0 BB: 0 P: 3	R: 2 E: 0 K: 0 S: 5	H: 3 LOB: 0 BB: 0 P: 5	R: 0 E: 0 K: 0 S: 2	H: 0 LOB: 1 BB: 2 P: 10	R: 0 E: 0 K: 0 S: 4	H: 1 LOB: 2 BB: 1 P: 8	1B: 5 2B: 0 3B: 0 HR: 1	SF: 0 SAC: 3 DP: 2 HBP: 0	WP: 0 PB: 0 SB: 0 CS: 1	PA: 36			
PITCHER	IP	WLS	BF	H	R	ER	SO	BB	IBB	HBP	BLK	WP	HR	S	P	ERA	WHIP								
Ed Figueroa, R (1, 1) ERA: 2.68	6.1	L	26	5	4	2	2	1	0	0	1	0	1	29	33	2.84	0.947								
Dick Lange, R (7, 1) ERA: 2.69	2.2		10	1	0	0	0	2	1	0	0	0	0	7	19	0.00	1.125								

Batter	1	2	3	4	5	6	7	8	9	AB	R	H	RBI	BB	SO	LOB	BOTTOM								
Jerry Remy, L (1, 4) OBP: 0.327, SLG: 0.384	K		4-3		F8			SH2-4 1B 1B		4	0	1	0	0	1	1	Milwaukee Brewers @ California Angels Anaheim Stadium, Anaheim, CA Sun Jun 08 1975, 6:33 AM EDT Att: 22,230 - Unknown								
Mickey Rivers, L (1, 8) OBP: 0.343, SLG: 0.386	G3		4-3		F9			SH2-4 1-2 2-3		3	0	0	0	0	0	1									
Tommy Harper, R (1, 3) OBP: 0.318, SLG: 0.356	CS 1B		K		HR BB			5-3		3	1	1	0	1	1	2									
Joe Lahoud, L (1, 10) OBP: 0.345, SLG: 0.363	CS 1-2	G3	K		HR 1B			1B		4	1	2	3	0	1	0									
Leroy Stanton, R (1, 9) OBP: 0.349, SLG: 0.413		F9			F8		1-3	F9		4	0	0	0	0	0	0									
Dave Chalk, R (1, 5) OBP: 0.400, SLG: 0.397		1B			F2		K	L1		4	0	1	0	0	1	0									
Elie Rodriguez, R (1, 2) OBP: 0.409, SLG: 0.292 Morris Nettles, L (9, PR) OBP: 0.286, SLG: 0.267		F9			F8		BB	BB		2	0	0	0	2	0	1									
Billy Smith, S (1, 6) OBP: 0.252, SLG: 0.277 Orlando Ramirez, R (3, 6) OBP: 0.358, SLG: 0.370 Winston Lienes, R (7, PH) OBP: 0.282, SLG: 0.212 Rudy Meoli, L (8, 6) OBP: 0.357, SLG: 0.182			K		6-3		F8	K		0	0	0	0	0	0	0									
Dave Collins, S (1, 7) OBP: 0.286, SLG: 0.167		F9			S BB			SH2-4 1B 1B		2	1	1	0	1	0	0									
Inning Stats	R: 0 E: 0 K: 1 S: 5	H: 1 LOB: 0 BB: 0 P: 5	R: 0 E: 0 K: 0 S: 4	H: 1 LOB: 1 BB: 0 P: 4	R: 0 E: 0 K: 1 S: 5	H: 0 LOB: 0 BB: 0 P: 5	R: 0 E: 0 K: 2 S: 7	H: 0 LOB: 0 BB: 0 P: 7	R: 0 E: 0 K: 0 S: 3	H: 0 LOB: 0 BB: 0 P: 3	R: 0 E: 0 K: 0 S: 3	H: 0 LOB: 1 BB: 1 P: 7	R: 2 E: 0 K: 1 S: 6	H: 1 LOB: 1 BB: 2 P: 14	R: 1 E: 0 K: 0 S: 5	H: 3 LOB: 2 BB: 0 P: 5	R: 0 E: 0 K: 1 S: 5	H: 0 LOB: 2 BB: 1 P: 9	1B: 5 2B: 0 3B: 0 HR: 1	SF: 0 SAC: 1 DP: 0 HBP: 0	WP: 0 PB: 0 SB: 0 CS: 1	PA: 36			
PITCHER	IP	WLS	BF	H	R	ER	SO	BB	IBB	HBP	BLK	WP	HR	S	P	ERA	WHIP								
Jim Colborn, R (1, 1) ERA: 4.88	6.0	W	22	3	2	2	4	2	0	0	0	0	0	15	23	3.00	0.833								
Tom Murphy, R (7, 1) ERA: 1.51	3.0	S	13	3	1	1	2	2	0	0	0	0	0	15	23	3.00	1.667								




Batter	1	2	3	4	5	6	7	8	9	AB	R	H	RBI	BB	SO	LOB	TOP					
Jerry Remy, L (1,4) OBP: 0.326, SLG: 0.381	F9		F7				F7		SH3-4	4	1	1	0	0	0	0	California Angels @ New York Yankees Shea Stadium, Flushing, NY Mon Jun 09 1975, 7:05 PM EDT Att: 22,905 - Unknown - 60 F					
Mickey Rivers, L (1,8) OBP: 0.348, SLG: 0.397	F2		F9				4-3		1B	4	2	2	1	1	0	0						
Tommy Harper, R (1,3) OBP: 0.316, SLG: 0.354 Bruce Bochte, L (9, PH) OBP: 0.365, SLG: 0.341	1B		F7				4-3		SF6	4	0	1	0	0	0	1						
Joe Lahoud, L (1,10) OBP: 0.360, SLG: 0.366 Morris Nettles, L (7, PR) OBP: 0.294, SLG: 0.267	1B								SF6	2	0	1	1	2	0	0						
Leroy Stanton, R (1,9) OBP: 0.351, SLG: 0.406	1B						6-3		F7	4	0	1	0	1	0	3						
Dave Chalk, R (1,5) OBP: 0.393, SLG: 0.388	K									4	0	0	0	0	1	4						
Elie Rodriguez, R (1,2) OBP: 0.402, SLG: 0.280			F7				F7		5-3	3	0	0	0	1	0	0						
Orlando Ramirez, R (1,6) OBP: 0.353, SLG: 0.364			K						5-3	4	0	1	0	0	1	2						
Dave Collins, S (1,7) OBP: 0.273, SLG: 0.111 Bill Singer, R (9,1)	F9						F8		SH3-4	3	1	0	0	1	1	1						
Inning Stats	R: 0 E: 0 K: 1 S: 7	H: 2 LOB: 3 BB: 1 P: 11	R: 0 E: 0 K: 1 S: 5	H: 0 LOB: 0 BB: 0 P: 5	R: 0 E: 0 K: 0 S: 3	H: 0 LOB: 0 BB: 0 P: 3	R: 0 E: 0 K: 0 S: 3	H: 0 LOB: 2 BB: 2 P: 11	R: 1 E: 0 K: 2 S: 9	H: 2 LOB: 1 BB: 1 P: 13	R: 0 E: 0 K: 0 S: 4	H: 1 LOB: 1 BB: 0 P: 4	R: 2 E: 0 K: 0 S: 5	H: 2 LOB: 0 BB: 0 P: 5	R: 0 E: 0 K: 0 S: 3	H: 0 LOB: 0 BB: 0 P: 3	R: 2 E: 0 K: 0 S: 4	H: 1 LOB: 1 BB: 2 P: 12	1B: 7 2B: 0 3B: 1 HR: 0	SF: 1 SAC: 1 DP: 0 HBP: 0	WP: 0 PB: 0 SB: 2 CS: 0	PA: 41
PITCHER Caffish Hunter, R (1,1) ERA: 3.22	IP: 9.0 WLS: L BF: 41	H: 8 R: 5 ER: 4 SO: 4	BB: 5 IBB: 1 HBP: 0 BLK: 0	WP: 0 HR: 0 S: 43 P: 67	ERA: 4.00 WHIP: 1.444	PITCHER																

Batter	1	2	3	4	5	6	7	8	9	AB	R	H	RBI	BB	SO	LOB	BOTTOM					
Walt Williams, R (1,9) OBP: 0.343, SLG: 0.394	F7		L6							3	0	0	0	1	1	0	California Angels @ New York Yankees Shea Stadium, Flushing, NY Mon Jun 09 1975, 7:05 PM EDT Att: 22,905 - Unknown - 60 F					
Elliott Maddox, R (1,8) OBP: 0.381, SLG: 0.390	G3		F4				F8		F9	3	0	0	0	1	0	1						
Roy White, S (1,7) OBP: 0.402, SLG: 0.464	G3									3	1	1	1	1	1	1						
Thurman Munson, R (1,2) OBP: 0.378, SLG: 0.440	1-3		F7				HR		F7	4	0	1	0	0	0	2						
Chris Chambliss, L (1,3) OBP: 0.353, SLG: 0.473			4-3				4-3		G3	4	0	1	0	0	0	1						
Graig Nettles, L (1,5) OBP: 0.326, SLG: 0.429			FC4-6				6-3		F8	4	1	1	0	0	0	2						
Ed Herrmann, L (1,10) OBP: 0.321, SLG: 0.333			4-3				F8			4	0	1	0	0	0	3						
Jim Mason, L (1,6) OBP: 0.185, SLG: 0.202 Rick Dempsey, R (9, PH) OBP: 0.345, SLG: 0.500			4-3						F9	3	1	1	2	0	1	1						
Fred Stanley, R (1,4) OBP: 0.260, SLG: 0.233			5-3							3	0	0	0	0	1	0						
Inning Stats	R: 0 E: 0 K: 0 S: 3	H: 0 LOB: 1 BB: 1 P: 7	R: 2 E: 0 K: 0 S: 5	H: 2 LOB: 0 BB: 0 P: 5	R: 0 E: 0 K: 0 S: 3	H: 0 LOB: 1 BB: 1 P: 7	R: 0 E: 0 K: 0 S: 4	H: 1 LOB: 1 BB: 0 P: 4	R: 0 E: 0 K: 1 S: 5	H: 0 LOB: 0 BB: 0 P: 5	R: 1 E: 0 K: 0 S: 5	H: 2 LOB: 1 BB: 0 P: 5	R: 0 E: 0 K: 2 S: 7	H: 0 LOB: 1 BB: 1 P: 11	R: 0 E: 0 K: 1 S: 5	H: 0 LOB: 0 BB: 0 P: 5	R: 0 E: 0 K: 0 S: 3	H: 1 LOB: 0 BB: 0 P: 3	1B: 4 2B: 0 3B: 0 HR: 2	SF: 0 SAC: 0 DP: 0 HBP: 0	WP: 0 PB: 0 SB: 0 CS: 0	PA: 35
PITCHER Bill Singer, R (1,1) ERA: 3.62 Bill Singer, R (9,1) ERA: 3.62	IP: 9.0 WLS: W BF: 35	H: 6 R: 3 ER: 3 SO: 4	BB: 3 IBB: 0 HBP: 0 BLK: 0	WP: 0 HR: 2 S: 40 P: 52	ERA: 3.00 WHIP: 1.000	PITCHER																

Batter	1	2	3	4	5	6	7	8	9	AB R H RBI BB SO LOB	TOP										
Jerry Remy, L (1,4) OBP: 0.327, SLG: 0.379	0-0 6-3		0-3 K		0-0 2B	0-3 K		4-0 BB FC4-2	0-0 FC3-6	5 2 1 1 1 2 3	California Angels @ Detroit Tigers Tiger Stadium, Detroit, MI Wed Jun 11 1975, 7:05 PM EDT Unknown										
Mickey Rivers, L (1,8) OBP: 0.352, SLG: 0.398	4-0 S			0-0 FC6-4	0-0 SF7	0-0 F7		0-0 FC4-2	0-0 5-3	2 0 1 1 1 0 1											
Morris Nettles, L (6,8) OBP: 0.282, SLG: 0.264	BB			1B	3-H			1-2 2-3 3-H		2 1 0 0 0 0 4											
Tommy Harper, R (1,10) OBP: 0.337, SLG: 0.363	4-0 G4-6-3			FC6-4	0-0 1B	0-0 1B		0-0 E WP		3 2 2 1 1 0 1											
Joe Lahoud, L (6,PH) OBP: 0.371, SLG: 0.366	1-2 BB			1-2 1B	2-H	2B		1-2 2-3 3-H		0 1 0 1 1 0 0											
Leroy Stanton, R (1,9) OBP: 0.380, SLG: 0.462	0-0 G4-6-3			0-0 E S	4-0 1B	0-0 2B		0-0 K		4 3 2 5 1 1 3											
Dave Chalk, R (1,5) OBP: 0.393, SLG: 0.385		4-0 CS		0-0 F9	0-0 E7			0-0 E6		4 1 1 1 1 1 2											
Rudy Meoli, L (8,5) OBP: 0.357, SLG: 0.182		BB		1-3	1-3 2-H	1B		2-3 G4-6-3		0 0 0 0 0 0 0											
Bruce Bochte, L (1,3) OBP: 0.384, SLG: 0.346	0-3 K			0-0 1B	0-0 2B			0-0 G4-6-3		5 0 2 3 0 1 3											
Ellie Rodriguez, R (1,2) OBP: 0.411, SLG: 0.310		0-0 5-3		0-0 K	0-3 K			0-0 BB BB		5 2 2 0 0 2 2											
Billy Smith, S (1,6) OBP: 0.270, SLG: 0.280			0-0 CS		0-3 K	0-3 K		4-0 BB BB	0-0 F9	4 0 1 0 1 2 1											
Dave Collins, S (1,7) OBP: 0.400, SLG: 0.353			0-3 K		0-0 2B			4-0 FC4-2	0-0 FC3-6	4 2 3 1 1 1 1											
Inning Stats	R: 0 E: 0 K: 0 S: 2	H: 0 LOB: 1 BB: 2 P: 10	R: 0 E: 0 K: 1 S: 4	H: 0 LOB: 0 BB: 1 P: 8	R: 0 E: 0 K: 2 S: 7	H: 1 LOB: 1 BB: 0 P: 7	R: 2 E: 0 K: 1 S: 8	H: 3 LOB: 1 BB: 0 P: 8	R: 5 E: 1 K: 2 S: 12	H: 5 LOB: 1 BB: 1 P: 16	R: 0 E: 0 K: 2 S: 8	H: 1 LOB: 1 BB: 0 P: 8	R: 0 E: 1 K: 1 S: 6	H: 1 LOB: 1 BB: 0 P: 6	R: 6 E: 0 K: 1 S: 7	H: 2 LOB: 0 BB: 4 P: 23	R: 0 E: 0 K: 0 S: 5	H: 2 LOB: 1 BB: 0 P: 5	1B: 9 2B: 6 3B: 0 HR: 1	SF: 1 SAC: 0 DP: 3 HBP: 0	WP: 1 PA: 47
PITCHER	IP WLS BF H R ER SO BB IBB HBP BLK WP HR S P ERA WHIP											PITCHER	IP WLS BF H R ER SO BB IBB HBP BLK WP HR S P ERA WHIP								
Mickey Lolich, L (1,1) ERA: 3.9	4.2 L 23 8 7 5 5 4 0 0 0 0 0 29 45 9.64 2.571																				
Dave Lemanczyk, R (5,1) ERA: 5.79	2.1 14 4 4 4 4 3 0 0 0 1 0 19 31 15.43 3.000																				
Bob Reynolds, R (8,1) ERA: 6.92	2.0 10 3 3 3 1 1 0 0 0 0 1 11 15 13.50 2.000																				

AB	38
R	14
H	15
RBI	14
BB	8
SO	10
LOB	21



Batter	1	2	3	4	5	6	7	8	9	AB R H RBI BB SO LOB	BOTTOM										
Ron LeFlore, R (1,8) OBP: 0.321, SLG: 0.410	0-0 F3		0-0 F8		0-3 K		0-3 K		4-0 E FC4-6	4 1 0 0 1 2 1	California Angels @ Detroit Tigers Tiger Stadium, Detroit, MI Wed Jun 11 1975, 7:05 PM EDT Unknown										
Gary Sutherland, R (1,4) OBP: 0.321, SLG: 0.344	0-0 1B		0-0 4-3			0-0 2B	0-0 1B		0-0 E5	2 1 1 0 0 0 0											
Gene Michael, S (6,4) OBP: 0.227, SLG: 0.349	3B					2-H	1B		1-3 FC4-6	3 1 2 2 0 0 1											
Dan Meyer, L (1,7) OBP: 0.307, SLG: 0.387	0-0 BB		0-0 F6			0-0 F8	0-0 G3		0-0 FC4-6	5 0 1 2 0 0 3											
Willie Horton, R (1,10) OBP: 0.276, SLG: 0.472	0-3 K				0-3 K				0-0 1-3	1 0 0 0 0 1 1											
Mickey Stanley, R (4,PH) OBP: 0.298, SLG: 0.348	0-0 K				0-0 K	1-H	2B		0-0 1-3	4 0 1 1 0 1 1											
Leon Roberts, R (1,9) OBP: 0.396, SLG: 0.500	4-0 1-2				0-0 K	0-3 K			0-3 K	3 0 1 0 1 2 1											
Nate Colbert, R (1,3) OBP: 0.236, SLG: 0.283	0-3 K				0-3 K	0-3 K			0-0 HR	4 1 1 1 0 3 4											
Tom Verzyer, R (1,6) OBP: 0.292, SLG: 0.320		0-0 F9		0-0 F6			0-0 F6	0-3 K		4 0 0 0 0 1 1											
John Wockenfuss, R (1,2) OBP: 0.250, SLG: 1.000		0-0 4-3			0-0 5-3				0-0 F7	4 1 1 1 0 0 0											
Aurelio Rodriguez, R (1,5) OBP: 0.247, SLG: 0.360		0-0 F8			0-0 F8				0-0 E	4 2 2 0 0 0 0											
Inning Stats	R: 1 E: 0 K: 2 S: 9	H: 2 LOB: 2 BB: 1 P: 13	R: 0 E: 0 K: 0 S: 3	H: 0 LOB: 0 BB: 0 P: 3	R: 0 E: 0 K: 0 S: 3	H: 0 LOB: 0 BB: 0 P: 3	R: 0 E: 0 K: 2 S: 8	H: 1 LOB: 0 BB: 0 P: 8	R: 0 E: 0 K: 1 S: 5	H: 0 LOB: 0 BB: 0 P: 5	R: 1 E: 0 K: 2 S: 9	H: 2 LOB: 1 BB: 0 P: 9	R: 2 E: 0 K: 1 S: 8	H: 3 LOB: 1 BB: 0 P: 8	R: 1 E: 0 K: 2 S: 8	H: 1 LOB: 0 BB: 0 P: 8	R: 2 E: 1 K: 0 S: 5	H: 1 LOB: 1 BB: 1 P: 9	1B: 3 2B: 3 3B: 2 HR: 2	SF: 0 SAC: 0 DP: 0 HBP: 0	WP: 0 PA: 40
PITCHER	IP WLS BF H R ER SO BB IBB HBP BLK WP HR S P ERA WHIP											PITCHER	IP WLS BF H R ER SO BB IBB HBP BLK WP HR S P ERA WHIP								
Frank Tanana, L (1,1) ERA: 3.25	7.0 W 30 8 4 4 4 8 1 0 0 0 0 45 49 5.14 1.286																				
Dave Sells, R (8,1) ERA: 18.0	2.0 10 2 3 2 2 1 0 0 0 0 1 13 17 9.00 1.500																				



Batter	1	2	3	4	5	6	7	8	9	AB	R	H	RBI	BB	SO	LOB	TOP			
Jerry Remy, L OBP: 0.320, SLG: 0.370 (1, 4)	6-3		1-3		4-3		K		K	5	0	0	0	0	0	2	3			
Mickey Rivers, L OBP: 0.354, SLG: 0.409 (1, 8)	2B 3B		F9			F9		BB 1B		4	1	2	0	0	0	0	0			
Bruce Bochte, L OBP: 0.367, SLG: 0.351 Morris Nettles, L OBP: 0.282, SLG: 0.264 Orlando Ramirez, R OBP: 0.341, SLG: 0.350 (1, 3) (6, PR) (8, 6)	1B 2B		K			E1 BB 1B		BB BB BB BB BB BB		3	1	1	1	1	1	1	0			
Joe Lahoud, L OBP: 0.361, SLG: 0.354 Tommy Harper, R OBP: 0.335, SLG: 0.361 (1, 10) (8, PH)	F5				F6		K		K	3	0	0	0	0	1	2	1			
Leroy Stanton, R OBP: 0.384, SLG: 0.463 (1, 9)	CS 1B				5-3		BB 1B		K	4	0	2	1	0	1	2				
Dave Chalk, R OBP: 0.395, SLG: 0.390 (1, 5)	CS 1-2	E9 FC6 2B			F7		FC5-4 BB		K	3	1	1	0	1	1	2				
Tom Egan, R OBP: 0.292, SLG: 0.313 Winston Llenas, R OBP: 0.267, SLG: 0.184 Ellie Rodriguez, R OBP: 0.417, SLG: 0.318 (1, 2) (6, PH) (6, 2)					4-3		FC5-4 1-2		E7 1B	1	0	0	0	1	0	0	0			
Billy Smith, S OBP: 0.269, SLG: 0.273 (1, 6) (8, 3)			FC6 F8-3						5-3	3	0	0	1	1	0	2				
Dave Collins, S OBP: 0.375, SLG: 0.333 (1, 7)			F8-3						K	4	0	1	0	0	1	3				
Inning Stats	R: 2 E: 0 K: 0 S: 5	H: 3 LOB: 0 BB: 0 P: 5	R: 1 E: 1 K: 0 S: 3	H: 1 LOB: 0 BB: 1 P: 7	R: 0 E: 0 K: 1 S: 5	H: 0 LOB: 0 BB: 0 P: 5	R: 0 E: 0 K: 0 S: 3	H: 0 LOB: 0 BB: 0 P: 3	R: 0 E: 0 K: 0 S: 3	H: 1 LOB: 1 BB: 1 P: 7	R: 0 E: 0 K: 1 S: 5	H: 1 LOB: 0 BB: 0 P: 5	R: 0 E: 0 K: 3 S: 10	H: 1 LOB: 2 BB: 1 P: 14	R: 0 E: 1 K: 2 S: 8	H: 1 LOB: 1 BB: 0 P: 8	1B: 5 2B: 3 3B: 1 HR: 0	SF: 0 SAC: 0 DP: 1 HBP: 0	WP: 0 PB: 0 SB: 0 CS: 2	PA: 38
PITCHER	IP WLS BF H R ER SO BB IBB HBP BLK WP HR S P ERA WHIP	IP WLS BF H R ER SO BB IBB HBP BLK WP HR S P ERA WHIP																		
Ray Bare, R ERA: 4.55 (1, 1)	5.2 W 23 5 3 2 2 2 0 0 0 0 0 25 33 3.18 1.235	3.1 S 14 3 0 0 6 2 0 0 0 0 0 24 32 0.00 1.500																		
John Hiller, L ERA: 2.2 (6, 1)																				

California Angels @ Detroit Tigers
Tiger Stadium, Detroit, MI
Wed Jun 11 1975, Postponed
Att: 22,835 - Unknown

AB 33
R 3
H 8
RBI 3
BB 4
SO 8
LOB 19



Batter	1	2	3	4	5	6	7	8	9	AB	R	H	RBI	BB	SO	LOB	BOTTOM			
Ron LeFlore, R OBP: 0.319, SLG: 0.406 (1, 8)	E3 5-3		SH5-3 1B		F8		4-3	4-3		5	1	1	0	0	0	1				
Gene Michael, S OBP: 0.255, SLG: 0.356 (1, 4)	5-3 1-H		SH5-3 1-2				1B BB		1B 1B	2	1	1	1	1	0	0				
Dan Meyer, L OBP: 0.306, SLG: 0.384 (1, 7)	G1		3-1		F4		BB 1B 1B		BB 1B	4	0	1	0	0	0	2				
Willie Horton, R OBP: 0.280, SLG: 0.473 (1, 10)	K		K				BB 1B		BB 1B	4	0	2	1	0	2	1				
Leon Roberts, R OBP: 0.393, SLG: 0.489 (1, 9)		5-3		5-3	FC1-6-4		BB BB BB BB BB BB		BB BB	3	0	0	0	1	0	2				
Nate Colbert, R OBP: 0.236, SLG: 0.289 (1, 3)		F6		2B 2B		5-3		F7		4	1	1	0	0	0	3				
Tom Veryzer, R OBP: 0.298, SLG: 0.326 (1, 6)		F2		5-3			G5-4-3 1B		WP 1B	4	0	2	0	0	0	1				
John Wockenfuss, R OBP: 0.375, SLG: 0.875 (1, 2)			HR 1B	2H 2B			G5-4-3 1-2		L7	4	1	2	1	0	0	2				
Aurelio Rodriguez, R OBP: 0.247, SLG: 0.378 (1, 5)			HR	F2					F6	4	1	1	2	0	0	2				
Inning Stats	R: 1 E: 1 K: 1 S: 6	H: 0 LOB: 0 BB: 0 P: 6	R: 0 E: 0 K: 0 S: 3	H: 0 LOB: 0 BB: 0 P: 3	R: 2 E: 0 K: 1 S: 8	H: 3 LOB: 1 BB: 0 P: 8	R: 1 E: 0 K: 0 S: 5	H: 2 LOB: 1 BB: 0 P: 5	R: 0 E: 0 K: 0 S: 4	H: 1 LOB: 2 BB: 1 P: 8	R: 0 E: 0 K: 0 S: 3	H: 1 LOB: 0 BB: 0 P: 3	R: 1 E: 0 K: 0 S: 6	H: 3 LOB: 3 BB: 1 P: 10	R: 0 E: 0 K: 0 S: 4	H: 1 LOB: 1 BB: 0 P: 4	1B: 8 2B: 2 3B: 0 HR: 1	SF: 0 SAC: 1 DP: 1 HBP: 0	WP: 1 PB: 0 SB: 1 CS: 0	PA: 37
PITCHER	IP WLS BF H R ER SO BB IBB HBP BLK WP HR S P ERA WHIP	IP WLS BF H R ER SO BB IBB HBP BLK WP HR S P ERA WHIP																		
Andy Hassler, L ERA: 4.17 (1, 1)	6.2 L 30 9 5 4 2 1 0 0 0 1 0 4 8 0.00 4.500	0.2 5 2 0 0 0 0 0 0 0 0 0 0 2 2 0.00 0.000																		
Dick Lange, R ERA: 2.79 (7, 1)																				
Don Kirkwood, R ERA: 1.72 (8, 1)																				

California Angels @ Detroit Tigers
Tiger Stadium, Detroit, MI
Wed Jun 11 1975, Postponed
Att: 22,835 - Unknown

AB 34
R 5
H 11
RBI 5
BB 2
SO 2
LOB 14



Batter	1	2	3	4	5	6	7	8	9	AB	R	H	RBI	BB	SO	LOB	TOP		
Jerry Remy, L OBP: 0.317, SLG: 0.363 (1, 4)	F8		6-3	S BB		6-3		5-3		4	0	0	0	1	0	3			
Mickey Rivers, L OBP: 0.351, SLG: 0.404 (1, 8)	G3		1B 2-3 HR	1B		1-3			4-3	5	1	1	0	0	0	2			
Bruce Bochte, L OBP: 0.363, SLG: 0.347 (1, 3)	F8		2-3 HR	1B					G3	5	1	1	1	0	1	1			
Joe Lahoud, L OBP: 0.371, SLG: 0.436 (1, 10)		3-1	1-3 HR						HR	5	2	3	4	0	0	0			
Leroy Stanton, R OBP: 0.385, SLG: 0.469 (1, 9)	K		E	2B		K			F7	5	1	2	0	0	2	1			
Dave Chalk, R OBP: 0.397, SLG: 0.392 (1, 5)	BB 1B		E2 SF8	1B		6-3			K	4	1	2	0	0	1	2			
Elie Rodriguez, R OBP: 0.411, SLG: 0.310 (1, 2)	1-2 BB		SF8	1B		6-3			K	2	0	0	1	1	1	1			
Billy Smith, S OBP: 0.276, SLG: 0.283 (1, 6)	K		K			4-3 2B			FC6-4 BB	3	0	1	0	1	2	2			
Morris Nettles, L OBP: 0.281, SLG: 0.269 (1, 7)			1B 2B			4-3			FC6-4	4	1	1	0	0	0	2			
Inning Stats	R: 0 E: 0 K: 0 S: 3	H: 0 LOB: 0 BB: 0 P: 3	R: 0 E: 0 K: 2 S: 8	H: 1 LOB: 2 BB: 1 P: 12	R: 6 E: 1 K: 1 S: 11	H: 6 LOB: 0 BB: 0 P: 11	R: 0 E: 0 K: 0 S: 3	H: 0 LOB: 1 BB: 1 P: 7	R: 0 E: 0 K: 1 S: 6	H: 1 LOB: 1 BB: 0 P: 6	R: 0 E: 0 K: 2 S: 4	H: 1 LOB: 1 BB: 0 P: 4	R: 0 E: 0 K: 1 S: 5	H: 0 LOB: 1 BB: 1 P: 9	R: 1 E: 0 K: 0 S: 4	H: 1 LOB: 0 BB: 0 P: 4	1B: 5 2B: 4 3B: 0 HR: 2	SF: 1 SAC: 0 DP: 0 HBP: 0	WP: 0 PA: 41 PB: 0 SB: 1 CS: 0
PITCHER	IP	WLS	BF	H	R	ER	SO	BB	IBB	HBP	BLK	WP	HR	S	P	ERA	WHIP		
Lerin LaGrow, R ERA: 4.48 (1, 1)	2.1	L	15	7	6	5	2	1	0	0	0	0	1	18	22	19.29	3.429		
Dave Lemanczyk, R ERA: 5.03 (3, 1)	6.2		26	4	1	1	5	2	0	0	0	0	1	34	42	1.35	0.900		

California Angels @ Detroit Tigers
Tiger Stadium, Detroit, MI
Thu Jun 12 1975, 7:05 PM EDT
Att: 14,490 - Unknown

AB	37
R	7
H	11
RBI	6
BB	3
SO	7
LOB	14



Batter	1	2	3	4	5	6	7	8	9	AB	R	H	RBI	BB	SO	LOB	BOTTOM		
Ron LeFlore, R OBP: 0.318, SLG: 0.403 (1, 8)	K		4-3			6-3		G1-6-3 1B		4	0	1	0	0	1	1			
John Knox, L OBP: 0.200, SLG: 0.143 (1, 4)	1B		5-3			L7		G1-6-3 1-2		4	0	1	0	0	0	2			
Dan Meyer, L OBP: 0.299, SLG: 0.375 (1, 7)	F7		4-3			F9		F2		4	0	0	0	0	0	2			
Willie Horton, R OBP: 0.280, SLG: 0.469 (1, 10)	F3					K		1B E 1B		4	1	1	0	0	1	1			
Leon Roberts, R OBP: 0.395, SLG: 0.486 (1, 9)		5-3				5-3		E 1-2 1B		3	0	1	0	0	0	0			
Nate Colbert, R OBP: 0.231, SLG: 0.281 (1, 3)		F8				K		F2		4	0	0	0	0	2	3			
Tom Verzyer, R OBP: 0.297, SLG: 0.323 (1, 6)		E S 1B				F9		F3		4	0	1	0	0	0	3			
John Wockenfuss, R OBP: 0.273, SLG: 0.636 (1, 2)		F8				4-3		E6 1-3 2H		3	0	0	0	0	0	2			
Aurelio Rodriguez, R OBP: 0.248, SLG: 0.384 (1, 5)						F7		F3		3	0	1	0	0	0	2			
Inning Stats	R: 0 E: 0 K: 1 S: 6	H: 1 LOB: 1 BB: 0 P: 6	R: 0 E: 0 K: 0 S: 4	H: 1 LOB: 1 BB: 0 P: 4	R: 0 E: 0 K: 0 S: 4	H: 1 LOB: 0 BB: 0 P: 4	R: 0 E: 0 K: 2 S: 7	H: 0 LOB: 0 BB: 0 P: 7	R: 0 E: 0 K: 0 S: 3	H: 0 LOB: 0 BB: 0 P: 3	R: 1 E: 1 K: 0 S: 6	H: 2 LOB: 2 BB: 0 P: 6	R: 0 E: 0 K: 0 S: 3	H: 1 LOB: 0 BB: 0 P: 3	R: 0 E: 0 K: 1 S: 5	H: 0 LOB: 1 BB: 0 P: 6	1B: 5 2B: 1 3B: 0 HR: 0	SF: 0 SAC: 0 DP: 1 HBP: 1	WP: 1 PA: 34 PB: 0 SB: 1 CS: 0
PITCHER	IP	WLS	BF	H	R	ER	SO	BB	IBB	HBP	BLK	WP	HR	S	P	ERA	WHIP		
Ed Figueroa, R ERA: 2.32 (1, 1)	9.0	W	34	6	1	0	4	0	0	1	0	1	0	41	42	0.00	0.667		

California Angels @ Detroit Tigers
Tiger Stadium, Detroit, MI
Thu Jun 12 1975, 7:05 PM EDT
Att: 14,490 - Unknown

AB	33
R	1
H	6
RBI	0
BB	0
SO	4
LOB	16




Batter	1	2	3	4	5	6	7	8	9	AB	R	H	RBI	BB	SO	LOB	TOP			
Jerry Remy, L OBP: 0.316, SLG: 0.360 Tom Egan, R OBP: 0.288, SLG: 0.309	4-0 CS BB	0-0 F7			0-0 G1-4-3			0-0 G3		2	0	0	0	1	0	3	California Angels @ Milwaukee Brewers Milwaukee County Stadium, Milwaukee, WI Fri Jun 13 1975, 8:05 PM EDT Att: 11,442 - Unknown			
Mickey Rivers, L OBP: 0.348, SLG: 0.401 Dave Collins, S OBP: 0.385, SLG: 0.348	0-0 F8		0-0 F5			0-0 F8		0-0 1B		2	0	0	0	0	0	1				
Bruce Bochte, L OBP: 0.369, SLG: 0.343 Rudy Meoli, L OBP: 0.375, SLG: 0.231	0-0 3-1		0-0 F6			0-0 1B		0-0 F8		2	0	0	0	0	0	1				
Joe Lahoud, L OBP: 0.367, SLG: 0.423		4-0 SH1-4 E 1B BB	0-0 F4			0-3 K			0-0 4-3	3	1	0	0	1	1					
Leroy Stanton, R OBP: 0.373, SLG: 0.453		0-0 E5 SH1-4 1B		0-0 5-3		0-3 K			0-3 K	4	1	0	0	0	2					
Dave Chalk, R OBP: 0.395, SLG: 0.395 Orlando Ramirez, R OBP: 0.344, SLG: 0.346		0-0 SH1-4		0-0 G6-4-3 1B			0-0 F3		4-0 BB	1	0	1	0	0	0					
Elie Rodriguez, R OBP: 0.412, SLG: 0.315 Denny Doyle, L OBP: 0.125, SLG: 0.067		0-0 1B		0-0 G6-4-3 1B			0-0 F8		0-0 4-3	2	0	1	1	0	0					
Billy Smith, S OBP: 0.276, SLG: 0.284		0-0 1B		0-0 5-3			0-3 K			3	0	1	1	0	1					
Morris Nettles, L OBP: 0.282, SLG: 0.270		0-0 F7			0-0 G1-4-3 1B			0-0 6-3		3	0	1	0	0	2					
Inning Stats	R: 0 E: 0 K: 0 S: 2	H: 0 LOB: 0 BB: 1 P: 6	R: 2 E: 1 K: 0 S: 6	H: 2 LOB: 2 BB: 1 P: 10	R: 0 E: 0 K: 0 S: 3	H: 0 LOB: 0 BB: 0 P: 3	R: 0 E: 0 K: 0 S: 3	H: 1 LOB: 0 BB: 0 P: 3	R: 0 E: 0 K: 2 S: 8	H: 1 LOB: 1 BB: 0 P: 8	R: 0 E: 0 K: 1 S: 5	H: 0 LOB: 0 BB: 0 P: 5	R: 0 E: 0 K: 0 S: 4	H: 1 LOB: 1 BB: 1 P: 4	R: 0 E: 0 K: 1 S: 5	H: 0 LOB: 1 BB: 1 P: 9		1B: 6 2B: 0 3B: 0 HR: 0	SF: 0 SAC: 1 DP: 2 HBP: 0	WP: 0 PB: 0 SB: 0 CS: 1
PITCHER	IP WLS BF H R ER SO BB IBB HBP BLK WP HR S P ERA WHIP	7.0 W 26 5 2 1 3 2 0 0 0 0 0 30 38 1.29 1.000	2.0 L 8 1 0 0 1 1 0 0 0 0 0 9 13 0.00 1.000	PITCHER	IP WLS BF H R ER SO BB IBB HBP BLK WP HR S P ERA WHIP	7.0 L 26 5 2 1 3 2 0 0 0 0 0 30 38 1.29 1.000	2.0 L 8 1 0 0 1 1 0 0 0 0 0 9 13 0.00 1.000													

Batter	1	2	3	4	5	6	7	8	9	AB	R	H	RBI	BB	SO	LOB	BOTTOM			
Robin Yount, R OBP: 0.364, SLG: 0.446	0-0 F3		0-0 BB 2B 1B	0-0 S HR 1B	0-3 K		4-0 1B BB			4	2	2	1	1	1	0	California Angels @ Milwaukee Brewers Milwaukee County Stadium, Milwaukee, WI Fri Jun 13 1975, 8:05 PM EDT Att: 11,442 - Unknown			
Sixto Lezcano, R OBP: 0.330, SLG: 0.417	0-0 E FC 2B		0-3 K	0-0 F2		0-0 F7	0-0 1B BB			5	1	2	1	0	1	3				
George Scott, R OBP: 0.338, SLG: 0.451 Mike Hegan, L OBP: 0.396, SLG: 0.425	0-0 FC		4-0 2B BB	0-0 HR		0-0 6-3	0-0 F8			3	2	1	3	1	0	0				
Hank Aaron, R OBP: 0.321, SLG: 0.366 Bobby Mitchell, R OBP: 0.356, SLG: 0.516	0-0 G5-4-3		0-0 WP 1B 2B	0-0 BB BB 1B		0-0 E5		0-0 6-3		4	1	2	3	0	0	1				
John Briggs, L OBP: 0.444, SLG: 0.444 Bill Sharp, L OBP: 0.250, SLG: 0.284		0-0 F9	0-0 1B	4-0 BB BB		0-0 G3		0-0 4-3		3	0	1	1	1	0	1				
Darrell Porter, L OBP: 0.337, SLG: 0.347		0-0 3-1	0-0 F9	4-0 BB BB			0-0 4-3	0-3 K		4	0	0	0	1	1	1				
Pedro Garcia, R OBP: 0.289, SLG: 0.340		0-0 F3		0-0 F6			0-3 K			4	1	1	0	0	1	3				
Gorman Thomas, R OBP: 0.340, SLG: 0.400			0-0 F7	0-0 1B 3B	0-3 K		4-0 BB WP 1B BB			3	2	1	1	1	1	0				
Tim Johnson, L OBP: 0.161, SLG: 0.136			0-0 BB 1B 2B 1B	0-3 K			4-0 1B BB			3	1	1	0	1	1	1				
Inning Stats	R: 1 E: 1 K: 0 S: 4	H: 1 LOB: 0 BB: 0 P: 4	R: 0 E: 0 K: 0 S: 3	H: 0 LOB: 0 BB: 0 P: 3	R: 4 E: 0 K: 1 S: 9	H: 4 LOB: 1 BB: 1 P: 13	R: 4 E: 0 K: 1 S: 10	H: 5 LOB: 3 BB: 2 P: 18	R: 0 E: 0 K: 2 S: 7	H: 0 LOB: 0 BB: 0 P: 7	R: 0 E: 1 K: 0 S: 4	H: 0 LOB: 1 BB: 0 P: 4	R: 1 E: 0 K: 1 S: 6	H: 1 LOB: 3 BB: 3 P: 18	R: 0 E: 0 K: 1 S: 5	H: 0 LOB: 0 BB: 0 P: 5		1B: 6 2B: 3 3B: 1 HR: 1	SF: 0 SAC: 0 DP: 1 HBP: 0	WP: 2 PB: 0 SB: 1 CS: 0
PITCHER	IP WLS BF H R ER SO BB IBB HBP BLK WP HR S P ERA WHIP	3.0 L 17 7 6 1 5 1 0 0 0 1 1 30 50 5.40 1.800	5.0 L 25 4 3 3 5 5 0 0 0 1 1 30 50 5.40 1.800	PITCHER	IP WLS BF H R ER SO BB IBB HBP BLK WP HR S P ERA WHIP	3.0 L 17 7 6 1 5 1 0 0 0 1 1 30 50 5.40 1.800	5.0 L 25 4 3 3 5 5 0 0 0 1 1 30 50 5.40 1.800													

Batter	1	2	3	4	5	6	7	8	9	10	11	AB	R	H	RBI	BB	SO	LOB	TOP						
Jerry Remy, L OBP: 0.324, SLG: 0.359 (1, 4)												5	1	3	0	2	0	3							
Mickey Rivers, L OBP: 0.339, SLG: 0.386 (1, 8)												6	1	0	0	0	1	7							
Tommy Harper, R OBP: 0.333, SLG: 0.358 (1, 3)													4	0	1	0	0	5							
Rudy Meoli, L OBP: 0.444, SLG: 0.333 (8, 6)													2	1	2	0	0	0							
Joe Lahoud, L OBP: 0.376, SLG: 0.421 (1, 10)												3	1	1	0	2	1	2							
Billy Smith, S OBP: 0.271, SLG: 0.277 (11, PR)													0	1	0	0	0	0							
Leroy Stanton, R OBP: 0.375, SLG: 0.492 (1, 9)													6	2	2	5	0	6							
Dave Chalk, R OBP: 0.395, SLG: 0.402 (1, 5)												6	1	2	1	0	1	1							
Elie Rodriguez, R OBP: 0.418, SLG: 0.316 (8, PR)													3	0	0	0	0	3	1						
Morris Nettles, L OBP: 0.287, SLG: 0.288 (8, 7)													0	0	0	0	2	0	0						
Dave Collins, S OBP: 0.394, SLG: 0.345 (1, 7)													3	0	1	1	0	0	0						
Tom Egan, R OBP: 0.280, SLG: 0.300 (8, 2)													2	0	0	0	0	1	5						
Orlando Ramirez, R OBP: 0.357, SLG: 0.338 (8, PH)												3	0	1	0	0	1	2							
Bruce Bochte, L OBP: 0.357, SLG: 0.338 (8, 3)													2	0	0	1	1	2							
Inning Stats	R: 0 E: 0 K: 1 S: 6	H: 1 LOB: 2 BB: 1 P: 10	R: 0 E: 1 K: 1 S: 6	H: 0 LOB: 1 BB: 0 P: 6	R: 5 E: 1 K: 2 S: 12	H: 4 LOB: 1 BB: 1 P: 16	R: 0 E: 0 K: 0 S: 4	H: 1 LOB: 2 BB: 1 P: 8	R: 0 E: 0 K: 2 S: 7	H: 0 LOB: 0 BB: 0 P: 7	R: 0 E: 0 K: 1 S: 6	H: 2 LOB: 1 BB: 0 P: 6	R: 0 E: 0 K: 0 S: 3	H: 0 LOB: 0 BB: 0 P: 3	R: 0 E: 0 K: 1 S: 5	H: 2 LOB: 2 BB: 1 P: 11	R: 0 E: 0 K: 0 S: 3	H: 0 LOB: 0 BB: 0 P: 3	R: 2 E: 0 K: 0 S: 6	H: 3 LOB: 3 BB: 2 P: 14	1B: 10 2B: 2 3B: 0 HR: 1	SF: 0 SAC: 2 DP: 1 HBP: 1	WP: 0 PB: 0 SB: 3 CS: 0	PA: 55	
PITCHER	IP WLS BF H R ER SO BB IBB HBP BLK WP HR S P ERA WHIP	IP WLS BF H R ER SO BB IBB HBP BLK WP HR S P ERA WHIP	Eduardo Rodriguez, R ERA: 3.14 (1, 1)	Tom Haugman, R ERA: 4.82 (4, 1)	Bill Champion, R ERA: 4.72 (9, 1)	Ed Sprague, R ERA: 4.93 (11, 1)																			

California Angels @ Milwaukee Brewers
Milwaukee County Stadium, Milwaukee, WI
Sun Jun 15 1975, 4:33 AM EDT
Unknown

AB 45
R 8
H 13
RBI 8
BB 7
SO 9
LOB 34



Batter	1	2	3	4	5	6	7	8	9	10	11	AB	R	H	RBI	BB	SO	LOB	BOTTOM					
Robin Yount, R OBP: 0.369, SLG: 0.455 (1, 6)												5	1	3	3	1	0	1						
Bobby Mitchell, R OBP: 0.343, SLG: 0.495 (1, 7)												4	0	0	0	0	1	4						
Bill Sharp, L OBP: 0.255, SLG: 0.284 (10, PH)												1	0	0	0	0	0	1						
Charlie Moore, R OBP: 0.294, SLG: 0.290 (11, PH)													1	0	0	0	0	1						
George Scott, R OBP: 0.342, SLG: 0.446 (1, 3)													4	0	1	0	1	2						
Hank Aaron, R OBP: 0.326, SLG: 0.379 (1, 10)													3	0	0	1	2	1						
Sixto Lezcano, R OBP: 0.330, SLG: 0.415 (1, 9)													4	0	1	0	1	6						
Pedro Garcia, R OBP: 0.286, SLG: 0.354 (1, 4)												5	1	1	1	0	1	4						
Darrell Porter, L OBP: 0.342, SLG: 0.354 (1, 2)												5	2	2	0	0	1	0						
Tommy Bianco, S (1, 5)												2	1	0	0	0	0	0						
Mike Hegan, L OBP: 0.388, SLG: 0.415 (9, PH)												1	0	0	0	0	0	0						
Tim Johnson, L OBP: 0.164, SLG: 0.141 (10, 5)												1	0	0	0	0	0	1						
Gorman Thomas, R OBP: 0.357, SLG: 0.489 (1, 8)												4	2	3	2	0	0	0						
Inning Stats	R: 1 E: 0 K: 2 S: 8	H: 1 LOB: 1 BB: 1 P: 12	R: 0 E: 0 K: 1 S: 5	H: 0 LOB: 0 BB: 0 P: 5	R: 0 E: 0 K: 0 S: 3	H: 1 LOB: 0 BB: 0 P: 3	R: 3 E: 0 K: 0 S: 6	H: 3 LOB: 2 BB: 1 P: 11	R: 1 E: 0 K: 1 S: 6	H: 1 LOB: 0 BB: 0 P: 6	R: 0 E: 0 K: 0 S: 3	H: 1 LOB: 1 BB: 0 P: 3	R: 0 E: 0 K: 1 S: 4	H: 1 LOB: 0 BB: 0 P: 4	R: 0 E: 0 K: 0 S: 3	H: 1 LOB: 2 BB: 2 P: 11	R: 1 E: 0 K: 0 S: 4	H: 1 LOB: 1 BB: 1 P: 8	1B: 6 2B: 3 3B: 0 HR: 2	SF: 1 SAC: 0 DP: 4 HBP: 1	WP: 2 PB: 0 SB: 0 CS: 0	PA: 47		
PITCHER	IP WLS BF H R ER SO BB IBB HBP BLK WP HR S P ERA WHIP	IP WLS BF H R ER SO BB IBB HBP BLK WP HR S P ERA WHIP	Frank Tanana, L ERA: 3.52 (1, 1)	Don Kirkwood, R ERA: 1.82 (8, 1)	Mickey Scott, L ERA: 2.45 (11, 1)																			

California Angels @ Milwaukee Brewers
Milwaukee County Stadium, Milwaukee, WI
Sun Jun 15 1975, 4:33 AM EDT
Unknown

AB 39
R 7
H 11
RBI 7
BB 6
SO 6
LOB 20



Batter	1	2	3	4	5	6	7	8	9	AB	R	H	RBI	BB	SO	LOB	TOP										
Jerry Remy, L (1,4) OBP: 0.326, SLG: 0.360	0-0 6-3		0-0 E7		0-0 F8			0-0 1B	0-0 G6-4-3	5	0	2	0	0	0	2	California Angels @ Milwaukee Brewers Milwaukee County Stadium, Milwaukee, WI Sun Jun 15 1975, 4:38 AM EDT Att: 23,697 - Unknown										
Mickey Rivers, L (1,8) OBP: 0.337, SLG: 0.383 Dave Collins, S (6,PH) OBP: 0.400, SLG: 0.355	0-0 F7		0-0 F4			0-0 1B		0-0 F8		2	0	0	0	0	0	2											
Bruce Bochte, L (1,3) OBP: 0.356, SLG: 0.337	0-3 K		0-0 4-3			0-0 F8		0-0 1B		4	0	1	0	0	1	3											
Joe Lahoud, L (1,10) OBP: 0.372, SLG: 0.409		4-0 F8 BB		0-0 F9		0-0 F4		0-0 F8		3	0	0	0	1	0	3											
Leroy Stanton, R (1,9) OBP: 0.365, SLG: 0.477		0-0 F8		0-0 F3		0-0 F3			0-0 F8	4	0	0	0	0	0	2											
Dave Chalk, R (1,5) OBP: 0.397, SLG: 0.398		0-0 6-3		4-0 BB			0-0 F5		4-0 HR BB	2	1	0	0	2	0	1											
Elie Rodriguez, R (1,2) OBP: 0.413, SLG: 0.343		0-0 F9		0-0 F9			0-0 F8		0-0 HR	4	1	1	2	0	0	2											
Morris Nettles, L (1,7) OBP: 0.286, SLG: 0.264			0-0 4-3		0-0 4-3		0-0 1-3		4-0 BB	3	0	0	0	1	0	0											
Orlando Ramirez, R (1,6) OBP: 0.344, SLG: 0.345 Winston Llenas, R (9,PH) OBP: 0.280, SLG: 0.209 Rudy Meoli, L (9,PR) OBP: 0.444, SLG: 0.333			0-0 E 1B		0-3 K			0-3 K	0-0 G6-4-3	3	0	1	0	0	2	0											
Inning Stats	R: 0 E: 0 K: 1 S: 5	H: 0 LOB: 0 BB: 0 P: 5	R: 0 E: 0 K: 0 S: 3	H: 0 LOB: 1 BB: 1 P: 7	R: 0 E: 1 K: 0 S: 5	H: 2 LOB: 2 BB: 0 P: 5	R: 0 E: 0 K: 0 S: 3	H: 0 LOB: 1 BB: 1 P: 7	R: 0 E: 0 K: 1 S: 5	H: 0 LOB: 0 BB: 0 P: 5	R: 0 E: 0 K: 0 S: 4	H: 1 LOB: 0 BB: 0 P: 4	R: 0 E: 0 K: 0 S: 3	H: 0 LOB: 0 BB: 0 P: 3	R: 0 E: 0 K: 1 S: 7	H: 2 LOB: 2 BB: 2 P: 7		R: 2 E: 0 K: 0 S: 4	H: 2 LOB: 2 BB: 2 P: 12	1B: 6 2B: 0 3B: 0 HR: 1	SF: 0 SAC: 0 DP: 1 HBP: 0	WP: 0 PA: 37 CS: 0					
PITCHER	IP	WLS	BF	H	R	ER	SO	BB	IBB	HBP	BLK	WP	HR	S	P	ERA	WHIP										
Jim Slaton, R (1,1) ERA: 5.99	8.1	W	34	6	2	2	3	3	0	0	0	0	1	37	49	2.16	1.080										
Tom Murphy, R (9,1) ERA: 2.14	0.2	S	3	1	0	0	0	1	0	0	0	0	0	2	6	0.00	3.000										

Batter	1	2	3	4	5	6	7	8	9	AB	R	H	RBI	BB	SO	LOB	BOTTOM										
Robin Yount, R (1,6) OBP: 0.375, SLG: 0.459	0-0 6-3	0-0 1B		0-0 FC6-4 1B		0-0 G6-4-3 1B		0-0 F9		5	0	3	0	0	0	1	California Angels @ Milwaukee Brewers Milwaukee County Stadium, Milwaukee, WI Sun Jun 15 1975, 4:38 AM EDT Att: 23,697 - Unknown										
Bobby Mitchell, R (1,7) OBP: 0.339, SLG: 0.485 Bill Sharp, L (7,7) OBP: 0.259, SLG: 0.289	0-0 4-3	0-0 1B		0-0 L7		0-0 G6-4-3		0-0 1B		4	0	1	1	0	0	2											
George Scott, R (1,3) OBP: 0.339, SLG: 0.440	0-0 WP BB 1B	0-0 F8		0-0 FC6-4		0-0 6-3		0-0 F8		5	0	1	0	0	0	5											
Hank Aaron, R (1,10) OBP: 0.324, SLG: 0.373	4-0 BB 1B		0-0 L7		0-0 F4		0-0 4-3			3	0	0	0	1	0	0											
Sixto Lezcano, R (1,9) OBP: 0.333, SLG: 0.414	4-0 1B		0-0 1-4-3		0-0 5-3		0-0 1B			3	0	1	0	1	0	0											
Pedro Garcia, R (1,4) OBP: 0.285, SLG: 0.352	0-3 K		0-0 4-3		0-0 S 1B		0-3 K			4	1	1	0	0	2	4											
Charlie Moore, R (1,2) OBP: 0.316, SLG: 0.343		0-0 F9		0-0 HR		0-0 F8		0-0 F8		4	1	2	1	0	0	1											
Tommy Bianco, S (1,5) OBP: 0.273, SLG: 0.111		4-0 BB 1B		0-3 K		0-0 1B		0-0 E5 1B		3	1	1	0	1	1	1											
Gorman Thomas, R (1,8) OBP: 0.350, SLG: 0.529		0-0 F9		0-0 HR		0-3 K		0-0 F8		4	1	1	2	0	1	4											
Inning Stats	R: 0 E: 0 K: 1 S: 6	H: 1 LOB: 3 BB: 2 P: 14	R: 1 E: 0 K: 0 S: 5	H: 2 LOB: 2 BB: 1 P: 9	R: 0 E: 0 K: 0 S: 3	H: 0 LOB: 0 BB: 0 P: 3	R: 2 E: 0 K: 1 S: 8	H: 3 LOB: 1 BB: 0 P: 8	R: 1 E: 0 K: 1 S: 8	H: 3 LOB: 2 BB: 0 P: 8	R: 0 E: 0 K: 0 S: 3	H: 1 LOB: 0 BB: 0 P: 3	R: 0 E: 0 K: 1 S: 6	H: 1 LOB: 1 BB: 0 P: 6	R: 0 E: 1 K: 0 S: 5	H: 1 LOB: 2 BB: 0 P: 5		1B: 10 2B: 1 3B: 0 HR: 1	SF: 0 SAC: 0 DP: 1 HBP: 0	WP: 1 PA: 39 CS: 0							
PITCHER	IP	WLS	BF	H	R	ER	SO	BB	IBB	HBP	BLK	WP	HR	S	P	ERA	WHIP										
Andy Hassler, L (1,1) ERA: 4.2	8.0	L	39	12	4	4	4	3	0	0	0	1	1	44	56	4.50	1.875										

AB	33
R	2
H	7
RBI	2
BB	4
SO	3
LOB	16



AB	36
R	4
H	12
RBI	4
BB	3
SO	4
LOB	18



Batter	1	2	3	4	5	6	7	8	9	AB	R	H	RBI	BB	SO	LOB	TOP
Jerry Remy, L (1,4) OBP: 0.323, SLG: 0.356	0-0 4-3		0-0 4-3			0-0 6-3 2-3 1B		0-0 4-3	0-0 5-3	5	0	1	0	0	0	3	California Angels @ Kansas City Royals Royals Stadium, Kansas City, MO Tue Jun 17 1975, 8:05 PM EDT Att: 14,029 - Unknown - 83 F
Mickey Rivers, L (1,8) OBP: 0.332, SLG: 0.377	0-0 P6		0-0 4-3			0-0 2-3		0-0 F5		4	0	0	0	0	0	1	
Bruce Bochte, L (1,3) OBP: 0.354, SLG: 0.340	0-0 2B			0-0 1-3		0-0 6-3		0-3 K		4	0	1	0	0	1	1	
Joe Lahoud, L (1,10) OBP: 0.376, SLG: 0.402 Billy Smith, S (9, PR) OBP: 0.271, SLG: 0.277	4-0 BB			0-0 P4		0-3 K			4-0 1B BB	2	0	0	0	2	1	1	
Leroy Stanton, R (1,9) OBP: 0.362, SLG: 0.470	0-3 K			0-0 F8			0-0 E6 FC6-4		0-0 SH 1B G3 1B	4	1	1	0	0	1	2	
Dave Chalk, R (1,5) OBP: 0.395, SLG: 0.395		0-0 F8			0-0 6-3		0-0 FC6-4 WP		0-0 G3 SH 1B	4	0	1	1	0	0	1	
Elie Rodriguez, R (1,2) OBP: 0.419, SLG: 0.340 Morris Nettles, L (9, PR) OBP: 0.286, SLG: 0.264		0-0 F8			4-0 1B BB		4-0 1-2 BB		0-0 SH G3 1B	1	0	0	0	2	0	0	
Dave Collins, S (1,7) OBP: 0.385, SLG: 0.343		0-3 K			0-0 1-3 1B		0-0 F9		0-0 G3	4	0	1	1	0	1	4	
Orlando Ramirez, R (1,6) OBP: 0.337, SLG: 0.337 Rudy Meoli, L (7, PH) OBP: 0.400, SLG: 0.294			0-0 P6		0-3 K		0-0 F9		0-3 K	2	0	0	0	0	1	1	
										2	0	0	0	0	1	5	
Inning Stats	R: 0 E: 0 K: 1 S: 6	H: 1 LOB: 2 BB: 1 P: 10	R: 0 E: 0 K: 1 S: 5	H: 0 LOB: 3 BB: 0 P: 5	R: 0 E: 0 K: 0 S: 3	H: 0 LOB: 0 BB: 0 P: 3	R: 0 E: 0 K: 0 S: 3	H: 1 LOB: 1 BB: 1 P: 9	R: 0 E: 0 K: 1 S: 6	H: 0 LOB: 2 BB: 1 P: 8	R: 0 E: 0 K: 1 S: 5	H: 0 LOB: 0 BB: 0 P: 5	R: 2 E: 0 K: 1 S: 8	H: 2 LOB: 3 BB: 1 P: 12	1B: 4 2B: 1 3B: 0 HR: 0	SF: 0 SAC: 1 DP: 0 HBP: 0	WP: 1 PA: 37 SB: 0 CS: 0
PITCHER Steve Busby, R (1,1) ERA: 2.68	IP: 9.0 WLS: W BF: 37 H: 5 R: 2 ER: 2 SO: 6 BB: 4 IBB: 0 HBP: 0 BLK: 0 WP: 1 HR: 0 S: 45 P: 61 ERA: 2.00 WHIP: 1.000																

Batter	1	2	3	4	5	6	7	8	9	AB	R	H	RBI	BB	SO	LOB	BOTTOM
Vada Pinson, L (1,9) OBP: 0.289, SLG: 0.433	0-0 FC1 1B FC1 1B	0-0 2B 1B	0-0 F7			0-0 G3				4	1	2	0	0	0	2	California Angels @ Kansas City Royals Royals Stadium, Kansas City, MO Tue Jun 17 1975, 8:05 PM EDT Att: 14,029 - Unknown - 83 F
George Brett, L (1,5) OBP: 0.338, SLG: 0.410	0-0 FC1 1B E	0-0 1-3 2B		0-0 6-3 1B		4-0 1-2 BB				3	1	3	0	1	0	0	
Amos Otis, R (1,8) OBP: 0.377, SLG: 0.408	0-0 FC1 E FC1 SF9	4-0 1-2 2-3 BB		0-0 6-3		0-0 2-3 F8				3	1	0	0	1	0	4	
John Mayberry, L (1,3) OBP: 0.383, SLG: 0.414	0-0 FC1 FC6-4 BB 1-2 2-3 3-H	0-3 K		0-0 G3		0-0 G3		0-0 G3		4	0	0	1	0	1	5	
Hal McRae, R (1,7) OBP: 0.352, SLG: 0.387 Al Cowens, R (9,7) OBP: 0.279, SLG: 0.286	0-0 SF9	0-3 K		0-0 F9		0-0 F7		0-0 F7		3	0	0	1	0	1	4	
Tony Solaita, L (1,10) OBP: 0.354, SLG: 0.534	4-0 FC6-4 1-2 BB		0-0 F8		0-0 G3		0-3 K			3	0	0	0	1	1	0	
Fran Healy, R (1,2) OBP: 0.304, SLG: 0.368	0-0 FC6-4 1-2 2-3 S		0-0 S 1B		0-0 6-3			0-0 F3		4	0	1	0	0	0	2	
Cookie Rojas, R (1,4) OBP: 0.320, SLG: 0.325	0-0 F8		0-0 F3		0-0 F8			0-0 F7		4	0	0	0	0	0	3	
Freddie Patek, R (1,6) OBP: 0.283, SLG: 0.254		0-3 K		4-0 BB		0-0 F9		0-0 F8		3	0	0	0	1	1	0	
Inning Stats	R: 3 E: 2 K: 0 S: 7	H: 2 LOB: 2 BB: 1 P: 11	R: 0 E: 0 K: 3 S: 11	H: 2 LOB: 3 BB: 1 P: 15	R: 0 E: 0 K: 0 S: 4	H: 1 LOB: 2 BB: 1 P: 8	R: 0 E: 1 K: 0 S: 4	H: 1 LOB: 1 BB: 0 P: 4	R: 0 E: 0 K: 0 S: 3	H: 0 LOB: 0 BB: 0 P: 3	R: 0 E: 0 K: 1 S: 5	H: 0 LOB: 0 BB: 0 P: 5	R: 0 E: 0 K: 0 S: 3	H: 0 LOB: 0 BB: 0 P: 3	1B: 5 2B: 1 3B: 0 HR: 0	SF: 1 SAC: 0 DP: 0 HBP: 0	
PITCHER Ed Figueroa, R (1,1) ERA: 2.19	IP: 8.0 WLS: L BF: 36 H: 6 R: 3 ER: 1 SO: 4 BB: 4 IBB: 0 HBP: 0 BLK: 0 WP: 0 HR: 0 S: 40 P: 56 ERA: 1.12 WHIP: 1.250																

Batter	1	2	3	4	5	6	7	8	9	AB	R	H	RBI	BB	SO	LOB	TOP					
Jerry Remy, L (1, 4) OBP: 0.329, SLG: 0.360										3	0	2	0	1	0	1	California Angels @ Kansas City Royals Royals Stadium, Kansas City, MO Wed Jun 18 1975, 8:05 PM EDT Att: 16,365 - Unknown - 85 F					
Mickey Rivers, L (1, 8) OBP: 0.331, SLG: 0.375										4	0	1	0	0	0	2						
Tommy Harper, R (1, 10) OBP: 0.327, SLG: 0.351										4	0	0	0	0	2	4						
Joe Lahoud, L (1, 7) OBP: 0.366, SLG: 0.388										4	0	0	0	0	0	1						
Bruce Bochte, L (1, 3) OBP: 0.352, SLG: 0.338										4	0	1	0	0	0	0						
Leroy Stanton, R (1, 9) OBP: 0.353, SLG: 0.457										4	0	0	0	0	1	1						
Dave Chalk, R (1, 5) OBP: 0.394, SLG: 0.394										3	0	1	0	0	0	1						
Andy Etchebarren, R (1, 2) OBP: 0.174, SLG: 0.217										3	0	0	0	0	0	2						
Billy Smith, S (1, 6) OBP: 0.265, SLG: 0.270										3	0	0	0	0	0	1						
Inning Stats	R: 0 E: 0 K: 1 S: 6	H: 1 LOB: 1 BB: 0 P: 6	R: 0 E: 0 K: 1 S: 5	H: 0 LOB: 0 BB: 0 P: 5	R: 0 E: 0 K: 1 S: 7	H: 2 LOB: 2 BB: 0 P: 7	R: 0 E: 0 K: 0 S: 3	H: 0 LOB: 0 BB: 0 P: 3	R: 0 E: 0 K: 0 S: 4	H: 1 LOB: 1 BB: 0 P: 4	R: 0 E: 0 K: 0 S: 3	H: 0 LOB: 0 BB: 0 P: 3	R: 0 E: 0 K: 0 S: 4	H: 1 LOB: 1 BB: 0 P: 4	R: 0 E: 0 K: 0 S: 3	H: 0 LOB: 1 BB: 0 P: 7	R: 0 E: 0 K: 0 S: 3	H: 0 LOB: 0 BB: 0 P: 3	1B: 5 2B: 0 3B: 0 HR: 0	SF: 0 SAC: 0 DP: 0 HBP: 0	WP: 0 PB: 0 SB: 3 CS: 0	PA: 33
PITCHER Marty Pattin, R (1, 1) ERA: 2.99	IP: 9.0 WLS: W BF: 33 H: 5 R: 0 ER: 0 SO: 3 BB: 1 IBB: 0 HBP: 0 BLK: 0 WP: 0 HR: 0 S: 38 P: 42 ERA: 0.00 WHIP: 0.667																					

Batter	1	2	3	4	5	6	7	8	9	AB	R	H	RBI	BB	SO	LOB	BOTTOM				
Vada Pinson, L (1, 9) OBP: 0.292, SLG: 0.434										4	1	1	0	1	0	2	California Angels @ Kansas City Royals Royals Stadium, Kansas City, MO Wed Jun 18 1975, 8:05 PM EDT Att: 16,365 - Unknown - 85 F				
George Brett, L (1, 5) OBP: 0.340, SLG: 0.411										4	1	2	3	0	1	0					
Amos Otis, R (1, 8) OBP: 0.373, SLG: 0.400										4	1	0	0	1	1	2					
Hal McRae, R (1, 7) OBP: 0.353, SLG: 0.395										5	3	2	1	0	0	0					
John Mayberry, L (1, 10) OBP: 0.376, SLG: 0.405										5	0	0	1	0	1	3					
Tony Solaita, L (1, 3) OBP: 0.391, SLG: 0.632										3	5	3	4	2	0	0					
Fran Healy, R (1, 2) OBP: 0.325, SLG: 0.376										3	1	2	1	2	1	0					
Cookie Rojas, R (1, 4) OBP: 0.330, SLG: 0.337										3	0	2	2	1	0	1					
Frank White, R (8, 4) OBP: 0.253, SLG: 0.326										0	0	0	0	0	0	0					
Freddie Patek, R (1, 6) OBP: 0.278, SLG: 0.249										4	1	0	1	0	0	6					
Inning Stats	R: 4 E: 0 K: 0 S: 7	H: 4 LOB: 2 BB: 2 P: 15	R: 0 E: 0 K: 2 S: 7	H: 0 LOB: 0 BB: 0 P: 7	R: 2 E: 0 K: 1 S: 8	H: 3 LOB: 2 BB: 1 P: 12	R: 0 E: 0 K: 0 S: 3	H: 0 LOB: 0 BB: 0 P: 3	R: 3 E: 0 K: 0 S: 5	H: 2 LOB: 2 BB: 3 P: 17	R: 2 E: 1 K: 0 S: 4	H: 1 LOB: 0 BB: 1 P: 8	R: 1 E: 1 K: 0 S: 4	H: 1 LOB: 0 BB: 0 P: 4	R: 1 E: 0 K: 1 S: 6	H: 1 LOB: 0 BB: 0 P: 6	1B: 7 2B: 2 3B: 1 HR: 2	SF: 1 SAC: 0 DP: 1 HBP: 0	WP: 0 PB: 0 SB: 1 CS: 0	PA: 43	
PITCHER Nolan Ryan, R (1, 1) ERA: 2.85 Dick Lange, R (3, 1) ERA: 4.5 Dave Sells, R (5, 1) ERA: 8.64 Don Kirkwood, R (7, 1) ERA: 1.77 Mickey Scott, L (8, 1) ERA: 2.97	IP: 2.0 WLS: L BF: 12 H: 4 R: 4 ER: 4 SO: 4 BB: 2 IBB: 0 HBP: 0 BLK: 0 WP: 0 HR: 0 S: 14 P: 22 ERA: 18.00 WHIP: 3.000	IP: 2.2 WLS: L BF: 16 H: 4 R: 5 ER: 5 SO: 1 BB: 4 IBB: 0 HBP: 0 BLK: 0 WP: 0 HR: 0 S: 14 P: 30 ERA: 16.88 WHIP: 3.000	IP: 1.1 WLS: L BF: 7 H: 2 R: 2 ER: 1 SO: 0 BB: 1 IBB: 0 HBP: 0 BLK: 0 WP: 0 HR: 0 S: 6 P: 10 ERA: 6.75 WHIP: 2.250	IP: 1.0 WLS: L BF: 4 H: 1 R: 1 ER: 0 SO: 0 BB: 0 IBB: 0 HBP: 0 BLK: 0 WP: 0 HR: 0 S: 4 P: 4 ERA: 0.00 WHIP: 1.000	IP: 1.0 WLS: L BF: 4 H: 1 R: 1 ER: 1 SO: 1 BB: 1 IBB: 0 HBP: 0 BLK: 0 WP: 0 HR: 0 S: 6 P: 6 ERA: 9.00 WHIP: 1.000																

AB	32
R	0
H	5
RBI	0
BB	1
SO	3
LOB	13



AB	35
R	13
H	12
RBI	13
BB	7
SO	4
LOB	14



Batter	1	2	3	4	5	6	7	8	9	10	11	AB	R	H	RBI	BB	SO	LOB	TOP							
Cesar Tovar, R OBP: 0.287, SLG: 0.289 (1, 10)												6	1	1	0	0	2	3								
Toby Harrah, R OBP: 0.379, SLG: 0.422 (1, 5)												5	2	2	0	1	1	2								
Jim Spencer, L OBP: 0.328, SLG: 0.478 (7, PH)												3	1	1	1	0	1	1								
Jeff Burroughs, R OBP: 0.303, SLG: 0.444 (7, 9)												3	2	1	0	0	1	3								
Mike Hargrove, L OBP: 0.455, SLG: 0.524 (1, 7)												6	2	4	2	0	0	2								
Lenny Randle, S OBP: 0.344, SLG: 0.360 (1, 8)												6	0	2	2	0	0	5								
Tom Greve, R OBP: 0.297, SLG: 0.488 (7, 7)												6	1	2	2	0	2	5								
Roy Smalley, S OBP: 0.320, SLG: 0.381 (1, 6)												5	1	0	0	1	1	3								
Mike Cubbage, L OBP: 0.500, SLG: 0.857 (1, 4)												5	1	3	4	0	0	1								
Jim Sundberg, R OBP: 0.306, SLG: 0.332 (1, 2)												5	0	1	0	0	2	2								
Inning Stats	R: 6 E: 0 K: 2 S: 11	H: 4 LOB: 0 BB: 2 P: 19	R: 0 E: 0 K: 1 S: 7	H: 2 LOB: 2 BB: 0 P: 7	R: 0 E: 0 K: 0 S: 4	H: 1 LOB: 1 BB: 0 P: 4	R: 0 E: 0 K: 0 S: 3	H: 0 LOB: 0 BB: 0 P: 3	R: 1 E: 0 K: 0 S: 4	H: 1 LOB: 0 BB: 0 P: 4	R: 0 E: 0 K: 2 S: 3	H: 0 LOB: 0 BB: 0 P: 3	R: 1 E: 0 K: 2 S: 10	H: 3 LOB: 2 BB: 0 P: 10	R: 0 E: 0 K: 2 S: 9	H: 2 LOB: 2 BB: 0 P: 9	R: 0 E: 0 K: 1 S: 5	H: 1 LOB: 0 BB: 0 P: 5	R: 0 E: 0 K: 2 S: 8	H: 1 LOB: 1 BB: 0 P: 8	R: 3 E: 1 K: 0 S: 6	H: 2 LOB: 0 BB: 0 P: 6	1B: 12 2B: 2 3B: 0 HR: 3	SF: 0 SAC: 0 DP: 0 HBP: 0	WP: 0 PB: 0 SB: 0 CS: 1	PA: 52
PITCHER	IP: 0.2 WLS: 0 BF: 1 H: 4 R: 6 ER: 6 SO: 1 BB: 2 IBB: 0 HBP: 0 BLK: 0 WP: 0 HR: 1 S: 16 P: 16 ERA: 81.00 WHIP: 9.000	IP: 0.1 WLS: 0 BF: 1 H: 4 R: 1 ER: 1 SO: 2 BB: 0 IBB: 0 HBP: 0 BLK: 0 WP: 0 HR: 21 S: 21 P: 21 ERA: 2.08 WHIP: 0.923	IP: 0.1 WLS: 0 BF: 1 H: 3 R: 1 ER: 1 SO: 1 BB: 0 IBB: 0 HBP: 0 BLK: 0 WP: 0 HR: 9 S: 9 P: 9 ERA: 6.75 WHIP: 2.250	IP: 0.1 WLS: 0 BF: 1 H: 3 R: 0 ER: 0 SO: 1 BB: 0 IBB: 0 HBP: 0 BLK: 0 WP: 0 HR: 32 S: 32 P: 32 ERA: 0.00 WHIP: 1.286	PITCHER												IP: 0.1 WLS: 0 BF: 1 H: 4 R: 6 ER: 6 SO: 1 BB: 2 IBB: 0 HBP: 0 BLK: 0 WP: 0 HR: 21 S: 21 P: 21 ERA: 2.08 WHIP: 0.923	IP: 0.1 WLS: 0 BF: 1 H: 3 R: 0 ER: 0 SO: 1 BB: 0 IBB: 0 HBP: 0 BLK: 0 WP: 0 HR: 9 S: 9 P: 9 ERA: 6.75 WHIP: 2.250	IP: 0.1 WLS: 0 BF: 1 H: 3 R: 0 ER: 0 SO: 1 BB: 0 IBB: 0 HBP: 0 BLK: 0 WP: 0 HR: 32 S: 32 P: 32 ERA: 0.00 WHIP: 1.286							

Texas Rangers @ California Angels
Anaheim Stadium, Anaheim, CA
Fri Jun 20 1975, 10:05 PM EDT
Att: 12,101 - Unknown

AB	50
R	11
H	17
RBI	11
BB	2
SO	10
LOB	27



Batter	1	2	3	4	5	6	7	8	9	10	11	AB	R	H	RBI	BB	SO	LOB	BOTTOM					
Jerry Remy, L OBP: 0.332, SLG: 0.362 (1, 4)												7	1	3	1	0	1	4						
Mickey Rivers, L OBP: 0.329, SLG: 0.371 (1, 8)												6	0	1	0	0	0	6						
Bruce Bochte, L OBP: 0.348, SLG: 0.333 (6, PH)												3	0	0	0	0	0	1						
Tommy Harper, R OBP: 0.327, SLG: 0.351 (6, PH)												0	0	0	0	0	0	0						
John Doherty, L OBP: 0.333, SLG: 1.000 (7, 3)												2	1	1	1	0	0	1						
Joe Lahoud, L OBP: 0.369, SLG: 0.395 (1, 10)												3	1	1	0	1	0	1						
Morris Nettles, L OBP: 0.293, SLG: 0.273 (9, PH)												1	1	1	1	1	0	0						
Leroy Stanton, R OBP: 0.369, SLG: 0.461 (1, 9)												3	3	2	0	2	0	1						
Dave Chalk, R OBP: 0.396, SLG: 0.399 (1, 5)												5	2	2	2	1	0	2						
Andy Etchebarren, R OBP: 0.207, SLG: 0.310 (1, 2)												6	1	2	2	0	2	4						
Rudy Meoli, L OBP: 0.385, SLG: 0.304 (1, 6)												6	1	2	2	0	1	2						
Dave Collins, S OBP: 0.444, SLG: 0.488 (1, 7)												6	1	5	2	0	0	1						
Inning Stats	R: 0 E: 0 K: 0 S: 3	H: 1 LOB: 0 BB: 0 P: 3	R: 2 E: 0 K: 1 S: 7	H: 2 LOB: 1 BB: 1 P: 11	R: 0 E: 0 K: 0 S: 4	H: 1 LOB: 1 BB: 0 P: 4	R: 2 E: 0 K: 1 S: 9	H: 4 LOB: 2 BB: 0 P: 9	R: 2 E: 0 K: 1 S: 7	H: 2 LOB: 1 BB: 1 P: 11	R: 0 E: 0 K: 0 S: 5	H: 0 LOB: 0 BB: 0 P: 5	R: 0 E: 0 K: 0 S: 4	H: 1 LOB: 1 BB: 0 P: 4	R: 0 E: 0 K: 0 S: 3	H: 0 LOB: 1 BB: 1 P: 7	R: 0 E: 0 K: 0 S: 4	H: 2 LOB: 1 BB: 0 P: 4	R: 0 E: 0 K: 0 S: 7	H: 4 LOB: 2 BB: 1 P: 11	1B: 13 2B: 5 3B: 2 HR: 0	SF: 1 SAC: 1 DP: 1 HBP: 0	WP: 2 PB: 0 SB: 3 CS: 1	PA: 56
PITCHER	IP: 5.0 WLS: 0 BF: 28 H: 12 R: 8 ER: 8 SO: 0 BB: 2 IBB: 0 HBP: 0 BLK: 0 WP: 1 HR: 0 S: 32 P: 40 ERA: 14.40 WHIP: 2.800	IP: 0.1 WLS: 1 BF: 1 H: 0 R: 0 ER: 0 SO: 0 BB: 0 IBB: 0 HBP: 0 BLK: 0 WP: 0 HR: 1 S: 1 P: 1 ERA: 0.00 WHIP: 0.000	IP: 0.1 WLS: 0 BF: 1 H: 4 R: 3 ER: 3 SO: 1 BB: 0 IBB: 0 HBP: 0 BLK: 0 WP: 0 HR: 23 S: 35 P: 35 ERA: 5.06 WHIP: 1.875	IP: 0.0 WLS: 0 BF: 2 H: 1 R: 0 ER: 0 SO: 2 BB: 0 IBB: 0 HBP: 0 BLK: 0 WP: 0 HR: 2 S: 2 P: 2 ERA: ∞ WHIP: ∞	PITCHER												IP: 0.1 WLS: 0 BF: 1 H: 4 R: 6 ER: 6 SO: 1 BB: 2 IBB: 0 HBP: 0 BLK: 0 WP: 0 HR: 21 S: 21 P: 21 ERA: 2.08 WHIP: 0.923	IP: 0.1 WLS: 0 BF: 1 H: 3 R: 0 ER: 0 SO: 1 BB: 0 IBB: 0 HBP: 0 BLK: 0 WP: 0 HR: 9 S: 9 P: 9 ERA: 6.75 WHIP: 2.250	IP: 0.1 WLS: 0 BF: 1 H: 3 R: 0 ER: 0 SO: 1 BB: 0 IBB: 0 HBP: 0 BLK: 0 WP: 0 HR: 32 S: 32 P: 32 ERA: 0.00 WHIP: 1.286					

Texas Rangers @ California Angels
Anaheim Stadium, Anaheim, CA
Fri Jun 20 1975, 10:05 PM EDT
Att: 12,101 - Unknown

AB	48
R	12
H	20
RBI	11
BB	5
SO	4
LOB	23



Batter	1	2	3	4	5	6	7	8	9	AB	R	H	RBI	BB	SO	LOB	TOP								
Cesar Tovar, R OBP: 0.286, SLG: 0.288 (1, 10)										4	0	1	0	0	2	3	Texas Rangers @ California Angels Anaheim Stadium, Anaheim, CA Sat Jun 21 1975, 10:05 PM EDT Unknown								
Toby Harrah, R OBP: 0.380, SLG: 0.424 (1, 4)										4	0	2	2	0	2	1									
Jim Fregosi, R OBP: 0.321, SLG: 0.377 (1, 3)										4	0	0	0	0	3	2									
Jeff Burroughs, R OBP: 0.302, SLG: 0.441 (1, 9)										4	0	1	0	0	2	0									
Tom Grieve, R OBP: 0.295, SLG: 0.477 (1, 7)										4	0	1	0	0	1	1									
Lenny Randle, S OBP: 0.342, SLG: 0.359 (1, 8)										4	0	1	0	0	2	1									
Leo Cardenas, R OBP: 0.333, SLG: 0.340 (1, 5)										4	0	1	0	0	2	2									
Roy Smalley, S OBP: 0.326, SLG: 0.385 (1, 6)										4	2	2	0	0	1	1									
Jim Sundberg, R OBP: 0.302, SLG: 0.327 (1, 2)										3	0	0	0	0	2	3									
Inning Stats	R: 0 E: 0 K: 2 S: 7	H: 1 LOB: 0 BB: 0 P: 7	R: 0 E: 1 K: 3 S: 10	H: 1 LOB: 1 BB: 0 P: 10	R: 1 E: 0 K: 2 S: 9	H: 2 LOB: 1 BB: 0 P: 9	R: 0 E: 0 K: 1 S: 6	H: 1 LOB: 1 BB: 0 P: 6	R: 1 E: 1 K: 1 S: 7	H: 2 LOB: 1 BB: 0 P: 7	R: 0 E: 0 K: 2 S: 7	H: 0 LOB: 0 BB: 0 P: 7	R: 0 E: 0 K: 3 S: 10	H: 1 LOB: 1 BB: 0 P: 10	R: 0 E: 0 K: 3 S: 10	H: 1 LOB: 1 BB: 0 P: 10		R: 0 E: 0 K: 0 S: 3	H: 0 LOB: 0 BB: 0 P: 3	1B: 9 2B: 0 3B: 0 HR: 0	SF: 0 SAC: 0 DP: 0 HBP: 0	WP: 0 PB: 0 SB: 1 CS: 1	PA: 35		
PITCHER	IP	WLS	BF	H	R	ER	SO	BB	IBB	HBP	BLK	WP	HR	S	P	ERA	WHIP								
Frank Tanana, L ERA: 3.36 (1, 1)	9.0	W	35	9	2	2	17	0	0	0	0	0	0	69	69	2.00	1.000								
Frank Tanana, L ERA: 3.36 (9, 1)	9.0	W	35	9	2	2	17	0	0	0	0	0	0	69	69	2.00	1.000								

Batter	1	2	3	4	5	6	7	8	9	AB	R	H	RBI	BB	SO	LOB	BOTTOM								
Jerry Remy, L OBP: 0.331, SLG: 0.360 (1, 4)										4	1	1	0	0	1	1	Texas Rangers @ California Angels Anaheim Stadium, Anaheim, CA Sat Jun 21 1975, 10:05 PM EDT Unknown								
Mickey Rivers, L OBP: 0.333, SLG: 0.376 (1, 8)										4	1	3	1	0	0	0									
Tommy Harper, R OBP: 0.347, SLG: 0.347 (1, 3)										2	0	0	0	0	0	3									
Bruce Bochte, L OBP: 0.345, SLG: 0.330 (4, 3)										2	0	0	0	0	0	1									
Leroy Stanton, R OBP: 0.368, SLG: 0.469 (1, 9)										2	0	1	2	0	0	1									
Morris Nettles, L OBP: 0.290, SLG: 0.270 (3, PR) (4, 9)										2	1	0	0	0	1	0									
Dave Chalk, R OBP: 0.398, SLG: 0.401 (1, 5)										4	0	2	0	0	0	1									
Winston Llenas, R OBP: 0.278, SLG: 0.234 (1, 10)										4	0	1	1	0	0	2									
Orlando Ramirez, R OBP: 0.337, SLG: 0.337 (8, PR) (9, 6)										0	0	0	0	0	0	0									
Elie Rodriguez, R OBP: 0.429, SLG: 0.350 (1, 2)										3	0	2	0	1	0	1									
Rudy Meoli, L OBP: 0.357, SLG: 0.280 (1, 6)										2	0	0	0	0	2	3									
Joe Lathoud, L OBP: 0.397, SLG: 0.392 (8, PH) (9, 1)										1	0	0	0	0	0	1									
Frank Tanana, L ERA: 3.36 (9, 1)										0	0	0	0	0	0	0									
Dave Collins, S OBP: 0.438, SLG: 0.477 (1, 7)										3	1	1	0	0	0	1									
Inning Stats	R: 0 E: 0 K: 0 S: 4	H: 1 LOB: 1 BB: 0 P: 4	R: 0 E: 0 K: 1 S: 6	H: 2 LOB: 1 BB: 0 P: 6	R: 4 E: 0 K: 1 S: 10	H: 5 LOB: 2 BB: 1 P: 14	R: 0 E: 0 K: 1 S: 6	H: 1 LOB: 1 BB: 0 P: 6	R: 0 E: 0 K: 0 S: 3	H: 0 LOB: 0 BB: 0 P: 3	R: 0 E: 0 K: 0 S: 4	H: 1 LOB: 1 BB: 0 P: 4	R: 0 E: 0 K: 1 S: 5	H: 0 LOB: 0 BB: 0 P: 5	R: 0 E: 1 K: 0 S: 4	H: 1 LOB: 1 BB: 0 P: 4	1B: 9 2B: 2 3B: 0 HR: 0	SF: 0 SAC: 1 DP: 1 HBP: 0	WP: 0 PB: 0 SB: 2 CS: 0	PA: 35					
PITCHER	IP	WLS	BF	H	R	ER	SO	BB	IBB	HBP	BLK	WP	HR	S	P	ERA	WHIP								
Jim Umberger, L ERA: 3.09 (1, 1)	2.1	L	13	7	4	4	1	0	0	0	0	0	0	15	15	15.43	3.000								
Mike Bacsik, R ERA: 0.64 (3, 1)	5.2		22	4	0	0	3	1	0	0	0	0	0	27	31	0.00	0.882								

AB	35
R	2
H	9
RBI	2
BB	0
SO	17
LOB	14



AB	33
R	4
H	11
RBI	4
BB	1
SO	4
LOB	15



Batter	1	2	3	4	5	6	7	8	9	AB	R	H	RBI	BB	SO	LOB	TOP																				
Cesar Tovar , R OBP: 0.289, SLG: 0.289 (1, 8)	1-3		F8		SH1-3	BB		CS 1B		3	0	1	0	1	0	1	Texas Rangers @ California Angels Anaheim Stadium, Anaheim, CA Sat Jun 21, 1975, 10:05 PM EDT Att: 19,424 - Unknown																				
Lenny Randle , S OBP: 0.337, SLG: 0.352 (1, 4) (4, 2)	L4		K		4-3	F5		F8		5	0	0	1	0	1	4																					
Mike Hargrove , L OBP: 0.349, SLG: 0.521 (1, 3)			6-3		F7			K		5	0	1	0	0	2	1																					
Jeff Burroughs , R OBP: 0.304, SLG: 0.442 (1, 9)	K			4-3		1B 2B BB		1B 2B		4	1	1	0	1	2	1																					
Tom Grieve , R OBP: 0.310, SLG: 0.516 (1, 7)		K		1B SF7 1B		2B 4-3 1B		F8		5	3	3	1	0	1	1																					
Toby Harrah , R OBP: 0.384, SLG: 0.430 (1, 5) (4, 4) (6, 5)		6-3		1B		4-3 2B 1-3 2-H		1B IBB		4	1	2	1	1	0	0																					
Jim Fregosi , R OBP: 0.326, SLG: 0.385 (1, 10) Jim Spencer , L OBP: 0.330, SLG: 0.478 (6, PH)				SF7		4-3				1	0	1	1	0	0	0																					
Roy Smalley , S OBP: 0.323, SLG: 0.388 (1, 6)		K		3-H F8		2-3 3-H G3 2B		5-3		4	0	1	1	0	1	5																					
Jim Sundberg , R OBP: 0.302, SLG: 0.327 (1, 2) Bill Fahey , L OBP: 0.333, SLG: 0.350 (1, 2) Leo Cardenas , R OBP: 0.345, SLG: 0.353 (4, 5) Mike Cabbage , L OBP: 0.400, SLG: 0.667 (6, 4)				BB		SH1-3 4-3 1B WP		F8		0	0	0	0	0	0	0																					
Inning Stats	R: 0 E: 0 K: 1 S: 6	H: 1 LOB: 1 BB: 0 P: 6	R: 0 E: 0 K: 2 S: 8	H: 1 LOB: 1 BB: 0 P: 8	R: 0 E: 0 K: 1 S: 5	H: 0 LOB: 1 BB: 1 P: 9	R: 1 E: 0 K: 0 S: 5	H: 2 LOB: 1 BB: 0 P: 5	R: 1 E: 0 K: 0 S: 4	H: 1 LOB: 0 BB: 0 P: 4	R: 3 E: 0 K: 0 S: 6	H: 3 LOB: 2 BB: 2 P: 14	R: 0 E: 0 K: 1 S: 7	H: 2 LOB: 3 BB: 1 P: 11	R: 0 E: 0 K: 0 S: 3	H: 1 LOB: 0 BB: 0 P: 3		R: 1 E: 0 K: 2 S: 8	H: 1 LOB: 0 BB: 0 P: 8	1B: 7 2B: 4 3B: 0 HR: 1	SF: 1 SAC: 1 DP: 0 HBP: 0	WP: 1 PB: 0 SB: 0 CS: 1	PA: 42														
PITCHER	IP	WLS	BF	H	R	ER	SO	BB	IBB	HBP	BLK	WP	HR	S	P	ERA	WHIP	PITCHER		IP	WLS	BF	H	R	ER	SO	BB	IBB	HBP	BLK	WP	HR	S	P	ERA	WHIP	
Andy Hassler , L ERA: 4.48 (1, 1)	5.0		24	7	5	5	4	2	0	0	0	1	0	30	38	9.00	1.800																				
Don Kirkwood , R ERA: 1.55 (6, 1)	0.1		2	1	0	0	0	0	0	0	0	0	0	2	2	0.00	3.000																				
Luis Quintana , L ERA: 2.45 (6, 1)	3.2	L	16	4	1	1	3	1	1	0	0	0	1	20	28	2.46	1.364																				

AB 36
R 6
H 12
RBI 6
BB 4
SO 7
LOB 15



Batter	1	2	3	4	5	6	7	8	9	AB	R	H	RBI	BB	SO	LOB	BOTTOM																				
Jerry Remy , L OBP: 0.336, SLG: 0.363 (1, 4)	FC1 BB E BB	F8				S 3B 1B		E6		4	2	2	1	1	0	1	Texas Rangers @ California Angels Anaheim Stadium, Anaheim, CA Sat Jun 21, 1975, 10:05 PM EDT Att: 19,424 - Unknown																				
Mickey Rivers , L OBP: 0.337, SLG: 0.375 (1, 8) Joe Lahoud , L OBP: 0.368, SLG: 0.410 (6, 9)	SH5-3 E SF9 BB		1B HBP	F7		3B 1B		F8		1	2	0	0	1	0	1																					
Tommy Harper , R OBP: 0.330, SLG: 0.350 (1, 10)	FC1 SF9 SH5-3		1B HBP		6-3	S IBB				4	0	2	0	1	0	1																					
Winston Llenas , R OBP: 0.268, SLG: 0.229 (1, 9) Morris Nettles , L OBP: 0.269, SLG: 0.269 (6, 8)	SH5-3		1B HBP	SF9-3-6	F9	4-3		SH5-4 1B		1	0	0	1	0	0	0																					
Dave Chalk , R OBP: 0.401, SLG: 0.404 (1, 5)				2B		E8		4-3		3	0	1	0	2	0	1																					
Andy Etchebarren , R OBP: 0.235, SLG: 0.290 (1, 2) Rudy Meoli , L OBP: 0.397, SLG: 0.280 (9, PR)	SF9			5-3		F9		S BB		2	0	0	1	2	0	2																					
Bruce Bochte , L OBP: 0.340, SLG: 0.324 (1, 3) Leroy Stanton , R OBP: 0.366, SLG: 0.465 (9, PH)	G3				1-3	F6		1-3		4	0	0	0	0	0	4																					
Dave Collins , S OBP: 0.442, SLG: 0.500 (1, 7)		F9		4-3 1B 2B		5-3		S6-3 1B		4	1	2	0	0	0	0																					
Orlando Ramirez , R OBP: 0.333, SLG: 0.326 (1, 6)				4-3		F2		G6-3		3	0	0	0	1	0	2																					
Inning Stats	R: 2 E: 1 K: 0 S: 4	H: 0 LOB: 2 BB: 3 P: 16	R: 0 E: 0 K: 0 S: 2	H: 0 LOB: 0 BB: 1 P: 6	R: 1 E: 0 K: 0 S: 4	H: 2 LOB: 1 BB: 0 P: 5	R: 1 E: 0 K: 0 S: 5	H: 2 LOB: 1 BB: 0 P: 5	R: 0 E: 1 K: 0 S: 4	H: 0 LOB: 2 BB: 1 P: 8	R: 1 E: 0 K: 0 S: 5	H: 2 LOB: 2 BB: 1 P: 9	R: 0 E: 0 K: 0 S: 2	H: 0 LOB: 0 BB: 1 P: 6	R: 0 E: 1 K: 0 S: 4	H: 1 LOB: 1 BB: 0 P: 4		R: 0 E: 0 K: 0 S: 4	H: 1 LOB: 3 BB: 1 P: 8	1B: 5 2B: 3 3B: 1 HR: 0	SF: 2 SAC: 2 DP: 2 HBP: 1	WP: 0 PB: 0 SB: 0 CS: 2	PA: 43														
PITCHER	IP	WLS	BF	H	R	ER	SO	BB	IBB	HBP	BLK	WP	HR	S	P	ERA	WHIP	PITCHER		IP	WLS	BF	H	R	ER	SO	BB	IBB	HBP	BLK	WP	HR	S	P	ERA	WHIP	
Clyde Wright , L ERA: 3.97 (1, 1)	7.0		35	7	5	3	0	5	2	1	0	0	0	27	56	3.86	1.714																				
Jim Umberger , L ERA: 2.95 (8, 1)	2.0	W	8	1	0	0	0	1	0	0	0	0	0	7	11	0.00	1.000																				

AB 30
R 5
H 8
RBI 4
BB 8
SO 0
LOB 17



Batter	1	2	3	4	5	6	7	8	9	AB	R	H	RBI	BB	SO	LOB	TOP			
Toby Harrah, R OBP: 0.378, SLG: 0.422 (1, 5)	F9		F4			1-6-3			FC1-4	4	0	0	0	0	0	1				
Mike Cabbage, L OBP: 0.397, SLG: 0.500 (1, 4)	3-1			G3			F9		BB	3	0	0	0	1	0	0				
Mike Hargrove, L OBP: 0.345, SLG: 0.513 (1, 7)	F8			K			F8		BB	3	0	0	0	1	1	0				
Jeff Burroughs, R OBP: 0.300, SLG: 0.435 (1, 9)		K		F9			K		F8	4	0	0	0	0	2	3				
Jim Spencer, L OBP: 0.324, SLG: 0.470 (1, 3)	6-3			K				F8		3	0	0	0	0	1	0				
Lenny Randle, S OBP: 0.337, SLG: 0.352 (1, 8)	FC6-4 1B				F8			F3		3	0	1	0	0	0	0				
Tom Grieve, R OBP: 0.301, SLG: 0.500 (1, 10)	FC6-4 1-2				F8			K		3	0	0	0	0	1	1				
Roy Smalley, S OBP: 0.324, SLG: 0.387 (1, 6)			6-3			G3			FC1-4 1B	3	0	1	0	0	0	0				
Jim Sundberg, R OBP: 0.299, SLG: 0.323 (1, 2)			4-3			6-3			K	2	0	0	0	0	0	0				
Roy Howell, L OBP: 0.266, SLG: 0.299 (9, PH)										1	0	0	0	0	1	1				
Inning Stats	R: 0 E: 0 K: 0 S: 3	H: 0 LOB: 0 BB: 0 P: 3	R: 0 E: 0 K: 1 S: 6	H: 1 LOB: 1 BB: 0 P: 6	R: 0 E: 0 K: 0 S: 3	H: 0 LOB: 0 BB: 0 P: 3	R: 0 E: 0 K: 1 S: 5	H: 0 LOB: 0 BB: 0 P: 5	R: 0 E: 0 K: 0 S: 3	H: 0 LOB: 0 BB: 0 P: 3	R: 0 E: 0 K: 1 S: 5	H: 0 LOB: 0 BB: 0 P: 5	R: 0 E: 0 K: 1 S: 5	H: 0 LOB: 0 BB: 0 P: 5	R: 0 E: 0 K: 1 S: 6	H: 1 LOB: 3 BB: 2 P: 14	1B: 2 2B: 0 3B: 0 HR: 0	SF: 0 SAC: 0 DP: 0 HBP: 0	WP: 0 PB: 0 SB: 1 CS: 0	PA: 31
PITCHER Ed Figueroa, R ERA: 1.95 (1, 1)	IP: 9.0 WLS: W BF: 31 H: 2 R: 0 ER: 0 SO: 6 BB: 2 IBB: 0 HBP: 0 BLK: 0 WP: 0 HR: 0 S: 41 P: 49 ERA: 0.00 WHIP: 0.444																			

Texas Rangers @ California Angels
Anaheim Stadium, Anaheim, CA
Sun Jun 22 1975, 6:33 AM EDT
Att: 8,958 - Unknown

AB	29
R	0
H	2
RBI	0
BB	2
SO	6
LOB	6



Batter	1	2	3	4	5	6	7	8	9	AB	R	H	RBI	BB	SO	LOB	BOTTOM			
Jerry Remy, L OBP: 0.331, SLG: 0.357 (1, 4)	L4		K		G3			4-3		4	0	0	0	0	1	1				
Dave Collins, S OBP: 0.446, SLG: 0.500 (1, 7)	3-1		CS 1B			F9		CS 1B		4	0	2	0	0	0	0				
Bruce Bochte, L OBP: 0.346, SLG: 0.332 (1, 3)	BB 1B		CS 1-2	E6 1B		F5		BB 1-2 1B		4	1	3	0	0	0	0				
Joe Lahoud, L OBP: 0.385, SLG: 0.419 (1, 9)	4-0 BB 1-2 BB			FC1-6 1B		FC6-4 1B		FC6-4 1-2 BB		2	0	2	1	2	0	0				
Dave Chalk, R OBP: 0.396, SLG: 0.397 (1, 5)	F3			FC1-6 1-2		FC6-4 1-2		F7		4	0	0	0	0	0	6				
John Doherty, L OBP: 0.187, SLG: 0.400 (1, 10)			K				F9			3	0	0	0	0	2	1				
Elie Rodriguez, R OBP: 0.419, SLG: 0.340 (1, 2)		F8			F7		K			3	0	0	0	0	1	1				
Rudy Meoli, L OBP: 0.387, SLG: 0.321 (1, 6)		F7			FC3-6 1B		FC6-4 1B			3	0	2	0	0	0	0				
Morris Nettles, L OBP: 0.285, SLG: 0.265 (1, 8)			4-3		FC3-6 1-2		FC6-4 1-2			3	0	0	0	0	0	2				
Inning Stats	R: 0 E: 0 K: 0 S: 4	H: 1 LOB: 2 BB: 1 P: 8	R: 0 E: 0 K: 1 S: 5	H: 0 LOB: 0 BB: 0 P: 5	R: 0 E: 0 K: 1 S: 5	H: 1 LOB: 0 BB: 0 P: 5	R: 1 E: 1 K: 1 S: 7	H: 2 LOB: 1 BB: 0 P: 7	R: 0 E: 0 K: 0 S: 3	H: 1 LOB: 0 BB: 0 P: 3	R: 0 E: 0 K: 0 S: 4	H: 1 LOB: 1 BB: 0 P: 4	R: 0 E: 0 K: 1 S: 6	H: 1 LOB: 1 BB: 0 P: 6	R: 0 E: 0 K: 0 S: 4	H: 2 LOB: 2 BB: 1 P: 8	1B: 9 2B: 0 3B: 0 HR: 0	SF: 0 SAC: 0 DP: 0 HBP: 0	WP: 0 PB: 0 SB: 0 CS: 3	PA: 33
PITCHER Fergie Jenkins, R ERA: 4.15 (1, 1)	IP: 8.0 WLS: L BF: 32 H: 9 R: 1 ER: 0 SO: 4 BB: 2 IBB: 0 HBP: 0 BLK: 0 WP: 0 HR: 0 S: 38 P: 46 ERA: 0.00 WHIP: 1.375																			

Texas Rangers @ California Angels
Anaheim Stadium, Anaheim, CA
Sun Jun 22 1975, 6:33 AM EDT
Att: 8,958 - Unknown


AB	30
R	1
H	9
RBI	1
BB	2
SO	4
LOB	11



Batter	1	2	3	4	5	6	7	8	9	10	11	12	13	AB	R	H	RBI	BB	SO	LOB	TOP
Cesar Tovar, R OBP: 0.287, SLG: 0.286 (1.8)	F8		F5		F8			4-3			F7			6	0	1	1	0	0	3	
Mike Cabbage, L OBP: 0.300, SLG: 0.353 (1.4)	4-3		F6			BB		F5			3-1		F5	5	0	0	0	1	0	3	
Mike Hargrove, L OBP: 0.436, SLG: 0.500 (1.7)	L3		F6					F9		4-3			F8	5	0	0	0	0	0	3	
Jeff Burroughs, R OBP: 0.285, SLG: 0.427 (1.9)		6-3		F8		K			F2			K		5	0	0	0	0	2	1	
Jim Spencer, L OBP: 0.326, SLG: 0.470 (1.3)		2B		4-3				F9		BB		K		4	0	1	0	1	1	1	
Tom Grieve, R OBP: 0.287, SLG: 0.475 (1.10)		L7		F8					BB			K		5	0	0	0	0	2	2	
Toby Harrah, R OBP: 0.378, SLG: 0.419 (1.5)		6-3			L1						F8			4	0	1	0	1	0	1	
Roy Smalley, S OBP: 0.310, SLG: 0.375 (1.6)					F8			G6-4-3			G3			4	1	0	0	1	0	2	
Jim Sundberg, R OBP: 0.297, SLG: 0.317 (1.2)			FC1											4	0	0	0	0	1	2	
Inning Stats	R: 0 E: 0 K: 0 S: 3	H: 0 LOB: 0 BB: 0 P: 3	R: 0 E: 0 K: 1 S: 4	H: 1 LOB: 1 BB: 0 P: 4	R: 0 E: 1 K: 0 S: 4	H: 0 LOB: 2 BB: 1 P: 8	R: 0 E: 0 K: 0 S: 3	H: 0 LOB: 0 BB: 0 P: 3	R: 0 E: 0 K: 1 S: 5	H: 0 LOB: 1 BB: 1 P: 9	R: 0 E: 0 K: 1 S: 4	H: 0 LOB: 0 BB: 0 P: 5	R: 0 E: 0 K: 3 S: 9	H: 0 LOB: 0 BB: 0 P: 9	R: 1 E: 1 K: 0 S: 5	H: 2 LOB: 1 BB: 0 P: 5	1B: 2 2B: 1 3B: 0 HR: 0	SF: 0 SAC: 0 DP: 1 HBP: 1	WIP: 0 PB: 0 SB: 0 CS: 0	PA: 47	
PITCHER	IP WLS BF H R ER SO BB IBB HBP BLK WP HR S P ERA WHIP	11.0 39 1 0 0 3 4 0 1 0 0 0 0 14 57 0.00 0.455	2.0 L 8 2 1 0 3 0 0 0 0 0 0 14 14 0.00 1.000	PITCHER																	

Texas Rangers @ California Angels
Anaheim Stadium, Anaheim, CA
Mon Jun 23 1975, 10:05 PM EDT
Att. 27,182 - Unknown


AB 42
R 1
H 3
RBI 1
BB 4
SO 6
LOB 18



Batter	1	2	3	4	5	6	7	8	9	10	11	12	13	AB	R	H	RBI	BB	SO	LOB	BOTTOM
Jerry Remy, L OBP: 0.351, SLG: 0.356 (1.4)	CS			6-3	L9			6-3			F7			6	0	2	0	0	0	2	
Dave Collins, S OBP: 0.452, SLG: 0.509 (1.7)	F7			S		K							G6-4-3	5	0	2	0	1	1	3	
Mickey Rivers, L OBP: 0.337, SLG: 0.370 (1.8)	4-3			FC5-2-5		6-3		F8			2B			4	0	0	0	2	0	1	
Leroy Stanton, R OBP: 0.359, SLG: 0.450 (1.9)		6-3		FC5-2-5				CS		F7				5	0	0	0	1	2	4	
Dave Chalk, R OBP: 0.393, SLG: 0.394 (1.5)		F8		5-3										3	2	0	0	0	0	2	
Orlando Ramirez, R OBP: 0.324, SLG: 0.316 (5.6)														3	0	0	0	0	1	1	
Winston Llenas, R OBP: 0.263, SLG: 0.224 (13. PH)														1	0	0	0	0	0	0	
Tommy Harper, R OBP: 0.332, SLG: 0.351 (1.10)		K												5	0	2	0	0	1	0	
John Doherty, L OBP: 0.300, SLG: 0.375 (1.3)				1-4-3				SH1-4						3	0	1	0	1	0	0	
Eliee Rodriguez, R OBP: 0.471, SLG: 0.333 (1.2)				1-3				6-3						5	0	1	0	0	0	3	
Rudy Meoli, L OBP: 0.361, SLG: 0.303 (5.5)				4-3				4-3						5	0	1	0	0	0	3	
Inning Stats	R: 0 E: 0 K: 0 S: 3	H: 1 LOB: 0 BB: 0 P: 3	R: 0 E: 0 K: 1 S: 5	H: 0 LOB: 0 BB: 0 P: 5	R: 0 E: 0 K: 0 S: 3	H: 0 LOB: 0 BB: 0 P: 3	R: 0 E: 0 K: 0 S: 4	H: 1 LOB: 2 BB: 0 P: 5	R: 0 E: 0 K: 0 S: 2	H: 0 LOB: 1 BB: 1 P: 6	R: 0 E: 0 K: 1 S: 6	H: 1 LOB: 2 BB: 1 P: 10	R: 0 E: 0 K: 0 S: 4	H: 2 LOB: 1 BB: 0 P: 4	R: 0 E: 0 K: 1 S: 5	H: 0 LOB: 0 BB: 0 P: 5	1B: 8 2B: 1 3B: 0 HR: 0	SF: 0 SAC: 1 DP: 1 HBP: 0	WIP: 0 PB: 0 SB: 4 CS: 2	PA: 51	
PITCHER	IP WLS BF H R ER SO BB IBB HBP BLK WP HR S P ERA WHIP	11.1 45 8 0 0 4 3 2 0 0 0 0 0 7 68 0.00 0.971	1.2 W 5 1 0 0 1 0 0 0 0 0 0 7 7 0.00 0.600	PITCHER																	

Texas Rangers @ California Angels
Anaheim Stadium, Anaheim, CA
Mon Jun 23 1975, 10:05 PM EDT
Att. 27,182 - Unknown

AB 44
R 0
H 9
RBI 0
BB 5
SO 5
LOB 19



Batter	1	2	3	4	5	6	7	8	9	AB	R	H	RBI	BB	SO	LOB	TOP								
Vada Pinson, L OBP: 0.269, SLG: 0.399 (1, 9)										5	0	0	0	0	0	2									
Jim Wohlford, R OBP: 0.356, SLG: 0.350 (1, 7)										5	1	1	1	0	0	0									
George Brett, L OBP: 0.340, SLG: 0.417 (1, 5)										4	2	4	1	1	0	0									
Hal McRae, R OBP: 0.373, SLG: 0.427 (1, 10)										4	1	2	1	1	1	3									
Tony Solaita, L OBP: 0.377, SLG: 0.559 (1, 3)										5	0	1	0	0	3	6									
Cookie Rojas, R OBP: 0.321, SLG: 0.338 Frank White, R OBP: 0.250, SLG: 0.347 (9, 4)										3	1	1	1	0	0	0									
Al Cowens, R OBP: 0.303, SLG: 0.348 (1, 8)										4	0	0	0	0	1	3									
Bob Stinson, S OBP: 0.368, SLG: 0.355 (1, 2)										3	0	0	0	1	1	1									
Freddie Patek, R OBP: 0.295, SLG: 0.285 (1, 6)										3	2	2	2	1	0	3									
Inning Stats	R: 2 E: 1 K: 0 S: 5	H: 2 LOB: 0 BB: 0 P: 5	R: 0 E: 0 K: 1 S: 5	H: 0 LOB: 0 BB: 0 P: 5	R: 0 E: 0 K: 0 S: 3	H: 1 LOB: 0 BB: 0 P: 3	R: 2 E: 1 K: 1 S: 6	H: 1 LOB: 0 BB: 1 P: 10	R: 1 E: 0 K: 0 S: 5	H: 2 LOB: 2 BB: 1 P: 9	R: 0 E: 0 K: 1 S: 6	H: 2 LOB: 2 BB: 1 P: 10	R: 0 E: 0 K: 1 S: 6	H: 1 LOB: 2 BB: 1 P: 10	R: 2 E: 1 K: 0 S: 5	H: 1 LOB: 0 BB: 0 P: 5	R: 0 E: 0 K: 2 S: 8	H: 1 LOB: 1 BB: 0 P: 8	1B: 9 2B: 1 3B: 0 HR: 1	SF: 1 SAC: 0 DP: 2 HBP: 0	WP: 0 PB: 0 SB: 4 CS: 1	PA: 41			
PITCHER	IP	WLS	BF	H	R	ER	SO	BB	IBB	HBP	BLK	WP	HR	S	P	ERA	WHIP								
Ed Figueroa, R ERA: 2.15 (1, 1)	5.0	L	24	8	5	3	2	2	0	0	0	0	0	26	34	5.40	2.000								
Mickey Scott, L ERA: 3.13 (6, 1)	4.0		17	3	2	0	4	1	1	0	0	0	1	23	31	0.00	1.000								

Kansas City Royals @ California Angels
 Anaheim Stadium, Anaheim, CA
 Thu Jun 26 1975, 10:05 PM EDT
 Att. 6,449 - Unknown - 80 F

livebaseballscorecards.com

AB 36
R 7
H 11
RBI 6
BB 4
SO 6
LOB 18

Batter	1	2	3	4	5	6	7	8	9	AB	R	H	RBI	BB	SO	LOB	BOTTOM								
Morris Nettles, L OBP: 0.293, SLG: 0.275 (1, 7)										4	0	1	0	0	1	1									
Mickey Rivers, L OBP: 0.336, SLG: 0.371 (1, 8)										4	1	2	0	0	0	2									
Tommy Harper, R OBP: 0.325, SLG: 0.336 (1, 10)										4	0	0	0	0	1	4									
John Doherty, L OBP: 0.280, SLG: 0.304 (1, 3)										4	0	1	1	0	0	3									
Leroy Stanton, R OBP: 0.363, SLG: 0.440 (1, 9)										4	0	1	0	0	0	1									
Winston Llenas, R OBP: 0.250, SLG: 0.212 John Balaz, R OBP: 0.333, SLG: 0.333 (9, FH)										3	0	0	0	0	1	0									
Ellie Rodriguez, R OBP: 0.413, SLG: 0.331 (1, 2)										4	0	1	0	0	0	1									
Rudy Meoli, L OBP: 0.360, SLG: 0.289 (1, 4)										4	0	2	0	0	0	3									
Billy Smith, S OBP: 0.255, SLG: 0.259 (1, 6)										4	0	1	0	0	1	4									
Inning Stats	R: 1 E: 0 K: 0 S: 5	H: 2 LOB: 1 BB: 0 P: 5	R: 0 E: 0 K: 1 S: 6	H: 1 LOB: 1 BB: 0 P: 6	R: 0 E: 0 K: 0 S: 3	H: 0 LOB: 0 BB: 0 P: 3	R: 0 E: 0 K: 1 S: 5	H: 0 LOB: 0 BB: 0 P: 5	R: 0 E: 0 K: 1 S: 6	H: 1 LOB: 1 BB: 0 P: 6	R: 0 E: 0 K: 0 S: 3	H: 1 LOB: 0 BB: 0 P: 3	R: 0 E: 0 K: 0 S: 4	H: 1 LOB: 1 BB: 0 P: 4	R: 0 E: 0 K: 1 S: 7	H: 2 LOB: 2 BB: 0 P: 7	R: 0 E: 1 K: 1 S: 7	H: 1 LOB: 2 BB: 0 P: 7	1B: 9 2B: 0 3B: 0 HR: 0	SF: 0 SAC: 0 DP: 0 HBP: 0	WP: 0 PB: 1 SB: 1 CS: 1	PA: 36			
PITCHER	IP	WLS	BF	H	R	ER	SO	BB	IBB	HBP	BLK	WP	HR	S	P	ERA	WHIP								
Marty Pattin, R ERA: 2.95 (1, 1)	9.0	W	36	9	1	1	5	0	0	0	0	0	0	46	46	1.00	1.000								

Kansas City Royals @ California Angels
 Anaheim Stadium, Anaheim, CA
 Thu Jun 26 1975, 10:05 PM EDT
 Att. 6,449 - Unknown - 80 F

livebaseballscorecards.com


AB 36
R 1
H 9
RBI 1
BB 0
SO 5
LOB 20

Batter	1	2	3	4	5	6	7	8	9	AB	R	H	RBI	BB	SO	LOB	TOP								
Bert Campaneris, R OBP: 0.324, SLG: 0.328 (1, 6)	4-0 SH3-4 E BB		0-0 E8 SF7 1B		0-0 HBP 1B 1B	2-3 2		0-0 1B FC6-4 1B		4	3	3	0	1	0	1	Oakland Athletics @ California Angels Anaheim Stadium, Anaheim, CA Sun Jun 29 1975, 6:33 AM EDT Att: 16,954 - Unknown								
Bill North, S OBP: 0.387, SLG: 0.313 (1, 8)	0-0 SH3-4 1-3		4-0 S BB		1-0 1B HBP 1-2	0-0 4-5 E 1B 2-H		0-0 FC6-4 1B 1-3		2	0	2	1	1	0	0									
Claudell Washington, L OBP: 0.346, SLG: 0.426 (1, 9)	0-0 6-3 2		0-0 SF7 3-H 4-0		0-0 S 1B 1-3 2-H 3-H	4-5 1-3	0-3 K 1	0-0 FC6-4 S 3B 1-2 3-H		4	1	1	4	0	1	2									
Reggie Jackson, L OBP: 0.333, SLG: 0.513 (1, 10)	4-0 FC5-4 BB		4-0 1-2 BB		4-0 1-2 BB		0-3 K 2	4-0 3B BB 1-2		1	1	0	0	4	1	0									
Joe Rudi, R OBP: 0.341, SLG: 0.475 (1, 7)	0-0 FC5-4 1-2		0-0 F8		0-0 P9		0-0 BB BB 1B	0-0 3B 1-H 2-H		5	0	2	2	0	0	7									
Gene Tenace, R OBP: 0.422, SLG: 0.507 (1, 3)		0-0 F6		0-0 1-3	0-3 K 2		4-0 BB BB 1-2	0-0 F4 3		4	0	0	0	1	1	4									
Sal Bando, R OBP: 0.323, SLG: 0.319 (9, PR)	0-0 F5		0-0 F5		0-0 F5 3		4-0 FC6-4 BB 1-2 2-3	0-0 FC4-6 1B		4	0	2	0	1	0	3									
Don Hopkins, L OBP: 0.343, SLG: 0.380 (9, PR)	0-3 K 3		0-0 G4-3 1B		0-0 G4-3 1-2		0-0 FC6-4 1-2	0-0 FC4-6 G4-6-3 1-2		4	1	1	0	0	1	4									
Phil Garner, R OBP: 0.280, SLG: 0.342 (9, PH)										1	0	0	0	0	0	1									
Ted Martinez, R OBP: 0.200, SLG: 0.257 (9, 5)										0	0	0	0	0	0	0									
Ray Fosse, R OBP: 0.113, SLG: 0.096 (9, PH)										4	1	2	0	0	0	1									
Jim Holt, L OBP: 0.441, SLG: 0.333 (9, 2)										1	0	0	0	0	0	1									
Larry Haney, R (9, 2)										0	0	0	0	0	0	0									
Inning Stats	R: 0 E: 1 K: 0 S: 3	H: 0 LOB: 2 BB: 2 P: 11	R: 0 E: 0 K: 1 S: 5	H: 0 LOB: 0 BB: 0 P: 5	R: 1 E: 1 K: 0 S: 4	H: 2 LOB: 2 BB: 2 P: 12	R: 0 E: 0 K: 0 S: 3	H: 1 LOB: 0 BB: 0 P: 3	R: 2 E: 0 K: 1 S: 8	H: 3 LOB: 3 BB: 1 P: 13	R: 1 E: 1 K: 0 S: 4	H: 2 LOB: 1 BB: 0 P: 4	R: 0 E: 0 K: 2 S: 8	H: 1 LOB: 3 BB: 2 P: 16	R: 3 E: 0 K: 0 S: 6	H: 3 LOB: 1 BB: 0 P: 10	R: 0 E: 0 K: 0 S: 3	H: 1 LOB: 1 BB: 0 P: 3	1B: 12 2B: 0 3B: 1 HR: 0	SF: 1 SAC: 1 DP: 2 HBP: 1	WP: 0 PB: 0 SB: 3 CS: 0	PA: 45			
PITCHER	IP	WLS	BF	H	R	ER	SO	BB	IBB	HBP	BLK	WP	HR	S	P	ERA	WHIP								
Nolan Ryan, R ERA: 2.91 (1, 1)	6.2	L	35	9	4	3	4	7	0	1	0	0	0	34	63	4.05	2.400								
Don Kirkwood, R ERA: 1.89 (7, 1)	2.1	S	11	4	3	3	0	1	0	0	0	0	0	10	14	11.57	2.143								

AB	34
R	7
H	13
RBI	7
BB	8
SO	4
LOB	24




Batter	1	2	3	4	5	6	7	8	9	AB	R	H	RBI	BB	SO	LOB	BOTTOM								
Dave Collins, S OBP: 0.412, SLG: 0.421 (1, 7)	0-0 F9 1		0-0 1-3 2			4-0 B1-3 BB 1-2	0-0 F8 3			3	0	0	0	1	0	2	Oakland Athletics @ California Angels Anaheim Stadium, Anaheim, CA Sun Jun 29 1975, 6:33 AM EDT Att: 16,954 - Unknown								
Mickey Rivers, L OBP: 0.335, SLG: 0.368 (1, 8)	0-0 F9 2		0-0 F9 3			0-0 B1-3 1-2 2-3		0-0 4-3 1		4	0	0	0	0	2										
Tommy Harper, R OBP: 0.327, SLG: 0.344 (1, 10)	0-0 2B				0-0 F3 1	0-0 F3 2		0-0 F8 2		4	1	1	0	0	2										
Leroy Stanton, R OBP: 0.366, SLG: 0.459 (1, 9)	0-0 2B 2-H				0-0 F9 2	1-0 FC5-4 HBP		0-0 F9 3		3	0	1	1	0	0										
Dave Chalk, R OBP: 0.377, SLG: 0.375 (1, 5)	0-0 F4 3				0-0 L3 3	0-0 FC5-4 1-2			0-3 K 1	4	0	0	0	1	4										
Winston Llenas, R OBP: 0.217, SLG: 0.180 (1, 4)		0-0 F7 1				0-0 L6 1		0-0 6-3 1		4	0	0	0	0	0										
Andy Etchebarren, R OBP: 0.227, SLG: 0.361 (1, 2)		0-0 4-3 2				0-0 F8 2		0-0 2-3 2		2	0	0	0	0	0										
Ellie Rodriguez, R OBP: 0.401, SLG: 0.315 (7, 2)									0-0 6-3 3	2	0	0	0	0	0										
John Doherty, L OBP: 0.303, SLG: 0.333 (1, 3)		0-3 K 3				0-0 6-3 3		4-0 BB BB		2	0	0	0	1	1										
Billy Smith, S OBP: 0.265, SLG: 0.254 (1, 6)			0-0 F9 1			4-0 B1-3 BB BB		4-0 BB 1-2		1	0	0	0	2	0										
Inning Stats	R: 1 E: 0 K: 0 S: 5	H: 2 LOB: 1 BB: 0 P: 5	R: 0 E: 0 K: 1 S: 5	H: 0 LOB: 0 BB: 0 P: 5	R: 0 E: 0 K: 0 S: 3	H: 0 LOB: 0 BB: 0 P: 3	R: 0 E: 0 K: 0 S: 3	H: 0 LOB: 0 BB: 0 P: 3	R: 0 E: 0 K: 0 S: 3	H: 0 LOB: 2 BB: 2 P: 12	R: 0 E: 0 K: 0 S: 3	H: 0 LOB: 2 BB: 2 P: 11	R: 0 E: 0 K: 0 S: 3	H: 0 LOB: 0 BB: 0 P: 3	R: 0 E: 0 K: 1 S: 5	H: 0 LOB: 0 BB: 0 P: 5	1B: 0 2B: 2 3B: 0 HR: 0	SF: 0 SAC: 0 DP: 0 HBP: 1	WP: 0 PB: 0 SB: 0 CS: 0	PA: 34					
PITCHER	IP	WLS	BF	H	R	ER	SO	BB	IBB	HBP	BLK	WP	HR	S	P	ERA	WHIP								
Ken Holtzman, L ERA: 3.14 (1, 1)	6.2	S	27	2	1	1	1	4	0	1	0	0	0	24	41	1.35	0.900								
Rollie Fingers, R ERA: 3.06 (7, 1)	2.1	S	7	0	0	0	1	0	0	0	0	0	0	9	9	0.00	0.000								



Batter	1	2	3	4	5	6	7	8	9	AB	R	H	RBI	BB	SO	LOB	TOP			
Morris Nettles, L (1, 8) OBP: 0.291, SLG: 0.273			P5			F7			E6	5	2	1	0	0	0	3				
Dave Collins, S (1, 7) OBP: 0.411, SLG: 0.420		F9				FC5-4			F8	5	1	2	0	0	0	2				
Jerry Remy, L (1, 4) OBP: 0.339, SLG: 0.359			P6							5	2	2	1	0	1	1				
Joe Lahoud, L (1, 10) OBP: 0.382, SLG: 0.405										3	2	1	1	2	1	0				
Leroy Stanton, R (1, 9) OBP: 0.377, SLG: 0.468										3	2	2	3	2	0	0				
John Doherty, L (1, 3) OBP: 0.289, SLG: 0.400										5	1	1	4	0	1	4				
Dave Chalk, R (1, 5) OBP: 0.380, SLG: 0.379										5	0	3	1	0	0	0				
Ellie Rodriguez, R (1, 2) OBP: 0.395, SLG: 0.305										4	0	0	0	1	0	3				
Rudy Meoli, L (1, 6) OBP: 0.375, SLG: 0.271										2	0	0	0	2	1	2				
Inning Stats	R: 6 E: 0 K: 0 S: 9	H: 6 LOB: 1 BB: 1 P: 13	R: 0 E: 0 K: 1 S: 5	H: 0 LOB: 2 BB: 2 P: 13	R: 0 E: 0 K: 0 S: 3	H: 1 LOB: 1 BB: 1 P: 7	R: 0 E: 0 K: 1 S: 5	H: 1 LOB: 0 BB: 0 P: 5	R: 0 E: 0 K: 0 S: 3	H: 0 LOB: 0 BB: 0 P: 3	R: 0 E: 0 K: 1 S: 5	H: 0 LOB: 1 BB: 1 P: 9	R: 0 E: 0 K: 1 S: 5	H: 1 LOB: 0 BB: 0 P: 5	R: 4 E: 1 K: 0 S: 7	H: 3 LOB: 1 BB: 1 P: 11	1B: 10 2B: 1 3B: 0 HR: 1	SF: 0 SAC: 0 DP: 1 HBP: 0	WP: 0 PB: 0 SB: 0 CS: 2	PA: 44
PITCHER	IP WLS BF H R ER SO BB IBB HBP BLK WP HR S P ERA WHIP																			
Ray Corbin, R (1, 1) ERA: 4.87	0.0 L 6 6 6 6 0 0 0 0 0 0 1 6 6 ∞ ∞																			
Vic Albury, L (1, 1) ERA: 3.88	9.0 38 6 4 1 4 7 0 0 0 0 0 0 39 67 1.00 1.444																			

California Angels @ Minnesota Twins
Metropolitan Stadium, Bloomington, MI
Mon Jun 30 1975, 8:05 PM EDT
Att. 7,033 - Unknown - 85 F


AB 37
R 10
H 12
RBI 10
BB 7
SO 4
LOB 15



Batter	1	2	3	4	5	6	7	8	9	AB	R	H	RBI	BB	SO	LOB	BOTTOM					
Jerry Terrell, R (1, 6) OBP: 0.348, SLG: 0.375	4-3								4-3	4	1	1	0	1	1	2						
Rod Carew, L (1, 4) OBP: 0.428, SLG: 0.533										4	1	2	2	0	1	2						
Dan Ford, R (1, 8) OBP: 0.338, SLG: 0.460										4	0	1	0	0	3	1						
Tony Oliva, L (1, 10) OBP: 0.354, SLG: 0.369										3	0	0	0	0	1	2						
Steve Brye, R (1, 9) OBP: 0.332, SLG: 0.425										4	0	2	0	0	2	0						
Eric Soderholm, R (1, 5) OBP: 0.382, SLG: 0.360										4	0	0	0	0	0	3						
Lyman Bostock, L (1, 7) OBP: 0.287, SLG: 0.273										4	0	0	0	0	2	2						
Glenn Borgmann, R (1, 2) OBP: 0.306, SLG: 0.289										3	1	2	1	1	1	0						
Tom Kelly, L (1, 3) OBP: 0.299, SLG: 0.246										1	0	0	0	0	1	0						
Danny Walton, R (5, PH) OBP: 0.224, SLG: 0.273										3	0	0	0	0	3	2						
Inning Stats	R: 1 E: 0 K: 2 S: 8	H: 1 LOB: 0 BB: 0 P: 8	R: 0 E: 0 K: 0 S: 3	H: 1 LOB: 0 BB: 0 P: 3	R: 1 E: 0 K: 2 S: 9	H: 2 LOB: 1 BB: 1 P: 13	R: 0 E: 0 K: 2 S: 7	H: 0 LOB: 0 BB: 0 P: 7	R: 0 E: 0 K: 2 S: 8	H: 1 LOB: 1 BB: 0 P: 8	R: 0 E: 0 K: 2 S: 8	H: 1 LOB: 2 BB: 0 P: 9	R: 1 E: 0 K: 3 S: 11	H: 2 LOB: 1 BB: 0 P: 11	R: 0 E: 0 K: 1 S: 5	H: 0 LOB: 0 BB: 0 P: 5	R: 0 E: 0 K: 1 S: 5	H: 0 LOB: 1 BB: 1 P: 9	1B: 4 2B: 2 3B: 0 HR: 2	SF: 0 SAC: 0 DP: 1 HBP: 1	WP: 0 PB: 0 SB: 0 CS: 0	PA: 37
PITCHER	IP WLS BF H R ER SO BB IBB HBP BLK WP HR S P ERA WHIP																					
Frank Tanana, L (1, 1) ERA: 3.21	9.0 W 37 8 3 3 15 2 0 1 0 0 2 64 73 3.00 1.111																					

California Angels @ Minnesota Twins
Metropolitan Stadium, Bloomington, MI
Mon Jun 30 1975, 8:05 PM EDT
Att. 7,033 - Unknown - 85 F

AB 34
R 3
H 8
RBI 3
BB 2
SO 15
LOB 14




Batter	1	2	3	4	5	6	7	8	9	10	AB	R	H	RBI	BB	SO	LOB	TOP												
Morris Nettles, L (1.8) OBP: 0.294, SLG: 0.276	K		1-3			SF9 1B		G3 1B		G3	5	1	2	0	0	1	0	California Angels @ Minnesota Twins Metropolitan Stadium, Bloomington, MI Tue Jul 01 1975, 8:05 PM EDT Unknown - 88 F												
Dave Collins, S (1.7) OBP: 0.389, SLG: 0.400	K			K		SF9 1-H		G3 1-2		1-3	4	0	0	1	0	2	1													
Jerry Remy, L (1.4) OBP: 0.338, SLG: 0.357 Tommy Harper, R (9, PR) OBP: 0.327, SLG: 0.344 (9, 3)	4-3			4-3		5-3			SH5-3 5-3 1B		4	0	1	0	0	0	0													
Joe Lahoud, L (1, 10) OBP: 0.379, SLG: 0.400 Billy Smith, S (9, PR) OBP: 0.265, SLG: 0.254	K			P6		3-1			SH5-3 1-2 1B		4	0	1	0	0	1	0													
Leroy Stanton, R (1, 9) OBP: 0.351, SLG: 0.486									SH5-3 1-2 2-3 1B		2	1	1	1	1	0	0													
John Doherty, L (1, 3) OBP: 0.317, SLG: 0.421 Winston Llenas, R (9, PH) OBP: 0.214, SLG: 0.177 (9, 4)						HR			SH5-3 1-2 2-3 1B		3	0	2	0	0	0	0													
Dave Chalk, R (1, 5) OBP: 0.380, SLG: 0.379						SH1-3 1B		F7	3-H 0-0 1B		3	0	1	0	0	0	2													
Ellie Rodriguez, R (1, 2) OBP: 0.392, SLG: 0.326									2-H 0-0 1B		4	1	1	1	0	0	1													
Rudy Meoli, L (1, 6) OBP: 0.350, SLG: 0.250											4	0	0	0	0	0	1													
Inning Stats	R: 0 E: 0 K: 2 S: 7	H: 0 LOB: 0 BB: 0 P: 7	R: 0 E: 0 K: 1 S: 5	H: 1 LOB: 1 BB: 1 P: 9	R: 0 E: 0 K: 0 S: 3	H: 0 LOB: 0 BB: 0 P: 3	R: 0 E: 0 K: 1 S: 5	H: 0 LOB: 0 BB: 0 P: 5	R: 1 E: 0 K: 0 S: 5	H: 2 LOB: 1 BB: 0 P: 5	R: 1 E: 0 K: 0 S: 4	H: 1 LOB: 0 BB: 0 P: 4	R: 0 E: 0 K: 0 S: 3	H: 0 LOB: 0 BB: 0 P: 3	R: 0 E: 0 K: 0 S: 4	H: 1 LOB: 1 BB: 0 P: 4	R: 1 E: 0 K: 0 S: 5		H: 3 LOB: 2 BB: 0 P: 5	R: 1 E: 0 K: 0 S: 4	H: 1 LOB: 0 BB: 0 P: 4	1B: 7 2B: 0 3B: 0 HR: 2	SF: 1 SAC: 2 DP: 1 HBP: 0	WP: 0 PB: 0 SB: 2 CS: 0	PA: 38					
PITCHER	IP 8.1	WLS 32	BF 7	H 3	R 2	ER 4	SO 4	BB 1	IBB 0	HBP 0	BLK 0	WP 0	HR 1	S 39	P 43	ERA 2.16	WHIP 0.960													
Dave Goltz, R (1, 1) ERA: 3.38																														
Tom Burgmeier, L (9, 1) ERA: 2.8																														

Batter	1	2	3	4	5	6	7	8	9	10	AB	R	H	RBI	BB	SO	LOB	BOTTOM												
Lyman Bostock, L (1, 7) OBP: 0.262, SLG: 0.267	FC7-2 1B		5-3		4-3		4-3		K		5	0	1	0	0	1	2	California Angels @ Minnesota Twins Metropolitan Stadium, Bloomington, MI Tue Jul 01 1975, 8:05 PM EDT Unknown - 88 F												
Rod Carew, L (1, 4) OBP: 0.432, SLG: 0.534	FC7-2 1-H		S 1B			F8 S 1B		HR 1B		1-3	5	1	3	0	0	1														
Dan Ford, R (1, 8) OBP: 0.340, SLG: 0.455	L6		K			F8 1-3		HR HBP		1B 1B	4	1	1	0	0	1	2													
John Briggs, L (1, 3) OBP: 0.440, SLG: 0.474			F9		FC6-4 1B	P6		HR 1-H 2-H		K	5	1	2	3	0	1	2													
Tony Oliva, L (1, 10) OBP: 0.350, SLG: 0.364 Luis Gomez, R (10, PR) OBP: 0.217, SLG: 0.143			6-3		FC6-4 1-2	3-1		F8		1B	5	0	1	0	0	0	2													
Steve Brye, R (1, 9) OBP: 0.328, SLG: 0.425					F8			4-3		6-3	5	0	1	0	0	0	3													
Eric Soderholm, R (1, 5) OBP: 0.364, SLG: 0.359					K			1B 1B		5-3	3	0	1	0	1	1														
Glenn Borgmann, R (1, 2) OBP: 0.302, SLG: 0.284 Steve Braun, L (9, PH) OBP: 0.357, SLG: 0.457 Phil Roof, R (10, 2) OBP: 0.200, SLG: 0.077						L8		K		6-3	3	0	0	0	0	2	3													
Jerry Terrell, R (1, 6) OBP: 0.343, SLG: 0.368			P3		6-3			1-3 1B		4-3	4	0	1	0	0	0	0													
Inning Stats	R: 0 E: 1 K: 0 S: 3	H: 1 LOB: 0 BB: 0 P: 3	R: 0 E: 0 K: 1 S: 6	H: 1 LOB: 2 BB: 1 P: 10	R: 0 E: 0 K: 1 S: 6	H: 1 LOB: 1 BB: 0 P: 6	R: 0 E: 0 K: 1 S: 6	H: 1 LOB: 1 BB: 0 P: 6	R: 0 E: 0 K: 0 S: 3	H: 2 LOB: 0 BB: 0 P: 3	R: 0 E: 0 K: 1 S: 4	H: 2 LOB: 2 BB: 0 P: 7	R: 3 E: 0 K: 0 S: 5	H: 2 LOB: 0 BB: 0 P: 6	R: 0 E: 0 K: 1 S: 5	H: 0 LOB: 0 BB: 0 P: 5	R: 0 E: 0 K: 1 S: 7		H: 2 LOB: 2 BB: 0 P: 7	1B: 9 2B: 2 3B: 0 HR: 1	SF: 0 SAC: 0 DP: 1 HBP: 1	WP: 0 PB: 0 SB: 3 CS: 0	PA: 42							
PITCHER	IP 7.0	WLS 30	BF 8	H 2	R 2	ER 1	SO 4	BB 1	IBB 0	HBP 1	BLK 0	WP 0	HR 0	S 36	P 41	ERA 2.57	WHIP 1.286													
Ed Figueroa, R (1, 1) ERA: 2.18																														
Mickey Scott, L (8, 1) ERA: 3.6																														
Dick Lange, R (9, 1) ERA: 3.99																														

Batter	1	2	3	4	5	6	7	8	9	AB	R	H	RBI	BB	SO	LOB	TOP					
Morris Nettles, L (1,8) OBP: 0.292, SLG: 0.274	G3			K		2B E 1B	FC4 BB		6-3	5	1	1	0	0	1	2						
Dave Collins, S (1,7) OBP: 0.394, SLG: 0.398	G3			S 1B		F8				3	0	1	0	1	0	1						
Mickey Rivers, L (8,8) OBP: 0.335, SLG: 0.368							BB			0	0	0	0	0	0	0						
John Doherty, L (1,3) OBP: 0.311, SLG: 0.429	4-3			F7		E SF9 2B	F7			4	1	1	0	0	0	4						
Joe Lahoud, L (1,10) OBP: 0.370, SLG: 0.388		F9		K		E3			P4	4	0	0	1	0	1	2						
Leroy Stanton, R (1,9) OBP: 0.380, SLG: 0.486		6-3				SF9 1B			FC4 1B	2	1	1	1	0	0	0						
Bob Allietta, R (6,2) OBP: 0.241, SLG: 0.250										1	0	1	0	0	0	0						
Dave Chalk, R (1,5) OBP: 0.380, SLG: 0.378						E5 1B	F7		FC4	3	0	1	0	0	1	1						
Billy Smith, S (6,5) OBP: 0.263, SLG: 0.252	K								FC4	1	0	0	0	0	0	1						
Winston Lienas, R (1,4) OBP: 0.216, SLG: 0.182						F7			5-3 F3	4	0	1	0	0	0	2						
Ellie Rodriguez, R (1,2) OBP: 0.393, SLG: 0.323						FC6-4 1B				1	0	0	0	1	0	1						
John Balaz, R (6,9) OBP: 0.273, SLG: 0.364						FC6-4 S3-6-1	S4-3 BB		FC4 BB 1B	2	0	1	0	0	0	0						
Rudy Meoli, L (1,6) OBP: 0.344, SLG: 0.236						G3-6-1	G4-3		FC4 BB	3	0	0	0	1	0	3						
Inning Stats	R: 0 E: 0 K: 0 S: 3	H: 0 LOB: 0 BB: 0 P: 3	R: 0 E: 0 K: 1 S: 5	H: 0 LOB: 0 BB: 0 P: 5	R: 0 E: 0 K: 0 S: 3	H: 1 LOB: 0 BB: 0 P: 3	R: 0 E: 0 K: 2 S: 8	H: 1 LOB: 1 BB: 0 P: 8	R: 1 E: 1 K: 0 S: 4	H: 2 LOB: 1 BB: 1 P: 8	R: 2 E: 1 K: 0 S: 6	H: 2 LOB: 1 BB: 0 P: 6	R: 0 E: 0 K: 0 S: 4	H: 1 LOB: 3 BB: 2 P: 12	R: 0 E: 0 K: 0 S: 4	H: 1 LOB: 0 BB: 0 P: 4	R: 0 E: 0 K: 0 S: 3	H: 0 LOB: 0 BB: 0 P: 3	1B: 7 2B: 1 3B: 0 HR: 0	SF: 1 SAC: 0 DP: 2 HBP: 0	WP: 0 PB: 0 SB: 1 CS: 0	PA: 37
PITCHER Mark Wiley, R (1,1) ERA: 2.51	IP: 9.0 WLS: W BF: 37 H: 8 R: 3 ER: 1 SO: 3 BB: 3 IBB: 0 HBP: 0 BLK: 0 WP: 0 HR: 0 S: 40 P: 52 ERA: 1.00 WHIP: 1.222															PITCHER						

California Angels @ Minnesota Twins
Metropolitan Stadium, Bloomington, MI
Tue Jul 01 1975, 8:05 PM EDT
Att: 7,109 - Unknown


AB 33
R 3
H 8
RBI 2
BB 3
SO 3
LOB 17



Batter	1	2	3	4	5	6	7	8	9	AB	R	H	RBI	BB	SO	LOB	BOTTOM			
Dan Ford, R (1,8) OBP: 0.360, SLG: 0.479	1B SH2-3 FC3-6 1B		6-3 WP 2B	2B HBP		1B 2B				3	4	3	0	1	0	0				
Rod Carew, L (1,4) OBP: 0.434, SLG: 0.542	SH2-3		SF7			HR 1B				2	1	2	5	0	0	0				
Luis Gomez, R (7,6) OBP: 0.208, SLG: 0.136				2B						1	0	0	0	0	1	1				
Steve Brye, R (1,9) OBP: 0.330, SLG: 0.440	FC3-6 1B		6-3	G3		HR			L4	5	1	2	2	0	0	3				
John Briggs, L (1,3) OBP: 0.431, SLG: 0.462	FC3-6 FC6-4		F5			F7				3	0	0	1	0	0	1				
Tom Kelly, L (6,3) OBP: 0.297, SLG: 0.244						P6				1	0	0	0	0	0	0				
Jerry Terrell, R (1,6) OBP: 0.391, SLG: 0.366	FC6-4			1B HBP		P4				3	2	1	0	0	0	1				
Steve Braun, L (1,10) OBP: 0.384, SLG: 0.468		5-3		F8		HR			4-3	4	1	1	2	0	0	1				
Eric Soderholm, R (1,5) OBP: 0.359, SLG: 0.353		6-3		F9		6-3			F9	4	0	0	0	0	0	1				
Lyman Bostock, L (1,7) OBP: 0.261, SLG: 0.266		4-3				F7				4	1	1	0	0	1	0				
Phil Roof, R (1,2) OBP: 0.263, SLG: 0.176				E9 2B SF7 1B		K			F9	4	2	2	1	0	1	0				
Inning Stats	R: 1 E: 0 K: 0 S: 5	H: 2 LOB: 1 BB: 0 P: 5	R: 0 E: 0 K: 0 S: 3	H: 0 LOB: 0 BB: 0 P: 3	R: 2 E: 0 K: 0 S: 5	H: 2 LOB: 0 BB: 0 P: 5	R: 4 E: 1 K: 0 S: 6	H: 3 LOB: 1 BB: 0 P: 8	R: 2 E: 0 K: 0 S: 5	H: 2 LOB: 0 BB: 0 P: 5	R: 3 E: 0 K: 1 S: 8	H: 3 LOB: 0 BB: 0 P: 8	R: 0 E: 0 K: 1 S: 5	H: 0 LOB: 1 BB: 1 P: 9	R: 0 E: 0 K: 1 S: 5	H: 0 LOB: 1 BB: 1 P: 9	1B: 7 2B: 3 3B: 0 HR: 2	SF: 1 SAC: 1 DP: 0 HBP: 2	WP: 1 PB: 0 SB: 0 CS: 0	PA: 39
PITCHER Andy Hassler, L (1,1) ERA: 5.1	IP: 4.0 WLS: L BF: 21 H: 7 R: 7 ER: 7 SO: 7 BB: 0 IBB: 0 HBP: 2 BLK: 0 WP: 1 HR: 0 S: 19 P: 21 ERA: 15.75 WHIP: 1.750															PITCHER Mickey Scott, L (5,1) ERA: 4.66				

California Angels @ Minnesota Twins
Metropolitan Stadium, Bloomington, MI
Tue Jul 01 1975, 8:05 PM EDT
Att: 7,109 - Unknown

AB 34
R 12
H 12
RBI 11
BB 1
SO 3
LOB 8



Batter	1	2	3	4	5	6	7	8	9	AB	R	H	RBI	BB	SO	LOB	TOP								
Dave Collins, S (1, 7) OBP: 0.394, SLG: 0.391	L4		S BB				F7	K		4	0	1	0	1	1	2	California Angels @ Minnesota Twins Metropolitan Stadium, Bloomington, MI Wed Jul 02 1975, 8:05 PM EDT Att. 6,435 - Unknown - 87 F								
Jerry Remy, L (1, 4) OBP: 0.332, SLG: 0.351	K		F7		FC4-6 1B		4-3	F7		5	1	0	0	0	1	3									
Mickey Rivers, L (1, 8) OBP: 0.333, SLG: 0.366	F7		F7		1B		6-3	P4		5	0	1	1	0	0	1									
Joe Lahoud, L (1, 10) OBP: 0.371, SLG: 0.396		G3		1-3	1B			1B 2B	F4	5	1	2	0	0	0	0									
Leroy Stanton, R (1, 9) OBP: 0.378, SLG: 0.483		S 1B		K	SF8			6-3		3	0	1	1	0	1	1									
John Doherty, L (1, 3) OBP: 0.306, SLG: 0.400		FC6-4 BB		E1 1B	L7			6-3		3	0	0	0	1	0	3									
Dave Chalk, R (1, 5) OBP: 0.381, SLG: 0.380		F8			1B		L7	1B 2B		4	1	2	1	0	0	2									
Ellie Rodriguez, R (1, 2) OBP: 0.390, SLG: 0.321		FC6-4		3-1			K	2B 1B		4	0	1	0	0	1	4									
Rudy Meoli, L (1, 6) OBP: 0.343, SLG: 0.241 (8, PH)					F8					3	1	1	0	0	0	0									
Winston Lienas, R (8, PH) OBP: 0.227, SLG: 0.209 (8, PR)										1	0	1	1	0	0	0									
Orlando Ramirez, R (8, PR) OBP: 0.324, SLG: 0.316 (8, 6)					FC4-6 1B			F8		0	0	0	0	0	0	0									
Inning Stats	R: 0 E: 0 K: 1 S: 5	H: 0 LOB: 0 BB: 0 P: 5	R: 0 E: 0 K: 0 S: 4	H: 1 LOB: 2 BB: 1 P: 8	R: 0 E: 0 K: 0 S: 3	H: 0 LOB: 1 BB: 1 P: 7	R: 0 E: 1 K: 1 S: 7	H: 1 LOB: 2 BB: 0 P: 7	R: 2 E: 0 K: 1 S: 5	H: 4 LOB: 2 BB: 0 P: 7	R: 0 E: 0 K: 1 S: 5	H: 0 LOB: 0 BB: 0 P: 5	R: 0 E: 0 K: 0 S: 3	H: 0 LOB: 0 BB: 0 P: 3	R: 2 E: 0 K: 1 S: 9	H: 4 LOB: 2 BB: 0 P: 9	R: 0 E: 0 K: 0 S: 3	H: 0 LOB: 0 BB: 0 P: 3	1B: 8 2B: 2 3B: 0 HR: 0	SF: 1 SAC: 0 DP: 0 HBP: 0	WP: 0 PB: 0 SB: 2 CS: 0	PA: 40			
PITCHER	IP	WLS	BF	H	R	ER	SO	BB	IBB	HBP	BLK	WP	HR	S	P	ERA	WHIP								
Bert Blyleven, R (1, 1) ERA: 3.72	7.2	W	36	10	4	4	3	2	0	0	0	0	0	40	48	4.70	1.565								
Vic Albury, L (8, 1) ERA: 3.83	1.1	S	4	0	0	0	1	0	0	0	0	0	0	6	6	0.00	0.000								

AB	37
R	4
H	10
RBI	4
BB	2
SO	4
LOB	16



Batter	1	2	3	4	5	6	7	8	9	AB	R	H	RBI	BB	SO	LOB	BOTTOM								
Dan Ford, R (1, 8) OBP: 0.361, SLG: 0.480	SH PB 1B	F8		4-3 1H 2H 3H		6-3		K		4	1	1	3	1	1	3	California Angels @ Minnesota Twins Metropolitan Stadium, Bloomington, MI Wed Jul 02 1975, 8:05 PM EDT Att. 6,435 - Unknown - 87 F								
Rod Carew, L (1, 4) OBP: 0.434, SLG: 0.537	SH 1B	4-3		4-3		K		1B		4	1	1	2	1	1	2									
Steve Brye, R (1, 9) OBP: 0.324, SLG: 0.431	SH 1B		F8	1-3		4-3		5-3		4	0	0	0	0	0	2									
John Briggs, L (1, 3) OBP: 0.433, SLG: 0.463			1-3			K				4	1	2	2	0	1	0									
Jerry Terrell, R (1, 6) OBP: 0.338, SLG: 0.351	F8		6-3		SH5-3 1B		5-3			3	0	0	0	0	0	2									
Steve Braun, L (1, 10) OBP: 0.386, SLG: 0.466	F7			1B 2B	FC6-4 1B			4-3		3	1	1	1	1	0	2									
Eric Soderholm, R (1, 5) OBP: 0.361, SLG: 0.356	F8			1B 2B	F9			1B 1B		4	2	2	0	0	0	3									
Lyman Bostock, L (1, 7) OBP: 0.274, SLG: 0.279		G3		2B 1B	FC6-4			WP 1B 1B		4	2	2	0	0	0	1									
Glenn Borgmann, R (1, 2) OBP: 0.303, SLG: 0.281 (8, PH)				L7						2	0	0	0	1	0	3									
Tony Oliva, L (8, PH) OBP: 0.353, SLG: 0.368 (8, PR)										1	0	1	1	0	0	0									
Luis Gomez, R (8, PR) OBP: 0.208, SLG: 0.136 (8, 2)								WP 1B		0	1	0	0	0	0	0									
Phil Roof, R (8, 2) OBP: 0.263, SLG: 0.176								1-2 2H		0	0	0	0	0	0	0									
Inning Stats	R: 2 E: 1 K: 0 S: 5	H: 1 LOB: 2 BB: 2 P: 13	R: 0 E: 0 K: 0 S: 3	H: 0 LOB: 1 BB: 1 P: 7	R: 0 E: 0 K: 0 S: 3	H: 0 LOB: 0 BB: 0 P: 3	R: 3 E: 0 K: 0 S: 6	H: 3 LOB: 1 BB: 1 P: 10	R: 1 E: 0 K: 0 S: 5	H: 2 LOB: 1 BB: 0 P: 5	R: 0 E: 0 K: 1 S: 5	H: 0 LOB: 0 BB: 0 P: 5	R: 0 E: 0 K: 1 S: 5	H: 0 LOB: 0 BB: 0 P: 5	R: 3 E: 0 K: 1 S: 9	H: 4 LOB: 1 BB: 0 P: 9	R: 0 E: 0 K: 0 S: 3	H: 0 LOB: 0 BB: 0 P: 3	1B: 9 2B: 1 3B: 0 HR: 0	SF: 0 SAC: 2 DP: 0 HBP: 0	WP: 1 PB: 1 SB: 0 CS: 0	PA: 39			
PITCHER	IP	WLS	BF	H	R	ER	SO	BB	IBB	HBP	BLK	WP	HR	S	P	ERA	WHIP								
Charlie Hudson, L (1, 1) ERA: 12.46	4.1	L	24	6	6	6	0	4	0	0	0	0	0	20	36	12.46	2.308								
Dick Lange, R (5, 1) ERA: 4.14	3.0		11	2	2	2	2	0	0	0	0	0	0	15	15	6.00	0.667								
Andy Hassler, L (8, 1) ERA: 5.16	0.2		4	2	1	1	1	0	0	0	0	1	0	6	6	13.50	3.000								


AB	33
R	9
H	10
RBI	9
BB	4
SO	3
LOB	18



Batter	1	2	3	4	5	6	7	8	9	AB	R	H	RBI	BB	SO	LOB	TOP								
Dave Collins, S OBP: 0.398, SLG: 0.389 John Balaz, R OBP: 0.250, SLG: 0.333	4-0 1B BB	K					F9		F8	3	1	1	0	1	1	0									
Jerry Remy, L OBP: 0.336, SLG: 0.356 Winston Llenas, R OBP: 0.237, SLG: 0.221	0-0 S 3-1 1B		F7				1B 1B		3B 1B	4	1	3	1	0	0	0									
Mickey Rivers, L OBP: 0.331, SLG: 0.361	4-0 3-1 1B BB		K				F8		F9	4	1	0	0	1	1	4									
Joe Lahoud, L OBP: 0.377, SLG: 0.416	0-0 3-1		K				FC6-4 1B		3B	5	0	3	3	0	1	1									
Leroy Stanton, R OBP: 0.380, SLG: 0.481 Morris Nettles, L OBP: 0.291, SLG: 0.273	0-0 CS 1B			G4-6-3 BB			FC6-4 1B		FC5-4	3	0	1	1	1	0	4									
John Doherty, L OBP: 0.283, SLG: 0.367	0-0 CS	F8		G4-6-3 1-2f			K		F7	4	0	0	0	0	1	1									
Dave Chalk, R OBP: 0.379, SLG: 0.378				L7			5-3		6-3	4	1	1	0	0	0	0									
Ellie Rodriguez, R OBP: 0.396, SLG: 0.350							F7			3	1	2	2	1	0	0									
Orlando Ramirez, R OBP: 0.321, SLG: 0.306							1B 1B		1-3	3	1	0	0	1	1	2									
Inning Stats	R: 2 E: 0 K: 0 S: 3	H: 2 LOB: 0 BB: 2 P: 11	R: 2 E: 0 K: 1 S: 7	H: 2 LOB: 0 BB: 0 P: 7	R: 0 E: 0 K: 2 S: 7	H: 0 LOB: 0 BB: 0 P: 7	R: 0 E: 0 K: 0 S: 2	H: 0 LOB: 0 BB: 1 P: 6	R: 2 E: 0 K: 1 S: 6	H: 3 LOB: 2 BB: 1 P: 10	R: 0 E: 0 K: 1 S: 6	H: 1 LOB: 1 BB: 0 P: 6	R: 0 E: 0 K: 0 S: 5	H: 2 LOB: 2 BB: 0 P: 5	R: 0 E: 0 K: 1 S: 5	H: 0 LOB: 1 BB: 1 P: 9	R: 1 E: 0 K: 0 S: 5	H: 2 LOB: 1 BB: 0 P: 5	1B: 10 2B: 0 3B: 1 HR: 1	SF: 0 SAC: 0 DP: 1 HBP: 0	WP: 0 PB: 0 SB: 3 CS: 1	PA: 42			
PITCHER	IP	WLS	BF	H	R	ER	SO	BB	IBB	HBP	BLK	WP	HR	S	P	ERA	WHIP								
Jim Hughes, R ERA: 4.23	4.1		20	6	6	6	3	4	0	0	0	0	1	22	38	12.46	2.308								
Bill Butler, L ERA: 7.29	4.1	L	19	5	1	1	2	1	0	0	0	0	0	22	26	2.08	1.385								
Tom Burgmeier, L ERA: 2.78	0.1		2	1	0	0	0	0	0	0	0	0	0	2	2	0.00	3.000								

California Angels @ Minnesota Twins
Metropolitan Stadium, Bloomington, MI
Thu Jul 03 1975, 4:33 AM EDT
Att: 6,071 - Unknown - 88 F


AB 36
R 7
H 12
RBI 7
BB 5
SO 5
LOB 13



Batter	1	2	3	4	5	6	7	8	9	AB	R	H	RBI	BB	SO	LOB	BOTTOM								
Dan Ford, R OBP: 0.362, SLG: 0.477	0-0 L9				K					5	2	2	0	0	1	2									
Rod Carew, L OBP: 0.433, SLG: 0.542	0-0 3B		K		FC4-6 BB 1B		F7		F7	5	0	2	0	0	1	2									
Steve Brye, R OBP: 0.325, SLG: 0.429 Tom Kelly, L OBP: 0.266, SLG: 0.248	0-0 5-3				FC4-6 BB		K		2B 1B	1	0	0	0	0	0	1									
John Briggs, L OBP: 0.438, SLG: 0.468	4-0 FC6 BB			HBP	FC4-6 BB				2B 1B	3	2	1	1	2	0	3									
Jerry Terrell, R OBP: 0.341, SLG: 0.354	0-0 FC6		K		L5				1B 2B	5	1	2	3	0	1	5									
Steve Braun, L OBP: 0.387, SLG: 0.462					F9				5-3	4	0	1	0	1	1	1									
Eric Soderholm, R OBP: 0.365, SLG: 0.358		K							F8	4	0	2	2	1	1	1									
Lyman Bostock, L OBP: 0.269, SLG: 0.264					K				4-3	4	0	0	0	1	1	4									
Glenn Borgmann, R OBP: 0.299, SLG: 0.277 Tony Oliva, L OBP: 0.352, SLG: 0.366 Phil Roof, R OBP: 0.263, SLG: 0.176 Danny Walton, R OBP: 0.220, SLG: 0.268	0-0 F8				K				K	3	0	0	0	0	1	4									
Inning Stats	R: 0 E: 0 K: 0 S: 4	H: 1 LOB: 2 BB: 1 P: 8	R: 0 E: 0 K: 1 S: 6	H: 1 LOB: 2 BB: 1 P: 10	R: 0 E: 0 K: 2 S: 7	H: 0 LOB: 0 BB: 0 P: 8	R: 0 E: 0 K: 2 S: 8	H: 1 LOB: 1 BB: 0 P: 8	R: 0 E: 0 K: 1 S: 6	H: 1 LOB: 2 BB: 1 P: 10	R: 0 E: 0 K: 1 S: 5	H: 0 LOB: 1 BB: 1 P: 9	R: 3 E: 0 K: 1 S: 8	H: 3 LOB: 2 BB: 2 P: 16	R: 3 E: 0 K: 0 S: 7	H: 4 LOB: 1 BB: 0 P: 7	R: 0 E: 0 K: 1 S: 5	H: 0 LOB: 0 BB: 0 P: 5	1B: 9 2B: 1 3B: 1 HR: 0	SF: 0 SAC: 0 DP: 0 HBP: 1	WP: 0 PB: 0 SB: 0 CS: 0	PA: 45			
PITCHER	IP	WLS	BF	H	R	ER	SO	BB	IBB	HBP	BLK	WP	HR	S	P	ERA	WHIP								
Nolan Ryan, R ERA: 3.15	7.2		41	11	6	6	8	6	0	1	0	0	0	50	75	7.04	2.217								
Mickey Scott, L ERA: 4.5	1.0	W	3	0	0	0	0	0	0	0	0	0	0	3	3	0.00	0.000								
Don Kirkwood, R ERA: 1.88	0.1	S	1	0	0	0	1	0	0	0	0	0	0	3	3	0.00	0.000								

California Angels @ Minnesota Twins
Metropolitan Stadium, Bloomington, MI
Thu Jul 03 1975, 4:33 AM EDT
Att: 6,071 - Unknown - 88 F

AB 38
R 6
H 11
RBI 6
BB 6
SO 9
LOB 24



Batter	1	2	3	4	5	6	7	8	9	AB	R	H	RBI	BB	SO	LOB	TOP			
Dave Collins, S (1, 7) OBP: 0.402, SLG: 0.388										3	0	1	0	1	0	0	California Angels @ Oakland Athletics Oakland-Alameda County Coliseum, Oakland, CA Fri Jul 04, 1975, 7:05 PM PDT Att: 40,879 - Unknown			
Jerry Remy, L (1, 4) OBP: 0.336, SLG: 0.355										4	0	1	0	0	0	2				
Mickey Rivers, L (1, 8) OBP: 0.330, SLG: 0.360										4	0	1	0	0	0	2				
Leroy Stanton, R (1, 9) OBP: 0.378, SLG: 0.476										4	0	1	0	0	2	2				
Tommy Harper, R (1, 3) OBP: 0.323, SLG: 0.339										3	0	0	0	0	1	2				
Joe Lahoud, L (1, 10) OBP: 0.376, SLG: 0.411										2	0	0	0	1	1	0				
Dave Chalk, R (1, 5) OBP: 0.376, SLG: 0.374										3	0	0	0	0	0	1				
Ellie Rodriguez, R (1, 2) OBP: 0.397, SLG: 0.345										2	0	0	0	1	0	0				
Orlando Ramirez, R (1, 6) OBP: 0.315, SLG: 0.300 (8, PH)										2	0	0	0	0	2	0				
Winston Lienas, R (8, PH) OBP: 0.234, SLG: 0.217										1	0	0	0	0	0	1				
Rudy Medill, L (8, 6) OBP: 0.343, SLG: 0.241										0	0	0	0	0	0	0				
Inning Stats	R: 0 E: 0 K: 0 S: 2	H: 1 LOB: 0 BB: 1 P: 6	R: 0 E: 0 K: 1 S: 5	H: 0 LOB: 0 BB: 0 P: 5	R: 0 E: 0 K: 1 S: 5	H: 0 LOB: 0 BB: 0 P: 5	R: 0 E: 0 K: 0 S: 3	H: 0 LOB: 0 BB: 0 P: 3	R: 0 E: 0 K: 1 S: 5	H: 1 LOB: 1 BB: 1 P: 9	R: 0 E: 0 K: 1 S: 6	H: 1 LOB: 0 BB: 0 P: 6	R: 0 E: 0 K: 1 S: 5	H: 0 LOB: 1 BB: 0 P: 9	R: 0 E: 0 K: 0 S: 4	H: 1 LOB: 1 BB: 1 P: 4	1B: 4 2B: 0 3B: 0 HR: 0	SF: 0 SAC: 0 DP: 1 HBP: 0	WP: 0 PB: 0 SB: 1 CS: 2	PA: 32
PITCHER Ken Holtzman, L (1, 1) ERA: 2.95	IP: 9.0 WLS: W BF: 31 H: 4 R: 0 ER: 0 SO: 6 BB: 3 IBB: 0 HBP: 0 BLK: 0 WP: 0 HR: 0 S: 40 P: 52 ERA: 0.00 WHIP: 0.778															PITCHER				

AB	28
R	0
H	4
RBI	0
BB	3
SO	6
LOB	10



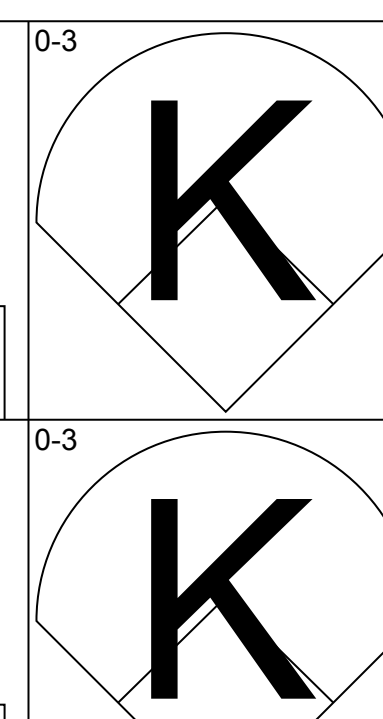
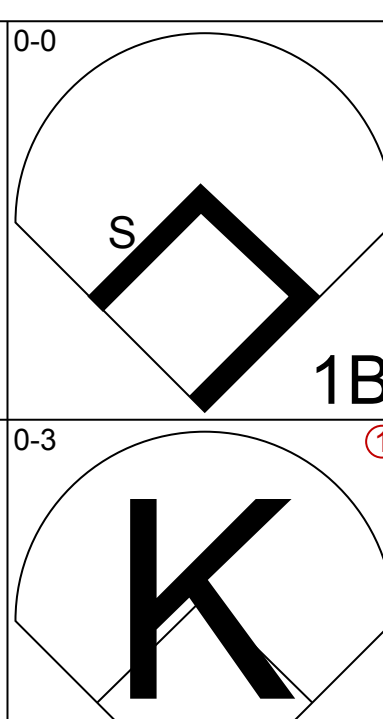
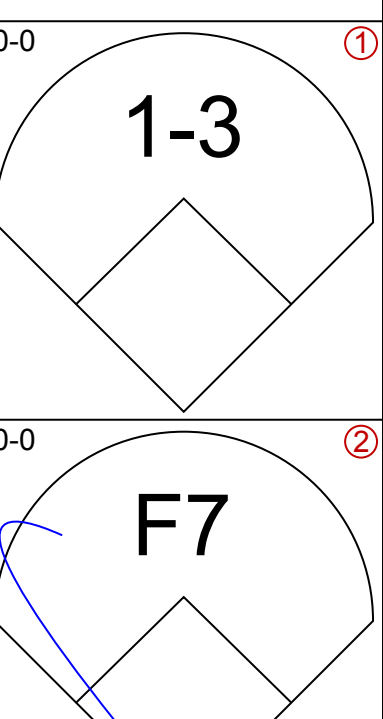
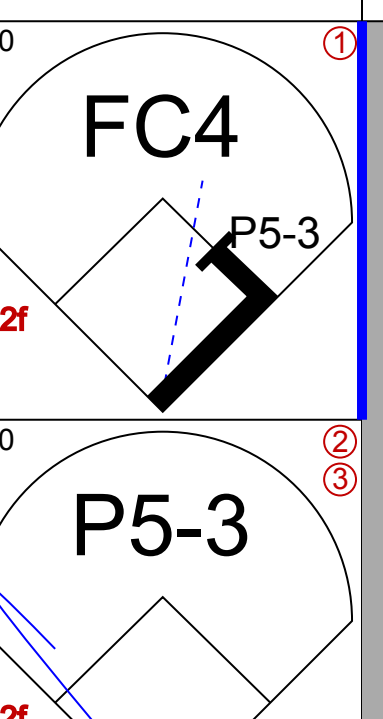
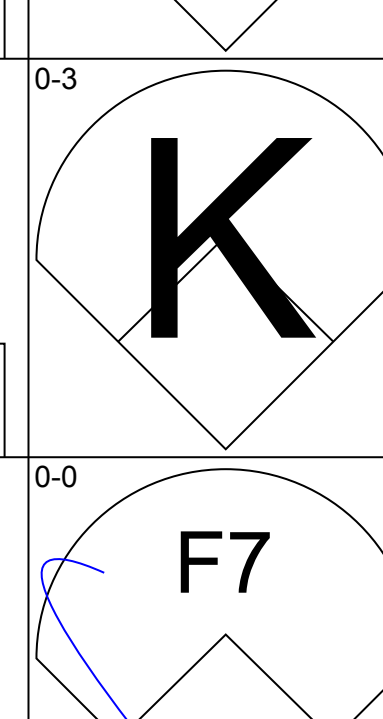
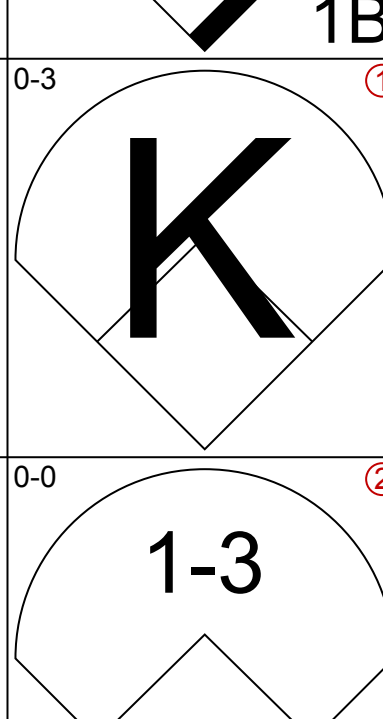
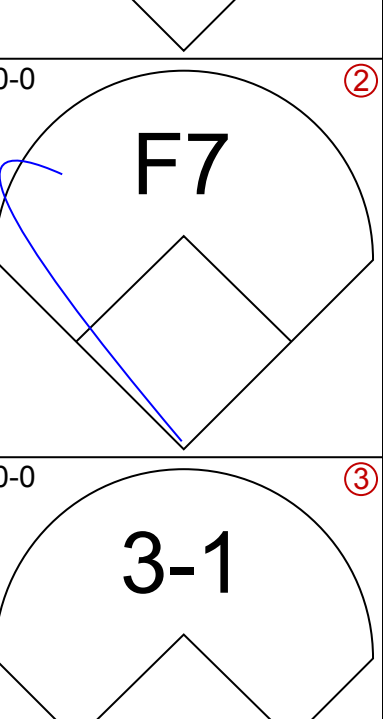
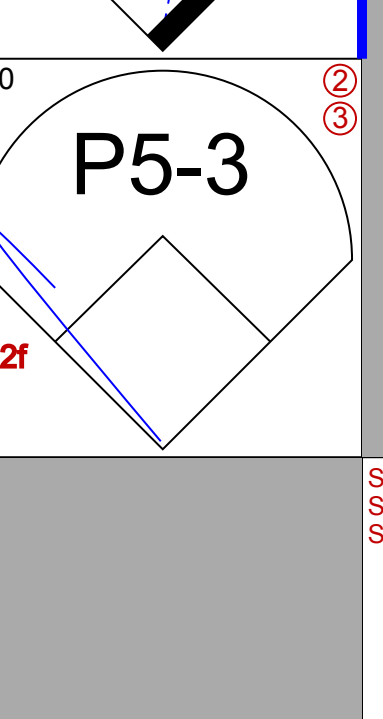
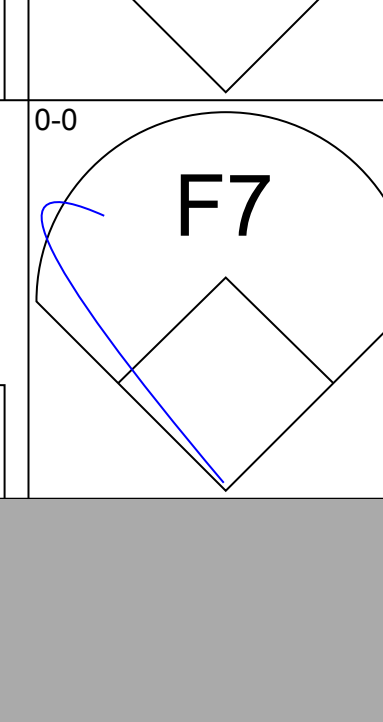
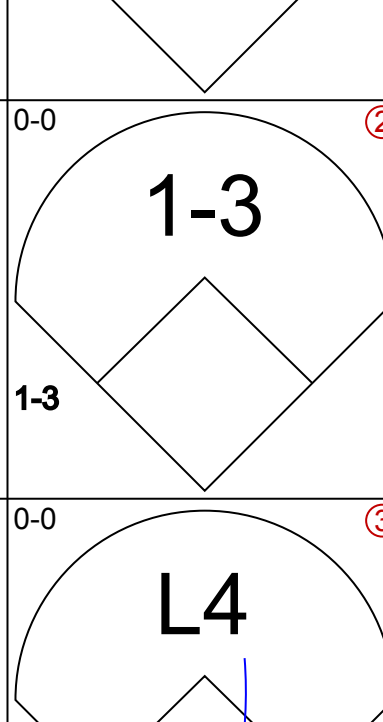
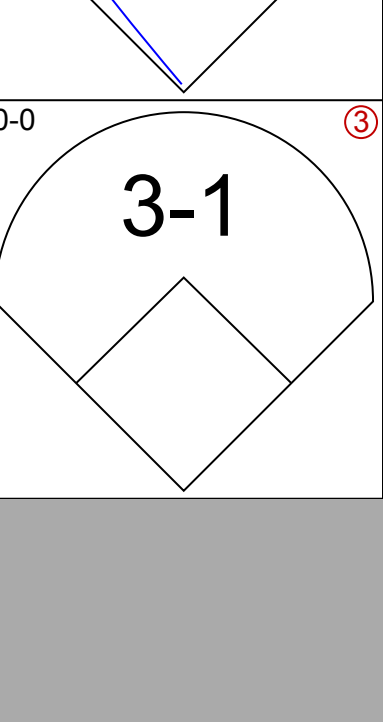
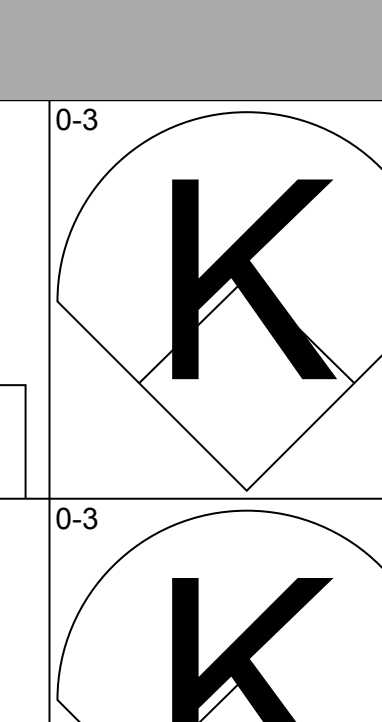
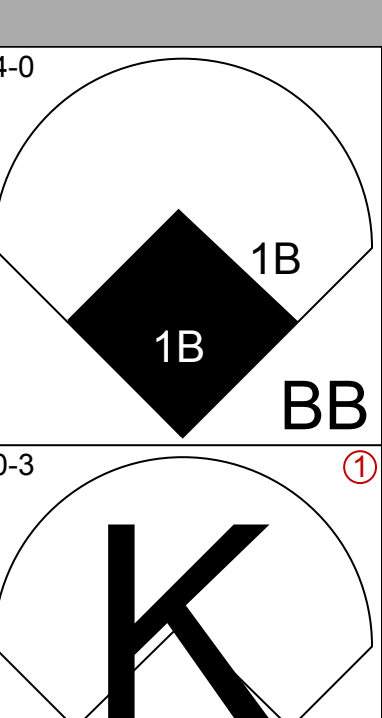
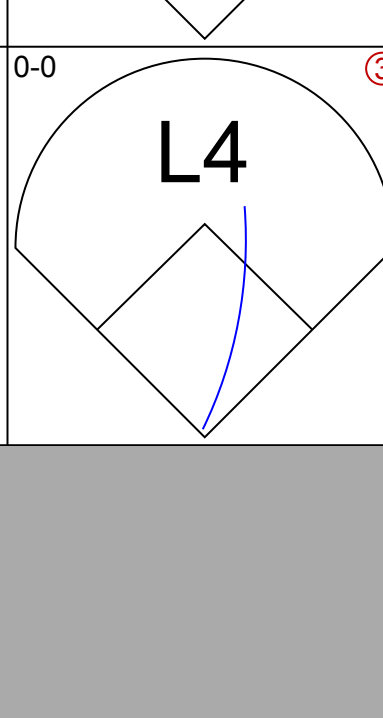
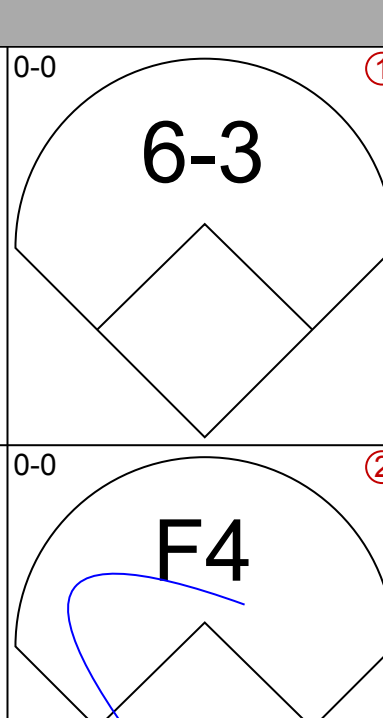
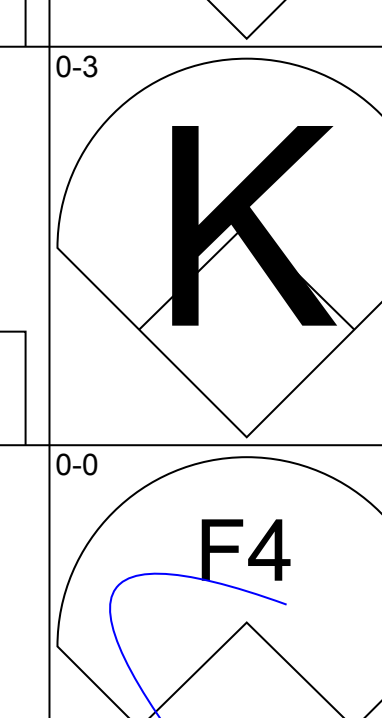
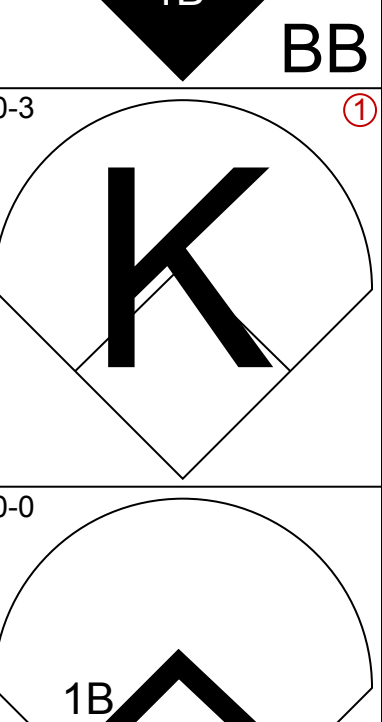
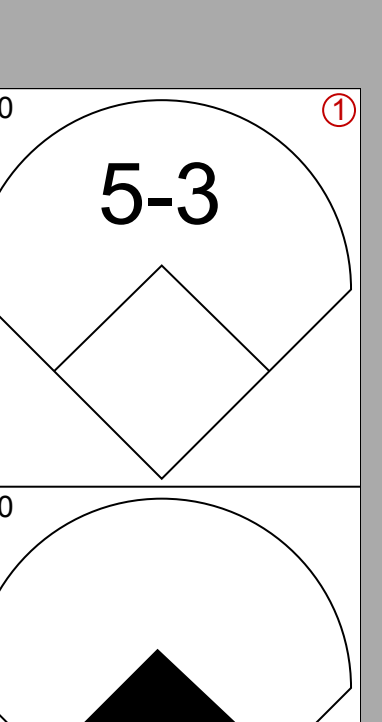
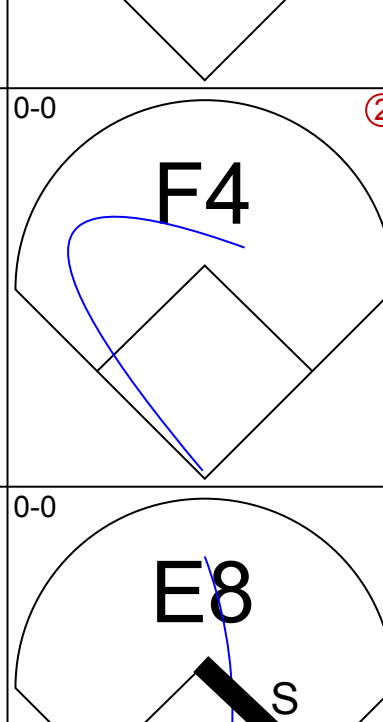
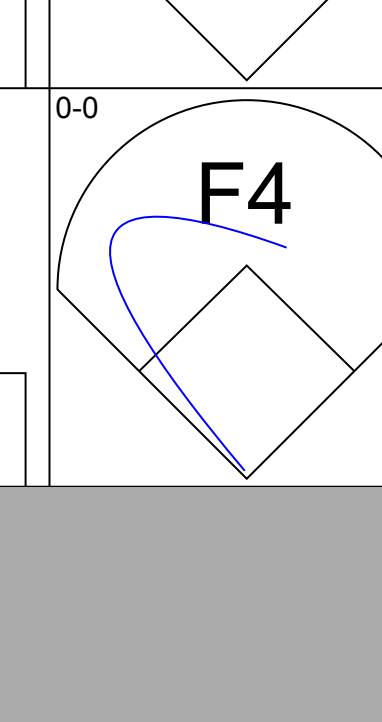
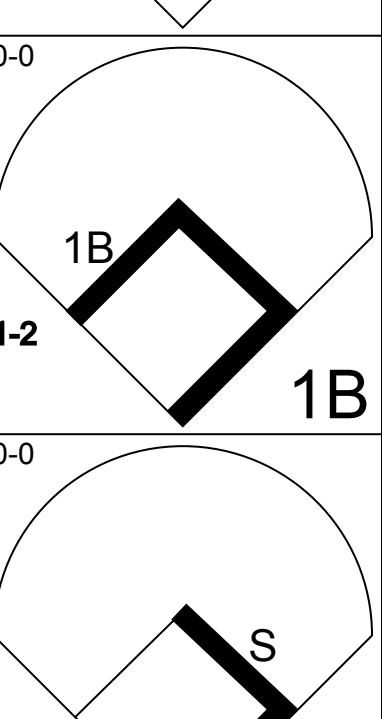
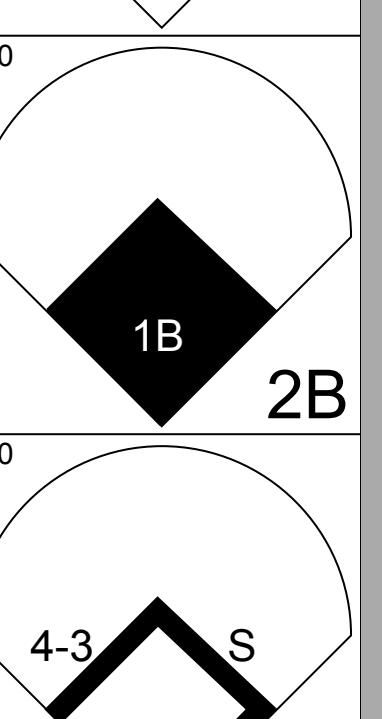
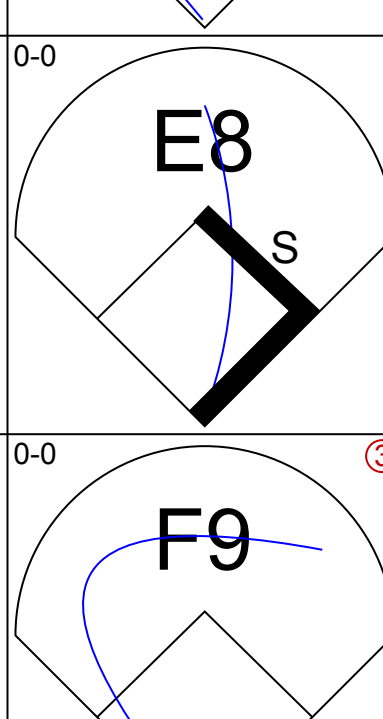
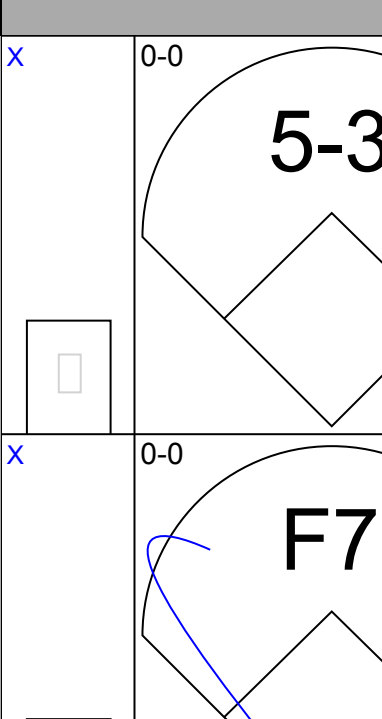
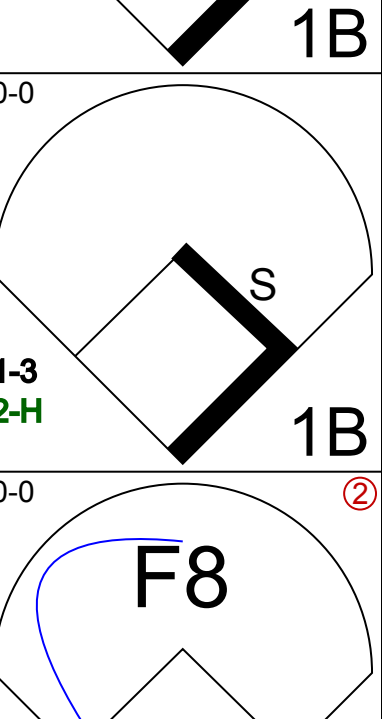
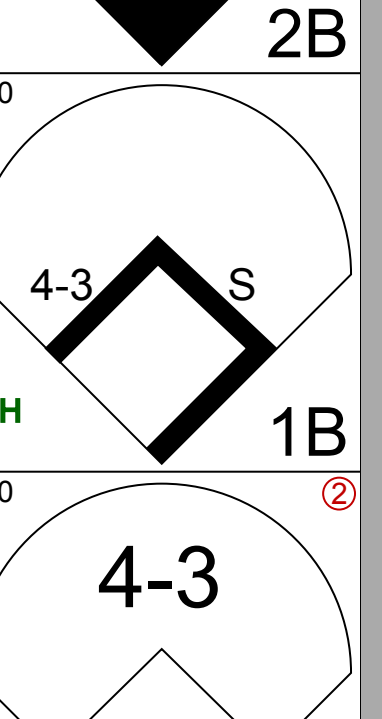
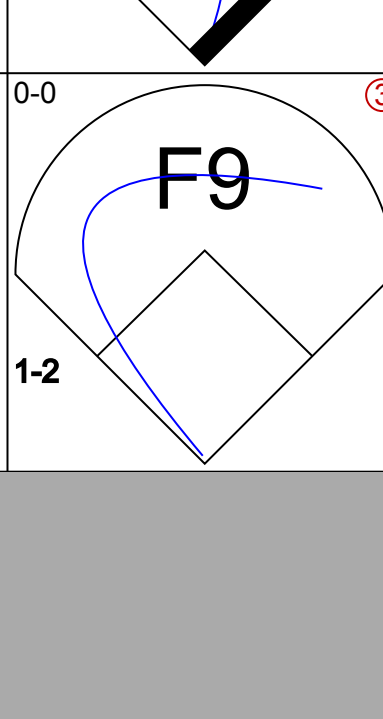
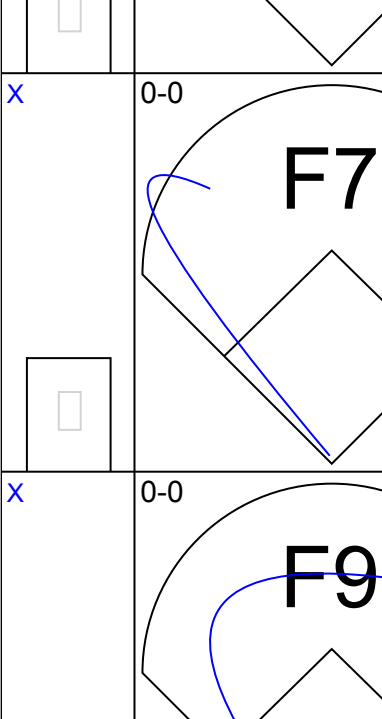
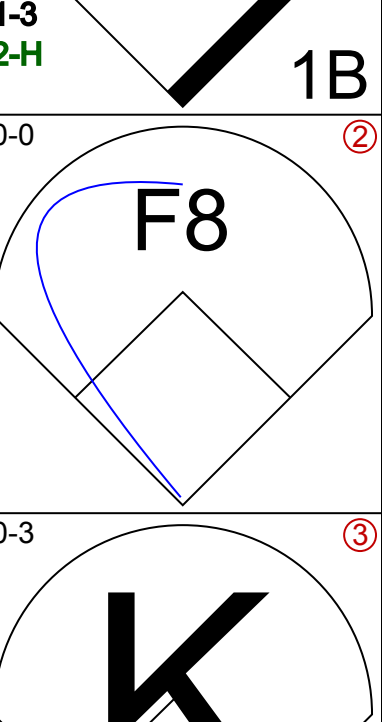
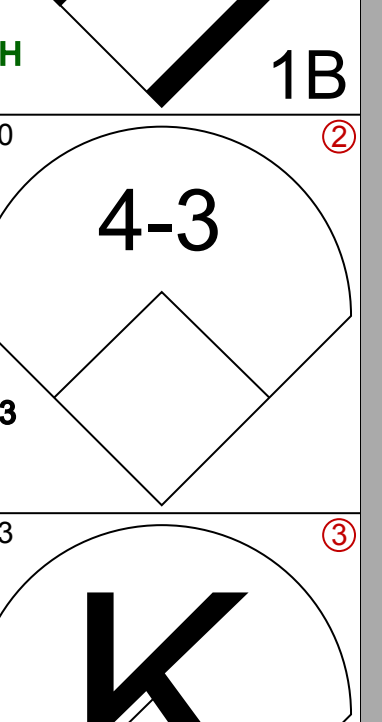
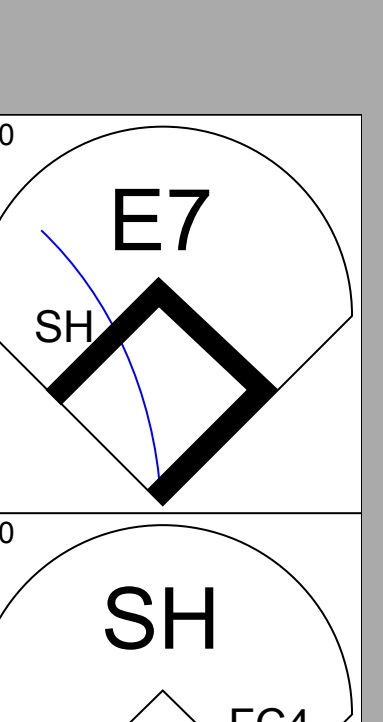
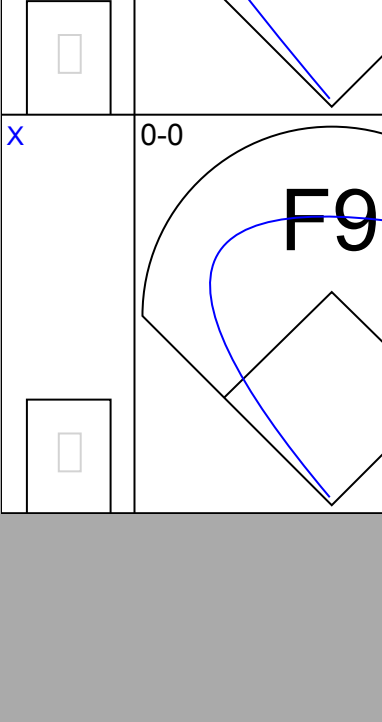
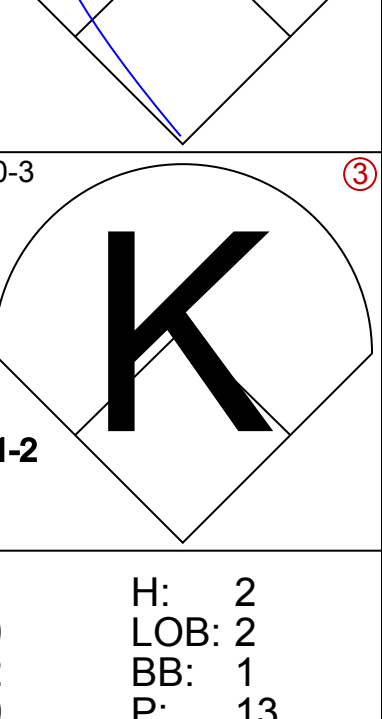
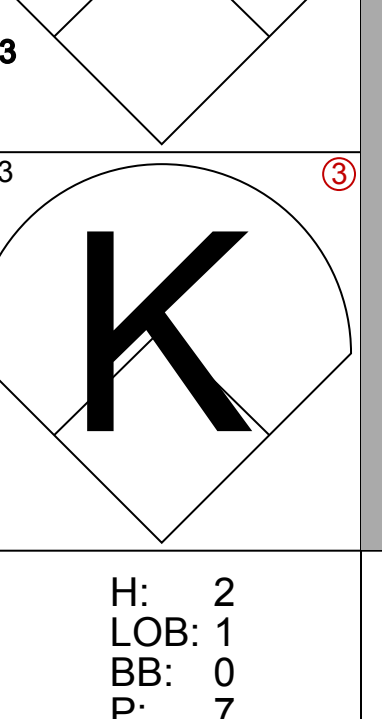
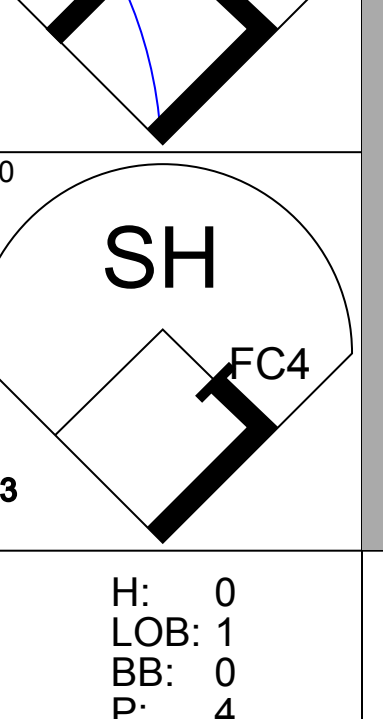
Batter	1	2	3	4	5	6	7	8	9	AB	R	H	RBI	BB	SO	LOB	BOTTOM			
Bert Campaneris, R (1, 6) OBP: 0.331, SLG: 0.346										5	2	2	0	0	1	2	California Angels @ Oakland Athletics Oakland-Alameda County Coliseum, Oakland, CA Fri Jul 04, 1975, 7:05 PM PDT Att: 40,879 - Unknown			
Bill North, S (1, 8) OBP: 0.374, SLG: 0.299										4	0	1	2	0	1	2				
Claudell Washington, L (1, 7) OBP: 0.353, SLG: 0.432										5	1	4	1	0	1	0				
Reggie Jackson, L (1, 9) OBP: 0.335, SLG: 0.498										5	0	1	0	0	1	6				
Joe Rudi, R (1, 3) OBP: 0.349, SLG: 0.475										3	1	0	0	1	2	5				
Gene Tenace, R (1, 10) OBP: 0.423, SLG: 0.498										4	0	1	2	0	1	2				
Don Hopkins, L (7, FR)										0	0	0	0	0	0	0				
Sal Bando, R (1, 5) OBP: 0.324, SLG: 0.313										3	1	1	0	1	0	2				
Phil Garner, R (1, 4) OBP: 0.277, SLG: 0.333										3	0	1	0	0	0	2				
Matt Alexander, S (8, PR)										0	0	0	0	0	0	0				
Ted Martinez, R (9, 4) OBP: 0.194, SLG: 0.250										0	0	0	0	0	0	0				
Ray Fosse, R (1, 2) OBP: 0.161, SLG: 0.167										3	1	1	1	1	0	1				
Inning Stats	R: 0 E: 0 K: 2 S: 9	H: 2 LOB: 2 BB: 0 P: 9	R: 0 E: 0 K: 1 S: 5	H: 0 LOB: 0 BB: 0 P: 5	R: 0 E: 0 K: 1 S: 5	H: 0 LOB: 0 BB: 0 P: 5	R: 0 E: 0 K: 2 S: 7	H: 0 LOB: 1 BB: 1 P: 11	R: 2 E: 0 K: 0 S: 7	H: 4 LOB: 2 BB: 0 P: 7	R: 1 E: 1 K: 0 S: 4	H: 3 LOB: 2 BB: 1 P: 8	R: 2 E: 1 K: 1 S: 9	H: 3 LOB: 2 BB: 0 P: 9	R: 1 E: 0 K: 0 S: 5	H: 2 LOB: 2 BB: 1 P: 9	1B: 12 2B: 0 3B: 0 HR: 0	SF: 0 SAC: 2 DP: 0 HBP: 0	WP: 0 PB: 0 SB: 4 CS: 0	PA: 40
PITCHER Frank Tanana, L (1, 1) ERA: 3.17	IP: 7.0 WLS: L BF: 34 H: 10 R: 5 ER: 2 SO: 7 BB: 2 IBB: 0 HBP: 0 BLK: 0 WP: 0 HR: 0 S: 46 P: 54 ERA: 2.57 WHIP: 1.714															PITCHER				
Chuck Hockenbery, R (8, 1) ERA: 13.5	0.2	4	1	1	1	0	1	0	0	0	0	3	7	13.50	3.000					
Charlie Hudson, L (8, 1) ERA: 11.57	0.1	2	1	0	0	0	0	0	0	0	0	2	2	0.00	3.000					

AB	35
R	6
H	12
RBI	6
BB	3
SO	7
LOB	22



Batter	1	2	3	4	5	6	7	8	9	AB	R	H	RBI	BB	SO	LOB	TOP					
Dave Collins, S (1, 7) OBP: 0.405, SLG: 0.380 Morris Nettles, L (7, PR) OBP: 0.290, SLG: 0.272	F8		F8		4-3 WP BB		4-3 S BB		4-3	2	1	0	0	2	0	1	California Angels @ Oakland Athletics Oakland-Alameda County Coliseum, Oakland, CA Sat Jul 05 1975, 3:33 AM PDT Att: 30,442 - Unknown livebaseballscores.com					
Jerry Remy, L (1, 4) OBP: 0.335, SLG: 0.354	F7		1B		4-3		K			4	0	1	0	0	1	2						
Mickey Rivers, L (1, 8) OBP: 0.335, SLG: 0.364	E3 WP		1B		F9 S		1B			4	0	3	1	0	0	0						
Joe Lahoud, L (1, 10) OBP: 0.368, SLG: 0.400	4-3		F7		F9		4-3			4	0	0	0	0	0	6						
Leroy Stanton, R (1, 9) OBP: 0.371, SLG: 0.466		K			F8		F2		F3	4	0	0	0	0	1	1						
John Doherty, L (1, 3) OBP: 0.281, SLG: 0.358	F8		S		1B		F8		G3	4	0	1	0	0	0	0						
Dave Chalk, R (1, 5) OBP: 0.374, SLG: 0.372	F3		1B		1B		F8		L5	4	0	1	0	0	0	0						
Rudy Meoli, L (1, 6) OBP: 0.338, SLG: 0.242			FC5-4		L3		K		F2	4	0	1	0	0	1	2						
Bob Allietta, R (1, 2) OBP: 0.212, SLG: 0.219			FC5-4		F7		F3		F7	4	0	0	0	0	0	3						
Inning Stats	R: 0 E: 1 K: 0 S: 4	H: 0 LOB: 1 BB: 0 P: 4	R: 0 E: 0 K: 1 S: 5	H: 0 LOB: 0 BB: 0 P: 5	R: 0 E: 0 K: 0 S: 6	H: 3 LOB: 3 BB: 0 P: 6	R: 0 E: 0 K: 0 S: 5	H: 2 LOB: 2 BB: 0 P: 5	R: 1 E: 0 K: 0 S: 4	H: 1 LOB: 1 BB: 1 P: 8	R: 0 E: 0 K: 1 S: 5	H: 0 LOB: 0 BB: 0 P: 5	R: 1 E: 0 K: 1 S: 6	H: 1 LOB: 1 BB: 1 P: 10	R: 0 E: 0 K: 0 S: 3	H: 0 LOB: 0 BB: 0 P: 3	R: 0 E: 0 K: 0 S: 3	H: 0 LOB: 0 BB: 0 P: 3	1B: 7 2B: 0 3B: 0 HR: 0	SF: 0 SAC: 0 DP: 0 HBP: 0	WP: 4 PB: 0 SB: 3 CS: 0	PA: 37
PITCHER	IP	WLS	BF	H	R	ER	SO	BB	IBB	HBP	BLK	WP	HR	S	P	ERA	WHIP					
Stan Bahnsen, R (1, 1) ERA: 5.88	6.1	L	28	6	2	2	2	2	0	0	0	3	0	30	38	2.84	1.263					
Paul Lindblad, L (7, 1) ERA: 2.22	2.2		9	1	0	0	1	0	0	0	0	0	0	11	11	0.00	0.375					

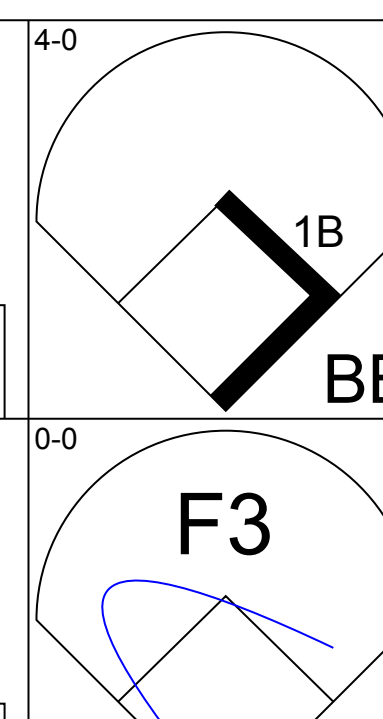
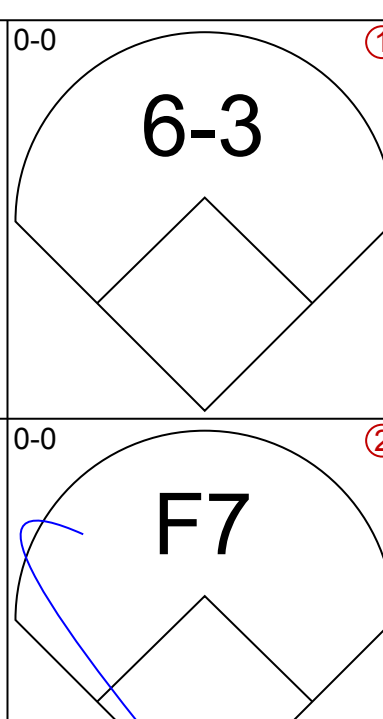
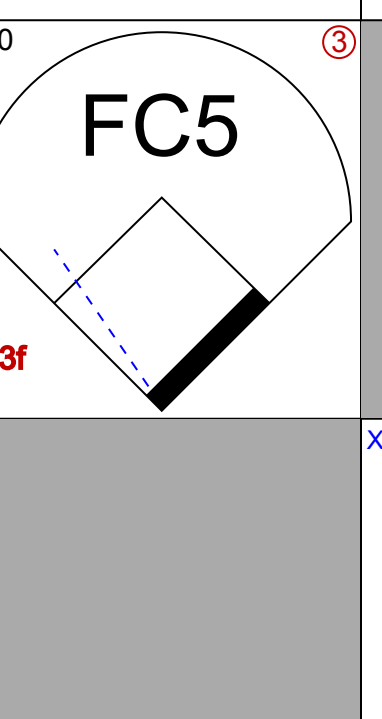
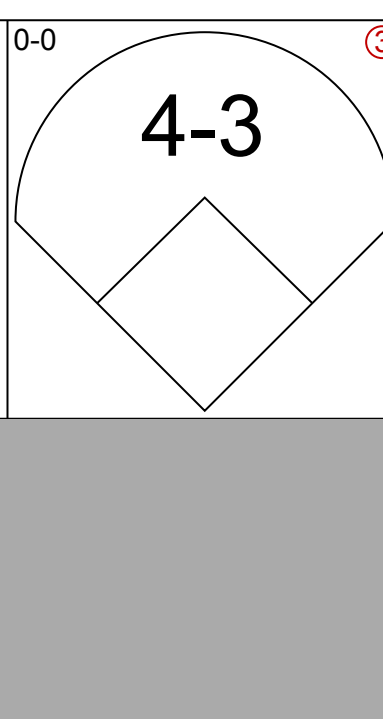
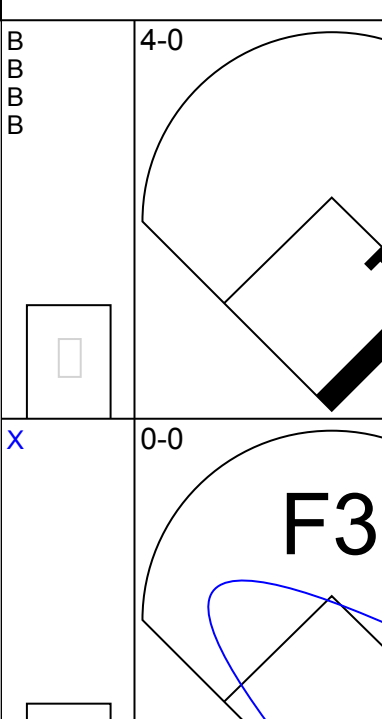
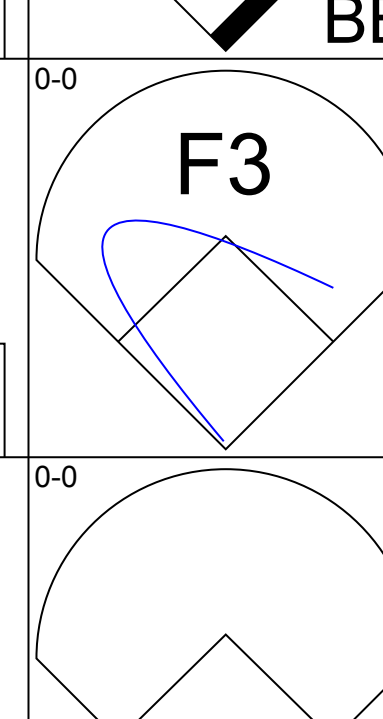
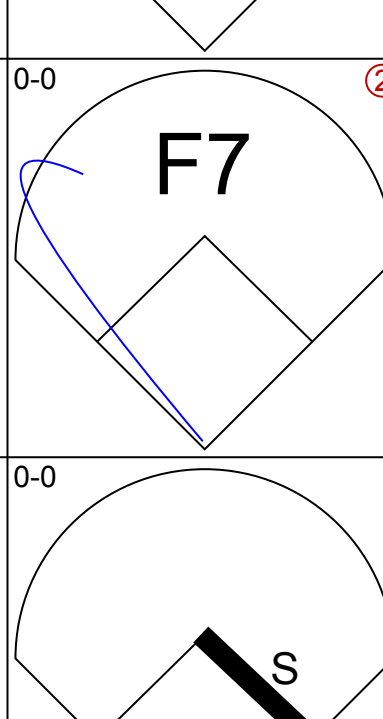
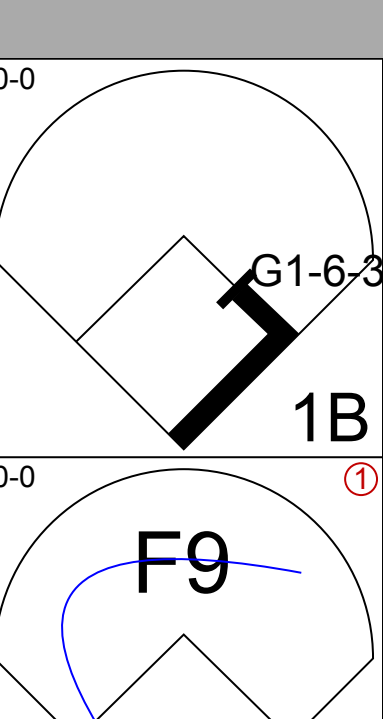
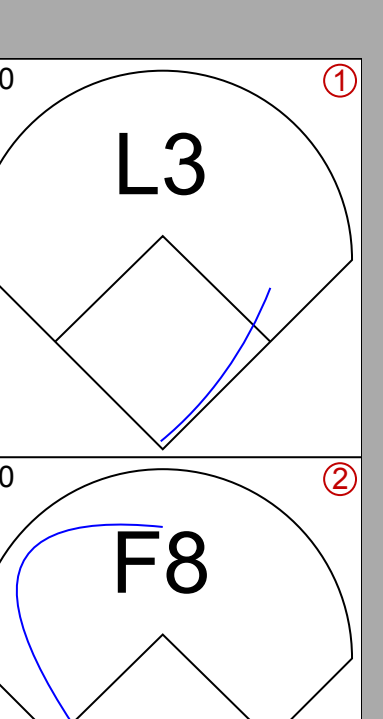
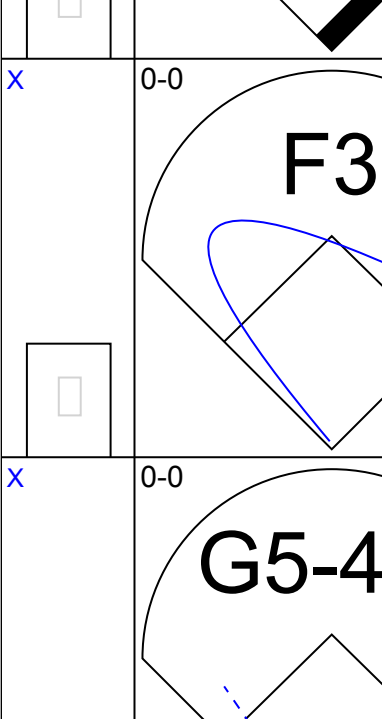
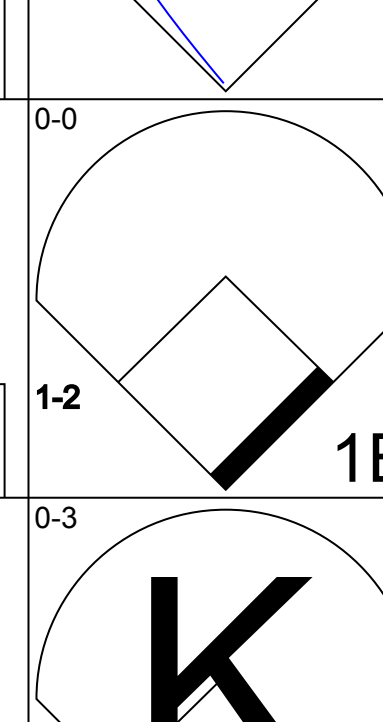
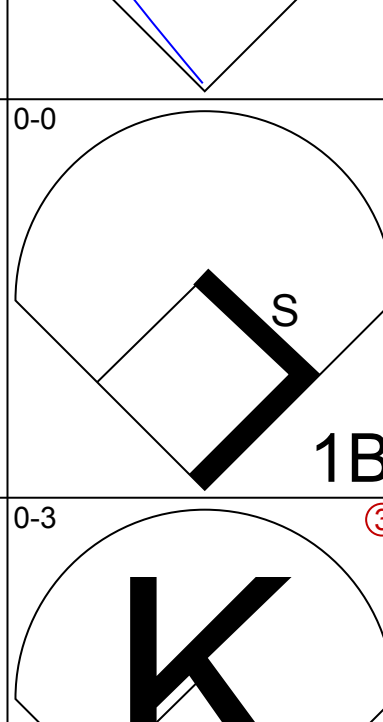
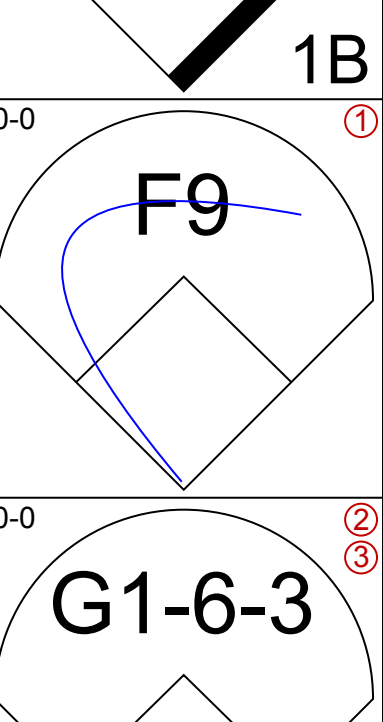
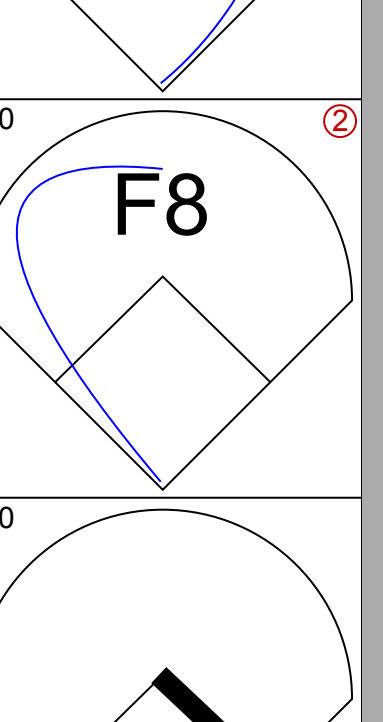
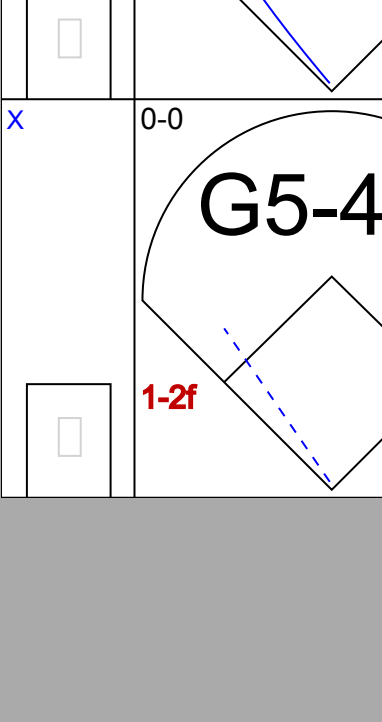
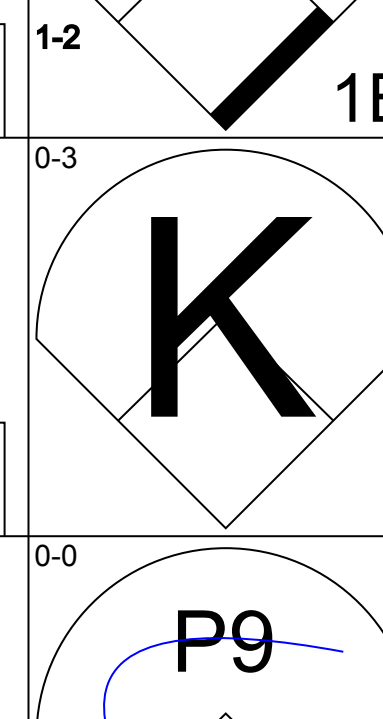
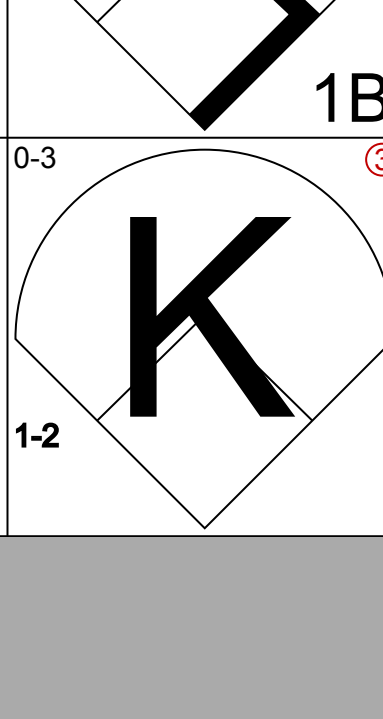
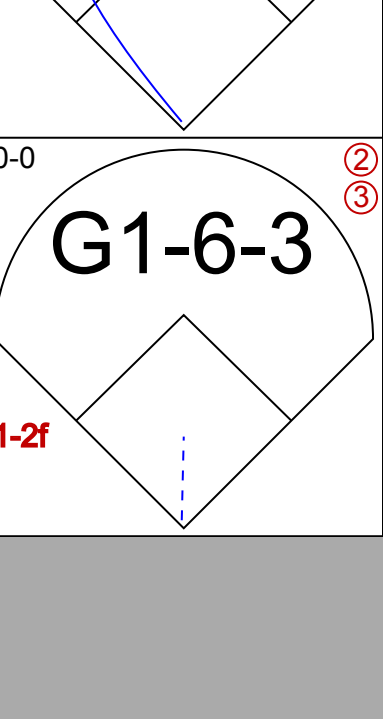
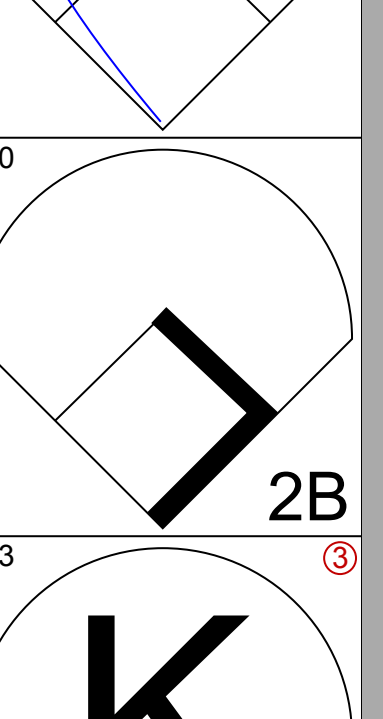
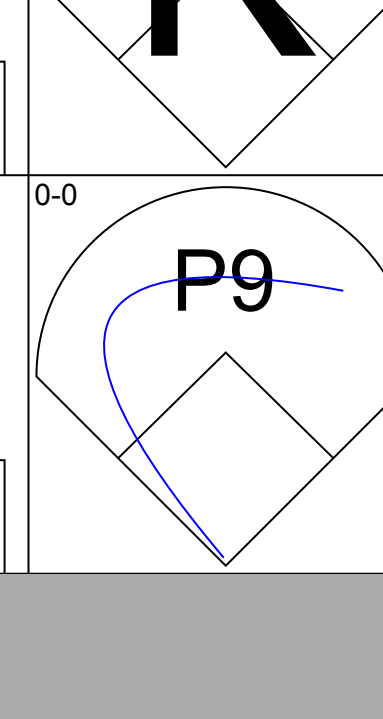
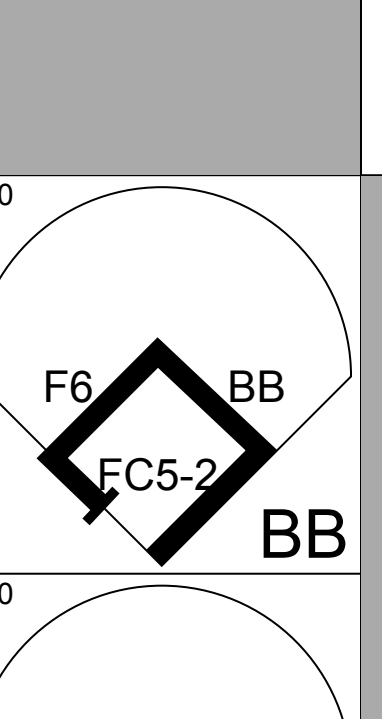
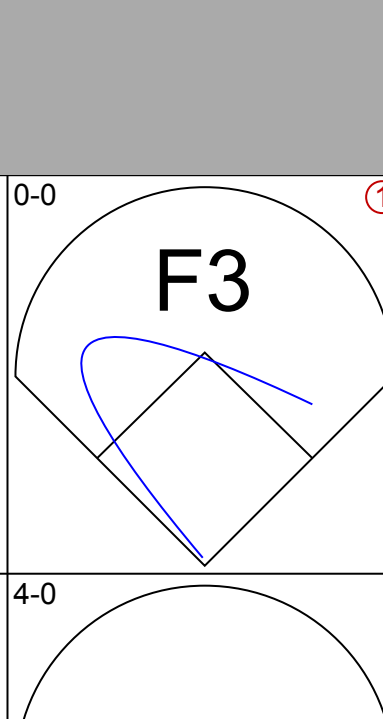
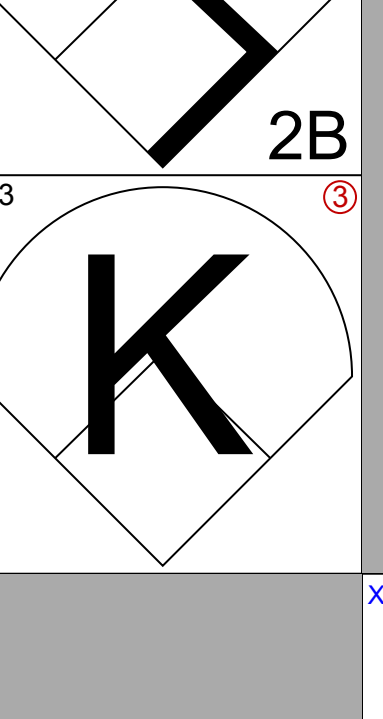
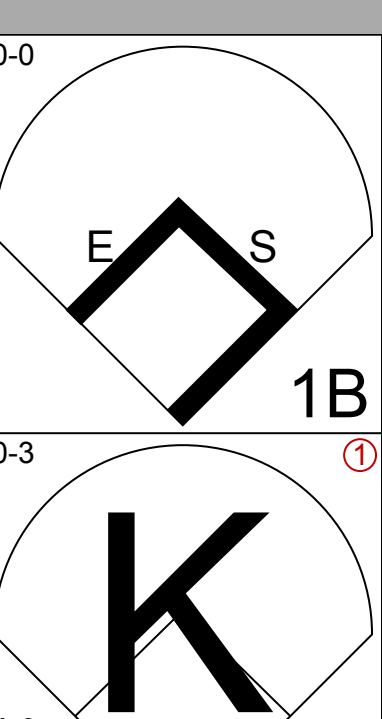
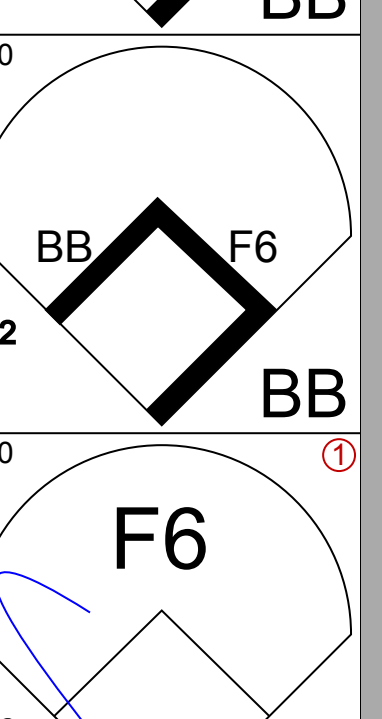
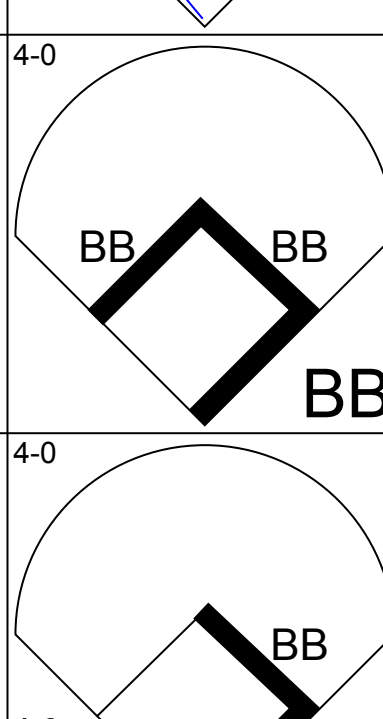
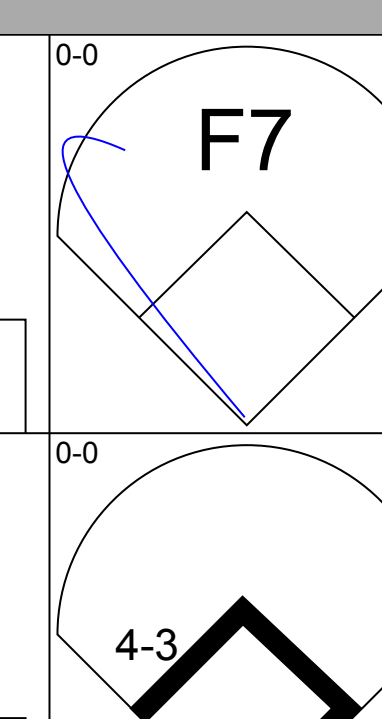
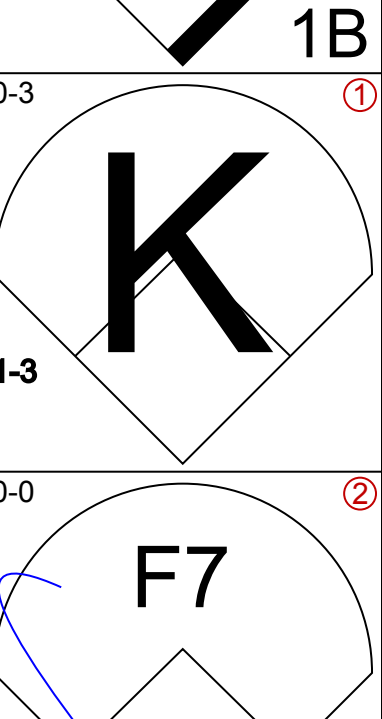
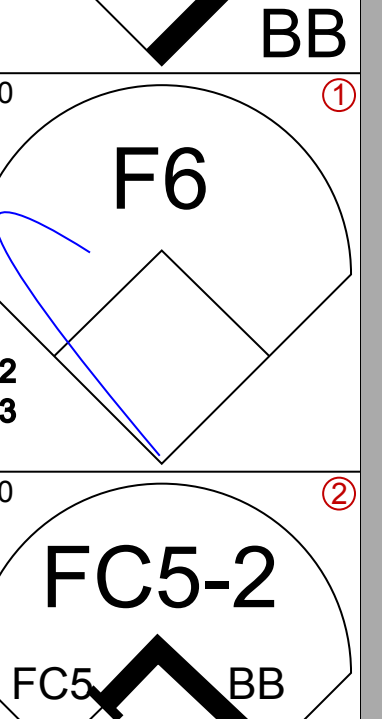
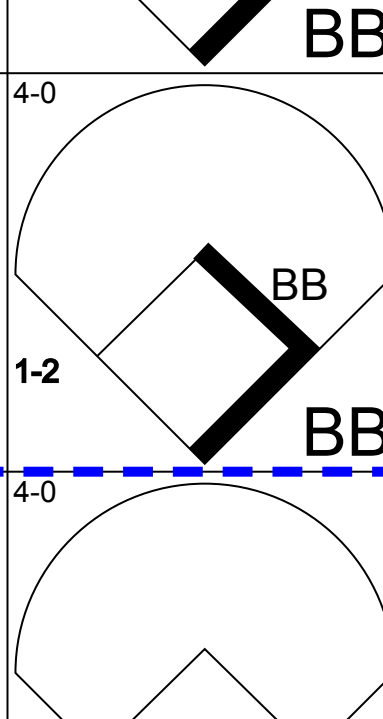
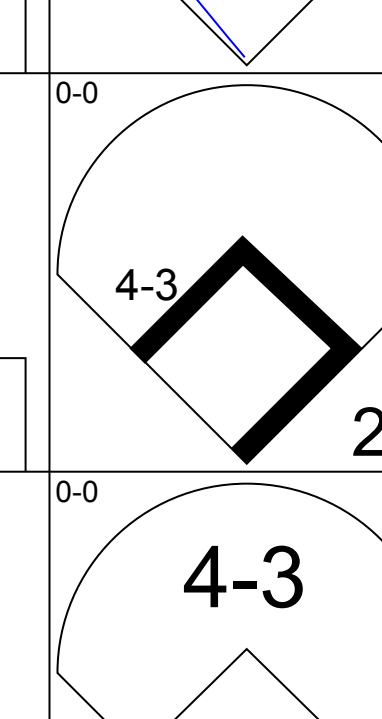
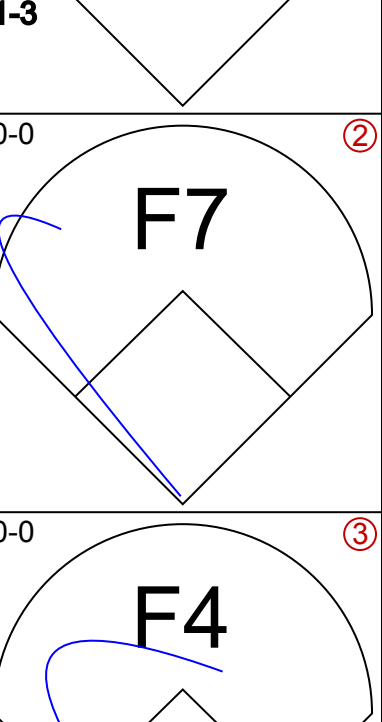
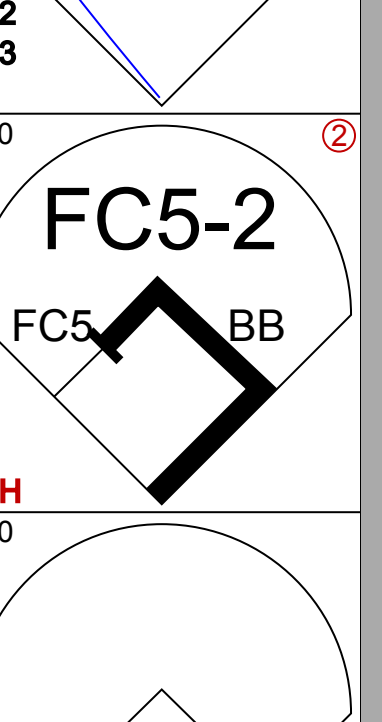
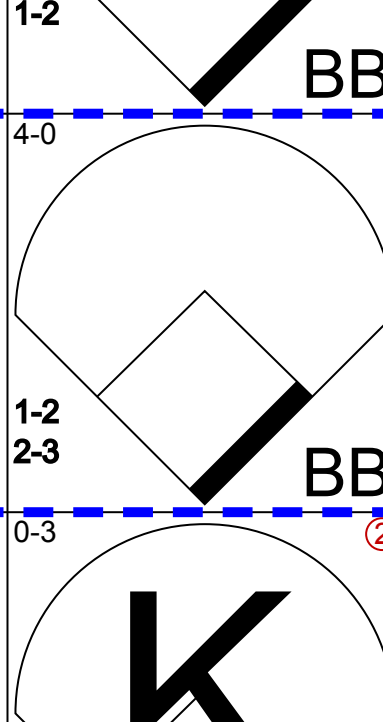
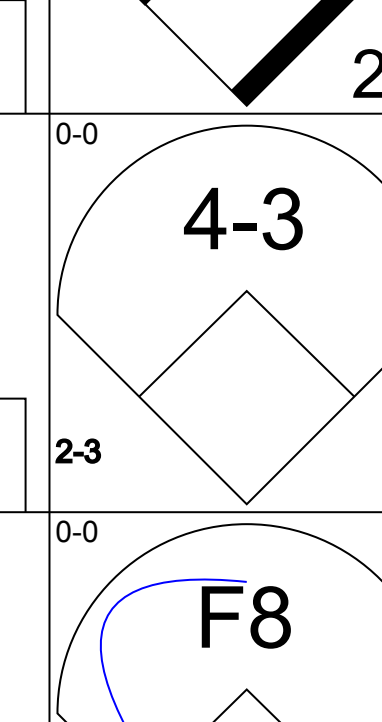
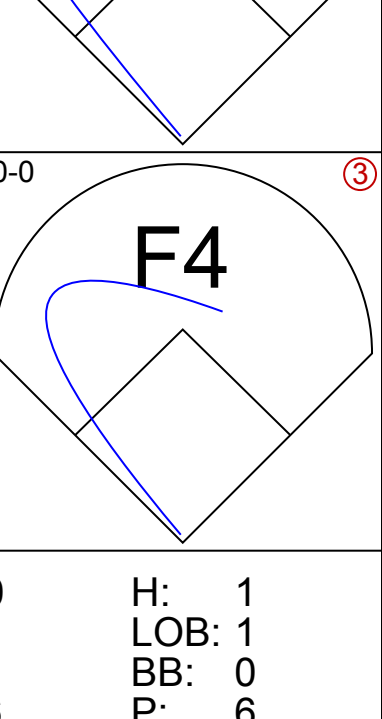
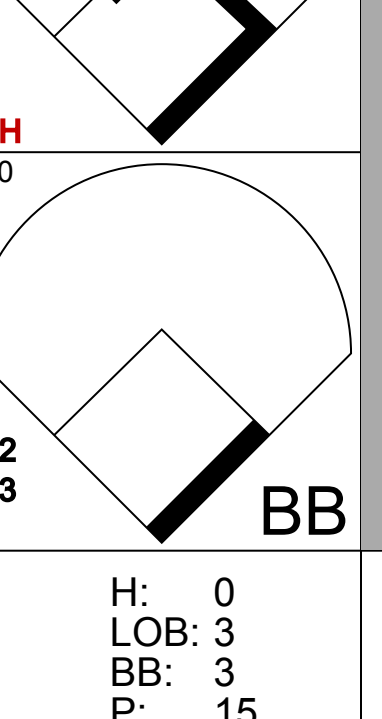
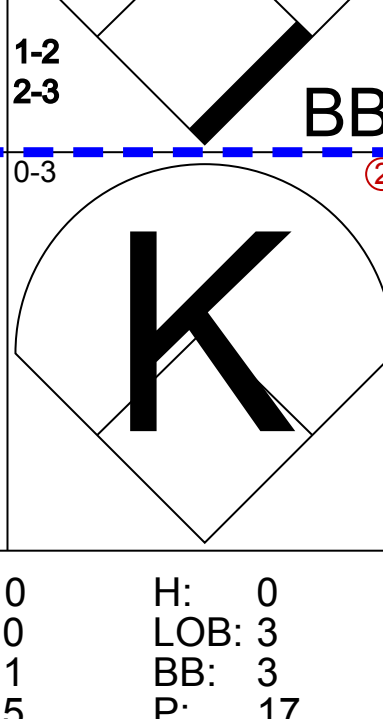
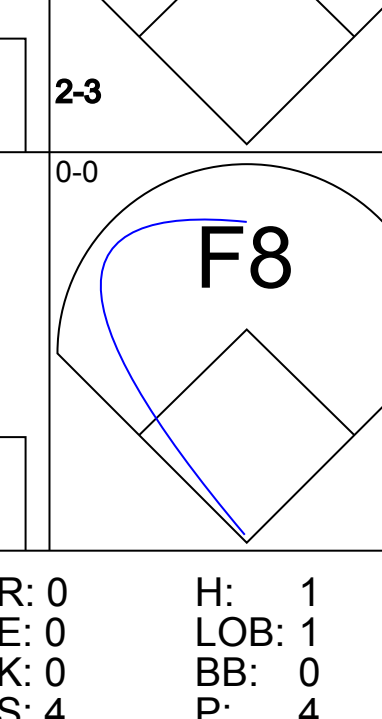
Batter	1	2	3	4	5	6	7	8	9	AB	R	H	RBI	BB	SO	LOB	BOTTOM				
Bert Campaneris, R (1, 6) OBP: 0.327, SLG: 0.341	K		F9			6-3		5-3		4	0	0	0	0	1	1	California Angels @ Oakland Athletics Oakland-Alameda County Coliseum, Oakland, CA Sat Jul 05 1975, 3:33 AM PDT Att: 30,442 - Unknown livebaseballscores.com				
Bill North, S (1, 8) OBP: 0.375, SLG: 0.302	4-3		4-3			E4		K		4	0	2	0	0	1	1					
Claudell Washington, L (1, 7) OBP: 0.352, SLG: 0.429	4-3		6-3			6-3		G3		4	0	1	0	0	0	2					
Reggie Jackson, L (1, 9) OBP: 0.331, SLG: 0.491	4-3				G3		P1		K	4	0	0	0	0	1	3					
Joe Rudi, R (1, 3) OBP: 0.345, SLG: 0.469	K				F9		5-3		F8	4	0	0	0	0	1	2					
Billy Williams, L (1, 10) OBP: 0.346, SLG: 0.382			F8		F7		G3		F5	4	0	0	0	0	0	0					
Gene Tenace, R (1, 2) OBP: 0.422, SLG: 0.494		K				F8				2	0	0	0	1	1	0					
Sal Bando, R (1, 5) OBP: 0.324, SLG: 0.310						F7		BB		2	0	0	0	1	0	1					
Phil Garner, R (1, 4) OBP: 0.275, SLG: 0.331 Jim Holt, L (8, PH) OBP: 0.444, SLG: 0.379 Don Hopkins, L (8, PR) Ted Martinez, R (9, 4) OBP: 0.194, SLG: 0.250			5-3			1-3				2	0	0	0	0	0	1					
Inning Stats	R: 0 E: 0 K: 2 S: 9	H: 2 LOB: 2 BB: 0 P: 9	R: 0 E: 0 K: 1 S: 5	H: 0 LOB: 1 BB: 1 P: 9	R: 0 E: 0 K: 0 S: 3	H: 0 LOB: 0 BB: 0 P: 3	R: 0 E: 0 K: 0 S: 3	H: 0 LOB: 0 BB: 0 P: 3	R: 0 E: 1 K: 0 S: 4	H: 1 LOB: 1 BB: 0 P: 4	R: 0 E: 0 K: 0 S: 3	H: 0 LOB: 1 BB: 1 P: 7	R: 0 E: 0 K: 1 S: 6	H: 1 LOB: 1 BB: 0 P: 6	R: 0 E: 0 K: 1 S: 5	H: 0 LOB: 0 BB: 0 P: 5	1B: 3 2B: 1 3B: 0 HR: 0	SF: 0 SAC: 0 DP: 0 HBP: 0	WP: 0 PB: 0 SB: 0 CS: 0	PA: 33	
PITCHER	IP	WLS	BF	H	R	ER	SO	BB	IBB	HBP	BLK	WP	HR	S	P	ERA	WHIP				
Ed Figueroa, R (1, 1) ERA: 1.99	9.0	W	33	4	0	0	5	2	0	0	0	0	0	41	49	0.00	0.667				

Batter	1	2	3	4	5	6	7	8	9	AB	R	H	RBI	BB	SO	LOB	TOP					
Dave Collins, S (1, 7) OBP: 0.400, SLG: 0.375 Morris Nettles, L (7, 7) OBP: 0.290, SLG: 0.272			 1B				 P5-3			4	0	1	0	0	1	2						
Jerry Remy, L (1, 4) OBP: 0.331, SLG: 0.349										4	0	0	0	0	2	3						
Mickey Rivers, L (1, 8) OBP: 0.331, SLG: 0.360										4	0	0	0	0	1	1						
Leroy Stanton, R (1, 9) OBP: 0.369, SLG: 0.459		 BB								3	1	0	0	1	1							
Winston Llenas, R (1, 3) OBP: 0.222, SLG: 0.205										4	0	0	0	0	1	1						
Tommy Harper, R (1, 10) OBP: 0.325, SLG: 0.346		 1B		 2B						4	1	2	0	0	0	0						
Dave Chalk, R (1, 5) OBP: 0.376, SLG: 0.374		 1B		 1B						4	0	2	2	0	0	1						
Bob Allietta, R (1, 2) OBP: 0.200, SLG: 0.206 Elie Rodriguez, R (6, 2) OBP: 0.352, SLG: 0.340							 SH			2	0	0	0	0	0	3						
Mike Miley, S (1, 6) OBP: 0.332, SLG: 0.340							 FC4			2	0	0	0	0	2	3						
Inning Stats	R: 0 E: 0 K: 2 S: 7	H: 0 LOB: 0 BB: 0 P: 7	R: 1 E: 0 K: 2 S: 9	H: 2 LOB: 2 BB: 1 P: 13	R: 0 E: 0 K: 1 S: 6	H: 1 LOB: 1 BB: 0 P: 6	R: 1 E: 0 K: 1 S: 7	H: 2 LOB: 1 BB: 0 P: 7	R: 0 E: 0 K: 0 S: 3	H: 0 LOB: 0 BB: 0 P: 3	R: 0 E: 1 K: 0 S: 4	H: 0 LOB: 1 BB: 0 P: 4	R: 0 E: 2 K: 0 S: 4	H: 0 LOB: 1 BB: 0 P: 4	R: 0 E: 0 K: 2 S: 7	H: 0 LOB: 0 BB: 0 P: 7	R: 0 E: 0 K: 0 S: 3	H: 0 LOB: 0 BB: 0 P: 3	1B: 4 2B: 2 HR: 0	SF: 0 SAC: 1 HBP: 0	WP: 0 PB: 0 SB: 5 CS: 0	PA: 35
PITCHER Vida Blue, L (1, 1) ERA: 3.1	IP: 9.0 WLS: L BF: 35 H: 5 R: 2 ER: 2 SO: 8 BB: 1 IBB: 0 HBP: 0 BLK: 0 WP: 0 HR: 0 S: 50 P: 54 ERA: 2.00 WHIP: 0.667															PITCHER						

California Angels @ Oakland Athletics
Oakland-Alameda County Coliseum, Oakland, CA
Sun Jul 06 1975, 3:33 AM PDT
Att: 9,234 - Unknown

AB 33
R 2
H 5
RBI 2
BB 1
SO 8
LOB 15



Batter	1	2	3	4	5	6	7	8	9	AB	R	H	RBI	BB	SO	LOB	BOTTOM			
Bert Campaneris, R (1, 6) OBP: 0.328, SLG: 0.338	 BB			 2-3f					 BB	3	0	0	0	2	0	6				
Billy Williams, L (1, 10) OBP: 0.344, SLG: 0.378					 1B					5	0	1	0	0	0	2				
Claudell Washington, L (1, 8) OBP: 0.353, SLG: 0.429			 1B						 1-2f	5	0	2	0	0	0	2				
Reggie Jackson, L (1, 9) OBP: 0.330, SLG: 0.492					 1-2f					4	0	1	0	0	2	4				
Joe Rudi, R (1, 7) OBP: 0.344, SLG: 0.464				 BB FC5-2 BB						3	0	0	0	1	1	3				
Gene Tenace, R (1, 3) OBP: 0.427, SLG: 0.494		 S 1B		 F6 BB		 BB BB				2	0	1	0	2	0	0				
Sal Bando, R (1, 5) OBP: 0.326, SLG: 0.314				 1-2 2-3		 BB		 2B		3	0	1	0	1	1	3				
Phil Garner, R (1, 4) OBP: 0.272, SLG: 0.328 Jim Holt, L (6, PH) OBP: 0.444, SLG: 0.379 Bill North, S (6, PH) OBP: 0.376, SLG: 0.301				 FC5 BB		 BB				2	0	0	0	0	0	3				
Ray Fosse, R (1, 2) OBP: 0.172, SLG: 0.164 Angel Mangual, R (6, PH) OBP: 0.162, SLG: 0.170 Ted Martinez, R (7, 4) OBP: 0.189, SLG: 0.243				 4-0 1-2 2-3 BB						1	0	0	0	1	0	1				
Inning Stats	R: 0 E: 1 K: 1 S: 6	H: 1 LOB: 2 BB: 1 P: 10	R: 0 E: 1 K: 1 S: 6	H: 1 LOB: 1 BB: 0 P: 6	R: 0 E: 0 K: 1 S: 6	H: 1 LOB: 1 BB: 0 P: 6	R: 0 E: 0 K: 0 S: 3	H: 0 LOB: 3 BB: 3 P: 15	R: 0 E: 0 K: 1 S: 5	H: 0 LOB: 3 BB: 3 P: 17	R: 0 E: 0 K: 1 S: 6	H: 1 LOB: 1 BB: 0 P: 6	R: 0 E: 0 K: 0 S: 4	H: 1 LOB: 1 BB: 0 P: 4	R: 0 E: 0 K: 0 S: 2	H: 0 LOB: 0 BB: 1 P: 6	1B: 4 2B: 2 HR: 0	SF: 0 SAC: 0 HBP: 0	WP: 0 PB: 0 SB: 2 CS: 0	PA: 39
PITCHER Dick Lange, R (1, 1) ERA: 3.86 Andy Hassler, L (6, 1) ERA: 5.16 Don Kirkwood, R (6, 1) ERA: 1.74	IP: 5.1 WLS: W BF: 25 H: 4 R: 0 ER: 0 SO: 3 BB: 6 IBB: 0 HBP: 0 BLK: 0 WP: 0 HR: 0 S: 25 P: 49 ERA: 0.00 WHIP: 1.875															PITCHER				

California Angels @ Oakland Athletics
Oakland-Alameda County Coliseum, Oakland, CA
Sun Jul 06 1975, 3:33 AM PDT
Att: 9,234 - Unknown

AB 31
R 0
H 6
RBI 0
BB 8
SO 5
LOB 29



Batter	1	2	3	4	5	6	7	8	9	10	AB	R	H	RBI	BB	SO	LOB	TOP				
Ken Singleton, S OBP: 0.423, SLG: 0.444 (1, 9)	K		BB E 1B	3-1			4-3	2B 1B		4-3	6	1	2	1	0	1	3					
Bobby Grich, R OBP: 0.381, SLG: 0.363 (1, 4)	K		BB E 1B	5-3			BB BB 1B	BB 1B		SF9	4	1	2	2	1	1	1					
Tommy Davis, R OBP: 0.299, SLG: 0.326 Don Baylor, R OBP: 0.351, SLG: 0.504 (1, 10) (10, PH)	4-3		FC5 1B 1B				F8	L4		5-3	4	0	0	1	1	0	3					
Lee May, R OBP: 0.298, SLG: 0.427 Tony Muser, L OBP: 0.319, SLG: 0.289 (1, 3) (9, 3)		6-3	1B				5-3	G6-4-3 BB		K	4	0	1	1	1	1	0					
Jim Northrup, L OBP: 0.524, SLG: 0.524 Paul Blair, R OBP: 0.263, SLG: 0.284 (1, 8) (8, 8)			F7				F6	G6-4-3 1-2		K	4	0	1	0	0	0	5					
Al Bumby, L OBP: 0.338, SLG: 0.389 (1, 7)		F7	1B				4-3			F7	5	1	2	0	0	0	1					
Brooks Robinson, R OBP: 0.272, SLG: 0.271 Tom Shopay, L OBP: 0.217, SLG: 0.190 Doug DeCinces, R OBP: 0.278, SLG: 0.358 (1, 5) (10, PR) (10, 5)			F8				E6	SH1-4 1B		SH 1B BB	3	0	0	0	1	0	4	AB 38				
Eliud Hendricks, L OBP: 0.330, SLG: 0.289 (1, 2)			BB E 1B	3-1			K	F2		SH 1B	3	2	1	0	1	1	2	R 8				
Mark Belanger, R OBP: 0.299, SLG: 0.258 (1, 6)			F8	SH1-4			4-3	1B 2B BB		4-3 SF9 1B	3	2	1	2	1	0	2	H 10				
																		RBI 7				
																		BB 6				
																		SO 5				
																		LOB 22				
Inning Stats	R: 0 E: 0 K: 2 S: 7	H: 0 LOB: 0 BB: 0 P: 7	R: 0 E: 0 K: 0 S: 4	H: 1 LOB: 1 BB: 0 P: 4	R: 3 E: 1 K: 0 S: 8	H: 4 LOB: 3 BB: 1 P: 12	R: 0 E: 0 K: 0 S: 3	H: 0 LOB: 0 BB: 0 P: 7	R: 0 E: 0 K: 1 S: 6	H: 0 LOB: 1 BB: 0 P: 6	R: 0 E: 0 K: 0 S: 3	H: 1 LOB: 2 BB: 2 P: 11	R: 2 E: 0 K: 0 S: 6	H: 3 LOB: 2 BB: 1 P: 10	R: 0 E: 0 K: 2 S: 7	H: 0 LOB: 0 BB: 0 P: 7	R: 3 E: 1 K: 0 S: 5	H: 1 LOB: 1 BB: 1 P: 9	1B: 9 2B: 1 3B: 0 HR: 0	SF: 1 SAC: 3 DP: 1 HBP: 0	WP: 1 PB: 0 SB: 0 CS: 0	PA: 48
PITCHER	IP 9.0	WLS L	BF 45	H 10	R 8	ER 5	SO 5	BB 6	IBB 0	HBP 0	BLK 0	WP 1	HR 0	S 49	P 73	ERA 5.00	WHIP 1.778					
Nolan Ryan, R ERA: 3.27 (1, 1)	0.1	1	0	0	0	0	0	0	0	0	0	0	0	1	1	0.00	0.000					
Mickey Scott, L ERA: 4.45 (10, 1)	0.2	2	0	0	0	0	0	0	0	0	0	0	0	2	2	0.00	0.000					
Don Kirkwood, R ERA: 1.72 (10, 1)																						

Baltimore Orioles @ California Angels
Anaheim Stadium, Anaheim, CA
Tue Jul 08 1975, 10:05 PM EDT
Att. 16,811 - Unknown

AB 38
R 8
H 10
RBI 7
BB 6
SO 5
LOB 22



Batter	1	2	3	4	5	6	7	8	9	10	AB	R	H	RBI	BB	SO	LOB	BOTTOM						
Dave Collins, S OBP: 0.392, SLG: 0.376 (1, 7)	E 2B		G3				F7	1-3		6-3	5	1	1	0	0	0	0							
Jerry Remy, L OBP: 0.332, SLG: 0.348 (1, 4)	E1 S WP 1B		4-3				5-3			6-3	4	1	1	0	1	0	0							
Mickey Rivers, L OBP: 0.327, SLG: 0.355 (1, 8)	F7		G3				L6			F4	5	0	0	0	0	0	1							
Joe Lahoud, L OBP: 0.366, SLG: 0.392 Morris Nettles, L OBP: 0.290, SLG: 0.272 (1, 10) (9, PR)	F9						L3			BB 1B BB	3	0	0	0	1	0	0							
Leroy Stanton, R OBP: 0.390, SLG: 0.482 (1, 9)	S 1B							G1-4-3 BB		BB 1B 1B	3	2	3	1	1	0	0							
John Doherty, L OBP: 0.279, SLG: 0.339 (1, 3)	F7						F9	F2		BB 1B BB	3	0	0	0	1	0	2							
Dave Chalk, R OBP: 0.374, SLG: 0.372 (1, 5)		L1					L5	G1-4-3		1B	4	0	1	2	0	0	1							
Ellie Rodriguez, R OBP: 0.384, SLG: 0.331 (1, 2)		6-3						1-2 2-H 3-H		1B	4	0	0	0	0	2	2							
Mike Miley, S (1, 6)																								
Rudy Meoli, L OBP: 0.333, SLG: 0.238 (10, PH)	K						F9			K	3	0	0	0	0	1	0							
Inning Stats	R: 2 E: 1 K: 0 S: 6	H: 3 LOB: 1 BB: 0 P: 6	R: 0 E: 0 K: 1 S: 5	H: 0 LOB: 0 BB: 0 P: 5	R: 0 E: 0 K: 0 S: 3	H: 0 LOB: 0 BB: 0 P: 3	R: 1 E: 0 K: 0 S: 4	H: 1 LOB: 0 BB: 0 P: 4	R: 0 E: 0 K: 1 S: 5	H: 0 LOB: 0 BB: 0 P: 5	R: 0 E: 0 K: 0 S: 3	H: 0 LOB: 0 BB: 0 P: 3	R: 0 E: 0 K: 0 S: 2	H: 0 LOB: 0 BB: 1 P: 6	R: 0 E: 0 K: 0 S: 3	H: 0 LOB: 2 BB: 2 P: 15	R: 2 E: 0 K: 1 S: 7	H: 2 LOB: 2 BB: 2 P: 15	R: 0 E: 0 K: 1 S: 5	H: 0 LOB: 1 BB: 1 P: 9	1B: 4 2B: 1 3B: 0 HR: 1	SF: 0 SAC: 0 DP: 1 HBP: 0	WP: 1 PB: 0 SB: 2 CS: 0	PA: 39
PITCHER	IP 8.2	WLS W	BF 34	H 6	R 5	ER 5	SO 2	BB 3	IBB 0	HBP 0	BLK 0	WP 1	HR 1	S 35	P 47	ERA 5.19	WHIP 1.038							
Jim Palmer, R ERA: 2.08 (9, 1)	1.0	4	0	0	2	1	0	0	0	0	0	0	0	7	11	0.00	1.000							
Doyle Alexander, R ERA: 3.28 (10, 1)	0.1	S	1	0	0	0	0	0	0	0	0	0	0	1	1	0.00	0.000							
Grant Jackson, L ERA: 3.94 (10, 1)																								

Baltimore Orioles @ California Angels
Anaheim Stadium, Anaheim, CA
Tue Jul 08 1975, 10:05 PM EDT
Att. 16,811 - Unknown

AB 35
R 5
H 6
RBI 3
BB 4
SO 4
LOB 6



Batter	1	2	3	4	5	6	7	8	9	AB R H RBI BB SO LOB	TOP											
Ken Singleton, S (1, 9) OBP: 0.422, SLG: 0.449										3 1 1 1 2 2 3	<p>Baltimore Orioles @ California Angels Anaheim Stadium, Anaheim, CA Thu Jul 10 1975, 10:05 PM EDT Att: 9,569 - Unknown</p> <p>AB 37 R 7 H 15 RBI 6 BB 5 SO 9 LOB 22</p>											
Bobby Grich, R (1, 4) OBP: 0.390, SLG: 0.379										5 2 4 0 0 0 2												
Al Bumbry, L (1, 10) OBP: 0.343, SLG: 0.394										5 1 3 0 0 1 2												
Lee May, R (1, 3) OBP: 0.286, SLG: 0.431										4 1 1 2 0 1 4												
Tony Muser, L (8, 3) OBP: 0.319, SLG: 0.289										0 0 0 0 0 0 0												
Jim Northrup, L (1, 8) OBP: 0.373, SLG: 0.552										3 1 1 1 0 1 2												
Paul Blair, R (7, PH) OBP: 0.260, SLG: 0.281										2 0 0 0 0 2 3												
Don Baylor, R (1, 7) OBP: 0.350, SLG: 0.494										3 0 0 1 1 1 1												
Brooks Robinson, R (1, 5) OBP: 0.279, SLG: 0.279										4 1 1 0 1 0 1												
Eliot Hershiser, L (1, 2) OBP: 0.353, SLG: 0.363										4 0 3 1 1 0 0												
Mark Belanger, R (1, 6) OBP: 0.298, SLG: 0.258										4 0 1 0 0 1 4												
Inning Stats	R: 1 E: 0 K: 1 S: 7	H: 3 LOB: 1 BB: 0 P: 7	R: 0 E: 0 K: 1 S: 6	H: 2 LOB: 2 BB: 1 P: 10	R: 1 E: 0 K: 0 S: 5	H: 2 LOB: 1 BB: 1 P: 5	R: 1 E: 0 K: 0 S: 4	H: 2 LOB: 1 BB: 1 P: 8	R: 1 E: 0 K: 1 S: 6	H: 1 LOB: 0 BB: 0 P: 6	R: 0 E: 0 K: 2 S: 8	H: 1 LOB: 1 BB: 0 P: 8	R: 3 E: 1 K: 1 S: 8	H: 3 LOB: 2 BB: 2 P: 16	R: 0 E: 0 K: 3 S: 10	H: 1 LOB: 2 BB: 1 P: 14	R: 0 E: 0 K: 0 S: 3	H: 0 LOB: 0 BB: 0 P: 3	1B: 6 2B: 6 3B: 2 HR: 2	SF: 2 SAC: 0 DP: 3 HBP: 0	WP: 1 PB: 0 SB: 0 CS: 0	PA: 44
PITCHER	IP WLS BF H R ER SO BB IBB HBP BLK WP HR S P ERA WHIP											IP WLS BF H R ER SO BB IBB HBP BLK WP HR S P ERA WHIP										
Ed Figueroa, R (1, 1) ERA: 2.29	6.0 L 29 12 5 5 5 2 0 0 0 0 1 2 37 45 7.50 2.333																					
Andy Hassler, L (7, 1) ERA: 5.29	1.0 0 7 2 2 2 1 2 0 0 0 0 0 0 7 15 18.00 4.000																					
Chuck Hockenbery, R (8, 1) ERA: 5.4	1.0 5 1 0 0 3 1 0 0 0 0 0 0 10 14 0.00 2.000																					
Charlie Hudson, L (9, 1) ERA: 9.53	1.0 3 0 0 0 0 0 0 0 0 0 0 0 3 3 0.00 0.000																					

Batter	1	2	3	4	5	6	7	8	9	AB R H RBI BB SO LOB	BOTTOM											
Jerry Remy, L (1, 4) OBP: 0.332, SLG: 0.347										5 1 1 0 0 0 3	<p>Baltimore Orioles @ California Angels Anaheim Stadium, Anaheim, CA Thu Jul 10 1975, 10:05 PM EDT Att: 9,569 - Unknown</p> <p>AB 36 R 3 H 9 RBI 3 BB 1 SO 5 LOB 13</p>											
Mickey Rivers, L (1, 8) OBP: 0.321, SLG: 0.347										4 0 0 0 0 0 1												
Dave Collins, S (1, 7) OBP: 0.400, SLG: 0.398										3 0 1 0 1 1 0												
Leroy Stanton, R (1, 9) OBP: 0.376, SLG: 0.473										4 0 1 1 0 0 1												
Winston Lianas, R (1, 3) OBP: 0.239, SLG: 0.225										4 1 1 0 0 0 2												
Dave Chalk, R (1, 5) OBP: 0.378, SLG: 0.378										4 1 2 0 0 2 0												
John Balaz, R (1, 10) OBP: 0.283, SLG: 0.421										4 0 1 2 0 0 1												
Ellie Rodriguez, R (1, 2) OBP: 0.380, SLG: 0.329										3 0 1 0 0 1 2												
Ike Hampton, S (8, 2)										1 0 0 0 0 1 1												
Mike Miley, S (1, 6) OBP: 0.250, SLG: 0.417										4 0 1 0 0 0 2												
Inning Stats	R: 0 E: 0 K: 0 S: 4	H: 1 LOB: 1 BB: 0 P: 4	R: 0 E: 0 K: 1 S: 6	H: 1 LOB: 1 BB: 0 P: 6	R: 0 E: 0 K: 0 S: 3	H: 0 LOB: 0 BB: 0 P: 3	R: 0 E: 0 K: 0 S: 3	H: 0 LOB: 0 BB: 0 P: 3	R: 0 E: 0 K: 1 S: 6	H: 0 LOB: 1 BB: 0 P: 6	R: 1 E: 0 K: 0 S: 4	H: 2 LOB: 1 BB: 1 P: 8	R: 0 E: 0 K: 1 S: 7	H: 2 LOB: 2 BB: 0 P: 7	R: 0 E: 0 K: 1 S: 5	H: 0 LOB: 0 BB: 0 P: 5	R: 2 E: 0 K: 1 S: 8	H: 3 LOB: 1 BB: 0 P: 8	1B: 7 2B: 2 3B: 0 HR: 0	SF: 0 SAC: 0 DP: 1 HBP: 0	WP: 0 PB: 0 SB: 1 CS: 0	PA: 37
PITCHER	IP WLS BF H R ER SO BB IBB HBP BLK WP HR S P ERA WHIP											IP WLS BF H R ER SO BB IBB HBP BLK WP HR S P ERA WHIP										
Mike Cuellar, L (1, 1) ERA: 4.03	9.0 W 37 9 3 3 5 1 0 0 0 0 0 0 46 50 3.00 1.111																					

Batter	1	2	3	4	5	6	7	8	9	AB	R	H	RBI	BB	SO	LOB	TOP			
John Lowenstein, L (1, 10) OBP: 0.327, SLG: 0.393	F7		BB		F7		IHR 2B		F8	4	1	1	1	1	0	0	Cleveland Indians @ California Angels Anaheim Stadium, Anaheim, CA Fri Jul 11 1975, 10:05 PM EDT Att: 9,034 - Unknown			
Duane Kuiper, L (1, 4) OBP: 0.391, SLG: 0.363	3-1		BB		4-3		PO 1B			4	0	1	0	0	0	2				
Rick Manning, L (1, 9) OBP: 0.347, SLG: 0.370	4-3				6-3		K			4	1	1	2	0	1	0				
Charlie Spikes, R (9, 9) OBP: 0.260, SLG: 0.317	4-3				PO		IHR			0	0	0	0	0	0	0				
Boog Powell, L (1, 3) OBP: 0.375, SLG: 0.522		HR			FC6-4 1B		E3 BB		F7	4	2	2	1	0	0	0				
George Hendrick, R (1, 8) OBP: 0.321, SLG: 0.474	5-3				FC6-4 1B		BB		F8	3	0	1	0	1	0	0				
Oscar Gamble, L (1, 7) OBP: 0.314, SLG: 0.367	F9				FC6-4 1B		F2		1-3	4	0	0	0	0	0	4				
John Ellis, R (1, 2) OBP: 0.251, SLG: 0.322	F7				FC4 1B		5-3		F6	4	0	1	1	0	0	2				
Buddy Bell, R (1, 5) OBP: 0.297, SLG: 0.339			F4		FC4		4-3		F8	4	0	0	0	0	0	2				
Frank Duffy, R (1, 6) OBP: 0.275, SLG: 0.285	6-3				6-3		2B		5-3	4	1	1	0	0	0	0				
Inning Stats	R: 0 E: 0 K: 0 S: 3	H: 0 LOB: 0 BB: 0 P: 3	R: 1 E: 0 K: 0 S: 4	H: 1 LOB: 0 BB: 0 P: 4	R: 0 E: 0 K: 0 S: 3	H: 0 LOB: 1 BB: 1 P: 7	R: 1 E: 0 K: 0 S: 6	H: 3 LOB: 2 BB: 0 P: 6	R: 0 E: 0 K: 1 S: 6	H: 0 LOB: 0 BB: 1 P: 10	R: 3 E: 0 K: 0 S: 6	H: 3 LOB: 0 BB: 0 P: 6	R: 0 E: 0 K: 0 S: 3	H: 0 LOB: 0 BB: 0 P: 3	R: 0 E: 0 K: 0 S: 3	H: 0 LOB: 0 BB: 0 P: 3	1B: 4 2B: 2 3B: 0 HR: 2	SF: 0 SAC: 0 DP: 0 HBP: 0	WP: 0 PB: 0 SB: 0 CS: 0	PA: 38
PITCHER	IP	WLS	BF	H	R	ER	SO	BB	IBB	HBP	BLK	WP	HR	S	P	ERA	WHIP			
Dick Lange, R (1, 1) ERA: 3.91	6.1	L	28	7	4	4	1	2	0	0	0	0	1	28	36	5.68	1.421			
Mickey Scott, L (7, 1) ERA: 4.36	2.2		9	1	1	1	0	0	0	0	0	0	0	9	9	3.38	0.375			

AB 35
R 5
H 8
RBI 5
BB 2
SO 1
LOB 10



Batter	1	2	3	4	5	6	7	8	9	AB	R	H	RBI	BB	SO	LOB	BOTTOM			
Jerry Remy, L (1, 4) OBP: 0.334, SLG: 0.349	K					E S 1B	4-3			4	1	2	0	0	1	0	Cleveland Indians @ California Angels Anaheim Stadium, Anaheim, CA Fri Jul 11 1975, 10:05 PM EDT Att: 9,034 - Unknown			
Mickey Rivers, L (1, 8) OBP: 0.317, SLG: 0.343	F5		F9			F9	F4			4	0	0	0	0	0	2				
Dave Collins, S (1, 7) OBP: 0.410, SLG: 0.419	CS 1B					E S 2B		F9		4	1	3	1	0	0	0				
Joe Lahoud, L (1, 10) OBP: 0.367, SLG: 0.395	CS	G3			F6	WP 4-3 2B		G3		4	1	1	1	0	0	1				
Leroy Stanton, R (1, 9) OBP: 0.378, SLG: 0.476					6-3	4-3 BB		L6		3	0	1	0	1	0	1				
Dave Chalk, R (1, 5) OBP: 0.380, SLG: 0.378	F3				6-3	4-3 BB				3	0	1	0	1	0	2				
John Doherty, L (1, 3) OBP: 0.266, SLG: 0.322					4-3	1-2 2-3 3-H				3	0	0	1	0	1	3				
Tommy Harper, R (9, PH) OBP: 0.319, SLG: 0.339	K				4-3	1-2 2-3 3-H				1	0	0	0	0	1	1				
Ellie Rodriguez, R (1, 2) OBP: 0.378, SLG: 0.327			F8			K				4	0	1	0	0	2	3				
Mike Miley, S (1, 6) OBP: 0.200, SLG: 0.333			F7			G4-3-6				3	0	0	0	0	0	1				
Winston Lienas, R (9, PH) OBP: 0.236, SLG: 0.222					G4-3-6		6-3			1	0	0	0	0	1	1				
Inning Stats	R: 0 E: 0 K: 1 S: 5	H: 1 LOB: 0 BB: 0 P: 5	R: 0 E: 0 K: 1 S: 6	H: 1 LOB: 0 BB: 0 P: 6	R: 0 E: 0 K: 0 S: 4	H: 1 LOB: 1 BB: 0 P: 4	R: 0 E: 0 K: 0 S: 4	H: 1 LOB: 1 BB: 0 P: 4	R: 0 E: 0 K: 0 S: 3	H: 0 LOB: 0 BB: 0 P: 3	R: 3 E: 0 K: 1 S: 8	H: 3 LOB: 2 BB: 2 P: 16	R: 0 E: 0 K: 0 S: 3	H: 0 LOB: 0 BB: 0 P: 3	R: 0 E: 0 K: 3 S: 10	H: 1 LOB: 1 BB: 0 P: 10	1B: 6 2B: 3 3B: 0 HR: 0	SF: 0 SAC: 0 DP: 1 HBP: 0	WP: 1 PB: 0 SB: 2 CS: 1	PA: 37
PITCHER	IP	WLS	BF	H	R	ER	SO	BB	IBB	HBP	BLK	WP	HR	S	P	ERA	WHIP			
Roric Harrison, R (1, 1) ERA: 4.44	8.0	W	33	9	3	3	3	2	0	0	0	0	0	37	45	3.38	1.375			
Dave LaRoche, L (9, 1) ERA: 1.51	1.0	S	3	0	0	0	3	0	0	0	0	0	0	9	9	0.00	0.000			

AB 34
R 3
H 9
RBI 3
BB 2
SO 6
LOB 15



Batter	1	2	3	4	5	6	7	8	9	AB	R	H	RBI	BB	SO	LOB	TOP					
John Lowenstein, L (1, 10) OBP: 0.324, SLG: 0.383	F6		K		F7		F8		BB BB BB BB BB BB	4	1	0	0	1	1	1	Cleveland Indians @ California Angels Anaheim Stadium, Anaheim, CA Sat Jul 12, 1975, 10:05 PM EDT Att: 27,135 - Unknown livebaseballscorecards.com					
Duane Kuiper, L (1, 4) OBP: 0.398, SLG: 0.373	K		6-3		CS HBP				BB BB BB BB BB BB	4	1	2	1	0	1	0						
Rick Manning, L (1, 9) OBP: 0.343, SLG: 0.362	5-3				K		CS		BB BB BB BB BB BB	4	1	0	0	1	1	1						
Boog Powell, L (1, 3)			K		1B HR		4-3		FC3-6 E SF8 BB	3	2	0	0	2	1	3						
George Hendrick, R (1, 8) OBP: 0.325, SLG: 0.477	E6 F8 BB				1B HR				E6 FC3-6	4	1	2	1	1	0	1						
Oscar Gamble, L (1, 7) OBP: 0.318, SLG: 0.384							4-3		FC3-6 SF8	3	1	1	3	1	0	3						
Rico Carty, R (9, PH) OBP: 0.365, SLG: 0.422									FC3-6 SF8	1	0	1	2	0	0	0						
Charlie Spikes, R (9, PR) OBP: 0.290, SLG: 0.317					1-1H 2-H				FC6-4 1-2 2-3 3-H	0	0	0	0	0	0	0						
John Ellis, R (1, 2) OBP: 0.250, SLG: 0.321	F8				F4				SF8 1-2 3-H	4	1	1	1	0	0	4						
Buddy Bell, R (1, 5) OBP: 0.293, SLG: 0.334	K				4-3				E4 1B	4	0	0	0	0	2	4						
Frank Duffy, R (1, 6) OBP: 0.274, SLG: 0.285			4-3				3-1		F9	4	1	1	1	0	0	0						
Inning Stats	R: 0 E: 0 K: 1 S: 5	H: 0 LOB: 0 BB: 0 P: 5	R: 0 E: 1 K: 2 S: 8	H: 0 LOB: 2 BB: 1 P: 12	R: 0 E: 0 K: 1 S: 5	H: 0 LOB: 0 BB: 0 P: 5	R: 3 E: 0 K: 1 S: 7	H: 2 LOB: 0 BB: 1 P: 11	R: 0 E: 0 K: 0 S: 2	H: 0 LOB: 1 BB: 0 P: 3	R: 0 E: 0 K: 0 S: 4	H: 1 LOB: 1 BB: 0 P: 4	R: 2 E: 1 K: 0 S: 6	H: 3 LOB: 1 BB: 0 P: 6	R: 1 E: 1 K: 1 S: 6	H: 0 LOB: 1 BB: 1 P: 10	R: 3 E: 0 K: 0 S: 5	H: 2 LOB: 2 BB: 3 P: 17	1B: 5 2B: 2 3B: 0 HR: 1	SF: 1 SAC: 0 DP: 0 HBP: 1	WP: 0 PB: 0 SB: 1 CS: 1	PA: 44
PITCHER	IP	WLS	BF	H	R	ER	SO	BB	IBB	HBP	BLK	WP	HR	S	P	ERA	WHIP					
Nolan Ryan, R (1, 1) ERA: 3.5	8.1	L	39	7	9	7	6	5	0	1	0	0	0	1	45	66	7.56	1.440				
Andy Hassler, L (9, 1) ERA: 5.26	0.2		4	1	0	0	0	1	0	0	0	0	0	0	3	7	0.00	3.000				

Batter	1	2	3	4	5	6	7	8	9	AB	R	H	RBI	BB	SO	LOB	BOTTOM				
Jerry Remy, L (1, 4) OBP: 0.330, SLG: 0.344	L6	L6			F9		FC3-6		4-3	5	0	0	0	0	0	3	Cleveland Indians @ California Angels Anaheim Stadium, Anaheim, CA Sat Jul 12, 1975, 10:05 PM EDT Att: 27,135 - Unknown livebaseballscorecards.com				
Mickey Rivers, L (1, 8) OBP: 0.318, SLG: 0.344	FC4-6 1B	F9			FC4 1B		4-3		L1	5	0	2	0	0	0	3					
Dave Collins, S (1, 7) OBP: 0.406, SLG: 0.413	FC4-6 HBP 1-2				CS 1B		FC4 1-2		F9	4	0	1	0	0	0	2					
Joe Lahoud, L (1, 10) OBP: 0.369, SLG: 0.390	HBP BB				K		F6		BB 1B BB	2	1	0	0	2	1	2					
Leroy Stanton, R (1, 9) OBP: 0.376, SLG: 0.469	HBP				K		F8		F7	3	0	0	0	0	1	1					
Dave Chalk, R (1, 5) OBP: 0.378, SLG: 0.374	F4				5-3		F7		1B BB	3	0	0	0	1	0	3					
John Doherty, L (1, 3) OBP: 0.279, SLG: 0.323					4-3		F4		1-3 2-H	3	0	1	1	1	0	0					
Ellie Rodriguez, R (1, 2) OBP: 0.377, SLG: 0.327	SH3-4	SH3-4			1B		F5		F4	3	0	1	0	0	0	2					
Mike Miley, S (1, 6) OBP: 0.278, SLG: 0.313										1	0	0	0	2	0	1					
Morris Nettles, L (9, PH) OBP: 0.288, SLG: 0.271					G3		FC3-6 BB		L7	1	0	0	0	0	0	0					
Inning Stats	R: 0 E: 0 K: 0 S: 4	H: 1 LOB: 3 BB: 1 P: 9	R: 0 E: 0 K: 0 S: 3	H: 0 LOB: 2 BB: 2 P: 11	R: 0 E: 0 K: 2 S: 7	H: 1 LOB: 0 BB: 0 P: 7	R: 0 E: 0 K: 0 S: 4	H: 1 LOB: 1 BB: 0 P: 4	R: 0 E: 0 K: 0 S: 3	H: 0 LOB: 0 BB: 0 P: 3	R: 0 E: 0 K: 0 S: 3	H: 0 LOB: 1 BB: 1 P: 7	R: 1 E: 0 K: 0 S: 4	H: 1 LOB: 2 BB: 2 P: 12	R: 0 E: 0 K: 0 S: 3	H: 0 LOB: 0 BB: 0 P: 3	1B: 5 2B: 0 3B: 0 HR: 0	SF: 0 SAC: 1 DP: 0 HBP: 1	WP: 0 PB: 0 SB: 0 CS: 1	PA: 38	
PITCHER	IP	WLS	BF	H	R	ER	SO	BB	IBB	HBP	BLK	WP	HR	S	P	ERA	WHIP				
Dennis Eckersley, R (1, 1) ERA: 2.36	8.0	W	35	5	1	1	2	6	0	1	0	0	0	32	57	1.12	1.375				
Fred Beene, R (9, 1) ERA: 6.38	1.0		3	0	0	0	0	0	0	0	0	0	0	3	3	0.00	0.000				

Batter	1	2	3	4	5	6	7	8	9	AB	R	H	RBI	BB	SO	LOB	TOP					
Duane Kuiper, L (1,4) OBP: 0.398, SLG: 0.374	1-3			K		1B	2B		5-3	5	1	2	2	0	1	0						
Buddy Bell, R (1,5) OBP: 0.301, SLG: 0.346	K			G6-4-3 1B		1B	2B		G6-4-3 1B	5	0	4	2	0	1	0						
Rick Manning, L (1,7) OBP: 0.335, SLG: 0.352	K			G6-4-3 1-2		L7	F6		G6-4-3 1-2	5	0	0	0	0	1	5						
George Hendrick, R (1,8) OBP: 0.324, SLG: 0.475		F9				F8			6-3	4	1	1	0	0	0	0						
Rico Carty, R (1,10) OBP: 0.368, SLG: 0.430		F8				K			6-3	4	2	2	0	0	1	0						
Charlie Spikes, R (1,9) OBP: 0.260, SLG: 0.316		K				F7			3-1	4	1	1	0	0	1	2						
John Ellis, R (1,2) Boog Powell, L (7,PH) OBP: 0.376, SLG: 0.517				5-3					SF8	2	1	1	0	0	0	0						
Bill Sudakis, S (1,3) Alan Ashby, S (7,2) OBP: 0.295, SLG: 0.264				K					5-3	2	1	0	0	1	1	1						
Frank Duffy, R (1,6) OBP: 0.271, SLG: 0.281				5-3					6-3	3	0	0	0	0	0	2						
Inning Stats	R: 0 E: 0 K: 2 S: 7	H: 0 LOB: 0 BB: 0 P: 7	R: 0 E: 0 K: 1 S: 5	H: 0 LOB: 0 BB: 0 P: 5	R: 0 E: 0 K: 1 S: 5	H: 0 LOB: 0 BB: 0 P: 5	R: 0 E: 0 K: 1 S: 5	H: 1 LOB: 0 BB: 0 P: 5	R: 0 E: 0 K: 0 S: 6	H: 0 LOB: 0 BB: 0 P: 5	R: 1 E: 0 K: 0 S: 6	H: 3 LOB: 2 BB: 0 P: 6	R: 5 E: 0 K: 0 S: 8	H: 5 LOB: 1 BB: 1 P: 12	R: 2 E: 0 K: 0 S: 6	H: 3 LOB: 1 BB: 0 P: 6	R: 0 E: 0 K: 0 S: 3	H: 1 LOB: 0 BB: 0 P: 3	1B: 10 2B: 3 3B: 0 HR: 0	SF: 1 SAC: 1 DP: 2 HBP: 0	WP: 0 PB: 0 SB: 0 CS: 0	PA: 39
PITCHER	IP	WLS	BF	H	R	ER	SO	BB	IBB	HBP	BLK	WP	HR	S	P	ERA	WHIP					
Frank Tanana, L (1,1) ERA: 3.16	6.1		24	6	3	3	6	0	0	0	0	0	0	36	36	4.26	0.947					
Don Kirkwood, R (7,1) ERA: 2.03	0.1	L	3	1	0	0	0	1	0	0	0	0	0	2	6	0.00	6.000					
Mickey Scott, L (7,1) ERA: 4.59	0.1		3	2	3	3	0	0	0	0	0	0	0	3	3	81.00	6.000					
Bill Singer, R (8,1) ERA: 4.5	2.0		9	4	2	2	0	0	0	0	0	0	0	9	9	9.00	2.000					

Cleveland Indians @ California Angels
Anaheim Stadium, Anaheim, CA
Sun Jul 13 1975, 6:33 AM EDT
Att: 7,493 - Unknown

AB 36
R 8
H 13
RBI 8
BB 1
SO 6
LOB 10



Batter	1	2	3	4	5	6	7	8	9	AB	R	H	RBI	BB	SO	LOB	BOTTOM					
Jerry Remy, L (1,4) OBP: 0.330, SLG: 0.343	S 1B 1B		5-3 S 1B	K		K			F7	6	2	2	0	0	2	2						
Dave Collins, S (1,7) Morris Nettles, L (7,7) Joe Lahoud, L (9,PH) OBP: 0.401, SLG: 0.408	S 1B		5-3	4-3		F7			F8	4	0	1	0	0	0	3						
Tommy Harper, R (1,10) OBP: 0.325, SLG: 0.339	FC5-2 1B		4-0 BB BB			FC1-6-5 1B			L7	3	1	1	0	2	0	2						
Leroy Stanton, R (1,8) OBP: 0.384, SLG: 0.472	G6-4-3 1B		BB BB	FC1-6-5 5-3		BB S BB			BB	3	1	2	2	2	0	1						
Dave Chalk, R (1,5) OBP: 0.376, SLG: 0.369	G6-4-3 1-2		BB	5-3		K			F9	4	0	0	0	1	1	6						
Winston Lenas, R (1,3) John Doherty, L (3,PH) OBP: 0.233, SLG: 0.220		K				F7			BB	1	0	0	0	0	1	0						
John Balaz, R (1,9) Mickey Rivers, L (3,PH) OBP: 0.320, SLG: 0.347				F6					F7	1	0	1	0	0	0	0						
Ellie Rodriguez, R (1,2) OBP: 0.382, SLG: 0.323		F9		K					HR	3	0	1	0	1	0	4						
Mike Miley, S (1,6) OBP: 0.261, SLG: 0.429		F6		K					HR	5	1	1	3	0	1	6						
Inning Stats	R: 1 E: 0 K: 0 S: 5	H: 3 LOB: 1 BB: 0 P: 5	R: 0 E: 0 K: 1 S: 6	H: 1 LOB: 0 BB: 0 P: 6	R: 2 E: 0 K: 1 S: 7	H: 2 LOB: 3 BB: 3 P: 19	R: 0 E: 0 K: 2 S: 7	H: 0 LOB: 0 BB: 0 P: 7	R: 0 E: 0 K: 0 S: 4	H: 1 LOB: 1 BB: 0 P: 4	R: 0 E: 0 K: 1 S: 6	H: 1 LOB: 2 BB: 1 P: 10	R: 1 E: 0 K: 1 S: 5	H: 0 LOB: 3 BB: 4 P: 21	R: 0 E: 0 K: 0 S: 3	H: 0 LOB: 2 BB: 2 P: 11	R: 3 E: 0 K: 0 S: 5	H: 2 LOB: 0 BB: 1 P: 9	1B: 8 2B: 1 3B: 0 HR: 1	SF: 0 SAC: 0 DP: 1 HBP: 0	WP: 0 PB: 0 SB: 5 CS: 0	PA: 47
PITCHER	IP	WLS	BF	H	R	ER	SO	BB	IBB	HBP	BLK	WP	HR	S	P	ERA	WHIP					
Don Hood, L (1,1) ERA: 4.81	2.1		13	6	3	3	1	1	0	0	0	0	0	14	18	11.57	3.000					
Jim Bibby, R (3,1) ERA: 4.68	4.1	W	20	2	1	1	5	5	0	0	0	0	0	25	45	2.08	1.615					
Dave LaRoche, L (7,1) ERA: 2.05	2.1	S	14	2	3	3	0	5	0	0	0	0	1	9	29	11.57	3.000					


Cleveland Indians @ California Angels
Anaheim Stadium, Anaheim, CA
Sun Jul 13 1975, 6:33 AM EDT
Att: 7,493 - Unknown

AB 36
R 7
H 10
RBI 7
BB 11
SO 6
LOB 29



Batter	1	2	3	4	5	6	7	8	9	AB	R	H	RBI	BB	SO	LOB	TOP					
Jerry Remy, L (1,4) OBP: 0.331, SLG: 0.345										4	1	2	0	0	0	3	California Angels @ Milwaukee Brewers Milwaukee County Stadium, Milwaukee, WI Thu Jul 17 1975, 4:33 AM EDT Att: 20,738 - Unknown					
Mickey Rivers, L (1,8) OBP: 0.324, SLG: 0.348										4	1	2	0	1	0	4						
Dave Collins, S (1,7) Morris Nettles, L (6,7) OBP: 0.414, OBP: 0.293, SLG: 0.273										3	1	1	1	0	0	2						
Joe Lahoud, L (1,10) OBP: 0.368, SLG: 0.385										4	0	1	0	1	0	4						
Leroy Stanton, R (1,9) OBP: 0.380, SLG: 0.466										5	0	1	0	0	0	4						
Dave Chalk, R (1,5) OBP: 0.376, SLG: 0.380										5	1	2	2	0	0	5						
John Doherty, L (1,3) OBP: 0.312, SLG: 0.324										4	1	1	0	1	1	3						
Ellie Rodriguez, R (1,2) Ike Hampton, S (7,PR) OBP: 0.382, SLG: 0.319										2	0	0	0	0	0	3						
Mike Miley, S (1,6) OBP: 0.308, SLG: 0.409										1	1	0	0	1	0	0						
Inning Stats	R: 0 E: 0 K: 0 S: 3	H: 1 LOB: 0 BB: 0 P: 3	R: 0 E: 0 K: 0 S: 5	H: 2 LOB: 2 BB: 0 P: 5	R: 0 E: 0 K: 0 S: 4	H: 2 LOB: 1 BB: 0 P: 4	R: 0 E: 0 K: 0 S: 3	H: 0 LOB: 0 BB: 0 P: 3	R: 0 E: 0 K: 0 S: 2	H: 0 LOB: 1 BB: 2 P: 10	R: 3 E: 0 K: 0 S: 6	H: 3 LOB: 0 BB: 0 P: 6	R: 2 E: 1 K: 0 S: 5	H: 1 LOB: 3 BB: 1 P: 11	R: 1 E: 1 K: 0 S: 5	H: 1 LOB: 3 BB: 2 P: 13		R: 0 E: 0 K: 1 S: 6	H: 1 LOB: 1 BB: 0 P: 6	1B: 9 2B: 2 3B: 0 HR: 1	SF: 0 SAC: 2 DP: 2 HBP: 2	WP: 1 PB: 0 SB: 3 CS: 1
PITCHER	IP WLS BF H R ER SO BB IBB HBP BLK WP HR S P ERA WHIP																					
Jim Colborn, R (1,1) ERA: 4.53	5.2 L 24 8 3 3 0 2 0 0 0 0 1 22 30 4.76 1.765																					
Bill Castro, R (6,1) ERA: 2.39	0.1 4 0 2 1 0 0 0 0 2 0 0 0 2 4 27.00 0.000																					
Tom Hausman, R (7,1) ERA: 4.78	1.2 10 2 1 0 0 0 2 0 0 0 0 8 16 0.00 1.200																					
Rick Austin, L (8,1) ERA: 1.84	1.1 6 1 0 0 1 1 0 0 0 1 0 7 11 0.00 1.500																					

Batter	1	2	3	4	5	6	7	8	9	AB	R	H	RBI	BB	SO	LOB	BOTTOM					
Don Money, R (1,5) OBP: 0.307, SLG: 0.369										4	0	0	0	0	0	2	California Angels @ Milwaukee Brewers Milwaukee County Stadium, Milwaukee, WI Thu Jul 17 1975, 4:33 AM EDT Att: 20,738 - Unknown					
Robin Yount, R (1,6) OBP: 0.337, SLG: 0.383										4	0	0	0	0	1	0						
George Scott, R (1,3) OBP: 0.351, SLG: 0.486										4	0	1	0	0	1	0						
Hank Aaron, R (1,10) OBP: 0.332, SLG: 0.381										3	0	0	0	1	0	1						
Bobby Darwin, R (1,7) OBP: 0.310, SLG: 0.398										3	0	0	0	0	1	2						
Darrell Porter, L (1,2) OBP: 0.356, SLG: 0.379										1	1	1	1	2	0	0						
Sixto Lezcano, R (1,9) OBP: 0.322, SLG: 0.383										3	0	0	0	0	2	2						
Bob Sheldon, L (1,4) OBP: 0.381, SLG: 0.476										3	0	2	0	0	0	1						
Gorman Thomas, R (1,8) OBP: 0.336, SLG: 0.522										2	0	0	0	0	1	1						
Mike Hegan, L (8,PH) OBP: 0.371, SLG: 0.385										1	0	0	0	0	0	2						
Bill Sharp, L (9,8) OBP: 0.272, SLG: 0.312										0	0	0	0	0	0	0						
Inning Stats	R: 0 E: 0 K: 2 S: 7	H: 0 LOB: 0 BB: 0 P: 7	R: 1 E: 0 K: 1 S: 5	H: 1 LOB: 0 BB: 1 P: 9	R: 0 E: 0 K: 1 S: 5	H: 1 LOB: 0 BB: 0 P: 5	R: 0 E: 0 K: 1 S: 6	H: 1 LOB: 1 BB: 0 P: 6	R: 0 E: 0 K: 0 S: 2	H: 0 LOB: 0 BB: 1 P: 6	R: 0 E: 0 K: 0 S: 3	H: 0 LOB: 0 BB: 0 P: 3	R: 0 E: 0 K: 0 S: 3	H: 0 LOB: 0 BB: 0 P: 3	R: 0 E: 0 K: 1 S: 6	H: 1 LOB: 2 BB: 1 P: 10	R: 0 E: 0 K: 0 S: 3	H: 0 LOB: 0 BB: 0 P: 3	1B: 3 2B: 0 3B: 0 HR: 1	SF: 0 SAC: 0 DP: 1 HBP: 0	WP: 0 PB: 0 SB: 0 CS: 1	PA: 31
PITCHER	IP WLS BF H R ER SO BB IBB HBP BLK WP HR S P ERA WHIP																					
Ed Figueroa, R (1,1) ERA: 2.19	9.0 W 31 4 1 1 6 3 0 0 0 0 1 40 52 1.00 0.778																					

Batter	1	2	3	4	5	6	7	8	9	AB	R	H	RBI	BB	SO	LOB	TOP
Jerry Remy, L (1, 4) OBP: 0.331, SLG: 0.344	CS S 1B		L4		F9			6-3		4	0	1	0	0	0	1	California Angels @ Milwaukee Brewers Milwaukee County Stadium, Milwaukee, WI Fri Jul 18 1975, 8:05 PM EDT Att: 15,937 - Unknown
Mickey Rivers, L (1, 8) OBP: 0.320, SLG: 0.345	1-3		F7		F9			K		4	0	0	0	0	1	2	
Dave Collins, S (1, 7) OBP: 0.409, SLG: 0.432	WP 2B			L3				1B		4	0	3	0	0	0	0	
Joe Lahoud, L (1, 10) OBP: 0.371, SLG: 0.380	2-3 BB			4-3 BB				K		2	0	0	0	2	1	2	
Leroy Stanton, R (1, 9) OBP: 0.375, SLG: 0.457	F9			4-3				6-3		4	0	0	0	0	0	4	
Dave Chalk, R (1, 5) OBP: 0.375, SLG: 0.376		F3						F3		3	0	0	0	1	0	1	
John Doherty, L (1, 3) OBP: 0.309, SLG: 0.319			4-3							4	0	1	0	0	1	2	
Rudy Meoli, L (0, PR) OBP: 0.333, SLG: 0.238				F8				K		0	0	0	0	0	0	0	
Ellie Rodriguez, R (1, 2) OBP: 0.376, SLG: 0.314										3	0	0	0	0	0	0	AB 32 R 0 H 6 RBI 0 BB 3 SO 4 LOB 13
Winston Lienes, R (0, PH) OBP: 0.231, SLG: 0.217								6-3		1	0	0	0	0	0	1	
Mike Miley, S (1, 6) OBP: 0.310, SLG: 0.400			1-3							3	0	1	0	0	1	0	
Inning Stats	R: 0 E: 0 K: 0 S: 4	H: 2 LOB: 2 BB: 1 P: 8	R: 0 E: 0 K: 0 S: 3	H: 0 LOB: 0 BB: 0 P: 3	R: 0 E: 0 K: 0 S: 3	H: 0 LOB: 2 BB: 2 P: 11	R: 0 E: 0 K: 1 S: 6	H: 1 LOB: 1 BB: 0 P: 6	R: 0 E: 0 K: 2 S: 7	H: 0 LOB: 0 BB: 0 P: 7	R: 0 E: 0 K: 1 S: 6	H: 1 LOB: 1 BB: 0 P: 6	R: 0 E: 0 K: 0 S: 4	H: 1 LOB: 1 BB: 0 P: 4	1B: 5 2B: 1 3B: 0 HR: 0	SF: 0 SAC: 0 DP: 0 HBP: 0	WP: 2 PA: 35 SB: 0 CS: 1
PITCHER Jim Slaton, R (1, 1) ERA: 4.49	IP: 9.0 WLS: W BF: 35 H: 6 R: 0 ER: 0 SO: 4 BB: 3 IBB: 0 HBP: 0 BLK: 0 WP: 2 HR: 0 S: 40 P: 52 ERA: 0.00 WHIP: 1.000											PITCHER	IP: 9.0 WLS: W BF: 35 H: 6 R: 0 ER: 0 SO: 4 BB: 3 IBB: 0 HBP: 0 BLK: 0 WP: 2 HR: 0 S: 40 P: 52 ERA: 0.00 WHIP: 1.000				

Batter	1	2	3	4	5	6	7	8	9	AB	R	H	RBI	BB	SO	LOB	BOTTOM		
Don Money, R (1, 5) OBP: 0.306, SLG: 0.364	6-3		F4		6-3 BB			K		3	0	0	0	1	1	1	California Angels @ Milwaukee Brewers Milwaukee County Stadium, Milwaukee, WI Fri Jul 18 1975, 8:05 PM EDT Att: 15,937 - Unknown		
Robin Yount, R (1, 6) OBP: 0.333, SLG: 0.377	F9		FC2		6-3			F9		4	0	0	1	0	0	2			
George Scott, R (1, 3) OBP: 0.350, SLG: 0.484	1B		F4		5-3			5-3		4	0	1	0	0	0	2			
Hank Aaron, R (1, 10) OBP: 0.328, SLG: 0.376	F8			6-3	4-3			5-3		4	0	0	0	0	0	2			
Bobby Darwin, R (1, 7) OBP: 0.310, SLG: 0.395										2	0	0	0	1	2	0			
Bill Sharp, L (7, 7) OBP: 0.272, SLG: 0.312										0	0	0	0	0	0	0			
Charlie Moore, R (1, 2) OBP: 0.322, SLG: 0.390	WP 1B							K		3	0	1	0	0	2	1			
Sixto Lezcano, R (1, 9) OBP: 0.322, SLG: 0.383					F2			K		3	0	1	0	0	1	1			
Bob Sheldon, L (1, 4) OBP: 0.375, SLG: 0.458		G6-4-3 1B								3	1	1	0	0	0	2			
Gorman Thomas, R (1, 8) OBP: 0.343, SLG: 0.552										3	1	2	0	0	0	0			
Inning Stats	R: 0 E: 0 K: 0 S: 4	H: 1 LOB: 1 BB: 0 P: 4	R: 0 E: 0 K: 1 S: 6	H: 2 LOB: 0 BB: 0 P: 6	R: 0 E: 0 K: 0 S: 4	H: 1 LOB: 1 BB: 0 P: 4	R: 0 E: 0 K: 1 S: 5	H: 0 LOB: 1 BB: 1 P: 9	R: 2 E: 0 K: 0 S: 5	H: 2 LOB: 1 BB: 1 P: 9	R: 0 E: 0 K: 3 S: 9	H: 0 LOB: 0 BB: 0 P: 9	R: 0 E: 0 K: 1 S: 5	H: 0 LOB: 0 BB: 0 P: 5	R: 0 E: 0 K: 0 S: 3	H: 0 LOB: 0 BB: 0 P: 3	1B: 4 2B: 1 3B: 1 HR: 0	SF: 0 SAC: 0 DP: 1 HBP: 0	WP: 2 PA: 31 SB: 0 CS: 0
PITCHER Nolan Ryan, R (1, 1) ERA: 3.44	IP: 8.0 WLS: L BF: 31 H: 6 R: 2 ER: 2 SO: 6 BB: 2 IBB: 0 HBP: 0 BLK: 0 WP: 2 HR: 0 S: 41 P: 49 ERA: 2.25 WHIP: 1.000											PITCHER	IP: 8.0 WLS: L BF: 31 H: 6 R: 2 ER: 2 SO: 6 BB: 2 IBB: 0 HBP: 0 BLK: 0 WP: 2 HR: 0 S: 41 P: 49 ERA: 2.25 WHIP: 1.000						

Batter	1	2	3	4	5	6	7	8	9	AB	R	H	RBI	BB	SO	LOB	TOP																		
Jerry Remy, L (1,4) OBP: 0.332, SLG: 0.343	0-3 K		0-0 F8	0-0 S 1B		4-0 CS BB		0-0 1-3		4	0	1	1	1	1	1	California Angels @ Cleveland Indians Cleveland Municipal Stadium, Cleveland, OH Sat Jul 19 1975, 7:05 PM EDT Unknown																		
Mickey Rivers, L (1,8) OBP: 0.321, SLG: 0.345	0-0 S 1B		0-0 F3	0-0 F8		0-0 F7		0-0 4-3 2-H 1B		5	0	2	1	0	0	3																			
Dave Collins, S (1,7) Morris Nettles, L (8,7) OBP: 0.409, SLG: 0.434 OBP: 0.293, SLG: 0.273	0-3 K		0-0 2B		4-0 E 1B E BB	0-3 K		0-0 4-3 2-3		4	1	1	0	1	2	3																			
Joe Lahoud, L (1,10) OBP: 0.376, SLG: 0.379	4-0 1-2 BB		0-3 K		0-0 E8 E SF7 1B		4-0 2B BB	0-0 F9		3	2	1	0	2	1	2																			
Leroy Stanton, R (1,9) John Balaz, R (9,9) OBP: 0.375, SLG: 0.458 OBP: 0.300, SLG: 0.450	0-3 K			4-0 G3 S 1B BB	0-0 E4 S 1B		0-0 SH 1-H 2B	0-0 F8		4	2	1	1	1	1	3																			
Dave Chalk, R (1,5) Rudy Meoli, L (9, PR) OBP: 0.370, SLG: 0.372 OBP: 0.333, SLG: 0.238		0-3 K		0-0 F8	0-0 SF7		0-0 SH L6-3 2-3	0-0 E6 WP 1B		3	0	0	1	0	1	1																			
John Doherty, L (1,3) OBP: 0.291, SLG: 0.299	0-0 5-3		0-0 G3	0-0 F8		0-0 L6-3 1-2		0-0 F2 1-2		5	0	0	0	0	0	5																			
Ellie Rodriguez, R (1,2) OBP: 0.386, SLG: 0.324	4-0 BB		0-0 BB 1B	0-0 BB 1B	0-0 2-H 1B		0-0 5-3	0-0 BB 1B		4	1	3	3	1	0	1																			
Mike Miley, S (1,6) OBP: 0.324, SLG: 0.357	0-3 K		0-3 1B BB	4-0 1-2 BB	0-3 K		4-0 1-3 BB	0-0 F9		3	1	0	0	2	2	3																			
Inning Stats	R: 0 E: 0 K: 3 S: 10	H: 1 LOB: 2 BB: 1 P: 14	R: 0 E: 0 K: 2 S: 7	H: 0 LOB: 1 BB: 1 P: 11	R: 0 E: 0 K: 1 S: 6	H: 1 LOB: 1 BB: 0 P: 6	R: 2 E: 0 K: 0 S: 5	H: 2 LOB: 2 BB: 2 P: 13	R: 3 E: 2 K: 1 S: 8	H: 2 LOB: 1 BB: 1 P: 12	R: 0 E: 0 K: 1 S: 4	H: 0 LOB: 1 BB: 1 P: 8	R: 1 E: 0 K: 0 S: 4	H: 1 LOB: 1 BB: 1 P: 8	R: 1 E: 0 K: 0 S: 4	H: 1 LOB: 1 BB: 1 P: 8		R: 1 E: 1 K: 0 S: 5	H: 1 LOB: 1 BB: 0 P: 5	1B: 7 2B: 4 3B: 0 HR: 0	SF: 1 SAC: 1 DP: 2 HBP: 0	WP: 1 PB: 0 SB: 4 CS: 1	PA: 45												
PITCHER	IP 4.2	WLS L	BF 26	H 6	R 5	ER 3	SO 6	BB 5	IBB 0	HBP 0	BLK 0	WP 0	HR 0	S 33	P 53	ERA 5.79	WHIP 2.357	PITCHER	IP 4.1	WLS L	BF 19	H 3	R 3	ER 2	SO 2	BB 3	IBB 0	HBP 0	BLK 0	WP 1	HR 0	S 20	P 32	ERA 4.15	WHIP 1.385

Batter	1	2	3	4	5	6	7	8	9	AB	R	H	RBI	BB	SO	LOB	BOTTOM																		
Duane Kuiper, L (1,4) OBP: 0.373, SLG: 0.355	0-0 1-3		0-0 4-3			0-0 G1-6-3		0-0 F8		4	0	0	0	0	0	2	California Angels @ Cleveland Indians Cleveland Municipal Stadium, Cleveland, OH Sat Jul 19 1975, 7:05 PM EDT Unknown																		
Buddy Bell, R (1,5) OBP: 0.302, SLG: 0.343	0-3 K			0-0 CS 1B		0-3 K		0-0 L1-6-3 1B		4	0	2	0	0	2	1																			
Rick Manning, L (1,7) OBP: 0.338, SLG: 0.345	0-0 6-3			0-3 K		0-0 BB 1B		0-3 K		4	0	1	0	0	2	2																			
George Hendrick, R (1,8) OBP: 0.322, SLG: 0.466		0-0 F9		0-0 4-3		4-0 BB 1B		0-0 L1-6-3		3	0	0	0	1	0	1																			
Rico Carty, R (1,10) OBP: 0.372, SLG: 0.451		0-0 1B			0-0 F9		0-3 K			3	0	1	0	0	1	2																			
Charlie Spikes, R (1,9) OBP: 0.262, SLG: 0.318		0-3 K			0-0 F7		0-0 F7			3	0	0	0	0	1	3																			
Bill Sudakis, S (1,3) OBP: 0.292, SLG: 0.255		0-3 K			0-0 F8		0-0 F7			3	0	0	0	0	1	3																			
Alan Ashby, S (1,2) OBP: 0.266, SLG: 0.268			0-0 6-3			4-0 G1-6-3 1B BB		0-0 5-3		2	0	0	0	1	0	0																			
Frank Duffy, R (1,6) OBP: 0.271, SLG: 0.278			0-3 K			0-0 G1-6-3 1B		0-0 1-3		3	0	1	0	0	1	0																			
Inning Stats	R: 0 E: 0 K: 1 S: 5	H: 0 LOB: 0 BB: 0 P: 5	R: 0 E: 0 K: 2 S: 8	H: 1 LOB: 0 BB: 0 P: 8	R: 0 E: 0 K: 1 S: 5	H: 0 LOB: 0 BB: 0 P: 5	R: 0 E: 0 K: 1 S: 5	H: 1 LOB: 1 BB: 1 P: 9	R: 0 E: 0 K: 1 S: 6	H: 1 LOB: 2 BB: 1 P: 10	R: 0 E: 0 K: 0 S: 3	H: 0 LOB: 0 BB: 0 P: 3	R: 0 E: 0 K: 1 S: 5	H: 1 LOB: 0 BB: 0 P: 5	1B: 5 2B: 2 3B: 0 HR: 0	SF: 0 SAC: 0 DP: 3 HBP: 0		WP: 0 PB: 0 SB: 0 CS: 1	PA: 31																
PITCHER	IP 9.0	WLS W	BF 31	H 5	R 0	ER 0	SO 8	BB 2	IBB 0	HBP 0	BLK 0	WP 0	HR 0	S 45	P 53	ERA 0.00	WHIP 0.778	PITCHER	IP 9.0	WLS W	BF 31	H 5	R 0	ER 0	SO 8	BB 2	IBB 0	HBP 0	BLK 0	WP 0	HR 0	S 45	P 53	ERA 0.00	WHIP 0.778

Batter	1	2	3	4	5	6	7	8	9	10	AB	R	H	RBI	BB	SO	LOB	
Morris Nettles, L OBP: 0.293, SLG: 0.273 Elie Rodriguez, R OBP: 0.337, SLG: 0.322	F3		F5			FC4-6 1B		WP SH1-4 BB	5-3		3	0	1	0	0	0	0	
Jerry Remy, L OBP: 0.328, SLG: 0.339	F3			6-3		F7		SH1-4		1-3	4	0	0	0	0	0	1	
Mickey Rivers, L OBP: 0.322, SLG: 0.350	5-3			L3		FC4-6 1-2f		S BB		E	4	1	1	0	1	0	1	
Joe Lahoud, L OBP: 0.376, SLG: 0.375 Rudy Meoli, L OBP: 0.333, SLG: 0.238 Tommy Harper, R OBP: 0.322, SLG: 0.336	F3			4-3			1B SH3-4 BB	K		K	2	0	0	0	1	0	0	
Dave Collins, S OBP: 0.359, SLG: 0.421	F8			4-3		SH3-4		K		E4 S 1B	4	1	0	0	0	1	2	
Dave Chalk, R OBP: 0.379, SLG: 0.378						S 1B				1B BB	3	0	3	0	2	0	0	
John Doherty, L OBP: 0.278, SLG: 0.284 Winston Llenas, R OBP: 0.239, SLG: 0.226						F7		F9		FC3-6 1B BB	4	0	0	0	0	0	5	
Ike Hampton, S Leroy Stanton, R OBP: 0.375, SLG: 0.457			1-3			K		F3		FC6-4 1B	2	0	0	0	0	1	1	
Mike Miley, S OBP: 0.316, SLG: 0.438			6-3							1B	3	0	1	0	0	0	4	
Inning Stats	R: 0 E: 0 K: 1 S: 3	H: 0 LOB: 0 BB: 0 P: 3	R: 0 E: 0 K: 0 S: 4	H: 1 LOB: 1 BB: 0 P: 4	R: 0 E: 0 K: 0 S: 3	H: 0 LOB: 0 BB: 0 P: 3	R: 0 E: 0 K: 1 S: 6	H: 1 LOB: 1 BB: 0 P: 6	R: 0 E: 0 K: 0 S: 4	H: 1 LOB: 2 BB: 1 P: 8	R: 1 E: 0 K: 2 S: 8	H: 1 LOB: 2 BB: 2 P: 16	R: 0 E: 0 K: 0 S: 4	H: 1 LOB: 2 BB: 1 P: 8	R: 2 E: 1 K: 1 S: 8	H: 2 LOB: 2 BB: 1 P: 12	1B: 6 2B: 0 3B: 1 HR: 1	SF: 0 SAC: 2 DP: 0 HBP: 0
PITCHER	IP 7.0	WLS L	BF 28	H 5	R 1	ER 1	SO 1	BB 2	IBB 0	HBP 0	BLK 0	WP 0	HR 1	S 28	P 36	ERA 1.29	WHIP 1.000	
Roric Harrison, R ERA: 4.25	2.2	L	15	3	2	0	3	3	0	0	0	1	0	18	30	0.00	2.250	
Dave LaRoche, L ERA: 1.89	0.1		1	0	0	0	0	0	0	0	0	0	0	1	1	0.00	0.000	
Tom Buskey, R ERA: 2.9																		

TOP

California Angels @ Cleveland Indians
Cleveland Municipal Stadium, Cleveland, OH

Sat Jul 19 1975, 7:05 PM EDT
Att: 29,682 - Unknown

AB	37
R	3
H	8
RBI	2
BB	5
SO	4
LOB	21

WP: 1 PA: 44
PB: 0
SB: 3
CS: 0

Batter	1	2	3	4	5	6	7	8	9	10	AB	R	H	RBI	BB	SO	LOB	
John Lowenstein, L OBP: 0.314, SLG: 0.387	F7			4-3		G3		F9		F8	5	0	0	0	0	2		
Jack Brohamer, L OBP: 0.328, SLG: 0.400	4-3			F7		G3				1B 1B	5	0	2	0	0	0		
Rick Manning, L OBP: 0.343, SLG: 0.356	K			CS 1B				4-3		1B	5	1	3	1	0	1		
George Hendrick, R OBP: 0.320, SLG: 0.462		F5		CS		G4-6-3 BB		SF7		L4	3	0	0	1	1	2		
Rico Carty, R OBP: 0.371, SLG: 0.449 Duane Kuiper, L OBP: 0.373, SLG: 0.355 Bill Sudakis, S OBP: 0.289, SLG: 0.253		6-3				G4-6-3 1-2f		BB S 1B		4-3	3	0	1	0	0	1		
Oscar Gamble, L OBP: 0.319, SLG: 0.374		F7						F7		S 1B	3	0	1	0	1	1		
Buddy Bell, R OBP: 0.307, SLG: 0.346						G4-6-3 1B				K	3	0	2	0	1	1		
Alan Ashby, S OBP: 0.285, SLG: 0.259				G4-6-3		4-3				K	3	0	0	0	1	3		
Ed Crosby, L OBP: 0.344, SLG: 0.278 Charlie Spikes, R OBP: 0.251, SLG: 0.316 Frank Duffy, R OBP: 0.273, SLG: 0.281								CS BB		1B 1B	1	0	0	0	1	0		
Inning Stats	R: 0 E: 0 K: 1 S: 5	H: 0 LOB: 0 BB: 0 P: 5	R: 0 E: 0 K: 0 S: 3	H: 0 LOB: 0 BB: 0 P: 3	R: 0 E: 0 K: 0 S: 3	H: 1 LOB: 0 BB: 0 P: 3	R: 0 E: 0 K: 0 S: 3	H: 0 LOB: 0 BB: 1 P: 6	R: 1 E: 0 K: 0 S: 5	H: 2 LOB: 3 BB: 2 P: 13	R: 0 E: 0 K: 0 S: 3	H: 1 LOB: 0 BB: 0 P: 3	R: 0 E: 0 K: 1 S: 6	H: 1 LOB: 1 BB: 0 P: 6	R: 1 E: 0 K: 2 S: 10	H: 3 LOB: 2 BB: 0 P: 10	1B: 9 2B: 1 3B: 0 HR: 0	SF: 1 SAC: 0 DP: 2 HBP: 0
PITCHER	IP 6.0	WLS W	BF 21	H 4	R 1	ER 1	SO 1	BB 3	IBB 0	HBP 0	BLK 0	WP 0	HR 0	S 20	P 32	ERA 1.50	WHIP 1.167	
Bill Singer, R ERA: 4.37	0.2		5	1	0	0	0	1	0	0	0	0	0	3	11	0.00	3.000	
Jim Brewer, L ERA: 3.08	3.0	W	12	4	1	1	2	0	0	0	0	0	0	16	16	3.00	1.333	
Don Kirkwood, R ERA: 2.08	0.0		1	1	0	0	0	0	0	0	0	0	0	1	1	-	-	
Mickey Scott, L ERA: 4.59	0.1	S	1	0	0	0	1	0	0	0	0	0	0	3	3	0.00	0.000	
Chuck Hockenbery, R ERA: 4.5																		

BOTTOM

California Angels @ Cleveland Indians
Cleveland Municipal Stadium, Cleveland, OH

Sat Jul 19 1975, 7:05 PM EDT
Att: 29,682 - Unknown

AB	34
R	2
H	10
RBI	2
BB	5
SO	4
LOB	14

WP: 0 PA: 41
PB: 1
SB: 2
CS: 2

Batter	1	2	3	4	5	6	7	8	9	AB	R	H	RBI	BB	SO	LOB	TOP		
Jerry Remy, L (1,4) OBP: 0.326, SLG: 0.337 Ike Hampton, S (7,5)	4-0 E 1B BB		0-0 G3			0-0 FC1-6 FC6 1-2f		4-0 1B HR BB		2	1	0	0	1	0	1			
Mickey Rivers, L (1,8) OBP: 0.324, SLG: 0.351	0-0 L4-6 1-H 1B		0-3 K			0-0 FC6 1-2f		0-0 HR 1B		4	1	2	1	0	1	1			
Dave Collins, S (1,10) OBP: 0.401, SLG: 0.444	0-0 F8 1-2					0-0 F8		0-0 HR 1-H 2-H		4	1	2	3	0	0	2			
Leroy Stanton, R (1,9) OBP: 0.376, SLG: 0.462	0-0 L4-6 2-3					0-0 G5-4-3 1B 1-2f		0-0 F9 2B		4	0	2	0	0	0	1			
Dave Chalk, R (1,5) OBP: 0.379, SLG: 0.376 Rudy Meoli, L (7,4) OBP: 0.329, SLG: 0.234		4-0 BB				0-0 G5-4-3 1B 1-2f		0-0 F8 3-1		2	0	0	0	1	0	1			
Winston Llenas, R (1,3) OBP: 0.240, SLG: 0.218		0-0 F9				0-0 4-3		4-0 BB		3	0	0	0	1	0	1			
Elie Rodriguez, R (1,2) OBP: 0.380, SLG: 0.315		0-0 F9				0-0 5-3		0-0 5-3		4	0	0	0	0	0	2			
John Balaz, R (1,7) OBP: 0.250, SLG: 0.375		0-0 F2				0-0 F3		0-0 6-3 F8		4	0	0	0	0	0	1			
Mike Miley, S (1,6) OBP: 0.293, SLG: 0.400			0-0 6-3			0-0 E5 FC1-6		0-3 K		3	0	0	0	0	1	0			
Inning Stats	R: 1 E: 1 K: 0 S: 3	H: 1 LOB: 0 BB: 1 P: 7	R: 0 E: 0 K: 0 S: 3	H: 0 LOB: 1 BB: 1 P: 7	R: 0 E: 0 K: 1 S: 5	H: 0 LOB: 0 BB: 0 P: 5	R: 0 E: 0 K: 0 S: 3	H: 2 LOB: 0 BB: 0 P: 3	R: 0 E: 0 K: 0 S: 3	H: 0 LOB: 1 BB: 0 P: 4	R: 0 E: 0 K: 0 S: 3	H: 0 LOB: 1 BB: 1 P: 7	R: 3 E: 0 K: 1 S: 8	H: 3 LOB: 1 BB: 1 P: 12	R: 0 E: 0 K: 0 S: 3	H: 0 LOB: 0 BB: 0 P: 3	1B: 4 2B: 2 3B: 0 HR: 1	SF: 0 SAC: 0 DP: 2 HBP: 0	WP: 0 PA: 35 PB: 0 SB: 1 CS: 0
PITCHER	IP WLS BF H R ER SO BB IBB HBP BLK WP HR S P ERA WHIP	8.0 W 32 6 4 3 2 4 0 0 0 0 1 32 48 3.38 1.250	1.0 L 3 0 0 0 0 0 0 0 0 0 0 3 3 0.00 0.000																

California Angels @ Cleveland Indians
Cleveland Municipal Stadium, Cleveland, OH

AB 31
R 4
H 6
RBI 4
BB 4
SO 2
LOB 11



Sun Jul 20 1975, 3:33 AM EDT
Att: 10,402 - Unknown

Batter	1	2	3	4	5	6	7	8	9	AB	R	H	RBI	BB	SO	LOB	BOTTOM		
John Lowenstein, L (1,7) OBP: 0.321, SLG: 0.393	0-0 1B E 1B					0-0 FC4-6 1B 2-3		0-0 4-3		5	0	3	0	0	0	2			
Duane Kuiper, L (1,4) OBP: 0.363, SLG: 0.345	0-0 F9					0-0 FC4-6 1B 1-2f 6-3		0-0 1-3		5	1	0	0	0	0	5			
Rick Manning, L (1,8) OBP: 0.345, SLG: 0.371	0-0 E4 1-2 1B					0-0 6-3 HR 1B		0-0 1-3		5	2	2	1	0	0	1			
George Hendrick, R (1,9) OBP: 0.323, SLG: 0.462 Charlie Spikes, R (6,9) OBP: 0.297, SLG: 0.323	0-0 G4-6-3 1-2 2-3 1B					0-0 FC5-4 BB 1-2 3-H		0-0 6-3		2	0	1	1	1	0	1			
Rico Carty, R (1,3) OBP: 0.372, SLG: 0.462	0-0 G4-6-3 1-2f					0-0 FC5-4 BB 1-2f HR		0-0 K 1-2		4	2	1	2	1	1	5			
Oscar Gamble, L (1,10) OBP: 0.330, SLG: 0.399		0-0 1B 3B				0-0 HR BB 1-2		0-0 2B		4	2	3	1	1	0	2			
Buddy Bell, R (1,5) OBP: 0.309, SLG: 0.358		0-0 2B 1B 3-H				0-0 HR BB 1-H 2-H		0-0 6-3		4	2	2	4	0	0	2			
Alan Ashby, S (1,2) OBP: 0.275, SLG: 0.273		0-0 2B				0-0 L5		4-0 4-3 4-3 BB		3	0	1	1	1	1	0			
Ed Crosby, L (1,6) OBP: 0.330, SLG: 0.265		0-0 6-3				0-0 5-3		0-0 4-3		4	0	0	0	0	0	2			
Inning Stats	R: 0 E: 1 K: 0 S: 5	H: 2 LOB: 2 BB: 0 P: 5	R: 2 E: 0 K: 0 S: 6	H: 3 LOB: 1 BB: 0 P: 6	R: 4 E: 0 K: 0 S: 5	H: 2 LOB: 0 BB: 2 P: 13	R: 3 E: 0 K: 0 S: 7	H: 4 LOB: 1 BB: 0 P: 7	R: 0 E: 0 K: 0 S: 3	H: 0 LOB: 1 BB: 1 P: 7	R: 1 E: 0 K: 1 S: 7	H: 2 LOB: 1 BB: 0 P: 7	R: 0 E: 0 K: 1 S: 6	H: 1 LOB: 1 BB: 0 P: 6	R: 0 E: 0 K: 0 S: 3	H: 1 LOB: 1 BB: 1 P: 7	1B: 9 2B: 3 3B: 1 HR: 3	SF: 0 SAC: 0 DP: 2 HBP: 0	WP: 2 PA: 42 PB: 0 SB: 1 CS: 0
PITCHER	IP WLS BF H R ER SO BB IBB HBP BLK WP HR S P ERA WHIP	2.1 L 14 8 6 6 2 2 0 0 0 2 2 26 34 11.57 2.143	4.2 L 24 8 6 6 2 2 0 0 0 0 0 3 7 0.00 2.000																

California Angels @ Cleveland Indians
Cleveland Municipal Stadium, Cleveland, OH

AB 38
R 10
H 15
RBI 10
BB 4
SO 2
LOB 20




Sun Jul 20 1975, 3:33 AM EDT
Att: 10,402 - Unknown

Batter	1	2	3	4	5	6	7	8	9	10	11	AB	R	H	RBI	BB	SO	LOB	TOP				
Jerry Remy, L OBP: 0.330, SLG: 0.342 (1, 4)												4	0	2	0	0	0	1					
Mickey Rivers, L OBP: 0.323, SLG: 0.349 (1, 8)												5	0	1	0	0	1	3					
Dave Collins, S OBP: 0.395, SLG: 0.432 (1, 10)												4	0	0	0	1	0	1					
Leroy Stanton, R OBP: 0.378, SLG: 0.473 (1, 9)												3	1	1	1	1	1	0					
Dave Chalk, R OBP: 0.378, SLG: 0.375 Rudy Meoli, L OBP: 0.316, SLG: 0.224 (2, 5)												1	0	0	0	0	0	0					
Winston Lienes, R OBP: 0.232, SLG: 0.211 John Doherty, L OBP: 0.278, SLG: 0.284 Tommy Harper, R OBP: 0.325, SLG: 0.336 (9, 3)												3	0	0	0	0	0	0					
John Balaz, R OBP: 0.308, SLG: 0.462 Joe Lahoud, L OBP: 0.372, SLG: 0.371 (8, 7)												2	0	2	0	0	0	0					
Elie Rodriguez, R OBP: 0.379, SLG: 0.315 Morris Nettles, L OBP: 0.293, SLG: 0.273 Ike Hampton, S (8, 2)												3	0	1	0	0	0	2					
Mike Miley, S OBP: 0.289, SLG: 0.368 (1, 6)												3	0	0	0	1	2	1					
Inning Stats	R: 0 E: 0 K: 0 S: 3	H: 1 LOB: 0 BB: 0 P: 3	R: 1 E: 0 K: 0 S: 5	H: 2 LOB: 1 BB: 0 P: 5	R: 0 E: 0 K: 0 S: 3	H: 1 LOB: 0 BB: 0 P: 3	R: 0 E: 0 K: 0 S: 2	H: 0 LOB: 0 BB: 1 P: 6	R: 0 E: 0 K: 0 S: 3	H: 0 LOB: 0 BB: 0 P: 3	R: 0 E: 0 K: 1 S: 6	H: 1 LOB: 1 BB: 2 P: 12	R: 0 E: 0 K: 1 S: 5	H: 0 LOB: 0 BB: 0 P: 5	R: 0 E: 0 K: 2 S: 7	H: 0 LOB: 0 BB: 0 P: 7	1B: 4 2B: 3 3B: 0 HR: 1	SF: 0 SAC: 2 DP: 3 HBP: 0	WP: 0 PB: 0 SB: 0 CS: 1	PA: 40			
PITCHER	IP ERA WLS BF H R ER SO BB IBB HBP BLK WP HR S P ERA WHIP																						
Fritz Peterson, L ERA: 5.43 Tom Buskey, R ERA: 2.82 Dave LaRoche, L ERA: 1.8	(1, 1) 7.0 1.2 (8, 1) 2.1 (9, 1)	WLS 8 W 8	BF 24 8	H 5 0	R 1 0	ER 0 0	SO 0 3	BB 2 0	IBB 0 1	HBP 0 0	BLK 0 0	WP 0 0	HR 0 0	S 22 13	P 30 17	ERA 1.29 0.00	WHIP 1.000 0.000						

California Angels @ Cleveland Indians
Cleveland Municipal Stadium, Cleveland, OH
Mon Jul 21 1975, 7:05 PM EDT
Att: 11,012 - Unknown


AB 34
R 1
H 7
RBI 1
BB 4
SO 4
LOB 14



Batter	1	2	3	4	5	6	7	8	9	10	11	AB	R	H	RBI	BB	SO	LOB	BOTTOM				
John Lowenstein, L OBP: 0.323, SLG: 0.393 (1, 7)												5	0	2	0	0	0	3					
Duane Kuiper, L OBP: 0.309, SLG: 0.337 (1, 4)												4	0	0	0	1	1	1					
Rick Manning, L OBP: 0.346, SLG: 0.372 (1, 8)												5	1	2	0	0	1	1					
George Hendrick, R OBP: 0.324, SLG: 0.464 (1, 9)												5	0	2	0	0	2	2					
Rico Carty, R OBP: 0.374, SLG: 0.460 Don Hood, L (8, PR) Bill Sudakis, S OBP: 0.287, SLG: 0.250 (9, 3)												3	0	1	1	1	0	2					
Oscar Gamble, L OBP: 0.336, SLG: 0.414 (1, 10)												3	1	1	1	2	0	1					
Buddy Bell, R OBP: 0.306, SLG: 0.353 (1, 5)												4	0	0	0	0	5						
Alan Ashby, S OBP: 0.287, SLG: 0.264 Jack Brohamer, L OBP: 0.326, SLG: 0.397 Frank Duffy, R OBP: 0.273, SLG: 0.281 (10, 6)												3	0	0	0	0	0	0					
Ed Crosby, L OBP: 0.340, SLG: 0.279 Boog Powell, L OBP: 0.384, SLG: 0.521 (10, 3)												3	0	2	0	0	0	0					
Inning Stats	R: 0 E: 0 K: 0 S: 3	H: 1 LOB: 0 BB: 0 P: 3	R: 0 E: 0 K: 0 S: 3	H: 1 LOB: 0 BB: 0 P: 3	R: 0 E: 0 K: 0 S: 4	H: 1 LOB: 1 BB: 0 P: 4	R: 1 E: 0 K: 0 S: 5	H: 2 LOB: 2 BB: 1 P: 9	R: 0 E: 0 K: 0 S: 3	H: 1 LOB: 1 BB: 0 P: 3	R: 0 E: 0 K: 2 S: 7	H: 0 LOB: 3 BB: 3 P: 19	R: 0 E: 0 K: 1 S: 6	H: 1 LOB: 1 BB: 1 P: 6	R: 0 E: 0 K: 1 S: 6	H: 1 LOB: 1 BB: 0 P: 6	R: 1 E: 0 K: 0 S: 1	H: 1 LOB: 0 BB: 0 P: 1	1B: 9 2B: 1 3B: 0 HR: 1	SF: 0 SAC: 0 DP: 2 HBP: 0	WP: 0 PB: 0 SB: 3 CS: 0	PA: 42	
PITCHER	IP ERA WLS BF H R ER SO BB IBB HBP BLK WP HR S P ERA WHIP																						
Ed Figueroa, R ERA: 2.16	(1, 1) 10.0 L 42 11 2 2 5 3 1 0 0 0 1 48 64 1.80 1.400																						

California Angels @ Cleveland Indians
Cleveland Municipal Stadium, Cleveland, OH
Mon Jul 21 1975, 7:05 PM EDT
Att: 11,012 - Unknown

AB 38
R 2
H 11
RBI 2
BB 4
SO 5
LOB 16



Batter	1	2	3	4	5	6	7	8	9	AB	R	H	RBI	BB	SO	LOB	TOP					
Jerry Remy, L (1,4) OBP: 0.329, SLG: 0.341	F9		1B		L4-3		FC1-6			4	0	1	0	0	0	3	California Angels @ Baltimore Orioles Memorial Stadium, Baltimore, MD Tue Jul 22 1975, 7:05 PM EDT Att: 11,254 - Unknown					
Mickey Rivers, L (1,8) OBP: 0.322, SLG: 0.348	K		1B		6-3		F7			4	0	1	0	0	1	2						
Dave Collins, S (1,10) OBP: 0.392, SLG: 0.428	1B		F8		6-3		6-3			4	0	1	0	0	2							
Leroy Stanton, R (1,9) OBP: 0.373, SLG: 0.465	F4			L5		K	6-3			4	0	0	0	0	1	1						
Tommy Harper, R (1,3)		G5-4-3 BB		K		K		5-3		3	0	0	0	1	2	0						
John Balaz, R (1,7) OBP: 0.300, SLG: 0.433	F9			K			FC5-4 1B	5-3		4	0	1	0	0	1	1						
Winston Lienes, R (1,5) OBP: 0.233, SLG: 0.213	G5-4-3				2B 1B		FC5-4 1B	6-3		4	2	1	0	0	2							
Ike Hampton, S (1,2) OBP: 0.273, SLG: 0.300			K		1B 2B		FC1-6 1B	5-3		4	1	2	1	0	1	0						
Mike Miley, S (1,6) OBP: 0.313, SLG: 0.390			6-3		L4-3 1B		FC1-6 1B			3	0	2	2	0	0	0						
Inning Stats	R: 0 E: 0 K: 1 S: 6	H: 1 LOB: 1 BB: 0 P: 6	R: 0 E: 0 K: 0 S: 2	H: 0 LOB: 0 BB: 1 P: 6	R: 0 E: 0 K: 1 S: 7	H: 2 LOB: 2 BB: 0 P: 7	R: 0 E: 0 K: 2 S: 7	H: 0 LOB: 0 BB: 0 P: 7	R: 2 E: 0 K: 0 S: 5	H: 3 LOB: 0 BB: 0 P: 5	R: 0 E: 0 K: 2 S: 7	H: 0 LOB: 0 BB: 0 P: 7	R: 1 E: 0 K: 0 S: 6	H: 3 LOB: 2 BB: 0 P: 6	R: 0 E: 0 K: 0 S: 3	H: 0 LOB: 0 BB: 0 P: 3	R: 0 E: 0 K: 0 S: 3	H: 0 LOB: 0 BB: 0 P: 3	1B: 8 2B: 2 3B: 0 HR: 0	SF: 0 SAC: 0 DP: 2 HBP: 0	WP: 0 PB: 0 SB: 0 CS: 0	PA: 35
PITCHER Mike Cuellar, L (1,1) ERA: 4.18	IP: 9.0 WLS: W BF: 35 H: 9 R: 3 ER: 3 SO: 6 BB: 1 IBB: 0 HBP: 0 BLK: 0 WP: 0 HR: 0 S: 46 P: 50 ERA: 3.00 WHIP: 1.111															PITCHER						

AB	34
R	3
H	9
RBI	3
BB	1
SO	6
LOB	11



Batter	1	2	3	4	5	6	7	8	9	AB	R	H	RBI	BB	SO	LOB	BOTTOM			
Ken Singleton, S (1,9) OBP: 0.414, SLG: 0.444	1B 1B BB	5-3 HR BB		F7		4-3				2	2	0	0	2	0	0	California Angels @ Baltimore Orioles Memorial Stadium, Baltimore, MD Tue Jul 22 1975, 7:05 PM EDT Att: 11,254 - Unknown			
Bobby Grich, R (1,4) OBP: 0.395, SLG: 0.395	F9	5-3		WP 1B BB		2B				3	1	1	0	1	0	2				
Tommy Davis, R (1,10) OBP: 0.308, SLG: 0.344	1B PB 1B	HR		1B		F9				4	2	3	3	0	0	1				
Lee May, R (1,3) OBP: 0.306, SLG: 0.479	PB 1B BB 1B	K		F6		5-3				4	1	1	1	0	1	1				
Jim Northrup, L (1,8) OBP: 0.350, SLG: 0.480	PB 1B BB	K		F8		F4				2	1	0	0	1	1	0				
Paul Blair, R (7,PH) OBP: 0.247, SLG: 0.273	PB 1B BB	K		F8		F4				1	0	0	0	0	0	0				
Don Baylor, R (1,7) OBP: 0.348, SLG: 0.486	K		F3		HR	6-3				4	1	1	1	0	1	2				
Brooks Robinson, R (1,5) OBP: 0.284, SLG: 0.290	BB 1B		F8		5-3			K		4	0	1	2	0	1	0				
Eliot Hendricks, L (1,2) OBP: 0.339, SLG: 0.390	BB 1B		F7		4-3			K		3	0	0	0	1	1	0				
Mark Belanger, R (1,6) OBP: 0.284, SLG: 0.257	K		4-3			F8		F7		4	0	0	0	0	1	2				
Inning Stats	R: 4 E: 0 K: 2 S: 10	H: 3 LOB: 2 BB: 3 P: 22	R: 2 E: 0 K: 2 S: 8	H: 1 LOB: 1 BB: 1 P: 12	R: 0 E: 0 K: 0 S: 3	H: 0 LOB: 0 BB: 0 P: 3	R: 1 E: 0 K: 0 S: 4	H: 1 LOB: 1 BB: 1 P: 8	R: 1 E: 0 K: 0 S: 4	H: 1 LOB: 0 BB: 0 P: 4	R: 0 E: 0 K: 0 S: 4	H: 1 LOB: 1 BB: 0 P: 4	R: 0 E: 0 K: 0 S: 3	H: 0 LOB: 0 BB: 0 P: 3	R: 0 E: 0 K: 2 S: 7	H: 0 LOB: 0 BB: 0 P: 7	1B: 4 2B: 1 3B: 0 HR: 2	SF: 0 SAC: 0 DP: 0 HBP: 0	WP: 1 PB: 1 SB: 0 CS: 0	PA: 36
PITCHER Nolan Ryan, R (1,1) ERA: 3.69 Chuck Hockenberg, R (2,1) ERA: 4.05 Jim Brewer, L (7,1) ERA: 4.66	IP: 1.1 WLS: L BF: 12 H: 4 R: 6 ER: 5 SO: 2 BB: 4 IBB: 0 HBP: 0 BLK: 0 WP: 1 HR: 1 S: 21 P: 25 ERA: 3.86 WHIP: 0.857															PITCHER				

AB	31
R	8
H	7
RBI	7
BB	5
SO	6
LOB	8



Batter	1	2	3	4	5	6	7	8	9	AB	R	H	RBI	BB	SO	LOB	TOP			
Jerry Remy, L (1, 4) OBP: 0.326, SLG: 0.336	F7	K			1-3		F8		4-3	5	0	0	0	0	1	2	California Angels @ Baltimore Orioles Memorial Stadium, Baltimore, MD Wed Jul 23 1975, 7:05 PM EDT Att: 12,741 - Unknown			
Mickey Rivers, L (1, 8) OBP: 0.320, SLG: 0.346	F8	K			1B		F2		L3	5	0	1	0	0	1	2				
Dave Collins, S (1, 7) OBP: 0.403, SLG: 0.436	S 1B BB				6-3 4-3 1B				CS 1B	4	1	3	0	1	1	1				
Joe Lahoud, L (1, 10) OBP: 0.370, SLG: 0.368	1B 1-H 1B				4-3 1-2		F8		F8 CS	4	0	1	1	0	0	3				
Leroy Stanton, R (1, 9) OBP: 0.375, SLG: 0.465	1-3 1B				6-3 2-3		F8		F9 SH5-4 1B	4	0	2	0	0	0	1				
John Doherty, L (1, 3) OBP: 0.289, SLG: 0.274	F7				0-3 K		K		SH5-4 1-2 1B	3	0	0	0	0	2	3				
Elie Rodriguez, R (1, 2) OBP: 0.386, SLG: 0.313		SH3-4 1B HBP			4-3		BB BB		BB BB	1	0	0	0	2	0	0				
Rudy Meoli, L (1, 5) OBP: 0.325, SLG: 0.229		SH3-4 1-2 1B			4-3		1-2 BB		F9 2-3	3	0	1	0	1	0	2				
Mike Miley, S (1, 6) OBP: 0.294, SLG: 0.364		SH3-4 1-2 2-3			6-3		F7		F8	3	0	0	0	0	0	4				
Inning Stats	R: 1 E: 0 K: 0 S: 5	H: 2 LOB: 2 BB: 1 P: 9	R: 0 E: 0 K: 2 S: 8	H: 1 LOB: 2 BB: 0 P: 9	R: 0 E: 0 K: 1 S: 6	H: 1 LOB: 0 BB: 0 P: 6	R: 0 E: 0 K: 1 S: 3	H: 0 LOB: 0 BB: 0 P: 3	R: 0 E: 0 K: 1 S: 6	H: 1 LOB: 1 BB: 2 P: 13	R: 0 E: 0 K: 0 S: 4	H: 1 LOB: 1 BB: 0 P: 4	R: 0 E: 0 K: 0 S: 4	H: 1 LOB: 2 BB: 1 P: 8	R: 0 E: 0 K: 0 S: 3	H: 1 LOB: 0 BB: 0 P: 3	1B: 8 2B: 0 3B: 0 HR: 0	SF: 0 SAC: 2 DP: 0 HBP: 1	WP: 0 PB: 0 SB: 1 CS: 1	PA: 40
PITCHER Jim Palmer, R (1, 1) ERA: 2.19	IP: 9.0 WLS: L BF: 39	H: 8 R: 1 ER: 1 SO: 5	BB: 4 IBB: 0 HBP: 1 BLK: 0	WP: 0 HR: 0 S: 44 P: 61	ERA: 1.00 WHIP: 1.333											ERA: 1.00 WHIP: 1.333				

Batter	1	2	3	4	5	6	7	8	9	AB	R	H	RBI	BB	SO	LOB	BOTTOM					
Ken Singleton, S (1, 9) OBP: 0.414, SLG: 0.443	F3		K					SH1-4 1B	FC5-4	3	0	1	0	1	1	0	California Angels @ Baltimore Orioles Memorial Stadium, Baltimore, MD Wed Jul 23 1975, 7:05 PM EDT Att: 12,741 - Unknown					
Al Bumbry, L (8, FR) OBP: 0.326, SLG: 0.366					1-2 BB			1B	1-2	0	0	0	0	0	0	0						
Doug DeCinces, R (9, FH) OBP: 0.266, SLG: 0.338								SH1-4 1B		1	0	0	0	0	0	1						
Paul Blair, R (1, 8) OBP: 0.251, SLG: 0.277	F9		S 1B		F7			SH1-4 1B		4	0	2	0	0	0	2						
Tommy Davis, R (1, 10) OBP: 0.308, SLG: 0.341	BB BB		F2 1-2					SH1-4 1-2 2-3		2	0	0	0	1	1	1						
Lee May, R (1, 3) OBP: 0.306, SLG: 0.474	BB BB				6-3			F5		3	0	0	0	1	1	3						
Bobby Grich, R (1, 4) OBP: 0.395, SLG: 0.391	F9				5-3			IBB		3	0	0	0	1	0	2						
Don Baylor, R (1, 7) OBP: 0.343, SLG: 0.479			K		K			F7	F7	4	0	0	0	0	2	3						
Brooks Robinson, R (1, 5) OBP: 0.280, SLG: 0.286								F9	K	4	0	0	0	0	1	0						
Dave Duncan, R (1, 2) OBP: 0.239, SLG: 0.337					K			1B	6-3	4	0	1	0	0	2	0						
Mark Belanger, R (1, 6) OBP: 0.287, SLG: 0.261			F3					F7	FC5-4 1B	4	0	2	0	0	0	1						
Inning Stats	R: 0 E: 0 K: 0 S: 3	H: 0 LOB: 2 BB: 2 P: 11	R: 0 E: 0 K: 2 S: 7	H: 0 LOB: 0 BB: 0 P: 7	R: 0 E: 0 K: 1 S: 6	H: 1 LOB: 1 BB: 0 P: 6	R: 0 E: 0 K: 1 S: 5	H: 0 LOB: 0 BB: 0 P: 5	R: 0 E: 0 K: 1 S: 6	H: 1 LOB: 2 BB: 1 P: 10	R: 0 E: 0 K: 2 S: 7	H: 0 LOB: 0 BB: 0 P: 7	R: 0 E: 0 K: 0 S: 4	H: 1 LOB: 1 BB: 0 P: 4	R: 0 E: 0 K: 0 S: 5	H: 2 LOB: 3 BB: 1 P: 9	R: 0 E: 0 K: 1 S: 6	H: 1 LOB: 1 BB: 0 P: 6	1B: 6 2B: 0 3B: 0 HR: 0	SF: 0 SAC: 1 DP: 0 HBP: 0	WP: 0 PB: 0 SB: 2 CS: 0	PA: 37
PITCHER Frank Tanana, L (1, 1) ERA: 2.76	IP: 9.0 WLS: W BF: 37	H: 6 R: 0 ER: 0 SO: 8	BB: 3 IBB: 1 HBP: 0 BLK: 0	WP: 0 HR: 0 S: 49 P: 65	ERA: 0.00 WHIP: 1.000											ERA: 0.00 WHIP: 1.000						

Batter	1	2	3	4	5	6	7	8	9	AB	R	H	RBI	BB	SO	LOB	TOP					
Steve Braun, L (1, 7) OBP: 0.367, SLG: 0.416										4	2	2	0	2	1	3	Minnesota Twins @ California Angels Anaheim Stadium, Anaheim, CA Fri Jul 25 1975, 10:05 PM EDT Att: 12,432 - Unknown - 76 F					
Dan Ford, R (1, 8) OBP: 0.316, SLG: 0.436										6	2	2	1	0	0	3						
Rod Carew, L (1, 4) OBP: 0.442, SLG: 0.552										5	1	4	1	0	0	0						
Luis Gomez, R (7, 6) OBP: 0.231, SLG: 0.170										0	0	0	0	0	0	0						
Tony Oliva, L (1, 10) OBP: 0.355, SLG: 0.414										5	1	0	0	0	0	6						
Eric Soderholm, R (1, 5) OBP: 0.363, SLG: 0.359										5	2	3	1	0	1	1						
John Briggs, L (1, 3) OBP: 0.424, SLG: 0.425										4	1	1	1	1	0	2						
Lyman Bostock, L (1, 9) OBP: 0.301, SLG: 0.318										5	1	3	1	0	1	1						
Danny Thompson, R (1, 6) OBP: 0.309, SLG: 0.341										4	1	2	2	0	0	2						
Jerry Terrell, R (7, 4) OBP: 0.305, SLG: 0.318										1	0	0	0	0	0	1						
Glenn Borgmann, R (1, 2) OBP: 0.310, SLG: 0.306										3	1	2	2	1	0	0						
Phil Roof, R (7, 2) OBP: 0.231, SLG: 0.167										1	0	0	0	0	0	0						
Inning Stats	R: 3 E: 1 K: 1 S: 8	H: 2 LOB: 2 BB: 2 P: 16	R: 7 E: 0 K: 0 S: 11	H: 9 LOB: 1 BB: 0 P: 11	R: 0 E: 0 K: 0 S: 3	H: 0 LOB: 0 BB: 0 P: 3	R: 1 E: 1 K: 2 S: 9	H: 2 LOB: 2 BB: 1 P: 13	R: 1 E: 0 K: 0 S: 5	H: 3 LOB: 1 BB: 0 P: 5	R: 0 E: 0 K: 0 S: 3	H: 0 LOB: 0 BB: 0 P: 3	R: 0 E: 0 K: 0 S: 3	H: 1 LOB: 1 BB: 1 P: 7	R: 0 E: 0 K: 0 S: 4	H: 1 LOB: 1 BB: 0 P: 4	R: 0 E: 0 K: 0 S: 3	H: 1 LOB: 0 BB: 0 P: 3	1B: 15 2B: 3 3B: 1 HR: 0	SF: 0 SAC: 0 DP: 4 HBP: 0	WP: 3 PB: 0 CS: 0	PA: 47
PITCHER	IP WLS BF H R ER SO BB IBB HBP BLK WP HR S P ERA WHIP																					
Bill Singer, R (1, 1) ERA: 4.6	1.0 L 11 5 6 4 1 2 2 0 0 0 0 1 0 11 19 36.00 7.000																					
Andy Hassler, L (2, 1) ERA: 5.67	4.0 22 11 6 5 2 1 0 0 0 0 1 0 25 29 11.25 3.000																					
Mickey Scott, L (6, 1) ERA: 4.33	2.0 7 1 0 0 0 1 0 0 0 0 0 0 6 10 0.00 1.000																					
Jim Brewer, L (8, 1) ERA: 4.42	2.0 7 2 0 0 0 0 0 0 0 0 0 0 7 7 0.00 1.000																					

AB 43
R 12
H 19
RBI 9
BB 4
SO 3
LOB 19



Batter	1	2	3	4	5	6	7	8	9	AB	R	H	RBI	BB	SO	LOB	BOTTOM			
Jerry Remy, L (1, 4) OBP: 0.324, SLG: 0.335										4	0	1	0	0	1	1	Minnesota Twins @ California Angels Anaheim Stadium, Anaheim, CA Fri Jul 25 1975, 10:05 PM EDT Att: 12,432 - Unknown - 76 F			
Mickey Rivers, L (1, 8) OBP: 0.317, SLG: 0.343										4	0	0	0	0	1	4				
Dave Collins, S (1, 7) OBP: 0.406, SLG: 0.430										2	1	0	0	2	1	3				
Joe Lahoud, L (1, 10) OBP: 0.364, SLG: 0.360										4	0	0	0	0	1	5				
Leroy Stanton, R (1, 9) OBP: 0.373, SLG: 0.460										3	0	0	0	0	2	0				
John Doherty, L (1, 3) OBP: 0.256, SLG: 0.261										4	0	0	0	0	1	2				
Elie Rodriguez, R (1, 2) OBP: 0.354, SLG: 0.311										1	0	0	0	0	1	0				
Ike Hampton, S (4, 2) OBP: 0.231, SLG: 0.250										2	0	0	0	0	2	0				
Morris Nettles, L (9, PH) OBP: 0.296, SLG: 0.276										1	0	1	1	0	0	0				
Rudy Meoli, L (1, 5) OBP: 0.333, SLG: 0.243										4	0	2	0	0	0	2				
Mike Miley, S (1, 6) OBP: 0.296, SLG: 0.362										3	0	1	0	0	1	1				
Inning Stats	R: 0 E: 0 K: 1 S: 5	H: 0 LOB: 1 BB: 1 P: 9	R: 0 E: 0 K: 2 S: 7	H: 0 LOB: 0 BB: 0 P: 7	R: 0 E: 0 K: 0 S: 3	H: 0 LOB: 0 BB: 0 P: 3	R: 0 E: 0 K: 0 S: 3	H: 0 LOB: 0 BB: 0 P: 3	R: 0 E: 0 K: 3 S: 12	H: 3 LOB: 3 BB: 0 P: 12	R: 0 E: 0 K: 1 S: 5	H: 0 LOB: 0 BB: 0 P: 5	R: 0 E: 0 K: 1 S: 6	H: 1 LOB: 1 BB: 0 P: 6	R: 1 E: 0 K: 1 S: 6	H: 1 LOB: 2 BB: 1 P: 11	1B: 5 2B: 0 3B: 0 HR: 0	SF: 0 SAC: 0 DP: 0 HBP: 1	WP: 1 PB: 0 CS: 0	PA: 35
PITCHER	IP WLS BF H R ER SO BB IBB HBP BLK WP HR S P ERA WHIP																			
Bert Blyleven, R (1, 1) ERA: 3.08	9.0 W 35 5 1 1 1 11 2 0 1 0 1 54 63 1.00 0.778																			

AB 32
R 1
H 5
RBI 1
BB 2
SO 11
LOB 18



Batter	1	2	3	4	5	6	7	8	9	AB	R	H	RBI	BB	SO	LOB	TOP																					
Steve Braun, L (1,7) OBP: 0.371, SLG: 0.417										4	2	2	0	1	1	0	Minnesota Twins @ California Angels Anaheim Stadium, Anaheim, CA Sat Jul 26 1975, 10:05 PM EDT Unknown - 79 F																					
Dan Ford, R (1,8) OBP: 0.314, SLG: 0.431										5	1	1	0	0	0	3																						
Rod Carew, L (1,4) OBP: 0.444, SLG: 0.552										4	2	2	1	1	1	2																						
Tony Oliva, L (1,10) OBP: 0.353, SLG: 0.409 Jerry Terrell, R (8, PR) OBP: 0.303, SLG: 0.318										3	0	0	0	1	0	1																						
Eric Soderholm, R (1,5) OBP: 0.363, SLG: 0.360										5	1	2	2	0	1	0																						
John Briggs, L (1,3) OBP: 0.421, SLG: 0.426										4	1	1	1	0	1	2																						
Lyman Bostock, L (1,9) OBP: 0.304, SLG: 0.317										4	1	1	0	1	1	1																						
Danny Thompson, R (1,6) OBP: 0.308, SLG: 0.339 Luis Gomez, R (8,6) OBP: 0.231, SLG: 0.170										4	0	1	2	0	0	1																						
Glenn Borgmann, R (1,2) OBP: 0.306, SLG: 0.301										4	0	0	0	0	0	3																						
Inning Stats	R: 0 E: 0 K: 1 S: 5	H: 0 LOB: 1 BB: 1 P: 9	R: 0 E: 0 K: 0 S: 3	H: 0 LOB: 0 BB: 0 P: 3	R: 0 E: 0 K: 0 S: 4	H: 1 LOB: 1 BB: 0 P: 4	R: 0 E: 0 K: 2 S: 7	H: 0 LOB: 0 BB: 0 P: 7	R: 2 E: 2 K: 0 S: 6	H: 2 LOB: 2 BB: 1 P: 10	R: 0 E: 0 K: 0 S: 3	H: 0 LOB: 0 BB: 0 P: 3	R: 0 E: 0 K: 1 S: 5	H: 0 LOB: 0 BB: 0 P: 5	R: 4 E: 0 K: 1 S: 9	H: 4 LOB: 2 BB: 2 P: 17	R: 3 E: 1 K: 0 S: 7	H: 3 LOB: 1 BB: 0 P: 7	1B: 9 2B: 1 3B: 0 HR: 0	SF: 2 SAC: 0 DP: 0 HBP: 0	WP: 0 PB: 0 CS: 1	PA: 43																
PITCHER	IP	WLS	BF	H	R	ER	SO	BB	IBB	HBP	BLK	WP	HR	S	P	ERA	WHIP	PITCHER				IP	WLS	BF	H	R	ER	SO	BB	IBB	HBP	BLK	WP	HR	S	P	ERA	WHIP
Ed Figueroa, R (1,1) ERA: 2.38	7.1	L	32	6	6	5	4	3	0	0	0	0	0	37	49	6.14	1.227																					
Jim Brewer, L (8,1) ERA: 4.46	1.2		11	4	3	1	1	1	0	0	0	0	0	12	16	5.40	3.000																					

AB	37
R	9
H	10
RBI	7
BB	4
SO	5
LOB	13



Batter	1	2	3	4	5	6	7	8	9	AB	R	H	RBI	BB	SO	LOB	BOTTOM																					
Jerry Remy, L (1,4) OBP: 0.321, SLG: 0.332 Tommy Harper, R (9, PH) OBP: 0.326, SLG: 0.335										4	0	0	0	0	0	1	Minnesota Twins @ California Angels Anaheim Stadium, Anaheim, CA Sat Jul 26 1975, 10:05 PM EDT Unknown - 79 F																					
Mickey Rivers, L (1,8) OBP: 0.321, SLG: 0.346										5	1	3	0	0	1																							
Dave Collins, S (1,7) OBP: 0.402, SLG: 0.422										3	0	0	0	1	0																							
Joe Lahoud, L (1,10) OBP: 0.366, SLG: 0.356										2	1	0	0	2	0																							
Leroy Stanton, R (1,9) OBP: 0.371, SLG: 0.464										4	0	1	2	0	0																							
Dave Chalk, R (1,5) OBP: 0.374, SLG: 0.370										4	0	0	0	0	1																							
John Doherty, L (1,3) OBP: 0.257, SLG: 0.261										4	1	1	0	0	0																							
Ellie Rodriguez, R (1,2) OBP: 0.384, SLG: 0.308 Morris Nettles, L (9, PH) OBP: 0.299, SLG: 0.283										2	0	0	0	1	1																							
Mike Miley, S (1,6) OBP: 0.293, SLG: 0.353										4	0	1	1	0	1																							
Inning Stats	R: 2 E: 0 K: 0 S: 5	H: 2 LOB: 1 BB: 1 P: 9	R: 0 E: 0 K: 2 S: 7	H: 0 LOB: 0 BB: 0 P: 7	R: 0 E: 0 K: 0 S: 3	H: 1 LOB: 2 BB: 2 P: 11	R: 1 E: 0 K: 0 S: 5	H: 2 LOB: 1 BB: 0 P: 5	R: 0 E: 0 K: 0 S: 4	H: 1 LOB: 1 BB: 0 P: 4	R: 0 E: 0 K: 0 S: 3	H: 0 LOB: 0 BB: 1 P: 7	R: 0 E: 0 K: 0 S: 3	H: 0 LOB: 0 BB: 0 P: 3	R: 0 E: 0 K: 0 S: 3	H: 0 LOB: 0 BB: 0 P: 3	R: 1 E: 0 K: 0 S: 5	H: 2 LOB: 1 BB: 0 P: 5	1B: 6 2B: 1 3B: 1 HR: 0	SF: 0 SAC: 0 DP: 1 HBP: 0	WP: 1 PB: 0 CS: 0	PA: 38																
PITCHER	IP	WLS	BF	H	R	ER	SO	BB	IBB	HBP	BLK	WP	HR	S	P	ERA	WHIP	PITCHER				IP	WLS	BF	H	R	ER	SO	BB	IBB	HBP	BLK	WP	HR	S	P	ERA	WHIP
Dave Goltz, R (1,1) ERA: 3.97	8.1	W	35	7	4	4	2	4	0	0	0	1	0	35	51	4.32	1.320																					
Tom Burgmeier, L (9,1) ERA: 3.06	0.2		3	1	0	0	0	0	0	0	0	0	0	3	3	0.00	1.500																					

AB	34
R	4
H	8
RBI	4
BB	4
SO	2
LOB	13



Batter	1	2	3	4	5	6	7	8	9	AB	R	H	RBI	BB	SO	LOB	TOP					
Steve Braun, L (1.7) OBP: 0.374, SLG: 0.416	4-0 1B BB		0-0 5-3			0-0 FC5-4 1B		4-0 FC5 1B BB	0-0 2-3	3	0	1	0	2	0	2						
Dan Ford, R (1.8) OBP: 0.320, SLG: 0.436	0-0 L5-3 1B			0-0 G1 1B		0-3 K		0-0 1-2 2-3 1B		4	0	3	0	0	1	1						
Rod Carew, L (1.4) OBP: 0.440, SLG: 0.545	0-0 L5-3			0-0 G1 1-2		0-0 FC5-4 1-2		0-0 F7		4	0	0	0	0	0	6						
Tony Oliva, L (1.10) OBP: 0.355, SLG: 0.408		0-0 1B		1-0 HBP		0-0 G3		0-0 L3		3	0	1	0	0	0	4						
Eric Soderholm, R (1.5) OBP: 0.360, SLG: 0.355		0-0 F8		0-0 P6			0-0 F3	0-0 FC5 2-3		4	0	0	0	0	0	6						
John Briggs, L (1.3) OBP: 0.413, SLG: 0.418		0-0 F9		0-3 K			0-0 3-1		0-3 K	4	0	0	0	0	2	3						
Lyman Bostock, L (1.9) OBP: 0.303, SLG: 0.311		0-0 4-3			0-0 4-3		4-0 FC4-6 BB		0-0 4-3	3	0	0	0	1	0	1						
Danny Thompson, R (1.6) OBP: 0.311, SLG: 0.339			4-0 G6-4-3 BB		0-0 G3		0-0 FC4-6 1-2		0-0 BB 1B	3	0	1	0	1	0	1						
Glenn Borgmann, R (1.2) OBP: 0.309, SLG: 0.302			0-0 G6-4-3 1-2		0-0 F9			0-0 1B BB 1B	4-0 BB	3	0	1	0	1	0	1						
Inning Stats	R: 0 E: 0 K: 0 S: 2	H: 1 LOB: 0 BB: 1 P: 6	R: 0 E: 0 K: 0 S: 4	H: 1 LOB: 1 BB: 0 P: 4	R: 0 E: 0 K: 0 S: 2	H: 0 LOB: 0 BB: 1 P: 6	R: 0 E: 0 K: 1 S: 6	H: 1 LOB: 2 BB: 0 P: 7	R: 0 E: 0 K: 0 S: 3	H: 0 LOB: 0 BB: 0 P: 3	R: 0 E: 0 K: 1 S: 6	H: 1 LOB: 1 BB: 0 P: 6	R: 0 E: 0 K: 0 S: 3	H: 0 LOB: 1 BB: 1 P: 7	R: 0 E: 0 K: 0 S: 5	H: 2 LOB: 3 BB: 1 P: 9	R: 0 E: 0 K: 1 S: 6	H: 1 LOB: 2 BB: 1 P: 10	1B: 7 2B: 1 3B: 0 HR: 0	SF: 0 SAC: 0 DP: 2 HBP: 1	WP: 0 PB: 0 CS: 0	PA: 37
PITCHER	IP WLS BF H R ER SO BB IBB HBP BLK WP HR S P ERA WHIP	IP WLS BF H R ER SO BB IBB HBP BLK WP HR S P ERA WHIP																				
Nolan Ryan, R (1.1) ERA: 3.54	7.0 W 29 6 0 0 2 4 0 1 0 0 0 0 28 45 0.00 1.429	2.0 S 8 1 0 0 1 1 0 0 0 0 0 0 9 13 0.00 1.000																				
Jim Brewer, L (8.1) ERA: 4.25																						

Minnesota Twins @ California Angels
Anaheim Stadium, Anaheim, CA
Sat Jul 26 1975, 10:05 PM EDT
Att: 16,801 - Unknown

AB	31
R	0
H	7
RBI	0
BB	5
SO	3
LOB	25



Batter	1	2	3	4	5	6	7	8	9	AB	R	H	RBI	BB	SO	LOB	BOTTOM	
Jerry Remy, L (1.4) OBP: 0.323, SLG: 0.332	0-0 1-3	0-0 F9		0-0 2H 1B		4-0 S FC6-4 BB				3	1	1	1	1	0	2		
Mickey Rivers, L (1.8) OBP: 0.320, SLG: 0.343	0-0 F7		4-0 CS BB	0-0 P6		0-0 4-3		1-2		3	0	0	0	1	0	2		
Dave Collins, S (1.10) OBP: 0.399, SLG: 0.415	0-0 P4		0-0 6-3 1-2		0-0 F8		4-0 FC6-4 BB 2-3		0-0 FC6-4 CS	3	0	0	0	1	0	1		
Leroy Stanton, R (1.9) OBP: 0.369, SLG: 0.461		0-0 4-3	0-0 1B		0-3 K		0-0 FC6-4 CS		0-0 1-2 3H CS	4	0	1	1	0	1	1		
Dave Chalk, R (1.5) OBP: 0.372, SLG: 0.366		4-0 HR BB	0-0 F7		0-0 6-3		0-0 CS	0-3 K		3	1	0	0	1	1	1		
Tommy Harper, R (1.3) OBP: 0.325, SLG: 0.331		0-0 F2		4-0 WP 1B BB		0-0 F7		0-0 5-3		3	1	0	0	1	0	1		
John Balaz, R (1.7) OBP: 0.324, SLG: 0.529		0-0 HR		0-0 WP 1B 1B		0-3 K		0-3 K		4	1	2	2	0	2	0		
Ike Hampton, S (1.2) OBP: 0.313, SLG: 0.357		4-0 BB BB		0-0 F9		0-0		0-0		2	0	1	0	1	0	2		
Mike Miley, S (1.6) OBP: 0.311, SLG: 0.358		4-0 BB BB		0-0 F9		0-0 2B		0-0 4-3		2	1	1	1	1	0	1		
Inning Stats	R: 0 E: 0 K: 0 S: 3	H: 0 LOB: 0 BB: 0 P: 3	R: 2 E: 0 K: 0 S: 4	H: 1 LOB: 2 BB: 3 P: 16	R: 0 E: 0 K: 0 S: 3	H: 1 LOB: 1 BB: 1 P: 7	R: 2 E: 0 K: 0 S: 5	H: 3 LOB: 1 BB: 1 P: 9	R: 0 E: 0 K: 1 S: 5	H: 0 LOB: 0 BB: 0 P: 5	R: 1 E: 0 K: 0 S: 2	H: 0 LOB: 2 BB: 2 P: 10	R: 0 E: 0 K: 2 S: 7	H: 0 LOB: 0 BB: 0 P: 7	1B: 4 2B: 1 3B: 0 HR: 1	SF: 0 SAC: 0 DP: 0 HBP: 0	WP: 1 PB: 0 CS: 2	PA: 35
PITCHER	IP WLS BF H R ER SO BB IBB HBP BLK WP HR S P ERA WHIP	IP WLS BF H R ER SO BB IBB HBP BLK WP HR S P ERA WHIP																
Vic Albury, L (1.1) ERA: 3.88	6.1 L 30 6 5 2 7 0 0 0 0 0 0 1 1 27 55 7.11 2.053	1.2 4 0 0 0 2 0 0 0 0 0 0 0 0 8 8 0.00 0.000																
Bill Campbell, R (7.1) ERA: 4.09																		

Minnesota Twins @ California Angels
Anaheim Stadium, Anaheim, CA
Sat Jul 26 1975, 10:05 PM EDT
Att: 16,801 - Unknown

AB	27
R	5
H	6
RBI	5
BB	7
SO	4
LOB	11



Batter	1	2	3	4	5	6	7	8	9	AB	R	H	RBI	BB	SO	LOB	TOP			
Steve Braun, L (1.7) OBP: 0.370, SLG: 0.411	F7		G3			L3		F8		4	0	0	0	0	0	2				
Danny Thompson, R (1.6) OBP: 0.310, SLG: 0.338	3-1		F8					P4		4	0	1	0	0	0	2				
Rod Carew, L (1.4) OBP: 0.435, SLG: 0.539	K			G3		F7		K		4	0	0	0	0	2	3				
Tony Oliva, L (1.10) OBP: 0.357, SLG: 0.419		BB		F9		L7			HR	3	1	1	1	1	0	1				
Eric Soderholm, R (1.5) OBP: 0.356, SLG: 0.351	F8		6-3				L8	F8		4	0	0	0	0	0	1				
John Briggs, L (1.9) OBP: 0.415, SLG: 0.417		BB			4-3		F8	F7		3	0	1	0	1	0	0				
Lyman Bostock, L (1.8) OBP: 0.302, SLG: 0.310	L7			4-3		6-3				4	0	1	0	0	0	3				
Jerry Terrell, R (1.3) OBP: 0.302, SLG: 0.313	F8				F8			BB	P4	3	0	0	0	1	0	4				
Tom Lundstedt, S (1.2) OBP: 0.182, SLG: 0.143			K		F8			BB		2	0	0	0	1	1	1				
Inning Stats	R: 0 E: 0 K: 1 S: 5	H: 0 LOB: 0 BB: 0 P: 5	R: 0 E: 0 K: 0 S: 3	H: 0 LOB: 2 BB: 2 P: 11	R: 0 E: 0 K: 1 S: 5	H: 0 LOB: 0 BB: 0 P: 5	R: 0 E: 0 K: 0 S: 3	H: 0 LOB: 0 BB: 0 P: 3	R: 0 E: 0 K: 0 S: 4	H: 1 LOB: 1 BB: 0 P: 4	R: 0 E: 0 K: 0 S: 3	H: 0 LOB: 0 BB: 0 P: 3	R: 0 E: 0 K: 1 S: 5	H: 0 LOB: 2 BB: 2 P: 13	R: 1 E: 0 K: 0 S: 5	H: 2 LOB: 1 BB: 0 P: 5	1B: 3 2B: 0 3B: 0 HR: 1	SF: 0 SAC: 0 DP: 0 HBP: 0	WP: 0 PB: 0 CS: 0	PA: 35
PITCHER Dick Lange, R (1.1) ERA: 4.06	IP: 9.0 WLS: W BF: 35 H: 4 R: 1 ER: 1 SO: 3 BB: 4 IBB: 0 HBP: 0 BLK: 0 WP: 0 HR: 1 S: 37 P: 53 ERA: 1.00 WHIP: 0.889																			

Minnesota Twins @ California Angels
Anaheim Stadium, Anaheim, CA
Sun Jul 27 1975, 6:33 AM EDT
Alt. 7,633 - Unknown - 83 F

AB 31
R 1
H 4
RBI 1
BB 4
SO 3
LOB 17



Batter	1	2	3	4	5	6	7	8	9	AB	R	H	RBI	BB	SO	LOB	BOTTOM			
Jerry Remy, L (1.4) OBP: 0.322, SLG: 0.331	1-3		L3	S		SH1-3		5-3		4	1	1	1	0	0	0				
Mickey Rivers, L (1.8) OBP: 0.324, SLG: 0.351	6-3		HR	1B		BB				3	1	2	1	1	0	0				
Dave Collins, S (1.7) OBP: 0.401, SLG: 0.435	1B		HR	1-3		F8				4	1	2	2	0	0	2				
Joe Lahoud, L (1.10) OBP: 0.368, SLG: 0.361	3-4-3		1B	2B		P5		FC5-2	BB	3	0	1	0	1	0	1				
Leroy Stanton, R (1.9) OBP: 0.371, SLG: 0.462		K	1B	5-3		5-3		FC5-2	1B	4	0	2	0	0	1	0				
Dave Chalk, R (1.5) OBP: 0.368, SLG: 0.362	F7		F8	5-3		FC5-2		FC5-2		4	0	0	0	0	0	4				
Tommy Harper, R (1.3) OBP: 0.327, SLG: 0.328	1B	BB	K			SH	BB	P6		2	2	0	0	2	1	3				
Ike Hampton, S (1.2) OBP: 0.316, SLG: 0.353	1B		5-3			SH	SH1-3	5-3		3	1	1	1	0	0	0				
Mike Miley, S (1.6) OBP: 0.292, SLG: 0.333	K		F7			K		F7		4	0	0	0	0	2	2				
Inning Stats	R: 0 E: 0 K: 0 S: 4	H: 1 LOB: 1 BB: 0 P: 4	R: 2 E: 0 K: 1 S: 9	H: 4 LOB: 2 BB: 0 P: 9	R: 1 E: 0 K: 0 S: 5	H: 2 LOB: 1 BB: 0 P: 5	R: 0 E: 0 K: 0 S: 3	H: 0 LOB: 0 BB: 0 P: 3	R: 2 E: 1 K: 1 S: 6	H: 0 LOB: 1 BB: 2 P: 14	R: 0 E: 0 K: 0 S: 3	H: 1 LOB: 1 BB: 1 P: 7	R: 0 E: 0 K: 0 S: 3	H: 0 LOB: 0 BB: 0 P: 3	R: 0 E: 0 K: 0 S: 3	H: 0 LOB: 0 BB: 0 P: 3	1B: 6 2B: 2 3B: 1 HR: 1	SF: 0 SAC: 2 DP: 1 HBP: 0	WP: 0 PB: 0 CS: 0	PA: 37
PITCHER Jim Hughes, R (1.1) ERA: 4.24 Bill Butler, L (6.1) ERA: 7.13 Mark Wiley, R (7.1) ERA: 6.46	IP: 5.0 WLS: L BF: 26 H: 8 R: 6 ER: 4 SO: 3 BB: 2 IBB: 0 HBP: 0 BLK: 0 WP: 0 HR: 1 S: 30 P: 38 ERA: 7.20 WHIP: 2.000																			

Minnesota Twins @ California Angels
Anaheim Stadium, Anaheim, CA
Sun Jul 27 1975, 6:33 AM EDT
Alt. 7,633 - Unknown - 83 F

AB 31
R 6
H 9
RBI 5
BB 4
SO 4
LOB 12



Batter	1	2	3	4	5	6	7	8	9	AB	R	H	RBI	BB	SO	LOB	TOP					
Pat Kelly, L OBP: 0.349, SLG: 0.406 (1, 9)	1-4-3		K		F9			CS 1B		4	0	1	0	0	1	1	Chicago White Sox @ California Angels Anaheim Stadium, Anaheim, CA Mon Jul 28 1975, 10:05 PM EDT Att: 20,973 - Unknown livebaseballscorecards.com					
Bucky Dent, R OBP: 0.323, SLG: 0.385 (1, 6)	K							5-3		4	0	1	0	0	2	1						
Ken Henderson, S OBP: 0.354, SLG: 0.358 (1, 8)	1-3				F6					4	0	0	0	0	0	1						
Deron Johnson, R OBP: 0.295, SLG: 0.384 (1, 10)					F8					4	0	0	0	0	1	1						
Bill Melton, R OBP: 0.332, SLG: 0.335 (1, 5)					CS					3	1	2	0	1	0	0						
Carlos May, L OBP: 0.364, SLG: 0.389 (1, 3)	G4-6-3									3	1	1	0	0	1	2						
Bill Stein, R OBP: 0.322, SLG: 0.348 (1, 4)					F2					2	1	0	0	0	1	1						
Nyls Nyman, L OBP: 0.241, SLG: 0.257 (1, 7)	1-3									3	0	1	2	0	0	1						
Brian Downing, R OBP: 0.368, SLG: 0.349 (1, 2)										1	0	0	1	0	0	0						
Inning Stats	R: 0 E: 0 K: 1 S: 5	H: 0 LOB: 0 BB: 0 P: 5	R: 0 E: 0 K: 0 S: 3	H: 1 LOB: 0 BB: 0 P: 3	R: 0 E: 0 K: 1 S: 5	H: 0 LOB: 1 BB: 0 P: 6	R: 0 E: 0 K: 0 S: 3	H: 1 LOB: 0 BB: 0 P: 3	R: 3 E: 0 K: 0 S: 4	H: 2 LOB: 0 BB: 1 P: 9	R: 0 E: 0 K: 2 S: 7	H: 0 LOB: 0 BB: 0 P: 7	R: 0 E: 0 K: 2 S: 8	H: 1 LOB: 1 BB: 0 P: 8	R: 0 E: 0 K: 0 S: 3	H: 1 LOB: 0 BB: 0 P: 3	R: 0 E: 0 K: 0 S: 3	H: 0 LOB: 0 BB: 0 P: 3	1B: 6 2B: 0 3B: 0 HR: 0	SF: 1 SAC: 0 DP: 1 HBP: 2	WP: 0 PB: 0 SB: 0 CS: 2	PA: 33
PITCHER Frank Tanana, L ERA: 2.78 (1, 1)	IP: 9.0 WLS: L BF: 32	H: 6 R: 3 ER: 3 SO: 6	BB: 1 IBB: 0 HBP: 2 BLK: 0	WP: 0 HR: 0 S: 41 P: 47	ERA: 3.00 WHIP: 0.778	PITCHER																

Batter	1	2	3	4	5	6	7	8	9	AB	R	H	RBI	BB	SO	LOB	BOTTOM				
Jerry Remy, L OBP: 0.324, SLG: 0.331 (1, 4)	FC4-6 1B		G1-6-3							3	1	1	0	1	0	2	Chicago White Sox @ California Angels Anaheim Stadium, Anaheim, CA Mon Jul 28 1975, 10:05 PM EDT Att: 20,973 - Unknown livebaseballscorecards.com				
Mickey Rivers, L OBP: 0.323, SLG: 0.352 (1, 8)	FC4-6 1-2		F4							4	1	1	0	0	0	2					
Dave Collins, S OBP: 0.398, SLG: 0.430 (1, 10)	F2				F4					4	0	1	2	0	0	1					
Leroy Stanton, R OBP: 0.370, SLG: 0.458 (1, 9)	F7 1-2				K					4	0	1	0	0	2	2					
Dave Chalk, R OBP: 0.365, SLG: 0.358 (1, 5)			4-3		5-3					4	0	0	0	0	0	1					
Tommy Harper, R OBP: 0.330, SLG: 0.328 (1, 3)			F7							3	0	1	0	1	0	0					
John Balaz, R OBP: 0.324, SLG: 0.500 (1, 7)										2	0	0	0	1	0	2					
Joe Lahoud, L OBP: 0.371, SLG: 0.361 (9, PH)			L5							0	0	0	0	1	0	0					
Morris Nettles, L OBP: 0.299, SLG: 0.283 (9, PR)										0	0	0	0	0	0	0					
Ike Hampton, S OBP: 0.318, SLG: 0.316 (1, 2)										2	0	0	0	0	1	1					
John Doherty, L OBP: 0.255, SLG: 0.258 (9, PH)			G1-6-3 1B HBP							1	0	0	0	0	0	2					
Mike Miley, S OBP: 0.294, SLG: 0.333 (1, 6)										3	0	1	0	0	0	0					
Rudy Meoli, L OBP: 0.329, SLG: 0.240 (9, PH)										1	0	0	0	0	0	2					
Inning Stats	R: 0 E: 0 K: 0 S: 4	H: 1 LOB: 1 BB: 0 P: 4	R: 0 E: 0 K: 0 S: 3	H: 0 LOB: 0 BB: 0 P: 3	R: 0 E: 0 K: 1 S: 5	H: 0 LOB: 0 BB: 0 P: 5	R: 0 E: 0 K: 0 S: 2	H: 0 LOB: 0 BB: 1 P: 6	R: 0 E: 0 K: 0 S: 3	H: 0 LOB: 0 BB: 0 P: 3	R: 0 E: 0 K: 0 S: 4	H: 1 LOB: 2 BB: 1 P: 8	R: 2 E: 0 K: 2 S: 9	H: 2 LOB: 1 BB: 1 P: 13	R: 0 E: 0 K: 0 S: 4	H: 1 LOB: 2 BB: 1 P: 8		1B: 5 2B: 1 3B: 0 HR: 0	SF: 0 SAC: 0 DP: 2 HBP: 1	WP: 0 PB: 0 SB: 1 CS: 0	PA: 36
PITCHER Wilbur Wood, L ERA: 3.87 (1, 1)	IP: 7.2 WLS: W BF: 30	H: 5 R: 2 ER: 2 SO: 2	BB: 3 IBB: 0 HBP: 1 BLK: 0	WP: 0 HR: 0 S: 30 P: 43	ERA: 2.35 WHIP: 1.043	PITCHER															
PITCHER Rich Gossage, R ERA: 1.91 (8, 1)	IP: 1.1 WLS: S BF: 6	H: 1 R: 0 ER: 0 SO: 1	BB: 1 IBB: 0 HBP: 0 BLK: 0	WP: 0 HR: 0 S: 7 P: 11	ERA: 0.00 WHIP: 1.500	PITCHER															



Batter	1	2	3	4	5	6	7	8	9	AB	R	H	RBI	BB	SO	LOB	TOP			
Pat Kelly, L OBP: 0.349, SLG: 0.400 (1, 9)										4	1	0	0	1	0	3	Chicago White Sox @ California Angels Anaheim Stadium, Anaheim, CA Wed Jul 30 1975, 10:05 PM EDT Att: 11,095 - Unknown			
Bucky Dent, R OBP: 0.326, SLG: 0.385 (1, 6)										5	0	2	0	0	1	2				
Carlos May, L OBP: 0.366, SLG: 0.396 (1, 3)										4	1	1	1	0	1	2				
Deron Johnson, R OBP: 0.296, SLG: 0.393 (1, 10)										4	1	1	0	1	0	2				
Ken Henderson, S OBP: 0.356, SLG: 0.365 (1, 8)										4	0	1	2	1	1	0				
Bill Melton, R OBP: 0.331, SLG: 0.329 (1, 5)										2	1	0	0	2	1	2				
Jorge Orta, L OBP: 0.359, SLG: 0.449 (1, 4)										3	0	0	0	1	1	5				
Nyls Nyman, L OBP: 0.241, SLG: 0.253 (1, 7)										4	0	1	1	0	0	5				
Brian Downing, R OBP: 0.368, SLG: 0.348 (1, 2)										3	0	2	0	1	0	0				
Inning Stats	R: 3 E: 0 K: 1 S: 8	H: 3 LOB: 2 BB: 2 P: 16	R: 0 E: 0 K: 1 S: 6	H: 1 LOB: 1 BB: 0 P: 6	R: 1 E: 0 K: 1 S: 5	H: 1 LOB: 1 BB: 2 P: 13	R: 0 E: 0 K: 0 S: 4	H: 1 LOB: 1 BB: 0 P: 4	R: 0 E: 0 K: 0 S: 5	H: 0 LOB: 2 BB: 2 P: 13	R: 0 E: 1 K: 0 S: 4	H: 0 LOB: 1 BB: 0 P: 4	R: 0 E: 0 K: 1 S: 5	H: 1 LOB: 0 BB: 0 P: 5	R: 0 E: 1 K: 0 S: 3	H: 0 LOB: 0 BB: 0 P: 3		1B: 7 2B: 1 3B: 0 HR: 0	SF: 0 SAC: 0 DP: 2 HBP: 1	WP: 1 PB: 0 SB: 2 CS: 1
PITCHER Nolan Ryan, R ERA: 3.56 (1, 1)	IP: 9.0 WLS: W BF: 41	H: 8 R: 4 ER: 4 SO: 5	BB: 7 IBB: 0 HBP: 1 BLK: 0	WP: 1 HR: 0 S: 43 P: 72	ERA: 4.00 WHIP: 1.667	PITCHER										IP: 9.0 WLS: W BF: 41	H: 8 R: 4 ER: 4 SO: 5	BB: 7 IBB: 0 HBP: 1 BLK: 0	WP: 1 HR: 0 S: 43 P: 72	ERA: 4.00 WHIP: 1.667

AB	33
R	4
H	8
RBI	4
BB	7
SO	5
LOB	21



Batter	1	2	3	4	5	6	7	8	9	AB	R	H	RBI	BB	SO	LOB	BOTTOM			
Jerry Remy, L OBP: 0.324, SLG: 0.329 (1, 4)										4	0	1	0	0	1	0	Chicago White Sox @ California Angels Anaheim Stadium, Anaheim, CA Wed Jul 30 1975, 10:05 PM EDT Att: 11,095 - Unknown			
Mickey Rivers, L OBP: 0.328, SLG: 0.355 (1, 8)										4	0	1	1	0	1	0				
Dave Collins, S OBP: 0.385, SLG: 0.414 (1, 10)										4	0	0	0	0	1	2				
Leroy Stanton, R OBP: 0.369, SLG: 0.448 (1, 9)										3	1	0	0	1	0	2				
Tommy Harper, R OBP: 0.330, SLG: 0.329 (1, 3)										4	1	1	0	0	0	1				
John Balaz, R OBP: 0.370, SLG: 0.523 (1, 7)										4	0	2	0	0	0	0				
Morris Nettles, L OBP: 0.299, SLG: 0.283 (9, FR)										0	1	0	0	0	0	0				
Winston Llenas, R OBP: 0.243, SLG: 0.216 (1, 5)										2	0	0	0	1	0	1				
Joe Lahoud, L OBP: 0.372, SLG: 0.359 (9, PH)										0	0	0	1	1	0	0				
Ike Hampton, S OBP: 0.321, SLG: 0.261 (1, 2)										2	1	0	0	1	0	1				
John Doherty, L OBP: 0.262, SLG: 0.266 (9, PH)										1	0	1	2	0	0	0				
Mike Miley, S OBP: 0.280, SLG: 0.313 (1, 6)										3	1	1	0	0	0	2				
Inning Stats	R: 0 E: 0 K: 0 S: 3	H: 0 LOB: 0 BB: 0 P: 3	R: 0 E: 0 K: 0 S: 3	H: 0 LOB: 0 BB: 0 P: 3	R: 2 E: 1 K: 0 S: 6	H: 3 LOB: 2 BB: 1 P: 10	R: 0 E: 0 K: 0 S: 3	H: 1 LOB: 0 BB: 0 P: 3	R: 0 E: 0 K: 0 S: 4	H: 0 LOB: 0 BB: 0 P: 4	R: 0 E: 1 K: 0 S: 3	H: 0 LOB: 1 BB: 1 P: 7	R: 0 E: 0 K: 3 S: 9	H: 0 LOB: 0 BB: 0 P: 9	R: 3 E: 0 K: 0 S: 3	H: 3 LOB: 2 BB: 2 P: 11	1B: 7 2B: 0 3B: 0 HR: 0	SF: 0 SAC: 0 DP: 2 HBP: 0	WP: 0 PB: 0 SB: 0 CS: 0	PA: 35
PITCHER Jim Kaat, L ERA: 3.0 (1, 1)	IP: 8.0 WLS: L BF: 33	H: 6 R: 5 ER: 4 SO: 3	BB: 3 IBB: 0 HBP: 0 BLK: 0	WP: 0 HR: 0 S: 36 P: 48	ERA: 4.50 WHIP: 1.125	PITCHER										IP: 8.0 WLS: L BF: 33	H: 6 R: 5 ER: 4 SO: 3	BB: 3 IBB: 0 HBP: 0 BLK: 0	WP: 0 HR: 0 S: 36 P: 48	ERA: 4.50 WHIP: 1.125
PITCHER Rich Gossage, R ERA: 1.91 (9, 1)	IP: 0.0 WLS: 2 BF: 1	H: 1 R: 0 ER: 0 SO: 0	BB: 1 IBB: 0 HBP: 0 BLK: 0	WP: 0 HR: 0 S: 1 P: 5	ERA: ∞ WHIP: ∞	PITCHER										IP: 0.0 WLS: 2 BF: 1	H: 1 R: 0 ER: 0 SO: 0	BB: 1 IBB: 0 HBP: 0 BLK: 0	WP: 0 HR: 0 S: 1 P: 5	ERA: ∞ WHIP: ∞

AB	31
R	5
H	7
RBI	4
BB	4
SO	3
LOB	9



Batter	1	2	3	4	5	6	7	8	9	AB	R	H	RBI	BB	SO	LOB	TOP			
Morris Nettles, L (1,7) OBP: 0.301, SLG: 0.284	4-0 1B SH2-3 4-3 BB		0-0 CS 1B			0-3 K			0-0 6-3	3	1	1	0	1	1	1	California Angels @ Texas Rangers Arlington Stadium, Arlington, TX Fri Aug 01 1975, 8:05 PM EDT Att: 30,038 - Unknown livebaseballscorecards.com			
Mickey Rivers, L (1,8) OBP: 0.326, SLG: 0.353	0-0 SH2-3		0-0 3-1			0-0 6-3			0-0 F9	3	0	0	0	0	0	2				
Jerry Remy, L (1,4) OBP: 0.323, SLG: 0.328	0-0 4-3 2-3 1B			0-0 5-3		0-0 F7			0-0 F7	4	0	1	0	0	0	1				
Adrian Garrett, L (1,3) OBP: 0.115, SLG: 0.208	0-0 4-3			0-3 K					0-0 4-3	3	0	0	1	0	1	1				
Dave Collins, S (1,10) OBP: 0.380, SLG: 0.408	0-3 K			0-3 K					0-0 F8	3	0	0	0	0	2	1				
Leroy Stanton, R (1,9) OBP: 0.385, SLG: 0.443		0-0 F9			0-0 5-3				0-3 K	3	0	0	0	0	1	0				
Rudy Meoli, L (1,5) OBP: 0.318, SLG: 0.231		0-0 4-3			0-0 F9				0-0 1-3	3	0	0	0	0	0	0				
Ike Hampton, S (1,2) OBP: 0.300, SLG: 0.240 (8,PH) Bobby Valentine, R (8,PH) Ellie Rodriguez, R (8,2) OBP: 0.382, SLG: 0.306		0-0 1-3			0-3 K				0-0 L4	2	0	0	0	0	1	0				
Mike Miley, S (1,6) OBP: 0.269, SLG: 0.300			0-0 6-3			0-0 E7			0-3 K	3	0	0	0	0	1	0				
Inning Stats	R: 1 E: 0 K: 1 S: 6	H: 1 LOB: 1 BB: 1 P: 10	R: 0 E: 0 K: 0 S: 3	H: 0 LOB: 0 BB: 0 P: 3	R: 0 E: 0 K: 2 S: 7	H: 0 LOB: 0 BB: 0 P: 7	R: 0 E: 0 K: 1 S: 5	H: 0 LOB: 0 BB: 0 P: 5	R: 0 E: 1 K: 1 S: 6	H: 0 LOB: 1 BB: 0 P: 6	R: 0 E: 0 K: 1 S: 5	H: 0 LOB: 0 BB: 0 P: 5	R: 0 E: 0 K: 1 S: 5	H: 0 LOB: 0 BB: 0 P: 5	R: 0 E: 0 K: 0 S: 3	H: 0 LOB: 0 BB: 0 P: 3		1B: 2 2B: 0 3B: 0 HR: 0	SF: 0 SAC: 1 DP: 0 HBP: 0	WP: 0 PB: 0 SB: 0 CS: 1
PITCHER Gaylord Perry, R (1,1) ERA: 3.64	IP: 9.0 WLS: W BF: 30	H: 2 R: 1 ER: 1 SO: 7	BB: 1 IBB: 0 HBP: 0 BLK: 0	WP: 0 HR: 0 S: 43 P: 47	ERA: 1.00 WHIP: 0.333															

Batter	1	2	3	4	5	6	7	8	9	AB	R	H	RBI	BB	SO	LOB	BOTTOM			
Dave Moates, L (1,8) OBP: 0.297, SLG: 0.339	0-0 F7		0-0 6-3		0-0 2-3				0-0 E 1B	4	0	1	0	0	0	0	California Angels @ Texas Rangers Arlington Stadium, Arlington, TX Fri Aug 01 1975, 8:05 PM EDT Att: 30,038 - Unknown livebaseballscorecards.com			
Lenny Randle, S (1,4) OBP: 0.332, SLG: 0.356	0-0 4-3		0-0 S 1B			0-0 G3	0-0 F3			4	0	1	0	0	0	1				
Mike Hargrove, L (1,7) OBP: 0.320, SLG: 0.446	0-0 5-3		0-3 K			0-0 1B FC3-2 2B	0-0 4-3			4	0	1	0	0	1	2				
Jeff Burroughs, R (1,9) OBP: 0.299, SLG: 0.403		0-3 K	0-3 K			0-0 FC3-2 1B			0-3 K	4	0	1	0	0	3	1				
Jim Spencer, L (1,3) OBP: 0.337, SLG: 0.436		0-0 4-3			0-0 5-3				0-0 FC3-2	4	0	0	0	0	0	2				
Toby Harrah, R (1,6) OBP: 0.389, SLG: 0.464		4-0 WP 1B BB			0-3 K				0-0 F7	3	0	0	0	1	1	2				
Tom Grieve, R (1,10) OBP: 0.318, SLG: 0.470		0-0 WP 1B			0-3 K				0-0 HR	3	1	2	1	0	1	0				
Roy Howell, L (1,5) OBP: 0.309, SLG: 0.366		4-0 1-2 2-3 BB			0-0 F4				0-0 HR	2	1	1	1	1	0	0				
Jim Sundberg, R (1,2) OBP: 0.289, SLG: 0.292		0-3 K			0-0 5-3				0-0 5-3	3	0	0	0	0	1	3				
Inning Stats	R: 0 E: 0 K: 0 S: 3	H: 0 LOB: 0 BB: 0 P: 3	R: 0 E: 0 K: 2 S: 8	H: 1 LOB: 3 BB: 2 P: 16	R: 0 E: 0 K: 2 S: 7	H: 0 LOB: 0 BB: 0 P: 7	R: 0 E: 0 K: 0 S: 5	H: 2 LOB: 2 BB: 0 P: 5	R: 2 E: 1 K: 0 S: 6	H: 3 LOB: 1 BB: 0 P: 6	R: 0 E: 0 K: 1 S: 5	H: 0 LOB: 0 BB: 0 P: 5	R: 0 E: 0 K: 0 S: 3	H: 0 LOB: 0 BB: 0 P: 5	1B: 4 2B: 1 3B: 0 HR: 2	SF: 0 SAC: 0 DP: 0 HBP: 0		WP: 1 PB: 0 SB: 1 CS: 0	PA: 33	
PITCHER Ed Figueroa, R (1,1) ERA: 2.4 Jim Brewer, L (7,1) ERA: 4.09	IP: 6.1 WLS: L BF: 28	H: 7 R: 2 ER: 2 SO: 6	BB: 2 IBB: 0 HBP: 0 BLK: 0	WP: 1 HR: 2 S: 38 P: 46	ERA: 2.84 WHIP: 1.421															

Batter	1	2	3	4	5	6	7	8	9	AB	R	H	RBI	BB	SO	LOB	TOP								
Morris Nettles, L OBP: 0.296, SLG: 0.276 Leroy Stanton, R OBP: 0.363, SLG: 0.437	4-0 CS BB		0-0 4-3		0-0 4-3		0-0 B1		4-0 1B IBB	3	0	0	0	1	0	0									
Mickey Rivers, L OBP: 0.326, SLG: 0.352	0-0 F5 1-2		0-0 F2		0-0 F8		0-3 K		0-0 1B 1-3 2-H	5	0	1	1	0	1	1									
Jerry Remy, L OBP: 0.321, SLG: 0.329	0-0 E6			0-0 HR 1B		0-0 1B 2B		0-0 4-3	0-0 SF8-4-5 2-3 3-H	4	2	2	1	0	0	0									
Adrian Garrett, L OBP: 0.188, SLG: 0.467	0-0 G3			0-0 HR		0-0 FC6-4 1B 2-H		0-3 K		4	1	2	3	0	1	1									
Dave Collins, S OBP: 0.384, SLG: 0.405		0-0 5-3		0-0 6-3 5-3 1B		0-0 F9		0-0 4-3		4	0	1	0	0	0	1									
Tommy Harper, R OBP: 0.333, SLG: 0.328		0-0 1-3		0-0 5-3 1-2		0-0 FC6-4 1B 1-2		4-0 E BB		3	1	0	0	1	0	2									
Bobby Valentine, R OBP: 0.333, SLG: 0.290		4-0 BB		0-0 6-3 2-3		0-0 1B 1-2		0-0 6-3 1-2		3	0	1	0	1	0	2									
Ike Hampton, S OBP: 0.333, SLG: 0.267		0-0 6-3		0-0 4-3		0-0 FC6-4 1B 1-3 2-H			0-0 SH3-4 1B	4	1	2	1	0	0	2									
Mike Miley, S OBP: 0.250, SLG: 0.276			0-3 K		0-0 5-3		0-0 FC6-4 1-2		0-0 SH3-4 1-2	3	0	0	0	0	1	2									
Inning Stats	R: 0 E: 1 K: 0 S: 3	H: 0 LOB: 1 BB: 1 P: 7	R: 0 E: 0 K: 0 S: 3	H: 0 LOB: 1 BB: 1 P: 7	R: 0 E: 0 K: 1 S: 5	H: 0 LOB: 0 BB: 0 P: 5	R: 2 E: 0 K: 0 S: 6	H: 3 LOB: 1 BB: 0 P: 6	R: 0 E: 0 K: 0 S: 3	H: 0 LOB: 0 BB: 0 P: 3	R: 2 E: 0 K: 0 S: 7	H: 4 LOB: 2 BB: 0 P: 7	R: 0 E: 0 K: 1 S: 5	H: 0 LOB: 1 BB: 1 P: 9	R: 0 E: 1 K: 0 S: 5	H: 0 LOB: 1 BB: 1 P: 9	R: 2 E: 0 K: 0 S: 4	H: 2 LOB: 0 BB: 1 P: 8	1B: 7 2B: 2 3B: 0 HR: 1	SF: 1 SAC: 1 DP: 1 HBP: 0	WP: 0 PB: 0 SB: 0 CS: 1	PA: 39			
PITCHER	IP	WLS	BF	H	R	ER	SO	BB	IBB	HBP	BLK	WP	HR	S	P	ERA	WHIP								
Steve Hargan, R ERA: 3.33	(1, 1)	5.2	25	6	4	4	1	2	0	0	0	0	1	25	33	6.35	1.412								
Tommy Moore, R ERA: 3.16	(6, 1)	2.2	L 11	2	1	1	2	1	0	0	0	0	0	14	18	3.38	1.125								
Jim Umbarger, L ERA: 4.73	(9, 1)	0.2	3	1	1	1	0	0	1	0	0	0	0	2	6	13.50	1.500								

California Angels @ Texas Rangers
Arlington Stadium, Arlington, TX
Sun Aug 03 1975, 8:05 PM EDT
Att: 9,745 - Unknown

AB	33
R	6
H	9
RBI	6
BB	4
SO	3
LOB	11



Batter	1	2	3	4	5	6	7	8	9	AB	R	H	RBI	BB	SO	LOB	BOTTOM								
Dave Moates, L OBP: 0.297, SLG: 0.357	0-0 F5		0-3 K			4-0 F8 1B BB	0-0 FC5-4 1-2	0-0 F9		4	1	0	0	1	1	4									
Lenny Randle, S OBP: 0.335, SLG: 0.359	0-0 F8			0-3 K		4-0 1B BB	0-0 F5		0-0 F7	4	1	0	0	1	1	1									
Mike Hargrove, L OBP: 0.316, SLG: 0.438	4-0 BB			0-0 F7		0-3 K	0-0 4-3		0-0 F8	4	0	0	0	1	1	3									
Jeff Burroughs, R OBP: 0.304, SLG: 0.413 Bob Jones, L OBP: 0.425, SLG: 0.200	0-3 K			0-0 1B		0-0 F8 2-3		4-0 FC3-6 BB	0-0 1-3	3	0	1	0	1	1	3									
Jim Spencer, L OBP: 0.336, SLG: 0.430		0-0 4-3		0-0 F8		0-0 1B 1-2 3-H		0-0 FC3-6 1-2 1B		4	1	1	1	0	0	2									
Toby Harrah, R OBP: 0.393, SLG: 0.462		0-3 K			0-0 F7	0-0 1B 1-2 2-H		0-0 BB 1B 1-2 1B		4	0	2	1	0	1	0									
Tom Grieve, R OBP: 0.314, SLG: 0.458		0-3 K			0-3 K	0-0 1B F8		0-0 F9 2-3		4	0	0	0	0	2	4									
Roy Howell, L OBP: 0.318, SLG: 0.385			0-3 K			0-0 1B		0-0 BB 1B 1-2 1B		4	1	3	2	0	1	0									
Jim Sundberg, R OBP: 0.288, SLG: 0.289			0-3 K		0-3 K	0-0 1B FC5-4		0-0 HR 1B 1-2 2-3 BB		3	0	1	0	1	2	1									
Inning Stats	R: 0 E: 0 K: 1 S: 5	H: 0 LOB: 1 BB: 1 P: 9	R: 0 E: 0 K: 2 S: 7	H: 0 LOB: 0 BB: 0 P: 7	R: 0 E: 0 K: 3 S: 9	H: 0 LOB: 0 BB: 0 P: 9	R: 0 E: 0 K: 1 S: 6	H: 1 LOB: 1 BB: 0 P: 6	R: 0 E: 0 K: 2 S: 8	H: 1 LOB: 1 BB: 0 P: 8	R: 2 E: 0 K: 1 S: 7	H: 2 LOB: 2 BB: 2 P: 15	R: 1 E: 0 K: 0 S: 5	H: 2 LOB: 1 BB: 0 P: 5	R: 1 E: 0 K: 0 S: 5	H: 2 LOB: 3 BB: 2 P: 13	R: 0 E: 0 K: 0 S: 3	H: 0 LOB: 0 BB: 0 P: 3	1B: 7 2B: 0 3B: 0 HR: 1	SF: 0 SAC: 0 DP: 0 HBP: 0	WP: 0 PB: 0 SB: 0 CS: 0	PA: 40			
PITCHER	IP	WLS	BF	H	R	ER	SO	BB	IBB	HBP	BLK	WP	HR	S	P	ERA	WHIP								
Nolan Ryan, R ERA: 3.56	(1, 1)	5.0	19	2	1	1	9	2	0	0	0	0	0	35	43	1.80	0.800								
Jim Brewer, L ERA: 4.2	(6, 1)	1.0	8	4	2	2	1	1	0	0	0	0	1	9	13	18.00	5.000								
Mickey Scott, L ERA: 4.3	(7, 1)	1.1	5	0	1	1	0	1	0	0	0	0	0	4	8	6.75	0.750								
Don Kirkwood, R ERA: 2.45	(8, 1)	1.2	W 8	2	0	0	0	1	0	0	0	0	0	7	11	0.00	1.800								

California Angels @ Texas Rangers
Arlington Stadium, Arlington, TX
Sun Aug 03 1975, 8:05 PM EDT
Att: 9,745 - Unknown

AB	35
R	4
H	8
RBI	4
BB	5
SO	10
LOB	18



Batter	1	2	3	4	5	6	7	8	9	AB	R	H	RBI	BB	SO	LOB	TOP			
Jerry Remy, L (1,4) OBP: 0.320, SLG: 0.328	0-3 K			0-0 4-3		0-0 FC4-6 1B	0-0 5-3			4	0	1	1	0	1	1	California Angels @ Chicago White Sox Comiskey Park, Chicago, IL Mon Aug 04 1975, 8:05 PM EDT Att: 5,400 - Unknown			
Mickey Rivers, L (1,8) OBP: 0.325, SLG: 0.356	0-3 K2-3			0-0 3B		0-0 FC4-6 1B	0-0 F8			4	1	1	0	0	1	2				
Dave Collins, S (1,7) OBP: 0.386, SLG: 0.404	0-0 6-3			4-0 BB		0-0 FC5-4 1B		0-3 K		3	0	1	0	1	1	0				
Adrian Garrett, L (1,3)		0-3 K		0-0 F4		0-0 FC5-4 1B		0-3 K		4	0	1	1	0	2	2				
Leroy Stanton, R (1,9) OBP: 0.358, SLG: 0.431		0-0 5-3		0-0 6-3		0-0 FC5-4 1B		0-3 K		4	0	0	0	0	1	4				
Dave Chalk, R (1,5) OBP: 0.362, SLG: 0.355		0-0 6-3			0-0 F7	0-0 FC6-4			0-0 G3	4	0	0	0	0	0	2				
Tommy Harper, R (1,10) OBP: 0.336, SLG: 0.328			0-0 5-3		0-0 1B	4-0 SH1-4 HBP 5-3 BB			0-0 F3	3	1	1	0	1	0	0				
Ike Hampton, S (1,2) OBP: 0.316, SLG: 0.250			0-3 K		0-0 F8	1-0 SH1-4 HBP			4-0 BB	2	0	0	0	0	1	1				
Morris Nettles, L (7,PH) OBP: 0.299, SLG: 0.276										0	0	0	0	0	0	0				
Eliee Rodriguez, R (7,2) OBP: 0.385, SLG: 0.306										0	0	0	0	1	0	0				
Mike Miley, S (1,6) OBP: 0.241, SLG: 0.266			0-0 4-3		0-0 F6	0-0 SH1-4			0-0 F7	3	0	0	0	0	0	2				
Inning Stats	R: 0 E: 0 K: 2 S: 7	H: 0 LOB: 0 BB: 0 P: 7	R: 0 E: 0 K: 1 S: 5	H: 0 LOB: 0 BB: 0 P: 5	R: 0 E: 0 K: 1 S: 5	H: 0 LOB: 2 BB: 1 P: 8	R: 0 E: 0 K: 0 S: 4	H: 1 LOB: 1 BB: 0 P: 4	R: 1 E: 0 K: 0 S: 6	H: 3 LOB: 2 BB: 0 P: 6	R: 1 E: 0 K: 0 S: 3	H: 0 LOB: 1 BB: 1 P: 8	R: 0 E: 0 K: 3 S: 9	H: 0 LOB: 0 BB: 0 P: 9	R: 0 E: 0 K: 0 S: 3	H: 0 LOB: 1 BB: 1 P: 7	1B: 4 2B: 0 3B: 1 HR: 0	SF: 0 SAC: 1 DP: 0 HBP: 1	WP: 0 PB: 0 SB: 1 CS: 0	PA: 36
PITCHER	IP WLS BF H R ER SO BB IBB HBP BLK WP HR S P ERA WHIP																			
Wilbur Wood, L (1,1) ERA: 3.79	6.0 W 25 5 2 2 4 2 0 0 0 0 0 0 31 39 3.00 1.167																			
Rich Gossage, R (7,1) ERA: 1.97	3.0 S 11 0 0 0 3 1 0 1 0 0 0 0 15 20 0.00 0.333																			

Batter	1	2	3	4	5	6	7	8	9	AB	R	H	RBI	BB	SO	LOB	BOTTOM			
Nyls Nyman, L (1,9) OBP: 0.249, SLG: 0.259	0-0 4-3		0-0 4-3 1B		0-0 BB 1-3 1B	0-0 F3		0-0 G3		5	0	2	0	0	0	2	California Angels @ Chicago White Sox Comiskey Park, Chicago, IL Mon Aug 04 1975, 8:05 PM EDT Att: 5,400 - Unknown			
Jorge Orta, L (1,4) OBP: 0.346, SLG: 0.429	0-0 G3		0-0 4-3 1-2		0-0 1-3 1-2	0-0 7-2 3-H				4	0	0	0	0	0	3				
Carlos May, L (1,3) OBP: 0.371, SLG: 0.393	4-0 HBP BB		0-0 F7		4-0 BB BB		0-0 F7			2	0	0	0	2	0	1				
Deron Johnson, R (1,10) OBP: 0.302, SLG: 0.400	0-0 E6 HBP		0-3 K		4-0 1-2 2-3 BB		0-3 K			3	0	0	0	1	2	2				
Ken Henderson, S (1,8) OBP: 0.355, SLG: 0.365		1-0 HBP		0-0 2B SF7 1B		0-0 F7		0-0 6-3		3	1	1	0	0	0	3				
Pat Kelly, L (8,9) OBP: 0.353, SLG: 0.412		1-2 2-3 HBP								0	0	0	0	0	0	0				
Bill Melton, R (1,5) OBP: 0.331, SLG: 0.318	0-3 K		0-0 F8		0-0 F8			0-0 1B SH3-4 E 1B		4	1	1	0	0	1	7				
Jerry Hairston, S (1,7) OBP: 0.368, SLG: 0.309		0-3 K		0-0 1-3 2B		4-0 1B 3B BB		0-0 SH3-4		2	1	1	0	1	1	0				
Bucky Dent, R (1,6) OBP: 0.325, SLG: 0.378		0-0 G4-3 1B		0-0 SF7		0-0 3B 1B		0-0 E 1B		3	1	3	1	0	0	0				
Brian Downing, R (1,2) OBP: 0.374, SLG: 0.362		0-0 G4-3		0-0 5-3		0-0 1-1 7-2 3B		0-0 F2		4	0	1	2	0	0	3				
Inning Stats	R: 0 E: 1 K: 1 S: 6	H: 0 LOB: 3 BB: 1 P: 11	R: 0 E: 0 K: 1 S: 5	H: 1 LOB: 0 BB: 0 P: 5	R: 0 E: 0 K: 1 S: 6	H: 1 LOB: 1 BB: 0 P: 6	R: 1 E: 0 K: 0 S: 5	H: 2 LOB: 1 BB: 0 P: 5	R: 0 E: 0 K: 0 S: 4	H: 1 LOB: 3 BB: 2 P: 12	R: 2 E: 0 K: 0 S: 4	H: 2 LOB: 0 BB: 1 P: 8	R: 0 E: 0 K: 1 S: 5	H: 0 LOB: 0 BB: 0 P: 5	R: 1 E: 1 K: 0 S: 5	H: 2 LOB: 1 BB: 0 P: 5	1B: 7 2B: 2 3B: 1 HR: 0	SF: 1 SAC: 1 DP: 2 HBP: 1	WP: 0 PB: 0 SB: 0 CS: 0	PA: 37
PITCHER	IP WLS BF H R ER SO BB IBB HBP BLK WP HR S P ERA WHIP																			
Chuck Hockenbery, R (1,1) ERA: 4.4	5.0 L 27 7 3 3 3 4 0 0 1 0 0 0 0 0 5.40 2.200																			
Mickey Scott, L (6,1) ERA: 3.98	3.0 10 2 1 0 1 0 0 0 0 0 0 0 0 12 12 0.00 0.667																			

Batter	1	2	3	4	5	6	7	8	9	AB	R	H	RBI	BB	SO	LOB	TOP		
Jerry Remy, L (1, 4) OBP: 0.321, SLG: 0.329 Rudy Meoli, L (7, 4) OBP: 0.304, SLG: 0.220	0-0 4-3	0-0 3B 1B	0-0 E9 1B SF9 1B		0-0 F7		0-3 K		0-3 K	5	2	4	0	1	1	1			
Mickey Rivers, L (1, 8) OBP: 0.330, SLG: 0.366 Morris Nettles, L (7, FR) OBP: 0.298, SLG: 0.275	0-0 4-3 1B	0-0 3B	0-0 SF9 1B		0-0 1-3		0-0 1B 1B		0-3 K	5	0	4	2	0	0	0			
Dave Collins, S (1, 10) OBP: 0.391, SLG: 0.405	0-0 4-3 1-2	4-0 3B BB	0-0 SF9			4-0 1B BB	0-0 1B		0-0 1B	2	0	1	2	2	0	1			
Leroy Stanton, R (1, 9) OBP: 0.359, SLG: 0.430	0-0 E6 FC4-6	0-0 5-3	0-0 F8			0-0 1B	0-0 1B		0-0 1B	5	0	2	1	0	0	4			
John Balaz, R (1, 7) OBP: 0.353, SLG: 0.510	0-0 FC4-6		0-0 1B 1B		0-3 K		0-3 K		0-3 K	5	1	1	0	0	3	6			
Dave Chalk, R (1, 5) OBP: 0.365, SLG: 0.359		0-0 2B 1B	0-0 SH1-4 1B		0-0 1B		0-3 K		0-0 5-3	5	2	3	0	0	1	2			
Bobby Valentine, R (1, 3) OBP: 0.455, SLG: 0.500		0-0 1B	0-0 SH1-4 1B		0-0 1B		0-0 F8		0-0 F4	5	2	3	1	0	0	2			
Ike Hampton, S (1, 2) OBP: 0.310, SLG: 0.250		0-0 F6	0-0 SH1-4		0-3 K		0-0 1B 1B		0-0 F9	4	1	1	0	0	1	3			
Mike Miley, S (1, 6) OBP: 0.239, SLG: 0.253		0-0 F2	4-0 E 1B BB		0-0 F8		0-0 F2		0-0 5-3	4	1	0	0	1	0	3			
Inning Stats	R: 0 E: 1 K: 0 S: 5	H: 1 LOB: 2 BB: 0 P: 5	R: 3 E: 0 K: 0 S: 7	H: 4 LOB: 2 BB: 1 P: 11	R: 5 E: 1 K: 0 S: 8	H: 5 LOB: 1 BB: 1 P: 12	R: 0 E: 0 K: 2 S: 8	H: 2 LOB: 1 BB: 0 P: 8	R: 0 E: 0 K: 0 S: 3	H: 0 LOB: 0 BB: 0 P: 3	R: 0 E: 0 K: 2 S: 11	H: 1 LOB: 2 BB: 0 P: 12	R: 2 E: 0 K: 2 S: 11	H: 4 LOB: 2 BB: 0 P: 11	R: 0 E: 0 K: 0 S: 3	H: 0 LOB: 0 BB: 0 P: 7	1B: 14 2B: 2 3B: 1 HR: 0	SF: 1 SAC: 1 DP: 0 HBP: 0	WP: 0 PA: 47
PITCHER	IP WLS BF H R ER SO BB IBB HBP BLK WP HR S P ERA WHIP	IP WLS BF H R ER SO BB IBB HBP BLK WP HR S P ERA WHIP	IP WLS BF H R ER SO BB IBB HBP BLK WP HR S P ERA WHIP	IP WLS BF H R ER SO BB IBB HBP BLK WP HR S P ERA WHIP	IP WLS BF H R ER SO BB IBB HBP BLK WP HR S P ERA WHIP	IP WLS BF H R ER SO BB IBB HBP BLK WP HR S P ERA WHIP	IP WLS BF H R ER SO BB IBB HBP BLK WP HR S P ERA WHIP	IP WLS BF H R ER SO BB IBB HBP BLK WP HR S P ERA WHIP	IP WLS BF H R ER SO BB IBB HBP BLK WP HR S P ERA WHIP	IP WLS BF H R ER SO BB IBB HBP BLK WP HR S P ERA WHIP	IP WLS BF H R ER SO BB IBB HBP BLK WP HR S P ERA WHIP	IP WLS BF H R ER SO BB IBB HBP BLK WP HR S P ERA WHIP	IP WLS BF H R ER SO BB IBB HBP BLK WP HR S P ERA WHIP	IP WLS BF H R ER SO BB IBB HBP BLK WP HR S P ERA WHIP	IP WLS BF H R ER SO BB IBB HBP BLK WP HR S P ERA WHIP	IP WLS BF H R ER SO BB IBB HBP BLK WP HR S P ERA WHIP	IP WLS BF H R ER SO BB IBB HBP BLK WP HR S P ERA WHIP	IP WLS BF H R ER SO BB IBB HBP BLK WP HR S P ERA WHIP	
Claude Osteen, L (1, 1) ERA: 4.54	1.2 L	12 5	3 3	0 0	1 0	0 0	0 0	0 0	0 0	11 15	16.20	3.600							
Bill Gogolewski, R (2, 1) ERA: 5.24	0.2	7 4	5 5	0 0	1 0	0 0	0 0	0 0	0 0	6 10	67.50	7.500							
Rich Hinton, L (3, 1) ERA: 6.75	6.2	28 8	2 2	8 8	1 0	0 0	0 0	0 0	0 0	43 47	2.70	1.350							

California Angels @ Chicago White Sox
Comiskey Park, Chicago, IL
Tue Aug 05 1975, 8:05 PM EDT
Unknown

livebaseballscorecards.com

AB 42
R 10
H 17
RBI 10
BB 3
SO 8
LOB 22




Batter	1	2	3	4	5	6	7	8	9	AB	R	H	RBI	BB	SO	LOB	BOTTOM		
Nyls Nyman, L (1, 8) OBP: 0.243, SLG: 0.253	0-0 4-3	0-0 G3		0-0 FC4-6		0-0 L6		0-0 G4-6-3		5	0	0	0	0	0	8			
Bucky Dent, R (1, 6) OBP: 0.326, SLG: 0.378	0-0 1B		0-0 F9		0-0 5-3	0-0 F8			0-0 BB 1B SF8 1B	5	1	2	0	0	0	0			
Carlos May, L (1, 7) OBP: 0.374, SLG: 0.395	0-0 G1-4-3 1B		0-0 4-3		0-0 WP 1B		0-0 6-3		0-0 SF8 BB 1B	5	2	3	0	0	0	0			
Deron Johnson, R (1, 3) OBP: 0.303, SLG: 0.398	0-0 G1-4-3		0-0 F6		0-0 BB BB 1B		0-0 F8		4-0 1B BB	4	0	1	1	1	0	2			
Jorge Orta, L (1, 4) OBP: 0.344, SLG: 0.425		0-0 3-1		0-0 FC4-6 1B		0-3 K		0-0 4-3		5	0	1	0	0	2	4			
Bill Melton, R (1, 5) OBP: 0.332, SLG: 0.321		0-0 4-3		0-0 FC4-6 BB 1B		4-0 BB BB		0-0 1B 2B		3	1	1	1	1	0	1			
Jerry Hairston, S (1, 9) OBP: 0.400, SLG: 0.333		4-0 BB BB BB		0-0 BB 1B		4-0 BB BB		0-0 2-3 1B		3	0	3	1	2	0	0			
Bill Stein, R (1, 10) OBP: 0.320, SLG: 0.329		4-0 BB BB		0-3 K		0-0 F8		0-0 F7		4	0	0	0	1	2	9			
Brian Downing, R (1, 2) OBP: 0.379, SLG: 0.363		4-0 BB BB		4-0 FC4-6 BB		0-0 6-3		0-0 G4-6-3 1B		2	0	1	1	2	0	0			
Inning Stats	R: 0 E: 0 K: 0 S: 4	H: 2 LOB: 1 BB: 0 P: 4	R: 0 E: 0 K: 0 S: 3	H: 0 LOB: 3 BB: 3 P: 15	R: 0 E: 0 K: 1 S: 7	H: 2 LOB: 3 BB: 1 P: 11	R: 1 E: 0 K: 0 S: 7	H: 2 LOB: 3 BB: 2 P: 15	R: 0 E: 0 K: 0 S: 3	H: 0 LOB: 0 BB: 0 P: 3	R: 0 E: 0 K: 0 S: 3	H: 0 LOB: 0 BB: 0 P: 3	R: 0 E: 0 K: 0 S: 5	H: 3 LOB: 1 BB: 0 P: 5	R: 2 E: 0 K: 2 S: 10	H: 3 LOB: 2 BB: 1 P: 14	1B: 11 2B: 1 3B: 0 HR: 0	SF: 1 SAC: 0 DP: 2 HBP: 0	WP: 1 PA: 44
PITCHER	IP WLS BF H R ER SO BB IBB HBP BLK WP HR S P ERA WHIP	IP WLS BF H R ER SO BB IBB HBP BLK WP HR S P ERA WHIP	IP WLS BF H R ER SO BB IBB HBP BLK WP HR S P ERA WHIP	IP WLS BF H R ER SO BB IBB HBP BLK WP HR S P ERA WHIP	IP WLS BF H R ER SO BB IBB HBP BLK WP HR S P ERA WHIP	IP WLS BF H R ER SO BB IBB HBP BLK WP HR S P ERA WHIP	IP WLS BF H R ER SO BB IBB HBP BLK WP HR S P ERA WHIP	IP WLS BF H R ER SO BB IBB HBP BLK WP HR S P ERA WHIP	IP WLS BF H R ER SO BB IBB HBP BLK WP HR S P ERA WHIP	IP WLS BF H R ER SO BB IBB HBP BLK WP HR S P ERA WHIP	IP WLS BF H R ER SO BB IBB HBP BLK WP HR S P ERA WHIP	IP WLS BF H R ER SO BB IBB HBP BLK WP HR S P ERA WHIP	IP WLS BF H R ER SO BB IBB HBP BLK WP HR S P ERA WHIP	IP WLS BF H R ER SO BB IBB HBP BLK WP HR S P ERA WHIP	IP WLS BF H R ER SO BB IBB HBP BLK WP HR S P ERA WHIP	IP WLS BF H R ER SO BB IBB HBP BLK WP HR S P ERA WHIP	IP WLS BF H R ER SO BB IBB HBP BLK WP HR S P ERA WHIP		
Ed Figueroa, R (1, 1) ERA: 2.51	8.0 W	40 4	4 4	2 2	0 0	0 0	0 0	0 0	0 0	8 8	0.00	1.000							
Jim Brewer, L (9, 1) ERA: 4.11	1.0	4 1	0 0	2 2	0 0	0 0	0 0	0 0	0 0	8 8	0.00	1.000							

California Angels @ Chicago White Sox
Comiskey Park, Chicago, IL
Tue Aug 05 1975, 8:05 PM EDT
Unknown

livebaseballscorecards.com

AB 36
R 4
H 12
RBI 4
BB 7
SO 4
LOB 24



Batter	1	2	3	4	5	6	7	8	9	AB	R	H	RBI	BB	SO	LOB	TOP		
Morris Nettles, L (1,9) OBP: 0.307, SLG: 0.280	G4-3 S BB		4-0 CS BB			0-0 CS 1B		0-0 WP G3 1B	0-0 4-3	3	0	2	0	2	0	3			
Mickey Rivers, L (1,8) OBP: 0.330, SLG: 0.363	4-0 G4-3 BB		0-0 CS	0-0 1-3		0-0 F9		0-0 G3		3	0	0	0	1	0	2			
Jerry Remy, L (1,4) OBP: 0.323, SLG: 0.328	0-0 G4-3			4-0 2B SF8 BB		4-0 BB		0-3 K		2	1	0	0	2	1	3			
Adrian Garrett, L (1,3) OBP: 0.200, SLG: 0.447	0-3 K			0-0 SF8 2B		0-3 K		0-0 4-3		4	0	1	0	0	2	3			
Dave Collins, S (1,7) OBP: 0.384, SLG: 0.399		0-0 1-3		0-0 SF8				0-0 F7		3	0	0	1	0	1	0			
Tommy Harper, R (1,10) OBP: 0.334, SLG: 0.325		0-0 F4		0-0 5-3				4-0 BB BB		3	0	0	0	1	0	1			
Dave Chalk, R (1,5) OBP: 0.364, SLG: 0.357		0-3 K			0-0 L5			0-0 F7		4	0	1	0	0	1	1			
Ellie Rodriguez, R (1,2) OBP: 0.387, SLG: 0.303			0-0 F6		0-0 6-3			4-0 BB BB		2	0	0	0	2	0	0			
Mike Miley, S (1,6) OBP: 0.234, SLG: 0.247			0-0 F8		0-0 F5			0-3 K		2	0	0	0	0	0	0			
Leroy Stanton, R (7,PH) OBP: 0.358, SLG: 0.429										1	0	0	0	0	1	2			
Rudy Meoli, L (7,6) OBP: 0.312, SLG: 0.220										0	0	0	0	1	0	0			
Inning Stats	R: 0 E: 0 K: 1 S: 4	H: 0 LOB: 1 BB: 2 P: 12	R: 0 E: 0 K: 1 S: 5	H: 0 LOB: 0 BB: 0 P: 5	R: 0 E: 0 K: 0 S: 2	H: 0 LOB: 0 BB: 1 P: 6	R: 1 E: 0 K: 0 S: 4	H: 1 LOB: 1 BB: 1 P: 8	R: 0 E: 0 K: 0 S: 3	H: 0 LOB: 0 BB: 0 P: 3	R: 0 E: 0 K: 1 S: 5	H: 1 LOB: 1 BB: 2 P: 13	R: 0 E: 0 K: 1 S: 6	H: 1 LOB: 1 BB: 0 P: 6	R: 0 E: 0 K: 1 S: 6	H: 1 LOB: 3 BB: 2 P: 14	1B: 3 2B: 1 3B: 0 HR: 0	SF: 1 SAC: 0 DP: 1 HBP: 0	WP: 1 PA: 38
PITCHER	IP WLS BF H R ER SO BB IBB HBP BLK WP HR S P ERA WHIP																		
Jesse Jefferson, R (1,1) ERA: 3.9	8.2 W 36 4 1 1 6 9 0 0 0 1 0 39 75 1.04 1.500																		
Rich Gossage, R (9,1) ERA: 1.96	0.1 S 1 0 0 0 0 0 0 0 0 0 0 1 1 0.00 0.000																		

California Angels @ Chicago White Sox
Comiskey Park, Chicago, IL
Tue Aug 05 1975, 8:05 PM EDT
Att: 7,265 - Unknown

AB 27
R 1
H 4
RBI 1
BB 9
SO 6
LOB 15



Batter	1	2	3	4	5	6	7	8	9	AB	R	H	RBI	BB	SO	LOB	BOTTOM		
Nyls Nyman, L (1,8) OBP: 0.243, SLG: 0.250	4-0 CS S BB	0-0 1-3				0-0 1-3			0-0 F4	3	0	0	0	1	0	3			
Jorge Orta, L (1,4) OBP: 0.345, SLG: 0.425	4-0 FC5-4 1B BB		0-0 CS			0-0 4-3		0-0 6-3		3	0	1	0	1	0	0			
Carlos May, L (1,7) OBP: 0.375, SLG: 0.395	0-0 FC5-4 1B		0-0 F7			4-0 2B BB BB		0-3 K		3	1	1	0	1	1	1			
Deron Johnson, R (1,3) OBP: 0.308, SLG: 0.402	0-0 FC5-4		4-0 BB BB			0-0 BB SF9 2B		4-0 BB BB		2	1	1	0	2	0	2			
Bill Melton, R (1,5) OBP: 0.331, SLG: 0.318	0-0 F8		0-3 K			4-0 SF9 BB 2B BB		0-0 5-3		3	1	0	0	1	1	4			
Jerry Hairston, S (1,9) OBP: 0.413, SLG: 0.337		1-0 1B HBP		0-0 G4-6-3 1B		4-0 2B BB		0-0 5-3		2	1	1	1	1	0	0			
Bucky Dent, R (1,6) OBP: 0.326, SLG: 0.378		0-0 1B		0-0 F9		0-0 SF9		0-0 5-3		3	0	1	1	0	0	1			
Brian Downing, R (1,10) OBP: 0.377, SLG: 0.359		0-3 K		0-0 G4-6-3		0-0 L5		4-0 BB		3	0	0	0	1	1	5			
Pete Varney, R (1,2) OBP: 0.317, SLG: 0.397		0-3 K			0-0 F9	0-0 1B 2B		0-0 F7		4	0	1	2	0	1	3			
Inning Stats	R: 0 E: 0 K: 0 S: 3	H: 1 LOB: 2 BB: 2 P: 11	R: 0 E: 0 K: 2 S: 8	H: 1 LOB: 0 BB: 0 P: 9	R: 0 E: 0 K: 1 S: 5	H: 1 LOB: 1 BB: 1 P: 9	R: 0 E: 0 K: 0 S: 3	H: 1 LOB: 0 BB: 0 P: 3	R: 0 E: 0 K: 0 S: 3	H: 0 LOB: 0 BB: 0 P: 3	R: 4 E: 0 K: 0 S: 5	H: 2 LOB: 1 BB: 3 P: 17	R: 0 E: 0 K: 1 S: 5	H: 0 LOB: 1 BB: 1 P: 9	R: 0 E: 0 K: 0 S: 3	H: 0 LOB: 1 BB: 1 P: 7	1B: 4 2B: 2 3B: 0 HR: 0	SF: 1 SAC: 0 DP: 1 HBP: 1	WP: 0 PA: 36
PITCHER	IP WLS BF H R ER SO BB IBB HBP BLK WP HR S P ERA WHIP																		
Bill Singer, R (1,1) ERA: 4.63	5.0 L 23 5 3 3 3 3 0 0 0 0 0 23 44 5.40 2.000																		
Don Kirkwood, R (6,1) ERA: 2.57	0.2 4 1 1 1 0 1 0 0 0 0 0 3 7 13.50 3.000																		
Mickey Scott, L (6,1) ERA: 3.77	2.1 9 0 0 0 0 1 2 0 0 0 0 0 9 17 0.00 0.857																		

California Angels @ Chicago White Sox
Comiskey Park, Chicago, IL
Tue Aug 05 1975, 8:05 PM EDT
Att: 7,265 - Unknown

AB 26
R 4
H 6
RBI 4
BB 8
SO 4
LOB 19



Batter	1	2	3	4	5	6	7	8	9	AB	R	H	RBI	BB	SO	LOB	TOP					
Jerry Remy, L (1.4) OBP: 0.324, SLG: 0.334										4	1	2	0	0	0	3	California Angels @ Chicago White Sox Comiskey Park, Chicago, IL Wed Aug 06 1975, 8:05 PM EDT Att: 9,178 - Unknown					
Mickey Rivers, L (1.8) OBP: 0.333, SLG: 0.365										3	0	2	0	1	0	0						
Dave Collins, S (1.7) OBP: 0.378, SLG: 0.391										4	0	0	0	0	1	7						
Leroy Stanton, R (1.9) OBP: 0.353, SLG: 0.424										3	0	0	1	0	0	0						
Dave Chalk, R (1.5) OBP: 0.360, SLG: 0.353										4	0	0	0	0	0	1						
Bobby Valentine, R (1.3) OBP: 0.333, SLG: 0.357										4	0	0	0	0	1	0						
Tommy Harper, R (1.10) OBP: 0.333, SLG: 0.324										4	0	1	0	0	0	0						
Ike Hampton, S (1.2) OBP: 0.311, SLG: 0.237										2	0	0	0	1	0	1						
Mike Miley, S (1.6) OBP: 0.237, SLG: 0.241										2	0	0	0	1	0	1						
Inning Stats	R: 1 E: 0 K: 1 S: 7	H: 2 LOB: 1 BB: 0 P: 7	R: 0 E: 0 K: 0 S: 3	H: 0 LOB: 2 BB: 0 P: 3	R: 0 E: 0 K: 0 S: 4	H: 2 LOB: 1 BB: 0 P: 4	R: 0 E: 0 K: 1 S: 5	H: 0 LOB: 0 BB: 0 P: 5	R: 0 E: 0 K: 0 S: 4	H: 1 LOB: 3 BB: 2 P: 12	R: 0 E: 0 K: 0 S: 3	H: 0 LOB: 0 BB: 0 P: 3	R: 0 E: 0 K: 0 S: 3	H: 0 LOB: 0 BB: 1 P: 7	R: 0 E: 0 K: 0 S: 3	H: 0 LOB: 0 BB: 0 P: 3	R: 0 E: 0 K: 0 S: 3	H: 0 LOB: 0 BB: 0 P: 3	1B: 4 2B: 3 3B: 1 HR: 0	SF: 1 SAC: 0 DP: 1 HBP: 0	WP: 0 PB: 0 SB: 0 CS: 0	PA: 34
PITCHER Jim Kaat, L (1.1) ERA: 3.08	IP: 9.0 WLS: W BF: 34 H: 5 R: 1 ER: 1 SO: 2 BB: 3 IBB: 0 HBP: 0 BLK: 0 WP: 0 HR: 0 S: 35 P: 47 ERA: 1.00 WHIP: 0.889																					

Batter	1	2	3	4	5	6	7	8	9	AB	R	H	RBI	BB	SO	LOB	BOTTOM					
Pat Kelly, L (1.9) OBP: 0.351, SLG: 0.415										5	2	1	0	0	0	2	California Angels @ Chicago White Sox Comiskey Park, Chicago, IL Wed Aug 06 1975, 8:05 PM EDT Att: 9,178 - Unknown					
Jorge Orta, L (1.4) OBP: 0.349, SLG: 0.427										5	2	3	2	0	0	1						
Carlos May, L (1.7) OBP: 0.373, SLG: 0.396										4	1	1	1	0	0	2						
Bob Coluccio, R (9.7) OBP: 0.314, SLG: 0.336										0	0	0	0	0	0	0						
Deron Johnson, R (1.3) OBP: 0.314, SLG: 0.405										4	3	3	1	1	0	1						
Bill Melton, R (1.5) OBP: 0.336, SLG: 0.334										4	2	3	5	1	0	0						
Bucky Dent, R (1.6) OBP: 0.324, SLG: 0.376										5	0	1	1	0	0	3						
Jerry Hairston, S (1.10) OBP: 0.422, SLG: 0.356										4	0	2	1	1	0	4						
Nyls Nyman, L (1.8) OBP: 0.243, SLG: 0.249										5	0	1	0	0	0	5						
Brian Downing, R (1.2) OBP: 0.376, SLG: 0.356										3	1	0	0	1	2	1						
Inning Stats	R: 4 E: 0 K: 0 S: 7	H: 4 LOB: 1 BB: 1 P: 11	R: 3 E: 1 K: 1 S: 10	H: 4 LOB: 2 BB: 0 P: 10	R: 0 E: 0 K: 1 S: 6	H: 1 LOB: 1 BB: 0 P: 6	R: 1 E: 0 K: 0 S: 5	H: 2 LOB: 2 BB: 1 P: 9	R: 1 E: 0 K: 0 S: 4	H: 1 LOB: 1 BB: 1 P: 8	R: 0 E: 0 K: 0 S: 3	H: 0 LOB: 1 BB: 1 P: 7	R: 0 E: 0 K: 0 S: 3	H: 0 LOB: 0 BB: 0 P: 3	R: 2 E: 1 K: 0 S: 6	H: 3 LOB: 1 BB: 0 P: 6	R: 0 E: 0 K: 0 S: 6	H: 0 LOB: 0 BB: 0 P: 6	1B: 10 2B: 3 3B: 1 HR: 1	SF: 1 SAC: 0 DP: 0 HBP: 0	WP: 0 PB: 0 SB: 1 CS: 0	PA: 44
PITCHER Dick Lange, R (1.1) ERA: 4.68	IP: 3.0 WLS: L BF: 23 H: 11 R: 8 ER: 5 SO: 2 BB: 2 IBB: 0 HBP: 0 BLK: 0 WP: 0 HR: 1 S: 25 P: 33 ERA: 15.00 WHIP: 4.333																					
Mickey Scott, L (4.1) ERA: 3.8	IP: 2.0 WLS: L BF: 8 H: 1 R: 1 ER: 1 SO: 0 BB: 1 IBB: 0 HBP: 0 BLK: 0 WP: 0 HR: 0 S: 7 P: 11 ERA: 4.50 WHIP: 1.000																					
Chuck Hockenbery, R (6.1) ERA: 4.67	IP: 3.0 WLS: L BF: 13 H: 3 R: 2 ER: 2 SO: 0 BB: 1 IBB: 0 HBP: 0 BLK: 0 WP: 0 HR: 0 S: 12 P: 16 ERA: 6.00 WHIP: 1.333																					

Batter	1	2	3	4	5	6	7	8	9	AB	R	H	RBI	BB	SO	LOB	TOP				
Jerry Remy, L (1,4) OBP: 0.324, SLG: 0.332	F5		1B BB	CS	F6		1-3			3	1	0	0	1	0	0	California Angels @ Chicago White Sox Comiskey Park, Chicago, IL Thu Aug 07 1975, 4:33 AM EDT Att: 10,543 - Unknown				
Mickey Rivers, L (1,8) OBP: 0.335, SLG: 0.367	4-3		1B 1-2		F9			G5-4-3 1B		4	0	2	0	0	0	0					
Dave Collins, S (1,7) OBP: 0.371, SLG: 0.383	K		L4		2-3			G5-4-3 1-2		4	0	0	0	0	1	3					
Adrian Garrett, L (1,3) OBP: 0.227, SLG: 0.439		SH5-3 2B BB	G5-4-3 1-3 2-H 1B		F8			K		3	1	1	1	1	1	0					
Dave Chalk, R (1,5) OBP: 0.360, SLG: 0.353		SH5-3 1-2	G5-4-3 1-2		F7			1B		3	0	1	0	0	0	2					
Tommy Harper, R (1,10) OBP: 0.332, SLG: 0.320	F4			S 1B BB	E8			F4		3	1	0	0	1	0	2					
Morris Nettles, L (1,9) OBP: 0.308, SLG: 0.285 Bobby Valentine, R (6,PH) OBP: 0.294, SLG: 0.313		1B 2B		K	F7			F5		2	1	1	1	0	1	1					
Ellie Rodriguez, R (1,2) OBP: 0.384, SLG: 0.298		1B BB		F7			K	K		3	0	0	0	1	2	2					
Mike Miley, S (1,6) OBP: 0.250, SLG: 0.256		1-2 2-H 1B		1-H CS 1B			K	K		3	0	2	2	0	1	0					
Inning Stats	R: 0 E: 0 K: 1 S: 5	H: 0 LOB: 0 BB: 0 P: 5	R: 2 E: 0 K: 0 S: 4	H: 2 LOB: 2 BB: 2 P: 12	R: 1 E: 0 K: 0 S: 4	H: 2 LOB: 1 BB: 1 P: 8	R: 1 E: 0 K: 1 S: 5	H: 1 LOB: 0 BB: 1 P: 9	R: 0 E: 0 K: 0 S: 3	H: 0 LOB: 0 BB: 0 P: 3	R: 0 E: 0 K: 0 S: 7	H: 0 LOB: 0 BB: 0 P: 7	R: 0 E: 0 K: 1 S: 5	H: 1 LOB: 0 BB: 0 P: 5	R: 0 E: 0 K: 1 S: 6	H: 1 LOB: 1 BB: 0 P: 6		1B: 6 2B: 1 3B: 0 HR: 0	SF: 0 SAC: 1 DP: 2 HBP: 0	WP: 0 PB: 0 SB: 1 CS: 1	PA: 36
PITCHER	IP	WLS	BF	H	R	ER	SO	BB	IBB	HBP	BLK	WP	HR	S	P	ERA	WHIP				
Pete Vuckovich, R (1,1) ERA: 18.56	3.0		15	4	4	4	1	4	0	0	0	0	0	13	29	12.00	2.667				
Dave Hamilton, L (4,1) ERA: 3.82	6.0	W	20	3	0	0	5	0	0	0	0	0	0	30	30	0.00	0.500				

AB	30
R	4
H	7
RBI	4
BB	4
SO	6
LOB	12



Batter	1	2	3	4	5	6	7	8	9	AB	R	H	RBI	BB	SO	LOB	BOTTOM				
Pat Kelly, L (1,9) OBP: 0.352, SLG: 0.413	BB 1B HBP	G3 1B	F8			F9		4-3		4	1	1	0	0	0	1	California Angels @ Chicago White Sox Comiskey Park, Chicago, IL Thu Aug 07 1975, 4:33 AM EDT Att: 10,543 - Unknown				
Bucky Dent, R (1,6) OBP: 0.327, SLG: 0.377	FC6 BB 1-2	P8		6-3		BB 1B	G3 1B			4	1	2	0	1	0	3					
Carlos May, L (1,7) OBP: 0.373, SLG: 0.393	FC6 1B BB 1-2 2-3	G3		6-3		F9 1B BB 1-2	G3	1-2		3	2	0	1	2	0	3					
Deron Johnson, R (1,3) OBP: 0.312, SLG: 0.403	FC6 1B 1-2 2-3	F8		K		E 1B 1-2 2-H	1-3			5	1	1	1	0	1	6					
Bill Melton, R (1,10) OBP: 0.338, SLG: 0.332	K		2B 1B BB		G6-3 BB	F9	2-3			2	1	0	0	2	1	5					
Jorge Orta, L (1,4) OBP: 0.350, SLG: 0.428	1-2 2-H 3-H 1B		F5		G6-3 1-2	FC3-6 1B				4	0	2	3	0	0	2					
Bill Stein, R (1,5) OBP: 0.318, SLG: 0.333	5-3		1B 2B		K	FC3-6 1B 1-2 2-H				4	1	1	0	0	1	3					
Nyls Nyman, L (1,8) OBP: 0.251, SLG: 0.254		1B BB G3		CS 2-H 3-H 1B		G3	2-3	1B		3	1	2	2	1	0	0					
Brian Downing, R (1,2) OBP: 0.377, SLG: 0.355		G3 1B 1-2		1-2		4-3	F4			3	0	1	0	1	0	2					
Inning Stats	R: 2 E: 0 K: 1 S: 6	H: 1 LOB: 2 BB: 2 P: 15	R: 1 E: 0 K: 0 S: 4	H: 1 LOB: 2 BB: 2 P: 12	R: 2 E: 0 K: 0 S: 5	H: 3 LOB: 1 BB: 1 P: 9	R: 0 E: 0 K: 1 S: 5	H: 0 LOB: 0 BB: 0 P: 5	R: 0 E: 0 K: 0 S: 4	H: 0 LOB: 0 BB: 0 P: 8	R: 0 E: 0 K: 0 S: 3	H: 0 LOB: 0 BB: 0 P: 3	R: 3 E: 1 K: 0 S: 7	H: 4 LOB: 2 BB: 1 P: 11	R: 0 E: 0 K: 0 S: 4	H: 1 LOB: 1 BB: 0 P: 4		1B: 9 2B: 1 3B: 0 HR: 0	SF: 0 SAC: 0 DP: 1 HBP: 1	WP: 0 PB: 0 SB: 0 CS: 1	PA: 40
PITCHER	IP	WLS	BF	H	R	ER	SO	BB	IBB	HBP	BLK	WP	HR	S	P	ERA	WHIP				
Andy Hassler, L (1,1) ERA: 6.18	2.1	L	17	4	5	5	1	0	0	0	0	0	0	13	34	19.29	3.857				
Dick Lange, R (3,1) ERA: 4.79	3.2		14	3	3	3	2	2	0	0	0	0	0	16	24	7.36	1.364				
Jim Brewer, L (7,1) ERA: 3.94	2.0		9	3	0	0	0	0	0	0	0	0	0	9	9	0.00	1.500				

AB	32
R	8
H	10
RBI	7
BB	7
SO	3
LOB	25



Batter	1	2	3	4	5	6	7	8	9	AB	R	H	RBI	BB	SO	LOB	TOP				
Bobby Bonds, R OBP: 0.350, SLG: 0.499 (1, 9)										2	1	2	0	2	0	0	New York Yankees @ California Angels Anaheim Stadium, Anaheim, CA Fri Aug 08, 1975, 10:05 PM EDT Att: 12,176 - Unknown - 77 F				
Sandy Alomar Sr., S OBP: 0.250, SLG: 0.266 (1, 4)										3	1	0	0	0	0	5					
Roy White, S OBP: 0.385, SLG: 0.451 (1, 7)										2	1	1	1	2	0	0					
Thurman Munson, R OBP: 0.366, SLG: 0.413 (1, 2)										3	0	0	1	0	0	2					
Graig Nettles, L OBP: 0.329, SLG: 0.437 (1, 5)										3	0	1	0	1	0	0					
Chris Chambliss, L OBP: 0.324, SLG: 0.416 (1, 3)										4	0	0	0	0	2	3					
Ed Herrmann, L OBP: 0.326, SLG: 0.392 (1, 10)										4	1	3	1	0	0	0					
Rich Coggins, L OBP: 0.265, SLG: 0.306 (1, 8)										4	0	2	0	0	0	2					
Fred Stanley, R OBP: 0.293, SLG: 0.231 (1, 6)										4	0	0	0	0	1	3					
Inning Stats	R: 3 E: 2 K: 0 S: 5	H: 1 LOB: 0 BB: 1 P: 9	R: 1 E: 0 K: 1 S: 6	H: 2 LOB: 1 BB: 1 P: 10	R: 0 E: 0 K: 0 S: 3	H: 1 LOB: 1 BB: 0 P: 7	R: 0 E: 0 K: 0 S: 5	H: 2 LOB: 2 BB: 0 P: 5	R: 0 E: 0 K: 1 S: 4	H: 0 LOB: 1 BB: 2 P: 12	R: 0 E: 0 K: 0 S: 3	H: 1 LOB: 0 BB: 0 P: 3	R: 0 E: 0 K: 1 S: 5	H: 0 LOB: 0 BB: 0 P: 5	R: 0 E: 0 K: 0 S: 3	H: 1 LOB: 0 BB: 0 P: 3		1B: 7 2B: 2 3B: 0 HR: 1	SF: 1 SAC: 1 DP: 6 HBP: 0	WP: 0 PB: 0 CS: 0	PA: 36
PITCHER	IP	WLS	BF	H	R	ER	SO	BB	IBB	HBP	BLK	WP	HR	S	P	ERA	WHIP				
Nolan Ryan, R ERA: 3.61 (1, 1)	2.1	L	14	4	4	2	1	3	0	0	0	0	1	13	25	7.71	3.000				
Chuck Hockenbery, R ERA: 3.38 (3, 1)	6.2		22	5	0	0	2	2	0	0	0	0	0	24	32	0.00	1.050				

Batter	1	2	3	4	5	6	7	8	9	AB	R	H	RBI	BB	SO	LOB	BOTTOM					
Jerry Remy, L OBP: 0.321, SLG: 0.329 (1, 4)										4	0	0	0	0	1	1	New York Yankees @ California Angels Anaheim Stadium, Anaheim, CA Fri Aug 08, 1975, 10:05 PM EDT Att: 12,176 - Unknown - 77 F					
Mickey Rivers, L OBP: 0.332, SLG: 0.363 (1, 8)										4	0	0	0	0	0	1						
Tommy Harper, R OBP: 0.334, SLG: 0.320 (1, 3)										3	1	1	0	1	0	0						
Leroy Stanton, R OBP: 0.358, SLG: 0.427 (1, 9)										3	1	2	0	1	0	1						
Dave Chalk, R OBP: 0.359, SLG: 0.361 (1, 5)										3	1	1	3	0	0	3						
Bobby Valentine, R OBP: 0.286, SLG: 0.263 (1, 10)										3	0	0	0	0	0	0						
John Balaz, R OBP: 0.327, SLG: 0.472 (1, 7)										4	0	0	0	0	0	2						
Ike Hampton, S OBP: 0.298, SLG: 0.225 (1, 2)										2	0	0	0	0	0	0						
Dave Collins, S OBP: 0.374, SLG: 0.386 (8, PH)										1	0	1	0	0	0	0						
Ellie Rodriguez, R OBP: 0.384, SLG: 0.298 (9, 2)										0	0	0	0	0	0	0						
Mike Miley, S OBP: 0.243, SLG: 0.247 (1, 6)										3	0	0	0	0	1	1						
Inning Stats	R: 0 E: 0 K: 0 S: 4	H: 1 LOB: 2 BB: 1 P: 8	R: 0 E: 0 K: 0 S: 3	H: 0 LOB: 0 BB: 0 P: 3	R: 0 E: 0 K: 0 S: 3	H: 0 LOB: 0 BB: 0 P: 3	R: 1 E: 1 K: 0 S: 3	H: 0 LOB: 0 BB: 1 P: 7	R: 0 E: 0 K: 0 S: 3	H: 0 LOB: 0 BB: 0 P: 3	R: 0 E: 0 K: 1 S: 5	H: 0 LOB: 0 BB: 0 P: 5	R: 0 E: 0 K: 0 S: 3	H: 1 LOB: 1 BB: 0 P: 4	R: 0 E: 0 K: 1 S: 6	H: 1 LOB: 1 BB: 0 P: 6	R: 2 E: 0 K: 0 S: 5	H: 2 LOB: 2 BB: 0 P: 5	1B: 4 2B: 0 3B: 0 HR: 1	SF: 1 SAC: 0 DP: 1 HBP: 1	WP: 0 PB: 0 CS: 0	PA: 34
PITCHER	IP	WLS	BF	H	R	ER	SO	BB	IBB	HBP	BLK	WP	HR	S	P	ERA	WHIP					
Larry Gura, L ERA: 3.1 (1, 1)	9.0	W	34	5	3	2	2	2	0	1	0	0	1	35	44	2.00	0.778					

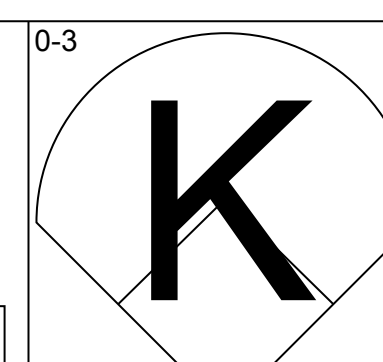
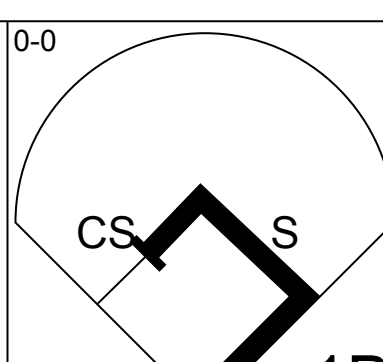
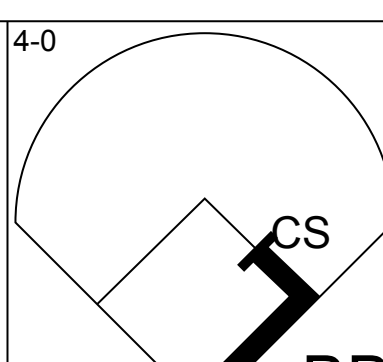
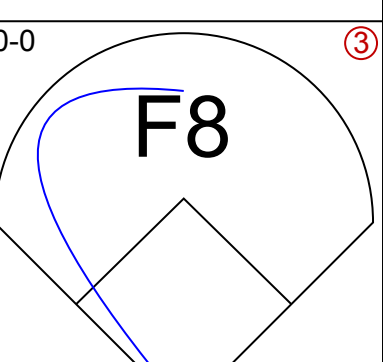

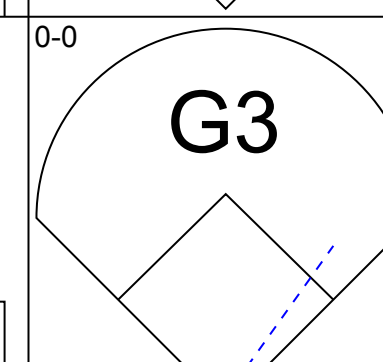
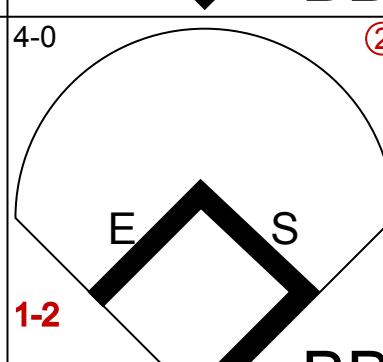
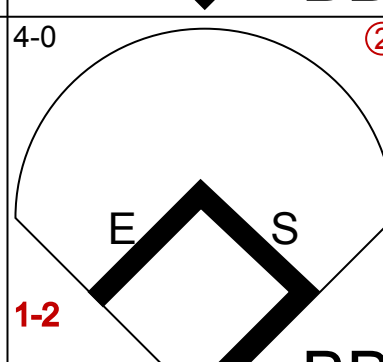
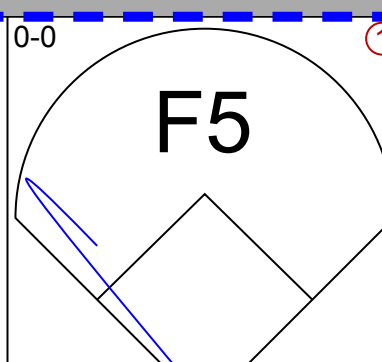
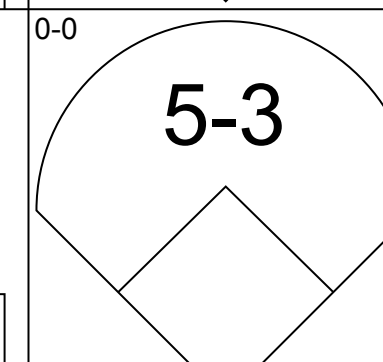
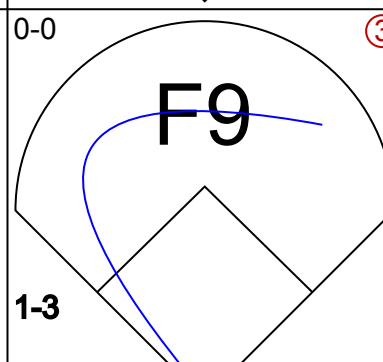
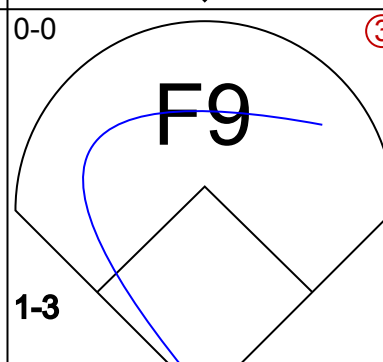
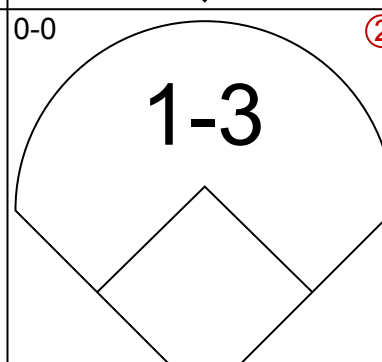
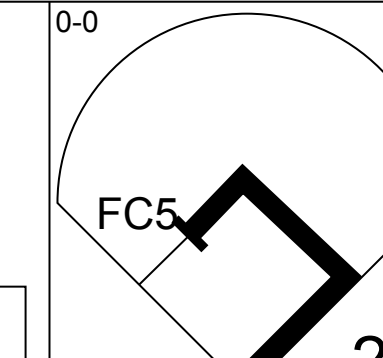
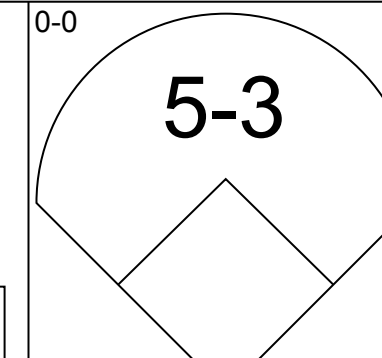
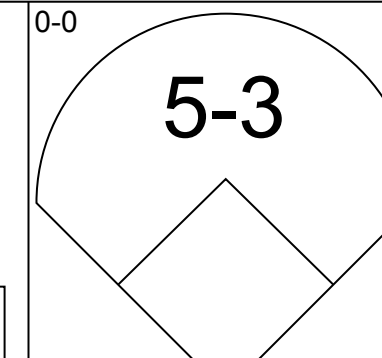
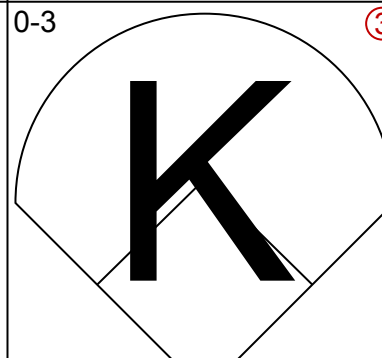
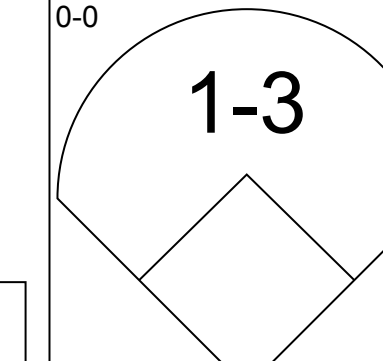
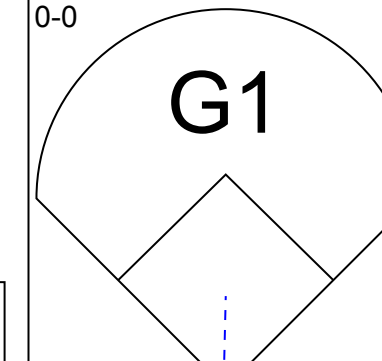
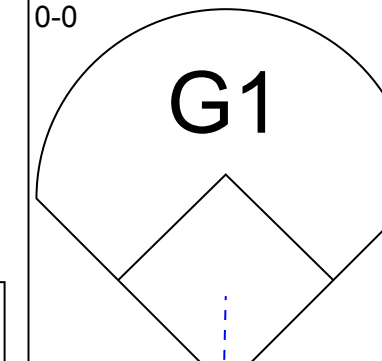
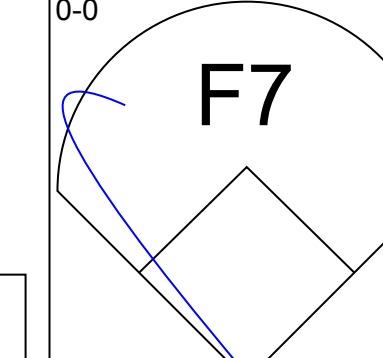
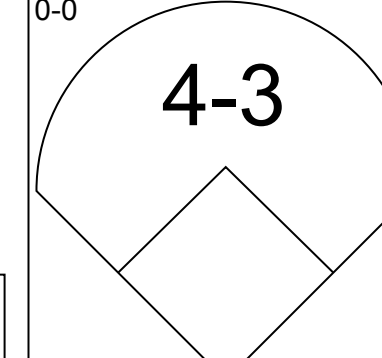
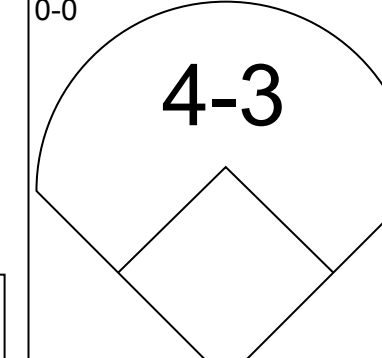
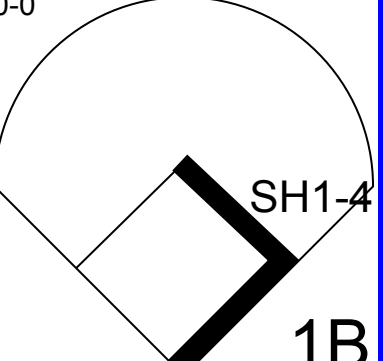
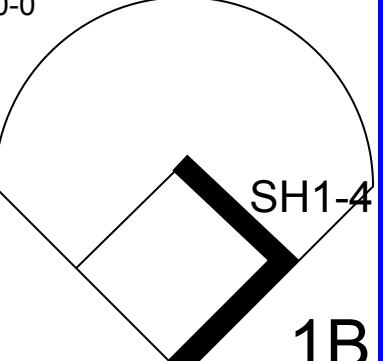
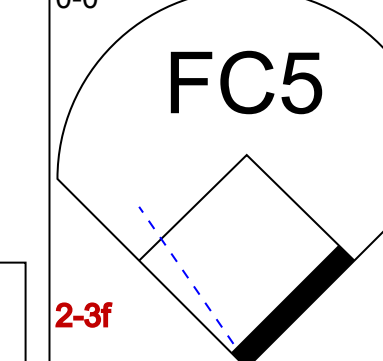
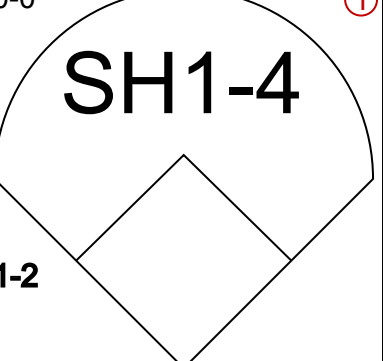
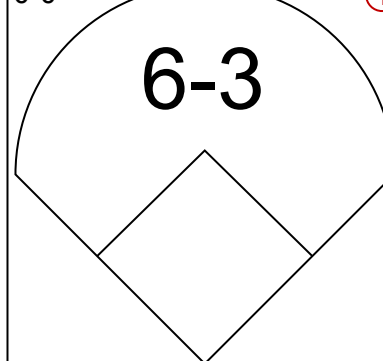
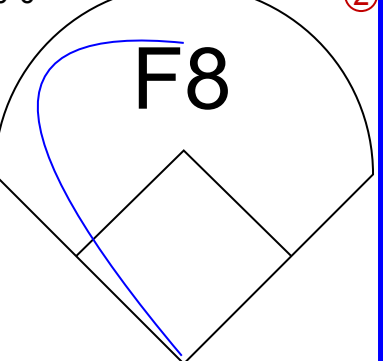
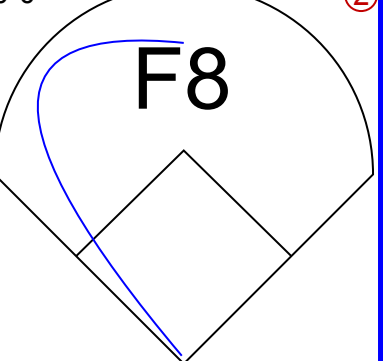
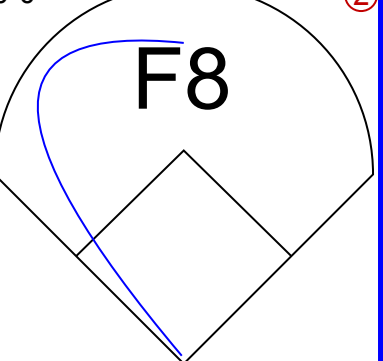
Batter	1	2	3	4	5	6	7	8	9	AB	R	H	RBI	BB	SO	LOB	TOP								
Bobby Bonds, R OBP: 0.350, SLG: 0.496 (1, 9)										4	1	1	0	1	1	2	New York Yankees @ California Angels Anaheim Stadium, Anaheim, CA Sat Aug 09 1975, 10:05 PM EDT Att: 15,779 - Unknown - 82 F								
Sandy Alomar Sr., S OBP: 0.256, SLG: 0.272 (1, 4)										5	0	3	1	0	2	2									
Roy White, S OBP: 0.384, SLG: 0.447 (1, 7)										3	0	0	0	1	1	5									
Thurman Munson, R OBP: 0.365, SLG: 0.412 (1, 2)										4	0	1	0	0	0	1									
Graig Nettles, L OBP: 0.326, SLG: 0.433 (1, 5)										4	0	0	0	0	0	2									
Chris Chambliss, L OBP: 0.325, SLG: 0.415 (1, 3)										3	0	1	0	0	0	0									
Ed Herrmann, L OBP: 0.320, SLG: 0.383 (1, 10)										3	0	0	0	0	0	4									
Alex Johnson, R OBP: 0.298, SLG: 0.348 (9, PH)										1	0	0	0	0	0	0									
Rich Coggins, L OBP: 0.258, SLG: 0.298 (1, 8)										3	0	0	0	0	1	0									
Walt Williams, R OBP: 0.295, SLG: 0.344 (9, PH)										1	0	1	0	0	0	0									
Fred Stanley, R OBP: 0.299, SLG: 0.235 (1, 6)										2	0	1	0	1	0	0									
Lou Piniella, R OBP: 0.288, SLG: 0.247 (9, PH)										1	0	0	0	0	0	1									
Inning Stats	R: 1 E: 1 K: 0 S: 7	H: 3 LOB: 3 BB: 0 P: 7	R: 0 E: 0 K: 0 S: 3	H: 0 LOB: 0 BB: 0 P: 3	R: 0 E: 0 K: 1 S: 4	H: 0 LOB: 0 BB: 1 P: 8	R: 0 E: 0 K: 0 S: 3	H: 0 LOB: 0 BB: 0 P: 3	R: 0 E: 0 K: 2 S: 8	H: 1 LOB: 2 BB: 1 P: 12	R: 0 E: 0 K: 1 S: 4	H: 1 LOB: 1 BB: 0 P: 4	R: 0 E: 0 K: 1 S: 7	H: 2 LOB: 2 BB: 0 P: 7	R: 0 E: 0 K: 0 S: 3	H: 0 LOB: 0 BB: 1 P: 3	R: 0 E: 0 K: 1 S: 6	H: 1 LOB: 2 BB: 1 P: 10	1B: 8 2B: 0 3B: 0 HR: 0	SF: 0 SAC: 0 DP: 1 HBP: 0	WP: 0 PB: 0 SB: 1 CS: 0	PA: 38			
PITCHER	IP	WLS	BF	H	R	ER	SO	BB	IBB	HBP	BLK	WP	HR	S	P	ERA	WHIP								
Ed Figueroa, R ERA: 2.44 (1, 1)	8.0	W	33	7	1	1	4	2	0	0	0	0	0	39	47	1.12	1.125								
Jim Brewer, L ERA: 3.86 (9, 1)	1.0		5	1	0	0	1	1	0	0	0	0	0	6	10	0.00	2.000								

AB	34
R	1
H	8
RBI	1
BB	3
SO	5
LOB	17




Batter	1	2	3	4	5	6	7	8	9	AB	R	H	RBI	BB	SO	LOB	BOTTOM								
Morris Nettles, L OBP: 0.307, SLG: 0.285 (1, 8)										4	1	1	0	0	1	0	New York Yankees @ California Angels Anaheim Stadium, Anaheim, CA Sat Aug 09 1975, 10:05 PM EDT Att: 15,779 - Unknown - 82 F								
Jerry Remy, L OBP: 0.320, SLG: 0.328 (1, 4)										4	2	1	0	0	0	2									
Dave Collins, S OBP: 0.372, SLG: 0.384 (1, 7)										4	1	1	2	0	1	1									
Adrian Garrett, L OBP: 0.292, SLG: 0.500 (1, 3)										3	2	3	1	1	0	0									
Leroy Stanton, R OBP: 0.354, SLG: 0.421 (1, 9)										4	0	0	0	0	2	5									
Dave Chalk, R OBP: 0.358, SLG: 0.360 (1, 5)										4	1	1	1	0	0	1									
Tommy Harper, R OBP: 0.330, SLG: 0.316 (1, 10)										4	0	0	0	0	0	3									
Ike Hampton, S OBP: 0.294, SLG: 0.250 (1, 2)										4	0	1	1	0	2	0									
Rudy Meoli, L OBP: 0.309, SLG: 0.221 (1, 6)										4	1	1	0	0	0	1									
Inning Stats	R: 0 E: 0 K: 1 S: 5	H: 0 LOB: 0 BB: 0 P: 5	R: 0 E: 0 K: 0 S: 4	H: 1 LOB: 1 BB: 0 P: 4	R: 0 E: 0 K: 2 S: 7	H: 0 LOB: 0 BB: 0 P: 7	R: 2 E: 1 K: 1 S: 8	H: 2 LOB: 1 BB: 0 P: 8	R: 0 E: 0 K: 0 S: 3	H: 0 LOB: 0 BB: 0 P: 3	R: 0 E: 0 K: 1 S: 5	H: 0 LOB: 1 BB: 1 P: 9	R: 0 E: 0 K: 1 S: 5	H: 0 LOB: 0 BB: 0 P: 5	R: 6 E: 1 K: 0 S: 10	H: 6 LOB: 1 BB: 0 P: 10		1B: 7 2B: 2 3B: 0 HR: 0	SF: 0 SAC: 0 DP: 0 HBP: 0	WP: 1 PB: 0 SB: 0 CS: 0	PA: 36				
PITCHER	IP	WLS	BF	H	R	ER	SO	BB	IBB	HBP	BLK	WP	HR	S	P	ERA	WHIP								
Catfish Hunter, R ERA: 2.87 (1, 1)	8.0	L	36	9	8	6	6	1	0	0	0	1	0	47	51	6.75	1.250								

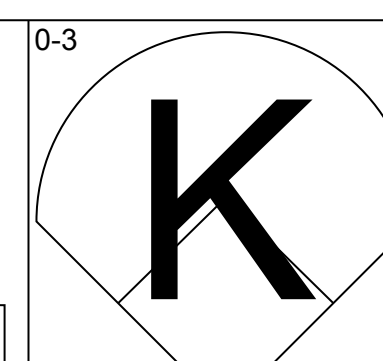
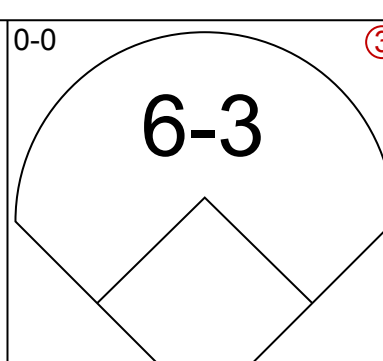
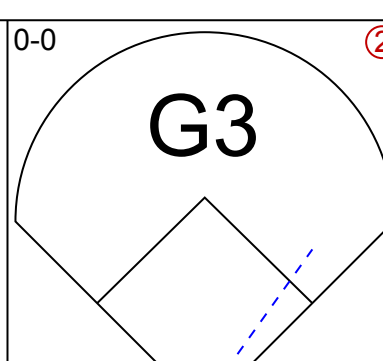
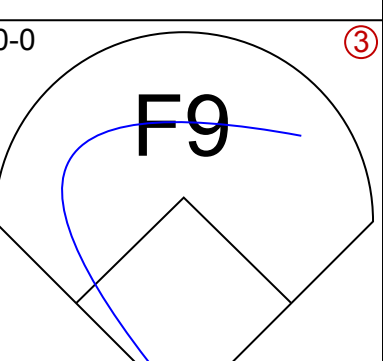
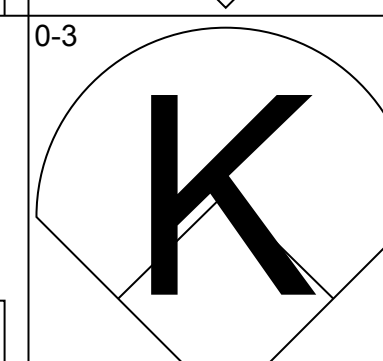
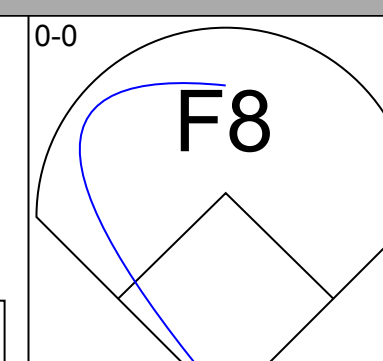
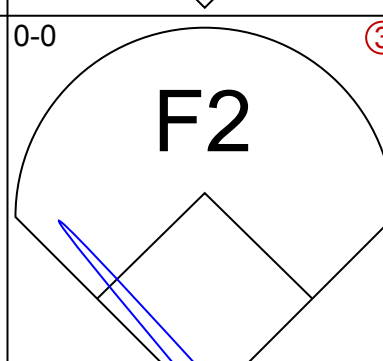
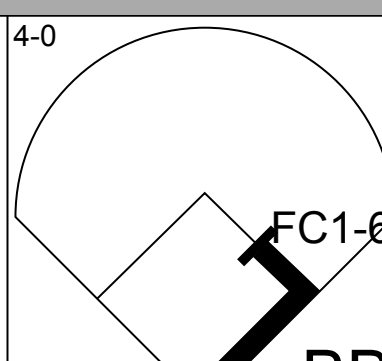
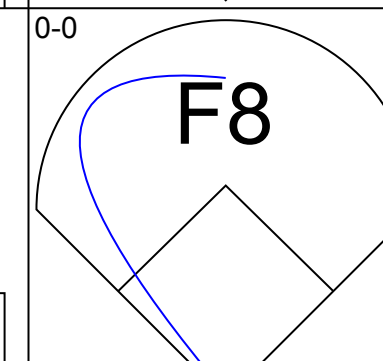
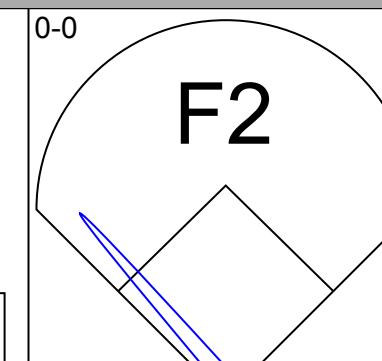
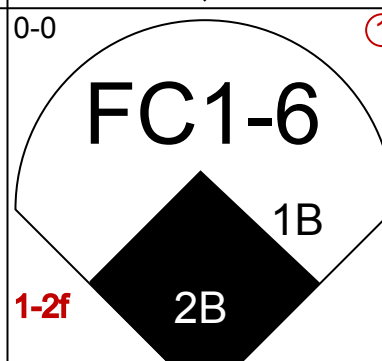
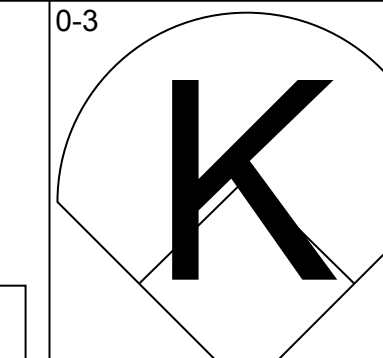
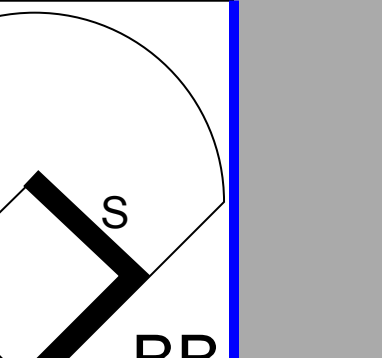
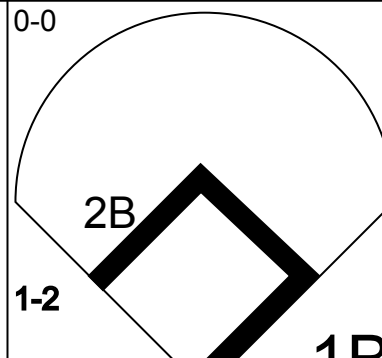
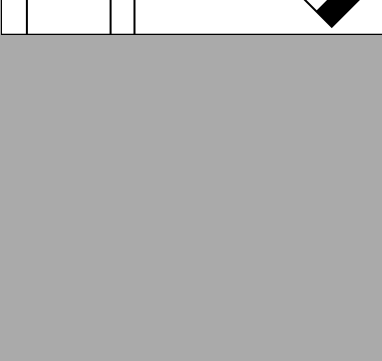


Batter	1	2	3	4	5	6	7	8	9	AB	R	H	RBI	BB	SO	LOB	TOP										
Bobby Bonds, R OBP: 0.352, SLG: 0.495 (1, 9)			 1B			 BB				3	0	1	0	1	1	2											
Sandy Alomar Sr., S OBP: 0.256, SLG: 0.289 (1, 4)			 1-3			 BB				3	0	0	0	1	1	1											
Roy White, S OBP: 0.380, SLG: 0.442 (1, 7)						 1-3				4	0	0	0	0	0	1											
Thurman Munson, R OBP: 0.364, SLG: 0.412 (1, 2)		 2B								4	0	1	0	0	1	0											
Graig Nettles, L OBP: 0.324, SLG: 0.430 (1, 5)										3	0	0	0	0	0	1											
Chris Chambliss, L OBP: 0.322, SLG: 0.412 (1, 3)										3	0	0	0	0	0	1											
Ed Herrmann, L OBP: 0.327, SLG: 0.385 (1, 10)										2	0	1	0	1	0	0											
Alex Johnson, R OBP: 0.298, SLG: 0.348 (8, PR)									 1B	0	0	0	0	0	0	0											
Rich Coggins, L OBP: 0.262, SLG: 0.302 (1, 8)										2	0	1	0	0	0	2											
Rick Blatt, R OBP: 0.281, SLG: 0.207 (5, 8)		 2-3f				 1B			 1-2	0	0	0	0	0	0	0											
Fred Stanley, R OBP: 0.296, SLG: 0.232 (1, 6)										2	0	0	0	0	0	0											
Lou Piniella, R OBP: 0.287, SLG: 0.245 (8, PH)						 1-2				1	0	0	0	0	0	2											
Jim Mason, L OBP: 0.203, SLG: 0.207 (8, 6)										0	0	0	0	0	0	0											
Inning Stats	R: 0 E: 0 K: 1 S: 5	H: 0 LOB: 0 BB: 0 P: 5	R: 0 E: 0 K: 0 S: 4	H: 1 LOB: 2 BB: 1 P: 8	R: 0 E: 0 K: 1 S: 5	H: 1 LOB: 0 BB: 0 P: 5	R: 0 E: 0 K: 0 S: 3	H: 0 LOB: 0 BB: 0 P: 3	R: 0 E: 0 K: 0 S: 3	H: 1 LOB: 0 BB: 0 P: 3	R: 0 E: 0 K: 0 S: 2	H: 0 LOB: 1 BB: 2 P: 10	R: 0 E: 0 K: 0 S: 3	H: 0 LOB: 0 BB: 0 P: 3	R: 0 E: 0 K: 0 S: 4	H: 1 LOB: 2 BB: 0 P: 4	R: 0 E: 0 K: 1 S: 5	H: 0 LOB: 0 BB: 0 P: 5	1B: 3 2B: 1 3B: 0 HR: 0	SF: 0 SAC: 1 DP: 0 HBP: 0	WP: 0 PB: 0 CS: 3	PA: 32					
PITCHER	IP	WLS	BF	H	R	ER	SO	BB	IBB	HBP	BLK	WP	HR	S	P	ERA	WHIP										
Bill Singer, R ERA: 4.38 (1, 1)	8.0		28	4	0	0	2	3	0	0	0	0	0	29	41	0.00	0.875										
Mickey Scott, L ERA: 3.72 (9, 1)	1.0	W	3	0	0	0	1	0	0	0	0	0	0	5	5	0.00	0.000										

New York Yankees @ California Angels
Anaheim Stadium, Anaheim, CA
Sun Aug 10 1975, 6:33 AM EDT
Att: 11,682 - Unknown - 85 F


AB	27
R	0
H	4
RBI	0
BB	3
SO	3
LOB	10



Batter	1	2	3	4	5	6	7	8	9	AB	R	H	RBI	BB	SO	LOB	BOTTOM										
Jerry Remy, L OBP: 0.317, SLG: 0.325 (1, 4)										4	0	0	0	0	1	1											
Dave Collins, S OBP: 0.370, SLG: 0.379 (1, 7)									 BB	3	0	0	0	1	1	0											
Tommy Harper, R OBP: 0.329, SLG: 0.312 (1, 10)									 1B 2B	3	1	0	0	1	0	1											
Adrian Garrett, L OBP: 0.294, SLG: 0.478 (1, 3)										2	0	0	0	1	1	0											
Mickey Rivers, L OBP: 0.332, SLG: 0.363 (7, PR)										0	0	0	0	0	0	0											
Bobby Valentine, R OBP: 0.318, SLG: 0.300 (8, 3)						 BB			 1B	1	0	1	0	0	0	0											
Leroy Stanton, R OBP: 0.353, SLG: 0.422 (1, 8)										4	0	1	1	0	2	1											
Dave Chalk, R OBP: 0.358, SLG: 0.358 (1, 5)									 2B	2	0	0	0	1	1	1											
John Balaz, R OBP: 0.328, SLG: 0.482 (1, 9)										3	0	1	0	0	1	1											
Ike Hampton, S OBP: 0.278, SLG: 0.234 (1, 2)										3	0	0	0	0	0	1											
Rudy Meoli, L OBP: 0.310, SLG: 0.225 (1, 6)										3	0	1	0	0	1	0											
Inning Stats	R: 0 E: 0 K: 2 S: 6	H: 0 LOB: 0 BB: 1 P: 10	R: 0 E: 0 K: 3 S: 9	H: 0 LOB: 1 BB: 1 P: 13	R: 0 E: 0 K: 0 S: 3	H: 0 LOB: 0 BB: 0 P: 3	R: 0 E: 0 K: 0 S: 3	H: 0 LOB: 0 BB: 0 P: 3	R: 0 E: 0 K: 1 S: 6	H: 1 LOB: 1 BB: 0 P: 6	R: 0 E: 0 K: 1 S: 5	H: 0 LOB: 0 BB: 0 P: 5	R: 0 E: 0 K: 1 S: 5	H: 0 LOB: 2 BB: 1 P: 9	R: 0 E: 0 K: 0 S: 4	H: 1 LOB: 1 BB: 0 P: 4	R: 1 E: 0 K: 0 S: 3	H: 2 LOB: 2 BB: 1 P: 7	1B: 2 2B: 2 3B: 0 HR: 0	SF: 0 SAC: 0 DP: 0 HBP: 0	WP: 0 PB: 0 CS: 1	PA: 33					
PITCHER	IP	WLS	BF	H	R	ER	SO	BB	IBB	HBP	BLK	WP	HR	S	P	ERA	WHIP										
Rudy May, L ERA: 3.0 (1, 1)	8.1	L	32	4	1	1	8	4	0	0	0	0	0	44	60	1.08	0.960										

New York Yankees @ California Angels
Anaheim Stadium, Anaheim, CA
Sun Aug 10 1975, 6:33 AM EDT
Att: 11,682 - Unknown - 85 F

AB	28
R	1
H	4
RBI	1
BB	4
SO	8
LOB	6



Batter	1	2	3	4	5	6	7	8	9	AB	R	H	RBI	BB	SO	LOB	TOP								
Bobby Bonds, R OBP: 0.351, SLG: 0.492 (1, 8)										4	0	1	0	0	1	2	New York Yankees @ California Angels Anaheim Stadium, Anaheim, CA Mon Aug 11 1975, 10:05 PM EDT Att. 9,491 - Unknown - 73 F								
Sandy Alomar Sr., S OBP: 0.256, SLG: 0.289 (1, 4)										4	0	1	0	0	0	2									
Roy White, S OBP: 0.379, SLG: 0.443 (1, 7)										4	0	1	0	0	1	3									
Thurman Munson, R OBP: 0.363, SLG: 0.411 (1, 3)										4	0	1	0	0	2	3									
Lou Piniella, R OBP: 0.280, SLG: 0.239 (1, 9)										4	0	0	0	0	1	3									
Walt Williams, R OBP: 0.291, SLG: 0.349 (1, 10)										4	1	2	0	0	0	0									
Graig Nettles, L OBP: 0.325, SLG: 0.430 (1, 5)										4	0	2	0	0	1	0									
Rick Dempsey, R OBP: 0.348, SLG: 0.296 (1, 2)										1	0	0	1	2	0	0									
Fred Stanley, R OBP: 0.294, SLG: 0.230 (1, 6)										1	0	0	0	0	0	1									
Alex Johnson, R OBP: 0.304, SLG: 0.353 (8, FH)										1	0	1	0	0	0	0									
Ed Brinkman, R OBP: 0.271, SLG: 0.313 (8, 6)										1	0	0	0	0	0	3									
Inning Stats	R: 0 E: 0 K: 1 S: 6	H: 1 LOB: 1 BB: 0 P: 6	R: 0 E: 0 K: 0 S: 3	H: 0 LOB: 0 BB: 0 P: 3	R: 0 E: 0 K: 1 S: 5	H: 0 LOB: 1 BB: 1 P: 9	R: 0 E: 0 K: 3 S: 9	H: 0 LOB: 0 BB: 0 P: 9	R: 1 E: 0 K: 0 S: 4	H: 2 LOB: 0 BB: 0 P: 4	R: 0 E: 0 K: 0 S: 5	H: 2 LOB: 2 BB: 0 P: 5	R: 0 E: 0 K: 1 S: 5	H: 0 LOB: 0 BB: 0 P: 5	R: 0 E: 0 K: 0 S: 4	H: 1 LOB: 1 BB: 1 P: 4	R: 0 E: 0 K: 0 S: 5	H: 3 LOB: 3 BB: 1 P: 9	1B: 8 2B: 1 3B: 0 HR: 0	SF: 1 SAC: 1 DP: 2 HBP: 0	WP: 0 PB: 0 CS: 0	PA: 36			
PITCHER	IP	WLS	BF	H	R	ER	SO	BB	IBB	HBP	BLK	WP	HR	S	P	ERA	WHIP								
Frank Tanana, L ERA: 2.71 (1, 1)	7.0	W	26	5	1	1	6	1	0	0	0	0	0	37	41	1.29	0.857								
Jim Brewer, L ERA: 3.71 (8, 1)	2.0		10	4	0	0	0	1	0	0	0	0	0	9	13	0.00	2.500								

AB	32
R	1
H	9
RBI	1
BB	2
SO	6
LOB	17



Batter	1	2	3	4	5	6	7	8	9	AB	R	H	RBI	BB	SO	LOB	BOTTOM								
Morris Nettles, L OBP: 0.308, SLG: 0.286 (1, 10)										2	0	1	0	0	0	0	New York Yankees @ California Angels Anaheim Stadium, Anaheim, CA Mon Aug 11 1975, 10:05 PM EDT Att. 9,491 - Unknown - 73 F								
Bobby Valentine, R OBP: 0.320, SLG: 0.304 (5, FH)										5	0	0	0	0	1	2									
Jerry Remy, L OBP: 0.314, SLG: 0.321 (1, 4)										4	2	4	0	1	0	0									
Mickey Rivers, L OBP: 0.339, SLG: 0.371 (1, 8)										4	1	0	0	1	3	4									
Adrian Garrett, L OBP: 0.286, SLG: 0.440 (1, 3)										4	1	0	0	1	3	4									
Dave Collins, S OBP: 0.376, SLG: 0.382 (1, 7)										3	3	2	2	1	0	0									
Leroy Stanton, R OBP: 0.354, SLG: 0.424 (1, 9)										3	1	1	2	1	0	1									
Dave Chalk, R OBP: 0.362, SLG: 0.365 (1, 5)										4	0	3	3	0	0	0									
Ike Hampton, S OBP: 0.259, SLG: 0.216 (1, 2)										4	0	0	0	0	1	4									
Rudy Meoli, L OBP: 0.308, SLG: 0.226 (1, 6)										4	0	1	0	0	0	4									
Inning Stats	R: 0 E: 0 K: 1 S: 6	H: 1 LOB: 1 BB: 0 P: 6	R: 0 E: 0 K: 0 S: 3	H: 0 LOB: 0 BB: 0 P: 3	R: 0 E: 0 K: 1 S: 6	H: 2 LOB: 1 BB: 0 P: 6	R: 3 E: 0 K: 1 S: 8	H: 3 LOB: 1 BB: 1 P: 12	R: 0 E: 0 K: 0 S: 4	H: 1 LOB: 1 BB: 0 P: 4	R: 1 E: 0 K: 0 S: 5	H: 2 LOB: 1 BB: 0 P: 5	R: 4 E: 0 K: 1 S: 9	H: 4 LOB: 2 BB: 2 P: 17	R: 0 E: 0 K: 1 S: 5	H: 0 LOB: 1 BB: 1 P: 9	1B: 10 2B: 3 3B: 0 HR: 0	SF: 0 SAC: 0 DP: 0 HBP: 0	WP: 1 PB: 0 CS: 0	PA: 40					
PITCHER	IP	WLS	BF	H	R	ER	SO	BB	IBB	HBP	BLK	WP	HR	S	P	ERA	WHIP								
Pat Dobson, R ERA: 3.92 (1, 1)	3.1	L	16	6	3	3	3	1	0	0	0	0	0	17	21	15.00	2.333								
Sparky Lyle, L ERA: 3.34 (4, 1)	3.0		16	6	5	5	1	1	0	0	0	0	0	3	7	0.00	3.000								
Tippy Martinez, L ERA: 4.38 (7, 1)	0.2		4	1	0	0	0	1	0	0	0	1	0	3	7	0.00	3.000								
Ron Guidry, L ERA: (8, 1)	1.0		4	0	0	0	1	1	0	0	0	0	0	5	9	0.00	1.000								

AB	36
R	8
H	13
RBI	7
BB	4
SO	5
LOB	15



Batter	1	2	3	4	5	6	7	8	9	AB	R	H	RBI	BB	SO	LOB	TOP										
Bernie Carbo, L (1, 9) OBP: 0.411, SLG: 0.507 Rick Miller, L (7, 9) OBP: 0.327, SLG: 0.250	K	P7		K				K	F8	4	0	1	0	0	2	0	Boston Red Sox @ California Angels Anaheim Stadium, Anaheim, CA Tue Aug 12 1975, 10:05 PM EDT Att: 12,365 - Unknown - 74 F										
Denny Doyle, L (1, 4) OBP: 0.319, SLG: 0.411 Doug Griffin, R (4, FH) OBP: 0.304, SLG: 0.297	HBP 1B			L3				F3		2	2	2	0	0	0	0											
Carl Yastrzemski, L (1, 10) OBP: 0.389, SLG: 0.436 Juan Beniquez, R (5, FH) OBP: 0.381, SLG: 0.417 Tim Blackwell, S (9, FH) OBP: 0.295, SLG: 0.250	HBP 1B			3-1 1B				FC6-2 3B		2	2	2	1	0	0	0											
Fred Lynn, L (1, 8) OBP: 0.405, SLG: 0.592	L7			3-1				FC6-2 1B		3	1	1	0	1	0	3											
Jim Rice, R (1, 7) OBP: 0.341, SLG: 0.503	1B			BB 1B				FC6-2 1B		4	2	1	1	0	0	4											
Carlton Fisk, R (1, 2) OBP: 0.392, SLG: 0.514	1B			BB				1B		4	1	3	4	1	0	2											
Cecil Cooper, L (1, 3) OBP: 0.365, SLG: 0.597	L4			1B				1B		4	0	2	2	1	1	2											
Rico Petrocelli, R (1, 5) OBP: 0.328, SLG: 0.336				1B				1B		5	0	1	0	0	0	6											
Rick Burleson, R (1, 6) OBP: 0.321, SLG: 0.349	P9			5-3				1B		5	0	1	0	0	0	1											
Inning Stats	R: 2 E: 0 K: 1 S: 8	H: 3 LOB: 2 BB: 0 P: 9	R: 0 E: 0 K: 0 S: 3	H: 0 LOB: 0 BB: 0 P: 3	R: 3 E: 0 K: 0 S: 6	H: 4 LOB: 1 BB: 1 P: 10	R: 0 E: 0 K: 1 S: 5	H: 0 LOB: 0 BB: 0 P: 5	R: 0 E: 1 K: 0 S: 3	H: 2 LOB: 1 BB: 1 P: 7	R: 0 E: 0 K: 0 S: 4	H: 2 LOB: 3 BB: 2 P: 12	R: 0 E: 0 K: 1 S: 5	H: 0 LOB: 0 BB: 0 P: 5	R: 3 E: 0 K: 0 S: 7	H: 4 LOB: 2 BB: 1 P: 11		1B: 11 2B: 3 3B: 1 HR: 0	SF: 0 SAC: 1 DP: 2 HBP: 1	WP: 0 PB: 0 SB: 0 CS: 1	PA: 46						
PITCHER	IP	WLS	BF	H	R	ER	SO	BB	IBB	HBP	BLK	WP	HR	S	P	ERA	WHIP										
Chuck Hockenbery, R (1, 1) ERA: 4.78	2.1	L	15	6	5	5	1	1	0	1	0	0	0	15	20	19.29	3.000										
Andy Hassler, L (3, 1) ERA: 6.01	3.1		13	3	0	0	2	1	0	0	0	0	0	16	20	0.00	1.200										
Dick Lange, R (6, 1) ERA: 4.92	3.1		18	6	3	3	1	2	1	0	0	0	0	17	29	8.10	2.400										

AB	39
R	8
H	15
RBI	8
BB	5
SO	4
LOB	22



Batter	1	2	3	4	5	6	7	8	9	AB	R	H	RBI	BB	SO	LOB	BOTTOM										
Morris Nettles, L (1, 10) OBP: 0.307, SLG: 0.282	K			P7					6-3	4	1	0	0	1	1	1	Boston Red Sox @ California Angels Anaheim Stadium, Anaheim, CA Tue Aug 12 1975, 10:05 PM EDT Att: 12,365 - Unknown - 74 F										
Jerry Remy, L (1, 4) OBP: 0.315, SLG: 0.320				G3				K	F7	4	0	1	0	1	1	1											
Mickey Rivers, L (1, 8) OBP: 0.340, SLG: 0.372				F8						4	0	2	2	0	0	2											
Adrian Garrett, L (1, 3) OBP: 0.267, SLG: 0.407	K			L9					F8	4	0	0	0	0	1	5											
Dave Collins, S (1, 7) OBP: 0.374, SLG: 0.385				F8					3-1	4	0	1	0	0	0	0											
Leroy Stanton, R (1, 9) OBP: 0.353, SLG: 0.422				K					K	4	0	1	0	0	2	1											
Dave Chalk, R (1, 5) OBP: 0.361, SLG: 0.362									6-3	3	0	0	0	1	0	2											
Ike Hampton, S (1, 2) OBP: 0.262, SLG: 0.222 Bobby Valentine, R (8, FH) OBP: 0.308, SLG: 0.292 Ellie Rodriguez, R (9, 2) OBP: 0.384, SLG: 0.298				K					P9	3	1	1	0	0	2	2											
Rudy Meoli, L (1, 6) OBP: 0.306, SLG: 0.237				G3						4	0	1	0	0	1	1											
Inning Stats	R: 0 E: 0 K: 2 S: 8	H: 1 LOB: 1 BB: 0 P: 8	R: 0 E: 0 K: 1 S: 6	H: 1 LOB: 1 BB: 0 P: 6	R: 0 E: 0 K: 0 S: 4	H: 1 LOB: 1 BB: 0 P: 4	R: 0 E: 0 K: 1 S: 5	H: 0 LOB: 0 BB: 0 P: 5	R: 2 E: 1 K: 0 S: 5	H: 2 LOB: 2 BB: 2 P: 13	R: 0 E: 0 K: 1 S: 6	H: 1 LOB: 1 BB: 0 P: 6	R: 0 E: 0 K: 2 S: 9	H: 1 LOB: 2 BB: 0 P: 9	R: 0 E: 0 K: 1 S: 5	H: 0 LOB: 1 BB: 1 P: 9		R: 0 E: 0 K: 0 S: 3	H: 0 LOB: 0 BB: 0 P: 3	1B: 5 2B: 2 3B: 0 HR: 0	SF: 0 SAC: 0 DP: 0 HBP: 0	WP: 1 PB: 0 SB: 0 CS: 0	PA: 38				
PITCHER	IP	WLS	BF	H	R	ER	SO	BB	IBB	HBP	BLK	WP	HR	S	P	ERA	WHIP										
Rick Wise, R (1, 1) ERA: 4.07	9.0	W	38	7	2	2	8	3	0	0	0	1	0	51	63	2.00	1.111										



Batter	1	2	3	4	5	6	7	8	9	AB	R	H	RBI	BB	SO	LOB	TOP			
Bernie Carbo, L OBP: 0.407, SLG: 0.500 (1, 9)	G3		K		K			4-3		4	0	0	0	0	2	0				
Denny Doyle, L OBP: 0.318, SLG: 0.408 (1, 4)	2B E 1B		5-3			6-3		4-3		4	1	1	0	0	0	0				
Carl Yastrzemski, L OBP: 0.394, SLG: 0.437 (1, 10)	K		4-3			K		6-3 1B 2B		4	1	1	0	0	2	1				
Fred Lynn, L OBP: 0.406, SLG: 0.594 (1, 8)	E8 1-H 2B				G6-4-3 1B	F7		6-3		4	0	2	0	0	0	1				
Jim Rice, R OBP: 0.342, SLG: 0.503 (1, 7)	4-3				G6-4-3 1B			6-3		4	0	2	1	0	0	2				
Carlton Fisk, R OBP: 0.394, SLG: 0.514 (1, 2)						G6-4-3 1B		FC6-4 1B		4	1	2	0	0	0	2				
Cecil Cooper, L OBP: 0.365, SLG: 0.593 (1, 3)						F7				3	0	1	0	0	0	1				
Rick Burleson, R OBP: 0.321, SLG: 0.349 (1, 6)										3	0	1	0	0	0	1				
Bob Heise, R OBP: 0.237, SLG: 0.222 (8, PH)										2	0	0	0	0	0	0				
Juan Beniquez, R OBP: 0.379, SLG: 0.415 (8, 5)										1	0	0	0	0	0	1				
Inning Stats	R: 1 E: 1 K: 1 S: 7	H: 2 LOB: 1 BB: 0 P: 7	R: 1 E: 0 K: 0 S: 4	H: 2 LOB: 0 BB: 0 P: 4	R: 0 E: 0 K: 1 S: 5	H: 0 LOB: 0 BB: 0 P: 5	R: 0 E: 0 K: 0 S: 4	H: 2 LOB: 1 BB: 0 P: 4	R: 0 E: 0 K: 1 S: 5	H: 0 LOB: 0 BB: 0 P: 5	R: 0 E: 0 K: 0 S: 3	H: 1 LOB: 0 BB: 0 P: 3	R: 0 E: 0 K: 0 S: 3	H: 1 LOB: 0 BB: 0 P: 3	R: 1 E: 0 K: 0 S: 5	H: 2 LOB: 1 BB: 0 P: 5	1B: 8 2B: 2 3B: 0 HR: 0	SF: 0 SAC: 0 DP: 4 HBP: 0	WP: 0 PB: 0 SB: 1 CS: 0	PA: 33
PITCHER Ed Figueroa, R ERA: 2.42 (1, 1)	IP: 9.0 WLS: W BF: 33 H: 10 R: 3 ER: 2 SO: 4 BB: 0 IBB: 0 HBP: 0 BLK: 0 WP: 0 HR: 0 S: 41 P: 41 ERA: 2.00 WHIP: 1.111															PITCHER Ed Figueroa, R ERA: 2.42 (1, 1)	IP: 9.0 WLS: W BF: 33 H: 10 R: 3 ER: 2 SO: 4 BB: 0 IBB: 0 HBP: 0 BLK: 0 WP: 0 HR: 0 S: 41 P: 41 ERA: 2.00 WHIP: 1.111			

Boston Red Sox @ California Angels
Anaheim Stadium, Anaheim, CA
Wed Aug 13 1975, 10:05 PM EDT
Att: 13,750 - Unknown - 73 F

AB 33
R 3
H 10
RBI 1
BB 0
SO 4
LOB 9



Batter	1	2	3	4	5	6	7	8	9	AB	R	H	RBI	BB	SO	LOB	BOTTOM			
Morris Nettles, L OBP: 0.308, SLG: 0.282 (1, 9)	K					6-3		K		4	1	1	0	1	2	0				
Jerry Remy, L OBP: 0.316, SLG: 0.322 (1, 4)								F9		4	2	1	0	1	0	4				
Mickey Rivers, L OBP: 0.343, SLG: 0.377 (1, 8)	F9									5	1	3	1	0	0	1				
Adrian Garrett, L OBP: 0.262, SLG: 0.407 (1, 10)										5	1	1	1	0	1	2				
Dave Collins, S OBP: 0.372, SLG: 0.382 (1, 7)										4	1	1	1	0	2	1				
Bruce Bochte, L OBP: 0.348, SLG: 0.339 (1, 3)										4	1	2	0	0	1	1				
Dave Chalk, R OBP: 0.362, SLG: 0.366 (1, 5)										4	1	2	1	0	0	1				
Ike Hampton, S OBP: 0.262, SLG: 0.211 (1, 2)										3	0	0	0	1	1	4				
Mike Miley, S OBP: 0.243, SLG: 0.247 (1, 6)										4	0	1	2	0	1	2				
Inning Stats	R: 0 E: 0 K: 1 S: 4	H: 0 LOB: 0 BB: 1 P: 8	R: 1 E: 0 K: 2 S: 9	H: 2 LOB: 1 BB: 0 P: 9	R: 6 E: 1 K: 1 S: 13	H: 6 LOB: 3 BB: 1 P: 17	R: 0 E: 0 K: 0 S: 3	H: 0 LOB: 0 BB: 0 P: 3	R: 0 E: 0 K: 1 S: 6	H: 1 LOB: 1 BB: 0 P: 6	R: 1 E: 0 K: 2 S: 9	H: 2 LOB: 1 BB: 0 P: 9	R: 0 E: 0 K: 0 S: 3	H: 0 LOB: 1 BB: 1 P: 7	R: 0 E: 0 K: 1 S: 6	H: 1 LOB: 1 BB: 0 P: 6	1B: 7 2B: 5 3B: 0 HR: 0	SF: 0 SAC: 0 DP: 0 HBP: 0	WP: 1 PB: 0 SB: 2 CS: 1	PA: 40
PITCHER Reggie Cleveland, R ERA: 5.12 (1, 1)	IP: 2.1 WLS: L BF: 14 H: 6 R: 6 ER: 5 SO: 3 BB: 1 IBB: 0 HBP: 0 BLK: 0 WP: 1 HR: 0 S: 19 P: 23 ERA: 19.29 WHIP: 3.000															PITCHER Reggie Cleveland, R ERA: 5.12 (1, 1)	IP: 2.1 WLS: L BF: 14 H: 6 R: 6 ER: 5 SO: 3 BB: 1 IBB: 0 HBP: 0 BLK: 0 WP: 1 HR: 0 S: 19 P: 23 ERA: 19.29 WHIP: 3.000			
Jim Burton, L ERA: 2.98 (3, 1)	3.2 18 5 2 0 4 1 0 0 0 0 0 25 29 0.00 1.636															Diego Segui, R ERA: 6.34 (7, 1)	2.0 8 1 0 0 1 1 0 0 0 0 0 9 13 0.00 1.000			

Boston Red Sox @ California Angels
Anaheim Stadium, Anaheim, CA
Wed Aug 13 1975, 10:05 PM EDT
Att: 13,750 - Unknown - 73 F


AB 37
R 8
H 12
RBI 6
BB 3
SO 8
LOB 16



Batter	1	2	3	4	5	6	7	8	9	AB	R	H	RBI	BB	SO	LOB	TOP								
Cecil Cooper, L OBP: 0.361, SLG: 0.582 (1, 10)										5	0	1	0	0	0	2									
Denny Doyle, L OBP: 0.320, SLG: 0.412 (1, 4)										5	2	2	0	0	1	2									
Carl Yastrzemski, L OBP: 0.387, SLG: 0.436 (1, 3)										3	0	1	0	2	0	0									
Fred Lynn, L OBP: 0.406, SLG: 0.591 (1, 8)										5	0	2	2	0	0	2									
Jim Rice, R OBP: 0.343, SLG: 0.503 (1, 7)										0	0	0	0	0	0	0									
Juan Beniquez, R OBP: 0.381, SLG: 0.417 (2, 7)										4	0	2	1	0	0	0									
Carlton Fisk, R OBP: 0.385, SLG: 0.500 (1, 2)										4	0	0	0	0	1	8									
Rick Miller, L OBP: 0.324, SLG: 0.250 (1, 9)										4	0	1	0	0	0	5									
Rico Petrocelli, R OBP: 0.324, SLG: 0.331 (1, 5)										4	0	0	0	0	0	1									
Rick Burleson, R OBP: 0.322, SLG: 0.349 (1, 6)										3	1	1	0	1	0	0									
Inning Stats	R: 1 E: 0 K: 0 S: 6	H: 3 LOB: 3 BB: 0 P: 7	R: 0 E: 0 K: 0 S: 3	H: 0 LOB: 0 BB: 0 P: 3	R: 0 E: 0 K: 0 S: 3	H: 0 LOB: 0 BB: 0 P: 3	R: 0 E: 0 K: 0 S: 4	H: 1 LOB: 1 BB: 0 P: 4	R: 1 E: 0 K: 0 S: 6	H: 3 LOB: 3 BB: 1 P: 10	R: 0 E: 0 K: 0 S: 3	H: 0 LOB: 1 BB: 1 P: 7	R: 1 E: 0 K: 1 S: 7	H: 2 LOB: 2 BB: 1 P: 11	R: 0 E: 0 K: 1 S: 6	H: 1 LOB: 1 BB: 0 P: 6	R: 0 E: 0 K: 0 S: 3	H: 0 LOB: 0 BB: 0 P: 3	1B: 9 2B: 1 3B: 0 HR: 0	SF: 0 SAC: 0 DP: 0 HBP: 1	WP: 0 PB: 0 SB: 0 CS: 0	PA: 41			
PITCHER	IP	WLS	BF	H	R	ER	SO	BB	IBB	HBP	BLK	WP	HR	S	P	ERA	WHIP								
Bill Singer, R ERA: 4.38 (1, 1)	6.1	W	32	9	3	3	0	3	0	1	0	0	0	28	41	4.26	1.895								
Don Kirkwood, R ERA: 2.47 (7, 1)	2.2	S	9	1	0	0	2	0	0	0	0	0	0	13	13	0.00	0.375								

Boston Red Sox @ California Angels
Anaheim Stadium, Anaheim, CA
Thu Aug 14 1975, 10:05 PM EDT
Att: 11,984 - Unknown


AB	37
R	3
H	10
RBI	3
BB	3
SO	2
LOB	20



Batter	1	2	3	4	5	6	7	8	9	AB	R	H	RBI	BB	SO	LOB	BOTTOM								
Dave Collins, S OBP: 0.370, SLG: 0.377 (1, 7)										3	1	0	0	1	0	1									
Jerry Remy, L OBP: 0.317, SLG: 0.326 (1, 4)										4	1	2	2	0	0	0									
Mickey Rivers, L OBP: 0.344, SLG: 0.378 (1, 8)										4	0	2	0	0	1	2									
Leroy Stanton, R OBP: 0.352, SLG: 0.420 (1, 9)										4	1	1	2	0	0	1									
Dave Chalk, R OBP: 0.363, SLG: 0.368 (1, 5)										4	0	2	1	0	0	0									
Bruce Bochte, L OBP: 0.347, SLG: 0.338 (1, 3)										4	0	1	0	0	1	2									
John Balaz, R OBP: 0.344, SLG: 0.492 (1, 10)										3	1	2	0	0	0	0									
Ike Hampton, S OBP: 0.269, SLG: 0.220 (1, 2)										2	1	1	0	0	0	0									
Mike Miley, S OBP: 0.236, SLG: 0.240 (1, 6)										3	0	0	0	0	1	3									
Inning Stats	R: 0 E: 0 K: 0 S: 3	H: 0 LOB: 0 BB: 0 P: 3	R: 0 E: 0 K: 0 S: 3	H: 0 LOB: 0 BB: 0 P: 3	R: 5 E: 0 K: 2 S: 12	H: 6 LOB: 2 BB: 1 P: 16	R: 0 E: 0 K: 0 S: 3	H: 0 LOB: 0 BB: 0 P: 3	R: 0 E: 0 K: 1 S: 5	H: 0 LOB: 0 BB: 0 P: 5	R: 0 E: 0 K: 0 S: 4	H: 1 LOB: 1 BB: 0 P: 4	R: 0 E: 0 K: 0 S: 5	H: 2 LOB: 2 BB: 0 P: 5	R: 0 E: 0 K: 0 S: 3	H: 0 LOB: 0 BB: 0 P: 3	1B: 10 2B: 1 3B: 0 HR: 0	SF: 0 SAC: 1 DP: 0 HBP: 0	WP: 0 PB: 0 SB: 0 CS: 2	PA: 34					
PITCHER	IP	WLS	BF	H	R	ER	SO	BB	IBB	HBP	BLK	WP	HR	S	P	ERA	WHIP								
Bill Lee, L ERA: 3.87 (1, 1)	8.0	L	33	11	5	5	3	1	0	0	0	0	0	38	42	5.62	1.500								

Boston Red Sox @ California Angels
Anaheim Stadium, Anaheim, CA
Thu Aug 14 1975, 10:05 PM EDT
Att: 11,984 - Unknown

AB	31
R	5
H	11
RBI	5
BB	1
SO	3
LOB	9



Batter	1	2	3	4	5	6	7	8	9	AB	R	H	RBI	BB	SO	LOB	TOP					
Ron LeFlore, R (1, 8) OBP: 0.307, SLG: 0.368	0-3 K		0-3 K			0-0 CS 1B		0-3 K		4	0	1	0	0	3	1	Detroit Tigers @ California Angels Anaheim Stadium, Anaheim, CA Fri Aug 15 1975, 10:05 PM EDT Att: 8,885 - Unknown					
Gary Sutherland, R (1, 4) OBP: 0.320, SLG: 0.330	0-0 4-3			0-0 F3		0-0 6-3		0-0 F2		4	0	0	0	0	2							
Dan Meyer, L (1, 3) OBP: 0.306, SLG: 0.369	0-0 F7			0-0 E3		0-0 F8			0-0 4-3	4	0	0	0	0	0							
Willie Horton, R (1, 10) OBP: 0.321, SLG: 0.430		0-0 F9		0-3 K					0-0 1B	4	0	2	0	0	1							
Bill Freehan, R (1, 2) OBP: 0.315, SLG: 0.412		4-0 FC6-4 BB		4-0 K		0-3 K			0-0 F9	2	0	0	0	2	1							
Leon Roberts, R (1, 9) OBP: 0.327, SLG: 0.406		0-0 F8		0-3 K		0-0 F4			0-0 F7	4	0	0	0	0	1							
Aurelio Rodriguez, R (1, 5) OBP: 0.281, SLG: 0.381		0-0 FC6-4			0-0 F9		0-3 K			3	0	0	0	0	1							
Ben Oglivie, L (1, 7) OBP: 0.296, SLG: 0.378			0-0 1-3		0-0 1-3			0-0 6-3		3	0	0	0	0	0							
Tom Verzyer, R (1, 6) OBP: 0.274, SLG: 0.287			0-0 1-3		0-3 K					3	0	1	0	0	1							
Inning Stats	R: 0 E: 0 K: 1 S: 5	H: 0 LOB: 0 BB: 0 P: 5	R: 0 E: 0 K: 0 S: 3	H: 0 LOB: 1 BB: 1 P: 7	R: 0 E: 0 K: 1 S: 5	H: 0 LOB: 0 BB: 0 P: 5	R: 0 E: 1 K: 2 S: 8	H: 0 LOB: 2 BB: 1 P: 12	R: 0 E: 0 K: 1 S: 5	H: 0 LOB: 0 BB: 0 P: 5	R: 0 E: 0 K: 0 S: 3	H: 1 LOB: 0 BB: 0 P: 3	R: 0 E: 0 K: 2 S: 8	H: 1 LOB: 1 BB: 0 P: 8	R: 0 E: 0 K: 1 S: 6	H: 1 LOB: 0 BB: 0 P: 6	R: 0 E: 0 K: 0 S: 4	H: 1 LOB: 1 BB: 0 P: 4	1B: 4 2B: 0 3B: 0 HR: 0	SF: 0 SAC: 0 DP: 0 HBP: 0	WP: 0 PB: 0 SB: 1 CS: 1	PA: 33
PITCHER Frank Tanana, L (1, 1) ERA: 2.57	IP: 9.0 WLS: W BF: 33 H: 4 R: 0 ER: 0 SO: 8 BB: 2 IBB: 0 HBP: 0 BLK: 0 WP: 0 HR: 0 S: 47 P: 55 ERA: 0.00 WHIP: 0.667															PITCHER						

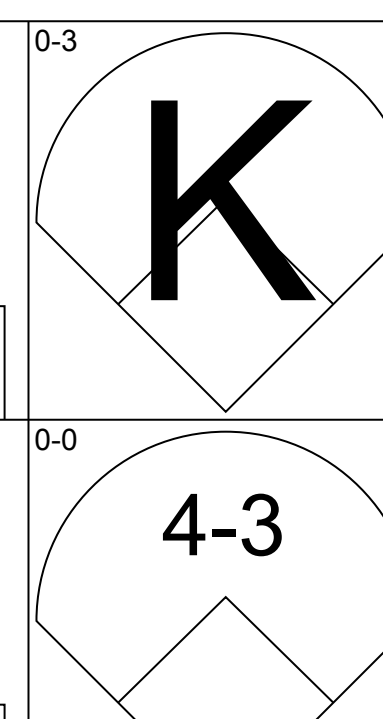
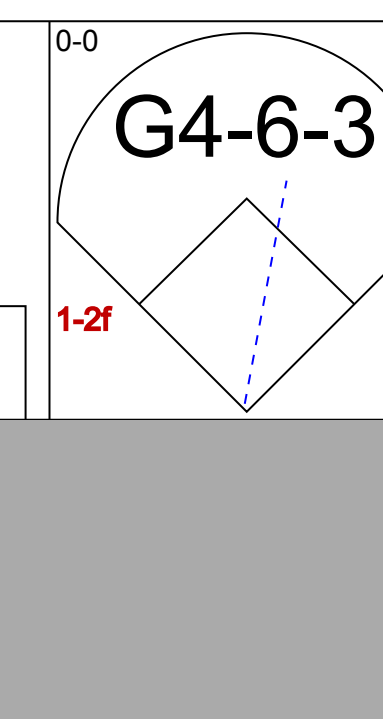
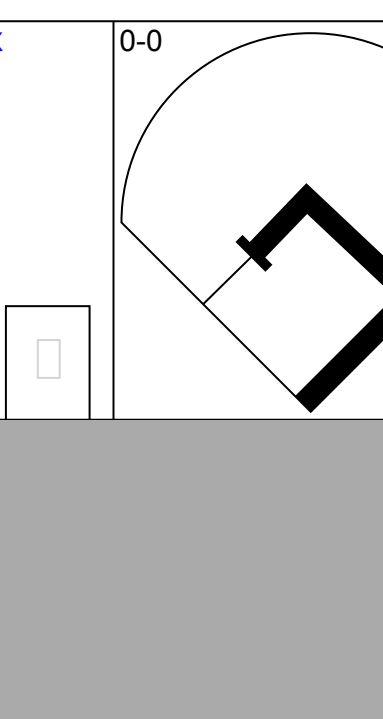
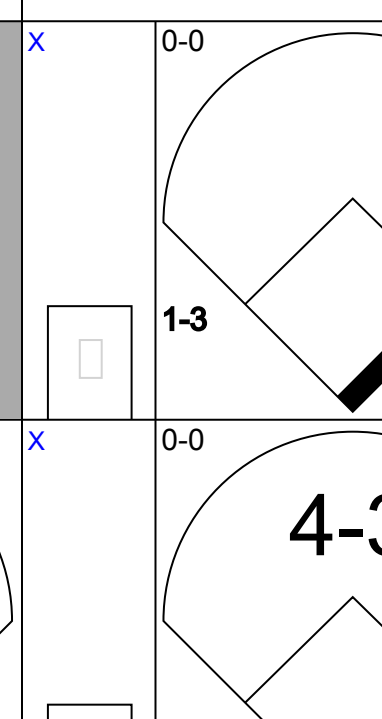
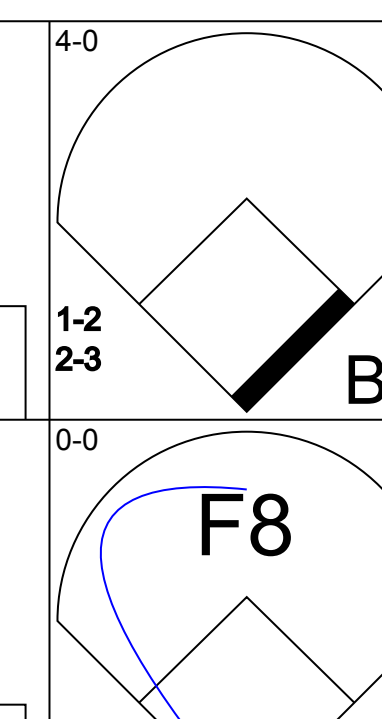
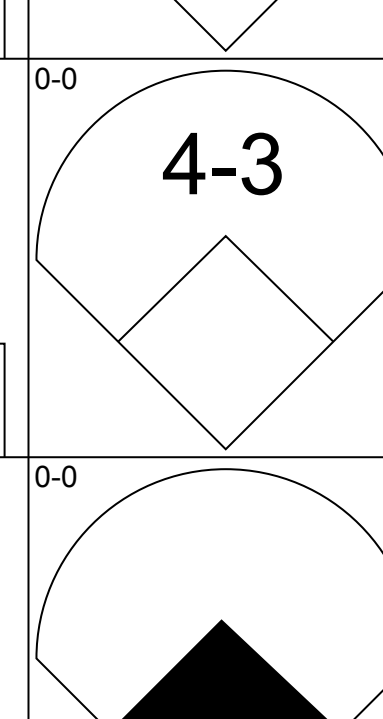
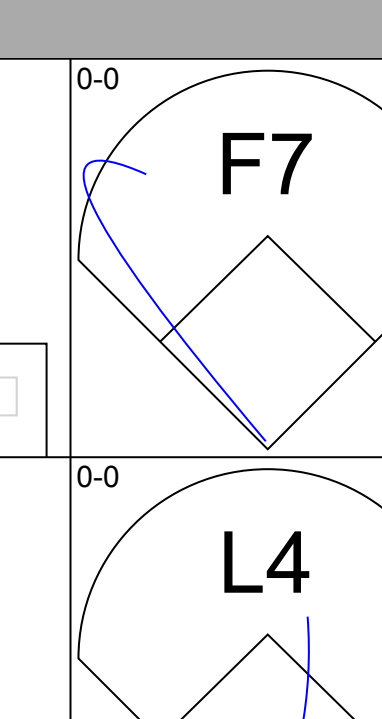
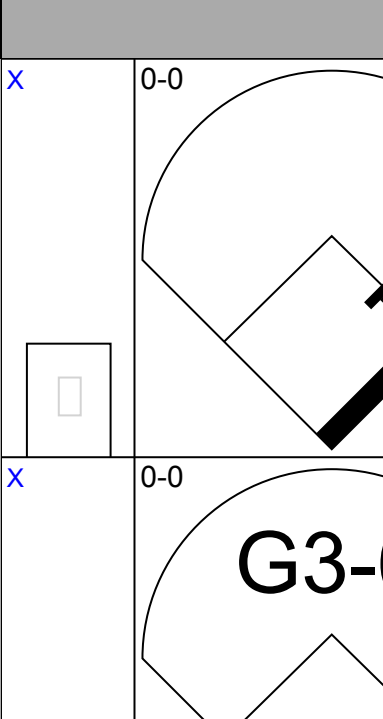
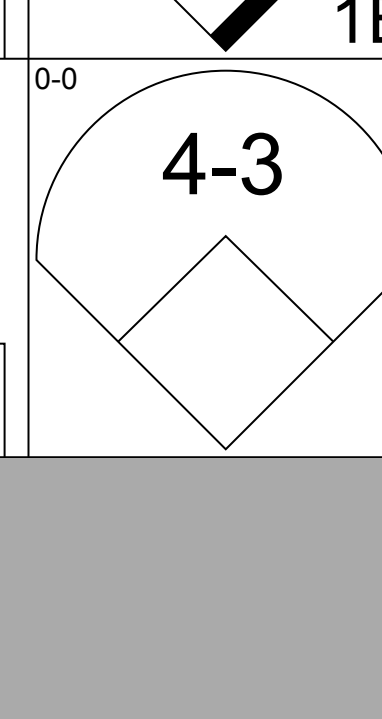
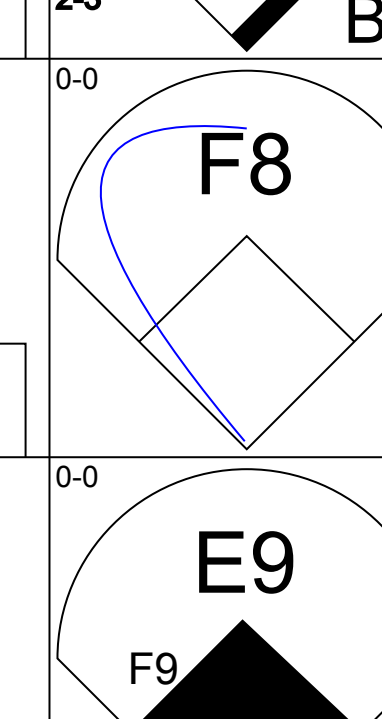
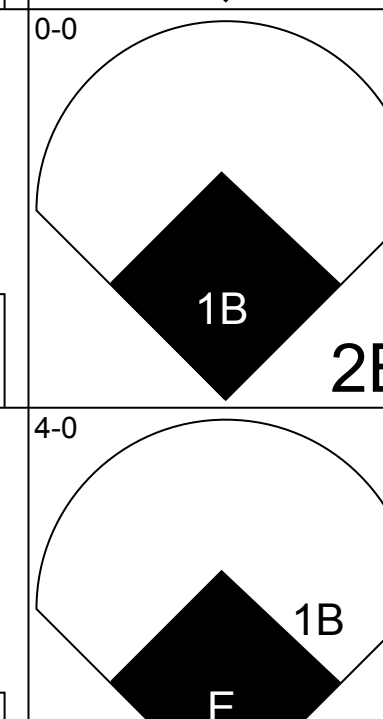

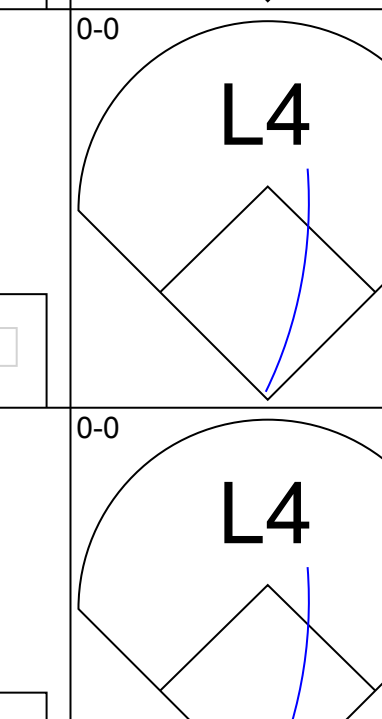
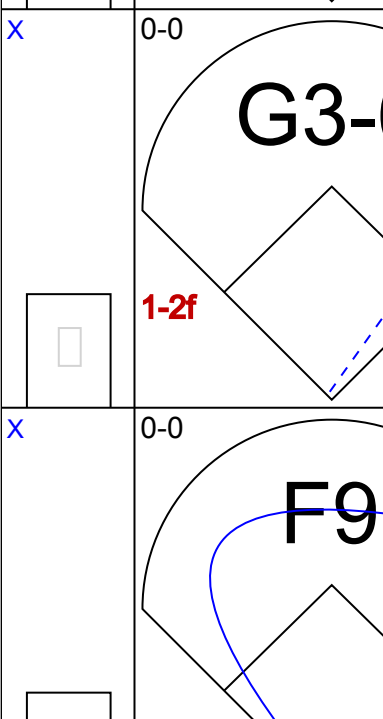
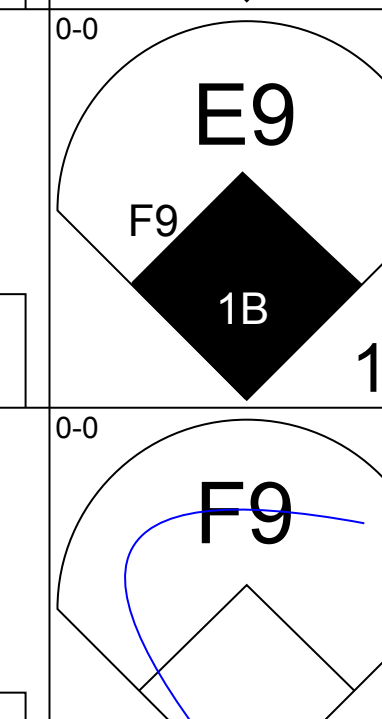
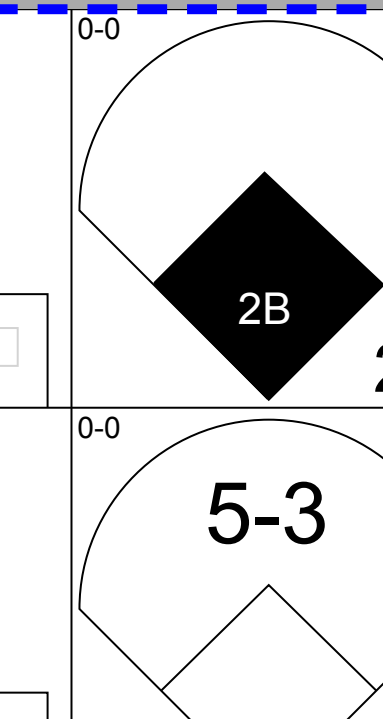
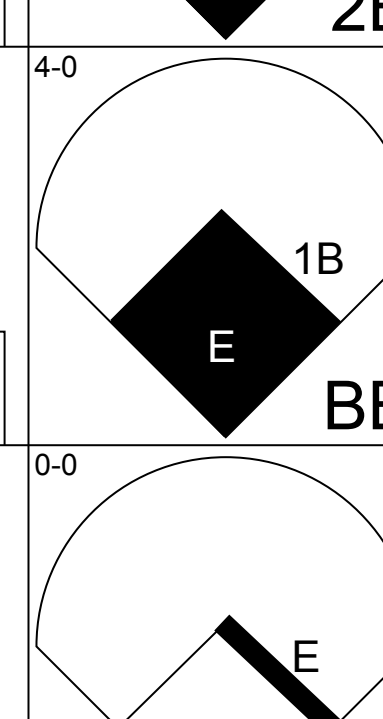

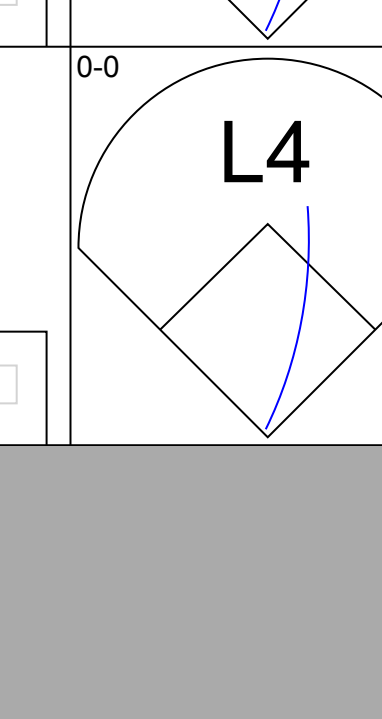
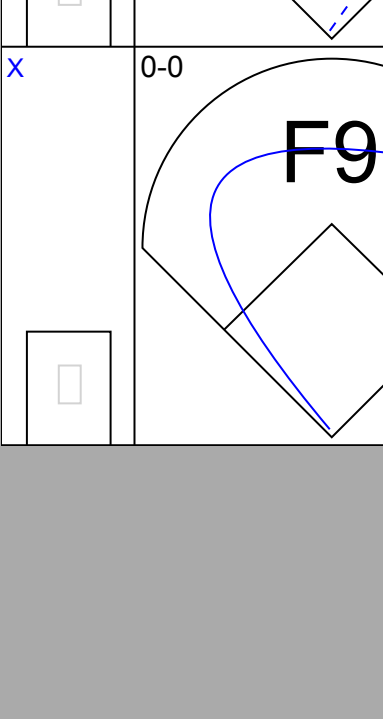
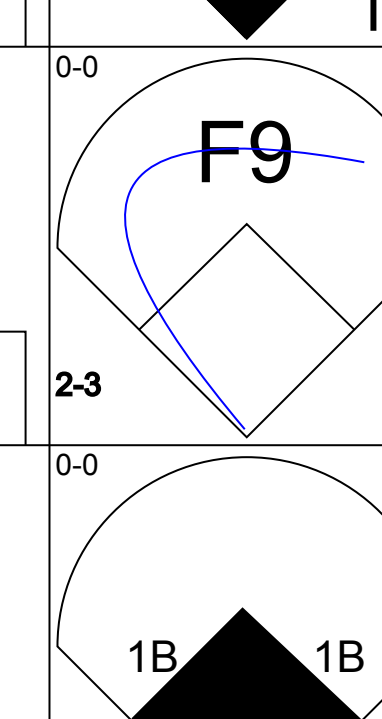
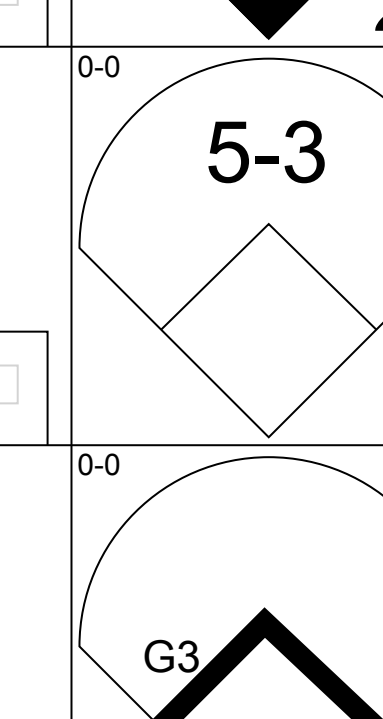
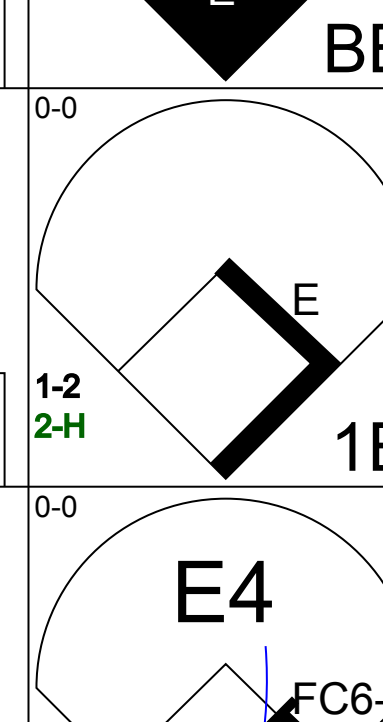
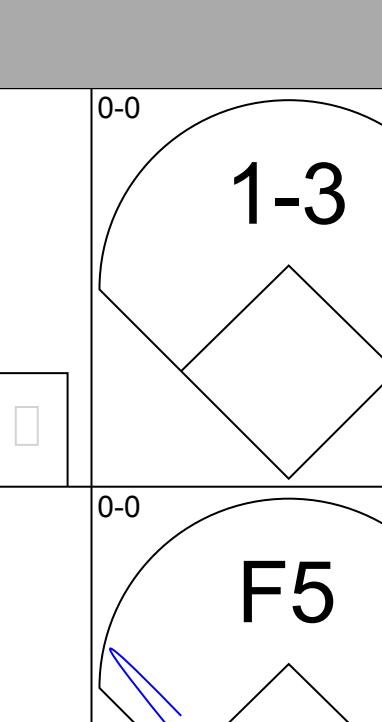
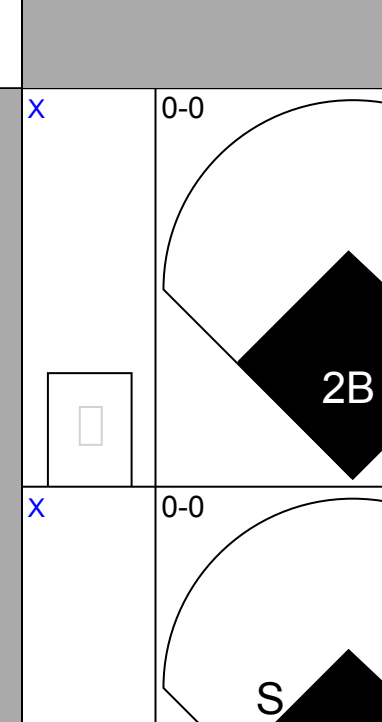
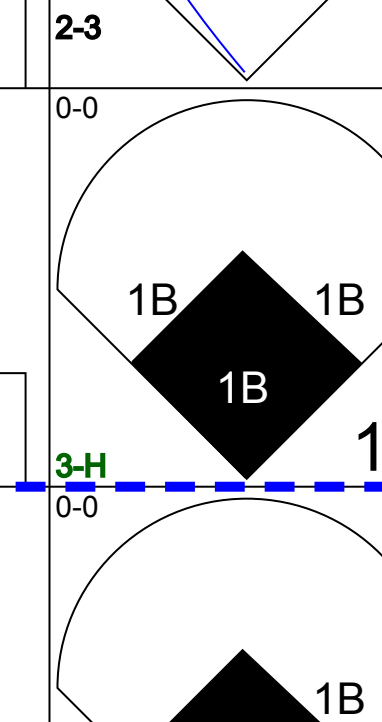
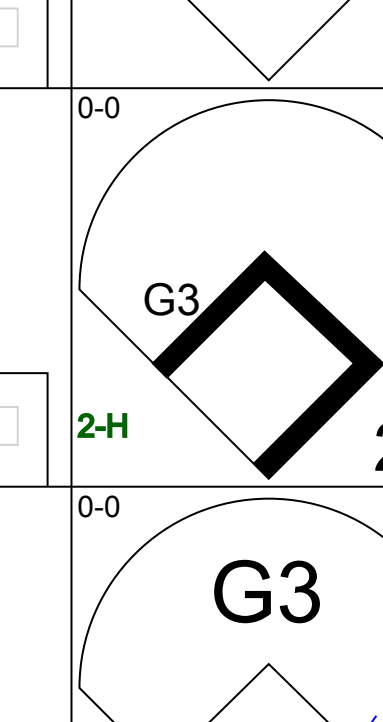
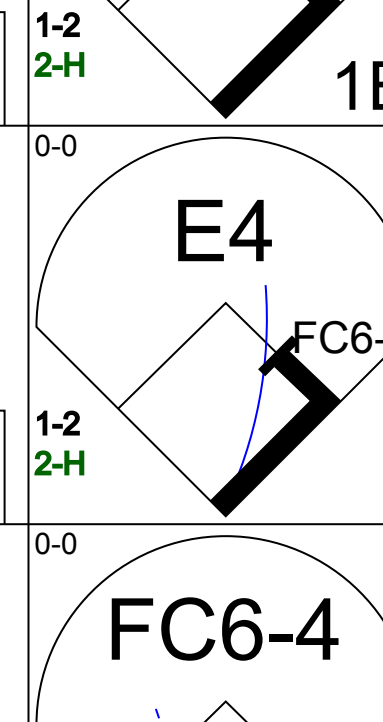
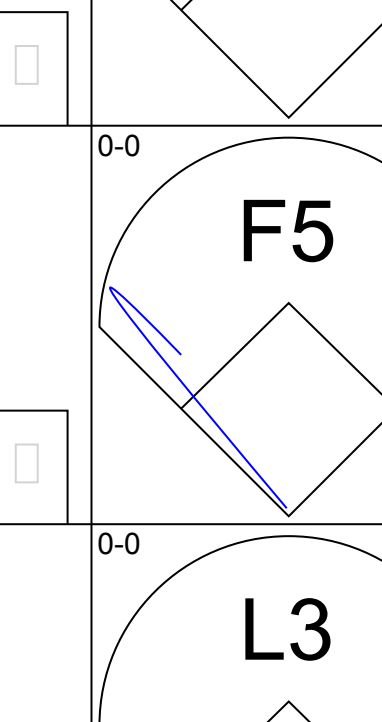
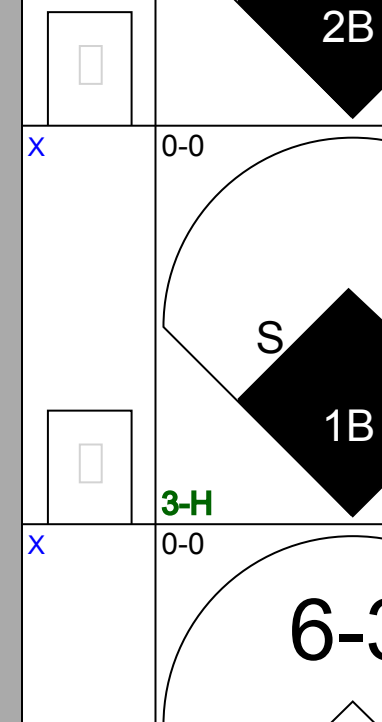
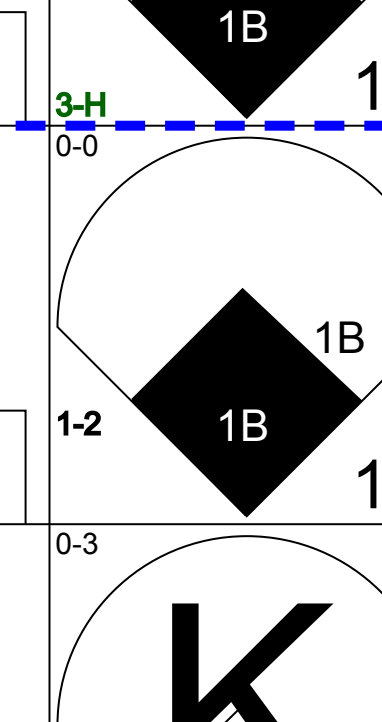
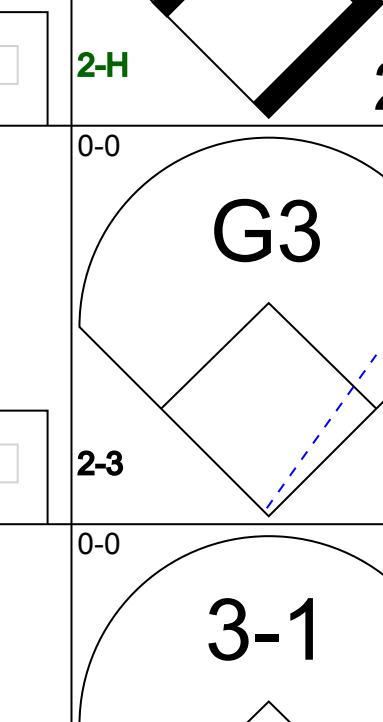
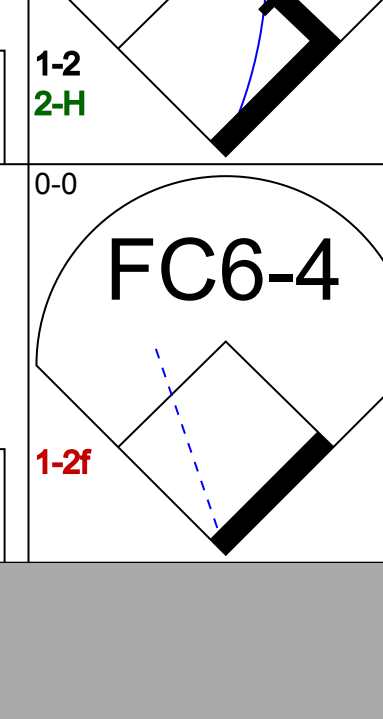
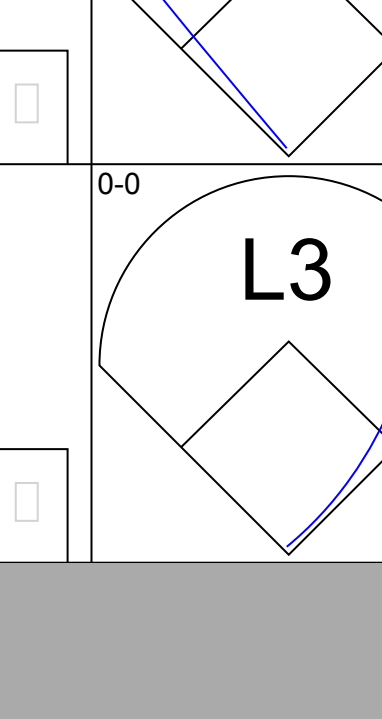
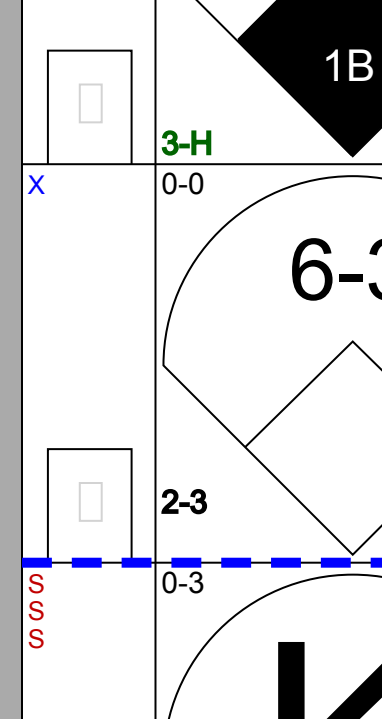
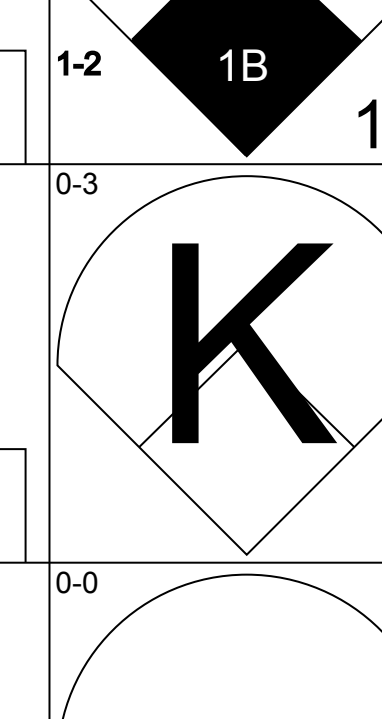
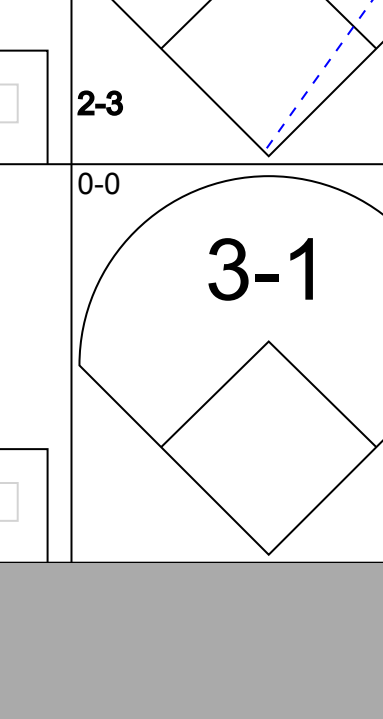
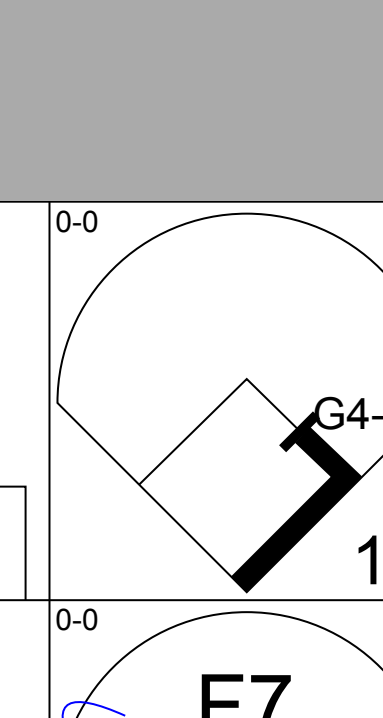
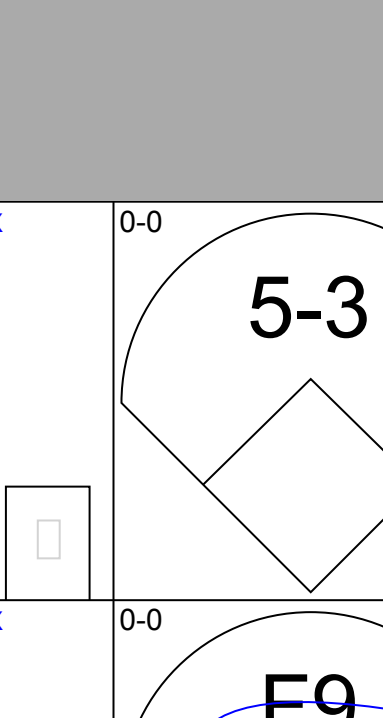
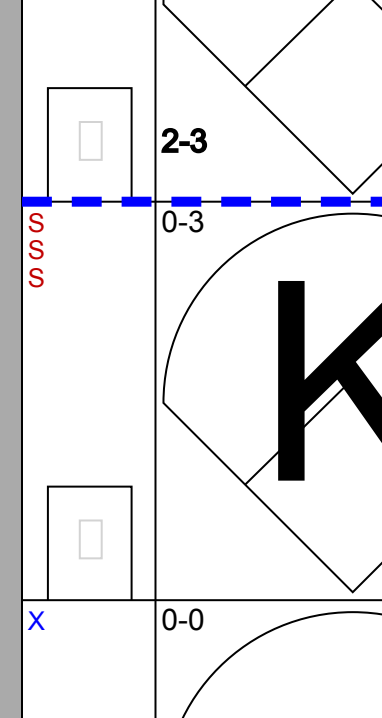
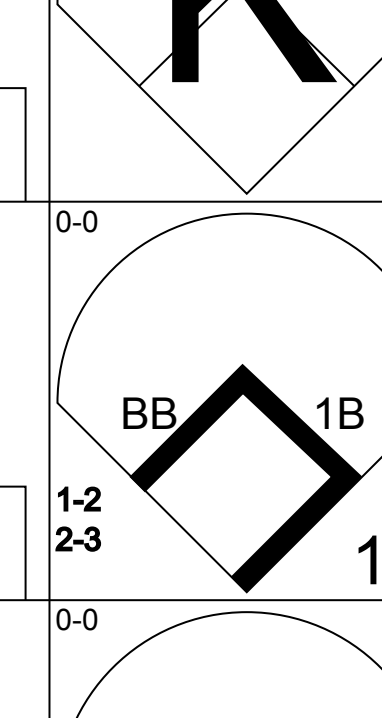
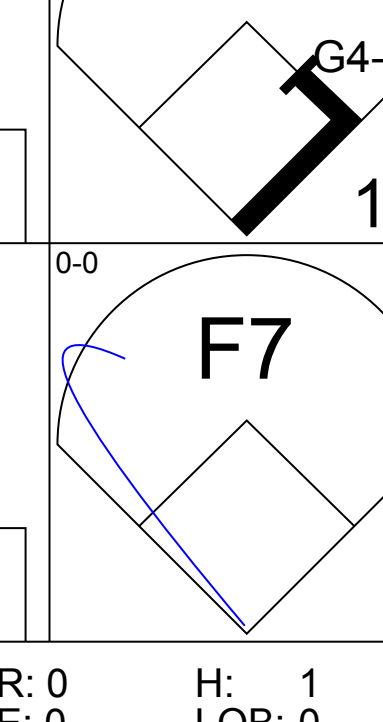
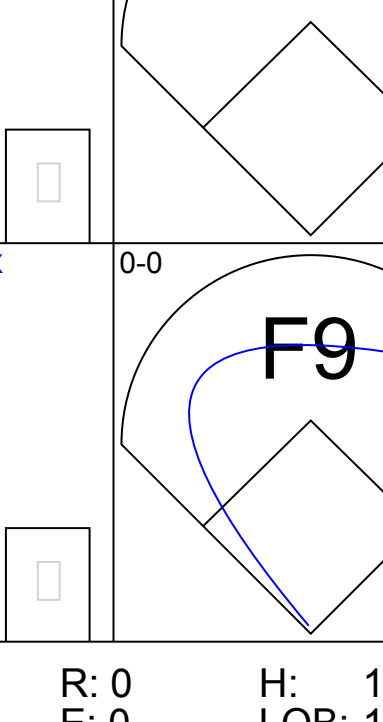
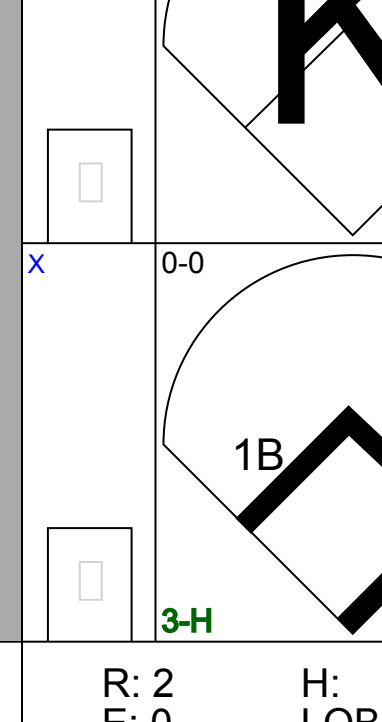
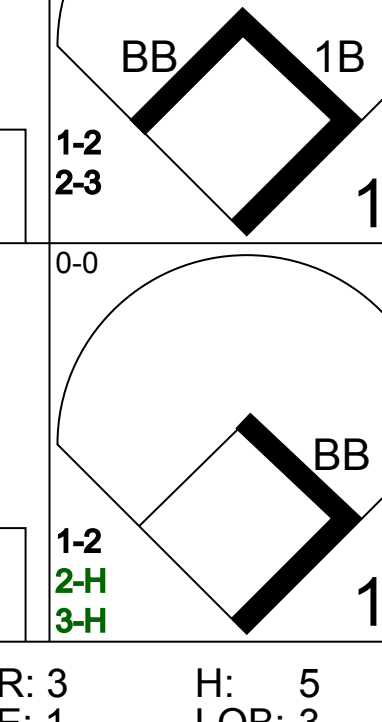
Batter	1	2	3	4	5	6	7	8	9	AB	R	H	RBI	BB	SO	LOB	BOTTOM			
Dave Collins, S (1, 7) OBP: 0.371, SLG: 0.378	0-0 5-3		0-0 F8			0-0 SH3-4 1B		0-0 F8		5	1	2	1	0	0	0	Detroit Tigers @ California Angels Anaheim Stadium, Anaheim, CA Fri Aug 15 1975, 10:05 PM EDT Att: 8,885 - Unknown			
Jerry Remy, L (1, 4) OBP: 0.317, SLG: 0.327	0-0 F7		0-0 F7			0-0 SH3-4		0-0 FC6		4	1	1	0	0	2					
Mickey Rivers, L (1, 8) OBP: 0.345, SLG: 0.379	0-0 1B			0-0 5-3		0-0 E S 1B		0-0 4-3		4	0	2	1	0	1					
Leroy Stanton, R (1, 9) OBP: 0.351, SLG: 0.418	0-0 F8			0-3 K		0-0 P7		0-0 HR		4	1	1	1	0	1					
Dave Chalk, R (1, 5) OBP: 0.364, SLG: 0.367		0-0 1-3		0-0 1B		0-0 F8		0-0 HR		3	1	1	0	1	1					
Bruce Bochte, L (1, 3) OBP: 0.353, SLG: 0.365		0-0 1B 2B		0-0 5-3				0-0 HR		4	2	3	3	0	1					
John Balaz, R (1, 10) OBP: 0.349, SLG: 0.492		0-0 2H			0-0 6-3			0-0 1B		2	0	1	0	0	0					
Bobby Valentine, R (7, PH) OBP: 0.321, SLG: 0.308		0-0 1B			0-0 F5			0-0 1B		2	1	1	0	0	1					
Ike Hampton, S (1, 2) OBP: 0.261, SLG: 0.213		0-3 K			0-0 F5			0-0 1B		2	0	0	0	0	1					
Ellie Rodriguez, R (7, PH) OBP: 0.385, SLG: 0.302					0-3 K			0-0 1B		1	1	1	1	0	0					
Mike Miley, S (1, 6) OBP: 0.237, SLG: 0.240			0-0 5-3			0-3 K		0-0 1B		4	0	1	1	0	1					
Inning Stats	R: 0 E: 0 K: 0 S: 4	H: 1 LOB: 1 BB: 0 P: 4	R: 0 E: 0 K: 1 S: 6	H: 2 LOB: 1 BB: 0 P: 6	R: 0 E: 0 K: 0 S: 3	H: 0 LOB: 0 BB: 0 P: 3	R: 0 E: 0 K: 1 S: 6	H: 1 LOB: 1 BB: 0 P: 6	R: 0 E: 0 K: 1 S: 5	H: 0 LOB: 0 BB: 0 P: 5	R: 1 E: 0 K: 0 S: 5	H: 2 LOB: 1 BB: 0 P: 5	R: 1 E: 0 K: 0 S: 4	H: 1 LOB: 0 BB: 0 P: 4	R: 6 E: 0 K: 0 S: 10	H: 7 LOB: 2 BB: 1 P: 14	1B: 10 2B: 3 3B: 0 HR: 1	SF: 1 SAC: 1 DP: 0 HBP: 0	WP: 0 PB: 0 SB: 2 CS: 0	PA: 38
PITCHER Mickey Lolich, L (1, 1) ERA: 3.6	IP: 8.0 WLS: L BF: 38 H: 14 R: 8 ER: 8 SO: 3 BB: 1 IBB: 0 HBP: 0 BLK: 0 WP: 0 HR: 1 S: 43 P: 47 ERA: 9.00 WHIP: 1.875															PITCHER				

AB	31
R	0
H	4
RBI	0
BB	2
SO	8
LOB	13



AB	35
R	8
H	14
RBI	8
BB	1
SO	3
LOB	9

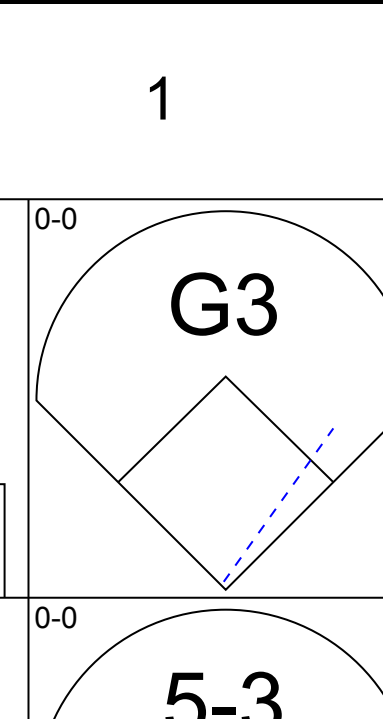
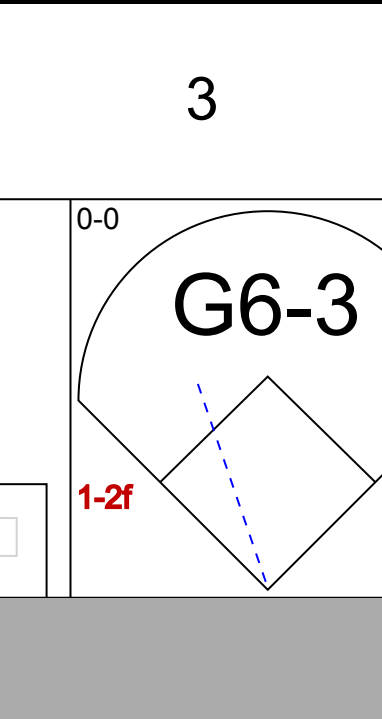
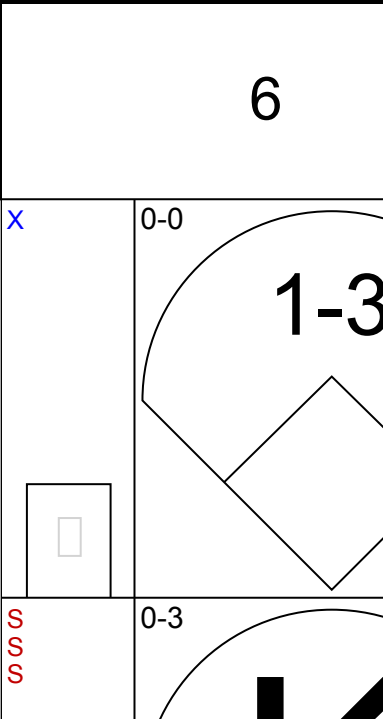
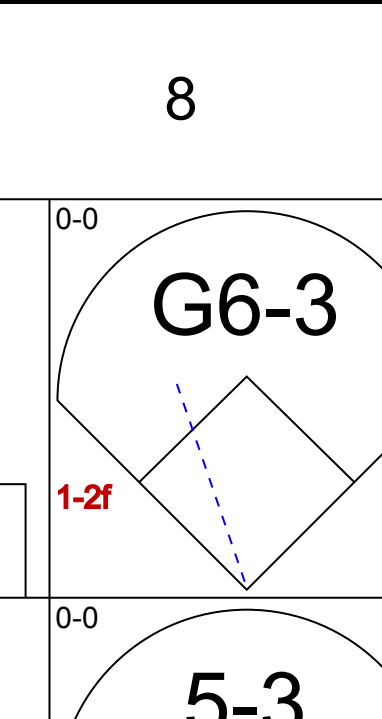
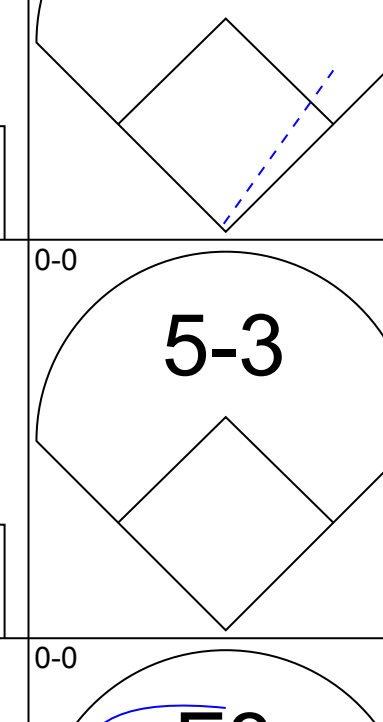
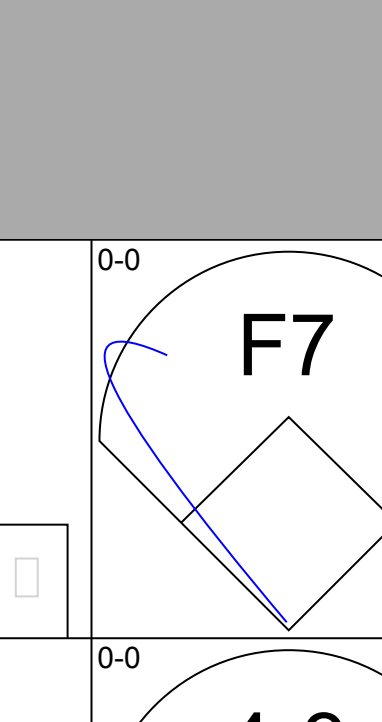
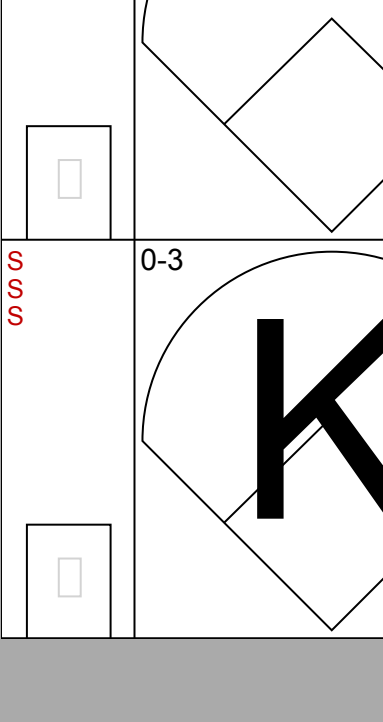
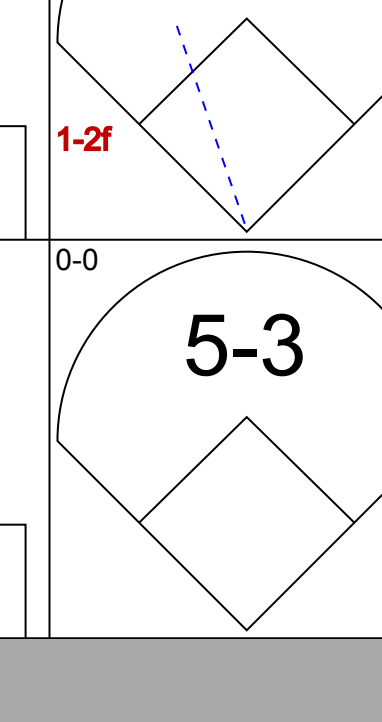
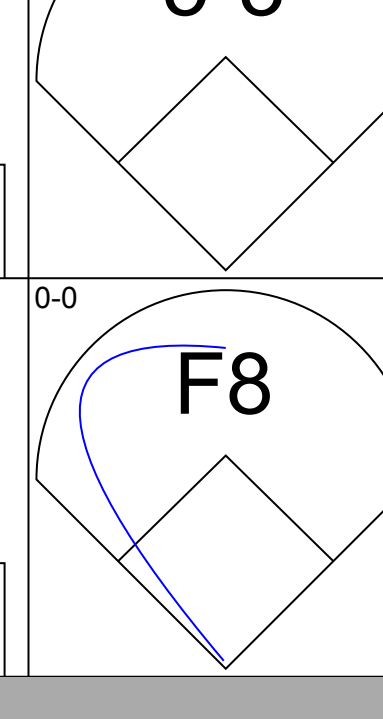
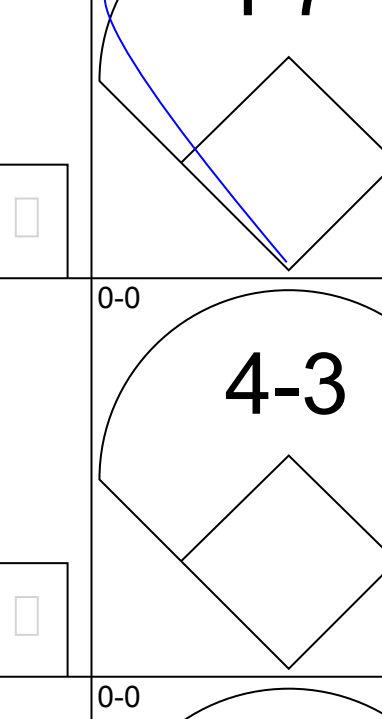
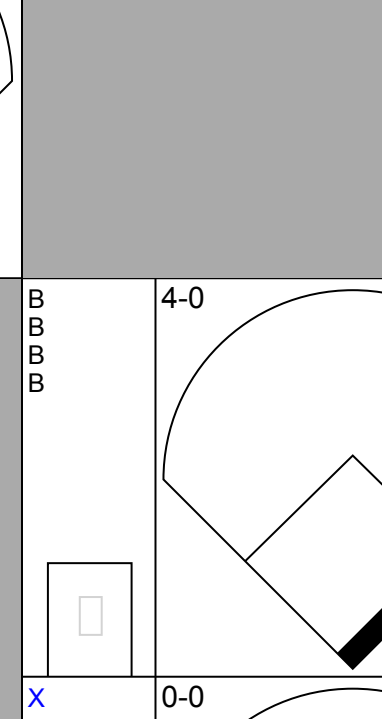
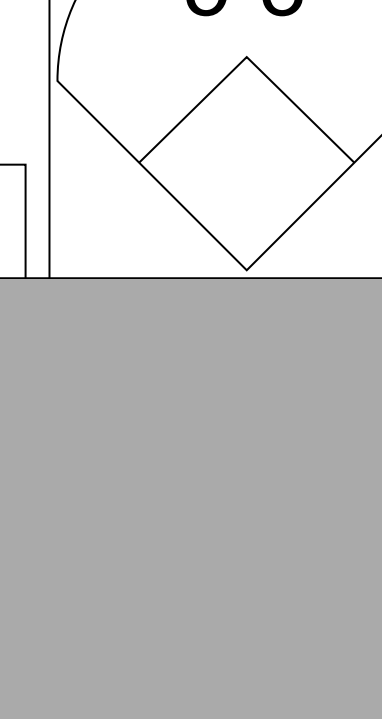
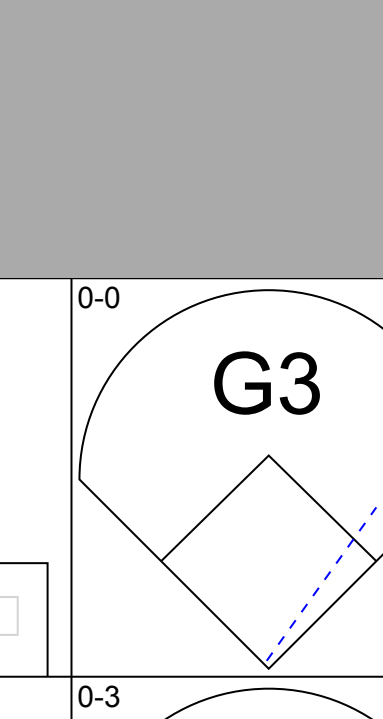
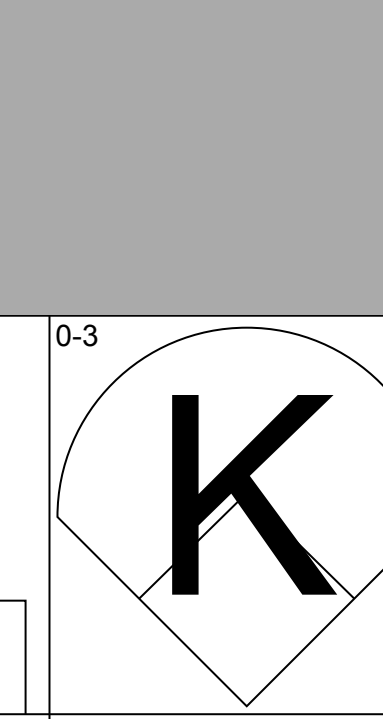
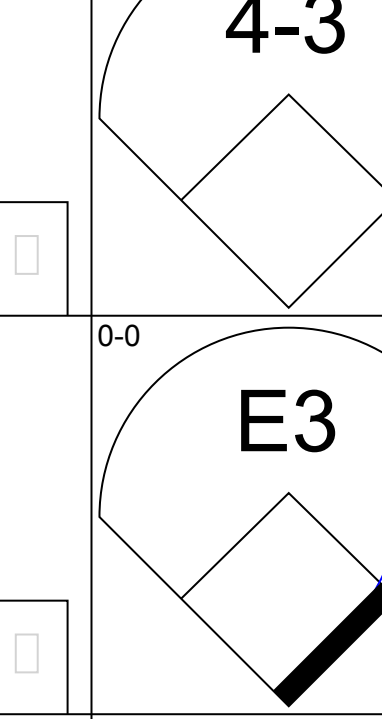
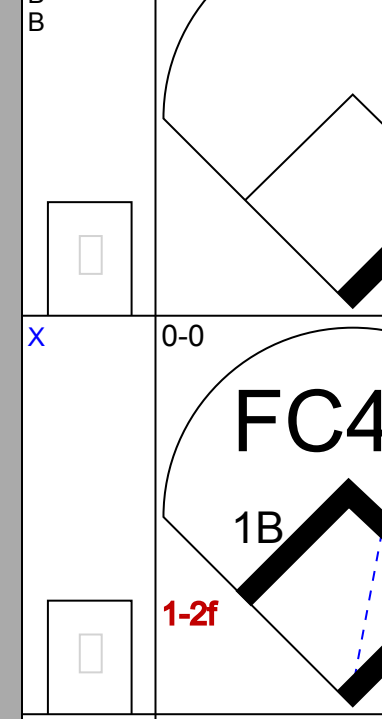

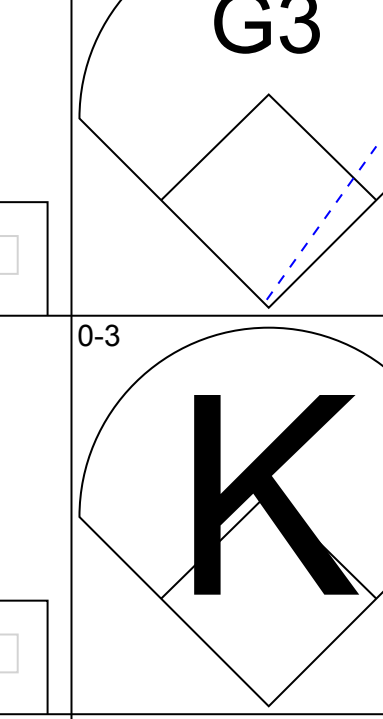
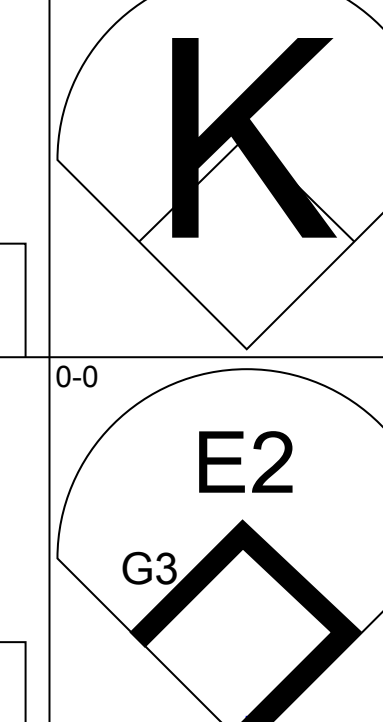
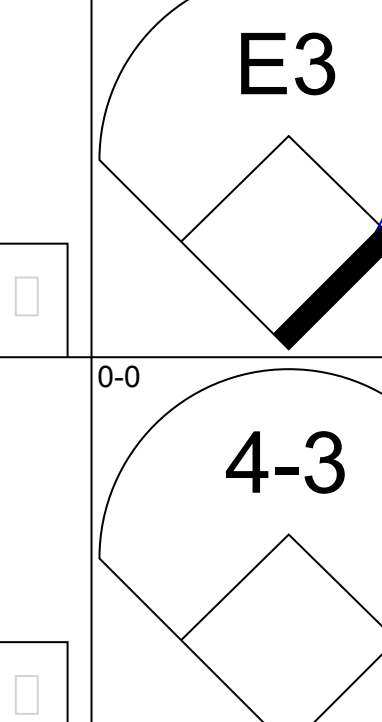
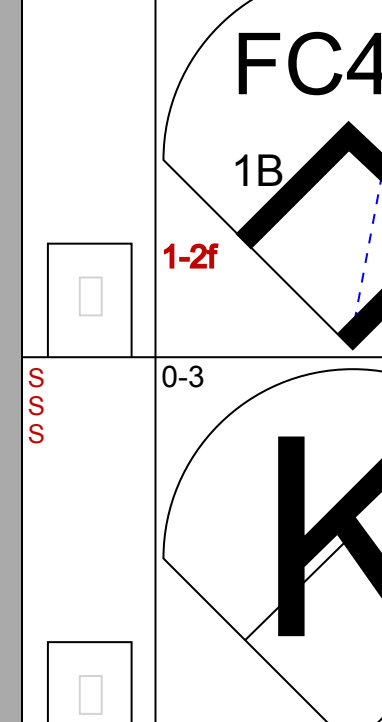
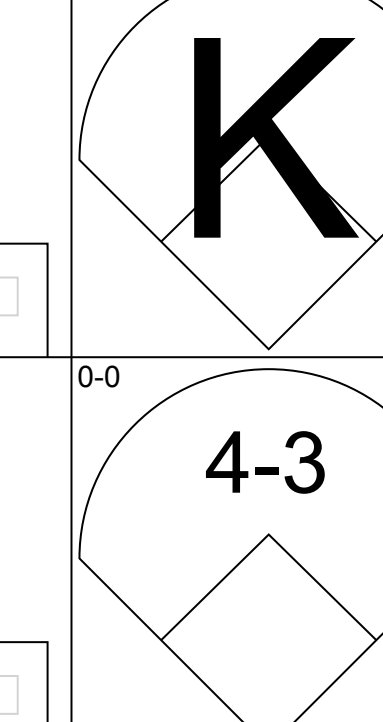
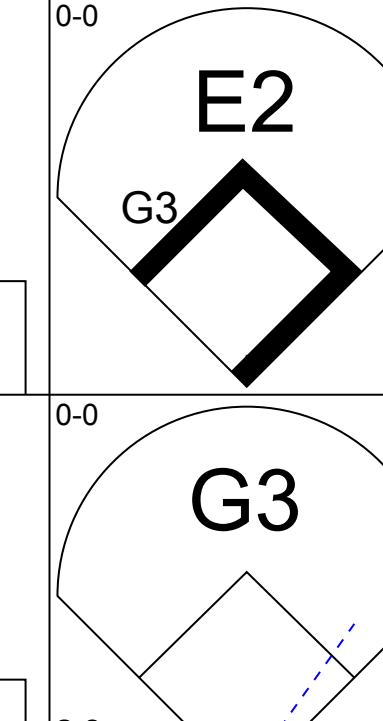
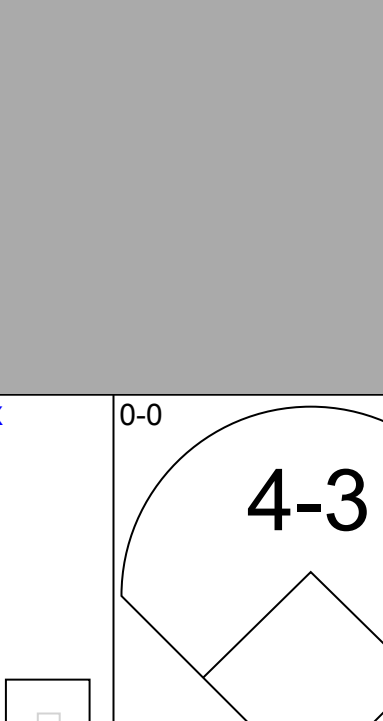
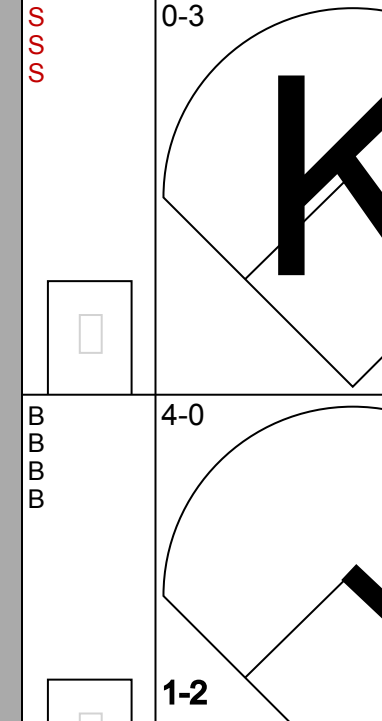

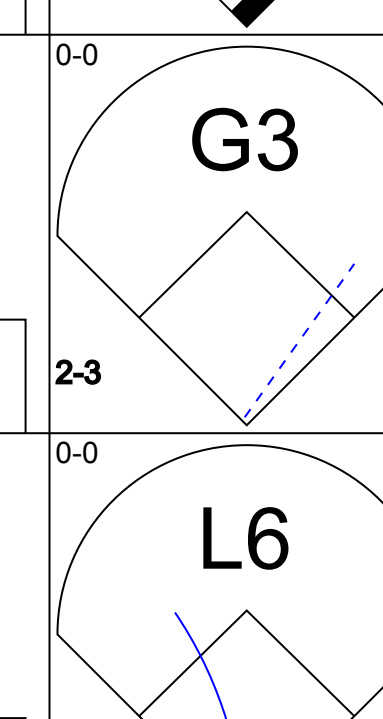
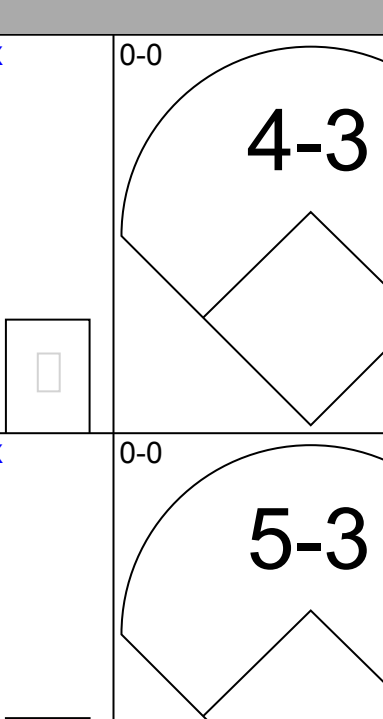
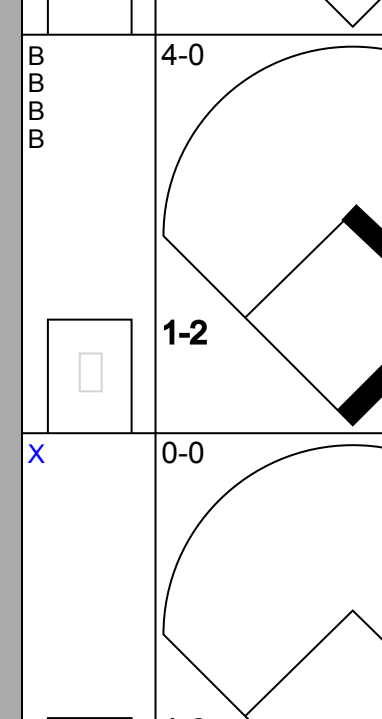
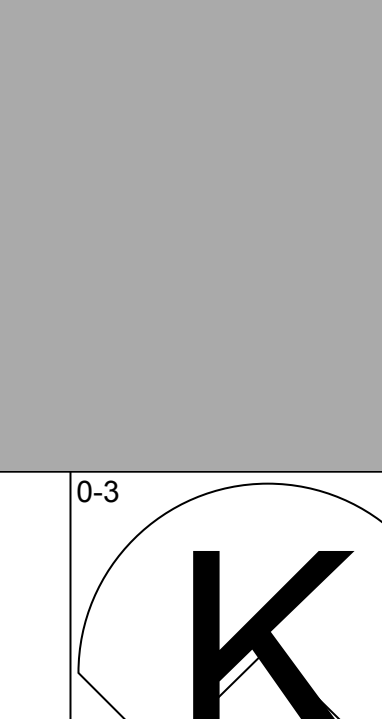
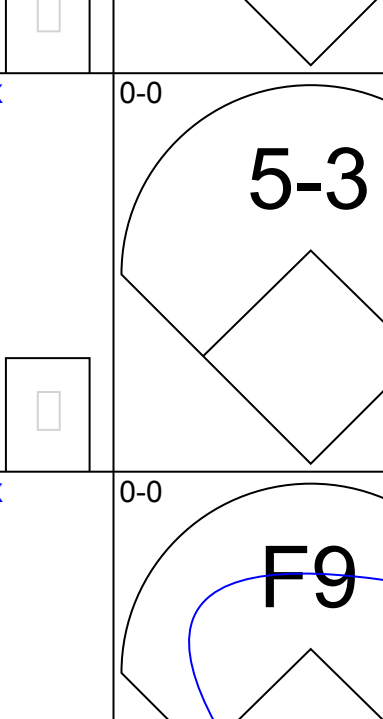
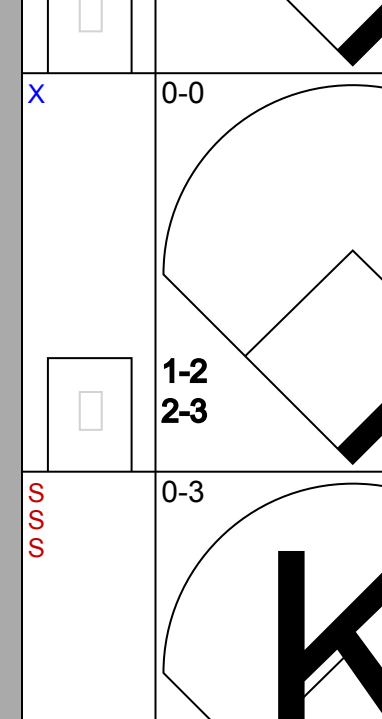
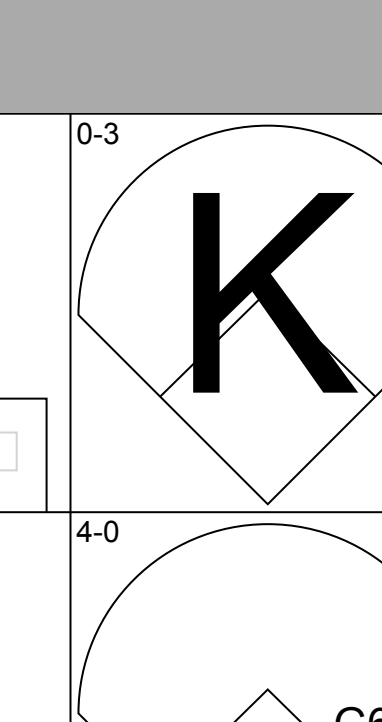
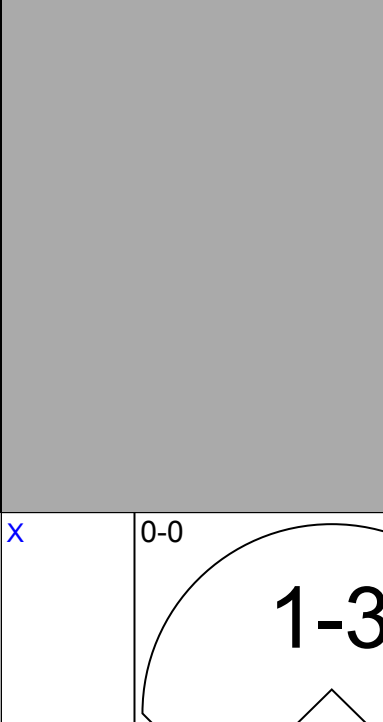
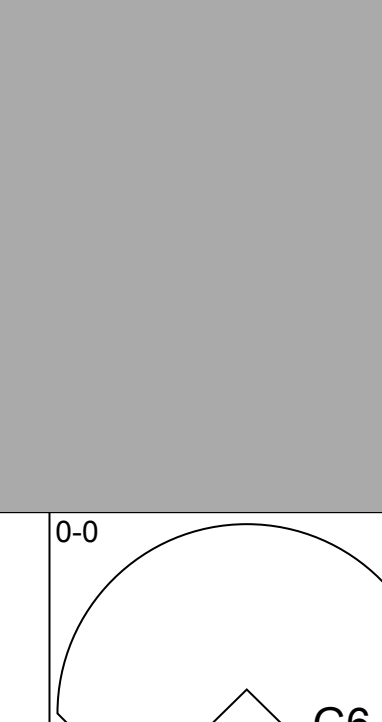


Batter	1	2	3	4	5	6	7	8	9	AB	R	H	RBI	BB	SO	LOB	TOP										
Ron LeFlore, R OBP: 0.310, SLG: 0.372 (1, 8)										4	0	2	0	1	1	1											
Gary Sutherland, R OBP: 0.318, SLG: 0.328 (1, 4)										5	0	1	0	0	0	5											
Dan Meyer, L OBP: 0.310, SLG: 0.379 (1, 3)										5	3	3	0	0	0	1											
Willie Horton, R OBP: 0.320, SLG: 0.426 (1, 10)										4	1	0	0	1	0	2											
Bill Freehan, R OBP: 0.321, SLG: 0.427 (1, 2)										5	2	4	3	0	0	0											
Ben Oglivie, L OBP: 0.299, SLG: 0.383 (1, 7)										5	2	2	1	0	0	2											
Leon Roberts, R OBP: 0.323, SLG: 0.400 (1, 9)										5	0	0	0	0	1	6											
Aurelio Rodriguez, R OBP: 0.284, SLG: 0.382 (1, 5)										4	0	2	0	0	1	1											
Tom Verzyer, R OBP: 0.277, SLG: 0.290 (1, 6)										4	0	2	3	0	0	1											
Inning Stats	R: 2 E: 1 K: 1 S: 8	H: 2 LOB: 2 BB: 1 P: 12	R: 0 E: 0 K: 0 S: 3	H: 1 LOB: 0 BB: 0 P: 3	R: 0 E: 0 K: 0 S: 3	H: 0 LOB: 0 BB: 0 P: 3	R: 0 E: 0 K: 0 S: 3	H: 1 LOB: 1 BB: 0 P: 3	R: 0 E: 0 K: 0 S: 3	H: 1 LOB: 0 BB: 0 P: 3	R: 2 E: 0 K: 1 S: 9	H: 4 LOB: 2 BB: 0 P: 9	R: 3 E: 1 K: 1 S: 10	H: 5 LOB: 3 BB: 1 P: 14	R: 1 E: 0 K: 0 S: 5	H: 2 LOB: 1 BB: 0 P: 5	1B: 10 2B: 5 3B: 1 HR: 0	SF: 0 SAC: 0 DP: 2 HBP: 0	WP: 0 PB: 0 SB: 1 CS: 0	PA: 43							
PITCHER	IP	WLS	BF	H	R	ER	SO	BB	IBB	HBP	BLK	WP	HR	S	P	ERA	WHIP										
Chuck Hockenbery, R ERA: 4.68 (1, 1)	6.1	L	25	7	4	3	1	1	0	0	0	0	0	26	30	4.26	1.263										
Don Kirkwood, R ERA: 2.7 (7, 1)	1.0		7	4	2	2	1	0	0	0	0	0	0	9	9	18.00	4.000										
Jim Brewer, L ERA: 3.63 (8, 1)	0.2		6	3	1	1	1	1	0	0	0	0	0	7	11	13.50	6.000										
Dick Lange, R ERA: 4.97 (9, 1)	1.0		5	2	1	1	0	0	0	0	0	0	0	5	5	9.00	2.000										

Detroit Tigers @ California Angels
 Anaheim Stadium, Anaheim, CA
 Sat Aug 16 1975, 10:05 PM EDT
 Att: 31,569 - Unknown

AB	41
R	8
H	16
RBI	7
BB	2
SO	3
LOB	19



Batter	1	2	3	4	5	6	7	8	9	AB	R	H	RBI	BB	SO	LOB	BOTTOM										
Morris Nettles, L OBP: 0.304, SLG: 0.278 (1, 9)										4	0	0	0	0	0	2											
Jerry Remy, L OBP: 0.314, SLG: 0.325 (1, 4)										4	0	0	0	0	1	0											
Mickey Rivers, L OBP: 0.344, SLG: 0.377 (1, 8)										3	0	0	0	1	0	0											
Adrian Garrett, L OBP: 0.246, SLG: 0.381 (1, 10)										4	0	0	0	0	2	1											
Dave Collins, S OBP: 0.365, SLG: 0.371 (1, 7)										4	0	0	0	0	1	2											
Bruce Bochte, L OBP: 0.353, SLG: 0.362 (1, 3)										2	0	0	0	1	0	1											
Dave Chalk, R OBP: 0.364, SLG: 0.367 (1, 5)										3	0	1	0	0	0	1											
Ellie Rodriguez, R OBP: 0.381, SLG: 0.297 (1, 2)										3	0	0	0	0	2	3											
Mike Miley, S OBP: 0.248, SLG: 0.245 (1, 6)										2	0	1	0	1	0	0											
Inning Stats	R: 0 E: 0 K: 0 S: 3	H: 0 LOB: 0 BB: 0 P: 3	R: 0 E: 1 K: 1 S: 6	H: 0 LOB: 1 BB: 0 P: 6	R: 0 E: 0 K: 1 S: 4	H: 0 LOB: 0 BB: 1 P: 8	R: 0 E: 1 K: 0 S: 4	H: 0 LOB: 1 BB: 0 P: 4	R: 0 E: 0 K: 0 S: 3	H: 0 LOB: 0 BB: 0 P: 3	R: 0 E: 0 K: 1 S: 5	H: 0 LOB: 0 BB: 0 P: 5	R: 0 E: 0 K: 2 S: 8	H: 1 LOB: 3 BB: 2 P: 16	R: 0 E: 0 K: 0 S: 3	H: 1 LOB: 0 BB: 0 P: 3	R: 0 E: 0 K: 1 S: 5	H: 0 LOB: 0 BB: 0 P: 5	1B: 2 2B: 0 3B: 0 HR: 0	SF: 0 SAC: 0 DP: 2 HBP: 0	WP: 0 PB: 0 SB: 0 CS: 0	PA: 32					
PITCHER	IP	WLS	BF	H	R	ER	SO	BB	IBB	HBP	BLK	WP	HR	S	P	ERA	WHIP										
Ray Bare, R ERA: 3.82 (1, 1)	9.0	W	32	2	0	0	6	3	0	0	0	0	0	41	53	0.00	0.556										

Detroit Tigers @ California Angels
 Anaheim Stadium, Anaheim, CA
 Sat Aug 16 1975, 10:05 PM EDT
 Att: 31,569 - Unknown


AB	29
R	0
H	2
RBI	0
BB	3
SO	6
LOB	10



Batter	1	2	3	4	5	6	7	8	9	AB	R	H	RBI	BB	SO	LOB	TOP					
Ron LeFlore, R OBP: 0.313, SLG: 0.374 (1, 8)										5	1	3	2	0	1	0						
John Knox, L OBP: 0.328, SLG: 0.290 (1, 4)										5	1	2	0	0	0	1						
Dan Meyer, L OBP: 0.306, SLG: 0.373 (1, 3)										5	0	0	1	0	1	3						
Willie Horton, R OBP: 0.321, SLG: 0.425 (1, 10)										3	0	1	0	1	1	0						
Bill Freehan, R OBP: 0.318, SLG: 0.422 (1, 2)										4	0	0	0	0	2	4						
Ben Oglivie, L OBP: 0.303, SLG: 0.388 (1, 7)										3	1	2	1	0	1	0						
Leon Roberts, R OBP: 0.323, SLG: 0.398 (1, 9)										4	1	1	0	0	1	3						
Aurelio Rodriguez, R OBP: 0.284, SLG: 0.384 (1, 5)										3	2	1	1	0	1	0						
Tom Verzyer, R OBP: 0.277, SLG: 0.300 (1, 6)										4	1	1	2	0	1	3						
Inning Stats	R: 2 E: 1 K: 2 S: 10	H: 2 LOB: 2 BB: 1 P: 14	R: 0 E: 0 K: 1 S: 5	H: 0 LOB: 0 BB: 0 P: 5	R: 0 E: 0 K: 0 S: 4	H: 1 LOB: 1 BB: 0 P: 4	R: 3 E: 0 K: 0 S: 6	H: 3 LOB: 0 BB: 0 P: 6	R: 0 E: 0 K: 1 S: 5	H: 0 LOB: 0 BB: 0 P: 5	R: 0 E: 1 K: 1 S: 9	H: 4 LOB: 2 BB: 0 P: 9	R: 0 E: 0 K: 2 S: 7	H: 0 LOB: 0 BB: 0 P: 7	R: 0 E: 0 K: 2 S: 7	H: 0 LOB: 0 BB: 0 P: 7	R: 0 E: 0 K: 0 S: 3	H: 1 LOB: 0 BB: 0 P: 3	1B: 9 2B: 1 3B: 0 HR: 1	SF: 1 SAC: 1 DP: 1 HBP: 0	WP: 0 PB: 0 SB: 1 CS: 0	PA: 39
PITCHER	IP WLS BF H R ER SO BB IBB HBP BLK WP HR S P ERA WHIP	IP WLS BF H R ER SO BB IBB HBP BLK WP HR S P ERA WHIP															IP WLS BF H R ER SO BB IBB HBP BLK WP HR S P ERA WHIP					
Ed Figueroa, R ERA: 2.65 (1, 1)	5.2 L 28 9 7 6 4 1 0 0 0 0 1 35 39 9.53 1.765	3.1 11 2 0 0 5 0 0 0 0 0 0 0 21 21 0.00 0.600																				
Andy Hassler, L ERA: 5.84 (6, 1)																						

Detroit Tigers @ California Angels
Anaheim Stadium, Anaheim, CA
Sun Aug 17 1975, 6:33 AM EDT
Att: 8,358 - Unknown

AB 36
R 7
H 11
RBI 7
BB 1
SO 9
LOB 14




livebaseballscores.com

Batter	1	2	3	4	5	6	7	8	9	AB	R	H	RBI	BB	SO	LOB	BOTTOM					
Dave Collins, S OBP: 0.364, SLG: 0.367 (1, 7)										3	0	0	0	1	1	3						
Jerry Remy, L OBP: 0.312, SLG: 0.322 (1, 4)										4	0	0	0	0	0	3						
Mickey Rivers, L OBP: 0.342, SLG: 0.373 (1, 8)										4	0	0	0	0	0	1						
Adrian Garrett, L OBP: 0.260, SLG: 0.388 (1, 10)										4	0	2	0	0	1	1						
Bruce Bochte, L OBP: 0.351, SLG: 0.360 (1, 3)										4	0	1	0	0	0	2						
Leroy Stanton, R OBP: 0.347, SLG: 0.413 (1, 9)										4	0	0	0	0	0	3						
Dave Chalk, R OBP: 0.361, SLG: 0.363 (1, 5)										4	0	0	0	0	0	1						
Ellie Rodriguez, R OBP: 0.382, SLG: 0.298 (1, 2)										3	0	1	0	1	1	1						
Mike Miley, S OBP: 0.250, SLG: 0.248 (1, 6)										3	0	1	0	0	0	1						
Inning Stats	R: 0 E: 0 K: 1 S: 5	H: 0 LOB: 1 BB: 1 P: 9	R: 0 E: 1 K: 1 S: 6	H: 0 LOB: 1 BB: 0 P: 6	R: 0 E: 0 K: 1 S: 5	H: 0 LOB: 0 BB: 0 P: 5	R: 0 E: 0 K: 0 S: 4	H: 1 LOB: 1 BB: 0 P: 4	R: 0 E: 0 K: 0 S: 4	H: 1 LOB: 2 BB: 1 P: 8	R: 0 E: 0 K: 0 S: 4	H: 1 LOB: 1 BB: 0 P: 4	R: 0 E: 0 K: 0 S: 4	H: 1 LOB: 1 BB: 0 P: 4	R: 0 E: 0 K: 0 S: 3	H: 0 LOB: 0 BB: 0 P: 3	R: 0 E: 0 K: 0 S: 3	H: 0 LOB: 0 BB: 0 P: 3	1B: 5 2B: 0 3B: 0 HR: 0	SF: 0 SAC: 0 DP: 0 HBP: 0	WP: 0 PB: 0 SB: 0 CS: 0	PA: 35
PITCHER	IP WLS BF H R ER SO BB IBB HBP BLK WP HR S P ERA WHIP	IP WLS BF H R ER SO BB IBB HBP BLK WP HR S P ERA WHIP															IP WLS BF H R ER SO BB IBB HBP BLK WP HR S P ERA WHIP					
Vern Ruhle, R ERA: 3.88 (1, 1)	9.0 W 35 5 0 0 3 2 0 0 0 0 0 39 47 0.00 0.778																					

Detroit Tigers @ California Angels
Anaheim Stadium, Anaheim, CA
Sun Aug 17 1975, 6:33 AM EDT
Att: 8,358 - Unknown

AB 33
R 0
H 5
RBI 0
BB 2
SO 3
LOB 16



livebaseballscores.com

Batter	1	2	3	4	5	6	7	8	9	10	11	12	13	14	15	AB	R	H	RBI	BB	SO	LOB	TOP														
Robin Yount, R OBP: 0.310, SLG: 0.356 (1, 9)																7	1	1	0	0	2	5	Milwaukee Brewers @ California Angels Anaheim Stadium, Anaheim, CA Tue Aug 19 1975, 10:05 PM EDT Att: 8,525 - Unknown livebaseballscorecards.com														
Bobby Mitchell, R OBP: 0.345, SLG: 0.481 Jack Lind, S OBP: 0.143, SLG: 0.077 (1, 7) (7, 3)																3	1	1	2	0	0	0															
Darrell Porter, L OBP: 0.367, SLG: 0.430 (1, 2)																6	1	2	0	1	1	0															
Hank Aaron, R OBP: 0.329, SLG: 0.360 Sixto Lezcano, R OBP: 0.318, SLG: 0.377 (1, 10) (10, PR)																3	0	0	1	1	0	1															
Charlie Moore, R OBP: 0.331, SLG: 0.403 (1, 9)																7	0	2	0	0	1	3															
Kurt Bevacqua, R OBP: 0.269, SLG: 0.265 (1, 5)																6	0	1	1	1	1	3															
Pedro Garcia, R OBP: 0.274, SLG: 0.324 (1, 4)																7	0	2	0	0	2	6															
Mike Hegan, L OBP: 0.386, SLG: 0.426 Don Money, R OBP: 0.256, SLG: 0.401 Bill Sharp, L OBP: 0.283, SLG: 0.313 (1, 3) (7, PH) (7, 7)																2	0	1	0	0	1	0															
Gorman Thomas, R OBP: 0.286, SLG: 0.408 (1, 8)																1	0	0	0	0	0	0															
Inning Stats	R: 1 E: 0 K: 0 S: 4	H: 1 LOB: 1 BB: 1 P: 8	R: 0 E: 0 K: 2 S: 8	H: 1 LOB: 1 BB: 0 P: 8	R: 0 E: 0 K: 3 S: 3	H: 0 LOB: 0 BB: 0 P: 3	R: 0 E: 0 K: 1 S: 6	H: 1 LOB: 1 BB: 0 P: 6	R: 0 E: 0 K: 1 S: 5	H: 0 LOB: 0 BB: 0 P: 5	R: 1 E: 0 K: 2 S: 9	H: 2 LOB: 2 BB: 1 P: 13	R: 2 E: 0 K: 2 S: 9	H: 2 LOB: 0 BB: 1 P: 9	R: 0 E: 0 K: 0 S: 3	H: 0 LOB: 1 BB: 1 P: 7	R: 0 E: 0 K: 1 S: 6	H: 1 LOB: 1 BB: 0 P: 6	R: 0 E: 0 K: 1 S: 5	H: 0 LOB: 2 BB: 0 P: 5	R: 0 E: 0 K: 1 S: 5	H: 0 LOB: 1 BB: 1 P: 9		R: 0 E: 0 K: 0 S: 3	H: 0 LOB: 0 BB: 0 P: 3	R: 0 E: 0 K: 2 S: 8	H: 1 LOB: 2 BB: 1 P: 12	R: 0 E: 0 K: 1 S: 5	H: 0 LOB: 0 BB: 0 P: 5	R: 0 E: 0 K: 0 S: 4	H: 0 LOB: 0 BB: 0 P: 5	R: 0 E: 0 K: 0 S: 4	H: 1 LOB: 1 BB: 0 P: 4	1B: 9 2B: 2 3B: 0 HR: 1	SF: 1 SAC: 2 DP: 0 HBP: 0	WP: 0 PB: 0 CS: 0	PA: 62
Frank Tanana, L ERA: 2.6 Mickey Scott, L ERA: 3.49 (1, 1) (13, 1)	IP: 12.0 WLS: 4 BF: 50 H: 10 R: 4 ER: 4 SO: 10 BB: 4 IBB: 0 HBP: 0 BLK: 0 WP: 0 HR: 1 S: 6 P: 82 ERA: 3.00 WHIP: 1.167	PITCHER																																			

Batter	1	2	3	4	5	6	7	8	9	10	11	12	13	14	15	AB	R	H	RBI	BB	SO	LOB	BOTTOM				
Dave Collins, S OBP: 0.361, SLG: 0.364 (1, 7)																6	1	2	0	0	0	2	Milwaukee Brewers @ California Angels Anaheim Stadium, Anaheim, CA Tue Aug 19 1975, 10:05 PM EDT Att: 8,525 - Unknown livebaseballscorecards.com				
Jerry Remy, L OBP: 0.310, SLG: 0.321 (1, 4)																6	1	1	0	0	0	5					
Mickey Rivers, L OBP: 0.339, SLG: 0.371 (1, 8)															5	0	1	1	0	0	1						
Adrian Garrett, L OBP: 0.266, SLG: 0.421 (1, 10)															5	0	0	0	0	0	1						
Bruce Bochte, L OBP: 0.349, SLG: 0.358 (1, 3)															6	0	1	0	0	0	1						
Leroy Stanton, R OBP: 0.351, SLG: 0.436 (1, 9)																6	2	3	1	0	1	1					
Dave Chalk, R OBP: 0.356, SLG: 0.363 (1, 5)															6	0	1	0	0	0	2						
Ellie Rodriguez, R OBP: 0.376, SLG: 0.292 Bobby Valentine, R OBP: 0.333, SLG: 0.321 Rudy Meoli, L OBP: 0.306, SLG: 0.237 Ike Hamilton, S OBP: 0.250, SLG: 0.203 (1, 2) (7, PH) (7, PR) (8, 2)															2	0	0	0	0	0	1						
Mike Miley, S OBP: 0.248, SLG: 0.271 (1, 6)																1	0	1	0	0	0	0					
Inning Stats	R: 2 E: 2 K: 0 S: 5	H: 1 LOB: 0 BB: 0 P: 5	R: 0 E: 0 K: 0 S: 3	H: 0 LOB: 0 BB: 0 P: 3	R: 0 E: 0 K: 1 S: 6	H: 1 LOB: 1 BB: 0 P: 6	R: 1 E: 0 K: 0 S: 5	H: 2 LOB: 1 BB: 0 P: 5	R: 0 E: 0 K: 0 S: 3	H: 0 LOB: 0 BB: 0 P: 3	R: 0 E: 0 K: 0 S: 3	H: 0 LOB: 0 BB: 0 P: 3	R: 1 E: 0 K: 0 S: 3	H: 1 LOB: 0 BB: 0 P: 3	R: 0 E: 0 K: 0 S: 3	H: 0 LOB: 0 BB: 0 P: 3	R: 0 E: 0 K: 0 S: 3	H: 1 LOB: 0 BB: 0 P: 3	R: 0 E: 0 K: 0 S: 3	H: 0 LOB: 0 BB: 0 P: 3	R: 1 E: 0 K: 0 S: 1	H: 1 LOB: 0 BB: 0 P: 1		1B: 8 2B: 2 3B: 1 HR: 2	SF: 1 SAC: 1 DP: 2 HBP: 0	WP: 0 PB: 0 CS: 0	PA: 54
Jim Colborn, R ERA: 3.87 Rick Austin, L ERA: 3.45 (1, 1) (12, 1)	IP: 11.0 WLS: 3 BF: 44 H: 10 R: 4 ER: 2 SO: 3 BB: 0 IBB: 0 HBP: 0 BLK: 0 WP: 0 HR: 1 S: 5 P: 50 ERA: 1.64 WHIP: 0.909	PITCHER																									

Batter	1	2	3	4	5	6	7	8	9	AB	R	H	RBI	BB	SO	LOB	TOP								
Bob Sheldon, L OBP: 0.390, SLG: 0.421 (1, 4)										4	0	1	0	0	1	2									
Robin Yount, R OBP: 0.309, SLG: 0.358 (1, 6)										4	0	1	1	0	0	1									
Darrell Porter, L OBP: 0.366, SLG: 0.425 (1, 10)										3	0	0	0	1	1	2									
Mike Hegan, L OBP: 0.379, SLG: 0.417 Don Money, R OBP: 0.305, SLG: 0.400 (9, PH)										3	0	0	0	0	1	2									
Charlie Moore, R OBP: 0.335, SLG: 0.397 (1, 2)										2	0	0	0	2	0	0									
Bobby Mitchell, R OBP: 0.338, SLG: 0.471 (1, 7)										4	0	0	0	0	2	4									
Bill Sharp, L OBP: 0.284, SLG: 0.317 (1, 9)										3	1	1	0	0	1	0									
Kurt Bevacqua, R OBP: 0.270, SLG: 0.262 (1, 5)										2	0	0	0	1	2	0									
Gorman Thomas, R OBP: 0.282, SLG: 0.402 (1, 8)										3	0	0	0	0	2	2									
Inning Stats	R: 0 E: 0 K: 1 S: 6	H: 1 LOB: 3 BB: 2 P: 14	R: 0 E: 0 K: 3 S: 9	H: 0 LOB: 0 BB: 0 P: 9	R: 0 E: 0 K: 1 S: 3	H: 0 LOB: 0 BB: 0 P: 3	R: 0 E: 0 K: 1 S: 5	H: 0 LOB: 0 BB: 0 P: 5	R: 0 E: 0 K: 1 S: 3	H: 0 LOB: 0 BB: 0 P: 3	R: 0 E: 0 K: 1 S: 5	H: 0 LOB: 0 BB: 0 P: 5	R: 0 E: 0 K: 1 S: 5	H: 0 LOB: 0 BB: 0 P: 5	R: 1 E: 0 K: 3 S: 11	H: 2 LOB: 2 BB: 1 P: 15	R: 0 E: 0 K: 1 S: 4	H: 0 LOB: 0 BB: 1 P: 8	1B: 1 2B: 2 3B: 0 HR: 0	SF: 0 SAC: 0 DP: 1 HBP: 0	WP: 0 PB: 1 SB: 0 CS: 0	PA: 33			
PITCHER	IP	WLS	BF	H	R	ER	SO	BB	IBB	HBP	BLK	WP	HR	S	P	ERA	WHIP								
Nolan Ryan, R ERA: 3.52	(1, 1)	7.2	W	29	3	1	1	9	3	0	0	0	0	44	56	1.17	0.783								
Andy Hassler, L ERA: 5.75	(8, 1)	1.1		4	0	0	0	2	1	0	0	0	0	7	11	0.00	0.750								

Milwaukee Brewers @ California Angels
Anaheim Stadium, Anaheim, CA
Wed Aug 20 1975, 6:33 AM EDT
Att: 8,398 - Unknown

AB 29
R 1
H 3
RBI 1
BB 4
SO 11
LOB 13

Batter	1	2	3	4	5	6	7	8	9	AB	R	H	RBI	BB	SO	LOB	BOTTOM								
Dave Collins, S OBP: 0.359, SLG: 0.361 (1, 7)										5	1	1	0	0	0	2									
Jerry Remy, L OBP: 0.311, SLG: 0.320 (1, 4)										2	0	0	0	2	0	0									
Mickey Rivers, L OBP: 0.338, SLG: 0.370 (1, 8)										4	0	1	2	0	0	3									
Adrian Garrett, L OBP: 0.294, SLG: 0.468 John Balaz, R OBP: 0.344, SLG: 0.484 (6, PH)										1	2	1	1	2	0	0									
Bruce Bochte, L OBP: 0.352, SLG: 0.360 (1, 3)										4	1	2	0	0	0	0									
Leroy Stanton, R OBP: 0.351, SLG: 0.435 (1, 9)										3	0	1	0	0	0	2									
Dave Chalk, R OBP: 0.355, SLG: 0.360 (1, 5)										3	1	0	0	1	0	1									
Ellie Rodriguez, R OBP: 0.375, SLG: 0.293 (1, 2)										3	0	1	1	0	0	0									
Mike Miley, S OBP: 0.263, SLG: 0.275 (1, 6)										2	1	1	0	2	1	0									
Inning Stats	R: 0 E: 0 K: 0 S: 3	H: 0 LOB: 0 BB: 0 P: 3	R: 3 E: 1 K: 0 S: 5	H: 1 LOB: 3 BB: 4 P: 21	R: 1 E: 0 K: 0 S: 4	H: 2 LOB: 0 BB: 0 P: 4	R: 0 E: 0 K: 1 S: 5	H: 0 LOB: 0 BB: 0 P: 5	R: 0 E: 0 K: 1 S: 4	H: 1 LOB: 2 BB: 1 P: 8	R: 2 E: 0 K: 0 S: 6	H: 4 LOB: 2 BB: 1 P: 10	R: 0 E: 0 K: 0 S: 3	H: 0 LOB: 0 BB: 0 P: 3	R: 0 E: 0 K: 0 S: 2	H: 0 LOB: 0 BB: 1 P: 6	R: 0 E: 0 K: 0 S: 2	H: 0 LOB: 0 BB: 1 P: 6	1B: 7 2B: 1 3B: 0 HR: 1	SF: 1 SAC: 1 DP: 2 HBP: 0	WP: 0 PB: 0 SB: 0 CS: 0	PA: 37			
PITCHER	IP	WLS	BF	H	R	ER	SO	BB	IBB	HBP	BLK	WP	HR	S	P	ERA	WHIP								
Jim Slaton, R ERA: 4.12	(1, 1)	5.2	L	28	7	6	4	1	4	1	0	0	0	25	45	6.35	1.941								
Bill Travers, L ERA: 4.1	(6, 1)	1.1		6	1	0	0	0	1	0	0	0	0	5	9	0.00	1.500								
Eduardo Rodriguez, R ERA: 3.18	(8, 1)	1.0		3	0	0	0	0	1	0	0	0	0	2	6	0.00	1.000								


Milwaukee Brewers @ California Angels
Anaheim Stadium, Anaheim, CA
Wed Aug 20 1975, 6:33 AM EDT
Att: 8,398 - Unknown

AB 28
R 6
H 8
RBI 4
BB 7
SO 1
LOB 10

Batter	1	2	3	4	5	6	7	8	9	AB	R	H	RBI	BB	SO	LOB	TOP			
Dave Collins, S (1, 7) OBP: 0.354, SLG: 0.355	G3		F9		5-3			F7		4	0	0	0	0	0	1	California Angels @ New York Yankees Shea Stadium, Flushing, NY Fri Aug 22, 1975, 7:05 PM EDT Att: 15,300 - Unknown - 80 F			
Jerry Remy, L (1, 4) OBP: 0.311, SLG: 0.318	4-3			L3		6-3		BB		3	0	0	0	1	0					
Mickey Rivers, L (1, 8) OBP: 0.338, SLG: 0.369	G3			1B		2-3		F9		4	1	1	0	0	1					
Adrian Garrett, L (1, 10) OBP: 0.292, SLG: 0.457		K		1B		4-3		F2		4	0	1	1	0	1					
Bruce Bochte, L (1, 3) OBP: 0.350, SLG: 0.358	6-3			1B				F8		4	0	1	0	0	0					
Leroy Stanton, R (1, 9) OBP: 0.350, SLG: 0.433	F7			K				K		4	1	1	0	0	2					
Dave Chalk, R (1, 5) OBP: 0.352, SLG: 0.356			5-3	K				K		4	0	0	0	0	2					
Ellie Rodriguez, R (1, 2) OBP: 0.376, SLG: 0.295										2	0	1	1	1	0					
Mike Miley, S (1, 6) OBP: 0.257, SLG: 0.268										3	0	0	0	0	2					
Inning Stats	R: 0 E: 0 K: 0 S: 3	H: 0 LOB: 0 BB: 0 P: 3	R: 0 E: 0 K: 1 S: 5	H: 0 LOB: 0 BB: 0 P: 5	R: 0 E: 0 K: 1 S: 5	H: 0 LOB: 1 BB: 1 P: 9	R: 1 E: 0 K: 2 S: 10	H: 3 LOB: 0 BB: 0 P: 10	R: 0 E: 0 K: 1 S: 5	H: 0 LOB: 0 BB: 0 P: 3	R: 1 E: 0 K: 0 S: 5	H: 2 LOB: 1 BB: 0 P: 5	R: 0 E: 0 K: 0 S: 3	H: 0 LOB: 1 BB: 1 P: 7	R: 0 E: 0 K: 2 S: 7	H: 0 LOB: 0 BB: 0 P: 7		1B: 5 2B: 0 3B: 0 HR: 0	SF: 0 SAC: 0 DP: 0 HBP: 0	WP: 0 PB: 0 SB: 2 CS: 0
PITCHER Caffish Hunter, R (1, 1) ERA: 2.83	IP: 9.0 WLS: W BF: 34 H: 5 R: 2 ER: 2 SO: 7 BB: 2 IBB: 0 HBP: 0 BLK: 0 WP: 0 HR: 0 S: 46 P: 54 ERA: 2.00 WHIP: 0.778																			

Batter	1	2	3	4	5	6	7	8	9	AB	R	H	RBI	BB	SO	LOB	BOTTOM			
Bobby Bonds, R (1, 9) OBP: 0.356, SLG: 0.483	1B		K			K				3	0	1	1	1	2	0	California Angels @ New York Yankees Shea Stadium, Flushing, NY Fri Aug 22, 1975, 7:05 PM EDT Att: 15,300 - Unknown - 80 F			
Roy White, S (1, 7) OBP: 0.369, SLG: 0.424	BB					G3		1B		4	0	1	0	0	1					
Graig Nettles, L (1, 5) OBP: 0.323, SLG: 0.426	1B					F9		4-1		3	1	0	0	1	2					
Thurman Munson, R (1, 2) OBP: 0.364, SLG: 0.420	K					F9				3	1	1	0	1	0					
Chris Chambliss, L (1, 3) OBP: 0.333, SLG: 0.431	G4-3					4-3		BB		3	1	1	0	1	0					
Ed Herrmann, L (1, 10) OBP: 0.318, SLG: 0.373						4-3				3	1	2	3	1	0					
Alex Johnson, R (7, FR) OBP: 0.299, SLG: 0.347	K					1B				1	1	0	0	0	0					
Sandy Alomar Sr., S (1, 4) OBP: 0.297, SLG: 0.268	K					P1				3	0	1	0	0	1					
Rich Coggins, L (1, 8) OBP: 0.246, SLG: 0.281										2	0	0	0	0	1					
Lou Piniella, R (7, PH) OBP: 0.276, SLG: 0.237										1	0	0	0	0	0					
Rick Bladt, R (8, 8) OBP: 0.265, SLG: 0.194										0	0	0	0	0	0					
Fred Stanley, R (1, 6) OBP: 0.276, SLG: 0.222										2	0	0	1	0	1					
Inning Stats	R: 0 E: 0 K: 1 S: 5	H: 1 LOB: 1 BB: 1 P: 9	R: 0 E: 0 K: 2 S: 7	H: 0 LOB: 0 BB: 0 P: 7	R: 0 E: 0 K: 1 S: 5	H: 0 LOB: 0 BB: 0 P: 5	R: 1 E: 0 K: 0 S: 4	H: 1 LOB: 1 BB: 1 P: 8	R: 0 E: 0 K: 2 S: 7	H: 0 LOB: 0 BB: 0 P: 7	R: 0 E: 0 K: 1 S: 5	H: 0 LOB: 0 BB: 0 P: 5	R: 4 E: 1 K: 0 S: 8	H: 5 LOB: 2 BB: 0 P: 8	R: 0 E: 0 K: 1 S: 4	H: 0 LOB: 1 BB: 2 P: 12	1B: 5 2B: 2 3B: 0 HR: 1	SF: 1 SAC: 0 DP: 2 HBP: 0	WP: 0 PB: 0 SB: 2 CS: 0	PA: 33
PITCHER Ed Figueroa, R (1, 1) ERA: 2.76 Mickey Scott, L (7, 1) ERA: 3.69 Don Kirkwood, R (7, 1) ERA: 2.55	IP: 6.0 WLS: L BF: 24 H: 5 R: 4 ER: 4 SO: 7 BB: 2 IBB: 0 HBP: 0 BLK: 0 WP: 0 HR: 1 S: 36 P: 44 ERA: 6.00 WHIP: 1.167																			

California Angels @ New York Yankees
Shea Stadium, Flushing, NY
Fri Aug 22, 1975, 7:05 PM EDT
Att: 15,300 - Unknown - 80 F



California Angels @ New York Yankees
Shea Stadium, Flushing, NY
Fri Aug 22, 1975, 7:05 PM EDT
Att: 15,300 - Unknown - 80 F



AB	32
R	2
H	5
RBI	2
BB	2
SO	7
LOB	10

AB	28
R	5
H	7
RBI	5
BB	4
SO	8
LOB	11

Batter	1	2	3	4	5	6	7	8	9	AB	R	H	RBI	BB	SO	LOB	TOP			
Jerry Remy, L OBP: 0.306, SLG: 0.316 Winston Lianas, R OBP: 0.248, SLG: 0.214 (5, PH) (5, 4)	0-3 K		0-0 F8		4-0 1B BB		0-0 F7			2	0	0	0	0	1	0	California Angels @ New York Yankees Shea Stadium, Flushing, NY Sat Aug 23 1975, 3:33 AM EDT Att: 15,509 - Unknown - 77 F			
Mickey Rivers, L OBP: 0.337, SLG: 0.368 (1, 8)	0-0 5-3		0-0 4-3		0-0 BB		0-0 1B		0-0 G1	4	0	1	2	0	0	0				
Leroy Stanton, R OBP: 0.349, SLG: 0.434 (1, 9)	0-0 F8			0-0 2B	0-0 K			0-0 4-3	4	0	1	0	0	1	2					
John Balaz, R OBP: 0.338, SLG: 0.470 (1, 7)		0-0 5-3 1B		0-0 F7	0-0 F7			0-0 K	4	1	1	0	0	1	3					
Dave Chalk, R OBP: 0.349, SLG: 0.353 (1, 5)		0-0 5-3		0-0 F4		0-0 F3		0-0 F9	4	0	0	0	0	0	2					
Bruce Bochte, L OBP: 0.349, SLG: 0.354 (1, 3)		4-0 1B E BB		0-0 F5		0-0 F7		0-3 K	3	1	0	0	1	1	1					
Bobby Valentine, R OBP: 0.353, SLG: 0.344 (1, 10)		0-0 E8 1B			0-0 BB 1B		0-0 F9		0-0 F8	4	1	2	1	0	0	0				
Ellie Rodriguez, R OBP: 0.374, SLG: 0.290 (1, 2)		0-0 9-2			0-0 F9		0-0 F9			3	0	0	0	0	0	2				
Mike Miley, S OBP: 0.259, SLG: 0.264 (1, 6)			0-0 5-3		4-0 1B BB		0-0 6-3			2	1	0	0	1	0	0				
Inning Stats	R: 0 E: 0 K: 1 S: 5	H: 0 LOB: 0 BB: 0 P: 5	R: 2 E: 1 K: 0 S: 4	H: 2 LOB: 0 BB: 1 P: 8	R: 0 E: 0 K: 0 S: 3	H: 0 LOB: 0 BB: 0 P: 3	R: 0 E: 0 K: 0 S: 4	H: 1 LOB: 1 BB: 0 P: 4	R: 2 E: 0 K: 1 S: 7	H: 2 LOB: 2 BB: 2 P: 15	R: 0 E: 0 K: 0 S: 3	H: 0 LOB: 0 BB: 0 P: 3	R: 0 E: 0 K: 1 S: 5	H: 0 LOB: 0 BB: 0 P: 5	R: 0 E: 0 K: 1 S: 5	H: 0 LOB: 0 BB: 0 P: 5		1B: 4 2B: 2 3B: 0 HR: 0	SF: 0 SAC: 0 DP: 1 HBP: 0	WP: 0 PB: 0 SB: 0 CS: 0
PITCHER Larry Gura, L ERA: 3.39 (1, 1)	IP: 9.0 WLS: W BF: 34 H: 5 R: 4 ER: 3 SO: 4 BB: 3 IBB: 0 HBP: 0 BLK: 0 WP: 0 HR: 0 S: 39 P: 51 ERA: 3.00 WHIP: 0.889																			

Batter	1	2	3	4	5	6	7	8	9	AB	R	H	RBI	BB	SO	LOB	BOTTOM			
Bobby Bonds, R OBP: 0.360, SLG: 0.492 Walt Williams, R OBP: 0.294, SLG: 0.366 (7, 9)	4-0 FC1-6 BB	0-0 HR		0-0 L6		0-0 1B 2B		0-0 6-3		3	2	2	3	1	0	2	California Angels @ New York Yankees Shea Stadium, Flushing, NY Sat Aug 23 1975, 3:33 AM EDT Att: 15,509 - Unknown - 77 F			
Sandy Alomar Sr., S OBP: 0.259, SLG: 0.267 (1, 4)	4-0 FC1-6 BB	0-0 4-3		0-0 1B		0-0 F8		0-0 F6	4	0	1	0	1	0	1					
Roy White, S OBP: 0.369, SLG: 0.424 (1, 7)	0-0 FC1-6 1B	0-0 G3		0-0 1B		0-0 2B		0-0 F8	5	2	2	1	0	0	2					
Thurman Munson, R OBP: 0.367, SLG: 0.424 (1, 2)	0-0 HR		4-0 G6-3 BB		0-0 6-3		0-0 2B		0-0 2B	3	2	2	2	1	0	0				
Graig Nettles, L OBP: 0.327, SLG: 0.442 (1, 5)	0-0 HR		0-0 F8		0-0 3B		0-0 2B		0-0 2B	4	1	3	4	0	0	1				
Chris Chambliss, L OBP: 0.330, SLG: 0.427 (1, 3)	0-0 F9		0-0 G6-3		0-0 6-3		0-0 4-3			4	0	0	0	0	0	3				
Ed Herrmann, L OBP: 0.320, SLG: 0.394 Lou Piniella, R OBP: 0.274, SLG: 0.235 (5, PH)		0-0 F9		0-0 HR		0-0 F3		0-0 F9	2	1	1	1	0	0	0	0				
Rich Coggins, L OBP: 0.257, SLG: 0.281 Rick Badt, R OBP: 0.305, SLG: 0.333 (6, 8)		4-0 1B HR BB		4-0 1B BB		0-0 HR		0-0 G6-4-3 1B	0	1	0	0	2	0	0	0				
Fred Stanley, R OBP: 0.280, SLG: 0.228 (1, 6)		0-0 HR		0-0 1B		0-0 5-3		0-0 G6-4-3	4	2	2	0	0	0	1					
Inning Stats	R: 3 E: 0 K: 0 S: 4	H: 2 LOB: 2 BB: 2 P: 12	R: 3 E: 0 K: 0 S: 5	H: 2 LOB: 1 BB: 1 P: 9	R: 0 E: 0 K: 0 S: 2	H: 0 LOB: 0 BB: 1 P: 6	R: 2 E: 0 K: 0 S: 5	H: 4 LOB: 1 BB: 1 P: 9	R: 0 E: 0 K: 0 S: 4	H: 1 LOB: 1 BB: 0 P: 4	R: 4 E: 0 K: 0 S: 8	H: 5 LOB: 1 BB: 0 P: 8	R: 0 E: 0 K: 0 S: 3	H: 1 LOB: 0 BB: 0 P: 3	R: 0 E: 0 K: 0 S: 3	H: 0 LOB: 0 BB: 0 P: 3		1B: 8 2B: 2 3B: 1 HR: 4	SF: 0 SAC: 0 DP: 2 HBP: 0	WP: 1 PB: 0 SB: 1 CS: 0
PITCHER Bill Singer, R ERA: 4.66 Andy Hassler, L ERA: 5.94 Chuck Hockenbery, R ERA: 4.65 (1, 1) (4, 1) (6, 1)	IP: 3.0 WLS: L BF: 17 H: 7 R: 3 ER: 3 SO: 0 BB: 0 IBB: 0 HBP: 0 BLK: 0 WP: 0 HR: 3 S: 12 P: 32 ERA: 24.00 WHIP: 3.333																			

Batter	1	2	3	4	5	6	7	8	9	AB	R	H	RBI	BB	SO	LOB	TOP								
Mickey Rivers, L OBP: 0.338, SLG: 0.368 (1, 8)	F6		K				E5		4-3	5	1	1	0	0	1	0	California Angels @ New York Yankees Shea Stadium, Flushing, NY Sun Aug 24 1975, 3:38 AM EDT Att: 30,656 - Unknown								
Bobby Valentins, R OBP: 0.395, SLG: 0.368 Dave Collins, S OBP: 0.354, SLG: 0.355 (1, 10) (9, FR)	F9			G6-4-3 BB	SF9		CS			3	0	2	1	1	0	0									
Leroy Stanton, R OBP: 0.348, SLG: 0.430 (1, 9)	4-3			G6-4-3 1-2	6-3		CS	E9 SH5-3 SF7	K	5	1	0	0	0	1	3									
John Balaz, R OBP: 0.316, SLG: 0.459 (1, 7)		F9		E5		K		SH5-3		3	0	0	0	0	1	0									
Dave Chalk, R OBP: 0.353, SLG: 0.353 (1, 5)		2B BB		E5 BB		FC6-4 BB		BB IBB		1	1	0	0	3	0	1									
Bruce Bochte, L OBP: 0.352, SLG: 0.356 (1, 3)		1-H 2B		1-2 BB		F8		1-2 BB		2	0	1	1	2	0	1									
Winston Lienes, R OBP: 0.241, SLG: 0.208 Jerry Remy, L OBP: 0.310, SLG: 0.317 (1, 4) (6, 4)	F7			F7		FC6-4 1-2		SF7		3	0	0	0	0	0	4									
Andy Etchebarren, R OBP: 0.229, SLG: 0.318 (1, 2)			6-3			FC3-6 BB		K	4-3	3	0	0	0	1	1	2									
Mike Miley, S OBP: 0.257, SLG: 0.284 (1, 6)			4-3		FC3-6 2B SF9		5-3		K	4	1	0	0	0	1	1									
Inning Stats	R: 0 E: 0 K: 0 S: 3	H: 0 LOB: 0 BB: 0 P: 3	R: 1 E: 0 K: 0 S: 3	H: 1 LOB: 0 BB: 1 P: 7	R: 0 E: 0 K: 1 S: 5	H: 0 LOB: 0 BB: 0 P: 5	R: 0 E: 2 K: 0 S: 4	H: 0 LOB: 3 BB: 2 P: 12	R: 1 E: 0 K: 1 S: 4	H: 1 LOB: 1 BB: 1 P: 8	R: 0 E: 0 K: 1 S: 5	H: 0 LOB: 1 BB: 1 P: 9	R: 1 E: 1 K: 1 S: 6	H: 1 LOB: 0 BB: 0 P: 6	R: 1 E: 1 K: 0 S: 4	H: 0 LOB: 2 BB: 2 P: 12		R: 0 E: 0 K: 2 S: 8	H: 1 LOB: 1 BB: 0 P: 8	1B: 2 2B: 2 3B: 0 HR: 0	SF: 2 SAC: 1 DP: 1 HBP: 0	WP: 0 PB: 0 SB: 1 CS: 1	PA: 40		
PITCHER	IP	WLS	BF	H	R	ER	SO	BB	IBB	HBP	BLK	WP	HR	S	P	ERA	WHIP								
Tippy Martinez, L ERA: 3.74 Sparky Lyle, L ERA: 3.16 (1, 1) (8, 1)	7.1	L	33	3	4	2	3	6	1	0	0	0	0	32	60	2.46	1.227								

Batter	1	2	3	4	5	6	7	8	9	AB	R	H	RBI	BB	SO	LOB	BOTTOM								
Walt Williams, R OBP: 0.302, SLG: 0.377 (1, 9)			K		5-3		SH1-4 1B	F7-4		5	0	2	0	0	1	3	California Angels @ New York Yankees Shea Stadium, Flushing, NY Sun Aug 24 1975, 3:38 AM EDT Att: 30,656 - Unknown								
Sandy Alomar Sr., S OBP: 0.256, SLG: 0.264 (1, 4)	P1		K		K		SH1-4		F8	4	0	0	0	0	2	2									
Roy White, S OBP: 0.371, SLG: 0.423 (1, 7)		BB			S 1B		L6		2B 1B	3	0	2	1	2	0	2									
Thurman Munson, R OBP: 0.362, SLG: 0.417 (1, 10)	K		K		F7		K		F9	5	0	0	0	0	3	7									
Graig Nettles, L OBP: 0.327, SLG: 0.449 (1, 5)	K			3-4-1		F8		HR	2B	5	1	2	1	0	1	2									
Chris Chambliss, L OBP: 0.333, SLG: 0.429 (1, 3)		4-3 BB		F8 2B		WP 1B		G3	5-3	4	0	2	0	1	0	2									
Ed Herrmann, L OBP: 0.318, SLG: 0.409 (1, 2)		F8		F8		K		HR		4	1	1	1	0	1	3									
Rich Coggins, L OBP: 0.252, SLG: 0.275 Bobby Bonds, R OBP: 0.391, SLG: 0.489 (1, 8) (8, PH) (9, 8)		4-3		K		6-3		F7-4 BB BB		3	0	0	0	0	1	3									
Jim Mason, L OBP: 0.212, SLG: 0.214 (1, 6)		4-3			1B 2B		SH1-4 1B BB		1-2 BB	2	1	1	0	2	0	1									
Inning Stats	R: 0 E: 0 K: 2 S: 8	H: 1 LOB: 2 BB: 1 P: 12	R: 0 E: 0 K: 0 S: 3	H: 0 LOB: 1 BB: 1 P: 7	R: 0 E: 0 K: 3 S: 9	H: 0 LOB: 1 BB: 1 P: 13	R: 0 E: 0 K: 1 S: 6	H: 1 LOB: 1 BB: 0 P: 6	R: 1 E: 0 K: 1 S: 7	H: 2 LOB: 1 BB: 0 P: 7	R: 0 E: 0 K: 1 S: 6	H: 1 LOB: 1 BB: 0 P: 6	R: 0 E: 0 K: 1 S: 6	H: 1 LOB: 2 BB: 1 P: 10	R: 2 E: 0 K: 0 S: 4	H: 2 LOB: 2 BB: 2 P: 12		R: 0 E: 0 K: 0 S: 5	H: 2 LOB: 2 BB: 0 P: 5	1B: 4 2B: 5 3B: 0 HR: 2	SF: 0 SAC: 1 DP: 1 HBP: 0	WP: 1 PB: 0 SB: 1 CS: 0	PA: 42		
PITCHER	IP	WLS	BF	H	R	ER	SO	BB	IBB	HBP	BLK	WP	HR	S	P	ERA	WHIP								
Nolan Ryan, R ERA: 3.45 Mickey Scott, L ERA: 3.44 Dick Lange, R ERA: 5.15 Chuck Hockenbery, R ERA: 4.63 Jim Brewer, L ERA: 3.96 (1, 1) (7, 1) (7, 1) (8, 1) (8, 1)	6.0	W	28	6	1	1	8	4	0	0	0	0	0	2	2	0.00	0.000								

Batter	1	2	3	4	5	6	7	8	9	AB	R	H	RBI	BB	SO	LOB	TOP							
Jerry Remy, L OBP: 0.310, SLG: 0.318 (1, 4)	0-0 4-3 E 1B		0-3 K		0-0 F5		0-0 FC1-5 E	0-0 4-3 1B		5	0	2	1	0	1	2								
Mickey Rivers, L OBP: 0.337, SLG: 0.366 (1, 8)	0-0 P7		0-0 4-3 1B			0-0 F9	0-0 F8	0-0 4-3		5	0	1	1	0	0	5								
Bruce Bochte, L OBP: 0.346, SLG: 0.350 (1, 3)	0-0 4-3		0-0 4-3			0-0 P7	0-0 E5	0-0 L1		5	0	0	0	0	0	6								
Adrian Garrett, L OBP: 0.293, SLG: 0.446 Bobby Valentine, R OBP: 0.376, SLG: 0.350 (7, PH)	4-0 BB			0-0 F8		0-0 F3	0-0 F4		0-3 K	2	0	0	0	1	0	0								
Leroy Stanton, R OBP: 0.346, SLG: 0.425 (1, 9)	0-3 K			0-0 5-3			4-0 1B 1B BB	0-0 E5 1B SH1-3 SH	0-3 K	4	2	0	0	1	2	2								
Dave Chalk, R OBP: 0.354, SLG: 0.354 (1, 5)		0-0 F7		0-0 F8			0-0 1B 1B	0-0 SH1-3	0-0 BB 1B	4	1	2	0	0	0	0								
John Balaz, R OBP: 0.308, SLG: 0.447 Dave Collins, S OBP: 0.360, SLG: 0.355 (7, PH)	0-3 K				0-0 P8		4-0 1B 1B BB	4-0 SH 1B IBB	4-0 FC6-4 BB	2	0	0	0	0	1	0								
Andy Etchebarren, R OBP: 0.264, SLG: 0.408 (1, 2)	0-0 F9				0-0 HR		0-0 FC1-5 1B	0-0 1B SH 4-3 1B	0-0 FC6-4	5	2	3	3	0	0	2								
Mike Miley, S OBP: 0.265, SLG: 0.307 (1, 6)			0-0 E6 3B		0-0 F8		0-0 E FC1-5 1B	0-0 SH 4-3 1B		3	1	2	2	0	0	0								
Inning Stats	R: 0 E: 1 K: 1 S: 6	H: 1 LOB: 2 BB: 1 P: 10	R: 0 E: 0 K: 1 S: 5	H: 0 LOB: 0 BB: 0 P: 5	R: 1 E: 1 K: 1 S: 6	H: 2 LOB: 0 BB: 0 P: 6	R: 0 E: 0 K: 0 S: 3	H: 0 LOB: 0 BB: 0 P: 3	R: 1 E: 0 K: 0 S: 4	H: 1 LOB: 0 BB: 0 P: 4	R: 0 E: 0 K: 0 S: 3	H: 0 LOB: 0 BB: 0 P: 3	R: 3 E: 1 K: 0 S: 7	H: 3 LOB: 3 BB: 2 P: 15	R: 3 E: 1 K: 0 S: 7	H: 2 LOB: 2 BB: 1 P: 11	R: 0 E: 0 K: 2 S: 8	H: 1 LOB: 2 BB: 1 P: 12	1B: 8 2B: 0 3B: 1 HR: 1	SF: 0 SAC: 2 DP: 0 HBP: 0	WP: 0 PB: 0 SB: 0 CS: 0	PA: 44		
PITCHER	IP WLS BF H R ER SO BB IBB HBP BLK WP HR S P ERA WHIP	6.0 L 27 7 5 5 3 3 0 0 0 0 1 30 42 7.50 1.667	0.2 3 0 0 0 0 0 0 0 0 0 0 0 3 3 0.00 0.000	2.1 14 3 3 1 2 1 1 0 0 0 0 0 16 24 3.86 1.714																				

California Angels @ Boston Red Sox
Fenway Park, Boston, MA
Tue Aug 26 1975, 7:05 PM EDT
Att: 32,086 - Unknown - 77 F

AB 37
R 8
H 10
RBI 7
BB 5
SO 5
LOB 20



Batter	1	2	3	4	5	6	7	8	9	AB	R	H	RBI	BB	SO	LOB	BOTTOM							
Cecil Cooper, L OBP: 0.365, SLG: 0.585 (1, 10)	0-0 1B		0-0 P7		0-0 F4			0-0 F5		4	0	1	0	0	0	0								
Denny Doyle, L OBP: 0.318, SLG: 0.400 (1, 4)	0-0 F8			0-0 PB 1B 2B		0-0 3-1		0-0 F8		4	1	1	0	0	0	1								
Carl Yastrzemski, L OBP: 0.376, SLG: 0.423 (1, 3)	0-0 F9			4-0 2B 1B 2B BB		0-0 G3		4-0 1-3 1B BB		2	1	0	0	2	0	1								
Fred Lynn, L OBP: 0.400, SLG: 0.575 (1, 8)	0-0 F7			0-0 2B 1-2 3-H 1B		4-0 BB		0-3 K		3	0	1	1	1	1	2								
Jim Rice, R OBP: 0.342, SLG: 0.500 (1, 7)		0-0 E6 FC1-5 BLK		0-0 1-3 2-H 2B		0-3 K		0-0 1-3 1B		4	0	2	1	0	1	1								
Dwight Evans, R OBP: 0.382, SLG: 0.474 (1, 9)	0-0 6-3			0-0 5-3			0-0 6-3		0-0 1-3	4	0	0	0	0	0	5								
Rick Burleson, R OBP: 0.311, SLG: 0.332 (1, 6)	0-0 FC1-5-4			0-0 L3-5			0-0 4-3		4-0 BB	3	0	0	0	1	0	3								
Tim Blackwell, S OBP: 0.302, SLG: 0.265 Rick Miller, L OBP: 0.316, SLG: 0.240 (9, PH)			0-0 6-3		0-0 5-3		0-0 4-3		0-0 G3	3	0	0	0	0	0	0								
Bob Heise, R OBP: 0.244, SLG: 0.235 Bernie Carbo, L OBP: 0.406, SLG: 0.497 Dick McAuliffe, L (9, 5)			0-0 F4		0-0 6-3			0-0 5-3		2	0	0	0	0	0	0								
Inning Stats	R: 0 E: 0 K: 0 S: 4	H: 1 LOB: 1 BB: 0 P: 4	R: 0 E: 1 K: 0 S: 3	H: 0 LOB: 0 BB: 0 P: 3	R: 0 E: 0 K: 0 S: 3	H: 0 LOB: 0 BB: 0 P: 3	R: 2 E: 0 K: 0 S: 5	H: 3 LOB: 1 BB: 1 P: 9	R: 0 E: 0 K: 0 S: 3	H: 0 LOB: 0 BB: 0 P: 3	R: 0 E: 0 K: 1 S: 5	H: 0 LOB: 1 BB: 1 P: 9	R: 0 E: 0 K: 0 S: 3	H: 0 LOB: 0 BB: 0 P: 3	R: 0 E: 0 K: 0 S: 3	H: 1 LOB: 3 BB: 2 P: 14	R: 0 E: 0 K: 1 S: 6	H: 1 LOB: 3 BB: 2 P: 14	1B: 3 2B: 4 3B: 0 HR: 0	SF: 0 SAC: 0 DP: 2 HBP: 0	WP: 0 PB: 1 SB: 0 CS: 0	PA: 35		
PITCHER	IP WLS BF H R ER SO BB IBB HBP BLK WP HR S P ERA WHIP	9.0 W 35 5 2 2 2 4 0 0 0 0 0 35 51 2.00 1.000																						

California Angels @ Boston Red Sox
Fenway Park, Boston, MA
Tue Aug 26 1975, 7:05 PM EDT
Att: 32,086 - Unknown - 77 F

AB 31
R 2
H 5
RBI 2
BB 4
SO 2
LOB 16




Batter	1	2	3	4	5	6	7	8	9	AB	R	H	RBI	BB	SO	LOB	TOP										
Jerry Remy, L OBP: 0.311, SLG: 0.318 (1, 4)	F7					4-3	F4										4 0 1 1 1 0 2										
Mickey Rivers, L OBP: 0.338, SLG: 0.367 (1, 8)	G3	P9															4 0 2 0 1 0 3										
Leroy Stanton, R OBP: 0.346, SLG: 0.427 (1, 9)	K																5 0 2 0 0 3 3										
John Balaz, R OBP: 0.317, SLG: 0.436 Adrian Garrett, L OBP: 0.290, SLG: 0.440 (9, PH)																	2 1 0 0 2 1 2 1 0 0 0 0 1 2										
Dave Chalk, R OBP: 0.353, SLG: 0.353 (1, 5)																	4 1 1 0 0 0 4										
Bruce Bochte, L OBP: 0.348, SLG: 0.352 (1, 3)																	4 0 2 0 0 1 3										
Bobby Valentine, R OBP: 0.367, SLG: 0.333 (1, 10)																	2 0 0 1 1 0 1										
Andy Etchebarren, R OBP: 0.263, SLG: 0.385 (1, 2)																	3 0 0 0 1 0 2										
Mike Miley, S OBP: 0.265, SLG: 0.300 (1, 6)																	3 0 0 0 1 1 2										
Inning Stats	R: 0 E: 0 K: 1 S: 5	H: 0 LOB: 0 BB: 0 P: 5	R: 2 E: 0 K: 1 S: 6	H: 1 LOB: 3 BB: 4 P: 22	R: 0 E: 1 K: 1 S: 6	H: 1 LOB: 1 BB: 0 P: 6	R: 0 E: 0 K: 0 S: 3	H: 0 LOB: 0 BB: 0 P: 3	R: 0 E: 0 K: 1 S: 4	H: 2 LOB: 2 BB: 1 P: 8	R: 0 E: 0 K: 1 S: 6	H: 1 LOB: 2 BB: 1 P: 10	R: 0 E: 0 K: 0 S: 5	H: 0 LOB: 1 BB: 1 P: 9	R: 0 E: 0 K: 2 S: 3	H: 1 LOB: 0 BB: 0 P: 3	R: 0 E: 0 K: 2 S: 9	H: 2 LOB: 2 BB: 0 P: 9	1B: 7 2B: 1 3B: 0 HR: 0	SF: 1 SAC: 0 DP: 1 HBP: 0	WP: 0 PB: 0 SB: 0 CS: 1	PA: 40					
PITCHER	IP	WLS	BF	H	R	ER	SO	BB	IBB	HBP	BLK	WP	HR	S	P	ERA	WHIP										
Roger Moret, L ERA: 3.29 Dick Drago, R ERA: 4.3 (9, 1)	8.1	W	38	8	2	2	5	7	0	0	0	0	0	41	69	2.16	1.800										

California Angels @ Boston Red Sox
Fenway Park, Boston, MA
Wed Aug 27 1975, 3:33 AM EDT
Att: 34,227 - Unknown - 84 F

livebaseballscorecards.com

AB 32
R 2
H 8
RBI 2
BB 7
SO 7
LOB 24




Batter	1	2	3	4	5	6	7	8	9	AB	R	H	RBI	BB	SO	LOB	BOTTOM										
Cecil Cooper, L OBP: 0.359, SLG: 0.575 (1, 10)	G3	K															4 0 0 0 0 1 2										
Denny Doyle, L OBP: 0.318, SLG: 0.403 Doug Griffin, R OBP: 0.300, SLG: 0.285 (6, PH) (7, 4)																	3 1 1 0 0 0 3 0 0 0 0 1 0 0										
Carl Yastrzemski, L OBP: 0.377, SLG: 0.424 (1, 3)	F5																4 1 1 0 0 0 4										
Fred Lynn, L OBP: 0.400, SLG: 0.577 (1, 8)																	4 2 2 1 0 0 2										
Jim Rice, R OBP: 0.341, SLG: 0.505 (1, 7)																	3 1 1 3 0 0 0										
Dwight Evans, R OBP: 0.386, SLG: 0.484 (1, 9)																	4 0 3 0 0 0 0										
Rick Burleson, R OBP: 0.310, SLG: 0.332 (1, 6)																	3 1 1 1 0 0 2										
Dick McAuliffe, L (1, 5)																	3 0 0 0 1 0 2										
Tim Blackwell, S OBP: 0.308, SLG: 0.261 (1, 2)																	2 0 0 0 2 0 0										
Inning Stats	R: 3 E: 0 K: 0 S: 6	H: 3 LOB: 0 BB: 0 P: 6	R: 1 E: 1 K: 1 S: 5	H: 1 LOB: 1 BB: 2 P: 13	R: 2 E: 0 K: 0 S: 6	H: 3 LOB: 1 BB: 0 P: 6	R: 0 E: 1 K: 0 S: 4	H: 0 LOB: 2 BB: 1 P: 8	R: 0 E: 0 K: 0 S: 3	H: 1 LOB: 1 BB: 1 P: 7	R: 0 E: 0 K: 0 S: 4	H: 1 LOB: 1 BB: 0 P: 4	R: 0 E: 0 K: 0 S: 3	H: 0 LOB: 0 BB: 0 P: 3	R: 0 E: 0 K: 0 S: 3	H: 0 LOB: 0 BB: 0 P: 3	1B: 4 2B: 4 3B: 1 HR: 1	SF: 2 SAC: 1 DP: 1 HBP: 0	WP: 0 PB: 1 SB: 0 CS: 0	PA: 37							
PITCHER	IP	WLS	BF	H	R	ER	SO	BB	IBB	HBP	BLK	WP	HR	S	P	ERA	WHIP										
Bill Singer, R ERA: 4.8 Andy Hassler, L ERA: 5.85 Mickey Scott, L ERA: 3.31 (7, 1)	1.0	L	21	4	2	2	1	2	0	0	0	0	0	21	29	3.60	1.200										

California Angels @ Boston Red Sox
Fenway Park, Boston, MA
Wed Aug 27 1975, 3:33 AM EDT
Att: 34,227 - Unknown - 84 F

livebaseballscorecards.com

AB 30
R 6
H 9
RBI 5
BB 4
SO 1
LOB 15



Batter	1	2	3	4	5	6	7	8	9	AB R H RBI BB SO LOB	TOP											
Jerry Remy, L (1.4) OBP: 0.310, SLG: 0.316	0-0 6-3		0-0 6-3		0-3 K		0-0 1B		0-0 F7	5 0 1 1 0 1 2	California Angels @ Detroit Tigers Tiger Stadium, Detroit, MI Fri Aug 29 1975, 7:05 PM EDT Att: 10,451 - Unknown											
Mickey Rivers, L (1.8) OBP: 0.338, SLG: 0.366	0-0 5-3			0-0 2B 1B		0-3 K	0-0 SF8		0-0 F5	4 1 1 1 0 1 0												
Leroy Stanton, R (1.9) OBP: 0.345, SLG: 0.428	0-0 F9			0-0 2B 2B		0-0 F8	0-3 K			4 1 1 0 0 1 2												
John Balaz, R (1.7) OBP: 0.314, SLG: 0.439		0-0 F7		0-0 4-3 SF8 2B		0-0 5-3		0-0 5-3		4 1 1 2 0 0 0												
Dave Chalk, R (1.5) OBP: 0.352, SLG: 0.351		0-3 K		0-0 4-3 2B			0-0 6-3	4-0 HR BB		3 1 0 0 1 1 1												
Bruce Bochte, L (1.3) OBP: 0.347, SLG: 0.350		0-3 K		0-0 SF8			4-0 1B BB	0-0 F9		2 1 0 1 1 1 1												
Bobby Valentine, R (1.10) Dave Collins, S (7, PR) OBP: 0.362, SLG: 0.369			0-0 1B CS 2B		0-0 F8		0-0 1B 1B 1B	0-0 HR		3 0 2 0 0 0 0 1 2 1 2 0 0 0												
Andy Etchebarren, R (1.2) Bob Allietta, R (7.2) OBP: 0.283, SLG: 0.400 OBP: 0.194, SLG: 0.200			0-0 CS 1B		0-3 K		0-0 1B 1B SF8 1B	0-3 K		3 1 2 1 0 1 0 1 0 0 0 0 1 0												
Mike Miley, S (1.6) OBP: 0.264, SLG: 0.299			0-3 K		0-0 5-3		0-0 1B 1B		0-0 4-3	4 0 1 0 0 1 2												
Inning Stats	R: 0 E: 0 K: 0 S: 3	H: 0 LOB: 0 BB: 0 P: 3	R: 0 E: 0 K: 2 S: 7	H: 0 LOB: 0 BB: 0 P: 7	R: 0 E: 0 K: 1 S: 6	H: 2 LOB: 1 BB: 0 P: 6	R: 3 E: 0 K: 0 S: 6	H: 3 LOB: 0 BB: 0 P: 6	R: 0 E: 0 K: 2 S: 7	H: 0 LOB: 0 BB: 0 P: 7		R: 0 E: 0 K: 1 S: 5	H: 0 LOB: 0 BB: 0 P: 5	R: 3 E: 0 K: 1 S: 9	H: 4 LOB: 2 BB: 1 P: 13	R: 2 E: 0 K: 1 S: 6	H: 1 LOB: 0 BB: 1 P: 10	R: 0 E: 0 K: 0 S: 3	H: 0 LOB: 0 BB: 0 P: 3	1B: 6 2B: 3 3B: 0 HR: 1	SF: 2 SAC: 0 DP: 0 HBP: 0	WP: 0 PB: 0 SB: 0 CS: 2
PITCHER	IP WLS BF H R ER SO BB IBB HBP BLK WP HR S P ERA WHIP											PITCHER	IP WLS BF H R ER SO BB IBB HBP BLK WP HR S P ERA WHIP									
Mickey Lolich, L (1.1) ERA: 3.61	7.0 L 30 9 6 6 7 1 0 0 0 0 0 43 47 7.71 1.429											Tom Walker, R (8.1) ERA: 4.6	2.0 8 1 2 2 1 1 0 0 0 0 1 9 13 9.00 1.000									


Batter	1	2	3	4	5	6	7	8	9	AB R H RBI BB SO LOB	BOTTOM											
Ron LeFlore, R (1.8) OBP: 0.309, SLG: 0.363	0-3 K		0-3 K			0-0 E9 1B		0-0 6-3		4 0 1 0 0 2 0	California Angels @ Detroit Tigers Tiger Stadium, Detroit, MI Fri Aug 29 1975, 7:05 PM EDT Att: 10,451 - Unknown											
Gary Sutherland, R (1.4) OBP: 0.324, SLG: 0.328	0-0 WP 1B		0-3 K			0-0 WP 1B		0-0 1-3		4 1 2 0 0 1 0												
Aurelio Rodriguez, R (1.5) OBP: 0.291, SLG: 0.396	0-0 F9			4-0 BB		0-0 1B 1B		0-3 K		3 0 1 1 1 1 1												
Willie Horton, R (1.10) OBP: 0.313, SLG: 0.413	0-3 K			0-0 F9		0-0 F9		0-0 4-3		4 0 0 0 0 1 4												
Bill Freehan, R (1.2) OBP: 0.306, SLG: 0.410		0-0 L6		0-0 F9		0-0 1B		0-0 1B		4 0 2 0 0 0 1												
Leon Roberts, R (1.9) OBP: 0.319, SLG: 0.400		0-0 1B		0-3 K		0-0 F5		0-0 F8		4 0 1 0 0 1 2												
Dan Meyer, L (1.3) OBP: 0.293, SLG: 0.356		0-0 F8			0-0 F8		0-3 K			3 0 0 0 0 1 1												
Ben Oglivie, L (1.7) OBP: 0.293, SLG: 0.361		0-3 K			0-3 K		0-0 F7			3 0 0 0 0 2 1												
Tom Veryzer, R (1.6) OBP: 0.278, SLG: 0.306			0-0 F9		0-0 F7			0-0 F8		3 0 0 0 0 0 0												
Inning Stats	R: 0 E: 0 K: 2 S: 8	H: 1 LOB: 1 BB: 0 P: 8	R: 0 E: 0 K: 1 S: 6	H: 1 LOB: 0 BB: 0 P: 6	R: 0 E: 0 K: 2 S: 7	H: 0 LOB: 0 BB: 0 P: 7	R: 0 E: 0 K: 1 S: 5	H: 0 LOB: 1 BB: 1 P: 9	R: 0 E: 0 K: 1 S: 5	H: 0 LOB: 0 BB: 0 P: 5		R: 1 E: 1 K: 0 S: 5	H: 4 LOB: 3 BB: 0 P: 5	R: 0 E: 0 K: 1 S: 5	H: 0 LOB: 0 BB: 0 P: 5	R: 0 E: 0 K: 0 S: 3	H: 0 LOB: 0 BB: 0 P: 3	R: 0 E: 0 K: 1 S: 6	H: 1 LOB: 1 BB: 0 P: 6	1B: 7 2B: 0 3B: 0 HR: 0	SF: 0 SAC: 0 DP: 0 HBP: 0	WP: 2 PB: 0 SB: 0 CS: 0
PITCHER	IP WLS BF H R ER SO BB IBB HBP BLK WP HR S P ERA WHIP											PITCHER	IP WLS BF H R ER SO BB IBB HBP BLK WP HR S P ERA WHIP									
Frank Tanana, L (1.1) ERA: 2.41	9.0 W 33 7 1 1 9 1 0 0 0 2 0 50 54 1.00 0.889																					


Batter	1	2	3	4	5	6	7	8	9	AB	R	H	RBI	BB	SO	LOB	TOP					
Dave Collins, S OBP: 0.364, SLG: 0.373 (1, 7)										3	0	1	0	1	1	2	California Angels @ Detroit Tigers Tiger Stadium, Detroit, MI Sat Aug 30 1975, 3:33 AM EDT Att: 7,570 - Unknown					
Jerry Remy, L OBP: 0.310, SLG: 0.317 Rudy Meoli, L OBP: 0.303, SLG: 0.235 (1, 4)										3	0	1	0	0	1	3						
Mickey Rivers, L OBP: 0.336, SLG: 0.364 Bobby Valentine, R OBP: 0.377, SLG: 0.370 (1, 8)										3	0	0	0	0	0	4						
Adrian Garrett, L OBP: 0.289, SLG: 0.432 (1, 10)										4	1	1	0	0	2	1						
Bruce Bochte, L OBP: 0.352, SLG: 0.369 (1, 3)										4	1	3	2	0	1	0						
John Balaz, R OBP: 0.311, SLG: 0.430 (1, 9)										4	0	1	0	0	2	2						
Dave Chalk, R OBP: 0.350, SLG: 0.348 Winston Llenas, R OBP: 0.239, SLG: 0.206 (1, 5)										3	0	0	0	0	0	2						
Andy Etchebarren, R OBP: 0.297, SLG: 0.407 (1, 2)										4	0	2	0	0	1	0						
Mike Miley, S OBP: 0.265, SLG: 0.299 (1, 6)										3	0	1	0	0	1	1						
Inning Stats	R: 0 E: 0 K: 1 S: 5	H: 1 LOB: 0 BB: 0 P: 5	R: 0 E: 0 K: 2 S: 7	H: 1 LOB: 1 BB: 0 P: 7	R: 0 E: 0 K: 0 S: 3	H: 0 LOB: 0 BB: 0 P: 3	R: 0 E: 0 K: 0 S: 4	H: 1 LOB: 1 BB: 0 P: 4	R: 0 E: 0 K: 1 S: 5	H: 1 LOB: 0 BB: 0 P: 5	R: 0 E: 0 K: 1 S: 7	H: 2 LOB: 2 BB: 0 P: 7	R: 0 E: 0 K: 2 S: 8	H: 1 LOB: 1 BB: 0 P: 8	R: 0 E: 0 K: 1 S: 6	H: 1 LOB: 2 BB: 1 P: 10		R: 2 E: 0 K: 1 S: 7	H: 2 LOB: 0 BB: 0 P: 7	1B: 7 2B: 3 3B: 0 HR: 1	SF: 0 SAC: 0 DP: 2 HBP: 0	WP: 0 PB: 0 SB: 0 CS: 2
PITCHER Ray Bare, R ERA: 3.5 (1, 1)	IP: 9.0 WLS: W BF: 35 H: 10 R: 2 ER: 2 SO: 9	BB: 1 IBB: 0 HBP: 0 BLK: 0	WP: 0 HR: 1 S: 52 P: 56	ERA: 2.00 WHIP: 1.222	PITCHER	IP: 9.0 WLS: W BF: 35 H: 10 R: 2 ER: 2 SO: 9	BB: 1 IBB: 0 HBP: 0 BLK: 0	WP: 0 HR: 1 S: 52 P: 56	ERA: 2.00 WHIP: 1.222	PITCHER	IP: 9.0 WLS: W BF: 35 H: 10 R: 2 ER: 2 SO: 9	BB: 1 IBB: 0 HBP: 0 BLK: 0	WP: 0 HR: 1 S: 52 P: 56	ERA: 2.00 WHIP: 1.222								

Batter	1	2	3	4	5	6	7	8	9	AB	R	H	RBI	BB	SO	LOB	BOTTOM			
John Knox, L OBP: 0.325, SLG: 0.282 (1, 4)										5	1	1	0	0	1	4	California Angels @ Detroit Tigers Tiger Stadium, Detroit, MI Sat Aug 30 1975, 3:33 AM EDT Att: 7,570 - Unknown			
Billy Baldwin, L OBP: 0.250, SLG: 0.419 (1, 9)										4	1	1	3	0	0	1				
Dan Meyer, L OBP: 0.292, SLG: 0.355 (1, 3)										4	1	1	0	0	0	0				
Willie Horton, R OBP: 0.316, SLG: 0.416 (1, 10)										4	1	3	0	0	0	0				
Ben Oglivie, L OBP: 0.292, SLG: 0.359 (1, 7)										4	1	1	1	0	0	2				
Aurelio Rodriguez, R OBP: 0.290, SLG: 0.402 (1, 5)										4	1	1	3	0	1	1				
Ron LeFlore, R OBP: 0.307, SLG: 0.360 (1, 8)										4	0	0	0	0	2	0				
John Wockenfuss, R OBP: 0.297, SLG: 0.463 (1, 2)										3	2	2	0	1	0	0				
Tom Verzyer, R OBP: 0.281, SLG: 0.309 (1, 6)										4	1	2	1	0	0	1				
Inning Stats	R: 0 E: 0 K: 0 S: 3	H: 0 LOB: 0 BB: 0 P: 3	R: 0 E: 0 K: 0 S: 3	H: 1 LOB: 0 BB: 0 P: 3	R: 0 E: 0 K: 0 S: 4	H: 1 LOB: 1 BB: 0 P: 4	R: 8 E: 0 K: 0 S: 11	H: 8 LOB: 0 BB: 0 P: 11	R: 0 E: 0 K: 2 S: 8	H: 1 LOB: 1 BB: 1 P: 12	R: 0 E: 0 K: 1 S: 6	H: 1 LOB: 1 BB: 0 P: 6	R: 0 E: 0 K: 1 S: 6	H: 0 LOB: 1 BB: 0 P: 6	R: 0 E: 0 K: 1 S: 6	H: 0 LOB: 1 BB: 0 P: 6		1B: 8 2B: 1 3B: 1 HR: 2	SF: 0 SAC: 0 DP: 1 HBP: 0	WP: 2 PB: 0 SB: 0 CS: 0
PITCHER Chuck Hockenbery, R ERA: 5.35 Dick Lange, R ERA: 5.47 Mickey Scott, L ERA: 3.35 Jim Brewer, L ERA: 3.72 (1, 1)	IP: 3.2 WLS: L BF: 17 H: 7 R: 5 ER: 5 SO: 0	BB: 0 IBB: 0 HBP: 0 BLK: 0	WP: 1 HR: 1 S: 17 P: 17	ERA: 12.27 WHIP: 1.909	PITCHER	IP: 3.2 WLS: L BF: 17 H: 7 R: 5 ER: 5 SO: 0	BB: 0 IBB: 0 HBP: 0 BLK: 0	WP: 1 HR: 1 S: 17 P: 17	ERA: 12.27 WHIP: 1.909											

Batter	1	2	3	4	5	6	7	8	9	AB	R	H	RBI	BB	SO	LOB	TOP			
Bill North, S OBP: 0.372, SLG: 0.316 (1, 8)										5	0	1	0	0	1	0	<p>Oakland Athletics @ California Angels Anaheim Stadium, Anaheim, CA Mon Sep 01 1975, 6:33 AM EDT Att: 22,920 - Unknown</p> <p>AB 36 R 6 H 10 RBI 6 BB 1 SO 5 LOB 8</p>			
Claudell Washington, L OBP: 0.348, SLG: 0.421 (1, 7)										4	2	3	0	0	1	0				
Sal Bando, R OBP: 0.323, SLG: 0.311 Don Hopkins, L OBP: 0.375, SLG: 0.167 Tommy Harper, R OBP: 0.330, SLG: 0.313 Gaylen Pitts, R (9, 5)										4	0	2	1	0	1	2				
Reggie Jackson, L OBP: 0.343, SLG: 0.528 (1, 9)										3	2	2	3	1	0	1				
Billy Williams, L OBP: 0.340, SLG: 0.419 (1, 10)										4	1	1	2	0	1	2				
Jim Holt, L OBP: 0.327, SLG: 0.316 (1, 3)										4	0	0	0	0	0	1				
Gene Tenace, R OBP: 0.383, SLG: 0.413 (1, 2)										4	0	1	0	0	1	1				
Phil Garner, R OBP: 0.277, SLG: 0.329 (1, 4)										4	0	0	0	0	0	1				
Ted Martinez, R OBP: 0.197, SLG: 0.203 Cesar Tovar, R OBP: 0.305, SLG: 0.315 Dal Maxvill, R (7, 6)										2	0	0	0	0	0	0				
										1	0	0	0	0	0	0				
										1	0	0	0	0	0	0				
Inning Stats	R: 1 E: 0 K: 2 S: 9	H: 3 LOB: 1 BB: 0 P: 9	R: 0 E: 0 K: 0 S: 3	H: 0 LOB: 0 BB: 0 P: 3	R: 1 E: 0 K: 0 S: 5	H: 2 LOB: 1 BB: 0 P: 5	R: 0 E: 0 K: 0 S: 4	H: 1 LOB: 1 BB: 0 P: 4	R: 0 E: 0 K: 0 S: 4	H: 1 LOB: 1 BB: 0 P: 4	R: 2 E: 0 K: 1 S: 7	H: 2 LOB: 1 BB: 0 P: 7	R: 2 E: 0 K: 1 S: 7	H: 2 LOB: 1 BB: 0 P: 7	R: 0 E: 0 K: 0 S: 3	H: 0 LOB: 0 BB: 0 P: 3	1B: 6 2B: 2 3B: 0 HR: 2	SF: 0 SAC: 0 DP: 0 HBP: 0	WP: 0 PB: 0 SB: 2 CS: 0	PA: 37
PITCHER Ed Figueroa, R ERA: 2.87 (1, 1)	IP: 9.0 WLS: L BF: 37 H: 10 R: 6 ER: 6 SO: 5 BB: 1 IBB: 0 HBP: 0 BLK: 0 WP: 0 HR: 2 S: 46 P: 50 ERA: 6.00 WHIP: 1.222															PITCHER	IP: WLS: BF: H: R: ER: SO: BB: IBB: HBP: BLK: WP: HR: S: P: ERA: WHIP:			

Batter	1	2	3	4	5	6	7	8	9	AB	R	H	RBI	BB	SO	LOB	BOTTOM			
Dave Collins, S OBP: 0.363, SLG: 0.371 (1, 7)										4	1	1	0	0	2	2	<p>Oakland Athletics @ California Angels Anaheim Stadium, Anaheim, CA Mon Sep 01 1975, 6:33 AM EDT Att: 22,920 - Unknown</p> <p>AB 28 R 3 H 4 RBI 3 BB 2 SO 5 LOB 6</p>			
Jerry Remy, L OBP: 0.312, SLG: 0.316 Bobby Valentine, R OBP: 0.370, SLG: 0.362 Rudy Meoli, L OBP: 0.303, SLG: 0.235 (1, 4)										1	1	0	0	2	1	0				
Mickey Rivers, L OBP: 0.335, SLG: 0.362 (1, 8)										3	0	0	0	0	0	1				
John Balaz, R OBP: 0.298, SLG: 0.416 (1, 10)										3	0	0	1	0	0	0				
Leroy Stanton, R OBP: 0.345, SLG: 0.434 (1, 9)										4	1	1	2	0	2	0				
Bruce Bochte, L OBP: 0.348, SLG: 0.365 (1, 3)										3	0	0	0	0	0	0				
Dave Chalk, R OBP: 0.350, SLG: 0.348 (1, 5)										3	0	1	0	0	0	0				
Andy Etchebarran, R OBP: 0.284, SLG: 0.387 (1, 2)										3	0	0	0	0	0	1				
Mike Miley, S OBP: 0.267, SLG: 0.300 (1, 6)										3	0	1	0	0	0	0				
Inning Stats	R: 3 E: 0 K: 0 S: 5	H: 2 LOB: 0 BB: 1 P: 9	R: 0 E: 0 K: 0 S: 3	H: 0 LOB: 0 BB: 0 P: 3	R: 0 E: 0 K: 1 S: 4	H: 0 LOB: 0 BB: 1 P: 8	R: 0 E: 0 K: 1 S: 5	H: 0 LOB: 0 BB: 0 P: 5	R: 0 E: 0 K: 2 S: 7	H: 0 LOB: 0 BB: 0 P: 7	R: 0 E: 0 K: 1 S: 5	H: 0 LOB: 0 BB: 0 P: 5	R: 0 E: 0 K: 0 S: 5	H: 2 LOB: 2 BB: 0 P: 5	R: 0 E: 0 K: 0 S: 3	H: 0 LOB: 0 BB: 0 P: 3	1B: 3 2B: 0 3B: 0 HR: 1	SF: 1 SAC: 1 DP: 0 HBP: 0	WP: 0 PB: 0 SB: 0 CS: 1	PA: 33
PITCHER Vida Blue, L ERA: 3.07 (1, 1)	IP: 9.0 WLS: W BF: 32 H: 4 R: 3 ER: 3 SO: 5 BB: 2 IBB: 0 HBP: 0 BLK: 0 WP: 0 HR: 1 S: 40 P: 48 ERA: 3.00 WHIP: 0.667															PITCHER	IP: WLS: BF: H: R: ER: SO: BB: IBB: HBP: BLK: WP: HR: S: P: ERA: WHIP:			

Batter	1	2	3	4	5	6	7	8	9	AB	R	H	RBI	BB	SO	LOB	TOP	
Bill North, S OBP: 0.373, SLG: 0.318 (1, 8)	0-0 3-1		0-0 2B			0-3 K		4-0 1-2 BB		3	0	1	0	1	1	0	<p>Oakland Athletics @ California Angels Anaheim Stadium, Anaheim, CA Tue Sep 02 1975, 10:05 PM EDT Att: 10,952 - Unknown</p> <p>livebaseballscorecards.com</p> <p>AB 31 R 1 H 5 RBI 1 BB 2 SO 14 LOB 7</p> 	
Claudell Washington, L OBP: 0.346, SLG: 0.417 (1, 7)	0-3 K		0-0 F6			0-3 K		0-3 K		4	0	0	0	0	3	3		
Sal Bando, R OBP: 0.321, SLG: 0.309 (1, 5)	0-3 K			0-0 F5		0-0 6-3			0-0 F7	4	0	0	0	0	1	0		
Reggie Jackson, L OBP: 0.341, SLG: 0.524 (1, 9)		0-0 F9		0-3 K		0-3 K		0-0 F8	4	0	0	0	0	2	0			
Gene Tenace, R OBP: 0.388, SLG: 0.425 (1, 3)		0-0 1B		4-0 S BB		0-0 1B		0-0 HR	3	1	3	1	1	0	0			
Billy Williams, L OBP: 0.338, SLG: 0.416 (1, 10)		0-3 K		0-3 K		0-0 F3		0-0 F4	3	0	0	0	0	2	3			
Cesar Tovar, R OBP: 0.304, SLG: 0.315 (8, PH)				1-2 K					1	0	0	0	0	0	0			
Phil Garner, R OBP: 0.275, SLG: 0.327 (1, 4)				0-3 K		0-3 K		0-0 F8	3	0	0	0	0	2	1			
Ray Fosse, R OBP: 0.185, SLG: 0.162 (1, 2)			0-3 K		0-0 F8			0-0 5-3	3	0	0	0	0	1	0			
Ted Martinez, R OBP: 0.192, SLG: 0.197 (1, 6)			0-3 K		0-3 K			0-0 1B	2	0	0	0	0	2	0			
Tommy Harper, R OBP: 0.331, SLG: 0.315 (8, PH)									1	0	1	0	0	0	0			
Dal Maxvill, R OBP: 0.304, SLG: 0.315 (8, 6)									0	0	0	0	0	0	0			
Inning Stats	R: 0 E: 0 K: 2 S: 7	H: 0 LOB: 0 BB: 0 P: 7	R: 0 E: 0 K: 2 S: 8	H: 1 LOB: 1 BB: 0 P: 8	R: 0 E: 0 K: 2 S: 8	H: 1 LOB: 1 BB: 0 P: 8	R: 0 E: 0 K: 2 S: 7	H: 0 LOB: 0 BB: 0 P: 7	R: 0 E: 0 K: 1 S: 5	H: 1 LOB: 0 BB: 0 P: 5	R: 0 E: 0 K: 1 S: 6	H: 1 LOB: 2 BB: 0 P: 10	R: 1 E: 0 K: 0 S: 4	H: 1 LOB: 0 BB: 0 P: 4	1B: 3 2B: 1 3B: 0 HR: 1	SF: 0 SAC: 0 DP: 0 HBP: 0	WP: 0 PB: 0 SB: 2 CS: 1	PA: 33
PITCHER Frank Tanana, L ERA: 2.34 (1, 1)	IP: 9.0 WLS: W BF: 33 H: 5 R: 1 ER: 1 SO: 14 BB: 2 IBB: 0 HBP: 0 BLK: 0 WP: 0 HR: 1 S: 59 P: 67 ERA: 1.00 WHIP: 0.778															PITCHER		

Batter	1	2	3	4	5	6	7	8	9	AB	R	H	RBI	BB	SO	LOB	BOTTOM	
Dave Collins, S OBP: 0.365, SLG: 0.373 (1, 7)	0-0 F8		0-0 4-3			0-0 S 1B		0-0 1B 2B 1B		4	1	2	0	0	0	0	<p>Oakland Athletics @ California Angels Anaheim Stadium, Anaheim, CA Tue Sep 02 1975, 10:05 PM EDT Att: 10,952 - Unknown</p> <p>livebaseballscorecards.com</p> <p>AB 32 R 4 H 9 RBI 4 BB 1 SO 2 LOB 8</p> 	
Jerry Remy, L OBP: 0.312, SLG: 0.315 (1, 4)	0-0 F8			0-0 F3		0-0 4-3		0-0 S 2B 1B	4	1	1	1	0	0	1			
Mickey Rivers, L OBP: 0.334, SLG: 0.363 (1, 8)	0-0 F8			0-0 F9				0-0 1-H 2B 3-H 2B	4	1	1	2	0	0	0			
John Balaz, R OBP: 0.289, SLG: 0.402 (1, 10)		0-0 5-3		0-0 5-3				0-3 K	3	0	0	0	0	0	0			
Adrian Garrett, L OBP: 0.296, SLG: 0.427 (8, PH)									1	0	0	0	0	1	1			
Leroy Stanton, R OBP: 0.346, SLG: 0.436 (1, 9)		0-0 6-3			0-0 F4		4-0 1B BB	0-0 2H 2B	3	0	1	1	1	0	0			
Bruce Bochte, L OBP: 0.353, SLG: 0.374 (1, 3)		0-0 2B		0-0 G4-6-3 1B		0-0 1B		0-0 F8	4	0	3	0	0	0	1			
Dave Chalk, R OBP: 0.348, SLG: 0.346 (1, 5)		0-0 5-3		0-0 G4-6-3 1-2		0-0 4-3			3	0	0	0	0	0	4			
Andy Etchebarren, R OBP: 0.275, SLG: 0.375 (1, 2)			0-0 F9			0-0 4-3		0-0 1B 1B	2	0	0	0	0	0	0			
Eliee Rodriguez, R OBP: 0.380, SLG: 0.298 (8, 2)									1	1	1	0	0	0	0			
Mike Miley, S OBP: 0.262, SLG: 0.294 (1, 6)			0-0 F8		0-0 F9			0-3 K	3	0	0	0	0	1	1			
Inning Stats	R: 0 E: 0 K: 0 S: 3	H: 0 LOB: 0 BB: 0 P: 3	R: 0 E: 0 K: 0 S: 4	H: 1 LOB: 1 BB: 0 P: 4	R: 0 E: 0 K: 0 S: 3	H: 0 LOB: 0 BB: 0 P: 3	R: 0 E: 0 K: 0 S: 3	H: 0 LOB: 0 BB: 0 P: 3	R: 0 E: 0 K: 0 S: 4	H: 1 LOB: 1 BB: 0 P: 4	R: 0 E: 0 K: 0 S: 4	H: 1 LOB: 2 BB: 1 P: 8	R: 4 E: 0 K: 2 S: 12	H: 5 LOB: 1 BB: 0 P: 12	1B: 6 2B: 3 3B: 0 HR: 0	SF: 0 SAC: 0 DP: 1 HBP: 0	WP: 0 PB: 0 SB: 2 CS: 0	PA: 33
PITCHER Ken Holtzman, L ERA: 3.37 (1, 1)	IP: 7.1 WLS: L BF: 30 H: 8 R: 4 ER: 4 SO: 1 BB: 1 IBB: 0 HBP: 0 BLK: 0 WP: 0 HR: 0 S: 31 P: 35 ERA: 4.91 WHIP: 1.227															PITCHER		
Rolie Fingers, R ERA: 3.14 (8, 1)	IP: 0.2 WLS: L BF: 3 H: 1 R: 0 ER: 0 SO: 1 BB: 0 IBB: 0 HBP: 0 BLK: 0 WP: 0 HR: 0 S: 5 P: 5 ERA: 0.00 WHIP: 1.500															PITCHER		

Batter	1	2	3	4	5	6	7	8	9	AB	R	H	RBI	BB	SO	LOB	TOP										
Joe Lovitto, S OBP: 0.282, SLG: 0.233 (1, 8)										5	1	1	0	0	1	1	Texas Rangers @ California Angels Anaheim Stadium, Anaheim, CA Wed Sep 03 1975, 10:05 PM EDT Att: 6,757 - Unknown livebaseballscorecards.com										
Davey Nelson, R OBP: 0.297, SLG: 0.273 Roy Smalley, S OBP: 0.290, SLG: 0.296 (6, 4)										2	0	0	0	1	0	1											
Mike Hargrove, L OBP: 0.302, SLG: 0.410 (1, 7)										4	1	3	1	0	0	1											
Jeff Burroughs, R OBP: 0.298, SLG: 0.394 (1, 9)										3	0	0	0	1	1	4											
Jim Fregosi, R OBP: 0.315, SLG: 0.374 (1, 3)										4	0	0	0	0	1	3											
Toby Harrah, R OBP: 0.410, SLG: 0.467 (1, 6)										3	1	1	0	1	0	0											
Tom Grieve, R OBP: 0.310, SLG: 0.441 (1, 10)										4	1	3	3	0	0	0											
Roy Howell, L OBP: 0.318, SLG: 0.400 (1, 5)										4	1	2	0	0	0	1											
Jim Sundberg, R OBP: 0.279, SLG: 0.266 (1, 2)										4	0	0	0	0	0	2											
Inning Stats	R: 1 E: 1 K: 0 S: 3	H: 0 LOB: 1 BB: 2 P: 11	R: 3 E: 0 K: 1 S: 9	H: 4 LOB: 2 BB: 1 P: 13	R: 0 E: 0 K: 0 S: 4	H: 1 LOB: 1 BB: 0 P: 4	R: 0 E: 0 K: 1 S: 5	H: 0 LOB: 0 BB: 0 P: 5	R: 1 E: 0 K: 1 S: 7	H: 3 LOB: 2 BB: 0 P: 7	R: 0 E: 0 K: 0 S: 4	H: 1 LOB: 1 BB: 0 P: 4	R: 0 E: 0 K: 0 S: 3	H: 0 LOB: 0 BB: 0 P: 3	R: 0 E: 0 K: 1 S: 5	H: 0 LOB: 0 BB: 0 P: 5		1B: 9 2B: 0 3B: 0 HR: 1	SF: 0 SAC: 1 DP: 2 HBP: 0	WP: 1 PB: 0 SB: 1 CS: 0	PA: 38						
PITCHER	IP	WLS	BF	H	R	ER	SO	BB	IBB	HBP	BLK	WP	HR	S	P	ERA	WHIP										
Andy Hassler, L ERA: 5.98 (1, 1)	1.2	L	12	4	4	3	0	3	0	0	0	1	1	9	21	16.20	4.200										
Dick Lange, R ERA: 5.53 (2, 1)	5.1		20	6	1	1	3	0	0	0	0	0	0	26	26	1.69	1.125										
Mickey Scott, L ERA: 3.23 (8, 1)	2.0		6	0	0	0	1	0	0	0	0	0	0	8	8	0.00	0.000										

Batter	1	2	3	4	5	6	7	8	9	AB	R	H	RBI	BB	SO	LOB	BOTTOM										
Dave Collins, S OBP: 0.360, SLG: 0.367 (1, 7)										4	0	0	0	0	0	2	Texas Rangers @ California Angels Anaheim Stadium, Anaheim, CA Wed Sep 03 1975, 10:05 PM EDT Att: 6,757 - Unknown livebaseballscorecards.com										
Jerry Remy, L OBP: 0.315, SLG: 0.317 (1, 4)										3	2	2	0	1	0	1											
Mickey Rivers, L OBP: 0.335, SLG: 0.366 (1, 8)										4	1	2	0	0	0	1											
Adrian Garrett, L OBP: 0.290, SLG: 0.422 Leroy Stanton, R OBP: 0.344, SLG: 0.434 (6, PH) (7, 9)										1	1	0	0	1	0	0											
Bruce Bochte, L OBP: 0.352, SLG: 0.375 (1, 3)										4	0	1	2	0	0	1											
Danny Goodwin, L (1, 10)										1	0	0	0	0	1	0											
Bobby Valentine, R OBP: 0.351, SLG: 0.347 (4, PH)										2	0	0	1	0	0	0											
Dave Chalk, R OBP: 0.345, SLG: 0.342 (1, 5)										4	0	0	0	0	0	0											
Ellie Rodriguez, R OBP: 0.385, SLG: 0.303 (1, 2)										3	0	2	0	1	1	0											
Mike Miley, S OBP: 0.257, SLG: 0.288 (1, 6)										3	0	0	0	0	2	3											
Inning Stats	R: 0 E: 0 K: 0 S: 3	H: 1 LOB: 0 BB: 0 P: 3	R: 0 E: 0 K: 1 S: 5	H: 0 LOB: 0 BB: 0 P: 5	R: 0 E: 0 K: 1 S: 6	H: 1 LOB: 1 BB: 0 P: 6	R: 3 E: 0 K: 0 S: 4	H: 2 LOB: 0 BB: 2 P: 12	R: 0 E: 0 K: 0 S: 3	H: 0 LOB: 1 BB: 1 P: 7	R: 0 E: 0 K: 0 S: 6	H: 0 LOB: 0 BB: 0 P: 3	R: 0 E: 0 K: 1 S: 6	H: 1 LOB: 1 BB: 0 P: 6	R: 1 E: 0 K: 0 S: 5	H: 2 LOB: 1 BB: 0 P: 5	R: 0 E: 0 K: 1 S: 5	H: 0 LOB: 0 BB: 0 P: 5	1B: 5 2B: 3 3B: 0 HR: 0	SF: 1 SAC: 0 DP: 2 HBP: 0	WP: 0 PB: 0 SB: 0 CS: 0	PA: 35					
PITCHER	IP	WLS	BF	H	R	ER	SO	BB	IBB	HBP	BLK	WP	HR	S	P	ERA	WHIP										
Stan Perzanowski, R ERA: 4.54 (1, 1)	3.0		14	4	3	3	2	2	0	0	0	0	0	16	24	9.00	2.000										
Clyde Wright, L ERA: 4.43 (4, 1)	4.1	W	16	3	1	1	1	1	0	0	0	0	0	17	21	2.08	0.923										
Steve Foucault, R ERA: 9.82 (8, 1)	1.2	S	5	0	0	0	1	0	0	0	0	0	0	7	7	0.00	0.000										

Batter	1	2	3	4	5	6	7	8	9	AB	R	H	RBI	BB	SO	LOB	TOP			
Joe Lovitto, S OBP: 0.296, SLG: 0.284 (1, 8)	1-3					5-3			HR	5	1	3	3	0	0	1				
Roy Smalley, S OBP: 0.283, SLG: 0.288 (1, 4)	E3 F8	L4		4-3		6-3			F4	5	0	0	0	0	0	3				
Mike Hargrove, L OBP: 0.302, SLG: 0.411 (1, 7)						L6			6-3	4	0	1	0	1	0	0				
Jeff Burroughs, R OBP: 0.299, SLG: 0.400 (1, 9)	F8					HR			K	3	1	1	1	1	1	2				
Jim Spencer, L OBP: 0.322, SLG: 0.393 (1, 3)	K			F5		F6			F4	4	0	0	0	0	1	4				
Toby Harrah, R OBP: 0.413, SLG: 0.467 (1, 6)										2	1	1	0	2	0	2				
Tom Grieve, R OBP: 0.309, SLG: 0.439 (1, 10)										4	1	1	0	0	0	4				
Lenny Randle, S OBP: 0.347, SLG: 0.365 (6, PR)										0	0	0	0	0	0	0				
Roy Howell, L OBP: 0.320, SLG: 0.401 (1, 5)										4	0	2	0	0	0	3				
Jim Sundberg, R OBP: 0.278, SLG: 0.264 (1, 2)										2	0	0	0	0	0	3				
Jim Fregosi, R OBP: 0.313, SLG: 0.372 (9, PH)										1	0	0	0	0	0	0				
Inning Stats	R: 0 E: 1 K: 1 S: 6	H: 0 LOB: 2 BB: 1 P: 10	R: 2 E: 0 K: 0 S: 6	H: 3 LOB: 1 BB: 0 P: 6	R: 0 E: 0 K: 0 S: 4	H: 1 LOB: 2 BB: 1 P: 8	R: 0 E: 0 K: 0 S: 4	H: 2 LOB: 1 BB: 0 P: 4	R: 1 E: 0 K: 0 S: 4	H: 1 LOB: 1 BB: 1 P: 8	R: 0 E: 0 K: 0 S: 4	H: 1 LOB: 0 BB: 0 P: 5	R: 0 E: 0 K: 0 S: 2	H: 0 LOB: 1 BB: 1 P: 6	R: 1 E: 0 K: 0 S: 4	H: 1 LOB: 0 BB: 0 P: 4	1B: 6 2B: 1 3B: 0 HR: 2	SF: 0 SAC: 1 DP: 1 HBP: 0	WP: 0 PB: 0 SB: 0 CS: 0	PA: 39
PITCHER	IP WLS BF H R ER SO BB IBB HBP BLK WP HR S P ERA WHIP	IP WLS BF H R ER SO BB IBB HBP BLK WP HR S P ERA WHIP																		
Don Kirkwood, R ERA: 2.7 (1, 1)	6.0	29	8	3	3	1	3	0	0	0	0	0	0	0	1	28	40	4.50	1.833	
Jim Brewer, L ERA: 3.68 (7, 1)	3.0	W	10	1	1	1	1	0	0	0	0	0	0	1	11	15	3.00	0.667		

Texas Rangers @ California Angels
Anaheim Stadium, Anaheim, CA
Thu Sep 04 1975, 10:05 PM EDT
Att: 5,827 - Unknown

AB 34
R 4
H 9
RBI 4
BB 4
SO 2
LOB 22





Batter	1	2	3	4	5	6	7	8	9	AB	R	H	RBI	BB	SO	LOB	BOTTOM			
Dave Collins, S OBP: 0.354, SLG: 0.361 (1, 7)	F7					FC5-4			FC5-2	5	1	0	0	0	0	8				
Jerry Remy, L OBP: 0.316, SLG: 0.320 (1, 4)	B1-3 1B								FC5-2	5	2	3	0	0	0	3				
Mickey Rivers, L OBP: 0.336, SLG: 0.365 (1, 8)	B1-3									4	1	1	1	1	0	3				
Leroy Stanton, R OBP: 0.345, SLG: 0.444 (1, 9)	4-3									5	1	2	5	0	1	3				
John Balaz, R OBP: 0.275, SLG: 0.381 (1, 10)										5	0	0	0	0	0	2				
Bruce Bochte, L OBP: 0.354, SLG: 0.375 (1, 3)										3	0	1	0	1	0	0				
Dave Chalk, R OBP: 0.347, SLG: 0.344 (1, 5)										4	0	2	0	0	0	2				
Andy Etchebarren, R OBP: 0.315, SLG: 0.385 (1, 2)										1	0	1	0	3	0	0				
Mike Miley, S OBP: 0.253, SLG: 0.283 (1, 6)										3	1	0	0	0	0	6				
Inning Stats	R: 0 E: 0 K: 0 S: 4	H: 1 LOB: 1 BB: 0 P: 4	R: 0 E: 0 K: 0 S: 3	H: 0 LOB: 2 BB: 2 P: 11	R: 0 E: 0 K: 0 S: 4	H: 1 LOB: 1 BB: 0 P: 4	R: 0 E: 1 K: 0 S: 5	H: 1 LOB: 3 BB: 1 P: 9	R: 0 E: 0 K: 0 S: 6	H: 1 LOB: 1 BB: 0 P: 6	R: 0 E: 0 K: 0 S: 5	H: 2 LOB: 2 BB: 0 P: 5	R: 2 E: 0 K: 0 S: 5	H: 2 LOB: 0 BB: 0 P: 5	R: 4 E: 1 K: 0 S: 6	H: 2 LOB: 1 BB: 2 P: 14	1B: 8 2B: 1 3B: 0 HR: 1	SF: 0 SAC: 1 DP: 0 HBP: 0	WP: 0 PB: 0 SB: 0 CS: 0	PA: 41
PITCHER	IP WLS BF H R ER SO BB IBB HBP BLK WP HR S P ERA WHIP	IP WLS BF H R ER SO BB IBB HBP BLK WP HR S P ERA WHIP																		
Jim Umberger, L ERA: 4.0 (1, 1)	7.0	34	9	3	3	1	3	0	0	0	0	0	0	0	0	0	3.86	1.714		
Stan Thomas, R ERA: 3.23 (8, 1)	0.0	L	2	0	0	0	1	0	0	0	0	0	1	5						
Steve Foucault, R ERA: 3.87 (8, 1)	1.0	5	1	3	0	0	1	0	0	0	0	0	4	8	0.00	2.000				

Texas Rangers @ California Angels
Anaheim Stadium, Anaheim, CA
Thu Sep 04 1975, 10:05 PM EDT
Att: 5,827 - Unknown

AB 35
R 6
H 10
RBI 6
BB 5
SO 1
LOB 27



Batter	1	2	3	4	5	6	7	8	9	AB	R	H	RBI	BB	SO	LOB	TOP										
Freddie Patek, R OBP: 0.303, SLG: 0.320	F8		P5		F9			6-3	F8	5	0	0	0	0	0	4	Kansas City Royals @ California Angels Anaheim Stadium, Anaheim, CA Fri Sep 05 1975, 10:05 PM EDT Att: 6,902 - Unknown livebaseballscorecards.com										
Amos Otis, R OBP: 0.345, SLG: 0.394	P4		5-3		F9			1B	FC1-2	5	1	1	0	0	0	4											
George Brett, L OBP: 0.345, SLG: 0.443	1B		2B		1B			1B	1B	5	1	5	4	0	0	0											
John Mayberry, L OBP: 0.410, SLG: 0.549	F8		BB		F8			1B	3-1	3	0	0	0	2	0	4											
Al Cowens, R OBP: 0.343, SLG: 0.420		E	F9		F7			1B		4	0	2	1	0	0	3											
Tony Solaita, L OBP: 0.371, SLG: 0.513	K				F9			G3		4	0	0	0	0	2	3											
Jim Wohlford, R OBP: 0.325, SLG: 0.313	6-3				F8			1B	FC6	4	0	2	0	0	0	1											
Buck Martinez, R OBP: 0.309, SLG: 0.359	F5				F8			5-3	FC1-2	4	1	1	0	0	0	2											
Frank White, R OBP: 0.280, SLG: 0.333			S		6-3			6-3	FC6	4	2	1	0	0	0	2											
Inning Stats	R: 0 E: 0 K: 0 S: 4	H: 1 LOB: 1 BB: 0 P: 4	R: 0 E: 1 K: 1 S: 6	H: 1 LOB: 1 BB: 0 P: 6	R: 1 E: 0 K: 0 S: 5	H: 2 LOB: 2 BB: 1 P: 9	R: 0 E: 0 K: 1 S: 5	H: 0 LOB: 0 BB: 0 P: 5	R: 0 E: 0 K: 0 S: 3	H: 1 LOB: 1 BB: 0 P: 4	R: 0 E: 0 K: 0 S: 3	H: 1 LOB: 1 BB: 0 P: 3	R: 2 E: 0 K: 0 S: 5	H: 3 LOB: 1 BB: 1 P: 9	R: 2 E: 1 K: 0 S: 7	H: 3 LOB: 2 BB: 0 P: 7		1B: 10 2B: 2 3B: 0 HR: 0	SF: 0 SAC: 0 DP: 0 HBP: 0	WP: 0 PB: 0 SB: 2 CS: 1	PA: 40						
PITCHER	IP	WLS	BF	H	R	ER	SO	BB	IBB	HBP	BLK	WP	HR	S	P	ERA	WHIP										
Ed Figueroa, R ERA: 2.88	(1, 1)	8.2	L	38	11	5	3	2	1	1	0	0	0	40	48	3.12	1.385										
Mickey Scott, L ERA: 3.21	(9, 1)	0.1		2	1	0	0	0	0	0	0	0	0	2	2	0.00	3.000										

Batter	1	2	3	4	5	6	7	8	9	AB	R	H	RBI	BB	SO	LOB	BOTTOM										
Dave Collins, S OBP: 0.353, SLG: 0.366	K				G3				3-1	4	0	1	0	0	2	3	Kansas City Royals @ California Angels Anaheim Stadium, Anaheim, CA Fri Sep 05 1975, 10:05 PM EDT Att: 6,902 - Unknown livebaseballscorecards.com										
Jerry Remy, L OBP: 0.315, SLG: 0.318	F8		F8		F8			K		4	0	0	0	0	0	4											
Mickey Rivers, L OBP: 0.337, SLG: 0.370	6-3				3B			E6		4	1	2	0	0	0	0											
Bruce Bochte, L OBP: 0.353, SLG: 0.373		F8			5-3			4-3		4	0	1	0	0	0	2											
Leroy Stanton, R OBP: 0.344, SLG: 0.442		L3			K			1B		4	0	1	1	0	1	2											
Danny Goodwin, L OBP: 0.200, SLG: 0.200		1B			K			K		4	0	1	0	0	3	3											
Dave Chalk, R OBP: 0.348, SLG: 0.344	F7				S			K		4	1	1	0	1	0	2											
Andy Etchebarren, R OBP: 0.303, SLG: 0.368			K		K			5-3		3	0	0	0	0	2	1											
Mike Miley, S OBP: 0.258, SLG: 0.288		P4			G3			F9		4	0	2	1	0	0	0											
Inning Stats	R: 0 E: 0 K: 1 S: 5	H: 0 LOB: 0 BB: 0 P: 5	R: 0 E: 0 K: 0 S: 4	H: 1 LOB: 1 BB: 0 P: 4	R: 0 E: 0 K: 1 S: 6	H: 1 LOB: 1 BB: 0 P: 6	R: 0 E: 0 K: 2 S: 8	H: 1 LOB: 1 BB: 0 P: 8	R: 1 E: 0 K: 1 S: 7	H: 2 LOB: 1 BB: 0 P: 7	R: 1 E: 1 K: 1 S: 6	H: 2 LOB: 1 BB: 0 P: 6	R: 0 E: 0 K: 1 S: 6	H: 1 LOB: 2 BB: 1 P: 10	R: 0 E: 0 K: 1 S: 6	H: 1 LOB: 0 BB: 0 P: 6		R: 0 E: 0 K: 0 S: 3	H: 0 LOB: 0 BB: 0 P: 3	1B: 7 2B: 0 3B: 2 HR: 0	SF: 0 SAC: 1 DP: 0 HBP: 0	WP: 0 PB: 0 SB: 2 CS: 0	PA: 37				
PITCHER	IP	WLS	BF	H	R	ER	SO	BB	IBB	HBP	BLK	WP	HR	S	P	ERA	WHIP										
Steve Busby, R ERA: 2.82	(1, 1)	9.0	W	37	9	2	1	8	1	0	0	0	0	51	55	1.00	1.111										

Batter	1	2	3	4	5	6	7	8	9	AB	R	H	RBI	BB	SO	LOB	TOP					
Freddie Patek, R OBP: 0.302, SLG: 0.319										5	1	1	0	0	0	0	Kansas City Royals @ California Angels Anaheim Stadium, Anaheim, CA Sat Sep 06 1975, 10:05 PM EDT Unknown - 75 F					
Amos Otis, R OBP: 0.352, SLG: 0.395										4	2	2	0	1	1	2						
George Brett, L OBP: 0.343, SLG: 0.439										4	0	0	0	0	2	4						
John Mayberry, L OBP: 0.412, SLG: 0.549										3	0	2	1	1	0	0						
Al Cowens, R OBP: 0.345, SLG: 0.419										3	0	1	2	1	0	2						
Harmon Killebrew, R OBP: 0.322, SLG: 0.375										3	0	0	0	1	0	5						
Jim Wohlford, R OBP: 0.321, SLG: 0.309										4	0	0	0	0	3	6						
Buck Martinez, R OBP: 0.303, SLG: 0.351										4	0	0	0	0	1	1						
Rodney Scott, S (9, PR)										0	1	0	0	0	0	0						
Bob Stinson, S OBP: 0.357, SLG: 0.394										0	0	0	0	0	0	0						
Frank White, R OBP: 0.276, SLG: 0.328										4	0	0	0	0	1	2						
Inning Stats	R: 1 E: 0 K: 0 S: 5	H: 3 LOB: 1 BB: 0 P: 5	R: 0 E: 0 K: 3 S: 9	H: 0 LOB: 1 BB: 1 P: 13	R: 0 E: 0 K: 1 S: 5	H: 0 LOB: 0 BB: 0 P: 5	R: 0 E: 0 K: 1 S: 5	H: 0 LOB: 1 BB: 1 P: 9	R: 0 E: 0 K: 0 S: 3	H: 0 LOB: 0 BB: 0 P: 3	R: 1 E: 1 K: 2 S: 9	H: 1 LOB: 2 BB: 1 P: 13	R: 0 E: 0 K: 0 S: 3	H: 0 LOB: 0 BB: 0 P: 3	R: 1 E: 0 K: 0 S: 5	H: 2 LOB: 2 BB: 1 P: 9	R: 1 E: 2 K: 1 S: 7	H: 0 LOB: 1 BB: 0 P: 7	1B: 6 2B: 0 3B: 0 HR: 0	SF: 0 SAC: 1 DP: 0 HBP: 0	WP: 0 PB: 0 SB: 3 CS: 0	PA: 39
PITCHER Frank Tanana, L ERA: 2.37	IP: 9.0 WLS: L BF: 39	H: 6 R: 4 ER: 3 SO: 8	BB: 4 IBB: 0 HBP: 0 BLK: 0	WP: 0 HR: 0 S: 51 P: 67	ERA: 3.00 WHIP: 1.111	PITCHER										IP: WLS: BF: H: R: ER: SO: BB: IBB: HBP: BLK: WP: HR: S: P: ERA: WHIP						

AB	34
R	4
H	6
RBI	3
BB	4
SO	8
LOB	22



Batter	1	2	3	4	5	6	7	8	9	AB	R	H	RBI	BB	SO	LOB	BOTTOM			
Dave Collins, S OBP: 0.350, SLG: 0.362										3	0	0	0	0	3	0	Kansas City Royals @ California Angels Anaheim Stadium, Anaheim, CA Sat Sep 06 1975, 10:05 PM EDT Unknown - 75 F			
John Balaz, R OBP: 0.282, SLG: 0.388										1	0	1	1	0	0	0				
Bob Aletta, R OBP: 0.194, SLG: 0.200										0	0	0	0	0	0	0				
Jerry Remy, L OBP: 0.317, SLG: 0.319										4	1	2	1	0	1	0				
Mickey Rivers, L OBP: 0.336, SLG: 0.369										4	0	1	0	0	1	2				
Bruce Bochte, L OBP: 0.351, SLG: 0.370										3	0	0	1	1	0	1				
Leroy Stanton, R OBP: 0.343, SLG: 0.439										3	0	0	0	1	1	2				
Danny Gooden, L OBP: 0.311, SLG: 0.111										4	0	0	0	0	0	2				
Dave Chalk, R OBP: 0.348, SLG: 0.344										3	1	1	0	0	1	0				
Andy Etchebarren, R OBP: 0.290, SLG: 0.357										2	0	0	0	0	0	0				
Adrian Garrett, L OBP: 0.290, SLG: 0.422										0	0	0	0	0	0	0				
Bobby Valentine, R OBP: 0.345, SLG: 0.340										1	0	0	0	0	0	1				
Mike Miley, S OBP: 0.260, SLG: 0.285										2	1	0	0	1	0	0				
Inning Stats	R: 0 E: 0 K: 2 S: 7	H: 0 LOB: 0 BB: 0 P: 7	R: 0 E: 0 K: 0 S: 2	H: 0 LOB: 0 BB: 1 P: 6	R: 0 E: 0 K: 1 S: 5	H: 0 LOB: 0 BB: 0 P: 5	R: 0 E: 0 K: 2 S: 7	H: 0 LOB: 0 BB: 0 P: 7	R: 0 E: 0 K: 0 S: 3	H: 0 LOB: 0 BB: 0 P: 3	R: 1 E: 0 K: 2 S: 9	H: 2 LOB: 1 BB: 0 P: 9	R: 2 E: 0 K: 0 S: 6	H: 3 LOB: 2 BB: 1 P: 10	R: 0 E: 0 K: 0 S: 2	H: 0 LOB: 0 BB: 1 P: 6	1B: 5 2B: 0 3B: 0 HR: 0	SF: 0 SAC: 0 DP: 2 HBP: 0	WP: 0 PB: 0 SB: 0 CS: 0	PA: 33
PITCHER Doug Bird, R ERA: 3.15	IP: 7.1 WLS: L BF: 25	H: 3 R: 2 ER: 2 SO: 7	BB: 1 IBB: 0 HBP: 0 BLK: 0	WP: 0 HR: 0 S: 38 P: 42	ERA: 2.46 WHIP: 0.545	PITCHER										IP: WLS: BF: H: R: ER: SO: BB: IBB: HBP: BLK: WP: HR: S: P: ERA: WHIP				
Ray Sadecki, L ERA: 4.15	0.2	6	2	1	1	0	2	0	0	0	0	4	12	13.50	6.000					
Lindy McDaniel, R ERA: 3.93	1.0	W	2	0	0	0	0	0	0	0	2	2	0.00	0.000						

AB	30
R	3
H	5
RBI	3
BB	3
SO	7
LOB	8



Batter	1	2	3	4	5	6	7	8	9	AB	R	H	RBI	BB	SO	LOB	TOP					
Freddie Patek, R OBP: 0.299, SLG: 0.315 (1, 6)	0-0 6-3		0-0 F9		0-0 F8		0-0 F8		0-3 K	5	0	0	0	0	1	0	Kansas City Royals @ California Angels Anaheim Stadium, Anaheim, CA Sat Sep 06 1975, 10:05 PM EDT Att: 12,043 - Unknown livebaseballscorecards.com					
Amos Otis, R OBP: 0.351, SLG: 0.392 (1, 8)	4-0 BB		0-0 E5 HR		0-0 E5 CS		0-0 F2			3	1	0	0	1	0	0						
George Brett, L OBP: 0.342, SLG: 0.443 (1, 5)	0-0 F7		0-0 HR		0-0 F8			0-0 5-3		4	1	1	2	0	0	2						
John Mayberry, L OBP: 0.414, SLG: 0.556 (1, 10)	0-0 P6		0-0 1B					4-0 1B BB		3	2	2	1	1	0	1						
Al Cowens, R OBP: 0.348, SLG: 0.426 (1, 9)		4-0 1B BB	0-0 4-3		0-0 3B			0-0 F7		3	2	1	0	1	0	2						
Tony Solaita, L OBP: 0.369, SLG: 0.511 (1, 3)		0-0 F7	0-0 G3		0-0 SF8			0-0 FC4-6 1B		3	0	1	2	0	0	2						
Vada Pinson, L OBP: 0.251, SLG: 0.343 (1, 7)		0-0 G3		0-0 F9		0-0 F9		0-0 FC4-6		4	0	0	0	0	0	2						
Bob Stinson, S OBP: 0.354, SLG: 0.389 (1, 2)		0-0 1B		0-0 F8		0-0 4-3			0-0 3-1	4	0	1	1	0	0	0						
Frank White, R OBP: 0.272, SLG: 0.322 (1, 4)		0-0 4-3		0-0 F9			0-0 F8		0-0 F9	4	0	0	0	0	0	1						
Inning Stats	R: 0 E: 0 K: 0 S: 3	H: 0 LOB: 1 BB: 1 P: 7	R: 1 E: 0 K: 0 S: 4	H: 1 LOB: 1 BB: 1 P: 8	R: 2 E: 1 K: 0 S: 6	H: 2 LOB: 1 BB: 0 P: 6	R: 0 E: 0 K: 0 S: 3	H: 0 LOB: 0 BB: 0 P: 3	R: 0 E: 1 K: 0 S: 5	H: 0 LOB: 0 BB: 0 P: 3	R: 0 E: 0 K: 0 S: 3	H: 0 LOB: 1 BB: 1 P: 8	R: 0 E: 0 K: 1 S: 5	H: 0 LOB: 0 BB: 0 P: 5	R: 1 E: 0 K: 0 S: 4	H: 1 LOB: 1 BB: 1 P: 8	R: 0 E: 0 K: 1 S: 5	H: 0 LOB: 0 BB: 0 P: 5	1B: 3 2B: 0 3B: 1 HR: 2	SF: 1 SAC: 0 DP: 0 HBP: 0	WP: 0 PB: 0 SB: 3 CS: 1	PA: 37
PITCHER Bill Singer, R ERA: 4.81 (1, 1)	IP: 9.0 WLS: L BF: 37 H: 6 R: 6 ER: 5 SO: 1 BB: 3 IBB: 0 HBP: 0 BLK: 0 WP: 0 HR: 2 S: 36 P: 48 ERA: 5.00 WHIP: 1.000															PITCHER	IP: 9.0 WLS: L BF: 37 H: 6 R: 6 ER: 5 SO: 1 BB: 3 IBB: 0 HBP: 0 BLK: 0 WP: 0 HR: 2 S: 36 P: 48 ERA: 5.00 WHIP: 1.000					


Batter	1	2	3	4	5	6	7	8	9	AB	R	H	RBI	BB	SO	LOB	BOTTOM			
Dave Collins, S OBP: 0.347, SLG: 0.360 (1, 7)	0-0 4-3		0-0 4-3		0-0 F7				0-3 K	5	0	1	0	0	1	0	Kansas City Royals @ California Angels Anaheim Stadium, Anaheim, CA Sat Sep 06 1975, 10:05 PM EDT Att: 12,043 - Unknown livebaseballscorecards.com			
Mickey Rivers, L OBP: 0.337, SLG: 0.368 (1, 8)	0-0 1B SF9		1-0 HBP		0-0 F9		0-0 F9		0-0 5-3	4	1	1	0	0	0	1				
Bruce Bochte, L OBP: 0.353, SLG: 0.375 (1, 3)	0-0 1B		0-0 F9		0-0 2B			0-0 4-3		4	1	2	0	0	0	1				
Adrian Garrett, L OBP: 0.298, SLG: 0.473 (1, 10)	0-0 SF9		0-0 F7		0-0 1B 2B			0-0 HR		3	1	2	3	0	0	1				
Leroy Stanton, R OBP: 0.345, SLG: 0.438 (1, 9)	0-0 4-3			0-0 6-3		0-0 1B HBP		0-0 1B		3	0	1	0	0	0	1				
Dave Chalk, R OBP: 0.351, SLG: 0.346 (1, 5)		4-0 5-3 BB		0-0 F7		0-0 1B		0-0 1B		3	0	2	0	1	0	0				
Elie Rodriguez, R OBP: 0.351, SLG: 0.299 (1, 2)		0-0 5-3		0-0 F9		0-3 K		0-3 K		3	0	0	0	0	1	3				
Danny Goodwin, L OBP: 0.100, SLG: 0.100 (6, PH) Bob Allietta, R OBP: 0.194, SLG: 0.200 (9, 2)		0-0 5-3		0-0 F9		0-0 K		0-0 K		1	0	0	0	0	1	2				
Mike Miley, S OBP: 0.254, SLG: 0.278 (1, 6)		0-0 F8			0-3 K		0-3 K		0-0 4-3	4	0	0	0	0	2	3				
Rudy Meoli, L OBP: 0.292, SLG: 0.225 (1, 4)		0-0 G3		0-0 F2			0-0 F7		0-0 P4	4	0	0	0	0	0	1				
Inning Stats	R: 1 E: 1 K: 0 S: 5	H: 2 LOB: 1 BB: 0 P: 5	R: 0 E: 0 K: 0 S: 3	H: 0 LOB: 1 BB: 1 P: 7	R: 0 E: 0 K: 0 S: 3	H: 0 LOB: 0 BB: 0 P: 4	R: 0 E: 0 K: 0 S: 3	H: 0 LOB: 0 BB: 0 P: 3	R: 0 E: 0 K: 1 S: 5	H: 3 LOB: 2 BB: 0 P: 8	R: 0 E: 0 K: 1 S: 6	H: 1 LOB: 1 BB: 0 P: 6	R: 0 E: 0 K: 1 S: 8	H: 3 LOB: 2 BB: 0 P: 8	R: 0 E: 0 K: 1 S: 5	H: 0 LOB: 0 BB: 0 P: 5	1B: 6 2B: 2 3B: 0 HR: 1	SF: 1 SAC: 0 DP: 0 HBP: 2	WP: 0 PB: 0 SB: 0 CS: 0	PA: 38
PITCHER Marty Pattin, R ERA: 3.56 Nelson Briles, R ERA: 4.05 (8, 1)	IP: 7.1 WLS: W BF: 32 H: 8 R: 3 ER: 2 SO: 3 BB: 1 IBB: 0 HBP: 0 BLK: 0 WP: 0 HR: 1 S: 35 P: 41 ERA: 2.46 WHIP: 1.227															PITCHER	IP: 1.2 WLS: S BF: 6 H: 1 R: 0 ER: 0 SO: 2 BB: 0 IBB: 0 HBP: 0 BLK: 0 WP: 0 HR: 0 S: 10 P: 10 ERA: 0.00 WHIP: 0.600			

Batter	1	2	3	4	5	6	7	8	9	10	11	AB	R	H	RBI	BB	SO	LOB	TOP					
Freddie Patek, R OBP: 0.298, SLG: 0.314 (1, 6)	F8		F7				5-3			F8		5	0	1	0	0	0	0						
Amos Otis, R OBP: 0.361, SLG: 0.391 (1, 8)	G4-6-3 1B		4-3				5-3				BB	4	0	1	0	1	0	1						
George Brett, L OBP: 0.341, SLG: 0.441 (1, 5)	G4-6-3 1-2			4-3						L4	P5	5	1	1	0	0	0	2						
John Mayberry, L OBP: 0.416, SLG: 0.569 (1, 10) (11, 3)		BB 1B G4-6-3 1B			HR					F9	F5	5	3	3	3	0	0	1						
Al Cowens, R OBP: 0.352, SLG: 0.430 (1, 9)		G4-6-3 BB 1-2 1B		L5						F7		5	1	3	0	0	0	0						
Tony Solaita, L OBP: 0.353, SLG: 0.567 Rodney Scott, S (11, PR)		BB BB BB										4	3	4	4	1	0	0						
Buck Martinez, R OBP: 0.303, SLG: 0.351 (11, 2)		G4-6-3 1-2 BB			HR							0	0	0	0	0	0	0						
Jim Wohlford, R OBP: 0.318, SLG: 0.305 (1, 7)		G4-6-3 1-2 2-3 3-H		6-3						F8	SH1-4 1B	4	0	0	0	0	0	2						
Bob Stinson, S OBP: 0.343, SLG: 0.376 Harmon Killebrew, R OBP: 0.322, SLG: 0.374 Steve Mingo, L (11, 1) George Throop, R (11, 1)			K				F8	K		6-3		4	0	0	0	0	2	1						
Frank White, R OBP: 0.270, SLG: 0.320 (1, 4)			6-3				P4			F7		5	0	1	0	0	0	2						
Inning Stats	R: 0 E: 0 K: 0 S: 3	H: 1 LOB: 0 BB: 0 P: 3	R: 1 E: 0 K: 1 S: 6	H: 2 LOB: 1 BB: 1 P: 10	R: 0 E: 0 K: 0 S: 3	H: 0 LOB: 0 BB: 0 P: 3	R: 2 E: 0 K: 0 S: 5	H: 2 LOB: 0 BB: 0 P: 5	R: 0 E: 0 K: 0 S: 4	H: 1 LOB: 1 BB: 0 P: 4	R: 3 E: 0 K: 1 S: 8	H: 4 LOB: 0 BB: 0 P: 8	R: 0 E: 0 K: 0 S: 3	H: 0 LOB: 0 BB: 0 P: 3	R: 1 E: 0 K: 0 S: 4	H: 1 LOB: 0 BB: 0 P: 4	R: 0 E: 0 K: 0 S: 3	H: 0 LOB: 1 BB: 1 P: 7	R: 1 E: 0 K: 0 S: 5	H: 2 LOB: 2 BB: 0 P: 5	1B: 9 2B: 0 3B: 0 HR: 5	SF: 0 SAC: 1 DP: 2 HBP: 0	WP: 0 PB: 0 SB: 1 CS: 1	PA: 45
PITCHER	IP ERA WLS BF H R ER SO BB IBB HBP BLK WP HR S P ERA WHIP	(1, 1) 5.44 5.0 22 8 5 5 1 1 0 0 0 0 2 23 26 5.06 1.312	(6, 1) 3.38 5.1 L 21 6 3 3 1 1 0 0 0 0 2 22 26 5.06 1.312	(11, 1) 2.68 0.2 2 0 0 0 0 0 0 0 0 0 0 2 2 0.00 0.000	PITCHER										IP WLS BF H R ER SO BB IBB HBP BLK WP HR S P ERA WHIP	(10, 1) 6.0 1.0 3 1 0 0 0 1 0 0 0 0 1 0 0 4 4 0.00 0.000								

Kansas City Royals @ California Angels
Anaheim Stadium, Anaheim, CA
Sun Sep 07 1975, 6:33 AM EDT
Att: 7,029 - Unknown

livebaseballscores.com

AB 42
R 8
H 14
RBI 7
BB 2
SO 2
LOB 11




Batter	1	2	3	4	5	6	7	8	9	10	11	AB	R	H	RBI	BB	SO	LOB	BOTTOM					
Jerry Remy, L OBP: 0.319, SLG: 0.323 (1, 4)	F8		K				F8				E3 WP 1B	6	2	3	2	0	1	0						
Mickey Rivers, L OBP: 0.337, SLG: 0.368 (1, 8)	E3 G1			3-1			FC5-6 1B				P3	6	1	2	0	0	0	2						
Bruce Bochte, L OBP: 0.358, SLG: 0.379 Rudy Meoli, L (11, PR)	G1			4-3			FC5-6 1B					4	0	2	2	2	0	1						
Adrian Garrett, L OBP: 0.290, SLG: 0.458 Bobby Valentine, R (8, PH)	1-3			1-3			FC5-6 1-2 2-3				F5	3	0	0	0	0	0	3						
Leroy Stanton, R OBP: 0.342, SLG: 0.432 (1, 9)		4-3			K		6-3				K	5	0	0	1	1	2	6						
John Balaz, R OBP: 0.278, SLG: 0.379 Bob Allietta, R OBP: 0.194, SLG: 0.200 (10, 2)					5-3						K	5	0	1	0	0	1	4						
Dave Chalk, R OBP: 0.351, SLG: 0.346 (1, 5)		6-3				2B 1B					K	5	2	2	0	0	1	1						
Elie Rodriguez, R OBP: 0.381, SLG: 0.504 Dave Collins, S (9, PH)											P4	3	1	1	1	0	0	1						
Mike Miley, S OBP: 0.253, SLG: 0.276 (1, 6)											F5	5	0	1	1	0	1	3						
Inning Stats	R: 0 E: 1 K: 0 S: 4	H: 0 LOB: 1 BB: 0 P: 4	R: 0 E: 0 K: 0 S: 3	H: 0 LOB: 0 BB: 0 P: 3	R: 0 E: 0 K: 1 S: 5	H: 0 LOB: 0 BB: 0 P: 5	R: 2 E: 0 K: 1 S: 7	H: 3 LOB: 1 BB: 0 P: 7	R: 0 E: 0 K: 0 S: 5	H: 2 LOB: 2 BB: 0 P: 5	R: 0 E: 0 K: 0 S: 4	H: 1 LOB: 1 BB: 0 P: 4	R: 1 E: 0 K: 0 S: 5	H: 2 LOB: 2 BB: 1 P: 9	R: 4 E: 1 K: 1 S: 10	H: 4 LOB: 2 BB: 1 P: 14	R: 0 E: 0 K: 2 S: 7	H: 0 LOB: 0 BB: 0 P: 7	R: 0 E: 1 K: 1 S: 6	H: 1 LOB: 2 BB: 1 P: 10	1B: 9 2B: 4 3B: 0 HR: 0	SF: 0 SAC: 0 DP: 0 HBP: 0	WP: 1 PB: 1 SB: 0 CS: 0	PA: 50
PITCHER	IP ERA WLS BF H R ER SO BB IBB HBP BLK WP HR S P ERA WHIP	(1, 1) 3.77 7.0 0 0 0 0 0 0 0 0 0 0 0 0 33 33 3.86 1.143	(8, 1) 0.0 0.0 1 0 0 0 0 0 0 0 0 0 0 0 4 4 ∞ ∞	(8, 1) 1.1 7 3 3 3 0 0 0 0 0 0 0 0 7 7 20.25 2.250	(9, 1) 0.0 2 1 1 0 0 0 0 0 0 0 0 0 2 2 ∞ ∞	(9, 1) 4.15 0.2 3 0 0 0 1 0 1 0 0 0 0 4 8 0.00 0.000	PITCHER										IP WLS BF H R ER SO BB IBB HBP BLK WP HR S P ERA WHIP	(10, 1) 6.0 1.0 3 1 0 0 0 1 0 0 0 0 1 0 0 4 4 0.00 0.000						

Kansas City Royals @ California Angels
Anaheim Stadium, Anaheim, CA
Sun Sep 07 1975, 6:33 AM EDT
Att: 7,029 - Unknown

livebaseballscores.com

AB 47
R 7
H 13
RBI 7
BB 3
SO 6
LOB 27



Batter	1	2	3	4	5	6	7	8	9	AB	R	H	RBI	BB	SO	LOB	TOP					
Dave Collins, S (1,7) OBP: 0.344, SLG: 0.359	5-3		F7		SH3-4	F7		1-3		4	0	0	0	0	0	3	California Angels @ Chicago White Sox Comiskey Park, Chicago, IL Tue Sep 09 1975, 8:05 PM EDT Att: 2,958 - Unknown livebaseballscorecards.com					
Jerry Remy, L (1,4) OBP: 0.316, SLG: 0.322	F8		1-3		1-3 S		F8		4-3	5	0	1	1	0	0	0						
Mickey Rivers, L (1,8) OBP: 0.336, SLG: 0.365	BB		1-3		1-3		1-3		K	4	0	0	0	1	1	1						
Leroy Stanton, R (1,9) OBP: 0.343, SLG: 0.430	F9				5-3		F8		K	4	1	1	0	1	1	2						
Bruce Bochte, L (1,3) OBP: 0.363, SLG: 0.385										3	1	2	1	1	1	1						
Dave Chalk, R (1,5) OBP: 0.350, SLG: 0.346	F9				5-3		F7			4	1	1	0	0	0	3						
Bobby Valentine, R (1,10) John Balaz, R (8,PH) OBP: 0.275, SLG: 0.375	E				K2-3		FC5-2-5-2		K	3	0	1	0	0	1	3						
Andy Etchebarren, R (1,2) OBP: 0.317, SLG: 0.370	E2								K2-3	3	1	2	1	1	1	0						
Mike Miley, S (1,6) OBP: 0.258, SLG: 0.282	G4-3									3	1	2	2	0	0	2						
Inning Stats	R: 0 E: 0 K: 0 S: 3	H: 0 LOB: 1 BB: 1 P: 7	R: 1 E: 1 K: 0 S: 5	H: 3 LOB: 1 BB: 0 P: 5	R: 0 E: 0 K: 2 S: 8	H: 0 LOB: 0 BB: 0 P: 3	R: 0 E: 0 K: 2 S: 8	H: 1 LOB: 1 BB: 0 P: 8	R: 2 E: 1 K: 0 S: 6	H: 3 LOB: 1 BB: 0 P: 6	R: 1 E: 0 K: 0 S: 4	H: 1 LOB: 2 BB: 2 P: 12	R: 1 E: 0 K: 0 S: 4	H: 1 LOB: 1 BB: 1 P: 8	R: 0 E: 0 K: 2 S: 8	H: 1 LOB: 1 BB: 0 P: 8	R: 0 E: 0 K: 2 S: 7	H: 0 LOB: 0 BB: 0 P: 7	1B: 9 2B: 1 3B: 0 HR: 0	SF: 1 SAC: 1 DP: 1 HBP: 0	WP: 0 PB: 0 SB: 3 CS: 0	PA: 40
PITCHER	IP WLS BF H R ER SO BB IBB HBP BLK WP HR S P ERA WHIP																					
Wilbur Wood, L (1,1) ERA: 4.15	8.0 L 37 10 5 5 4 4 0 0 0 0 0 0 41 57 5.62 1.750																					
Dave Hamilton, L (9,1) ERA: 3.49	1.0 3 0 0 0 2 0 0 0 0 0 0 0 7 7 0.00 0.000																					

Batter	1	2	3	4	5	6	7	8	9	AB	R	H	RBI	BB	SO	LOB	BOTTOM					
Pat Kelly, L (1,9) OBP: 0.348, SLG: 0.400	F8		K				5-3			4	0	1	1	0	1	3	California Angels @ Chicago White Sox Comiskey Park, Chicago, IL Tue Sep 09 1975, 8:05 PM EDT Att: 2,958 - Unknown livebaseballscorecards.com					
Jerry Hairston, S (1,7) OBP: 0.417, SLG: 0.310			F7		4-3		E9			3	0	1	2	1	0	1						
Jorge Orta, L (1,4) OBP: 0.365, SLG: 0.454	L4						G3			4	0	2	0	0	0	2						
Deron Johnson, R (1,10) OBP: 0.301, SLG: 0.388	F5									4	0	1	0	0	0	2						
Bill Melton, R (1,5) OBP: 0.340, SLG: 0.344										4	1	1	0	0	2	3						
Bucky Dent, R (1,6) OBP: 0.306, SLG: 0.349	1-3									4	0	0	0	0	1	3						
Mike Squires, L (1,3) OBP: 0.345, SLG: 0.217	SF8									2	0	0	1	0	0	0						
Bill Stein, R (9,PH) OBP: 0.324, SLG: 0.360										1	0	0	0	0	0	0						
Nyls Nyman, L (1,8) Chet Lemon, R (9,PH) OBP: 0.242, SLG: 0.259	F8									3	1	2	0	0	0	0						
Brian Downing, R (1,2) OBP: 0.370, SLG: 0.343										4	2	2	0	0	0	1						
Inning Stats	R: 0 E: 0 K: 0 S: 3	H: 0 LOB: 1 BB: 1 P: 7	R: 1 E: 0 K: 0 S: 4	H: 1 LOB: 0 BB: 0 P: 4	R: 0 E: 0 K: 1 S: 5	H: 1 LOB: 0 BB: 0 P: 5	R: 0 E: 0 K: 0 S: 4	H: 2 LOB: 1 BB: 0 P: 4	R: 1 E: 0 K: 0 S: 5	H: 2 LOB: 1 BB: 0 P: 5	R: 0 E: 0 K: 2 S: 8	H: 1 LOB: 1 BB: 0 P: 8	R: 2 E: 1 K: 0 S: 6	H: 3 LOB: 1 BB: 0 P: 6	R: 0 E: 0 K: 1 S: 5	H: 0 LOB: 0 BB: 0 P: 5	R: 0 E: 0 K: 0 S: 3	H: 0 LOB: 0 BB: 0 P: 3	1B: 8 2B: 2 3B: 0 HR: 0	SF: 1 SAC: 0 DP: 1 HBP: 0	WP: 1 PB: 0 SB: 0 CS: 1	PA: 36
PITCHER	IP WLS BF H R ER SO BB IBB HBP BLK WP HR S P ERA WHIP																					
Ed Figueroa, R (1,1) ERA: 2.96	6.2 W 29 10 4 4 3 1 0 0 0 0 0 0 34 38 5.40 1.650																					
Jim Brewer, L (7,1) ERA: 3.54	2.1 S 7 0 0 0 1 0 0 0 0 0 0 0 9 9 0.00 0.000																					

Batter	1	2	3	4	5	6	7	8	9	AB	R	H	RBI	BB	SO	LOB	TOP					
Dave Collins, S OBP: 0.342, SLG: 0.360 Morris Nettles, L OBP: 0.304, SLG: 0.278	F9	FC6-4				K			6-3	5	0	1	1	0	1	2						
Mickey Rivers, L OBP: 0.338, SLG: 0.367			E3	L4		F4				5	0	3	0	0	0	2						
Leroy Stanton, R OBP: 0.342, SLG: 0.429	K		SH1						FC4-6	4	1	1	0	0	2	2						
John Balaz, R OBP: 0.274, SLG: 0.370	F7		FC5-3							4	0	1	0	0	0	2						
Bruce Bochte, L OBP: 0.364, SLG: 0.385 Dan Briggs, L (7, PR) (7, 3)		K								3	0	1	0	1	2	2						
Dave Chalk, R OBP: 0.350, SLG: 0.351										4	1	1	1	0	0	3						
Winston Lianas, R OBP: 0.256, SLG: 0.226		5-3								4	1	3	1	0	0	0						
Andy Etchebarren, R OBP: 0.326, SLG: 0.368										3	1	1	0	1	1	3						
Mike Miley, S OBP: 0.263, SLG: 0.287										4	0	2	1	0	2	0						
Inning Stats	R: 0 E: 0 K: 1 S: 6	H: 1 LOB: 1 BB: 0 P: 6	R: 1 E: 0 K: 1 S: 7	H: 2 LOB: 2 BB: 1 P: 11	R: 0 E: 1 K: 0 S: 3	H: 1 LOB: 0 BB: 0 P: 3	R: 2 E: 0 K: 0 S: 7	H: 5 LOB: 2 BB: 0 P: 7	R: 1 E: 0 K: 1 S: 8	H: 3 LOB: 2 BB: 0 P: 8	R: 0 E: 0 K: 2 S: 7	H: 0 LOB: 0 BB: 0 P: 7	R: 0 E: 0 K: 1 S: 4	H: 0 LOB: 1 BB: 1 P: 8	R: 0 E: 0 K: 1 S: 5	H: 1 LOB: 0 BB: 0 P: 5	R: 0 E: 0 K: 1 S: 6	H: 1 LOB: 1 BB: 0 P: 6	1B: 12 2B: 2 3B: 0 HR: 1	SF: 0 SAC: 1 DP: 1 HBP: 0	WP: 0 PB: 0 CS: 2	PA: 41
PITCHER	IP	WLS	BF	H	R	ER	SO	BB	IBB	HBP	BLK	WP	HR	S	P	ERA	WHIP					
Jim Kaat, L ERA: 3.04	4.2	L	25	12	4	4	3	1	0	0	0	0	1	30	34	7.71	2.786					
Ozzie Osborn, R ERA: 3.71	4.1		14	2	0	0	5	1	0	0	0	0	0	23	27	0.00	0.692					

California Angels @ Chicago White Sox
Comiskey Park, Chicago, IL
Wed Sep 10 1975, 8:05 PM EDT
Att: 3,233 - Unknown

AB 36
R 4
H 14
RBI 4
BB 2
SO 8
LOB 16



Batter	1	2	3	4	5	6	7	8	9	AB	R	H	RBI	BB	SO	LOB	BOTTOM					
Jerry Hairston, S OBP: 0.408, SLG: 0.302	F9			6-3		K				4	0	0	0	0	1	1						
Bucky Dent, R OBP: 0.304, SLG: 0.347	K			3-1		F9				4	0	0	0	0	2	2						
Jorge Orta, L OBP: 0.364, SLG: 0.455	5-3									4	0	1	0	0	0	0						
Deron Johnson, R OBP: 0.299, SLG: 0.385		F7		5-3						4	0	0	0	0	1	2						
Bill Melton, R OBP: 0.339, SLG: 0.349		K				F9				4	1	1	1	0	1	1						
Lamar Johnson, R OBP: 0.250, SLG: 1.000		F8								4	1	1	1	0	1	1						
Bob Coluccio, R OBP: 0.284, SLG: 0.314				K		5-3				3	0	0	0	0	1	0						
Nyls Nyman, L OBP: 0.241, SLG: 0.257 Bill Stein, R OBP: 0.323, SLG: 0.358				G1		K				2	0	0	0	0	1	0						
Brian Downing, R OBP: 0.370, SLG: 0.343				K						3	0	1	0	0	1	0						
Inning Stats	R: 0 E: 0 K: 1 S: 5	H: 0 LOB: 0 BB: 0 P: 5	R: 0 E: 0 K: 1 S: 5	H: 0 LOB: 0 BB: 0 P: 5	R: 0 E: 0 K: 2 S: 7	H: 0 LOB: 0 BB: 0 P: 7	R: 0 E: 0 K: 0 S: 4	H: 1 LOB: 1 BB: 0 P: 4	R: 1 E: 0 K: 1 S: 6	H: 1 LOB: 0 BB: 0 P: 6	R: 0 E: 0 K: 1 S: 5	H: 0 LOB: 0 BB: 0 P: 5	R: 0 E: 1 K: 2 S: 8	H: 0 LOB: 1 BB: 0 P: 8	R: 0 E: 1 K: 1 S: 7	H: 1 LOB: 2 BB: 0 P: 7	R: 1 E: 0 K: 0 S: 4	H: 1 LOB: 0 BB: 0 P: 4	1B: 1 2B: 1 3B: 0 HR: 2	SF: 0 SAC: 0 DP: 0 HBP: 0	WP: 0 PB: 0 CS: 0	PA: 33
PITCHER	IP	WLS	BF	H	R	ER	SO	BB	IBB	HBP	BLK	WP	HR	S	P	ERA	WHIP					
Frank Tanana, L ERA: 2.36	9.0	W	33	4	2	2	9	0	0	0	0	0	2	51	51	2.00	0.444					

California Angels @ Chicago White Sox
Comiskey Park, Chicago, IL
Wed Sep 10 1975, 8:05 PM EDT
Att: 3,233 - Unknown

AB 33
R 2
H 4
RBI 2
BB 0
SO 9
LOB 7



Batter	1	2	3	4	5	6	7	8	9	AB	R	H	RBI	BB	SO	LOB	TOP					
Dave Collins, S OBP: 0.349, SLG: 0.365 (1, 7)										4	1	3	0	1	0	0	California Angels @ Kansas City Royals Royals Stadium, Kansas City, MO Fri Sep 12 1975, 8:05 PM EDT Unknown - 66 F					
Mickey Rivers, L OBP: 0.340, SLG: 0.368 (1, 8)										4	0	2	0	1	0	2						
Bruce Bochte, L OBP: 0.362, SLG: 0.382 (1, 10)										5	0	1	2	0	2	7						
Adrian Garrett, L OBP: 0.288, SLG: 0.450 (1, 9)										4	0	1	0	0	1	5						
Dave Chalk, R OBP: 0.349, SLG: 0.349 (1, 5)										3	0	0	0	1	0	1						
Dan Briggs, L OBP: 0.250, SLG: 0.250 (1, 3)										4	0	1	0	0	1	2						
Andy Etchebarren, R OBP: 0.322, SLG: 0.363 (1, 2)										4	0	1	0	0	2	2						
Mike Miley, S OBP: 0.257, SLG: 0.281 (1, 6)										4	0	0	0	0	1	2						
Rudy Meoli, L OBP: 0.299, SLG: 0.221 (1, 4)										2	1	0	0	2	0	3						
Inning Stats	R: 0 E: 0 K: 1 S: 5	H: 1 LOB: 1 BB: 1 P: 9	R: 0 E: 0 K: 1 S: 6	H: 1 LOB: 2 BB: 1 P: 10	R: 0 E: 0 K: 1 S: 5	H: 0 LOB: 0 BB: 0 P: 5	R: 0 E: 0 K: 1 S: 6	H: 1 LOB: 0 BB: 0 P: 6	R: 0 E: 0 K: 2 S: 8	H: 1 LOB: 3 BB: 2 P: 16	R: 0 E: 0 K: 0 S: 3	H: 1 LOB: 1 BB: 1 P: 3	R: 2 E: 0 K: 0 S: 5	H: 2 LOB: 1 BB: 1 P: 9	R: 0 E: 0 K: 1 S: 5	H: 0 LOB: 0 BB: 0 P: 5		R: 0 E: 1 K: 0 S: 5	H: 2 LOB: 2 BB: 0 P: 5	1B: 9 2B: 0 3B: 0 HR: 0	SF: 0 SAC: 0 DP: 2 HBP: 0	WP: 0 PB: 0 SB: 1 CS: 1
PITCHER Dennis Leonard, R ERA: 3.58 (1, 1)	IP: 9.0 WLS: W BF: 39 H: 9 R: 2 ER: 2 SO: 7 BB: 5 IBB: 0 HBP: 0 BLK: 0 WP: 0 HR: 0 S: 48 P: 68 ERA: 2.00 WHIP: 1.556															PITCHER						

Batter	1	2	3	4	5	6	7	8	9	AB	R	H	RBI	BB	SO	LOB	BOTTOM			
Jim Wohlford, R OBP: 0.323, SLG: 0.310 (1, 9) (7, 7)										4	2	3	1	1	1	1	California Angels @ Kansas City Royals Royals Stadium, Kansas City, MO Fri Sep 12 1975, 8:05 PM EDT Unknown - 66 F			
Cookie Rojas, R OBP: 0.299, SLG: 0.320 Freddie Patek, R OBP: 0.299, SLG: 0.320 (1, 4) (7, PH) (8, 6)										4	1	2	1	0	0	1				
George Brett, L OBP: 0.343, SLG: 0.445 (1, 5)										5	2	3	1	0	0	1				
John Mayberry, L OBP: 0.422, SLG: 0.573 (1, 3)										4	0	2	1	1	0	3				
Al Cowens, R OBP: 0.347, SLG: 0.416 (1, 8) (7, 9)										5	1	2	1	0	0	4				
Tony Solaita, L OBP: 0.382, SLG: 0.562 Rodney Scott, S (1, 10) (7, FR)										4	0	1	0	0	1	5				
Jamie Quirk, L OBP: 0.500, SLG: 0.490 Amos Otis, R OBP: 0.346, SLG: 0.388 (1, 7) (7, 8)										3	0	1	0	0	0	2				
Bob Stinson, S OBP: 0.340, SLG: 0.374 (1, 2)										4	0	1	3	0	1	3				
Frank White, R OBP: 0.270, SLG: 0.322 (1, 6) (8, 4)										5	0	1	0	0	1	3				
Inning Stats	R: 3 E: 0 K: 0 S: 8	H: 5 LOB: 2 BB: 0 P: 8	R: 0 E: 0 K: 0 S: 4	H: 1 LOB: 1 BB: 1 P: 8	R: 1 E: 0 K: 2 S: 9	H: 2 LOB: 1 BB: 0 P: 9	R: 1 E: 0 K: 0 S: 5	H: 2 LOB: 1 BB: 1 P: 9	R: 0 E: 0 K: 2 S: 8	H: 1 LOB: 1 BB: 0 P: 8	R: 0 E: 0 K: 0 S: 4	H: 1 LOB: 1 BB: 0 P: 4	R: 2 E: 0 K: 0 S: 6	H: 3 LOB: 2 BB: 0 P: 6	R: 3 E: 1 K: 0 S: 7	H: 3 LOB: 1 BB: 0 P: 7		1B: 11 2B: 6 3B: 1 HR: 0	SF: 1 SAC: 0 DP: 0 HBP: 0	WP: 2 PB: 0 SB: 1 CS: 0
PITCHER Bill Singer, R ERA: 4.98 Sid Monge, L ERA: 4.15 Chuck Hockenbery, R ERA: 5.26 (1, 1) (4, 1) (8, 1)	IP: 3.0 WLS: L BF: 20 H: 10 R: 5 ER: 5 SO: 2 BB: 1 IBB: 0 HBP: 0 BLK: 0 WP: 0 HR: 0 S: 23 P: 27 ERA: 15.00 WHIP: 3.667															PITCHER				

AB 34
R 2
H 9
RBI 2
BB 5
SO 7
LOB 24



AB 42
R 10
H 18
RBI 10
BB 2
SO 4
LOB 26



Batter	1	2	3	4	5	6	7	8	9	AB	R	H	RBI	BB	SO	LOB	TOP								
Morris Nettles, L OBP: 0.300, SLG: 0.274										4	0	0	0	0	2	2	California Angels @ Kansas City Royals Royals Stadium, Kansas City, MO Fri Sep 12 1975, 8:05 PM EDT Att: 9,749 - Unknown								
Mickey Rivers, L OBP: 0.338, SLG: 0.366										4	0	0	0	0	0										
Bruce Bochte, L OBP: 0.358, SLG: 0.377										4	0	0	0	0	2										
Adrian Garrett, L OBP: 0.287, SLG: 0.442										4	1	1	0	0	0										
Paul Dade, R (1, 7)										3	0	0	0	0	1	1									
Ron Jackson, R OBP: 0.667, SLG: 0.667										3	1	2	1	0	1	0									
Elie Rodriguez, R OBP: 0.380, SLG: 0.301										2	0	0	0	1	1	1									
Mike Miley, S OBP: 0.254, SLG: 0.277										3	0	0	0	0	1	2									
Rudy Meoli, L OBP: 0.300, SLG: 0.224										3	0	1	1	0	0	0									
Inning Stats	R: 0 E: 0 K: 1 S: 5	H: 0 LOB: 0 BB: 0 P: 5	R: 2 E: 1 K: 1 S: 8	H: 3 LOB: 2 BB: 1 P: 12	R: 0 E: 0 K: 0 S: 3	H: 0 LOB: 0 BB: 0 P: 3	R: 0 E: 0 K: 2 S: 7	H: 0 LOB: 0 BB: 0 P: 7	R: 0 E: 0 K: 0 S: 3	H: 1 LOB: 0 BB: 0 P: 3	R: 0 E: 0 K: 0 S: 3	H: 0 LOB: 0 BB: 0 P: 3	R: 0 E: 1 K: 0 S: 3	H: 0 LOB: 0 BB: 0 P: 3	R: 0 E: 1 K: 0 S: 3	H: 0 LOB: 0 BB: 0 P: 3	1B: 4 2B: 0 3B: 0 HR: 0	SF: 0 SAC: 0 DP: 3 HBP: 0	WP: 0 PB: 0 SB: 2 CS: 0	PA: 31					
PITCHER	IP WLS BF H R ER SO BB IBB HBP BLK WP HR S P ERA WHIP																								
A Fitzmorris, R ERA: 3.69	(1, 1)	9.0 W 31	4 2 2 6	1 0 0 0	0 0 0 0	0 0 0 0	0 0 42	46	2.00	0.556															

AB	30
R	2
H	4
RBI	2
BB	1
SO	6
LOB	8



Batter	1	2	3	4	5	6	7	8	9	AB	R	H	RBI	BB	SO	LOB	BOTTOM								
Jim Wohlford, R OBP: 0.325, SLG: 0.312										4	2	2	1	0	0	0	California Angels @ Kansas City Royals Royals Stadium, Kansas City, MO Fri Sep 12 1975, 8:05 PM EDT Att: 9,749 - Unknown								
Cookie Rojas, R OBP: 0.299, SLG: 0.320										3	1	1	1	0	1	0									
George Brett, L OBP: 0.346, SLG: 0.449										4	2	3	2	0	0	0									
John Mayberry, L OBP: 0.423, SLG: 0.575										4	0	2	3	0	0	1									
Al Cowens, R OBP: 0.345, SLG: 0.412										3	0	0	0	0	1	2									
Tony Solaita, L OBP: 0.376, SLG: 0.551										4	0	0	0	0	1	2									
Jamie Quirk, L OBP: 0.375, SLG: 0.286										2	0	0	0	0	2										
Amos Otis, R OBP: 0.345, SLG: 0.386										2	0	0	0	0	0	0									
Bob Stinson, S OBP: 0.345, SLG: 0.373										3	1	1	0	1	0	0									
Frank White, R OBP: 0.271, SLG: 0.322										3	1	1	0	0	0	1									
Inning Stats	R: 0 E: 0 K: 1 S: 5	H: 0 LOB: 0 BB: 0 P: 5	R: 0 E: 0 K: 0 S: 3	H: 0 LOB: 0 BB: 0 P: 3	R: 5 E: 0 K: 0 S: 8	H: 5 LOB: 2 BB: 1 P: 13	R: 0 E: 0 K: 0 S: 3	H: 0 LOB: 0 BB: 0 P: 3	R: 1 E: 0 K: 0 S: 4	H: 2 LOB: 0 BB: 0 P: 4	R: 0 E: 0 K: 1 S: 6	H: 1 LOB: 1 BB: 0 P: 6	R: 1 E: 0 K: 1 S: 7	H: 2 LOB: 1 BB: 0 P: 7	R: 0 E: 0 K: 0 S: 3	H: 0 LOB: 0 BB: 0 P: 3	1B: 8 2B: 2 3B: 0 HR: 0	SF: 0 SAC: 1 DP: 1 HBP: 1	WP: 0 PB: 0 SB: 1 CS: 0	PA: 35					
PITCHER	IP WLS BF H R ER SO BB IBB HBP BLK WP HR S P ERA WHIP																								
Don Kirkwood, R ERA: 3.16	(1, 1)	2.1 L 12	4 5 5 1	0 0 0 0	0 0 0 0	0 0 0 0	0 0 13	17	19.29	2.143															
Mickey Scott, L ERA: 3.36	(3, 1)	5.2 23	6 2 2 2	0 0 1 0	0 0 0 0	0 0 26	27	3.18	1.059																

AB	32
R	7
H	10
RBI	7
BB	1
SO	3
LOB	8



Batter	1	2	3	4	5	6	7	8	9	AB	R	H	RBI	BB	SO	LOB	TOP										
Dave Collins, S (1, 8) OBP: 0.347, SLG: 0.369	0-0 6-3 3B		0-0 F5	0-3 K			0-0 3-1		0-3 K	5	1	1	0	0	2	1											
Dave Chalk, R (1, 5) OBP: 0.349, SLG: 0.347	0-0 6-3		4-0 BB		0-0 P6		0-3 K		4-0 BB	3	0	0	1	2	1	0											
Dan Briggs, L (1, 3) OBP: 0.222, SLG: 0.222	3-H 0-0 4-3 1B		0-3 K		0-0 3-1		0-0 4-3		0-0 F9	5	1	1	0	0	1	2											
Adrian Garrett, L (1, 10) Mickey Rivers, L (8, PR) OBP: 0.294, SLG: 0.449 OBP: 0.337, SLG: 0.365	0-0 4-3 1-2		0-0 F8		4-0 BB				0-0 SH1-3 1B 2B	3	0	1	0	1	0	2											
Ron Jackson, R (1, 7) OBP: 0.667, SLG: 0.833	0-0 2-H 1B			0-0 6-3 1B 2B	0-3 K				0-0 SH1-3	3	1	2	1	0	1	1											
Paul Dade, R (1, 9) OBP: 0.286, SLG: 0.333	0-0 F7			0-0 F7		0-0 SH5-3 2B			4-0 1B FC3-6 BB	3	1	1	0	1	0	2											
Winston Lienes, R (1, 4) OBP: 0.298, SLG: 0.229		0-0 5-3		0-0 6-3		0-0 SH5-3			0-0 FC3-6 1B	3	0	1	1	0	0	1											
Andy Etchebarren, R (1, 2) OBP: 0.319, SLG: 0.357		0-3 K		0-0 2-3 3B 1B		0-0 4-3			0-0 FC3-6	4	1	1	2	0	1	3											
Rudy Meoli, L (1, 6) OBP: 0.298, SLG: 0.243		0-3 K		0-0 1-H 3B		0-0 F7			0-3 K	4	0	1	1	0	2	3											
Inning Stats	R: 2 E: 0 K: 0 S: 6	H: 3 LOB: 1 BB: 0 P: 6	R: 0 E: 0 K: 2 S: 7	H: 0 LOB: 0 BB: 0 P: 7	R: 0 E: 0 K: 1 S: 5	H: 0 LOB: 1 BB: 1 P: 9	R: 2 E: 0 K: 1 S: 8	H: 3 LOB: 1 BB: 0 P: 8	R: 0 E: 0 K: 0 S: 4	H: 1 LOB: 1 BB: 0 P: 4	R: 0 E: 0 K: 1 S: 5	H: 0 LOB: 0 BB: 0 P: 5	R: 2 E: 0 K: 1 S: 7	H: 2 LOB: 2 BB: 1 P: 11	R: 0 E: 0 K: 1 S: 5	H: 0 LOB: 1 BB: 1 P: 9	1B: 4 2B: 3 3B: 2 HR: 0	SF: 0 SAC: 0 DP: 0 HBP: 0	WP: 0 PB: 0 SB: 0 CS: 0	PA: 40							
PITCHER	IP	WLS	BF	H	R	ER	SO	BB	IBB	HBP	BLK	WP	HR	S	P	ERA	WHIP										
Doug Bird, R (1, 1) ERA: 3.39	7.0	L	31	8	5	5	6	2	0	0	0	0	0	41	49	6.43	1.429										
George Throop, R (8, 1) ERA: 5.4	1.0		5	1	1	1	1	1	0	0	0	0	0	6	10	9.00	2.000										
Bob McClure, L (9, 1) ERA:	1.0		4	0	0	0	1	1	0	0	0	0	0	5	9	0.00	1.000										

California Angels @ Kansas City Royals
Royals Stadium, Kansas City, MO
Sat Sep 13 1975, 8:05 PM EDT
Att: 10,277 - Unknown - 67 F

AB 34
R 6
H 9
RBI 6
BB 4
SO 8
LOB 16



Batter	1	2	3	4	5	6	7	8	9	AB	R	H	RBI	BB	SO	LOB	BOTTOM										
Jim Wohlford, R (1, 9) OBP: 0.324, SLG: 0.312	0-0 F9		0-0 G1-6-3 1B		0-3 K		0-3 K			4	0	1	0	0	2	0											
Cookie Rojas, R (1, 4) Frank White, R (6, 4) OBP: 0.299, SLG: 0.318 OBP: 0.270, SLG: 0.321	4-0 2B BB		0-0 G1-6-3		0-0 F9			0-3 K		2	0	0	0	1	0	2											
George Brett, L (1, 5) OBP: 0.347, SLG: 0.451	0-0 1-3 2B		0-0 4-3		0-0 1B			0-0 4-3		4	0	2	0	0	0	1											
John Mayberry, L (1, 10) OBP: 0.421, SLG: 0.571	4-0 G6-4-3 BB			0-0 5-3	0-0 4-3			0-0 F8		3	0	0	0	1	0	1											
Al Cowens, R (1, 8) OBP: 0.344, SLG: 0.407	0-0 G6-4-3			4-0 HBP 3B BB		0-0 6-3			0-0 6-3	3	1	0	0	1	0	3											
Tony Solaita, L (1, 3) OBP: 0.374, SLG: 0.543		0-3 K		1-0 3B HBP		0-0 F8			0-3 K	3	1	0	0	0	2	0											
Jamie Quirk, L (1, 7) OBP: 0.250, SLG: 0.182		0-0 6-3		0-3 K		0-0 4-3			0-3 K	4	0	0	0	0	2	2											
Freddie Patek, R (1, 6) OBP: 0.299, SLG: 0.324		0-0 F3			0-0 1-H 2-H 3B			0-0 6-3		3	0	1	2	0	0	0											
Bob Stinson, S (1, 2) OBP: 0.345, SLG: 0.372			0-0 G1-6-3 1B		0-0 1-3			0-0 1-3		3	0	1	0	0	0	1											
Inning Stats	R: 0 E: 0 K: 0 S: 3	H: 1 LOB: 2 BB: 2 P: 11	R: 0 E: 0 K: 1 S: 5	H: 0 LOB: 0 BB: 0 P: 5	R: 0 E: 0 K: 1 S: 4	H: 2 LOB: 1 BB: 0 P: 4	R: 2 E: 0 K: 1 S: 6	H: 1 LOB: 1 BB: 1 P: 11	R: 0 E: 0 K: 0 S: 3	H: 0 LOB: 0 BB: 0 P: 3	R: 0 E: 0 K: 1 S: 5	H: 0 LOB: 0 BB: 0 P: 5	R: 2 E: 0 K: 1 S: 7	H: 0 LOB: 0 BB: 0 P: 7	R: 0 E: 0 K: 2 S: 5	H: 0 LOB: 0 BB: 0 P: 7	1B: 3 2B: 1 3B: 1 HR: 0	SF: 0 SAC: 0 DP: 2 HBP: 1	WP: 0 PB: 0 SB: 0 CS: 0	PA: 34							
PITCHER	IP	WLS	BF	H	R	ER	SO	BB	IBB	HBP	BLK	WP	HR	S	P	ERA	WHIP										
Ed Figueroa, R (1, 1) ERA: 2.92	9.0	W	34	5	2	2	7	3	0	1	0	0	0	44	57	2.00	0.889										

California Angels @ Kansas City Royals
Royals Stadium, Kansas City, MO
Sat Sep 13 1975, 8:05 PM EDT
Att: 10,277 - Unknown - 67 F

AB 30
R 2
H 5
RBI 2
BB 3
SO 7
LOB 10



Batter	1	2	3	4	5	6	7	8	9	AB	R	H	RBI	BB	SO	LOB	TOP			
Rudy Meoli, L (1,6) OBP: 0.305, SLG: 0.246	0-0 6-3		0-0 2H 1B			0-0 F7		4-0 FC5-4 BB		3	0	1	1	1	1	0	0			
Dave Chalk, R (1,5) John Balaz, R (6,7) OBP: 0.348, SLG: 0.345 OBP: 0.272, SLG: 0.367	0-3 K		0-0 F8			0-0 4-3		0-0 FC5-4 1-2 HR		3	0	0	0	0	0	1	1			
Dan Briggs, L (1,3) OBP: 0.231, SLG: 0.462	0-3 K			0-0 P5		0-0 P6		0-0 1-H HR		4	1	1	2	0	1	0	0			
Adrian Garrett, L (1,10) Bobby Valentine, R (8,PH) OBP: 0.295, SLG: 0.440 OBP: 0.323, SLG: 0.316		4-0 G5-4-3 BB		0-0 P5			0-0 3-1	0-0 F7		2	0	0	0	1	0	0	0			
Leroy Stanton, R (1,8) OBP: 0.341, SLG: 0.427		0-0 G5-4-3 1-2		0-0 1-6-3			0-0 BB 1B	0-0 F8		4	0	1	0	0	0	1	0			
Ron Jackson, R (1,7) OBP: 0.400, SLG: 0.500		0-0 1-3			0-0 6-3		0-3 K		0-0 F7	4	0	0	0	0	1	1	0			
Paul Dade, R (1,9) OBP: 0.455, SLG: 0.556			0-0 6-3 1B		0-0 E5 FC1-6		4-0 FC6-4 BB		0-0 2B	3	1	2	0	1	0	0	0			
Winston Llenas, R (1,4) OBP: 0.250, SLG: 0.221			0-0 F8		0-0 FC1-6 1-2		0-0 FC6-4 1-2		0-0 F7	4	0	0	0	0	0	5	0			
Andy Etchebarren, R (1,2) Bob Allietta, R (4,2) OBP: 0.316, SLG: 0.353 OBP: 0.255, SLG: 0.289			0-0 6-3 1-2		0-0 K			0-0 HR	0-0 F8	1	0	0	0	0	0	1	1			
Inning Stats	R: 0 E: 0 K: 2 S: 7	H: 0 LOB: 0 BB: 0 P: 7	R: 0 E: 0 K: 0 S: 2	H: 0 LOB: 0 BB: 1 P: 6	R: 1 E: 0 K: 0 S: 5	H: 2 LOB: 1 BB: 0 P: 5	R: 0 E: 0 K: 0 S: 3	H: 0 LOB: 0 BB: 0 P: 3	R: 0 E: 1 K: 1 S: 6	H: 0 LOB: 1 BB: 0 P: 6	R: 0 E: 0 K: 0 S: 3	H: 1 LOB: 2 BB: 1 P: 10	R: 3 E: 0 K: 0 S: 5	H: 2 LOB: 0 BB: 1 P: 9	R: 0 E: 0 K: 0 S: 4	H: 1 LOB: 1 BB: 0 P: 4	1B: 3 2B: 1 3B: 0 HR: 2	SF: 0 SAC: 0 DP: 1 HBP: 0	WP: 0 PB: 0 SB: 0 CS: 0	PA: 36
PITCHER	IP WLS BF H R ER SO BB IBB HBP BLK WP HR S P ERA WHIP																			
Steve Busby, R (1,1) ERA: 3.02	7.1 W 30 5 4 4 4 3 0 0 0 0 2 35 47 4.91 1.091																			
Ray Sadecki, L (8,1) ERA: 4.07	1.2 6 1 0 0 0 0 0 0 0 0 0 6 6 0.00 0.600																			

California Angels @ Kansas City Royals
 Royals Stadium, Kansas City, MO
 Sun Sep 14 1975, 4:33 AM EDT
 Att. 7,473 - Unknown - 60 F

AB 33
 R 4
 H 6
 RBI 4
 BB 3
 SO 4
 LOB 12



Batter	1	2	3	4	5	6	7	8	9	AB	R	H	RBI	BB	SO	LOB	BOTTOM	
Jim Wohlford, R (1,7) OBP: 0.322, SLG: 0.308	0-3 K	0-3 K		0-0 G6-3 1-2			4-0 FC 1B BB	0-0 E3 1-2		4	1	0	1	1	2	2	0	
Amos Otis, R (1,8) OBP: 0.343, SLG: 0.384	0-0 2B 1B	0-0 F3		0-0 6-3			0-0 F8	0-0 F9 3-H		5	1	1	0	0	0	4	0	
George Brett, L (1,5) OBP: 0.350, SLG: 0.457	0-0 1-3 1B 2B		0-0 2B		0-0 G4-6-3 1B		0-0 1B FC 1-2 2-H 1B	0-0 F8		5	2	4	1	0	0	2	0	
John Mayberry, L (1,3) OBP: 0.421, SLG: 0.572	0-0 HR 1B		0-0 CS 2B		0-0 G4-6-3 1-2		0-0 FC 1B 1-2 2-3	0-3 K		5	1	2	3	0	1	5	0	
Al Cowens, R (1,9) OBP: 0.346, SLG: 0.406	0-0 P3		4-0 CS 1B BB		0-0 F3		0-0 1B 1-2 2-3 3-H			3	1	1	1	1	0	1	0	
Harmon Killebrew, R (1,10) OBP: 0.313, SLG: 0.372	0-0 1-H HR		0-3 K		0-0 5-3 K		0-3 K			4	1	1	2	0	2	5	0	
Freddie Patek, R (1,6) OBP: 0.299, SLG: 0.324	0-3 K		0-0 FC4 1B		0-0 F9		0-0 F8			4	0	1	1	0	1	3	0	
Buck Martinez, R (1,2) OBP: 0.294, SLG: 0.335		0-3 K		0-0 FC4 1-2		0-3 K		0-0 1B WP E 1B		4	1	1	0	0	2	1	0	
Frank White, R (1,4) OBP: 0.277, SLG: 0.336		0-0 IHR		0-0 E5 G6-3		4-0 BB 1B BB		0-0 E 1B		3	2	2	1	1	0	0	0	
Inning Stats	R: 4 E: 0 K: 2 S: 11	H: 4 LOB: 0 BB: 0 P: 11	R: 1 E: 0 K: 2 S: 8	H: 1 LOB: 0 BB: 0 P: 8	R: 2 E: 0 K: 1 S: 7	H: 3 LOB: 1 BB: 1 P: 11	R: 0 E: 1 K: 0 S: 3	H: 0 LOB: 0 BB: 0 P: 3	R: 0 E: 0 K: 1 S: 5	H: 0 LOB: 0 BB: 0 P: 5	R: 2 E: 0 K: 1 S: 8	H: 2 LOB: 3 BB: 2 P: 16	R: 1 E: 1 K: 1 S: 8	H: 2 LOB: 2 BB: 0 P: 8	1B: 8 2B: 4 3B: 0 HR: 2	SF: 0 SAC: 0 DP: 3 HBP: 0	WP: 1 PB: 0 SB: 0 CS: 2	PA: 40
PITCHER	IP WLS BF H R ER SO BB IBB HBP BLK WP HR S P ERA WHIP																	
Frank Tanana, L (1,1) ERA: 2.61	2.2 L 16 8 7 7 2 1 0 0 0 1 0 23 31 6.23 1.615																	
Dick Lange, R (3,1) ERA: 5.49	4.1 21 5 3 3 2 2 0 0 0 0 0 23 31 6.23 1.615																	
Andy Hassler, L (8,1) ERA: 5.94	1.0 3 0 0 0 0 1 0 0 0 0 0 5 5 0.00 0.000																	

California Angels @ Kansas City Royals
 Royals Stadium, Kansas City, MO
 Sun Sep 14 1975, 4:33 AM EDT
 Att. 7,473 - Unknown - 60 F

AB 37
 R 10
 H 13
 RBI 10
 BB 3
 SO 8
 LOB 23



Batter	1	2	3	4	5	6	7	8	9	AB	R	H	RBI	BB	SO	LOB	TOP			
Rudy Meoli, L (1,4) OBP: 0.302, SLG: 0.250	0-0 1-3	0-0 2B			0-0 F9		0-0 G3 1B		0-0 F9	5	0	2	1	0	0	0	California Angels @ Minnesota Twins Metropolitan Stadium, Bloomington, MI Tue Sep 16 1975, 8:05 PM EDT Att. 2,880 - Unknown - 64 F			
Dave Chalk, R (1,5) OBP: 0.348, SLG: 0.344	4-0 1B WP		0-0 5-3		4-0 BB		0-0 1-2 G3 1B		0-0 6-3	3	1	1	0	2	0	0				
Mickey Rivers, L (1,8) OBP: 0.338, SLG: 0.370	0-0 WP CS 1B		0-0 L7		0-0 F9		0-0 G3		0-0 4-3	5	0	1	0	0	0	3				
Adrian Garrett, L (1,10) OBP: 0.300, SLG: 0.426	0-3 K		0-0 E 1B		4-0 1-2 BB		0-0 F7			3	0	1	0	1	1	3				
Bruce Bochte, L (1,3) OBP: 0.368, SLG: 0.395	4-0 BB		0-0 E9 1B		0-3 K		0-0 E6 1B			3	1	1	0	1	1	2				
Leroy Stanton, R (1,9) OBP: 0.341, SLG: 0.424	0-0 CS	0-0 1B 2B	0-3 K		0-0 5-3		0-0 G6-4-3 1B			4	1	2	0	0	1	2				
Ron Jackson, R (1,7) OBP: 0.429, SLG: 0.500		0-0 1-3 2B 1B		0-0 F3		0-3 K		0-0 G6-4-3 1B		4	0	2	0	0	1	0				
Andy Etchebarren, R (1,2) OBP: 0.308, SLG: 0.340	0-3 K		0-3 K		0-0 5-3		0-0 G6-4-3			4	0	0	0	0	2	4				
Mike Miley, S (1,6) OBP: 0.248, SLG: 0.269	0-3 K		0-0 4-3		0-0 4-3		0-0 K			4	0	0	0	0	2	3				
Inning Stats	R: 1 E: 0 K: 1 S: 5	H: 1 LOB: 1 BB: 2 P: 13	R: 1 E: 0 K: 2 S: 9	H: 3 LOB: 2 BB: 0 P: 9	R: 0 E: 1 K: 1 S: 7	H: 2 LOB: 2 BB: 0 P: 7	R: 0 E: 0 K: 1 S: 5	H: 0 LOB: 0 BB: 0 P: 5	R: 0 E: 0 K: 1 S: 5	H: 0 LOB: 0 BB: 0 P: 5	R: 0 E: 0 K: 1 S: 5	H: 2 LOB: 2 BB: 0 P: 5	R: 1 E: 0 K: 1 S: 7	H: 2 LOB: 1 BB: 0 P: 7	R: 0 E: 0 K: 0 S: 3	H: 0 LOB: 0 BB: 0 P: 3	1B: 9 2B: 1 3B: 0 HR: 0	SF: 0 SAC: 0 DP: 1 HBP: 0	WP: 1 PB: 0 SB: 1 CS: 1	PA: 40
PITCHER Jim Hughes, R (1,1) ERA: 3.81	IP: 9.0 WLS: W BF: 39 H: 10 R: 3 ER: 2 SO: 8 BB: 4 IBB: 0 HBP: 0 BLK: 0 WP: 1 HR: 0 S: 51 P: 67 ERA: 2.00 WHIP: 1.556															PITCHER				

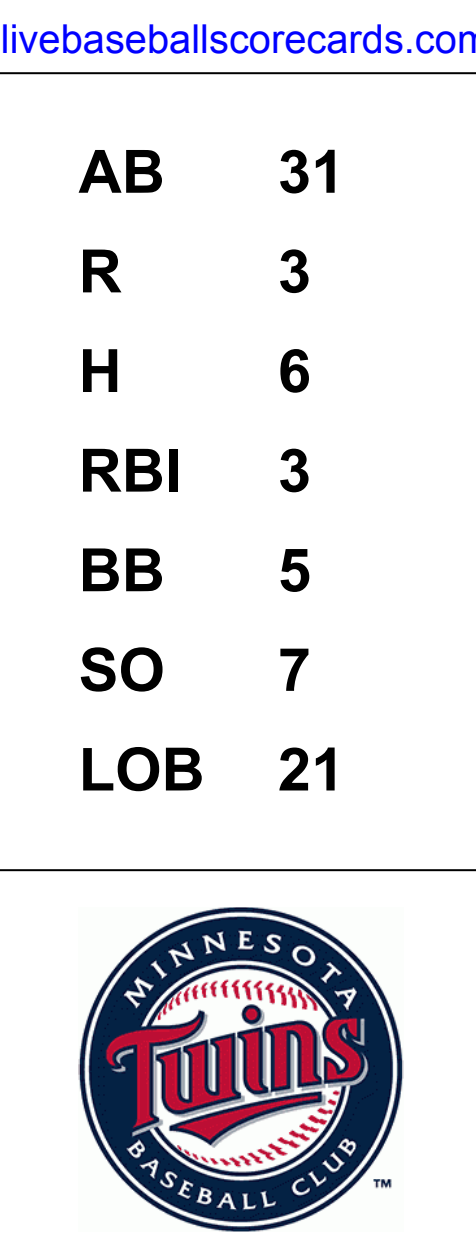
Batter	1	2	3	4	5	6	7	8	9	AB	R	H	RBI	BB	SO	LOB	BOTTOM					
Jerry Terrell, R (1,4) OBP: 0.330, SLG: 0.342	0-0 F9		0-0 FC6-4 BB		0-0 F9		0-0 G3		0-0 HR	4	0	0	0	0	0	1	California Angels @ Minnesota Twins Metropolitan Stadium, Bloomington, MI Tue Sep 16 1975, 8:05 PM EDT Att. 2,880 - Unknown - 64 F					
Craig Kusick, R (9, FH) OBP: 0.331, SLG: 0.386			1-2							1	1	1	3	0	0	0						
Steve Brye, R (1,7) OBP: 0.342, SLG: 0.468	0-3 K		4-0 1-2 BB		1-0 FC6-4 HBP			0-0 HR		2	1	1	1	1	1	0						
Rod Carew, L (1,3) OBP: 0.422, SLG: 0.495	0-0 1B		0-0 4-3		0-0 FC6-4 1-2			0-0 G3		4	0	1	0	0	0	3						
Dan Ford, R (1,8) OBP: 0.323, SLG: 0.431		0-0 5-3		0-0 5-3		0-0 L9		0-3 K		4	0	0	0	0	1	0						
Larry Hise, R (1,10) OBP: 0.377, SLG: 0.517		4-0 BB		0-3 K		0-0 1B		0-0 1B		3	0	2	0	1	1	0						
Dave McKay, S (1,5) OBP: 0.302, SLG: 0.420	0-3 K		0-3 K		0-0 E 1B		0-0 F8		0-0 L7	4	0	1	0	0	1	3						
Danny Thompson, R (1,6) OBP: 0.299, SLG: 0.353		0-0 F8		0-0 E4		0-0 F8			0-0 1B HR	4	0	1	0	0	0	3						
Lyman Bostock, L (9, PR) OBP: 0.325, SLG: 0.343			1-3		0-0 F3				0-0 1B HR	0	1	0	0	0	0	0						
Mike Poesching, R (1,9) OBP: 0.318, SLG: 0.222			4-0 FC6-4 BB		0-3 K		0-0 F9		0-3 K	3	0	0	0	1	2	3						
Phil Roof, R (1,2) OBP: 0.328, SLG: 0.491			0-0 F3			0-3 K			0-0 1B HR	4	0	1	0	0	1	1						
John Briggs, L (9, PR) OBP: 0.396, SLG: 0.379						0-0 F9			1-2 HR	0	1	0	0	0	0	0						
Inning Stats	R: 0 E: 0 K: 1 S: 5	H: 1 LOB: 1 BB: 0 P: 5	R: 0 E: 0 K: 1 S: 5	H: 0 LOB: 1 BB: 1 P: 9	R: 0 E: 0 K: 0 S: 3	H: 0 LOB: 2 BB: 2 P: 11	R: 0 E: 1 K: 2 S: 9	H: 1 LOB: 2 BB: 0 P: 9	R: 0 E: 0 K: 1 S: 5	H: 0 LOB: 1 BB: 0 P: 6	R: 0 E: 0 K: 0 S: 4	H: 1 LOB: 1 BB: 0 P: 4	R: 0 E: 0 K: 0 S: 3	H: 0 LOB: 0 BB: 0 P: 3	R: 1 E: 0 K: 1 S: 7	H: 2 LOB: 1 BB: 0 P: 7	R: 3 E: 0 K: 1 S: 6	H: 3 LOB: 1 BB: 0 P: 6	1B: 6 2B: 0 3B: 0 HR: 2	SF: 0 SAC: 0 DP: 0 HBP: 1	WP: 0 PB: 0 SB: 0 CS: 0	PA: 37
PITCHER Sid Monge, L (1,1) ERA: 4.26	IP: 8.1 WLS: L BF: 37 H: 8 R: 4 ER: 4 SO: 7 BB: 3 IBB: 0 HBP: 1 BLK: 0 WP: 0 HR: 2 S: 47 P: 60 ERA: 4.32 WHIP: 1.320															PITCHER						

Batter	1	2	3	4	5	6	7	8	9	AB	R	H	RBI	BB	SO	LOB	TOP
Jerry Terrell, R OBP: 0.328, SLG: 0.340 Craig Kusick, R OBP: 0.336, SLG: 0.390 Lyman Bostock, L OBP: 0.328, SLG: 0.349	0-3 K2-3		0-0 F9		0-0 4-3		0-0 5-3		0-0 G4-6-3 1B	4	0	0	0	0	1	0	Minnesota Twins @ California Angels Anaheim Stadium, Anaheim, CA Fri Sep 19, 1975, 10:05 PM EDT Att: 8,059 - Unknown - 77 F livebaseballscorecards.com
Steve Byrre, R OBP: 0.337, SLG: 0.457	4-0 1B BB		0-0 1-3		0-0 5-3		0-0 G3		0-0 G4-6-3 1-2	4	0	0	0	1	0	1	
Rod Carew, L OBP: 0.425, SLG: 0.507	0-0 F9		0-0 E S 1B		0-0 2B		0-0 1B		0-0 1B	5	0	4	0	0	0	1	
Dan Ford, R OBP: 0.330, SLG: 0.434	0-0 1-2 1B		4-0 1-3 BB		4-0 BB		0-0 FC6-4 1B		0-0 1-3 1B	3	0	3	0	2	0	0	
Larry Hisle, R OBP: 0.372, SLG: 0.512	0-0 F9		0-0 F8		0-0 F9		0-0 FC6-4 1-2		0-0 F8	5	0	0	0	0	0	10	
Dave McKay, S OBP: 0.327, SLG: 0.418		0-0 F8		0-0 5-3		0-0 FC5 1B		4-0 FC4-6 BB		3	0	1	0	1	0	0	
Danny Thompson, R OBP: 0.302, SLG: 0.360		0-0 1B		0-0 6-3		0-0 FC5 1-2 1B		0-0 F7		4	0	2	0	0	0	1	
Mike Poepping, R OBP: 0.308, SLG: 0.227		0-0 F7		0-0 FC5-4 1B		0-0 FC5 1-2 2-3		0-0 P6		4	0	1	0	0	0	4	
Phil Roof, R OBP: 0.317, SLG: 0.473	0-3 K		0-0 FC5-4 1-2		0-0 G5-4-3 1-2		0-0 G5-4-3 1-2		0-0 FC4-6 1-2	4	0	0	0	0	1	5	
Inning Stats	R: 0 E: 0 K: 1 S: 6	H: 1 LOB: 2 BB: 1 P: 10	R: 0 E: 0 K: 1 S: 6	H: 1 LOB: 1 BB: 0 P: 6	R: 0 E: 0 K: 0 S: 4	H: 1 LOB: 1 BB: 0 P: 8	R: 0 E: 0 K: 0 S: 4	H: 1 LOB: 2 BB: 1 P: 8	R: 0 E: 0 K: 0 S: 5	H: 2 LOB: 2 BB: 0 P: 5	R: 0 E: 0 K: 0 S: 3	H: 0 LOB: 1 BB: 1 P: 7	R: 0 E: 0 K: 0 S: 5	H: 3 LOB: 2 BB: 0 P: 5	1B: 11 2B: 1 3B: 0 HR: 0	SF: 0 SAC: 0 DP: 2 HBP: 0	WP: 0 PA: 41 SB: 0 CS: 1
PITCHER	IP WLS BF H R ER SO BB IBB HBP BLK WP HR S P ERA WHIP	7.0 W 33 9 0 0 2 4 0 0 0 0 0 0 33 49 0.00 1.857	2.0 S 8 3 0 0 0 0 0 0 0 0 0 0 8 8 0.00 1.500	PITCHER													
Joe Pactwa, L ERA: 1.93 Jim Brewer, L ERA: 3.62																	

Batter	1	2	3	4	5	6	7	8	9	AB	R	H	RBI	BB	SO	LOB	BOTTOM
Morris Nettles, L OBP: 0.299, SLG: 0.272	0-0 1B		0-0 4-3			0-0 4-3		0-0 1-3		4	0	1	0	0	0	0	Minnesota Twins @ California Angels Anaheim Stadium, Anaheim, CA Fri Sep 19, 1975, 10:05 PM EDT Att: 8,059 - Unknown - 77 F livebaseballscorecards.com
Jerry Remy, L OBP: 0.316, SLG: 0.318	0-0 F8		0-0 F7			0-0 2-3				3	0	0	0	0	0	1	
Mickey Rivers, L OBP: 0.337, SLG: 0.368	0-0 P6			4-0 4-3 S 1B BB		0-0 G2				2	1	0	0	1	0	1	
Bruce Bochte, L OBP: 0.362, SLG: 0.385	0-0 P6			0-0 4-3 1-3			0-3 K			3	0	0	0	0	1	2	
Adrian Garrett, L OBP: 0.293, SLG: 0.415		0-0 4-3		0-3 K			0-3 K			3	0	0	0	0	2	1	
Dan Briggs, L OBP: 0.353, SLG: 0.500		0-0 1B		0-0 CS 1B		4-0 PB BB				2	0	2	1	1	0	0	
Dave Chalk, R OBP: 0.349, SLG: 0.343	0-0 F8			0-0 CS 1-2		0-0 5-3		0-0 F2 1-2		3	0	0	0	0	0	2	
Andy Etchebarran, R OBP: 0.348, SLG: 0.386	0-0 6-3				0-0 F9			0-0 1-3		3	0	0	0	0	0	1	
Mike Miley, S OBP: 0.241, SLG: 0.266			0-3 K		0-0 F8			0-0 P4		3	0	0	0	0	1	0	
Inning Stats	R: 0 E: 0 K: 0 S: 4	H: 1 LOB: 1 BB: 0 P: 4	R: 0 E: 0 K: 0 S: 4	H: 1 LOB: 0 BB: 0 P: 4	R: 1 E: 0 K: 1 S: 5	H: 1 LOB: 0 BB: 1 P: 9	R: 0 E: 0 K: 0 S: 3	H: 0 LOB: 0 BB: 0 P: 3	R: 0 E: 0 K: 2 S: 7	H: 0 LOB: 1 BB: 1 P: 11	R: 0 E: 0 K: 0 S: 3	H: 0 LOB: 0 BB: 0 P: 3	R: 0 E: 0 K: 0 S: 3	H: 0 LOB: 0 BB: 0 P: 3	1B: 3 2B: 0 3B: 0 HR: 0	SF: 0 SAC: 0 DP: 0 HBP: 0	WP: 0 PA: 29 SB: 1 CS: 1
PITCHER	IP WLS BF H R ER SO BB IBB HBP BLK WP HR S P ERA WHIP	8.0 L 28 3 1 1 4 2 0 0 0 0 0 0 34 42 1.12 0.625	PITCHER														
Bert Blyleven, R ERA: 3.11																	

Batter	1	2	3	4	5	6	7	8	9	AB	R	H	RBI	BB	SO	LOB	TOP			
Steve Brye, R (1,7) OBP: 0.335, SLG: 0.449 Phil Roof, R (9,2) OBP: 0.317, SLG: 0.473	4-0 BB BB		0-3 K		0-0 6-3		0-0 F9		0-0 5-3	4	0	0	0	1	1	3				
Danny Thompson, R (1,6) OBP: 0.302, SLG: 0.357	4-0 L4-6 1-2 BB		0-0 4-3		0-0 F8		0-0 F8			3	0	0	0	1	0	1				
Rod Carew, L (1,3) OBP: 0.424, SLG: 0.505	0-0 1-3 1-2 2-3			0-0 3-1		0-0 1B 1B		0-0 F9		4	1	1	0	0	0	2				
Dan Ford, R (1,8) OBP: 0.332, SLG: 0.435	0-0 L4-6 2-3			0-0 FC6-4 1B 1B		0-0 1B 1B		0-0 5-3		4	2	2	0	0	0	2				
Larry Hisle, R (1,10) OBP: 0.370, SLG: 0.506		0-0 6-3		4-0 FC6-4 1-2 BB		0-3 K		0-0 P6		3	0	0	0	1	1	2				
Dave McKay, S (1,5) OBP: 0.324, SLG: 0.411		0-0 F8		0-0 FC6-4 1B		0-0 1B 1B		0-0 5-3		4	0	1	1	0	0	2				
Glenn Borgmann, R (1,2) OBP: 0.306, SLG: 0.283 John Briggs, L (9, PR) OBP: 0.392, SLG: 0.380		0-3 K		0-0 FC5-4 1B		0-3 K		4-0 E S BB		3	0	1	1	1	2	2	AB 31 R 3 H 6 RBI 3 BB 5 SO 7 LOB 21			
Mike Poepping, R (1,9) OBP: 0.333, SLG: 0.240			4-0 SH1-4 BB		0-0 FC5-4 1B		0-0 1B 1B		0-3 K	3	0	1	1	1	1	3				
Luis Gomez, R (1,4) OBP: 0.186, SLG: 0.138 Craig Kusick, R (9, PH) OBP: 0.333, SLG: 0.387 Jerry Terrell, R (9,4) OBP: 0.328, SLG: 0.340			0-0 SH1-4		0-3 K		0-0 F7		0-3 K	2	0	0	0	0	1	2				
Inning Stats	R: 0 E: 0 K: 0 S: 2	H: 0 LOB: 1 BB: 2 P: 10	R: 0 E: 0 K: 1 S: 5	H: 0 LOB: 0 BB: 0 P: 5	R: 0 E: 0 K: 1 S: 5	H: 0 LOB: 1 BB: 1 P: 9	R: 1 E: 0 K: 0 S: 5	H: 2 LOB: 2 BB: 1 P: 9	R: 0 E: 0 K: 1 S: 5	H: 0 LOB: 0 BB: 0 P: 5	R: 2 E: 0 K: 2 S: 11	H: 4 LOB: 2 BB: 0 P: 11	R: 0 E: 0 K: 0 S: 3	H: 0 LOB: 0 BB: 0 P: 3	R: 0 E: 0 K: 0 S: 7	H: 0 LOB: 2 BB: 1 P: 11	1B: 6 2B: 1 3B: 0 HR: 0	SF: 0 SAC: 1 DP: 1 HBP: 0	WP: 0 PB: 0 CS: 1	PA: 37
PITCHER Sid Monge, L (1,1) ERA: 3.74	IP: 9.0 WLS: L BF: 37 H: 6 R: 3 ER: 3 SO: 7 BB: 5 IBB: 0 HBP: 0 BLK: 0 WP: 0 HR: 0 S: 46 P: 66 ERA: 3.00 WHIP: 1.222															PITCHER				

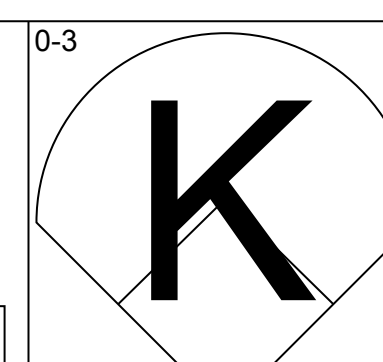
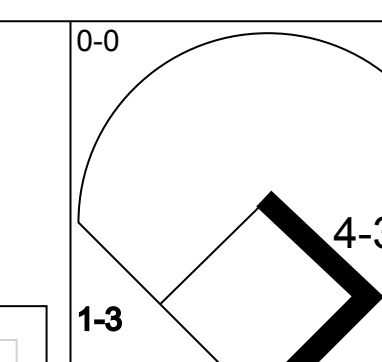
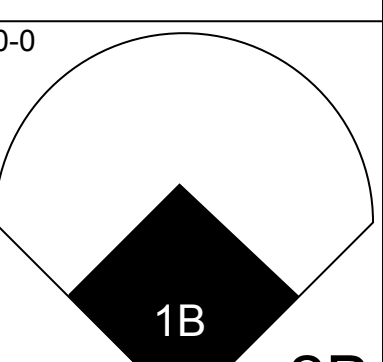
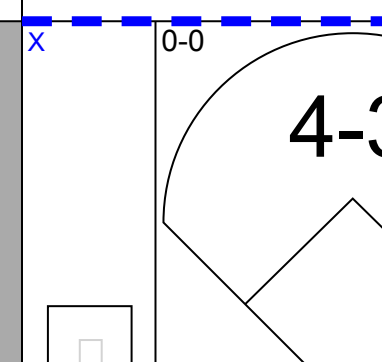
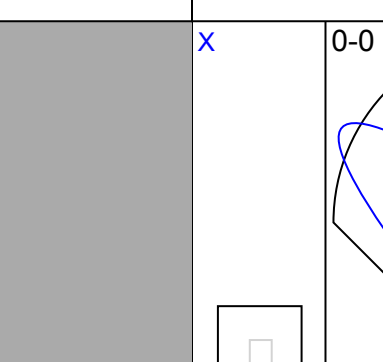
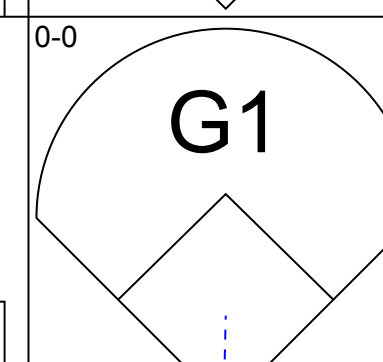
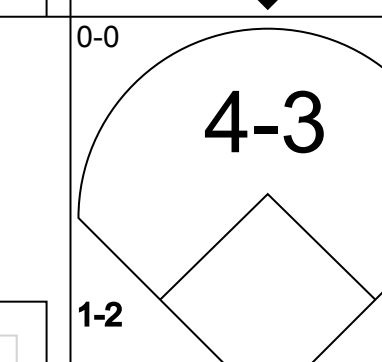
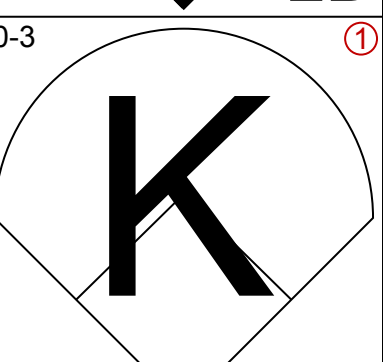
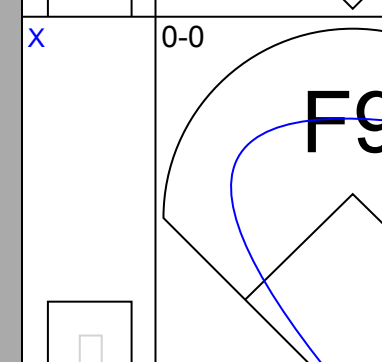
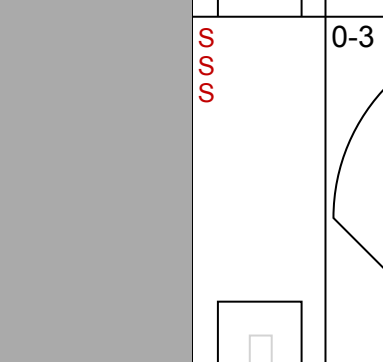
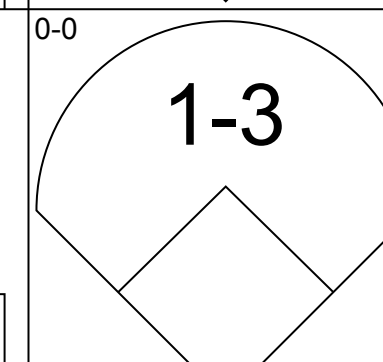
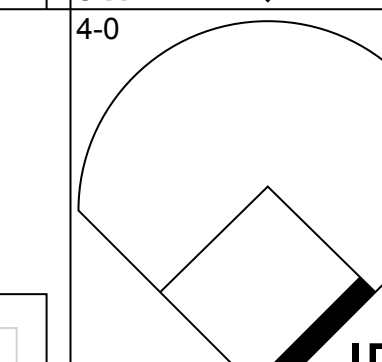
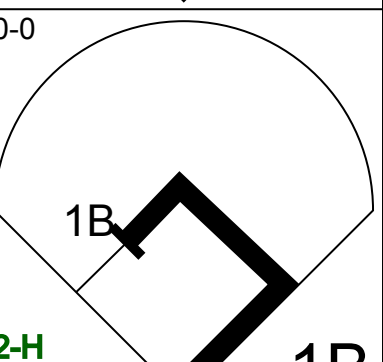
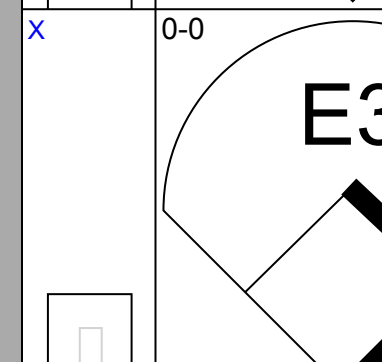
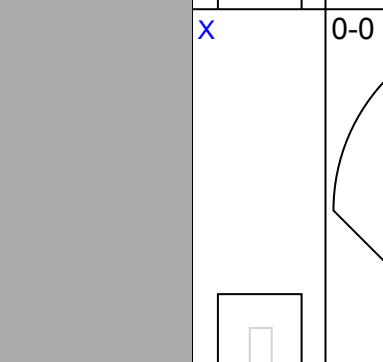
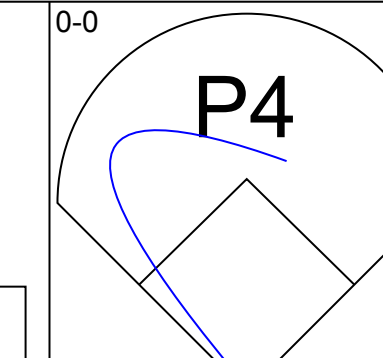
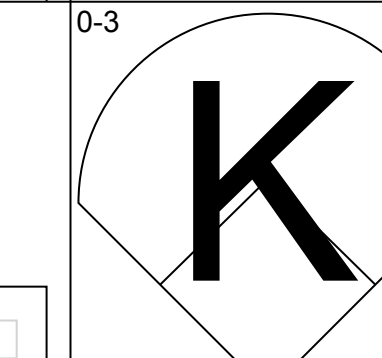
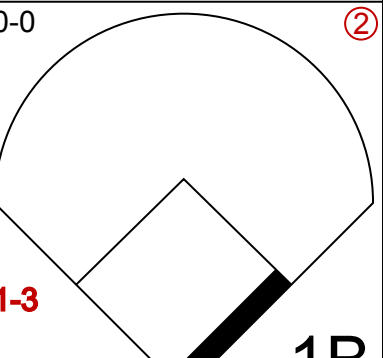
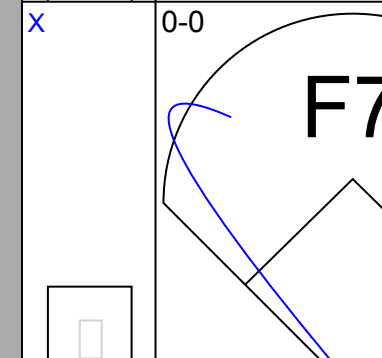
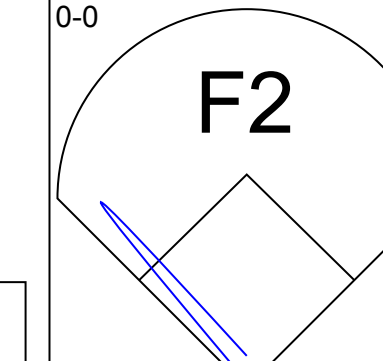
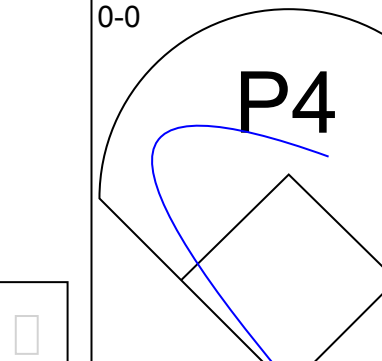
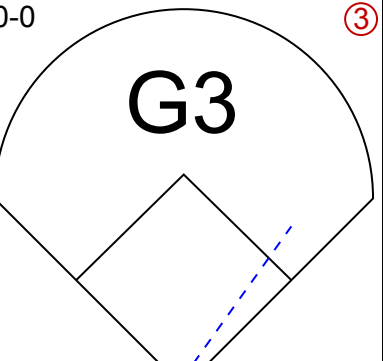
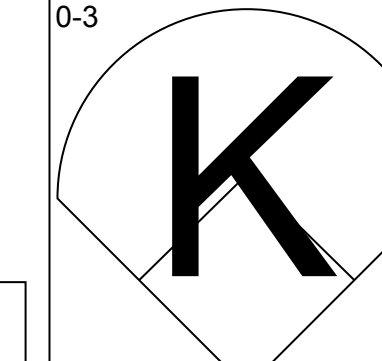
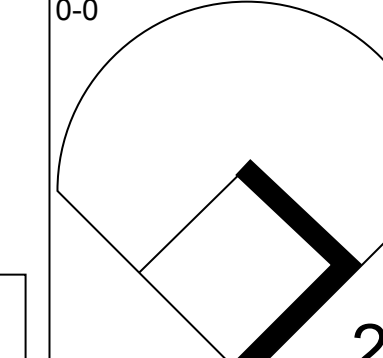
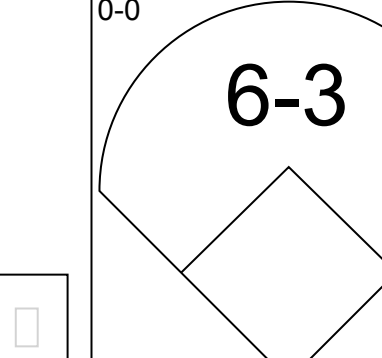
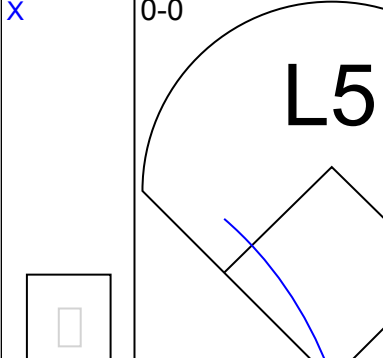
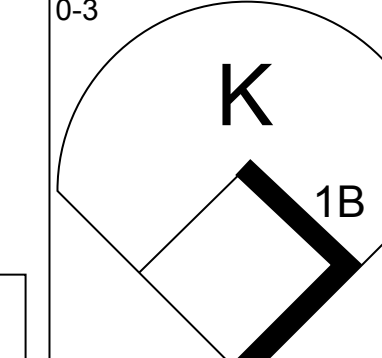
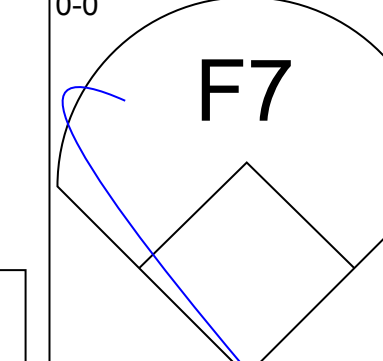
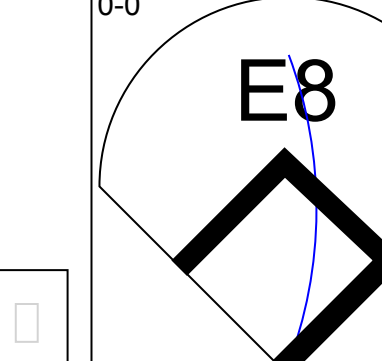
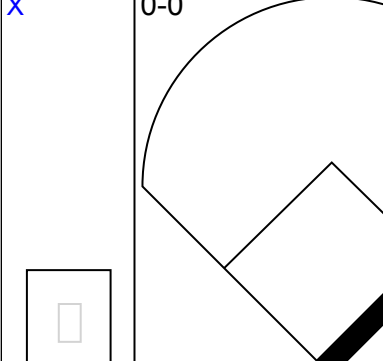
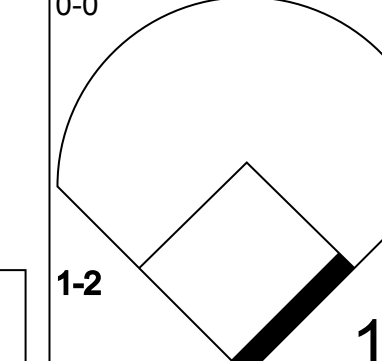
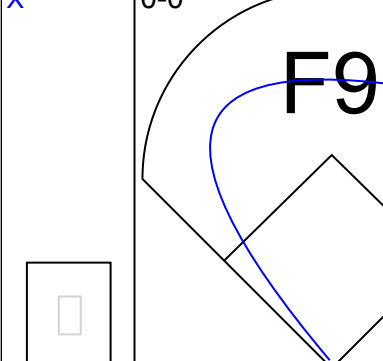
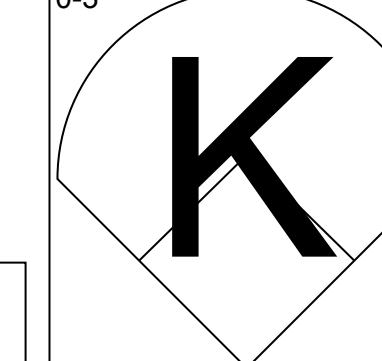
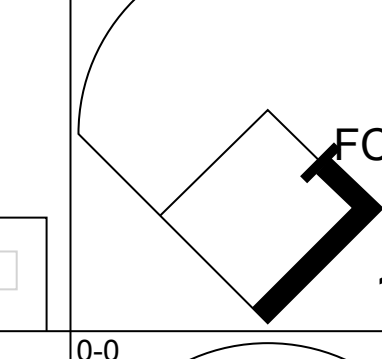
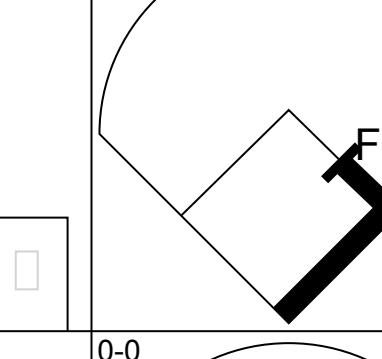
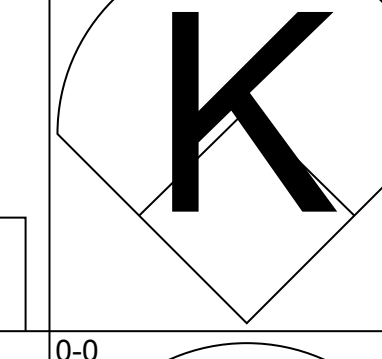
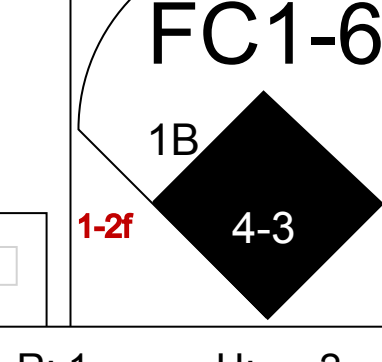
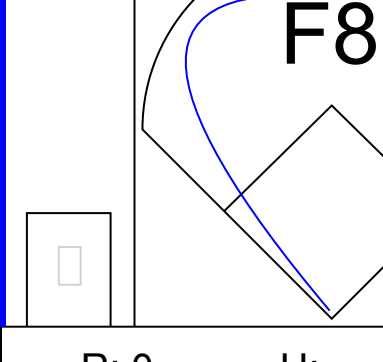
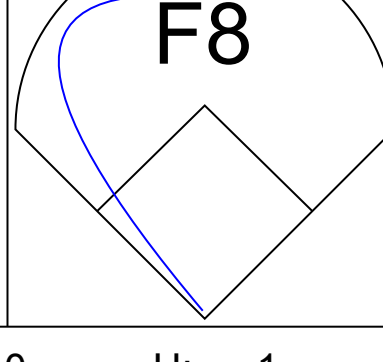
Minnesota Twins @ California Angels
Anaheim Stadium, Anaheim, CA
Sat Sep 20 1975, 10:05 PM EDT
Att. 9,767 - Unknown - 78 F

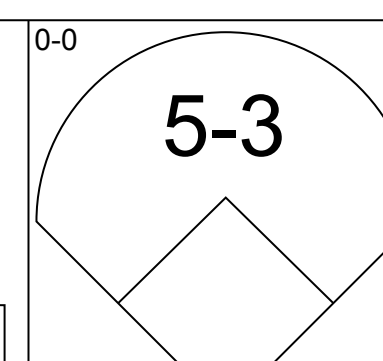
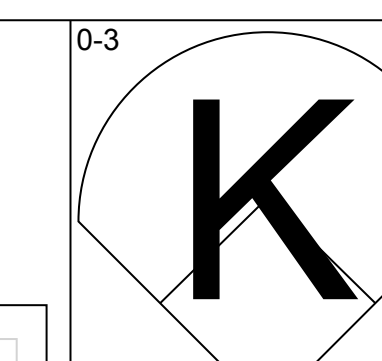
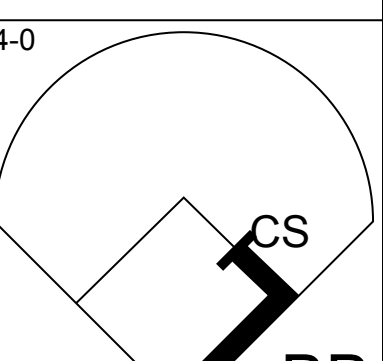
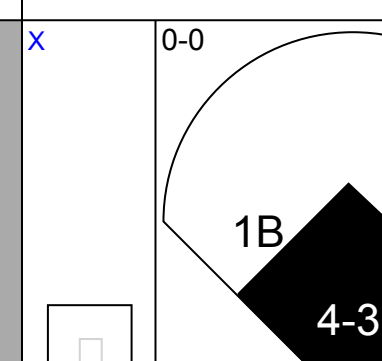
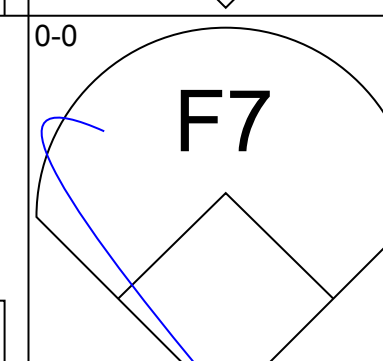
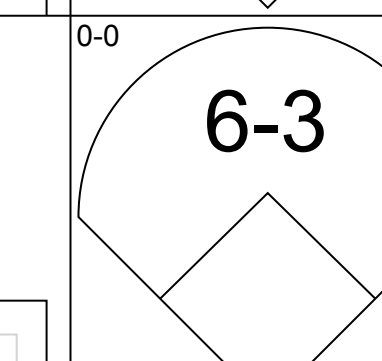
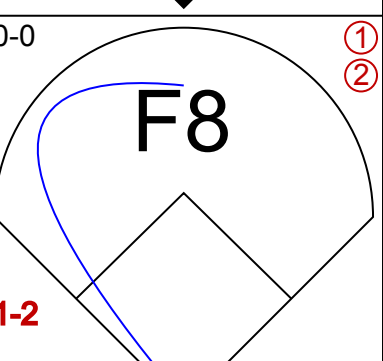
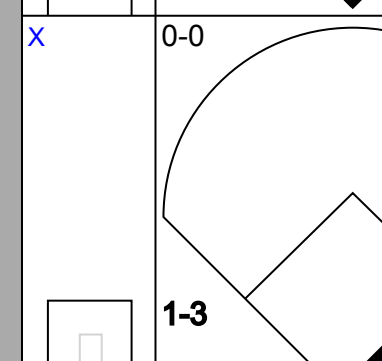
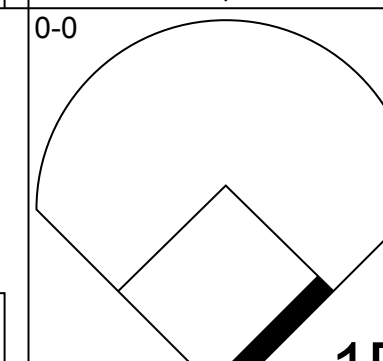
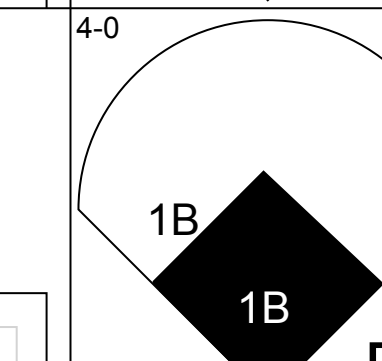
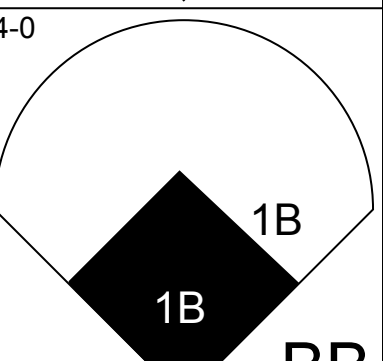
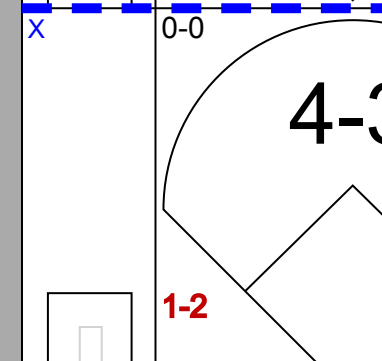
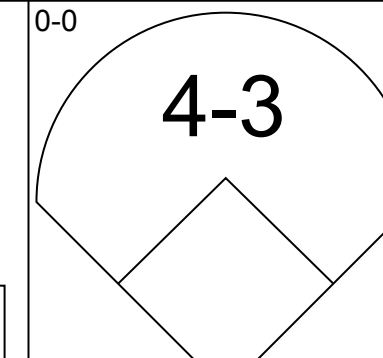
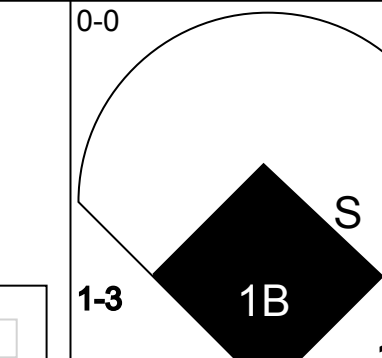
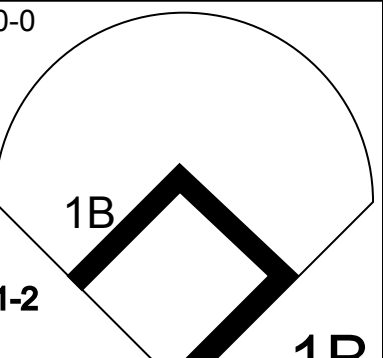
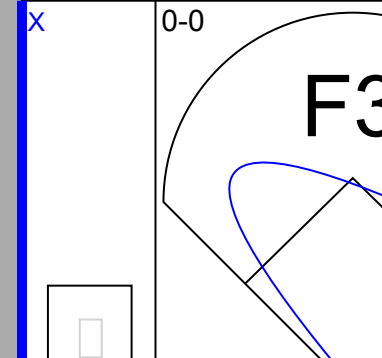
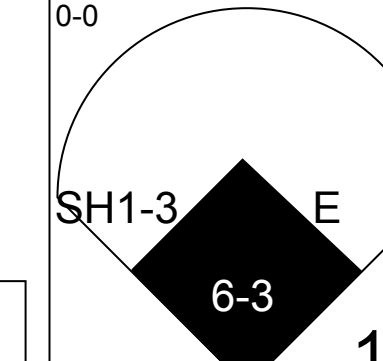
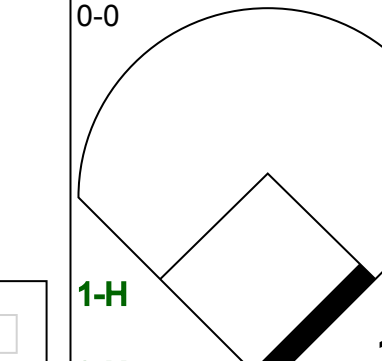

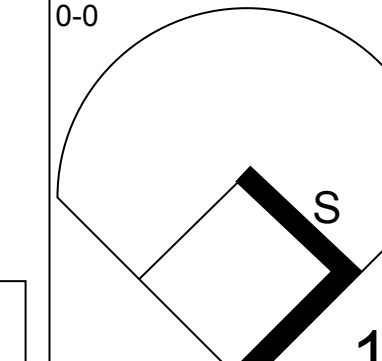
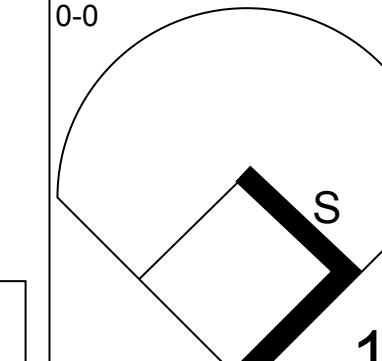
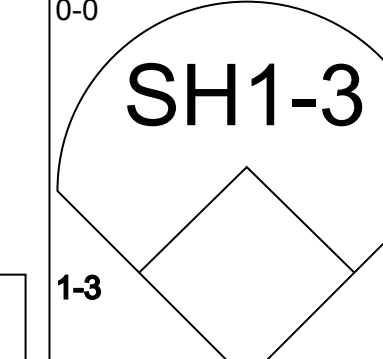
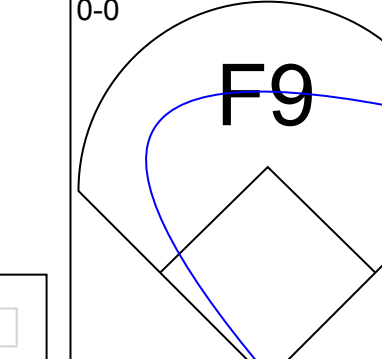
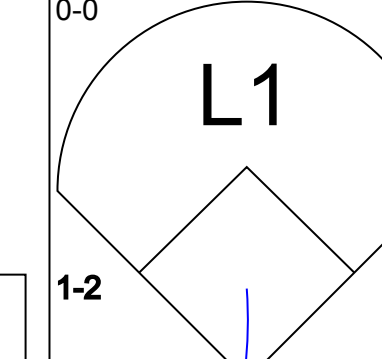
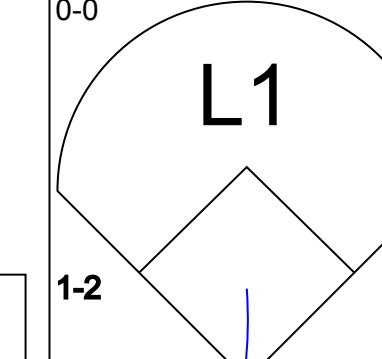
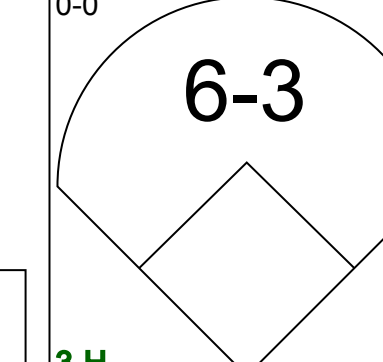
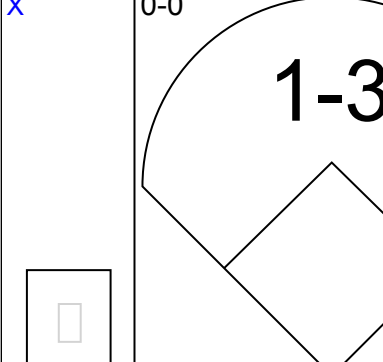
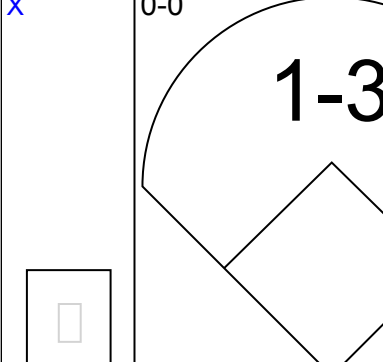
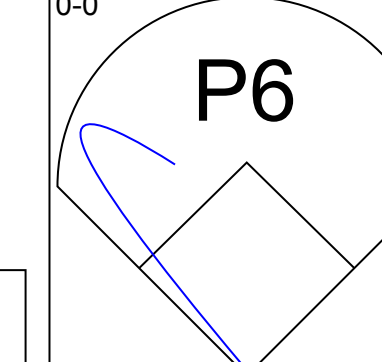
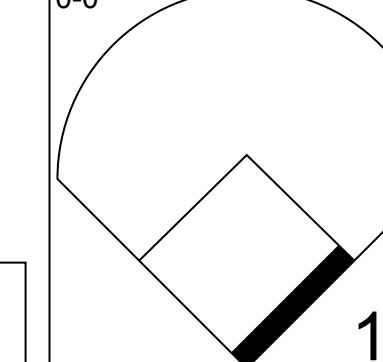
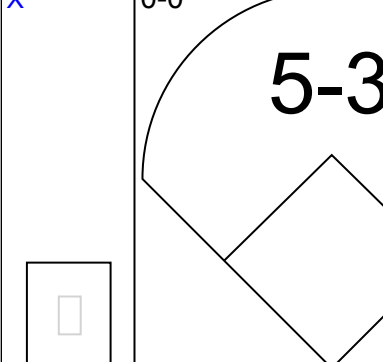
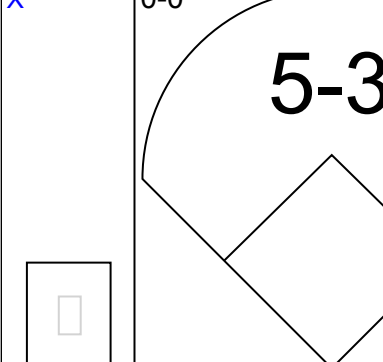
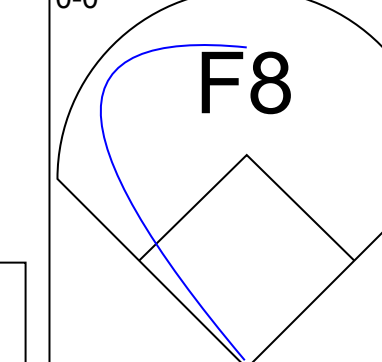
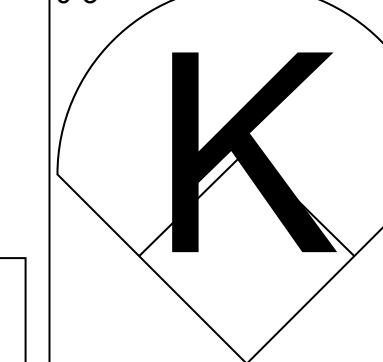
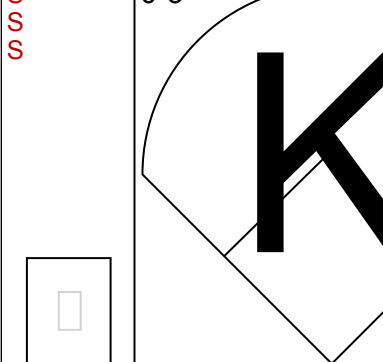


Batter	1	2	3	4	5	6	7	8	9	AB	R	H	RBI	BB	SO	LOB	BOTTOM					
Morris Nettles, L (1,9) OBP: 0.296, SLG: 0.270 Leroy Stanton, R (8, PH) OBP: 0.342, SLG: 0.420	0-3 K		0-3 K			0-0 4-3		0-0 P6		3	0	0	0	0	2	0						
Jerry Remy, L (1,4) OBP: 0.316, SLG: 0.319	0-0 4-3		0-0 CS 1B			0-3 K2-3		0-0 1B S 1B		4	0	2	1	0	1	0						
Mickey Rivers, L (1,8) OBP: 0.336, SLG: 0.366	0-0 1-3		0-0 CS 1-2		0-0 F5		0-0 6-3		4-0 1B 1-2 BB	3	0	0	0	1	0	0						
Bruce Bochte, L (1,3) OBP: 0.361, SLG: 0.384		0-0 4-3		0-3 K		0-0 F9		0-0 1-2 2-3 1B		4	0	1	0	0	1	0						
Adrian Garrett, L (1,10) OBP: 0.294, SLG: 0.413 Ron Jackson, R (8, PH) OBP: 0.391, SLG: 0.429		0-0 1B 1B		0-3 K		0-0 G3		0-3 K		3	0	1	0	0	1	0						
Dan Briggs, L (1,7) OBP: 0.333, SLG: 0.450		0-0 1-2 1B			0-0 1-3		0-3 K		0-0 F9	4	0	1	0	0	1	0						
Dave Chalk, R (1,5) OBP: 0.350, SLG: 0.343 Ike Hampton, S (9,6) OBP: 0.250, SLG: 0.203 John Balaz, R (9, PH) OBP: 0.281, SLG: 0.365		0-0 F8			0-0 5-3 1B			1-0 2B HBP		2	1	1	0	0	0	2	AB 33 R 2 H 7 RBI 2 BB 1 SO 10 LOB 11					
Andy Etchebarren, R (1,2) OBP: 0.336, SLG: 0.371		0-0 F8			0-0 5-3			0-3 K		4	0	0	0	0	1	4						
Mike Miley, S (1,6) OBP: 0.239, SLG: 0.263 Paul Dade, R (8, PH) OBP: 0.400, SLG: 0.471			0-3 K		0-3 K			0-0 1B 2B		2	0	0	0	0	2	1						
Inning Stats	R: 0 E: 0 K: 1 S: 5	H: 0 LOB: 0 BB: 0 P: 5	R: 0 E: 0 K: 0 S: 5	H: 2 LOB: 0 BB: 0 P: 5	R: 0 E: 0 K: 2 S: 7	H: 1 LOB: 0 BB: 0 P: 7	R: 0 E: 0 K: 2 S: 7	H: 0 LOB: 0 BB: 0 P: 7	R: 0 E: 0 K: 1 S: 6	H: 1 LOB: 1 BB: 0 P: 6	R: 0 E: 0 K: 1 S: 5	H: 0 LOB: 0 BB: 0 P: 5	R: 0 E: 0 K: 1 S: 5	H: 0 LOB: 0 BB: 0 P: 5	R: 2 E: 0 K: 2 S: 10	H: 3 LOB: 3 BB: 1 P: 15	R: 0 E: 0 K: 0 S: 3	H: 0 LOB: 0 BB: 0 P: 3	1B: 6 2B: 1 3B: 0 HR: 0	SF: 0 SAC: 0 DP: 0 HBP: 1	WP: 0 PB: 0 CS: 1	PA: 36
PITCHER Jim Hughes, R (1,1) ERA: 3.76 Tom Burgmeier, L (8,1) ERA: 3.1	IP: 7.2 WLS: W BF: 30 H: 6 R: 2 ER: 2 SO: 9 BB: 1 IBB: 0 HBP: 1 BLK: 0 WP: 0 HR: 0 S: 46 P: 51 ERA: 2.35 WHIP: 0.913															PITCHER						

Minnesota Twins @ California Angels
Anaheim Stadium, Anaheim, CA
Sat Sep 20 1975, 10:05 PM EDT
Att. 9,767 - Unknown - 78 F



Batter	1	2	3	4	5	6	7	8	9	AB	R	H	RBI	BB	SO	LOB	TOP					
Lyman Bostock, L (1, 8) OBP: 0.329, SLG: 0.353			 1B		 2B					5	1	2	0	0	1	0	Minnesota Twins @ California Angels Anaheim Stadium, Anaheim, CA Sun Sep 21 1975, 6:33 AM EDT Att: 8,401 - Unknown - 88 F					
Steve Braun, L (1, 7) OBP: 0.389, SLG: 0.432			 1-2							5	0	0	1	0	2	2						
Rod Carew, L (1, 3) OBP: 0.424, SLG: 0.503					 2H					4	0	1	1	1	0	0						
Tony Oliva, L (1, 10) OBP: 0.349, SLG: 0.385					 1-3					4	0	1	0	0	1	3						
John Briggs, L (1, 9) OBP: 0.389, SLG: 0.377										3	0	0	0	0	0	1						
Steve Brye, R (8, PH) OBP: 0.333, SLG: 0.447										1	0	0	0	0	1	0						
Dave McKay, S (1, 5) OBP: 0.321, SLG: 0.414								 1B		4	0	1	0	0	1	0						
Danny Thompson, R (1, 6) OBP: 0.304, SLG: 0.359								 1-2		4	0	2	0	0	0	1						
Phil Roof, R (1, 2) OBP: 0.325, SLG: 0.474										2	0	1	0	1	0	1						
Dan Ford, R (8, PH) OBP: 0.331, SLG: 0.434										1	0	0	0	0	1	2						
Glenn Borgmann, R (8, 2) OBP: 0.306, SLG: 0.283			 1B	 BB						0	0	0	0	0	0	0						
Luis Gomez, R (1, 4) OBP: 0.181, SLG: 0.134			 1B	 1-2						2	1	0	0	0	0	3						
Craig Kusick, R (6, PH) OBP: 0.331, SLG: 0.385										1	0	0	0	0	0	1						
Jerry Terrell, R (6, 4) OBP: 0.327, SLG: 0.339										1	0	0	0	0	0	2						
Inning Stats	R: 0 E: 0 K: 1 S: 5	H: 0 LOB: 0 BB: 0 P: 5	R: 0 E: 0 K: 0 S: 4	H: 1 LOB: 1 BB: 0 P: 4	R: 1 E: 0 K: 1 S: 7	H: 2 LOB: 2 BB: 1 P: 11	R: 0 E: 1 K: 0 S: 4	H: 0 LOB: 2 BB: 1 P: 8	R: 1 E: 0 K: 1 S: 7	H: 3 LOB: 1 BB: 0 P: 7	R: 0 E: 0 K: 0 S: 4	H: 1 LOB: 1 BB: 0 P: 4	R: 0 E: 1 K: 0 S: 4	H: 0 LOB: 1 BB: 0 P: 4	R: 0 E: 0 K: 3 S: 11	H: 1 LOB: 2 BB: 0 P: 11	R: 0 E: 0 K: 1 S: 5	H: 0 LOB: 0 BB: 0 P: 5	1B: 6 2B: 2 3B: 0 HR: 0	SF: 0 SAC: 0 DP: 0 HBP: 0	WP: 1 PB: 0 CS: 0	PA: 39
PITCHER	IP	WLS	BF	H	R	ER	SO	BB	IBB	HBP	BLK	WP	HR	S	P	ERA	WHIP					
Ed Figueroa, R (1, 1) ERA: 2.85	6.0	W	27	7	2	2	3	1	1	0	0	0	0	31	39	3.00	1.333					
Jim Brewer, L (7, 1) ERA: 3.46	3.0	S	12	1	0	0	4	0	0	0	0	1	0	20	20	0.00	0.333					

Batter	1	2	3	4	5	6	7	8	9	AB	R	H	RBI	BB	SO	LOB	BOTTOM						
Jerry Remy, L (1, 4) OBP: 0.316, SLG: 0.319					 BB		 4-3 1B			3	1	1	0	1	1	0	Minnesota Twins @ California Angels Anaheim Stadium, Anaheim, CA Sun Sep 21 1975, 6:33 AM EDT Att: 8,401 - Unknown - 88 F						
Mickey Rivers, L (1, 8) OBP: 0.336, SLG: 0.365					 1-2		 1B			4	0	1	0	0	0	1							
Bruce Bochte, L (1, 3) OBP: 0.365, SLG: 0.384			 BB		 BB		 1-2 3H			2	2	1	1	2	0	1							
Adrian Garrett, L (1, 10) OBP: 0.302, SLG: 0.419			 1B		 1-2					3	1	2	0	0	0	1							
Paul Dade, F (7, PH) OBP: 0.381, SLG: 0.444										1	0	0	0	0	0	0							
Leroy Stanton, R (1, 9) OBP: 0.348, SLG: 0.425		 E 6-3 1B	 1H 3H 3H 1B		 1B		 1B			4	1	4	3	0	0	0							
Dan Briggs, L (1, 7) OBP: 0.292, SLG: 0.391					 1-2					3	0	0	0	0	1	4							
Dave Chalk, R (1, 5) OBP: 0.348, SLG: 0.341										4	0	0	1	0	0	1							
Bob Allietta, R (1, 2) OBP: 0.209, SLG: 0.286										4	0	1	0	0	0	1							
Mike Miley, S (1, 6) OBP: 0.236, SLG: 0.259										3	0	0	0	0	2	1							
Inning Stats	R: 0 E: 0 K: 0 S: 4	H: 1 LOB: 1 BB: 0 P: 4	R: 1 E: 1 K: 1 S: 7	H: 2 LOB: 1 BB: 0 P: 7	R: 2 E: 0 K: 1 S: 7	H: 2 LOB: 1 BB: 1 P: 11	R: 0 E: 0 K: 0 S: 3	H: 0 LOB: 0 BB: 0 P: 3	R: 1 E: 0 K: 1 S: 6	H: 2 LOB: 2 BB: 2 P: 14	R: 0 E: 0 K: 1 S: 5	H: 0 LOB: 0 BB: 0 P: 5	R: 1 E: 0 K: 0 S: 4	H: 2 LOB: 0 BB: 0 P: 4	R: 0 E: 0 K: 0 S: 4	H: 1 LOB: 1 BB: 0 P: 4		R: 0 E: 0 K: 1 S: 5	H: 0 LOB: 0 BB: 0 P: 5	1B: 10 2B: 0 3B: 0 HR: 0	SF: 0 SAC: 1 DP: 0 HBP: 0	WP: 1 PB: 0 CS: 2	PA: 35
PITCHER	IP	WLS	BF	H	R	ER	SO	BB	IBB	HBP	BLK	WP	HR	S	P	ERA		WHIP					
Dave Goltz, R (1, 1) ERA: 3.67	6.0	L	29	9	5	5	4	3	0	0	0	0	0	34	46	7.50	2.000						
Bill Butler, L (7, 1) ERA: 6.1	2.0		6	1	0	0	0	0	0	0	0	0	0	6	6	0.00	0.500						

Batter	1	2	3	4	5	6	7	8	9	AB	R	H	RBI	BB	SO	LOB	TOP								
Jerry Hairston, S OBP: 0.393, SLG: 0.286 (1, 7)	F7	1B SF9	FC4 BB			F9		SH3-4		3	1	1	1	1	0	0	Chicago White Sox @ California Angels Anaheim Stadium, Anaheim, CA Tue Sep 23 1975, 10:05 PM EDT Att: 6,078 - Unknown								
Chat Lemon, R OBP: 0.333, SLG: 0.364 Bill Stein, R OBP: 0.322, SLG: 0.352 (1, 5) (7, 5)	6-3	BB 1B	FC4			6-3		F9		4	0	1	1	0	0	3									
Jorge Orta, L OBP: 0.363, SLG: 0.451 (1, 4)	1B 1B	BB		6-3		E7 CS		IBB		3	0	1	0	2	0	0									
Bill Melton, R OBP: 0.342, SLG: 0.348 (1, 10)	1B	SF9		G6-4-3 1B		CS	K	K		4	0	2	1	0	2	2									
Ken Henderson, S OBP: 0.348, SLG: 0.359 (1, 8)	4-3	F7		G6-4-3			HR		F6	5	1	1	1	0	0	5									
Lamar Johnson, R OBP: 0.208, SLG: 0.348 Mike Squires, L OBP: 0.283, SLG: 0.208 (1, 3) (7, PR) (7, 3)		2B SF8 BB	5-3		F2		FC6-4 1B		F8	3	1	1	0	1	0	0									
Bucky Dent, R OBP: 0.302, SLG: 0.342 (1, 6)		SF8 1B 2B	1B 2B		1B		F5		E5	5	1	3	0	0	0	1									
Bob Coluccio, R OBP: 0.292, SLG: 0.324 (1, 9)		1B BB	BB 1B		K		FC6-4		F8	4	1	1	0	1	1	3									
Brian Downing, R OBP: 0.356, SLG: 0.328 (1, 2)		SF8	K		K			SH3-4 1B		3	0	1	1	0	2	3									
Inning Stats	R: 0 E: 0 K: 0 S: 5	H: 2 LOB: 2 BB: 0 P: 5	R: 4 E: 0 K: 0 S: 6	H: 3 LOB: 2 BB: 3 P: 18	R: 0 E: 0 K: 1 S: 7	H: 2 LOB: 3 BB: 1 P: 11	R: 0 E: 0 K: 0 S: 3	H: 1 LOB: 0 BB: 0 P: 3	R: 0 E: 1 K: 2 S: 8	H: 1 LOB: 1 BB: 0 P: 8	R: 0 E: 1 K: 0 S: 3	H: 0 LOB: 0 BB: 0 P: 3	R: 1 E: 0 K: 1 S: 7	H: 2 LOB: 1 BB: 0 P: 7	R: 0 E: 0 K: 1 S: 6	H: 1 LOB: 2 BB: 1 P: 10		R: 0 E: 1 K: 0 S: 4	H: 0 LOB: 1 BB: 0 P: 4	1B: 9 2B: 2 3B: 0 HR: 1	SF: 2 SAC: 1 DP: 1 HBP: 0	WP: 0 PB: 0 SB: 0 CS: 1	PA: 45		
PITCHER	IP	WLS	BF	H	R	ER	SO	BB	IBB	HBP	BLK	WP	HR	S	P	ERA	WHIP								
Joe Pactwa, L ERA: 4.11 (1, 1)	1.1		12	5	4	4	0	3	0	0	0	0	0	9	21	27.00	6.000								
Dick Lange, R ERA: 5.21 (2, 1)	6.2	L	28	7	1	1	5	1	1	0	0	0	1	36	44	1.35	1.200								
Mickey Scott, L ERA: 3.29 (9, 1)	1.0		4	0	0	0	0	0	0	0	0	0	0	4	4	0.00	0.000								

Batter	1	2	3	4	5	6	7	8	9	AB	R	H	RBI	BB	SO	LOB	BOTTOM								
Jerry Remy, L OBP: 0.316, SLG: 0.317 (1, 4)	6-3		4-3		E 1B 1B		BB BB		F5	4	1	1	0	1	0	0	Chicago White Sox @ California Angels Anaheim Stadium, Anaheim, CA Tue Sep 23 1975, 10:05 PM EDT Att: 6,078 - Unknown								
Mickey Rivers, L OBP: 0.333, SLG: 0.361 (1, 8)	1-3 1B		K		E4 1B S		F4		F9	5	1	1	0	0	1	2									
Ron Jackson, R OBP: 0.314, SLG: 0.333 (1, 7) (9, 5)	1-3		6-3		F3		K		4-3	5	0	0	0	0	1	4									
Leroy Stanton, R OBP: 0.348, SLG: 0.425 (1, 9)	F9			1B SF9 2B	1-3 1B		BB			3	1	2	2	1	0	1									
Bruce Bochte, L OBP: 0.367, SLG: 0.385 (1, 3)		F8 1B 1B		4-3 1B	BB		F7			3	1	2	0	1	0	2									
Dave Chalk, R OBP: 0.351, SLG: 0.342 Morris Nettles, L OBP: 0.296, SLG: 0.270 (1, 5) (8, PR) (9, 7)		1B 1B		SF9	F4		FC5-6 1B			3	0	2	1	0	0	2									
Paul Dade, R OBP: 0.323, SLG: 0.370 (1, 10)		F8		4-3		K		FC5-6 1B		4	0	0	0	0	1	4									
Andy Etchebarren, R OBP: 0.344, SLG: 0.372 (1, 2)		1B		6-3		F9		K		4	0	1	1	0	1	2									
Mike Miley, S OBP: 0.229, SLG: 0.251 (1, 6)		G6-4-3 1B			F7		1-3		F5	4	0	0	0	0	0	3									
Inning Stats	R: 0 E: 0 K: 0 S: 4	H: 1 LOB: 1 BB: 0 P: 4	R: 1 E: 0 K: 0 S: 5	H: 3 LOB: 1 BB: 0 P: 5	R: 0 E: 0 K: 1 S: 5	H: 0 LOB: 0 BB: 0 P: 5	R: 1 E: 0 K: 0 S: 5	H: 2 LOB: 1 BB: 0 P: 5	R: 2 E: 0 K: 0 S: 6	H: 2 LOB: 2 BB: 1 P: 10	R: 0 E: 0 K: 1 S: 5	H: 0 LOB: 0 BB: 0 P: 5	R: 0 E: 0 K: 1 S: 5	H: 0 LOB: 2 BB: 2 P: 13	R: 0 E: 0 K: 1 S: 6	H: 1 LOB: 1 BB: 0 P: 6		R: 0 E: 0 K: 0 S: 3	H: 0 LOB: 0 BB: 0 P: 3	1B: 8 2B: 1 3B: 0 HR: 0	SF: 1 SAC: 0 DP: 1 HBP: 0	WP: 0 PB: 0 SB: 1 CS: 0	PA: 39		
PITCHER	IP	WLS	BF	H	R	ER	SO	BB	IBB	HBP	BLK	WP	HR	S	P	ERA	WHIP								
Claude Osteen, L ERA: 4.45 (1, 1)	4.2		23	8	4	2	1	1	0	0	0	0	0	6	10	0.00	0.750								
Ozzie Osborn, R ERA: 4.5 (5, 1)	1.1	W	5	0	0	0	1	1	0	0	0	0	0	6	10	0.00	0.750								
Dave Hamilton, L ERA: 3.33 (7, 1)	3.0	S	11	1	0	0	2	1	0	0	0	0	0	14	18	0.00	0.667								

Batter	1	2	3	4	5	6	7	8	9	AB	R	H	RBI	BB	SO	LOB	TOP			
Jerry Remy, L (1,4) OBP: 0.314, SLG: 0.314	F8		F7	F9			G6-3			4	0	0	0	0	0	2	California Angels @ Oakland Athletics Oakland-Alameda County Coliseum, Oakland, CA Fri Sep 26 1975, 7:05 PM PDT Att: 3,474 - Unknown			
Mickey Rivers, L (1,8) OBP: 0.332, SLG: 0.361	1B		F9		6-3			G3		4	0	1	0	0	0	0				
Bruce Bochte, L (1,3) OBP: 0.366, SLG: 0.382	F2		BB		G3			1-3		3	0	0	0	1	0	1				
Adrian Garrett, L (1,10) OBP: 0.306, SLG: 0.438	1-2 BB		F8		F6			F5		3	0	0	0	1	0	1				
Leroy Stanton, R (1,9) OBP: 0.349, SLG: 0.423	1-2 2-3 BB		4-3		5-3			1B BB		2	0	0	0	2	0	0				
Dan Briggs, L (1,7) OBP: 0.258, SLG: 0.367	G3		E		F5			F7		4	1	1	0	0	0	4				
Dave Chalk, R (1,5) OBP: 0.352, SLG: 0.343		E9	E9		F4			1B		4	1	2	0	0	0	0				
Dave Collins, S (9, PR) OBP: 0.341, SLG: 0.362		G3 7-2 S	5-3 3B					1B		0	0	0	0	0	0	0				
Andy Etchebarren, R (1,2) OBP: 0.344, SLG: 0.371		G3	5-3					K		3	0	1	0	0	0	2				
Morris Nettles, L (7, PR) OBP: 0.296, SLG: 0.270		1-3	2-3					K		0	0	0	0	0	0	0				
Ike Hampton, S (7, 2) OBP: 0.250, SLG: 0.203								K		0	0	0	0	0	0	0				
John Balaz, R (9, PH) OBP: 0.279, SLG: 0.362								K		1	0	0	0	0	1	2				
Mike Miley, S (1, 6) OBP: 0.230, SLG: 0.261		7-2						K		3	0	1	1	0	1	2				
Ron Jackson, R (9, PH) OBP: 0.306, SLG: 0.324								K		1	0	0	0	0	1	2				
Inning Stats	R: 0 E: 0 K: 0 S: 4	H: 1 LOB: 3 BB: 2 P: 12	R: 0 E: 1 K: 0 S: 3	H: 0 LOB: 0 BB: 0 P: 3	R: 0 E: 0 K: 0 S: 3	H: 0 LOB: 1 BB: 1 P: 7	R: 2 E: 1 K: 0 S: 6	H: 3 LOB: 1 BB: 0 P: 6	R: 0 E: 0 K: 0 S: 3	H: 0 LOB: 0 BB: 0 P: 3	R: 0 E: 0 K: 0 S: 5	H: 1 LOB: 1 BB: 0 P: 5	R: 0 E: 0 K: 0 S: 3	H: 0 LOB: 0 BB: 0 P: 3	R: 0 E: 0 K: 2 S: 8	H: 1 LOB: 2 BB: 1 P: 12	1B: 4 2B: 2 3B: 1 HR: 0	SF: 0 SAC: 0 DP: 2 HBP: 0	WP: 0 PB: 0 SB: 4 CS: 0	PA: 36
PITCHER	IP WLS BF H R ER SO BB IBB HBP BLK WP HR S P ERA WHIP																			
Dick Bosman, R (1, 1) ERA: 3.63	5.0 W 22 4 2 2 0 3 0 0 0 0 0 0 19 31 3.60 1.400																			
Glenn Abbott, R (6, 1) ERA: 4.23	2.0 6 1 0 0 1 0 0 0 0 0 0 0 8 8 0.00 0.500																			
Rollie Fingers, R (8, 1) ERA: 3.03	2.0 S 8 1 0 0 2 1 0 0 0 0 0 0 11 15 0.00 1.000																			

Batter	1	2	3	4	5	6	7	8	9	AB	R	H	RBI	BB	SO	LOB	BOTTOM			
Bill North, S (1,8) OBP: 0.371, SLG: 0.323	F2		F7	F9			4-3			4	0	0	0	0	0	2	California Angels @ Oakland Athletics Oakland-Alameda County Coliseum, Oakland, CA Fri Sep 26 1975, 7:05 PM PDT Att: 3,474 - Unknown			
Claudell Washington, L (1,7) OBP: 0.340, SLG: 0.425	5-3		4-3		4-3		K			4	0	0	0	0	1	0				
Sal Bando, R (1,5) OBP: 0.334, SLG: 0.351								F8		3	1	0	0	1	1	0				
Matt Alexander, S (9,9) OBP: 0.200, SLG: 0.111	1B BB		K		F9			F8		0	0	0	0	0	0	0				
Reggie Jackson, L (1,9) OBP: 0.328, SLG: 0.501					6-3			F8		2	0	0	0	2	0	0				
Dal Maxwell, R (9,6) OBP: 0.125, SLG: 0.125								F8		0	0	0	0	0	0	0				
Billy Williams, L (1,10) OBP: 0.343, SLG: 0.422										3	1	2	1	0	0	1				
Tommy Harper, R (8, PH) OBP: 0.334, SLG: 0.335					1B 2B			5-3		1	1	1	1	0	0	0				
Gene Tenace, R (1,2) OBP: 0.394, SLG: 0.459										3	1	0	0	1	0	2				
Joe Rudi, R (1,3) OBP: 0.337, SLG: 0.487										3	0	1	1	0	0	0				
Cesar Tovar, R (7,4) OBP: 0.307, SLG: 0.315										0	0	0	0	0	0	0				
Bert Campaneris, R (1,6) OBP: 0.337, SLG: 0.331										3	0	1	1	0	0	0				
Ted Martinez, R (7,6) OBP: 0.204, SLG: 0.200										0	0	0	0	0	0	0				
Phil Garner, R (1,4) OBP: 0.294, SLG: 0.346										2	0	0	0	0	1	2				
Jim Holt, L (7,3) OBP: 0.294, SLG: 0.295										1	0	0	0	0	0	0				
Ray Fosse, R (8,2) OBP: 0.190, SLG: 0.195										0	0	0	0	0	0	0				
Inning Stats	R: 1 E: 0 K: 0 S: 4	H: 1 LOB: 2 BB: 2 P: 12	R: 0 E: 0 K: 0 S: 3	H: 0 LOB: 0 BB: 0 P: 3	R: 0 E: 0 K: 1 S: 5	H: 0 LOB: 0 BB: 0 P: 5	R: 2 E: 0 K: 1 S: 8	H: 3 LOB: 2 BB: 1 P: 12	R: 0 E: 0 K: 0 S: 3	H: 0 LOB: 1 BB: 1 P: 7	R: 0 E: 0 K: 0 S: 5	H: 0 LOB: 0 BB: 0 P: 5	R: 0 E: 0 K: 1 S: 4	H: 1 LOB: 0 BB: 0 P: 4	R: 1 E: 0 K: 0 S: 4	H: 1 LOB: 0 BB: 0 P: 4	1B: 3 2B: 1 3B: 0 HR: 1	SF: 0 SAC: 0 DP: 0 HBP: 0	WP: 0 PB: 0 SB: 0 CS: 0	PA: 33
PITCHER	IP WLS BF H R ER SO BB IBB HBP BLK WP HR S P ERA WHIP																			
Ed Figueroa, R (1,1) ERA: 2.91	8.0 L 33 5 4 4 3 4 0 0 0 0 0 1 35 51 4.50 1.125																			



Batter	1	2	3	4	5	6	7	8	9	AB	R	H	RBI	BB	SO	LOB	TOP										
Jerry Remy, L OBP: 0.313, SLG: 0.313 (1, 4)	5-3		E8		4-3		K		F9	5	0	1	0	0	1	1	California Angels @ Oakland Athletics Oakland-Alameda County Coliseum, Oakland, CA Sat Sep 27 1975, 3:33 AM PDT Att: 5,177 - Unknown livebaseballscorecards.com										
Mickey Rivers, L OBP: 0.331, SLG: 0.359 (1, 8)	4-3		F9		4-3			BB 1B	K	5	1	1	0	0	1	4											
Ron Jackson, R OBP: 0.292, SLG: 0.297 Dan Briggs, L OBP: 0.281, SLG: 0.367 (6, PH) (8, 7)	4-3			F3	F8			BB 1B BB	K	3	0	0	0	0	0	2											
John Balaz, R OBP: 0.276, SLG: 0.359 (9, PH)								BB 1B BB		1	0	0	0	0	1	1											
Leroy Stanton, R OBP: 0.347, SLG: 0.419 (1, 9)		5-3		5-3		F8		F4		4	0	0	0	0	2												
Dave Chalk, R OBP: 0.353, SLG: 0.346 (1, 5)		K				1-3		BB 1B		4	0	2	1	0	1	0											
Bruce Bochte, L OBP: 0.365, SLG: 0.379 (1, 3)		F7		4-3		BB		F8		3	0	0	0	1	0	3											
Paul Dade, R OBP: 0.345, SLG: 0.438 Adrian Garrett, L OBP: 0.310, SLG: 0.438 (6, PH) (8, PH)			2-3		1B SF7 BB	K		BB 1B BB		2	1	0	0	1	1	1											
Andy Etchebarren, R OBP: 0.341, SLG: 0.367 (1, 2)			5-3		4-3 1B 1B		4-3	1-3		4	0	1	0	0	0	3											
Mike Miley, S OBP: 0.230, SLG: 0.259 (1, 6)			E5		SF7		4-3		BB	2	1	0	1	1	0	0											
Inning Stats	R: 0 E: 0 K: 0 S: 3	H: 0 LOB: 0 BB: 0 P: 3	R: 0 E: 0 K: 1 S: 5	H: 0 LOB: 0 BB: 0 P: 5	R: 1 E: 2 K: 0 S: 5	H: 0 LOB: 1 BB: 0 P: 5	R: 0 E: 0 K: 0 S: 4	H: 1 LOB: 1 BB: 0 P: 4	R: 0 E: 0 K: 0 S: 5	H: 0 LOB: 1 BB: 1 P: 9	R: 0 E: 0 K: 1 S: 5	H: 0 LOB: 1 BB: 0 P: 5	R: 0 E: 0 K: 0 S: 5	H: 2 LOB: 2 BB: 0 P: 13	R: 0 E: 0 K: 2 S: 7	H: 0 LOB: 1 BB: 1 P: 11	1B: 4 2B: 1 3B: 0 HR: 0	SF: 1 SAC: 0 DP: 0 HBP: 0	WP: 0 PA: 39 PB: 0 SB: 0 CS: 0								
PITCHER	IP	WLS	BF	H	R	ER	SO	BB	IBB	HBP	BLK	WP	HR	S	P	ERA	WHIP										
Ken Holtzman, L ERA: 3.14 (1, 1)	5.0	W	21	3	2	1	1	1	0	0	0	0	0	22	26	1.80	0.800										
Stan Bahnsen, R ERA: 4.36 (6, 1)	2.0		7	0	0	0	2	1	0	0	0	0	0	10	14	0.00	0.500										
Jim Todd, R ERA: 2.29 (8, 1)	1.0	S	3	0	0	0	2	0	0	0	0	0	0	7	7	0.00	0.000										
Paul Lindblad, L ERA: 2.74 (9, 1)	1.0		3	0	0	0	2	0	0	0	0	0	0	7	7	0.00	0.000										

Batter	1	2	3	4	5	6	7	8	9	AB	R	H	RBI	BB	SO	LOB	BOTTOM										
Bill North, S OBP: 0.373, SLG: 0.331 Dal Maxvill, R OBP: 0.111, SLG: 0.111 (1, 8) (6, 6) (8, 4)	F3		BB 1B		HR		6-3			3	1	2	1	0	0	0	California Angels @ Oakland Athletics Oakland-Alameda County Coliseum, Oakland, CA Sat Sep 27 1975, 3:33 AM PDT Att: 5,177 - Unknown livebaseballscorecards.com										
Bert Campaneris, R OBP: 0.337, SLG: 0.330 Stan Bahnsen, R (6, 1)	K		G6-4-3 BB		F8		F8			2	0	0	0	1	1	0											
Rollie Fingers, R (7, PH) Jim Todd, L (8, 1) Paul Lindblad, L (9, 1)										1	0	0	0	0	0	0											
Sal Bando, R OBP: 0.336, SLG: 0.353 Matt Alexander, S OBP: 0.182, SLG: 0.100 (5, PR) (6, 8)	1B 2B		G6-4-3 1-2		CS BB		F4			2	1	1	0	1	0	2											
Gene Tenace, R OBP: 0.396, SLG: 0.467 Jim Holt, L OBP: 0.294, SLG: 0.295 (1, 3) (9, 3)				S 1B E BB	5-3			HR		3	2	2	2	1	0	1											
Joe Rudi, R OBP: 0.339, SLG: 0.495 Denny Walling, L OBP: 0.125, SLG: 0.250 (1, 7) (7, 7)	K			1B S 1B		HR		F8		3	1	2	1	0	1	1											
Tommy Harper, R OBP: 0.336, SLG: 0.343 (1, 9)			G6-4-3 1B		K		G3 5-3 2B		PB 1B	4	1	3	0	0	1	1											
Phil Garner, R OBP: 0.294, SLG: 0.346 Cesar Tovar, R OBP: 0.306, SLG: 0.313 (1, 4) (5, 4) (7, 5)	K				FC6 1B		G3		F7	2	0	1	0	0	1	1											
Ray Fosse, R OBP: 0.186, SLG: 0.191 Larry Haney, R OBP: 0.222, SLG: 0.308 (1, 2) (8, 2)		G6-4-3			F8		5-3		PB 1B	3	0	0	1	0	0	3											
Ken Holtzman, R (1, 1) Ted Martinez, R OBP: 0.200, SLG: 0.196 (7, 4) (8, 6)					F7	FC6	6-3		6-3	2	0	0	0	0	2	2											
Inning Stats	R: 1 E: 0 K: 2 S: 9	H: 2 LOB: 1 BB: 0 P: 9	R: 0 E: 0 K: 1 S: 5	H: 1 LOB: 0 BB: 0 P: 5	R: 0 E: 0 K: 0 S: 3	H: 1 LOB: 1 BB: 1 P: 7	R: 1 E: 0 K: 1 S: 7	H: 2 LOB: 2 BB: 1 P: 11	R: 1 E: 0 K: 0 S: 3	H: 1 LOB: 1 BB: 1 P: 7	R: 2 E: 0 K: 0 S: 5	H: 2 LOB: 0 BB: 0 P: 5	R: 0 E: 0 K: 0 S: 3	H: 0 LOB: 0 BB: 0 P: 3	R: 1 E: 0 K: 0 S: 6	H: 3 LOB: 2 BB: 0 P: 6	1B: 7 2B: 2 3B: 0 HR: 3	SF: 0 SAC: 0 DP: 2 HBP: 0	WP: 0 PA: 36 PB: 1 SB: 2 CS: 1								
PITCHER	IP	WLS	BF	H	R	ER	SO	BB	IBB	HBP	BLK	WP	HR	S	P	ERA	WHIP										
Frank Tanana, L ERA: 2.62 (1, 1)	7.1	L	32	10	6	6	4	3	0	0	0	0	0	37	49	0.00	3.000										
Don Kirkwood, R ERA: 3.11 (8, 1)	0.2		4	2	0	0	0	0	0	0	0	0	0	4	4	0.00	3.000										



Batter	1	2	3	4	5	6	7	8	9	AB	R	H	RBI	BB	SO	LOB	TOP								
Jerry Remy, L (1,4) OBP: 0.311, SLG: 0.311	G3			F8		5-3			F7	4	0	0	0	0	0	0									
Dave Chalk, R (1,5) OBP: 0.353, SLG: 0.345	4-0			F9		6-3			6-3	2	0	0	0	1	0	0									
Mickey Rivers, L (9, PH) OBP: 0.331, SLG: 0.359	G5-4-3 BB									1	0	0	0	0	0	0									
Leroy Stanton, R (1,8) OBP: 0.345, SLG: 0.416	G5-4-3 1-2			E6		5-3				3	0	0	0	0	0	1									
John Balaz, R (1,9) OBP: 0.270, SLG: 0.350				F7		F3				3	0	0	0	0	1	1									
Bruce Bochte, L (1,3) OBP: 0.362, SLG: 0.376				4-3		F7				3	0	0	0	0	0	0									
Ron Jackson, R (1,7) OBP: 0.288, SLG: 0.282				F3		K				2	0	0	0	0	1	0									
Morris Nettles, L (8, PH) OBP: 0.295, SLG: 0.269						K				1	0	0	0	0	0	0									
Paul Dade, R (1,10) OBP: 0.333, SLG: 0.333				L8					5-3	1	0	0	0	1	0	0									
Dan Briggs, L (8, PH) OBP: 0.273, SLG: 0.355									K	1	0	0	0	0	1	0									
Bob Allietta, R (1,2) OBP: 0.196, SLG: 0.267				F8		F7			6-3	3	0	0	0	0	0	1									
Ike Hampton, S (1,6) OBP: 0.243, SLG: 0.197										2	0	0	0	0	1	0									
Dave Collins, S (9, PH) OBP: 0.340, SLG: 0.361				K		F2			K	1	0	0	0	0	1	0									
Inning Stats	R: 0 E: 0 K: 0 S: 2	H: 0 LOB: 0 BB: 1 P: 6	R: 0 E: 0 K: 0 S: 3	H: 0 LOB: 0 BB: 0 P: 3	R: 0 E: 0 K: 1 S: 5	H: 0 LOB: 0 BB: 0 P: 5	R: 0 E: 1 K: 0 S: 4	H: 0 LOB: 1 BB: 0 P: 4	R: 0 E: 0 K: 0 S: 5	H: 0 LOB: 0 BB: 0 P: 9	R: 0 E: 0 K: 0 S: 3	H: 0 LOB: 0 BB: 0 P: 3	R: 0 E: 0 K: 1 S: 5	H: 0 LOB: 0 BB: 0 P: 5	R: 0 E: 0 K: 1 S: 5	H: 0 LOB: 0 BB: 0 P: 5	R: 0 E: 0 K: 1 S: 5	H: 0 LOB: 0 BB: 0 P: 5	1B: 0 2B: 0 3B: 0 HR: 0	SF: 0 SAC: 0 DP: 1 HBP: 0	WP: 0 PB: 0 SB: 1 CS: 0	PA: 29			
PITCHER	IP	WLS	BF	H	R	ER	SO	BB	IBB	HBP	BLK	WP	HR	S	P	ERA	WHIP								
Vida Blue, L (1,1) ERA: 3.01	5.0	W	17	0	0	0	2	2	0	0	0	0	0	19	27	0.00	0.400								
Glenn Abbott, R (6,1) ERA: 4.25	1.0		3	0	0	0	0	0	0	0	0	0	0	3	3	0.00	0.000								
Paul Lindblad, L (7,1) ERA: 2.72	1.0		3	0	0	0	1	0	0	0	0	0	0	5	5	0.00	0.000								
Rollie Fingers, R (8,1) ERA: 2.98	2.0		6	0	0	0	2	0	0	0	0	0	0	10	10	0.00	0.000								

California Angels @ Oakland Athletics
Oakland-Alameda County Coliseum, Oakland, CA
Sun Sep 28 1975, 3:33 AM PDT
Att: 22,131 - Unknown

AB 27
R 0
H 0
RBI 0
BB 2
SO 5
LOB 3



Batter	1	2	3	4	5	6	7	8	9	AB	R	H	RBI	BB	SO	LOB	BOTTOM								
Bill North, S (1,8) OBP: 0.373, SLG: 0.330	F8			E6				5-3		4	0	1	0	1	0	2									
Claudell Washington, L (1,7) OBP: 0.346, SLG: 0.424	F8 BB 1B			F9		FC3-6 BB HR				4	2	1	0	0	0	4									
Gene Tenace, R (1,2) OBP: 0.395, SLG: 0.464	4-0 BB 1-2 BB			F9		F7		K		3	1	0	0	1	1	1									
Reggie Jackson, L (1,9) OBP: 0.329, SLG: 0.511	F8 1-2 2-3					K		K		4	2	2	3	0	1	2									
Sal Bando, R (1,5) OBP: 0.337, SLG: 0.356						K		K		4	0	2	2	0	1	0									
Billy Williams, L (1,10) OBP: 0.341, SLG: 0.419	F7 1-2			4-3		4-3				4	0	0	0	0	0	2									
Joe Rudi, R (1,3) OBP: 0.338, SLG: 0.494				5-3		F8				1	0	0	0	0	0	0									
Jim Holt, L (3, PH) OBP: 0.292, SLG: 0.293				L7						1	0	0	0	0	0	1									
Tommy Harper, R (6, PH) OBP: 0.337, SLG: 0.342										1	0	0	0	0	0	0									
Ray Fosse, R (7,2) OBP: 0.192, SLG: 0.191										0	0	0	0	1	0	0									
Bert Campaneris, R (1,6) OBP: 0.337, SLG: 0.330										3	0	1	0	0	1	0									
Don Hopkins, L (6, PR) OBP: 0.375, SLG: 0.167				K		4-3				0	0	0	0	0	0	0									
Ted Martinez, R (7,4) OBP: 0.198, SLG: 0.194										1	0	0	0	0	0	1									
Phil Garner, R (1,4) OBP: 0.295, SLG: 0.346										3	0	1	0	0	1	1									
Dal Maxvill, R (7,6) OBP: 0.200, SLG: 0.200										1	0	1	0	0	0	0									
Inning Stats	R: 2 E: 0 K: 0 S: 5	H: 2 LOB: 1 BB: 1 P: 9	R: 0 E: 0 K: 1 S: 7	H: 2 LOB: 2 BB: 0 P: 7	R: 1 E: 0 K: 0 S: 5	H: 2 LOB: 1 BB: 0 P: 5	R: 0 E: 1 K: 1 S: 6	H: 0 LOB: 1 BB: 0 P: 6	R: 0 E: 0 K: 2 S: 7	H: 0 LOB: 0 BB: 0 P: 7	R: 0 E: 0 K: 0 S: 4	H: 1 LOB: 2 BB: 0 P: 4	R: 2 E: 0 K: 1 S: 6	H: 1 LOB: 0 BB: 1 P: 10	R: 0 E: 0 K: 0 S: 4	H: 1 LOB: 2 BB: 1 P: 8	R: 0 E: 0 K: 0 S: 4	H: 1 LOB: 2 BB: 1 P: 8	1B: 6 2B: 1 3B: 0 HR: 2	SF: 0 SAC: 0 DP: 0 HBP: 0	WP: 0 PB: 0 SB: 2 CS: 0	PA: 37			
PITCHER	IP	WLS	BF	H	R	ER	SO	BB	IBB	HBP	BLK	WP	HR	S	P	ERA	WHIP								
Gary Ross, R (1,1) ERA: 5.4	5.0	L	23	6	3	3	4	1	0	0	0	0	1	30	34	5.40	1.400								
Sid Monge, L (6,1) ERA: 4.18	2.0		9	2	2	2	1	1	0	0	0	0	0	10	14	9.00	1.500								
Joe Pachtwa, L (8,1) ERA: 3.86	1.0		5	1	0	0	0	1	0	0	0	0	0	4	8	0.00	2.000								

California Angels @ Oakland Athletics
Oakland-Alameda County Coliseum, Oakland, CA
Sun Sep 28 1975, 3:33 AM PDT
Att: 22,131 - Unknown

AB 34
R 5
H 9
RBI 5
BB 3
SO 5
LOB 14

