California Angels - 1976

Oakland Athletics @ California Angels

Anaheim Stadium, Anaheim, CA

Fri Apr 09 1976, 9:05 PM EST

Att. 30,194 - Unknown

TOP

livebaseballscorecards.com

Batter	1	2	3	4	5	6	7	8	9	AB	R	H	RBI	BB	SO	LOB
Bill North, S (1, 8) OBP: 0.400, SLG: 0.400	0-0 S 2-3 1B 1B		0-0 5-3 ①		0-0 SH1-4 1B 1B		0-0 F9 ①		0-0 4-3 ③	5	2	2	0	0	0	1
Bert Campaneris, R (1, 6)	0-3 K ①		0-0 F3 ②		0-0 SH1-4 ① 1-2		0-0 F7 ②			3	0	0	0	0	1	2
Claudell Washington, L (1, 9) OBP: 0.250, SLG: 0.250	0-0 2-3 ② 1-2		0-3 K ③		0-0 2-H 1B ②		0-0 3-1 ③			4	0	1	1	0	1	2
Don Baylor, R (1, 3) OBP: 0.750, SLG: 2.000	4-0 1B 2-3 BB			0-0 HR	0-0 5-3 ③			H 1-0 4-3 S WP HBP		2	2	1	1	1	0	0
Joe Rudi, R (1, 7) OBP: 0.500, SLG: 0.500	0-0 1-2 3-H 1B			0-0 2B 6-3 1B		0-0 F9 ①		0-3 K ① 1-2		4	1	2	1	0	1	1
Sal Bando, R (1, 5) OBP: 0.500, SLG: 1.000	0-0 F9 ③			0-0 6-3 1-3 2B		0-0 2B		0-0 4-3 ② 2-3		4	0	2	0	0	0	3
Gene Tenace, R (1, 2)		0-0 6-3 ①		0-0 6-3 ① 2-3 3-H		4-0 G6-4-3 BB		0-0 F7 ③ 3-H		3	0	0	1	1	0	1
Billy Williams, L (1, 10)		0-0 F5 ②		0-3 K ②		0-0 G6-4-3 ②③ 1-2f			0-0 F9 ①	4	0	0	0	0	1	3
Phil Garner, R (1, 4) OBP: 0.250, SLG: 0.500		0-3 K ③		0-0 F7 ③			0-0 2B		0-3 K ②	4	0	1	0	0	2	1

	AB	33
	R	5
	H	9
	RBI	4
	BB	2
	SO	6
	LOB	14

Inning Stats																																		
	R: 1	H: 2	R: 0	H: 0	R: 0	H: 0	R: 2	H: 3	R: 1	H: 2	R: 0	H: 1	R: 0	H: 1	R: 1	H: 0	R: 0	H: 0	1B: 5	SF: 0	WP: 1	PA: 37
	E: 0	LOB: 2	E: 0	LOB: 0	E: 0	LOB: 0	E: 0	LOB: 1	E: 0	LOB: 0	E: 0	LOB: 1	E: 0	LOB: 1	E: 0	LOB: 0	E: 0	LOB: 0	2B: 3	SAC: 1	PB: 0	
	K: 1	BB: 1	K: 1	BB: 0	K: 1	BB: 0	K: 1	BB: 0	K: 0	BB: 0	K: 0	BB: 1	K: 0	BB: 0	K: 1	BB: 0	K: 1	BB: 0	3B: 0	DP: 1	SB: 2	
	S: 7	P: 11	S: 5	P: 5	S: 5	P: 5	S: 8	P: 8	S: 4	P: 4	S: 3	P: 7	S: 4	P: 4	S: 5	P: 6	S: 5	P: 5	HR: 1	HBP: 1	CS: 0	

PITCHER		IP	WLS	BF	H	R	ER	SO	BB	IBB	HBP	BLK	WP	HR	S	P	ERA	WHIP
Frank Tanana, L ERA: 6.0	(1, 1)	6.0	L	27	9	4	4	4	2	0	0	0	0	1	33	41	6.00	1.833
Sid Monge, L ERA:	(7, 1)	1.0		3	0	0	0	0	0	0	0	0	0	0	3	3	0.00	0.000
Dick Drago, R ERA: 4.5	(8, 1)	2.0		7	0	1	1	2	0	0	1	0	1	0	10	11	4.50	0.000

PITCHER	IP	WLS	BF	H	R	ER	SO	BB	IBB	HBP	BLK	WP	HR	S	P	ERA	WHIP

BOTTOM

Oakland Athletics @ California Angels

Anaheim Stadium, Anaheim, CA

Fri Apr 09 1976, 9:05 PM EST

Att. 30,194 - Unknown

Batter	1	2	3	4	5	6	7	8	9	AB	R	H	RBI	BB	SO	LOB
Dave Collins, S (1, 7) OBP: 0.200, SLG: 0.200	6-3		6-3	F7			6-3		1B	5	0	1	0	0	0	0
Jerry Remy, L (1, 4) Adrian Garrett, L (9, PH)	F7 S 1B / 1B		E S E / BB		L6		BB		K	2 1	2 0	1 0	0 0	2 0	0 1	0 2
Bruce Bochte, L (1, 3) OBP: 0.500, SLG: 0.333	F7		E E / BB		PB / 1B		4-3			3	0	1	0	1	0	2
Bill Melton, R (1, 10) OBP: 0.250, SLG: 0.250	S / 1B		E5 E		K			5-3		4	0	1	1	0	1	3
Ed Herrmann, L (1, 2)	6-3		FC		4-3			F7		4	0	0	0	0	0	4
Leroy Stanton, R (1, 9)		BB	K			G5-4-3 BB		6-3		2	0	0	0	2	1	3
Dave Chalk, R (1, 5)		F7	F8			G5-4-3			6-3	4	0	0	0	0	0	5
Rusty Torres, S (1, 8) OBP: 0.250, SLG: 0.250		F7		4-3		F9			FC3-6 1B	4	0	1	0	0	0	1
Orlando Ramirez, R (1, 6) Joe Lahoud, L (9, PH)		5-3		6-3			K		FC3-6 1B	3 1	0 0	0 0	0 0	0 0	1 0	1 1
Inning Stats	R: 1 H: 2 E: 0 LOB: 1 K: 0 BB: 0 S: 5 P: 5	R: 0 H: 0 E: 0 LOB: 1 K: 0 BB: 1 S: 3 P: 7	R: 1 H: 0 E: 2 LOB: 3 K: 1 BB: 2 S: 7 P: 15	R: 0 H: 0 E: 0 LOB: 0 K: 0 BB: 0 S: 3 P: 3	R: 0 H: 1 E: 0 LOB: 1 K: 1 BB: 0 S: 6 P: 6	R: 0 H: 0 E: 0 LOB: 0 K: 0 BB: 1 S: 2 P: 6	R: 0 H: 0 E: 0 LOB: 1 K: 1 BB: 1 S: 5 P: 9	R: 0 H: 0 E: 0 LOB: 0 K: 0 BB: 0 S: 3 P: 3	R: 0 H: 2 E: 0 LOB: 2 K: 1 BB: 0 S: 7 P: 7	1B: 5 SF: 0 2B: 0 SAC: 0 3B: 0 DP: 1 HR: 0 HBP: 0						WP: 0 PA: 38 PB: 1 SB: 3 CS: 0	

livebaseballscorecards.com

	AB	33
	R	2
	H	5
	RBI	1
	BB	5
	SO	4
	LOB	22

PITCHER		IP	WLS	BF	H	R	ER	SO	BB	IBB	HBP	BLK	WP	HR	S	P	ERA	WHIP
Mike Torrez, R	(1, 1)	5.0	W	23	3	2	1	2	3	0	0	0	0	0	24	36	1.80	1.200
ERA: 1.8																		
Jim Todd, R	(6, 1)	3.2		14	2	0	0	1	2	0	0	0	0	0	14	22	0.00	1.091
ERA:																		
Rollie Fingers, R	(9, 1)	0.1	S	1	0	0	0	1	0	0	0	0	0	0	3	3	0.00	0.000
ERA:																		

PITCHER	IP	WLS	BF	H	R	ER	SO	BB	IBB	HBP	BLK	WP	HR	S	P	ERA	WHIP

Batter	1	2	3	4	5	6	7	8	9	AB	R	H	RBI	BB	SO	LOB
Bill North, S (1, 8) OBP: 0.300, SLG: 0.300	4-3		FC6-4 CS 1-2f		4-3 2-3			1B E 1B	FC6-4 1-2f 2-3	5	1	1	0	0	0	4
Bert Campaneris, R (1, 6) OBP: 0.250, SLG: 0.250	F7		CS 1-2	4-1	F8			E S 2B 1B 1-3 3-H	1B 1-2 3-H	5	1	2	2	0	0	1
Claudell Washington, L (1, 9) OBP: 0.333, SLG: 0.250	BB S			K	K	K		K 1-3 3-H	1B 1-2 2-3	4	0	1	0	1	3	1
Don Baylor, R (1, 3) OBP: 0.444, SLG: 0.667	6-3 1-2			BB	K	K		K	1-3	4	0	0	0	1	2	5
Joe Rudi, R (1, 7) OBP: 0.375, SLG: 0.500		6-3		F9	F8	F8		2B 3-H		4	0	1	1	0	0	1
Sal Bando, R (1, 5) OBP: 0.375, SLG: 0.571		P4			S 2B BB		K	F7		3	1	0	0	1	1	1
Gene Tenace, R (1, 2)		K			K	CS BB			E6 FC6-4 S 1B	3	1	0	0	1	2	1
Billy Williams, L (1, 10)			FC6-4 BB		2B 1-2	F8 1-2			K 1-2	2	1	0	0	2	1	2
Phil Garner, R (1, 4) OBP: 0.500, SLG: 1.000			K		4-3 1-H 2-H			1B 3B	FC6-4 BB	3	1	2	2	1	1	1
Inning Stats	R: 0 E: 0 K: 0 S: 3 H: 0 LOB: 1 BB: 1 P: 7	R: 0 E: 0 K: 1 S: 5 H: 0 LOB: 0 BB: 0 P: 5	R: 0 E: 0 K: 1 S: 4 H: 0 LOB: 0 BB: 1 P: 8	R: 0 E: 0 K: 1 S: 5 H: 0 LOB: 1 BB: 1 P: 9	R: 2 E: 0 K: 1 S: 6 H: 1 LOB: 1 BB: 2 P: 14	R: 0 E: 0 K: 2 S: 7 H: 0 LOB: 0 BB: 0 P: 7	R: 0 E: 0 K: 1 S: 4 H: 0 LOB: 0 BB: 1 P: 8	R: 3 E: 0 K: 2 S: 11 H: 4 LOB: 1 BB: 0 P: 11	R: 1 E: 1 K: 1 S: 8 H: 2 LOB: 3 BB: 1 P: 12	1B: 4 2B: 2 3B: 1 HR: 0	SF: 0 SAC: 0 DP: 0 HBP: 0						

TOP

Oakland Athletics @ California Angels

Anaheim Stadium, Anaheim, CA

Sat Apr 10 1976, 6:33 AM EST

Att. 10,143 - Unknown

livebaseballscorecards.com

AB	33
R	6
H	7
RBI	5
BB	7
SO	10
LOB	17

WP: 0 PB: 0 SB: 4 CS: 2 PA: 41

PITCHER		IP	WLS	BF	H	R	ER	SO	BB	IBB	HBP	BLK	WP	HR	S	P	ERA	WHIP
Nolan Ryan, R ERA: 2.57	(1, 1)	7.0	L	26	1	2	2	7	6	0	0	0	0	0	34	58	2.57	1.000
Paul Hartzell, R ERA:	(8, 1)	0.0		3	3	3	3	0	0	0	0	0	0	0	3	3	∞	∞
Jim Brewer, L ERA:	(8, 1)	1.0		4	1	0	0	2	0	0	0	0	0	0	8	8	0.00	1.000
Steve Dunning, R ERA:	(9, 1)	1.0		7	2	1	0	1	1	0	0	0	0	0	8	12	0.00	3.000

PITCHER	IP	WLS	BF	H	R	ER	SO	BB	IBB	HBP	BLK	WP	HR	S	P	ERA	WHIP

Batter	1	2	3	4	5	6	7	8	9	AB	R	H	RBI	BB	SO	LOB
Dave Collins, S (1, 7) OBP: 0.200, SLG: 0.111	BBBB 4-0 6-3 SH4-3 BB		x 0-0 E4 1-2		x 0-0 FC6-4 FC6 1-2f ②			x 0-0 5-3 ①	x 0-0 F7 ③	4	0	0	0	1	0	3
Jerry Remy, L (1, 4) OBP: 0.571, SLG: 0.400	x 0-0 SH4-3 ① 1-2		x 0-0 F7 ②		x 0-0 FC6 ③ 1-2f			x 0-0 2B 1B		3	1	1	0	0	0	3
Bruce Bochte, L (1, 3) OBP: 0.375, SLG: 0.429	x 0-0 6-3 ② 2-3		x 0-0 F8 ③			SSS 0-3 K ①		x 0-0 1B 1-H 2B		4	1	1	1	0	1	3
Bill Melton, R (1, 10) OBP: 0.250, SLG: 0.250	x 0-0 F9 ③			x 0-0 6-3 ①		x 0-0 L1 ②		x 0-0 FC1-6 2-H 1B		4	0	1	1	0	0	1
Leroy Stanton, R (1, 9) OBP: 0.500, SLG: 0.400		BBBB 4-0 CS BB		x 0-0 2B		x 0-0 6-3 ③		x 0-0 FC1-6 ② 1-2f		3	0	1	0	1	0	1
Dave Chalk, R (1, 5) OBP: 0.125, SLG: 0.250		SSS 0-3 K ①		x 0-0 F8 ②			x 0-0 2B	SSS 0-3 K ③		4	0	1	0	0	2	3
Rusty Torres, S (1, 8) OBP: 0.125, SLG: 0.125		SSS 0-3 K ②③ 1-2		SSS 0-3 K ③			x 0-0 5-3 ①		x 0-0 F7 ①	4	0	0	0	0	2	3
Andy Etchebarren, R (1, 2)			x 0-0 6-3 ①		BBBB 4-0 FC6-4 BB		x 0-0 P4 ②		x 0-0 6-3 ②	3	0	0	0	1	0	1
Orlando Ramirez, R (1, 6) OBP: 0.200, SLG: 0.200 Ron Jackson, R (7, PH) Billy Smith, S (8, 6) Joe Lahoud, L (9, PH)			x 0-0 E 1B		SSS 0-3 K ①		x 0-0 P6 ③		BBBB 4-0 BB	2 1 0 0	0 0 0 0	1 0 0 0	0 0 0 0	0 0 0 1	1 0 0 0	1 1 0 0
Inning Stats	R: 0 H: 0 E: 0 LOB: 1 K: 0 BB: 1 S: 3 P: 7	R: 0 H: 0 E: 0 LOB: 0 K: 2 BB: 1 S: 6 P: 10	R: 0 H: 1 E: 1 LOB: 2 K: 0 BB: 0 S: 5 P: 5	R: 0 H: 1 E: 0 LOB: 1 K: 1 BB: 0 S: 6 P: 6	R: 0 H: 0 E: 0 LOB: 1 K: 1 BB: 1 S: 5 P: 9	R: 0 H: 0 E: 0 LOB: 0 K: 1 BB: 0 S: 5 P: 5	R: 0 H: 1 E: 0 LOB: 1 K: 0 BB: 0 S: 4 P: 4	R: 2 H: 3 E: 0 LOB: 1 K: 1 BB: 0 S: 8 P: 8	R: 0 H: 0 E: 0 LOB: 1 K: 0 BB: 1 S: 3 P: 7	1B: 3 2B: 3 3B: 0 HR: 0	SF: 0 SAC: 1 DP: 0 HBP: 0				WP: 0 PB: 0 SB: 0 CS: 1	PA: 37	

PITCHER		IP	WLS	BF	H	R	ER	SO	BB	IBB	HBP	BLK	WP	HR	S	P	ERA	WHIP
Vida Blue, L ERA:	(1, 1)	5.0	W	20	2	0	0	4	3	0	0	0	0	0	25	37	0.00	1.000
Paul Lindblad, L ERA: 7.71	(6, 1)	2.1		11	4	2	2	1	0	0	0	0	0	0	13	13	7.71	1.714
Rollie Fingers, R ERA:	(8, 1)	1.2	S	6	0	0	0	1	1	0	0	0	0	0	7	11	0.00	0.600

PITCHER	IP	WLS	BF	H	R	ER	SO	BB	IBB	HBP	BLK	WP	HR	S	P	ERA	WHIP

BOTTOM

Oakland Athletics @ California Angels

Anaheim Stadium, Anaheim, CA

Sat Apr 10 1976, 6:33 AM EST

Att. 10,143 - Unknown

livebaseballscorecards.com

AB	32
R	2
H	6
RBI	2
BB	4
SO	6
LOB	20

Batter	1	2	3	4	5	6	7	8	9	AB	R	H	RBI	BB	SO	LOB
Bill North, S (1, 8) OBP: 0.400, SLG: 0.357	B B B B 4-0 S 2B BB	x 0-0 ② 3-1	x 0-0 2-3 1B			x 0-0 ① L7		x 0-0 1-3 S 2-H 3-H 1B		4	1	2	2	1	0	0
Bert Campaneris, R (1, 6) OBP: 0.231, SLG: 0.167	x 0-0 ① L9 1-2 S S S	0-3 ③ K	x 0-0 ③ L7			x 0-0 ② 5-3		B B B B 4-0 1-3 1-2 BB		4	0	0	0	1	1	3
Claudell Washington, L (1, 9) OBP: 0.286, SLG: 0.231	x 0-0 ② L8		x 0-0 1B 1B 1B	x 0-0 ① 2-3		x 0-0 ③ 1-3		x 0-0 ② 1-3 1-2 2-3		5	1	1	0	0	0	3
Don Baylor, R (1, 3) OBP: 0.429, SLG: 0.444	B B B B 4-0 2B BB		x 0-0 ① P5	x 0-0 ② F8			x 0-0 ① F7	H 1-0 HBP		3	1	0	0	1	0	1
Joe Rudi, R (1, 7) OBP: 0.385, SLG: 0.538	x 0-0 HR 1-H 2-H 2B		x 0-0 1B 1-2 2B 1B	x 0-0 ③ 4-3			x 0-0 ② 1-3 S S S	0-3 ③ K		5	2	2	2	0	1	3
Sal Bando, R (1, 5) OBP: 0.308, SLG: 0.667	x 0-0 2-H HR		x 0-0 ② P6		x 0-0 ① F7		x 0-0 ③ 5-3		x 0-0 ① 6-3	5	1	1	2	0	0	2
Gene Tenace, R (1, 2) OBP: 0.538, SLG: 0.375	x 0-0 2B		x 0-0 2B 2B 1-2 2-H 1B		B B B B 4-0 BB			B B B B 4-0 1B 1B BB	B B B B 4-0 1B BB	2	2	2	1	3	0	0
Billy Williams, L (1, 10) OBP: 0.333, SLG: 0.300 Larry Lintz, S (8, PR) Ken McMullen, R (9, PH) OBP: 1.000, SLG: 1.000	x 0-0 ③ 4-3		x 0-0 2B 1-3 2-H 2B		S S S 0-3 ② K			x 0-0 S 1B 1-3 1B	x 0-0 G4-6-3 1-2 1B	4 0 1	1 1 0	2 0 1	1 0 0	0 0 0	1 0 0	2 0 0
Phil Garner, R (1, 4) OBP: 0.385, SLG: 0.750		x 0-0 ① 6-3	x 0-0 1B 2-H 3-H 2B		S S S 0-3 ③ K			x 0-0 ① F2 1-2	x 0-0 ② ③ G4-6-3 1-2f	5	0	1	2	0	1	5
Inning Stats	R: 4 E: 0 K: 0 S: 6 H: 3 LOB: 1 BB: 2 P: 14	R: 0 E: 0 K: 1 S: 5 H: 0 LOB: 0 BB: 0 P: 5	R: 4 E: 0 K: 0 S: 9 H: 6 LOB: 2 BB: 0 P: 9	R: 0 E: 0 K: 0 S: 3 H: 0 LOB: 0 BB: 0 P: 3	R: 0 E: 0 K: 2 S: 7 H: 0 LOB: 1 BB: 1 P: 11	R: 0 E: 0 K: 0 S: 3 H: 0 LOB: 0 BB: 0 P: 3	R: 0 E: 0 K: 0 S: 3 H: 0 LOB: 0 BB: 0 P: 3	R: 2 E: 0 K: 1 S: 7 H: 2 LOB: 3 BB: 2 P: 16	R: 0 E: 0 K: 0 S: 3 H: 1 LOB: 1 BB: 1 P: 7	1B: 7 2B: 4 3B: 0 HR: 1 SF: 0 SAC: 0 DP: 1 HBP: 1						

PITCHER		IP	WLS	BF	H	R	ER	SO	BB	IBB	HBP	BLK	WP	HR	S	P	ERA	WHIP
Don Kirkwood, R ERA: 23.63	(1, 1)	2.2	L	16	6	7	7	1	2	0	0	0	0	1	16	24	23.62	3.000
Gary Ross, R ERA: 4.15	(3, 1)	4.1		18	3	2	2	2	2	0	0	0	0	0	20	28	4.15	1.154
Jim Brewer, L ERA: 5.4	(8, 1)	0.2		5	2	1	1	0	1	0	0	0	0	0	4	8	13.50	4.500
Dick Drago, R ERA: 2.7	(8, 1)	1.1		6	1	0	0	1	1	0	1	0	0	0	6	11	0.00	1.500

PITCHER	IP	WLS	BF	H	R	ER	SO	BB	IBB	HBP	BLK	WP	HR	S	P	ERA	WHIP

TOP

Oakland Athletics @ California Angels

Anaheim Stadium, Anaheim, CA

Sun Apr 11 1976, 6:33 AM EST

Att. 16,106 - Unknown

livebaseballscorecards.com

AB	38
R	10
H	12
RBI	10
BB	6
SO	4
LOB	19

WP: 0 PA: 45
PB: 0
SB: 3
CS: 0

Batter	1	2	3	4	5	6	7	8	9	AB	R	H	RBI	BB	SO	LOB
Dave Collins, S (1, 7) OBP: 0.267, SLG: 0.214	G6-4-3 1B			K	E4 FC4-6 2-3 3-H	K			G4-6-3 1B	5	0	2	1	0	2	2
Jerry Remy, L (1, 4) OBP: 0.500, SLG: 0.333	F9			BB 1B	FC4-6 BB 1-2f 3-H		FC1-6 BB		K	4	0	1	1	1	1	3
Bruce Bochte, L (1, 3) OBP: 0.300, SLG: 0.333 Adrian Garrett, L (5, PH) (6, 3)	G6-4-3 1-2f			P6	1-2 BB		FC1-6 HR 1-2f		G4-6-3 1-2f	2 2	0 1	0 0	0 0	0 1	0 0	2 2
Bill Melton, R (1, 10) OBP: 0.333, SLG: 0.545		P4		1-2 BB	K		1-H HR			3	1	1	2	1	1	2
Joe Lahoud, L (1, 9)		4-3		K		F9	3-1			4	0	0	0	0	1	2
Leroy Stanton, R (1, 8) OBP: 0.500, SLG: 0.500		L8			2B 2B	2B 1B BB	4-3			3	2	1	0	1	0	0
Ed Herrmann, L (1, 2) OBP: 0.250, SLG: 0.500			G3		2B E 2-H 2B	1-3 1B 2B		3-1		4	2	2	1	0	0	0
Dave Chalk, R (1, 5) OBP: 0.250, SLG: 0.364			F3		E FC4-6 2-3 2B	F5		G4-6-3 BB		3	1	1	0	1	0	2
Orlando Ramirez, R (1, 6) OBP: 0.222, SLG: 0.222			L8	5-3		2-H 3-H 1B		G4-6-3 1-2f		4	0	1	2	0	0	3
Inning Stats	R: 0 H: 1 E: 0 LOB: 0 K: 0 BB: 0 S: 3 P: 3	R: 0 H: 0 E: 0 LOB: 0 K: 0 BB: 0 S: 3 P: 3	R: 0 H: 0 E: 0 LOB: 0 K: 0 BB: 0 S: 3 P: 3	R: 0 H: 1 E: 0 LOB: 2 K: 2 BB: 1 S: 8 P: 12	R: 3 H: 3 E: 1 LOB: 2 K: 1 BB: 1 S: 9 P: 13	R: 2 H: 2 E: 0 LOB: 1 K: 1 BB: 1 S: 7 P: 11	R: 2 H: 1 E: 0 LOB: 0 K: 0 BB: 1 S: 4 P: 8	R: 0 H: 0 E: 0 LOB: 0 K: 0 BB: 1 S: 2 P: 6	R: 0 H: 1 E: 0 LOB: 0 K: 1 BB: 0 S: 5 P: 5	1B: 4 SF: 0 2B: 4 SAC: 0 3B: 0 DP: 3 HR: 1 HBP: 0						

PITCHER	IP	WLS	BF	H	R	ER	SO	BB	IBB	HBP	BLK	WP	HR	S	P	ERA	WHIP
Stan Bahnsen, R (1, 1) ERA: 3.6	5.0	W	22	5	3	2	3	2	0	0	0	0	0	26	34	3.60	1.400
Glenn Abbott, R (6, 1) ERA: 27.0	1.1		9	3	4	4	1	2	0	0	0	0	1	9	17	27.00	3.750
Jim Todd, R (7, 1) ERA:	2.2	S	8	1	0	0	1	1	0	0	0	0	0	9	13	0.00	0.750

PITCHER	IP	WLS	BF	H	R	ER	SO	BB	IBB	HBP	BLK	WP	HR	S	P	ERA	WHIP

BOTTOM

Oakland Athletics @ California Angels

Anaheim Stadium, Anaheim, CA

Sun Apr 11 1976, 6:33 AM EST

Att. 16,106 - Unknown

livebaseballscorecards.com

AB	34
R	7
H	9
RBI	7
BB	5
SO	5
LOB	18

California Angels @ Kansas City Royals

Royals Stadium, Kansas City, MO

Tue Apr 13 1976, 7:05 PM EST
Att. 25,516 - Unknown - 72 F

TOP

livebaseballscorecards.com

Batter	1	2	3	4	5	6	7	8	9	AB	R	H	RBI	BB	SO	LOB
Dave Collins, S (1, 7) OBP: 0.300, SLG: 0.176	F8		F8		BBB 4-0 G1 1B 1-2 BB		SSS 0-3 K		BBB 4-0 BB	3	1	0	0	2	1	1
Jerry Remy, L (1, 4) OBP: 0.353, SLG: 0.214	1-3		F9		G1 1-2 2-3		F8		SSS 0-3 K	5	0	0	0	0	1	4
Bruce Bochte, L (1, 3) OBP: 0.400, SLG: 0.385	WP 1B		SSS 0-3 K		2-H 3-H 1B			BBBB 4-0 2B SF9 BB	P6	4	1	2	2	1	1	1
Bill Melton, R (1, 10) OBP: 0.313, SLG: 0.533	SSS 0-3 K 1-2			F8	F8			SF9 SF7 1-3 2B		4	1	1	0	0	1	2
Ed Herrmann, L (1, 2) OBP: 0.167, SLG: 0.364		1-3		P3		F5		SF9 2-3 3-H		3	0	0	1	0	0	0
Leroy Stanton, R (1, 9) OBP: 0.500, SLG: 0.600		BBBB 4-0 1B 1B BB		2B		SSS 0-3 K		SF7 3-H		2	0	1	1	1	1	0
Dave Chalk, R (1, 5) OBP: 0.313, SLG: 0.357		1B 1-2 1B		P3		F9		BBBB 4-0 WP BB		3	0	1	0	1	0	1
Rusty Torres, S (1, 8) OBP: 0.333, SLG: 0.417		1-3 2-H 1B			G1 BB 1B 1B			SSS 0-3 K 1-2		4	1	3	0	0	1	1
Orlando Ramirez, R (1, 6) OBP: 0.182, SLG: 0.182		SSS 0-3 K			SSS 0-3 K				G3	2	0	0	0	0	2	3
Adrian Garrett, L (7, PH)							3-1			1	0	0	0	0	0	1
Billy Smith, S (7, 6)										1	0	0	0	0	0	0

	AB	32
	R	4
	H	8
	RBI	4
	BB	5
	SO	8
	LOB	14

Inning Stats																		
	R: 0	H: 1	R: 0	H: 2	R: 0	H: 0	R: 0	H: 1	R: 2	H: 2	R: 0	H: 0	R: 0	H: 1	R: 2	H: 1	R: 0	H: 0
	E: 0	LOB: 1	E: 0	LOB: 2	E: 0	LOB: 0	E: 0	LOB: 1	E: 0	LOB: 1	E: 0	LOB: 0	E: 0	LOB: 1	E: 0	LOB: 1	E: 0	LOB: 1
	K: 1	BB: 0	K: 1	BB: 1	K: 1	BB: 0	K: 0	BB: 0	K: 1	BB: 1	K: 1	BB: 0	K: 1	BB: 0	K: 1	BB: 2	K: 1	BB: 1
	S: 6	P: 6	S: 6	P: 10	S: 5	P: 5	S: 4	P: 4	S: 7	P: 11	S: 5	P: 5	S: 6	P: 6	S: 6	P: 14	S: 5	P: 9

	1B: 5	SF: 2	WP: 2	PA: 39
	2B: 3	SAC: 0	PB: 0	
	3B: 0	DP: 0	SB: 0	
	HR: 0	HBP: 0	CS: 0	

PITCHER		IP	WLS	BF	H	R	ER	SO	BB	IBB	HBP	BLK	WP	HR	S	P	ERA	WHIP
Al Fitzmorris, R	(1, 1)	5.0	W	22	6	2	2	4	2	0	0	0	1	0	28	36	3.60	1.600
ERA: 3.6																		
Doug Bird, R	(6, 1)	2.2		12	2	2	2	2	2	0	0	0	0	0	14	22	6.75	1.500
ERA: 3.38																		
Marty Pattin, R	(8, 1)	1.1	S	5	0	0	0	2	1	0	0	0	1	0	8	12	0.00	0.750
ERA:																		

PITCHER	IP	WLS	BF	H	R	ER	SO	BB	IBB	HBP	BLK	WP	HR	S	P	ERA	WHIP

Batter	1	2	3	4	5	6	7	8	9	AB	R	H	RBI	BB	SO	LOB
Davey Nelson, R (1, 10) OBP: 0.375, SLG: 0.571 Tom Poquette, L (7, PR)	F9		1B 3B 2-H		L3		E3 3B 2-3			4 0	1 1	1 0	1 0	0 0	0 0	1 0
Amos Otis, R (1, 8) OBP: 0.625, SLG: 0.800	5-3		BBBB 4-0 1B S 1B BB		BBBB 4-0 3-4 PB BB		0-0 FC3-2 3B 1-H 3-H			2	1	1	2	2	0	0
George Brett, L (1, 5) OBP: 0.125, SLG: 0.125	1-3		1B 1B 1-3 3-H		3-4 1-3		FC3-2 BB 3-H			4	1	1	1	0	0	3
John Mayberry, L (1, 3)		F8	SSS 0-3 K		F9		BBBB 4-0 1-2 BB			3	0	0	0	1	1	3
Hal McRae, R (1, 7) OBP: 0.375, SLG: 0.375 Jim Wohlford, R (8, 7)		1B	S 2-H 3-H 1B			6-3	1-3			4 0	0 0	2 0	2 0	0 0	0 0	2 0
Al Cowens, R (1, 9) OBP: 0.250, SLG: 0.375	F2	4-3 1-2			F5			F8 SF8 2B		4	1	1	0	0	0	2
Fran Healy, R (1, 2) OBP: 0.250, SLG: 0.143	SSS 0-3 K		BBBB 4-0 G6-4-3 BB			5-3		F8 2-3		3	0	0	0	1	1	2
Freddie Patek, R (1, 6) OBP: 0.429, SLG: 0.500			S 3B 1B	G6-4-3 1-2f			E SH3-4 3B 1B	SF8 3-H		3	2	2	1	0	0	1
Frank White, R (1, 4)			SSS 0-3 K 1-2	5-3			SH3-4 1-2	F8		3	0	0	0	0	1	1
Inning Stats	R: 0 H: 0 E: 0 LOB: 0 K: 0 BB: 0 S: 3 P: 3	R: 0 H: 1 E: 0 LOB: 1 K: 1 BB: 0 S: 6 P: 6	R: 4 H: 4 E: 0 LOB: 1 K: 2 BB: 1 S: 11 P: 15	R: 0 H: 0 E: 0 LOB: 0 K: 0 BB: 1 S: 2 P: 6	R: 0 H: 0 E: 0 LOB: 1 K: 0 BB: 1 S: 3 P: 7	R: 0 H: 0 E: 0 LOB: 0 K: 0 BB: 0 S: 3 P: 3	R: 2 H: 2 E: 1 LOB: 2 K: 0 BB: 1 S: 6 P: 10	R: 1 H: 1 E: 0 LOB: 0 K: 0 BB: 0 S: 4 P: 4		1B: 5 SF: 1 2B: 1 SAC: 1 3B: 2 DP: 1 HR: 0 HBP: 0						WP: 0 PA: 36 PB: 1 SB: 3 CS: 0

PITCHER		IP	WLS	BF	H	R	ER	SO	BB	IBB	HBP	BLK	WP	HR	S	P	ERA	WHIP
Andy Hassler, L ERA: 6.0	(1, 1)	6.0	L	25	5	4	4	3	3	0	0	0	0	0	28	40	6.00	1.333
Steve Dunning, R ERA: 6.75	(7, 1)	0.1		4	2	2	1	0	0	0	0	0	0	0	4	4	27.00	6.000
Sid Monge, L ERA:	(7, 1)	0.1		2	0	0	0	0	1	0	0	0	0	0	1	5	0.00	3.000
Dick Drago, R ERA: 3.86	(7, 1)	1.1		5	1	1	1	0	0	0	0	0	0	0	5	5	6.75	0.750

PITCHER	IP	WLS	BF	H	R	ER	SO	BB	IBB	HBP	BLK	WP	HR	S	P	ERA	WHIP

BOTTOM

California Angels @ Kansas City Royals

Royals Stadium, Kansas City, MO

Tue Apr 13 1976, 7:05 PM EST
Att. 25,516 - Unknown - 72 F

livebaseballscorecards.com

AB	30
R	7
H	8
RBI	7
BB	4
SO	3
LOB	15

California Angels @ Kansas City Royals

Royals Stadium, Kansas City, MO

Wed Apr 14 1976, 7:05 PM EST

Att. 9,043 - Unknown

TOP

livebaseballscorecards.com

Batter	1	2	3	4	5	6	7	8	9	AB	R	H	RBI	BB	SO	LOB
Dave Collins, S (1, 7) OBP: 0.400, SLG: 0.286	0-0 CS 1B		0-3 K		0-0 S 1B 3-H			4-0 BB 1B BB	0-0 G6-4-3 1B 1-2	4	1	3	1	1	1	0
Jerry Remy, L (1, 4) OBP: 0.300, SLG: 0.176	0-0 6-3 1-2		0-0 3-1		0-0 F7 1-2			0-3 K	0-0 G6-4-3 1-2f	3	0	0	0	0	0	2
Paul Dade, R (8, PH) (8, 4)										2	0	0	0	0	1	3
Bruce Bochte, L (1, 3) OBP: 0.368, SLG: 0.313	0-0 F7		0-3 K			0-3 K		4-0 1B HR BB 1-2		3	1	0	0	1	2	0
Bill Melton, R (1, 10) OBP: 0.300, SLG: 0.474		0-0 P4		0-0 P4		0-0 F8		0-0 HR 1B 1-2 2-H		4	1	1	1	0	0	0
Ed Herrmann, L (1, 2) OBP: 0.250, SLG: 0.800		0-0 HR		0-0 P4		0-0 G3		0-0 HR 1-H 2-H		4	2	2	4	0	0	0
Leroy Stanton, R (1, 9) OBP: 0.500, SLG: 0.538		4-0 S 2B BB		0-0 F9			0-0 G5-3 1B	0-0 5-3		3	1	1	0	1	0	0
Dave Chalk, R (1, 5) OBP: 0.350, SLG: 0.444		0-0 F7			0-0 SH3 1B 2B		0-0 G5-3 1-2	0-3 K		4	1	2	0	0	1	1
Rusty Torres, S (1, 8) OBP: 0.333, SLG: 0.467		0-0 1-H 2B			0-0 SH3 2-3		0-0 G5-3 1-2 2-3f		0-0 F7	3	0	1	1	0	0	2
Orlando Ramirez, R (1, 6) OBP: 0.154, SLG: 0.154		0-0 5-3			0-3 K		0-3 K		0-0 1B 1B	2	0	0	0	0	1	2
Ron Jackson, R (7, PH)										1	0	0	0	0	1	1
Billy Smith, S (7, 6) OBP: 0.500, SLG: 0.500										1	0	1	0	0	0	0

Inning Stats										
	R: 0	H: 1	R: 2	H: 2	R: 0	H: 0	R: 0	H: 0	R: 1	H: 2
	E: 0	LOB: 0	E: 0	LOB: 1	E: 0	LOB: 0	E: 0	LOB: 0	E: 0	LOB: 1
	K: 0	BB: 0	K: 0	BB: 1	K: 2	BB: 0	K: 0	BB: 0	K: 1	BB: 0
	S: 3	P: 3	S: 5	P: 9	S: 7	P: 7	S: 3	P: 3	S: 7	P: 7

Inning Stats										
	R: 0	H: 0	R: 0	H: 2	R: 4	H: 2	R: 0	H: 2	1B: 7	SF: 0
	E: 0	LOB: 0	E: 0	LOB: 1	E: 0	LOB: 0	E: 0	LOB: 1	2B: 2	SAC: 1
	K: 1	BB: 0	K: 1	BB: 0	K: 2	BB: 2	K: 0	BB: 0	3B: 0	DP: 2
	S: 5	P: 5	S: 6	P: 6	S: 9	P: 17	S: 4	P: 4	HR: 2	HBP: 0

Inning Stats		
	WP: 0	PA: 38
	PB: 0	
	SB: 2	
	CS: 1	

	AB	34
	R	7
	H	11
	RBI	7
	BB	3
	SO	7
	LOB	11

PITCHER		IP	WLS	BF	H	R	ER	SO	BB	IBB	HBP	BLK	WP	HR	S	P	ERA	WHIP
Dennis Leonard, R ERA: 4.5	(1, 1)	6.0		25	7	3	3	4	1	0	0	0	0	1	32	36	4.50	1.333
Bob McClure, L ERA: 9.0	(7, 1)	1.1		5	0	2	2	2	2	0	0	0	0	0	7	15	13.50	1.500
Marty Pattin, R ERA: 5.4	(8, 1)	1.2	L	8	4	2	2	1	0	0	0	0	0	1	10	10	10.80	2.400

PITCHER		IP	WLS	BF	H	R	ER	SO	BB	IBB	HBP	BLK	WP	HR	S	P	ERA	WHIP

Batter	1	2	3	4	5	6	7	8	9	AB	R	H	RBI	BB	SO	LOB
Jim Wohlford, R (1, 7) OBP: 0.500, SLG: 0.500	0-0 S 1B 1B	0-0 S 1B		0-0 ② 6-3		0-0 SH SH1-4 1-2		0-0 ② P4		4	1	2	0	0	0	1
Amos Otis, R (1, 8) OBP: 0.667, SLG: 0.750	0-0 ① F9	H 1-0 G4-6-3 1-2 HBP		0-0 BB 1B 1B		0-0 ① SH1-4 1-2 2-3		0-0 S 3-H 1B		3	0	2	1	0	0	1
George Brett, L (1, 5) OBP: 0.231, SLG: 0.231	0-0 1B 1B 1B 1-H 1B	0-0 ② ③ G4-6-3 1-2f		0-0 BB 1-2 1B		0-0 ② ③ 4-3 3-H		0-0 ③ G3 1-2		5	1	2	1	0	0	5
John Mayberry, L (1, 3) OBP: 0.385, SLG: 0.200	0-0 1B 1B E 1-2 1B	B B B B 4-0 HR BB	B B B B 4-0 FC5-4 1-2 2-3 BB				0-0 FC6-4 1B		0-0 ① L4	3	2	2	0	2	0	0
Hal McRae, R (1, 10) OBP: 0.385, SLG: 0.615	0-0 E 1-2 2-3 1B	0-0 1-H HR	0-0 ③ FC5-4 1-2f				0-0 ① F8		S S S 0-3 ② K	5	1	2	2	0	1	4
Al Cowens, R (1, 9) OBP: 0.231, SLG: 0.308	0-0 E9 1-3 2-H 3-H 1B	0-0 ① 6-3			0-0 ① F8		0-0 ② FC6-4 1-2f		0-0 ③ 5-3	5	0	1	1	0	0	1
Fran Healy, R (1, 2) OBP: 0.167, SLG: 0.091	S S S 0-3 ② K	0-0 ② 1-3			0-0 ② 5-3		0-0 ③ 5-3			4	0	0	0	0	1	3
Freddie Patek, R (1, 6) OBP: 0.364, SLG: 0.400	0-0 ③ F2		0-0 ③ 4-3		0-0 ③ 6-3			0-0 4-3 S 1B 1B		4	1	1	0	0	0	2
Frank White, R (1, 4) OBP: 0.125, SLG: 0.125 Cookie Rojas, R (8, PH) (9, 4)		0-0 ① F8		0-0 ① 6-3		0-0 SH1-4 SH CS 1B		0-0 ① 4-3 1-3		3 1	0 0	1 0	0 0	0 0	0 0	0 1
Inning Stats	R: 3 H: 5 E: 1 LOB: 2 K: 1 BB: 0 S: 10 P: 10	R: 0 H: 1 E: 0 LOB: 1 K: 0 BB: 0 S: 3 P: 4	R: 2 H: 1 E: 0 LOB: 0 K: 0 BB: 1 S: 4 P: 8	R: 0 H: 2 E: 0 LOB: 3 K: 0 BB: 1 S: 5 P: 9	R: 0 H: 0 E: 0 LOB: 0 K: 0 BB: 0 S: 3 P: 3	R: 0 H: 1 E: 0 LOB: 1 K: 0 BB: 0 S: 4 P: 4	R: 0 H: 1 E: 0 LOB: 1 K: 0 BB: 0 S: 4 P: 4	R: 1 H: 2 E: 0 LOB: 1 K: 0 BB: 0 S: 5 P: 5	R: 0 H: 0 E: 0 LOB: 0 K: 1 BB: 0 S: 5 P: 5	1B: 12 SF: 0 2B: 0 SAC: 2 3B: 0 DP: 1 HR: 1 HBP: 1						

PITCHER		IP	WLS	BF	H	R	ER	SO	BB	IBB	HBP	BLK	WP	HR	S	P	ERA	WHIP
Frank Tanana, L ERA: 9.0	(1, 1)	2.0		14	7	5	4	1	1	0	1	0	0	1	14	19	18.00	4.000
Paul Hartzell, R ERA: 8.1	(3, 1)	3.1		15	3	0	0	0	1	0	0	0	0	0	14	18	0.00	1.200
Sid Monge, L ERA: 3.0	(6, 1)	1.2	W	6	2	1	1	0	0	0	0	0	0	0	6	6	5.40	1.200
Dick Drago, R ERA: 3.38	(8, 1)	0.2		3	1	0	0	0	0	0	0	0	0	0	3	3	0.00	1.500
Jim Brewer, L ERA: 3.0	(8, 1)	1.1	S	4	0	0	0	1	0	0	0	0	0	0	6	6	0.00	0.000

PITCHER	IP	WLS	BF	H	R	ER	SO	BB	IBB	HBP	BLK	WP	HR	S	P	ERA	WHIP

BOTTOM

California Angels @ Kansas City Royals

Royals Stadium, Kansas City, MO

Wed Apr 14 1976, 7:05 PM EST

Att. 9,043 - Unknown

livebaseballscorecards.com

AB	37
R	6
H	13
RBI	5
BB	2
SO	2
LOB	18

WP: 0 PA: 42
PB: 0
SB: 4
CS: 1

Batter	1	2	3	4	5	6	7	8	9	AB	R	H	RBI	BB	SO	LOB
Dave Collins, S (1, 7) OBP: 0.433, SLG: 0.292	0-0 WP 3-1 S 1B		0-0 F9 ①		0-0 4-3 ① 2-3	4-0 BB		4-0 1-2 2-3 BB		3	1	1	0	2	0	3
Jerry Remy, L (1, 4) OBP: 0.280, SLG: 0.143	0-0 3-1 ① 1-3		0-0 G3 ② 1-2 2-3		4-0 1B BB 3-H	0-0 F7 ③		0-0 4-3 ③		4	0	0	0	1	0	8
Bruce Bochte, L (1, 3) OBP: 0.375, SLG: 0.333	0-0 6-3 ② 3-H		0-0 1B 2-H 3-H		0-0 1B 1-3		0-0 F7 ①		0-0 P6 ①	5	0	2	2	0	0	0
Bill Melton, R (1, 10) OBP: 0.280, SLG: 0.391 Ron Jackson, R (9, PR)	0-3 K ③		0-0 P3 ③		0-3 K ②		0-3 K ②		4-0 CS BB	4 0	0 0	0 0	0 0	1 0	3 0	3 0
Leroy Stanton, R (1, 9) OBP: 0.440, SLG: 0.500		0-0 FC1-4 2B		0-0 F9 ①	0-0 F8 ③		0-0 6-3 ③		0-0 P4 ② ③ 1-2	5	0	1	0	0	0	3
Dave Chalk, R (1, 5) OBP: 0.333, SLG: 0.381		0-0 FC1-4 ① G4-6-3 2-3		0-3 K ②		4-0 FC4-6 BB		0-0 F7 ①		3	0	0	0	1	1	1
Rusty Torres, S (1, 8) OBP: 0.316, SLG: 0.389		0-0 G4-6-3 ② ③ 1-2f		4-0 BB		0-0 FC4-6 ① 1-2f 2B		0-0 F8 ②		3	1	0	0	1	0	2
Andy Etchebarren, R (1, 2) OBP: 0.500, SLG: 0.571			0-0 G3 1B 1B 1B	0-0 4-3 ③		0-0 2-H 2B		0-0 BB 1B 1B		4	1	3	1	0	0	1
Orlando Ramirez, R (1, 6) OBP: 0.294, SLG: 0.353			0-0 G3 1-2 1B 1B		0-0 4-3 PB 2B	0-0 5-3 ②		0-0 BB 1-2 1B		4	2	3	0	0	0	1
Inning Stats	R: 1 E: 0 K: 1 S: 6 H: 1 LOB: 0 BB: 0 P: 6	R: 0 E: 0 K: 0 S: 3 H: 1 LOB: 0 BB: 0 P: 3	R: 2 E: 0 K: 0 S: 6 H: 3 LOB: 0 BB: 0 P: 6	R: 0 E: 0 K: 1 S: 5 H: 0 LOB: 1 BB: 1 P: 9	R: 1 E: 0 K: 1 S: 7 H: 2 LOB: 2 BB: 1 P: 11	R: 1 E: 1 K: 0 S: 4 H: 1 LOB: 2 BB: 2 P: 12	R: 0 E: 0 K: 1 S: 5 H: 0 LOB: 0 BB: 0 P: 5	R: 0 E: 0 K: 0 S: 5 H: 2 LOB: 3 BB: 1 P: 9	R: 0 E: 0 K: 0 S: 2 H: 0 LOB: 1 BB: 1 P: 6	1B: 7 2B: 3 3B: 0 HR: 0	SF: 0 SAC: 0 DP: 1 HBP: 0						

TOP

California Angels @ Kansas City Royals

Royals Stadium, Kansas City, MO

Thu Apr 15 1976, 7:05 PM EST

Att. 7,657 - Unknown - 68 F

livebaseballscorecards.com

AB	35
R	5
H	10
RBI	3
BB	6
SO	4
LOB	22

WP: 1 PB: 1 SB: 1 CS: 1 PA: 41

PITCHER		IP	WLS	BF	H	R	ER	SO	BB	IBB	HBP	BLK	WP	HR	S	P	ERA	WHIP
Paul Splittorff, L ERA: 8.31	(1, 1)	4.1	L	21	7	4	4	2	2	0	0	0	1	0	23	31	8.31	2.077
Mark Littell, R ERA:	(5, 1)	2.2		11	1	1	0	2	2	0	0	0	0	0	13	21	0.00	1.125
Ray Sadecki, L ERA:	(8, 1)	2.0		9	2	0	0	0	2	0	0	0	0	0	7	15	0.00	2.000

PITCHER	IP	WLS	BF	H	R	ER	SO	BB	IBB	HBP	BLK	WP	HR	S	P	ERA	WHIP

BOTTOM

California Angels @ Kansas City Royals

Royals Stadium, Kansas City, MO

Thu Apr 15 1976, 7:05 PM EST

Att. 7,657 - Unknown - 68 F

livebaseballscorecards.com

Batter	1	2	3	4	5	6	7	8	9	AB	R	H	RBI	BB	SO	LOB
Jim Wohlford, R (1, 7) OBP: 0.250, SLG: 0.250	x 0-0 ① F8		x 0-0 ② F8		S S S 0-3 ③ K		x 0-0 ③ G3			4	0	0	0	0	1	2
Amos Otis, R (1, 8) OBP: 0.500, SLG: 0.500	x 0-0 ② 1-3		S S S 0-3 ③ K			x 0-0 ① 4-3		S S S 0-3 ① K		4	0	0	0	0	2	0
George Brett, L (1, 5) OBP: 0.294, SLG: 0.250	B B B B 4-0 BB			S S S 0-3 ① K		x 0-0 ② 6-3		x 0-0 4-3 1B		3	0	1	0	1	1	0
John Mayberry, L (1, 3) OBP: 0.412, SLG: 0.167	x 0-0 ③ F7			B B B B 4-0 G6-4-3 BB		B B B B 4-0 BB		x 0-0 ② 4-3 1-2		2	0	0	0	2	0	2
Hal McRae, R (1, 10) OBP: 0.412, SLG: 0.563		x 0-0 4-3 1B		x 0-0 ② ③ G6-4-3 1-2f		B B B B 4-0 1-2 BB		x 0-0 ③ F9		3	0	1	0	1	0	2
Al Cowens, R (1, 9) OBP: 0.176, SLG: 0.235		x 0-0 ① 4-3 1-2			x 0-0 ① 6-3	x 0-0 ③ F9			x 0-0 ① 3-1	4	0	0	0	0	0	3
Fran Healy, R (1, 2) OBP: 0.188, SLG: 0.071		S S S 0-3 ② K			S S S 0-3 ② K		B B B B 4-0 BB		S S S 0-3 ② K	3	0	0	0	1	3	1
Freddie Patek, R (1, 6) OBP: 0.357, SLG: 0.385 Jamie Quirk, L (9, PH)		x 0-0 ③ 5-3			x 0-0 S 2B 1B		x 0-0 ① P5		S S S 0-3 ③ K	3 1	1 0	1 0	0 0	0 0	0 1	2 0
Frank White, R (1, 4) OBP: 0.182, SLG: 0.273			x 0-0 ① 1-3		x 0-0 1-H 2B		S S S 0-3 ② K			3	0	1	1	0	1	1
Inning Stats	R: 0 H: 0 E: 0 LOB: 1 K: 0 BB: 1 S: 3 P: 7	R: 0 H: 1 E: 0 LOB: 1 K: 1 BB: 0 S: 6 P: 6	R: 0 H: 0 E: 0 LOB: 0 K: 1 BB: 0 S: 5 P: 5	R: 0 H: 0 E: 0 LOB: 0 K: 1 BB: 1 S: 4 P: 8	R: 1 H: 2 E: 0 LOB: 1 K: 2 BB: 0 S: 9 P: 9	R: 0 H: 0 E: 0 LOB: 2 K: 0 BB: 2 S: 3 P: 11	R: 0 H: 0 E: 0 LOB: 1 K: 1 BB: 1 S: 5 P: 9	R: 0 H: 1 E: 0 LOB: 1 K: 1 BB: 0 S: 6 P: 6	R: 0 H: 0 E: 0 LOB: 0 K: 2 BB: 0 S: 7 P: 7	1B: 3 2B: 1 3B: 0 HR: 0	SF: 0 SAC: 0 DP: 1 HBP: 0						

	AB	30
	R	1
	H	4
	RBI	1
	BB	5
	SO	9
	LOB	13

WP: 0 PA: 35
PB: 0
SB: 1
CS: 0

PITCHER	IP	WLS	BF	H	R	ER	SO	BB	IBB	HBP	BLK	WP	HR	S	P	ERA	WHIP
Nolan Ryan, R (1, 1) ERA: 1.69	9.0	W	35	4	1	1	9	5	0	0	0	0	0	48	68	1.00	1.000

PITCHER	IP	WLS	BF	H	R	ER	SO	BB	IBB	HBP	BLK	WP	HR	S	P	ERA	WHIP

Detroit Tigers @ California Angels

Anaheim Stadium, Anaheim, CA

Fri Apr 16 1976, 9:05 PM EST

Att. 9,873 - Unknown

TOP

livebaseballscorecards.com

Batter	1	2	3	4	5	6	7	8	9	10	11	AB	R	H	RBI	BB	SO	LOB
Ben Oglivie, L (1, 8)	4-1		SF8 1-2 3-H			P4		F9 1-2		L5		3	0	0	1	0	0	1
Jerry Manuel, S (8, 4)												1	0	0	0	0	0	0
Dan Meyer, L (1, 3) OBP: 0.385, SLG: 0.364	L9		1B 2-H			4-3		BBBB 2B 1B BB 4-0		3-1		4	1	1	1	1	0	0
Willie Horton, R (1, 10) OBP: 0.385, SLG: 0.667	F9		1-3			SSS K		E 1-3 2-H 2B		1B		5	1	2	1	0	1	1
Rusty Staub, L (1, 9) OBP: 0.417, SLG: 0.300		4-3		G4-3 1B			BBBB 1B BB 4-0	E4 1-3 2-H 3-H 1B		F9		4	0	2	1	1	0	1
Alex Johnson, R (1, 7) OBP: 0.083, SLG: 0.083		CS 1B		G4-3 1-2f			F9	1-3 1-2			4-3	5	0	1	0	0	0	3
Milt May, L (1, 2) OBP: 0.167, SLG: 0.167		G3 1-2		4-3			1B 1-2	F9			4-3	5	0	1	0	0	0	3
Aurelio Rodriguez, R (1, 5) OBP: 0.167, SLG: 0.250			6-3		5-3		F8		F7		FC5-4 1B	5	0	1	0	0	0	2
Tom Veryzer, R (1, 6) OBP: 0.250, SLG: 0.182			1B SF8 1B		F9		4-3		SSS K		1-2f	5	1	1	0	0	1	3
Gary Sutherland, R (1, 4) OBP: 0.300, SLG: 0.222			1-3 SF8 1B 1B		5-3			S 2B 1B	6-3			3	1	2	0	0	0	0
Ron LeFlore, R (8, PR)												0	1	0	0	0	0	0
Mickey Stanley, R (8, 8)												1	0	0	0	0	0	0

	AB	41
	R	5
	H	11
	RBI	4
	BB	2
	SO	2
	LOB	14

Inning Stats	1	2	3	4	5	6	7	8	9	10	11
	R: 0 E: 0 K: 0 S: 3	R: 0 E: 0 K: 0 S: 3	R: 2 E: 0 K: 0 S: 6	R: 0 E: 0 K: 0 S: 3	R: 0 E: 0 K: 0 S: 3	R: 0 E: 0 K: 1 S: 5	R: 0 E: 0 K: 0 S: 4	R: 3 E: 1 K: 0 S: 6	R: 0 E: 0 K: 1 S: 5	R: 0 E: 0 K: 0 S: 4	R: 0 E: 0 K: 0 S: 4
	H: 0 LOB: 0 BB: 0 P: 3	H: 1 LOB: 0 BB: 0 P: 3	H: 3 LOB: 1 BB: 0 P: 6	H: 1 LOB: 0 BB: 0 P: 3	H: 0 LOB: 0 BB: 0 P: 3	H: 0 LOB: 0 BB: 0 P: 5	H: 1 LOB: 2 BB: 1 P: 8	H: 3 LOB: 2 BB: 1 P: 10	H: 0 LOB: 0 BB: 0 P: 5	H: 1 LOB: 1 BB: 0 P: 4	H: 1 LOB: 1 BB: 0 P: 4

	1B: 10	SF: 1	WP: 0	PA: 44
	2B: 1	SAC: 0	PB: 0	
	3B: 0	DP: 1	SB: 1	
	HR: 0	HBP: 0	CS: 1	

PITCHER		IP	WLS	BF	H	R	ER	SO	BB	IBB	HBP	BLK	WP	HR	S	P	ERA	WHIP
Don Kirkwood, R ERA: 9.9	(1, 1)	7.1		29	7	4	4	1	2	0	0	0	0	0	29	37	4.91	1.227
Dick Drago, R ERA: 3.38	(8, 1)	0.0		1	1	0	0	0	0	0	0	0	0	0	1	1	∞	∞
Jim Brewer, L ERA: 1.35	(8, 1)	3.2	W	14	3	1	0	1	0	0	0	0	0	0	16	16	0.00	0.818

PITCHER	IP	WLS	BF	H	R	ER	SO	BB	IBB	HBP	BLK	WP	HR	S	P	ERA	WHIP

Batter	1	2	3	4	5	6	7	8	9	10	11	AB	R	H	RBI	BB	SO	LOB
Dave Collins, S (1, 7) OBP: 0.412, SLG: 0.286 Leroy Stanton, R (8, 9) OBP: 0.423, SLG: 0.474	4-3		K		F8		CS 1B 3-H		6-3			4 1	0 0	1 0	1 0	0 0	1 0	0 2
Jerry Remy, L (1, 4) OBP: 0.233, SLG: 0.115	4-3			1-3	4-3		CS 1-2	K		1-3		5	0	0	0	0	1	0
Bruce Bochte, L (1, 3) OBP: 0.310, SLG: 0.269	G3			E1 1B 2B		F8		P6		4-3		5	1	0	0	0	0	0
Bill Melton, R (1, 10) OBP: 0.300, SLG: 0.429 Frank Tanana, L (10, PR)		6-3		2B 1B 1-2		P3		F7		WP 2B		5 0	1 0	2 0	0 0	0 0	0 0	0 0
Ed Herrmann, L (1, 2) OBP: 0.263, SLG: 0.706 Paul Dade, R (9, PH) (10, 7)		K		F7		BB			F7 SH3-4 1B BB	2-3 BB		2 0	0 1	0 0	0 0	1 2	1 0	2 0
Joe Lahoud, L (1, 9) OBP: 0.333, SLG: 0.286 (8, 7) Billy Smith, S (9, PH) OBP: 0.333, SLG: 0.333 (10, 6)		BB		1-H 2-H 1B 2B		F8			SH3-4 1-2	F8		2 1	1 0	1 0	2 0	1 0	0 0	1 3
Dave Chalk, R (1, 5) OBP: 0.414, SLG: 0.440		K		2-H 1B			H 4-3 SH3-4 1B HBP		1B 1B	SH1-4 1B		4	2	3	1	0	1	1
Rusty Torres, S (1, 8) OBP: 0.318, SLG: 0.350			G6-4-3 BB	F8			SH3-4 1-2		F7 2-3	SH1-4 1-2		2	0	0	0	1	0	3
Orlando Ramirez, R (1, 6) OBP: 0.250, SLG: 0.300 Andy Etchebarren, R (9, PH) OBP: 0.600, SLG: 0.667 (10, 2)			G6-4-3 1-2f		6-3		4-3 2-3		1-2 3-H 1B	2-H 1B		3 2	0 0	0 2	0 2	0 0	0 0	2 0
Inning Stats	R: 0 H: 0 E: 0 LOB: 0 K: 0 BB: 0 S: 3 P: 3	R: 0 H: 0 E: 0 LOB: 1 K: 2 BB: 1 S: 7 P: 11	R: 0 H: 0 E: 0 LOB: 0 K: 1 BB: 1 S: 4 P: 8	R: 3 H: 3 E: 1 LOB: 1 K: 0 BB: 0 S: 7 P: 7	R: 0 H: 0 E: 0 LOB: 0 K: 0 BB: 0 S: 3 P: 3	R: 0 H: 0 E: 0 LOB: 1 K: 0 BB: 1 S: 3 P: 7	R: 1 H: 1 E: 0 LOB: 0 K: 0 BB: 0 S: 3 P: 4	R: 0 H: 0 E: 0 LOB: 0 K: 1 BB: 0 S: 5 P: 5	R: 1 H: 2 E: 0 LOB: 2 K: 0 BB: 1 S: 5 P: 9	R: 0 H: 1 E: 0 LOB: 3 K: 0 BB: 1 S: 4 P: 8	R: 1 H: 2 E: 0 LOB: 1 K: 0 BB: 0 S: 3 P: 3	1B: 7 SF: 0 2B: 2 SAC: 3 3B: 0 DP: 1 HR: 0 HBP: 1						WP: 1 PA: 46 PB: 0 SB: 0 CS: 1

PITCHER		IP	WLS	BF	H	R	ER	SO	BB	IBB	HBP	BLK	WP	HR	S	P	ERA	WHIP
Joe Coleman, R ERA: 1.38	(1, 1)	7.0		28	4	4	1	3	3	0	1	0	0	0	30	43	1.29	1.000
John Hiller, L ERA: 1.17	(8, 1)	3.0		14	3	1	1	1	2	0	0	0	1	0	14	22	3.00	1.667
Steve Grilli, R ERA: 27.0	(11, 1)	0.1	L	3	2	1	1	0	0	0	0	0	0	0	3	3	27.00	6.000

PITCHER	IP	WLS	BF	H	R	ER	SO	BB	IBB	HBP	BLK	WP	HR	S	P	ERA	WHIP

BOTTOM

Detroit Tigers @ California Angels

Anaheim Stadium, Anaheim, CA

Fri Apr 16 1976, 9:05 PM EST

Att. 9,873 - Unknown

livebaseballscorecards.com

AB	36
R	6
H	9
RBI	6
BB	5
SO	4
LOB	14

Detroit Tigers @ California Angels

Anaheim Stadium, Anaheim, CA

Sat Apr 17 1976, 6:33 AM EST

Att. 18,464 - Unknown

TOP

livebaseballscorecards.com

Batter	1	2	3	4	5	6	7	8	9	AB	R	H	RBI	BB	SO	LOB
Ron LeFlore, R (1, 8) OBP: 0.250, SLG: 0.500 Mickey Stanley, R (8, 8)	5-3 2B		K			6-3		5-3		4 0	0 0	1 0	0 0	0 0	1 0	0 0
Dan Meyer, L (1, 3) OBP: 0.412, SLG: 0.308	5-3 BB		K			4-3		BB BB		2	0	0	0	2	1	0
Willie Horton, R (1, 10) OBP: 0.353, SLG: 0.533	K			5-3		E BB		P6		3	0	0	0	1	1	3
Rusty Staub, L (1, 9) OBP: 0.375, SLG: 0.231	5-3 1-2 2-3			4-3		E6 1-2		BB 1-2		3	0	0	0	1	0	3
Alex Johnson, R (1, 7) OBP: 0.063, SLG: 0.063	F8			4-3		5-3		F9		4	0	0	0	0	0	6
Bill Freehan, R (1, 2) OBP: 0.500, SLG: 1.333		1-3			HR		6-3		E BB	3	1	1	1	1	0	0
Aurelio Rodriguez, R (1, 5) OBP: 0.188, SLG: 0.438		F8			P6		HR		E1 G5-4-3 1-2	4	1	1	1	0	0	1
Tom Veryzer, R (1, 6) OBP: 0.188, SLG: 0.133		4-3			F9		K		K	4	0	0	0	0	2	2
Gary Sutherland, R (1, 4) OBP: 0.214, SLG: 0.154			4-3		1-3		P4		G5-4-3 1-2f	4	0	0	0	0	0	2

Inning Stats	1	2	3	4	5	6	7	8	9
	R: 0 E: 0 K: 1 S: 6	H: 1 LOB: 2 BB: 1 P: 10	R: 0 E: 0 K: 0 S: 3	H: 0 LOB: 0 BB: 0 P: 3	R: 0 E: 0 K: 2 S: 7	H: 0 LOB: 0 BB: 0 P: 7	R: 0 E: 0 K: 0 S: 3	H: 0 LOB: 0 BB: 0 P: 3	R: 1 E: 0 K: 0 S: 4	H: 1 LOB: 0 BB: 0 P: 4	R: 0 E: 1 K: 0 S: 4	H: 0 LOB: 2 BB: 1 P: 8	R: 1 E: 0 K: 1 S: 6	H: 1 LOB: 0 BB: 0 P: 6	R: 0 E: 0 K: 0 S: 3	H: 0 LOB: 2 BB: 2 P: 11	R: 0 E: 1 K: 1 S: 5	H: 0 LOB: 1 BB: 1 P: 9

1B: 0	SF: 0
2B: 1	SAC: 0
3B: 0	DP: 1
HR: 2	HBP: 0

WP: 0	PA: 36
PB: 0	
SB: 0	
CS: 0	

AB	31
R	2
H	3
RBI	2
BB	5
SO	5
LOB	17

PITCHER		IP	WLS	BF	H	R	ER	SO	BB	IBB	HBP	BLK	WP	HR	S	P	ERA	WHIP
Gary Ross, R ERA: 2.61	(1, 1)	6.0	L	23	2	1	1	3	2	0	0	0	0	1	27	35	1.50	0.667
Steve Dunning, R ERA: 5.4	(7, 1)	2.0		11	1	1	1	1	3	0	0	0	0	1	10	22	4.50	2.000
Paul Hartzell, R ERA: 6.23	(9, 1)	1.0		2	0	0	0	1	0	0	0	0	0	0	4	4	0.00	0.000

PITCHER		IP	WLS	BF	H	R	ER	SO	BB	IBB	HBP	BLK	WP	HR	S	P	ERA	WHIP

Detroit Tigers @ California Angels

Anaheim Stadium, Anaheim, CA

Sat Apr 17 1976, 6:33 AM EST

Att. 18,464 - Unknown

BOTTOM

Batter	1	2	3	4	5	6	7	8	9	AB	R	H	RBI	BB	SO	LOB
Dave Collins, S (1, 7) OBP: 0.378, SLG: 0.258	F9			F9		4-3 2-3			F9	3	0	0	0	0	0	1
Paul Dade, R (8, 7)										1	0	0	0	0	0	0
Jerry Remy, L (1, 4) OBP: 0.206, SLG: 0.100	L5			F7		6-3			F8	4	0	0	0	0	0	1
Bruce Bochte, L (1, 3) OBP: 0.313, SLG: 0.276	F7			6-3			G4-3 1B			3	0	1	0	0	0	0
Bill Melton, R (1, 10) OBP: 0.273, SLG: 0.387		K			4-3		F8			3	0	0	0	0	1	1
Leroy Stanton, R (1, 9) OBP: 0.379, SLG: 0.409		K			F8		G4-3 1-2f			3	0	0	0	0	1	1
Dave Chalk, R (1, 5) OBP: 0.438, SLG: 0.444		F8			BB			G4-6-3 1B		2	0	1	0	1	0	0
Andy Etchebarren, R (1, 2) OBP: 0.462, SLG: 0.500		6-3			K			G4-6-3 1-2f		3	0	0	0	0	1	2
Rusty Torres, S (1, 8) OBP: 0.320, SLG: 0.318		K2-3				4-3 SH3-4 BB		F8		2	0	0	0	1	1	0
Orlando Ramirez, R (1, 6) OBP: 0.227, SLG: 0.273		K				SH3-4 1-2			F7	2	0	0	0	0	1	0
Inning Stats	R: 0 E: 0 K: 0 S: 3 H: 0 LOB: 0 BB: 0 P: 3	R: 0 E: 0 K: 2 S: 7 H: 0 LOB: 0 BB: 0 P: 7	R: 0 E: 0 K: 2 S: 7 H: 0 LOB: 0 BB: 0 P: 7	R: 0 E: 0 K: 0 S: 3 H: 0 LOB: 0 BB: 0 P: 3	R: 0 E: 0 K: 1 S: 5 H: 0 LOB: 1 BB: 1 P: 9	R: 0 E: 0 K: 0 S: 3 H: 0 LOB: 1 BB: 1 P: 7	R: 0 E: 0 K: 0 S: 3 H: 1 LOB: 0 BB: 0 P: 3	R: 0 E: 0 K: 0 S: 3 H: 1 LOB: 0 BB: 0 P: 3	R: 0 E: 0 K: 0 S: 3 H: 0 LOB: 0 BB: 0 P: 3	1B: 2 2B: 0 3B: 0 HR: 0 SF: 0 SAC: 1 DP: 2 HBP: 0						

PITCHER	IP	WLS	BF	H	R	ER	SO	BB	IBB	HBP	BLK	WP	HR	S	P	ERA	WHIP
Dave Roberts, L (1, 1) ERA:	9.0	W	29	2	0	0	5	2	0	0	0	0	0	37	45	0.00	0.444

PITCHER	IP	WLS	BF	H	R	ER	SO	BB	IBB	HBP	BLK	WP	HR	S	P	ERA	WHIP

AB	26
R	0
H	2
RBI	0
BB	2
SO	5
LOB	6

WP: 0 PA: 29
PB: 0
SB: 0
CS: 0

livebaseballscorecards.com

Batter	1	2	3	4	5	6	7	8	9	AB	R	H	RBI	BB	SO	LOB
Mickey Stanley, R (1, 8) OBP: 0.333, SLG: 0.500	6-3		F8	1-H 2B		6-3			G6-4-3 1B	5	0	2	1	0	0	1
Aurelio Rodriguez, R (1, 5) OBP: 0.190, SLG: 0.381	6-3		1-2 1B 1B	P3			F7		G6-4-3 1-2f	5	1	1	0	0	0	2
Willie Horton, R (1, 10) OBP: 0.381, SLG: 0.526	5-3		1-2 2-H 1B 1B		1B 1B		F8			4	1	2	1	0	0	0
Rusty Staub, L (1, 9) OBP: 0.450, SLG: 0.412		G3 SF7 2B	1-H 2-H		F8		FC6-4 1B			4	1	3	2	0	0	1
Alex Johnson, R (1, 7) OBP: 0.100, SLG: 0.100		G3 2-3	6-3		1B 1-2		FC6-4 1-2f			4	0	1	0	0	0	3
Bill Freehan, R (1, 3) OBP: 0.500, SLG: 1.167		SF7 3-H		1B 2B	1-3 2-3 1B			6-3		3	1	2	1	0	0	0
Milt May, L (1, 2) OBP: 0.250, SLG: 0.250		4-3		WP 2B 2-H 1B	F9			G5-4-3 1B		4	1	2	1	0	0	2
Tom Veryzer, R (1, 6) OBP: 0.150, SLG: 0.105			4-3	F9		6-3		G5-4-3 1-2f		4	0	0	0	0	0	2
Gary Sutherland, R (1, 4) OBP: 0.222, SLG: 0.176			1B 1B	F8		6-3			5-3	4	1	1	0	0	0	1
Inning Stats	R: 0 E: 0 K: 0 S: 3 H: 0 LOB: 0 BB: 0 P: 3	R: 1 E: 0 K: 0 S: 4 H: 1 LOB: 0 BB: 0 P: 4	R: 3 E: 0 K: 0 S: 7 H: 4 LOB: 1 BB: 0 P: 7	R: 2 E: 0 K: 0 S: 6 H: 3 LOB: 1 BB: 0 P: 6	R: 0 E: 0 K: 0 S: 5 H: 3 LOB: 2 BB: 0 P: 5	R: 0 E: 0 K: 0 S: 3 H: 0 LOB: 0 BB: 0 P: 3	R: 0 E: 0 K: 0 S: 4 H: 1 LOB: 1 BB: 0 P: 4	R: 0 E: 0 K: 0 S: 3 H: 1 LOB: 0 BB: 0 P: 3	R: 0 E: 0 K: 0 S: 3 H: 1 LOB: 0 BB: 0 P: 3	1B: 11 2B: 3 3B: 0 HR: 0 SF: 1 SAC: 0 DP: 2 HBP: 0						

PITCHER		IP	WLS	BF	H	R	ER	SO	BB	IBB	HBP	BLK	WP	HR	S	P	ERA	WHIP
Andy Hassler, L ERA: 9.31	(1, 1)	3.2	L	19	8	6	6	0	0	0	0	0	1	0	19	19	14.73	2.182
Sid Monge, L ERA: 1.08	(4, 1)	5.1		19	6	0	0	0	0	0	0	0	0	0	19	19	0.00	1.125

PITCHER	IP	WLS	BF	H	R	ER	SO	BB	IBB	HBP	BLK	WP	HR	S	P	ERA	WHIP

Detroit Tigers @ California Angels

Anaheim Stadium, Anaheim, CA

Sun Apr 18 1976, 6:33 AM EST

Att. 8,938 - Unknown

TOP

livebaseballscorecards.com

AB	37
R	6
H	14
RBI	6
BB	0
SO	0
LOB	12

WP: 1 PB: 0 SB: 0 CS: 0 PA: 38

Detroit Tigers @ California Angels

Anaheim Stadium, Anaheim, CA

Sun Apr 18 1976, 6:33 AM EST

Att. 8,938 - Unknown

BOTTOM

Batter	1	2	3	4	5	6	7	8	9	AB	R	H	RBI	BB	SO	LOB
Dave Collins, S (1, 7) OBP: 0.381, SLG: 0.257	K		BB		3-1			FC3-6	K	4	0	1	0	1	2	1
Jerry Remy, L (1, 4) OBP: 0.263, SLG: 0.152	G6-4-3		G6-4-3			FC4-6		FC3-6		3	1	2	0	1	0	1
Bruce Bochte, L (1, 3) OBP: 0.333, SLG: 0.303	G6-4-3		G6-4-3			FC4-6				4	0	2	1	0	0	3
Bill Melton, R (1, 10) OBP: 0.243, SLG: 0.343		5-3		F8		F9		F7		4	0	0	0	0	0	3
Joe Lahoud, L (1, 9) OBP: 0.385, SLG: 0.300				4-3		FC4-6				3	1	1	0	1	0	2
Ed Herrmann, L (1, 2) OBP: 0.227, SLG: 0.600 Leroy Stanton, R (8, PH) OBP: 0.400, SLG: 0.409 Andy Etchebarren, R (9, 2) OBP: 0.462, SLG: 0.500		F7		4-3		F8				3 0 0	0 0 0	0 0 0	0 0 0	0 1 0	0 0 0	3 0 0
Dave Chalk, R (1, 5) OBP: 0.444, SLG: 0.452					FC3-6	F9		K		4	0	2	0	0	1	3
Rusty Torres, S (1, 8) OBP: 0.310, SLG: 0.308					FC3-6	F7			K	4	0	1	1	0	1	1
Orlando Ramirez, R (1, 6) OBP: 0.208, SLG: 0.250 Billy Smith, S (7, PH) OBP: 0.200, SLG: 0.200 (8, 6)			4-3		6-3		4-3		K	2 2	0 0	0 0	0 0	0 0	0 1	1 0
Inning Stats	R: 0 E: 0 K: 1 S: 4 H: 0 LOB: 0 BB: 1 P: 8	R: 1 E: 0 K: 0 S: 5 H: 3 LOB: 2 BB: 0 P: 5	R: 0 E: 0 K: 0 S: 3 H: 1 LOB: 1 BB: 1 P: 7	R: 0 E: 0 K: 0 S: 3 H: 0 LOB: 0 BB: 0 P: 3	R: 0 E: 0 K: 0 S: 4 H: 1 LOB: 1 BB: 0 P: 4	R: 0 E: 0 K: 0 S: 5 H: 2 LOB: 2 BB: 0 P: 5	R: 0 E: 0 K: 0 S: 3 H: 0 LOB: 0 BB: 0 P: 3	R: 1 E: 1 K: 1 S: 7 H: 2 LOB: 3 BB: 2 P: 15	R: 0 E: 0 K: 3 S: 9 H: 0 LOB: 0 BB: 0 P: 9	1B: 9 2B: 0 3B: 0 HR: 0 SF: 0 SAC: 0 DP: 2 HBP: 0						

	AB	33
	R	2
	H	9
	RBI	2
	BB	4
	SO	5
	LOB	18

WP: 1 PA: 37
PB: 0
SB: 0
CS: 0

livebaseballscorecards.com

PITCHER		IP	WLS	BF	H	R	ER	SO	BB	IBB	HBP	BLK	WP	HR	S	P	ERA	WHIP
Ray Bare, R ERA: 1.2	(1, 1)	7.2	W	32	9	2	2	1	3	0	0	0	1	0	31	43	2.35	1.565
John Hiller, L ERA: 1.0	(8, 1)	1.1	S	5	0	0	0	4	1	0	0	0	0	0	12	16	0.00	0.750

PITCHER	IP	WLS	BF	H	R	ER	SO	BB	IBB	HBP	BLK	WP	HR	S	P	ERA	WHIP

Batter	1	2	3	4	5	6	7	8	9	AB	R	H	RBI	BB	SO	LOB
Tommy Harper, R (1, 10) OBP: 0.400, SLG: 0.667	F6		K		K			4-3		4	0	0	0	0	2	0
Paul Blair, R (1, 8) OBP: 0.194, SLG: 0.200	K		K		K			6-3		4	0	0	0	0	3	0
Bobby Grich, R (1, 4) OBP: 0.438, SLG: 0.407	HR 2B			5-3 BB 1B HBP		CS 1B			BB	2	2	2	0	1	0	0
Andres Mora, R (1, 7) OBP: 0.286, SLG: 0.692	2-H HR			5-3 1-2 1B BB		K 1-2			F8	3	2	1	2	1	1	2
Ken Singleton, S (1, 9) OBP: 0.156, SLG: 0.156	F9			5-3 1-2 2-3		5-3			F9	4	0	0	0	0	0	3
Dave Duncan, R (1, 2) OBP: 0.200, SLG: 0.200		K		FC6-4 2-H 3-H 1B			CS 1B		K	4	0	2	2	0	2	1
Doug DeCinces, R (1, 3)		K		FC6-4 1-2f			K 1-2			3	0	0	0	0	2	2
Brooks Robinson, R (1, 5) OBP: 0.103, SLG: 0.074		6-3		F5			K			3	0	0	0	0	1	1
Mark Belanger, R (1, 6) OBP: 0.182, SLG: 0.273			F8		6-3			K		3	0	0	0	0	1	0

TOP

Baltimore Orioles @ California Angels

Anaheim Stadium, Anaheim, CA

Mon Apr 19 1976, 9:05 PM EST

Att. 14,201 - Unknown

livebaseballscorecards.com

AB	30
R	4
H	5
RBI	4
BB	2
SO	12
LOB	9

Inning Stats	1	2	3	4	5	6	7	8	9
R	2	0	0	2	0	0	0	0	0
E	0	0	0	0	0	0	0	0	0
K	1	2	2	0	2	1	2	1	1
S	7	7	7	4	7	5	7	5	5
H	2	0	0	1	0	1	1	0	0
LOB	0	0	0	1	0	0	0	0	1
BB	0	0	0	1	0	0	0	1	1
P	7	7	7	9	7	5	7	5	9

1B: 3 SF: 0 WP: 0 PA: 33
2B: 1 SAC: 0 PB: 0
3B: 0 DP: 0 SB: 0
HR: 1 HBP: 1 CS: 2

PITCHER	IP	WLS	BF	H	R	ER	SO	BB	IBB	HBP	BLK	WP	HR	S	P	ERA	WHIP
Frank Tanana, L (1, 1) ERA: 6.35	9.0	W	33	5	4	4	12	2	0	1	0	0	1	54	63	4.00	0.778

PITCHER	IP	WLS	BF	H	R	ER	SO	BB	IBB	HBP	BLK	WP	HR	S	P	ERA	WHIP

Baltimore Orioles @ California Angels

Anaheim Stadium, Anaheim, CA

Mon Apr 19 1976, 9:05 PM EST

Att. 14,201 - Unknown

livebaseballscorecards.com

BOTTOM

Batter	1	2	3	4	5	6	7	8	9	AB	R	H	RBI	BB	SO	LOB
Rusty Torres, S (1, 8) OBP: 0.294, SLG: 0.290	0-0 1B 2B 1B	0-0 F3		0-0 L4		0-0 F7 1-2		0-0 F7		5	1	1	0	0	0	2
Jerry Remy, L (1, 4) OBP: 0.279, SLG: 0.184	0-0 1-2 2B 1B	0-3 K		0-0 F8			0-0 SH3-4 E 1B	0-0 4-3		5	2	2	0	0	1	1
Bobby Bonds, R (1, 9) OBP: 0.600, SLG: 0.600	0-3 K		0-0 G3 S 2B 1B		0-0 6-3		0-0 SH3-4 1-2 E 1B	0-0 FC6-4 1B		5	2	3	0	0	1	2
Bill Melton, R (1, 10) OBP: 0.244, SLG: 0.359	0-0 PB 1-H 2-H 2B		0-0 G3 1-3		0-3 K		0-0 SH3-4 1-2 2-3	0-0 FC6-4 1-2f		4	1	1	2	0	1	2
Bruce Bochte, L (1, 3) OBP: 0.400, SLG: 0.417	0-0 2-H 2B		0-0 2B 3-H 2B		0-0 1B		4-0 E IBB			3	2	3	2	1	0	0
Leroy Stanton, R (1, 7) OBP: 0.382, SLG: 0.423	0-0 F7		0-0 2-H 2B		0-0 F4		0-0 F4			4	0	1	1	0	0	5
Dave Chalk, R (1, 5) OBP: 0.425, SLG: 0.486	0-0 F9		0-0 F4			0-0 5-3	0-0 E2 1-H 2-H 3-H 3B			4	1	1	3	0	0	2
Andy Etchebarren, R (1, 2) OBP: 0.471, SLG: 0.467		0-0 SH1-3 1B	0-0 4-3			0-0 F9	H 1-0 HBP			3	0	1	0	0	0	1
Orlando Ramirez, R (1, 6) OBP: 0.222, SLG: 0.231		0-0 SH1-3 1-2		0-0 G3		B B B B 4-0 S BB	0-0 F8			2	0	0	0	1	0	1
Inning Stats	R: 3 E: 0 K: 1 S: 9 H: 4 LOB: 1 BB: 0 P: 9	R: 0 E: 0 K: 1 S: 6 H: 1 LOB: 1 BB: 0 P: 6	R: 2 E: 0 K: 0 S: 6 H: 3 LOB: 1 BB: 0 P: 6	R: 0 E: 0 K: 0 S: 3 H: 0 LOB: 0 BB: 0 P: 3	R: 0 E: 0 K: 1 S: 6 H: 1 LOB: 1 BB: 0 P: 6	R: 0 E: 0 K: 0 S: 3 H: 0 LOB: 1 BB: 1 P: 7	R: 4 E: 1 K: 0 S: 6 H: 3 LOB: 1 BB: 1 P: 11	R: 0 E: 0 K: 0 S: 4 H: 1 LOB: 1 BB: 0 P: 4		1B: 8 2B: 4 3B: 1 HR: 0	SF: 0 SAC: 2 DP: 0 HBP: 1						

AB	35
R	9
H	13
RBI	8
BB	2
SO	3
LOB	16

WP: 0 PB: 1 SB: 2 CS: 0 PA: 40

PITCHER		IP	WLS	BF	H	R	ER	SO	BB	IBB	HBP	BLK	WP	HR	S	P	ERA	WHIP
Mike Cuellar, L ERA: 19.8	(1, 1)	2.1	L	15	8	5	5	2	0	0	0	0	0	0	19	19	19.29	3.429
Wayne Garland, R ERA: 3.12	(3, 1)	5.2		25	5	4	3	1	1	1	1	0	0	0	24	33	4.76	1.059

PITCHER	IP	WLS	BF	H	R	ER	SO	BB	IBB	HBP	BLK	WP	HR	S	P	ERA	WHIP

Batter	1	2	3	4	5	6	7	8	9	AB	R	H	RBI	BB	SO	LOB
Al Bumbry, L (1, 7) OBP: 0.267, SLG: 0.308	B B B B 4-0 6-3 5-3 BB		S S S 0-3 ② K 1-2		S S S 0-3 ③ K			S S S 0-3 ① K 1-2		3	0	0	0	1	3	3
Paul Blair, R (1, 8) OBP: 0.200, SLG: 0.182	X 0-0 ① 5-3 1-2		B B B B 4-0 BB			X 0-0 ① F9		S S S 0-3 ② K		3	0	0	0	1	1	2
Bobby Grich, R (1, 4) OBP: 0.389, SLG: 0.355	X 0-0 ② 6-3 2-3		X 0-0 ③ F7			X 0-0 ② F9		S S S 0-3 ③ K		4	0	0	0	0	1	4
Ken Singleton, S (1, 9) OBP: 0.167, SLG: 0.143	X 0-0 ③ 6-3			B B B B 4-0 G6-3 BB		X 0-0 ③ F9			S S S 0-3 ① K	3	0	0	0	1	1	1
Tony Muser, L (1, 3) OBP: 0.259, SLG: 0.240		X 0-0 ① F7		X 0-0 ①② G6-3 1-2f			X 0-0 ① F7		X 0-0 ② F9	4	0	0	0	0	0	1
Royle Stillman, L (1, 10)		S S S 0-3 ② K		S S S 0-3 ③ K			B B B B 4-0 BB		X 0-0 ③ 1-3	3	0	0	0	1	2	0
Elrod Hendricks, L (1, 2) OBP: 0.167, SLG: 0.167		X 0-0 ③ F9			X 0-0 ① F7		S S S 0-3 ② K			3	0	0	0	0	1	1
Brooks Robinson, R (1, 5) OBP: 0.125, SLG: 0.100			S S S 0-3 ① K		X 0-0 1B		S S S 0-3 ③ K			3	0	1	0	0	2	1
Mark Belanger, R (1, 6) OBP: 0.240, SLG: 0.320			X 0-0 S 1B		S S S 0-3 ② K			X 0-0 PB 1B		3	0	2	0	0	1	1
Inning Stats	R: 0 H: 0 E: 0 LOB: 1 K: 0 BB: 1 S: 3 P: 7	R: 0 H: 0 E: 0 LOB: 0 K: 1 BB: 0 S: 5 P: 5	R: 0 H: 1 E: 0 LOB: 2 K: 2 BB: 1 S: 8 P: 12	R: 0 H: 0 E: 0 LOB: 0 K: 1 BB: 1 S: 4 P: 8	R: 0 H: 1 E: 0 LOB: 1 K: 2 BB: 0 S: 8 P: 8	R: 0 H: 0 E: 0 LOB: 0 K: 0 BB: 0 S: 3 P: 3	R: 0 H: 0 E: 0 LOB: 1 K: 2 BB: 1 S: 7 P: 11	R: 0 H: 1 E: 0 LOB: 1 K: 3 BB: 0 S: 10 P: 10	R: 0 H: 0 E: 0 LOB: 0 K: 1 BB: 0 S: 5 P: 5	1B: 3 SF: 0 2B: 0 SAC: 0 3B: 0 DP: 1 HR: 0 HBP: 0						WP: 0 PA: 33 PB: 1 SB: 1 CS: 0	

PITCHER		IP	WLS	BF	H	R	ER	SO	BB	IBB	HBP	BLK	WP	HR	S	P	ERA	WHIP
Nolan Ryan, R ERA: 1.08	(1, 1)	9.0	W	33	3	0	0	12	4	0	0	0	0	0	53	69	0.00	0.778

PITCHER	IP	WLS	BF	H	R	ER	SO	BB	IBB	HBP	BLK	WP	HR	S	P	ERA	WHIP

TOP

Baltimore Orioles @ California Angels

Anaheim Stadium, Anaheim, CA

Tue Apr 20 1976, 9:05 PM EST

Att. 13,805 - Unknown

livebaseballscorecards.com

AB	29
R	0
H	3
RBI	0
BB	4
SO	12
LOB	14

Batter	1	2	3	4	5	6	7	8	9	AB	R	H	RBI	BB	SO	LOB
Rusty Torres, S (1, 8) OBP: 0.270, SLG: 0.265	F8		CI BB 1-2		4-3		F9			3	0	0	0	0	0	0
Jerry Remy, L (1, 4) OBP: 0.298, SLG: 0.220	K		SF8 3-H			S 1B 1B	1B 2B 1B			3	2	2	1	0	1	0
Bobby Bonds, R (1, 9) OBP: 0.556, SLG: 0.500	4-3		BB 1-2 2-3			K 1-3	1-2 2B 1B			3	1	1	0	1	1	1
Bill Melton, R (1, 10) OBP: 0.267, SLG: 0.395		6-3	K			2B SF7 3-H 1B	1-H 2-H 2B			4	1	2	3	0	1	3
Bruce Bochte, L (1, 3) OBP: 0.386, SLG: 0.425		G3		1-3		1-3 2B	4-3			4	0	1	0	0	0	1
Joe Lahoud, L (1, 7) OBP: 0.353, SLG: 0.231		F9		4-1		IBB		K		3	0	0	0	1	1	0
Dave Chalk, R (1, 5) OBP: 0.455, SLG: 0.526			1B SH1-3 SF8 1B	1B		SF7 3-H		1B		3	1	3	1	0	0	0
Ed Herrmann, L (1, 2) OBP: 0.217, SLG: 0.571 Leroy Stanton, R (6, PH) OBP: 0.371, SLG: 0.407 Andy Etchebarren, R (7, 2) OBP: 0.444, SLG: 0.438			SH1-3 1-2		3-1	K 3-H		K		1 1 1	0 0 0	0 0 0	0 0 0	0 0 0	0 1 1	0 2 0
Orlando Ramirez, R (1, 6) OBP: 0.233, SLG: 0.241			BB CI 2-3 1B		5-3		F9			3	0	1	0	0	0	0
Inning Stats	R: 0 H: 0 E: 0 LOB: 0 K: 1 BB: 0 S: 5 P: 5	R: 0 H: 0 E: 0 LOB: 0 K: 0 BB: 0 S: 3 P: 3	R: 1 H: 2 E: 1 LOB: 3 K: 1 BB: 1 S: 8 P: 12	R: 0 H: 1 E: 0 LOB: 1 K: 0 BB: 0 S: 3 P: 3	R: 0 H: 0 E: 0 LOB: 0 K: 0 BB: 0 S: 3 P: 3	R: 2 H: 3 E: 0 LOB: 2 K: 2 BB: 1 S: 10 P: 14	R: 2 H: 3 E: 0 LOB: 1 K: 0 BB: 0 S: 6 P: 6	R: 0 H: 1 E: 0 LOB: 0 K: 2 BB: 0 S: 7 P: 7		1B: 8 SF: 2 2B: 2 SAC: 1 3B: 0 DP: 0 HR: 0 HBP: 0						

PITCHER	IP	WLS	BF	H	R	ER	SO	BB	IBB	HBP	BLK	WP	HR	S	P	ERA	WHIP
Doyle Alexander, R (1, 1) ERA: 3.18	5.2	L	25	6	3	2	3	1	1	0	0	0	0	29	37	3.18	1.235
Ross Grimsley, L (6, 1) ERA: 2.61	2.1		10	4	2	2	3	0	0	0	0	0	0	16	16	7.71	1.714

PITCHER	IP	WLS	BF	H	R	ER	SO	BB	IBB	HBP	BLK	WP	HR	S	P	ERA	WHIP

BOTTOM

Baltimore Orioles @ California Angels

Anaheim Stadium, Anaheim, CA

Tue Apr 20 1976, 9:05 PM EST

Att. 13,805 - Unknown

livebaseballscorecards.com

AB	29
R	5
H	10
RBI	5
BB	2
SO	6
LOB	7

WP: 0 PA: 35
PB: 0
SB: 2
CS: 0

Batter	1	2	3	4	5	6	7	8	9	AB	R	H	RBI	BB	SO	LOB
Al Bumbry, L (1, 7) OBP: 0.294, SLG: 0.400	2-3	1B 2B 2-H		CS 1-2	K		2B			4	1	2	1	0	1	0
Paul Blair, R (1, 8) OBP: 0.231, SLG: 0.243	S SF9 2B	2-H 1B			K		5-3			4	1	2	1	0	1	1
Bobby Grich, R (1, 4) OBP: 0.400, SLG: 0.333 Tim Nordbrook, R (8, 4)	SF9 S PB BB	5-3			BB			F8		2 0	1 0	0 0	0 0	2 0	0 0	1 0
Andres Mora, R (1, 10) OBP: 0.222, SLG: 0.563	SF9 1-3 2-H	F8			4-3			F7		3	0	0	1	0	0	1
Ken Singleton, S (1, 9) OBP: 0.200, SLG: 0.256	3-H HR	4-3				G4-6-3 1B		F8		4	1	2	1	0	0	0
Tony Muser, L (1, 3) OBP: 0.226, SLG: 0.207	F7	F7				G4-6-3 1-2f			F9	4	0	0	0	0	0	1
Elrod Hendricks, L (1, 2) OBP: 0.136, SLG: 0.136		F6	F7			K			F7	4	0	0	0	0	1	0
Brooks Robinson, R (1, 5) OBP: 0.111, SLG: 0.088		E4 5-3 2B	1-3				F5		F4	4	1	0	0	0	0	0
Mark Belanger, R (1, 6) OBP: 0.250, SLG: 0.321		5-3 1-2	CS 1B				4-3			3	0	1	0	0	0	1
Inning Stats	R: 3 E: 0 K: 0 S: 5 H: 2 LOB: 0 BB: 1 P: 9	R: 2 E: 1 K: 0 S: 6 H: 2 LOB: 1 BB: 0 P: 6	R: 0 E: 0 K: 0 S: 3 H: 0 LOB: 0 BB: 0 P: 3	R: 0 E: 0 K: 0 S: 3 H: 1 LOB: 0 BB: 0 P: 3	R: 0 E: 0 K: 2 S: 7 H: 0 LOB: 1 BB: 1 P: 11	R: 0 E: 0 K: 1 S: 5 H: 1 LOB: 0 BB: 0 P: 5	R: 0 E: 0 K: 0 S: 4 H: 1 LOB: 1 BB: 0 P: 4	R: 0 E: 0 K: 0 S: 3 H: 0 LOB: 0 BB: 0 P: 3	R: 0 E: 0 K: 0 S: 3 H: 0 LOB: 0 BB: 0 P: 3	1B: 3 2B: 3 3B: 0 HR: 1 SF: 1 SAC: 0 DP: 1 HBP: 0						

PITCHER		IP	WLS	BF	H	R	ER	SO	BB	IBB	HBP	BLK	WP	HR	S	P	ERA	WHIP
Don Kirkwood, R ERA: 10.8	(1, 1)	1.2	L	11	4	5	3	0	1	0	0	0	0	1	10	14	16.20	3.000
Paul Hartzell, R ERA: 2.79	(2, 1)	5.1		18	3	0	0	3	1	0	0	0	0	0	23	27	0.00	0.750
Dick Drago, R ERA: 2.45	(8, 1)	2.0		6	0	0	0	0	0	0	0	0	0	0	6	6	0.00	0.000

PITCHER	IP	WLS	BF	H	R	ER	SO	BB	IBB	HBP	BLK	WP	HR	S	P	ERA	WHIP

TOP

Baltimore Orioles @ California Angels

Anaheim Stadium, Anaheim, CA

Wed Apr 21 1976, 9:05 PM EST

Att. 9,875 - Unknown

livebaseballscorecards.com

AB	32
R	5
H	7
RBI	4
BB	2
SO	3
LOB	5

WP: 0	PA: 36		
PB: 1			
SB: 2			
CS: 1			

BOTTOM

Baltimore Orioles @ California Angels

Anaheim Stadium, Anaheim, CA

Wed Apr 21 1976, 9:05 PM EST

Att. 9,875 - Unknown

Batter	1	2	3	4	5	6	7	8	9	AB	R	H	RBI	BB	SO	LOB
Rusty Torres, S (1, 8) OBP: 0.268, SLG: 0.243	6-3		K			F7			BB	3	1	0	0	1	1	1
Jerry Remy, L (1, 4) OBP: 0.294, SLG: 0.222	F6		K			3-1			FC6-4 1B	4	0	1	0	0	1	0
Bobby Bonds, R (1, 9) OBP: 0.385, SLG: 0.333	F8		F8		6-3				FC6-4 BB 1-2f 2-3	4	0	0	0	0	0	2
Bill Melton, R (1, 10) OBP: 0.245, SLG: 0.370		F7	F3		F5				SF9 3-H	3	0	0	1	0	0	0
Bruce Bochte, L (1, 3) OBP: 0.396, SLG: 0.419		6-3			4-3 1B		K2-3		BB 1-2	3	0	1	0	1	1	0
Joe Lahoud, L (1, 7) OBP: 0.286, SLG: 0.176		K			4-3 1-2			F9	G3	4	0	0	0	0	1	3
Dave Chalk, R (1, 5) OBP: 0.447, SLG: 0.500			F8		F5			BB		2	0	0	0	1	0	1
Ed Herrmann, L (1, 2) OBP: 0.192, SLG: 0.500			F9		F7			F9		3	0	0	0	0	0	2
Orlando Ramirez, R (1, 6) OBP: 0.250, SLG: 0.233			BB			K		4-3		1	0	0	0	1	1	0
Adrian Garrett, L (8, PH)										1	0	0	0	0	0	1
Billy Smith, S (9, 6) OBP: 0.200, SLG: 0.200										0	0	0	0	0	0	0
Inning Stats	R: 0 E: 0 K: 0 S: 3 H: 0 LOB: 0 BB: 0 P: 3	R: 0 E: 0 K: 1 S: 5 H: 0 LOB: 0 BB: 0 P: 5	R: 0 E: 0 K: 1 S: 5 H: 0 LOB: 1 BB: 1 P: 9	R: 0 E: 0 K: 1 S: 5 H: 0 LOB: 0 BB: 0 P: 5	R: 0 E: 0 K: 0 S: 4 H: 1 LOB: 1 BB: 0 P: 4	R: 0 E: 0 K: 1 S: 5 H: 0 LOB: 0 BB: 0 P: 5	R: 0 E: 0 K: 1 S: 5 H: 0 LOB: 0 BB: 0 P: 5	R: 0 E: 0 K: 0 S: 3 H: 0 LOB: 1 BB: 1 P: 7	R: 1 E: 0 K: 0 S: 4 H: 1 LOB: 2 BB: 2 P: 12	1B: 2 2B: 0 3B: 0 HR: 0 SF: 1 SAC: 0 DP: 0 HBP: 0	WP: 0 PB: 0 SB: 0 CS: 0 PA: 33					

livebaseballscorecards.com

AB	28
R	1
H	2
RBI	1
BB	4
SO	5
LOB	10

PITCHER	IP	WLS	BF	H	R	ER	SO	BB	IBB	HBP	BLK	WP	HR	S	P	ERA	WHIP
Jim Palmer, R (1, 1) ERA: 2.43	8.2	W	32	2	1	1	5	4	0	0	0	0	0	38	54	1.04	0.692
Dyar Miller, R (9, 1) ERA: 2.08	0.1	S	1	0	0	0	0	0	0	0	0	0	0	1	1	0.00	0.000

PITCHER	IP	WLS	BF	H	R	ER	SO	BB	IBB	HBP	BLK	WP	HR	S	P	ERA	WHIP

Batter	1	2	3	4	5	6	7	8	9	AB	R	H	RBI	BB	SO	LOB
Rusty Torres, S (1, 8) OBP: 0.244, SLG: 0.220	K		P5		F9		F5		G4-6-3 1-2f	4	0	0	0	0	1	4
Adrian Garrett, L (9, PH)										1	0	0	0	0	0	1
Jerry Remy, L (1, 4) OBP: 0.273, SLG: 0.204	F8		1-3			4-3	FC4-6 1-2f			4	0	0	0	0	0	3
Bobby Bonds, R (1, 9) OBP: 0.471, SLG: 0.600	K			5-3 1B		FC3-6 S BB		HR		3	1	2	1	1	1	0
Bill Melton, R (1, 10) OBP: 0.245, SLG: 0.347		F8		5-3 1-2		FC3-6 1-2 BB		5-3		3	0	0	0	1	0	1
Bruce Bochte, L (1, 3) OBP: 0.365, SLG: 0.383		6-3		F8		FC3-6 1-2f 2-3		F9		4	0	0	0	0	0	3
Joe Lahoud, L (1, 7) OBP: 0.280, SLG: 0.190		F9		P5		F9		1B		4	0	1	0	0	0	3
Dave Collins, S (8, PR) OBP: 0.381, SLG: 0.257										0	0	0	0	0	0	0
Leroy Stanton, R (8, 7) OBP: 0.371, SLG: 0.407										0	0	0	0	0	0	0
Dave Chalk, R (1, 5) OBP: 0.451, SLG: 0.512			1-3 1B BB		4-3 2B		5-3	K		3	1	1	0	1	1	1
Andy Etchebarren, R (1, 2) OBP: 0.409, SLG: 0.400			1-3 1-2		4-3 2-3		1B		1-6-3	4	0	1	0	0	0	2
Orlando Ramirez, R (1, 6) OBP: 0.286, SLG: 0.273			1B 2-H		4-3		FC4-6 1-2		G4-6-3	3	0	2	1	0	0	1
Billy Smith, S (9, PH) OBP: 0.333, SLG: 0.333										1	0	1	0	0	0	0
Inning Stats	R: 0 E: 0 K: 2 S: 7 H: 0 LOB: 0 BB: 0 P: 7	R: 0 E: 0 K: 0 S: 3 H: 0 LOB: 0 BB: 0 P: 3	R: 1 E: 0 K: 0 S: 4 H: 1 LOB: 1 BB: 1 P: 8	R: 0 E: 0 K: 0 S: 4 H: 1 LOB: 1 BB: 0 P: 4	R: 0 E: 0 K: 0 S: 4 H: 1 LOB: 1 BB: 0 P: 4	R: 0 E: 0 K: 0 S: 3 H: 0 LOB: 2 BB: 2 P: 11	R: 0 E: 0 K: 0 S: 5 H: 2 LOB: 2 BB: 0 P: 5	R: 1 E: 0 K: 1 S: 7 H: 2 LOB: 1 BB: 0 P: 7	R: 0 E: 0 K: 0 S: 3 H: 1 LOB: 0 BB: 0 P: 3	1B: 6 2B: 1 3B: 0 HR: 1 SF: 0 SAC: 0 DP: 1 HBP: 0	WP: 0 PB: 0 SB: 1 CS: 0 PA: 37					

PITCHER		IP	WLS	BF	H	R	ER	SO	BB	IBB	HBP	BLK	WP	HR	S	P	ERA	WHIP
Jim Slaton, R ERA: 1.67	(1, 1)	8.1	W	36	8	2	2	3	3	0	0	0	0	1	39	51	2.16	1.320
Eduardo Rodriguez, R ERA: 6.43	(9, 1)	0.2	S	1	0	0	0	0	0	0	0	0	0	0	1	1	0.00	0.000

PITCHER	IP	WLS	BF	H	R	ER	SO	BB	IBB	HBP	BLK	WP	HR	S	P	ERA	WHIP

TOP

California Angels @ Milwaukee Brewers

Milwaukee County Stadium, Milwaukee, WI

Fri Apr 23 1976, 7:05 PM EST
Att. 3,957 - Unknown - 43 F

livebaseballscorecards.com

AB	34
R	2
H	8
RBI	2
BB	3
SO	3
LOB	19

BOTTOM

California Angels @ Milwaukee Brewers

Milwaukee County Stadium, Milwaukee, WI

Fri Apr 23 1976, 7:05 PM EST
Att. 3,957 - Unknown - 43 F

Batter	1	2	3	4	5	6	7	8	9	AB	R	H	RBI	BB	SO	LOB
Don Money, R (1, 5) OBP: 0.256, SLG: 0.389	4-3		P4		1-3			G3 SF8 2B		4	1	1	0	0	0	2
Robin Yount, R (1, 6) OBP: 0.375, SLG: 0.333	4-3		K			K		G3 2-3		4	0	0	0	0	2	1
George Scott, R (1, 3) OBP: 0.316, SLG: 0.424	HR			K		P4		2B E 1B		4	2	2	1	0	1	0
Darrell Porter, L (1, 2) OBP: 0.324, SLG: 0.233	K			P6		K		SF8 3-H		3	0	0	1	0	2	0
Sixto Lezcano, R (1, 8) OBP: 0.378, SLG: 0.412		F7		F9			K	E 2B 1-3		4	1	1	0	0	1	0
Hank Aaron, R (1, 10) OBP: 0.387, SLG: 0.379		CS 1B 1B			E 1B		BB 1B	E6 2-H 3-H		3	0	3	0	0	0	0
Kurt Bevacqua, R (7, PR)										1	0	0	0	0	0	0
Bobby Darwin, R (1, 9) OBP: 0.250, SLG: 0.267		1-2 1B			K		F9	K		4	0	1	0	0	2	3
Gorman Thomas, R (9, 9) OBP: 0.333, SLG: 0.333										0	0	0	0	0	0	0
Charlie Moore, R (1, 7) OBP: 0.361, SLG: 0.346		K 2-3			E9 1-2		BB 1-2			2	0	0	0	1	1	3
Pedro Garcia, R (1, 4) OBP: 0.276, SLG: 0.370			K		K		F7			3	0	0	0	0	2	4

	AB	32
	R	4
	H	8
	RBI	2
	BB	1
	SO	11
	LOB	13

Inning Stats	1	2	3	4	5	6	7	8	9
	R: 1 E: 0 K: 1 S: 6	H: 1 LOB: 0 BB: 0 P: 6	R: 0 E: 0 K: 1 S: 6	H: 2 LOB: 2 BB: 0 P: 6	R: 0 E: 0 K: 2 S: 7	H: 0 LOB: 0 BB: 0 P: 7	R: 0 E: 0 K: 1 S: 5	H: 0 LOB: 0 BB: 0 P: 5	R: 0 E: 1 K: 2 S: 9	H: 1 LOB: 2 BB: 0 P: 9	R: 0 E: 0 K: 2 S: 7	H: 0 LOB: 0 BB: 0 P: 7	R: 0 E: 0 K: 1 S: 6	H: 1 LOB: 2 BB: 1 P: 10	R: 3 E: 1 K: 1 S: 9	H: 3 LOB: 1 BB: 0 P: 9

	1B: 5	SF: 1	WP: 0	PA: 34
	2B: 3	SAC: 0	PB: 0	
	3B: 0	DP: 1	SB: 0	
	HR: 1	HBP: 0	CS: 1	

PITCHER		IP	WLS	BF	H	R	ER	SO	BB	IBB	HBP	BLK	WP	HR	S	P	ERA	WHIP
Gary Ross, R ERA: 2.55	(1, 1)	7.1	L	30	7	3	2	10	1	0	0	0	0	1	49	53	2.46	1.091
Jim Brewer, L ERA: 1.23	(8, 1)	0.2		4	1	1	0	1	0	0	0	0	0	0	6	6	0.00	1.500

PITCHER	IP	WLS	BF	H	R	ER	SO	BB	IBB	HBP	BLK	WP	HR	S	P	ERA	WHIP

livebaseballscorecards.com

California Angels @ Milwaukee Brewers

Milwaukee County Stadium, Milwaukee, WI

Mon Apr 26 1976, 8:05 PM EDT

Att. 3,841 - Unknown - 38 F

TOP

livebaseballscorecards.com

Batter	1	2	3	4	5	6	7	8	9	AB	R	H	RBI	BB	SO	LOB
Dave Collins, S (1, 7) OBP: 0.356, SLG: 0.237 Andy Etchebarren, R (6, 2) OBP: 0.435, SLG: 0.400 Paul Dade, R (9, PR)	4-3			1-3		K			SH3-4 BB	3 0 0	0 0 0	0 0 0	0 0 0	0 1 0	1 0 0	2 0 0
Jerry Remy, L (1, 4) OBP: 0.276, SLG: 0.212	5-3 1B			4-3		F8			SH3-4 1-2	3	0	1	0	0	0	2
Bobby Bonds, R (1, 8) OBP: 0.476, SLG: 0.529 (6, 9)	5-3 1-2			BB			K		G6-4-3 BB	2	0	0	0	2	1	1
Bill Melton, R (1, 10) OBP: 0.228, SLG: 0.321		5-3		F4			F5		G6-4-3 1-2f	4	0	0	0	0	0	3
Bruce Bochte, L (1, 3) OBP: 0.345, SLG: 0.360		G3			F8		F9			3	0	0	0	0	0	0
Joe Lahoud, L (1, 9) OBP: 0.286, SLG: 0.250 (6, 7)		4-3			3-1			F8 2B		3	0	1	0	0	0	0
Dave Chalk, R (1, 5) OBP: 0.426, SLG: 0.478			6-3		5-3			F9		3	0	0	0	0	0	1
Ed Herrmann, L (1, 2) OBP: 0.214, SLG: 0.500 Rusty Torres, S (6, PR) OBP: 0.239, SLG: 0.214 (6, 8)			F8			SH3-4 1B		F8 2-3		2 1	0 0	1 0	0 0	0 0	0 0	0 1
Orlando Ramirez, R (1, 6) OBP: 0.278, SLG: 0.265 Adrian Garrett, L (8, PH) Billy Smith, S (8, 6) OBP: 0.333, SLG: 0.333			P4			SH3-4 1-2		K		1 1 0	0 0 0	0 0 0	0 0 0	0 0 0	0 1 0	0 1 0

	AB	26
	R	0
	H	3
	RBI	0
	BB	3
	SO	3
	LOB	11

Inning Stats	1	2	3	4	5	6	7	8	9
	R: 0 E: 0 K: 0 S: 3	H: 1 LOB: 0 BB: 0 P: 3	R: 0 E: 0 K: 0 S: 3	H: 0 LOB: 0 BB: 0 P: 3	R: 0 E: 0 K: 0 S: 3	H: 0 LOB: 0 BB: 0 P: 3	R: 0 E: 0 K: 0 S: 3	H: 0 LOB: 1 BB: 1 P: 7	R: 0 E: 0 K: 0 S: 3	H: 0 LOB: 0 BB: 0 P: 3
	R: 0 E: 0 K: 1 S: 6	H: 1 LOB: 2 BB: 0 P: 6	R: 0 E: 0 K: 1 S: 5	H: 0 LOB: 0 BB: 0 P: 5	R: 0 E: 0 K: 1 S: 6	H: 1 LOB: 1 BB: 0 P: 6	R: 0 E: 0 K: 0 S: 2	H: 0 LOB: 2 BB: 2 P: 10	1B: 2 2B: 1 3B: 0 HR: 0	SF: 0 SAC: 2 DP: 1 HBP: 0

WP: 0 PB: 0 SB: 0 CS: 0 PA: 31

PITCHER		IP	WLS	BF	H	R	ER	SO	BB	IBB	HBP	BLK	WP	HR	S	P	ERA	WHIP
Jim Colborn, R ERA: 0.41	(1, 1)	8.1	W	30	3	0	0	3	3	0	0	0	0	0	33	45	0.00	0.720
Eduardo Rodriguez, R ERA: 5.87	(9, 1)	0.2	S	1	0	0	0	0	0	0	0	0	0	0	1	1	0.00	0.000

PITCHER	IP	WLS	BF	H	R	ER	SO	BB	IBB	HBP	BLK	WP	HR	S	P	ERA	WHIP

BOTTOM

Batter	1	2	3	4	5	6	7	8	9	AB	R	H	RBI	BB	SO	LOB
Don Money, R (1, 5) OBP: 0.302, SLG: 0.474	HR		K ③			BB		BB 2-3		2	1	1	1	2	1	0
Robin Yount, R (1, 6) OBP: 0.389, SLG: 0.333	BB CS			FC6-4 1B		F7 ②		K ③		3	0	1	0	1	1	3
George Scott, R (1, 3) OBP: 0.293, SLG: 0.389	P6 ①			K ①		K ③				3	0	0	0	0	2	3
Hank Aaron, R (1, 10) OBP: 0.353, SLG: 0.344	K ②③ 1-2			L7 ②			F7 ①			3	0	0	0	0	1	2
Sixto Lezcano, R (1, 8) OBP: 0.350, SLG: 0.378		K ①		FC6-4 ③ 1-2f			K ②			3	0	0	0	0	2	1
Bobby Darwin, R (1, 9) OBP: 0.211, SLG: 0.222 Gorman Thomas, R (8, 9) OBP: 0.333, SLG: 0.333		K ②			P9 ①		K ③			3 0	0 0	0 0	0 0	0 0	2 0	0 0
Darrell Porter, L (1, 2) OBP: 0.300, SLG: 0.212		4-3 ③			3-1 ②			E6 WP SH1-3		3	0	0	0	0	0	0
Charlie Moore, R (1, 7) OBP: 0.333, SLG: 0.310			5-3 ①		K ③			K ①		3	0	0	0	0	2	1
Pedro Garcia, R (1, 4) OBP: 0.258, SLG: 0.345			F7 ②			K ①		SH1-3 ② 1-2		2	0	0	0	0	1	0
Inning Stats	R: 1 H: 1 E: 0 LOB: 1 K: 1 BB: 1 S: 5 P: 9	R: 0 H: 0 E: 0 LOB: 0 K: 2 BB: 0 S: 7 P: 7	R: 0 H: 0 E: 0 LOB: 0 K: 1 BB: 0 S: 5 P: 5	R: 0 H: 1 E: 0 LOB: 1 K: 1 BB: 0 S: 6 P: 6	R: 0 H: 0 E: 0 LOB: 0 K: 1 BB: 0 S: 5 P: 5	R: 0 H: 0 E: 0 LOB: 1 K: 2 BB: 1 S: 7 P: 11	R: 0 H: 0 E: 0 LOB: 0 K: 2 BB: 0 S: 7 P: 7	R: 0 H: 0 E: 1 LOB: 2 K: 2 BB: 1 S: 8 P: 12		1B: 1 SF: 0 2B: 1 SAC: 1 3B: 0 DP: 1 HR: 1 HBP: 0						

PITCHER	IP	WLS	BF	H	R	ER	SO	BB	IBB	HBP	BLK	WP	HR	S	P	ERA	WHIP
Frank Tanana, L (1, 1) ERA: 4.68	8.0	L	29	2	1	1	12	3	0	0	0	1	1	50	62	1.12	0.625

PITCHER	IP	WLS	BF	H	R	ER	SO	BB	IBB	HBP	BLK	WP	HR	S	P	ERA	WHIP

California Angels @ Milwaukee Brewers

Milwaukee County Stadium, Milwaukee, WI

Mon Apr 26 1976, 8:05 PM EDT

Att. 3,841 - Unknown - 38 F

livebaseballscorecards.com

AB	25
R	1
H	2
RBI	1
BB	3
SO	12
LOB	10

Batter	1	2	3	4	5	6	7	8	9	10	AB	R	H	RBI	BB	SO	LOB
Dave Collins, S (1, 7) OBP: 0.408, SLG: 0.275	G6-4-3 BB 1B BB		4-3 BLK 1B BB		FC1 S 1B		SH2 1-2	1-2 2-3 1B		G6-4-3 1-2f	2	2	2	0	2	0	0
Rusty Torres, S (8, 8) OBP: 0.234, SLG: 0.209											1	0	0	0	0	0	1
Jerry Remy, L (1, 4) OBP: 0.270, SLG: 0.196	G6-4-3 1-2 BB		4-3 1-3		FC1 BB S 1-3		6-3 2-3	F8			4	0	0	0	1	0	6
Bobby Bonds, R (1, 9) OBP: 0.500, SLG: 0.500	G6-4-3 1-2f 2-3		CS S 1B 3-H		BB 1-2 BB		BB BB		F9		3	0	1	1	2	0	2
Bill Melton, R (1, 10) OBP: 0.274, SLG: 0.327	1B BB		K 1-3		1-2 2-3 BB		FC6 1-2 BB		F8 1B 1B		2	0	1	0	3	1	1
Billy Smith, S (9, PR) OBP: 0.333, SLG: 0.333											0	0	0	0	0	0	0
Bruce Bochte, L (1, 3) OBP: 0.350, SLG: 0.364	1-2 3-H 1B			G3	F5		FC6 1-2f		1-2 1B		5	0	2	1	0	0	6
Leroy Stanton, R (1, 8) OBP: 0.359, SLG: 0.387	F6			S 1B		F8		L7	F8 2-3		4	0	1	0	0	0	2
(8, 7)											0	0	0	0	0	0	0
Joe Lahoud, L (9, PH) OBP: 0.286, SLG: 0.250											1	0	0	0	0	0	2
Paul Dade, R (9, PH)																	
(9, 7)																	
Dave Chalk, R (1, 5) OBP: 0.390, SLG: 0.431		F8		F9 1-2		F5		F7	F7		5	0	0	0	0	0	3
Andy Etchebarren, R (1, 2) OBP: 0.393, SLG: 0.333		K		6-3		F6		1B E BB		F8	4	0	0	0	1	1	1
Orlando Ramirez, R (1, 6) OBP: 0.293, SLG: 0.282		6-3			F9		6-3 SH2 1B	E5 1-2 1B		G6-4-3 1B	5	0	2	0	0	0	1
Inning Stats	R: 1 H: 1 E: 0 LOB: 2 K: 0 BB: 3 S: 3 P: 15	R: 0 H: 0 E: 0 LOB: 0 K: 1 BB: 0 S: 5 P: 5	R: 1 H: 1 E: 0 LOB: 0 K: 1 BB: 1 S: 5 P: 9	R: 0 H: 1 E: 0 LOB: 1 K: 0 BB: 0 S: 4 P: 4	R: 0 H: 1 E: 0 LOB: 3 K: 0 BB: 2 S: 4 P: 12	R: 0 H: 0 E: 0 LOB: 0 K: 0 BB: 0 S: 3 P: 3	R: 0 H: 1 E: 0 LOB: 3 K: 0 BB: 2 S: 4 P: 12	R: 0 H: 1 E: 1 LOB: 3 K: 0 BB: 1 S: 5 P: 9	R: 0 H: 2 E: 0 LOB: 2 K: 0 BB: 0 S: 5 P: 5	R: 0 H: 1 E: 0 LOB: 0 K: 0 BB: 0 S: 3 P: 3	1B: 9 SF: 0 2B: 0 SAC: 1 3B: 0 DP: 2 HR: 0 HBP: 0						

PITCHER		IP	WLS	BF	H	R	ER	SO	BB	IBB	HBP	BLK	WP	HR	S	P	ERA	WHIP
Mike Cuellar, L ERA: 19.06	(1, 1)	0.2		5	1	1	1	0	3	0	0	0	0	0	2	14	13.50	6.000
Doyle Alexander, R ERA: 2.79	(1, 1)	4.0		17	3	1	1	2	3	0	0	1	0	0	18	30	2.25	1.500
Ross Grimsley, L ERA: 1.98	(5, 1)	3.1		16	2	0	0	0	3	0	0	0	0	0	13	25	0.00	1.500
Dyar Miller, R ERA: 0.93	(9, 1)	0.1		3	2	0	0	0	0	0	0	0	0	0	3	3	0.00	6.000
Grant Jackson, L ERA: 1.8	(9, 1)	1.2	W	5	1	0	0	0	0	0	0	0	0	0	5	5	0.00	0.600

PITCHER	IP	WLS	BF	H	R	ER	SO	BB	IBB	HBP	BLK	WP	HR	S	P	ERA	WHIP

TOP

California Angels @ Baltimore Orioles

Memorial Stadium, Baltimore, MD

Tue Apr 27 1976, 7:05 PM EDT
Att. 3,661 - Unknown - 45 F

livebaseballscorecards.com

AB	36
R	2
H	9
RBI	2
BB	9
SO	2
LOB	25

WP: 0 PA: 46
PB: 0
SB: 4
CS: 1

Batter	1	2	3	4	5	6	7	8	9	10	AB	R	H	RBI	BB	SO	LOB
Tommy Harper, R (1, 10) OBP: 0.438, SLG: 0.538	SSS 0-3 ① K		BBBB 4-0 S BB			BBBB 4-0 SH3-4 S BB	x 0-0 ② 5-3		x 0-0 1B 1B		3	0	1	0	2	1	1
Paul Blair, R (1, 8) OBP: 0.235, SLG: 0.213 Tom Shopay, L (4, 8)	SSS 0-3 ② K		SSS 0-3 ② K 1-2			BBBB 4-0 SH3-4 1-2 BB	x 0-0 ③ F5		SSS 0-3 ② K		2	0	0	0	0	2	1
											2	0	0	0	1	1	2
Tony Muser, L (1, 3) OBP: 0.341, SLG: 0.263	BBBB 4-0 WP BB		x 0-0 ③ F2			x 0-0 ① SH3-4 1-2 2-3		x 0-0 FC3-6 SH1-4 1B 1B	x 0-0 ③ 1-3 1B		3	1	2	0	1	0	1
Andres Mora, R (1, 7) OBP: 0.217, SLG: 0.476	SSS 0-3 ③ K 1-2			SSS 0-3 ① K		SSS 0-3 ② K		x 0-0 ① SH1-4 1-2		x 0-0 E FC6-2 1B	4	0	1	0	0	3	3
Ken Singleton, S (1, 9) OBP: 0.232, SLG: 0.220		BBBB 4-0 CS BB BB		SSS 0-3 ② K		BBBB 4-0 BB		BBBB 4-0 FC3-6 BB		x 0-0 E1 FC6-2 IBB 1-3 1B	2	1	0	0	3	1	1
Elrod Hendricks, L (1, 2) OBP: 0.179, SLG: 0.115		BBBB 4-0 FC6-4 1-2 BB		SSS 0-3 ③ K		x 0-0 ③ F7		x 0-0 ② FC3-6 1B 1-2f 2-3		IIII 4-0 1B FC6-2 1-2 IBB	3	0	0	0	2	1	5
Doug DeCinces, R (1, 4) OBP: 0.250, SLG: 0.389 Royle Stillman, L (8, PH) OBP: 0.200, SLG: 0.111 Tim Nordbrook, R (9, 4)	SSS 0-3 ① ② K 2-3				x 0-0 ① F6	BBBB 4-0 3B BB	x 0-0 1-2 3-H 1B			x 0-0 ① FC6-2 1B 1-2 2-3 3-Hf	2	1	0	0	1	1	2
											1	0	1	1	0	0	0
											1	0	0	0	0	0	3
Brooks Robinson, R (1, 5) OBP: 0.140, SLG: 0.167		x 0-0 ③ FC6-4 1-2f			x 0-0 ② F4	x 0-0 1-H 3B	x 0-0 ③ 5-3			x 0-0 ② F8	5	0	1	1	0	0	6
Mark Belanger, R (1, 6) OBP: 0.268, SLG: 0.300			x 0-0 ① F8		SSS 0-3 ③ K	SSS 0-3 ① K		SSS 0-3 ① K		x 0-0 1-2 2-3 3-H 1B	5	0	1	1	0	3	1
Inning Stats	R: 0 E: 0 K: 3 S: 9 / H: 0 LOB: 1 BB: 1 P: 13	R: 0 E: 0 K: 1 S: 4 / H: 0 LOB: 1 BB: 2 P: 12	R: 0 E: 0 K: 1 S: 5 / H: 0 LOB: 1 BB: 1 P: 9	R: 0 E: 0 K: 3 S: 9 / H: 0 LOB: 0 BB: 0 P: 9	R: 0 E: 0 K: 1 S: 5 / H: 0 LOB: 0 BB: 0 P: 5	R: 0 E: 0 K: 1 S: 5 / H: 0 LOB: 3 BB: 3 P: 17	R: 1 E: 0 K: 1 S: 6 / H: 1 LOB: 1 BB: 1 P: 10	R: 1 E: 0 K: 0 S: 5 / H: 2 LOB: 2 BB: 1 P: 9	R: 0 E: 0 K: 2 S: 8 / H: 2 LOB: 2 BB: 0 P: 8	R: 1 E: 1 K: 0 S: 5 / H: 2 LOB: 3 BB: 1 P: 9	1B: 6 2B: 1 3B: 1 HR: 0	SF: 0 SAC: 2 DP: 1 HBP: 0						

PITCHER		IP	WLS	BF	H	R	ER	SO	BB	IBB	HBP	BLK	WP	HR	S	P	ERA	WHIP
Nolan Ryan, R ERA: 1.36	(1, 1)	8.0		35	3	2	2	11	9	0	0	0	1	0	48	84	2.25	1.500
Dick Drago, R ERA: 2.0	(9, 1)	1.2	L	10	4	1	0	2	0	1	0	0	0	0	13	17	0.00	2.400

PITCHER	IP	WLS	BF	H	R	ER	SO	BB	IBB	HBP	BLK	WP	HR	S	P	ERA	WHIP

BOTTOM

California Angels @ Baltimore Orioles

Memorial Stadium, Baltimore, MD

Tue Apr 27 1976, 7:05 PM EDT
Att. 3,661 - Unknown - 45 F

livebaseballscorecards.com

AB	33
R	3
H	7
RBI	3
BB	10
SO	13
LOB	26

1B: 6	SF: 0	WP: 1	PA: 45
2B: 1	SAC: 2	PB: 0	
3B: 1	DP: 1	SB: 2	
HR: 0	HBP: 0	CS: 1	

TOP

California Angels @ Baltimore Orioles

Memorial Stadium, Baltimore, MD

Wed Apr 28 1976, 7:05 PM EDT

Att. 3,678 - Unknown

livebaseballscorecards.com

Batter	1	2	3	4	5	6	7	8	9	AB	R	H	RBI	BB	SO	LOB
Dave Collins, S (1, 7) OBP: 0.407, SLG: 0.256	G3		BBBB 4-0 FC4-6 BB		4-3 3-H		1-3		BBBB 4-0 BB	3	0	0	1	2	0	2
Jerry Remy, L (1, 4) OBP: 0.269, SLG: 0.200	F9		FC4-6 1-2f		SSS 0-3 K			FC6-4 BB FC3-6 1B	SSS 0-3 K	4	1	1	0	0	1	2
Paul Dade, R (9, PH)										1	0	0	0	0	1	2
Bobby Bonds, R (1, 10) OBP: 0.467, SLG: 0.435	SSS 0-3 K		5-3			5-3		BBBB 4-0 FC6-4 1-2 BB		3	0	0	0	1	1	1
Bill Melton, R (1, 5) OBP: 0.273, SLG: 0.339		1-3		6-3		4-3 2B		FC6-4 FC3-6 1-2f 2-3		4	0	1	0	0	0	2
Bruce Bochte, L (1, 3) OBP: 0.328, SLG: 0.339		4-3		4-3		4-3 2-3		FC3-6 1-2f 3-H		4	0	0	1	0	0	2
Leroy Stanton, R (1, 9) OBP: 0.349, SLG: 0.371		E 1B		F3		F8		F3		4	0	1	0	0	0	2
Dave Chalk, R (1, 6) OBP: 0.397, SLG: 0.436		E3 1-2			FC6-4 1B		G5-4-3 1B		F9	4	0	2	0	0	0	1
Andy Etchebarren, R (1, 2) OBP: 0.344, SLG: 0.286		F3			FC6-4 2B 4-3 1-2f		G5-4-3 1-2f		6-3	4	1	0	0	0	0	4
Rusty Torres, S (1, 8) OBP: 0.275, SLG: 0.298			6-3		1-3		1B		2B	4	0	3	0	0	0	0

AB	35
R	2
H	8
RBI	2
BB	3
SO	3
LOB	18

Inning Stats	1	2	3	4	5	6	7	8	9
	R: 0 H: 0 E: 0 LOB: 0 K: 1 BB: 0 S: 5 P: 5	R: 0 H: 1 E: 1 LOB: 2 K: 0 BB: 0 S: 5 P: 5	R: 0 H: 0 E: 0 LOB: 1 K: 0 BB: 1 S: 3 P: 7	R: 0 H: 0 E: 0 LOB: 0 K: 0 BB: 0 S: 3 P: 3	R: 1 H: 2 E: 0 LOB: 1 K: 1 BB: 0 S: 7 P: 7	R: 0 H: 1 E: 0 LOB: 1 K: 0 BB: 0 S: 4 P: 4	R: 0 H: 2 E: 0 LOB: 1 K: 0 BB: 0 S: 4 P: 4	R: 1 H: 1 E: 0 LOB: 1 K: 0 BB: 1 S: 4 P: 8	R: 0 H: 1 E: 0 LOB: 2 K: 1 BB: 1 S: 6 P: 10

| | | | | | | | | | |

BOTTOM

California Angels @ Baltimore Orioles

Memorial Stadium, Baltimore, MD

Wed Apr 28 1976, 7:05 PM EDT

Att. 3,678 - Unknown

livebaseballscorecards.com

Batter	1	2	3	4	5	6	7	8	9	AB	R	H	RBI	BB	SO	LOB
Al Bumbry, L (1, 7) OBP: 0.313, SLG: 0.381	SH5-3 6-3 2B	1-2 2-H 1B		K 1-2		L6		G4-6-3 1-2f		5	1	2	0	0	1	3
Paul Blair, R (1, 8) OBP: 0.278, SLG: 0.265	SH5-3 2-3		2B		S BB E 1B	S BB				2	1	2	0	1	0	0
Bobby Grich, R (1, 4) OBP: 0.382, SLG: 0.273	6-3 3-H		6-3		S 1-2 SF7 BB	5-3 1-2				3	1	0	1	1	0	2
Andres Mora, R (1, 10) OBP: 0.222, SLG: 0.500	2B		K		SF7 1-H 2-H		K			3	0	1	1	0	2	1
Ken Singleton, S (1, 9) OBP: 0.233, SLG: 0.208	F7		FC4 BB		F7		1-3			3	0	0	0	1	0	1
Tony Muser, L (1, 3) OBP: 0.333, SLG: 0.262		4-3	FC4 1-2f		2B 1B		F8			4	1	1	0	0	0	2
Brooks Robinson, R (1, 5) OBP: 0.167, SLG: 0.212		6-3		6-3	1-H 1B 2B			FC5-6 1B		4	0	2	1	0	0	0
Dave Duncan, R (1, 2) OBP: 0.214, SLG: 0.185		1B 1B BB		1-3	2-H 1B			FC5-6 1-2f 1B		3	0	1	0	1	0	1
Mark Belanger, R (1, 6) OBP: 0.311, SLG: 0.341		1B 1-2 1B		S 1B		L7		G4-6-3 1-2 1B		4	0	3	0	0	0	0
Inning Stats	R: 1 H: 2 E: 0 LOB: 1 K: 0 BB: 0 S: 5 P: 5	R: 0 H: 2 E: 0 LOB: 2 K: 0 BB: 1 S: 4 P: 8	R: 0 H: 1 E: 0 LOB: 2 K: 1 BB: 1 S: 6 P: 10	R: 0 H: 1 E: 0 LOB: 1 K: 1 BB: 0 S: 6 P: 6	R: 3 H: 4 E: 0 LOB: 2 K: 0 BB: 1 S: 6 P: 10	R: 0 H: 0 E: 0 LOB: 1 K: 0 BB: 1 S: 3 P: 7	R: 0 H: 0 E: 0 LOB: 0 K: 1 BB: 0 S: 5 P: 5	R: 0 H: 2 E: 0 LOB: 1 K: 0 BB: 0 S: 4 P: 4		1B: 8 SF: 1 2B: 4 SAC: 1 3B: 0 DP: 1 HR: 0 HBP: 0						

	AB	31
	R	4
	H	12
	RBI	3
	BB	4
	SO	3
	LOB	10

WP: 0 PA: 37
PB: 0
SB: 5
CS: 0

PITCHER		IP	WLS	BF	H	R	ER	SO	BB	IBB	HBP	BLK	WP	HR	S	P	ERA	WHIP
Gary Ross, R ERA: 3.57	(1, 1)	5.0	L	26	10	4	4	2	3	0	0	0	0	0	27	39	7.20	2.600
Paul Hartzell, R ERA: 2.13	(6, 1)	3.0		11	2	0	0	1	1	0	0	0	0	0	12	16	0.00	1.000

PITCHER	IP	WLS	BF	H	R	ER	SO	BB	IBB	HBP	BLK	WP	HR	S	P	ERA	WHIP

Batter	1	2	3	4	5	6	7	8	9	AB	R	H	RBI	BB	SO	LOB
Rusty Torres, S (1, 8) OBP: 0.250, SLG: 0.269	F8	K			5-3		F9		F7	5	0	0	0	0	1	3
Jerry Remy, L (1, 4) OBP: 0.268, SLG: 0.219	1B 2B		F9		1-3		K			4	1	1	0	0	1	0
Bobby Bonds, R (1, 9) OBP: 0.471, SLG: 0.556	F8		HR		1B			P3		4	1	2	1	0	0	1
Bill Melton, R (1, 10) OBP: 0.300, SLG: 0.344 Dave Collins, S (8, PR) OBP: 0.407, SLG: 0.256	2-H 1B		BBBB BB		F2			BBBB CS BB		2 0	0 0	1 0	1 0	2 0	0 0	1 0
Bruce Bochte, L (1, 3) OBP: 0.324, SLG: 0.333	F8		F8			P6		1-2 1B		4	0	1	0	0	0	2
Leroy Stanton, R (1, 7) OBP: 0.340, SLG: 0.385		K	P6			2B		K		4	0	1	0	0	2	2
Dave Chalk, R (1, 5) OBP: 0.388, SLG: 0.424		FC6-4 1B 1B		1-3		1-3			6-3	4	0	1	0	0	0	1
Andy Etchebarren, R (1, 2) OBP: 0.343, SLG: 0.290 Ed Herrmann, L (9, PH) OBP: 0.207, SLG: 0.481 (9, 2)		1-2 FC6-4 1B		6-3		F3			K	3 1	0 0	1 0	0 0	0 0	0 1	1 0
Orlando Ramirez, R (1, 6) OBP: 0.273, SLG: 0.262 Joe Lahoud, L (9, PH) OBP: 0.286, SLG: 0.250 Billy Smith, S (9, PR) OBP: 0.333, SLG: 0.333 (9, 6)		1-2f 2-3 FC6-4		5-3			K		CI	3 0 0	0 0 0	0 0 0	0 0 0	0 0 0	1 0 0	2 0 0
Inning Stats	R: 1 E: 0 K: 0 S: 5 H: 2 LOB: 1 BB: 0 P: 5	R: 0 E: 0 K: 2 S: 9 H: 2 LOB: 2 BB: 0 P: 9	R: 1 E: 0 K: 0 S: 4 H: 1 LOB: 1 BB: 1 P: 8	R: 0 E: 0 K: 0 S: 3 H: 0 LOB: 0 BB: 0 P: 3	R: 0 E: 0 K: 0 S: 4 H: 1 LOB: 1 BB: 0 P: 4	R: 0 E: 0 K: 0 S: 4 H: 1 LOB: 1 BB: 0 P: 4	R: 0 E: 0 K: 2 S: 7 H: 0 LOB: 0 BB: 0 P: 7	R: 0 E: 0 K: 1 S: 5 H: 1 LOB: 1 BB: 1 P: 9	R: 0 E: 1 K: 1 S: 6 H: 0 LOB: 1 BB: 0 P: 6	1B: 5 2B: 2 3B: 0 HR: 1 SF: 0 SAC: 0 DP: 0 HBP: 0							

PITCHER	IP	WLS	BF	H	R	ER	SO	BB	IBB	HBP	BLK	WP	HR	S	P	ERA	WHIP
Fritz Peterson, L (1, 1) ERA: 5.28	5.1		24	7	2	2	2	1	0	0	0	0	1	27	31	3.38	1.500
Jim Kern, R (6, 1) ERA: 1.02	3.2	W	13	1	0	0	4	1	0	0	0	0	0	20	24	0.00	0.545

PITCHER	IP	WLS	BF	H	R	ER	SO	BB	IBB	HBP	BLK	WP	HR	S	P	ERA	WHIP

California Angels @ Cleveland Indians

Cleveland Municipal Stadium, Cleveland, OH

Fri Apr 30 1976, 7:05 PM EDT
Att. 5,933 - Unknown - 52 F

TOP

livebaseballscorecards.com

AB	34
R	2
H	8
RBI	2
BB	2
SO	6
LOB	13

1B: 5	SF: 0	WP: 0	PA: 37
2B: 2	SAC: 0	PB: 0	
3B: 0	DP: 0	SB: 0	
HR: 1	HBP: 0	CS: 1	

Batter	1	2	3	4	5	6	7	8	9	AB	R	H	RBI	BB	SO	LOB
Rick Manning, L (1, 8) OBP: 0.452, SLG: 0.519	1B		1B		BB		1B	IBB		3	1	3	0	2	0	0
Larvell Blanks, R (1, 4) (9, 6) OBP: 0.111, SLG: 0.111	F3		FC5-4 BB		FC5-6		F7	FC6		5	0	0	0	0	0	9
Buddy Bell, R (1, 5) OBP: 0.482, SLG: 0.489	L4		BB		K		BB		1B HR 2B	3	1	1	0	2	1	2
Rico Carty, R (1, 10) OBP: 0.370, SLG: 0.457	K		1-3		F3		K		HR 1B	5	0	1	0	0	2	7
Rick Waits, L (9, PR)										0	1	0	0	0	0	0
George Hendrick, R (1, 7) OBP: 0.264, SLG: 0.520		4-3		5-3		G3 1B 2B	K		HR	5	2	2	3	0	1	2
Charlie Spikes, R (1, 9) OBP: 0.375, SLG: 0.357		6-3		S 1B		G3		1-3 SH1-4 HBP		3	0	1	0	0	0	1
Doug Howard, R (1, 3) OBP: 0.250, SLG: 0.263		F9		K		4-3 1B		SH1-4		3	0	1	1	0	1	1
Alan Ashby, S (1, 2) OBP: 0.364, SLG: 0.450			K	K		4-3		1-3 BB		3	0	0	0	1	2	2
Frank Duffy, R (1, 6) OBP: 0.333, SLG: 0.308			FC5-4 1B 1B	FC5-6 BB BB		F9		1-3		2	0	1	0	1	0	1
John Lowenstein, L (8, PH)										1	0	0	0	0	0	2
Duane Kuiper, L (9, 4) OBP: 0.296, SLG: 0.271										0	0	0	0	0	0	0
Inning Stats	R: 0 E: 0 K: 1 S: 6 H: 1 LOB: 1 BB: 0 P: 6	R: 0 E: 0 K: 0 S: 3 H: 0 LOB: 0 BB: 0 P: 3	R: 0 E: 0 K: 1 S: 7 H: 2 LOB: 3 BB: 1 P: 11	R: 0 E: 0 K: 2 S: 8 H: 1 LOB: 1 BB: 0 P: 8	R: 1 E: 0 K: 1 S: 5 H: 0 LOB: 1 BB: 2 P: 13	R: 1 E: 0 K: 0 S: 5 H: 2 LOB: 1 BB: 0 P: 5	R: 0 E: 0 K: 2 S: 8 H: 1 LOB: 2 BB: 1 P: 12	R: 0 E: 0 K: 0 S: 3 H: 0 LOB: 3 BB: 2 P: 12	R: 3 E: 0 K: 0 S: 3 H: 3 LOB: 1 BB: 0 P: 3	1B: 7 2B: 2 3B: 0 HR: 1	SF: 0 SAC: 1 DP: 0 HBP: 1						

PITCHER		IP	WLS	BF	H	R	ER	SO	BB	IBB	HBP	BLK	WP	HR	S	P	ERA	WHIP
Frank Tanana, L ERA: 3.9	(1, 1)	7.1		35	7	2	1	7	5	0	1	0	0	0	43	64	1.23	1.636
Dick Drago, R ERA: 4.66	(8, 1)	0.2	L	6	3	3	3	0	0	1	0	0	0	1	5	9	40.50	4.500

PITCHER	IP	WLS	BF	H	R	ER	SO	BB	IBB	HBP	BLK	WP	HR	S	P	ERA	WHIP

BOTTOM

California Angels @ Cleveland Indians

Cleveland Municipal Stadium, Cleveland, OH

Fri Apr 30 1976, 7:05 PM EDT
Att. 5,933 - Unknown - 52 F

livebaseballscorecards.com

AB	33
R	5
H	10
RBI	4
BB	6
SO	7
LOB	27

California Angels @ Cleveland Indians

Cleveland Municipal Stadium, Cleveland, OH

Sat May 01 1976, 3:33 AM EDT

Att. 17,496 - Unknown

TOP

livebaseballscorecards.com

Batter	1	2	3	4	5	6	7	8	9	AB	R	H	RBI	BB	SO	LOB
Rusty Torres, S (1, 8) OBP: 0.246, SLG: 0.263	5-3	G3		1B		F9			1-3	5	0	1	1	0	0	0
Jerry Remy, L (1, 4) OBP: 0.280, SLG: 0.250	BB, WP, 1B; 1B	4-3	CS	5-3-6; 2B		1-3			4	1	2	0	0	0	0	
Bobby Bonds, R (1, 9) OBP: 0.447, SLG: 0.516	WP, BB, 1B; 1B	K	5-3-6; HR			6-3			4	1	1	0	0	1	1	
Bill Melton, R (1, 10) OBP: 0.311, SLG: 0.391	WP, 1B; BB	4-3	HR			F8			3	2	1	1	1	0	0	
Bruce Bochte, L (1, 3) OBP: 0.361, SLG: 0.364	S; 1B		1B; FC6-4; BB	1B; 1B				G5-4-3; 1B		3	1	3	2	1	0	0
Joe Lahoud, L (1, 7) OBP: 0.281, SLG: 0.250	K		F9	FC6-4; 1B				G5-4-3		4	0	1	0	0	1	3
Dave Chalk, R (1, 5) OBP: 0.380, SLG: 0.413	K		FC6-4; 1B	FC6-4				K		4	1	1	0	0	2	3
Ed Herrmann, L (1, 2) OBP: 0.212, SLG: 0.433		4-3	FC6-4; IBB			G1			F7	3	0	0	0	1	0	0
Orlando Ramirez, R (1, 6) OBP: 0.250, SLG: 0.239		K	FC6-4; CS, 1B			F8			F8	4	0	0	1	0	1	2
Inning Stats	R: 3 E: 0 K: 2 S: 10 H: 3 LOB: 1 BB: 1 P: 14	R: 0 E: 0 K: 1 S: 5 H: 0 LOB: 0 BB: 0 P: 5	R: 0 E: 0 K: 1 S: 5 H: 0 LOB: 0 BB: 0 P: 5	R: 2 E: 0 K: 0 S: 4 H: 2 LOB: 1 BB: 2 P: 12	R: 1 E: 0 K: 0 S: 6 H: 4 LOB: 2 BB: 0 P: 6	R: 0 E: 0 K: 0 S: 3 H: 0 LOB: 0 BB: 0 P: 3	R: 0 E: 0 K: 0 S: 3 H: 0 LOB: 0 BB: 0 P: 3	R: 0 E: 0 K: 1 S: 5 H: 1 LOB: 0 BB: 0 P: 5	R: 0 E: 0 K: 0 S: 3 H: 0 LOB: 0 BB: 0 P: 3	1B: 8 2B: 2 3B: 0 HR: 1 SF: 0 SAC: 0 DP: 2 HBP: 0							

	AB	34
	R	6
	H	10
	RBI	5
	BB	3
	SO	5
	LOB	9

WP: 1 PB: 0 SB: 1 CS: 1 PA: 38

PITCHER		IP	WLS	BF	H	R	ER	SO	BB	IBB	HBP	BLK	WP	HR	S	P	ERA	WHIP
Pat Dobson, R (1, 1) ERA: 6.48		3.2	L	19	5	5	5	4	2	1	0	0	1	0	24	36	12.27	1.909
Don Hood, L (4, 1) ERA: 3.18		2.2		10	4	1	1	0	0	0	0	0	0	1	10	10	3.38	1.500
Stan Thomas, R (7, 1) ERA: 2.45		1.2		5	1	0	0	1	0	0	0	0	0	0	7	7	0.00	0.600
Tom Buskey, R (9, 1) ERA: 4.5		1.0		3	0	0	0	0	0	0	0	0	0	0	3	3	0.00	0.000

PITCHER	IP	WLS	BF	H	R	ER	SO	BB	IBB	HBP	BLK	WP	HR	S	P	ERA	WHIP

BOTTOM

California Angels @ Cleveland Indians

Cleveland Municipal Stadium, Cleveland, OH

Sat May 01 1976, 3:33 AM EDT

Att. 17,496 - Unknown

livebaseballscorecards.com

Batter	1	2	3	4	5	6	7	8	9	AB	R	H	RBI	BB	SO	LOB
Rick Manning, L (1, 8) OBP: 0.439, SLG: 0.491	BBBB 4-0 1B BB		x 0-0 ② 4-3		SSS 0-3 ② K			x 0-0 ① 4-3		3	0	0	0	1	1	0
Duane Kuiper, L (1, 4) OBP: 0.293, SLG: 0.255	SSS 0-3 ① K		BBBB 4-0 BB		SSS 0-3 ③ K			x 0-0 ② 1-3		3	0	0	0	1	2	1
Buddy Bell, R (1, 5) OBP: 0.483, SLG: 0.490	x 0-0 G6-4-3 1-3 1B		SSS 0-3 ③ K			x 0-0 G4-6-3 1B		x 0-0 6-3		4	0	2	0	0	1	1
Rico Carty, R (1, 10) OBP: 0.362, SLG: 0.460	x 0-0 ②③ G6-4-3 1-2f			x 0-0 1B 6-3 2B		x 0-0 ① G4-6-3 ② 1-2f			x 0-0 ① F8	4	1	1	0	0	0	3
George Hendrick, R (1, 7) OBP: 0.263, SLG: 0.491		BBBB 4-0 E S BB		x 0-0 ① 5-3		x 0-0 ③ F9			SSS 0-3 ② K	3	0	0	0	1	1	1
John Lowenstein, L (1, 3) OBP: 0.429, SLG: 0.111		x 0-0 ① F9		x 0-0 S 1B 2-3			x 0-0 ① F7		BBBB 4-0 FC5-4 BB	3	0	1	0	1	0	1
Charlie Spikes, R (1, 9) OBP: 0.365, SLG: 0.348		SSS 0-3 ② K 1-3		x 0-0 ② 6-3 1-2 3-H			x 0-0 E 1B		x 0-0 ③ FC5-4 1-2f	4	0	1	1	0	1	3
Alan Ashby, S (1, 2) OBP: 0.340, SLG: 0.419		SSS 0-3 ③ K		x 0-0 ③ 1-3			x 0-0 E4 G5-4-3 1-3			3	0	0	0	0	1	3
Frank Duffy, R (1, 6) OBP: 0.311, SLG: 0.286			x 0-0 ① F8		x 0-0 ① 5-3		x 0-0 ②③ G5-4-3 1-2f			3	0	0	0	0	0	2

	AB	30
	R	1
	H	5
	RBI	1
	BB	4
	SO	7
	LOB	15

Inning Stats																																		
	R: 0	H: 1	R: 0	H: 0	R: 0	H: 0	R: 1	H: 2	R: 0	H: 0	R: 0	H: 1	R: 0	H: 1	R: 0	H: 0	R: 0	H: 0	1B: 4	SF: 0	WP: 0	PA: 34
	E: 0	LOB: 1	E: 0	LOB: 1	E: 0	LOB: 1	E: 0	LOB: 1	E: 0	LOB: 0	K: 0	LOB: 0	E: 1	LOB: 1	E: 0	LOB: 0	E: 0	LOB: 1	2B: 1	SAC: 0	PB: 0	
	K: 1	BB: 1	K: 2	BB: 1	K: 1	BB: 0	K: 0	BB: 0	K: 2	BB: 0	S: 3	BB: 0	K: 0	BB: 0	K: 0	BB: 0	K: 1	BB: 1	3B: 0	DP: 3	SB: 2	
	S: 5	P: 9	S: 7	P: 11	S: 5	P: 9	S: 5	P: 5	S: 7	P: 7		P: 3	S: 4	P: 4	S: 3	P: 3	S: 5	P: 9	HR: 0	HBP: 0	CS: 0	

PITCHER		IP	WLS	BF	H	R	ER	SO	BB	IBB	HBP	BLK	WP	HR	S	P	ERA	WHIP
Nolan Ryan, R ERA: 1.42	(1, 1)	5.0	W	20	3	1	1	6	3	0	0	0	0	0	29	41	1.80	1.200
Paul Hartzell, R ERA: 1.62	(6, 1)	4.0	S	14	2	0	0	1	1	0	0	0	0	0	15	19	0.00	0.750

PITCHER	IP	WLS	BF	H	R	ER	SO	BB	IBB	HBP	BLK	WP	HR	S	P	ERA	WHIP

California Angels @ Cleveland Indians

Cleveland Municipal Stadium, Cleveland, OH

Sun May 02 1976, 3:33 AM EDT

Unknown - 62 F

TOP

livebaseballscorecards.com

Batter	1	2	3	4	5	6	7	8	9	AB	R	H	RBI	BB	SO	LOB
Rusty Torres, S (1, 8) OBP: 0.273, SLG: 0.317	BBBB 4-0 G4-6-3 BB		x 0-0 ① F9		x 0-0 HR		BBBB 4-0 BB BB BB		x 0-0 ① P5	3	1	1	1	2	0	1
Jerry Remy, L (1, 4) OBP: 0.288, SLG: 0.250	x 0-0 ①② G4-6-3 1-2f		x 0-0 1B S SF8 1B		SSS 0-3 ① K		BBBB 4-0 1-2 BB BB		x 0-0 ②③ G4-6-3 1-2f	4	1	1	0	1	1	2
Bobby Bonds, R (1, 9) OBP: 0.452, SLG: 0.500	x 0-0 ③ F7		x 0-0 1B 1-3 1B		SSS 0-3 ② K		BBBB 4-0 1-2 2-3 BB			3	0	1	0	1	1	0
Bill Melton, R (1, 10) OBP: 0.321, SLG: 0.418		x 0-0 1B 2B	x 0-0 ② SF8 3-H		x 0-0 1B		SSS 0-3 ② K			3	1	2	1	0	1	3
Bruce Bochte, L (1, 3) OBP: 0.368, SLG: 0.371		x 0-0 SH5-3 FC5-2 2-H 1B	x 0-0 1-2 1B		x 0-0 ③ P4		x 0-0 ③ F8			4	0	2	1	0	0	4
Joe Lahoud, L (1, 7) OBP: 0.278, SLG: 0.226		BBBB 4-0 FC5-2 SH5-3 BB	x 0-0 ③ F8			x 0-0 ① F4		x 0-0 ① P6		3	0	0	0	1	0	2
Dave Chalk, R (1, 5) OBP: 0.378, SLG: 0.409		x 0-0 ① SH5-3 1-2 2-3		x 0-0 G5-4-3 1B		x 0-0 ② F7		SSS 0-3 ② K		3	0	1	0	0	1	0
Andy Etchebarren, R (1, 2) OBP: 0.308, SLG: 0.257		x 0-0 ② FC5-2 2-3 3-H		x 0-0 ①② G5-4-3 1-2f		x 0-0 ③ 1-3		x 0-0 ③ F8		4	0	0	0	0	0	3
Orlando Ramirez, R (1, 6) OBP: 0.240, SLG: 0.229		x 0-0 ③ F7		x 0-0 ③ 6-3			SSS 0-3 ① K2-3		x 0-0 G4-6-3 1B	2	0	0	0	0	0	2
Billy Smith, S (7, PH) OBP: 0.375, SLG: 0.375 (7, 6)										2	0	1	0	0	1	0

	AB	31
	R	3
	H	9
	RBI	3
	BB	5
	SO	5
	LOB	17

Inning Stats	1	2	3	4	5	6	7	8	9	1B: 7	SF: 1	WP: 0	PA: 38
	R: 0 E: 0 K: 0 S: 2	H: 0 LOB: 0 BB: 1 P: 6	R: 1 E: 0 K: 0 S: 5	H: 2 LOB: 2 BB: 1 P: 9	R: 1 E: 0 K: 0 S: 6	H: 3 LOB: 2 BB: 0 P: 6	R: 0 E: 0 K: 0 S: 3	H: 1 LOB: 0 BB: 0 P: 3	R: 1 E: 0 K: 2 S: 9	H: 2 LOB: 1 BB: 0 P: 9	R: 0 E: 0 K: 0 S: 3	H: 0 LOB: 0 BB: 0 P: 3	R: 0 E: 0 K: 2 S: 7	H: 0 LOB: 3 BB: 3 P: 19	R: 0 E: 0 K: 1 S: 5	H: 0 LOB: 0 BB: 0 P: 5	R: 0 E: 0 K: 0 S: 3	H: 1 LOB: 0 BB: 0 P: 3	2B: 1 3B: 0 HR: 1	SAC: 1 DP: 3 HBP: 0	PB: 0 SB: 1 CS: 0	

PITCHER		IP	WLS	BF	H	R	ER	SO	BB	IBB	HBP	BLK	WP	HR	S	P	ERA	WHIP
Jackie Brown, R ERA: 3.12	(1, 1)	6.1	W	29	8	3	3	3	4	0	0	0	0	1	31	47	4.26	1.895
Tom Buskey, R ERA: 2.7	(7, 1)	2.2		9	1	0	0	2	1	0	0	0	0	0	12	16	0.00	0.750

PITCHER	IP	WLS	BF	H	R	ER	SO	BB	IBB	HBP	BLK	WP	HR	S	P	ERA	WHIP

Batter	1	2	3	4	5	6	7	8	9	AB	R	H	RBI	BB	SO	LOB
Rick Manning, L (1, 8) OBP: 0.408, SLG: 0.450	P6		K		E3 1-3 2-H 3-H SH1-3-2		F7	E6 3-4 1-2 2-3 3-H		5	0	0	0	0	1	3
Duane Kuiper, L (1, 4) OBP: 0.274, SLG: 0.236	6-3		6-3		SH1-3-2 2-Hf 3-H		F7	3-4 1-2 2-3 3-H		4	0	0	2	0	0	2
Buddy Bell, R (1, 5) OBP: 0.477, SLG: 0.536	4-3		6-3		HR		HR 1B	K		5	2	2	1	0	1	2
Rico Carty, R (1, 10) OBP: 0.387, SLG: 0.528		FC6-4 SF8 BB 1B		G5-4-3 BB	F9		1-H HR			3	2	2	2	1	0	0
George Hendrick, R (1, 7) OBP: 0.279, SLG: 0.482		FC6-4 1-2 BB		G5-4-3 1-2f		2B SF9 1B	K			3	1	1	0	1	1	1
Charlie Spikes, R (1, 9) OBP: 0.357, SLG: 0.327		FC6-4 CS 1-2f 2-3		F8		F9		E E BB		3	1	0	0	1	0	3
Doug Howard, R (1, 3) OBP: 0.292, SLG: 0.409		SF8 3-H			1B E 2B	SF9 1-3 2B		E5 E 1-3 3-4		3	2	2	1	0	0	1
Alan Ashby, S (1, 2) OBP: 0.373, SLG: 0.432		CS 1-2	E 1B		1B E BB	SF9 2-3 3-H		3-4 E IBB		1	2	1	1	2	0	0
Frank Duffy, R (1, 6) OBP: 0.327, SLG: 0.348			E4 1-H 3B		E 1-2 2-3 SH1-3-2 1B	K		F7		4	2	2	1	0	1	4
Inning Stats	R: 0 E: 0 K: 0 S: 3 H: 0 LOB: 0 BB: 0 P: 3	R: 1 E: 0 K: 0 S: 3 H: 1 LOB: 0 BB: 1 P: 7	R: 2 E: 1 K: 1 S: 7 H: 2 LOB: 0 BB: 0 P: 7	R: 0 E: 0 K: 0 S: 2 H: 0 LOB: 0 BB: 1 P: 6	R: 4 E: 1 K: 0 S: 6 H: 3 LOB: 0 BB: 1 P: 10	R: 1 E: 0 K: 1 S: 7 H: 2 LOB: 1 BB: 0 P: 7	R: 2 E: 0 K: 1 S: 7 H: 2 LOB: 0 BB: 0 P: 7	R: 2 E: 2 K: 1 S: 7 H: 0 LOB: 2 BB: 2 P: 15		1B: 5 2B: 3 3B: 1 HR: 2 SF: 2 SAC: 1 DP: 2 HBP: 0						

PITCHER		IP	WLS	BF	H	R	ER	SO	BB	IBB	HBP	BLK	WP	HR	S	P	ERA	WHIP
Andy Hassler, L ERA: 8.16	(1, 1)	4.2	L	21	6	7	3	1	3	0	0	0	0	1	20	32	5.79	1.929
Steve Dunning, R ERA: 7.5	(5, 1)	2.2		15	4	5	3	2	1	1	0	0	0	1	17	25	10.12	1.875
Sid Monge, L ERA: 1.0	(8, 1)	0.2		3	0	0	0	1	0	0	0	0	0	0	5	5	0.00	0.000

PITCHER	IP	WLS	BF	H	R	ER	SO	BB	IBB	HBP	BLK	WP	HR	S	P	ERA	WHIP

BOTTOM

California Angels @ Cleveland Indians

Cleveland Municipal Stadium, Cleveland, OH

Sun May 02 1976, 3:33 AM EDT

Unknown - 62 F

livebaseballscorecards.com

AB	31
R	12
H	10
RBI	8
BB	5
SO	4
LOB	16

Batter	1	2	3	4	5	6	7	8	9	AB	R	H	RBI	BB	SO	LOB
Dave Collins, S (1, 7) OBP: 0.424, SLG: 0.244 Leroy Stanton, R (8, 7) OBP: 0.340, SLG: 0.385	B B B B 4-0 E S 1B BB	B B B 4-0 3-1 BB		B B B 4-0 1-2 2-3 BB		S S S 0-3 ② K		S S S 0-3 ① K		2 1 0 0 3 2 2 0 0 0 0 0 0 0						
Jerry Remy, L (1, 4) OBP: 0.294, SLG: 0.253	B B B B 4-0 S 1-3 1B BB	x 0-0 ② 3-1 1-2 2-3		x 0-0 ② SF7 3-H		x 0-0 BB 2-H 1B		S S S 0-3 ② K		3 1 1 2 1 1 3						
Bobby Bonds, R (1, 9) OBP: 0.447, SLG: 0.474	x 0-0 4-3 1-6-3 1-H 3-H 1B	S S S 0-3 ③ K		S S S 0-3 ③ K		B B B B 4-0 FC5-4 1-2 BB		x 0-0 ③ F8		4 1 1 2 1 2 5						
Bill Melton, R (1, 10) OBP: 0.325, SLG: 0.444 Billy Smith, S (9, PR) OBP: 0.375, SLG: 0.375	x 0-0 ① 4-3 2-3		x 0-0 ① F9		x 0-0 2B	x 0-0 ③ FC5-4 1-2f			x 0-0 BB 2B	5 0 2 0 0 0 3 0 0 0 0 0 0 0						
Bruce Bochte, L (1, 3) OBP: 0.383, SLG: 0.378	B B B B 4-0 1-6-3 BB		x 0-0 CS 1B		x 0-0 ① F7		x 0-0 FC5-4 SH3 1B		S S S 0-3 ① K	4 0 2 0 1 1 2						
Ed Herrmann, L (1, 2) OBP: 0.194, SLG: 0.394 Andy Etchebarren, R (9, PH) OBP: 0.300, SLG: 0.250 (9, 2)	x 0-0 ② 1-6-3 1-2 3-H		S S S 0-3 ②③ K 1-2		x 0-0 ② F8		x 0-0 ① SH3 1-2		S S S 0-3 ② K	3 0 0 1 0 1 3 1 0 0 0 0 1 1						
Dave Chalk, R (1, 5) OBP: 0.380, SLG: 0.400	x 0-0 ③ P6			x 0-0 BB BB SF7 1B	S S S 0-3 ③ K		x 0-0 ② FC5-4 2-3		I I I I 4-0 BB IBB	4 1 1 0 1 1 3						
Rusty Torres, S (1, 8) OBP: 0.296, SLG: 0.317		x 0-0 3-1 SH1-3 1B		S S S 0-3 ① K		B B B B 4-0 SH3 1B BB	S S S 0-3 ③ K		B B B B 4-0 1-2 2-3 BB	3 1 1 0 2 2 2						
Orlando Ramirez, R (1, 6) OBP: 0.264, SLG: 0.224		x 0-0 ① SH1-3 1-2		B B B B 4-0 BB 1-2 BB		x 0-0 ① SH3 1-2		B B B B 4-0 BB	x 0-0 ③ P4	1 0 0 0 2 0 3						
Inning Stats	R: 3 H: 1 E: 0 LOB: 1 K: 0 BB: 3 S: 4 P: 16	R: 0 H: 1 E: 0 LOB: 2 K: 1 BB: 1 S: 6 P: 10	R: 0 H: 1 E: 0 LOB: 1 K: 1 BB: 0 S: 5 P: 5	R: 1 H: 1 E: 0 LOB: 2 K: 2 BB: 2 S: 8 P: 16	R: 0 H: 1 E: 0 LOB: 1 K: 1 BB: 0 S: 6 P: 6	R: 1 H: 1 E: 0 LOB: 2 K: 1 BB: 2 S: 6 P: 14	R: 0 H: 1 E: 0 LOB: 1 K: 1 BB: 0 S: 6 P: 6	R: 0 H: 0 E: 0 LOB: 1 K: 2 BB: 1 S: 7 P: 11	R: 0 H: 1 E: 0 LOB: 3 K: 2 BB: 2 S: 8 P: 16	1B: 6 SF: 1 2B: 3 SAC: 3 3B: 0 DP: 1 HR: 0 HBP: 0						

TOP

California Angels @ Cleveland Indians

Cleveland Municipal Stadium, Cleveland, OH

Sun May 02 1976, 3:38 AM EDT
Att. 15,038 - Cloudy - 68 F

livebaseballscorecards.com

AB	30
R	5
H	8
RBI	5
BB	11
SO	11
LOB	27

PITCHER		IP	WLS	BF	H	R	ER	SO	BB	IBB	HBP	BLK	WP	HR	S	P	ERA	WHIP
Jim Bibby, R ERA: 8.78	(1, 1)	1.1		10	2	3	3	0	4	0	0	0	0	0	6	22	20.25	4.500
Don Hood, L ERA: 3.38	(2, 1)	2.0	L	9	2	1	1	3	2	0	0	0	0	0	13	21	4.50	2.000
Jim Kern, R ERA: 1.33	(4, 1)	2.2		12	2	1	1	3	2	0	0	0	0	0	16	24	3.38	1.500
Dave LaRoche, L ERA:	(7, 1)	3.0		14	2	0	0	5	2	1	0	0	0	0	21	33	0.00	1.333

PITCHER	IP	WLS	BF	H	R	ER	SO	BB	IBB	HBP	BLK	WP	HR	S	P	ERA	WHIP

WP: 0	PA: 45																
PB: 0																	
SB: 2																	
CS: 1																	

Batter	1	2	3	4	5	6	7	8	9	AB	R	H	RBI	BB	SO	LOB
Rick Manning, L (1, 8) OBP: 0.382, SLG: 0.415	1-3		F7		F8		K		F5	5	0	0	0	0	1	1
Duane Kuiper, L (1, 4) OBP: 0.284, SLG: 0.237	5-3		BB, 1B, 1-2		B3		K		G6-4-3, 1B	4	1	1	0	1	1	0
Buddy Bell, R (1, 5) OBP: 0.471, SLG: 0.517	F9		1B, 1-3, 2-H		BB		6-3		G6-4-3, 1-2f	4	1	1	1	1	0	1
Rico Carty, R (1, 10) OBP: 0.409, SLG: 0.561		FC1-6-5, 2B	1B, 2-H, 3-H		L7			1B		4	1	3	2	0	0	1
John Lowenstein, L (1, 3) OBP: 0.444, SLG: 0.231		FC1-6-5, 1B, 2-3	1B, 1-2			F8		1B, 1-2		4	0	2	0	0	0	1
George Hendrick, R (1, 7) OBP: 0.308, SLG: 0.517		G5-4-3, 1B, 1-2	1B, 1-2, 2-H			2B		F3		4	0	3	0	0	0	2
Charlie Spikes, R (1, 9) OBP: 0.333, SLG: 0.302		G5-4-3, 1-2f		5-3		K		K		4	0	0	0	0	2	5
Alan Ashby, S (1, 2) OBP: 0.382, SLG: 0.426			K	F9		BB		1B, 1-3, 2-H		3	0	1	1	1	1	0
Larvell Blanks, R (1, 6) OBP: 0.167, SLG: 0.167			BB, 1B	L6		K		P4		3	1	1	0	0	1	2
Frank Robinson, R (8, PH)										1	0	0	0	0	0	2
Frank Duffy, R (9, 6) OBP: 0.327, SLG: 0.348										0	0	0	0	0	0	0
Inning Stats	R: 0 E: 0 K: 0 S: 3 H: 0 LOB: 0 BB: 0 P: 3	R: 0 E: 0 K: 0 S: 4 H: 2 LOB: 1 BB: 0 P: 4	R: 3 E: 0 K: 1 S: 9 H: 5 LOB: 2 BB: 1 P: 13	R: 0 E: 0 K: 0 S: 3 H: 0 LOB: 0 BB: 0 P: 3	R: 0 E: 0 K: 0 S: 3 H: 0 LOB: 1 BB: 1 P: 7	R: 0 E: 0 K: 2 S: 8 H: 1 LOB: 2 BB: 1 P: 12	R: 0 E: 0 K: 2 S: 7 H: 0 LOB: 0 BB: 0 P: 7	R: 1 E: 0 K: 1 S: 8 H: 3 LOB: 2 BB: 0 P: 8	R: 0 E: 0 K: 0 S: 3 H: 1 LOB: 0 BB: 0 P: 3	1B: 10 2B: 2 3B: 0 HR: 0	SF: 0 SAC: 0 DP: 2 HBP: 0	WP: 0 PB: 0 SB: 0 CS: 0	PA: 39				

PITCHER		IP	WLS	BF	H	R	ER	SO	BB	IBB	HBP	BLK	WP	HR	S	P	ERA	WHIP
Don Kirkwood, R ERA: 9.77	(1, 1)	4.0		18	7	3	3	1	1	0	0	0	0	0	19	23	6.75	2.000
Jim Brewer, L ERA: 1.54	(5, 1)	4.1	W	20	5	1	1	5	2	0	0	0	0	0	28	36	2.08	1.615
Dick Drago, R ERA: 4.35	(9, 1)	0.2	S	1	0	0	0	0	0	0	0	0	0	0	1	1	0.00	0.000

PITCHER	IP	WLS	BF	H	R	ER	SO	BB	IBB	HBP	BLK	WP	HR	S	P	ERA	WHIP

BOTTOM

California Angels @ Cleveland Indians

Cleveland Municipal Stadium, Cleveland, OH

Sun May 02 1976, 3:38 AM EDT

Att. 15,038 - Cloudy - 68 F

livebaseballscorecards.com

AB	36
R	4
H	12
RBI	4
BB	3
SO	6
LOB	15

Batter	1	2	3	4	5	6	7	8	9	AB	R	H	RBI	BB	SO	LOB
Mickey Rivers, L (1, 8) OBP: 0.289, SLG: 0.400	3-1		F2		G3		K			4	0	0	0	0	1	2
Roy White, S (1, 7) OBP: 0.405, SLG: 0.508	5-3		S 1B			HR	G3			4	1	2	1	0	0	1
Thurman Munson, R (1, 2) OBP: 0.342, SLG: 0.471	F7		K			F7		P4		4	0	0	0	0	1	2
Chris Chambliss, L (1, 3) OBP: 0.403, SLG: 0.552		K		6-3		HR		1-3		4	1	1	1	0	1	0
Lou Piniella, R (1, 10) OBP: 0.362, SLG: 0.547		F3		6-3		F8		P5		4	0	0	0	0	0	0
Otto Velez, R (1, 9) OBP: 0.471, SLG: 0.308		1B		BB		BB			F8	2	0	1	0	2	0	0
Graig Nettles, L (1, 5) OBP: 0.328, SLG: 0.278		4-3		F7		F9			2B	4	0	1	0	0	0	3
Willie Randolph, R (1, 4) OBP: 0.419, SLG: 0.431			S 1B BB		6-3		F8		6-3	3	0	0	0	1	0	1
Fred Stanley, R (1, 6) OBP: 0.381, SLG: 0.421			F9		5-3		1B		K	4	0	1	0	0	1	2
Inning Stats	R: 0 E: 0 K: 0 S: 3 H: 0 LOB: 0 BB: 0 P: 3	R: 0 E: 0 K: 1 S: 6 H: 1 LOB: 1 BB: 0 P: 6	R: 0 E: 0 K: 1 S: 6 H: 1 LOB: 2 BB: 1 P: 10	R: 0 E: 0 K: 0 S: 3 H: 0 LOB: 1 BB: 1 P: 7	R: 0 E: 0 K: 0 S: 3 H: 0 LOB: 0 BB: 0 P: 3	R: 2 E: 0 K: 0 S: 5 H: 2 LOB: 1 BB: 1 P: 9	R: 0 E: 0 K: 1 S: 6 H: 1 LOB: 1 BB: 0 P: 6	R: 0 E: 0 K: 0 S: 3 H: 0 LOB: 0 BB: 0 P: 3	R: 0 E: 0 K: 1 S: 6 H: 1 LOB: 1 BB: 0 P: 6	1B: 3 2B: 1 3B: 0 HR: 2 SF: 0 SAC: 0 DP: 0 HBP: 0						

PITCHER	IP	WLS	BF	H	R	ER	SO	BB	IBB	HBP	BLK	WP	HR	S	P	ERA	WHIP
Frank Tanana, L (1, 1) ERA: 3.48	9.0	L	36	6	2	2	4	3	0	0	0	0	2	41	53	2.00	1.000

PITCHER	IP	WLS	BF	H	R	ER	SO	BB	IBB	HBP	BLK	WP	HR	S	P	ERA	WHIP

TOP

New York Yankees @ California Angels

Anaheim Stadium, Anaheim, CA

Tue May 04 1976, 10:05 PM EDT

Att. 10,957 - Unknown - 76 F

livebaseballscorecards.com

AB	33
R	2
H	6
RBI	2
BB	3
SO	4
LOB	11

Batter	1	2	3	4	5	6	7	8	9	AB	R	H	RBI	BB	SO	LOB
Dave Collins, S (1, 7) OBP: 0.413, SLG: 0.229	BBBB 4-0 1B 6-3 7-6-3 BB		x 0-0 ① 4-3		x 0-0 ①② P4-3 1-2f			x 0-0 ① F8		3	1	0	0	1	0	1
Jerry Remy, L (1, 4) OBP: 0.292, SLG: 0.244	x 0-0 ① 6-3 1-2		BBBB 4-0 CS BB		x 0-0 ③ F8			x 0-0 ② 6-3		3	0	0	0	1	0	1
Bobby Bonds, R (1, 9) OBP: 0.451, SLG: 0.500	x 0-0 S 2-3 1B		x 0-0 ② FC5 1-2 2B			x 0-0 ① 5-3		SSS 0-3 ③ K		4	0	2	0	0	1	0
Bill Melton, R (1, 10) OBP: 0.310, SLG: 0.421	x 0-0 ② 7-6-3 1-2 3-H		x 0-0 ③ FC5 2-3			x 0-0 ② F8			x 0-0 ① P4	4	0	0	1	0	0	2
Bruce Bochte, L (1, 3) OBP: 0.388, SLG: 0.368	x 0-0 ③ G3			BBBB 4-0 FC5-4 BB		x 0-0 ③ 4-3			BBBB 4-0 G5-4-3 BB	2	0	0	0	2	0	1
Rusty Torres, S (1, 8) OBP: 0.307, SLG: 0.328		x 0-0 1B	x 0-0 ① FC5-4 1-2f				x 0-0 G5-4-3 1B		x 0-0 ②③ G5-4-3 1-2f	4	0	2	0	0	0	2
Dave Chalk, R (1, 5) OBP: 0.366, SLG: 0.384		x 0-0 ① P4	SSS 0-3 ② K				x 0-0 ①② G5-4-3 1-2f			3	0	0	0	0	1	3
Ed Herrmann, L (1, 2) OBP: 0.205, SLG: 0.371 Billy Smith, S (7, PR) OBP: 0.375, SLG: 0.375 (8, 6)		SSS 0-3 ② K	SSS 0-3 ③ K				BBBB 4-0 BB			2 0	0 0	0 0	0 0	1 0	2 0	2 0
Orlando Ramirez, R (1, 6) OBP: 0.273, SLG: 0.220 Joe Lahoud, L (7, PH) OBP: 0.270, SLG: 0.219 Andy Etchebarren, R (8, 2) OBP: 0.300, SLG: 0.250		x 0-0 ③ 5-3			BBBB 4-0 P4-3 BB		x 0-0 ③ 4-3			1 1 0	0 0 0	0 0 0	0 0 0	1 0 0	0 0 0	1 1 0
Inning Stats	R: 1 H: 1 E: 0 LOB: 1 K: 0 BB: 1 S: 4 P: 8	R: 0 H: 1 E: 0 LOB: 1 K: 1 BB: 0 S: 6 P: 6	R: 0 H: 1 E: 0 LOB: 1 K: 0 BB: 1 S: 3 P: 7	R: 0 H: 0 E: 0 LOB: 1 K: 2 BB: 1 S: 7 P: 11	R: 0 H: 0 E: 0 LOB: 0 K: 0 BB: 1 S: 2 P: 6	R: 0 H: 0 E: 0 LOB: 0 K: 0 BB: 0 S: 3 P: 3	R: 0 H: 1 E: 0 LOB: 1 K: 0 BB: 1 S: 3 P: 7	R: 0 H: 0 E: 0 LOB: 0 K: 1 BB: 0 S: 5 P: 5	R: 0 H: 0 E: 0 LOB: 0 K: 0 BB: 1 S: 2 P: 6	1B: 3 SF: 0 2B: 2 SAC: 0 3B: 0 DP: 3 HR: 0 HBP: 0						WP: 0 PA: 33 PB: 0 SB: 1 CS: 1

PITCHER		IP	WLS	BF	H	R	ER	SO	BB	IBB	HBP	BLK	WP	HR	S	P	ERA	WHIP
Dock Ellis, R ERA: 1.91	(1, 1)	8.1	W	32	4	1	1	4	6	0	0	0	0	0	34	58	1.08	1.200
Sparky Lyle, L ERA: 2.08	(9, 1)	0.2	S	1	0	0	0	0	0	0	0	0	0	0	1	1	0.00	0.000

PITCHER	IP	WLS	BF	H	R	ER	SO	BB	IBB	HBP	BLK	WP	HR	S	P	ERA	WHIP

BOTTOM

New York Yankees @ California Angels

Anaheim Stadium, Anaheim, CA

Tue May 04 1976, 10:05 PM EDT

Att. 10,957 - Unknown - 76 F

livebaseballscorecards.com

AB	27
R	1
H	4
RBI	1
BB	6
SO	4
LOB	14

Batter	1	2	3	4	5	6	7	8	9	AB	R	H	RBI	BB	SO	LOB
Mickey Rivers, L (1, 8) OBP: 0.284, SLG: 0.392	F7		1-3		SF8 3-H		FC4-6 1-2f	1B 1-3 2-H 3-H		4	1	1	3	0	0	1
Roy White, S (1, 7) OBP: 0.392, SLG: 0.478	K		F8		K		F8	1B BB		4	0	0	0	1	2	1
Thurman Munson, R (1, 2) OBP: 0.346, SLG: 0.467	5-3			4-3 S 1B		6-3		6-3 1B		5	0	2	2	0	0	0
Chris Chambliss, L (1, 3) OBP: 0.416, SLG: 0.556		HR 1B		4-3 1-3		1B 1B		BB 1B 1B F8		5	2	3	0	0	0	3
Oscar Gamble, L (1, 9) OBP: 0.333, SLG: 0.478		1-H HR		4-3		1-2 1B		1B 1-2 FC5-2 BB	F7	4	1	2	2	1	0	1
Lou Piniella, R (1, 10) OBP: 0.349, SLG: 0.517		K		4-3		K		FC5-2 1-3 2-H BB 1B	F7	5	1	1	1	0	2	3
Graig Nettles, L (1, 5) OBP: 0.319, SLG: 0.259		K			4-3	K		BB FC5-2 1B BB	F8	4	1	0	0	1	2	2
Willie Randolph, R (1, 4) OBP: 0.409, SLG: 0.418		4-3			3B 1B	K		FC5-2 BB 1B 1-2 2-3 3-Hf		4	2	1	0	0	1	3
Jim Mason, L (1, 6) OBP: 0.289, SLG: 0.343			K		1-H SF8 3B	FC4-6 1B		1B 1B 1-2 2-3 3-H BB		3	2	2	2	1	1	0
Inning Stats	R: 0 E: 0 K: 1 S: 5 H: 0 LOB: 0 BB: 0 P: 5	R: 2 E: 0 K: 2 S: 9 H: 2 LOB: 0 BB: 0 P: 9	R: 0 E: 0 K: 1 S: 5 H: 0 LOB: 0 BB: 0 P: 5	R: 0 E: 0 K: 0 S: 4 H: 1 LOB: 1 BB: 0 P: 4	R: 2 E: 0 K: 1 S: 7 H: 2 LOB: 0 BB: 0 P: 7	R: 0 E: 0 K: 2 S: 9 H: 2 LOB: 2 BB: 0 P: 9	R: 0 E: 0 K: 1 S: 6 H: 1 LOB: 1 BB: 0 P: 6	R: 6 E: 0 K: 0 S: 7 H: 4 LOB: 2 BB: 4 P: 23	R: 0 E: 0 K: 0 S: 3 H: 0 LOB: 0 BB: 0 P: 3	1B: 10 2B: 0 3B: 1 HR: 1 SF: 1 SAC: 0 DP: 0 HBP: 0						

PITCHER	IP	WLS	BF	H	R	ER	SO	BB	IBB	HBP	BLK	WP	HR	S	P	ERA	WHIP
Nolan Ryan, R (1, 1) ERA: 2.96	7.2	L	36	10	9	9	8	3	0	0	0	0	1	49	61	10.56	1.696
Sid Monge, L (8, 1) ERA: 2.0	0.0		2	1	0	0	0	1	0	0	0	0	0	1	5	∞	∞
Dick Drago, R (8, 1) ERA: 3.86	1.1		5	1	1	1	0	0	0	0	0	0	0	5	5	6.75	0.750

PITCHER	IP	WLS	BF	H	R	ER	SO	BB	IBB	HBP	BLK	WP	HR	S	P	ERA	WHIP

TOP

New York Yankees @ California Angels

Anaheim Stadium, Anaheim, CA

Wed May 05 1976, 10:05 PM EDT

Att. 25,790 - Unknown

livebaseballscorecards.com

AB	38
R	10
H	12
RBI	10
BB	4
SO	8
LOB	14

WP: 0	PA: 43		
PB: 0			
SB: 1			
CS: 0			

Batter	1	2	3	4	5	6	7	8	9	AB	R	H	RBI	BB	SO	LOB
Jerry Remy, L (1, 4) OBP: 0.301, SLG: 0.247	F7			1B		BBBB 4-0 1-2 HR BB		F9		3	1	1	0	1	0	0
Rusty Torres, S (1, 8) OBP: 0.304, SLG: 0.366	F5			F7		0-0 1-H 2-H HR		F7		4	1	1	3	0	0	1
Bobby Bonds, R (1, 9) OBP: 0.455, SLG: 0.500	1-3			F2		0-0 S 2B 1B		0-0 FC5-4 1B		4	1	2	0	0	0	1
Bill Melton, R (1, 10) OBP: 0.297, SLG: 0.400		F8		5-3		P4 1-2		FC5-4 1-2f		4	0	0	0	0	0	3
Bruce Bochte, L (1, 3) OBP: 0.382, SLG: 0.375		K			4-3	2-H 2B			4-3	4	0	1	1	0	1	0
Leroy Stanton, R (1, 7) OBP: 0.320, SLG: 0.357 Ron Jackson, R (7, 5)		K			6-3	P6			F9	3 1	0 0	0 0	0 0	0 0	1 0	1 0
Dave Chalk, R (1, 5) OBP: 0.349, SLG: 0.364 (7, 6)			K		K		K		4-3	4	0	0	0	0	3	0
Andy Etchebarren, R (1, 2) OBP: 0.302, SLG: 0.256			P4			BB HR 1B	F8			3	1	1	0	0	0	0
Orlando Ramirez, R (1, 6) OBP: 0.268, SLG: 0.216 Joe Lahoud, L (6, PH) OBP: 0.256, SLG: 0.206 (7, 7)			K2-3			F9	K			1 2	0 0	0 0	0 0	0 0	1 1	0 1
Inning Stats	R: 0 E: 0 K: 0 S: 3 H: 0 LOB: 0 BB: 0 P: 3	R: 0 E: 0 K: 2 S: 7 H: 0 LOB: 0 BB: 0 P: 7	R: 0 E: 0 K: 2 S: 7 H: 0 LOB: 0 BB: 0 P: 7	R: 0 E: 0 K: 0 S: 4 H: 1 LOB: 1 BB: 0 P: 4	R: 0 E: 0 K: 1 S: 5 H: 0 LOB: 0 BB: 0 P: 5	R: 4 E: 0 K: 0 S: 7 H: 4 LOB: 1 BB: 1 P: 11	R: 0 E: 0 K: 2 S: 7 H: 0 LOB: 0 BB: 0 P: 7	R: 0 E: 0 K: 0 S: 4 H: 1 LOB: 1 BB: 0 P: 4	R: 0 E: 0 K: 0 S: 3 H: 0 LOB: 0 BB: 0 P: 3	1B: 4 2B: 1 3B: 0 HR: 1	SF: 0 SAC: 0 DP: 0 HBP: 0			WP: 0 PB: 0 SB: 1 CS: 0	PA: 34			

PITCHER	IP	WLS	BF	H	R	ER	SO	BB	IBB	HBP	BLK	WP	HR	S	P	ERA	WHIP
Catfish Hunter, R (1, 1) ERA: 3.46	9.0	W	34	6	4	4	7	1	0	0	0	0	1	47	51	4.00	0.778

PITCHER	IP	WLS	BF	H	R	ER	SO	BB	IBB	HBP	BLK	WP	HR	S	P	ERA	WHIP

BOTTOM

New York Yankees @ California Angels

Anaheim Stadium, Anaheim, CA

Wed May 05 1976, 10:05 PM EDT

Att. 25,790 - Unknown

livebaseballscorecards.com

AB	33
R	4
H	6
RBI	4
BB	1
SO	7
LOB	7

Batter	1	2	3	4	5	6	7	8	9	AB	R	H	RBI	BB	SO	LOB
Mickey Rivers, L (1, 8) OBP: 0.302, SLG: 0.429	S 1B 1B		F9 ①		6-3 ③			SH 3B	S 1B	5	2	3	0	0	0	0
Roy White, S (1, 7) OBP: 0.405, SLG: 0.479	S 1-H 1B		4-3 ②			3-1 1-3 1B		B B B B 4-0 SH 1B BB	G3 ③ 1-2	4	1	2	1	1	0	1
Thurman Munson, R (1, 2) OBP: 0.333, SLG: 0.449	1-3 ① 1-2		4-3 ③			1-3 ① 1-2		SH 1B E 1-2 3-H		3	1	0	1	0	0	2
Chris Chambliss, L (1, 3) OBP: 0.420, SLG: 0.553	6-3 ②			FC6-4 1B		3-1 ② 2-3		E 1-3 2-H 1B		4	0	2	1	0	0	2
Oscar Gamble, L (1, 9) OBP: 0.309, SLG: 0.440	G1 ③			FC6-4 ① FC1-4 1-2f		S S S K ③		F9 ① 2-3 3-H		4	0	0	0	0	1	4
Lou Piniella, R (1, 10) OBP: 0.328, SLG: 0.484		4-3 ①		FC1-4 ② 1-2f			6-3 ①	5-3 ②		4	0	0	0	0	0	2
Graig Nettles, L (1, 5) OBP: 0.329, SLG: 0.290		S 2B		S S S K ③			S 1B	6-3 ③		4	0	2	0	0	1	2
Willie Randolph, R (1, 4) OBP: 0.386, SLG: 0.390		F8 ②			F8 ①		1-3 ② 1-2		6-3 ①	4	0	0	0	0	0	2
Jim Mason, L (1, 6) OBP: 0.262, SLG: 0.308		S S S K ③			4-3 ②		F9 ③		1-3 ②	4	0	0	0	0	1	2

TOP

New York Yankees @ California Angels

Anaheim Stadium, Anaheim, CA

Thu May 06 1976, 10:05 PM EDT

Att. 8,365 - Unknown

livebaseballscorecards.com

AB	36
R	4
H	9
RBI	3
BB	1
SO	3
LOB	17

Inning Stats	1	2	3	4	5	6	7	8	9
R	1	0	0	0	0	0	0	3	0
E	0	0	0	0	0	0	0	1	0
K	0	1	0	1	0	1	0	0	0
S	5	6	3	6	3	6	4	6	4
H	2	1	0	1	0	1	1	2	1
LOB	1	1	0	1	0	1	1	1	1
BB	0	0	0	0	0	0	0	1	0
P	5	6	3	6	3	6	4	10	4

1B	7
2B	1
3B	1
HR	0
SF	0
SAC	1
DP	0
HBP	0
WP	0
PB	0
SB	4
CS	0
PA	38

PITCHER		IP	WLS	BF	H	R	ER	SO	BB	IBB	HBP	BLK	WP	HR	S	P	ERA	WHIP
Gary Ross, R ERA: 3.64	(1, 1)	7.0	L	31	8	4	3	3	1	0	0	0	0	0	36	40	3.86	1.286
Jim Brewer, L ERA: 1.42	(8, 1)	1.0		3	0	0	0	0	0	0	0	0	0	0	3	3	0.00	0.000
Paul Hartzell, R ERA: 1.53	(9, 1)	1.0		4	1	0	0	0	0	0	0	0	0	0	4	4	0.00	1.000

PITCHER		IP	WLS	BF	H	R	ER	SO	BB	IBB	HBP	BLK	WP	HR	S	P	ERA	WHIP

BOTTOM

Batter	1	2	3	4	5	6	7	8	9	AB	R	H	RBI	BB	SO	LOB
Jerry Remy, L (1, 4) OBP: 0.309, SLG: 0.259	G3			4-3 S 1B		SH3-4 1-2		FC4-6 1B	P4	4	0	2	0	0	0	0
Rusty Torres, S (1, 8) OBP: 0.301, SLG: 0.351	F9			4-3 1-3		BBBB 4-0 BB		FC4-6 BB 1-2f 1B		3	1	0	0	1	0	2
Bobby Bonds, R (1, 9) OBP: 0.441, SLG: 0.469	F8			6-3		SSS 0-3 K		BBBB 4-0 1B 1-2 1B BB		3	1	0	0	1	1	3
Bill Melton, R (1, 10) OBP: 0.295, SLG: 0.386		1-3		F8		BBBB 4-0 1-2 2-3 BB		SSS 0-3 K		3	0	0	0	1	1	3
Bruce Bochte, L (1, 3) OBP: 0.387, SLG: 0.381		SSS 0-3 K			SH2-4 1B	SSS 0-3 K		0-0 1-2 1B 2-H		4	0	2	1	0	2	3
Leroy Stanton, R (1, 7) OBP: 0.321, SLG: 0.356		4-3			SH2-4 1-2		SSS 0-3 K	0-0 1-2 1B 2-H		3	0	1	1	0	1	0
Dave Chalk, R (1, 5) (8, 6) OBP: 0.333, SLG: 0.346			5-3		F8		SSS 0-3 K	SSS 0-3 K		4	0	0	0	0	2	3
Andy Etchebarren, R (1, 2) OBP: 0.283, SLG: 0.238 Dave Collins, S (7, PR) OBP: 0.413, SLG: 0.229 Ed Herrmann, L (8, 2) OBP: 0.205, SLG: 0.371 Paul Dade, R (9, PH)			4-3		SSS 0-3 K		E5		5-3	3 0 0 1	0 0 0 0	0 0 0 0	0 0 0 0	0 0 0 0	1 0 0 0	1 0 0 0
Orlando Ramirez, R (1, 6) OBP: 0.276, SLG: 0.226 Joe Lahoud, L (7, PH) OBP: 0.250, SLG: 0.200 Ron Jackson, R (8, 5)			6-3			BB SH3-4 1B	SSS 0-3 K		SSS 0-3 K	2 1 1	0 0 0	1 0 0	0 0 0	0 0 0	0 1 1	0 1 0
Inning Stats	R: 0 E: 0 K: 0 S: 3 H: 0 LOB: 0 BB: 0 P: 3	R: 0 E: 0 K: 1 S: 5 H: 0 LOB: 0 BB: 0 P: 5	R: 0 E: 0 K: 0 S: 3 H: 0 LOB: 0 BB: 0 P: 3	R: 0 E: 0 K: 0 S: 4 H: 1 LOB: 1 BB: 0 P: 4	R: 0 E: 0 K: 1 S: 6 H: 1 LOB: 1 BB: 0 P: 6	R: 0 E: 0 K: 2 S: 8 H: 1 LOB: 3 BB: 2 P: 16	R: 0 E: 1 K: 3 S: 10 H: 0 LOB: 1 BB: 0 P: 10	R: 2 E: 0 K: 2 S: 10 H: 3 LOB: 2 BB: 1 P: 14	R: 0 E: 0 K: 1 S: 5 H: 0 LOB: 0 BB: 0 P: 5	1B: 6 2B: 0 3B: 0 HR: 0	SF: 0 SAC: 2 DP: 0 HBP: 0			WP: 0 PB: 0 SB: 1 CS: 0	PA: 37		

PITCHER		IP	WLS	BF	H	R	ER	SO	BB	IBB	HBP	BLK	WP	HR	S	P	ERA	WHIP
Ed Figueroa, R ERA: 3.09	(1, 1)	7.2	W	31	4	2	2	8	3	0	0	0	0	0	44	56	2.35	0.913
Sparky Lyle, L ERA: 1.88	(8, 1)	1.1	S	6	2	0	0	2	0	0	0	0	0	0	10	10	0.00	1.500

PITCHER	IP	WLS	BF	H	R	ER	SO	BB	IBB	HBP	BLK	WP	HR	S	P	ERA	WHIP

New York Yankees @ California Angels

Anaheim Stadium, Anaheim, CA

Thu May 06 1976, 10:05 PM EDT

Att. 8,365 - Unknown

livebaseballscorecards.com

AB	32
R	2
H	6
RBI	2
BB	3
SO	10
LOB	16

Batter	1	2	3	4	5	6	7	8	9	AB	R	H	RBI	BB	SO	LOB
Rick Manning, L (1, 8) OBP: 0.368, SLG: 0.390	4-3	K			F7		E S 1-3 1B		P5	5	0	1	0	0	1	2
Duane Kuiper, L (1, 4) OBP: 0.286, SLG: 0.240	K		1-4-3			5-3	K 1-2			4	0	0	0	0	2	2
Buddy Bell, R (1, 5) OBP: 0.432, SLG: 0.473	1B 1B		4-3			1B 2B BB	SF9 2-3 3-H			2	1	1	1	1	0	0
Rico Carty, R (1, 10) OBP: 0.434, SLG: 0.583	1-2 1B		F8			2B E 1-3 1B	F7			4	1	2	0	0	0	1
John Lowenstein, L (1, 3) OBP: 0.314, SLG: 0.233 Doug Howard, R (8, 3) OBP: 0.292, SLG: 0.409	F8			F7		E 1-3 3-H 2B		3-1		4 0	1 0	1 0	1 0	0 0	0 0	2 0
George Hendrick, R (1, 7) OBP: 0.329, SLG: 0.558		SH1-3 1B 1B		F7		E8 2-H 3-H 1B		K		4	0	2	2	0	1	0
Charlie Spikes, R (1, 9) OBP: 0.299, SLG: 0.250		SH1-3 1-2 1B		G3		F7		5-3		4	0	1	0	0	0	1
Alan Ashby, S (1, 2) OBP: 0.352, SLG: 0.381		SH1-3 1-2 2-3			K	F5			K	3	0	0	0	0	2	1
Frank Duffy, R (1, 6) OBP: 0.297, SLG: 0.311 Frank Robinson, R (9, PH)		K			6-3		1B SF9 1B		K	3 1	1 0	0 0	0 0	0 0	1 1	2 0
Inning Stats	R: 0 E: 0 K: 1 S: 7 H: 2 LOB: 2 BB: 0 P: 7	R: 0 E: 0 K: 2 S: 9 H: 2 LOB: 2 BB: 0 P: 9	R: 0 E: 0 K: 0 S: 3 H: 0 LOB: 0 BB: 0 P: 3	R: 0 E: 0 K: 0 S: 3 H: 0 LOB: 0 BB: 0 P: 3	R: 0 E: 0 K: 1 S: 5 H: 0 LOB: 0 BB: 0 P: 5	R: 3 E: 1 K: 0 S: 6 H: 3 LOB: 1 BB: 1 P: 10	R: 1 E: 1 K: 1 S: 7 H: 2 LOB: 1 BB: 0 P: 7	R: 0 E: 0 K: 1 S: 5 H: 0 LOB: 0 BB: 0 P: 5	R: 0 E: 0 K: 2 S: 7 H: 0 LOB: 0 BB: 0 P: 7	1B: 8 2B: 1 3B: 0 HR: 0	SF: 1 SAC: 1 DP: 0 HBP: 0						

PITCHER	IP	WLS	BF	H	R	ER	SO	BB	IBB	HBP	BLK	WP	HR	S	P	ERA	WHIP
Don Kirkwood, R (1, 1) ERA: 8.57	5.1		23	6	3	3	4	1	0	0	0	0	0	30	34	5.06	1.312
Dick Drago, R (6, 1) ERA: 3.52	3.2	W	14	3	1	1	4	0	0	0	0	0	0	22	22	2.46	0.818

PITCHER	IP	WLS	BF	H	R	ER	SO	BB	IBB	HBP	BLK	WP	HR	S	P	ERA	WHIP

TOP

Cleveland Indians @ California Angels

Anaheim Stadium, Anaheim, CA

Fri May 07 1976, 10:05 PM EDT

Att. 10,496 - Unknown

livebaseballscorecards.com

AB	34
R	4
H	9
RBI	4
BB	1
SO	8
LOB	11

WP: 0	PA: 37
PB: 0	
SB: 1	
CS: 0	

BOTTOM

Cleveland Indians @ California Angels

Anaheim Stadium, Anaheim, CA

Fri May 07 1976, 10:05 PM EDT

Att. 10,496 - Unknown

livebaseballscorecards.com

Batter	1	2	3	4	5	6	7	8	9	AB	R	H	RBI	BB	SO	LOB
Jerry Remy, L (1, 4) OBP: 0.317, SLG: 0.270	4-3	1-3 2-H 1B			L1-3 1-2			BB HR 1B		4	1	2	1	0	0	1
Rusty Torres, S (1, 8) OBP: 0.310, SLG: 0.364	2B	L3			P5			1-2 HR BB		3	1	1	0	1	0	2
Bobby Bonds, R (1, 9) OBP: 0.444, SLG: 0.519	HBP		5-3			K		1-H 2-H HR		3	1	1	3	0	1	0
Bill Melton, R (1, 10) OBP: 0.293, SLG: 0.414	F9		F9			1-4-3		HR		4	1	1	1	0	0	2
Bruce Bochte, L (1, 3) OBP: 0.381, SLG: 0.375	4-3		F9			1B		F9		4	0	1	0	0	0	2
Leroy Stanton, R (1, 7) OBP: 0.333, SLG: 0.354		1B FC5-2 BB		1B		K2-3		K		3	0	1	0	1	2	1
Dave Chalk, R (1, 5) OBP: 0.330, SLG: 0.341 (8, 6)		FC5-2 1-3 1B 1B		P6			6-3	K		4	1	1	0	0	1	0
Andy Etchebarren, R (1, 2) OBP: 0.271, SLG: 0.227 Dave Collins, S (7, PH) OBP: 0.406, SLG: 0.224 Ron Jackson, R (8, 5)		F9		6-3			K			2 1 0	0 0 0	0 0 0	0 0 0	0 1 0	0 0 0	2 0 0
Orlando Ramirez, R (1, 6) OBP: 0.283, SLG: 0.236 Adrian Garrett, L (7, PH) (8, 2)		FC5-2 1B 1-2 3-H			L1-3 1B			F9		2 1	0 0	1 0	0 0	0 0	0 0	2 0
Inning Stats	R: 0 E: 0 K: 0 S: 4 H: 1 LOB: 2 BB: 0 P: 5	R: 1 E: 0 K: 0 S: 5 H: 2 LOB: 2 BB: 1 P: 9	R: 0 E: 0 K: 0 S: 3 H: 0 LOB: 0 BB: 0 P: 3	R: 0 E: 0 K: 0 S: 3 H: 1 LOB: 0 BB: 0 P: 3	R: 0 E: 0 K: 0 S: 3 H: 1 LOB: 0 BB: 0 P: 3	R: 0 E: 0 K: 2 S: 8 H: 1 LOB: 1 BB: 0 P: 8	R: 0 E: 0 K: 1 S: 5 H: 0 LOB: 0 BB: 0 P: 5	R: 4 E: 0 K: 2 S: 10 H: 3 LOB: 0 BB: 1 P: 14		1B: 6 2B: 2 3B: 0 HR: 2 SF: 0 SAC: 0 DP: 1 HBP: 1						

AB	31
R	5
H	9
RBI	5
BB	2
SO	5
LOB	12

PITCHER		IP	WLS	BF	H	R	ER	SO	BB	IBB	HBP	BLK	WP	HR	S	P	ERA	WHIP
Jackie Brown, R ERA: 4.07	(1, 1)	7.0	L	31	9	5	5	3	2	0	1	0	0	2	34	43	6.43	1.571
Dave LaRoche, L ERA:	(8, 1)	1.0		3	0	0	0	2	0	0	0	0	0	0	7	7	0.00	0.000

PITCHER	IP	WLS	BF	H	R	ER	SO	BB	IBB	HBP	BLK	WP	HR	S	P	ERA	WHIP

Batter	1	2	3	4	5	6	7	8	9	10	11	12	13	AB	R	H	RBI	BB	SO	LOB
Rick Manning, L (1, 8) OBP: 0.356, SLG: 0.368	4-3		BB		P6		P6			3-1		3-1 2-3		5	0	0	0	1	0	2
Duane Kuiper, L (1, 4) OBP: 0.289, SLG: 0.247	1-3		G3		S 1-3 1B		K			5-3		1B 3-H		6	0	2	1	0	1	1
Buddy Bell, R (1, 5) OBP: 0.436, SLG: 0.462	6-3			HR BB	1B 1-2		1B			5-3		F7		4	1	1	0	2	0	1
Rico Carty, R (1, 10) OBP: 0.404, SLG: 0.538		6-3		F7	P4			P4			L6		F2	6	0	0	0	0	0	4
George Hendrick, R (1, 7) OBP: 0.341, SLG: 0.585		1B BB		HR 1-H		6-3		6-3			FC6-4 1B		K	5	1	2	2	1	1	0
Charlie Spikes, R (1, 9) OBP: 0.301, SLG: 0.257		G5-4-3 1B 1-3		CS 1B		F8		F9			FC6-4 1-2f		P4	6	0	2	0	0	0	1
Doug Howard, R (1, 3) OBP: 0.241, SLG: 0.333		G5-4-3 1-2f		1-3 1-2		E5			5-3		4-3			5	0	0	0	0	0	4
Ray Fosse, R (1, 2) OBP: 0.500, SLG: 0.200			4-3		6-3	BB			L3 1B			3-1 SH3-4 1B 1B		3	0	1	0	1	0	0
Alan Ashby, S (9, PR) OBP: 0.361, SLG: 0.391 (9, 2)			P4		1B	F8			L3 1-2			SH3-4 1-2		1	1	1	0	0	0	0
Frank Duffy, R (1, 6) OBP: 0.294, SLG: 0.308														4	0	1	0	0	0	3

Inning Stats	1	2	3	4	5	6	7	8	9	10	11	12	13
R:	0	0	0	2	0	0	0	0	0	0	0	1	0
E:	0	0	0	0	0	1	0	0	0	0	0	0	0
K:	0	0	0	0	0	0	1	0	0	0	0	0	1
S:	3	3	3	4	5	4	5	3	3	3	4	5	5
H:	0	1	0	2	2	0	1	0	1	0	1	2	0
LOB:	0	1	1	0	3	2	1	0	1	0	1	1	0
BB:	0	1	1	1	1	1	1	0	0	0	0	0	0
P:	3	7	7	8	9	8	5	3	3	3	4	5	5

PITCHER		IP	WLS	BF	H	R	ER	SO	BB	IBB	HBP	BLK	WP	HR	S	P	ERA	WHIP
Sid Monge, L ERA: 2.45	(1, 1)	5.2		26	5	2	2	0	5	0	0	0	0	1	21	41	3.18	1.765
Paul Hartzell, R ERA: 1.54	(6, 1)	5.2		19	4	1	1	1	0	0	0	0	0	0	21	21	1.59	0.706
Jim Brewer, L ERA: 1.26	(12, 1)	1.2	W	6	1	0	0	1	0	0	0	0	0	0	8	8	0.00	0.600

PITCHER	IP	WLS	BF	H	R	ER	SO	BB	IBB	HBP	BLK	WP	HR	S	P	ERA	WHIP

TOP

Cleveland Indians @ California Angels

Anaheim Stadium, Anaheim, CA

Sat May 08 1976, 10:05 PM EDT

Att. 25,541 - Unknown - 69 F

livebaseballscorecards.com

AB	45
R	3
H	10
RBI	3
BB	5
SO	2
LOB	16

1B:	9	SF:	0
2B:	1	SAC:	1
3B:	0	DP:	2
HR:	1	HBP:	0

WP: 0 PB: 0 SB: 1 CS: 1 PA: 51

Batter	1	2	3	4	5	6	7	8	9	10	11	12	13	AB	R	H	RBI	BB	SO	LOB
Jerry Remy, L (1, 4) OBP: 0.308, SLG: 0.263	F8		F7 1-2		F8		F7		SH3-4 1-2		FC4-6 S 1-2f		IBB SH1-4 1B 1B	6	1	1	0	0	0	4
Rusty Torres, S (1, 8) OBP: 0.312, SLG: 0.346	F8			2B WP BB		S BB		E4 1B FC4-2	P4		K 1-2		SH1-4 1-2	4	1	0	0	2	1	2
Bobby Bonds, R (1, 9) OBP: 0.486, SLG: 0.554	PO BB			WP 1-3 2B		F9		FC4-2 1-3 S 1B 1B	IBB			WP 6-3 S 1B	1B IBB IBB	4	2	3	0	3	0	1
Bill Melton, R (1, 10) OBP: 0.291, SLG: 0.400 Dave Collins, S (8, PR) OBP: 0.388, SLG: 0.212	PO 1-2	F7		K		1-0 1-2 HBP		FC4-2 BB 1B 1-3 FC5-2 3-H	K			K	K	3 3	0 0	0 0	0 0	1 0	4 5
Bruce Bochte, L (1, 3) OBP: 0.394, SLG: 0.376		F8		P6 2-3 3-H		F5		FC5-2 BB 1-2 3-H 1B		CS 1B		BB 6-3 1-3 BB	1B 1-2 2-3 IBB	5	0	2	1	2	0	3
Leroy Stanton, R (1, 7) OBP: 0.344, SLG: 0.340	CS BB			F8		F5		FC5-2 1-2 2-3 BB		P3		6-3 1-2 3-H	1B 1-2 2-3 3-H 1B	5	0	1	2	2	0	5
Dave Chalk, R (1, 5) OBP: 0.330, SLG: 0.326 (8, 6)	CS 1-2	K	F7			SH3-4 BB		FC5-2 1-2 2-3 3-Hf		5-3 1-2			BB IBB	4	0	0	0	2	1	4
Andy Etchebarren, R (1, 2) OBP: 0.250, SLG: 0.208 Ed Herrmann, L (12, PH) OBP: 0.205, SLG: 0.371 Paul Dade, R (12, PH) Adrian Garrett, L (13, 2)		1-3	K			SH3-4 1-2		G3			P4			4 0 0 0	0 0 0 0	0 0 0 0	0 0 1 0	1 0 0 0	3 0 0 0	
Orlando Ramirez, R (1, 6) OBP: 0.306, SLG: 0.250 Joe Lahoud, L (7, PH) OBP: 0.250, SLG: 0.200 Ron Jackson, R (7, PH) OBP: 0.250, SLG: 0.143 (8, 5)			S BB		1B		P5		SH3-4 BB			FC4-6 1B	F7	1 0 3	0 0 0	1 0 1	0 0 0	1 0 0	0 0 0	
Inning Stats	R: 0 E: 0 K: 0 S: 2 H: 0 LOB: 0 BB: 1 P: 6	R: 0 E: 0 K: 0 S: 2 H: 0 LOB: 0 BB: 1 P: 6	R: 0 E: 0 K: 1 S: 5 H: 0 LOB: 1 BB: 1 P: 9	R: 1 E: 0 K: 1 S: 6 H: 1 LOB: 1 BB: 1 P: 10	R: 0 E: 0 K: 1 S: 6 H: 1 LOB: 1 BB: 0 P: 6	R: 0 E: 0 K: 0 S: 3 H: 0 LOB: 2 BB: 1 P: 8	R: 0 E: 0 K: 0 S: 3 H: 0 LOB: 1 BB: 1 P: 7	R: 1 E: 1 K: 0 S: 6 H: 2 LOB: 3 BB: 1 P: 10	R: 0 E: 0 K: 1 S: 5 H: 0 LOB: 2 BB: 2 P: 13	R: 0 E: 0 K: 0 S: 3 H: 1 LOB: 0 BB: 0 P: 3	R: 0 E: 0 K: 1 S: 6 H: 1 LOB: 1 BB: 0 P: 6	R: 1 E: 0 K: 1 S: 6 H: 1 LOB: 3 BB: 3 P: 18	R: 1 E: 0 K: 1 S: 6 H: 2 LOB: 3 BB: 2 P: 14	1B: 8 2B: 1 3B: 0 HR: 0 SF: 0 SAC: 3 DP: 0 HBP: 1	WP: 2 PB: 0 SB: 5 CS: 2 PA: 62					

PITCHER		IP	WLS	BF	H	R	ER	SO	BB	IBB	HBP	BLK	WP	HR	S	P	ERA	WHIP
Dennis Eckersley, R ERA: 3.67	(1, 1)	6.1		26	2	1	1	3	6	0	1	0	1	0	25	50	1.42	1.263
Dave LaRoche, L ERA: 0.63	(7, 1)	3.2		17	3	1	1	1	2	1	0	0	0	0	16	28	2.46	1.364
Jim Kern, R ERA: 1.93	(11, 1)	1.2		9	2	1	1	2	1	1	0	0	1	0	11	19	5.40	1.800
Don Hood, L ERA: 3.38	(12, 1)	0.0		1	0	0	0	0	1	0	0	0	0	0	0	4	∞	∞
Tom Buskey, R ERA: 3.12	(12, 1)	1.0	L	7	2	1	1	1	0	2	0	0	0	0	7	15	9.00	2.000

PITCHER	IP	WLS	BF	H	R	ER	SO	BB	IBB	HBP	BLK	WP	HR	S	P	ERA	WHIP

BOTTOM

Cleveland Indians @ California Angels

Anaheim Stadium, Anaheim, CA

Sat May 08 1976, 10:05 PM EDT

Att. 25,541 - Unknown - 69 F

livebaseballscorecards.com

AB	42
R	4
H	9
RBI	3
BB	14
SO	7
LOB	35

Batter	1	2	3	4	5	6	7	8	9	AB	R	H	RBI	BB	SO	LOB
Rick Manning, L (1, 8) OBP: 0.352, SLG: 0.363	SSS 0-3 ① K		x 0-0 ① L6		x 0-0 CS 1B			SSS 0-3 ③ K		4	0	1	0	0	2	0
Duane Kuiper, L (1, 4) OBP: 0.280, SLG: 0.238	SSS 0-3 ② K		SSS 0-3 ② K		0-0 ③ CS 1-2	x 0-0 ① L4			x 0-0 ① F8	3	0	0	0	0	2	0
Frank Robinson, R (9, PH)										1	0	0	0	0	0	0
Buddy Bell, R (1, 5) OBP: 0.418, SLG: 0.439	SSS 0-3 ③ K		x 0-0 ③ P5			SSS 0-3 ② K			x 0-0 ② F7	4	0	0	0	0	2	0
Rico Carty, R (1, 10) OBP: 0.398, SLG: 0.524		x 0-0 BB 2B 1B		x 0-0 ① 5-3		x 0-0 ③ F8			x 0-0 ③ 5-3	4	1	1	0	0	0	0
George Hendrick, R (1, 7) OBP: 0.330, SLG: 0.565		x 0-0 ① F3		x 0-0 ② F8			x 0-0 ① 6-3			3	0	0	0	0	0	1
Charlie Spikes, R (1, 9) OBP: 0.314, SLG: 0.253		BBBB 4-0 1-2 2B BB		BBBB 4-0 BB			x 0-0 ② F9			1	1	0	0	2	0	0
Doug Howard, R (1, 3) OBP: 0.250, SLG: 0.367		x 0-0 1-H 2-H 2B		x 0-0 ③ 4-3			x 0-0 ③ 1-3			3	0	1	2	0	0	1
Ray Fosse, R (1, 2) OBP: 0.364, SLG: 0.125		x 0-0 ② F3			x 0-0 ① F8			x 0-0 ① F8		3	0	0	0	0	0	1
Frank Duffy, R (1, 6) OBP: 0.282, SLG: 0.294		SSS 0-3 ③ K			SSS 0-3 ② K			x 0-0 ② F9		3	0	0	0	0	2	1
Inning Stats	R: 0 H: 0 E: 0 LOB: 0 K: 3 BB: 0 S: 9 P: 9	R: 2 H: 2 E: 0 LOB: 1 K: 1 BB: 1 S: 7 P: 11	R: 0 H: 0 E: 0 LOB: 0 K: 1 BB: 0 S: 5 P: 5	R: 0 H: 0 E: 0 LOB: 1 K: 0 BB: 1 S: 3 P: 7	R: 0 H: 1 E: 0 LOB: 0 K: 1 BB: 0 S: 5 P: 5	R: 0 H: 0 E: 0 LOB: 0 K: 1 BB: 0 S: 5 P: 5	R: 0 H: 0 E: 0 LOB: 0 K: 0 BB: 0 S: 3 P: 3	R: 0 H: 0 E: 0 LOB: 0 K: 1 BB: 0 S: 5 P: 5	R: 0 H: 0 E: 0 LOB: 0 K: 0 BB: 0 S: 3 P: 3	1B: 2 SF: 0 2B: 1 SAC: 0 3B: 0 DP: 0 HR: 0 HBP: 0						WP: 0 PA: 32 PB: 0 SB: 0 CS: 1	

PITCHER	IP	WLS	BF	H	R	ER	SO	BB	IBB	HBP	BLK	WP	HR	S	P	ERA	WHIP
Frank Tanana, L (1, 1) ERA: 3.22	9.0	W	31	3	2	2	8	2	0	0	0	0	0	45	53	2.00	0.556

PITCHER	IP	WLS	BF	H	R	ER	SO	BB	IBB	HBP	BLK	WP	HR	S	P	ERA	WHIP

TOP

Cleveland Indians @ California Angels

Anaheim Stadium, Anaheim, CA

Sun May 09 1976, 6:33 AM EDT
Att. 10,114 - Unknown - 59 F

livebaseballscorecards.com

AB	29
R	2
H	3
RBI	2
BB	2
SO	8
LOB	4

BOTTOM

Cleveland Indians @ California Angels

Anaheim Stadium, Anaheim, CA

Sun May 09 1976, 6:33 AM EDT

Att. 10,114 - Unknown - 59 F

livebaseballscorecards.com

Batter	1	2	3	4	5	6	7	8	9	AB	R	H	RBI	BB	SO	LOB
Jerry Remy, L (1, 4) OBP: 0.297, SLG: 0.253	4-3			F7		F8		F8 2-3		4	0	0	0	0	0	3
Rusty Torres, S (1, 8) OBP: 0.309, SLG: 0.365	5-3			L6			P6	1-H 3-H 3B		4	0	1	2	0	0	0
Bobby Bonds, R (1, 9) OBP: 0.473, SLG: 0.533	K			CS 1B			K	5-3		4	0	1	0	0	2	1
Bill Melton, R (1, 10) OBP: 0.292, SLG: 0.398		F9		CS 1-2	5-3		1B			3	0	1	0	0	0	0
Bruce Bochte, L (1, 3) OBP: 0.393, SLG: 0.368		G6-4-3 BB			1-3		4-3			2	0	0	0	1	0	1
Leroy Stanton, R (1, 7) OBP: 0.343, SLG: 0.357		G6-4-3 1-2f			F8			1B 2B		3	1	1	0	0	0	1
Dave Chalk, R (1, 5) (9, 6) OBP: 0.330, SLG: 0.326			K			FC4-6 1B		P4		3	0	1	0	0	1	1
Andy Etchebarren, R (1, 2) OBP: 0.241, SLG: 0.200			5-3			FC4-6 FC3-6 1-2f		F8 1B 3B BB		2	0	0	0	0	0	1
Ron Jackson, R (8, PH) (9, 5) OBP: 0.333, SLG: 0.143										0	1	0	0	1	0	0
Orlando Ramirez, R (1, 6) OBP: 0.297, SLG: 0.241			6-3			FC3-6 1-2f		1-2 2-H 3B 1B		2	0	0	0	0	0	1
Paul Dade, R (8, PH) OBP: 0.400, SLG: 0.143										1	1	1	1	0	0	0
Ed Herrmann, L (9, 2) OBP: 0.205, SLG: 0.371										0	0	0	0	0	0	0
Inning Stats	R: 0 E: 0 K: 1 S: 5 H: 0 LOB: 0 BB: 0 P: 5	R: 0 E: 0 K: 0 S: 2 H: 0 LOB: 0 BB: 1 P: 6	R: 0 E: 0 K: 1 S: 5 H: 0 LOB: 0 BB: 0 P: 5	R: 0 E: 0 K: 0 S: 3 H: 1 LOB: 0 BB: 0 P: 3	R: 0 E: 0 K: 0 S: 3 H: 0 LOB: 0 BB: 0 P: 3	R: 0 E: 0 K: 0 S: 4 H: 1 LOB: 1 BB: 0 P: 4	R: 0 E: 0 K: 1 S: 6 H: 1 LOB: 1 BB: 0 P: 6	R: 3 E: 0 K: 0 S: 6 H: 3 LOB: 1 BB: 1 P: 10		1B: 4 2B: 1 3B: 1 HR: 0		SF: 0 SAC: 0 DP: 1 HBP: 0				

AB	28
R	3
H	6
RBI	3
BB	2
SO	3
LOB	9

WP: 0 PB: 0 SB: 0 CS: 1 PA: 31

PITCHER		IP	WLS	BF	H	R	ER	SO	BB	IBB	HBP	BLK	WP	HR	S	P	ERA	WHIP
Fritz Peterson, L ERA: 4.94	(1, 1)	7.1	L	27	5	3	3	3	2	0	0	0	0	0	31	39	3.68	0.955
Dave LaRoche, L ERA: 0.6	(8, 1)	0.2		3	1	0	0	0	0	0	0	0	0	0	3	3	0.00	1.500

PITCHER	IP	WLS	BF	H	R	ER	SO	BB	IBB	HBP	BLK	WP	HR	S	P	ERA	WHIP

Batter	1	2	3	4	5	6	7	8	9	AB	R	H	RBI	BB	SO	LOB
Jerry Remy, L (1, 4) OBP: 0.296, SLG: 0.272	SF8 3B		4-3 1-2		F7			G3		4	1	1	0	0	0	1
Rusty Torres, S (1, 8) OBP: 0.297, SLG: 0.352	SF8 3-H		K		4-3			F8		3	0	0	1	0	1	1
Bobby Bonds, R (1, 9) OBP: 0.474, SLG: 0.578	S 1B		2-H HR		K			6-3		4	1	2	2	0	1	0
Bill Melton, R (1, 10) OBP: 0.291, SLG: 0.392	K 1-3		6-3			G6-4-3 1B			5-3	4	0	1	0	0	1	1
Bruce Bochte, L (1, 3) OBP: 0.378, SLG: 0.354	K			K		F5			K	4	0	0	0	0	3	2
Leroy Stanton, R (1, 7) OBP: 0.338, SLG: 0.367		5-3		2B		G6-4-3 1-2f			F9	4	0	1	0	0	0	1
Dave Chalk, R (1, 5) OBP: 0.327, SLG: 0.323		K		K			K			1	0	0	0	0	1	0
Ron Jackson, R (3, 5) OBP: 0.273, SLG: 0.111										2	0	0	0	0	2	1
Andy Etchebarren, R (1, 2) OBP: 0.250, SLG: 0.196		5-3		BB			K			1	0	0	0	1	0	0
Ed Herrmann, L (7, PH) OBP: 0.200, SLG: 0.361										1	0	0	0	0	1	0
(7, 2)																
Orlando Ramirez, R (1, 6) OBP: 0.299, SLG: 0.246			S HR 1B	F9			6-3			3	1	1	0	0	0	2

TOP

California Angels @ Oakland Athletics

Oakland-Alameda County Coliseum, Oakland, CA

Mon May 10 1976, 7:05 PM PDT

Att. 15,238 - Unknown

livebaseballscorecards.com

AB	31
R	3
H	6
RBI	3
BB	1
SO	10
LOB	9

Inning Stats	1	2	3	4	5	6	7	8	9
	R: 1 H: 2 E: 0 LOB: 1 K: 2 BB: 0 S: 9 P: 9	R: 0 H: 0 E: 0 LOB: 0 K: 1 BB: 0 S: 5 P: 5	R: 2 H: 2 E: 0 LOB: 0 K: 1 BB: 0 S: 7 P: 7	R: 0 H: 1 E: 0 LOB: 2 K: 2 BB: 1 S: 8 P: 12	R: 0 H: 0 E: 0 LOB: 0 K: 1 BB: 0 S: 5 P: 5	R: 0 H: 1 E: 0 LOB: 0 K: 0 BB: 0 S: 3 P: 3	R: 0 H: 0 E: 0 LOB: 0 K: 2 BB: 0 S: 7 P: 7	R: 0 H: 0 E: 0 LOB: 0 K: 0 BB: 0 S: 3 P: 3	R: 0 H: 0 E: 0 LOB: 0 K: 1 BB: 0 S: 5 P: 5

1B: 3 SF: 1
2B: 1 SAC: 0
3B: 1 DP: 1
HR: 1 HBP: 0

WP: 0 PA: 33
PB: 0
SB: 3
CS: 0

PITCHER	IP	WLS	BF	H	R	ER	SO	BB	IBB	HBP	BLK	WP	HR	S	P	ERA	WHIP
Paul Mitchell, R (1, 1) ERA: 6.92	9.0	W	33	6	3	3	10	1	0	0	0	0	1	52	56	3.00	0.778

PITCHER	IP	WLS	BF	H	R	ER	SO	BB	IBB	HBP	BLK	WP	HR	S	P	ERA	WHIP

BOTTOM

Batter	1	2	3	4	5	6	7	8	9	AB	R	H	RBI	BB	SO	LOB
Bill North, S (1, 8) OBP: 0.353, SLG: 0.333	SSS 0-3 ① K		BBBB 4-0 1-2 2B BB		SSS 0-3 ② K		x 0-0 ② 6-3			3	1	0	0	1	2	0
Claudell Washington, L (1, 9) OBP: 0.302, SLG: 0.330	x 0-0 ② L6		x 0-0 1-H 2-H 2B		x 0-0 ③ 5-3		x 0-0 ③ 5-3			4	0	1	2	0	0	0
Joe Rudi, R (1, 7) OBP: 0.377, SLG: 0.549	x 0-0 ③ F9		SSS 0-3 ③ K			x 0-0 1B 3B		x 0-0 ① F9		4	1	1	0	0	1	1
Don Baylor, R (1, 3) OBP: 0.295, SLG: 0.266		x 0-0 ① F9		BBBB 4-0 CS S BB		BBBB 4-0 S 1B BB		x 0-0 HR 1B		2	2	1	0	2	0	0
Sal Bando, R (1, 5) OBP: 0.262, SLG: 0.388		SSS 0-3 ② K		SSS 0-3 ① K 1-2		SSS 0-3 ① K 1-2		x 0-0 1-H HR		4	1	1	2	0	3	3
Billy Williams, L (1, 10) OBP: 0.260, SLG: 0.284		SSS 0-3 ③ K		BBBB 4-0 CS BB		SSS 0-3 ② K		SSS 0-3 ② K		3	0	0	0	1	3	2
Bert Campaneris, R (1, 6) OBP: 0.294, SLG: 0.222			x 0-0 1B 1B	BBBB 4-0 ② S 1-2 2-3 BB		x 0-0 S 2-H 3-H 1B		x 0-0 ③ 6-3		3	0	2	2	1	0	0
Phil Garner, R (1, 4) OBP: 0.286, SLG: 0.363			SSS 0-3 ① K	SSS 0-3 ③ K 1-2		SSS 0-3 ③ K 2-3				3	0	0	0	0	3	4
Larry Haney, R (1, 2) OBP: 0.280, SLG: 0.250			x 0-0 ② BB 1-3 2B 1B		x 0-0 ① F8		x 0-0 ① 5-3			3	1	1	0	0	0	0
Inning Stats	R: 0 H: 0 E: 0 LOB: 0 K: 1 BB: 0 S: 5 P: 5	R: 0 H: 0 E: 0 LOB: 0 K: 2 BB: 0 S: 7 P: 7	R: 2 H: 3 E: 0 LOB: 1 K: 2 BB: 1 S: 9 P: 13	R: 0 H: 0 E: 0 LOB: 2 K: 2 BB: 3 S: 6 P: 18	R: 0 H: 0 E: 0 LOB: 0 K: 1 BB: 0 S: 5 P: 5	R: 2 H: 2 E: 0 LOB: 1 K: 3 BB: 1 S: 11 P: 15	R: 0 H: 0 E: 0 LOB: 0 K: 0 BB: 0 S: 3 P: 3	R: 2 H: 2 E: 0 LOB: 0 K: 1 BB: 0 S: 7 P: 7		1B: 4 SF: 0 2B: 1 SAC: 0 3B: 1 DP: 0 HR: 1 HBP: 0						

PITCHER	IP	WLS	BF	H	R	ER	SO	BB	IBB	HBP	BLK	WP	HR	S	P	ERA	WHIP
Nolan Ryan, R (1, 1) ERA: 3.52	8.0	L	34	7	6	6	12	5	0	0	0	0	1	53	73	6.75	1.500

PITCHER	IP	WLS	BF	H	R	ER	SO	BB	IBB	HBP	BLK	WP	HR	S	P	ERA	WHIP

California Angels @ Oakland Athletics

Oakland-Alameda County Coliseum, Oakland, CA

Mon May 10 1976, 7:05 PM PDT

Att. 15,238 - Unknown

livebaseballscorecards.com

AB	29
R	6
H	7
RBI	6
BB	5
SO	12
LOB	10

California Angels @ Oakland Athletics

Oakland-Alameda County Coliseum, Oakland, CA

Tue May 11 1976, 7:05 PM PDT
Att. 2,951 - Unknown

livebaseballscorecards.com

Batter	1	2	3	4	5	6	7	8	9	AB	R	H	RBI	BB	SO	LOB
Jerry Remy, L (1, 4) OBP: 0.292, SLG: 0.269	F7	FC4 1-2f			K 1-2		1B 1B 1B 2-H		L4	5	1	1	1	0	1	3
Rusty Torres, S (1, 8) OBP: 0.311, SLG: 0.376	2B 1B		4-3			5-3 E 2B	1-3 1B		K	5	1	3	0	0	1	0
Bobby Bonds, R (1, 9) OBP: 0.482, SLG: 0.638	1-3 2B		P3			5-3 2-3	3-H 1B		HR	5	1	3	2	0	0	1
Bill Melton, R (1, 10) OBP: 0.278, SLG: 0.373	5-3		4-3			E6 1B 3-H	F8		P4	5	0	0	0	0	0	3
Bruce Bochte, L (1, 3) OBP: 0.374, SLG: 0.350	6-3			L8		1-2 1B		4-3		4	0	1	0	0	0	2
Leroy Stanton, R (1, 7) OBP: 0.333, SLG: 0.349		BB 1B		K		P6		K		3	0	0	0	1	2	2
Ron Jackson, R (1, 5) OBP: 0.267, SLG: 0.231		F2		6-3		K		2B		4	0	1	0	0	1	3
Andy Etchebarren, R (1, 2) OBP: 0.271, SLG: 0.222 Dave Collins, S (7, PR) OBP: 0.388, SLG: 0.212 Ed Herrmann, L (7, 2) OBP: 0.220, SLG: 0.361		FC4 1-2 1B			E6 FC2-6		SH1-3 1B 1B	IBB		3 0 0	0 1 0	2 0 0	0 0 0	0 0 1	0 0 0	0 0 0
Orlando Ramirez, R (1, 6) OBP: 0.286, SLG: 0.234		F8			FC2-6 CS 1-2f		SH1-3 1-2	F3		3	0	0	0	0	0	5

Inning Stats	1	2	3	4	5	6	7	8	9	AB	R	H	RBI	BB	SO	LOB
	R: 0 H: 2 E: 0 LOB: 2 K: 0 BB: 0 S: 5 P: 5	R: 0 H: 1 E: 0 LOB: 2 K: 0 BB: 1 S: 4 P: 8	R: 0 H: 0 E: 0 LOB: 0 K: 0 BB: 0 S: 3 P: 3	R: 0 H: 0 E: 0 LOB: 0 K: 1 BB: 0 S: 5 P: 5	R: 0 H: 0 E: 1 LOB: 0 K: 1 BB: 0 S: 5 P: 5	R: 1 H: 2 E: 1 LOB: 2 K: 1 BB: 0 S: 8 P: 8	R: 2 H: 4 E: 0 LOB: 1 K: 0 BB: 0 S: 6 P: 6	R: 0 H: 1 E: 0 LOB: 2 K: 1 BB: 1 S: 6 P: 10	R: 1 H: 1 E: 0 LOB: 0 K: 1 BB: 0 S: 6 P: 6	1B: 7 SF: 0 2B: 3 SAC: 1 3B: 0 DP: 0 HR: 1 HBP: 0	WP: 0 PA: 40 PB: 0 SB: 0 CS: 1						

PITCHER		IP	WLS	BF	H	R	ER	SO	BB	IBB	HBP	BLK	WP	HR	S	P	ERA	WHIP
Vida Blue, L (1, 1) ERA: 3.31		6.2		30	9	3	3	3	1	0	0	0	0	0	35	39	4.05	1.500
Jim Todd, R (7, 1) ERA: 3.6		2.1	W	10	2	1	1	2	0	1	0	0	0	1	13	17	3.86	0.857

PITCHER	IP	WLS	BF	H	R	ER	SO	BB	IBB	HBP	BLK	WP	HR	S	P	ERA	WHIP

BOTTOM

California Angels @ Oakland Athletics

Oakland-Alameda County Coliseum, Oakland, CA

Tue May 11 1976, 7:05 PM PDT

Att. 2,951 - Unknown

livebaseballscorecards.com

Batter	1	2	3	4	5	6	7	8	9	AB	R	H	RBI	BB	SO	LOB
Bill North, S (1, 8) OBP: 0.347, SLG: 0.327	6-3		G5-4-3			F8	E6	K		5	1	1	0	0	1	2
Claudell Washington, L (1, 9) OBP: 0.306, SLG: 0.333	1-3		G5-4-3			HBP HBP	1B	4-3		5	0	2	0	0	0	3
Joe Rudi, R (1, 7) OBP: 0.382, SLG: 0.558	2B		K			L8	1B			4	0	2	1	0	1	2
Don Baylor, R (1, 3) OBP: 0.293, SLG: 0.258	F7			F2		HBP	L8			3	0	0	0	0	0	3
Sal Bando, R (1, 5) OBP: 0.273, SLG: 0.400		4-3		P4		HBP		F9		2	0	1	0	0	0	0
Cesar Tovar, R (8, PH) OBP: 0.231, SLG: 0.091										1	0	0	0	0	0	0
Tommy Sandt, R (9, 4) OBP: 0.333, SLG: 0.333										0	0	0	0	0	0	0
Billy Williams, L (1, 10) OBP: 0.259, SLG: 0.271		K		P6		F7		2B E	BB	3	0	0	0	1	1	4
Matt Alexander, S (8, PR)										0	1	0	0	0	0	0
Bert Campaneris, R (1, 6) OBP: 0.292, SLG: 0.234		4-3			K		4-3	E	2B	4	1	1	0	0	1	1
Phil Garner, R (1, 4) OBP: 0.287, SLG: 0.362		F9			F9		E S	E7 HR	1B	3	0	1	0	0	0	1
Larry Lintz, S (7, PR)										0	1	0	0	0	0	0
(8, 4)																
Ken McMullen, R (8, PH) OBP: 0.344, SLG: 0.259										1	1	1	2	0	0	0
(9, 5)																
Larry Haney, R (1, 2) OBP: 0.288, SLG: 0.260			G5-4-3		4-3		K		HR	2	0	1	0	0	0	0
Tim Hosley, R (7, PH) OBP: 0.455, SLG: 0.667			1B							2	1	1	2	0	1	1
(8, 2)			1B													
Inning Stats	R: 0 E: 0 K: 0 S: 4 H: 1 LOB: 1 BB: 0 P: 4	R: 0 E: 0 K: 1 S: 6 H: 1 LOB: 1 BB: 0 P: 6	R: 0 E: 0 K: 1 S: 6 H: 2 LOB: 1 BB: 0 P: 6	R: 0 E: 0 K: 0 S: 3 H: 0 LOB: 0 BB: 0 P: 3	R: 0 E: 0 K: 1 S: 5 H: 0 LOB: 0 BB: 0 P: 5	R: 0 E: 0 K: 0 S: 4 H: 1 LOB: 3 BB: 0 P: 6	R: 2 E: 1 K: 1 S: 9 H: 3 LOB: 2 BB: 0 P: 9	R: 4 E: 1 K: 1 S: 8 H: 3 LOB: 1 BB: 1 P: 12		1B: 7 2B: 3 3B: 0 HR: 1	SF: 0 SAC: 0 DP: 1 HBP: 2						

	AB	35
	R	6
	H	11
	RBI	5
	BB	1
	SO	5
	LOB	17

WP: 0 PB: 0 SB: 1 CS: 0 PA: 38

PITCHER		IP	WLS	BF	H	R	ER	SO	BB	IBB	HBP	BLK	WP	HR	S	P	ERA	WHIP
Gary Ross, R ERA: 2.97	(1, 1)	6.2		28	6	2	0	4	0	0	2	0	0	0	34	36	0.00	0.900
Jim Brewer, L ERA: 1.26	(7, 1)	0.0		1	1	0	0	0	0	0	0	0	0	0	1	1	∞	∞
Dick Drago, R ERA: 4.5	(7, 1)	0.2	L	5	2	3	3	0	1	0	0	0	0	0	4	8	40.50	4.500
Paul Hartzell, R ERA: 2.25	(8, 1)	0.2		4	2	1	1	1	0	0	0	0	0	1	6	6	13.50	3.000

PITCHER	IP	WLS	BF	H	R	ER	SO	BB	IBB	HBP	BLK	WP	HR	S	P	ERA	WHIP

Texas Rangers @ California Angels

Anaheim Stadium, Anaheim, CA

Wed May 12 1976, 10:05 PM EDT

Att. 8,539 - Unknown

TOP

livebaseballscorecards.com

Batter	1	2	3	4	5	6	7	8	9	AB	R	H	RBI	BB	SO	LOB
Juan Beniquez, R (1, 8) OBP: 0.276, SLG: 0.302	F9		6-3 2-3			E 1B		F8	F8	5	0	1	0	0	0	2
Lenny Randle, S (1, 7) OBP: 0.281, SLG: 0.284	F7		1-3			F8 1-2		1-3		4	0	0	0	0	0	2
Mike Hargrove, L (1, 3) OBP: 0.360, SLG: 0.427	4-1			F8		F5		1B 1B 1B		4	1	1	0	0	0	1
Toby Harrah, R (1, 6) OBP: 0.435, SLG: 0.514		L5		BBBB 4-0 BB		F7		1B 1-2 1B		3	0	1	0	1	0	1
Jeff Burroughs, R (1, 9) OBP: 0.317, SLG: 0.453 Dave Moates, L (8, 9) OBP: 0.333, SLG: 0.200		SSS 0-3 K		SSS 0-3 K			6-3	1-2 2-H 1B		4 0	0 0	1 0	1 0	0 0	2 0	1 0
Roy Howell, L (1, 5) OBP: 0.341, SLG: 0.358		1B		1-3			FC5-4 1B	SSS 0-3 K		4	0	2	0	0	1	3
Tom Grieve, R (1, 10) OBP: 0.287, SLG: 0.467		SSS 0-3 K			F8		FC5-4 1B 1-2f		BBBB 4-0 E S BB	3	0	0	0	1	1	2
Roy Smalley, S (1, 4) OBP: 0.416, SLG: 0.304			6-3 6-3 1B		F7		FC6-4 1-2 1B		F7	4	0	2	0	0	0	1
Jim Sundberg, R (1, 2) OBP: 0.222, SLG: 0.283			6-3 1-2		5-3		FC6-4 1-2f		SSS 0-3 K 1-3	4	0	0	0	0	1	4

AB	35
R	1
H	8
RBI	1
BB	2
SO	5
LOB	17

Inning Stats	1	2	3	4	5	6	7	8	9
	R: 0 E: 0 K: 0 S: 3	H: 0 LOB: 0 BB: 0 P: 3	R: 0 E: 0 K: 2 S: 8	H: 1 LOB: 1 BB: 0 P: 8	R: 0 E: 0 K: 0 S: 4	H: 1 LOB: 1 BB: 0 P: 4	R: 0 E: 0 K: 1 S: 5	H: 0 LOB: 1 BB: 1 P: 9	R: 0 E: 0 K: 0 S: 3	H: 0 LOB: 0 BB: 0 P: 3	R: 0 E: 1 K: 0 S: 4	H: 1 LOB: 1 BB: 0 P: 4	R: 0 E: 0 K: 0 S: 5	H: 2 LOB: 2 BB: 0 P: 5	R: 1 E: 0 K: 1 S: 8	H: 3 LOB: 2 BB: 0 P: 8	R: 0 E: 0 K: 1 S: 5	H: 0 LOB: 1 BB: 1 P: 9

1B: 8 2B: 0 3B: 0 HR: 0	SF: 0 SAC: 0 DP: 0 HBP: 0	WP: 0 PB: 0 SB: 1 CS: 0	PA: 37
---	---	---	---

PITCHER		IP	WLS	BF	H	R	ER	SO	BB	IBB	HBP	BLK	WP	HR	S	P	ERA	WHIP
Don Kirkwood, R ERA: 6.59	(1, 1)	7.2	L	32	8	1	1	3	1	0	0	0	0	0	37	41	1.17	1.174
Jim Brewer, L ERA: 1.15	(8, 1)	1.1		5	0	0	0	2	1	0	0	0	0	0	8	12	0.00	0.750

PITCHER	IP	WLS	BF	H	R	ER	SO	BB	IBB	HBP	BLK	WP	HR	S	P	ERA	WHIP

Texas Rangers @ California Angels

Anaheim Stadium, Anaheim, CA

Wed May 12 1976, 10:05 PM EDT

Att. 8,539 - Unknown

BOTTOM

Batter	1	2	3	4	5	6	7	8	9	AB	R	H	RBI	BB	SO	LOB
Jerry Remy, L (1, 4) OBP: 0.288, SLG: 0.265	F7		L6		SH1-3, 1B		FC6-5, 3-H		F8	5	0	1	0	0	0	5
Rusty Torres, S (1, 8) OBP: 0.312, SLG: 0.375	K		1-2, 2-3, 1B		SH1-3, 1-2		G3			3	0	1	0	0	1	2
Bobby Bonds, R (1, 9) OBP: 0.460, SLG: 0.603	F8		F8		K			K		4	0	0	0	0	2	4
Bruce Bochte, L (1, 3) OBP: 0.370, SLG: 0.346		F4		CS, 1B	F7			F6		4	0	1	0	0	0	1
Joe Lahoud, L (1, 10) OBP: 0.273, SLG: 0.211		1B		K, 1-2		F8		BB		3	0	1	0	1	1	1
Paul Dade, R (8, PR) OBP: 0.400, SLG: 0.143										0	0	0	0	0	0	0
Leroy Stanton, R (1, 7) OBP: 0.342, SLG: 0.358		G5-4-3, 1-		HBP, HBP, 1B		G6-4-3, 1B		F2		4	0	2	0	0	0	2
Ron Jackson, R (1, 5) OBP: 0.278, SLG: 0.200			F9	HBP, 1-2		G6-4-3, 1-2f			4-3	2	0	0	0	0	0	1
Adrian Garrett, L (9, PH)										1	0	0	0	0	0	0
Andy Etchebarren, R (1, 2) OBP: 0.306, SLG: 0.268			1B, E, 1B	FC5-4, 1-2, 2-3, HBP			SH2-4, FC6-5, 2B		2B	2	0	2	0	0	0	0
Dave Collins, S (7, PR) OBP: 0.388, SLG: 0.212										0	0	0	0	0	0	0
Ed Herrmann, L (8, 2) OBP: 0.238, SLG: 0.405										1	0	1	0	0	0	0
Mickey Scott, L (9, PR)										0	0	0	0	0	0	0
Orlando Ramirez, R (1, 6) OBP: 0.278, SLG: 0.227			E4, 1B, 1-2	FC5-4, 1-2f			SH2-4, 2-3		K	2	0	0	0	0	0	4
Bill Melton, R (9, PH) OBP: 0.276, SLG: 0.369										1	0	0	0	0	1	1

Inning Stats	1	2	3	4	5	6	7	8	9
	R: 0 E: 0 K: 1 S: 5	H: 0 LOB: 0 BB: 0 P: 5	R: 0 E: 0 K: 0 S: 3	H: 1 LOB: 0 BB: 0 P: 3	R: 0 E: 1 K: 0 S: 6	H: 2 LOB: 3 BB: 0 P: 6	R: 0 E: 0 K: 1 S: 6	H: 2 LOB: 3 BB: 0 P: 8	R: 0 E: 0 K: 1 S: 6	H: 1 LOB: 1 BB: 0 P: 6	R: 0 E: 0 K: 0 S: 3	H: 1 LOB: 0 BB: 0 P: 3	R: 0 E: 0 K: 0 S: 4	H: 1 LOB: 2 BB: 0 P: 4	R: 0 E: 0 K: 1 S: 5	H: 0 LOB: 1 BB: 1 P: 9	R: 0 E: 0 K: 1 S: 6	H: 1 LOB: 1 BB: 0 P: 6

1B: 7	SF: 0
2B: 3	SAC: 2
3B: 0	DP: 3
HR: 0	HBP: 2

WP: 0	PA: 37
PB: 0	
SB: 0	
CS: 1	

livebaseballscorecards.com

AB	32
R	0
H	9
RBI	0
BB	1
SO	5
LOB	21

PITCHER	IP	WLS	BF	H	R	ER	SO	BB	IBB	HBP	BLK	WP	HR	S	P	ERA	WHIP
Bill Singer, R (1, 1) ERA: 2.55	9.0	W	37	9	0	0	5	1	0	2	0	0	0	44	50	0.00	1.111

PITCHER	IP	WLS	BF	H	R	ER	SO	BB	IBB	HBP	BLK	WP	HR	S	P	ERA	WHIP

Batter	1	2	3	4	5	6	7	8	9	AB	R	H	RBI	BB	SO	LOB
Juan Beniquez, R (1, 8) OBP: 0.272, SLG: 0.307	5-3		F9 E 2B		6-3	1-4-3		1-3		5	1	1	0	0	0	3
Lenny Randle, S (1, 7) (8, 5) OBP: 0.277, SLG: 0.280	S 1B		F9 2-3		E6 BB		F9		6-3	5	0	1	0	0	0	1
Mike Hargrove, L (1, 3) OBP: 0.362, SLG: 0.419	K 1-2		3-4		K		HR HBP		BB 1B	4	1	1	0	0	2	3
Toby Harrah, R (1, 6) OBP: 0.443, SLG: 0.545	F8		E5 HR 3-H		1-2 BB		1-H HR		1-2 BB	3	2	1	2	2	0	1
Jeff Burroughs, R (1, 9) OBP: 0.321, SLG: 0.475		BB BB	1-H HR		F8		6-3		F8	4	1	1	2	1	0	4
Tom Grieve, R (1, 10) OBP: 0.273, SLG: 0.442		F4	F7			K 1B	3-1		4-3	5	0	0	0	0	1	3
Roy Smalley, S (1, 4) OBP: 0.424, SLG: 0.310		1-2 BB		G4-6-3 1B		K		CI L4-3		2	0	1	0	1	1	1
Roy Howell, L (1, 5) OBP: 0.330, SLG: 0.345		K		G4-6-3 1-2f		K		L4-3 1-2		3	0	0	0	0	2	4
Gene Clines, R (8, PH) (8, 7) OBP: 0.273, SLG: 0.300										1	0	0	0	0	0	1
Jim Sundberg, R (1, 2) OBP: 0.224, SLG: 0.281		K		F9		1-2 1B		F9		4	0	1	0	0	1	3
Inning Stats	R: 0 E: 0 K: 1 S: 6 H: 1 LOB: 1 BB: 0 P: 6	R: 0 E: 0 K: 2 S: 7 H: 0 LOB: 2 BB: 2 P: 15	R: 3 E: 1 K: 0 S: 6 H: 2 LOB: 0 BB: 0 P: 6	R: 0 E: 0 K: 0 S: 3 H: 1 LOB: 0 BB: 0 P: 3	R: 0 E: 1 K: 1 S: 6 H: 0 LOB: 2 BB: 1 P: 10	R: 0 E: 0 K: 3 S: 11 H: 1 LOB: 2 BB: 0 P: 11	R: 2 E: 0 K: 0 S: 4 H: 1 LOB: 0 BB: 0 P: 5	R: 0 E: 1 K: 0 S: 4 H: 0 LOB: 1 BB: 0 P: 4	R: 0 E: 0 K: 0 S: 4 H: 1 LOB: 2 BB: 1 P: 8	1B: 4 2B: 1 3B: 0 HR: 2 SF: 0 SAC: 0 DP: 1 HBP: 1						

TOP

Texas Rangers @ California Angels

Anaheim Stadium, Anaheim, CA

Thu May 13 1976, 10:05 PM EDT

Att. 8,287 - Unknown

livebaseballscorecards.com

AB	36
R	5
H	7
RBI	4
BB	4
SO	7
LOB	24

WP: 0 PB: 1 SB: 1 CS: 0 PA: 42

PITCHER		IP	WLS	BF	H	R	ER	SO	BB	IBB	HBP	BLK	WP	HR	S	P	ERA	WHIP
Frank Tanana, L ERA: 3.07	(1, 1)	8.1	W	39	7	5	2	7	3	0	1	0	0	2	49	62	2.16	1.200
Paul Hartzell, R ERA: 2.19	(9, 1)	0.2	S	3	0	0	0	0	1	0	0	0	0	0	2	6	0.00	1.500

PITCHER		IP	WLS	BF	H	R	ER	SO	BB	IBB	HBP	BLK	WP	HR	S	P	ERA	WHIP

Texas Rangers @ California Angels

Anaheim Stadium, Anaheim, CA

Thu May 13 1976, 10:05 PM EDT

Att. 8,287 - Unknown

livebaseballscorecards.com

Batter	1	2	3	4	5	6	7	8	9	AB	R	H	RBI	BB	SO	LOB
Jerry Remy, L (1, 4) OBP: 0.295, SLG: 0.274	G3		1B 2B 1B 2-3	K		E8 1B				4	1	2	0	0	1	1
Rusty Torres, S (1, 8) OBP: 0.310, SLG: 0.364	F9		K		FC3-6 BB	F7				3	0	0	0	1	1	3
Bobby Bonds, R (1, 9) OBP: 0.462, SLG: 0.597	S 1B		S 2B 1B 1-3 3-H		FC3-6 HBP HR 1-2f	K				4	2	2	1	0	1	2
Leroy Stanton, R (1, 7) OBP: 0.337, SLG: 0.366	4-3 1-2		E 2B 1-H 3-H		K		K			4	1	1	2	0	2	2
Bruce Bochte, L (1, 3) OBP: 0.366, SLG: 0.336		K	E3 FC5-4 2-H		HR HBP 1-2		F6			3	1	0	0	0	1	0
Orlando Alvarez, R (1, 10) OBP: 0.250, SLG: 1.000		F2	FC5-4 1-2f		HR 1-H 2-H		1-3			4	1	1	3	0	0	1
Dave Chalk, R (1, 6) OBP: 0.324, SLG: 0.320		5-3		K	1B			L7		4	0	1	0	0	1	0
Ron Jackson, R (1, 5) OBP: 0.227, SLG: 0.158			F8	1-3	F4			F8		4	0	0	0	0	0	1
Adrian Garrett, L (1, 2) OBP: 0.214, SLG: 0.231			1B 1B 2B	1B		F7		K		4	1	2	0	0	1	0

Inning Stats	1	2	3	4	5	6	7	8	9	
	R: 0 H: 1	R: 0 H: 0	R: 4 H: 4	R: 0 H: 1	R: 3 H: 2	R: 0 H: 1	R: 0 H: 0	R: 0 H: 0		1B: 6 SF: 0
	E: 0 LOB: 1	E: 0 LOB: 0	E: 1 LOB: 1	E: 0 LOB: 1	E: 0 LOB: 1	E: 1 LOB: 1	E: 0 LOB: 0	E: 0 LOB: 0		2B: 2 SAC: 0
	K: 0 BB: 0	K: 1 BB: 0	K: 1 BB: 0	K: 2 BB: 0	K: 1 BB: 1	K: 1 BB: 0	K: 1 BB: 0	K: 1 BB: 0		3B: 0 DP: 0
	S: 4 P: 4	S: 5 P: 5	S: 10 P: 10	S: 8 P: 8	S: 7 P: 12	S: 6 P: 6	S: 5 P: 5	S: 5 P: 5		HR: 1 HBP: 1

PITCHER		IP	WLS	BF	H	R	ER	SO	BB	IBB	HBP	BLK	WP	HR	S	P	ERA	WHIP
Jim Umbarger, L ERA: 3.69	(1, 1)	2.2	L	14	5	4	3	2	0	0	0	0	0	0	18	18	10.12	1.875
Stan Perzanowski, R ERA: 6.0	(3, 1)	2.0		10	2	3	3	3	1	0	1	0	0	1	14	19	13.50	1.500
Steve Hargan, R ERA: 2.03	(5, 1)	3.1		12	2	0	0	3	0	0	0	0	0	0	18	18	0.00	0.600

PITCHER	IP	WLS	BF	H	R	ER	SO	BB	IBB	HBP	BLK	WP	HR	S	P	ERA	WHIP

AB	34
R	7
H	9
RBI	6
BB	1
SO	8
LOB	10

WP: 0 PA: 36
PB: 0
SB: 2
CS: 0

Batter	1	2	3	4	5	6	7	8	9	AB	R	H	RBI	BB	SO	LOB
Lyman Bostock, L (1, 8) OBP: 0.386, SLG: 0.449	SSS 0-3 ① K		x 0-0 ① F7	x 0-0 ③ 4-3	x 0-0 ③ F9			x 0-0 ② L5		5	0	0	0	0	1	7
Larry Hisle, R (1, 7) OBP: 0.311, SLG: 0.295	x 0-0 ② F8		x 0-0 1-2 2-H 1B		BBBB 4-0 WP E BB	SSS 0-3 ① K		x 0-0 ③ 5-3		4	1	1	1	1	1	0
Rod Carew, L (1, 3) OBP: 0.404, SLG: 0.436	BBBB 4-0 E BLK BB		SSS 0-3 ②③ K 2-3		x 0-0 ① F7	x 0-0 ② F8			x 0-0 ① 4-3	4	0	0	0	1	1	3
Steve Braun, L (1, 10) OBP: 0.299, SLG: 0.246 Craig Kusick, R (9, PH) OBP: 0.389, SLG: 0.710	x 0-0 ③ 5-3 1-3			BBBB 4-0 BB 1B BB	BBBB 4-0 1-2 E BB	x 0-0 ③ F7			x 0-0 ② 5-3	2 1	2 0	0 0	0 0	2 0	0 0	1 0
Butch Wynegar, S (1, 2) OBP: 0.367, SLG: 0.427		x 0-0 ① 3-1		BBBB 4-0 BB 1B 1-2 PB BB	x 0-0 E6 1-H 2-H WP 2B		x 0-0 ① F8		x 0-0 1B 1B	4	2	2	2	1	0	0
Dan Ford, R (1, 9) OBP: 0.275, SLG: 0.411		SSS 0-3 ② K	SSS 0-3 ① K	SSS 0-3 ② K 3-H			x 0-0 S 2B		x 0-0 1-2 1B	5	0	2	0	0	3	2
Danny Thompson, R (1, 6) OBP: 0.267, SLG: 0.259		SSS 0-3 ③ K		x 0-0 1-2 2-H PB BB 1B	H 1-0 BB 1B HBP		x 0-0 ② 5-3 2-3		x 0-0 ③ F7	4	0	1	1	0	1	3
Bob Randall, R (1, 4) OBP: 0.377, SLG: 0.348			BBBB 4-0 BB 1B BB	BBBB 4-0 PB 1-2 2-3 BB	x 0-0 BB 1-2 1B		x 0-0 ③ L5			2	1	1	0	2	0	1
Dave McKay, S (1, 5) OBP: 0.315, SLG: 0.253			BBBB 4-0 K 1B 1-2 BB	x 0-0 ② F9 1-2 2-3 3-H	BBBB 4-0 1-2 2-3 BB			x 0-0 ① F8		2	0	0	0	2	0	2
Inning Stats	R: 0 E: 1 K: 1 S: 5 H: 0 LOB: 1 BB: 1 P: 9	R: 0 E: 0 K: 2 S: 7 H: 0 LOB: 0 BB: 0 P: 7	R: 1 E: 0 K: 1 S: 5 H: 1 LOB: 1 BB: 2 P: 13	R: 2 E: 0 K: 1 S: 6 H: 1 LOB: 2 BB: 3 P: 18	R: 3 E: 1 K: 1 S: 7 H: 2 LOB: 3 BB: 3 P: 20	R: 0 E: 0 K: 1 S: 5 H: 0 LOB: 0 BB: 0 P: 5	R: 0 E: 0 K: 0 S: 4 H: 1 LOB: 1 BB: 0 P: 4	R: 0 E: 0 K: 0 S: 3 H: 0 LOB: 0 BB: 0 P: 3	R: 0 E: 0 K: 0 S: 5 H: 2 LOB: 2 BB: 0 P: 5	1B: 5 2B: 2 3B: 0 HR: 0	SF: 0 SAC: 0 DP: 0 HBP: 1						

TOP

Minnesota Twins @ California Angels

Anaheim Stadium, Anaheim, CA

Fri May 14 1976, 10:05 PM EDT

Att. 11,522 - Unknown

livebaseballscorecards.com

AB	33
R	6
H	7
RBI	4
BB	9
SO	7
LOB	19

| | | | | | |

Minnesota Twins @ California Angels

Anaheim Stadium, Anaheim, CA

Fri May 14 1976, 10:05 PM EDT

Att. 11,522 - Unknown

BOTTOM

Batter	1	2	3	4	5	6	7	8	9	AB	R	H	RBI	BB	SO	LOB
Jerry Remy, L (1, 4) OBP: 0.313, SLG: 0.289	0-0 CS 1B	0-0 1-3 1B		4-0 BBBB S BB		0-0 FC4-6 1B		0-0 G3 ③		4	0	3	0	1	0	0
Dave Chalk, R (1, 6) OBP: 0.313, SLG: 0.307 (6, 5) Rusty Torres, S (9, PH) OBP: 0.307, SLG: 0.360	0-3 SSS FC G5-4-3 1-2 ①	0-3 SSS K ③		0-3 SSS K 1-2 ③		0-3 SSS K ①			0-0 4-3 ①	4	0	0	0	0	3	5
										1	0	0	0	0	0	0
Bobby Bonds, R (1, 9) OBP: 0.448, SLG: 0.573	0-0 G5-4-3 1-2f ② ③		0-0 6-3 ①		0-0 5-3 ①	0-0 FC4-6 1-2f ②			0-0 1B	5	0	1	0	0	0	2
Bruce Bochte, L (1, 3) OBP: 0.375, SLG: 0.342		0-0 SH HBP 1B 1B	0-0 BLK WP 1B		4-0 BBBB 1B E BB	0-0 4-3 ③			0-0 F5 ②	4	2	2	0	1	0	2
Bill Melton, R (1, 10) OBP: 0.289, SLG: 0.368		H 1-0 1B SH 1-2 FC4-6 HBP	4-0 BBBB BLK 1-2 BB		0-0 E 1-2 1B		0-0 F3 ①		0-0 F3 ③	3	1	1	0	1	0	1
Leroy Stanton, R (1, 8) OBP: 0.326, SLG: 0.351		0-0 SH FC4-6 1B SF7 1-2 2-3	0-3 SSS K ②		0-0 E5 BB 1-3 2-H		0-0 6-3 ②			3	1	0	0	0	1	3
Orlando Alvarez, R (1, 7) OBP: 0.250, SLG: 0.625		0-0 FC4-6 1B 1-2 2-3 3-H	0-0 6-3 ③ 1-2 2-3		0-0 P4 ②		0-0 F9 ③			4	0	1	1	0	0	4
Adrian Garrett, L (1, 2) OBP: 0.222, SLG: 0.188		0-0 FC4-6 1B 1-2f 2-3 3-H ①		SSS 0-3 K ①	BBBB 4-0 1-2 BB			0-0 F9 ①		3	0	0	1	1	1	2
Ron Jackson, R (1, 5) OBP: 0.208, SLG: 0.150 Joe Lahoud, L (5, PH) OBP: 0.267, SLG: 0.205 Orlando Ramirez, R (6, 6) OBP: 0.274, SLG: 0.224		0-0 SF7 3-H ②		0-0 6-3 ②	0-0 F9 ③			0-0 5-3 ②		1	0	0	1	0	0	0
										1	0	0	0	0	0	3
										1	0	0	0	0	0	0
Inning Stats	R: 0 E: 0 K: 0 S: 5 H: 1 LOB: 0 BB: 0 P: 5	R: 3 E: 1 K: 1 S: 9 H: 3 LOB: 2 BB: 0 P: 10	R: 0 E: 0 K: 1 S: 6 H: 1 LOB: 2 BB: 1 P: 10	R: 0 E: 0 K: 2 S: 7 H: 0 LOB: 1 BB: 1 P: 11	R: 1 E: 1 K: 0 S: 5 H: 1 LOB: 3 BB: 2 P: 13	R: 0 E: 0 K: 1 S: 6 H: 1 LOB: 1 BB: 0 P: 6	R: 0 E: 0 K: 0 S: 3 H: 0 LOB: 0 BB: 0 P: 3	R: 0 E: 0 K: 0 S: 3 H: 0 LOB: 0 BB: 0 P: 3	R: 0 E: 0 K: 0 S: 4 H: 1 LOB: 1 BB: 0 P: 4	1B: 8 2B: 0 3B: 0 HR: 0		SF: 1 SAC: 1 DP: 1 HBP: 1				

livebaseballscorecards.com

AB	34
R	4
H	8
RBI	3
BB	4
SO	5
LOB	22

WP: 2 PB: 0 SB: 1 CS: 1 PA: 41

PITCHER	IP	WLS	BF	H	R	ER	SO	BB	IBB	HBP	BLK	WP	HR	S	P	ERA	WHIP
Dave Goltz, R (1, 1) ERA: 5.85	9.0	W	41	8	4	2	6	4	0	1	1	2	0	48	65	2.00	1.333

PITCHER	IP	WLS	BF	H	R	ER	SO	BB	IBB	HBP	BLK	WP	HR	S	P	ERA	WHIP

Batter	1	2	3	4	5	6	7	8	9	AB	R	H	RBI	BB	SO	LOB
Lyman Bostock, L (1, 8) OBP: 0.375, SLG: 0.434	6-3	FC6-4 1-2 1B	G1-2-3 3-Hf		4-3			4-3		5	0	1	0	0	0	4
Steve Brye, R (8, 8) OBP: 0.038, SLG: 0.042										0	0	0	0	0	0	0
Larry Hisle, R (1, 7) OBP: 0.315, SLG: 0.300	K 5-3	FC6-4 1-2f		SH2-3 1B		K		1B		5	0	2	0	0	2	2
Rod Carew, L (1, 3) OBP: 0.389, SLG: 0.418	5-3 1-2		E9 2B	SH2-3 1-2		G3		G1		4	1	0	0	0	0	2
Steve Braun, L (1, 10) OBP: 0.309, SLG: 0.264	BB		HR 2-H 2B	4-3		F2			SH1-3 BB	3	1	1	1	1	0	1
Craig Kusick, R (9, PH) OBP: 0.405, SLG: 0.710										0	0	0	0	1	0	0
Jerry Terrell, R (9, PR) OBP: 0.242, SLG: 0.258										0	0	0	0	0	0	0
Butch Wynegar, S (1, 2) OBP: 0.372, SLG: 0.468	K		HR 2-H	K			FC6-4 1B		SH1-3 1-2	4	1	2	2	0	2	3
Dan Ford, R (1, 9) OBP: 0.290, SLG: 0.420		1B G6-4-3 1B	1B FC6-2 1B		6-3 SH2-3 1B		FC6-4 FC4-6 1-2f		K	5	2	3	0	0	1	3
Danny Thompson, R (1, 6) OBP: 0.278, SLG: 0.271		G6-4-3 1-3 1B	FC6-2 1-3 G1-2-3 1B		SH2-3 1-2		FC4-6 FC5-4 1-2f		4-3	4	0	2	0	0	0	3
Bob Randall, R (1, 4) OBP: 0.368, SLG: 0.340		G6-4-3 1-2f 3-H	FC6-2 1-2 1B		6-3 2-3		FC5-4 1-2f			4	0	1	0	0	0	3
Dave McKay, S (1, 5) OBP: 0.323, SLG: 0.265		1B 1B	FC6-2 1-2 2-3 3-Hf		3-H 1B			L5		4	0	2	1	0	0	3

TOP

Minnesota Twins @ California Angels

Anaheim Stadium, Anaheim, CA

Sat May 15 1976, 10:05 PM EDT

Unknown - 71 F

livebaseballscorecards.com

AB	38
R	5
H	14
RBI	4
BB	2
SO	5
LOB	24

Inning Stats	1	2	3	4	5	6	7	8	9
	R: 0 E: 0 K: 2 S: 8	H: 0 LOB: 2 BB: 1 P: 12	R: 1 E: 0 K: 0 S: 6	H: 4 LOB: 2 BB: 0 P: 6	R: 3 E: 1 K: 0 S: 8	H: 5 LOB: 2 BB: 0 P: 8	R: 0 E: 0 K: 1 S: 6	H: 1 LOB: 1 BB: 0 P: 6	R: 1 E: 0 K: 0 S: 5	H: 2 LOB: 1 BB: 0 P: 5	R: 0 E: 0 K: 1 S: 5	H: 0 LOB: 0 BB: 0 P: 5	R: 0 E: 0 K: 0 S: 4	H: 1 LOB: 1 BB: 0 P: 4	R: 0 E: 0 K: 0 S: 4	H: 1 LOB: 1 BB: 0 P: 4	R: 0 E: 0 K: 1 S: 5	H: 0 LOB: 2 BB: 1 P: 9

| | | | | | | | | | |

Batter	1	2	3	4	5	6	7	8	9	AB	R	H	RBI	BB	SO	LOB
Jerry Remy, L (1, 4) OBP: 0.319, SLG: 0.304	0-0 1B 2B		0-0 F9 ①		0-0 1-2 1B		0-3 K ③			4	1	2	0	0	1	0
Rusty Torres, S (1, 8) OBP: 0.297, SLG: 0.346	0-3 K ①		0-0 4-3 ②		0-0 F8 ② 2-3			0-0 1-3 ①		4	0	0	0	0	1	3
Bobby Bonds, R (1, 9) OBP: 0.440, SLG: 0.558	0-0 CS 2-H 1B		0-0 F8 ③		0-3 K ③			0-3 K ②		4	0	1	1	0	2	2
Bruce Bochte, L (1, 3) OBP: 0.379, SLG: 0.342	0-3 K ②③ 1-2			0-3 K ①		4-0 FC6-4 BB		0-0 1B		3	0	1	0	1	2	1
Joe Lahoud, L (1, 7) OBP: 0.265, SLG: 0.209		0-0 1B 1B		0-0 F7 ②		0-0 F7 ①		0-3 K ③		4	0	1	0	0	1	2
Bill Melton, R (1, 10) OBP: 0.280, SLG: 0.355		0-3 K ①		0-0 F8 ③		0-3 K ②			0-0 4-3 ①	4	0	0	0	0	2	2
Dave Chalk, R (1, 5) OBP: 0.313, SLG: 0.317 Ed Herrmann, L (9, PH) OBP: 0.233, SLG: 0.395		0-3 K ②			0-0 1B FC6-4 2B	0-0 FC6-4 1-2f			0-3 K ②	3 1	1 0	1 0	0 0	0 0	1 1	2 0
Andy Etchebarren, R (1, 2) OBP: 0.318, SLG: 0.283		0-0 1-3 1B			0-0 FC6-4 2-3 1B		0-0 F9 ①		0-0 6-3 ③	4	0	2	0	0	0	0
Orlando Ramirez, R (1, 6) OBP: 0.263, SLG: 0.214		0-3 K ③			0-0 FC6-4 F8 1B 1-2f 3-H ①		0-0 5-3 ②			3	0	0	1	0	1	3
Inning Stats	R: 1 H: 2 E: 0 LOB: 0 K: 2 BB: 0 S: 8 P: 8	R: 0 H: 2 E: 0 LOB: 2 K: 3 BB: 0 S: 11 P: 11	R: 0 H: 0 E: 0 LOB: 0 K: 0 BB: 0 S: 3 P: 3	R: 0 H: 0 E: 0 LOB: 0 K: 1 BB: 0 S: 5 P: 5	R: 1 H: 3 E: 0 LOB: 2 K: 1 BB: 0 S: 8 P: 8	R: 0 H: 0 E: 0 LOB: 1 K: 1 BB: 1 S: 5 P: 9	R: 0 H: 0 E: 0 LOB: 0 K: 1 BB: 0 S: 5 P: 5	R: 0 H: 1 E: 0 LOB: 1 K: 2 BB: 0 S: 8 P: 8	R: 0 H: 0 E: 0 LOB: 0 K: 1 BB: 0 S: 5 P: 5	1B: 6 2B: 2 3B: 0 HR: 0	SF: 0 SAC: 0 DP: 0 HBP: 0			WP: 0 PB: 0 SB: 0 CS: 1	PA: 35		

PITCHER	IP	WLS	BF	H	R	ER	SO	BB	IBB	HBP	BLK	WP	HR	S	P	ERA	WHIP
Bert Blyleven, R (1, 1) ERA: 3.22	9.0	W	35	8	2	2	12	1	0	0	0	0	0	58	62	2.00	1.000

PITCHER	IP	WLS	BF	H	R	ER	SO	BB	IBB	HBP	BLK	WP	HR	S	P	ERA	WHIP

BOTTOM

Minnesota Twins @ California Angels

Anaheim Stadium, Anaheim, CA

Sat May 15 1976, 10:05 PM EDT

Unknown - 71 F

livebaseballscorecards.com

AB	34
R	2
H	8
RBI	2
BB	1
SO	12
LOB	15

Minnesota Twins @ California Angels

Anaheim Stadium, Anaheim, CA

Sat May 15 1976, 10:05 PM EDT

Att. 31,535 - Unknown

TOP

livebaseballscorecards.com

Batter	1	2	3	4	5	6	7	8	9	AB	R	H	RBI	BB	SO	LOB
Steve Brye, R (1, 8) OBP: 0.125, SLG: 0.138	WP F7-2 2B		6-3		F8	HBP 1B 1-2 2-3 1B	E4 1B E SF7	BBBB 1-2 2-3 BB		5	2	2	0	1	0	0
Larry Hisle, R (1, 7) OBP: 0.325, SLG: 0.308 Jerry Terrell, R (8, 7) OBP: 0.242, SLG: 0.258	F4		BBBB 1B PB HR BB		WP 2B 2B	H BB 1B 2B 1-2 2-3 3-H HBP	E4 1B 1B 1-2	SSS K		4 0	4 0	1 0	1 0	1 0	1 0	5 0
Rod Carew, L (1, 3) OBP: 0.412, SLG: 0.431	BBBB WP BB		1-3 HR 1B		2-3 S 2B BB	BB 2B 1-2 2-H 3-H 1B	1B 1B 1-2 2-3 1B	4-3		4	3	3	2	2	0	3
Dan Ford, R (1, 9) OBP: 0.310, SLG: 0.471	BBBB 1-2 2-3 BB		1-H 3-H HR		S WP 2B 1-H 3-H	F8	SF7 3-H		FC5-4 1B	4	2	3	6	1	0	2
Craig Kusick, R (1, 10) OBP: 0.415, SLG: 0.667 Steve Braun, L (7, PH) OBP: 0.301, SLG: 0.257	F7-2 3-H		F8		BBBB WP 2-3 BB	BBBB 2B 1-2 2-3 BB	F8		F9	2 2	1 0	0 0	0 0	2 0	0 0	3 3
Phil Roof, R (1, 2) OBP: 0.316, SLG: 0.444		BBBB G6-4-3 BB		4-3 2B	5-3 1-2 3-H	6-3 1B 1-H 2-H 3-H 2B	1-H 2-H 1B		F6	5	1	3	4	1	0	2
Dave McKay, S (1, 5) OBP: 0.303, SLG: 0.247		G6-4-3 1-2f	6-3	4-3 2-3	6-3	6-3 2-3		SSS K	FC5-4 1-2f	6	0	0	0	0	1	5
Danny Thompson, R (1, 6) OBP: 0.295, SLG: 0.289		F7		F4	1B HBP 1B 3-H 1B			BB 1B 1B		5	1	3	1	0	0	1
Bob Randall, R (1, 4) OBP: 0.371, SLG: 0.345			F5	F8	HBP 1B 1-2 1B G3			BB 1-2 1B		5	1	2	0	0	0	2

| Inning Stats | | |

BOTTOM

Minnesota Twins @ California Angels

Anaheim Stadium, Anaheim, CA

Sat May 15 1976, 10:05 PM EDT

Att. 31,535 - Unknown

Batter	1	2	3	4	5	6	7	8	9	AB	R	H	RBI	BB	SO	LOB
Jerry Remy, L (1, 4) OBP: 0.322, SLG: 0.308	F7		F8			1B HR 1B 1-2	1B 1-2		FC6-4 BB 1-2f	5	1	2	0	0	0	1
Dave Chalk, R (1, 6) OBP: 0.319, SLG: 0.318	BB BB		F3			HR 1B 1-2 2-3	K S S S		BB BB BB BB 1-2	3	1	1	0	1	1	2
Joe Lahoud, L (9, PH) OBP: 0.280, SLG: 0.209										0	0	0	0	1	0	0
Bobby Bonds, R (1, 9) OBP: 0.438, SLG: 0.578	F4			F4		HR 1-H 2-H 3-H		FC3-6 BB B B B B	F9	4	1	1	4	1	0	3
Bruce Bochte, L (1, 3) OBP: 0.372, SLG: 0.331	FC6-4 BB B B B B 1-2			F9		3-1		FC3-6 BB FC3-6 1-2f	4-3	4	1	0	0	1	0	3
Bill Melton, R (1, 10) OBP: 0.279, SLG: 0.345	FC6-4 1-2f			6-3		F8		FC3-6 BB B B B B 1-2		3	0	0	0	1	0	2
Orlando Alvarez, R (1, 7) OBP: 0.167, SLG: 0.417		K S S S			F3	5-3		FC3-6 2B 1-2f 2-3		4	0	0	0	0	1	2
Leroy Stanton, R (1, 8) OBP: 0.322, SLG: 0.359		5-3			K S S S		G3	2B 1-3 3-H		4	0	1	1	0	1	0
Adrian Garrett, L (1, 2) OBP: 0.182, SLG: 0.150		F3			L6		K S S S	K S S S		4	0	0	0	0	2	2
Ron Jackson, R (1, 5) OBP: 0.286, SLG: 0.143			5-3			1B HR 1B BB B B B B	1B BB B B B B		FC6-4 BB B B B B	1	1	0	0	3	0	0
Inning Stats	R: 0 E: 0 K: 0 S: 3 H: 0 LOB: 2 BB: 2 P: 11	R: 0 E: 0 K: 1 S: 5 H: 0 LOB: 0 BB: 0 P: 5	R: 0 E: 0 K: 0 S: 3 H: 0 LOB: 0 BB: 0 P: 3	R: 0 E: 0 K: 0 S: 3 H: 0 LOB: 0 BB: 0 P: 3	R: 0 E: 0 K: 1 S: 5 H: 0 LOB: 0 BB: 0 P: 5	R: 4 E: 0 K: 0 S: 6 H: 3 LOB: 0 BB: 1 P: 10	R: 0 E: 0 K: 2 S: 8 H: 1 LOB: 2 BB: 1 P: 12	R: 1 E: 0 K: 1 S: 6 H: 1 LOB: 2 BB: 2 P: 14	R: 0 E: 0 K: 0 S: 3 H: 0 LOB: 2 BB: 2 P: 11	1B: 3 2B: 1 3B: 0 HR: 1 SF: 0 SAC: 0 DP: 0 HBP: 0							

livebaseballscorecards.com

AB	32
R	5
H	5
RBI	5
BB	8
SO	5
LOB	15

WP: 0 PB: 0 SB: 0 CS: 0 PA: 40

PITCHER		IP	WLS	BF	H	R	ER	SO	BB	IBB	HBP	BLK	WP	HR	S	P	ERA	WHIP
Pete Redfern, R ERA: 7.2	(1, 1)	5.0	W	21	3	4	4	2	3	0	0	0	0	1	22	34	7.20	1.200
Bill Campbell, R ERA: 3.0	(6, 1)	4.0	S	19	2	1	1	3	5	0	0	0	0	0	20	40	2.25	1.750

PITCHER	IP	WLS	BF	H	R	ER	SO	BB	IBB	HBP	BLK	WP	HR	S	P	ERA	WHIP

Batter	1	2	3	4	5	6	7	8	9	AB	R	H	RBI	BB	SO	LOB
Larry Hisle, R (1, 8) OBP: 0.322, SLG: 0.306	6-3	F3			1B	FC6-4 1-2f				4	0	1	0	0	0	2
Rod Carew, L (1, 3) OBP: 0.407, SLG: 0.425	3-1 1B		K		F8	4-3				4	0	1	0	0	1	2
Steve Braun, L (1, 7) OBP: 0.287, SLG: 0.244	3-1 1-2		G1		F8			F9		4	0	0	0	0	0	2
Butch Wynegar, S (1, 2) OBP: 0.398, SLG: 0.481	IBB		FC5-4 BB			1B		1B		2	0	2	0	2	0	0
Dan Ford, R (1, 9) OBP: 0.299, SLG: 0.454	K		FC5-4 1-2f			F4		K		4	0	0	0	0	2	5
Craig Kusick, R (1, 10) OBP: 0.378, SLG: 0.595		K		6-3		F3		K		4	0	0	0	0	2	2
Danny Thompson, R (1, 6) OBP: 0.293, SLG: 0.287		5-3 1B 1B		5-3		F8			4-3	4	1	1	0	0	0	1
Bob Randall, R (1, 4) OBP: 0.348, SLG: 0.322		5-3 1-2		F9			6-3		4-3	4	0	0	0	0	0	1
Dave McKay, S (1, 5) OBP: 0.311, SLG: 0.258		2-H 1B			5-3		FC6-4 1B		F7	4	0	2	1	0	0	0
Inning Stats	R: 0 E: 0 K: 1 S: 6 H: 1 LOB: 2 BB: 1 P: 10	R: 1 E: 0 K: 1 S: 7 H: 2 LOB: 1 BB: 0 P: 7	R: 0 E: 0 K: 1 S: 5 H: 0 LOB: 1 BB: 1 P: 9	R: 0 E: 0 K: 0 S: 3 H: 0 LOB: 0 BB: 0 P: 3	R: 0 E: 0 K: 0 S: 4 H: 1 LOB: 1 BB: 0 P: 4	R: 0 E: 0 K: 0 S: 4 H: 1 LOB: 0 BB: 0 P: 4	R: 0 E: 0 K: 0 S: 4 H: 1 LOB: 1 BB: 0 P: 4	R: 0 E: 0 K: 2 S: 8 H: 1 LOB: 1 BB: 0 P: 8	R: 0 E: 0 K: 0 S: 3 H: 0 LOB: 0 BB: 0 P: 3	1B: 7 2B: 0 3B: 0 HR: 0	SF: 0 SAC: 0 DP: 0 HBP: 0			WP: 0 PB: 0 SB: 0 CS: 0		PA: 36	

PITCHER	IP	WLS	BF	H	R	ER	SO	BB	IBB	HBP	BLK	WP	HR	S	P	ERA	WHIP
Don Kirkwood, R (1, 1) ERA: 5.26	9.0	W	36	7	1	1	5	1	1	0	0	0	0	44	52	1.00	0.889

PITCHER	IP	WLS	BF	H	R	ER	SO	BB	IBB	HBP	BLK	WP	HR	S	P	ERA	WHIP

TOP

Minnesota Twins @ California Angels

Anaheim Stadium, Anaheim, CA

Sun May 16 1976, 6:33 AM EDT

Att. 9,522 - Unknown - 71 F

livebaseballscorecards.com

AB	34
R	1
H	7
RBI	1
BB	2
SO	5
LOB	15

Minnesota Twins @ California Angels

Anaheim Stadium, Anaheim, CA

Sun May 16 1976, 6:33 AM EDT

Att. 9,522 - Unknown - 71 F

livebaseballscorecards.com

BOTTOM

Batter	1	2	3	4	5	6	7	8	9	AB	R	H	RBI	BB	SO	LOB
Jerry Remy, L (1, 4) OBP: 0.322, SLG: 0.308	4-3		SH 1-3 2-H		E S 1B		F8			3	0	1	0	0	0	2
Rusty Torres, S (1, 8) OBP: 0.295, SLG: 0.336	G3		5-3		K		BB HBP 1-2 2-3 BB			3	0	0	0	1	1	3
Bobby Bonds, R (1, 9) OBP: 0.431, SLG: 0.565	K		SF7 3-H		6-3 1-3		BB 1-2 2-3 3-H HBP			2	0	0	2	0	1	1
Joe Lahoud, L (1, 7) OBP: 0.302, SLG: 0.222 Leroy Stanton, R (7, PH) (8, 7) OBP: 0.330, SLG: 0.359		G5-3 1B 1B	BB			G3	BB 1-2 2-3 3-H			2 0	0 0	1 0	0 1	1 1	0 0	0 0
Bruce Bochte, L (1, 3) OBP: 0.362, SLG: 0.320		F8	G1			L3	4-3			4	0	0	0	0	0	6
Bill Melton, R (1, 10) OBP: 0.286, SLG: 0.368		1-2 1B		4-3		F8		1B 3B		4	1	2	0	0	0	0
Andy Etchebarren, R (1, 2) OBP: 0.329, SLG: 0.297		G5-3 2-3f		G6-4-3 1B			1-3	G6-4-3 3-H 1B		4	0	2	1	0	0	2
Dave Chalk, R (1, 6) OBP: 0.325, SLG: 0.318			1B SH 1B	G6-4-3 1-2f			BB HBP HBP BB	G6-4-3 1-2f		3	2	1	0	1	0	2
Ron Jackson, R (1, 5) OBP: 0.313, SLG: 0.167			SH 1-2 SF7 1B		F8		HBP BB 1-2 BB HBP	F8		3	2	1	0	0	0	0
Inning Stats	R: 0 E: 0 K: 1 S: 5 H: 0 LOB: 0 BB: 0 P: 5	R: 0 E: 0 K: 0 S: 4 H: 2 LOB: 1 BB: 0 P: 4	R: 2 E: 1 K: 0 S: 6 H: 2 LOB: 2 BB: 1 P: 10	R: 0 E: 0 K: 0 S: 3 H: 1 LOB: 0 BB: 0 P: 3	R: 0 E: 0 K: 1 S: 6 H: 1 LOB: 1 BB: 0 P: 6	R: 0 E: 0 K: 0 S: 3 H: 0 LOB: 0 BB: 0 P: 3	R: 2 E: 0 K: 0 S: 3 H: 0 LOB: 3 BB: 3 P: 17	R: 1 E: 0 K: 0 S: 4 H: 2 LOB: 0 BB: 0 P: 4		1B: 7 2B: 0 3B: 1 HR: 0 SF: 1 SAC: 1 DP: 3 HBP: 2						

	AB	28
	R	5
	H	8
	RBI	4
	BB	4
	SO	2
	LOB	16

WP: 0 PB: 0 SB: 1 CS: 0 PA: 36

PITCHER		IP	WLS	BF	H	R	ER	SO	BB	IBB	HBP	BLK	WP	HR	S	P	ERA	WHIP
Jim Hughes, R ERA: 4.84	(1, 1)	6.2	L	30	6	4	2	2	3	0	2	0	0	0	29	43	2.70	1.350
Tom Burgmeier, L ERA: 1.15	(7, 1)	0.1		2	0	0	0	0	1	0	0	0	0	0	1	5	0.00	3.000
Steve Luebber, R ERA: 6.75	(8, 1)	1.0		4	2	1	1	0	0	0	0	0	0	0	4	4	9.00	2.000

PITCHER	IP	WLS	BF	H	R	ER	SO	BB	IBB	HBP	BLK	WP	HR	S	P	ERA	WHIP

Batter	1	2	3	4	5	6	7	8	9	AB	R	H	RBI	BB	SO	LOB
Jerry Remy, L (1, 4) OBP: 0.329, SLG: 0.314	BBBB 4-0 F9 WP 1B BB	x 0-0 WP 1-H 1B 2B		SSS 0-3 ① K	BBB 4-0 1-2 2-3 3-H BB	x 0-0 ③ F8			x 0-0 ③ F8	4	2	1	2	2	1	2
Rusty Torres, S (1, 8) OBP: 0.302, SLG: 0.336 Leroy Stanton, R (6, 8) OBP: 0.337, SLG: 0.367	x 0-0 ① F9 1-3	x 0-0 2-H 1B		BBB 4-0 BB	SSS 0-3 ③ K		x 0-0 3-6 1B			3 1	0 0	1 1	1 0	1 0	1 0	4 0
Bobby Bonds, R (1, 9) OBP: 0.434, SLG: 0.563 Paul Dade, R (6, 9) OBP: 0.364, SLG: 0.125	x 0-0 PB E WP 3-H 1B	x 0-0 ② F8		x 0-0 ② P3		x 0-0 1B 1B 1B	SSS 0-3 ① K			4 1	2 0	2 0	1 0	0 0	0 1	2 1
Joe Lahoud, L (1, 7) OBP: 0.293, SLG: 0.220	x 0-0 ② G3 1-3	x 0-0 ③ L4		SSS 0-3 ③ K		x 0-0 1B 1-2 1B 1B	x 0-0 ②③ 3-6 1-2f			5	1	1	0	0	1	4
Bruce Bochte, L (1, 3) OBP: 0.370, SLG: 0.320	BBBB 4-0 WP 1B BB		BBBB 4-0 3B BB		x 0-0 ① F7	x 0-0 FC6-4 1B 1-3 2-H 1B 1B		x 0-0 ① F8		3	3	1	1	2	0	0
Bill Melton, R (1, 10) OBP: 0.304, SLG: 0.397	x 0-0 1-H 3-H 1B	x 0-0 1-H FC5-2 3B		BBB 4-0 BB BB BB BB	x 0-0 FC6-4 1-2 3-H 1B			SSS 0-3 ② K		4	1	3	3	1	1	0
Andy Etchebarren, R (1, 2) OBP: 0.320, SLG: 0.279	x 0-0 ③ 1-3	x 0-0 ① 1-3		BBB 4-0 BB BB 1-2 BB	x 0-0 ① FC6-4 FC5-4 1B 1-2f 2-3			x 0-0 ③ 6-3		4	0	0	0	1	0	4
Dave Chalk, R (1, 6) OBP: 0.328, SLG: 0.316		H 1-0 2B HBP	x 0-0 ② FC5-2 3-H	x 0-0 ② F8	x 0-0 FC5-4 1-2 3-H 1B			x 0-0 ① 4-3	4	1	1	1	0	0	3
Ron Jackson, R (1, 5) OBP: 0.297, SLG: 0.143		SSS 0-3 ① K	x 0-0 ③ L4	BBB 4-0 BB 1-2 2-3 BB	x 0-0 ② FC5-4 1-2f 2-3			x 0-0 ② F7	4	0	0	0	1	1	4
Inning Stats	R: 3 H: 2 E: 1 LOB: 1 K: 0 BB: 2 S: 5 P: 13	R: 2 H: 2 E: 0 LOB: 1 K: 1 BB: 0 S: 7 P: 8	R: 1 H: 1 E: 0 LOB: 1 K: 0 BB: 1 S: 4 P: 8	R: 0 H: 0 E: 0 LOB: 1 K: 2 BB: 1 S: 7 P: 11	R: 1 H: 0 E: 0 LOB: 3 K: 1 BB: 4 S: 5 P: 21	R: 3 H: 5 E: 0 LOB: 2 K: 0 BB: 0 S: 8 P: 8	R: 0 H: 1 E: 0 LOB: 0 K: 1 BB: 0 S: 5 P: 5	R: 0 H: 0 E: 0 LOB: 0 K: 1 BB: 0 S: 5 P: 5	R: 0 H: 0 E: 0 LOB: 0 K: 0 BB: 0 S: 3 P: 3	1B: 9 SF: 0 2B: 2 SAC: 0 3B: 1 DP: 1 HR: 0 HBP: 1						WP: 3 PA: 46 PB: 1 SB: 0 CS: 0

PITCHER		IP	WLS	BF	H	R	ER	SO	BB	IBB	HBP	BLK	WP	HR	S	P	ERA	WHIP
Jesse Jefferson, R ERA: 13.5	(1, 1)	4.2	L	28	5	7	7	3	8	0	1	0	3	0	25	58	13.50	2.786
Jim Otten, R ERA: 4.5	(5, 1)	4.1		18	6	3	3	3	0	0	0	0	0	0	24	24	6.23	1.385

PITCHER	IP	WLS	BF	H	R	ER	SO	BB	IBB	HBP	BLK	WP	HR	S	P	ERA	WHIP

TOP

California Angels @ Chicago White Sox

Comiskey Park, Chicago, IL

Mon May 17 1976, 8:05 PM EDT

Att. 4,921 - Unknown - 50 F

livebaseballscorecards.com

AB	37
R	10
H	11
RBI	9
BB	8
SO	6
LOB	24

Batter	1	2	3	4	5	6	7	8	9	AB	R	H	RBI	BB	SO	LOB
Bucky Dent, R (1, 6) OBP: 0.360, SLG: 0.387	P4		FC6-4 1B 2-3			F7		K		4	0	1	0	0	1	0
Ralph Garr, L (1, 9) OBP: 0.306, SLG: 0.452	K		FC6-4 1-2f			K			2B 1B	4	1	1	0	0	2	2
Brian Downing, R (1, 10) OBP: 0.373, SLG: 0.414	F8			6-3			F9		1B FC5 2B 1-H	4	1	1	1	0	0	0
Jorge Orta, L (1, 7) OBP: 0.294, SLG: 0.392		4-3		1-3			L6		K	4	0	0	0	0	1	1
Lamar Johnson, R (1, 3) OBP: 0.176, SLG: 0.176		F9		6-3			L5		FC5 1B 2-3	4	1	1	0	0	0	0
Bill Stein, R (1, 5) OBP: 0.185, SLG: 0.222		K	F9					E6 HR	FC5 E 1B 1-2 3-H	4	1	0	1	0	1	1
Pete Varney, R (1, 2) OBP: 0.300, SLG: 0.553			F3		6-3			F7	E9 1B 1-3 2-H	2	0	0	0	0	0	0
Jim Essian, R (8, 2) OBP: 0.429, SLG: 0.333										2	0	1	1	0	0	1
Chet Lemon, R (1, 8) OBP: 0.266, SLG: 0.283			K		L4			HR 1-H	F3	4	1	1	2	0	1	2
Hugh Yancy, R (1, 4) OBP: 0.250, SLG: 0.500			1B 2B			K		F9	K	4	0	1	0	0	2	2
Inning Stats	R: 0 H: 0 E: 0 LOB: 0 K: 1 BB: 0 S: 5 P: 5	R: 0 H: 0 E: 0 LOB: 0 K: 1 BB: 0 S: 5 P: 5	R: 0 H: 2 E: 0 LOB: 2 K: 1 BB: 0 S: 7 P: 7	R: 0 H: 0 E: 0 LOB: 0 K: 0 BB: 0 S: 3 P: 3	R: 0 H: 0 E: 0 LOB: 0 K: 0 BB: 0 S: 3 P: 3	R: 0 H: 0 E: 0 LOB: 0 K: 2 BB: 0 S: 7 P: 7	R: 0 H: 0 E: 0 LOB: 0 K: 0 BB: 0 S: 3 P: 3	R: 2 H: 1 E: 1 LOB: 0 K: 1 BB: 0 S: 7 P: 7	R: 3 H: 4 E: 1 LOB: 2 K: 2 BB: 0 S: 12 P: 12	1B: 4 SF: 0 2B: 2 SAC: 0 3B: 0 DP: 0 HR: 1 HBP: 0						

PITCHER	IP	WLS	BF	H	R	ER	SO	BB	IBB	HBP	BLK	WP	HR	S	P	ERA	WHIP
Frank Tanana, L (1, 1) ERA: 3.19	9.0	W	36	7	5	4	8	0	0	0	0	0	1	52	52	4.00	0.778

PITCHER	IP	WLS	BF	H	R	ER	SO	BB	IBB	HBP	BLK	WP	HR	S	P	ERA	WHIP

BOTTOM

California Angels @ Chicago White Sox

Comiskey Park, Chicago, IL

Mon May 17 1976, 8:05 PM EDT

Att. 4,921 - Unknown - 50 F

livebaseballscorecards.com

AB	36
R	5
H	7
RBI	5
BB	0
SO	8
LOB	9

Batter	1	2	3	4	5	6	7	8	9	AB	R	H	RBI	BB	SO	LOB
Jerry Remy, L (1, 4) OBP: 0.333, SLG: 0.319	0-0 FC6-5-4 SH1-3 1B		0-0 1B			0-0 ① F7		0-0 ② 4-3		4	0	2	0	0	0	0
Rusty Torres, S (1, 8) OBP: 0.295, SLG: 0.327	0-0 ① SH1-3 1-2		0-0 ③ 6-3			0-0 ② F8		0-0 ③ F8		3	0	0	0	0	0	1
Bobby Bonds, R (1, 9) OBP: 0.427, SLG: 0.550	0-0 ② FC6-5-4 2-3			0-0 G4-6-3 1B		0-0 ③ 5-3			0-0 ① 6-3	4	0	1	0	0	0	1
Joe Lahoud, L (1, 7) OBP: 0.274, SLG: 0.204	0-0 ③ F8			0-0 ① ② G4-6-3 1-2f			0-0 ① 4-3		0-0 ② F8	4	0	0	0	0	0	2
Bruce Bochte, L (1, 3) OBP: 0.367, SLG: 0.313		0-0 ① F8		0-0 ③ 4-3			B B B B 4-0 BB BB		0-0 ③ 4-3	3	0	0	0	1	0	0
Bill Melton, R (1, 10) OBP: 0.298, SLG: 0.387		S S S 0-3 ② K			0-0 ① 6-3		0-0 ② F8			3	0	0	0	0	1	1
Andy Etchebarren, R (1, 2) OBP: 0.333, SLG: 0.275		0-0 ③ F8			B B B B 4-0 FC4-6 BB		B B B B 4-0 1-2 BB			1	0	0	0	2	0	0
Dave Chalk, R (1, 6) OBP: 0.321, SLG: 0.308			0-0 ① F5		0-0 ② F7		S S S 0-3 ③ K			3	0	0	0	0	1	3
Ron Jackson, R (1, 5) OBP: 0.275, SLG: 0.129			0-0 ② F7		0-0 ③ FC4-6 1-2f			0-0 ① P6		3	0	0	0	0	0	1
Inning Stats	R: 0 E: 0 K: 0 S: 4 H: 1 LOB: 1 BB: 0 P: 4	R: 0 E: 0 K: 1 S: 5 H: 0 LOB: 0 BB: 0 P: 5	R: 0 E: 0 K: 0 S: 4 H: 1 LOB: 1 BB: 0 P: 4	R: 0 E: 0 K: 0 S: 3 H: 1 LOB: 0 BB: 0 P: 3	R: 0 E: 0 K: 0 S: 3 H: 0 LOB: 1 BB: 1 P: 7	R: 0 E: 0 K: 0 S: 3 H: 0 LOB: 0 BB: 0 P: 3	R: 0 E: 0 K: 1 S: 5 H: 0 LOB: 2 BB: 2 P: 13	R: 0 E: 0 K: 0 S: 3 H: 0 LOB: 0 BB: 0 P: 3	R: 0 E: 0 K: 0 S: 3 H: 0 LOB: 0 BB: 0 P: 3	1B: 3 2B: 0 3B: 0 HR: 0 SF: 0 SAC: 1 DP: 1 HBP: 0							

PITCHER	IP	WLS	BF	H	R	ER	SO	BB	IBB	HBP	BLK	WP	HR	S	P	ERA	WHIP
Bart Johnson, R (1, 1) ERA: 7.79	9.0	W	32	3	0	0	2	3	0	0	0	0	0	33	45	0.00	0.667

PITCHER	IP	WLS	BF	H	R	ER	SO	BB	IBB	HBP	BLK	WP	HR	S	P	ERA	WHIP

TOP

California Angels @ Chicago White Sox

Comiskey Park, Chicago, IL

Tue May 18 1976, 8:05 PM EDT

Att. 6,441 - Unknown

livebaseballscorecards.com

AB	28
R	0
H	3
RBI	0
BB	3
SO	2
LOB	9

PA: 32

WP: 0 PB: 0 SB: 0 CS: 0

California Angels @ Chicago White Sox

Comiskey Park, Chicago, IL

Tue May 18 1976, 8:05 PM EDT

Att. 6,441 - Unknown

livebaseballscorecards.com

Batter	1	2	3	4	5	6	7	8	9	AB	R	H	RBI	BB	SO	LOB
Pat Kelly, L (1, 10) OBP: 0.241, SLG: 0.370	BB 4-0 FC6-4 BB	x 0-0 G3 1-H 2-H 3-H 2B		x 0-0 6-3 ②			x 0-0 6-3 ②			3	0	1	3	1	0	0
Ralph Garr, L (1, 8) OBP: 0.294, SLG: 0.433	x 0-0 FC6-4 S 1-2f ①	x 0-0 G3 2-3 ②		x 0-0 5-3 ③			x 0-0 4-3 ③			4	0	0	0	0	0	2
Rich Coggins, L (1, 9) OBP: 0.125, SLG: 0.125	SSS 0-3 K 1-2 ②	SSS 0-3 K ③			x 0-0 4-3 ①			SSS 0-3 K ①		4	0	0	0	0	3	2
Jorge Orta, L (1, 7) OBP: 0.292, SLG: 0.387	SSS 0-3 K ③		x 0-0 S 2B 1B		SSS 0-3 K ②			x 0-0 F7 ②		4	1	1	0	0	2	1
Jim Spencer, L (1, 3) OBP: 0.341, SLG: 0.358		x 0-0 E 1B 1B	SSS 0-3 K 1-2 ①		x 0-0 CS 1B			BBBB 4-0 S BB		3	1	2	0	1	1	1
Brian Downing, R (1, 2) OBP: 0.380, SLG: 0.400		x 0-0 E9 BB 1B 1-2 2B	x 0-0 5-3 ②		0-0 CS 1-2 ③	BBBB 4-0 G6-4-3 BB		BBBB 4-0 1-2 BB		2	1	0	0	2	0	2
Bucky Dent, R (1, 6) OBP: 0.365, SLG: 0.402		x 0-0 BB 1-2 2-H 2B 1B	x 0-0 2-H 2B			x 0-0 G6-4-3 1-2f ① ②		x 0-0 F9 ③		4	1	2	2	0	0	3
Jack Brohamer, L (1, 4) OBP: 0.253, SLG: 0.338		SSS 0-3 K ①	x 0-0 F9 ③			x 0-0 F7 ③				3	0	0	0	0	1	3
Bill Stein, R (1, 5) OBP: 0.200, SLG: 0.207		BBBB 4-0 1-2 2-3 2B BB		SSS 0-3 K ①			SSS 0-3 K ①			2	1	0	0	1	2	0

Inning Stats	1	2	3	4	5	6	7	8	9	AB	R	H	RBI	BB	SO	LOB
	R: 0 E: 0 K: 2 S: 7	R: 4 E: 1 K: 2 S: 11	R: 1 E: 0 K: 1 S: 7	R: 0 E: 0 K: 1 S: 5	R: 0 E: 0 K: 1 S: 5	R: 0 E: 0 K: 0 S: 2	R: 0 E: 0 K: 1 S: 5	R: 0 E: 0 K: 1 S: 5		1B: 4 2B: 2 3B: 0 HR: 0	SF: 0 SAC: 0 DP: 1 HBP: 0					WP: 0 PB: 0 SB: 3 CS: 1

PITCHER	IP	WLS	BF	H	R	ER	SO	BB	IBB	HBP	BLK	WP	HR	S	P	ERA	WHIP
Nolan Ryan, R (1, 1) ERA: 3.74	8.0	L	34	6	5	4	9	5	0	0	0	0	0	47	67	4.50	1.375

PITCHER	IP	WLS	BF	H	R	ER	SO	BB	IBB	HBP	BLK	WP	HR	S	P	ERA	WHIP

AB	R	H	RBI	BB	SO	LOB
3	0	1	3	1	0	0
4	0	0	0	0	0	2
4	0	0	0	0	3	2
4	1	1	0	0	2	1
3	1	2	0	1	1	1
2	1	0	0	2	0	2
4	1	2	2	0	0	3
3	0	0	0	0	1	3
2	1	0	0	1	2	0

AB	29
R	5
H	6
RBI	5
BB	5
SO	9
LOB	14

California Angels @ Texas Rangers

Arlington Stadium, Arlington, TX

Thu May 20 1976, 8:05 PM EDT

Att. 12,116 - Unknown

TOP

livebaseballscorecards.com

Batter	1	2	3	4	5	6	7	8	9	AB	R	H	RBI	BB	SO	LOB
Jerry Remy, L (1, 4) OBP: 0.329, SLG: 0.315	4-3		BB, 1B, 1-2, 3-H, 1B	F9			F8		4-3	5	1	1	1	0	0	1
Rusty Torres, S (1, 8) OBP: 0.299, SLG: 0.319	F5		BBBB, 1B, 1-2, 2-3, BB		4-3			BBBB, 1B, 1B, BB	F8	3	1	0	0	2	0	0
Bobby Bonds, R (1, 9) OBP: 0.434, SLG: 0.552	1-4-3		1-3, 2-H, 3-H, 1B		CS, 1B			SH5-4, 1B, 1-3, 2B, 1B	K	5	1	3	2	0	1	0
Bruce Bochte, L (1, 3) OBP: 0.370, SLG: 0.313		F9	BBBB, FC6-4, BB		F9, 1-2			SH5-4, 1-2, 3-H, 2B, 1B		3	1	1	1	1	0	1
Bob Jones, L (1, 7)		P6	K			K		SH5-4, 1-2, 2-3		3	0	0	0	0	2	3
Bill Melton, R (1, 10) OBP: 0.297, SLG: 0.378		K	FC6-4, 1-2f			6-3		IBB, 2B		3	0	0	0	1	1	3
Andy Etchebarren, R (1, 2) OBP: 0.329, SLG: 0.288			F9	4-3		K		1-3, 2-H, 3-H, 2B		4	0	1	2	0	1	0
Dave Chalk, R (1, 6) OBP: 0.326, SLG: 0.303			BBBB, 1B, 1B, BB	BBBB, BB			F7	5-3		2	1	0	0	2	0	2
Ron Jackson, R (1, 5) OBP: 0.273, SLG: 0.143			BB, 1B, 1-3, 1B	F8			F8	P6		4	1	1	0	0	0	3

	AB	32
	R	6
	H	7
	RBI	6
	BB	6
	SO	5
	LOB	13

Inning Stats	1	2	3	4	5	6	7	8	9
	R: 0 E: 0 K: 0 S: 3 H: 0 LOB: 0 BB: 0 P: 3	R: 0 E: 0 K: 1 S: 5 H: 0 LOB: 0 BB: 0 P: 5	R: 3 E: 0 K: 1 S: 8 H: 3 LOB: 3 BB: 3 P: 20	R: 0 E: 0 K: 0 S: 3 H: 0 LOB: 1 BB: 1 P: 7	R: 0 E: 0 K: 0 S: 3 H: 1 LOB: 0 BB: 0 P: 3	R: 0 E: 0 K: 2 S: 7 H: 0 LOB: 0 BB: 0 P: 7	R: 0 E: 0 K: 0 S: 3 H: 0 LOB: 0 BB: 0 P: 3	R: 3 E: 0 K: 0 S: 6 H: 3 LOB: 2 BB: 2 P: 14	R: 0 E: 0 K: 1 S: 5 H: 0 LOB: 0 BB: 0 P: 5

	1B: 6	SF: 0	WP: 0	PA: 39
	2B: 1	SAC: 1	PB: 0	
	3B: 0	DP: 0	SB: 0	
	HR: 0	HBP: 0	CS: 1	

PITCHER		IP	WLS	BF	H	R	ER	SO	BB	IBB	HBP	BLK	WP	HR	S	P	ERA	WHIP
Gaylord Perry, R ERA: 3.57	(1, 1)	7.0	L	31	6	6	6	4	5	0	0	0	0	0	34	54	7.71	1.571
Steve Foucault, R ERA: 0.98	(8, 1)	2.0		8	1	0	0	1	0	1	0	0	0	0	9	13	0.00	0.500

PITCHER	IP	WLS	BF	H	R	ER	SO	BB	IBB	HBP	BLK	WP	HR	S	P	ERA	WHIP

Batter	1	2	3	4	5	6	7	8	9	AB	R	H	RBI	BB	SO	LOB
Juan Beniquez, R (1, 8) OBP: 0.262, SLG: 0.300	E5 FC6-4		L1		6-3		6-3			4	0	0	0	0	0	0
Lenny Randle, S (1, 7) OBP: 0.310, SLG: 0.316	FC6-4 S 1-2f		L5			1B 1B 1B BB	4-3			3	1	0	0	1	0	1
Mike Hargrove, L (1, 3) OBP: 0.385, SLG: 0.435	K 1-2			2B 2B		1B 1-2 1B		1B		4	2	3	0	0	1	1
Toby Harrah, R (1, 6) OBP: 0.444, SLG: 0.495	BB			F8		1B 1-2 2-3 1B		F7		3	0	1	0	1	0	2
Jeff Burroughs, R (1, 9) OBP: 0.319, SLG: 0.460	1-3			2B 2-H		K		K		4	0	1	1	0	2	6
Roy Howell, L (1, 5) OBP: 0.305, SLG: 0.339		F8		5-3		F9		K		4	0	0	0	0	1	5
Tom Grieve, R (1, 10) OBP: 0.252, SLG: 0.387		6-3		K		1B 1-2 2-H 3-H			K	4	0	1	2	0	2	1
Roy Smalley, S (1, 4) OBP: 0.364, SLG: 0.260		4-3			F8	K			G6-4-3 1B	4	0	1	0	0	1	2
Jim Sundberg, R (1, 2) OBP: 0.200, SLG: 0.256			4-3		6-3		F5		G6-4-3 1-2f	4	0	0	0	0	0	1
Inning Stats	R: 0 E: 1 K: 1 S: 6 H: 0 LOB: 2 BB: 1 P: 10	R: 0 E: 0 K: 0 S: 3 H: 0 LOB: 0 BB: 0 P: 3	R: 0 E: 0 K: 0 S: 3 H: 0 LOB: 0 BB: 0 P: 3	R: 1 E: 0 K: 1 S: 7 H: 2 LOB: 1 BB: 0 P: 7	R: 0 E: 0 K: 0 S: 3 H: 0 LOB: 0 BB: 0 P: 3	R: 2 E: 0 K: 2 S: 10 H: 3 LOB: 2 BB: 1 P: 14	R: 0 E: 0 K: 0 S: 3 H: 0 LOB: 0 BB: 0 P: 3	R: 0 E: 0 K: 2 S: 8 H: 1 LOB: 1 BB: 0 P: 8	R: 0 E: 0 K: 1 S: 5 H: 1 LOB: 0 BB: 0 P: 5	1B: 5 2B: 2 3B: 0 HR: 0	SF: 0 SAC: 0 DP: 1 HBP: 0						

BOTTOM

California Angels @ Texas Rangers

Arlington Stadium, Arlington, TX

Thu May 20 1976, 8:05 PM EDT

Att. 12,116 - Unknown

livebaseballscorecards.com

AB	34
R	3
H	7
RBI	3
BB	2
SO	7
LOB	19

WP: 0 PB: 0 SB: 1 CS: 0 PA: 36

PITCHER		IP	WLS	BF	H	R	ER	SO	BB	IBB	HBP	BLK	WP	HR	S	P	ERA	WHIP
Gary Ross, R ERA: 3.57	(1, 1)	7.0	W	30	6	3	3	4	2	0	0	0	0	0	36	44	3.86	1.143
Jim Brewer, L ERA: 0.96	(8, 1)	2.0	S	6	1	0	0	3	0	0	0	0	0	0	12	12	0.00	0.500

PITCHER	IP	WLS	BF	H	R	ER	SO	BB	IBB	HBP	BLK	WP	HR	S	P	ERA	WHIP

California Angels @ Texas Rangers

Arlington Stadium, Arlington, TX

Fri May 21 1976, 8:05 PM EDT

Att. 40,854 - Unknown

TOP

livebaseballscorecards.com

Batter	1	2	3	4	5	6	7	8	9	AB	R	H	RBI	BB	SO	LOB
Jerry Remy, L (1, 4) OBP: 0.321, SLG: 0.307	F9		P6		F9			4-3		4	0	0	0	0	0	0
Rusty Torres, S (1, 8) OBP: 0.297, SLG: 0.311	F8		BB, E		K			P4		3	1	0	0	1	1	0
Bobby Bonds, R (1, 9) OBP: 0.429, SLG: 0.550	K		E4, 1-H			6-3			P4	4	0	1	1	0	1	0
Bruce Bochte, L (1, 3) OBP: 0.361, SLG: 0.304		F8	1-6-3			P6			F8	4	0	0	0	0	0	1
Joe Lahoud, L (1, 7) OBP: 0.288, SLG: 0.211		BB		P6		F8			1B	0	0	0	0	0	0	0
Bill Melton, R (1, 10) OBP: 0.295, SLG: 0.374		1B, 1-3		E5, FC5-4			L7		K, 1-2	4	1	1	0	0	1	1
Andy Etchebarren, R (1, 2) OBP: 0.329, SLG: 0.289		1B, 2-H		FC5-4, 1-2f			1-3			3	0	1	1	0	0	1
Dave Chalk, R (1, 6) OBP: 0.319, SLG: 0.295		F9		F9			L7			3	0	0	0	0	0	2
Ron Jackson, R (1, 5) OBP: 0.255, SLG: 0.132			F8		F9			K		3	0	0	0	0	1	0
Inning Stats	R: 0 E: 0 K: 1 S: 5 H: 0 LOB: 0 BB: 0 P: 5	R: 1 E: 0 K: 0 S: 4 H: 2 LOB: 1 BB: 1 P: 8	R: 1 E: 1 K: 0 S: 4 H: 1 LOB: 1 BB: 1 P: 8	R: 0 E: 1 K: 0 S: 4 H: 0 LOB: 1 BB: 0 P: 4	R: 0 E: 0 K: 1 S: 5 H: 0 LOB: 0 BB: 0 P: 5	R: 0 E: 0 K: 0 S: 3 H: 0 LOB: 0 BB: 0 P: 3	R: 0 E: 0 K: 0 S: 3 H: 0 LOB: 0 BB: 0 P: 3	R: 0 E: 0 K: 1 S: 5 H: 0 LOB: 0 BB: 0 P: 5	R: 0 E: 0 K: 1 S: 6 H: 1 LOB: 1 BB: 0 P: 6	1B: 3 2B: 1 3B: 0 HR: 0 SF: 0 SAC: 0 DP: 0 HBP: 0						

	AB	28
	R	2
	H	3
	RBI	2
	BB	1
	SO	4
	LOB	5

WP: 1 PA: 33
PB: 0
SB: 0
CS: 0

PITCHER	IP	WLS	BF	H	R	ER	SO	BB	IBB	HBP	BLK	WP	HR	S	P	ERA	WHIP
Nelson Briles, R (1, 1) ERA: 3.09	9.0	W	33	4	2	2	4	2	0	0	0	1	0	39	47	2.00	0.667

PITCHER	IP	WLS	BF	H	R	ER	SO	BB	IBB	HBP	BLK	WP	HR	S	P	ERA	WHIP

California Angels @ Texas Rangers

Arlington Stadium, Arlington, TX

Fri May 21 1976, 8:05 PM EDT

Att. 40,854 - Unknown

livebaseballscorecards.com

BOTTOM

Batter	1	2	3	4	5	6	7	8	9	AB	R	H	RBI	BB	SO	LOB
Juan Beniquez, R (1, 8) OBP: 0.262, SLG: 0.298	F8		K		SH3-4 1B 1B	F7		F8		4	1	1	0	0	1	0
Dave Moates, L (8, PH) (9, 8) OBP: 0.167, SLG: 0.125										1	0	0	0	0	0	1
Lenny Randle, S (1, 7) OBP: 0.313, SLG: 0.319	4-3		HR 1B		SH3-4 1-2		L5-3			2	1	1	0	0	0	0
Gene Clines, R (7, 7) OBP: 0.235, SLG: 0.250										1	0	0	0	0	0	0
Mike Hargrove, L (1, 3) OBP: 0.388, SLG: 0.458	4-3		1-H HR		K		4-3 HBP			3	1	1	2	0	1	1
Jim Fregosi, R (7, PR) (8, 3) OBP: 0.333, SLG: 0.250										0	0	0	0	0	0	0
Toby Harrah, R (1, 6) OBP: 0.438, SLG: 0.485		F5	6-3		2-H E 2B 1B		4-3			4	1	1	1	0	0	1
Jeff Burroughs, R (1, 9) OBP: 0.317, SLG: 0.450		K		5-3	E5 2B		IBB			3	0	0	0	1	1	1
Roy Howell, L (1, 5) OBP: 0.311, SLG: 0.363		1B 2B		1-3	1-3 2-H 2B		6-3			4	1	2	1	0	0	2
Tom Grieve, R (1, 10) OBP: 0.268, SLG: 0.398		2-H 1B		E1 1B	F8			1B		4	0	3	1	0	0	2
Roy Smalley, S (1, 4) OBP: 0.369, SLG: 0.263		K		BB		G4-6-3 1B		K		3	0	1	0	1	2	2
Jim Sundberg, R (1, 2) OBP: 0.191, SLG: 0.244			F8	4-3		1-2f G4-6-3		K		4	0	0	0	0	1	4
Inning Stats	R: 0 E: 0 K: 0 S: 3 H: 0 LOB: 0 BB: 0 P: 3	R: 1 E: 0 K: 2 S: 9 H: 2 LOB: 1 BB: 0 P: 9	R: 2 E: 0 K: 1 S: 7 H: 2 LOB: 0 BB: 0 P: 7	R: 0 E: 1 K: 0 S: 4 H: 1 LOB: 2 BB: 1 P: 8	R: 2 E: 1 K: 1 S: 9 H: 3 LOB: 2 BB: 0 P: 9	R: 0 E: 0 K: 0 S: 3 H: 1 LOB: 0 BB: 0 P: 3	R: 0 E: 0 K: 0 S: 3 H: 0 LOB: 2 BB: 1 P: 8	R: 0 E: 0 K: 2 S: 8 H: 1 LOB: 1 BB: 0 P: 8		1B: 7 2B: 2 3B: 0 HR: 1	SF: 0 SAC: 1 DP: 1 HBP: 1						

AB	33
R	5
H	10
RBI	5
BB	2
SO	6
LOB	14

WP: 0 PB: 0 SB: 0 CS: 0 PA: 37

PITCHER		IP	WLS	BF	H	R	ER	SO	BB	IBB	HBP	BLK	WP	HR	S	P	ERA	WHIP
Don Kirkwood, R ERA: 5.53	(1, 1)	4.2	L	22	7	5	4	4	1	0	0	0	0	1	29	33	7.71	1.714
Paul Hartzell, R ERA: 2.93	(5, 1)	2.0		10	2	0	0	0	0	1	1	0	0	0	8	13	0.00	1.000
Sid Monge, L ERA: 4.19	(7, 1)	0.1		1	0	0	0	0	0	0	0	0	0	0	1	1	0.00	0.000
Dick Drago, R ERA: 6.62	(8, 1)	1.0		4	1	0	0	2	0	0	0	0	0	0	8	8	0.00	1.000

PITCHER	IP	WLS	BF	H	R	ER	SO	BB	IBB	HBP	BLK	WP	HR	S	P	ERA	WHIP

Batter	1	2	3	4	5	6	7	8	9	AB	R	H	RBI	BB	SO	LOB
Jerry Remy, L (1, 4) OBP: 0.329, SLG: 0.316	G6-3 1B			G2		L8 1B 1-3	6-3		FC4-6 1B 1-2 2-H	5	0	3	1	0	0	2
Rusty Torres, S (1, 8) OBP: 0.287, SLG: 0.298	G6-3 1-2f			K		L8 1-2 3-H		F9	FC4-6 1-2f 2-3	5	0	0	0	0	1	4
Bobby Bonds, R (1, 9) OBP: 0.435, SLG: 0.549	6-3			CS BB			WP SH5-3 5-3 1B	1B 1B	L8	4	1	2	0	1	0	2
Bruce Bochte, L (1, 3) OBP: 0.358, SLG: 0.303		K		CS 1-2	3-1		SH5-3 1-2	BB 1-3	L8	4	0	1	0	0	1	2
Joe Lahoud, L (1, 7) OBP: 0.314, SLG: 0.220		L8			1B		BB	BB 1-2		0	1	0	0	0	0	0
Bill Melton, R (1, 10) OBP: 0.288, SLG: 0.363		5-3			6-3 1-2		5-3 1-3 2-H	K		4	0	0	1	0	1	5
Andy Etchebarren, R (1, 2) OBP: 0.326, SLG: 0.288			P4		K		BB 1B 3-H 1B	F3		4	1	1	1	0	1	4
Dave Chalk, R (1, 6) OBP: 0.324, SLG: 0.296			L8			K	BB 1-2		BB 1B	3	1	1	0	1	1	0
Ron Jackson, R (1, 5) OBP: 0.294, SLG: 0.171			L8			1B PB 1B	1B 1-3 2-H		FC4-6 1B 1-2	3	1	2	1	1	0	0
Inning Stats	R: 0 E: 0 K: 0 S: 3 H: 1 LOB: 0 BB: 0 P: 3	R: 0 E: 0 K: 1 S: 5 H: 0 LOB: 0 BB: 0 P: 5	R: 0 E: 0 K: 0 S: 3 H: 0 LOB: 0 BB: 0 P: 3	R: 0 E: 0 K: 1 S: 4 H: 0 LOB: 0 BB: 1 P: 8	R: 0 E: 0 K: 1 S: 6 H: 1 LOB: 1 BB: 0 P: 6	R: 1 E: 0 K: 1 S: 6 H: 2 LOB: 1 BB: 0 P: 6	R: 3 E: 0 K: 0 S: 6 H: 3 LOB: 2 BB: 2 P: 14	R: 0 E: 0 K: 1 S: 7 H: 2 LOB: 3 BB: 1 P: 11	R: 1 E: 0 K: 0 S: 5 H: 2 LOB: 2 BB: 1 P: 9	1B: 11 2B: 0 3B: 0 HR: 0 SF: 0 SAC: 1 DP: 1 HBP: 0						

PITCHER		IP	WLS	BF	H	R	ER	SO	BB	IBB	HBP	BLK	WP	HR	S	P	ERA	WHIP
Bill Singer, R ERA: 3.42	(1, 1)	6.2	L	25	6	4	3	4	2	0	0	0	1	0	31	39	4.05	1.200
Steve Hargan, R ERA: 1.84	(7, 1)	0.2		7	3	0	0	0	2	0	0	0	0	0	5	13	0.00	7.500
Jeff Terpko, R ERA: 1.64	(8, 1)	1.1		7	2	1	1	1	1	0	0	0	0	0	8	12	6.75	2.250
Joe Hoerner, L ERA: 3.6	(9, 1)	0.1		1	0	0	0	0	0	0	0	0	0	0	1	1	0.00	0.000

PITCHER	IP	WLS	BF	H	R	ER	SO	BB	IBB	HBP	BLK	WP	HR	S	P	ERA	WHIP

TOP

California Angels @ Texas Rangers

Arlington Stadium, Arlington, TX

Sat May 22 1976, 8:05 PM EDT

Att. 25,332 - Unknown

livebaseballscorecards.com

AB	32
R	5
H	10
RBI	4
BB	3
SO	5
LOB	19

WP: 1	PA: 41
PB: 1	
SB: 0	
CS: 1	

Batter	1	2	3	4	5	6	7	8	9	AB	R	H	RBI	BB	SO	LOB
Gene Clines, R (1, 8) OBP: 0.238, SLG: 0.250	L6-3		F5			L6-4-3 1-2			1B	4	1	1	0	0	0	1
Ken Pape, R (1, 10) OBP: 0.250, SLG: 0.250	6-3			5-3			F8		1B 1-3	4	0	1	0	0	0	0
Jim Fregosi, R (1, 3) OBP: 0.286, SLG: 0.208	K			K			F8		K	4	0	0	0	0	3	2
Toby Harrah, R (1, 6) OBP: 0.432, SLG: 0.477		K		K			F7		1B 1-2 3-H	4	0	1	1	0	2	0
Jeff Burroughs, R (1, 9) OBP: 0.308, SLG: 0.436		6-3			F9			1-3	K	4	0	0	0	0	1	2
Tom Grieve, R (1, 7) OBP: 0.277, SLG: 0.421		2B			F8			2B		3	0	2	0	0	0	0
Roy Smalley, S (1, 4) OBP: 0.360, SLG: 0.255		K			6-3			P3		3	0	0	0	0	1	2
Jim Sundberg, R (1, 2) OBP: 0.186, SLG: 0.237			G3			K		6-3		3	0	0	0	0	1	1
Roy Howell, L (1, 5) OBP: 0.312, SLG: 0.362			K			L6-4-3 1B			K	3	0	1	0	0	2	0

Inning Stats	1	2	3	4	5	6	7	8	9	1B	SF	WP	PA
R	0	0	0	0	0	0	0	0	1	4	0	0	32
E	0	0	0	0	0	0	0	0	0	2	0	0	
K	1	2	1	2	0	1	0	1	3	3	1	0	
S	5	8	5	7	3	5	3	4	12	HR 0	HBP 0	CS 0	
H	0	1	0	0	0	1	0	1	3				
LOB	0	1	0	0	0	0	0	1	2				
BB	0	0	0	0	0	0	0	0	0				
P	5	8	5	7	3	5	3	4	12				

PITCHER	IP	WLS	BF	H	R	ER	SO	BB	IBB	HBP	BLK	WP	HR	S	P	ERA	WHIP
Frank Tanana, L (1, 1) ERA: 2.93	9.0	W	32	6	1	1	10	0	0	0	0	0	0	52	52	1.00	0.667

PITCHER	IP	WLS	BF	H	R	ER	SO	BB	IBB	HBP	BLK	WP	HR	S	P	ERA	WHIP

BOTTOM

California Angels @ Texas Rangers

Arlington Stadium, Arlington, TX

Sat May 22 1976, 8:05 PM EDT

Att. 25,332 - Unknown

livebaseballscorecards.com

AB	32
R	1
H	6
RBI	1
BB	0
SO	10
LOB	8

California Angels @ Texas Rangers

Arlington Stadium, Arlington, TX

Sun May 23 1976, 8:05 PM EDT

Att. 22,403 - Unknown

TOP

livebaseballscorecards.com

Batter	1	2	3	4	5	6	7	8	9	AB	R	H	RBI	BB	SO	LOB
Jerry Remy, L (1, 4) OBP: 0.326, SLG: 0.312	1-3		FC4-6, G6-4-3, 1-2f		6-3					2	0	0	0	0	0	1
Paul Dade, R (4, 4) OBP: 0.333, SLG: 0.111										1	0	0	0	0	0	1
Dave Chalk, R (1, 6) OBP: 0.324, SLG: 0.291	BB		G6-4-3, 1-2f		6-3					2	0	0	0	1	0	2
Bobby Bonds, R (1, 9) OBP: 0.429, SLG: 0.539	K			F9		BB				2	0	0	0	0	1	1
Rusty Torres, S (4, 8) OBP: 0.292, SLG: 0.298										0	0	0	0	1	0	0
Orlando Alvarez, R (1, 7) OBP: 0.143, SLG: 0.357	F9			F7						2	0	0	0	0	0	1
Bruce Bochte, L (1, 3) OBP: 0.360, SLG: 0.306		FC4, 1B		E5, BB						2	0	1	0	0	0	0
Leroy Stanton, R (1, 8) OBP: 0.340, SLG: 0.363 (4, 9)		K		BB, 1-2						1	0	0	0	1	1	1
Bill Melton, R (1, 10) OBP: 0.284, SLG: 0.358		FC4, 1-2f		K						2	0	0	0	0	1	3
Andy Etchebarren, R (1, 2) OBP: 0.319, SLG: 0.280		6-3			5-3					2	0	0	0	0	0	1
Ed Herrmann, L (5, 2) OBP: 0.233, SLG: 0.395										0	0	0	0	0	0	0
Ron Jackson, R (1, 5) OBP: 0.321, SLG: 0.233			FC4-6, 1B		2B					2	0	2	0	0	0	0
Inning Stats	R: 0 E: 0 K: 1 S: 5 H: 0 LOB: 1 BB: 1 P: 9	R: 0 E: 0 K: 1 S: 6 H: 1 LOB: 1 BB: 0 P: 6	R: 0 E: 0 K: 0 S: 3 H: 1 LOB: 0 BB: 0 P: 3	R: 0 E: 1 K: 1 S: 6 H: 0 LOB: 2 BB: 1 P: 10	R: 0 E: 0 K: 0 S: 4 H: 1 LOB: 1 BB: 0 P: 4	R: 0 E: 0 K: 0 S: 0 H: 0 LOB: 1 BB: 1 P: 4				1B: 2 2B: 1 3B: 0 HR: 0 SF: 0 SAC: 0 DP: 1 HBP: 0						

	AB	18
	R	0
	H	3
	RBI	0
	BB	3
	SO	3
	LOB	11

WP: 0 PA: 21
PB: 0
SB: 0
CS: 0

PITCHER	IP	WLS	BF	H	R	ER	SO	BB	IBB	HBP	BLK	WP	HR	S	P	ERA	WHIP
Jim Umbarger, L (1, 1) ERA: 3.33	5.0	W	21	3	0	0	3	3	0	0	0	0	0	24	36	0.00	1.200

PITCHER	IP	WLS	BF	H	R	ER	SO	BB	IBB	HBP	BLK	WP	HR	S	P	ERA	WHIP

Batter	1	2	3	4	5	6	7	8	9	AB	R	H	RBI	BB	SO	LOB
Dave Moates, L (1, 8) OBP: 0.182, SLG: 0.200	4-3	BB, BB, 1-H, 2-H, 2B	4-3		K					4	1	1	2	0	1	0
Mike Cubbage, L (1, 10) OBP: 0.435, SLG: 0.235	F8	1-3	4-3							3	0	0	0	0	0	1
Mike Hargrove, L (1, 3) OBP: 0.394, SLG: 0.454	1B, BB	BB, BB, 2B, BB	6-3							1	1	0	0	2	0	0
Toby Harrah, R (1, 6) OBP: 0.437, SLG: 0.477	1-2, 1B	BB, 1-2, 2-3, 2B, BB		4-3						2	1	1	0	1	0	0
Jeff Burroughs, R (1, 9) OBP: 0.315, SLG: 0.437	K	1-2, 2-3, 3-H, 2B, BB		FC5-4, 1B						2	1	1	1	1	1	2
Roy Howell, L (1, 5) OBP: 0.320, SLG: 0.373	BB, HR, 1-H, 2-H, 3-H, 2B			FC5-4, 1-2f						2	2	1	3	1	0	1
Tom Grieve, R (1, 7) OBP: 0.286, SLG: 0.457	FC1-5, 1-H, 2B, HR, 2-H			F9						3	1	2	3	0	0	1
Roy Smalley, S (1, 4) OBP: 0.367, SLG: 0.252	BB, FC1-5, 2B, BB				F8					1	1	0	0	2	0	0
Bill Fahey, L (1, 2) OBP: 0.333, SLG: 0.273	FC1-5, 1-2, 2-3f, 2B	G3			4-3					3	1	0	0	0	0	3
Inning Stats	R: 0 E: 0 K: 1 S: 6 H: 1 LOB: 2 BB: 1 P: 10	R: 9 E: 0 K: 0 S: 7 H: 4 LOB: 1 BB: 6 P: 31	R: 0 E: 0 K: 0 S: 3 H: 0 LOB: 0 BB: 0 P: 3	R: 0 E: 0 K: 0 S: 4 H: 1 LOB: 1 BB: 0 P: 4	R: 0 E: 0 K: 1 S: 5 H: 0 LOB: 0 BB: 0 P: 5					1B: 2 2B: 3 3B: 0 HR: 1 SF: 0 SAC: 0 DP: 0 HBP: 0							

PITCHER		IP	WLS	BF	H	R	ER	SO	BB	IBB	HBP	BLK	WP	HR	S	P	ERA	WHIP
Nolan Ryan, R ERA: 4.59	(1, 1)	1.2	L	14	3	7	7	1	6	0	0	0	0	0	10	34	37.80	5.400
Andy Hassler, L ERA: 5.84	(2, 1)	3.1		14	3	2	2	1	1	0	0	0	0	1	15	19	5.40	1.200

PITCHER	IP	WLS	BF	H	R	ER	SO	BB	IBB	HBP	BLK	WP	HR	S	P	ERA	WHIP

BOTTOM

California Angels @ Texas Rangers

Arlington Stadium, Arlington, TX

Sun May 23 1976, 8:05 PM EDT

Att. 22,403 - Unknown

livebaseballscorecards.com

AB	21
R	9
H	6
RBI	9
BB	7
SO	2
LOB	8

WP: 0 PA: 28
PB: 0
SB: 0
CS: 0

Batter	1	2	3	4	5	6	7	8	9	AB	R	H	RBI	BB	SO	LOB
Chet Lemon, R (1, 8) OBP: 0.314, SLG: 0.316	5-3		5-3		P6		S 1-3 1B	1-3 2-H 1B		5	0	2	1	0	0	0
Ralph Garr, L (1, 7) OBP: 0.302, SLG: 0.410	FC4-6 1B		F8		F8		F8 1-2	F8		5	0	1	0	0	0	4
Bucky Dent, R (1, 6) OBP: 0.389, SLG: 0.439	F8		BBBB BB		F8			BB 1B 2B 1B	1B 1B	4	1	2	0	1	0	1
Jorge Orta, L (1, 5) OBP: 0.262, SLG: 0.333	FC4-6 1-2f		F7			3-1		F5 SSS	K	5	0	0	0	0	1	4
Lamar Johnson, R (1, 10) OBP: 0.259, SLG: 0.259		L6		F8		6-3		BB 1-2 2B 1B	1-2 1B	5	1	2	0	0	0	0
Buddy Bradford, R (1, 9) OBP: 0.342, SLG: 0.343		1B 1B		E5 S 1B		5-3		F9 SSS	K	5	1	1	0	0	1	4
Jim Spencer, L (1, 3) OBP: 0.353, SLG: 0.369		1-2 1B	SSS	K 1-2			F7 BB 1B	BBBB 1-2 2-3 2B BB	F5	4	1	2	0	1	1	3
Brian Downing, R (1, 2) OBP: 0.398, SLG: 0.423		F9		2-H 1B			BBBB 1B 1-2 BB	1-H 2-H 3-H 1B 2B		3	1	2	4	1	0	2
Bill Stein, R (1, 4) OBP: 0.195, SLG: 0.179		F8		6-3			BBBB F7 2-3	1B BB		3	0	0	0	1	0	5
Inning Stats	R: 0 E: 0 K: 0 S: 4 H: 1 LOB: 1 BB: 0 P: 4	R: 0 E: 0 K: 0 S: 5 H: 2 LOB: 2 BB: 0 P: 5	R: 0 E: 0 K: 0 S: 3 H: 0 LOB: 1 BB: 1 P: 7	R: 1 E: 1 K: 1 S: 7 H: 1 LOB: 1 BB: 0 P: 7	R: 0 E: 0 K: 0 S: 3 H: 0 LOB: 0 BB: 0 P: 3	R: 0 E: 0 K: 0 S: 3 H: 0 LOB: 0 BB: 0 P: 3	R: 0 E: 0 K: 0 S: 4 H: 2 LOB: 2 BB: 1 P: 8	R: 4 E: 0 K: 0 S: 7 H: 4 LOB: 2 BB: 2 P: 15	R: 0 E: 0 K: 2 S: 9 H: 2 LOB: 2 BB: 0 P: 9	1B: 11 2B: 1 3B: 0 HR: 0	SF: 0 SAC: 0 DP: 0 HBP: 0						

PITCHER		IP	WLS	BF	H	R	ER	SO	BB	IBB	HBP	BLK	WP	HR	S	P	ERA	WHIP
Sid Monge, L ERA: 3.12	(1, 1)	6.2		28	6	1	0	1	2	0	0	0	0	0	28	36	0.00	1.200
Jim Brewer, L ERA: 2.7	(7, 1)	1.1	L	10	4	4	4	0	2	0	0	0	0	0	8	16	27.00	4.500
Dick Drago, R ERA: 6.27	(9, 1)	1.0		5	2	0	0	2	0	0	0	0	0	0	9	9	0.00	2.000

PITCHER	IP	WLS	BF	H	R	ER	SO	BB	IBB	HBP	BLK	WP	HR	S	P	ERA	WHIP

TOP

Chicago White Sox @ California Angels

Anaheim Stadium, Anaheim, CA

Mon May 24 1976, 10:05 PM EDT

Att. 16,016 - Unknown - 64 F

livebaseballscorecards.com

AB	39
R	5
H	12
RBI	5
BB	4
SO	3
LOB	23

1B: 11	SF: 0	WP: 0	PA: 43
2B: 1	SAC: 0	PB: 0	
3B: 0	DP: 0	SB: 2	
HR: 0	HBP: 0	CS: 0	

BOTTOM

Chicago White Sox @ California Angels

Anaheim Stadium, Anaheim, CA

Mon May 24 1976, 10:05 PM EDT

Att. 16,016 - Unknown - 64 F

livebaseballscorecards.com

Batter	1	2	3	4	5	6	7	8	9	AB	R	H	RBI	BB	SO	LOB
Jerry Remy, L (1, 4) OBP: 0.322, SLG: 0.309	F7	1B			6-3		K		G6-4-3 1-2f 2-3	5	0	1	0	0	1	2
Joe Lahoud, L (1, 10) OBP: 0.338, SLG: 0.258	1B 1B 1B	F8			CI		BB		2B 3-H	3	1	2	1	1	0	1
Bobby Bonds, R (1, 9) OBP: 0.413, SLG: 0.517	F8		K		F9		K		K	5	0	0	0	0	3	4
Bruce Bochte, L (1, 3) OBP: 0.369, SLG: 0.313	1B 1-3 1B		E9 4-3 1B		4-3			BB		3	1	2	0	1	0	1
Bob Jones, L (1, 7) OBP: 0.337, SLG: 0.357	1B BB		4-3 2-3		F8			K		3	0	0	0	1	1	2
Leroy Stanton, R (1, 8) OBP: 0.337, SLG: 0.357	1-3 2-H 3-H 1B		K		E4			K		4	0	1	2	0	2	2
Andy Etchebarren, R (1, 2) OBP: 0.309, SLG: 0.271 Ed Herrmann, L (8, PH) OBP: 0.227, SLG: 0.385 (9, 2)	F9		6-3		F8			P3		3 1	0 0	0 0	0 0	0 0	0 0	3 1
Dave Chalk, R (1, 6) OBP: 0.322, SLG: 0.285		P6	6-3		F7				G6-4-3 1B 2B HBP	3	1	0	0	0	0	1
Ron Jackson, R (1, 5) OBP: 0.316, SLG: 0.234		F8	5-3				K		G6-4-3 1-2 1B	4	0	1	0	0	1	0

AB	34
R	3
H	7
RBI	3
BB	3
SO	8
LOB	17

Inning Stats	1	2	3	4	5	6	7	8	9	1B: 6	SF: 0	WP: 0	PA: 39
	R: 2 H: 3 E: 0 LOB: 2 K: 0 BB: 1 S: 6 P: 10	R: 0 H: 1 E: 0 LOB: 1 K: 0 BB: 0 S: 4 P: 4	R: 0 H: 1 E: 1 LOB: 1 K: 2 BB: 0 S: 8 P: 8	R: 0 H: 0 E: 0 LOB: 0 K: 0 BB: 0 S: 3 P: 3	R: 0 H: 0 E: 1 LOB: 1 K: 0 BB: 0 S: 4 P: 4	R: 0 H: 0 E: 1 LOB: 1 K: 0 BB: 0 S: 4 P: 4	R: 0 H: 0 E: 0 LOB: 1 K: 3 BB: 1 S: 9 P: 13	R: 0 H: 0 E: 0 LOB: 1 K: 2 BB: 1 S: 7 P: 11	R: 1 H: 2 E: 0 LOB: 1 K: 1 BB: 0 S: 6 P: 7	2B: 1 SAC: 0 3B: 0 DP: 1 HR: 0 HBP: 1		PB: 0 SB: 0 CS: 0	

PITCHER	IP	WLS	BF	H	R	ER	SO	BB	IBB	HBP	BLK	WP	HR	S	P	ERA	WHIP
Pete Vuckovich, R (1, 1) ERA: 4.28	9.0	W	39	7	3	3	8	3	0	1	0	0	0	51	64	3.00	1.111

PITCHER	IP	WLS	BF	H	R	ER	SO	BB	IBB	HBP	BLK	WP	HR	S	P	ERA	WHIP

Batter	1	2	3	4	5	6	7	8	9	AB	R	H	RBI	BB	SO	LOB
Pat Kelly, L (1, 10) OBP: 0.313, SLG: 0.493	S S S 0-3 ① K		S S S 0-3 ③ K		B B B 4-0 FC6-4 1-2 2-3 BB		x 0-0 ③ F7		x 0-0 2-H HR	4	1	1	2	1	2	1
Ralph Garr, L (1, 8) OBP: 0.313, SLG: 0.425	x 0-0 FC1-5 2B			x 0-0 ① 4-3	x 0-0 ③ FC6-4 1-2f			x 0-0 E SH1-4 1B 1B	x 0-0 E S 1B 1B	5	2	3	0	0	0	3
Bucky Dent, R (1, 6) OBP: 0.393, SLG: 0.437	x 0-0 ② FC1-5 CS 2-3			x 0-0 ② 3-1		x 0-0 1B		x 0-0 ① SH1-4 1-2	B B B B 4-0 E 1B 1-2 BB	3	1	1	0	1	0	1
Jorge Orta, L (1, 5) OBP: 0.260, SLG: 0.328	0-0 ③ CS 1-2	x 0-0 G4-6-3 1B		x 0-0 ③ 4-3		x 0-0 ① F8		x 0-0 ② F7	x 0-0 E3 1B 1-2 2-3	5	0	1	0	0	0	4
Jim Spencer, L (1, 3) OBP: 0.355, SLG: 0.370		x 0-0 ① ② G4-6-3 1-2f			x 0-0 1B E 1B	x 0-0 ② F7		x 0-0 E6 S 1B 2-3	x 0-0 1-2 2-H 3-H 1B	5	2	2	2	0	0	3
Brian Downing, R (1, 2) OBP: 0.398, SLG: 0.422 Jim Essian, R (9, 2) OBP: 0.250, SLG: 0.182		x 0-0 FC6 1B			x 0-0 ① F8	x 0-0 ③ F9		x 0-0 1-H 3-H 1B	S S S 0-3 ② K	5 0	0 0	2 0	2 0	0 0	1 0	4 0
Rich Coggins, L (1, 7) OBP: 0.258, SLG: 0.233		x 0-0 ③ FC6 1-2f			x 0-0 BB E 1-2 1B		S S S 0-3 ① K	x 0-0 ③ F8	x 0-0 ③ G3	5	0	1	0	0	1	4
Buddy Bradford, R (1, 9) OBP: 0.350, SLG: 0.366			S S S 0-3 ① K		x 0-0 E2 BB 1-2 2-H		x 0-0 2B		x 0-0 S HR 1B	4	1	2	0	0	1	1
Jack Brohamer, L (1, 4) OBP: 0.253, SLG: 0.315			x 0-0 ② F7		x 0-0 ② F9		x 0-0 ② F7		x 0-0 ① F5 1-2	4	0	0	0	0	0	4
Inning Stats	R: 0 E: 0 K: 1 S: 5 H: 1 LOB: 0 BB: 0 P: 5	R: 0 E: 0 K: 0 S: 4 H: 2 LOB: 1 BB: 0 P: 4	R: 0 E: 0 K: 2 S: 7 H: 0 LOB: 0 BB: 0 P: 7	R: 0 E: 0 K: 0 S: 3 H: 0 LOB: 0 BB: 0 P: 3	R: 1 E: 1 K: 0 S: 6 H: 2 LOB: 3 BB: 1 P: 10	R: 0 E: 0 K: 0 S: 4 H: 1 LOB: 1 BB: 0 P: 4	R: 0 E: 0 K: 1 S: 6 H: 1 LOB: 1 BB: 0 P: 6	R: 2 E: 1 K: 0 S: 6 H: 2 LOB: 1 BB: 0 P: 6	R: 4 E: 1 K: 1 S: 10 H: 4 LOB: 2 BB: 1 P: 14	1B: 10 2B: 2 3B: 0 HR: 1 SF: 0 SAC: 1 DP: 1 HBP: 0						

TOP

Chicago White Sox @ California Angels

Anaheim Stadium, Anaheim, CA

Tue May 25 1976, 10:05 PM EDT

Att. 6,844 - Unknown - 67 F

livebaseballscorecards.com

AB	40
R	7
H	13
RBI	6
BB	2
SO	5
LOB	25

PITCHER		IP	WLS	BF	H	R	ER	SO	BB	IBB	HBP	BLK	WP	HR	S	P	ERA	WHIP
Gary Ross, R ERA: 3.52	(1, 1)	8.1	L	38	12	6	3	4	1	0	0	0	0	1	45	49	3.24	1.560
Dick Drago, R ERA: 6.52	(9, 1)	0.2		5	1	1	1	1	1	0	0	0	0	0	6	10	13.50	3.000

PITCHER	IP	WLS	BF	H	R	ER	SO	BB	IBB	HBP	BLK	WP	HR	S	P	ERA	WHIP

Batter	1	2	3	4	5	6	7	8	9	AB	R	H	RBI	BB	SO	LOB
Jerry Remy, L (1, 4) OBP: 0.322, SLG: 0.305	G3		SH3-4 1-2 2-3			4-3		BB FC6		2	0	0	0	1	0	0
Joe Lahoud, L (1, 10) OBP: 0.346, SLG: 0.277	BB		4-3 2-3 3-H			2B		F8		3	0	1	1	1	0	2
Bobby Bonds, R (1, 9) OBP: 0.401, SLG: 0.500	K		K			6-3		K		4	0	0	0	0	3	4
Bruce Bochte, L (1, 3) OBP: 0.366, SLG: 0.311	6-3			G4-6-3 1B		K		FC6 1-2f		4	0	1	0	0	1	3
Bob Jones, L (1, 7) OBP: 0.182, SLG: 0.100		4-3		G4-6-3 1-2f			1B 1B	K		4	0	1	0	0	1	1
Leroy Stanton, R (1, 8) OBP: 0.324, SLG: 0.341		F8		K			K	L6		4	0	0	0	0	2	1
Ed Herrmann, L (1, 2) OBP: 0.234, SLG: 0.381 Rusty Torres, S (7, PR) OBP: 0.292, SLG: 0.298 Andy Etchebarren, R (8, 2) OBP: 0.309, SLG: 0.271 Adrian Garrett, L (9, PH) OBP: 0.217, SLG: 0.150		P4			4-3		S 1-3 1B	BB		3 0 0 0	0 0 0 0	1 0 0 0	0 0 0 0	0 0 0 1	0 0 0 0	0 0 0 0
Dave Chalk, R (1, 6) OBP: 0.327, SLG: 0.286			SH3-4 1B 4-3 1B		P4		K 1-2	BB 1-2		3	1	1	0	1	1	2
Ron Jackson, R (1, 5) OBP: 0.311, SLG: 0.235			4-3 SH3-4 1-2 1B		K		F9	P4		4	0	1	0	0	1	5
Inning Stats	R: 0 H: 0 E: 0 LOB: 1 K: 1 BB: 1 S: 5 P: 9	R: 0 H: 0 E: 0 LOB: 0 K: 0 BB: 0 S: 3 P: 3	R: 1 H: 2 E: 0 LOB: 1 K: 1 BB: 0 S: 7 P: 7	R: 0 H: 1 E: 0 LOB: 0 K: 1 BB: 0 S: 5 P: 5	R: 0 H: 0 E: 0 LOB: 0 K: 1 BB: 0 S: 5 P: 5	R: 0 H: 1 E: 0 LOB: 1 K: 1 BB: 0 S: 6 P: 6	R: 0 H: 2 E: 0 LOB: 3 K: 2 BB: 0 S: 9 P: 9	R: 0 H: 0 E: 0 LOB: 1 K: 1 BB: 1 S: 5 P: 9	R: 0 H: 0 E: 0 LOB: 2 K: 1 BB: 2 S: 5 P: 13	1B: 5 SF: 0 2B: 1 SAC: 1 3B: 0 DP: 1 HR: 0 HBP: 0						

PITCHER	IP	WLS	BF	H	R	ER	SO	BB	IBB	HBP	BLK	WP	HR	S	P	ERA	WHIP
Rich Gossage, R (1, 1) ERA: 2.59	9.0	W	36	6	1	1	9	4	0	0	0	0	0	50	66	1.00	1.111

PITCHER	IP	WLS	BF	H	R	ER	SO	BB	IBB	HBP	BLK	WP	HR	S	P	ERA	WHIP

BOTTOM

Chicago White Sox @ California Angels

Anaheim Stadium, Anaheim, CA

Tue May 25 1976, 10:05 PM EDT

Att. 6,844 - Unknown - 67 F

livebaseballscorecards.com

AB	31
R	1
H	6
RBI	1
BB	4
SO	9
LOB	18

Batter	1	2	3	4	5	6	7	8	9	10	11	AB	R	H	RBI	BB	SO	LOB
Pat Kelly, L (1, 10) OBP: 0.330, SLG: 0.487	FC1-6 1B 1B		BB			4-3 BB		G4-6-3 1-2f			4-3 1-2	3	0	1	0	2	0	2
Ralph Garr, L (1, 8) OBP: 0.309, SLG: 0.417	FC1-6 1-2 1B		4-3			4-3 1-2			6-3		K	5	0	1	0	0	1	3
Bucky Dent, R (1, 6) OBP: 0.386, SLG: 0.427	FC1-6 G4-6-3 1-2f 2-3			6-3		F3			F8		1B 2-H	5	0	1	1	0	0	3
Jorge Orta, L (1, 5) OBP: 0.252, SLG: 0.317	G4-6-3 1-2f			K			L5		4-3		F8	5	0	0	0	0	1	3
Bill Stein, R (11, 5) OBP: 0.195, SLG: 0.179												0	0	0	0	0	0	0
Jim Spencer, L (1, 3) OBP: 0.344, SLG: 0.357		K		F8			3-1			L3		4	0	0	0	0	1	0
Brian Downing, R (1, 2) OBP: 0.392, SLG: 0.407		K			G3		BB			F8		3	0	0	0	1	1	0
Rich Coggins, L (1, 7) OBP: 0.286, SLG: 0.265		K2-3			CS 1B		K			1B		4	0	2	0	0	2	1
Buddy Bradford, R (1, 9) OBP: 0.333, SLG: 0.347			K		K 1-2			6-3		4-3		4	0	0	0	0	2	2
Jack Brohamer, L (1, 4) OBP: 0.263, SLG: 0.323			3-1			3-1		G4-6-3 1B			4-3 1B 1B	4	1	2	0	0	0	0
Inning Stats	R: 0 H: 2 E: 0 LOB: 1 K: 0 BB: 0 S: 4 P: 4	R: 0 H: 0 E: 0 LOB: 0 K: 3 BB: 0 S: 9 P: 9	R: 0 H: 0 E: 0 LOB: 1 K: 1 BB: 1 S: 5 P: 9	R: 0 H: 0 E: 0 LOB: 0 K: 1 BB: 0 S: 5 P: 5	R: 0 H: 1 E: 0 LOB: 0 K: 1 BB: 0 S: 5 P: 5	R: 0 H: 0 E: 0 LOB: 1 K: 0 BB: 1 S: 3 P: 7	R: 0 H: 0 E: 0 LOB: 1 K: 1 BB: 1 S: 5 P: 9	R: 0 H: 1 E: 0 LOB: 0 K: 0 BB: 0 S: 3 P: 3	R: 0 H: 0 E: 0 LOB: 0 K: 0 BB: 0 S: 3 P: 3	R: 0 H: 1 E: 0 LOB: 1 K: 0 BB: 0 S: 4 P: 4	R: 1 H: 2 E: 0 LOB: 1 K: 1 BB: 0 S: 7 P: 7	1B: 7 SF: 0 2B: 0 SAC: 0 3B: 0 DP: 2 HR: 0 HBP: 0						WP: 0 PA: 40 PB: 0 SB: 0 CS: 1

PITCHER	IP	WLS	BF	H	R	ER	SO	BB	IBB	HBP	BLK	WP	HR	S	P	ERA	WHIP
Don Kirkwood, R (1, 1) ERA: 4.56	11.0	L	40	7	1	1	8	3	0	0	0	0	0	53	65	0.82	0.909

PITCHER	IP	WLS	BF	H	R	ER	SO	BB	IBB	HBP	BLK	WP	HR	S	P	ERA	WHIP

TOP

Chicago White Sox @ California Angels

Anaheim Stadium, Anaheim, CA

Wed May 26 1976, 10:05 PM EDT

Att. 6,569 - Unknown

livebaseballscorecards.com

AB	37
R	1
H	7
RBI	1
BB	3
SO	8
LOB	14

Batter	1	2	3	4	5	6	7	8	9	10	11	AB	R	H	RBI	BB	SO	LOB
Jerry Remy, L (1, 4) OBP: 0.321, SLG: 0.304	4-3			6-3			F7		1B			4	0	1	0	0	0	0
Dave Chalk, R (1, 6) OBP: 0.318, SLG: 0.277	F7			5-3			1-3		F8			4	0	0	0	0	0	1
Bobby Bonds, R (1, 9) OBP: 0.390, SLG: 0.484	K			K			F9			5-3		4	0	0	0	0	2	0
Bill Melton, R (1, 10) OBP: 0.283, SLG: 0.355		F7			6-3			5-3		4-3 1B		4	0	1	0	0	0	0
Rusty Torres, S (10, PR) OBP: 0.292, SLG: 0.298												0	0	0	0	0	0	0
Bruce Bochte, L (1, 3) OBP: 0.358, SLG: 0.303		F8			F8			1-3		4-3 1-2		4	0	0	0	0	0	1
Leroy Stanton, R (1, 8) OBP: 0.321, SLG: 0.330		5-3			K			4-0 BB		5-3		3	0	0	0	1	1	2
Orlando Alvarez, R (1, 7) OBP: 0.118, SLG: 0.294			F7			F7		5-3			K	3	0	0	0	0	0	1
Bob Jones, L (11, PH) OBP: 0.167, SLG: 0.091												1	0	0	0	0	1	0
Ron Jackson, R (1, 5) OBP: 0.297, SLG: 0.222			P6			F9			6-3		F8	3	0	0	0	0	0	0
Paul Dade, R (10, 5) OBP: 0.333, SLG: 0.111												0	0	0	0	0	0	0
Joe Lahoud, L (11, PH) OBP: 0.342, SLG: 0.273												1	0	0	0	0	0	0
Andy Etchebarren, R (1, 2) OBP: 0.299, SLG: 0.261			G3			F8			5-3		G3	3	0	0	0	0	0	0
Adrian Garrett, L (11, PH) OBP: 0.208, SLG: 0.143												1	0	0	0	0	0	0
Inning Stats	R: 0 H: 0 E: 0 LOB: 0 K: 1 BB: 0 S: 5 P: 5	R: 0 H: 0 E: 0 LOB: 0 K: 0 BB: 0 S: 3 P: 3	R: 0 H: 0 E: 0 LOB: 0 K: 0 BB: 0 S: 3 P: 3	R: 0 H: 0 E: 0 LOB: 0 K: 1 BB: 0 S: 5 P: 5	R: 0 H: 0 E: 0 LOB: 0 K: 1 BB: 0 S: 5 P: 5	R: 0 H: 0 E: 0 LOB: 0 K: 0 BB: 0 S: 3 P: 3	R: 0 H: 0 E: 0 LOB: 0 K: 0 BB: 0 S: 3 P: 3	R: 0 H: 0 E: 0 LOB: 1 K: 0 BB: 1 S: 3 P: 7	R: 0 H: 1 E: 0 LOB: 1 K: 0 BB: 0 S: 4 P: 4	R: 0 H: 1 E: 0 LOB: 2 K: 0 BB: 0 S: 4 P: 4	R: 0 H: 0 E: 0 LOB: 0 K: 1 BB: 0 S: 5 P: 5	1B: 2 SF: 0 2B: 0 SAC: 0 3B: 0 DP: 0 HR: 0 HBP: 0						

PITCHER	IP	WLS	BF	H	R	ER	SO	BB	IBB	HBP	BLK	WP	HR	S	P	ERA	WHIP
Ken Brett, L (1, 1) ERA:	10.0	W	33	2	0	0	3	1	0	0	0	0	0	38	42	0.00	0.300
Clay Carroll, R (11, 1) ERA: 1.95	1.0	S	3	0	0	0	1	0	0	0	0	0	0	5	5	0.00	0.000

PITCHER	IP	WLS	BF	H	R	ER	SO	BB	IBB	HBP	BLK	WP	HR	S	P	ERA	WHIP

BOTTOM

Chicago White Sox @ California Angels

Anaheim Stadium, Anaheim, CA

Wed May 26 1976, 10:05 PM EDT

Att. 6,569 - Unknown

livebaseballscorecards.com

AB	35
R	0
H	2
RBI	0
BB	1
SO	4
LOB	5

WP: 0 PA: 36
PB: 0
SB: 0
CS: 0

Batter	1	2	3	4	5	6	7	8	9	AB	R	H	RBI	BB	SO	LOB
Chet Lemon, R (1, 8) OBP: 0.308, SLG: 0.310	5-3		K		K		K		FC6-4 1-2 1B	5	0	1	0	0	3	4
Ralph Garr, L (1, 7) OBP: 0.306, SLG: 0.409	K			CS 1B	4-3		FC3-6 FC5 1B 1-2f		FC6-4 1-2f 2-3	5	0	1	0	0	1	5
Bucky Dent, R (1, 6) OBP: 0.386, SLG: 0.434	F7			K		1B 1B 2B	1-2 1B		6-3	5	1	2	0	0	1	3
Brian Downing, R (1, 10) OBP: 0.377, SLG: 0.389		K		F3 1-2		6-3	FC5 2-3f			4	0	0	0	0	1	4
Lamar Johnson, R (1, 3) OBP: 0.290, SLG: 0.290		F7			E 1B 1B	1B 2-3 1B		6-3		4	1	2	0	0	0	0
Buddy Bradford, R (1, 9) OBP: 0.318, SLG: 0.329		4-3			K	K		K		4	0	0	0	0	3	3
Bill Stein, R (1, 5) OBP: 0.222, SLG: 0.209			5-3		E 1-2 1B	1-2 3-H 1B		L6		4	1	2	1	0	0	0
Hugh Yancy, R (1, 4) OBP: 0.125, SLG: 0.250			5-3		E5 1B 1-3 2-H	L3			F9	4	0	0	0	0	0	3
Jim Essian, R (1, 2) OBP: 0.438, SLG: 0.357										3	0	3	1	1	0	0
Rich Coggins, L (9, PR) OBP: 0.286, SLG: 0.265			1B		1-2 1B 3-H	FC3-6 1B			FC6-4 1B BB	0	0	0	0	0	0	0
Inning Stats	R: 0 E: 0 K: 1 S: 5 H: 0 LOB: 0 BB: 0 P: 5	R: 0 E: 0 K: 1 S: 5 H: 0 LOB: 0 BB: 0 P: 5	R: 0 E: 0 K: 1 S: 6 H: 1 LOB: 0 BB: 0 P: 6	R: 0 E: 0 K: 1 S: 5 H: 1 LOB: 0 BB: 0 P: 5	R: 2 E: 1 K: 2 S: 11 H: 3 LOB: 2 BB: 0 P: 11	R: 1 E: 0 K: 1 S: 8 H: 3 LOB: 2 BB: 0 P: 8	R: 0 E: 0 K: 1 S: 7 H: 2 LOB: 2 BB: 0 P: 7	R: 0 E: 0 K: 1 S: 5 H: 0 LOB: 0 BB: 0 P: 5	R: 0 E: 0 K: 0 S: 4 H: 1 LOB: 2 BB: 1 P: 8	1B: 10 2B: 1 3B: 0 HR: 0 SF: 0 SAC: 0 DP: 0 HBP: 0						

TOP

Chicago White Sox @ California Angels

Anaheim Stadium, Anaheim, CA

Thu May 27 1976, 10:05 PM EDT

Att. 7,277 - Unknown

livebaseballscorecards.com

AB	38
R	3
H	11
RBI	2
BB	1
SO	9
LOB	22

PITCHER	IP	WLS	BF	H	R	ER	SO	BB	IBB	HBP	BLK	WP	HR	S	P	ERA	WHIP
Frank Tanana, L (1, 1) ERA: 2.84	9.0	W	39	11	3	2	9	1	0	0	0	0	0	56	60	2.00	1.333

PITCHER	IP	WLS	BF	H	R	ER	SO	BB	IBB	HBP	BLK	WP	HR	S	P	ERA	WHIP

Batter	1	2	3	4	5	6	7	8	9	AB	R	H	RBI	BB	SO	LOB
Jerry Remy, L (1, 4) OBP: 0.328, SLG: 0.312	1-4-3	1-2 2-H 1B			CS 1B		S 1B 1B	P5		5	1	3	1	0	0	1
Joe Lahoud, L (1, 7) OBP: 0.349, SLG: 0.275	1B 1B	F2			F2 1-2		F9 1B FC6 1-2 BB	FC5-4 1-2f		3	1	1	0	1	0	3
Rusty Torres, S (8, 8) OBP: 0.290, SLG: 0.296										1	0	0	0	0	0	1
Bobby Bonds, R (1, 9) OBP: 0.400, SLG: 0.489	1-2 1B		6-3		1B 2B BB		FC6 S 1-2 2-H 1B			3	1	2	1	1	0	0
Bruce Bochte, L (1, 3) OBP: 0.361, SLG: 0.308	F7		G4-3 1B		1-3 2B 1B		F9 2-3			4	1	2	0	0	0	4
Bill Melton, R (1, 10) OBP: 0.282, SLG: 0.359	P6		G4-3 1-2f		1-H 3-H 2B		FC6 1-3 3-H			4	0	1	3	0	0	4
Leroy Stanton, R (1, 8) (8, 7) OBP: 0.309, SLG: 0.316		K		F7	F7		K			4	0	0	0	0	2	3
Ron Jackson, R (1, 5) OBP: 0.294, SLG: 0.224		1B 1B 1B		6-3		P6	K			4	1	1	0	0	1	2
Andy Etchebarren, R (1, 2) OBP: 0.297, SLG: 0.253		F9		BB		K		P3		3	0	0	0	1	1	1
Dave Chalk, R (1, 6) OBP: 0.323, SLG: 0.284		1-2 1B 1B		F7		F7		FC5-4 1B		4	0	2	0	0	0	1
Inning Stats	R: 0 E: 0 K: 0 S: 5 H: 2 LOB: 2 BB: 0 P: 5	R: 1 E: 0 K: 1 S: 8 H: 3 LOB: 2 BB: 0 P: 8	R: 0 E: 0 K: 0 S: 3 H: 1 LOB: 0 BB: 0 P: 3	R: 0 E: 0 K: 0 S: 3 H: 0 LOB: 1 BB: 1 P: 7	R: 2 E: 0 K: 0 S: 5 H: 3 LOB: 1 BB: 1 P: 9	R: 0 E: 0 K: 1 S: 5 H: 0 LOB: 0 BB: 0 P: 5	R: 2 E: 0 K: 2 S: 10 H: 2 LOB: 2 BB: 1 P: 14	R: 0 E: 0 K: 0 S: 4 H: 1 LOB: 1 BB: 0 P: 4		1B: 11 2B: 1 3B: 0 HR: 0	SF: 0 SAC: 0 DP: 1 HBP: 0			WP: 0 PB: 0 SB: 2 CS: 1	PA: 38	

PITCHER		IP	WLS	BF	H	R	ER	SO	BB	IBB	HBP	BLK	WP	HR	S	P	ERA	WHIP
Jesse Jefferson, R ERA: 6.61	(1, 1)	4.2		23	9	3	3	1	2	0	0	0	0	0	23	31	5.79	2.357
Francisco Barrios, R ERA: 8.1	(5, 1)	1.1	L	6	1	2	2	1	1	0	0	0	0	0	7	11	13.50	1.500
Dave Hamilton, L ERA: 4.03	(7, 1)	2.0		9	2	0	0	2	0	0	0	0	0	0	13	13	0.00	1.000

PITCHER	IP	WLS	BF	H	R	ER	SO	BB	IBB	HBP	BLK	WP	HR	S	P	ERA	WHIP

BOTTOM

Chicago White Sox @ California Angels

Anaheim Stadium, Anaheim, CA

Thu May 27 1976, 10:05 PM EDT

Att. 7,277 - Unknown

livebaseballscorecards.com

AB	35
R	5
H	12
RBI	5
BB	3
SO	4
LOB	20

Batter	1	2	3	4	5	6	7	8	9	AB	R	H	RBI	BB	SO	LOB
Tom Poquette, L (1, 7) OBP: 0.402, SLG: 0.545	0-0 1B 1B 1B	0-0 F8			0-0 F9 ①		4-0 1-2 BB ②		0-0 P4 ②	4	0	1	0	1	0	1
Amos Otis, R (1, 8) OBP: 0.382, SLG: 0.566	0-0 F9 ①		0-0 F9 ①		0-3 K ②		0-0 4-3 ③		0-3 K ③	5	0	0	0	0	2	2
George Brett, L (1, 5) OBP: 0.400, SLG: 0.484	0-0 1-2 1B 1B		0-0 F9 ②		0-3 K ③			0-0 SF8 3B		4	1	2	0	0	1	0
John Mayberry, L (1, 3) OBP: 0.357, SLG: 0.390	0-0 F7 ②		0-0 1B			0-0 F8 ①		0-0 SF8 ① 3-H		3	0	1	1	0	0	2
Hal McRae, R (1, 10) OBP: 0.364, SLG: 0.445	0-0 1-2 2-3 1B		0-0 F9 ③			0-0 9-6 BB 1B		0-0 F8 ②		4	0	2	0	0	0	1
Al Cowens, R (1, 9) OBP: 0.292, SLG: 0.322	0-0 F9 ③			B B B B 4-0 E 1B BB		B B B B 4-0 1-2 BB		B B B B 4-0 2B BB		1	2	0	0	3	0	3
Bob Stinson, S (1, 2) OBP: 0.407, SLG: 0.462		0-0 1B		0-0 1-H G6-4-3 1B		0-0 ②③ 9-6 2-3f		0-0 1-H 2B		4	0	3	2	0	0	2
Freddie Patek, R (1, 6) OBP: 0.412, SLG: 0.440		S S S 0-3 K ①		0-0 ①② G6-4-3 1-2f			S S S 0-3 K ①	0-0 4-3 ③		4	0	0	0	0	2	3
Frank White, R (1, 4) OBP: 0.282, SLG: 0.293		0-0 P4 ②		0-0 F9 ③			0-0 CS 1B		0-0 F9 ①	4	0	1	0	0	0	1

Inning Stats																																		
	R: 0	H: 3		R: 0	H: 1		R: 0	H: 1		R: 1	H: 1		R: 0	H: 0		R: 0	H: 1		R: 0	H: 1		R: 2	H: 2		R: 0	H: 0		1B: 8	SF: 1		WP: 0	PA: 38	
	E: 0	LOB: 3		E: 0	LOB: 1		E: 0	LOB: 1		E: 1	LOB: 0		E: 0	LOB: 0		E: 0	LOB: 1		E: 0	LOB: 1		E: 0	LOB: 1		E: 0	LOB: 0		2B: 2	SAC: 0		PB: 0		
	K: 0	BB: 0		K: 1	BB: 0		K: 0	BB: 0		K: 0	BB: 1		K: 2	BB: 0		K: 0	BB: 1		K: 1	BB: 1		K: 0	BB: 1		K: 1	BB: 0		3B: 1	DP: 2		SB: 0		
	S: 6	P: 6		S: 6	P: 6		S: 4	P: 4		S: 3	P: 7		S: 7	P: 7		S: 3	P: 7		S: 5	P: 9		S: 5	P: 9		S: 5	P: 5		HR: 0	HBP: 0		CS: 1		

PITCHER	IP	WLS	BF	H	R	ER	SO	BB	IBB	HBP	BLK	WP	HR	S	P	ERA	WHIP
Nolan Ryan, R (1, 1) ERA: 4.28	9.0	L	38	10	3	2	5	4	0	0	0	0	0	44	60	2.00	1.556

PITCHER	IP	WLS	BF	H	R	ER	SO	BB	IBB	HBP	BLK	WP	HR	S	P	ERA	WHIP

TOP

Kansas City Royals @ California Angels

Anaheim Stadium, Anaheim, CA

Fri May 28 1976, 10:05 PM EDT

Att. 15,777 - Unknown

livebaseballscorecards.com

AB	33
R	3
H	10
RBI	3
BB	4
SO	5
LOB	15

Batter	1	2	3	4	5	6	7	8	9	AB	R	H	RBI	BB	SO	LOB
Jerry Remy, L (1, 4) OBP: 0.326, SLG: 0.311	K		3-1 2-3		1-3			1B		4	0	1	0	0	1	2
Joe Lahoud, L (1, 7) OBP: 0.333, SLG: 0.260	K		3-1			K		K		4	0	0	0	0	3	2
Adrian Garrett, L (9, 2) OBP: 0.208, SLG: 0.143										0	0	0	0	0	0	0
Bobby Bonds, R (1, 9) OBP: 0.403, SLG: 0.489	K			CS S 1B		5-3			G4-6-3 1B	4	0	2	0	0	1	0
Bruce Bochte, L (1, 3) OBP: 0.359, SLG: 0.307		5-3 1B		F8		F8			G4-6-3 1-2f	4	0	1	0	0	0	2
Bill Melton, R (1, 10) OBP: 0.281, SLG: 0.351		F9		FC6-4 1-3 BB			2-3		K	3	0	0	0	1	1	1
Leroy Stanton, R (1, 8) OBP: 0.301, SLG: 0.306		5-3 1-2		FC6-4 1-2f			6-3			3	0	0	0	0	0	2
Ron Jackson, R (1, 5) OBP: 0.282, SLG: 0.213		5-3			6-3		6-3			3	0	0	0	0	0	1
Andy Etchebarren, R (1, 2) OBP: 0.291, SLG: 0.247			K		F8			K		2	0	0	0	0	1	0
Bob Jones, L (8, PH) OBP: 0.154, SLG: 0.083 (9, 7)										1	0	0	0	0	1	0
Dave Chalk, R (1, 6) OBP: 0.329, SLG: 0.299			3-1 2B		1B			F8		3	0	2	0	0	0	0
Inning Stats	R: 0 E: 0 K: 3 S: 9 H: 0 LOB: 0 BB: 0 P: 9	R: 0 E: 0 K: 0 S: 4 H: 1 LOB: 1 BB: 0 P: 4	R: 0 E: 0 K: 1 S: 6 H: 1 LOB: 1 BB: 0 P: 6	R: 0 E: 0 K: 0 S: 3 H: 1 LOB: 1 BB: 1 P: 7	R: 0 E: 0 K: 0 S: 4 H: 1 LOB: 1 BB: 0 P: 4	R: 0 E: 0 K: 1 S: 5 H: 0 LOB: 0 BB: 0 P: 5	R: 0 E: 0 K: 0 S: 3 H: 0 LOB: 0 BB: 0 P: 3	R: 0 E: 0 K: 2 S: 8 H: 1 LOB: 1 BB: 0 P: 8	R: 0 E: 0 K: 1 S: 5 H: 1 LOB: 0 BB: 0 P: 5	1B: 5 2B: 1 3B: 0 HR: 0 SF: 0 SAC: 0 DP: 1 HBP: 0						

PITCHER	IP	WLS	BF	H	R	ER	SO	BB	IBB	HBP	BLK	WP	HR	S	P	ERA	WHIP
Doug Bird, R (1, 1) ERA: 3.46	9.0	W	32	6	0	0	8	1	0	0	0	0	0	47	51	0.00	0.778

PITCHER	IP	WLS	BF	H	R	ER	SO	BB	IBB	HBP	BLK	WP	HR	S	P	ERA	WHIP

BOTTOM

Kansas City Royals @ California Angels

Anaheim Stadium, Anaheim, CA

Fri May 28 1976, 10:05 PM EDT

Att. 15,777 - Unknown

livebaseballscorecards.com

AB	31
R	0
H	6
RBI	0
BB	1
SO	8
LOB	10

PA: 32

Batter	1	2	3	4	5	6	7	8	9	AB	R	H	RBI	BB	SO	LOB
Jim Wohlford, R (1, 7) OBP: 0.258, SLG: 0.262	B B B B 4-0 BB		0-0 ① F7		0-0 ① SF7 1-2 3-H		0-0 ③ L8			2	0	0	1	1	0	2
Amos Otis, R (1, 8) OBP: 0.379, SLG: 0.557	0-0 ① F7		0-0 ② F4		S S S 0-3 ② K			0-0 4-3 1B		4	0	1	0	0	1	3
George Brett, L (1, 5) OBP: 0.391, SLG: 0.472	0-0 ② F8		0-0 ③ 4-3		0-0 ③ 5-3			0-0 ① 4-3 1-2		4	0	0	0	0	0	4
John Mayberry, L (1, 3) OBP: 0.349, SLG: 0.379	0-0 ③ F7			0-0 ① F9		S S S 0-3 ① K		S S S 0-3 ② K		4	0	0	0	0	2	2
Hal McRae, R (1, 10) OBP: 0.367, SLG: 0.460		0-0 1B 2B		0-0 F8 2B		0-0 ② F3		0-0 ③ L8		4	1	2	0	0	0	1
Al Cowens, R (1, 9) OBP: 0.291, SLG: 0.320		0-0 ① 2-H 1B		0-0 ② F8 2-3		0-0 ③ 4-3			S S S 0-3 ① K	4	0	1	1	0	1	1
Frank White, R (1, 4) OBP: 0.273, SLG: 0.283		0-0 ② F4		0-0 ③ F8			0-0 ① F7		0-0 ② 1-3	4	0	0	0	0	0	1
Freddie Patek, R (1, 6) OBP: 0.421, SLG: 0.458		0-0 ③ 5-3			0-0 1B SF7 2B		0-0 S 1B		0-0 1B	4	1	3	0	0	0	0
John Wathan, R (1, 2) OBP: 0.400, SLG: 0.400			0-0 1B		0-0 SF7 2-3 1B		0-0 ② F9 1-2		0-0 ③ 4-3	4	0	2	0	0	0	2
Inning Stats	R: 0 H: 0 E: 0 LOB: 1 K: 0 BB: 1 S: 3 P: 7	R: 1 H: 2 E: 0 LOB: 0 K: 0 BB: 0 S: 4 P: 4	R: 0 H: 1 E: 0 LOB: 1 K: 0 BB: 0 S: 4 P: 4	R: 0 H: 1 E: 0 LOB: 1 K: 0 BB: 0 S: 4 P: 4	R: 1 H: 2 E: 0 LOB: 1 K: 1 BB: 0 S: 7 P: 7	R: 0 H: 0 E: 0 LOB: 0 K: 1 BB: 0 S: 5 P: 5	R: 0 H: 1 E: 0 LOB: 1 K: 0 BB: 0 S: 4 P: 4	R: 0 H: 1 E: 0 LOB: 1 K: 1 BB: 0 S: 6 P: 6	R: 0 H: 1 E: 0 LOB: 1 K: 1 BB: 0 S: 6 P: 6	1B: 6 SF: 1 2B: 3 SAC: 0 3B: 0 DP: 0 HR: 0 HBP: 0						WP: 0 PA: 36 PB: 0 SB: 1 CS: 0	

TOP

Kansas City Royals @ California Angels

Anaheim Stadium, Anaheim, CA

Sat May 29 1976, 6:33 AM EDT

Unknown

livebaseballscorecards.com

AB	34
R	2
H	9
RBI	2
BB	1
SO	4
LOB	16

PITCHER	IP	WLS	BF	H	R	ER	SO	BB	IBB	HBP	BLK	WP	HR	S	P	ERA	WHIP
Sid Monge, L (1, 1) ERA: 2.83	9.0	W	36	9	2	2	4	1	0	0	0	0	0	43	47	2.00	1.111

PITCHER	IP	WLS	BF	H	R	ER	SO	BB	IBB	HBP	BLK	WP	HR	S	P	ERA	WHIP

Batter	1	2	3	4	5	6	7	8	9	AB	R	H	RBI	BB	SO	LOB
Jerry Remy, L (1, 4) OBP: 0.325, SLG: 0.309	0-0 4-3 S 1B		0-0 G3		0-0 4-3			0-0 4-3		4	0	1	0	0	0	2
Bob Jones, L (1, 8) OBP: 0.125, SLG: 0.067	0-0 F9 1-2			0-0 F4		0-3 K		0-3 K		3	0	0	0	0	1	1
Leroy Stanton, R (8, PH) (9, 8) OBP: 0.298, SLG: 0.303										1	0	0	0	0	1	0
Bobby Bonds, R (1, 9) OBP: 0.405, SLG: 0.486	BBBB 4-0 BB			0-0 F7		0-0 F8			BB 3B 1B	3	1	1	0	1	0	0
Bruce Bochte, L (1, 3) OBP: 0.362, SLG: 0.307	0-0 4-3 2-3f			0-0 1B		BBBB 4-0 BB			0-0 F9	3	0	1	0	1	0	3
Joe Lahoud, L (1, 7) OBP: 0.326, SLG: 0.253		0-0 3-1		0-0 F9		SSS 0-3 K			0-0 F7	2	0	0	0	0	0	1
Orlando Alvarez, R (6, PH) (7, 7) OBP: 0.105, SLG: 0.263										2	0	0	0	0	1	2
Adrian Garrett, L (1, 10) OBP: 0.192, SLG: 0.130		SSS 0-3 K			0-0 3-1		0-0 F4		BBBB 4-0 3B 1-2 BB	2	0	0	0	0	1	0
Bill Melton, R (7, PH) OBP: 0.284, SLG: 0.349										1	0	0	0	1	0	0
Rusty Torres, S (9, PR) OBP: 0.290, SLG: 0.296										0	1	0	0	0	0	0
Ron Jackson, R (1, 5) OBP: 0.280, SLG: 0.246		0-0 F2			0-0 F1		SSS 0-3 K		0-0 1B 1-H 2-H 3B	4	1	1	2	0	1	0
Ed Herrmann, L (1, 2) OBP: 0.265, SLG: 0.381			BBBB 4-0 G5-4-3 BB		BBBB 4-0 1B BB		0-0 F7		0-0 1B 3-H	0	0	0	0	2	0	0
Andy Etchebarren, R (7, PH) (8, 2) OBP: 0.295, SLG: 0.253										2	0	1	1	0	0	0
Dave Chalk, R (1, 6) OBP: 0.329, SLG: 0.299			0-0 G5-4-3 1-2f		0-0 1-2 1B			SSS 0-3 K		3	0	1	0	0	1	1
Inning Stats	R: 0 H: 1 E: 0 LOB: 1 K: 0 BB: 1 S: 3 P: 7	R: 0 H: 0 E: 0 LOB: 0 K: 1 BB: 0 S: 5 P: 5	R: 0 H: 0 E: 0 LOB: 0 K: 0 BB: 1 S: 2 P: 6	R: 0 H: 1 E: 0 LOB: 1 K: 0 BB: 0 S: 4 P: 4	R: 0 H: 1 E: 0 LOB: 2 K: 0 BB: 1 S: 4 P: 8	R: 0 H: 0 E: 0 LOB: 1 K: 2 BB: 1 S: 7 P: 11	R: 0 H: 0 E: 0 LOB: 0 K: 1 BB: 0 S: 5 P: 5	R: 0 H: 0 E: 0 LOB: 0 K: 2 BB: 0 S: 7 P: 7	R: 3 H: 3 E: 0 LOB: 1 K: 0 BB: 1 S: 5 P: 9	1B: 5 SF: 0 2B: 1 SAC: 0 3B: 1 DP: 2 HR: 0 HBP: 0						

PITCHER		IP	WLS	BF	H	R	ER	SO	BB	IBB	HBP	BLK	WP	HR	S	P	ERA	WHIP
Steve Busby, R ERA: 3.28	(1, 1)	5.0		19	3	0	0	1	3	0	0	0	0	0	18	30	0.00	1.200
Steve Mingori, L ERA: 2.04	(6, 1)	3.2		13	1	1	1	5	1	0	0	0	0	0	22	26	2.46	0.545
Mark Littell, R ERA: 1.54	(9, 1)	0.0	L	3	2	2	2	0	1	0	0	0	0	0	2	6	∞	∞

PITCHER	IP	WLS	BF	H	R	ER	SO	BB	IBB	HBP	BLK	WP	HR	S	P	ERA	WHIP

BOTTOM

Kansas City Royals @ California Angels

Anaheim Stadium, Anaheim, CA

Sat May 29 1976, 6:33 AM EDT

Unknown

livebaseballscorecards.com

AB	30
R	3
H	6
RBI	3
BB	5
SO	6
LOB	10

Batter	1	2	3	4	5	6	7	8	9	AB	R	H	RBI	BB	SO	LOB
Tom Poquette, L (1, 7) OBP: 0.391, SLG: 0.524	F8		FC5-4 1B		1-3		4-3		F8	5	0	1	0	0	0	2
Amos Otis, R (1, 8) OBP: 0.376, SLG: 0.549	3-1 1B 1B		FC5-4 1B 1-2f		4-3			L7		4	0	1	0	0	0	1
George Brett, L (1, 5) OBP: 0.399, SLG: 0.479	3-1 1-2 1B		1-3 1B		1B			F7		4	0	3	0	0	0	0
John Mayberry, L (1, 3) OBP: 0.341, SLG: 0.369	3-1 1-2 2-3		S S S K		4-3			4-3		4	0	0	0	0	1	5
Hal McRae, R (1, 10) OBP: 0.371, SLG: 0.458	4-3			B B B B E SF8 BB	6-3				FC6-4 1B	3	1	1	0	1	0	2
Al Cowens, R (1, 9) OBP: 0.284, SLG: 0.312		4-3		L9	4-3				FC6-4 BB 1B 1-2f SF8	4	1	0	0	0	0	2
Bob Stinson, S (1, 2) OBP: 0.397, SLG: 0.446		S S S K		E3 SF8 1-3	4-3				BB 1-2 1B	4	0	1	0	0	1	1
Freddie Patek, R (1, 6) OBP: 0.417, SLG: 0.451		5-3		SF8 2-3 3-H			1-3		B B B B 1-2 2-3 BB	2	0	0	1	1	0	0
Frank White, R (1, 4) OBP: 0.267, SLG: 0.276			6-3	S S S K			4-3		SF8 3-H	3	0	0	0	0	1	1
Tony Solaita, L (9, PH) OBP: 0.357, SLG: 0.481										0	0	0	1	0	0	0
Inning Stats	R: 0 E: 0 K: 0 S: 5 H: 2 LOB: 2 BB: 0 P: 5	R: 0 E: 0 K: 1 S: 5 H: 0 LOB: 0 BB: 0 P: 5	R: 0 E: 0 K: 1 S: 7 H: 2 LOB: 2 BB: 0 P: 7	R: 1 E: 1 K: 1 S: 6 H: 0 LOB: 1 BB: 1 P: 10	R: 0 E: 0 K: 0 S: 4 H: 1 LOB: 1 BB: 0 P: 4	R: 0 E: 0 K: 0 S: 3 H: 0 LOB: 0 BB: 0 P: 3	R: 0 E: 0 K: 0 S: 3 H: 0 LOB: 0 BB: 0 P: 3	R: 0 E: 0 K: 0 S: 3 H: 0 LOB: 0 BB: 0 P: 3	R: 1 E: 0 K: 0 S: 5 H: 2 LOB: 2 BB: 1 P: 9	1B: 7 2B: 0 3B: 0 HR: 0 SF: 2 SAC: 0 DP: 0 HBP: 0							WP: 0 PB: 0 SB: 0 CS: 0 PA: 37

PITCHER	IP	WLS	BF	H	R	ER	SO	BB	IBB	HBP	BLK	WP	HR	S	P	ERA	WHIP
Gary Ross, R (1, 1) ERA: 3.19	8.1	W	34	7	2	1	3	1	0	0	0	0	0	39	43	1.08	0.960
Paul Hartzell, R (9, 1) ERA: 2.87	0.2		3	0	0	0	0	1	0	0	0	0	0	2	6	0.00	1.500

PITCHER	IP	WLS	BF	H	R	ER	SO	BB	IBB	HBP	BLK	WP	HR	S	P	ERA	WHIP

TOP

Kansas City Royals @ California Angels

Anaheim Stadium, Anaheim, CA

Sat May 29 1976, 6:38 AM EDT

Att. 28,415 - Unknown

livebaseballscorecards.com

AB	33
R	2
H	7
RBI	2
BB	2
SO	3
LOB	14

Batter	1	2	3	4	5	6	7	8	9	AB	R	H	RBI	BB	SO	LOB
Jerry Remy, L (1, 4) OBP: 0.327, SLG: 0.312	G4-3 1B		4-3		L6			FC1-6 1B F4		5	0	2	0	0	0	2
Bob Jones, L (1, 8) OBP: 0.150, SLG: 0.056	G4-3 1-2f		L3			FC6-4 BB		FC1-6 1B 1-2f 1B		3	1	0	0	1	0	2
Bobby Bonds, R (1, 9) OBP: 0.407, SLG: 0.482	CS BB			G3		FC6-4 1-2f BB		1B 1-2 E 1B		3	1	1	0	1	0	1
Bruce Bochte, L (1, 3) OBP: 0.365, SLG: 0.308	CS 1-2	3-1		L9		BB 1-2 BB		E BB 1-3 BB 2-H 1B		3	1	1	1	1	0	0
Joe Lahoud, L (1, 7) OBP: 0.315, SLG: 0.244 Leroy Stanton, R (8, PH) OBP: 0.304, SLG: 0.303 (9, 7)		G3		F4		F5		BB E 1-2 1B BB		3 0	0 1	0 0	0 0	0 1	0 0	2 0
Adrian Garrett, L (1, 10) OBP: 0.207, SLG: 0.120 Orlando Alvarez, R (8, PH) OBP: 0.100, SLG: 0.250	1B BB				F8	L1		E6 BB 1-2 1B 2-3 3-H		2 1	0 1	0 0	0 0	1 0	0 0	2 2
Ron Jackson, R (1, 5) OBP: 0.291, SLG: 0.261		1-2 1B			1B SF8 1B		6-3	K		4	1	2	0	0	1	3
Andy Etchebarren, R (1, 2) OBP: 0.306, SLG: 0.258 Rusty Torres, S (7, PR) OBP: 0.290, SLG: 0.296 Ed Herrmann, L (8, 2) OBP: 0.280, SLG: 0.381		K			1-3 1B		9-3 BB	1B E 1-2 2-3 3-H BB		2 0 0	0 0 1	1 0 0	0 0 1	1 0 1	1 0 0	2 0 0
Dave Chalk, R (1, 6) OBP: 0.327, SLG: 0.300			F9		SF8 3-H		9-3 1-2f	E7 1-H 2-H 3-H 1B		3	0	1	3	0	0	1
Inning Stats	R: 0 E: 0 K: 0 S: 2 H: 1 LOB: 0 BB: 1 P: 6	R: 0 E: 0 K: 1 S: 6 H: 1 LOB: 2 BB: 1 P: 10	R: 0 E: 0 K: 0 S: 3 H: 0 LOB: 0 BB: 0 P: 3	R: 0 E: 0 K: 0 S: 3 H: 0 LOB: 0 BB: 0 P: 3	R: 1 E: 0 K: 0 S: 5 H: 2 LOB: 1 BB: 0 P: 5	R: 0 E: 0 K: 0 S: 3 H: 0 LOB: 2 BB: 2 P: 11	R: 0 E: 0 K: 0 S: 2 H: 0 LOB: 1 BB: 1 P: 6	R: 6 E: 2 K: 1 S: 10 H: 4 LOB: 1 BB: 2 P: 18		1B: 8 2B: 1 3B: 0 HR: 0 SF: 1 SAC: 0 DP: 2 HBP: 0						

PITCHER		IP	WLS	BF	H	R	ER	SO	BB	IBB	HBP	BLK	WP	HR	S	P	ERA	WHIP
Al Fitzmorris, R ERA: 3.57	(1, 1)	7.1	L	30	6	3	3	1	5	0	0	0	0	0	27	47	3.68	1.500
Tom Hall, L ERA: 4.26	(8, 1)	0.2		7	2	4	1	1	2	0	0	0	0	0	7	15	13.50	6.000

PITCHER	IP	WLS	BF	H	R	ER	SO	BB	IBB	HBP	BLK	WP	HR	S	P	ERA	WHIP

BOTTOM

Kansas City Royals @ California Angels

Anaheim Stadium, Anaheim, CA

Sat May 29 1976, 6:38 AM EDT

Att. 28,415 - Unknown

livebaseballscorecards.com

AB	29
R	7
H	8
RBI	5
BB	7
SO	2
LOB	17

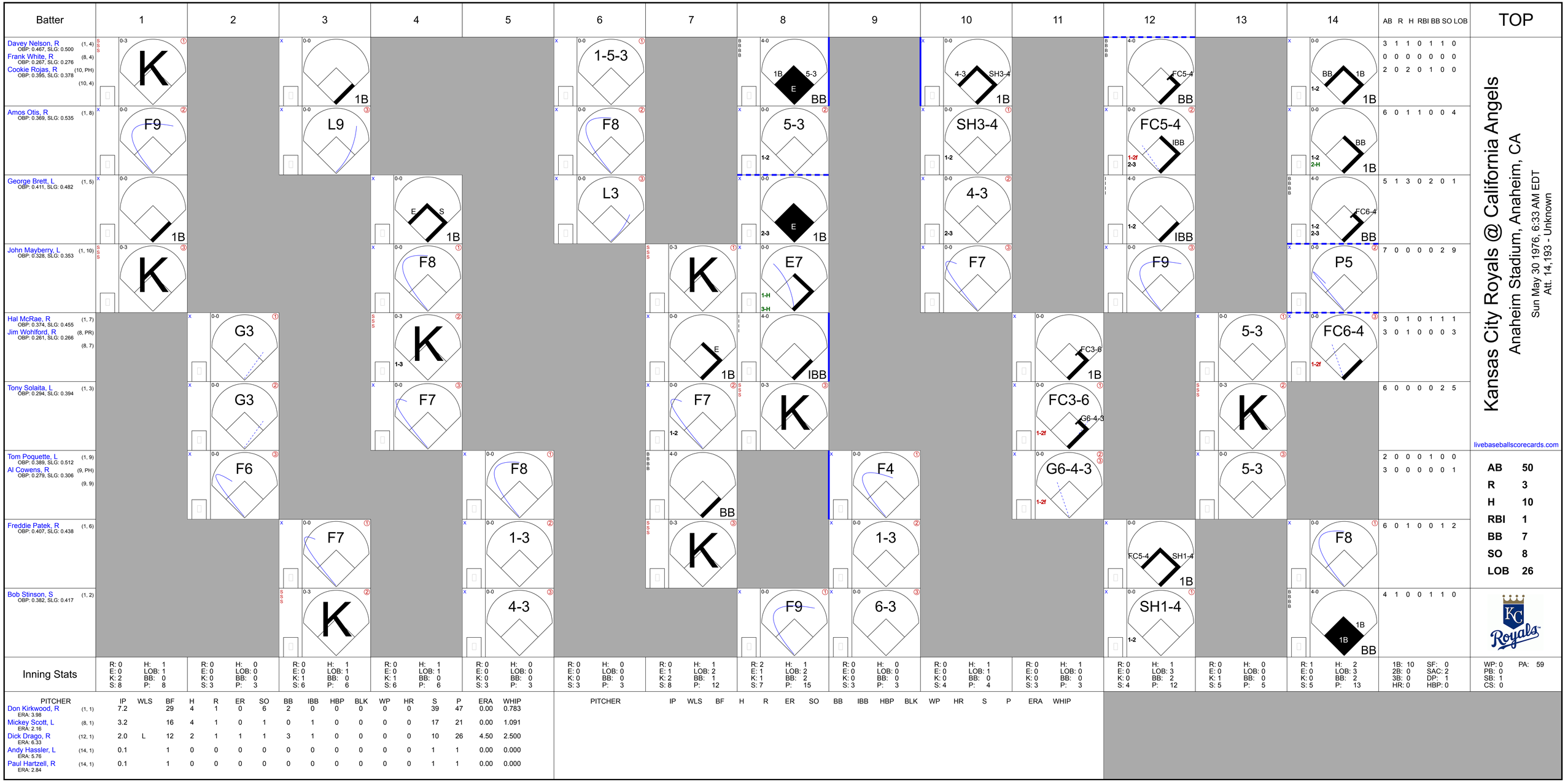
Batter
1
2
3
4
5
6
7
8
9
10
11
12
13
14
AB R H RBI BB SO LOB
TOP
Davey Nelson, R (1, 4) OBP: 0.467, SLG: 0.500
Frank White, R (8, 4) OBP: 0.267, SLG: 0.276
Cookie Rojas, R (10, PH) (10, 4) OBP: 0.395, SLG: 0.378
Amos Otis, R (1, 8) OBP: 0.369, SLG: 0.535
George Brett, L (1, 5) OBP: 0.411, SLG: 0.482
John Mayberry, L (1, 10) OBP: 0.328, SLG: 0.353
Hal McRae, R (1, 7) OBP: 0.374, SLG: 0.455
Jim Wohlford, R (8, PR) (8, 7) OBP: 0.261, SLG: 0.266
Tony Solaita, L (1, 3) OBP: 0.294, SLG: 0.394
Tom Poquette, L (1, 9) OBP: 0.389, SLG: 0.512
Al Cowens, R (9, PH) (9, 9) OBP: 0.279, SLG: 0.306
Freddie Patek, R (1, 6) OBP: 0.407, SLG: 0.438
Bob Stinson, S (1, 2) OBP: 0.382, SLG: 0.417
Inning Stats
PITCHER IP WLS BF H R ER SO BB IBB HBP BLK WP HR S P ERA WHIP
Don Kirkwood, R (1, 1) ERA: 3.98
Mickey Scott, L (8, 1) ERA: 2.16
Dick Drago, R (12, 1) ERA: 6.33
Andy Hassler, L (14, 1) ERA: 5.76
Paul Hartzell, R (14, 1) ERA: 2.84
Kansas City Royals @ California Angels
Anaheim Stadium, Anaheim, CA
Sun May 30 1976, 6:33 AM EDT
Att. 14,193 - Unknown
livebaseballscorecards.com
AB 50
R 3
H 10
RBI 1
BB 7
SO 8
LOB 26
1B: 10 SF: 0
2B: 0 SAC: 2
3B: 0 DP: 1
HR: 0 HBP: 0
WP: 0 PA: 59
PB: 0
SB: 1
CS: 0

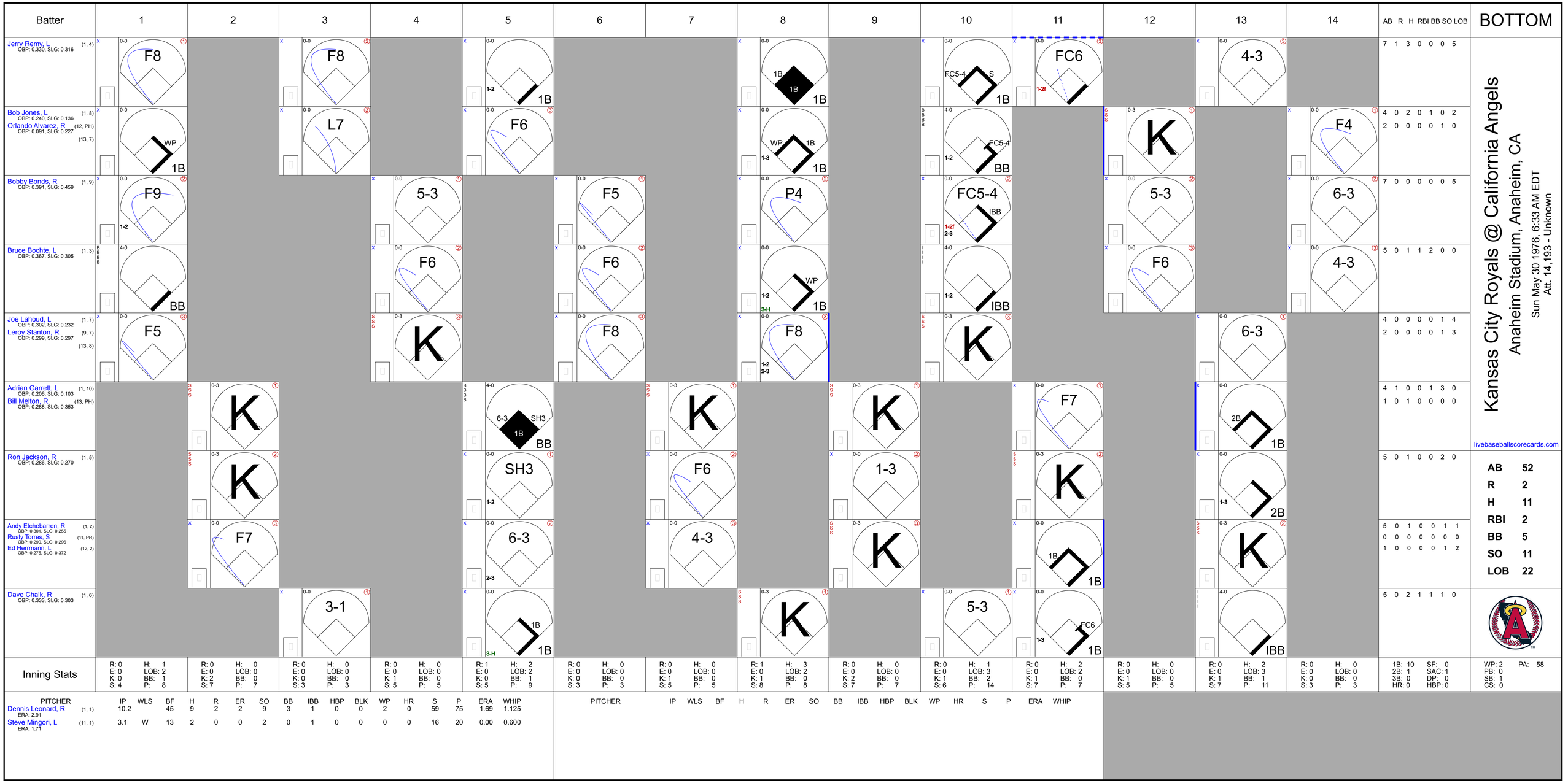
Batter
1
2
3
4
5
6
7
8
9
10
11
12
13
14
AB R H RBI BB SO LOB
BOTTOM
Jerry Remy, L (1, 4) OBP: 0.330, SLG: 0.316
F8
F8
1-2 1B
1B 1B 1B
FC5-4 S 1B
1-2f FC6
4-3
7 1 3 0 0 0 5
Bob Jones, L (1, 8) OBP: 0.240, SLG: 0.136
Orlando Alvarez, R (12, PH) OBP: 0.091, SLG: 0.227 (13, 7)
WP 1B
L7
F6
WP 1B 1-3 1B
FC5-4 1-2 BB
K
F4
4 0 2 0 1 0 2
2 0 0 0 0 1 0
Bobby Bonds, R (1, 9) OBP: 0.391, SLG: 0.459
F9 1-2
5-3
F5
P4
FC5-4 IBB 1-2f 2-3
5-3
6-3
7 0 0 0 0 0 5
Bruce Bochte, L (1, 3) OBP: 0.367, SLG: 0.305
BB
F6
F6
WP 1-2 3-H 1B
IBB 1-2
F6
4-3
5 0 1 1 2 0 0
Joe Lahoud, L (1, 7) OBP: 0.302, SLG: 0.232
Leroy Stanton, R (9, 7) OBP: 0.299, SLG: 0.297 (13, 8)
F5
K
F8
F8 1-2 2-3
K
6-3
4 0 0 0 0 1 4
2 0 0 0 0 1 3
Adrian Garrett, L (1, 10) OBP: 0.206, SLG: 0.103
Bill Melton, R (13, PH) OBP: 0.288, SLG: 0.353
K
6-3 SH3 1B BB
K
K
F7
2B 1B
4 1 0 0 1 3 0
1 0 1 0 0 0 0
Ron Jackson, R (1, 5) OBP: 0.286, SLG: 0.270
K
SH3 1-2
F6
1-3
K
2B 1-3
5 0 1 0 0 2 0
Andy Etchebarren, R (1, 2) OBP: 0.301, SLG: 0.255
Rusty Torres, S (11, PR) OBP: 0.290, SLG: 0.296
Ed Herrmann, L (12, 2) OBP: 0.275, SLG: 0.372
F7
6-3 2-3
4-3
1-3
K
1B 1B
K
5 0 1 0 0 1 1
0 0 0 0 0 0 0
1 0 0 0 0 1 2
Dave Chalk, R (1, 6) OBP: 0.333, SLG: 0.303
3-1
1B 3-H 1B
K
5-3
FC6 1-3 1B
IBB
5 0 2 1 1 1 0
Inning Stats
R: 0 E: 0 K: 0 S: 4 H: 1 LOB: 2 BB: 1 P: 8
R: 0 E: 0 K: 2 S: 7 H: 0 LOB: 0 BB: 0 P: 7
R: 0 E: 0 K: 0 S: 3 H: 0 LOB: 0 BB: 0 P: 3
R: 0 E: 0 K: 1 S: 5 H: 0 LOB: 0 BB: 0 P: 5
R: 1 E: 0 K: 0 S: 5 H: 2 LOB: 2 BB: 1 P: 9
R: 0 E: 0 K: 0 S: 3 H: 0 LOB: 0 BB: 0 P: 3
R: 0 E: 0 K: 1 S: 5 H: 0 LOB: 0 BB: 0 P: 5
R: 1 E: 0 K: 1 S: 8 H: 3 LOB: 2 BB: 0 P: 8
R: 0 E: 0 K: 2 S: 7 H: 0 LOB: 0 BB: 0 P: 7
R: 0 E: 0 K: 1 S: 6 H: 1 LOB: 3 BB: 2 P: 14
R: 0 E: 0 K: 1 S: 7 H: 2 LOB: 2 BB: 0 P: 7
R: 0 E: 0 K: 1 S: 5 H: 0 LOB: 0 BB: 0 P: 5
R: 0 E: 0 K: 1 S: 7 H: 2 LOB: 3 BB: 1 P: 11
R: 0 E: 0 K: 0 S: 3 H: 0 LOB: 0 BB: 0 P: 3
1B: 10 2B: 1 3B: 0 HR: 0 SF: 0 SAC: 1 DP: 0 HBP: 0
WP: 2 PB: 0 SB: 1 CS: 0 PA: 58
PITCHER IP WLS BF H R ER SO BB IBB HBP BLK WP HR S P ERA WHIP
Dennis Leonard, R (1, 1) ERA: 2.91 10.2 45 9 2 2 9 3 1 0 0 2 0 59 75 1.69 1.125
Steve Mingori, L (11, 1) ERA: 1.71 3.1 W 13 2 0 0 2 0 1 0 0 0 0 16 20 0.00 0.600
PITCHER IP WLS BF H R ER SO BB IBB HBP BLK WP HR S P ERA WHIP
Kansas City Royals @ California Angels
Anaheim Stadium, Anaheim, CA
Sun May 30 1976, 6:33 AM EDT
Att. 14,193 - Unknown
livebaseballscorecards.com
AB 52
R 2
H 11
RBI 2
BB 5
SO 11
LOB 22

California Angels @ Minnesota Twins

Metropolitan Stadium, Bloomington , MI

Mon May 31 1976, 8:05 PM EDT

Att. 8,379 - Unknown - 72 F

TOP

livebaseballscorecards.com

Batter	1	2	3	4	5	6	7	8	9	AB	R	H	RBI	BB	SO	LOB
Jerry Remy, L (1, 4) OBP: 0.329, SLG: 0.311	K	G3			F7			BB		3	1	0	0	1	1	4
Bob Jones, L (1, 8) OBP: 0.214, SLG: 0.120	6-3		F7		K			SH, 1B, 1-3		3	0	0	0	0	1	1
Leroy Stanton, R (9, 7) OBP: 0.299, SLG: 0.297										0	0	0	0	0	0	0
Bobby Bonds, R (1, 9) OBP: 0.387, SLG: 0.450	K	K	K			CS, SH5-3, BB		K		3	0	0	0	1	3	2
Bruce Bochte, L (1, 3) OBP: 0.371, SLG: 0.316		1B, 2B	G3			SH5-3, 1-2		G6-4-3, 1-2, 3-H, 1B		3	1	2	1	0	0	0
Bill Melton, R (1, 10) OBP: 0.287, SLG: 0.351		1B, BB, 2-H, 1B		L5		F7, 2-3		G6-4-3, 1-2f		4	0	1	1	0	0	3
Joe Lahoud, L (1, 7) OBP: 0.300, SLG: 0.224		BB, 1B, 1-2		3-1			K		P6	3	0	0	0	1	1	0
Rusty Torres, S (9, 8) OBP: 0.290, SLG: 0.296										0	0	0	0	0	0	0
Ron Jackson, R (1, 5) OBP: 0.284, SLG: 0.269		K		K			3B, 1B		F8	4	1	1	0	0	2	2
Andy Etchebarren, R (1, 2) OBP: 0.308, SLG: 0.283		1-2, 2-3, 1B			K		1-H, CS, 3B		6-3	4	0	2	1	0	1	0
Dave Chalk, R (1, 6) OBP: 0.333, SLG: 0.299		F5			HBP		5-3, 3-H			2	0	0	0	0	0	4

	AB	29
	R	3
	H	6
	RBI	3
	BB	3
	SO	9
	LOB	16

Inning Stats										
	R: 0 E: 0 K: 2 S: 7	H: 0 LOB: 0 BB: 0 P: 7	R: 1 E: 0 K: 1 S: 8	H: 3 LOB: 3 BB: 1 P: 12	R: 0 E: 0 K: 1 S: 5	H: 0 LOB: 0 BB: 0 P: 5	R: 0 E: 0 K: 1 S: 5	H: 0 LOB: 0 BB: 0 P: 5	R: 0 E: 0 K: 2 S: 7	H: 0 LOB: 1 BB: 0 P: 8
	R: 0 E: 0 K: 0 S: 2	H: 0 LOB: 0 BB: 1 P: 6	R: 1 E: 0 K: 1 S: 6	H: 2 LOB: 0 BB: 0 P: 6	R: 1 E: 0 K: 1 S: 6	H: 1 LOB: 1 BB: 1 P: 10	R: 0 E: 0 K: 0 S: 3	H: 0 LOB: 0 BB: 0 P: 3	1B: 4 2B: 1 3B: 1 HR: 0	SF: 0 SAC: 2 DP: 1 HBP: 1
	WP: 0 PB: 0 SB: 1 CS: 2	PA: 35								

PITCHER	IP	WLS	BF	H	R	ER	SO	BB	IBB	HBP	BLK	WP	HR	S	P	ERA	WHIP
Bert Blyleven, R (1, 1) ERA: 3.12	9.0	L	35	6	3	3	9	3	0	1	0	0	0	49	62	3.00	1.000

PITCHER	IP	WLS	BF	H	R	ER	SO	BB	IBB	HBP	BLK	WP	HR	S	P	ERA	WHIP

California Angels @ Minnesota Twins

Metropolitan Stadium, Bloomington , MI

Mon May 31 1976, 8:05 PM EDT

Att. 8,379 - Unknown - 72 F

livebaseballscorecards.com

BOTTOM

Batter	1	2	3	4	5	6	7	8	9	AB	R	H	RBI	BB	SO	LOB
Steve Brye, R (1, 8) OBP: 0.208, SLG: 0.204	0-0 PB 1B 1B	0-3 K			0-0 5-3			0-0 P3		4	0	1	0	0	1	2
Rod Carew, L (1, 3) OBP: 0.402, SLG: 0.399	0-0 PB 1-2 1B		0-0 4-3			0-3 K		0-0 3-H 1B		4	0	2	1	0	1	0
Larry Hisle, R (1, 7) OBP: 0.332, SLG: 0.321	0-0 F3 1-2 2-3		0-0 6-3			0-3 K		0-3 K		4	0	0	0	0	2	3
Dan Ford, R (1, 9) OBP: 0.307, SLG: 0.444	1-0 HBP		0-0 F8			0-3 K			0-0 4-3	3	0	0	0	0	1	0
Craig Kusick, R (1, 10) OBP: 0.349, SLG: 0.480	0-3 K			0-3 K			0-3 K		0-0 HR	4	1	1	1	0	3	3
Phil Roof, R (1, 2) OBP: 0.237, SLG: 0.297	0-0 G3			0-0 F8			0-0 5-3		0-3 K	4	0	0	0	0	1	3
Dave McKay, S (1, 5) OBP: 0.282, SLG: 0.233		0-0 F8		0-0 5-3			0-3 K		0-3 K	4	0	0	0	0	2	0
Bob Randall, R (1, 4) OBP: 0.331, SLG: 0.318		0-0 CS 1B			0-0 F9			0-0 1B 3B		3	1	2	0	0	0	0
Luis Gomez, R (1, 6) OBP: 0.310, SLG: 0.296		0-0 1-2 1B			0-0 P3			0-3 K		2	0	1	0	0	0	0
Jerry Terrell, R (8, PH) (9, 6) OBP: 0.222, SLG: 0.235										1	0	0	0	0	1	1
Inning Stats	R: 0 E: 0 K: 1 S: 7 H: 2 LOB: 3 BB: 0 P: 8	R: 0 E: 0 K: 1 S: 6 H: 2 LOB: 1 BB: 0 P: 6	R: 0 E: 0 K: 0 S: 3 H: 0 LOB: 0 BB: 0 P: 3	R: 0 E: 0 K: 1 S: 5 H: 0 LOB: 0 BB: 0 P: 5	R: 0 E: 0 K: 0 S: 3 H: 0 LOB: 0 BB: 0 P: 3	R: 0 E: 0 K: 3 S: 9 H: 0 LOB: 0 BB: 0 P: 9	R: 0 E: 0 K: 2 S: 7 H: 0 LOB: 0 BB: 0 P: 7	R: 1 E: 0 K: 2 S: 9 H: 2 LOB: 1 BB: 0 P: 9	R: 1 E: 0 K: 2 S: 8 H: 1 LOB: 0 BB: 0 P: 8	1B: 5 2B: 0 3B: 1 HR: 1	SF: 0 SAC: 0 DP: 0 HBP: 1						

	AB	33
	R	2
	H	7
	RBI	2
	BB	0
	SO	12
	LOB	12

WP: 0 PB: 1 SB: 0 CS: 1 PA: 34

PITCHER	IP	WLS	BF	H	R	ER	SO	BB	IBB	HBP	BLK	WP	HR	S	P	ERA	WHIP
Frank Tanana, L (1, 1) ERA: 2.76	9.0	W	34	7	2	2	12	0	0	1	0	0	1	57	58	2.00	0.778

PITCHER	IP	WLS	BF	H	R	ER	SO	BB	IBB	HBP	BLK	WP	HR	S	P	ERA	WHIP

Batter	1	2	3	4	5	6	7	8	9	AB	R	H	RBI	BB	SO	LOB
Jerry Remy, L (1, 4) OBP: 0.330, SLG: 0.310	BBBB 4-0 E 3B BB		x 0-0 ② F8	x 0-0 2B 1-2 3-H 1B		x 0-0 ③ F7			x 0-0 ① 1-3	4	1	1	1	1	0	1
Bob Jones, L (1, 8) OBP: 0.233, SLG: 0.115 Leroy Stanton, R (4, PH) OBP: 0.300, SLG: 0.308 (4, 8) (8, 7)	SSS 0-3 ① K2-3 1-3		BBBB 4-0 BB	x 0-0 1-3 2-H 2B			x 0-0 ① F7		x 0-0 ② 6-3	1 3	0 0	0 1	0 1	1 0	1 0	1 0
Bobby Bonds, R (1, 9) OBP: 0.388, SLG: 0.462	x 0-0 SF9 3-H 3B		x 0-0 ③ F7	x 0-0 ③ 6-3			x 0-0 S 1B		x 0-0 ③ F8	5	1	2	1	0	0	3
Bruce Bochte, L (1, 3) OBP: 0.369, SLG: 0.313	x 0-0 ② SF9 3-H			BBBB 4-0 1B BB 1B BB	x 0-0 ① 4-3		SSS 0-3 ② K 1-2			2	1	0	1	1	1	1
Bill Melton, R (1, 10) OBP: 0.287, SLG: 0.344	x 0-0 ③ F3			BBBB 4-0 1B 1-2 1B BB	x 0-0 ② F7		SSS 0-3 ③ K			3	1	0	0	1	1	1
Joe Lahoud, L (1, 7) OBP: 0.288, SLG: 0.213 Rusty Torres, S (8, 8) OBP: 0.290, SLG: 0.296		SSS 0-3 ① K	x 0-0 ① F9	x 0-0 ③ 4-3				x 0-0 ① F8		4 0	0 0	0 0	0 0	0 0	1 0	2 0
Ron Jackson, R (1, 5) OBP: 0.283, SLG: 0.268		x 0-0 ② F9	x 0-0 1B 1-2 2-3 1B		x 0-0 ① 5-3			x 0-0 ② 5-3		4	1	1	0	0	0	0
Andy Etchebarren, R (1, 2) OBP: 0.314, SLG: 0.284		SSS 0-3 ③ K	x 0-0 1B 1-3 2-H 3-H 2B 1B		x 0-0 ② 5-3			BBBB 4-0 BB		3	1	1	2	1	1	0
Dave Chalk, R (1, 6) OBP: 0.332, SLG: 0.298			x 0-0 ① F7	x 0-0 ② F8		x 0-0 1B		x 0-0 ③ F8		4	0	1	0	0	0	3
Inning Stats	R: 2 H: 1 E: 1 LOB: 0 K: 1 BB: 1 S: 6 P: 10	R: 0 H: 0 E: 0 LOB: 0 K: 2 BB: 0 S: 7 P: 7	R: 0 H: 0 E: 0 LOB: 1 K: 0 BB: 1 S: 3 P: 7	R: 4 H: 4 E: 0 LOB: 2 K: 0 BB: 2 S: 7 P: 15	R: 0 H: 0 E: 0 LOB: 0 K: 0 BB: 0 S: 3 P: 3	R: 0 H: 1 E: 0 LOB: 1 K: 0 BB: 0 S: 4 P: 4	R: 0 H: 1 E: 0 LOB: 1 K: 2 BB: 0 S: 8 P: 8	R: 0 H: 0 E: 0 LOB: 1 K: 0 BB: 1 S: 3 P: 7	R: 0 H: 0 E: 0 LOB: 0 K: 0 BB: 0 S: 3 P: 3	1B: 5 SF: 1 2B: 1 SAC: 0 3B: 1 DP: 0 HR: 0 HBP: 0						

PITCHER		IP	WLS	BF	H	R	ER	SO	BB	IBB	HBP	BLK	WP	HR	S	P	ERA	WHIP
Pete Redfern, R ERA: 9.24	(1, 1)	3.2	L	18	3	6	6	3	4	0	0	0	0	0	20	36	14.73	1.909
Tom Burgmeier, L ERA: 0.77	(4, 1)	0.0		1	1	0	0	0	0	0	0	0	0	0	1	1	∞	∞
Bill Campbell, R ERA: 2.45	(4, 1)	3.1		13	3	0	0	2	0	0	0	0	0	0	17	17	0.00	0.900
Steve Luebber, R ERA: 5.65	(8, 1)	2.0		7	0	0	0	0	1	0	0	0	0	0	6	10	0.00	0.500

PITCHER	IP	WLS	BF	H	R	ER	SO	BB	IBB	HBP	BLK	WP	HR	S	P	ERA	WHIP

TOP

California Angels @ Minnesota Twins

Metropolitan Stadium, Bloomington , MI

Tue Jun 01 1976, 8:05 PM EDT

Att. 4,907 - Unknown

livebaseballscorecards.com

AB	33
R	6
H	7
RBI	6
BB	5
SO	5
LOB	12

PA: 39

WP: 0
PB: 0
SB: 1
CS: 0

California Angels @ Minnesota Twins

Metropolitan Stadium, Bloomington , MI

Tue Jun 01 1976, 8:05 PM EDT

Att. 4,907 - Unknown

livebaseballscorecards.com

Batter	1	2	3	4	5	6	7	8	9	AB	R	H	RBI	BB	SO	LOB
Lyman Bostock, L (1, 8) OBP: 0.387, SLG: 0.468	0-0 1B 4-3 2B		4-0 FC5-4 BB		0-3 K		4-0 HR BB		0-3 K	3	2	1	0	2	2	0
Larry Hisle, R (1, 7) OBP: 0.339, SLG: 0.347	0-0 4-3 2-3 1B		0-0 FC5-4 4-3 S 1-2f		0-0 BLK 1B		0-0 1-H HR		0-3 K	5	1	3	2	0	1	1
Rod Carew, L (1, 3) OBP: 0.392, SLG: 0.387	0-0 4-3 1-2 3-H		0-0 4-3 1-3		0-0 F7 1-2		0-0 6-3		0-0 4-3	5	0	0	1	0	0	3
Steve Braun, L (1, 5) OBP: 0.308, SLG: 0.291	0-0 F8		0-0 4-3			0-0 F3	4-0 BB			3	0	0	0	1	0	2
Butch Wynegar, S (1, 2) OBP: 0.390, SLG: 0.459	4-0 BB			0-0 FC6 1B		4-0 2B BB	0-0 G3			2	0	1	0	2	0	1
Dan Ford, R (1, 9) OBP: 0.306, SLG: 0.446	0-0 F8			0-0 F9		0-0 1-3 2B		0-3 K		4	0	1	0	0	1	3
Craig Kusick, R (1, 10) OBP: 0.344, SLG: 0.506		0-0 F8		0-0 F8		0-3 K		0-0 HR		4	1	1	1	0	1	3
Bob Randall, R (1, 4) OBP: 0.320, SLG: 0.306		0-0 6-3		0-0 FC6 1-2f		0-0 6-3		0-0 G3		4	0	0	0	0	0	3
Luis Gomez, R (1, 6) OBP: 0.300, SLG: 0.286		0-0 F9			0-3 K		0-3 K	0-0 4-3		1	0	0	0	0	0	0
Tony Oliva, L (5, PH) OBP: 0.286, SLG: 0.250										1	0	0	0	0	1	0
Jerry Terrell, R (6, 6) OBP: 0.211, SLG: 0.222										2	0	0	0	0	1	0

Inning Stats	1	2	3	4	5	6	7	8	9		
	R: 1 H: 2	R: 0 H: 0	R: 0 H: 0	R: 0 H: 1	R: 0 H: 1	R: 0 H: 1	R: 2 H: 1	R: 1 H: 1	R: 0 H: 0	1B: 3 SF: 0	WP: 0 PA: 39
	E: 0 LOB: 2	E: 0 LOB: 0	E: 0 LOB: 1	E: 0 LOB: 1	E: 0 LOB: 1	E: 0 LOB: 2	E: 0 LOB: 1	E: 0 LOB: 0	E: 0 LOB: 0	2B: 2 SAC: 0	PB: 0
	K: 0 BB: 1	K: 0 BB: 0	K: 0 BB: 1	K: 0 BB: 0	K: 2 BB: 0	K: 1 BB: 1	K: 1 BB: 2	K: 1 BB: 0	K: 2 BB: 0	3B: 0 DP: 0	SB: 1
	S: 5 P: 9	S: 3 P: 3	S: 3 P: 7	S: 4 P: 4	S: 8 P: 8	S: 6 P: 10	S: 6 P: 14	S: 6 P: 6	S: 7 P: 7	HR: 2 HBP: 0	CS: 0

PITCHER	IP	WLS	BF	H	R	ER	SO	BB	IBB	HBP	BLK	WP	HR	S	P	ERA	WHIP
Nolan Ryan, R (1, 1) ERA: 4.25	9.0	W	39	7	4	4	7	5	0	0	1	0	2	48	68	4.00	1.333

PITCHER	IP	WLS	BF	H	R	ER	SO	BB	IBB	HBP	BLK	WP	HR	S	P	ERA	WHIP

Batter	1	2	3	4	5	6	7	8	9	AB	R	H	RBI	BB	SO	LOB
Jerry Remy, L (1, 4) OBP: 0.323, SLG: 0.302	0-0 ① 1-3	0-3 ③ K		0-0 ③ F8			0-3 ② K	0-0 ③ 1-3		5	0	0	0	0	2	3
Bob Jones, L (1, 8) OBP: 0.257, SLG: 0.167	4-0 S BB		0-0 ① F8		0-0 ① 4-3		0-0 2B		0-0 ① 3-1	4	0	1	0	1	0	0
Bobby Bonds, R (1, 9) OBP: 0.383, SLG: 0.450	0-3 ② K 1-2		1-0 E S HBP		0-0 ② 4-3		0-0 ③ F8		0-0 ② F9	4	0	0	0	0	1	2
Bruce Bochte, L (1, 3) OBP: 0.370, SLG: 0.311	0-0 ③ L4		0-3 ② K 1-3		0-0 1B			4-0 BB PB 1B BB	0-0 ③ G3	4	1	1	0	1	1	2
Bill Melton, R (1, 10) OBP: 0.297, SLG: 0.342 Rusty Torres, S (8, PR) OBP: 0.290, SLG: 0.296		4-0 1B G5-2-3 BB	4-0 HBP BB		0-0 ③ F8			4-0 BB 1B 1-2 BB		1 0	0 1	0 0	0 0	3 0	0 0	1 0
Joe Lahoud, L (1, 7) OBP: 0.306, SLG: 0.220 Mario Guerrero, R (8, PR) (8, 6)		0-0 G5-2-3 1-3 1B 1B	1-0 FC6-4 1-2 HBP			0-0 ① F9		4-0 SH3-4 1B 1-2 2-3 SF8 BB		2 0	1 1	1 0	0 0	1 0	0 0	0 0
Ron Jackson, R (1, 5) OBP: 0.284, SLG: 0.262 Tommy Davis, R (8, PH) OBP: 1.000, SLG: 1.000 Leroy Stanton, R (8, PR) OBP: 0.300, SLG: 0.308 (8, 7)		4-0 G5-2-3 1B BB	0-0 ③ FC6-4 1-2f			0-0 ② 5-3		0-0 SF8 SH3-4 1-2 2-H 3-H 1B		2 1 0	1 0 0	0 1 0	0 2 0	1 0 0	0 0 0	3 0 0
Andy Etchebarren, R (1, 2) OBP: 0.306, SLG: 0.277		0-0 ① ② G5-2-3 1-2 2-3 3-Hf		0-0 ① 1-3		0-0 ③ F7		0-0 ① SH3-4 1-2 2-3		3	0	0	0	0	0	3
Dave Chalk, R (1, 6) OBP: 0.330, SLG: 0.299 (8, 5)		0-0 2-H 3-H 1B		0-0 ② L1			0-0 ① 4-3	0-0 ② SF8 2-3 3-H		3	0	1	3	0	0	0
Inning Stats	R: 0 H: 0 E: 0 LOB: 1 K: 1 BB: 1 S: 5 P: 9	R: 2 H: 2 E: 0 LOB: 1 K: 1 BB: 2 S: 6 P: 14	R: 0 H: 0 E: 0 LOB: 3 K: 1 BB: 1 S: 5 P: 11	R: 0 H: 0 E: 0 LOB: 0 K: 0 BB: 0 S: 3 P: 3	R: 0 H: 1 E: 0 LOB: 1 K: 0 BB: 0 S: 4 P: 4	R: 0 H: 0 E: 0 LOB: 0 K: 0 BB: 0 S: 3 P: 3	R: 0 H: 1 E: 0 LOB: 1 K: 1 BB: 0 S: 6 P: 6	R: 3 H: 1 E: 0 LOB: 2 K: 0 BB: 3 S: 4 P: 16	R: 0 H: 0 E: 0 LOB: 0 K: 0 BB: 0 S: 3 P: 3	1B: 4 SF: 1 2B: 1 SAC: 1 3B: 0 DP: 1 HR: 0 HBP: 2						

PITCHER		IP	WLS	BF	H	R	ER	SO	BB	IBB	HBP	BLK	WP	HR	S	P	ERA	WHIP
Jim Hughes, R ERA: 5.4	(1, 1)	7.0	L	32	4	4	4	4	6	0	2	0	0	0	32	58	5.14	1.429
Bill Campbell, R ERA: 2.55	(8, 1)	2.0		8	1	1	1	0	1	0	0	0	0	0	7	11	4.50	1.000

PITCHER		IP	WLS	BF	H	R	ER	SO	BB	IBB	HBP	BLK	WP	HR	S	P	ERA	WHIP

TOP

California Angels @ Minnesota Twins

Metropolitan Stadium, Bloomington , MI

Wed Jun 02 1976, 8:05 PM EDT

Att. 5,586 - Unknown - 75 F

livebaseballscorecards.com

AB	29
R	5
H	5
RBI	5
BB	7
SO	4
LOB	14

WP: 0	PA: 40		
PB: 1			
SB: 2			
CS: 0			

BOTTOM

Batter	1	2	3	4	5	6	7	8	9	AB	R	H	RBI	BB	SO	LOB
Lyman Bostock, L (1, 8) OBP: 0.387, SLG: 0.466	3-1		1B 1B		3-1			FC4-6 1B	5-3	5	1	2	0	0	0	1
Roy Smalley, S (1, 6) OBP: 0.366, SLG: 0.278	1B 1B 2B		1B 1-2 1B		K			FC4-6 1B E 1-2f		4	1	2	0	0	1	1
Rod Carew, L (1, 3) OBP: 0.394, SLG: 0.389	1B S 2-3 1B		1-3 2-H 1B		F8			FC6 1B 1-2		4	0	2	1	0	0	1
Butch Wynegar, S (1, 2) OBP: 0.393, SLG: 0.460	BB 1-3 3-H 1B		F8			K		FC6-4 1-2 2-3 1B		4	0	2	1	0	1	1
Steve Braun, L (1, 5) OBP: 0.306, SLG: 0.283	G4-6-3 1-2 BB		4-3			F8		F2		3	0	0	0	1	0	4
Larry Hisle, R (1, 7) OBP: 0.332, SLG: 0.339	G4-6-3 1-2f			5-3		K		FC6-4 1-2f		4	0	0	0	0	1	6
Dan Ford, R (1, 9) OBP: 0.305, SLG: 0.441		P6		K			K	1B		4	0	1	0	0	2	0
Mike Cubbage, L (1, 10) OBP: 0.349, SLG: 0.222		4-3		1B			4-3		K	4	0	1	0	0	1	1
Bob Randall, R (1, 4) OBP: 0.312, SLG: 0.298		4-3		6-3			L1		P6	3	0	0	0	0	0	1
Tony Oliva, L (9, PH) OBP: 0.267, SLG: 0.231										1	0	0	0	0	0	1
Inning Stats	R: 1 E: 0 K: 0 S: 5 H: 3 LOB: 2 BB: 1 P: 9	R: 0 E: 0 K: 0 S: 3 H: 0 LOB: 0 BB: 0 P: 3	R: 1 E: 0 K: 0 S: 5 H: 3 LOB: 1 BB: 0 P: 5	R: 0 E: 0 K: 1 S: 6 H: 1 LOB: 1 BB: 0 P: 6	R: 0 E: 0 K: 1 S: 5 H: 0 LOB: 0 BB: 0 P: 5	R: 0 E: 0 K: 2 S: 7 H: 0 LOB: 0 BB: 0 P: 7	R: 0 E: 0 K: 1 S: 5 H: 0 LOB: 0 BB: 0 P: 5	R: 0 E: 1 K: 0 S: 6 H: 2 LOB: 3 BB: 0 P: 6	R: 0 E: 0 K: 1 S: 6 H: 1 LOB: 1 BB: 0 P: 6	1B: 9 2B: 1 3B: 0 HR: 0 SF: 0 SAC: 0 DP: 1 HBP: 0							

PITCHER	IP	WLS	BF	H	R	ER	SO	BB	IBB	HBP	BLK	WP	HR	S	P	ERA	WHIP
Gary Ross, R (1, 1) ERA: 3.07	8.1	W	35	10	2	2	6	1	0	0	0	0	0	46	50	2.16	1.320
Mickey Scott, L (9, 1) ERA: 2.0	0.2	S	2	0	0	0	0	0	0	0	0	0	0	2	2	0.00	0.000

PITCHER	IP	WLS	BF	H	R	ER	SO	BB	IBB	HBP	BLK	WP	HR	S	P	ERA	WHIP

California Angels @ Minnesota Twins

Metropolitan Stadium, Bloomington , MI

Wed Jun 02 1976, 8:05 PM EDT

Att. 5,586 - Unknown - 75 F

livebaseballscorecards.com

AB	36
R	2
H	10
RBI	2
BB	1
SO	6
LOB	17

1B: 9	SF: 0	WP: 0	PA: 37
2B: 1	SAC: 0	PB: 0	
3B: 0	DP: 1	SB: 1	
HR: 0	HBP: 0	CS: 0	

Batter	1	2	3	4	5	6	7	8	9	10	AB	R	H	RBI	BB	SO	LOB
Jerry Remy, L (1, 4) OBP: 0.325, SLG: 0.314	4-3		3-1 2B	F8			G3		8-6-2 2B		5	0	2	0	0	0	1
Bob Jones, L (1, 8) OBP: 0.282, SLG: 0.182	BB 1B 1B		3-1 2-3		G6-4-3 1B		F7		8-6-2 2-3f		3	1	1	0	1	0	1
Leroy Stanton, R (9, PH) OBP: 0.298, SLG: 0.305 (9, 8) (10, 7)											1	0	0	0	0	0	1
Bobby Bonds, R (1, 9) OBP: 0.388, SLG: 0.448	1B SF9 1-2 1B		BB S		G6-4-3 1-2f			BB 5-3 1B		6-3	3	2	1	0	2	0	1
Tommy Davis, R (1, 10) OBP: 0.333, SLG: 0.333	1-3 2-H 1B		K 1-2		1-3			5-3 1-2		E5 1B	5	0	1	1	0	1	3
Rusty Torres, S (10, PR) OBP: 0.290, SLG: 0.296 (10, 8)											0	1	0	0	0	0	0
Bruce Bochte, L (1, 7) OBP: 0.375, SLG: 0.310 (10, 3)	SF9 3-H		BB			F7		IBB		1B FC5-2-5 IBB	1	0	0	1	3	0	0
Bill Melton, R (1, 3) OBP: 0.299, SLG: 0.344	F7		F8			6-3		1-3 2-H 1B		1-3 2-H 1B FC5-2-5	5	0	2	2	0	0	4
Mario Guerrero, R (10, PR)											0	0	0	0	0	0	0
Ed Herrmann, L (10, 2) OBP: 0.275, SLG: 0.372											0	0	0	0	0	0	0
Ron Jackson, R (1, 5) OBP: 0.290, SLG: 0.303		F8		1B		HR		P4		FC5-2-5 2-3 3-H	5	1	2	1	0	0	4
Andy Etchebarren, R (1, 2) OBP: 0.312, SLG: 0.277		H G1-6-3 HBP		P4		4-3		K		P5	0	0	0	0	0	0	0
Adrian Garrett, L (2, 2) OBP: 0.189, SLG: 0.094											3	0	0	0	0	1	3
Joe Lahoud, L (10, PH) OBP: 0.303, SLG: 0.217											1	0	0	0	0	0	3
Mickey Scott, L (10, 1)											0	0	0	0	0	0	0
Dick Drago, R (10, 1)											0	0	0	0	0	0	0
Dave Chalk, R (1, 6) OBP: 0.323, SLG: 0.292		G1-6-3 1-2f		P6			P6		F7		4	0	0	0	0	0	2
Inning Stats	R: 2 E: 0 K: 0 S: 5 H: 2 LOB: 1 BB: 1 P: 9	R: 0 E: 0 K: 0 S: 2 H: 0 LOB: 0 BB: 0 P: 3	R: 0 E: 0 K: 1 S: 6 H: 1 LOB: 3 BB: 2 P: 14	R: 0 E: 0 K: 0 S: 4 H: 1 LOB: 1 BB: 0 P: 4	R: 0 E: 0 K: 0 S: 3 H: 1 LOB: 0 BB: 0 P: 3	R: 1 E: 0 K: 0 S: 4 H: 1 LOB: 0 BB: 0 P: 4	R: 0 E: 0 K: 0 S: 3 H: 0 LOB: 0 BB: 0 P: 3	R: 1 E: 0 K: 1 S: 6 H: 1 LOB: 2 BB: 2 P: 14	R: 0 E: 0 K: 0 S: 3 H: 1 LOB: 0 BB: 0 P: 3	R: 1 E: 1 K: 0 S: 5 H: 1 LOB: 3 BB: 1 P: 9	1B: 6 2B: 3 3B: 0 HR: 1 SF: 1 SAC: 0 DP: 3 HBP: 1						

PITCHER	IP	WLS	BF	H	R	ER	SO	BB	IBB	HBP	BLK	WP	HR	S	P	ERA	WHIP
Rick Wise, R (1, 1) ERA: 4.48	8.1		37	8	4	4	2	4	1	1	0	0	1	35	56	4.32	1.440
Tom House, L (9, 1) ERA: 3.95	0.2		1	0	0	0	0	0	0	0	0	0	0	1	1	0.00	0.000
Jim Willoughby, R (10, 1) ERA: 2.33	1.0	L	6	1	1	0	0	0	1	0	0	0	0	5	9	0.00	1.000

PITCHER	IP	WLS	BF	H	R	ER	SO	BB	IBB	HBP	BLK	WP	HR	S	P	ERA	WHIP

TOP

California Angels @ Boston Red Sox

Fenway Park, Boston, MA

Fri Jun 04 1976, 7:05 PM EDT

Att. 23,154 - Unknown - 64 F

livebaseballscorecards.com

AB	36
R	5
H	9
RBI	5
BB	6
SO	2
LOB	23

WP: 0 PB: 0 SB: 1 CS: 0 PA: 44

Batter	1	2	3	4	5	6	7	8	9	10	AB	R	H	RBI	BB	SO	LOB
Cecil Cooper, L (1, 10) OBP: 0.279, SLG: 0.517	P4		1B 2B 1-3 2B	F7		L4			F5		5	1	1	0	0	0	1
Denny Doyle, L (1, 4) OBP: 0.243, SLG: 0.274	FC1-2-5 3B		2B 1B 2-3 3-H 1B	4-3			F5 1B		1B		4	1	2	1	0	0	1
Bobby Darwin, R (9, PH) OBP: 0.329, SLG: 0.365											1	0	1	0	0	0	0
Doug Griffin, R (10, 4) OBP: 0.311, SLG: 0.268											0	0	0	0	0	0	0
Fred Lynn, L (1, 8) OBP: 0.405, SLG: 0.511	FC1-2-5 3-3		P4		F8		G4-6-3 1B		F8		5	0	1	0	0	0	4
Carl Yastrzemski, L (1, 3) OBP: 0.348, SLG: 0.471	P6		1B 1-3 3-H 2B		6-3		G4-6-3 1-2f			P4	5	0	1	1	0	0	2
Jim Rice, R (1, 7) OBP: 0.317, SLG: 0.438		F9	F9		1B S 1B			L4-3 1B		F9	5	0	2	0	0	0	2
Carlton Fisk, R (1, 2) OBP: 0.354, SLG: 0.426		6-3	2-3 3-H 1B		S 1-3 1B			L4-3 1-2		4-3	5	0	2	1	0	0	1
Dwight Evans, R (1, 9) OBP: 0.335, SLG: 0.413		2B	4-3		6-3 1-2			HR			4	1	2	1	0	0	4
Rico Petrocelli, R (1, 5) OBP: 0.326, SLG: 0.387		F3		1B		F3		S S S K			4	0	1	0	0	1	1
Rick Burleson, R (1, 6) OBP: 0.321, SLG: 0.340			2B 1B 1B	L6		1B				6-3	4	1	2	0	0	0	1
Inning Stats	R: 0 H: 1 E: 0 LOB: 1 K: 0 BB: 0 S: 4 P: 4	R: 0 H: 1 E: 0 LOB: 1 K: 0 BB: 0 S: 4 P: 4	R: 3 H: 5 E: 0 LOB: 2 K: 0 BB: 0 S: 8 P: 8	R: 0 H: 1 E: 0 LOB: 1 K: 0 BB: 0 S: 4 P: 4	R: 0 H: 2 E: 0 LOB: 2 K: 0 BB: 0 S: 5 P: 5	R: 0 H: 1 E: 0 LOB: 0 K: 0 BB: 0 S: 3 P: 3	R: 0 H: 1 E: 0 LOB: 0 K: 0 BB: 0 S: 3 P: 3	R: 1 H: 2 E: 0 LOB: 0 K: 1 BB: 0 S: 6 P: 6	R: 0 H: 1 E: 0 LOB: 1 K: 0 BB: 0 S: 4 P: 4	R: 0 H: 0 E: 0 LOB: 0 K: 0 BB: 0 S: 3 P: 3	1B: 10 SF: 0 2B: 4 SAC: 0 3B: 1 DP: 2 HR: 1 HBP: 0						

PITCHER		IP	WLS	BF	H	R	ER	SO	BB	IBB	HBP	BLK	WP	HR	S	P	ERA	WHIP
Don Kirkwood, R ERA: 4.24	(1, 1)	2.2		15	7	3	3	0	0	0	0	0	0	0	15	15	10.12	2.625
Paul Hartzell, R ERA: 2.65	(3, 1)	5.2		21	7	1	1	1	0	0	0	0	0	1	23	23	1.59	1.235
Mickey Scott, L ERA: 1.8	(9, 1)	1.0	W	4	1	0	0	0	0	0	0	0	0	0	4	4	0.00	1.000
Mickey Scott, L ERA: 1.8	(10, 1)	1.0	W	4	1	0	0	0	0	0	0	0	0	0	4	4	0.00	1.000
Dick Drago, R ERA: 6.14	(10, 1)	0.2	S	2	0	0	0	0	0	0	0	0	0	0	2	2	0.00	0.000

PITCHER	IP	WLS	BF	H	R	ER	SO	BB	IBB	HBP	BLK	WP	HR	S	P	ERA	WHIP

BOTTOM

California Angels @ Boston Red Sox

Fenway Park, Boston, MA

Fri Jun 04 1976, 7:05 PM EDT

Att. 23,154 - Unknown - 64 F

livebaseballscorecards.com

AB	42
R	4
H	15
RBI	4
BB	0
SO	1
LOB	17

WP: 0 PA: 42
PB: 0
SB: 2
CS: 0

Batter	1	2	3	4	5	6	7	8	9	AB	R	H	RBI	BB	SO	LOB
Jerry Remy, L (1, 4) OBP: 0.319, SLG: 0.308	F8		F7			F7			P7	4	0	0	0	0	0	0
Bob Jones, L (1, 8) OBP: 0.256, SLG: 0.162	P7		K			1-3			E3 HR	4	1	0	0	0	1	0
Bobby Bonds, R (1, 9) OBP: 0.385, SLG: 0.443	1B			F3			K		K	4	0	1	0	0	2	1
Tommy Davis, R (1, 10) OBP: 0.300, SLG: 0.600	6-3			F9			P4		1-H HR	4	1	1	2	0	0	1
Bruce Bochte, L (1, 7) OBP: 0.377, SLG: 0.310		BB G5-4-3		F8			F7		1B	3	0	1	0	1	0	0
Bill Melton, R (1, 3) OBP: 0.293, SLG: 0.335		G5-4-3 1-2f			F7			K	L5	4	0	0	0	0	1	2
Ron Jackson, R (1, 5) OBP: 0.301, SLG: 0.348		1B			F8			HR		3	1	2	1	0	0	0
Andy Etchebarren, R (1, 2) OBP: 0.307, SLG: 0.272 Orlando Alvarez, R (8, PH) OBP: 0.087, SLG: 0.217 Ed Herrmann, L (8, 2) OBP: 0.275, SLG: 0.372		5-3			5-3			F7		2 1 0	0 0 0	0 0 0	0 0 0	0 0 0	0 0 0	1 0 0
Dave Chalk, R (1, 6) OBP: 0.320, SLG: 0.288 Leroy Stanton, R (8, PH) OBP: 0.295, SLG: 0.302 Mario Guerrero, R (8, 6)			L7			P7		K		2 1 0	0 0 0	0 0 0	0 0 0	0 1 0	0 0 0	0 0 0
Inning Stats	R: 0 H: 1 E: 0 LOB: 1 K: 0 BB: 0 S: 4 P: 4	R: 0 H: 1 E: 0 LOB: 1 K: 0 BB: 1 S: 3 P: 7	R: 0 H: 0 E: 0 LOB: 0 K: 1 BB: 0 S: 5 P: 5	R: 0 H: 0 E: 0 LOB: 0 K: 0 BB: 0 S: 3 P: 3	R: 0 H: 0 E: 0 LOB: 0 K: 0 BB: 0 S: 3 P: 3	R: 0 H: 0 E: 0 LOB: 0 K: 0 BB: 0 S: 3 P: 3	R: 0 H: 0 E: 0 LOB: 0 K: 1 BB: 0 S: 5 P: 5	R: 1 H: 1 E: 0 LOB: 0 K: 2 BB: 0 S: 8 P: 8	R: 2 H: 2 E: 1 LOB: 1 K: 1 BB: 0 S: 8 P: 8	1B: 3 SF: 0 2B: 0 SAC: 0 3B: 0 DP: 1 HR: 2 HBP: 0						

PITCHER		IP	WLS	BF	H	R	ER	SO	BB	IBB	HBP	BLK	WP	HR	S	P	ERA	WHIP
Fergie Jenkins, R ERA: 3.4	(1, 1)	9.0	W	33	5	3	1	5	1	0	0	0	0	2	42	46	1.00	0.667

PITCHER		IP	WLS	BF	H	R	ER	SO	BB	IBB	HBP	BLK	WP	HR	S	P	ERA	WHIP

TOP

California Angels @ Boston Red Sox

Fenway Park, Boston, MA

Sat Jun 05 1976, 3:33 AM EDT

Att. 25,784 - Unknown - 74 F

livebaseballscorecards.com

AB	32
R	3
H	5
RBI	3
BB	1
SO	5
LOB	5

PA: 33

WP: 0 PB: 0 SB: 0 CS: 0

BOTTOM

California Angels @ Boston Red Sox

Fenway Park, Boston, MA

Sat Jun 05 1976, 3:33 AM EDT

Att. 25,784 - Unknown - 74 F

livebaseballscorecards.com

Batter	1	2	3	4	5	6	7	8	9	AB	R	H	RBI	BB	SO	LOB
Rick Burleson, R (1, 6) OBP: 0.335, SLG: 0.368	BBBB 4-0 FC6 BB		x 0-0 ② P8		x 0-0 HR		III 4-0 IBB		x 0-0 1-H 1B	3	1	2	2	2	0	0
Dwight Evans, R (1, 9) OBP: 0.333, SLG: 0.405	SSS 0-3 ① K		BBBB 4-0 CS BB		SSS 0-3 ② K		x 0-0 ③ F9			3	0	0	0	1	2	3
Fred Lynn, L (1, 8) OBP: 0.401, SLG: 0.504	x 0-0 ② FC6 S 1-2f		0-0 ③ CS 1-2	x 0-0 ① L9	SSS 0-3 ③ K			x 0-0 FC1-6 1B		4	0	1	0	0	1	1
Jim Rice, R (1, 7) OBP: 0.315, SLG: 0.432	SSS 0-3 ③ K 1-2			x 0-0 2B 1B 1B		x 0-0 ① L5		x 0-0 ① FC1-6 6-3 1-2f		4	1	1	0	0	1	2
Carlton Fisk, R (1, 2) OBP: 0.358, SLG: 0.430		BBBB 4-0 G6-4-3 BB		x 0-0 1-3 1B 2B		x 0-0 ② F8		x 0-0 ② 6-3 1-2		3	1	1	0	1	0	1
Bobby Darwin, R (1, 10) OBP: 0.314, SLG: 0.346		x 0-0 ①② G6-4-3 1-2f		SSS 0-3 ② K		SSS 0-3 ③ K		SSS 0-3 ③ K		4	0	0	0	0	3	4
Rico Petrocelli, R (1, 5) OBP: 0.338, SLG: 0.388 Steve Dillard, R (9, PR) OBP: 0.419, SLG: 0.447		BBBB 4-0 BB		III 4-0 1B IBB		x 0-0 ① 5-3			x 0-0 CS SH3-4 1B	2 0	0 0	1 0	0 0	2 0	0 0	0 0
Cecil Cooper, L (1, 3) OBP: 0.297, SLG: 0.524		SSS 0-3 ③ K		x 0-0 ③ 1-3 2-H 3-H 1B		x 0-0 SH5-3 1B			x 0-0 ① SH3-4 1-2	3	0	2	2	0	1	1
Doug Griffin, R (1, 4) OBP: 0.313, SLG: 0.256			SSS 0-3 ① K		x 0-0 ① 5-3		x 0-0 ② SH5-3 1-2		BBBB 4-0 ② PB 1B 2-3 BB	2	1	0	0	1	1	0

	AB	28
	R	4
	H	8
	RBI	4
	BB	7
	SO	9
	LOB	12

Inning Stats										
	R: 0	H: 0	R: 0	H: 0	R: 0	H: 0	R: 2	H: 3	R: 1	H: 1
	E: 0	LOB: 1	E: 0	LOB: 1	E: 0	LOB: 0	E: 0	LOB: 2	E: 0	LOB: 0
	K: 2	BB: 1	K: 1	BB: 2	K: 1	BB: 1	K: 1	BB: 1	K: 2	BB: 0
	S: 7	P: 11	S: 4	P: 12	S: 4	P: 8	S: 7	P: 11	S: 8	P: 8

Inning Stats										
	R: 0	H: 0	R: 0	H: 1	R: 0	H: 1	R: 1	H: 2	1B: 6	SF: 0
	E: 0	LOB: 0	E: 0	LOB: 2	E: 0	LOB: 1	E: 0	LOB: 1	2B: 1	SAC: 2
	K: 1	BB: 0	K: 0	BB: 1	K: 1	BB: 0	K: 0	BB: 1	3B: 0	DP: 1
	S: 5	P: 5	S: 4	P: 8	S: 6	P: 6	S: 3	P: 7	HR: 1	HBP: 0

	WP: 0	PB: 1	SB: 1	CS: 2	PA: 38

PITCHER		IP	WLS	BF	H	R	ER	SO	BB	IBB	HBP	BLK	WP	HR	S	P	ERA	WHIP
Frank Tanana, L ERA: 2.79	(1, 1)	8.2	L	37	8	4	3	9	5	2	0	0	0	1	48	76	3.12	1.500

PITCHER		IP	WLS	BF	H	R	ER	SO	BB	IBB	HBP	BLK	WP	HR	S	P	ERA	WHIP

California Angels @ Boston Red Sox

Fenway Park, Boston, MA

Sun Jun 06 1976, 3:33 AM EDT

Att. 26,003 - Unknown

TOP

livebaseballscorecards.com

Batter	1	2	3	4	5	6	7	8	9	AB	R	H	RBI	BB	SO	LOB
Jerry Remy, L (1, 4) OBP: 0.322, SLG: 0.309	0-0 FC6-5 S 1B		0-0 6-3 ①		0-0 F9 ③			4-0 BBB 1B 1-2 BB		3	0	1	0	1	0	1
Dave Chalk, R (1, 6) OBP: 0.315, SLG: 0.283	0-0 FC6-5 ① 1B 1-3		0-0 5-3 ②			0-3 SSS K ①		0-0 F9 ①		3	0	0	0	0	1	1
Joe Lahoud, L (8, PH) OBP: 0.300, SLG: 0.215										1	0	0	0	0	0	2
Adrian Garrett, L (8, 2) OBP: 0.189, SLG: 0.094										0	0	0	0	0	0	0
Bobby Bonds, R (1, 9) OBP: 0.388, SLG: 0.444	SSS 0-3 K ②		0-0 6-3 ③			0-0 S 1B 1B		0-0 G1-6-3 1B 1-2 2-H		4	0	2	1	0	1	1
Tommy Davis, R (1, 10) OBP: 0.357, SLG: 0.571	0-0 1B 1-2			0-0 5-3 ①		0-0 ② 1B 1-H		0-0 G1-6-3 ② ③ 1-2f		4	0	2	0	0	0	2
Bruce Bochte, L (1, 7) OBP: 0.371, SLG: 0.304	0-0 4-3 ③			0-0 F7 ②		0-0 F7 ③			0-0 4-3 ①	4	0	0	0	0	0	3
Bill Melton, R (1, 3) OBP: 0.292, SLG: 0.339		SSS 0-3 K ①		SSS 0-3 K ③			0-0 F8 ①		0-0 2B	4	0	1	0	0	2	0
Rusty Torres, S (9, PR) OBP: 0.290, SLG: 0.296										0	0	0	0	0	0	0
Ron Jackson, R (1, 5) OBP: 0.299, SLG: 0.344		0-0 1B			0-0 6-3 ①		SSS 0-3 K ②		0-0 P4 ②	4	0	1	0	0	1	1
Leroy Stanton, R (1, 8) OBP: 0.294, SLG: 0.300		0-0 F8 ②			0-0 1B		0-0 F8 ③		SSS 0-3 K ③	4	0	1	0	0	1	2
Ed Herrmann, L (1, 2) OBP: 0.278, SLG: 0.370		0-0 F8 ③			0-0 F9 ②			0-0 BB 1B 1B		3	0	1	0	0	0	2
Mario Guerrero, R (8, PR) (8, 6)										0	1	0	0	0	0	0
Inning Stats	R: 0 E: 0 K: 1 S: 7 H: 2 LOB: 2 BB: 0 P: 7	R: 0 E: 0 K: 1 S: 6 H: 1 LOB: 1 BB: 0 P: 6	R: 0 E: 0 K: 0 S: 3 H: 0 LOB: 0 BB: 0 P: 3	R: 0 E: 0 K: 1 S: 5 H: 0 LOB: 0 BB: 0 P: 5	R: 0 E: 0 K: 0 S: 4 H: 1 LOB: 1 BB: 0 P: 4	R: 0 E: 0 K: 1 S: 6 H: 2 LOB: 1 BB: 0 P: 6	R: 0 E: 0 K: 1 S: 5 H: 0 LOB: 0 BB: 0 P: 5	R: 1 E: 0 K: 0 S: 4 H: 2 LOB: 2 BB: 1 P: 8	R: 0 E: 0 K: 1 S: 6 H: 1 LOB: 1 BB: 0 P: 6	1B: 8 2B: 1 3B: 0 HR: 0	SF: 0 SAC: 0 DP: 1 HBP: 0						

	AB	34
	R	1
	H	9
	RBI	1
	BB	1
	SO	6
	LOB	15

WP: 0 PB: 0 SB: 2 CS: 0 PA: 35

PITCHER		IP	WLS	BF	H	R	ER	SO	BB	IBB	HBP	BLK	WP	HR	S	P	ERA	WHIP
Dick Pole, R ERA: 4.04	(1, 1)	7.0	W	28	7	1	1	5	1	0	0	0	0	0	37	41	1.29	1.143
Reggie Cleveland, R ERA: 2.76	(8, 1)	2.0	S	7	2	0	0	1	0	0	0	0	0	0	9	9	0.00	1.000

PITCHER	IP	WLS	BF	H	R	ER	SO	BB	IBB	HBP	BLK	WP	HR	S	P	ERA	WHIP

BOTTOM

California Angels @ Boston Red Sox

Fenway Park, Boston, MA

Sun Jun 06 1976, 3:33 AM EDT

Att. 26,003 - Unknown

Batter	1	2	3	4	5	6	7	8	9	AB	R	H	RBI	BB	SO	LOB
Cecil Cooper, L (1, 10) OBP: 0.304, SLG: 0.529	1B 2B	F7		FC6-4 1B 1-2 2-H 3-H			6-3	F3		5	1	2	2	0	0	3
Denny Doyle, L (1, 4) OBP: 0.243, SLG: 0.268	F8	CS 1-2	4-3	FC6-4 1-2f 2-3			BBBBB 1B 1B BB			3	1	0	0	1	0	3
Fred Lynn, L (1, 8) OBP: 0.404, SLG: 0.500	SSS K		BBBB 3-1 BB	SSS K			1B 1-3 1B			3	0	1	0	1	2	3
Carl Yastrzemski, L (1, 3) OBP: 0.352, SLG: 0.471	1B 2-H 1B	3-1 1-2		L4			G6-3 1-2 3-H 1B			4	0	2	2	0	0	1
Jim Rice, R (1, 7) OBP: 0.314, SLG: 0.428	1-3 1B	SSS K		4-3			G6-3 1-2f			4	0	1	0	0	1	3
Carlton Fisk, R (1, 2) OBP: 0.361, SLG: 0.425	IIII IBB		BBBB SH3-4 HBP 1B BB		F9			5-3		2	1	0	0	2	0	0
Dwight Evans, R (1, 9) OBP: 0.337, SLG: 0.404	F8		H 1-0 SH3-4 1-2 1B HBP		F9			FC4 BB 1B		3	1	1	0	0	0	3
Rico Petrocelli, R (1, 5) OBP: 0.345, SLG: 0.385		BBBB CS BB	SH3-4 1-2 2-3		6-3			FC4 1-2 BB		1	0	0	0	2	0	0
Rick Burleson, R (1, 6) OBP: 0.333, SLG: 0.361		SSS K	BBBB FC6-4 1B BB		6-3			FC4 1-2f 2-3		3	0	0	0	1	1	3
Inning Stats	R: 1 H: 3 E: 0 LOB: 3 K: 1 BB: 1 S: 8 P: 12	R: 0 H: 0 E: 0 LOB: 0 K: 1 BB: 1 S: 4 P: 8	R: 0 H: 0 E: 0 LOB: 1 K: 1 BB: 1 S: 5 P: 9	R: 2 H: 1 E: 0 LOB: 2 K: 1 BB: 2 S: 6 P: 15	R: 0 H: 0 E: 0 LOB: 0 K: 0 BB: 0 S: 3 P: 3	R: 0 H: 0 E: 0 LOB: 0 K: 0 BB: 0 S: 3 P: 3	R: 1 H: 2 E: 0 LOB: 1 K: 0 BB: 1 S: 4 P: 8	R: 0 H: 1 E: 0 LOB: 2 K: 0 BB: 1 S: 4 P: 8		1B: 6 SF: 0 2B: 1 SAC: 1 3B: 0 DP: 1 HR: 0 HBP: 1						WP: 0 PA: 38 PB: 0 SB: 0 CS: 1

livebaseballscorecards.com

	AB	28
	R	4
	H	7
	RBI	4
	BB	7
	SO	4
	LOB	19

PITCHER		IP	WLS	BF	H	R	ER	SO	BB	IBB	HBP	BLK	WP	HR	S	P	ERA	WHIP
Nolan Ryan, R ERA: 4.4	(1, 1)	3.1	L	19	4	3	3	3	4	1	1	0	0	0	19	40	8.10	2.400
Andy Hassler, L ERA: 5.46	(4, 1)	3.0		12	2	1	1	1	1	0	0	0	0	0	13	17	3.00	1.000
Dick Drago, R ERA: 5.79	(7, 1)	1.1		5	1	0	0	0	1	0	0	0	0	0	4	8	0.00	1.500
Mickey Scott, L ERA: 1.74	(8, 1)	0.1		1	0	0	0	0	0	0	0	0	0	0	1	1	0.00	0.000

PITCHER	IP	WLS	BF	H	R	ER	SO	BB	IBB	HBP	BLK	WP	HR	S	P	ERA	WHIP

Batter	1	2	3	4	5	6	7	8	9	AB	R	H	RBI	BB	SO	LOB
Jerry Remy, L (1, 4) OBP: 0.321, SLG: 0.308	F8		6-3			BB 1B 4-3 1B		6-3		4	1	1	0	0	0	0
Dave Chalk, R (1, 6) OBP: 0.308, SLG: 0.277	5-3		F8			F8		5-3		4	0	0	0	0	0	1
Bobby Bonds, R (1, 9) OBP: 0.390, SLG: 0.446	P5			S 1B		4-3 BB 1-2 1B		5-3		4	0	2	0	0	0	0
Tommy Davis, R (1, 10) OBP: 0.389, SLG: 0.529		1B SF7 1B		SSS K 1-2		BBB 4-3 1-2 2-3 BB			5-3	3	1	1	0	1	1	1
Bruce Bochte, L (1, 7) OBP: 0.373, SLG: 0.304		FC6-4 1-3 1B		4-3		4-3 1-2 2-3 3-H			BBBB BB	3	0	1	1	1	0	3
Bill Melton, R (1, 3) OBP: 0.286, SLG: 0.333		SF7 3-H		SSS K		6-3			F8	3	0	0	1	0	1	4
Ron Jackson, R (1, 5) OBP: 0.288, SLG: 0.330		FC6-4 1-2f	4-3				6-3		F8	4	0	0	0	0	0	2
Leroy Stanton, R (1, 8) OBP: 0.287, SLG: 0.292		F8	6-3				6-3			3	0	0	0	0	0	1
Andy Etchebarren, R (1, 2) OBP: 0.300, SLG: 0.265			6-3		F8		L6			3	0	0	0	0	0	0
Inning Stats	R: 0 E: 0 K: 0 S: 3 H: 0 LOB: 0 BB: 0 P: 3	R: 1 E: 0 K: 0 S: 5 H: 2 LOB: 1 BB: 0 P: 5	R: 0 E: 0 K: 0 S: 3 H: 0 LOB: 0 BB: 0 P: 3	R: 0 E: 0 K: 2 S: 8 H: 1 LOB: 1 BB: 0 P: 8	R: 0 E: 0 K: 0 S: 3 H: 0 LOB: 0 BB: 0 P: 3	R: 1 E: 0 K: 0 S: 5 H: 2 LOB: 2 BB: 1 P: 9	R: 0 E: 0 K: 0 S: 3 H: 0 LOB: 0 BB: 0 P: 3	R: 0 E: 0 K: 0 S: 3 H: 0 LOB: 0 BB: 0 P: 3	R: 0 E: 0 K: 0 S: 3 H: 0 LOB: 1 BB: 1 P: 7	1B: 5 2B: 0 3B: 0 HR: 0	SF: 1 SAC: 0 DP: 0 HBP: 0					

PITCHER	IP	WLS	BF	H	R	ER	SO	BB	IBB	HBP	BLK	WP	HR	S	P	ERA	WHIP
Dock Ellis, R (1, 1) ERA: 3.86	9.0	W	34	5	2	2	2	2	0	0	0	0	0	36	44	2.00	0.778

PITCHER	IP	WLS	BF	H	R	ER	SO	BB	IBB	HBP	BLK	WP	HR	S	P	ERA	WHIP

TOP

California Angels @ New York Yankees

Yankee Stadium, Bronx, NY

Tue Jun 08 1976, 7:05 PM EDT

Att. 14,867 - Unknown

livebaseballscorecards.com

AB	31
R	2
H	5
RBI	2
BB	2
SO	2
LOB	12

WP: 0	PA: 34		
PB: 0			
SB: 1			
CS: 0			

Batter	1	2	3	4	5	6	7	8	9	AB	R	H	RBI	BB	SO	LOB
Mickey Rivers, L (1, 8) OBP: 0.312, SLG: 0.418	0-0 1B 3B 2B	0-0 G4-6-3 1-2f			0-0 5-3		0-0 F9			4	1	1	0	0	0	3
Roy White, S (1, 7) OBP: 0.354, SLG: 0.408	0-0 FC1-4 2-3 1B		0-0 F8		0-0 P6			0-0 F8		4	0	1	0	0	0	0
Thurman Munson, R (1, 2) OBP: 0.345, SLG: 0.480	0-0 FC1-4 1-2f 3B		0-0 F7			BBBB 4-0 G1-6-3 BB		0-0 5-3		3	1	0	0	1	0	2
Chris Chambliss, L (1, 3) OBP: 0.341, SLG: 0.469	0-0 1-H 3-H 1B 3B		0-0 1B			0-0 F5		0-0 F7		4	1	2	2	0	0	1
Carlos May, L (1, 10) OBP: 0.321, SLG: 0.272	0-0 5-3		SSS 0-3 K			0-0 G1-6-3 1-2f				3	0	0	0	0	1	3
Graig Nettles, L (1, 5) OBP: 0.282, SLG: 0.335	0-0 3-H 1B			0-0 F2			0-0 HR			3	1	2	2	0	0	0
Oscar Gamble, L (1, 9) OBP: 0.320, SLG: 0.452		0-0 FC2-6 2B		0-0 F8			0-0 F8			3	0	1	0	0	0	0
Willie Randolph, R (1, 4) OBP: 0.369, SLG: 0.335		BBBB 4-0 FC2-6 BB		0-0 F7			0-0 F4			2	0	0	0	1	0	0
Jim Mason, L (1, 6) OBP: 0.198, SLG: 0.247		0-0 FC2-6 G4-6-3 1-2 2-3f			SSS 0-3 K		0-0 1B			3	0	1	0	0	1	2
Inning Stats	R: 3 E: 0 K: 0 S: 6 H: 4 LOB: 1 BB: 0 P: 6	R: 0 E: 0 K: 0 S: 3 H: 1 LOB: 1 BB: 1 P: 7	R: 0 E: 0 K: 1 S: 6 H: 1 LOB: 1 BB: 0 P: 6	R: 0 E: 0 K: 0 S: 3 H: 0 LOB: 0 BB: 0 P: 3	R: 0 E: 0 K: 1 S: 5 H: 0 LOB: 0 BB: 0 P: 5	R: 0 E: 0 K: 0 S: 2 H: 0 LOB: 0 BB: 1 P: 6	R: 1 E: 0 K: 0 S: 5 H: 2 LOB: 1 BB: 0 P: 5	R: 0 E: 0 K: 0 S: 3 H: 0 LOB: 0 BB: 0 P: 3		1B: 4 2B: 2 3B: 1 HR: 1	SF: 0 SAC: 0 DP: 2 HBP: 0						

PITCHER		IP	WLS	BF	H	R	ER	SO	BB	IBB	HBP	BLK	WP	HR	S	P	ERA	WHIP
Gary Ross, R ERA: 3.41	(1, 1)	1.0	L	8	5	3	3	0	1	0	0	0	0	0	7	11	27.00	6.000
Sid Monge, L ERA: 2.57	(2, 1)	7.0		23	3	1	1	2	1	0	0	0	0	1	26	30	1.29	0.571

PITCHER	IP	WLS	BF	H	R	ER	SO	BB	IBB	HBP	BLK	WP	HR	S	P	ERA	WHIP

BOTTOM

California Angels @ New York Yankees

Yankee Stadium, Bronx, NY

Tue Jun 08 1976, 7:05 PM EDT

Att. 14,867 - Unknown

livebaseballscorecards.com

AB	29
R	4
H	8
RBI	4
BB	2
SO	2
LOB	11

1B: 4	SF: 0	WP: 0	PA: 31
2B: 2	SAC: 0	PB: 0	
3B: 1	DP: 2	SB: 0	
HR: 1	HBP: 0	CS: 0	

Batter	1	2	3	4	5	6	7	8	9	AB	R	H	RBI	BB	SO	LOB
Bobby Bonds, R (1, 9) OBP: 0.390, SLG: 0.444	K		F8			3-1 S 1B		E8 1B 1-3 1B	FC5-4 1-2f	5	1	2	0	0	1	1
Jerry Remy, L (1, 4) OBP: 0.320, SLG: 0.307	F7			4-3		F8 1-2		1B 2-3 3-H 1B		4	0	1	1	0	0	1
Bruce Bochte, L (1, 7) OBP: 0.366, SLG: 0.298 (8, 3)	F7			F7		3-1 2-3		F7		4	0	0	0	0	0	3
Tommy Davis, R (1, 10) OBP: 0.455, SLG: 0.571 Rusty Torres, S (8, PR) OBP: 0.290, SLG: 0.296		FC4-6 1B		BB 1B		F7		FC5-4 1-2 3-H 1B		4 0	0 0	3 0	1 0	0 0	0 0	1 0
Bill Melton, R (1, 3) OBP: 0.286, SLG: 0.328 Ike Hampton, S (8, 2)		P4		BB 1-2			5-3	FC5-4 1-2f		3 0	0 0	0 0	0 0	1 0	0 0	3 0
Ron Jackson, R (1, 5) OBP: 0.287, SLG: 0.337		FC4-6 1-2f		4-3			4-3		4-3 5-3 2B	4	1	1	0	0	0	3
Leroy Stanton, R (1, 8) OBP: 0.286, SLG: 0.291		K			CS 1B		F8		4-3 2-3	4	0	1	0	0	1	2
Dave Chalk, R (1, 6) OBP: 0.305, SLG: 0.274 Bob Jones, L (8, PH) OBP: 0.273, SLG: 0.162 (8, 7) Orlando Alvarez, R (9, PH) OBP: 0.083, SLG: 0.208			K		F2			E 1B 1B BB	5-3 3-H	2 0 1	0 1 0	0 0 0	0 0 1	0 1 0	1 0 0	1 0 0
Andy Etchebarren, R (1, 2) OBP: 0.295, SLG: 0.261 Joe Lahoud, L (8, PH) OBP: 0.297, SLG: 0.213 Mario Guerrero, R (8, 6) OBP: 1.000, SLG: 1.000			6-3		K 1-2			K	FC5-4 1B	2 1 1	0 0 0	0 0 1	0 0 0	0 0 0	1 1 0	1 1 0
Inning Stats	R: 0 E: 0 K: 1 S: 5 H: 0 LOB: 0 BB: 0 P: 5	R: 0 E: 0 K: 1 S: 6 H: 1 LOB: 1 BB: 0 P: 6	R: 0 E: 0 K: 1 S: 5 H: 0 LOB: 0 BB: 0 P: 5	R: 0 E: 0 K: 0 S: 4 H: 1 LOB: 2 BB: 1 P: 8	R: 0 E: 0 K: 1 S: 5 H: 1 LOB: 0 BB: 0 P: 5	R: 0 E: 0 K: 0 S: 4 H: 1 LOB: 1 BB: 0 P: 4	R: 0 E: 0 K: 0 S: 3 H: 0 LOB: 0 BB: 0 P: 3	R: 2 E: 1 K: 1 S: 8 H: 3 LOB: 2 BB: 1 P: 12	R: 1 E: 0 K: 0 S: 5 H: 2 LOB: 1 BB: 0 P: 5	1B: 8 2B: 1 3B: 0 HR: 0 SF: 0 SAC: 0 DP: 0 HBP: 0						

TOP

California Angels @ New York Yankees

Yankee Stadium, Bronx, NY

Wed Jun 09 1976, 7:05 PM EDT

Att. 21,811 - Unknown

livebaseballscorecards.com

AB	35
R	3
H	9
RBI	3
BB	2
SO	5
LOB	17

WP: 0 PB: 0 SB: 1 CS: 1 PA: 37

PITCHER		IP	WLS	BF	H	R	ER	SO	BB	IBB	HBP	BLK	WP	HR	S	P	ERA	WHIP
Catfish Hunter, R ERA: 3.46	(1, 1)	8.1	W	34	8	3	3	5	2	0	0	0	0	0	42	50	3.24	1.200
Sparky Lyle, L ERA: 2.3	(9, 1)	0.2	S	3	1	0	0	0	0	0	0	0	0	0	3	3	0.00	1.500

PITCHER	IP	WLS	BF	H	R	ER	SO	BB	IBB	HBP	BLK	WP	HR	S	P	ERA	WHIP

BOTTOM

Batter	1	2	3	4	5	6	7	8	9	AB	R	H	RBI	BB	SO	LOB
Mickey Rivers, L (1, 8) OBP: 0.311, SLG: 0.427	S S S 0-3 ① K		x 0-0 ③ 6-3			x 0-0 1B 3B	x 0-0 ② SF7 3-H			3	1	1	1	0	1	1
Roy White, S (1, 7) OBP: 0.361, SLG: 0.412	x 0-0 ② P6			x 0-0 CS 1B		x 0-0 3-H 1B	B B B B 4-0 1-2 2-3 BB			3	0	2	1	1	0	0
Thurman Munson, R (1, 2) OBP: 0.344, SLG: 0.476	x 0-0 ③ 5-3			x 0-0 ① L4-3 1-2 1B		S S S 0-3 ② K	x 0-0 ③ F9			4	0	1	0	0	1	4
Chris Chambliss, L (1, 3) OBP: 0.335, SLG: 0.460		x 0-0 ① F8		x 0-0 ② ③ L4-3 1-2		x 0-0 ③ F8		x 0-0 ① 6-3		4	0	0	0	0	0	2
Carlos May, L (1, 10) OBP: 0.326, SLG: 0.274 Sandy Alomar Sr., S (8, PR) OBP: 0.314, SLG: 0.258		x 0-0 ② F8			x 0-0 ① 3-1		x 0-0 2B 1B 1B	B B B B 4-0 ① 1B 1B BB		3 0	1 1	1 0	0 0	1 0	0 0	0 0
Graig Nettles, L (1, 5) OBP: 0.286, SLG: 0.344		x 0-0 ③ 4-3			x 0-0 ② F7		x 0-0 1B 1-3 SF7 2B	x 0-0 E 1B 1-3 G4-2-3 1B		4	1	2	0	0	0	0
Oscar Gamble, L (1, 9) OBP: 0.341, SLG: 0.470			x 0-0 4-3 2B		B B B B 4-0 BB		B B B B 4-0 BB 1B BB	x 0-0 E 1-2 3-H 1B		2	0	2	1	2	0	0
Willie Randolph, R (1, 4) OBP: 0.366, SLG: 0.333			x 0-0 ① 4-3 2-3		x 0-0 ③ F9		x 0-0 BB 1-2 2-3 3-H 1B	x 0-0 E5 1-2 2-3		4	0	1	1	0	0	4
Jim Mason, L (1, 6) OBP: 0.189, SLG: 0.236			x 0-0 ② 3-4			x 0-0 ① L6	x 0-0 ① P6	x 0-0 ② ③ G4-2-3 3-Hf		4	0	0	0	0	0	7
Inning Stats	R: 0 E: 0 K: 1 S: 5 H: 0 LOB: 0 BB: 0 P: 5	R: 0 E: 0 K: 0 S: 3 H: 0 LOB: 0 BB: 0 P: 3	R: 0 E: 0 K: 0 S: 4 H: 1 LOB: 1 BB: 0 P: 4	R: 0 E: 0 K: 0 S: 3 H: 2 LOB: 0 BB: 0 P: 3	R: 0 E: 0 K: 0 S: 3 H: 0 LOB: 1 BB: 1 P: 7	R: 1 E: 0 K: 1 S: 7 H: 2 LOB: 1 BB: 0 P: 7	R: 2 E: 0 K: 0 S: 6 H: 3 LOB: 3 BB: 2 P: 14	R: 1 E: 1 K: 0 S: 5 H: 2 LOB: 2 BB: 1 P: 9		1B: 7 2B: 3 3B: 1 HR: 0	SF: 1 SAC: 0 DP: 2 HBP: 0						

PITCHER		IP	WLS	BF	H	R	ER	SO	BB	IBB	HBP	BLK	WP	HR	S	P	ERA	WHIP
Don Kirkwood, R ERA: 4.26	(1, 1)	6.0	L	24	7	3	3	2	1	0	0	0	0	0	27	31	4.50	1.333
Mickey Scott, L ERA: 1.74	(7, 1)	0.0		1	0	0	0	0	1	0	0	0	0	0	0	4	∞	∞
Dick Drago, R ERA: 5.7	(7, 1)	0.1		2	1	0	0	0	0	0	0	0	0	0	2	2	0.00	3.000
Andy Hassler, L ERA: 5.4	(7, 1)	0.1		2	0	0	0	0	1	0	0	0	0	0	1	5	0.00	3.000
Paul Hartzell, R ERA: 2.79	(7, 1)	1.1		7	2	1	1	0	1	0	0	0	0	0	6	10	6.75	2.250

PITCHER	IP	WLS	BF	H	R	ER	SO	BB	IBB	HBP	BLK	WP	HR	S	P	ERA	WHIP

California Angels @ New York Yankees

Yankee Stadium, Bronx, NY

Wed Jun 09 1976, 7:05 PM EDT

Att. 21,811 - Unknown

livebaseballscorecards.com

AB	31
R	4
H	10
RBI	4
BB	4
SO	2
LOB	18

1B: 7	SF: 1	WP: 0	PA: 36
2B: 3	SAC: 0	PB: 0	
3B: 1	DP: 2	SB: 0	
HR: 0	HBP: 0	CS: 1	

Batter	1	2	3	4	5	6	7	8	9	AB	R	H	RBI	BB	SO	LOB
Bobby Bonds, R (1, 9) OBP: 0.392, SLG: 0.443	K		3B 1B 1-3		K		IBB			3	1	1	0	1	2	2
Jerry Remy, L (1, 4) OBP: 0.319, SLG: 0.303	F8		3B BB		FC4 G6-4-3 1-2 2-3		K			3	1	0	0	1	1	4
Ron Jackson, R (1, 5) OBP: 0.294, SLG: 0.361	5-3		3B 1-H 2-H		G6-4-3 1-2f			CS 1B		4	0	2	2	0	0	3
Tommy Davis, R (1, 10) OBP: 0.385, SLG: 0.480		K	4-3			F7		F8		4	0	0	0	0	1	2
Bruce Bochte, L (1, 7) (9, 3) OBP: 0.360, SLG: 0.292		3-1		F7		4-3		K 1-2		4	0	0	0	0	1	1
Bill Melton, R (1, 3) OBP: 0.290, SLG: 0.328		WP BB		F9		F9			G6-4-3 1B	3	0	1	0	1	0	0
Rusty Torres, S (9, PR) (9, 8) OBP: 0.290, SLG: 0.296										0	0	0	0	0	0	0
Leroy Stanton, R (1, 8) (9, 7) OBP: 0.277, SLG: 0.281		F7 1-2		6-3			F7		G6-4-3 1-2f	4	0	0	0	0	0	2
Dave Chalk, R (1, 6) OBP: 0.304, SLG: 0.273			K		FC4 SH 1B		1-3		5-3	4	0	1	0	0	1	1
Andy Etchebarren, R (1, 2) OBP: 0.306, SLG: 0.275			1B BB		SH E 1-2		2B			1	0	1	0	1	0	0
Inning Stats	R: 0 E: 0 K: 1 S: 5 H: 0 LOB: 0 BB: 0 P: 5	R: 0 E: 0 K: 1 S: 5 H: 0 LOB: 1 BB: 1 P: 9	R: 2 E: 0 K: 1 S: 6 H: 2 LOB: 1 BB: 2 P: 14	R: 0 E: 0 K: 0 S: 3 H: 0 LOB: 0 BB: 0 P: 3	R: 0 E: 1 K: 1 S: 7 H: 1 LOB: 2 BB: 0 P: 7	R: 0 E: 0 K: 0 S: 3 H: 0 LOB: 0 BB: 0 P: 3	R: 0 E: 0 K: 1 S: 6 H: 1 LOB: 2 BB: 1 P: 10	R: 0 E: 0 K: 1 S: 5 H: 1 LOB: 0 BB: 0 P: 5	R: 0 E: 0 K: 0 S: 3 H: 1 LOB: 1 BB: 0 P: 3	1B: 4 2B: 1 3B: 1 HR: 0 SF: 0 SAC: 1 DP: 2 HBP: 0						

PITCHER	IP	WLS	BF	H	R	ER	SO	BB	IBB	HBP	BLK	WP	HR	S	P	ERA	WHIP
Rudy May, L (1, 1) ERA: 3.57	9.0	L	35	6	2	2	6	3	1	0	0	1	0	43	59	2.00	1.000

PITCHER	IP	WLS	BF	H	R	ER	SO	BB	IBB	HBP	BLK	WP	HR	S	P	ERA	WHIP

TOP

California Angels @ New York Yankees

Yankee Stadium, Bronx, NY

Thu Jun 10 1976, 7:05 PM EDT

Att. 14,360 - Unknown

livebaseballscorecards.com

AB	30
R	2
H	6
RBI	2
BB	4
SO	6
LOB	15

WP: 1	PA: 35								
PB: 0									
SB: 0									
CS: 1									

Batter	1	2	3	4	5	6	7	8	9	AB	R	H	RBI	BB	SO	LOB
Mickey Rivers, L (1, 8) OBP: 0.310, SLG: 0.423	S 1B 1B		K		K 1-2					4	0	1	0	0	3	1
Roy White, S (1, 7) OBP: 0.364, SLG: 0.414	S 1-2 1B		F8		FC6-4 1B			L5		4	0	2	0	0	0	0
Thurman Munson, R (1, 2) OBP: 0.341, SLG: 0.471 Rick Dempsey, R (4, 2) OBP: 0.217, SLG: 0.122	F9		K		FC6-4 1-2f			G3		2 2	0 0	0 0	0 0	0 0	1 0	2 1
Chris Chambliss, L (1, 3) OBP: 0.329, SLG: 0.451	K			5-3		5-3		4-3		4	0	0	0	0	1	2
Lou Piniella, R (1, 10) OBP: 0.338, SLG: 0.456	1-2 2-3 BB			BB 1B		F7			F7	3	0	1	0	1	0	0
Graig Nettles, L (1, 5) OBP: 0.281, SLG: 0.337	K			K		4-3			K	4	0	0	0	0	3	4
Otto Velez, R (1, 9) OBP: 0.404, SLG: 0.341		G3		FC6-4 1-2 BB			G4-6-3 1B		L6	3	0	1	0	1	0	0
Willie Randolph, R (1, 4) OBP: 0.361, SLG: 0.327		F8		FC6-4 1-2f			G4-6-3 1-2f			3	0	0	0	0	0	3
Fred Stanley, R (1, 6) OBP: 0.329, SLG: 0.297 Fran Healy, R (7, PH) OBP: 0.262, SLG: 0.139 Jim Mason, L (8, 6) OBP: 0.189, SLG: 0.236		K			K		WP 1B			2 1 0	0 0 0	0 1 0	0 0 0	0 0 0	2 0 0	0 0 0
Inning Stats	R: 0 H: 2 E: 0 LOB: 3 K: 2 BB: 1 S: 9 P: 13	R: 0 H: 0 E: 0 LOB: 0 K: 1 BB: 0 S: 5 P: 5	R: 0 H: 0 E: 0 LOB: 0 K: 2 BB: 0 S: 7 P: 7	R: 0 H: 1 E: 0 LOB: 2 K: 1 BB: 1 S: 6 P: 10	R: 0 H: 1 E: 0 LOB: 1 K: 2 BB: 0 S: 8 P: 8	R: 0 H: 0 E: 0 LOB: 0 K: 0 BB: 0 S: 3 P: 3	R: 0 H: 2 E: 0 LOB: 1 K: 1 BB: 0 S: 6 P: 6	R: 0 H: 0 E: 0 LOB: 0 K: 0 BB: 0 S: 3 P: 3	R: 0 H: 0 E: 0 LOB: 0 K: 1 BB: 0 S: 5 P: 5	1B: 6 SF: 0 2B: 0 SAC: 0 3B: 0 DP: 1 HR: 0 HBP: 0						

PITCHER	IP	WLS	BF	H	R	ER	SO	BB	IBB	HBP	BLK	WP	HR	S	P	ERA	WHIP
Frank Tanana, L (1, 1) ERA: 2.56	9.0	W	34	6	0	0	10	2	0	0	0	1	0	52	60	0.00	0.889

PITCHER	IP	WLS	BF	H	R	ER	SO	BB	IBB	HBP	BLK	WP	HR	S	P	ERA	WHIP

BOTTOM

California Angels @ New York Yankees

Yankee Stadium, Bronx, NY

Thu Jun 10 1976, 7:05 PM EDT

Att. 14,360 - Unknown

livebaseballscorecards.com

AB	32
R	0
H	6
RBI	0
BB	2
SO	10
LOB	13

WP: 1	PA: 34		
PB: 0			
SB: 2			
CS: 0			

Batter	1	2	3	4	5	6	7	8	9	AB	R	H	RBI	BB	SO	LOB
Bobby Bonds, R (1, 9) OBP: 0.394, SLG: 0.444	S SH 1B		6-3			FC5-6 1-2 1B		K		4	1	2	0	0	1	0
Jerry Remy, L (1, 4) OBP: 0.319, SLG: 0.303	SH FC3-5 S 1-H			L6		FC5-6 CS E 1-2f 2-3		S 1B		3	0	1	0	0	0	2
Ron Jackson, R (1, 5) OBP: 0.285, SLG: 0.348	FC3-5 G6-4-3 1-3			5-3		FC6 1B 1B 1-2 3-H		F7		4	1	0	0	0	0	3
Tommy Davis, R (1, 10) OBP: 0.367, SLG: 0.448	G6-4-3 1-2f			K		1-H 2-3 1B		P4 1-2		4	0	1	1	0	1	2
Bruce Bochte, L (1, 7) OBP: 0.358, SLG: 0.291 Rusty Torres, S (9, PR) OBP: 0.290, SLG: 0.296 (9, 8)		4-3			F8	4-3			SH1-4 1B 1B	4 0	0 0	1 0	0 0	0 0	0 0	1 0
Bill Melton, R (1, 3) OBP: 0.286, SLG: 0.322		F8			K		F9		SH1-4 1-2	3	0	0	0	0	1	0
Leroy Stanton, R (1, 8) OBP: 0.284, SLG: 0.296 (9, 7)		5-3			2B		1-3 1B		F8	4	0	2	0	0	0	2
Mario Guerrero, R (1, 6) OBP: 0.400, SLG: 0.400			F9		6-3		1-3 1-2		2-H 1B	4	0	1	0	0	0	2
Andy Etchebarren, R (1, 2) OBP: 0.307, SLG: 0.276			F3			FC5-6 1B E 1B	K			3	1	1	0	0	1	1
Inning Stats	R: 1 E: 1 K: 0 S: 4 H: 1 LOB: 0 BB: 0 P: 4	R: 0 E: 0 K: 0 S: 3 H: 0 LOB: 0 BB: 0 P: 3	R: 0 E: 0 K: 0 S: 3 H: 0 LOB: 0 BB: 0 P: 3	R: 0 E: 0 K: 1 S: 5 H: 0 LOB: 0 BB: 0 P: 5	R: 0 E: 0 K: 1 S: 6 H: 1 LOB: 1 BB: 0 P: 6	R: 2 E: 1 K: 0 S: 6 H: 3 LOB: 1 BB: 0 P: 6	R: 0 E: 0 K: 1 S: 6 H: 1 LOB: 1 BB: 0 P: 6	R: 0 E: 0 K: 1 S: 6 H: 1 LOB: 1 BB: 0 P: 6	R: 0 E: 0 K: 0 S: 4 H: 2 LOB: 2 BB: 0 P: 4	1B: 8 2B: 1 3B: 0 HR: 0 SF: 0 SAC: 2 DP: 1 HBP: 0						

PITCHER	IP	WLS	BF	H	R	ER	SO	BB	IBB	HBP	BLK	WP	HR	S	P	ERA	WHIP
Mark Fidrych, R (1, 1) ERA: 1.84	9.0	W	35	9	3	1	4	0	0	0	0	0	0	43	43	1.00	1.000

PITCHER	IP	WLS	BF	H	R	ER	SO	BB	IBB	HBP	BLK	WP	HR	S	P	ERA	WHIP

TOP

California Angels @ Detroit Tigers

Tiger Stadium, Detroit, MI

Fri Jun 11 1976, 7:05 PM EDT

Att. 36,377 - Unknown

livebaseballscorecards.com

AB	33
R	3
H	9
RBI	1
BB	0
SO	4
LOB	13

WP: 0	PA: 35		
PB: 0			
SB: 3			
CS: 1			

Batter	1	2	3	4	5	6	7	8	9	AB	R	H	RBI	BB	SO	LOB
Ron LeFlore, R (1, 8) OBP: 0.380, SLG: 0.460	F9		K		K		4-3		E, E 1B	5	1	1	0	0	2	2
Pedro Garcia, R (1, 4) OBP: 0.263, SLG: 0.336	F9			K BB, 1B 1B	BB, BB BB		2B		5-3 1-2	4	1	1	0	1	1	1
Alex Johnson, R (1, 7) OBP: 0.286, SLG: 0.364	K			K	K		4-3		E4 2-H 1B	5	0	1	0	0	3	4
Rusty Staub, L (1, 10) OBP: 0.416, SLG: 0.435		G3		1B, BB 1-5-3 1-2 1B	BB 1-2 BB		IBB			2	1	1	0	2	0	0
Jason Thompson, L (1, 3) OBP: 0.320, SLG: 0.354		K		1-5-3, 1B 1-2 2-3 BB	1-2 2-3 3-H BB		4-3			2	0	0	1	2	1	2
Ben Oglivie, L (1, 9) OBP: 0.324, SLG: 0.537		K		1-5-3 1-2 2-3 3-H 1B	F2			6-3		4	0	1	1	0	1	3
Aurelio Rodriguez, R (1, 5) OBP: 0.272, SLG: 0.313			SH1-3 1B	1-5-3 1-2 2-3 3-H	K			CS 1B		4	0	2	1	0	1	2
Chuck Scrivener, R (1, 6) OBP: 0.268, SLG: 0.255			SH1-3 1-2	K	5-3			K 1-2		3	0	0	0	0	2	3
Bruce Kimm, R (1, 2) OBP: 0.321, SLG: 0.340			2-3		E, S BB 1B		K		F5	3	1	1	0	0	1	1
Dan Meyer, L (9, PH) OBP: 0.330, SLG: 0.313										1	0	0	0	0	0	0
Inning Stats	R: 0 E: 0 K: 1 S: 5 H: 0 LOB: 0 BB: 0 P: 5	R: 0 E: 0 K: 2 S: 7 H: 0 LOB: 0 BB: 0 P: 7	R: 0 E: 0 K: 1 S: 6 H: 1 LOB: 1 BB: 0 P: 6	R: 2 E: 0 K: 3 S: 12 H: 2 LOB: 2 BB: 1 P: 16	R: 1 E: 0 K: 2 S: 8 H: 1 LOB: 3 BB: 3 P: 20	R: 0 E: 0 K: 2 S: 7 H: 0 LOB: 0 BB: 0 P: 7	R: 0 E: 0 K: 0 S: 4 H: 1 LOB: 2 BB: 1 P: 8	R: 0 E: 0 K: 1 S: 5 H: 1 LOB: 0 BB: 0 P: 5	R: 1 E: 2 K: 0 S: 4 H: 2 LOB: 1 BB: 0 P: 4	1B: 7 2B: 1 3B: 0 HR: 0	SF: 0 SAC: 1 DP: 0 HBP: 0						

PITCHER		IP	WLS	BF	H	R	ER	SO	BB	IBB	HBP	BLK	WP	HR	S	P	ERA	WHIP
Nolan Ryan, R ERA: 4.45	(1, 1)	5.0		24	4	3	3	9	4	0	0	0	1	0	38	54	5.40	1.600
Paul Hartzell, R ERA: 2.55	(6, 1)	3.2	L	15	4	1	0	3	0	1	0	0	0	0	20	24	0.00	1.091

PITCHER	IP	WLS	BF	H	R	ER	SO	BB	IBB	HBP	BLK	WP	HR	S	P	ERA	WHIP

BOTTOM

California Angels @ Detroit Tigers

Tiger Stadium, Detroit, MI

Fri Jun 11 1976, 7:05 PM EDT

Att. 36,377 - Unknown

livebaseballscorecards.com

AB	33
R	4
H	8
RBI	3
BB	5
SO	12
LOB	18

PA: 39

WP: 1 PB: 0 SB: 1 CS: 1

Batter	1	2	3	4	5	6	7	8	9	AB	R	H	RBI	BB	SO	LOB
Bobby Bonds, R (1, 9) OBP: 0.391, SLG: 0.439	5-3	K			FC5-2 HBP		E9 2B BB 1B 1-2 2-H	BB		2	0	0	0	0	1	2
Joe Lahoud, L (5, PH) OBP: 0.316, SLG: 0.221 (5, 9)										1	1	1	0	1	0	0
Jerry Remy, L (1, 4) OBP: 0.321, SLG: 0.306	CS 1B		F8		FC5-2 1-2 2-3 3-Hf		BB 2B 1-3 2-H	K		1	0	1	0	0	0	0
Ike Hampton, S (1, 6)										2	0	0	0	0	0	3
Bob Jones, L (7, PH) OBP: 0.289, SLG: 0.211										1	0	1	1	0	0	0
Dave Chalk, R (7, 6) OBP: 0.303, SLG: 0.272										1	0	0	0	0	1	1
Ron Jackson, R (1, 5) OBP: 0.281, SLG: 0.336	BB 1-2		K		K		K		F8	4	0	0	0	1	3	5
Tommy Davis, R (1, 10) OBP: 0.314, SLG: 0.382	5-3		F8		P3		K		5-3	5	0	0	0	0	1	6
Bruce Bochte, L (1, 7) OBP: 0.359, SLG: 0.290		1B 1B		F8		F8	BB		4-3	4	1	1	0	1	0	0
Bill Melton, R (1, 3) OBP: 0.290, SLG: 0.323		1B 1-3		F8		6-3	BB 1-2 2-3 3-H			3	0	1	1	1	0	0
Leroy Stanton, R (1, 8) OBP: 0.276, SLG: 0.287		K		K		K	F7			4	0	0	0	0	3	5
Mario Guerrero, R (1, 6) OBP: 0.556, SLG: 0.556 (1, 4)		1B 1-2 3-H			2B FC5-2 1B		1B E E 1B		P6	4	1	3	1	0	0	0
Andy Etchebarren, R (1, 2) OBP: 0.304, SLG: 0.274		K			FC5-2 2B 1-3		FC3 E 2B 1-2		K	1	0	0	0	0	1	2
Adrian Garrett, L (5, PH) OBP: 0.200, SLG: 0.143 (5, 2)										3	1	1	0	0	1	1
Inning Stats	R: 0 E: 0 K: 0 S: 3 H: 1 LOB: 1 BB: 1 P: 7	R: 1 E: 0 K: 3 S: 12 H: 3 LOB: 2 BB: 0 P: 12	R: 0 E: 0 K: 1 S: 5 H: 0 LOB: 0 BB: 0 P: 5	R: 0 E: 0 K: 1 S: 5 H: 0 LOB: 0 BB: 0 P: 5	R: 0 E: 0 K: 1 S: 7 H: 2 LOB: 3 BB: 0 P: 8	R: 0 E: 0 K: 1 S: 5 H: 0 LOB: 0 BB: 0 P: 5	R: 3 E: 2 K: 2 S: 11 H: 3 LOB: 3 BB: 2 P: 19	R: 0 E: 0 K: 2 S: 7 H: 0 LOB: 1 BB: 1 P: 11	R: 0 E: 0 K: 0 S: 3 H: 0 LOB: 0 BB: 0 P: 3	1B: 7 2B: 2 3B: 0 HR: 0 SF: 0 SAC: 0 DP: 0 HBP: 1						

PITCHER	IP	WLS	BF	H	R	ER	SO	BB	IBB	HBP	BLK	WP	HR	S	P	ERA	WHIP
Vern Ruhle, R (1, 1) ERA: 4.59	6.0	W	29	9	4	2	7	1	0	1	0	0	0	41	46	3.00	1.667
John Hiller, L (7, 1) ERA: 3.43	3.0	S	12	0	0	0	4	3	0	0	0	0	0	17	29	0.00	1.000

PITCHER	IP	WLS	BF	H	R	ER	SO	BB	IBB	HBP	BLK	WP	HR	S	P	ERA	WHIP

TOP

California Angels @ Detroit Tigers

Tiger Stadium, Detroit, MI

Sat Jun 12 1976, 3:33 AM EDT

Att. 24,038 - Unknown

livebaseballscorecards.com

AB	36
R	4
H	9
RBI	3
BB	4
SO	11
LOB	25

WP: 0 PB: 0 SB: 0 CS: 1 PA: 41

California Angels @ Detroit Tigers

Tiger Stadium, Detroit, MI

Sat Jun 12 1976, 3:33 AM EDT

Att. 24,038 - Unknown

livebaseballscorecards.com

BOTTOM

Batter	1	2	3	4	5	6	7	8	9	AB	R	H	RBI	BB	SO	LOB
Ron LeFlore, R (1, 8) OBP: 0.390, SLG: 0.466	0-0 S E 1B	4-0 BBBB 1-2 2-3 BB		0-0 2B HR 1-3 2-H 1B	0-0 ③ 6-3			0-0 S 3B 1B		4	3	3	1	1	0	1
Pedro Garcia, R (1, 4) OBP: 0.268, SLG: 0.365	SSS 0-3 ① K 1-H	SSS 0-3 ③ K		0-0 HR 1-3 3-H 2B		0-0 ① F7		0-0 FC 1-H 3B		5	2	2	2	0	2	3
Alex Johnson, R (1, 7) OBP: 0.289, SLG: 0.381	0-0 S 1B		0-0 ① G1	0-0 2-H 3-H HR		0-0 ② F9		0-0 ① 6-3		5	1	2	3	0	0	1
Rusty Staub, L (1, 10) OBP: 0.406, SLG: 0.423	SSS 0-3 ② K 1-2		0-0 ② F8 SSS	0-3 ① K		0-0 ③ F9		0-0 FC BB 3-H		5	0	0	1	0	2	1
Jason Thompson, L (1, 3) OBP: 0.329, SLG: 0.353	SSS 0-3 ③ K		0-0 1B	0-0 ② 4-3			BBBB 4-0 4-3 SH3-4 2B BB	BBBB 4-0 FC6-4 1-2 BB		3	1	1	0	2	1	1
Ben Oglivie, L (1, 9) OBP: 0.308, SLG: 0.507		0-0 ① F7	0-0 ③ G3	0-0 ③ F7			0-0 ① SH3-4 1-2 SSS	0-3 ② K		4	0	0	0	0	1	3
Aurelio Rodriguez, R (1, 5) OBP: 0.271, SLG: 0.310		SSS 0-3 ② K		0-0 1B 1B 1B	0-0 ① 4-3		0-0 ② 4-3 2-3	0-0 ③ FC6-4 1-2f		5	1	1	0	0	1	3
John Wockenfuss, R (1, 2) OBP: 0.444, SLG: 0.568		0-0 BB BB 1B		0-0 1B 1-2 1B 1B	SSS 0-3 ② K		0-0 3-H 2B			4	1	3	1	0	1	0
Chuck Scrivener, R (1, 6) OBP: 0.300, SLG: 0.278		BBBB 4-0 BB 1-2 BB		0-0 1B 1-2 2-H 2B 1B	0-0 1B		0-0 ③ F8			3	1	2	1	1	0	1
Inning Stats	R: 1 E: 0 K: 3 S: 11 H: 2 LOB: 1 BB: 0 P: 11	R: 0 E: 0 K: 2 S: 8 H: 1 LOB: 3 BB: 2 P: 16	R: 0 E: 0 K: 0 S: 4 H: 1 LOB: 1 BB: 0 P: 4	R: 6 E: 0 K: 1 S: 11 H: 6 LOB: 0 BB: 0 P: 11	R: 0 E: 0 K: 1 S: 6 H: 1 LOB: 1 BB: 0 P: 6	R: 0 E: 0 K: 0 S: 3 H: 0 LOB: 0 BB: 0 P: 3	R: 1 E: 0 K: 0 S: 4 H: 1 LOB: 1 BB: 1 P: 8	R: 2 E: 0 K: 1 S: 8 H: 2 LOB: 2 BB: 1 P: 12								

	AB	38
	R	10
	H	14
	RBI	9
	BB	4
	SO	8
	LOB	14

1B: 10 SF: 0 WP: 0 PA: 43
2B: 2 SAC: 1 PB: 0
3B: 1 DP: 0 SB: 3
HR: 1 HBP: 0 CS: 0

PITCHER		IP	WLS	BF	H	R	ER	SO	BB	IBB	HBP	BLK	WP	HR	S	P	ERA	WHIP
Gary Ross, R ERA: 3.87	(1, 1)	3.0	L	19	8	5	5	5	2	0	0	0	0	0	27	35	15.00	3.333
Sid Monge, L ERA: 2.93	(4, 1)	4.0		17	4	3	3	2	1	0	0	0	0	1	20	24	6.75	1.250
Dick Drago, R ERA: 6.38	(8, 1)	0.1		3	2	2	2	0	0	0	0	0	0	0	3	3	54.00	6.000
Andy Hassler, L ERA: 5.28	(8, 1)	0.2		4	0	0	0	1	1	0	0	0	0	0	5	9	0.00	1.500

PITCHER	IP	WLS	BF	H	R	ER	SO	BB	IBB	HBP	BLK	WP	HR	S	P	ERA	WHIP

Batter	1	2	3	4	5	6	7	8	9	AB	R	H	RBI	BB	SO	LOB
Bobby Bonds, R (1, 9) (6, 8) (8, 9) OBP: 0.382, SLG: 0.428	K		K		K		F8		K BLK HR	5	1	0	0	0	4	1
Jerry Remy, L (1, 4) OBP: 0.323, SLG: 0.309	1B 2B		F8			1-3	1B 2B BB		F7 1-2	4	2	1	0	1	0	1
Ron Jackson, R (1, 5) OBP: 0.301, SLG: 0.388	2-H 1B			4-3		2B 2B	1-2 2B 1B		2-H HR	5	3	4	3	0	0	0
Tommy Davis, R (1, 10) OBP: 0.325, SLG: 0.395	F8			E4		2B 2B BB	1-H 2-H 2B		6-3	4	1	1	2	1	0	0
Bill Melton, R (1, 3) OBP: 0.290, SLG: 0.328		5-3		P3		1-3 2-H 2B	P6			3	1	1	1	0	0	1
Bruce Bochte, L (6, 3) OBP: 0.358, SLG: 0.289										1	0	0	0	0	0	0
Orlando Alvarez, R (1, 7) OBP: 0.179, SLG: 0.429		HR		F8		2-H 3-H 2B		G1-6-3 1B		4	2	3	3	0	0	1
Rusty Torres, S (8, 8) OBP: 0.290, SLG: 0.296										0	0	0	0	0	0	0
Leroy Stanton, R (1, 8) OBP: 0.272, SLG: 0.282		1-3			K2-3	1B IBB		G1-6-3 1-2f		2	0	0	0	0	1	0
Joe Lahoud, L (6, PH) (6, 9) (8, 7) OBP: 0.319, SLG: 0.219										1	0	0	0	1	0	1
Dave Chalk, R (1, 6) OBP: 0.307, SLG: 0.282		5-3			2B	1-2 2-H G6-4-3 1B		F8		4	0	2	1	0	0	0
Andy Etchebarren, R (1, 2) OBP: 0.296, SLG: 0.266			F9		5-3	G6-4-3 1-2f			F7	4	0	0	0	0	0	3
Inning Stats	R: 1 E: 0 K: 1 S: 6 H: 2 LOB: 0 BB: 0 P: 6	R: 1 E: 0 K: 0 S: 4 H: 1 LOB: 0 BB: 0 P: 4	R: 0 E: 0 K: 1 S: 5 H: 0 LOB: 0 BB: 0 P: 5	R: 0 E: 1 K: 0 S: 4 H: 0 LOB: 1 BB: 0 P: 4	R: 0 E: 0 K: 2 S: 8 H: 1 LOB: 1 BB: 0 P: 8	R: 4 E: 0 K: 0 S: 6 H: 4 LOB: 1 BB: 2 P: 14	R: 2 E: 0 K: 0 S: 4 H: 2 LOB: 0 BB: 1 P: 8	R: 0 E: 0 K: 0 S: 3 H: 1 LOB: 0 BB: 0 P: 3	R: 2 E: 1 K: 1 S: 7 H: 1 LOB: 0 BB: 0 P: 7	1B: 4 2B: 6 3B: 0 HR: 2 SF: 0 SAC: 0 DP: 2 HBP: 0							

California Angels @ Detroit Tigers

Tiger Stadium, Detroit, MI

Sun Jun 13 1976, 3:33 AM EDT

Att. 24,824 - Unknown

TOP

livebaseballscorecards.com

AB	37
R	10
H	12
RBI	10
BB	3
SO	5
LOB	8

WP: 0 PB: 0 SB: 0 CS: 0 PA: 40

PITCHER		IP	WLS	BF	H	R	ER	SO	BB	IBB	HBP	BLK	WP	HR	S	P	ERA	WHIP
Dave Roberts, L ERA: 3.49	(1, 1)	5.1	L	24	7	6	6	4	1	0	0	0	0	1	31	35	10.12	1.500
Ray Bare, R ERA: 4.48	(6, 1)	1.2		8	3	2	2	0	1	1	0	0	0	0	6	14	10.80	2.400
Steve Grilli, R ERA: 5.46	(8, 1)	2.0		8	2	2	0	1	0	0	0	1	0	1	10	10	0.00	1.000

PITCHER	IP	WLS	BF	H	R	ER	SO	BB	IBB	HBP	BLK	WP	HR	S	P	ERA	WHIP

California Angels @ Detroit Tigers

Tiger Stadium, Detroit, MI

Sun Jun 13 1976, 3:33 AM EDT

Att. 24,824 - Unknown

livebaseballscorecards.com

Batter	1	2	3	4	5	6	7	8	9	AB	R	H	RBI	BB	SO	LOB
Ron LeFlore, R (1, 8) OBP: 0.386, SLG: 0.459	S S S 0-3 K ①		x 0-0 E5 S 1B 2-H 3-H	x 0-0 FC5 ③ 2-3			x 0-0 5-3 ①		x 0-0 G4-6-3 1B	5	1	1	1	0	1	2
Pedro Garcia, R (1, 4) OBP: 0.266, SLG: 0.358	x 0-0 L5 ②		x 0-0 3B 1B 1-H		x 0-0 1-3 ①		S S S 0-3 K ② 2-3		x 0-0 F8 ①	5	1	1	1	0	1	2
Alex Johnson, R (1, 7) OBP: 0.288, SLG: 0.379 Dan Meyer, L (2, 7) OBP: 0.337, SLG: 0.357	x 0-0 6-3 ③		x 0-0 2-H 3B ①		x 0-0 2B		x 0-0 4-3 ③		x 0-0 G4-6-3 ② ③ 1-2f	1 4	0 0	0 2	0 1	0 0	0 0	0 2
Rusty Staub, L (1, 10) OBP: 0.413, SLG: 0.432		x 0-0 G5-3 BB 1B	B B B 4-0 F7 BB		x 0-0 F8 ②			x 0-0 1B HR 2B		3	1	2	0	1	0	1
Jason Thompson, L (1, 3) OBP: 0.333, SLG: 0.353		B B B B 4-0 G5-3 1-2 1B BB	x 0-0 F7 ② 1-2		x 0-0 P4 ③			x 0-0 HR 2-3 1B		3	1	1	0	1	0	2
Ben Oglivie, L (1, 9) OBP: 0.293, SLG: 0.480		x 0-0 ① ② G5-3 1-2 2-3f	x 0-0 L3 ③			x 0-0 F7 ①		x 0-0 P4 ①		4	0	0	0	0	0	5
Aurelio Rodriguez, R (1, 5) OBP: 0.280, SLG: 0.333		x 0-0 2-H 1B ③		x 0-0 FC5 SH5-3 1B		x 0-0 6-3 ②		x 0-0 1-H 3-H HR		4	1	3	3	0	0	0
John Wockenfuss, R (1, 2) OBP: 0.439, SLG: 0.553			x 0-0 2B E 1B	x 0-0 SH5-3 ① 1-2		x 0-0 F8 ③		x 0-0 F3 ②		3	1	1	0	0	0	0
Chuck Scrivener, R (1, 6) OBP: 0.313, SLG: 0.328			x 0-0 1-3 E 2B	x 0-0 6-3 ②			x 0-0 WP 2B	x 0-0 F9 ③		4	1	2	0	0	0	1
Inning Stats	R: 0 H: 0 E: 0 LOB: 0 K: 1 BB: 0 S: 5 P: 5	R: 0 H: 2 E: 0 LOB: 2 K: 0 BB: 1 S: 3 P: 7	R: 4 H: 4 E: 1 LOB: 1 K: 0 BB: 1 S: 7 P: 11	R: 0 H: 1 E: 0 LOB: 1 K: 0 BB: 0 S: 4 P: 4	R: 0 H: 1 E: 0 LOB: 1 K: 0 BB: 0 S: 4 P: 4	R: 0 H: 0 E: 0 LOB: 0 K: 0 BB: 0 S: 3 P: 3	R: 0 H: 1 E: 0 LOB: 1 K: 1 BB: 0 S: 6 P: 6	R: 3 H: 3 E: 0 LOB: 0 K: 0 BB: 0 S: 6 P: 6	R: 0 H: 1 E: 0 LOB: 0 K: 0 BB: 0 S: 3 P: 3	1B: 7 SF: 0 2B: 4 SAC: 1 3B: 1 DP: 2 HR: 1 HBP: 0						WP: 1 PA: 39 PB: 0 SB: 1 CS: 0	

BOTTOM	
AB	36
R	7
H	13
RBI	6
BB	2
SO	2
LOB	15

PITCHER	IP	WLS	BF	H	R	ER	SO	BB	IBB	HBP	BLK	WP	HR	S	P	ERA	WHIP
Don Kirkwood, R (1, 1) ERA: 4.56	7.1	W	34	12	7	6	2	2	0	0	0	1	1	36	44	7.36	1.909
Dick Drago, R (8, 1) ERA: 5.96	1.2	S	5	1	0	0	0	0	0	0	0	0	0	5	5	0.00	0.600

PITCHER	IP	WLS	BF	H	R	ER	SO	BB	IBB	HBP	BLK	WP	HR	S	P	ERA	WHIP

California Angels @ Milwaukee Brewers

Milwaukee County Stadium, Milwaukee, WI

Mon Jun 14 1976, 4:33 AM EDT

Att. 6,252 - Unknown

TOP

livebaseballscorecards.com

Batter	1	2	3	4	5	6	7	8	9	AB	R	H	RBI	BB	SO	LOB
Bobby Bonds, R (1, 9) OBP: 0.382, SLG: 0.424	F9		E7, F8, 1B		K		WP, BB		F8	4	0	1	0	1	1	1
Rusty Torres, S (1, 8) OBP: 0.287, SLG: 0.300	1B, 2B		F8, 2-3		F8		F8		4-1	5	1	1	0	0	0	3
Ron Jackson, R (1, 5) OBP: 0.307, SLG: 0.382	F7		6-3			HBP, 1B, BB	1-2, BB			2	1	0	0	2	0	2
Tommy Davis, R (1, 3) OBP: 0.341, SLG: 0.390	2-H, 1B			3-1		1-2, 1B, HBP	F9			3	0	1	1	0	0	2
Orlando Alvarez, R (1, 7) OBP: 0.188, SLG: 0.406	F9			4-3		F7		FC5-4, 1B		4	0	1	0	0	0	3
Mario Guerrero, R (1, 4) OBP: 0.462, SLG: 0.462		F7		FC6-4, 1B		F8		K		4	0	1	0	0	1	3
Leroy Stanton, R (1, 10) OBP: 0.272, SLG: 0.281		K		FC6-4, 1-2f		1-2, 2-H, 1B		K		4	0	1	1	0	2	2
Dave Chalk, R (1, 6) OBP: 0.306, SLG: 0.277		6-3			5-3, BB	5-3		FC5-4, 1-2f		3	0	0	0	1	0	3
Andy Etchebarren, R (1, 2) OBP: 0.292, SLG: 0.262			6-3		5-3, 1-2		K2-3		K	2	0	0	0	0	0	1
Bob Jones, L (7, PH) OBP: 0.283, SLG: 0.205										1	0	0	0	0	1	0
Adrian Garrett, L (7, 2) OBP: 0.195, SLG: 0.139										1	0	0	0	0	1	0

	AB	33
	R	2
	H	6
	RBI	2
	BB	4
	SO	6
	LOB	20

Inning Stats										
	R: 1	H: 2	R: 0	H: 0	R: 0	H: 1	R: 0	H: 1	R: 0	H: 0
	E: 0	LOB: 1	E: 0	LOB: 0	E: 1	LOB: 1	E: 0	LOB: 1	E: 0	LOB: 1
	K: 0	BB: 0	K: 1	BB: 0	K: 0	BB: 0	K: 0	BB: 0	K: 1	BB: 1
	S: 5	P: 5	S: 5	P: 5	S: 4	P: 4	S: 4	P: 4	S: 5	P: 9

Inning Stats										
	R: 1	H: 1	R: 0	H: 0	R: 0	H: 1	R: 0	H: 0	1B: 5	SF: 0
	E: 0	LOB: 2	E: 0	LOB: 2	E: 0	LOB: 1	E: 0	LOB: 0	2B: 1	SAC: 0
	K: 0	BB: 1	K: 1	BB: 2	K: 2	BB: 0	K: 1	BB: 0	3B: 0	DP: 0
	S: 4	P: 9	S: 5	P: 13	S: 8	P: 8	S: 5	P: 5	HR: 0	HBP: 1

	WP: 1	PA: 38
	PB: 0	
	SB: 0	
	CS: 0	

PITCHER		IP	WLS	BF	H	R	ER	SO	BB	IBB	HBP	BLK	WP	HR	S	P	ERA	WHIP
Jerry Augustine, L ERA: 3.86	(1, 1)	5.2	W	25	5	2	2	2	2	0	1	0	0	0	26	35	3.18	1.235
Danny Frisella, R ERA: 3.21	(6, 1)	3.1	S	13	1	0	0	4	2	0	0	0	1	0	19	27	0.00	0.900

PITCHER	IP	WLS	BF	H	R	ER	SO	BB	IBB	HBP	BLK	WP	HR	S	P	ERA	WHIP

California Angels @ Milwaukee Brewers

Milwaukee County Stadium, Milwaukee, WI

Mon Jun 14 1976, 4:33 AM EDT

Att. 6,252 - Unknown

livebaseballscorecards.com

Batter	1	2	3	4	5	6	7	8	9	AB	R	H	RBI	BB	SO	LOB
Von Joshua, L (1, 8) OBP: 0.278, SLG: 0.333	S S S 0-3 K ①		x 0-0 1-2 HR 1B 1B	S S S 0-3 K ③		S S S 0-3 K ③				4	1	1	0	0	3	2
Don Money, R (1, 5) OBP: 0.376, SLG: 0.515	x 0-0 6-3 ②		x 0-0 1-2 2-H HR 1B		x 0-0 HR		x 0-0 6-3 ①			4	2	2	2	0	0	0
George Scott, R (1, 3) OBP: 0.327, SLG: 0.413	S S S 0-3 K ③		S S S 0-3 K ②		S S S 0-3 K ①		x 0-0 4-3 ②			4	0	0	0	0	3	2
Hank Aaron, R (1, 10) OBP: 0.296, SLG: 0.323		S S S 0-3 K ①	x 0-0 1-H 2-H HR		S S S 0-3 K ②		x 0-0 F8 ③			4	1	1	3	0	2	0
Sixto Lezcano, R (1, 7) OBP: 0.335, SLG: 0.416		x 0-0 F8 ②	S S S 0-3 K ③		x 0-0 F8 ③			S S S 0-3 K ①		4	0	0	0	0	2	0
Robin Yount, R (1, 6) OBP: 0.362, SLG: 0.339		x 0-0 L5 ③		x 0-0 F8 ①		x 0-0 L1 ①		x 0-0 6-3 ②		4	0	0	0	0	0	0
Charlie Moore, R (1, 2) OBP: 0.348, SLG: 0.366			x 0-0 1B 2B	x 0-0 F9 ②		x 0-0 WP 1B		x 0-0 FC5-4 1B		4	1	3	0	0	0	0
Gorman Thomas, R (1, 9) OBP: 0.306, SLG: 0.360			x 0-0 F9 ①	x 0-0 HR 1B		S S S 0-3 1-2 K ②		x 0-0 1-2f FC5-4 ③		4	1	1	0	0	1	3
Gary Sutherland, R (1, 4) OBP: 0.276, SLG: 0.323			x 0-0 1B 1B 2-H 1B	x 0-0 1-H HR		H 1-0 HBP				2	2	2	3	0	0	0

Inning Stats	1	2	3	4	5	6	7	8	9	
	R: 0 H: 0	R: 0 H: 0	R: 5 H: 5	R: 2 H: 2	R: 1 H: 1	R: 0 H: 1	R: 0 H: 0	R: 0 H: 1		1B: 6 SF: 0
	E: 0 LOB: 0	E: 0 LOB: 0	E: 0 LOB: 0	E: 0 LOB: 0	E: 0 LOB: 0	E: 0 LOB: 2	E: 0 LOB: 0	E: 0 LOB: 1		2B: 1 SAC: 0
	K: 2 BB: 0	K: 1 BB: 0	K: 2 BB: 0	K: 1 BB: 0	K: 2 BB: 0	K: 2 BB: 0	K: 0 BB: 0	K: 1 BB: 0		3B: 0 DP: 0
	S: 7 P: 7	S: 5 P: 5	S: 12 P: 12	S: 7 P: 7	S: 8 P: 8	S: 8 P: 9	S: 3 P: 3	S: 6 P: 6		HR: 3 HBP: 1

PITCHER	IP	WLS	BF	H	R	ER	SO	BB	IBB	HBP	BLK	WP	HR	S	P	ERA	WHIP
Frank Tanana, L (1, 1) ERA: 3.04	6.0	L	28	9	8	8	10	0	0	1	0	1	3	47	48	12.00	1.500
Andy Hassler, L (7, 1) ERA: 4.94	2.0		7	1	0	0	1	0	0	0	0	0	0	9	9	0.00	0.500

PITCHER	IP	WLS	BF	H	R	ER	SO	BB	IBB	HBP	BLK	WP	HR	S	P	ERA	WHIP

AB	34
R	8
H	10
RBI	8
BB	0
SO	11
LOB	7

WP: 1 PA: 35
PB: 0
SB: 0
CS: 0

Batter	1	2	3	4	5	6	7	8	9	AB	R	H	RBI	BB	SO	LOB
Von Joshua, L (1, 8) OBP: 0.273, SLG: 0.327	1-3		G3			G3			F7	4	0	0	0	0	0	0
Don Money, R (1, 5) OBP: 0.373, SLG: 0.510	BB 1B		5-3			6-3			K	4	0	1	0	0	1	0
Bernie Carbo, L (1, 10) OBP: 0.324, SLG: 0.375	1-2 BB			3-1			K			2	0	0	0	1	1	0
George Scott, R (1, 3) OBP: 0.323, SLG: 0.407	K			4-3			6-3			3	0	0	0	0	1	2
Sixto Lezcano, R (1, 9) OBP: 0.329, SLG: 0.408	F9			6-3			6-3			3	0	0	0	0	0	2
Robin Yount, R (1, 6) OBP: 0.356, SLG: 0.333		F9			5-3			K		3	0	0	0	0	1	0
Gary Sutherland, R (1, 4) OBP: 0.285, SLG: 0.325		CS BB			K			0-0 CS 1B		2	0	1	0	1	1	0
Charlie Moore, R (1, 2) OBP: 0.343, SLG: 0.360 Darrell Porter, L (8, PH) OBP: 0.294, SLG: 0.267 (8, 2)		F9			F3			K 1-2		2 1	0 0	0 0	0 0	0 0	0 1	1 1
Jimmy Rosario, S (1, 7) OBP: 0.250, SLG: 0.270 Hank Aaron, R (9, PH) OBP: 0.294, SLG: 0.321		CS 1-2	K			K			K	2 1	0 0	0 0	0 0	0 0	2 1	0 0
Inning Stats	R: 0 H: 1 E: 0 LOB: 2 K: 1 BB: 1 S: 6 P: 10	R: 0 H: 0 E: 0 LOB: 0 K: 0 BB: 1 S: 2 P: 6	R: 0 H: 0 E: 0 LOB: 0 K: 1 BB: 0 S: 5 P: 5	R: 0 H: 0 E: 0 LOB: 0 K: 0 BB: 0 S: 3 P: 3	R: 0 H: 0 E: 0 LOB: 0 K: 1 BB: 0 S: 5 P: 5	R: 0 H: 0 E: 0 LOB: 0 K: 1 BB: 0 S: 5 P: 5	R: 0 H: 0 E: 0 LOB: 0 K: 1 BB: 0 S: 5 P: 5	R: 0 H: 1 E: 0 LOB: 1 K: 2 BB: 0 S: 7 P: 7	R: 0 H: 0 E: 0 LOB: 0 K: 2 BB: 0 S: 7 P: 7	1B: 2 SF: 0 2B: 1 SAC: 0 3B: 0 DP: 1 HR: 0 HBP: 0				WP: 0 PA: 30 PB: 0 SB: 0 CS: 2		

PITCHER		IP	WLS	BF	H	R	ER	SO	BB	IBB	HBP	BLK	WP	HR	S	P	ERA	WHIP
Nolan Ryan, R ERA: 4.06	(1, 1)	9.0	W	29	2	0	0	9	2	0	0	0	0	0	45	53	0.00	0.444

PITCHER	IP	WLS	BF	H	R	ER	SO	BB	IBB	HBP	BLK	WP	HR	S	P	ERA	WHIP

TOP

Milwaukee Brewers @ California Angels

Anaheim Stadium, Anaheim, CA

Tue Jun 15 1976, 10:05 PM EDT

Att. 11,332 - Unknown

livebaseballscorecards.com

AB	27
R	0
H	2
RBI	0
BB	2
SO	9
LOB	6

Batter	1	2	3	4	5	6	7	8	9	AB	R	H	RBI	BB	SO	LOB
Bobby Bonds, R (1, 9) OBP: 0.380, SLG: 0.421	F9	K			K		1B			4	0	1	1	0	2	2
Mario Guerrero, R (1, 4) OBP: 0.471, SLG: 0.471	1B		L3 1B		5-3		P6			4	0	2	0	0	0	3
Ron Jackson, R (1, 5) OBP: 0.298, SLG: 0.370	F7		L3			6-3	F3			4	0	0	0	0	0	5
Tommy Davis, R (1, 10) OBP: 0.354, SLG: 0.400	1B		1B			5-3		4-3		4	0	2	0	0	0	0
Bruce Bochte, L (1, 3) OBP: 0.352, SLG: 0.284	K		G3			3-1		4-3		4	0	0	0	0	1	3
Orlando Alvarez, R (1, 7) OBP: 0.167, SLG: 0.361 Rusty Torres, S (9, 8) OBP: 0.287, SLG: 0.300		F9		F3			P6	F3		4 0	0 0	0 0	0 0	0 0	0 0	0 0
Bob Jones, L (1, 8) (9, 7) OBP: 0.286, SLG: 0.214		6-3		F8			BB 1B 1B			3	1	1	0	0	0	0
Dave Chalk, R (1, 6) OBP: 0.311, SLG: 0.280		1B BB		F7			1B BB			2	0	1	0	1	0	0
Andy Etchebarren, R (1, 2) OBP: 0.299, SLG: 0.265					6-3					2	0	1	0	1	0	0
Inning Stats	R: 0 E: 0 K: 1 S: 7 H: 2 LOB: 2 BB: 0 P: 7	R: 0 E: 0 K: 1 S: 6 H: 1 LOB: 2 BB: 1 P: 10	R: 0 E: 0 K: 0 S: 4 H: 2 LOB: 1 BB: 0 P: 4	R: 0 E: 0 K: 0 S: 3 H: 0 LOB: 0 BB: 0 P: 3	R: 0 E: 0 K: 1 S: 5 H: 0 LOB: 0 BB: 0 P: 5	R: 0 E: 0 K: 0 S: 3 H: 0 LOB: 0 BB: 0 P: 3	R: 1 E: 0 K: 0 S: 6 H: 3 LOB: 3 BB: 1 P: 10	R: 0 E: 0 K: 0 S: 3 H: 0 LOB: 0 BB: 0 P: 3		1B: 8 2B: 1 3B: 0 HR: 0	SF: 0 SAC: 0 DP: 1 HBP: 0					

PITCHER	IP	WLS	BF	H	R	ER	SO	BB	IBB	HBP	BLK	WP	HR	S	P	ERA	WHIP
Jim Colborn, R (1, 1) ERA: 3.7	8.0	L	33	8	1	1	3	2	0	0	0	0	0	37	45	1.12	1.250

PITCHER	IP	WLS	BF	H	R	ER	SO	BB	IBB	HBP	BLK	WP	HR	S	P	ERA	WHIP

BOTTOM

Milwaukee Brewers @ California Angels

Anaheim Stadium, Anaheim, CA

Tue Jun 15 1976, 10:05 PM EDT

Att. 11,332 - Unknown

livebaseballscorecards.com

AB	31
R	1
H	8
RBI	1
BB	2
SO	3
LOB	13

PA: 33

WP: 0 PB: 0 SB: 0 CS: 0

Batter	1	2	3	4	5	6	7	8	9	AB	R	H	RBI	BB	SO	LOB
Von Joshua, L (1, 8) OBP: 0.285, SLG: 0.343	4-3		CS 1B (1-3)		E 4-3 1B	FC5-4 1B (1-3, 2-H)			F8 1B 2B	5	2	4	1	0	0	0
Don Money, R (1, 5) OBP: 0.366, SLG: 0.500	5-3		SF8 (3-H)		4-3 (1-2)	FC5-4 (1-2f)			F8 (2-3)	4	0	0	1	0	0	4
George Scott, R (1, 3) OBP: 0.320, SLG: 0.402	F9		K (1-2)		E3 FC6-4 (2-H)		4-3		HR 1B (3-H)	5	1	1	1	0	1	1
Hank Aaron, R (1, 10) OBP: 0.297, SLG: 0.341		BB BB		K	FC6-4 (1-2f)		F9		HR (1-H)	4	1	1	2	1	1	1
Sixto Lezcano, R (1, 7) OBP: 0.343, SLG: 0.413		BB (1-2)		E6 BB		FC6-4 1B	FC6-4 1B		F9	3	0	2	0	2	0	0
Robin Yount, R (1, 6) OBP: 0.348, SLG: 0.325		F7		E6 CS (1-2)		FC6-4 SF8 (1-2f)	FC6-4 (1-2f)		F8	5	1	0	0	0	0	5
Gary Sutherland, R (1, 4) OBP: 0.291, SLG: 0.331		F9		CS (1-2)	F7	1B (1-2)		G6-4-3 1B		4	1	2	0	0	0	2
Charlie Moore, R (1, 2) OBP: 0.347, SLG: 0.364		F7			HR 1B	1B (1-2, 2-3)		K		4	1	2	0	0	1	3
Gorman Thomas, R (1, 9) OBP: 0.314, SLG: 0.398			BB (1B SF8)		HR (1-H)	SF8 (3-H)		G6-4-3 (1-2f)		2	2	1	3	1	0	1
Inning Stats	R: 0 E: 0 K: 0 S: 3 / H: 0 LOB: 0 BB: 0 P: 3	R: 0 E: 0 K: 0 S: 3 / H: 0 LOB: 2 BB: 2 P: 11	R: 1 E: 0 K: 1 S: 5 / H: 1 LOB: 1 BB: 1 P: 9	R: 0 E: 1 K: 1 S: 4 / H: 0 LOB: 0 BB: 1 P: 8	R: 3 E: 1 K: 0 S: 7 / H: 3 LOB: 1 BB: 0 P: 7	R: 2 E: 0 K: 0 S: 7 / H: 4 LOB: 2 BB: 0 P: 7	R: 0 E: 0 K: 0 S: 4 / H: 1 LOB: 1 BB: 0 P: 4	R: 0 E: 0 K: 1 S: 5 / H: 1 LOB: 0 BB: 0 P: 5	R: 3 E: 0 K: 0 S: 6 / H: 3 LOB: 0 BB: 0 P: 6	1B: 10 2B: 2 3B: 0 HR: 2 / SF: 2 SAC: 0 DP: 2 HBP: 0						

TOP

Milwaukee Brewers @ California Angels

Anaheim Stadium, Anaheim, CA

Wed Jun 16 1976, 10:05 PM EDT

Att. 8,653 - Unknown

livebaseballscorecards.com

AB	36
R	9
H	13
RBI	8
BB	4
SO	3
LOB	17

WP: 0 PB: 0 SB: 0 CS: 2 / PA: 43

PITCHER		IP	WLS	BF	H	R	ER	SO	BB	IBB	HBP	BLK	WP	HR	S	P	ERA	WHIP
Sid Monge, L (ERA: 3.22)	(1, 1)	4.1	L	19	4	4	3	2	4	0	0	0	0	1	19	35	6.23	1.846
Paul Hartzell, R (ERA: 3.26)	(5, 1)	4.2		23	9	5	5	1	0	0	0	0	0	1	25	25	9.64	1.929

PITCHER	IP	WLS	BF	H	R	ER	SO	BB	IBB	HBP	BLK	WP	HR	S	P	ERA	WHIP

Batter	1	2	3	4	5	6	7	8	9	AB	R	H	RBI	BB	SO	LOB
Bobby Bonds, R (1, 9) OBP: 0.378, SLG: 0.415	BBBB 4-0 CS BB		x 0-0 ③ F9			x 0-0 ③ F7		SSS 0-3 ③ K		3	0	0	0	1	1	3
Mario Guerrero, R (1, 4) OBP: 0.381, SLG: 0.381	x 0-0 ①② F8 1-2			x 0-0 ① F9			x 0-0 ① 5-3		x 0-0 ① F8	4	0	0	0	0	0	1
Ron Jackson, R (1, 5) OBP: 0.297, SLG: 0.374	x 0-0 2B			x 0-0 ② P4			x 0-0 F9		SSS 0-3 ② K	4	0	1	0	0	1	0
Tommy Davis, R (1, 10) OBP: 0.327, SLG: 0.367	x 0-0 ③ 4-3			x 0-0 ③ 4-3			x 0-0 ③ F9		SSS 0-3 ③ K	4	0	0	0	0	1	1
Orlando Alvarez, R (1, 7) OBP: 0.179, SLG: 0.359		x 0-0 ① 1-3			x 0-0 ① F9			x 0-0 BB BB 1B		3	0	1	0	0	0	0
Dan Briggs, L (1, 3)		x 0-0 ② L1			x 0-0 ② 5-3			x 0-0 ① F7		3	0	0	0	0	0	1
Leroy Stanton, R (1, 8) OBP: 0.266, SLG: 0.275		x 0-0 ③ F9			x 0-0 ③ 6-3			x 0-0 ② F9		3	0	0	0	0	0	1
Dave Chalk, R (1, 6) OBP: 0.315, SLG: 0.282			SSS 0-3 ① K			x 0-0 G1-4-3 1B		BBBB 4-0 1-2 BB		2	0	1	0	1	1	0
Andy Etchebarren, R (1, 2) OBP: 0.300, SLG: 0.261			x 0-0 ② L4			x 0-0 ①② G1-4-3 1-2f		BBBB 4-0 1-2 2-3 BB		2	0	0	0	1	0	1
Inning Stats	R: 0 E: 0 K: 0 S: 3 H: 1 LOB: 1 BB: 1 P: 7	R: 0 E: 0 K: 0 S: 3 H: 0 LOB: 0 BB: 0 P: 3	R: 0 E: 0 K: 1 S: 5 H: 0 LOB: 0 BB: 0 P: 5	R: 0 E: 0 K: 0 S: 3 H: 0 LOB: 0 BB: 0 P: 3	R: 0 E: 0 K: 0 S: 3 H: 0 LOB: 0 BB: 0 P: 3	R: 0 E: 0 K: 0 S: 3 H: 1 LOB: 0 BB: 0 P: 3	R: 0 E: 0 K: 0 S: 3 H: 0 LOB: 0 BB: 0 P: 3	R: 0 E: 0 K: 1 S: 6 H: 1 LOB: 3 BB: 2 P: 14	R: 0 E: 0 K: 2 S: 7 H: 0 LOB: 0 BB: 0 P: 7	1B: 2 2B: 1 3B: 0 HR: 0	SF: 0 SAC: 0 DP: 1 HBP: 0						

PITCHER	IP	WLS	BF	H	R	ER	SO	BB	IBB	HBP	BLK	WP	HR	S	P	ERA	WHIP
Bill Travers, L (1, 1) ERA: 1.59	9.0	W	31	3	0	0	4	3	0	0	0	0	0	36	48	0.00	0.667

PITCHER	IP	WLS	BF	H	R	ER	SO	BB	IBB	HBP	BLK	WP	HR	S	P	ERA	WHIP

BOTTOM

Milwaukee Brewers @ California Angels

Anaheim Stadium, Anaheim, CA

Wed Jun 16 1976, 10:05 PM EDT

Att. 8,653 - Unknown

livebaseballscorecards.com

AB	28
R	0
H	3
RBI	0
BB	3
SO	4
LOB	8

PA: 31

1B: 2	SF: 0	WP: 0	
2B: 1	SAC: 0	PB: 0	
3B: 0	DP: 1	SB: 0	
HR: 0	HBP: 0	CS: 1	

Batter	1	2	3	4	5	6	7	8	9	AB	R	H	RBI	BB	SO	LOB
Von Joshua, L (1, 8) OBP: 0.284, SLG: 0.341	S S S 0-3 ① K			x 0-0 ① 4-3			x 0-0 ① 4-3		x 0-0 1B	4	0	1	0	0	1	0
Don Money, R (1, 5) OBP: 0.360, SLG: 0.491	x 0-0 ② 5-3			x 0-0 ② 5-3			x 0-0 ② 5-3		x 0-0 ② F9	4	0	0	0	0	0	1
Bernie Carbo, L (1, 10) OBP: 0.308, SLG: 0.353	x 0-0 ③ 1-3			S S S 0-3 ③ K			x 0-0 ③ F7		x 0-0 ③ 6-3	4	0	0	0	0	1	1
George Scott, R (1, 3) OBP: 0.316, SLG: 0.396		S S S 0-3 ① K			x 0-0 ① 5-3			x 0-0 E4 FC6-4		3	0	0	0	0	1	0
Sixto Lezcano, R (1, 7) OBP: 0.337, SLG: 0.405		x 0-0 ② 5-3			x 0-0 ② 6-3			x 0-0 ① F9		3	0	0	0	0	0	1
Robin Yount, R (1, 6) OBP: 0.344, SLG: 0.320		x 0-0 ③ 5-3			x 0-0 ③ 5-3			x 0-0 ② FC6-4 BB 1-2f		3	0	0	0	0	0	1
Darrell Porter, L (1, 2) OBP: 0.301, SLG: 0.270			x 0-0 ① 4-3			x 0-0 9-3 1B		B B B B 4-0 1-2 BB		2	0	1	0	1	0	0
Bill Sharp, L (1, 9) OBP: 0.307, SLG: 0.271			x 0-0 ② 4-3			x 0-0 ① ② 9-3 1-2f		x 0-0 ③ 1-3		3	0	0	0	0	0	3
Tim Johnson, L (1, 4) OBP: 0.289, SLG: 0.262 Hank Aaron, R (9, PH) OBP: 0.295, SLG: 0.338			x 0-0 ③ F7			x 0-0 ③ 1-3			x 0-0 ① 6-3	2 1	0 0	0 0	0 0	0 0	0 0	0 0
Inning Stats	R: 0 E: 0 K: 1 S: 5 H: 0 LOB: 0 BB: 0 P: 5	R: 0 E: 0 K: 1 S: 5 H: 0 LOB: 0 BB: 0 P: 5	R: 0 E: 0 K: 0 S: 3 H: 0 LOB: 0 BB: 0 P: 3	R: 0 E: 0 K: 1 S: 5 H: 0 LOB: 0 BB: 0 P: 5	R: 0 E: 0 K: 0 S: 3 H: 0 LOB: 0 BB: 0 P: 3	R: 0 E: 0 K: 0 S: 3 H: 1 LOB: 0 BB: 0 P: 3	R: 0 E: 0 K: 0 S: 3 H: 0 LOB: 0 BB: 0 P: 3	R: 0 E: 1 K: 0 S: 4 H: 0 LOB: 2 BB: 1 P: 8	R: 0 E: 0 K: 0 S: 4 H: 1 LOB: 1 BB: 0 P: 4	1B: 2 2B: 1 3B: 0 HR: 0	SF: 0 SAC: 0 DP: 1 HBP: 0						

PITCHER	IP	WLS	BF	H	R	ER	SO	BB	IBB	HBP	BLK	WP	HR	S	P	ERA	WHIP
Gary Ross, R (1, 1) ERA: 3.46	9.0	W	30	2	0	0	3	1	0	0	0	0	0	35	39	0.00	0.333

PITCHER	IP	WLS	BF	H	R	ER	SO	BB	IBB	HBP	BLK	WP	HR	S	P	ERA	WHIP

TOP

Milwaukee Brewers @ California Angels

Anaheim Stadium, Anaheim, CA

Thu Jun 17 1976, 10:05 PM EDT

Att. 7,701 - Unknown

livebaseballscorecards.com

AB	29
R	0
H	2
RBI	0
BB	1
SO	3
LOB	7

1B: 2 SF: 0
2B: 1 SAC: 0
3B: 0 DP: 1
HR: 0 HBP: 0

WP: 0 PA: 30
PB: 0
SB: 0
CS: 0

Batter	1	2	3	4	5	6	7	8	9	AB	R	H	RBI	BB	SO	LOB
Bobby Bonds, R (1, 9) OBP: 0.371, SLG: 0.407	F8		P6		K		P3			4	0	0	0	0	1	1
Bob Jones, L (1, 8) OBP: 0.283, SLG: 0.217	4-3		F9		1B			P5		4	0	1	0	0	0	0
Rusty Torres, S (9, 8) OBP: 0.287, SLG: 0.300										0	0	0	0	0	0	0
Ron Jackson, R (1, 5) OBP: 0.289, SLG: 0.363	K		K		4-3			F8		4	0	0	0	0	2	1
Tommy Davis, R (1, 10) OBP: 0.339, SLG: 0.377		FC5-4 SF8 1B 1B		G3 1B 1B		6-3		1-3		4	1	2	0	0	0	0
Bruce Bochte, L (1, 7) OBP: 0.352, SLG: 0.284		FC5-4 1-2 1B		G3 1-2		L4				3	0	1	0	0	0	1
Mario Guerrero, R (1, 4) OBP: 0.333, SLG: 0.333		FC5-4 SF8 1B 1-2f 2-3		5-3		6-3				3	1	0	0	0	0	3
Dan Briggs, L (1, 3) OBP: 0.333, SLG: 0.250		SF8 1-2 3-H		1B IBB			E9 1B			1	0	1	1	1	0	0
Dave Chalk, R (1, 6) OBP: 0.320, SLG: 0.288		1B 2-H		1-2 2-H 1B			1-3			3	0	2	1	0	0	1
Andy Etchebarren, R (1, 2) OBP: 0.294, SLG: 0.255		K			4-3		F7			3	0	0	0	0	1	2
Inning Stats	R: 0 E: 0 K: 1 S: 5 H: 0 LOB: 0 BB: 0 P: 5	R: 2 E: 0 K: 1 S: 8 H: 3 LOB: 1 BB: 0 P: 8	R: 0 E: 0 K: 1 S: 5 H: 0 LOB: 0 BB: 0 P: 5	R: 0 E: 0 K: 0 S: 4 H: 2 LOB: 2 BB: 1 P: 8	R: 0 E: 0 K: 1 S: 6 H: 1 LOB: 1 BB: 0 P: 6	R: 0 E: 0 K: 0 S: 3 H: 0 LOB: 0 BB: 0 P: 3	R: 0 E: 1 K: 0 S: 4 H: 1 LOB: 1 BB: 0 P: 4	R: 0 E: 0 K: 0 S: 3 H: 0 LOB: 0 BB: 0 P: 3		1B: 7 2B: 0 3B: 0 HR: 0 SF: 1 SAC: 0 DP: 0 HBP: 0				WP: 0 PB: 0 SB: 0 CS: 0	PA: 31	

PITCHER	IP	WLS	BF	H	R	ER	SO	BB	IBB	HBP	BLK	WP	HR	S	P	ERA	WHIP
Jim Slaton, R (1, 1) ERA: 3.35	8.0	L	31	7	2	2	4	0	1	0	0	0	0	38	42	2.25	0.875

PITCHER	IP	WLS	BF	H	R	ER	SO	BB	IBB	HBP	BLK	WP	HR	S	P	ERA	WHIP

BOTTOM

Milwaukee Brewers @ California Angels

Anaheim Stadium, Anaheim, CA

Thu Jun 17 1976, 10:05 PM EDT

Att. 7,701 - Unknown

livebaseballscorecards.com

AB	29
R	2
H	7
RBI	2
BB	1
SO	4
LOB	9

Batter	1	2	3	4	5	6	7	8	9	AB	R	H	RBI	BB	SO	LOB
Cecil Cooper, L (1, 10) OBP: 0.278, SLG: 0.469	P5		5-3		8-2 3-Hf			G3 1-2		4	0	0	0	0	0	3
Dwight Evans, R (1, 9) OBP: 0.333, SLG: 0.466	K		5-3			6-4-3			6-3	4	0	0	0	0	1	0
Fred Lynn, L (1, 8) OBP: 0.383, SLG: 0.468	S 1B			5-3		K			4-3	4	0	1	0	0	1	0
Carl Yastrzemski, L (1, 3) OBP: 0.339, SLG: 0.477	F9 1-2			F9		1-3			2B 1B	4	1	1	0	0	0	1
Jim Rice, R (1, 7) OBP: 0.315, SLG: 0.467 Rick Miller, L (9, 7) OBP: 0.360, SLG: 0.386		E5 CS		K			5-3		1-H 1B 2B	4 0	1 0	1 0	1 0	0 0	1 0	0 0
Carlton Fisk, R (1, 2) OBP: 0.380, SLG: 0.474		S 1-2 BB			4-3 1B 2B		6-3		1B IBB	2	1	1	0	2	0	0
Rico Petrocelli, R (1, 5) OBP: 0.358, SLG: 0.386		P6 1-2			4-3 2-3		6-3		1-3 2-H 1B	4	0	1	1	0	0	2
Rick Burleson, R (1, 6) OBP: 0.322, SLG: 0.341		F8			1B 8-2 3-H 1B			5-3	L9	4	0	1	1	0	0	3
Doug Griffin, R (1, 4) OBP: 0.279, SLG: 0.226			1-3		1-3 1B			CS BB		2	0	1	0	1	0	0
Inning Stats	R: 0 E: 0 K: 1 S: 6 H: 1 LOB: 1 BB: 0 P: 6	R: 0 E: 1 K: 0 S: 3 H: 0 LOB: 1 BB: 1 P: 7	R: 0 E: 0 K: 0 S: 3 H: 0 LOB: 0 BB: 0 P: 3	R: 0 E: 0 K: 1 S: 5 H: 0 LOB: 0 BB: 0 P: 5	R: 1 E: 0 K: 0 S: 5 H: 3 LOB: 1 BB: 0 P: 5	R: 0 E: 0 K: 1 S: 5 H: 0 LOB: 0 BB: 0 P: 5	R: 0 E: 0 K: 0 S: 3 H: 0 LOB: 0 BB: 0 P: 3	R: 0 E: 0 K: 0 S: 2 H: 0 LOB: 0 BB: 1 P: 6	R: 2 E: 0 K: 0 S: 6 H: 3 LOB: 2 BB: 1 P: 10	1B: 5 2B: 3 3B: 0 HR: 0 SF: 0 SAC: 0 DP: 1 HBP: 0						

PITCHER	IP	WLS	BF	H	R	ER	SO	BB	IBB	HBP	BLK	WP	HR	S	P	ERA	WHIP
Don Kirkwood, R (1, 1) ERA: 4.42	2.1		9	1	0	0	1	1	0	0	0	0	0	10	14	0.00	0.857
Andy Hassler, L (3, 1) ERA: 4.78	6.2	L	26	6	3	3	2	1	1	0	0	0	0	28	36	4.05	1.050

PITCHER	IP	WLS	BF	H	R	ER	SO	BB	IBB	HBP	BLK	WP	HR	S	P	ERA	WHIP

TOP

Boston Red Sox @ California Angels

Anaheim Stadium, Anaheim, CA

Fri Jun 18 1976, 10:05 PM EDT

Att. 16,568 - Unknown - 79 F

livebaseballscorecards.com

AB	32
R	3
H	7
RBI	3
BB	3
SO	3
LOB	9

WP: 0 PA: 35
PB: 0
SB: 2
CS: 2

Batter	1	2	3	4	5	6	7	8	9	AB	R	H	RBI	BB	SO	LOB
Bobby Bonds, R (1, 9) OBP: 0.369, SLG: 0.404	5-3		F9			K		SH3 2B 1B		4	1	1	0	0	1	1
Mario Guerrero, R (1, 4) OBP: 0.333, SLG: 0.333	P9			L8		E PB 1B		SH3 1-2		3	0	1	0	0	0	0
Ron Jackson, R (1, 5) OBP: 0.288, SLG: 0.367	F3			P9		E6 BB 1-3		2-H 2B		4	0	1	1	0	0	1
Tommy Davis, R (1, 10) OBP: 0.383, SLG: 0.400		CS 1B		1B		FC6-4 1-2 BB		IBB		2	0	2	0	2	0	0
Jerry Remy, L (8, PR) OBP: 0.323, SLG: 0.309										0	0	0	0	0	0	0
Orlando Alvarez, R (1, 7) OBP: 0.167, SLG: 0.333		F7		F7		FC6-4 1-2f		F9		3	0	0	0	0	0	5
Bob Jones, L (8, PH) OBP: 0.278, SLG: 0.213										1	0	0	0	0	0	2
(9, 7)																
Dan Briggs, L (1, 8) OBP: 0.200, SLG: 0.125		K 1-2			P6		3-1	P4		4	0	0	0	0	1	3
Bruce Bochte, L (1, 3) OBP: 0.350, SLG: 0.281			3-1		K		BB		F8	3	0	0	0	1	1	0
Dave Chalk, R (1, 6) OBP: 0.319, SLG: 0.287			6-3 1B		F8		F8		6-3	4	0	1	0	0	0	1
Andy Etchebarren, R (1, 2) OBP: 0.294, SLG: 0.255			6-3 1-2			K	K		1-3	0	0	0	0	0	0	0
Terry Humphrey, R (3, PH)										2	0	0	0	0	1	1
(4, 2)																
Bill Melton, R (7, PH) OBP: 0.289, SLG: 0.326										1	0	0	0	0	1	1
Adrian Garrett, L (8, 2) OBP: 0.190, SLG: 0.135										1	0	0	0	0	0	0
Inning Stats	R: 0 H: 0 E: 0 LOB: 0 K: 0 BB: 0 S: 3 P: 3	R: 0 H: 1 E: 0 LOB: 1 K: 1 BB: 0 S: 5 P: 5	R: 0 H: 1 E: 0 LOB: 1 K: 0 BB: 0 S: 4 P: 4	R: 0 H: 1 E: 0 LOB: 1 K: 0 BB: 0 S: 4 P: 4	R: 0 H: 0 E: 0 LOB: 0 K: 1 BB: 0 S: 5 P: 5	R: 0 H: 1 E: 1 LOB: 3 K: 2 BB: 1 S: 9 P: 13	R: 0 H: 0 E: 0 LOB: 1 K: 1 BB: 1 S: 5 P: 9	R: 1 H: 2 E: 0 LOB: 2 K: 0 BB: 1 S: 5 P: 9	R: 0 H: 0 E: 0 LOB: 0 K: 0 BB: 0 S: 3 P: 3	1B: 5 SF: 0 2B: 2 SAC: 1 3B: 0 DP: 1 HR: 0 HBP: 0						

PITCHER		IP	WLS	BF	H	R	ER	SO	BB	IBB	HBP	BLK	WP	HR	S	P	ERA	WHIP
Rick Jones, L ERA: 2.97	(1, 1)	7.1		31	6	1	1	5	2	1	0	0	0	0	38	50	1.23	1.091
Tom Murphy, R ERA: 6.43	(8, 1)	1.2	W	5	0	0	0	0	0	0	0	0	0	0	5	5	0.00	0.000

PITCHER	IP	WLS	BF	H	R	ER	SO	BB	IBB	HBP	BLK	WP	HR	S	P	ERA	WHIP

BOTTOM

Boston Red Sox @ California Angels

Anaheim Stadium, Anaheim, CA

Fri Jun 18 1976, 10:05 PM EDT

Att. 16,568 - Unknown - 79 F

livebaseballscorecards.com

AB	32
R	1
H	6
RBI	1
BB	3
SO	5
LOB	15

WP: 0 PA: 36
PB: 1
SB: 0
CS: 1

Batter	1	2	3	4	5	6	7	8	9	AB	R	H	RBI	BB	SO	LOB
Cecil Cooper, L (1, 10) OBP: 0.278, SLG: 0.469	SSS 0-3 ① K		SSS 0-3 ① K		x 0-0 ① 6-3		SSS 0-3 ② K			0	0	0	0	0	0	0
Rick Miller, L (1, PH) OBP: 0.348, SLG: 0.371										4	0	0	0	0	3	2
Dwight Evans, R (1, 9) OBP: 0.328, SLG: 0.457	x 0-0 ② F7		SSS 0-3 ② K 1-3		SSS 0-3 ② K		0-0 ③ CS 1-2	SSS 0-3 ① K		4	0	0	0	0	3	1
Fred Lynn, L (1, 8) OBP: 0.385, SLG: 0.474	x 0-0 ③ 4-3		x 0-0 3-H 2B		SSS 0-3 ③ K			x 0-0 E 1B 1B		4	1	2	1	0	1	0
Carl Yastrzemski, L (1, 3) OBP: 0.338, SLG: 0.473		x 0-0 ① F9	SSS 0-3 ③ K			x 0-0 ① F8		x 0-0 1-H 1B		4	0	1	1	0	1	1
Jim Rice, R (1, 7) OBP: 0.313, SLG: 0.477		x 0-0 ② 4-3		x 0-0 HR		SSS 0-3 ② K		SSS 0-3 ② K		4	1	1	1	0	2	1
Carlton Fisk, R (1, 2) OBP: 0.387, SLG: 0.479		BBBB 4-0 PB E BB		x 0-0 F9 2B		BBBB 4-0 CS BB		SSS 0-3 ③ K		2	0	1	0	2	1	1
Rico Petrocelli, R (1, 5) OBP: 0.355, SLG: 0.378		BBBB 4-0 1-2 PB BB		SSS 0-3 ① K		SSS 0-3 ③ K 1-2			SSS 0-3 ① K	3	0	0	0	1	3	2
Rick Burleson, R (1, 6) OBP: 0.316, SLG: 0.333		x 0-0 ③ 4-3 1-2 2-3		x 0-0 ② F9 2-3		x 0-0 ① 6-3			SSS 0-3 ② K	4	0	0	0	0	1	3
Doug Griffin, R (1, 4) OBP: 0.279, SLG: 0.226			x 0-0 PB S 2B 1B	x 0-0 ③ F8		BBBB 4-0 CS BB			x 0-0 ③ F6	0	0	0	0	0	0	0
Denny Doyle, L (2, 4) OBP: 0.238, SLG: 0.250										3	1	1	0	1	0	1
Inning Stats	R: 0 H: 0 E: 0 LOB: 0 K: 1 BB: 0 S: 5 P: 5	R: 0 H: 0 E: 1 LOB: 2 K: 0 BB: 2 S: 3 P: 11	R: 1 H: 2 E: 0 LOB: 1 K: 3 BB: 0 S: 11 P: 11	R: 1 H: 2 E: 0 LOB: 1 K: 1 BB: 0 S: 7 P: 7	R: 0 H: 0 E: 0 LOB: 0 K: 2 BB: 0 S: 7 P: 7	R: 0 H: 0 E: 0 LOB: 1 K: 2 BB: 1 S: 7 P: 11	R: 0 H: 0 E: 0 LOB: 0 K: 1 BB: 1 S: 4 P: 8	R: 1 H: 2 E: 1 LOB: 1 K: 3 BB: 0 S: 11 P: 11	R: 0 H: 0 E: 0 LOB: 0 K: 2 BB: 0 S: 7 P: 7	1B: 3 SF: 0 2B: 2 SAC: 0 3B: 0 DP: 0 HR: 1 HBP: 0						

TOP

Boston Red Sox @ California Angels

Anaheim Stadium, Anaheim, CA

Sat Jun 19 1976, 10:05 PM EDT

Att. 28,686 - Unknown

livebaseballscorecards.com

AB	32
R	3
H	6
RBI	3
BB	4
SO	15
LOB	12

WP: 0 PA: 37
PB: 2
SB: 1
CS: 2

PITCHER	IP	WLS	BF	H	R	ER	SO	BB	IBB	HBP	BLK	WP	HR	S	P	ERA	WHIP
Nolan Ryan, R (1, 1) ERA: 3.89	9.0	W	36	6	3	2	15	4	0	0	0	0	1	62	78	2.00	1.111

PITCHER	IP	WLS	BF	H	R	ER	SO	BB	IBB	HBP	BLK	WP	HR	S	P	ERA	WHIP

Red Sox @ California Angels

Anaheim Stadium, Anaheim, CA

Sat Jun 19 1976, 10:05 PM EDT

Att. 28,686 - Unknown

BOTTOM

Batter	1	2	3	4	5	6	7	8	9	AB	R	H	RBI	BB	SO	LOB
Mario Guerrero, R (1, 4) OBP: 0.290, SLG: 0.290	4-3		K		K		F7			4	0	0	0	0	2	1
Dan Briggs, L (1, 3) OBP: 0.286, SLG: 0.250	G6-4-3 1B			K		F8		FC6-4 1B		4	0	2	0	0	1	0
Bobby Bonds, R (1, 9) OBP: 0.367, SLG: 0.415	G6-4-3 1-2f			F5		HR		FC6-4 E6 1-2f		4	1	1	1	0	0	2
Tommy Davis, R (1, 10) OBP: 0.359, SLG: 0.373		5-3		3-1		6-3		E6 1-2		4	0	0	0	0	0	1
Jerry Remy, L (8, PR) OBP: 0.323, SLG: 0.309										0	0	0	0	0	0	0
Ron Jackson, R (1, 5) OBP: 0.280, SLG: 0.357		F8			P6	F3		L5		4	0	0	0	0	0	1
Bruce Bochte, L (1, 7) OBP: 0.358, SLG: 0.290		1B			HR 1B		HR 1B			3	2	3	0	0	0	0
Bob Jones, L (1, 8) OBP: 0.298, SLG: 0.360		6-3			1-H HR		1-H HR			3	2	2	4	0	0	1
Rusty Torres, S (9, 8) OBP: 0.287, SLG: 0.300										0	0	0	0	0	0	0
Dave Chalk, R (1, 6) OBP: 0.315, SLG: 0.283			E6 G6-4-3		5-3		5-3			3	0	0	0	0	0	0
Terry Humphrey, R (1, 2) OBP: 0.200, SLG: 0.200			G6-4-3 1-2f		1B		5-3			3	0	1	0	0	0	1
Inning Stats	R: 0 H: 1 E: 0 LOB: 0 K: 0 BB: 0 S: 3 P: 3	R: 0 H: 1 E: 0 LOB: 1 K: 0 BB: 0 S: 4 P: 4	R: 0 H: 0 E: 1 LOB: 0 K: 1 BB: 0 S: 5 P: 5	R: 0 H: 0 E: 0 LOB: 0 K: 1 BB: 0 S: 5 P: 5	R: 2 H: 3 E: 0 LOB: 1 K: 1 BB: 0 S: 8 P: 8	R: 1 H: 1 E: 0 LOB: 0 K: 0 BB: 0 S: 4 P: 4	R: 2 H: 2 E: 0 LOB: 0 K: 0 BB: 0 S: 5 P: 5	R: 0 H: 1 E: 1 LOB: 1 K: 0 BB: 0 S: 4 P: 4		1B: 6 SF: 0 2B: 0 SAC: 0 3B: 0 DP: 2 HR: 3 HBP: 0						

livebaseballscorecards.com

	AB	32
	R	5
	H	9
	RBI	5
	BB	0
	SO	3
	LOB	7

WP: 0 PB: 0 SB: 0 CS: 0 PA: 32

PITCHER	IP	WLS	BF	H	R	ER	SO	BB	IBB	HBP	BLK	WP	HR	S	P	ERA	WHIP
Rick Wise, R (1, 1) ERA: 4.04	6.0	L	25	8	5	5	3	0	0	0	0	0	3	31	31	7.50	1.333
Jim Willoughby, R (7, 1) ERA: 2.48	2.0		7	1	0	0	0	0	0	0	0	0	0	7	7	0.00	0.500

PITCHER	IP	WLS	BF	H	R	ER	SO	BB	IBB	HBP	BLK	WP	HR	S	P	ERA	WHIP

Batter	1	2	3	4	5	6	7	8	9	10	11	AB	R	H	RBI	BB	SO	LOB
Steve Dillard, R (1, 10) OBP: 0.377, SLG: 0.407	6-3	4-3			5-3			BB FC4-6		F9		3	0	0	0	0	0	2
Carl Yastrzemski, L (8, PH) OBP: 0.339, SLG: 0.470		1-2										1	0	0	0	1	0	0
Dwight Evans, R (1, 8) OBP: 0.325, SLG: 0.451 (11, 9)	F9		K			FC5-4 1B		FC4-6 2B 1-2f		K		5	1	1	0	0	2	1
Carlton Fisk, R (1, 2) OBP: 0.378, SLG: 0.467	6-3		K			P9		F7			6-3	5	0	0	0	0	1	2
Jim Rice, R (1, 7) OBP: 0.311, SLG: 0.475		K	P3			F7		WP 2B 1-H			K	5	0	1	1	0	2	1
Fred Lynn, L (11, 8) OBP: 0.385, SLG: 0.474												0	0	0	0	0	0	0
Bobby Darwin, R (1, 9) OBP: 0.323, SLG: 0.365		1B S 1B		G5-4-3 1B		FC5-4 1-2f		F9 2-3			1B 2B	5	2	3	0	0	0	2
Rick Miller, L (11, 7) OBP: 0.348, SLG: 0.371												0	0	0	0	0	0	0
Rico Petrocelli, R (1, 5) OBP: 0.351, SLG: 0.367		P6		F7			K		F8		BB 1B	4	0	0	0	1	1	2
Rick Burleson, R (1, 6) OBP: 0.322, SLG: 0.337		S 1B 1-3 1B		G5-4-3 1-2f			BB		6-3		1-2 2-H 1B	4	1	2	1	1	0	1
Cecil Cooper, L (1, 3) OBP: 0.275, SLG: 0.458		1B 1-H 3-H 1B			P4		F3		F7		6-3	5	0	1	1	0	0	3
Denny Doyle, L (1, 4) OBP: 0.238, SLG: 0.250		S 1-3 1B			P6		F7			5-3		4	0	1	0	0	0	1
Inning Stats	R: 0 H: 0 E: 0 LOB: 0 K: 0 BB: 0 S: 3 P: 3	R: 2 H: 4 E: 0 LOB: 2 K: 1 BB: 0 S: 9 P: 9	R: 0 H: 0 E: 0 LOB: 0 K: 2 BB: 0 S: 7 P: 7	R: 0 H: 1 E: 0 LOB: 0 K: 0 BB: 0 S: 3 P: 3	R: 0 H: 0 E: 0 LOB: 0 K: 0 BB: 0 S: 3 P: 3	R: 0 H: 1 E: 0 LOB: 1 K: 0 BB: 0 S: 4 P: 4	R: 0 H: 0 E: 0 LOB: 1 K: 1 BB: 1 S: 5 P: 9	R: 1 H: 1 E: 0 LOB: 1 K: 0 BB: 1 S: 4 P: 8	R: 0 H: 0 E: 0 LOB: 0 K: 0 BB: 0 S: 3 P: 3	R: 0 H: 0 E: 0 LOB: 0 K: 1 BB: 0 S: 5 P: 5	R: 1 H: 2 E: 0 LOB: 2 K: 1 BB: 1 S: 7 P: 11	1B: 7 SF: 0 2B: 2 SAC: 0 3B: 0 DP: 1 HR: 0 HBP: 0						WP: 1 PA: 44 PB: 0 SB: 3 CS: 0

PITCHER	IP	WLS	BF	H	R	ER	SO	BB	IBB	HBP	BLK	WP	HR	S	P	ERA	WHIP
Sid Monge, L (1, 1) ERA: 3.3	7.0		28	6	3	3	4	2	0	0	0	0	0	34	42	3.86	1.143
Dick Drago, R (8, 1) ERA: 5.46	4.0	L	16	3	1	1	2	1	0	0	0	1	0	19	23	2.25	1.000

PITCHER	IP	WLS	BF	H	R	ER	SO	BB	IBB	HBP	BLK	WP	HR	S	P	ERA	WHIP

Boston Red Sox @ California Angels

Anaheim Stadium, Anaheim, CA

Sun Jun 20 1976, 6:33 AM EDT

Att. 17,597 - Unknown - 86 F

TOP

AB	41
R	4
H	9
RBI	3
BB	3
SO	6
LOB	15

livebaseballscorecards.com

Batter	1	2	3	4	5	6	7	8	9	10	11	AB	R	H	RBI	BB	SO	LOB
Mario Guerrero, R (1, 4) OBP: 0.297, SLG: 0.324	0-0 2B 4-3 1B		0-0 ① 5-3		0-0 2-H 2B		S S S 0-3 ③ K		0-0 ③ F7		0-0 ② P6	6	1	2	1	0	1	6
Dan Briggs, L (1, 3) OBP: 0.250, SLG: 0.278	0-0 4-3 1-3 2B		S S S 0-3 ② K		S S S 0-3 ③ K			x 0-0 ① F8		S S S 0-3 ① K	x 0-0 ③ 4-3	6	0	1	0	0	3	3
Bobby Bonds, R (1, 9) OBP: 0.364, SLG: 0.423	0-0 ① 4-3 2-3 3-H		x 0-0 ③ P7			x 0-0 HR		x 0-0 ② 6-3		x 0-0 ② F7		5	1	1	2	0	0	1
Tommy Davis, R (1, 10) OBP: 0.348, SLG: 0.349 Jerry Remy, L (10, PR) OBP: 0.323, SLG: 0.309	x 0-0 ② G3			x 0-0 ① G3		x 0-0 ① F8		x 0-0 ③ 6-3		B B B B 4-0 1B S BB		4	0	0	0	1	0	1
												0	0	0	0	0	0	0
Ron Jackson, R (1, 5) OBP: 0.284, SLG: 0.358	x 0-0 ③ 6-3			x 0-0 ② 6-3		x 0-0 ② 5-3			x 0-0 BB 6-3 1B	x 0-0 S 1-3 1B		5	0	2	0	0	0	1
Bruce Bochte, L (1, 7) OBP: 0.355, SLG: 0.288		x 0-0 1B		x 0-0 ③ F8		x 0-0 ③ 1-3			x 0-0 ① 6-3 1-2	x 0-0 ③ F8 1-2		5	0	1	0	0	0	3
Bob Jones, L (1, 8) OBP: 0.300, SLG: 0.358 Rusty Torres, S (9, PH) OBP: 0.289, SLG: 0.298 (10, 8)	x 0-0 ① F8				x 0-0 5-3 2B 1B		x 0-0 ① F8		S S S 4-0 BB IBB		x 0-0 ① P6	3	1	1	0	0	0	1
												1	0	0	0	1	0	0
Dave Chalk, R (1, 6) OBP: 0.316, SLG: 0.282	S S S 0-3 ② K				x 0-0 ① 5-3 1-2		B B B B 4-0 5-3 BB		x 0-0 ② F7		x 0-0 1B 1B	4	0	1	0	1	1	4
Terry Humphrey, R (1, 2) OBP: 0.125, SLG: 0.125 Bill Melton, R (9, PH) OBP: 0.292, SLG: 0.326 Adrian Garrett, L (10, 2) OBP: 0.209, SLG: 0.158	S S S 0-3 ③ K				S S S 0-3 ② K		x 0-0 ② 5-3 1-2		B B B B 4-0 1-2 2-3 BB		x 0-0 1-3 1B	3	0	0	0	0	2	3
												0	0	0	0	0	1	0
												1	0	1	0	0	0	0
Inning Stats	R: 1 E: 0 K: 0 S: 5 H: 2 LOB: 1 BB: 0 P: 5	R: 0 E: 0 K: 2 S: 8 H: 1 LOB: 1 BB: 0 P: 8	R: 0 E: 0 K: 1 S: 5 H: 0 LOB: 0 BB: 0 P: 5	R: 0 E: 0 K: 0 S: 3 H: 0 LOB: 0 BB: 0 P: 3	R: 1 E: 0 K: 2 S: 9 H: 2 LOB: 1 BB: 0 P: 9	R: 1 E: 0 K: 0 S: 4 H: 1 LOB: 0 BB: 0 P: 4	R: 0 E: 0 K: 1 S: 5 H: 0 LOB: 1 BB: 1 P: 9	R: 0 E: 0 K: 0 S: 3 H: 0 LOB: 0 BB: 0 P: 3	R: 0 E: 0 K: 0 S: 4 H: 1 LOB: 3 BB: 2 P: 12	R: 0 E: 0 K: 1 S: 6 H: 1 LOB: 3 BB: 1 P: 10	R: 0 E: 0 K: 0 S: 5 H: 2 LOB: 2 BB: 0 P: 5	1B: 7 2B: 2 3B: 0 HR: 1 SF: 0 SAC: 0 DP: 0 HBP: 0						

PITCHER		IP	WLS	BF	H	R	ER	SO	BB	IBB	HBP	BLK	WP	HR	S	P	ERA	WHIP
Fergie Jenkins, R ERA: 3.29	(1, 1)	9.0		37	7	3	3	6	2	1	0	0	0	1	46	58	3.00	1.000
Tom Murphy, R ERA: 5.87	(10, 1)	2.0	W	10	3	0	0	1	1	0	0	0	0	0	11	15	0.00	2.000

PITCHER	IP	WLS	BF	H	R	ER	SO	BB	IBB	HBP	BLK	WP	HR	S	P	ERA	WHIP

BOTTOM

Boston Red Sox @ California Angels

Anaheim Stadium, Anaheim, CA

Sun Jun 20 1976, 6:33 AM EDT

Att. 17,597 - Unknown - 86 F

livebaseballscorecards.com

AB	43
R	3
H	10
RBI	3
BB	4
SO	7
LOB	23

WP: 0	PA:	47
PB: 0		
SB: 2		
CS: 0		

Batter	1	2	3	4	5	6	7	8	9	10	AB	R	H	RBI	BB	SO	LOB
Lyman Bostock, L (1, 8) OBP: 0.373, SLG: 0.429	6-3		6-3 2-3		K 1-2 2-H		CS 1B			F7	5	0	1	0	0	1	2
Roy Smalley, S (1, 6) OBP: 0.345, SLG: 0.264	K		K		6-3		CS 1-2	6-3		1B	5	0	1	0	0	2	2
Rod Carew, L (1, 3) OBP: 0.385, SLG: 0.398	G3			F7 1B		L3		G3 2B		L6	5	0	2	0	0	0	1
Butch Wynegar, S (1, 2) OBP: 0.403, SLG: 0.450		1-3		F7 1-2		2B		G3 2-3			4	0	1	0	0	0	2
Mike Cubbage, L (1, 5) OBP: 0.380, SLG: 0.311		F8		1B		K		F8			4	0	1	0	0	1	2
Steve Braun, L (1, 10) OBP: 0.328, SLG: 0.307		BB		K		FC3-6 IBB			K		2	0	0	0	2	2	1
Steve Brye, R (1, 7) OBP: 0.333, SLG: 0.351		K			6-3	FC3-6 1-2f			1-3		4	0	0	0	0	1	3
Dan Ford, R (1, 9) OBP: 0.307, SLG: 0.414			6-3 SH1-4 1B		S 1B E BB		1-3		5-3		3	1	1	0	1	0	0
Bob Randall, R (1, 4) OBP: 0.289, SLG: 0.271 Tony Oliva, L (10, PH) OBP: 0.263, SLG: 0.235 Jerry Terrell, R (10, 4) OBP: 0.253, SLG: 0.253			SH1-4 1-2		S 1-2 1B		6-3			L7	2 1 0	0 0 0	1 0 0	0 0 0	0 0 0	0 0 0	0 0 0
Inning Stats	R: 0 H: 0 E: 0 LOB: 0 K: 1 BB: 0 S: 5 P: 5	R: 0 H: 0 E: 0 LOB: 1 K: 1 BB: 1 S: 5 P: 9	R: 0 H: 1 E: 0 LOB: 1 K: 1 BB: 0 S: 6 P: 6	R: 0 H: 2 E: 0 LOB: 1 K: 1 BB: 0 S: 6 P: 6	R: 1 H: 1 E: 0 LOB: 1 K: 1 BB: 1 S: 6 P: 10	R: 0 H: 1 E: 0 LOB: 2 K: 1 BB: 1 S: 6 P: 10	R: 0 H: 1 E: 0 LOB: 0 K: 0 BB: 0 S: 3 P: 3	R: 0 H: 1 E: 0 LOB: 1 K: 0 BB: 0 S: 4 P: 4	R: 0 H: 0 E: 0 LOB: 0 K: 1 BB: 0 S: 5 P: 5	R: 0 H: 1 E: 0 LOB: 1 K: 0 BB: 0 S: 4 P: 4	1B: 6 2B: 2 3B: 0 HR: 0	SF: 0 SAC: 1 DP: 0 HBP: 0					

PITCHER	IP	WLS	BF	H	R	ER	SO	BB	IBB	HBP	BLK	WP	HR	S	P	ERA	WHIP
Gary Ross, R (1, 1) ERA: 3.09	10.0	W	39	8	1	0	7	2	1	0	0	0	0	50	62	0.00	1.000

PITCHER	IP	WLS	BF	H	R	ER	SO	BB	IBB	HBP	BLK	WP	HR	S	P	ERA	WHIP

TOP

Minnesota Twins @ California Angels

Anaheim Stadium, Anaheim, CA

Mon Jun 21 1976, 10:05 PM EDT

Att. 19,498 - Unknown - 67 F

AB	35
R	1
H	8
RBI	0
BB	3
SO	7
LOB	13

livebaseballscorecards.com

WP: 0 PA: 40
PB: 0
SB: 2
CS: 1

Batter	1	2	3	4	5	6	7	8	9	10	AB	R	H	RBI	BB	SO	LOB
Mario Guerrero, R (1, 4) OBP: 0.293, SLG: 0.317	5-3		L4		1-2 1B			6-3			4	0	1	0	0	0	0
Dan Briggs, L (1, 3) OBP: 0.292, SLG: 0.364	2B			4-3	4-3			CS 1B			4	0	2	0	0	0	2
Bobby Bonds, R (1, 9) OBP: 0.358, SLG: 0.416	5-3			5-3		6-3		1-2 CS	6-3		4	0	0	0	0	0	1
Tommy Davis, R (1, 10) OBP: 0.356, SLG: 0.394 Jerry Remy, L (9, PR) OBP: 0.323, SLG: 0.309	5-3			HR		G3			BBBB CS BB		3 0	1 0	1 0	1 0	1 0	0 0	1 0
Bruce Bochte, L (1, 7) OBP: 0.357, SLG: 0.289		BBBB G5-4-3 BB		WP 1B		4-3			1-2 F9		3	0	1	0	1	0	1
Ron Jackson, R (1, 5) OBP: 0.277, SLG: 0.349		G5-4-3 1-2f		1-2 5-3			4-3		SSS K		4	0	0	0	0	1	2
Bob Jones, L (1, 8) OBP: 0.297, SLG: 0.351		4-3			G3		F8		1B 1B		4	1	1	0	0	0	0
Dave Chalk, R (1, 6) OBP: 0.315, SLG: 0.282			1-3		5-3		5-3		1-2 1B		4	0	1	0	0	0	0
Andy Etchebarren, R (1, 2) OBP: 0.288, SLG: 0.250 Bill Melton, R (10, PH) OBP: 0.295, SLG: 0.330			F8		E5 1B			5-3		1-2 2-H 1B	3 1	0 0	0 1	0 1	0 0	0 0	0 0
Inning Stats	R: 0 H: 1 E: 0 LOB: 1 K: 0 BB: 0 S: 4 P: 4	R: 0 H: 0 E: 0 LOB: 0 K: 0 BB: 1 S: 2 P: 6	R: 0 H: 0 E: 0 LOB: 0 K: 0 BB: 0 S: 3 P: 3	R: 1 H: 2 E: 0 LOB: 1 K: 0 BB: 0 S: 5 P: 5	R: 0 H: 1 E: 1 LOB: 2 K: 0 BB: 0 S: 5 P: 5	R: 0 H: 0 E: 0 LOB: 0 K: 0 BB: 0 S: 3 P: 3	R: 0 H: 0 E: 0 LOB: 0 K: 0 BB: 0 S: 3 P: 3	R: 0 H: 1 E: 0 LOB: 0 K: 0 BB: 0 S: 3 P: 3	R: 0 H: 0 E: 0 LOB: 1 K: 0 BB: 1 S: 2 P: 6	R: 1 H: 3 E: 0 LOB: 2 K: 1 BB: 0 S: 6 P: 6	1B: 6 2B: 1 3B: 0 HR: 1	SF: 0 SAC: 0 DP: 1 HBP: 0						

PITCHER		IP	WLS	BF	H	R	ER	SO	BB	IBB	HBP	BLK	WP	HR	S	P	ERA	WHIP
Dave Goltz, R ERA: 4.01	(1, 1)	9.1	L	36	8	2	2	1	2	0	0	0	1	1	36	44	1.93	1.071

PITCHER	IP	WLS	BF	H	R	ER	SO	BB	IBB	HBP	BLK	WP	HR	S	P	ERA	WHIP

BOTTOM

Minnesota Twins @ California Angels

Anaheim Stadium, Anaheim, CA

Mon Jun 21 1976, 10:05 PM EDT

Att. 19,498 - Unknown - 67 F

livebaseballscorecards.com

AB	34
R	2
H	8
RBI	2
BB	2
SO	1
LOB	7

Batter	1	2	3	4	5	6	7	8	9	AB	R	H	RBI	BB	SO	LOB
Lyman Bostock, L (1, 8) OBP: 0.372, SLG: 0.428	HR 1B	F8		FC SH3-4	K		F7		G6-4-3	3	1	1	0	0	0	1
Steve Brye, R (4, PR) (4, 8) OBP: 0.325, SLG: 0.342	1B S			1-3 3-H					1-2f	3	0	0	0	0	1	2
Roy Smalley, S (1, 6) OBP: 0.351, SLG: 0.269	HR 1B		K	SH3-4		1B E 1B	BB 1B HBP		5-3	4	2	2	1	0	1	0
	1-3			1-2 3-H												
Rod Carew, L (1, 3) OBP: 0.388, SLG: 0.415	HR		BB 1B	K		F8	BB 1B			5	1	3	3	0	1	3
	1-H 3-H					1-2	1-2									
Butch Wynegar, S (1, 2) OBP: 0.416, SLG: 0.463	3-1 2B		FC5-4 BB		2B 1B	1B 1B SF8 1B	BB			3	2	3	0	2	0	0
			1-2			2-3	1-2 2-3									
Mike Cubbage, L (1, 5) OBP: 0.381, SLG: 0.329	K	F7			4-3 HR 2B	1B 1B	1-3			5	1	2	2	0	1	6
					1-H	1-2 3-H										
Larry Hisle, R (1, 7) OBP: 0.325, SLG: 0.353	3-1	FC5-4			K	FC6-4 1B		5-3		5	0	1	0	0	1	4
	2-3	1-2f				1-2 2-3										
Steve Braun, L (1, 10) OBP: 0.319, SLG: 0.299	F8			3-1	4-3	SF8	F7			4	0	0	1	0	0	2
					2-3	3-H										
Dan Ford, R (1, 9) OBP: 0.309, SLG: 0.427		K		E1 1B WP 1B	HR	FC6-4		L4		5	2	2	2	0	1	2
					3-H	1-2f										
Bob Randall, R (1, 4) OBP: 0.297, SLG: 0.281		F9		FC WP SH3-4 1B	1B		4-3		G6-4-3 1B	5	1	3	0	0	0	0
				2-3												

TOP

Minnesota Twins @ California Angels

Anaheim Stadium, Anaheim, CA

Tue Jun 22 1976, 6:33 AM EDT

Att. 6,846 - Unknown - 79 F

livebaseballscorecards.com

AB	42
R	10
H	17
RBI	9
BB	2
SO	6
LOB	20

Inning Stats	1	2	3	4	5	6	7	8	9	1B: 13 SF: 1	WP: 1 PA: 47
	R: 3 H: 4	R: 0 H: 0	R: 0 H: 1	R: 2 H: 2	R: 3 H: 4	R: 2 H: 4	R: 0 H: 1	R: 0 H: 0	R: 0 H: 1	2B: 2 SAC: 1	PB: 0
	E: 0 LOB: 1	E: 0 LOB: 0	E: 0 LOB: 2	E: 1 LOB: 2	E: 0 LOB: 1	E: 1 LOB: 2	E: 0 LOB: 3	E: 0 LOB: 0	E: 0 LOB: 0	3B: 0 DP: 1	SB: 1
	K: 1 BB: 0	K: 1 BB: 0	K: 1 BB: 1	K: 1 BB: 0	K: 2 BB: 0	K: 0 BB: 0	K: 0 BB: 1	K: 0 BB: 0	K: 0 BB: 0	HR: 2 HBP: 1	CS: 0
	S: 9 P: 9	S: 5 P: 5	S: 6 P: 10	S: 8 P: 8	S: 11 P: 11	S: 7 P: 7	S: 4 P: 9	S: 3 P: 3	S: 3 P: 3		

PITCHER		IP	WLS	BF	H	R	ER	SO	BB	IBB	HBP	BLK	WP	HR	S	P	ERA	WHIP
Don Kirkwood, R ERA: 4.79	(1, 1)	3.1	L	19	7	5	5	3	1	0	0	0	1	1	24	28	13.50	2.400
Mickey Scott, L ERA: 3.86	(4, 1)	1.1		8	4	3	3	2	0	0	0	0	0	1	12	12	20.25	3.000
Paul Hartzell, R ERA: 3.33	(5, 1)	4.1		20	6	2	2	1	1	0	1	0	0	0	20	25	4.15	1.615

PITCHER	IP	WLS	BF	H	R	ER	SO	BB	IBB	HBP	BLK	WP	HR	S	P	ERA	WHIP

Minnesota Twins @ California Angels

Anaheim Stadium, Anaheim, CA

Tue Jun 22 1976, 6:33 AM EDT

Att. 6,846 - Unknown - 79 F

livebaseballscorecards.com

BOTTOM

Batter	1	2	3	4	5	6	7	8	9	AB	R	H	RBI	BB	SO	LOB
Mario Guerrero, R (1, 4) OBP: 0.304, SLG: 0.311	0-0 FC4-6 1B		BBBB 4-0 BB 1-3 3-H BB	0-0 4-3			0-0 F8		0-0 6-3	4	0	1	0	1	0	1
Dan Briggs, L (1, 3) OBP: 0.345, SLG: 0.462	0-0 FC4-6 5-3 BLK 1-2f		BBBB 4-0 BB 1-2		0-0 5-3		0-0 SF8 1-H 3B		0-0 1B	4	1	2	1	1	0	1
Bobby Bonds, R (1, 9) OBP: 0.351, SLG: 0.409	0-0 5-3 1-3		SSS 0-3 K		SSS 0-3 K		0-0 SF8 3-H		0-0 F9	4	0	0	1	0	2	4
Tommy Davis, R (1, 10) OBP: 0.364, SLG: 0.400	0-0 3-1		0-0 6-3		0-0 1B		0-0 1B			4	0	2	0	0	0	3
Bruce Bochte, L (1, 7) OBP: 0.352, SLG: 0.284		0-0 F7		0-0 4-3	0-0 F8		0-0 F8			4	0	0	0	0	0	2
Ron Jackson, R (1, 5) OBP: 0.276, SLG: 0.346		0-0 6-3		0-0 FC4-6 1B		0-0 5-3		0-0 6-3		4	0	1	0	0	0	0
Bob Jones, L (1, 8) OBP: 0.279, SLG: 0.328		0-0 4-3		0-0 FC4-6 BB 1-2f HR		0-0 F8		0-0 4-3		4	1	0	0	0	0	1
Dave Chalk, R (1, 6) OBP: 0.318, SLG: 0.287			0-0 1B WP 2B	BBBB 4-0 HR 1-2 BB		0-0 1-3		SSS 0-3 K		3	2	1	0	1	1	0
Andy Etchebarren, R (1, 2) OBP: 0.293, SLG: 0.255 Terry Humphrey, R (4, 2) OBP: 0.300, SLG: 0.600 Rusty Torres, S (9, PH) OBP: 0.288, SLG: 0.295			0-0 CS WP 2-3 1B	0-0 1-H 2-H HR			0-0 3B 1B		SSS 0-3 K	1 2 1	0 2 0	1 2 0	0 3 0	0 0 0	0 0 1	0 0 0
Inning Stats	R: 0 H: 1 E: 0 LOB: 1 K: 0 BB: 0 S: 4 P: 4	R: 0 H: 0 E: 0 LOB: 0 K: 0 BB: 0 S: 3 P: 3	R: 1 H: 2 E: 0 LOB: 2 K: 1 BB: 2 S: 6 P: 14	R: 3 H: 2 E: 0 LOB: 0 K: 0 BB: 1 S: 5 P: 9	R: 0 H: 1 E: 0 LOB: 1 K: 1 BB: 0 S: 6 P: 6	R: 0 H: 0 E: 0 LOB: 0 K: 0 BB: 0 S: 3 P: 3	R: 2 H: 3 E: 0 LOB: 1 K: 0 BB: 0 S: 6 P: 6	R: 0 H: 0 E: 0 LOB: 0 K: 1 BB: 0 S: 5 P: 5	R: 0 H: 1 E: 0 LOB: 1 K: 1 BB: 0 S: 6 P: 6	1B: 7 SF: 1 2B: 1 SAC: 0 3B: 1 DP: 0 HR: 1 HBP: 0				WP: 1 PA: 39 PB: 0 SB: 0 CS: 1		

	AB	35
	R	6
	H	10
	RBI	5
	BB	3
	SO	4
	LOB	12

PITCHER		IP	WLS	BF	H	R	ER	SO	BB	IBB	HBP	BLK	WP	HR	S	P	ERA	WHIP
Jim Hughes, R ERA: 5.28	(1, 1)	6.1	W	29	8	6	6	2	3	0	0	1	1	1	30	42	8.53	1.737
Bill Campbell, R ERA: 2.76	(7, 1)	2.2		10	2	0	0	2	0	0	0	0	0	0	14	14	0.00	0.750

PITCHER	IP	WLS	BF	H	R	ER	SO	BB	IBB	HBP	BLK	WP	HR	S	P	ERA	WHIP

Batter	1	2	3	4	5	6	7	8	9	AB	R	H	RBI	BB	SO	LOB
Bill North, S (1, 8) OBP: 0.351, SLG: 0.340	F8	1B 1-2 BB		S 1B 2-H 1B			1B SF8 1B		G6-4-3 1B	4	2	3	1	1	0	0
Bert Campaneris, R (1, 6) OBP: 0.314, SLG: 0.260	1B 1B	1-3 2-H 3-H 1B		2-H 1B			BB 1-3 1B 1B		F8	4	1	4	2	0	0	0
Tommy Sandt, R (7, 6) OBP: 0.200, SLG: 0.111										1	0	0	0	0	0	1
Don Baylor, R (1, 7) OBP: 0.305, SLG: 0.361	HR 1-2 1B	F3		5-3			SF8 3-H		G6-4-3 1-2f	4	1	1	1	0	0	4
Sal Bando, R (1, 5) OBP: 0.321, SLG: 0.390	HR 1-H		L5		5-3		BB 1B 1-2 BB			3	1	1	2	1	0	0
Ken McMullen, R (7, 5) OBP: 0.325, SLG: 0.408										0	0	0	0	0	0	0
Billy Williams, L (1, 10) OBP: 0.311, SLG: 0.353	K		G4-3 BB		F5		G6-4-3 1-3 2-H 1B			3	0	1	1	1	1	0
Gene Tenace, R (1, 3) OBP: 0.403, SLG: 0.466		FC3-6 1B	G4-3 1-2f		F7		G6-4-3 1-2f			4	0	1	0	0	0	3
Claudell Washington, L (1, 9) OBP: 0.267, SLG: 0.316		FC3-6 1B 1-2f		6-3	F4				G5-4-3 1B	4	1	1	0	0	0	1
Phil Garner, R (1, 4) OBP: 0.309, SLG: 0.398		1B 1B 1-3 1B		S 1B 1B	6-3			K		4	2	2	0	0	1	1
Larry Haney, R (1, 2) OBP: 0.255, SLG: 0.227		BB 1B 2-3 3-H 1B		K 1-2	1-3			G5-4-3 1-2f		4	0	1	1	0	1	2
Inning Stats	R: 2 E: 0 K: 1 S: 7 H: 3 LOB: 0 BB: 0 P: 7	R: 2 E: 0 K: 0 S: 6 H: 4 LOB: 2 BB: 1 P: 10	R: 0 E: 0 K: 0 S: 2 H: 0 LOB: 0 BB: 1 P: 6	R: 2 E: 0 K: 1 S: 8 H: 3 LOB: 1 BB: 0 P: 8	R: 0 E: 0 K: 0 S: 3 H: 0 LOB: 0 BB: 0 P: 3	R: 0 E: 0 K: 0 S: 3 H: 0 LOB: 0 BB: 0 P: 3	R: 2 E: 0 K: 0 S: 5 H: 3 LOB: 1 BB: 1 P: 9	R: 0 E: 0 K: 1 S: 5 H: 1 LOB: 0 BB: 0 P: 5	R: 0 E: 0 K: 0 S: 3 H: 1 LOB: 0 BB: 0 P: 3	1B: 14 2B: 0 3B: 0 HR: 1	SF: 1 SAC: 0 DP: 4 HBP: 0						

TOP

Oakland Athletics @ California Angels

Anaheim Stadium, Anaheim, CA

Wed Jun 23 1976, 10:05 PM EDT

Att. 14,289 - Unknown

livebaseballscorecards.com

AB	35
R	8
H	15
RBI	8
BB	3
SO	3
LOB	12

WP: 0	PB: 0	SB: 2
CS: 0	PA: 39	

PITCHER		IP	WLS	BF	H	R	ER	SO	BB	IBB	HBP	BLK	WP	HR	S	P	ERA	WHIP
Andy Hassler, L ERA: 5.66	(1, 1)	3.2	L	19	9	6	6	2	2	0	0	0	0	1	21	29	14.73	3.000
Mickey Scott, L ERA: 4.4	(4, 1)	2.2		13	4	2	2	0	1	0	0	0	0	0	12	16	6.75	1.875
Paul Hartzell, R ERA: 3.17	(7, 1)	2.2		7	2	0	0	1	0	0	0	0	0	0	9	9	0.00	0.750

PITCHER	IP	WLS	BF	H	R	ER	SO	BB	IBB	HBP	BLK	WP	HR	S	P	ERA	WHIP

BOTTOM

Oakland Athletics @ California Angels

Anaheim Stadium, Anaheim, CA

Wed Jun 23 1976, 10:05 PM EDT

Att. 14,289 - Unknown

Batter	1	2	3	4	5	6	7	8	9	AB	R	H	RBI	BB	SO	LOB
Dave Collins, S (1, 8) OBP: 0.375, SLG: 0.211	1-3		S 1B (1-2)		K (SSS)		G3		6-3	5	0	1	0	0	1	1
Dan Briggs, L (1, 3) OBP: 0.364, SLG: 0.567	G6-4-3 1B		F9 (2-3)		4-3			HR		4	1	2	1	0	0	2
Bobby Bonds, R (1, 9) OBP: 0.350, SLG: 0.403	G6-4-3 (1-2f)		K (SSS, 1-2)			6-3		6-3 BB (BBBB)		3	0	0	0	1	1	3
Tommy Davis, R (1, 10) OBP: 0.358, SLG: 0.392		FC5-4 1B		4-3		5-3		6-3 (1-2)		4	0	1	0	0	0	1
Bruce Bochte, L (1, 7) OBP: 0.355, SLG: 0.283		FC5-4 FC6-4 (1-2f)		1B SF9 BB (BBBB)		BB (BBBB)		1-3		1	1	0	0	2	0	1
Bob Jones, L (8, 7) OBP: 0.275, SLG: 0.323										1	0	0	0	0	0	1
Ron Jackson, R (1, 5) OBP: 0.282, SLG: 0.346		K (SSS)		1-3 1B		F6		FC6-4 BB (BBBB)		3	0	1	0	1	1	2
(9, 4)																
Mario Guerrero, R (1, 4) OBP: 0.306, SLG: 0.304		FC6-4 (1-2f)		SF9 (3-H)			WP BB (BBBB)	FC6-4 (1-2f)		1	0	0	1	1	0	1
Bill Melton, R (8, PH) OBP: 0.294, SLG: 0.328										1	0	0	0	0	0	2
(9, 5)																
Dave Chalk, R (1, 6) OBP: 0.317, SLG: 0.283			F9 1B BB (BBBB)	F6			F7 (1-2)		G3	3	0	0	0	1	0	2
Andy Etchebarren, R (1, 2) OBP: 0.289, SLG: 0.252			K (SSS)		6-3		F6		K (SSS)	2	0	0	0	0	1	1
Adrian Garrett, L (7, PH) OBP: 0.200, SLG: 0.150										2	0	0	0	0	1	1
(8, 2)																
Inning Stats	R: 0 E: 0 K: 0 S: 3 H: 1 LOB: 0 BB: 0 P: 3	R: 0 E: 0 K: 1 S: 6 H: 1 LOB: 1 BB: 0 P: 6	R: 0 E: 0 K: 2 S: 8 H: 1 LOB: 2 BB: 1 P: 12	R: 1 E: 0 K: 0 S: 4 H: 1 LOB: 1 BB: 1 P: 8	R: 0 E: 0 K: 1 S: 5 H: 0 LOB: 0 BB: 0 P: 5	R: 0 E: 0 K: 0 S: 3 H: 0 LOB: 1 BB: 1 P: 7	R: 0 E: 0 K: 0 S: 3 H: 0 LOB: 1 BB: 1 P: 7	R: 1 E: 0 K: 0 S: 4 H: 1 LOB: 2 BB: 2 P: 12	R: 0 E: 0 K: 1 S: 5 H: 0 LOB: 0 BB: 0 P: 5	1B: 4 2B: 0 3B: 0 HR: 1	SF: 1 SAC: 0 DP: 1 HBP: 0						

	AB	30
	R	2
	H	5
	RBI	2
	BB	6
	SO	5
	LOB	18

WP: 1 PB: 0 SB: 1 CS: 0 PA: 37

livebaseballscorecards.com

PITCHER		IP	WLS	BF	H	R	ER	SO	BB	IBB	HBP	BLK	WP	HR	S	P	ERA	WHIP
Mike Norris, R ERA: 5.79	(1, 1)	7.0	W	29	5	2	2	4	4	0	0	0	1	1	33	49	2.57	1.286
Stan Bahnsen, R ERA: 3.41	(8, 1)	2.0		8	0	0	0	1	2	0	0	0	0	0	8	16	0.00	1.000

PITCHER	IP	WLS	BF	H	R	ER	SO	BB	IBB	HBP	BLK	WP	HR	S	P	ERA	WHIP

Batter	1	2	3	4	5	6	7	8	9	AB	R	H	RBI	BB	SO	LOB
Bill North, S (1, 8) OBP: 0.353, SLG: 0.343	L4-3 1B		G4-6-3 1-2f 2-3			F7		CS 3-H 1B		4	0	2	1	0	0	2
Bert Campaneris, R (1, 6) OBP: 0.317, SLG: 0.272	L4-3 1-2			3B		1B		CS 1-2	5-3	4	0	2	0	0	0	1
Don Baylor, R (1, 7) OBP: 0.304, SLG: 0.363	F8			F9		F8			CS 2B	4	0	1	0	0	0	2
Sal Bando, R (1, 5) OBP: 0.324, SLG: 0.386 Larry Lintz, S (9, PR)		CS BB		F6			K		CS 2-3 BB	2 0	0 0	0 0	0 0	2 0	1 0	1 0
Billy Williams, L (1, 10) OBP: 0.311, SLG: 0.352 Matt Alexander, S (7, PR) OBP: 0.048, SLG: 0.048 Ken McMullen, R (9, PH) OBP: 0.325, SLG: 0.408		K 1-2		K			P4-3 1B		CS 1-2	3 0 0	0 0 0	1 0 0	0 0 0	0 0 0	2 0 0	2 0 0
Gene Tenace, R (1, 3) OBP: 0.402, SLG: 0.462		5-3			G5-4-3 1B		P4-3 1-2f			3	0	1	0	0	0	1
Claudell Washington, L (1, 9) OBP: 0.268, SLG: 0.316			1B		F4			4-3		3	0	1	0	0	0	1
Phil Garner, R (1, 4) OBP: 0.313, SLG: 0.408			S 1B BB		G5-4-3 1-2f			1B 3B		2	1	1	0	1	0	1
Larry Haney, R (1, 2) OBP: 0.257, SLG: 0.229			G4-6-3 1-2 1B			F3		F7		3	0	1	0	0	0	1
Inning Stats	R: 0 E: 0 K: 0 S: 3 H: 1 LOB: 0 BB: 0 P: 3	R: 0 E: 0 K: 1 S: 4 H: 0 LOB: 0 BB: 1 P: 8	R: 0 E: 0 K: 0 S: 3 H: 2 LOB: 1 BB: 1 P: 7	R: 0 E: 0 K: 1 S: 6 H: 1 LOB: 1 BB: 0 P: 6	R: 0 E: 0 K: 0 S: 3 H: 1 LOB: 0 BB: 0 P: 3	R: 0 E: 0 K: 0 S: 4 H: 1 LOB: 1 BB: 0 P: 4	R: 0 E: 0 K: 1 S: 5 H: 1 LOB: 1 BB: 0 P: 5	R: 1 E: 0 K: 0 S: 4 H: 2 LOB: 0 BB: 0 P: 4	R: 0 E: 0 K: 0 S: 2 H: 1 LOB: 1 BB: 1 P: 6	1B: 7 2B: 3 3B: 2 HR: 0 SF: 0 SAC: 0 DP: 4 HBP: 0						

PITCHER	IP	WLS	BF	H	R	ER	SO	BB	IBB	HBP	BLK	WP	HR	S	P	ERA	WHIP
Sid Monge, L (1, 1) ERA: 3.03	8.0	W	28	9	1	1	3	2	0	0	0	0	0	32	40	1.12	1.375
Dick Drago, R (9, 1) ERA: 5.28	1.0	S	3	1	0	0	0	1	0	0	0	0	0	2	6	0.00	2.000

PITCHER	IP	WLS	BF	H	R	ER	SO	BB	IBB	HBP	BLK	WP	HR	S	P	ERA	WHIP

TOP

Oakland Athletics @ California Angels

Anaheim Stadium, Anaheim, CA

Thu Jun 24 1976, 10:05 PM EDT

Att. 11,052 - Unknown

livebaseballscorecards.com

AB	28
R	1
H	10
RBI	1
BB	3
SO	3
LOB	12

WP: 0	PB: 0	SB: 1	CS: 4
PA: 33			

Batter	1	2	3	4	5	6	7	8	9	AB	R	H	RBI	BB	SO	LOB
Dave Collins, S (1, 8) OBP: 0.395, SLG: 0.246	HR, S, 1B		E4, 1B		6-3		BB, 1-2, 1B	K		4	1	3	0	0	0	0
Rusty Torres, S (8, 8) OBP: 0.288, SLG: 0.295										0	0	0	0	0	0	0
Leroy Stanton, R (8, PH) (9, 8) OBP: 0.265, SLG: 0.273										1	0	0	0	0	1	3
Jerry Remy, L (1, 4) OBP: 0.322, SLG: 0.313	F9		F5		2B		F7			4	0	1	0	0	0	4
Bobby Bonds, R (1, 9) OBP: 0.356, SLG: 0.417	1-H, HR		4-3		BB		1-2, 2-3, BB			2	1	1	2	2	0	1
Tommy Davis, R (1, 10) OBP: 0.353, SLG: 0.385	K			4-3, 1B	4-3		F9			4	0	1	0	0	1	5
Bruce Bochte, L (1, 7) OBP: 0.357, SLG: 0.286	4-1			4-3, 1-2, 1B		F4		FC1-6, 1B		4	0	2	0	0	0	0
Dan Briggs, L (1, 3) OBP: 0.324, SLG: 0.500		G3		K		F8		FC1-6, BB, 1B, 1-2f		4	0	0	0	0	1	3
Ron Jackson, R (1, 5) OBP: 0.275, SLG: 0.337		L7		4-3, 1-2, 2-3		F8		F8		4	0	0	0	0	0	3
Dave Chalk, R (1, 6) OBP: 0.316, SLG: 0.283		F7		F4			K	BB, 1-2, 1B		4	0	1	0	0	1	2
Andy Etchebarren, R (1, 2) OBP: 0.294, SLG: 0.253			F7		K		BB, 1B	BB, 1-2, 2-3		3	0	1	0	1	1	0
Inning Stats	R: 2 E: 0 K: 1 S: 7 H: 2 LOB: 0 BB: 0 P: 7	R: 0 E: 0 K: 0 S: 3 H: 0 LOB: 0 BB: 0 P: 3	R: 0 E: 1 K: 0 S: 4 H: 1 LOB: 1 BB: 0 P: 4	R: 0 E: 0 K: 1 S: 7 H: 2 LOB: 2 BB: 0 P: 7	R: 0 E: 0 K: 1 S: 6 H: 1 LOB: 2 BB: 1 P: 10	R: 0 E: 0 K: 0 S: 3 H: 0 LOB: 0 BB: 0 P: 3	R: 0 E: 0 K: 1 S: 7 H: 2 LOB: 3 BB: 1 P: 11	R: 0 E: 0 K: 1 S: 7 H: 2 LOB: 3 BB: 1 P: 11		1B: 8 2B: 1 3B: 0 HR: 1	SF: 0 SAC: 0 DP: 0 HBP: 0						

BOTTOM

Oakland Athletics @ California Angels

Anaheim Stadium, Anaheim, CA

Thu Jun 24 1976, 10:05 PM EDT

Att. 11,052 - Unknown

livebaseballscorecards.com

AB	34
R	2
H	10
RBI	2
BB	3
SO	5
LOB	21

PITCHER		IP	WLS	BF	H	R	ER	SO	BB	IBB	HBP	BLK	WP	HR	S	P	ERA	WHIP
Glenn Abbott, R ERA: 4.93	(1, 1)	6.2	L	29	8	2	2	4	1	0	0	0	0	1	36	40	2.70	1.350
Stan Bahnsen, R ERA: 3.36	(7, 1)	1.0		7	2	0	0	0	2	0	0	0	0	0	5	13	0.00	4.000
Paul Lindblad, L ERA: 2.62	(8, 1)	0.1		1	0	0	0	1	0	0	0	0	0	0	3	3	0.00	0.000

PITCHER	IP	WLS	BF	H	R	ER	SO	BB	IBB	HBP	BLK	WP	HR	S	P	ERA	WHIP

Batter	1	2	3	4	5	6	7	8	9	AB	R	H	RBI	BB	SO	LOB
Dave Collins, S (1, 7) OBP: 0.395, SLG: 0.273	5-3		FC5-2 1B 1-2 1B		1-4-3 3B 2B		P3		4-3	5	1	2	0	0	0	1
Jerry Remy, L (1, 4) OBP: 0.323, SLG: 0.314	F8		1-2 2-3 FC5-2 1B		1-4-3 2-3		F8		1B 1B	5	0	2	0	0	0	2
Bobby Bonds, R (1, 9) OBP: 0.357, SLG: 0.425	K		1-2 2-3 3-Hf FC5-2		3-H 3B		L6		1-2 G1-6-3 1B	5	0	2	1	0	1	4
Tommy Davis, R (1, 10) OBP: 0.333, SLG: 0.361		F8 K			5-3			5-3	G1-6-3 1-2f	5	0	0	0	0	1	6
Ron Jackson, R (1, 5) OBP: 0.280, SLG: 0.343		F9 F8				4-3 SF8 2B		1B 1B BB		3	2	1	0	1	0	3
Leroy Stanton, R (1, 8) OBP: 0.270, SLG: 0.275		BB HBP		F9		4-3 2-3		1B 1-2 1B		3	0	1	0	0	0	1
Dan Briggs, L (1, 3) OBP: 0.317, SLG: 0.472		1-2 BB		F9		SF8 3-H		K		2	0	0	1	1	1	2
Dave Chalk, R (1, 6) OBP: 0.313, SLG: 0.279 Bill Melton, R (8, PH) OBP: 0.297, SLG: 0.332 Mario Guerrero, R (8, 6) OBP: 0.306, SLG: 0.304		K		F8		F7		1-2 2-H 1B		3 1 0	0 0 0	0 1 0	0 1 0	0 0 0	1 0 0	2 0 0
Andy Etchebarren, R (1, 2) OBP: 0.301, SLG: 0.257 Bruce Bochte, L (8, PH) OBP: 0.356, SLG: 0.285 Terry Humphrey, R (8, 2) OBP: 0.300, SLG: 0.600			1B 1B FC5-2 1B		5-3		BB	G3		2 1 0	0 0 0	1 0 0	0 0 0	1 0 0	0 0 0	0 2 0
Inning Stats	R: 0 H: 0 E: 0 LOB: 0 K: 1 BB: 0 S: 5 P: 5	R: 0 H: 0 E: 0 LOB: 2 K: 1 BB: 1 S: 5 P: 10	R: 0 H: 3 E: 0 LOB: 3 K: 1 BB: 0 S: 8 P: 8	R: 0 H: 0 E: 0 LOB: 0 K: 0 BB: 0 S: 3 P: 3	R: 1 H: 2 E: 0 LOB: 1 K: 0 BB: 0 S: 5 P: 5	R: 1 H: 1 E: 0 LOB: 0 K: 0 BB: 0 S: 4 P: 4	R: 0 H: 0 E: 0 LOB: 1 K: 0 BB: 1 S: 3 P: 7	R: 1 H: 2 E: 0 LOB: 2 K: 1 BB: 1 S: 7 P: 11	R: 0 H: 2 E: 0 LOB: 1 K: 0 BB: 0 S: 4 P: 4	1B: 7 SF: 1 2B: 2 SAC: 0 3B: 1 DP: 1 HR: 0 HBP: 1						

PITCHER	IP	WLS	BF	H	R	ER	SO	BB	IBB	HBP	BLK	WP	HR	S	P	ERA	WHIP
Paul Splittorff, L (1, 1) ERA: 4.12	6.0	W	26	6	2	2	3	1	0	1	0	0	0	30	35	3.00	1.167
Mark Littell, R (7, 1) ERA: 2.81	3.0	S	14	4	1	1	1	2	0	0	0	0	0	14	22	3.00	2.000

PITCHER	IP	WLS	BF	H	R	ER	SO	BB	IBB	HBP	BLK	WP	HR	S	P	ERA	WHIP

TOP

California Angels @ Kansas City Royals

Royals Stadium, Kansas City, MO

Fri Jun 25 1976, 8:05 PM EDT
Att. 25,522 - Unknown - 83 F

livebaseballscorecards.com

AB	35
R	3
H	10
RBI	3
BB	3
SO	4
LOB	23

PA: 40

WP: 0	PB: 0	SB: 0	CS: 0			

Batter	1	2	3	4	5	6	7	8	9	AB	R	H	RBI	BB	SO	LOB
Jim Wohlford, R (1, 9) OBP: 0.287, SLG: 0.317	CS 1B		HR 2B		S 1B		BBBB S 1B BB			3	2	3	0	1	0	0
Amos Otis, R (1, 8) OBP: 0.376, SLG: 0.516	L5		F7		F3 1-2		P6 1-2			4	0	0	0	0	0	4
George Brett, L (1, 5) OBP: 0.405, SLG: 0.495	BB 1-2 1B		BBBB HR BB		4-3		HR 2-H 1B			3	2	2	1	1	0	1
John Mayberry, L (1, 3) OBP: 0.321, SLG: 0.391	BBBB 1-2 BB		1-H 2-H HR			F8	1-H HR			3	2	2	5	1	0	0
Hal McRae, R (1, 7) OBP: 0.409, SLG: 0.472	F9		F7			FC1-6 S 1B	5-3			4	0	1	0	0	0	2
Tony Solaita, L (1, 10) OBP: 0.293, SLG: 0.358		3-1		F7		BBBB 4-0 FC1-6 1-2 BB		SSS 0-3 K		3	0	0	0	1	1	0
Frank White, R (1, 4) OBP: 0.270, SLG: 0.293		F9		F7		FC1-6 FC6-4 1-2f 2-3		4-3		4	0	0	0	0	0	2
Freddie Patek, R (1, 6) OBP: 0.371, SLG: 0.365		F7		F9		FC6-4 1-2f		6-3		4	0	0	0	0	0	2
Buck Martinez, R (1, 2) OBP: 0.304, SLG: 0.469			F9		5-3		5-3			3	0	0	0	0	0	0
Inning Stats	R: 0 E: 0 K: 0 S: 4 H: 2 LOB: 2 BB: 1 P: 8	R: 0 E: 0 K: 0 S: 3 H: 0 LOB: 0 BB: 0 P: 3	R: 3 E: 0 K: 0 S: 5 H: 2 LOB: 0 BB: 1 P: 9	R: 0 E: 0 K: 0 S: 3 H: 0 LOB: 0 BB: 0 P: 3	R: 0 E: 0 K: 0 S: 4 H: 1 LOB: 1 BB: 0 P: 4	R: 0 E: 0 K: 0 S: 4 H: 1 LOB: 2 BB: 1 P: 8	R: 3 E: 0 K: 0 S: 5 H: 2 LOB: 0 BB: 1 P: 9	R: 0 E: 0 K: 1 S: 5 H: 0 LOB: 0 BB: 0 P: 5		1B: 5 2B: 1 3B: 0 HR: 2 SF: 0 SAC: 0 DP: 0 HBP: 0						

PITCHER		IP	WLS	BF	H	R	ER	SO	BB	IBB	HBP	BLK	WP	HR	S	P	ERA	WHIP
Gary Ross, R ERA: 3.41	(1, 1)	7.0	L	32	8	6	6	0	4	0	0	0	0	2	28	44	7.71	1.714
Mickey Scott, L ERA: 4.11	(8, 1)	1.0		3	0	0	0	1	0	0	0	0	0	0	5	5	0.00	0.000

PITCHER	IP	WLS	BF	H	R	ER	SO	BB	IBB	HBP	BLK	WP	HR	S	P	ERA	WHIP

BOTTOM

California Angels @ Kansas City Royals

Royals Stadium, Kansas City, MO

Fri Jun 25 1976, 8:05 PM EDT

Att. 25,522 - Unknown - 83 F

livebaseballscorecards.com

AB	31
R	6
H	8
RBI	6
BB	4
SO	1
LOB	11

WP: 0	PA: 35		
PB: 0			
SB: 3			
CS: 1			

Batter	1	2	3	4	5	6	7	8	9	AB	R	H	RBI	BB	SO	LOB
Dave Collins, S (1, 8) OBP: 0.400, SLG: 0.275	E3		4-3			FC4-6 1B		BB		3	0	1	0	1	0	0
Jerry Remy, L (1, 4) OBP: 0.320, SLG: 0.310	K 1-3		6-3			FC4-6 1-2f		K		3	0	0	0	0	1	2
Bill Melton, R (8, PH) OBP: 0.296, SLG: 0.330 (8, 5)										1	0	0	0	0	1	1
Bobby Bonds, R (1, 9) OBP: 0.355, SLG: 0.420	BB		K			F9			6-3	3	0	0	0	1	1	1
Tommy Davis, R (1, 10) OBP: 0.319, SLG: 0.345	K 1-2			6-3		5-3			1-3	4	0	0	0	0	1	3
Bruce Bochte, L (1, 7) OBP: 0.354, SLG: 0.282	IBB			F7			4-3		3-4-1	3	0	0	0	1	0	0
Ron Jackson, R (1, 5) OBP: 0.276, SLG: 0.337 (8, 4)	F8			5-3			5-3			3	0	0	0	0	0	3
Dan Briggs, L (1, 3) OBP: 0.295, SLG: 0.436		4-3			3-1		4-3			3	0	0	0	0	0	0
Mario Guerrero, R (1, 6) OBP: 0.288, SLG: 0.286		1-3			F9			F8		3	0	0	0	0	0	0
Andy Etchebarren, R (1, 2) OBP: 0.298, SLG: 0.253		K			4-3			6-3		2	0	0	0	0	1	0
Bob Jones, L (8, PH) OBP: 0.271, SLG: 0.317										1	0	0	0	0	0	0
Terry Humphrey, R (8, 2) OBP: 0.300, SLG: 0.600										0	0	0	0	0	0	0
Inning Stats	R: 0 E: 1 K: 2 S: 8	H: 0 LOB: 3 BB: 2 P: 16	R: 0 E: 0 K: 1 S: 5	H: 0 LOB: 0 BB: 0 P: 5	R: 0 E: 0 K: 1 S: 5	H: 0 LOB: 0 BB: 0 P: 5	R: 0 E: 0 K: 0 S: 3	H: 0 LOB: 0 BB: 0 P: 3	R: 0 E: 0 K: 0 S: 3	H: 0 LOB: 0 BB: 0 P: 3	R: 0 E: 0 K: 0 S: 4	H: 1 LOB: 1 BB: 0 P: 4	R: 0 E: 0 K: 0 S: 3	H: 0 LOB: 0 BB: 0 P: 3	R: 0 E: 0 K: 1 S: 5	H: 0 LOB: 1 BB: 1 P: 9	R: 0 E: 0 K: 0 S: 3	H: 0 LOB: 0 BB: 0 P: 3	1B: 1 2B: 0 3B: 0 HR: 0	SF: 0 SAC: 0 DP: 0 HBP: 0	WP: 0 PB: 0 SB: 2 CS: 0	PA: 32

PITCHER		IP	WLS	BF	H	R	ER	SO	BB	IBB	HBP	BLK	WP	HR	S	P	ERA	WHIP
Marty Pattin, R ERA: 2.63	(1, 1)	7.2	W	28	1	0	0	4	2	1	0	0	0	0	33	45	0.00	0.391
Steve Mingori, L ERA: 2.63	(8, 1)	1.1	S	4	0	0	0	1	0	0	0	0	0	0	6	6	0.00	0.000

PITCHER		IP	WLS	BF	H	R	ER	SO	BB	IBB	HBP	BLK	WP	HR	S	P	ERA	WHIP

TOP

California Angels @ Kansas City Royals

Royals Stadium, Kansas City, MO

Sat Jun 26 1976, 8:05 PM EDT

Att. 30,125 - Unknown

livebaseballscorecards.com

AB	29
R	0
H	1
RBI	0
BB	3
SO	5
LOB	10

Batter	1	2	3	4	5	6	7	8	9	AB	R	H	RBI	BB	SO	LOB
Jim Wohlford, R (1, 9) OBP: 0.294, SLG: 0.318	0-0 S 1B 1B		0-0 F9 ②		4-0 E S 3B BB		0-0 1-3 ①			3	2	1	0	1	0	0
Amos Otis, R (1, 8) OBP: 0.374, SLG: 0.519	0-0 F9 ①		0-3 K ③		0-0 1-H 3B		0-0 F8 ②			4	0	1	1	0	1	1
George Brett, L (1, 5) OBP: 0.406, SLG: 0.498	0-3 K 1-2 ②			0-0 BB 1B 1B	0-3 K ②		0-0 2B			4	1	2	0	0	2	2
John Mayberry, L (1, 3) OBP: 0.323, SLG: 0.391	0-0 2-H 1B ③			4-0 1B 1-2 BB	0-0 F5 ③		0-0 4-3 ③			3	0	1	1	1	0	2
Hal McRae, R (1, 7) OBP: 0.410, SLG: 0.470		0-0 L6 ①		0-0 FC6-4 1-2 2-H 1B		0-0 5-3 ①		4-0 CS BB		3	0	1	1	1	0	0
Tony Solaita, L (1, 10) OBP: 0.306, SLG: 0.345 Davey Nelson, R (8, PR) OBP: 0.338, SLG: 0.375		4-0 4-3 BB		0-3 K ①		0-0 F7 ②		4-0 FC3-6 1-2 BB ①		2 0	0 0	0 0	0 0	2 0	1 0	2 0
Bob Stinson, S (1, 2) OBP: 0.340, SLG: 0.330		0-0 4-3 1-2 ②		0-3 K ②		0-0 1B 1B		0-0 FC3-6 S 1-2f ②		4	0	1	0	0	1	4
Freddie Patek, R (1, 6) OBP: 0.369, SLG: 0.363		0-3 K ③		0-0 FC6-4 1-2f ③		0-0 1-3 1B		0-0 P3 1-2 ③		4	0	1	0	0	1	4
Frank White, R (1, 4) OBP: 0.266, SLG: 0.287			0-3 K ①		0-3 K ①	0-0 F9 ③				3	0	0	0	0	2	2
Inning Stats	R: 1 H: 2 E: 0 LOB: 1 K: 1 BB: 0 S: 6 P: 6	R: 0 H: 0 E: 0 LOB: 1 K: 1 BB: 1 S: 5 P: 9	R: 0 H: 0 E: 0 LOB: 0 K: 2 BB: 0 S: 7 P: 7	R: 1 H: 2 E: 0 LOB: 2 K: 2 BB: 1 S: 9 P: 13	R: 1 H: 1 E: 0 LOB: 1 K: 2 BB: 1 S: 8 P: 12	R: 0 H: 2 E: 0 LOB: 2 K: 0 BB: 0 S: 5 P: 5	R: 0 H: 1 E: 0 LOB: 1 K: 0 BB: 0 S: 4 P: 4	R: 0 H: 0 E: 0 LOB: 2 K: 0 BB: 2 S: 2 P: 10		1B: 6 SF: 0 2B: 1 SAC: 0 3B: 1 DP: 0 HR: 0 HBP: 0						

PITCHER	IP	WLS	BF	H	R	ER	SO	BB	IBB	HBP	BLK	WP	HR	S	P	ERA	WHIP
Nolan Ryan, R (1, 1) ERA: 3.96	5.0	L	22	5	3	3	8	3	0	0	0	0	0	35	47	5.40	1.600
Paul Hartzell, R (6, 1) ERA: 3.0	3.0		13	3	0	0	0	2	0	0	0	0	0	11	19	0.00	1.667

PITCHER	IP	WLS	BF	H	R	ER	SO	BB	IBB	HBP	BLK	WP	HR	S	P	ERA	WHIP

BOTTOM

California Angels @ Kansas City Royals

Royals Stadium, Kansas City, MO

Sat Jun 26 1976, 8:05 PM EDT

Att. 30,125 - Unknown

livebaseballscorecards.com

AB	30
R	3
H	8
RBI	3
BB	5
SO	8
LOB	17

WP: 0 PB: 0 SB: 3 CS: 1 PA: 35

Batter	1	2	3	4	5	6	7	8	9	10	11	AB	R	H	RBI	BB	SO	LOB
Dave Collins, S (1, 7) OBP: 0.393, SLG: 0.264	BBBB 4-0 S BB		x 0-0 ① F7		x 0-0 ① SH3-4 1-2 2-3		x 0-0 ① F8		x 0-0 ② F7			3	0	0	0	1	0	1
Jerry Remy, L (1, 4) OBP: 0.314, SLG: 0.304	SSS 0-3 ① K 1-2		x 0-0 ② 4-3		x 0-0 ② 4-3 2-H 3-H		x 0-0 ② P4		x 0-0 ③ FC6-4 1-2f			5	0	0	0	0	1	3
Dan Briggs, L (1, 3) OBP: 0.286, SLG: 0.409	x 0-0 ② F5		SSS 0-3 ③ K		x 0-0 1B		x 0-0 ③ F5			x 0-0 ① F8		5	0	1	0	0	1	1
Bill Melton, R (1, 10) OBP: 0.294, SLG: 0.323	BBBB 4-0 BB			x 0-0 ① 5-3	SSS 0-3 ③ K			x 0-0 ① 6-3		x 0-0 ② 6-3		4	0	0	0	1	1	1
Bob Jones, L (1, 9) OBP: 0.280, SLG: 0.382	x 0-0 ③ P4			x 0-0 HR		x 0-0 1-3 2B		x 0-0 ② P6		x 0-0 ③ F9		5	1	2	1	0	0	2
Ron Jackson, R (1, 5) OBP: 0.268, SLG: 0.328		x 0-0 ① 5-3		x 0-0 ② F8		SSS 0-3 ① K		x 0-0 ③ F8			x 0-0 ① 6-3	5	0	0	0	0	1	1
Rusty Torres, S (1, 8) OBP: 0.297, SLG: 0.296		BBBB 4-0 G1 S BB		x 0-0 ③ F7		BBBB 4-0 1-3 BB			x 0-0 1B SF7 1B		SSS 0-3 ② K	3	1	1	0	2	1	0
Mario Guerrero, R (1, 6) OBP: 0.316, SLG: 0.315		x 0-0 ② G1 1-3			x 0-0 SH3-4 HBP E 1B	x 0-0 ② 1-3 1-2 2-3			x 0-0 FC6-4 1-3 1B		x 0-0 1B	5	1	3	0	0	0	3
Terry Humphrey, R (1, 2) OBP: 0.333, SLG: 0.545		x 0-0 ③ F8			H 1-0 SH3-4 1-2 E HBP	x 0-0 ③ 5-3			x 0-0 ① SF7 3-H		x 0-0 ③ G3	1	0	0	0	0	0	1
Mickey Scott, L (5, PR)												0	1	0	0	0	0	0
Adrian Garrett, L (5, 2) OBP: 0.188, SLG: 0.143												2	0	0	1	0	0	3
Inning Stats	R: 0 E: 0 K: 1 S: 5 H: 0 LOB: 2 BB: 2 P: 13	R: 0 E: 0 K: 0 S: 3 H: 0 LOB: 1 BB: 1 P: 7	R: 0 E: 0 K: 1 S: 5 H: 0 LOB: 0 BB: 0 P: 5	R: 1 E: 0 K: 0 S: 4 H: 1 LOB: 0 BB: 0 P: 4	R: 2 E: 1 K: 1 S: 7 H: 2 LOB: 1 BB: 0 P: 8	R: 0 E: 0 K: 1 S: 6 H: 1 LOB: 2 BB: 1 P: 10	R: 0 E: 0 K: 0 S: 3 H: 0 LOB: 0 BB: 0 P: 3	R: 0 E: 0 K: 0 S: 3 H: 0 LOB: 0 BB: 0 P: 3	R: 1 E: 0 K: 0 S: 5 H: 2 LOB: 1 BB: 0 P: 5	R: 0 E: 0 K: 0 S: 3 H: 0 LOB: 0 BB: 0 P: 3	R: 0 E: 0 K: 1 S: 6 H: 1 LOB: 1 BB: 0 P: 6	1B: 5 2B: 1 3B: 0 HR: 1	SF: 1 SAC: 1 DP: 0 HBP: 1		WP: 0 PB: 0 SB: 2 CS: 0	PA: 45			

PITCHER		IP	WLS	BF	H	R	ER	SO	BB	IBB	HBP	BLK	WP	HR	S	P	ERA	WHIP
Steve Busby, R ERA: 4.2	(1, 1)	5.1		25	4	3	3	4	4	0	1	0	0	1	28	45	5.06	1.500
Tom Hall, L ERA: 3.54	(6, 1)	0.2		2	0	0	0	0	0	0	0	0	0	0	2	2	0.00	0.000
Doug Bird, R ERA: 2.96	(7, 1)	5.0	W	18	3	1	1	1	0	0	0	0	0	0	20	20	1.80	0.600

PITCHER	IP	WLS	BF	H	R	ER	SO	BB	IBB	HBP	BLK	WP	HR	S	P	ERA	WHIP

California Angels @ Kansas City Royals

Royals Stadium, Kansas City, MO

Sun Jun 27 1976, 8:05 PM EDT

Att. 37,960 - Unknown

TOP

livebaseballscorecards.com

AB	38
R	4
H	7
RBI	2
BB	4
SO	5
LOB	16

Batter	1	2	3	4	5	6	7	8	9	10	11	AB	R	H	RBI	BB	SO	LOB
Jim Wohlford, R (1, 9) OBP: 0.298, SLG: 0.324	S S S 0-3 K ①		B B B B 4-0 E 6-3 S BB			x 0-0 F5 ①		x 0-0 4-3 ③			x 0-0 E6 1B 2B	4	2	1	0	1	1	0
Amos Otis, R (1, 8) OBP: 0.378, SLG: 0.523	x 0-0 2B		x 0-0 6-3 ② 1-H			S S S 0-3 K ②			x 0-0 HR 1B		I I I I 4-0 1B IBB IBB	4	1	2	1	1	1	0
George Brett, L (1, 5) OBP: 0.406, SLG: 0.505	x 0-0 F8 ②		x 0-0 F8 ③			x 0-0 F7 ③			x 0-0 1-H HR		I I I I 4-0 1-2 1B IBB	4	1	1	2	1	0	1
John Mayberry, L (1, 3) OBP: 0.331, SLG: 0.405	B B B B 4-0 FC6-4 BB			B B B B 4-0 L5-3 BB			x 0-0 HR		x 0-0 F5 ①		x 0-0 1-2 2-3 3-H 1B	3	1	2	2	2	0	0
Hal McRae, R (1, 7) OBP: 0.404, SLG: 0.462	x 0-0 FC6-4 ③ 1-2f			x 0-0 L5-3 ① ② 1-2			x 0-0 P3 ①		x 0-0 F9 ②			4	0	0	0	0	0	3
Tony Solaita, L (1, 10) OBP: 0.288, SLG: 0.322		x 0-0 F8 ①		x 0-0 F9 ③			x 0-0 F8 ②		x 0-0 F9 ③			4	0	0	0	0	0	0
Frank White, R (1, 4) OBP: 0.263, SLG: 0.284		x 0-0 F8 ②			x 0-0 F8 ①		S S S 0-3 K ③			x 0-0 F7 ①		2	0	0	0	0	0	0
Cookie Rojas, R (7, PH) (8, 4) OBP: 0.318, SLG: 0.310												2	0	0	0	0	1	0
Freddie Patek, R (1, 6) OBP: 0.363, SLG: 0.356		x 0-0 F9 ③			x 0-0 F9 ②			x 0-0 F8 ①		x 0-0 P4 ②		4	0	0	0	0	0	0
Buck Martinez, R (1, 2) OBP: 0.298, SLG: 0.460			S S S 0-3 K ①		S S S 0-3 K ③			S S S 0-3 K ②		x 0-0 F8 ③		2	0	0	0	0	2	0
Jamie Quirk, L (8, PH) OBP: 0.263, SLG: 0.368												1	0	0	0	0	1	0
Bob Stinson, S (9, 2) OBP: 0.337, SLG: 0.326												1	0	0	0	0	0	0
Inning Stats	R: 0 E: 0 K: 1 S: 6 H: 1 LOB: 2 BB: 1 P: 10	R: 0 E: 0 K: 0 S: 3 H: 0 LOB: 0 BB: 0 P: 3	R: 1 E: 0 K: 1 S: 5 H: 0 LOB: 0 BB: 1 P: 9	R: 0 E: 0 K: 0 S: 2 H: 0 LOB: 0 BB: 1 P: 6	R: 0 E: 0 K: 1 S: 5 H: 0 LOB: 0 BB: 0 P: 5	R: 0 E: 0 K: 1 S: 5 H: 0 LOB: 0 BB: 0 P: 5	R: 1 E: 0 K: 1 S: 6 H: 1 LOB: 0 BB: 0 P: 6	R: 0 E: 0 K: 1 S: 5 H: 0 LOB: 0 BB: 0 P: 5	R: 2 E: 0 K: 0 S: 5 H: 2 LOB: 0 BB: 0 P: 5	R: 0 E: 0 K: 0 S: 3 H: 0 LOB: 0 BB: 0 P: 3	R: 1 E: 1 K: 0 S: 2 H: 2 LOB: 3 BB: 2 P: 10							

PITCHER		IP	WLS	BF	H	R	ER	SO	BB	IBB	HBP	BLK	WP	HR	S	P	ERA	WHIP
Don Kirkwood, R ERA: 4.57	(1, 1)	6.0		22	2	2	1	4	3	0	0	0	0	1	27	39	1.50	0.833
Dick Drago, R ERA: 5.45	(7, 1)	4.0	L	16	3	3	3	2	0	1	0	0	0	1	19	23	6.75	0.750
Andy Hassler, L ERA: 5.66	(11, 1)	0.0		2	1	0	0	0	0	1	0	0	0	0	1	5	∞	∞

PITCHER	IP	WLS	BF	H	R	ER	SO	BB	IBB	HBP	BLK	WP	HR	S	P	ERA	WHIP

BOTTOM

California Angels @ Kansas City Royals

Royals Stadium, Kansas City, MO

Sun Jun 27 1976, 8:05 PM EDT

Att. 37,960 - Unknown

livebaseballscorecards.com

AB	35
R	5
H	6
RBI	5
BB	5
SO	6
LOB	4

1B: 2	SF: 0	WP: 0	PA: 40
2B: 3	SAC: 0	PB: 0	
3B: 0	DP: 1	SB: 1	
HR: 2	HBP: 0	CS: 0	

Batter	1	2	3	4	5	6	7	8	9	AB	R	H	RBI	BB	SO	LOB
Dave Collins, S (1, 7) OBP: 0.394, SLG: 0.312 Bob Jones, L (9, 7) OBP: 0.280, SLG: 0.382	F5		CS 2-3 1B		G3		4-3 2-3		1-H HR	5	1	2	2	0	0	1
										0	0	0	0	0	0	0
Jerry Remy, L (1, 4) OBP: 0.312, SLG: 0.301	F8		SF8 3-H		BBB 4-0 FC5-4 BB		G3		F8	3	0	0	1	1	0	1
Bobby Bonds, R (1, 9) OBP: 0.357, SLG: 0.416	BBB 4-0 CS BB		BBB 4-0 1-2 BB		FC5-4 1-2f			F8		2	0	0	0	2	0	1
Tommy Davis, R (1, 10) OBP: 0.316, SLG: 0.352	CS 1-2	FC3-6 1B 2B	F9			F7		F2		4	1	1	0	0	0	1
Bill Melton, R (1, 3) OBP: 0.297, SLG: 0.323 Rusty Torres, S (8, PR) OBP: 0.297, SLG: 0.296 (8, 8)		BBB 4-0 FC3-6 BB		6-3		F4		1B		3	0	1	0	1	0	0
										0	0	0	0	0	0	0
Dan Briggs, L (1, 8) OBP: 0.283, SLG: 0.396 (8, 3)		FC3-6 1B 1-2f 2-3		4-3		1B		SSS K		4	0	1	0	0	1	3
Ron Jackson, R (1, 5) OBP: 0.273, SLG: 0.328		G5-4-3 1-2 3-H 1B		BBB 4-0 FC5-4 BB		F7			5-3	3	0	1	1	1	0	1
Dave Chalk, R (1, 6) OBP: 0.315, SLG: 0.283		G5-4-3 1-2f		FC5-4 1-2f			4-3 SH3-4 1B		HR 1B	4	1	2	0	0	0	3
Andy Etchebarren, R (1, 2) OBP: 0.298, SLG: 0.261			1B SF8 2B		4-3		SH3-4 1-2		SSS K	3	1	1	0	0	1	1
Inning Stats	R: 0 E: 0 K: 0 S: 2 H: 0 LOB: 0 BB: 1 P: 6	R: 1 E: 1 K: 0 S: 4 H: 2 LOB: 1 BB: 1 P: 8	R: 1 E: 0 K: 0 S: 4 H: 2 LOB: 1 BB: 1 P: 8	R: 0 E: 0 K: 0 S: 3 H: 0 LOB: 1 BB: 1 P: 7	R: 0 E: 0 K: 0 S: 3 H: 0 LOB: 1 BB: 1 P: 7	R: 0 E: 0 K: 0 S: 4 H: 1 LOB: 1 BB: 0 P: 4	R: 0 E: 0 K: 0 S: 4 H: 1 LOB: 1 BB: 0 P: 4	R: 0 E: 0 K: 1 S: 6 H: 1 LOB: 1 BB: 0 P: 6	R: 2 E: 0 K: 1 S: 7 H: 2 LOB: 0 BB: 0 P: 7	1B: 6 2B: 2 3B: 0 HR: 1 SF: 1 SAC: 1 DP: 1 HBP: 0							

PITCHER	IP	WLS	BF	H	R	ER	SO	BB	IBB	HBP	BLK	WP	HR	S	P	ERA	WHIP
Francisco Barrios, R (1, 1) ERA: 5.34	9.0	L	38	9	4	4	2	5	0	0	0	0	1	37	57	4.00	1.556

PITCHER	IP	WLS	BF	H	R	ER	SO	BB	IBB	HBP	BLK	WP	HR	S	P	ERA	WHIP

California Angels @ Chicago White Sox

Comiskey Park, Chicago, IL

Tue Jun 29 1976, 8:05 PM EDT

Att. 10,645 - Unknown - 60 F

TOP

livebaseballscorecards.com

AB	31
R	4
H	9
RBI	4
BB	5
SO	2
LOB	12

WP: 0 PB: 0 SB: 0 CS: 2 PA: 39

Batter	1	2	3	4	5	6	7	8	9	AB	R	H	RBI	BB	SO	LOB
Bucky Dent, R (1, 6) OBP: 0.309, SLG: 0.324	L5		6-3			F7		F8		4	0	0	0	0	0	2
Chet Lemon, R (1, 8) OBP: 0.315, SLG: 0.328	F4			G6-3 1B		4-3		K		4	0	1	0	0	1	2
Jorge Orta, L (1, 7) OBP: 0.289, SLG: 0.427	F9			G6-3 1-2f			CS 1B		5-3	4	0	1	0	0	0	1
Lamar Johnson, R (1, 10) OBP: 0.348, SLG: 0.388		K		F3			F4		F4	4	0	0	0	0	1	1
Jim Spencer, L (1, 3) OBP: 0.335, SLG: 0.368		K			1-3		3-1 1-2		1B	4	0	1	0	0	1	1
Buddy Bradford, R (1, 9) OBP: 0.314, SLG: 0.360		S 1B			G3			1B SF7 1B	F8	4	1	2	0	0	0	1
Kevin Bell, R (1, 5) OBP: 0.361, SLG: 0.571		K 1-2			FC6-4 BB			1B 1-2		2	0	1	0	1	1	1
Bill Stein, R (1, 4) OBP: 0.245, SLG: 0.237			F9		FC6-4 1-2f			1B 1-2 2-3		3	0	1	0	0	0	1
Jim Essian, R (1, 2) OBP: 0.358, SLG: 0.328			6-3			B1-3		SF7 3-H		2	0	0	1	0	0	0
Inning Stats	R: 0 H: 0 E: 0 LOB: 0 K: 0 BB: 0 S: 3 P: 3	R: 0 H: 1 E: 0 LOB: 1 K: 3 BB: 0 S: 10 P: 10	R: 0 H: 0 E: 0 LOB: 0 K: 0 BB: 0 S: 3 P: 3	R: 0 H: 1 E: 0 LOB: 0 K: 0 BB: 0 S: 3 P: 3	R: 0 H: 0 E: 0 LOB: 1 K: 0 BB: 1 S: 3 P: 7	R: 0 H: 0 E: 0 LOB: 0 K: 0 BB: 0 S: 3 P: 3	R: 0 H: 1 E: 0 LOB: 0 K: 0 BB: 0 S: 3 P: 3	R: 1 H: 3 E: 0 LOB: 2 K: 1 BB: 0 S: 8 P: 8	R: 0 H: 1 E: 0 LOB: 1 K: 0 BB: 0 S: 4 P: 4	1B: 7 SF: 1 2B: 0 SAC: 0 3B: 0 DP: 1 HR: 0 HBP: 0						

PITCHER	IP	WLS	BF	H	R	ER	SO	BB	IBB	HBP	BLK	WP	HR	S	P	ERA	WHIP
Frank Tanana, L (1, 1) ERA: 2.9	9.0	W	33	7	1	1	4	1	0	0	0	0	0	40	44	1.00	0.889

PITCHER	IP	WLS	BF	H	R	ER	SO	BB	IBB	HBP	BLK	WP	HR	S	P	ERA	WHIP

BOTTOM

California Angels @ Chicago White Sox

Comiskey Park, Chicago, IL

Tue Jun 29 1976, 8:05 PM EDT

Att. 10,645 - Unknown - 60 F

livebaseballscorecards.com

AB	31
R	1
H	7
RBI	1
BB	1
SO	4
LOB	10

WP: 0 PA: 33
PB: 0
SB: 1
CS: 1

Batter	1	2	3	4	5	6	7	8	9	10	AB	R	H	RBI	BB	SO	LOB
Dave Collins, S (1, 7) OBP: 0.378, SLG: 0.296	P6		F8		3-1		6-3			SH3-4 1-2	4	0	0	0	0	0	1
Terry Humphrey, R (10, 2) OBP: 0.333, SLG: 0.545											0	0	0	0	0	0	0
Jerry Remy, L (1, 4) OBP: 0.314, SLG: 0.304	BB 1B		G5-4-3 1-2f		1B			G1-6-3 1B		1B 2-H	1	0	1	0	0	0	0
Mario Guerrero, R (1, PR) (1, 4) OBP: 0.344, SLG: 0.345											4	0	3	1	0	0	1
Bobby Bonds, R (1, 9) OBP: 0.354, SLG: 0.412	F9			3-1 1B 1B	K			F9		K	5	1	1	0	0	2	3
Tommy Davis, R (1, 10) OBP: 0.314, SLG: 0.340	BB 1-2			3-1 1-2	6-3			G1-6-3 1-2f			3	0	0	0	1	0	3
Bill Melton, R (1, 3) OBP: 0.297, SLG: 0.322	F8			1B 2-H 1B		L5			K		4	0	1	1	0	1	2
Bob Jones, L (10, 7) OBP: 0.280, SLG: 0.382											0	0	0	0	0	0	0
Dan Briggs, L (1, 8) OBP: 0.298, SLG: 0.404		4-1		BB 1-3 1B		4-3			FC5-4 1B		4	0	2	0	0	0	0
(10, 3)																	
Ron Jackson, R (1, 5) OBP: 0.273, SLG: 0.322		K		BB 1-2		6-3			P6		3	0	0	0	1	1	1
Dave Chalk, R (1, 6) OBP: 0.311, SLG: 0.278		P6		P5			L6		FC5-4 1-2f		4	0	0	0	0	0	4
Andy Etchebarren, R (1, 2) OBP: 0.299, SLG: 0.258			G5-4-3 BB	G3			6-3			SH3-4 1B 1B	2	0	0	0	1	0	3
Bruce Bochte, L (10, PH) OBP: 0.357, SLG: 0.285											1	1	1	0	0	0	0
Rusty Torres, S (10, 8) OBP: 0.297, SLG: 0.296											0	0	0	0	0	0	0
Inning Stats	R: 0 E: 0 K: 0 S: 4 / H: 1 LOB: 2 BB: 1 P: 8	R: 0 E: 0 K: 1 S: 5 / H: 0 LOB: 0 BB: 0 P: 5	R: 0 E: 0 K: 0 S: 2 / H: 0 LOB: 0 BB: 1 P: 6	R: 1 E: 0 K: 0 S: 6 / H: 3 LOB: 3 BB: 1 P: 10	R: 0 E: 0 K: 1 S: 6 / H: 1 LOB: 1 BB: 0 P: 6	R: 0 E: 0 K: 0 S: 3 / H: 0 LOB: 0 BB: 0 P: 3	R: 0 E: 0 K: 0 S: 3 / H: 0 LOB: 0 BB: 0 P: 3	R: 0 E: 0 K: 0 S: 3 / H: 1 LOB: 0 BB: 0 P: 3	R: 0 E: 0 K: 1 S: 6 / H: 1 LOB: 1 BB: 0 P: 6	R: 1 E: 0 K: 1 S: 6 / H: 2 LOB: 0 BB: 0 P: 6	1B: 9 2B: 0 3B: 0 HR: 0	SF: 0 SAC: 1 DP: 2 HBP: 0					

PITCHER	IP	WLS	BF	H	R	ER	SO	BB	IBB	HBP	BLK	WP	HR	S	P	ERA	WHIP
Jesse Jefferson, R (1, 1) ERA: 6.35	3.1		16	4	1	1	1	3	0	0	0	0	0	15	27	2.70	2.100
Pete Vuckovich, R (4, 1) ERA: 3.65	3.2		12	1	0	0	1	0	0	0	0	0	0	14	14	0.00	0.273
Clay Carroll, R (8, 1) ERA: 2.5	3.0	L	11	4	1	1	2	0	0	0	0	0	0	15	15	3.00	1.333

PITCHER	IP	WLS	BF	H	R	ER	SO	BB	IBB	HBP	BLK	WP	HR	S	P	ERA	WHIP

TOP

California Angels @ Chicago White Sox

Comiskey Park, Chicago, IL

Wed Jun 30 1976, 8:05 PM EDT

Att. 14,745 - Unknown

livebaseballscorecards.com

AB	35
R	2
H	9
RBI	2
BB	3
SO	4
LOB	18

WP: 0	PB: 0	SB: 0	CS: 0	PA: 39													

Batter	1	2	3	4	5	6	7	8	9	10	AB	R	H	RBI	BB	SO	LOB
Chet Lemon, R (1, 8) OBP: 0.317, SLG: 0.327	6-3		F7			K		BB		CS 1B	4	0	1	0	1	1	0
Rich Coggins, L (1, 9) OBP: 0.211, SLG: 0.167	F7		F9			3-1		F7		CS 1-2	4	0	0	0	0	0	2
Jorge Orta, L (1, 7) OBP: 0.289, SLG: 0.425	L6			F7		CS 1B			E3 SH2-4		4	0	1	0	0	0	0
Pat Kelly, L (1, 10) OBP: 0.360, SLG: 0.427		F8		G3		CS 1-2	F8		SH2-4 1-2		3	0	0	0	0	0	0
Jim Spencer, L (1, 3) OBP: 0.333, SLG: 0.366		S 1B		G3			4-3		F9		4	0	1	0	0	0	1
Bucky Dent, R (1, 6) OBP: 0.312, SLG: 0.324		P6	6-3 2B 1B				1-3		IBB		3	1	1	0	1	0	1
Brian Downing, R (1, 2) OBP: 0.328, SLG: 0.328		FC4-6 1-2 BB	6-3 1-2					SH1-4 1B	3-1		3	0	1	0	1	0	3
Jack Brohamer, L (1, 4) OBP: 0.299, SLG: 0.374		FC4-6 1-2f	9-6 2-H 2B					SH1-4 1-2		F8	3	0	1	1	0	0	2
Kevin Bell, R (1, 5) OBP: 0.338, SLG: 0.533			5-3			9-6 2-3f		5-3		F5	4	0	0	0	0	0	2
Inning Stats	R: 0 H: 0 E: 0 LOB: 0 K: 0 BB: 0 S: 3 P: 3	R: 0 H: 1 E: 0 LOB: 2 K: 0 BB: 1 S: 4 P: 8	R: 0 H: 0 E: 0 LOB: 0 K: 0 BB: 0 S: 3 P: 3	R: 0 H: 0 E: 0 LOB: 0 K: 0 BB: 0 S: 3 P: 3	R: 1 H: 2 E: 0 LOB: 0 K: 0 BB: 0 S: 4 P: 4	R: 0 H: 1 E: 0 LOB: 0 K: 1 BB: 0 S: 5 P: 5	R: 0 H: 0 E: 0 LOB: 0 K: 0 BB: 0 S: 3 P: 3	R: 0 H: 1 E: 0 LOB: 2 K: 0 BB: 1 S: 4 P: 8	R: 0 H: 0 E: 1 LOB: 2 K: 0 BB: 1 S: 4 P: 8	R: 0 H: 1 E: 0 LOB: 0 K: 0 BB: 0 S: 3 P: 3	1B: 5 SF: 0 2B: 2 SAC: 2 3B: 0 DP: 1 HR: 0 HBP: 0						WP: 0 PA: 39 PB: 0 SB: 1 CS: 2

PITCHER		IP	WLS	BF	H	R	ER	SO	BB	IBB	HBP	BLK	WP	HR	S	P	ERA	WHIP
Nolan Ryan, R ERA: 3.95	(1, 1)	0.1		1	0	0	0	0	0	0	0	0	0	0	1	1	0.00	0.000
Gary Ross, R ERA: 3.25	(1, 1)	7.2		28	5	1	1	1	2	0	0	0	0	0	28	36	1.17	0.913
Mickey Scott, L ERA: 3.94	(9, 1)	0.2		3	0	0	0	0	0	0	0	0	0	0	3	3	0.00	0.000
Dick Drago, R ERA: 5.25	(9, 1)	1.1	W	5	1	0	0	0	0	1	0	0	0	0	4	8	0.00	0.750

PITCHER	IP	WLS	BF	H	R	ER	SO	BB	IBB	HBP	BLK	WP	HR	S	P	ERA	WHIP

BOTTOM

California Angels @ Chicago White Sox

Comiskey Park, Chicago, IL

Wed Jun 30 1976, 8:05 PM EDT

Att. 14,745 - Unknown

livebaseballscorecards.com

AB	32
R	1
H	6
RBI	1
BB	3
SO	1
LOB	11

California Angels @ Chicago White Sox

Comiskey Park, Chicago, IL

Thu Jul 01 1976, 8:05 PM EDT

Att. 9,522 - Unknown

TOP

livebaseballscorecards.com

Batter	1	2	3	4	5	6	7	8	9	AB	R	H	RBI	BB	SO	LOB
Dave Collins, S (1, 7) OBP: 0.382, SLG: 0.318 Rusty Torres, S (7, PR) OBP: 0.297, SLG: 0.296 (7, 8)	G3 FC5 2B		1-3	F8			G6-4-3 1B			4	0	2	0	0	0	2
										0	0	0	0	0	0	0
Dave Chalk, R (1, 6) OBP: 0.310, SLG: 0.277	G3 2-3		E 1B 1B		F4		G6-4-3 1-2f			4	1	1	0	0	0	2
Bobby Bonds, R (1, 9) OBP: 0.349, SLG: 0.406	FC5 CS 3-H		E4 1B 1-2		K			1-3		4	0	0	0	0	1	2
Bill Melton, R (1, 10) OBP: 0.304, SLG: 0.332	CS 1-2	2B 2B	1-2 2-H 1B		BB			F3		3	1	2	1	1	0	0
Mario Guerrero, R (1, 4) OBP: 0.323, SLG: 0.323		K	K		F8			6-3		4	0	0	0	0	2	4
Ron Jackson, R (1, 5) OBP: 0.282, SLG: 0.333		2-H 2B		FC1-6-5 6-3 BB		FC5-4 1B			K	3	0	2	1	1	1	0
Leroy Stanton, R (1, 8) OBP: 0.264, SLG: 0.267 (7, 7) Bob Jones, L (9, 7) OBP: 0.280, SLG: 0.382		F8	6-3 1-2			FC5-4 G4-6-3 1-2f			K 1B	4	0	0	0	0	1	3
										0	0	0	0	0	0	0
Dan Briggs, L (1, 3) OBP: 0.295, SLG: 0.393		4-3	FC1-6-5 BB 2-3			G4-6-3 1-2f				4	0	1	0	0	0	3
Andy Etchebarren, R (1, 2) OBP: 0.299, SLG: 0.255 Terry Humphrey, R (7, 2) OBP: 0.333, SLG: 0.545			F9	BB 1-2			K			2	0	0	0	1	1	0
										0	0	0	0	0	0	0

	AB	32
	R	2
	H	8
	RBI	2
	BB	3
	SO	6
	LOB	16

Inning Stats	1	2	3	4	5	6	7	8	9
	R: 0 E: 0 K: 0 S: 3	H: 1 LOB: 0 BB: 0 P: 3	R: 1 E: 0 K: 1 S: 7	H: 2 LOB: 1 BB: 0 P: 7	R: 1 E: 1 K: 1 S: 8	H: 2 LOB: 2 BB: 0 P: 8	R: 0 E: 0 K: 0 S: 3	H: 0 LOB: 2 BB: 2 P: 11	R: 0 E: 0 K: 1 S: 5	H: 0 LOB: 1 BB: 1 P: 9
	R: 0 E: 0 K: 0 S: 3	H: 1 LOB: 0 BB: 0 P: 3	R: 0 E: 0 K: 1 S: 5	H: 1 LOB: 1 BB: 0 P: 5	R: 0 E: 0 K: 0 S: 3	H: 0 LOB: 0 BB: 0 P: 3	R: 0 E: 0 K: 2 S: 7	H: 1 LOB: 1 BB: 0 P: 7		

	1B: 5	SF: 0	WP: 0	PA: 36
	2B: 3	SAC: 0	PB: 0	
	3B: 0	DP: 2	SB: 0	
	HR: 0	HBP: 0	CS: 1	

PITCHER	IP	WLS	BF	H	R	ER	SO	BB	IBB	HBP	BLK	WP	HR	S	P	ERA	WHIP
Ken Brett, L (1, 1) ERA: 2.45	9.0	L	35	8	2	1	6	3	0	0	0	0	0	44	56	1.00	1.222

PITCHER	IP	WLS	BF	H	R	ER	SO	BB	IBB	HBP	BLK	WP	HR	S	P	ERA	WHIP

Batter	1	2	3	4	5	6	7	8	9	AB	R	H	RBI	BB	SO	LOB
Bucky Dent, R (1, 6) OBP: 0.311, SLG: 0.320	BBBB 4-0 BB HBP BB		x 0-0 ① F8		x 0-0 ① FC1-5 1-2 2-3f		x 0-0 ② 6-3			3	0	0	0	1	0	3
Chet Lemon, R (1, 8) OBP: 0.312, SLG: 0.321	x 0-0 ① F7		x 0-0 ② F5		x 0-0 ② F8		x 0-0 ③ 4-3			4	0	0	0	0	0	4
Lamar Johnson, R (1, 10) OBP: 0.329, SLG: 0.366 Alan Bannister, R (8, PR) OBP: 0.267, SLG: 0.286	x 0-0 ② F7		x 0-0 ③ F8		x 0-0 ③ FC5 2-3f			x 0-0 E6 BB		4 0	0 0	0 0	0 0	0 0	0 0	3 0
Jorge Orta, L (1, 7) OBP: 0.288, SLG: 0.420	H 1-0 BB 1-2 HBP			x 0-0 ① F8		x 0-0 ① F8		x 0-0 ① F7		3	0	0	0	0	0	1
Buddy Bradford, R (1, 9) OBP: 0.314, SLG: 0.355 Pat Kelly, L (8, PH) OBP: 0.363, SLG: 0.427 (9, 9)	BBBBB 4-0 1-2 2-3 BB			x 0-0 ② 5-3		x 0-0 ② F7		BBBBB 4-0 G4-6-3 1-2 BB		2 0	0 0	0 0	0 0	1 1	0 0	0 0
Jim Spencer, L (1, 3) OBP: 0.332, SLG: 0.368	x 0-0 ③ F4			x 0-0 2B		x 0-0 ③ G3		x 0-0 ②③ G4-6-3 1-2f		4	0	1	0	0	0	5
Kevin Bell, R (1, 5) OBP: 0.333, SLG: 0.531		x 0-0 ① 6-3		SSS 0-3 ③ K			x 0-0 1B 2B		x 0-0 ① 5-3	4	1	1	0	0	1	1
Brian Downing, R (1, 2) OBP: 0.332, SLG: 0.328		x 0-0 ② 5-3			BBBB 4-0 FC1-5 1B BB		x 0-0 2-H SH3-4 1B		x 0-0 ② 5-3	3	0	1	1	1	0	0
Bill Stein, R (1, 4) OBP: 0.248, SLG: 0.240		x 0-0 ③ F4			x 0-0 FC5 FC1-5 1-2 1B		x 0-0 ① SH3-4 1-2		x 0-0 ③ F8	3	0	1	0	0	0	0
Inning Stats	R: 0 E: 0 K: 0 S: 3 H: 0 LOB: 3 BB: 2 P: 12	R: 0 E: 0 K: 0 S: 3 H: 0 LOB: 0 BB: 0 P: 3	R: 0 E: 0 K: 0 S: 3 H: 0 LOB: 0 BB: 0 P: 3	R: 0 E: 0 K: 1 S: 6 H: 1 LOB: 1 BB: 0 P: 6	R: 0 E: 0 K: 0 S: 4 H: 1 LOB: 2 BB: 1 P: 8	R: 0 E: 0 K: 0 S: 3 H: 0 LOB: 0 BB: 0 P: 3	R: 1 E: 0 K: 0 S: 5 H: 2 LOB: 1 BB: 0 P: 5	R: 0 E: 1 K: 0 S: 3 H: 0 LOB: 2 BB: 1 P: 7	R: 0 E: 0 K: 0 S: 3 H: 0 LOB: 0 BB: 0 P: 3	1B: 2 2B: 2 3B: 0 HR: 0	SF: 0 SAC: 1 DP: 1 HBP: 1						

PITCHER		IP	WLS	BF	H	R	ER	SO	BB	IBB	HBP	BLK	WP	HR	S	P	ERA	WHIP
Sid Monge, L ERA: 2.9	(1, 1)	6.0	W	26	4	1	1	1	3	0	1	0	0	0	24	37	1.50	1.167
Dick Drago, R ERA: 5.06	(7, 1)	1.1		6	0	0	0	0	1	0	0	0	0	0	5	9	0.00	0.750
Mickey Scott, L ERA: 3.57	(8, 1)	1.2	S	4	0	0	0	0	0	0	0	0	0	0	4	4	0.00	0.000

PITCHER	IP	WLS	BF	H	R	ER	SO	BB	IBB	HBP	BLK	WP	HR	S	P	ERA	WHIP

BOTTOM

California Angels @ Chicago White Sox

Comiskey Park, Chicago, IL

Thu Jul 01 1976, 8:05 PM EDT

Att. 9,522 - Unknown

livebaseballscorecards.com

AB	30
R	1
H	4
RBI	1
BB	4
SO	1
LOB	17

1B: 2	SF: 0	WP: 0	PA: 36
2B: 2	SAC: 1	PB: 0	
3B: 0	DP: 1	SB: 0	
HR: 0	HBP: 1	CS: 0	

Batter	1	2	3	4	5	6	7	8	9	AB	R	H	RBI	BB	SO	LOB
Dave Collins, S (1, 7) OBP: 0.385, SLG: 0.322	4-3		E 1B 1-2 1B	K			F9		K	2	1	1	0	0	0	0
Bob Jones, L (4, PH) OBP: 0.276, SLG: 0.377 (4, 9)										1	0	0	0	0	1	1
Bobby Bonds, R (7, PH) OBP: 0.347, SLG: 0.402 (7, 9)										2	0	0	0	0	1	1
Dan Briggs, L (1, 8) OBP: 0.292, SLG: 0.383	F8		1B 1-H 2-H HR 1B		3-1		K			4	1	1	1	0	1	0
Bill Melton, R (1, 3) OBP: 0.299, SLG: 0.325	F7		F8		F4		6-3			4	0	0	0	0	0	1
Tommy Davis, R (1, 10) OBP: 0.311, SLG: 0.337		F8	1-3 HR 1B		F9			4-3		4	1	1	0	0	0	0
Bruce Bochte, L (1, 9) OBP: 0.359, SLG: 0.304 (4, 7)		4-3 2B	1-H 3-H HR			4-3		L4		4	1	2	3	0	0	0
Ron Jackson, R (1, 5) OBP: 0.282, SLG: 0.332		4-3 2-3	K			FC1-6-4 1B		F7		4	0	1	0	0	1	1
Mario Guerrero, R (1, 4) OBP: 0.333, SLG: 0.323		F8	BB			FC1-6-4 1-2f BB			FC3-6 1B	3	0	1	0	1	0	2
Dave Chalk, R (1, 6) OBP: 0.309, SLG: 0.274			6-3	F8		1-2 BB			FC3-6 1-2f	3	0	0	0	1	0	2
Jerry Remy, L (9, PR) OBP: 0.314, SLG: 0.304										0	0	0	0	0	0	0
Andy Etchebarren, R (1, 2) OBP: 0.300, SLG: 0.256			1B E 1B	K		G3			F8	3	1	1	0	0	1	3
Leroy Stanton, R (9, PH) OBP: 0.262, SLG: 0.265										1	0	0	0	0	0	1
Inning Stats	R: 0 E: 0 K: 0 S: 3 H: 0 LOB: 0 BB: 0 P: 3	R: 0 E: 0 K: 0 S: 4 H: 1 LOB: 1 BB: 0 P: 4	R: 5 E: 1 K: 1 S: 10 H: 5 LOB: 0 BB: 0 P: 10	R: 0 E: 0 K: 2 S: 7 H: 0 LOB: 1 BB: 1 P: 11	R: 0 E: 0 K: 0 S: 3 H: 0 LOB: 0 BB: 0 P: 3	R: 0 E: 0 K: 0 S: 4 H: 1 LOB: 2 BB: 1 P: 8	R: 0 E: 0 K: 1 S: 5 H: 0 LOB: 0 BB: 0 P: 5	R: 0 E: 0 K: 0 S: 3 H: 0 LOB: 0 BB: 0 P: 3	R: 0 E: 0 K: 1 S: 6 H: 1 LOB: 1 BB: 0 P: 6	1B: 6 2B: 1 3B: 0 HR: 1 SF: 0 SAC: 0 DP: 0 HBP: 0	WP: 0 PB: 0 SB: 0 CS: 0 PA: 37					

PITCHER		IP	WLS	BF	H	R	ER	SO	BB	IBB	HBP	BLK	WP	HR	S	P	ERA	WHIP
Jim Hughes, R ERA: 5.44	(1, 1)	3.0		16	6	5	5	1	1	0	0	0	0	1	17	21	15.00	2.333
Vic Albury, L ERA: 2.92	(4, 1)	6.0	W	21	2	0	0	4	1	0	0	0	0	0	28	32	0.00	0.500

PITCHER	IP	WLS	BF	H	R	ER	SO	BB	IBB	HBP	BLK	WP	HR	S	P	ERA	WHIP

TOP

California Angels @ Minnesota Twins

Metropolitan Stadium, Bloomington , MI

Fri Jul 02 1976, 8:05 PM EDT

Att. 6,235 - Unknown - 78 F

livebaseballscorecards.com

AB	35
R	5
H	8
RBI	4
BB	2
SO	5
LOB	12

BOTTOM

California Angels @ Minnesota Twins

Metropolitan Stadium, Bloomington , MI

Fri Jul 02 1976, 8:05 PM EDT

Att. 6,235 - Unknown - 78 F

Batter	1	2	3	4	5	6	7	8	9	AB	R	H	RBI	BB	SO	LOB
Steve Braun, L (1, 7) OBP: 0.336, SLG: 0.315 Steve Brye, R (4, PH) OBP: 0.333, SLG: 0.336 (5, 9)	4-0 BBBB HR SH2-3 BB	0-0 SF7 1-2 3-H		0-0 6-3		0-0 G5-4-3 1-2f				0 2	1 0	0 0	1 0	1 0	0 0	0 1
Roy Smalley, S (1, 6) OBP: 0.342, SLG: 0.274	0-0 SH2-3 1-2	0-0 2B 2-H 3B			0-0 1-3		0-0 F9			3	1	1	1	0	0	0
Rod Carew, L (1, 3) OBP: 0.389, SLG: 0.445	0-0 2-H HR	0-0 3-H 2B			0-0 6-3		0-0 F7			4	1	2	3	0	0	0
Butch Wynegar, S (1, 2) OBP: 0.396, SLG: 0.432	0-0 F9	0-0 6-3			4-0 BBBB 1B 1B BB		0-0 F3			3	1	0	0	1	0	1
Lyman Bostock, L (1, 8) OBP: 0.384, SLG: 0.429	0-0 1B		0-3 SSS K		0-0 1B 1-2 1B			0-0 6-3		4	0	2	0	0	1	0
Tony Oliva, L (1, 10) OBP: 0.195, SLG: 0.231 Craig Kusick, R (5, PH) OBP: 0.352, SLG: 0.509	0-3 SSS K		0-0 6-3		0-0 1-3 2-H 1B			0-0 F7		2 2	0 0	0 1	0 1	0 0	1 0	1 0
Larry Hisle, R (1, 9) OBP: 0.320, SLG: 0.342 (5, 7)		0-0 E5 1B SF7	0-0 L6		0-0 F7			0-0 6-3		4	1	0	0	0	0	2
Mike Cubbage, L (1, 5) OBP: 0.351, SLG: 0.304		0-3 SSS K		0-0 4-3		0-0 G3				3	0	0	0	0	1	1
Bob Randall, R (1, 4) OBP: 0.307, SLG: 0.297		0-0 1-3 3B SF7 1B		0-0 4-3		0-0 G5-4-3 1B				3	1	2	0	0	0	0
Inning Stats	R: 2 E: 0 K: 1 S: 7 H: 2 LOB: 1 BB: 1 P: 11	R: 3 E: 1 K: 1 S: 9 H: 3 LOB: 1 BB: 0 P: 9	R: 0 E: 0 K: 1 S: 5 H: 0 LOB: 0 BB: 0 P: 5	R: 0 E: 0 K: 0 S: 3 H: 0 LOB: 0 BB: 0 P: 3	R: 1 E: 0 K: 0 S: 5 H: 2 LOB: 2 BB: 1 P: 9	R: 0 E: 0 K: 0 S: 3 H: 1 LOB: 0 BB: 0 P: 3	R: 0 E: 0 K: 0 S: 3 H: 0 LOB: 0 BB: 0 P: 3	R: 0 E: 0 K: 0 S: 3 H: 0 LOB: 0 BB: 0 P: 3		1B: 5 2B: 1 3B: 1 HR: 1	SF: 1 SAC: 1 DP: 1 HBP: 0			WP: 0 PB: 0 SB: 0 CS: 0	PA: 34		

livebaseballscorecards.com

	AB	30
	R	6
	H	8
	RBI	6
	BB	2
	SO	3
	LOB	6

PITCHER	IP	WLS	BF	H	R	ER	SO	BB	IBB	HBP	BLK	WP	HR	S	P	ERA	WHIP
Don Kirkwood, R (1, 1) ERA: 4.67	2.0		13	5	5	2	2	1	0	0	0	0	1	16	20	9.00	3.000
Andy Hassler, L (3, 1) ERA: 5.13	6.0	L	21	3	1	1	1	1	0	0	0	0	0	22	26	1.50	0.667

PITCHER	IP	WLS	BF	H	R	ER	SO	BB	IBB	HBP	BLK	WP	HR	S	P	ERA	WHIP

California Angels @ Minnesota Twins

Metropolitan Stadium, Bloomington , MI

Sat Jul 03 1976, 4:33 AM EDT

Att. 6,506 - Unknown

TOP

livebaseballscorecards.com

Batter	1	2	3	4	5	6	7	8	9	AB	R	H	RBI	BB	SO	LOB
Mario Guerrero, R (1, 4) (7, 6) OBP: 0.315, SLG: 0.304	6-3		6-3		5-3		P6			4	0	0	0	0	0	5
Dan Briggs, L (1, 8) (7, 3) OBP: 0.275, SLG: 0.359	K			F8		P6		F7		4	0	0	0	0	1	0
Bobby Bonds, R (1, 9) OBP: 0.346, SLG: 0.400	K			E3 4-3		6-3		G6-4-3 1B		4	0	1	0	0	1	0
Tommy Davis, R (1, 10) OBP: 0.300, SLG: 0.324		K		4-3 1-2		F9		G6-4-3 1-2f		4	0	0	0	0	1	2
Bill Melton, R (1, 3) (7, 5) OBP: 0.294, SLG: 0.319		6-3		F7			K		P5	4	0	0	0	0	1	1
Bruce Bochte, L (1, 7) OBP: 0.364, SLG: 0.311		1B			BB 1B		1B FC3-2 1B		L6	4	0	3	0	0	0	0
Ron Jackson, R (1, 5) (7, 4) OBP: 0.286, SLG: 0.332		4-3			4-0 1-2 BB		BB FC3-2 1-3 1B		4-3	3	0	1	0	1	0	1
Dave Chalk, R (1, 6) OBP: 0.307, SLG: 0.272			6-3		P5		FC3-2 BB 1-2 3-H			2	0	0	0	0	0	2
Bob Jones, L (7, PH) (7, 8) OBP: 0.273, SLG: 0.371										1	0	0	0	0	0	2
Terry Humphrey, R (1, 2) OBP: 0.286, SLG: 0.462			F8		F7		4-0 1-2 2-3 BB			2	0	0	0	0	0	2
Dave Collins, S (7, PH) OBP: 0.390, SLG: 0.322										0	0	0	0	1	0	0
Jerry Remy, L (7, PR) OBP: 0.314, SLG: 0.304										0	0	0	0	0	0	0
Andy Etchebarren, R (7, 2) OBP: 0.300, SLG: 0.256										0	0	0	0	0	0	0

	AB	32
	R	0
	H	5
	RBI	0
	BB	2
	SO	4
	LOB	15

Inning Stats	1	2	3	4	5	6	7	8	9
	R: 0 E: 0 K: 2 S: 7 H: 0 LOB: 0 BB: 0 P: 7	R: 0 E: 0 K: 1 S: 6 H: 1 LOB: 1 BB: 0 P: 6	R: 0 E: 0 K: 0 S: 3 H: 0 LOB: 0 BB: 0 P: 3	R: 0 E: 1 K: 0 S: 4 H: 0 LOB: 1 BB: 0 P: 4	R: 0 E: 0 K: 0 S: 4 H: 1 LOB: 2 BB: 1 P: 8	R: 0 E: 0 K: 0 S: 3 H: 0 LOB: 0 BB: 0 P: 3	R: 0 E: 0 K: 1 S: 7 H: 2 LOB: 3 BB: 1 P: 11	R: 0 E: 0 K: 0 S: 3 H: 1 LOB: 0 BB: 0 P: 3	R: 0 E: 0 K: 0 S: 3 H: 0 LOB: 0 BB: 0 P: 3

	1B: 5	SF: 0	WP: 0	PA: 34
	2B: 0	SAC: 0	PB: 0	
	3B: 0	DP: 1	SB: 0	
	HR: 0	HBP: 0	CS: 0	

PITCHER	IP	WLS	BF	H	R	ER	SO	BB	IBB	HBP	BLK	WP	HR	S	P	ERA	WHIP
Bill Singer, R (1, 1) ERA: 3.62	9.0	W	34	5	0	0	4	2	0	0	0	0	0	40	48	0.00	0.778

PITCHER	IP	WLS	BF	H	R	ER	SO	BB	IBB	HBP	BLK	WP	HR	S	P	ERA	WHIP

BOTTOM

California Angels @ Minnesota Twins

Metropolitan Stadium, Bloomington , MI

Sat Jul 03 1976, 4:33 AM EDT

Att. 6,506 - Unknown

livebaseballscorecards.com

Batter	1	2	3	4	5	6	7	8	9	AB	R	H	RBI	BB	SO	LOB
Steve Braun, L (1, 7) OBP: 0.343, SLG: 0.320	S 1B		BB 1B 2-H 1B		S BB		FC1-4 1-2f			3	1	2	1	1	0	1
Roy Smalley, S (1, 6) OBP: 0.340, SLG: 0.270	K 1-2		BB 1B 1-2 BB		K 1-2		4-3			3	0	0	0	1	2	3
Rod Carew, L (1, 3) OBP: 0.391, SLG: 0.444	K		BB 1-2 2-H 1B		IBB			F8		3	0	1	1	1	1	1
Butch Wynegar, S (1, 2) OBP: 0.394, SLG: 0.426	4-3		G4-3 1-2 2-3 BB		F9			F9		3	0	0	0	1	0	3
Lyman Bostock, L (1, 8) OBP: 0.376, SLG: 0.420		4-3	G4-3 1-2f			K		K		4	0	0	0	0	2	3
Tony Oliva, L (1, 10) OBP: 0.182, SLG: 0.214		5-3		F9		P6				3	0	0	0	0	0	0
Larry Hisle, R (1, 9) OBP: 0.317, SLG: 0.338		F9		K		K				3	0	0	0	0	2	0
Mike Cubbage, L (1, 5) OBP: 0.343, SLG: 0.296			6-3	F8			5-3			3	0	0	0	0	0	0
Bob Randall, R (1, 4) OBP: 0.312, SLG: 0.305			1B 2B		K		FC1-4 BB			2	1	1	0	1	1	0
Inning Stats	R: 0 H: 1 E: 0 LOB: 1 K: 2 BB: 0 S: 8 P: 8	R: 0 H: 0 E: 0 LOB: 0 K: 0 BB: 0 S: 3 P: 3	R: 2 H: 3 E: 0 LOB: 2 K: 0 BB: 2 S: 5 P: 13	R: 0 H: 0 E: 0 LOB: 0 K: 1 BB: 0 S: 5 P: 5	R: 0 H: 0 E: 0 LOB: 2 K: 2 BB: 2 S: 7 P: 15	R: 0 H: 0 E: 0 LOB: 0 K: 2 BB: 0 S: 7 P: 7	R: 0 H: 0 E: 0 LOB: 1 K: 0 BB: 1 S: 3 P: 7	R: 0 H: 0 E: 0 LOB: 0 K: 1 BB: 0 S: 5 P: 5		1B: 3 SF: 0 2B: 1 SAC: 0 3B: 0 DP: 1 HR: 0 HBP: 0						

	AB	27
	R	2
	H	4
	RBI	2
	BB	5
	SO	8
	LOB	11

WP: 0 PB: 0 SB: 2 CS: 0 PA: 32

PITCHER		IP	WLS	BF	H	R	ER	SO	BB	IBB	HBP	BLK	WP	HR	S	P	ERA	WHIP
Nolan Ryan, R ERA: 3.84	(1, 1)	8.0	L	32	4	2	2	8	4	1	0	0	0	0	43	63	2.25	1.000

PITCHER	IP	WLS	BF	H	R	ER	SO	BB	IBB	HBP	BLK	WP	HR	S	P	ERA	WHIP

Batter	1	2	3	4	5	6	7	8	9	AB	R	H	RBI	BB	SO	LOB
Mario Guerrero, R (1, 4) OBP: 0.308, SLG: 0.297	S S S 0-3 ① K		x 0-0 ① 6-3		x 0-0 ② 4-3		x 0-0 E 2B 1B	x 0-0 ③ F8		5	1	1	0	0	1	1
Dan Briggs, L (1, 8) (9, 3) OBP: 0.270, SLG: 0.348	x 0-0 ② F4		x 0-0 ② 6-3		x 0-0 1B		x 0-0 FC 2B 1-2		x 0-0 ① F8	5	0	1	0	0	0	1
Bobby Bonds, R (1, 9) OBP: 0.347, SLG: 0.404	S S S 0-3 ③ K		x 0-0 ③ 6-3		x 0-0 ③ L4		x 0-0 1-3 2-H 2B		x 0-0 CS 1B	5	0	2	1	0	1	1
Tommy Davis, R (1, 10) OBP: 0.313, SLG: 0.346		x 0-0 E 1B FC5-2 1B		x 0-0 1B 6-3 1B		x 0-0 HR 2B	x 0-0 ① 6-3		x 0-0 ② ③ F7 1-2	5	2	3	0	0	0	3
Bill Melton, R (1, 3) Rusty Torres, S (9, 8) OBP: 0.294, SLG: 0.318 OBP: 0.297, SLG: 0.296		x 0-0 FC5-2 E 1-2 1B	S S S 0-3 ① K		x 0-0 ① 5-3		x 0-0 ② F9			4 0	0 0	1 0	0 0	0 0	1 0	4 0
Bruce Bochte, L (1, 7) OBP: 0.362, SLG: 0.307		x 0-0 E7 FC5-2 1-2 2-3	x 0-0 ② 6-3 1-2		4-0 HR IBB		x 0-0 ③ 4-3			3	1	0	0	1	0	5
Ron Jackson, R (1, 5) OBP: 0.294, SLG: 0.356		x 0-0 ① F4	x 0-0 2-H 1B		x 0-0 1-H 2-H HR			x 0-0 SH1-4 1B		4	1	3	4	0	0	3
Dave Chalk, R (1, 6) OBP: 0.303, SLG: 0.268		x 0-0 ② FC5-2 1-2 2-3 3-Hf	x 0-0 ③ L7		x 0-0 ② 6-3			x 0-0 ① SH1-4 1-2		3	0	0	0	0	0	4
Andy Etchebarren, R (1, 2) OBP: 0.293, SLG: 0.250		x 0-0 ③ F5			x 0-0 ① 5-3		x 0-0 ③ F3	x 0-0 ② L8		4	0	0	0	0	0	4

TOP

California Angels @ Minnesota Twins

Metropolitan Stadium, Bloomington , MI

Sun Jul 04 1976, 4:33 AM EDT

Unknown - 86 F

livebaseballscorecards.com

AB	38
R	5
H	11
RBI	5
BB	1
SO	3
LOB	26

Inning Stats																								
	R: 0	H: 0	R: 0	H: 2	R: 0	H: 0	R: 1	H: 2	R: 0	H: 1	R: 3	H: 2	R: 1	H: 2	R: 0	H: 1	R: 0	H: 1	1B: 8	SF: 0	WP: 0	PA: 40		
	E: 0	LOB: 0	E: 1	LOB: 3	E: 0	LOB: 0	E: 0	LOB: 1	E: 0	LOB: 1	E: 0	LOB: 2	E: 1	LOB: 2	E: 0	LOB: 1	E: 0	LOB: 0	2B: 2	SAC: 1	PB: 0			
	K: 2	BB: 0	K: 0	BB: 0	K: 0	BB: 0	K: 1	BB: 0	K: 0	BB: 1	K: 0	BB: 2	K: 0	BB: 0	K: 0	BB: 0	K: 0	BB: 0	3B: 0	DP: 0	SB: 0			
	S: 7	P: 7	S: 6	P: 6	S: 3	P: 3	S: 7	P: 7	S: 4	P: 4	S: 5	P: 9	S: 6	P: 6	S: 4	P: 4	S: 3	P: 3	HR: 1	HBP: 0	CS: 1			

PITCHER	IP	WLS	BF	H	R	ER	SO	BB	IBB	HBP	BLK	WP	HR	S	P	ERA	WHIP
Dave Goltz, R (1, 1) ERA: 3.76	6.0	L	30	9	5	4	3	0	1	0	0	0	1	35	39	6.00	1.500
Bill Campbell, R (7, 1) ERA: 3.24	3.0		10	2	0	0	0	0	0	0	0	0	0	10	10	0.00	0.667

PITCHER	IP	WLS	BF	H	R	ER	SO	BB	IBB	HBP	BLK	WP	HR	S	P	ERA	WHIP

Batter	1	2	3	4	5	6	7	8	9	AB	R	H	RBI	BB	SO	LOB
Steve Brye, R (1, 9) OBP: 0.325, SLG: 0.327	1-3		F9		6-3		F9			4	0	0	0	0	0	2
Bob Randall, R (1, 4) OBP: 0.311, SLG: 0.303	6-3		L8			FC1-6, 1B	FC4-6, 1B, 1-2f			4	0	1	0	0	0	1
Rod Carew, L (1, 3) OBP: 0.389, SLG: 0.441	F8			1-3		FC1-6, 1B, HR, 1-2f	1-3, 1B			4	1	1	0	0	0	1
Larry Hisle, R (1, 7) OBP: 0.316, SLG: 0.337		L6		5-3		HR, 1B, 1-2		F7		4	1	1	0	0	0	0
Craig Kusick, R (1, 10) OBP: 0.364, SLG: 0.553		WP, 2B		S, 1B		HR, 1-H, 2-H		E5, G6-4-3		4	1	3	3	0	0	0
Butch Wynegar, S (1, 2) OBP: 0.392, SLG: 0.421		B B B B, 4-0, WP, BB		F4, 1-2		5-3		G6-4-3, 1-2f		3	0	0	0	1	0	2
Lyman Bostock, L (1, 8) OBP: 0.373, SLG: 0.416		S S S, 0-3, K			F8	1B			1-3	4	0	1	0	0	1	2
Jerry Terrell, R (1, 5) OBP: 0.263, SLG: 0.256		4-3, 1-2, 2-3			5-3, 1B	4-3			F8	4	0	1	0	0	0	3
Luis Gomez, R (1, 6) OBP: 0.294, SLG: 0.281			F6		5-3, 1-2		FC4-6, 1B		2-3	4	0	1	0	0	0	1
Inning Stats	R: 0 E: 0 K: 0 S: 3 H: 0 LOB: 0 BB: 0 P: 3	R: 0 E: 0 K: 1 S: 6 H: 1 LOB: 2 BB: 1 P: 10	R: 0 E: 0 K: 0 S: 3 H: 0 LOB: 0 BB: 0 P: 3	R: 0 E: 0 K: 0 S: 4 H: 1 LOB: 1 BB: 0 P: 4	R: 0 E: 0 K: 0 S: 4 H: 1 LOB: 1 BB: 0 P: 4	R: 3 E: 0 K: 0 S: 7 H: 4 LOB: 1 BB: 0 P: 7	R: 0 E: 0 K: 0 S: 4 H: 2 LOB: 2 BB: 0 P: 4	R: 0 E: 1 K: 0 S: 3 H: 0 LOB: 0 BB: 0 P: 3	R: 0 E: 0 K: 0 S: 3 H: 0 LOB: 0 BB: 0 P: 3	1B: 7 2B: 1 3B: 0 HR: 1 SF: 0 SAC: 0 DP: 1 HBP: 0				WP: 1 PB: 0 SB: 1 CS: 0	PA: 36	

PITCHER	IP	WLS	BF	H	R	ER	SO	BB	IBB	HBP	BLK	WP	HR	S	P	ERA	WHIP
Frank Tanana, L (1, 1) ERA: 2.9	9.0	W	36	9	3	3	1	1	0	0	0	1	1	37	41	3.00	1.111

PITCHER	IP	WLS	BF	H	R	ER	SO	BB	IBB	HBP	BLK	WP	HR	S	P	ERA	WHIP

BOTTOM

California Angels @ Minnesota Twins

Metropolitan Stadium, Bloomington , MI

Sun Jul 04 1976, 4:33 AM EDT

Unknown - 86 F

livebaseballscorecards.com

AB	35
R	3
H	9
RBI	3
BB	1
SO	1
LOB	12

Batter	1	2	3	4	5	6	7	8	9	AB	R	H	RBI	BB	SO	LOB
Mario Guerrero, R (1, 4) OBP: 0.305, SLG: 0.295	F9			1-3			BB BB BB 1B	L5		4	1	1	0	0	0	0
Dan Briggs, L (1, 8) OBP: 0.256, SLG: 0.329	F3			6-3			F8	K		4	0	0	0	0	1	1
Bobby Bonds, R (1, 9) OBP: 0.342, SLG: 0.398	K			K			K		K	4	0	0	0	0	4	1
Tommy Davis, R (1, 10) OBP: 0.311, SLG: 0.336		K			4-3		BB BB HR 1-2 BB		K	3	1	0	0	1	2	0
Bill Melton, R (1, 3) OBP: 0.297, SLG: 0.315		F5			K		HR 1-2 2-3 BB		BB	2	1	0	0	2	1	0
Bruce Bochte, L (1, 7) OBP: 0.361, SLG: 0.304		6-3			K		HR 1-2 2-3 3-H BB		F7	3	1	0	1	1	1	1
Ron Jackson, R (1, 5) OBP: 0.295, SLG: 0.371			F8			K	HR 1-H 2-H 3-H			3	1	1	4	0	1	0
Dave Chalk, R (1, 6) OBP: 0.304, SLG: 0.266			F9			G5-4-3 BB	F4			2	0	0	0	1	0	0
Terry Humphrey, R (1, 2) OBP: 0.235, SLG: 0.375			F8			G5-4-3 1-2f		K		3	0	0	0	0	1	1
Inning Stats	R: 0 E: 0 K: 1 S: 5 H: 0 LOB: 0 BB: 0 P: 5	R: 0 E: 0 K: 1 S: 5 H: 0 LOB: 0 BB: 0 P: 5	R: 0 E: 0 K: 0 S: 3 H: 0 LOB: 0 BB: 0 P: 3	R: 0 E: 0 K: 1 S: 5 H: 0 LOB: 0 BB: 0 P: 5	R: 0 E: 0 K: 2 S: 7 H: 0 LOB: 0 BB: 0 P: 7	R: 0 E: 0 K: 1 S: 4 H: 0 LOB: 0 BB: 1 P: 8	R: 5 E: 0 K: 1 S: 7 H: 2 LOB: 0 BB: 3 P: 19	R: 0 E: 0 K: 2 S: 7 H: 0 LOB: 0 BB: 0 P: 7	R: 0 E: 0 K: 2 S: 7 H: 0 LOB: 1 BB: 1 P: 11	1B: 1 2B: 0 3B: 0 HR: 1	SF: 0 SAC: 0 DP: 1 HBP: 0						

TOP

California Angels @ Minnesota Twins

Metropolitan Stadium, Bloomington , MI

Sun Jul 04 1976, 4:38 AM EDT

Att. 21,565 - Unknown

livebaseballscorecards.com

AB	28
R	5
H	2
RBI	5
BB	5
SO	11
LOB	4

WP: 0 PB: 0 SB: 0 CS: 0 PA: 33

PITCHER		IP	WLS	BF	H	R	ER	SO	BB	IBB	HBP	BLK	WP	HR	S	P	ERA	WHIP
Pete Redfern, R ERA: 5.24	(1, 1)	6.2		23	1	3	3	7	3	0	0	0	0	0	34	46	4.05	0.600
Vic Albury, L ERA: 3.28	(7, 1)	0.0		1	0	0	0	0	1	0	0	0	0	0	0	4	∞	∞
Bill Campbell, R ERA: 3.26	(7, 1)	2.1	W	9	1	2	2	4	1	0	0	0	0	1	16	20	7.71	0.857

Batter	1	2	3	4	5	6	7	8	9	AB	R	H	RBI	BB	SO	LOB
Steve Braun, L (1, 7) OBP: 0.349, SLG: 0.324	S S S 0-3 ① K		x 0-0 ③ 6-3		x 0-0 E9 BB 2-H 1B	x 0-0 1-2 E4 1B		B B B B 4-0 FC1-2 HR 1-2 2-3 BB		4	1	2	1	1	1	0
Roy Smalley, S (1, 6) OBP: 0.341, SLG: 0.269	B B B B 4-0 BB			x 0-0 1B 2B 1B	x 0-0 ② F8	x 0-0 ③ E4 1-H 2-H		x 0-0 ② FC1-2 HR 1-2 2-3 3-Hf		4	2	1	0	1	0	5
Rod Carew, L (1, 3) OBP: 0.392, SLG: 0.452	S S S 0-3 ② K			x 0-0 1-3 2B 1B	4-0 BB IBB		x 0-0 ① 4-3	x 0-0 1-H 2-H 3-H HR		4	2	2	4	1	1	1
Butch Wynegar, S (1, 2) OBP: 0.396, SLG: 0.424	x 0-0 ③ F8			x 0-0 G3 1-H 3-H 2B	B B B B 4-0 1-2 2-3 BB		B B B B 4-0 BB	x 0-0 ③ 1-3		3	0	1	2	2	0	1
Lyman Bostock, L (1, 8) OBP: 0.365, SLG: 0.407		x 0-0 ① 5-3		x 0-0 ① G3 2-3	x 0-0 ③ F8		x 0-0 ② F8			4	0	0	0	0	0	5
Tony Oliva, L (1, 10) OBP: 0.174, SLG: 0.205 Craig Kusick, R (6, PH) OBP: 0.359, SLG: 0.543		x 0-0 ② 4-3		x 0-0 ② 4-3		x 0-0 ① S S S F6	0-3 ③ K			2 2	0 0	0 0	0 0	0 0	0 1	1 1
Larry Hisle, R (1, 9) OBP: 0.319, SLG: 0.348	S S S 0-3 ③ K			x 0-0 ③ 1-3		x 0-0 HR		H 1-0 BB S FC1-2 HBP		3	1	1	1	0	1	1
Mike Cubbage, L (1, 5) OBP: 0.340, SLG: 0.288			x 0-0 ① 6-3		B B B B 4-0 SH1-4 E BB	x 0-0 ② F3		x 0-0 ① F7		3	1	0	0	1	0	1
Bob Randall, R (1, 4) OBP: 0.315, SLG: 0.305			x 0-0 ② 1-3		x 0-0 ① SH1-4 1-2	x 0-0 1B E 1B		H 1-0 FC1-2 BB 1-2 HR HBP		2	2	1	0	0	0	0
Inning Stats	R: 0 E: 0 K: 2 S: 7 H: 0 LOB: 1 BB: 1 P: 11	R: 0 E: 0 K: 1 S: 5 H: 0 LOB: 0 BB: 0 P: 5	R: 0 E: 0 K: 0 S: 3 H: 0 LOB: 0 BB: 0 P: 3	R: 2 E: 0 K: 0 S: 6 H: 3 LOB: 1 BB: 0 P: 6	R: 1 E: 1 K: 0 S: 4 H: 1 LOB: 3 BB: 3 P: 16	R: 2 E: 1 K: 0 S: 6 H: 3 LOB: 1 BB: 0 P: 6	R: 0 E: 0 K: 1 S: 5 H: 0 LOB: 1 BB: 1 P: 9	R: 4 E: 0 K: 0 S: 4 H: 1 LOB: 0 BB: 1 P: 10		1B: 5 2B: 1 3B: 0 HR: 2	SF: 0 SAC: 1 DP: 0 HBP: 2			WP: 0 PB: 0 SB: 1 CS: 0	PA: 40		

PITCHER		IP	WLS	BF	H	R	ER	SO	BB	IBB	HBP	BLK	WP	HR	S	P	ERA	WHIP
Paul Hartzell, R ERA: 3.21	(1, 1)	4.2		22	4	3	3	3	3	1	0	0	0	0	24	40	5.79	1.500
Mickey Scott, L ERA: 3.66	(5, 1)	2.0		10	3	2	1	0	1	0	0	0	0	1	9	13	4.50	2.000
Dick Drago, R ERA: 5.68	(7, 1)	0.2	L	5	0	3	3	1	1	0	2	0	0	0	4	10	40.50	1.500
Sid Monge, L ERA: 3.0	(8, 1)	0.2		3	1	1	1	0	0	0	0	0	0	1	3	3	13.50	1.500

PITCHER	IP	WLS	BF	H	R	ER	SO	BB	IBB	HBP	BLK	WP	HR	S	P	ERA	WHIP

BOTTOM

California Angels @ Minnesota Twins

Metropolitan Stadium, Bloomington , MI

Sun Jul 04 1976, 4:38 AM EDT

Att. 21,565 - Unknown

livebaseballscorecards.com

AB	31
R	9
H	8
RBI	8
BB	6
SO	4
LOB	16

Batter	1	2	3	4	5	6	7	8	9	AB	R	H	RBI	BB	SO	LOB
Duane Kuiper, L (1, 4) OBP: 0.277, SLG: 0.285	3-1		FC6-4 1-2f		4-3			G4-6-3 1B		4	0	1	0	0	0	1
Rick Manning, L (1, 8) OBP: 0.347, SLG: 0.395	4-3		BB 1B SF8 1B		F7			G4-6-3 1-2f		3	1	1	0	0	0	0
John Lowenstein, L (6, 8) OBP: 0.336, SLG: 0.325										1	0	0	0	0	0	2
Tommy Smith, L (1, 9) OBP: 0.091, SLG: 0.091	5-3			BB 1-2 1B	4-3				G3	4	0	1	0	0	0	0
Rico Carty, R (1, 10) OBP: 0.375, SLG: 0.472		6-3		F3		F9			K	3	0	0	0	0	0	2
Charlie Spikes, R (9, PH) OBP: 0.297, SLG: 0.339										1	0	0	0	0	1	0
George Hendrick, R (1, 7) OBP: 0.325, SLG: 0.479		6-3		BBBB 4-0 1-2 2-3 BB			F9		F8	2	0	0	0	1	0	0
Orlando Gonzalez, L (7, 7) OBP: 0.347, SLG: 0.295										1	0	0	0	0	0	0
Boog Powell, L (1, 3) OBP: 0.312, SLG: 0.256		6-3		SF8 3-H			F4			2	0	0	1	0	0	0
Buddy Bell, R (1, 5) OBP: 0.366, SLG: 0.387			6-3	K			F8			3	0	0	0	0	1	2
Larvell Blanks, R (7, 5) OBP: 0.339, SLG: 0.476										0	0	0	0	0	0	0
Alan Ashby, S (1, 2) OBP: 0.301, SLG: 0.314			FC6-4 1B		F8			F9		3	0	1	0	0	0	0
Frank Duffy, R (1, 6) OBP: 0.277, SLG: 0.276			F7		K			2B		3	0	1	0	0	1	1
Inning Stats	R: 0 H: 0 E: 0 LOB: 0 K: 0 BB: 0 S: 3 P: 3	R: 0 H: 0 E: 0 LOB: 0 K: 0 BB: 0 S: 3 P: 3	R: 0 H: 1 E: 0 LOB: 1 K: 0 BB: 0 S: 4 P: 4	R: 1 H: 2 E: 0 LOB: 2 K: 1 BB: 1 S: 7 P: 11	R: 0 H: 0 E: 0 LOB: 0 K: 1 BB: 0 S: 5 P: 5	R: 0 H: 0 E: 0 LOB: 0 K: 0 BB: 0 S: 3 P: 3	R: 0 H: 0 E: 0 LOB: 0 K: 0 BB: 0 S: 3 P: 3	R: 0 H: 2 E: 0 LOB: 1 K: 0 BB: 0 S: 4 P: 4	R: 0 H: 0 E: 0 LOB: 0 K: 1 BB: 0 S: 5 P: 5	1B: 4 SF: 1 2B: 1 SAC: 0 3B: 0 DP: 1 HR: 0 HBP: 0						

PITCHER	IP	WLS	BF	H	R	ER	SO	BB	IBB	HBP	BLK	WP	HR	S	P	ERA	WHIP
Gary Ross, R (1, 1) ERA: 3.08	9.0	W	32	5	1	1	3	1	0	0	0	0	0	37	41	1.00	0.667

PITCHER	IP	WLS	BF	H	R	ER	SO	BB	IBB	HBP	BLK	WP	HR	S	P	ERA	WHIP

TOP

Cleveland Indians @ California Angels

Anaheim Stadium, Anaheim, CA

Mon Jul 05 1976, 10:05 PM EDT

Att. 20,240 - Unknown

livebaseballscorecards.com

AB	30
R	1
H	5
RBI	1
BB	1
SO	3
LOB	8

PA: 32

WP: 0
PB: 0
SB: 0
CS: 0

Batter	1	2	3	4	5	6	7	8	9	AB	R	H	RBI	BB	SO	LOB
Mario Guerrero, R (1, 4) OBP: 0.299, SLG: 0.289	5-3	F9	F9		1B		F7			5	0	1	0	0	0	3
Dan Briggs, L (1, 8) OBP: 0.277, SLG: 0.359	F9		1B BB 2B	1B G6-4-3 1B	F7			FC5-4 1B 1B		5	2	3	0	0	0	2
Bobby Bonds, R (1, 9) OBP: 0.346, SLG: 0.405	2B		BB G3 1B 2B 1B	G6-4-3 1-3 1B	K			F8		5	1	3	0	0	1	3
Tommy Davis, R (1, 10) OBP: 0.306, SLG: 0.330	K		G3 1-2	G6-4-3 1-2f 3-H		6-3		FC5-4 1-2 1B		5	0	1	0	0	1	4
Bill Melton, R (1, 3) OBP: 0.295, SLG: 0.310		1-3	K	BB BB		1-3		FC5-4 FC4-6 1-2f 2-3		4	0	0	0	1	1	4
Bruce Bochte, L (1, 7) OBP: 0.365, SLG: 0.304		1B 1B 1B	BB 1B BB	1-2 BB		1-3		FC4-6 1-2f		3	2	1	0	2	0	2
Ron Jackson, R (1, 5) OBP: 0.303, SLG: 0.380		1B SH3-4 1-2 1B	1B 1B 1-2 2-3 3-H BB	K			E9 2B			3	2	2	1	1	1	2
Dave Chalk, R (1, 6) OBP: 0.306, SLG: 0.270		SH3-4 1-3 2-H 1B	1B 1-3 2-H 3-H 1B		F9		F9			4	1	2	3	0	0	1
Andy Etchebarren, R (1, 2) OBP: 0.299, SLG: 0.257		SH3-4 1-2 3-H	2-H 3-H 1B		1B 1B		K			3	0	2	3	0	1	1
Inning Stats	R: 0 E: 0 K: 1 S: 6 H: 1 LOB: 1 BB: 0 P: 6	R: 2 E: 0 K: 0 S: 6 H: 3 LOB: 1 BB: 0 P: 6	R: 5 E: 0 K: 1 S: 9 H: 4 LOB: 1 BB: 2 P: 17	R: 1 E: 0 K: 1 S: 6 H: 2 LOB: 2 BB: 2 P: 14	R: 0 E: 0 K: 1 S: 7 H: 2 LOB: 2 BB: 0 P: 7	R: 0 E: 0 K: 0 S: 3 H: 0 LOB: 0 BB: 0 P: 3	R: 0 E: 1 K: 1 S: 6 H: 1 LOB: 1 BB: 0 P: 6	R: 0 E: 0 K: 0 S: 5 H: 2 LOB: 2 BB: 0 P: 5		1B: 12 2B: 3 3B: 0 HR: 0 SF: 0 SAC: 1 DP: 1 HBP: 0						

BOTTOM

Cleveland Indians @ California Angels

Anaheim Stadium, Anaheim, CA

Mon Jul 05 1976, 10:05 PM EDT

Att. 20,240 - Unknown

livebaseballscorecards.com

AB	37
R	8
H	15
RBI	7
BB	4
SO	5
LOB	22

WP: 0 PB: 0 SB: 0 CS: 0 PA: 42

PITCHER		IP	WLS	BF	H	R	ER	SO	BB	IBB	HBP	BLK	WP	HR	S	P	ERA	WHIP
Pat Dobson, R ERA: 3.27	(1, 1)	2.2	L	17	7	7	7	2	2	0	0	0	0	0	19	27	23.62	3.375
Jim Bibby, R ERA: 3.51	(3, 1)	2.1		13	5	1	1	2	2	0	0	0	0	0	15	23	3.86	3.000
Tom Buskey, R ERA: 3.27	(6, 1)	3.0		12	3	0	0	1	0	0	0	0	0	0	14	14	0.00	1.000

PITCHER	IP	WLS	BF	H	R	ER	SO	BB	IBB	HBP	BLK	WP	HR	S	P	ERA	WHIP

Batter	1	2	3	4	5	6	7	8	9	AB	R	H	RBI	BB	SO	LOB
Rick Manning, L (1, 8) OBP: 0.348, SLG: 0.399	SSS 0-3 ① K	x 0-0 ② FC5-4 1B; 1-2f E	x 0-0 CS 1B			x 0-0 ② FC5-6-4 1B; 1-2f 1B		x 0-0 1B 2B		5	3	2	0	0	1	2
Larvell Blanks, R (1, 4) OBP: 0.350, SLG: 0.481	x 0-0 ② F9	x 0-0 E 1B; 1-2 1B 1B	0-0 ③ CS; 1-2	x 0-0 ① 6-3		x 0-0 1B 1B; 1-2 1B		x 0-0 2-H 1B		5	1	3	1	0	0	0
Frank Robinson, R (1, 10) OBP: 0.373, SLG: 0.500 Orlando Gonzalez, L (4, PH) OBP: 0.346, SLG: 0.298	x 0-0 HR	x 0-0 2B 1B; 1-H 2-H 1B		x 0-0 ② F8		x 0-0 1B 1B; 1-3 2-H 1B		x 0-0 ① F8		2 3	1 0	2 1	2 1	0 0	0 0	0 1
Rico Carty, R (1, 3) OBP: 0.379, SLG: 0.475 Boog Powell, L (8, 3) OBP: 0.312, SLG: 0.256	BBBB 4-0 BB E BB	x 0-0 1-3 2B		x 0-0 ③ F7		BBBB 4-0 BB		SSS 0-3 ② K		3 0	0 0	1 0	0 0	2 0	1 0	1 0
George Hendrick, R (1, 7) OBP: 0.320, SLG: 0.471	x 0-0 E3 BB; 1-2 BB	x 0-0 ③ 6-3			x 0-0 ① 6-3	x 0-0 ③ 1-3		x 0-0 ③ 4-3		5	0	0	0	0	0	7
Buddy Bell, R (1, 5) OBP: 0.364, SLG: 0.382	BBBB 4-0 FC5-4 BB; 1-2 2-3 BB		SSS 0-3 ① K		x 0-0 ② F2		x 0-0 ① F4		x 0-0 ① F8	4	0	0	0	1	1	0
Charlie Spikes, R (1, 9) OBP: 0.294, SLG: 0.335	x 0-0 ③ FC5-4; 1-2f		x 0-0 E7 3B 1B		x 0-0 ③ F8		x 0-0 ② F7		x 0-0 ② F9	5	1	1	0	0	0	3
Ron Pruitt, R (1, 2) OBP: 0.286, SLG: 0.261		x 0-0 ① F7	x 0-0 WP 3B; 2-H			x 0-0 FC6-4 1B	x 0-0 FC5-4 1B		x 0-0 ③ F8	5	1	3	1	0	0	0
Frank Duffy, R (1, 6) OBP: 0.277, SLG: 0.272		BBBB 4-0 FC5-4 BB	x 0-0 ② F9; 3-H			x 0-0 ① FC6-4 FC5-6-4; 1-2f	x 0-0 ③ FC5-4; 1-2f			3	0	0	0	1	0	2
Inning Stats	R: 1 E: 1 K: 1 S: 7 H: 1 LOB: 3 BB: 2 P: 15	R: 2 E: 1 K: 0 S: 6 H: 3 LOB: 2 BB: 1 P: 10	R: 2 E: 1 K: 1 S: 7 H: 3 LOB: 0 BB: 0 P: 7	R: 0 E: 0 K: 0 S: 3 H: 0 LOB: 0 BB: 0 P: 3	R: 0 E: 0 K: 0 S: 3 H: 0 LOB: 0 BB: 0 P: 3	R: 1 E: 0 K: 0 S: 6 H: 3 LOB: 3 BB: 1 P: 10	R: 0 E: 0 K: 0 S: 4 H: 1 LOB: 1 BB: 0 P: 4	R: 1 E: 0 K: 1 S: 7 H: 2 LOB: 1 BB: 0 P: 7	R: 0 E: 0 K: 0 S: 3 H: 0 LOB: 0 BB: 0 P: 3	1B: 9 2B: 2 3B: 1 HR: 1	SF: 0 SAC: 0 DP: 0 HBP: 0						

TOP

Cleveland Indians @ California Angels

Anaheim Stadium, Anaheim, CA

Tue Jul 06 1976, 10:05 PM EDT

Att. 9,831 - Unknown

livebaseballscorecards.com

AB	40
R	7
H	13
RBI	5
BB	4
SO	3
LOB	16

WP: 1 PA: 45
PB: 0
SB: 0
CS: 1

PITCHER		IP	WLS	BF	H	R	ER	SO	BB	IBB	HBP	BLK	WP	HR	S	P	ERA	WHIP
Sid Monge, L ERA: 3.51	(1, 1)	2.1	L	17	6	5	5	2	3	0	0	0	0	1	18	30	19.29	3.857
Don Kirkwood, R ERA: 4.6	(3, 1)	3.1		14	4	1	1	0	1	0	0	0	1	0	13	17	2.70	1.500
John Verhoeven, R ERA: 2.7	(6, 1)	3.1		13	3	1	1	1	0	0	0	0	0	0	15	15	2.70	0.900

PITCHER	IP	WLS	BF	H	R	ER	SO	BB	IBB	HBP	BLK	WP	HR	S	P	ERA	WHIP

BOTTOM

Cleveland Indians @ California Angels

Anaheim Stadium, Anaheim, CA

Tue Jul 06 1976, 10:05 PM EDT

Att. 9,831 - Unknown

livebaseballscorecards.com

Batter	1	2	3	4	5	6	7	8	9	AB	R	H	RBI	BB	SO	LOB
Mario Guerrero, R (1, 4) OBP: 0.293, SLG: 0.287	F7		F9		SF7 3-H		G6-3 1B		F9	4	0	1	1	0	0	0
Dan Briggs, L (1, 8) OBP: 0.261, SLG: 0.337	F8			K	1-3		G6-3 1-2f		K	5	0	0	0	0	2	3
Bobby Bonds, R (1, 9) OBP: 0.348, SLG: 0.404	5-3			6-3 S BB		HR 1B	5-3			3	1	1	0	1	0	0
Tommy Davis, R (1, 10) OBP: 0.313, SLG: 0.361		4-3 1B		6-3 1-3		1-H HR		5-3		4	1	2	2	0	0	1
Bill Melton, R (1, 3) OBP: 0.291, SLG: 0.304		K		1-3		K		1-3		4	0	0	0	0	2	2
Bruce Bochte, L (1, 7) OBP: 0.370, SLG: 0.308		4-3 1-2			BB SF7 BB 1B	BB HBP BB		E 1B		3	1	2	0	1	0	1
Ron Jackson, R (1, 5) OBP: 0.302, SLG: 0.374		K			K	BB 1-2 HBP		FC 1-2		3	0	0	0	0	2	3
Dave Chalk, R (1, 6) OBP: 0.309, SLG: 0.268			F7		BB 1-2 BB	G4-6-3 1-2 2-3 BB		1-3		2	0	0	0	2	0	2
Andy Etchebarren, R (1, 2) OBP: 0.302, SLG: 0.256			F7		1-2 2-3 BB	G4-6-3 1-2f			6-3	1	0	0	0	1	0	0
Bob Jones, L (6, PH) OBP: 0.269, SLG: 0.366										1	0	0	0	0	0	3
Terry Humphrey, R (7, 2) OBP: 0.222, SLG: 0.353										1	0	0	0	0	0	0

Inning Stats	1	2	3	4	5	6	7	8	9
R:	0	0	0	0	1	2	0	0	0
E:	0	0	0	0	0	0	0	1	0
K:	0	2	0	1	1	1	0	0	1
S:	3	8	3	5	6	6	3	5	5
H:	0	1	0	0	1	2	1	1	0
LOB:	0	1	0	1	2	2	0	2	0
BB:	0	0	0	1	2	2	0	0	0
P:	3	8	3	9	14	15	3	5	5

1B:	5
2B:	0
3B:	0
HR:	1
SF:	1
SAC:	0
DP:	2
HBP:	1
WP:	0
PB:	0
SB:	1
CS:	0
PA:	38

AB	**31**
R	**3**
H	**6**
RBI	**3**
BB	**5**
SO	**6**
LOB	**15**

PITCHER	IP	WLS	BF	H	R	ER	SO	BB	IBB	HBP	BLK	WP	HR	S	P	ERA	WHIP
Dennis Eckersley, R (1, 1) ERA: 4.38	5.1	W	25	4	3	3	5	4	0	1	0	0	1	30	47	5.06	1.500
Stan Thomas, R (6, 1) ERA: 2.01	3.2	S	13	2	0	0	1	1	0	0	0	0	0	14	18	0.00	0.818

PITCHER	IP	WLS	BF	H	R	ER	SO	BB	IBB	HBP	BLK	WP	HR	S	P	ERA	WHIP

Batter	1	2	3	4	5	6	7	8	9	AB	R	H	RBI	BB	SO	LOB
Tommy Smith, L (1, 9) OBP: 0.188, SLG: 0.250	F7		F6		2B		1B		4-3	5	0	2	0	0	0	1
Larvell Blanks, R (1, 6) OBP: 0.355, SLG: 0.473	BB		BB		K		K			2	0	0	0	2	2	2
Rick Manning, L (1, 8) OBP: 0.347, SLG: 0.395	F5		4-3			BB (F8, 1B)	K			3	0	0	0	1	1	4
Rico Carty, R (1, 10) OBP: 0.374, SLG: 0.467	P4			5-3		K		4-3		4	0	0	0	0	1	2
George Hendrick, R (1, 7) OBP: 0.319, SLG: 0.467		K		5-3		BB (1-2) 1B		K		4	0	1	0	0	2	0
Boog Powell, L (1, 3) OBP: 0.319, SLG: 0.269		4-3		2B		F8 (2-3)		BB		3	0	1	0	1	0	2
Buddy Bell, R (1, 5) OBP: 0.362, SLG: 0.378		K		F3		BB (1-2)		F7		3	0	0	0	1	1	2
Alan Ashby, S (1, 2) OBP: 0.297, SLG: 0.309			G3		P6	F8			K	3	0	0	0	0	0	3
Orlando Gonzalez, L (9, PH) OBP: 0.340, SLG: 0.292										1	0	0	0	0	1	0
Duane Kuiper, L (1, 4) OBP: 0.277, SLG: 0.288		2B			6-3		K		K	4	0	1	0	0	2	0
Inning Stats	R: 0 E: 0 K: 0 S: 3 H: 0 LOB: 1 BB: 1 P: 7	R: 0 E: 0 K: 2 S: 7 H: 0 LOB: 0 BB: 0 P: 7	R: 0 E: 0 K: 0 S: 4 H: 1 LOB: 2 BB: 1 P: 8	R: 0 E: 0 K: 0 S: 4 H: 1 LOB: 1 BB: 0 P: 4	R: 0 E: 0 K: 1 S: 6 H: 1 LOB: 1 BB: 0 P: 6	R: 0 E: 0 K: 1 S: 6 H: 1 LOB: 3 BB: 2 P: 14	R: 0 E: 0 K: 3 S: 10 H: 1 LOB: 1 BB: 0 P: 10	R: 0 E: 0 K: 1 S: 5 H: 0 LOB: 1 BB: 1 P: 9	R: 0 E: 0 K: 2 S: 7 H: 0 LOB: 0 BB: 0 P: 7	1B: 2 2B: 3 3B: 0 HR: 0 SF: 0 SAC: 0 DP: 0 HBP: 0	WP: 0 PB: 0 SB: 0 CS: 0 PA: 37					

PITCHER	IP	WLS	BF	H	R	ER	SO	BB	IBB	HBP	BLK	WP	HR	S	P	ERA	WHIP
Nolan Ryan, R (1, 1) ERA: 3.58	9.0	W	37	5	0	0	10	5	0	0	0	0	0	52	72	0.00	1.111

PITCHER	IP	WLS	BF	H	R	ER	SO	BB	IBB	HBP	BLK	WP	HR	S	P	ERA	WHIP

TOP

Cleveland Indians @ California Angels

Anaheim Stadium, Anaheim, CA

Wed Jul 07 1976, 10:05 PM EDT

Att. 10,858 - Unknown

livebaseballscorecards.com

AB	32
R	0
H	5
RBI	0
BB	5
SO	10
LOB	16

BOTTOM

Cleveland Indians @ California Angels

Anaheim Stadium, Anaheim, CA

Wed Jul 07 1976, 10:05 PM EDT

Att. 10,858 - Unknown

livebaseballscorecards.com

Batter	1	2	3	4	5	6	7	8	9	AB	R	H	RBI	BB	SO	LOB
Dave Collins, S (1, 7) OBP: 0.383, SLG: 0.315	x 0-0 ① F9		x 0-0 ① 1-3		x 0-0 ② F7		BBBB 4-0 FC5-4 BB			2	0	0	0	0	0	0
Rusty Torres, S (4, 8) OBP: 0.300, SLG: 0.294										1	0	0	0	1	0	0
Mario Guerrero, R (1, 4) OBP: 0.292, SLG: 0.286	x 0-0 ② F9		x 0-0 2B 1B		x 0-0 ③ 1-3		x 0-0 ② FC5-4 IBB 1-2f 2-3			4	1	1	0	0	0	2
Bobby Bonds, R (1, 9) OBP: 0.353, SLG: 0.421	x 0-0 HR		x 0-0 3-1 2B 1-H			x 0-0 ① 5-3	4-0 IBB 1-2			3	1	2	2	1	0	0
Tommy Davis, R (1, 10) OBP: 0.303, SLG: 0.350	x 0-0 ③ 5-3		x 0-0 ② 3-1 2-3			x 0-0 ② 4-3	x 0-0 ③ F8			4	0	0	0	0	0	4
Ron Jackson, R (1, 5) OBP: 0.306, SLG: 0.377		x 0-0 PB 1B	x 0-0 ③ 5-3			x 0-0 BB 1B		x 0-0 ① F3		4	0	2	0	0	0	1
Leroy Stanton, R (1, 8) OBP: 0.262, SLG: 0.260 (4, 7)	SSS 0-3 ① K			x 0-0 ① F8		BBBB 4-0 1-2 BB		SSS 0-3 ② K		3	0	0	0	1	2	1
Dan Briggs, L (1, 3) OBP: 0.250, SLG: 0.322		x 0-0 ② P6 1-2		SSS 0-3 ② K		x 0-0 ③ 1-3		x 0-0 ③ F7		4	0	0	0	0	1	3
Dave Chalk, R (1, 6) OBP: 0.313, SLG: 0.270		BBBB 4-0 BB		x 0-0 ③ F7			x 0-0 FC5-4 WP 1B			2	0	1	0	1	0	0
Andy Etchebarren, R (1, 2) OBP: 0.297, SLG: 0.251		x 0-0 ③ 2-3			x 0-0 ① 6-3		SSS 0-3 ① K 1-2			3	0	0	0	0	1	3
Inning Stats	R: 1 H: 1 E: 0 LOB: 0 K: 0 BB: 0 S: 4 P: 4	R: 0 H: 1 E: 0 LOB: 2 K: 1 BB: 1 S: 6 P: 10	R: 1 H: 2 E: 0 LOB: 1 K: 0 BB: 0 S: 5 P: 5	R: 0 H: 0 E: 0 LOB: 0 K: 1 BB: 0 S: 5 P: 5	R: 0 H: 0 E: 0 LOB: 0 K: 0 BB: 0 S: 3 P: 3	R: 0 H: 1 E: 0 LOB: 2 K: 0 BB: 1 S: 4 P: 8	R: 0 H: 1 E: 0 LOB: 3 K: 1 BB: 2 S: 6 P: 14	R: 0 H: 0 E: 0 LOB: 0 K: 1 BB: 0 S: 5 P: 5		1B: 4 SF: 0 2B: 1 SAC: 0 3B: 0 DP: 0 HR: 1 HBP: 0				WP: 1 PA: 34 PB: 1 SB: 0 CS: 0		

	AB	30
	R	2
	H	6
	RBI	2
	BB	4
	SO	4
	LOB	14

PITCHER		IP	WLS	BF	H	R	ER	SO	BB	IBB	HBP	BLK	WP	HR	S	P	ERA	WHIP
Rick Waits, L ERA: 4.58	(1, 1)	6.1	L	28	6	2	2	3	3	0	0	0	1	1	31	43	2.84	1.421
Dave LaRoche, L ERA: 1.56	(7, 1)	1.2		6	0	0	0	1	0	1	0	0	0	0	7	11	0.00	0.000

PITCHER	IP	WLS	BF	H	R	ER	SO	BB	IBB	HBP	BLK	WP	HR	S	P	ERA	WHIP

Batter	1	2	3	4	5	6	7	8	9	AB	R	H	RBI	BB	SO	LOB
Ken Singleton, S (1, 7) OBP: 0.340, SLG: 0.335	x 0-0 SH3 1B 1B		x 0-0 ① F9	x 0-0 ③ F9			x 0-0 ① L6			4	1	1	0	0	0	0
Al Bumbry, L (7, 7) OBP: 0.349, SLG: 0.400										0	0	0	0	0	0	0
Bobby Grich, R (1, 4) OBP: 0.402, SLG: 0.446	x 0-0 ① SH3 1-2		x 0-0 E HR 1B		x 0-0 ① F7		S S S 0-3 ② K			3	1	1	0	0	1	0
Reggie Jackson, L (1, 9) OBP: 0.328, SLG: 0.420	x 0-0 ② 2-H 1B		x 0-0 E6 1-2 HR		x 0-0 FC5-4 1B		x 0-0 ③ 4-3			4	1	2	1	0	0	1
Lee May, R (1, 3) OBP: 0.283, SLG: 0.419	S S S 0-3 ③ K		x 0-0 1-H 2-H HR		x 0-0 ② FC5-4 BB 1-2f			x 0-0 ① F7		4	1	1	3	0	1	1
Tony Muser, L (8, 3) OBP: 0.292, SLG: 0.253										0	0	0	0	0	0	0
Andres Mora, R (1, 10) OBP: 0.255, SLG: 0.388		x 0-0 SH1-3 1B	x 0-0 ② F7		B B B B 4-0 1-2 BB			x 0-0 ② 5-3		3	0	1	0	1	0	0
Paul Blair, R (1, 8) OBP: 0.263, SLG: 0.277		x 0-0 ① SH1-3 1-2	x 0-0 2B		x 0-0 ③ F8			x 0-0 ③ 6-3		3	0	1	0	0	0	2
Mark Belanger, R (1, 6) OBP: 0.337, SLG: 0.337		x 0-0 ② F2	x 0-0 ③ F7			B B B B 4-0 CS BB			x 0-0 ① 5-3	3	0	0	0	1	0	2
Doug DeCinces, R (1, 5) OBP: 0.266, SLG: 0.335		B B B B 4-0 BB		x 0-0 ① L8		x 0-0 ① ② F2 1-2			x 0-0 ② 6-3	3	0	0	0	1	0	1
Rick Dempsey, R (1, 2) OBP: 0.200, SLG: 0.149		x 0-0 ③ 1-3		x 0-0 ② F9		x 0-0 ③ F4			x 0-0 ③ G1	4	0	0	0	0	0	2
Inning Stats	R: 1 E: 0 K: 1 S: 6 H: 2 LOB: 0 BB: 0 P: 6	R: 0 E: 0 K: 0 S: 4 H: 1 LOB: 2 BB: 1 P: 8	R: 3 E: 1 K: 0 S: 7 H: 3 LOB: 1 BB: 0 P: 7	R: 0 E: 0 K: 0 S: 3 H: 0 LOB: 0 BB: 0 P: 3	R: 0 E: 0 K: 0 S: 4 H: 1 LOB: 2 BB: 1 P: 8	R: 0 E: 0 K: 0 S: 2 H: 0 LOB: 0 BB: 1 P: 6	R: 0 E: 0 K: 1 S: 5 H: 0 LOB: 0 BB: 0 P: 5	R: 0 E: 0 K: 0 S: 3 H: 0 LOB: 0 BB: 0 P: 3	R: 0 E: 0 K: 0 S: 3 H: 0 LOB: 0 BB: 0 P: 3	1B: 5 2B: 1 3B: 0 HR: 1	SF: 0 SAC: 2 DP: 0 HBP: 0						

TOP

Baltimore Orioles @ California Angels

Anaheim Stadium, Anaheim, CA

Fri Jul 09 1976, 10:05 PM EDT

Att. 14,409 - Unknown

livebaseballscorecards.com

AB	31
R	4
H	7
RBI	4
BB	3
SO	2
LOB	9

WP: 0 PB: 0 SB: 0 CS: 1 PA: 36

PITCHER	IP	WLS	BF	H	R	ER	SO	BB	IBB	HBP	BLK	WP	HR	S	P	ERA	WHIP
Frank Tanana, L (1, 1) ERA: 2.91	9.0	L	36	7	4	3	2	3	0	0	0	0	1	37	49	3.00	1.111

PITCHER	IP	WLS	BF	H	R	ER	SO	BB	IBB	HBP	BLK	WP	HR	S	P	ERA	WHIP

BOTTOM

Baltimore Orioles @ California Angels

Anaheim Stadium, Anaheim, CA

Fri Jul 09 1976, 10:05 PM EDT

Att. 14,409 - Unknown

Batter	1	2	3	4	5	6	7	8	9	AB	R	H	RBI	BB	SO	LOB
Mario Guerrero, R (1, 4) (8, 6) OBP: 0.300, SLG: 0.295	5-3		F8		SH5-3 1B 1-2		BB 2B 1B		SH3-4 1-2	4	1	2	0	0	0	0
Dave Chalk, R (1, 6) OBP: 0.311, SLG: 0.267	F8		F7		SH5-3 1-2 2-3		BBB 4-0 2B 1-2 BB		L5	2	0	0	0	0	0	0
Bruce Bochte, L (7, PH) (8, 7) OBP: 0.371, SLG: 0.307										1	0	0	0	1	0	2
Bobby Bonds, R (1, 9) OBP: 0.351, SLG: 0.421	SSS 0-3 K		0-0 F7		0-0 F4		0-0 1-3 2-H 2B		SSS 0-3 K	5	0	1	1	0	2	4
Tommy Davis, R (1, 10) OBP: 0.301, SLG: 0.341		0-0 E5 PB 1B		BBBB 4-0 2B BB	0-0 G3		0-0 F9			3	1	0	0	1	0	3
Bill Melton, R (1, 3) (8, 5) OBP: 0.290, SLG: 0.300		BBBB 4-0 1B 1-2 1B BB		0-0 L7		0-0 F7		SSS 0-3 K		3	1	0	0	1	1	1
Ron Jackson, R (1, 5) (8, 4) OBP: 0.313, SLG: 0.381		0-0 1B 1-2 2-H 1B		0-0 L6		0-0 E 6-3 1B		H 1-0 HBP		3	0	2	1	0	0	1
Dan Briggs, L (1, 8) (8, 3) OBP: 0.260, SLG: 0.341		0-0 G6-4-3 1-3 2-H 1B		0-0 1-3 2B		0-0 6-3 1-2		SSS 0-3 K		4	0	2	1	0	1	2
Leroy Stanton, R (1, 7) (8, 8) OBP: 0.257, SLG: 0.255		0-0 L6		0-0 5-3		0-0 6-3 2-3		SSS 0-3 K		3	0	0	0	0	0	5
Bob Jones, L (8, PH) (9, 8) OBP: 0.266, SLG: 0.361										1	0	0	0	0	1	1
Andy Etchebarren, R (1, 2) OBP: 0.297, SLG: 0.249		0-0 G6-4-3 1-2f			BBBB 4-0 SH5-3 1B BB		0-0 F7		0-0 SH3-4 1B	2	0	0	0	1	0	2
Adrian Garrett, L (9, PH) OBP: 0.204, SLG: 0.163										1	0	1	0	0	0	0
Jerry Remy, L (9, PR) OBP: 0.314, SLG: 0.304										0	0	0	0	0	0	0
Inning Stats	R: 0 E: 0 K: 1 S: 5 H: 0 LOB: 0 BB: 0 P: 5	R: 2 E: 1 K: 0 S: 5 H: 2 LOB: 1 BB: 1 P: 9	R: 0 E: 0 K: 0 S: 3 H: 0 LOB: 0 BB: 0 P: 3	R: 0 E: 0 K: 0 S: 4 H: 1 LOB: 2 BB: 1 P: 8	R: 0 E: 0 K: 0 S: 4 H: 1 LOB: 2 BB: 1 P: 8	R: 0 E: 1 K: 0 S: 4 H: 1 LOB: 1 BB: 0 P: 4	R: 1 E: 0 K: 0 S: 4 H: 2 LOB: 1 BB: 1 P: 8	R: 0 E: 0 K: 3 S: 9 H: 0 LOB: 1 BB: 0 P: 10	R: 0 E: 0 K: 1 S: 6 H: 1 LOB: 2 BB: 0 P: 6	1B: 6 2B: 2 3B: 0 HR: 0	SF: 0 SAC: 2 DP: 1 HBP: 1	WP: 0 PB: 1 SB: 0 CS: 0	PA: 39				

livebaseballscorecards.com

	AB	32
	R	3
	H	8
	RBI	3
	BB	4
	SO	5
	LOB	21

PITCHER		IP	WLS	BF	H	R	ER	SO	BB	IBB	HBP	BLK	WP	HR	S	P	ERA	WHIP
Rudy May, L ERA: 3.96	(1, 1)	6.1	W	28	6	3	2	1	3	0	0	0	0	0	27	39	2.84	1.421
Dyar Miller, R ERA: 3.02	(7, 1)	2.0		9	2	0	0	3	1	0	1	0	0	0	13	18	0.00	1.500
Tippy Martinez, L ERA: 1.54	(9, 1)	0.2	S	2	0	0	0	1	0	0	0	0	0	0	4	4	0.00	0.000

PITCHER	IP	WLS	BF	H	R	ER	SO	BB	IBB	HBP	BLK	WP	HR	S	P	ERA	WHIP

Baltimore Orioles @ California Angels

Anaheim Stadium, Anaheim, CA

Sat Jul 10 1976, 10:05 PM EDT

Att. 17,242 - Unknown

livebaseballscorecards.com

Batter	1	2	3	4	5	6	7	8	9	AB	R	H	RBI	BB	SO	LOB
Al Bumbry, L (1, 8) OBP: 0.351, SLG: 0.399	S S S 0-3 ① K		x 0-0 S 1B		x 0-0 ① G3		4-0 1B IBB	x 0-0 ③ F7		3	0	1	0	1	1	0
Paul Blair, R (7, 8) OBP: 0.262, SLG: 0.275										1	0	0	0	0	0	1
Bobby Grich, R (1, 4) OBP: 0.409, SLG: 0.451	x 0-0 FC1-6 1B		B B B B 4-0 G1-6-3 1-2 BB		x 0-0 ② 6-3		x 0-0 FC6-4 1-2 2-3 1B		x 0-0 CS 1B	4	0	3	0	1	0	0
Reggie Jackson, L (1, 9) OBP: 0.321, SLG: 0.411	x 0-0 ② FC1-6 1-2f 3B		x 0-0 ② ③ G1-6-3 1-2f		x 0-0 ③ F8		x 0-0 ③ FC6-4 1-2f		S S S 0-3 ① ② K 1-2	5	1	0	0	0	1	7
Lee May, R (1, 3) OBP: 0.286, SLG: 0.429	x 0-0 2-H 3B			x 0-0 F8 1B 1B 1B		x 0-0 ① 5-3		x 0-0 ① F7	x 0-0 ③ F8	4	1	2	1	0	0	0
Tony Muser, L (8, 3) OBP: 0.290, SLG: 0.252										1	0	0	0	0	0	0
Ken Singleton, S (1, 7) OBP: 0.342, SLG: 0.341	S S S 0-3 ③ K			x 0-0 F9 1B 1-2 1B		x 0-0 ② 1-3		x 0-0 2B 2B		4	1	2	0	0	1	1
Andres Mora, R (1, 10) OBP: 0.255, SLG: 0.392		S S S 0-3 ① K		x 0-0 ① F8 2-3		x 0-0 ③ F3		x 0-0 2B 2-H 2B		4	1	1	1	0	1	2
Mark Belanger, R (1, 6) OBP: 0.342, SLG: 0.344		x 0-0 ② F2		x 0-0 1-2 3-H 1B			H 1-0 1B SH1-4 HBP	x 0-0 1B 2-H 2B		3	1	2	2	0	0	0
Doug DeCinces, R (1, 5) OBP: 0.262, SLG: 0.330		x 0-0 ③ F3		x 0-0 ② F9 2-3			x 0-0 ① SH1-4 1-2	S S S 0-3 ② K		3	0	0	0	0	1	3
Rick Dempsey, R (1, 2) OBP: 0.202, SLG: 0.154			x 0-0 ① 1-3	x 0-0 ③ 4-3			x 0-0 ② F9	x 0-0 2-H 1B		4	0	1	1	0	0	3

Inning Stats	1	2	3	4	5	6	7	8	9	AB	R	H	RBI	BB	SO	LOB
	R: 1 E: 1 K: 2 S: 9	H: 2 LOB: 1 BB: 0 P: 9	R: 0 E: 0 K: 1 S: 5	H: 0 LOB: 0 BB: 0 P: 5	R: 0 E: 0 K: 0 S: 3	H: 1 LOB: 1 BB: 1 P: 7	R: 1 E: 0 K: 0 S: 6	H: 3 LOB: 2 BB: 0 P: 6	R: 0 E: 0 K: 0 S: 3	H: 0 LOB: 0 BB: 0 P: 3	R: 0 E: 0 K: 0 S: 3	H: 0 LOB: 0 BB: 0 P: 3	R: 0 E: 0 K: 0 S: 4	H: 1 LOB: 3 BB: 1 P: 9	R: 3 E: 0 K: 1 S: 9	H: 4 LOB: 1 BB: 0 P: 9	R: 0 E: 0 K: 1 S: 5	H: 1 LOB: 0 BB: 0 P: 5

1B: 8	SF: 0
2B: 4	SAC: 1
3B: 1	DP: 2
HR: 0	HBP: 1

WP: 0 PA: 40
PB: 0
SB: 1
CS: 1

PITCHER		IP	WLS	BF	H	R	ER	SO	BB	IBB	HBP	BLK	WP	HR	S	P	ERA	WHIP
Gary Ross, R ERA: 3.18	(1, 1)	7.1	L	33	9	4	4	3	1	1	1	0	0	0	36	45	4.91	1.364
Dick Drago, R ERA: 5.67	(8, 1)	1.2		7	3	1	1	2	0	0	0	0	0	0	11	11	5.40	1.800

PITCHER	IP	WLS	BF	H	R	ER	SO	BB	IBB	HBP	BLK	WP	HR	S	P	ERA	WHIP

Baltimore Orioles @ California Angels

Anaheim Stadium, Anaheim, CA

Sat Jul 10 1976, 10:05 PM EDT

Att. 17,242 - Unknown

BOTTOM

livebaseballscorecards.com

Batter	1	2	3	4	5	6	7	8	9	AB	R	H	RBI	BB	SO	LOB
Mario Guerrero, R (1, 4) (8, 6) OBP: 0.298, SLG: 0.293	1B SF8 1B	F9			5-3			5-3		4	1	1	0	0	0	2
Dan Briggs, L (1, 3) OBP: 0.270, SLG: 0.347	1-3 1B		F9		K			FC6-4 1B		4	0	2	0	0	1	0
Bobby Bonds, R (1, 9) OBP: 0.347, SLG: 0.417	SF8 3-H		K			F8		FC6-4 1-2f 2B		3	1	0	1	0	1	1
Adrian Garrett, L (1, 10) OBP: 0.208, SLG: 0.191	K		K			F7		1-H 2B		4	0	1	1	0	2	1
Bruce Bochte, L (1, 7) OBP: 0.366, SLG: 0.303	G3			1-3		K		6-3		4	0	0	0	0	1	2
Ron Jackson, R (1, 5) (8, 4) OBP: 0.312, SLG: 0.376		1-3		F9			E HBP		K	3	0	0	0	0	1	0
Bob Jones, L (1, 8) OBP: 0.265, SLG: 0.347		K		FC6-4 BB			K		F7	3	0	0	0	1	2	1
Dave Chalk, R (1, 6) OBP: 0.312, SLG: 0.266		1B BB		FC6-4 1-2f			E8 CS 1-3		1B	1	0	0	0	1	0	1
Tommy Davis, R (7, PH) OBP: 0.299, SLG: 0.339										1	0	0	0	0	0	1
Jerry Remy, L (7, PR) OBP: 0.314, SLG: 0.304										0	0	0	0	0	0	0
Terry Humphrey, R (8, 2) OBP: 0.222, SLG: 0.353										0	0	0	0	0	0	0
Leroy Stanton, R (9, PH) OBP: 0.262, SLG: 0.260										1	0	1	0	0	0	0
Andy Etchebarren, R (1, 2) OBP: 0.299, SLG: 0.251	1-3 1B				K		F2 1-2		5-3	2	0	1	0	0	1	0
Bill Melton, R (7, PH) (8, 5) OBP: 0.288, SLG: 0.298										2	0	0	0	0	0	3
Inning Stats	R: 1 E: 0 K: 1 S: 7 H: 2 LOB: 1 BB: 0 P: 7	R: 0 E: 0 K: 1 S: 6 H: 1 LOB: 2 BB: 1 P: 10	R: 0 E: 0 K: 2 S: 7 H: 0 LOB: 0 BB: 0 P: 7	R: 0 E: 0 K: 0 S: 3 H: 0 LOB: 1 BB: 1 P: 7	R: 0 E: 0 K: 2 S: 7 H: 0 LOB: 0 BB: 0 P: 7	R: 0 E: 0 K: 1 S: 5 H: 0 LOB: 0 BB: 0 P: 5	R: 0 E: 1 K: 1 S: 5 H: 0 LOB: 2 BB: 0 P: 6	R: 1 E: 0 K: 0 S: 5 H: 2 LOB: 1 BB: 0 P: 5	R: 0 E: 0 K: 1 S: 6 H: 1 LOB: 1 BB: 0 P: 6	1B: 5 2B: 1 3B: 0 HR: 0	SF: 1 SAC: 0 DP: 0 HBP: 1						

	AB	32
	R	2
	H	6
	RBI	2
	BB	2
	SO	9
	LOB	12

WP: 0 PB: 0 SB: 0 CS: 1 PA: 36

PITCHER	IP	WLS	BF	H	R	ER	SO	BB	IBB	HBP	BLK	WP	HR	S	P	ERA	WHIP
Jim Palmer, R (1, 1) ERA: 3.0	9.0	W	36	6	2	2	9	2	0	1	0	0	0	51	60	2.00	0.889

PITCHER	IP	WLS	BF	H	R	ER	SO	BB	IBB	HBP	BLK	WP	HR	S	P	ERA	WHIP

Batter	1	2	3	4	5	6	7	8	9	AB	R	H	RBI	BB	SO	LOB
Tim Nordbrook, R (1, 6) OBP: 0.417, SLG: 0.300	HR 1B		4-3 ①		K ②		BB 1B 1B		BB BB	4	1	2	0	1	1	0
Bobby Grich, R (1, 4) OBP: 0.405, SLG: 0.446	K ①		K ②		6-3 ③		1-2 BB 1B		F9 ②	5	0	1	0	0	2	2
Reggie Jackson, L (1, 9) OBP: 0.327, SLG: 0.423	1-H HR		4-3 ③			4-3 ①	1-2 2-3 BB		1-2 BB	3	1	1	2	2	0	0
Lee May, R (1, 3) OBP: 0.290, SLG: 0.429 Paul Blair, R (6, PR) OBP: 0.260, SLG: 0.273 (6, 8)	K ②			4-3 1B		S 1B BB	F9 ③		K ③	2 2	0 0	1 0	0 0	1 0	1 1	0 5
Ken Singleton, S (1, 7) OBP: 0.341, SLG: 0.344	F7 ③			K ①	K ②			1B 2B		4	1	1	0	0	2	2
Tony Muser, L (1, 8) OBP: 0.289, SLG: 0.252 (6, 3)		F7 ①		4-3 ② 1-2		1-2 1B		K ①		4	0	1	0	0	1	2
Terry Crowley, L (1, 10) OBP: 0.143, SLG: 0.083 Tommy Harper, R (8, PR) OBP: 0.333, SLG: 0.289		F8 ②		BB		4-3 ③ 2-3		2-H K 1B		3 0	0 0	1 0	1 0	1 0	0 0	2 0
Brooks Robinson, R (1, 5) OBP: 0.235, SLG: 0.312	2B			K ③			6-3 ①	1-2 K ②③		4	0	1	0	0	2	3
Rick Dempsey, R (1, 2) OBP: 0.193, SLG: 0.146		6-3 ③			K ①		K ②		F8 ①	4	0	0	0	0	2	1

| Inning Stats | | |

Baltimore Orioles @ California Angels

Anaheim Stadium, Anaheim, CA

Sun Jul 11 1976, 6:33 AM EDT

Att. 12,450 - Unknown

BOTTOM

Batter	1	2	3	4	5	6	7	8	9	AB	R	H	RBI	BB	SO	LOB
Mario Guerrero, R (1, 4) OBP: 0.296, SLG: 0.291	0-0 2B SF8 1B		0-0 ① F4		0-0 ③ F7			0-0 ① F4		4	1	1	0	0	0	2
Dan Briggs, L (1, 3) OBP: 0.279, SLG: 0.374	0-0 SF8 1-3 2B		0-0 ② 5-3 1-2			0-0 ① 3-1		0-0 2B		4	0	2	0	0	0	1
Bobby Bonds, R (1, 9) OBP: 0.342, SLG: 0.412	0-0 ① SF8 2-3 3-H		SSS 0-3 ③ K			0-0 ② F8		0-0 ② 6-3		3	0	0	1	0	1	2
Tommy Davis, R (1, 10) OBP: 0.300, SLG: 0.338 Jerry Remy, L (6, PR) OBP: 0.314, SLG: 0.304 Bill Melton, R (8, PH) OBP: 0.290, SLG: 0.298 Rusty Torres, S (8, PR) OBP: 0.300, SLG: 0.294	0-0 ② 4-3			0-0 ① F4		0-0 1B		BBBB 4-0 BB		3 0 0 0	0 0 0 0	1 0 0 0	0 0 0 0	0 0 1 0	0 0 0 0	1 0 0 0
Bruce Bochte, L (1, 7) OBP: 0.361, SLG: 0.298	0-0 ③ 3-1			0-0 ② 6-3		0-0 ③ 4-3		0-0 ③ F4		4	0	0	0	0	0	4
Ron Jackson, R (1, 5) OBP: 0.307, SLG: 0.369		0-0 ① F8		0-0 ③ 4-3			0-0 ① 4-3		SSS 0-3 ① K	4	0	0	0	0	1	0
Leroy Stanton, R (1, 8) OBP: 0.267, SLG: 0.261		0-0 ② F9			0-0 ① F9		0-0 1B		BBBB 4-0 G6-4-3 BB	3	0	1	0	1	0	0
Dave Chalk, R (1, 6) OBP: 0.311, SLG: 0.266		0-0 ③ 5-3			0-0 1B		0-0 ② F3		0-0 ② ③ G6-4-3 1-2f	4	0	1	0	0	0	2
Terry Humphrey, R (1, 2) OBP: 0.250, SLG: 0.368 Adrian Garrett, L (7, PH) OBP: 0.204, SLG: 0.188 (8, 2)			0-0 5-3 1B		0-0 ② F7		0-0 ③ 4-3			2 1	0 0	1 0	0 0	0 0	0 0	1 1
Inning Stats	R: 1 H: 2 E: 0 LOB: 1 K: 0 BB: 0 S: 5 P: 5	R: 0 H: 0 E: 0 LOB: 0 K: 0 BB: 0 S: 3 P: 3	R: 0 H: 1 E: 0 LOB: 1 K: 1 BB: 0 S: 6 P: 6	R: 0 H: 0 E: 0 LOB: 0 K: 0 BB: 0 S: 3 P: 3	R: 0 H: 1 E: 0 LOB: 1 K: 0 BB: 0 S: 4 P: 4	R: 0 H: 1 E: 0 LOB: 1 K: 0 BB: 0 S: 4 P: 4	R: 0 H: 1 E: 0 LOB: 1 K: 0 BB: 0 S: 4 P: 4	R: 0 H: 1 E: 0 LOB: 2 K: 0 BB: 1 S: 4 P: 8	R: 0 H: 0 E: 0 LOB: 0 K: 1 BB: 1 S: 4 P: 8	1B: 5 SF: 1 2B: 2 SAC: 0 3B: 0 DP: 1 HR: 0 HBP: 0						

livebaseballscorecards.com

AB	32
R	1
H	7
RBI	1
BB	2
SO	2
LOB	14

WP: 0 PA: 35
PB: 0
SB: 0
CS: 0

PITCHER		IP	WLS	BF	H	R	ER	SO	BB	IBB	HBP	BLK	WP	HR	S	P	ERA	WHIP
Dave Pagan, R ERA: 2.36	(1, 1)	7.2	W	31	7	1	1	1	1	0	0	0	0	0	32	36	1.17	1.043
Tippy Martinez, L ERA: 1.49	(8, 1)	1.1	S	4	0	0	0	1	1	0	0	0	0	0	5	9	0.00	0.750

PITCHER	IP	WLS	BF	H	R	ER	SO	BB	IBB	HBP	BLK	WP	HR	S	P	ERA	WHIP

California Angels @ Baltimore Orioles

Memorial Stadium, Baltimore, MD

Thu Jul 15 1976, 7:05 PM EDT

Att. 9,182 - Unknown

TOP

livebaseballscorecards.com

Batter	1	2	3	4	5	6	7	8	9	AB	R	H	RBI	BB	SO	LOB
Dave Collins, S (1, 8) OBP: 0.387, SLG: 0.315	F7		1B			BB 1-2		4-3		3	0	1	0	1	0	0
Mario Guerrero, R (1, 4) (8, 6) OBP: 0.286, SLG: 0.280	E5 FC6-4		F3			K			1-3	4	0	0	0	0	1	3
Bobby Bonds, R (1, 9) OBP: 0.338, SLG: 0.407	K			2-3		F9			6-3	4	0	0	0	0	1	3
Tommy Davis, R (1, 10) OBP: 0.292, SLG: 0.328	FC6-4 1-2f			F4		4-3			4-3	4	0	0	0	0	0	3
Dan Briggs, L (1, 3) OBP: 0.280, SLG: 0.373		G5-4-3 1B		F8			L5			3	0	1	0	0	0	0
Bruce Bochte, L (1, 7) OBP: 0.358, SLG: 0.295		G5-4-3 1-2f			F6		4-3			3	0	0	0	0	0	1
Ron Jackson, R (1, 5) OBP: 0.303, SLG: 0.364		F9			F7		4-3			3	0	0	0	0	0	0
Dave Chalk, R (1, 6) OBP: 0.309, SLG: 0.264			1-3		4-3			G6-3 1B		2	0	0	0	0	0	0
Jerry Remy, L (8, PH) (8, 4) OBP: 0.317, SLG: 0.306										1	0	1	0	0	0	0
Andy Etchebarren, R (1, 2) OBP: 0.302, SLG: 0.250			F9			BB BB		G6-3 1-2f		1	0	0	0	1	0	0
Bob Jones, L (8, PH) OBP: 0.262, SLG: 0.342										1	0	0	0	0	0	1
Terry Humphrey, R (8, 2) OBP: 0.250, SLG: 0.368										0	0	0	0	0	0	0
Inning Stats	R: 0 E: 1 K: 1 S: 6 H: 0 LOB: 1 BB: 0 P: 6	R: 0 E: 0 K: 0 S: 3 H: 1 LOB: 0 BB: 0 P: 3	R: 0 E: 0 K: 0 S: 4 H: 1 LOB: 1 BB: 0 P: 4	R: 0 E: 0 K: 0 S: 3 H: 0 LOB: 0 BB: 0 P: 3	R: 0 E: 0 K: 0 S: 3 H: 0 LOB: 0 BB: 0 P: 3	R: 0 E: 0 K: 1 S: 5 H: 0 LOB: 2 BB: 2 P: 13	R: 0 E: 0 K: 0 S: 3 H: 0 LOB: 0 BB: 0 P: 3	R: 0 E: 0 K: 0 S: 3 H: 1 LOB: 0 BB: 0 P: 3	R: 0 E: 0 K: 0 S: 3 H: 0 LOB: 0 BB: 0 P: 3	1B: 3 2B: 0 3B: 0 HR: 0	SF: 0 SAC: 0 DP: 2 HBP: 0						

	AB	29
	R	0
	H	3
	RBI	0
	BB	2
	SO	2
	LOB	11

WP: 0 PB: 0 SB: 0 CS: 0 PA: 31

PITCHER	IP	WLS	BF	H	R	ER	SO	BB	IBB	HBP	BLK	WP	HR	S	P	ERA	WHIP
Jim Palmer, R (1, 1) ERA: 2.85	9.0	W	31	3	0	0	2	2	0	0	0	0	0	33	41	0.00	0.556

PITCHER	IP	WLS	BF	H	R	ER	SO	BB	IBB	HBP	BLK	WP	HR	S	P	ERA	WHIP

Batter	1	2	3	4	5	6	7	8	9	AB	R	H	RBI	BB	SO	LOB
Al Bumbry, L (1, 8) (8, 7) OBP: 0.357, SLG: 0.406	BBBB 4-0 S 1B BB		x 0-0 HR 2B	x 0-0 ③ F7			x 0-0 E S 1B 1B	x 0-0 ② L6		4	3	2	0	1	0	2
Bobby Grich, R (1, 4) OBP: 0.399, SLG: 0.437	x 0-0 ① F8 1-2		SSS 0-3 ① K		x 0-0 ① F3		SSS 0-3 ① K 1-3	SSS 0-3 ③ K		5	0	0	0	0	3	4
Reggie Jackson, L (1, 9) OBP: 0.333, SLG: 0.442	SSS 0-3 ② K		x 0-0 HR 2-H		x 0-0 S 1B		x 0-0 1B S 1B 3-H			4	1	3	3	0	1	1
Lee May, R (1, 3) OBP: 0.290, SLG: 0.426 Tony Muser, L (8, 3) OBP: 0.289, SLG: 0.252	x 0-0 2B 1B 2-H		x 0-0 ② 6-3		SSS 0-3 ② K 1-2		x 0-0 ② F6 1-2			4 0	0 0	1 0	1 0	0 0	1 0	2 0
Ken Singleton, S (1, 7) OBP: 0.350, SLG: 0.352 Paul Blair, R (7, PR) (8, 8) OBP: 0.260, SLG: 0.273	x 0-0 1-3 2B		x 0-0 1B		4-0 IBB		BBBB 4-0 1B BB			2 0	0 0	2 0	0 0	2 0	0 0	0 0
Andres Mora, R (1, 10) OBP: 0.255, SLG: 0.388	x 0-0 ③ 1-3		x 0-0 ③ F4		x 0-0 ③ 1-3		x 0-0 1-2 2-3 1B			4	0	1	0	0	0	5
Mark Belanger, R (1, 6) OBP: 0.338, SLG: 0.339		x 0-0 ① F9	x 0-0 ① G3		x 0-0 ① F7		x 0-0 ③ F8			4	0	0	0	0	0	3
Doug DeCinces, R (1, 5) OBP: 0.262, SLG: 0.328		x 0-0 ② F4	SSS 0-3 ② K		x 0-0 ② 6-3			x 0-0 1B		4	0	1	0	0	1	0
Rick Dempsey, R (1, 2) OBP: 0.196, SLG: 0.151		x 0-0 ③ F8	x 0-0 1B		x 0-0 ③ 1-3			SSS 0-3 ① K		4	0	1	0	0	1	1
Inning Stats	R: 1 H: 2 E: 0 LOB: 2 K: 1 BB: 1 S: 7 P: 11	R: 0 H: 0 E: 0 LOB: 0 K: 0 BB: 0 S: 3 P: 3	R: 2 H: 3 E: 0 LOB: 1 K: 1 BB: 0 S: 8 P: 8	R: 0 H: 1 E: 0 LOB: 1 K: 1 BB: 0 S: 6 P: 6	R: 0 H: 1 E: 0 LOB: 2 K: 1 BB: 1 S: 6 P: 10	R: 0 H: 0 E: 0 LOB: 0 K: 0 BB: 0 S: 3 P: 3	R: 1 H: 3 E: 0 LOB: 3 K: 1 BB: 1 S: 8 P: 12	R: 0 H: 1 E: 0 LOB: 1 K: 2 BB: 0 S: 8 P: 8		1B: 8 SF: 0 2B: 2 SAC: 0 3B: 0 DP: 0 HR: 1 HBP: 0						

PITCHER		IP	WLS	BF	H	R	ER	SO	BB	IBB	HBP	BLK	WP	HR	S	P	ERA	WHIP
Gary Ross, R ERA: 3.3	(1, 1)	6.2	L	33	10	4	4	5	2	1	0	0	0	1	40	52	5.40	1.800
John Verhoeven, R ERA: 1.93	(7, 1)	1.1		5	1	0	0	2	0	0	0	0	0	0	9	9	0.00	0.750

PITCHER	IP	WLS	BF	H	R	ER	SO	BB	IBB	HBP	BLK	WP	HR	S	P	ERA	WHIP

BOTTOM

California Angels @ Baltimore Orioles

Memorial Stadium, Baltimore, MD

Thu Jul 15 1976, 7:05 PM EDT

Att. 9,182 - Unknown

livebaseballscorecards.com

AB	35
R	4
H	11
RBI	4
BB	3
SO	7
LOB	18

Orioles

PA: 38

WP: 0
PB: 0
SB: 4
CS: 0

Batter	1	2	3	4	5	6	7	8	9	AB	R	H	RBI	BB	SO	LOB
Dave Collins, S (1, 8) OBP: 0.374, SLG: 0.302	1-4-3		L4-3 1-2		G6-4-3 1-2f			1-3		4	0	0	0	0	0	2
Jerry Remy, L (1, 4) OBP: 0.319, SLG: 0.307	S 1B 1B		BBBB FC5-4 BB		3-1			F6		3	1	1	0	1	0	0
Bobby Bonds, R (1, 9) OBP: 0.337, SLG: 0.405	S 1-H 1B		FC5-4 1-2f			SSS K		1-3		4	0	1	1	0	1	1
Tony Solaita, L (1, 10) OBP: 0.309, SLG: 0.310	SSS K 1-2			1B FC3-6 1B		1B			BBBB 2B 1B BB	3	2	2	0	1	1	1
Dan Briggs, L (1, 3) OBP: 0.279, SLG: 0.377	SSS K			SSS K		F8			1B 1-3 1B 2B	4	1	1	0	0	2	3
Bruce Bochte, L (1, 7) OBP: 0.360, SLG: 0.298 Rusty Torres, S (9, PR) OBP: 0.300, SLG: 0.294		4-3		FC3-6 1-3 1B		SSS K			1B 2-3 3-H 1B	4 0	0 0	2 0	1 0	0 0	1 0	1 0
Ron Jackson, R (1, 5) OBP: 0.302, SLG: 0.362		6-3		FC3-6 S 1-2f 3-H			6-3		6-3 1-3 3-H 1B	4	0	1	2	0	0	1
Dave Chalk, R (1, 6) OBP: 0.306, SLG: 0.261 Bill Melton, R (9, PH) OBP: 0.289, SLG: 0.297		4-3		1-3 1-2			F8		6-3 2-3	3 1	0 0	0 0	0 0	0 0	0 0	1 2
Terry Humphrey, R (1, 2) OBP: 0.304, SLG: 0.350			BBBB L4-3 BB		H G6-4-3 HBP		4-3			1	0	0	0	1	0	0

TOP

California Angels @ Baltimore Orioles

Memorial Stadium, Baltimore, MD

Fri Jul 16 1976, 7:05 PM EDT

Att. 11,251 - Unknown

livebaseballscorecards.com

AB	31
R	4
H	8
RBI	4
BB	3
SO	5
LOB	12

Inning Stats	1	2	3	4	5	6	7	8	9
	R: 1 E: 0 K: 2 S: 9	R: 0 E: 0 K: 0 S: 3	R: 0 E: 0 K: 0 S: 2	R: 1 E: 0 K: 1 S: 7	R: 0 E: 0 K: 0 S: 2	R: 0 E: 0 K: 2 S: 8	R: 0 E: 0 K: 0 S: 3	R: 0 E: 0 K: 0 S: 3	R: 2 E: 0 K: 0 S: 4
	H: 2 LOB: 1 BB: 0 P: 9	H: 0 LOB: 0 BB: 0 P: 3	H: 0 LOB: 1 BB: 2 P: 10	H: 2 LOB: 1 BB: 0 P: 7	H: 0 LOB: 0 BB: 0 P: 3	H: 1 LOB: 1 BB: 0 P: 8	H: 0 LOB: 0 BB: 0 P: 3	H: 0 LOB: 0 BB: 0 P: 3	H: 3 LOB: 1 BB: 1 P: 8

PITCHER		IP	WLS	BF	H	R	ER	SO	BB	IBB	HBP	BLK	WP	HR	S	P	ERA	WHIP	PITCHER	IP	WLS	BF	H	R	ER	SO	BB	IBB	HBP	BLK	WP	HR	S	P	ERA	WHIP
Wayne Garland, R ERA: 2.53	(1, 1)	8.0	W	33	7	4	4	5	3	0	1	0	0	0	39	52	4.50	1.250																	
Dyar Miller, R ERA: 2.96	(9, 1)	1.0	S	2	1	0	0	0	0	0	0	0	0	0	2	2	0.00	1.000																	

PITCHER		IP	WLS	BF	H	R	ER	SO	BB	IBB	HBP	BLK	WP	HR	S	P	ERA	WHIP	PITCHER	IP	WLS	BF	H	R	ER	SO	BB	IBB	HBP	BLK	WP	HR	S	P	ERA	WHIP

1B: 7	SF: 0	WP: 0	PA: 35
2B: 2	SAC: 0	PB: 0	
3B: 0	DP: 2	SB: 3	
HR: 0	HBP: 1	CS: 0	

BOTTOM

California Angels @ Baltimore Orioles

Memorial Stadium, Baltimore, MD

Fri Jul 16 1976, 7:05 PM EDT

Att. 11,251 - Unknown

livebaseballscorecards.com

Batter	1	2	3	4	5	6	7	8	9	AB	R	H	RBI	BB	SO	LOB
Ken Singleton, S (1, 7) OBP: 0.350, SLG: 0.353	BB, BB, FC1-2, 1B	BB, HBP, 1-2 FC4-2, 3-H, 1B		L4	K			5-3		5	0	2	1	0	1	0
Bobby Grich, R (1, 4) OBP: 0.403, SLG: 0.436	FC1-2, BB, 1-2 SF7, BB	FC4-2, BB, 1-2, 2-3, HBP		S, BB		F8				1	1	0	0	2	0	0
Reggie Jackson, L (1, 9) OBP: 0.336, SLG: 0.438	FC1-2, 1-2, 2-3, BB	FC4-2, 1-2, 2-3, 3-H, BB		K, 1-2		K				2	0	0	1	2	2	1
Lee May, R (1, 3) OBP: 0.289, SLG: 0.421	FC1-2, 1-2, 2-3, 3-Hf	FC4-2, 1-2, 2-3, 3-Hf		BB		5-3				3	0	0	0	1	0	6
Paul Blair, R (7, 8) OBP: 0.260, SLG: 0.273										0	0	0	0	0	0	0
Tony Muser, L (1, 8) OBP: 0.282, SLG: 0.247 (7, 3)	SF7, 3-H	K		F9			F8			3	0	0	1	0	1	5
Terry Crowley, L (1, 10) OBP: 0.167, SLG: 0.188	K		F9		SH1-4, HR, 2B		K			4	1	1	0	0	2	2
Mark Belanger, R (1, 6) OBP: 0.341, SLG: 0.340		1B, 1B, BB	F7	SH1-4, 2-3			CS, 1B			2	1	1	0	1	0	0
Brooks Robinson, R (1, 5) OBP: 0.247, SLG: 0.342		HBP, 1B, 1-3 BB, 1B	1B	3-H HR			1-2 CS	4-3		4	2	3	2	0	0	0
Dave Duncan, R (1, 2) OBP: 0.292, SLG: 0.284		K	5-3	K				4-3		4	0	0	0	0	2	3
Inning Stats	R: 1 H: 1 E: 0 LOB: 2 K: 1 BB: 2 S: 6 P: 14	R: 2 H: 2 E: 0 LOB: 3 K: 2 BB: 2 S: 9 P: 18	R: 0 H: 1 E: 0 LOB: 1 K: 0 BB: 0 S: 4 P: 4	R: 0 H: 0 E: 0 LOB: 2 K: 1 BB: 2 S: 5 P: 13	R: 2 H: 2 E: 0 LOB: 0 K: 2 BB: 0 S: 9 P: 9	R: 0 H: 0 E: 0 LOB: 0 K: 1 BB: 0 S: 5 P: 5	R: 0 H: 1 E: 0 LOB: 0 K: 1 BB: 0 S: 5 P: 5	R: 0 H: 0 E: 0 LOB: 0 K: 0 BB: 0 S: 3 P: 3		1B: 5 SF: 1 2B: 1 SAC: 1 3B: 0 DP: 0 HR: 1 HBP: 1						

	AB	28
	R	5
	H	7
	RBI	5
	BB	6
	SO	8
	LOB	17

WP: 0 PA: 38
PB: 0
SB: 1
CS: 1

PITCHER		IP	WLS	BF	H	R	ER	SO	BB	IBB	HBP	BLK	WP	HR	S	P	ERA	WHIP
Nolan Ryan, R ERA: 3.68	(1, 1)	7.0	L	34	7	5	5	8	6	0	1	0	0	1	43	68	6.43	1.857
Mickey Scott, L ERA: 3.48	(8, 1)	1.0		3	0	0	0	0	0	0	0	0	0	0	3	3	0.00	0.000

PITCHER	IP	WLS	BF	H	R	ER	SO	BB	IBB	HBP	BLK	WP	HR	S	P	ERA	WHIP

Batter	1	2	3	4	5	6	7	8	9	AB	R	H	RBI	BB	SO	LOB
Dave Collins, S (1, 8) OBP: 0.378, SLG: 0.310	F6		B1-4 1B		S 1B 1B 1B		L7			4	1	2	0	0	0	0
Bob Jones, L (7, 8) OBP: 0.262, SLG: 0.342										0	0	0	0	0	0	0
Jerry Remy, L (1, 4) OBP: 0.319, SLG: 0.307	K		B1-4 1-2f		1B S 1-2 1B 1B		F7			3	1	1	0	0	1	1
Mario Guerrero, R (5, 4) OBP: 0.283, SLG: 0.278										1	0	0	0	0	0	0
Bobby Bonds, R (1, 9) OBP: 0.336, SLG: 0.403	6-3		L4		S 1-3 2-H 1B		5-3			4	1	1	1	0	0	0
Tommy Davis, R (1, 10) OBP: 0.297, SLG: 0.333		SH5-3 1B 4-3 1B		3-1	1-H 3-H 1B			6-3		4	1	2	2	0	0	0
Ron Jackson, R (1, 5) OBP: 0.302, SLG: 0.360		4-3 SH5-3 1-2 1B 1B		5-3	4-3			K		4	1	1	0	0	1	0
Dan Briggs, L (1, 3) OBP: 0.281, SLG: 0.385		SH5-3 1-2 2-3		1B 2B	F9			F9		3	1	1	0	0	0	0
Bruce Bochte, L (1, 7) OBP: 0.358, SLG: 0.297		4-3 2-3 3-H		1B 2-H 1B		4-3			F6	4	1	1	2	0	0	1
Dave Chalk, R (1, 6) OBP: 0.308, SLG: 0.265		1B 3-H		1B 2-H		F6			K	4	0	2	2	0	1	0
Andy Etchebarren, R (1, 2) OBP: 0.296, SLG: 0.244		L7		K		1-3			L9	4	0	0	0	0	1	2
Inning Stats	R: 0 H: 0 E: 0 LOB: 0 K: 1 BB: 0 S: 5 P: 5	R: 2 H: 3 E: 0 LOB: 1 K: 0 BB: 0 S: 6 P: 6	R: 0 H: 1 E: 0 LOB: 0 K: 0 BB: 0 S: 3 P: 3	R: 2 H: 3 E: 0 LOB: 1 K: 1 BB: 0 S: 8 P: 8	R: 3 H: 4 E: 0 LOB: 0 K: 0 BB: 0 S: 6 P: 6	R: 0 H: 0 E: 0 LOB: 0 K: 0 BB: 0 S: 3 P: 3	R: 0 H: 0 E: 0 LOB: 0 K: 0 BB: 0 S: 3 P: 3	R: 0 H: 0 E: 0 LOB: 0 K: 1 BB: 0 S: 5 P: 5	R: 0 H: 0 E: 0 LOB: 0 K: 1 BB: 0 S: 5 P: 5	1B: 10 SF: 0 2B: 2 SAC: 1 3B: 0 DP: 1 HR: 0 HBP: 0						

TOP

California Angels @ Baltimore Orioles

Memorial Stadium, Baltimore, MD

Sat Jul 17 1976, 7:05 PM EDT

Att. 19,328 - Unknown

livebaseballscorecards.com

AB	35
R	7
H	11
RBI	7
BB	0
SO	4
LOB	4

PITCHER		IP	WLS	BF	H	R	ER	SO	BB	IBB	HBP	BLK	WP	HR	S	P	ERA	WHIP
Rudy May, L ERA: 4.17	(1, 1)	3.2	L	17	7	4	4	1	0	0	0	0	0	0	19	19	9.82	1.909
Ross Grimsley, L ERA: 3.82	(4, 1)	0.2		5	4	3	3	1	0	0	0	0	0	0	7	7	40.50	6.000
Fred Holdsworth, R ERA:	(5, 1)	4.2		14	0	0	0	2	0	0	0	0	0	0	18	18	0.00	0.000

PITCHER	IP	WLS	BF	H	R	ER	SO	BB	IBB	HBP	BLK	WP	HR	S	P	ERA	WHIP

BOTTOM

California Angels @ Baltimore Orioles

Memorial Stadium, Baltimore, MD

Sat Jul 17 1976, 7:05 PM EDT

Att. 19,328 - Unknown

livebaseballscorecards.com

Batter	1	2	3	4	5	6	7	8	9	AB	R	H	RBI	BB	SO	LOB
Mark Belanger, R (1, 6) OBP: 0.343, SLG: 0.344	F3		S HBP		K		2B			3	0	1	0	0	1	0
Bobby Grich, R (1, 4) OBP: 0.401, SLG: 0.437	6-3		F6 1-2		2B 2B		K			4	1	1	0	0	1	2
Reggie Jackson, L (1, 9) OBP: 0.342, SLG: 0.451	2B			HR 1B	2-H 2B			K		4	1	3	1	0	1	0
Lee May, R (1, 3) OBP: 0.289, SLG: 0.430	1-3			1-H HR	K			6-3		4	1	1	2	0	1	2
Andres Mora, R (1, 10) OBP: 0.248, SLG: 0.377		F7		F9		L4		K		4	0	0	0	0	1	0
Ken Singleton, S (1, 7) OBP: 0.352, SLG: 0.355		K		FC5-4 1B		L4-3 1B			6-3	4	0	2	0	0	1	0
Paul Blair, R (1, 8) OBP: 0.256, SLG: 0.269		F8		F4		L4-3 1-2			6-3	4	0	0	0	0	0	2
Brooks Robinson, R (1, 5) OBP: 0.241, SLG: 0.333			E6 G5-4-3	FC5-4 1-2f			4-3		F9	4	0	0	0	0	0	1
Dave Duncan, R (1, 2) OBP: 0.287, SLG: 0.279			G5-4-3 1-2f		5-3		6-3			3	0	0	0	0	0	1
Inning Stats	R: 0 E: 0 K: 0 S: 4 H: 1 LOB: 1 BB: 0 P: 4	R: 0 E: 0 K: 1 S: 5 H: 0 LOB: 0 BB: 0 P: 5	R: 0 E: 1 K: 0 S: 3 H: 0 LOB: 1 BB: 0 P: 4	R: 2 E: 0 K: 0 S: 6 H: 3 LOB: 1 BB: 0 P: 6	R: 1 E: 0 K: 2 S: 9 H: 2 LOB: 1 BB: 0 P: 9	R: 0 E: 0 K: 0 S: 3 H: 1 LOB: 0 BB: 0 P: 3	R: 0 E: 0 K: 1 S: 6 H: 1 LOB: 1 BB: 0 P: 6	R: 0 E: 0 K: 2 S: 7 H: 0 LOB: 0 BB: 0 P: 7	R: 0 E: 0 K: 0 S: 3 H: 0 LOB: 0 BB: 0 P: 3	1B: 3 2B: 5 3B: 0 HR: 1	SF: 0 SAC: 0 DP: 2 HBP: 1						

	AB	34
	R	3
	H	8
	RBI	3
	BB	0
	SO	6
	LOB	8

WP: 0 PB: 0 SB: 1 CS: 0 PA: 35

PITCHER	IP	WLS	BF	H	R	ER	SO	BB	IBB	HBP	BLK	WP	HR	S	P	ERA	WHIP
Frank Tanana, L (1, 1) ERA: 2.92	9.0	W	35	8	3	3	6	0	0	1	0	0	1	46	47	3.00	0.889

PITCHER	IP	WLS	BF	H	R	ER	SO	BB	IBB	HBP	BLK	WP	HR	S	P	ERA	WHIP

Batter	1	2	3	4	5	6	7	8	9	AB	R	H	RBI	BB	SO	LOB
Dave Collins, S (1, 8) OBP: 0.387, SLG: 0.311 Rusty Torres, S (8, 8) OBP: 0.300, SLG: 0.294	BBBB 4-0 2B 1B BB	IIII 4-0 BB IBB		x 0-0 ③ F7		x 0-0 S 3-H 1B		x 0-0 ② G2 1-2		3 0	1 0	1 0	1 0	2 0	0 0	2 0
Mario Guerrero, R (1, 4) OBP: 0.280, SLG: 0.286	x 0-0 1B 1-3 1B 2B	x 0-0 ② SF7 3-H			x 0-0 ① 6-3	x 0-0 ③ F3 1-2		x 0-0 ③ F8		4	1	1	1	0	0	3
Bobby Bonds, R (1, 9) OBP: 0.337, SLG: 0.401	x 0-0 1B 2-3 3-H 1B	BBBB 4-0 FC6 1-2 2-3 BB			x 0-0 ② 4-3		SSS 0-3 ① K		x 0-0 ① 4-3	4	1	1	1	1	1	0
Tony Solaita, L (1, 10) OBP: 0.326, SLG: 0.360	x 0-0 L6-3 2-H 3-H 1B	x 0-0 ③ FC6 1-2f			BBBB 4-0 FC6 BB		x 0-0 ② F8		x 0-0 HR	4	1	2	3	1	0	3
Dan Briggs, L (1, 3) OBP: 0.269, SLG: 0.368	x 0-0 ① F7	SSS 0-3 ① K			x 0-0 ③ FC6 1-2f		SSS 0-3 ③ K		x 0-0 ② 5-3	5	0	0	0	0	2	2
Bruce Bochte, L (1, 7) OBP: 0.362, SLG: 0.298	x 0-0 ②③ L6-3 1-2	SSS 0-3 ② K				BBBB 4-0 SH5-4 1B 1-4-3 BB		BBBB 4-0 E BB	x 0-0 BB 1B 1B	3	2	1	0	2	1	1
Ron Jackson, R (1, 5) OBP: 0.309, SLG: 0.371		x 0-0 SH5-4 SF7 2B	x 0-0 ③ F6			x 0-0 1-4-3 SH5-4 1-2 1B 1B		x 0-0 SH 1-H	x 0-0 BB 1-2 1B	4	2	3	0	0	0	0
Dave Chalk, R (1, 6) OBP: 0.314, SLG: 0.264		BBBB 4-0 BB SH5-4 BB		x 0-0 ① F9		x 0-0 ① SH5-4 1-2 2-3		BBBB 4-0 G2 BB	BBBB 4-0 FC 1-2 2-3 BB	1	0	0	0	3	0	0
Terry Humphrey, R (1, 2) OBP: 0.269, SLG: 0.304 Tommy Davis, R (9, PH) OBP: 0.295, SLG: 0.331 Andy Etchebarren, R (9, 2) OBP: 0.296, SLG: 0.244		x 0-0 ① SH5-4 1-2 2-3		x 0-0 ② F9		x 0-0 ② 1-4-3 2-3 3-H		x 0-0 ① F4	x 0-0 ③ FC 1-2f	3 1 0	0 0 0	0 0 0	1 0 0	0 0 0	0 0 0	3 3 0
Inning Stats	R: 3 E: 0 K: 0 S: 5 H: 3 LOB: 0 BB: 1 P: 9	R: 1 E: 0 K: 0 S: 4 H: 1 LOB: 3 BB: 3 P: 16	R: 0 E: 0 K: 2 S: 7 H: 0 LOB: 0 BB: 0 P: 7	R: 0 E: 0 K: 0 S: 3 H: 0 LOB: 0 BB: 0 P: 3	R: 0 E: 0 K: 0 S: 3 H: 0 LOB: 1 BB: 1 P: 7	R: 2 E: 0 K: 0 S: 5 H: 2 LOB: 1 BB: 1 P: 9	R: 0 E: 0 K: 2 S: 7 H: 0 LOB: 0 BB: 0 P: 7	R: 1 E: 1 K: 0 S: 4 H: 0 LOB: 2 BB: 2 P: 12	R: 1 E: 0 K: 0 S: 6 H: 3 LOB: 3 BB: 1 P: 10	1B: 6 2B: 3 3B: 0 HR: 1	SF: 1 SAC: 3 DP: 1 HBP: 0			WP: 0 PB: 0 SB: 1 CS: 0	PA: 45		

PITCHER	IP	WLS	BF	H	R	ER	SO	BB	IBB	HBP	BLK	WP	HR	S	P	ERA	WHIP
Dave Pagan, R (1, 1) ERA: 2.9	0.0		4	3	3	3	0	1	0	0	0	0	0	3	7	∞	∞
Mike Cuellar, L (1, 1) ERA: 5.27	5.2	L	24	3	3	3	2	4	1	0	0	0	0	23	43	4.76	1.235
Dyar Miller, R (6, 1) ERA: 2.96	3.0		15	3	2	1	2	2	0	0	0	0	1	17	25	3.00	1.667
Tippy Martinez, L (9, 1) ERA: 1.47	0.1		2	0	0	0	0	1	0	0	0	0	0	1	5	0.00	3.000

PITCHER	IP	WLS	BF	H	R	ER	SO	BB	IBB	HBP	BLK	WP	HR	S	P	ERA	WHIP

TOP

California Angels @ Baltimore Orioles

Memorial Stadium, Baltimore, MD

Sun Jul 18 1976, 3:33 AM EDT

Att. 13,038 - Unknown

livebaseballscorecards.com

AB	32
R	8
H	9
RBI	7
BB	9
SO	4
LOB	17

BOTTOM

California Angels @ Baltimore Orioles

Memorial Stadium, Baltimore, MD

Sun Jul 18 1976, 3:33 AM EDT

Att. 13,038 - Unknown

livebaseballscorecards.com

Batter	1	2	3	4	5	6	7	8	9	AB	R	H	RBI	BB	SO	LOB
Mark Belanger, R (1, 6) OBP: 0.343, SLG: 0.342	F8		3B 1B		BB WP E HR		6-3		F7	4	2	1	0	1	0	1
Bobby Grich, R (1, 4) OBP: 0.402, SLG: 0.456	F8		1-H 5-3 3B		E5 WP HR 1-2			HR		4	3	2	2	0	0	1
Reggie Jackson, L (1, 9) OBP: 0.344, SLG: 0.469	F8		5-3 3-H		1-H 2-H HR			6-3 2B		4	1	2	4	0	0	0
Lee May, R (1, 3) OBP: 0.288, SLG: 0.425		BB F9 BB	F7		F4			6-3		3	0	0	0	1	0	1
Ken Singleton, S (1, 7) OBP: 0.351, SLG: 0.351		BB G5-3 BB 1-2		6-3		K		6-3 2-3		3	0	0	0	1	1	1
Andres Mora, R (1, 10) OBP: 0.250, SLG: 0.377 Tony Muser, L (8, PH) OBP: 0.281, SLG: 0.245	F9 2-3			G5-4-3 1B		5-3		5-3		3 1	0 0	1 0	0 0	0 0	0 0	2 1
Paul Blair, R (1, 8) OBP: 0.257, SLG: 0.266 Al Bumbry, L (9, PH) OBP: 0.355, SLG: 0.404	BB 1-2			G5-4-3 1-2f		F9			F7	2 1	0 0	0 0	0 0	1 0	0 0	1 0
Doug DeCinces, R (1, 5) OBP: 0.258, SLG: 0.323 Terry Crowley, L (9, PH) OBP: 0.158, SLG: 0.176	G5-3 2-3f				5-3		F9		F5	3 1	0 0	0 0	0 0	0 0	0 0	3 0
Rick Dempsey, R (1, 2) OBP: 0.198, SLG: 0.156 Tommy Harper, R (9, PR) OBP: 0.333, SLG: 0.289			F7		F8		6-3		1B	4 0	0 0	1 0	0 0	0 0	0 0	0 0
Inning Stats	R: 0 E: 0 K: 0 S: 3 H: 0 LOB: 0 BB: 0 P: 3	R: 0 E: 0 K: 0 S: 2 H: 0 LOB: 2 BB: 3 P: 14	R: 2 E: 0 K: 0 S: 5 H: 2 LOB: 0 BB: 0 P: 5	R: 0 E: 0 K: 0 S: 3 H: 1 LOB: 0 BB: 0 P: 3	R: 3 E: 1 K: 0 S: 5 H: 1 LOB: 0 BB: 1 P: 9	R: 0 E: 0 K: 1 S: 5 H: 0 LOB: 0 BB: 0 P: 5	R: 0 E: 0 K: 0 S: 3 H: 0 LOB: 0 BB: 0 P: 3	R: 1 E: 0 K: 0 S: 5 H: 2 LOB: 1 BB: 0 P: 5	R: 0 E: 0 K: 0 S: 4 H: 1 LOB: 1 BB: 0 P: 4	1B: 3 2B: 1 3B: 1 HR: 2	SF: 0 SAC: 0 DP: 2 HBP: 0						

	AB	33
	R	6
	H	7
	RBI	6
	BB	4
	SO	1
	LOB	11

WP: 1 PB: 0 SB: 0 CS: 0 PA: 37

PITCHER		IP	WLS	BF	H	R	ER	SO	BB	IBB	HBP	BLK	WP	HR	S	P	ERA	WHIP
Sid Monge, L ERA: 3.53	(1, 1)	4.2		21	4	5	2	0	4	0	0	0	1	1	17	33	3.86	1.714
Dick Drago, R ERA: 5.32	(5, 1)	4.1	W	16	3	1	1	1	0	0	0	0	0	1	18	18	2.08	0.692

PITCHER	IP	WLS	BF	H	R	ER	SO	BB	IBB	HBP	BLK	WP	HR	S	P	ERA	WHIP

Batter	1	2	3	4	5	6	7	8	9	AB	R	H	RBI	BB	SO	LOB
Dave Collins, S (1, 8) OBP: 0.378, SLG: 0.302	1-3		E3 SH1-3 1B		SH1-4 1-2		FC1-6 1B 1-2f			3	1	0	0	0	0	1
Jerry Remy, L (1, 4) OBP: 0.323, SLG: 0.311	F2		SH1-3 1-2		E6 1B 2-3 1B		CS 1-3 1B			3	1	2	0	0	0	0
Bobby Bonds, R (1, 9) OBP: 0.342, SLG: 0.403	S BB		CS 2-H 1B		F2 2-H 3-H 1B		6-3 1-2			3	0	2	3	1	0	2
Tommy Davis, R (1, 10) OBP: 0.288, SLG: 0.322	5-3 1-2		K 1-2		F2 1-2			F7		4	0	0	0	0	1	3
Dan Briggs, L (1, 3) OBP: 0.260, SLG: 0.356		K		G3	F7			4-3		4	0	0	0	0	1	1
Bruce Bochte, L (1, 7) OBP: 0.361, SLG: 0.300		PB E 2B		F8		F7		4-3		4	1	1	0	0	0	0
Ron Jackson, R (1, 5) OBP: 0.308, SLG: 0.366		K		BB		5-3			F7	3	0	0	0	1	1	1
Dave Chalk, R (1, 6) OBP: 0.310, SLG: 0.260		E5 2-H		L5		F7			F7	4	0	0	0	0	0	1
Andy Etchebarren, R (1, 2) OBP: 0.300, SLG: 0.246		K	E SH1-4 1B				FC1-6 HBP		F3	3	1	1	0	0	1	1
Inning Stats	R: 0 E: 0 K: 0 S: 3 H: 0 LOB: 1 BB: 1 P: 7	R: 1 E: 1 K: 3 S: 11 H: 1 LOB: 1 BB: 0 P: 11	R: 1 E: 1 K: 1 S: 6 H: 1 LOB: 1 BB: 0 P: 6	R: 0 E: 0 K: 0 S: 3 H: 0 LOB: 1 BB: 1 P: 7	R: 2 E: 1 K: 0 S: 6 H: 3 LOB: 1 BB: 0 P: 6	R: 0 E: 0 K: 0 S: 3 H: 0 LOB: 0 BB: 0 P: 3	R: 0 E: 0 K: 0 S: 3 H: 1 LOB: 1 BB: 0 P: 4	R: 0 E: 0 K: 0 S: 3 H: 0 LOB: 0 BB: 0 P: 3	R: 0 E: 0 K: 0 S: 3 H: 0 LOB: 0 BB: 0 P: 3	1B: 5 2B: 2 3B: 0 HR: 0	SF: 0 SAC: 2 DP: 1 HBP: 1						

TOP

California Angels @ Milwaukee Brewers

Milwaukee County Stadium, Milwaukee, WI

Mon Jul 19 1976, 8:05 PM EDT

Unknown - 75 F

livebaseballscorecards.com

AB	31
R	4
H	6
RBI	3
BB	2
SO	4
LOB	10

PITCHER	IP	WLS	BF	H	R	ER	SO	BB	IBB	HBP	BLK	WP	HR	S	P	ERA	WHIP
Eduardo Rodriguez, R (1, 1) ERA: 3.74	9.0	L	36	6	4	1	4	2	0	1	0	0	0	41	50	1.00	0.889

PITCHER	IP	WLS	BF	H	R	ER	SO	BB	IBB	HBP	BLK	WP	HR	S	P	ERA	WHIP

BOTTOM

Batter	1	2	3	4	5	6	7	8	9	AB	R	H	RBI	BB	SO	LOB
Von Joshua, L (1, 8) OBP: 0.269, SLG: 0.321	6-3		F7	FC4-6 1-2f			1B 1B		4-3	5	0	1	0	0	0	2
Don Money, R (1, 5) OBP: 0.350, SLG: 0.444	4-3		E6 FC5-4		F2		F7		F8	5	0	0	0	0	0	1
George Scott, R (1, 3) OBP: 0.313, SLG: 0.391	BB 4-0		K 0-3		1-3 0-0		1B 1-2 0-0		6-3 0-0	4	0	1	0	1	1	1
Hank Aaron, R (1, 10) OBP: 0.309, SLG: 0.404	F9 0-0		FC5-4 1-2f 0-0		F5 0-0		F8 0-0			4	0	0	0	0	0	4
Darrell Porter, L (1, 2) OBP: 0.316, SLG: 0.296		BB 1B 4-0		F8 BB 1B 1B 0-0		F8 0-0	F9 0-0			3	1	1	0	1	0	2
Sixto Lezcano, R (1, 7) OBP: 0.356, SLG: 0.404		F8 0-0		L4 0-0		1B 1B 2B 0-0		K 0-3		4	1	1	0	0	1	2
Bernie Carbo, L (1, 9) OBP: 0.360, SLG: 0.411		K 0-3		1B BB 1-2 4-0		1B 2-3 0-0		1B 0-0		3	0	2	0	1	1	1
Robin Yount, R (1, 6) OBP: 0.325, SLG: 0.346		1B 1-2 0-0		F8 2-3 0-0		G6-4-3 1B 2-3 3-H 0-0		K 0-3		4	0	2	1	0	1	3
Tim Johnson, L (1, 4) OBP: 0.333, SLG: 0.324		1-3 0-0		FC4-6 1B 1-2 3-H 0-0		G6-4-3 1-2f 0-0		K 0-3		2	0	1	1	0	0	2
Gary Sutherland, R (6, PH) OBP: 0.276, SLG: 0.308 (7, 4)										1	0	0	0	0	0	2
Mike Hegan, L (8, PH) OBP: 0.246, SLG: 0.365										1	0	0	0	0	1	1
Jack Heidemann, R (9, 4) OBP: 0.220, SLG: 0.158										0	0	0	0	0	0	0
Inning Stats	R: 0 E: 0 K: 0 S: 3 H: 0 LOB: 1 BB: 1 P: 7	R: 0 E: 0 K: 1 S: 6 H: 1 LOB: 2 BB: 1 P: 10	R: 0 E: 1 K: 1 S: 6 H: 0 LOB: 1 BB: 0 P: 6	R: 1 E: 0 K: 0 S: 5 H: 2 LOB: 2 BB: 1 P: 9	R: 0 E: 0 K: 0 S: 3 H: 0 LOB: 0 BB: 0 P: 3	R: 1 E: 0 K: 0 S: 5 H: 3 LOB: 1 BB: 0 P: 5	R: 0 E: 0 K: 0 S: 5 H: 2 LOB: 2 BB: 0 P: 5	R: 0 E: 0 K: 3 S: 10 H: 1 LOB: 1 BB: 0 P: 10	R: 0 E: 0 K: 0 S: 3 H: 0 LOB: 0 BB: 0 P: 3	1B: 8 2B: 1 3B: 0 HR: 0 SF: 0 SAC: 0 DP: 1 HBP: 0						

PITCHER	IP	WLS	BF	H	R	ER	SO	BB	IBB	HBP	BLK	WP	HR	S	P	ERA	WHIP
Paul Hartzell, R (1, 1) ERA: 3.22	5.1	W	26	6	2	2	2	3	0	0	0	0	0	27	39	3.38	1.688
Mickey Scott, L (6, 1) ERA: 3.22	1.2		6	2	0	0	0	0	0	0	0	0	0	6	6	0.00	1.200
John Verhoeven, R (8, 1) ERA: 1.35	2.0	S	7	1	0	0	3	0	0	0	0	0	0	13	13	0.00	0.500

PITCHER	IP	WLS	BF	H	R	ER	SO	BB	IBB	HBP	BLK	WP	HR	S	P	ERA	WHIP

California Angels @ Milwaukee Brewers

Milwaukee County Stadium, Milwaukee, WI

Mon Jul 19 1976, 8:05 PM EDT

Unknown - 75 F

livebaseballscorecards.com

AB	36
R	2
H	9
RBI	2
BB	3
SO	5
LOB	21

WP: 0 PB: 0 SB: 0 CS: 0 PA: 39

Batter	1	2	3	4	5	6	7	8	9	AB	R	H	RBI	BB	SO	LOB
Dave Collins, S (1, 8) OBP: 0.386, SLG: 0.315	G3 1B		FC 1B 2-H 3-H 1B	S 1B 1B		4-3			F5	5	2	3	2	0	0	1
Mario Guerrero, R (1, 4) OBP: 0.285, SLG: 0.291	F5		FC 1B 1B 2-3	G1-4-3 1-H 1B			5-3 1B		6-3	5	1	2	1	0	0	2
Bobby Bonds, R (1, 9) OBP: 0.340, SLG: 0.400 Rusty Torres, S (9, 9) OBP: 0.300, SLG: 0.294	G3 1-2		1B SF7 1-2 3-H 1B	G1-4-3 1-2f			5-3 1-2		6-3	5 0	1 0	1 0	1 0	0 0	0 0	3 0
Tony Solaita, L (1, 10) OBP: 0.311, SLG: 0.342	S S S K		F7		4-3		F7			4	0	0	0	0	1	4
Bruce Bochte, L (1, 7) OBP: 0.359, SLG: 0.300		4-3	1B 1-3 2-H 1B		F7		F7			4	0	1	1	0	0	1
Dan Briggs, L (1, 3) OBP: 0.260, SLG: 0.347		F7	IBB		S S S K			G3		3	0	0	0	1	1	0
Ron Jackson, R (1, 5) OBP: 0.303, SLG: 0.361		S S S K	SF7 3-H			5-3		6-3		3	0	0	1	0	1	0
Dave Chalk, R (1, 6) OBP: 0.309, SLG: 0.257			E6 2B 1B F9			5-3		HBP		3	1	0	0	0	0	2
Terry Humphrey, R (1, 2) OBP: 0.300, SLG: 0.407			1B 1-3 2B	F4		2B		S S S K		4	1	2	0	0	1	1
Inning Stats	R: 0 E: 0 K: 1 S: 6 H: 1 LOB: 1 BB: 0 P: 6	R: 0 E: 0 K: 1 S: 5 H: 0 LOB: 0 BB: 0 P: 5	R: 5 E: 1 K: 0 S: 9 H: 4 LOB: 2 BB: 1 P: 13	R: 1 E: 0 K: 0 S: 4 H: 2 LOB: 0 BB: 0 P: 4	R: 0 E: 0 K: 1 S: 5 H: 0 LOB: 0 BB: 0 P: 5	R: 0 E: 0 K: 0 S: 4 H: 1 LOB: 1 BB: 0 P: 4	R: 0 E: 0 K: 0 S: 4 H: 1 LOB: 1 BB: 0 P: 4	R: 0 E: 0 K: 1 S: 5 H: 0 LOB: 1 BB: 0 P: 6	R: 0 E: 0 K: 0 S: 3 H: 0 LOB: 0 BB: 0 P: 3	1B: 7 2B: 2 3B: 0 HR: 0 SF: 1 SAC: 0 DP: 1 HBP: 1	WP: 0 PB: 0 SB: 1 CS: 0 PA: 39					

PITCHER	IP	WLS	BF	H	R	ER	SO	BB	IBB	HBP	BLK	WP	HR	S	P	ERA	WHIP
Jim Slaton, R (1, 1) ERA: 3.54	3.1	L	20	7	6	4	2	0	1	0	0	0	0	23	27	10.80	2.100
Bill Castro, R (4, 1) ERA: 4.01	5.2		19	2	0	0	2	0	0	1	0	0	0	22	23	0.00	0.353

PITCHER	IP	WLS	BF	H	R	ER	SO	BB	IBB	HBP	BLK	WP	HR	S	P	ERA	WHIP

California Angels @ Milwaukee Brewers

Milwaukee County Stadium, Milwaukee, WI

Mon Jul 19 1976, 8:05 PM EDT

Att. 11,196 - Unknown - 75 F

TOP

livebaseballscorecards.com

AB	36
R	6
H	9
RBI	6
BB	1
SO	4
LOB	14

BOTTOM

California Angels @ Milwaukee Brewers

Milwaukee County Stadium, Milwaukee, WI

Mon Jul 19 1976, 8:05 PM EDT

Att. 11,196 - Unknown - 75 F

livebaseballscorecards.com

Batter	1	2	3	4	5	6	7	8	9	AB	R	H	RBI	BB	SO	LOB
Von Joshua, L (1, 8) OBP: 0.271, SLG: 0.324	x 0-0 F9 2B	0-0 ③ CS 1-2	x 0-0 ① 4-3		B B B 4-0 1B BB		x 0-0 ③ 4-3			3	0	1	0	1	0	0
Don Money, R (1, 5) OBP: 0.349, SLG: 0.442	x 0-0 ① F9 2-3		x 0-0 5-3 1B		x 0-0 ② F8			x 0-0 ① F9		4	0	1	0	0	0	2
George Scott, R (1, 3) OBP: 0.318, SLG: 0.391	B B B B 4-0 BB		x 0-0 ② 5-3 1-2		x 0-0 1-2 1B			B B B 4-0 G3-6-1 BB		2	0	1	0	2	0	1
Darrell Porter, L (1, 2) OBP: 0.315, SLG: 0.292	S S S 0-3 ② K		B B B 4-0 BB		x 0-0 ③ F3			x 0-0 ② ③ G3-6-1 1-2f		3	0	0	0	1	1	5
Sixto Lezcano, R (1, 7) OBP: 0.354, SLG: 0.402	x 0-0 ③ F8		x 0-0 ③ F8			x 0-0 G1-6-3 1B			x 0-0 ① F9	4	0	1	0	0	0	4
Bernie Carbo, L (1, 9) OBP: 0.352, SLG: 0.401		S S S 0-3 ① K		S S S 0-3 ① K		S S S 0-3 ① K			x 0-0 ② F7	4	0	0	0	0	3	1
Mike Hegan, L (1, 10) OBP: 0.246, SLG: 0.375		x 0-0 1B SF8 2B		x 0-0 ② F5		x 0-0 ② ③ G1-6-3 1-2f			x 0-0 ③ F8	4	1	1	0	0	0	1
Robin Yount, R (1, 6) OBP: 0.328, SLG: 0.349		x 0-0 CS 2-3 1B		x 0-0 ③ F7			x 0-0 G5-4-3 1B			3	0	2	0	0	0	0
Gary Sutherland, R (1, 4) OBP: 0.270, SLG: 0.303		x 0-0 ② SF8 3-H			x 0-0 ① F7		x 0-0 ① ② G5-4-3 1-2f			2	0	0	1	0	0	1

	AB	29
	R	1
	H	7
	RBI	1
	BB	4
	SO	4
	LOB	15

Inning Stats	1	2	3	4	5	6	7	8	9	1B: 5	SF: 1	WP: 0	PA: 35
R:	0	1	0	0	0	0	0	0	0	2B: 2	SAC: 0	PB: 0	
E:	0	0	0	0	0	0	0	0	0	3B: 0	DP: 3	SB: 0	
K:	1	1	0	1	0	1	0	0	0	HR: 0	HBP: 0	CS: 1	
S:	6	6	4	5	4	5	3	2	3				
H:	1	2	1	0	1	1	1	0	0				
LOB:	2	0	2	0	2	0	0	0	0				
BB:	1	0	1	0	1	0	0	1	0				
P:	10	6	8	5	8	5	3	6	3				

PITCHER	IP	WLS	BF	H	R	ER	SO	BB	IBB	HBP	BLK	WP	HR	S	P	ERA	WHIP
Don Kirkwood, R (1, 1) ERA: 4.28	9.0	W	34	7	1	1	4	4	0	0	0	0	0	38	54	1.00	1.222

PITCHER	IP	WLS	BF	H	R	ER	SO	BB	IBB	HBP	BLK	WP	HR	S	P	ERA	WHIP

California Angels @ Milwaukee Brewers

Milwaukee County Stadium, Milwaukee, WI

Tue Jul 20 1976, 8:05 PM EDT

Att. 10,134 - Unknown - 73 F

TOP

livebaseballscorecards.com

Batter	1	2	3	4	5	6	7	8	9	AB	R	H	RBI	BB	SO	LOB
Dave Collins, S (1, 8) OBP: 0.390, SLG: 0.322	F3			SH2-3 BLK SF7 1B	F8			FC5 1B		4	1	2	0	0	0	1
Mario Guerrero, R (1, 4) OBP: 0.286, SLG: 0.292	F9			SH2-3 1-3		F8		1-2 1B		3	0	1	0	0	0	0
Bobby Bonds, R (1, 9) OBP: 0.336, SLG: 0.396	6-3			SF7 3-H		K		K		3	0	0	1	0	2	2
Tommy Davis, R (1, 10) OBP: 0.287, SLG: 0.320		6-3		1B 1B		F3		K		4	0	1	0	0	1	2
Ron Jackson, R (1, 5) OBP: 0.306, SLG: 0.361		F7		1-2 1B			BBBB FC5 SH1-4 BB	FC5 2-3f		3	0	1	0	1	0	2
Bruce Bochte, L (1, 7) OBP: 0.356, SLG: 0.297		5-3		SSS K			SH1-4 1-2		F7	3	0	0	0	0	1	2
Dan Briggs, L (1, 3) OBP: 0.271, SLG: 0.347			BBBB G6-4-3 BB		BBBB BB		F5		HR	0	0	0	0	2	0	0
Bill Melton, R (7, PH) OBP: 0.291, SLG: 0.311 (7, 3)										2	1	1	1	0	0	1
Dave Chalk, R (1, 6) OBP: 0.309, SLG: 0.254			G6-4-3 1-2f		F9		BBBB BB		5-3	3	0	0	0	1	0	2
Andy Etchebarren, R (1, 2) OBP: 0.297, SLG: 0.243			1-3		F3		FC5 2-3f		SSS K	2	0	0	0	0	0	1
Leroy Stanton, R (7, PH) OBP: 0.266, SLG: 0.259										1	0	0	0	0	0	2
Terry Humphrey, R (7, 2) OBP: 0.300, SLG: 0.407										0	0	0	0	0	0	0
Tony Solaita, L (9, PH) OBP: 0.308, SLG: 0.338										1	0	0	0	0	1	0

Inning Stats	1	2	3	4	5	6	7	8	9
	R: 0 H: 0 E: 0 LOB: 0 K: 0 BB: 0 S: 3 P: 3	R: 0 H: 0 E: 0 LOB: 0 K: 0 BB: 0 S: 3 P: 3	R: 0 H: 0 E: 0 LOB: 0 K: 0 BB: 1 S: 2 P: 6	R: 1 H: 3 E: 0 LOB: 2 K: 1 BB: 0 S: 8 P: 8	R: 0 H: 0 E: 0 LOB: 1 K: 0 BB: 1 S: 3 P: 7	R: 0 H: 0 E: 0 LOB: 0 K: 1 BB: 0 S: 5 P: 5	R: 0 H: 0 E: 0 LOB: 2 K: 0 BB: 2 S: 3 P: 11	R: 0 H: 2 E: 0 LOB: 2 K: 2 BB: 0 S: 9 P: 9	R: 1 H: 1 E: 0 LOB: 0 K: 1 BB: 0 S: 6 P: 6

1B: 5 SF: 1
2B: 0 SAC: 2
3B: 0 DP: 1
HR: 1 HBP: 0

WP: 0 PA: 36
PB: 0
SB: 0
CS: 0

	AB	29
	R	2
	H	6
	RBI	2
	BB	4
	SO	5
	LOB	15

PITCHER	IP	WLS	BF	H	R	ER	SO	BB	IBB	HBP	BLK	WP	HR	S	P	ERA	WHIP
Jerry Augustine, L (1, 1) ERA: 3.66	7.0	W	29	5	1	1	2	4	0	0	1	0	0	29	45	1.29	1.286
Danny Frisella, R (8, 1) ERA: 3.0	2.0	S	7	1	1	1	3	0	0	0	0	0	1	13	13	4.50	0.500

PITCHER	IP	WLS	BF	H	R	ER	SO	BB	IBB	HBP	BLK	WP	HR	S	P	ERA	WHIP

Batter	1	2	3	4	5	6	7	8	9	AB	R	H	RBI	BB	SO	LOB
Von Joshua, L (1, 8) OBP: 0.277, SLG: 0.333	SF7 3B		1-2 1B	BBBB 4-0 1-2 2-3 3-H BB			F9 1-3	CS WP 2-H 1B		3	1	2	1	1	0	1
Gorman Thomas, R (8, 8) OBP: 0.307, SLG: 0.390										1	0	1	1	0	0	0
Don Money, R (1, 5) OBP: 0.344, SLG: 0.438	SF7 3-H		P9	FC5 2-3f			SF7 3-H	F3 1-2		3	0	0	2	0	0	6
George Scott, R (1, 3) OBP: 0.318, SLG: 0.399	K		K		6-3		HR	CS 2-3		4	1	1	1	0	2	2
Hank Aaron, R (1, 10) OBP: 0.308, SLG: 0.415	F7		F4		K		HR			4	1	1	1	0	1	2
Darrell Porter, L (1, 2) OBP: 0.317, SLG: 0.297		K		1B BB 2B	F9		BB BB			3	1	1	0	1	1	0
Sixto Lezcano, R (1, 7) OBP: 0.356, SLG: 0.401		E 1B 1B		1-3		F8	BB 1-2			3	0	1	0	1	0	1
Mike Hegan, L (1, 9) OBP: 0.266, SLG: 0.379		E8 G5-4-3 1-3 1B		BB 1B BB		F8	5-3			2	0	1	0	1	0	0
Gary Sutherland, R (7, PH) OBP: 0.269, SLG: 0.301										1	0	0	0	0	0	2
Bill Sharp, L (8, 9) OBP: 0.299, SLG: 0.275										0	0	0	0	0	0	0
Robin Yount, R (1, 6) OBP: 0.327, SLG: 0.347		G5-4-3 1-2f		F8		F8		SH1-4 1B 1B		4	1	1	0	0	0	4
Tim Johnson, L (1, 4) OBP: 0.350, SLG: 0.342			1B 1B	FC5 BB 1-2 2-3 1B			E S SF7 1B	SH1-4 1-2		3	1	3	0	0	0	0
Inning Stats	R: 1 H: 1 E: 0 LOB: 0 K: 1 BB: 0 S: 6 P: 6	R: 0 H: 2 E: 1 LOB: 1 K: 1 BB: 0 S: 6 P: 6	R: 0 H: 2 E: 0 LOB: 2 K: 1 BB: 0 S: 7 P: 7	R: 1 H: 2 E: 0 LOB: 3 K: 0 BB: 2 S: 5 P: 13	R: 0 H: 0 E: 0 LOB: 0 K: 1 BB: 0 S: 5 P: 5	R: 0 H: 0 E: 0 LOB: 0 K: 0 BB: 0 S: 3 P: 3	R: 3 H: 3 E: 0 LOB: 2 K: 0 BB: 2 S: 6 P: 14	R: 1 H: 2 E: 0 LOB: 0 K: 0 BB: 0 S: 4 P: 4		1B: 8 SF: 2 2B: 1 SAC: 1 3B: 1 DP: 1 HR: 2 HBP: 0						

PITCHER		IP	WLS	BF	H	R	ER	SO	BB	IBB	HBP	BLK	WP	HR	S	P	ERA	WHIP
Gary Ross, R ERA: 3.34	(1, 1)	3.2	L	19	7	2	2	3	2	0	0	0	0	0	23	31	4.91	2.455
Dick Drago, R ERA: 5.55	(4, 1)	3.0		14	3	3	3	1	2	0	0	0	0	2	14	22	9.00	1.667
Mickey Scott, L ERA: 3.42	(7, 1)	1.1		5	2	1	1	0	0	0	0	0	1	0	5	5	6.75	1.500

PITCHER	IP	WLS	BF	H	R	ER	SO	BB	IBB	HBP	BLK	WP	HR	S	P	ERA	WHIP

BOTTOM

California Angels @ Milwaukee Brewers

Milwaukee County Stadium, Milwaukee, WI

Tue Jul 20 1976, 8:05 PM EDT
Att. 10,134 - Unknown - 73 F

livebaseballscorecards.com

AB	31
R	6
H	12
RBI	6
BB	4
SO	4
LOB	18

WP: 1	PA: 39		
PB: 0			
SB: 1			
CS: 1			

Batter	1	2	3	4	5	6	7	8	9	AB	R	H	RBI	BB	SO	LOB
Dave Collins, S (1, 8) OBP: 0.386, SLG: 0.319	6-3		1B E 1-2 1B		F8			SSS K		4	1	1	0	0	1	1
Jerry Remy, L (1, 4) OBP: 0.322, SLG: 0.310	6-3		E CS 1-3 2-H 1B		FC4-6 1-2f			4-3		4	0	1	1	0	0	1
Bobby Bonds, R (1, 9) OBP: 0.335, SLG: 0.394	F9		E3 2-3 3-H 1B		CS 1-2	F9		5-3		4	0	1	1	0	0	0
Tommy Davis, R (1, 10) OBP: 0.298, SLG: 0.322		F7	G4-6-3 IBB			1B			BBBB G5-4-3 BB	2	0	1	0	2	0	0
Ron Jackson, R (1, 5) OBP: 0.301, SLG: 0.355		4-3	G4-6-3 1-2f			F9			G5-4-3 1-2f	4	0	0	0	0	0	5
Bruce Bochte, L (1, 7) OBP: 0.355, SLG: 0.294		BBBB BB		F8		SSS K			F9	3	0	0	0	1	1	1
Dan Briggs, L (1, 3) OBP: 0.273, SLG: 0.347		F7		G5-4-3 1B			3-1			3	0	1	0	0	0	1
Dave Chalk, R (1, 6) OBP: 0.306, SLG: 0.252			6-3	G5-4-3 1-2f			5-3			3	0	0	0	0	0	1
Terry Humphrey, R (1, 2) OBP: 0.333, SLG: 0.433			1B 1B 1B		FC4-6 1B		6-3			3	1	2	0	0	0	0
Inning Stats	R: 0 E: 0 K: 0 S: 3 H: 0 LOB: 0 BB: 0 P: 3	R: 0 E: 0 K: 0 S: 3 H: 0 LOB: 1 BB: 1 P: 7	R: 2 E: 1 K: 0 S: 6 H: 4 LOB: 2 BB: 1 P: 10	R: 0 E: 0 K: 0 S: 3 H: 1 LOB: 0 BB: 0 P: 3	R: 0 E: 0 K: 0 S: 3 H: 1 LOB: 0 BB: 0 P: 3	R: 0 E: 0 K: 1 S: 6 H: 1 LOB: 1 BB: 0 P: 6	R: 0 E: 0 K: 0 S: 3 H: 0 LOB: 0 BB: 0 P: 3	R: 0 E: 0 K: 1 S: 5 H: 0 LOB: 0 BB: 0 P: 5	R: 0 E: 0 K: 0 S: 2 H: 0 LOB: 0 BB: 1 P: 6	1B: 7 2B: 0 3B: 0 HR: 0 SF: 0 SAC: 0 DP: 3 HBP: 0						

PITCHER	IP	WLS	BF	H	R	ER	SO	BB	IBB	HBP	BLK	WP	HR	S	P	ERA	WHIP
Rick Waits, L (1, 1) ERA: 3.42	9.0	W	33	7	2	2	2	2	1	0	0	0	0	34	46	2.00	1.000

PITCHER	IP	WLS	BF	H	R	ER	SO	BB	IBB	HBP	BLK	WP	HR	S	P	ERA	WHIP

TOP

California Angels @ Cleveland Indians

Cleveland Municipal Stadium, Cleveland, OH

Wed Jul 21 1976, 7:05 PM EDT

Att. 4,790 - Unknown

livebaseballscorecards.com

AB	30
R	2
H	7
RBI	2
BB	3
SO	2
LOB	10

PA: 34

WP: 0
PB: 0
SB: 0
CS: 1

BOTTOM

California Angels @ Cleveland Indians

Cleveland Municipal Stadium, Cleveland, OH

Wed Jul 21 1976, 7:05 PM EDT

Att. 4,790 - Unknown

livebaseballscorecards.com

Batter	1	2	3	4	5	6	7	8	9	AB	R	H	RBI	BB	SO	LOB
Duane Kuiper, L (1, 4) OBP: 0.290, SLG: 0.289	B B B 4-0 CS BB		x 0-0 E6 FC6-4 1-2 2-3		x 0-0 E4 4-3 2B 1B	x 0-0 F8 ③		x 0-0 ② 4-3 1-2		4	1	1	0	1	0	6
Frank Duffy, R (1, 6) OBP: 0.291, SLG: 0.289	x 0-0 ①② F7 1-2		x 0-0 ② FC6-4 1-2f 2-3 3-H		x 0-0 ① 4-3 2-3		S S S 0-3 ① K	I I I 4-0 IBB		4	0	0	1	1	1	4
Rick Manning, L (1, 8) OBP: 0.338, SLG: 0.380	S S S 0-3 ③ K		x 0-0 ③ 1-3		S S S 0-3 ② K		x 0-0 ② 3-1	S S S 0-3 ③ K		5	0	0	0	0	3	6
Rico Carty, R (1, 10) OBP: 0.387, SLG: 0.481		x 0-0 ① 2-3		x 0-0 ① F9	x 0-0 2B 3-H		x 0-0 ③ F8			4	0	1	1	0	0	0
George Hendrick, R (1, 7) OBP: 0.316, SLG: 0.473		x 0-0 ② 6-3		S S S 0-3 ② K	x 0-0 ③ 4-3			x 0-0 ① P4		4	0	0	0	0	1	1
Boog Powell, L (1, 3) OBP: 0.282, SLG: 0.224		x 0-0 ③ P3		B B B 4-0 2B 1B BB		x 0-0 ① P2		B B B 4-0 1B 1B BB		2	2	0	0	2	0	0
Buddy Bell, R (1, 5) OBP: 0.346, SLG: 0.359			x 0-0 ① 5-3	x 0-0 1-3 1B 2B		x 0-0 ② F9		x 0-0 1B 1-2 1B 1B		4	2	2	0	0	0	0
Charlie Spikes, R (1, 9) OBP: 0.316, SLG: 0.350			x 0-0 E 1B FC6-4 1B	x 0-0 2-H 3-H 1B		B B B B 4-0 BB BB		x 0-0 1B 1-3 2-H 1B		3	1	3	3	1	0	0
Alan Ashby, S (1, 2) OBP: 0.302, SLG: 0.311			x 0-0 FC6-4 E 1-2 1B	x 0-0 ③ P4		B B B B 4-0 1-2 BB		x 0-0 4-3 1-3 3-H 1B		0	0	0	0	0	0	0
Ray Fosse, R (3, 2) OBP: 0.347, SLG: 0.288										3	0	2	1	1	0	1
Inning Stats	R: 0 H: 0 E: 0 LOB: 0 K: 1 BB: 1 S: 4 P: 8	R: 0 H: 0 E: 0 LOB: 0 K: 0 BB: 0 S: 3 P: 3	R: 1 H: 2 E: 1 LOB: 2 K: 0 BB: 0 S: 6 P: 6	R: 2 H: 2 E: 0 LOB: 1 K: 1 BB: 1 S: 7 P: 11	R: 1 H: 2 E: 1 LOB: 1 K: 1 BB: 0 S: 7 P: 7	R: 0 H: 0 E: 0 LOB: 2 K: 0 BB: 2 S: 3 P: 11	R: 0 H: 0 E: 0 LOB: 0 K: 1 BB: 0 S: 5 P: 5	R: 2 H: 3 E: 0 LOB: 3 K: 1 BB: 2 S: 8 P: 16		1B: 7 SF: 0 2B: 2 SAC: 0 3B: 0 DP: 0 HR: 0 HBP: 0						

	AB	33
	R	6
	H	9
	RBI	6
	BB	6
	SO	5
	LOB	18

WP: 0 PA: 39
PB: 0
SB: 0
CS: 1

PITCHER		IP	WLS	BF	H	R	ER	SO	BB	IBB	HBP	BLK	WP	HR	S	P	ERA	WHIP
Nolan Ryan, R ERA: 3.71	(1, 1)	6.0	L	28	6	4	3	3	4	0	0	0	0	0	30	46	4.50	1.667
John Verhoeven, R ERA: 3.38	(7, 1)	1.1		8	3	2	2	1	1	0	0	0	0	0	9	13	13.50	3.000
Mickey Scott, L ERA: 3.33	(8, 1)	0.2		3	0	0	0	1	0	1	0	0	0	0	4	8	0.00	0.000

PITCHER	IP	WLS	BF	H	R	ER	SO	BB	IBB	HBP	BLK	WP	HR	S	P	ERA	WHIP

Batter	1	2	3	4	5	6	7	8	9	AB	R	H	RBI	BB	SO	LOB
Dave Collins, S (1, 8) OBP: 0.379, SLG: 0.315	6-3	3-1 1-2 3-H		G3-6-3 1-2f			F9		1B	5	0	1	1	0	0	3
Jerry Remy, L (1, 4) OBP: 0.324, SLG: 0.313	1B 1B 1B	G3			FC3-6 1B 1B		F8		K	4	1	2	0	0	0	1
Bill Melton, R (9, PH) OBP: 0.290, SLG: 0.310										1	0	0	0	0	1	1
Bruce Bochte, L (1, 7) OBP: 0.359, SLG: 0.299	1B 1-3 1B		4-3		FC3-6 1-2 1B		HR 1B		F9	5	1	3	0	0	0	1
Tony Solaita, L (1, 10) OBP: 0.305, SLG: 0.369	K		K		FC3-6 FC4-6 1-2f 2-3		1-H HR			4	1	1	2	0	2	4
Leroy Stanton, R (1, 9) OBP: 0.265, SLG: 0.259	1-2 3-H 1B		K		K		F9			4	0	1	1	0	2	2
Dan Briggs, L (1, 3) OBP: 0.265, SLG: 0.336	4-3			F8	FC4-6 1-2f			F9		4	0	0	0	0	0	4
Ron Jackson, R (1, 5) OBP: 0.304, SLG: 0.355		F9 3-1 1B		2B BB		K		F8		3	2	1	0	1	1	0
Dave Chalk, R (1, 6) OBP: 0.309, SLG: 0.260	3-1 1-2 1B			1B 1-H 2B		F3		F8		3	0	2	1	0	0	0
Mario Guerrero, R (7, 6) OBP: 0.283, SLG: 0.289										1	0	0	0	0	0	0
Andy Etchebarren, R (1, 2) OBP: 0.297, SLG: 0.245	F9 2-3			G3-6-3 2-3 1B		2-3			K	3	0	1	0	0	0	2
Bob Jones, L (9, PH) OBP: 0.259, SLG: 0.338										1	0	0	0	0	1	0
Inning Stats	R: 1 E: 0 K: 1 S: 8 H: 3 LOB: 2 BB: 0 P: 8	R: 1 E: 0 K: 0 S: 5 H: 2 LOB: 1 BB: 0 P: 5	R: 0 E: 0 K: 2 S: 7 H: 0 LOB: 0 BB: 0 P: 7	R: 1 E: 0 K: 0 S: 4 H: 2 LOB: 1 BB: 1 P: 8	R: 0 E: 0 K: 1 S: 7 H: 2 LOB: 2 BB: 0 P: 7	R: 0 E: 0 K: 1 S: 5 H: 0 LOB: 0 BB: 0 P: 5	R: 2 E: 0 K: 0 S: 5 H: 2 LOB: 0 BB: 0 P: 5	R: 0 E: 0 K: 0 S: 3 H: 0 LOB: 0 BB: 0 P: 3	R: 0 E: 0 K: 2 S: 8 H: 1 LOB: 1 BB: 0 P: 8	1B: 10 2B: 1 3B: 0 HR: 1 SF: 0 SAC: 0 DP: 1 HBP: 0						

PITCHER		IP	WLS	BF	H	R	ER	SO	BB	IBB	HBP	BLK	WP	HR	S	P	ERA	WHIP
Stan Thomas, R ERA: 2.18	(1, 1)	4.0		21	9	3	3	3	1	0	0	0	0	0	26	30	6.75	2.500
Dennis Eckersley, R ERA: 4.8	(5, 1)	5.0	W	18	3	2	2	4	0	0	0	0	0	1	26	26	3.60	0.600

PITCHER		IP	WLS	BF	H	R	ER	SO	BB	IBB	HBP	BLK	WP	HR	S	P	ERA	WHIP

TOP

California Angels @ Cleveland Indians

Cleveland Municipal Stadium, Cleveland, OH

Thu Jul 22 1976, 7:05 PM EDT
Att. 5,050 - Unknown - 78 F

livebaseballscorecards.com

AB	38
R	5
H	12
RBI	5
BB	1
SO	7
LOB	18

WP: 0	PA: 39					
PB: 0						
SB: 0						
CS: 0						

BOTTOM

California Angels @ Cleveland Indians

Cleveland Municipal Stadium, Cleveland, OH

Thu Jul 22 1976, 7:05 PM EDT

Att. 5,050 - Unknown - 78 F

livebaseballscorecards.com

Batter	1	2	3	4	5	6	7	8	9	AB	R	H	RBI	BB	SO	LOB
Rick Manning, L (1, 8) OBP: 0.335, SLG: 0.376	5-3	K 1-2		1-3		K				4	0	0	0	0	2	2
Frank Duffy, R (1, 6) OBP: 0.290, SLG: 0.285	F7	5-3			S SH1 2B BB		F7			3	1	0	0	1	0	0
Larvell Blanks, R (1, 4) OBP: 0.357, SLG: 0.461	1B 1B BB		F8		SH1 1-2		BB 1B			2	1	1	0	1	0	0
Rico Carty, R (1, 10) OBP: 0.390, SLG: 0.483 Frank Robinson, R (7, PH) OBP: 0.357, SLG: 0.458	BB 1B HR 1-3 1B		FC6-4 1B		K 2-3		G5-4-3 1-2 BB			3 0	1 0	2 0	0 0	0 1	1 0	1 0
George Hendrick, R (1, 7) OBP: 0.318, SLG: 0.477	BB HR 1-2 3-H 1B		FC6-4 FC6-4 1-2f		2B 3-H		G5-4-3 1-2f			4	1	2	2	0	0	3
Buddy Bell, R (1, 5) OBP: 0.345, SLG: 0.356	HR 1-2 2-3 BB		FC6-4 1-2f		K			5-3		3	1	0	0	1	1	2
Charlie Spikes, R (1, 9) OBP: 0.323, SLG: 0.370	HR 1-H 2-H 3-H			5-3		FC5-6 1B		G4-6-3 1B		4	1	3	4	0	0	0
Boog Powell, L (1, 3) OBP: 0.281, SLG: 0.248	K			HR		FC5-6 1-2f		G4-6-3 1-2f		4	1	1	1	0	1	2
Ray Fosse, R (1, 2) OBP: 0.346, SLG: 0.290		CS 1B		F4		F8				3	0	1	0	0	0	1
Inning Stats	R: 5 E: 0 K: 1 S: 8 / H: 3 LOB: 0 BB: 2 P: 16	R: 0 E: 0 K: 1 S: 5 / H: 1 LOB: 0 BB: 0 P: 5	R: 0 E: 0 K: 0 S: 4 / H: 1 LOB: 1 BB: 0 P: 4	R: 1 E: 0 K: 0 S: 4 / H: 1 LOB: 0 BB: 0 P: 4	R: 1 E: 0 K: 2 S: 8 / H: 1 LOB: 1 BB: 1 P: 12	R: 0 E: 0 K: 1 S: 6 / H: 1 LOB: 1 BB: 0 P: 6	R: 0 E: 0 K: 0 S: 3 / H: 1 LOB: 1 BB: 1 P: 7	R: 0 E: 0 K: 0 S: 3 / H: 1 LOB: 0 BB: 0 P: 3		1B: 7 2B: 1 3B: 0 HR: 2	SF: 0 SAC: 1 DP: 2 HBP: 0						

	AB	30
	R	7
	H	10
	RBI	7
	BB	4
	SO	5
	LOB	11

WP: 0 PB: 0 SB: 1 CS: 1 PA: 35

PITCHER		IP	WLS	BF	H	R	ER	SO	BB	IBB	HBP	BLK	WP	HR	S	P	ERA	WHIP
Frank Tanana, L ERA: 3.23	(1, 1)	4.2	L	23	7	7	7	3	3	0	0	0	0	2	26	38	13.50	2.143
Sid Monge, L ERA: 3.46	(5, 1)	1.2		8	2	0	0	2	1	0	0	0	0	0	11	15	0.00	1.800
John Verhoeven, R ERA: 2.79	(7, 1)	1.2		4	1	0	0	0	0	0	0	0	0	0	4	4	0.00	0.600

PITCHER	IP	WLS	BF	H	R	ER	SO	BB	IBB	HBP	BLK	WP	HR	S	P	ERA	WHIP

Texas Rangers @ California Angels

Anaheim Stadium, Anaheim, CA

Sat Jul 24 1976, 10:05 PM EDT

Unknown

TOP

livebaseballscorecards.com

Batter	1	2	3	4	5	6	7	8	9	AB	R	H	RBI	BB	SO	LOB
Dave Moates, L (1, 8) OBP: 0.333, SLG: 0.351	0-0 G3 1B		0-0 1-6-3 ③			0-0 4-3 ②			0-0 6-3 ①	4	0	1	0	0	0	0
Gene Clines, R (1, 7) OBP: 0.308, SLG: 0.319	0-0 L8 ①			0-0 L6-3 ①		0-0 L6-3 ③			0-0 L7 ②	4	0	0	0	0	0	1
Mike Hargrove, L (1, 3) OBP: 0.406, SLG: 0.408	0-0 G3 ② 1-2			BBBB 4-0 BB			0-0 F7 ①		SSS 0-3 K ③	3	0	0	0	1	1	1
Jeff Burroughs, R (1, 9) OBP: 0.303, SLG: 0.386	0-0 4-3 ③			0-0 F9 ②			0-0 F8 ②			3	0	0	0	0	0	2
Roy Howell, L (1, 5) OBP: 0.318, SLG: 0.390		0-0 4-3 ①		0-0 F8 ③			0-0 L5 ③			3	0	0	0	0	0	1
Toby Harrah, R (1, 6) OBP: 0.377, SLG: 0.387		0-0 G6-3 1B			0-0 E5 G4-6-3			0-0 E 1B		3	0	2	0	0	0	0
Tom Grieve, R (1, 10) OBP: 0.289, SLG: 0.385		0-0 G6-3 ②③ 1-2f			0-0 G4-6-3 ①② 1-2f			0-0 F3 ①		3	0	0	0	0	0	3
Lenny Randle, S (1, 4) OBP: 0.301, SLG: 0.280			0-0 6-3 ①		0-0 F7 ③			0-0 FC G4-6-3 1-2		3	0	0	0	0	0	1
Bill Fahey, L (1, 2) OBP: 0.391, SLG: 0.410			0-0 4-3 ②			SSS 0-3 K ①		0-0 G4-6-3 ②③ 1-2f		3	0	0	0	0	1	2

Inning Stats	R: 0	H: 1		R: 0	H: 1		R: 0	H: 0		R: 0	H: 0		R: 0	H: 0		R: 0	H: 0		R: 0	H: 1		R: 0	H: 0		1B: 3	SF: 0		WP: 0	PA: 30	
	E: 0	LOB: 1		E: 0	LOB: 0		E: 0	LOB: 0		E: 0	LOB: 1		E: 1	LOB: 0		E: 0	LOB: 0		E: 0	LOB: 1		E: 0	LOB: 0		2B: 0	SAC: 0		PB: 0		
	K: 0	BB: 0		K: 0	BB: 0		K: 0	BB: 0		K: 0	BB: 1		K: 0	BB: 0		K: 1	BB: 0		K: 0	BB: 0		K: 1	BB: 0		3B: 0	DP: 3		SB: 0		
	S: 4	P: 4		S: 3	P: 3		S: 3	P: 3		S: 3	P: 7		S: 3	P: 3		S: 5	P: 5		S: 3	P: 3		S: 4	P: 4		HR: 0	HBP: 0		CS: 0		

PITCHER	IP	WLS	BF	H	R	ER	SO	BB	IBB	HBP	BLK	WP	HR	S	P	ERA	WHIP
Paul Hartzell, R (1, 1) ERA: 2.84	9.0	W	30	3	0	0	2	1	0	0	0	0	0	33	37	0.00	0.444

PITCHER	IP	WLS	BF	H	R	ER	SO	BB	IBB	HBP	BLK	WP	HR	S	P	ERA	WHIP

AB	29
R	0
H	3
RBI	0
BB	1
SO	2
LOB	11

Batter	1	2	3	4	5	6	7	8	9	AB	R	H	RBI	BB	SO	LOB
Dave Collins, S (1, 7) OBP: 0.380, SLG: 0.313	5-3	CS 1-2	1B 1B	F8			BBBB HBP 1B 1B BB	1-3		4	2	1	0	1	0	0
Jerry Remy, L (1, 4) OBP: 0.326, SLG: 0.312	6-3		F8		G3		HBP 1B 1-2 2-3 1B	BBBB BB		4	1	1	0	1	0	1
Ron Jackson, R (1, 5) OBP: 0.311, SLG: 0.359 Bob Jones, L (7, PR) OBP: 0.256, SLG: 0.333 (8, 8)	1B	1-3 1B 1B		L7			H 1B 2B 1-2 2-3 3-H HBP	4-3		3 1	0 1	2 0	1 0	0 0	0 0	0 1
Tommy Davis, R (1, 10) OBP: 0.303, SLG: 0.322	F9		1B IBB		F9		2B 1-2 2-H 3-H 1B			3	0	1	2	1	0	1
Mario Guerrero, R (1, 6) OBP: 0.298, SLG: 0.312		1B 1B 2B	1-2 2-H 3-H 1B			FC6-4 1B	L7			4	1	3	1	0	0	2
Leroy Stanton, R (1, 9) OBP: 0.265, SLG: 0.259		1B FC6-4 2-3 1B	L5			SSS K	F9			4	1	1	0	0	1	5
Dan Briggs, L (1, 3) OBP: 0.271, SLG: 0.344		SSS K		BBBB G6-4-3 BB		F9	1-3 2-H 2B			3	0	1	1	1	1	3
Andy Etchebarren, R (1, 2) OBP: 0.296, SLG: 0.245		FC6-4 1-3 3-H 1B		G6-4-3 1-2f		FC6-4 1-2f	F8			4	0	1	1	0	0	5
Rusty Torres, S (1, 8) OBP: 0.305, SLG: 0.329 (8, 5)		FC6-4 CS 1-2f 3-H		HR			1B HBP 2B	5-3		4	2	2	2	0	0	1
Inning Stats	R: 0 E: 0 K: 0 S: 4 H: 1 LOB: 1 BB: 0 P: 4	R: 2 E: 0 K: 1 S: 7 H: 3 LOB: 0 BB: 0 P: 7	R: 1 E: 0 K: 0 S: 5 H: 3 LOB: 2 BB: 1 P: 9	R: 1 E: 0 K: 0 S: 3 H: 1 LOB: 0 BB: 1 P: 7	R: 0 E: 0 K: 0 S: 3 H: 0 LOB: 0 BB: 0 P: 3	R: 0 E: 0 K: 1 S: 6 H: 1 LOB: 1 BB: 0 P: 6	R: 4 E: 0 K: 0 S: 7 H: 4 LOB: 3 BB: 1 P: 12	R: 0 E: 0 K: 0 S: 3 H: 0 LOB: 1 BB: 1 P: 7		1B: 9 2B: 3 3B: 0 HR: 1	SF: 0 SAC: 0 DP: 1 HBP: 1			WP: 0 PB: 0 SB: 0 CS: 1	PA: 40	

PITCHER		IP	WLS	BF	H	R	ER	SO	BB	IBB	HBP	BLK	WP	HR	S	P	ERA	WHIP
Jim Umbarger, L ERA: 3.26	(1, 1)	6.0	L	29	11	7	7	2	2	1	0	0	0	1	30	42	10.50	2.167
Mike Bacsik, R ERA: 2.73	(7, 1)	1.0		6	2	1	1	0	0	0	1	0	0	0	5	6	9.00	2.000
Steve Barr, L ERA: 5.49	(8, 1)	1.0		4	0	0	0	0	1	0	0	0	0	0	3	7	0.00	1.000

PITCHER	IP	WLS	BF	H	R	ER	SO	BB	IBB	HBP	BLK	WP	HR	S	P	ERA	WHIP

BOTTOM

Texas Rangers @ California Angels

Anaheim Stadium, Anaheim, CA

Sat Jul 24 1976, 10:05 PM EDT

Unknown

livebaseballscorecards.com

AB	34
R	8
H	13
RBI	8
BB	4
SO	2
LOB	19

Batter	1	2	3	4	5	6	7	8	9	AB	R	H	RBI	BB	SO	LOB
Gene Clines, R (1, 7) OBP: 0.311, SLG: 0.322	L4-3			L9		6-3 S, SF8, 1-3, 3-H, 1B		G4-6-3, 1B		4	1	2	1	0	0	0
Dave Moates, L (1, 8) OBP: 0.333, SLG: 0.350	L4-3, 1B			F7		6-3, 1-3, 3-H		G4-6-3, 1-2f		3	0	1	1	0	0	1
Juan Beniquez, R (7, 8) OBP: 0.288, SLG: 0.261										1	0	0	0	0	0	1
Mike Hargrove, L (1, 3) OBP: 0.404, SLG: 0.407	L4-3, 1-2			1B		SF8, 3-H		4-3		3	0	1	1	0	0	1
Jeff Burroughs, R (1, 9) OBP: 0.300, SLG: 0.382		F2		F9		6-3			F3	4	0	0	0	0	0	1
Roy Howell, L (1, 10) OBP: 0.317, SLG: 0.388		F7			4-3		FC6-4, 1B		F8	4	0	1	0	0	0	0
Toby Harrah, R (1, 6) OBP: 0.373, SLG: 0.382		5-3			F9		F7		5-3	4	0	0	0	0	0	1
Lenny Randle, S (1, 4) OBP: 0.301, SLG: 0.281			4-3		K		FC6-4, 1-2, 1B			3	0	1	0	0	1	0
Danny Thompson, R (1, 5) OBP: 0.257, SLG: 0.268			F9			BB, 1B, 1B	FC6-4, 1-2f, 2-3			2	1	0	0	1	0	2
Jim Sundberg, R (1, 2) OBP: 0.288, SLG: 0.306			L4			1B, 6-3, 1-3, 1B	1-3			3	1	1	0	0	0	2
Inning Stats	R: 0 E: 0 K: 0 S: 3 H: 1 LOB: 0 BB: 0 P: 3	R: 0 E: 0 K: 0 S: 3 H: 0 LOB: 0 BB: 0 P: 3	R: 0 E: 0 K: 0 S: 3 H: 0 LOB: 0 BB: 0 P: 3	R: 0 E: 0 K: 0 S: 4 H: 1 LOB: 1 BB: 0 P: 4	R: 0 E: 0 K: 1 S: 5 H: 0 LOB: 0 BB: 0 P: 5	R: 3 E: 0 K: 0 S: 5 H: 2 LOB: 0 BB: 1 P: 9	R: 0 E: 0 K: 0 S: 5 H: 2 LOB: 2 BB: 0 P: 5	R: 0 E: 0 K: 0 S: 3 H: 1 LOB: 0 BB: 0 P: 3	R: 0 E: 0 K: 0 S: 3 H: 0 LOB: 0 BB: 0 P: 3	1B: 7 2B: 1 3B: 0 HR: 0	SF: 1 SAC: 0 DP: 2 HBP: 0						

TOP

Texas Rangers @ California Angels

Anaheim Stadium, Anaheim, CA

Sat Jul 24 1976, 10:05 PM EDT

Att. 12,716 - Unknown

livebaseballscorecards.com

AB	31
R	3
H	7
RBI	3
BB	1
SO	1
LOB	9

PITCHER	IP	WLS	BF	H	R	ER	SO	BB	IBB	HBP	BLK	WP	HR	S	P	ERA	WHIP
Don Kirkwood, R (1, 1) ERA: 4.29	6.0	W	23	5	3	3	1	1	0	0	0	0	0	24	28	4.50	1.000
John Verhoeven, R (7, 1) ERA: 2.13	3.0	S	10	2	0	0	0	0	0	0	0	0	0	10	10	0.00	0.667

PITCHER	IP	WLS	BF	H	R	ER	SO	BB	IBB	HBP	BLK	WP	HR	S	P	ERA	WHIP

WP: 0 PB: 0 SB: 1 CS: 0 PA: 33

Texas Rangers @ California Angels

Anaheim Stadium, Anaheim, CA

Sat Jul 24 1976, 10:05 PM EDT

Att. 12,716 - Unknown

BOTTOM

Batter	1	2	3	4	5	6	7	8	9	AB	R	H	RBI	BB	SO	LOB
Dave Collins, S (1, 8) OBP: 0.377, SLG: 0.305	SSS 0-3 ① K		x 0-0 ① FC3-6 3B 1-2 2-3f		BBBB 4-0 E S 5-3 BB		x 0-0 ② F2			3	2	0	0	1	1	2
Rusty Torres, S (8, 8) OBP: 0.305, SLG: 0.329										0	0	0	0	0	0	0
Jerry Remy, L (1, 4) OBP: 0.331, SLG: 0.323	x 0-0 CS 1B		x 0-0 1B 1-H 2-H 3B		BBBB 4-0 5-3 S 1-3 BB		x 0-0 ③ G3			3	1	2	2	1	0	0
Bobby Bonds, R (1, 9) OBP: 0.332, SLG: 0.390	SSS 0-3 ② ③ K 1-2		x 0-0 ② L7		x 0-0 ② 5-3 1-3 3-H			x 0-0 ① 6-3		4	0	0	1	0	1	3
Tony Solaita, L (1, 10) OBP: 0.323, SLG: 0.372		BBBB 4-0 BB	x 0-0 FC4 3-H 1B		BBBB 4-0 BB			SSS 0-3 ② K		2	0	1	1	2	1	0
Bruce Bochte, L (1, 7) OBP: 0.357, SLG: 0.296		x 0-0 ① F8	x 0-0 ③ FC4 1-2f		x 0-0 ③ L7			BBBB 4-0 BB		3	0	0	0	1	0	4
Mario Guerrero, R (1, 6) OBP: 0.296, SLG: 0.310		x 0-0 ② F9		x 0-0 ① 6-3		x 0-0 G3-6 1B		x 0-0 ③ F8		4	0	1	0	0	0	2
Dan Briggs, L (1, 3) OBP: 0.266, SLG: 0.336		SSS 0-3 ③ K		x 0-0 ② F6		x 0-0 ① ② G3-6 1-2f				3	0	0	0	0	1	2
Terry Humphrey, R (1, 2) OBP: 0.333, SLG: 0.424			x 0-0 FC3-6 BB 1B	x 0-0 ③ F5		x 0-0 ③ 1-3				3	0	1	0	0	0	0
Dave Chalk, R (1, 5) OBP: 0.309, SLG: 0.258			BBBB 4-0 FC3-6 3B 1-2 BB		x 0-0 ① 5-3		x 0-0 ① 1-6-3			2	1	0	0	1	0	0
Inning Stats	R: 0 H: 1 E: 0 LOB: 0 K: 2 BB: 0 S: 7 P: 7	R: 0 H: 0 E: 0 LOB: 1 K: 1 BB: 1 S: 5 P: 9	R: 3 H: 3 E: 0 LOB: 1 K: 0 BB: 1 S: 6 P: 10	R: 0 H: 0 E: 0 LOB: 0 K: 0 BB: 0 S: 3 P: 3	R: 1 H: 0 E: 0 LOB: 2 K: 0 BB: 3 S: 3 P: 15	R: 0 H: 1 E: 0 LOB: 0 K: 0 BB: 0 S: 3 P: 3	R: 0 H: 0 E: 0 LOB: 0 K: 0 BB: 0 S: 3 P: 3	R: 0 H: 0 E: 0 LOB: 1 K: 1 BB: 1 S: 5 P: 9		1B: 4 SF: 0 2B: 0 SAC: 0 3B: 1 DP: 1 HR: 0 HBP: 0						WP: 0 PA: 33 PB: 0 SB: 2 CS: 1

	AB	27
	R	4
	H	5
	RBI	4
	BB	6
	SO	4
	LOB	13

livebaseballscorecards.com

PITCHER	IP	WLS	BF	H	R	ER	SO	BB	IBB	HBP	BLK	WP	HR	S	P	ERA	WHIP
Tommy Boggs, R (1, 1) ERA: 4.76	4.2	L	22	4	4	3	3	5	0	0	0	0	0	23	43	5.79	1.929
Jeff Terpko, R (5, 1) ERA: 1.7	3.1		11	1	0	0	1	1	0	0	0	0	0	12	16	0.00	0.600

PITCHER	IP	WLS	BF	H	R	ER	SO	BB	IBB	HBP	BLK	WP	HR	S	P	ERA	WHIP

Texas Rangers @ California Angels

Anaheim Stadium, Anaheim, CA

Sun Jul 25 1976, 6:33 AM EDT

Att. 8,532 - Unknown

TOP

livebaseballscorecards.com

Batter	1	2	3	4	5	6	7	8	9	10	11	AB	R	H	RBI	BB	SO	LOB
Gene Clines, R (1, 7) (9, 8) OBP: 0.308, SLG: 0.318	L9		4-3 1B 1-2		F9		L7		L6		K	6	0	1	0	0	1	3
Lenny Randle, S (1, 4) OBP: 0.299, SLG: 0.280	1-3		4-3 1-2 2-3		3-1			G3	S 1B 1-3 2-H 3-H			5	0	1	2	0	0	2
Mike Hargrove, L (1, 3) OBP: 0.404, SLG: 0.405	1B		F7		4-3			5-3	IBB 1-2			4	0	1	0	1	0	2
Jeff Burroughs, R (1, 9) OBP: 0.299, SLG: 0.378	K			F9		F5		BB	L5			4	0	0	0	1	1	4
Roy Howell, L (1, 5) OBP: 0.315, SLG: 0.385		G6-4-3 1B		F8		F8		6-3			K	5	0	1	0	0	1	1
Toby Harrah, R (1, 6) OBP: 0.374, SLG: 0.382		F7		1B 1B 1B		1B			4-3		F9	5	1	2	0	0	0	1
Tom Grieve, R (1, 10) OBP: 0.291, SLG: 0.386		G6-4-3 1-2f		1B 1-2 1B		F8			1B E 1B 1B		F8	5	1	2	0	0	0	2
Juan Beniquez, R (1, 8) OBP: 0.292, SLG: 0.263			BB FC3-6	1-2 2-H FC5-4 1B			F3		FC1 1-2		K	2	0	1	1	1	0	0
Joe Lahoud, L (9, PH) (9, 7) OBP: 0.312, SLG: 0.277												0	1	0	0	0	0	0
Jim Sundberg, R (1, 2) OBP: 0.285, SLG: 0.302			FC3-6 4-3 1B 1-2f	FC5-4 1-2f			F7		1B 1-2 2-3 1B		F8	3	0	0	0	0	0	3
Dave Moates, L (9, PH) OBP: 0.333, SLG: 0.350												0	0	0	0	0	0	0
Jim Fregosi, R (9, PH) OBP: 0.357, SLG: 0.333												1	0	1	0	0	0	0
Bill Fahey, L (9, 2) OBP: 0.383, SLG: 0.400												1	0	0	0	0	0	0

| Inning Stats | | | | | | | | | | | |

Texas Rangers @ California Angels

Anaheim Stadium, Anaheim, CA

Sun Jul 25 1976, 6:33 AM EDT

Att. 8,532 - Unknown

BOTTOM

livebaseballscorecards.com

Batter	1	2	3	4	5	6	7	8	9	10	11	AB	R	H	RBI	BB	SO	LOB
Dave Collins, S (1, 8) OBP: 0.380, SLG: 0.306	K	4-3			CS 1B		BB		L3		G3 2-3	3	0	1	0	1	1	1
Rusty Torres, S (8, 8) OBP: 0.301, SLG: 0.324												2	0	0	0	0	0	1
Jerry Remy, L (1, 4) OBP: 0.334, SLG: 0.325	L3		CS 2B		1-2 BB		L7 1-2		F7		HR IBB IBB	4	1	1	0	2	0	1
Bobby Bonds, R (1, 9) OBP: 0.334, SLG: 0.388	F3		S 2-3 BB		5-3		6-3			FC6-5 SH1-4 1B	HR 1-2 IBB	4	1	1	0	2	0	2
Tony Solaita, L (1, 10) OBP: 0.340, SLG: 0.393		FC 2B 2B	F8			1B BB		SH3-4 1B		SH1-4 1-2	HR 1-H 2-H 3-H	3	1	2	0	1	0	1
Leroy Stanton, R (8, PR) OBP: 0.269, SLG: 0.281												1	1	1	4	0	0	0
Bruce Bochte, L (1, 7) OBP: 0.356, SLG: 0.293 (9, 3)		FC 2B E 2-3	K 1-2			F8		SH3-4 1-2		FC6-5 IBB		3	1	0	0	1	1	3
Mario Guerrero, R (1, 6) OBP: 0.300, SLG: 0.308		F4		6-3		1-2 1B		FC6-4 IBB		FC6-5 1-2 2-3f		4	0	1	0	1	0	4
Dan Briggs, L (1, 3) OBP: 0.260, SLG: 0.328		L7		L7		F8		L7		3-1		3	0	0	0	0	0	4
Tommy Davis, R (8, PH) OBP: 0.301, SLG: 0.320												1	0	0	0	0	0	2
Bob Jones, L (9, 7) OBP: 0.253, SLG: 0.329												1	0	0	0	0	0	2
Terry Humphrey, R (1, 2) OBP: 0.341, SLG: 0.447		E7 1B 1-H 3-H 2B		L7		K		FC6-4 1-2f			G3 SH3-4 HR 1B	5	2	2	1	0	1	4
Dave Chalk, R (1, 5) OBP: 0.309, SLG: 0.258		1B 2-H			F8		5-3		K		SH3-4 1-2	4	0	1	1	0	1	0
Inning Stats	R: 0 H: 0 E: 0 LOB: 0 K: 1 BB: 0 S: 5 P: 5	R: 3 H: 3 E: 1 LOB: 1 K: 0 BB: 0 S: 7 P: 7	R: 0 H: 1 E: 0 LOB: 1 K: 1 BB: 1 S: 5 P: 9	R: 0 H: 0 E: 0 LOB: 0 K: 0 BB: 0 S: 3 P: 3	R: 0 H: 1 E: 0 LOB: 1 K: 0 BB: 1 S: 3 P: 7	R: 0 H: 1 E: 0 LOB: 2 K: 1 BB: 1 S: 6 P: 10	R: 0 H: 0 E: 0 LOB: 1 K: 0 BB: 1 S: 3 P: 7	R: 0 H: 1 E: 0 LOB: 2 K: 0 BB: 1 S: 4 P: 8	R: 0 H: 0 E: 0 LOB: 0 K: 1 BB: 0 S: 5 P: 5	R: 0 H: 1 E: 0 LOB: 2 K: 0 BB: 1 S: 4 P: 8	R: 4 H: 2 E: 0 LOB: 0 K: 0 BB: 2 S: 4 P: 12	1B: 6 SF: 0 2B: 3 SAC: 3 3B: 0 DP: 0 HR: 1 HBP: 0						WP: 0 PA: 49 PB: 0 SB: 2 CS: 2

	AB	38
	R	7
	H	10
	RBI	6
	BB	8
	SO	4
	LOB	25

PITCHER		IP	WLS	BF	H	R	ER	SO	BB	IBB	HBP	BLK	WP	HR	S	P	ERA	WHIP
Nelson Briles, R ERA: 3.38	(1, 1)	7.0		31	7	3	3	3	4	0	0	0	0	0	33	49	3.86	1.571
Joe Hoerner, L ERA: 4.56	(8, 1)	0.1		2	0	0	0	0	0	1	0	0	0	0	1	5	0.00	0.000
Steve Foucault, R ERA: 3.27	(8, 1)	3.1	L	16	3	4	4	1	0	3	0	0	0	1	15	27	10.80	0.900

PITCHER	IP	WLS	BF	H	R	ER	SO	BB	IBB	HBP	BLK	WP	HR	S	P	ERA	WHIP

Batter	1	2	3	4	5	6	7	8	9	AB	R	H	RBI	BB	SO	LOB
Al Cowens, R (1, 9) OBP: 0.308, SLG: 0.337	F2		FC1-5 S 1B		4-3			BBBB E S 6-3 BB		3	1	1	0	1	0	0
Tom Poquette, L (1, 7) OBP: 0.372, SLG: 0.497	K		K		6-3			F7		4	0	0	0	0	2	2
George Brett, L (1, 5) OBP: 0.408, SLG: 0.510	BBBB 4-0 BB 2B BB		FC1-5 S 1B 1-3			4-3		BBBB 6-3 1-3 BB		2	2	0	0	2	0	1
John Mayberry, L (1, 3) OBP: 0.346, SLG: 0.389	BBBB 4-0 1-2 2B BB		FC6-4 1-H 1B			BBBB 4-0 3-1 WP BB		0-0 6-3 1-3 3-H		2	1	1	2	2	0	1
Amos Otis, R (1, 8) OBP: 0.355, SLG: 0.463	0-0 1-H 2-H 2B		0-0 FC6-4 1-2f			0-0 3-1 1-3		0-0 6-3		4	0	1	2	0	0	3
Jamie Quirk, L (1, 10) OBP: 0.253, SLG: 0.351	SSS 0-3 K			SSS 0-3 K		0-0 F7			0-0 F7	4	0	0	0	0	2	2
Bob Stinson, S (1, 2) OBP: 0.333, SLG: 0.333		0-0 F7		0-0 6-3			BBBB 4-0 FC3-6 BB		0-0 3-1	3	0	0	0	1	0	0
Freddie Patek, R (1, 6) OBP: 0.330, SLG: 0.326		0-0 F9		SSS 0-3 K			0-0 FC3-6 F8 1-2f		0-0 1B	4	0	1	0	0	1	1
Frank White, R (1, 4) OBP: 0.244, SLG: 0.262		SSS 0-3 K			SSS 0-3 K		0-0 F8 1-2		0-0 G3	4	0	0	0	0	2	2
Inning Stats	R: 2 E: 0 K: 2 S: 8 H: 1 LOB: 1 BB: 2 P: 16	R: 0 E: 0 K: 1 S: 5 H: 0 LOB: 0 BB: 0 P: 5	R: 1 E: 0 K: 1 S: 7 H: 2 LOB: 1 BB: 0 P: 7	R: 0 E: 0 K: 2 S: 7 H: 0 LOB: 0 BB: 0 P: 7	R: 0 E: 0 K: 1 S: 5 H: 0 LOB: 0 BB: 0 P: 5	R: 0 E: 0 K: 0 S: 3 H: 0 LOB: 1 BB: 1 P: 7	R: 0 E: 0 K: 0 S: 2 H: 0 LOB: 0 BB: 1 P: 6	R: 1 E: 0 K: 0 S: 3 H: 0 LOB: 1 BB: 2 P: 11	R: 0 E: 0 K: 0 S: 4 H: 1 LOB: 1 BB: 0 P: 4	1B: 3 2B: 1 3B: 0 HR: 0	SF: 0 SAC: 0 DP: 0 HBP: 0						

PITCHER	IP	WLS	BF	H	R	ER	SO	BB	IBB	HBP	BLK	WP	HR	S	P	ERA	WHIP
Nolan Ryan, R (1, 1) ERA: 3.67	9.0	L	36	4	4	3	7	6	0	0	0	1	0	44	68	3.00	1.111

PITCHER	IP	WLS	BF	H	R	ER	SO	BB	IBB	HBP	BLK	WP	HR	S	P	ERA	WHIP

TOP

Kansas City Royals @ California Angels

Anaheim Stadium, Anaheim, CA

Mon Jul 26 1976, 10:05 PM EDT

Att. 18,753 - Unknown

livebaseballscorecards.com

AB	30
R	4
H	4
RBI	4
BB	6
SO	7
LOB	12

WP: 1 PA: 36
PB: 0
SB: 3
CS: 0

Batter	1	2	3	4	5	6	7	8	9	AB	R	H	RBI	BB	SO	LOB
Dave Collins, S (1, 8) OBP: 0.370, SLG: 0.297	4-3		FC6-5-2 1-2 2-H		4-3			FC1-6 1-2f		4	0	0	0	0	0	4
Jerry Remy, L (1, 4) OBP: 0.330, SLG: 0.321	K		1-3			6-3		F7		4	0	0	0	0	1	3
Bobby Bonds, R (1, 9) OBP: 0.336, SLG: 0.389	F9			G3 S 1B		6-3 S 1B		F8		4	0	2	0	0	0	1
Tony Solaita, L (1, 10) OBP: 0.336, SLG: 0.387		G6-4-3 1B		K 1-2		6-3 1-3			F7	4	0	1	0	0	1	2
Bruce Bochte, L (1, 7) OBP: 0.355, SLG: 0.292		G6-4-3 1-2f		G3 2-3		F7			G4-6-3 1B	4	0	1	0	0	0	3
Mario Guerrero, R (1, 6) OBP: 0.292, SLG: 0.299		P3		F8			6-3		G4-6-3 1-2f	4	0	0	0	0	0	2
Dan Briggs, L (1, 3) OBP: 0.255, SLG: 0.321			4-3		1-6-3		1-3			3	0	0	0	0	0	0
Ron Jackson, R (1, 5) OBP: 0.311, SLG: 0.356			BB FC6-5-2 BB		K		F9			2	0	0	0	1	1	0
Terry Humphrey, R (1, 2) OBP: 0.386, SLG: 0.475			FC6-5-2 1-2 BB		1B			FC1-6 1B		2	0	2	0	1	0	0
Inning Stats	R: 0 H: 0 E: 0 LOB: 0 K: 1 BB: 0 S: 5 P: 5	R: 0 H: 1 E: 0 LOB: 0 K: 0 BB: 0 S: 3 P: 3	R: 0 H: 0 E: 0 LOB: 2 K: 0 BB: 2 S: 3 P: 11	R: 0 H: 1 E: 0 LOB: 1 K: 1 BB: 0 S: 6 P: 6	R: 0 H: 1 E: 0 LOB: 1 K: 1 BB: 0 S: 6 P: 6	R: 0 H: 1 E: 0 LOB: 1 K: 0 BB: 0 S: 4 P: 4	R: 0 H: 0 E: 0 LOB: 0 K: 0 BB: 0 S: 3 P: 3	R: 0 H: 1 E: 0 LOB: 1 K: 0 BB: 0 S: 4 P: 4	R: 0 H: 1 E: 0 LOB: 0 K: 0 BB: 0 S: 3 P: 3	1B: 6 SF: 0 2B: 0 SAC: 0 3B: 0 DP: 2 HR: 0 HBP: 0						

PITCHER	IP	WLS	BF	H	R	ER	SO	BB	IBB	HBP	BLK	WP	HR	S	P	ERA	WHIP
Al Fitzmorris, R (1, 1) ERA: 2.86	9.0	W	33	6	0	0	3	2	0	0	0	0	0	37	45	0.00	0.889

PITCHER	IP	WLS	BF	H	R	ER	SO	BB	IBB	HBP	BLK	WP	HR	S	P	ERA	WHIP

BOTTOM

Kansas City Royals @ California Angels

Anaheim Stadium, Anaheim, CA

Mon Jul 26 1976, 10:05 PM EDT

Att. 18,753 - Unknown

livebaseballscorecards.com

AB	31
R	0
H	6
RBI	0
BB	2
SO	3
LOB	15

Kansas City Royals @ California Angels

Anaheim Stadium, Anaheim, CA

Tue Jul 27 1976, 10:05 PM EDT

Att. 8,342 - Unknown

TOP

livebaseballscorecards.com

Batter	1	2	3	4	5	6	7	8	9	AB	R	H	RBI	BB	SO	LOB
Davey Nelson, R (1, 10) OBP: 0.289, SLG: 0.297	S S S 0-3 ① K		S S S 0-3 ② K			S S S 0-3 ② K			x 0-0 ② L6	4	0	0	0	0	3	0
Freddie Patek, R (1, 6) OBP: 0.329, SLG: 0.325	S S S 0-3 ② K		x 0-0 ③ 4-3			S S S 0-3 ③ K			x 0-0 1B	4	0	1	0	0	2	0
George Brett, L (1, 5) OBP: 0.405, SLG: 0.505	x 0-0 ③ 6-3			x 0-0 ① F8			x 0-0 ① 4-3		x 0-0 ③ F8	4	0	0	0	0	0	1
Amos Otis, R (1, 8) OBP: 0.357, SLG: 0.466		x 0-0 1B FC5-4 2B		x 0-0 ② F9			B B B B 4-0 CS BB			2	1	1	0	1	0	0
John Mayberry, L (1, 3) OBP: 0.346, SLG: 0.389		x 0-0 FC5-4 2-3 1B		x 0-0 ③ F5			x 0-0 ② ③ F7 1-2			3	0	1	0	0	0	1
Al Cowens, R (1, 9) OBP: 0.305, SLG: 0.334		x 0-0 ① FC5-4 FC6-4 1-2f 3-H			x 0-0 ① F7			x 0-0 ① F8		3	0	0	1	0	0	1
Jim Wohlford, R (1, 7) OBP: 0.296, SLG: 0.293		x 0-0 ② FC6-4 1-2f			x 0-0 CS 1B			x 0-0 ② F9		3	0	1	0	0	0	1
Buck Martinez, R (1, 2) OBP: 0.266, SLG: 0.393		S S S 0-3 ③ K			S S S 0-3 ② K			x 0-0 ③ F8		3	0	0	0	0	2	2
Frank White, R (1, 4) OBP: 0.243, SLG: 0.260 Hal McRae, R (9, PH) OBP: 0.408, SLG: 0.481			x 0-0 ① F8		0-0 ③ CS 1-2	x 0-0 ① G3			x 0-0 ① F7	2 1	0 0	0 0	0 0	0 0	0 0	0 0

Inning Stats										
	R: 0	H: 0	R: 1	H: 2	R: 0	H: 0	R: 0	H: 0	R: 0	H: 1
	E: 0	LOB: 0	E: 0	LOB: 1	E: 0	LOB: 0	E: 0	LOB: 0	E: 0	LOB: 0
	K: 2	BB: 0	K: 1	BB: 0	K: 1	BB: 0	K: 2	BB: 0	K: 1	BB: 0
	S: 7	P: 7	S: 7	P: 7	S: 5	P: 5	S: 3	P: 3	S: 5	P: 5

Inning Stats										
	R: 0	H: 0	R: 0	H: 0	R: 0	H: 0	R: 0	H: 1	1B: 3	SF: 0
	E: 0	LOB: 0	E: 0	LOB: 0	E: 0	LOB: 1	2B: 1	SAC: 0		
	K: 2	BB: 0	K: 0	BB: 1	K: 0	BB: 0	3B: 0	DP: 0		
	S: 7	P: 7	S: 2	P: 6	S: 3	P: 3	S: 4	P: 4	HR: 0	HBP: 0

AB	29
R	1
H	4
RBI	1
BB	1
SO	7
LOB	6

WP: 0 PA: 31
PB: 0
SB: 0
CS: 2

PITCHER	IP	WLS	BF	H	R	ER	SO	BB	IBB	HBP	BLK	WP	HR	S	P	ERA	WHIP
Frank Tanana, L (1, 1) ERA: 3.11	9.0	W	30	4	1	1	7	1	0	0	0	0	0	43	47	1.00	0.556

PITCHER	IP	WLS	BF	H	R	ER	SO	BB	IBB	HBP	BLK	WP	HR	S	P	ERA	WHIP

Batter	1	2	3	4	5	6	7	8	9	AB	R	H	RBI	BB	SO	LOB
Mario Guerrero, R (1, 6) OBP: 0.291, SLG: 0.298	1B		6-3		F8 2-3			FC3-6 1-3 1-2f		4	0	1	0	0	0	2
Ron Jackson, R (1, 4) (7, 5) OBP: 0.314, SLG: 0.355	FC5-4 BB			E7 F9 1B	F9			1-3 1-2		3	0	1	0	1	0	2
Bobby Bonds, R (1, 9) OBP: 0.332, SLG: 0.385	F9			F9 2-3		F8		K		4	0	0	0	0	1	3
Tommy Davis, R (1, 10) OBP: 0.296, SLG: 0.314	FC5-4 1-2f			K		5-3				3	0	0	0	0	1	2
Leroy Stanton, R (1, 7) OBP: 0.265, SLG: 0.276 Bruce Bochte, L (8, 7) OBP: 0.355, SLG: 0.292		F7		K		5-3				3 0	0 0	0 0	0 0	0 0	1 0	1 0
Bill Melton, R (1, 5) OBP: 0.291, SLG: 0.311 Jerry Remy, L (7, 4) OBP: 0.332, SLG: 0.321		P5			FC1-5 BB 1B		BB	K BB		2 0	0 0	1 0	0 0	0 1	0 0	0 0
Tony Solaita, L (1, 3) OBP: 0.336, SLG: 0.379		K			FC1-5 1-2 2B BB		F8			2	1	0	0	1	1	1
Rusty Torres, S (1, 8) OBP: 0.296, SLG: 0.317			F8		FC1-5 1-2 2-3f 2B		K 1-2			3	1	0	0	0	1	3
Andy Etchebarren, R (1, 2) OBP: 0.301, SLG: 0.256			5-3		F8 1-H 2-H 2B			FC3-6 1B		3	0	2	2	0	0	0
Inning Stats	R: 0 E: 0 K: 0 S: 3 H: 1 LOB: 1 BB: 1 P: 7	R: 0 E: 0 K: 1 S: 5 H: 0 LOB: 0 BB: 0 P: 5	R: 0 E: 0 K: 0 S: 3 H: 0 LOB: 0 BB: 0 P: 3	R: 0 E: 1 K: 2 S: 8 H: 1 LOB: 1 BB: 0 P: 8	R: 2 E: 0 K: 0 S: 5 H: 2 LOB: 1 BB: 1 P: 9	R: 0 E: 0 K: 0 S: 3 H: 0 LOB: 0 BB: 0 P: 3	R: 0 E: 0 K: 1 S: 4 H: 0 LOB: 0 BB: 1 P: 8	R: 0 E: 0 K: 1 S: 6 H: 1 LOB: 1 BB: 0 P: 6		1B: 4 2B: 1 3B: 0 HR: 0 SF: 0 SAC: 0 DP: 0 HBP: 0						

PITCHER		IP	WLS	BF	H	R	ER	SO	BB	IBB	HBP	BLK	WP	HR	S	P	ERA	WHIP
Paul Splittorff, L ERA: 3.55	(1, 1)	5.0	L	20	4	2	2	3	2	0	0	0	0	0	24	32	3.60	1.200
Mark Littell, R ERA: 2.29	(6, 1)	3.0		10	1	0	0	2	1	0	0	0	0	0	13	17	0.00	0.667

PITCHER	IP	WLS	BF	H	R	ER	SO	BB	IBB	HBP	BLK	WP	HR	S	P	ERA	WHIP

BOTTOM

Kansas City Royals @ California Angels

Anaheim Stadium, Anaheim, CA

Tue Jul 27 1976, 10:05 PM EDT

Att. 8,342 - Unknown

livebaseballscorecards.com

AB	27
R	2
H	5
RBI	2
BB	3
SO	5
LOB	14

Kansas City Royals @ California Angels

Anaheim Stadium, Anaheim, CA

Wed Jul 28 1976, 10:05 PM EDT

Att. 9,947 - Unknown - 71 F

livebaseballscorecards.com

TOP

Batter	1	2	3	4	5	6	7	8	9	10	11	12	13	14	15	AB	R	H	RBI	BB	SO	LOB
Al Cowens, R (1, 9) OBP: 0.302, SLG: 0.329	FC4-6 SF7 1B HBP	K			F7		4-3 3-H			K		FC5-4 1-2f 2-3		G1-2-3 3-Hf		6	1	0	1	0	2	7
Tom Poquette, L (1, 7) OBP: 0.374, SLG: 0.492	FC4-6 1-2 1B		FC4-6 1B		BB		F7			4-3		4-3			E4 4-3 SH3-4	6	1	2	0	1	0	2
George Brett, L (1, 5) OBP: 0.403, SLG: 0.500	FC4-6 S 1-2f 2-3		FC4-6 4-3 S 1-2f		F9			6-3 1B		F8			6-3		SH3-4 4-3 IBB	6	0	1	0	1	0	4
John Mayberry, L (1, 3) OBP: 0.340, SLG: 0.382	SF7 3-H		4-3 1-3		4-3			F9			K		K		4-3 1-2 2-3	6	0	0	1	0	2	5
Amos Otis, R (1, 8) OBP: 0.353, SLG: 0.459	F7 1-2		P4			5-3		6-3 1-2			K	F9	K		SH3-4 IBB	6	0	0	0	1	2	3
Jamie Quirk, L (1, 10) OBP: 0.269, SLG: 0.377		1B 2B		FC1-5 1B 1B		G3		3-1						6-3	SH3-4 1-2 2-3 3-H	3	0	2	0	0	0	0
Davey Nelson, R (8, PH) (12, 4) OBP: 0.282, SLG: 0.289																3	0	0	1	0	0	1
Bob Stinson, S (1, 2) OBP: 0.345, SLG: 0.349	K	FC1-5 1-2 1B				4-3			F8			FC5-4 SH1-4 1B		FC6 G1-2-3 2B	FC6-4 IBB	6	0	3	0	1	1	1
Freddie Patek, R (1, 6) OBP: 0.332, SLG: 0.324	SH1-3 2-3 1B	FC1-5 G6-4-3 1-2 2-3f					SH3-4 E 4-3 BB		6-3			SH1-4 1-2		E IBB	FC6-4 1-2f	4	1	1	0	2	0	5
Frank White, R (1, 4) OBP: 0.247, SLG: 0.258 Hal McRae, R (12, PH) OBP: 0.410, SLG: 0.481 John Wathan, R (12, PR) OBP: 0.320, SLG: 0.261 Mark Littell, L (12, 1) Andy Hassler, L (13, 1) Jim Wohlford, R (14, PH) OBP: 0.294, SLG: 0.291 Larry Gura, S (14, 1)	SH1-3 1-2	G6-4-3 1-2f					SH3-4 1-3		6-3			FC5-4 IBB		FC6 1-2 2-3		2 0 0 0 0 1 0	0 0 0 0 0 0 0	0 0 0 0 0 0 0	0 1 0 0 0 0 0	0 0 0 0 0 0 0	0 0 0 0 0 0 0	2 0 0 0 0 2 0
Inning Stats	R: 1 E: 0 K: 0 S: 4 H: 1 LOB: 1 BB: 0 P: 5	R: 0 E: 0 K: 2 S: 9 H: 2 LOB: 2 BB: 0 P: 9	R: 0 E: 0 K: 0 S: 4 H: 1 LOB: 1 BB: 0 P: 4	R: 0 E: 0 K: 0 S: 4 H: 2 LOB: 1 BB: 0 P: 4	R: 0 E: 0 K: 0 S: 3 H: 0 LOB: 1 BB: 1 P: 7	R: 0 E: 0 K: 0 S: 3 H: 0 LOB: 0 BB: 0 P: 3	R: 1 E: 1 K: 0 S: 3 H: 0 LOB: 0 BB: 1 P: 7	R: 0 E: 0 K: 0 S: 4 H: 1 LOB: 1 BB: 0 P: 4	R: 0 E: 0 K: 0 S: 3 H: 0 LOB: 0 BB: 0 P: 3	R: 0 E: 0 K: 1 S: 5 H: 0 LOB: 0 BB: 0 P: 5	R: 0 E: 0 K: 2 S: 7 H: 0 LOB: 0 BB: 0 P: 7	R: 0 E: 0 K: 0 S: 4 H: 1 LOB: 2 BB: 1 P: 8	R: 0 E: 0 K: 2 S: 7 H: 0 LOB: 0 BB: 0 P: 7	R: 0 E: 1 K: 0 S: 4 H: 1 LOB: 2 BB: 1 P: 8	R: 1 E: 1 K: 0 S: 4 H: 0 LOB: 3 BB: 3 P: 16	1B: 7 2B: 2 3B: 0 HR: 0	SF: 1 SAC: 4 DP: 2 HBP: 1					

	AB	49
	R	3
	H	9
	RBI	3
	BB	7
	SO	7
	LOB	32

PITCHER		IP	WLS	BF	H	R	ER	SO	BB	IBB	HBP	BLK	WP	HR	S	P	ERA	WHIP
Paul Hartzell, R ERA: 2.71	(1, 1)	7.0		30	7	2	1	2	2	0	1	0	0	0	0	31	40	1.29	1.286
Mickey Scott, L ERA: 3.24	(8, 1)	0.2		2	0	0	0	0	0	0	0	0	0	0	0	2	2	0.00	0.000
John Verhoeven, R ERA: 1.5	(8, 1)	5.1		18	1	0	0	5	0	1	0	0	0	0	0	27	31	0.00	0.188
Don Kirkwood, R ERA: 4.22	(14, 1)	2.0	L	12	1	1	0	0	0	4	0	0	0	0	0	8	24	0.00	0.500

PITCHER	IP	WLS	BF	H	R	ER	SO	BB	IBB	HBP	BLK	WP	HR	S	P	ERA	WHIP

WP: 0 PB: 0 SB: 2 CS: 0 PA: 62

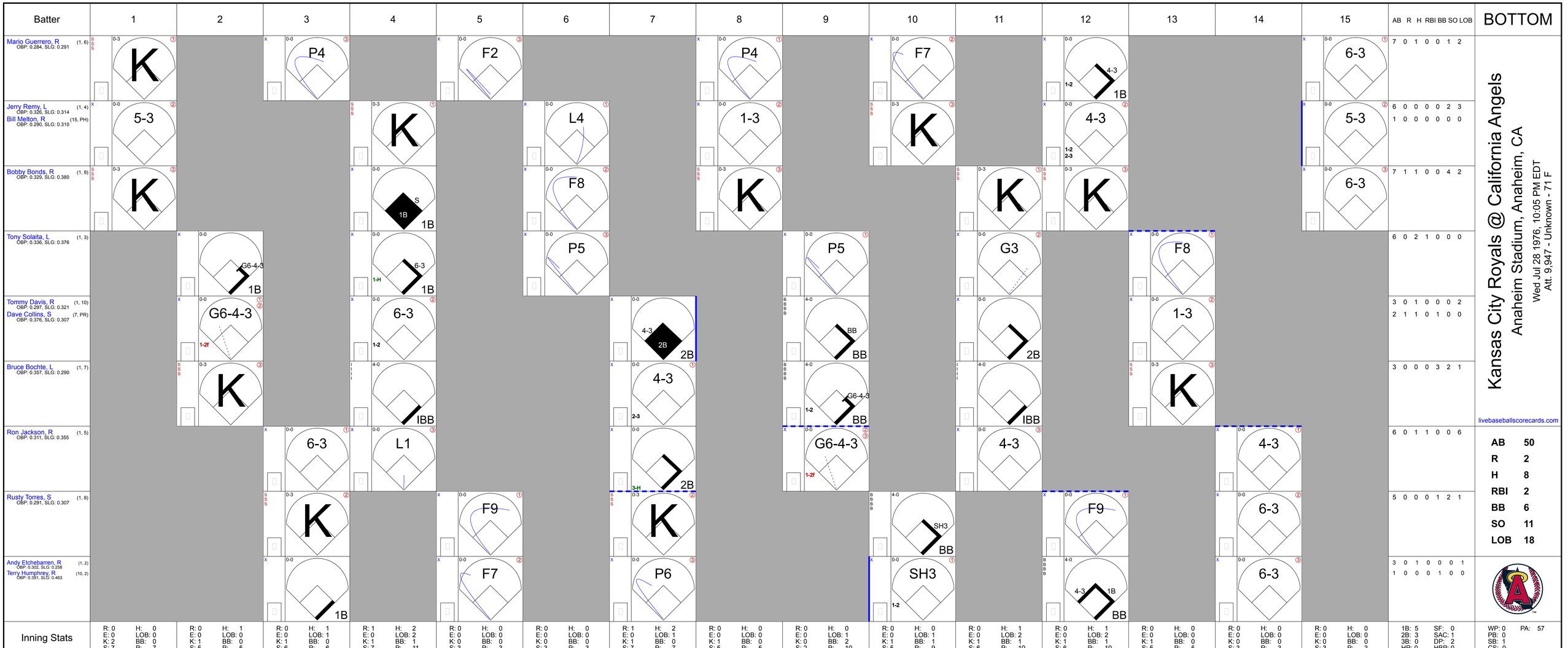

Kansas City Royals @ California Angels

Anaheim Stadium, Anaheim, CA

Wed Jul 28 1976, 10:05 PM EDT

Att. 9,947 - Unknown - 71 F

livebaseballscorecards.com

Batter	1	2	3	4	5	6	7	8	9	10	11	12	13	14	15	AB	R	H	RBI	BB	SO	LOB
Mario Guerrero, R (1, 6) OBP: 0.284, SLG: 0.291	K		P4		F2			P4		F7		4-3 1-2 1B			6-3	7	0	1	0	0	1	2
Jerry Remy, L (1, 4) OBP: 0.326, SLG: 0.314	5-3			K		L4		1-3		K		4-3 1-2 2-3			5-3	6	0	0	0	0	2	3
Bill Melton, R (15, PH) OBP: 0.290, SLG: 0.310																1	0	0	0	0	0	0
Bobby Bonds, R (1, 9) OBP: 0.329, SLG: 0.380	K			S 1B 1B		F8		K			K	K			6-3	7	1	1	0	0	4	2
Tony Solaita, L (1, 3) OBP: 0.336, SLG: 0.376		G6-4-3 1B		6-3 1-H 1B		P5			P5		G3		F8			6	0	2	1	0	0	0
Tommy Davis, R (1, 10) OBP: 0.297, SLG: 0.321		G6-4-3 1-2f		6-3 1-2			4-3 2B 2B		BB BB		2B		1-3			3	0	1	0	0	0	2
Dave Collins, S (7, PR) OBP: 0.376, SLG: 0.307																2	1	1	0	1	0	0
Bruce Bochte, L (1, 7) OBP: 0.357, SLG: 0.290		K		IBB			4-3 2-3		G6-4-3 1-2 BB		IBB		K			3	0	0	0	3	2	1
Ron Jackson, R (1, 5) OBP: 0.311, SLG: 0.355			6-3	L1			2B 3-H		G6-4-3 1-2f		4-3			4-3		6	0	1	1	0	0	6
Rusty Torres, S (1, 8) OBP: 0.291, SLG: 0.307			K		F9		K			SH3 BB		F9		6-3		5	0	0	0	1	2	1
Andy Etchebarren, R (1, 2) OBP: 0.302, SLG: 0.258																3	0	1	0	0	0	1
Terry Humphrey, R (10, 2) OBP: 0.391, SLG: 0.463			1B		F7		P6			SH3 1-2		4-3 1B BB		6-3		1	0	0	0	1	0	0
Inning Stats	R: 0 H: 0 E: 0 LOB: 0 K: 2 BB: 0 S: 7 P: 7	R: 0 H: 1 E: 0 LOB: 0 K: 1 BB: 0 S: 5 P: 5	R: 0 H: 1 E: 0 LOB: 1 K: 1 BB: 0 S: 6 P: 6	R: 1 H: 2 E: 0 LOB: 2 K: 1 BB: 1 S: 7 P: 11	R: 0 H: 0 E: 0 LOB: 0 K: 0 BB: 0 S: 3 P: 3	R: 0 H: 0 E: 0 LOB: 0 K: 0 BB: 0 S: 3 P: 3	R: 1 H: 2 E: 0 LOB: 1 K: 1 BB: 0 S: 7 P: 7	R: 0 H: 0 E: 0 LOB: 0 K: 1 BB: 0 S: 5 P: 5	R: 0 H: 0 E: 0 LOB: 1 K: 0 BB: 2 S: 2 P: 10	R: 0 H: 0 E: 0 LOB: 1 K: 1 BB: 1 S: 5 P: 9	R: 0 H: 1 E: 0 LOB: 2 K: 1 BB: 1 S: 6 P: 10	R: 0 H: 1 E: 0 LOB: 2 K: 1 BB: 1 S: 6 P: 10	R: 0 H: 0 E: 0 LOB: 0 K: 1 BB: 0 S: 5 P: 5	R: 0 H: 0 E: 0 LOB: 0 K: 0 BB: 0 S: 3 P: 3	R: 0 H: 0 E: 0 LOB: 0 K: 0 BB: 0 S: 3 P: 3	1B: 5 SF: 0 2B: 3 SAC: 1 3B: 0 DP: 2 HR: 0 HBP: 0	WP: 0 PA: 57 PB: 0 SB: 1 CS: 0

PITCHER	IP	WLS	BF	H	R	ER	SO	BB	IBB	HBP	BLK	WP	HR	S	P	ERA	WHIP
Marty Pattin, R (1, 1) ERA: 2.89	6.1		25	6	2	2	5	0	1	0	0	0	0	34	38	2.84	0.947
Steve Mingori, L (7, 1) ERA: 2.14	2.0		8	0	0	0	2	2	0	0	0	0	0	10	18	0.00	1.000
Mark Littell, R (9, 1) ERA: 2.16	3.2		15	2	0	0	3	2	1	0	0	0	0	18	30	0.00	1.091
Mark Littell, R (12, 1) ERA: 2.16	3.2		15	2	0	0	3	2	1	0	0	0	0	18	30	0.00	1.091
Andy Hassler, L (13, 1) ERA: 4.3	1.0		3	0	0	0	1	0	0	0	0	0	0	5	5	0.00	0.000

PITCHER	IP	WLS	BF	H	R	ER	SO	BB	IBB	HBP	BLK	WP	HR	S	P	ERA	WHIP
Larry Gura, L (14, 1) ERA: 5.65	2.0	W	6	0	0	0	0	0	0	0	0	0	0	6	6	0.00	0.000

AB	50
R	2
H	8
RBI	2
BB	6
SO	11
LOB	18

Batter	1	2	3	4	5	6	7	8	9	AB	R	H	RBI	BB	SO	LOB
Jerry Hairston, S (1, 9) OBP: 0.409, SLG: 0.353	4-3		K			BB G4-6-3			K	3	0	0	0	1	2	0
Ralph Garr, L (1, 8) OBP: 0.330, SLG: 0.411	1B FC5-4			F9 S 1B		G4-6-3 1-2f			K	4	0	2	0	0	1	1
Jorge Orta, L (1, 7) OBP: 0.313, SLG: 0.429	FC5-4 1-2f			K 1-2			K		1B	4	0	1	0	0	2	2
Pat Kelly, L (1, 10) OBP: 0.358, SLG: 0.386	P6			F9 2-3			P6		F9	4	0	0	0	0	0	3
Bill Stein, R (1, 5) OBP: 0.326, SLG: 0.416		F7		K			F9			3	0	0	0	0	1	1
Jim Spencer, L (1, 3) OBP: 0.341, SLG: 0.367		K			P5			4-3		3	0	0	0	0	1	0
Jack Brohamer, L (1, 4) OBP: 0.294, SLG: 0.370		K			4-3			4-3		3	0	0	0	0	1	0
Bucky Dent, R (1, 6) OBP: 0.301, SLG: 0.307			K		F8			BB FC5-4		2	0	0	0	1	1	0
Jim Essian, R (1, 2) OBP: 0.306, SLG: 0.241			K			1-3		FC5-4 1-2f		3	0	0	0	0	1	1

TOP

Chicago White Sox @ California Angels

Anaheim Stadium, Anaheim, CA

Fri Jul 30 1976, 10:05 PM EDT

Att. 8,878 - Unknown

livebaseballscorecards.com

AB	29
R	0
H	3
RBI	0
BB	2
SO	10
LOB	8

Inning Stats	1	2	3	4	5	6	7	8	9
	R: 0 E: 0 K: 0 S: 4	R: 0 E: 0 K: 2 S: 7	R: 0 E: 0 K: 3 S: 9	R: 0 E: 0 K: 2 S: 8	R: 0 E: 0 K: 0 S: 3	R: 0 E: 0 K: 0 S: 2	R: 0 E: 0 K: 1 S: 5	R: 0 E: 0 K: 3 S: 9	R: 0 E: 0 K: 2 S: 8
	H: 1 LOB: 1 BB: 0 P: 4	H: 0 LOB: 0 BB: 0 P: 7	H: 0 LOB: 0 BB: 0 P: 9	H: 1 LOB: 1 BB: 0 P: 8	H: 0 LOB: 0 BB: 0 P: 3	H: 0 LOB: 0 BB: 1 P: 6	H: 0 LOB: 0 BB: 0 P: 5	H: 0 LOB: 1 BB: 1 P: 7	H: 1 LOB: 1 BB: 0 P: 8

1B: 3 SF: 0
2B: 0 SAC: 0
3B: 0 DP: 1
HR: 0 HBP: 0

WP: 0 PA: 31
PB: 0
SB: 1
CS: 0

PITCHER	IP	WLS	BF	H	R	ER	SO	BB	IBB	HBP	BLK	WP	HR	S	P	ERA	WHIP
Nolan Ryan, R (1, 1) ERA: 3.48	9.0	W	31	3	0	0	10	2	0	0	0	0	0	49	57	0.00	0.556

PITCHER	IP	WLS	BF	H	R	ER	SO	BB	IBB	HBP	BLK	WP	HR	S	P	ERA	WHIP

BOTTOM

Chicago White Sox @ California Angels

Anaheim Stadium, Anaheim, CA

Fri Jul 30 1976, 10:05 PM EDT

Att. 8,878 - Unknown

livebaseballscorecards.com

Batter	1	2	3	4	5	6	7	8	9	AB	R	H	RBI	BB	SO	LOB
Dave Collins, S (1, 8) OBP: 0.373, SLG: 0.306	F9		K		F9		1B 2B 1B 2-3			4	1	1	0	0	1	1
Rusty Torres, S (8, 8) OBP: 0.291, SLG: 0.307										0	0	0	0	0	0	0
Jerry Remy, L (1, 4) OBP: 0.325, SLG: 0.313	K		F5		P6		2B 1B 1-3 3-H			4	1	1	1	0	1	1
Bobby Bonds, R (1, 9) OBP: 0.333, SLG: 0.385	FC6-4 BB		1-3 1B			F8	2B 2-H 3-H			3	0	2	2	1	0	0
Tommy Davis, R (1, 10) OBP: 0.290, SLG: 0.313	FC6-4 1-2f		1-3			6-3	3-1			4	0	0	0	0	0	4
Bill Melton, R (1, 3) OBP: 0.293, SLG: 0.310		1B		F8		BB		F7		3	0	1	0	1	0	0
Dan Briggs, L (9, 3) OBP: 0.255, SLG: 0.321										0	0	0	0	0	0	0
Mario Guerrero, R (1, 6) OBP: 0.283, SLG: 0.289	F9			1B		P4		F9		4	0	1	0	0	0	2
Ron Jackson, R (1, 5) OBP: 0.310, SLG: 0.353	F3			F8			1B SH1-4 1B	1-3		4	1	1	0	0	0	2
Leroy Stanton, R (1, 7) OBP: 0.262, SLG: 0.273	L5			P3			SH1-4 1-2			2	0	0	0	0	0	2
Bruce Bochte, L (9, 7) OBP: 0.357, SLG: 0.290										0	0	0	0	0	0	0
Terry Humphrey, R (1, 2) OBP: 0.388, SLG: 0.455			1B 1B		K		F3			3	0	1	0	0	1	1

Inning Stats	1	2	3	4	5	6	7	8	9
	R: 0 H: 0 E: 0 LOB: 1 K: 1 BB: 1 S: 5 P: 9	R: 0 H: 1 E: 0 LOB: 1 K: 0 BB: 0 S: 4 P: 4	R: 0 H: 2 E: 0 LOB: 2 K: 1 BB: 0 S: 7 P: 7	R: 0 H: 1 E: 0 LOB: 1 K: 0 BB: 0 S: 4 P: 4	R: 0 H: 0 E: 0 LOB: 0 K: 1 BB: 0 S: 5 P: 5	R: 0 H: 0 E: 0 LOB: 1 K: 0 BB: 1 S: 3 P: 7	R: 3 H: 4 E: 0 LOB: 1 K: 0 BB: 0 S: 7 P: 7	R: 0 H: 0 E: 0 LOB: 0 K: 0 BB: 0 S: 3 P: 3	

| | | | | | | | | | |

Batter	1	2	3	4	5	6	7	8	9	10	11	AB	R	H	RBI	BB	SO	LOB
Jerry Hairston, S (1, 9) OBP: 0.423, SLG: 0.350	3-1		F8			FC5-4 1B		BBBB F9 1B BB		F9 FC3-2 2B	6-3	3	0	1	0	1	0	0
Alan Bannister, R (8, PR) OBP: 0.294, SLG: 0.313 (8, 7)												2	0	1	0	0	0	1
Ralph Garr, L (1, 7) (8, 9) OBP: 0.333, SLG: 0.416	1B			4-3 HR 2B		FC5-4 1B 1-2f		1-2 1B		FC FC3-2 S		5	1	3	0	0	0	2
Jorge Orta, L (1, 10) OBP: 0.311, SLG: 0.426	L8			4-3 2-3		FC3-2 S 1-3 1B		F8		F9 2-3		5	0	1	0	0	0	6
Jim Spencer, L (1, 3) OBP: 0.342, SLG: 0.375	F7			HR 3-H		FC3-2 1-3		F9 2-3		FC3-2 IBB 1-2		4	1	1	2	1	0	5
Bill Stein, R (1, 5) OBP: 0.318, SLG: 0.406		6-3		F9		5-3		SSS K		FC3-2 1-2 2-3 3-Hf		4	0	0	0	0	1	4
Pat Kelly, L (10, PH) OBP: 0.357, SLG: 0.384												1	0	0	0	0	0	3
Kevin Bell, R (10, 5) OBP: 0.316, SLG: 0.423												0	0	0	0	0	0	0
Chet Lemon, R (1, 8) OBP: 0.294, SLG: 0.303		F9		F3			1-3		SSS K	F8		5	0	0	0	0	1	3
Jack Brohamer, L (1, 4) OBP: 0.296, SLG: 0.373		F5			F7		2B		G3		BBBB 1-3 SH3-4 BB	4	0	1	0	1	0	0
Bucky Dent, R (1, 6) OBP: 0.301, SLG: 0.306			SSS K		4-3		1-3		1B		SH3-4 1-2	4	0	1	0	0	1	1
Jim Essian, R (1, 2) OBP: 0.295, SLG: 0.230			6-3		SSS K		4-3		F8		1-3 2-3	5	0	0	0	0	1	3
Inning Stats	R: 0 E: 0 K: 0 S: 4 H: 1 LOB: 1 BB: 0 P: 4	R: 0 E: 0 K: 0 S: 3 H: 0 LOB: 0 BB: 0 P: 3	R: 0 E: 0 K: 1 S: 5 H: 0 LOB: 0 BB: 0 P: 5	R: 2 E: 0 K: 0 S: 5 H: 2 LOB: 0 BB: 0 P: 5	R: 0 E: 0 K: 1 S: 5 H: 0 LOB: 0 BB: 0 P: 5	R: 0 E: 0 K: 0 S: 5 H: 2 LOB: 2 BB: 0 P: 5	R: 0 E: 0 K: 0 S: 4 H: 1 LOB: 1 BB: 0 P: 4	R: 0 E: 0 K: 1 S: 6 H: 1 LOB: 2 BB: 1 P: 10	R: 0 E: 0 K: 1 S: 6 H: 1 LOB: 1 BB: 0 P: 6	R: 0 E: 0 K: 0 S: 5 H: 1 LOB: 3 BB: 1 P: 9	R: 0 E: 0 K: 0 S: 3 H: 0 LOB: 1 BB: 1 P: 7	1B: 5 2B: 3 3B: 0 HR: 1 SF: 0 SAC: 1 DP: 0 HBP: 0						

PITCHER		IP	WLS	BF	H	R	ER	SO	BB	IBB	HBP	BLK	WP	HR	S	P	ERA	WHIP
Gary Ross, R ERA: 3.18	(1, 1)	7.0		29	7	2	2	2	1	0	0	0	0	1	32	36	2.57	1.143
Sid Monge, L ERA: 3.43	(8, 1)	0.2		2	0	0	0	0	0	0	0	0	0	0	2	2	0.00	0.000
John Verhoeven, R ERA: 1.4	(8, 1)	1.1		5	1	0	0	2	0	0	0	0	0	0	9	9	0.00	0.750
Mickey Scott, L ERA: 3.2	(10, 1)	0.1		4	1	0	0	0	0	1	0	0	0	0	3	7	0.00	3.000
Dick Drago, R ERA: 5.08	(10, 1)	1.2	W	6	0	0	0	0	1	0	0	0	0	0	5	9	0.00	0.600

PITCHER	IP	WLS	BF	H	R	ER	SO	BB	IBB	HBP	BLK	WP	HR	S	P	ERA	WHIP

TOP

Chicago White Sox @ California Angels

Anaheim Stadium, Anaheim, CA

Sat Jul 31 1976, 10:05 PM EDT

Att. 31,314 - Unknown - 71 F

livebaseballscorecards.com

AB	42
R	2
H	9
RBI	2
BB	3
SO	4
LOB	28

PA: 46

WP: 0 PB: 0 SB: 2 CS: 0

Chicago White Sox @ California Angels

Anaheim Stadium, Anaheim, CA

Sat Jul 31 1976, 10:05 PM EDT

Att. 31,314 - Unknown - 71 F

livebaseballscorecards.com

BOTTOM

Batter	1	2	3	4	5	6	7	8	9	10	11	AB	R	H	RBI	BB	SO	LOB
Dave Collins, S (1, 8) OBP: 0.374, SLG: 0.315	4-3		4-3			B3		2B		1B		5	0	2	1	0	0	1
Jerry Remy, L (1, 4) OBP: 0.321, SLG: 0.309	B1			3-1		G4-3-6-4		F8		6-3		4	0	0	0	0	0	2
Tommy Davis, R (10, PH) OBP: 0.288, SLG: 0.311												1	0	0	0	0	0	1
Dave Chalk, R (11, 6) OBP: 0.309, SLG: 0.258												0	0	0	0	0	0	0
Bobby Bonds, R (1, 9) OBP: 0.332, SLG: 0.388	F8			1-3			6-3		6-3		FC4-2 3B	5	0	1	0	0	0	0
Tony Solaita, L (1, 3) OBP: 0.342, SLG: 0.381		FC6-4 1B		K			F7		FC6-5 1B		FC4-2 IBB SF7	4	0	2	0	0	1	0
Bob Jones, L (9, PR) OBP: 0.253, SLG: 0.329												0	0	0	0	0	0	0
(10, 7)												0	1	0	0	1	0	0
Rusty Torres, S (11, PH) OBP: 0.295, SLG: 0.307																		
Bill Melton, R (1, 10) OBP: 0.299, SLG: 0.323		F8			HR		BB		K		FC4-2 1-2 IBB	3	1	1	1	2	1	2
Bruce Bochte, L (1, 7) OBP: 0.356, SLG: 0.289		F7			3-1		G3		1-2 1B		FC4-2 1-2 2-3 3-Hf	4	0	1	0	0	0	2
(10, 3)												1	0	0	0	0	0	3
Leroy Stanton, R (11, PH) OBP: 0.260, SLG: 0.272																		
Mario Guerrero, R (1, 6) OBP: 0.274, SLG: 0.282		FC6-4 1-2f			L6			F7	FC6-5 2-3f		SF7 3-H	4	0	0	1	0	0	3
(11, 4)																		
Ron Jackson, R (1, 5) OBP: 0.306, SLG: 0.348			F8		F8			K		1-3		4	0	0	0	0	1	0
Andy Etchebarren, R (1, 2) OBP: 0.304, SLG: 0.260			F7			24-3-6-4 1B		2B 1B		K		2	0	1	0	0	0	0
Dan Briggs, L (8, PH) OBP: 0.260, SLG: 0.326												1	1	1	0	0	0	0
Terry Humphrey, R (9, 2) OBP: 0.380, SLG: 0.444												1	0	0	0	0	1	0
Inning Stats	R: 0 E: 0 K: 0 S: 3 H: 0 LOB: 0 BB: 0 P: 3	R: 0 E: 0 K: 0 S: 4 H: 1 LOB: 1 BB: 0 P: 4	R: 0 E: 0 K: 0 S: 3 H: 0 LOB: 0 BB: 0 P: 3	R: 0 E: 0 K: 1 S: 5 H: 0 LOB: 0 BB: 0 P: 5	R: 1 E: 0 K: 0 S: 4 H: 1 LOB: 0 BB: 0 P: 4	R: 0 E: 0 K: 0 S: 3 H: 1 LOB: 0 BB: 0 P: 3	R: 0 E: 0 K: 0 S: 3 H: 0 LOB: 1 BB: 1 P: 7	R: 1 E: 0 K: 1 S: 7 H: 2 LOB: 1 BB: 0 P: 7	R: 0 E: 0 K: 1 S: 7 H: 2 LOB: 2 BB: 0 P: 7	R: 0 E: 0 K: 1 S: 6 H: 1 LOB: 1 BB: 0 P: 6	R: 1 E: 0 K: 0 S: 3 H: 1 LOB: 2 BB: 2 P: 11	1B: 6 2B: 1 3B: 1 HR: 1	SF: 1 SAC: 0 DP: 1 HBP: 0					

	AB	39
	R	3
	H	9
	RBI	3
	BB	3
	SO	4
	LOB	14

WP: 0 PB: 0 SB: 0 CS: 0 PA: 43

PITCHER		IP	WLS	BF	H	R	ER	SO	BB	IBB	HBP	BLK	WP	HR	S	P	ERA	WHIP
Bart Johnson, R ERA: 4.05	(1, 1)	9.0		34	7	2	2	3	1	0	0	0	0	1	39	43	2.00	0.889
Terry Forster, L ERA: 4.13	(10, 1)	1.0	L	7	2	1	1	1	0	2	0	0	0	0	7	15	9.00	2.000
Francisco Barrios, R ERA: 4.62	(11, 1)	0.2		2	0	0	0	0	0	0	0	0	0	0	2	2	0.00	0.000

PITCHER	IP	WLS	BF	H	R	ER	SO	BB	IBB	HBP	BLK	WP	HR	S	P	ERA	WHIP

Batter	1	2	3	4	5	6	7	8	9	AB	R	H	RBI	BB	SO	LOB
Chet Lemon, R (1, 8) OBP: 0.293, SLG: 0.301	F9		FC5-4 1-2f		F9		F8		S 1B	5	0	1	0	0	0	2
Ralph Garr, L (1, 7) (8, 9) OBP: 0.331, SLG: 0.419	4-3			F7	F9			FC 3B	F6 1-2	5	1	1	0	0	0	2
Jorge Orta, L (1, 10) OBP: 0.311, SLG: 0.425	5-3			E 1B 1B		K2-3		G3		4	1	1	0	0	1	1
Lamar Johnson, R (1, 3) OBP: 0.338, SLG: 0.429		F8		E 1-2 1B		K		FC 1B 3-H		4	0	1	1	0	1	0
Alan Bannister, R (8, PR) (8, 7) OBP: 0.294, SLG: 0.313										0	0	0	0	0	0	0
Bill Stein, R (1, 4) OBP: 0.322, SLG: 0.408		K		FC3 FC6 1-2 2-H		BB 1B		FC5-4 1B 1-2		4	0	2	0	0	1	1
Kevin Bell, R (1, 5) OBP: 0.315, SLG: 0.416		F8		K		BB 1-2		F7		3	0	0	0	1	1	4
Wayne Nordhagen, R (1, 9) OBP: 0.244, SLG: 0.256			K	FC6 1-2f		K		FC5-4 1-2f		4	0	0	0	0	2	6
Jim Spencer, L (8, 3) OBP: 0.342, SLG: 0.375										0	0	0	0	0	0	0
Bucky Dent, R (1, 6) OBP: 0.298, SLG: 0.303			F8		F7		K		F8	4	0	0	0	0	1	0
Jim Essian, R (1, 2) OBP: 0.293, SLG: 0.224			E5 FC5-4		BB		F3		K	3	0	0	0	1	1	0

Inning Stats																																			
	R: 0	H: 0		R: 0	H: 0		R: 0	H: 0		R: 1	H: 2		R: 0	H: 0		R: 0	H: 1		R: 0	H: 0		R: 1	H: 2		R: 0	H: 1		1B: 5	SF: 0		WP: 0	PA: 38	
	E: 0	LOB: 0		E: 0	LOB: 0		E: 1	LOB: 1		E: 1	LOB: 2		E: 0	LOB: 1		E: 0	LOB: 2		E: 0	LOB: 0		E: 0	LOB: 2		E: 0	LOB: 1		2B: 0	SAC: 0		PB: 0		
	K: 0	BB: 0		K: 1	BB: 0		K: 1	BB: 0		K: 1	BB: 0		K: 0	BB: 1		K: 3	BB: 1		K: 1	BB: 0		S: 6	BB: 0		K: 1	BB: 0		3B: 1	DP: 0		SB: 1		
	S: 3	P: 3		S: 5	P: 5		S: 6	P: 6		S: 8	P: 8		S: 3	P: 7		S: 10	P: 14		S: 5	P: 5		S: 6	P: 6		S: 6	P: 6		HR: 0	HBP: 0		CS: 0		

PITCHER	IP	WLS	BF	H	R	ER	SO	BB	IBB	HBP	BLK	WP	HR	S	P	ERA	WHIP
Frank Tanana, L (1, 1) ERA: 3.0	9.0	L	38	6	2	1	8	2	0	0	0	0	0	52	60	1.00	0.889

PITCHER	IP	WLS	BF	H	R	ER	SO	BB	IBB	HBP	BLK	WP	HR	S	P	ERA	WHIP

TOP

Chicago White Sox @ California Angels

Anaheim Stadium, Anaheim, CA

Sun Aug 01 1976, 6:33 AM EDT

Att. 9,282 - Unknown - 78 F

livebaseballscorecards.com

AB	36
R	2
H	6
RBI	1
BB	2
SO	8
LOB	16

Batter	1	2	3	4	5	6	7	8	9	AB	R	H	RBI	BB	SO	LOB
Dave Collins, S (1, 8) OBP: 0.365, SLG: 0.307	S S S 0-3 K ①		S S S 0-3 K ③			x 0-0 F8 ②		x 0-0 F8 ①		4	0	0	0	0	2	0
Jerry Remy, L (1, 4) OBP: 0.320, SLG: 0.308	x 0-0 G3 ②			x 0-0 F9 ①		x 0-0 1B		x 0-0 F4 ②		4	0	1	0	0	0	0
Bobby Bonds, R (1, 9) OBP: 0.333, SLG: 0.390	B B B B 4-0 BB			x 0-0 CS 2B		x 0-0 F8 ③		x 0-0 F8 ③		3	0	1	0	1	0	1
Tony Solaita, L (1, 3) OBP: 0.339, SLG: 0.370	x 0-0 F7 ③			B B B B 4-0 FC5-4 BB ② 2-3			x 0-0 F9 ①		S S S 0-3 K ①	3	0	0	0	1	1	1
Bill Melton, R (1, 10) OBP: 0.299, SLG: 0.323 Bob Jones, L (7, PR) OBP: 0.250, SLG: 0.325		x 0-0 F9 ①		x 0-0 FC5-4 ③ 1-2f			x 0-0 FC1-6 1B		x 0-0 6-3 ②	3 1	0 0	1 0	0 0	0 0	0 0	1 0
Bruce Bochte, L (1, 7) OBP: 0.358, SLG: 0.290		B B B B 4-0 G4-6-3 BB			x 0-0 F5 ①		x 0-0 FC1-6 E 1B ② 1-2f		x 0-0 1B	3	1	1	0	1	0	1
Mario Guerrero, R (1, 6) OBP: 0.269, SLG: 0.277 Leroy Stanton, R (9, PH) OBP: 0.259, SLG: 0.270		x 0-0 G4-6-3 ② ③ 1-2f			x 0-0 F4 ②		x 0-0 E6 1B 1-2		S S S 0-3 K ③	3 1	0 0	0 0	0 0	0 1	0 1	2 1
Ron Jackson, R (1, 5) OBP: 0.306, SLG: 0.348			x 0-0 F8 ①		S S S 0-3 K ③		x 0-0 1B 1-2 2-H			3	0	1	1	0	1	0
Andy Etchebarren, R (1, 2) OBP: 0.300, SLG: 0.256			x 0-0 F9 ②			x 0-0 5-3 ①	S S S 0-3 K ③			3	0	0	0	0	1	2
Inning Stats	R: 0 H: 0 E: 0 LOB: 1 K: 1 BB: 1 S: 5 P: 9	R: 0 H: 0 E: 0 LOB: 0 K: 0 BB: 1 S: 2 P: 6	R: 0 H: 0 E: 0 LOB: 0 K: 1 BB: 0 S: 5 P: 5	R: 0 H: 1 E: 0 LOB: 1 K: 0 BB: 1 S: 3 P: 7	R: 0 H: 0 E: 0 LOB: 0 K: 1 BB: 0 S: 5 P: 5	R: 0 H: 1 E: 0 LOB: 1 K: 0 BB: 0 S: 4 P: 4	R: 1 H: 2 E: 1 LOB: 2 K: 1 BB: 0 S: 8 P: 8	R: 0 H: 0 E: 0 LOB: 0 K: 0 BB: 0 S: 3 P: 3	R: 0 H: 1 E: 0 LOB: 1 K: 2 BB: 0 S: 8 P: 8	1B: 4 SF: 0 2B: 1 SAC: 0 3B: 0 DP: 1 HR: 0 HBP: 0						

PITCHER	IP	WLS	BF	H	R	ER	SO	BB	IBB	HBP	BLK	WP	HR	S	P	ERA	WHIP
Rich Gossage, R (1, 1) ERA: 3.01	9.0	W	34	5	1	0	6	3	0	0	0	0	0	43	55	0.00	0.889

PITCHER	IP	WLS	BF	H	R	ER	SO	BB	IBB	HBP	BLK	WP	HR	S	P	ERA	WHIP

BOTTOM

Chicago White Sox @ California Angels

Anaheim Stadium, Anaheim, CA

Sun Aug 01 1976, 6:33 AM EDT

Att. 9,282 - Unknown - 78 F

livebaseballscorecards.com

AB	31
R	1
H	5
RBI	1
BB	3
SO	6
LOB	9

WP: 0 PA: 34
PB: 0
SB: 0
CS: 1

Batter	1	2	3	4	5	6	7	8	9	AB	R	H	RBI	BB	SO	LOB
Mario Guerrero, R (1, 4) OBP: 0.281, SLG: 0.288	L7 1B		F3			SH3-4 1B		BB SH SF7 1B	2-H 1B	4	1	3	0	0	0	1
Jerry Remy, L (8, PR) OBP: 0.322, SLG: 0.311 (8, 4)										1	1	1	1	0	0	0
Dave Chalk, R (1, 6) OBP: 0.310, SLG: 0.263	L7 1-2			2B		SH3-4 1-2		SH BB 1-2		2	0	1	0	0	0	1
Bobby Bonds, R (1, 9) OBP: 0.333, SLG: 0.387	6-3			K		F4		BBBB 1-2 2-3 BB		3	0	0	0	1	1	2
Tommy Davis, R (1, 10) OBP: 0.293, SLG: 0.317		FC5-4 1B		5-3		2-H 1B		SF7 3-H		3	0	2	2	0	0	1
Bill Melton, R (1, 3) OBP: 0.298, SLG: 0.319		FC5-4 G1-4-3 1-2f		BBBB BB		F2		L7		3	0	0	0	1	0	4
Dan Briggs, L (8, 3) OBP: 0.260, SLG: 0.326										0	0	0	0	0	0	0
Leroy Stanton, R (1, 7) OBP: 0.260, SLG: 0.271		G1-4-3 1-2f		L9			CS 1B	SSS K		3	0	1	0	0	0	3
Bruce Bochte, L (7, 7) OBP: 0.357, SLG: 0.289										1	0	0	0	0	1	2
Ron Jackson, R (1, 5) OBP: 0.305, SLG: 0.347			F9		F8		L7 1-2		SH1-4 1B 1B	4	1	1	0	0	0	1
Rusty Torres, S (1, 8) OBP: 0.302, SLG: 0.340			2B		F9		HR		SH1-4 1-2	3	1	2	1	0	0	0
Andy Etchebarren, R (1, 2) OBP: 0.294, SLG: 0.251			SSS K		5-3		5-3		SSS K	4	0	0	0	0	2	2
Inning Stats	R: 0 H: 1 E: 0 LOB: 0 K: 0 BB: 0 S: 3 P: 3	R: 0 H: 1 E: 0 LOB: 0 K: 0 BB: 0 S: 3 P: 3	R: 0 H: 1 E: 0 LOB: 1 K: 1 BB: 0 S: 6 P: 6	R: 0 H: 1 E: 0 LOB: 2 K: 1 BB: 1 S: 6 P: 10	R: 0 H: 0 E: 0 LOB: 0 K: 0 BB: 0 S: 3 P: 3	R: 1 H: 2 E: 0 LOB: 1 K: 0 BB: 0 S: 5 P: 5	R: 1 H: 2 E: 0 LOB: 0 K: 0 BB: 0 S: 4 P: 4	R: 1 H: 1 E: 1 LOB: 2 K: 1 BB: 1 S: 7 P: 11	R: 1 H: 2 E: 0 LOB: 1 K: 1 BB: 0 S: 6 P: 6	1B: 8 SF: 1 2B: 2 SAC: 3 3B: 0 DP: 1 HR: 1 HBP: 0						WP: 0 PA: 37 PB: 0 SB: 0 CS: 1

TOP

California Angels @ Texas Rangers

Arlington Stadium, Arlington, TX

Tue Aug 03 1976, 8:05 PM EDT

Att. 10,301 - Unknown

livebaseballscorecards.com

AB	31
R	4
H	11
RBI	4
BB	2
SO	4
LOB	17

PITCHER		IP	WLS	BF	H	R	ER	SO	BB	IBB	HBP	BLK	WP	HR	S	P	ERA	WHIP
Jim Umbarger, L ERA: 3.16	(1, 1)	7.0	L	30	9	3	2	2	2	0	0	0	0	1	32	40	2.57	1.571
Jeff Terpko, R ERA: 1.67	(8, 1)	0.2		2	0	0	0	0	0	0	0	0	0	0	2	2	0.00	0.000
Joe Hoerner, L ERA: 4.88	(8, 1)	1.1		5	2	1	1	2	0	0	0	0	0	0	9	9	6.75	1.500

PITCHER	IP	WLS	BF	H	R	ER	SO	BB	IBB	HBP	BLK	WP	HR	S	P	ERA	WHIP

Batter	1	2	3	4	5	6	7	8	9	AB	R	H	RBI	BB	SO	LOB
Gene Clines, R (1, 7) OBP: 0.296, SLG: 0.302	L5-3		L6-3			L6-3			L9	4	0	0	0	0	0	0
Toby Harrah, R (1, 6) OBP: 0.370, SLG: 0.384	F7			6-3			K		1B, BB	3	0	0	0	1	1	0
Joe Lahoud, L (1, 10) OBP: 0.315, SLG: 0.282	G3			4-3			1B		K	4	0	1	0	0	1	1
Mike Hargrove, L (1, 3) OBP: 0.405, SLG: 0.401		6-3		F7			F8		1-2, 1B	4	0	1	0	0	0	1
Jeff Burroughs, R (1, 9) OBP: 0.298, SLG: 0.368		BB, 3-4-1			6-3		1-2, 1B		1-3	3	0	1	0	1	0	2
Roy Howell, L (1, 5) OBP: 0.309, SLG: 0.373		1-2, 3-4-1			F5		F9			3	0	0	0	0	0	3
Lenny Randle, S (1, 4) OBP: 0.292, SLG: 0.276		4-3			4-3			4-3		3	0	0	0	0	0	1
Juan Beniquez, R (1, 8) OBP: 0.312, SLG: 0.284			G5-4-3, 1B			6-3		F7		3	0	1	0	0	0	0
Jim Sundberg, R (1, 2) OBP: 0.277, SLG: 0.293			1-2f, G5-4-3			4-3		5-3		3	0	0	0	0	0	1
Inning Stats	R: 0 E: 0 K: 0 S: 3 H: 0 LOB: 0 BB: 0 P: 3	R: 0 E: 0 K: 0 S: 3 H: 0 LOB: 1 BB: 1 P: 7	R: 0 E: 0 K: 0 S: 3 H: 1 LOB: 0 BB: 0 P: 3	R: 0 E: 0 K: 0 S: 3 H: 0 LOB: 0 BB: 0 P: 3	R: 0 E: 0 K: 0 S: 3 H: 0 LOB: 0 BB: 0 P: 3	R: 0 E: 0 K: 0 S: 3 H: 0 LOB: 0 BB: 0 P: 3	R: 0 E: 0 K: 1 S: 7 H: 2 LOB: 2 BB: 0 P: 7	R: 0 E: 0 K: 0 S: 3 H: 0 LOB: 0 BB: 0 P: 3	R: 0 E: 0 K: 1 S: 6 H: 1 LOB: 2 BB: 1 P: 10	1B: 4 2B: 0 3B: 0 HR: 0 SF: 0 SAC: 0 DP: 1 HBP: 0						

PITCHER	IP	WLS	BF	H	R	ER	SO	BB	IBB	HBP	BLK	WP	HR	S	P	ERA	WHIP
Paul Hartzell, R (1, 1) ERA: 2.45	9.0	W	32	4	0	0	2	2	0	0	0	0	0	34	42	0.00	0.667

PITCHER	IP	WLS	BF	H	R	ER	SO	BB	IBB	HBP	BLK	WP	HR	S	P	ERA	WHIP

BOTTOM

California Angels @ Texas Rangers

Arlington Stadium, Arlington, TX

Tue Aug 03 1976, 8:05 PM EDT

Att. 10,301 - Unknown

livebaseballscorecards.com

AB	30
R	0
H	4
RBI	0
BB	2
SO	2
LOB	9

Batter	1	2	3	4	5	6	7	8	9	AB	R	H	RBI	BB	SO	LOB
Dave Collins, S (1, 10) OBP: 0.364, SLG: 0.314	CS 1B		4-3	1-3		1-3 2B		4-3	K	6	0	2	0	0	1	4
Jerry Remy, L (1, 4) Mario Guerrero, R (6, PH) (6, 4) OBP: 0.277, SLG: 0.285	K 1-2		L7		G3	6-3		6-3		3 2	0 0	0 0	0 0	0 0	1 0	1 2
Bobby Bonds, R (1, 9) OBP: 0.336, SLG: 0.388	1B		L7		HR 1B	IBB			4-3	4	1	2	0	1	0	0
Tony Solaita, L (1, 3) OBP: 0.349, SLG: 0.402	4-3			2B 1B	1-H HR	8-3-4-2 3-Hf			BB 1B	4	3	2	2	1	0	4
Bruce Bochte, L (1, 7) OBP: 0.362, SLG: 0.305		2B 1B		1B FC6 2B 1-H	1B 3B		6-3		1B FC6-4 1B 1-2	5	4	4	1	0	0	0
Dan Briggs, L (1, 8) Tommy Davis, R (9, PH) OBP: 0.297, SLG: 0.321 Bob Jones, L (9, PR) OBP: 0.250, SLG: 0.325 Rusty Torres, S (9, 8) OBP: 0.302, SLG: 0.340		2B 8-2 1B 1-2		FC6 4-6-3 1B 2-3	1-3 1B 3-H		K		FC6-4 1-3 2-H 1B	4 1 0 0	1 0 0 0	3 1 0 0	1 1 0 0	0 0 0 0	1 0 0 0	0 0 0 0
Ron Jackson, R (1, 5) OBP: 0.304, SLG: 0.348		K		5-3	1-3 1-2		2B		FC6-4 HBP 1B 1-2f 3-H	5	0	1	1	0	1	6
Terry Humphrey, R (1, 2) OBP: 0.382, SLG: 0.460	2B 1-3 2-H			FC6 4-6-3 2-3 3-H	6-3		1-3		HBP 1B 1-2	5	0	2	2	0	0	3
Dave Chalk, R (1, 6) OBP: 0.311, SLG: 0.260		8-2 3-Hf		4-6-3 1-2 3-H		2B 8-3-4-2 BB		P4	HBP 1-2 2-3	3	0	0	1	1	0	3
Inning Stats	R: 0 E: 0 K: 1 S: 6 H: 2 LOB: 1 BB: 0 P: 6	R: 1 E: 0 K: 1 S: 7 H: 3 LOB: 1 BB: 0 P: 7	R: 0 E: 0 K: 0 S: 3 H: 0 LOB: 0 BB: 0 P: 3	R: 3 E: 0 K: 0 S: 7 H: 3 LOB: 1 BB: 0 P: 7	R: 3 E: 0 K: 0 S: 7 H: 4 LOB: 1 BB: 0 P: 7	R: 0 E: 0 K: 0 S: 3 H: 1 LOB: 2 BB: 2 P: 11	R: 0 E: 0 K: 1 S: 6 H: 1 LOB: 1 BB: 0 P: 6	R: 0 E: 0 K: 0 S: 3 H: 0 LOB: 0 BB: 0 P: 3	R: 2 E: 0 K: 1 S: 8 H: 3 LOB: 3 BB: 1 P: 13	1B: 11 2B: 6 3B: 1 HR: 1	SF: 0 SAC: 0 DP: 2 HBP: 1						

PITCHER	IP	WLS	BF	H	R	ER	SO	BB	IBB	HBP	BLK	WP	HR	S	P	ERA	WHIP
Nelson Briles, R (1, 1) ERA: 3.56	3.0	L	15	8	4	4	2	0	0	0	0	0	0	19	19	12.00	2.667
Steve Hargan, R (4, 1) ERA: 3.46	1.1		9	4	3	3	0	0	0	0	0	0	1	9	9	20.25	3.000
Steve Barr, L (5, 1) ERA: 5.66	4.0		17	3	2	2	1	2	1	0	0	0	0	16	28	4.50	1.250
Steve Foucault, R (9, 1) ERA: 3.18	0.2		5	2	0	0	1	0	0	1	0	0	0	6	7	0.00	3.000

PITCHER	IP	WLS	BF	H	R	ER	SO	BB	IBB	HBP	BLK	WP	HR	S	P	ERA	WHIP

TOP

California Angels @ Texas Rangers

Arlington Stadium, Arlington, TX

Wed Aug 04 1976, 8:05 PM EDT

Att. 9,489 - Unknown

livebaseballscorecards.com

AB	42
R	9
H	17
RBI	9
BB	3
SO	4
LOB	23

WP: 0 PB: 0 SB: 0 CS: 1 PA: 46

Batter	1	2	3	4	5	6	7	8	9	AB	R	H	RBI	BB	SO	LOB
Gene Clines, R (1, 7) OBP: 0.298, SLG: 0.304	4-6-3 2B 1B		L9		FC5-4 1-2f		L6-3 1B		G3-6-3 1-3 2-H 1B	5	1	2	1	0	0	1
Danny Thompson, R (1, 6) OBP: 0.271, SLG: 0.280	4-6-3 1-2		1B 1B		F9		1B		G3-6-3 1-2f 3-H	4	0	2	0	0	0	2
Joe Lahoud, L (9, PH) OBP: 0.313, SLG: 0.280										1	0	0	0	0	0	1
Roy Howell, L (1, 5) OBP: 0.313, SLG: 0.378	F9 2-H 2B		1-2 1B			BBB 1B 1B BB	F5		S S S K	4	1	2	1	1	1	1
Mike Hargrove, L (1, 3) OBP: 0.403, SLG: 0.399	F9 2-3		G3			1B 1B 1-3 FC3-6 1B	F7			4	1	1	0	0	0	4
Jeff Burroughs, R (1, 9) OBP: 0.298, SLG: 0.367	F8			F9		FC3-6 1B 1-2 E 3-H 1B		S S S K		4	1	1	1	0	1	1
Tom Grieve, R (1, 10) OBP: 0.293, SLG: 0.385		S S S K		F8		FC3-6 1-2 2-3 1B		F9		4	0	1	0	0	1	0
Lenny Randle, S (1, 4) OBP: 0.289, SLG: 0.273		4-3		S S S K		FC3-6 E 1-2f 2-3 3-H		S S S K		4	0	0	1	0	2	2
Juan Beniquez, R (1, 8) OBP: 0.314, SLG: 0.285		F8			FC5-4 1B	S S S K 1-3 3-H			BBBB BB 1B BB	3	1	1	0	1	1	1
Bill Fahey, L (1, 2) OBP: 0.364, SLG: 0.348			3-1		L5	F7			BBBB 1B 1-2 G3-6-3 BB	3	1	0	0	1	0	2
Inning Stats	R: 1 E: 0 K: 0 S: 5 H: 2 LOB: 1 BB: 0 P: 5	R: 0 E: 0 K: 1 S: 5 H: 0 LOB: 0 BB: 0 P: 5	R: 0 E: 0 K: 0 S: 5 H: 2 LOB: 2 BB: 0 P: 5	R: 0 E: 0 K: 1 S: 5 H: 0 LOB: 0 BB: 0 P: 5	R: 0 E: 0 K: 0 S: 4 H: 1 LOB: 1 BB: 0 P: 4	R: 3 E: 1 K: 1 S: 8 H: 3 LOB: 1 BB: 1 P: 12	R: 0 E: 0 K: 0 S: 4 H: 1 LOB: 1 BB: 0 P: 4	R: 0 E: 0 K: 2 S: 7 H: 0 LOB: 0 BB: 0 P: 7	R: 2 E: 0 K: 1 S: 5 H: 1 LOB: 0 BB: 2 P: 13	1B: 9 2B: 1 3B: 0 HR: 0 SF: 0 SAC: 0 DP: 1 HBP: 0							

BOTTOM

California Angels @ Texas Rangers

Arlington Stadium, Arlington, TX

Wed Aug 04 1976, 8:05 PM EDT

Att. 9,489 - Unknown

livebaseballscorecards.com

AB	36
R	6
H	10
RBI	4
BB	3
SO	6
LOB	15

WP: 0 PB: 0 SB: 0 CS: 0 PA: 39

PITCHER		IP	WLS	BF	H	R	ER	SO	BB	IBB	HBP	BLK	WP	HR	S	P	ERA	WHIP
Nolan Ryan, R ERA: 3.57	(1, 1)	8.0	W	36	9	6	5	5	3	0	0	0	0	0	43	55	5.62	1.500
John Verhoeven, R ERA: 1.33	(9, 1)	1.0		3	1	0	0	1	0	0	0	0	0	0	5	5	0.00	1.000

PITCHER	IP	WLS	BF	H	R	ER	SO	BB	IBB	HBP	BLK	WP	HR	S	P	ERA	WHIP

California Angels @ Texas Rangers

Arlington Stadium, Arlington, TX

Thu Aug 05 1976, 8:05 PM EDT

Att. 9,679 - Unknown

TOP

livebaseballscorecards.com

Batter	1	2	3	4	5	6	7	8	9	AB	R	H	RBI	BB	SO	LOB
Jerry Remy, L (1, 4) OBP: 0.316, SLG: 0.304	6-3		6-3		1-3			4-3		4	0	0	0	0	0	3
Dave Chalk, R (1, 6) OBP: 0.308, SLG: 0.257	6-3			5-3		5-3			6-3	3	0	0	0	0	0	0
Bill Melton, R (9, PH) OBP: 0.297, SLG: 0.318										1	0	0	0	0	0	0
Bobby Bonds, R (1, 9) OBP: 0.337, SLG: 0.390	CS 1B			K		1-4-3			G1-6-3 1B	4	0	2	0	0	1	0
Tony Solaita, L (1, 3) OBP: 0.346, SLG: 0.397	CS 1-2	K		1B		L5			G1-6-3 1-2f	4	0	1	0	0	1	1
Bruce Bochte, L (1, 7) OBP: 0.360, SLG: 0.303		4-3		4-3			F8			3	0	0	0	0	0	1
Dan Briggs, L (1, 8) OBP: 0.268, SLG: 0.331		K			K		6-3			3	0	0	0	0	2	0
Tommy Davis, R (1, 10) OBP: 0.297, SLG: 0.322			6-3 1B		F8		5-3			3	0	1	0	0	0	0
Ron Jackson, R (1, 5) OBP: 0.304, SLG: 0.347			F8		1B 1B			3-1		3	0	1	0	0	0	1
Terry Humphrey, R (1, 2) OBP: 0.379, SLG: 0.453			6-3 1-2		1-2 1B			F8		3	0	1	0	0	0	1
Inning Stats	R: 0 E: 0 K: 0 S: 3 H: 1 LOB: 0 BB: 0 P: 3	R: 0 E: 0 K: 2 S: 7 H: 0 LOB: 0 BB: 0 P: 7	R: 0 E: 0 K: 0 S: 4 H: 1 LOB: 0 BB: 0 P: 4	R: 0 E: 0 K: 1 S: 6 H: 1 LOB: 1 BB: 0 P: 6	R: 0 E: 0 K: 1 S: 7 H: 2 LOB: 2 BB: 0 P: 7	R: 0 E: 0 K: 0 S: 3 H: 0 LOB: 0 BB: 0 P: 3	R: 0 E: 0 K: 0 S: 3 H: 0 LOB: 0 BB: 0 P: 3	R: 0 E: 0 K: 0 S: 3 H: 0 LOB: 0 BB: 0 P: 3	R: 0 E: 0 K: 0 S: 3 H: 1 LOB: 0 BB: 0 P: 3	1B: 6 2B: 0 3B: 0 HR: 0	SF: 0 SAC: 0 DP: 1 HBP: 0						

	AB	31
	R	0
	H	6
	RBI	0
	BB	0
	SO	4
	LOB	7

WP: 0 PB: 0 SB: 0 CS: 1 PA: 32

PITCHER	IP	WLS	BF	H	R	ER	SO	BB	IBB	HBP	BLK	WP	HR	S	P	ERA	WHIP
Bert Blyleven, R (1, 1) ERA: 2.81	9.0	W	31	6	0	0	4	0	0	0	0	0	0	39	39	0.00	0.667

PITCHER	IP	WLS	BF	H	R	ER	SO	BB	IBB	HBP	BLK	WP	HR	S	P	ERA	WHIP

Batter	1	2	3	4	5	6	7	8	9	AB	R	H	RBI	BB	SO	LOB
Gene Clines, R (1, 7) OBP: 0.297, SLG: 0.303	SH5-3 1B		L5			L4-3		L4-3		4	0	1	0	0	0	1
Danny Thompson, R (1, 6) OBP: 0.274, SLG: 0.282	SH5-3 1-2		3-1			G6-4-3 1B				2	0	1	0	0	0	0
Roy Howell, L (1, 5) OBP: 0.310, SLG: 0.375	K			K		G6-4-3 1-2f				3	0	0	0	0	2	2
Mike Hargrove, L (1, 3) OBP: 0.403, SLG: 0.397	G3			FC6-4 BB			G3			2	0	0	0	1	0	1
Jeff Burroughs, R (1, 9) OBP: 0.298, SLG: 0.369		SH1-3 SF7 2B		F8			5-3			3	1	1	0	0	0	1
Tom Grieve, R (1, 10) OBP: 0.292, SLG: 0.383		SH1-3 2-3		FC6-4 1-2f			6-3			2	0	0	0	0	0	1
Lenny Randle, S (1, 4) OBP: 0.286, SLG: 0.272		SF7 3-H			4-3			K		2	0	0	1	0	1	0
Juan Beniquez, R (1, 8) OBP: 0.318, SLG: 0.289		4-3			G5-4-3 1B			1B		3	0	2	0	0	0	0
Jim Sundberg, R (1, 2) OBP: 0.275, SLG: 0.290			K		G5-4-3 1-2f			F8		3	0	0	0	0	1	2
Inning Stats	R: 0 E: 0 K: 1 S: 6 H: 1 LOB: 1 BB: 0 P: 6	R: 1 E: 0 K: 0 S: 4 H: 1 LOB: 0 BB: 0 P: 4	R: 0 E: 0 K: 1 S: 5 H: 0 LOB: 0 BB: 0 P: 5	R: 0 E: 0 K: 1 S: 5 H: 0 LOB: 1 BB: 1 P: 9	R: 0 E: 0 K: 0 S: 3 H: 1 LOB: 0 BB: 0 P: 3	R: 0 E: 0 K: 0 S: 3 H: 1 LOB: 0 BB: 0 P: 3	R: 0 E: 0 K: 0 S: 3 H: 0 LOB: 0 BB: 0 P: 3	R: 0 E: 0 K: 1 S: 6 H: 1 LOB: 1 BB: 0 P: 6		1B: 4 2B: 1 3B: 0 HR: 0 SF: 1 SAC: 2 DP: 2 HBP: 0						

PITCHER	IP	WLS	BF	H	R	ER	SO	BB	IBB	HBP	BLK	WP	HR	S	P	ERA	WHIP
Gary Ross, R (1, 1) ERA: 3.08	8.0	L	28	5	1	1	4	1	0	0	0	0	0	35	39	1.12	0.750

PITCHER	IP	WLS	BF	H	R	ER	SO	BB	IBB	HBP	BLK	WP	HR	S	P	ERA	WHIP

BOTTOM

California Angels @ Texas Rangers

Arlington Stadium, Arlington, TX

Thu Aug 05 1976, 8:05 PM EDT

Att. 9,679 - Unknown

livebaseballscorecards.com

AB	24
R	1
H	5
RBI	1
BB	1
SO	4
LOB	8

PA: 28

Batter	1	2	3	4	5	6	7	8	9	AB	R	H	RBI	BB	SO	LOB
Mario Guerrero, R (1, 4) OBP: 0.282, SLG: 0.290	0-0 1B		0-3 K			0-0 F3		0-0 S 1B		4	0	2	0	0	1	0
Jerry Remy, L (8, PR) OBP: 0.316, SLG: 0.304 (8, 4)										0	1	0	0	0	0	0
Dave Chalk, R (1, 6) OBP: 0.308, SLG: 0.255	0-3 K		0-0 F9			0-0 1-3		4-0 1B 1-2 BB		3	0	0	0	1	1	1
Bobby Bonds, R (1, 9) OBP: 0.337, SLG: 0.388	0-3 K			0-0 F9		0-3 K		0-0 FC4-6 1-3 2-H 1B		4	0	1	1	0	2	1
Tommy Davis, R (1, 10) OBP: 0.296, SLG: 0.320	0-0 1-2 1B			0-0 F8			0-0 4-3	0-0 FC4-6 1-2f		4	0	1	0	0	0	2
Bill Melton, R (1, 3) OBP: 0.300, SLG: 0.332	0-3 K			0-0 6-3			0-0 HR		0-0 SH1-4 1B	4	1	2	1	0	1	2
Dan Briggs, L (9, PR) OBP: 0.268, SLG: 0.331 (9, 3)										0	0	0	0	0	0	0
Ron Jackson, R (1, 5) OBP: 0.301, SLG: 0.344		0-0 5-3			0-0 G3		0-3 K		0-0 SH1-4 1-2	3	0	0	0	0	1	0
Leroy Stanton, R (1, 7) OBP: 0.260, SLG: 0.271		0-0 6-3			0-0 1B		0-3 K		0-3 K	4	0	1	0	0	2	2
Rusty Torres, S (1, 8) OBP: 0.295, SLG: 0.331		0-0 F4			0-0 F3			0-0 L5	0-0 F3	4	0	0	0	0	0	3
Terry Humphrey, R (1, 2) OBP: 0.361, SLG: 0.429			0-0 F9		0-0 F9			0-0 F3		3	0	0	0	0	0	1
Inning Stats	R: 0 E: 0 K: 3 S: 11 H: 2 LOB: 2 BB: 0 P: 11	R: 0 E: 0 K: 0 S: 3 H: 0 LOB: 0 BB: 0 P: 3	R: 0 E: 0 K: 1 S: 5 H: 0 LOB: 0 BB: 0 P: 5	R: 0 E: 0 K: 0 S: 3 H: 0 LOB: 0 BB: 0 P: 3	R: 0 E: 0 K: 0 S: 4 H: 1 LOB: 1 BB: 0 P: 4	R: 0 E: 0 K: 1 S: 5 H: 0 LOB: 0 BB: 0 P: 5	R: 1 E: 0 K: 2 S: 8 H: 1 LOB: 0 BB: 0 P: 8	R: 1 E: 0 K: 0 S: 5 H: 2 LOB: 2 BB: 1 P: 9	R: 0 E: 0 K: 1 S: 6 H: 1 LOB: 2 BB: 0 P: 6	1B: 6 2B: 0 3B: 0 HR: 1	SF: 0 SAC: 1 DP: 0 HBP: 0						

PITCHER	IP	WLS	BF	H	R	ER	SO	BB	IBB	HBP	BLK	WP	HR	S	P	ERA	WHIP
Vida Blue, L (1, 1) ERA: 2.73	9.0	L	35	7	2	2	8	1	0	0	0	0	1	50	54	2.00	0.889

PITCHER	IP	WLS	BF	H	R	ER	SO	BB	IBB	HBP	BLK	WP	HR	S	P	ERA	WHIP

TOP

California Angels @ Oakland Athletics

Oakland-Alameda County Coliseum, Oakland, CA

Fri Aug 06 1976, 7:05 PM PDT

Att. 5,777 - Unknown

livebaseballscorecards.com

AB	33
R	2
H	7
RBI	2
BB	1
SO	8
LOB	12

PA:	35
WP:	0
PB:	0
SB:	1
CS:	0

Batter	1	2	3	4	5	6	7	8	9	AB	R	H	RBI	BB	SO	LOB
Bill North, S (1, 8) OBP: 0.365, SLG: 0.346	HR	K			F9		6-3			4	1	1	1	0	1	5
Bert Campaneris, R (1, 6) OBP: 0.329, SLG: 0.282	K	K				S 1B		4-3		4	0	1	0	0	2	0
Don Baylor, R (1, 9) OBP: 0.315, SLG: 0.359	K		F9			F3		F8		4	0	0	0	0	1	1
Joe Rudi, R (1, 7) OBP: 0.324, SLG: 0.434	K		K			5-3 1-2		F3		4	0	0	0	0	2	1
Sal Bando, R (1, 5) OBP: 0.328, SLG: 0.416		K		F7		F2			F8	4	0	0	0	0	1	1
Gene Tenace, R (1, 3) OBP: 0.380, SLG: 0.444		1B BB		5-3			K		K	3	0	0	0	1	2	0
Phil Garner, R (1, 4) OBP: 0.286, SLG: 0.387		BB 1-3 1B		6-3			1-3		K	4	0	1	0	0	1	0
Ken McMullen, R (1, 10) OBP: 0.347, SLG: 0.422		1-2 BB			K		BB 1B			2	0	1	0	1	1	0
Larry Lintz, S (7, PR)										0	0	0	0	0	0	0
Jeff Newman, R (1, 2) OBP: 0.209, SLG: 0.200		K			K		1-2 BB			2	0	0	0	1	2	3
Inning Stats	R: 1 H: 1 E: 0 LOB: 0 K: 3 BB: 0 S: 10 P: 10	R: 0 H: 1 E: 0 LOB: 3 K: 3 BB: 2 S: 10 P: 18	R: 0 H: 0 E: 0 LOB: 0 K: 2 BB: 0 S: 7 P: 7	R: 0 H: 0 E: 0 LOB: 0 K: 0 BB: 0 S: 3 P: 3	R: 0 H: 0 E: 0 LOB: 0 K: 2 BB: 0 S: 7 P: 7	R: 0 H: 1 E: 0 LOB: 1 K: 0 BB: 0 S: 4 P: 4	R: 0 H: 1 E: 0 LOB: 2 K: 1 BB: 1 S: 6 P: 10	R: 0 H: 0 E: 0 LOB: 0 K: 0 BB: 0 S: 3 P: 3	R: 0 H: 0 E: 0 LOB: 0 K: 2 BB: 0 S: 7 P: 7	1B: 3 SF: 0 2B: 0 SAC: 0 3B: 0 DP: 0 HR: 1 HBP: 0						WP: 0 PA: 34 PB: 0 SB: 1 CS: 0	

PITCHER	IP	WLS	BF	H	R	ER	SO	BB	IBB	HBP	BLK	WP	HR	S	P	ERA	WHIP
Frank Tanana, L (1, 1) ERA: 2.9	9.0	W	34	4	1	1	13	3	0	0	0	0	1	57	69	1.00	0.778

PITCHER	IP	WLS	BF	H	R	ER	SO	BB	IBB	HBP	BLK	WP	HR	S	P	ERA	WHIP

BOTTOM

California Angels @ Oakland Athletics

Oakland-Alameda County Coliseum, Oakland, CA

Fri Aug 06 1976, 7:05 PM PDT

Att. 5,777 - Unknown

livebaseballscorecards.com

AB	31
R	1
H	4
RBI	1
BB	3
SO	13
LOB	11

California Angels @ Oakland Athletics

Oakland-Alameda County Coliseum, Oakland, CA

Sat Aug 07 1976, 3:33 AM PDT

Att. 5,520 - Unknown

TOP

livebaseballscorecards.com

Batter	1	2	3	4	5	6	7	8	9	AB	R	H	RBI	BB	SO	LOB
Dave Collins, S (1, 10) OBP: 0.356, SLG: 0.307	L7		K		4-3		F7			4	0	0	0	0	1	3
Jerry Remy, L (1, 4) OBP: 0.312, SLG: 0.300	5-3		F4			4-3		K		4	0	0	0	0	1	2
Bobby Bonds, R (1, 9) OBP: 0.336, SLG: 0.387	F4			1B G4-6-3 1B		6-3		F9		4	1	1	0	0	0	0
Tony Solaita, L (1, 3) OBP: 0.350, SLG: 0.400		4-3		G4-6-3 1-3 1B		1B 1B		6-3		4	0	2	0	0	0	0
Bruce Bochte, L (1, 7) OBP: 0.361, SLG: 0.303		F8		G4-6-3 1-2f 3-H		1-2 1B			B B B B FC3-6 BB	3	0	1	0	1	0	1
Dan Briggs, L (1, 8) OBP: 0.267, SLG: 0.336		6-3		2B		F6			FC3-6 L6-3 1-2f	4	0	1	0	0	0	3
Ron Jackson, R (1, 5) OBP: 0.297, SLG: 0.339			F8	6-3			5-3		L6-3 1-2	4	0	0	0	0	0	2
Terry Humphrey, R (1, 2) OBP: 0.375, SLG: 0.441			HBP 1B		G5-4-3 1B		F3			3	0	2	0	0	0	0
Dave Chalk, R (1, 6) OBP: 0.311, SLG: 0.256			1-2 HBP		G5-4-3 1-2f		1B			2	0	1	0	0	0	1
Inning Stats	R: 0 E: 0 K: 0 S: 3 H: 0 LOB: 0 BB: 0 P: 3	R: 0 E: 0 K: 0 S: 3 H: 0 LOB: 0 BB: 0 P: 3	R: 0 E: 0 K: 1 S: 6 H: 1 LOB: 2 BB: 0 P: 7	R: 1 E: 0 K: 0 S: 5 H: 3 LOB: 1 BB: 0 P: 5	R: 0 E: 0 K: 0 S: 3 H: 1 LOB: 0 BB: 0 P: 3	R: 0 E: 0 K: 0 S: 5 H: 2 LOB: 2 BB: 0 P: 5	R: 0 E: 0 K: 0 S: 4 H: 1 LOB: 1 BB: 0 P: 4	R: 0 E: 0 K: 1 S: 5 H: 0 LOB: 0 BB: 0 P: 5	R: 0 E: 0 K: 0 S: 2 H: 0 LOB: 0 BB: 1 P: 6	1B: 7 2B: 2 3B: 0 HR: 0 SF: 0 SAC: 0 DP: 3 HBP: 1						

AB	32
R	1
H	8
RBI	0
BB	1
SO	2
LOB	12

WP: 0 PA: 34
PB: 0
SB: 0
CS: 0

PITCHER	IP	WLS	BF	H	R	ER	SO	BB	IBB	HBP	BLK	WP	HR	S	P	ERA	WHIP
Mike Torrez, R (1, 1) ERA: 3.1	9.0	W	34	8	1	1	2	1	0	1	0	0	0	36	41	1.00	1.000

PITCHER	IP	WLS	BF	H	R	ER	SO	BB	IBB	HBP	BLK	WP	HR	S	P	ERA	WHIP

Batter	1	2	3	4	5	6	7	8	9	AB	R	H	RBI	BB	SO	LOB
Bill North, S (1, 8) OBP: 0.365, SLG: 0.355	F7	1-3 1B		4-3	K 1-2			HR		5	1	2	1	0	1	3
Bert Campaneris, R (1, 6) OBP: 0.333, SLG: 0.286	1B S BB	4-3			2B SF9 BB	1B 2B		F4		2	3	1	0	2	0	2
Larry Haney, R (7, 2) OBP: 0.292, SLG: 0.249										1	0	0	0	0	0	0
Don Baylor, R (1, 9) OBP: 0.318, SLG: 0.363	K 1-2		G4-6-3 BB		SF9 1-3 1B 2B	2-H 1B		5-3		4	1	2	1	1	1	1
Joe Rudi, R (1, 7) OBP: 0.325, SLG: 0.433	2-H 1B		G4-6-3 1-2f		SF9 2-3 3-H	F8		BB		3	0	1	2	1	0	2
Sal Bando, R (1, 5) OBP: 0.327, SLG: 0.421	K		HR		K	F8		6-3		5	1	1	1	0	2	4
Gene Tenace, R (1, 2) OBP: 0.381, SLG: 0.449		1B 2B	5-3		BB BB 1B 3-H 1B	K				4	2	2	1	0	1	1
(7, 3)																
Billy Williams, L (1, 10) OBP: 0.330, SLG: 0.351	G5-4-3 2-H 1B			5-3	BB 1-2 1B BB	F4				3	1	1	1	1	0	0
Ken McMullen, R (1, 3) OBP: 0.354, SLG: 0.432	G5-4-3 1-2f			2B	1B 1-2 2-3 BB	L8				2	0	1	0	1	0	1
Tommy Sandt, R (7, 6) OBP: 0.213, SLG: 0.182										1	0	0	0	0	0	0
Phil Garner, R (1, 4) OBP: 0.288, SLG: 0.386	1B S HBP			6-3	S 1-3 2-H 3-H 1B	K				3	0	1	2	0	1	1
Inning Stats	R: 1 H: 1 E: 0 LOB: 1 K: 2 BB: 1 S: 8 P: 12	R: 1 H: 3 E: 0 LOB: 2 K: 0 BB: 0 S: 5 P: 6	R: 1 H: 1 E: 0 LOB: 0 K: 0 BB: 1 S: 3 P: 7	R: 0 H: 1 E: 0 LOB: 1 K: 0 BB: 0 S: 4 P: 4	R: 4 H: 3 E: 0 LOB: 2 K: 2 BB: 3 S: 10 P: 22	R: 1 H: 2 E: 0 LOB: 1 K: 1 BB: 0 S: 7 P: 7	R: 0 H: 0 E: 0 LOB: 0 K: 1 BB: 0 S: 5 P: 5	R: 1 H: 1 E: 0 LOB: 1 K: 0 BB: 1 S: 4 P: 8		1B: 6 SF: 1 2B: 4 SAC: 0 3B: 0 DP: 2 HR: 2 HBP: 1						

PITCHER		IP	WLS	BF	H	R	ER	SO	BB	IBB	HBP	BLK	WP	HR	S	P	ERA	WHIP
Don Kirkwood, R ERA: 4.51	(1, 1)	4.2	L	24	8	6	6	3	3	0	1	0	0	1	26	39	11.57	2.357
Dick Drago, R ERA: 5.3	(5, 1)	1.1		9	3	2	2	2	2	0	0	0	0	0	11	19	13.50	3.750
Mickey Scott, L ERA: 3.29	(7, 1)	2.0		8	1	1	1	1	1	0	0	0	0	1	9	13	4.50	1.000

PITCHER	IP	WLS	BF	H	R	ER	SO	BB	IBB	HBP	BLK	WP	HR	S	P	ERA	WHIP

BOTTOM

California Angels @ Oakland Athletics

Oakland-Alameda County Coliseum, Oakland, CA

Sat Aug 07 1976, 3:33 AM PDT

Att. 5,520 - Unknown

livebaseballscorecards.com

AB	33
R	9
H	12
RBI	9
BB	6
SO	6
LOB	15

Batter	1	2	3	4	5	6	7	8	9	AB	R	H	RBI	BB	SO	LOB
Mario Guerrero, R (1, 6) OBP: 0.287, SLG: 0.297	SH1-3 WP 2B	FC1-2 G4-3 1-2 2-3 3-Hf			6-3		FC6-4 HBP			3	1	1	0	0	0	3
Jerry Remy, L (1, 4) OBP: 0.310, SLG: 0.297	SH1-3 2-3	G4-3 1-2f			F7		FC6-4 1-2f			3	0	0	0	0	0	4
Bobby Bonds, R (1, 9) OBP: 0.337, SLG: 0.386	S BB 3-H		5-3			1B 4-3 1B		F9		3	1	1	0	1	0	0
Tony Solaita, L (1, 3) OBP: 0.355, SLG: 0.403	K 1-2		F8			4-3 1-3 1B		G3-6-1 1B		4	0	2	0	0	1	1
Bruce Bochte, L (1, 7) OBP: 0.358, SLG: 0.299	F5		F6			4-3 1-2 3-H		G3-6-1 1-2f		4	0	0	1	0	0	3
Dan Briggs, L (1, 8) OBP: 0.273, SLG: 0.340		2B 1B		F7		F8			G5-4-3 1B	4	1	2	0	0	0	1
Tommy Davis, R (1, 10) OBP: 0.295, SLG: 0.324		1B FC1-2 1-H 2B		5-3		F3			G5-4-3 1-2f	4	0	1	1	0	0	2
Ron Jackson, R (1, 5) OBP: 0.297, SLG: 0.336		FC1-2 1B BB		5-3			6-3		K	3	0	0	0	1	1	0
Andy Etchebarren, R (1, 2) OBP: 0.295, SLG: 0.252		FC1-2 1-2 2-3 1B			K		F7			3	0	1	0	0	1	0
Inning Stats	R: 1 H: 1 E: 0 LOB: 1 K: 1 BB: 1 S: 6 P: 10	R: 1 H: 3 E: 0 LOB: 2 K: 0 BB: 1 S: 5 P: 9	R: 0 H: 0 E: 0 LOB: 0 K: 0 BB: 0 S: 3 P: 3	R: 0 H: 0 E: 0 LOB: 0 K: 0 BB: 0 S: 3 P: 3	R: 0 H: 0 E: 0 LOB: 0 K: 1 BB: 0 S: 5 P: 5	R: 1 H: 2 E: 0 LOB: 1 K: 0 BB: 0 S: 5 P: 5	R: 0 H: 0 E: 0 LOB: 1 K: 0 BB: 0 S: 3 P: 4	R: 0 H: 1 E: 0 LOB: 0 K: 0 BB: 0 S: 3 P: 3	R: 0 H: 1 E: 0 LOB: 0 K: 1 BB: 0 S: 5 P: 5	1B: 6 SF: 0 2B: 2 SAC: 1 3B: 0 DP: 3 HR: 0 HBP: 1						

PITCHER	IP	WLS	BF	H	R	ER	SO	BB	IBB	HBP	BLK	WP	HR	S	P	ERA	WHIP
Paul Mitchell, R (1, 1) ERA: 4.38	1.0		9	4	2	2	1	2	0	0	0	1	0	9	17	18.00	6.000
Stan Bahnsen, R (2, 1) ERA: 3.1	4.2	W	15	2	1	1	1	0	0	0	0	0	0	17	17	1.93	0.429
Rollie Fingers, R (6, 1) ERA: 2.4	3.1	S	11	2	0	0	1	0	0	1	0	0	0	12	13	0.00	0.600

PITCHER	IP	WLS	BF	H	R	ER	SO	BB	IBB	HBP	BLK	WP	HR	S	P	ERA	WHIP

TOP

California Angels @ Oakland Athletics

Oakland-Alameda County Coliseum, Oakland, CA

Sun Aug 08 1976, 3:33 AM PDT

Unknown

livebaseballscorecards.com

AB	31
R	3
H	8
RBI	2
BB	2
SO	3
LOB	14

PA: 35

WP: 1	PB: 0	SB: 1	CS: 0

Batter	1	2	3	4	5	6	7	8	9	AB	R	H	RBI	BB	SO	LOB
Bill North, S (1, 8) OBP: 0.364, SLG: 0.351	F9	F3		F8		BBBB 4-0 S, 1B, BB		5-3		4	1	0	0	1	0	3
Matt Alexander, S (9, 8) OBP: 0.037, SLG: 0.037										0	0	0	0	0	0	0
Bert Campaneris, R (1, 6) OBP: 0.336, SLG: 0.288	BBBB 4-0 E, S, 1B, BB	0-0 S, 1B		0-0 6-3		0-0 FC5-4, 1B		0-0 E3, 2B, 1B		4	2	2	2	1	0	2
Tommy Sandt, R (9, 6) OBP: 0.213, SLG: 0.182										0	0	0	0	0	0	0
Don Baylor, R (1, 9) OBP: 0.318, SLG: 0.373	SSS 0-3 K	0-0 L6			0-0 HR	0-0 FC5-4		0-0 1B, 2B		5	2	2	2	0	1	3
Joe Rudi, R (1, 7) OBP: 0.326, SLG: 0.431	0-0 1B, 1B		0-0 F8		0-0 5-3		0-0 F9	4-0 1B, IBB		4	0	1	1	1	0	0
Sal Bando, R (1, 5) OBP: 0.330, SLG: 0.423	0-0 1B		0-0 F7		0-0 1B		0-0 F8	0-0 1B		5	0	3	2	0	0	0
Gene Tenace, R (1, 2) OBP: 0.382, SLG: 0.446	SSS 0-3 K		BBBB 4-0 BB		0-0 F7		0-0 1B	0-0 F8		4	0	1	0	1	1	5
(8, 3)																
Ken McMullen, R (1, 3) OBP: 0.351, SLG: 0.426	0-0 2B, 6-3, 1B	0-0 F3			0-0 L7		SSS 0-3 K	0-0 1-3		4	1	1	0	0	1	3
Jeff Newman, R (8, 2) OBP: 0.205, SLG: 0.195										1	0	0	0	0	0	2
Billy Williams, L (1, 10) OBP: 0.335, SLG: 0.375	0-0 S, 1B, 2B		0-0 2B		0-0 3-1			0-0 HR		4	2	3	1	0	0	0
Phil Garner, R (1, 4) OBP: 0.290, SLG: 0.387	0-0 6-3		0-0 L5		0-0 CS, S, 1B			0-0 5-3, 2B, 1B		4	1	2	1	0	0	2
Inning Stats	R: 1 E: 1 K: 2 S: 9 H: 2 LOB: 2 BB: 1 P: 13	R: 2 E: 0 K: 0 S: 6 H: 3 LOB: 1 BB: 0 P: 6	R: 0 E: 0 K: 0 S: 3 H: 0 LOB: 1 BB: 1 P: 7	R: 0 E: 0 K: 0 S: 4 H: 1 LOB: 1 BB: 0 P: 4	R: 1 E: 0 K: 0 S: 5 H: 2 LOB: 1 BB: 0 P: 5	R: 1 E: 0 K: 0 S: 4 H: 2 LOB: 1 BB: 1 P: 8	R: 0 E: 0 K: 1 S: 6 H: 1 LOB: 1 BB: 0 P: 6	R: 4 E: 1 K: 0 S: 8 H: 4 LOB: 2 BB: 1 P: 12		1B: 10 2B: 3 3B: 0 HR: 2 SF: 0 SAC: 0 DP: 0 HBP: 0						

BOTTOM

California Angels @ Oakland Athletics

Oakland-Alameda County Coliseum, Oakland, CA

Sun Aug 08 1976, 3:33 AM PDT

Unknown

livebaseballscorecards.com

AB	39
R	9
H	15
RBI	9
BB	4
SO	3
LOB	20

WP: 0 PB: 0 SB: 5 CS: 1 PA: 43

PITCHER		IP	WLS	BF	H	R	ER	SO	BB	IBB	HBP	BLK	WP	HR	S	P	ERA	WHIP
Sid Monge, L ERA: 3.68	(1, 1)	4.1	L	23	8	4	4	2	2	0	0	0	0	1	25	33	8.31	2.308
Dick Drago, R ERA: 5.66	(5, 1)	3.0		16	6	5	4	1	1	0	0	0	0	1	17	21	12.00	2.333
John Verhoeven, R ERA: 1.29	(8, 1)	0.2		4	1	0	0	0	0	1	0	0	0	0	3	7	0.00	1.500

PITCHER	IP	WLS	BF	H	R	ER	SO	BB	IBB	HBP	BLK	WP	HR	S	P	ERA	WHIP

California Angels @ Oakland Athletics

Oakland-Alameda County Coliseum, Oakland, CA

Sun Aug 08 1976, 3:38 AM PDT

Att. 11,778 - Unknown

TOP

livebaseballscorecards.com

Batter	1	2	3	4	5	6	7	8	9	AB	R	H	RBI	BB	SO	LOB
Dave Collins, S (1, 10) OBP: 0.358, SLG: 0.310	G3 S 1B		HR 1B	F8		F7		K		5	1	2	0	0	1	2
Jerry Remy, L (1, 4) OBP: 0.308, SLG: 0.296	F8		F3		FC6 1B	F8		F8		5	0	1	0	0	0	4
Dan Briggs, L (1, 8) OBP: 0.271, SLG: 0.338	G3 1-3		1-H HR		FC6 1B 1-2f 1B	K		BB 1B		1	0	0	0	0	0	1
Bob Jones, L (1, 8) OBP: 0.261, SLG: 0.369										4	2	2	2	0	1	3
Tony Solaita, L (1, 3) OBP: 0.356, SLG: 0.398	K		4-3		1B 1-3 1B		F9	1-2 BB		4	0	1	0	1	1	1
Bill Melton, R (1, 5) OBP: 0.302, SLG: 0.337		E8 G1 SF9	K		1-2 3-H 1B		4-3 1B 2B	K		5	2	2	1	0	2	2
Bruce Bochte, L (1, 7) OBP: 0.356, SLG: 0.301		G1 2-3	HR 2B	K	K		4-3 2-3		K	5	1	1	0	0	2	4
Terry Humphrey, R (1, 2) OBP: 0.377, SLG: 0.429		BB	K	F2		2B 3-H 1B			K	4	1	1	1	1	2	3
Leroy Stanton, R (1, 9) OBP: 0.268, SLG: 0.303		SF9 3-H	2-H HR		1B 1B	1-H 2B			K	4	1	3	4	0	1	0
Dave Chalk, R (1, 6) OBP: 0.311, SLG: 0.257		F7	L5		1-2 1B	4-3				3	0	1	0	0	0	1
Tommy Davis, R (7, PH) OBP: 0.294, SLG: 0.322										1	0	0	0	0	0	1
Mario Guerrero, R (7, 6) OBP: 0.287, SLG: 0.297										0	0	0	0	0	0	0

	AB	41
	R	8
	H	14
	RBI	8
	BB	2
	SO	10
	LOB	22

Inning Stats										
	R: 0	H: 1	R: 1	H: 0	R: 2	H: 2	R: 2	H: 2	R: 1	H: 3
	E: 0	LOB: 1	E: 1	LOB: 1	E: 0	LOB: 0	E: 0	LOB: 0	E: 0	LOB: 2
	K: 1	BB: 0	K: 0	BB: 1	K: 1	BB: 0	K: 1	BB: 0	K: 1	BB: 0
	S: 6	P: 6	S: 4	P: 8	S: 7	P: 7	S: 7	P: 7	S: 8	P: 8

Inning Stats										
	R: 0	H: 2	R: 2	H: 3	R: 0	H: 1	R: 0	H: 0	1B: 9	SF: 1
	E: 0	LOB: 2	E: 0	LOB: 1	E: 0	LOB: 2	E: 0	LOB: 0	2B: 3	SAC: 0
	K: 1	BB: 0	K: 0	BB: 0	K: 2	BB: 1	K: 3	BB: 0	3B: 0	DP: 0
	S: 7	P: 7	S: 6	P: 6	S: 8	P: 12	S: 9	P: 9	HR: 2	HBP: 0

	WP: 0	PA: 44
	PB: 0	
	SB: 1	
	CS: 0	

PITCHER		IP	WLS	BF	H	R	ER	SO	BB	IBB	HBP	BLK	WP	HR	S	P	ERA	WHIP
Mike Norris, R ERA: 4.67	(1, 1)	3.1		17	5	5	4	3	1	0	0	0	0	2	22	26	10.80	1.800
Paul Lindblad, L ERA: 3.51	(4, 1)	3.1	W	17	7	3	3	2	0	0	0	0	0	0	21	21	8.10	2.100
Rollie Fingers, R ERA: 2.33	(7, 1)	2.1	S	10	2	0	0	5	1	0	0	0	0	0	19	23	0.00	1.286

PITCHER	IP	WLS	BF	H	R	ER	SO	BB	IBB	HBP	BLK	WP	HR	S	P	ERA	WHIP

Batter	1	2	3	4	5	6	7	8	9	AB	R	H	RBI	BB	SO	LOB
Bill North, S (1, 8) OBP: 0.366, SLG: 0.357	0-0 SH1 E 1B	0-3 ② K	0-3 ③ K		0-0 S 1B		0-0 5-3 1B 2B 2-H			5	2	3	1	0	2	1
Bert Campaneris, R (1, 6) OBP: 0.338, SLG: 0.287	0-0 ① SH1 1-3	4-0 BB HBP BB BB		0-3 ① K	4-0 1-2 BB		0-0 ② 5-3 2-3			2	1	0	0	2	1	1
Don Baylor, R (1, 9) OBP: 0.321, SLG: 0.374	0-0 E2 1B 4-3 3-H	1-0 BB BB HBP 1-2		0-0 E S HR 1B	0-0 ③ 1-3		0-0 HR 3-H			4	3	2	1	0	0	2
Joe Rudi, R (1, 7) OBP: 0.332, SLG: 0.442	0-0 4-3 1-3 1B	4-0 BB BB 1-2 2-3 3-H		4-0 1-3 HR BB		0-3 ① K	0-0 HR 1-H			3	2	2	3	2	1	0
Sal Bando, R (1, 5) OBP: 0.330, SLG: 0.429	0-0 ② 4-3 1-2 3-H	4-0 BB 1-2 2-3 3-H		0-0 ② P6		0-0 HR	0-3 ③ K			4	1	1	3	1	1	3
Gene Tenace, R (1, 3) OBP: 0.382, SLG: 0.455	4-0 BB	0-0 ③ P5		0-0 1-H HR 3-H		0-3 ② K		0-3 ① K		4	1	1	3	1	2	3
Billy Williams, L (1, 10) OBP: 0.333, SLG: 0.372 Matt Alexander, S (8, PR) OBP: 0.037, SLG: 0.037	0-0 ③ F8		0-0 ① G3	0-0 ③ F7		0-3 ③ K		0-0 S 1B		5 0	0 0	1 0	0 0	0 0	1 0	2 0
Phil Garner, R (1, 4) OBP: 0.294, SLG: 0.396		4-0 SH6-4 S BB BB	0-0 HR		0-0 ① 5-3		0-0 SH1-4 2B 1B	0-0 ② 4-3 1-3		4	3	2	1	1	0	1
Jeff Newman, R (1, 2) OBP: 0.191, SLG: 0.182		0-0 ① SH6-4 1-3	0-3 ② K		0-3 ② K		0-0 ① SH1-4 1-2	0-0 ③ F7		3	0	0	0	0	2	2
Inning Stats	R: 2 H: 2 E: 1 LOB: 2 K: 0 BB: 1 S: 6 P: 10	R: 2 H: 0 E: 0 LOB: 3 K: 1 BB: 4 S: 5 P: 22	R: 1 H: 1 E: 0 LOB: 0 K: 2 BB: 0 S: 8 P: 8	R: 3 H: 2 E: 0 LOB: 0 K: 1 BB: 1 S: 7 P: 11	R: 0 H: 1 E: 0 LOB: 2 K: 1 BB: 1 S: 6 P: 10	R: 1 H: 1 E: 0 LOB: 0 K: 3 BB: 0 S: 10 P: 10	R: 4 H: 4 E: 0 LOB: 0 K: 1 BB: 0 S: 9 P: 9	R: 0 H: 1 E: 0 LOB: 2 K: 1 BB: 0 S: 6 P: 6		1B: 7 SF: 0 2B: 1 SAC: 3 3B: 0 DP: 0 HR: 4 HBP: 1						

PITCHER		IP	WLS	BF	H	R	ER	SO	BB	IBB	HBP	BLK	WP	HR	S	P	ERA	WHIP
Nolan Ryan, R ERA: 3.84	(1, 1)	6.0	L	34	7	9	8	8	7	0	1	0	0	3	42	71	12.00	2.333
John Verhoeven, R ERA: 2.74	(7, 1)	2.0		11	5	4	4	2	0	0	0	0	0	1	15	15	18.00	2.500

PITCHER	IP	WLS	BF	H	R	ER	SO	BB	IBB	HBP	BLK	WP	HR	S	P	ERA	WHIP

BOTTOM

California Angels @ Oakland Athletics

Oakland-Alameda County Coliseum, Oakland, CA

Sun Aug 08 1976, 3:38 AM PDT

Att. 11,778 - Unknown

livebaseballscorecards.com

AB	34
R	13
H	12
RBI	12
BB	7
SO	10
LOB	15

PA: 45

WP: 0
PB: 0
SB: 5
CS: 0

Batter	1	2	3	4	5	6	7	8	9	AB	R	H	RBI	BB	SO	LOB
Rick Burleson, R (1, 6) OBP: 0.338, SLG: 0.336	0-0 6-3 2B 1B	0-0 G3			0-0 G3			0-0 6-3		4	1	1	0	0	0	1
Denny Doyle, L (1, 4) OBP: 0.292, SLG: 0.300	0-0 6-3 1-2		0-0 F7			0-0 1-3		0-0 4-3		4	0	0	0	0	0	1
Fred Lynn, L (1, 8) OBP: 0.360, SLG: 0.445	B B B B 4-0 2B BB		0-0 L7			0-0 5-3		0-0 S 1B		3	1	1	0	1	0	0
Carl Yastrzemski, L (1, 3) OBP: 0.348, SLG: 0.434	0-0 6-3 1-H 2-H 2B		0-0 3-1			0-0 1-3		4-0 1-2 IBB		3	0	1	2	1	0	0
Jim Rice, R (1, 7) OBP: 0.317, SLG: 0.474	0-0 6-3 2-3			0-0 5-3			0-0 3B 3B	0-0 1-3		4	1	1	0	0	0	3
Cecil Cooper, L (1, 10) OBP: 0.288, SLG: 0.468	0-0 5-3			0-0 L8			0-0 SF7 3-H 3B		0-0 4-3	4	1	1	1	0	0	1
Rick Miller, L (1, 9) OBP: 0.337, SLG: 0.333		0-0 5-3		0-0 6-3			0-0 SF7 3-H		0-0 F8	3	0	0	1	0	0	0
Butch Hobson, R (1, 5) OBP: 0.253, SLG: 0.363		0-0 6-3			0-0 6-3		0-0 5-3		S S S 0-3 K	4	0	0	0	0	1	0
Bob Montgomery, R (1, 2) OBP: 0.262, SLG: 0.321		0-0 1B			0-0 5-3		S S S 0-3 K			3	0	1	0	0	1	0
Inning Stats	R: 2 E: 0 K: 0 S: 5 H: 2 LOB: 1 BB: 1 P: 9	R: 0 E: 0 K: 0 S: 4 H: 1 LOB: 1 BB: 0 P: 4	R: 0 E: 0 K: 0 S: 3 H: 0 LOB: 0 BB: 0 P: 3	R: 0 E: 0 K: 0 S: 3 H: 0 LOB: 0 BB: 0 P: 3	R: 0 E: 0 K: 0 S: 3 H: 0 LOB: 0 BB: 0 P: 3	R: 0 E: 0 K: 0 S: 3 H: 0 LOB: 0 BB: 0 P: 3	R: 2 E: 0 K: 1 S: 7 H: 2 LOB: 0 BB: 0 P: 7	R: 0 E: 0 K: 0 S: 4 H: 1 LOB: 2 BB: 1 P: 8	R: 0 E: 0 K: 1 S: 5 H: 0 LOB: 0 BB: 0 P: 5	1B: 3 2B: 1 3B: 2 HR: 0	SF: 1 SAC: 0 DP: 0 HBP: 0						

PITCHER	IP	WLS	BF	H	R	ER	SO	BB	IBB	HBP	BLK	WP	HR	S	P	ERA	WHIP
Gary Ross, R (1, 1) ERA: 3.13	9.0	W	35	6	4	4	2	1	1	0	0	0	0	37	45	4.00	0.778

PITCHER	IP	WLS	BF	H	R	ER	SO	BB	IBB	HBP	BLK	WP	HR	S	P	ERA	WHIP

TOP

Boston Red Sox @ California Angels

Anaheim Stadium, Anaheim, CA

Tue Aug 10 1976, 10:05 PM EDT

Att. 10,836 - Unknown - 78 F

livebaseballscorecards.com

AB	32
R	4
H	6
RBI	4
BB	2
SO	2
LOB	6

1B: 3	SF: 1	WP: 0	PA: 35		
2B: 1	SAC: 0	PB: 0			
3B: 2	DP: 0	SB: 1			
HR: 0	HBP: 0	CS: 0			

Batter	1	2	3	4	5	6	7	8	9	AB	R	H	RBI	BB	SO	LOB
Dave Collins, S (1, 10) OBP: 0.350, SLG: 0.302	F7		K		K			K		4	0	0	0	0	3	0
Jerry Remy, L (1, 4) OBP: 0.307, SLG: 0.295	F7		4-3			HR S 1B		6-3		4	1	1	0	0	0	0
Bruce Bochte, L (1, 7) OBP: 0.355, SLG: 0.303	F4			1B 2B		F7		G3		4	0	1	0	0	0	1
Tony Solaita, L (1, 3) OBP: 0.367, SLG: 0.439 Rusty Torres, S (9, PR) OBP: 0.295, SLG: 0.331		WP 1B SF7 1B		F6		1-H HR			SH1-4 SF8 2B	4 0	2 1	3 0	2 0	0 0	0 0	1 0
Leroy Stanton, R (1, 9) OBP: 0.274, SLG: 0.309		WP 1-2 1B		2-3 1B		K			SH1-4 2-3	3	0	2	0	0	1	0
Bob Jones, L (1, 8) OBP: 0.260, SLG: 0.360		P7		4-0 G4-6-3 IBB		4-3			SF8 3-H	2	0	0	1	1	0	2
Terry Humphrey, R (1, 2) OBP: 0.370, SLG: 0.424		SF7 1-2 2-H		G4-6-3 1-2f			K		FC5 1B E 1B	3	1	1	1	0	1	3
Ron Jackson, R (1, 5) OBP: 0.296, SLG: 0.334		L7			1-3		K		E 1-2 1B	4	0	1	0	0	1	1
Dave Chalk, R (1, 6) OBP: 0.308, SLG: 0.255 Tommy Davis, R (9, PH) OBP: 0.292, SLG: 0.320			K	F8			6-3		FC5 1-2 2-H	3 1	0 0	0 0	0 0	0 0	1 0	0 1
Inning Stats	R: 0 E: 0 K: 0 S: 3 H: 0 LOB: 0 BB: 0 P: 3	R: 1 E: 0 K: 0 S: 5 H: 2 LOB: 1 BB: 0 P: 5	R: 0 E: 0 K: 2 S: 7 H: 0 LOB: 0 BB: 0 P: 7	R: 0 E: 0 K: 0 S: 4 H: 2 LOB: 2 BB: 1 P: 8	R: 0 E: 0 K: 1 S: 5 H: 0 LOB: 0 BB: 0 P: 5	R: 2 E: 0 K: 1 S: 7 H: 2 LOB: 0 BB: 0 P: 7	R: 0 E: 0 K: 2 S: 7 H: 0 LOB: 0 BB: 0 P: 7	R: 0 E: 0 K: 1 S: 5 H: 0 LOB: 0 BB: 0 P: 5	R: 2 E: 1 K: 0 S: 6 H: 3 LOB: 2 BB: 0 P: 6	1B: 6 2B: 2 3B: 0 HR: 1	SF: 2 SAC: 1 DP: 1 HBP: 0			WP: 1 PB: 0 SB: 1 CS: 0	PA: 36		

PITCHER		IP	WLS	BF	H	R	ER	SO	BB	IBB	HBP	BLK	WP	HR	S	P	ERA	WHIP
Fergie Jenkins, R ERA: 3.19	(1, 1)	8.2	L	35	9	5	4	7	0	1	0	0	1	1	48	52	4.15	1.038
Reggie Cleveland, R ERA: 3.88	(9, 1)	0.0		1	0	0	0	0	0	0	0	0	0	0	1	1	∞	∞

PITCHER	IP	WLS	BF	H	R	ER	SO	BB	IBB	HBP	BLK	WP	HR	S	P	ERA	WHIP

BOTTOM

Boston Red Sox @ California Angels

Anaheim Stadium, Anaheim, CA

Tue Aug 10 1976, 10:05 PM EDT

Att. 10,836 - Unknown - 78 F

livebaseballscorecards.com

AB	32
R	5
H	9
RBI	4
BB	1
SO	7
LOB	9

Batter	1	2	3	4	5	6	7	8	9	AB	R	H	RBI	BB	SO	LOB
Rick Burleson, R (1, 6) OBP: 0.337, SLG: 0.335	x 0-0 ① L7		x 0-0 ② 6-3			x 0-0 FC4-6 1B		x 0-0 ③ F8		4	0	1	0	0	0	0
Doug Griffin, R (1, 4) OBP: 0.243, SLG: 0.198	x 0-0 ② 1-3		x 0-0 ③ 4-3			x 0-0 ① FC4-6 FC5-4 1-2f			x 0-0 ① 1-4-3	4	0	0	0	0	0	1
Fred Lynn, L (1, 8) OBP: 0.356, SLG: 0.440	S S S 0-3 ③ K			S S S 0-3 ① K		x 0-0 ② FC5-4 1-2f			x 0-0 ② F9	4	0	0	0	0	2	1
Carl Yastrzemski, L (1, 3) OBP: 0.345, SLG: 0.430		S S S 0-3 ① K		x 0-0 ② L7		S S S 0-3 ③ K			x 0-0 ③ 6-3	4	0	0	0	0	2	1
Jim Rice, R (1, 7) OBP: 0.314, SLG: 0.471		S S S 0-3 ② K		x 0-0 ③ L4			x 0-0 ① F9			3	0	0	0	0	1	0
Carlton Fisk, R (1, 2) OBP: 0.329, SLG: 0.378		B B B B 4-0 1B BB			x 0-0 E5 S		x 0-0 ② F7			2	0	0	0	1	0	0
Dwight Evans, R (1, 9) OBP: 0.333, SLG: 0.418		x 0-0 1-2 1B			S S S 0-3 ① K 1-2		x 0-0 ③ 5-3			3	0	1	0	0	1	1
Bobby Darwin, R (1, 10) OBP: 0.275, SLG: 0.378		S S S 0-3 ③ K			S S S 0-3 ② K			S S S 0-3 ① K		3	0	0	0	0	3	3
Butch Hobson, R (1, 5) OBP: 0.244, SLG: 0.349			S S S 0-3 ① K		x 0-0 ③ 5-3			x 0-0 ② 6-3		3	0	0	0	0	1	1
Inning Stats	R: 0 H: 0 E: 0 LOB: 0 K: 1 BB: 0 S: 5 P: 5	R: 0 H: 1 E: 0 LOB: 2 K: 3 BB: 1 S: 10 P: 14	R: 0 H: 0 E: 0 LOB: 0 K: 1 BB: 0 S: 5 P: 5	R: 0 H: 0 E: 0 LOB: 0 K: 1 BB: 0 S: 5 P: 5	R: 0 H: 0 E: 1 LOB: 1 K: 2 BB: 0 S: 8 P: 8	R: 0 H: 1 E: 0 LOB: 1 K: 1 BB: 0 S: 6 P: 6	R: 0 H: 0 E: 0 LOB: 0 K: 0 BB: 0 S: 3 P: 3	R: 0 H: 0 E: 0 LOB: 0 K: 1 BB: 0 S: 5 P: 5	R: 0 H: 0 E: 0 LOB: 0 K: 0 BB: 0 S: 3 P: 3	1B: 2 SF: 0 2B: 0 SAC: 0 3B: 0 DP: 0 HR: 0 HBP: 0						

PITCHER	IP	WLS	BF	H	R	ER	SO	BB	IBB	HBP	BLK	WP	HR	S	P	ERA	WHIP
Frank Tanana, L (1, 1) ERA: 2.77	9.0	W	31	2	0	0	10	1	0	0	0	0	0	50	54	0.00	0.333

PITCHER	IP	WLS	BF	H	R	ER	SO	BB	IBB	HBP	BLK	WP	HR	S	P	ERA	WHIP

TOP

Boston Red Sox @ California Angels

Anaheim Stadium, Anaheim, CA

Wed Aug 11 1976, 10:05 PM EDT

Att. 13,741 - Unknown - 76 F

livebaseballscorecards.com

AB	30
R	0
H	2
RBI	0
BB	1
SO	10
LOB	8

PA: 31

WP: 0
PB: 0
SB: 1
CS: 0

Batter	1	2	3	4	5	6	7	8	9	AB	R	H	RBI	BB	SO	LOB
Dave Collins, S (1, 10) OBP: 0.351, SLG: 0.316	L8		L9-2 3-H		1B 2B		2B 2-H 2B	F8		5	2	2	1	0	0	2
Jerry Remy, L (1, 4) OBP: 0.312, SLG: 0.301	F7			6-3 S 1B 1B	1B BB		2B 2-H 2B			3	2	2	1	1	0	0
Bruce Bochte, L (1, 7) OBP: 0.356, SLG: 0.308	L8			6-3 1-3	FC4-6 1-3 2-H 1B		4-3 2-H 1B 2B			4	1	2	2	0	0	1
Tony Solaita, L (1, 3) OBP: 0.370, SLG: 0.437		G1-6-3 1B		FC5 1B BB	FC4-6 1-2f		4-3 2-3			3	0	1	0	1	0	3
Leroy Stanton, R (1, 9) OBP: 0.274, SLG: 0.304		G1-6-3 1-2f		K		4-3	1B BB			3	0	0	0	1	1	3
Bob Jones, L (1, 8) OBP: 0.270, SLG: 0.367		F9		1-2 3-H 1B		F2	1-3 3-H 1B			4	0	2	2	0	0	0
Terry Humphrey, R (1, 2) OBP: 0.364, SLG: 0.414			FC6-4 1B	FC5 2-3f		K	4-3			4	0	1	0	0	1	4
Ron Jackson, R (1, 5) OBP: 0.296, SLG: 0.333			FC6-4 1B 1-2f L9-2		K		SH3-4 2B 1B	6-3		4	1	1	0	0	1	1
Dave Chalk, R (1, 6) OBP: 0.309, SLG: 0.256			1-3 1B		P1		SH3-4 1-2	F9		3	0	1	0	0	0	0
Inning Stats	R: 0 E: 0 K: 0 S: 3 H: 0 LOB: 0 BB: 0 P: 3	R: 0 E: 0 K: 0 S: 3 H: 1 LOB: 0 BB: 0 P: 3	R: 0 E: 0 K: 0 S: 4 H: 2 LOB: 1 BB: 0 P: 4	R: 1 E: 0 K: 1 S: 7 H: 2 LOB: 2 BB: 1 P: 11	R: 1 E: 0 K: 1 S: 7 H: 2 LOB: 2 BB: 1 P: 11	R: 0 E: 0 K: 1 S: 5 H: 0 LOB: 0 BB: 0 P: 5	R: 4 E: 0 K: 0 S: 8 H: 5 LOB: 2 BB: 1 P: 12	R: 0 E: 0 K: 0 S: 3 H: 0 LOB: 0 BB: 0 P: 3		1B: 8 2B: 5 3B: 0 HR: 0 SF: 0 SAC: 1 DP: 2 HBP: 0						

PITCHER		IP	WLS	BF	H	R	ER	SO	BB	IBB	HBP	BLK	WP	HR	S	P	ERA	WHIP
Rick Wise, R ERA: 3.7	(1, 1)	5.0	L	22	7	2	2	2	2	0	0	0	0	0	24	32	3.60	1.800
Tom Murphy, R ERA: 4.09	(6, 1)	1.1		6	2	2	2	1	0	0	0	0	0	0	8	8	13.50	1.500
Bill Lee, L ERA: 6.84	(7, 1)	0.1		5	3	2	2	0	1	0	0	0	0	0	4	8	54.00	12.000
Jim Willoughby, R ERA: 2.91	(7, 1)	0.1		1	0	0	0	0	0	0	0	0	0	0	1	1	0.00	0.000
Dick Pole, R ERA: 4.48	(8, 1)	1.0		3	0	0	0	0	0	0	0	0	0	0	3	3	0.00	0.000

PITCHER	IP	WLS	BF	H	R	ER	SO	BB	IBB	HBP	BLK	WP	HR	S	P	ERA	WHIP

BOTTOM

Boston Red Sox @ California Angels

Anaheim Stadium, Anaheim, CA

Wed Aug 11 1976, 10:05 PM EDT

Att. 13,741 - Unknown - 76 F

livebaseballscorecards.com

AB	33
R	6
H	12
RBI	6
BB	3
SO	3
LOB	14

WP: 0 PB: 0 SB: 1 CS: 0 PA: 37

Batter	1	2	3	4	5	6	7	8	9	10	AB	R	H	RBI	BB	SO	LOB
Rick Burleson, R (1, 6) OBP: 0.338, SLG: 0.338	0-0 4-3 2B		4-0 1B CS BB		0-0 FC6-4 1-2f 2-3		0-3 K			0-0 SH3-4 1-2	3	1	1	0	1	1	2
Denny Doyle, L (1, 4) OBP: 0.290, SLG: 0.299	0-3 K		0-0 CS 1-3 1B		0-0 F9			0-0 F6		0-0 4-3	5	0	1	0	0	1	4
Fred Lynn, L (1, 8) OBP: 0.362, SLG: 0.442	0-0 4-3 2-3		0-0 CS 1-2 3-H	4-0 K 1B BB		4-0 FC4-6 BB		0-0 CS 1B		0-0 2-H 1B	3	0	2	1	2	0	1
Carl Yastrzemski, L (1, 3) OBP: 0.345, SLG: 0.429	0-3 K			0-0 1-2 1B		0-0 FC4-6 FC3-6 1-2f		0-0 1-2 1B		0-0 L4	5	0	2	0	0	1	3
Jim Rice, R (1, 7) OBP: 0.311, SLG: 0.466		0-3 K		0-0 F7		0-0 FC3-6 1B 1-2f		0-3 K			4	0	0	0	0	2	4
Cecil Cooper, L (1, 10) OBP: 0.288, SLG: 0.465		0-0 F2		0-3 K 2-3		0-0 S 1-3 1B			0-3 K		4	0	1	0	0	2	2
Carlton Fisk, R (1, 2) OBP: 0.325, SLG: 0.373		0-0 6-3			0-0 F8	0-3 K 1-2			0-0 F8		4	0	0	0	0	1	2
Dwight Evans, R (1, 9) OBP: 0.332, SLG: 0.416			0-0 F7		0-0 FC6-4 CS 1B		0-0 5-3		0-0 6-3		4	0	1	0	0	0	0
Butch Hobson, R (1, 5) OBP: 0.255, SLG: 0.349			0-0 F8		0-0 FC6-4 1-2 1B		0-3 K2-3			4-0 SH3-4 1B BB	3	1	1	0	1	1	0
Inning Stats	R: 0 H: 1 E: 0 LOB: 1 K: 2 BB: 0 S: 8 P: 8	R: 0 H: 0 E: 0 LOB: 0 K: 1 BB: 0 S: 5 P: 5	R: 1 H: 1 E: 0 LOB: 0 K: 0 BB: 1 S: 3 P: 7	R: 0 H: 1 E: 0 LOB: 1 K: 1 BB: 1 S: 5 P: 9	R: 0 H: 2 E: 0 LOB: 2 K: 0 BB: 0 S: 5 P: 5	R: 0 H: 1 E: 0 LOB: 2 K: 1 BB: 1 S: 6 P: 10	R: 0 H: 0 E: 0 LOB: 0 K: 2 BB: 0 S: 7 P: 7	R: 0 H: 2 E: 0 LOB: 1 K: 1 BB: 0 S: 6 P: 6	R: 0 H: 0 E: 0 LOB: 0 K: 1 BB: 0 S: 5 P: 5	R: 1 H: 1 E: 0 LOB: 1 K: 0 BB: 1 S: 4 P: 8	1B: 8 SF: 0 2B: 1 SAC: 1 3B: 0 DP: 0 HR: 0 HBP: 0						WP: 0 PA: 41 PB: 0 SB: 1 CS: 4

PITCHER	IP	WLS	BF	H	R	ER	SO	BB	IBB	HBP	BLK	WP	HR	S	P	ERA	WHIP
Nolan Ryan, R (1, 1) ERA: 3.74	10.0	L	40	9	2	2	9	4	0	0	0	0	0	54	70	1.80	1.300

PITCHER	IP	WLS	BF	H	R	ER	SO	BB	IBB	HBP	BLK	WP	HR	S	P	ERA	WHIP

TOP

Boston Red Sox @ California Angels

Anaheim Stadium, Anaheim, CA

Thu Aug 12 1976, 10:05 PM EDT

Att. 15,242 - Unknown

livebaseballscorecards.com

AB	35
R	2
H	9
RBI	1
BB	4
SO	9
LOB	18

Boston Red Sox @ California Angels

Anaheim Stadium, Anaheim, CA

Thu Aug 12 1976, 10:05 PM EDT

Att. 15,242 - Unknown

BOTTOM

Batter	1	2	3	4	5	6	7	8	9	10	AB	R	H	RBI	BB	SO	LOB
Dave Collins, S (1, 10) OBP: 0.350, SLG: 0.315	6-3			CS, 1B		P6		F9			4	0	1	0	0	0	1
Jerry Remy, L (1, 4) OBP: 0.312, SLG: 0.301	6-3			F8			E, SH1-4, SF7, 1B		F7		4	1	1	0	0	0	1
Bruce Bochte, L (1, 7) OBP: 0.356, SLG: 0.308	F7			1-2, 1B			SH1-4, 1-2		F9		3	0	1	0	0	0	0
Tony Solaita, L (1, 3) OBP: 0.373, SLG: 0.431		K			BBBB, G6-4-3, BB		BBBB, E, BB		P6		2	0	0	0	2	1	0
Leroy Stanton, R (1, 9) OBP: 0.273, SLG: 0.303		K			G6-4-3, 1-2f		FC6, 1-2, 2-3			SH1-4, 1B, 1B	4	0	1	0	0	1	3
Bob Jones, L (1, 8) OBP: 0.262, SLG: 0.359		F9			5-3		SF7, 3-H			SH1-4, 1-2	2	0	0	1	0	0	0
Terry Humphrey, R (1, 2) OBP: 0.358, SLG: 0.419			F8			2B	F8			F7	4	0	1	0	0	0	3
Ron Jackson, R (1, 5) OBP: 0.293, SLG: 0.330			P4			1-3		F2			3	0	0	0	0	0	1
Tommy Davis, R (10, PH) OBP: 0.296, SLG: 0.324										2-H, 1B	1	0	1	0	0	0	0
Dave Chalk, R (1, 6) OBP: 0.306, SLG: 0.253			K			F7		P4			3	0	0	0	0	1	1

Inning Stats	1	2	3	4	5	6	7	8	9	10
	R: 0 E: 0 K: 0 S: 3	R: 0 E: 0 K: 2 S: 7	R: 0 E: 0 K: 1 S: 5	R: 0 E: 0 K: 0 S: 3	R: 0 E: 0 K: 0 S: 2	R: 0 E: 0 K: 0 S: 4	R: 1 E: 1 K: 0 S: 5	R: 0 E: 0 K: 0 S: 3	R: 0 E: 0 K: 0 S: 3	R: 0 E: 0 K: 0 S: 4
	H: 0 LOB: 0 BB: 0 P: 3	H: 0 LOB: 0 BB: 0 P: 7	H: 0 LOB: 0 BB: 0 P: 5	H: 2 LOB: 1 BB: 0 P: 3	H: 0 LOB: 0 BB: 1 P: 6	H: 1 LOB: 1 BB: 0 P: 4	H: 1 LOB: 2 BB: 1 P: 9	H: 0 LOB: 0 BB: 0 P: 3	H: 0 LOB: 0 BB: 0 P: 3	H: 2 LOB: 2 BB: 0 P: 4

	AB	30
	R	1
	H	6
	RBI	1
	BB	2
	SO	3
	LOB	10

1B: 5 SF: 1
2B: 1 SAC: 2
3B: 0 DP: 1
HR: 0 HBP: 0

WP: 0 PA: 35
PB: 0
SB: 0
CS: 1

livebaseballscorecards.com

PITCHER	IP	WLS	BF	H	R	ER	SO	BB	IBB	HBP	BLK	WP	HR	S	P	ERA	WHIP
Luis Tiant, R (1, 1) ERA: 3.08	10.0	W	35	6	1	0	3	2	0	0	0	0	0	39	47	0.00	0.800

PITCHER	IP	WLS	BF	H	R	ER	SO	BB	IBB	HBP	BLK	WP	HR	S	P	ERA	WHIP

Batter	1	2	3	4	5	6	7	8	9	AB	R	H	RBI	BB	SO	LOB
Von Joshua, L (1, 7) OBP: 0.284, SLG: 0.333	G5-4-3 1B		2-H 1B		4-3 ②			F7 ①		4	0	2	1	0	0	0
Robin Yount, R (1, 6) OBP: 0.308, SLG: 0.324	G5-4-3 ①② 1-2f		L5 ②		5-3 ③			F6 ②		4	0	0	0	0	0	2
George Scott, R (1, 3) OBP: 0.330, SLG: 0.398	6-3 ③		L6 ③			4-3 ①		4-3 ③		4	0	0	0	0	0	1
Mike Hegan, L (1, 10) OBP: 0.325, SLG: 0.374		F9 ①		SH1-4 WP 4-3 1B		K ②			L3 1B	4	1	2	0	0	1	0
Darrell Porter, L (1, 2) OBP: 0.320, SLG: 0.295		1B		4-3 SH1-4 1-2 BB		F7 ③			L3 ①② 1-2	3	0	1	0	1	0	1
Gorman Thomas, R (1, 8) OBP: 0.306, SLG: 0.375		K ②		SH1-4 ① 1-2 2-3			F9 BB		K ③	2	0	0	0	1	2	1
Bill Sharp, L (1, 9) OBP: 0.294, SLG: 0.275		1-3 ③		4-3 ② 2-3 3-H			F9 ① 1-2			3	0	0	1	0	0	3
Tim Johnson, L (1, 4) OBP: 0.321, SLG: 0.292			S 1B 1B	4-3 ③			F6 ②			3	1	1	0	0	0	2
Jack Heidemann, R (1, 5) OBP: 0.247, SLG: 0.238			6-3 ① 1-2		5-3 ①		5-3 ③			3	0	0	0	0	0	2
Inning Stats	R: 0 H: 1 E: 0 LOB: 0 K: 0 BB: 0 S: 3 P: 3	R: 0 H: 1 E: 0 LOB: 1 K: 1 BB: 0 S: 6 P: 6	R: 1 H: 2 E: 0 LOB: 1 K: 0 BB: 0 S: 5 P: 5	R: 1 H: 1 E: 0 LOB: 1 K: 0 BB: 1 S: 4 P: 8	R: 0 H: 0 E: 0 LOB: 0 K: 0 BB: 0 S: 3 P: 3	R: 0 H: 0 E: 0 LOB: 0 K: 1 BB: 0 S: 5 P: 5	R: 0 H: 0 E: 0 LOB: 1 K: 0 BB: 1 S: 3 P: 7	R: 0 H: 0 E: 0 LOB: 0 K: 0 BB: 0 S: 3 P: 3	R: 0 H: 1 E: 0 LOB: 0 K: 1 BB: 0 S: 5 P: 5	1B: 6 SF: 0 2B: 1 SAC: 1 3B: 0 DP: 2 HR: 0 HBP: 0						

PITCHER	IP	WLS	BF	H	R	ER	SO	BB	IBB	HBP	BLK	WP	HR	S	P	ERA	WHIP
Paul Hartzell, R (1, 1) ERA: 2.41	9.0	L	33	6	2	2	3	2	0	0	0	1	0	37	45	2.00	0.889

PITCHER	IP	WLS	BF	H	R	ER	SO	BB	IBB	HBP	BLK	WP	HR	S	P	ERA	WHIP

TOP

Milwaukee Brewers @ California Angels

Anaheim Stadium, Anaheim, CA

Fri Aug 13 1976, 10:05 PM EDT

Att. 8,244 - Unknown

livebaseballscorecards.com

AB	30
R	2
H	6
RBI	2
BB	2
SO	3
LOB	12

WP: 1 PA: 33
PB: 0
SB: 1
CS: 0

Batter	1	2	3	4	5	6	7	8	9	AB	R	H	RBI	BB	SO	LOB
Dave Collins, S (1, 7) OBP: 0.343, SLG: 0.308	6-3		F3		E9 1-3		6-3			4	0	0	0	0	0	3
Jerry Remy, L (1, 4) OBP: 0.311, SLG: 0.300	F6		G1		F7			G6-4-3 1B		4	0	1	0	0	0	3
Bill Melton, R (1, 3) OBP: 0.298, SLG: 0.332	F4			F9		F8		F7		4	0	0	0	0	0	1
Tommy Davis, R (1, 10) OBP: 0.300, SLG: 0.328		F7		FC5-4 1B		1B		G6-4-3 1-2f		4	0	2	0	0	0	1
Leroy Stanton, R (1, 9) OBP: 0.268, SLG: 0.296		6-3		K		F9			5-3	4	0	0	0	0	1	2
Ron Jackson, R (1, 5) OBP: 0.292, SLG: 0.327		BB		FC5-4 1-2f		F3			F3	3	0	0	0	1	0	2
Rusty Torres, S (1, 8) OBP: 0.289, SLG: 0.323		6-3			4-3		6-3		5-3	4	0	0	0	0	0	1
Dave Chalk, R (1, 6) OBP: 0.309, SLG: 0.258			F8		E HBP		2B			2	0	1	0	0	0	0
Andy Etchebarren, R (1, 2) OBP: 0.295, SLG: 0.254			1B		K		F6			3	0	1	0	0	1	2
Inning Stats	R: 0 H: 0 E: 0 LOB: 0 K: 0 BB: 0 S: 3 P: 3	R: 0 H: 0 E: 0 LOB: 1 K: 0 BB: 1 S: 3 P: 7	R: 0 H: 1 E: 0 LOB: 1 K: 0 BB: 0 S: 4 P: 4	R: 0 H: 1 E: 0 LOB: 1 K: 1 BB: 0 S: 6 P: 6	R: 0 H: 0 E: 1 LOB: 2 K: 1 BB: 0 S: 6 P: 7	R: 0 H: 1 E: 0 LOB: 1 K: 0 BB: 0 S: 4 P: 4	R: 0 H: 1 E: 0 LOB: 1 K: 0 BB: 0 S: 4 P: 4	R: 0 H: 1 E: 0 LOB: 0 K: 0 BB: 0 S: 3 P: 3	R: 0 H: 0 E: 0 LOB: 0 K: 0 BB: 0 S: 3 P: 3	1B: 4 SF: 0 2B: 1 SAC: 0 3B: 0 DP: 1 HR: 0 HBP: 1						WP: 0 PA: 34 PB: 0 SB: 0 CS: 0	

PITCHER	IP	WLS	BF	H	R	ER	SO	BB	IBB	HBP	BLK	WP	HR	S	P	ERA	WHIP
Jerry Augustine, L (1, 1) ERA: 2.96	9.0	W	34	5	0	0	2	1	0	1	0	0	0	36	41	0.00	0.667

PITCHER	IP	WLS	BF	H	R	ER	SO	BB	IBB	HBP	BLK	WP	HR	S	P	ERA	WHIP

BOTTOM

Milwaukee Brewers @ California Angels

Anaheim Stadium, Anaheim, CA

Fri Aug 13 1976, 10:05 PM EDT

Att. 8,244 - Unknown

livebaseballscorecards.com

AB	32
R	0
H	5
RBI	0
BB	1
SO	2
LOB	15

Milwaukee Brewers @ California Angels

Anaheim Stadium, Anaheim, CA

Sat Aug 14 1976, 10:05 PM EDT

Att. 15,452 - Unknown

TOP

livebaseballscorecards.com

Batter	1	2	3	4	5	6	7	8	9	AB	R	H	RBI	BB	SO	LOB
Von Joshua, L (1, 7) OBP: 0.281, SLG: 0.330	4-3		K 1-2			4-3		F7		4	0	0	0	0	1	1
Robin Yount, R (1, 6) OBP: 0.307, SLG: 0.326	F7			F8		L6			1B 2B	4	1	1	0	0	0	0
George Scott, R (1, 3) OBP: 0.331, SLG: 0.406	K			K			HR		2-H HR 1B	4	2	2	2	0	2	0
Mike Hegan, L (1, 9) OBP: 0.323, SLG: 0.364		F8		BB			3-1		F6	3	0	0	0	1	0	1
Darrell Porter, L (1, 2) OBP: 0.323, SLG: 0.309		4-3		F9			1B		1-H HR	4	1	2	2	0	0	1
Bernie Carbo, L (1, 10) OBP: 0.348, SLG: 0.375		FC6-4 1B			K G5-4-3		K		K	4	0	1	0	0	3	1
Gorman Thomas, R (1, 8) OBP: 0.300, SLG: 0.367		FC6-4 1-2f			G5-4-3 1-2f		K		K	4	0	0	0	0	2	3
Tim Johnson, L (1, 4) (8, 5) OBP: 0.322, SLG: 0.293			FC4-6 1B		K			F7		3	0	1	0	0	1	0
Jack Heidemann, R (1, 5) OBP: 0.241, SLG: 0.232			FC4-6 CS 1-2f			5-3		3-1		2	0	0	0	0	0	1
Bill Sharp, L (8, PH) OBP: 0.292, SLG: 0.273										1	0	0	0	0	0	0
Gary Sutherland, R (8, 4) OBP: 0.244, SLG: 0.276										0	0	0	0	0	0	0

	AB	33
	R	4
	H	7
	RBI	4
	BB	1
	SO	9
	LOB	8

Inning Stats	1	2	3	4	5	6	7	8	9
	R: 0 E: 0 K: 1 S: 5	H: 0 LOB: 0 BB: 0 P: 5	R: 0 E: 0 K: 0 S: 4	H: 1 LOB: 1 BB: 0 P: 4	R: 0 E: 0 K: 1 S: 5	H: 1 LOB: 0 BB: 0 P: 5	R: 0 E: 0 K: 1 S: 5	H: 0 LOB: 1 BB: 1 P: 9	R: 0 E: 0 K: 2 S: 7	H: 0 LOB: 0 BB: 0 P: 7
	R: 0 E: 0 K: 0 S: 3	H: 0 LOB: 0 BB: 0 P: 3	R: 1 E: 0 K: 2 S: 9	H: 2 LOB: 1 BB: 0 P: 9	R: 0 E: 0 K: 3 S: 3	H: 0 LOB: 0 BB: 0 P: 3	R: 3 E: 0 K: 2 S: 10	H: 3 LOB: 0 BB: 0 P: 10		

	1B: 4	SF: 0	WP: 0	PA: 34
	2B: 1	SAC: 0	PB: 1	
	3B: 0	DP: 1	SB: 0	
	HR: 2	HBP: 0	CS: 1	

PITCHER		IP	WLS	BF	H	R	ER	SO	BB	IBB	HBP	BLK	WP	HR	S	P	ERA	WHIP
Don Kirkwood, R ERA: 4.37	(1, 1)	8.0		29	5	2	2	7	1	0	0	0	0	1	42	46	2.25	0.750
Mike Overy, R ERA: 18.0	(9, 1)	1.0	L	5	2	2	2	2	0	0	0	0	0	1	9	9	18.00	2.000

PITCHER		IP	WLS	BF	H	R	ER	SO	BB	IBB	HBP	BLK	WP	HR	S	P	ERA	WHIP

Batter	1	2	3	4	5	6	7	8	9	AB	R	H	RBI	BB	SO	LOB
Dave Collins, S (1, 10) OBP: 0.344, SLG: 0.311	BB 1B E 1B	1B 1B	F7		4-3			5-3		5	1	2	0	0	0	5
Jerry Remy, L (1, 4) OBP: 0.312, SLG: 0.302	E BB 1-2 1B	1-3 1B		6-3		K		K		5	0	2	0	0	2	0
Bruce Bochte, L (1, 7) OBP: 0.354, SLG: 0.305	E 1-2 2-3 BB	K		G3		4-3		F7		4	0	0	0	1	1	2
Tony Solaita, L (1, 3) OBP: 0.374, SLG: 0.430 Ron Jackson, R (9, PR) OBP: 0.292, SLG: 0.327	E4 FC6-4 1-2 2-3 3-H		SH1-3 E BB 1B	F9		3-1			SH2 1B	5 0	1 0	2 0	1 0	0 0	0 0	2 0
Bob Jones, L (1, 8) OBP: 0.271, SLG: 0.365 Rusty Torres, S (9, PH) OBP: 0.289, SLG: 0.323	F6		FC BB SH1-3 1-2		SH5-3 1B FC4-6 1B		SH1-4 1B		SH2 1-2	4 0	1 0	2 0	0 0	0 0	0 0	4 0
Terry Humphrey, R (1, 2) OBP: 0.357, SLG: 0.416	F8		SH1-3 1-2 2-3		FC4-6 SH5-3 1-2 1B		SH1-4 1-2		5-3	3	0	1	0	0	0	5
Mario Guerrero, R (1, 6) OBP: 0.286, SLG: 0.291	FC6-4 1-2f		BB IBB		SH5-3 1-2 2-3		5-3		F8	3	0	0	0	1	0	6
Leroy Stanton, R (1, 9) OBP: 0.277, SLG: 0.295		E5 CS	BB 1-2 2-3 3-H		FC4-6 IBB		BB			1	0	0	1	3	0	0
Dave Chalk, R (1, 5) OBP: 0.306, SLG: 0.255		F3 1-2	K		FC4-6 1-2f 2-3 3-H		F7			4	0	0	1	0	1	8
Inning Stats	R: 1 E: 1 K: 0 S: 6 H: 2 LOB: 3 BB: 1 P: 10	R: 0 E: 1 K: 1 S: 7 H: 2 LOB: 2 BB: 0 P: 7	R: 1 E: 1 K: 1 S: 7 H: 1 LOB: 3 BB: 2 P: 15	R: 0 E: 0 K: 0 S: 3 H: 0 LOB: 0 BB: 0 P: 3	R: 1 E: 0 K: 0 S: 5 H: 2 LOB: 2 BB: 1 P: 9	R: 0 E: 0 K: 1 S: 5 H: 0 LOB: 0 BB: 0 P: 5	R: 0 E: 0 K: 0 S: 4 H: 1 LOB: 2 BB: 1 P: 8	R: 0 E: 0 K: 1 S: 5 H: 0 LOB: 0 BB: 0 P: 5	R: 0 E: 0 K: 0 S: 4 H: 1 LOB: 2 BB: 0 P: 4	1B: 9 2B: 0 3B: 0 HR: 0 SF: 0 SAC: 4 DP: 0 HBP: 0							

BOTTOM

Milwaukee Brewers @ California Angels

Anaheim Stadium, Anaheim, CA

Sat Aug 14 1976, 10:05 PM EDT

Att. 15,452 - Unknown

livebaseballscorecards.com

AB	34
R	3
H	9
RBI	3
BB	5
SO	4
LOB	32

WP: 0 PB: 0 SB: 0 CS: 1 PA: 43

PITCHER		IP	WLS	BF	H	R	ER	SO	BB	IBB	HBP	BLK	WP	HR	S	P	ERA	WHIP
Jim Slaton, R ERA: 3.44	(1, 1)	7.0		36	8	3	2	3	3	2	0	0	0	0	37	57	2.57	1.571
Ray Sadecki, L ERA: 3.54	(8, 1)	1.0	W	4	1	0	0	1	0	0	0	0	0	0	6	6	0.00	1.000
Danny Frisella, R ERA: 2.92	(9, 1)	1.0	S	3	0	0	0	0	0	0	0	0	0	0	3	3	0.00	0.000

PITCHER	IP	WLS	BF	H	R	ER	SO	BB	IBB	HBP	BLK	WP	HR	S	P	ERA	WHIP

Batter	1	2	3	4	5	6	7	8	9	AB	R	H	RBI	BB	SO	LOB
Von Joshua, L (1, 7) OBP: 0.285, SLG: 0.332	1B 2B 1B		F7		F8		E 1B IBB		FC6-4 2-3 1B	4	1	2	0	1	0	0
Robin Yount, R (1, 6) OBP: 0.308, SLG: 0.326	F8		F3			F7 S 1B 1B	E 1-2 2-H 1B		FC6-4 1-2f 3-H	5	1	2	2	0	0	2
George Scott, R (1, 3) OBP: 0.330, SLG: 0.404	2B 1-3 1B		6-3			K	F8 1-2 2-3		F6	5	0	1	0	0	1	4
Mike Hegan, L (1, 9) OBP: 0.320, SLG: 0.386	K			HR		F7 1-3	F9			4	1	1	1	0	1	5
Darrell Porter, L (1, 2) OBP: 0.325, SLG: 0.313	1-3 3-H 2B			F8		BB		4-3		3	0	1	1	1	0	0
Don Money, R (1, 5) OBP: 0.340, SLG: 0.426	F7			G4-6-3 1B		1-2 3-H 1B		6-3		4	0	2	1	0	0	2
Jack Heidemann, R (8, 5) OBP: 0.241, SLG: 0.232										0	0	0	0	0	0	0
Bernie Carbo, L (1, 10) OBP: 0.342, SLG: 0.368		K		G4-6-3 1-2f		L4		4-3		4	0	0	0	0	1	3
Tim Johnson, L (1, 4) OBP: 0.320, SLG: 0.292		3-1			6-3		E4 SH1-4 1B		1B SH1 FC6-4 1B	4	2	1	0	0	0	0
Gorman Thomas, R (1, 8) OBP: 0.297, SLG: 0.363		G3			K		SH1-4 1-2		SH1 1-2	2	0	0	0	0	1	0
Inning Stats	R: 1 E: 0 K: 1 S: 8 H: 3 LOB: 2 BB: 0 P: 8	R: 0 E: 0 K: 1 S: 5 H: 0 LOB: 0 BB: 0 P: 5	R: 0 E: 0 K: 0 S: 3 H: 0 LOB: 0 BB: 0 P: 3	R: 1 E: 0 K: 0 S: 4 H: 2 LOB: 0 BB: 0 P: 4	R: 0 E: 0 K: 1 S: 5 H: 0 LOB: 0 BB: 0 P: 5	R: 1 E: 0 K: 1 S: 7 H: 2 LOB: 2 BB: 1 P: 11	R: 1 E: 2 K: 0 S: 5 H: 1 LOB: 2 BB: 1 P: 9	R: 0 E: 0 K: 0 S: 3 H: 0 LOB: 0 BB: 0 P: 3	R: 1 E: 0 K: 0 S: 5 H: 2 LOB: 1 BB: 0 P: 5	1B: 8 2B: 1 3B: 0 HR: 1	SF: 0 SAC: 2 DP: 1 HBP: 0						

TOP

Milwaukee Brewers @ California Angels

Anaheim Stadium, Anaheim, CA

Sun Aug 15 1976, 6:33 AM EDT

Att. 7,405 - Unknown

livebaseballscorecards.com

AB	35
R	5
H	10
RBI	5
BB	2
SO	4
LOB	16

PITCHER		IP	WLS	BF	H	R	ER	SO	BB	IBB	HBP	BLK	WP	HR	S	P	ERA	WHIP
Gary Ross, R ERA: 3.17	(1, 1)	6.1	L	29	8	4	3	4	1	1	0	0	0	1	35	43	4.26	1.421
John Verhoeven, R ERA: 2.66	(7, 1)	0.2		2	0	0	0	0	0	0	0	0	0	0	2	2	0.00	0.000
Mickey Scott, L ERA: 3.45	(8, 1)	1.1		6	2	1	1	0	0	0	0	0	0	0	6	6	6.75	1.500
Mike Overy, R ERA: 10.8	(9, 1)	0.2		2	0	0	0	0	0	0	0	0	0	0	2	2	0.00	0.000

PITCHER	IP	WLS	BF	H	R	ER	SO	BB	IBB	HBP	BLK	WP	HR	S	P	ERA	WHIP

Batter	1	2	3	4	5	6	7	8	9	AB	R	H	RBI	BB	SO	LOB
Dave Collins, S (1, 7) OBP: 0.342, SLG: 0.309	F7		CS 1B			F7	4-3			4	0	1	0	0	0	2
Mario Guerrero, R (1, 4) (8, 6) OBP: 0.286, SLG: 0.291	1B 1B		F8 1-2			F8		6-3		4	0	1	0	0	0	1
Bill Melton, R (1, 5) OBP: 0.300, SLG: 0.338	1-2 1B			5-3			E 2B	1-3		4	1	2	0	0	0	0
Tommy Davis, R (1, 10) OBP: 0.304, SLG: 0.332	F9			F9			E8 FC1-5 BB 2-H 1B	1B		4	0	2	0	0	0	2
Tony Solaita, L (1, 3) OBP: 0.371, SLG: 0.421	F8			G3			BBBB 4-0 FC1-5 1-2 1B BB	L3		3	1	0	0	1	0	3
Terry Humphrey, R (1, 2) OBP: 0.341, SLG: 0.395		SSS K			5-3		FC1-5 1-2 1B 2-3f		5-3	4	1	0	0	0	1	2
Leroy Stanton, R (1, 9) OBP: 0.273, SLG: 0.291 Bob Jones, L (9, PH) OBP: 0.269, SLG: 0.361		5-3		1-3			F8		4-3	3 1	0 0	0 0	0 0	0 0	0 0	2 0
Rusty Torres, S (1, 8) OBP: 0.288, SLG: 0.321		F7		F7			1B 1-2 2-H 1B		G3	4	0	1	1	0	0	0
Dave Chalk, R (1, 6) OBP: 0.304, SLG: 0.253 Ron Jackson, R (7, PH) OBP: 0.292, SLG: 0.327 Bruce Bochte, L (7, PH) OBP: 0.355, SLG: 0.307 Jerry Remy, L (8, 4) OBP: 0.312, SLG: 0.302			SSS K			F9	1-2 2-H 1B			2 0 1 0	0 0 0 0	0 0 1 0	0 0 1 0	0 0 0 0	1 0 0 0	0 0 0 0
Inning Stats	R: 0 E: 0 K: 0 S: 5 H: 2 LOB: 2 BB: 0 P: 5	R: 0 E: 0 K: 1 S: 5 H: 0 LOB: 0 BB: 0 P: 5	R: 0 E: 0 K: 1 S: 5 H: 1 LOB: 0 BB: 0 P: 5	R: 0 E: 0 K: 0 S: 3 H: 0 LOB: 0 BB: 0 P: 3	R: 0 E: 0 K: 0 S: 3 H: 0 LOB: 0 BB: 0 P: 3	R: 0 E: 0 K: 0 S: 3 H: 0 LOB: 0 BB: 0 P: 3	R: 3 E: 1 K: 0 S: 7 H: 4 LOB: 2 BB: 1 P: 11	R: 0 E: 0 K: 0 S: 4 H: 1 LOB: 1 BB: 0 P: 4	R: 0 E: 0 K: 0 S: 3 H: 0 LOB: 0 BB: 0 P: 3	1B: 7 2B: 1 3B: 0 HR: 0 SF: 0 SAC: 0 DP: 0 HBP: 0							

PITCHER		IP	WLS	BF	H	R	ER	SO	BB	IBB	HBP	BLK	WP	HR	S	P	ERA	WHIP
Bill Travers, L ERA: 2.35	(1, 1)	6.2	W	26	6	3	3	2	1	0	0	0	0	0	29	33	4.05	1.050
Bill Castro, R ERA: 3.19	(7, 1)	2.1	S	9	2	0	0	0	0	0	0	0	0	0	9	9	0.00	0.857

PITCHER	IP	WLS	BF	H	R	ER	SO	BB	IBB	HBP	BLK	WP	HR	S	P	ERA	WHIP

BOTTOM

Milwaukee Brewers @ California Angels

Anaheim Stadium, Anaheim, CA

Sun Aug 15 1976, 6:33 AM EDT

Att. 7,405 - Unknown

livebaseballscorecards.com

AB	34
R	3
H	8
RBI	2
BB	1
SO	2
LOB	12

WP: 0	PB: 0	SB: 0	CS: 1
PA: 35			

Batter	1	2	3	4	5	6	7	8	9	AB	R	H	RBI	BB	SO	LOB
Dave Collins, S (1, 10) OBP: 0.341, SLG: 0.308	G3		K			WP SH3-4 SF7 1B		G3		4	1	1	0	0	1	2
Jerry Remy, L (1, 4) OBP: 0.312, SLG: 0.302	4-3		F8			SH3-4 1-2			E G3 1B	3	0	1	0	0	0	2
Bruce Bochte, L (1, 7) OBP: 0.352, SLG: 0.304	4-3			5-3		SF7 2-H			G3 1-2	3	0	0	1	0	0	1
Tony Solaita, L (1, 3) OBP: 0.363, SLG: 0.409		4-3		F7		G3			F5	4	0	0	0	0	0	1
Dan Briggs, L (1, 8) OBP: 0.265, SLG: 0.329		F8		4-3			F8		E3 2-3	4	0	0	0	0	0	1
Terry Humphrey, R (1, 2) OBP: 0.337, SLG: 0.400		5-3			2-3		L9-4 2B		5-3	4	0	1	0	0	0	2
Bob Jones, L (1, 9) OBP: 0.270, SLG: 0.360			S 1B		4-3		L9-4 2-3			3	0	1	0	0	0	1
Ron Jackson, R (1, 5) OBP: 0.293, SLG: 0.337			K 1-2		HR			F8		3	1	1	1	0	1	1
Dave Chalk, R (1, 6) OBP: 0.304, SLG: 0.252			BB		5-3			6-3		2	0	0	0	1	0	0
Inning Stats	R: 0 H: 0 E: 0 LOB: 0 K: 0 BB: 0 S: 3 P: 3	R: 0 H: 0 E: 0 LOB: 0 K: 0 BB: 0 S: 3 P: 3	R: 0 H: 1 E: 0 LOB: 2 K: 2 BB: 1 S: 8 P: 12	R: 0 H: 0 E: 0 LOB: 0 K: 0 BB: 0 S: 3 P: 3	R: 1 H: 1 E: 0 LOB: 0 K: 0 BB: 0 S: 4 P: 4	R: 1 H: 1 E: 0 LOB: 0 K: 0 BB: 0 S: 4 P: 4	R: 0 H: 1 E: 0 LOB: 0 K: 0 BB: 0 S: 3 P: 3	R: 0 H: 0 E: 0 LOB: 0 K: 0 BB: 0 S: 3 P: 3	R: 0 H: 1 E: 1 LOB: 2 K: 0 BB: 0 S: 5 P: 5	1B: 3 SF: 1 2B: 2 SAC: 1 3B: 0 DP: 1 HR: 1 HBP: 0						

California Angels @ Detroit Tigers

Tiger Stadium, Detroit, MI

Tue Aug 17 1976, 7:05 PM EDT

Att. 51,822 - Unknown

TOP

livebaseballscorecards.com

AB	30
R	2
H	5
RBI	2
BB	1
SO	2
LOB	11

WP: 1 PA: 33
PB: 0
SB: 1
CS: 0

PITCHER	IP	WLS	BF	H	R	ER	SO	BB	IBB	HBP	BLK	WP	HR	S	P	ERA	WHIP
Mark Fidrych, R (1, 1) ERA: 1.97	9.0	W	33	5	2	2	2	1	0	0	0	1	1	36	40	2.00	0.667

PITCHER	IP	WLS	BF	H	R	ER	SO	BB	IBB	HBP	BLK	WP	HR	S	P	ERA	WHIP

Batter	1	2	3	4	5	6	7	8	9	AB	R	H	RBI	BB	SO	LOB
Ron LeFlore, R (1, 8) OBP: 0.391, SLG: 0.420	x 0-0 CS 1B		0-0 ③ CS 1-2	x 0-0 ① F8		x 0-0 1-H SF8 3B		x 0-0 ① 5-3		4	1	2	1	0	0	0
Alex Johnson, R (1, 7) OBP: 0.302, SLG: 0.364 Mickey Stanley, R (9, 7) OBP: 0.315, SLG: 0.442	x 0-0 ①② F8 1-2			x 0-0 ② 1-3		x 0-0 ② SF8 3-H		BBBB 4-0 FC5-4 BB		2 0	0 0	0 0	1 0	1 0	0 0	1 0
Rusty Staub, L (1, 9) OBP: 0.394, SLG: 0.449	x 0-0 ③ G3			BBBB 4-0 BB		x 0-0 BB 1B		x 0-0 ② F7		3	0	1	0	1	0	1
Willie Horton, R (1, 10) OBP: 0.351, SLG: 0.412		x 0-0 ① F8		x 0-0 ③ F9		BBBB 4-0 1-2 BB		x 0-0 ③ FC5-4 1-2f		3	0	0	0	1	0	2
Jason Thompson, L (1, 3) OBP: 0.328, SLG: 0.416		SSS 0-3 ② K			SSS 0-3 ① K	SSS 0-3 ③ K				3	0	0	0	0	3	2
Aurelio Rodriguez, R (1, 5) OBP: 0.266, SLG: 0.338		x 0-0 ③ 1-3			SSS 0-3 ② K		x 0-0 ① F7			3	0	0	0	0	1	0
Tom Veryzer, R (1, 6) OBP: 0.288, SLG: 0.278			SSS 0-3 ① K		x 0-0 ③ 1-3		x 0-0 ② F4			3	0	0	0	0	1	0
Pedro Garcia, R (1, 4) OBP: 0.234, SLG: 0.302			SSS 0-3 ② K			x 0-0 ① F3	x 0-0 ③ F9			3	0	0	0	0	1	0
Bruce Kimm, R (1, 2) OBP: 0.342, SLG: 0.352			BBBB 4-0 CS BB			BBBB 4-0 3B BB		x 0-0 HR		1	2	1	1	2	0	0
Inning Stats	R: 0 E: 0 K: 0 S: 3 H: 1 LOB: 0 BB: 0 P: 3	R: 0 E: 0 K: 1 S: 5 H: 0 LOB: 0 BB: 0 P: 5	R: 0 E: 0 K: 2 S: 6 H: 0 LOB: 0 BB: 1 P: 10	R: 0 E: 0 K: 0 S: 3 H: 0 LOB: 1 BB: 1 P: 7	R: 0 E: 0 K: 2 S: 7 H: 0 LOB: 0 BB: 0 P: 7	R: 2 E: 0 K: 1 S: 7 H: 2 LOB: 2 BB: 2 P: 15	R: 0 E: 0 K: 0 S: 3 H: 0 LOB: 0 BB: 0 P: 3	R: 1 E: 0 K: 0 S: 4 H: 1 LOB: 1 BB: 1 P: 8		1B: 2 2B: 0 3B: 1 HR: 1 SF: 1 SAC: 0 DP: 0 HBP: 0					WP: 0 PB: 0 SB: 0 CS: 2 PA: 32	

PITCHER	IP	WLS	BF	H	R	ER	SO	BB	IBB	HBP	BLK	WP	HR	S	P	ERA	WHIP
Frank Tanana, L (1, 1) ERA: 2.79	8.0	L	31	4	3	3	6	5	0	0	0	0	1	38	58	3.38	1.125

PITCHER	IP	WLS	BF	H	R	ER	SO	BB	IBB	HBP	BLK	WP	HR	S	P	ERA	WHIP

BOTTOM

California Angels @ Detroit Tigers

Tiger Stadium, Detroit, MI

Tue Aug 17 1976, 7:05 PM EDT

Att. 51,822 - Unknown

livebaseballscorecards.com

AB	25
R	3
H	4
RBI	3
BB	5
SO	6
LOB	6

California Angels @ Detroit Tigers

Tiger Stadium, Detroit, MI

Wed Aug 18 1976, 7:05 PM EDT

Att. 10,104 - Unknown

TOP

livebaseballscorecards.com

Batter	1	2	3	4	5	6	7	8	9	10	11	AB	R	H	RBI	BB	SO	LOB
Dave Collins, S (1, 10) OBP: 0.341, SLG: 0.309	K		P6		PB 1B		FC3-6 1-2f		P6		PB S WP 1B	6	1	2	0	0	1	2
Jerry Remy, L (1, 4) OBP: 0.315, SLG: 0.303	1B FC4-6 1B		1B 1-2 1B		G3 1-2		F8 1-2		K		WP PB 1-2 BB	5	1	2	0	1	1	2
Bruce Bochte, L (1, 7) OBP: 0.351, SLG: 0.304	FC4-6 1-3 1B		F8		6-3			1-4-3		SH SF8 1B	P4 1-2 2-3	4	0	1	0	0	0	3
Bill Melton, R (10, PH) OBP: 0.303, SLG: 0.341												1	0	1	0	0	0	0
Rusty Torres, S (10, PR) OBP: 0.286, SLG: 0.319												1	1	0	0	0	0	2
(10, 8)																		
Tony Solaita, L (1, 3) OBP: 0.364, SLG: 0.405	FC4-6 1-2f 3-H		1-3 2-H 1B			G3		K		SH SF8 BB 1-3	2-3 3-H BB	4	0	1	2	1	1	1
Dan Briggs, L (1, 8) OBP: 0.270, SLG: 0.325	K		F9			6-3		1B 1B		SF8 1-2 BB	K	2	1	0	0	2	1	3
Leroy Stanton, R (10, PH) OBP: 0.275, SLG: 0.289						BB		BB		BB		1	0	0	0	1	1	2
(10, 9)																		
Terry Humphrey, R (1, 2) OBP: 0.330, SLG: 0.389		6-3		F9		6-3 1-2		1B 1-3 1B		P4		5	0	1	0	0	0	4
Bob Jones, L (1, 9) OBP: 0.270, SLG: 0.356		F7		4-3		6-3		1-3 3-H 1B		SF8 1-2 2-3 3-H		4	0	1	1	0	0	1
Tommy Davis, R (10, PH) OBP: 0.302, SLG: 0.332												0	0	0	1	0	0	0
Mario Guerrero, R (10, 6) OBP: 0.286, SLG: 0.291												0	0	0	0	0	0	0
Ron Jackson, R (1, 5) OBP: 0.289, SLG: 0.331		F8		5-3			F5	1-3		K		5	0	0	0	0	1	4
(10, 7)																		
Dave Chalk, R (1, 6) OBP: 0.303, SLG: 0.249			1B 1B BB		K		E6 FC3-6		F3		F8	4	1	0	0	1	1	0
(10, 5)																		
Inning Stats	R: 1 E: 0 K: 2 S: 9 H: 2 LOB: 1 BB: 0 P: 9	R: 0 E: 0 K: 0 S: 3 H: 0 LOB: 0 BB: 0 P: 3	R: 1 E: 0 K: 0 S: 5 H: 2 LOB: 2 BB: 1 P: 9	R: 0 E: 0 K: 0 S: 3 H: 0 LOB: 0 BB: 0 P: 3	R: 0 E: 0 K: 1 S: 6 H: 1 LOB: 1 BB: 0 P: 6	R: 0 E: 0 K: 0 S: 3 H: 0 LOB: 1 BB: 1 P: 7	R: 0 E: 1 K: 0 S: 4 H: 0 LOB: 1 BB: 0 P: 4	R: 1 E: 0 K: 1 S: 7 H: 2 LOB: 2 BB: 1 P: 11	R: 0 E: 0 K: 1 S: 5 H: 0 LOB: 0 BB: 0 P: 5	R: 1 E: 1 K: 1 S: 7 H: 1 LOB: 2 BB: 1 P: 11	R: 1 E: 0 K: 1 S: 6 H: 1 LOB: 2 BB: 2 P: 14	1B: 9 2B: 0 3B: 0 HR: 0 SF: 1 SAC: 1 DP: 0 HBP: 0						

PITCHER		IP	WLS	BF	H	R	ER	SO	BB	IBB	HBP	BLK	WP	HR	S	P	ERA	WHIP
Vern Ruhle, R ERA: 3.67	(1, 1)	8.0		35	7	3	3	4	3	0	0	0	0	0	40	52	3.38	1.250
Bill Laxton, L ERA: 4.28	(9, 1)	1.0		4	1	1	0	1	0	0	0	0	0	0	6	6	0.00	1.000
John Hiller, L ERA: 2.36	(10, 1)	2.0	L	11	1	1	0	2	3	0	0	0	1	0	12	24	0.00	2.000

PITCHER	IP	WLS	BF	H	R	ER	SO	BB	IBB	HBP	BLK	WP	HR	S	P	ERA	WHIP

AB	42
R	5
H	9
RBI	4
BB	6
SO	7
LOB	24

WP: 1 PB: 2 SB: 2 CS: 0 PA: 50

Batter	1	2	3	4	5	6	7	8	9	10	11	AB	R	H	RBI	BB	SO	LOB
Ron LeFlore, R (1, 8) OBP: 0.390, SLG: 0.416	K	BB			K			K		K	BB	4	0	0	0	2	4	0
Alex Johnson, R (1, 7) OBP: 0.302, SLG: 0.363	BB, 1B	G3			6-3			3-1		2B, 1B	4-3	6	1	2	0	0	0	4
Rusty Staub, L (1, 9) OBP: 0.396, SLG: 0.451	BB		1-4-3		K			BB		2B		3	0	1	1	2	1	0
Willie Horton, R (1, 10) OBP: 0.346, SLG: 0.405	K		K			F7		K		K		5	0	0	0	0	4	4
Jason Thompson, L (1, 3) OBP: 0.329, SLG: 0.414	K		K			K			FC6-4, 1B	BB		4	0	1	0	1	3	2
Aurelio Rodriguez, R (1, 5) OBP: 0.265, SLG: 0.336		K		FC4-6, 1B		F7			FC6-4, HR	P4		5	1	1	0	0	1	3
Tom Veryzer, R (1, 6) OBP: 0.286, SLG: 0.277		K		FC4-6, FC5-4			F9		K		FC1-6, 1B	5	0	1	0	0	2	2
John Wockenfuss, R (1, 2) OBP: 0.339, SLG: 0.411		2B, E, BB		P4			K		HR		FC1-6, CS	2	1	0	0	1	1	1
Dan Meyer, L (9, PH) OBP: 0.303, SLG: 0.344												1	1	1	2	0	0	0
Bruce Kimm, R (10, 2) OBP: 0.339, SLG: 0.349												1	0	0	0	0	0	1
Pedro Garcia, R (1, 4) OBP: 0.235, SLG: 0.307		E7, WP, 2B		FC5-4			K		1B		BB	2	0	1	0	0	0	1
Ben Oglivie, L (7, PH) OBP: 0.303, SLG: 0.432												1	0	0	0	0	1	0
Jerry Manuel, S (8, 4) OBP: 0.250, SLG: 0.194												0	0	0	0	0	0	0
Mickey Stanley, R (9, PH) OBP: 0.321, SLG: 0.448												1	0	1	0	0	0	0
Chuck Scrivener, R (10, 4) OBP: 0.315, SLG: 0.306												0	0	0	0	1	0	0
Inning Stats	R: 0 E: 0 K: 3 S: 10 H: 1 LOB: 2 BB: 1 P: 14	R: 1 E: 1 K: 2 S: 8 H: 1 LOB: 2 BB: 2 P: 16	R: 0 E: 0 K: 2 S: 7 H: 0 LOB: 0 BB: 0 P: 7	R: 0 E: 0 K: 0 S: 4 H: 1 LOB: 1 BB: 0 P: 4	R: 0 E: 0 K: 2 S: 7 H: 0 LOB: 0 BB: 0 P: 7	R: 0 E: 0 K: 1 S: 5 H: 0 LOB: 0 BB: 0 P: 5	R: 0 E: 0 K: 2 S: 7 H: 0 LOB: 0 BB: 0 P: 7	R: 0 E: 0 K: 2 S: 7 H: 0 LOB: 1 BB: 1 P: 11	R: 2 E: 0 K: 1 S: 7 H: 3 LOB: 1 BB: 0 P: 7	R: 1 E: 0 K: 2 S: 9 H: 2 LOB: 2 BB: 1 P: 13	R: 0 E: 0 K: 0 S: 3 H: 1 LOB: 2 BB: 2 P: 11	1B: 6 2B: 2 3B: 0 HR: 1	SF: 0 SAC: 0 DP: 0 HBP: 0					

PITCHER	IP	WLS	BF	H	R	ER	SO	BB	IBB	HBP	BLK	WP	HR	S	P	ERA	WHIP
Nolan Ryan, R (1, 1) ERA: 3.69	10.0	W	43	9	4	3	17	5	0	0	0	1	1	72	92	2.70	1.400
John Verhoeven, R (11, 1) ERA: 2.55	1.0	S	4	0	0	0	0	2	0	0	0	0	0	2	10	0.00	2.000

California Angels @ Detroit Tigers

Tiger Stadium, Detroit, MI

Wed Aug 18 1976, 7:05 PM EDT

Att. 10,104 - Unknown

BOTTOM

livebaseballscorecards.com

AB	40
R	4
H	9
RBI	3
BB	7
SO	17
LOB	18

WP: 1 PB: 0 SB: 0 CS: 1 PA: 47

California Angels @ Detroit Tigers

Tiger Stadium, Detroit, MI

Thu Aug 19 1976, 7:05 PM EDT

Att. 8,141 - Unknown

livebaseballscorecards.com

Batter	1	2	3	4	5	6	7	8	9	AB	R	H	RBI	BB	SO	LOB
Dave Collins, S (1, 10) OBP: 0.335, SLG: 0.303	S S S 0-3 ① K			x 0-0 ① 1-3		x 0-0 ① F9	x 0-0 ③ F8			4	0	0	0	0	1	1
Jerry Remy, L (1, 4) OBP: 0.315, SLG: 0.301	x 0-0 ② F7			x 0-0 ② F7		B B B B 4-0 1B 1B BB		x 0-0 ① 4-3		3	1	0	0	1	0	0
Bruce Bochte, L (1, 7) OBP: 0.353, SLG: 0.307 Bill Melton, R (8, PH) OBP: 0.302, SLG: 0.339 Rusty Torres, S (8, 8) OBP: 0.286, SLG: 0.319	S S S 0-3 ③ K			x 0-0 1B		x 0-0 1B 1-2		S S S 0-3 ② K		3 1 0	0 0 0	2 0 0	0 0 0	0 0 0	1 1 0	0 0 0
Tony Solaita, L (1, 3) OBP: 0.356, SLG: 0.395		S S S 0-3 ① K		x 0-0 ③ F7		x 0-0 ② F8		x 0-0 ③ F4		4	0	0	0	0	1	3
Dan Briggs, L (1, 8) OBP: 0.271, SLG: 0.325 (8, 7) Tommy Davis, R (9, PH) OBP: 0.301, SLG: 0.330		S S S 0-3 ② K			x 0-0 ① 3-1	x 0-0 1B 1-2 2-H			x 0-0 ① F8	3 1	0 0	1 0	1 0	0 0	1 0	0 0
Bob Jones, L (1, 9) OBP: 0.274, SLG: 0.387 Leroy Stanton, R (6, PH) OBP: 0.273, SLG: 0.286 (6, 9)		x 0-0 ③ 5-3			x 0-0 HR	S S S 0-3 ③ K			x 0-0 ② 6-3	2 2	1 0	1 0	1 0	0 0	0 1	0 2
Mario Guerrero, R (1, 6) OBP: 0.290, SLG: 0.311			x 0-0 G1-6-3 1B		x 0-0 HR		x 0-0 ① F8		x 0-0 ③ 1-3	4	1	2	1	0	0	0
Ron Jackson, R (1, 5) OBP: 0.289, SLG: 0.331			x 0-0 ① ② G1-6-3 1-2f		x 0-0 ② 6-3		x 0-0 G3 S 1B			3	0	1	0	0	0	1
Andy Etchebarren, R (1, 2) OBP: 0.292, SLG: 0.250			x 0-0 ③ 6-3		x 0-0 ③ 5-3		x 0-0 ② G3 1-3			3	0	0	0	0	0	1

TOP	
AB	33
R	3
H	7
RBI	3
BB	1
SO	6
LOB	8

Inning Stats	1	2	3	4	5	6	7	8	9	1B: 5	SF: 0	WP: 0	PA: 34
R:	0	0	0	0	2	1	0	0	0	2B: 0	SAC: 0	PB: 0	
E:	0	0	0	0	0	0	0	0	0	3B: 0	DP: 1	SB: 1	
K:	2	2	0	0	0	1	0	1	0	HR: 2	HBP: 0	CS: 0	
S:	7	7	3	4	5	7	4	5	3				
H:	0	0	1	1	2	2	1	0	0				
LOB:	0	0	0	1	0	2	1	0	0				
BB:	0	0	0	0	0	1	0	0	0				
P:	7	7	3	4	5	11	4	5	3				

PITCHER		IP	WLS	BF	H	R	ER	SO	BB	IBB	HBP	BLK	WP	HR	S	P	ERA	WHIP
Ray Bare, R ERA: 4.96	(1, 1)	5.2	W	23	6	3	3	4	1	0	0	0	0	2	30	34	4.76	1.235
Jim Crawford, L ERA: 4.5	(6, 1)	3.1	S	11	1	0	0	2	0	0	0	0	0	0	15	15	0.00	0.300

PITCHER	IP	WLS	BF	H	R	ER	SO	BB	IBB	HBP	BLK	WP	HR	S	P	ERA	WHIP

California Angels @ Detroit Tigers

Tiger Stadium, Detroit, MI

Thu Aug 19 1976, 7:05 PM EDT

Att. 8,141 - Unknown

livebaseballscorecards.com

BOTTOM

Batter	1	2	3	4	5	6	7	8	9	AB	R	H	RBI	BB	SO	LOB
Ron LeFlore, R (1, 8) OBP: 0.393, SLG: 0.418	4-0 4-3 4-3 BB		0-0 S 2B 1B	0-0 1-2 2-H 1B			0-0 4-3			3	1	2	1	1	0	0
Dan Meyer, L (1, 7) OBP: 0.302, SLG: 0.347	0-0 4-3 1-2		0-0 1-H 1B 2B	0-3 K			0-3 K			4	1	1	1	0	2	3
Ben Oglivie, L (1, 9) OBP: 0.302, SLG: 0.428	0-0 4-3 2-3		0-0 1B 2-H FC1-5-2 1B	0-3 K			0-0 F4			4	0	1	1	0	1	3
Rusty Staub, L (1, 10) OBP: 0.395, SLG: 0.449	0-3 K		0-0 G5-3 FC1-5-2 1-3 1B		0-3 K			0-0 G3		4	0	1	0	0	2	1
Jason Thompson, L (1, 3) OBP: 0.328, SLG: 0.413		0-0 5-3 2B 1B	0-0 FC1-5-2 1-2 3-H		0-3 K			0-0 G3		4	1	1	0	0	1	2
Aurelio Rodriguez, R (1, 5) OBP: 0.263, SLG: 0.333		0-3 K	0-0 G5-3 2-3f		0-0 6-3			0-3 K		4	0	0	0	0	2	3
Bill Freehan, R (1, 2) OBP: 0.320, SLG: 0.410		0-0 5-3 1-2		1-0 BB 1B HBP		0-3 K				2	1	0	0	0	1	1
Chuck Scrivener, R (1, 6) OBP: 0.315, SLG: 0.316		0-0 2-H 2B		0-0 F8		0-0 F4				3	0	1	1	0	0	1
Pedro Garcia, R (1, 4) OBP: 0.236, SLG: 0.304		0-0 L3		4-0 1B 1-2 BB		0-0 G3				2	0	0	0	1	0	1
Inning Stats	R: 0 H: 0 E: 0 LOB: 1 K: 1 BB: 1 S: 5 P: 9	R: 1 H: 2 E: 0 LOB: 1 K: 1 BB: 0 S: 7 P: 7	R: 2 H: 4 E: 0 LOB: 1 K: 0 BB: 0 S: 6 P: 6	R: 1 H: 1 E: 0 LOB: 2 K: 2 BB: 1 S: 8 P: 13	R: 0 H: 0 E: 0 LOB: 0 K: 2 BB: 0 S: 7 P: 7	R: 0 H: 0 E: 0 LOB: 0 K: 1 BB: 0 S: 5 P: 5	R: 0 H: 0 E: 0 LOB: 0 K: 1 BB: 0 S: 5 P: 5	R: 0 H: 0 E: 0 LOB: 0 K: 1 BB: 0 S: 5 P: 5		1B: 5 SF: 0 2B: 2 SAC: 0 3B: 0 DP: 1 HR: 0 HBP: 1						

	AB	30
	R	4
	H	7
	RBI	4
	BB	2
	SO	9
	LOB	15

WP: 0 PA: 33
PB: 0
SB: 1
CS: 0

PITCHER		IP	WLS	BF	H	R	ER	SO	BB	IBB	HBP	BLK	WP	HR	S	P	ERA	WHIP
Paul Hartzell, R ERA: 2.67	(1, 1)	3.1	L	19	7	4	4	2	2	0	1	0	0	0	20	29	10.80	2.700
Sid Monge, L ERA: 3.49	(4, 1)	4.2		14	0	0	0	7	0	0	0	0	0	0	28	28	0.00	0.000

PITCHER	IP	WLS	BF	H	R	ER	SO	BB	IBB	HBP	BLK	WP	HR	S	P	ERA	WHIP

California Angels @ New York Yankees

Yankee Stadium, Bronx, NY

Fri Aug 20 1976, 7:05 PM EDT

Att. 26,185 - Unknown

TOP

livebaseballscorecards.com

Batter	1	2	3	4	5	6	7	8	9	AB	R	H	RBI	BB	SO	LOB
Dave Collins, S (1, 10) OBP: 0.338, SLG: 0.307	E7 6-3 SF9 1B		FC5-6 CS 1-2f			FC5-4 1B	G3			4	1	2	0	0	0	3
Jerry Remy, L (1, 4) OBP: 0.314, SLG: 0.300	6-3 2-3		CS 1-2	4-3		FC5-4 CS 1-2f		S 1B 1B		4	1	1	0	0	0	2
Bruce Bochte, L (1, 7) OBP: 0.352, SLG: 0.307	SF9 3-H			WP S 1B		K 1-2		F8		3	0	1	1	0	1	2
Tony Solaita, L (1, 3) OBP: 0.353, SLG: 0.388	K			K 1-2			2B 1B BB	F8		3	1	0	0	1	2	2
Dan Briggs, L (1, 8) OBP: 0.276, SLG: 0.335		K		K 2-3			E 1-3 2B	1B 1-H		4	1	2	1	0	2	1
Terry Humphrey, R (1, 2) OBP: 0.327, SLG: 0.383		L3			5-3		E2 FC5-6 1B 2-H 3-H	F8		4	0	1	1	0	0	1
Bob Jones, L (1, 9) OBP: 0.281, SLG: 0.413		F7			HR		FC5-6 BB		F7	3	1	1	1	1	0	0
Ron Jackson, R (1, 5) OBP: 0.286, SLG: 0.327			L6		6-3		FC5-6 1-2f 2-3		F7	4	0	0	0	0	0	2
Dave Chalk, R (1, 6) OBP: 0.302, SLG: 0.246			BB		F9		F9		6-3	3	0	0	0	1	0	2
Inning Stats	R: 1 E: 1 K: 1 S: 6 H: 1 LOB: 0 BB: 0 P: 6	R: 0 E: 0 K: 1 S: 5 H: 0 LOB: 0 BB: 0 P: 5	R: 0 E: 0 K: 0 S: 2 H: 0 LOB: 0 BB: 1 P: 6	R: 0 E: 0 K: 2 S: 8 H: 1 LOB: 1 BB: 0 P: 8	R: 1 E: 0 K: 0 S: 4 H: 1 LOB: 0 BB: 0 P: 4	R: 0 E: 0 K: 1 S: 5 H: 1 LOB: 0 BB: 0 P: 5	R: 2 E: 1 K: 0 S: 5 H: 2 LOB: 2 BB: 2 P: 13	R: 1 E: 0 K: 0 S: 5 H: 2 LOB: 1 BB: 0 P: 5	R: 0 E: 0 K: 0 S: 3 H: 0 LOB: 0 BB: 0 P: 3	1B: 6 2B: 1 3B: 0 HR: 1 SF: 1 SAC: 0 DP: 0 HBP: 0	WP: 1 PB: 0 SB: 2 CS: 2 PA: 37					

	AB	32
	R	5
	H	8
	RBI	4
	BB	3
	SO	5
	LOB	15

PITCHER		IP	WLS	BF	H	R	ER	SO	BB	IBB	HBP	BLK	WP	HR	S	P	ERA	WHIP
Ed Figueroa, R ERA: 2.94	(1, 1)	7.2	L	32	8	5	3	5	3	0	0	0	1	1	39	51	3.52	1.435
Dick Tidrow, R ERA: 2.79	(8, 1)	1.1		4	0	0	0	0	0	0	0	0	0	0	4	4	0.00	0.000

PITCHER		IP	WLS	BF	H	R	ER	SO	BB	IBB	HBP	BLK	WP	HR	S	P	ERA	WHIP

BOTTOM

Batter	1	2	3	4	5	6	7	8	9	AB	R	H	RBI	BB	SO	LOB
Mickey Rivers, L (1, 8) OBP: 0.312, SLG: 0.422	0-0 1B SF9 2B		0-0 ② 5-3			0-0 ① P4		0-0 ③ 4-3		1	0	1	0	0	0	0
Gene Locklear, L (1, PR) (2, 7) OBP: 0.247, SLG: 0.250										3	1	0	0	0	0	0
Roy White, S (1, 7) (2, 8) OBP: 0.355, SLG: 0.410	0-0 2-3 1B		0-0 ③ F9			0-0 ② P6			0-0 ① F9	4	0	1	0	0	0	0
Thurman Munson, R (1, 2) OBP: 0.351, SLG: 0.444	0-0 ① SF9 3-H			0-0 ① 5-3		0-0 ③ 5-3			0-0 ② 6-3	3	0	0	1	0	0	0
Chris Chambliss, L (1, 3) OBP: 0.330, SLG: 0.456	0-0 ② F8			0-3 ② K SSS			0-0 ① F9		0-0 E 1B 1B	4	0	1	0	0	1	2
Carlos May, L (1, 10) OBP: 0.343, SLG: 0.347	0-0 ③ 4-3			0-0 ③ F9			0-0 ② F9		0-0 E8 1-3 1B	4	0	1	0	0	0	2
Sandy Alomar Sr., S (9, PR) OBP: 0.308, SLG: 0.298										0	0	0	0	0	0	0
Graig Nettles, L (1, 5) OBP: 0.311, SLG: 0.432		0-0 ① F2			0-0 HR		0-0 ③ G3		0-0 ③ 4-3	4	1	1	1	0	0	2
Oscar Gamble, L (1, 9) OBP: 0.326, SLG: 0.436		0-0 ② 3-1			0-0 G3-6-3 1B			0-0 HR		3	1	2	1	0	0	0
Willie Randolph, R (1, 4) OBP: 0.355, SLG: 0.314		0-0 ③ 5-3			0-0 ① ② G3-6-3 1-2f			0-3 ① K SSS		3	0	0	0	0	1	1
Fred Stanley, R (1, 6) OBP: 0.359, SLG: 0.333			0-0 ① 5-3		0-3 ③ K SSS			0-0 ② 4-3		2	0	0	0	0	1	0
Elrod Hendricks, L (8, PH) OBP: 0.232, SLG: 0.270										1	0	0	0	0	0	0
Jim Mason, L (9, 6) OBP: 0.215, SLG: 0.239										0	0	0	0	0	0	0

Inning Stats	1	2	3	4	5	6	7	8	9
	R: 1 E: 0 K: 0 S: 5	R: 0 E: 0 K: 0 S: 3	R: 0 E: 0 K: 0 S: 3	R: 0 E: 0 K: 1 S: 5	R: 1 E: 0 K: 1 S: 6	R: 0 E: 0 K: 0 S: 3	R: 0 E: 0 K: 0 S: 3	R: 1 E: 0 K: 1 S: 6	R: 0 E: 1 K: 0 S: 5
	H: 2 LOB: 2 BB: 0 P: 5	H: 0 LOB: 0 BB: 0 P: 3	H: 0 LOB: 0 BB: 0 P: 3	H: 0 LOB: 0 BB: 0 P: 5	H: 2 LOB: 0 BB: 0 P: 6	H: 0 LOB: 0 BB: 0 P: 3	H: 0 LOB: 0 BB: 0 P: 3	H: 1 LOB: 0 BB: 0 P: 6	H: 2 LOB: 2 BB: 0 P: 5

PITCHER	IP	WLS	BF	H	R	ER	SO	BB	IBB	HBP	BLK	WP	HR	S	P	ERA	WHIP
Don Kirkwood, R (1, 1) ERA: 4.28	8.2	W	32	7	3	3	3	0	0	0	0	0	2	38	38	3.12	0.808
Mickey Scott, L (9, 1) ERA: 3.41	0.1	S	1	0	0	0	0	0	0	0	0	0	0	1	1	0.00	0.000

PITCHER	IP	WLS	BF	H	R	ER	SO	BB	IBB	HBP	BLK	WP	HR	S	P	ERA	WHIP

California Angels @ New York Yankees

Yankee Stadium, Bronx, NY

Fri Aug 20 1976, 7:05 PM EDT

Att. 26,185 - Unknown

livebaseballscorecards.com

AB	32
R	3
H	7
RBI	3
BB	0
SO	3
LOB	7

1B: 4	SF: 1	WP: 0	PA: 33
2B: 1	SAC: 0	PB: 0	
3B: 0	DP: 1	SB: 0	
HR: 2	HBP: 0	CS: 0	

Batter	1	2	3	4	5	6	7	8	9	10	AB	R	H	RBI	BB	SO	LOB
Dave Collins, S (1, 10) OBP: 0.339, SLG: 0.309	P3	S, 1B 2-H		F9			1B 1-2		4-3		5	0	2	0	0	0	2
Jerry Remy, L (1, 4) OBP: 0.315, SLG: 0.302	6-3, S, 1B 1B	4-3 1-2			CS 1B		F8		4-3		5	1	2	0	0	0	3
Bruce Bochte, L (1, 7) OBP: 0.350, SLG: 0.304	6-3 1-3		L4		K 1-2		1B 1-2 2-3			HR	3	0	0	0	0	1	2
Tommy Davis, R (7, PH) OBP: 0.304, SLG: 0.333											1	0	1	0	0	0	0
Rusty Torres, S (7, 8) OBP: 0.290, SLG: 0.341											1	1	1	1	0	0	0
Tony Solaita, L (1, 3) OBP: 0.349, SLG: 0.382	FC6-4, 1B 3-H	F2			K		K			G3	5	0	1	1	0	2	3
Dan Briggs, L (1, 8) OBP: 0.272, SLG: 0.329	FC6-4 1-2f	F8		G3				K		K	3	0	0	0	0	0	1
(7, 7)											2	0	0	0	0	2	0
Leroy Stanton, R (8, PH) OBP: 0.270, SLG: 0.284						K		FC5-4 BB		4-3	4	0	1	0	1	1	0
(8, 9)																	
Terry Humphrey, R (1, 2) OBP: 0.330, SLG: 0.378		5-3		1B 1B		F5		K			3	1	2	0	0	0	0
Bob Jones, L (1, 9) OBP: 0.290, SLG: 0.420	4-3 1B, 1B		1-2 1B								1	0	0	0	0	1	1
Bill Melton, R (8, PH) OBP: 0.301, SLG: 0.338																	
(8, 5)																	
Ron Jackson, R (1, 5) OBP: 0.283, SLG: 0.323		4-3 1-2		F7			4-3	FC5-4 1-2f			4	0	0	0	0	0	4
(8, 7)																	
Dave Chalk, R (1, 6) OBP: 0.304, SLG: 0.249		WP 2-H		F9			1B, 1B 1B		5-3		4	1	2	1	0	0	2

Inning Stats																						
	R: 1	H: 2	R: 2	H: 3	R: 0	H: 0	R: 0	H: 2	R: 0	H: 1	R: 0	H: 0	R: 0	H: 3	R: 0	H: 0	R: 0	H: 0	R: 1	H: 1	1B: 11	SF: 0
	E: 0	LOB: 1	E: 0	LOB: 1	E: 0	LOB: 0	E: 0	LOB: 2	E: 0	LOB: 0	E: 0	LOB: 0	E: 0	LOB: 3	E: 0	LOB: 1	E: 0	LOB: 0	E: 0	LOB: 0	2B: 0	SAC: 0
	K: 0	BB: 0	K: 0	BB: 0	K: 0	BB: 0	K: 0	BB: 0	K: 2	BB: 0	K: 1	BB: 0	K: 1	BB: 0	K: 2	BB: 1	K: 0	BB: 0	K: 1	BB: 0	3B: 0	DP: 0
	S: 5	P: 5	S: 6	P: 6	S: 3	P: 3	S: 5	P: 5	S: 7	P: 7	S: 5	P: 5	S: 8	P: 8	S: 7	P: 11	S: 3	P: 3	S: 6	P: 6	HR: 1	HBP: 0

PITCHER		IP	WLS	BF	H	R	ER	SO	BB	IBB	HBP	BLK	WP	HR	S	P	ERA	WHIP
Dock Ellis, R ERA: 3.54	(1, 1)	1.2		10	5	3	3	0	0	0	0	0	1	0	10	10	16.20	3.000
Grant Jackson, L ERA: 2.95	(2, 1)	5.2		23	6	0	0	5	1	0	0	0	0	0	32	36	0.00	1.235
Dick Tidrow, R ERA: 2.81	(8, 1)	2.2	L	9	1	1	1	2	0	0	0	0	0	1	13	13	3.38	0.375

PITCHER	IP	WLS	BF	H	R	ER	SO	BB	IBB	HBP	BLK	WP	HR	S	P	ERA	WHIP

TOP

California Angels @ New York Yankees

Yankee Stadium, Bronx, NY

Sat Aug 21 1976, 7:05 PM EDT
Att. 24,588 - Unknown - 89 F

livebaseballscorecards.com

AB	41
R	4
H	12
RBI	3
BB	1
SO	7
LOB	18

1B: 11	SF: 0	WP: 2	PA: 42
2B: 0	SAC: 0	PB: 0	
3B: 0	DP: 0	SB: 2	
HR: 1	HBP: 0	CS: 1	

Batter	1	2	3	4	5	6	7	8	9	10	AB	R	H	RBI	BB	SO	LOB
Roy White, S (1, 8) OBP: 0.354, SLG: 0.408	G3		S 1B		F8			G3		4-3	5	0	1	0	0	0	0
Thurman Munson, R (1, 2) OBP: 0.347, SLG: 0.439	5-3		4-3 1-2		6-3			6-3		6-3	5	0	0	0	0	0	1
Graig Nettles, L (1, 5) OBP: 0.313, SLG: 0.430	BB FC5-4			4-3		4-3		BB			2	0	0	0	2	0	0
Chris Chambliss, L (1, 3) OBP: 0.329, SLG: 0.455	FC5-4 1-2f			HR 1B 1B		4-3		4-3			4	1	1	0	0	0	2
Carlos May, L (1, 10) OBP: 0.345, SLG: 0.347		F7		HR 1-2 1B		HBP			4-3		3	1	1	0	0	0	0
Oscar Gamble, L (1, 9) OBP: 0.325, SLG: 0.444		4-3		HR 1-H 2-H		4-3			K		4	1	1	3	0	1	1
Gene Locklear, L (1, 7) OBP: 0.238, SLG: 0.240		K		G3				G3		1B	3	0	0	0	0	1	0
Lou Piniella, R (8, 7) OBP: 0.308, SLG: 0.398											1	0	1	0	0	0	0
Willie Randolph, R (1, 4) OBP: 0.351, SLG: 0.310			4-3	F9				4-3		F7	4	0	0	0	0	0	1
Fred Stanley, R (1, 6) OBP: 0.353, SLG: 0.327			K		P4			F8		P4	3	0	0	0	0	1	0
Sandy Alomar Sr., S (10, PH) OBP: 0.306, SLG: 0.295											1	0	0	0	0	0	0
Inning Stats	R: 0 H: 0 E: 0 LOB: 1 K: 0 BB: 1 S: 3 P: 7	R: 0 H: 0 E: 0 LOB: 0 K: 1 BB: 0 S: 5 P: 5	R: 0 H: 1 E: 0 LOB: 1 K: 1 BB: 0 S: 6 P: 6	R: 3 H: 3 E: 0 LOB: 0 K: 0 BB: 0 S: 6 P: 6	R: 0 H: 0 E: 0 LOB: 0 K: 0 BB: 0 S: 3 P: 3	R: 0 H: 0 E: 0 LOB: 1 K: 0 BB: 0 S: 3 P: 4	R: 0 H: 0 E: 0 LOB: 0 K: 0 BB: 0 S: 3 P: 3	R: 0 H: 0 E: 0 LOB: 1 K: 0 BB: 1 S: 3 P: 7	R: 0 H: 1 E: 0 LOB: 1 K: 1 BB: 0 S: 6 P: 6	R: 0 H: 0 E: 0 LOB: 0 K: 0 BB: 0 S: 3 P: 3	1B: 4 2B: 0 3B: 0 HR: 1	SF: 0 SAC: 0 DP: 0 HBP: 1	WP: 0 PB: 0 SB: 1 CS: 0	PA: 38			

PITCHER		IP	WLS	BF	H	R	ER	SO	BB	IBB	HBP	BLK	WP	HR	S	P	ERA	WHIP
Gary Ross, R ERA: 3.18	(1, 1)	7.2		30	4	3	3	2	2	0	1	0	0	1	31	40	3.52	0.783
Mickey Scott, L ERA: 3.16	(8, 1)	2.1	W	8	1	0	0	1	0	0	0	0	0	0	10	10	0.00	0.429

PITCHER	IP	WLS	BF	H	R	ER	SO	BB	IBB	HBP	BLK	WP	HR	S	P	ERA	WHIP

BOTTOM

California Angels @ New York Yankees

Yankee Stadium, Bronx, NY

Sat Aug 21 1976, 7:05 PM EDT

Att. 24,588 - Unknown - 89 F

livebaseballscorecards.com

AB	35
R	3
H	5
RBI	3
BB	2
SO	3
LOB	5

Batter	1	2	3	4	5	6	7	8	9	10	11	AB	R	H	RBI	BB	SO	LOB
Dave Collins, S (1, 10) OBP: 0.343, SLG: 0.332	HR		3-1		K		1B 1B 2B	FC4-6 1-2 3-H 1B		FC6-4 1-2f		6	2	3	2	0	1	3
Jerry Remy, L (1, 4) OBP: 0.318, SLG: 0.305	4-3		1-3		1-2 3-H 1B		1B 5-3 2-3 1B	FC4-6 1-2f 2-3			SH 1B 1B	6	2	3	1	0	0	2
Bruce Bochte, L (1, 7) OBP: 0.348, SLG: 0.303 Mario Guerrero, R (11, PH) OBP: 0.290, SLG: 0.311 (11, 6)	F9			K	1-3		5-3 1-3 3-H 1B	K			SH 1B E 1-2	5 0	0 1	1 0	1 0	0 0	2 0	4 0
Tony Solaita, L (1, 3) OBP: 0.344, SLG: 0.392	K			HR		K	5-3 1-2 3-H		K		K	6	1	1	2	0	4	3
Dan Briggs, L (1, 8) OBP: 0.270, SLG: 0.326 Tommy Davis, R (11, PH) OBP: 0.308, SLG: 0.337 Rusty Torres, S (11, PR) OBP: 0.290, SLG: 0.341 (11, 8)		5-3		F7		2B 1B	4-3		F8		E SF9 1-3 2-H 1B	5 1 0	1 0 1	1 1 0	0 1 0	0 0 0	0 0 0	1 0 0
Terry Humphrey, R (1, 2) OBP: 0.348, SLG: 0.398		FC6-4 HBP		K		1-H 2B		1B 1B	1-3		E6 1-3 3-H 1B	5	1	3	1	0	1	0
Bob Jones, L (1, 9) OBP: 0.289, SLG: 0.414 Bill Melton, R (10, PH) OBP: 0.300, SLG: 0.337 Leroy Stanton, R (10, 9) OBP: 0.269, SLG: 0.284		F7			F8	K		1B 1B 1-2 1B		F6	SF9 3-H	4 1 0	1 0 0	1 0 0	0 0 1	0 0 0	1 0 0	2 0 0
Ron Jackson, R (1, 5) OBP: 0.281, SLG: 0.320 (11, 7)		FC6-4 1-2f			1B 1B	K		L3		5-3	F5	6	1	1	0	0	1	5
Dave Chalk, R (1, 6) OBP: 0.308, SLG: 0.252 (11, 5)			F5		1B 1-3		F8	FC4-6 1B 1-3 2-H 1B		FC6-4 BB		4	0	2	1	1	0	0
Inning Stats	R: 1 E: 0 K: 1 S: 6 / H: 1 LOB: 0 BB: 0 P: 6	R: 0 E: 0 K: 0 S: 3 / H: 0 LOB: 1 BB: 0 P: 4	R: 0 E: 0 K: 0 S: 3 / H: 0 LOB: 0 BB: 0 P: 3	R: 1 E: 0 K: 2 S: 8 / H: 1 LOB: 0 BB: 0 P: 8	R: 1 E: 0 K: 1 S: 8 / H: 3 LOB: 2 BB: 0 P: 8	R: 1 E: 0 K: 3 S: 11 / H: 2 LOB: 1 BB: 0 P: 11	R: 2 E: 0 K: 0 S: 6 / H: 3 LOB: 1 BB: 0 P: 6	R: 2 E: 0 K: 1 S: 9 / H: 4 LOB: 2 BB: 0 P: 9	R: 0 E: 0 K: 1 S: 5 / H: 0 LOB: 0 BB: 0 P: 5	R: 0 E: 0 K: 0 S: 3 / H: 0 LOB: 1 BB: 1 P: 7	R: 3 E: 2 K: 1 S: 9 / H: 3 LOB: 1 BB: 0 P: 9	1B: 13 2B: 2 3B: 0 HR: 2 / SF: 1 SAC: 1 DP: 0 HBP: 1						

PITCHER		IP	WLS	BF	H	R	ER	SO	BB	IBB	HBP	BLK	WP	HR	S	P	ERA	WHIP
Catfish Hunter, R ERA: 3.66	(1, 1)	6.1		29	9	6	6	7	0	0	1	0	0	2	42	43	8.53	1.421
Ron Guidry, L ERA: 10.13	(7, 1)	2.2		13	5	2	2	2	0	0	0	0	0	0	17	17	6.75	1.875
Sparky Lyle, L ERA: 2.39	(10, 1)	2.0	L	11	3	3	1	1	1	0	0	0	0	0	12	16	4.50	2.000

PITCHER	IP	WLS	BF	H	R	ER	SO	BB	IBB	HBP	BLK	WP	HR	S	P	ERA	WHIP

TOP

California Angels @ New York Yankees

Yankee Stadium, Bronx, NY

Sun Aug 22 1976, 3:33 AM EDT

Att. 52,864 - Unknown - 92 F

livebaseballscorecards.com

AB	49
R	11
H	17
RBI	10
BB	1
SO	10
LOB	20

WP: 0	PA: 53		
PB: 0			
SB: 0			
CS: 0			

Batter	1	2	3	4	5	6	7	8	9	10	11	AB	R	H	RBI	BB	SO	LOB
Roy White, S (1, 8) (10, 7) OBP: 0.353, SLG: 0.413	F9		6-3			5-3		F2	1-H HR		1-2 1B	6	1	2	2	0	0	0
Thurman Munson, R (1, 10) OBP: 0.343, SLG: 0.434	F7			F8		6-3			6-3 / F7		K	6	0	0	0	0	1	2
Lou Piniella, R (1, 9) OBP: 0.313, SLG: 0.400 Mickey Rivers, L (9, PR) OBP: 0.312, SLG: 0.422 (10, 8)	HBP			PB 1B		F8			2B 1B / E4 CS			4 0	1 0	2 0	0 0	0 0	0 0	0 0
Chris Chambliss, L (1, 3) OBP: 0.328, SLG: 0.454	4-3			K 1-2			5-3		1B 1B 2B / CS	F8		5	1	1	0	0	1	2
Graig Nettles, L (1, 5) OBP: 0.311, SLG: 0.427		F8		F8			6-3		1B BB 2B 1B 2-3 3-H	P5		5	1	1	1	0	0	1
Otto Velez, R (1, 7) (10, 9) OBP: 0.360, SLG: 0.323		K			FC6-5-6-5 2B		BB		1B 2B BB 1-2	K		3	1	1	0	2	2	0
Fran Healy, R (1, 2) OBP: 0.318, SLG: 0.267		F8			FC6-5-6-5 FC1-6 2-3		F8		2B 1B 1B 1-2 2-3 3-H		K	5	1	1	1	0	1	2
Willie Randolph, R (1, 4) OBP: 0.352, SLG: 0.312			L6		FC1-6 1-2f			F7	1B 2B 1-3 2-H 3-H		1B BB	4	1	1	2	1	0	1
Fred Stanley, R (1, 6) OBP: 0.347, SLG: 0.320 Carlos May, L (9, PH) OBP: 0.347, SLG: 0.349 Jim Mason, L (10, 6) OBP: 0.215, SLG: 0.239 Sandy Alomar Sr., S (11, PH) OBP: 0.303, SLG: 0.293			P6		K			6-3	HR 2-H 3-H		F8	3 1 0 1	0 1 0 0	0 1 0 0	0 2 0 0	0 0 0 0	1 0 0 0	1 0 0 1
Inning Stats	R: 0 H: 0 E: 0 LOB: 1 K: 0 BB: 0 S: 3 P: 4	R: 0 H: 0 E: 0 LOB: 0 K: 1 BB: 0 S: 5 P: 5	R: 0 H: 0 E: 0 LOB: 0 K: 0 BB: 0 S: 3 P: 3	R: 0 H: 1 E: 0 LOB: 1 K: 1 BB: 0 S: 6 P: 6	R: 0 H: 1 E: 0 LOB: 1 K: 1 BB: 0 S: 6 P: 6	R: 0 H: 0 E: 0 LOB: 0 K: 0 BB: 0 S: 3 P: 3	R: 0 H: 0 E: 0 LOB: 1 K: 0 BB: 1 S: 3 P: 7	R: 0 H: 0 E: 0 LOB: 0 K: 0 BB: 0 S: 3 P: 3	R: 8 H: 7 E: 1 LOB: 1 K: 0 BB: 1 S: 10 P: 14	R: 0 H: 0 E: 0 LOB: 0 K: 1 BB: 0 S: 5 P: 5	R: 0 H: 1 E: 0 LOB: 2 K: 2 BB: 1 S: 8 P: 12	1B: 6 2B: 3 3B: 0 HR: 1	SF: 0 SAC: 0 DP: 0 HBP: 1					

PITCHER		IP	WLS	BF	H	R	ER	SO	BB	IBB	HBP	BLK	WP	HR	S	P	ERA	WHIP
Frank Tanana, L ERA: 2.94	(1, 1)	8.1		35	7	6	6	3	2	0	1	0	0	0	38	47	6.48	1.080
John Verhoeven, R ERA: 3.24	(9, 1)	0.1		4	2	2	2	0	0	0	0	0	0	1	4	4	54.00	6.000
Sid Monge, L ERA: 3.4	(9, 1)	2.1	W	8	1	0	0	3	1	0	0	0	0	0	13	17	0.00	0.857

PITCHER	IP	WLS	BF	H	R	ER	SO	BB	IBB	HBP	BLK	WP	HR	S	P	ERA	WHIP

BOTTOM

California Angels @ New York Yankees

Yankee Stadium, Bronx, NY

Sun Aug 22 1976, 3:33 AM EDT

Att. 52,864 - Unknown - 92 F

livebaseballscorecards.com

AB	43
R	8
H	10
RBI	8
BB	3
SO	6
LOB	10

WP: 0 PA: 48
PB: 1
SB: 0
CS: 1

California Angels @ Boston Red Sox

Fenway Park, Boston, MA

Mon Aug 23 1976, 7:05 PM EDT

Att. 24,125 - Unknown

TOP

livebaseballscorecards.com

Batter	1	2	3	4	5	6	7	8	9	AB	R	H	RBI	BB	SO	LOB
Dave Collins, S (1, 7) OBP: 0.336, SLG: 0.325	6-3		5-3		F9		E6 G4-6-3 1-2 2-3		K	5	0	0	0	0	1	3
Jerry Remy, L (1, 4) OBP: 0.315, SLG: 0.302	F9		F8		G3		G4-6-3 1-2f		K	3	0	0	0	0	0	0
Mario Guerrero, R (6, 4) OBP: 0.287, SLG: 0.308										2	0	0	0	0	1	4
Tommy Davis, R (1, 10) OBP: 0.310, SLG: 0.338	F9		1B			4-3		1B 1B 1B 1B	K	5	1	2	0	0	1	1
Bill Melton, R (1, 3) OBP: 0.302, SLG: 0.339		5-3	F7			5-3 1B		1B 1B 1-2 1B		4	0	2	0	0	0	1
Terry Humphrey, R (1, 2) OBP: 0.362, SLG: 0.406		BB 2B 1B		G1-6-3 BB		5-3 1-2		1B 1-2 2-3 1B		3	1	2	0	1	0	1
Leroy Stanton, R (1, 9) OBP: 0.270, SLG: 0.281		2B 1-2 SF4 BB		G1-6-3 1-2f		G3		L3 1-2 2-3 3-H 1B		2	1	0	0	1	0	2
Dan Briggs, L (7, 9) OBP: 0.274, SLG: 0.330										1	0	1	1	0	0	0
Rusty Torres, S (1, 8) OBP: 0.299, SLG: 0.357		E 1-3 2-H 2B		1B			E 1B 1B	L3 1-2		4	0	3	1	0	0	3
Ron Jackson, R (1, 5) OBP: 0.280, SLG: 0.320		SF4 2-3 3-H		F2			E 1-2 1B	5-3		3	0	1	1	0	0	3
Dave Chalk, R (1, 6) OBP: 0.308, SLG: 0.250		4-3			F7		F8		BB	3	0	0	0	1	0	3

	AB	35
	R	3
	H	11
	RBI	3
	BB	3
	SO	3
	LOB	21

Inning Stats										
	R: 0	H: 0	R: 2	H: 2	R: 0	H: 1	R: 0	H: 1	R: 0	H: 0
	E: 0	LOB: 0	E: 1	LOB: 1	E: 0	LOB: 1	E: 0	LOB: 1	E: 0	LOB: 0
	K: 0	BB: 0	K: 0	BB: 1	K: 0	BB: 0	K: 0	BB: 1	K: 0	BB: 0
	S: 3	P: 3	S: 5	P: 9	S: 4	P: 4	S: 3	P: 7	S: 3	P: 3

R: 0	H: 1	R: 0	H: 2	R: 1	H: 4	R: 0	H: 0	1B: 10	SF: 1	WP: 0	PA: 39
E: 0	LOB: 1	E: 1	LOB: 2	E: 0	LOB: 2	E: 0	LOB: 1	2B: 2	SAC: 0	PB: 0	
K: 0	BB: 0	K: 0	BB: 0	K: 0	BB: 0	K: 3	BB: 1	3B: 0	DP: 3	SB: 0	
S: 4	P: 4	S: 5	P: 5	S: 6	P: 6	S: 9	P: 13	HR: 0	HBP: 0	CS: 0	

PITCHER		IP	WLS	BF	H	R	ER	SO	BB	IBB	HBP	BLK	WP	HR	S	P	ERA	WHIP
Bill Lee, L ERA: 6.05	(1, 1)	7.0	W	29	7	2	2	0	2	0	0	0	0	0	27	35	2.57	1.286
Dick Pole, R ERA: 4.59	(8, 1)	0.0		4	4	1	1	0	0	0	0	0	0	0	4	4	∞	∞
Tom Murphy, R ERA: 4.24	(8, 1)	2.0	S	6	0	0	0	3	1	0	0	0	0	0	11	15	0.00	0.500

PITCHER	IP	WLS	BF	H	R	ER	SO	BB	IBB	HBP	BLK	WP	HR	S	P	ERA	WHIP

BOTTOM

California Angels @ Boston Red Sox

Fenway Park, Boston, MA

Mon Aug 23 1976, 7:05 PM EDT

Att. 24,125 - Unknown

livebaseballscorecards.com

Batter	1	2	3	4	5	6	7	8	9	AB	R	H	RBI	BB	SO	LOB
Rick Burleson, R (1, 6) OBP: 0.349, SLG: 0.360	G3		1B		F8	6-3		F7		5	0	1	0	0	0	1
Denny Doyle, L (1, 4) OBP: 0.289, SLG: 0.301	K		K		F7	6-3				4	0	0	0	0	2	3
Fred Lynn, L (1, 8) OBP: 0.364, SLG: 0.448	K		K			BB, SH	K			3	1	0	0	1	3	3
Carl Yastrzemski, L (1, 7) OBP: 0.349, SLG: 0.432		K		HR		BB, E, SH, 1-2	2B			3	2	2	1	1	1	0
Cecil Cooper, L (1, 3) OBP: 0.302, SLG: 0.469		K		K		SH, E, 1-2, 2-H	K			3	1	0	0	0	3	1
Jim Rice, R (1, 10) OBP: 0.299, SLG: 0.435		F9		5-3		1B, 1-H, 2-H	K			4	1	1	2	0	1	1
Carlton Fisk, R (1, 2) OBP: 0.333, SLG: 0.372			1B	HBP		1B, PB, 1-3		1B		3	1	3	0	0	0	0
Rick Miller, L (1, 9) OBP: 0.336, SLG: 0.339			1B, 1-2	6-3		PB, S, SF9, 2-3, 3-H		K		4	1	2	1	0	1	2
Butch Hobson, R (1, 5) OBP: 0.248, SLG: 0.323			F5		F8	SF9, 1-H, 3-H		F3		3	0	0	1	0	0	3
Inning Stats	R: 0 E: 0 K: 2 S: 7 H: 0 LOB: 0 BB: 0 P: 7	R: 0 E: 0 K: 2 S: 7 H: 0 LOB: 0 BB: 0 P: 7	R: 0 E: 0 K: 2 S: 10 H: 3 LOB: 3 BB: 0 P: 10	R: 1 E: 0 K: 1 S: 6 H: 1 LOB: 1 BB: 0 P: 7	R: 0 E: 0 K: 0 S: 3 H: 0 LOB: 0 BB: 0 P: 3	R: 6 E: 2 K: 0 S: 7 H: 3 LOB: 0 BB: 2 P: 15	R: 0 E: 0 K: 3 S: 10 H: 1 LOB: 1 BB: 0 P: 10	R: 0 E: 0 K: 1 S: 6 H: 1 LOB: 1 BB: 0 P: 6		1B: 7 2B: 1 3B: 0 HR: 1 SF: 1 SAC: 1 DP: 0 HBP: 1						

AB	32
R	7
H	9
RBI	5
BB	2
SO	11
LOB	14

WP: 0 PB: 1 SB: 1 CS: 0 PA: 37

PITCHER		IP	WLS	BF	H	R	ER	SO	BB	IBB	HBP	BLK	WP	HR	S	P	ERA	WHIP
Nolan Ryan, R ERA: 3.81	(1, 1)	5.0	L	25	6	6	5	7	2	0	1	0	0	1	36	45	9.00	1.600
Mickey Scott, L ERA: 3.16	(6, 1)	0.0		1	1	0	0	0	0	0	0	0	0	0	1	1	∞	∞
Dick Drago, R ERA: 5.37	(6, 1)	3.0		11	2	1	0	4	0	0	0	0	0	0	19	19	0.00	0.667

PITCHER	IP	WLS	BF	H	R	ER	SO	BB	IBB	HBP	BLK	WP	HR	S	P	ERA	WHIP

California Angels @ Boston Red Sox

Fenway Park, Boston, MA

Tue Aug 24 1976, 7:05 PM EDT

Att. 24,104 - Unknown - 70 F

TOP

livebaseballscorecards.com

Batter	1	2	3	4	5	6	7	8	9	AB	R	H	RBI	BB	SO	LOB
Dave Collins, S (1, 10) OBP: 0.342, SLG: 0.336	1B		HR 2B	K			SH1-4		FC2-6 1B	4	1	3	0	0	1	1
Rusty Torres, S (1, 8) OBP: 0.302, SLG: 0.364	1B		K		F8		2B		FC2-6 S 2B	5	1	2	1	0	1	3
Dan Briggs, L (1, 9) OBP: 0.267, SLG: 0.321	F5		K		F8		F8		K	5	0	0	0	0	2	6
Tony Solaita, L (1, 3) OBP: 0.355, SLG: 0.414	K		HR		1B		FC6-4 IBB		2B BB	3	1	2	3	2	1	2
Terry Humphrey, R (1, 2) OBP: 0.355, SLG: 0.405	F8		L6		K		FC6-4		2B	5	0	1	1	0	1	5
Bob Jones, L (1, 7) OBP: 0.293, SLG: 0.417		K		2B 2B		L6		4-3	FC4-6 IBB	4	1	1	0	1	1	0
Mario Guerrero, R (1, 4) OBP: 0.285, SLG: 0.311		6-3		2B		F8		6-3	FC4-6	5	0	1	1	0	0	3
Ron Jackson, R (1, 5) OBP: 0.280, SLG: 0.318		F9		F9		5-3		S HBP		3	0	0	0	0	0	1
Dave Chalk, R (1, 6) OBP: 0.307, SLG: 0.250			E6 2B HR	F8			WP SH1-4 2B 1B	K		4	2	1	0	0	1	2

AB	38
R	6
H	11
RBI	6
BB	3
SO	8
LOB	23

Inning Stats	1	2	3	4	5	6	7	8	9
	R: 0 E: 0 K: 1 S: 7	H: 2 LOB: 2 BB: 0 P: 7	R: 0 E: 0 K: 1 S: 5	H: 0 LOB: 0 BB: 0 P: 5	R: 3 E: 1 K: 2 S: 10	H: 2 LOB: 0 BB: 0 P: 10	R: 1 E: 0 K: 1 S: 7	H: 2 LOB: 1 BB: 0 P: 7	R: 0 E: 0 K: 1 S: 6	H: 1 LOB: 1 BB: 0 P: 6
	R: 0 E: 0 K: 0 S: 3	H: 0 LOB: 0 BB: 0 P: 3	R: 1 E: 0 K: 0 S: 5	H: 2 LOB: 2 BB: 1 P: 9	R: 0 E: 0 K: 1 S: 5	H: 0 LOB: 1 BB: 0 P: 6	R: 1 E: 0 K: 1 S: 7	H: 2 LOB: 3 BB: 2 P: 15	1B: 5 2B: 5 3B: 0 HR: 1	SF: 0 SAC: 1 DP: 0 HBP: 1	WP: 1 PB: 0 SB: 2 CS: 0	PA: 43

PITCHER		IP	WLS	BF	H	R	ER	SO	BB	IBB	HBP	BLK	WP	HR	S	P	ERA	WHIP
Rick Wise, R ERA: 3.84	(1, 1)	6.1		29	9	5	2	6	0	0	0	0	1	1	41	41	2.84	1.421
Jim Willoughby, R ERA: 3.12	(7, 1)	2.2	L	14	2	1	1	2	1	2	1	0	0	0	14	27	3.38	1.125

PITCHER	IP	WLS	BF	H	R	ER	SO	BB	IBB	HBP	BLK	WP	HR	S	P	ERA	WHIP

BOTTOM

California Angels @ Boston Red Sox

Fenway Park, Boston, MA

Tue Aug 24 1976, 7:05 PM EDT

Att. 24,104 - Unknown - 70 F

Batter	1	2	3	4	5	6	7	8	9	AB	R	H	RBI	BB	SO	LOB
Rick Burleson, R (1, 6) OBP: 0.347, SLG: 0.356	6-3		BBBB 4-0 5-3 1B BB		SSS 0-3 K		0-0 6-3		0-0 4-3	4	1	0	0	1	1	1
Denny Doyle, L (1, 4) OBP: 0.288, SLG: 0.300	0-0 4-3		0-0 5-3 1-2		0-0 F4			0-0 2B E 1B		4	1	1	0	0	0	2
Fred Lynn, L (1, 8) OBP: 0.365, SLG: 0.451	0-0 F8		0-0 2-H 1B			0-0 4-3		0-0 1-3 E 2B		4	0	2	1	0	0	0
Carl Yastrzemski, L (1, 7) OBP: 0.349, SLG: 0.432 Bobby Darwin, R (4, 7) OBP: 0.276, SLG: 0.372		0-0 1B SF9 1B	0-0 3-1			H 1-0 BB HBP		0-0 1-3		2 1	1 0	1 0	0 0	0 0	0 0	0 2
Cecil Cooper, L (1, 3) OBP: 0.307, SLG: 0.469		0-0 1-3 HR 1B		0-0 4-3		BBBB 4-0 1-2 BB		IIII 4-0 E IBB		2	1	1	0	2	0	0
Jim Rice, R (1, 10) OBP: 0.297, SLG: 0.432		0-0 SF9 3-H		0-0 6-3		SSS 0-3 K		SSS 0-3 K		3	0	0	1	0	2	5
Carlton Fisk, R (1, 2) OBP: 0.332, SLG: 0.378		0-0 1-H HR		0-0 F4		0-0 F4		0-0 FC4-2 1-2 2-H 3-H		4	1	1	2	0	0	4
Rick Miller, L (1, 9) OBP: 0.335, SLG: 0.337		0-0 4-3			0-0 S 1B		0-0 B1-3		0-0 5-3	4	0	1	0	0	0	0
Butch Hobson, R (1, 5) OBP: 0.241, SLG: 0.313		SSS 0-3 K			SSS 0-3 K 1-2		0-0 L9		0-0 6-3	4	0	0	0	0	2	1

Inning Stats	1	2	3	4	5	6	7	8	9
	R: 0 H: 0 E: 0 LOB: 0 K: 0 BB: 0 S: 3 P: 3	R: 3 H: 3 E: 0 LOB: 0 K: 1 BB: 0 S: 8 P: 8	R: 1 H: 1 E: 0 LOB: 0 K: 0 BB: 1 S: 3 P: 7	R: 0 H: 0 E: 0 LOB: 0 K: 0 BB: 0 S: 3 P: 3	R: 0 H: 1 E: 0 LOB: 1 K: 2 BB: 0 S: 8 P: 8	R: 0 H: 0 E: 0 LOB: 2 K: 1 BB: 1 S: 5 P: 10	R: 0 H: 0 E: 0 LOB: 0 K: 0 BB: 0 S: 3 P: 3	R: 1 H: 2 E: 1 LOB: 1 K: 1 BB: 1 S: 7 P: 11	R: 0 H: 0 E: 0 LOB: 0 K: 0 BB: 0 S: 3 P: 3

1B: 5 SF: 1
2B: 1 SAC: 0
3B: 0 DP: 0
HR: 1 HBP: 1

WP: 0 PA: 37
PB: 0
SB: 1
CS: 0

livebaseballscorecards.com

	AB	32
	R	5
	H	7
	RBI	4
	BB	3
	SO	5
	LOB	15

PITCHER	IP	WLS	BF	H	R	ER	SO	BB	IBB	HBP	BLK	WP	HR	S	P	ERA	WHIP
Paul Hartzell, R (1, 1) ERA: 2.78	9.0	W	37	7	5	4	5	2	1	1	0	0	1	43	56	4.00	1.000

PITCHER	IP	WLS	BF	H	R	ER	SO	BB	IBB	HBP	BLK	WP	HR	S	P	ERA	WHIP

California Angels @ Boston Red Sox

Fenway Park, Boston, MA

Wed Aug 25 1976, 3:33 AM EDT

Att. 21,513 - Unknown - 84 F

TOP

livebaseballscorecards.com

Batter	1	2	3	4	5	6	7	8	9	AB	R	H	RBI	BB	SO	LOB
Dave Collins, S (1, 10) OBP: 0.337, SLG: 0.331	SSS 0-3 ① K			SSS 0-3 ① K	x 0-0 ③ 4-3			x 0-0 ① F9 2-3		4	0	0	0	0	2	4
Rusty Torres, S (1, 8) OBP: 0.296, SLG: 0.356	x 0-0 ② F3			x 0-0 ② F2		x 0-0 ① 4-3		x 0-0 ② F3		4	0	0	0	0	0	2
Dan Briggs, L (1, 9) OBP: 0.271, SLG: 0.317	x 0-0 ③ G3			BBBB 4-0 BB BB		x 0-0 ② F9		BBBB 4-0 2B 1-2 BB		2	0	0	0	2	0	0
Tony Solaita, L (1, 3) OBP: 0.358, SLG: 0.418		x 0-0 ① F9		BBBB 4-0 1-2 BB		x 0-0 ③ F8		x 0-0 1-3 2-H 3-H 2B		3	0	1	2	1	0	0
Bob Jones, L (1, 7) OBP: 0.285, SLG: 0.403		x 0-0 ② 4-3		x 0-0 ③ F6			x 0-0 ① G3	x 0-0 ③ F5		4	0	0	0	0	0	4
Mario Guerrero, R (1, 4) OBP: 0.284, SLG: 0.309		x 0-0 ③ F8			x 0-0 F8 1B 1B		x 0-0 ② F9		x 0-0 ① 6-3	4	0	1	0	0	0	0
Ron Jackson, R (1, 5) OBP: 0.278, SLG: 0.315 Bruce Bochte, L (9, PH) OBP: 0.350, SLG: 0.305			x 0-0 ① F7		SSS 0-3 ① K		x 0-0 ③ L5		x 0-0 G6-4-3 1B	3 1	0 0	0 1	0 0	0 0	1 0	1 0
Dave Chalk, R (1, 6) OBP: 0.309, SLG: 0.251			x 0-0 ② F5		x 0-0 1-2 1B			BBBB 4-0 F9 1B 2B BB	x 0-0 ②③ G6-4-3 1-2f	3	1	1	0	1	0	1
Andy Etchebarren, R (1, 2) OBP: 0.292, SLG: 0.251			x 0-0 ③ F2		x 0-0 ② F8 2-3			x 0-0 BB 1-2 2B 1B		3	1	1	0	0	0	2

	AB	31
	R	2
	H	5
	RBI	2
	BB	4
	SO	3
	LOB	14

Inning Stats	1	2	3	4	5	6	7	8	9
R	0	0	0	0	0	0	0	2	0
E	0	0	0	0	0	0	0	0	0
K	1	0	0	1	1	0	0	0	0
S	5	3	3	5	7	3	3	5	3
H	0	0	0	0	2	0	0	2	1
LOB	0	0	0	2	2	0	0	0	0
BB	0	0	0	2	0	0	0	2	0
P	5	3	3	13	7	3	3	13	3

1B	4	
2B	1	
3B	0	
HR	0	
SF	0	
SAC	0	
DP	1	
HBP	0	
WP	0	
PB	0	
SB	0	
CS	0	
PA	35	

PITCHER		IP	WLS	BF	H	R	ER	SO	BB	IBB	HBP	BLK	WP	HR	S	P	ERA	WHIP
Luis Tiant, R ERA: 3.05	(1, 1)	8.0	W	32	4	2	2	3	4	0	0	0	0	0	34	50	2.25	1.000
Tom Murphy, R ERA: 4.18	(9, 1)	1.0		3	1	0	0	0	0	0	0	0	0	0	3	3	0.00	1.000

PITCHER	IP	WLS	BF	H	R	ER	SO	BB	IBB	HBP	BLK	WP	HR	S	P	ERA	WHIP

Batter	1	2	3	4	5	6	7	8	9	AB	R	H	RBI	BB	SO	LOB
Rick Burleson, R (1, 6) OBP: 0.352, SLG: 0.358	BBBB 4-0 1B SF7 BB	x 0-0 ③ 4-3		x 0-0 ① FC3-6 1-2 1B		BBBB 4-0 F8 1B 1B BB	x 0-0 4-3 1-2 2-H 3-H 1B			3	2	2	2	2	0	1
Denny Doyle, L (1, 4) OBP: 0.293, SLG: 0.305	x 0-0 3-1 1B 1-3 1B		x 0-0 WP 2B 1B	x 0-0 ② FC3-6 1-2f 2B		x 0-0 1B 1-2 1B	x 0-0 ② 4-3 1-2 2-3			5	2	3	0	0	0	3
Fred Lynn, L (1, 8) OBP: 0.365, SLG: 0.452	x 0-0 ① SF7 3-H		x 0-0 ① F5	x 0-0 1-H 2B		x 0-0 ② F8 2-3	4-0 IBB			3	0	1	2	1	0	3
Carlton Fisk, R (1, 2) OBP: 0.335, SLG: 0.380	x 0-0 3-1 1-2 1B		SSS 0-3 ② K 1-2	H 1-0 HBP		x 0-0 1B 1-2 3-H 1B	x 0-0 ③ F8			4	0	2	1	0	1	4
Cecil Cooper, L (1, 3) OBP: 0.309, SLG: 0.466	x 0-0 ② 3-1 1-2 2-3		BBBB 4-0 2B BB	SSS 0-3 ③ K		x 0-0 ③ 1-2 1B		x 0-0 ① 3-1		4	1	1	0	1	1	4
Jim Rice, R (1, 7) OBP: 0.298, SLG: 0.433	x 0-0 ③ 6-3		x 0-0 1B 1-H 2-H 2B		SSS 0-3 ① K		x 0-0 BB 1B 1B 1B	x 0-0 ② 6-3		5	2	2	2	0	1	2
Rick Miller, L (1, 9) OBP: 0.336, SLG: 0.335		BBBB 4-0 FC5-4 BB	x 0-0 2-H 1B		x 0-0 ② F8		x 0-0 ① F7	x 0-0 ③ 6-3		4	0	1	1	1	0	1
Bobby Darwin, R (1, 10) OBP: 0.275, SLG: 0.369		x 0-0 ① L8	SSS 0-3 ③ K		x 0-0 ③ F9		x 0-0 BB 1-2 1B 1B			4	1	1	0	0	1	2
Butch Hobson, R (1, 5) OBP: 0.248, SLG: 0.314		x 0-0 ② FC5-4 1-2f		x 0-0 CS 1B		SSS 0-3 ① K	BBBB 4-0 4-3 1B 1-2 2-3 BB			3	0	1	0	1	1	1
Inning Stats	R: 1 H: 2 E: 0 LOB: 2 K: 0 BB: 1 S: 5 P: 9	R: 0 H: 0 E: 0 LOB: 1 K: 0 BB: 1 S: 3 P: 7	R: 3 H: 3 E: 0 LOB: 1 K: 2 BB: 1 S: 10 P: 14	R: 1 H: 3 E: 0 LOB: 2 K: 1 BB: 0 S: 7 P: 8	R: 0 H: 0 E: 0 LOB: 0 K: 1 BB: 0 S: 5 P: 5	R: 1 H: 3 E: 0 LOB: 2 K: 1 BB: 1 S: 7 P: 11	R: 2 H: 3 E: 0 LOB: 3 K: 0 BB: 2 S: 6 P: 14	R: 0 H: 0 E: 0 LOB: 0 K: 0 BB: 0 S: 3 P: 3		1B: 12 SF: 1 2B: 2 SAC: 0 3B: 0 DP: 0 HR: 0 HBP: 1						

BOTTOM

California Angels @ Boston Red Sox

Fenway Park, Boston, MA

Wed Aug 25 1976, 3:33 AM EDT

Att. 21,513 - Unknown - 84 F

livebaseballscorecards.com

AB	35
R	8
H	14
RBI	8
BB	6
SO	5
LOB	21

PITCHER		IP	WLS	BF	H	R	ER	SO	BB	IBB	HBP	BLK	WP	HR	S	P	ERA	WHIP
Don Kirkwood, R ERA: 4.5	(1, 1)	3.2	L	21	8	5	5	2	3	0	0	0	1	0	22	34	12.27	3.000
Mike Overy, R ERA: 8.1	(4, 1)	1.2		8	1	1	1	3	1	0	1	0	0	0	12	17	5.40	1.200
Mickey Scott, L ERA: 3.62	(6, 1)	1.0		7	4	2	2	0	1	0	0	0	0	0	6	10	18.00	5.000
John Verhoeven, R ERA: 3.04	(7, 1)	1.2		7	1	0	0	0	0	1	0	0	0	0	6	10	0.00	0.600

PITCHER	IP	WLS	BF	H	R	ER	SO	BB	IBB	HBP	BLK	WP	HR	S	P	ERA	WHIP

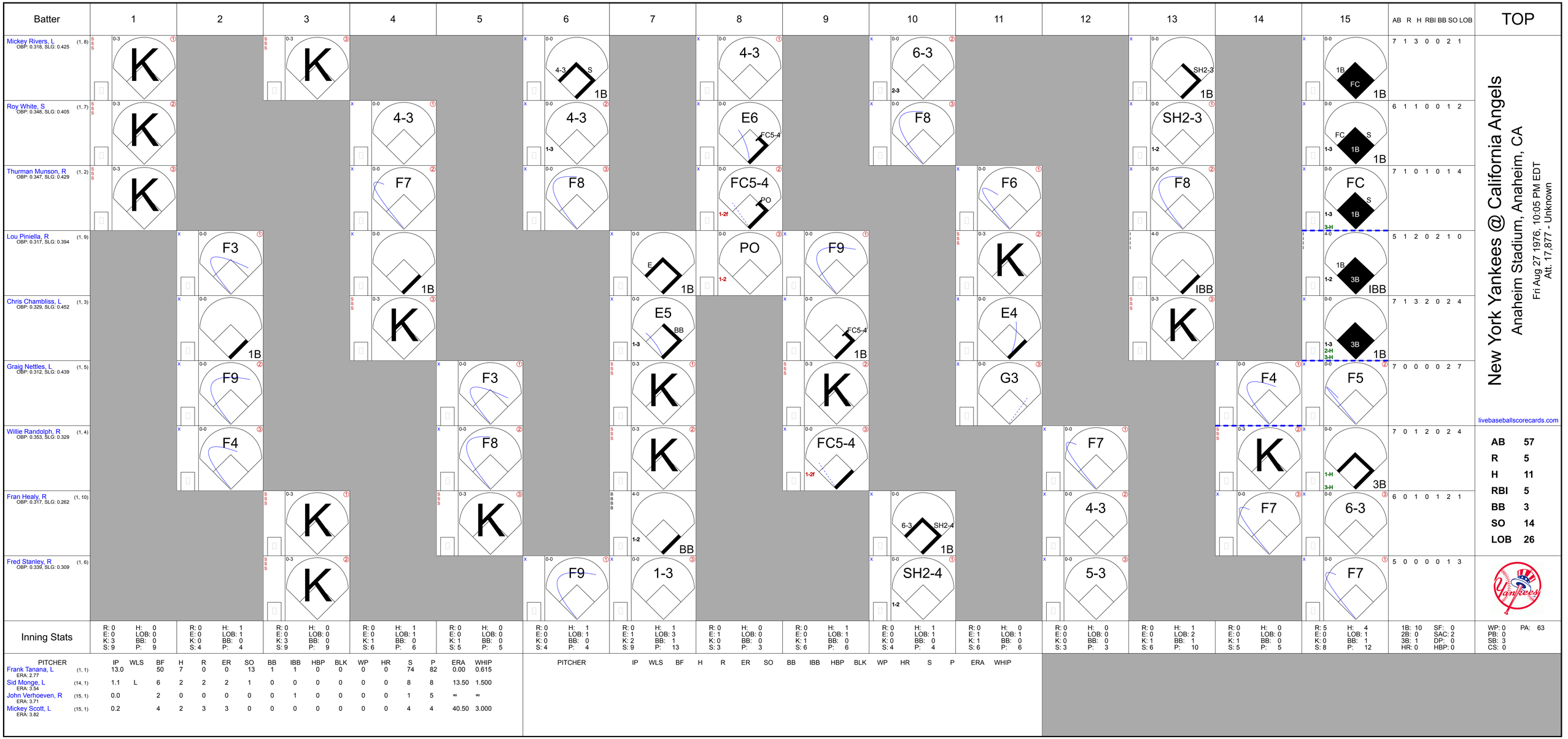
Batter
1
2
3
4
5
6
7
8
9
10
11
12
13
14
15
AB R H RBI BB SO LOB
TOP
Mickey Rivers, L (1, 8) OBP: 0.318, SLG: 0.425
7 1 3 0 0 2 1
Roy White, S (1, 7) OBP: 0.348, SLG: 0.405
6 1 1 0 0 1 2
Thurman Munson, R (1, 2) OBP: 0.347, SLG: 0.429
7 1 0 1 0 1 4
Lou Piniella, R (1, 9) OBP: 0.317, SLG: 0.394
5 1 2 0 2 1 0
Chris Chambliss, L (1, 3) OBP: 0.329, SLG: 0.452
7 1 3 2 0 2 4
Graig Nettles, L (1, 5) OBP: 0.312, SLG: 0.439
7 0 0 0 0 2 7
Willie Randolph, R (1, 4) OBP: 0.353, SLG: 0.329
7 0 1 2 0 2 4
Fran Healy, R (1, 10) OBP: 0.317, SLG: 0.262
6 0 1 0 1 2 1
Fred Stanley, R (1, 6) OBP: 0.339, SLG: 0.309
5 0 0 0 0 1 3
New York Yankees @ California Angels
Anaheim Stadium, Anaheim, CA
Fri Aug 27 1976, 10:05 PM EDT
Att. 17,877 - Unknown
livebaseballscorecards.com
AB 57
R 5
H 11
RBI 5
BB 3
SO 14
LOB 26
PA: 63
Inning Stats
R: 0 H: 0 E: 0 LOB: 0 K: 3 BB: 0 S: 9 P: 9
R: 0 H: 1 E: 0 LOB: 1 K: 0 BB: 0 S: 4 P: 4
R: 0 H: 0 E: 0 LOB: 0 K: 3 BB: 0 S: 9 P: 9
R: 0 H: 1 E: 0 LOB: 1 K: 1 BB: 0 S: 6 P: 6
R: 0 H: 0 E: 0 LOB: 0 K: 1 BB: 0 S: 5 P: 5
R: 0 H: 1 E: 0 LOB: 1 K: 0 BB: 0 S: 4 P: 4
R: 0 H: 1 E: 1 LOB: 3 K: 2 BB: 1 S: 9 P: 13
R: 0 H: 0 E: 1 LOB: 0 K: 0 BB: 0 S: 3 P: 3
R: 0 H: 1 E: 0 LOB: 1 K: 1 BB: 0 S: 6 P: 6
R: 0 H: 1 E: 0 LOB: 1 K: 0 BB: 0 S: 4 P: 4
R: 0 H: 0 E: 1 LOB: 1 K: 1 BB: 0 S: 6 P: 6
R: 0 H: 0 E: 0 LOB: 0 K: 0 S: 3 P: 3
R: 0 H: 1 E: 0 LOB: 2 K: 1 BB: 1 S: 6 P: 10
R: 0 H: 0 E: 0 LOB: 0 K: 1 S: 5 P: 5
R: 5 H: 4 E: 0 LOB: 1 K: 0 BB: 1 S: 8 P: 12
1B: 10 SF: 0 2B: 0 SAC: 2 3B: 1 DP: 0 HR: 0 HBP: 0
WP: 0 PB: 0 SB: 3 CS: 0
PITCHER IP WLS BF H R ER SO BB IBB HBP BLK WP HR S P ERA WHIP
Frank Tanana, L (1, 1) ERA: 2.77 13.0 50 7 0 0 13 1 0 0 0 0 0 0 74 82 0.00 0.615
Sid Monge, L (14, 1) ERA: 3.54 1.1 L 6 2 2 2 1 0 0 0 0 0 0 8 8 13.50 1.500
John Verhoeven, R (15, 1) ERA: 3.71 0.0 2 0 0 0 0 0 1 0 0 0 0 1 5 ∞ ∞
Mickey Scott, L (15, 1) ERA: 3.82 0.2 4 2 3 3 0 0 0 0 0 0 0 4 4 40.50 3.000
PITCHER IP WLS BF H R ER SO BB IBB HBP BLK WP HR S P ERA WHIP

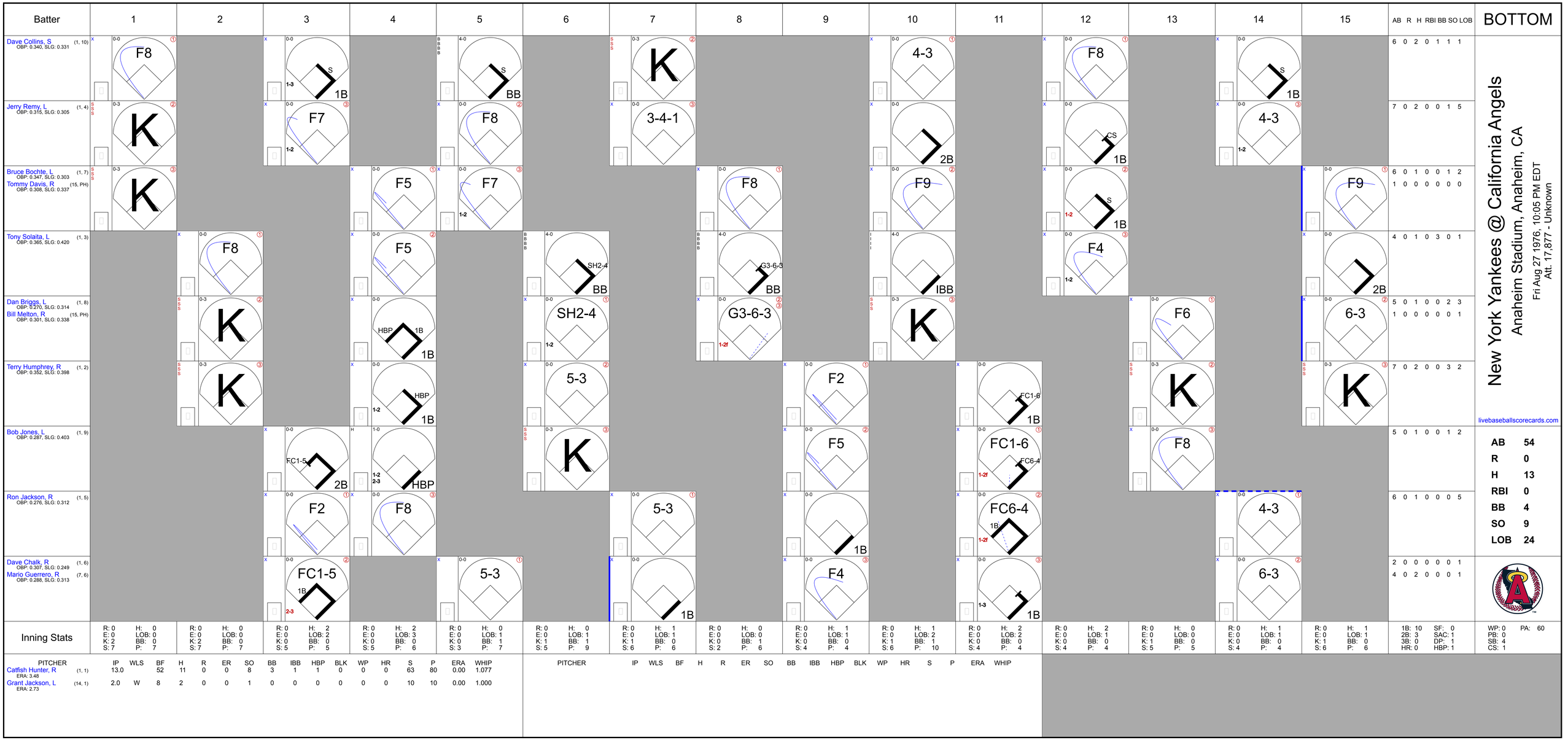
Batter
1
2
3
4
5
6
7
8
9
10
11
12
13
14
15
AB R H RBI BB SO LOB
BOTTOM
Dave Collins, S (1, 10) OBP: 0.340, SLG: 0.331
F8
S
1B
BB
K
4-3
F8
S
1B
6 0 2 0 1 1 1
Jerry Remy, L (1, 4) OBP: 0.315, SLG: 0.305
K
F7
F8
3-4-1
2B
CS
1B
4-3
7 0 2 0 0 1 5
Bruce Bochte, L (1, 7) OBP: 0.347, SLG: 0.303
Tommy Davis, R (15, PH) OBP: 0.308, SLG: 0.337
K
F5
F7
F8
F9
S
1B
F9
6 0 1 0 0 1 2
1 0 0 0 0 0 0
Tony Solaita, L (1, 3) OBP: 0.365, SLG: 0.420
F8
F5
SH2-4
BB
G3-6-3
BB
IBB
F4
2B
4 0 1 0 3 0 1
Dan Briggs, L (1, 8) OBP: 0.270, SLG: 0.314
Bill Melton, R (15, PH) OBP: 0.301, SLG: 0.338
K
HBP
1B
SH2-4
G3-6-3
K
F6
6-3
5 0 1 0 0 2 3
1 0 0 0 0 0 1
Terry Humphrey, R (1, 2) OBP: 0.352, SLG: 0.398
K
HBP
5-3
F2
FC1-6
K
K
7 0 2 0 0 3 2
Bob Jones, L (1, 9) OBP: 0.287, SLG: 0.403
FC1-5
2B
HBP
K
F5
FC1-6
FC6-4
F8
5 0 1 0 0 1 2
Ron Jackson, R (1, 5) OBP: 0.276, SLG: 0.312
F2
F8
5-3
1B
FC6-4
4-3
6 0 1 0 0 0 5
Dave Chalk, R (1, 6) OBP: 0.307, SLG: 0.249
Mario Guerrero, R (7, 6) OBP: 0.288, SLG: 0.313
FC1-5
1B
5-3
1B
F4
1B
6-3
2 0 0 0 0 0 1
4 0 2 0 0 0 1
New York Yankees @ California Angels
Anaheim Stadium, Anaheim, CA
Fri Aug 27 1976, 10:05 PM EDT
Att. 17,877 - Unknown
livebaseballscorecards.com
AB 54
R 0
H 13
RBI 0
BB 4
SO 9
LOB 24
Inning Stats
1: R: 0 E: 0 K: 2 S: 7 | H: 0 LOB: 0 BB: 0 P: 7
2: R: 0 E: 0 K: 2 S: 7 | H: 0 LOB: 0 BB: 0 P: 7
3: R: 0 E: 0 K: 0 S: 5 | H: 2 LOB: 2 BB: 0 P: 5
4: R: 0 E: 0 K: 0 S: 5 | H: 2 LOB: 3 BB: 0 P: 6
5: R: 0 E: 0 K: 0 S: 3 | H: 0 LOB: 1 BB: 1 P: 7
6: R: 0 E: 0 K: 1 S: 5 | H: 0 LOB: 1 BB: 1 P: 9
7: R: 0 E: 0 K: 1 S: 6 | H: 1 LOB: 1 BB: 0 P: 6
8: R: 0 E: 0 K: 0 S: 2 | H: 0 LOB: 0 BB: 1 P: 6
9: R: 0 E: 0 K: 0 S: 4 | H: 1 LOB: 1 BB: 0 P: 4
10: R: 0 E: 0 K: 1 S: 6 | H: 1 LOB: 2 BB: 1 P: 10
11: R: 0 E: 0 K: 0 S: 4 | H: 2 LOB: 2 BB: 0 P: 4
12: R: 0 E: 0 K: 0 S: 4 | H: 2 LOB: 1 BB: 0 P: 4
13: R: 0 E: 0 K: 1 S: 5 | H: 0 LOB: 0 BB: 0 P: 5
14: R: 0 E: 0 K: 0 S: 4 | H: 1 LOB: 1 BB: 0 P: 4
15: R: 0 E: 0 K: 1 S: 6 | H: 1 LOB: 1 BB: 0 P: 6
1B: 10 2B: 3 3B: 0 HR: 0
SF: 0 SAC: 1 DP: 1 HBP: 1
WP: 0 PB: 0 SB: 4 CS: 1
PA: 60
PITCHER IP WLS BF H R ER SO BB IBB HBP BLK WP HR S P ERA WHIP
Catfish Hunter, R (1, 1) ERA: 3.48 13.0 52 11 0 0 8 3 1 1 0 0 0 0 63 80 0.00 1.077
Grant Jackson, L (14, 1) ERA: 2.73 2.0 W 8 2 0 0 1 0 0 0 0 0 0 0 10 10 0.00 1.000
PITCHER IP WLS BF H R ER SO BB IBB HBP BLK WP HR S P ERA WHIP

Batter	1	2	3	4	5	6	7	8	9	AB	R	H	RBI	BB	SO	LOB
Mickey Rivers, L (1, 8) OBP: 0.320, SLG: 0.431	F7	1B 1-H 2-H 3B	1-2 2-H 3-H 1B		S S S K		1B 1-2 1B			5	1	3	4	0	1	1
Roy White, S (1, 7) OBP: 0.352, SLG: 0.408	B B B B FC6-4 BB	HBP 3-H 1B	F9			FC6-4 1B	1-3 2-H 1B			4	0	3	2	1	0	2
Thurman Munson, R (1, 2) OBP: 0.346, SLG: 0.428 Elrod Hendricks, L (3, 2) OBP: 0.236, SLG: 0.274	FC6-4 1-2f E	H 1-2 HBP	F3			S S S FC6-4 1-2 1B	S S S K			2 2	1 0	0 1	0 0	0 0	0 1	3 2
Chris Chambliss, L (1, 3) OBP: 0.328, SLG: 0.452	E8 1-H 2B	F8		F8	F7		P5			5	0	1	1	0	0	4
Carlos May, L (1, 10) OBP: 0.339, SLG: 0.340	F7	F7		F9		FC6-4 1-2f 2-3		S S S K		5	0	0	0	0	1	5
Graig Nettles, L (1, 5) OBP: 0.313, SLG: 0.438		BB 1B 1B	1B BB 1B 1B	G3		F9		F7		5	2	2	0	0	0	2
Oscar Gamble, L (1, 9) OBP: 0.320, SLG: 0.430		B B B 1B 1-2 3B BB	S S S K		F7		4-3		1-3	4	1	0	0	1	1	1
Willie Randolph, R (1, 4) OBP: 0.354, SLG: 0.326		S S S K	B B B B 1B 1-2 1B BB		P3		B B B B 1B 1B BB		6-3	3	2	0	0	2	1	2
Fred Stanley, R (1, 6) OBP: 0.346, SLG: 0.318		1-2 2-H 3B 1B	1B 1-2 2-3 1B			1B	F9		1-3	5	1	3	1	0	0	1
Inning Stats	R: 1 E: 1 K: 0 S: 4 H: 1 LOB: 1 BB: 1 P: 8	R: 4 E: 0 K: 1 S: 9 H: 4 LOB: 2 BB: 1 P: 14	R: 2 E: 0 K: 1 S: 8 H: 3 LOB: 2 BB: 1 P: 12	R: 0 E: 0 K: 0 S: 3 H: 0 LOB: 0 BB: 0 P: 3	R: 0 E: 0 K: 1 S: 6 H: 1 LOB: 1 BB: 0 P: 6	R: 0 E: 0 K: 0 S: 5 H: 2 LOB: 2 BB: 0 P: 5	R: 1 E: 0 K: 1 S: 7 H: 2 LOB: 2 BB: 1 P: 11	R: 0 E: 0 K: 1 S: 5 H: 0 LOB: 0 BB: 0 P: 5	R: 0 E: 0 K: 0 S: 3 H: 0 LOB: 0 BB: 0 P: 3	1B: 11 2B: 1 3B: 1 HR: 0 SF: 0 SAC: 0 DP: 0 HBP: 1						

PITCHER	IP	WLS	BF	H	R	ER	SO	BB	IBB	HBP	BLK	WP	HR	S	P	ERA	WHIP
Nolan Ryan, R (1, 1) ERA: 3.99	2.0	L	14	5	5	5	1	2	0	1	0	0	0	13	22	22.50	3.500
Dick Drago, R (3, 1) ERA: 5.31	4.0		19	6	2	2	2	1	0	0	0	0	0	22	26	4.50	1.750
Mike Overy, R (7, 1) ERA: 5.68	3.0		12	2	1	1	2	1	0	0	0	0	0	15	19	3.00	1.000

PITCHER	IP	WLS	BF	H	R	ER	SO	BB	IBB	HBP	BLK	WP	HR	S	P	ERA	WHIP

TOP

New York Yankees @ California Angels

Anaheim Stadium, Anaheim, CA

Sat Aug 28 1976, 10:05 PM EDT

Att. 16,883 - Unknown

livebaseballscorecards.com

AB	40
R	8
H	13
RBI	8
BB	4
SO	5
LOB	23

PA: 45

WP: 0
PB: 0
SB: 0
CS: 0

Batter	1	2	3	4	5	6	7	8	9	AB	R	H	RBI	BB	SO	LOB
Dave Collins, S (1, 10) OBP: 0.335, SLG: 0.325	G3		3-1		G3		1-3			4	0	0	0	0	0	2
Jerry Remy, L (1, 4) OBP: 0.314, SLG: 0.302	3-1		BBBB, 4-0, BB			G3		P4		3	0	0	0	1	0	0
Bruce Bochte, L (1, 7) OBP: 0.346, SLG: 0.301	4-3		G3			BBBB, 4-0, 1B, BB		F5		3	0	0	0	1	0	1
Tony Solaita, L (1, 3) OBP: 0.367, SLG: 0.418		BBBB, 4-0, G6-4-3, BB		P6		1-3, 1B		4-3		3	0	1	0	1	0	0
Dan Briggs, L (1, 8) OBP: 0.264, SLG: 0.308		G6-4-3, 1-2f		G3		SSS, 0-3, K			6-3	4	0	0	0	0	1	3
Terry Humphrey, R (1, 2) OBP: 0.356, SLG: 0.397		PB, 1B		3-1		4-3			H, 1-0, FC3-6, HBP	3	1	1	0	0	0	2
Bob Jones, L (1, 9) OBP: 0.286, SLG: 0.398		FC5-4, 1-H	SSS, 0-3, K				4-3		FC3-6, 1B, 1-2f	4	0	1	1	0	1	1
Mario Guerrero, R (1, 6) OBP: 0.292, SLG: 0.317		FC5-4, 1-2f				1B	L5		1-2, 1B	4	0	2	0	0	0	1
Ron Jackson, R (1, 5) OBP: 0.276, SLG: 0.312			6-3		F8		1B		P6	4	0	1	0	0	0	3
Inning Stats	R: 0 E: 0 K: 0 S: 3 H: 0 LOB: 0 BB: 0 P: 3	R: 1 E: 0 K: 0 S: 4 H: 2 LOB: 1 BB: 1 P: 8	R: 0 E: 0 K: 0 S: 3 H: 0 LOB: 1 BB: 1 P: 7	R: 0 E: 0 K: 0 S: 3 H: 0 LOB: 0 BB: 0 P: 3	R: 0 E: 0 K: 1 S: 6 H: 1 LOB: 1 BB: 0 P: 6	R: 0 E: 0 K: 1 S: 6 H: 1 LOB: 2 BB: 1 P: 10	R: 0 E: 0 K: 0 S: 4 H: 1 LOB: 1 BB: 0 P: 4	R: 0 E: 0 K: 0 S: 3 H: 0 LOB: 0 BB: 0 P: 3	R: 0 E: 0 K: 0 S: 4 H: 1 LOB: 2 BB: 0 P: 5	1B: 6 2B: 0 3B: 0 HR: 0 SF: 0 SAC: 0 DP: 1 HBP: 1	WP: 0 PB: 1 SB: 0 CS: 0 PA: 36					

PITCHER	IP	WLS	BF	H	R	ER	SO	BB	IBB	HBP	BLK	WP	HR	S	P	ERA	WHIP
Dock Ellis, R (1, 1) ERA: 3.35	9.0	W	36	6	1	0	2	3	0	1	0	0	0	36	49	0.00	1.000

PITCHER	IP	WLS	BF	H	R	ER	SO	BB	IBB	HBP	BLK	WP	HR	S	P	ERA	WHIP

BOTTOM

New York Yankees @ California Angels

Anaheim Stadium, Anaheim, CA

Sat Aug 28 1976, 10:05 PM EDT

Att. 16,883 - Unknown

livebaseballscorecards.com

AB	32
R	1
H	6
RBI	1
BB	3
SO	2
LOB	13

Batter	1	2	3	4	5	6	7	8	9	10	11	AB	R	H	RBI	BB	SO	LOB
Mickey Rivers, L (1, 8) OBP: 0.321, SLG: 0.432	G3 1B		2B		FC3-6 F8 S 1-2f		F9			1-3		5	0	2	0	0	0	1
Roy White, S (1, 7) OBP: 0.352, SLG: 0.407	G3 1-2		K		BB 1-2			F2		CS 1B		4	0	1	0	1	1	2
Carlos May, L (1, 10) OBP: 0.337, SLG: 0.338	K		6-3		F8 2-3			4-3		1B 1-2 1B		5	0	1	0	0	1	4
Chris Chambliss, L (1, 3) OBP: 0.327, SLG: 0.449	5-3		3-1		4-3			4-3		1-2 1B		5	0	1	0	0	0	4
Graig Nettles, L (1, 5) OBP: 0.312, SLG: 0.438		F8		F8		F9			2B 2B	F7		5	1	1	0	0	0	2
Oscar Gamble, L (1, 9) OBP: 0.320, SLG: 0.429 Lou Piniella, R (9, PH) OBP: 0.320, SLG: 0.401 Sandy Alomar Sr., S (9, PR) OBP: 0.299, SLG: 0.289 (9, 9)		HR 1B		3-1		F8			1B 2-H 2B		F3	3 1 1	1 0 1	1 1 0	0 1 0	0 0 0	0 0 0	0 0 0
Elrod Hendricks, L (1, 2) OBP: 0.246, SLG: 0.303 Thurman Munson, R (9, PH) OBP: 0.349, SLG: 0.430 (9, 2)	1-H HR			BB		F4			L5-3 2-H 1B		G6-4-3 1B	2 2	1 0	1 2	2 1	1 0	0 0	0 0
Willie Randolph, R (1, 4) OBP: 0.352, SLG: 0.325	G3	F8					WP 1B		L5-3 1-2		G6-4-3 1-2f	5	0	1	0	0	0	4
Fred Stanley, R (1, 6) OBP: 0.344, SLG: 0.312	5-3				FC3-6 BB		6-3 1-2		1-6-3			3	0	0	0	1	0	2
Inning Stats	R: 0 H: 1 E: 0 LOB: 1 K: 1 BB: 0 S: 6 P: 6	R: 2 H: 2 E: 0 LOB: 0 K: 0 BB: 0 S: 5 P: 5	R: 0 H: 1 E: 0 LOB: 1 K: 1 BB: 0 S: 6 P: 6	R: 0 H: 0 E: 0 LOB: 1 K: 0 BB: 1 S: 3 P: 7	R: 0 H: 0 E: 0 LOB: 2 K: 0 BB: 2 S: 3 P: 11	R: 0 H: 0 E: 0 LOB: 0 K: 0 BB: 0 S: 3 P: 3	R: 0 H: 1 E: 0 LOB: 0 K: 0 BB: 0 S: 3 P: 3	R: 0 H: 0 E: 0 LOB: 0 K: 0 BB: 0 S: 3 P: 3	R: 2 H: 3 E: 0 LOB: 1 K: 0 BB: 0 S: 5 P: 5	R: 0 H: 3 E: 0 LOB: 2 K: 0 BB: 0 S: 5 P: 5	R: 0 H: 1 E: 0 LOB: 0 K: 0 BB: 0 S: 3 P: 3	1B: 8 SF: 0 2B: 4 SAC: 0 3B: 0 DP: 2 HR: 1 HBP: 0						

PITCHER		IP	WLS	BF	H	R	ER	SO	BB	IBB	HBP	BLK	WP	HR	S	P	ERA	WHIP
Gary Ross, R ERA: 3.19	(1, 1)	5.0		22	4	2	2	2	3	0	0	0	0	1	23	35	3.60	1.400
Sid Monge, L ERA: 3.62	(6, 1)	3.0		11	3	2	2	0	0	0	0	0	1	0	11	11	6.00	1.000
John Verhoeven, R ERA: 3.49	(9, 1)	1.2		7	4	0	0	0	0	0	0	0	0	0	7	7	0.00	2.400
Mickey Scott, L ERA: 3.67	(10, 1)	1.1	W	4	1	0	0	0	0	0	0	0	0	0	4	4	0.00	0.750

PITCHER	IP	WLS	BF	H	R	ER	SO	BB	IBB	HBP	BLK	WP	HR	S	P	ERA	WHIP

TOP

New York Yankees @ California Angels

Anaheim Stadium, Anaheim, CA

Sun Aug 29 1976, 6:33 AM EDT

Att. 13,919 - Unknown

livebaseballscorecards.com

AB	41
R	4
H	12
RBI	4
BB	3
SO	2
LOB	19

WP: 1 PA: 44
PB: 0
SB: 1
CS: 1

Batter	1	2	3	4	5	6	7	8	9	10	11	AB	R	H	RBI	BB	SO	LOB
Dave Collins, S (1, 7) OBP: 0.331, SLG: 0.321	F9			F7	SH5-3 1-2			F7		F8		3	0	0	0	0	0	0
Bruce Bochte, L (9, 7) OBP: 0.346, SLG: 0.300												1	0	0	0	0	0	0
Jerry Remy, L (1, 4) OBP: 0.318, SLG: 0.304	G4-3 1B			1B 2B 1B	K			F9			SH1-3 E BB	4	2	2	0	1	1	1
Tommy Davis, R (1, 10) OBP: 0.312, SLG: 0.340	G4-3 1-2f			2B BB 1-2 1B	4-3 2-3			1B			SH1-3 1-2	4	1	2	0	0	0	2
Ron Jackson, R (8, PR) OBP: 0.276, SLG: 0.312												0	0	0	0	0	0	0
Bob Jones, L (11, PH) OBP: 0.286, SLG: 0.398												0	0	0	0	0	0	0
Bill Melton, R (1, 5) OBP: 0.300, SLG: 0.339		6-3		BB 1B 1-3 2-H 2B		F6		F3			E5 2-H	5	1	1	1	0	0	1
Terry Humphrey, R (1, 2) OBP: 0.353, SLG: 0.387		F7		BB 1B BB		6-3			F8			3	1	0	0	1	0	0
Tony Solaita, L (1, 3) OBP: 0.365, SLG: 0.412		F6		1B 1-2 2-3 3-H BB		G3			4-3			3	0	0	1	1	0	0
Rusty Torres, S (1, 8) OBP: 0.295, SLG: 0.353			4-3	G6-4-3 1-2 2-H 3-H 1B			6-3		F5			4	0	1	2	0	0	0
Mario Guerrero, R (1, 6) OBP: 0.287, SLG: 0.311			4-3	G6-4-3 1-2f			4-3			F8		4	0	0	0	0	0	2
Leroy Stanton, R (1, 9) OBP: 0.271, SLG: 0.282			5-3		WP SH5-3 1B		F6			F8		3	0	1	0	0	0	0
Dan Briggs, L (10, PH) OBP: 0.263, SLG: 0.306 (11, 9)												1	0	0	0	0	0	0
Inning Stats	R: 0 E: 0 K: 0 S: 3 H: 1 LOB: 0 BB: 0 P: 3	R: 0 E: 0 K: 0 S: 3 H: 0 LOB: 0 BB: 0 P: 3	R: 0 E: 0 K: 0 S: 3 H: 0 LOB: 0 BB: 0 P: 3	R: 4 E: 0 K: 0 S: 6 H: 4 LOB: 1 BB: 2 P: 14	R: 0 E: 0 K: 1 S: 6 H: 1 LOB: 1 BB: 0 P: 6	R: 0 E: 0 K: 0 S: 3 H: 0 LOB: 0 BB: 0 P: 3	R: 0 E: 0 K: 0 S: 3 H: 0 LOB: 0 BB: 0 P: 3	R: 0 E: 0 K: 0 S: 4 H: 1 LOB: 1 BB: 0 P: 4	R: 0 E: 0 K: 0 S: 3 H: 0 LOB: 0 BB: 0 P: 3	R: 0 E: 0 K: 0 S: 3 H: 0 LOB: 0 BB: 0 P: 3	R: 1 E: 1 K: 0 S: 2 H: 0 LOB: 1 BB: 1 P: 6	1B: 6 2B: 1 3B: 0 HR: 0 SF: 0 SAC: 2 DP: 2 HBP: 0						

PITCHER	IP	WLS	BF	H	R	ER	SO	BB	IBB	HBP	BLK	WP	HR	S	P	ERA	WHIP
Ken Holtzman, L (1, 1) ERA: 3.75	9.0		34	7	4	4	1	2	0	0	0	1	0	34	42	4.00	1.000
Dick Tidrow, R (10, 1) ERA: 2.37	1.1	L	6	0	1	0	0	1	0	0	0	0	0	5	9	0.00	0.750

PITCHER	IP	WLS	BF	H	R	ER	SO	BB	IBB	HBP	BLK	WP	HR	S	P	ERA	WHIP

BOTTOM

New York Yankees @ California Angels

Anaheim Stadium, Anaheim, CA

Sun Aug 29 1976, 6:33 AM EDT

Att. 13,919 - Unknown

livebaseballscorecards.com

AB	35
R	5
H	7
RBI	4
BB	3
SO	1
LOB	6

WP: 1 PB: 0 SB: 0 CS: 0

PA: 40

Detroit Tigers @ California Angels

Anaheim Stadium, Anaheim, CA

Mon Aug 30 1976, 10:05 PM EDT

Att. 16,924 - Unknown

TOP

livebaseballscorecards.com

Batter	1	2	3	4	5	6	7	8	9	AB	R	H	RBI	BB	SO	LOB
Ron LeFlore, R (1, 8) OBP: 0.382, SLG: 0.414	G4-3 1B			HR		K CS			4-3	4	1	2	1	0	1	0
Dan Meyer, L (1, 7) OBP: 0.304, SLG: 0.336	G4-3 1-2f			4-1		4-3 1-2			F8	4	0	0	0	0	0	2
Ben Oglivie, L (1, 9) OBP: 0.313, SLG: 0.473	5-3			G4-6-3 1B			4-3			3	0	1	0	0	0	0
Rusty Staub, L (1, 10) OBP: 0.393, SLG: 0.438		G4-6-3 1B		G4-6-3 1-2f			K			3	0	1	0	0	1	1
Jason Thompson, L (1, 3) OBP: 0.336, SLG: 0.403		G4-6-3 1-2f			G5-3 1B BB		F7			2	0	0	0	1	0	1
Phil Mankowski, L (1, 5) OBP: 0.333, SLG: 0.333		6-3			G5-3 1-2 1B			G3		3	0	1	0	0	0	0
Bill Freehan, R (1, 2) OBP: 0.319, SLG: 0.420		6-3			G5-3 1-2 2-3f			F8		3	0	0	0	0	0	2
Mark Wagner, R (1, 6) OBP: 0.343, SLG: 0.333		F4			6-3			6-3		3	0	0	0	0	0	1
Pedro Garcia, R (1, 4) OBP: 0.234, SLG: 0.299		6-3				F9			4-3	2	0	0	0	0	0	0
Alex Johnson, R (9, PH) OBP: 0.296, SLG: 0.353										1	0	0	0	0	0	0

	AB	28
	R	1
	H	5
	RBI	1
	BB	1
	SO	2
	LOB	7

Inning Stats										
	R: 0 E: 0 K: 0 S: 3	H: 1 LOB: 0 BB: 0 P: 3	R: 0 E: 0 K: 0 S: 3	H: 1 LOB: 0 BB: 0 P: 3	R: 0 E: 0 K: 0 S: 3	H: 0 LOB: 0 BB: 0 P: 3	R: 1 E: 0 K: 0 S: 4	H: 2 LOB: 0 BB: 0 P: 4	R: 0 E: 0 K: 0 S: 3	H: 1 LOB: 1 BB: 1 P: 7
	R: 0 E: 0 K: 1 S: 5	H: 0 LOB: 0 BB: 0 P: 5	R: 0 E: 0 K: 1 S: 5	H: 0 LOB: 0 BB: 0 P: 5	R: 0 E: 0 K: 0 S: 3	H: 0 LOB: 0 BB: 0 P: 3	R: 0 E: 0 K: 0 S: 3	H: 0 LOB: 0 BB: 0 P: 3	1B: 4 2B: 0 3B: 0 HR: 1	SF: 0 SAC: 0 DP: 4 HBP: 0
									WP: 0 PB: 1 SB: 0 CS: 1	PA: 29

PITCHER		IP	WLS	BF	H	R	ER	SO	BB	IBB	HBP	BLK	WP	HR	S	P	ERA	WHIP
Paul Hartzell, R ERA: 2.65	(1, 1)	9.0	W	29	5	1	1	2	1	0	0	0	0	1	32	36	1.00	0.667

PITCHER	IP	WLS	BF	H	R	ER	SO	BB	IBB	HBP	BLK	WP	HR	S	P	ERA	WHIP

Batter	1	2	3	4	5	6	7	8	9	AB	R	H	RBI	BB	SO	LOB
Dave Collins, S (1, 7) OBP: 0.333, SLG: 0.324	L5		K		S 1B			4-3 SH1-4 S 1B		4	1	2	0	0	1	1
Bruce Bochte, L (9, 7) OBP: 0.346, SLG: 0.300										0	0	0	0	0	0	0
Jerry Remy, L (1, 4) OBP: 0.318, SLG: 0.303	F7		F7		BB 1-2			SH1-4 1-2		2	0	0	0	1	0	1
Tommy Davis, R (1, 10) OBP: 0.306, SLG: 0.333	6-3			F3	F7			4-3 2-3		4	0	0	0	0	0	3
Tony Solaita, L (1, 3) OBP: 0.359, SLG: 0.403		F7		F9		4-3		K 3-H		4	0	0	0	0	1	0
Bill Melton, R (1, 5) OBP: 0.303, SLG: 0.346		1B 1B		1B 2B		F4				3	1	2	0	0	0	0
Bob Jones, L (1, 9) OBP: 0.293, SLG: 0.404		G4-6-3 1-3 1B		2-H 1B		F2				3	0	2	1	0	0	0
Terry Humphrey, R (1, 2) OBP: 0.345, SLG: 0.378		G4-6-3 1-2f	K				K			3	0	0	0	0	2	3
Rusty Torres, S (1, 8) OBP: 0.296, SLG: 0.353			K		K		CS 1B			3	0	1	0	0	2	0
Mario Guerrero, R (1, 6) OBP: 0.283, SLG: 0.306			E5		F9		6-3 1-2			3	0	0	0	0	0	1
Inning Stats	R: 0 H: 0 E: 0 LOB: 0 K: 0 BB: 0 S: 3 P: 3	R: 0 H: 2 E: 0 LOB: 1 K: 0 BB: 0 S: 4 P: 4	R: 0 H: 0 E: 1 LOB: 1 K: 2 BB: 0 S: 8 P: 8	R: 1 H: 2 E: 0 LOB: 1 K: 1 BB: 0 S: 7 P: 7	R: 0 H: 1 E: 0 LOB: 2 K: 1 BB: 1 S: 6 P: 10	R: 0 H: 0 E: 0 LOB: 0 K: 0 BB: 0 S: 3 P: 3	R: 0 H: 1 E: 0 LOB: 0 K: 1 BB: 0 S: 5 P: 5	R: 1 H: 1 E: 0 LOB: 0 K: 1 BB: 0 S: 6 P: 6		1B: 6 SF: 0 2B: 1 SAC: 1 3B: 0 DP: 1 HR: 0 HBP: 0						

PITCHER		IP	WLS	BF	H	R	ER	SO	BB	IBB	HBP	BLK	WP	HR	S	P	ERA	WHIP
Ray Bare, R ERA: 4.76	(1, 1)	4.2		19	5	1	1	4	0	0	0	0	0	0	27	27	1.93	1.071
Jim Crawford, L ERA: 4.43	(5, 1)	3.1	L	12	2	1	1	2	1	0	0	0	0	0	15	19	2.70	0.900

PITCHER	IP	WLS	BF	H	R	ER	SO	BB	IBB	HBP	BLK	WP	HR	S	P	ERA	WHIP

BOTTOM

Detroit Tigers @ California Angels

Anaheim Stadium, Anaheim, CA

Mon Aug 30 1976, 10:05 PM EDT

Att. 16,924 - Unknown

livebaseballscorecards.com

AB	29
R	2
H	7
RBI	1
BB	1
SO	6
LOB	9

Detroit Tigers @ California Angels

Anaheim Stadium, Anaheim, CA

Tue Aug 31 1976, 10:05 PM EDT

Att. 8,542 - Unknown

livebaseballscorecards.com

Batter	1	2	3	4	5	6	7	8	9	AB	R	H	RBI	BB	SO	LOB
Ron LeFlore, R (1, 8) OBP: 0.380, SLG: 0.412	S S S 0-3 ① K		S S S 0-3 ③ K			x 0-0 S 3B 1B	S S S 0-3 ② K		S S S 0-3 ① K	5	1	1	0	0	4	4
Dan Meyer, L (1, 7) OBP: 0.302, SLG: 0.342	S S S 0-3 ② K			x 0-0 FC4-2 3B		S S S 0-3 ① 1-2 K	x 0-0 ③ F2		x 0-0 ② P6	5	0	1	0	0	2	5
Ben Oglivie, L (1, 9) OBP: 0.314, SLG: 0.485	x 0-0 2B			S S S 0-3 ① K		x 0-0 E 2-H 3B		x 0-0 ① F8	x 0-0 ③ G3	5	1	2	1	0	1	3
Rusty Staub, L (1, 10) OBP: 0.392, SLG: 0.436	S S S 0-3 ③ K			x 0-0 ② FC4-2 3-H		x 0-0 E9 SF8 3-H 1B		x 0-0 ② 5-3		4	1	1	1	0	1	2
Jason Thompson, L (1, 3) OBP: 0.336, SLG: 0.401		x 0-0 ① 6-3		S S S 0-3 ③ K		x 0-0 ② SF8 3-H		B B B B 4-0 1B BB		2	0	0	1	1	1	1
Phil Mankowski, L (1, 5) OBP: 0.286, SLG: 0.286		x 0-0 ② 3-1			x 0-0 ① F8	S S S 0-3 ③ K		x 0-0 1-2 1B		4	0	1	0	0	1	0
Bill Freehan, R (1, 2) OBP: 0.313, SLG: 0.411		x 0-0 ③ F6			x 0-0 ② F9		x 0-0 ① P4	x 0-0 ③ P4		4	0	0	0	0	0	2
Mark Wagner, R (1, 6) OBP: 0.368, SLG: 0.343 Alex Johnson, R (9, PH) OBP: 0.298, SLG: 0.353			x 0-0 ① F8		x 0-0 1B		B B B B 4-0 2B BB		B B B B 4-0 BB BB	2 0	0 0	1 0	0 0	1 1	0 0	0 0
Pedro Garcia, R (1, 4) OBP: 0.235, SLG: 0.303 Willie Horton, R (9, PH) OBP: 0.340, SLG: 0.395 Jerry Manuel, S (9, PR) OBP: 0.238, SLG: 0.184			S S S 0-3 ② K		x 0-0 ③ F8		x 0-0 1-3 2B		B B B B 4-0 1-2 BB	3 0 0	0 0 0	1 0 0	0 0 0	0 1 0	1 0 0	1 0 0
Inning Stats	R: 0 H: 1 E: 0 LOB: 1 K: 3 BB: 0 S: 10 P: 10	R: 0 H: 0 E: 0 LOB: 0 K: 0 BB: 0 S: 3 P: 3	R: 0 H: 0 E: 0 LOB: 0 K: 2 BB: 0 S: 7 P: 7	R: 0 H: 1 E: 0 LOB: 1 K: 2 BB: 0 S: 8 P: 8	R: 0 H: 1 E: 0 LOB: 1 K: 0 BB: 0 S: 4 P: 4	R: 3 H: 3 E: 1 LOB: 0 K: 2 BB: 0 S: 10 P: 10	R: 0 H: 1 E: 0 LOB: 2 K: 1 BB: 1 S: 6 P: 10	R: 0 H: 1 E: 0 LOB: 2 K: 0 BB: 1 S: 4 P: 8	R: 0 H: 0 E: 0 LOB: 2 K: 1 BB: 2 S: 5 P: 13	1B: 4 SF: 1 2B: 2 SAC: 0 3B: 2 DP: 0 HR: 0 HBP: 0						

PITCHER		IP	WLS	BF	H	R	ER	SO	BB	IBB	HBP	BLK	WP	HR	S	P	ERA	WHIP
Nolan Ryan, R ERA: 3.91	(1, 1)	9.0	W	39	8	3	2	11	4	0	0	0	0	0	57	73	2.00	1.333

PITCHER	IP	WLS	BF	H	R	ER	SO	BB	IBB	HBP	BLK	WP	HR	S	P	ERA	WHIP

AB	34
R	3
H	8
RBI	3
BB	4
SO	11
LOB	18

WP: 0 PA: 39
PB: 0
SB: 1
CS: 0

Batter	1	2	3	4	5	6	7	8	9	AB	R	H	RBI	BB	SO	LOB
Dave Collins, S (1, 7) OBP: 0.339, SLG: 0.335	S 1B		S 1B		2B	F2				4	1	3	0	0	0	2
Jerry Remy, L (1, 4) OBP: 0.319, SLG: 0.305	G4-6-3 1B 1-H		F8 1-2		S 1B	4-3-6-2 2-Hf				4	0	2	1	0	0	3
Tommy Davis, R (1, 10) OBP: 0.301, SLG: 0.327	G4-6-3 1-2f		6-3		4-3 1-2		L5			4	0	0	0	0	0	3
Tony Solaita, L (1, 3) OBP: 0.361, SLG: 0.421	3-1			HR		2B E 1B	K			4	2	2	1	0	1	0
Bill Melton, R (1, 5) OBP: 0.302, SLG: 0.348		F9		L5		1-3 E 2B	K			4	1	1	0	0	1	0
Bob Jones, L (1, 9) OBP: 0.299, SLG: 0.403		3-1		6-3 1B		4-0 E 2B IBB		P4		3	1	1	0	1	0	0
Terry Humphrey, R (1, 2) OBP: 0.350, SLG: 0.377	BBBB 4-0 BB			6-3 1-2		E8 2B 1B 1-3 2-H 3-H		F8		3	1	1	2	1	0	1
Rusty Torres, S (1, 8) OBP: 0.295, SLG: 0.356	G3			F9		4-3-6-2 2B 2-H 3-H		F2		4	0	1	2	0	0	2
Mario Guerrero, R (1, 6) OBP: 0.284, SLG: 0.307			6-3		F9	1B				3	0	1	0	0	0	0
Inning Stats	R: 1 H: 2 E: 0 LOB: 0 K: 0 BB: 0 S: 4 P: 4	R: 0 H: 0 E: 0 LOB: 1 K: 0 BB: 1 S: 3 P: 7	R: 0 H: 1 E: 0 LOB: 1 K: 0 BB: 0 S: 4 P: 4	R: 1 H: 2 E: 0 LOB: 1 K: 0 BB: 0 S: 5 P: 5	R: 0 H: 2 E: 0 LOB: 1 K: 0 BB: 0 S: 4 P: 4	R: 4 H: 5 E: 1 LOB: 1 K: 0 BB: 1 S: 7 P: 11	R: 0 H: 0 E: 0 LOB: 0 K: 2 BB: 0 S: 7 P: 7	R: 0 H: 0 E: 0 LOB: 0 K: 0 BB: 0 S: 3 P: 3		1B: 8 SF: 0 2B: 4 SAC: 0 3B: 0 DP: 2 HR: 1 HBP: 0						

PITCHER		IP	WLS	BF	H	R	ER	SO	BB	IBB	HBP	BLK	WP	HR	S	P	ERA	WHIP
Vern Ruhle, R ERA: 3.7	(1, 1)	5.0	L	25	10	6	5	0	1	1	0	0	0	1	23	31	9.00	2.200
John Hiller, L ERA: 2.65	(6, 1)	3.0		10	2	0	0	2	0	0	0	0	0	0	14	14	0.00	0.667

PITCHER	IP	WLS	BF	H	R	ER	SO	BB	IBB	HBP	BLK	WP	HR	S	P	ERA	WHIP

BOTTOM

Detroit Tigers @ California Angels

Anaheim Stadium, Anaheim, CA

Tue Aug 31 1976, 10:05 PM EDT

Att. 8,542 - Unknown

livebaseballscorecards.com

AB	33
R	6
H	12
RBI	6
BB	2
SO	2
LOB	11

WP: 0 PB: 0 SB: 3 CS: 0 PA: 35

Batter	1	2	3	4	5	6	7	8	9	AB	R	H	RBI	BB	SO	LOB
Ron LeFlore, R (1, 8) OBP: 0.377, SLG: 0.408	S S S 0-3 ① K		S S S 0-3 ③ K		S S S 0-3 ③ K			x 0-0 ③ G3		4	0	0	0	0	3	3
Mickey Stanley, R (1, 3) OBP: 0.298, SLG: 0.435	S S S 0-3 ② K			x 0-0 1B		x 0-0 ① 6-3			x 0-0 4-3 1B 2B	4	1	2	0	0	1	0
Rusty Staub, L (1, 9) OBP: 0.389, SLG: 0.432	x 0-0 ③ F8			S S S 0-3 ① K		x 0-0 ② 4-3			x 0-0 ① 4-3 2-3	4	0	0	0	0	1	2
Willie Horton, R (1, 10) OBP: 0.339, SLG: 0.393		x 0-0 ① F8		x 0-0 ② F7		x 0-0 ③ 4-3			x 0-0 G1-6-3 1B 3-H	4	0	1	1	0	0	1
Alex Johnson, R (1, 7) OBP: 0.295, SLG: 0.349		S S S 0-3 ② K		x 0-0 ③ 5-3			x 0-0 ① F7		x 0-0 ② ③ G1-6-3 1-2f	4	0	0	0	0	1	2
John Wockenfuss, R (1, 2) OBP: 0.329, SLG: 0.381		S S S 0-3 ③ K			x 0-0 1B 1B		x 0-0 ② F8			3	0	1	0	0	1	0
Mark Wagner, R (1, 6) OBP: 0.341, SLG: 0.316			x 0-0 ① F3		x 0-0 ① F9		x 0-0 ③ 6-3			3	0	0	0	0	0	1
Pedro Garcia, R (1, 4) OBP: 0.235, SLG: 0.303			x 0-0 1B		x 0-0 ② F8			S S S 0-3 ① K		3	0	1	0	0	1	1
Phil Mankowski, L (1, 5) OBP: 0.300, SLG: 0.300			x 0-0 ② F4		x 0-0 1-2 1B			x 0-0 ② 4-3		3	0	1	0	0	0	1
Inning Stats	R: 0 H: 0 E: 0 LOB: 0 K: 2 BB: 0 S: 7 P: 7	R: 0 H: 0 E: 0 LOB: 0 K: 2 BB: 0 S: 7 P: 7	R: 0 H: 1 E: 0 LOB: 1 K: 1 BB: 0 S: 6 P: 6	R: 0 H: 1 E: 0 LOB: 1 K: 1 BB: 0 S: 6 P: 6	R: 0 H: 2 E: 0 LOB: 2 K: 1 BB: 0 S: 7 P: 7	R: 0 H: 0 E: 0 LOB: 0 K: 0 BB: 0 S: 3 P: 3	R: 0 H: 0 E: 0 LOB: 0 K: 0 BB: 0 S: 3 P: 3	R: 0 H: 0 E: 0 LOB: 0 K: 1 BB: 0 S: 5 P: 5	R: 1 H: 2 E: 0 LOB: 0 K: 0 BB: 0 S: 4 P: 4	1B: 5 SF: 0 2B: 1 SAC: 0 3B: 0 DP: 1 HR: 0 HBP: 0						

TOP

Detroit Tigers @ California Angels

Anaheim Stadium, Anaheim, CA

Wed Sep 01 1976, 10:05 PM EDT

Att. 10,720 - Unknown

livebaseballscorecards.com

AB	32
R	1
H	6
RBI	1
BB	0
SO	8
LOB	11

WP: 0 PA: 32
PB: 0
SB: 0
CS: 0

PITCHER	IP	WLS	BF	H	R	ER	SO	BB	IBB	HBP	BLK	WP	HR	S	P	ERA	WHIP
Frank Tanana, L (1, 1) ERA: 2.7	9.0	W	32	6	1	1	8	0	0	0	0	0	0	48	48	1.00	0.667

PITCHER	IP	WLS	BF	H	R	ER	SO	BB	IBB	HBP	BLK	WP	HR	S	P	ERA	WHIP

BOTTOM

Detroit Tigers @ California Angels

Anaheim Stadium, Anaheim, CA

Wed Sep 01 1976, 10:05 PM EDT

Att. 10,720 - Unknown

Batter	1	2	3	4	5	6	7	8	9	AB	R	H	RBI	BB	SO	LOB
Dave Collins, S (1, 7) OBP: 0.345, SLG: 0.345	1-3 S 1B		1B 1B 2B 2-H 3-H	CS 1B			G3 1-2			4	1	3	2	0	0	1
Jerry Remy, L (1, 4) OBP: 0.320, SLG: 0.306	K 1-2		BB 1B SF 1B 2-3	CS 1-2	G5-4-3 1B		K			2	1	1	0	0	1	1
Dave Chalk, R (4, PH) OBP: 0.308, SLG: 0.251 (5, 6)										2	0	1	0	0	1	1
Tommy Davis, R (1, 10) OBP: 0.301, SLG: 0.327	1-3 2-3		SF BB 8-2 1B 1-2 3-H		G5-4-3 1B 1-2f			K		3	0	1	1	0	0	2
Bruce Bochte, L (8, PH) OBP: 0.345, SLG: 0.299										1	0	0	0	0	1	0
Bill Melton, R (1, 5) OBP: 0.302, SLG: 0.345	F6		SF BB 1-2 2-3		5-3			4-3		3	0	0	0	1	0	1
Tony Solaita, L (1, 3) OBP: 0.359, SLG: 0.419		4-3	SF 1-2 2-3 3-H			CS 1B		K		3	0	1	1	0	1	0
Rusty Torres, S (1, 8) OBP: 0.291, SLG: 0.351		5-3	L5			K				3	0	0	0	0	1	4
Leroy Stanton, R (1, 9) OBP: 0.267, SLG: 0.278		K	8-2 3-Hf			L8				3	0	0	0	0	1	4
Mario Guerrero, R (1, 6) OBP: 0.289, SLG: 0.312 (5, 4)			2B 2B 1B	4-3		CS 1-2	G3 1B			3	1	2	0	0	0	0
Andy Etchebarren, R (1, 2) OBP: 0.293, SLG: 0.257			1-3 2B 2B	K			K			3	1	1	0	0	2	1
Inning Stats	R: 0 E: 0 K: 1 S: 6 H: 1 LOB: 1 BB: 0 P: 6	R: 0 E: 0 K: 1 S: 5 H: 0 LOB: 0 BB: 0 P: 5	R: 4 E: 1 K: 0 S: 8 H: 5 LOB: 2 BB: 1 P: 12	R: 0 E: 0 K: 1 S: 5 H: 1 LOB: 0 BB: 0 P: 5	R: 0 E: 0 K: 0 S: 3 H: 1 LOB: 0 BB: 0 P: 3	R: 0 E: 0 K: 1 S: 5 H: 1 LOB: 0 BB: 0 P: 5	R: 0 E: 0 K: 2 S: 8 H: 1 LOB: 1 BB: 0 P: 8	R: 0 E: 0 K: 2 S: 7 H: 0 LOB: 0 BB: 0 P: 7		1B: 8 2B: 3 3B: 0 HR: 0	SF: 1 SAC: 0 DP: 2 HBP: 0					

livebaseballscorecards.com

AB	30
R	4
H	10
RBI	4
BB	1
SO	8
LOB	15

PITCHER	IP	WLS	BF	H	R	ER	SO	BB	IBB	HBP	BLK	WP	HR	S	P	ERA	WHIP
Dave Roberts, L (1, 1) ERA: 4.02	3.0	L	16	6	4	4	2	1	0	0	0	0	0	19	23	12.00	2.333
Dave Lemanczyk, R (4, 1) ERA: 5.16	5.0		16	4	0	0	6	0	0	0	0	0	0	28	28	0.00	0.800

PITCHER	IP	WLS	BF	H	R	ER	SO	BB	IBB	HBP	BLK	WP	HR	S	P	ERA	WHIP

Oakland Athletics @ California Angels

Anaheim Stadium, Anaheim, CA

Fri Sep 03 1976, 10:05 PM EDT

Att. 7,772 - Unknown

TOP

livebaseballscorecards.com

Batter	1	2	3	4	5	6	7	8	9	AB	R	H	RBI	BB	SO	LOB
Bill North, S (1, 8) OBP: 0.347, SLG: 0.336	0-0 ① 2-3		0-0 ① 6-3		0-3 ① K		0-0 S 1B		0-3 ②③ K 1-2	5	0	1	0	0	2	1
Bert Campaneris, R (1, 6) OBP: 0.344, SLG: 0.300	0-0 ② 6-3		0-0 ② F9		0-0 ② L5		0-3 ② K 1-2			4	0	0	0	0	1	1
Don Baylor, R (1, 3) OBP: 0.323, SLG: 0.386	0-0 ③ F7		0-0 1B 1B		0-0 ③ 6-3		0-0 ③ F7			4	0	1	0	0	0	1
Joe Rudi, R (1, 7) OBP: 0.336, SLG: 0.439		0-0 1B 2B	1-3 1B			0-0 1B FC6-2-5 1B		0-0 ① 4-3		4	0	3	0	0	0	0
Sal Bando, R (1, 5) OBP: 0.339, SLG: 0.427		1-0 4-3 1B 1B HBP	0-0 ③ F9			0-0 FC3-6 FC6-2-5 1-3 1B		0-0 ② 6-3		3	1	1	0	0	0	2
Gene Tenace, R (1, 2) OBP: 0.378, SLG: 0.463		0-0 ① 4-3 1-2 2-H 1B		0-0 F7 SF7 2B		0-0 ① FC6-2-5 FC3-6 1-2 3-H		0-0 1B		4	2	3	0	0	0	2
Willie McCovey, L (1, 10) OBP: 0.278, SLG: 0.346 Larry Lintz, S (6, PR) Billy Williams, L (8, PH) OBP: 0.323, SLG: 0.344		0-0 ② 4-3 1-2 2-3		0-0 ① F7 2-3		0-0 ② FC3-6 S 1-2f 2-3		0-0 ③ F3		3 0 1	0 0 0	0 0 0	0 0 0	0 0 0	0 0 0	5 0 1
Claudell Washington, L (1, 9) OBP: 0.287, SLG: 0.332		0-0 2-H 3-H 1B		0-0 ② SF7 3-H		0-0 ③ F7 1-2			0-0 ① 4-3	3	0	1	3	0	0	2
Phil Garner, R (1, 4) OBP: 0.299, SLG: 0.400		0-3 ③ K		0-0 ③ 4-3			0-0 ① F8		0-0 CS 1B	4	0	1	0	0	1	1

	AB	35
	R	3
	H	11
	RBI	3
	BB	0
	SO	4
	LOB	16

Inning Stats																																
	R: 0	H: 0		R: 2	H: 3		R: 0	H: 2		R: 1	H: 1		R: 0	H: 0		R: 0	H: 2		R: 0	H: 1		R: 0	H: 1		1B: 9	SF: 1		WP: 0	PA: 37				
	E: 0	LOB: 0		E: 0	LOB: 1		E: 0	LOB: 2		E: 0	LOB: 0		E: 0	LOB: 0		E: 0	LOB: 3		E: 0	LOB: 1		E: 0	LOB: 0		2B: 2	SAC: 0		PB: 0					
	K: 0	BB: 0		K: 1	BB: 0		K: 0	BB: 0		K: 0	BB: 0		K: 1	BB: 0		K: 0	BB: 0		K: 1	BB: 0		K: 1	BB: 0		3B: 0	DP: 0		SB: 2					
	S: 3	P: 3		S: 7	P: 8		S: 5	P: 5		S: 4	P: 4		S: 5	P: 5		S: 5	P: 5		S: 6	P: 6		S: 4	P: 4		HR: 0	HBP: 1		CS: 1					

PITCHER	IP	WLS	BF	H	R	ER	SO	BB	IBB	HBP	BLK	WP	HR	S	P	ERA	WHIP
Gary Ross, R (1, 1) ERA: 3.18	9.0	L	37	11	3	3	4	0	0	1	0	0	0	44	45	3.00	1.222

PITCHER	IP	WLS	BF	H	R	ER	SO	BB	IBB	HBP	BLK	WP	HR	S	P	ERA	WHIP

Oakland Athletics @ California Angels

Anaheim Stadium, Anaheim, CA

Fri Sep 03 1976, 10:05 PM EDT

Att. 7,772 - Unknown

BOTTOM

Batter	1	2	3	4	5	6	7	8	9	AB	R	H	RBI	BB	SO	LOB
Dave Collins, S (1, 7) OBP: 0.340, SLG: 0.340	4-3		F6		G3			K		4	0	0	0	0	1	3
Jerry Remy, L (1, 4) OBP: 0.317, SLG: 0.303	4-3		F6			4-3			F7	4	0	0	0	0	0	1
Tony Solaita, L (1, 3) OBP: 0.353, SLG: 0.411	K			F7		K			K	4	0	0	0	0	3	0
Bill Melton, R (1, 5) OBP: 0.298, SLG: 0.340		5-3		F8		F3			6-3	4	0	0	0	0	0	0
Bob Jones, L (1, 9) OBP: 0.293, SLG: 0.394		E3 6-3		K			K2-3			3	0	0	0	0	2	0
Terry Humphrey, R (1, 2) OBP: 0.349, SLG: 0.371		6-3 1-2			FC5-4 1B BB		K			2	0	0	0	1	1	1
Mike Easler, L (1, 10)		G3			F7		4-3			3	0	0	0	0	0	2
Rusty Torres, S (1, 8) OBP: 0.296, SLG: 0.355			1B		 1-2 FC5-4 1B			F7		3	0	2	0	0	0	0
Dave Chalk, R (1, 6) OBP: 0.307, SLG: 0.249			L6		FC5-4 1-2f 2-3			G3		2	0	0	0	0	0	3
Dan Briggs, L (8, PH) OBP: 0.262, SLG: 0.305										1	0	0	0	0	0	0
Mario Guerrero, R (9, 6) OBP: 0.289, SLG: 0.312										0	0	0	0	0	0	0

Inning Stats									
	R: 0 E: 0 K: 1 S: 5	H: 0 LOB: 0 BB: 0 P: 5	R: 0 E: 1 K: 0 S: 4	H: 0 LOB: 1 BB: 0 P: 4	R: 0 E: 0 K: 0 S: 4	H: 1 LOB: 1 BB: 0 P: 4	R: 0 E: 0 K: 1 S: 5	H: 0 LOB: 0 BB: 0 P: 5	R: 0 E: 0 K: 0 S: 4	H: 1 LOB: 2 BB: 1 P: 8	R: 0 E: 0 K: 1 S: 5	H: 0 LOB: 0 BB: 0 P: 5	R: 0 E: 0 K: 2 S: 7	H: 0 LOB: 0 BB: 0 P: 7	R: 0 E: 0 K: 1 S: 5	H: 0 LOB: 0 BB: 0 P: 5	R: 0 E: 0 K: 1 S: 5	H: 0 LOB: 0 BB: 0 P: 5

1B: 2 SF: 0
2B: 0 SAC: 0
3B: 0 DP: 0
HR: 0 HBP: 0

WP: 0 PA: 31
PB: 0
SB: 0
CS: 0

PITCHER	IP	WLS	BF	H	R	ER	SO	BB	IBB	HBP	BLK	WP	HR	S	P	ERA	WHIP
Mike Torrez, R (1, 1) ERA: 2.8	9.0	W	31	2	0	0	7	1	0	0	0	0	0	44	48	0.00	0.333

PITCHER	IP	WLS	BF	H	R	ER	SO	BB	IBB	HBP	BLK	WP	HR	S	P	ERA	WHIP

AB	30
R	0
H	2
RBI	0
BB	1
SO	7
LOB	10

livebaseballscorecards.com

Batter	1	2	3	4	5	6	7	8	9	AB	R	H	RBI	BB	SO	LOB
Bill North, S (1, 8) OBP: 0.344, SLG: 0.333	G3		K		F7 1-2		1-3		L4	5	0	0	0	0	1	4
Bert Campaneris, R (1, 6) OBP: 0.344, SLG: 0.300	L3		PO 1B			4-3		5-3		4	0	1	0	0	0	0
Don Baylor, R (1, 3) OBP: 0.323, SLG: 0.383	3-1		PO 1-2	F8		F6		FC5-4 HBP		3	0	0	0	0	0	0
Joe Rudi, R (1, 7) OBP: 0.337, SLG: 0.440		1B 1B		F7		FC6-4 1B		FC5-4 HBP 1-2f		4	0	2	0	0	0	1
Sal Bando, R (1, 5) OBP: 0.341, SLG: 0.426		FC6-4 1-2 1B	K			FC6-4 1-2f		1-2 HBP		3	0	1	0	0	1	1
Gene Tenace, R (1, 2) OBP: 0.377, SLG: 0.461		K			K		5-3 1B 1B	F7		4	1	1	0	0	2	4
Willie McCovey, L (1, 10) OBP: 0.278, SLG: 0.344		F6			3-1		5-3 1-2		FC4-6 1B	4	0	1	0	0	0	3
Don Hopkins, L (9, PR)										0	0	0	0	0	0	0
Claudell Washington, L (1, 9) OBP: 0.289, SLG: 0.334		FC6-4 1-2f			1B 1B		2-H 1B		FC4-6 1-2f	4	0	2	1	0	0	3
Phil Garner, R (1, 4) OBP: 0.299, SLG: 0.399			6-3		S 1-3 1B		F9		F4	4	0	1	0	0	0	2
Inning Stats	R: 0 E: 0 K: 0 S: 3 H: 0 LOB: 0 BB: 0 P: 3	R: 0 E: 0 K: 1 S: 7 H: 2 LOB: 2 BB: 0 P: 7	R: 0 E: 0 K: 1 S: 5 H: 1 LOB: 0 BB: 0 P: 5	R: 0 E: 0 K: 1 S: 5 H: 0 LOB: 0 BB: 0 P: 5	R: 0 E: 0 K: 1 S: 7 H: 2 LOB: 2 BB: 0 P: 7	R: 0 E: 0 K: 0 S: 4 H: 1 LOB: 1 BB: 0 P: 4	R: 1 E: 0 K: 0 S: 5 H: 2 LOB: 1 BB: 0 P: 5	R: 0 E: 0 K: 0 S: 3 H: 0 LOB: 2 BB: 0 P: 5	R: 0 E: 0 K: 0 S: 4 H: 1 LOB: 1 BB: 0 P: 4	1B: 9 2B: 0 3B: 0 HR: 0 SF: 0 SAC: 0 DP: 0 HBP: 2	WP: 0 PB: 0 SB: 1 CS: 0 PA: 38					

PITCHER	IP	WLS	BF	H	R	ER	SO	BB	IBB	HBP	BLK	WP	HR	S	P	ERA	WHIP
Paul Hartzell, R (1, 1) ERA: 2.54	9.0	W	37	9	1	1	4	0	0	2	0	0	0	43	45	1.00	1.000

PITCHER	IP	WLS	BF	H	R	ER	SO	BB	IBB	HBP	BLK	WP	HR	S	P	ERA	WHIP

TOP

Oakland Athletics @ California Angels

Anaheim Stadium, Anaheim, CA

Sat Sep 04 1976, 10:05 PM EDT

Att. 14,827 - Unknown

livebaseballscorecards.com

AB	35
R	1
H	9
RBI	1
BB	0
SO	4
LOB	18

BOTTOM

Oakland Athletics @ California Angels

Anaheim Stadium, Anaheim, CA

Sat Sep 04 1976, 10:05 PM EDT

Att. 14,827 - Unknown

Batter	1	2	3	4	5	6	7	8	9	AB	R	H	RBI	BB	SO	LOB
Dave Collins, S (1, 7) OBP: 0.338, SLG: 0.335	1-3		4-3		G3-6 BB	FC4-6 S 1-2f 2-3 3-H		6-3		4	0	0	1	1	0	3
Bob Jones, L (1, 9) OBP: 0.292, SLG: 0.386	1B BB		K		G3-6 1-2f	F8 1-2				3	0	0	0	1	1	3
Tony Solaita, L (1, 3) OBP: 0.347, SLG: 0.403	F8			F8	K		K			4	0	0	0	0	2	1
Bill Melton, R (1, 5) OBP: 0.304, SLG: 0.342	1-2 1B			2B 2B BB		1B 1B BB	6-3			1	2	1	0	2	0	0
Ron Jackson, R (7, 5) OBP: 0.275, SLG: 0.311										1	0	0	0	0	0	0
Rusty Torres, S (1, 8) OBP: 0.300, SLG: 0.360	3-1			1-3 2B 2B		K	BB			3	1	1	0	1	1	3
Terry Humphrey, R (1, 2) OBP: 0.347, SLG: 0.368		K		6-3		1B 1B SH 1B 1-2	4-3			4	1	1	0	0	1	3
Mike Easler, L (1, 10)		4-3		2B IBB		SH 1B FC4-6 1B 1-2 2-H		3B		1	0	0	0	1	0	0
Leroy Stanton, R (6, PH) OBP: 0.273, SLG: 0.294										2	1	2	1	0	0	0
Mario Guerrero, R (1, 4) OBP: 0.293, SLG: 0.320		F8		1-3 2B 2-H 3-H		FC4-6 SH 1B 1-2 2-3		G3		4	0	2	2	0	0	1
Dave Chalk, R (1, 6) OBP: 0.305, SLG: 0.247			6-3	G3		SH FC4-6 1-2 2-3 3-H		5-3		3	0	0	1	0	0	3
Inning Stats	R: 0 H: 1 E: 0 LOB: 2 K: 0 BB: 1 S: 4 P: 8	R: 0 H: 0 E: 0 LOB: 0 K: 1 BB: 0 S: 5 P: 5	R: 0 H: 0 E: 0 LOB: 0 K: 1 BB: 0 S: 5 P: 5	R: 2 H: 2 E: 0 LOB: 2 K: 0 BB: 2 S: 5 P: 13	R: 0 H: 0 E: 0 LOB: 0 K: 1 BB: 1 S: 4 P: 8	R: 3 H: 3 E: 1 LOB: 2 K: 1 BB: 1 S: 9 P: 13	R: 0 H: 0 E: 0 LOB: 1 K: 1 BB: 1 S: 5 P: 9	R: 0 H: 1 E: 0 LOB: 1 K: 0 BB: 0 S: 4 P: 4		1B: 4 SF: 0 2B: 2 SAC: 1 3B: 1 DP: 1 HR: 0 HBP: 0						

	AB	30
	R	5
	H	7
	RBI	5
	BB	6
	SO	5
	LOB	17

WP: 0 PA: 37
PB: 0
SB: 1
CS: 0

livebaseballscorecards.com

PITCHER		IP	WLS	BF	H	R	ER	SO	BB	IBB	HBP	BLK	WP	HR	S	P	ERA	WHIP
Mike Norris, R ERA: 4.66	(1, 1)	5.0	L	22	3	3	3	3	4	1	0	0	0	0	23	43	5.40	1.400
Paul Lindblad, L ERA: 3.31	(6, 1)	0.1		3	2	0	0	1	0	0	0	0	0	0	5	5	0.00	6.000
Dick Bosman, R ERA: 3.68	(6, 1)	0.2		4	1	2	1	0	0	0	0	0	0	0	4	4	13.50	1.500
Jim Todd, R ERA: 4.15	(7, 1)	2.0		8	1	0	0	1	1	0	0	0	0	0	9	13	0.00	1.000

PITCHER	IP	WLS	BF	H	R	ER	SO	BB	IBB	HBP	BLK	WP	HR	S	P	ERA	WHIP

Batter	1	2	3	4	5	6	7	8	9	AB	R	H	RBI	BB	SO	LOB
Bert Campaneris, R (1, 6) OBP: 0.343, SLG: 0.298	B B B B 4-0 CS S 1B BB		x 0-0 ① F8		x 0-0 ①② G6-4-3 1-2f 3-H			S S S 0-3 ② K		3	1	0	0	1	1	1
Claudell Washington, L (1, 9) OBP: 0.289, SLG: 0.332	B B B B 4-0 CS 1-2 BB		S S S 0-3 ② K		x 0-0 ③ 4-3			S S S 0-3 ③ K		3	0	0	0	1	2	0
Don Baylor, R (1, 3) OBP: 0.324, SLG: 0.382	B B B B 4-0 ① 4-3 1B 1-2 2-3 BB		B B B B 4-0 CS BB			S S S 0-3 ① K			x 0-0 ① P4	2	0	0	0	2	1	0
Joe Rudi, R (1, 7) OBP: 0.336, SLG: 0.438	x 0-0 4-3 1-2 3-H 1B		0-0 ③ CS 1-2	S S S 0-3 ① K		x 0-0 ② F9			x 0-0 ② F9	4	0	1	1	0	1	0
Sal Bando, R (1, 5) OBP: 0.338, SLG: 0.423	x 0-0 ② 4-3 1-2 2-3			x 0-0 ② F7		x 0-0 ③ F8			S S S 0-3 ③ K	4	0	0	0	0	1	2
Gene Tenace, R (1, 2) OBP: 0.377, SLG: 0.458	x 0-0 ③ F9			B B B B 4-0 BB			x 0-0 ① F7			2	0	0	0	1	0	2
Willie McCovey, L (1, 10) OBP: 0.274, SLG: 0.340		x 0-0 ① P6	S S S 0-3 ③ K				x 0-0 ② 1-3			3	0	0	0	0	1	1
Bill North, S (1, 8) OBP: 0.344, SLG: 0.333		S S S 0-3 ② K			x 0-0 1B G6-4-3 1B		x 0-0 ③ 5-3			3	1	1	0	0	1	0
Phil Garner, R (1, 4) OBP: 0.299, SLG: 0.399		x 0-0 ③ F7			x 0-0 G6-4-3 1-3 1B			x 0-0 ① F9		3	0	1	0	0	0	0
Inning Stats	R: 1 H: 1 E: 0 LOB: 2 K: 0 BB: 3 S: 3 P: 15	R: 0 H: 0 E: 0 LOB: 0 K: 1 BB: 0 S: 5 P: 5	R: 0 H: 0 E: 0 LOB: 0 K: 1 BB: 1 S: 4 P: 8	R: 0 H: 0 E: 0 LOB: 1 K: 2 BB: 1 S: 7 P: 11	R: 1 H: 2 E: 0 LOB: 0 K: 0 BB: 0 S: 4 P: 4	R: 0 H: 0 E: 0 LOB: 0 K: 1 BB: 0 S: 5 P: 5	R: 0 H: 0 E: 0 LOB: 0 K: 0 BB: 0 S: 3 P: 3	R: 0 H: 0 E: 0 LOB: 0 K: 2 BB: 0 S: 7 P: 7	R: 0 H: 0 E: 0 LOB: 0 K: 1 BB: 0 S: 5 P: 5	1B: 3 SF: 0 2B: 0 SAC: 0 3B: 0 DP: 1 HR: 0 HBP: 0						

TOP

Oakland Athletics @ California Angels

Anaheim Stadium, Anaheim, CA

Sun Sep 05 1976, 6:33 AM EDT

Att. 7,604 - Unknown

livebaseballscorecards.com

AB	27
R	2
H	3
RBI	1
BB	5
SO	8
LOB	6

WP: 0 PA: 33
PB: 0
SB: 1
CS: 3

PITCHER	IP	WLS	BF	H	R	ER	SO	BB	IBB	HBP	BLK	WP	HR	S	P	ERA	WHIP
Nolan Ryan, R (1, 1) ERA: 3.84	9.0	W	32	3	2	2	8	5	0	0	0	0	0	43	63	2.00	0.889

PITCHER	IP	WLS	BF	H	R	ER	SO	BB	IBB	HBP	BLK	WP	HR	S	P	ERA	WHIP

Batter	1	2	3	4	5	6	7	8	9	AB	R	H	RBI	BB	SO	LOB
Dave Collins, S (1, 7) OBP: 0.333, SLG: 0.330	1-3		P5		F8			P4		4	0	0	0	0	0	0
Bruce Bochte, L (9, 7) OBP: 0.345, SLG: 0.299										0	0	0	0	0	0	0
Bob Jones, L (1, 9) OBP: 0.291, SLG: 0.389	K		K		K			2B		4	0	1	0	0	3	0
Tony Solaita, L (1, 3) OBP: 0.354, SLG: 0.418	BB (WP)			HR		F7		IBB		2	1	1	1	2	0	0
Bill Melton, R (1, 5) OBP: 0.304, SLG: 0.348	6-3 (1-2)			3B (SF8)		F2		F6		4	1	1	0	0	0	3
Rusty Torres, S (1, 8) OBP: 0.299, SLG: 0.358		K		K		1B		F9		4	0	1	0	0	2	3
Terry Humphrey, R (1, 2) OBP: 0.346, SLG: 0.362		K		BB		K				2	0	0	0	1	2	1
Mike Easler, L (1, 10) OBP: 0.250, SLG: 0.167		1B (2B)		SF8 (3-H)			3-1			2	1	1	1	0	0	0
Mario Guerrero, R (1, 4) OBP: 0.293, SLG: 0.324		2B (2-5, 1-H)		F8			5-3			3	0	1	1	0	0	1
Dave Chalk, R (1, 6) OBP: 0.302, SLG: 0.245		2-5 (2-3)		F7		6-3				3	0	0	0	0	0	0
Inning Stats	R: 0 E: 0 K: 1 S: 5 H: 0 LOB: 1 BB: 1 P: 9	R: 1 E: 0 K: 2 S: 8 H: 2 LOB: 1 BB: 0 P: 8	R: 0 E: 0 K: 1 S: 5 H: 0 LOB: 0 BB: 0 P: 5	R: 2 E: 0 K: 1 S: 7 H: 2 LOB: 1 BB: 1 P: 11	R: 0 E: 0 K: 1 S: 5 H: 0 LOB: 0 BB: 0 P: 5	R: 0 E: 0 K: 1 S: 6 H: 1 LOB: 1 BB: 0 P: 6	R: 0 E: 0 K: 0 S: 3 H: 0 LOB: 0 BB: 0 P: 3	R: 0 E: 0 K: 0 S: 4 H: 1 LOB: 2 BB: 1 P: 8		1B: 2 2B: 2 3B: 1 HR: 1	SF: 1 SAC: 0 DP: 0 HBP: 0						

PITCHER		IP	WLS	BF	H	R	ER	SO	BB	IBB	HBP	BLK	WP	HR	S	P	ERA	WHIP
Stan Bahnsen, R ERA: 3.26	(1, 1)	7.1	L	30	6	3	3	7	2	0	0	0	1	1	41	49	3.68	1.091
Rollie Fingers, R ERA: 2.33	(8, 1)	0.2		3	0	0	0	0	0	1	0	0	0	0	2	6	0.00	0.000

PITCHER	IP	WLS	BF	H	R	ER	SO	BB	IBB	HBP	BLK	WP	HR	S	P	ERA	WHIP

BOTTOM

Oakland Athletics @ California Angels

Anaheim Stadium, Anaheim, CA

Sun Sep 05 1976, 6:33 AM EDT

Att. 7,604 - Unknown

livebaseballscorecards.com

AB	28
R	3
H	6
RBI	3
BB	3
SO	7
LOB	8

1B: 2	SF: 1	WP: 1	PA: 32
2B: 2	SAC: 0	PB: 0	
3B: 1	DP: 0	SB: 0	
HR: 1	HBP: 0	CS: 0	

Oakland Athletics @ California Angels

Anaheim Stadium, Anaheim, CA

Mon Sep 06 1976, 6:33 AM EDT

Att. 16,377 - Unknown

TOP

Batter	1	2	3	4	5	6	7	8	9	10	11	AB	R	H	RBI	BB	SO	LOB
Bill North, S (1, 8) OBP: 0.346, SLG: 0.333	F9		CS S 1B		BB		F7			SH S 1-3	FC1-2 IBB 1-2	3	0	1	0	2	0	1
Bert Campaneris, R (1, 6) OBP: 0.343, SLG: 0.298	S BB 1B		1-3 1B		F9		CS 1-3	K		K 1-2	FC1-2 1-2 2-3 3-Hf	6	0	2	0	0	2	6
Don Baylor, R (1, 9) (11, 3) OBP: 0.324, SLG: 0.379	S 1-2 BB		F7			F9		F7		BB	F3	4	0	0	0	2	0	4
Joe Rudi, R (1, 7) OBP: 0.339, SLG: 0.447	K 1-2 2-3			S 1B		WP BB 1B		HR		K		5	1	3	1	0	2	5
Sal Bando, R (1, 5) OBP: 0.335, SLG: 0.418	K			K 1-2		F5		F2		K		5	0	0	0	0	3	7
Gene Tenace, R (1, 2) OBP: 0.374, SLG: 0.452		K		K		WP BB 1-2			F7		F8	4	0	0	0	1	2	1
Ken McMullen, R (1, 3) OBP: 0.305, SLG: 0.376		K		F3		3-1 1-2 2-3			K		1B 2B	4	0	0	0	0	2	3
Claudell Washington, L (11, PH) (11, 9) OBP: 0.290, SLG: 0.336												1	1	1	0	0	0	0
Nate Colbert, R (1, 10) OBP: 0.321, SLG: 0.364		K			F3		K		K		E 1B FC1-2 IBB	4	0	0	0	0	3	0
Billy Williams, L (11, PH) OBP: 0.324, SLG: 0.344												0	0	0	0	1	0	0
Larry Lintz, S (11, PR)												0	0	0	0	0	0	0
Phil Garner, R (1, 4) OBP: 0.302, SLG: 0.401			5-3				CS S 1B			SH 1B	E8 FC1-2 S 1-3 2-H 1B	5	0	3	1	0	1	0

Inning Stats	1	2	3	4	5	6	7	8	9	10	11
	R: 0 E: 0 K: 2 S: 8 H: 1 LOB: 2 BB: 1 P: 12	R: 0 E: 0 K: 3 S: 9 H: 0 LOB: 0 BB: 0 P: 9	R: 0 E: 0 K: 0 S: 4 H: 2 LOB: 1 BB: 0 P: 4	R: 0 E: 0 K: 2 S: 8 H: 1 LOB: 1 BB: 0 P: 8	R: 0 E: 0 K: 1 S: 5 H: 0 LOB: 1 BB: 1 P: 9	R: 0 E: 0 K: 0 S: 4 H: 1 LOB: 2 BB: 1 P: 8	R: 0 E: 0 K: 1 S: 5 H: 1 LOB: 0 BB: 1 P: 5	R: 1 E: 0 K: 1 S: 6 H: 1 LOB: 0 BB: 0 P: 6	R: 0 E: 0 K: 2 S: 7 H: 0 LOB: 0 BB: 0 P: 7	R: 0 E: 1 K: 3 S: 11 H: 1 LOB: 3 BB: 1 P: 15	R: 1 E: 1 K: 0 S: 5 H: 2 LOB: 3 BB: 2 P: 13

PITCHER		IP	WLS	BF	H	R	ER	SO	BB	IBB	HBP	BLK	WP	HR	S	P	ERA	WHIP
Frank Tanana, L (1, 1) ERA: 2.63		10.0		41	8	1	1	15	4	0	0	0	1	1	67	83	0.90	1.200
Frank Tanana, L (10, 1) ERA: 2.63		10.0		41	8	1	1	15	4	0	0	0	1	1	67	83	0.90	1.200
John Verhoeven, R (11, 1) ERA: 3.68		1.0	L	7	2	1	1	0	0	2	0	0	0	0	5	13	9.00	2.000

PITCHER	IP	WLS	BF	H	R	ER	SO	BB	IBB	HBP	BLK	WP	HR	S	P	ERA	WHIP

AB	41
R	2
H	10
RBI	2
BB	6
SO	15
LOB	27

1B: 8	SF: 0	WP: 1	PA: 49
2B: 1	SAC: 1	PB: 0	
3B: 0	DP: 0	SB: 7	
HR: 1	HBP: 0	CS: 2	

livebaseballscorecards.com

Batter	1	2	3	4	5	6	7	8	9	10	11	AB	R	H	RBI	BB	SO	LOB
Dave Collins, S (1, 7) OBP: 0.329, SLG: 0.325	5-3		F7			F3			SH1-4 1-2		F8	4	0	0	0	0	0	2
Mario Guerrero, R (1, 4) (10, 6) OBP: 0.297, SLG: 0.327	1B			F9		F9			2-H 1B		CS 1-2	4	0	2	1	0	0	1
Rusty Torres, S (1, 8) OBP: 0.294, SLG: 0.351	K			F9			F6		F3			4	0	0	0	0	1	3
Bill Melton, R (1, 10) (10, 5) OBP: 0.300, SLG: 0.343	K			5-3			F8		F9			4	0	0	0	0	1	3
Terry Humphrey, R (1, 2) OBP: 0.338, SLG: 0.352		F4			6-3		F9			F5		4	0	0	0	0	0	0
Leroy Stanton, R (1, 9) OBP: 0.269, SLG: 0.288		K			F8			F9		F2		4	0	0	0	0	1	0
Tony Solaita, L (1, 3) OBP: 0.354, SLG: 0.417		K			K			L8-3		K		3	0	1	0	0	2	0
Jerry Remy, L (8, PR) OBP: 0.317, SLG: 0.303								1B				0	0	0	0	0	0	0
Dan Briggs, L (9, 3) OBP: 0.261, SLG: 0.303												1	0	0	0	1	0	0
Ron Jackson, R (1, 5) (10, 4) OBP: 0.277, SLG: 0.313			F5			SH3-4 1B		L8-3 1-2			CS 1B	4	0	2	0	0	0	1
Dave Chalk, R (1, 6) OBP: 0.292, SLG: 0.245			F9			SH3-4 1-2			SH1-4 1B 1B		F3	1	0	0	0	0	0	0
Tommy Davis, R (9, PH) OBP: 0.304, SLG: 0.330												1	0	1	0	0	0	0
Bob Jones, L (9, PR) OBP: 0.291, SLG: 0.389												0	1	0	0	0	0	0
Frank Tanana, L (10, 1)												0	0	0	0	0	0	0
John Verhoeven, R (11, 1)												0	0	0	0	0	0	0
Bruce Bochte, L (11, PH) OBP: 0.344, SLG: 0.298												1	0	0	0	0	0	1
Inning Stats	R: 0 E: 0 K: 2 S: 8 H: 1 LOB: 1 BB: 0 P: 8	R: 0 E: 0 K: 2 S: 7 H: 0 LOB: 0 BB: 0 P: 7	R: 0 E: 0 K: 0 S: 3 H: 0 LOB: 0 BB: 0 P: 3	R: 0 E: 0 K: 0 S: 3 H: 0 LOB: 0 BB: 0 P: 3	R: 0 E: 0 K: 1 S: 5 H: 0 LOB: 0 BB: 0 P: 5	R: 0 E: 0 K: 0 S: 4 H: 1 LOB: 1 BB: 0 P: 4	R: 0 E: 0 K: 0 S: 3 H: 0 LOB: 0 BB: 0 P: 3	R: 0 E: 0 K: 0 S: 3 H: 1 LOB: 1 BB: 0 P: 3	R: 1 E: 0 K: 0 S: 5 H: 2 LOB: 2 BB: 0 P: 5	R: 0 E: 0 K: 1 S: 5 H: 0 LOB: 0 BB: 0 P: 5	R: 0 E: 0 K: 0 S: 3 H: 1 LOB: 0 BB: 0 P: 3	1B: 6 2B: 1 3B: 0 HR: 0 SF: 0 SAC: 2 DP: 1 HBP: 0				WP: 0 PB: 0 SB: 0 CS: 1	PA: 38	

PITCHER		IP	WLS	BF	H	R	ER	SO	BB	IBB	HBP	BLK	WP	HR	S	P	ERA	WHIP
Vida Blue, L ERA: 2.38	(1, 1)	8.0		27	4	1	1	5	0	0	0	0	0	0	37	37	1.12	0.500
Rollie Fingers, R ERA: 2.27	(9, 1)	3.0	W	10	2	0	0	1	0	0	0	0	0	0	12	12	0.00	0.667

PITCHER	IP	WLS	BF	H	R	ER	SO	BB	IBB	HBP	BLK	WP	HR	S	P	ERA	WHIP

BOTTOM

Oakland Athletics @ California Angels

Anaheim Stadium, Anaheim, CA

Mon Sep 06 1976, 6:33 AM EDT

Att. 16,377 - Unknown

livebaseballscorecards.com

AB	35
R	1
H	6
RBI	1
BB	0
SO	6
LOB	11

Batter	1	2	3	4	5	6	7	8	9	AB	R	H	RBI	BB	SO	LOB
Bob Jones, L (1, 9) OBP: 0.284, SLG: 0.379	S S S 0-3 ① K		x 0-0 ① P6		0-0 ③ CS 1-2	x 0-0 ① G3		x 0-0 ① P6		4	0	0	0	0	1	0
Dave Chalk, R (1, 6) OBP: 0.301, SLG: 0.247	x 0-0 1B SF7 2B		x 0-0 ② F2			S S S 0-3 ② K		x 0-0 ② P6		4	1	1	0	0	1	0
Mike Easler, L (1, 10) OBP: 0.333, SLG: 0.300	x 0-0 2-3 1B		x 0-0 ③ F8			x 0-0 S 1B 1B		x 0-0 ③ 6-3		4	1	2	0	0	0	0
Tony Solaita, L (1, 3) OBP: 0.356, SLG: 0.421	x 0-0 ② SF7 3-H			x 0-0 G4-3 1B		x 0-0 S 1-H 1B			x 0-0 ① F8	3	0	2	2	0	0	0
Bruce Bochte, L (1, 7) OBP: 0.343, SLG: 0.296	x 0-0 ③ F9			x 0-0 ① ② G4-3 1-2f		4-0 1-2 IBB			x 0-0 ② 6-3	3	0	0	0	1	0	2
Mario Guerrero, R (1, 4) OBP: 0.296, SLG: 0.326 Jerry Remy, L (9, 4) OBP: 0.317, SLG: 0.303		x 0-0 1B 1B		x 0-0 ③ F7		x 0-0 ③ P4			x 0-0 ③ F8	4 0	0 0	1 0	0 0	0 0	0 0	2 0
Rusty Torres, S (1, 8) OBP: 0.294, SLG: 0.351		x 0-0 1-3 G5-4-3 1B			x 0-0 ① P4		x 0-0 ① L3			3	0	1	0	0	0	0
Terry Humphrey, R (1, 2) OBP: 0.331, SLG: 0.345		x 0-0 ① ② G5-4-3 1-2f			S S S 0-3 ② K		x 0-0 E5 G1-4-3			3	0	0	0	0	1	2
Ron Jackson, R (1, 5) OBP: 0.278, SLG: 0.311		S S S 0-3 ③ K			B B B 4-0 CS BB		x 0-0 ② ③ G1-4-3 1-2f			2	0	0	0	1	1	2
Inning Stats	R: 1 H: 2 E: 0 LOB: 1 K: 1 BB: 0 S: 7 P: 7	R: 0 H: 2 E: 0 LOB: 1 K: 1 BB: 0 S: 6 P: 6	R: 0 H: 0 E: 0 LOB: 0 K: 0 BB: 0 S: 3 P: 3	R: 0 H: 1 E: 0 LOB: 0 K: 0 BB: 0 S: 3 P: 3	R: 0 H: 0 E: 0 LOB: 0 K: 1 BB: 1 S: 4 P: 8	R: 1 H: 2 E: 0 LOB: 2 K: 1 BB: 1 S: 7 P: 11	R: 0 H: 0 E: 1 LOB: 0 K: 0 BB: 0 S: 3 P: 3	R: 0 H: 0 E: 0 LOB: 0 K: 0 BB: 0 S: 3 P: 3	R: 0 H: 0 E: 0 LOB: 0 K: 0 BB: 0 S: 3 P: 3	1B: 6 SF: 1 2B: 1 SAC: 0 3B: 0 DP: 3 HR: 0 HBP: 0						

PITCHER	IP	WLS	BF	H	R	ER	SO	BB	IBB	HBP	BLK	WP	HR	S	P	ERA	WHIP
Marty Pattin, R (1, 1) ERA: 2.79	9.0	L	33	7	2	2	4	1	1	0	0	0	0	39	47	2.00	0.889

PITCHER	IP	WLS	BF	H	R	ER	SO	BB	IBB	HBP	BLK	WP	HR	S	P	ERA	WHIP

TOP

California Angels @ Kansas City Royals

Royals Stadium, Kansas City, MO

Tue Sep 07 1976, 8:05 PM EDT

Att. 9,225 - Unknown - 85 F

livebaseballscorecards.com

AB	30
R	2
H	7
RBI	2
BB	2
SO	4
LOB	8

WP: 0	PA: 34
PB: 0	
SB: 2	
CS: 1	

Batter	1	2	3	4	5	6	7	8	9	AB	R	H	RBI	BB	SO	LOB
Tom Poquette, L (1, 7) OBP: 0.376, SLG: 0.453	F8		FC6-4 1B 3-H			4-3			F9	4	0	1	1	0	0	0
Amos Otis, R (1, 8) OBP: 0.343, SLG: 0.453	K		FC6-4 CS 1-2f			F8			F8	4	0	0	0	0	1	1
George Brett, L (1, 5) OBP: 0.374, SLG: 0.460	FC6-4 BB		CS 1-2	BB 1B		F9			FC5-4 1B	3	0	2	0	1	0	0
Hal McRae, R (1, 10) OBP: 0.421, SLG: 0.486	FC6-4 1-2f			CS BB 1-2			K		FC5-4 1-2f	3	0	0	0	1	1	2
John Mayberry, L (1, 3) OBP: 0.329, SLG: 0.365		K		F7 1-2			G3			3	0	0	0	0	1	1
Al Cowens, R (1, 9) OBP: 0.306, SLG: 0.346		1-3			4-3		4-3			3	0	0	0	0	0	0
Frank White, R (1, 4) (9, 6) OBP: 0.270, SLG: 0.315		F8			4-3			6-3		3	0	0	0	0	0	0
Freddie Patek, R (1, 6) OBP: 0.329, SLG: 0.313			F8 S 1B BB		BB			F8		0	1	0	0	2	0	0
Cookie Rojas, R (8, PH) (9, 4) OBP: 0.276, SLG: 0.281										1	0	0	0	0	0	0
Bob Stinson, S (1, 2) OBP: 0.338, SLG: 0.343			F8 1-3		6-3			4-3		3	0	0	0	0	0	2

BOTTOM

California Angels @ Kansas City Royals

Royals Stadium, Kansas City, MO

Tue Sep 07 1976, 8:05 PM EDT

Att. 9,225 - Unknown - 85 F

livebaseballscorecards.com

AB	27
R	1
H	3
RBI	1
BB	4
SO	3
LOB	6

Inning Stats	1	2	3	4	5	6	7	8	9
	R: 0 E: 0 K: 1 S: 5 H: 0 LOB: 1 BB: 1 P: 9	R: 0 E: 0 K: 1 S: 5 H: 0 LOB: 0 BB: 0 P: 5	R: 1 E: 0 K: 0 S: 3 H: 1 LOB: 0 BB: 1 P: 7	R: 0 E: 0 K: 0 S: 2 H: 1 LOB: 0 BB: 1 P: 6	R: 0 E: 0 K: 0 S: 3 H: 0 LOB: 1 BB: 1 P: 7	R: 0 E: 0 K: 0 S: 3 H: 0 LOB: 0 BB: 0 P: 3	R: 0 E: 0 K: 1 S: 5 H: 0 LOB: 0 BB: 0 P: 5	R: 0 E: 0 K: 0 S: 3 H: 0 LOB: 0 BB: 0 P: 3	R: 0 E: 0 K: 0 S: 4 H: 1 LOB: 1 BB: 0 P: 4

	1B	SF	WP	PA
	2B: 0	SAC: 0	PB: 0	
	3B: 0	DP: 0	SB: 1	
	HR: 0	HBP: 0	CS: 2	

PITCHER	IP	WLS	BF	H	R	ER	SO	BB	IBB	HBP	BLK	WP	HR	S	P	ERA	WHIP
Don Kirkwood, R (1, 1) ERA: 4.28	9.0	W	31	3	1	1	3	4	0	0	0	0	0	33	49	1.00	0.778

PITCHER	IP	WLS	BF	H	R	ER	SO	BB	IBB	HBP	BLK	WP	HR	S	P	ERA	WHIP

California Angels @ Kansas City Royals

Royals Stadium, Kansas City, MO

Wed Sep 08 1976, 8:05 PM EDT

Att. 11,939 - Unknown - 75 F

TOP

livebaseballscorecards.com

Batter	1	2	3	4	5	6	7	8	9	AB	R	H	RBI	BB	SO	LOB
Jerry Remy, L (1, 4) OBP: 0.321, SLG: 0.305	0-0 4-3 S 1B 1B	4-0 S BB			0-0 1-3 1B 1B		0-0 ② F3		0-0 ③ F2	4	2	2	0	1	0	0
Dave Chalk, R (1, 6) OBP: 0.298, SLG: 0.245	0-0 ① 4-3 1-3	0-3 ③ K 1-2			0-0 ② 1-3 1-2		0-3 ③ K			4	0	0	0	0	2	3
Mike Easler, L (1, 10) OBP: 0.375, SLG: 0.357	0-0 1B FC1-2 1B 3-H		0-0 ① 4-3		0-0 1B 1B 2-H			0-3 ① K		4	0	2	2	0	1	0
Tony Solaita, L (1, 3) OBP: 0.362, SLG: 0.427	0-0 BB FC1-2 1B 1-3		0-0 ② 6-3		0-0 1-3 1B			0-0 FC1-6 BB 1B		4	0	3	0	0	0	0
Bruce Bochte, L (1, 7) OBP: 0.343, SLG: 0.296 Leroy Stanton, R (8, PH) OBP: 0.272, SLG: 0.288 (8, 7)	0-0 ② FC1-2 BB 1-2 3-H		0-0 PO 1B		0-0 ③ 4-3			4-0 FC1-6 1-2 BB		3 0	0 0	1 0	0 0	0 1	0 0	4 0
Rusty Torres, S (1, 8) OBP: 0.293, SLG: 0.346	4-0 1-2 2-3 BB	0-0 ③ PO 1-2		0-0 ① P5		0-0 ① 6-3		0-0 ② FC1-6 1-2f 2-3		3	0	0	0	1	0	2
Dan Briggs, L (1, 9) OBP: 0.257, SLG: 0.299 Tommy Davis, R (8, PH) OBP: 0.303, SLG: 0.329 Bob Jones, L (8, 9) OBP: 0.284, SLG: 0.379	0-0 ③ 4-3			0-0 ② F8		0-0 ② 4-3		0-3 ③ K		3 1 0	0 0 0	0 0 0	0 0 0	0 0 0	0 1 0	3 2 0
Terry Humphrey, R (1, 2) OBP: 0.323, SLG: 0.336		0-0 ① P4		0-0 ③ 6-3		0-0 ③ F9			0-0 ① 6-3	4	0	0	0	0	0	0
Ron Jackson, R (1, 5) OBP: 0.275, SLG: 0.308		0-3 ② K			0-3 ① K		0-0 ① F7		0-0 ② 6-3	4	0	0	0	0	2	0
Inning Stats	R: 1 E: 0 K: 0 S: 6 H: 3 LOB: 3 BB: 1 P: 10	R: 0 E: 0 K: 2 S: 7 H: 0 LOB: 1 BB: 1 P: 11	R: 0 E: 0 K: 0 S: 3 H: 1 LOB: 0 BB: 0 P: 3	R: 0 E: 0 K: 0 S: 3 H: 0 LOB: 0 BB: 0 P: 3	R: 1 E: 0 K: 1 S: 8 H: 3 LOB: 2 BB: 0 P: 8	R: 0 E: 0 K: 0 S: 3 H: 0 LOB: 0 BB: 0 P: 3	R: 0 E: 0 K: 1 S: 5 H: 0 LOB: 0 BB: 0 P: 5	R: 0 E: 0 K: 2 S: 8 H: 1 LOB: 2 BB: 1 P: 12	R: 0 E: 0 K: 0 S: 3 H: 0 LOB: 0 BB: 0 P: 3	1B: 8 2B: 0 3B: 0 HR: 0 SF: 0 SAC: 0 DP: 0 HBP: 0							

	AB	34
	R	2
	H	8
	RBI	2
	BB	3
	SO	6
	LOB	14

WP: 0 PB: 0 SB: 2 CS: 0 PA: 38

PITCHER		IP	WLS	BF	H	R	ER	SO	BB	IBB	HBP	BLK	WP	HR	S	P	ERA	WHIP
Al Fitzmorris, R ERA: 3.08	(1, 1)	4.2	L	22	7	2	2	3	2	0	0	0	0	0	26	34	3.86	1.929
Larry Gura, L ERA: 3.22	(5, 1)	4.1		15	1	0	0	3	1	0	0	0	0	0	20	24	0.00	0.462

PITCHER	IP	WLS	BF	H	R	ER	SO	BB	IBB	HBP	BLK	WP	HR	S	P	ERA	WHIP

Batter	1	2	3	4	5	6	7	8	9	AB	R	H	RBI	BB	SO	LOB
Davey Nelson, R (1, 4) OBP: 0.307, SLG: 0.312	G4-6-3 1B		FC6-4 1-2f			BBBB 1B BB		4-3 1-2		3	0	1	0	1	0	2
Tom Poquette, L (1, 7) OBP: 0.374, SLG: 0.448	F9			BBBB 1B BB		F7		4-3 2-3		3	0	0	0	1	0	3
George Brett, L (1, 5) OBP: 0.375, SLG: 0.461 Cookie Rojas, R (7, 5) OBP: 0.273, SLG: 0.278	G4-6-3 1-2f			1-2 1B		G6-3 1-2 1B		P3		3 1	0 0	2 0	0 0	0 0	0 0	1 1
Hal McRae, R (1, 10) OBP: 0.418, SLG: 0.482		4-3		F8		G6-3 1-2f			F9	4	0	0	0	0	0	4
John Mayberry, L (1, 3) OBP: 0.327, SLG: 0.363		4-3		F2			F9		4-3	4	0	0	0	0	0	2
Al Cowens, R (1, 9) OBP: 0.307, SLG: 0.347		F2		F7			E S 1B		1B	4	0	2	0	0	0	2
Ruppert Jones, L (1, 8) OBP: 0.224, SLG: 0.319			F7		4-3		SSS 1-3 K		SSS K	4	0	0	0	0	2	2
Frank White, R (1, 6) OBP: 0.268, SLG: 0.313			F8		F9		L3			3	0	0	0	0	0	1
Bob Stinson, S (1, 2) OBP: 0.343, SLG: 0.344			BBBB FC6-4 BB		F7			4-3 4-3 1B		2	0	1	0	1	0	0
Inning Stats	R: 0 H: 1 E: 0 LOB: 0 K: 0 BB: 0 S: 3 P: 3	R: 0 H: 0 E: 0 LOB: 0 K: 0 BB: 0 S: 3 P: 3	R: 0 H: 0 E: 0 LOB: 1 K: 0 BB: 1 S: 3 P: 7	R: 0 H: 1 E: 0 LOB: 2 K: 0 BB: 1 S: 4 P: 8	R: 0 H: 0 E: 0 LOB: 0 K: 0 BB: 0 S: 3 P: 3	R: 0 H: 1 E: 0 LOB: 1 K: 0 BB: 1 S: 3 P: 7	R: 0 H: 1 E: 0 LOB: 1 K: 1 BB: 0 S: 6 P: 6	R: 0 H: 1 E: 0 LOB: 1 K: 0 BB: 0 S: 4 P: 4	R: 0 H: 1 E: 0 LOB: 1 K: 1 BB: 0 S: 6 P: 6	1B: 6 SF: 0 2B: 0 SAC: 0 3B: 0 DP: 2 HR: 0 HBP: 0						WP: 0 PA: 34 PB: 0 SB: 1 CS: 0	

PITCHER	IP	WLS	BF	H	R	ER	SO	BB	IBB	HBP	BLK	WP	HR	S	P	ERA	WHIP
Gary Ross, R (1, 1) ERA: 3.14	3.0		12	2	0	0	0	2	0	0	0	0	0	10	18	0.00	1.333
Dick Drago, R (4, 1) ERA: 4.85	6.0	W	22	4	0	0	2	1	0	0	0	0	0	25	29	0.00	0.833

PITCHER	IP	WLS	BF	H	R	ER	SO	BB	IBB	HBP	BLK	WP	HR	S	P	ERA	WHIP

BOTTOM

California Angels @ Kansas City Royals

Royals Stadium, Kansas City, MO

Wed Sep 08 1976, 8:05 PM EDT

Att. 11,939 - Unknown - 75 F

livebaseballscorecards.com

AB	31
R	0
H	6
RBI	0
BB	3
SO	2
LOB	18

Batter	1	2	3	4	5	6	7	8	9	10	AB	R	H	RBI	BB	SO	LOB
Jerry Remy, L (1, 4) OBP: 0.317, SLG: 0.301	6-3		4-3 3-H		6-3 2-3		F8		L5 1-2		5	0	0	1	0	0	2
Dave Chalk, R (1, 6) OBP: 0.300, SLG: 0.245	K		1-3		1B 3-H 1B		K			BB	4	0	1	1	1	2	0
Mike Easler, L (1, 10) OBP: 0.429, SLG: 0.421	G3			G4-6-3 1B	1-3 1B			G3 1B 1B		P2	5	1	3	0	0	0	1
Tony Solaita, L (1, 3) OBP: 0.355, SLG: 0.417		F7		G4-6-3 1-2f	P6			G3 1-2		F9	5	0	0	0	0	0	5
Bill Melton, R (1, 5) OBP: 0.303, SLG: 0.345		F3		FC6-4 1B		F7		PB 2-H 1B		6-3	4	0	2	1	0	0	0
Ron Jackson, R (8, PR) OBP: 0.274, SLG: 0.307 (8, 5)		1B		FC6-4 1-2f		1B		P6 1-2			1	1	0	0	0	0	1
Bruce Bochte, L (1, 7) OBP: 0.345, SLG: 0.299		4-3			BB	K		PO 2-H 1B			3	0	2	0	0	0	1
Leroy Stanton, R (8, PH) OBP: 0.271, SLG: 0.287 (8, 7)					SF7						1	0	0	0	0	0	1
Rusty Torres, S (1, 8) OBP: 0.297, SLG: 0.346			G3 4-3 2B		6-3 1-3 1B	F7	K	PO 1-2	CS HBP		3	1	1	1	1	1	2
Dan Briggs, L (1, 9) OBP: 0.266, SLG: 0.309			G3 2-3		SF7 3-H		K	L5 1-2 1B			3	2	2	0	0	0	1
Terry Humphrey, R (1, 2) OBP: 0.321, SLG: 0.336											3	0	1	1	0	1	1
Inning Stats	R: 0 H: 0 E: 0 LOB: 0 K: 1 BB: 0 S: 5 P: 5	R: 0 H: 1 E: 0 LOB: 1 K: 0 BB: 0 S: 4 P: 4	R: 1 H: 1 E: 0 LOB: 0 K: 0 BB: 0 S: 4 P: 4	R: 0 H: 2 E: 0 LOB: 1 K: 0 BB: 0 S: 4 P: 4	R: 2 H: 3 E: 0 LOB: 2 K: 0 BB: 1 S: 6 P: 10	R: 0 H: 1 E: 0 LOB: 1 K: 1 BB: 0 S: 6 P: 6	R: 0 H: 0 E: 0 LOB: 0 K: 2 BB: 0 S: 7 P: 7	R: 2 H: 3 E: 0 LOB: 1 K: 0 BB: 0 S: 5 P: 5	R: 0 H: 1 E: 0 LOB: 0 K: 0 BB: 0 S: 2 P: 3	R: 0 H: 0 E: 0 LOB: 1 K: 0 BB: 1 S: 3 P: 7	1B: 11 SF: 1 2B: 1 SAC: 0 3B: 0 DP: 1 HR: 0 HBP: 1						

PITCHER		IP	WLS	BF	H	R	ER	SO	BB	IBB	HBP	BLK	WP	HR	S	P	ERA	WHIP
Dennis Leonard, R ERA: 3.39	(1, 1)	7.1		32	10	5	4	4	1	0	0	0	0	0	39	43	4.91	1.500
Steve Mingori, L ERA: 2.06	(8, 1)	2.2	W	9	2	0	0	0	1	0	1	0	0	0	7	12	0.00	1.125

PITCHER	IP	WLS	BF	H	R	ER	SO	BB	IBB	HBP	BLK	WP	HR	S	P	ERA	WHIP

TOP

California Angels @ Kansas City Royals

Royals Stadium, Kansas City, MO

Thu Sep 09 1976, 8:05 PM EDT
Att. 10,897 - Unknown - 78 F

livebaseballscorecards.com

AB	37
R	5
H	12
RBI	5
BB	2
SO	4
LOB	15

WP: 0	PA: 42		
PB: 1			
SB: 0			
CS: 1			

Batter	1	2	3	4	5	6	7	8	9	10	AB	R	H	RBI	BB	SO	LOB
Davey Nelson, R (1, 4) OBP: 0.302, SLG: 0.306	3-1		4-3		P4		K		5-3	1B	6	1	1	0	0	1	0
Tom Poquette, L (1, 7) OBP: 0.375, SLG: 0.447 Jim Wohlford, R (10, PH) OBP: 0.305, SLG: 0.303	F8		3-1		4-3		FC6-4		FC6	1-2	5 1	1 0	2 1	0 0	0 0	0 0	0 0
George Brett, L (1, 5) OBP: 0.382, SLG: 0.466	BB			1B S	S		FC6-4		FC6	1-2	5	2	5	1	1	0	0
Hal McRae, R (1, 10) OBP: 0.418, SLG: 0.481 Freddie Patek, R (9, PR) OBP: 0.329, SLG: 0.313	4-3			BB	1-H		FC6-4		FC6		5 0	1 1	2 0	1 0	0 0	0 0	5 0
John Mayberry, L (1, 3) OBP: 0.329, SLG: 0.364 Willie Wilson, S (9, PR) John Wathan, R (10, 3) OBP: 0.320, SLG: 0.261		1B		E 1B FC6-2		3-1	4-3		S	1B	4 0 0	0 0 0	2 0 0	1 0 0	1 0 0	0 0 0	2 0 0
Amos Otis, R (1, 8) OBP: 0.348, SLG: 0.459		L1-3		E2 FC6-2		1B FC5-2		FC4-6		IBB	4	0	4	2	1	0	0
Al Cowens, R (1, 9) OBP: 0.306, SLG: 0.346		L1-3		FC6-2		FC5-2	K		F8		5	0	1	0	0	1	7
Frank White, R (1, 6) OBP: 0.265, SLG: 0.309		G3		P9		FC5-2		FC4-6 FC6		F8	5	0	0	0	0	0	6
Buck Martinez, R (1, 2) OBP: 0.266, SLG: 0.366 Jamie Quirk, L (6, PH) OBP: 0.240, SLG: 0.330 Bob Stinson, S (7, 2) OBP: 0.340, SLG: 0.341			6-3	P4		F8		FC6		K	2 1 2	0 0 0	0 0 0	0 0 0	0 0 0	0 0 1	2 2 1
Inning Stats	R: 0 E: 0 K: 0 S: 3 H: 0 LOB: 1 BB: 1 P: 7	R: 0 E: 0 K: 0 S: 4 H: 2 LOB: 1 BB: 0 P: 4	R: 0 E: 0 K: 0 S: 3 H: 0 LOB: 0 BB: 0 P: 3	R: 2 E: 1 K: 0 S: 6 H: 3 LOB: 2 BB: 1 P: 10	R: 1 E: 0 K: 0 S: 4 H: 2 LOB: 1 BB: 0 P: 4	R: 0 E: 0 K: 0 S: 5 H: 2 LOB: 2 BB: 0 P: 5	R: 0 E: 0 K: 1 S: 7 H: 2 LOB: 2 BB: 0 P: 7	R: 0 E: 0 K: 1 S: 6 H: 1 LOB: 1 BB: 0 P: 6	R: 2 E: 0 K: 0 S: 6 H: 3 LOB: 2 BB: 1 P: 10	R: 1 E: 0 K: 1 S: 7 H: 3 LOB: 2 BB: 0 P: 7	1B: 17 2B: 2 3B: 0 HR: 0	SF: 0 SAC: 0 DP: 1 HBP: 0						

PITCHER	IP	WLS	BF	H	R	ER	SO	BB	IBB	HBP	BLK	WP	HR	S	P	ERA	WHIP
Paul Hartzell, R (1, 1) ERA: 2.64	8.2		41	15	5	4	2	2	0	0	0	0	0	43	51	4.15	1.962
Mike Overy, R (9, 1) ERA: 6.14	1.0	L	5	1	1	1	1	0	1	0	0	0	0	6	10	9.00	1.000
Mickey Scott, L (10, 1) ERA: 3.67	0.0		2	2	0	0	0	0	0	0	0	0	0	2	2	∞	∞

PITCHER	IP	WLS	BF	H	R	ER	SO	BB	IBB	HBP	BLK	WP	HR	S	P	ERA	WHIP

BOTTOM

California Angels @ Kansas City Royals

Royals Stadium, Kansas City, MO

Thu Sep 09 1976, 8:05 PM EDT

Att. 10,897 - Unknown - 78 F

livebaseballscorecards.com

AB	45
R	6
H	18
RBI	5
BB	3
SO	3
LOB	25

WP: 0 PB: 0 SB: 3 CS: 0 PA: 48

Batter	1	2	3	4	5	6	7	8	9	AB	R	H	RBI	BB	SO	LOB
Dave Collins, S (1, 7) OBP: 0.325, SLG: 0.320	x 0-0 ① L1	x 0-0 ③ F7 2-3			x 0-0 ② F8		x 0-0 ③ 4-3			4	0	0	0	0	0	1
Jerry Remy, L (1, 4) OBP: 0.316, SLG: 0.300	x 0-0 ② G3		x 0-0 ① 6-3		x 0-0 ③ P3			x 0-0 S SH1-3 1B		4	0	1	0	0	0	0
Mike Easler, L (1, 10) OBP: 0.417, SLG: 0.455	x 0-0 2B		x 0-0 ② F5			S S S 0-3 ① K		x 0-0 ① SH1-3 1-2		3	0	1	0	0	1	0
Tony Solaita, L (1, 3) OBP: 0.356, SLG: 0.418 Rusty Torres, S (3, PR) OBP: 0.302, SLG: 0.358 (3, 8)	x 0-0 ③ 4-3		x 0-0 1B			x 0-0 2B 3B		B B B B 4-0 P4-3 2-3 BB		2	0	1	0	0	0	1
										1	1	1	0	1	0	0
Bill Melton, R (1, 5) OBP: 0.299, SLG: 0.341		x 0-0 ① F7	x 0-0 ③ F7			x 0-0 ② 5-3		x 0-0 ② ③ P4-3 1-2f		4	0	0	0	0	0	4
Bruce Bochte, L (1, 9) OBP: 0.349, SLG: 0.311		x 0-0 HR		B B B B 4-0 G4-6-3 BB		x 0-0 3-H 2B			x 0-0 ① F8	3	1	2	2	1	0	0
Dan Briggs, L (1, 8) OBP: 0.261, SLG: 0.303 (3, 3)		x 0-0 ② 4-1		x 0-0 ① ② G4-6-3 1-2f		x 0-0 ③ 5-3			x 0-0 ② F8	4	0	0	0	0	0	2
Dave Chalk, R (1, 6) OBP: 0.299, SLG: 0.245		x 0-0 2B 1B		x 0-0 ③ 5-3			x 0-0 ① F7		x 0-0 ③ L1	4	1	1	0	0	0	0
Andy Etchebarren, R (1, 2) OBP: 0.293, SLG: 0.262		x 0-0 PB 1-H 2B			x 0-0 ① 5-3		x 0-0 ② L5			3	0	1	1	0	0	0
Inning Stats	R: 0 H: 1 E: 0 LOB: 1 K: 0 BB: 0 S: 4 P: 4	R: 2 H: 3 E: 0 LOB: 1 K: 0 BB: 0 S: 6 P: 6	R: 0 H: 1 E: 0 LOB: 1 K: 0 BB: 0 S: 4 P: 4	R: 0 H: 0 E: 0 LOB: 0 K: 0 BB: 1 S: 2 P: 6	R: 0 H: 0 E: 0 LOB: 0 K: 0 BB: 0 S: 3 P: 3	R: 1 H: 2 E: 0 LOB: 1 K: 1 BB: 0 S: 7 P: 7	R: 0 H: 0 E: 0 LOB: 0 K: 0 BB: 0 S: 3 P: 3	R: 0 H: 1 E: 0 LOB: 1 K: 0 BB: 1 S: 3 P: 7	R: 0 H: 0 E: 0 LOB: 0 K: 0 BB: 0 S: 3 P: 3	1B: 3 SF: 0 2B: 4 SAC: 1 3B: 1 DP: 2 HR: 1 HBP: 0						

PITCHER	IP	WLS	BF	H	R	ER	SO	BB	IBB	HBP	BLK	WP	HR	S	P	ERA	WHIP
Bart Johnson, R (1, 1) ERA: 4.63	9.0	L	35	8	3	3	1	2	0	0	0	0	1	35	43	3.00	1.111

PITCHER	IP	WLS	BF	H	R	ER	SO	BB	IBB	HBP	BLK	WP	HR	S	P	ERA	WHIP

TOP

California Angels @ Chicago White Sox

Comiskey Park, Chicago, IL

Fri Sep 10 1976, 8:05 PM EDT

Att. 6,575 - Unknown

livebaseballscorecards.com

AB	32
R	3
H	8
RBI	3
BB	2
SO	1
LOB	8

WP: 0 PA: 35
PB: 1
SB: 1
CS: 0

Batter	1	2	3	4	5	6	7	8	9	AB	R	H	RBI	BB	SO	LOB
Ralph Garr, L (1, 9) OBP: 0.327, SLG: 0.398	G3		P4		K	P4		K		5	0	0	0	0	2	5
Bill Stein, R (1, 5) OBP: 0.319, SLG: 0.365	K		S BB		K	4-3		K		4	0	0	0	1	3	5
Jim Spencer, L (1, 3) OBP: 0.320, SLG: 0.369	E BB		K 1-2		2B 1-2 1B		F8		K	4	1	1	0	1	2	1
Jorge Orta, L (1, 7) OBP: 0.319, SLG: 0.415	E1 1-3		BB		BB 1-H 2-H 2B		K		K	4	0	1	2	1	2	1
Sam Ewing, L (1, 10) OBP: 0.207, SLG: 0.185	K		K		BB BB		K		K	4	0	0	0	1	4	4
Chet Lemon, R (1, 8) OBP: 0.293, SLG: 0.309		K		K	1-2 2-3 BB			1-3		3	0	0	0	1	2	0
Jack Brohamer, L (1, 4) OBP: 0.346, SLG: 0.385		E S 1B		K	F9			E S BB		0	0	0	0	0	0	0
Alan Bannister, R (2, PH) OBP: 0.288, SLG: 0.288 (3, 4)										3	0	1	0	1	1	3
Bucky Dent, R (1, 6) OBP: 0.304, SLG: 0.306		K 1-3		1-3		BB		E5 BB 1-3		3	0	0	0	1	1	2
Jim Essian, R (1, 2) OBP: 0.309, SLG: 0.259		K			1B 2B BB	P3		1-2 BB		2	1	0	0	1	1	2
Pat Kelly, L (8, PH) OBP: 0.345, SLG: 0.383										0	0	0	0	1	0	0
Brian Downing, R (9, 2) OBP: 0.329, SLG: 0.329										0	0	0	0	0	0	0
Inning Stats	R: 0 E: 1 K: 2 S: 8 H: 0 LOB: 2 BB: 1 P: 12	R: 0 E: 0 K: 3 S: 10 H: 1 LOB: 1 BB: 0 P: 10	R: 0 E: 0 K: 2 S: 7 H: 0 LOB: 2 BB: 2 P: 15	R: 0 E: 0 K: 2 S: 7 H: 0 LOB: 0 BB: 0 P: 7	R: 2 E: 0 K: 2 S: 9 H: 2 LOB: 3 BB: 3 P: 21	R: 0 E: 0 K: 0 S: 3 H: 0 LOB: 1 BB: 1 P: 7	R: 0 E: 0 K: 2 S: 7 H: 0 LOB: 0 BB: 0 P: 7	R: 0 E: 1 K: 2 S: 8 H: 0 LOB: 3 BB: 2 P: 16	R: 0 E: 0 K: 3 S: 9 H: 0 LOB: 0 BB: 0 P: 9	1B: 2 2B: 1 3B: 0 HR: 0	SF: 0 SAC: 0 DP: 0 HBP: 0						

PITCHER	IP	WLS	BF	H	R	ER	SO	BB	IBB	HBP	BLK	WP	HR	S	P	ERA	WHIP
Nolan Ryan, R (1, 1) ERA: 3.77	9.0	W	41	3	2	2	18	9	0	0	0	0	0	68	104	2.00	1.333

PITCHER	IP	WLS	BF	H	R	ER	SO	BB	IBB	HBP	BLK	WP	HR	S	P	ERA	WHIP

BOTTOM

California Angels @ Chicago White Sox

Comiskey Park, Chicago, IL

Fri Sep 10 1976, 8:05 PM EDT

Att. 6,575 - Unknown

livebaseballscorecards.com

AB	32
R	2
H	3
RBI	2
BB	9
SO	18
LOB	23

PA: 41

WP: 0 PB: 0 SB: 3 CS: 0

Batter	1	2	3	4	5	6	7	8	9	AB	R	H	RBI	BB	SO	LOB
Dave Collins, S (1, 7) OBP: 0.325, SLG: 0.329	SSS 0-3 ① K		x 0-0 1-H 2B 3B	x 0-0 1B 1B 1B	x 0-0 ③ F7			x 0-0 ① F6	x 0-0 ② 3-H SF8	5	1	2	2	0	1	2
Jerry Remy, L (1, 4) OBP: 0.317, SLG: 0.301	x 0-0 ② F7		x 0-0 ① F7	x 0-0 L5-4 1B 1-2 1B		x 0-0 6-3 1B 1B		x 0-0 ② F8	SSS 0-3 ③ K	6	0	2	0	0	1	3
Rusty Torres, S (1, 8) OBP: 0.312, SLG: 0.369	x 0-0 ③ F9		x 0-0 HBP 2B 3-H 2B	x 0-0 1-2 2-3 1B		x 0-0 6-3 1-2 1B		BBBB 4-0 FC5-4 BB		4	1	3	1	1	0	0
Bill Melton, R (1, 3) OBP: 0.295, SLG: 0.335 Bruce Bochte, L (8, 9) OBP: 0.349, SLG: 0.311		x 0-0 ① 5-3	x 0-0 ② F4	x 0-0 ② ③ L5-4 2-3		x 0-0 ① 6-3 1-2 2-3		x 0-0 ③ FC5-4 1-2f		5 0	0 0	0 0	0 0	0 0	0 0	7 0
Tommy Davis, R (1, 10) OBP: 0.311, SLG: 0.327 Mike Easler, L (6, PR) OBP: 0.400, SLG: 0.435		BBBB 4-0 BB BB	BBBB 4-0 HBP 2B BB		x 0-0 ① F9	IIII 4-0 G6-4-3 IBB			x 0-0 ① F6	1 1	1 0	0 0	0 0	3 0	0 0	0 0
Mario Guerrero, R (1, 6) OBP: 0.302, SLG: 0.338		x 0-0 ② F8	H 1-0 2B 1-2 2-3 HBP		x 0-0 1B 2B	x 0-0 ② ③ G6-4-3 1-2f			x 0-0 1B 2B	4	2	2	0	0	0	4
Ron Jackson, R (1, 9) OBP: 0.277, SLG: 0.311 Dan Briggs, L (6, 9) OBP: 0.263, SLG: 0.305 (8, 3)		BBBB 4-0 1-2 BB	x 0-0 1-3 2-H 3-H 2B		x 0-0 ② 6-3	x 0-0 ① G3			x 0-0 E 1B SF8 2-H 1B	2 2	0 1	1 1	2 1	1 0	0 0	1 0
Dave Chalk, R (1, 5) OBP: 0.300, SLG: 0.247	SSS 0-3 ③ K	SSS 0-3 ③ K			x 0-0 2-H BB 1B	SSS 0-3 ② K			x 0-0 E 1-2 1B	5	0	2	1	0	3	4
Andy Etchebarren, R (1, 2) OBP: 0.295, SLG: 0.259			BBBB 4-0 3B BB	x 0-0 ① F2	BBBB 4-0 1-2 BB	x 0-0 ③ 1-3			x 0-0 1-2 2-3 FC4	3	1	0	0	2	0	2
Inning Stats	R: 0 E: 0 K: 1 S: 5 H: 0 LOB: 0 BB: 0 P: 5	R: 0 E: 0 K: 1 S: 5 H: 0 LOB: 2 BB: 2 P: 13	R: 4 E: 0 K: 1 S: 8 H: 3 LOB: 2 BB: 2 P: 17	R: 0 E: 0 K: 0 S: 5 H: 3 LOB: 2 BB: 0 P: 5	R: 1 E: 0 K: 0 S: 5 H: 2 LOB: 2 BB: 1 P: 9	R: 0 E: 0 K: 0 S: 4 H: 2 LOB: 3 BB: 1 P: 8	R: 0 E: 0 K: 1 S: 5 H: 0 LOB: 0 BB: 0 P: 5	R: 0 E: 0 K: 0 S: 3 H: 0 LOB: 1 BB: 1 P: 7	R: 2 E: 1 K: 1 S: 9 H: 3 LOB: 2 BB: 0 P: 9	1B: 8 2B: 5 3B: 1 HR: 0 SF: 1 SAC: 0 DP: 2 HBP: 1						

PITCHER		IP	WLS	BF	H	R	ER	SO	BB	IBB	HBP	BLK	WP	HR	S	P	ERA	WHIP
Ken Kravec, L ERA: 3.4	(1, 1)	3.1	L	20	5	4	4	3	4	0	1	0	0	0	21	38	10.80	2.700
Pete Vuckovich, R ERA: 4.59	(4, 1)	4.2		20	5	1	1	1	2	1	0	0	0	0	19	31	1.93	1.500
Dave Hamilton, L ERA: 3.53	(9, 1)	1.0		7	3	2	1	1	0	0	0	0	0	0	9	9	9.00	3.000

PITCHER	IP	WLS	BF	H	R	ER	SO	BB	IBB	HBP	BLK	WP	HR	S	P	ERA	WHIP

TOP

California Angels @ Chicago White Sox

Comiskey Park, Chicago, IL

Sat Sep 11 1976, 4:33 AM EDT

Att. 6,596 - Unknown

livebaseballscorecards.com

AB	38
R	7
H	13
RBI	7
BB	7
SO	5
LOB	23

WP: 0 PB: 0 SB: 0 CS: 0 PA: 47

BOTTOM

California Angels @ Chicago White Sox

Comiskey Park, Chicago, IL

Sat Sep 11 1976, 4:33 AM EDT

Att. 6,596 - Unknown

livebaseballscorecards.com

Batter	1	2	3	4	5	6	7	8	9	AB	R	H	RBI	BB	SO	LOB
Bill Stein, R (1, 4) OBP: 0.322, SLG: 0.366	0-0 SH1-3 1B		0-0 S 1B 3-H		0-3 K		0-0 1-3			4	0	2	1	0	1	1
Alan Bannister, R (1, 9) (9, 8) OBP: 0.289, SLG: 0.289	0-0 SH1-3 1-2		0-0 F7			0-0 B5-3	0-0 CS 1B			3	0	1	0	0	0	1
Jorge Orta, L (1, 7) OBP: 0.319, SLG: 0.413	0-3 K		0-3 K 1-2			4-0 BB SF9 BB	0-0 CS 1-2	0-0 F7		3	1	0	0	1	2	2
Lamar Johnson, R (1, 3) OBP: 0.383, SLG: 0.431	0-0 6-3			0-0 6-3		4-0 SF9 BB S 1-2		4-0 BB		2	1	0	0	2	0	1
Brian Downing, R (1, 2) OBP: 0.328, SLG: 0.325		0-3 K		0-0 4-3		4-0 S 1-2 2-3		0-3 K		3	0	0	0	1	2	1
Chet Lemon, R (1, 8) OBP: 0.291, SLG: 0.307 Jim Spencer, L (8, PH) OBP: 0.319, SLG: 0.368 Jerry Hairston, S (9, 9) OBP: 0.368, SLG: 0.296		0-0 F8		0-3 K		0-0 SF9 2-3 3-H		0-0 F6		2 1 0	0 0 0	0 0 0	1 0 0	0 0 0	1 0 0	0 1 0
Bucky Dent, R (1, 6) OBP: 0.304, SLG: 0.304		0-3 K			0-0 F8	4-0 1-2 BB 3-H			0-0 F7	3	0	0	0	1	1	0
Kevin Bell, R (1, 5) OBP: 0.293, SLG: 0.399			0-0 1B 3B		0-0 2B	0-0 4-3			0-0 F6	4	1	2	0	0	0	2
Minnie Minoso, R (1, 10) Sam Ewing, L (9, PH) OBP: 0.200, SLG: 0.179			0-3 K		0-0 F4		0-0 F9		0-0 4-3	3 1	0 0	0 0	0 0	0 0	1 0	2 0
Inning Stats	R: 0 H: 1 E: 0 LOB: 1 K: 1 BB: 0 S: 6 P: 6	R: 0 H: 0 E: 0 LOB: 0 K: 2 BB: 0 S: 7 P: 7	R: 1 H: 2 E: 0 LOB: 1 K: 2 BB: 0 S: 9 P: 9	R: 0 H: 0 E: 0 LOB: 0 K: 1 BB: 0 S: 5 P: 5	R: 0 H: 1 E: 0 LOB: 1 K: 1 BB: 0 S: 6 P: 6	R: 2 H: 0 E: 0 LOB: 2 K: 0 BB: 4 S: 3 P: 19	R: 0 H: 1 E: 0 LOB: 0 K: 0 BB: 0 S: 3 P: 3	R: 0 H: 0 E: 0 LOB: 1 K: 1 BB: 1 S: 5 P: 9	R: 0 H: 0 E: 0 LOB: 0 K: 0 BB: 0 S: 3 P: 3	1B: 3 SF: 1 2B: 1 SAC: 1 3B: 1 DP: 0 HR: 0 HBP: 0						

PITCHER		IP	WLS	BF	H	R	ER	SO	BB	IBB	HBP	BLK	WP	HR	S	P	ERA	WHIP
Frank Tanana, L ERA: 2.66	(1, 1)	7.0	W	29	5	3	3	7	4	0	0	0	0	0	39	55	3.86	1.286
Dick Drago, R ERA: 4.71	(8, 1)	2.0	S	7	0	0	0	1	1	0	0	0	0	0	8	12	0.00	0.500

PITCHER	IP	WLS	BF	H	R	ER	SO	BB	IBB	HBP	BLK	WP	HR	S	P	ERA	WHIP

AB	29
R	3
H	5
RBI	2
BB	5
SO	8
LOB	11

WP: 0 PA: 37
PB: 0
SB: 3
CS: 1

Batter	1	2	3	4	5	6	7	8	9	10	AB	R	H	RBI	BB	SO	LOB
Dave Collins, S (1, 7) OBP: 0.326, SLG: 0.328	0-0 ① 5-3		BBBB 4-0 CS BB			SSS 0-3 ① K			x 0-0 BB 1B	x 0-0 ③ F6	4	0	1	0	1	1	1
Jerry Remy, L (1, 4) OBP: 0.320, SLG: 0.305	0-0 ② 6-3		x 0-0 ② S 1-2 1B			x 0-0 CS 1B			x 0-0 BB 1-2 1B		4	0	3	0	0	0	0
Mike Easler, L (1, 10) OBP: 0.379, SLG: 0.407	0-0 1B		SSS 0-3 ③ K 1-2			SSS 0-3 ②③ K 1-2			SSS 0-3 ① K		4	0	1	0	0	3	4
Bill Melton, R (1, 5) OBP: 0.295, SLG: 0.332	0-0 ③ F3			x 0-0 ① 5-3			x 0-0 ① 5-3		BBBB 4-0 1-2 2-3 BB		3	0	0	0	1	0	1
Bruce Bochte, L (1, 9) OBP: 0.352, SLG: 0.316		x 0-0 G3 1B 2B		BBBB 4-0 CS BB			x 0-0 G3-6 1B		SSS 0-3 ② K		3	1	2	0	1	1	3
Dan Briggs, L (1, 3) OBP: 0.259, SLG: 0.299		SSS 0-3 ① K		x 0-0 ② F7			x 0-0 ②③ G3-6 1-3f		x 0-0 ③ F8		4	0	0	0	0	1	6
Rusty Torres, S (1, 8) OBP: 0.307, SLG: 0.363		x 0-0 ② G3 2-3		0-0 ③ CS 1-2	x 0-0 ① F8			SSS 0-3 ① K		x 0-0 ① F9	4	0	0	0	0	1	1
Dave Chalk, R (1, 6) OBP: 0.304, SLG: 0.250		x 0-0 ③ 3-H 1B			H 1-0 4-3-6 HBP			x 0-0 ② 4-3		x 0-0 FC6-4 1B	3	0	2	1	0	0	0
Andy Etchebarren, R (1, 2) OBP: 0.293, SLG: 0.257			x 0-0 ① 4-3		x 0-0 ②③ 4-3-6 1-3f			x 0-0 ③ F8		x 0-0 ② FC6-4 1-2f	2	0	0	0	0	0	1
Tony Solaita, L (8, PH) OBP: 0.355, SLG: 0.416											1	0	0	0	0	0	0
Terry Humphrey, R (8, 2) OBP: 0.320, SLG: 0.333											1	0	0	0	0	0	1

TOP

California Angels @ Chicago White Sox

Comiskey Park, Chicago, IL

Sun Sep 12 1976, 4:33 AM EDT

Unknown

livebaseballscorecards.com

AB	33
R	1
H	9
RBI	1
BB	3
SO	7
LOB	18

Inning Stats	1	2	3	4	5	6	7	8	9	10
R	0	1	0	0	0	1	0	0	0	0
H	1	2	1	0	0	1	1	0	2	1
E	0	0	0	0	0	0	0	0	0	0
LOB	1	1	1	0	0	0	0	0	3	1
K	0	1	1	0	0	2	0	1	2	0
BB	0	0	1	1	0	0	0	0	1	0
S	4	6	5	2	2	7	3	5	9	4
P	4	6	9	6	3	7	3	5	13	4

	1B	2B	3B	HR	SF	SAC	DP	HBP
	8	3	0	0	0	0	2	1

WP: 0 PB: 0 SB: 1 CS: 3 PA: 38

PITCHER	IP	WLS	BF	H	R	ER	SO	BB	IBB	HBP	BLK	WP	HR	S	P	ERA	WHIP
Rich Gossage, R (1, 1) ERA: 3.83	10.0	W	37	9	1	1	7	3	0	1	0	0	0	47	60	0.90	1.200

PITCHER	IP	WLS	BF	H	R	ER	SO	BB	IBB	HBP	BLK	WP	HR	S	P	ERA	WHIP

Batter	1	2	3	4	5	6	7	8	9	10	AB	R	H	RBI	BB	SO	LOB
Bill Stein, R (1, 4) OBP: 0.323, SLG: 0.363	x 0-0 ① F8	S S S 0-3 ③ K			B B B B 4-0 E SH3 BB		B B B B 4-0 SH3-4 BB		x 0-0 ② 6-3		3	0	0	0	2	1	2
Alan Bannister, R (1, 9) OBP: 0.291, SLG: 0.304	x 0-0 ② F7		x 0-0 ① 5-3		x 0-0 ① SH3 1-2		x 0-0 ① SH3-4 1-2		x 0-0 2B		3	0	1	0	0	0	0
Jorge Orta, L (1, 7) OBP: 0.318, SLG: 0.415	x 0-0 3B		S S S 0-3 ② K		x 0-0 E3 2-3		S S S 0-3 ② K		x 0-0 ③ 4-3		5	0	1	0	0	2	3
Jim Spencer, L (1, 3) OBP: 0.320, SLG: 0.367 Ralph Garr, L (10, PR) OBP: 0.327, SLG: 0.398	x 0-0 ③ 4-3		x 0-0 1B		S S S 0-3 ② K		x 0-0 ③ G3			B B B B 4-0 2B BB	4 0	0 1	1 0	0 0	1 0	1 0	4 0
Brian Downing, R (1, 2) OBP: 0.326, SLG: 0.327		S S S 0-3 ① K	x 0-0 ③ F9		x 0-0 ③ F9			x 0-0 ① 1-3		x 0-0 1-H 2B	5	0	1	1	0	1	3
Kevin Bell, R (1, 5) OBP: 0.297, SLG: 0.403		x 0-0 1B 2B		x 0-0 ① 6-3		x 0-0 ① 5-3		B B B B 4-0 BB			3	1	1	0	1	0	0
Chet Lemon, R (1, 8) OBP: 0.295, SLG: 0.310		x 0-0 2-H 1B 1B		x 0-0 1B		B B B B 4-0 BB		x 0-0 ② F8			3	0	2	1	1	0	1
Bucky Dent, R (1, 6) OBP: 0.301, SLG: 0.302		x 0-0 ② F7		x 0-0 ② F8		x 0-0 ② F8		x 0-0 ③ F8			4	0	0	0	0	0	4
Minnie Minoso, R (1, 10) OBP: 0.167, SLG: 0.167 Lamar Johnson, R (9, PH) OBP: 0.381, SLG: 0.429		x 0-0 1-2 1B		S S S 0-3 ③ K		x 0-0 ③ F7			x 0-0 ① F8		3 1	0 0	1 0	0 0	0 0	1 0	2 0
Inning Stats	R: 0 H: 1 E: 0 LOB: 1 K: 0 BB: 0 S: 4 P: 4	R: 1 H: 3 E: 0 LOB: 2 K: 2 BB: 0 S: 10 P: 10	R: 0 H: 1 E: 0 LOB: 1 K: 1 BB: 0 S: 6 P: 6	R: 0 H: 1 E: 0 LOB: 1 K: 1 BB: 0 S: 6 P: 6	R: 0 H: 0 E: 1 LOB: 2 K: 1 BB: 1 S: 6 P: 10	R: 0 H: 0 E: 0 LOB: 1 K: 0 BB: 1 S: 3 P: 7	R: 0 H: 0 E: 0 LOB: 1 K: 1 BB: 1 S: 5 P: 9	R: 0 H: 0 E: 0 LOB: 1 K: 0 BB: 1 S: 3 P: 7	R: 0 H: 1 E: 0 LOB: 1 K: 0 BB: 0 S: 4 P: 4	R: 1 H: 1 E: 0 LOB: 2 K: 0 BB: 1 S: 1 P: 5	1B: 4 SF: 0 2B: 3 SAC: 2 3B: 1 DP: 0 HR: 0 HBP: 0						

PITCHER	IP	WLS	BF	H	R	ER	SO	BB	IBB	HBP	BLK	WP	HR	S	P	ERA	WHIP
Sid Monge, L (1, 1) ERA: 3.48	9.0	L	41	8	2	2	6	5	0	0	0	0	0	48	68	2.00	1.444

PITCHER	IP	WLS	BF	H	R	ER	SO	BB	IBB	HBP	BLK	WP	HR	S	P	ERA	WHIP

BOTTOM

California Angels @ Chicago White Sox

Comiskey Park, Chicago, IL

Sun Sep 12 1976, 4:33 AM EDT

Unknown

livebaseballscorecards.com

AB	34
R	2
H	8
RBI	2
BB	5
SO	6
LOB	19

California Angels @ Chicago White Sox

Comiskey Park, Chicago, IL

Sun Sep 12 1976, 4:38 AM EDT

Att. 11,919 - Unknown

TOP

livebaseballscorecards.com

Batter	1	2	3	4	5	6	7	8	9	AB	R	H	RBI	BB	SO	LOB
Dave Collins, S (1, 7) OBP: 0.325, SLG: 0.327	E6 CS		CS 1B 3-H			F8		4-3		4	0	1	1	0	0	1
Jerry Remy, L (1, 4) OBP: 0.318, SLG: 0.302	F8		CS 1-2	4-3		1-3			3-1	4	0	0	0	0	0	1
Mike Easler, L (1, 10) OBP: 0.364, SLG: 0.387	K			4-3		F4			G4-6-3 1B	4	0	1	0	0	1	1
Tony Solaita, L (1, 3) OBP: 0.353, SLG: 0.413	CS 1-2	F9		1B			F8		G4-6-3 1-2f	4	0	1	0	0	0	1
Bob Jones, L (1, 9) OBP: 0.279, SLG: 0.372		F7		F9			F6			3	0	0	0	0	0	1
Dan Briggs, L (1, 8) OBP: 0.255, SLG: 0.295		K2-3			3-1		F8			3	0	0	0	0	1	0
Mario Guerrero, R (1, 6) OBP: 0.306, SLG: 0.346			F9 1B 2B		1B			5-3		3	1	2	0	0	0	0
Terry Humphrey, R (1, 2) OBP: 0.314, SLG: 0.327			F9 2-3		F7			F4		3	0	0	0	0	0	2
Ron Jackson, R (1, 5) OBP: 0.278, SLG: 0.316			5-3		F7			3B		3	0	1	0	0	0	2
Inning Stats	R: 0 E: 1 K: 1 S: 5 H: 0 LOB: 0 BB: 0 P: 5	R: 0 E: 0 K: 1 S: 5 H: 0 LOB: 0 BB: 0 P: 5	R: 1 E: 0 K: 0 S: 4 H: 2 LOB: 0 BB: 0 P: 4	R: 0 E: 0 K: 0 S: 4 H: 1 LOB: 1 BB: 0 P: 4	R: 0 E: 0 K: 0 S: 4 H: 1 LOB: 1 BB: 0 P: 4	R: 0 E: 0 K: 0 S: 3 H: 0 LOB: 0 BB: 0 P: 3	R: 0 E: 0 K: 0 S: 3 H: 0 LOB: 0 BB: 0 P: 3	R: 0 E: 0 K: 0 S: 4 H: 1 LOB: 1 BB: 0 P: 4	R: 0 E: 0 K: 0 S: 3 H: 1 LOB: 0 BB: 0 P: 3	1B: 4 2B: 1 3B: 1 HR: 0	SF: 0 SAC: 0 DP: 1 HBP: 0						

	AB	31
	R	1
	H	6
	RBI	1
	BB	0
	SO	2
	LOB	9

WP: 0 PB: 0 SB: 0 CS: 2 PA: 33

PITCHER	IP	WLS	BF	H	R	ER	SO	BB	IBB	HBP	BLK	WP	HR	S	P	ERA	WHIP
Francisco Barrios, R (1, 1) ERA: 4.27	9.0	W	31	6	1	1	2	0	0	0	0	0	0	35	35	1.00	0.667

PITCHER	IP	WLS	BF	H	R	ER	SO	BB	IBB	HBP	BLK	WP	HR	S	P	ERA	WHIP

Batter	1	2	3	4	5	6	7	8	9	AB	R	H	RBI	BB	SO	LOB
Ralph Garr, L (1, 9) OBP: 0.330, SLG: 0.403	4-3 ①		BBBB 4-0 FC3-6 FC1-5 1-2 BB		4-3 3B 2B		1B 2B	4-3 ② 1-2 2-3		4	2	2	0	1	0	2
Alan Bannister, R (1, 7) OBP: 0.308, SLG: 0.325	2B		0-0 FC1-5 ① FC3-6 1-2 2-3f		4-3 ① 2-3		S 1B 2-H 1B	IBB		4	1	2	1	1	0	3
Jim Spencer, L (1, 3) OBP: 0.321, SLG: 0.371	BBBB 4-0 BB		0-0 FC3-6 ② 1-2f 2-3		3B 3-H 3B		SSS 0-3 K ① 1-2	4-3 ③		4	1	1	1	1	1	6
Jorge Orta, L (1, 10) OBP: 0.319, SLG: 0.419	SSS 0-3 K ②		0-0 F6 ③		CS 3B 3-H		1B 2-H			4	0	2	2	0	1	4
Bill Stein, R (1, 5) OBP: 0.322, SLG: 0.362	SSS 0-3 K ③			3B 1B	E6 S ② 3-H		F6 ②			4	1	1	0	0	1	4
Jack Brohamer, L (1, 4) OBP: 0.342, SLG: 0.380		0-0 F7 ①		0-0 F7 ①	0-0 F8 ③ 1-2		0-0 F9 ③			4	0	0	0	0	0	3
Chet Lemon, R (1, 8) OBP: 0.295, SLG: 0.314		0-0 1-3 ②		0-0 ② 1-H 3B		0-0 F4 ①		0-0 F7 ①		4	0	1	1	0	0	0
Bucky Dent, R (1, 6) OBP: 0.303, SLG: 0.302		SSS 0-3 K ③		BBBB 4-0 FC5-4 BB		0-0 1-3 ②		0-0 4-3 1B 1B		3	0	1	0	1	1	0
Jim Essian, R (1, 2) OBP: 0.313, SLG: 0.260			BBBB 4-0 FC1-5 BB BB	0-0 FC5-4 ③ 1-2f		0-0 F8 ③		0-0 ③ 1-2 4-3 1B		3	0	1	0	1	0	1
Inning Stats	R: 0 E: 0 K: 2 S: 8 H: 1 LOB: 2 BB: 1 P: 12	R: 0 E: 0 K: 1 S: 5 H: 0 LOB: 0 BB: 0 P: 5	R: 0 E: 0 K: 0 S: 3 H: 0 LOB: 2 BB: 2 P: 11	R: 1 E: 0 K: 0 S: 4 H: 2 LOB: 1 BB: 1 P: 8	R: 2 E: 1 K: 0 S: 6 H: 3 LOB: 1 BB: 0 P: 6	R: 0 E: 0 K: 0 S: 3 H: 0 LOB: 0 BB: 0 P: 3	R: 2 E: 0 K: 1 S: 8 H: 3 LOB: 1 BB: 0 P: 8	R: 0 E: 0 K: 0 S: 5 H: 2 LOB: 3 BB: 1 P: 9		1B: 5 2B: 3 3B: 3 HR: 0	SF: 0 SAC: 0 DP: 0 HBP: 0					

PITCHER	IP	WLS	BF	H	R	ER	SO	BB	IBB	HBP	BLK	WP	HR	S	P	ERA	WHIP
Don Kirkwood, R (1, 1) ERA: 4.41	6.0	L	29	8	5	5	3	4	0	0	0	0	0	31	47	7.50	2.000
Mickey Scott, L (7, 1) ERA: 3.47	2.0		10	3	0	0	1	0	1	0	0	0	0	11	15	0.00	1.500

PITCHER	IP	WLS	BF	H	R	ER	SO	BB	IBB	HBP	BLK	WP	HR	S	P	ERA	WHIP

BOTTOM

California Angels @ Chicago White Sox

Comiskey Park, Chicago, IL

Sun Sep 12 1976, 4:38 AM EDT

Att. 11,919 - Unknown

livebaseballscorecards.com

AB	34
R	5
H	11
RBI	5
BB	5
SO	4
LOB	23

1B: 5	SF: 0	WP: 0	PA: 39
2B: 3	SAC: 0	PB: 0	
3B: 3	DP: 0	SB: 2	
HR: 0	HBP: 0	CS: 1	

TOP

California Angels @ Texas Rangers

Arlington Stadium, Arlington, TX

Mon Sep 13 1976, 8:05 PM EDT

Att. 3,500 - Unknown

livebaseballscorecards.com

Batter	1	2	3	4	5	6	7	8	9	10	11	12	13	14	AB	R	H	RBI	BB	SO	LOB
Dave Collins, S (1, 7) OBP: 0.321, SLG: 0.322	K		1-3			F8		K		F9		FC6-4 S 1-2f		E BB 1-2 2-3 1B 1B	7	1	1	0	0	2	3
Bob Jones, L (14, 9) OBP: 0.279, SLG: 0.372	SF8 3B			K		6-3 1-2		FC4-6 1-2f		L6		6-3 1-2		E 1-2 2-3 3-H 1B BB	0	0	0	0	0	0	0
Mike Easler, L (1, 10) OBP: 0.333, SLG: 0.343	SF8 3-H			7-6 BB		F8		F8		F5			F8	E4 1B 1-2 2-3 3-H	6	2	1	1	1	1	3
Tommy Davis, R (14, PH) OBP: 0.309, SLG: 0.326															4	0	0	1	1	0	1
Leroy Stanton, R (14, PR) OBP: 0.271, SLG: 0.287															1	0	0	1	0	0	2
Tony Solaita, L (1, 3) OBP: 0.352, SLG: 0.410	K			7-6 1-2f		6-3			FC4-6 1B		F8		G3	K	0	0	0	0	0	0	0
Rusty Torres, S (9, PR) OBP: 0.304, SLG: 0.358															4	0	1	0	0	1	1
(9, 8)															3	0	0	0	0	1	3
Bruce Bochte, L (1, 9) OBP: 0.353, SLG: 0.317		K			K		BB 1B BB		FC4-6 2B 1-2f		4-3 1B		1B	1B 1-3 2-H 3-H	6	1	2	2	1	2	1
(14, 7)																					
Mario Guerrero, R (1, 6) OBP: 0.312, SLG: 0.355		1-3			6-3		BB 1-2		1H 2B		S 1B		K	F8	5	0	3	1	0	0	0
Tim Nordbrook, R (11, PR) OBP: 0.296, SLG: 0.208															2	0	0	0	0	1	3
(11, 6)																					
Dan Briggs, L (1, 8) OBP: 0.257, SLG: 0.290		K			F5		BB 1-2 2-3		FC6-4 IBB		F8 1-2			F8	4	0	0	0	2	1	1
(9, 3)																					
Terry Humphrey, R (1, 2) OBP: 0.307, SLG: 0.319			F8			F2	F3		F6			F7		1B BB BB 1B	4	0	0	0	0	0	5
Bill Melton, R (12, PH) OBP: 0.294, SLG: 0.331															1	0	0	0	0	0	0
Andy Etchebarren, R (12, 2) OBP: 0.296, SLG: 0.260															1	1	1	0	0	0	0
Dave Chalk, R (1, 5) OBP: 0.305, SLG: 0.249			K			WP HBP		FC4-6 1B	FC6-4 1-2f			FC6-4 BB		BB 1B 1-2 E BB	1	0	0	0	0	1	0
Ron Jackson, R (7, 5) OBP: 0.282, SLG: 0.317															2	1	1	0	2	0	2

Inning Stats																					
	R: 1 E: 0 K: 2 S: 8	H: 1 LOB: 0 BB: 0 P: 8	R: 0 E: 0 K: 2 S: 7	H: 0 LOB: 0 BB: 0 P: 7	R: 0 E: 0 K: 1 S: 5	H: 0 LOB: 0 BB: 0 P: 5	R: 0 E: 0 K: 1 S: 4	H: 0 LOB: 0 BB: 1 P: 8	R: 0 E: 0 K: 1 S: 5	H: 0 LOB: 0 BB: 0 P: 5	R: 0 E: 0 K: 0 S: 3	H: 0 LOB: 1 BB: 0 P: 4	R: 0 E: 0 K: 0 S: 4	H: 1 LOB: 3 BB: 2 P: 12	R: 0 E: 0 K: 1 S: 6	H: 1 LOB: 1 BB: 0 P: 6	R: 1 E: 0 K: 0 S: 5	H: 2 LOB: 2 BB: 1 P: 9	R: 0 E: 0 K: 0 S: 3	H: 0 LOB: 0 BB: 0 P: 3	R: 0 E: 0 K: 0 S: 4	H: 1 LOB: 2 BB: 0 P: 4	R: 0 E: 0 K: 0 S: 3	H: 0 LOB: 1 BB: 1 P: 7	R: 0 E: 0 K: 1 S: 6	H: 1 LOB: 1 BB: 0 P: 6	R: 4 E: 1 K: 1 S: 9	H: 3 LOB: 2 BB: 2 P: 17	1B: 8 2B: 2 3B: 1 HR: 0	SF: 1 SAC: 0 DP: 1 HBP: 1	WP: 1 PB: 0 SB: 2 CS: 0	PA: 60

PITCHER		IP	WLS	BF	H	R	ER	SO	BB	IBB	HBP	BLK	WP	HR	S	P	ERA	WHIP
Tommy Boggs, R ERA: 3.14	(1, 1)	10.0		39	5	2	2	8	3	1	1	0	1	0	50	67	1.80	0.800
Mike Bacsik, R ERA: 3.64	(11, 1)	3.1	L	16	4	3	3	1	2	0	0	0	0	0	16	24	8.10	1.800
Joe Hoerner, L ERA: 4.81	(14, 1)	0.0		1	0	0	0	0	1	0	0	0	0	0	0	4	∞	∞
Steve Foucault, R ERA: 3.27	(14, 1)	0.2		4	1	1	0	1	0	0	0	0	0	0	6	6	0.00	1.500

PITCHER	IP	WLS	BF	H	R	ER	SO	BB	IBB	HBP	BLK	WP	HR	S	P	ERA	WHIP

AB	51
R	6
H	10
RBI	6
BB	7
SO	10
LOB	25

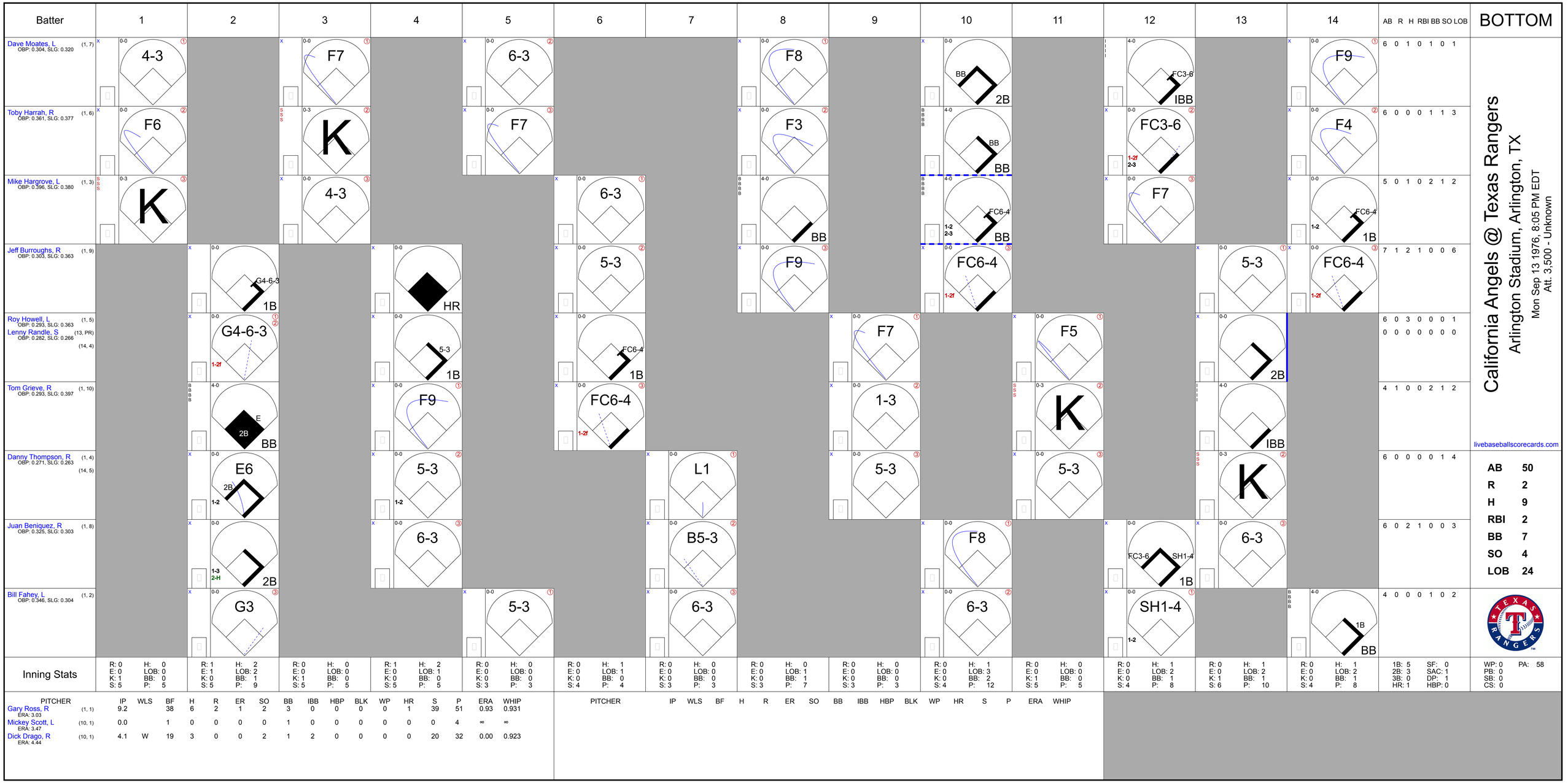
Batter
1
2
3
4
5
6
7
8
9
10
11
12
13
14
AB R H RBI BB SO LOB
BOTTOM
Dave Moates, L (1, 7) OBP: 0.304, SLG: 0.320
4-3
F7
6-3
F8
BB 2B
FC3-6 IBB
F9
6 0 1 0 1 0 1
Toby Harrah, R (1, 6) OBP: 0.361, SLG: 0.377
F6
K
F7
F3
BB BB
FC3-6 1-2f 2-3
F4
6 0 0 0 1 1 3
Mike Hargrove, L (1, 3) OBP: 0.396, SLG: 0.380
K
4-3
6-3
F9
FC6-4 1-2 2-3 BB
F7
FC6-4 1-2 1B
5 0 1 0 2 1 2
Jeff Burroughs, R (1, 9) OBP: 0.303, SLG: 0.363
G4-6-3 1B
HR
5-3
FC6-4 1-2f
5-3
FC6-4 1-2f
7 1 2 1 0 0 6
Roy Howell, L (1, 5) OBP: 0.293, SLG: 0.363
Lenny Randle, S (13, PR) (14, 4) OBP: 0.282, SLG: 0.266
G4-6-3 1-2f
5-3 1B
FC6-4 1B
F7
F5
2B
6 0 3 0 0 0 1
0 0 0 0 0 0 0
Tom Grieve, R (1, 10) OBP: 0.293, SLG: 0.397
E 2B BB
F9
FC6-4 1-2f
1-3
K
IBB
4 1 0 0 2 1 2
Danny Thompson, R (1, 4) (14, 5) OBP: 0.271, SLG: 0.263
E6 2B 1-2
5-3 1-2
L1
5-3
5-3
K
6 0 0 0 0 1 4
Juan Beniquez, R (1, 8) OBP: 0.325, SLG: 0.303
1-3 2-H 2B
6-3
B5-3
F8
FC3-6 SH1-4 1B
6-3
6 0 2 1 0 0 3
Bill Fahey, L (1, 2) OBP: 0.346, SLG: 0.304
G3
5-3
6-3
6-3
SH1-4 1-2
1B BB
4 0 0 0 1 0 2
Inning Stats
R: 0 E: 0 K: 1 S: 5 H: 0 LOB: 0 BB: 0 P: 5
R: 1 E: 1 K: 0 S: 5 H: 2 LOB: 2 BB: 1 P: 9
R: 0 E: 0 K: 1 S: 5 H: 0 LOB: 0 BB: 0 P: 5
R: 1 E: 0 K: 0 S: 5 H: 2 LOB: 1 BB: 0 P: 5
R: 0 E: 0 K: 0 S: 3 H: 0 LOB: 0 BB: 0 P: 3
R: 0 E: 0 K: 0 S: 4 H: 1 LOB: 1 BB: 0 P: 4
R: 0 E: 0 K: 0 S: 3 H: 0 LOB: 0 BB: 0 P: 3
R: 0 E: 0 K: 0 S: 3 H: 0 LOB: 1 BB: 1 P: 7
R: 0 E: 0 K: 0 S: 3 H: 0 LOB: 0 BB: 0 P: 3
R: 0 E: 0 K: 0 S: 4 H: 1 LOB: 3 BB: 2 P: 12
R: 0 E: 0 K: 1 S: 5 H: 0 LOB: 0 BB: 0 P: 5
R: 0 E: 0 K: 0 S: 4 H: 1 LOB: 2 BB: 1 P: 8
R: 0 E: 0 K: 1 S: 6 H: 1 LOB: 2 BB: 1 P: 10
R: 0 E: 0 K: 0 S: 4 H: 1 LOB: 2 BB: 1 P: 8
1B: 5 2B: 3 3B: 0 HR: 1 SF: 0 SAC: 1 DP: 1 HBP: 0
WP: 0 PB: 0 SB: 0 CS: 0 PA: 58
PITCHER IP WLS BF H R ER SO BB IBB HBP BLK WP HR S P ERA WHIP
Gary Ross, R (1, 1) ERA: 3.03 9.2 38 6 2 1 2 3 0 0 0 0 1 39 51 0.93 0.931
Mickey Scott, L (10, 1) ERA: 3.47 0.0 1 0 0 0 0 1 0 0 0 0 0 0 4 ∞ ∞
Dick Drago, R (10, 1) ERA: 4.44 4.1 W 19 3 0 0 2 1 2 0 0 0 0 20 32 0.00 0.923
PITCHER IP WLS BF H R ER SO BB IBB HBP BLK WP HR S P ERA WHIP
California Angels @ Texas Rangers
Arlington Stadium, Arlington, TX
Mon Sep 13 1976, 8:05 PM EDT
Att. 3,500 - Unknown
livebaseballscorecards.com
AB 50
R 2
H 9
RBI 2
BB 7
SO 4
LOB 24

Batter	1	2	3	4	5	6	7	8	9	AB	R	H	RBI	BB	SO	LOB
Dave Collins, S (1, 7) OBP: 0.322, SLG: 0.321 Leroy Stanton, R (9, 7) OBP: 0.271, SLG: 0.287	F8		1B 3-H 1B		CS BB		F8		K	4	0	1	1	1	1	4
										0	0	0	0	0	0	0
Jerry Remy, L (1, 4) OBP: 0.318, SLG: 0.306	K		FC6 1-2 1B		CS 1-2	E6 FC4-6	K 1-3 2-H		2-H 3-H 1B	5	0	2	2	0	2	2
Mike Easler, L (1, 10) OBP: 0.295, SLG: 0.300	4-3		FC6 1-2f			FC4-6 G4-6-3 1-2f		K2-3	F8	5	0	0	0	0	1	4
Tony Solaita, L (1, 3) OBP: 0.354, SLG: 0.414 Rusty Torres, S (8, PR) OBP: 0.304, SLG: 0.358 (8, 8)		F8		FC6-4 BB		G4-6-3 1-2f		2B		3	0	1	0	1	0	1
										0	0	0	0	0	0	0
Bruce Bochte, L (1, 9) OBP: 0.352, SLG: 0.314		6-3		F7			BB 3B BB	L7		3	1	0	0	1	0	2
Mario Guerrero, R (1, 6) OBP: 0.311, SLG: 0.351		6-3		F8			1-2 3B BB	5-3		3	1	0	0	1	0	2
Dan Briggs, L (1, 8) OBP: 0.261, SLG: 0.302 (8, 3)			G4-6-3 HBP 1B 1B	FC6-4 1-2f			1-H 2-H 1B 3B		K	4	2	2	2	0	1	1
Terry Humphrey, R (1, 2) OBP: 0.309, SLG: 0.317 Bill Melton, R (7, PH) OBP: 0.296, SLG: 0.333 Bob Jones, L (7, PR) OBP: 0.279, SLG: 0.372 Andy Etchebarren, R (7, 2) OBP: 0.298, SLG: 0.263			G4-6-3 1-2 HBP	F3			S E K 3-H 1B		2B 1B 1B	1	0	0	0	0	0	0
										1	0	1	1	0	0	0
										0	0	0	0	0	0	0
										1	1	1	0	0	0	0
Ron Jackson, R (1, 5) OBP: 0.282, SLG: 0.319			G4-6-3 1-2f 2-3		G3		FC3 K S 1-2		1-3 1B 2B	4	1	1	0	0	0	3
Inning Stats	R: 0 E: 0 K: 1 S: 5 H: 0 LOB: 0 BB: 0 P: 5	R: 0 E: 0 K: 0 S: 3 H: 0 LOB: 0 BB: 0 P: 3	R: 1 E: 0 K: 0 S: 5 H: 3 LOB: 2 BB: 0 P: 6	R: 0 E: 0 K: 0 S: 3 H: 0 LOB: 1 BB: 1 P: 7	R: 0 E: 0 K: 0 S: 2 H: 0 LOB: 0 BB: 1 P: 6	R: 0 E: 1 K: 0 S: 3 H: 0 LOB: 0 BB: 0 P: 3	R: 3 E: 1 K: 1 S: 7 H: 2 LOB: 3 BB: 2 P: 15	R: 0 E: 0 K: 1 S: 6 H: 1 LOB: 1 BB: 0 P: 6	R: 2 E: 0 K: 2 S: 10 H: 3 LOB: 1 BB: 0 P: 10	1B: 6 2B: 2 3B: 1 HR: 0 SF: 0 SAC: 0 DP: 2 HBP: 1						

PITCHER		IP	WLS	BF	H	R	ER	SO	BB	IBB	HBP	BLK	WP	HR	S	P	ERA	WHIP
Len Barker, R ERA: 6.0	(1, 1)	6.0		25	4	4	4	1	4	0	1	0	0	0	22	39	6.00	1.333
Steve Hargan, R ERA: 3.49	(7, 1)	3.0	L	14	5	2	2	4	0	0	0	0	0	0	22	22	6.00	1.667

PITCHER	IP	WLS	BF	H	R	ER	SO	BB	IBB	HBP	BLK	WP	HR	S	P	ERA	WHIP

TOP

California Angels @ Texas Rangers

Arlington Stadium, Arlington, TX

Tue Sep 14 1976, 8:05 PM EDT

Att. 3,736 - Unknown

livebaseballscorecards.com

AB	34
R	6
H	9
RBI	6
BB	4
SO	5
LOB	19

WP: 0	PA: 40
PB: 0	
SB: 2	
CS: 1	

BOTTOM

California Angels @ Texas Rangers

Arlington Stadium, Arlington, TX

Tue Sep 14 1976, 8:05 PM EDT

Att. 3,736 - Unknown

Batter	1	2	3	4	5	6	7	8	9	AB	R	H	RBI	BB	SO	LOB
Gene Clines, R (1, 7) OBP: 0.296, SLG: 0.302	L7		G4-3, 1B		L5-3		SH1-4, 1B		G3, 2B	5	0	3	0	0	0	0
Toby Harrah, R (1, 6) OBP: 0.359, SLG: 0.375	5-3		G4-3 1-2f		F9		SH1-4 1-2		6-3	4	0	0	0	0	0	2
Mike Hargrove, L (1, 3) OBP: 0.396, SLG: 0.379	F8		4-3		1B		FC4-6, IBB		G3 2-3	4	0	1	0	1	0	1
Jeff Burroughs, R (1, 9) OBP: 0.302, SLG: 0.360		1B, E, HBP		F8	K		F9		F7	4	1	0	0	0	1	4
Roy Howell, L (1, 5) OBP: 0.293, SLG: 0.362		E, 1B 1-3		E8, 1B FC6-4		F8	FC4-6 1-2f			4	2	1	0	0	0	2
Tom Grieve, R (1, 10) OBP: 0.297, SLG: 0.406 Dave Moates, L (8, PR) OBP: 0.304, SLG: 0.320	K		FC6-4, 1B		HR		SH1-4, 1B			4 0	1 0	3 0	1 0	0 0	1 0	2 0
Danny Thompson, R (1, 4) OBP: 0.272, SLG: 0.261	E6 2-H 3-H		FC6-4, 1B 1-2f 2-3		FC5-4, HBP		SH1-4 1-2			2	0	0	1	0	0	2
Juan Beniquez, R (1, 8) OBP: 0.324, SLG: 0.303	F9		1-2 3-H, 1B		FC5-4, S 1-2f		K			4	0	1	1	0	1	4
Jim Sundberg, R (1, 2) OBP: 0.280, SLG: 0.296	6-3		F9		F8 1-2		F9			4	0	0	0	0	0	6
Inning Stats	R: 0 E: 0 K: 0 S: 3 H: 0 LOB: 0 BB: 0 P: 3	R: 2 E: 1 K: 1 S: 7 H: 1 LOB: 1 BB: 0 P: 8	R: 0 E: 0 K: 0 S: 3 H: 1 LOB: 0 BB: 0 P: 3	R: 1 E: 1 K: 0 S: 6 H: 2 LOB: 2 BB: 0 P: 6	R: 0 E: 0 K: 1 S: 6 H: 1 LOB: 1 BB: 0 P: 6	R: 1 E: 0 K: 0 S: 4 H: 1 LOB: 1 BB: 0 P: 5	R: 0 E: 0 K: 0 S: 4 H: 1 LOB: 2 BB: 1 P: 8	R: 0 E: 0 K: 1 S: 6 H: 1 LOB: 2 BB: 0 P: 6	R: 0 E: 0 K: 0 S: 4 H: 1 LOB: 1 BB: 0 P: 4	1B: 7 2B: 1 3B: 0 HR: 1 SF: 0 SAC: 2 DP: 1 HBP: 2	WP: 0 PB: 0 SB: 1 CS: 0 PA: 40					

livebaseballscorecards.com

	AB	35
	R	4
	H	9
	RBI	3
	BB	1
	SO	3
	LOB	23

PITCHER	IP	WLS	BF	H	R	ER	SO	BB	IBB	HBP	BLK	WP	HR	S	P	ERA	WHIP
Paul Hartzell, R (1, 1) ERA: 2.6	9.0	W	40	9	4	2	3	0	1	2	0	0	1	43	49	2.00	1.000

PITCHER	IP	WLS	BF	H	R	ER	SO	BB	IBB	HBP	BLK	WP	HR	S	P	ERA	WHIP

Batter	1	2	3	4	5	6	7	8	9	AB	R	H	RBI	BB	SO	LOB
Tom Poquette, L (1, 7) OBP: 0.371, SLG: 0.444	B B B B 4-0 BB BB		x 0-0 ③ P6			x 0-0 1-H 1B 1B			S S S 0-3 ① K	3	0	1	1	1	1	0
Amos Otis, R (1, 8) OBP: 0.347, SLG: 0.457	B B B B 4-0 1-2 L4-3 BB			x 0-0 ① P4		x 0-0 ① 1-2 PO 1B			x 0-0 E 1B	3	0	2	0	1	0	0
George Brett, L (1, 5) OBP: 0.380, SLG: 0.462	x 0-0 ① ② 1-2 L4-3			x 0-0 ② F9		x 0-0 ② F7			B B B B 4-0 1-2 BB	3	0	0	0	1	0	3
John Mayberry, L (1, 3) OBP: 0.325, SLG: 0.359	x 0-0 ③ F8			x 0-0 1B		0-0 ③ 1-2 PO	x 0-0 ① P6		x 0-0 ② F8	4	0	1	0	0	0	3
Hal McRae, R (1, 10) OBP: 0.414, SLG: 0.476		S S S 0-3 ① K		S S S 0-3 ③ K			S S S 0-3 ② K		x 0-0 ③ F8	4	0	0	0	0	3	3
Al Cowens, R (1, 9) OBP: 0.302, SLG: 0.342		x 0-0 ② 4-3			S S S 0-3 ① K		S S S 0-3 ③ K			3	0	0	0	0	2	0
Bob Stinson, S (1, 2) OBP: 0.358, SLG: 0.360		S S S 0-3 ③ K			B B B B 4-0 CS BB			x 0-0 FC3-6 1B		2	0	1	0	1	1	0
Frank White, R (1, 4) OBP: 0.271, SLG: 0.315			x 0-0 ① 4-3		S S S 0-3 ② ③ 1-2 K			x 0-0 ① 1-2f FC3-6 F9-6		3	0	0	0	0	1	2
Freddie Patek, R (1, 6) OBP: 0.327, SLG: 0.310			S S S 0-3 ② K			x 0-0 S 1B 1B		x 0-0 ② ③ 1-2 F9-6		3	1	1	0	0	1	1
Inning Stats	R: 0 H: 0 E: 0 LOB: 1 K: 0 BB: 2 S: 2 P: 10	R: 0 H: 0 E: 0 LOB: 0 K: 2 BB: 0 S: 7 P: 7	R: 0 H: 0 E: 0 LOB: 0 K: 1 BB: 0 S: 5 P: 5	R: 0 H: 1 E: 0 LOB: 1 K: 1 BB: 0 S: 6 P: 6	R: 0 H: 0 E: 0 LOB: 1 K: 2 BB: 1 S: 6 P: 10	R: 1 H: 3 E: 0 LOB: 0 K: 0 BB: 0 S: 4 P: 4	R: 0 H: 0 E: 0 LOB: 0 K: 2 BB: 0 S: 7 P: 7	R: 0 H: 1 E: 0 LOB: 0 K: 0 BB: 0 S: 3 P: 3	R: 0 H: 1 E: 1 LOB: 2 K: 1 BB: 1 S: 6 P: 10	1B: 6 SF: 0 2B: 3 SAC: 0 3B: 0 DP: 3 HR: 0 HBP: 0						

PITCHER	IP	WLS	BF	H	R	ER	SO	BB	IBB	HBP	BLK	WP	HR	S	P	ERA	WHIP
Nolan Ryan, R (1, 1) ERA: 3.67	9.0	W	32	6	1	1	9	4	0	0	0	0	0	46	62	1.00	1.111

PITCHER	IP	WLS	BF	H	R	ER	SO	BB	IBB	HBP	BLK	WP	HR	S	P	ERA	WHIP

TOP

Kansas City Royals @ California Angels

Anaheim Stadium, Anaheim, CA

Wed Sep 15 1976, 10:05 PM EDT

Att. 6,350 - Unknown

livebaseballscorecards.com

AB	28
R	1
H	6
RBI	1
BB	4
SO	9
LOB	12

WP: 0 PA: 33
PB: 0
SB: 1
CS: 1

Kansas City Royals @ California Angels

Anaheim Stadium, Anaheim, CA

Wed Sep 15 1976, 10:05 PM EDT

Att. 6,350 - Unknown

livebaseballscorecards.com

Batter	1	2	3	4	5	6	7	8	9	AB	R	H	RBI	BB	SO	LOB
Dave Collins, S (1, 7) OBP: 0.322, SLG: 0.320	4-3		3-1			K			FC1-6 1B	4	0	1	0	0	1	1
Jerry Remy, L (1, 4) OBP: 0.315, SLG: 0.303	P6			3-1			3-1		FC1-6 1B 1-2f 1B	4	1	0	0	0	0	1
Dan Briggs, L (1, 8) (8, 3)	F8			6-3			1B SF7 1B		1B IBB 1-3 1B	4	1	2	0	0	0	0
Tony Solaita, L (1, 3) OBP: 0.354, SLG: 0.413		F8		G3			1-3 1B		1B 1-2 IBB	3	0	1	0	0	0	0
Rusty Torres, S (7, PR) (8, 8) OBP: 0.307, SLG: 0.358										0	0	0	0	1	0	0
Bruce Bochte, L (1, 9) OBP: 0.350, SLG: 0.313		F9			F9		SF7 3-H		1-2 2-3 3-H 1B	2	0	0	1	0	0	0
Tommy Davis, R (9, PH) OBP: 0.312, SLG: 0.329										1	0	1	1	0	0	0
Mario Guerrero, R (1, 10) OBP: 0.308, SLG: 0.347		6-3			F9		L5			3	0	0	0	0	0	1
Mike Miley, S (1, 6)			4-1		K			K		3	0	0	0	0	2	0
Terry Humphrey, R (1, 2) OBP: 0.304, SLG: 0.311			6-3			F7		P6		3	0	0	0	0	0	0
Dave Chalk, R (1, 5) OBP: 0.305, SLG: 0.253			2B			F9		F8		3	0	1	0	0	0	0

Inning Stats	1	2	3	4	5	6	7	8	9		
	R: 0 H: 0 E: 0 LOB: 0 K: 0 BB: 0 S: 3 P: 3	R: 0 H: 0 E: 0 LOB: 0 K: 0 BB: 0 S: 3 P: 3	R: 0 H: 1 E: 0 LOB: 1 K: 0 BB: 0 S: 4 P: 4	R: 0 H: 0 E: 0 LOB: 0 K: 0 BB: 0 S: 3 P: 3	R: 0 H: 0 E: 0 LOB: 0 K: 1 BB: 0 S: 5 P: 5	R: 0 H: 0 E: 0 LOB: 0 K: 1 BB: 0 S: 5 P: 5	R: 1 H: 2 E: 0 LOB: 1 K: 0 BB: 0 S: 5 P: 5	R: 0 H: 0 E: 0 LOB: 0 K: 1 BB: 0 S: 5 P: 5	R: 1 H: 3 E: 0 LOB: 3 K: 0 BB: 1 S: 4 P: 8	1B: 5 SF: 1 2B: 1 SAC: 0 3B: 0 DP: 0 HR: 0 HBP: 0	WP: 0 PA: 32 PB: 0 SB: 0 CS: 0

PITCHER		IP	WLS	BF	H	R	ER	SO	BB	IBB	HBP	BLK	WP	HR	S	P	ERA	WHIP
Doug Bird, R ERA: 3.42	(1, 1)	8.1	L	30	5	2	2	3	0	0	0	0	0	0	36	36	2.16	0.600
Steve Mingori, L ERA: 2.36	(9, 1)	0.0		1	0	0	0	0	0	1	0	0	0	0	0	4	∞	∞
Mark Littell, R ERA: 1.91	(9, 1)	0.0		1	1	0	0	0	0	0	0	0	0	0	1	1	∞	∞

PITCHER	IP	WLS	BF	H	R	ER	SO	BB	IBB	HBP	BLK	WP	HR	S	P	ERA	WHIP

Batter	1	2	3	4	5	6	7	8	9	AB	R	H	RBI	BB	SO	LOB
Jim Wohlford, R (1, 7) OBP: 0.306, SLG: 0.308	6-3		L3			4-3 1B 1-2	2B			4	0	2	0	0	0	2
Al Cowens, R (1, 9) OBP: 0.300, SLG: 0.340	K		F9			4-3 1-2 2-3	P4			4	0	0	0	0	1	5
George Brett, L (1, 5) OBP: 0.378, SLG: 0.459	6-3			4-3		K		4-3		4	0	0	0	0	1	2
Hal McRae, R (1, 10) OBP: 0.413, SLG: 0.473		K		F8		HBP		F8		3	0	0	0	0	1	0
Amos Otis, R (1, 8) OBP: 0.345, SLG: 0.454		5-3		K		P4		F8		4	0	0	0	0	1	3
John Mayberry, L (1, 3) OBP: 0.323, SLG: 0.356		6-3			4-3		4-3		F9	4	0	0	0	0	0	0
Frank White, R (1, 4) OBP: 0.270, SLG: 0.317			E5 5-3		F5		G1		2B	4	0	1	0	0	0	0
Freddie Patek, R (1, 6) OBP: 0.327, SLG: 0.312			5-3 1-2		5-3		HR 2B		L1	4	1	1	0	0	0	2
Buck Martinez, R (1, 2) OBP: 0.274, SLG: 0.374			BB			4-3 1B BB	HR 2-H		F3	2	1	1	2	2	0	1
Inning Stats	R: 0 E: 0 K: 1 S: 5 H: 0 LOB: 0 BB: 0 P: 5	R: 0 E: 0 K: 1 S: 5 H: 0 LOB: 0 BB: 0 P: 5	R: 0 E: 1 K: 0 S: 4 H: 0 LOB: 2 BB: 1 P: 8	R: 0 E: 0 K: 1 S: 5 H: 0 LOB: 0 BB: 0 P: 5	R: 0 E: 0 K: 0 S: 3 H: 0 LOB: 0 BB: 0 P: 3	R: 0 E: 0 K: 1 S: 6 H: 1 LOB: 3 BB: 1 P: 11	R: 2 E: 0 K: 0 S: 6 H: 3 LOB: 1 BB: 0 P: 6	R: 0 E: 0 K: 0 S: 3 H: 0 LOB: 0 BB: 0 P: 3	R: 0 E: 0 K: 0 S: 4 H: 1 LOB: 1 BB: 0 P: 4	1B: 1 2B: 3 3B: 0 HR: 1 SF: 0 SAC: 0 DP: 0 HBP: 1						

PITCHER	IP	WLS	BF	H	R	ER	SO	BB	IBB	HBP	BLK	WP	HR	S	P	ERA	WHIP
Frank Tanana, L (1, 1) ERA: 2.64	9.0	L	36	5	2	2	4	2	0	1	0	0	1	41	50	2.00	0.778

PITCHER	IP	WLS	BF	H	R	ER	SO	BB	IBB	HBP	BLK	WP	HR	S	P	ERA	WHIP

TOP

Kansas City Royals @ California Angels

Anaheim Stadium, Anaheim, CA

Thu Sep 16 1976, 10:05 PM EDT

Att. 7,440 - Unknown - 63 F

livebaseballscorecards.com

AB	33
R	2
H	5
RBI	2
BB	2
SO	4
LOB	15

PA: 36

WP: 0
PB: 0
SB: 0
CS: 0

Batter	1	2	3	4	5	6	7	8	9	AB	R	H	RBI	BB	SO	LOB
Dave Collins, S (1, 7) OBP: 0.321, SLG: 0.323	F7		2B		K		P6			4	0	1	0	0	1	2
Jerry Remy, L (1, 4) OBP: 0.313, SLG: 0.301	1-3		F9		4-3			F9		4	0	0	0	0	0	1
Dan Briggs, L (1, 8) OBP: 0.261, SLG: 0.300	F7		F7			K		P6		4	0	0	0	0	1	1
Tony Solaita, L (1, 3) OBP: 0.352, SLG: 0.407		4-3		2B BB		K		F5		3	0	0	0	1	1	0
Bruce Bochte, L (1, 9) OBP: 0.349, SLG: 0.312		BB 1B		K		F7			6-3	4	0	1	0	0	1	1
Mario Guerrero, R (1, 10) OBP: 0.311, SLG: 0.353		P4		1-3 2B			1B		P6	4	0	2	0	0	0	1
Mike Miley, S (1, 6) Bob Jones, L (9, PH) OBP: 0.277, SLG: 0.369		1-2 BB		G6-4-3 IBB			F7		4-3	1 1	0 0	0 0	0 0	2 0	0 0	1 0
Terry Humphrey, R (1, 2) OBP: 0.301, SLG: 0.307 Mike Easler, L (7, PH) OBP: 0.289, SLG: 0.293 Andy Etchebarren, R (8, 2) OBP: 0.298, SLG: 0.263		F8		G6-4-3 1-2f			K			2 1 0	0 0 0	0 0 0	0 0 0	0 0 0	0 1 0	5 1 0
Dave Chalk, R (1, 5) OBP: 0.304, SLG: 0.251 Bill Melton, R (7, PH) OBP: 0.298, SLG: 0.335 Ron Jackson, R (7, PR) OBP: 0.282, SLG: 0.319 (8, 5)			F2		F7		1-3 1B			2 1 0	0 0 0	0 1 0	0 0 0	0 0 0	0 0 0	0 0 0
Inning Stats	R: 0 E: 0 K: 0 S: 3 H: 0 LOB: 0 BB: 0 P: 3	R: 0 E: 0 K: 0 S: 4 H: 1 LOB: 2 BB: 1 P: 8	R: 0 E: 0 K: 0 S: 4 H: 1 LOB: 1 BB: 0 P: 4	R: 0 E: 0 K: 1 S: 5 H: 1 LOB: 2 BB: 2 P: 13	R: 0 E: 0 K: 1 S: 5 H: 0 LOB: 0 BB: 0 P: 5	R: 0 E: 0 K: 2 S: 7 H: 0 LOB: 0 BB: 0 P: 7	R: 0 E: 0 K: 1 S: 7 H: 2 LOB: 2 BB: 0 P: 7	R: 0 E: 0 K: 0 S: 3 H: 0 LOB: 0 BB: 0 P: 3	R: 0 E: 0 K: 0 S: 3 H: 0 LOB: 0 BB: 0 P: 3	1B: 3 2B: 2 3B: 0 HR: 0 SF: 0 SAC: 0 DP: 1 HBP: 0						

PITCHER		IP	WLS	BF	H	R	ER	SO	BB	IBB	HBP	BLK	WP	HR	S	P	ERA	WHIP
Marty Pattin, R ERA: 2.65	(1, 1)	9.0	W	34	5	0	0	5	2	1	0	0	0	0	41	53	0.00	0.778

PITCHER	IP	WLS	BF	H	R	ER	SO	BB	IBB	HBP	BLK	WP	HR	S	P	ERA	WHIP

BOTTOM

Kansas City Royals @ California Angels

Anaheim Stadium, Anaheim, CA

Thu Sep 16 1976, 10:05 PM EDT

Att. 7,440 - Unknown - 63 F

livebaseballscorecards.com

AB	31
R	0
H	5
RBI	0
BB	3
SO	5
LOB	13

PA: 34

WP: 0
PB: 0
SB: 0
CS: 0

Batter	1	2	3	4	5	6	7	8	9	AB	R	H	RBI	BB	SO	LOB
Steve Braun, L (1, 10) OBP: 0.385, SLG: 0.351	F9		F7		SH5-4 BB		3-1 SH1-4 1B BB	G4-6-3 1B 1B	1B 1-3 2-H 3-H 2B	4	2	2	2	2	0	0
Roy Smalley, S (1, 6) OBP: 0.361, SLG: 0.329	F9		K		SH5-4 1-2		SH1-4 1-2	G4-6-3 1-2 1B	1B 2-H 3-H	4	0	2	2	0	1	0
Rod Carew, L (1, 3) OBP: 0.398, SLG: 0.454 Craig Kusick, R (9, PH) OBP: 0.340, SLG: 0.429 (9, 3)	K			SH 1B 1B	K		3-1 1B IBB	G4-6-3 1-2f 2-3	K	4 1	2 0	1 0	0 0	1 0	2 1	3 1
Butch Wynegar, S (1, 2) OBP: 0.359, SLG: 0.361		6-3		SH 1B 1-3 2B	K		3-1 1-2 2-3	F8		4	0	0	0	0	1	4
Lyman Bostock, L (1, 8) OBP: 0.369, SLG: 0.439		HR 1B		2B 1-2 3-H 1B		3-1	1B 1B IBB		4-3	4	2	2	1	1	0	0
Dan Ford, R (1, 9) OBP: 0.322, SLG: 0.463		F7		FC5 1-3 2-H 2B		F5	1B 1-3 2-H 3-H 1B		FC3-6 BB	4	1	2	2	1	0	1
Larry Hisle, R (1, 7) OBP: 0.334, SLG: 0.386		1-H HR		K		S BB	E 1B 1-2 3-H 1B		FC3-6 1B 1-2f 2B	4	2	2	3	1	1	3
Mike Cubbage, L (1, 5) OBP: 0.349, SLG: 0.358		F9		IBB		1-2 IBB	E2 1-3 2-H 1B		HBP 1-3 2B 1B	3	1	2	1	2	0	0
Bob Randall, R (1, 4) OBP: 0.315, SLG: 0.320			6-3	FC5 2-3f		F6	L4		2B 1-2 1B HBP	4	1	0	0	0	0	7
Inning Stats	R: 0 H: 0 E: 0 LOB: 0 K: 1 BB: 0 S: 5 P: 5	R: 2 H: 2 E: 0 LOB: 0 K: 0 BB: 0 S: 5 P: 5	R: 0 H: 0 E: 0 LOB: 0 K: 1 BB: 0 S: 5 P: 5	R: 1 H: 3 E: 1 LOB: 3 K: 1 BB: 1 S: 8 P: 12	R: 0 H: 0 E: 0 LOB: 1 K: 2 BB: 1 S: 7 P: 11	R: 0 H: 0 E: 0 LOB: 2 K: 0 BB: 2 S: 3 P: 11	R: 4 H: 3 E: 1 LOB: 2 K: 0 BB: 3 S: 6 P: 18	R: 0 H: 2 E: 0 LOB: 1 K: 0 BB: 0 S: 4 P: 4	R: 4 H: 3 E: 0 LOB: 1 K: 1 BB: 1 S: 8 P: 13	1B: 10 SF: 0 2B: 2 SAC: 3 3B: 0 DP: 1 HR: 1 HBP: 1						

TOP

Minnesota Twins @ California Angels

Anaheim Stadium, Anaheim, CA

Fri Sep 17 1976, 10:05 PM EDT

Att. 6,248 - Unknown - 69 F

livebaseballscorecards.com

AB	36
R	11
H	13
RBI	11
BB	8
SO	6
LOB	19

WP: 0 PB: 0 SB: 1 CS: 0 PA: 48

PITCHER		IP	WLS	BF	H	R	ER	SO	BB	IBB	HBP	BLK	WP	HR	S	P	ERA	WHIP
Don Kirkwood, R ERA: 4.62	(1, 1)	6.2	L	34	7	7	7	5	3	4	0	0	0	1	37	65	9.45	1.500
Mickey Scott, L ERA: 3.35	(7, 1)	1.1		6	3	0	0	0	0	0	0	0	0	0	6	6	0.00	2.250
Gary Wheelock, R ERA: 36.0	(9, 1)	1.0		8	3	4	4	1	1	0	1	0	0	0	8	13	36.00	4.000

PITCHER	IP	WLS	BF	H	R	ER	SO	BB	IBB	HBP	BLK	WP	HR	S	P	ERA	WHIP

BOTTOM

Batter	1	2	3	4	5	6	7	8	9	AB	R	H	RBI	BB	SO	LOB
Dave Collins, S (1, 7) OBP: 0.322, SLG: 0.322	BBBB 4-0 WP S BB		x 0-0 1B 1B		x 0-0 ① F9		x 0-0 E1 FC3-6 1-2	x 0-0 ③ FC6-4 1-2f		4	0	1	0	1	0	3
Jerry Remy, L (1, 4) OBP: 0.312, SLG: 0.298	x 0-0 ① F6 1-2		x 0-0 ② F7		BBBB 4-0 S BB		x 0-0 ① FC3-6 BB 1-2f 2-3		x 0-0 ① 5-3	4	0	0	0	1	0	4
Bruce Bochte, L (1, 9) OBP: 0.348, SLG: 0.311	SSS 0-3 ② K		x 0-0 1-2 1B		x 0-0 ② F7		SSS 0-3 ② K		x 0-0 ② 4-3	5	0	1	0	0	2	4
Tony Solaita, L (1, 3) OBP: 0.353, SLG: 0.402	BBBB 4-0 2-3 BB		x 0-0 ③ F7		x 0-0 ③ 4-3 1-2		BBBB 4-0 1-2 BB		x 0-0 ③ 1-3	3	0	0	0	2	0	3
Mario Guerrero, R (1, 10) OBP: 0.312, SLG: 0.352 Mike Easler, L (4, PR) OBP: 0.277, SLG: 0.279	SSS 0-3 ③ K			H 1-0 E HBP		x 0-0 ① F7	x 0-0 ③ 3-1			1 2	0 1	0 0	0 0	0 0	1 0	2 3
Rusty Torres, S (1, 8) OBP: 0.309, SLG: 0.366		SSS 0-3 ① K		x 0-0 1-H E6 3B		BBBB 4-0 1B BB		x 0-0 ① 4-3		3	1	1	1	1	1	0
Mike Miley, S (1, 6) OBP: 0.300, SLG: 0.125		SSS 0-3 ② K		x 0-0 ① 3-1		x 0-0 1-3 G4-6-3 1B		x 0-0 ② F4		4	0	1	0	0	1	1
Terry Humphrey, R (1, 2) OBP: 0.296, SLG: 0.302 Carlos Lopez, R (8, PH) Ike Hampton, S (9, 2)		x 0-0 ③ 5-3		SSS 0-3 ② K		x 0-0 ②③ G4-6-3 1-2f		BBBB 4-0 1B BB		3 0 0	0 0 0	0 0 0	0 0 0	1 1 0	3 0 0	0 0 0
Dave Chalk, R (1, 5) OBP: 0.306, SLG: 0.254			x 0-0 ① 6-3	x 0-0 ③ 1-3			x 0-0 FC3-6 E 1B	x 0-0 FC6-4 1-2 1B		4	0	2	0	0	0	1

Inning Stats	1	2	3	4	5	6	7	8	9
	R: 0 H: 0 E: 0 LOB: 2 K: 2 BB: 2 S: 7 P: 15	R: 0 H: 0 E: 0 LOB: 0 K: 2 BB: 0 S: 7 P: 7	R: 0 H: 2 E: 0 LOB: 2 K: 0 BB: 0 S: 5 P: 5	R: 2 H: 1 E: 1 LOB: 1 K: 1 BB: 0 S: 6 P: 7	R: 0 H: 0 E: 0 LOB: 1 K: 0 BB: 1 S: 3 P: 7	R: 0 H: 1 E: 0 LOB: 1 K: 0 BB: 1 S: 3 P: 7	R: 0 H: 1 E: 1 LOB: 3 K: 1 BB: 1 S: 7 P: 11	R: 0 H: 1 E: 0 LOB: 2 K: 0 BB: 1 S: 4 P: 8	R: 0 H: 0 E: 0 LOB: 0 K: 0 BB: 0 S: 3 P: 3

1B: 5 SF: 0
2B: 0 SAC: 0
3B: 1 DP: 1
HR: 0 HBP: 1

WP: 1 PA: 40
PB: 0
SB: 2
CS: 0

PITCHER		IP	WLS	BF	H	R	ER	SO	BB	IBB	HBP	BLK	WP	HR	S	P	ERA	WHIP
Pete Redfern, R ERA: 3.97	(1, 1)	6.0	W	26	4	2	2	5	4	0	1	0	1	0	31	48	3.00	1.333
Bill Campbell, R ERA: 3.11	(7, 1)	3.0	S	14	2	0	0	1	2	0	0	0	0	0	14	22	0.00	1.333

PITCHER	IP	WLS	BF	H	R	ER	SO	BB	IBB	HBP	BLK	WP	HR	S	P	ERA	WHIP

Minnesota Twins @ California Angels

Anaheim Stadium, Anaheim, CA

Fri Sep 17 1976, 10:05 PM EDT

Att. 6,248 - Unknown - 69 F

livebaseballscorecards.com

AB	33
R	2
H	6
RBI	1
BB	6
SO	6
LOB	24

Batter	1	2	3	4	5	6	7	8	9	AB	R	H	RBI	BB	SO	LOB
Steve Braun, L (1, 10) OBP: 0.382, SLG: 0.347	1-3		F8			4-3 2-3		4-3		4	0	0	0	0	0	3
Roy Smalley, S (1, 6) OBP: 0.360, SLG: 0.328	F8			F5		F7			G4-6-3 1B	4	0	1	0	0	0	1
Rod Carew, L (1, 3) OBP: 0.397, SLG: 0.452	K			F8 S BB		4-3			G4-6-3 1-2f	3	0	0	0	1	1	2
Butch Wynegar, S (1, 2) OBP: 0.358, SLG: 0.360		F7		F8 1-3			G4-6-3 1B		E6 FC6	4	0	1	0	0	0	1
Lyman Bostock, L (1, 8) OBP: 0.366, SLG: 0.435		1-3		4-3			G4-6-3 1-2f		FC6 1-2f	4	0	0	0	0	0	3
Dan Ford, R (1, 9) OBP: 0.321, SLG: 0.460		5-3			6-3		F4			3	0	0	0	0	0	0
Larry Hisle, R (1, 7) OBP: 0.332, SLG: 0.384			5-3		4-3			K		3	0	0	0	0	1	0
Mike Cubbage, L (1, 5) OBP: 0.349, SLG: 0.360			2B		L6			4-3		3	0	1	0	0	0	0
Bob Randall, R (1, 4) OBP: 0.317, SLG: 0.325						4-3 2B		1B		3	0	2	0	0	0	1
Inning Stats	R: 0 E: 0 K: 1 S: 5 H: 0 LOB: 0 BB: 0 P: 5	R: 0 E: 0 K: 0 S: 3 H: 0 LOB: 0 BB: 0 P: 3	R: 0 E: 0 K: 0 S: 4 H: 1 LOB: 1 BB: 0 P: 4	R: 0 E: 0 K: 0 S: 3 H: 0 LOB: 1 BB: 1 P: 7	R: 0 E: 0 K: 0 S: 3 H: 0 LOB: 0 BB: 0 P: 3	R: 0 E: 0 K: 0 S: 4 H: 1 LOB: 1 BB: 0 P: 4	R: 0 E: 0 K: 0 S: 3 H: 1 LOB: 0 BB: 0 P: 3	R: 0 E: 0 K: 1 S: 6 H: 1 LOB: 1 BB: 0 P: 6	R: 0 E: 1 K: 0 S: 4 H: 1 LOB: 1 BB: 0 P: 4	1B: 3 2B: 2 3B: 0 HR: 0 SF: 0 SAC: 0 DP: 2 HBP: 0						

PITCHER	IP	WLS	BF	H	R	ER	SO	BB	IBB	HBP	BLK	WP	HR	S	P	ERA	WHIP
Gary Ross, R (1, 1) ERA: 2.91	9.0	W	32	5	0	0	2	1	0	0	0	0	0	35	39	0.00	0.667

PITCHER	IP	WLS	BF	H	R	ER	SO	BB	IBB	HBP	BLK	WP	HR	S	P	ERA	WHIP

TOP

Minnesota Twins @ California Angels

Anaheim Stadium, Anaheim, CA

Sat Sep 18 1976, 10:05 PM EDT

Att. 20,843 - Unknown - 71 F

livebaseballscorecards.com

AB	31
R	0
H	5
RBI	0
BB	1
SO	2
LOB	11

PA:	32
WP:	0
PB:	0
SB:	1
CS:	0

BOTTOM

Minnesota Twins @ California Angels

Anaheim Stadium, Anaheim, CA

Sat Sep 18 1976, 10:05 PM EDT

Att. 20,843 - Unknown - 71 F

livebaseballscorecards.com

Batter	1	2	3	4	5	6	7	8	9	AB	R	H	RBI	BB	SO	LOB
Dave Collins, S (1, 7) OBP: 0.320, SLG: 0.320	S S S 0-3 K ①	x 0-0 E4 1B 1-2 2-H 3-H 1B		x 0-0 FC 2-H		x 0-0 F8 ①		x 0-0 F9 ③		5	0	1	2	0	1	0
Jerry Remy, L (1, 4) OBP: 0.313, SLG: 0.298	B B B B 4-0 4-6-3 BB	x 0-0 G6-4-3 1B 1-2 2-3		S S S 0-3 K ②		x 0-0 F4 ②				3	0	1	0	1	1	1
Mike Easler, L (1, 10) OBP: 0.260, SLG: 0.261 Carlos Lopez, R (6, PH)	x 0-0 4-6-3 ② 1-2	x 0-0 G6-4-3 ② ③ 1-2f		x 0-0 4-3 ③		B B B B 4-0 BB				3	0	0	0	0	0	5
										0	0	0	0	1	0	0
Tony Solaita, L (1, 3) OBP: 0.352, SLG: 0.398	x 0-0 F8 ③		B B B B 4-0 G4-6-3 BB		x 0-0 4-3 ①	x 0-0 5-3 ③				3	0	0	0	1	0	2
Bruce Bochte, L (1, 9) OBP: 0.347, SLG: 0.309		S S S 0-3 K ①	x 0-0 G4-6-3 ① ② 1-2f		H 1-0 1B 1B HBP		S S S 0-3 K ①			3	1	0	0	0	2	1
Rusty Torres, S (1, 8) OBP: 0.309, SLG: 0.362		B B B B 4-0 BB E BB	x 0-0 F8 ③		x 0-0 F8 ②		x 0-0 F8 ②			3	1	0	0	1	0	1
Mike Miley, S (1, 6) OBP: 0.357, SLG: 0.182		B B B B 4-0 PB E 1B 1-2 BB	x 0-0 F7 ①	x 0-0 1B 1-2 1B			x 0-0 6-3 ③			3	1	1	0	1	0	0
Terry Humphrey, R (1, 2) OBP: 0.300, SLG: 0.312		x 0-0 E5 1B PB E 1-2 2-H	x 0-0 2B 2B	x 0-0 1-3 2-H 1B				x 0-0 F8 ①		4	2	2	1	0	0	1
Dave Chalk, R (1, 5) OBP: 0.307, SLG: 0.257		B B B B 4-0 1B E 1-2 2-3 BB	x 0-0 WP FC 2-H 2B	x 0-0 4-3 ③				x 0-0 F8 ②		3	1	1	1	1	0	2

Inning Stats	1	2	3	4	5	6	7	8	9
	R: 0 H: 0 E: 0 LOB: 1 K: 1 BB: 1 S: 5 P: 9	R: 3 H: 2 E: 2 LOB: 2 K: 1 BB: 3 S: 7 P: 19	R: 0 H: 0 E: 0 LOB: 0 K: 0 BB: 1 S: 2 P: 6	R: 2 H: 2 E: 1 LOB: 1 K: 1 BB: 0 S: 8 P: 8	R: 1 H: 2 E: 0 LOB: 2 K: 0 BB: 0 S: 5 P: 6	R: 0 H: 0 E: 0 LOB: 1 K: 0 BB: 1 S: 3 P: 7	R: 0 H: 0 E: 0 LOB: 0 K: 1 BB: 0 S: 5 P: 5	R: 0 H: 0 E: 0 LOB: 0 K: 0 BB: 0 S: 3 P: 3	

1B: 4	SF: 0	WP: 1	PA: 37
2B: 2	SAC: 0	PB: 1	
3B: 0	DP: 2	SB: 0	
HR: 0	HBP: 1	CS: 0	

PITCHER		IP	WLS	BF	H	R	ER	SO	BB	IBB	HBP	BLK	WP	HR	S	P	ERA	WHIP
Dave Goltz, R ERA: 3.47	(1, 1)	3.1	L	19	4	5	4	2	5	0	0	0	1	0	18	38	10.80	2.700
Tom Burgmeier, L ERA: 2.61	(4, 1)	4.2		18	2	1	1	2	1	0	1	0	0	0	20	25	1.93	0.643

PITCHER	IP	WLS	BF	H	R	ER	SO	BB	IBB	HBP	BLK	WP	HR	S	P	ERA	WHIP

AB	30
R	6
H	6
RBI	4
BB	6
SO	4
LOB	13

Minnesota Twins @ California Angels

Anaheim Stadium, Anaheim, CA

Sun Sep 19 1976, 6:33 AM EDT

Att. 7,895 - Unknown - 72 F

livebaseballscorecards.com

TOP

Batter	1	2	3	4	5	6	7	8	9	AB	R	H	RBI	BB	SO	LOB
Steve Braun, L (1, 10) OBP: 0.386, SLG: 0.351	BBBB 4-0 CS BB		x 0-0 ② E 1-2 1B			x 0-0 ① 4-3	x 0-0 1-3 2-H 1B	x 0-0 S 1-3 3-H 1B		4	0	3	2	1	0	0
Roy Smalley, S (1, 6) OBP: 0.359, SLG: 0.329	x 0-0 ① 1-2 2B		x 0-0 E4 1-2			x 0-0 ② 4-3	x 0-0 ② SSS F3	0-3 ③ K 1-2		5	0	1	0	0	1	5
Rod Carew, L (1, 3) OBP: 0.394, SLG: 0.448	x 0-0 ② F7		x 0-0 ③ 4-3			x 0-0 ③ F8	x 0-0 ③ 1-3		x 0-0 ① F8	5	0	0	0	0	0	5
Lyman Bostock, L (1, 8) OBP: 0.362, SLG: 0.430	x 0-0 ③ 4-3			x 0-0 ① 1-3			x 0-0 E4 1B 1B	x 0-0 ① F8	x 0-0 ② F6	5	1	0	0	0	0	1
Mike Cubbage, L (1, 5) OBP: 0.348, SLG: 0.358		x 0-0 ① 4-3		x 0-0 ② G3			x 0-0 SSS 1B 1-2 1B 1B	0-3 ② K	x 0-0 ③ 3-1	5	1	1	0	0	1	0
Butch Wynegar, S (1, 2) OBP: 0.359, SLG: 0.360		x 0-0 ② 3-1		x 0-0 ③ 4-3			x 0-0 FC6-4 1B 1-2 2-H 1B	BBBB 4-0 BB 1B BB		3	2	1	1	1	0	0
Dan Ford, R (1, 9) OBP: 0.322, SLG: 0.459		x 0-0 ③ 6-3			x 0-0 ① 5-3		x 0-0 FC6-4 1-2 2-H 1B	BBBB 4-0 1B E 1-2 BB		3	1	1	1	1	0	0
Larry Hisle, R (1, 7) OBP: 0.332, SLG: 0.383			x 0-0 ① 6-3		x 0-0 ② L6		x 0-0 ① FC6-4 1B 1-2f 2-3 1B	x 0-0 E 1-3 2-H 1B		4	2	1	1	0	0	2
Bob Randall, R (1, 4) OBP: 0.318, SLG: 0.326 Tony Oliva, L (7, PH) OBP: 0.244, SLG: 0.271 Luis Gomez, R (7, PR) OBP: 0.245, SLG: 0.220 (7, 4) Steve Brye, R (8, PH) OBP: 0.295, SLG: 0.324 Jerry Terrell, R (8, 4) OBP: 0.282, SLG: 0.275			x 0-0 CS 1B		x 0-0 ③ 5-3		x 0-0 1B 1-2 3-H 1B	x 0-0 E6 1B 2-3 3-H		2 0 1 0 0 0 0 1 0 1 1 0 0 0 0 0 0 0 0 0 0 1 0 0 0 0 0 1 0 0 0 0 0 0 0							
Inning Stats	R: 0 E: 0 K: 0 S: 3 H: 1 LOB: 1 BB: 1 P: 7	R: 0 E: 0 K: 0 S: 3 H: 0 LOB: 0 BB: 0 P: 3	R: 0 E: 1 K: 0 S: 5 H: 2 LOB: 2 BB: 0 P: 5	R: 0 E: 0 K: 0 S: 3 H: 0 LOB: 0 BB: 0 P: 3	R: 0 E: 0 K: 0 S: 3 H: 0 LOB: 0 BB: 0 P: 3	R: 0 E: 0 K: 0 S: 3 H: 0 LOB: 0 BB: 0 P: 3	R: 4 E: 1 K: 0 S: 9 H: 5 LOB: 2 BB: 0 P: 9	R: 3 E: 1 K: 2 S: 10 H: 2 LOB: 2 BB: 2 P: 18	R: 0 E: 0 K: 0 S: 3 H: 0 LOB: 0 BB: 0 P: 3	1B: 9 2B: 1 3B: 0 HR: 0 SF: 0 SAC: 0 DP: 0 HBP: 0						

	AB	38
	R	7
	H	10
	RBI	6
	BB	3
	SO	2
	LOB	14

WP: 0 PB: 0 SB: 1 CS: 2 PA: 41

PITCHER		IP	WLS	BF	H	R	ER	SO	BB	IBB	HBP	BLK	WP	HR	S	P	ERA	WHIP
Paul Hartzell, R ERA: 2.67	(1, 1)	6.1		28	8	4	3	0	1	0	0	0	0	0	27	31	4.26	1.421
Sid Monge, L ERA: 3.52	(7, 1)	1.1	L	6	0	2	1	1	2	0	0	0	0	0	6	14	6.75	1.500
John Verhoeven, R ERA: 3.68	(8, 1)	0.0		3	2	1	0	0	0	0	0	0	0	0	3	3	∞	∞
Mickey Scott, L ERA: 3.23	(8, 1)	1.1		4	0	0	0	1	0	0	0	0	0	0	6	6	0.00	0.000

PITCHER	IP	WLS	BF	H	R	ER	SO	BB	IBB	HBP	BLK	WP	HR	S	P	ERA	WHIP

Batter	1	2	3	4	5	6	7	8	9	AB	R	H	RBI	BB	SO	LOB
Dave Collins, S (1, 10) OBP: 0.324, SLG: 0.322	S S S 0-3 K ①		B B B B 4-0 FC6-4 1-2 2-H BB		x 0-0 E6 SF7 1-3 2-H 1B		x 0-0 S 2-H 1B		x 0-0 F8 ②	4	0	2	2	1	1	1
Jerry Remy, L (1, 4) OBP: 0.314, SLG: 0.298	x 0-0 4-3 ②		x 0-0 FC6-4 1-2f 2-3 ②		x 0-0 SF7 2-3 3-H ②		B B B B 4-0 G3-6-1 1-2 BB		x 0-0 1B 3-H	3	0	1	2	1	0	2
Dan Briggs, L (1, 9) OBP: 0.256, SLG: 0.294	x 0-0 F8 ③		x 0-0 F9 ③		x 0-0 F7 ③		x 0-0 G3-6-1 1-2f ② ③		S S S 0-3 K ③	5	0	0	0	0	1	6
Tony Solaita, L (1, 3) OBP: 0.347, SLG: 0.391		x 0-0 4-3 ①		x 0-0 F8 ①		x 0-0 F7 ①		S S S 0-3 K ①		4	0	0	0	0	1	0
Bruce Bochte, L (1, 7) OBP: 0.348, SLG: 0.309		x 0-0 4-3 ②		x 0-0 4-3 ②		x 0-0 1B		B B B B 4-0 BB		3	0	1	0	1	0	0
Rusty Torres, S (1, 8) OBP: 0.304, SLG: 0.356		x 0-0 F6 ③		x 0-0 F2 ③		x 0-0 F9 ②		x 0-0 F9 ②		4	0	0	0	0	0	2
Terry Humphrey, R (1, 2) OBP: 0.301, SLG: 0.313 Bill Melton, R (8, PH) OBP: 0.297, SLG: 0.334 Andy Etchebarren, R (9, 2) OBP: 0.298, SLG: 0.263			x 0-0 F4 ①		x 0-0 FC5-6 SH 1B	x 0-0 F7 ③		S S S 0-3 K ③		3 1 0	0 0 0	1 0 0	0 0 0	0 1 0	0 1 0	1 1 0
Dave Chalk, R (1, 5) OBP: 0.310, SLG: 0.256			B B B B 4-0 BB E BB		x 0-0 SH FC5-6 1-2 1B		B B B B 4-0 SH3 1B BB		x 0-0 F8 ①	1	3	0	0	2	0	0
Tim Nordbrook, R (1, 6) OBP: 0.310, SLG: 0.200 Mike Easler, L (9, PH) OBP: 0.275, SLG: 0.319			B B B B 4-0 FC6-4 E 1-2 BB		x 0-0 FC5-6 E 1B SF7 1-2 2-3f ①		x 0-0 SH3 1-2 ①		x 0-0 1B 3B	1 1	1 1	0 1	0 1	1 0	0 0	2 0
Inning Stats	R: 0 H: 0 E: 0 LOB: 0 K: 1 BB: 0 S: 5 P: 5	R: 0 H: 0 E: 0 LOB: 0 K: 0 BB: 0 S: 3 P: 3	R: 1 H: 0 E: 1 LOB: 2 K: 0 BB: 3 S: 3 P: 15	R: 0 H: 0 E: 0 LOB: 0 K: 0 BB: 0 S: 3 P: 3	R: 2 H: 2 E: 2 LOB: 1 K: 0 BB: 0 S: 6 P: 6	R: 0 H: 1 E: 0 LOB: 1 K: 0 BB: 0 S: 4 P: 4	R: 1 H: 1 E: 0 LOB: 1 K: 0 BB: 2 S: 3 P: 11	R: 0 H: 0 E: 0 LOB: 1 K: 2 BB: 1 S: 7 P: 11	R: 1 H: 2 E: 0 LOB: 1 K: 1 BB: 0 S: 7 P: 7	1B: 5 2B: 0 3B: 1 HR: 0	SF: 1 SAC: 2 DP: 1 HBP: 0					WP: 0 PB: 0 SB: 1 CS: 0	PA: 39

PITCHER		IP	WLS	BF	H	R	ER	SO	BB	IBB	HBP	BLK	WP	HR	S	P	ERA	WHIP
Steve Luebber, R ERA: 4.09	(1, 1)	6.0		26	3	4	3	1	4	0	0	0	0	0	24	40	4.50	1.167
Bill Campbell, R ERA: 3.11	(7, 1)	3.0	W	13	3	1	1	3	2	0	0	0	0	0	17	25	3.00	1.667

PITCHER	IP	WLS	BF	H	R	ER	SO	BB	IBB	HBP	BLK	WP	HR	S	P	ERA	WHIP

BOTTOM

Minnesota Twins @ California Angels

Anaheim Stadium, Anaheim, CA

Sun Sep 19 1976, 6:33 AM EDT

Att. 7,895 - Unknown - 72 F

livebaseballscorecards.com

AB	30
R	5
H	6
RBI	4
BB	6
SO	4
LOB	15

Texas Rangers @ California Angels

Anaheim Stadium, Anaheim, CA

Mon Sep 20 1976, 10:05 PM EDT

Att. 5,738 - Unknown

livebaseballscorecards.com

Batter	1	2	3	4	5	6	7	8	9	AB	R	H	RBI	BB	SO	LOB
Lenny Randle, S (1, 4) OBP: 0.281, SLG: 0.267	S S S 0-3 ① K		x 0-0 ② F7			x 0-0 ① F5		x 0-0 ① 1-3		4	0	0	0	0	1	0
Toby Harrah, R (1, 6) OBP: 0.362, SLG: 0.373	B B B B 4-0 CS BB		x 0-0 ③ F9			B B B B 4-0 BB		x 0-0 ② F9		2	0	0	0	2	0	0
Mike Hargrove, L (1, 3) OBP: 0.400, SLG: 0.381	B B B B 4-0 ② BB 1-2 BB			x 0-0 ① 4-3		x 0-0 ② F8		x 0-0 ③ 4-3		3	0	0	0	1	0	1
Jeff Burroughs, R (1, 9) OBP: 0.313, SLG: 0.369	B B B B 4-0 1-2 BB			x 0-0 G5-4-3 1B		x 0-0 ③ 1-3			S S S 0-3 ① K	3	0	1	0	1	1	1
Roy Howell, L (1, 5) OBP: 0.297, SLG: 0.364	x 0-0 ③ F8			x 0-0 ② ③ G5-4-3 1-2f			B B B B 4-0 G3 SH1-4 BB		x 0-0 ② 4-3	3	0	0	0	1	0	3
Gene Clines, R (1, 10) OBP: 0.302, SLG: 0.313		x 0-0 ① L8			x 0-0 1B 1B		x 0-0 ① SH1-4 1-2		S S S 0-3 ③ K	3	0	1	0	0	1	0
Tom Grieve, R (1, 7) OBP: 0.299, SLG: 0.406		B B B B 4-0 G3-6-3 BB			x 0-0 ① F8		B B B B 4-0 G3 BB			1	0	0	0	2	0	1
Juan Beniquez, R (1, 8) OBP: 0.320, SLG: 0.297		x 0-0 ② ③ G3-6-3 1-2f			x 0-0 G4-6-3 1-3 1B		x 0-0 ② G3 1-2 2-3			3	0	1	0	0	0	3
Jim Sundberg, R (1, 2) OBP: 0.282, SLG: 0.301			x 0-0 ① F8		x 0-0 ② ③ G4-6-3 1-2f		S S S 0-3 ③ K			3	0	0	0	0	1	4

Inning Stats	1	2	3	4	5	6	7	8	9		
	R: 0 H: 0	R: 0 H: 0	R: 0 H: 0	R: 0 H: 1	R: 0 H: 2	R: 0 H: 0	R: 0 H: 0	R: 0 H: 0	R: 0 H: 0	1B: 3 SF: 0	WP: 0 PA: 33
	E: 0 LOB: 2	E: 0 LOB: 0	E: 0 LOB: 0	E: 0 LOB: 0	E: 0 LOB: 1	E: 0 LOB: 1	E: 0 LOB: 2	E: 0 LOB: 0	E: 0 LOB: 0	2B: 0 SAC: 1	PB: 0
	K: 1 BB: 3	K: 0 BB: 1	K: 0 BB: 0	K: 0 BB: 0	K: 0 BB: 0	K: 0 BB: 1	K: 1 BB: 2	K: 0 BB: 0	K: 2 BB: 0	3B: 0 DP: 3	SB: 0
	S: 4 P: 16	S: 2 P: 6	S: 3 P: 3	S: 3 P: 3	S: 4 P: 4	S: 3 P: 7	S: 5 P: 13	S: 3 P: 3	S: 7 P: 7	HR: 0 HBP: 0	CS: 1

PITCHER	IP	WLS	BF	H	R	ER	SO	BB	IBB	HBP	BLK	WP	HR	S	P	ERA	WHIP
Nolan Ryan, R (1, 1) ERA: 3.54	9.0	W	33	3	0	0	4	7	0	0	0	0	0	34	62	0.00	1.111

PITCHER	IP	WLS	BF	H	R	ER	SO	BB	IBB	HBP	BLK	WP	HR	S	P	ERA	WHIP

AB	25
R	0
H	3
RBI	0
BB	7
SO	4
LOB	13

Texas Rangers @ California Angels

Anaheim Stadium, Anaheim, CA

Mon Sep 20 1976, 10:05 PM EDT

Att. 5,738 - Unknown

BOTTOM

Batter	1	2	3	4	5	6	7	8	9	AB	R	H	RBI	BB	SO	LOB
Dave Collins, S (1, 7) OBP: 0.323, SLG: 0.321	x 0-0 S 1B		SSS 0-3 ② K		SSS 0-3 ② K		x 0-0 ② F5			4	0	1	0	0	2	1
Rusty Torres, S (8, 8) OBP: 0.304, SLG: 0.356										0	0	0	0	0	0	0
Jerry Remy, L (1, 4) OBP: 0.317, SLG: 0.305	SSS 0-3 ① K 1-2		x 0-0 1B		x 0-0 1-3 2B		x 0-0 CS 1B			4	0	3	0	0	1	1
Mike Easler, L (1, 10) OBP: 0.255, SLG: 0.294	SSS 0-3 ② K		x 0-0 ③ 4-3		SSS 0-3 ③ K		0-0 ③ CS 1-2	x 0-0 ① F9		4	0	0	0	0	2	4
Tony Solaita, L (1, 3) OBP: 0.346, SLG: 0.387	x 0-0 ③ 4-3			x 0-0 ① F7		BBBB 4-0 SH3-4 2B BB		SSS 0-3 ② K		3	1	0	0	1	1	1
Bruce Bochte, L (1, 9) (8, 7) OBP: 0.348, SLG: 0.308		x 0-0 ① 4-3		BBBB 4-0 S BB		x 0-0 ① SH3-4 1-2		SSS 0-3 ③ K		2	0	0	0	1	1	0
Dan Briggs, L (1, 8) (8, 9) OBP: 0.257, SLG: 0.295		x 0-0 6-3 1B		x 0-0 ② F8		x 0-0 ② 3-1				3	0	1	0	0	0	2
Terry Humphrey, R (1, 2) OBP: 0.301, SLG: 0.318		x 0-0 ② 6-3 1-2		x 0-0 ③ 6-3 1-2		x 0-0 2-H 2B				3	0	1	1	0	0	2
Mike Miley, S (1, 6) OBP: 0.294, SLG: 0.143		x 0-0 ③ 4-3			x 0-0 ① G3	x 0-0 ③ G3				3	0	0	0	0	0	2
Dave Chalk, R (1, 5) OBP: 0.310, SLG: 0.257			x 0-0 ① 4-3		x 0-0 2B 1B		x 0-0 ① F5			3	0	1	0	0	0	0
Inning Stats	R: 0 E: 0 K: 2 S: 8 H: 1 LOB: 1 BB: 0 P: 8	R: 0 E: 0 K: 0 S: 4 H: 1 LOB: 1 BB: 0 P: 4	R: 0 E: 0 K: 1 S: 6 H: 1 LOB: 1 BB: 0 P: 6	R: 0 E: 0 K: 0 S: 3 H: 0 LOB: 1 BB: 1 P: 7	R: 0 E: 0 K: 2 S: 9 H: 2 LOB: 2 BB: 0 P: 9	R: 1 E: 0 K: 0 S: 4 H: 1 LOB: 1 BB: 1 P: 8	R: 0 E: 0 K: 0 S: 3 H: 1 LOB: 0 BB: 0 P: 3	R: 0 E: 0 K: 2 S: 7 H: 0 LOB: 0 BB: 0 P: 7		1B: 5 2B: 2 3B: 0 HR: 0	SF: 0 SAC: 1 DP: 0 HBP: 0					

	AB	29
	R	1
	H	7
	RBI	1
	BB	2
	SO	7
	LOB	13

WP: 0 PB: 0 SB: 2 CS: 1 PA: 33

livebaseballscorecards.com

PITCHER	IP	WLS	BF	H	R	ER	SO	BB	IBB	HBP	BLK	WP	HR	S	P	ERA	WHIP
Bert Blyleven, R (1, 1) ERA: 2.98	8.0	L	32	7	1	1	7	2	0	0	0	0	0	44	52	1.12	1.125

PITCHER	IP	WLS	BF	H	R	ER	SO	BB	IBB	HBP	BLK	WP	HR	S	P	ERA	WHIP

Batter	1	2	3	4	5	6	7	8	9	AB	R	H	RBI	BB	SO	LOB
Lenny Randle, S (1, 4) OBP: 0.279, SLG: 0.265	K		6-3			F8			6-3	4	0	0	0	0	1	0
Toby Harrah, R (1, 6) OBP: 0.359, SLG: 0.371	F2			6-3		F7			F7	4	0	0	0	0	0	0
Doug Ault, R (1, 3) OBP: 0.267, SLG: 0.214	K			F9		F8			F8	4	0	0	0	0	1	0
Jeff Burroughs, R (1, 9) OBP: 0.311, SLG: 0.367		L6		5-3			6-3			3	0	0	0	0	0	0
Gene Clines, R (1, 10) OBP: 0.300, SLG: 0.310		L9			L6-3		L5-3			3	0	0	0	0	0	0
Tom Grieve, R (1, 7) OBP: 0.300, SLG: 0.406		1B			K		F4			3	0	1	0	0	1	0
Juan Beniquez, R (1, 8) OBP: 0.320, SLG: 0.297		L4			2B 1B			K		3	1	1	0	0	1	1
Danny Thompson, R (1, 5) OBP: 0.266, SLG: 0.258			F3		1-H 2B			K		3	0	1	1	0	1	0
Jim Sundberg, R (1, 2) OBP: 0.280, SLG: 0.299			F8		K			5-3		3	0	0	0	0	1	1
Inning Stats	R: 0 E: 0 K: 2 S: 7 H: 0 LOB: 0 BB: 0 P: 7	R: 0 E: 0 K: 0 S: 4 H: 1 LOB: 1 BB: 0 P: 4	R: 0 E: 0 K: 0 S: 3 H: 0 LOB: 0 BB: 0 P: 3	R: 0 E: 0 K: 0 S: 3 H: 0 LOB: 0 BB: 0 P: 3	R: 1 E: 0 K: 2 S: 9 H: 2 LOB: 1 BB: 0 P: 9	R: 0 E: 0 K: 0 S: 3 H: 0 LOB: 0 BB: 0 P: 3	R: 0 E: 0 K: 0 S: 3 H: 0 LOB: 0 BB: 0 P: 3	R: 0 E: 0 K: 2 S: 7 H: 0 LOB: 0 BB: 0 P: 7	R: 0 E: 0 K: 0 S: 3 H: 0 LOB: 0 BB: 0 P: 3	1B: 2 2B: 1 3B: 0 HR: 0	SF: 0 SAC: 0 DP: 0 HBP: 0			WP: 0 PB: 0 SB: 0 CS: 0	PA: 30		

PITCHER	IP	WLS	BF	H	R	ER	SO	BB	IBB	HBP	BLK	WP	HR	S	P	ERA	WHIP
Frank Tanana, L (1, 1) ERA: 2.58	9.0	W	30	3	1	1	6	0	0	0	0	0	0	42	42	1.00	0.333

PITCHER	IP	WLS	BF	H	R	ER	SO	BB	IBB	HBP	BLK	WP	HR	S	P	ERA	WHIP

TOP

Texas Rangers @ California Angels

Anaheim Stadium, Anaheim, CA

Tue Sep 21 1976, 10:05 PM EDT

Att. 5,048 - Unknown

livebaseballscorecards.com

AB	30
R	1
H	3
RBI	1
BB	0
SO	6
LOB	2

Texas Rangers @ California Angels

Anaheim Stadium, Anaheim, CA

Tue Sep 21 1976, 10:05 PM EDT

Att. 5,048 - Unknown

BOTTOM

Batter	1	2	3	4	5	6	7	8	9	AB	R	H	RBI	BB	SO	LOB
Dave Collins, S (1, 7) OBP: 0.328, SLG: 0.324	E9 F9 1B		F3			BBBB 4-0 6-3 S BB		F8 SH2-4 1B		3	0	2	0	1	0	1
Jerry Remy, L (1, 4) OBP: 0.316, SLG: 0.303	F8		F5			6-3 1-3		SH2-4 1-2		3	0	0	0	0	0	3
Dan Briggs, L (1, 8) OBP: 0.254, SLG: 0.291 Rusty Torres, S (8, PH) OBP: 0.303, SLG: 0.354 (9, 8)	F9 2-3			SSS 0-3 K		F4		F8 2-3		3 1	0 0	0 0	0 0	0 0	1 0	2 1
Tony Solaita, L (1, 3) OBP: 0.342, SLG: 0.382 Bill Melton, R (8, PH) OBP: 0.296, SLG: 0.333 (9, 3)	F9			F3			F5	6-3		3 1	0 0	0 0	0 0	0 0	0 0	1 1
Bruce Bochte, L (1, 9) OBP: 0.348, SLG: 0.308 Ron Jackson, R (9, PH) OBP: 0.284, SLG: 0.329		F6		F4			BB 1-3 1B		HR	3 1	0 1	1 1	0 1	0 0	0 0	0 0
Mario Guerrero, R (1, 10) OBP: 0.311, SLG: 0.348 Mike Easler, L (9, PR) OBP: 0.255, SLG: 0.294		F7			L7		1-3 1-2		BBBB 4-0 SH1-4 1B BB	3 0	0 1	0 0	0 0	1 0	0 0	1 0
Terry Humphrey, R (1, 2) OBP: 0.302, SLG: 0.315 Carlos Lopez, R (7, PR) Andy Etchebarren, R (8, 2) OBP: 0.298, SLG: 0.263		F8			6-3		BBBB 4-0 BB BB		SH1-4 1-2	2 0 0	0 0 0	0 0 0	0 0 0	1 0 0	0 0 0	0 0 0
Dave Chalk, R (1, 5) OBP: 0.314, SLG: 0.260			FC4-6 1B		6-3		BBBB 4-0 1-2 2-3 BB		2-H 1B	3	0	2	1	1	0	0
Tim Nordbrook, R (1, 6) OBP: 0.290, SLG: 0.185 Bob Jones, L (7, PH) OBP: 0.276, SLG: 0.367 Mike Miley, S (8, 6) OBP: 0.294, SLG: 0.143			FC4-6 1-2f			6-3	L3			2 1 0	0 0 0	0 0 0	0 0 0	0 0 0	0 0 0	1 3 0
Inning Stats	R: 0 H: 1 E: 1 LOB: 1 K: 0 BB: 0 S: 4 P: 4	R: 0 H: 0 E: 0 LOB: 0 K: 0 BB: 0 S: 3 P: 3	R: 0 H: 1 E: 1 LOB: 1 K: 0 BB: 0 S: 4 P: 4	R: 0 H: 0 E: 0 LOB: 0 K: 1 BB: 0 S: 5 P: 5	R: 0 H: 0 E: 0 LOB: 0 K: 0 BB: 0 S: 3 P: 3	R: 0 H: 0 E: 0 LOB: 1 K: 0 BB: 1 S: 3 P: 7	R: 0 H: 1 E: 0 LOB: 3 K: 0 BB: 2 S: 4 P: 12	R: 0 H: 1 E: 0 LOB: 1 K: 0 BB: 0 S: 4 P: 4	R: 2 H: 2 E: 0 LOB: 1 K: 0 BB: 1 S: 3 P: 7	1B: 5 2B: 0 3B: 0 HR: 1	SF: 0 SAC: 2 DP: 0 HBP: 0			WP: 0 PB: 0 SB: 1 CS: 0		PA: 35	

livebaseballscorecards.com

	AB	29
	R	2
	H	6
	RBI	2
	BB	4
	SO	1
	LOB	14

PITCHER		IP	WLS	BF	H	R	ER	SO	BB	IBB	HBP	BLK	WP	HR	S	P	ERA	WHIP
Nelson Briles, R ERA: 3.35	(1, 1)	7.0		27	3	0	0	1	3	0	0	0	0	0	26	38	0.00	0.857
Joe Hoerner, L ERA: 5.14	(8, 1)	1.0	L	6	2	2	2	0	1	0	0	0	0	1	5	9	18.00	3.000
Steve Foucault, R ERA: 3.23	(9, 1)	0.1		2	1	0	0	0	0	0	0	0	0	0	2	2	0.00	3.000

PITCHER	IP	WLS	BF	H	R	ER	SO	BB	IBB	HBP	BLK	WP	HR	S	P	ERA	WHIP

Batter	1	2	3	4	5	6	7	8	9	AB	R	H	RBI	BB	SO	LOB
Gene Clines, R (1, 7) OBP: 0.299, SLG: 0.309	x 0-0 ① L1-3		x 0-0 ③ L8		x 0-0 ③ L9		x 0-0 3-H 1B		x 0-0 ② L7	5	0	1	1	0	0	3
Toby Harrah, R (1, 6) OBP: 0.358, SLG: 0.368	S S S 0-3 ② K			x 0-0 ① F4		x 0-0 ① F7	x 0-0 ③ 1-3		B B B B 4-0 1-2 BB	4	0	0	0	1	1	1
Mike Hargrove, L (1, 3) OBP: 0.400, SLG: 0.381	x 0-0 ③ G3			x 0-0 S 2B 1B		x 0-0 ② G3		x 0-0 1B 1B	x 0-0 ③ F6	5	1	2	0	0	0	2
Jeff Burroughs, R (1, 9) OBP: 0.311, SLG: 0.366		x 0-0 ① F8		x 0-0 ② F9		x 0-0 1B 1B		x 0-0 ① F7		4	0	1	0	0	0	2
Roy Howell, L (1, 5) OBP: 0.300, SLG: 0.370		x 0-0 ② 4-3		x 0-0 1-H 2B		x 0-0 1-2 1B		x 0-0 1-2 1B		4	0	3	1	0	0	0
Joe Lahoud, L (1, 10) OBP: 0.310, SLG: 0.266 Jim Fregosi, R (8, PH) OBP: 0.338, SLG: 0.336		x 0-0 ③ 6-3		x 0-0 ③ 3-1		x 0-0 ③ 3-1		x 0-0 ② F3		0 1	0 0	0 0	0 0	0 0	0 0	0 2
Lenny Randle, S (1, 4) OBP: 0.279, SLG: 0.263			x 0-0 ① 1-3		x 0-0 ① 1-3		B B B B 4-0 4-3 SH1-4 1B BB	x 0-0 ③ F8		3	1	0	0	1	0	2
Dave Moates, L (1, 8) OBP: 0.303, SLG: 0.318			x 0-0 ② 5-3		x 0-0 CS 1B		x 0-0 ① SH1-4 1-2		S S S 0-3 ① K	3	0	1	0	0	1	0
Jim Sundberg, R (1, 2) OBP: 0.284, SLG: 0.302			B B B B 4-0 BB		x 0-0 ② 1-2 1B		x 0-0 ② 4-3 2-3		x 0-0 BB 1B	3	0	2	0	1	0	1
Inning Stats	R: 0 H: 0 E: 0 LOB: 0 K: 1 BB: 0 S: 5 P: 5	R: 0 H: 0 E: 0 LOB: 0 K: 0 BB: 0 S: 3 P: 3	R: 0 H: 0 E: 0 LOB: 0 K: 0 BB: 1 S: 3 P: 7	R: 1 H: 2 E: 0 LOB: 1 K: 0 BB: 0 S: 5 P: 5	R: 0 H: 2 E: 0 LOB: 1 K: 0 BB: 0 S: 4 P: 4	R: 0 H: 2 E: 0 LOB: 2 K: 0 BB: 0 S: 5 P: 5	R: 1 H: 1 E: 0 LOB: 1 K: 0 BB: 1 S: 4 P: 8	R: 0 H: 2 E: 0 LOB: 2 K: 0 BB: 0 S: 5 P: 5	R: 0 H: 1 E: 0 LOB: 2 K: 1 BB: 1 S: 6 P: 10	1B: 9 SF: 0 2B: 1 SAC: 1 3B: 0 DP: 0 HR: 0 HBP: 0						WP: 0 PA: 39 PB: 0 SB: 1 CS: 1	

TOP

Texas Rangers @ California Angels

Anaheim Stadium, Anaheim, CA

Wed Sep 22 1976, 10:05 PM EDT

Att. 4,920 - Unknown

livebaseballscorecards.com

AB	32
R	2
H	10
RBI	2
BB	3
SO	2
LOB	13

PITCHER		IP	WLS	BF	H	R	ER	SO	BB	IBB	HBP	BLK	WP	HR	S	P	ERA	WHIP
Gary Ross, R ERA: 2.89	(1, 1)	7.1	L	32	9	2	2	1	2	0	0	0	0	0	32	40	2.46	1.500
Sid Monge, L ERA: 3.47	(8, 1)	1.2		7	1	0	0	1	1	0	0	0	0	0	8	12	0.00	1.200

PITCHER	IP	WLS	BF	H	R	ER	SO	BB	IBB	HBP	BLK	WP	HR	S	P	ERA	WHIP

Texas Rangers @ California Angels

Anaheim Stadium, Anaheim, CA

Wed Sep 22 1976, 10:05 PM EDT

Att. 4,920 - Unknown

BOTTOM

Batter	1	2	3	4	5	6	7	8	9	AB	R	H	RBI	BB	SO	LOB
Dave Collins, S (1, 10) OBP: 0.324, SLG: 0.320	S S S 0-3 ① K		S S S 0-3 ① K			x 0-0 ① 1-3		0-0 ③ CS 1-2	x 0-0 ① 4-3	4	0	0	0	0	2	0
Jerry Remy, L (1, 4) OBP: 0.315, SLG: 0.302	x 0-0 ② 6-3		x 0-0 ② 5-3			x 0-0 ② F6			x 0-0 1B	4	0	1	0	0	0	0
Bruce Bochte, L (1, 9) OBP: 0.347, SLG: 0.306	B B B B 4-0 2B BB		x 0-0 ③ F5			x 0-0 ③ G3			x 0-0 ② F6	3	1	0	0	1	0	1
Tony Solaita, L (1, 3) OBP: 0.341, SLG: 0.384	x 0-0 1-H 2B			x 0-0 ① 3-1			S S S 0-3 ① K		x 0-0 ③ F8	4	0	1	1	0	1	1
Bob Jones, L (1, 7) OBP: 0.271, SLG: 0.360	x 0-0 ③ F4			x 0-0 ② F9			x 0-0 ② 3-1			3	0	0	0	0	0	1
Terry Humphrey, R (1, 2) OBP: 0.297, SLG: 0.310		S S S 0-3 ① K		x 0-0 ③ F3			S S S 0-3 ③ K			3	0	0	0	0	2	0
Rusty Torres, S (1, 8) OBP: 0.300, SLG: 0.350		x 0-0 ② G3			x 0-0 ① G3			x 0-0 ① 1-3		3	0	0	0	0	0	0
Dave Chalk, R (1, 5) OBP: 0.314, SLG: 0.258		B B B B 4-0 BB			x 0-0 ② F4			x 0-0 ② F3		2	0	0	0	1	0	0
Tim Nordbrook, R (1, 6) OBP: 0.273, SLG: 0.172		S S S 0-3 ③ K			x 0-0 ③ F9			x 0-0 CS 1B		2	0	0	0	0	1	1
Mike Easler, L (8, PH) OBP: 0.268, SLG: 0.308										1	0	1	0	0	0	0
Carlos Lopez, R (8, PR)										0	0	0	0	0	0	0
Mike Miley, S (9, 6) OBP: 0.294, SLG: 0.143										0	0	0	0	0	0	0

livebaseballscorecards.com

	AB	29
	R	1
	H	3
	RBI	1
	BB	2
	SO	6
	LOB	4

Inning Stats	1	2	3	4	5	6	7	8	9	1B: 2	SF: 0	WP: 0	PA: 32
R:	1	0	0	0	0	0	0	0	0	2B: 1	SAC: 0	PB: 0	
E:	0	0	0	0	0	0	0	0	0	3B: 0	DP: 0	SB: 0	
K:	1	2	1	0	0	0	2	0	0	HR: 0	HBP: 0	CS: 1	
S:	6	7	5	3	0	3	7	3	4				
H:	1	0	0	0	0	0	0	1	1				
LOB:	1	1	0	0	0	0	0	1	1				
BB:	1	1	0	0	0	0	0	0	0				
P:	10	11	5	3	3	3	7	3	4				

PITCHER	IP	WLS	BF	H	R	ER	SO	BB	IBB	HBP	BLK	WP	HR	S	P	ERA	WHIP
Gaylord Perry, R (1, 1) ERA: 3.36	9.0	W	31	3	1	1	6	2	0	0	0	0	0	41	49	1.00	0.556

PITCHER	IP	WLS	BF	H	R	ER	SO	BB	IBB	HBP	BLK	WP	HR	S	P	ERA	WHIP

Texas Rangers @ California Angels

Anaheim Stadium, Anaheim, CA

Thu Sep 23 1976, 10:05 PM EDT

Att. 5,044 - Unknown

TOP

livebaseballscorecards.com

Batter	1	2	3	4	5	6	7	8	9	AB	R	H	RBI	BB	SO	LOB
Gene Clines, R (1, 7) OBP: 0.300, SLG: 0.310	L6-3		L6-3		1B BB E 1B	K 1-2		CS 1B		5	1	2	0	0	1	1
Toby Harrah, R (1, 6) OBP: 0.360, SLG: 0.370	4-3		FC5 2B		E 1B 1-2 BB	BB		L 1-2	L5	4	1	1	0	2	0	1
Mike Hargrove, L (1, 3) OBP: 0.400, SLG: 0.386	F8		BB		L3	F6			HR	4	1	1	1	1	0	4
Jeff Burroughs, R (1, 9) OBP: 0.310, SLG: 0.365 Juan Beniquez, R (9, 8) OBP: 0.320, SLG: 0.297		F8	FC5 2-3f		E 1B 1-2 2-3	F8			F5	5 0	1 0	1 0	0 0	0 0	0 0	4 0
Roy Howell, L (1, 5) OBP: 0.299, SLG: 0.370		2-3		4-3 6-3 2B	E6 1B 1B 1-2 2-3 3-H		K		K	5	2	1	0	0	2	2
Tom Grieve, R (1, 10) OBP: 0.301, SLG: 0.407		1B 1B		4-3 2-3	1B 1B 1-2 2-H 3-H		F8			4	0	2	2	0	0	1
Lenny Randle, S (1, 4) OBP: 0.281, SLG: 0.265		FC4 1-2 1B		6-3 3-H	1B 1-3 2-H		F8			4	0	2	2	0	0	0
Dave Moates, L (1, 8) OBP: 0.295, SLG: 0.308 (9, 9)		FC4 1-2f		4-3	F6			1-3		4	0	0	0	0	0	4
Bill Fahey, L (1, 2) OBP: 0.345, SLG: 0.307 Jim Sundberg, R (7, 2) OBP: 0.284, SLG: 0.301			F8		4-3	S 1B		F9		3 1	0 0	1 0	0 0	0 0	0 0	0 0

	AB	39
	R	6
	H	11
	RBI	5
	BB	3
	SO	3
	LOB	17

Inning Stats																		
	R: 0	H: 0	R: 0	H: 2	R: 0	H: 1	R: 1	H: 1	R: 4	H: 4	R: 0	H: 1	R: 0	H: 0	R: 0	H: 1	R: 1	H: 1
	E: 0	LOB: 0	E: 0	LOB: 2	E: 0	LOB: 2	E: 0	LOB: 0	E: 1	LOB: 2	E: 0	LOB: 2	E: 0	LOB: 0	E: 0	LOB: 0	E: 0	LOB: 0
	K: 0	BB: 0	K: 0	BB: 0	K: 0	BB: 1	K: 0	BB: 0	K: 0	BB: 1	K: 1	BB: 1	K: 1	BB: 0	K: 0	BB: 0	K: 1	BB: 0
	S: 3	P: 3	S: 5	P: 5	S: 4	P: 8	S: 4	P: 4	S: 8	P: 12	S: 6	P: 10	S: 5	P: 5	S: 3	P: 3	S: 6	P: 6

	1B: 8	SF: 0	WP: 0	PA: 42
	2B: 2	SAC: 0	PB: 0	
	3B: 0	DP: 0	SB: 1	
	HR: 1	HBP: 0	CS: 1	

PITCHER		IP	WLS	BF	H	R	ER	SO	BB	IBB	HBP	BLK	WP	HR	S	P	ERA	WHIP
Paul Hartzell, R ERA: 2.64	(1, 1)	4.2		25	8	5	1	0	2	0	0	0	0	0	23	31	1.93	2.143
Sid Monge, L ERA: 3.4	(5, 1)	2.1		9	1	0	0	2	1	0	0	0	0	0	12	16	0.00	0.857
Dick Drago, R ERA: 4.44	(8, 1)	2.0	L	8	2	1	1	1	0	0	0	0	0	1	9	9	4.50	1.000

PITCHER		IP	WLS	BF	H	R	ER	SO	BB	IBB	HBP	BLK	WP	HR	S	P	ERA	WHIP

Texas Rangers @ California Angels

Anaheim Stadium, Anaheim, CA

Thu Sep 23 1976, 10:05 PM EDT

Att. 5,044 - Unknown

livebaseballscorecards.com

BOTTOM

Batter	1	2	3	4	5	6	7	8	9	AB	R	H	RBI	BB	SO	LOB
Dave Collins, S (1, 8) OBP: 0.325, SLG: 0.330	0-0 1B 2B 1B	0-3 K			0-0 L5			0-0 IHR	0-0 F8	5	2	2	1	0	1	2
Jerry Remy, L (1, 4) OBP: 0.317, SLG: 0.304	0-0 1-2 2B 1B	0-0 L7			0-0 L7			0-0 1B 1B		4	2	2	0	0	0	2
Tony Solaita, L (1, 3) OBP: 0.340, SLG: 0.386	0-0 4-3 1-H 2-H SF9 2B		0-0 F8		0-0 F6			0-3 K		4	1	1	2	0	1	2
Leroy Stanton, R (1, 7) OBP: 0.268, SLG: 0.283 Bob Jones, L (8, PH) (9, 7) OBP: 0.275, SLG: 0.364	0-0 4-3 2-3		0-0 6-3			0-0 F4		0-0 1B 1-2 1B		3 1	0 0	0 1	0 0	0 0	0 0	1 0
Mario Guerrero, R (1, 10) OBP: 0.310, SLG: 0.347 Dan Briggs, L (8, PR) OBP: 0.254, SLG: 0.291	0-0 SF9 3-H		0-0 5-3			0-0 6-3		0-0 1-3 2-H 1B		3 0	0 0	1 0	2 0	0 0	0 0	0 0
Ron Jackson, R (1, 5) OBP: 0.286, SLG: 0.329	0-0 1B			0-0 L7		0-0 4-3		4-0 IBB		3	0	1	0	1	0	0
Carlos Lopez, R (1, 9) Bruce Bochte, L (8, PH) (9, 9) OBP: 0.347, SLG: 0.305	0-0 F8			0-0 5-3			0-3 K	0-0 1-3		3 1	0 0	0 0	0 0	0 0	1 0	1 2
Dave Chalk, R (1, 6) OBP: 0.312, SLG: 0.257 Mike Easler, L (7, PH) OBP: 0.263, SLG: 0.302 Mike Miley, S (8, 6) OBP: 0.278, SLG: 0.133		0-0 6-3		0-0 5-3			0-0 L7		0-0 F8	2 1 1	0 0 0	0 0 0	0 0 0	0 0 0	0 0 0	0 0 0
Andy Etchebarren, R (1, 2) OBP: 0.303, SLG: 0.265 Bill Melton, R (9, PH) OBP: 0.295, SLG: 0.332		0-0 1B			4-0 BB		0-0 6-3		0-0 L7	2 1	0 0	1 0	0 0	1 0	0 0	0 0
Inning Stats	R: 3 H: 4 E: 0 LOB: 1 K: 0 BB: 0 S: 7 P: 7	R: 0 H: 1 E: 0 LOB: 1 K: 1 BB: 0 S: 6 P: 6	R: 0 H: 0 E: 0 LOB: 0 K: 0 BB: 0 S: 3 P: 3	R: 0 H: 0 E: 0 LOB: 0 K: 0 BB: 0 S: 3 P: 3	R: 0 H: 0 E: 0 LOB: 1 K: 0 BB: 1 S: 3 P: 7	R: 0 H: 0 E: 0 LOB: 0 K: 0 BB: 0 S: 3 P: 3	R: 0 H: 0 E: 0 LOB: 0 K: 1 BB: 0 S: 5 P: 5	R: 2 H: 4 E: 0 LOB: 2 K: 1 BB: 1 S: 8 P: 12	R: 0 H: 0 E: 0 LOB: 0 K: 0 BB: 0 S: 3 P: 3	1B: 7 SF: 1 2B: 1 SAC: 0 3B: 0 DP: 0 HR: 1 HBP: 0						

	AB	34
	R	5
	H	9
	RBI	5
	BB	2
	SO	3
	LOB	10

WP: 0 PA: 37
PB: 0
SB: 0
CS: 0

PITCHER		IP	WLS	BF	H	R	ER	SO	BB	IBB	HBP	BLK	WP	HR	S	P	ERA	WHIP
Tommy Boggs, R ERA: 3.34	(1, 1)	7.1		31	8	5	5	3	1	0	0	0	0	0	36	40	6.14	1.227
Steve Hargan, R ERA: 3.51	(8, 1)	1.2	W	6	1	0	0	0	0	1	0	0	0	0	5	9	0.00	0.600

PITCHER		IP	WLS	BF	H	R	ER	SO	BB	IBB	HBP	BLK	WP	HR	S	P	ERA	WHIP

Batter	1	2	3	4	5	6	7	8	9	AB	R	H	RBI	BB	SO	LOB
Dave Collins, S (1, 7) OBP: 0.327, SLG: 0.330	x 0-0 CS 1B		S S S 0-3 ③ K			B B B B 4-0 E BB		x 0-0 ② P6		3	0	1	0	1	1	0
Jerry Remy, L (1, 4) OBP: 0.314, SLG: 0.301	x 0-0 ① ② 4-3 1-2			x 0-0 ① G3		x 0-0 E4 FC6-4 1-2		x 0-0 ③ 4-3		4	0	0	0	0	0	2
Bob Jones, L (1, 8) OBP: 0.275, SLG: 0.358	x 0-0 ③ F8			B B B B 4-0 5-3 BB BB		S S S 0-3 ① K			S S S 0-3 ① K	3	0	0	0	1	2	2
Tony Solaita, L (1, 3) OBP: 0.339, SLG: 0.381		x 0-0 ① 4-3		B B B B 4-0 5-3 1-2 BB		S S S 0-3 ② K			x 0-0 ② F9	3	0	0	0	1	1	2
Mario Guerrero, R (1, 10) OBP: 0.309, SLG: 0.346		x 0-0 ② P4		x 0-0 ② 5-3 1-2 2-3		x 0-0 ③ FC6-4 1-2f			x 0-0 FC6-4 1B	4	0	1	0	0	0	4
Terry Humphrey, R (1, 2) OBP: 0.259, SLG: 0.308 Mike Easler, L (7, PH) OBP: 0.259, SLG: 0.296 Andy Etchebarren, R (7, 2) OBP: 0.302, SLG: 0.264		B B B B 4-0 BB		x 0-0 ③ F8			S S S 0-3 ① K		x 0-0 ③ FC6-4 1-2f	1 1 1	0 0 0	0 0 0	0 0 0	1 0 0	0 1 0	2 0 1
Ron Jackson, R (1, 5) OBP: 0.284, SLG: 0.326		x 0-0 ③ F5			S S S 0-3 ① K		x 0-0 ② L3			3	0	0	0	0	1	1
Carlos Lopez, R (1, 9)			S S S 0-3 ① K		x 0-0 ② 5-3		x 0-0 ③ 5-3			3	0	0	0	0	1	0
Dave Chalk, R (1, 6) OBP: 0.310, SLG: 0.255			x 0-0 ② F7		x 0-0 ③ F3			S S S 0-3 ① K		3	0	0	0	0	1	0
Inning Stats	R: 0 H: 1 E: 0 LOB: 0 K: 0 BB: 0 S: 3 P: 3	R: 0 H: 0 E: 0 LOB: 1 K: 0 BB: 1 S: 3 P: 7	R: 0 H: 0 E: 0 LOB: 0 K: 2 BB: 0 S: 7 P: 7	R: 0 H: 0 E: 0 LOB: 2 K: 0 BB: 2 S: 3 P: 11	R: 0 H: 0 E: 0 LOB: 0 K: 1 BB: 0 S: 5 P: 5	R: 0 H: 0 E: 1 LOB: 2 K: 2 BB: 1 S: 8 P: 12	R: 0 H: 0 E: 0 LOB: 0 K: 1 BB: 0 S: 5 P: 5	R: 0 H: 0 E: 0 LOB: 0 K: 1 BB: 0 S: 5 P: 5	R: 0 H: 1 E: 0 LOB: 1 K: 1 BB: 0 S: 6 P: 6	1B: 2 SF: 0 2B: 0 SAC: 0 3B: 0 DP: 0 HR: 0 HBP: 0						

PITCHER		IP	WLS	BF	H	R	ER	SO	BB	IBB	HBP	BLK	WP	HR	S	P	ERA	WHIP
Dave Goltz, R ERA: 3.34	(1, 1)	9.0	W	33	2	0	0	8	4	0	0	0	0	0	45	61	0.00	0.667

PITCHER	IP	WLS	BF	H	R	ER	SO	BB	IBB	HBP	BLK	WP	HR	S	P	ERA	WHIP

TOP

California Angels @ Minnesota Twins

Metropolitan Stadium, Bloomington , MI

Sat Sep 25 1976, 4:33 AM EDT

Att. 4,942 - Unknown

livebaseballscorecards.com

AB	29
R	0
H	2
RBI	0
BB	4
SO	8
LOB	14

WP: 0	PA: 33
PB: 0	
SB: 0	
CS: 1	

BOTTOM

California Angels @ Minnesota Twins

Metropolitan Stadium, Bloomington , MI

Sat Sep 25 1976, 4:33 AM EDT

Att. 4,942 - Unknown

livebaseballscorecards.com

Batter	1	2	3	4	5	6	7	8	9	AB	R	H	RBI	BB	SO	LOB
Steve Braun, L (1, 10) OBP: 0.387, SLG: 0.352	BBBB 4-0 K SH1-4 BB		BBBB 4-0 FC1-2-5 SH1-4 1B 1-2 BB	x 0-0 1-H 2-H 2B			SSS 0-3 ① K			2	1	1	2	2	1	0
Roy Smalley, S (1, 6) OBP: 0.355, SLG: 0.323	x 0-0 ① SH1-4 1-2		x 0-0 ① SH1-4 1-2 2-3	SSS 0-3 ③ K			SSS 0-3 ② K			2	0	0	0	0	2	1
Rod Carew, L (1, 3) OBP: 0.392, SLG: 0.451	SSS 0-3 ②③ K 2-3		x 0-0 ② FC1-2-5 S 1B 2-3 3-H		BBBB 4-0 SH5-3 FC5 BB		x 0-0 ③ 6-3			3	0	0	0	1	1	3
Lyman Bostock, L (1, 8) OBP: 0.366, SLG: 0.435		SSS 0-3 ① K	x 0-0 S 1-2 3-H 1B		x 0-0 ① SH5-3 1-2			x 0-0 2B 1B		3	1	2	1	0	1	0
Larry Hisle, R (1, 7) OBP: 0.335, SLG: 0.393		BBBB 4-0 S BB	SSS 0-3 ③ K 1-2 2-3		x 0-0 ② FC5 CS 2-H			x 0-0 F8 1B 1-H 2B		3	1	1	1	1	1	3
Butch Wynegar, S (1, 2) OBP: 0.357, SLG: 0.368		SSS 0-3 ② K	x 0-0 ① F9	0-0 ③ CS 1-2	SSS 0-3 ① K			x 0-0 ① F8 2-3		4	0	0	0	0	2	2
Mike Cubbage, L (1, 5) OBP: 0.347, SLG: 0.356		x 0-0 ③ G3 1-2	SSS 0-3 ② K		BBBB 4-0 BB			SSS 0-3 ② K		3	0	0	0	1	2	2
Dan Ford, R (1, 9) OBP: 0.325, SLG: 0.461			x 0-0 HR	BBBB 4-0 S 2B BB	SSS 0-3 ② K			x 0-0 3-H 1B		3	2	2	2	1	1	1
Bob Randall, R (1, 4) OBP: 0.319, SLG: 0.328			BBBB 4-0 SH1-4 WP FC1-2-5 BB	BBBB 4-0 1-2 2B BB	SSS 0-3 ③ K			x 0-0 ③ F7		2	1	0	0	2	1	2
Inning Stats	R: 0 E: 0 K: 1 S: 4 H: 0 LOB: 0 BB: 1 P: 8	R: 0 E: 0 K: 2 S: 7 H: 0 LOB: 1 BB: 1 P: 11	R: 2 E: 0 K: 1 S: 7 H: 2 LOB: 2 BB: 2 P: 15	R: 2 E: 0 K: 2 S: 8 H: 1 LOB: 1 BB: 2 P: 16	R: 0 E: 0 K: 0 S: 2 H: 0 LOB: 0 BB: 1 P: 6	R: 0 E: 0 K: 3 S: 9 H: 0 LOB: 1 BB: 1 P: 13	R: 0 E: 0 K: 2 S: 7 H: 0 LOB: 0 BB: 0 P: 7	R: 2 E: 0 K: 1 S: 8 H: 3 LOB: 1 BB: 0 P: 8		1B: 3 2B: 2 3B: 0 HR: 1 SF: 0 SAC: 3 DP: 0 HBP: 0					

	AB	25
	R	6
	H	6
	RBI	6
	BB	8
	SO	12
	LOB	14

WP: 1 PA: 37
PB: 0
SB: 4
CS: 1

PITCHER		IP	WLS	BF	H	R	ER	SO	BB	IBB	HBP	BLK	WP	HR	S	P	ERA	WHIP
Nolan Ryan, R ERA: 3.58	(1, 1)	7.0	L	30	3	4	4	11	8	0	0	0	1	1	44	76	5.14	1.571
Gary Wheelock, R ERA: 27.0	(8, 1)	1.0		6	3	2	2	1	0	0	0	0	0	0	8	8	18.00	3.000

PITCHER	IP	WLS	BF	H	R	ER	SO	BB	IBB	HBP	BLK	WP	HR	S	P	ERA	WHIP

California Angels @ Minnesota Twins

Metropolitan Stadium, Bloomington , MI

Sun Sep 26 1976, 4:33 AM EDT

Att. 3,649 - Unknown - 58 F

TOP

livebaseballscorecards.com

Batter	1	2	3	4	5	6	7	8	9	AB	R	H	RBI	BB	SO	LOB
Dave Collins, S (1, 7) OBP: 0.332, SLG: 0.342	HR	4-3			G3 2B 1B		BBB CS BB			3	2	2	1	1	0	1
Jerry Remy, L (1, 4) OBP: 0.314, SLG: 0.301	F7		WP S 9-2 1B		G3 1-2		CS 1-2	F8		4	0	1	0	0	0	1
Bruce Bochte, L (1, 9) OBP: 0.348, SLG: 0.309	3-1		SSS K		2-H 2B			CS BB 1B		4	0	2	1	0	1	1
Bill Melton, R (1, 3) OBP: 0.297, SLG: 0.330	5-3		BBB 1-2 BB		SSS K			BBB 1-2 CS BB		2	0	0	0	2	1	1
Rusty Torres, S (8, PR) OBP: 0.300, SLG: 0.350 (8, 8)										0	0	0	0	0	0	0
Mario Guerrero, R (1, 10) OBP: 0.305, SLG: 0.341		F7	9-2 2-Hf			F9		1-2 2-3 F9		4	0	0	0	0	0	4
Dan Briggs, L (1, 8) OBP: 0.254, SLG: 0.294 (8, 3)		SSS K		SSS K		L4-6 2B			E3 CS	4	0	1	0	0	2	0
Ron Jackson, R (1, 5) OBP: 0.283, SLG: 0.333		HR		F9		L4-6 2-3			SSS 1-2 K	4	1	1	1	0	1	2
Andy Etchebarren, R (1, 2) OBP: 0.305, SLG: 0.272		2B 1B		SSS K				F8	2B	4	1	2	0	0	1	0
Mike Miley, S (1, 6) OBP: 0.273, SLG: 0.211		1-H 2B			4-3		SSS K		F8	4	0	1	1	0	1	1

	AB	33
	R	4
	H	10
	RBI	4
	BB	3
	SO	7
	LOB	11

Inning Stats	1	2	3	4	5	6	7	8	9
	R: 1 E: 0 K: 0 S: 4	H: 1 LOB: 0 BB: 0 P: 4	R: 2 E: 0 K: 1 S: 8	H: 3 LOB: 1 BB: 0 P: 8	R: 0 E: 0 K: 1 S: 5	H: 1 LOB: 1 BB: 1 P: 9	R: 0 E: 0 K: 2 S: 7	H: 0 LOB: 0 BB: 0 P: 7	R: 1 E: 0 K: 1 S: 7	H: 2 LOB: 1 BB: 0 P: 7
	R: 0 E: 0 K: 0 S: 3	H: 1 LOB: 0 BB: 0 P: 3	R: 0 E: 0 K: 1 S: 4	H: 0 LOB: 0 BB: 1 P: 8	R: 0 E: 0 K: 0 S: 3	H: 1 LOB: 2 BB: 1 P: 7	R: 0 E: 1 K: 1 S: 6	H: 1 LOB: 1 BB: 0 P: 6	1B: 4 2B: 6 3B: 0 HR: 2	SF: 0 SAC: 0 DP: 2 HBP: 0
	WP: 1 PB: 0 SB: 1 CS: 4	PA: 37								

PITCHER		IP	WLS	BF	H	R	ER	SO	BB	IBB	HBP	BLK	WP	HR	S	P	ERA	WHIP
Jim Hughes, R ERA: 5.09	(1, 1)	5.0	L	22	7	4	4	5	1	0	0	0	1	2	31	35	7.20	1.600
Vic Albury, L ERA: 3.58	(6, 1)	4.0		14	3	0	0	2	2	0	0	0	0	0	16	24	0.00	1.250

PITCHER	IP	WLS	BF	H	R	ER	SO	BB	IBB	HBP	BLK	WP	HR	S	P	ERA	WHIP

California Angels @ Minnesota Twins

Metropolitan Stadium, Bloomington , MI

Sun Sep 26 1976, 4:33 AM EDT

Att. 3,649 - Unknown - 58 F

BOTTOM

livebaseballscorecards.com

Batter	1	2	3	4	5	6	7	8	9	AB	R	H	RBI	BB	SO	LOB
Butch Wynegar, S (1, 10) OBP: 0.354, SLG: 0.365	F9		K 1-2 2-3		F9			K		4	0	0	0	0	2	3
Bob Randall, R (1, 4) OBP: 0.320, SLG: 0.332	F9		K			BB 1B		F8 2B		4	0	2	0	0	1	1
Larry Hisle, R (1, 8) OBP: 0.335, SLG: 0.392	CS 1B			F9		K		F8 2-3		4	0	1	0	0	1	2
Dan Ford, R (1, 9) OBP: 0.322, SLG: 0.457	CS 1-2	F7		1-3		F2		K		4	0	0	0	0	1	2
Craig Kusick, R (1, 3) OBP: 0.346, SLG: 0.438		1B		BB		1-2 BB			HR	2	1	2	1	2	0	0
Steve Brye, R (1, 7) OBP: 0.291, SLG: 0.319		F9		K		K			F3	4	0	0	0	0	2	4
Jerry Terrell, R (1, 5) OBP: 0.281, SLG: 0.269		F8			F7		G6-4-3 1B		6-3	4	0	1	0	0	0	1
Glenn Borgmann, R (1, 2) OBP: 0.423, SLG: 0.339			CS 1B 1B		BB		G6-4-3 1-2f		K	3	0	1	0	1	1	1
Luis Gomez, R (1, 6) OBP: 0.250, SLG: 0.226			1-2 CS 1B		F4		F9			3	0	1	0	0	0	1
Inning Stats	R: 0 H: 1 E: 0 LOB: 0 K: 0 BB: 0 S: 3 P: 3	R: 0 H: 1 E: 0 LOB: 1 K: 0 BB: 0 S: 4 P: 4	R: 0 H: 2 E: 0 LOB: 1 K: 2 BB: 0 S: 8 P: 8	R: 0 H: 0 E: 0 LOB: 1 K: 1 BB: 1 S: 5 P: 9	R: 0 H: 0 E: 0 LOB: 1 K: 0 BB: 1 S: 3 P: 7	R: 0 H: 1 E: 0 LOB: 2 K: 2 BB: 1 S: 8 P: 12	R: 0 H: 1 E: 0 LOB: 0 K: 0 BB: 0 S: 3 P: 3	R: 0 H: 1 E: 0 LOB: 1 K: 2 BB: 0 S: 8 P: 8	R: 1 H: 1 E: 0 LOB: 0 K: 1 BB: 0 S: 6 P: 6	1B: 6 SF: 0 2B: 2 SAC: 0 3B: 0 DP: 2 HR: 1 HBP: 0						

	AB	32
	R	1
	H	8
	RBI	1
	BB	3
	SO	8
	LOB	15

PITCHER	IP	WLS	BF	H	R	ER	SO	BB	IBB	HBP	BLK	WP	HR	S	P	ERA	WHIP
Frank Tanana, L (1, 1) ERA: 2.53	9.0	W	35	8	1	1	8	3	0	0	0	0	1	48	60	1.00	1.222

PITCHER	IP	WLS	BF	H	R	ER	SO	BB	IBB	HBP	BLK	WP	HR	S	P	ERA	WHIP

WP: 0 PA: 36
PB: 0
SB: 0
CS: 3

Batter	1	2	3	4	5	6	7	8	9	AB	R	H	RBI	BB	SO	LOB
Alan Bannister, R (1, 7) OBP: 0.322, SLG: 0.338	S S S 0-3 ① K		S S S 0-3 ③ K			x 0-0 ②③ L1-3 1-2		S S S 0-3 ③ K		4	0	0	0	0	3	3
Ralph Garr, L (1, 9) OBP: 0.319, SLG: 0.385	x 0-0 1B			x 0-0 ① 4-3			S S S 0-3 ① K		x 0-0 ① 4-3	4	0	1	0	0	1	0
Jim Spencer, L (1, 3) OBP: 0.313, SLG: 0.365	x 0-0 ② F9			x 0-0 ② 4-3			B B B B 4-0 BB		x 0-0 E 1B	3	0	1	0	1	0	1
Jorge Orta, L (1, 10) OBP: 0.316, SLG: 0.412	x 0-0 ③ F7			x 0-0 ③ 4-3			S S S 0-3 ② K		x 0-0 ② F9	4	0	0	0	0	1	3
Bill Stein, R (1, 5) OBP: 0.313, SLG: 0.352		S S S 0-3 ① K			x 0-0 ① 1-3		x 0-0 ③ F8		x 0-0 1-3 E1 BB	4	0	0	0	0	1	2
Jack Brohamer, L (1, 4) OBP: 0.337, SLG: 0.363		x 0-0 ② P5			x 0-0 ② F8			B B B B 4-0 BB	B B B B 4-0 1-2 BB	2	0	0	0	2	0	0
Chet Lemon, R (1, 8) OBP: 0.299, SLG: 0.319 Jerry Hairston, S (9, PH) OBP: 0.355, SLG: 0.283		B B B B 4-0 CS BB			S S S 0-3 ③ K			S S S 0-3 ① K	S S S 0-3 ③ K	2 1	0 0	0 0	0 0	1 0	2 1	1 3
Bucky Dent, R (1, 6) OBP: 0.304, SLG: 0.306		0-0 ③ CS 1-2	x 0-0 ① 5-3			B B B B 4-0 L1-3 BB		S S S 0-3 ② K		2	0	0	0	1	1	1
Jim Essian, R (1, 2) OBP: 0.326, SLG: 0.281 Pat Kelly, L (8, PH) OBP: 0.349, SLG: 0.386 Brian Downing, R (8, 2) OBP: 0.334, SLG: 0.325			x 0-0 ② 5-3			S S S 0-3 ① K		B B B B 4-0 1-2 BB		2 0 0	0 0 0	0 0 0	0 0 0	1 1 0	1 0 0	1 0 0
Inning Stats	R: 0 E: 0 K: 1 S: 6 H: 1 LOB: 1 BB: 0 P: 6	R: 0 E: 0 K: 1 S: 4 H: 0 LOB: 0 BB: 1 P: 8	R: 0 E: 0 K: 1 S: 5 H: 0 LOB: 0 BB: 0 P: 5	R: 0 E: 0 K: 0 S: 3 H: 0 LOB: 0 BB: 0 P: 3	R: 0 E: 0 K: 1 S: 5 H: 0 LOB: 0 BB: 0 P: 5	R: 0 E: 0 K: 1 S: 4 H: 0 LOB: 0 BB: 1 P: 8	R: 0 E: 0 K: 2 S: 7 H: 0 LOB: 1 BB: 1 P: 11	R: 0 E: 0 K: 3 S: 9 H: 0 LOB: 2 BB: 2 P: 17	R: 0 E: 1 K: 1 S: 7 H: 1 LOB: 3 BB: 1 P: 11	1B: 2 2B: 1 3B: 0 HR: 0	SF: 0 SAC: 0 DP: 1 HBP: 0						

PITCHER	IP	WLS	BF	H	R	ER	SO	BB	IBB	HBP	BLK	WP	HR	S	P	ERA	WHIP
Nolan Ryan, R (1, 1) ERA: 3.46	9.0	W	34	2	0	0	11	6	0	0	0	0	0	50	74	0.00	0.889

PITCHER	IP	WLS	BF	H	R	ER	SO	BB	IBB	HBP	BLK	WP	HR	S	P	ERA	WHIP

TOP

Chicago White Sox @ California Angels

Anaheim Stadium, Anaheim, CA

Wed Sep 29 1976, 10:05 PM EDT

Att. 5,650 - Unknown

livebaseballscorecards.com

AB	28
R	0
H	2
RBI	0
BB	6
SO	11
LOB	15

WP: 0 PB: 0 SB: 0 CS: 1 PA: 35

Batter	1	2	3	4	5	6	7	8	9	AB	R	H	RBI	BB	SO	LOB
Dave Collins, S (1, 7) OBP: 0.331, SLG: 0.341	6-3	FC5-4 1-2f			6-3		CS 1B 3-H			4	0	1	1	0	0	1
Bruce Bochte, L (9, 7) OBP: 0.348, SLG: 0.309										0	0	0	0	0	0	0
Jerry Remy, L (1, 4) OBP: 0.315, SLG: 0.305	2B		K		F8		CS 1-2	FC1-6 1B		4	0	2	0	0	1	0
Rusty Torres, S (1, 8) OBP: 0.302, SLG: 0.354	FC5-4 BB		E 1B 2B		K			FC1-6 BB 1-2f		3	1	1	0	1	1	1
Bill Melton, R (1, 3) OBP: 0.297, SLG: 0.327	P4		E5 1B F7 2-3			F2		G4-6-3 1-2		3	0	0	0	1	0	3
Dan Briggs, L (8, PR) OBP: 0.254, SLG: 0.294								BB		0	0	0	0	0	0	0
Tony Solaita, L (9, 3) OBP: 0.339, SLG: 0.381										0	0	0	0	0	0	0
Ron Jackson, R (1, 10) OBP: 0.283, SLG: 0.332	FC5-4 1-2f		2-3 3-H 1B			F9		G4-6-3 1-2f		4	0	1	1	0	0	4
Carlos Lopez, R (1, 9)		E5 S 1B	F7 3-H			K				3	1	0	0	0	1	2
Dave Chalk, R (1, 5) OBP: 0.308, SLG: 0.254		3-1 1-2		P5			F7			3	0	0	0	0	0	1
Mike Miley, S (1, 6) OBP: 0.280, SLG: 0.273		K		F8			6-3 1B 2B			3	1	1	0	0	1	1
Andy Etchebarren, R (1, 2) OBP: 0.305, SLG: 0.273		FC5-4 1B 2-H		F9			6-3 2-3			3	0	1	1	0	0	1
Inning Stats	R: 0 E: 0 K: 0 S: 4 H: 1 LOB: 2 BB: 1 P: 8	R: 1 E: 1 K: 1 S: 7 H: 1 LOB: 1 BB: 0 P: 7	R: 1 E: 1 K: 1 S: 7 H: 2 LOB: 2 BB: 0 P: 7	R: 0 E: 0 K: 0 S: 3 H: 0 LOB: 0 BB: 0 P: 3	R: 0 E: 0 K: 1 S: 5 H: 0 LOB: 0 BB: 0 P: 5	R: 0 E: 0 K: 1 S: 5 H: 0 LOB: 0 BB: 0 P: 5	R: 1 E: 0 K: 0 S: 4 H: 2 LOB: 0 BB: 0 P: 4	R: 0 E: 0 K: 0 S: 3 H: 1 LOB: 2 BB: 1 P: 7		1B: 4 2B: 3 3B: 0 HR: 0	SF: 0 SAC: 0 DP: 1 HBP: 0					

PITCHER	IP	WLS	BF	H	R	ER	SO	BB	IBB	HBP	BLK	WP	HR	S	P	ERA	WHIP
Ken Brett, L (1, 1) ERA: 3.28	8.0	L	32	7	3	2	4	2	0	0	0	0	0	38	46	2.25	1.125

PITCHER	IP	WLS	BF	H	R	ER	SO	BB	IBB	HBP	BLK	WP	HR	S	P	ERA	WHIP

BOTTOM

Chicago White Sox @ California Angels

Anaheim Stadium, Anaheim, CA

Wed Sep 29 1976, 10:05 PM EDT

Att. 5,650 - Unknown

livebaseballscorecards.com

AB	30
R	3
H	7
RBI	3
BB	2
SO	4
LOB	14

Chicago White Sox @ California Angels

Anaheim Stadium, Anaheim, CA

Thu Sep 30 1976, 10:05 PM EDT

Att. 6,859 - Unknown - 75 F

livebaseballscorecards.com

Batter	1	2	3	4	5	6	7	8	9	AB	R	H	RBI	BB	SO	LOB
Brian Downing, R (1, 2) OBP: 0.336, SLG: 0.325	K		F9			1B	BB			3	0	1	0	1	1	1
Lamar Johnson, R (1, 3) OBP: 0.372, SLG: 0.424	K			K		1B	K			4	0	1	0	0	3	2
Bill Stein, R (1, 4) OBP: 0.310, SLG: 0.348	F7			4-3		F7		F9		4	0	0	0	0	0	2
Kevin Bell, R (1, 5) OBP: 0.295, SLG: 0.395		K		1B		F4		5-3		4	0	1	0	0	1	2
Bucky Dent, R (1, 6) OBP: 0.303, SLG: 0.305		F8		K			HR	F4		4	1	1	0	0	1	1
Alan Bannister, R (1, 7) OBP: 0.327, SLG: 0.338		6-3			CS		F7		3-1 WP 4-3 BB	3	1	1	0	1	0	1
Chet Lemon, R (1, 8) OBP: 0.299, SLG: 0.325			K		F7		HR		3-1	4	1	1	2	0	1	2
Jerry Hairston, S (1, 9) OBP: 0.359, SLG: 0.284			FC4-6		F4		BB		4-3	3	0	1	1	1	0	1
Minnie Minoso, R (1, 10) OBP: 0.125, SLG: 0.125			FC4-6			F8	K		K	2	0	0	0	0	0	1
Jim Spencer, L (7, PH) OBP: 0.312, SLG: 0.363										2	0	0	0	0	2	1

Inning Stats	1	2	3	4	5	6	7	8	9	1B	SF	WP	PA
R	0	0	0	0	0	0	2	0	1	6	0	1	36
E	0	0	0	0	0	0	0	0	0	2B 0	SAC 0	PB 0	
K	2	1	1	2	0	0	2	0	1	3B 0	DP 0	SB 0	
S	7	5	6	8	3	5	9	3	5	HR 1	HBP 0	CS 1	
H	0	0	1	1	1	2	2	0	0				
LOB	0	0	1	0	0	2	0	0	0				
BB	0	0	0	0	0	0	2	0	1				
P	7	5	6	8	3	5	17	3	9				

PITCHER	IP	WLS	BF	H	R	ER	SO	BB	IBB	HBP	BLK	WP	HR	S	P	ERA	WHIP
Sid Monge, L (1, 1) ERA: 3.37	6.1	W	26	7	2	2	6	1	0	0	0	0	1	37	41	2.84	1.263
John Verhoeven, R (7, 1) ERA: 3.66	2.2	S	10	0	1	1	3	2	0	0	0	1	0	14	22	3.38	0.750

	TOP
AB	33
R	3
H	7
RBI	3
BB	3
SO	9
LOB	14

BOTTOM

Chicago White Sox @ California Angels

Anaheim Stadium, Anaheim, CA

Thu Sep 30 1976, 10:05 PM EDT

Att. 6,859 - Unknown - 75 F

livebaseballscorecards.com

Batter	1	2	3	4	5	6	7	8	9	AB	R	H	RBI	BB	SO	LOB
Dave Collins, S (1, 7) OBP: 0.332, SLG: 0.339	BBBB 4-0 G4-6-3 BB		x 0-0 ③ 4-3		x 0-0 ② F6		BBBB 4-0 WP 1B BB			2	1	0	0	2	0	1
Jerry Remy, L (1, 4) OBP: 0.315, SLG: 0.303	x 0-0 ① F8			x 0-0 ① 4-3	x 0-0 ③ F7		BBBB 4-0 1B PO BB 1-2 2-3			3	0	0	0	1	0	2
Bruce Bochte, L (1, 9) OBP: 0.346, SLG: 0.307 Bill Melton, R (7, PH) OBP: 0.299, SLG: 0.329 Bob Jones, L (7, PR) OBP: 0.275, SLG: 0.358 (8, 9)	x 0-0 ②③ G4-6-3 1-2f			x 0-0 ② 4-3		x 0-0 ① 4-3	x 0-0 1B 1-3 2-H 3-H			3 1 0	0 0 0	0 1 0	0 2 0	0 0 0	0 0 0	1 0 0
Tony Solaita, L (1, 3) OBP: 0.344, SLG: 0.392		x 0-0 1B 2B		x 0-0 ③ F4		BBBB 4-0 BB	0-0 ③ PO 3-H	x 0-0 1B SF8 2B		3	2	2	0	1	0	0
Ron Jackson, R (1, 10) OBP: 0.287, SLG: 0.339		x 0-0 ① 2-H 1B			x 0-0 2B 2B	x 0-0 ② F9		x 0-0 2-3 1B		4	1	3	1	0	0	1
Rusty Torres, S (1, 8) OBP: 0.305, SLG: 0.357		BBBB 4-0 CS BB			x 0-0 SH1-3 E 2B 2-H	x 0-0 ③ 5-3		SSS 0-3 ① K		3	1	1	1	1	1	3
Mike Miley, S (1, 6) OBP: 0.286, SLG: 0.261		x 0-0 ② F7			x 0-0 ① SH1-3 2-3		BBBB 4-0 WP SH1-4 1B BB	x 0-0 ② SF8 3-H		1	1	0	1	1	0	1
Dave Chalk, R (1, 5) OBP: 0.309, SLG: 0.254		0-0 ③ CS 1-2	x 0-0 ① 5-3		x 0-0 E4 1B 1B 3-H		x 0-0 ① SH1-4 1-2	x 0-0 ③ F9		3	1	1	1	0	0	1
Andy Etchebarren, R (1, 2) OBP: 0.305, SLG: 0.273			x 0-0 ② 5-3		x 0-0 1B 3-H		x 0-0 ② F9			3	0	1	1	0	0	1

	AB	26
	R	7
	H	9
	RBI	7
	BB	6
	SO	1
	LOB	11

Inning Stats	1	2	3	4	5	6	7	8	9
	R: 0 H: 0 E: 0 LOB: 0 K: 0 BB: 1 S: 2 P: 6	R: 1 H: 2 E: 0 LOB: 0 K: 0 BB: 1 S: 3 P: 7	R: 0 H: 0 E: 0 LOB: 0 K: 0 BB: 0 S: 3 P: 3	R: 0 H: 0 E: 0 LOB: 0 K: 0 BB: 0 S: 3 P: 3	R: 3 H: 4 E: 1 LOB: 1 K: 0 BB: 0 S: 7 P: 7	R: 0 H: 0 E: 0 LOB: 1 K: 0 BB: 1 S: 3 P: 7	R: 2 H: 1 E: 0 LOB: 1 K: 0 BB: 3 S: 3 P: 15	R: 1 H: 2 E: 0 LOB: 1 K: 1 BB: 0 S: 7 P: 7	

	1B: 5	SF: 1	WP: 1	PA: 37
	2B: 4	SAC: 2	PB: 0	
	3B: 0	DP: 1	SB: 0	
	HR: 0	HBP: 0	CS: 1	

PITCHER		IP	WLS	BF	H	R	ER	SO	BB	IBB	HBP	BLK	WP	HR	S	P	ERA	WHIP
Larry Monroe, R ERA: 4.15	(1, 1)	5.0	L	20	6	4	3	0	2	0	0	0	0	0	18	26	5.40	1.600
Ken Kravec, L ERA: 4.89	(6, 1)	2.0		10	1	2	2	0	4	0	0	0	1	0	6	22	9.00	2.500
Pete Vuckovich, R ERA: 4.61	(8, 1)	1.0		5	2	1	1	1	0	0	0	0	0	0	7	7	9.00	2.000

PITCHER	IP	WLS	BF	H	R	ER	SO	BB	IBB	HBP	BLK	WP	HR	S	P	ERA	WHIP

California Angels @ Oakland Athletics

Oakland-Alameda County Coliseum, Oakland, CA

Fri Oct 01 1976, 7:05 PM PDT

Att. 3,918 - Unknown

livebaseballscorecards.com

TOP

Batter	1	2	3	4	5	6	7	8	9	10	11	12	AB	R	H	RBI	BB	SO	LOB
Dave Collins, S (1, 7) OBP: 0.335, SLG: 0.338	F9		5-3			S 1B		1-2 IBB		CS BB		FC5-4 1-2f	4	0	1	0	2	0	1
Bruce Bochte, L (12, 7) OBP: 0.346, SLG: 0.307													0	0	0	0	0	0	0
Jerry Remy, L (1, 4) OBP: 0.315, SLG: 0.303	1B 1B			4-3		F5 1-2		FC5 2-3f		CS 1-2	K		3	0	1	0	0	0	1
Mario Guerrero, R (8, PH) OBP: 0.304, SLG: 0.340													1	0	0	0	0	0	2
Tim Nordbrook, R (8, 4) OBP: 0.265, SLG: 0.167													1	0	0	0	0	1	0
Ron Jackson, R (1, 10) OBP: 0.286, SLG: 0.338	G6-4-3 1-2 1B			K			F8		F7		F3		5	0	1	0	0	1	0
Bill Melton, R (1, 3) OBP: 0.301, SLG: 0.329	G6-4-3 1-2f			F8			E S 1B		1B BB		K		3	0	1	0	1	0	2
Bob Jones, L (9, PR) OBP: 0.275, SLG: 0.358													0	0	0	0	0	0	0
Tony Solaita, L (9, 3) OBP: 0.343, SLG: 0.391													1	0	0	0	0	1	0
Leroy Stanton, R (1, 9) OBP: 0.266, SLG: 0.281		6-3			F4		F6		1-2 1B			F2	5	0	1	0	0	0	1
Rusty Torres, S (1, 8) OBP: 0.303, SLG: 0.366		F4			1-3		5-3 1-3		F5			HR	5	1	1	1	0	0	3
Mike Miley, S (1, 6) OBP: 0.273, SLG: 0.250		F8			F6			F8	K			E8 1B 1B	5	1	1	0	0	1	2
Dave Chalk, R (1, 5) OBP: 0.305, SLG: 0.251			5-3			F5		L7		5-3		L7	5	0	0	0	0	0	1
Andy Etchebarren, R (1, 2) OBP: 0.305, SLG: 0.271			F3			5-3		FC5 S BB		F8		FC5-4 2-H 1B	2	0	0	0	1	0	0
Carlos Lopez, R (8, PR)													0	0	0	0	0	0	0
Terry Humphrey, R (8, 2) OBP: 0.301, SLG: 0.310													2	0	1	1	0	0	0

Inning Stats	1	2	3	4	5	6	7	8	9	10	11	12
R:	0	0	0	0	0	0	0	0	0	0	0	2
E:	0	0	0	0	0	0	0	0	0	0	0	1
K:	0	0	0	1	0	0	0	0	1	0	0	0
S:	4	3	3	5	3	4	4	3	6	2	7	6
H:	2	0	0	0	0	1	1	0	1	0	0	3
LOB:	1	0	0	0	0	1	1	2	2	0	0	1
BB:	0	0	0	0	0	0	0	2	1	1	0	0
P:	4	3	3	5	3	4	4	11	10	6	7	6

PITCHER	IP	WLS	BF	H	R	ER	SO	BB	IBB	HBP	BLK	WP	HR	S	P	ERA	WHIP
Vida Blue, L (1, 1) ERA: 2.35	12.0	L	46	8	2	1	4	3	1	0	0	0	1	50	66	0.75	0.917

AB	42
R	2
H	8
RBI	2
BB	4
SO	4
LOB	13

1B: 7	SF: 0	WP: 0	PA: 47
2B: 0	SAC: 0	PB: 0	
3B: 0	DP: 1	SB: 3	
HR: 1	HBP: 0	CS: 1	

Batter	1	2	3	4	5	6	7	8	9	10	11	12	AB	R	H	RBI	BB	SO	LOB
Bill North, S (1, 8) OBP: 0.357, SLG: 0.338	S S S 0-3 K ①		x 0-0 F9 ③		B B B B 4-0 1-3 BB			x 0-0 5-3 ①		x 0-0 6-3 ①		x 0-0 FC6-4 1B ③	5	0	1	0	1	1	0
Bert Campaneris, R (1, 6) OBP: 0.331, SLG: 0.291	x 0-0 L9 ②			x 0-0 E4 SH1	x 0-0 1-3 ③			x 0-0 F3 ②		S S S 0-3 K ②		x 0-0 FC6-4 1-2f ③	6	0	0	0	0	1	3
Joe Rudi, R (1, 7) OBP: 0.323, SLG: 0.424	x 0-0 E5			x 0-0 SH1 1-2 ①		x 0-0 5-3 ①		S S S 0-3 K ③		x 0-0 F3 ③			4	0	0	0	0	1	0
Gene Tenace, R (1, 2) OBP: 0.373, SLG: 0.460 Matt Alexander, S (9, PR) OBP: 0.036, SLG: 0.036 Jeff Newman, R (10, 2) OBP: 0.237, SLG: 0.250	S S S 0-3 K ③			B B B B 4-0 FC5-4 BB		x 0-0 CS 1B			B B B B 4-0 S SH1-4 BB		S S S 0-3 K ①		2 0 1	0 0 0	1 0 0	0 0 0	2 0 0	1 0 1	1 0 0
Sal Bando, R (1, 5) OBP: 0.335, SLG: 0.428		x 0-0 F3 ①		S S S 0-3 K ②		S S S 0-3 K ②			x 0-0 SH1-4 ① 1-2		x 0-0 F5 ②		4	0	0	0	0	2	3
Don Baylor, R (1, 3) OBP: 0.328, SLG: 0.369		x 0-0 L9 ②		x 0-0 FC5-4 1-2f ③		0-0 CS 1-2 ③	x 0-0 F4 ①		4-0 S IBB		x 0-0 1B		4	0	1	0	1	0	2
Ken McMullen, R (1, 10) OBP: 0.305, SLG: 0.356 Larry Lintz, S (5, PR) Nate Colbert, R (7, PH) OBP: 0.327, SLG: 0.356 Gary Woods, R (9, PR) OBP: 0.200, SLG: 0.200	S S S 0-3 K ③				x 0-0 CS 1B		x 0-0 6-3 ②		4-0 1-2 2-3 IBB		S S S 0-3 K ③		2 0 1 1	0 0 0 0	1 0 0 0	0 0 1 0	1 0 0 1	0 0 0 1	0 0 0 1
Claudell Washington, L (1, 9) OBP: 0.304, SLG: 0.356			S S S 0-3 K ①		S S S 0-3 K ① ② 1-2		x 0-0 S 1B		S S S 0-3 K ②			x 0-0 6-3 ①	5	0	1	0	0	3	4
Phil Garner, R (1, 4) OBP: 0.304, SLG: 0.397			S S S 0-3 K ②		x 0-0 E S 1B		S S S 0-3 K ③ 1-2		x 0-0 F3 ③			x 0-0 F9 ②	5	0	1	0	0	2	4
Inning Stats	R: 0 H: 0 E: 1 LOB: 1 K: 2 BB: 0 S: 8 P: 8	R: 0 H: 0 E: 0 LOB: 0 K: 1 BB: 0 S: 5 P: 5	R: 0 H: 0 E: 0 LOB: 0 K: 2 BB: 0 S: 7 P: 7	R: 0 H: 0 E: 1 LOB: 2 K: 1 BB: 1 S: 6 P: 10	R: 0 H: 2 E: 0 LOB: 2 K: 1 BB: 1 S: 6 P: 10	R: 0 H: 1 E: 0 LOB: 0 K: 1 BB: 0 S: 5 P: 5	R: 0 H: 1 E: 0 LOB: 1 K: 1 BB: 0 S: 6 P: 6	R: 0 H: 0 E: 0 LOB: 0 K: 1 BB: 0 S: 5 P: 5	R: 0 H: 0 E: 0 LOB: 3 K: 1 BB: 3 S: 5 P: 17	R: 0 H: 0 E: 0 LOB: 0 K: 1 BB: 0 S: 5 P: 5	R: 0 H: 1 E: 0 LOB: 1 K: 2 BB: 0 S: 8 P: 8	R: 0 H: 1 E: 0 LOB: 1 K: 0 BB: 0 S: 4 P: 4	1B: 6 SF: 0 2B: 0 SAC: 2 3B: 0 DP: 0 HR: 0 HBP: 0						

PITCHER	IP	WLS	BF	H	R	ER	SO	BB	IBB	HBP	BLK	WP	HR	S	P	ERA	WHIP
Frank Tanana, L (1, 1) ERA: 2.43	11.0	W	43	5	0	0	14	3	2	0	0	0	0	66	86	0.00	0.727
Dick Drago, R (12, 1) ERA: 4.38	1.0	S	4	1	0	0	0	0	0	0	0	0	0	4	4	0.00	1.000

PITCHER	IP	WLS	BF	H	R	ER	SO	BB	IBB	HBP	BLK	WP	HR	S	P	ERA	WHIP

BOTTOM

California Angels @ Oakland Athletics

Oakland-Alameda County Coliseum, Oakland, CA

Fri Oct 01 1976, 7:05 PM PDT

Att. 3,918 - Unknown

livebaseballscorecards.com

AB	40
R	0
H	6
RBI	0
BB	5
SO	14
LOB	18

WP: 0 PB: 0 SB: 4 CS: 2 PA: 48

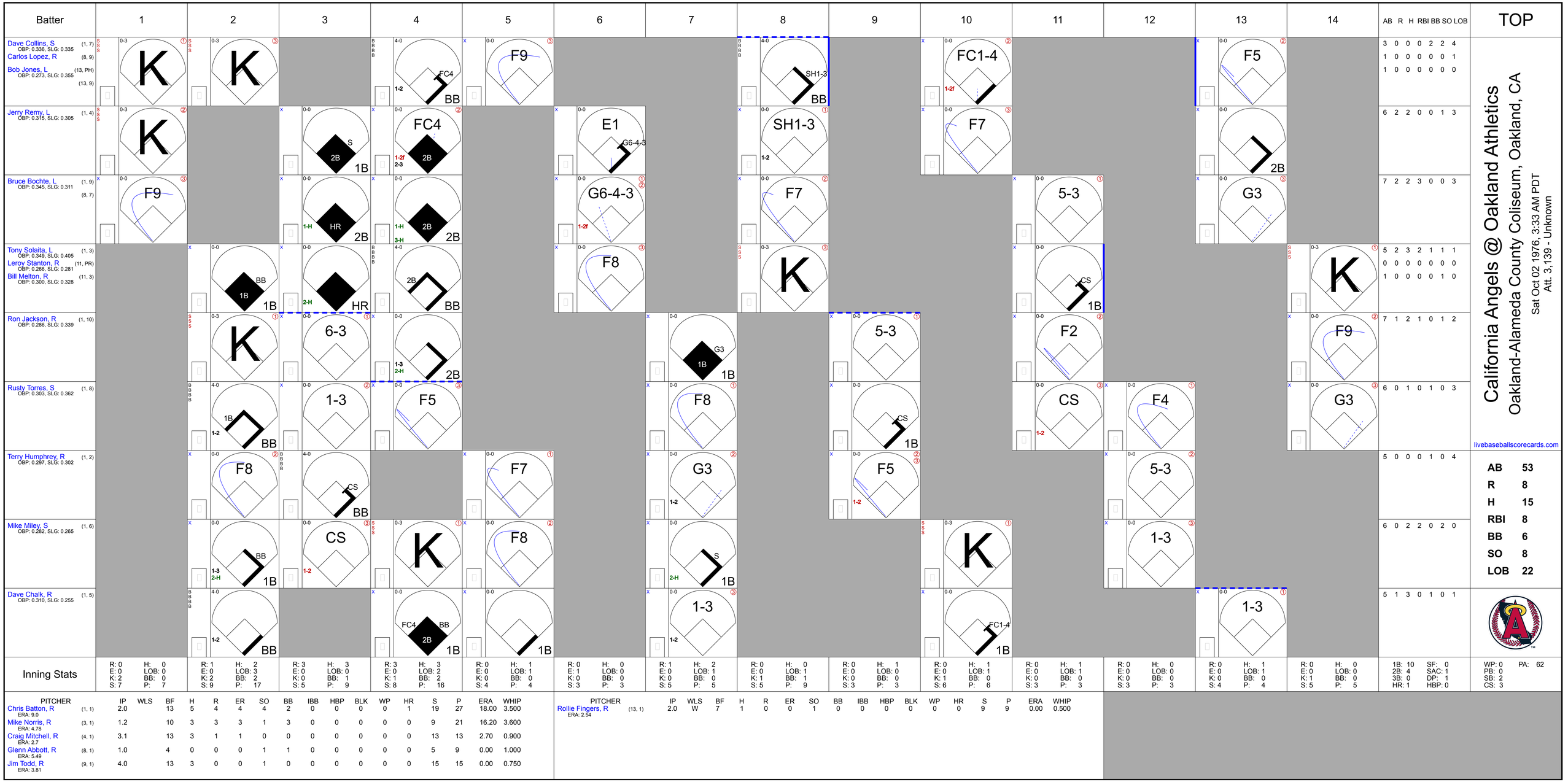
Batter
1
2
3
4
5
6
7
8
9
10
11
12
13
14
AB R H RBI BB SO LOB
TOP
Dave Collins, S (1, 7)
OBP: 0.336, SLG: 0.335
Carlos Lopez, R (8, 9)
Bob Jones, L (13, PH) (13, 9)
OBP: 0.273, SLG: 0.355
3 0 0 0 2 2 4
1 0 0 0 0 0 1
1 0 0 0 0 0 0
Jerry Remy, L (1, 4)
OBP: 0.315, SLG: 0.305
6 2 2 0 0 1 3
Bruce Bochte, L (1, 9) (8, 7)
OBP: 0.345, SLG: 0.311
7 2 2 3 0 0 3
Tony Solaita, L (1, 3)
OBP: 0.349, SLG: 0.405
Leroy Stanton, R (11, PR)
OBP: 0.266, SLG: 0.281
Bill Melton, R (11, 3)
OBP: 0.300, SLG: 0.328
5 2 3 2 1 1 1
0 0 0 0 0 0 0
1 0 0 0 0 1 0
Ron Jackson, R (1, 10)
OBP: 0.286, SLG: 0.339
7 1 2 1 0 1 2
Rusty Torres, S (1, 8)
OBP: 0.303, SLG: 0.362
6 0 1 0 1 0 3
Terry Humphrey, R (1, 2)
OBP: 0.297, SLG: 0.302
5 0 0 0 1 0 4
Mike Miley, S (1, 6)
OBP: 0.282, SLG: 0.265
6 0 2 2 0 2 0
Dave Chalk, R (1, 5)
OBP: 0.310, SLG: 0.255
5 1 3 0 1 0 1
California Angels @ Oakland Athletics
Oakland-Alameda County Coliseum, Oakland, CA
Sat Oct 02 1976, 3:33 AM PDT
Att. 3,139 - Unknown
livebaseballscorecards.com
AB 53
R 8
H 15
RBI 8
BB 6
SO 8
LOB 22
Inning Stats
1B: 10 SF: 0
2B: 4 SAC: 1
3B: 0 DP: 1
HR: 1 HBP: 0
WP: 0 PA: 62
PB: 0
SB: 2
CS: 3
PITCHER IP WLS BF H R ER SO BB IBB HBP BLK WP HR S P ERA WHIP
Chris Batton, R (1, 1) ERA: 9.0 2.0 13 5 4 4 4 2 0 0 0 0 1 19 27 18.00 3.500
Mike Norris, R (3, 1) ERA: 4.78 1.2 10 3 3 3 1 3 0 0 0 0 0 9 21 16.20 3.600
Craig Mitchell, R (4, 1) ERA: 2.7 3.1 13 3 1 1 0 0 0 0 0 0 0 13 13 2.70 0.900
Glenn Abbott, R (8, 1) ERA: 5.49 1.0 4 0 0 0 1 1 0 0 0 0 0 5 9 0.00 1.000
Jim Todd, R (9, 1) ERA: 3.81 4.0 13 3 0 0 1 0 0 0 0 0 0 15 15 0.00 0.750
PITCHER IP WLS BF H R ER SO BB IBB HBP BLK WP HR S P ERA WHIP
Rollie Fingers, R (13, 1) ERA: 2.54 2.0 W 7 1 0 0 1 0 0 0 0 0 0 0 9 9 0.00 0.500

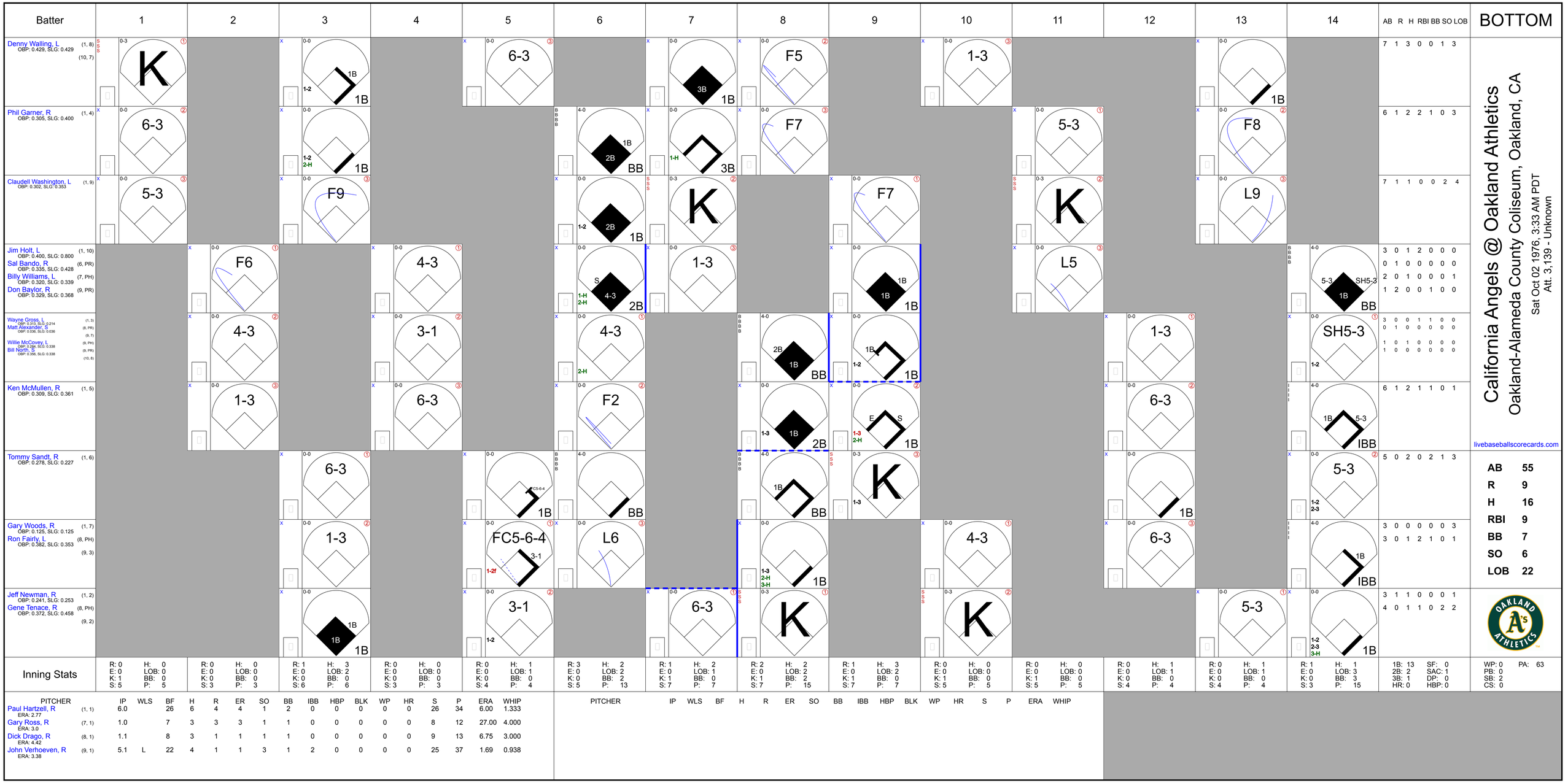
Batter
1
2
3
4
5
6
7
8
9
10
11
12
13
14
AB R H RBI BB SO LOB
BOTTOM
Denny Walling, L (1, 8) (10, 7)
OBP: 0.429, SLG: 0.429
Phil Garner, R (1, 4)
OBP: 0.305, SLG: 0.400
Claudell Washington, L (1, 9)
OBP: 0.302, SLG: 0.353
Jim Holt, L (1, 10)
OBP: 0.400, SLG: 0.800
Sal Bando, R (6, PR)
OBP: 0.333, SLG: 0.428
Billy Williams, L (7, PH)
OBP: 0.320, SLG: 0.339
Don Baylor, R (9, PR)
OBP: 0.329, SLG: 0.368
Wayne Gross, L (1, 3)
OBP: 0.313, SLG: 0.214
Matt Alexander, S (8, PR) (9, 7)
OBP: 0.036, SLG: 0.036
Willie McCovey, L (9, PH)
OBP: 0.184, SLG: 0.338
Bill North, S (9, PR) (10, 8)
OBP: 0.356, SLG: 0.338
Ken McMullen, R (1, 5)
OBP: 0.309, SLG: 0.361
Tommy Sandt, R (1, 6)
OBP: 0.278, SLG: 0.227
Gary Woods, R (1, 7)
OBP: 0.125, SLG: 0.125
Ron Fairly, L (8, PH) (9, 3)
OBP: 0.382, SLG: 0.353
Jeff Newman, R (1, 2)
OBP: 0.241, SLG: 0.253
Gene Tenace, R (8, PH) (9, 2)
OBP: 0.372, SLG: 0.458
California Angels @ Oakland Athletics
Oakland-Alameda County Coliseum, Oakland, CA
Sat Oct 02 1976, 3:33 AM PDT
Att. 3,139 - Unknown
livebaseballscorecards.com
AB 55
R 9
H 16
RBI 9
BB 7
SO 6
LOB 22
Inning Stats
PITCHER IP WLS BF H R ER SO BB IBB HBP BLK WP HR S P ERA WHIP
Paul Hartzell, R (1, 1) ERA: 2.77
Gary Ross, R (7, 1) ERA: 3.0
Dick Drago, R (8, 1) ERA: 4.42
John Verhoeven, R (9, 1) ERA: 3.38
1B: 13 SF: 0
2B: 2 SAC: 1
3B: 1 DP: 0
HR: 0 HBP: 0
WP: 0 PA: 63
PB: 0
SB: 2
CS: 0

Batter	1	2	3	4	5	6	7	8	9	AB	R	H	RBI	BB	SO	LOB
Dave Collins, S (1, 7) OBP: 0.335, SLG: 0.334	x 0-0 ① L3		x 0-0 CS 1-3 1B			x 0-0 ① 4-3		x 0-0 ① F9		4	0	1	0	0	0	0
Jerry Remy, L (1, 4) OBP: 0.313, SLG: 0.303	x 0-0 ② F8		0-0 ③ CS 1-2	x 0-0 ① 1-3		x 0-0 ② 6-3		x 0-0 ② 5-3		4	0	0	0	0	0	0
Bruce Bochte, L (1, 9) OBP: 0.346, SLG: 0.311	x 0-0 ③ 6-3			x 0-0 2B 1B		S S S 0-3 ③ K		B B B B 4-0 BB		3	0	1	0	1	1	0
Tony Solaita, L (1, 3) OBP: 0.348, SLG: 0.403		x 0-0 ① F9		x 0-0 ② F9			x 0-0 FC3-6 SH 1B	x 0-0 ③ G3		4	0	1	0	0	0	2
Ron Jackson, R (1, 10) OBP: 0.289, SLG: 0.344		x 0-0 ② 5-3		x 0-0 1-3 2B			x 0-0 SH FC3-6 1-2 1B		x 0-0 FC3-6 1B	3	1	2	0	0	0	0
Rusty Torres, S (1, 8) OBP: 0.299, SLG: 0.356		x 0-0 ③ F8		x 0-0 ③ G3			x 0-0 ① FC3-6 E 1B 1-2 G1-2-3 2-3f		x 0-0 ① FC3-6 1B 1-2f	4	0	0	0	0	0	5
Terry Humphrey, R (1, 2) OBP: 0.306, SLG: 0.311			x 0-0 FC6-4 1B		x 0-0 ① 4-3		x 0-0 E 1-2 2-H 1B		x 0-0 G6-4-3 1-3 1B	4	0	3	1	0	0	0
Mike Miley, S (1, 6) OBP: 0.256, SLG: 0.237			x 0-0 ① F8		x 0-0 E8 G5-4-3		x 0-0 E4 1-2 2-3		x 0-0 ②③ G6-4-3 1-2f	4	0	0	0	0	0	5
Dave Chalk, R (1, 5) OBP: 0.308, SLG: 0.253			x 0-0 ② FC6-4 1B 1-2f		x 0-0 ②③ G5-4-3 1-2f		x 0-0 ②③ G1-2-3 3-Hf			3	0	0	0	0	0	5
Inning Stats	R: 0 E: 0 K: 0 S: 3 H: 0 LOB: 0 BB: 0 P: 3	R: 0 E: 0 K: 0 S: 3 H: 0 LOB: 0 BB: 0 P: 3	R: 0 E: 0 K: 0 S: 4 H: 2 LOB: 1 BB: 0 P: 4	R: 0 E: 0 K: 0 S: 5 H: 2 LOB: 2 BB: 0 P: 5	R: 0 E: 1 K: 0 S: 3 H: 0 LOB: 0 BB: 0 P: 3	R: 0 E: 0 K: 1 S: 5 H: 0 LOB: 0 BB: 0 P: 5	R: 1 E: 1 K: 0 S: 6 H: 2 LOB: 2 BB: 0 P: 6	R: 0 E: 0 K: 0 S: 3 H: 0 LOB: 1 BB: 1 P: 7	R: 0 E: 0 K: 0 S: 4 H: 2 LOB: 1 BB: 0 P: 4	1B: 7 2B: 1 3B: 0 HR: 0	SF: 0 SAC: 1 DP: 3 HBP: 0						

TOP

California Angels @ Oakland Athletics

Oakland-Alameda County Coliseum, Oakland, CA

Sun Oct 03 1976, 3:33 AM PDT

Att. 9,155 - Unknown

livebaseballscorecards.com

AB	33
R	1
H	8
RBI	1
BB	1
SO	1
LOB	17

PITCHER		IP	WLS	BF	H	R	ER	SO	BB	IBB	HBP	BLK	WP	HR	S	P	ERA	WHIP
Mike Torrez, R ERA: 2.5	(1, 1)	9.0	L	35	8	1	1	1	1	0	0	0	0	0	36	40	1.00	1.000

PITCHER	IP	WLS	BF	H	R	ER	SO	BB	IBB	HBP	BLK	WP	HR	S	P	ERA	WHIP

WP: 0 PB: 0 SB: 0 CS: 1 PA: 36

BOTTOM

California Angels @ Oakland Athletics

Oakland-Alameda County Coliseum, Oakland, CA

Sun Oct 03 1976, 3:33 AM PDT

Att. 9,155 - Unknown

livebaseballscorecards.com

Batter	1	2	3	4	5	6	7	8	9	AB	R	H	RBI	BB	SO	LOB
Denny Walling, L (1, 8) (8, 7) OBP: 0.273, SLG: 0.273	K		F8		K			3-1		4	0	0	0	0	2	2
Phil Garner, R (1, 4) OBP: 0.307, SLG: 0.400	P4			BB		CS 1B		K		3	0	1	0	1	1	2
Wayne Gross, L (1, 9) OBP: 0.300, SLG: 0.222	K			BB 1B		F5			F8	4	0	1	0	0	1	1
Jim Holt, L (1, 10) OBP: 0.375, SLG: 0.571		K		BB		K			F7	2	0	0	0	1	2	0
Willie McCovey, L (9, PH) OBP: 0.283, SLG: 0.336										1	0	0	0	0	0	0
Ron Fairly, L (1, 3) OBP: 0.379, SLG: 0.346		G6-4-3 BB		K			F7		6-3	3	0	0	0	1	1	3
Ken McMullen, R (1, 5) OBP: 0.305, SLG: 0.355		G6-4-3		K			6-3			3	0	0	0	0	1	4
Matt Alexander, S (1, 7) OBP: 0.033, SLG: 0.033		K	K				K			2	0	0	0	0	2	3
Bill North, S (7, PH) (8, 8) OBP: 0.356, SLG: 0.337										1	0	0	0	0	1	0
Jeff Newman, R (1, 2) OBP: 0.235, SLG: 0.247			K		K			P3		2	0	0	0	0	2	0
Sal Bando, R (8, PH) (9, 6) OBP: 0.335, SLG: 0.427										1	0	0	0	0	0	0
Tommy Sandt, R (1, 6) OBP: 0.284, SLG: 0.224			BB		K			3-1 BB		1	0	0	0	1	1	0
Gene Tenace, R (8, PH) OBP: 0.373, SLG: 0.458										0	0	0	0	1	0	0
Don Hopkins, L (8, PR)										0	0	0	0	0	0	0
Larry Haney, R (9, 2) OBP: 0.280, SLG: 0.237										0	0	0	0	0	0	0

	AB	27
	R	0
	H	2
	RBI	0
	BB	5
	SO	14
	LOB	15

Inning Stats	1	2	3	4	5	6	7	8	9
	R: 0 E: 0 K: 2 S: 7	H: 0 LOB: 0 BB: 0 P: 7	R: 0 E: 0 K: 1 S: 4	H: 0 LOB: 0 BB: 1 P: 8	R: 0 E: 0 K: 2 S: 7	H: 0 LOB: 1 BB: 1 P: 11	R: 0 E: 0 K: 3 S: 10	H: 1 LOB: 3 BB: 2 P: 18	R: 0 E: 0 K: 3 S: 9	H: 0 LOB: 0 BB: 0 P: 9
	R: 0 E: 0 K: 1 S: 5	H: 1 LOB: 0 BB: 0 P: 5	R: 0 E: 0 K: 1 S: 5	H: 0 LOB: 0 BB: 0 P: 5	R: 0 E: 0 K: 1 S: 5	H: 0 LOB: 2 BB: 1 P: 9	R: 0 E: 0 K: 0 S: 3	H: 0 LOB: 0 BB: 0 P: 3		

	1B: 2	SF: 0	WP: 0	PA: 32
	2B: 0	SAC: 0	PB: 0	
	3B: 0	DP: 1	SB: 1	
	HR: 0	HBP: 0	CS: 1	

PITCHER	IP	WLS	BF	H	R	ER	SO	BB	IBB	HBP	BLK	WP	HR	S	P	ERA	WHIP
Nolan Ryan, R (1, 1) ERA: 3.36	9.0	W	32	2	0	0	14	5	0	0	0	0	0	55	75	0.00	0.778

PITCHER	IP	WLS	BF	H	R	ER	SO	BB	IBB	HBP	BLK	WP	HR	S	P	ERA	WHIP