

California Angels - 1976

Batter	1	2	3	4	5	6	7	8	9	AB	R	H	RBI	BB	SO	LOB	TOP					
Bill North, S OBP: 0.400, SLG: 0.400 (1, 8)										5	2	2	0	0	0	1						
Bert Campaneris, R OBP: 0.500, SLG: 0.500 (1, 6)										3	0	0	0	0	1	2						
Claudell Washington, L OBP: 0.250, SLG: 0.250 (1, 9)										4	0	1	1	0	1	2						
Don Baylor, R OBP: 0.750, SLG: 2.000 (1, 3)										2	2	1	1	1	0	0						
Joe Rudi, R OBP: 0.500, SLG: 0.500 (1, 7)										4	1	2	1	0	1	1						
Sal Bando, R OBP: 0.500, SLG: 1.000 (1, 5)										4	0	2	0	0	0	3						
Gene Tenace, R OBP: 0.500, SLG: 0.500 (1, 2)										3	0	0	1	1	0	1						
Billy Williams, L OBP: 0.500, SLG: 0.500 (1, 10)										4	0	0	0	0	1	3						
Phil Garner, R OBP: 0.250, SLG: 0.500 (1, 4)										4	0	1	0	0	2	1						
Inning Stats	R: 1 E: 0 K: 1 S: 7	H: 2 LOB: 2 BB: 1 P: 11	R: 0 E: 0 K: 1 S: 5	H: 0 LOB: 0 BB: 0 P: 5	R: 0 E: 0 K: 1 S: 5	H: 0 LOB: 0 BB: 0 P: 5	R: 2 E: 0 K: 1 S: 8	H: 3 LOB: 1 BB: 0 P: 8	R: 1 E: 0 K: 0 S: 4	H: 2 LOB: 0 BB: 0 P: 4	R: 0 E: 0 K: 0 S: 3	H: 1 LOB: 1 BB: 1 P: 7	R: 0 E: 0 K: 0 S: 4	H: 1 LOB: 0 BB: 0 P: 4	R: 1 E: 0 K: 1 S: 5	H: 0 LOB: 0 BB: 0 P: 6	R: 0 E: 0 K: 1 S: 5	H: 0 LOB: 0 BB: 0 P: 5	1B: 5 2B: 3 3B: 0 HR: 1	SF: 0 SAC: 1 DP: 1 HBP: 1	WP: 1 PB: 0 SB: 2 CS: 0	PA: 37
PITCHER	IP WLS BF H R ER SO BB IBB HBP BLK WP HR S P ERA WHIP																					
Frank Tanana, L ERA: 6.0 (1, 1)	6.0 L 27 9 4 4 4 2 0 0 0 0 0 1 33 41 6.00 1.833																					
Sid Monge, L ERA: 7.0 (7, 1)	1.0 3 0 0 0 0 0 0 0 0 0 0 0 3 3 0.00 0.000																					
Dick Drago, R ERA: 4.5 (8, 1)	2.0 7 0 1 1 2 0 0 0 1 0 1 0 10 11 4.50 0.000																					

Oakland Athletics @ California Angels
Anaheim Stadium, Anaheim, CA
Fri Apr 09 1976, 9:05 PM EST
Att: 30,194 - Unknown

livebaseballscores.com

AB 33
R 5
H 9
RBI 4
BB 2
SO 6
LOB 14




Batter	1	2	3	4	5	6	7	8	9	AB	R	H	RBI	BB	SO	LOB	BOTTOM					
Dave Collins, S OBP: 0.200, SLG: 0.200 (1, 7)										5	0	1	0	0	0	0						
Jerry Remy, L OBP: 0.750, SLG: 0.500 (1, 4)										2	2	1	0	2	0	0						
Adrian Garrett, L (9, PH)										1	0	0	0	0	1	2						
Bruce Bochte, L OBP: 0.500, SLG: 0.333 (1, 3)										3	0	1	0	1	0	2						
Bill Melton, R OBP: 0.250, SLG: 0.250 (1, 10)										4	0	1	1	0	1	3						
Ed Herrmann, L OBP: 0.500, SLG: 0.500 (1, 2)										4	0	0	0	0	0	4						
Leroy Stanton, R OBP: 0.500, SLG: 0.500 (1, 9)										2	0	0	0	2	1	3						
Dave Chalk, R OBP: 0.500, SLG: 0.500 (1, 5)										4	0	0	0	0	0	5						
Rusty Torres, S OBP: 0.250, SLG: 0.250 (1, 8)										4	0	1	0	0	0	1						
Orlando Ramirez, R OBP: 0.500, SLG: 0.500 (1, 6)										3	0	0	0	0	1	1						
Joe Lahoud, L (9, PH)										1	0	0	0	0	0	1						
Inning Stats	R: 1 E: 0 K: 0 S: 5	H: 2 LOB: 1 BB: 0 P: 5	R: 0 E: 0 K: 0 S: 3	H: 0 LOB: 1 BB: 1 P: 7	R: 1 E: 2 K: 1 S: 7	H: 0 LOB: 3 BB: 2 P: 15	R: 0 E: 0 K: 0 S: 3	H: 0 LOB: 0 BB: 0 P: 3	R: 0 E: 0 K: 0 S: 6	H: 1 LOB: 1 BB: 0 P: 6	R: 0 E: 0 K: 0 S: 2	H: 0 LOB: 0 BB: 1 P: 6	R: 0 E: 0 K: 1 S: 5	H: 0 LOB: 1 BB: 1 P: 9	R: 0 E: 0 K: 0 S: 3	H: 0 LOB: 0 BB: 0 P: 3	R: 0 E: 0 K: 1 S: 7	H: 2 LOB: 2 BB: 0 P: 7	1B: 5 2B: 0 3B: 0 HR: 0	SF: 0 SAC: 0 DP: 1 HBP: 0	WP: 0 PB: 1 SB: 3 CS: 0	PA: 38
PITCHER	IP WLS BF H R ER SO BB IBB HBP BLK WP HR S P ERA WHIP																					
Mike Torrez, R ERA: 1.8 (1, 1)	5.0 W 23 3 2 1 2 3 0 0 0 0 0 0 14 22 0.00 1.091																					
Jim Todd, R ERA: 6.0 (6, 1)	3.2 14 2 0 0 1 2 0 0 0 0 0 0 14 22 0.00 1.091																					
Rollie Fingers, R ERA: 9.0 (9, 1)	0.1 S 1 0 0 0 1 0 0 0 0 0 0 0 3 3 0.00 0.000																					


Oakland Athletics @ California Angels
Anaheim Stadium, Anaheim, CA
Fri Apr 09 1976, 9:05 PM EST
Att: 30,194 - Unknown

livebaseballscores.com

AB 33
R 2
H 5
RBI 1
BB 5
SO 4
LOB 22



Batter	1	2	3	4	5	6	7	8	9	AB	R	H	RBI	BB	SO	LOB	TOP								
Bill North, S OBP: 0.300, SLG: 0.300 (1, 8)	4-3		FC6-4		4-3			1B	FC6-4	5	1	1	0	0	0	4	<p>Oakland Athletics @ California Angels Anaheim Stadium, Anaheim, CA</p> <p>Sat Apr 10 1976, 6:33 AM EST Att: 10,143 - Unknown</p> <p>livebaseballscores.com</p> <p>AB 33 R 6 H 7 RBI 5 BB 7 SO 10 LOB 17</p> 								
Bert Campaneris, R OBP: 0.250, SLG: 0.250 (1, 6)	F7		CS	4-1	F8			E		5	1	2	2	0	0	1									
Claudell Washington, L OBP: 0.333, SLG: 0.250 (1, 9)								3H		4	0	1	0	1	3	1									
Don Baylor, R OBP: 0.444, SLG: 0.667 (1, 3)	6-3							3H		4	0	0	0	1	2	5									
Joe Rudi, R OBP: 0.375, SLG: 0.500 (1, 7)		6-3								4	0	1	1	0	0	1									
Sal Bando, R OBP: 0.375, SLG: 0.571 (1, 5)								3H		3	1	0	0	1	1	1									
Gene Tenace, R (1, 2)										3	1	0	0	1	2	1									
Billy Williams, L (1, 10)										2	1	0	0	2	1	2									
Phil Garner, R OBP: 0.500, SLG: 1.000 (1, 4)										3	1	2	2	1	1	1									
Inning Stats	R: 0 E: 0 K: 0 S: 3	H: 0 LOB: 1 BB: 1 P: 7	R: 0 E: 0 K: 1 S: 5	H: 0 LOB: 0 BB: 0 P: 5	R: 0 E: 0 K: 1 S: 4	H: 0 LOB: 0 BB: 1 P: 8	R: 0 E: 0 K: 1 S: 5	H: 0 LOB: 1 BB: 1 P: 9	R: 2 E: 0 K: 1 S: 6	H: 1 LOB: 1 BB: 2 P: 14	R: 0 E: 0 K: 1 S: 7	H: 0 LOB: 0 BB: 0 P: 7	R: 0 E: 0 K: 1 S: 4	H: 0 LOB: 0 BB: 1 P: 8	R: 3 E: 0 K: 2 S: 11	H: 4 LOB: 1 BB: 0 P: 11	R: 1 E: 1 K: 1 S: 8	H: 2 LOB: 3 BB: 1 P: 12	1B: 4 2B: 2 3B: 1 HR: 0	SF: 0 SAC: 0 DP: 0 HBP: 0	WP: 0 PB: 0 SB: 4 CS: 2	PA: 41			
PITCHER	IP	WLS	BF	H	R	ER	SO	BB	IBB	HBP	BLK	WP	HR	S	P	ERA	WHIP								
Nolan Ryan, R ERA: 2.57 (1, 1)	7.0	L	26	1	2	2	7	6	0	0	0	0	0	34	58	2.57	1.000								
Paul Hartzell, R ERA: (8, 1)	0.0		3	3	3	3	0	0	0	0	0	0	0	3	3	∞	∞								
Jim Brewer, L ERA: (8, 1)	1.0		4	1	0	0	2	0	0	0	0	0	0	8	8	0.00	1.000								
Steve Dunning, R ERA: (9, 1)	1.0		7	2	1	0	1	1	0	0	0	0	0	8	12	0.00	3.000								

Batter	1	2	3	4	5	6	7	8	9	AB	R	H	RBI	BB	SO	LOB	BOTTOM								
Dave Collins, S OBP: 0.200, SLG: 0.111 (1, 7)	6-3		E4		FC6-4			5-3	F7	4	0	0	0	1	0	3	<p>Oakland Athletics @ California Angels Anaheim Stadium, Anaheim, CA</p> <p>Sat Apr 10 1976, 6:33 AM EST Att: 10,143 - Unknown</p> <p>livebaseballscores.com</p> <p>AB 32 R 2 H 6 RBI 2 BB 4 SO 6 LOB 20</p> 								
Jerry Remy, L OBP: 0.571, SLG: 0.400 (1, 4)	SH4-3		F7		FC6			2B		3	1	1	0	0	0	3									
Bruce Bochte, L OBP: 0.375, SLG: 0.429 (1, 3)	6-3		F8					1B		4	1	1	1	0	1	3									
Bill Melton, R OBP: 0.250, SLG: 0.250 (1, 10)	F9				6-3			2B		4	0	1	1	0	0	1									
Leroy Stanton, R OBP: 0.500, SLG: 0.400 (1, 9)								1B		3	0	1	0	1	0	1									
Dave Chalk, R OBP: 0.125, SLG: 0.250 (1, 5)			K		F8			K		4	0	1	0	0	2	3									
Rusty Torres, S OBP: 0.125, SLG: 0.125 (1, 8)			K							4	0	0	0	0	2	3									
Andy Etchebarren, R (1, 2)			6-3							3	0	0	0	1	0	1									
Orlando Ramirez, R OBP: 0.200, SLG: 0.200 (1, 6)										2	0	1	0	0	1	1									
Ron Jackson, R (7, PH)										1	0	0	0	0	0	1									
Billy Smith, S (8, 6)										0	0	0	0	0	0	0									
Joe Lahoud, L (8, PH)										0	0	0	0	1	0	0									
Inning Stats	R: 0 E: 0 K: 0 S: 3	H: 0 LOB: 0 BB: 1 P: 7	R: 0 E: 0 K: 2 S: 6	H: 0 LOB: 0 BB: 1 P: 10	R: 0 E: 1 K: 0 S: 5	H: 1 LOB: 2 BB: 0 P: 5	R: 0 E: 0 K: 1 S: 6	H: 1 LOB: 1 BB: 0 P: 6	R: 0 E: 0 K: 1 S: 5	H: 0 LOB: 0 BB: 0 P: 5	R: 0 E: 0 K: 1 S: 4	H: 1 LOB: 1 BB: 0 P: 4	R: 2 E: 0 K: 1 S: 8	H: 3 LOB: 1 BB: 0 P: 8	R: 0 E: 0 K: 0 S: 3	H: 0 LOB: 1 BB: 1 P: 7	1B: 3 2B: 3 3B: 0 HR: 0	SF: 0 SAC: 1 DP: 0 HBP: 0	WP: 0 PB: 0 SB: 0 CS: 1	PA: 37					
PITCHER	IP	WLS	BF	H	R	ER	SO	BB	IBB	HBP	BLK	WP	HR	S	P	ERA	WHIP								
Vida Blue, L ERA: (1, 1)	5.0	W	20	2	0	0	4	3	0	0	0	0	0	25	37	0.00	1.000								
Paul Lindblad, L ERA: 7.71 (6, 1)	2.1		11	4	2	2	1	0	0	0	0	0	0	13	13	7.71	1.714								
Rollie Fingers, R ERA: (8, 1)	1.2	S	6	0	0	0	1	1	0	0	0	0	0	7	11	0.00	0.600								

Batter	1	2	3	4	5	6	7	8	9	AB	R	H	RBI	BB	SO	LOB	TOP					
Bill North, S OBP: 0.400, SLG: 0.357										4	1	2	2	1	0	0	Oakland Athletics @ California Angels Anaheim Stadium, Anaheim, CA Sun Apr 11 1976, 6:33 AM EST Att: 16,106 - Unknown					
Bert Campaneris, R OBP: 0.231, SLG: 0.167										4	0	0	0	1	1	3						
Claudell Washington, L OBP: 0.286, SLG: 0.231										5	1	1	0	0	0	3						
Don Baylor, R OBP: 0.429, SLG: 0.444										3	1	0	0	1	0	1						
Joe Rudi, R OBP: 0.385, SLG: 0.538										5	2	2	2	0	1	3						
Sal Bando, R OBP: 0.306, SLG: 0.667										5	1	1	2	0	0	2						
Gene Tenace, R OBP: 0.538, SLG: 0.375										2	2	2	1	3	0	0						
Billy Williams, L OBP: 0.333, SLG: 0.300										4	1	2	1	0	1	2						
Larry Lintz, S OBP: 0.300, SLG: 0.300										0	1	0	0	0	0	0						
Ken McMullen, R OBP: 1.000, SLG: 1.000										1	0	1	0	0	0	0						
Phil Garner, R OBP: 0.385, SLG: 0.750										5	0	1	2	0	1	5						
Inning Stats	R: 4 E: 0 K: 0 S: 6	H: 3 LOB: 1 BB: 2 P: 14	R: 0 E: 0 K: 1 S: 5	H: 0 LOB: 0 BB: 0 P: 5	R: 4 E: 0 K: 0 S: 9	H: 6 LOB: 2 BB: 0 P: 9	R: 0 E: 0 K: 0 S: 3	H: 0 LOB: 0 BB: 0 P: 3	R: 0 E: 0 K: 2 S: 7	H: 0 LOB: 1 BB: 1 P: 11	R: 0 E: 0 K: 0 S: 3	H: 0 LOB: 0 BB: 0 P: 3	R: 0 E: 0 K: 0 S: 3	H: 0 LOB: 0 BB: 0 P: 3	R: 2 E: 0 K: 1 S: 7	H: 2 LOB: 3 BB: 2 P: 16	R: 0 E: 0 K: 0 S: 3	H: 1 LOB: 1 BB: 1 P: 7	1B: 7 2B: 4 3B: 0 HR: 1	SF: 0 SAC: 0 DP: 1 HBP: 1	WP: 0 PB: 0 SB: 3 CS: 0	PA: 45
PITCHER	IP WLS BF H R ER SO BB IBB HBP BLK WP HR S P ERA WHIP																					
Don Kirkwood, R ERA: 23.63	(1, 1) 2.2 L 16 6 7 7 1 2 2 0 0 0 0 1 16 24 23.62 3.000																					
Gary Ross, R ERA: 4.15	(3, 1) 4.1 18 3 2 2 2 2 0 0 0 0 0 0 20 28 4.15 1.154																					
Jim Brewer, L ERA: 5.4	(8, 1) 0.2 5 2 1 1 0 1 0 0 0 0 0 0 4 8 13.50 4.500																					
Dick Drago, R ERA: 2.7	(8, 1) 1.1 6 1 0 0 1 1 0 1 0 0 0 0 6 11 0.00 1.500																					

Batter	1	2	3	4	5	6	7	8	9	AB	R	H	RBI	BB	SO	LOB	BOTTOM			
Dave Collins, S OBP: 0.267, SLG: 0.214											5	0	2	1	0	2	Oakland Athletics @ California Angels Anaheim Stadium, Anaheim, CA Sun Apr 11 1976, 6:33 AM EST Att: 16,106 - Unknown			
Jerry Remy, L OBP: 0.500, SLG: 0.333										4	0	1	1	1	1	3				
Bruce Bochte, L OBP: 0.300, SLG: 0.333										2	0	0	0	0	0	2				
Adrian Garrett, L OBP: 0.300, SLG: 0.333										2	1	0	0	1	0	2				
Bill Melton, R OBP: 0.333, SLG: 0.545										3	1	1	2	1	1	2				
Joe Lahoud, L OBP: 0.333, SLG: 0.545										4	0	0	0	0	1	2				
Leroy Stanton, R OBP: 0.500, SLG: 0.500										3	2	1	0	1	0	0				
Ed Herrmann, L OBP: 0.250, SLG: 0.500										4	2	2	1	0	0	0				
Dave Chalk, R OBP: 0.250, SLG: 0.364										3	1	1	0	1	0	2				
Orlando Ramirez, R OBP: 0.222, SLG: 0.222										4	0	1	2	0	0	3				
Inning Stats	R: 0 E: 0 K: 0 S: 3	H: 1 LOB: 0 BB: 0 P: 3	R: 0 E: 0 K: 0 S: 3	H: 0 LOB: 0 BB: 0 P: 3	R: 0 E: 0 K: 2 S: 8	H: 1 LOB: 2 BB: 1 P: 12	R: 3 E: 1 K: 1 S: 9	H: 3 LOB: 2 BB: 1 P: 13	R: 2 E: 0 K: 1 S: 4	H: 2 LOB: 1 BB: 1 P: 11	R: 2 E: 0 K: 0 S: 2	H: 1 LOB: 0 BB: 1 P: 6	R: 0 E: 0 K: 0 S: 5	H: 0 LOB: 0 BB: 1 P: 5	R: 0 E: 0 K: 1 S: 5	H: 1 LOB: 0 BB: 0 P: 5	1B: 4 2B: 4 3B: 0 HR: 1	SF: 0 SAC: 0 DP: 3 HBP: 0	WP: 0 PB: 0 SB: 0 CS: 0	PA: 39
PITCHER	IP WLS BF H R ER SO BB IBB HBP BLK WP HR S P ERA WHIP																			
Stan Bahnsen, R ERA: 3.6	(1, 1) 5.0 W 22 5 3 2 3 2 0 0 0 0 0 0 1 9 17 27.00 3.750																			
Glenn Abbott, R ERA: 27.0	(6, 1) 1.1 9 3 4 4 1 2 0 0 0 0 0 1 9 17 27.00 3.750																			
Jim Todd, R ERA: 0.00	(7, 1) 2.2 S 8 1 0 0 1 1 0 0 0 0 0 0 9 13 0.00 0.750																			

livebaseballscores.com

Batter	1	2	3	4	5	6	7	8	9	AB	R	H	RBI	BB	SO	LOB	TOP										
Dave Collins, S OBP: 0.300, SLG: 0.176 (1, 7)	F8		F8		G1 1B BB		K			3	1	0	0	2	1	1	California Angels @ Kansas City Royals Royals Stadium, Kansas City, MO Tue Apr 13 1976, 7:05 PM EST Att: 25,516 - Unknown - 72 F										
Jerry Remy, L OBP: 0.353, SLG: 0.214 (1, 4)	1-3		F9		G1		F8		K	5	0	0	0	0	1	4											
Bruce Bochte, L OBP: 0.400, SLG: 0.385 (1, 3)	WP 1B		K		1B				2B SF9 BB	4	1	2	2	1	1	1											
Bill Melton, R OBP: 0.313, SLG: 0.533 (1, 10)	K				F8		F8		SF9 SF7 2B	4	1	1	0	0	1	2											
Ed Herrmann, L OBP: 0.167, SLG: 0.364 (1, 2)		1-3		P3			F5		SF9	3	0	0	1	0	0	0											
Leroy Stanton, R OBP: 0.500, SLG: 0.600 (1, 9)		1B BB					K		SF7	2	0	1	1	1	1	0											
Dave Chalk, R OBP: 0.313, SLG: 0.357 (1, 5)		1B 1B		P3			F9		WP BB	3	0	1	0	1	0	1											
Rusty Torres, S OBP: 0.333, SLG: 0.417 (1, 8)					G1 1B BB				K	4	1	3	0	0	1	1											
Orlando Ramirez, R OBP: 0.182, SLG: 0.182 Adrian Garrett, L (7, PH) Billy Smith, S (7, 6)					K		3-1		G3	2	0	0	0	0	2	3											
										1	0	0	0	0	0	1											
										1	0	0	0	0	0	0											
Inning Stats	R: 0 E: 0 K: 1 S: 6	H: 1 LOB: 0 BB: 0 P: 6	R: 0 E: 0 K: 1 S: 6	H: 2 LOB: 2 BB: 1 P: 10	R: 0 E: 0 K: 1 S: 5	H: 0 LOB: 0 BB: 0 P: 5	R: 0 E: 0 K: 0 S: 4	H: 1 LOB: 1 BB: 0 P: 4	R: 2 E: 0 K: 1 S: 7	H: 2 LOB: 1 BB: 1 P: 11	R: 0 E: 0 K: 1 S: 5	H: 0 LOB: 0 BB: 0 P: 5	R: 0 E: 0 K: 1 S: 6	H: 1 LOB: 1 BB: 0 P: 6	R: 2 E: 0 K: 1 S: 6	H: 1 LOB: 1 BB: 2 P: 14	R: 0 E: 0 K: 1 S: 5	H: 0 LOB: 1 BB: 1 P: 9	1B: 5 2B: 3 3B: 0 HR: 0	SF: 2 SAC: 0 DP: 0 HBP: 0	WP: 2 PB: 2 SB: 0 CS: 0	PA: 39					
PITCHER	IP	WLS	BF	H	R	ER	SO	BB	IBB	HBP	BLK	WP	HR	S	P	ERA	WHIP										
Al Fitzmorris, R ERA: 3.6 (1, 1)	5.0	W	22	6	2	2	4	2	0	0	0	1	0	28	36	3.60	1.600										
Doug Bird, R ERA: 3.39 (6, 1)	2.2		12	2	2	2	2	2	0	0	0	0	0	14	22	6.75	1.500										
Marty Pattin, R ERA: (8, 1)	1.1	S	5	0	0	0	2	1	0	0	0	1	0	8	12	0.00	0.750										

Batter	1	2	3	4	5	6	7	8	9	AB	R	H	RBI	BB	SO	LOB	BOTTOM										
Davey Nelson, R OBP: 0.375, SLG: 0.571 Tom Poquette, L (7, PR)	F9				L3		E3 3B			4	1	1	1	0	0	1	California Angels @ Kansas City Royals Royals Stadium, Kansas City, MO Tue Apr 13 1976, 7:05 PM EST Att: 25,516 - Unknown - 72 F										
Amos Otis, R OBP: 0.625, SLG: 0.800 (1, 8)	5-3		2H 1B 3B		3-4 PB BB		FC3-2 3B			2	1	1	2	2	0	0											
George Brett, L OBP: 0.125, SLG: 0.125 (1, 5)	1-3		1-3 3H 1B		3-4		FC3-2 BB			4	1	1	1	0	0	3											
John Mayberry, L (1, 3)		F8			F9		1-2 BB			3	0	0	0	1	1	3											
Hal McRae, R OBP: 0.375, SLG: 0.375 Jim Wohlford, R (8, 7)							1-3			4	0	2	2	0	0	2											
										0	0	0	0	0	0	0											
Al Cowens, R OBP: 0.250, SLG: 0.375 (1, 9)		F2			4-3					4	1	1	0	0	0	2											
Fran Healy, R OBP: 0.250, SLG: 0.143 (1, 2)										3	0	0	0	1	1	2											
Freddie Patek, R OBP: 0.429, SLG: 0.500 (1, 6)					G6-4-3 BB					3	2	2	1	0	0	1											
Frank White, R (1, 4)										3	0	0	0	0	1	1											
Inning Stats	R: 0 E: 0 K: 0 S: 3	H: 0 LOB: 0 BB: 0 P: 3	R: 0 E: 0 K: 1 S: 6	H: 1 LOB: 1 BB: 0 P: 6	R: 4 E: 0 K: 2 S: 11	H: 4 LOB: 1 BB: 1 P: 15	R: 0 E: 0 K: 0 S: 2	H: 0 LOB: 0 BB: 1 P: 6	R: 0 E: 0 K: 0 S: 3	H: 0 LOB: 0 BB: 0 P: 3	R: 2 E: 1 K: 0 S: 6	H: 2 LOB: 2 BB: 1 P: 10	R: 1 E: 0 K: 0 S: 4	H: 1 LOB: 0 BB: 0 P: 4	R: 0 E: 0 K: 0 S: 3	H: 0 LOB: 0 BB: 1 P: 4	1B: 5 2B: 1 3B: 2 HR: 0	SF: 1 SAC: 1 DP: 1 HBP: 0	WP: 0 PB: 1 SB: 3 CS: 0	PA: 36							
PITCHER	IP	WLS	BF	H	R	ER	SO	BB	IBB	HBP	BLK	WP	HR	S	P	ERA	WHIP										
Andy Hassler, L ERA: 6.0 (1, 1)	6.0	L	25	5	4	4	3	3	0	0	0	0	0	4	4	27.00	6.000										
Steve Dunning, R ERA: 6.75 (7, 1)	0.1		4	2	2	1	0	0	0	0	0	0	0	4	4												
Sid Monge, L ERA: (7, 1)	0.1		2	0	0	0	0	1	0	0	0	0	0	1	5	0.00	3.000										
Dick Drago, R ERA: 3.86 (7, 1)	1.1		5	1	1	1	0	0	0	0	0	0	0	5	5	6.75	0.750										

Batter	1	2	3	4	5	6	7	8	9	AB	R	H	RBI	BB	SO	LOB	TOP								
Dave Collins, S OBP: 0.400, SLG: 0.286 (1, 7)										4	1	3	1	1	1	0	California Angels @ Kansas City Royals Royals Stadium, Kansas City, MO Wed Apr 14 1976, 7:05 PM EST Att: 9,043 - Unknown								
Jerry Remy, L OBP: 0.300, SLG: 0.176 Paul Dade, R (8, PH) (8, 4)										3	0	0	0	0	0	2									
Bruce Bochte, L OBP: 0.368, SLG: 0.313 (1, 3)										3	1	0	0	1	2	0									
Bill Melton, R OBP: 0.300, SLG: 0.474 (1, 10)										4	1	1	1	0	0	0									
Ed Herrmann, L OBP: 0.250, SLG: 0.800 (1, 2)										4	2	2	4	0	0	0									
Leroy Stanton, R OBP: 0.500, SLG: 0.538 (1, 9)										3	1	1	0	1	0	0									
Dave Chalk, R OBP: 0.350, SLG: 0.444 (1, 5)										4	1	2	0	0	1	1									
Rusty Torres, S OBP: 0.333, SLG: 0.467 (1, 8)										3	0	1	1	0	0	2									
Orlando Ramirez, R OBP: 0.154, SLG: 0.154 Ron Jackson, R (7, PH) Billy Smith, S OBP: 0.500, SLG: 0.500 (7, 6)										2	0	0	0	0	1	2									
Inning Stats	R: 0 E: 0 K: 0 S: 3	H: 1 LOB: 0 BB: 0 P: 3	R: 2 E: 0 K: 0 S: 5	H: 2 LOB: 1 BB: 1 P: 9	R: 0 E: 0 K: 2 S: 7	H: 0 LOB: 0 BB: 0 P: 7	R: 0 E: 0 K: 0 S: 3	H: 0 LOB: 0 BB: 0 P: 3	R: 1 E: 0 K: 1 S: 7	H: 2 LOB: 1 BB: 0 P: 7	R: 0 E: 0 K: 1 S: 5	H: 0 LOB: 0 BB: 0 P: 5	R: 0 E: 0 K: 1 S: 6	H: 2 LOB: 1 BB: 0 P: 6	R: 4 E: 0 K: 2 S: 9	H: 2 LOB: 0 BB: 2 P: 17	R: 0 E: 0 K: 0 S: 4	H: 2 LOB: 1 BB: 0 P: 4	1B: 7 2B: 2 3B: 0 HR: 2	SF: 0 SAC: 1 DP: 2 HBP: 0	WP: 0 PB: 0 SB: 2 CS: 1	PA: 38			
PITCHER	IP	WLS	BF	H	R	ER	SO	BB	IBB	HBP	BLK	WP	HR	S	P	ERA	WHIP	PITCHER							
Dennis Leonard, R ERA: 4.5 (1, 1)	6.0		25	7	3	3	4	1	0	0	0	0	1	32	36	4.50	1.333								
Bob McClure, L ERA: 9.0 (7, 1)	1.1		5	0	2	2	2	2	0	0	0	0	0	7	15	13.50	1.500								
Marty Pattin, R ERA: 5.4 (8, 1)	1.2	L	8	4	2	2	1	0	0	0	0	0	1	10	10	10.80	2.400								

Batter	1	2	3	4	5	6	7	8	9	AB	R	H	RBI	BB	SO	LOB	BOTTOM								
Jim Wohlford, R OBP: 0.500, SLG: 0.500 (1, 7)										4	1	2	0	0	0	1	California Angels @ Kansas City Royals Royals Stadium, Kansas City, MO Wed Apr 14 1976, 7:05 PM EST Att: 9,043 - Unknown								
Amos Otis, R OBP: 0.667, SLG: 0.750 (1, 8)										3	0	2	1	0	0	1									
George Brett, L OBP: 0.231, SLG: 0.231 (1, 5)										5	1	2	1	0	0	5									
John Mayberry, L OBP: 0.385, SLG: 0.200 (1, 3)										3	2	2	0	2	0	0									
Hal McRae, R OBP: 0.385, SLG: 0.615 (1, 10)										5	1	2	2	0	1	4									
Al Cowens, R OBP: 0.231, SLG: 0.308 (1, 9)										5	0	1	1	0	0	1									
Fran Healy, R OBP: 0.167, SLG: 0.091 (1, 2)										4	0	0	0	0	1	3									
Freddie Patek, R OBP: 0.364, SLG: 0.400 (1, 6)										4	1	1	0	0	0	2									
Frank White, R OBP: 0.125, SLG: 0.125 Cookie Rojas, R (8, PH) (9, 4)										3	0	1	0	0	0	0									
Inning Stats	R: 3 E: 1 K: 1 S: 10	H: 5 LOB: 2 BB: 0 P: 10	R: 0 E: 0 K: 0 S: 3	H: 1 LOB: 1 BB: 0 P: 4	R: 2 E: 0 K: 0 S: 4	H: 1 LOB: 0 BB: 1 P: 8	R: 0 E: 0 K: 0 S: 5	H: 2 LOB: 3 BB: 1 P: 9	R: 0 E: 0 K: 0 S: 4	H: 1 LOB: 1 BB: 0 P: 4	R: 0 E: 0 K: 0 S: 4	H: 1 LOB: 1 BB: 0 P: 4	R: 0 E: 0 K: 0 S: 5	H: 2 LOB: 1 BB: 0 P: 5	R: 0 E: 0 K: 1 S: 5	H: 0 LOB: 0 BB: 0 P: 5	1B: 12 2B: 0 3B: 0 HR: 1	SF: 0 SAC: 2 DP: 1 HBP: 1	WP: 0 PB: 0 SB: 4 CS: 1	PA: 42					
PITCHER	IP	WLS	BF	H	R	ER	SO	BB	IBB	HBP	BLK	WP	HR	S	P	ERA	WHIP	PITCHER							
Frank Tanana, L ERA: 9.0 (1, 1)	2.0		14	7	5	4	1	1	0	0	0	0	0	14	19	18.00	4.000								
Paul Hartzell, R ERA: 8.1 (3, 1)	3.1		15	3	0	0	0	1	0	0	0	0	0	14	18	0.00	1.200								
Sid Monge, L ERA: 3.0 (6, 1)	1.2	W	6	2	1	1	0	0	0	0	0	0	0	6	6	5.40	1.200								
Dick Drago, R ERA: 3.38 (8, 1)	0.2		3	1	0	0	0	0	0	0	0	0	0	3	3	0.00	1.500								
Jim Brewer, L ERA: 3.0 (8, 1)	1.1	S	4	0	0	0	1	0	0	0	0	0	0	6	6	0.00	0.000								

AB	34
R	7
H	11
RBI	7
BB	3
SO	7
LOB	11



Batter	1	2	3	4	5	6	7	8	9	AB	R	H	RBI	BB	SO	LOB	TOP					
Dave Collins, S OBP: 0.433, SLG: 0.292 (1, 7)										3	1	1	0	2	0	3	California Angels @ Kansas City Royals Royals Stadium, Kansas City, MO Thu Apr 15 1976, 7:05 PM EST Alt. 7,657 - Unknown - 68 F					
Jerry Remy, L OBP: 0.280, SLG: 0.143 (1, 4)										4	0	0	0	1	0	8						
Bruce Bochte, L OBP: 0.375, SLG: 0.333 (1, 3)										5	0	2	2	0	0	0						
Bill Melton, R Ron Jackson, R OBP: 0.280, SLG: 0.391 (9, PR)										4	0	0	0	1	3	3						
Leroy Stanton, R OBP: 0.440, SLG: 0.500 (1, 9)										5	0	1	0	0	0	3						
Dave Chalk, R OBP: 0.333, SLG: 0.381 (1, 5)										3	0	0	0	1	1	1						
Rusty Torres, S OBP: 0.316, SLG: 0.389 (1, 8)										3	1	0	0	1	0	2						
Andy Etchebarren, R OBP: 0.500, SLG: 0.571 (1, 2)										4	1	3	1	0	0	1						
Orlando Ramirez, R OBP: 0.294, SLG: 0.353 (1, 6)										4	2	3	0	0	0	1						
Inning Stats	R: 1 E: 0 K: 1 S: 6	H: 1 LOB: 0 BB: 0 P: 6	R: 0 E: 0 K: 0 S: 3	H: 1 LOB: 0 BB: 0 P: 3	R: 2 E: 0 K: 0 S: 6	H: 3 LOB: 1 BB: 0 P: 6	R: 0 E: 0 K: 1 S: 5	H: 0 LOB: 1 BB: 1 P: 9	R: 1 E: 0 K: 1 S: 7	H: 2 LOB: 2 BB: 1 P: 11	R: 0 E: 0 K: 1 S: 5	H: 0 LOB: 0 BB: 0 P: 5	R: 0 E: 0 K: 0 S: 5	H: 2 LOB: 3 BB: 1 P: 9	R: 0 E: 0 K: 0 S: 2	H: 0 LOB: 1 BB: 1 P: 6		1B: 7 2B: 3 3B: 0 HR: 0	SF: 0 SAC: 0 DP: 1 HBP: 0	WP: 1 PB: 1 SB: 1 CS: 1	PA: 41	
PITCHER	IP WLS BF H R ER SO BB IBB HBP BLK WP HR S P ERA WHIP	4.1 L 21 7 4 4 2 2 0 0 0 0 0 23 31 8.31 2.077	2.2 11 1 1 0 2 2 0 0 0 0 0 13 21 0.00 1.125	2.0 9 2 0 0 0 2 0 0 0 0 0 7 15 0.00 2.000																		

AB	35
R	5
H	10
RBI	3
BB	6
SO	4
LOB	22



Batter	1	2	3	4	5	6	7	8	9	AB	R	H	RBI	BB	SO	LOB	BOTTOM					
Jim Wohlford, R OBP: 0.250, SLG: 0.250 (1, 7)										4	0	0	0	0	1	2	California Angels @ Kansas City Royals Royals Stadium, Kansas City, MO Thu Apr 15 1976, 7:05 PM EST Alt. 7,657 - Unknown - 68 F					
Amos Otis, R OBP: 0.500, SLG: 0.500 (1, 8)										4	0	0	0	0	2	0						
George Brett, L OBP: 0.294, SLG: 0.250 (1, 5)										3	0	1	0	1	1	0						
John Mayberry, L OBP: 0.412, SLG: 0.167 (1, 3)										2	0	0	0	2	0	2						
Hal McRae, R OBP: 0.412, SLG: 0.563 (1, 10)										3	0	1	0	1	0	2						
Al Cowens, R OBP: 0.376, SLG: 0.235 (1, 9)										4	0	0	0	0	0	3						
Fran Healy, R OBP: 0.188, SLG: 0.071 (1, 2)										3	0	0	0	1	3	1						
Freddie Patek, R Jamie Quirk, L OBP: 0.357, SLG: 0.385 (9, PH)										3	1	1	0	0	0	2						
Frank White, R OBP: 0.182, SLG: 0.273 (1, 4)										3	0	1	1	0	1	1						
Inning Stats	R: 0 E: 0 K: 0 S: 3	H: 0 LOB: 1 BB: 1 P: 7	R: 0 E: 0 K: 1 S: 6	H: 1 LOB: 0 BB: 0 P: 6	R: 0 E: 0 K: 1 S: 5	H: 0 LOB: 0 BB: 0 P: 5	R: 0 E: 0 K: 1 S: 4	H: 0 LOB: 1 BB: 1 P: 8	R: 1 E: 0 K: 2 S: 9	H: 2 LOB: 1 BB: 0 P: 9	R: 0 E: 0 K: 0 S: 3	H: 0 LOB: 2 BB: 2 P: 11	R: 0 E: 0 K: 1 S: 5	H: 0 LOB: 1 BB: 1 P: 9	R: 0 E: 0 K: 1 S: 6	H: 1 LOB: 0 BB: 0 P: 6		R: 0 E: 0 K: 2 S: 7	H: 0 LOB: 0 BB: 0 P: 7	1B: 3 2B: 1 3B: 0 HR: 0	SF: 0 SAC: 0 DP: 1 HBP: 0	WP: 0 PB: 0 SB: 1 CS: 0
PITCHER	IP WLS BF H R ER SO BB IBB HBP BLK WP HR S P ERA WHIP	9.0 W 35 4 1 1 9 5 0 0 0 0 0 48 68 1.00 1.000																				

AB	30
R	1
H	4
RBI	1
BB	5
SO	9
LOB	13



Batter	1	2	3	4	5	6	7	8	9	10	11	AB	R	H	RBI	BB	SO	LOB	TOP				
Ben Oglivie, L OBP: 0.083, SLG: 0.091 Jerry Manuel, S (1, 8) (8, 4)	4-1		SF8			P4		F9		L5		3	0	0	1	0	0	1					
Dan Meyer, L OBP: 0.385, SLG: 0.364 (1, 3)	L9		1B			4-3		2B 1B BB		3-1		4	1	1	1	1	0	0					
Willie Horton, R OBP: 0.385, SLG: 0.667 (1, 10)	F9		1-3			K		E 2B				5	1	2	1	0	1	1					
Rusty Staub, L OBP: 0.417, SLG: 0.300 (1, 9)		4-3						E4 1-3 1B		F9		4	0	2	1	1	0	1					
Alex Johnson, R OBP: 0.083, SLG: 0.083 (1, 7)						G4-3 1B		F9		1-3		5	0	1	0	0	0	3					
Milt May, L OBP: 0.167, SLG: 0.167 (1, 2)												5	0	1	0	0	0	3					
Aurelio Rodriguez, R OBP: 0.167, SLG: 0.250 (1, 5)												5	0	1	0	0	0	2					
Tom Verzyer, R OBP: 0.250, SLG: 0.182 (1, 6)												5	1	1	0	0	1	3					
Gary Sutherland, R OBP: 0.200, SLG: 0.222 Ron LeFlore, R Mickey Stanley, R (1, 4) (8, PR) (8, 8)												3	1	2	0	0	0	0					
												0	1	0	0	0	0	0					
												1	0	0	0	0	0	0					
Inning Stats	R: 0 E: 0 K: 0 S: 3	H: 0 LOB: 0 BB: 0 P: 3	R: 0 E: 0 K: 0 S: 3	H: 1 LOB: 0 BB: 0 P: 3	R: 2 E: 0 K: 0 S: 6	H: 3 LOB: 1 BB: 0 P: 6	R: 0 E: 0 K: 0 S: 3	H: 1 LOB: 0 BB: 0 P: 3	R: 0 E: 0 K: 1 S: 5	H: 0 LOB: 0 BB: 0 P: 5	R: 3 E: 1 K: 0 S: 6	H: 3 LOB: 2 BB: 1 P: 10	R: 0 E: 0 K: 1 S: 5	H: 0 LOB: 0 BB: 0 P: 5	R: 0 E: 0 K: 0 S: 4	H: 1 LOB: 1 BB: 0 P: 4	R: 0 E: 0 K: 0 S: 4	H: 1 LOB: 1 BB: 0 P: 4	1B: 10 2B: 1 3B: 0 HR: 0	SF: 1 SAC: 0 DP: 1 HBP: 0	WP: 0 PB: 0 SB: 1 CS: 1	PA: 44	
PITCHER	IP 7.1	WLS 0.0	BF 29	H 7	R 4	ER 4	SO 1	BB 2	IBB 0	HBP 0	BLK 0	WP 0	HR 0	S 29	P 37	ERA 4.91	WHIP 1.227						
Don Kirkwood, R ERA: 9.9																							
Dick Drago, R ERA: 3.36																							
Jim Brewer, L ERA: 1.35		3.2	W 14	3	1	0	1	0	0	0	0	0	0	16	16	0.00	0.818						

Detroit Tigers @ California Angels
Anaheim Stadium, Anaheim, CA
Fri Apr 16 1976, 9:05 PM EST
Att: 9,873 - Unknown


AB 41
R 5
H 11
RBI 4
BB 2
SO 2
LOB 14



Batter	1	2	3	4	5	6	7	8	9	10	11	AB	R	H	RBI	BB	SO	LOB	BOTTOM					
Dave Collins, S OBP: 0.412, SLG: 0.286 Leroy Stanton, R OBP: 0.423, SLG: 0.474 (1, 7) (8, 9)	4-3		K							6-3		4	0	1	1	0	1	0						
Jerry Remy, L OBP: 0.233, SLG: 0.115 (1, 4)	4-3											5	0	0	0	0	1	0						
Bruce Bochte, L OBP: 0.310, SLG: 0.269 (1, 3)	G3											5	1	0	0	0	0	0						
Bill Melton, R OBP: 0.300, SLG: 0.429 Frank Tanana, L (10, PR)		6-3										5	1	2	0	0	0	0						
Ed Herrmann, L OBP: 0.283, SLG: 0.706 Paul Dade, R (9, PH) (10, 7)												2	0	0	0	1	1	2						
Joe Lahoud, L OBP: 0.333, SLG: 0.286 (8, 7)												2	1	1	2	1	0	1						
Billy Smith, S OBP: 0.333, SLG: 0.333 (9, PH) (10, 6)												1	0	0	0	0	0	3						
Dave Chalk, R OBP: 0.414, SLG: 0.440 (1, 5)												4	2	3	1	0	1	1						
Rusty Torres, S OBP: 0.318, SLG: 0.350 (1, 8)												2	0	0	0	1	0	3						
Orlando Ramirez, R OBP: 0.283, SLG: 0.300 Andy Etchebarren, R OBP: 0.600, SLG: 0.667 (9, PH) (10, 2)												3	0	0	0	0	0	2						
												2	0	2	2	0	0	0						
Inning Stats	R: 0 E: 0 K: 0 S: 3	H: 0 LOB: 0 BB: 0 P: 3	R: 0 E: 0 K: 2 S: 7	H: 0 LOB: 1 BB: 1 P: 11	R: 0 E: 0 K: 1 S: 4	H: 0 LOB: 0 BB: 1 P: 8	R: 3 E: 1 K: 0 S: 7	H: 3 LOB: 1 BB: 0 P: 7	R: 0 E: 0 K: 0 S: 3	H: 0 LOB: 1 BB: 0 P: 7	R: 1 E: 0 K: 0 S: 3	H: 1 LOB: 0 BB: 0 P: 4	R: 0 E: 0 K: 1 S: 5	H: 0 LOB: 0 BB: 0 P: 5	R: 1 E: 0 K: 0 S: 5	H: 2 LOB: 2 BB: 1 P: 9	R: 0 E: 0 K: 0 S: 4	H: 1 LOB: 3 BB: 1 P: 8	R: 1 E: 0 K: 0 S: 3	H: 2 LOB: 1 BB: 0 P: 3	1B: 7 2B: 2 3B: 0 HR: 0	SF: 0 SAC: 3 DP: 1 HBP: 1	WP: 1 PB: 0 SB: 0 CS: 1	PA: 46
PITCHER	IP 7.0	WLS 3.0	BF 28	H 4	R 4	ER 1	SO 3	BB 3	IBB 0	HBP 0	BLK 0	WP 0	HR 0	S 30	P 43	ERA 1.29	WHIP 1.000							
Joe Coleman, R ERA: 1.38																								
John Hiller, L ERA: 1.17																								
Steve Grilli, R ERA: 27.0		0.1	L 3	2	1	1	0	0	0	0	0	0	0	3	3	27.00	6.000							

Detroit Tigers @ California Angels
Anaheim Stadium, Anaheim, CA
Fri Apr 16 1976, 9:05 PM EST
Att: 9,873 - Unknown

AB 36
R 6
H 9
RBI 6
BB 5
SO 4
LOB 14



Batter	1	2	3	4	5	6	7	8	9	AB	R	H	RBI	BB	SO	LOB	TOP								
Ron LeFlore, R OBP: 0.250, SLG: 0.500 Mickey Stanley, R (8, 8)	0-0 5-3 2B		0-3 K			0-0 6-3		0-0 5-3		4	0	1	0	0	1	0									
Dan Meyer, L OBP: 0.412, SLG: 0.308	4-0 5-3 BB		0-3 K			0-0 4-3		4-0 BB BB		2	0	0	0	2	1	0									
Willie Horton, R OBP: 0.353, SLG: 0.533	0-3 K			0-0 5-3		4-0 E BB		0-0 P6		3	0	0	0	1	1	3									
Rusty Staub, L OBP: 0.375, SLG: 0.231	0-0 5-3 1-2 2-3			0-0 4-3		0-0 E6		4-0 BB		3	0	0	0	1	0	3									
Alex Johnson, R OBP: 0.063, SLG: 0.063	0-0 F8			0-0 4-3		0-0 5-3		0-0 F9		4	0	0	0	0	0	6									
Bill Freehan, R OBP: 0.500, SLG: 1.333		0-0 1-3			0-0 HR			0-0 6-3		3	1	1	1	1	0	0									
Aurelio Rodriguez, R OBP: 0.189, SLG: 0.438		0-0 F8			0-0 P6			0-0 HR		4	1	1	1	0	0	1									
Tom Veryzer, R OBP: 0.188, SLG: 0.133		0-0 4-3			0-0 F9			0-3 K		4	0	0	0	0	2	2									
Gary Sutherland, R OBP: 0.214, SLG: 0.154			0-0 4-3		0-0 1-3			0-0 P4		4	0	0	0	0	0	2									
Inning Stats	R: 0 E: 0 K: 1 S: 6	H: 1 LOB: 2 BB: 1 P: 10	R: 0 E: 0 K: 0 S: 3	H: 0 LOB: 0 BB: 0 P: 3	R: 0 E: 0 K: 2 S: 7	H: 0 LOB: 0 BB: 0 P: 7	R: 0 E: 0 K: 0 S: 3	H: 0 LOB: 0 BB: 0 P: 3	R: 1 E: 0 K: 0 S: 4	H: 1 LOB: 0 BB: 0 P: 4	R: 0 E: 1 K: 0 S: 4	H: 0 LOB: 2 BB: 1 P: 8	R: 1 E: 0 K: 1 S: 6	H: 1 LOB: 0 BB: 0 P: 6	R: 0 E: 0 K: 0 S: 3	H: 0 LOB: 2 BB: 2 P: 11	R: 0 E: 1 K: 1 S: 5	H: 0 LOB: 1 BB: 1 P: 9	1B: 0 2B: 1 3B: 0 HR: 2	SF: 0 SAC: 0 DP: 1 HBP: 0	WP: 0 PB: 0 SB: 0 CS: 0	PA: 36			
PITCHER	IP	WLS	BF	H	R	ER	SO	BB	IBB	HBP	BLK	WP	HR	S	P	ERA	WHIP								
Gary Ross, R ERA: 2.61	6.0	L	23	2	1	1	3	2	0	0	0	0	1	27	35	1.50	0.667								
Steve Dunning, R ERA: 5.4	2.0		11	1	1	1	1	3	0	0	0	0	1	10	22	4.50	2.000								
Paul Hartzell, R ERA: 6.23	1.0		2	0	0	0	1	0	0	0	0	0	0	4	4	0.00	0.000								

Detroit Tigers @ California Angels
Anaheim Stadium, Anaheim, CA
Sat Apr 17 1976, 6:33 AM EST
Att: 18,464 - Unknown

AB 31
R 2
H 3
RBI 2
BB 5
SO 5
LOB 17



Batter	1	2	3	4	5	6	7	8	9	AB	R	H	RBI	BB	SO	LOB	BOTTOM								
Dave Collins, S OBP: 0.378, SLG: 0.258 Paul Dade, R (8, 7)	0-0 F9			0-0 F9		0-0 4-3			0-0 F9	3	0	0	0	0	0	1									
Jerry Remy, L OBP: 0.206, SLG: 0.100	0-0 L5			0-0 F7		0-0 6-3			0-0 F8	4	0	0	0	0	0	1									
Bruce Bochte, L OBP: 0.313, SLG: 0.276	0-0 F7			0-0 6-3			0-0 G4-3 1B			3	0	1	0	0	0	0									
Bill Melton, R OBP: 0.273, SLG: 0.387		0-3 K			0-0 4-3			0-0 F8		3	0	0	0	0	1	1									
Leroy Stanton, R OBP: 0.379, SLG: 0.409		0-3 K			0-0 F8			0-0 G4-3		3	0	0	0	0	1	1									
Dave Chalk, R OBP: 0.438, SLG: 0.444		0-0 F8			4-0 BB			0-0 G4-6-3 1B		2	0	1	0	1	0	0									
Andy Etchebarren, R OBP: 0.462, SLG: 0.500			0-0 6-3		0-3 K			0-0 G4-6-3		3	0	0	0	0	1	2									
Rusty Torres, S OBP: 0.320, SLG: 0.318			0-3 K2-3			4-0 SH3-4 BB		0-0 F8		2	0	0	0	1	1	0									
Orlando Ramirez, R OBP: 0.227, SLG: 0.273			0-3 K			0-0 SH3-4			0-0 F7	2	0	0	0	0	1	0									
Inning Stats	R: 0 E: 0 K: 0 S: 3	H: 0 LOB: 0 BB: 0 P: 3	R: 0 E: 0 K: 2 S: 7	H: 0 LOB: 0 BB: 0 P: 7	R: 0 E: 0 K: 0 S: 3	H: 0 LOB: 0 BB: 0 P: 3	R: 0 E: 0 K: 1 S: 5	H: 0 LOB: 1 BB: 1 P: 9	R: 0 E: 0 K: 0 S: 3	H: 1 LOB: 0 BB: 0 P: 3	R: 0 E: 0 K: 0 S: 3	H: 1 LOB: 0 BB: 0 P: 3	R: 0 E: 0 K: 0 S: 3	H: 0 LOB: 0 BB: 0 P: 3	R: 0 E: 0 K: 0 S: 3	H: 0 LOB: 0 BB: 0 P: 3	1B: 2 2B: 0 3B: 0 HR: 0	SF: 0 SAC: 1 DP: 2 HBP: 0	WP: 0 PB: 0 SB: 0 CS: 0	PA: 29					
PITCHER	IP	WLS	BF	H	R	ER	SO	BB	IBB	HBP	BLK	WP	HR	S	P	ERA	WHIP								
Dave Roberts, L ERA:	9.0	W	29	2	0	0	5	2	0	0	0	0	0	37	45	0.00	0.444								

Detroit Tigers @ California Angels
Anaheim Stadium, Anaheim, CA
Sat Apr 17 1976, 6:33 AM EST
Att: 18,464 - Unknown

AB 26
R 0
H 2
RBI 0
BB 2
SO 5
LOB 6



Batter	1	2	3	4	5	6	7	8	9	AB	R	H	RBI	BB	SO	LOB	TOP				
Mickey Stanley, R OBP: 0.333, SLG: 0.500 (1, 8)	6-3		F8			6-3			G6-4-3 1B	5	0	2	1	0	0	1					
Aurelio Rodriguez, R OBP: 0.100, SLG: 0.381 (1, 5)	6-3		1B	P3			F7		G6-4-3 1-2	5	1	1	0	0	0	2					
Willie Horton, R OBP: 0.381, SLG: 0.526 (1, 10)	5-3		1B				F8			4	1	2	1	0	0	0					
Rusty Staub, L OBP: 0.100, SLG: 0.412 (1, 9)		G3 SF7 2B	1B		F8		FC6-4 1B			4	1	3	2	0	0	1					
Alex Johnson, R OBP: 0.100, SLG: 0.100 (1, 7)	G3		6-3				FC6-4 1B			4	0	1	0	0	0	3					
Bill Freahan, R OBP: 0.500, SLG: 1.167 (1, 3)	SF7			1B				6-3		3	1	2	1	0	0	0					
Milt May, L OBP: 0.250, SLG: 0.250 (1, 2)	4-3			2B			F9		G5-4-3 1B	4	1	2	1	0	0	2					
Tom Veryzer, R OBP: 0.150, SLG: 0.105 (1, 6)			4-3		F9			6-3	G5-4-3 1-2	4	0	0	0	0	0	2					
Gary Sutherland, R OBP: 0.222, SLG: 0.176 (1, 4)			1B		F8			6-3	5-3	4	1	1	0	0	0	1					
Inning Stats	R: 0 E: 0 K: 0 S: 3	H: 0 LOB: 0 BB: 0 P: 3	R: 1 E: 0 K: 0 S: 4	H: 1 LOB: 0 BB: 0 P: 4	R: 3 E: 0 K: 0 S: 7	H: 4 LOB: 1 BB: 0 P: 7	R: 2 E: 0 K: 0 S: 6	H: 3 LOB: 1 BB: 0 P: 6	R: 0 E: 0 K: 0 S: 5	H: 0 LOB: 0 BB: 0 P: 3	R: 0 E: 0 K: 0 S: 4	H: 1 LOB: 1 BB: 0 P: 4	R: 0 E: 0 K: 0 S: 3	H: 1 LOB: 0 BB: 0 P: 3	R: 0 E: 0 K: 0 S: 3	H: 1 LOB: 0 BB: 0 P: 3	1B: 11 2B: 3 3B: 0 HR: 0	SF: 1 SAC: 0 DP: 2 HBP: 0	WP: 1 PB: 0 SB: 0 CS: 0	PA: 38	
PITCHER	IP	WLS	BF	H	R	ER	SO	BB	IBB	HBP	BLK	WP	HR	S	P	ERA	WHIP				
Andy Hassler, L ERA: 9.31 (1, 1)	3.2	L	19	8	6	6	0	0	0	0	0	1	0	19	19	14.73	2.182				
Sid Monge, L ERA: 1.08 (4, 1)	5.1		19	6	0	0	0	0	0	0	0	0	0	19	19	0.00	1.125				

Detroit Tigers @ California Angels
Anaheim Stadium, Anaheim, CA
Sun Apr 18 1976, 6:33 AM EST
Att: 8,938 - Unknown

AB	37
R	6
H	14
RBI	6
BB	0
SO	0
LOB	12



Batter	1	2	3	4	5	6	7	8	9	AB	R	H	RBI	BB	SO	LOB	BOTTOM					
Dave Collins, S OBP: 0.381, SLG: 0.257 (1, 7)	K		1B		3-1			FC3-6 1B	K	4	0	1	0	1	2	1						
Jerry Remy, L OBP: 0.263, SLG: 0.152 (1, 4)	G6-4-3 BB		G6-4-3 1B			FC4-6 1B		FC3-6 1B		3	1	2	0	1	0	1						
Bruce Bochte, L OBP: 0.333, SLG: 0.303 (1, 3)	G6-4-3 1-2		G6-4-3 1-2			FC4-6 1B		BB 1B		4	0	2	1	0	0	3						
Bill Melton, R OBP: 0.243, SLG: 0.343 (1, 10)		5-3		F8		F9		F7		4	0	0	0	0	0	3						
Joe Lahoud, L OBP: 0.385, SLG: 0.300 (1, 9)		1B		4-3		FC4-6 1-2		BB BB		3	1	1	0	1	0	2						
Ed Herrmann, L OBP: 0.227, SLG: 0.600 (8, PH)			F7		4-3					3	0	0	0	0	0	3						
Leroy Stanton, R OBP: 0.400, SLG: 0.409 (9, 2)						F8		1-2 2-3 BB		0	0	0	0	1	0	0						
Andy Etchebarren, R OBP: 0.462, SLG: 0.500 (9, 2)										0	0	0	0	0	0	0						
Dave Chalk, R OBP: 0.444, SLG: 0.452 (1, 5)			1B			FC3-6 1B		F9	K	4	0	2	0	0	1	3						
Rusty Torres, S OBP: 0.310, SLG: 0.308 (1, 8)						FC3-6 6-3 WP		F7	K	4	0	1	1	0	1	1						
Orlando Ramirez, R OBP: 0.208, SLG: 0.250 (7, PH)			4-3						K	2	0	0	0	0	0	1						
Billy Smith, S OBP: 0.200, SLG: 0.200 (8, 6)					6-3				K	2	0	0	0	0	1	0						
Inning Stats	R: 0 E: 0 K: 1 S: 4	H: 0 LOB: 0 BB: 1 P: 8	R: 1 E: 0 K: 0 S: 5	H: 3 LOB: 2 BB: 0 P: 5	R: 0 E: 0 K: 0 S: 3	H: 1 LOB: 1 BB: 1 P: 7	R: 0 E: 0 K: 0 S: 3	H: 0 LOB: 0 BB: 0 P: 3	R: 0 E: 0 K: 0 S: 4	H: 1 LOB: 2 BB: 0 P: 4	R: 0 E: 0 K: 0 S: 5	H: 2 LOB: 2 BB: 0 P: 5	R: 0 E: 0 K: 0 S: 3	H: 0 LOB: 0 BB: 0 P: 3	R: 1 E: 1 K: 1 S: 7	H: 2 LOB: 3 BB: 2 P: 15	R: 0 E: 0 K: 3 S: 9	H: 0 LOB: 0 BB: 0 P: 9	1B: 9 2B: 0 3B: 0 HR: 0	SF: 0 SAC: 0 DP: 2 HBP: 0	WP: 1 PB: 0 SB: 0 CS: 0	PA: 37
PITCHER	IP	WLS	BF	H	R	ER	SO	BB	IBB	HBP	BLK	WP	HR	S	P	ERA	WHIP					
Ray Bare, R ERA: 1.2 (1, 1)	7.2	W	32	9	2	2	1	3	0	0	0	0	0	31	43	2.35	1.565					
John Hiller, L ERA: 1.0 (8, 1)	1.1	S	5	0	0	0	4	1	0	0	0	0	0	12	16	0.00	0.750					

Detroit Tigers @ California Angels
Anaheim Stadium, Anaheim, CA
Sun Apr 18 1976, 6:33 AM EST
Att: 8,938 - Unknown

AB	33
R	2
H	9
RBI	2
BB	4
SO	5
LOB	18



Batter	1	2	3	4	5	6	7	8	9	AB	R	H	RBI	BB	SO	LOB	TOP			
Tommy Harper, R OBP: 0.400, SLG: 0.667 (1, 10) X	0-0 F6		0-3 K		0-3 K			0-0 4-3		4	0	0	0	0	2	0				
Paul Blair, R OBP: 0.194, SLG: 0.200 (1, 8) S	0-3 K		0-3 K		0-3 K			0-0 6-3		4	0	0	0	0	3	0				
Bobby Grich, R OBP: 0.438, SLG: 0.407 (1, 4) X	0-0 HR			1-0 5-3 BB 1B HBP		0-0 CS 1B			4-0 BB	2	2	0	1	0	0	0				
Andres Mora, R OBP: 0.286, SLG: 0.692 (1, 7) X	0-0 2H HR			4-0 5-3 1B BB		0-3 1-2 K			0-0 F8	3	2	1	2	1	1	2				
Ken Singleton, S OBP: 0.156, SLG: 0.156 (1, 9) X	0-0 F9			0-0 5-3		0-0 5-3			0-0 F9	4	0	0	0	0	0	3				
Dave Duncan, R OBP: 0.200, SLG: 0.200 (1, 2) S		0-3 K		0-0 FC6-4 1B					0-3 K	4	0	2	2	0	2	1				
Doug DeCinces, R (1, 3) X		0-3 K		2H 3H FC6-4 1-2		0-3 1-2 K				3	0	0	0	0	2	2				
Brooks Robinson, R OBP: 0.103, SLG: 0.074 (1, 5) X		0-0 6-3		0-0 F5					0-3 K	3	0	0	0	0	1	1				
Mark Belanger, R OBP: 0.182, SLG: 0.273 (1, 6) X			0-0 F8		0-0 6-3				0-3 K	3	0	0	0	0	1	0				
Inning Stats	R: 2 E: 0 K: 1 S: 7	H: 2 LOB: 0 BB: 0 P: 7	R: 0 E: 0 K: 2 S: 7	H: 0 LOB: 0 BB: 0 P: 7	R: 0 E: 0 K: 2 S: 7	H: 1 LOB: 1 BB: 1 P: 9	R: 0 E: 0 K: 0 S: 4	H: 0 LOB: 0 BB: 0 P: 7	R: 0 E: 0 K: 1 S: 5	H: 1 LOB: 0 BB: 0 P: 7	R: 0 E: 0 K: 2 S: 7	H: 1 LOB: 0 BB: 0 P: 7	R: 0 E: 0 K: 1 S: 5	H: 0 LOB: 0 BB: 1 P: 9	R: 0 E: 0 K: 1 S: 5	H: 0 LOB: 1 BB: 1 P: 9	1B: 3 2B: 1 3B: 0 HR: 1	SF: 0 SAC: 0 DP: 0 HBP: 1	WP: 0 PB: 0 SB: 0 CS: 2	PA: 33
PITCHER Frank Tanana, L ERA: 6.35 (1, 1)	IP: 9.0 WLS: W BF: 33 H: 5 R: 4 ER: 4 SO: 12 BB: 2 IBB: 0 HBP: 1 BLK: 0 WP: 0 HR: 1 S: 54 P: 63 ERA: 4.00 WHIP: 0.778															PITCHER				

Baltimore Orioles @ California Angels
Anaheim Stadium, Anaheim, CA
Mon Apr 19 1976, 9:05 PM EST
Att: 14,201 - Unknown

AB 30
R 4
H 5
RBI 4
BB 2
SO 12
LOB 9



Batter	1	2	3	4	5	6	7	8	9	AB	R	H	RBI	BB	SO	LOB	BOTTOM			
Rusty Torres, S OBP: 0.294, SLG: 0.290 (1, 8) X	0-0 1B 2B	0-0 F3		0-0 L4		0-0 F7		0-0 F7		5	1	1	0	0	0	2				
Jerry Remy, L OBP: 0.276, SLG: 0.184 (1, 4) X	0-0 1-2 2B	0-3 K		0-0 F8			0-0 SH3-4 1B	0-0 4-3		5	2	2	0	0	1	1				
Bobby Bonds, R OBP: 0.600, SLG: 0.600 (1, 9) S	0-3 K		0-0 G3 2B		0-0 6-3		0-0 SH3-4 1B	0-0 FC6-4 1B		5	2	3	0	0	1	2				
Bill Melton, R OBP: 0.244, SLG: 0.359 (1, 10) X	0-0 PB 2B		0-0 G3		0-3 K		0-0 SH3-4	0-0 FC6-4		4	1	1	2	0	1	2				
Bruce Bochte, L OBP: 0.400, SLG: 0.417 (1, 3) X	0-0 2H 2B		0-0 2B		0-0 1B		4-0 E IBB			3	2	3	2	1	0	0				
Leroy Stanton, R OBP: 0.382, SLG: 0.423 (1, 7) X	0-0 F7		0-0 2B		0-0 F4		0-0 F4			4	0	1	1	0	0	5				
Dave Chalk, R OBP: 0.425, SLG: 0.486 (1, 5) X	0-0 F9		0-0 F4		0-0 5-3		0-0 E2 3B			4	1	1	3	0	0	2				
Andy Etchebarren, R OBP: 0.471, SLG: 0.467 (1, 2) X		0-0 SH1-3 1B		0-0 4-3		0-0 F9		0-0 HBP		3	0	1	0	0	0	1				
Orlando Ramirez, R OBP: 0.222, SLG: 0.231 (1, 6) X		0-0 SH1-3		0-0 G3		0-0 S BB		0-0 F8		2	0	0	0	1	0	1				
Inning Stats	R: 3 E: 0 K: 1 S: 9	H: 4 LOB: 1 BB: 0 P: 9	R: 0 E: 0 K: 1 S: 6	H: 1 LOB: 1 BB: 0 P: 6	R: 2 E: 0 K: 0 S: 6	H: 3 LOB: 1 BB: 0 P: 6	R: 0 E: 0 K: 0 S: 3	H: 0 LOB: 0 BB: 0 P: 3	R: 0 E: 0 K: 1 S: 6	H: 1 LOB: 1 BB: 0 P: 6	R: 0 E: 0 K: 0 S: 3	H: 0 LOB: 1 BB: 1 P: 7	R: 4 E: 1 K: 0 S: 6	H: 3 LOB: 1 BB: 1 P: 11	R: 0 E: 0 K: 0 S: 4	H: 1 LOB: 1 BB: 0 P: 4	1B: 8 2B: 4 3B: 1 HR: 0	SF: 0 SAC: 2 DP: 0 HBP: 1	WP: 0 PB: 1 SB: 2 CS: 0	PA: 40
PITCHER Mike Cuellar, L ERA: 19.8 Wayne Garland, R ERA: 3.12 (3, 1)	IP: 2.1 WLS: L BF: 15 H: 8 R: 5 ER: 5 SO: 2 BB: 0 IBB: 0 HBP: 0 BLK: 0 WP: 0 HR: 0 S: 19 P: 19 ERA: 19.29 WHIP: 3.429															PITCHER				

Baltimore Orioles @ California Angels
Anaheim Stadium, Anaheim, CA
Mon Apr 19 1976, 9:05 PM EST
Att: 14,201 - Unknown


AB 35
R 9
H 13
RBI 8
BB 2
SO 3
LOB 16



Batter	1	2	3	4	5	6	7	8	9	AB	R	H	RBI	BB	SO	LOB	TOP										
Al Bumby, L OBP: 0.294, SLG: 0.400 (1, 7)	0-0 2-3	0-0 1B 2B		0-0 CS	0-3 K		0-0 2B			4	1	2	1	0	1	0											
Paul Blair, R OBP: 0.231, SLG: 0.243 (1, 8)	0-0 S SF9	0-0 2B		0-0 2B	0-3 K		0-0 5-3			4	1	2	1	0	1	1											
Bobby Grich, R OBP: 0.400, SLG: 0.333 (1, 4)	4-0 SF9 S	0-0 5-3			4-0 BB			0-0 F8		2	1	0	0	2	0	1											
Tim Nordbrook, R (8, 4)	SF9 PB									0	0	0	0	0	0	0											
Andres Mora, R OBP: 0.222, SLG: 0.563 (1, 10)	0-0 SF9			0-0 F8				0-0 F7		3	0	0	1	0	0	1											
Ken Singleton, S OBP: 0.200, SLG: 0.256 (1, 9)	0-0 HR			0-0 4-3				0-0 F8		4	1	2	1	0	0	0											
Tony Muser, L OBP: 0.226, SLG: 0.207 (1, 3)	0-0 F7			0-0 F7				0-0 F9		4	0	0	0	0	0	1											
Eliot Hendricks, L OBP: 0.136, SLG: 0.136 (1, 2)				0-0 F7				0-0 F7		4	0	0	0	0	1	0											
Brooks Robinson, R OBP: 0.111, SLG: 0.088 (1, 5)		0-0 E4 2B		0-0 1-3				0-0 F4		4	1	0	0	0	0	0											
Mark Belanger, R OBP: 0.250, SLG: 0.321 (1, 6)		0-0 5-3		0-0 CS 1B				0-0 4-3		3	0	1	0	0	0	1											
Inning Stats	R: 3 E: 0 K: 0 S: 5	H: 2 LOB: 0 BB: 1 P: 9	R: 2 E: 1 K: 0 S: 6	H: 2 LOB: 1 BB: 0 P: 6	R: 0 E: 0 K: 0 S: 3	H: 0 LOB: 0 BB: 0 P: 3	R: 0 E: 0 K: 0 S: 3	H: 1 LOB: 0 BB: 0 P: 3	R: 0 E: 0 K: 1 S: 5	H: 0 LOB: 1 BB: 0 P: 5	R: 0 E: 0 K: 0 S: 4	H: 1 LOB: 1 BB: 0 P: 4	R: 0 E: 0 K: 0 S: 3	H: 0 LOB: 0 BB: 0 P: 3	R: 0 E: 0 K: 0 S: 3	H: 0 LOB: 0 BB: 0 P: 3	1B: 3 2B: 3 3B: 0 HR: 1	SF: 1 SAC: 0 DP: 1 HBP: 0	WP: 0 PB: 1 SB: 2 CS: 1	PA: 36							
PITCHER	IP	WLS	BF	H	R	ER	SO	BB	IBB	HBP	BLK	WP	HR	S	P	ERA	WHIP										
Don Kirkwood, R ERA: 10.8 (1, 1)	1.2	L	11	4	5	3	0	1	0	0	0	0	1	10	14	16.20	3.000										
Paul Hartzell, R ERA: 2.79 (2, 1)	5.1		18	3	0	0	3	1	0	0	0	0	0	23	27	0.00	0.750										
Dick Drago, R ERA: 2.45 (8, 1)	2.0		6	0	0	0	0	0	0	0	0	0	0	6	6	0.00	0.000										

Baltimore Orioles @ California Angels
Anaheim Stadium, Anaheim, CA
Wed Apr 21 1976, 9:05 PM EST
Att: 9,875 - Unknown


AB 32
R 5
H 7
RBI 4
BB 2
SO 3
LOB 5



Batter	1	2	3	4	5	6	7	8	9	AB	R	H	RBI	BB	SO	LOB	BOTTOM										
Rusty Torres, S OBP: 0.268, SLG: 0.243 (1, 8)	0-0 6-3		0-3 K			0-0 F7			4-0 FC6-4 1B	3	1	0	0	1	1	1											
Jerry Remy, L OBP: 0.294, SLG: 0.222 (1, 4)	0-0 F6			0-3 K		0-0 3-1			0-0 FC6-4 1B	4	0	1	0	0	1	0											
Bobby Bonds, R OBP: 0.385, SLG: 0.333 (1, 9)	0-0 F8			0-0 F8					0-0 FC6-4 BB	4	0	0	0	0	0	2											
Bill Melton, R OBP: 0.245, SLG: 0.370 (1, 10)		0-0 F7		0-0 F3					0-0 SF9	3	0	0	1	0	0	0											
Bruce Bochte, L OBP: 0.396, SLG: 0.419 (1, 3)		0-0 6-3			0-0 4-3 1B			0-3 K2-3	4-0 BB	3	0	1	0	1	1	0											
Joe Lahoud, L OBP: 0.286, SLG: 0.176 (1, 7)		0-3 K		0-0 4-3				0-0 F9	0-0 G3	4	0	0	0	0	1	3											
Dave Chalk, R OBP: 0.447, SLG: 0.500 (1, 5)				0-0 F8		0-0 F5		4-0 BB		2	0	0	0	1	0	1											
Ed Herrmann, L OBP: 0.192, SLG: 0.500 (1, 2)				0-0 F9		0-0 F7			0-0 F9	3	0	0	0	0	0	2											
Orlando Ramirez, R OBP: 0.250, SLG: 0.233 (1, 6)			4-0 BB							1	0	0	0	1	1	0											
Adrian Garrett, L (8, PH)										1	0	0	0	0	0	1											
Billy Smith, S OBP: 0.200, SLG: 0.200 (8, 6)										0	0	0	0	0	0	0											
Inning Stats	R: 0 E: 0 K: 0 S: 3	H: 0 LOB: 0 BB: 0 P: 3	R: 0 E: 0 K: 1 S: 5	H: 0 LOB: 0 BB: 0 P: 5	R: 0 E: 0 K: 1 S: 5	H: 0 LOB: 1 BB: 1 P: 9	R: 0 E: 0 K: 1 S: 5	H: 0 LOB: 0 BB: 0 P: 5	R: 0 E: 0 K: 1 S: 5	H: 0 LOB: 0 BB: 0 P: 5	R: 0 E: 0 K: 0 S: 3	H: 0 LOB: 1 BB: 1 P: 7	R: 1 E: 0 K: 0 S: 4	H: 1 LOB: 2 BB: 2 P: 12	1B: 2 2B: 0 3B: 0 HR: 0	SF: 1 SAC: 0 DP: 0 HBP: 0	WP: 0 PB: 0 SB: 0 CS: 0	PA: 33									
PITCHER	IP	WLS	BF	H	R	ER	SO	BB	IBB	HBP	BLK	WP	HR	S	P	ERA	WHIP										
Jim Palmer, R ERA: 2.43 (1, 1)	8.2		32	2	1	1	5	4	0	0	0	0	0	1	1	1.04	0.692										
Dyar Miller, R ERA: 2.09 (8, 1)	0.1	S	1	0	0	0	0	0	0	0	0	0	0	1	1	0.00	0.000										

Baltimore Orioles @ California Angels
Anaheim Stadium, Anaheim, CA
Wed Apr 21 1976, 9:05 PM EST
Att: 9,875 - Unknown

AB 28
R 1
H 2
RBI 1
BB 4
SO 5
LOB 10



Batter	1	2	3	4	5	6	7	8	9	AB	R	H	RBI	BB	SO	LOB	TOP			
Rusty Torres, S (1, 8) OBP: 0.244, SLG: 0.220 Adrian Garrett, L (9, PH)	K		P5		F9		F5		G4-6-3	4	0	0	0	0	1	4				
Jerry Remy, L (1, 4) OBP: 0.273, SLG: 0.204	F8		1-3			4-3	FC4-6			4	0	0	0	0	0	3				
Bobby Bonds, R (1, 9) OBP: 0.471, SLG: 0.600	K			5-3		FC3-6	BB		HR	3	1	2	1	1	1	0				
Bill Melton, R (1, 10) OBP: 0.245, SLG: 0.347		F8		5-3		FC3-6	BB		5-3	3	0	0	0	1	0	1				
Bruce Bochte, L (1, 3) OBP: 0.365, SLG: 0.383	6-3		F8		FC3-6	BB	F9			4	0	0	0	0	0	3				
Joe Lahoud, L (1, 7) OBP: 0.280, SLG: 0.190 Dave Collins, S (8, PR) Leroy Stanton, R (8, 7) OBP: 0.371, SLG: 0.407	F9		P5		F9				1B	4	0	1	0	0	0	3				
Dave Chalk, R (1, 5) OBP: 0.451, SLG: 0.512			1-3	BB	4-3		5-3		K	3	1	1	0	1	1	1				
Andy Etchebarren, R (1, 2) OBP: 0.409, SLG: 0.400		1-3		1-2	4-3		1B		1-6-3	4	0	1	0	0	0	2				
Orlando Ramirez, R (1, 6) OBP: 0.286, SLG: 0.273 Billy Smith, S (9, PH) OBP: 0.333, SLG: 0.333			4-3	1B	4-3		FC4-6		1B	3	0	2	1	0	0	1				
Inning Stats	R: 0 E: 0 K: 2 S: 7	H: 0 LOB: 0 BB: 0 P: 7	R: 0 E: 0 K: 0 S: 3	H: 0 LOB: 0 BB: 0 P: 3	R: 1 E: 0 K: 0 S: 4	H: 1 LOB: 1 BB: 1 P: 8	R: 0 E: 0 K: 0 S: 4	H: 1 LOB: 1 BB: 0 P: 4	R: 0 E: 0 K: 0 S: 3	H: 0 LOB: 2 BB: 2 P: 11	R: 0 E: 0 K: 0 S: 5	H: 2 LOB: 2 BB: 0 P: 5	R: 1 E: 0 K: 1 S: 7	H: 2 LOB: 1 BB: 0 P: 7	R: 0 E: 0 K: 0 S: 3	H: 1 LOB: 0 BB: 0 P: 3	1B: 6 2B: 1 3B: 0 HR: 1	SF: 0 SAC: 0 DP: 1 HBP: 0	WP: 0 PA: 37 CS: 1	
PITCHER	IP	WLS	BF	H	R	ER	SO	BB	IBB	HBP	BLK	WP	HR	S	P	ERA	WHIP			
Jim Slaton, R (1, 1) ERA: 1.67	8.1	W	36	8	2	2	3	3	0	0	0	0	1	39	51	2.16	1.320			
Eduardo Rodriguez, R (9, 1) ERA: 6.43	0.2	S	1	0	0	0	0	0	0	0	0	0	0	1	1	0.00	0.000			

California Angels @ Milwaukee Brewers
Milwaukee County Stadium, Milwaukee, WI

AB 34
R 2
H 8
RBI 2
BB 3
SO 3
LOB 19




WP: 0 PA: 37
CS: 1

Batter	1	2	3	4	5	6	7	8	9	AB	R	H	RBI	BB	SO	LOB	BOTTOM			
Don Money, R (1, 5) OBP: 0.256, SLG: 0.389	4-3		P4		1-3			G3		4	1	1	0	0	0	2				
Robin Yount, R (1, 6) OBP: 0.375, SLG: 0.333	4-3		K			K		G3		4	0	0	0	0	2	1				
George Scott, R (1, 3) OBP: 0.316, SLG: 0.424	HR			K		P4		2B		4	2	2	1	0	1	0				
Darrell Porter, L (1, 2) OBP: 0.324, SLG: 0.233	K			P6		K		SF8		3	0	0	1	0	2	0				
Sixto Lezcano, R (1, 8) OBP: 0.378, SLG: 0.412		F7		F9			K	E		4	1	1	0	0	1	0				
Hank Aaron, R (1, 10) OBP: 0.387, SLG: 0.379 Kurt Bevacqua, R (7, PR)		CS					BB	E6		3	0	3	0	0	0	0				
Bobby Darwin, R (1, 9) OBP: 0.250, SLG: 0.267 Gorman Thomas, R (9, 9) OBP: 0.333, SLG: 0.333		1B					1B	2B		4	0	1	0	0	2	3				
Charlie Moore, R (1, 7) OBP: 0.361, SLG: 0.346		1B						K		0	0	0	0	0	0	0				
Charlie Moore, R (1, 7) OBP: 0.361, SLG: 0.346		K						E9		2	0	0	0	1	1	3				
Pedro Garcia, R (1, 4) OBP: 0.276, SLG: 0.370			K					BB		3	0	0	0	0	2	4				
Inning Stats	R: 1 E: 0 K: 1 S: 6	H: 1 LOB: 0 BB: 0 P: 6	R: 0 E: 0 K: 1 S: 6	H: 2 LOB: 2 BB: 0 P: 6	R: 0 E: 0 K: 2 S: 7	H: 0 LOB: 0 BB: 0 P: 7	R: 0 E: 0 K: 1 S: 5	H: 0 LOB: 0 BB: 0 P: 5	R: 0 E: 1 K: 2 S: 9	H: 1 LOB: 2 BB: 0 P: 9	R: 0 E: 0 K: 2 S: 7	H: 0 LOB: 0 BB: 0 P: 7	R: 0 E: 0 K: 1 S: 6	H: 1 LOB: 2 BB: 1 P: 10	R: 3 E: 1 K: 1 S: 9	H: 3 LOB: 1 BB: 0 P: 9	1B: 5 2B: 3 3B: 0 HR: 1	SF: 1 SAC: 0 DP: 1 HBP: 0	WP: 0 PA: 34 CS: 1	
PITCHER	IP	WLS	BF	H	R	ER	SO	BB	IBB	HBP	BLK	WP	HR	S	P	ERA	WHIP			
Gary Ross, R (1, 1) ERA: 2.55	7.1	L	30	7	3	2	10	1	0	0	0	0	0	6	6	2.46	1.091			
Jim Brewer, L (8, 1) ERA: 1.23	0.2		4	1	1	0	1	0	0	0	0	0	0	6	6	0.00	1.500			

California Angels @ Milwaukee Brewers
Milwaukee County Stadium, Milwaukee, WI

AB 32
R 4
H 8
RBI 2
BB 1
SO 11
LOB 13



WP: 0 PA: 34
CS: 1

Batter	1	2	3	4	5	6	7	8	9	AB	R	H	RBI	BB	SO	LOB	TOP			
Dave Collins, S (1.7) <small>OBP: 0.356, SLG: 0.237</small> Andy Etchebarren, R (6.2) <small>OBP: 0.433, SLG: 0.400</small> Paul Dade, R (9. PR)	0-0 4-3			0-0 1-3		0-3 K		4-0 SH3-4 BB	3 0 0 0 0 1 2 0 0 0 0 1 0 0 0 0 0 0 0 0 0								California Angels @ Milwaukee Brewers Milwaukee County Stadium, Milwaukee, WI Mon Apr 26 1976, 8:05 PM EDT Att. 3,841 - Unknown - 38 F			
Jerry Remy, L (1.4) <small>OBP: 0.276, SLG: 0.212</small>	0-0 5-3 1B			0-0 4-3		0-0 F8		0-0 SH3-4 1-2	3 0 1 0 0 0 2											
Bobby Bonds, R (1.8) <small>OBP: 0.476, SLG: 0.529</small> (6.9)	0-0 5-3 1-2			4-0 BB		0-3 K		4-0 G6-4-3 BB	2 0 0 0 2 1 1											
Bill Melton, R (1.10) <small>OBP: 0.228, SLG: 0.321</small>		0-0 5-3		0-0 F4		0-0 F5		0-0 G6-4-3 1-2	4 0 0 0 0 0 3											
Bruce Bochte, L (1.3) <small>OBP: 0.345, SLG: 0.360</small>		0-0 G3			0-0 F8		0-0 F9		3 0 0 0 0 0 0											
Joe Lahoud, L (1.9) <small>OBP: 0.286, SLG: 0.250</small> (6.7)		0-0 4-3			0-0 3-1			0-0 F8 2B	3 0 1 0 0 0 0											
Dave Chalk, R (1.5) <small>OBP: 0.426, SLG: 0.478</small>			0-0 6-3		0-0 5-3			0-0 F9	3 0 0 0 0 0 1											
Ed Herrmann, L (1.2) <small>OBP: 0.214, SLG: 0.500</small> (6. PR) Rusty Torres, S (6. PR) <small>OBP: 0.239, SLG: 0.214</small> (6.8)			0-0 F8			0-0 SH3-4 1B		0-0 F8 2-3	2 0 1 0 0 0 0 1 0 0 0 0 0 1											
Orlando Ramirez, R (1.6) <small>OBP: 0.278, SLG: 0.265</small> Adrian Garrett, L (8. PH) Billy Smith, S (8.6) <small>OBP: 0.333, SLG: 0.333</small>			0-0 P4			0-0 SH3-4 1-2		0-3 K	1 0 0 0 0 0 0 1 0 0 0 0 1 1 0 0 0 0 0 0 0											
Inning Stats	R: 0 E: 0 K: 0 S: 3	H: 1 LOB: 0 BB: 0 P: 3	R: 0 E: 0 K: 0 S: 3	H: 0 LOB: 0 BB: 0 P: 3	R: 0 E: 0 K: 0 S: 3	H: 0 LOB: 1 BB: 1 P: 7	R: 0 E: 0 K: 0 S: 3	H: 0 LOB: 0 BB: 0 P: 3	R: 0 E: 0 K: 1 S: 6	H: 1 LOB: 2 BB: 0 P: 6	R: 0 E: 0 K: 1 S: 5	H: 0 LOB: 0 BB: 0 P: 5	R: 0 E: 0 K: 1 S: 6	H: 1 LOB: 1 BB: 0 P: 6	R: 0 E: 0 K: 0 S: 2	H: 0 LOB: 2 BB: 2 P: 10		1B: 2 2B: 1 3B: 0 HR: 0	SF: 0 SAC: 2 DP: 1 HBP: 0	WP: 0 PB: 0 SB: 0 CS: 0
PITCHER	IP WLS BF H R ER SO BB IBB HBP BLK WP HR S P ERA WHIP																			
Jim Colborn, R (1.1) <small>ERA: 0.41</small> Eduardo Rodriguez, R (9.1) <small>ERA: 5.87</small>	8.1 W 30 3 0 0 3 3 0 0 0 0 0 0 0 0 0.00 0.720																			
	0.2 S 1 0 0 0 0 0 0 0 0 0 0 0 0 0 0.00 0.000																			

Batter	1	2	3	4	5	6	7	8	9	AB	R	H	RBI	BB	SO	LOB	BOTTOM	
Don Money, R (1.5) <small>OBP: 0.302, SLG: 0.474</small>	0-0 HR		0-3 K			4-0 BB		4-0 2-3 BB	2 1 1 1 2 1 0								California Angels @ Milwaukee Brewers Milwaukee County Stadium, Milwaukee, WI Mon Apr 26 1976, 8:05 PM EDT Att. 3,841 - Unknown - 38 F	
Robin Yount, R (1.6) <small>OBP: 0.389, SLG: 0.333</small>	4-0 CS BB			0-0 FC6-4 1B		0-0 F7		0-3 K	3 0 1 0 1 1 3									
George Scott, R (1.3) <small>OBP: 0.293, SLG: 0.389</small>	0-0 P6			0-3 K		0-3 K			3 0 0 0 0 2 3									
Hank Aaron, R (1.10) <small>OBP: 0.353, SLG: 0.344</small>	0-3 K 1-2			0-0 L7		0-0 F7			3 0 0 0 0 1 2									
Sixto Lezcano, R (1.8) <small>OBP: 0.350, SLG: 0.378</small>		0-3 K		0-0 FC6-4 1-2		0-3 K			3 0 0 0 0 2 1									
Bobby Darwin, R (1.9) <small>OBP: 0.211, SLG: 0.222</small> Gorman Thomas, R (8.9) <small>OBP: 0.333, SLG: 0.333</small>		0-3 K			0-0 P9		0-3 K		3 0 0 0 0 2 0 0 0 0 0 0 0 0									
Darrell Porter, L (1.2) <small>OBP: 0.300, SLG: 0.212</small>		0-0 4-3			0-0 3-1			0-0 E6 WP SH1-3	3 0 0 0 0 0 0									
Charlie Moore, R (1.7) <small>OBP: 0.333, SLG: 0.310</small>			0-0 5-3		0-3 K			0-3 K	3 0 0 0 0 2 1									
Pedro Garcia, R (1.4) <small>OBP: 0.258, SLG: 0.345</small>			0-0 F7			0-3 K		0-0 SH1-3 1-2	2 0 0 0 0 1 0									
Inning Stats	R: 1 E: 0 K: 1 S: 5	H: 1 LOB: 1 BB: 1 P: 9	R: 0 E: 0 K: 2 S: 7	H: 0 LOB: 0 BB: 0 P: 7	R: 0 E: 0 K: 1 S: 5	H: 0 LOB: 0 BB: 0 P: 5	R: 0 E: 0 K: 1 S: 6	H: 1 LOB: 1 BB: 0 P: 6	R: 0 E: 0 K: 2 S: 7	H: 0 LOB: 1 BB: 1 P: 11	R: 0 E: 0 K: 2 S: 7	H: 0 LOB: 0 BB: 0 P: 7	R: 0 E: 1 K: 2 S: 8	H: 0 LOB: 2 BB: 1 P: 12	1B: 1 2B: 1 3B: 0 HR: 1	SF: 0 SAC: 1 DP: 1 HBP: 0		WP: 1 PB: 0 SB: 0 CS: 1
PITCHER	IP WLS BF H R ER SO BB IBB HBP BLK WP HR S P ERA WHIP																	
Frank Tanana, L (1.1) <small>ERA: 4.68</small>	8.0 L 29 2 1 1 12 3 0 0 0 0 1 1 1 50 1.12 0.625																	


AB 26
R 0
H 3
RBI 0
BB 3
SO 3
LOB 11




AB 25
R 1
H 2
RBI 1
BB 3
SO 12
LOB 10



WP: 1
PB: 0
SB: 0
CS: 1

Batter	1	2	3	4	5	6	7	8	9	AB	R	H	RBI	BB	SO	LOB	TOP								
Rusty Torres, S OBP: 0.250, SLG: 0.269 (1, 8)	F8	K			5-3		F9		F7	5	0	0	0	0	1	3	California Angels @ Cleveland Indians Cleveland Municipal Stadium, Cleveland, OH Fri Apr 30 1976, 7:05 PM EDT Att: 5,933 - Unknown - 52 F 								
Jerry Remy, L OBP: 0.266, SLG: 0.219 (1, 4)	1B		F9		1-3		K			4	1	1	0	0	1	0									
Bobby Bonds, R OBP: 0.471, SLG: 0.556 (1, 9)	F8			HR				P3		4	1	2	1	0	0	1									
Bill Melton, R OBP: 0.300, SLG: 0.344 Dave Collins, S OBP: 0.407, SLG: 0.256 (8, PR)	2H				F2			CS	BB	2	0	1	1	2	0	1									
Bruce Bochte, L OBP: 0.324, SLG: 0.333 (1, 3)	F8		F8					BB	1B	4	0	1	0	0	0	2									
Leroy Stanton, R OBP: 0.340, SLG: 0.385 (1, 7)		K	P6						K	4	0	1	0	0	2	2									
Dave Chalk, R OBP: 0.388, SLG: 0.424 (1, 5)					1-3					4	0	1	0	0	0	1									
Andy Etchebarren, R OBP: 0.343, SLG: 0.290 Ed Herrmann, L OBP: 0.207, SLG: 0.481 (9, PH)	FC6-4	1B			6-3				K	3	0	1	0	0	0	1									
Orlando Ramirez, R OBP: 0.273, SLG: 0.262 Joe Lahoud, L OBP: 0.286, SLG: 0.250 Billy Smith, S OBP: 0.333, SLG: 0.333 (9, PR)	FC6-4				5-3				CI	3	0	0	0	0	1	2									
Inning Stats	R: 1 E: 0 K: 0 S: 5	H: 2 LOB: 1 BB: 0 P: 5	R: 0 E: 0 K: 2 S: 9	H: 2 LOB: 2 BB: 0 P: 9	R: 1 E: 0 K: 0 S: 4	H: 1 LOB: 1 BB: 1 P: 8	R: 0 E: 0 K: 0 S: 3	H: 0 LOB: 0 BB: 0 P: 3	R: 0 E: 0 K: 0 S: 4	H: 1 LOB: 1 BB: 0 P: 4	R: 0 E: 0 K: 2 S: 7	H: 0 LOB: 0 BB: 0 P: 7	R: 0 E: 0 K: 1 S: 5	H: 1 LOB: 1 BB: 1 P: 9	R: 0 E: 1 K: 1 S: 6	H: 0 LOB: 1 BB: 0 P: 6		1B: 5 2B: 2 3B: 0 HR: 1	SF: 0 SAC: 0 DP: 0 HBP: 0	WP: 0 PB: 0 SB: 0 CS: 1	PA: 37				
PITCHER	IP	WLS	BF	H	R	ER	SO	BB	IBB	HBP	BLK	WP	HR	S	P	ERA	WHIP								
Fritz Peterson, L ERA: 5.28 Jim Kern, R ERA: 1.02	(1, 1)	5.1	24	7	2	2	2	1	0	0	0	0	1	27	31	3.38	1.500								

Batter	1	2	3	4	5	6	7	8	9	AB	R	H	RBI	BB	SO	LOB	BOTTOM								
Rick Manning, L OBP: 0.452, SLG: 0.519 (1, 8)										3	1	3	0	2	0	0	California Angels @ Cleveland Indians Cleveland Municipal Stadium, Cleveland, OH Fri Apr 30 1976, 7:05 PM EDT Att: 5,933 - Unknown - 52 F 								
Larvell Blanks, R OBP: 0.111, SLG: 0.111 (9, 6)	1B		FC5-4		FC5-6					5	0	0	0	0	0	9									
Buddy Bell, R OBP: 0.482, SLG: 0.489 (1, 5)	L4									3	1	1	0	2	1	2									
Rico Carty, R OBP: 0.370, SLG: 0.457 Rick Waits, L (9, PR)	K				1-3					5	0	1	0	0	2	7									
George Hendrick, R OBP: 0.264, SLG: 0.520 (1, 7)					4-3					5	2	2	3	0	1	2									
Charlie Spikes, R OBP: 0.375, SLG: 0.357 (1, 9)					6-3					3	0	1	0	0	0	1									
Doug Howard, R OBP: 0.250, SLG: 0.263 (1, 3)										3	0	1	1	0	1	1									
Alan Ashby, S OBP: 0.364, SLG: 0.450 (1, 2)										3	0	0	0	1	2	2									
Frank Duffy, R OBP: 0.333, SLG: 0.308 John Lowenstein, L (8, PH)										2	0	1	0	1	0	1									
Duane Kuiper, L OBP: 0.296, SLG: 0.271 (9, 4)										0	0	0	0	0	0	0									
Inning Stats	R: 0 E: 0 K: 1 S: 6	H: 1 LOB: 1 BB: 0 P: 6	R: 0 E: 0 K: 0 S: 3	H: 0 LOB: 0 BB: 0 P: 3	R: 0 E: 0 K: 1 S: 7	H: 2 LOB: 3 BB: 1 P: 11	R: 0 E: 0 K: 2 S: 8	H: 1 LOB: 1 BB: 0 P: 8	R: 0 E: 0 K: 1 S: 5	H: 2 LOB: 1 BB: 2 P: 5	R: 0 E: 0 K: 0 S: 8	H: 1 LOB: 2 BB: 1 P: 12	R: 0 E: 0 K: 0 S: 3	H: 0 LOB: 3 BB: 2 P: 12	R: 3 E: 0 K: 0 S: 3	H: 3 LOB: 1 BB: 0 P: 3	1B: 7 2B: 2 3B: 0 HR: 1	SF: 0 SAC: 1 DP: 0 HBP: 1	WP: 0 PB: 0 SB: 5 CS: 0	PA: 41					
PITCHER	IP	WLS	BF	H	R	ER	SO	BB	IBB	HBP	BLK	WP	HR	S	P	ERA	WHIP								
Frank Tanana, L ERA: 3.9 Dick Drago, R ERA: 4.66	(1, 1)	7.1	35	7	2	1	7	5	0	0	0	0	1	43	64	1.23	1.636								

Batter	1	2	3	4	5	6	7	8	9	AB	R	H	RBI	BB	SO	LOB	TOP				
Rusty Torres, S OBP: 0.246, SLG: 0.263 (1, 8)	5-3	G3				F9			1-3	5	0	1	1	0	0	0					
Jerry Remy, L OBP: 0.280, SLG: 0.250 (1, 4)	BB WP 1B		4-3	CS	5-3-6		1-3			4	1	2	0	0	0	0					
Bobby Bonds, R OBP: 0.447, SLG: 0.516 (1, 9)	WP BB 1B		K		5-3-6		6-3			4	1	1	0	0	1	1					
Bill Melton, R OBP: 0.311, SLG: 0.391 (1, 10)	WP BB 1B		4-3				F8			3	2	1	1	1	0	0					
Bruce Bochte, L OBP: 0.361, SLG: 0.364 (1, 3)	S 1B			1B FC6-4	1B			G5-4-3		3	1	3	2	1	0	0					
Joe Lahoud, L OBP: 0.281, SLG: 0.250 (1, 7)	K			F9	1B FC6-4		G5-4-3			4	0	1	0	0	1	3					
Dave Chalk, R OBP: 0.380, SLG: 0.413 (1, 5)	K			FC6-4	FC6-4		K			4	1	1	0	0	2	3					
Ed Herrmann, L OBP: 0.212, SLG: 0.433 (1, 2)		4-3		FC6-4		G1		F7		3	0	0	0	1	0	0					
Orlando Ramirez, R OBP: 0.250, SLG: 0.239 (1, 6)	K			FC6-4	CS 1B	F8		F8		4	0	0	1	0	1	2					
Inning Stats	R: 3 E: 0 K: 2 S: 10	H: 3 LOB: 1 BB: 1 P: 14	R: 0 E: 0 K: 1 S: 5	H: 0 LOB: 0 BB: 0 P: 5	R: 0 E: 0 K: 1 S: 5	H: 0 LOB: 0 BB: 0 P: 5	R: 2 E: 0 K: 0 S: 4	H: 2 LOB: 1 BB: 2 P: 12	R: 1 E: 0 K: 0 S: 6	H: 4 LOB: 2 BB: 0 P: 6	R: 0 E: 0 K: 0 S: 3	H: 0 LOB: 0 BB: 0 P: 3	R: 0 E: 0 K: 1 S: 5	H: 1 LOB: 0 BB: 0 P: 5	R: 0 E: 0 K: 0 S: 3	H: 0 LOB: 0 BB: 0 P: 3	1B: 8 2B: 2 3B: 0 HR: 1	SF: 0 SAC: 0 DP: 2 HBP: 0	WP: 1 PB: 0 SB: 1 CS: 1	PA: 38	
PITCHER	IP	WLS	BF	H	R	ER	SO	BB	IBB	HBP	BLK	WP	HR	S	P	ERA	WHIP				
Pat Dobson, R ERA: 6.48 (1, 1)	3.2	L	19	5	5	5	4	2	1	0	0	1	0	24	36	12.27	1.909				
Don Hood, L ERA: 3.18 (4, 1)	2.2		10	4	1	1	0	0	0	0	0	0	1	10	10	3.38	1.500				
Stan Thomas, R ERA: 2.45 (7, 1)	1.2		5	1	0	0	1	0	0	0	0	0	0	7	7	0.00	0.600				
Tom Buskey, R ERA: 4.5 (9, 1)	1.0		3	0	0	0	0	0	0	0	0	0	0	3	3	0.00	0.000				

California Angels @ Cleveland Indians
Cleveland Municipal Stadium, Cleveland, OH
Sat May 01 1976, 3:33 AM EDT
Att: 17,496 - Unknown

AB	34
R	6
H	10
RBI	5
BB	3
SO	5
LOB	9



Batter	1	2	3	4	5	6	7	8	9	AB	R	H	RBI	BB	SO	LOB	BOTTOM					
Rick Manning, L OBP: 0.439, SLG: 0.491 (1, 8)	1B BB		4-3		K			4-3		3	0	0	0	1	1	0						
Duane Kuiper, L OBP: 0.293, SLG: 0.255 (1, 4)	K				K			1-3		3	0	0	0	1	2	1						
Buddy Bell, R OBP: 0.483, SLG: 0.490 (1, 5)	G6-4-3					G4-6-3		6-3		4	0	2	0	0	1	1						
Rico Carty, R OBP: 0.362, SLG: 0.460 (1, 10)	G6-4-3			1B 6-3	2B	G4-6-3		F8		4	1	1	0	0	0	3						
George Hendrick, R OBP: 0.263, SLG: 0.491 (1, 7)	E S BB			5-3		F9		K		3	0	0	0	1	1	1						
John Lowenstein, L OBP: 0.429, SLG: 0.111 (1, 3)	F9			S	1B	F7		FC5-4		3	0	1	0	1	0	1						
Charlie Spikes, R OBP: 0.365, SLG: 0.348 (1, 9)	K			6-3		E		FC5-4		4	0	1	1	0	1	3						
Alan Ashby, S OBP: 0.340, SLG: 0.419 (1, 2)	K			1-3		E4		G5-4-3		3	0	0	0	0	1	3						
Frank Duffy, R OBP: 0.311, SLG: 0.286 (1, 6)			F8		5-3	G5-4-3				3	0	0	0	0	2							
Inning Stats	R: 0 E: 0 K: 1 S: 5	H: 1 LOB: 1 BB: 1 P: 9	R: 0 E: 0 K: 2 S: 7	H: 0 LOB: 1 BB: 1 P: 11	R: 0 E: 0 K: 1 S: 5	H: 0 LOB: 1 BB: 1 P: 9	R: 1 E: 0 K: 0 S: 5	H: 2 LOB: 1 BB: 0 P: 5	R: 0 E: 0 K: 2 S: 7	H: 0 LOB: 0 BB: 0 P: 7	R: 0 E: 0 K: 0 S: 3	H: 1 LOB: 0 BB: 0 P: 3	R: 0 E: 1 K: 0 S: 4	H: 1 LOB: 1 BB: 0 P: 4	R: 0 E: 0 K: 0 S: 3	H: 0 LOB: 0 BB: 0 P: 3	R: 0 E: 0 K: 1 S: 5	H: 0 LOB: 1 BB: 1 P: 9	1B: 4 2B: 1 3B: 0 HR: 0	SF: 0 SAC: 0 DP: 3 HBP: 0	WP: 0 PB: 0 SB: 2 CS: 0	PA: 34
PITCHER	IP	WLS	BF	H	R	ER	SO	BB	IBB	HBP	BLK	WP	HR	S	P	ERA	WHIP					
Nolan Ryan, R ERA: 1.42 (1, 1)	5.0	W	20	3	1	1	6	3	0	0	0	0	0	29	41	1.80	1.200					
Paul Hartzell, R ERA: 1.62 (6, 1)	4.0	S	14	2	0	0	1	1	0	0	0	0	0	15	19	0.00	0.750					

California Angels @ Cleveland Indians
Cleveland Municipal Stadium, Cleveland, OH
Sat May 01 1976, 3:33 AM EDT
Att: 17,496 - Unknown

AB	30
R	1
H	5
RBI	1
BB	4
SO	7
LOB	15



Batter	1	2	3	4	5	6	7	8	9	AB	R	H	RBI	BB	SO	LOB	TOP										
Rusty Torres, S OBP: 0.273, SLG: 0.317 (1, 8)										3	1	1	1	2	0	1	California Angels @ Cleveland Indians Cleveland Municipal Stadium, Cleveland, OH Sun May 02 1976, 3:33AM EDT Unknown - 62 F										
Jerry Remy, L OBP: 0.266, SLG: 0.250 (1, 4)										4	1	1	0	1	1	2											
Bobby Bonds, R OBP: 0.452, SLG: 0.500 (1, 9)										3	0	1	0	1	1	0											
Bill Melton, R OBP: 0.321, SLG: 0.418 (1, 10)										3	1	2	1	0	1	3											
Bruce Bochte, L OBP: 0.368, SLG: 0.371 (1, 3)										4	0	2	1	0	0	4											
Joe Lahoud, L OBP: 0.276, SLG: 0.226 (1, 7)										3	0	0	0	1	0	2											
Dave Chalk, R OBP: 0.378, SLG: 0.409 (1, 5)										3	0	1	0	0	1	0											
Andy Etchebarren, R OBP: 0.308, SLG: 0.257 (1, 2)										4	0	0	0	0	0	3											
Orlando Ramirez, R OBP: 0.240, SLG: 0.229 Billy Smith, S OBP: 0.375, SLG: 0.375 (7, PH) (7, 6)										2	0	0	0	0	0	2											
Inning Stats	R: 0 E: 0 K: 0 S: 2	H: 0 LOB: 0 BB: 1 P: 6	R: 1 E: 0 K: 0 S: 5	H: 2 LOB: 2 BB: 1 P: 9	R: 1 E: 0 K: 0 S: 6	H: 3 LOB: 2 BB: 0 P: 6	R: 0 E: 0 K: 0 S: 3	H: 1 LOB: 0 BB: 0 P: 3	R: 1 E: 0 K: 2 S: 9	H: 2 LOB: 1 BB: 0 P: 9	R: 0 E: 0 K: 0 S: 3	H: 0 LOB: 0 BB: 3 P: 3	R: 0 E: 0 K: 1 S: 5	H: 0 LOB: 0 BB: 0 P: 5	R: 0 E: 0 K: 0 S: 3	H: 1 LOB: 0 BB: 3 P: 3		1B: 7 2B: 1 3B: 0 HR: 1	SF: 1 SAC: 1 DP: 3 HBP: 0	WP: 0 PB: 0 SB: 1 CS: 0	PA: 38						
PITCHER	IP	WLS	BF	H	R	ER	SO	BB	IBB	HBP	BLK	WP	HR	S	P	ERA	WHIP	PITCHER									
Jackie Brown, R ERA: 3.12 Tom Buskey, R ERA: 2.7	(1, 1) (7, 1)	6.1 2.2	W 9	29 1	8 0	3 0	3 2	3 1	0 0	0 0	0 0	0 0	1 0	31 12	47 16	4.26 0.00	1.895 0.750										

Batter	1	2	3	4	5	6	7	8	9	AB	R	H	RBI	BB	SO	LOB	BOTTOM										
Rick Manning, L OBP: 0.408, SLG: 0.450 (1, 8)										5	0	0	0	0	1	3	California Angels @ Cleveland Indians Cleveland Municipal Stadium, Cleveland, OH Sun May 02 1976, 3:33AM EDT Unknown - 62 F										
Duane Kuiper, L OBP: 0.274, SLG: 0.236 (1, 4)										4	0	0	2	0	0	2											
Buddy Bell, R OBP: 0.477, SLG: 0.536 (1, 5)										5	2	2	1	0	1	2											
Rico Carty, R OBP: 0.387, SLG: 0.528 (1, 10)										3	2	2	2	1	0	0											
George Hendrick, R OBP: 0.279, SLG: 0.482 (1, 7)										3	1	1	0	1	1	1											
Charlie Spikes, R OBP: 0.357, SLG: 0.327 (1, 9)										3	1	0	0	1	0	3											
Doug Howard, R OBP: 0.292, SLG: 0.409 (1, 3)										3	2	2	1	0	0	1											
Alan Ashby, S OBP: 0.373, SLG: 0.432 (1, 2)										1	2	1	1	2	0	0											
Frank Duffy, R OBP: 0.327, SLG: 0.348 (1, 6)										4	2	2	1	0	1	4											
Inning Stats	R: 0 E: 0 K: 0 S: 3	H: 0 LOB: 0 BB: 0 P: 3	R: 1 E: 0 K: 0 S: 3	H: 1 LOB: 0 BB: 1 P: 7	R: 2 E: 1 K: 1 S: 7	H: 2 LOB: 0 BB: 0 P: 7	R: 0 E: 0 K: 0 S: 2	H: 0 LOB: 0 BB: 1 P: 6	R: 4 E: 1 K: 0 S: 6	H: 3 LOB: 0 BB: 1 P: 10	R: 1 E: 0 K: 1 S: 7	H: 2 LOB: 1 BB: 0 P: 7	R: 2 E: 0 K: 1 S: 7	H: 2 LOB: 0 BB: 0 P: 7	R: 2 E: 2 K: 1 S: 7	H: 0 LOB: 2 BB: 2 P: 15		1B: 5 2B: 3 3B: 1 HR: 2	SF: 2 SAC: 1 DP: 2 HBP: 0	WP: 0 PB: 0 SB: 0 CS: 1	PA: 40						
PITCHER	IP	WLS	BF	H	R	ER	SO	BB	IBB	HBP	BLK	WP	HR	S	P	ERA	WHIP	PITCHER									
Andy Hassler, L ERA: 8.16 Steve Dunning, R ERA: 7.5 Sid Monge, L ERA: 1.0	(1, 1) (5, 1) (8, 1)	4.2 2.2 0.2	L 15 3	21 4	7 5	3 3	3 2	0 1	0 1	0 0	0 0	0 0	1 1	20 17	32 25	5.79 10.12	1.929 1.875										

Batter	1	2	3	4	5	6	7	8	9	AB	R	H	RBI	BB	SO	LOB	TOP					
Mickey Rivers, L OBP: 0.289, SLG: 0.400	3-1		F2		G3		K			4	0	0	0	0	1	2						
Roy White, S OBP: 0.405, SLG: 0.508	5-3		1B			HR	G3			4	1	2	1	0	0	1						
Thurman Munson, R OBP: 0.342, SLG: 0.471	F7		K			F7		P4		4	0	0	0	0	1	2						
Chris Chambliss, L OBP: 0.403, SLG: 0.552		K		6-3		HR		1-3		4	1	1	1	0	1	0						
Lou Piniella, R OBP: 0.362, SLG: 0.547	F3			6-3		F8		P5		4	0	0	0	0	0	0						
Otto Velez, R OBP: 0.471, SLG: 0.308		1B						F8		2	0	1	0	2	0	0						
Graig Nettles, L OBP: 0.328, SLG: 0.278	4-3					BB		F9		4	0	1	0	0	0	3						
Willie Randolph, R OBP: 0.419, SLG: 0.431			1B		6-3		F8		6-3	3	0	0	0	1	0	1						
Fred Stanley, R OBP: 0.381, SLG: 0.421			F9		5-3				K	4	0	1	0	0	1	2						
Inning Stats	R: 0 E: 0 K: 0 S: 3	H: 0 LOB: 0 BB: 0 P: 3	R: 0 E: 0 K: 1 S: 6	H: 1 LOB: 1 BB: 0 P: 6	R: 0 E: 0 K: 1 S: 6	H: 1 LOB: 2 BB: 1 P: 10	R: 0 E: 0 K: 0 S: 3	H: 0 LOB: 1 BB: 1 P: 7	R: 0 E: 0 K: 0 S: 3	H: 0 LOB: 0 BB: 0 P: 3	R: 2 E: 0 K: 0 S: 5	H: 2 LOB: 1 BB: 1 P: 9	R: 0 E: 0 K: 1 S: 6	H: 1 LOB: 1 BB: 0 P: 6	R: 0 E: 0 K: 0 S: 3	H: 0 LOB: 0 BB: 0 P: 3	R: 0 E: 0 K: 1 S: 6	H: 1 LOB: 1 BB: 0 P: 6	1B: 3 2B: 1 3B: 0 HR: 2	SF: 0 SAC: 0 DP: 0 HBP: 0	WP: 0 PB: 0 CS: 0	PA: 36
PITCHER Frank Tanana, L ERA: 3.48	IP: 9.0 WLS: L BF: 36 H: 6 R: 2 ER: 2 SO: 4 BB: 3 IBB: 0 HBP: 0 BLK: 0 WP: 0 HR: 2 S: 41 P: 53 ERA: 2.00 WHIP: 1.000															PITCHER						

New York Yankees @ California Angels
Anaheim Stadium, Anaheim, CA
Tue May 04 1976, 10:05 PM EDT
Att: 10,957 - Unknown - 76 F

AB	33
R	2
H	6
RBI	2
BB	3
SO	4
LOB	11



Batter	1	2	3	4	5	6	7	8	9	AB	R	H	RBI	BB	SO	LOB	BOTTOM			
Dave Collins, S OBP: 0.413, SLG: 0.229	1B		4-3		P4-3			F8		3	1	0	0	1	0	1				
Jerry Remy, L OBP: 0.292, SLG: 0.244	6-3		CS		F8			6-3		3	0	0	0	1	0	1				
Bobby Bonds, R OBP: 0.451, SLG: 0.500	1B		FC5		5-3			K		4	0	2	0	0	1	0				
Bill Melton, R OBP: 0.310, SLG: 0.421	7-6-3		FC5		F8			P4		4	0	0	1	0	0	2				
Bruce Bochte, L OBP: 0.388, SLG: 0.368	G3			FC5-4	4-3			G5-4-3		2	0	0	0	2	0	1				
Rusty Torres, S OBP: 0.307, SLG: 0.328		1B		FC5-4				G5-4-3		4	0	2	0	0	0	2				
Dave Chalk, R OBP: 0.366, SLG: 0.384	P4			K				G5-4-3		3	0	0	0	0	1	3				
Ed Herrmann, L OBP: 0.205, SLG: 0.371	K			K						2	0	0	0	1	2	2				
Billy Smith, S OBP: 0.375, SLG: 0.375										0	0	0	0	0	0	0				
Orlando Ramirez, R OBP: 0.273, SLG: 0.220										1	0	0	0	1	0	1				
Joe Lahoud, L OBP: 0.270, SLG: 0.219	5-3									1	0	0	0	0	0	1				
Andy Etchebarren, R OBP: 0.300, SLG: 0.250					P4-3					0	0	0	0	0	0	0				
Inning Stats	R: 1 E: 0 K: 0 S: 4	H: 1 LOB: 1 BB: 1 P: 8	R: 0 E: 0 K: 1 S: 6	H: 1 LOB: 0 BB: 0 P: 6	R: 0 E: 0 K: 2 S: 7	H: 0 LOB: 1 BB: 1 P: 11	R: 0 E: 0 K: 0 S: 2	H: 0 LOB: 0 BB: 1 P: 6	R: 0 E: 0 K: 0 S: 3	H: 0 LOB: 0 BB: 0 P: 3	R: 0 E: 0 K: 0 S: 3	H: 1 LOB: 1 BB: 1 P: 7	R: 0 E: 0 K: 1 S: 5	H: 0 LOB: 0 BB: 0 P: 5	R: 0 E: 0 K: 0 S: 2	H: 0 LOB: 0 BB: 1 P: 6	1B: 3 2B: 2 3B: 0 HR: 0	SF: 0 SAC: 0 DP: 3 HBP: 0	WP: 0 PB: 0 CS: 1	PA: 33
PITCHER Dock Ellis, L ERA: 1.91	IP: 8.1 WLS: W BF: 32 H: 4 R: 1 ER: 1 SO: 4 BB: 6 IBB: 0 HBP: 0 BLK: 0 WP: 0 HR: 0 S: 34 P: 58 ERA: 1.08 WHIP: 1.200															PITCHER				
PITCHER Sparky Lyle, L ERA: 2.09	IP: 0.2 WLS: S BF: 1 H: 0 R: 0 ER: 0 SO: 0 BB: 0 IBB: 0 HBP: 0 BLK: 0 WP: 0 HR: 0 S: 1 P: 1 ERA: 0.00 WHIP: 0.000															PITCHER				

New York Yankees @ California Angels
Anaheim Stadium, Anaheim, CA
Tue May 04 1976, 10:05 PM EDT
Att: 10,957 - Unknown - 76 F

AB	27
R	1
H	4
RBI	1
BB	6
SO	4
LOB	14



Batter	1	2	3	4	5	6	7	8	9	AB	R	H	RBI	BB	SO	LOB	TOP				
Mickey Rivers, L OBP: 0.284, SLG: 0.392 (1, 8)	F7		1-3		SF8		FC4-6	1B		4	1	1	3	0	0	1					
Roy White, S OBP: 0.392, SLG: 0.478 (1, 7)	K		F8		K		F8	1B		4	0	0	0	1	2	1					
Thurman Munson, R OBP: 0.346, SLG: 0.467 (1, 2)	5-3			4-3		6-3		6-3		5	0	2	2	0	0	0					
Chris Chambliss, L OBP: 0.416, SLG: 0.556 (1, 3)		HR		4-3		1B		1B		5	2	3	0	0	0	3					
Oscar Gamble, L OBP: 0.333, SLG: 0.478 (1, 9)		HR		4-3		1B		1B		4	1	2	2	1	0	1					
Lou Piniella, R OBP: 0.349, SLG: 0.517 (1, 10)	K			4-3		K		1B		5	1	1	1	0	2	3					
Graig Nettles, L OBP: 0.319, SLG: 0.259 (1, 5)	K			4-3		K		1B		4	1	0	0	1	2	2					
Willie Randolph, R OBP: 0.409, SLG: 0.418 (1, 4)	4-3			3B		K		1B		4	2	1	0	0	1	3					
Jim Mason, L OBP: 0.289, SLG: 0.343 (1, 6)			K		1-H	SF8		1B		3	2	2	2	1	1	0					
Inning Stats	R: 0 E: 0 K: 1 S: 5	H: 0 LOB: 0 BB: 0 P: 5	R: 2 E: 0 K: 2 S: 9	H: 2 LOB: 0 BB: 0 P: 9	R: 0 E: 0 K: 1 S: 5	H: 0 LOB: 0 BB: 0 P: 5	R: 0 E: 0 K: 0 S: 4	H: 1 LOB: 1 BB: 0 P: 4	R: 2 E: 0 K: 1 S: 7	H: 2 LOB: 0 BB: 0 P: 7	R: 0 E: 0 K: 2 S: 9	H: 2 LOB: 2 BB: 0 P: 9	R: 0 E: 0 K: 1 S: 6	H: 1 LOB: 1 BB: 0 P: 6	R: 6 E: 0 K: 0 S: 7	H: 4 LOB: 2 BB: 4 P: 23	R: 0 E: 0 K: 0 S: 3	H: 0 LOB: 0 BB: 0 P: 3	1B: 10 2B: 0 3B: 1 HR: 1	SF: 1 SAC: 0 DP: 0 HBP: 0	WP: 0 PA: 43 CS: 1
PITCHER	IP	WLS	BF	H	R	ER	SO	BB	IBB	HBP	BLK	WP	HR	S	P	ERA	WHIP				
Nolan Ryan, R ERA: 2.96 (1, 1)	7.2	L	36	10	9	9	8	3	0	0	0	0	1	49	61	10.56	1.696				
Sid Monge, L ERA: 2.0 (8, 1)	0.0		2	1	0	0	0	1	0	0	0	0	0	1	5	∞	∞				
Dick Drago, R ERA: 3.86 (8, 1)	1.1		5	1	1	1	0	0	0	0	0	0	0	5	5	6.75	0.750				

New York Yankees @ California Angels
Anaheim Stadium, Anaheim, CA
Wed May 05 1976, 10:05 PM EDT
Att: 25,790 - Unknown

AB	38
R	10
H	12
RBI	10
BB	4
SO	8
LOB	14



Batter	1	2	3	4	5	6	7	8	9	AB	R	H	RBI	BB	SO	LOB	BOTTOM				
Jerry Remy, L OBP: 0.301, SLG: 0.247 (1, 4)	F7			1B		HR		F9		3	1	1	0	1	0	0					
Rusty Torres, S OBP: 0.304, SLG: 0.366 (1, 8)	F5			F7		HR		F7		4	1	1	3	0	0	1					
Bobby Bonds, R OBP: 0.455, SLG: 0.500 (1, 9)	1-3			F2		S		1B		4	1	2	0	0	0	1					
Bill Melton, R OBP: 0.297, SLG: 0.400 (1, 10)		F8		5-3		P4		FC5-4		4	0	0	0	0	0	3					
Bruce Bochte, L OBP: 0.382, SLG: 0.375 (1, 3)	K			4-3		2B		4-3		4	0	1	1	0	1	0					
Leroy Stanton, R OBP: 0.320, SLG: 0.357 Ron Jackson, R (7, 5)	K			6-3		P6		F9		3	0	0	0	0	1	1					
Dave Chalk, R OBP: 0.349, SLG: 0.364 (7, 6)			K		K		K	4-3		4	0	0	0	0	3	0					
Andy Etchebarren, R OBP: 0.302, SLG: 0.256 (1, 2)			P4			HR		F8		3	1	1	0	0	0	0					
Orlando Ramirez, R OBP: 0.268, SLG: 0.216 Joe Lahoud, L (6, PH) (7, 7)			K2-3			F9		K		1	0	0	0	0	1	0					
Inning Stats	R: 0 E: 0 K: 0 S: 3	H: 0 LOB: 0 BB: 0 P: 3	R: 0 E: 0 K: 2 S: 7	H: 0 LOB: 0 BB: 0 P: 7	R: 0 E: 0 K: 2 S: 7	H: 0 LOB: 0 BB: 0 P: 7	R: 0 E: 0 K: 0 S: 4	H: 1 LOB: 1 BB: 0 P: 4	R: 0 E: 0 K: 1 S: 5	H: 0 LOB: 0 BB: 0 P: 5	R: 4 E: 0 K: 0 S: 7	H: 4 LOB: 1 BB: 1 P: 11	R: 0 E: 0 K: 2 S: 7	H: 0 LOB: 0 BB: 0 P: 7	R: 0 E: 0 K: 0 S: 4	H: 1 LOB: 1 BB: 0 P: 4	R: 0 E: 0 K: 0 S: 3	H: 0 LOB: 0 BB: 0 P: 3	1B: 4 2B: 1 3B: 0 HR: 1	SF: 0 SAC: 0 DP: 0 HBP: 0	WP: 0 PA: 34 CS: 0
PITCHER	IP	WLS	BF	H	R	ER	SO	BB	IBB	HBP	BLK	WP	HR	S	P	ERA	WHIP				
Catfish Hunter, R ERA: 3.46 (1, 1)	9.0	W	34	6	4	4	7	1	0	0	0	0	1	47	51	4.00	0.778				

New York Yankees @ California Angels
Anaheim Stadium, Anaheim, CA
Wed May 05 1976, 10:05 PM EDT
Att: 25,790 - Unknown

AB	33
R	4
H	6
RBI	4
BB	1
SO	7
LOB	7



Batter	1	2	3	4	5	6	7	8	9	AB	R	H	RBI	BB	SO	LOB	TOP					
Mickey Rivers, L (1, 8) OBP: 0.302, SLG: 0.429										5	2	3	0	0	0	0						
Roy White, S (1, 7) OBP: 0.405, SLG: 0.479										4	1	2	1	1	0	1						
Thurman Munson, R (1, 2) OBP: 0.333, SLG: 0.449										3	1	0	1	0	0	2						
Chris Chambliss, L (1, 3) OBP: 0.420, SLG: 0.553										4	0	2	1	0	0	2						
Oscar Gamble, L (1, 9) OBP: 0.309, SLG: 0.440										4	0	0	0	0	1	4						
Lou Piniella, R (1, 10) OBP: 0.328, SLG: 0.484										4	0	0	0	0	0	2						
Graig Nettles, L (1, 5) OBP: 0.329, SLG: 0.290										4	0	2	0	0	1	2						
Willie Randolph, R (1, 4) OBP: 0.386, SLG: 0.390										4	0	0	0	0	0	2						
Jim Mason, L (1, 6) OBP: 0.262, SLG: 0.308										4	0	0	0	0	1	2						
Inning Stats	R: 1 E: 0 K: 0 S: 5	H: 2 LOB: 1 BB: 0 P: 5	R: 0 E: 0 K: 1 S: 6	H: 1 LOB: 1 BB: 0 P: 6	R: 0 E: 0 K: 0 S: 3	H: 0 LOB: 0 BB: 0 P: 3	R: 0 E: 0 K: 1 S: 6	H: 1 LOB: 1 BB: 0 P: 6	R: 0 E: 0 K: 0 S: 3	H: 0 LOB: 0 BB: 0 P: 3	R: 0 E: 0 K: 1 S: 6	H: 1 LOB: 1 BB: 0 P: 6	R: 0 E: 0 K: 0 S: 4	H: 1 LOB: 1 BB: 0 P: 4	R: 3 E: 1 K: 0 S: 6	H: 2 LOB: 1 BB: 1 P: 10	R: 0 E: 0 K: 0 S: 4	H: 1 LOB: 1 BB: 0 P: 4	1B: 7 2B: 1 3B: 1 HR: 0	SF: 0 SAC: 1 DP: 0 HBP: 0	WP: 0 PB: 0 SB: 4 CS: 0	PA: 38
PITCHER	IP WLS BF H R ER SO BB IBB HBP BLK WP HR S P ERA WHIP																					
Gary Ross, R (1, 1) ERA: 3.64	7.0 L 31 8 4 3 3 1 0 0 0 0 0 0 0 36 40 3.86 1.286																					
Jim Brewer, L (8, 1) ERA: 1.42	1.0 3 0 0 0 0 0 0 0 0 0 0 0 0 3 3 0.00 0.000																					
Paul Hartzell, R (9, 1) ERA: 1.53	1.0 4 1 0 0 0 0 0 0 0 0 0 0 0 4 4 0.00 1.000																					

New York Yankees @ California Angels
Anaheim Stadium, Anaheim, CA
Thu May 06 1976, 10:05 PM EDT
Att: 8,365 - Unknown

AB 36
R 4
H 9
RBI 3
BB 1
SO 3
LOB 17



Batter	1	2	3	4	5	6	7	8	9	AB	R	H	RBI	BB	SO	LOB	BOTTOM					
Jerry Remy, L (1, 4) OBP: 0.309, SLG: 0.259										4	0	2	0	0	0	0						
Rusty Torres, S (1, 8) OBP: 0.301, SLG: 0.351										3	1	0	0	1	0	2						
Bobby Bonds, R (1, 9) OBP: 0.441, SLG: 0.469										3	1	0	0	1	1	3						
Bill Melton, R (1, 10) OBP: 0.295, SLG: 0.386										3	0	0	0	1	1	3						
Bruce Bochte, L (1, 3) OBP: 0.387, SLG: 0.381										4	0	2	1	0	2	3						
Leroy Stanton, R (1, 7) OBP: 0.321, SLG: 0.356										3	0	1	1	0	1	0						
Dave Chalk, R (1, 5) OBP: 0.333, SLG: 0.346 (8, 6)										4	0	0	0	0	2	3						
Andy Etchebarren, R (1, 2) OBP: 0.283, SLG: 0.238										3	0	0	0	0	1	1						
Dave Collins, S (7, PH) OBP: 0.413, SLG: 0.229										0	0	0	0	0	0	0						
Ed Herrmann, L (8, 2) OBP: 0.236, SLG: 0.371										0	0	0	0	0	0	0						
Paul Dade, R (9, PH)										1	0	0	0	0	0	0						
Orlando Ramirez, R (1, 6) OBP: 0.276, SLG: 0.226										2	0	1	0	0	0	0						
Joe Lahoud, L (7, PH) OBP: 0.250, SLG: 0.200										1	0	0	0	0	1	1						
Ron Jackson, R (8, 5)										1	0	0	0	0	1	0						
Inning Stats	R: 0 E: 0 K: 0 S: 3	H: 0 LOB: 0 BB: 0 P: 3	R: 0 E: 0 K: 1 S: 5	H: 0 LOB: 0 BB: 0 P: 5	R: 0 E: 0 K: 0 S: 3	H: 0 LOB: 0 BB: 0 P: 3	R: 0 E: 0 K: 0 S: 4	H: 1 LOB: 1 BB: 0 P: 4	R: 0 E: 0 K: 1 S: 6	H: 1 LOB: 1 BB: 0 P: 6	R: 0 E: 0 K: 2 S: 8	H: 1 LOB: 3 BB: 2 P: 16	R: 0 E: 1 K: 3 S: 10	H: 0 LOB: 1 BB: 0 P: 10	R: 2 E: 0 K: 2 S: 10	H: 3 LOB: 2 BB: 1 P: 14	R: 0 E: 0 K: 1 S: 5	H: 0 LOB: 0 BB: 0 P: 5	1B: 6 2B: 0 3B: 0 HR: 0	SF: 0 SAC: 2 DP: 0 HBP: 0	WP: 0 PB: 0 SB: 1 CS: 0	PA: 37
PITCHER	IP WLS BF H R ER SO BB IBB HBP BLK WP HR S P ERA WHIP																					
Ed Figueroa, R (1, 1) ERA: 3.09	7.2 W 31 4 2 2 8 3 0 0 0 0 0 0 0 44 56 2.35 0.913																					
Sparky Lyle, L (8, 1) ERA: 1.99	1.1 S 6 2 0 0 2 0 0 0 0 0 0 0 0 10 10 0.00 1.500																					

New York Yankees @ California Angels
Anaheim Stadium, Anaheim, CA
Thu May 06 1976, 10:05 PM EDT
Att: 8,365 - Unknown

AB 32
R 2
H 6
RBI 2
BB 3
SO 10
LOB 16



Batter	1	2	3	4	5	6	7	8	9	AB	R	H	RBI	BB	SO	LOB	TOP		
Rick Manning, L (1, 8) OBP: 0.368, SLG: 0.390	4-3	K			F7		E S 1B		P5	5	0	1	0	0	1	2			
Duane Kuiper, L (1, 4) OBP: 0.286, SLG: 0.240	K		1-4-3			5-3	K			4	0	0	0	0	2	2			
Buddy Bell, R (1, 5) OBP: 0.432, SLG: 0.473	1B		4-3			1B 2B BB	SF9			2	1	1	1	1	0	0			
Rico Carty, R (1, 10) OBP: 0.434, SLG: 0.583	1B		F8			2B E 1B	F7			4	1	2	0	0	0	1			
John Lowenstein, L (1, 3) OBP: 0.314, SLG: 0.233 Doug Howard, R (8, 3) OBP: 0.292, SLG: 0.409	F8				F7	E 2B			3-1	4	1	1	1	0	0	2			
George Hendrick, R (1, 7) OBP: 0.299, SLG: 0.558		SH1-3 1B			F7	E8 1B			K	4	0	2	2	0	1	0			
Charlie Spikes, R (1, 9) OBP: 0.299, SLG: 0.250		SH1-3 1B			G3	F7			5-3	4	0	1	0	0	0	1			
Alan Ashby, S (1, 2) OBP: 0.352, SLG: 0.381		SH1-3			K	F5			K	3	0	0	0	0	2	1			
Frank Duffy, R (1, 6) OBP: 0.297, SLG: 0.311 Frank Robinson, R (9, PH)	K				6-3		1B SF9 1B		K	3	1	1	0	0	1	2			
Inning Stats	R: 0 E: 0 K: 1 S: 7	H: 2 LOB: 2 BB: 0 P: 7	R: 0 E: 0 K: 2 S: 9	H: 2 LOB: 2 BB: 0 P: 9	R: 0 E: 0 K: 0 S: 3	H: 0 LOB: 0 BB: 0 P: 3	R: 0 E: 0 K: 0 S: 3	H: 0 LOB: 0 BB: 0 P: 3	R: 0 E: 0 K: 1 S: 5	H: 3 LOB: 1 BB: 0 P: 5	R: 1 E: 1 K: 1 S: 7	H: 2 LOB: 1 BB: 0 P: 7	R: 0 E: 0 K: 1 S: 5	H: 0 LOB: 0 BB: 0 P: 5	R: 0 E: 0 K: 2 S: 7	H: 0 LOB: 0 BB: 0 P: 7	1B: 8 2B: 1 3B: 0 HR: 0	SF: 1 SAC: 1 DP: 0 HBP: 0	WP: 0 PA: 37 PB: 0 SB: 1 CS: 0
PITCHER	IP	WLS	BF	H	R	ER	SO	BB	IBB	HBP	BLK	WP	HR	S	P	ERA	WHIP		
Don Kirkwood, R (1, 1) ERA: 8.57	5.1		23	6	3	3	4	1	0	0	0	0	0	30	34	5.06	1.312		
Dick Drago, R (6, 1) ERA: 3.52	3.2	W	14	3	1	1	4	0	0	0	0	0	0	22	22	2.46	0.818		

Cleveland Indians @ California Angels
Anaheim Stadium, Anaheim, CA
Fri May 07 1976, 10:05 PM EDT
Att: 10,496 - Unknown

AB	34
R	4
H	9
RBI	4
BB	1
SO	8
LOB	11



Batter	1	2	3	4	5	6	7	8	9	AB	R	H	RBI	BB	SO	LOB	BOTTOM		
Jerry Remy, L (1, 4) OBP: 0.317, SLG: 0.270	4-3	1B			L1-3			BB HR 1B		4	1	2	1	0	0	1			
Rusty Torres, S (1, 8) OBP: 0.310, SLG: 0.364	2B	L3			P5			HR BB		3	1	1	0	1	0	2			
Bobby Bonds, R (1, 9) OBP: 0.444, SLG: 0.519	HBP				5-3			HR		3	1	1	3	0	1	0			
Bill Melton, R (1, 10) OBP: 0.293, SLG: 0.414	F9				F9	1-4-3		HR		4	1	1	1	0	0	2			
Bruce Bochte, L (1, 3) OBP: 0.381, SLG: 0.375	4-3				F9			F9		4	0	1	0	0	0	2			
Leroy Stanton, R (1, 7) OBP: 0.333, SLG: 0.354		1B FC5-2 BB			1B	K2-3		K		3	0	1	0	1	2	1			
Dave Chalk, R (1, 5) OBP: 0.330, SLG: 0.341		1B FC5-2 1B			P6			K		4	1	1	0	0	1	0			
Andy Etchebarren, R (1, 2) OBP: 0.271, SLG: 0.227 Dave Collins, S (7, PH) OBP: 0.406, SLG: 0.224 Ron Jackson, R (8, 5)		F9			6-3			K		2	0	0	0	0	0	2			
Orlando Ramirez, R (1, 6) OBP: 0.283, SLG: 0.236 Adrian Garrett, L (7, PH)		1B FC5-2			1B L1-3			F9		2	0	1	0	0	0	2			
Inning Stats	R: 0 E: 0 K: 0 S: 4	H: 1 LOB: 2 BB: 0 P: 5	R: 0 E: 0 K: 0 S: 5	H: 2 LOB: 2 BB: 1 P: 9	R: 0 E: 0 K: 0 S: 3	H: 0 LOB: 0 BB: 0 P: 3	R: 0 E: 0 K: 0 S: 3	H: 1 LOB: 0 BB: 0 P: 3	R: 0 E: 0 K: 2 S: 8	H: 1 LOB: 1 BB: 0 P: 8	R: 0 E: 0 K: 1 S: 5	H: 0 LOB: 0 BB: 0 P: 5	R: 4 E: 0 K: 2 S: 10	H: 3 LOB: 0 BB: 1 P: 14	1B: 6 2B: 2 3B: 0 HR: 2	SF: 0 SAC: 0 DP: 1 HBP: 1	WP: 0 PA: 34 PB: 0 SB: 0 CS: 0		
PITCHER	IP	WLS	BF	H	R	ER	SO	BB	IBB	HBP	BLK	WP	HR	S	P	ERA	WHIP		
Jackie Brown, R (1, 1) ERA: 4.07	7.0	L	31	9	5	5	3	2	0	1	0	0	2	34	43	6.43	1.571		
Dave LaRoche, L (8, 1) ERA:	1.0		3	0	0	0	2	0	0	0	0	0	0	7	7	0.00	0.000		

Cleveland Indians @ California Angels
Anaheim Stadium, Anaheim, CA
Fri May 07 1976, 10:05 PM EDT
Att: 10,496 - Unknown

AB	31
R	5
H	9
RBI	5
BB	2
SO	5
LOB	12



Batter	1	2	3	4	5	6	7	8	9	10	11	12	13	AB	R	H	RBI	BB	SO	LOB	TOP							
Rick Manning, L OBP: 0.356, SLG: 0.368 (1, 8)	4-3				P6		P6			3-1		3-1		5	0	0	0	1	0	2								
Duane Kujper, L OBP: 0.289, SLG: 0.247 (1, 4)	1-3		G3				K			5-3				6	0	2	1	0	1	1								
Buddy Bell, R OBP: 0.436, SLG: 0.462 (1, 5)	6-3									5-3		F7		4	1	1	0	2	0	1								
Rico Carty, R OBP: 0.404, SLG: 0.538 (1, 10)		6-3			F7		P4					L6		6	0	0	0	0	0	4								
George Hendrick, R OBP: 0.341, SLG: 0.585 (1, 7)		1B					6-3			6-3				5	1	2	2	1	1	0								
Charlie Spikes, R OBP: 0.301, SLG: 0.257 (1, 9)										F8		FC6-4		6	0	2	0	0	0	1								
Doug Howard, R OBP: 0.241, SLG: 0.333 (1, 3)			G5-4-3									1B		5	0	0	0	0	0	4								
Ray Fosse, R OBP: 0.500, SLG: 0.200 (9, PR)														3	0	1	0	1	0	0								
Alan Ashby, S OBP: 0.351, SLG: 0.391 (9, 2)					4-3									1	1	1	0	0	0	0								
Frank Duffy, R OBP: 0.294, SLG: 0.308 (1, 6)														4	0	1	0	0	0	3								
Inning Stats	R: 0 E: 0 K: 0 S: 3	H: 0 LOB: 0 BB: 0 P: 3	R: 0 E: 0 K: 0 S: 3	H: 1 LOB: 1 BB: 1 P: 7	R: 0 E: 0 K: 1 S: 3	H: 0 LOB: 1 BB: 1 P: 7	R: 2 E: 0 K: 0 S: 4	H: 2 LOB: 3 BB: 1 P: 8	R: 0 E: 0 K: 0 S: 5	H: 2 LOB: 3 BB: 1 P: 9	R: 0 E: 1 K: 0 S: 4	H: 0 LOB: 0 BB: 0 P: 3	R: 0 E: 0 K: 0 S: 3	H: 1 LOB: 1 BB: 0 P: 3	R: 0 E: 0 K: 0 S: 3	H: 0 LOB: 0 BB: 0 P: 3	R: 0 E: 0 K: 1 S: 5	H: 2 LOB: 1 BB: 0 P: 5	R: 0 E: 0 K: 0 S: 5	H: 1 LOB: 1 BB: 0 P: 4	R: 1 E: 0 K: 0 S: 5	H: 2 LOB: 1 BB: 0 P: 5	R: 0 E: 0 K: 1 S: 5	H: 0 LOB: 0 BB: 0 P: 5	1B: 9 2B: 1 3B: 0 HR: 1	SF: 0 SAC: 1 DP: 2 HBP: 0	WP: 0 PB: 0 SB: 1 CS: 1	PA: 51
PITCHER	IP	WLS	BF	H	R	ER	SO	BB	IBB	HBP	BLK	WP	HR	S	P	ERA	WHIP											
Sid Monge, L ERA: 2.45 (1, 1)	5.2		26	5	2	2	0	5	0	0	0	0	1	21	41	3.18	1.765											
Paul Hartzell, R ERA: 1.54 (6, 1)	5.2		19	4	1	1	1	0	0	0	0	0	0	21	21	1.59	0.706											
Jim Brewer, L ERA: 1.26 (12, 1)	1.2	W	6	1	0	0	1	0	0	0	0	0	0	8	8	0.00	0.600											

Cleveland Indians @ California Angels
Anaheim Stadium, Anaheim, CA

Sat May 08 1976, 10:05 PM EDT
Att. 25,541 - Unknown - 69 F

AB 45
R 3
H 10
RBI 3
BB 5
SO 2
LOB 16



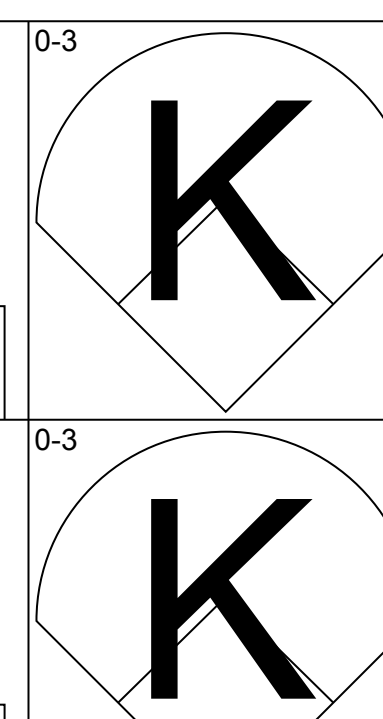
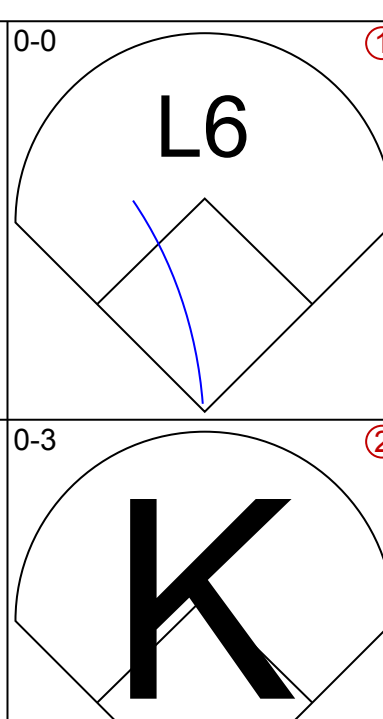
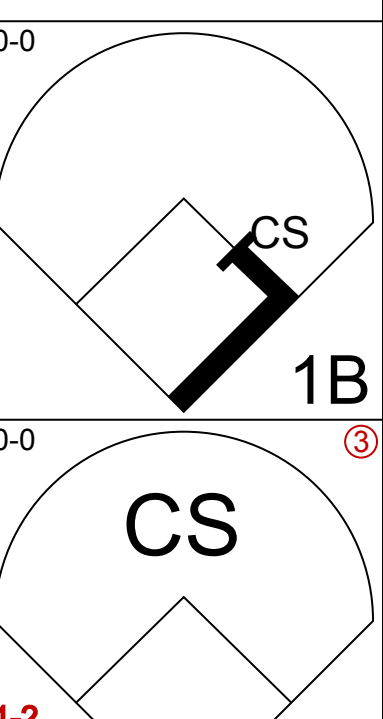
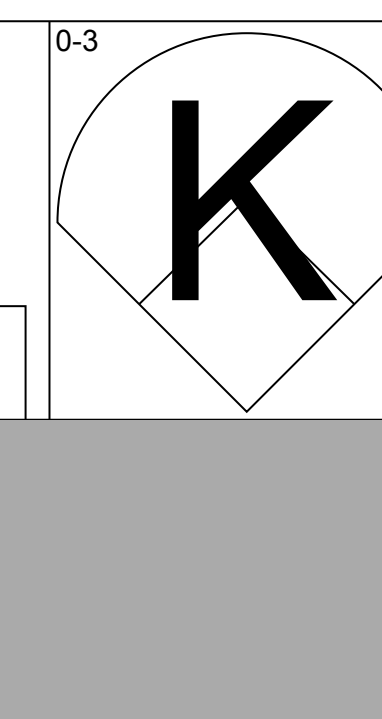
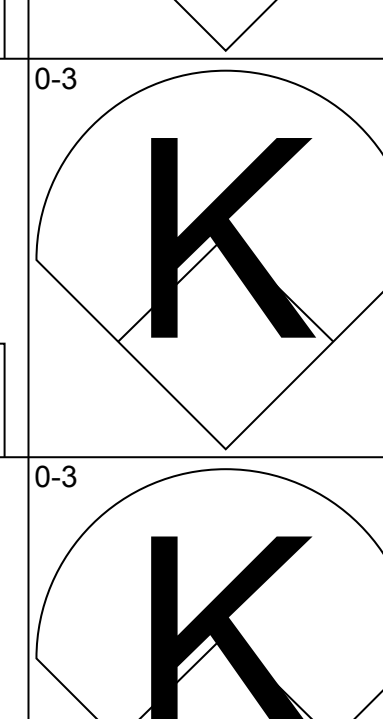
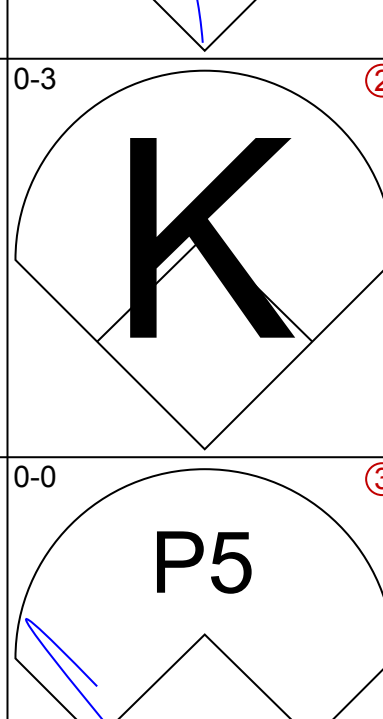
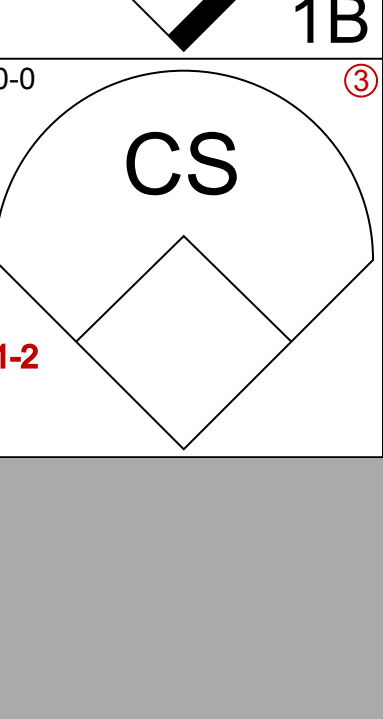
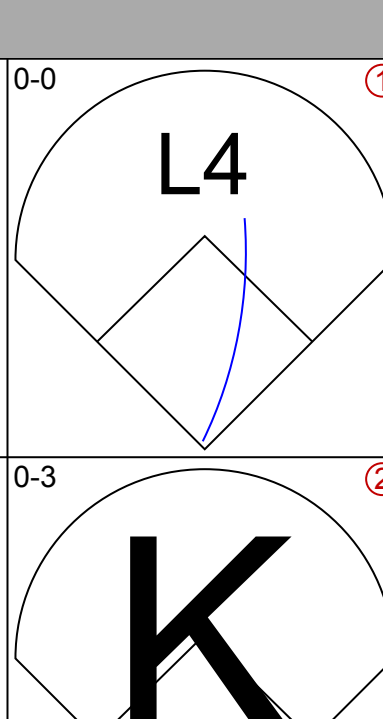
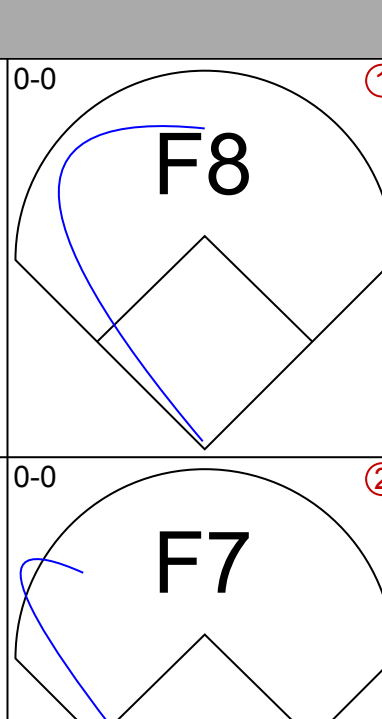
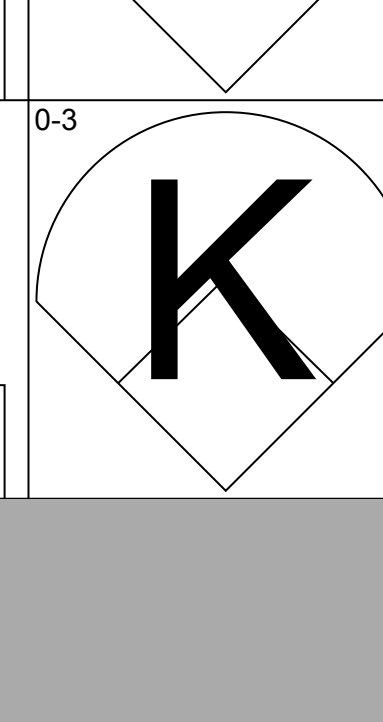
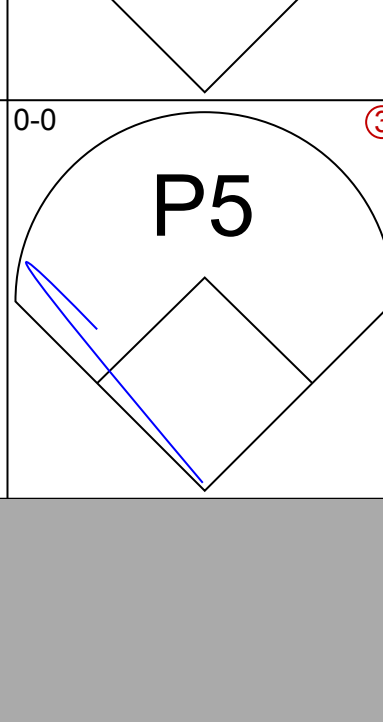
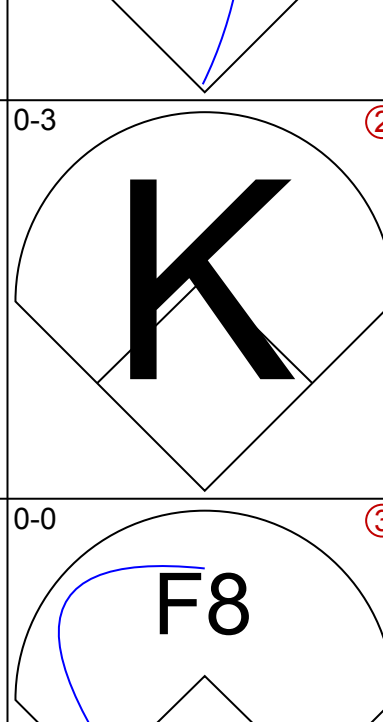
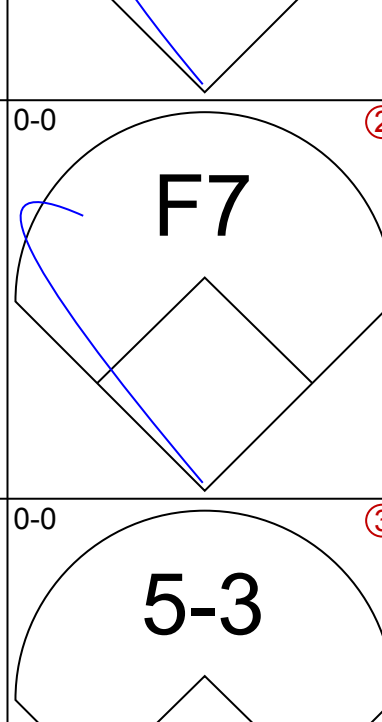
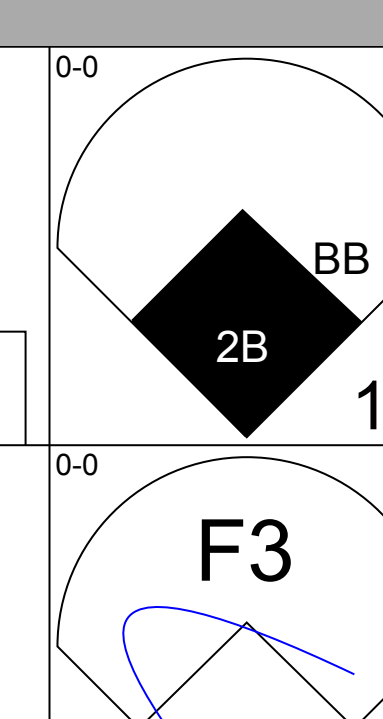
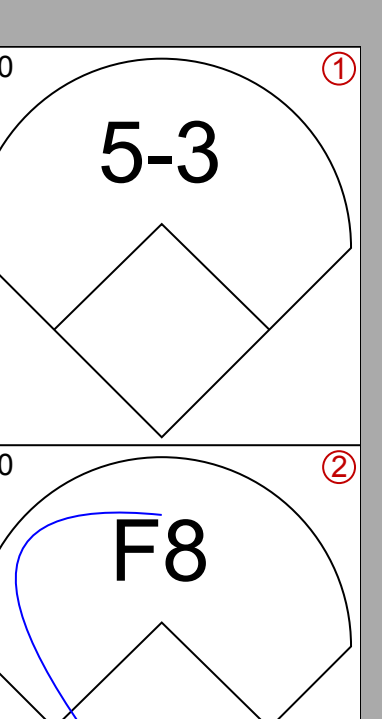
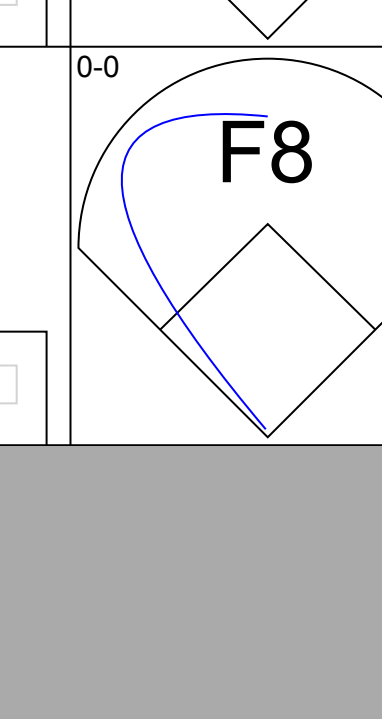
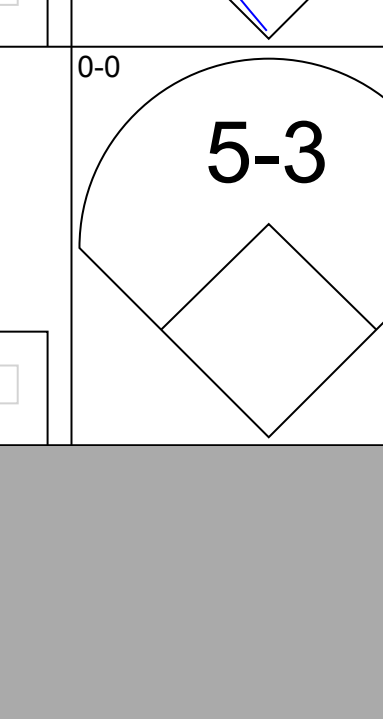
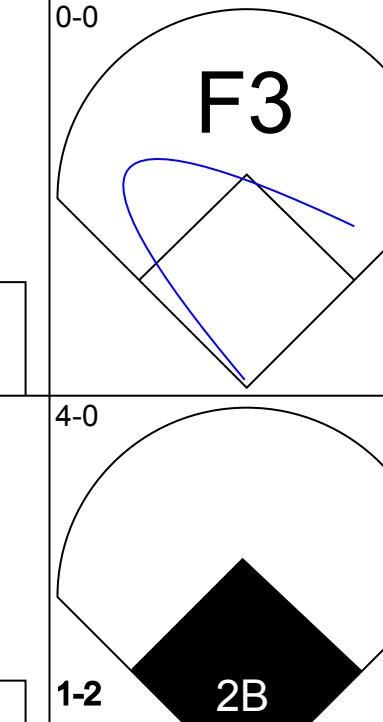
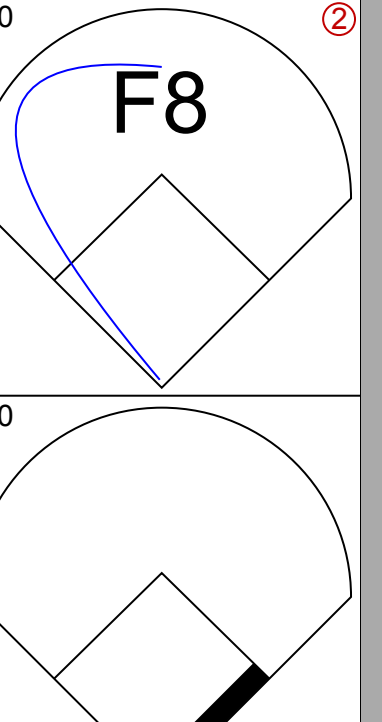
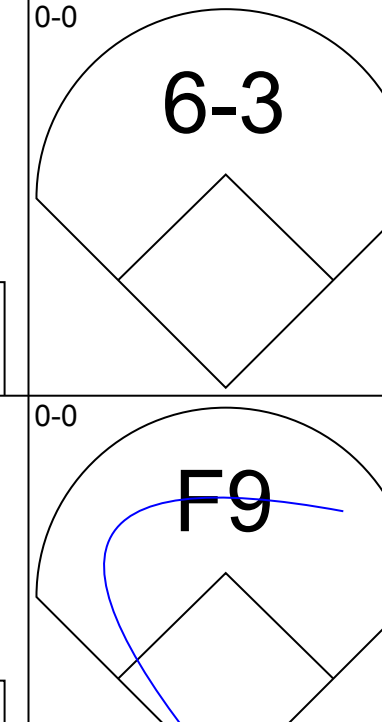
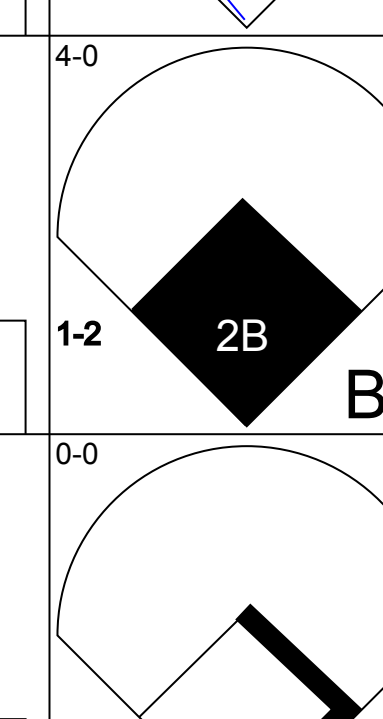
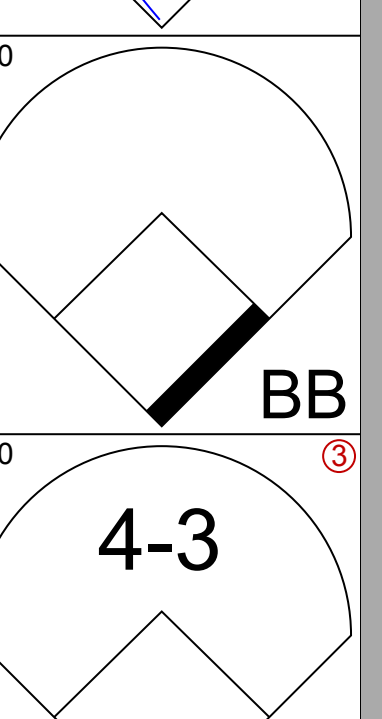
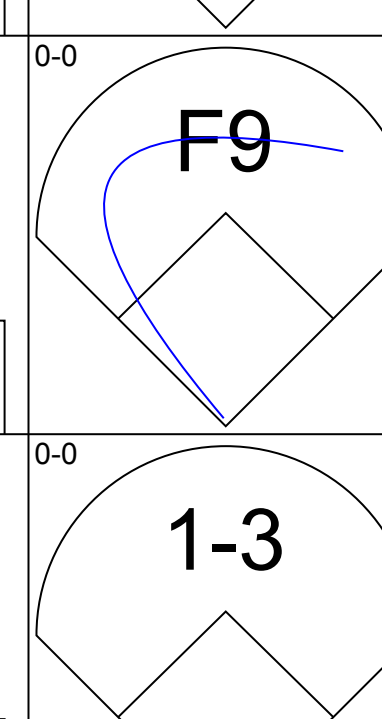
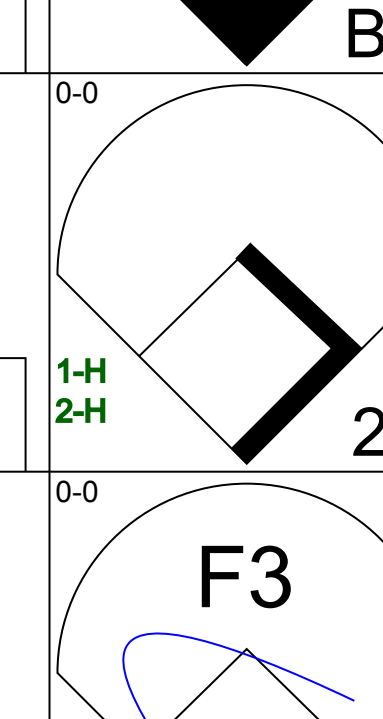
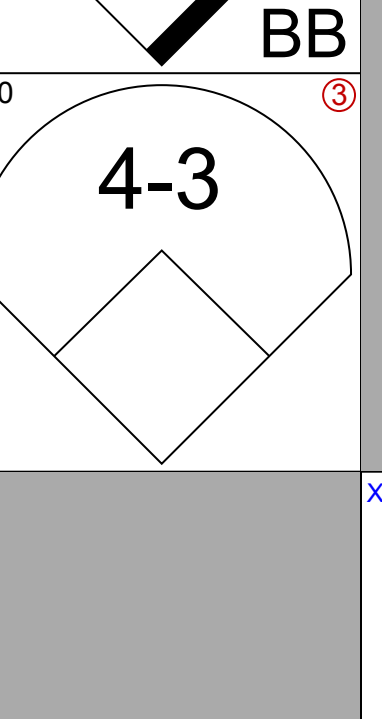
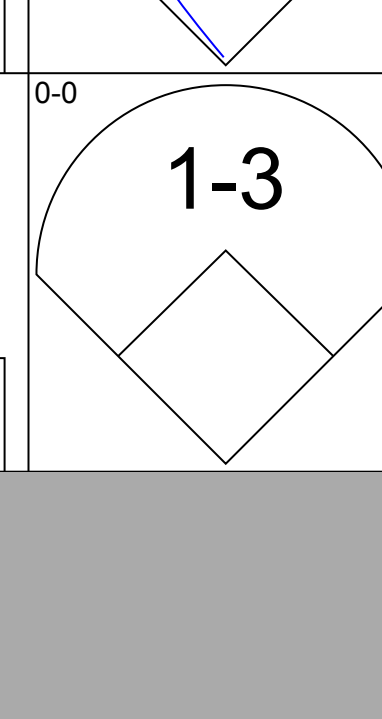
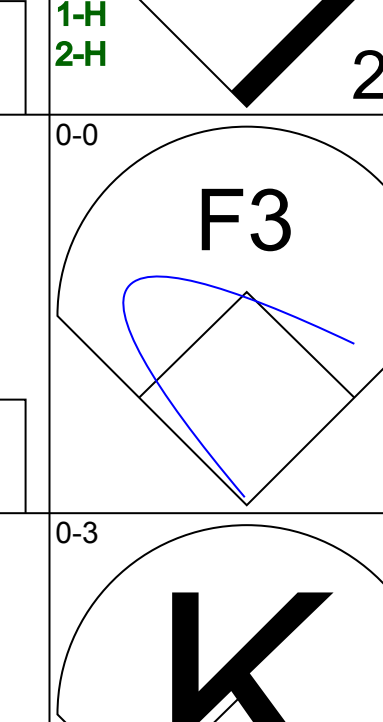
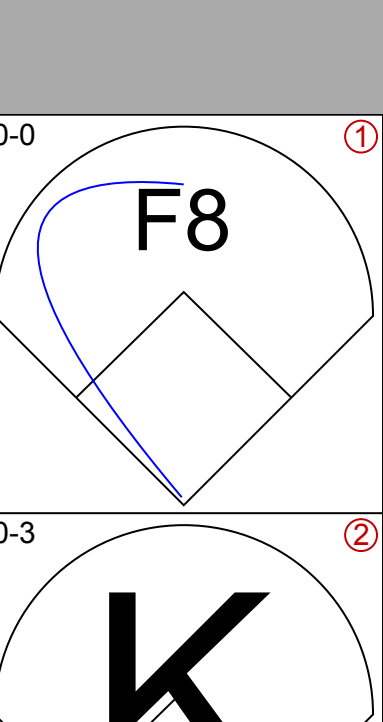
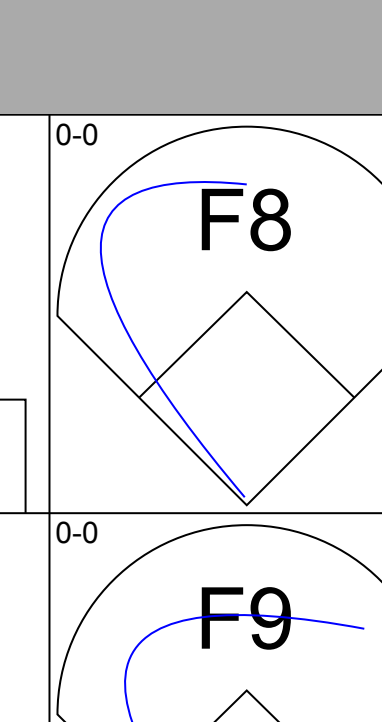

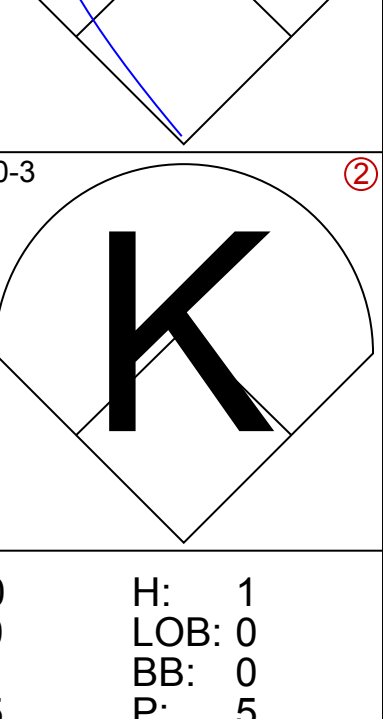
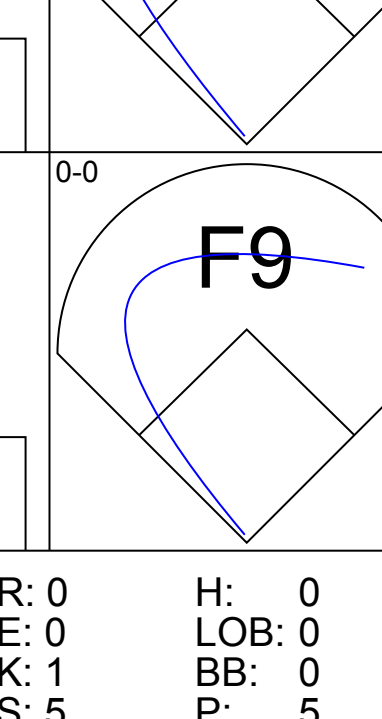
Batter	1	2	3	4	5	6	7	8	9	10	11	12	13	AB	R	H	RBI	BB	SO	LOB	BOTTOM						
Jerry Remy, L OBP: 0.303, SLG: 0.263 (1, 4)	F8		F7		F8		F7			SH3-4		FC4-6		6	1	1	0	0	0	4							
Rusty Torres, S OBP: 0.312, SLG: 0.346 (1, 8)	F8									E4		P4		4	1	0	0	2	1	2							
Bobby Bonds, R OBP: 0.486, SLG: 0.554 (1, 9)														4	2	3	0	3	0	1							
Bill Melton, R OBP: 0.291, SLG: 0.400 (1, 10)														3	0	0	0	0	1	4							
Dave Collins, S OBP: 0.388, SLG: 0.212 (6, PR)														3	0	0	0	0	3	5							
Bruce Bochte, L OBP: 0.394, SLG: 0.376 (1, 3)														5	0	2	1	2	0	3							
Leroy Stanton, R OBP: 0.344, SLG: 0.340 (1, 7)														5	0	1	2	2	0	5							
Dave Chalk, R OBP: 0.330, SLG: 0.326 (8, 6)														4	0	0	0	2	1	4							
Andy Etchebarren, R OBP: 0.250, SLG: 0.208 (12, PH)														4	0	0	0	0	1	3							
Ed Herrmann, L OBP: 0.205, SLG: 0.371 (12, PH)														0	0	0	0	0	0	0							
Paul Dade, R ERA: 1.83 (12, PH)														0	0	0	0	1	0	0							
Adrian Garrett, L ERA: 3.38 (13, 2)														0	0	0	0	0	0	0							
Orlando Ramirez, R OBP: 0.306, SLG: 0.250 (1, 6)														1	0	1	0	1	0	0							
Joe Lahoud, L OBP: 0.250, SLG: 0.200 (7, PH)														0	0	0	0	0	0	0							
Ron Jackson, R OBP: 0.250, SLG: 0.143 (8, 9)														3	0	1	0	1	0	4							
Inning Stats	R: 0 E: 0 K: 0 S: 2	H: 0 LOB: 0 BB: 1 P: 6	R: 0 E: 0 K: 0 S: 2	H: 0 LOB: 0 BB: 1 P: 6	R: 0 E: 0 K: 1 S: 5	H: 0 LOB: 1 BB: 1 P: 9	R: 1 E: 0 K: 1 S: 6	H: 1 LOB: 1 BB: 1 P: 10	R: 0 E: 0 K: 0 S: 3	H: 0 LOB: 2 BB: 1 P: 8	R: 0 E: 0 K: 0 S: 3	H: 0 LOB: 1 BB: 0 P: 13	R: 0 E: 0 K: 1 S: 6	H: 1 LOB: 1 BB: 0 P: 6	R: 0 E: 0 K: 1 S: 6	H: 1 LOB: 3 BB: 3 P: 18	R: 1 E: 0 K: 1 S: 6	H: 2 LOB: 3 BB: 2 P: 14	1B: 8 2B: 1 3B: 0 HR: 0	SF: 0 SAC: 3 DP: 0 HBP: 1	WP: 2 PB: 0 SB: 5 CS: 2	PA: 62					
PITCHER	IP	WLS	BF	H	R	ER	SO	BB	IBB	HBP	BLK	WP	HR	S	P	ERA	WHIP										
Dennis Eckersley, R ERA: 3.67 (1, 1)	6.1		26	2	1	1	3	6	0	1	0	0	25	50	1.42	1.263											
Dave LaRoche, L ERA: 0.63 (7, 1)	3.2		17	3	1	1	1	2	1	0	0	0	16	28	2.46	1.364											
Jim Karm, R ERA: 1.83 (11, 1)	1.2		9	2	1	1	2	1	1	0	0	1	11	19	5.40	1.800											
Don Hood, L ERA: 3.38 (12, 1)	0.0		1	0	0	0	0	1	0	0	0	0	0	4													
Tom Buskey, R ERA: 3.12 (12, 1)	1.0	L	7	2	1	1	1	0	2	0	0	0	0	7	15	9.00	2.000										

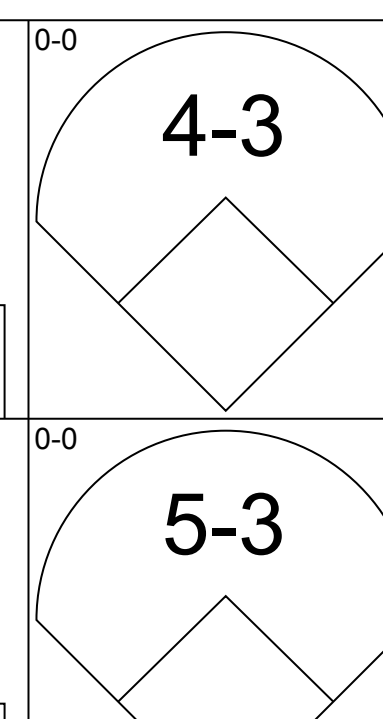
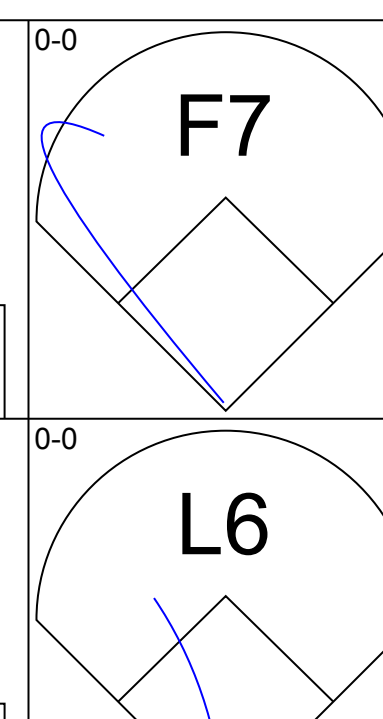
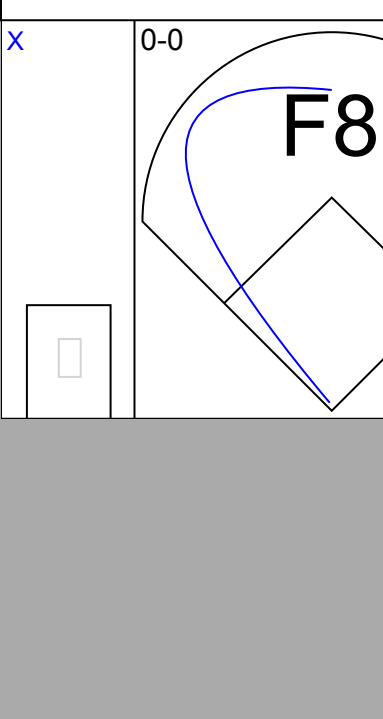
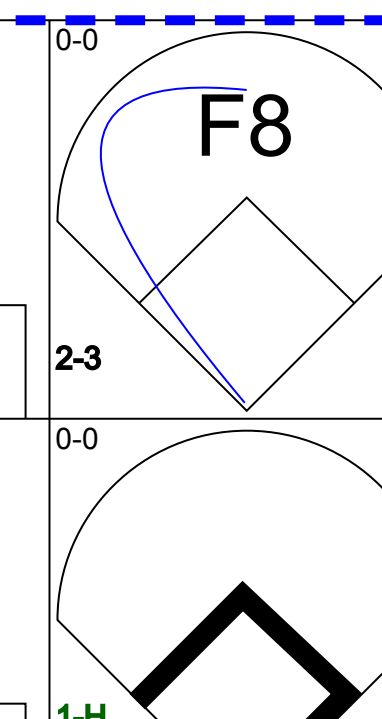
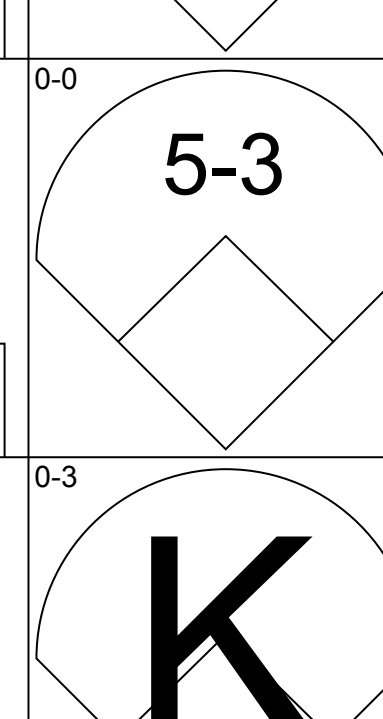
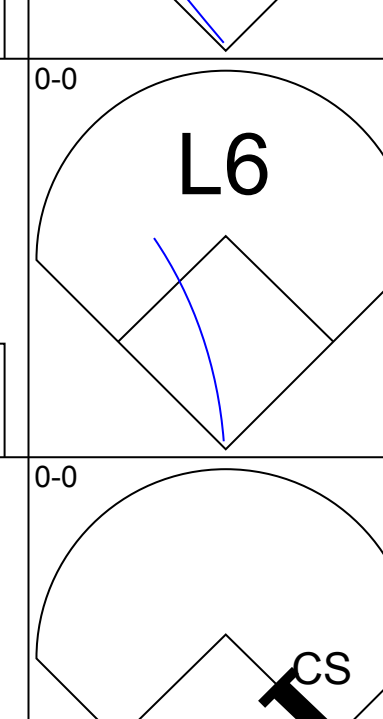
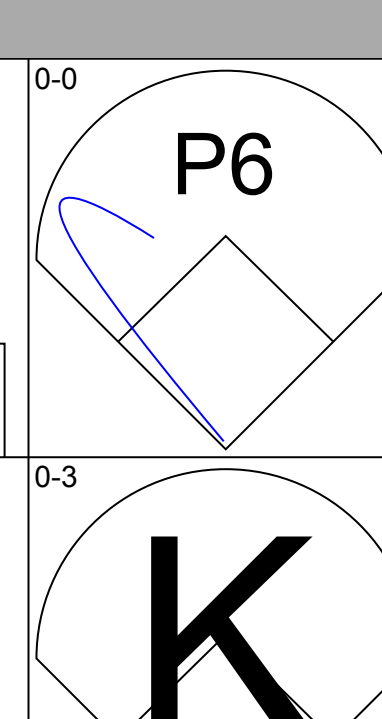
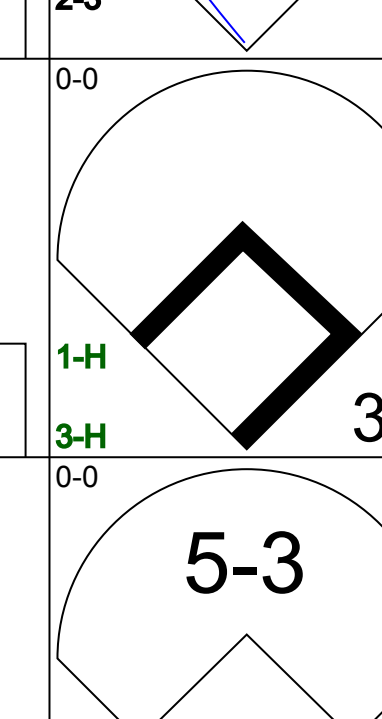
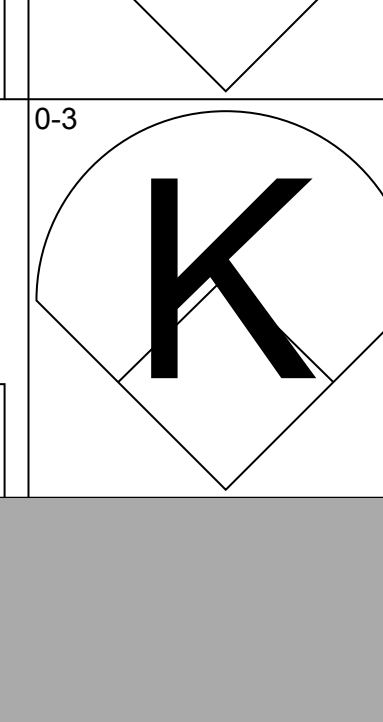
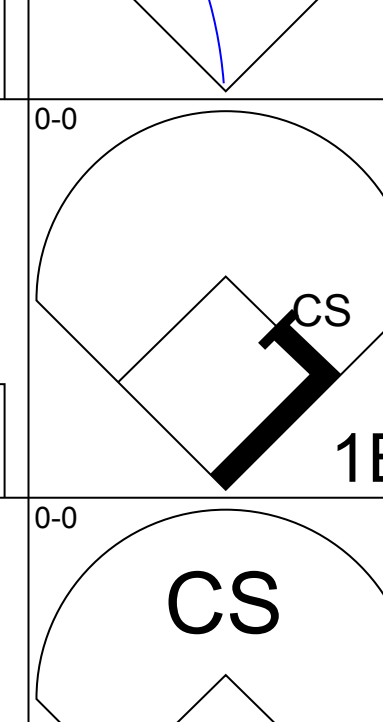
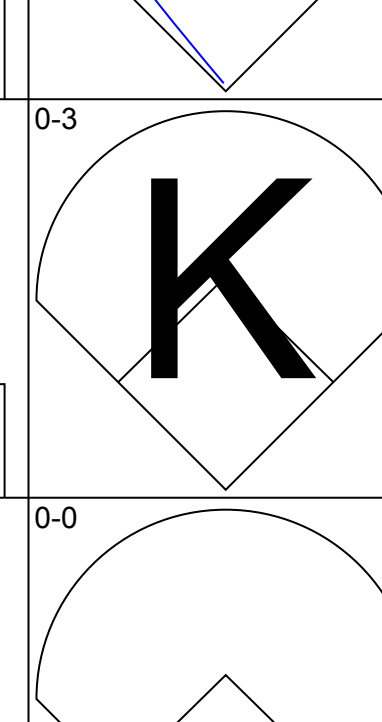
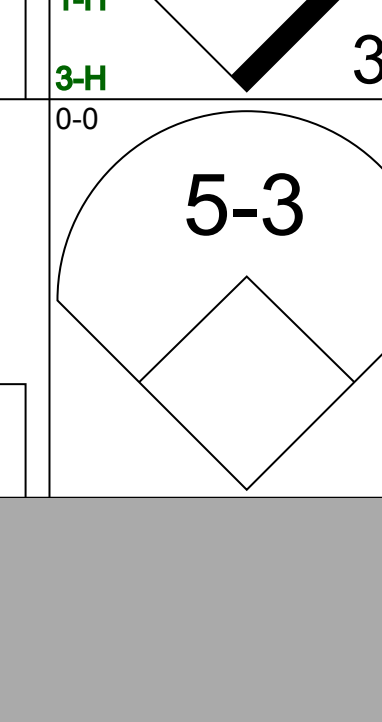
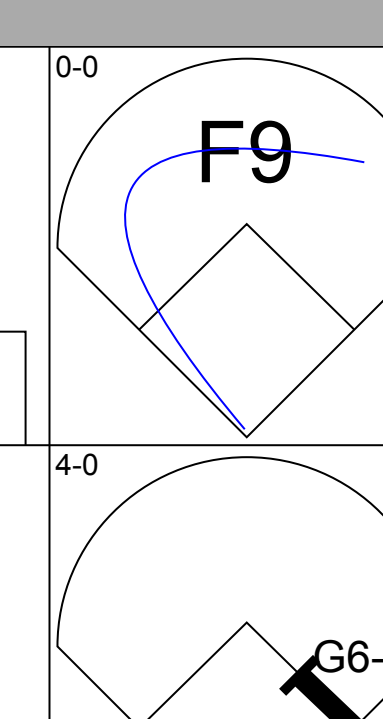
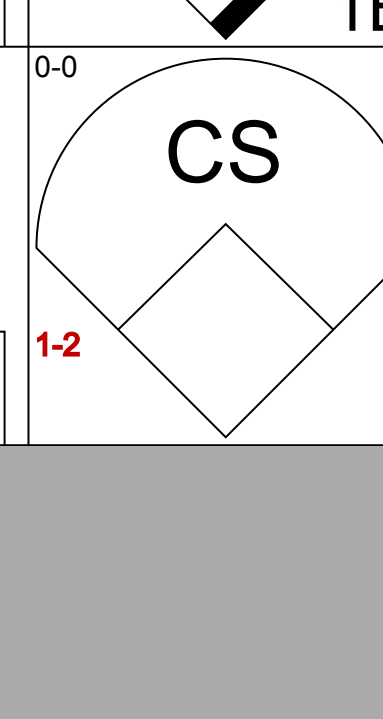
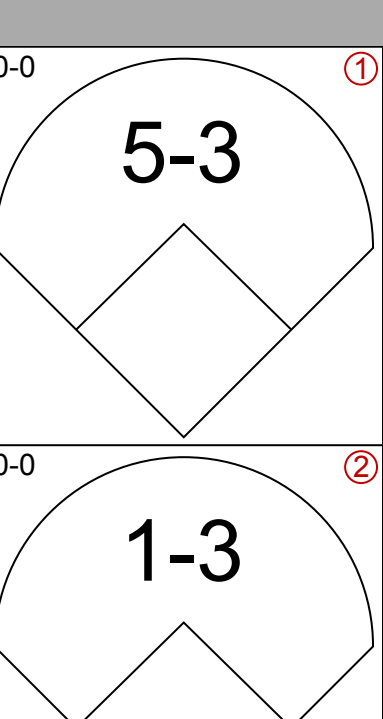
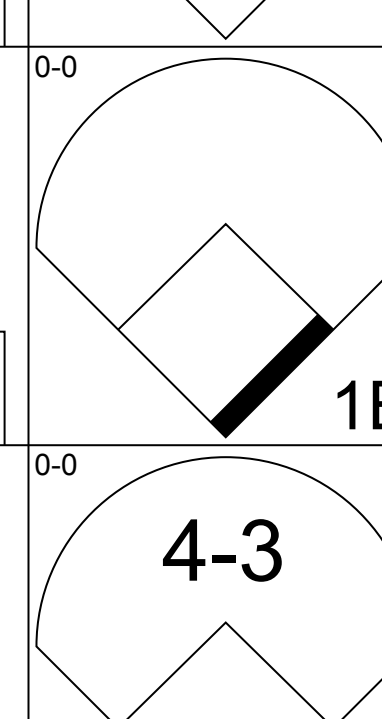
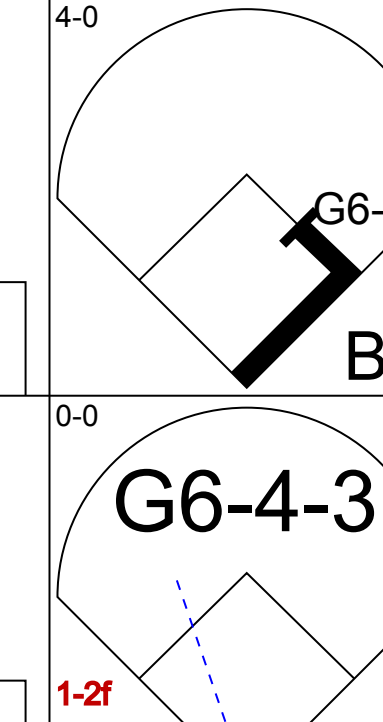
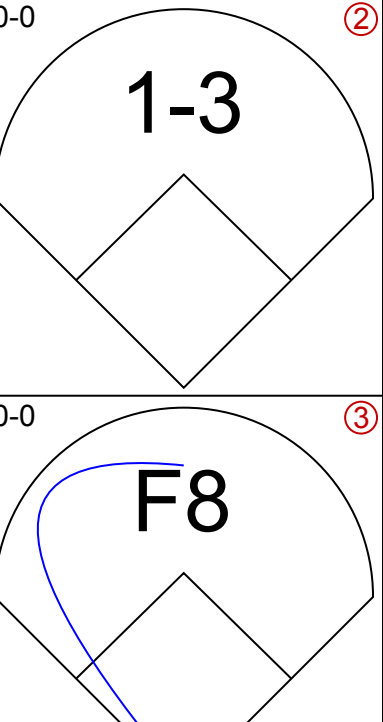
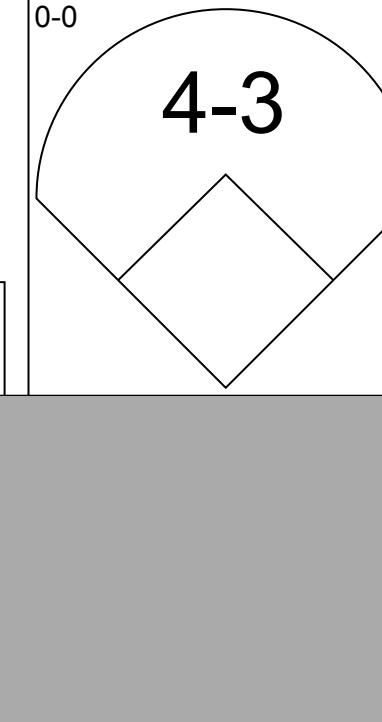
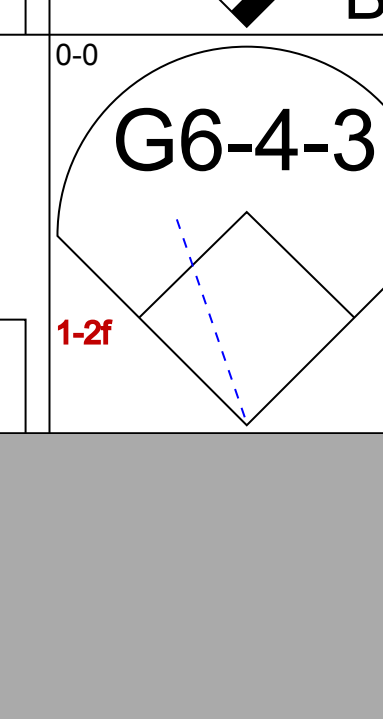
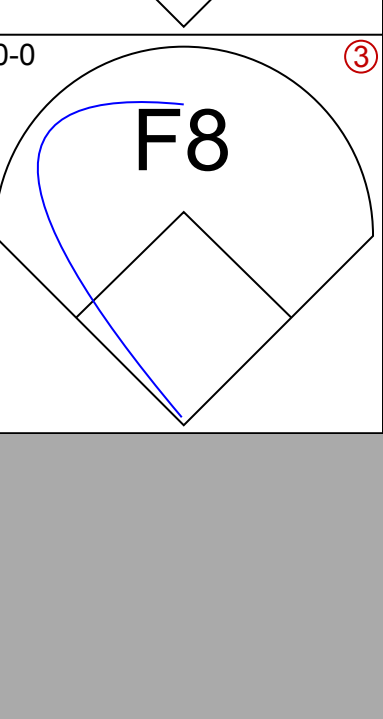
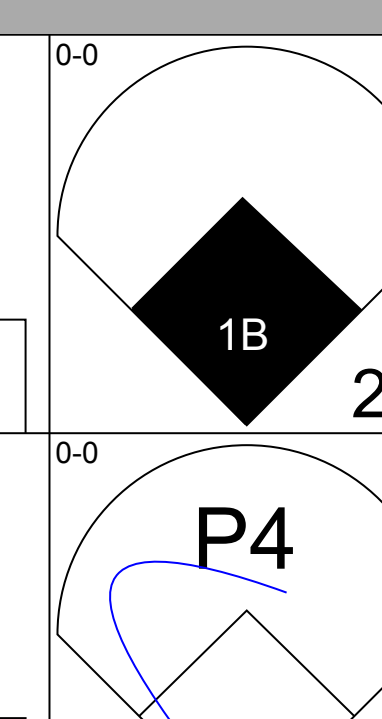
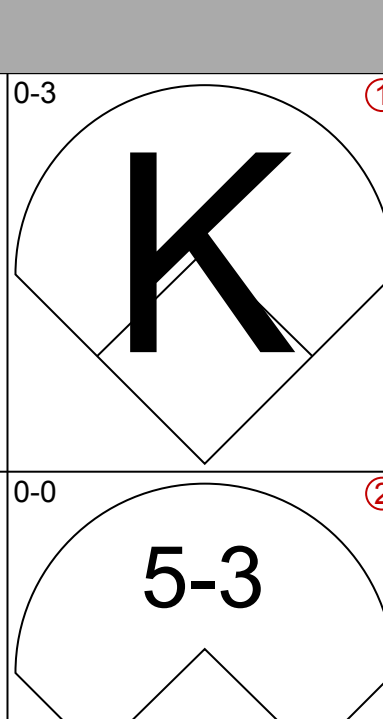
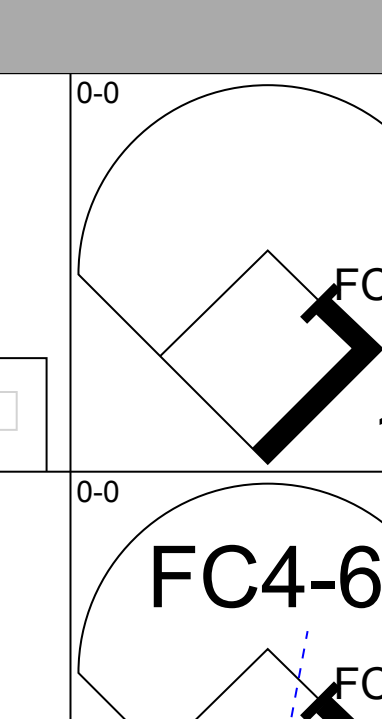
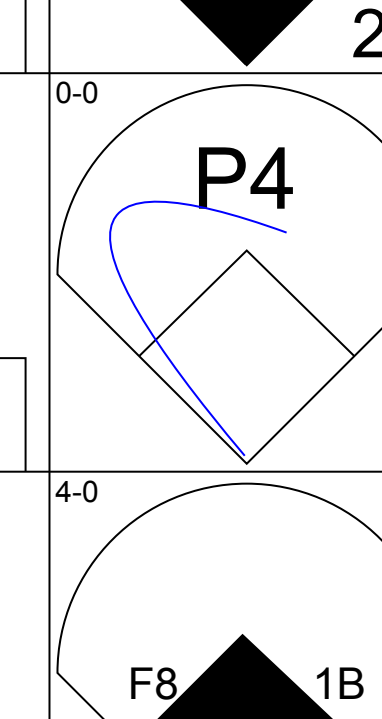
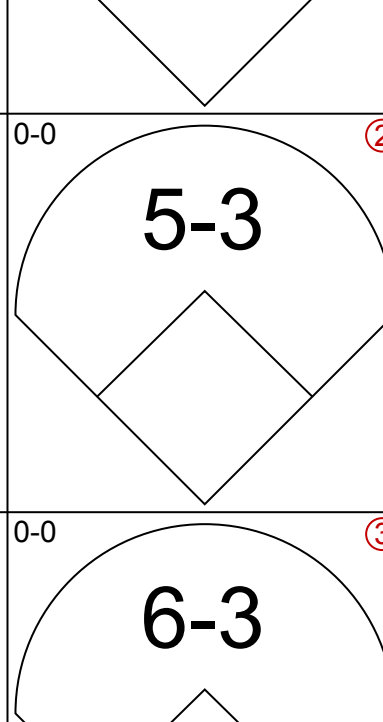
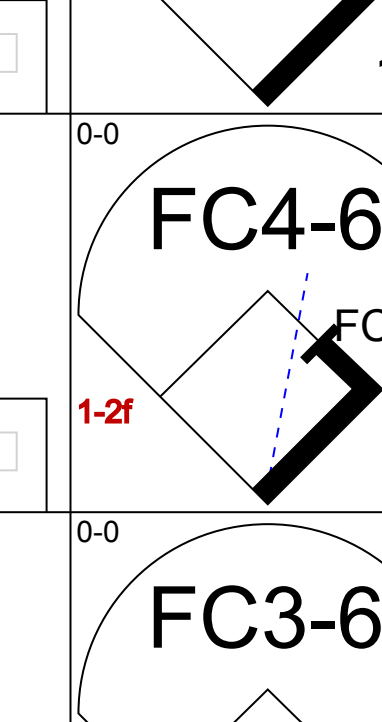
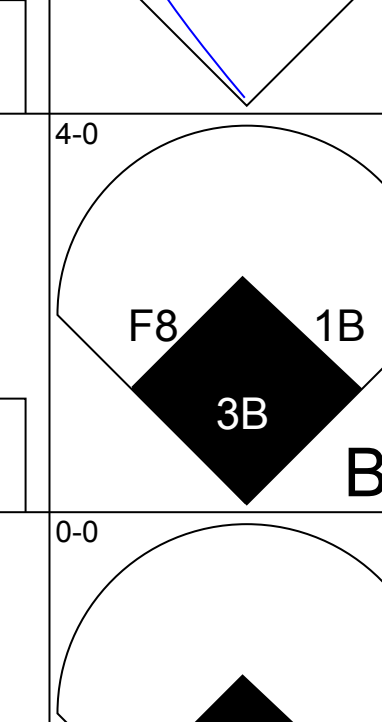
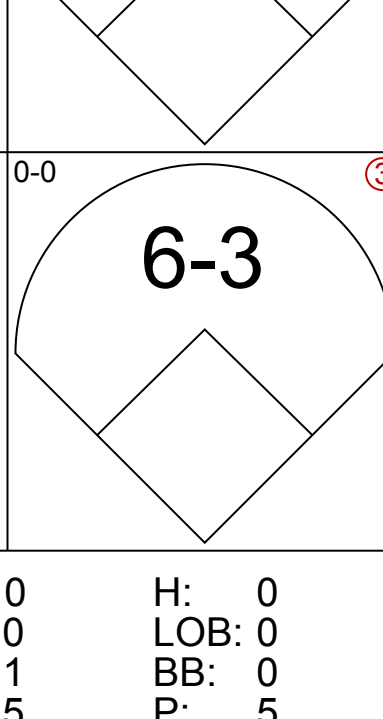
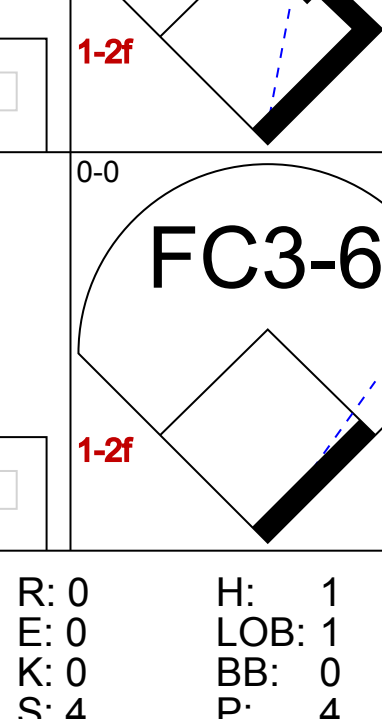
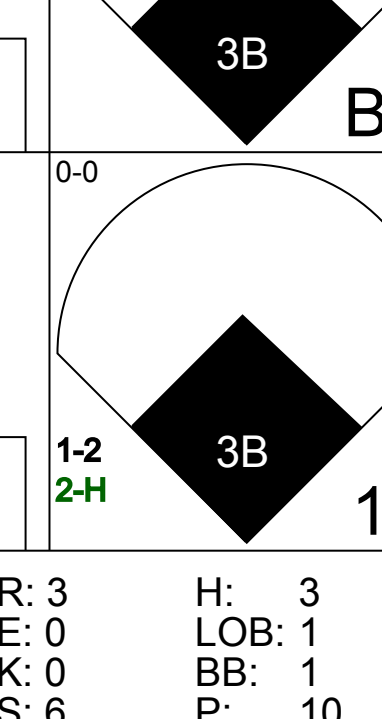
Cleveland Indians @ California Angels
Anaheim Stadium, Anaheim, CA

Sat May 08 1976, 10:05 PM EDT
Att. 25,541 - Unknown - 69 F

AB 42
R 4
H 9
RBI 3
BB 14
SO 7
LOB 35



Batter	1	2	3	4	5	6	7	8	9	AB	R	H	RBI	BB	SO	LOB	TOP			
Rick Manning, L (1, 8) OBP: 0.352, SLG: 0.363										4	0	1	0	0	2	0	Cleveland Indians @ California Angels Anaheim Stadium, Anaheim, CA Sun May 09 1976, 6:33 AM EDT Att: 10,114 - Unknown - 59 F			
Duane Kuiper, L (1, 4) OBP: 0.280, SLG: 0.238 Frank Robinson, R (9, PH)										3	0	0	0	0	2	0				
Buddy Bell, R (1, 5) OBP: 0.418, SLG: 0.439										4	0	0	0	0	2	0				
Rico Carty, R (1, 10) OBP: 0.398, SLG: 0.524										4	1	1	0	0	0	0				
George Hendrick, R (1, 7) OBP: 0.330, SLG: 0.565										3	0	0	0	0	0	1				
Charlie Spikes, R (1, 9) OBP: 0.314, SLG: 0.253										1	1	0	0	2	0	0				
Doug Howard, R (1, 3) OBP: 0.250, SLG: 0.367										3	0	1	2	0	0	1				
Ray Fosse, R (1, 2) OBP: 0.364, SLG: 0.125										3	0	0	0	0	0	1				
Frank Duffy, R (1, 6) OBP: 0.282, SLG: 0.294										3	0	0	0	0	2	1				
Inning Stats	R: 0 E: 0 K: 3 S: 9	H: 0 LOB: 0 BB: 0 P: 9	R: 2 E: 0 K: 1 S: 7	H: 2 LOB: 1 BB: 1 P: 11	R: 0 E: 0 K: 1 S: 5	H: 0 LOB: 0 BB: 0 P: 5	R: 0 E: 0 K: 0 S: 3	H: 0 LOB: 1 BB: 1 P: 7	R: 0 E: 0 K: 1 S: 5	H: 1 LOB: 0 BB: 0 P: 5	R: 0 E: 0 K: 1 S: 5	H: 0 LOB: 0 BB: 0 P: 5	R: 0 E: 0 K: 0 S: 3	R: 0 E: 0 K: 1 S: 5	H: 0 LOB: 0 BB: 0 P: 5	R: 0 E: 0 K: 0 S: 3		1B: 2 2B: 1 3B: 0 HR: 0	SF: 0 SAC: 0 DP: 0 HBP: 0	WP: 0 PB: 0 SB: 0 CS: 1
PITCHER Frank Tanana, L (1, 1) ERA: 3.22	IP: 9.0 WLS: W BF: 31 H: 3 R: 2 ER: 2 SO: 8 BB: 2 IBB: 0 HBP: 0 BLK: 0 WP: 0 HR: 0 S: 45 P: 53 ERA: 2.00 WHIP: 0.556																			

Batter	1	2	3	4	5	6	7	8	9	AB	R	H	RBI	BB	SO	LOB	BOTTOM		
Jerry Remy, L (1, 4) OBP: 0.297, SLG: 0.253										4	0	0	0	0	0	3	Cleveland Indians @ California Angels Anaheim Stadium, Anaheim, CA Sun May 09 1976, 6:33 AM EDT Att: 10,114 - Unknown - 59 F		
Rusty Torres, S (1, 8) OBP: 0.309, SLG: 0.365										4	0	1	2	0	0	0			
Bobby Bonds, R (1, 9) OBP: 0.473, SLG: 0.533										4	0	1	0	0	2	1			
Bill Melton, R (1, 10) OBP: 0.292, SLG: 0.398										3	0	1	0	0	0	0			
Bruce Bochte, L (1, 3) OBP: 0.393, SLG: 0.368										2	0	0	0	1	0	1			
Leroy Stanton, R (1, 7) OBP: 0.343, SLG: 0.357										3	1	1	0	0	0	1			
Dave Chalk, R (1, 5) OBP: 0.330, SLG: 0.326 (9, 6)										3	0	1	0	0	1	1			
Andy Etchebarren, R (1, 2) OBP: 0.241, SLG: 0.200 Ron Jackson, R (8, PH) OBP: 0.333, SLG: 0.143 (9, 5)										2	0	0	0	0	0	1			
Orlando Ramirez, R (1, 6) OBP: 0.297, SLG: 0.241 Paul Dade, R (8, PH) OBP: 0.400, SLG: 0.143 Ed Herrmann, L (9, 2) OBP: 0.205, SLG: 0.371										2	0	0	0	0	0	1			
Inning Stats	R: 0 E: 0 K: 1 S: 5	H: 0 LOB: 0 BB: 0 P: 5	R: 0 E: 0 K: 0 S: 2	H: 0 LOB: 0 BB: 1 P: 6	R: 0 E: 0 K: 1 S: 5	H: 0 LOB: 0 BB: 0 P: 5	R: 0 E: 0 K: 0 S: 3	H: 1 LOB: 0 BB: 0 P: 3	R: 0 E: 0 K: 0 S: 3	H: 0 LOB: 0 BB: 0 P: 3	R: 0 E: 0 K: 0 S: 4	H: 1 LOB: 1 BB: 0 P: 4	R: 0 E: 0 K: 1 S: 6	R: 3 E: 0 K: 0 S: 6	H: 3 LOB: 1 BB: 1 P: 10	1B: 4 2B: 1 3B: 1 HR: 0		SF: 0 SAC: 0 DP: 1 HBP: 0	WP: 0 PB: 0 SB: 0 CS: 1
PITCHER Fritz Peterson, L (1, 1) ERA: 4.94 Dave LaRoche, L (8, 1) ERA: 0.6	IP: 7.1 WLS: L BF: 27 H: 5 R: 3 ER: 3 SO: 3 BB: 2 IBB: 0 HBP: 0 BLK: 0 WP: 0 HR: 0 S: 31 P: 39 ERA: 3.68 WHIP: 0.955																		


Batter	1	2	3	4	5	6	7	8	9	AB	R	H	RBI	BB	SO	LOB	TOP			
Jerry Remy, L OBP: 0.292, SLG: 0.269 (1, 4)	F7	FC4							L4	5	1	1	1	0	1	3	California Angels @ Oakland Athletics Oakland-Alameda County Coliseum, Oakland, CA Tue May 11 1976, 7:05 PM PDT Att: 2,951 - Unknown livebaseballscorecards.com			
Rusty Torres, S OBP: 0.311, SLG: 0.376 (1, 8)	2B		4-3			5-3			K	5	1	3	0	0	1	0				
Bobby Bonds, R OBP: 0.482, SLG: 0.638 (1, 9)			P3			5-3				5	1	3	2	0	0	1				
Bill Melton, R OBP: 0.278, SLG: 0.373 (1, 10)	5-3		4-3			E6			P4	5	0	0	0	0	0	3				
Bruce Bochte, L OBP: 0.374, SLG: 0.350 (1, 3)	6-3									4	0	1	0	0	0	2				
Leroy Stanton, R OBP: 0.333, SLG: 0.349 (1, 7)										3	0	0	0	1	2	2				
Ron Jackson, R OBP: 0.267, SLG: 0.231 (1, 5)										4	0	1	0	0	1	3				
Andy Etchebarren, R OBP: 0.271, SLG: 0.222 (7, PR)										3	0	2	0	0	0	0				
Dave Collins, S OBP: 0.388, SLG: 0.212 (7, 2)										0	1	0	0	0	0	0				
Ed Herrmann, L OBP: 0.220, SLG: 0.361 (7, 2)										0	0	0	0	1	0	0				
Orlando Ramirez, R OBP: 0.286, SLG: 0.234 (1, 6)										3	0	0	0	0	0	5				
Inning Stats	R: 0 E: 0 K: 0 S: 5	H: 2 LOB: 2 BB: 0 P: 5	R: 0 E: 0 K: 0 S: 4	H: 1 LOB: 2 BB: 1 P: 8	R: 0 E: 0 K: 0 S: 3	H: 0 LOB: 0 BB: 0 P: 3	R: 0 E: 0 K: 1 S: 5	H: 0 LOB: 0 BB: 0 P: 5	R: 0 E: 1 K: 1 S: 8	H: 2 LOB: 2 BB: 0 P: 8	R: 2 E: 0 K: 0 S: 6	H: 4 LOB: 1 BB: 0 P: 6	R: 0 E: 0 K: 1 S: 6	H: 1 LOB: 2 BB: 0 P: 10	R: 1 E: 0 K: 1 S: 6	H: 1 LOB: 0 BB: 0 P: 6	1B: 7 2B: 3 3B: 0 HR: 1	SF: 0 SAC: 1 DP: 0 HBP: 0	WP: 0 PB: 0 SB: 0 CS: 1	PA: 40
PITCHER	IP WLS BF H R ER SO BB IBB HBP BLK WP HR S P ERA WHIP	6.2 30 9 3 3 3 1 0 0 0 0 0 35 39 4.05 1.500	2.1 W 10 2 1 1 2 0 1 0 0 0 0 1 13 3.86 0.857																	

Batter	1	2	3	4	5	6	7	8	9	AB	R	H	RBI	BB	SO	LOB	BOTTOM				
Bill North, S OBP: 0.347, SLG: 0.327 (1, 8)	6-3									5	1	1	0	0	1	2	California Angels @ Oakland Athletics Oakland-Alameda County Coliseum, Oakland, CA Tue May 11 1976, 7:05 PM PDT Att: 2,951 - Unknown livebaseballscorecards.com				
Claudell Washington, L OBP: 0.306, SLG: 0.333 (1, 9)	1-3		G5-4-3							5	0	2	0	0	0	3					
Joe Rudi, R OBP: 0.382, SLG: 0.558 (1, 7)										4	0	2	1	0	1	2					
Don Baylor, R OBP: 0.293, SLG: 0.258 (1, 3)	F7									3	0	0	0	0	0	3					
Sal Bando, R OBP: 0.273, SLG: 0.400 (8, PH)										2	0	1	0	0	0	0					
Cesar Tovar, R OBP: 0.231, SLG: 0.091 (8, PH)										1	0	0	0	0	0	0					
Tommy Sandt, R OBP: 0.333, SLG: 0.333 (9, 4)										0	0	0	0	0	0	0					
Billy Williams, L OBP: 0.259, SLG: 0.271 (8, FR)										3	0	0	0	1	1	4					
Matt Alexander, S (8, FR)										0	1	0	0	0	0	0					
Bert Campaneris, R OBP: 0.292, SLG: 0.234 (1, 6)										4	1	1	0	0	1	1					
Phil Garner, R OBP: 0.287, SLG: 0.362 (7, PR)										3	0	1	0	0	0	1					
Larry Lintz, S (7, PR)										0	1	0	0	0	0	0					
Ken McMullen, R OBP: 0.344, SLG: 0.259 (8, PH)										1	1	1	2	0	0	0					
Larry Haney, R OBP: 0.288, SLG: 0.260 (7, PH)										2	0	1	0	0	0	0					
Tim Hosley, R OBP: 0.435, SLG: 0.667 (8, 2)										2	1	1	2	0	1	1					
Inning Stats	R: 0 E: 0 K: 0 S: 4	H: 1 LOB: 1 BB: 0 P: 4	R: 0 E: 0 K: 1 S: 6	H: 1 LOB: 1 BB: 0 P: 6	R: 0 E: 0 K: 1 S: 6	H: 2 LOB: 1 BB: 0 P: 6	R: 0 E: 0 K: 0 S: 3	H: 0 LOB: 0 BB: 0 P: 3	R: 0 E: 0 K: 1 S: 5	H: 0 LOB: 0 BB: 0 P: 5	R: 0 E: 0 K: 0 S: 4	H: 1 LOB: 3 BB: 0 P: 6	R: 2 E: 1 K: 1 S: 9	H: 3 LOB: 2 BB: 0 P: 9	R: 4 E: 1 K: 1 S: 8	H: 3 LOB: 1 BB: 1 P: 12	1B: 7 2B: 3 3B: 0 HR: 1	SF: 0 SAC: 0 DP: 1 HBP: 2	WP: 0 PB: 0 SB: 1 CS: 0	PA: 38	
PITCHER	IP WLS BF H R ER SO BB IBB HBP BLK WP HR S P ERA WHIP	6.2 28 6 2 0 4 0 0 0 0 0 0 0 1 1 0.00 0.900	0.0 1 1 0 0 0 0 0 0 0 0 0 0 1 1 0.00 0.000	0.2 L 5 2 3 3 0 1 0 0 0 0 0 0 4 8 40.50 4.500	0.5 4 2 1 1 1 0 0 0 0 0 0 1 6 6 13.50 3.000																

Batter	1	2	3	4	5	6	7	8	9	AB	R	H	RBI	BB	SO	LOB	TOP					
Juan Beniquez, R OBP: 0.272, SLG: 0.307 (1, 8)	5-3		F9 E 2B		6-3	1-4-3		1-3		5	1	1	0	0	0	3						
Lenny Randle, S OBP: 0.277, SLG: 0.280 (1, 7) (8, 5)			F9		E6 BB		F9		6-3	5	0	1	0	0	0	1						
Mike Hargrove, L OBP: 0.362, SLG: 0.419 (1, 3)	K		3-4		K		HR HBP		BB 1B	4	1	1	0	0	2	3						
Toby Harrah, R OBP: 0.443, SLG: 0.545 (1, 6)	F8		E5 HR		BB		HR		BB	3	2	1	2	2	0	1						
Jeff Burroughs, R OBP: 0.281, SLG: 0.475 (1, 9)		BB BB	BB HR		F8		6-3		F8	4	1	1	2	1	0	4						
Tom Grievs, R OBP: 0.273, SLG: 0.442 (1, 10)			F4 F7			K 1B		3-1		5	0	0	0	0	1	3						
Roy Smalley, S OBP: 0.424, SLG: 0.310 (1, 4)		BB BB	BB HR		G4-6-3 1B	K		CI L4-3		2	0	1	0	1	1	1						
Roy Howell, L OBP: 0.330, SLG: 0.345 (8, PH) Gene Clines, R OBP: 0.273, SLG: 0.300 (8, 7)		K	G4-6-3		K		L4-3			3	0	0	0	0	2	4						
Jim Sundberg, R OBP: 0.224, SLG: 0.281 (1, 2)		K	F9			1B		F9		4	0	1	0	0	1	3						
Inning Stats	R: 0 E: 0 K: 1 S: 6	H: 1 LOB: 1 BB: 0 P: 6	R: 0 E: 0 K: 2 S: 7	H: 0 LOB: 2 BB: 2 P: 15	R: 3 E: 1 K: 0 S: 6	H: 2 LOB: 0 BB: 0 P: 6	R: 0 E: 0 K: 0 S: 3	H: 1 LOB: 0 BB: 0 P: 3	R: 0 E: 0 K: 1 S: 6	H: 0 LOB: 2 BB: 1 P: 10	R: 0 E: 0 K: 3 S: 11	H: 1 LOB: 0 BB: 0 P: 11	R: 2 E: 0 K: 0 S: 4	H: 1 LOB: 0 BB: 0 P: 5	R: 0 E: 1 K: 0 S: 4	H: 0 LOB: 1 BB: 0 P: 4	R: 0 E: 0 K: 0 S: 4	H: 1 LOB: 2 BB: 1 P: 8	1B: 4 2B: 1 3B: 0 HR: 2	SF: 0 SAC: 0 DP: 1 HBP: 1	WP: 0 PB: 1 CS: 0	PA: 42
PITCHER	IP	WLS	BF	H	R	ER	SO	BB	IBB	HBP	BLK	WP	HR	S	P	ERA	WHIP					
Frank Tanana, L ERA: 3.07 Paul Hartzell, R ERA: 2.19	(1, 1) (9, 1)	8.1 0.2	W S	39 3	7 0	5 0	2 0	7 0	3 1	0 0	0 0	0 0	0 0	2 2	49 6	62 0.00	2.16 1.500					

Texas Rangers @ California Angels
Anaheim Stadium, Anaheim, CA
Thu May 13 1976, 10:05 PM EDT
Att: 8,287 - Unknown


AB	36
R	5
H	7
RBI	4
BB	4
SO	7
LOB	24

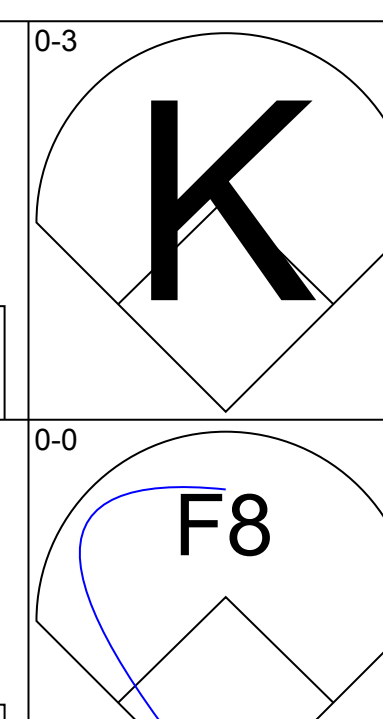
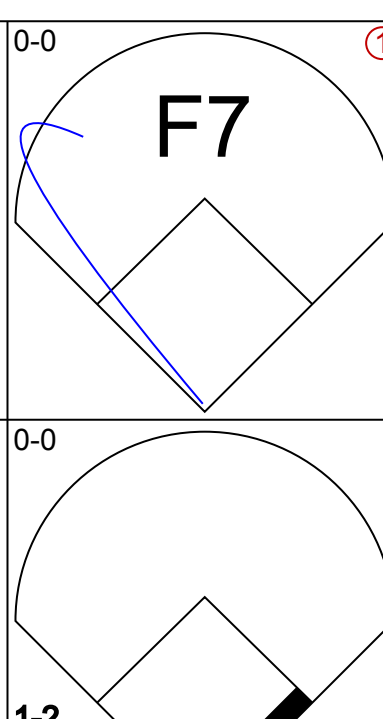
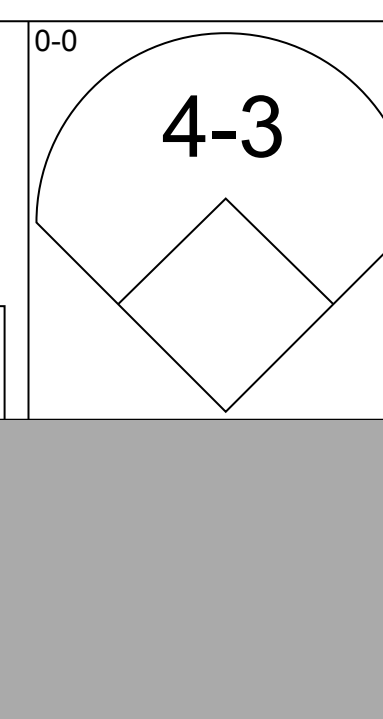
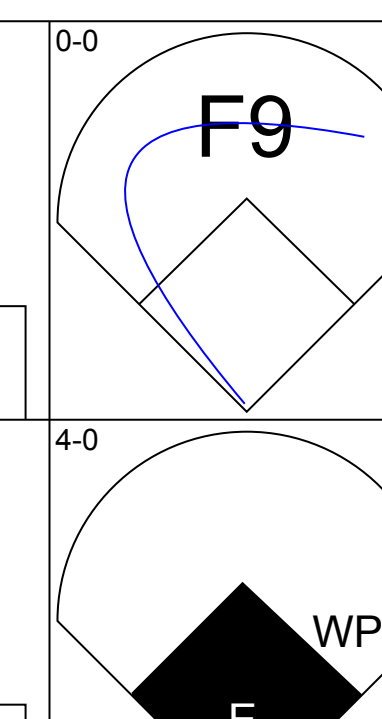
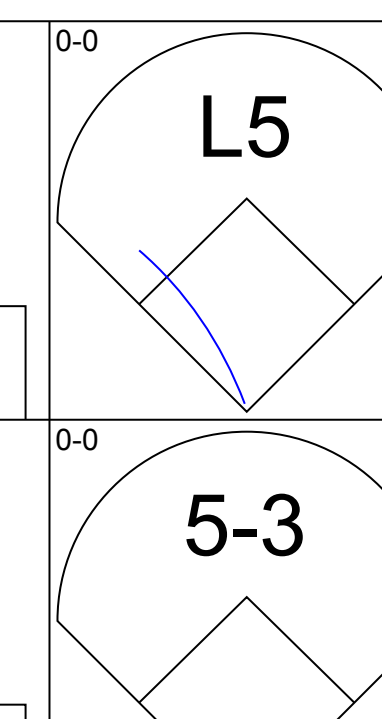
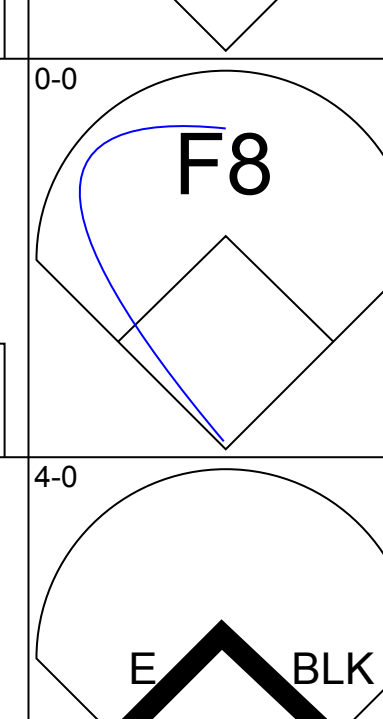
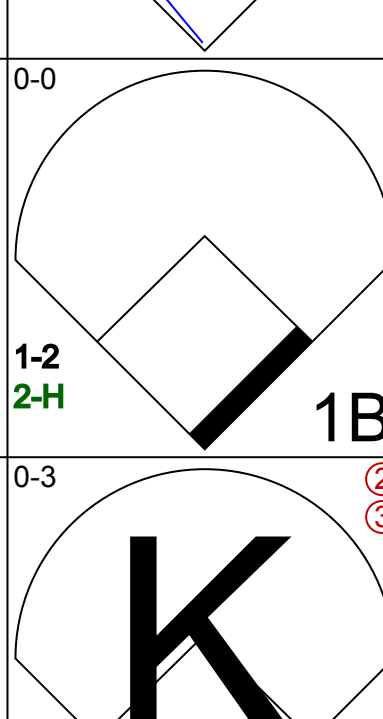
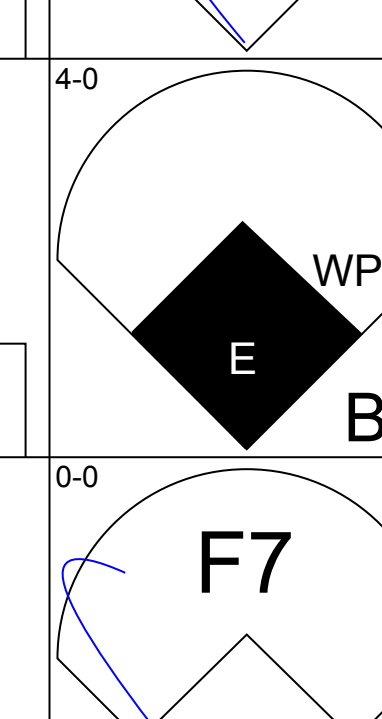
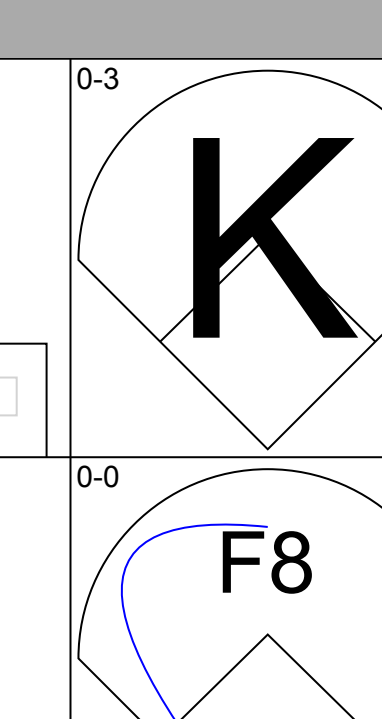
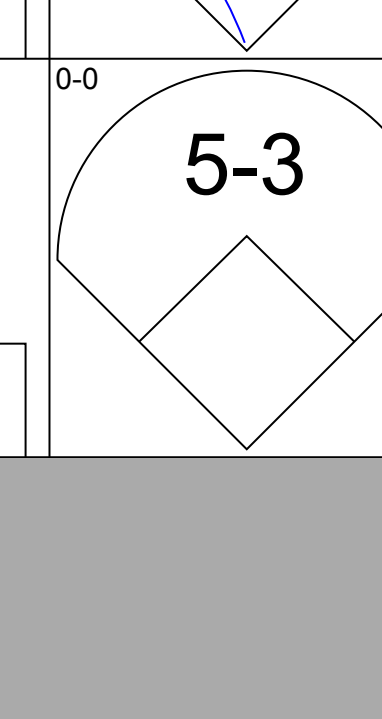
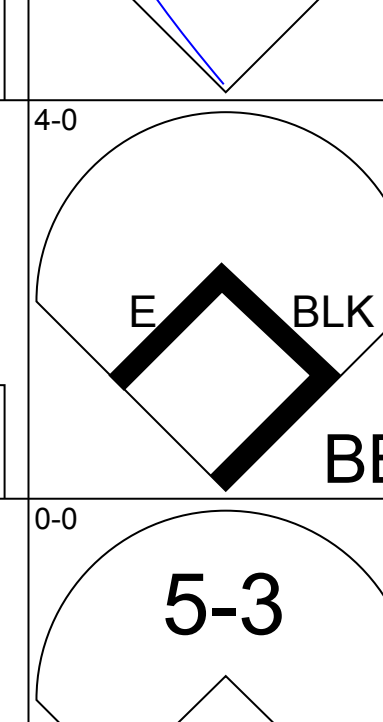
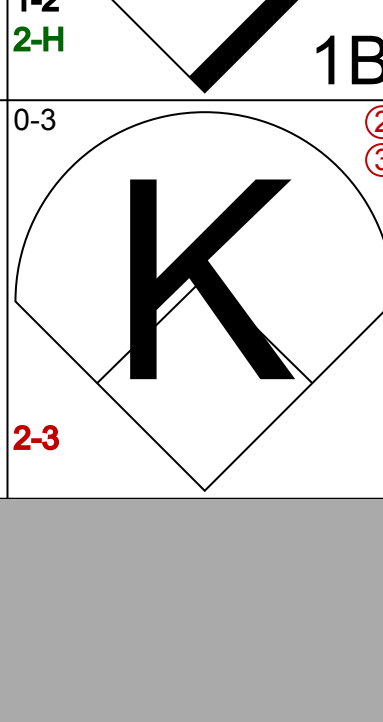
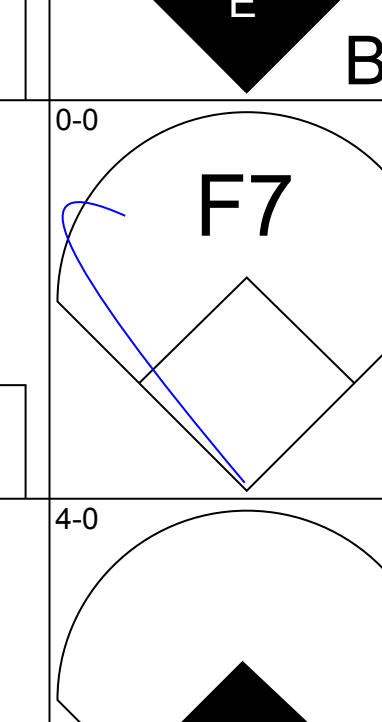
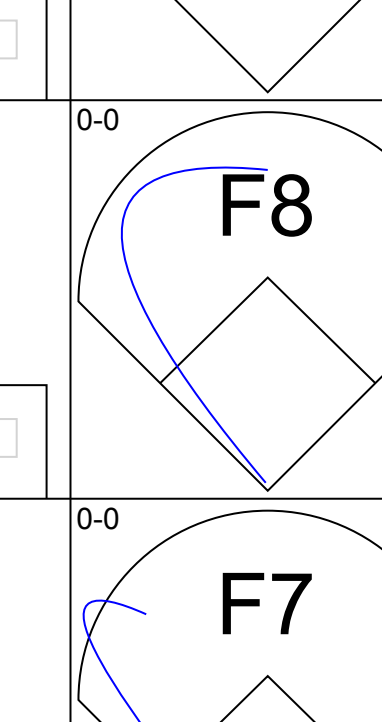

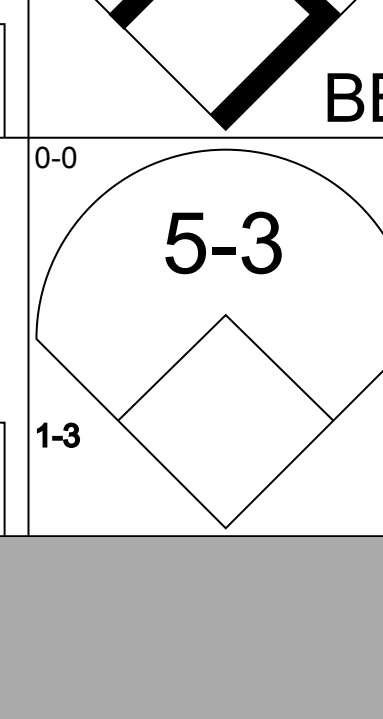
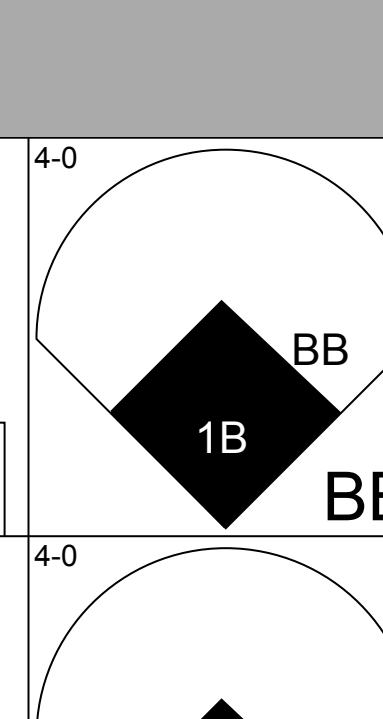
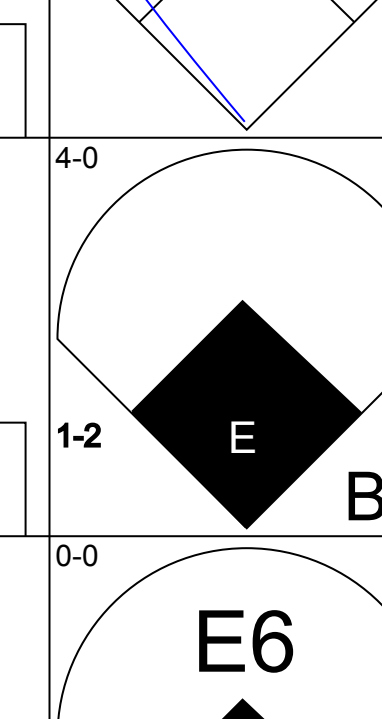
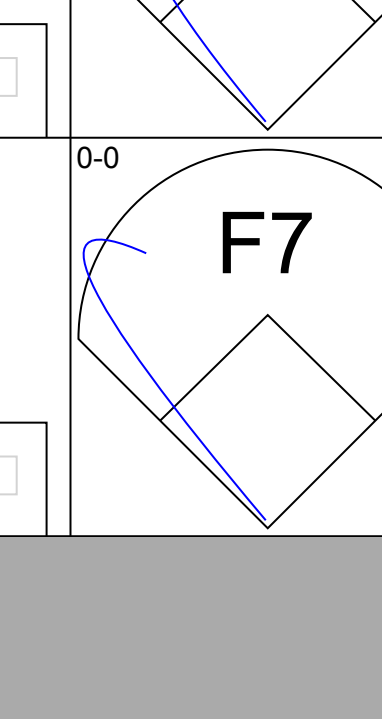

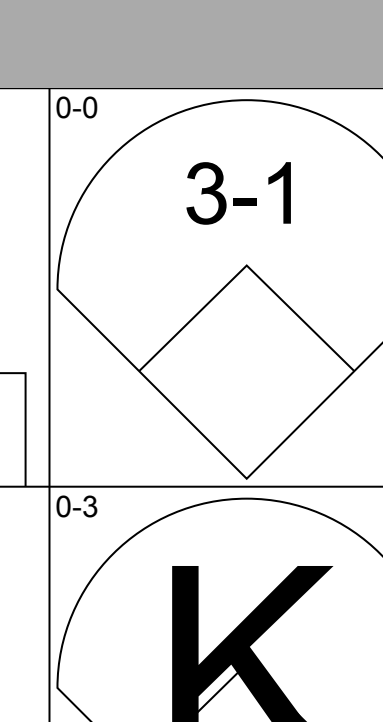
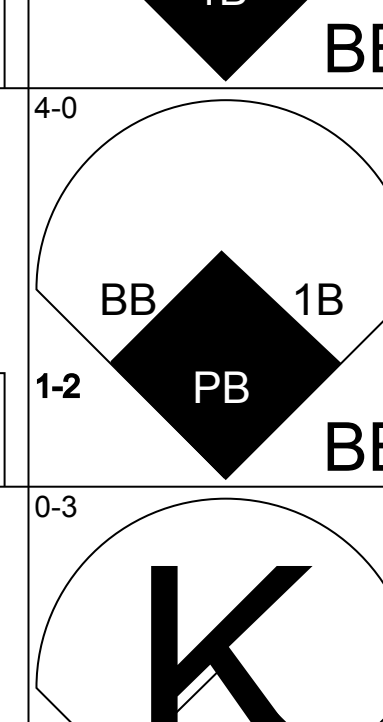
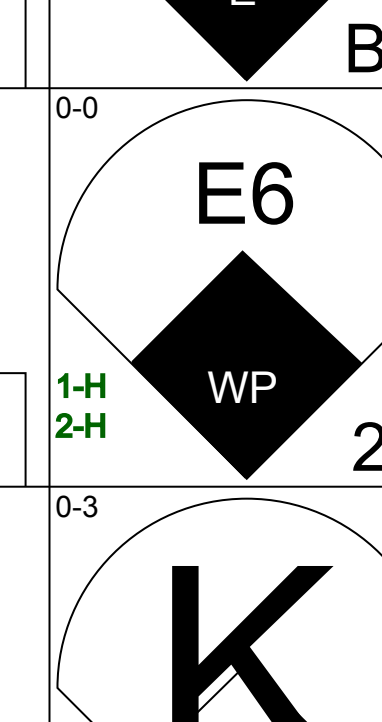
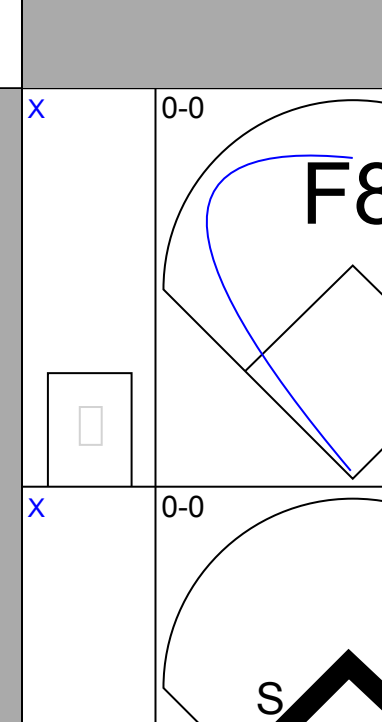
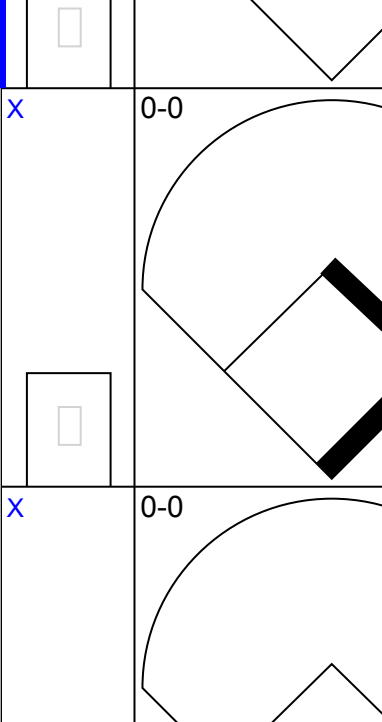
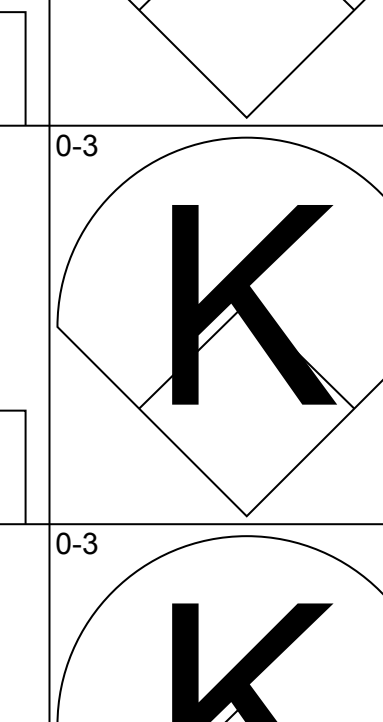
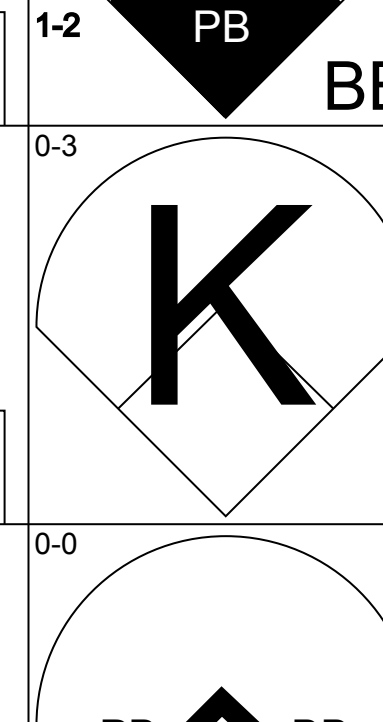
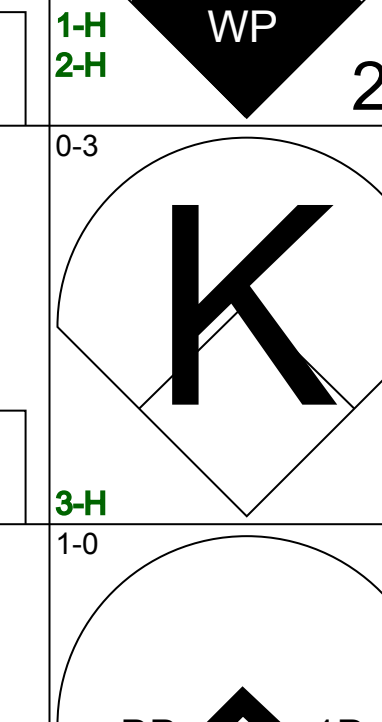
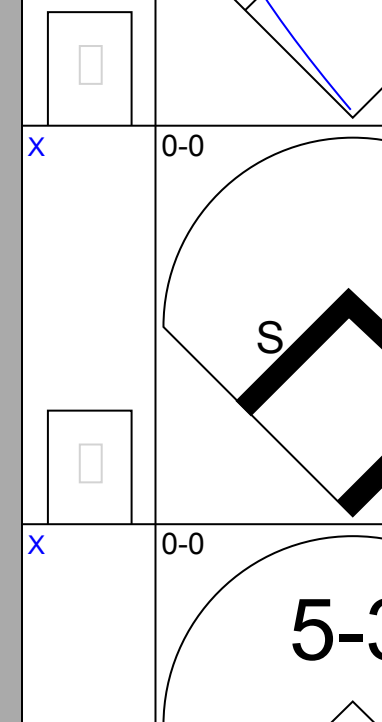
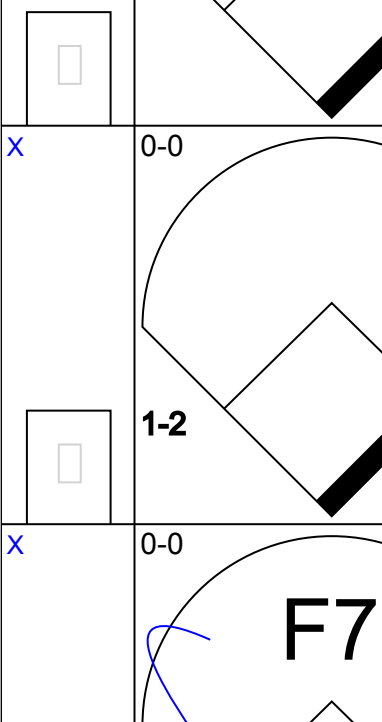

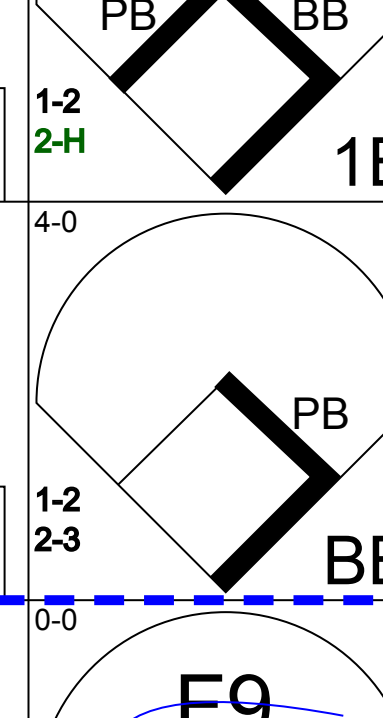
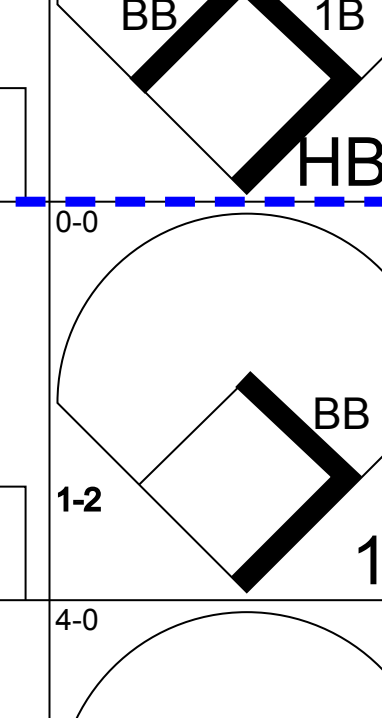
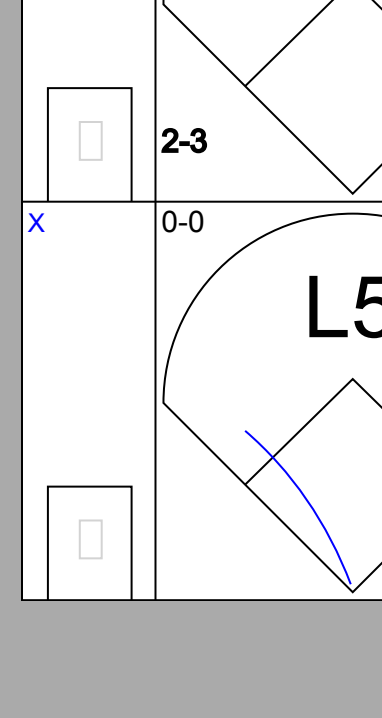
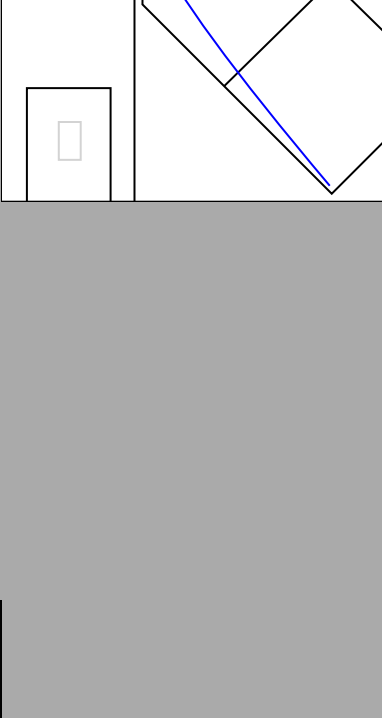
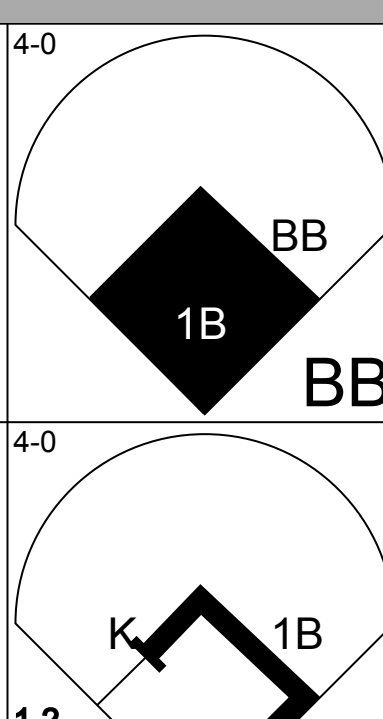
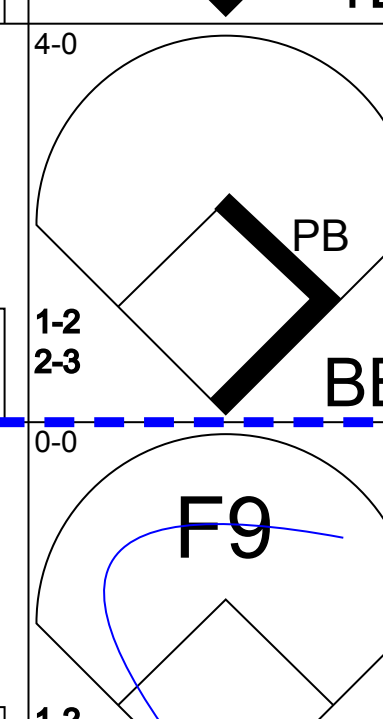
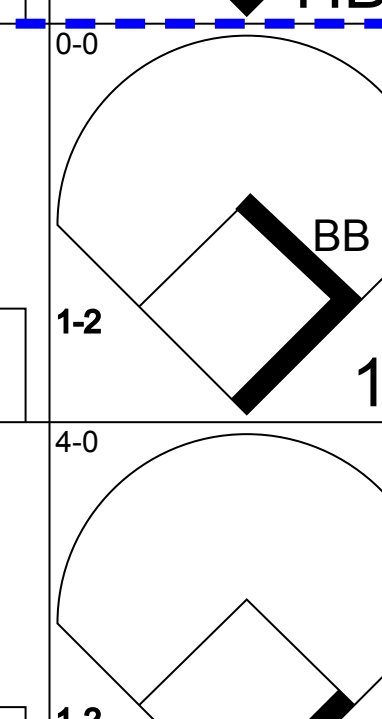
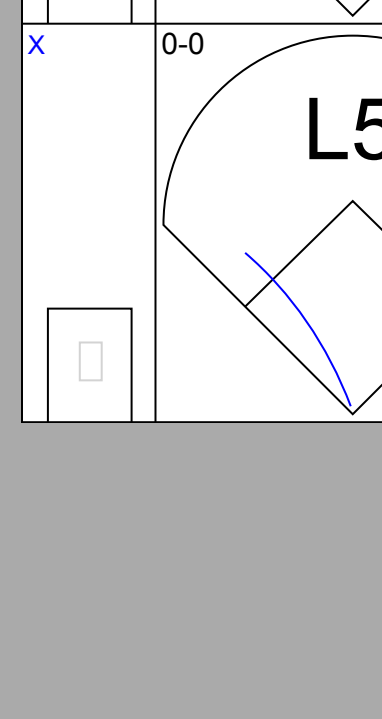
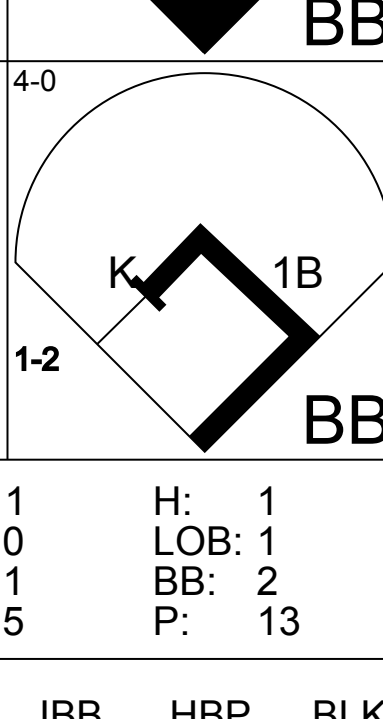
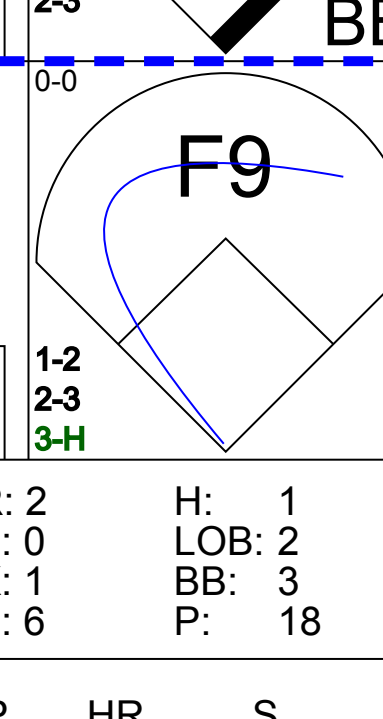
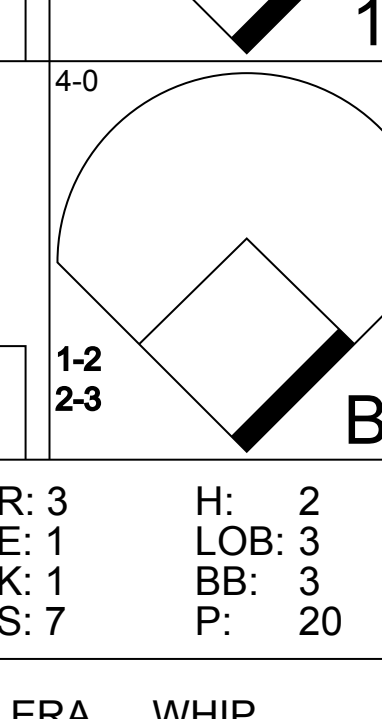
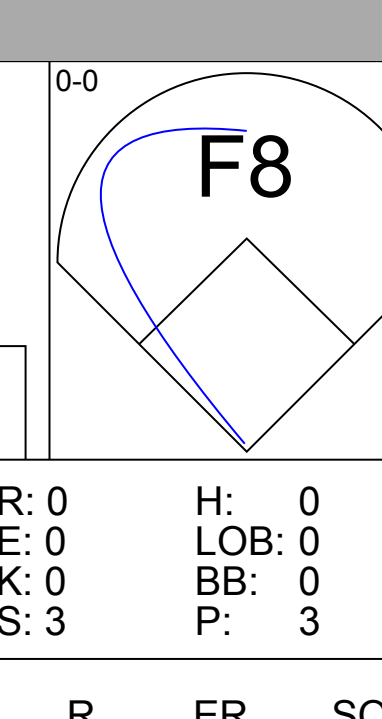


Batter	1	2	3	4	5	6	7	8	9	AB	R	H	RBI	BB	SO	LOB	BOTTOM				
Jerry Remy, L OBP: 0.295, SLG: 0.274 (1, 4)	G3		1B 2B 1B	K		E8 1B				4	1	2	0	0	1	1					
Rusty Torres, S OBP: 0.310, SLG: 0.364 (1, 8)	F9		K		FC3-6 BB	F7				3	0	0	0	1	1	3					
Bobby Bonds, R OBP: 0.462, SLG: 0.597 (1, 9)	S 1B		2B 1B		FC3-6 HR	K				4	2	2	1	0	1	2					
Leroy Stanton, R OBP: 0.337, SLG: 0.366 (1, 7)	4-3		E 2B		K		K			4	1	1	2	0	2	2					
Bruce Bochte, L OBP: 0.366, SLG: 0.336 (1, 3)		K	E3 FC5-4		HR HBP	F6				3	1	0	0	0	1	0					
Orlando Alvarez, R OBP: 0.250, SLG: 1.000 (1, 10)	F2		FC5-4		HR	1-3				4	1	1	3	0	0	1					
Dave Chalk, R OBP: 0.324, SLG: 0.320 (1, 6)	5-3			K		1B		L7		4	0	1	0	0	1	0					
Ron Jackson, R OBP: 0.227, SLG: 0.158 (1, 5)			F8		1-3	F4		F8		4	0	0	0	0	0	1					
Adrian Garrett, L OBP: 0.214, SLG: 0.231 (1, 2)			1B 1B 2B		1B	F7		K		4	1	2	0	0	1	0					
Inning Stats	R: 0 E: 0 K: 0 S: 4	H: 1 LOB: 0 BB: 0 P: 4	R: 0 E: 0 K: 1 S: 5	H: 0 LOB: 0 BB: 0 P: 5	R: 4 E: 1 K: 1 S: 10	H: 4 LOB: 1 BB: 0 P: 10	R: 0 E: 0 K: 2 S: 8	H: 1 LOB: 1 BB: 0 P: 8	R: 3 E: 0 K: 1 S: 7	H: 2 LOB: 1 BB: 1 P: 12	R: 0 E: 1 K: 1 S: 6	H: 1 LOB: 1 BB: 0 P: 6	R: 0 E: 0 K: 1 S: 5	H: 0 LOB: 0 BB: 0 P: 5	R: 0 E: 0 K: 1 S: 5	H: 0 LOB: 0 BB: 0 P: 5	1B: 6 2B: 2 3B: 0 HR: 1	SF: 0 SAC: 0 DP: 0 HBP: 1	WP: 0 PB: 0 CS: 0	PA: 36	
PITCHER	IP	WLS	BF	H	R	ER	SO	BB	IBB	HBP	BLK	WP	HR	S	P	ERA	WHIP				
Jim Umberger, L ERA: 3.68 Stan Perzanowski, R ERA: 6.0 Steve Hargan, R ERA: 2.03	(1, 1) (3, 1) (5, 1)	2.2 2.0 3.1	L	14 10 12	5 2 2	4 3 0	3 3 0	2 3 0	0 1 0	0 1 0	0 0 0	0 0 0	0 1 0	18 14 18	18 19 18	10.12 13.50 0.00	1.875 1.500 0.600				

Texas Rangers @ California Angels
Anaheim Stadium, Anaheim, CA
Thu May 13 1976, 10:05 PM EDT
Att: 8,287 - Unknown

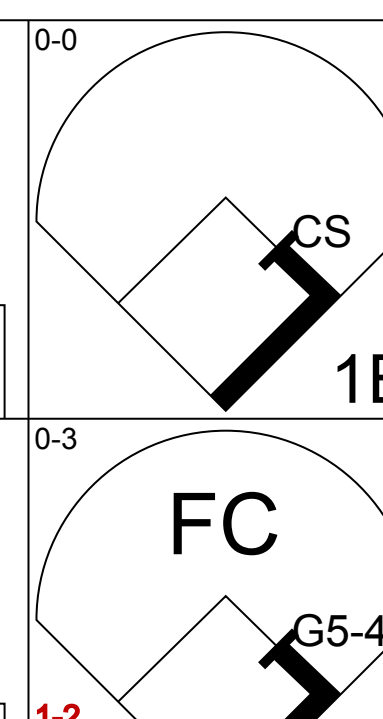
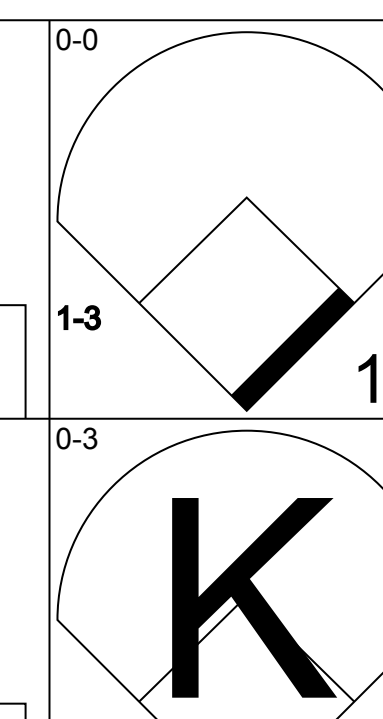
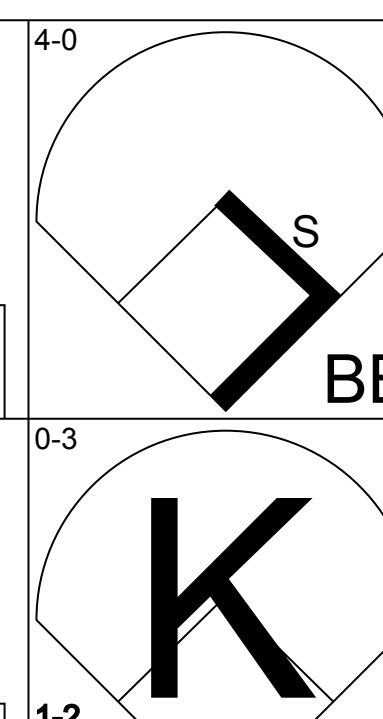
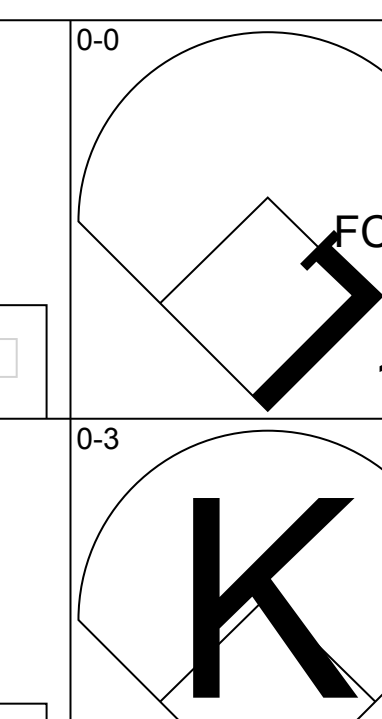
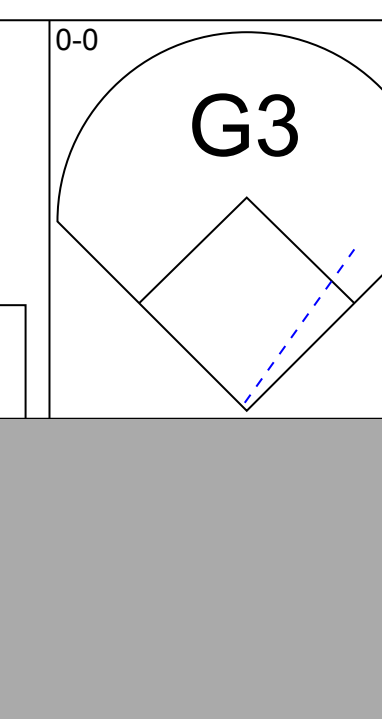
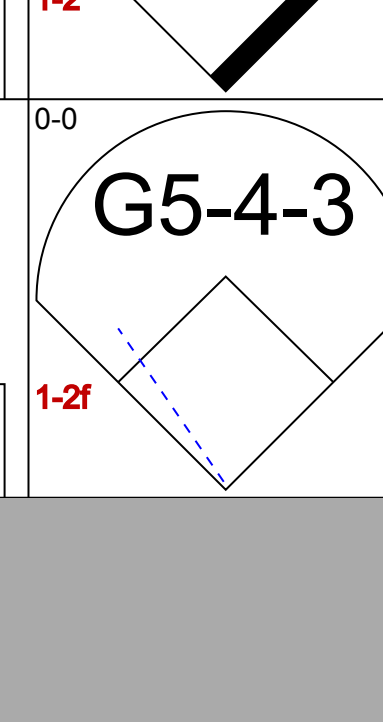
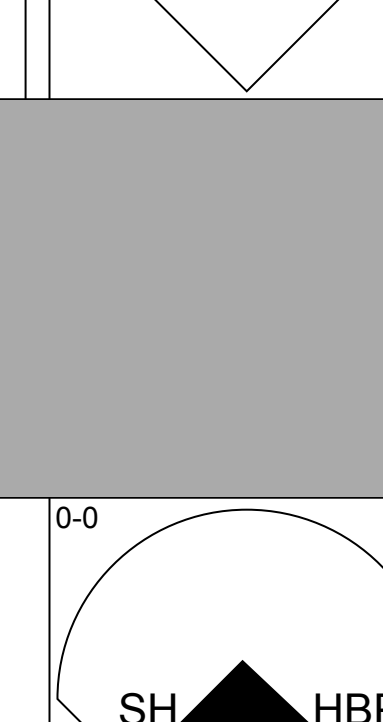

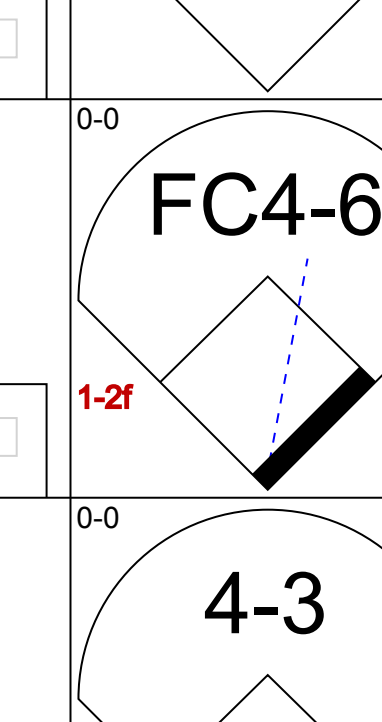



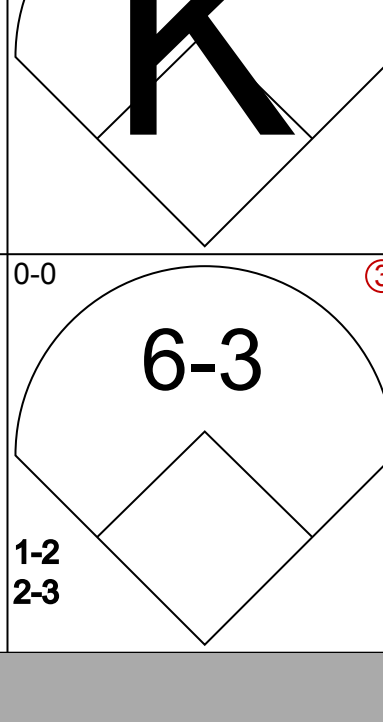
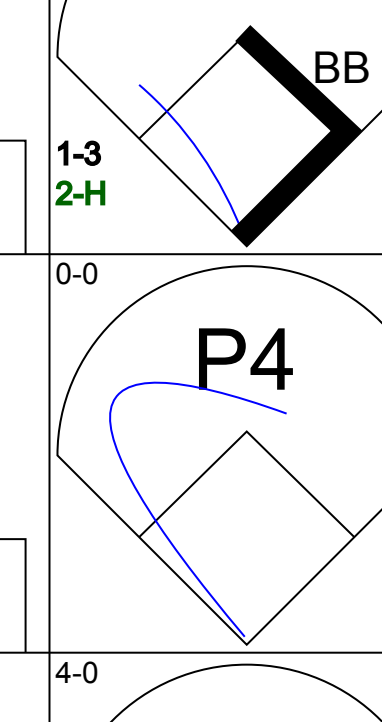


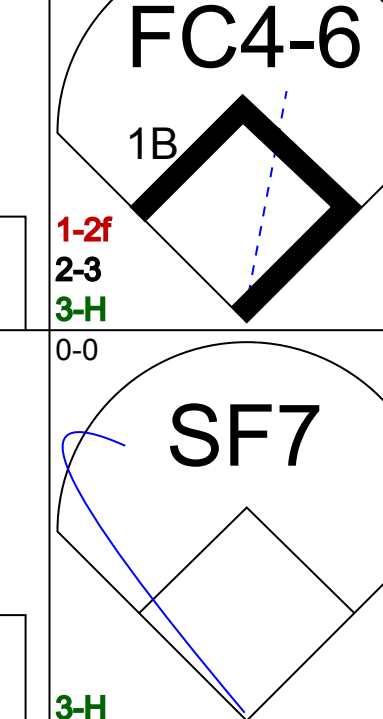

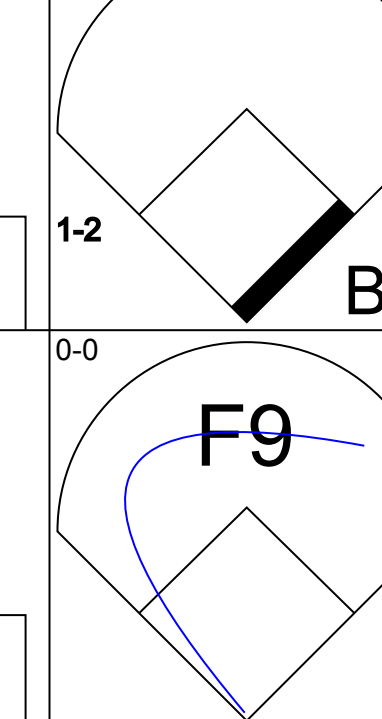

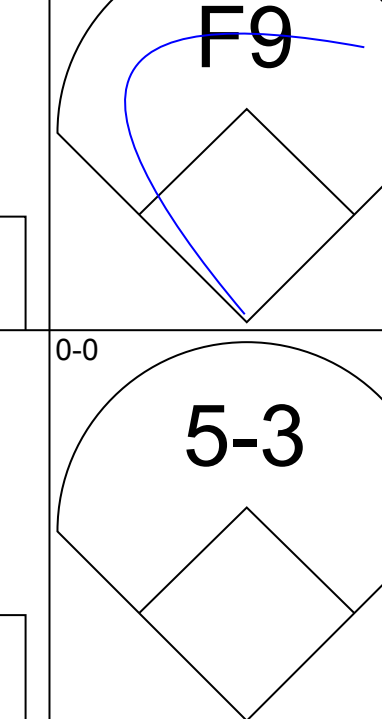
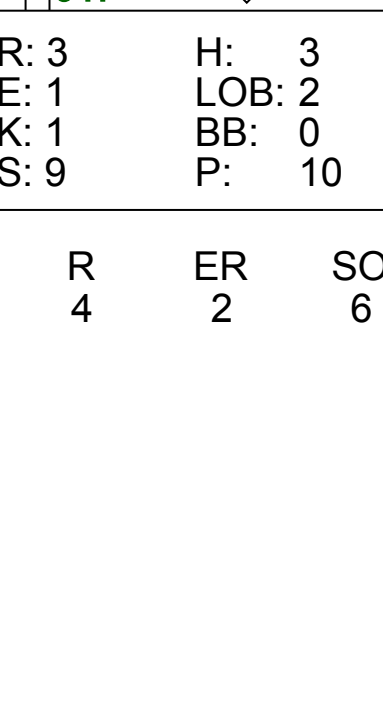
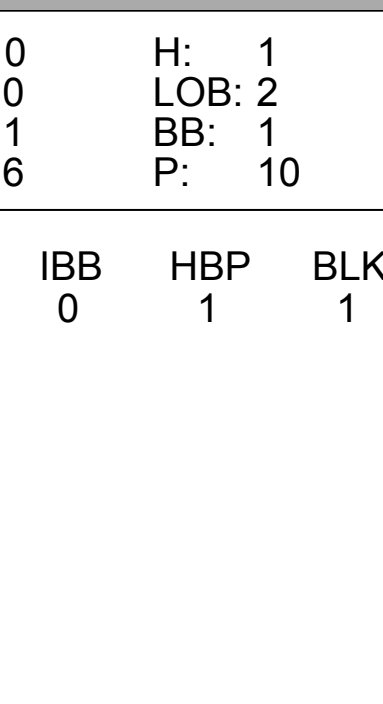
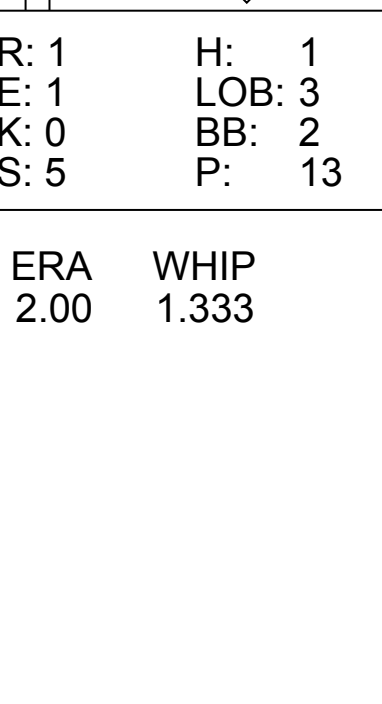
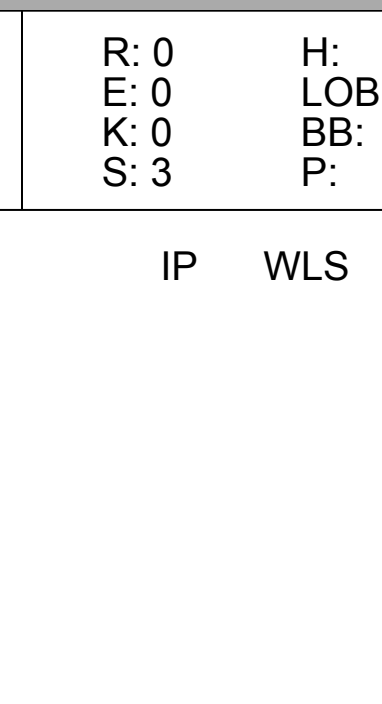
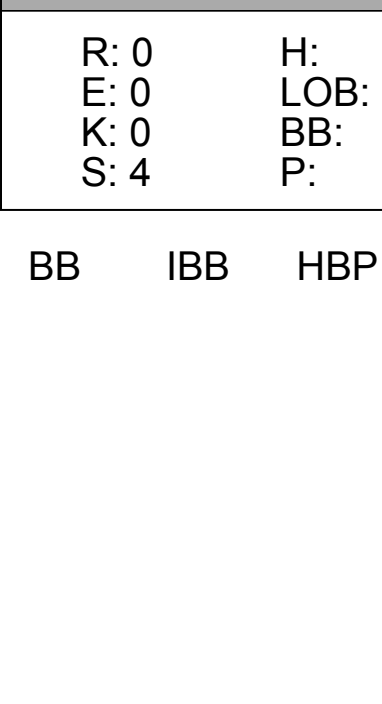
AB	34
R	7
H	9
RBI	6
BB	1
SO	8
LOB	10



Batter	1	2	3	4	5	6	7	8	9	AB	R	H	RBI	BB	SO	LOB	TOP					
Lyman Bostock, L (1.8) OBP: 0.386, SLG: 0.449										5	0	0	0	0	1	7	Minnesota Twins @ California Angels Anaheim Stadium, Anaheim, CA Fri May 14, 1976, 10:05 PM EDT Att: 11,522 - Unknown					
Lary Hiele, R (1.7) OBP: 0.311, SLG: 0.295										4	1	1	1	1	1	0						
Rod Carew, L (1.3) OBP: 0.404, SLG: 0.436										4	0	0	0	1	1	3						
Steve Braun, L (1.10) OBP: 0.299, SLG: 0.246 Craig Kusick, R (9, PH) OBP: 0.389, SLG: 0.710										2	2	0	0	2	0	1						
Butch Wynegar, S (1.2) OBP: 0.367, SLG: 0.427										4	2	2	2	1	0	0						
Dan Ford, R (1.9) OBP: 0.275, SLG: 0.411										5	0	2	0	0	3	2						
Danny Thompson, R (1.6) OBP: 0.267, SLG: 0.259										4	0	1	1	0	1	3						
Bob Randall, R (1.4) OBP: 0.377, SLG: 0.348										2	1	1	0	2	0	1						
Dave McKay, S (1.5) OBP: 0.315, SLG: 0.253										2	0	0	0	2	0	2						
Inning Stats	R: 0 E: 1 K: 1 S: 5	H: 0 LOB: 1 BB: 1 P: 9	R: 0 E: 0 K: 2 S: 7	H: 0 LOB: 0 BB: 0 P: 7	R: 1 E: 0 K: 1 S: 5	H: 1 LOB: 1 BB: 2 P: 13	R: 2 E: 0 K: 1 S: 6	H: 1 LOB: 2 BB: 3 P: 18	R: 3 E: 1 K: 1 S: 7	H: 2 LOB: 3 BB: 3 P: 20	R: 0 E: 0 K: 0 S: 5	H: 0 LOB: 0 BB: 0 P: 5	R: 0 E: 0 K: 0 S: 4	H: 1 LOB: 1 BB: 0 P: 4	R: 0 E: 0 K: 0 S: 3	H: 0 LOB: 0 BB: 0 P: 3		R: 0 E: 0 K: 0 S: 5	H: 2 LOB: 2 BB: 0 P: 5	1B: 5 2B: 2 3B: 0 HR: 0	SF: 0 SAC: 0 DP: 0 HBP: 1	WP: 2 PB: 1 CS: 0
PITCHER	IP	WLS	BF	H	R	ER	SO	BB	IBB	HBP	BLK	WP	HR	S	P	ERA	WHIP					
Nolan Ryan, R (1.1) ERA: 3.63	3.1		17	2	3	2	5	6	0	0	1	0	0	21	45	5.40	2.400					
Paul Hartzell, R (4.1) ERA: 3.12	1.1	L	8	1	3	3	1	2	0	1	0	2	0	7	16	20.25	2.250					
Mickey Scott, L (5.1) ERA:	4.1		18	4	0	0	1	1	0	0	0	0	0	19	23	0.00	1.154					

AB	33
R	6
H	7
RBI	4
BB	9
SO	7
LOB	19



Batter	1	2	3	4	5	6	7	8	9	AB	R	H	RBI	BB	SO	LOB	BOTTOM					
Jerry Remy, L (1.4) OBP: 0.313, SLG: 0.289										4	0	3	0	1	0	0	Minnesota Twins @ California Angels Anaheim Stadium, Anaheim, CA Fri May 14, 1976, 10:05 PM EDT Att: 11,522 - Unknown					
Dave Chalk, R (1.6) OBP: 0.313, SLG: 0.307										4	0	0	0	0	3	5						
Rusty Torres, S (9, PH) OBP: 0.307, SLG: 0.360										1	0	0	0	0	0	0						
Bobby Bonds, R (1.9) OBP: 0.448, SLG: 0.573										5	0	1	0	0	0	2						
Bruce Bochte, L (1.3) OBP: 0.375, SLG: 0.342										4	2	2	0	1	0	2						
Bill Melton, R (1.10) OBP: 0.289, SLG: 0.368										3	1	1	0	1	0	1						
Leroy Stanton, R (1.8) OBP: 0.326, SLG: 0.351										3	1	0	0	0	1	3						
Orlando Alvarez, R (1.7) OBP: 0.250, SLG: 0.625										4	0	1	1	0	0	4						
Adrian Garrett, L (1.2) OBP: 0.222, SLG: 0.188										3	0	0	1	1	1	2						
Ron Jackson, R (1.5) OBP: 0.208, SLG: 0.150 Joe Lahoud, L (5, PH) OBP: 0.267, SLG: 0.205 Orlando Ramirez, R (6.6) OBP: 0.274, SLG: 0.224										1	0	0	1	0	0	0						
Inning Stats	R: 0 E: 0 K: 0 S: 5	H: 1 LOB: 0 BB: 0 P: 5	R: 3 E: 1 K: 1 S: 9	H: 3 LOB: 2 BB: 0 P: 10	R: 0 E: 0 K: 1 S: 6	H: 1 LOB: 2 BB: 1 P: 10	R: 0 E: 0 K: 2 S: 7	H: 0 LOB: 1 BB: 1 P: 11	R: 1 E: 1 K: 0 S: 5	H: 1 LOB: 3 BB: 2 P: 13	R: 0 E: 0 K: 1 S: 6	H: 1 LOB: 1 BB: 0 P: 6	R: 0 E: 0 K: 0 S: 3	H: 0 LOB: 0 BB: 0 P: 3	R: 0 E: 0 K: 0 S: 3	H: 0 LOB: 0 BB: 0 P: 3	R: 0 E: 0 K: 0 S: 4	H: 1 LOB: 1 BB: 0 P: 4	1B: 8 2B: 0 3B: 0 HR: 0	SF: 1 SAC: 1 DP: 1 HBP: 1	WP: 2 PB: 0 CS: 1	PA: 41
PITCHER	IP	WLS	BF	H	R	ER	SO	BB	IBB	HBP	BLK	WP	HR	S	P	ERA	WHIP					
Dave Goltz, R (1.1) ERA: 5.85	9.0	W	41	8	4	2	6	4	0	1	1	2	0	48	65	2.00	1.333					

AB	34
R	4
H	8
RBI	3
BB	4
SO	5
LOB	22



Batter	1	2	3	4	5	6	7	8	9	AB	R	H	RBI	BB	SO	LOB	TOP					
Lyman Bostock, L (1, 8) <small>OBP: 0.375, SLG: 0.434</small> Steve Brye, R (8, 8) <small>OBP: 0.038, SLG: 0.042</small>	0-0 6-3	0-0 FC6-4 1-2 1B	0-0 G1-2-3		0-0 4-3			0-0 4-3		5	0	1	0	0	0	4						
Larry Hiele, R (1, 7) <small>OBP: 0.315, SLG: 0.300</small>	0-3 K	0-0 FC6-4		0-0 SH2-3 1B			0-3 K	0-0 1B		5	0	2	0	0	2	2						
Rod Carew, L (1, 3) <small>OBP: 0.389, SLG: 0.418</small>	0-0 5-3		0-0 E9 2B	0-0 SH2-3			0-0 G3	0-0 G1		4	1	0	0	0	2							
Steve Braun, L (1, 10) <small>OBP: 0.309, SLG: 0.264</small> Craig Kuskick, R (9, PH) <small>OBP: 0.405, SLG: 0.710</small> Jerry Terrell, R (9, PR) <small>OBP: 0.242, SLG: 0.258</small>	4-0 BB		0-0 HR 2B	0-0 4-3			0-0 F2	4-0 SH1-3 BB		3	1	1	1	1	0	1						
Butch Wynegar, S (1, 2) <small>OBP: 0.372, SLG: 0.468</small>	0-3 K		0-0 HR	0-3 K			0-0 FC6-4 1B	0-0 SH1-3		4	1	2	2	0	2	3						
Dan Ford, R (1, 9) <small>OBP: 0.290, SLG: 0.420</small>		0-0 1B G6-4-3	0-0 1B FC6-2		0-0 6-3 SH2-3 1B		0-0 FC6-4 1B	0-3 K		5	2	3	0	0	1	3						
Danny Thompson, R (1, 6) <small>OBP: 0.278, SLG: 0.271</small>		0-0 1B G6-4-3	0-0 1B FC6-2 G1-2-3		0-0 SH2-3		0-0 FC4-6 1B	0-0 4-3		4	0	2	0	0	0	3						
Bob Randall, R (1, 4) <small>OBP: 0.368, SLG: 0.340</small>		0-0 G6-4-3	0-0 1B FC6-2		0-0 6-3		0-0 FC5-4			4	0	1	0	0	0	3						
Dave McKay, S (1, 5) <small>OBP: 0.323, SLG: 0.265</small>		0-0 1B	0-0 1B FC6-2		0-0 2-3		0-0 1B	0-0 L5		4	0	2	1	0	0	3						
Inning Stats	R: 0 E: 0 K: 2 S: 8	H: 0 LOB: 2 BB: 1 P: 12	R: 1 E: 0 K: 0 S: 6	H: 4 LOB: 2 BB: 0 P: 6	R: 3 E: 1 K: 0 S: 8	H: 5 LOB: 2 BB: 0 P: 8	R: 0 E: 0 K: 1 S: 6	H: 1 LOB: 1 BB: 0 P: 6	R: 1 E: 0 K: 0 S: 5	H: 2 LOB: 1 BB: 0 P: 5	R: 0 E: 0 K: 1 S: 5	H: 0 LOB: 0 BB: 0 P: 5	R: 0 E: 0 K: 0 S: 4	H: 1 LOB: 1 BB: 0 P: 4	R: 0 E: 0 K: 0 S: 4	H: 1 LOB: 2 BB: 1 P: 4	R: 0 E: 0 K: 1 S: 5	H: 0 LOB: 0 BB: 1 P: 9	1B: 12 2B: 1 3B: 0 HR: 1	SF: 0 SAC: 0 DP: 2 HBP: 0	WP: 0 PB: 1 CS: 0	PA: 43
PITCHER	IP WLS BF	H R ER	SO BB IBB HBP BLK	WP HR S P	ERA WHIP											ERA WHIP						
Gary Ross, R (1, 1) <small>ERA: 3.52</small> Andy Hassler, L (3, 1) <small>ERA: 5.91</small>	2.0 L 16	8 4 3	2 1 0 0 0	0 0 0 0 0	1 1 19 23	13.50 4.500											1.29 1.000					

Minnesota Twins @ California Angels
Anaheim Stadium, Anaheim, CA
Sat May 15 1976, 10:05 PM EDT
Unknown - 71 F

AB 38
R 5
H 14
RBI 4
BB 2
SO 5
LOB 24



Batter	1	2	3	4	5	6	7	8	9	AB	R	H	RBI	BB	SO	LOB	BOTTOM					
Jerry Remy, L (1, 4) <small>OBP: 0.319, SLG: 0.304</small>	0-0 1B 2B		0-0 F9		0-0 1-2 1B		0-3 K			4	1	2	0	0	1	0						
Rusty Torres, S (1, 8) <small>OBP: 0.297, SLG: 0.346</small>	0-3 K		0-0 4-3		0-0 F8		0-3 2-3	0-0 1-3		4	0	0	0	0	1	3						
Bobby Bonds, R (1, 9) <small>OBP: 0.440, SLG: 0.558</small>	0-0 CS 1B		0-0 F8		0-3 K		0-3 K	0-3 K		4	0	1	1	0	2	2						
Bruce Bochte, L (1, 3) <small>OBP: 0.379, SLG: 0.342</small>	0-3 K			0-3 K		4-0 FC6-4 BB		0-0 1B		3	0	1	0	1	2	1						
Joe Lahoud, L (1, 7) <small>OBP: 0.265, SLG: 0.209</small>		0-0 1B		0-0 F7		0-0 F7		0-3 K		4	0	1	0	0	1	2						
Bill Melton, R (1, 10) <small>OBP: 0.280, SLG: 0.355</small>	0-3 K		0-0 F8		0-3 K		0-3 K	0-0 4-3		4	0	0	0	0	2	2						
Dave Chalk, R (1, 5) <small>OBP: 0.313, SLG: 0.317</small> Ed Herrmann, L (9, PH) <small>OBP: 0.233, SLG: 0.395</small>	0-3 K				0-0 1B FC6-4		0-0 FC6-4	0-3 K		3	1	1	0	0	1	2						
Andy Etchebarren, R (1, 2) <small>OBP: 0.318, SLG: 0.283</small>	0-0 1B		0-0 1B		0-0 FC6-4		0-0 F9	0-0 6-3		4	0	2	0	0	0	0						
Orlando Ramirez, R (1, 6) <small>OBP: 0.263, SLG: 0.214</small>	0-3 K		0-0 1B		0-0 FC6-4		0-0 5-3			3	0	0	1	0	1	3						
Inning Stats	R: 1 E: 0 K: 2 S: 8	H: 2 LOB: 0 BB: 0 P: 8	R: 0 E: 0 K: 3 S: 11	H: 2 LOB: 0 BB: 0 P: 11	R: 0 E: 0 K: 0 S: 3	H: 0 LOB: 0 BB: 0 P: 3	R: 0 E: 0 K: 1 S: 5	H: 0 LOB: 0 BB: 0 P: 5	R: 1 E: 0 K: 1 S: 8	H: 3 LOB: 2 BB: 0 P: 8	R: 0 E: 0 K: 1 S: 5	H: 0 LOB: 0 BB: 1 P: 9	R: 0 E: 0 K: 1 S: 5	H: 0 LOB: 0 BB: 0 P: 5	R: 0 E: 0 K: 2 S: 8	H: 1 LOB: 1 BB: 0 P: 8	R: 0 E: 0 K: 1 S: 5	H: 0 LOB: 0 BB: 0 P: 5	1B: 6 2B: 2 3B: 0 HR: 0	SF: 0 SAC: 0 DP: 0 HBP: 0	WP: 0 PB: 0 CS: 1	PA: 35
PITCHER	IP WLS BF	H R ER	SO BB IBB HBP BLK	WP HR S P	ERA WHIP											ERA WHIP						
Bert Blyleven, R (1, 1) <small>ERA: 3.22</small>	9.0 W 35	8 2 2	12 1 0 0 0	0 0 0 0 0	0 0 58 62	2.00 1.000																

Minnesota Twins @ California Angels
Anaheim Stadium, Anaheim, CA
Sat May 15 1976, 10:05 PM EDT
Unknown - 71 F

AB 34
R 2
H 8
RBI 2
BB 1
SO 12
LOB 15



Batter	1	2	3	4	5	6	7	8	9	AB	R	H	RBI	BB	SO	LOB	TOP					
Steve Brye, R OBP: 0.125, SLG: 0.138										5	2	2	0	1	0	0	Minnesota Twins @ California Angels Anaheim Stadium, Anaheim, CA Sat May 15 1976, 10:05 PM EDT Att: 31,535 - Unknown					
Larry Hiele, R OBP: 0.325, SLG: 0.308										4	4	1	1	1	1	5						
Jerry Terrell, R OBP: 0.242, SLG: 0.258										0	0	0	0	0	0	0						
Rod Carew, L OBP: 0.412, SLG: 0.431										4	3	3	2	2	0	3						
Dan Ford, R OBP: 0.310, SLG: 0.471										4	2	3	6	1	0	2						
Craig Kusick, R OBP: 0.415, SLG: 0.667										2	1	0	0	2	0	3						
Steve Braun, L OBP: 0.301, SLG: 0.257										2	0	0	0	0	0	3						
Phil Roof, R OBP: 0.316, SLG: 0.444										5	1	3	4	1	0	2						
Dave McKay, S OBP: 0.303, SLG: 0.247										6	0	0	0	0	1	5						
Danny Thompson, R OBP: 0.295, SLG: 0.289										5	1	3	1	0	0	1						
Bob Randall, R OBP: 0.371, SLG: 0.345										5	1	2	0	0	0	2						
Inning Stats	R: 0 E: 0 K: 0 S: 3	H: 1 LOB: 2 BB: 2 P: 11	R: 0 E: 0 K: 0 S: 2	H: 0 LOB: 0 BB: 1 P: 6	R: 3 E: 0 K: 0 S: 5	H: 2 LOB: 0 BB: 1 P: 9	R: 0 E: 0 K: 0 S: 4	H: 1 LOB: 1 BB: 0 P: 4	R: 3 E: 0 K: 0 S: 5	H: 2 LOB: 1 BB: 2 P: 13	R: 7 E: 0 K: 0 S: 9	H: 6 LOB: 1 BB: 1 P: 14	R: 2 E: 2 K: 0 S: 6	H: 2 LOB: 2 BB: 0 P: 6	R: 0 E: 0 K: 2 S: 9	H: 2 LOB: 3 BB: 1 P: 13	R: 0 E: 0 K: 0 S: 4	H: 1 LOB: 1 BB: 0 P: 4	1B: 11 2B: 6 3B: 0 HR: 1	SF: 1 SAC: 0 DP: 2 HBP: 1	WP: 3 PB: 1 CS: 0	PA: 52
PITCHER	IP WLS BF H R ER SO BB IBB HBP BLK WP HR S P ERA WHIP	4.1 L 21 5 5 5 0 5 0 0 0 0 2 1 16 36 10.38 2.308	5.1 0.2 8 4 5 5 0 1 0 1 0 1 0 6 11 67.50 7.500	6.1 0.1 3 1 0 0 0 1 0 0 0 0 0 2 6 0.00 6.000	6.1 2.2 16 6 5 3 2 1 0 0 0 0 0 19 23 10.12 2.625	9.1 1.0 4 1 0 0 0 0 0 0 0 0 0 4 4 0.00 1.000																
Sid Monge, L ERA: 4.26																						
Dick Drago, R ERA: 7.02																						
Mickey Scott, L ERA: 3.86																						
Paul Hartzell, R ERA: 3.14																						
Jim Brewer, L ERA: 1.08																						
Batter	1	2	3	4	5	6	7	8	9	AB	R	H	RBI	BB	SO	LOB	BOTTOM					
Jerry Remy, L OBP: 0.322, SLG: 0.308										5	1	2	0	0	0	1	Minnesota Twins @ California Angels Anaheim Stadium, Anaheim, CA Sat May 15 1976, 10:05 PM EDT Att: 31,535 - Unknown					
Dave Chalk, R OBP: 0.319, SLG: 0.318										3	1	1	0	1	1	2						
Joe Lahoud, L OBP: 0.280, SLG: 0.209										0	0	0	0	1	0	0						
Bobby Bonds, R OBP: 0.438, SLG: 0.578										4	1	1	4	1	0	3						
Bruce Bochte, L OBP: 0.372, SLG: 0.331										4	1	0	0	1	0	3						
Bill Melton, R OBP: 0.279, SLG: 0.345										3	0	0	0	1	0	2						
Orlando Alvarez, R OBP: 0.167, SLG: 0.417										4	0	0	0	0	1	2						
Leroy Stanton, R OBP: 0.322, SLG: 0.359										4	0	1	1	0	1	0						
Adrian Garrett, L OBP: 0.182, SLG: 0.150										4	0	0	0	0	2	2						
Ron Jackson, R OBP: 0.286, SLG: 0.143										1	1	0	0	3	0	0						
Inning Stats	R: 0 E: 0 K: 0 S: 3	H: 0 LOB: 2 BB: 2 P: 11	R: 0 E: 0 K: 1 S: 5	H: 0 LOB: 0 BB: 0 P: 5	R: 0 E: 0 K: 0 S: 3	H: 0 LOB: 0 BB: 0 P: 3	R: 0 E: 0 K: 0 S: 3	H: 0 LOB: 0 BB: 0 P: 3	R: 4 E: 0 K: 0 S: 6	H: 3 LOB: 0 BB: 1 P: 10	R: 0 E: 0 K: 2 S: 8	H: 1 LOB: 2 BB: 1 P: 12	R: 1 E: 0 K: 1 S: 6	H: 1 LOB: 2 BB: 2 P: 14	R: 0 E: 0 K: 0 S: 3	H: 0 LOB: 2 BB: 2 P: 11	1B: 3 2B: 1 3B: 0 HR: 1	SF: 0 SAC: 0 DP: 0 HBP: 0	WP: 0 PB: 0 CS: 0	PA: 40		
PITCHER	IP WLS BF H R ER SO BB IBB HBP BLK WP HR S P ERA WHIP	5.0 W 21 3 4 4 2 3 0 0 0 0 0 0 22 34 7.20 1.200	6.1 4.0 S 19 2 1 1 3 5 0 0 0 0 0 0 20 40 2.25 1.750																			
Pete Redfern, R ERA: 7.2																						
Bill Campbell, R ERA: 3.0																						

Batter	1	2	3	4	5	6	7	8	9	AB	R	H	RBI	BB	SO	LOB	TOP			
Larry Hisle, R OBP: 0.322, SLG: 0.306	6-3	F3					FC6-4			4	0	1	0	0	0	2				
Rod Carew, L OBP: 0.407, SLG: 0.425	3-1 1B		K				4-3			4	0	1	0	0	1	2				
Steve Braun, L OBP: 0.287, SLG: 0.244	3-1 1-2		G1				F8			4	0	0	0	0	0	2				
Butch Wynegar, S OBP: 0.398, SLG: 0.481	IBB		FC5-4 BB				1B			2	0	2	0	2	0	0				
Dan Ford, R OBP: 0.299, SLG: 0.454	K		FC5-4				F4			4	0	0	0	0	2	5				
Craig Kusick, R OBP: 0.378, SLG: 0.595		K					F3			4	0	0	0	0	2	2				
Danny Thompson, R OBP: 0.293, SLG: 0.287		5-3 1B					F8			4	1	1	0	0	0	1				
Bob Randall, R OBP: 0.348, SLG: 0.322		5-3					F9			4	0	0	0	0	0	1				
Dave McKay, S OBP: 0.311, SLG: 0.258		1-2 2H 1B					5-3			4	0	2	1	0	0	0				
Inning Stats	R: 0 E: 0 K: 1 S: 6	H: 1 LOB: 2 BB: 1 P: 10	R: 1 E: 0 K: 1 S: 7	H: 2 LOB: 1 BB: 0 P: 7	R: 0 E: 0 K: 1 S: 5	H: 0 LOB: 1 BB: 1 P: 9	R: 0 E: 0 K: 0 S: 3	H: 0 LOB: 0 BB: 0 P: 3	R: 0 E: 0 K: 0 S: 4	H: 1 LOB: 1 BB: 0 P: 4	R: 0 E: 0 K: 0 S: 4	H: 1 LOB: 1 BB: 0 P: 4	R: 0 E: 0 K: 2 S: 8	H: 1 LOB: 1 BB: 0 P: 8	R: 0 E: 0 K: 0 S: 3	H: 0 LOB: 0 BB: 0 P: 3	1B: 7 2B: 0 3B: 0 HR: 0	SF: 0 SAC: 0 DP: 0 HBP: 0	WP: 0 PB: 0 CS: 0	PA: 36
PITCHER Don Kirkwood, R ERA: 5.26	IP: 9.0 WLS: W BF: 36 H: 7 R: 1 ER: 1 SO: 5 BB: 1 IBB: 1 HBP: 0 BLK: 0 WP: 0 HR: 0 S: 44 P: 52 ERA: 1.00 WHIP: 0.889																			

Minnesota Twins @ California Angels
Anaheim Stadium, Anaheim, CA
Sun May 16 1976, 6:33 AM EDT
Att. 9,522 - Unknown - 71 F

AB 34
R 1
H 7
RBI 1
BB 2
SO 5
LOB 15



Batter	1	2	3	4	5	6	7	8	9	AB	R	H	RBI	BB	SO	LOB	BOTTOM									
Jerry Remy, L OBP: 0.322, SLG: 0.308	4-3		SH				F8			3	0	1	0	0	0	2										
Rusty Torres, S OBP: 0.295, SLG: 0.336	G3		5-3				BB HBP			3	0	0	0	1	1	3										
Bobby Bonds, R OBP: 0.431, SLG: 0.565	K		SF7				6-3			2	0	0	2	0	1	1										
Joe Lahoud, L OBP: 0.302, SLG: 0.222		G5-3 1B					G3			2	0	1	0	1	0	0										
Leroy Stanton, R OBP: 0.330, SLG: 0.359		1B					BB			0	0	0	1	1	0	0										
Bruce Bochte, L OBP: 0.362, SLG: 0.320		F8					L3			4	0	0	0	0	0	6										
Bill Melton, R OBP: 0.286, SLG: 0.368		1-2 1B					F8			4	1	2	0	0	0	0										
Andy Etchebarren, R OBP: 0.329, SLG: 0.297		G5-3 2-3f					1-3			4	0	2	1	0	0	2										
Dave Chalk, R OBP: 0.325, SLG: 0.318							G6-4-3 1B			3	2	1	0	1	0	2										
Ron Jackson, R OBP: 0.313, SLG: 0.167							SH SF7 1B			3	2	1	0	0	0	0										
Inning Stats	R: 0 E: 0 K: 1 S: 5	H: 0 LOB: 0 BB: 0 P: 5	R: 0 E: 0 K: 0 S: 4	H: 2 LOB: 1 BB: 0 P: 4	R: 2 E: 1 K: 0 S: 6	H: 2 LOB: 2 BB: 1 P: 10	R: 0 E: 0 K: 0 S: 3	H: 1 LOB: 0 BB: 0 P: 3	R: 0 E: 0 K: 0 S: 6	H: 1 LOB: 1 BB: 0 P: 6	R: 0 E: 0 K: 0 S: 3	H: 0 LOB: 0 BB: 0 P: 3	R: 2 E: 0 K: 0 S: 3	H: 0 LOB: 3 BB: 3 P: 17	R: 1 E: 0 K: 0 S: 4	H: 2 LOB: 0 BB: 0 P: 4	1B: 7 2B: 0 3B: 1 HR: 0	SF: 1 SAC: 1 DP: 3 HBP: 2	WP: 0 PB: 0 CS: 0	PA: 36						
PITCHER Jim Hughes, R ERA: 4.84	IP: 6.2 WLS: L BF: 30 H: 6 R: 4 ER: 2 SO: 2 BB: 3 IBB: 0 HBP: 2 BLK: 0 WP: 0 HR: 0 S: 29 P: 43 ERA: 2.70 WHIP: 1.350																									
Tom Burgmeier, L ERA: 1.15	0.1	2	0	0	0	0	1	0	0	0	0	1	5	0.00	3.000											
Steve Luebber, R ERA: 6.75	1.0	4	2	1	1	0	0	0	0	0	0	4	4	9.00	2.000											

Minnesota Twins @ California Angels
Anaheim Stadium, Anaheim, CA
Sun May 16 1976, 6:33 AM EDT
Att. 9,522 - Unknown - 71 F

AB 28
R 5
H 8
RBI 4
BB 4
SO 2
LOB 16



Batter	1	2	3	4	5	6	7	8	9	AB	R	H	RBI	BB	SO	LOB	TOP			
Jerry Remy, L (1.4) OBP: 0.333, SLG: 0.319	0-0 FC6-5 SH1-3 1B		0-0 1B			0-0 F7		0-0 4-3		4	0	2	0	0	0	0	California Angels @ Chicago White Sox Comiskey Park, Chicago, IL Tue May 18 1976, 8:05 PM EDT Att: 6,441 - Unknown livebaseballscorecards.com			
Rusty Torres, S (1.8) OBP: 0.295, SLG: 0.327	0-0 SH1-3 1-2		0-0 6-3			0-0 F8		0-0 F8		3	0	0	0	0	0	1				
Bobby Bonds, R (1.9) OBP: 0.427, SLG: 0.550	0-0 FC6-5-4 2-3			0-0 G4-6-3 1B		0-0 5-3			0-0 6-3	4	0	1	0	0	0	1				
Joe Lahoud, L (1.7) OBP: 0.274, SLG: 0.204	0-0 F8			0-0 G4-6-3 1-2			0-0 4-3		0-0 F8	4	0	0	0	0	0	2				
Bruce Bochte, L (1.3) OBP: 0.367, SLG: 0.313		0-0 F8		0-0 4-3			4-0 BB BB		0-0 4-3	3	0	0	0	1	0	0				
Bill Melton, R (1.10) OBP: 0.296, SLG: 0.387		0-3 K			0-0 6-3		0-0 F8			3	0	0	0	0	1	1				
Andy Etchebarren, R (1.2) OBP: 0.333, SLG: 0.275		0-0 F8			4-0 FC4-6 BB		4-0 1-2 BB			1	0	0	0	2	0	0				
Dave Chalk, R (1.6) OBP: 0.321, SLG: 0.308			0-0 F5		0-0 F7		0-3 K			3	0	0	0	0	1	3				
Ron Jackson, R (1.5) OBP: 0.275, SLG: 0.129			0-0 F7		0-0 FC4-6 1-2			0-0 P6		3	0	0	0	0	0	1				
Inning Stats	R: 0 E: 0 K: 0 S: 4	H: 1 LOB: 1 BB: 0 P: 4	R: 0 E: 0 K: 1 S: 5	H: 0 LOB: 0 BB: 0 P: 5	R: 0 E: 0 K: 0 S: 4	H: 1 LOB: 1 BB: 0 P: 4	R: 0 E: 0 K: 0 S: 3	H: 0 LOB: 0 BB: 0 P: 3	R: 0 E: 0 K: 0 S: 3	H: 0 LOB: 0 BB: 0 P: 3	R: 0 E: 0 K: 0 S: 3	H: 0 LOB: 0 BB: 0 P: 3	R: 0 E: 0 K: 0 S: 3	H: 0 LOB: 0 BB: 0 P: 3	R: 0 E: 0 K: 0 S: 3	H: 0 LOB: 0 BB: 0 P: 3	1B: 3 2B: 3 3B: 0 HR: 0	SF: 0 SAC: 1 DP: 1 HBP: 0	WP: 0 PB: 0 SB: 0 CS: 0	PA: 32
PITCHER Bart Johnson, R (1.1) ERA: 7.79	IP: 9.0 WLS: W BF: 32 H: 3 R: 0 ER: 0 SO: 2 BB: 3 IBB: 0 HBP: 0 BLK: 0 WP: 0 HR: 0 S: 33 P: 45 ERA: 0.00 WHIP: 0.667															PITCHER				

Batter	1	2	3	4	5	6	7	8	9	AB	R	H	RBI	BB	SO	LOB	BOTTOM			
Pat Kelly, L (1.10) OBP: 0.241, SLG: 0.370	4-0 FC6-4 BB	0-0 G3 1-H 2-H 3-H 2B		0-0 6-3			0-0 6-3			3	0	1	3	1	0	0	California Angels @ Chicago White Sox Comiskey Park, Chicago, IL Tue May 18 1976, 8:05 PM EDT Att: 6,441 - Unknown livebaseballscorecards.com			
Ralph Garr, L (1.8) OBP: 0.294, SLG: 0.433	0-0 FC6-4 1-2	0-0 G3 2-3		0-0 5-3			0-0 4-3			4	0	0	0	0	0	2				
Rich Coggins, L (1.9) OBP: 0.125, SLG: 0.125	0-3 K 1-2	0-3 K			0-0 4-3			0-3 K		4	0	0	0	0	3	2				
Jorge Orta, L (1.7) OBP: 0.292, SLG: 0.387	0-3 K		0-0 S 2B 1B		0-3 K		0-0 F7			4	1	1	0	0	2	1				
Jim Spencer, L (1.3) OBP: 0.341, SLG: 0.358		0-0 E 1B 1B	0-3 K 1-2		0-0 CS 1B		4-0 S BB			3	1	2	0	1	1	1				
Brian Downing, R (1.2) OBP: 0.380, SLG: 0.400		0-0 E9 BB 1B 2B	0-0 5-3		0-0 CS 1-2	4-0 G6-4-3 BB		4-0 1-2 BB		2	1	0	0	2	0	2				
Bucky Dent, R (1.6) OBP: 0.365, SLG: 0.402		0-0 BB 2B 1B	0-0 2B 1B		0-0 G6-4-3 1-2	0-0 G6-4-3 1-2		0-0 F9		4	1	2	2	0	0	3				
Jack Brohamer, L (1.4) OBP: 0.253, SLG: 0.338		0-3 K	0-0 F9		0-0 F7					3	0	0	0	0	1	3				
Bill Stein, R (1.5) OBP: 0.200, SLG: 0.207		4-0 BB 2B 1B		0-3 K			0-3 K			2	1	0	0	1	2	0				
Inning Stats	R: 0 E: 0 K: 2 S: 7	H: 0 LOB: 1 BB: 1 P: 11	R: 4 E: 1 K: 2 S: 11	H: 3 LOB: 1 BB: 1 P: 15	R: 1 E: 0 K: 1 S: 7	H: 2 LOB: 1 BB: 0 P: 7	R: 0 E: 0 K: 1 S: 5	H: 0 LOB: 0 BB: 0 P: 5	R: 0 E: 0 K: 0 S: 2	H: 0 LOB: 0 BB: 1 P: 6	R: 0 E: 0 K: 1 S: 5	H: 0 LOB: 0 BB: 0 P: 5	R: 0 E: 0 K: 1 S: 5	H: 0 LOB: 2 BB: 2 P: 13	R: 0 E: 0 K: 1 S: 5	H: 0 LOB: 0 BB: 0 P: 13	1B: 4 2B: 2 3B: 0 HR: 0	SF: 0 SAC: 0 DP: 1 HBP: 0	WP: 0 PB: 0 SB: 3 CS: 1	PA: 35
PITCHER Nolan Ryan, R (1.1) ERA: 3.74	IP: 8.0 WLS: L BF: 34 H: 6 R: 5 ER: 4 SO: 9 BB: 5 IBB: 0 HBP: 0 BLK: 0 WP: 0 HR: 0 S: 47 P: 67 ERA: 4.50 WHIP: 1.375															PITCHER				

Batter	1	2	3	4	5	6	7	8	9	AB	R	H	RBI	BB	SO	LOB	TOP			
Jerry Remy, L OBP: 0.326, SLG: 0.315 (1, 4)	4-3		BB 1B	F9			F8		4-3	5	1	1	1	0	0	1				
Rusty Torres, S OBP: 0.295, SLG: 0.319 (1, 8)	F5		BB 1B		4-3			BB 1B	F8	3	1	0	0	2	0	0				
Bobby Bonds, R OBP: 0.434, SLG: 0.552 (1, 9)	1-4-3		BB	CS 1B				SH5-4 1B	K	5	1	3	2	0	1	0				
Bruce Bochte, L OBP: 0.370, SLG: 0.313 (1, 3)		F9	FC6-4 BB		F9			SH5-4 2B		3	1	1	1	1	0	1				
Bob Jones, L (1, 7)	P6		K				K	SH5-4		3	0	0	0	0	2	3				
Bill Melton, R OBP: 0.297, SLG: 0.378 (1, 10)	K		FC6-4			6-3		2B	IBB	3	0	0	0	1	1	3				
Andy Etchebarren, R OBP: 0.329, SLG: 0.288 (1, 2)			F9	4-3			K			4	0	1	2	0	1	0				
Dave Chalk, R OBP: 0.326, SLG: 0.303 (1, 6)			BB 1B				F7	5-3		2	1	0	0	2	0	2				
Ron Jackson, R OBP: 0.273, SLG: 0.143 (1, 5)			BB 1B	F8			F8	P6		4	1	1	0	0	0	3				
Inning Stats	R: 0 E: 0 K: 0 S: 3	H: 0 LOB: 0 BB: 0 P: 3	R: 0 E: 0 K: 1 S: 5	H: 0 LOB: 0 BB: 0 P: 5	R: 3 E: 0 K: 1 S: 8	H: 3 LOB: 3 BB: 3 P: 20	R: 0 E: 0 K: 0 S: 3	H: 0 LOB: 1 BB: 1 P: 7	R: 0 E: 0 K: 0 S: 3	H: 0 LOB: 0 BB: 0 P: 7	R: 0 E: 0 K: 0 S: 3	H: 0 LOB: 0 BB: 0 P: 3	R: 0 E: 0 K: 2 S: 8	H: 3 LOB: 2 BB: 2 P: 14	R: 0 E: 0 K: 1 S: 5	H: 0 LOB: 0 BB: 0 P: 5	1B: 6 2B: 1 3B: 0 HR: 0	SF: 0 SAC: 1 DP: 0 HBP: 0	WP: 0 PB: 0 SB: 0 CS: 1	PA: 39
PITCHER	IP	WLS	BF	H	R	ER	SO	BB	IBB	HBP	BLK	WP	HR	S	P	ERA	WHIP			
Gaylord Perry, R ERA: 3.57 (1, 1)	7.0	L	31	6	6	6	4	5	0	0	0	0	0	34	54	7.71	1.571			
Steve Foucault, R ERA: 0.98 (8, 1)	2.0	S	8	1	0	0	1	0	1	0	0	0	0	9	13	0.00	0.500			

California Angels @ Texas Rangers
Arlington Stadium, Arlington, TX
Thu May 20 1976, 8:05 PM EDT
Att: 12,116 - Unknown

AB	32
R	6
H	7
RBI	6
BB	6
SO	5
LOB	13



Batter	1	2	3	4	5	6	7	8	9	AB	R	H	RBI	BB	SO	LOB	BOTTOM			
Juan Beniquez, R OBP: 0.282, SLG: 0.300 (1, 8)	E5		L1		6-3		6-3			4	0	0	0	0	0	0				
Lenny Randle, S OBP: 0.310, SLG: 0.316 (1, 7)	FC6-4		L5			BB 1B	4-3			3	1	0	0	1	0	1				
Mike Hargrove, L OBP: 0.385, SLG: 0.435 (1, 3)	K			2B		BB 1B				4	2	3	0	0	1	1				
Toby Harrah, R OBP: 0.444, SLG: 0.495 (1, 6)				F8		BB 1B	F7			3	0	1	0	1	0	2				
Jeff Burroughs, R OBP: 0.319, SLG: 0.460 (1, 9)	1-3			2B		K	K			4	0	1	1	0	2	6				
Roy Howell, L OBP: 0.305, SLG: 0.339 (1, 5)		F8		5-3		F9		K		4	0	0	0	0	1	5				
Tom Grieve, R OBP: 0.252, SLG: 0.387 (1, 10)		6-3		K						4	0	1	2	0	2	1				
Roy Smalley, S OBP: 0.364, SLG: 0.260 (1, 4)		4-3			F8	K				4	0	1	0	0	1	2				
Jim Sundberg, R OBP: 0.200, SLG: 0.256 (1, 2)			4-3		6-3		F5		G6-4-3	4	0	0	0	0	0	1				
Inning Stats	R: 0 E: 1 K: 1 S: 6	H: 0 LOB: 2 BB: 1 P: 10	R: 0 E: 0 K: 0 S: 3	H: 0 LOB: 0 BB: 0 P: 3	R: 0 E: 0 K: 1 S: 7	H: 2 LOB: 1 BB: 0 P: 7	R: 0 E: 0 K: 0 S: 3	H: 0 LOB: 0 BB: 0 P: 3	R: 2 E: 0 K: 2 S: 10	H: 3 LOB: 2 BB: 1 P: 14	R: 0 E: 0 K: 0 S: 3	H: 0 LOB: 0 BB: 0 P: 3	R: 0 E: 0 K: 2 S: 8	H: 1 LOB: 1 BB: 0 P: 8	R: 0 E: 0 K: 1 S: 5	H: 1 LOB: 0 BB: 0 P: 5	1B: 5 2B: 2 3B: 0 HR: 0	SF: 0 SAC: 0 DP: 1 HBP: 0	WP: 0 PB: 0 SB: 1 CS: 0	PA: 36
PITCHER	IP	WLS	BF	H	R	ER	SO	BB	IBB	HBP	BLK	WP	HR	S	P	ERA	WHIP			
Gary Ross, R ERA: 3.57 (1, 1)	7.0	W	30	6	3	3	4	2	0	0	0	0	0	36	44	3.86	1.143			
Jim Brewer, L ERA: 0.98 (8, 1)	2.0	S	6	1	0	0	3	0	0	0	0	0	0	12	12	0.00	0.500			

California Angels @ Texas Rangers
Arlington Stadium, Arlington, TX
Thu May 20 1976, 8:05 PM EDT
Att: 12,116 - Unknown

AB	34
R	3
H	7
RBI	3
BB	2
SO	7
LOB	19



Batter	1	2	3	4	5	6	7	8	9	AB	R	H	RBI	BB	SO	LOB	TOP				
Jerry Remy, L OBP: 0.321, SLG: 0.307 (1, 4)	F9		P6		F9			4-3		4	0	0	0	0	0	0	California Angels @ Texas Rangers Arlington Stadium, Arlington, TX Fri May 21 1976, 8:05 PM EDT Att: 40,854 - Unknown				
Rusty Torres, S OBP: 0.297, SLG: 0.311 (1, 8)	F8		E		K			P4		3	1	0	0	1	1	0					
Bobby Bonds, R OBP: 0.429, SLG: 0.550 (1, 9)	K		E4		6-3			P4		4	0	1	1	0	1	0					
Bruce Bochte, L OBP: 0.361, SLG: 0.304 (1, 3)		F8	1-6-3		P6			F8		4	0	0	0	0	0	1					
Joe Lahoud, L OBP: 0.288, SLG: 0.211 (1, 7)					F8					0	0	0	0	0	0	0					
Bill Melton, R OBP: 0.295, SLG: 0.374 (1, 10)		BB			E5			L7		4	1	1	0	0	1	1					
Andy Etchebarren, R OBP: 0.329, SLG: 0.289 (1, 2)		1B			FC5-4			1-3		3	0	1	1	0	0	1					
Dave Chalk, R OBP: 0.319, SLG: 0.295 (1, 6)		1B			F9			L7		3	0	0	0	0	0	2					
Ron Jackson, R OBP: 0.255, SLG: 0.132 (1, 5)			F8		F9			K		3	0	0	0	0	1	0					
Inning Stats	R: 0 E: 0 K: 1 S: 5	H: 0 LOB: 0 BB: 0 P: 5	R: 1 E: 0 K: 0 S: 4	H: 2 LOB: 1 BB: 1 P: 8	R: 1 E: 1 K: 0 S: 4	H: 1 LOB: 1 BB: 1 P: 8	R: 0 E: 1 K: 0 S: 4	H: 0 LOB: 1 BB: 0 P: 4	R: 0 E: 0 K: 1 S: 5	H: 0 LOB: 0 BB: 0 P: 5	R: 0 E: 0 K: 0 S: 3	H: 0 LOB: 0 BB: 0 P: 3	R: 0 E: 0 K: 0 S: 3	R: 0 E: 0 K: 1 S: 5	H: 0 LOB: 0 BB: 0 P: 5	R: 0 E: 0 K: 1 S: 6	H: 1 LOB: 1 BB: 0 P: 6	1B: 3 2B: 1 3B: 0 HR: 0	SF: 0 SAC: 0 DP: 0 HBP: 0	WP: 1 PB: 0 SB: 0 CS: 0	PA: 33
PITCHER Nelson Briles, R ERA: 3.09 (1, 1)	IP: 9.0 WLS: W BF: 33	H: 4 R: 2 ER: 2 SO: 4	BB: 2 IBB: 0 HBP: 0 BLK: 0	WP: 1 HR: 0 S: 39 P: 47	ERA: 2.00 WHIP: 0.667	PITCHER											IP: 9.0 WLS: W BF: 33	H: 4 R: 2 ER: 2 SO: 4	BB: 2 IBB: 0 HBP: 0 BLK: 0	WP: 1 HR: 0 S: 39 P: 47	ERA: 2.00 WHIP: 0.667

Batter	1	2	3	4	5	6	7	8	9	AB	R	H	RBI	BB	SO	LOB	BOTTOM				
Juan Beniquez, R OBP: 0.262, SLG: 0.298 (1, 8)	F8		K		SH3-4			F8		4	1	1	0	0	1	0	California Angels @ Texas Rangers Arlington Stadium, Arlington, TX Fri May 21 1976, 8:05 PM EDT Att: 40,854 - Unknown				
Dave Moates, L (8, FH) OBP: 0.167, SLG: 0.125 (9, 8)					1B					1	0	0	0	0	0	1					
Lenny Randle, S OBP: 0.313, SLG: 0.319 (1, 7)	4-3				SH3-4			L5-3		2	1	1	0	0	0	0					
Gene Clines, R OBP: 0.235, SLG: 0.250 (7, 7)			HR		1-2					1	0	0	0	0	0	0					
Mike Hargrove, L OBP: 0.368, SLG: 0.458 (1, 3)	4-3				K			4-3		3	1	1	2	0	1	1					
Jim Fregosi, R OBP: 0.333, SLG: 0.250 (7, PR) (8, 3)			HR					HBP		0	0	0	0	0	0	0					
Toby Harrah, R OBP: 0.438, SLG: 0.485 (1, 6)		F5	6-3		E			4-3		4	1	1	1	0	0	1					
Jeff Burroughs, R OBP: 0.317, SLG: 0.450 (1, 9)		K			2B					3	0	0	0	1	1	1					
Roy Howell, L OBP: 0.311, SLG: 0.363 (1, 5)					5-3			E5		3	0	0	0	1	1	1					
Tom Grieve, R OBP: 0.268, SLG: 0.398 (1, 10)		1B			1-3			2B		4	1	2	1	0	0	2					
Roy Smalley, S OBP: 0.369, SLG: 0.263 (1, 4)		2B			E1			F8		4	0	3	1	0	0	2					
Jim Sundberg, R OBP: 0.191, SLG: 0.244 (1, 2)		K			1B			1B		3	0	1	0	1	2	2					
Inning Stats	R: 0 E: 0 K: 0 S: 3	H: 0 LOB: 0 BB: 0 P: 3	R: 1 E: 0 K: 2 S: 9	H: 2 LOB: 1 BB: 0 P: 9	R: 2 E: 0 K: 1 S: 7	H: 2 LOB: 0 BB: 0 P: 7	R: 0 E: 1 K: 0 S: 4	H: 1 LOB: 2 BB: 1 P: 8	R: 2 E: 1 K: 1 S: 9	H: 3 LOB: 2 BB: 0 P: 9	R: 0 E: 0 K: 0 S: 3	H: 1 LOB: 0 BB: 0 P: 3	R: 0 E: 0 K: 0 S: 3	R: 0 E: 0 K: 2 S: 8	H: 1 LOB: 1 BB: 0 P: 8	R: 0 E: 0 K: 2 S: 8	H: 1 LOB: 1 BB: 0 P: 8	1B: 7 2B: 2 3B: 0 HR: 1	SF: 0 SAC: 1 DP: 1 HBP: 1	WP: 0 PB: 0 SB: 0 CS: 0	PA: 37
PITCHER Don Kirkwood, R ERA: 5.53 Paul Hartzell, R ERA: 2.53 Sid Monge, L ERA: 4.19 Dick Drago, R ERA: 6.62	IP: 4.2 WLS: L BF: 22	H: 7 R: 5 ER: 4 SO: 4	BB: 1 IBB: 0 HBP: 1 BLK: 0	WP: 0 HR: 1 S: 29 P: 33	ERA: 7.71 WHIP: 1.714	PITCHER											IP: 4.2 WLS: L BF: 22	H: 7 R: 5 ER: 4 SO: 4	BB: 1 IBB: 0 HBP: 1 BLK: 0	WP: 0 HR: 1 S: 29 P: 33	ERA: 7.71 WHIP: 1.714

Batter	1	2	3	4	5	6	7	8	9	AB	R	H	RBI	BB	SO	LOB	TOP					
Jerry Remy, L (1.4)										5	0	3	1	0	0	2	California Angels @ Texas Rangers Arlington Stadium, Arlington, TX Sat May 22 1976, 8:05 PM EDT Att: 25,332 - Unknown					
Rusty Torres, S (1.8)										5	0	0	0	0	1	4						
Bobby Bonds, R (1.9)										4	1	2	0	1	0	2						
Bruce Bochte, L (1.3)										4	0	1	0	0	1	2						
Joe Lahoud, L (1.7)										0	1	0	0	0	0	0						
Bill Melton, R (1.10)										4	0	0	1	0	1	5						
Andy Etchebarren, R (1.2)										4	1	1	1	0	1	4						
Dave Chalk, R (1.6)										3	1	1	0	1	1	0						
Ron Jackson, R (1.5)										3	1	2	1	1	0	0						
Inning Stats	R: 0 E: 0 K: 0 S: 3	H: 1 LOB: 0 BB: 0 P: 3	R: 0 E: 0 K: 1 S: 5	H: 0 LOB: 0 BB: 0 P: 5	R: 0 E: 0 K: 0 S: 3	H: 0 LOB: 0 BB: 0 P: 3	R: 0 E: 0 K: 1 S: 4	H: 0 LOB: 0 BB: 1 P: 8	R: 0 E: 0 K: 1 S: 6	H: 1 LOB: 1 BB: 0 P: 6	R: 1 E: 0 K: 1 S: 6	H: 2 LOB: 1 BB: 0 P: 6	R: 3 E: 0 K: 0 S: 6	H: 3 LOB: 2 BB: 2 P: 14	R: 0 E: 0 K: 1 S: 7	H: 2 LOB: 3 BB: 1 P: 11		R: 1 E: 0 K: 0 S: 5	H: 2 LOB: 2 BB: 1 P: 9	1B: 11 2B: 0 3B: 0 HR: 0	SF: 0 SAC: 1 DP: 1 HBP: 0	WP: 1 PB: 1 SB: 0 CS: 1
PITCHER	IP WLS BF H R ER SO BB IBB HBP BLK WP HR S P ERA WHIP																					
Bill Singer, R (1.1)	6.2 L 25 6 4 3 4 2 0 0 0 0 0 0 31 39 4.05 1.200																					
Steve Hargan, R (7.1)	0.2 7 3 0 0 0 2 0 0 0 0 0 0 5 13 0.00 7.500																					
Jeff Terpko, R (8.1)	1.1 7 2 1 1 1 1 0 0 0 0 0 0 8 12 6.75 2.250																					
Joe Hoerner, L (9.1)	0.1 1 0 0 0 0 0 0 0 0 0 0 0 1 1 0.00 0.000																					

Batter	1	2	3	4	5	6	7	8	9	AB	R	H	RBI	BB	SO	LOB	BOTTOM					
Gene Clines, R (1.8)										4	1	1	0	0	0	1	California Angels @ Texas Rangers Arlington Stadium, Arlington, TX Sat May 22 1976, 8:05 PM EDT Att: 25,332 - Unknown					
Ken Pape, R (1.10)										4	0	1	0	0	0	0						
Jim Fregosi, R (1.3)										4	0	0	0	0	3	2						
Toby Harrah, R (1.6)										4	0	1	1	0	2	0						
Jeff Burroughs, R (1.9)										4	0	0	0	0	1	2						
Tom Grieve, R (1.7)										3	0	2	0	0	0	0						
Roy Smalley, S (1.4)										3	0	0	0	0	1	2						
Jim Sundberg, R (1.2)										3	0	0	0	0	1	1						
Roy Howell, L (1.5)										3	0	1	0	0	2	0						
Inning Stats	R: 0 E: 0 K: 1 S: 5	H: 0 LOB: 0 BB: 0 P: 5	R: 0 E: 0 K: 2 S: 8	H: 1 LOB: 1 BB: 0 P: 8	R: 0 E: 0 K: 1 S: 5	H: 0 LOB: 0 BB: 0 P: 5	R: 0 E: 0 K: 2 S: 7	H: 0 LOB: 0 BB: 0 P: 7	R: 0 E: 0 K: 0 S: 3	H: 0 LOB: 0 BB: 0 P: 3	R: 0 E: 0 K: 1 S: 5	H: 1 LOB: 0 BB: 0 P: 5	R: 0 E: 0 K: 0 S: 3	H: 0 LOB: 0 BB: 0 P: 3	R: 0 E: 0 K: 0 S: 4	H: 1 LOB: 1 BB: 0 P: 4		R: 1 E: 0 K: 3 S: 12	H: 3 LOB: 2 BB: 0 P: 12	1B: 4 2B: 2 3B: 0 HR: 0	SF: 0 SAC: 0 DP: 1 HBP: 0	WP: 0 PB: 0 SB: 0 CS: 0
PITCHER	IP WLS BF H R ER SO BB IBB HBP BLK WP HR S P ERA WHIP																					
Frank Tanana, L (1.1)	9.0 W 32 6 1 1 10 0 0 0 0 0 0 0 52 52 1.00 0.667																					

Batter	1	2	3	4	5	6	7	8	9	AB	R	H	RBI	BB	SO	LOB	TOP			
Jerry Remy, L (1,4) OBP: 0.326, SLG: 0.312 Paul Dade, R (4,4) OBP: 0.333, SLG: 0.111	0-0 1-3		0-0 FC4-6		0-0 6-3					2	0	0	0	0	0	1				
Dave Chalk, R (1,6) OBP: 0.324, SLG: 0.291	4-0 BB		0-0 G6-4-3		0-0 6-3					2	0	0	0	1	0	2				
Bobby Bonds, R (1,9) OBP: 0.429, SLG: 0.539 Rusty Torres, S (4,8) OBP: 0.292, SLG: 0.298	0-3 K				0-0 F9			4-0 BB		2	0	0	0	0	1	1				
Orlando Alvarez, R (1,7) OBP: 0.143, SLG: 0.357	0-0 F9				0-0 F7					2	0	0	0	0	0	1				
Bruce Bochte, L (1,3) OBP: 0.360, SLG: 0.306		0-0 FC4 1B			0-0 E5 BB					2	0	1	0	0	0	0				
Leroy Stanton, R (1,8) OBP: 0.340, SLG: 0.363		0-3 K			4-0 BB					1	0	0	0	1	1					
Bill Melton, R (1,10) OBP: 0.284, SLG: 0.358		0-0 FC4 1-2			0-3 K					2	0	0	0	0	1	3				
Andy Etchebarren, R (1,2) OBP: 0.319, SLG: 0.280 Ed Herrmann, L (5,2) OBP: 0.233, SLG: 0.395		0-0 6-3						0-0 5-3		2	0	0	0	0	0	1				
Ron Jackson, R (1,5) OBP: 0.321, SLG: 0.233					0-0 FC4-6 1B			0-0 2B		2	0	2	0	0	0	0				
Inning Stats	R: 0 E: 0 K: 1 S: 5	H: 0 LOB: 1 BB: 1 P: 9	R: 0 E: 0 K: 1 S: 6	H: 1 LOB: 0 BB: 0 P: 6	R: 0 E: 0 K: 0 S: 3	H: 1 LOB: 0 BB: 0 P: 3	R: 0 E: 1 K: 1 S: 6	H: 0 LOB: 2 BB: 1 P: 10	R: 0 E: 0 K: 0 S: 4	H: 1 LOB: 1 BB: 0 P: 4	R: 0 E: 0 K: 0 S: 0	H: 0 LOB: 1 BB: 1 P: 4								
PITCHER Jim Umberger, L (1,1) ERA: 3.33	IP: 5.0 WLS: W BF: 21 H: 3 R: 0 ER: 0 SO: 3 BB: 3 IBB: 0 HBP: 0 BLK: 0 WP: 0 HR: 0 S: 24 P: 36 ERA: 0.00 WHIP: 1.200																			

California Angels @ Texas Rangers
Arlington Stadium, Arlington, TX
Sun May 23 1976, 8:05 PM EDT
Att: 22,403 - Unknown

AB 18
R 0
H 3
RBI 0
BB 3
SO 3
LOB 11



WP: 0 PA: 21
PB: 0
SB: 0
CS: 0

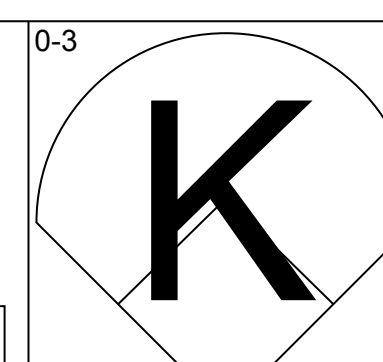
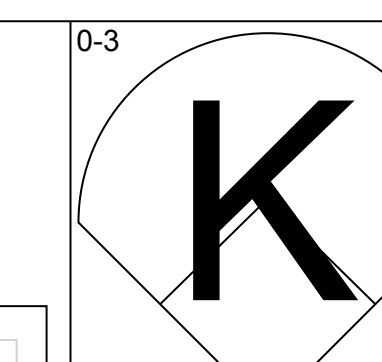
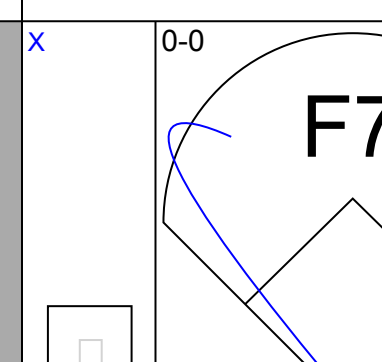
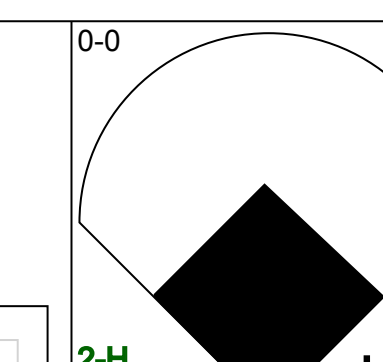
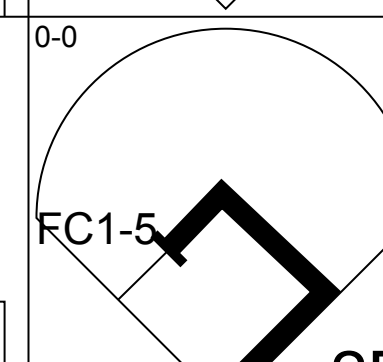
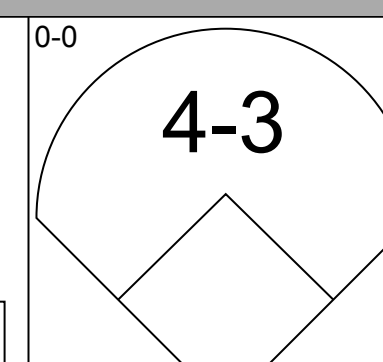
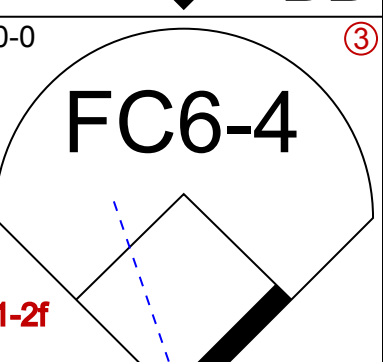
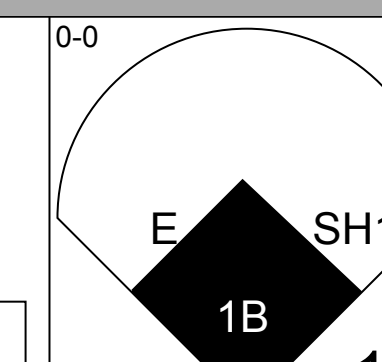
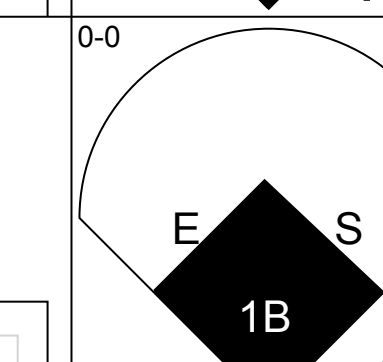
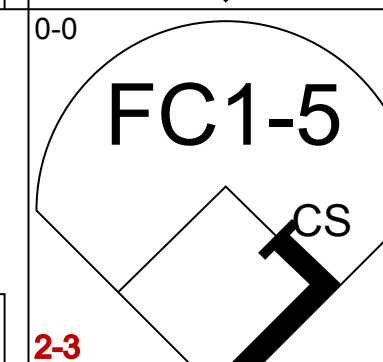
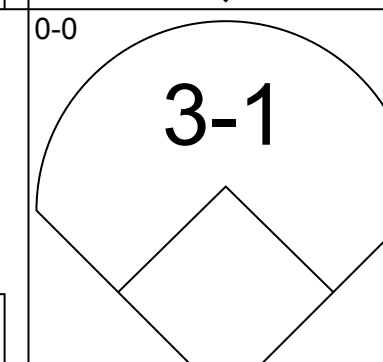
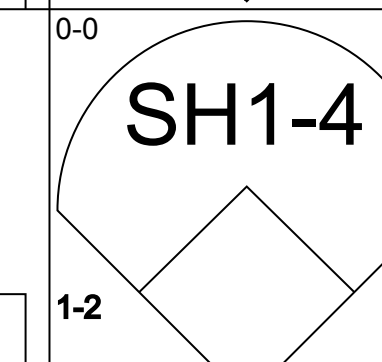
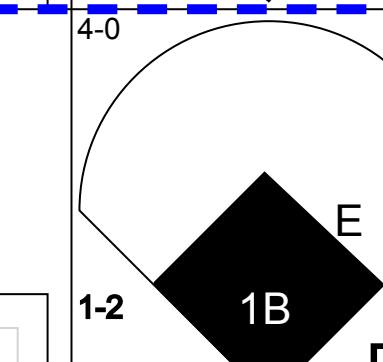
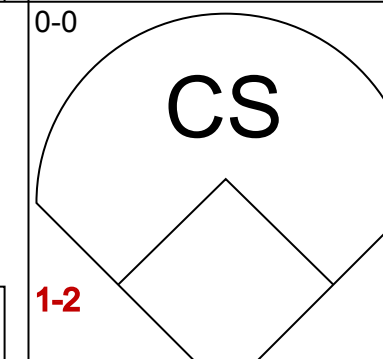
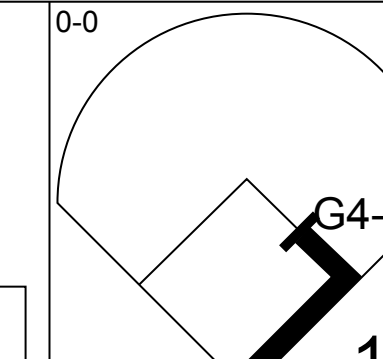
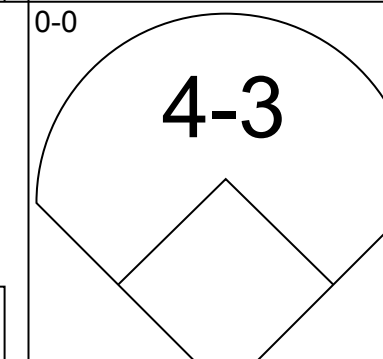
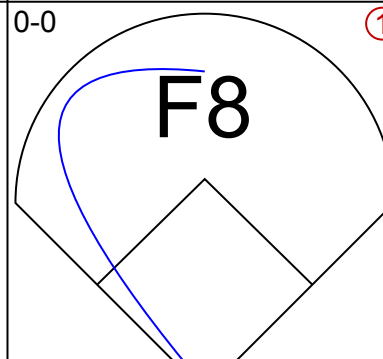
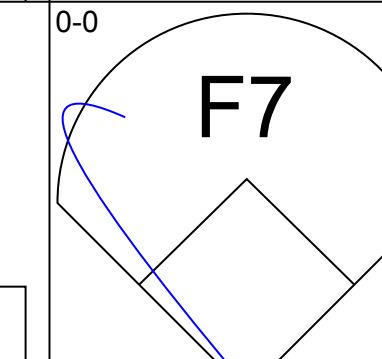
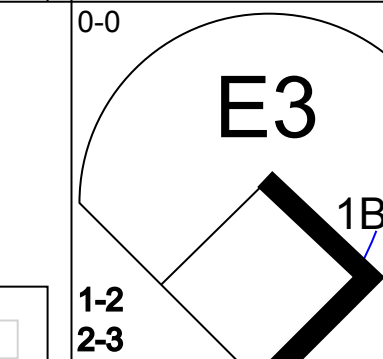
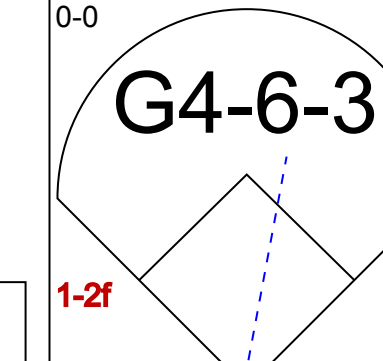
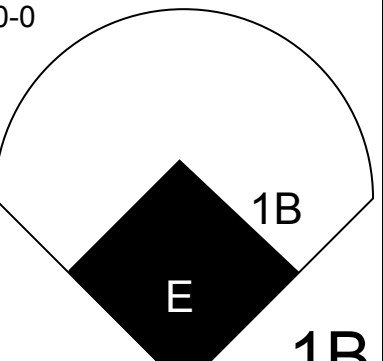
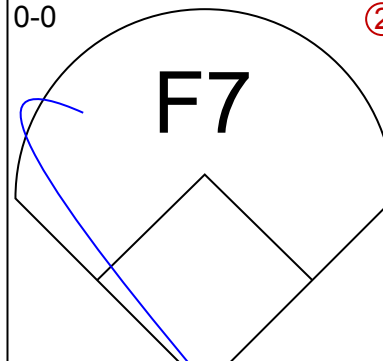
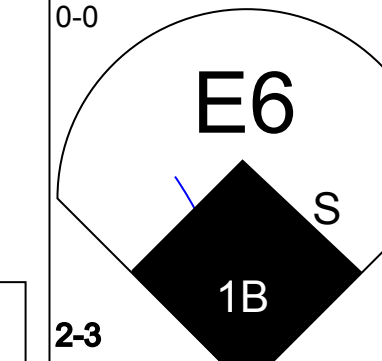
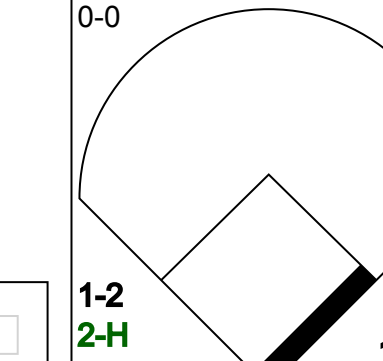
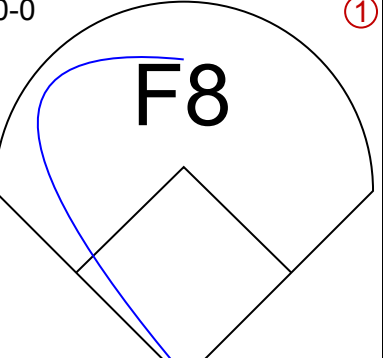
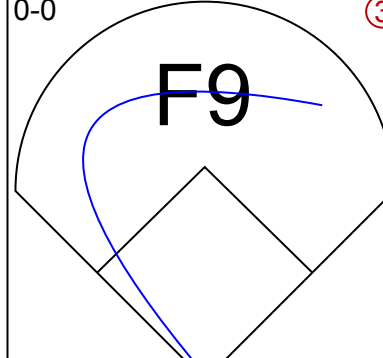
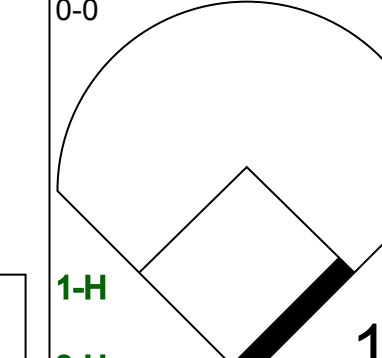
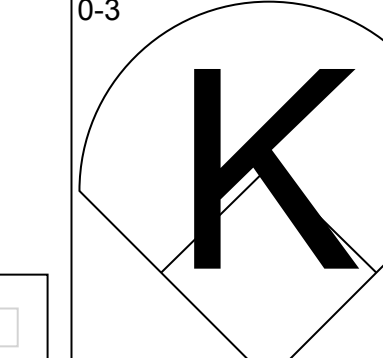
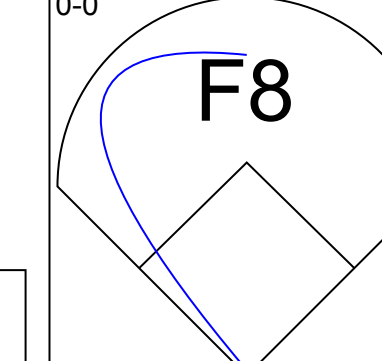
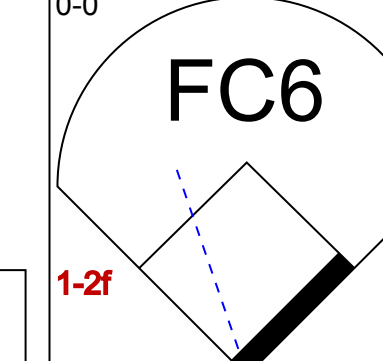
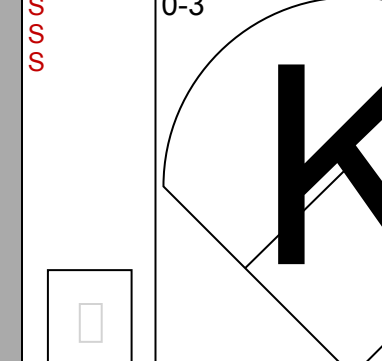
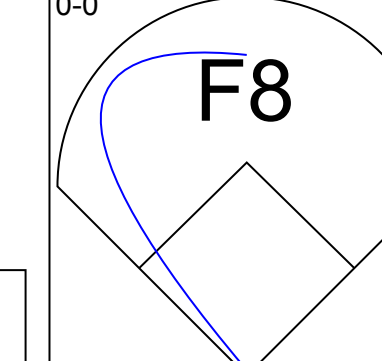
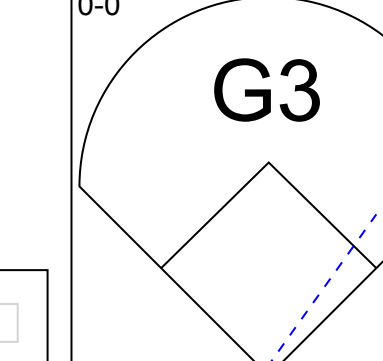
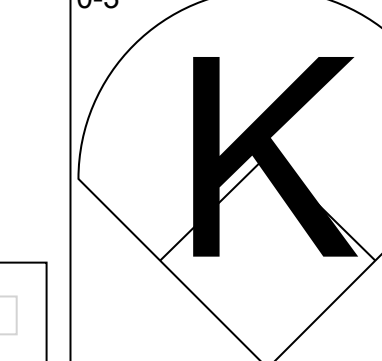
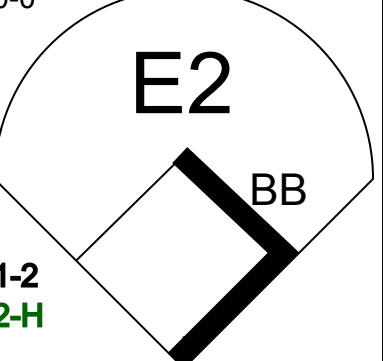
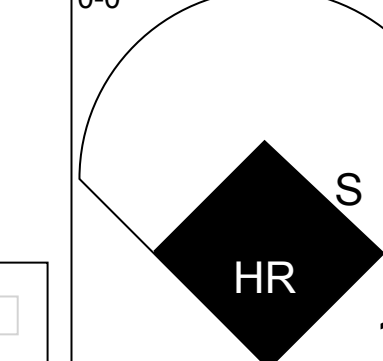
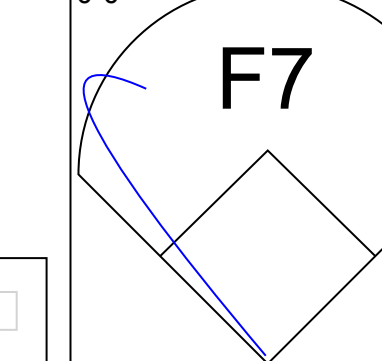
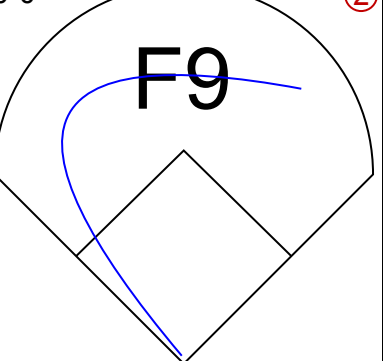
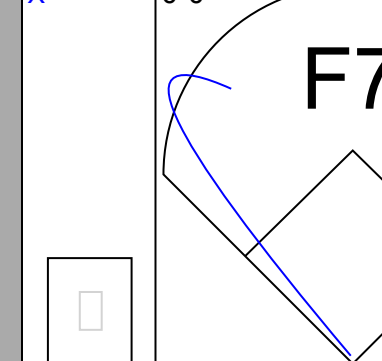
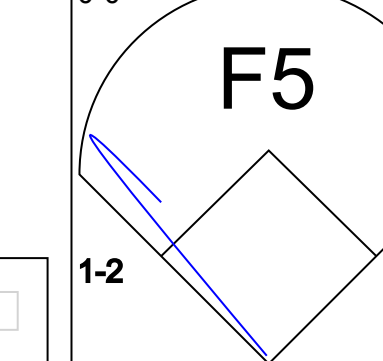
Batter	1	2	3	4	5	6	7	8	9	AB	R	H	RBI	BB	SO	LOB	BOTTOM		
Dave Moates, L (1,8) OBP: 0.182, SLG: 0.200	0-0 4-3		0-0 4-3		0-3 K					4	1	1	2	0	1	0			
Mike Cabbage, L (1,10) OBP: 0.435, SLG: 0.235	0-0 F8		0-0 1-3		0-0 4-3					3	0	0	0	0	0	1			
Mike Hargrove, L (1,3) OBP: 0.394, SLG: 0.454	4-0 1B BB		4-0 BB 2B BB		0-0 6-3					1	1	0	0	2	0	0			
Toby Harrah, R (1,6) OBP: 0.437, SLG: 0.477	0-0 1-2 1B		4-0 BB 2B BB		0-0 4-3					2	1	1	0	1	0	0			
Jeff Burroughs, R (1,9) OBP: 0.315, SLG: 0.437	0-3 K		4-0 BB 2B BB		0-0 FC5-4 1B					2	1	1	1	1	1	2			
Roy Howell, L (1,5) OBP: 0.320, SLG: 0.373			1-2 2-3 3-H BB		0-0 FC5-4 1-2					2	2	1	3	1	0	1			
Tom Grieve, R (1,7) OBP: 0.286, SLG: 0.457			FC1-5 1B HR		0-0 F9					3	1	2	3	0	0	1			
Roy Smalley, S (1,4) OBP: 0.367, SLG: 0.252			FC1-5 BB					0-0 F8		1	1	0	0	2	0	0			
Bill Fahey, L (1,2) OBP: 0.333, SLG: 0.273			FC1-5 BB		0-0 4-3					3	1	0	0	0	0	3			
Inning Stats	R: 0 E: 0 K: 1 S: 6	H: 1 LOB: 2 BB: 1 P: 10	R: 9 E: 0 K: 0 S: 7	H: 4 LOB: 6 BB: 6 P: 31	R: 0 E: 0 K: 0 S: 3	H: 0 LOB: 0 BB: 0 P: 3	R: 0 E: 0 K: 0 S: 4	H: 1 LOB: 1 BB: 0 P: 4	R: 0 E: 0 K: 1 S: 5	H: 0 LOB: 0 BB: 0 P: 5									
PITCHER Nolan Ryan, R (1,1) ERA: 4.59 Andy Hassler, L (2,1) ERA: 5.84	IP: 1.2 WLS: L BF: 14 H: 3 R: 2 ER: 2 SO: 1 BB: 1 IBB: 0 HBP: 0 BLK: 0 WP: 0 HR: 1 S: 15 P: 19 ERA: 5.40 WHIP: 1.200																		

California Angels @ Texas Rangers
Arlington Stadium, Arlington, TX
Sun May 23 1976, 8:05 PM EDT
Att: 22,403 - Unknown

AB 21
R 9
H 6
RBI 9
BB 7
SO 2
LOB 8

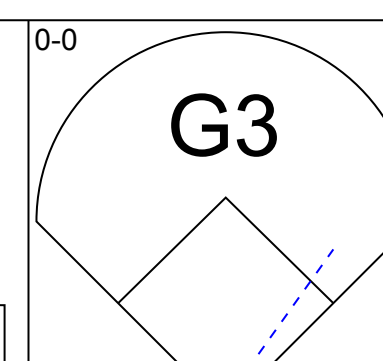
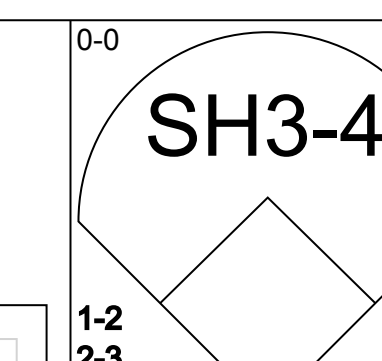
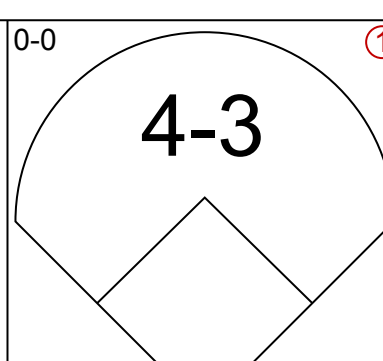
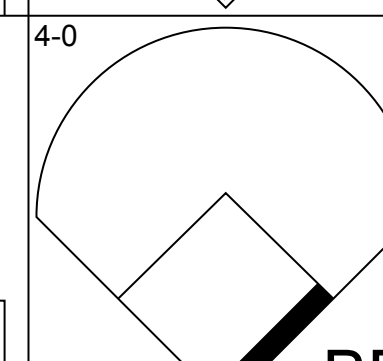
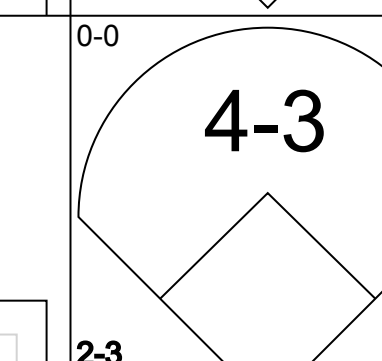
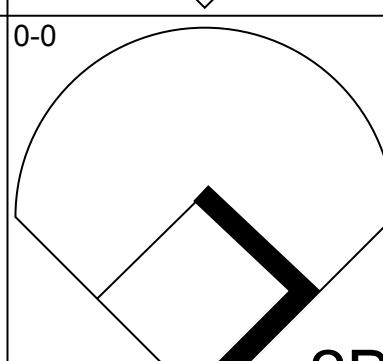
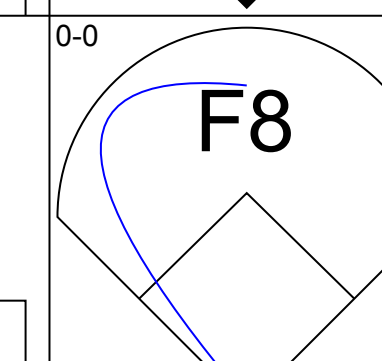
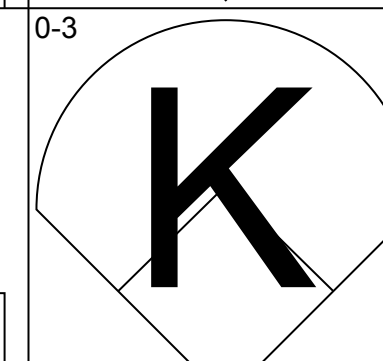
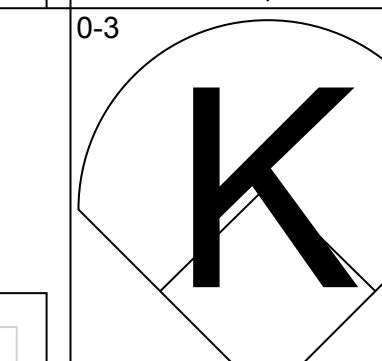
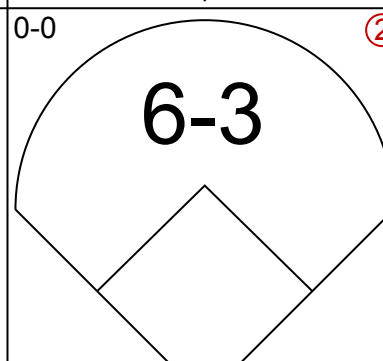
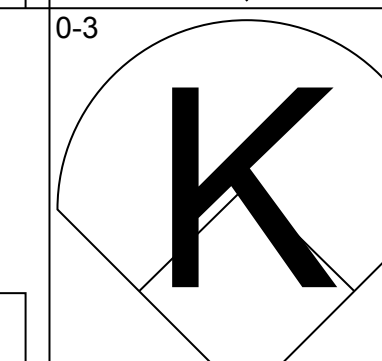
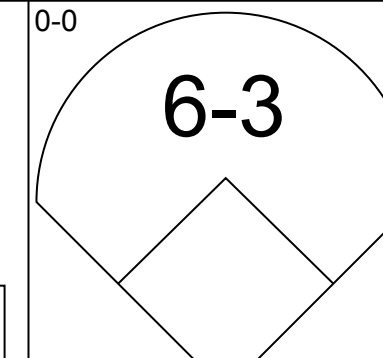
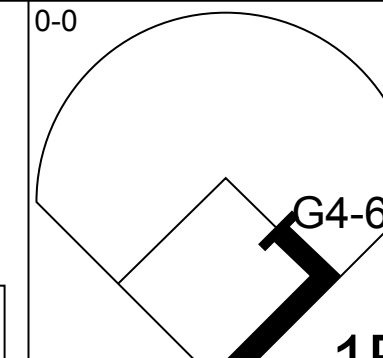
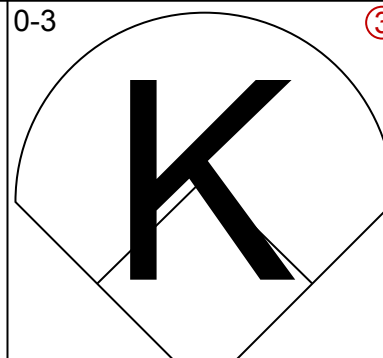
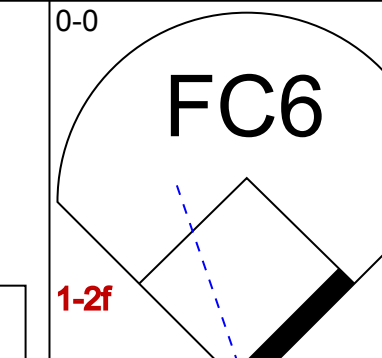
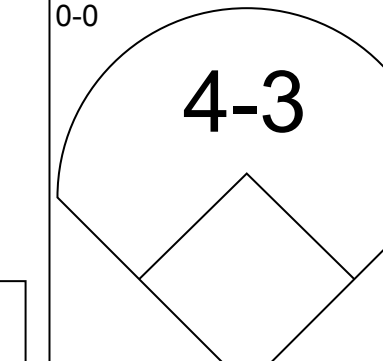
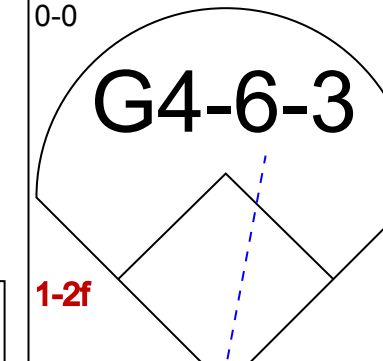
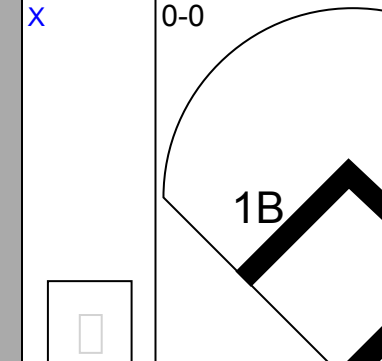
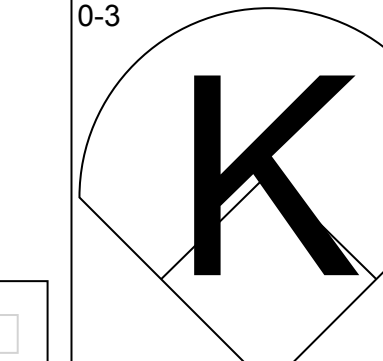
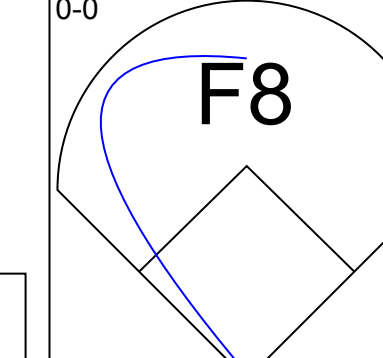
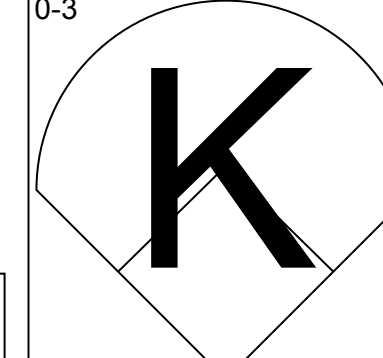
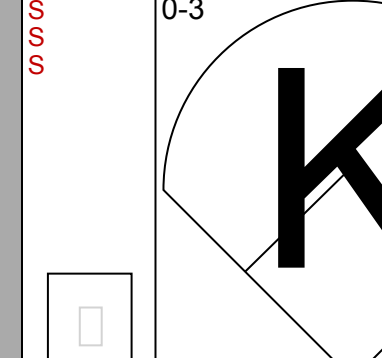
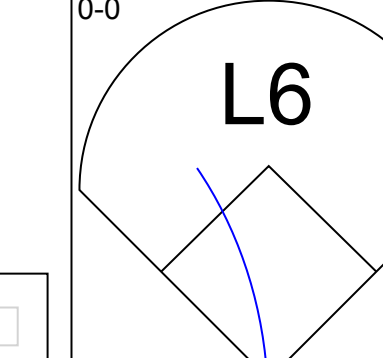
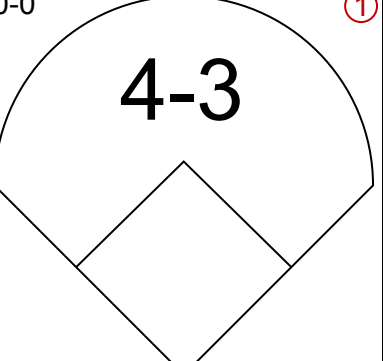
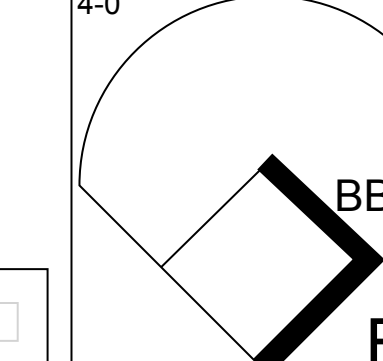
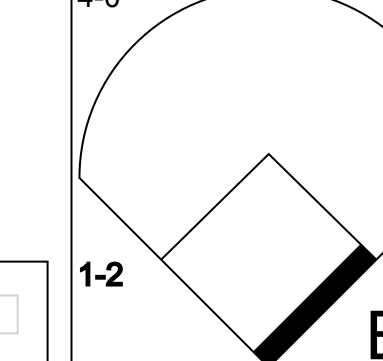
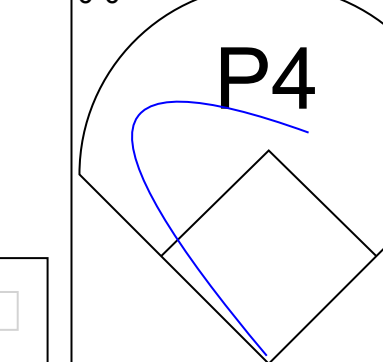
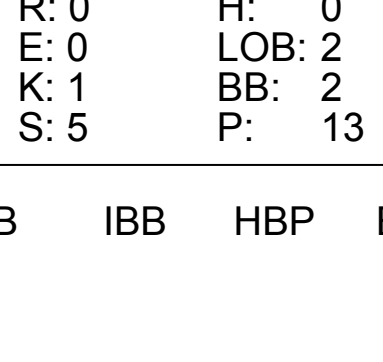
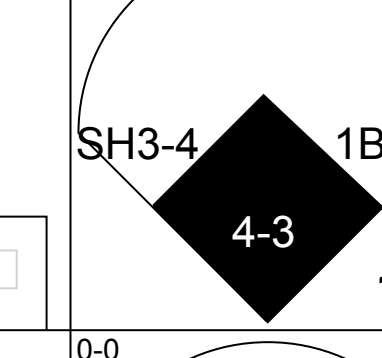
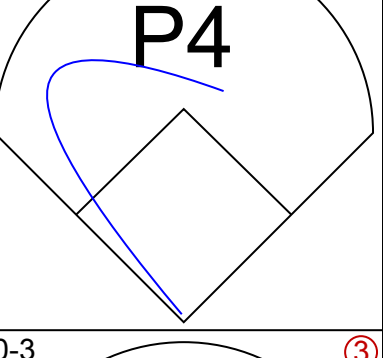
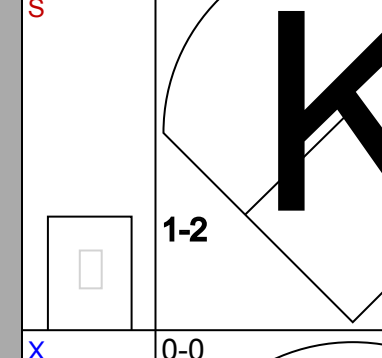
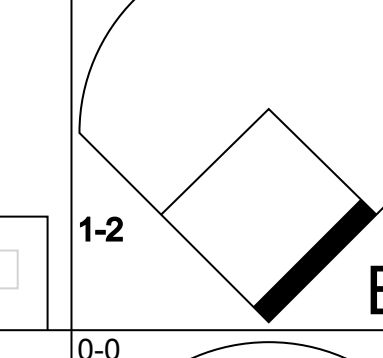
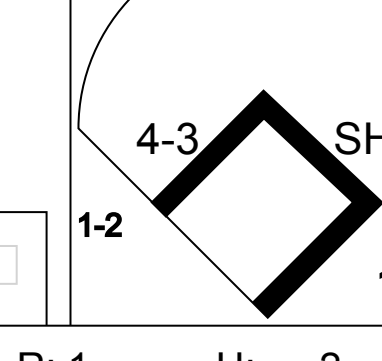

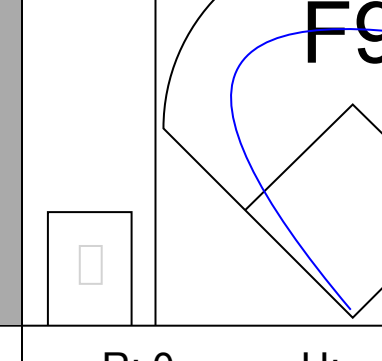
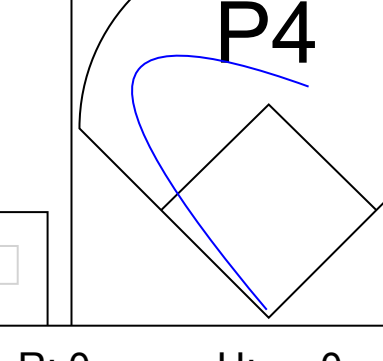


WP: 0 PA: 28
PB: 0
SB: 0
CS: 0

Batter	1	2	3	4	5	6	7	8	9	AB	R	H	RBI	BB	SO	LOB	TOP							
Pat Kelly, L (1, 10) OBP: 0.313, SLG: 0.493										4	1	2	1	2	1		Chicago White Sox @ California Angels Anaheim Stadium, Anaheim, CA Tue May 25 1976, 10:05 PM EDT Att. 6,844 - Unknown - 67 F							
Ralph Garr, L (1, 8) OBP: 0.313, SLG: 0.425										5	2	3	0	0	0	3								
Bucky Dent, R (1, 6) OBP: 0.393, SLG: 0.437										3	1	1	0	1	0	1								
Jorge Orta, L (1, 5) OBP: 0.260, SLG: 0.328										5	0	1	0	0	0	4								
Jim Spencer, L (1, 3) OBP: 0.355, SLG: 0.370										5	2	2	2	0	0	3								
Brian Downing, R (1, 2) OBP: 0.398, SLG: 0.422										5	0	2	2	0	1	4								
Jim Essian, R (9, 2) OBP: 0.250, SLG: 0.182										0	0	0	0	0	0	0								
Rich Coggins, L (1, 7) OBP: 0.258, SLG: 0.233										5	0	1	0	0	1	4								
Buddy Bradford, R (1, 9) OBP: 0.350, SLG: 0.366										4	1	2	0	0	1	1								
Jack Brohamer, L (1, 4) OBP: 0.253, SLG: 0.315										4	0	0	0	0	0	4								
Inning Stats	R: 0 E: 0 K: 1 S: 5	H: 1 LOB: 0 BB: 0 P: 5	R: 0 E: 0 K: 0 S: 4	H: 2 LOB: 1 BB: 0 P: 4	R: 0 E: 0 K: 2 S: 7	H: 0 LOB: 0 BB: 0 P: 7	R: 0 E: 0 K: 0 S: 3	H: 0 LOB: 0 BB: 0 P: 3	R: 1 E: 1 K: 0 S: 6	H: 2 LOB: 3 BB: 1 P: 10	R: 0 E: 0 K: 0 S: 4	H: 1 LOB: 1 BB: 0 P: 4	R: 0 E: 0 K: 1 S: 6	H: 1 LOB: 1 BB: 0 P: 6	R: 2 E: 1 K: 0 S: 6	H: 2 LOB: 1 BB: 0 P: 6	R: 4 E: 1 K: 1 S: 10	H: 4 LOB: 2 BB: 1 P: 14	1B: 10 2B: 2 3B: 0 HR: 1	SF: 0 SAC: 1 DP: 1 HBP: 0	WP: 0 PB: 0 SB: 3 CS: 1	PA: 44		
PITCHER	IP WLS BF H R ER SO BB IBB HBP BLK WP HR S P ERA WHIP	8.1 L 38 12 6 3 4 1 0 0 0 0 1 45 49 3.24 1.560	0.2 5 1 1 1 1 1 0 0 0 0 0 0 6 10 13.50 3.000																					

AB 40
R 7
H 13
RBI 6
BB 2
SO 5
LOB 25



Batter	1	2	3	4	5	6	7	8	9	AB	R	H	RBI	BB	SO	LOB	BOTTOM						
Jerry Remy, L (1, 4) OBP: 0.322, SLG: 0.305										2	0	0	0	1	0	0	Chicago White Sox @ California Angels Anaheim Stadium, Anaheim, CA Tue May 25 1976, 10:05 PM EDT Att. 6,844 - Unknown - 67 F						
Joe Lahoud, L (1, 10) OBP: 0.346, SLG: 0.277										3	0	1	1	1	0	2							
Bobby Bonds, R (1, 9) OBP: 0.401, SLG: 0.500										4	0	0	0	0	3	4							
Bruce Bochte, L (1, 3) OBP: 0.366, SLG: 0.311										4	0	1	0	0	1	3							
Bob Jones, L (1, 7) OBP: 0.182, SLG: 0.100										4	0	1	0	0	1	1							
Leroy Stanton, R (1, 8) OBP: 0.324, SLG: 0.341										4	0	0	0	0	2	1							
Ed Herrmann, L (1, 2) OBP: 0.234, SLG: 0.381										3	0	1	0	0	0	0							
Rusty Torres, S (7, PR) OBP: 0.292, SLG: 0.298										0	0	0	0	0	0	0							
Andy Etchebarren, R (8, 2) OBP: 0.309, SLG: 0.271										0	0	0	0	0	0	0							
Adrian Garrett, L (9, PH) OBP: 0.217, SLG: 0.150										0	0	0	0	1	0	0							
Dave Chalk, R (1, 6) OBP: 0.327, SLG: 0.286										3	1	1	0	1	1	2							
Ron Jackson, R (1, 5) OBP: 0.311, SLG: 0.235										4	0	1	0	0	1	5							
Inning Stats	R: 0 E: 0 K: 1 S: 5	H: 0 LOB: 1 BB: 1 P: 9	R: 0 E: 0 K: 0 S: 3	H: 0 LOB: 0 BB: 0 P: 3	R: 1 E: 0 K: 1 S: 7	H: 2 LOB: 1 BB: 0 P: 7	R: 0 E: 0 K: 1 S: 5	H: 1 LOB: 0 BB: 0 P: 5	R: 0 E: 0 K: 1 S: 6	H: 0 LOB: 1 BB: 0 P: 6	R: 0 E: 0 K: 2 S: 9	H: 2 LOB: 2 BB: 0 P: 9	R: 0 E: 0 K: 1 S: 5	H: 0 LOB: 1 BB: 1 P: 9	R: 0 E: 0 K: 1 S: 5	H: 0 LOB: 2 BB: 2 P: 13	1B: 5 2B: 1 3B: 0 HR: 0	SF: 0 SAC: 1 DP: 1 HBP: 0	WP: 0 PB: 0 SB: 1 CS: 0	PA: 36			
PITCHER	IP WLS BF H R ER SO BB IBB HBP BLK WP HR S P ERA WHIP	9.0 W 36 6 1 1 9 4 0 0 0 0 0 50 66 1.00 1.111																					


AB 31
R 1
H 6
RBI 1
BB 4
SO 9
LOB 18



Batter	1	2	3	4	5	6	7	8	9	10	11	AB	R	H	RBI	BB	SO	LOB	TOP		
Pat Kelly, L OBP: 0.330, SLG: 0.487 (1, 10)												3	0	1	0	2	0	2			
Ralph Garr, L OBP: 0.309, SLG: 0.417 (1, 8)												5	0	1	0	0	1	3			
Bucky Dent, R OBP: 0.386, SLG: 0.427 (1, 6)												5	0	1	1	0	0	3			
Jorge Orta, L OBP: 0.252, SLG: 0.317 (1, 5)												5	0	0	0	0	1	3			
Bill Stein, R OBP: 0.195, SLG: 0.179 (11, 5)												0	0	0	0	0	0	0			
Jim Spencer, L OBP: 0.344, SLG: 0.357 (1, 3)												4	0	0	0	0	1	0			
Brian Downing, R OBP: 0.302, SLG: 0.407 (1, 2)												3	0	0	0	1	1	0			
Rich Coggins, L OBP: 0.286, SLG: 0.265 (1, 7)												4	0	2	0	0	2	1			
Buddy Bradford, R OBP: 0.333, SLG: 0.347 (1, 9)												4	0	0	0	0	2	2			
Jack Brohamer, L OBP: 0.263, SLG: 0.323 (1, 4)												4	1	2	0	0	0	0			
Inning Stats	R: 0 E: 0 K: 0 S: 4	H: 2 LOB: 1	R: 0 E: 0 K: 3 S: 9	H: 0 LOB: 0 BB: 0 P: 9	R: 0 E: 0 K: 1 S: 5	H: 0 LOB: 0 BB: 1 P: 5	R: 0 E: 0 K: 1 S: 5	H: 0 LOB: 1 BB: 1 P: 7	R: 0 E: 0 K: 0 S: 3	H: 0 LOB: 0 BB: 0 P: 3	R: 0 E: 0 K: 0 S: 4	H: 1 LOB: 1 BB: 0 P: 4	R: 0 E: 0 K: 0 S: 7	H: 2 LOB: 1 BB: 0 P: 7	1B: 7 2B: 0 3B: 0 HR: 0	SF: 0 SAC: 0 DP: 2 HBP: 0	WP: 0 PB: 0 SB: 0 CS: 1	PA: 40			
PITCHER Don Kirkwood, R ERA: 4.56 (1, 1)	IP: 11.0 WLS: 1 BF: 40 H: 7 R: 1 ER: 1 SO: 8 BB: 3 IBB: 0 HBP: 0 BLK: 0 WP: 0 HR: 0 S: 53 P: 65 ERA: 0.82 WHIP: 0.909																				

Chicago White Sox @ California Angels
Anaheim Stadium, Anaheim, CA
Wed May 26 1976, 10:05 PM EDT
Att: 6,569 - Unknown


AB	37
R	1
H	7
RBI	1
BB	3
SO	8
LOB	14





Batter	1	2	3	4	5	6	7	8	9	10	11	AB	R	H	RBI	BB	SO	LOB	BOTTOM		
Jerry Remy, L OBP: 0.321, SLG: 0.304 (1, 4)												4	0	1	0	0	0	0			
Dave Chalk, R OBP: 0.318, SLG: 0.277 (1, 6)												4	0	0	0	0	0	1			
Bobby Bonds, R OBP: 0.390, SLG: 0.484 (1, 9)												4	0	0	0	0	2	0			
Bill Melton, R OBP: 0.283, SLG: 0.355 (1, 10)												4	0	1	0	0	0	0			
Rusty Torres, S OBP: 0.292, SLG: 0.298 (10, PR)												0	0	0	0	0	0	0			
Bruce Bochte, L OBP: 0.358, SLG: 0.303 (1, 3)												4	0	0	0	0	0	1			
Leroy Stanton, R OBP: 0.321, SLG: 0.330 (1, 8)												3	0	0	0	1	1	2			
Orlando Alvarez, R OBP: 0.118, SLG: 0.294 (1, 7)												3	0	0	0	0	0	1			
Bob Jones, L OBP: 0.167, SLG: 0.091 (11, PH)												1	0	0	0	0	1	0			
Ron Jackson, R OBP: 0.297, SLG: 0.222 (1, 5)												3	0	0	0	0	0	0			
Paul Dade, R OBP: 0.333, SLG: 0.111 (10, 5)												0	0	0	0	0	0	0			
Joe Lahoud, L OBP: 0.342, SLG: 0.273 (11, PH)												1	0	0	0	0	0	0			
Andy Etchebarren, R OBP: 0.296, SLG: 0.081 (1, 2)												3	0	0	0	0	0	0			
Adrian Garrett, L OBP: 0.208, SLG: 0.143 (11, PH)												1	0	0	0	0	0	0			
Inning Stats	R: 0 E: 0 K: 1 S: 5	H: 0 LOB: 0	R: 0 E: 0 K: 0 S: 3	H: 0 LOB: 0 BB: 0 P: 3	R: 0 E: 0 K: 0 S: 3	H: 0 LOB: 0 BB: 0 P: 3	R: 0 E: 0 K: 1 S: 5	H: 0 LOB: 0 BB: 1 P: 5	R: 0 E: 0 K: 0 S: 3	H: 0 LOB: 0 BB: 0 P: 3	R: 0 E: 0 K: 0 S: 4	H: 1 LOB: 1 BB: 0 P: 4	R: 0 E: 0 K: 0 S: 7	H: 1 LOB: 2 BB: 0 P: 4	1B: 2 2B: 0 3B: 0 HR: 0	SF: 0 SAC: 0 DP: 0 HBP: 0	WP: 0 PB: 0 SB: 0 CS: 0	PA: 36			
PITCHER Ken Brett, L ERA: (1, 1)	IP: 10.0 WLS: 0 BF: 33 H: 2 R: 0 ER: 0 SO: 3 BB: 1 IBB: 0 HBP: 0 BLK: 0 WP: 0 HR: 0 S: 38 P: 42 ERA: 0.00 WHIP: 0.300																				
Clay Carroll, R ERA: (11, 1)	1.0 S: 3																				

Chicago White Sox @ California Angels
Anaheim Stadium, Anaheim, CA
Wed May 26 1976, 10:05 PM EDT
Att: 6,569 - Unknown

AB	35
R	0
H	2
RBI	0
BB	1
SO	4
LOB	5



Batter	1	2	3	4	5	6	7	8	9	AB	R	H	RBI	BB	SO	LOB	TOP					
Chet Lemon, R OBP: 0.308, SLG: 0.310 (1, 8)	5-3		K		K		K		FC6-4 1B	5	0	1	0	0	3	4	Chicago White Sox @ California Angels Anaheim Stadium, Anaheim, CA Thu May 27 1976, 10:05 PM EDT Att: 7,277 - Unknown livebaseballscorecards.com AB 38 R 3 H 11 RBI 2 BB 1 SO 9 LOB 22 					
Ralph Garr, L OBP: 0.306, SLG: 0.409 (1, 7)	K				4-3		FC3-6 FC5 1B	FC6-4 1B	FC6-4	5	0	1	0	0	1	5						
Bucky Dent, R OBP: 0.386, SLG: 0.434 (1, 6)	F7			K					6-3	5	1	2	0	0	1	3						
Brian Downing, R OBP: 0.377, SLG: 0.389 (1, 10)		K		F3					6-3	4	0	0	0	0	1	4						
Lamar Johnson, R OBP: 0.290, SLG: 0.290 (1, 3)		F7							6-3	4	1	2	0	0	0	0						
Buddy Bradford, R OBP: 0.318, SLG: 0.329 (1, 9)		4-3			K	K			K	4	0	0	0	0	3	3						
Bill Stein, R OBP: 0.222, SLG: 0.209 (1, 5)				5-3					L6	4	1	2	1	0	0	0						
Hugh Yancy, R OBP: 0.125, SLG: 0.250 (1, 4)		5-3			E5	L3			F9	4	0	0	0	0	0	3						
Jim Essian, R OBP: 0.438, SLG: 0.357 (1, 2)										3	0	3	1	1	0	0						
Rich Coggins, L OBP: 0.286, SLG: 0.265 (9, PR)									FC6-4 1B BB	0	0	0	0	0	0	0						
Inning Stats	R: 0 E: 0 K: 1 S: 5	H: 0 LOB: 0 BB: 0 P: 5	R: 0 E: 0 K: 1 S: 5	H: 0 LOB: 0 BB: 0 P: 5	R: 0 E: 0 K: 1 S: 6	H: 1 LOB: 1 BB: 0 P: 6	R: 0 E: 0 K: 1 S: 5	H: 1 LOB: 0 BB: 0 P: 5	R: 2 E: 1 K: 2 S: 11	H: 3 LOB: 2 BB: 0 P: 11	R: 1 E: 0 K: 1 S: 8	H: 3 LOB: 2 BB: 0 P: 8	R: 0 E: 0 K: 1 S: 7	H: 2 LOB: 2 BB: 0 P: 7	R: 0 E: 0 K: 0 S: 5	H: 0 LOB: 0 BB: 0 P: 5	R: 0 E: 0 K: 0 S: 4	H: 1 LOB: 2 BB: 1 P: 8	1B: 10 2B: 1 3B: 0 HR: 0	SF: 0 SAC: 0 DP: 0 HBP: 0	WP: 0 PB: 0 SB: 0 CS: 1	PA: 39
PITCHER Frank Tanana, L ERA: 2.84 (1, 1)	IP: 9.0 WLS: W BF: 39 H: 11 R: 3 ER: 2 SO: 9 BB: 1 IBB: 0 HBP: 0 BLK: 0 WP: 0 HR: 0 S: 56 P: 60 ERA: 2.00 WHIP: 1.333															PITCHER	IP: 9.0 WLS: W BF: 39 H: 11 R: 3 ER: 2 SO: 9 BB: 1 IBB: 0 HBP: 0 BLK: 0 WP: 0 HR: 0 S: 56 P: 60 ERA: 2.00 WHIP: 1.333					

Batter	1	2	3	4	5	6	7	8	9	AB	R	H	RBI	BB	SO	LOB	BOTTOM			
Jerry Remy, L OBP: 0.326, SLG: 0.312 (1, 4)	1-4-3									5	1	3	1	0	0	1	Chicago White Sox @ California Angels Anaheim Stadium, Anaheim, CA Thu May 27 1976, 10:05 PM EDT Att: 7,277 - Unknown livebaseballscorecards.com AB 35 R 5 H 12 RBI 5 BB 3 SO 4 LOB 20 			
Joe Lahoud, L OBP: 0.349, SLG: 0.275 (1, 7)		1-2 2-H								3	1	1	0	1	0	3				
Rusty Torres, S OBP: 0.290, SLG: 0.296 (8, 8)	1B	F2			F2		F9 FC6 1B BB	FC5-4		1	0	0	0	0	0	1				
Bobby Bonds, R OBP: 0.400, SLG: 0.489 (1, 9)					6-3		1B 2B BB			3	1	2	1	1	0	0				
Bruce Bochte, L OBP: 0.361, SLG: 0.308 (1, 3)		1-2					FC6 S 1B			4	1	2	0	0	0	4				
Bill Melton, R OBP: 0.282, SLG: 0.359 (1, 10)		F7			G4-3		F9			4	0	1	3	0	0	4				
Leroy Stanton, R OBP: 0.309, SLG: 0.316 (1, 8)							FC6			4	0	0	0	0	2	3				
Ron Jackson, R OBP: 0.294, SLG: 0.224 (1, 5)					F7		F7			4	0	0	0	0	2	3				
Andy Etchebarren, R OBP: 0.297, SLG: 0.253 (1, 2)										4	1	1	0	0	1	2				
Dave Chalk, R OBP: 0.323, SLG: 0.284 (1, 6)										3	0	0	0	1	1	1				
										4	0	2	0	0	0	1				
Inning Stats	R: 0 E: 0 K: 0 S: 5	H: 2 LOB: 2 BB: 0 P: 5	R: 1 E: 0 K: 1 S: 8	H: 3 LOB: 2 BB: 0 P: 8	R: 0 E: 0 K: 0 S: 3	H: 1 LOB: 0 BB: 0 P: 3	R: 0 E: 0 K: 0 S: 3	H: 0 LOB: 1 BB: 1 P: 7	R: 2 E: 0 K: 0 S: 5	H: 3 LOB: 1 BB: 1 P: 9	R: 0 E: 0 K: 1 S: 5	H: 0 LOB: 0 BB: 0 P: 5	R: 2 E: 0 K: 2 S: 10	H: 2 LOB: 2 BB: 1 P: 14	R: 0 E: 0 K: 0 S: 4	H: 1 LOB: 1 BB: 0 P: 4		1B: 11 2B: 1 3B: 0 HR: 0	SF: 0 SAC: 0 DP: 1 HBP: 0	WP: 0 PB: 0 SB: 2 CS: 1
PITCHER Jesse Jefferson, R ERA: 6.61 (1, 1)	IP: 4.2 WLS: L BF: 6 H: 1 R: 2 ER: 2 SO: 1 BB: 1 IBB: 0 HBP: 0 BLK: 0 WP: 0 HR: 0 S: 23 P: 31 ERA: 13.50 WHIP: 1.500															PITCHER Francisco Barrios, R ERA: 8.1 (5, 1)	IP: 1.1 WLS: L BF: 6 H: 1 R: 2 ER: 2 SO: 1 BB: 1 IBB: 0 HBP: 0 BLK: 0 WP: 0 HR: 0 S: 7 P: 11 ERA: 13.50 WHIP: 1.500			
PITCHER Dave Hamilton, L ERA: 4.03 (7, 1)	IP: 2.0 WLS: L BF: 9 H: 2 R: 0 ER: 0 SO: 2 BB: 0 IBB: 0 HBP: 0 BLK: 0 WP: 0 HR: 0 S: 13 P: 13 ERA: 0.00 WHIP: 1.000															PITCHER	IP: 2.0 WLS: L BF: 9 H: 2 R: 0 ER: 0 SO: 2 BB: 0 IBB: 0 HBP: 0 BLK: 0 WP: 0 HR: 0 S: 13 P: 13 ERA: 0.00 WHIP: 1.000			

Batter	1	2	3	4	5	6	7	8	9	AB	R	H	RBI	BB	SO	LOB	TOP																		
Tom Poquette, L (1.7) OBP: 0.402, SLG: 0.545										4	0	1	0	1	0	1	Kansas City Royals @ California Angels Anaheim Stadium, Anaheim, CA Fri May 28 1976, 10:05 PM EDT Att: 15,777 - Unknown																		
Amos Otis, R (1.8) OBP: 0.382, SLG: 0.566										5	0	0	0	0	2	2																			
George Brett, L (1.5) OBP: 0.400, SLG: 0.484										4	1	2	0	0	1	0																			
John Mayberry, L (1.3) OBP: 0.357, SLG: 0.390										3	0	1	1	0	0	2																			
Hal McRae, R (1.10) OBP: 0.364, SLG: 0.445										4	0	2	0	0	0	1																			
Al Cowens, R (1.9) OBP: 0.292, SLG: 0.322										1	2	0	0	3	0	3																			
Bob Stinson, S (1.2) OBP: 0.407, SLG: 0.462										4	0	3	2	0	0	2																			
Freddie Patek, R (1.6) OBP: 0.412, SLG: 0.440										4	0	0	0	0	2	3																			
Frank White, R (1.4) OBP: 0.282, SLG: 0.293										4	0	1	0	0	0	1																			
Inning Stats	R: 0 E: 0 K: 0 S: 6	H: 3 LOB: 3 BB: 0 P: 6	R: 0 E: 0 K: 1 S: 6	H: 1 LOB: 1 BB: 0 P: 6	R: 0 E: 0 K: 0 S: 4	H: 1 LOB: 1 BB: 0 P: 4	R: 1 E: 1 K: 0 S: 3	H: 1 LOB: 0 BB: 1 P: 7	R: 0 E: 0 K: 0 S: 7	H: 0 LOB: 0 BB: 0 P: 7	R: 0 E: 0 K: 1 S: 5	H: 1 LOB: 1 BB: 1 P: 9	R: 2 E: 0 K: 0 S: 5	H: 2 LOB: 1 BB: 1 P: 9	R: 0 E: 0 K: 1 S: 5	H: 0 LOB: 0 BB: 0 P: 5		1B: 8 2B: 2 3B: 1 HR: 0	SF: 1 SAC: 0 DP: 2 HBP: 0	WP: 0 PB: 0 SB: 1 CS: 0	PA: 38														
PITCHER Nolan Ryan, R (1.1) ERA: 4.28	IP: 9.0 WLS: L BF: 38	H: 10 R: 3 ER: 2 SO: 5	BB: 4 IBB: 0 HBP: 0 BLK: 0	WP: 0 HR: 0 S: 44 P: 60	ERA: 2.00 WHIP: 1.556	PITCHER										IP: 9.0 WLS: W BF: 32	H: 6 R: 0 ER: 0 SO: 8	BB: 1 IBB: 0 HBP: 0 BLK: 0	WP: 0 HR: 0 S: 47 P: 51	ERA: 0.00 WHIP: 0.778	PITCHER										IP: 9.0 WLS: W BF: 32	H: 6 R: 0 ER: 0 SO: 8	BB: 1 IBB: 0 HBP: 0 BLK: 0	WP: 0 HR: 0 S: 47 P: 51	ERA: 0.00 WHIP: 0.778

Batter	1	2	3	4	5	6	7	8	9	AB	R	H	RBI	BB	SO	LOB	BOTTOM					
Jerry Remy, L (1.4) OBP: 0.326, SLG: 0.311										4	0	1	0	0	1	2	Kansas City Royals @ California Angels Anaheim Stadium, Anaheim, CA Fri May 28 1976, 10:05 PM EDT Att: 15,777 - Unknown					
Joe Lahoud, L (1.7) OBP: 0.333, SLG: 0.260										4	0	0	0	0	3	2						
Adrian Garrett, L (9.2) OBP: 0.208, SLG: 0.143										0	0	0	0	0	0	0						
Bobby Bonds, R (1.9) OBP: 0.403, SLG: 0.489										4	0	2	0	0	1	0						
Bruce Bochte, L (1.3) OBP: 0.359, SLG: 0.307										4	0	1	0	0	0	2						
Bill Melton, R (1.10) OBP: 0.281, SLG: 0.351										3	0	0	0	1	1	1						
Leroy Stanton, R (1.8) OBP: 0.301, SLG: 0.306										3	0	0	0	0	0	2						
Ron Jackson, R (1.5) OBP: 0.282, SLG: 0.213										3	0	0	0	0	0	1						
Andy Etchebarren, R (1.2) OBP: 0.291, SLG: 0.247										2	0	0	0	0	1	0						
Bob Jones, L (8. PH) OBP: 0.154, SLG: 0.083										1	0	0	0	0	1	0						
Dave Chalk, R (1.6) OBP: 0.329, SLG: 0.299										3	0	2	0	0	0	0						
Inning Stats	R: 0 E: 0 K: 3 S: 9	H: 0 LOB: 0 BB: 0 P: 9	R: 0 E: 0 K: 0 S: 4	H: 1 LOB: 1 BB: 0 P: 4	R: 0 E: 0 K: 1 S: 6	H: 1 LOB: 1 BB: 0 P: 6	R: 0 E: 0 K: 0 S: 3	H: 1 LOB: 1 BB: 1 P: 7	R: 0 E: 0 K: 0 S: 4	H: 1 LOB: 1 BB: 0 P: 4	R: 0 E: 0 K: 1 S: 5	H: 0 LOB: 0 BB: 0 P: 5	R: 0 E: 0 K: 0 S: 3	H: 0 LOB: 0 BB: 0 P: 3	R: 0 E: 0 K: 2 S: 8	H: 1 LOB: 1 BB: 0 P: 8		R: 0 E: 0 K: 1 S: 5	H: 1 LOB: 0 BB: 0 P: 5	1B: 5 2B: 1 3B: 0 HR: 0	SF: 0 SAC: 0 DP: 1 HBP: 0	WP: 0 PB: 0 SB: 1 CS: 1
PITCHER Doug Bird, R (1.1) ERA: 3.46	IP: 9.0 WLS: W BF: 32	H: 6 R: 0 ER: 0 SO: 8	BB: 1 IBB: 0 HBP: 0 BLK: 0	WP: 0 HR: 0 S: 47 P: 51	ERA: 0.00 WHIP: 0.778	PITCHER										IP: 9.0 WLS: W BF: 32	H: 6 R: 0 ER: 0 SO: 8	BB: 1 IBB: 0 HBP: 0 BLK: 0	WP: 0 HR: 0 S: 47 P: 51	ERA: 0.00 WHIP: 0.778		

Batter	1	2	3	4	5	6	7	8	9	AB	R	H	RBI	BB	SO	LOB	TOP							
Jim Wohlford, R (1, 7) OBP: 0.258, SLG: 0.262	4-0 BB		0-0 F7		0-0 SF7		0-0 L8			2	0	0	1	1	0	2								
Amos Otis, R (1, 8) OBP: 0.379, SLG: 0.557	0-0 F7		0-0 F4		0-3 K			0-0 4-3 1B		4	0	1	0	0	1	3								
George Brett, L (1, 5) OBP: 0.391, SLG: 0.472	0-0 F8		0-0 4-3		0-0 5-3			0-0 4-3		4	0	0	0	0	0	4								
John Mayberry, L (1, 3) OBP: 0.349, SLG: 0.379	0-0 F7			0-0 F9		0-3 K		0-3 K		4	0	0	0	0	2	2								
Hal McRae, R (1, 10) OBP: 0.367, SLG: 0.460		0-0 1B 2B		0-0 F8 2B		0-0 F3		0-0 L8		4	1	2	0	0	0	1								
Al Cowens, R (1, 9) OBP: 0.291, SLG: 0.320		0-0 1B		0-0 F8 2-3		0-0 4-3		0-3 K		4	0	1	1	0	1	1								
Frank White, R (1, 4) OBP: 0.273, SLG: 0.283		0-0 F4		0-0 F8			0-0 F7		0-0 1-3	4	0	0	0	0	0	1	AB 34							
Freddie Patek, R (1, 6) OBP: 0.421, SLG: 0.458		0-0 5-3			0-0 1B SF7 2B		0-0 S 1B		0-0 1B	4	1	3	0	0	0	0	R 2							
John Wathan, R (1, 2) OBP: 0.400, SLG: 0.400				0-0 1B		0-0 2-3 1B		0-0 F9 1-2		4	0	2	0	0	0	2	H 9							
Inning Stats	R: 0 E: 0 K: 0 S: 3	H: 0 LOB: 1 BB: 1 P: 7	R: 1 E: 0 K: 0 S: 4	H: 2 LOB: 0 BB: 0 P: 4	R: 0 E: 0 K: 0 S: 4	H: 1 LOB: 1 BB: 0 P: 4	R: 0 E: 0 K: 0 S: 4	H: 1 LOB: 1 BB: 0 P: 4	R: 1 E: 0 K: 1 S: 7	H: 2 LOB: 1 BB: 0 P: 7	R: 0 E: 0 K: 1 S: 5	H: 0 LOB: 0 BB: 0 P: 5	R: 0 E: 0 K: 0 S: 4	H: 1 LOB: 1 BB: 0 P: 4	R: 0 E: 0 K: 1 S: 6	H: 1 LOB: 1 BB: 0 P: 6	R: 0 E: 0 K: 1 S: 6	H: 1 LOB: 1 BB: 0 P: 6	R: 0 E: 0 K: 1 S: 6	H: 1 LOB: 1 BB: 0 P: 6	1B: 6 2B: 3 3B: 0 HR: 0	SF: 1 SAC: 0 DP: 0 HBP: 0	WP: 0 PB: 0 SB: 1 CS: 0	PA: 36
PITCHER Sid Monge, L (1, 1) ERA: 2.83	IP: 9.0 WLS: W BF: 36 H: 9 R: 2 ER: 2 SO: 4 BB: 1 IBB: 0 HBP: 0 BLK: 0 WP: 0 HR: 0 S: 43 P: 47 ERA: 2.00 WHIP: 1.111															PITCHER	IP: 9.0 WLS: W BF: 36 H: 9 R: 2 ER: 2 SO: 4 BB: 1 IBB: 0 HBP: 0 BLK: 0 WP: 0 HR: 0 S: 43 P: 47 ERA: 2.00 WHIP: 1.111							

Kansas City Royals @ California Angels
 Anaheim Stadium, Anaheim, CA
 Sat May 29 1976, 6:33 AM EDT
 Unknown

AB	34
R	2
H	9
RBI	2
BB	1
SO	4
LOB	16



Batter	1	2	3	4	5	6	7	8	9	AB	R	H	RBI	BB	SO	LOB	BOTTOM									
Jerry Remy, L (1, 4) OBP: 0.325, SLG: 0.309	0-0 4-3 S 1B		0-0 G3		0-0 4-3			0-0 4-3		4	0	1	0	0	0	2										
Bob Jones, L (1, 8) OBP: 0.125, SLG: 0.067	0-0 F9			0-0 F4		0-3 K		0-3 K		3	0	0	0	0	1	1										
Leroy Stanton, R (8, PH) OBP: 0.298, SLG: 0.303	1-2									1	0	0	0	0	1	0										
Bobby Bonds, R (1, 9) OBP: 0.405, SLG: 0.486	4-0 BB			0-0 F7		0-0 F8		0-0 BB 1B		3	1	1	0	1	0	0										
Bruce Bochte, L (1, 3) OBP: 0.362, SLG: 0.307	0-0 4-3 2-3			0-0 1B		4-0 BB		0-0 F9		3	0	1	0	1	0	3										
Joe Lahoud, L (1, 7) OBP: 0.326, SLG: 0.253		0-0 3-1		0-0 F9		0-3 K		0-0 F7		2	0	0	0	0	0	1										
Orlando Alvarez, R (6, PH) OBP: 0.105, SLG: 0.263								0-0 F7		2	0	0	0	0	1	2										
Adrian Garrett, L (1, 10) OBP: 0.192, SLG: 0.130		0-3 K			0-0 3-1			0-0 F4		2	0	0	0	0	1	0										
Bill Melton, R (7, PH) OBP: 0.284, SLG: 0.349								0-0 3B BB		1	0	0	0	1	0	0										
Rusty Torres, S (9, PR) OBP: 0.230, SLG: 0.296								1-2 3B BB		0	1	0	0	0	0	0										
Ron Jackson, R (1, 5) OBP: 0.280, SLG: 0.246		0-0 F2			0-0 F1		0-3 K		0-0 1B 3B	4	1	1	2	0	1	0	AB 30									
Ed Herrmann, L (1, 2) OBP: 0.265, SLG: 0.381			4-0 BB		4-0 1B BB			0-0 F7		0	0	0	0	2	0	0	R 3									
Andy Etchebarren, R (7, PH) OBP: 0.295, SLG: 0.253				0-0 BB				1-2 1B 3B		2	0	1	1	0	0	0	H 6									
Dave Chalk, R (1, 6) OBP: 0.329, SLG: 0.299			0-0 G5-4-3		0-0 1B			0-3 K		3	0	1	0	0	1	1	RBI 3									
Inning Stats	R: 0 E: 0 K: 0 S: 3	H: 1 LOB: 1 BB: 1 P: 7	R: 0 E: 0 K: 1 S: 5	H: 0 LOB: 0 BB: 0 P: 5	R: 0 E: 0 K: 0 S: 2	H: 0 LOB: 0 BB: 1 P: 6	R: 0 E: 0 K: 0 S: 4	H: 1 LOB: 1 BB: 0 P: 4	R: 0 E: 0 K: 0 S: 4	H: 1 LOB: 2 BB: 1 P: 8	R: 0 E: 0 K: 2 S: 7	H: 0 LOB: 1 BB: 1 P: 11	R: 0 E: 0 K: 1 S: 5	H: 0 LOB: 0 BB: 0 P: 5	R: 0 E: 0 K: 2 S: 7	H: 0 LOB: 0 BB: 0 P: 7	R: 3 E: 0 K: 0 S: 5	H: 3 LOB: 1 BB: 1 P: 9	1B: 5 2B: 1 3B: 1 HR: 0	SF: 0 SAC: 0 DP: 2 HBP: 0	WP: 0 PB: 0 SB: 1 CS: 0	PA: 35				
PITCHER Steve Busby, R (1, 1) ERA: 3.28	IP: 5.0 WLS: L BF: 19 H: 3 R: 0 ER: 0 SO: 1 BB: 3 IBB: 0 HBP: 0 BLK: 0 WP: 0 HR: 0 S: 18 P: 30 ERA: 0.00 WHIP: 1.200															PITCHER	IP: 3.2 WLS: L BF: 13 H: 1 R: 1 ER: 1 SO: 5 BB: 1 IBB: 0 HBP: 0 BLK: 0 WP: 0 HR: 0 S: 22 P: 26 ERA: 2.46 WHIP: 0.545									
Steve Mingori, L (6, 1) ERA: 2.04	0.0	L	3	2	2	2	0	1	0	0	0	0	0	0	0	0	0	0	0	2	6	∞	∞			
Mark Littell, R (9, 1) ERA: 1.54																										

Kansas City Royals @ California Angels
 Anaheim Stadium, Anaheim, CA
 Sat May 29 1976, 6:33 AM EDT
 Unknown

AB	30
R	3
H	6
RBI	3
BB	5
SO	6
LOB	10



Batter	1	2	3	4	5	6	7	8	9	AB	R	H	RBI	BB	SO	LOB	TOP		
Tom Poquette, L (1,7) OBP: 0.391, SLG: 0.524	F8		FC5-4 1B		1-3		4-3		F8	5	0	1	0	0	0	2			
Amos Otis, R (1,8) OBP: 0.376, SLG: 0.549	3-1 1B		FC5-4 1B		4-3			L7		4	0	1	0	0	0	1			
George Brett, L (1,5) OBP: 0.399, SLG: 0.479	3-1 1B		1-3 1B					F7		4	0	3	0	0	0	0			
John Mayberry, L (1,3) OBP: 0.341, SLG: 0.369	3-1		K		4-3			4-3		4	0	0	0	0	1	5			
Hal McRae, R (1,10) OBP: 0.371, SLG: 0.458	4-3			E SF8 BB			6-3		FC6-4 1B	3	1	1	0	1	0	2			
Al Cowens, R (1,9) OBP: 0.284, SLG: 0.312		4-3		L9			4-3		FC6-4 BB 1B SF8	4	1	0	0	0	0	2			
Bob Stinson, S (1,2) OBP: 0.397, SLG: 0.446		K		E3 SF8			4-3		BB 1B	4	0	1	0	0	1	1			
Freddie Patek, R (1,6) OBP: 0.417, SLG: 0.451		5-3		SF8			1-3		BB 1B	2	0	0	1	1	0	0			
Frank White, R (1,4) OBP: 0.267, SLG: 0.276				2-3 3-H			4-3		BB	3	0	0	0	0	1	1			
Tony Solaita, L (9,PH) OBP: 0.357, SLG: 0.481			6-3	K			4-3		SF8	0	0	0	1	0	0	0			
Inning Stats	R: 0 E: 0 K: 0 S: 5	H: 2 LOB: 2 BB: 0 P: 5	R: 0 E: 0 K: 1 S: 5	H: 0 LOB: 0 BB: 0 P: 5	R: 0 E: 0 K: 1 S: 7	H: 2 LOB: 2 BB: 0 P: 7	R: 1 E: 1 K: 1 S: 6	H: 0 LOB: 1 BB: 1 P: 10	R: 0 E: 0 K: 0 S: 4	H: 1 LOB: 1 BB: 0 P: 4	R: 0 E: 0 K: 0 S: 3	H: 0 LOB: 0 BB: 0 P: 3	R: 0 E: 0 K: 0 S: 3	H: 0 LOB: 0 BB: 0 P: 3	R: 0 E: 0 K: 0 S: 5	H: 2 LOB: 2 BB: 1 P: 9	1B: 7 2B: 0 3B: 0 HR: 0	SF: 2 SAC: 0 DP: 0 HBP: 0	WP: 0 PA: 37 PB: 0 CS: 0
PITCHER	IP	WLS	BF	H	R	ER	SO	BB	IBB	HBP	BLK	WP	HR	S	P	ERA	WHIP		
Gary Ross, R (1,1) ERA: 3.19	8.1	W	34	7	2	1	3	1	0	0	0	0	0	39	43	1.08	0.960		
Paul Hartzell, R (9,1) ERA: 2.67	0.2		3	0	0	0	0	1	0	0	0	0	0	2	6	0.00	1.500		

Kansas City Royals @ California Angels
Anaheim Stadium, Anaheim, CA
Sat May 29 1976, 6:38 AM EDT
Att: 28,415 - Unknown

AB 33
R 2
H 7
RBI 2
BB 2
SO 3
LOB 14



Batter	1	2	3	4	5	6	7	8	9	AB	R	H	RBI	BB	SO	LOB	BOTTOM		
Jerry Remy, L (1,4) OBP: 0.327, SLG: 0.312	G4-3 1B		4-3		L6			FC1-6 1B		5	0	2	0	0	0	2			
Bob Jones, L (1,8) OBP: 0.150, SLG: 0.056	G4-3 1-2		L3			FC6-4 BB		FC1-6 1B		3	1	0	0	1	0	2			
Bobby Bonds, R (1,9) OBP: 0.407, SLG: 0.482	G3 CS BB				G3	FC6-4 BB		1B E 1B		3	1	1	0	1	0	1			
Bruce Bochte, L (1,3) OBP: 0.365, SLG: 0.308	CS	3-1		L9		BB		E BB 1B		3	1	1	1	1	0	0			
Joe Lahoud, L (1,7) OBP: 0.315, SLG: 0.244		G3		F4		F5		BB E BB		3	0	0	0	0	0	2			
Leroy Stanton, R (8,PH) OBP: 0.304, SLG: 0.303								1B BB		0	1	0	0	1	0	0			
Adrian Garrett, L (1,10) OBP: 0.207, SLG: 0.120		1B BB			F8	L1		E6 1B BB		2	0	0	0	1	0	2			
Orlando Alvarez, R (8,PH) OBP: 0.100, SLG: 0.250								1-2 2-3 3-H		1	1	0	0	0	0	2			
Ron Jackson, R (1,5) OBP: 0.291, SLG: 0.261		1-2 1B			1B SF8 1B		6-3	K		4	1	2	0	0	1	3			
Andy Etchebarren, R (1,2) OBP: 0.306, SLG: 0.258								1B E BB		2	0	1	0	1	1	2			
Rusty Torres, S (7,PR) OBP: 0.290, SLG: 0.296										0	0	0	0	0	0	0			
Ed Herrmann, L (8,2) OBP: 0.290, SLG: 0.381								1-2 2-3 3-H		0	1	0	1	1	0	0			
Dave Chalk, R (1,6) OBP: 0.327, SLG: 0.300					F9	SF8		E7		3	0	1	3	0	0	1			
Inning Stats	R: 0 E: 0 K: 0 S: 2	H: 1 LOB: 0 BB: 1 P: 6	R: 0 E: 0 K: 1 S: 6	H: 1 LOB: 2 BB: 1 P: 10	R: 0 E: 0 K: 0 S: 3	H: 0 LOB: 0 BB: 0 P: 3	R: 0 E: 0 K: 0 S: 3	H: 0 LOB: 0 BB: 0 P: 3	R: 1 E: 0 K: 0 S: 5	H: 2 LOB: 1 BB: 0 P: 5	R: 0 E: 0 K: 0 S: 3	H: 0 LOB: 2 BB: 2 P: 11	R: 0 E: 0 K: 0 S: 2	H: 0 LOB: 1 BB: 1 P: 6	R: 6 E: 2 K: 1 S: 10	H: 4 LOB: 1 BB: 2 P: 18	1B: 8 2B: 1 3B: 0 HR: 0	SF: 1 SAC: 0 DP: 2 HBP: 0	WP: 0 PA: 38 PB: 0 CS: 1
PITCHER	IP	WLS	BF	H	R	ER	SO	BB	IBB	HBP	BLK	WP	HR	S	P	ERA	WHIP		
Al Fitzmorris, R (1,1) ERA: 3.57	7.1	L	30	6	3	3	1	5	0	0	0	0	0	27	47	3.68	1.500		
Tom Hall, L (8,1) ERA: 4.26	0.2		7	2	4	1	1	2	0	0	0	0	0	7	15	13.50	6.000		

Kansas City Royals @ California Angels
Anaheim Stadium, Anaheim, CA
Sat May 29 1976, 6:38 AM EDT
Att: 28,415 - Unknown

AB 29
R 7
H 8
RBI 5
BB 7
SO 2
LOB 17



Batter	1	2	3	4	5	6	7	8	9	10	11	12	13	14	AB	R	H	RBI	BB	SO	LOB	TOP					
Davey Nelson, R OBP: 0.467, SLG: 0.500 Frank White, R OBP: 0.287, SLG: 0.276 Cookie Rojas, R OBP: 0.395, SLG: 0.378	(1, 4) K		(1, 0) 1B			(1, 0) 1-5-3		(1, 0) 1B 5-3 BB		(1, 0) 4-3 SH3-4 1B		(1, 0) FC5-4 BB		(1, 0) BB 1B	3	1	1	0	1	1	0						
Amos Otis, R OBP: 0.369, SLG: 0.535	(1, 8) F9		(1, 0) L9			(1, 0) F8		(1, 2) 5-3		(1, 2) SH3-4		(1, 2) FC5-4 IBB		(1, 2) BB 1B	6	0	1	1	0	0	4						
George Brett, L OBP: 0.411, SLG: 0.482	(1, 5) 1B					(1, 0) L3		(1, 0) E S 1B		(1, 0) 4-3		(1, 0) FC5-4 IBB		(1, 0) FC6-4 BB	5	1	3	0	2	0	1						
John Mayberry, L OBP: 0.328, SLG: 0.353	(1, 10) K					(1, 0) F8		(1, 0) K	(1, 0) E7		(1, 0) F7		(1, 0) F9	(1, 0) P5	7	0	0	0	0	2	9						
Hal McRae, R OBP: 0.374, SLG: 0.455 Jim Northrup, R OBP: 0.261, SLG: 0.266	(1, 7) G3					(1, 0) K		(1, 0) E 1B	(1, 0) IBB				(1, 0) 5-3	(1, 0) FC6-4	3	0	1	0	1	1	1						
Tony Solaita, L OBP: 0.294, SLG: 0.394	(1, 3) G3					(1, 0) F7		(1, 0) F7	(1, 0) K			(1, 0) FC3-6 1B		(1, 0) K	6	0	0	0	0	2	5						
Tom Poquette, L OBP: 0.389, SLG: 0.512 Al Cowens, R OBP: 0.279, SLG: 0.306	(1, 9) F6					(1, 0) F8		(1, 0) BB		(1, 0) F4		(1, 0) G6-4-3		(1, 0) 5-3	2	0	0	0	1	0	0						
Freddie Patek, R OBP: 0.407, SLG: 0.438	(1, 6) F7					(1, 0) 1-3		(1, 0) K		(1, 0) 1-3		(1, 0) FC5-4 SH1-4 1B		(1, 0) F8	6	0	1	0	0	1	2						
Bob Stinson, S OBP: 0.362, SLG: 0.417	(1, 2) K					(1, 0) 4-3			(1, 0) F9		(1, 0) 6-3		(1, 0) SH1-4	(1, 0) 1B BB	4	1	0	0	1	1	0						
Inning Stats	R: 0 E: 0 K: 2 S: 8	H: 1 LOB: 1 BB: 1 P: 8	R: 0 E: 0 K: 0 S: 3	H: 0 LOB: 0 BB: 0 P: 3	R: 0 E: 0 K: 1 S: 6	H: 1 LOB: 1 BB: 0 P: 6	R: 0 E: 0 K: 0 S: 3	H: 0 LOB: 0 BB: 0 P: 3	R: 0 E: 1 K: 0 S: 8	H: 1 LOB: 2 BB: 1 P: 12	R: 2 E: 1 K: 1 S: 7	H: 1 LOB: 2 BB: 2 P: 15	R: 0 E: 0 K: 0 S: 3	H: 0 LOB: 0 BB: 0 P: 3	R: 0 E: 0 K: 0 S: 4	H: 1 LOB: 3 BB: 2 P: 12	R: 0 E: 0 K: 1 S: 5	H: 0 LOB: 0 BB: 0 P: 5	R: 1 E: 0 K: 0 S: 5	H: 2 LOB: 3 BB: 2 P: 13	1B: 10 2B: 0 3B: 0 HR: 0	SF: 0 SAC: 2 DP: 1 HBP: 0	WP: 0 PB: 0 SB: 1 CS: 0	PA: 59			
PITCHER	IP 7.2	WLS 29	BF 4	H 1	R 0	ER 0	SO 6	BB 2	IBB 0	HBP 0	BLK 0	WP 0	HR 0	S 39	P 47	ERA 0.00	WHIP 0.783										
Don Kirkwood, R ERA: 3.98	(1, 1)	3.2	16	4	1	0	1	0	1	0	0	0	0	17	21	0.00	1.091										
Mickey Scott, L ERA: 2.16	(8, 1)	2.0	L	12	2	1	1	1	3	1	0	0	0	10	26	4.50	2.500										
Dick Drago, R ERA: 6.33	(12, 1)	0.1	1	0	0	0	0	0	0	0	0	0	0	1	1	0.00	0.000										
Andy Hassler, L ERA: 5.76	(14, 1)	0.1	1	0	0	0	0	0	0	0	0	0	0	1	1	0.00	0.000										
Paul Hartzell, R ERA: 2.84	(14, 1)	0.1	1	0	0	0	0	0	0	0	0	0	0	1	1	0.00	0.000										

Kansas City Royals @ California Angels
 Anaheim Stadium, Anaheim, CA
 Sun May 30 1976, 6:33 AM EDT
 Att. 14,193 - Unknown

AB 50
 R 3
 H 10
 RBI 1
 BB 7
 SO 8
 LOB 26



Batter	1	2	3	4	5	6	7	8	9	10	11	12	13	14	AB	R	H	RBI	BB	SO	LOB	BOTTOM					
Jerry Remy, L OBP: 0.350, SLG: 0.316	(1, 4) F8		(1, 0) F8					(1, 0) 1B 1B		(1, 0) FC5-4 1B	(1, 0) FC6		(1, 0) 4-3		7	1	3	0	0	0	5						
Bob Jones, L OBP: 0.240, SLG: 0.136 Orlando Alvarez, R OBP: 0.091, SLG: 0.227	(1, 8) WP 1B		(1, 0) L7					(1, 0) WP 1B		(1, 2) FC5-4 BB		(1, 0) K		(1, 0) F4	4	0	2	0	1	0	2						
Bobby Bonds, R OBP: 0.391, SLG: 0.459	(1, 9) F9							(1, 0) P4		(1, 0) FC5-4 IBB		(1, 0) 5-3		(1, 0) 6-3	7	0	0	0	0	0	5						
Bruce Bochte, L OBP: 0.367, SLG: 0.305	(1, 3) BB							(1, 0) F6		(1, 0) F6		(1, 0) F6		(1, 0) 4-3	5	0	1	1	2	0	0						
Joe Lahoud, L OBP: 0.302, SLG: 0.232 Leroy Stanton, R OBP: 0.289, SLG: 0.287	(1, 7) F5							(1, 0) K		(1, 0) F8			(1, 0) 6-3		4	0	0	0	0	1	4						
Adrian Garrett, L OBP: 0.206, SLG: 0.103 Bill Melton, R OBP: 0.288, SLG: 0.353	(1, 10) K		(1, 0) K					(1, 0) 6-3 SH3 1B BB		(1, 0) K		(1, 0) F7		(1, 0) 2B 1B	4	1	0	0	1	3	0						
Ron Jackson, R OBP: 0.286, SLG: 0.270	(1, 5) K							(1, 0) SH3		(1, 0) F6		(1, 0) K		(1, 0) 2B	5	0	1	0	0	2	0						
Andy Elchebarren, R OBP: 0.296, SLG: 0.255 Rusty Torres, S OBP: 0.276, SLG: 0.296 Ed Herrmann, L OBP: 0.276, SLG: 0.372	(1, 2) F7							(1, 0) 6-3		(1, 0) 4-3		(1, 0) K		(1, 0) K	5	0	1	0	0	1	1						
Dave Chalk, R OBP: 0.333, SLG: 0.303	(1, 6) 3-1							(1, 0) K		(1, 0) K		(1, 0) 5-3		(1, 0) FC6	5	0	2	1	1	1	0						
Inning Stats	R: 0 E: 0 K: 0 S: 4	H: 1 LOB: 2 BB: 1 P: 8	R: 0 E: 0 K: 2 S: 7	H: 0 LOB: 0 BB: 0 P: 7	R: 0 E: 0 K: 0 S: 3	H: 0 LOB: 0 BB: 0 P: 3	R: 0 E: 0 K: 0 S: 3	H: 0 LOB: 0 BB: 0 P: 3	R: 1 E: 0 K: 0 S: 8	H: 3 LOB: 2 BB: 0 P: 8	R: 0 E: 0 K: 2 S: 7	H: 0 LOB: 0 BB: 0 P: 7	R: 0 E: 0 K: 1 S: 5	H: 2 LOB: 3 BB: 2 P: 14	R: 0 E: 0 K: 1 S: 7	H: 0 LOB: 0 BB: 0 P: 5	R: 0 E: 0 K: 1 S: 7	H: 2 LOB: 3 BB: 1 P: 11	R: 0 E: 0 K: 0 S: 3	H: 0 LOB: 0 BB: 0 P: 3	1B: 10 2B: 4 3B: 0 HR: 0	SF: 0 SAC: 1 DP: 0 HBP: 0	WP: 2 PB: 0 SB: 1 CS: 0	PA: 58			
PITCHER	IP 10.2	WLS 45	BF 9	H 2	R 2	ER 2	SO 9	BB 3	IBB 1	HBP 0	BLK 0	WP 2	HR 0	S 59	P 75	ERA 1.69	WHIP 1.125										
Dennis Leonard, R ERA: 2.91	(1, 1)	3.1	W	13	2	0	0	2	0	1	0	0	0	16	20	0.00	0.600										
Steve Mingori, L ERA: 1.71	(11, 1)																										

Kansas City Royals @ California Angels
 Anaheim Stadium, Anaheim, CA
 Sun May 30 1976, 6:33 AM EDT
 Att. 14,193 - Unknown

AB 52
 R 2
 H 11
 RBI 2
 BB 5
 SO 11
 LOB 22



Batter	1	2	3	4	5	6	7	8	9	AB	R	H	RBI	BB	SO	LOB	TOP								
Jerry Remy, L (1,4) OBP: 0.329, SLG: 0.311	K	G3			F7			SH 1B BB		3	1	0	0	1	1	4									
Bob Jones, L (1,8) OBP: 0.214, SLG: 0.120	6-3		F7		K			SH 1B		3	0	0	0	0	1	1									
Leroy Stanton, R (9,7) OBP: 0.299, SLG: 0.297								SH 1B		0	0	0	0	0	0	0									
Bobby Bonds, R (1,9) OBP: 0.387, SLG: 0.450	K		K			CS SH5-3 BB		K		3	0	0	0	1	3	2									
Bruce Bochte, L (1,3) OBP: 0.371, SLG: 0.316		1B 2B	G3			SH5-3		SH5-3 1B		3	1	2	1	0	0	0									
Bill Melton, R (1,10) OBP: 0.287, SLG: 0.351		1B BB 2H 1B		L5		F7		G6-4-3 1B		4	0	1	1	0	0	3									
Joe Lahoud, L (1,7) OBP: 0.300, SLG: 0.224		1B BB		3-1				G6-4-3 1B		3	0	0	0	1	1	0									
Rusty Torres, S (9,8) OBP: 0.290, SLG: 0.296		1B BB						G6-4-3 1B		0	0	0	0	0	0	0									
Ron Jackson, R (1,5) OBP: 0.284, SLG: 0.269		K		K				P6		4	1	1	0	0	2	2									
Andy Etchebarren, R (1,2) OBP: 0.308, SLG: 0.283		1B						F8		4	0	2	1	0	1	0									
Dave Chalk, R (1,6) OBP: 0.333, SLG: 0.299		1-2 2-3 1B						6-3		2	0	0	0	0	0	4									
	F5							5-3		2	0	0	0	0	0	4									
								HBP																	
Inning Stats	R: 0 E: 0 K: 2 S: 7	H: 0 LOB: 0 BB: 0 P: 7	R: 1 E: 0 K: 1 S: 8	H: 3 LOB: 3 BB: 1 P: 12	R: 0 E: 0 K: 1 S: 5	H: 0 LOB: 0 BB: 0 P: 5	R: 0 E: 0 K: 1 S: 5	H: 0 LOB: 0 BB: 0 P: 5	R: 0 E: 0 K: 2 S: 7	H: 0 LOB: 1 BB: 0 P: 8	R: 0 E: 0 K: 0 S: 2	H: 0 LOB: 0 BB: 1 P: 6	R: 1 E: 0 K: 1 S: 6	H: 2 LOB: 0 BB: 0 P: 6	R: 1 E: 0 K: 1 S: 6	H: 1 LOB: 0 BB: 1 P: 10	R: 0 E: 0 K: 0 S: 3	H: 0 LOB: 0 BB: 0 P: 3	1B: 4 2B: 1 3B: 1 HR: 0	SF: 0 SAC: 2 DP: 1 HBP: 1	WP: 0 PB: 0 SB: 1 CS: 2	PA: 35			
PITCHER Bert Blyleven, R (1,1) ERA: 3.12	IP: 9.0 WLS: L BF: 35	H: 6 R: 3 ER: 3 SO: 9	BB: 3 IBB: 0 HBP: 1 BLK: 0	WP: 0 HR: 0 S: 49 P: 62	ERA: 3.00 WHIP: 1.000																				

California Angels @ Minnesota Twins
Metropolitan Stadium, Bloomington, MI
Mon May 31 1976, 8:05 PM EDT
Att: 8,379 - Unknown - 72 F

AB 29
R 3
H 6
RBI 3
BB 3
SO 9
LOB 16



Batter	1	2	3	4	5	6	7	8	9	AB	R	H	RBI	BB	SO	LOB	BOTTOM								
Steve Bnye, R (1,8) OBP: 0.208, SLG: 0.204	PB 1B	K			5-3			P3		4	0	1	0	0	1	2									
Rod Carew, L (1,3) OBP: 0.402, SLG: 0.399	PB 1B		4-3			K		1B		4	0	2	1	0	1	0									
Larry Hisle, R (1,7) OBP: 0.332, SLG: 0.321	F3		6-3			K		K		4	0	0	0	0	2	3									
Dan Ford, R (1,9) OBP: 0.307, SLG: 0.444	HBP		F8			K		K		3	0	0	0	0	1	0									
Craig Kusick, R (1,10) OBP: 0.349, SLG: 0.480	K					K		K		4	1	1	1	0	3	3									
Phil Roof, R (1,2) OBP: 0.237, SLG: 0.297	G3				F8			5-3		4	0	0	0	0	1	3									
Dave McKay, S (1,5) OBP: 0.282, SLG: 0.233			F8		5-3			K		4	0	0	0	0	2	0									
Bob Randall, R (1,4) OBP: 0.331, SLG: 0.318								F9		3	1	2	0	0	0	0									
Luis Gomez, R (1,6) OBP: 0.310, SLG: 0.296								1B 3B		2	0	1	0	0	0	0									
Jerry Terrell, R (8,PH) OBP: 0.222, SLG: 0.235								P3		1	0	0	0	0	1	1									
Inning Stats	R: 0 E: 0 K: 1 S: 7	H: 2 LOB: 3 BB: 0 P: 8	R: 0 E: 0 K: 1 S: 6	H: 2 LOB: 1 BB: 0 P: 6	R: 0 E: 0 K: 1 S: 3	H: 0 LOB: 0 BB: 0 P: 3	R: 0 E: 0 K: 3 S: 9	H: 0 LOB: 0 BB: 0 P: 9	R: 0 E: 0 K: 2 S: 7	H: 0 LOB: 0 BB: 0 P: 7	R: 1 E: 0 K: 2 S: 9	H: 2 LOB: 1 BB: 0 P: 9	R: 1 E: 0 K: 2 S: 8	H: 1 LOB: 0 BB: 0 P: 8	1B: 5 2B: 0 3B: 1 HR: 1	SF: 0 SAC: 0 DP: 0 HBP: 1	WP: 0 PB: 1 SB: 0 CS: 1	PA: 34							
PITCHER Frank Tanana, L (1,1) ERA: 2.76	IP: 9.0 WLS: W BF: 34	H: 7 R: 2 ER: 2 SO: 12	BB: 0 IBB: 0 HBP: 1 BLK: 0	WP: 0 HR: 1 S: 57 P: 58	ERA: 2.00 WHIP: 0.778																				

California Angels @ Minnesota Twins
Metropolitan Stadium, Bloomington, MI
Mon May 31 1976, 8:05 PM EDT
Att: 8,379 - Unknown - 72 F

AB 33
R 2
H 7
RBI 2
BB 0
SO 12
LOB 12



Batter	1	2	3	4	5	6	7	8	9	AB	R	H	RBI	BB	SO	LOB	TOP			
Jerry Remy, L OBP: 0.330, SLG: 0.310 (1, 4)										4	1	1	1	1	0	1				
Bob Jones, L OBP: 0.233, SLG: 0.115 (1, 8)										1	0	0	0	1	1	1				
Leroy Stanton, R OBP: 0.300, SLG: 0.308 (4, 8)										3	0	1	1	0	0	0				
Bobby Bonds, R OBP: 0.388, SLG: 0.462 (1, 9)										5	1	2	1	0	0	3				
Bruce Bochte, L OBP: 0.369, SLG: 0.313 (1, 3)										2	1	0	1	1	1					
Bill Melton, R OBP: 0.287, SLG: 0.344 (1, 10)										3	1	0	0	1	1					
Joe Lahoud, L OBP: 0.286, SLG: 0.213 (1, 7)										4	0	0	0	0	1	2				
Rusty Torres, S OBP: 0.290, SLG: 0.296 (8, 8)										0	0	0	0	0	0					
Ron Jackson, R OBP: 0.283, SLG: 0.268 (1, 5)										4	1	1	0	0	0	0				
Andy Etchebarren, R OBP: 0.314, SLG: 0.284 (1, 2)										3	1	1	2	1	1	0				
Dave Chalk, R OBP: 0.332, SLG: 0.298 (1, 6)										4	0	1	0	0	0	3				
Inning Stats	R: 2 E: 1 K: 1 S: 6	H: 1 LOB: 0 BB: 1 P: 10	R: 0 E: 0 K: 2 S: 7	H: 0 LOB: 0 BB: 0 P: 7	R: 0 E: 0 K: 0 S: 3	H: 0 LOB: 1 BB: 1 P: 7	R: 4 E: 0 K: 0 S: 7	H: 4 LOB: 2 BB: 2 P: 15	R: 0 E: 0 K: 0 S: 3	H: 1 LOB: 1 BB: 0 P: 4	R: 0 E: 0 K: 2 S: 8	H: 1 LOB: 1 BB: 0 P: 8	R: 0 E: 0 K: 0 S: 3	H: 0 LOB: 1 BB: 1 P: 7	R: 0 E: 0 K: 0 S: 3	H: 0 LOB: 0 BB: 0 P: 3	1B: 5 2B: 1 3B: 1 HR: 0	SF: 1 SAC: 0 DP: 0 HBP: 0	WP: 0 PB: 0 SB: 1 CS: 0	PA: 39
PITCHER	IP WLS BF H R ER SO BB IBB HBP BLK WP HR S P ERA WHIP																			
Pete Redfern, R ERA: 9.24 (1, 1)	3.2 L 18 3 6 6 3 4 0 0 0 0 0 0 20 36 14.73 1.909																			
Tom Burgmeier, L ERA: 0.77 (4, 1)	0.0 1 1 0 0 0 0 0 0 0 0 0 0 1 1 ∞ ∞																			
Bill Campbell, R ERA: 2.45 (4, 1)	3.1 13 3 0 0 2 0 0 0 0 0 0 0 17 17 0.00 0.900																			
Steve Luebber, R ERA: 5.65 (8, 1)	2.0 7 0 0 0 0 1 0 0 0 0 0 0 6 10 0.00 0.500																			

California Angels @ Minnesota Twins
Metropolitan Stadium, Bloomington, MI
Tue Jun 01 1976, 8:05 PM EDT
Att. 4,907 - Unknown

AB 33
R 6
H 7
RBI 6
BB 5
SO 5
LOB 12



Batter	1	2	3	4	5	6	7	8	9	AB	R	H	RBI	BB	SO	LOB	BOTTOM					
Lyman Bostock, L OBP: 0.387, SLG: 0.468 (1, 8)										3	2	1	0	2	2	0						
Larry Hisle, R OBP: 0.339, SLG: 0.347 (1, 7)										5	1	3	2	0	1	1						
Rod Carew, L OBP: 0.392, SLG: 0.387 (1, 3)										5	0	0	1	0	0	3						
Steve Braun, L OBP: 0.308, SLG: 0.291 (1, 5)										3	0	0	0	1	0	2						
Butch Wynegar, S OBP: 0.390, SLG: 0.459 (1, 2)										2	0	1	0	2	0	1						
Dan Ford, R OBP: 0.306, SLG: 0.446 (1, 9)										4	0	1	0	0	1	3						
Craig Kusick, R OBP: 0.344, SLG: 0.506 (1, 10)										4	1	1	1	0	1	3						
Bob Randall, R OBP: 0.320, SLG: 0.306 (1, 4)										4	0	0	0	0	0	3						
Luis Gomez, R OBP: 0.300, SLG: 0.286 (1, 6)										1	0	0	0	0	0	0						
Tony Oliva, L OBP: 0.286, SLG: 0.250 (5, PH)										1	0	0	0	0	1	0						
Jerry Terrell, R OBP: 0.211, SLG: 0.222 (6, 6)										2	0	0	0	0	1	0						
Inning Stats	R: 1 E: 0 K: 0 S: 5	H: 2 LOB: 2 BB: 1 P: 9	R: 0 E: 0 K: 0 S: 3	H: 0 LOB: 0 BB: 0 P: 3	R: 0 E: 0 K: 0 S: 3	H: 0 LOB: 1 BB: 1 P: 7	R: 0 E: 0 K: 0 S: 4	H: 1 LOB: 1 BB: 0 P: 4	R: 0 E: 0 K: 2 S: 8	H: 1 LOB: 2 BB: 0 P: 8	R: 0 E: 0 K: 1 S: 6	H: 1 LOB: 1 BB: 2 P: 10	R: 2 E: 0 K: 1 S: 6	H: 1 LOB: 1 BB: 2 P: 14	R: 1 E: 0 K: 1 S: 6	H: 1 LOB: 0 BB: 0 P: 6	R: 0 E: 0 K: 2 S: 7	H: 0 LOB: 0 BB: 0 P: 7	1B: 3 2B: 2 3B: 0 HR: 2	SF: 0 SAC: 0 DP: 0 HBP: 0	WP: 0 PB: 0 SB: 1 CS: 0	PA: 39
PITCHER	IP WLS BF H R ER SO BB IBB HBP BLK WP HR S P ERA WHIP																					
Nolan Ryan, R ERA: 4.25 (1, 1)	9.0 W 39 7 4 4 7 5 0 0 0 0 0 2 48 68 4.00 1.333																					

California Angels @ Minnesota Twins
Metropolitan Stadium, Bloomington, MI
Tue Jun 01 1976, 8:05 PM EDT
Att. 4,907 - Unknown

AB 34
R 4
H 7
RBI 4
BB 5
SO 7
LOB 16



Batter	1	2	3	4	5	6	7	8	9	AB	R	H	RBI	BB	SO	LOB	TOP					
Jerry Remy, L OBP: 0.323, SLG: 0.302 (1, 4)	1-3	K		F8			K	1-3		5	0	0	0	0	2	3						
Bob Jones, L OBP: 0.257, SLG: 0.167 (1, 8)	BB		F8		4-3		2B		3-1	4	0	1	0	1	0	0						
Bobby Bonds, R OBP: 0.383, SLG: 0.450 (1, 9)	K		HBP		4-3		F8		F9	4	0	0	0	0	1	2						
Bruce Bochte, L OBP: 0.370, SLG: 0.311 (1, 3)	L4		K						G3	4	1	1	0	1	1	2						
Bill Melton, R OBP: 0.294, SLG: 0.342 Rusty Torres, S OBP: 0.290, SLG: 0.296 (8, PR)		1B	HBP		F8			BB		1	0	0	0	3	0	1						
Joe Lahoud, L OBP: 0.306, SLG: 0.220 Mario Guerrero, R (8, PR)		BB	BB					BB		0	1	0	0	0	0	0						
Joe Lahoud, L OBP: 0.306, SLG: 0.220 Mario Guerrero, R (8, PR)		BB	BB					BB		2	1	1	0	1	0	0						
Ron Jackson, R OBP: 0.262, SLG: 0.262 Tommy Davis, R OBP: 1.000, SLG: 1.000 Leroy Stanton, R OBP: 0.300, SLG: 0.308 (8, PR)		BB	BB					BB		2	1	0	0	1	0	3						
Andy Etchebarren, R OBP: 0.306, SLG: 0.277 (1, 2)		BB	BB					BB		1	0	1	2	0	0	0						
Dave Chalk, R OBP: 0.330, SLG: 0.299 (8, 5)		BB	BB					BB		0	0	0	0	0	0	3						
Inning Stats	R: 0 E: 0 K: 1 S: 5	H: 0 LOB: 1 BB: 1 P: 9	R: 2 E: 0 K: 1 S: 6	H: 2 LOB: 1 BB: 2 P: 14	R: 0 E: 0 K: 1 S: 5	H: 0 LOB: 0 BB: 0 P: 11	R: 0 E: 0 K: 0 S: 3	H: 0 LOB: 0 BB: 0 P: 3	R: 0 E: 0 K: 0 S: 4	H: 1 LOB: 1 BB: 0 P: 4	R: 0 E: 0 K: 0 S: 3	H: 0 LOB: 0 BB: 0 P: 3	R: 0 E: 0 K: 0 S: 6	H: 1 LOB: 1 BB: 0 P: 6	R: 3 E: 1 K: 0 S: 4	H: 1 LOB: 2 BB: 3 P: 16	R: 0 E: 0 K: 0 S: 3	H: 0 LOB: 0 BB: 0 P: 3	1B: 4 2B: 1 3B: 0 HR: 0	SF: 1 SAC: 1 DP: 1 HBP: 2	WP: 0 PB: 1 SB: 2 CS: 0	PA: 40
PITCHER	IP	WLS	BF	H	R	ER	SO	BB	IBB	HBP	BLK	WP	HR	S	P	ERA	WHIP					
Jim Hughes, R ERA: 5.4 Bill Campbell, R ERA: 2.55	7.0	L	32	4	4	4	4	6	0	2	0	0	0	32	58	5.14	1.429					
Bill Campbell, R ERA: 2.55	2.0	S	8	1	1	1	0	1	0	0	0	0	0	7	11	4.50	1.000					

California Angels @ Minnesota Twins
Metropolitan Stadium, Bloomington, MI
Wed Jun 02 1976, 8:05 PM EDT
Att. 5,586 - Unknown - 75 F

AB 29
R 5
H 5
RBI 5
BB 7
SO 4
LOB 14



Batter	1	2	3	4	5	6	7	8	9	AB	R	H	RBI	BB	SO	LOB	BOTTOM					
Lyman Bostock, L OBP: 0.387, SLG: 0.466 (1, 8)	3-1		1B		3-1			FC4-6	5-3	5	1	2	0	0	0	1						
Roy Smalley, S OBP: 0.365, SLG: 0.278 (1, 6)	1B		1B		K			FC4-6		4	1	2	0	0	1	1						
Rod Carew, L OBP: 0.394, SLG: 0.389 (1, 3)	1B		1B		F8			FC6		4	0	2	1	0	0	1						
Butch Wynegar, S OBP: 0.393, SLG: 0.460 (1, 2)	BB		F8				K	FC6-4		4	0	2	1	0	1	1						
Steve Braun, L OBP: 0.306, SLG: 0.283 (1, 5)	1B		4-3		F8			F2		3	0	0	0	1	0	4						
Larry Hise, R OBP: 0.332, SLG: 0.339 (1, 7)	G4-6-3				5-3			FC6-4		4	0	0	0	0	1	6						
Dan Ford, R OBP: 0.305, SLG: 0.441 (1, 9)			P6		K					4	0	1	0	0	2	0						
Mike Cabbage, L OBP: 0.349, SLG: 0.222 (1, 10)			4-3							4	0	1	0	0	1	1						
Bob Randall, R OBP: 0.312, SLG: 0.298 Tony Oliva, L OBP: 0.267, SLG: 0.231 (9, PH)			4-3		6-3				P6	3	0	0	0	0	0	1						
Inning Stats	R: 1 E: 0 K: 0 S: 5	H: 3 LOB: 2 BB: 1 P: 9	R: 0 E: 0 K: 0 S: 3	H: 0 LOB: 0 BB: 0 P: 3	R: 1 E: 0 K: 0 S: 5	H: 3 LOB: 1 BB: 0 P: 5	R: 0 E: 0 K: 1 S: 6	H: 1 LOB: 1 BB: 0 P: 6	R: 0 E: 0 K: 1 S: 5	H: 0 LOB: 0 BB: 0 P: 5	R: 0 E: 0 K: 2 S: 7	H: 0 LOB: 0 BB: 0 P: 7	R: 0 E: 0 K: 1 S: 5	H: 0 LOB: 0 BB: 0 P: 5	R: 0 E: 1 K: 0 S: 6	H: 2 LOB: 3 BB: 0 P: 6	R: 0 E: 0 K: 1 S: 6	H: 1 LOB: 1 BB: 0 P: 6	1B: 9 2B: 1 3B: 0 HR: 0	SF: 0 SAC: 0 DP: 1 HBP: 0	WP: 0 PB: 0 SB: 1 CS: 0	PA: 37
PITCHER	IP	WLS	BF	H	R	ER	SO	BB	IBB	HBP	BLK	WP	HR	S	P	ERA	WHIP					
Gary Ross, R ERA: 3.07 Mickey Scott, L ERA: 2.0	8.1	W	35	10	2	2	6	1	0	0	0	0	0	46	50	2.16	1.320					
Mickey Scott, L ERA: 2.0	0.2	S	2	0	0	0	0	0	0	0	0	0	0	2	2	0.00	0.000					

California Angels @ Minnesota Twins
Metropolitan Stadium, Bloomington, MI
Wed Jun 02 1976, 8:05 PM EDT
Att. 5,586 - Unknown - 75 F

AB 36
R 2
H 10
RBI 2
BB 1
SO 6
LOB 17



Batter	1	2	3	4	5	6	7	8	9	10	AB	R	H	RBI	BB	SO	LOB	TOP	
Jerry Remy, L OBP: 0.325, SLG: 0.314 (1, 4)	0-0 4-3		0-0 3-1 2B	0-0 F8		0-0 G3		0-0 G3	0-0 8-6-2 2B		5	0	2	0	0	0	1		
Bob Jones, L OBP: 0.282, SLG: 0.182 (1, 8)	4-0 1B BB		0-0 3-1			0-0 G6-4-3 1B		0-0 F7	0-0 8-6-2		3	1	1	0	1	0	1		
Leroy Stanton, R OBP: 0.298, SLG: 0.305 (9, PH) (9, 8) (10, 7)			2-3						2-3f		1	0	0	0	0	0	1		
Bobby Bonds, R OBP: 0.388, SLG: 0.448 (1, 9)	0-0 1B SF9 1B		4-0 S BB			0-0 G6-4-3 1-2f		4-0 5-3 BB			3	2	1	0	2	0	1		
Tommy Davis, R OBP: 0.333, SLG: 0.333 (1, 10)	0-0		0-3 K			0-0 1-3		0-0 5-3			5	0	1	1	0	1	3		
Rusty Torres, S OBP: 0.290, SLG: 0.296 (10, PR) (10, 8)	1-3 2-H 1B		1-2					1-2			0	1	0	0	0	0	0		
Bruce Bochte, L OBP: 0.375, SLG: 0.310 (1, 7) (10, 3)	0-0 SF9		4-0 BB			0-0 F7		4-0 1B IBB			1	0	0	1	3	0	0		
Bill Melton, R OBP: 0.289, SLG: 0.344 (1, 3)	3-H F7		0-0 BB			0-0 6-3		0-0 1B IBB			5	0	2	2	0	0	4		
Mario Guerrero, R (10, PR)								1-3 2-H 1B			0	0	0	0	0	0	0		
Ed Herrmann, L OBP: 0.275, SLG: 0.372 (10, 2)											0	0	0	0	0	0	0		
Ron Jackson, R OBP: 0.290, SLG: 0.303 (1, 5)		0-0 F8		0-0 1B		0-0 HR		0-0 P4			5	1	2	1	0	0	4		
Andy Etchebarren, R OBP: 0.312, SLG: 0.277 (1, 2)		1-0		0-0 1B		0-0 P4		0-0 4-3			0	0	0	0	0	0	0		
Adrian Garrett, L OBP: 0.189, SLG: 0.094 (2, 2)											3	0	0	0	0	1	3		
Joe Lahoud, L OBP: 0.303, SLG: 0.217 (10, PH)											1	0	0	0	0	0	3		
Mickey Scott, L (10, 1)											0	0	0	0	0	0	0		
Dick Drago, R (10, 1)											0	0	0	0	0	0	0		
Dave Chalk, R OBP: 0.323, SLG: 0.292 (1, 6)		0-0 G1-6-3 1-2f		0-0 P6				0-0 P6			4	0	0	0	0	0	2		
Inning Stats	R: 2 E: 0 K: 0 S: 5	H: 2 LOB: 1 BB: 1 P: 9	R: 0 E: 0 K: 0 S: 2	H: 0 LOB: 0 BB: 0 P: 3	R: 0 E: 0 K: 1 S: 6	H: 1 LOB: 3 BB: 2 P: 14	R: 0 E: 0 K: 0 S: 4	H: 1 LOB: 1 BB: 0 P: 4	R: 0 E: 0 K: 0 S: 3	H: 0 LOB: 0 BB: 0 P: 3	R: 1 E: 0 K: 1 S: 6	H: 1 LOB: 2 BB: 2 P: 14	R: 0 E: 0 K: 0 S: 3	H: 1 LOB: 0 BB: 0 P: 3	R: 1 E: 1 K: 0 S: 5	H: 1 LOB: 3 BB: 1 P: 9	1B: 6 2B: 3 3B: 0 HR: 1	SF: 1 SAC: 0 DP: 3 HBP: 1	WP: 0 PA: 44
PITCHER	IP WLS BF H R ER SO ERA WHIP	IP WLS BF H R ER SO ERA WHIP	IP WLS BF H R ER SO ERA WHIP	IP WLS BF H R ER SO ERA WHIP	IP WLS BF H R ER SO ERA WHIP	IP WLS BF H R ER SO ERA WHIP	IP WLS BF H R ER SO ERA WHIP	IP WLS BF H R ER SO ERA WHIP	IP WLS BF H R ER SO ERA WHIP	IP WLS BF H R ER SO ERA WHIP	IP WLS BF H R ER SO ERA WHIP	IP WLS BF H R ER SO ERA WHIP	IP WLS BF H R ER SO ERA WHIP	IP WLS BF H R ER SO ERA WHIP	IP WLS BF H R ER SO ERA WHIP	IP WLS BF H R ER SO ERA WHIP	IP WLS BF H R ER SO ERA WHIP	IP WLS BF H R ER SO ERA WHIP	
Rick Wise, R ERA: 4.48 (1, 1)	8.1	0.2	1.0	6	1	1	0	0	0	0	0	0	0	0	0	0	0	0	0
Tom House, L ERA: 3.95 (9, 1)	0.2	1	0	0	0	0	0	0	0	0	0	0	0	0	0	0	0	0	0
Jim Willoughby, R ERA: 2.33 (10, 1)	1.0	L	6	1	1	0	0	0	0	0	0	0	0	0	0	0	0	0	0

California Angels @ Boston Red Sox
Fenway Park, Boston, MA
Fri Jun 04 1976, 7:05 PM EDT
Att: 23,154 - Unknown - 64 F

AB	36
R	5
H	9
RBI	5
BB	6
SO	2
LOB	23



Batter	1	2	3	4	5	6	7	8	9	10	AB	R	H	RBI	BB	SO	LOB	BOTTOM			
Cecil Cooper, L OBP: 0.279, SLG: 0.517 (1, 10)	0-0 P4		0-0 1B 2B	0-0 F7		0-0 L4			0-0 F5		5	1	1	0	0	0	1				
Denny Doyle, L OBP: 0.243, SLG: 0.274 (1, 4)	0-0		0-0 2B 1B	0-0 4-3				0-0 F5			4	1	2	1	0	0	1				
Bobby Darwin, R OBP: 0.329, SLG: 0.365 (9, PH)			2-3 3-H 1B					0-0 F5			1	0	1	0	0	0	0				
Doug Griffin, R OBP: 0.311, SLG: 0.268 (10, 4)											0	0	0	0	0	0	0				
Fred Lynn, L OBP: 0.405, SLG: 0.511 (1, 8)	0-0 FC1-2-5		0-0 P4			0-0 F8		0-0 G4-6-3 1B			5	0	1	0	0	0	4				
Carl Yastrzemski, L OBP: 0.348, SLG: 0.471 (1, 3)	0-0 P6		0-0 1B 2B			0-0 6-3		0-0 G4-6-3 1-2f			5	0	1	1	0	0	2				
Jim Rice, R OBP: 0.317, SLG: 0.438 (1, 7)		0-0 F9	0-0 F9			0-0 1B S 1B		0-0 L4-3 1B			5	0	2	0	0	0	2				
Carlton Fisk, R OBP: 0.354, SLG: 0.426 (1, 2)		0-0 6-3	0-0			0-0 L4-3 S 1B		0-0 L4-3 1-2			5	0	2	1	0	0	1				
Dwight Evans, R OBP: 0.335, SLG: 0.413 (1, 9)		0-0	0-0 4-3			0-0 6-3		0-0 HR			4	1	2	1	0	0	4				
Rico Petrocelli, R OBP: 0.326, SLG: 0.387 (1, 5)		0-0 F3		0-0 1B				0-0 F3			4	0	1	0	0	1	1				
Rick Burleson, R OBP: 0.321, SLG: 0.340 (1, 6)			0-0 2B 1B	0-0 L6				0-0 1B			4	1	2	0	0	0	1				
Inning Stats	R: 0 E: 0 K: 0 S: 4	H: 1 LOB: 1 BB: 0 P: 4	R: 0 E: 0 K: 0 S: 4	H: 1 LOB: 1 BB: 0 P: 4	R: 3 E: 0 K: 0 S: 8	H: 5 LOB: 2 BB: 0 P: 8	R: 0 E: 0 K: 0 S: 4	H: 1 LOB: 1 BB: 0 P: 4	R: 0 E: 0 K: 0 S: 5	H: 2 LOB: 2 BB: 0 P: 5	R: 0 E: 0 K: 0 S: 3	H: 1 LOB: 0 BB: 0 P: 3	R: 1 E: 0 K: 1 S: 6	H: 2 LOB: 0 BB: 0 P: 6	R: 0 E: 0 K: 0 S: 4	H: 1 LOB: 1 BB: 0 P: 4	R: 0 E: 0 K: 0 S: 3	H: 0 LOB: 0 BB: 0 P: 3	1B: 10 2B: 4 3B: 1 HR: 1	SF: 0 SAC: 0 DP: 2 HBP: 0	WP: 0 PA: 42
PITCHER	IP WLS BF H R ER SO ERA WHIP	IP WLS BF H R ER SO ERA WHIP	IP WLS BF H R ER SO ERA WHIP	IP WLS BF H R ER SO ERA WHIP	IP WLS BF H R ER SO ERA WHIP	IP WLS BF H R ER SO ERA WHIP	IP WLS BF H R ER SO ERA WHIP	IP WLS BF H R ER SO ERA WHIP	IP WLS BF H R ER SO ERA WHIP	IP WLS BF H R ER SO ERA WHIP	IP WLS BF H R ER SO ERA WHIP	IP WLS BF H R ER SO ERA WHIP	IP WLS BF H R ER SO ERA WHIP	IP WLS BF H R ER SO ERA WHIP	IP WLS BF H R ER SO ERA WHIP	IP WLS BF H R ER SO ERA WHIP	IP WLS BF H R ER SO ERA WHIP	IP WLS BF H R ER SO ERA WHIP			
Don Kirkwood, R ERA: 4.24 (1, 1)	2.2	5.2	1.0	W	4	1	0	0	0	0	0	0	0	0	0	0	0	0	0		
Paul Hartzell, R ERA: 2.65 (3, 1)	5.2	21	7	1	1	1	0	0	0	0	0	0	0	0	0	0	0	0	0		
Mickey Scott, L ERA: 1.8 (9, 1)	1.0	W	4	1	0	0	0	0	0	0	0	0	0	0	0	0	0	0	0		
Mickey Scott, L ERA: 1.8 (10, 1)	1.0	W	4	1	0	0	0	0	0	0	0	0	0	0	0	0	0	0	0		
Dick Drago, R ERA: 6.14 (10, 1)	0.2	S	2	0	0	0	0	0	0	0	0	0	0	0	0	0	0	0	0		

California Angels @ Boston Red Sox
Fenway Park, Boston, MA
Fri Jun 04 1976, 7:05 PM EDT
Att: 23,154 - Unknown - 64 F


AB	42
R	4
H	15
RBI	4
BB	0
SO	1
LOB	17



Batter	1	2	3	4	5	6	7	8	9	AB	R	H	RBI	BB	SO	LOB	TOP			
Jerry Remy, L (1, 4) OBP: 0.319, SLG: 0.308	F8		F7			F7			P7	4	0	0	0	0	0	0				
Bob Jones, L (1, 8) OBP: 0.256, SLG: 0.162	P7		K			1-3			E3 HR	4	1	0	0	0	1	0				
Bobby Bonds, R (1, 9) OBP: 0.385, SLG: 0.443	1B			F3			K		K	4	0	1	0	0	2	1				
Tommy Davis, R (1, 10) OBP: 0.300, SLG: 0.600	6-3			F9			P4		HR	4	1	1	2	0	0	1				
Bruce Bochte, L (1, 7) OBP: 0.377, SLG: 0.310		G5-4-3 BB		F8			F7		1B	3	0	1	0	1	0	0				
Bill Melton, R (1, 3) OBP: 0.293, SLG: 0.335		G5-4-3 1-2			F7			K	L5	4	0	0	0	0	1	2				
Ron Jackson, R (1, 5) OBP: 0.301, SLG: 0.348				F8				HR		3	1	2	1	0	0	0				
Andy Etchebarren, R (1, 2) OBP: 0.307, SLG: 0.272 Otiendo Alvarez, R (8, PH) OBP: 0.087, SLG: 0.217 Ed Herrmann, L (8, 2) OBP: 0.275, SLG: 0.372				5-3			5-3		F7	2	0	0	0	0	0	0				
Dave Chalk, R (1, 6) OBP: 0.320, SLG: 0.288 Leroy Stanton, R (8, PH) OBP: 0.295, SLG: 0.302 Mario Guerrero, R (8, 6)				L7			P7		K	2	0	0	0	0	0	0				
Inning Stats	R: 0 E: 0 K: 0 S: 4	H: 1 LOB: 1 BB: 0 P: 4	R: 0 E: 0 K: 0 S: 3	H: 1 LOB: 1 BB: 1 P: 7	R: 0 E: 0 K: 1 S: 5	H: 0 LOB: 0 BB: 0 P: 5	R: 0 E: 0 K: 0 S: 3	H: 0 LOB: 0 BB: 0 P: 3	R: 0 E: 0 K: 0 S: 3	H: 0 LOB: 0 BB: 0 P: 3	R: 0 E: 0 K: 1 S: 5	H: 0 LOB: 0 BB: 0 P: 5	R: 0 E: 0 K: 2 S: 8	H: 1 LOB: 0 BB: 0 P: 8	R: 2 E: 1 K: 1 S: 8	H: 2 LOB: 1 BB: 0 P: 8	1B: 3 2B: 0 3B: 0 HR: 2	SF: 0 SAC: 0 DP: 1 HBP: 0	WP: 0 PB: 0 SB: 0 CS: 0	PA: 33
PITCHER Fergie Jenkins, R (1, 1) ERA: 3.4	IP: 9.0 WLS: W BF: 33 H: 5 R: 3 ER: 1 SO: 5 BB: 1 IBB: 0 HBP: 0 BLK: 0 WP: 0 HR: 2 S: 42 P: 46 ERA: 1.00 WHIP: 0.667											PITCHER	IP: 9.0 WLS: W BF: 33 H: 5 R: 3 ER: 1 SO: 5 BB: 1 IBB: 0 HBP: 0 BLK: 0 WP: 0 HR: 2 S: 42 P: 46 ERA: 1.00 WHIP: 0.667							

California Angels @ Boston Red Sox
Fenway Park, Boston, MA
Sat Jun 05 1976, 3:33 AM EDT
Att: 25,784 - Unknown - 74 F


AB	32
R	3
H	5
RBI	3
BB	1
SO	5
LOB	5



Batter	1	2	3	4	5	6	7	8	9	AB	R	H	RBI	BB	SO	LOB	BOTTOM					
Rick Burleson, R (1, 6) OBP: 0.335, SLG: 0.368	FC6 BB		P8			HR			1B	3	1	2	2	2	0	0						
Dwight Evans, R (1, 9) OBP: 0.333, SLG: 0.405	K		CS BB			K		F9		3	0	0	0	1	2	3						
Fred Lynn, L (1, 8) OBP: 0.401, SLG: 0.504	FC6 1-2		CS	L9		K		FC1-6 1B		4	0	1	0	0	1	1						
Jim Rice, R (1, 7) OBP: 0.315, SLG: 0.432	K			2B 1B		L5		FC1-6 6-3		4	1	1	0	0	1	2						
Carlton Fisk, R (1, 2) OBP: 0.358, SLG: 0.430		G6-4-3 BB		1B 2B		F8		6-3		3	1	1	0	1	0	1						
Bobby Darwin, R (1, 10) OBP: 0.314, SLG: 0.346		G6-4-3 1-2		K		K		K		4	0	0	0	0	3	4						
Rico Petrocelli, R (1, 5) OBP: 0.338, SLG: 0.388 Steve Dillard, R (8, PR) OBP: 0.419, SLG: 0.447				1B IBB		5-3			CS SH3-4 1B	2	0	1	0	2	0	0						
Cecil Cooper, L (1, 3) OBP: 0.297, SLG: 0.524							SH5-3 1B		SH3-4	3	0	2	2	0	1	1						
Doug Griffin, R (1, 4) OBP: 0.313, SLG: 0.256			K			5-3		SH5-3 1B		2	1	0	0	1	1	0						
Inning Stats	R: 0 E: 0 K: 2 S: 7	H: 0 LOB: 1 BB: 1 P: 11	R: 0 E: 0 K: 1 S: 4	H: 0 LOB: 2 BB: 2 P: 12	R: 0 E: 0 K: 1 S: 4	H: 0 LOB: 1 BB: 1 P: 8	R: 2 E: 0 K: 1 S: 7	H: 3 LOB: 2 BB: 1 P: 11	R: 1 E: 0 K: 2 S: 8	H: 1 LOB: 0 BB: 0 P: 8	R: 0 E: 0 K: 1 S: 5	H: 0 LOB: 0 BB: 0 P: 5	R: 0 E: 0 K: 0 S: 4	H: 1 LOB: 2 BB: 1 P: 8	R: 0 E: 0 K: 1 S: 6	H: 1 LOB: 1 BB: 0 P: 6	R: 1 E: 0 K: 0 S: 3	H: 2 LOB: 1 BB: 1 P: 7	1B: 6 2B: 1 3B: 0 HR: 1	SF: 0 SAC: 2 DP: 1 HBP: 0	WP: 0 PB: 1 SB: 1 CS: 2	PA: 38
PITCHER Frank Tanana, L (1, 1) ERA: 2.79	IP: 8.2 WLS: L BF: 37 H: 8 R: 4 ER: 3 SO: 9 BB: 5 IBB: 2 HBP: 0 BLK: 0 WP: 0 HR: 1 S: 48 P: 76 ERA: 3.12 WHIP: 1.500											PITCHER	IP: 8.2 WLS: L BF: 37 H: 8 R: 4 ER: 3 SO: 9 BB: 5 IBB: 2 HBP: 0 BLK: 0 WP: 0 HR: 1 S: 48 P: 76 ERA: 3.12 WHIP: 1.500									


California Angels @ Boston Red Sox
Fenway Park, Boston, MA
Sat Jun 05 1976, 3:33 AM EDT
Att: 25,784 - Unknown - 74 F


AB	28
R	4
H	8
RBI	4
BB	7
SO	9
LOB	12

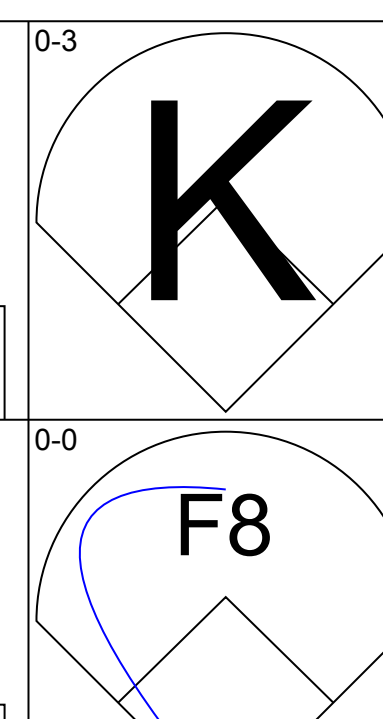
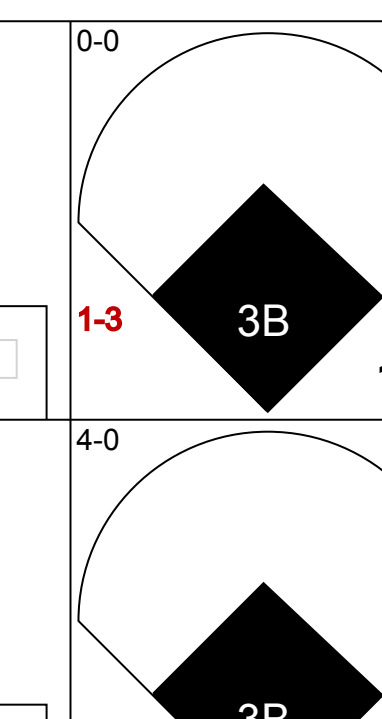
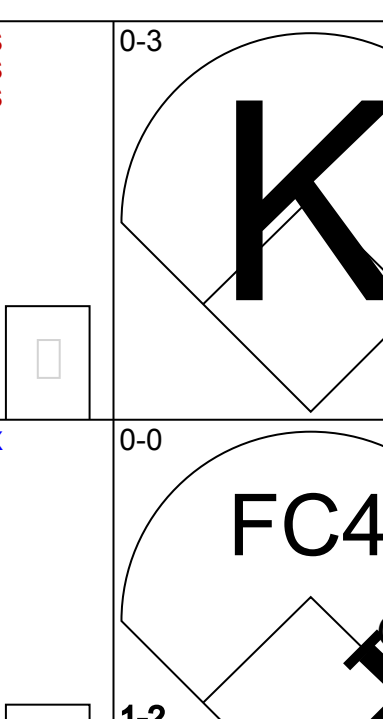
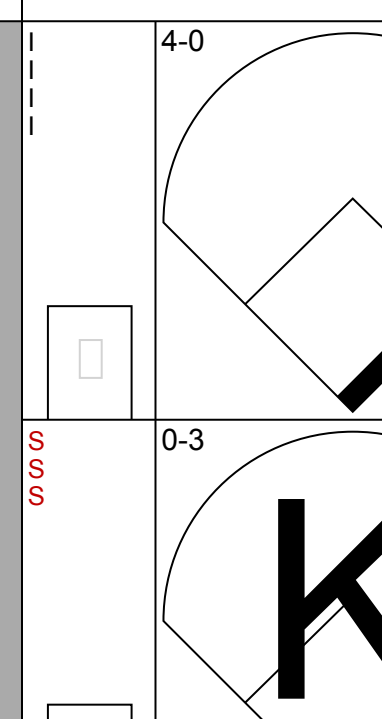
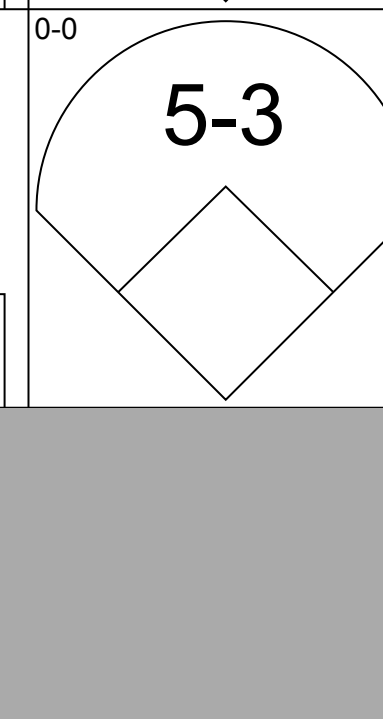
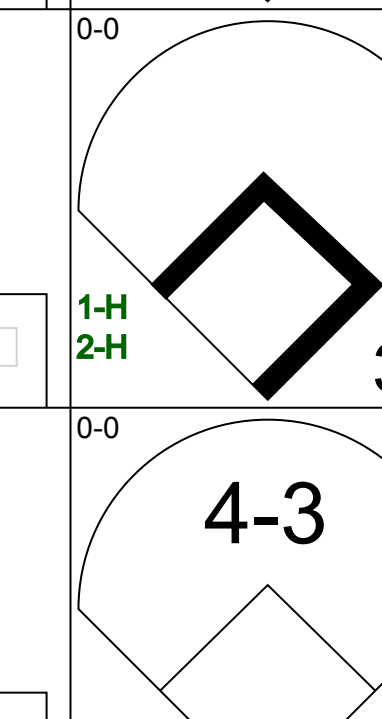
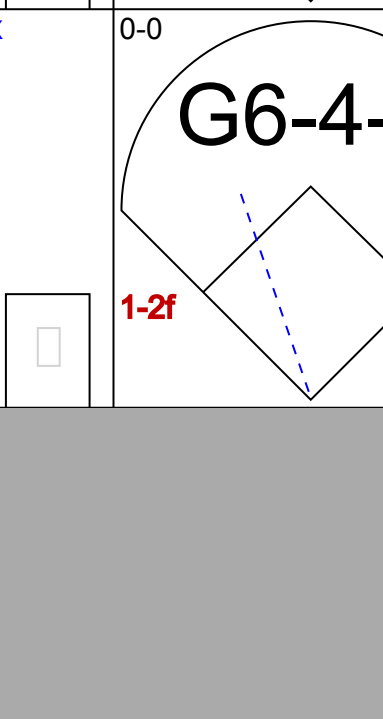




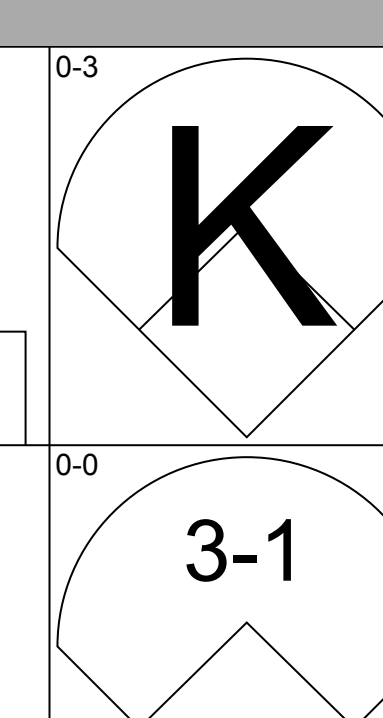
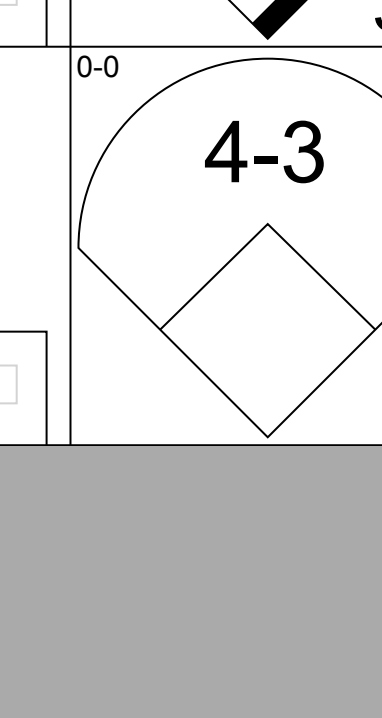
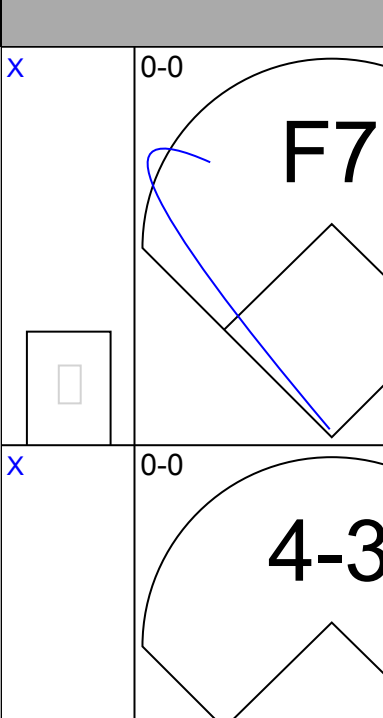
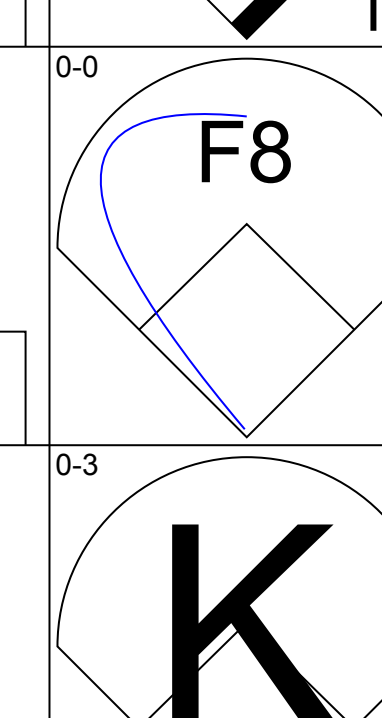
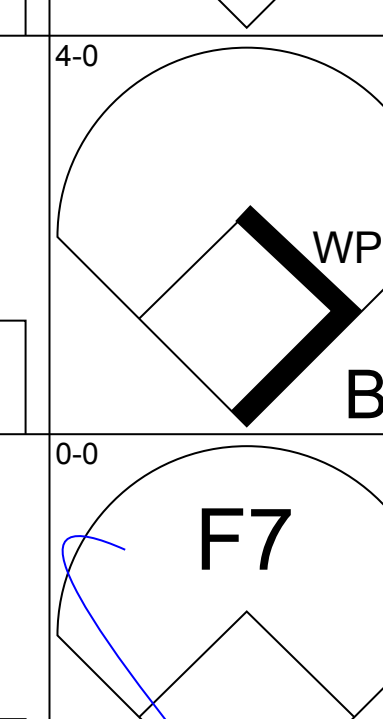
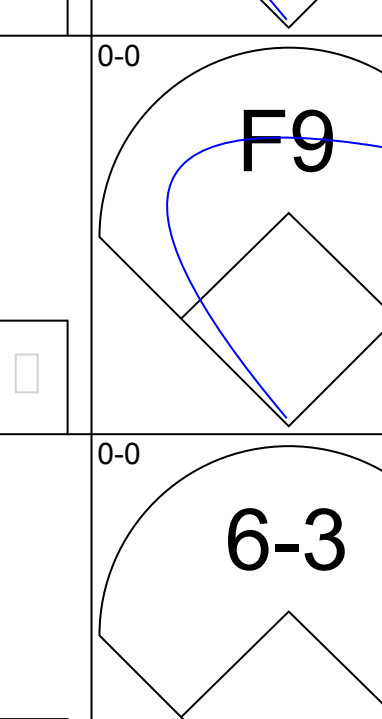
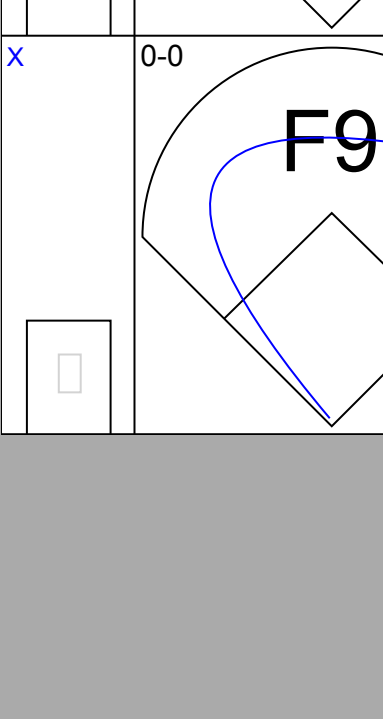





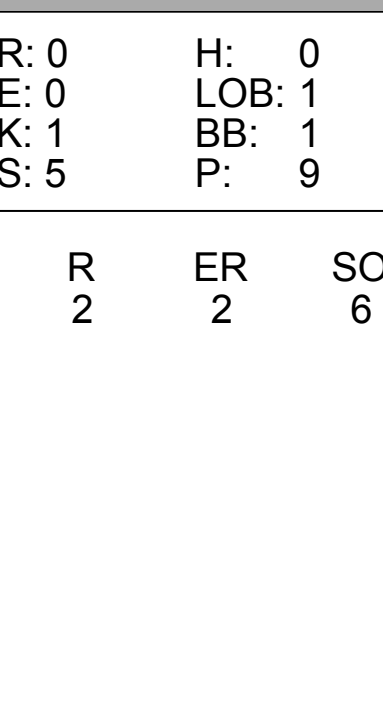
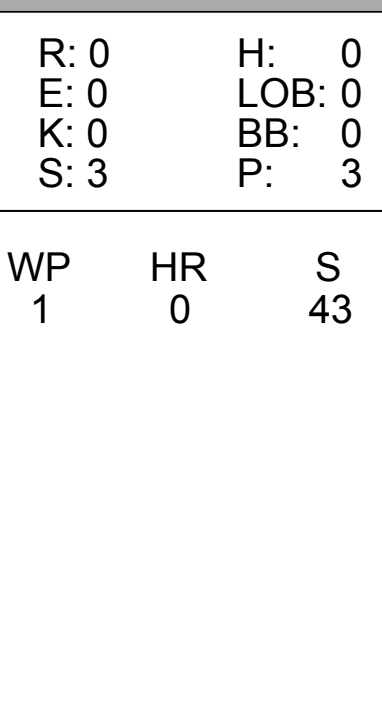
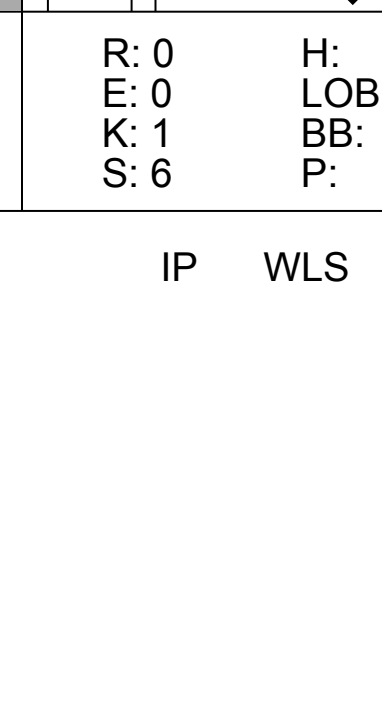
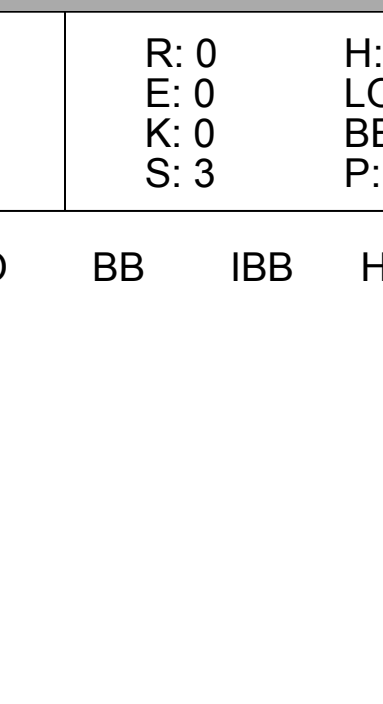
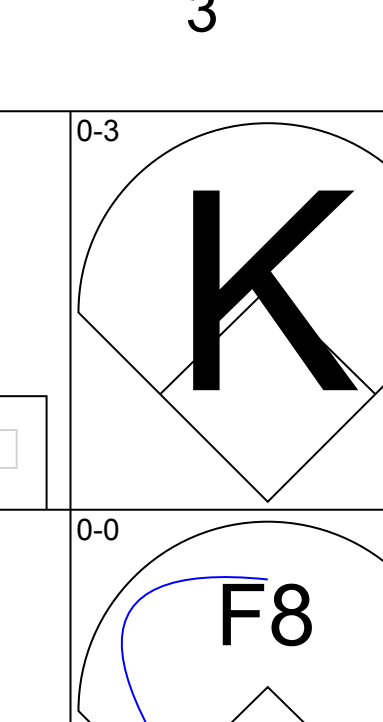
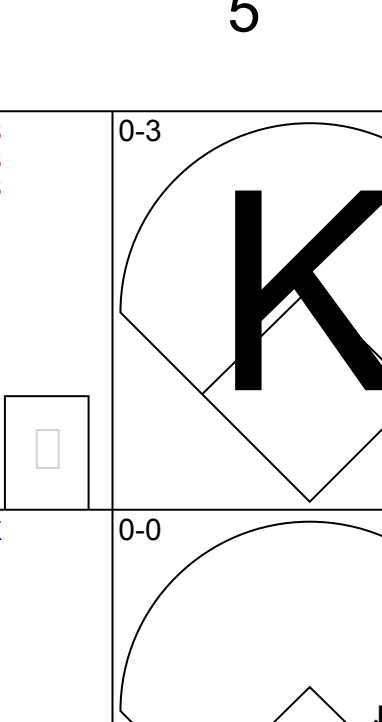
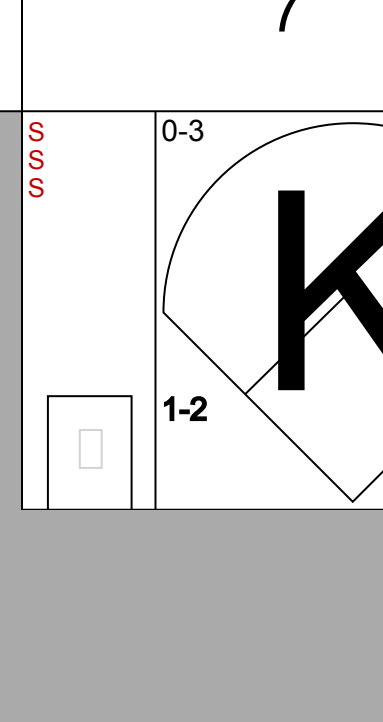

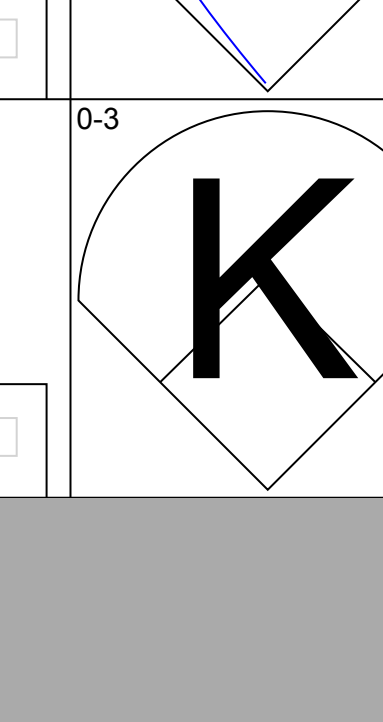
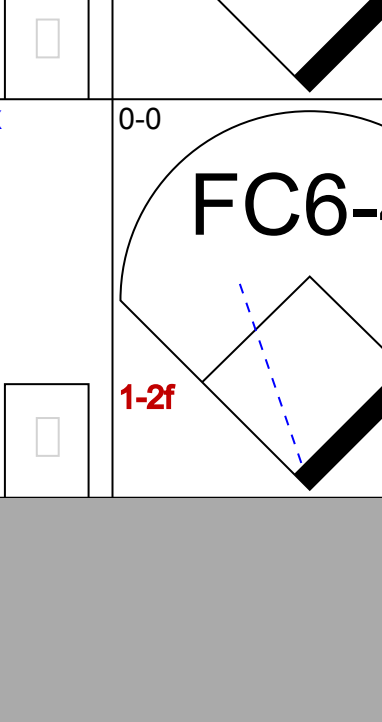


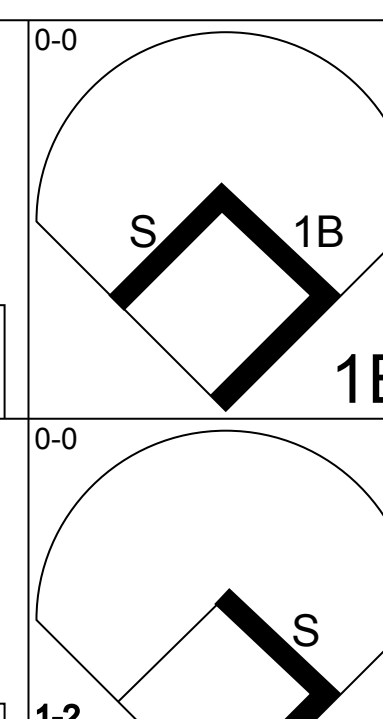
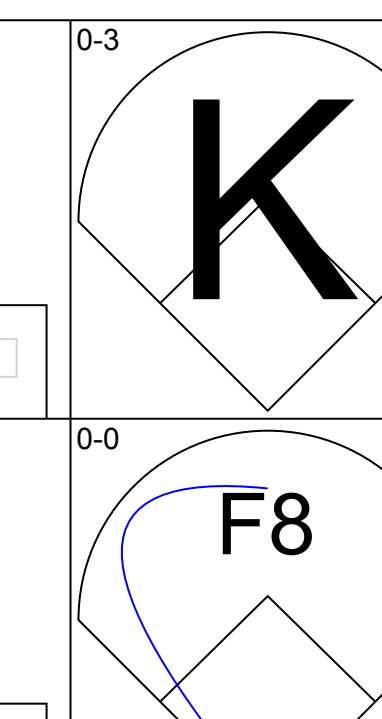
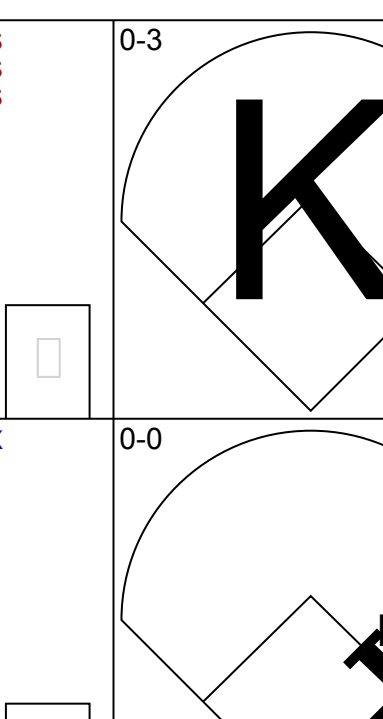
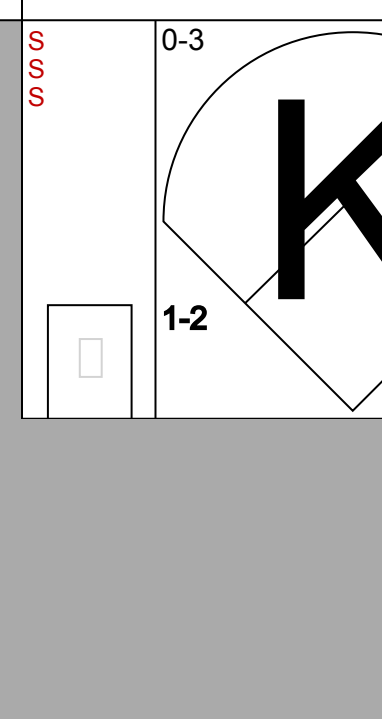
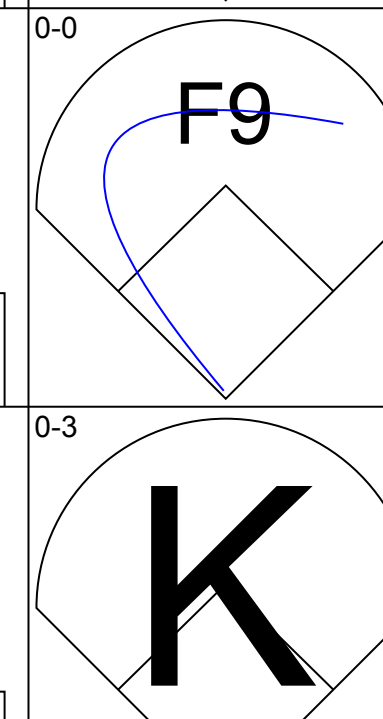
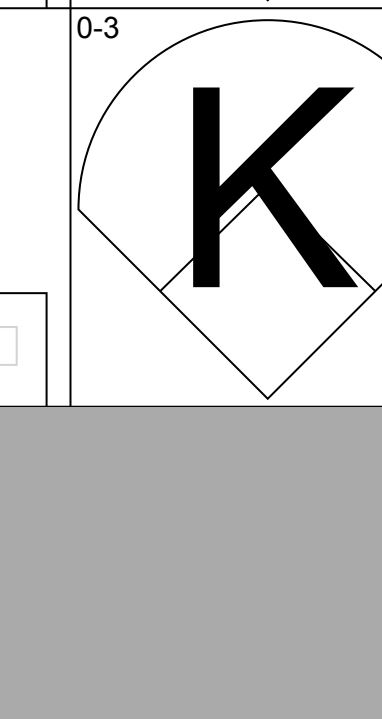
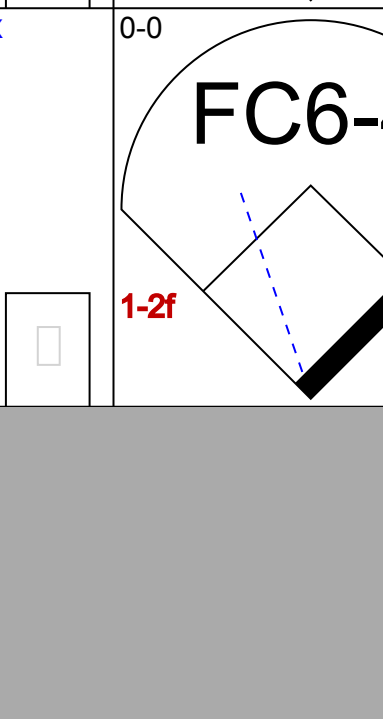
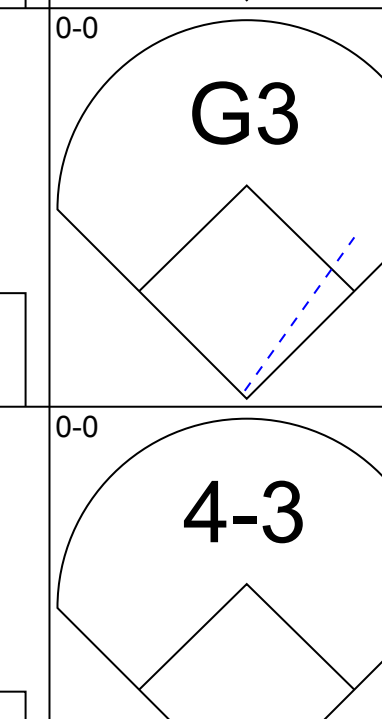
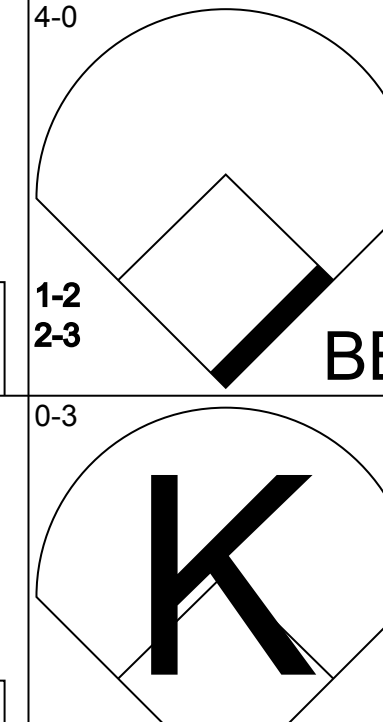




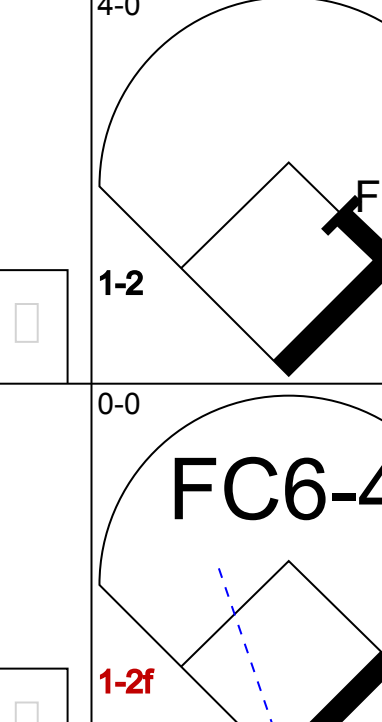


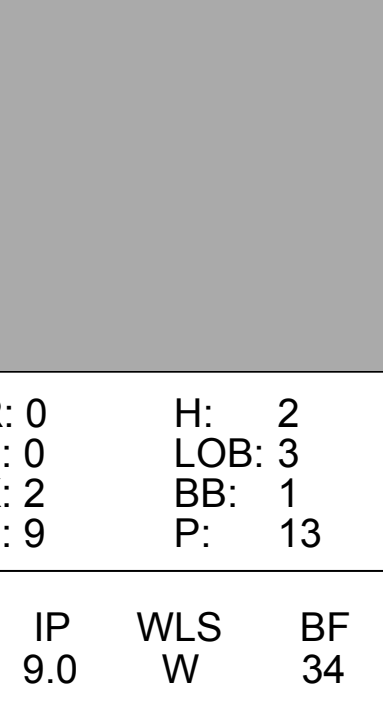
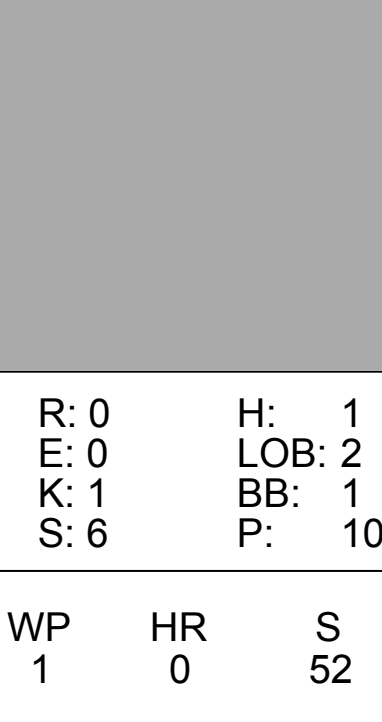
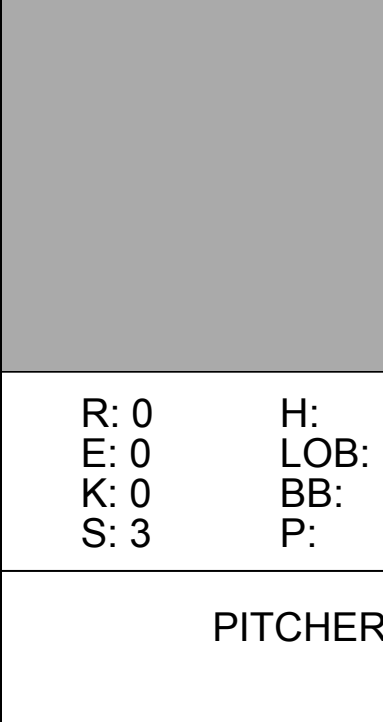





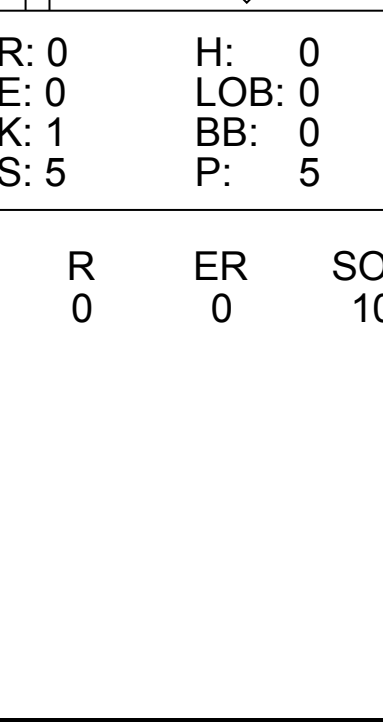
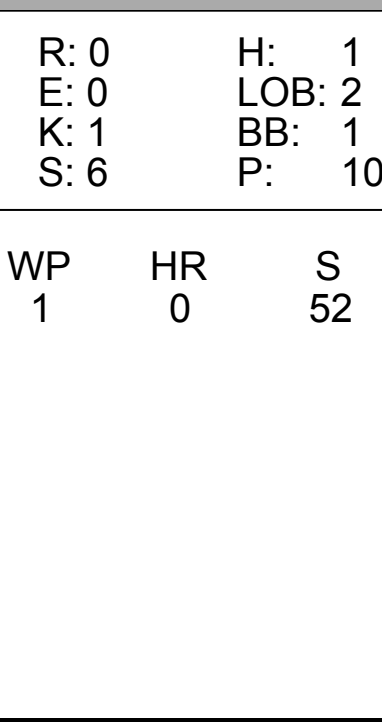
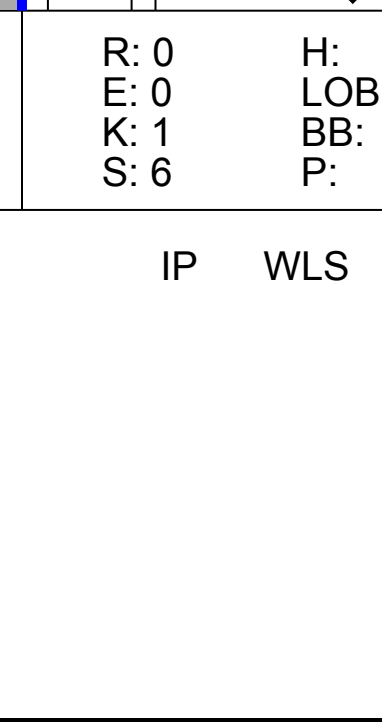
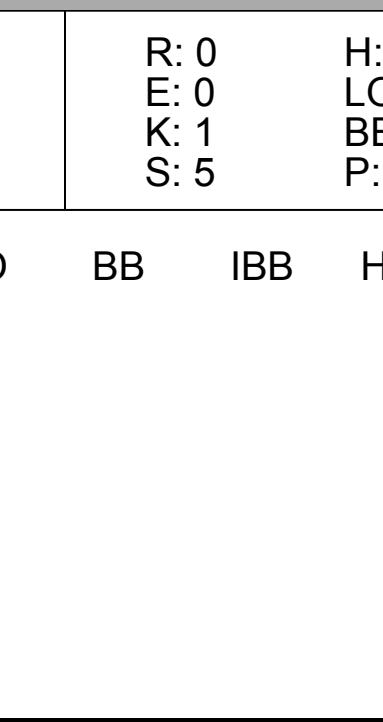
Batter	1	2	3	4	5	6	7	8	9	AB	R	H	RBI	BB	SO	LOB	TOP					
Jerry Remy, L (1,4) OBP: 0.322, SLG: 0.309	FC6-5 1B		6-3		F9			1B BB		3	0	1	0	1	0	1	California Angels @ Boston Red Sox Fenway Park, Boston, MA Sun Jun 06 1976, 3:33 AM EDT Att: 26,003 - Unknown					
Dave Chalk, R (1,6) OBP: 0.315, SLG: 0.283	FC6-5 1B		5-3			K		F9		3	0	0	0	0	1	1						
Joe Lahoud, L (8, PH) OBP: 0.300, SLG: 0.215	FC6-5 1B									1	0	0	0	0	0	2						
Adrian Garrett, L (8,2) OBP: 0.189, SLG: 0.094	1-3 1B									0	0	0	0	0	0	0						
Bobby Bonds, R (1,9) OBP: 0.388, SLG: 0.444	K		6-3					G1-6-3 1B		4	0	2	1	0	1	1						
Tommy Davis, R (1,10) OBP: 0.357, SLG: 0.571	1-2 1B				5-3			G1-6-3 1B		4	0	2	0	0	0	2						
Bruce Bochte, L (1,7) OBP: 0.371, SLG: 0.304	4-3				F7					4	0	0	0	0	0	3						
Bill Melton, R (1,3) OBP: 0.292, SLG: 0.339										4	0	1	0	0	2	0						
Rusty Torres, S (9, PR) OBP: 0.290, SLG: 0.296					K					0	0	0	0	0	0	0						
Ron Jackson, R (1,5) OBP: 0.299, SLG: 0.344					6-3					4	0	1	0	0	1	1						
Leroy Stanton, R (1,8) OBP: 0.294, SLG: 0.300										4	0	1	0	0	1	2						
Ed Herrmann, L (1,2) OBP: 0.278, SLG: 0.370										3	0	1	0	0	0	2						
Mario Guerrero, R (8, PR) (8,6)										0	1	0	0	0	0	0						
Inning Stats	R: 0 E: 0 K: 1 S: 7	H: 2 LOB: 2 BB: 0 P: 7	R: 0 E: 0 K: 1 S: 6	H: 1 LOB: 0 BB: 0 P: 6	R: 0 E: 0 K: 0 S: 3	H: 0 LOB: 0 BB: 0 P: 3	R: 0 E: 0 K: 1 S: 5	H: 0 LOB: 0 BB: 0 P: 5	R: 0 E: 0 K: 0 S: 4	H: 1 LOB: 1 BB: 0 P: 4	R: 0 E: 0 K: 0 S: 6	H: 2 LOB: 1 BB: 0 P: 6	R: 0 E: 0 K: 1 S: 5	H: 0 LOB: 0 BB: 0 P: 5	R: 1 E: 0 K: 0 S: 4	H: 2 LOB: 2 BB: 1 P: 8	R: 0 E: 0 K: 1 S: 6	H: 1 LOB: 1 BB: 0 P: 6	1B: 8 2B: 1 3B: 0 HR: 0	SF: 0 SAC: 0 DP: 1 HBP: 0	WP: 0 PB: 0 SB: 2 CS: 0	PA: 35
PITCHER	IP WLS BF H R ER SO BB IBB HBP BLK WP HR S P ERA WHIP																					
Dick Pole, R (1,1) ERA: 4.08	7.0 W 28 7 1 1 5 1 0 0 0 0 0 0 37 41 1.29 1.143																					
Reggie Cleveland, R (8,1) ERA: 2.76	2.0 S 7 2 0 0 1 0 0 0 0 0 0 0 9 9 0.00 1.000																					

Batter	1	2	3	4	5	6	7	8	9	AB	R	H	RBI	BB	SO	LOB	BOTTOM					
Cecil Cooper, L (1,10) OBP: 0.304, SLG: 0.529	1B 2B	F7		FC6-4 1B			6-3	F3		5	1	2	2	0	0	3	California Angels @ Boston Red Sox Fenway Park, Boston, MA Sun Jun 06 1976, 3:33 AM EDT Att: 26,003 - Unknown					
Denny Doyle, L (1,4) OBP: 0.243, SLG: 0.268	F8	CS	4-3	FC6-4 1B			1B BB			3	1	0	0	1	0	3						
Fred Lynn, L (1,8) OBP: 0.404, SLG: 0.500	K			3-1 BB			1B			3	0	1	0	1	2	3						
Carl Yastrzemski, L (1,3) OBP: 0.352, SLG: 0.471	1B 2H		3-1				L4			4	0	2	2	0	0	1						
Jim Rice, R (1,7) OBP: 0.314, SLG: 0.428	1-3 1B						4-3	G6-3 1B		4	0	1	0	0	1	3						
Carlton Fisk, R (1,2) OBP: 0.361, SLG: 0.425										2	1	0	0	2	0	0						
Dwight Evans, R (1,9) OBP: 0.337, SLG: 0.404	F8			SH3-4 1B HBP				F9		3	1	1	0	0	0	3						
Rico Petrocelli, R (1,5) OBP: 0.345, SLG: 0.385				SH3-4						1	0	0	0	2	0	0						
Rick Burleson, R (1,6) OBP: 0.333, SLG: 0.361				FC6-4 1B BB						3	0	0	0	1	1	3						
Inning Stats	R: 1 E: 0 K: 1 S: 8	H: 3 LOB: 3 BB: 1 P: 12	R: 0 E: 0 K: 1 S: 4	H: 0 LOB: 0 BB: 1 P: 8	R: 0 E: 0 K: 1 S: 5	H: 0 LOB: 1 BB: 1 P: 9	R: 2 E: 0 K: 1 S: 6	H: 1 LOB: 2 BB: 2 P: 15	R: 0 E: 0 K: 0 S: 3	H: 0 LOB: 0 BB: 0 P: 3	R: 0 E: 0 K: 0 S: 3	H: 0 LOB: 0 BB: 0 P: 3	R: 1 E: 0 K: 0 S: 4	H: 2 LOB: 1 BB: 1 P: 8	R: 0 E: 0 K: 0 S: 4	H: 1 LOB: 2 BB: 1 P: 8		R: 0 E: 0 K: 0 S: 4	H: 1 LOB: 2 BB: 1 P: 8	1B: 6 2B: 1 3B: 0 HR: 0	SF: 0 SAC: 1 DP: 1 HBP: 1	WP: 0 PB: 0 SB: 0 CS: 1
PITCHER	IP WLS BF H R ER SO BB IBB HBP BLK WP HR S P ERA WHIP																					
Nolan Ryan, R (1,1) ERA: 4.4	3.1 L 19 4 3 3 3 4 1 1 0 0 0 0 13 17 3.00 1.000																					
Andy Hassler, L (4,1) ERA: 5.46	3.0 12 2 1 1 1 1 0 0 0 0 0 0 13 17 3.00 1.000																					
Dick Drago, R (7,1) ERA: 5.79	1.1 5 1 0 0 0 1 0 0 0 0 0 0 4 8 0.00 1.500																					
Mickey Scott, L (8,1) ERA: 1.74	0.1 1 0 0 0 0 0 0 0 0 0 0 0 1 1 0.00 0.000																					

Batter	1	2	3	4	5	6	7	8	9	AB	R	H	RBI	BB	SO	LOB	TOP			
Jerry Remy, L OBP: 0.321, SLG: 0.308 (1, 4)	F8		6-3			BB 1B 4-3 1B		6-3		4	1	1	0	0	0	0	California Angels @ New York Yankees Yankee Stadium, Bronx, NY Tue Jun 08 1976, 7:05 PM EDT Att: 14,867 - Unknown			
Dave Chalk, R OBP: 0.308, SLG: 0.277 (1, 6)	5-3		F8			F8		5-3		4	0	0	0	0	0	1				
Bobby Bonds, R OBP: 0.390, SLG: 0.446 (1, 9)	P5					4-3 BB 1-2 1B		5-3		4	0	2	0	0	0	0				
Tommy Davis, R OBP: 0.389, SLG: 0.529 (1, 10)						4-0 BB 1-2 2-3 BB		5-3		3	1	1	0	1	1	1				
Bruce Bochte, L OBP: 0.373, SLG: 0.304 (1, 7)						4-3 BB				3	0	1	1	1	0	3				
Bill Melton, R OBP: 0.286, SLG: 0.333 (1, 3)						1-2 2-3 3-H				3	0	0	1	0	1	4				
Ron Jackson, R OBP: 0.288, SLG: 0.330 (1, 5)						6-3		F8		4	0	0	0	0	0	2				
Leroy Stanton, R OBP: 0.287, SLG: 0.292 (1, 8)						6-3		6-3		3	0	0	0	0	0	1				
Andy Etchebarren, R OBP: 0.300, SLG: 0.265 (1, 2)			6-3			F8		L6		3	0	0	0	0	0	0				
Inning Stats	R: 0 E: 0 K: 0 S: 3	H: 0 LOB: 0 BB: 0 P: 3	R: 1 E: 0 K: 0 S: 5	H: 2 LOB: 1 BB: 0 P: 5	R: 0 E: 0 K: 2 S: 3	H: 0 LOB: 1 BB: 0 P: 3	R: 0 E: 0 K: 2 S: 8	H: 1 LOB: 1 BB: 0 P: 8	R: 0 E: 0 K: 0 S: 3	H: 0 LOB: 0 BB: 0 P: 3	R: 1 E: 0 K: 0 S: 5	H: 2 LOB: 2 BB: 1 P: 9	R: 0 E: 0 K: 0 S: 3	H: 0 LOB: 0 BB: 0 P: 3	R: 0 E: 0 K: 0 S: 3	H: 0 LOB: 1 BB: 1 P: 7		1B: 5 2B: 0 3B: 0 HR: 0	SF: 1 SAC: 0 DP: 0 HBP: 0	WP: 0 PB: 0 SB: 1 CS: 0
PITCHER Dock Ellis, R ERA: 3.86 (1, 1)	IP: 9.0 WLS: W BF: 34 H: 5 R: 2 ER: 2 SO: 2 BB: 2 IBB: 0 HBP: 0 BLK: 0 WP: 0 HR: 0 S: 36 P: 44 ERA: 2.00 WHIP: 0.778																			

Batter	1	2	3	4	5	6	7	8	9	AB	R	H	RBI	BB	SO	LOB	BOTTOM			
Mickey Rivers, L OBP: 0.312, SLG: 0.418 (1, 8)	1B 3B 2B	G4-6-3				5-3		F9		4	1	1	0	0	0	3	California Angels @ New York Yankees Yankee Stadium, Bronx, NY Tue Jun 08 1976, 7:05 PM EDT Att: 14,867 - Unknown			
Roy White, S OBP: 0.354, SLG: 0.408 (1, 7)	FC1-4 2-3 1B		F8		P6			F8		4	0	1	0	0	0	0				
Thurman Munson, R OBP: 0.345, SLG: 0.480 (1, 2)	FC1-4 1-2 3B		F7			G1-6-3 BB		5-3		3	1	0	0	1	0	2				
Chris Chambliss, L OBP: 0.341, SLG: 0.469 (1, 3)	1B 3B					F5		F7		4	1	2	2	0	0	1				
Carlos May, L OBP: 0.321, SLG: 0.272 (1, 10)	5-3					G1-6-3				3	0	0	0	0	1	3				
Graig Nettles, L OBP: 0.282, SLG: 0.335 (1, 5)						F2		HR		3	1	2	2	0	0	0				
Oscar Gamble, L OBP: 0.320, SLG: 0.452 (1, 9)						F8		F8		3	0	1	0	0	0	0				
Willie Randolph, R OBP: 0.369, SLG: 0.335 (1, 4)						F7		F4		2	0	0	0	1	0	0				
Jim Mason, L OBP: 0.198, SLG: 0.247 (1, 6)						K				3	0	1	0	0	1	2				
Inning Stats	R: 3 E: 0 K: 0 S: 6	H: 4 LOB: 1 BB: 0 P: 6	R: 0 E: 0 K: 0 S: 3	H: 1 LOB: 1 BB: 1 P: 7	R: 0 E: 0 K: 1 S: 6	H: 1 LOB: 1 BB: 0 P: 6	R: 0 E: 0 K: 0 S: 3	H: 0 LOB: 0 BB: 0 P: 3	R: 0 E: 0 K: 1 S: 5	H: 0 LOB: 0 BB: 0 P: 5	R: 0 E: 0 K: 0 S: 2	H: 0 LOB: 1 BB: 1 P: 6	R: 1 E: 0 K: 0 S: 5	H: 2 LOB: 1 BB: 0 P: 5	R: 0 E: 0 K: 0 S: 3	H: 0 LOB: 0 BB: 0 P: 3		1B: 4 2B: 2 3B: 1 HR: 1	SF: 0 SAC: 0 DP: 2 HBP: 0	WP: 0 PB: 0 SB: 0 CS: 0
PITCHER Gary Ross, R ERA: 3.41 Sid Monge, L ERA: 2.57 (1, 1) (2, 1)	IP: 1.0 WLS: L BF: 8 H: 5 R: 3 ER: 3 SO: 3 BB: 1 IBB: 0 HBP: 0 BLK: 0 WP: 0 HR: 0 S: 7 P: 11 ERA: 27.00 WHIP: 6.000	IP: 7.0 WLS: L BF: 23 H: 3 R: 1 ER: 1 SO: 2 BB: 1 IBB: 0 HBP: 0 BLK: 0 WP: 0 HR: 1 S: 26 P: 30 ERA: 1.29 WHIP: 0.571																		

Batter	1	2	3	4	5	6	7	8	9	AB	R	H	RBI	BB	SO	LOB	TOP					
Bobby Bonds, R OBP: 0.392, SLG: 0.443 (1, 9)										3	1	1	0	1	2	2	California Angels @ New York Yankees Yankee Stadium, Bronx, NY Thu Jun 10 1976, 7:05 PM EDT Att: 14,360 - Unknown					
Jerry Remy, L OBP: 0.316, SLG: 0.303 (1, 4)										3	1	0	0	1	1	4						
Ron Jackson, R OBP: 0.294, SLG: 0.361 (1, 5)										4	0	2	2	0	0	3						
Tommy Davis, R OBP: 0.385, SLG: 0.480 (1, 10)										4	0	0	0	0	1	2						
Bruce Bochte, L OBP: 0.360, SLG: 0.292 (1, 7) (9, 3)										4	0	0	0	0	1	1						
Bill Melton, R OBP: 0.290, SLG: 0.328 Rusty Torres, S OBP: 0.290, SLG: 0.296 (9, PR) (9, 8)										3	0	1	0	1	0	0						
Leroy Stanton, R OBP: 0.277, SLG: 0.281 (1, 8) (9, 7)										4	0	0	0	0	0	2						
Dave Chalk, R OBP: 0.304, SLG: 0.273 (1, 6)										4	0	1	0	0	1	1						
Andy Etchebarren, R OBP: 0.306, SLG: 0.275 (1, 2)										1	0	1	0	1	0	0						
Inning Stats	R: 0 E: 0 K: 1 S: 5	H: 0 LOB: 0 BB: 0 P: 5	R: 0 E: 0 K: 1 S: 5	H: 0 LOB: 1 BB: 1 P: 9	R: 2 E: 0 K: 1 S: 6	H: 2 LOB: 1 BB: 2 P: 14	R: 0 E: 0 K: 0 S: 3	H: 0 LOB: 0 BB: 0 P: 3	R: 0 E: 1 K: 1 S: 7	H: 1 LOB: 2 BB: 0 P: 7	R: 0 E: 0 K: 0 S: 3	H: 0 LOB: 0 BB: 0 P: 3	R: 0 E: 0 K: 1 S: 6	H: 1 LOB: 2 BB: 1 P: 10	R: 0 E: 0 K: 1 S: 5	H: 1 LOB: 0 BB: 0 P: 5		R: 0 E: 0 K: 0 S: 3	H: 1 LOB: 1 BB: 0 P: 3	1B: 4 2B: 1 3B: 1 HR: 0	SF: 0 SAC: 1 DP: 2 HBP: 0	WP: 1 PB: 0 SB: 0 CS: 1
PITCHER Rudy May, L ERA: 3.57 (1, 1)	IP: 9.0 WLS: L BF: 35 H: 6 R: 2 ER: 2 SO: 6 BB: 3 IBB: 1 HBP: 0 BLK: 0 WP: 1 HR: 0 S: 43 P: 59 ERA: 2.00 WHIP: 1.000															PITCHER						

Batter	1	2	3	4	5	6	7	8	9	AB	R	H	RBI	BB	SO	LOB	BOTTOM			
Mickey Rivers, L OBP: 0.310, SLG: 0.423 (1, 8)										4	0	1	0	0	3	1	California Angels @ New York Yankees Yankee Stadium, Bronx, NY Thu Jun 10 1976, 7:05 PM EDT Att: 14,360 - Unknown			
Roy White, S OBP: 0.364, SLG: 0.414 (1, 7)										4	0	2	0	0	0	0				
Thurman Munson, R OBP: 0.341, SLG: 0.471 Rick Dempsey, R OBP: 0.217, SLG: 0.122 (1, 2) (4, 2)										2	0	0	0	0	1	2				
Chris Chambliss, L OBP: 0.329, SLG: 0.451 (1, 3)										4	0	0	0	0	1	2				
Lou Piniella, R OBP: 0.338, SLG: 0.456 (1, 10)										3	0	1	0	1	0	0				
Graig Nettles, L OBP: 0.281, SLG: 0.337 (1, 5)										4	0	0	0	0	3	4				
Otto Velez, R OBP: 0.404, SLG: 0.341 (1, 9)										3	0	1	0	1	0	0				
Willie Randolph, R OBP: 0.361, SLG: 0.327 (1, 4)										3	0	0	0	0	0	3				
Fred Stanley, R OBP: 0.329, SLG: 0.297 Fran Healy, R OBP: 0.262, SLG: 0.139 Jim Mason, L OBP: 0.189, SLG: 0.236 (1, 6) (7, PH) (8, 6)										2	0	0	0	0	2	0				
Inning Stats	R: 0 E: 0 K: 2 S: 9	H: 2 LOB: 3 BB: 1 P: 13	R: 0 E: 0 K: 1 S: 5	H: 0 LOB: 0 BB: 0 P: 5	R: 0 E: 0 K: 2 S: 7	H: 0 LOB: 0 BB: 0 P: 7	R: 0 E: 0 K: 1 S: 6	H: 1 LOB: 2 BB: 1 P: 10	R: 0 E: 0 K: 0 S: 3	H: 0 LOB: 0 BB: 0 P: 3	R: 0 E: 0 K: 1 S: 6	H: 2 LOB: 1 BB: 0 P: 6	R: 0 E: 0 K: 0 S: 3	H: 0 LOB: 0 BB: 0 P: 3	R: 0 E: 0 K: 1 S: 5	H: 0 LOB: 0 BB: 0 P: 5		1B: 6 2B: 0 3B: 0 HR: 0	SF: 0 SAC: 0 DP: 1 HBP: 0	WP: 1 PB: 0 SB: 2 CS: 0
PITCHER Frank Tanana, L ERA: 2.56 (1, 1)	IP: 9.0 WLS: W BF: 34 H: 6 R: 0 ER: 0 SO: 10 BB: 2 IBB: 0 HBP: 0 BLK: 0 WP: 1 HR: 0 S: 52 P: 60 ERA: 0.00 WHIP: 0.889															PITCHER				

Batter	1	2	3	4	5	6	7	8	9	AB	R	H	RBI	BB	SO	LOB	TOP			
Bobby Bonds, R OBP: 0.394, SLG: 0.444 (1, 9)										4	1	2	0	0	1	0	California Angels @ Detroit Tigers Tiger Stadium, Detroit, MI Fri Jun 11 1976, 7:05 PM EDT Att: 36,377 - Unknown			
Jerry Remy, L OBP: 0.316, SLG: 0.303 (1, 4)										3	0	1	0	0	0	2				
Ron Jackson, R OBP: 0.285, SLG: 0.348 (1, 5)										4	1	0	0	0	0	3				
Tommy Davis, R OBP: 0.367, SLG: 0.448 (1, 10)										4	0	1	1	0	1	2				
Bruce Bochte, L OBP: 0.358, SLG: 0.291 Rusty Torres, S OBP: 0.290, SLG: 0.296 (9, PR) (9, 8)												4	0	1	0	0		1		
Bill Melton, R OBP: 0.286, SLG: 0.322 (1, 3)												3	0	0	0	1		0		
Leroy Stanton, R OBP: 0.284, SLG: 0.296 (1, 8) (9, 7)												4	0	2	0	0		2		
Mario Guerrero, R OBP: 0.400, SLG: 0.400 (1, 6)											4	0	1	0	0	2				
Andy Etchebarren, R OBP: 0.307, SLG: 0.276 (1, 2)										3	1	1	0	0	1	1				
Inning Stats	R: 1 E: 1 K: 0 S: 4	H: 1 LOB: 0 BB: 0 P: 4	R: 0 E: 0 K: 0 S: 3	H: 0 LOB: 0 BB: 0 P: 3	R: 0 E: 0 K: 1 S: 3	H: 0 LOB: 0 BB: 0 P: 3	R: 0 E: 0 K: 1 S: 5	H: 0 LOB: 0 BB: 0 P: 5	R: 0 E: 0 K: 1 S: 6	H: 1 LOB: 1 BB: 0 P: 6	R: 0 E: 0 K: 1 S: 6	H: 1 LOB: 1 BB: 0 P: 6	R: 0 E: 0 K: 1 S: 6	H: 1 LOB: 1 BB: 0 P: 6	R: 0 E: 0 K: 0 S: 4	H: 2 LOB: 2 BB: 0 P: 4		1B: 8 2B: 1 3B: 0 HR: 0	SF: 0 SAC: 2 DP: 1 HBP: 0	WP: 0 PB: 0 SB: 3 CS: 1
PITCHER Mark Fidrych, R ERA: 1.84 (1, 1)	IP: 9.0 WLS: W BF: 35 H: 9 R: 3 ER: 1 SO: 4 BB: 0 IBB: 0 HBP: 0 BLK: 0 WP: 0 HR: 0 S: 43 P: 43 ERA: 1.00 WHIP: 1.000															PITCHER				

Batter	1	2	3	4	5	6	7	8	9	AB	R	H	RBI	BB	SO	LOB	BOTTOM					
Ron LeFlore, R OBP: 0.380, SLG: 0.460 (1, 8)											5	1	1	0	0	2	California Angels @ Detroit Tigers Tiger Stadium, Detroit, MI Fri Jun 11 1976, 7:05 PM EDT Att: 36,377 - Unknown					
Pedro Garcia, R OBP: 0.283, SLG: 0.336 (1, 4)											4	1	1	0	1	1						
Alex Johnson, R OBP: 0.286, SLG: 0.364 (1, 7)											5	0	1	0	0	3						
Rusty Staub, L OBP: 0.416, SLG: 0.435 (1, 10)											2	1	1	0	2	0						
Jason Thompson, L OBP: 0.320, SLG: 0.354 (1, 3)											2	0	0	1	2	1						
Ben Oglivie, L OBP: 0.324, SLG: 0.537 (1, 9)											4	0	1	1	0	1						
Aurelio Rodriguez, R OBP: 0.272, SLG: 0.313 (1, 5)										4	0	2	1	0	1	2						
Chuck Scrivener, R OBP: 0.268, SLG: 0.255 (1, 6)										3	0	0	0	0	2	3						
Bruce Kimm, R OBP: 0.321, SLG: 0.340 Dan Meyer, L OBP: 0.330, SLG: 0.313 (9, PH)											3	1	1	0	0	1						
Inning Stats	R: 0 E: 0 K: 1 S: 5	H: 0 LOB: 0 BB: 0 P: 5	R: 0 E: 0 K: 2 S: 7	H: 0 LOB: 0 BB: 0 P: 7	R: 0 E: 0 K: 1 S: 6	H: 1 LOB: 1 BB: 0 P: 6	R: 2 E: 0 K: 3 S: 12	H: 2 LOB: 2 BB: 1 P: 16	R: 1 E: 0 K: 2 S: 8	H: 1 LOB: 3 BB: 3 P: 20	R: 0 E: 0 K: 2 S: 7	H: 0 LOB: 0 BB: 0 P: 7	R: 0 E: 0 K: 0 S: 4	H: 1 LOB: 2 BB: 1 P: 8	R: 0 E: 0 K: 1 S: 5	H: 1 LOB: 0 BB: 0 P: 5		R: 1 E: 2 K: 0 S: 4	H: 2 LOB: 1 BB: 0 P: 4	1B: 7 2B: 1 3B: 0 HR: 0	SF: 0 SAC: 1 DP: 0 HBP: 0	WP: 1 PB: 0 SB: 1 CS: 1
PITCHER Nolan Ryan, R ERA: 4.45 Paul Hartzell, R ERA: 2.55 (1, 1) (6, 1)	IP: 5.0 WLS: L BF: 24 H: 4 R: 3 ER: 3 SO: 9 BB: 4 IBB: 0 HBP: 0 BLK: 0 WP: 0 HR: 0 S: 38 P: 54 ERA: 5.40 WHIP: 1.600															PITCHER						

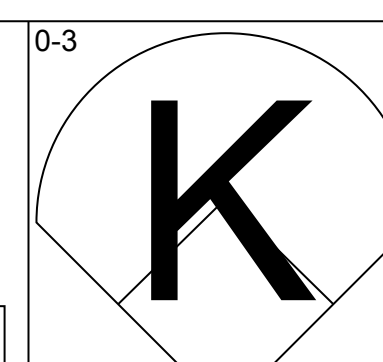
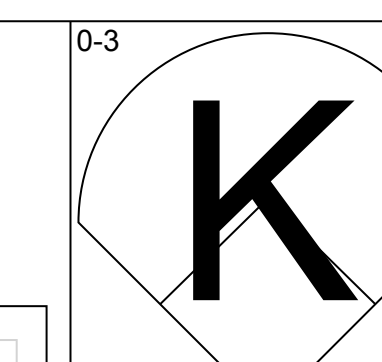
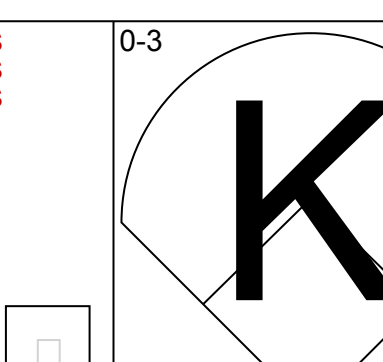
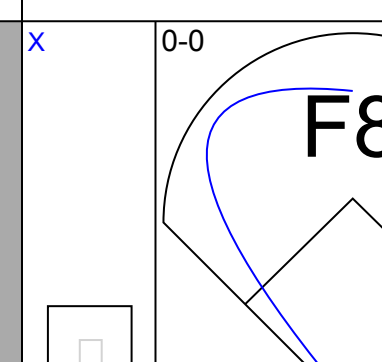
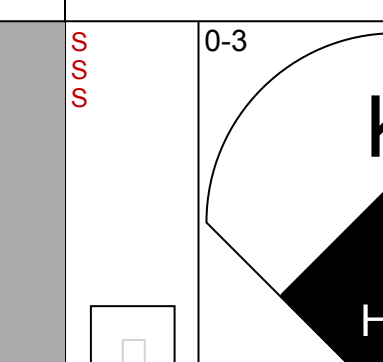
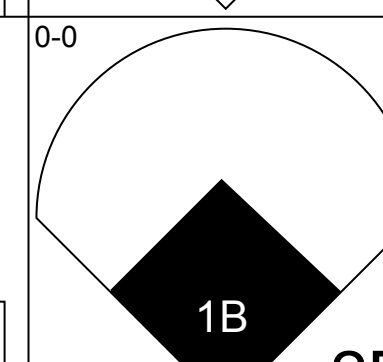
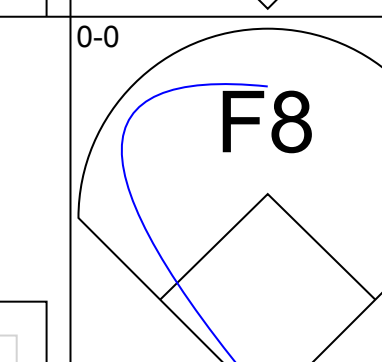
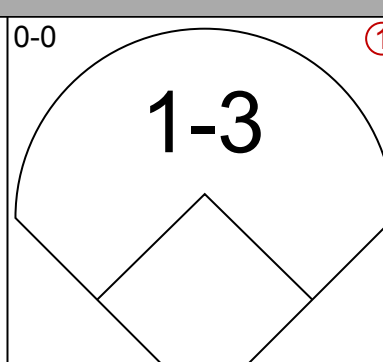
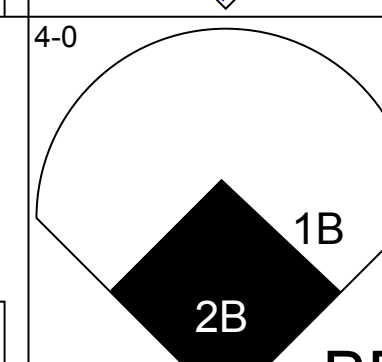
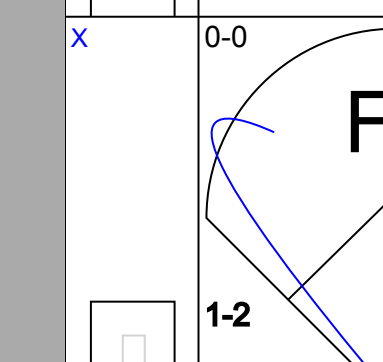
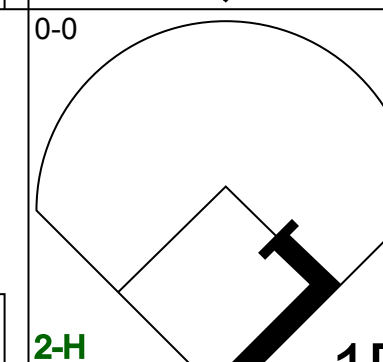
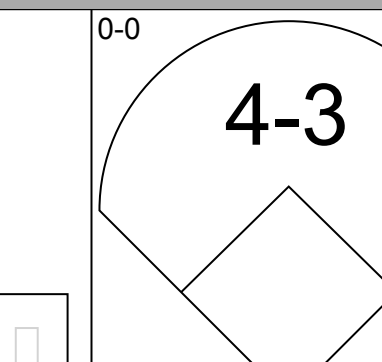
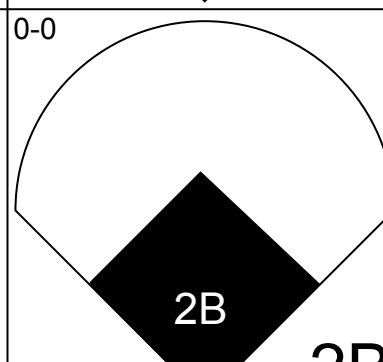
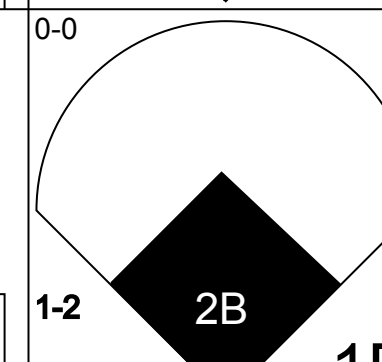
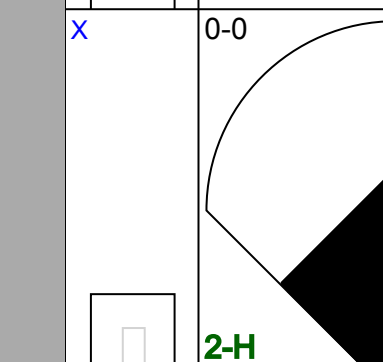
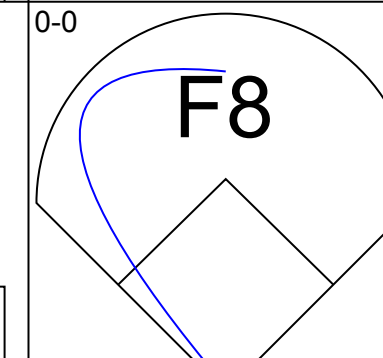
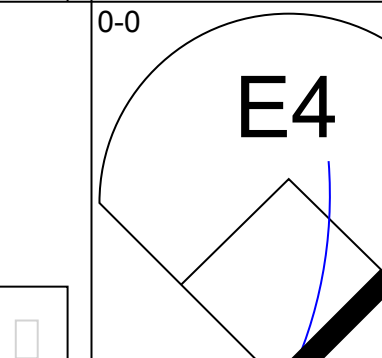
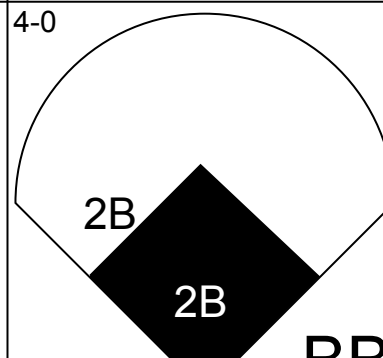
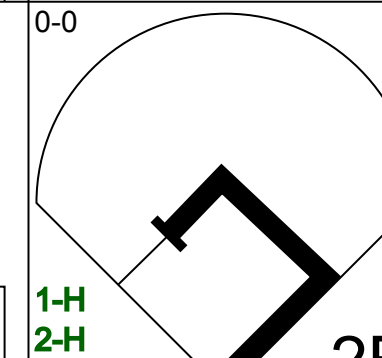
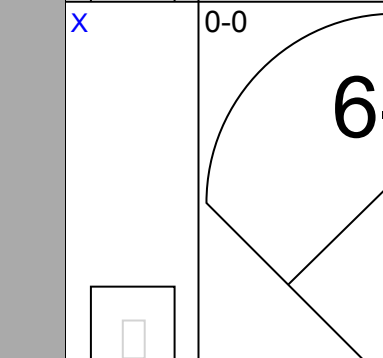
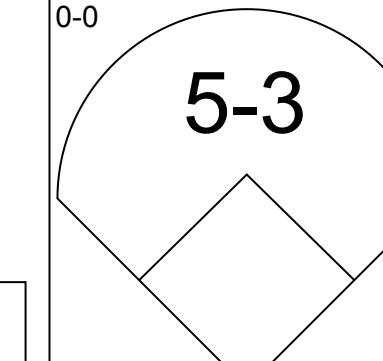
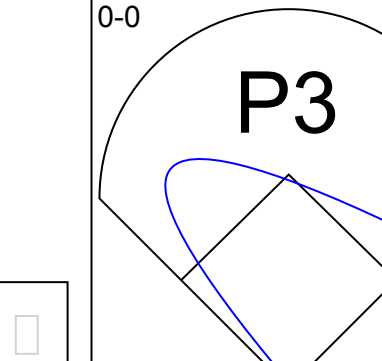
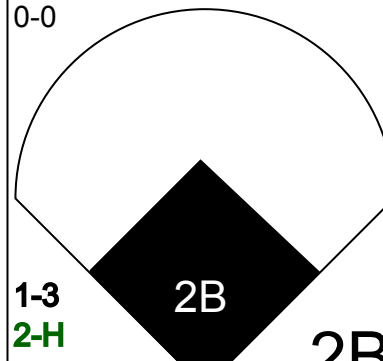
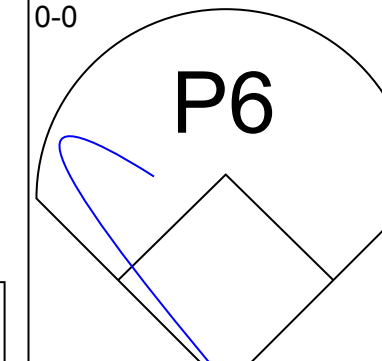
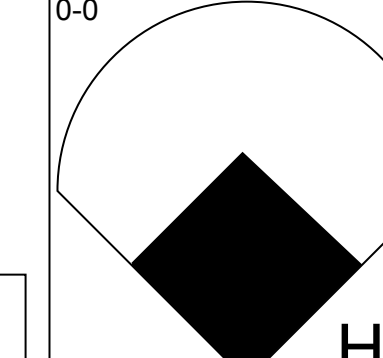
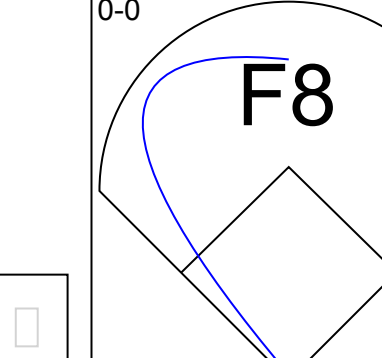
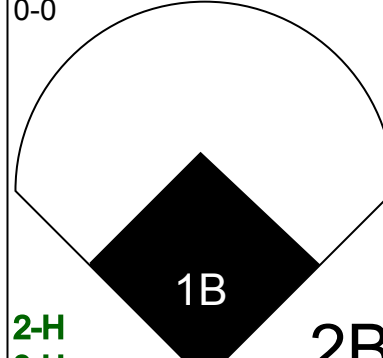
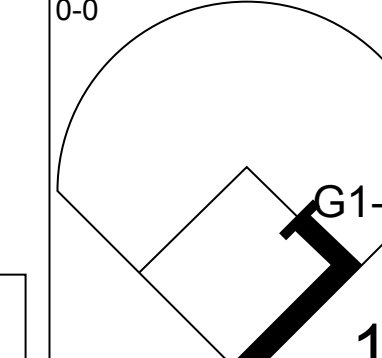
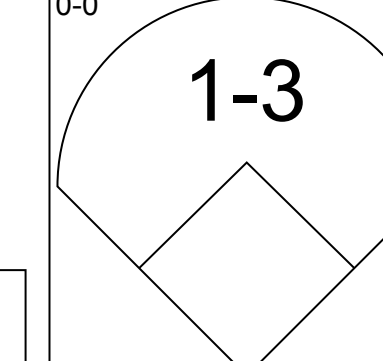
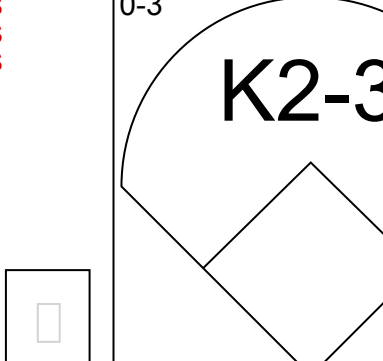
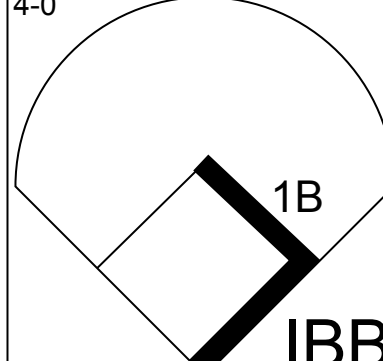
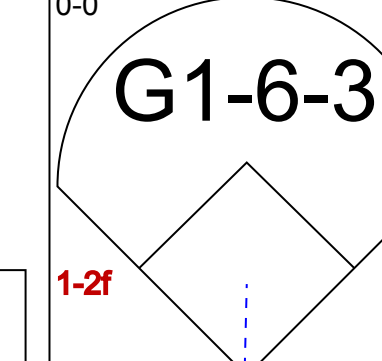
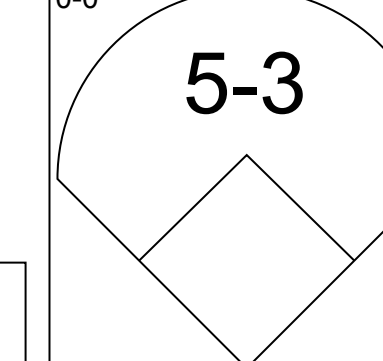
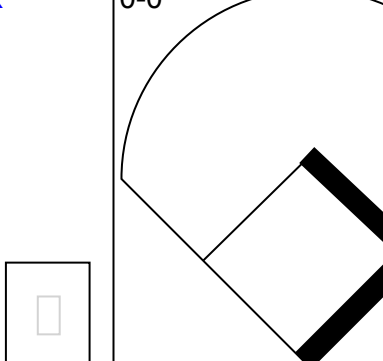
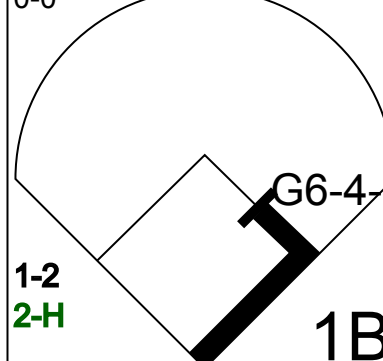
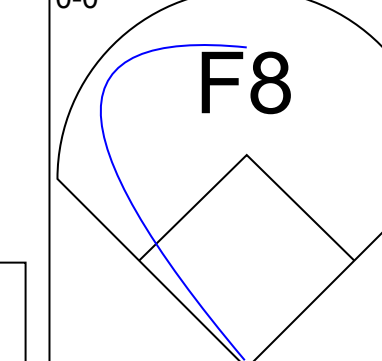
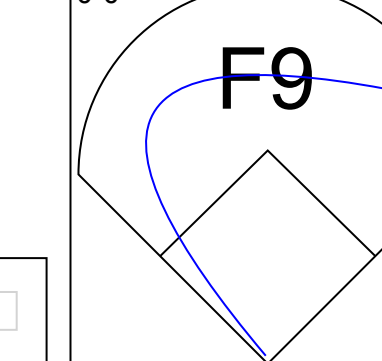
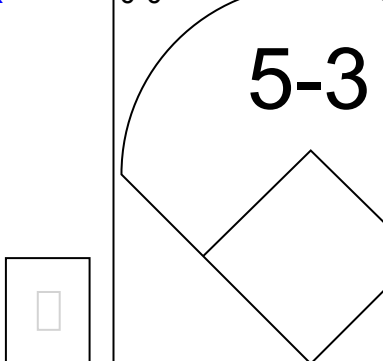
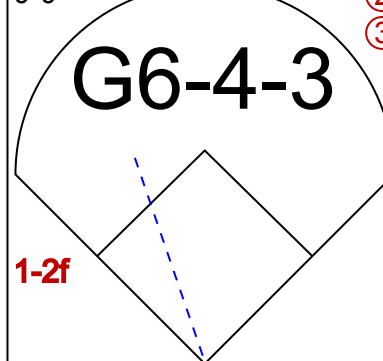
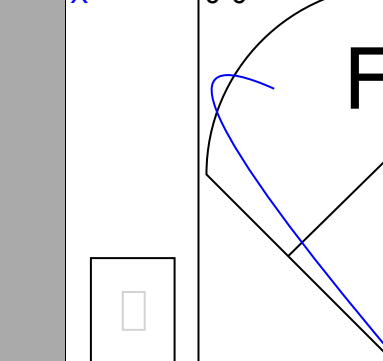
Batter	1	2	3	4	5	6	7	8	9	AB	R	H	RBI	BB	SO	LOB	TOP											
Bobby Bonds, R OBP: 0.391, SLG: 0.439 Joe Lahoud, L OBP: 0.316, SLG: 0.221	5-3	K			FC5-2 HBP		E9 2B BB 1B	BB		2	0	0	0	0	1	2	California Angels @ Detroit Tigers Tiger Stadium, Detroit, MI Sat Jun 12 1976, 3:33 AM EDT Att: 24,038 - Unknown											
Jerry Remy, L OBP: 0.289, SLG: 0.306 Ike Hampton, S OBP: 0.211, SLG: 0.272			F8		FC5-2		BB 2B	K		1	0	1	0	0	0	0												
Bob Jones, L OBP: 0.303, SLG: 0.272 Dave Chalk, R OBP: 0.281, SLG: 0.336	CS 1B				1-2 2-3 3-H		BB 2B			4	0	0	0	1	3	5												
Ron Jackson, R OBP: 0.314, SLG: 0.382	5-3		F8		P3		K			5	0	0	0	0	1	6												
Bruce Bochte, L OBP: 0.290, SLG: 0.290		1B 1B			F8		F8	BB BB		4	1	1	0	1	0	0												
Bill Melton, R OBP: 0.290, SLG: 0.323		1B			F8		6-3	BB		3	0	1	1	1	0	0												
Leroy Stanton, R OBP: 0.276, SLG: 0.287		K			K		K	F7		4	0	0	0	0	3	5												
Mario Guerrero, R OBP: 0.556, SLG: 0.556		1B			2B FC5-2 1B		1B E 1B	P6		4	1	3	1	0	0	0												
Andy Etchebarren, R OBP: 0.304, SLG: 0.274 Adrian Garrett, L OBP: 0.250, SLG: 0.143		1B			FC5-2 2B		FC3 E 2B	K		1	0	0	0	0	1	2												
Inning Stats	R: 0 E: 0 K: 3 S: 3	H: 1 LOB: 1 BB: 1 P: 7	R: 1 E: 0 K: 3 S: 12	H: 3 LOB: 2 BB: 0 P: 12	R: 0 E: 0 K: 1 S: 5	H: 0 LOB: 0 BB: 0 P: 5	R: 0 E: 0 K: 1 S: 5	H: 2 LOB: 3 BB: 0 P: 8	R: 0 E: 0 K: 1 S: 5	H: 0 LOB: 0 BB: 0 P: 5	R: 3 E: 2 K: 2 S: 11	H: 3 LOB: 3 BB: 2 P: 19	R: 0 E: 0 K: 0 S: 3	H: 0 LOB: 1 BB: 1 P: 11	R: 0 E: 0 K: 0 S: 3	H: 0 LOB: 0 BB: 0 P: 3		1B: 7 2B: 2 3B: 0 HR: 0	SF: 0 SAC: 0 DP: 0 HBP: 1	WP: 0 PB: 0 SB: 0 CS: 1	PA: 41							
PITCHER	IP	WLS	BF	H	R	ER	SO	BB	IBB	HBP	BLK	WP	HR	S	P	ERA	WHIP											
Vern Ruhle, R ERA: 4.59 John Hiller, L ERA: 3.43	(1, 1)	6.0	W	29	9	4	2	7	1	0	1	0	0	0	41	46	3.00	1.667										
PITCHER	IP	WLS	BF	H	R	ER	SO	BB	IBB	HBP	BLK	WP	HR	S	P	ERA	WHIP											
	(7, 1)	3.0	S	12	0	0	0	4	3	0	0	0	0	0	17	29	0.00	1.000										

AB	36
R	4
H	9
RBI	3
BB	4
SO	11
LOB	25



Batter	1	2	3	4	5	6	7	8	9	AB	R	H	RBI	BB	SO	LOB	BOTTOM											
Ron LeFlore, R OBP: 0.390, SLG: 0.466	S E 1B			2B HR 1B	6-3			S 3B 1B		4	3	3	1	1	0	1	California Angels @ Detroit Tigers Tiger Stadium, Detroit, MI Sat Jun 12 1976, 3:33 AM EDT Att: 24,038 - Unknown											
Pedro Garcia, R OBP: 0.288, SLG: 0.365	K	K		HR 2B		F7		FC 3B		5	2	2	2	0	2	3												
Alex Johnson, R OBP: 0.289, SLG: 0.381	S 1B		G1	HR		F9		6-3		5	1	2	3	0	0	1												
Rusty Staub, L OBP: 0.406, SLG: 0.423	K		F8	K		F9		FC BB		5	0	0	1	0	2	1												
Jason Thompson, L OBP: 0.329, SLG: 0.353	K			4-3				FC6-4 BB		3	1	1	0	2	1	1												
Ben Oglivie, L OBP: 0.308, SLG: 0.507		F7	G3	F7		SH3-4		K		4	0	0	0	0	1	3												
Aurelio Rodriguez, R OBP: 0.271, SLG: 0.310		K		1B 1B	4-3			FC6-4		5	1	1	0	0	1	3												
John Wockenfuss, R OBP: 0.444, SLG: 0.568		BB BB 1B		1B 1B	K					4	1	3	1	0	1	0												
Chuck Scrivener, R OBP: 0.300, SLG: 0.278		BB BB		1B 2B 1B		F8				3	1	2	1	1	0	1												
Inning Stats	R: 1 E: 0 K: 3 S: 11	H: 2 LOB: 1 BB: 0 P: 11	R: 0 E: 0 K: 2 S: 8	H: 1 LOB: 3 BB: 2 P: 16	R: 0 E: 0 K: 0 S: 4	H: 1 LOB: 1 BB: 0 P: 4	R: 6 E: 0 K: 1 S: 11	H: 6 LOB: 0 BB: 0 P: 11	R: 0 E: 0 K: 1 S: 6	H: 1 LOB: 1 BB: 0 P: 6	R: 0 E: 0 K: 0 S: 3	H: 0 LOB: 0 BB: 0 P: 3	R: 1 E: 0 K: 0 S: 4	H: 1 LOB: 1 BB: 1 P: 8	R: 2 E: 0 K: 1 S: 8	H: 2 LOB: 2 BB: 1 P: 12		1B: 10 2B: 2 3B: 1 HR: 1	SF: 0 SAC: 1 DP: 0 HBP: 0	WP: 0 PB: 0 SB: 3 CS: 0	PA: 43							
PITCHER	IP	WLS	BF	H	R	ER	SO	BB	IBB	HBP	BLK	WP	HR	S	P	ERA	WHIP											
Gary Ross, R ERA: 3.87 Sid Monge, L ERA: 2.93 Dick Drago, R ERA: 6.38 Andy Hassler, L ERA: 5.28	(1, 1)	3.0	L	19	4	3	3	2	1	0	0	0	0	1	20	24	6.75	1.250										
	(4, 1)	4.0		17	4	3	3	2	1	0	0	0	0	1	20	24	6.75	1.250										
	(8, 1)	0.1		3	2	2	2	0	0	0	0	0	0	0	3	3	54.00	6.000										
	(8, 1)	0.2		4	0	0	0	1	1	0	0	0	0	0	5	9	0.00	1.500										

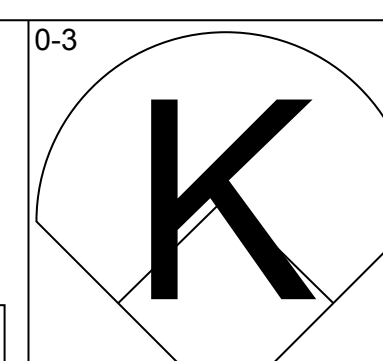
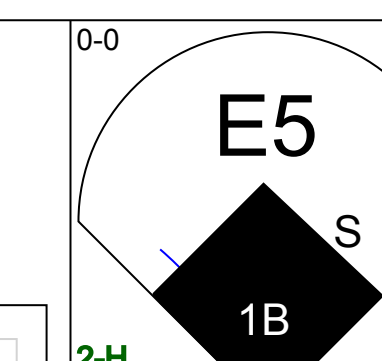
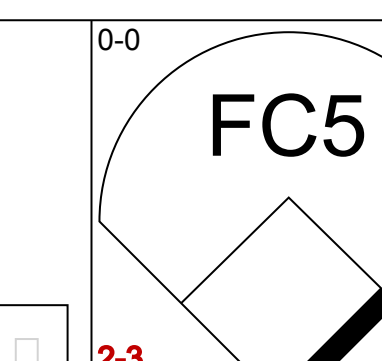
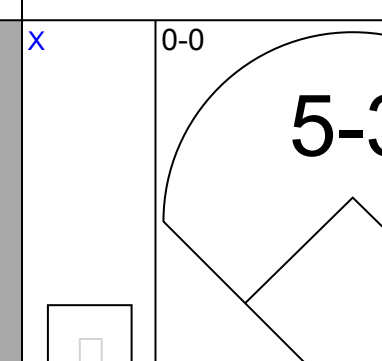
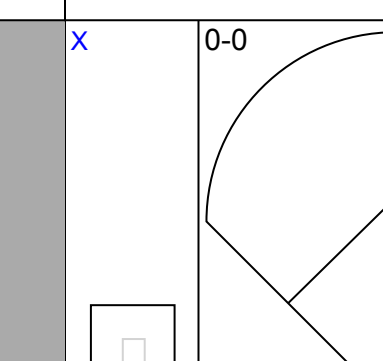
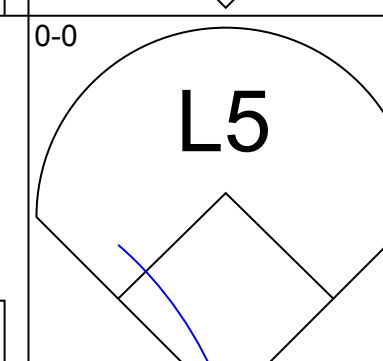
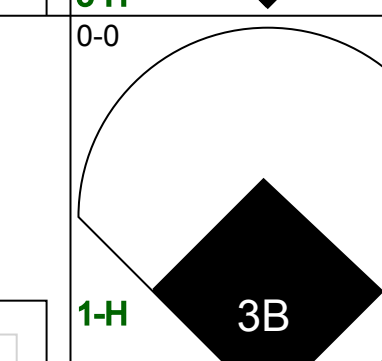
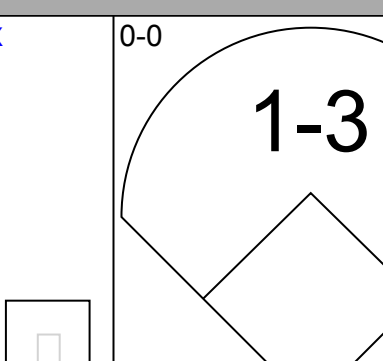
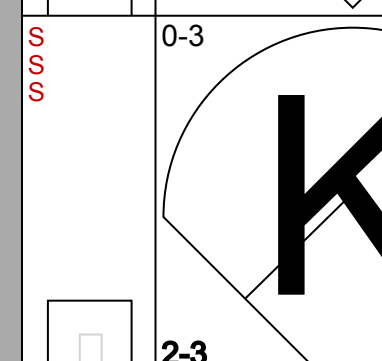
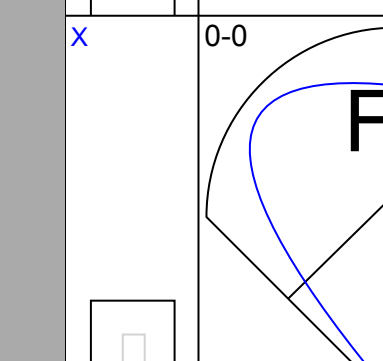
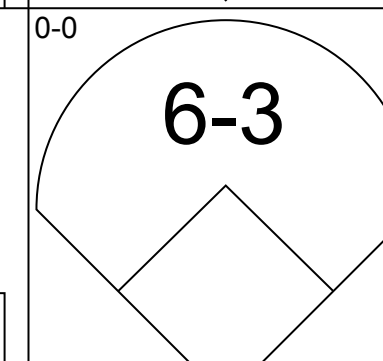
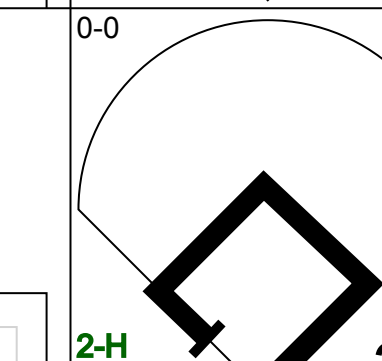
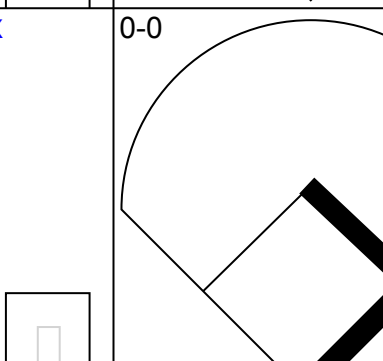
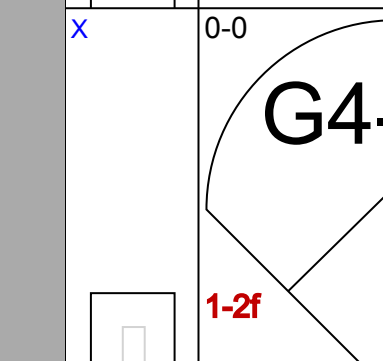
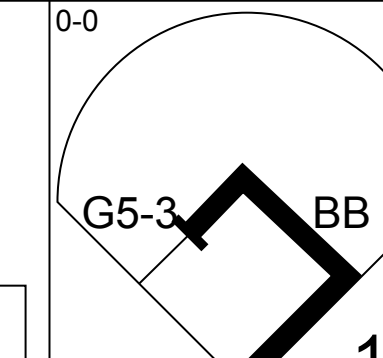
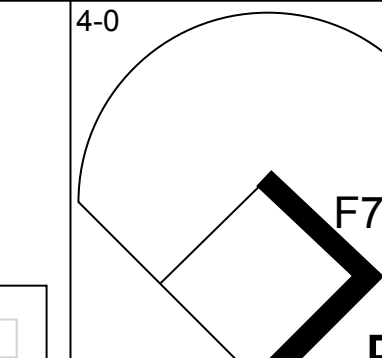

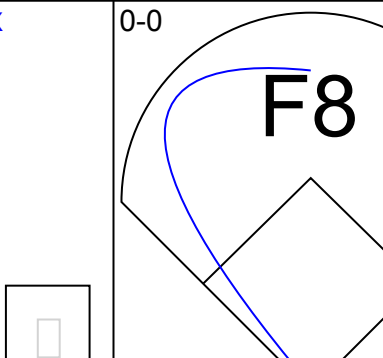
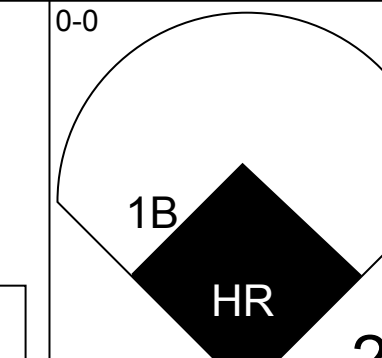
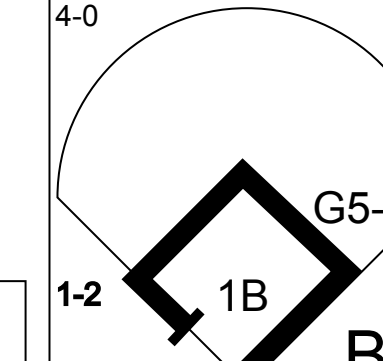
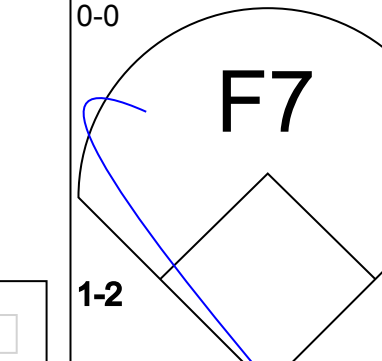
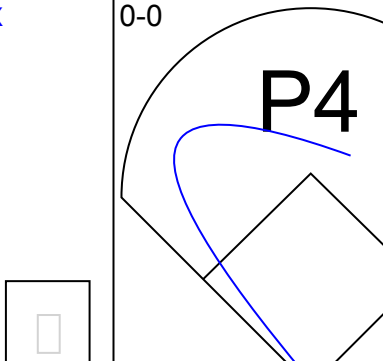
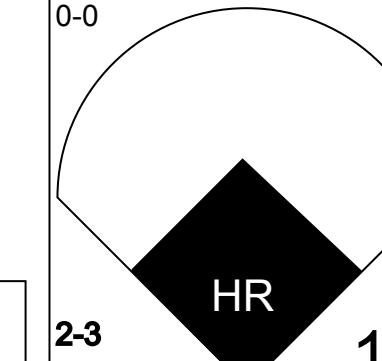
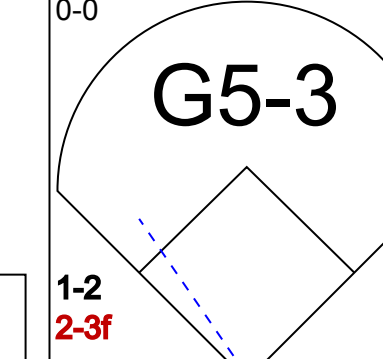
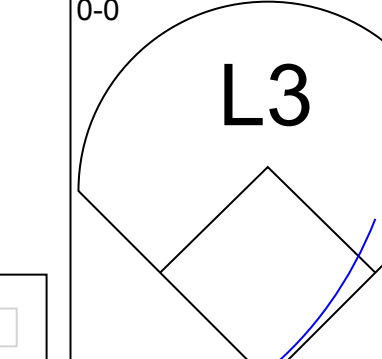

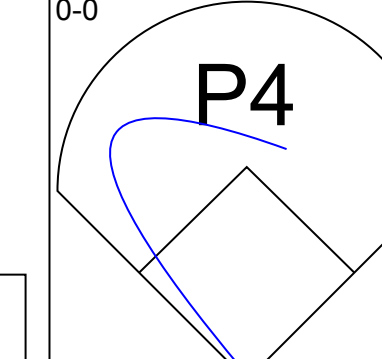
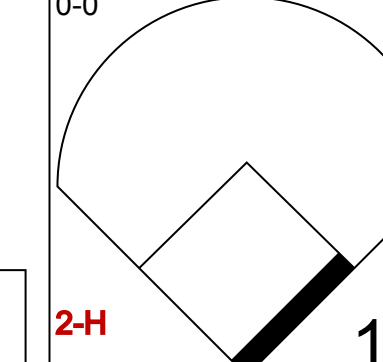
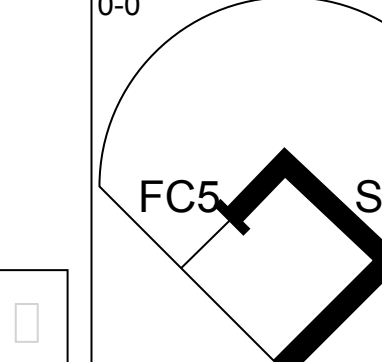
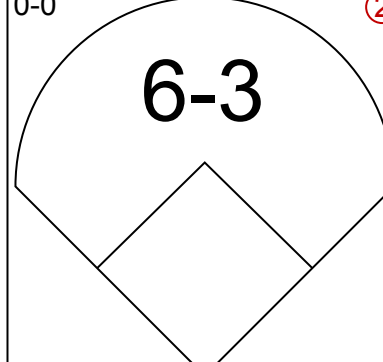
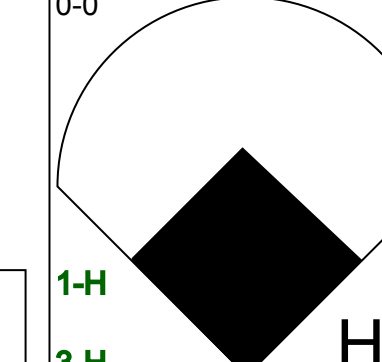
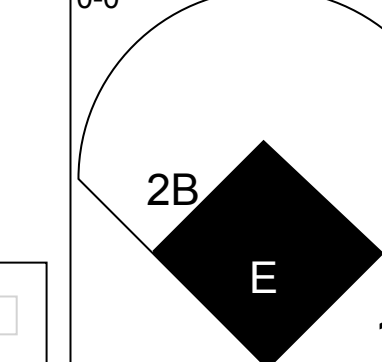
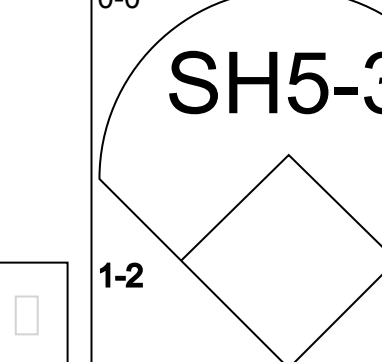
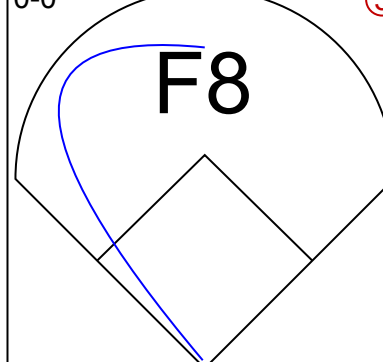
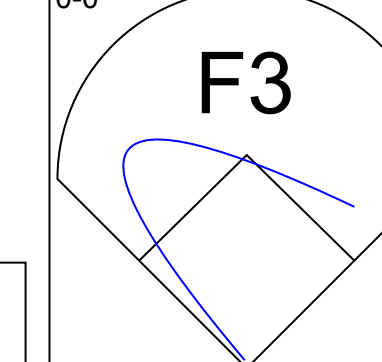
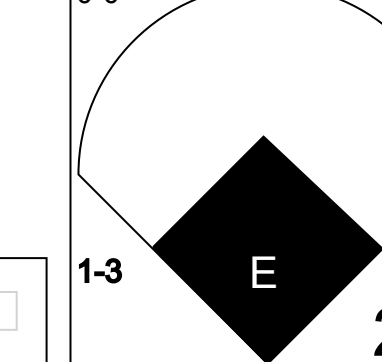
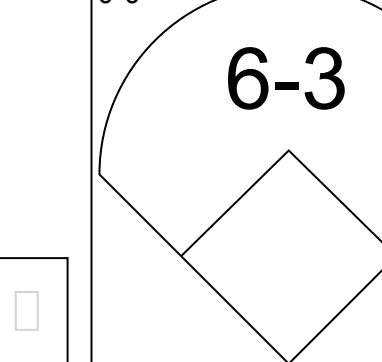
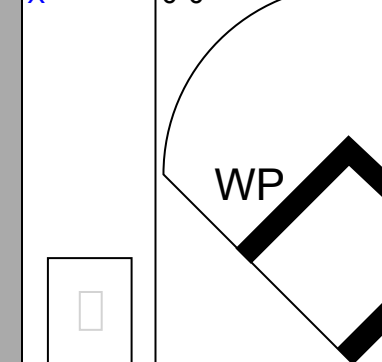
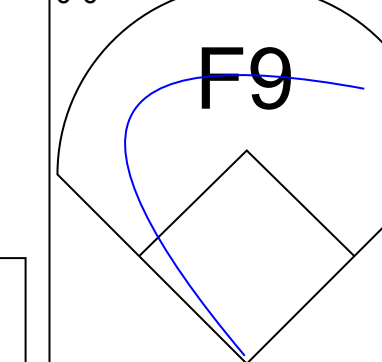


Batter	1	2	3	4	5	6	7	8	9	AB	R	H	RBI	BB	SO	LOB	TOP					
Bobby Bonds, R OBP: 0.382, SLG: 0.428 (1, 9)										5	1	0	0	0	4	1						
Jerry Remy, L OBP: 0.323, SLG: 0.309 (1, 4)										4	2	1	0	1	0	1						
Ron Jackson, R OBP: 0.301, SLG: 0.388 (1, 5)										5	3	4	3	0	0	0						
Tommy Davis, R OBP: 0.325, SLG: 0.395 (1, 10)										4	1	1	2	1	0	0						
Bill Melton, R OBP: 0.290, SLG: 0.328 Bruce Bochte, L OBP: 0.358, SLG: 0.289 (6, 3)										3	1	1	1	0	0	1						
Orlando Alvarez, R OBP: 0.175, SLG: 0.429 Rusty Torres, S OBP: 0.290, SLG: 0.296 (8, 8)										4	2	3	3	0	0	1						
Leroy Stanton, R OBP: 0.272, SLG: 0.282 Joe Lahoud, L OBP: 0.319, SLG: 0.219 (6, PH)										2	0	0	0	0	1	0						
Dave Chalk, R OBP: 0.307, SLG: 0.282 (1, 6)										4	0	2	1	0	0	0						
Andy Etchebarren, R OBP: 0.296, SLG: 0.266 (1, 2)										4	0	0	0	0	0	3						
Inning Stats	R: 1 E: 0 K: 1 S: 6	H: 2 LOB: 0 BB: 0 P: 6	R: 1 E: 0 K: 0 S: 4	H: 1 LOB: 0 BB: 0 P: 4	R: 0 E: 0 K: 1 S: 5	H: 0 LOB: 0 BB: 0 P: 5	R: 0 E: 1 K: 0 S: 4	H: 0 LOB: 1 BB: 0 P: 4	R: 0 E: 0 K: 2 S: 8	H: 1 LOB: 1 BB: 0 P: 8	R: 4 E: 0 K: 0 S: 6	H: 4 LOB: 1 BB: 2 P: 14	R: 2 E: 0 K: 0 S: 4	H: 2 LOB: 0 BB: 1 P: 8	R: 0 E: 0 K: 0 S: 3	H: 1 LOB: 0 BB: 0 P: 3	R: 2 E: 1 K: 1 S: 7	H: 1 LOB: 0 BB: 0 P: 7	1B: 4 2B: 6 3B: 0 HR: 2	SF: 0 SAC: 0 DP: 2 HBP: 0	WP: 0 PB: 0 SB: 0 CS: 0	PA: 40
PITCHER	IP	WLS	BF	H	R	ER	SO	BB	IBB	HBP	BLK	WP	HR	S	P	ERA	WHIP					
Dave Roberts, L ERA: 3.49 (1, 1)	5.1	L	24	7	6	6	4	1	0	0	0	0	1	31	35	10.12	1.500					
Ray Bare, R ERA: 4.48 (6, 1)	1.2		8	3	2	2	0	1	1	0	0	0	0	6	14	10.80	2.400					
Steve Grilli, R ERA: 5.46 (8, 1)	2.0		8	2	2	0	1	0	0	0	1	0	1	10	10	0.00	1.000					

California Angels @ Detroit Tigers
Tiger Stadium, Detroit, MI
Sun Jun 13 1976, 3:33 AM EDT
Att: 24,824 - Unknown

AB 37
R 10
H 12
RBI 10
BB 3
SO 5
LOB 8



Batter	1	2	3	4	5	6	7	8	9	AB	R	H	RBI	BB	SO	LOB	BOTTOM				
Ron LeFlore, R OBP: 0.386, SLG: 0.459 (1, 8)										5	1	1	1	0	1	2					
Pedro Garcia, R OBP: 0.286, SLG: 0.358 (1, 4)										5	1	1	1	0	1	2					
Alex Johnson, R OBP: 0.288, SLG: 0.379 Dan Meyer, L OBP: 0.337, SLG: 0.357 (2, 7)										1	0	0	0	0	0	0					
Rusty Staub, L OBP: 0.413, SLG: 0.432 (1, 10)										3	1	2	0	1	0	1					
Jason Thompson, L OBP: 0.333, SLG: 0.353 (1, 3)										3	1	1	0	1	0	2					
Ben Oglivie, L OBP: 0.293, SLG: 0.480 (1, 9)										4	0	0	0	0	5						
Aurelio Rodriguez, R OBP: 0.280, SLG: 0.333 (1, 5)										4	1	3	3	0	0	0					
John Wockenfuss, R OBP: 0.439, SLG: 0.553 (1, 2)										3	1	1	0	0	0	0					
Chuck Scrivener, R OBP: 0.313, SLG: 0.328 (1, 6)										4	1	2	0	0	0	1					
Inning Stats	R: 0 E: 0 K: 1 S: 5	H: 0 LOB: 0 BB: 0 P: 5	R: 0 E: 0 K: 0 S: 3	H: 2 LOB: 2 BB: 1 P: 7	R: 4 E: 1 K: 0 S: 7	H: 4 LOB: 1 BB: 1 P: 11	R: 0 E: 0 K: 0 S: 4	H: 1 LOB: 1 BB: 0 P: 4	R: 0 E: 0 K: 0 S: 3	H: 0 LOB: 0 BB: 0 P: 3	R: 0 E: 0 K: 1 S: 6	H: 1 LOB: 1 BB: 0 P: 6	R: 3 E: 0 K: 0 S: 6	H: 3 LOB: 0 BB: 0 P: 6	R: 0 E: 0 K: 0 S: 3	H: 1 LOB: 0 BB: 0 P: 3	1B: 7 2B: 4 3B: 1 HR: 1	SF: 0 SAC: 1 DP: 2 HBP: 0	WP: 1 PB: 0 SB: 1 CS: 0	PA: 39	
PITCHER	IP	WLS	BF	H	R	ER	SO	BB	IBB	HBP	BLK	WP	HR	S	P	ERA	WHIP				
Don Kirkwood, R ERA: 4.56 (1, 1)	7.1	W	34	12	7	6	2	2	0	0	0	0	1	36	44	7.36	1.909				
Dick Drago, R ERA: 5.96 (8, 1)	1.2	S	5	1	0	0	0	0	0	0	0	0	0	5	5	0.00	0.600				

California Angels @ Detroit Tigers
Tiger Stadium, Detroit, MI
Sun Jun 13 1976, 3:33 AM EDT
Att: 24,824 - Unknown

AB 36
R 7
H 13
RBI 6
BB 2
SO 2
LOB 15



Batter	1	2	3	4	5	6	7	8	9	AB	R	H	RBI	BB	SO	LOB	TOP								
Bobby Bonds, R OBP: 0.382, SLG: 0.424 (1, 9)			 F8 1B				 BB			4	0	1	0	1	1	1	California Angels @ Milwaukee Brewers Milwaukee County Stadium, Milwaukee, WI Mon Jun 14 1976, 4:33 AM EDT Att: 6,252 - Unknown								
Rusty Torres, S OBP: 0.287, SLG: 0.300 (1, 8)	 2B									5	1	1	0	0	0	3									
Ron Jackson, R OBP: 0.307, SLG: 0.382 (1, 5)						 1B BB	 BB			2	1	0	0	2	0	2									
Tommy Davis, R OBP: 0.341, SLG: 0.390 (1, 3)	 1B					 HBP				3	0	1	1	0	0	2									
Orlando Alvarez, R OBP: 0.188, SLG: 0.406 (1, 7)								 1B		4	0	1	0	0	0	3									
Mario Guerrero, R OBP: 0.462, SLG: 0.462 (1, 4)				 1B						4	0	1	0	0	1	3									
Leroy Stanton, R OBP: 0.272, SLG: 0.281 (1, 10)				 1-2		 2-H 1B				4	0	1	1	0	2	2									
Dave Chalk, R OBP: 0.306, SLG: 0.277 (1, 6)					 BB			 1-2		3	0	0	0	1	0	3									
Andy Etchebarren, R OBP: 0.292, SLG: 0.262 (1, 2)										2	0	0	0	0	0	1									
Bob Jones, L OBP: 0.253, SLG: 0.205 (7, PH)										1	0	0	0	0	1	0									
Adrian Garrett, L OBP: 0.195, SLG: 0.139 (7, 2)										1	0	0	0	0	1	0									
Inning Stats	R: 1 E: 0 K: 0 S: 5	H: 2 LOB: 1 BB: 0 P: 5	R: 0 E: 0 K: 1 S: 5	H: 0 LOB: 0 BB: 0 P: 5	R: 0 E: 1 K: 0 S: 4	H: 1 LOB: 1 BB: 0 P: 4	R: 0 E: 0 K: 0 S: 4	H: 1 LOB: 1 BB: 0 P: 4	R: 0 E: 0 K: 1 S: 5	H: 0 LOB: 2 BB: 1 P: 9	R: 0 E: 0 K: 0 S: 5	H: 0 LOB: 0 BB: 2 P: 13	R: 0 E: 0 K: 2 S: 8	H: 1 LOB: 1 BB: 0 P: 8	R: 0 E: 0 K: 1 S: 5	H: 0 LOB: 0 BB: 0 P: 5	1B: 5 2B: 1 3B: 0 HR: 0	SF: 0 SAC: 0 DP: 0 HBP: 1	WP: 1 PB: 0 SB: 0 CS: 0	PA: 38					
PITCHER	IP	WLS	BF	H	R	ER	SO	BB	IBB	HBP	BLK	WP	HR	S	P	ERA	WHIP								
Jerry Augustine, L ERA: 3.86 (1, 1)	5.2	W	25	5	2	2	2	2	0	1	0	0	0	26	35	3.18	1.235								
Danny Friesella, R ERA: 3.21 (6, 1)	3.1	S	13	1	0	0	4	2	0	0	0	1	0	19	27	0.00	0.900								

Batter	1	2	3	4	5	6	7	8	9	AB	R	H	RBI	BB	SO	LOB	BOTTOM								
Von Joshua, L OBP: 0.278, SLG: 0.333 (1, 8)			 HR 1B							4	1	1	0	0	3	2	California Angels @ Milwaukee Brewers Milwaukee County Stadium, Milwaukee, WI Mon Jun 14 1976, 4:33 AM EDT Att: 6,252 - Unknown								
Don Money, R OBP: 0.376, SLG: 0.515 (1, 5)			 1B							4	2	2	2	0	0	0									
George Scott, R OBP: 0.327, SLG: 0.413 (1, 3)										4	0	0	0	0	3	2									
Hank Aaron, R OBP: 0.296, SLG: 0.323 (1, 10)			 1B							4	1	1	3	0	2	0									
Sixto Lezcano, R OBP: 0.335, SLG: 0.416 (1, 7)										4	0	0	0	0	2	0									
Robin Yount, R OBP: 0.362, SLG: 0.339 (1, 6)										4	0	0	0	0	0	0									
Charlie Moore, R OBP: 0.348, SLG: 0.366 (1, 2)			 2B			 1B		 1B		4	1	3	0	0	0	0									
Gorman Thomas, R OBP: 0.306, SLG: 0.360 (1, 9)				 1B				 1-2		4	1	1	0	0	1	3									
Gary Sutherland, R OBP: 0.276, SLG: 0.323 (1, 4)			 1B							2	2	2	3	0	0	0									
Inning Stats	R: 0 E: 0 K: 2 S: 7	H: 0 LOB: 0 BB: 0 P: 7	R: 0 E: 0 K: 1 S: 5	H: 0 LOB: 0 BB: 0 P: 5	R: 5 E: 0 K: 2 S: 12	H: 5 LOB: 0 BB: 0 P: 12	R: 2 E: 0 K: 1 S: 7	H: 2 LOB: 0 BB: 0 P: 7	R: 1 E: 0 K: 2 S: 8	H: 1 LOB: 2 BB: 0 P: 9	R: 0 E: 0 K: 0 S: 3	H: 0 LOB: 0 BB: 0 P: 3	R: 0 E: 0 K: 1 S: 6	H: 1 LOB: 1 BB: 0 P: 6	R: 0 E: 0 K: 2 S: 8	H: 0 LOB: 0 BB: 0 P: 6	1B: 6 2B: 1 3B: 0 HR: 3	SF: 0 SAC: 0 DP: 0 HBP: 1	WP: 1 PB: 0 SB: 0 CS: 0	PA: 35					
PITCHER	IP	WLS	BF	H	R	ER	SO	BB	IBB	HBP	BLK	WP	HR	S	P	ERA	WHIP								
Frank Tanana, L ERA: 3.04 (1, 1)	6.0	L	28	9	8	8	10	0	0	1	0	0	0	9	48	0.00	1.500								
Andy Hassler, L ERA: 4.94 (7, 1)	2.0		7	1	0	0	1	0	0	0	0	0	0	9	9	0.00	0.500								

Batter	1	2	3	4	5	6	7	8	9	AB	R	H	RBI	BB	SO	LOB	TOP			
Von Joshua, L OBP: 0.273, SLG: 0.327 (1, 8)	0-0 1-3		0-0 G3			0-0 G3			0-0 F7	4	0	0	0	0	0	0	Milwaukee Brewers @ California Angels Anaheim Stadium, Anaheim, CA Tue Jun 15 1976, 10:05 PM EDT Att: 11,332 - Unknown livebaseballscorecards.com			
Don Money, R OBP: 0.373, SLG: 0.510 (1, 5)	0-0 BB 1B		0-0 5-3			0-0 6-3			0-3 K	4	0	1	0	0	1	0				
Bernie Carbo, L OBP: 0.324, SLG: 0.375 (1, 10)	4-0 1-2 BB			0-0 3-1					0-3 K	2	0	0	0	1	1	0				
George Scott, R OBP: 0.323, SLG: 0.407 (1, 3)	0-3 K			0-0 4-3					0-0 6-3	3	0	0	0	0	1	2				
Sixto Lezcano, R OBP: 0.329, SLG: 0.408 (1, 9)	0-0 F9			0-0 6-3					0-0 6-3	3	0	0	0	0	0	2				
Robin Yount, R OBP: 0.356, SLG: 0.333 (1, 6)		0-0 F9			0-0 5-3				0-3 K	3	0	0	0	0	1	0				
Gary Sutherland, R OBP: 0.285, SLG: 0.325 (1, 4)		4-0 CS BB			0-3 K				0-0 CS 1B	2	0	1	0	1	1	0				
Charlie Moore, R OBP: 0.343, SLG: 0.360 (8, PH)		0-0 F9			0-0 F3				0-3 K 1-2	2	0	0	0	0	0	1				
Darrell Porter, L OBP: 0.294, SLG: 0.267 (8, 2)										1	0	0	0	0	1	1				
Jimmy Rosario, S OBP: 0.250, SLG: 0.270 (9, PH)		0-0 CS 1-2		0-3 K					0-3 K	2	0	0	0	0	2	0				
Hank Aaron, R OBP: 0.294, SLG: 0.321 (9, PH)									0-3 K	1	0	0	0	0	1	0				
Inning Stats	R: 0 E: 0 K: 1 S: 6	H: 1 LOB: 2 BB: 1 P: 10	R: 0 E: 0 K: 0 S: 2	H: 0 LOB: 0 BB: 1 P: 6	R: 0 E: 0 K: 1 S: 5	H: 0 LOB: 0 BB: 0 P: 5	R: 0 E: 0 K: 0 S: 3	H: 0 LOB: 0 BB: 0 P: 3	R: 0 E: 0 K: 1 S: 5	H: 0 LOB: 0 BB: 0 P: 5	R: 0 E: 0 K: 1 S: 5	H: 0 LOB: 0 BB: 0 P: 5	R: 0 E: 0 K: 2 S: 7	H: 1 LOB: 1 BB: 0 P: 7	R: 0 E: 0 K: 2 S: 7	H: 0 LOB: 0 BB: 0 P: 7	1B: 2 2B: 1 3B: 0 HR: 0	SF: 0 SAC: 0 DP: 1 HBP: 0	WP: 0 PB: 0 SB: 0 CS: 2	PA: 30
PITCHER Nolan Ryan, R ERA: 4.06 (1, 1)	IP: 9.0 WLS: W BF: 29 H: 2 R: 0 ER: 0 SO: 9 BB: 2 IBB: 0 HBP: 0 BLK: 0 WP: 0 HR: 0 S: 45 P: 53 ERA: 0.00 WHIP: 0.444															PITCHER				

Batter	1	2	3	4	5	6	7	8	9	AB	R	H	RBI	BB	SO	LOB	BOTTOM			
Bobby Bonds, R OBP: 0.380, SLG: 0.421 (1, 9)	0-0 F9								0-3 K	4	0	1	1	0	2	2	Milwaukee Brewers @ California Angels Anaheim Stadium, Anaheim, CA Tue Jun 15 1976, 10:05 PM EDT Att: 11,332 - Unknown livebaseballscorecards.com			
Mario Guerrero, R OBP: 0.471, SLG: 0.471 (1, 4)	0-0 1B				0-0 5-3				0-0 P6	4	0	2	0	0	0	3				
Ron Jackson, R OBP: 0.298, SLG: 0.370 (1, 5)	0-0 F7				0-0 L3				0-0 F3	4	0	0	0	0	0	5				
Tommy Davis, R OBP: 0.354, SLG: 0.400 (1, 10)	0-0 1B				0-0 1B				0-0 4-3	4	0	2	0	0	0	0				
Bruce Bochte, L OBP: 0.352, SLG: 0.284 (1, 3)	0-3 K				0-0 G3				0-0 4-3	4	0	0	0	0	1	3				
Orlando Alvarez, R OBP: 0.187, SLG: 0.361 (9, 8)		0-0 F9			0-0 F3				0-0 P6	4	0	0	0	0	0	0				
Rusty Torres, S OBP: 0.287, SLG: 0.300 (9, 8)									0-0 F3	0	0	0	0	0	0	0				
Bob Jones, L OBP: 0.286, SLG: 0.214 (9, 7)		0-0 6-3			0-0 F8				0-0 BB 1B 1B	3	1	1	0	0	0	0				
Dave Chalk, R OBP: 0.311, SLG: 0.280 (1, 6)		4-0 1B BB			0-0 F7				0-0 1B BB 1B	2	0	1	0	1	0	0				
Andy Etchebarren, R OBP: 0.299, SLG: 0.265 (1, 2)		0-0 1B							4-0 1B BB	2	0	1	0	1	0	0				
Inning Stats	R: 0 E: 0 K: 1 S: 7	H: 2 LOB: 2 BB: 0 P: 7	R: 0 E: 0 K: 1 S: 6	H: 1 LOB: 2 BB: 1 P: 10	R: 0 E: 0 K: 0 S: 4	H: 2 LOB: 1 BB: 0 P: 4	R: 0 E: 0 K: 0 S: 3	H: 0 LOB: 0 BB: 0 P: 3	R: 0 E: 0 K: 1 S: 5	H: 0 LOB: 0 BB: 0 P: 5	R: 0 E: 0 K: 0 S: 3	H: 0 LOB: 0 BB: 0 P: 3	R: 1 E: 0 K: 0 S: 6	H: 3 LOB: 3 BB: 1 P: 10	R: 0 E: 0 K: 0 S: 3	H: 0 LOB: 0 BB: 0 P: 3	1B: 8 2B: 1 3B: 0 HR: 0	SF: 0 SAC: 0 DP: 1 HBP: 0	WP: 0 PB: 0 SB: 0 CS: 0	PA: 33
PITCHER Jim Colborn, R ERA: 3.7 (1, 1)	IP: 8.0 WLS: L BF: 33 H: 8 R: 1 ER: 1 SO: 3 BB: 2 IBB: 0 HBP: 0 BLK: 0 WP: 0 HR: 0 S: 37 P: 45 ERA: 1.12 WHIP: 1.250															PITCHER				

Batter	1	2	3	4	5	6	7	8	9	AB	R	H	RBI	BB	SO	LOB	TOP					
Von Joshua, L OBP: 0.285, SLG: 0.343	4-3		CS 1B		E 1B	FC5-4 1B		F8 1B 2B		5	2	4	1	0	0	0						
Don Money, R OBP: 0.366, SLG: 0.500	5-3		SF8		4-3	FC5-4		F8		4	0	0	1	0	0	4						
George Scott, R OBP: 0.320, SLG: 0.402	F9		3H 6-3 K		E3 FC6-4		4-3		HR 1B	5	1	1	1	0	1	1						
Hank Aaron, R OBP: 0.297, SLG: 0.341		BB BB		K	FC6-4		F9		HR HR	4	1	1	2	1	1	1						
Sixto Lezcano, R OBP: 0.343, SLG: 0.413		BB BB		E6 BB		FC6-4 1B		F9		3	0	2	0	2	0	0						
Robin Yount, R OBP: 0.348, SLG: 0.325	F7		E6 CS		FC6-4 1B SF8		FC6-4		F8	5	1	0	0	0	5							
Gary Sutherland, R OBP: 0.291, SLG: 0.331	F9		CS		F7		1B 1B		G6-4-3 1B	4	1	2	0	0	2							
Charlie Moore, R OBP: 0.347, SLG: 0.364	F7				HR 1B		1B 2-3 1B		K	4	1	2	0	0	1	3						
Gorman Thomas, R OBP: 0.314, SLG: 0.398			1B SF8 BB		HR		SF8		G6-4-3	2	2	1	3	1	0	1						
Inning Stats	R: 0 E: 0 K: 0 S: 3	H: 0 LOB: 0 BB: 0 P: 3	R: 0 E: 0 K: 0 S: 3	H: 0 LOB: 2 BB: 2 P: 11	R: 1 E: 0 K: 1 S: 5	H: 1 LOB: 1 BB: 1 P: 9	R: 0 E: 1 K: 1 S: 4	H: 0 LOB: 0 BB: 1 P: 8	R: 3 E: 1 K: 0 S: 7	H: 3 LOB: 1 BB: 0 P: 7	R: 2 E: 0 K: 0 S: 7	H: 4 LOB: 2 BB: 0 P: 7	R: 0 E: 0 K: 0 S: 4	H: 1 LOB: 1 BB: 0 P: 4	R: 0 E: 0 K: 1 S: 5	H: 1 LOB: 0 BB: 0 P: 5	R: 3 E: 0 K: 0 S: 6	H: 3 LOB: 0 BB: 0 P: 6	1B: 10 2B: 2 3B: 0 HR: 2	SF: 2 SAC: 0 DP: 2 HBP: 0	WP: 0 PB: 0 SB: 0 CS: 2	PA: 43
PITCHER	IP	WLS	BF	H	R	ER	SO	BB	IBB	HBP	BLK	WP	HR	S	P	ERA	WHIP					
Sid Monge, L ERA: 3.22	4.1	L	19	4	4	3	2	4	0	0	0	0	1	19	35	6.23	1.846					
Paul Hartzell, R ERA: 3.26	4.2		23	9	5	5	1	0	0	0	0	0	1	25	25	9.64	1.929					

Milwaukee Brewers @ California Angels
Anaheim Stadium, Anaheim, CA
Wed Jun 16 1976, 10:05 PM EDT
Att: 8,653 - Unknown

AB 36
R 9
H 13
RBI 8
BB 4
SO 3
LOB 17



Batter	1	2	3	4	5	6	7	8	9	AB	R	H	RBI	BB	SO	LOB	BOTTOM				
Bobby Bonds, R OBP: 0.378, SLG: 0.415	CS BB		F9			F7		K		3	0	0	0	1	1	3					
Mario Guerrero, R OBP: 0.381, SLG: 0.381	F8				F9		5-3		F8	4	0	0	0	0	1						
Ron Jackson, R OBP: 0.297, SLG: 0.374				P4		F9		K		4	0	1	0	0	1	0					
Tommy Davis, R OBP: 0.327, SLG: 0.367	4-3			4-3		F9		K		4	0	0	0	0	1	1					
Orlando Alvarez, R OBP: 0.179, SLG: 0.359			1-3		F9		BB BB 1B			3	0	1	0	0	0	0					
Dan Briggs, L	L1				5-3		F7			3	0	0	0	0	1						
Leroy Stanton, R OBP: 0.266, SLG: 0.275	F9				6-3		F9			3	0	0	0	0	1						
Dave Chalk, R OBP: 0.315, SLG: 0.282			K			G1-4-3 1B		BB BB		2	0	1	0	1	1	0					
Andy Etchebarren, R OBP: 0.300, SLG: 0.261			L4			G1-4-3		BB BB		2	0	0	0	1	0	1					
Inning Stats	R: 0 E: 0 K: 0 S: 3	H: 1 LOB: 1 BB: 1 P: 7	R: 0 E: 0 K: 0 S: 3	H: 0 LOB: 0 BB: 0 P: 3	R: 0 E: 0 K: 1 S: 5	H: 0 LOB: 0 BB: 0 P: 5	R: 0 E: 0 K: 0 S: 3	H: 0 LOB: 0 BB: 0 P: 3	R: 0 E: 0 K: 0 S: 3	H: 1 LOB: 0 BB: 0 P: 3	R: 0 E: 0 K: 0 S: 3	H: 0 LOB: 0 BB: 0 P: 3	R: 0 E: 0 K: 1 S: 6	H: 1 LOB: 3 BB: 2 P: 14	R: 0 E: 0 K: 2 S: 7	H: 0 LOB: 0 BB: 0 P: 7	1B: 2 2B: 1 3B: 0 HR: 0	SF: 0 SAC: 0 DP: 1 HBP: 0	WP: 0 PB: 0 SB: 0 CS: 1	PA: 31	
PITCHER	IP	WLS	BF	H	R	ER	SO	BB	IBB	HBP	BLK	WP	HR	S	P	ERA	WHIP				
Bill Travers, L ERA: 1.59	9.0	W	31	3	0	0	4	3	0	0	0	0	0	36	48	0.00	0.667				

Milwaukee Brewers @ California Angels
Anaheim Stadium, Anaheim, CA
Wed Jun 16 1976, 10:05 PM EDT
Att: 8,653 - Unknown

AB 28
R 0
H 3
RBI 0
BB 3
SO 4
LOB 8



Batter	1	2	3	4	5	6	7	8	9	AB	R	H	RBI	BB	SO	LOB	TOP			
Von Joshua, L (1, 8) OBP: 0.284, SLG: 0.341	0-3 K			0-0 4-3			0-0 4-3		0-0 1B	4	0	1	0	0	1	0	Milwaukee Brewers @ California Angels Anaheim Stadium, Anaheim, CA Thu Jun 17 1976, 10:05 PM EDT Att: 7,701 - Unknown livebaseballscorecards.com			
Don Money, R (1, 5) OBP: 0.360, SLG: 0.491	0-0 5-3			0-0 5-3			0-0 5-3		0-0 F9	4	0	0	0	0	0	1				
Bernie Carbo, L (1, 10) OBP: 0.308, SLG: 0.353	0-0 1-3			0-3 K			0-0 F7		0-0 6-3	4	0	0	0	0	1	1				
George Scott, R (1, 3) OBP: 0.316, SLG: 0.396		0-3 K			0-0 5-3			0-0 E4 FC6-4		3	0	0	0	0	1	0				
Sixto Lezcano, R (1, 7) OBP: 0.337, SLG: 0.405		0-0 5-3			0-0 6-3			0-0 F9		3	0	0	0	0	0	1				
Robin Yount, R (1, 6) OBP: 0.344, SLG: 0.320		0-0 5-3			0-0 5-3			0-0 FC6-4 BB		3	0	0	0	0	0	1				
Darrell Porter, L (1, 2) OBP: 0.301, SLG: 0.270			0-0 4-3			0-0 1B		0-0 1-2 BB		2	0	1	0	1	0	0				
Bill Sharp, L (1, 9) OBP: 0.307, SLG: 0.271			0-0 4-3			0-0 9-3		0-0 1-3		3	0	0	0	0	0	3				
Tim Johnson, L (1, 4) OBP: 0.289, SLG: 0.262			0-0 F7			0-0 1-3			0-0 6-3	2	0	0	0	0	0	0				
Hank Aaron, R (9, PH) OBP: 0.295, SLG: 0.338										1	0	0	0	0	0	0				
Inning Stats	R: 0 E: 0 K: 1 S: 5	H: 0 LOB: 0 BB: 0 P: 5	R: 0 E: 0 K: 1 S: 5	H: 0 LOB: 0 BB: 0 P: 5	R: 0 E: 0 K: 0 S: 3	H: 0 LOB: 0 BB: 0 P: 3	R: 0 E: 0 K: 1 S: 5	H: 0 LOB: 0 BB: 0 P: 5	R: 0 E: 0 K: 0 S: 3	H: 1 LOB: 0 BB: 0 P: 3	R: 0 E: 0 K: 0 S: 3	H: 0 LOB: 0 BB: 0 P: 3	R: 0 E: 1 K: 0 S: 4	H: 0 LOB: 2 BB: 1 P: 8	R: 0 E: 0 K: 0 S: 4	H: 1 LOB: 1 BB: 0 P: 4	1B: 2 2B: 1 3B: 0 HR: 0	SF: 0 SAC: 0 DP: 1 HBP: 0	WP: 0 PB: 0 SB: 0 CS: 0	PA: 30
PITCHER Gary Ross, R (1, 1) ERA: 3.46	IP: 9.0 WLS: W BF: 30 H: 2 R: 0 ER: 0 SO: 3 BB: 1 IBB: 0 HBP: 0 BLK: 0 WP: 0 HR: 0 S: 35 P: 39 ERA: 0.00 WHIP: 0.333															PITCHER				

Batter	1	2	3	4	5	6	7	8	9	AB	R	H	RBI	BB	SO	LOB	BOTTOM			
Bobby Bonds, R (1, 9) OBP: 0.371, SLG: 0.407	0-0 F8		0-0 P6		0-3 K		0-0 P3			4	0	0	0	0	1	1	Milwaukee Brewers @ California Angels Anaheim Stadium, Anaheim, CA Thu Jun 17 1976, 10:05 PM EDT Att: 7,701 - Unknown livebaseballscorecards.com			
Bob Jones, L (1, 8) OBP: 0.283, SLG: 0.217	0-0 4-3		0-0 F9		0-0 1B			0-0 P5		4	0	1	0	0	0	0				
Rusty Torres, S (9, 8) OBP: 0.287, SLG: 0.300			0-0 F9		0-0 1B			0-0 P5		0	0	0	0	0	0	0				
Ron Jackson, R (1, 5) OBP: 0.289, SLG: 0.363	0-3 K		0-3 K		0-0 4-3			0-0 F8		4	0	0	0	0	2	1				
Tommy Davis, R (1, 10) OBP: 0.339, SLG: 0.377		0-0 FC5-4 1B SF8 1B		0-0 G3 1B 1B		0-0 6-3		0-0 1-3		4	1	2	0	0	0	0				
Bruce Bochte, L (1, 7) OBP: 0.352, SLG: 0.284		0-0 FC5-4 1-2 1B		0-0 G3 1-2		0-0 L4				3	0	1	0	0	0	1				
Mario Guerrero, R (1, 4) OBP: 0.333, SLG: 0.333		0-0 FC5-4 1-2 2-3 1B		0-0 5-3		0-0 6-3				3	1	0	0	0	0	3				
Dan Briggs, L (1, 3) OBP: 0.333, SLG: 0.250		0-0 SF8 1-2 3-H		0-0 1B IBB			0-0 E9 1B			1	0	1	1	1	0	0				
Dave Chalk, R (1, 6) OBP: 0.320, SLG: 0.288		0-0 2-H 1B		0-0 1-2 2-H 1B			0-0 1-3			3	0	2	1	0	0	1				
Andy Etchebarren, R (1, 2) OBP: 0.294, SLG: 0.255		0-3 K			0-0 4-3			0-0 F7		3	0	0	0	0	1	2				
Inning Stats	R: 0 E: 0 K: 1 S: 5	H: 0 LOB: 0 BB: 0 P: 5	R: 2 E: 0 K: 1 S: 8	H: 3 LOB: 1 BB: 0 P: 8	R: 0 E: 0 K: 1 S: 5	H: 0 LOB: 0 BB: 0 P: 5	R: 0 E: 0 K: 0 S: 4	H: 2 LOB: 2 BB: 1 P: 8	R: 0 E: 0 K: 1 S: 6	H: 1 LOB: 1 BB: 0 P: 6	R: 0 E: 0 K: 0 S: 3	H: 0 LOB: 0 BB: 0 P: 3	R: 0 E: 1 K: 0 S: 4	H: 1 LOB: 1 BB: 0 P: 4	R: 0 E: 0 K: 0 S: 3	H: 0 LOB: 0 BB: 0 P: 3	1B: 7 2B: 0 3B: 0 HR: 0	SF: 1 SAC: 0 DP: 0 HBP: 0	WP: 0 PB: 0 SB: 0 CS: 0	PA: 31
PITCHER Jim Slaton, R (1, 1) ERA: 3.35	IP: 8.0 WLS: L BF: 31 H: 7 R: 2 ER: 2 SO: 4 BB: 0 IBB: 1 HBP: 0 BLK: 0 WP: 0 HR: 0 S: 38 P: 42 ERA: 2.25 WHIP: 0.875															PITCHER				

Batter	1	2	3	4	5	6	7	8	9	AB	R	H	RBI	BB	SO	LOB	TOP								
Cecil Cooper, L (1, 10) OBP: 0.278, SLG: 0.469										4	0	0	0	0	0	3									
Dwight Evans, R (1, 9) OBP: 0.333, SLG: 0.466										4	0	0	0	0	1	0									
Fred Lynn, L (1, 8) OBP: 0.383, SLG: 0.468										4	0	1	0	0	1	0									
Carl Yastrzemski, L (1, 3) OBP: 0.339, SLG: 0.477										4	1	1	0	0	0	1									
Jim Rice, R (1, 7) OBP: 0.315, SLG: 0.467										4	1	1	1	0	1	0									
Rick Miller, L (9, 7) OBP: 0.360, SLG: 0.386										0	0	0	0	0	0	0									
Carlton Fisk, R (1, 2) OBP: 0.380, SLG: 0.474										2	1	1	0	2	0	0									
Rico Petrocelli, R (1, 5) OBP: 0.358, SLG: 0.386										4	0	1	1	0	0	2									
Rick Burleson, R (1, 6) OBP: 0.322, SLG: 0.341										4	0	1	1	0	0	3									
Doug Griffin, R (1, 4) OBP: 0.279, SLG: 0.226										2	0	1	0	1	0	0									
Inning Stats	R: 0 E: 0 K: 1 S: 6	H: 1 LOB: 1 BB: 0 P: 6	R: 0 E: 1 K: 0 S: 3	H: 0 LOB: 1 BB: 1 P: 7	R: 0 E: 0 K: 0 S: 3	H: 0 LOB: 0 BB: 0 P: 3	R: 0 E: 0 K: 1 S: 5	H: 0 LOB: 0 BB: 0 P: 5	R: 1 E: 0 K: 0 S: 5	H: 3 LOB: 1 BB: 0 P: 5	R: 0 E: 0 K: 0 S: 5	H: 0 LOB: 0 BB: 0 P: 5	R: 0 E: 0 K: 0 S: 3	H: 0 LOB: 0 BB: 0 P: 3	R: 0 E: 0 K: 0 S: 2	H: 0 LOB: 0 BB: 1 P: 6	R: 2 E: 0 K: 0 S: 6	H: 3 LOB: 2 BB: 1 P: 10	1B: 5 2B: 3 3B: 0 HR: 0	SF: 0 SAC: 0 DP: 1 HBP: 0	WP: 0 PB: 0 SB: 2 CS: 2	PA: 35			
PITCHER	IP	WLS	BF	H	R	ER	SO	BB	IBB	HBP	BLK	WP	HR	S	P	ERA	WHIP								
Don Kirkwood, R (1, 1) ERA: 4.42	2.1		9	1	0	0	1	1	0	0	0	0	0	10	14	0.00	0.857								
Andy Hassler, L (3, 1) ERA: 4.78	6.2	L	26	6	3	3	2	1	1	0	0	0	0	28	36	4.05	1.050								

Boston Red Sox @ California Angels
Anaheim Stadium, Anaheim, CA
Fri Jun 18 1976, 10:05 PM EDT
Att: 16,568 - Unknown - 79 F


AB 32
R 3
H 7
RBI 3
BB 3
SO 3
LOB 9

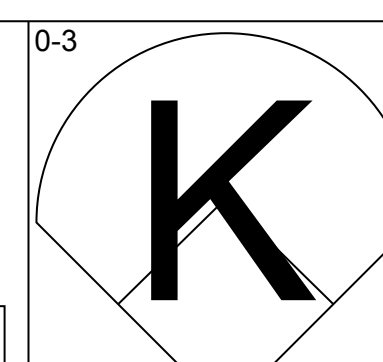
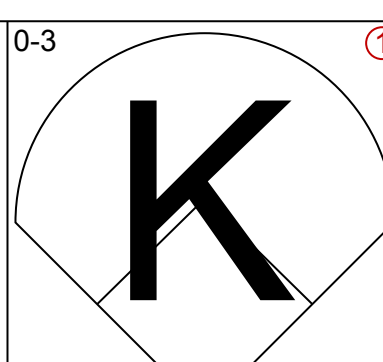
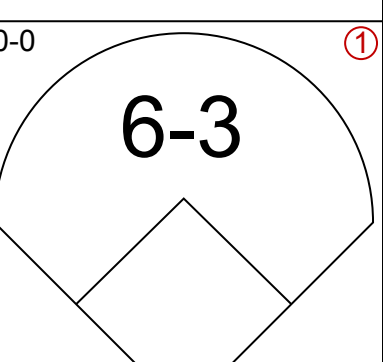
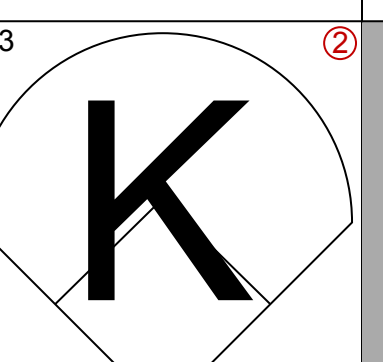
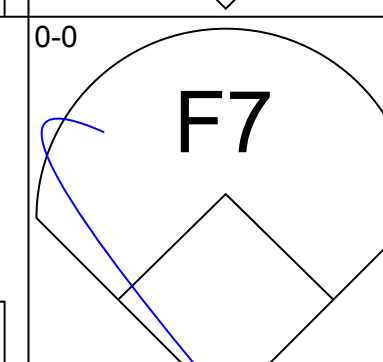
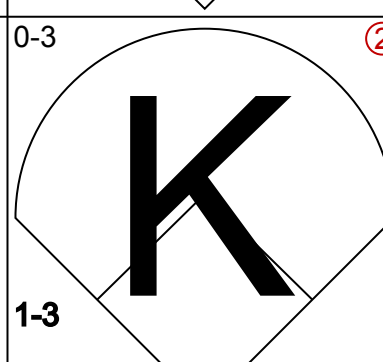
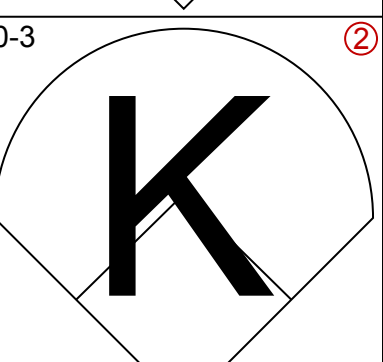
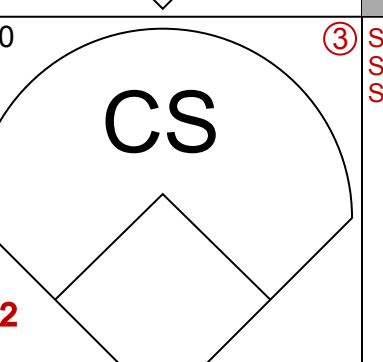
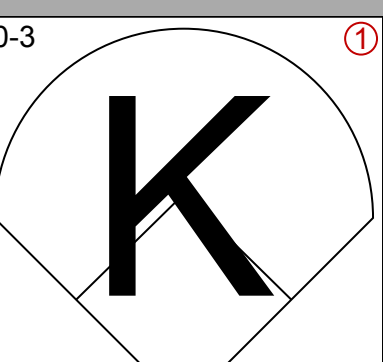
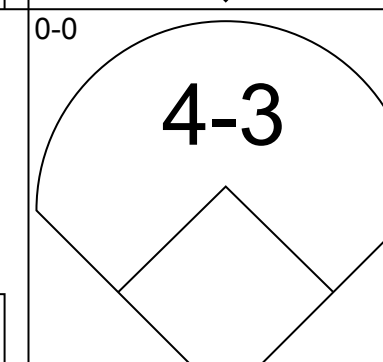
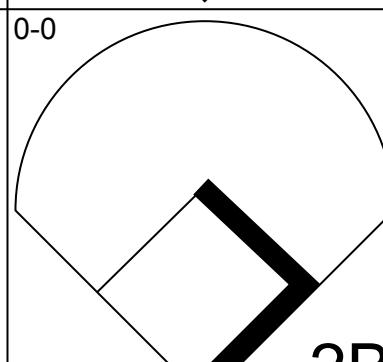
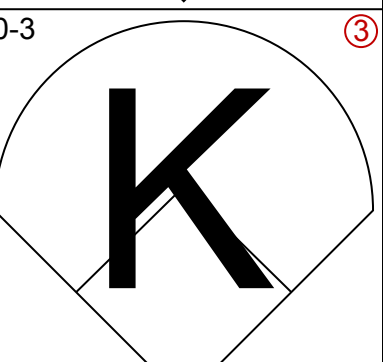
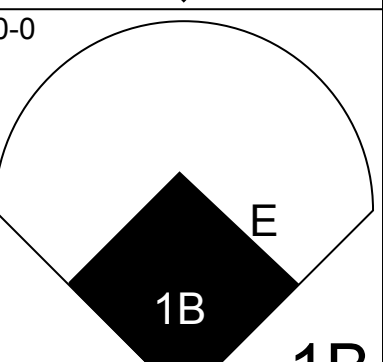
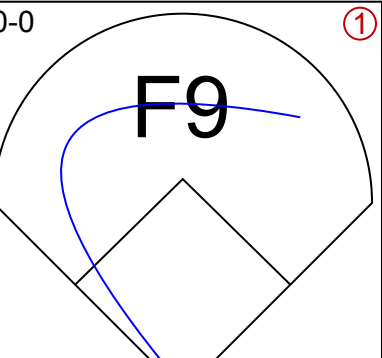
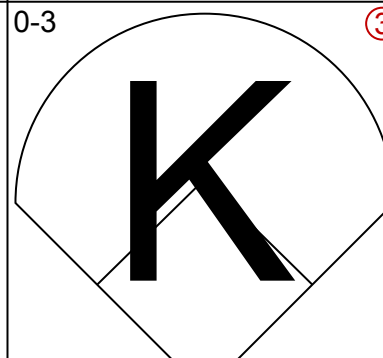
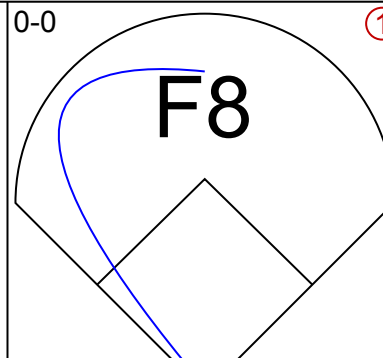
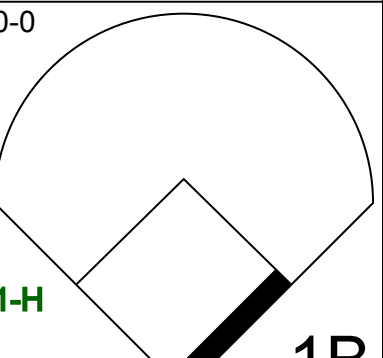
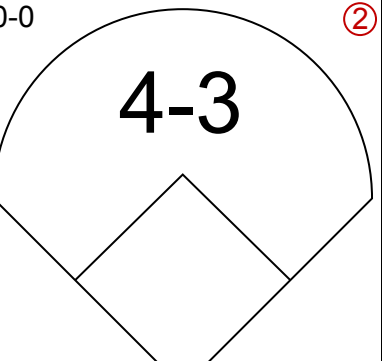
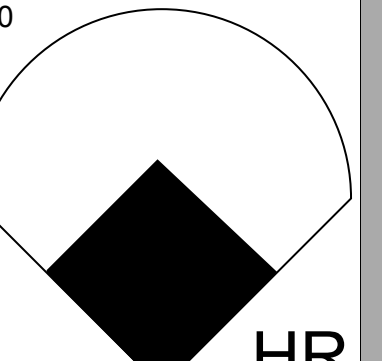
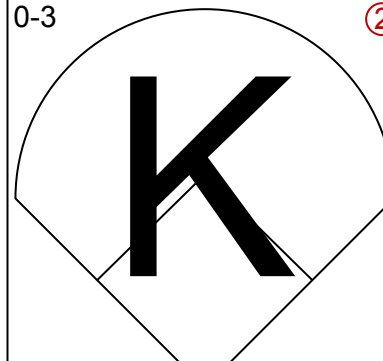
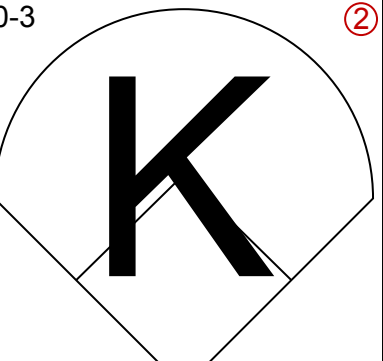
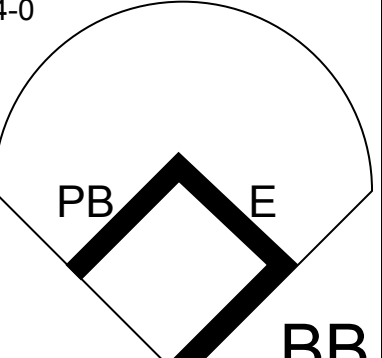
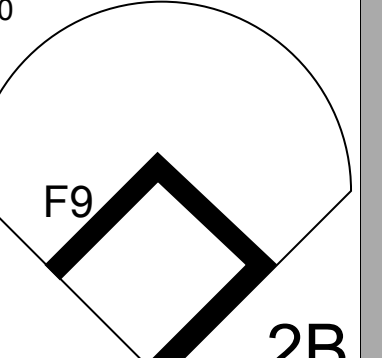
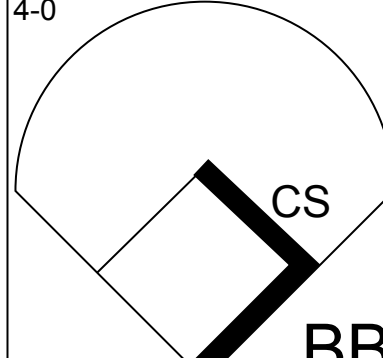
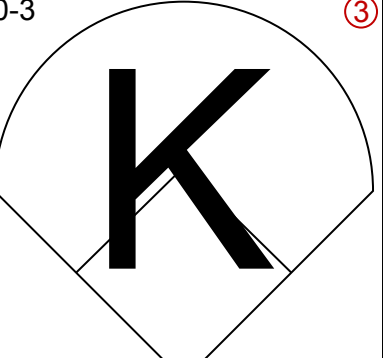
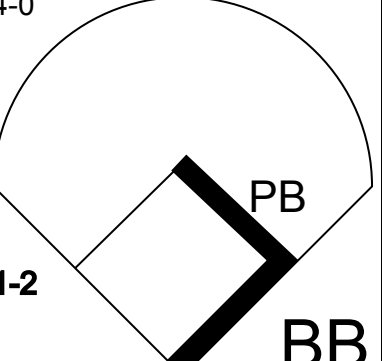

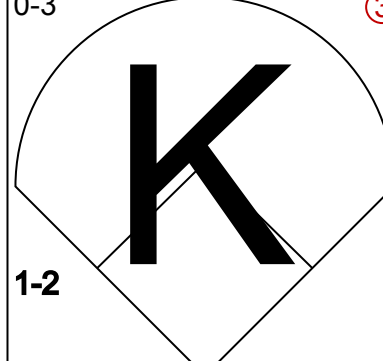
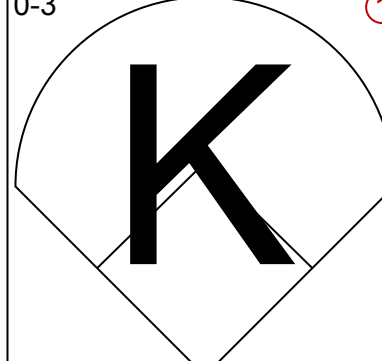
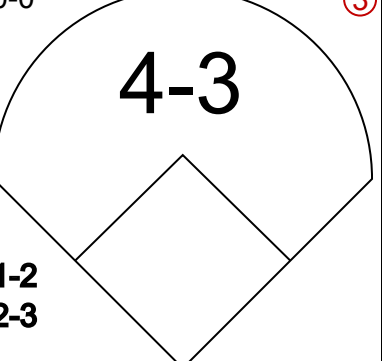
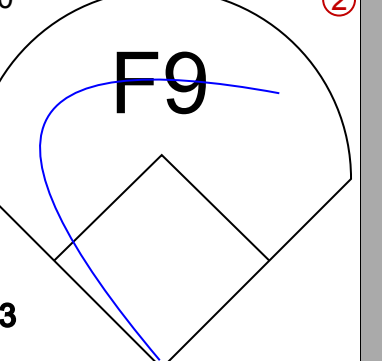
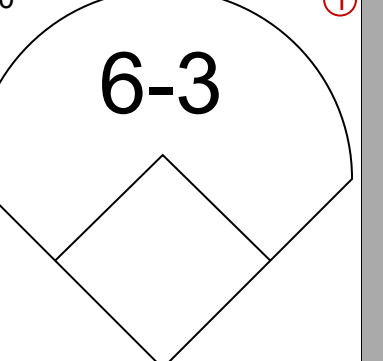
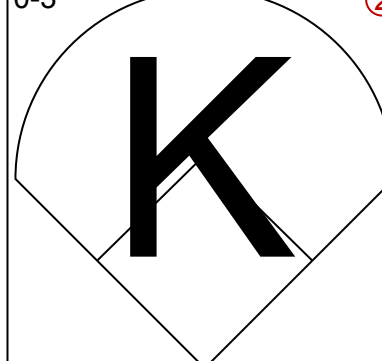
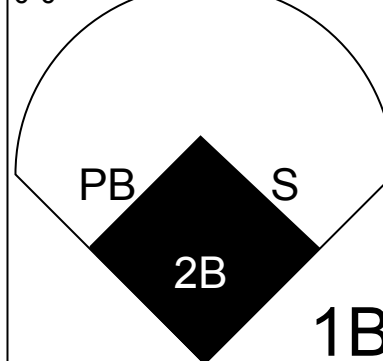
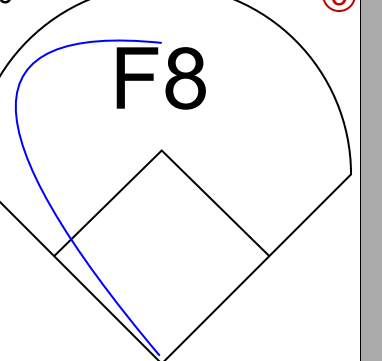
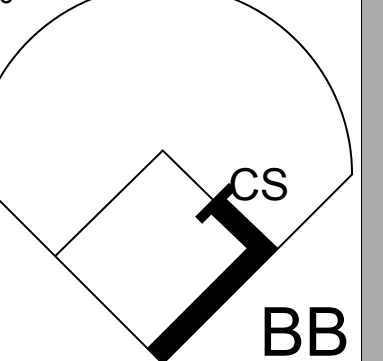
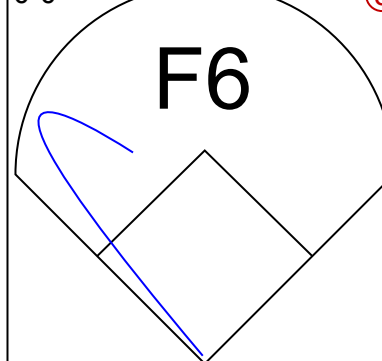


Batter	1	2	3	4	5	6	7	8	9	AB	R	H	RBI	BB	SO	LOB	BOTTOM								
Bobby Bonds, R (1, 9) OBP: 0.369, SLG: 0.404										4	1	1	0	0	1	1									
Mario Guerrero, R (1, 4) OBP: 0.333, SLG: 0.333										3	0	1	0	0	0	0									
Ron Jackson, R (1, 5) OBP: 0.288, SLG: 0.367										4	0	1	1	0	0	1									
Tommy Davis, R (1, 10) OBP: 0.383, SLG: 0.400										2	0	2	0	2	0	0									
Jerry Remy, L (8, PR) OBP: 0.325, SLG: 0.309										0	0	0	0	0	0	0									
Orlando Alvarez, R (1, 7) OBP: 0.167, SLG: 0.333										3	0	0	0	0	0	5									
Bob Jones, L (8, PH) OBP: 0.278, SLG: 0.213										1	0	0	0	0	0	2									
Dan Briggs, L (1, 8) OBP: 0.200, SLG: 0.125										4	0	0	0	0	1	3									
Bruce Bochte, L (1, 3) OBP: 0.350, SLG: 0.281										3	0	0	0	1	1	0									
Dave Chalk, R (1, 6) OBP: 0.319, SLG: 0.287										4	0	1	0	0	0	1									
Andy Etchebarren, R (1, 2) OBP: 0.284, SLG: 0.255										0	0	0	0	0	0	0									
Terry Humphrey, R (3, PH) OBP: 0.289, SLG: 0.135										2	0	0	0	0	1	1									
Bill Melton, R (7, PH) OBP: 0.289, SLG: 0.326										1	0	0	0	0	1	1									
Adrian Garrett, L (8, 2) OBP: 0.190, SLG: 0.135										1	0	0	0	0	0	0									
Inning Stats	R: 0 E: 0 K: 0 S: 3	H: 0 LOB: 0 BB: 0 P: 3	R: 0 E: 0 K: 1 S: 5	H: 1 LOB: 1 BB: 0 P: 5	R: 0 E: 0 K: 0 S: 4	H: 1 LOB: 1 BB: 0 P: 4	R: 0 E: 0 K: 0 S: 4	H: 1 LOB: 1 BB: 0 P: 4	R: 0 E: 0 K: 2 S: 9	H: 1 LOB: 3 BB: 1 P: 13	R: 0 E: 0 K: 1 S: 5	H: 0 LOB: 1 BB: 1 P: 9	R: 1 E: 0 K: 0 S: 5	H: 2 LOB: 2 BB: 1 P: 9	R: 0 E: 0 K: 0 S: 3	H: 0 LOB: 0 BB: 0 P: 3	1B: 5 2B: 2 3B: 0 HR: 0	SF: 0 SAC: 1 DP: 1 HBP: 0	WP: 0 PB: 1 SB: 0 CS: 1	PA: 36					
PITCHER	IP	WLS	BF	H	R	ER	SO	BB	IBB	HBP	BLK	WP	HR	S	P	ERA	WHIP								
Rick Jones, L (1, 1) ERA: 2.97	7.1		31	6	1	1	5	2	1	0	0	0	0	5	5	0.00	0.000								
Tom Murphy, R (8, 1) ERA: 6.43	1.2	W	5	0	0	0	0	0	0	0	0	0	0	5	5	0.00	0.000								

Boston Red Sox @ California Angels
Anaheim Stadium, Anaheim, CA
Fri Jun 18 1976, 10:05 PM EDT
Att: 16,568 - Unknown - 79 F

AB 32
R 1
H 6
RBI 1
BB 3
SO 5
LOB 15

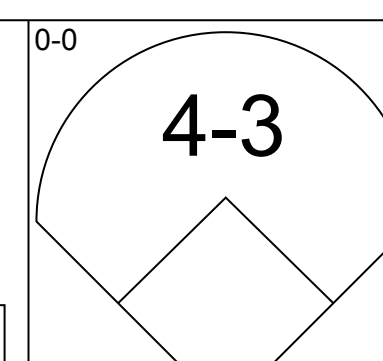
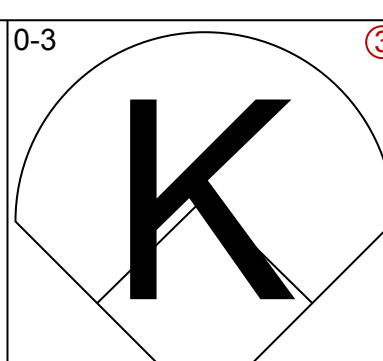
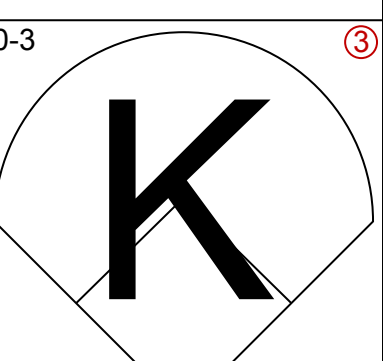
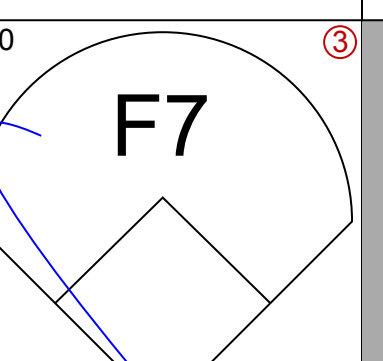
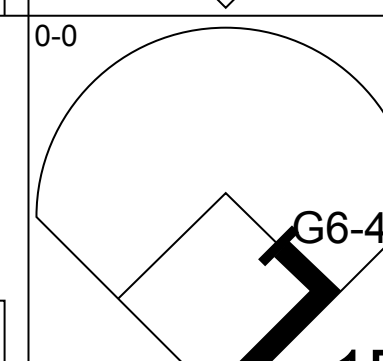
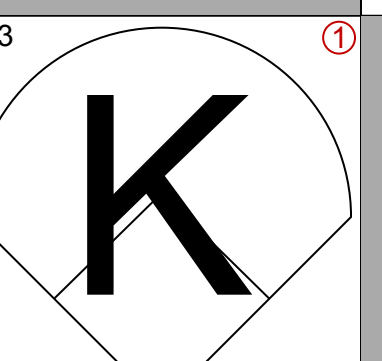
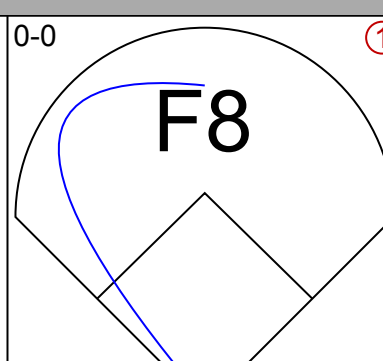
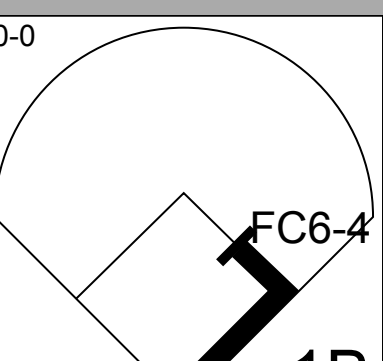

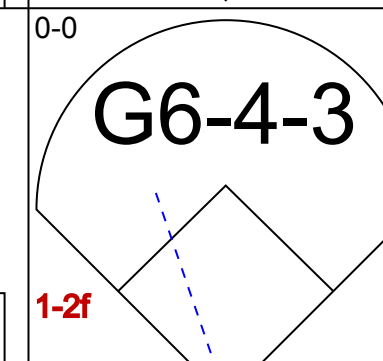
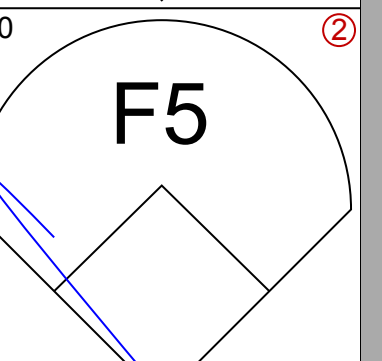
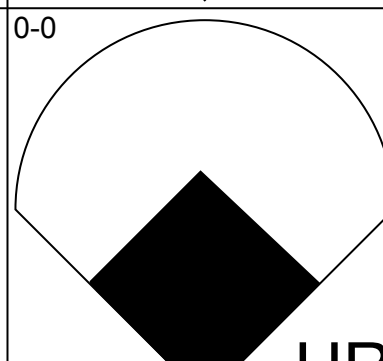
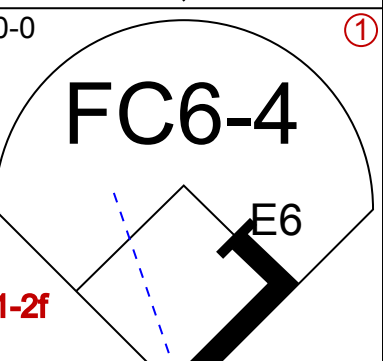

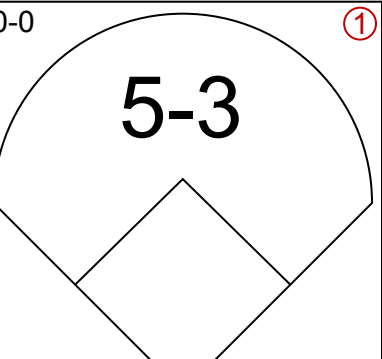
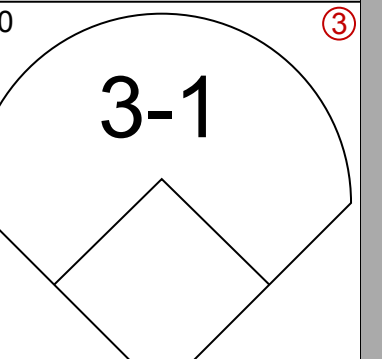
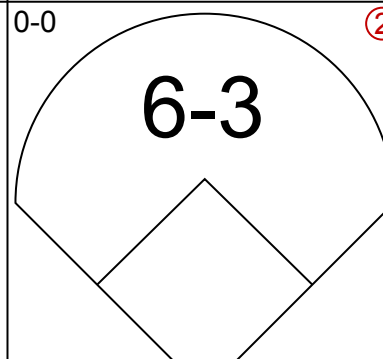
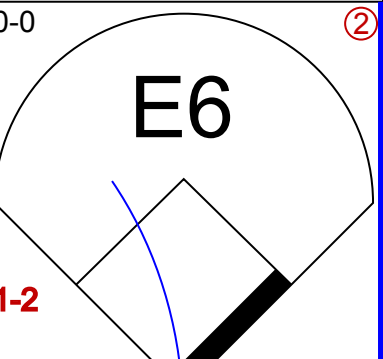

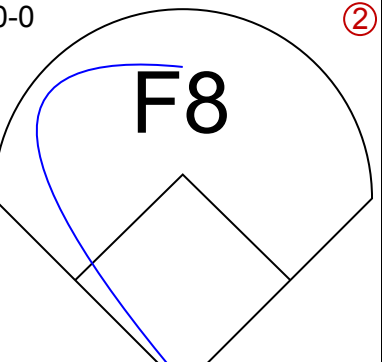
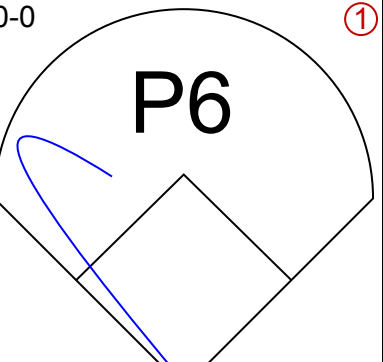
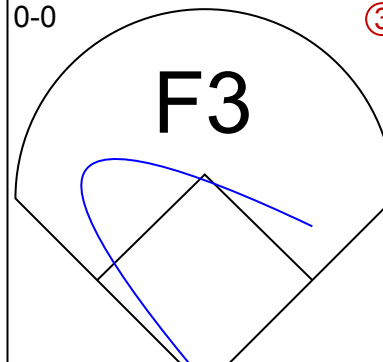
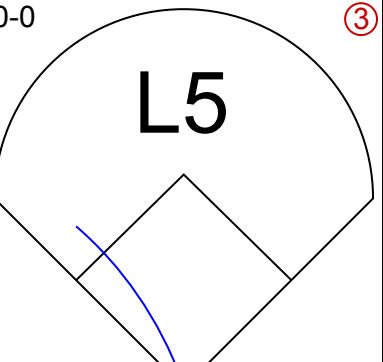
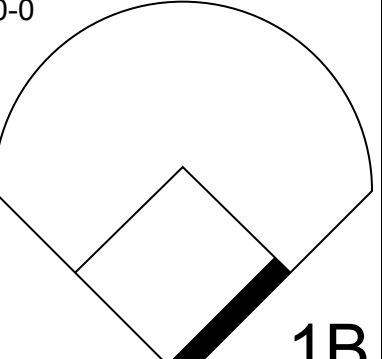
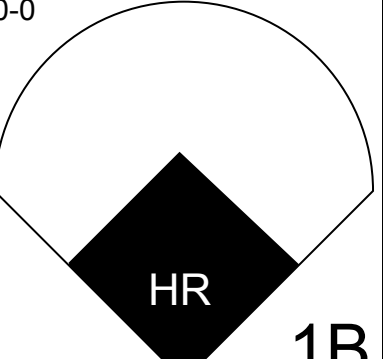



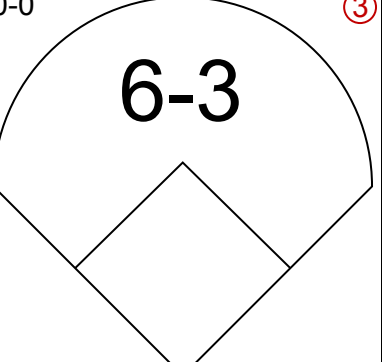
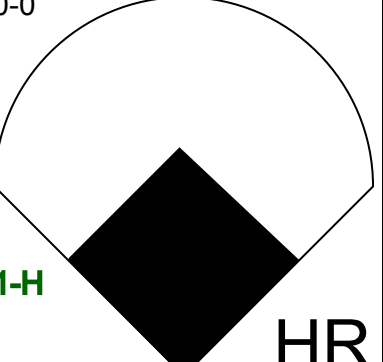


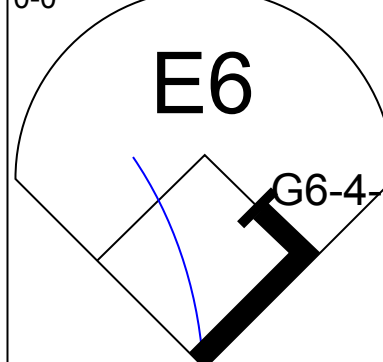
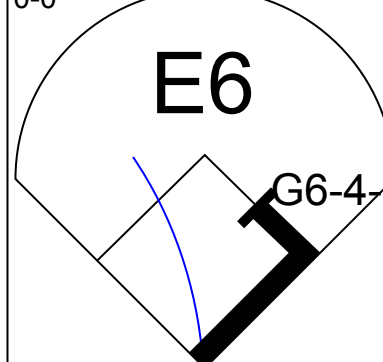
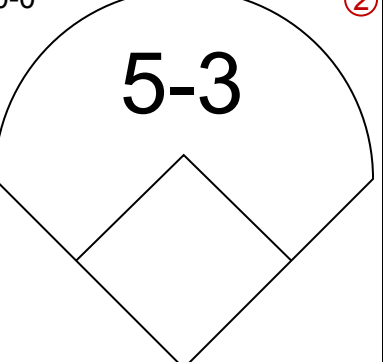
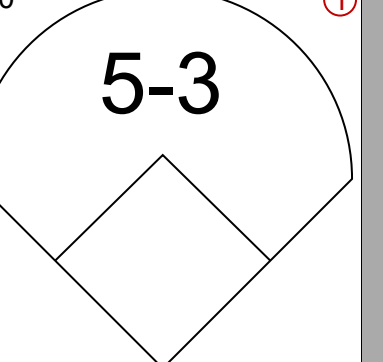
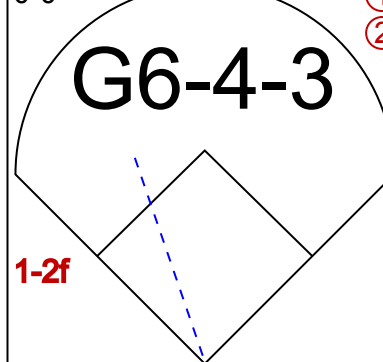
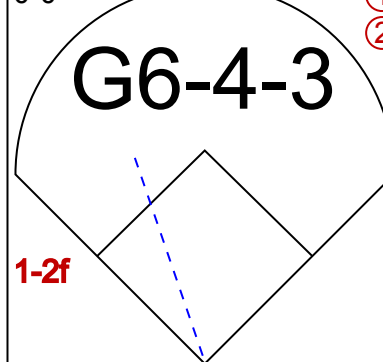
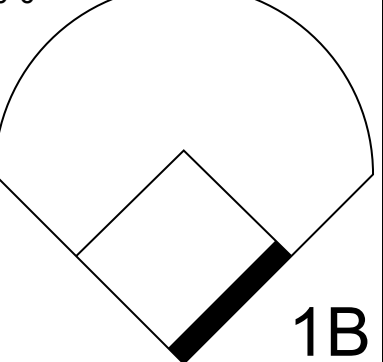
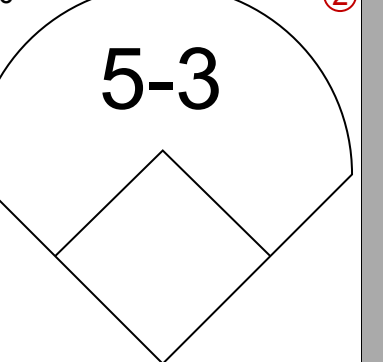


Batter	1	2	3	4	5	6	7	8	9	AB	R	H	RBI	BB	SO	LOB	TOP			
Cecil Cooper, L (1, 10) OBP: 0.278, SLG: 0.469 Rick Miller, L (1, FH) OBP: 0.348, SLG: 0.371										0	0	0	0	0	0	0	Boston Red Sox @ California Angels Anaheim Stadium, Anaheim, CA Sat Jun 19 1976, 10:05 PM EDT Att: 28,686 - Unknown			
Dwight Evans, R (1, 9) OBP: 0.328, SLG: 0.457										4	0	0	0	0	3	1				
Fred Lynn, L (1, 8) OBP: 0.385, SLG: 0.474										4	1	2	1	0	1	0				
Carl Yastrzemski, L (1, 3) OBP: 0.338, SLG: 0.473										4	0	1	1	0	1	1				
Jim Rice, R (1, 7) OBP: 0.313, SLG: 0.477										4	1	1	1	0	2	1				
Carlton Fisk, R (1, 2) OBP: 0.387, SLG: 0.479										2	0	1	0	2	1	1				
Rico Petrocelli, R (1, 5) OBP: 0.355, SLG: 0.378										3	0	0	0	1	3	2				
Rick Burleson, R (1, 6) OBP: 0.316, SLG: 0.333										4	0	0	0	0	1	3				
Doug Griffin, R (1, 4) OBP: 0.279, SLG: 0.226 Denny Doyle, L (2, 4) OBP: 0.238, SLG: 0.250										0	0	0	0	0	0	0				
Inning Stats	R: 0 E: 0 K: 1 S: 5	H: 0 LOB: 0 BB: 0 P: 5	R: 0 E: 1 K: 0 S: 3	H: 0 LOB: 2 BB: 2 P: 11	R: 1 E: 0 K: 3 S: 11	H: 2 LOB: 1 BB: 0 P: 11	R: 1 E: 0 K: 1 S: 7	H: 2 LOB: 1 BB: 0 P: 7	R: 0 E: 0 K: 2 S: 7	H: 0 LOB: 0 BB: 1 P: 11	R: 0 E: 0 K: 1 S: 4	H: 0 LOB: 0 BB: 1 P: 8	R: 1 E: 1 K: 3 S: 11	H: 2 LOB: 1 BB: 0 P: 11	R: 0 E: 0 K: 2 S: 7	H: 0 LOB: 0 BB: 0 P: 7		1B: 3 2B: 2 HR: 1	SF: 0 SAC: 0 DP: 0 HBP: 0	WP: 0 PB: 2 SB: 1 CS: 2
PITCHER Nolan Ryan, R (1, 1) ERA: 3.89	IP: 9.0 WLS: W BF: 36 H: 6 R: 3 ER: 2 SO: 15 BB: 4 IBB: 0 HBP: 0 BLK: 0 WP: 0 HR: 1 S: 62 P: 78 ERA: 2.00 WHIP: 1.111															PITCHER				

livebaseballscores.com

AB 32
R 3
H 6
RBI 3
BB 4
SO 15
LOB 12



Batter	1	2	3	4	5	6	7	8	9	AB	R	H	RBI	BB	SO	LOB	BOTTOM			
Mario Guerrero, R (1, 4) OBP: 0.290, SLG: 0.290										4	0	0	0	0	2	1	Boston Red Sox @ California Angels Anaheim Stadium, Anaheim, CA Sat Jun 19 1976, 10:05 PM EDT Att: 28,686 - Unknown			
Dan Briggs, L (1, 3) OBP: 0.286, SLG: 0.250										4	0	2	0	0	1	0				
Bobby Bonds, R (1, 9) OBP: 0.367, SLG: 0.415										4	1	1	1	0	0	2				
Tommy Davis, R (1, 10) OBP: 0.359, SLG: 0.373 Jerry Remy, L (6, PR) OBP: 0.325, SLG: 0.309										4	0	0	0	0	0	1				
Ron Jackson, R (1, 5) OBP: 0.280, SLG: 0.357										4	0	0	0	0	0	1				
Bruce Bochte, L (1, 7) OBP: 0.358, SLG: 0.290										3	2	3	0	0	0	0				
Bob Jones, L (1, 8) OBP: 0.298, SLG: 0.360 Rusty Torres, S (9, 8) OBP: 0.287, SLG: 0.300										3	2	2	4	0	0	1				
Dave Chalk, R (1, 6) OBP: 0.315, SLG: 0.283										3	0	0	0	0	0	0				
Terry Humphrey, R (1, 2) OBP: 0.200, SLG: 0.200										3	0	1	0	0	0	1				
Inning Stats	R: 0 E: 0 K: 0 S: 3	H: 1 LOB: 0 BB: 0 P: 3	R: 0 E: 0 K: 0 S: 4	H: 1 LOB: 1 BB: 0 P: 4	R: 0 E: 1 K: 1 S: 5	H: 0 LOB: 0 BB: 0 P: 5	R: 0 E: 0 K: 1 S: 5	H: 0 LOB: 0 BB: 0 P: 5	R: 2 E: 0 K: 1 S: 8	H: 3 LOB: 1 BB: 0 P: 8	R: 1 E: 0 K: 0 S: 4	H: 1 LOB: 0 BB: 0 P: 4	R: 2 E: 0 K: 0 S: 5	H: 2 LOB: 0 BB: 0 P: 5	R: 0 E: 1 K: 0 S: 4	H: 1 LOB: 1 BB: 0 P: 4		1B: 6 2B: 0 3B: 0 HR: 3	SF: 0 SAC: 0 DP: 2 HBP: 0	WP: 0 PB: 0 SB: 0 CS: 0
PITCHER Rick Wise, R (1, 1) ERA: 4.04 Jim Willoughby, R (7, 1) ERA: 2.45	IP: 6.0 WLS: L BF: 25 H: 8 R: 5 ER: 5 SO: 3 BB: 0 IBB: 0 HBP: 0 BLK: 0 WP: 0 HR: 3 S: 31 P: 31 ERA: 7.50 WHIP: 1.333															PITCHER				

livebaseballscores.com

AB 32
R 5
H 9
RBI 5
BB 0
SO 3
LOB 7

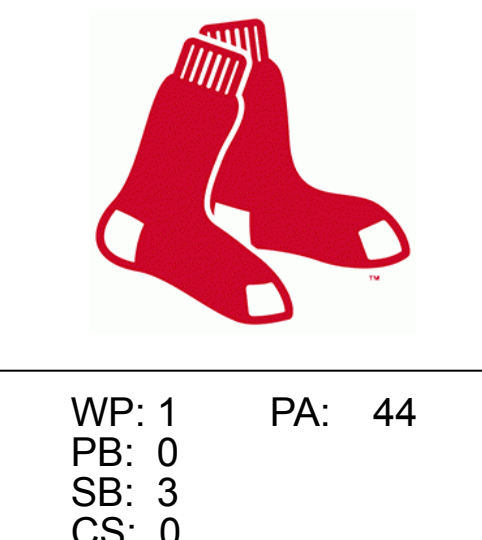


Batter	1	2	3	4	5	6	7	8	9	10	11	AB	R	H	RBI	BB	SO	LOB	TOP	
Steve Dillard, R OBP: 0.377, SLG: 0.407 Carl Yastrzemski, L OBP: 0.359, SLG: 0.470	6-3	4-3			5-3			FC4-6 BB		F9		3	0	0	0	0	0	2		
Dwight Evans, R OBP: 0.325, SLG: 0.451	F9				K			FC4-6 2B		K		5	1	1	0	0	2	1		
Carlton Fisk, R OBP: 0.378, SLG: 0.467	6-3				K			P9		F7		5	0	0	0	0	1	2		
Jim Rice, R OBP: 0.311, SLG: 0.475 Fred Lynn, L OBP: 0.355, SLG: 0.474		K			P3			F7		WP 1-H 2B		5	0	1	1	0	2	1		
Bobby Darwin, R OBP: 0.323, SLG: 0.365 Rick Miller, L OBP: 0.348, SLG: 0.371		1B S 1B			G5-4-3 1B			FC5-4 1-2F		F9		5	2	3	0	0	0	2		
Rico Petrocelli, R OBP: 0.351, SLG: 0.367		P6			F7			K		F8		4	0	0	0	1	1	2		
Rick Burleson, R OBP: 0.322, SLG: 0.337		1B S 1B			G5-4-3 1-2F			BB		6-3		4	1	2	1	1	0	1		
Cecil Cooper, L OBP: 0.275, SLG: 0.458		1B 1-H 3-H 1B			P4			F3		F7		5	0	1	1	0	0	3		
Denny Doyle, L OBP: 0.238, SLG: 0.250		1B S 1B			P6			F7		5-3		4	0	1	0	0	0	1		
Inning Stats	R: 0 E: 0 K: 0 S: 3	H: 0 LOB: 0 BB: 0 P: 3	R: 2 E: 0 K: 1 S: 9	H: 4 LOB: 2 BB: 0 P: 9	R: 0 E: 0 K: 2 S: 7	H: 0 LOB: 0 BB: 0 P: 7	R: 0 E: 0 K: 0 S: 3	H: 1 LOB: 0 BB: 0 P: 3	R: 0 E: 0 K: 0 S: 4	H: 0 LOB: 1 BB: 1 P: 9	R: 1 E: 0 K: 0 S: 4	H: 1 LOB: 1 BB: 1 P: 8	R: 0 E: 0 K: 0 S: 3	H: 0 LOB: 0 BB: 0 P: 3	R: 0 E: 0 K: 1 S: 5	H: 0 LOB: 2 BB: 1 P: 11	1B: 7 2B: 2 3B: 0 HR: 0	SF: 0 SAC: 0 DP: 1 HBP: 0	WP: 1 PB: 0 SB: 3 CS: 0	PA: 44
PITCHER	IP 7.0	WLS L	BF 16	H 3	R 1	ER 1	SO 2	BB 1	IBB 0	HBP 0	BLK 0	WP 1	HR 0	S 19	P 23	ERA 2.25	WHIP 1.000			

Boston Red Sox @ California Angels
 Anaheim Stadium, Anaheim, CA
 Sun Jun 20 1976, 6:33 AM EDT
 Att. 17,597 - Unknown - 86 F

livebaseballscores.com

AB 41
 R 4
 H 9
 RBI 3
 BB 3
 SO 6
 LOB 15




Batter	1	2	3	4	5	6	7	8	9	10	11	AB	R	H	RBI	BB	SO	LOB	BOTTOM							
Mario Guerrero, R OBP: 0.297, SLG: 0.324	2B 4-3 1B				5-3			K		F7		6	1	2	1	0	1	6								
Dan Briggs, L OBP: 0.250, SLG: 0.276	4-3 1-3 2B				K			K		F8		6	0	1	0	0	3	3								
Bobby Bonds, R OBP: 0.364, SLG: 0.423	4-3				P7			HR		6-3		5	1	1	2	0	0	1								
Tommy Davis, R OBP: 0.348, SLG: 0.349 Jerry Remy, L OBP: 0.323, SLG: 0.309	G3				G3			F8		6-3		4	0	0	0	1	0	1								
Ron Jackson, R OBP: 0.284, SLG: 0.358	6-3				6-3			5-3		BB 6-3 1B		5	0	2	0	0	0	1								
Bruce Bochte, L OBP: 0.355, SLG: 0.288					F8			1-3		6-3		5	0	1	0	0	3									
Bob Jones, L OBP: 0.300, SLG: 0.358 Rusty Torres, S OBP: 0.289, SLG: 0.298					F8			5-3 2B 1B		F8		3	1	1	0	0	0	1								
Dave Chalk, R OBP: 0.316, SLG: 0.282					K			5-3		F7		4	0	1	0	1	1	4								
Terry Humphrey, R OBP: 0.125, SLG: 0.125 Bill Melton, R OBP: 0.292, SLG: 0.326 Adrian Garrett, L OBP: 0.209, SLG: 0.158					K			K		5-3		3	0	0	0	0	2	3								
Inning Stats	R: 1 E: 0 K: 0 S: 5	H: 2 LOB: 1 BB: 0 P: 5	R: 0 E: 0 K: 2 S: 8	H: 1 LOB: 1 BB: 0 P: 8	R: 0 E: 0 K: 1 S: 5	H: 0 LOB: 0 BB: 0 P: 5	R: 0 E: 0 K: 0 S: 3	H: 0 LOB: 0 BB: 0 P: 3	R: 1 E: 0 K: 2 S: 9	H: 2 LOB: 1 BB: 0 P: 9	R: 0 E: 0 K: 0 S: 4	H: 1 LOB: 0 BB: 0 P: 4	R: 0 E: 0 K: 1 S: 5	H: 0 LOB: 1 BB: 1 P: 9	R: 0 E: 0 K: 0 S: 3	H: 0 LOB: 0 BB: 0 P: 3	R: 0 E: 0 K: 0 S: 4	H: 1 LOB: 3 BB: 2 P: 12	R: 0 E: 0 K: 1 S: 6	H: 1 LOB: 3 BB: 1 P: 10	R: 0 E: 0 K: 0 S: 5	H: 2 LOB: 2 BB: 0 P: 5	1B: 7 2B: 2 3B: 0 HR: 1	SF: 0 SAC: 0 DP: 0 HBP: 0	WP: 0 PB: 0 SB: 2 CS: 0	PA: 47
PITCHER	IP 9.0	WLS W	BF 10	H 3	R 0	ER 0	SO 1	BB 1	IBB 0	HBP 0	BLK 0	WP 0	HR 0	S 11	P 15	ERA 0.00	WHIP 2.000									

Boston Red Sox @ California Angels
 Anaheim Stadium, Anaheim, CA
 Sun Jun 20 1976, 6:33 AM EDT
 Att. 17,597 - Unknown - 86 F

livebaseballscores.com

AB 43
 R 3
 H 10
 RBI 3
 BB 4
 SO 7
 LOB 23



Batter	1	2	3	4	5	6	7	8	9	10	AB	R	H	RBI	BB	SO	LOB	TOP				
Lyman Bostock, L OBP: 0.373, SLG: 0.429	6-3		6-3		K		CS 1B			F7	5	0	1	0	0	1	2					
Roy Smalley, S OBP: 0.345, SLG: 0.264	K		K		6-3		CS	6-3			5	0	1	0	0	2	2					
Rod Carew, L OBP: 0.385, SLG: 0.398	G3					L3				L6	5	0	2	0	0	0	1					
Butch Wynegar, S OBP: 0.403, SLG: 0.450		1-3		F7				G3			4	0	1	0	0	0	2					
Mike Cubbage, L OBP: 0.300, SLG: 0.311		F8				2B					4	0	1	0	0	1	2					
Steve Braun, L OBP: 0.328, SLG: 0.307											2	0	0	0	2	2	1					
Steve Brye, R OBP: 0.333, SLG: 0.351		BB				FC3-6 IBB					4	0	0	0	0	1	3					
Dan Ford, R OBP: 0.307, SLG: 0.414											3	1	1	0	1	0	0					
Bob Randall, R OBP: 0.289, SLG: 0.271											2	0	1	0	0	0	0					
Tony Oliva, L OBP: 0.253, SLG: 0.235											1	0	0	0	0	0	0					
Jerry Terrell, R OBP: 0.253, SLG: 0.253											0	0	0	0	0	0	0					
Inning Stats	R: 0 E: 0 K: 1 S: 5	H: 0 LOB: 0 BB: 0 P: 5	R: 0 E: 0 K: 1 S: 5	H: 0 LOB: 1 BB: 1 P: 9	R: 0 E: 0 K: 1 S: 6	H: 1 LOB: 1 BB: 0 P: 6	R: 0 E: 0 K: 1 S: 6	H: 2 LOB: 1 BB: 0 P: 6	R: 1 E: 0 K: 1 S: 6	H: 1 LOB: 2 BB: 1 P: 10	R: 0 E: 0 K: 0 S: 3	H: 1 LOB: 0 BB: 0 P: 3	R: 0 E: 0 K: 0 S: 4	H: 1 LOB: 1 BB: 0 P: 4	R: 0 E: 0 K: 1 S: 5	H: 0 LOB: 0 BB: 0 P: 5	R: 0 E: 0 K: 0 S: 4	H: 1 LOB: 1 BB: 0 P: 4	1B: 6 2B: 2 3B: 0 HR: 0	SF: 0 SAC: 1 DP: 0 HBP: 0	WP: 0 PB: 0 SB: 2 CS: 1	PA: 40
PITCHER Gary Ross, R ERA: 3.09	IP: 10.0 W: 10 L: 3 BF: 39 H: 8 R: 1 ER: 0 SO: 7 BB: 2 IBB: 1 HBP: 0 BLK: 0 WP: 0 HR: 0 S: 50 P: 62 ERA: 0.00 WHIP: 1.000																					

Minnesota Twins @ California Angels
Anaheim Stadium, Anaheim, CA
Mon Jun 21 1976, 10:05 PM EDT
Att: 19,498 - Unknown - 67 F


AB	35
R	1
H	8
RBI	0
BB	3
SO	7
LOB	13



Batter	1	2	3	4	5	6	7	8	9	10	AB	R	H	RBI	BB	SO	LOB	BOTTOM				
Mario Guerrero, R OBP: 0.293, SLG: 0.317	5-3		L4								4	0	1	0	0	0	0					
Dan Briggs, L OBP: 0.292, SLG: 0.364					4-3						4	0	2	0	0	0	2					
Bobby Bonds, R OBP: 0.358, SLG: 0.416					4-3						4	0	0	0	0	0	1					
Tommy Davis, R OBP: 0.358, SLG: 0.394											3	1	1	1	1	0	1					
Jerry Remy, L OBP: 0.323, SLG: 0.309											0	0	0	0	0	0	0					
Bruce Bochte, L OBP: 0.337, SLG: 0.289											3	0	1	0	1	0	1					
Ron Jackson, R OBP: 0.277, SLG: 0.349											4	0	0	0	0	1	2					
Bob Jones, L OBP: 0.297, SLG: 0.351											4	1	1	0	0	0	0					
Dave Chalk, R OBP: 0.315, SLG: 0.282											4	0	1	0	0	0	0					
Andy Etchebarren, R OBP: 0.288, SLG: 0.250											3	0	0	0	0	0	0					
Bill Melton, R OBP: 0.295, SLG: 0.330											1	0	1	1	0	0	0					
Inning Stats	R: 0 E: 0 K: 0 S: 4	H: 1 LOB: 1 BB: 0 P: 4	R: 0 E: 0 K: 0 S: 2	H: 0 LOB: 0 BB: 1 P: 6	R: 0 E: 0 K: 0 S: 3	H: 0 LOB: 0 BB: 0 P: 3	R: 1 E: 0 K: 0 S: 5	H: 2 LOB: 1 BB: 0 P: 5	R: 0 E: 1 K: 0 S: 5	H: 1 LOB: 2 BB: 0 P: 5	R: 0 E: 0 K: 0 S: 3	H: 0 LOB: 0 BB: 0 P: 3	R: 0 E: 0 K: 0 S: 3	H: 1 LOB: 0 BB: 0 P: 3	R: 0 E: 0 K: 0 S: 2	H: 0 LOB: 1 BB: 1 P: 6	R: 1 E: 0 K: 1 S: 6	H: 3 LOB: 2 BB: 0 P: 6	1B: 6 2B: 1 3B: 0 HR: 1	SF: 0 SAC: 0 DP: 1 HBP: 0	WP: 1 PB: 0 SB: 0 CS: 2	PA: 37
PITCHER Dave Goltz, R ERA: 4.01	IP: 9.1 W: 9 L: 1 BF: 36 H: 8 R: 2 ER: 2 SO: 1 BB: 2 IBB: 0 HBP: 0 BLK: 0 WP: 1 HR: 1 S: 36 P: 44 ERA: 1.93 WHIP: 1.071																					

Minnesota Twins @ California Angels
Anaheim Stadium, Anaheim, CA
Mon Jun 21 1976, 10:05 PM EDT
Att: 19,498 - Unknown - 67 F

AB	34
R	2
H	8
RBI	2
BB	2
SO	1
LOB	7



Batter	1	2	3	4	5	6	7	8	9	AB	R	H	RBI	BB	SO	LOB	TOP										
Lyman Bostock, L (1, 8) OBP: 0.372, SLG: 0.428 Steve Brye, R (4, PR) OBP: 0.325, SLG: 0.342										3	1	1	0	0	0	1	Minnesota Twins @ California Angels Anaheim Stadium, Anaheim, CA Tue Jun 22 1976, 6:33 AM EDT Att: 6,846 - Unknown - 79 F										
Roy Smalley, S (1, 6) OBP: 0.351, SLG: 0.269										4	2	2	1	0	1	0											
Rod Carew, L (1, 3) OBP: 0.388, SLG: 0.415										5	1	3	3	0	1	3											
Butch Wynegar, S (1, 2) OBP: 0.416, SLG: 0.463										3	2	3	0	2	0	0											
Mike Cubbage, L (1, 5) OBP: 0.391, SLG: 0.329										5	1	2	2	0	1	6											
Larry Hisle, R (1, 7) OBP: 0.325, SLG: 0.353										5	0	1	0	0	1	4											
Steve Braun, L (1, 10) OBP: 0.319, SLG: 0.299										4	0	0	1	0	0	2											
Dan Ford, R (1, 9) OBP: 0.309, SLG: 0.427										5	2	2	2	0	1	2											
Bob Randall, R (1, 4) OBP: 0.297, SLG: 0.281										5	1	3	0	0	0	0											
Inning Stats	R: 3 E: 0 K: 1 S: 9	H: 4 LOB: 1 BB: 0 P: 9	R: 0 E: 0 K: 1 S: 5	H: 0 LOB: 0 BB: 0 P: 5	R: 0 E: 0 K: 1 S: 6	H: 1 LOB: 2 BB: 1 P: 10	R: 2 E: 1 K: 1 S: 8	H: 2 LOB: 2 BB: 0 P: 8	R: 3 E: 0 K: 0 S: 7	H: 4 LOB: 1 BB: 0 P: 11	R: 0 E: 0 K: 0 S: 4	H: 1 LOB: 3 BB: 1 P: 9	R: 0 E: 0 K: 0 S: 3	H: 0 LOB: 0 BB: 0 P: 3	R: 0 E: 0 K: 0 S: 3	H: 1 LOB: 0 BB: 0 P: 3		1B: 13 2B: 2 3B: 0 HR: 2	SF: 1 SAC: 1 DP: 1 HBP: 1	WP: 1 PB: 0 CS: 1	PA: 47						
PITCHER	IP	WLS	BF	H	R	ER	SO	BB	IBB	HBP	BLK	WP	HR	S	P	ERA	WHIP										
Don Kirkwood, R (1, 1) ERA: 4.79	3.1	L	19	7	5	5	3	1	0	0	0	1	1	24	28	13.50	2.400										
Mickey Scott, L (4, 1) ERA: 3.89	1.1		8	4	3	3	2	0	0	0	0	0	1	12	12	20.25	3.000										
Paul Hartzell, R (5, 1) ERA: 3.33	4.1		20	6	2	2	1	1	0	1	0	0	0	20	25	4.15	1.615										

AB 42
R 10
H 17
RBI 9
BB 2
SO 6
LOB 20



Batter	1	2	3	4	5	6	7	8	9	AB	R	H	RBI	BB	SO	LOB	BOTTOM										
Mario Guerrero, R (1, 4) OBP: 0.304, SLG: 0.311										4	0	1	0	1	0	1	Minnesota Twins @ California Angels Anaheim Stadium, Anaheim, CA Tue Jun 22 1976, 6:33 AM EDT Att: 6,846 - Unknown - 79 F										
Dan Briggs, L (1, 3) OBP: 0.345, SLG: 0.462										4	1	2	1	1	0	1											
Bobby Bonds, R (1, 9) OBP: 0.351, SLG: 0.409										4	0	0	1	0	2	4											
Tommy Davis, R (1, 10) OBP: 0.364, SLG: 0.400										4	0	2	0	0	0	3											
Bruce Bochte, L (1, 7) OBP: 0.352, SLG: 0.284										4	0	0	0	0	0	2											
Ron Jackson, R (1, 5) OBP: 0.276, SLG: 0.346										4	0	1	0	0	0	0											
Bob Jones, L (1, 8) OBP: 0.279, SLG: 0.328										4	1	0	0	0	0	1											
Dave Chalk, R (1, 6) OBP: 0.318, SLG: 0.287										3	2	1	0	1	1	0											
Andy Etchebarren, R (1, 2) OBP: 0.293, SLG: 0.255 Terry Humphrey, R (4, 2) OBP: 0.330, SLG: 0.600 Rusty Torres, S (9, PH) OBP: 0.283, SLG: 0.295										1	0	1	0	0	0	0											
Inning Stats	R: 0 E: 0 K: 0 S: 4	H: 1 LOB: 1 BB: 0 P: 4	R: 0 E: 0 K: 0 S: 3	H: 0 LOB: 0 BB: 0 P: 3	R: 1 E: 0 K: 1 S: 6	H: 2 LOB: 2 BB: 2 P: 14	R: 3 E: 0 K: 0 S: 5	H: 2 LOB: 0 BB: 1 P: 9	R: 0 E: 0 K: 1 S: 6	H: 1 LOB: 1 BB: 0 P: 6	R: 0 E: 0 K: 0 S: 3	H: 0 LOB: 0 BB: 0 P: 3	R: 2 E: 0 K: 0 S: 6	H: 3 LOB: 1 BB: 0 P: 6	R: 0 E: 0 K: 1 S: 5	H: 0 LOB: 0 BB: 0 P: 5		R: 0 E: 0 K: 1 S: 6	H: 1 LOB: 1 BB: 0 P: 6	1B: 7 2B: 1 3B: 1 HR: 1	SF: 1 SAC: 0 DP: 0 HBP: 0	WP: 1 PB: 0 CS: 1	PA: 39				
PITCHER	IP	WLS	BF	H	R	ER	SO	BB	IBB	HBP	BLK	WP	HR	S	P	ERA	WHIP										
Jim Hughes, R (1, 1) ERA: 5.28	6.1	W	29	8	6	6	2	3	0	0	1	1	1	30	42	8.53	1.737										
Bill Campbell, R (7, 1) ERA: 2.76	2.2		10	2	0	0	2	0	0	0	0	0	0	14	14	0.00	0.750										

AB 35
R 6
H 10
RBI 5
BB 3
SO 4
LOB 12



Batter	1	2	3	4	5	6	7	8	9	AB	R	H	RBI	BB	SO	LOB	TOP	
Bill North, S OBP: 0.351, SLG: 0.340 (1, 8)										4	2	3	1	1	0	0		
Bert Campaneris, R OBP: 0.314, SLG: 0.260 Tommy Sandt, R OBP: 0.200, SLG: 0.111 (1, 6) (7, 6)										4	1	4	2	0	0	0		
Don Baylor, R OBP: 0.305, SLG: 0.361 (1, 7)										4	1	1	1	0	0	4		
Sal Bando, R OBP: 0.321, SLG: 0.390 Ken McMullen, R OBP: 0.325, SLG: 0.408 (1, 5) (7, 5)										3	1	1	2	1	0	0		
Billy Williams, L OBP: 0.311, SLG: 0.353 (1, 10)										3	0	1	1	1	1	0		
Gene Tenace, R OBP: 0.403, SLG: 0.466 (1, 3)										4	0	1	0	0	0	3		
Claudell Washington, L OBP: 0.267, SLG: 0.316 (1, 9)										4	1	1	0	0	0	1		
Phil Garner, R OBP: 0.309, SLG: 0.398 (1, 4)										4	2	2	0	0	1	1		
Larry Haney, R OBP: 0.255, SLG: 0.227 (1, 2)										4	0	1	1	0	1	2		
Inning Stats	R: 2 E: 0 K: 1 S: 7	H: 3 LOB: 0 BB: 0 P: 7	R: 0 E: 0 K: 0 S: 2	H: 0 LOB: 0 BB: 1 P: 6	R: 2 E: 0 K: 1 S: 8	H: 3 LOB: 1 BB: 0 P: 8	R: 0 E: 0 K: 0 S: 3	H: 0 LOB: 0 BB: 0 P: 3	R: 2 E: 0 K: 0 S: 5	H: 3 LOB: 1 BB: 1 P: 9	R: 0 E: 0 K: 1 S: 5	H: 1 LOB: 0 BB: 0 P: 5	R: 0 E: 0 K: 0 S: 3	H: 1 LOB: 0 BB: 0 P: 3	1B: 14 2B: 0 3B: 0 HR: 1	SF: 1 SAC: 0 DP: 4 HBP: 0	WP: 0 PB: 0 SB: 2 CS: 0	PA: 39
PITCHER	IP WLS BF H R ER SO BB IBB HBP BLK WP HR S P ERA WHIP																	
Andy Hassler, L ERA: 5.66 (1, 1)	3.2 L 19 9 6 6 2 2 0 0 0 0 0 1 21 29 14.73 3.000																	
Mickey Scott, L ERA: 4.4 (4, 1)	2.2 13 4 2 2 0 1 0 0 0 0 0 0 12 16 6.75 1.875																	
Paul Hartzell, R ERA: 3.17 (7, 1)	2.2 7 2 0 0 1 0 0 0 0 0 0 0 9 9 0.00 0.750																	

Oakland Athletics @ California Angels
Anaheim Stadium, Anaheim, CA
Wed Jun 23 1976, 10:05 PM EDT
Att: 14,289 - Unknown

AB 35
R 8
H 15
RBI 8
BB 3
SO 3
LOB 12



Batter	1	2	3	4	5	6	7	8	9	AB	R	H	RBI	BB	SO	LOB	BOTTOM					
Dave Collins, S OBP: 0.375, SLG: 0.211 (1, 8)										5	0	1	0	0	1	1						
Dan Briggs, L OBP: 0.364, SLG: 0.567 (1, 3)										4	1	2	1	0	0	2						
Bobby Bonds, R OBP: 0.350, SLG: 0.403 (1, 9)										3	0	0	0	1	1	3						
Tommy Davis, R OBP: 0.358, SLG: 0.392 (1, 10)										4	0	1	0	0	0	1						
Bruce Bochte, L OBP: 0.355, SLG: 0.283 Bob Jones, L OBP: 0.275, SLG: 0.323 (1, 7) (8, 7)										1	1	0	0	2	0	1						
Ron Jackson, R OBP: 0.282, SLG: 0.346 (1, 5) (9, 4)										3	0	1	0	1	1	2						
Mario Guerrero, R OBP: 0.306, SLG: 0.304 Bill Melton, R OBP: 0.294, SLG: 0.328 (1, 4) (8, PH) (9, 5)										1	0	0	1	1	0	1						
Dave Chalk, R OBP: 0.317, SLG: 0.283 (1, 6)										3	0	0	0	1	0	2						
Andy Etchebarren, R OBP: 0.289, SLG: 0.252 Adrian Garrett, L OBP: 0.200, SLG: 0.150 (1, 2) (7, PH) (8, 2)										2	0	0	0	0	1	1						
Inning Stats	R: 0 E: 0 K: 0 S: 3	H: 1 LOB: 0 BB: 0 P: 3	R: 0 E: 0 K: 1 S: 6	H: 1 LOB: 1 BB: 0 P: 6	R: 0 E: 0 K: 2 S: 8	H: 1 LOB: 2 BB: 1 P: 12	R: 1 E: 0 K: 0 S: 4	H: 1 LOB: 1 BB: 1 P: 8	R: 0 E: 0 K: 1 S: 5	H: 0 LOB: 0 BB: 0 P: 5	R: 0 E: 0 K: 0 S: 3	H: 0 LOB: 1 BB: 1 P: 7	R: 0 E: 0 K: 0 S: 3	H: 0 LOB: 1 BB: 1 P: 7	R: 1 E: 0 K: 0 S: 4	H: 1 LOB: 2 BB: 2 P: 12	R: 0 E: 0 K: 1 S: 5	H: 0 LOB: 0 BB: 0 P: 5	1B: 4 2B: 0 3B: 0 HR: 1	SF: 1 SAC: 0 DP: 1 HBP: 0	WP: 1 PB: 0 SB: 1 CS: 0	PA: 37
PITCHER	IP WLS BF H R ER SO BB IBB HBP BLK WP HR S P ERA WHIP																					
Mike Norris, R ERA: 5.79 (1, 1)	7.0 W 29 5 2 2 4 4 0 0 0 0 0 0 33 49 2.57 1.286																					
Stan Bahnsen, R ERA: 3.41 (8, 1)	2.0 8 0 0 0 1 2 0 0 0 0 0 0 8 16 0.00 1.000																					

Oakland Athletics @ California Angels
Anaheim Stadium, Anaheim, CA
Wed Jun 23 1976, 10:05 PM EDT
Att: 14,289 - Unknown

AB 30
R 2
H 5
RBI 2
BB 6
SO 5
LOB 18



Batter	1	2	3	4	5	6	7	8	9	AB	R	H	RBI	BB	SO	LOB	TOP	
Dave Collins, S OBP: 0.400, SLG: 0.275 (1, 8)	E3 E S		4-3			FC4-6 1B		BB		3	0	1	0	1	0	0	California Angels @ Kansas City Royals Royals Stadium, Kansas City, MO Sat Jun 26 1976, 8:05 PM EDT Att: 30,125 - Unknown	
Jerry Remy, L OBP: 0.320, SLG: 0.310 (1, 4)	0-3 K		0-0 K			FC4-6 1-2		BB		3	0	0	0	0	1	2		
Bill Melton, R OBP: 0.296, SLG: 0.330 (8, PH)	1-3 K		0-3 K							1	0	0	0	0	1	1		
Bobby Bonds, R OBP: 0.355, SLG: 0.420 (1, 9)	4-0 BB		0-3 K			F9				3	0	0	0	1	1			
Tommy Davis, R OBP: 0.319, SLG: 0.345 (1, 10)	0-3 K		0-0 K			5-3				4	0	0	0	0	1	3		
Bruce Bochte, L OBP: 0.354, SLG: 0.282 (1, 7)	4-0 IBB		0-0 F7							3	0	0	0	1	0	0		
Ron Jackson, R OBP: 0.276, SLG: 0.337 (8, 4)	0-0 F8		0-0 5-3							3	0	0	0	0	0	3		
Dan Briggs, L OBP: 0.295, SLG: 0.436 (1, 3)			0-0 4-3							3	0	0	0	0	0	0		
Mario Guerrero, R OBP: 0.288, SLG: 0.286 (1, 6)			0-0 1-3			F9		F8		3	0	0	0	0	0	0		
Andy Etchebarren, R OBP: 0.298, SLG: 0.253 (1, 2)			0-3 K			4-3		6-3		2	0	0	0	0	1	0		
Bob Jones, L OBP: 0.271, SLG: 0.317 (8, PH)										1	0	0	0	0	0	0		
Terry Humphrey, R OBP: 0.300, SLG: 0.600 (8, 2)										0	0	0	0	0	0	0		
Inning Stats	R: 0 E: 1 K: 2 S: 8	H: 0 LOB: 3 BB: 2 P: 16	R: 0 E: 0 K: 1 S: 5	H: 0 LOB: 0 BB: 0 P: 5	R: 0 E: 0 K: 0 S: 3	H: 0 LOB: 0 BB: 0 P: 3	R: 0 E: 0 K: 0 S: 4	H: 1 LOB: 1 BB: 0 P: 4	R: 0 E: 0 K: 0 S: 3	H: 0 LOB: 0 BB: 0 P: 3	R: 0 E: 0 K: 1 S: 5	H: 0 LOB: 1 BB: 1 P: 9	R: 0 E: 0 K: 0 S: 3	H: 0 LOB: 0 BB: 0 P: 3	1B: 1 2B: 0 3B: 0 HR: 0	SF: 0 SAC: 0 DP: 0 HBP: 0	WP: 0 PB: 0 SB: 2 CS: 0	PA: 32
PITCHER	IP WLS BF H R ER SO BB IBB HBP BLK WP HR S P ERA WHIP																	
Marty Pattin, R ERA: 2.63 (1, 1)	7.2 W 28 1 0 0 4 2 1 0 0 0 0 0 33 45 0.00 0.391																	
Steve Mingori, L ERA: 2.63 (8, 1)	1.1 S 4 0 0 0 1 0 0 0 0 0 0 0 6 6 0.00 0.000																	

Batter	1	2	3	4	5	6	7	8	9	AB	R	H	RBI	BB	SO	LOB	BOTTOM			
Jim Wohlford, R OBP: 0.294, SLG: 0.318 (1, 9)	0-0 1B		0-0 F9			4-0 E S 3B		1-3		3	2	1	0	1	0	0	California Angels @ Kansas City Royals Royals Stadium, Kansas City, MO Sat Jun 26 1976, 8:05 PM EDT Att: 30,125 - Unknown			
Amos Otis, R OBP: 0.374, SLG: 0.519 (1, 8)	0-0 F9		0-3 K			1-H 3B		F8		4	0	1	1	0	1	1				
George Brett, L OBP: 0.406, SLG: 0.498 (1, 5)	0-3 K					BB 1B				4	1	2	0	0	2	2				
John Mayberry, L OBP: 0.323, SLG: 0.391 (1, 3)	0-0 1B					BB 1B		F5		3	0	1	1	1	0	2				
Hal McRae, R OBP: 0.410, SLG: 0.470 (1, 7)			0-0 L6			FC6-4 1B		5-3		3	0	1	1	1	0	0				
Tony Solaita, L OBP: 0.306, SLG: 0.345 (1, 10)			4-0 K			1-2 2-H 1B		F7		2	0	0	0	2	1	2				
Davey Nelson, R OBP: 0.338, SLG: 0.375 (8, FR)			4-3 BB			K				0	0	0	0	0	0	0				
Bob Stinson, S OBP: 0.340, SLG: 0.330 (1, 2)			0-0 4-3			0-3 K				4	0	1	0	0	1	4				
Freddie Patek, R OBP: 0.369, SLG: 0.363 (1, 6)			0-3 K			FC6-4 1-2				4	0	1	0	0	1	4				
Frank White, R OBP: 0.266, SLG: 0.287 (1, 4)			0-3 K			0-3 K		F9		3	0	0	0	0	2	2				
Inning Stats	R: 1 E: 0 K: 1 S: 6	H: 2 LOB: 1 BB: 0 P: 6	R: 0 E: 0 K: 1 S: 5	H: 0 LOB: 1 BB: 1 P: 9	R: 0 E: 0 K: 2 S: 7	H: 0 LOB: 0 BB: 0 P: 7	R: 1 E: 0 K: 2 S: 9	H: 2 LOB: 2 BB: 1 P: 13	R: 1 E: 0 K: 2 S: 8	H: 1 LOB: 1 BB: 1 P: 12	R: 0 E: 0 K: 0 S: 5	H: 2 LOB: 2 BB: 0 P: 5	R: 0 E: 0 K: 0 S: 4	H: 1 LOB: 1 BB: 0 P: 4	R: 0 E: 0 K: 0 S: 2	H: 0 LOB: 2 BB: 2 P: 10	1B: 6 2B: 1 3B: 1 HR: 0	SF: 0 SAC: 0 DP: 0 HBP: 0	WP: 0 PB: 0 SB: 3 CS: 1	PA: 35
PITCHER	IP WLS BF H R ER SO BB IBB HBP BLK WP HR S P ERA WHIP																			
Nolan Ryan, R ERA: 3.96 (1, 1)	5.0 L 22 5 3 3 8 3 0 0 0 0 0 0 35 47 5.40 1.600																			
Paul Hartzell, R ERA: 3.0 (6, 1)	3.0 13 3 0 0 0 2 0 0 0 0 0 0 11 19 0.00 1.667																			

Batter	1	2	3	4	5	6	7	8	9	AB	R	H	RBI	BB	SO	LOB	TOP			
Dave Collins, S OBP: 0.394, SLG: 0.312 Bob Jones, L OBP: 0.280, SLG: 0.382	F5		CS 1B		G3		4-3		HR	5	1	2	2	0	0	1	California Angels @ Chicago White Sox Comiskey Park, Chicago, IL Tue Jun 29 1976, 8:05 PM EDT Att: 10,645 - Unknown - 60 F			
Jerry Remy, L OBP: 0.312, SLG: 0.301	F8		SF8		G3		G3		F8	3	0	0	1	1	0	1				
Bobby Bonds, R OBP: 0.357, SLG: 0.416	CS BB		3-H 4-0 BB		FC5-4 BB				F8	2	0	0	0	2	0	1				
Tommy Davis, R OBP: 0.316, SLG: 0.352	CS	FC3-6 1B 2B	F9		FC5-4 1-2				F2	4	1	1	0	0	0	1				
Bill Melton, R OBP: 0.297, SLG: 0.323 Rusty Torres, S OBP: 0.297, SLG: 0.296		FC3-6 BB		6-3		F4			1B	3	0	1	0	1	0	0				
Dan Briggs, L OBP: 0.283, SLG: 0.396		FC3-6 1B		4-3		1B			K	4	0	1	0	0	1	3				
Ron Jackson, R OBP: 0.273, SLG: 0.328		1-2 2-3 G5-4-3 1B		4-3		F7			5-3	3	0	1	1	1	0	1				
Dave Chalk, R OBP: 0.315, SLG: 0.283		G5-4-3		FC5-4					HR 1B	4	1	2	0	0	0	3				
Andy Etchebarren, R OBP: 0.298, SLG: 0.261			1B SF8 2B		4-3		SH3-4 1B		K	3	1	1	0	0	1	1				
Inning Stats	R: 0 E: 0 K: 0 S: 2	H: 0 LOB: 0 BB: 1 P: 6	R: 1 E: 1 K: 0 S: 4	H: 2 LOB: 1 BB: 1 P: 8	R: 1 E: 0 K: 0 S: 4	H: 2 LOB: 1 BB: 1 P: 8	R: 0 E: 0 K: 0 S: 3	H: 0 LOB: 1 BB: 1 P: 7	R: 0 E: 0 K: 0 S: 4	H: 1 LOB: 1 BB: 0 P: 4	R: 0 E: 0 K: 0 S: 4	H: 1 LOB: 1 BB: 0 P: 4	R: 0 E: 0 K: 1 S: 6	H: 1 LOB: 0 BB: 0 P: 6	R: 2 E: 0 K: 1 S: 7	H: 2 LOB: 0 BB: 0 P: 7		1B: 6 2B: 2 3B: 0 HR: 1	SF: 1 SAC: 1 DP: 1 HBP: 0	WP: 0 PB: 0 SB: 0 CS: 2
PITCHER Francisco Barrios, R ERA: 5.34	IP: 9.0 WLS: L BF: 38	H: 9 R: 4 ER: 4 SO: 2	BB: 5 IBB: 0 HBP: 0 BLK: 0	WP: 0 HR: 1 S: 37 P: 57	ERA: 4.00 WHIP: 1.556															

Batter	1	2	3	4	5	6	7	8	9	AB	R	H	RBI	BB	SO	LOB	BOTTOM
Bucky Dent, R OBP: 0.309, SLG: 0.324	L5		6-3			F7		F8		4	0	0	0	0	0	2	California Angels @ Chicago White Sox Comiskey Park, Chicago, IL Tue Jun 29 1976, 8:05 PM EDT Att: 10,645 - Unknown - 60 F
Chet Lemon, R OBP: 0.315, SLG: 0.328	F4			G6-3 1B		4-3		K		4	0	1	0	0	1	2	
Jorge Orta, L OBP: 0.289, SLG: 0.427	F9			G6-3 1-2			CS 1B		5-3	4	0	1	0	0	0	1	
Lamar Johnson, R OBP: 0.348, SLG: 0.388		K			F3		F4		F4	4	0	0	0	0	1	1	
Jim Spencer, L OBP: 0.335, SLG: 0.368		K			1-3		3-1			4	0	1	0	0	1	1	
Buddy Bradford, R OBP: 0.314, SLG: 0.360		S 1B			G3				1B SF7 1B	4	1	2	0	0	0	1	
Kevin Bell, R OBP: 0.361, SLG: 0.571		K			FC6-4 BB				1B 1B	2	0	1	0	1	1	1	
Bill Stein, R OBP: 0.245, SLG: 0.237					FC6-4				1B 1B	3	0	1	0	0	0	1	
Jim Essian, R OBP: 0.358, SLG: 0.328			F9		6-3		B1-3		SF7	2	0	0	1	0	0	0	
Inning Stats	R: 0 E: 0 K: 0 S: 3	H: 1 LOB: 1 BB: 0 P: 10	R: 0 E: 0 K: 0 S: 3	H: 0 LOB: 0 BB: 0 P: 3	R: 0 E: 0 K: 0 S: 3	H: 1 LOB: 0 BB: 0 P: 3	R: 0 E: 0 K: 0 S: 3	H: 0 LOB: 0 BB: 0 P: 3	R: 0 E: 0 K: 1 S: 8	H: 3 LOB: 2 BB: 0 P: 8	R: 0 E: 0 K: 0 S: 4	H: 1 LOB: 1 BB: 0 P: 4	1B: 7 2B: 0 3B: 0 HR: 0	SF: 1 SAC: 0 DP: 1 HBP: 0	WP: 0 PB: 0 SB: 1 CS: 1	PA: 33	
PITCHER Frank Tanana, L ERA: 2.9	IP: 9.0 WLS: W BF: 33	H: 7 R: 1 ER: 1 SO: 4	BB: 1 IBB: 0 HBP: 0 BLK: 0	WP: 0 HR: 0 S: 40 P: 44	ERA: 1.00 WHIP: 0.889												

Batter	1	2	3	4	5	6	7	8	9	10	AB	R	H	RBI	BB	SO	LOB					
Dave Collins, S OBP: 0.378, SLG: 0.296 Terry Humphrey, R OBP: 0.333, SLG: 0.545	P6		F8		3-1		6-3			SH3-4	4	0	0	0	0	0	1					
Jerry Remy, L OBP: 0.314, SLG: 0.304 Mario Guerrero, R OBP: 0.344, SLG: 0.345	BB 1B		G5-4-3								1	0	1	0	0	0	0					
Bobby Bonds, R OBP: 0.354, SLG: 0.412	F9				1B					K	5	1	1	0	0	2	3					
Tommy Davis, R OBP: 0.314, SLG: 0.340					3-1					G1-6-3	3	0	0	0	1	0	3					
Bill Melton, R OBP: 0.297, SLG: 0.322 Bob Jones, L OBP: 0.280, SLG: 0.382	F8										4	0	1	1	0	1	2					
Dan Briggs, L OBP: 0.288, SLG: 0.404											4	0	2	0	0	0	0					
Ron Jackson, R OBP: 0.273, SLG: 0.322											3	0	0	0	1	1	1					
Dave Chalk, R OBP: 0.311, SLG: 0.278											4	0	0	0	0	0	4					
Andy Etchebarren, R OBP: 0.299, SLG: 0.258 Bruce Buchie, L OBP: 0.357, SLG: 0.285 Rusty Torres, S OBP: 0.297, SLG: 0.296											2	0	0	0	1	0	3					
Inning Stats	R: 0 E: 0 K: 0 S: 4	H: 1 LOB: 2 BB: 1 P: 8	R: 0 E: 0 K: 1 S: 5	H: 0 LOB: 0 BB: 0 P: 5	R: 0 E: 0 K: 0 S: 2	H: 0 LOB: 0 BB: 1 P: 6	R: 1 E: 0 K: 0 S: 6	H: 3 LOB: 3 BB: 1 P: 10	R: 0 E: 0 K: 1 S: 6	H: 1 LOB: 1 BB: 0 P: 6	R: 0 E: 0 K: 0 S: 3	H: 0 LOB: 0 BB: 0 P: 3	R: 0 E: 0 K: 0 S: 3	H: 1 LOB: 0 BB: 0 P: 3	R: 0 E: 0 K: 1 S: 6	H: 1 LOB: 1 BB: 0 P: 6	R: 1 E: 0 K: 1 S: 6	H: 2 LOB: 0 BB: 0 P: 6	1B: 9 2B: 0 3B: 0 HR: 0	SF: 0 SAC: 1 DP: 2 HBP: 0	WP: 0 PB: 0 SB: 0 CS: 0	PA: 39
PITCHER	IP	WLS	BF	H	R	ER	SO	BB	IBB	HBP	BLK	WP	HR	S	P	ERA	WHIP					
Jesse Jefferson, R ERA: 6.35	3.1		16	4	1	1	1	3	0	0	0	0	0	15	27	2.70	2.100					
Pete Vuckovich, R ERA: 3.65	3.2		12	1	0	0	1	0	0	0	0	0	0	14	14	0.00	0.273					
Clay Carroll, R ERA: 2.5	3.0	L	11	4	1	1	2	0	0	0	0	0	0	15	15	3.00	1.333					

TOP

California Angels @ Chicago White Sox
Comiskey Park, Chicago, IL
Wed Jun 30 1976, 8:05 PM EDT
Att. 14,745 - Unknown

livebaseballscorecards.com

AB 35
R 2
H 9
RBI 2
BB 3
SO 4
LOB 18




Batter	1	2	3	4	5	6	7	8	9	10	AB	R	H	RBI	BB	SO	LOB					
Chet Lemon, R OBP: 0.317, SLG: 0.327	6-3		F7								4	0	1	0	1	1	0					
Rich Coggins, L OBP: 0.211, SLG: 0.167	F7		F9								4	0	0	0	0	0	2					
Jorge Orta, L OBP: 0.289, SLG: 0.425	L6										4	0	1	0	0	0	0					
Pat Kelly, L OBP: 0.360, SLG: 0.427											3	0	0	0	0	0	0					
Jim Spencer, L OBP: 0.333, SLG: 0.366											4	0	1	0	0	0	1					
Bucky Dent, R OBP: 0.312, SLG: 0.324											3	1	1	0	1	0	1					
Brian Downing, R OBP: 0.328, SLG: 0.328											3	0	1	0	1	0	3					
Jack Brohamer, L OBP: 0.289, SLG: 0.374											3	0	1	1	0	0	2					
Kevin Bell, R OBP: 0.338, SLG: 0.533											4	0	0	0	0	0	2					
Inning Stats	R: 0 E: 0 K: 0 S: 3	H: 0 LOB: 0 BB: 0 P: 3	R: 0 E: 0 K: 0 S: 4	H: 1 LOB: 2 BB: 1 P: 8	R: 0 E: 0 K: 0 S: 3	H: 0 LOB: 0 BB: 0 P: 3	R: 0 E: 0 K: 0 S: 3	H: 0 LOB: 0 BB: 0 P: 3	R: 1 E: 0 K: 0 S: 4	H: 2 LOB: 0 BB: 0 P: 4	R: 0 E: 0 K: 0 S: 5	H: 1 LOB: 0 BB: 0 P: 5	R: 0 E: 0 K: 0 S: 4	H: 1 LOB: 2 BB: 1 P: 8	R: 0 E: 1 K: 0 S: 4	H: 0 LOB: 2 BB: 1 P: 8	R: 0 E: 0 K: 0 S: 3	H: 1 LOB: 0 BB: 0 P: 3	1B: 5 2B: 2 3B: 0 HR: 0	SF: 0 SAC: 2 DP: 1 HBP: 0	WP: 0 PB: 0 SB: 1 CS: 2	PA: 39
PITCHER	IP	WLS	BF	H	R	ER	SO	BB	IBB	HBP	BLK	WP	HR	S	P	ERA	WHIP					
Nolan Ryan, R ERA: 3.95	0.1		1	0	0	0	0	0	0	0	0	0	0	1	1	0.00	0.000					
Gary Ross, R ERA: 3.25	7.2		28	5	1	1	1	2	0	0	0	0	0	28	36	1.17	0.913					
Mickey Scott, L ERA: 3.94	0.2		3	0	0	0	0	0	0	0	0	0	0	3	3	0.00	0.000					
Dick Drago, R ERA: 5.25	1.1	W	5	1	0	0	0	0	1	0	0	0	0	4	8	0.00	0.750					

BOTTOM

California Angels @ Chicago White Sox
Comiskey Park, Chicago, IL
Wed Jun 30 1976, 8:05 PM EDT
Att. 14,745 - Unknown

livebaseballscorecards.com

AB 32
R 1
H 6
RBI 1
BB 3
SO 1
LOB 11



Batter	1	2	3	4	5	6	7	8	9	AB	R	H	RBI	BB	SO	LOB	TOP			
Dave Collins, S OBP: 0.382, SLG: 0.318 Rusty Torres, S OBP: 0.297, SLG: 0.296	G3 FC5 2B		1-3	F8			G6-4-3 1B			4	0	2	0	0	0	2				
Dave Chalk, R OBP: 0.310, SLG: 0.277	G3		1B		F4		G6-4-3			4	1	1	0	0	0	2				
Bobby Bonds, R OBP: 0.349, SLG: 0.406	FC5		E4 1B		K					4	0	0	0	0	1	2				
Bill Melton, R OBP: 0.304, SLG: 0.332	CS	2B	1B		BB			F3		3	1	2	1	1	0	0				
Mario Guerrero, R OBP: 0.323, SLG: 0.323		K	K		F8			6-3		4	0	0	0	0	2	4				
Ron Jackson, R OBP: 0.282, SLG: 0.333		2B			6-3 BB		FC5-4 1B		K	3	0	2	1	1	1	0				
Leroy Stanton, R OBP: 0.264, SLG: 0.267	F8		6-3		FC5-4 1B		G4-6-3		K	4	0	0	0	0	1	3				
Bob Jones, L OBP: 0.280, SLG: 0.382					FC1-6-5 BB		G4-6-3		K	0	0	0	0	0	0	0				
Dan Briggs, L OBP: 0.295, SLG: 0.393	4-3				FC1-6-5 BB		G4-6-3			4	0	1	0	0	0	3				
Andy Etchebarren, R OBP: 0.299, SLG: 0.255			F9							2	0	0	0	1	1	0				
Terry Humphrey, R OBP: 0.353, SLG: 0.545										0	0	0	0	0	0	0				
Inning Stats	R: 0 E: 0 K: 0 S: 3	H: 1 LOB: 0 BB: 0 P: 3	R: 1 E: 0 K: 1 S: 7	H: 2 LOB: 1 BB: 0 P: 7	R: 1 E: 1 K: 1 S: 8	H: 2 LOB: 2 BB: 0 P: 8	R: 0 E: 0 K: 0 S: 3	H: 0 LOB: 2 BB: 2 P: 11	R: 0 E: 0 K: 0 S: 5	H: 1 LOB: 0 BB: 0 P: 3	R: 0 E: 0 K: 1 S: 5	H: 1 LOB: 1 BB: 0 P: 5	R: 0 E: 0 K: 0 S: 3	H: 0 LOB: 0 BB: 0 P: 3	R: 0 E: 0 K: 2 S: 7	H: 1 LOB: 1 BB: 0 P: 7	1B: 5 2B: 3 3B: 0 HR: 0	SF: 0 SAC: 0 DP: 2 HBP: 0	WP: 0 PB: 0 CS: 1	PA: 36
PITCHER Ken Brett, L ERA: 2.45	IP: 9.0 WLS: L BF: 35	H: 8 R: 2 ER: 1 SO: 6	BB: 3 IBB: 0 HBP: 0 BLK: 0	WP: 0 HR: 0 S: 44 P: 56	ERA: 1.00 WHIP: 1.222	PITCHER IP: WLS: BF: H: R: ER: SO: BB: IBB: HBP: BLK: WP: HR: S: P: ERA: WHIP														

California Angels @ Chicago White Sox
Comiskey Park, Chicago, IL
Thu Jul 01 1976, 8:05 PM EDT
Att: 9,522 - Unknown

AB 32
R 2
H 8
RBI 2
BB 3
SO 6
LOB 16



Batter	1	2	3	4	5	6	7	8	9	AB	R	H	RBI	BB	SO	LOB	BOTTOM												
Bucky Dent, R OBP: 0.311, SLG: 0.320	BB HBP BB		F8		FC1-5		6-3			3	0	0	0	1	0	3													
Chet Lemon, R OBP: 0.312, SLG: 0.321	F7		F5		F8		4-3			4	0	0	0	0	0	4													
Lamar Johnson, R OBP: 0.329, SLG: 0.366	F7		F8		FC5					4	0	0	0	0	0	3													
Alan Bannister, R OBP: 0.267, SLG: 0.286								E6 BB		0	0	0	0	0	0	0													
Jorge Orta, L OBP: 0.288, SLG: 0.420	BB HBP		F8		F8		F8		F7	3	0	0	0	0	0	1													
Buddy Bradford, R OBP: 0.314, SLG: 0.355	BB HBP		5-3		F7					2	0	0	0	1	0	0													
Pat Kelly, L OBP: 0.363, SLG: 0.427	BB							G4-6-3 BB		0	0	0	0	1	0	0													
Jim Spencer, L OBP: 0.332, SLG: 0.368	F4						G3		G4-6-3	4	0	1	0	0	0	5													
Kevin Bell, R OBP: 0.333, SLG: 0.531			6-3		K					4	1	1	0	0	1	1													
Brian Downing, R OBP: 0.332, SLG: 0.328			5-3		FC1-5 1B BB		SH3-4 1B		5-3	3	0	1	1	1	0	0													
Bill Stein, R OBP: 0.248, SLG: 0.240	F4				FC5 FC1-5 1B		SH3-4		F8	3	0	1	0	0	0	0													
Inning Stats	R: 0 E: 0 K: 0 S: 3	H: 0 LOB: 3 BB: 2 P: 12	R: 0 E: 0 K: 0 S: 3	H: 0 LOB: 0 BB: 0 P: 3	R: 0 E: 0 K: 1 S: 6	H: 1 LOB: 1 BB: 0 P: 6	R: 0 E: 0 K: 0 S: 4	H: 1 LOB: 2 BB: 1 P: 8	R: 0 E: 0 K: 0 S: 3	H: 0 LOB: 0 BB: 0 P: 3	R: 1 E: 0 K: 0 S: 5	H: 2 LOB: 1 BB: 0 P: 5	R: 0 E: 1 K: 0 S: 3	H: 0 LOB: 2 BB: 1 P: 7	R: 0 E: 0 K: 0 S: 3	H: 0 LOB: 0 BB: 0 P: 3	1B: 2 2B: 2 3B: 0 HR: 0	SF: 0 SAC: 1 DP: 1 HBP: 1	WP: 0 PB: 0 CS: 0	PA: 36									
PITCHER Sid Monge, L ERA: 2.9	IP: 6.0 WLS: W BF: 26	H: 4 R: 1 ER: 1 SO: 1	BB: 3 IBB: 0 HBP: 1 BLK: 0	WP: 0 HR: 0 S: 24 P: 37	ERA: 1.50 WHIP: 1.167	PITCHER IP: WLS: BF: H: R: ER: SO: BB: IBB: HBP: BLK: WP: HR: S: P: ERA: WHIP																							
Dick Drago, R ERA: 5.06	1.1	6	0	0	0	0	1	0	0	0	0	5	9	0.00	0.750														
Mickey Scott, L ERA: 3.57	1.2	S: 4	0	0	0	0	0	0	0	0	0	4	4	0.00	0.000														

California Angels @ Chicago White Sox
Comiskey Park, Chicago, IL
Thu Jul 01 1976, 8:05 PM EDT
Att: 9,522 - Unknown

AB 30
R 1
H 4
RBI 1
BB 4
SO 1
LOB 17



Batter	1	2	3	4	5	6	7	8	9	AB	R	H	RBI	BB	SO	LOB	TOP			
Mario Guerrero, R OBP: 0.315, SLG: 0.304 (1, 4) (7, 6)	0-0 6-3		0-0 6-3		0-0 5-3		0-0 P6			4	0	0	0	0	0	5				
Dan Briggs, L OBP: 0.275, SLG: 0.359 (1, 8) (7, 3)	0-3 K			0-0 F8		0-0 P6		0-0 F7		4	0	0	0	0	1	0				
Bobby Bonds, R OBP: 0.346, SLG: 0.400 (1, 9)	0-3 K			0-0 E3 4-3		0-0 6-3		0-0 1B G6-4-3		4	0	1	0	0	1	0				
Tommy Davis, R OBP: 0.300, SLG: 0.324 (1, 10)		0-3 K		0-0 4-3 1-2		0-0 F9		0-0 G6-4-3 1-2		4	0	0	0	0	1	2				
Bill Melton, R OBP: 0.294, SLG: 0.319 (1, 3) (7, 5)		0-0 6-3		0-0 F7			0-3 K		0-0 P5	4	0	0	0	0	1	1				
Bruce Bochte, L OBP: 0.364, SLG: 0.311 (1, 7)		0-0 1B			0-0 BB 1B		0-0 1B FC3-2 1B		0-0 L6	4	0	3	0	0	0	0				
Ron Jackson, R OBP: 0.286, SLG: 0.332 (1, 5) (7, 4)		0-0 4-3			4-0 1-2 BB 1B		0-0 BB FC3-2 1B 1-3		0-0 4-3	3	0	1	0	1	0	1				
Dave Chalk, R OBP: 0.307, SLG: 0.272 (7, PH)			0-0 6-3		0-0 P5		0-0 FC3-2 BB			2	0	0	0	0	0	2				
Bob Jones, L OBP: 0.273, SLG: 0.371 (7, 8)				0-0 F8		0-0 F7		0-0 1-2 3-H 4-0 BB		1	0	0	0	0	0	2				
Terry Humphrey, R OBP: 0.286, SLG: 0.462 (7, PH)										2	0	0	0	0	0	2				
Dave Collins, S OBP: 0.350, SLG: 0.322 (7, PR)										0	0	0	0	1	0	0				
Jerry Remy, L OBP: 0.314, SLG: 0.304 (7, PR)										0	0	0	0	0	0	0				
Andy Etchebarren, R OBP: 0.300, SLG: 0.256 (7, 2)										0	0	0	0	0	0	0				
Inning Stats	R: 0 E: 0 K: 2 S: 7	H: 0 LOB: 0 BB: 0 P: 7	R: 0 E: 0 K: 1 S: 6	H: 1 LOB: 1 BB: 0 P: 6	R: 0 E: 0 K: 0 S: 3	H: 0 LOB: 0 BB: 0 P: 3	R: 0 E: 1 K: 0 S: 4	H: 0 LOB: 1 BB: 0 P: 4	R: 0 E: 0 K: 0 S: 3	H: 0 LOB: 0 BB: 0 P: 3	R: 0 E: 0 K: 1 S: 7	H: 2 LOB: 2 BB: 1 P: 11	R: 0 E: 0 K: 0 S: 3	H: 1 LOB: 0 BB: 0 P: 3	R: 0 E: 0 K: 0 S: 3	H: 0 LOB: 0 BB: 0 P: 3	1B: 5 2B: 0 3B: 0 HR: 0	SF: 0 SAC: 0 DP: 1 HBP: 0	WP: 0 PB: 0 SB: 0 CS: 0	PA: 34
PITCHER Bill Singer, R ERA: 3.62 (1, 1)	IP: 9.0 WLS: W BF: 34 H: 5 R: 0 ER: 0 SO: 4 BB: 2 IBB: 0 HBP: 0 BLK: 0 WP: 0 HR: 0 S: 40 P: 48 ERA: 0.00 WHIP: 0.778																			

California Angels @ Minnesota Twins
Metropolitan Stadium, Bloomington, MI
Sat Jul 03 1976, 4:33 AM EDT
Att: 6,506 - Unknown

AB 32
R 0
H 5
RBI 0
BB 2
SO 4
LOB 15

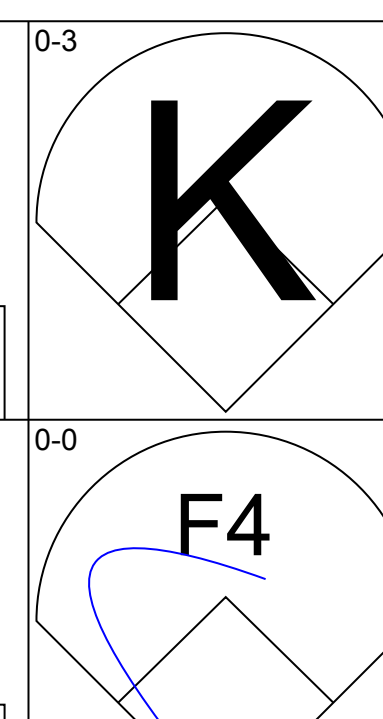
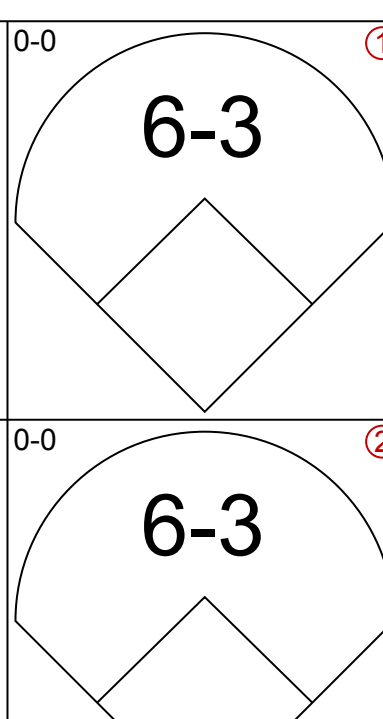
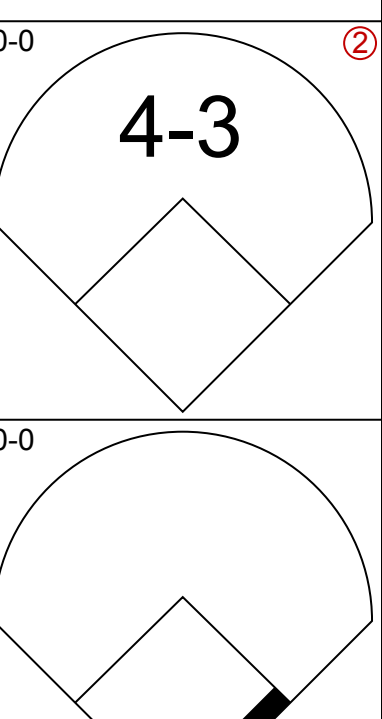
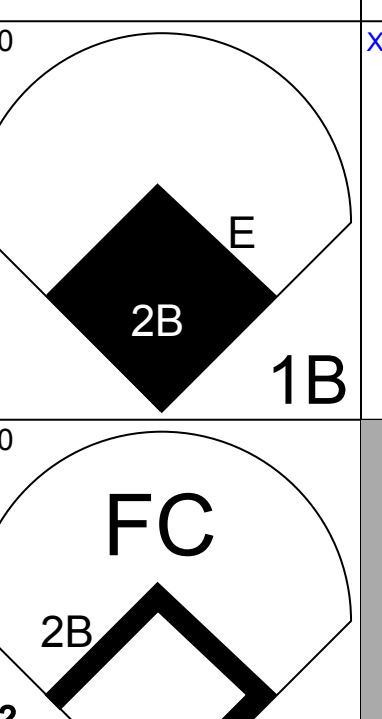
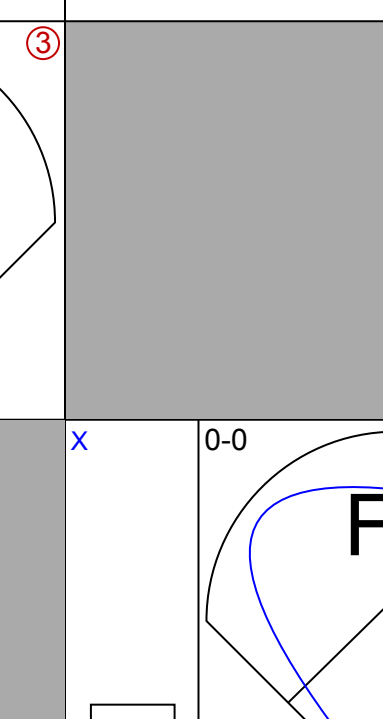
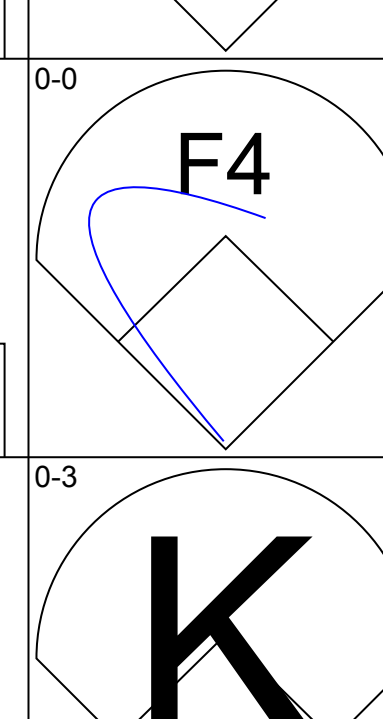
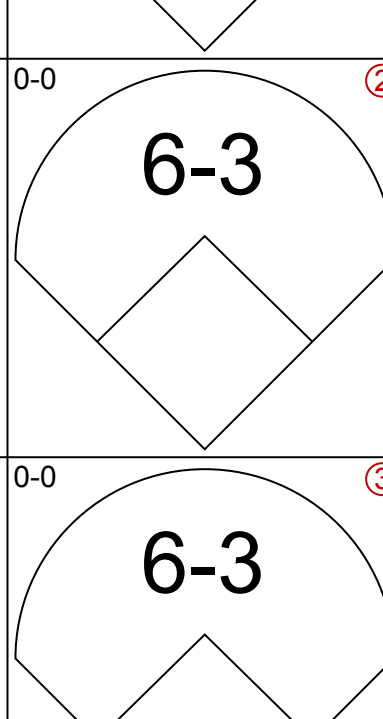
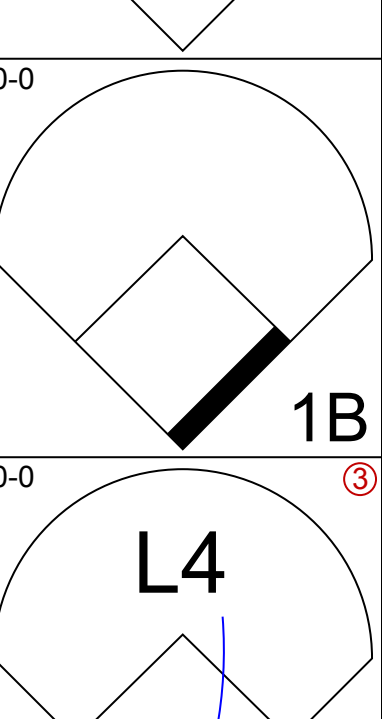
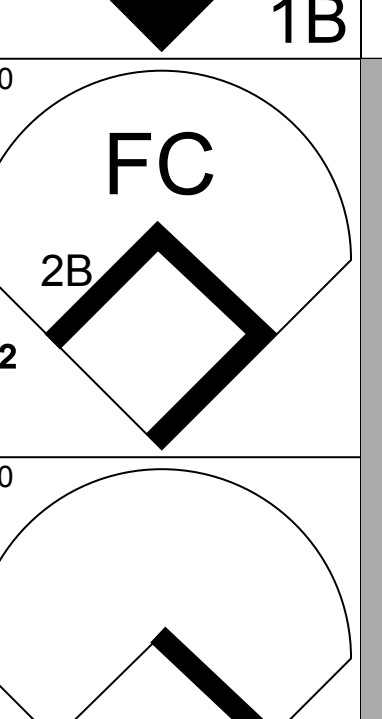
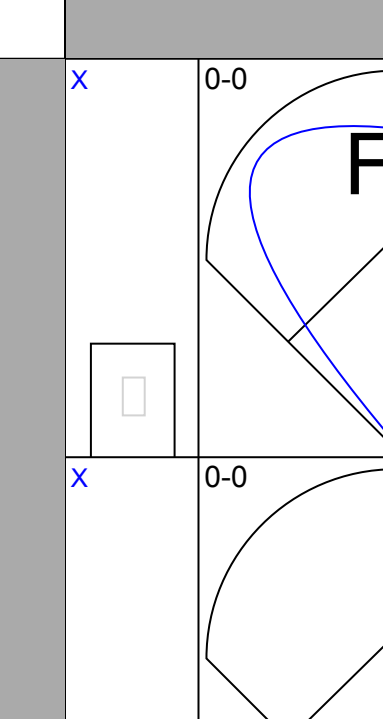
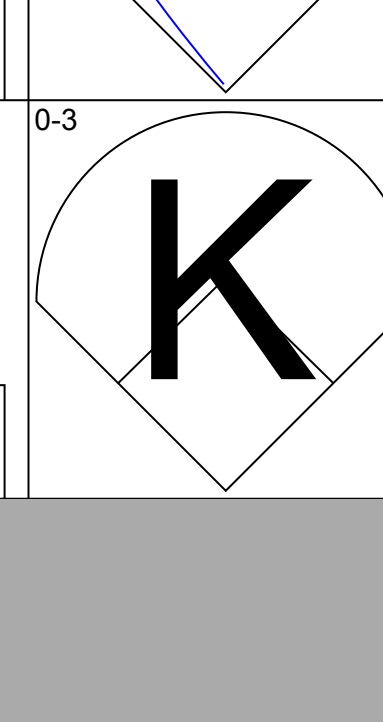
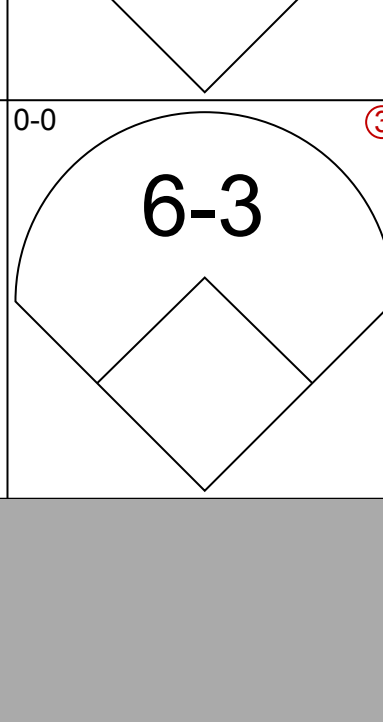
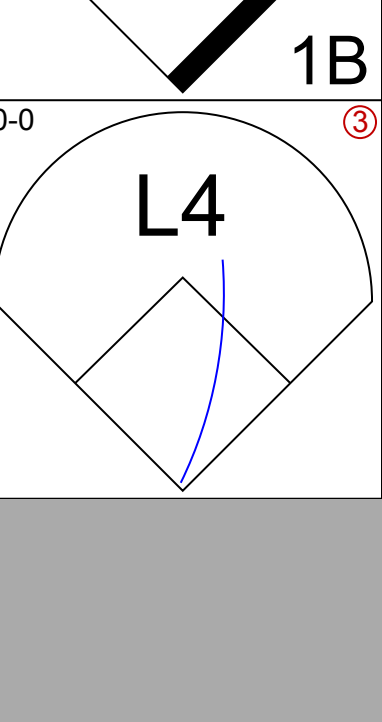
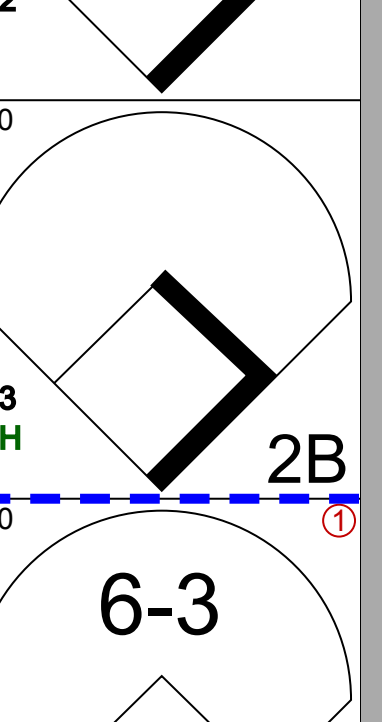
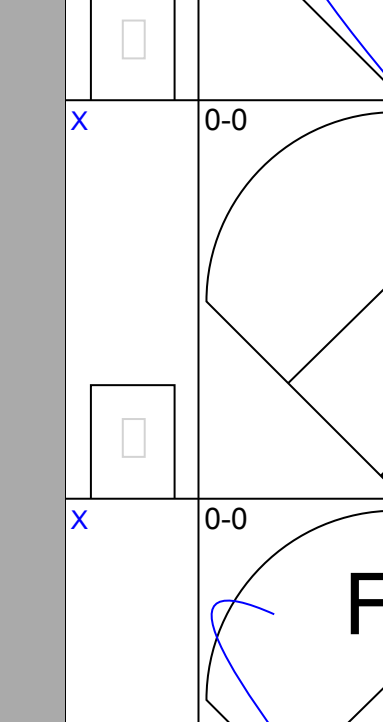
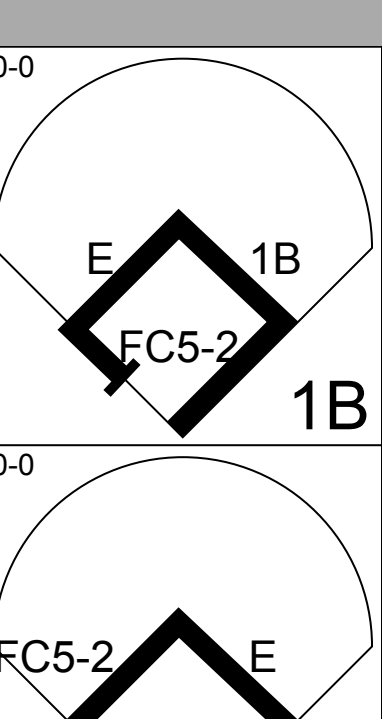
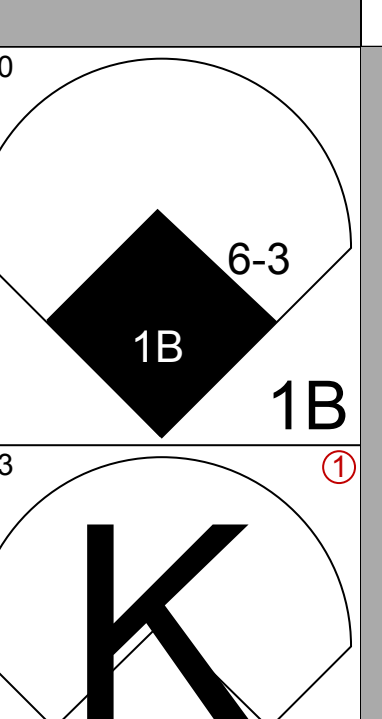
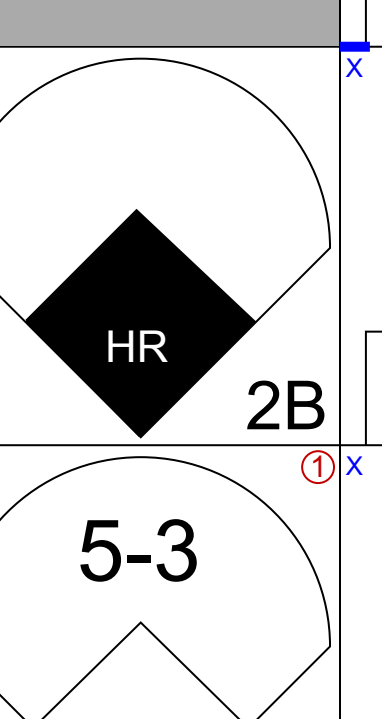


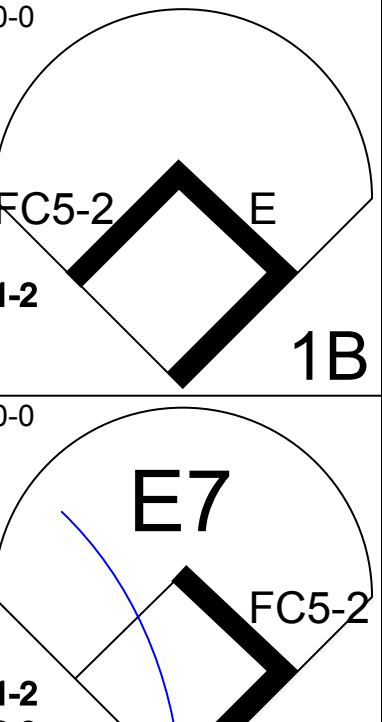
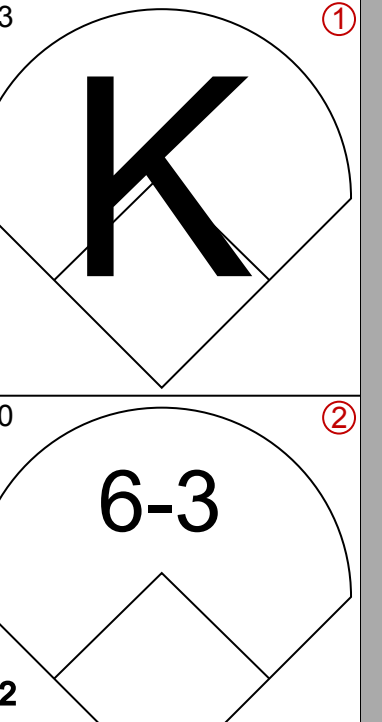
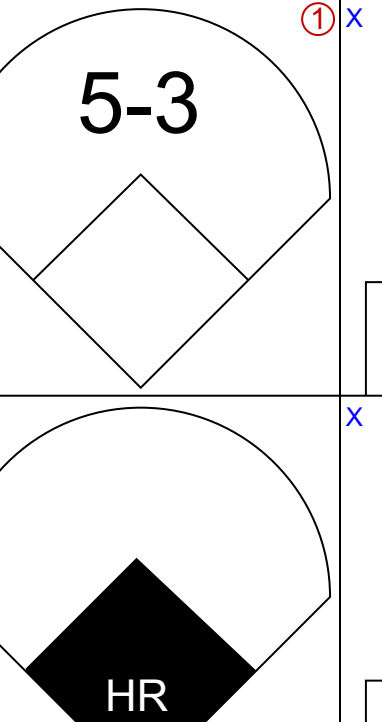

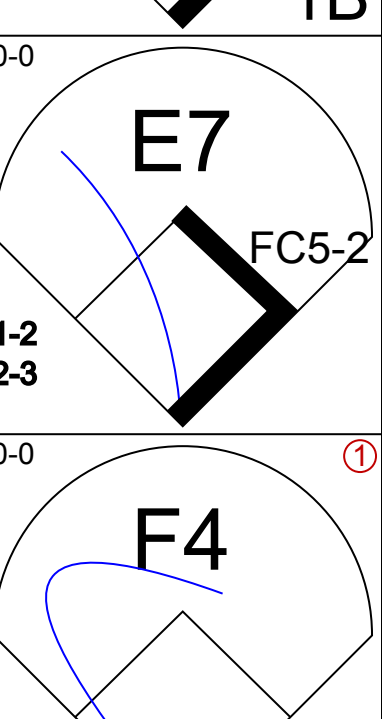
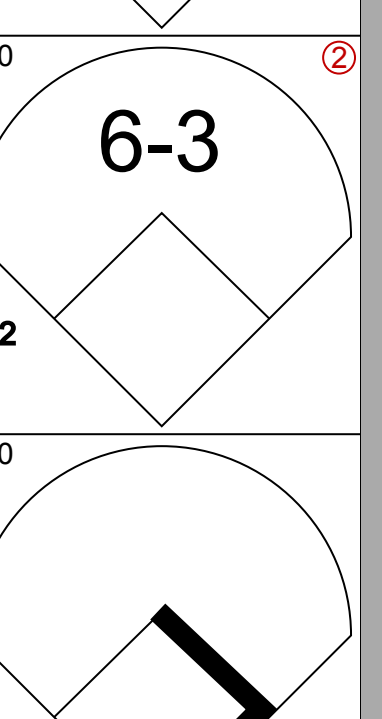
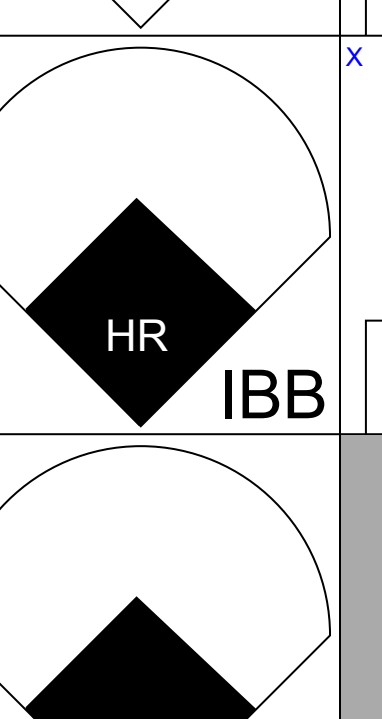
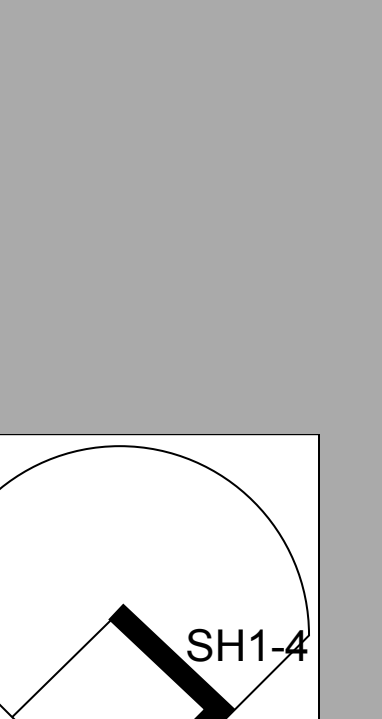
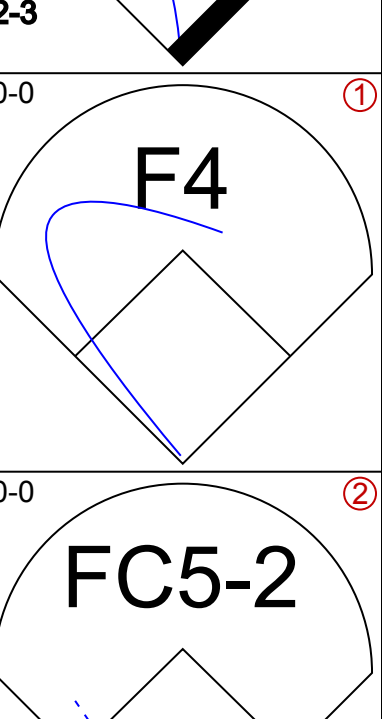
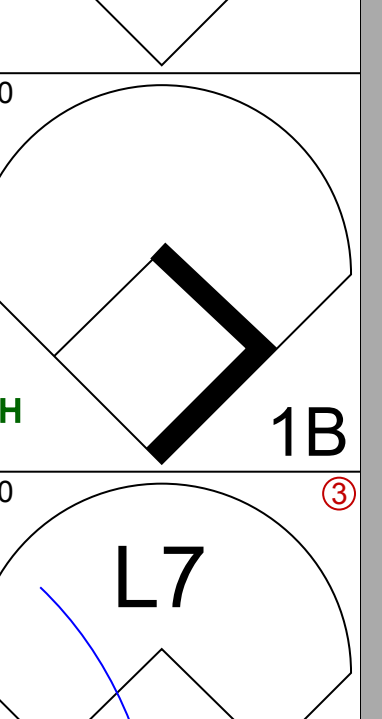
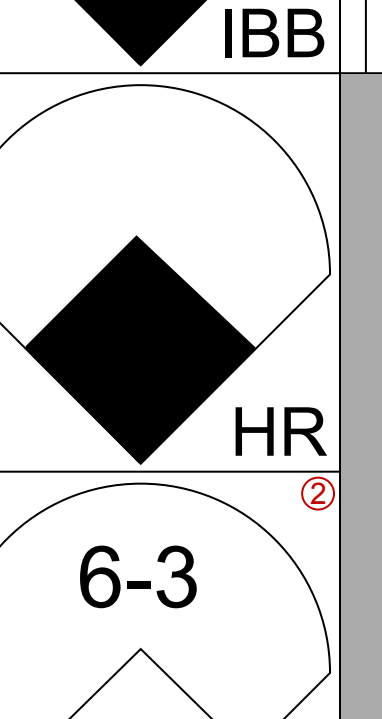
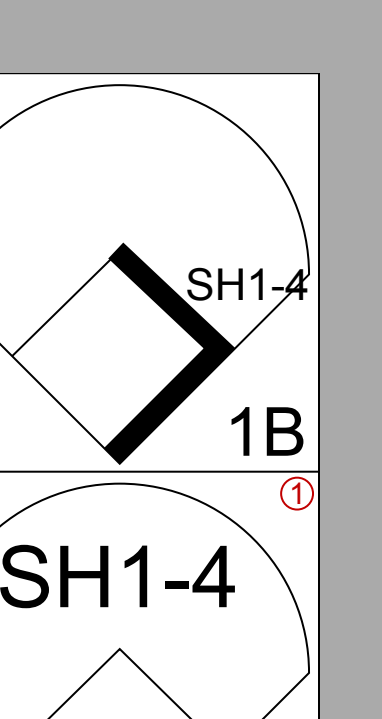
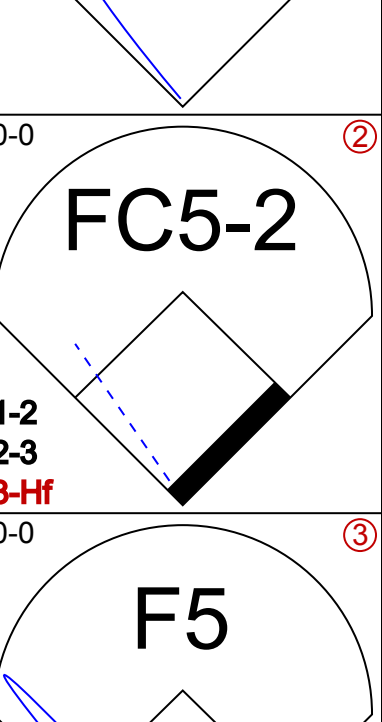
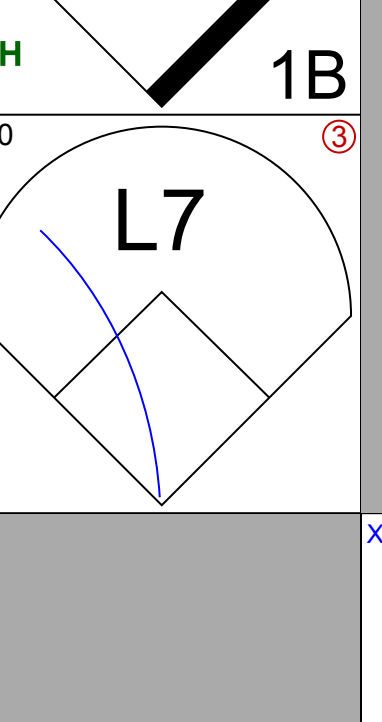
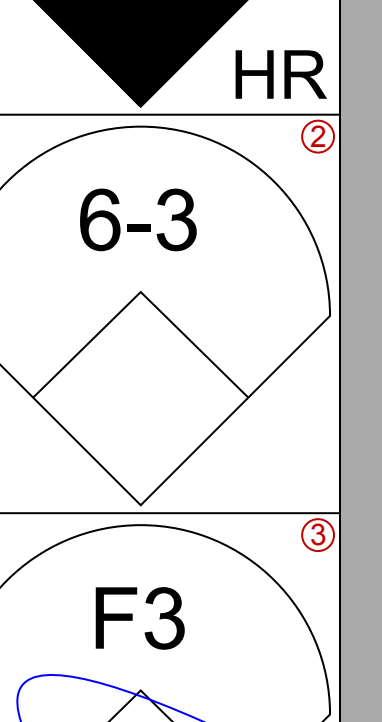
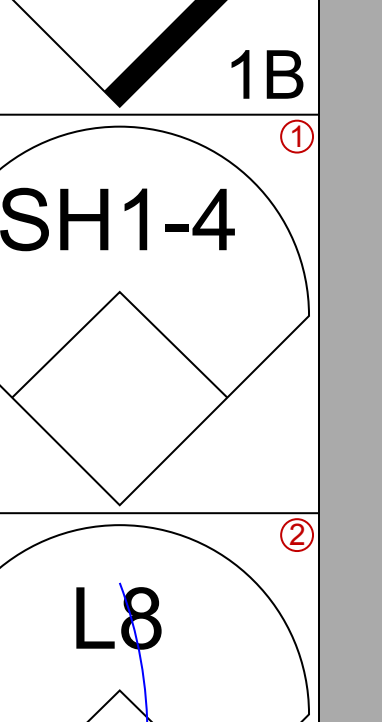
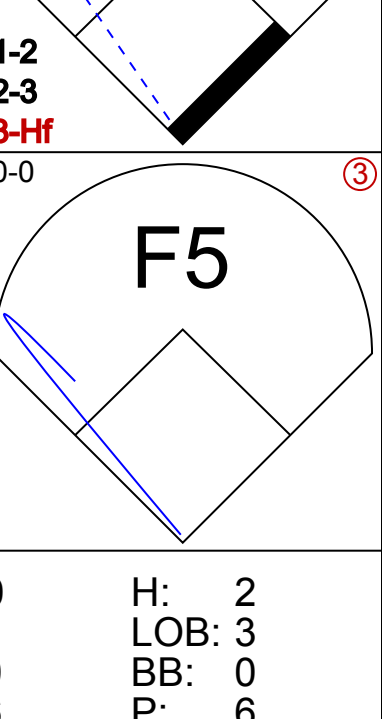
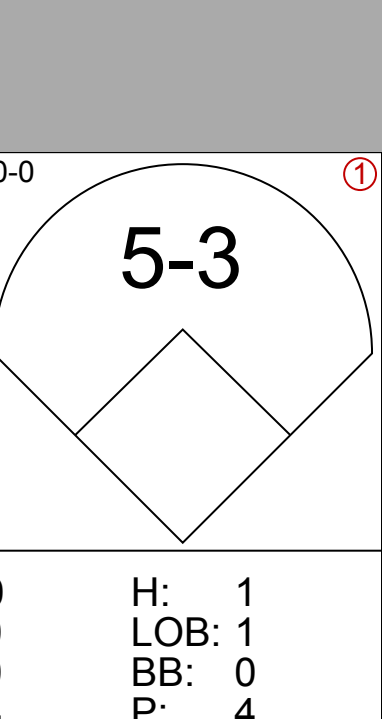
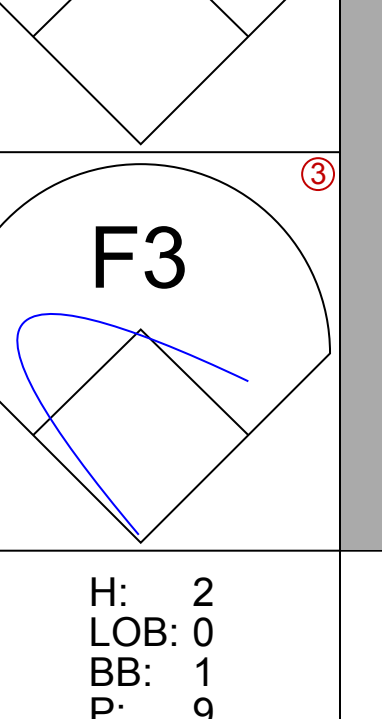
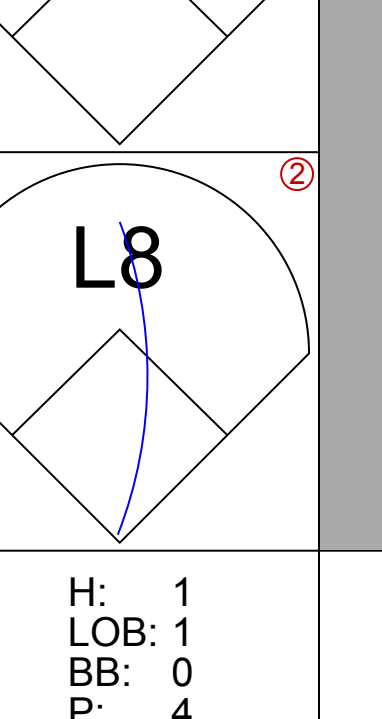


Batter	1	2	3	4	5	6	7	8	9	AB	R	H	RBI	BB	SO	LOB	BOTTOM			
Steve Braun, L OBP: 0.343, SLG: 0.320 (1, 7)	0-0 S 1B		0-0 BB 1B 2-H		4-0 S BB		0-0 FC1-4 1-2			3	1	2	1	1	0	1				
Roy Smalley, S OBP: 0.340, SLG: 0.270 (1, 6)	0-3 K 1-2		4-0 BB 1B BB 1-2		0-3 K 1-2		0-0 4-3			3	0	0	0	1	2	3				
Rod Carew, L OBP: 0.391, SLG: 0.444 (1, 3)	0-3 K		0-0 BB 1B 1-2 2-H		4-0 IBB F9			0-0 F8		3	0	1	1	1	1	1				
Butch Wynegar, S OBP: 0.394, SLG: 0.426 (1, 2)	0-0 4-3		4-0 BB G4-3 1-2 2-3		0-0 F9			0-0 F9		3	0	0	0	1	0	3				
Lyman Bostock, L OBP: 0.376, SLG: 0.420 (1, 8)		0-0 4-3	0-0 G4-3 1-2		0-3 K			0-3 K		4	0	0	0	0	2	3				
Tony Oliva, L OBP: 0.182, SLG: 0.214 (1, 10)		0-0 5-3		0-0 F9		0-0 P6				3	0	0	0	0	0	0				
Larry Hisle, R OBP: 0.317, SLG: 0.338 (1, 9)		0-0 F9		0-3 K		0-3 K				3	0	0	0	0	2	0				
Mike Cabbage, L OBP: 0.343, SLG: 0.296 (1, 5)			0-0 6-3		0-0 F8			0-0 5-3		3	0	0	0	0	0	0				
Bob Randall, R OBP: 0.312, SLG: 0.305 (1, 4)			0-0 1B 2B		0-3 K			4-0 FC1-4 BB		2	1	1	0	1	1	0				
Inning Stats	R: 0 E: 0 K: 2 S: 8	H: 1 LOB: 1 BB: 0 P: 8	R: 0 E: 0 K: 0 S: 3	H: 0 LOB: 0 BB: 0 P: 3	R: 2 E: 0 K: 0 S: 5	H: 3 LOB: 2 BB: 2 P: 13	R: 0 E: 0 K: 1 S: 5	H: 0 LOB: 0 BB: 0 P: 5	R: 0 E: 0 K: 2 S: 7	H: 0 LOB: 2 BB: 2 P: 15	R: 0 E: 0 K: 2 S: 7	H: 0 LOB: 0 BB: 0 P: 7	R: 0 E: 0 K: 0 S: 3	H: 0 LOB: 1 BB: 1 P: 7	R: 0 E: 0 K: 1 S: 5	H: 0 LOB: 0 BB: 0 P: 5	1B: 3 2B: 1 3B: 0 HR: 0	SF: 0 SAC: 0 DP: 1 HBP: 0	WP: 0 PB: 0 SB: 2 CS: 0	PA: 32
PITCHER Nolan Ryan, R ERA: 3.84 (1, 1)	IP: 8.0 WLS: L BF: 32 H: 4 R: 2 ER: 2 SO: 8 BB: 4 IBB: 1 HBP: 0 BLK: 0 WP: 0 HR: 0 S: 43 P: 63 ERA: 2.25 WHIP: 1.000																			

California Angels @ Minnesota Twins
Metropolitan Stadium, Bloomington, MI
Sat Jul 03 1976, 4:33 AM EDT
Att: 6,506 - Unknown

AB 27
R 2
H 4
RBI 2
BB 5
SO 8
LOB 11

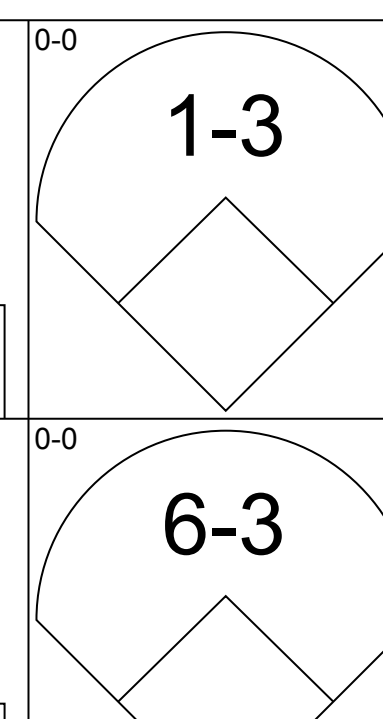
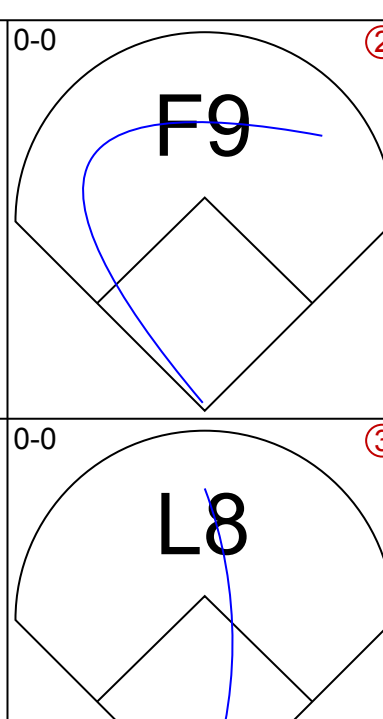
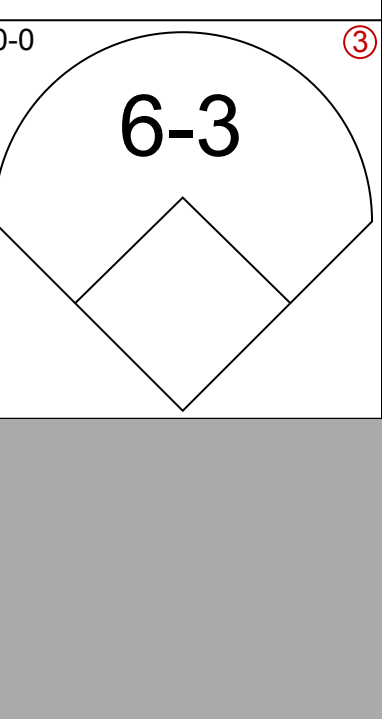
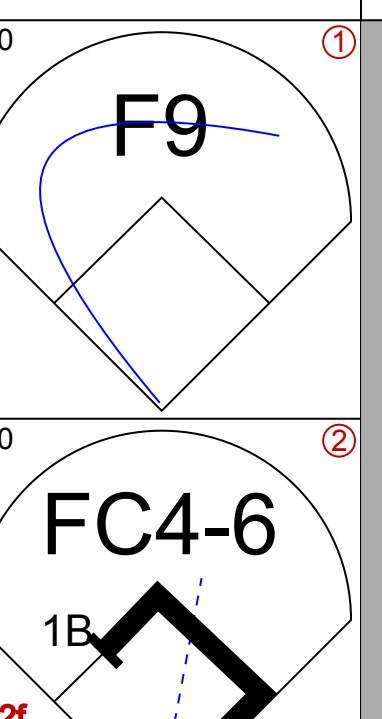
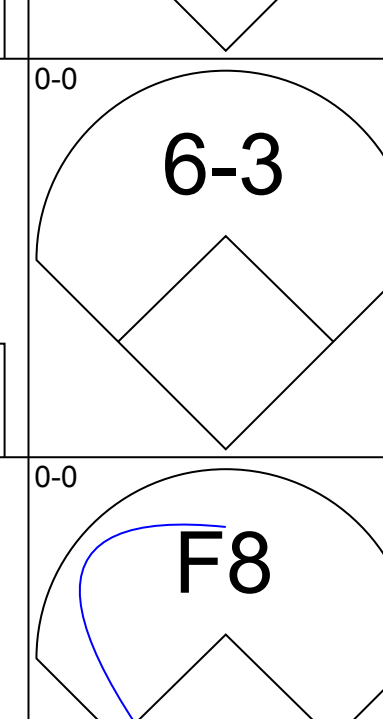
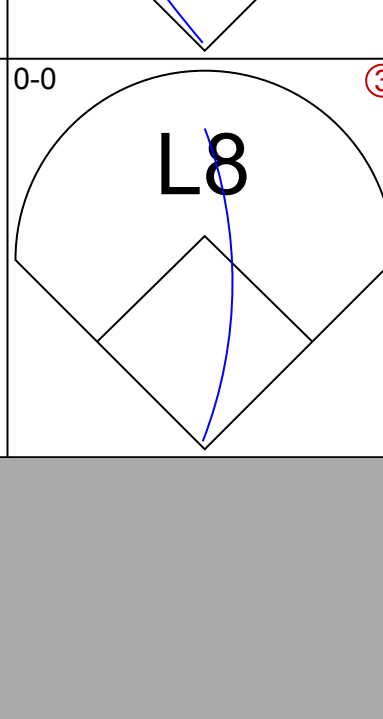
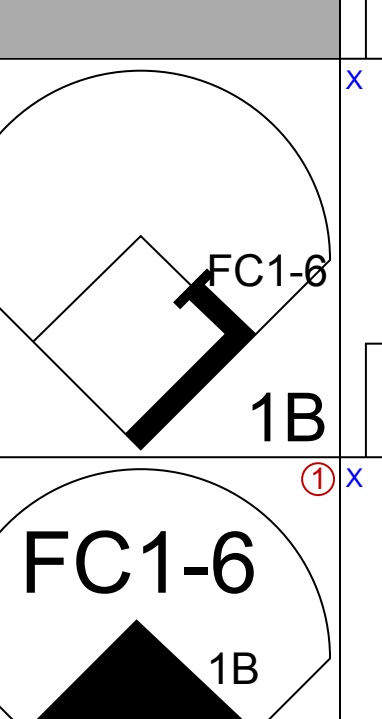
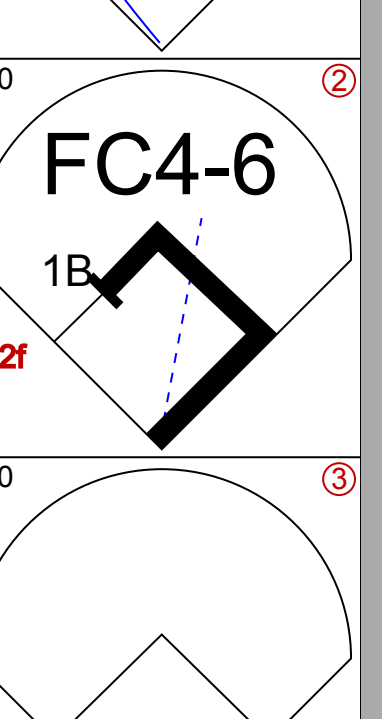
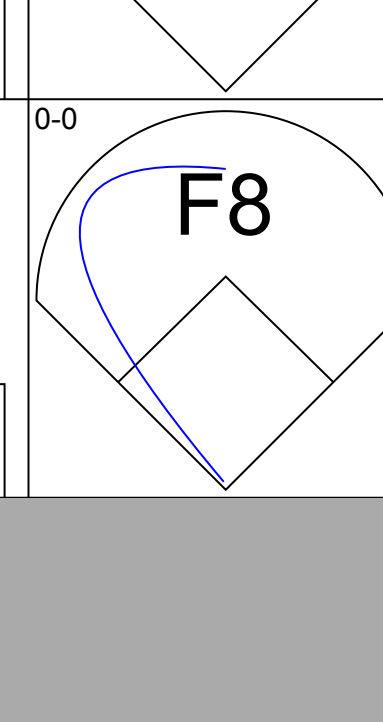
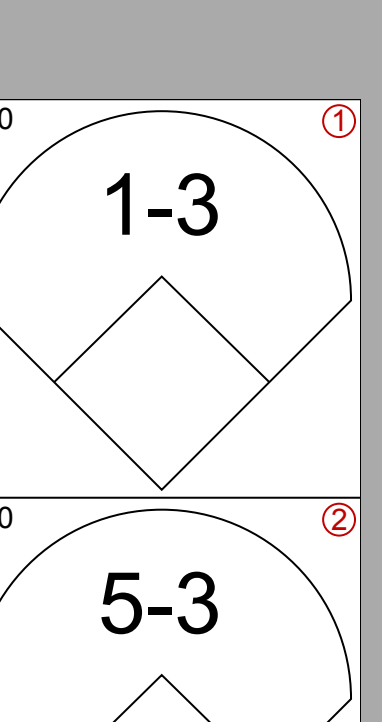
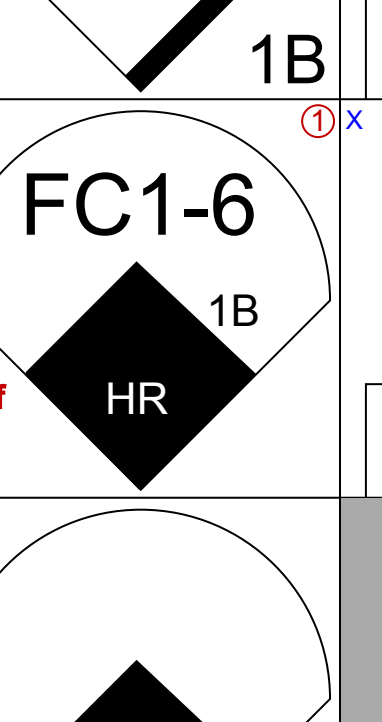
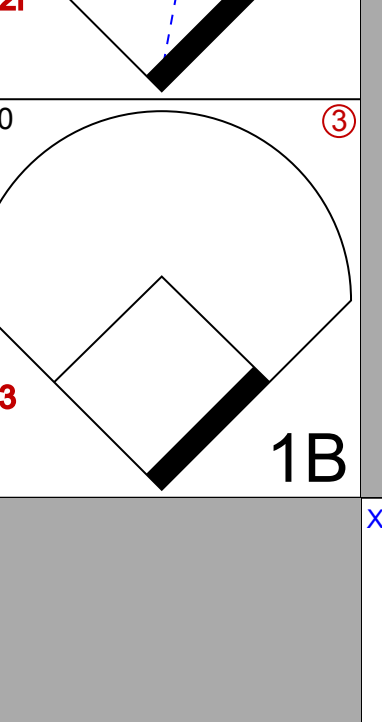
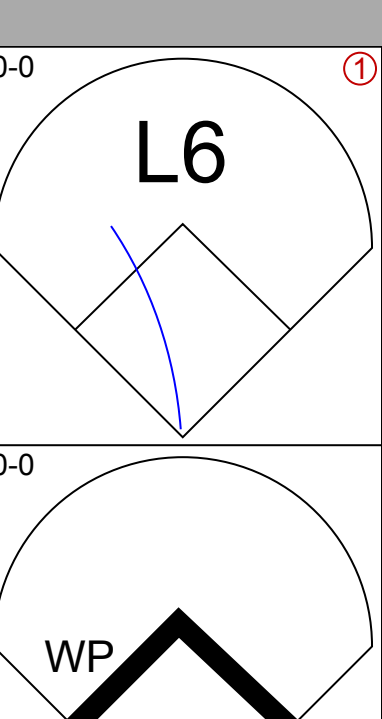
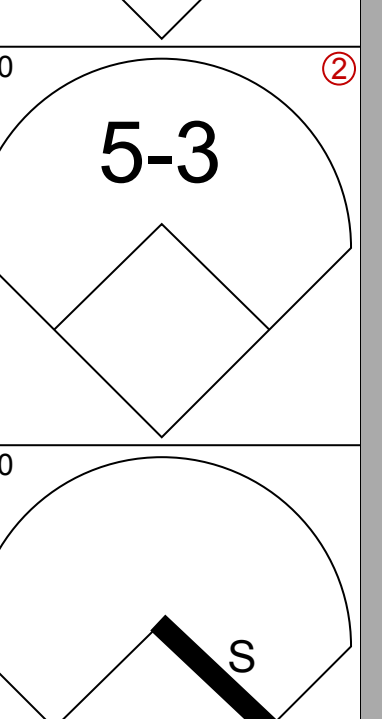
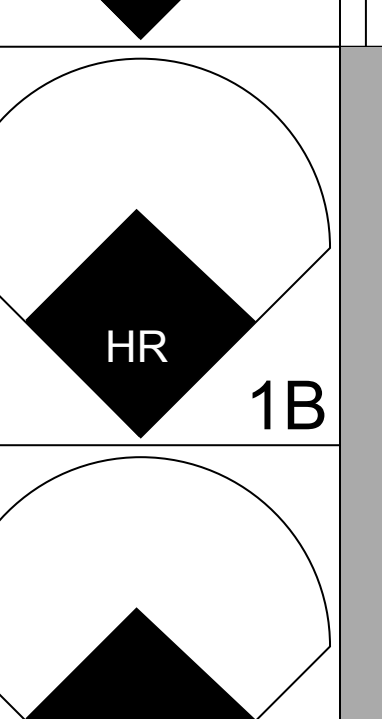
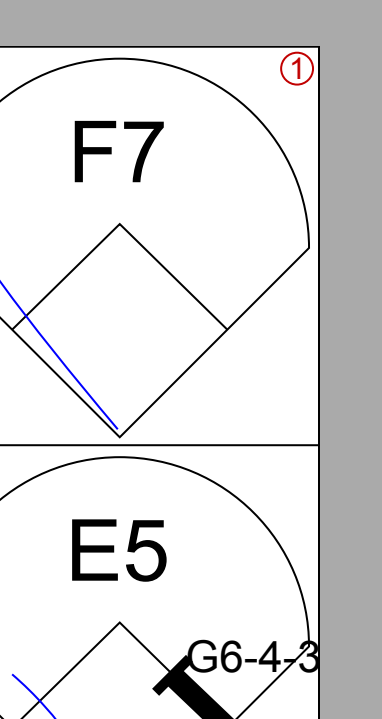
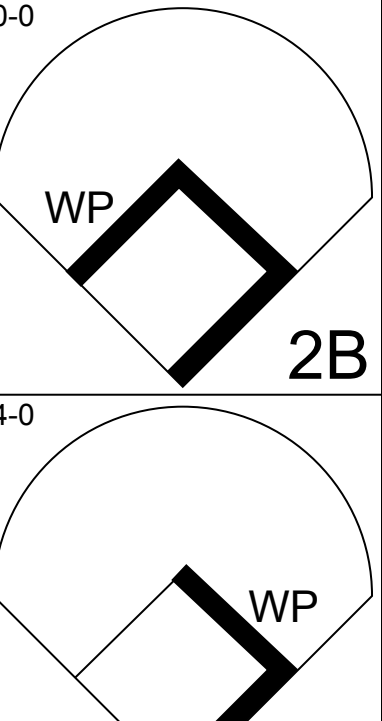
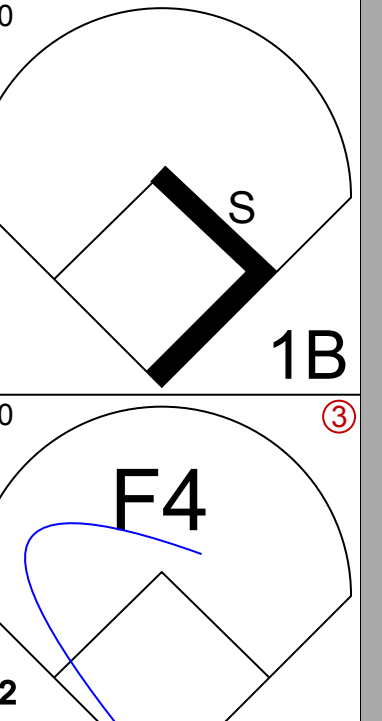
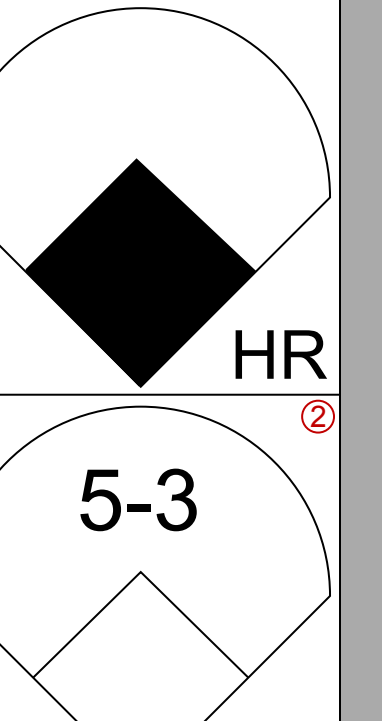
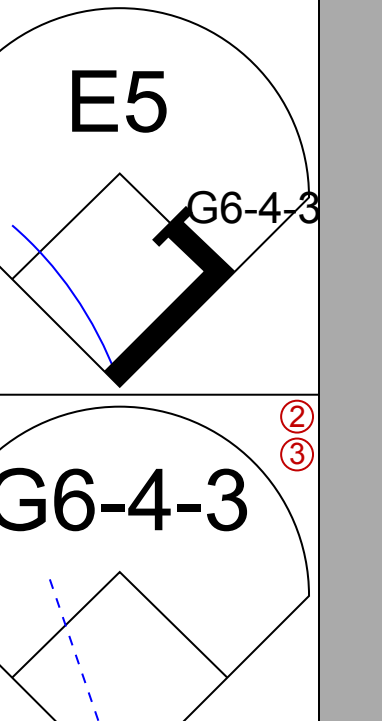
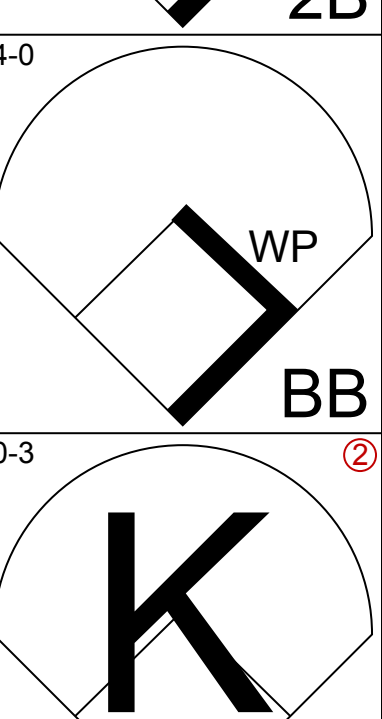
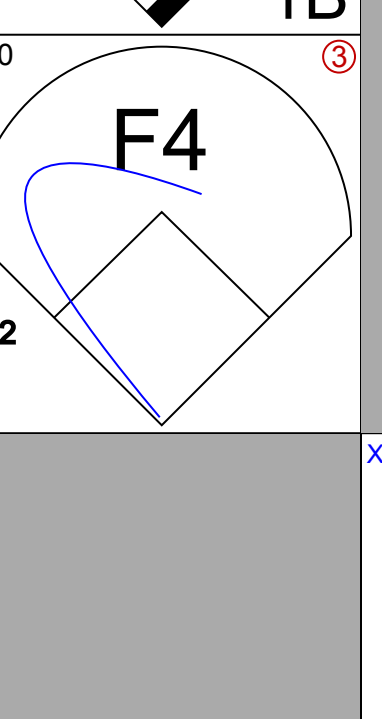
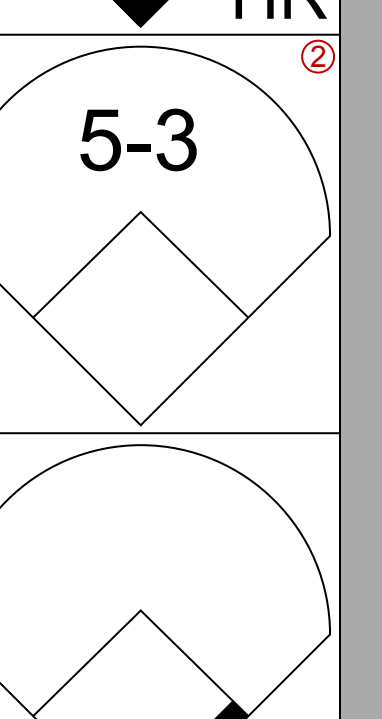
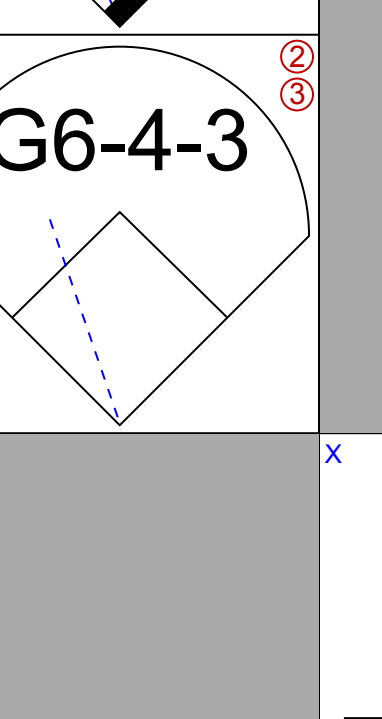
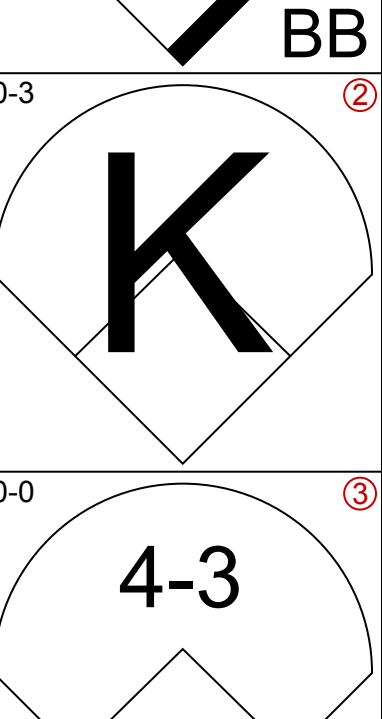
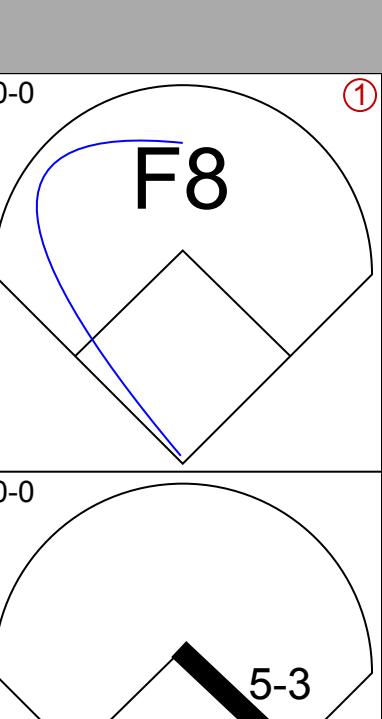
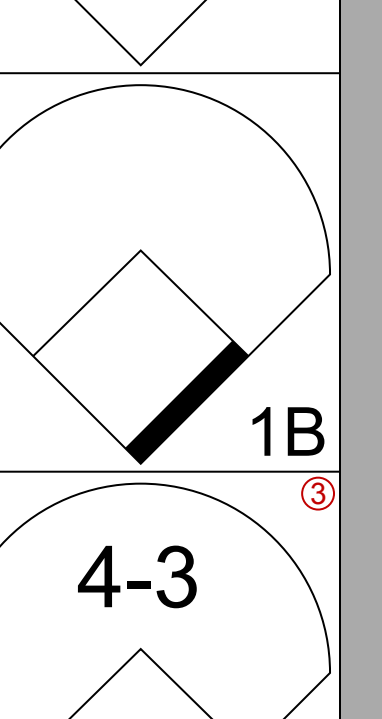
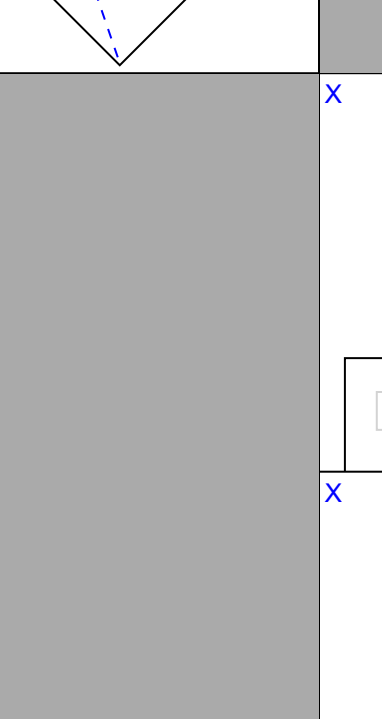
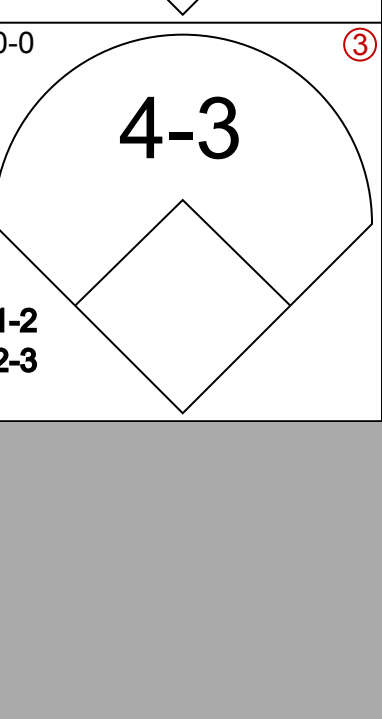
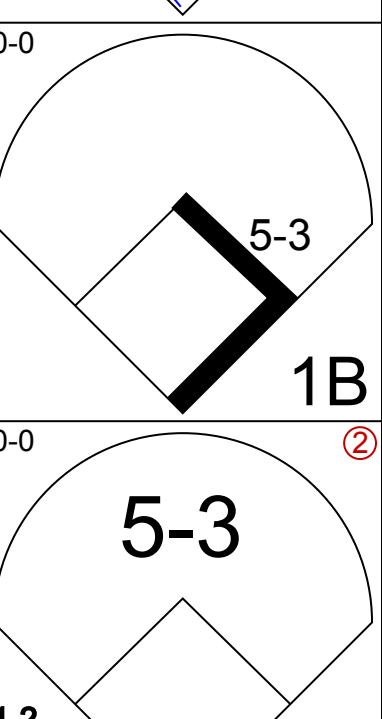
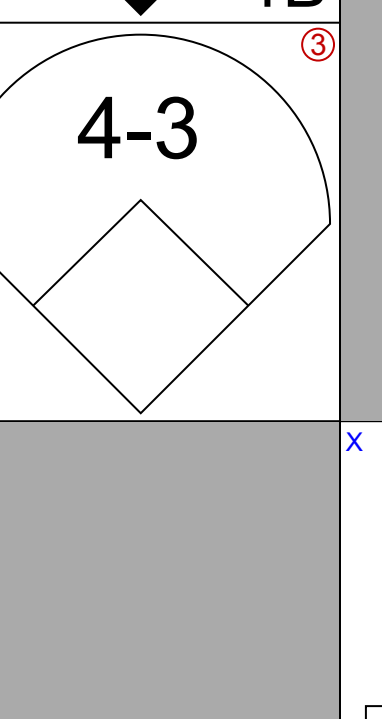
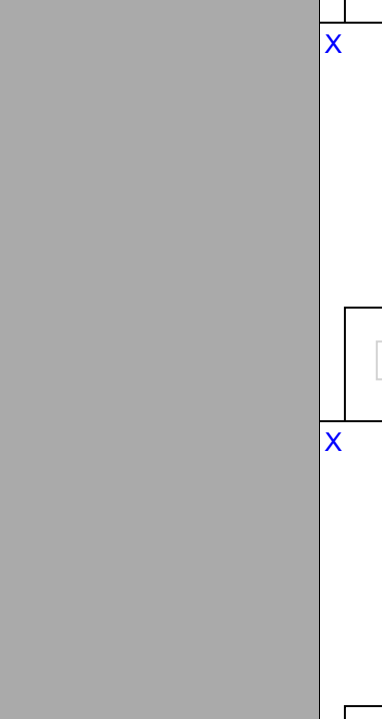
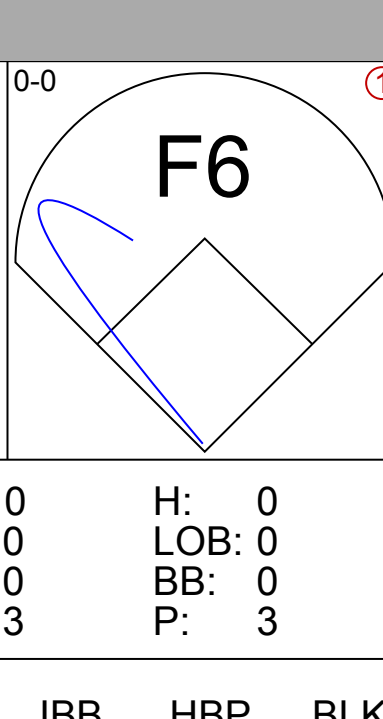
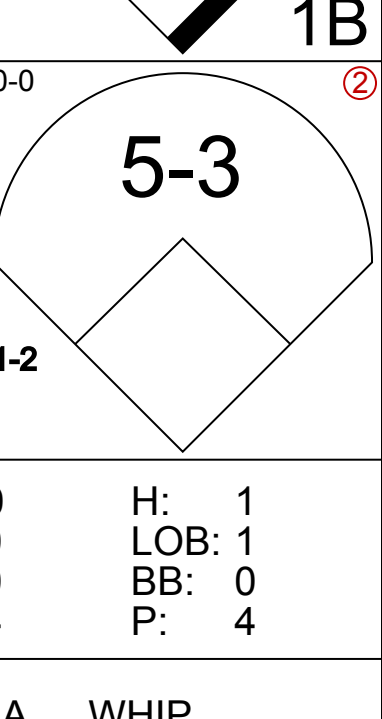
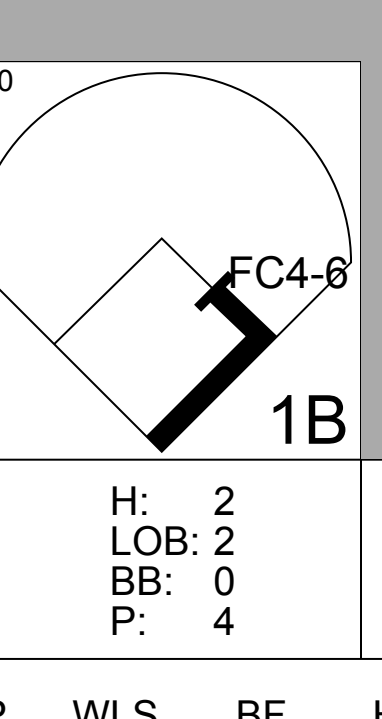
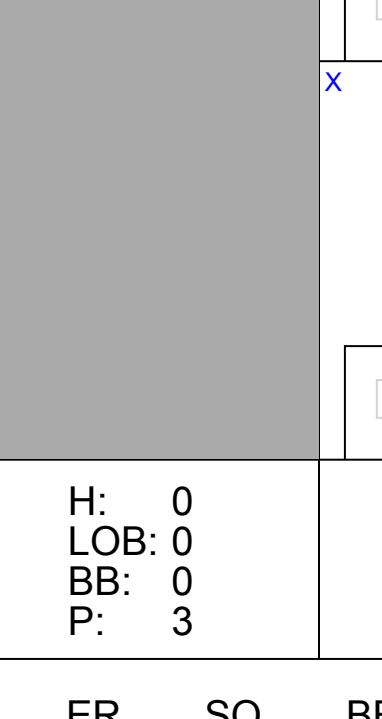


Batter	1	2	3	4	5	6	7	8	9	AB	R	H	RBI	BB	SO	LOB	TOP					
Mario Guerrero, R OBP: 0.308, SLG: 0.297 (1, 4)										5	1	1	0	0	1	1						
Dan Briggs, L OBP: 0.270, SLG: 0.348 (1, 8) (9, 3)										5	0	1	0	0	0	0	1					
Bobby Bonds, R OBP: 0.347, SLG: 0.404 (1, 9)										5	0	2	1	0	1	1						
Tommy Davis, R OBP: 0.313, SLG: 0.346 (1, 10)										5	2	3	0	0	0	3						
Bill Melton, R OBP: 0.294, SLG: 0.318 Rusty Torres, S OBP: 0.297, SLG: 0.296 (1, 3) (9, 8)										4	0	1	0	0	1	4						
Bruc Bochte, L OBP: 0.362, SLG: 0.307 (1, 7)										3	1	0	0	1	0	5						
Ron Jackson, R OBP: 0.294, SLG: 0.356 (1, 5)										4	1	3	4	0	0	3						
Dave Chalk, R OBP: 0.303, SLG: 0.268 (1, 6)										3	0	0	0	0	0	4						
Andy Etchebarren, R OBP: 0.293, SLG: 0.250 (1, 2)										4	0	0	0	0	0	4						
Inning Stats	R: 0 E: 0 K: 2 S: 7	H: 0 LOB: 0 BB: 0 P: 7	R: 0 E: 1 K: 0 S: 6	H: 2 LOB: 3 BB: 0 P: 6	R: 0 E: 0 K: 0 S: 3	H: 0 LOB: 0 BB: 0 P: 3	R: 1 E: 0 K: 1 S: 7	H: 2 LOB: 1 BB: 0 P: 7	R: 0 E: 0 K: 0 S: 4	H: 1 LOB: 1 BB: 0 P: 4	R: 3 E: 0 K: 0 S: 5	H: 2 LOB: 0 BB: 1 P: 9	R: 1 E: 1 K: 0 S: 6	H: 2 LOB: 2 BB: 0 P: 6	R: 0 E: 0 K: 0 S: 4	H: 1 LOB: 1 BB: 0 P: 4	R: 0 E: 0 K: 0 S: 3	H: 1 LOB: 0 BB: 0 P: 3	1B: 8 2B: 2 3B: 0 HR: 1	SF: 0 SAC: 1 DP: 0 HBP: 0	WP: 0 PB: 0 SB: 0 CS: 1	PA: 40
PITCHER	IP WLS BF H R ER SO BB IBB HBP BLK WP HR S P ERA WHIP																					
Dave Goltz, R ERA: 3.76 Bill Campbell, R ERA: 3.24 (1, 1) (7, 1)	6.0 L 30 9 5 4 3 0 0 0 0 0 0 1 35 39 6.00 1.500																					

California Angels @ Minnesota Twins
Metropolitan Stadium, Bloomington, MI
Sun Jul 04 1976, 4:33 AM EDT
Unknown - 86 F

AB 38
R 5
H 11
RBI 5
BB 1
SO 3
LOB 26



Batter	1	2	3	4	5	6	7	8	9	AB	R	H	RBI	BB	SO	LOB	BOTTOM					
Steve Bnye, R OBP: 0.325, SLG: 0.327 (1, 9)										4	0	0	0	0	0	2						
Bob Randall, R OBP: 0.311, SLG: 0.303 (1, 4)										4	0	1	0	0	0	1						
Rod Carew, L OBP: 0.389, SLG: 0.441 (1, 3)										4	1	1	0	0	0	1						
Larry Hisle, R OBP: 0.316, SLG: 0.337 (1, 7)										4	1	1	0	0	0	0						
Craig Kusick, R OBP: 0.364, SLG: 0.553 (1, 10)										4	1	3	3	0	0	0						
Butch Wynegar, S OBP: 0.392, SLG: 0.421 (1, 2)										3	0	0	0	1	0	2						
Lyman Bostock, L OBP: 0.373, SLG: 0.416 (1, 8)										4	0	1	0	0	1	2						
Jerry Terrell, R OBP: 0.263, SLG: 0.256 (1, 5)										4	0	1	0	0	0	3						
Luis Gomez, R OBP: 0.294, SLG: 0.281 (1, 6)										4	0	1	0	0	0	1						
Inning Stats	R: 0 E: 0 K: 0 S: 3	H: 1 LOB: 2 BB: 1 P: 10	R: 0 E: 0 K: 0 S: 3	H: 0 LOB: 0 BB: 0 P: 3	R: 0 E: 0 K: 0 S: 4	H: 1 LOB: 1 BB: 0 P: 4	R: 0 E: 0 K: 0 S: 4	H: 1 LOB: 1 BB: 0 P: 4	R: 3 E: 0 K: 0 S: 7	H: 4 LOB: 1 BB: 0 P: 7	R: 0 E: 0 K: 0 S: 4	H: 2 LOB: 2 BB: 0 P: 4	R: 0 E: 1 K: 0 S: 3	H: 0 LOB: 0 BB: 0 P: 3	R: 0 E: 0 K: 0 S: 3	H: 0 LOB: 0 BB: 0 P: 3	R: 0 E: 0 K: 0 S: 3	H: 0 LOB: 0 BB: 0 P: 3	1B: 7 2B: 1 3B: 0 HR: 1	SF: 0 SAC: 0 DP: 1 HBP: 0	WP: 1 PB: 0 SB: 1 CS: 0	PA: 36
PITCHER	IP WLS BF H R ER SO BB IBB HBP BLK WP HR S P ERA WHIP																					
Frank Tanana, L ERA: 2.9 (1, 1)	9.0 W 36 9 3 3 1 1 0 0 0 0 1 1 37 41 3.00 1.111																					

California Angels @ Minnesota Twins
Metropolitan Stadium, Bloomington, MI
Sun Jul 04 1976, 4:33 AM EDT
Unknown - 86 F

AB 35
R 3
H 9
RBI 3
BB 1
SO 1
LOB 12



Batter	1	2	3	4	5	6	7	8	9	AB	R	H	RBI	BB	SO	LOB	TOP			
Mario Guerrero, R (1.4) OBP: 0.305, SLG: 0.295	F9			1-3			BB BB BB 1B	L5		4	1	1	0	0	0	0				
Dan Briggs, L (1.8) OBP: 0.256, SLG: 0.329	F3			6-3			F8	K		4	0	0	0	0	1	1				
Bobby Bonds, R (1.9) OBP: 0.342, SLG: 0.398	K			K			K		K	4	0	0	0	0	4	1				
Tommy Davis, R (1.10) OBP: 0.311, SLG: 0.336		K			4-3		BB BB HR BB	K		3	1	0	0	1	2	0				
Bill Melton, R (1.3) OBP: 0.297, SLG: 0.315	F5			K			BB BB HR BB			2	1	0	0	2	1	0				
Bruce Bochte, L (1.7) OBP: 0.361, SLG: 0.304	6-3			K			BB BB HR BB	F7		3	1	0	1	1	1	1				
Ron Jackson, R (1.5) OBP: 0.295, SLG: 0.371			F8			K	HR			3	1	1	4	0	1	0				
Dave Chalk, R (1.6) OBP: 0.304, SLG: 0.266			F9			G5-4-3 BB	F4			2	0	0	0	1	0	0				
Terry Humphrey, R (1.2) OBP: 0.235, SLG: 0.375			F8			G5-4-3 1-2		K		3	0	0	0	0	1	1				
Inning Stats	R: 0 E: 0 K: 1 S: 5	H: 0 LOB: 0 BB: 0 P: 5	R: 0 E: 0 K: 1 S: 5	H: 0 LOB: 0 BB: 0 P: 5	R: 0 E: 0 K: 0 S: 3	H: 0 LOB: 0 BB: 0 P: 3	R: 0 E: 0 K: 1 S: 5	H: 0 LOB: 0 BB: 0 P: 7	R: 0 E: 0 K: 2 S: 4	H: 0 LOB: 0 BB: 1 P: 8	R: 5 E: 0 K: 1 S: 7	H: 2 LOB: 0 BB: 3 P: 19	R: 0 E: 0 K: 2 S: 7	H: 0 LOB: 1 BB: 1 P: 11	R: 0 E: 0 K: 2 S: 7	H: 0 LOB: 1 BB: 1 P: 11	1B: 1 2B: 0 3B: 0 HR: 1	SF: 0 SAC: 0 DP: 1 HBP: 0	WP: 0 PB: 0 SB: 0 CS: 0	PA: 33
PITCHER	IP WLS BF H R ER SO BB IBB HBP BLK WP HR S P ERA WHIP																			
Pete Redfern, R (1.1) ERA: 5.24	6.2	23	1	3	3	7	3	0	0	0	0	0	0	34	46	4.05	0.600			
Vic Albury, L (7.1) ERA: 3.29	0.0	1	0	0	0	0	1	0	0	0	0	0	0	4	∞	∞				
Bill Campbell, R (7.1) ERA: 3.26	2.1	W	9	1	2	2	4	1	0	0	0	0	1	16	20	7.71	0.857			

California Angels @ Minnesota Twins
Metropolitan Stadium, Bloomington, MI
Sun Jul 04 1976, 4:38 AM EDT
Att: 21,565 - Unknown

AB 28
R 5
H 2
RBI 5
BB 5
SO 11
LOB 4



Batter	1	2	3	4	5	6	7	8	9	AB	R	H	RBI	BB	SO	LOB	BOTTOM			
Steve Braun, L (1.7) OBP: 0.349, SLG: 0.324	K		6-3		E9	E4		FC1-2		4	1	2	1	1	1	0				
Roy Smalley, S (1.6) OBP: 0.341, SLG: 0.269				BB	F8	E4		FC1-2		4	2	1	0	1	0	5				
Rod Carew, L (1.3) OBP: 0.392, SLG: 0.452	K			BB	F8	E4		FC1-2		4	2	2	4	1	1	1				
Butch Wynegar, S (1.2) OBP: 0.396, SLG: 0.424	F8			BB	F8	E4		1-3		3	0	1	2	2	0	1				
Lyman Bostock, L (1.8) OBP: 0.365, SLG: 0.407		5-3		G3	F8		F8			4	0	0	0	0	0	5				
Tony Oliva, L (1.10) OBP: 0.174, SLG: 0.205		4-3		4-3			F6			2	0	0	0	0	0	1				
Craig Kusick, R (6, FH) OBP: 0.359, SLG: 0.543		4-3		4-3			K			2	0	0	0	0	1	1				
Larry Hisle, R (1.9) OBP: 0.319, SLG: 0.348		K		1-3			HR			3	1	1	1	0	1	1				
Mike Cubbage, L (1.5) OBP: 0.340, SLG: 0.288			6-3		SH1-4	F3		F7		3	1	0	0	1	0	1				
Bob Randall, R (1.4) OBP: 0.315, SLG: 0.305			1-3		SH1-4		BB			2	2	1	0	0	0	0				
Inning Stats	R: 0 E: 0 K: 2 S: 7	H: 0 LOB: 1 BB: 1 P: 11	R: 0 E: 0 K: 1 S: 5	H: 0 LOB: 0 BB: 0 P: 5	R: 0 E: 0 K: 0 S: 3	H: 0 LOB: 0 BB: 0 P: 3	R: 2 E: 0 K: 0 S: 6	H: 3 LOB: 1 BB: 0 P: 6	R: 1 E: 1 K: 0 S: 4	H: 1 LOB: 3 BB: 3 P: 16	R: 2 E: 1 K: 0 S: 6	H: 3 LOB: 1 BB: 0 P: 6	R: 0 E: 0 K: 1 S: 5	H: 0 LOB: 1 BB: 1 P: 9	R: 4 E: 0 K: 0 S: 4	H: 1 LOB: 0 BB: 1 P: 10	1B: 5 2B: 1 3B: 0 HR: 2	SF: 0 SAC: 1 DP: 0 HBP: 2	WP: 0 PB: 0 SB: 1 CS: 0	PA: 40
PITCHER	IP WLS BF H R ER SO BB IBB HBP BLK WP HR S P ERA WHIP																			
Paul Hartzell, R (1.1) ERA: 3.21	4.2	22	4	3	3	3	3	0	0	0	0	0	0	24	40	5.79	1.500			
Mickey Scott, L (5.1) ERA: 3.66	2.0	10	3	2	1	0	1	0	0	0	0	1	9	13	4.50	2.000				
Dick Drago, R (7.1) ERA: 5.68	0.2	L	5	0	3	3	1	1	0	2	0	0	0	4	10	40.50	1.500			
Sid Monge, L (8.1) ERA: 3.0	0.2	3	1	1	1	0	0	0	0	0	0	0	1	3	3	13.50	1.500			

California Angels @ Minnesota Twins
Metropolitan Stadium, Bloomington, MI
Sun Jul 04 1976, 4:38 AM EDT
Att: 21,565 - Unknown


AB 31
R 9
H 8
RBI 8
BB 6
SO 4
LOB 16



Batter	1	2	3	4	5	6	7	8	9	AB	R	H	RBI	BB	SO	LOB	TOP		
Duane Kuiper, L (1,4) OBP: 0.277, SLG: 0.285	3-1		FC6-4		4-3			G4-6-3 1B		4	0	1	0	0	0	1			
Rick Manning, L (1,8) OBP: 0.347, SLG: 0.395	4-3					F7		G4-6-3 1B		3	1	1	0	0	0	0			
John Lowenstein, L (6,8) OBP: 0.336, SLG: 0.325	4-3			BB SF8 1B				G4-6-3 1B		1	0	0	0	0	0	2			
Tommy Smith, L (1,9) OBP: 0.091, SLG: 0.091	5-3			BB 1-2 1B		4-3			G3	4	0	1	0	0	0	0			
Rico Carty, R (1,10) OBP: 0.375, SLG: 0.472		6-3				F3				3	0	0	0	0	0	2			
Charlie Spikes, R (9,PH) OBP: 0.297, SLG: 0.339		6-3				F9			K	1	0	0	0	0	1	0			
George Hendrick, R (1,7) OBP: 0.325, SLG: 0.479		6-3						F9		2	0	0	0	1	0	0			
Orlando Gonzalez, L (7,7) OBP: 0.347, SLG: 0.295		6-3				1-2 2-3 BB		F9		1	0	0	0	0	0	0			
Boog Powell, L (1,3) OBP: 0.312, SLG: 0.256		6-3				SF8		F4		2	0	0	1	0	0	0			
Buddy Bell, R (1,5) OBP: 0.366, SLG: 0.387			6-3			3-H 6-3		F8		3	0	0	0	0	1	2			
Larryl Blanks, R (7,5) OBP: 0.339, SLG: 0.476			6-3			K		F8		0	0	0	0	0	0	0			
Alan Ashby, S (1,2) OBP: 0.301, SLG: 0.314								F9		3	0	1	0	0	0	0			
Frank Duffy, R (1,6) OBP: 0.277, SLG: 0.276										3	0	1	0	0	1	1			
Inning Stats	R: 0 E: 0 K: 0 S: 3	H: 0 LOB: 0 BB: 0 P: 3	R: 0 E: 0 K: 0 S: 3	H: 0 LOB: 0 BB: 0 P: 3	R: 0 E: 0 K: 0 S: 4	H: 1 LOB: 1 BB: 0 P: 4	R: 1 E: 0 K: 1 S: 7	H: 2 LOB: 2 BB: 1 P: 11	R: 0 E: 0 K: 1 S: 5	H: 0 LOB: 0 BB: 0 P: 5	R: 0 E: 0 K: 0 S: 3	H: 0 LOB: 0 BB: 0 P: 3	R: 0 E: 0 K: 0 S: 4	H: 2 LOB: 1 BB: 0 P: 4	R: 0 E: 0 K: 1 S: 5	H: 0 LOB: 0 BB: 0 P: 5	1B: 4 2B: 1 3B: 0 HR: 0	SF: 1 SAC: 0 DP: 1 HBP: 0	WP: 0 PA: 32 PB: 0 SB: 0 CS: 0
PITCHER Gary Ross, R (1,1) ERA: 3.08	IP: 9.0 WLS: W BF: 32 H: 5 R: 1 ER: 1 SO: 3 BB: 1 IBB: 0 HBP: 0 BLK: 0 WP: 0 HR: 0 S: 37 P: 41 ERA: 1.00 WHIP: 0.667															PITCHER			

Cleveland Indians @ California Angels
Anaheim Stadium, Anaheim, CA
Mon Jul 05 1976, 10:05 PM EDT
Att: 20,240 - Unknown


AB 30
R 1
H 5
RBI 1
BB 1
SO 3
LOB 8



Batter	1	2	3	4	5	6	7	8	9	AB	R	H	RBI	BB	SO	LOB	BOTTOM		
Mario Guerrero, R (1,4) OBP: 0.299, SLG: 0.289	5-3	F9	F9		1-2 1B		F7			5	0	1	0	0	0	3			
Dan Briggs, L (1,8) OBP: 0.277, SLG: 0.359	F9			1B BB 2B	1B G6-4-3 1B		F7	FC5-4 1B		5	2	3	0	0	0	2			
Bobby Bonds, R (1,9) OBP: 0.346, SLG: 0.405			BB G3 1B	1-3 G6-4-3 1B			K	F8		5	1	3	0	0	1	3			
Tommy Davis, R (1,10) OBP: 0.306, SLG: 0.330	K		G3	G6-4-3		6-3		FC5-4 1B		5	0	1	0	0	1	4			
Bill Melton, R (1,3) OBP: 0.295, SLG: 0.310		1-3	K	BB BB	BB BB	1-3		FC5-4 FC4-6		4	0	0	0	1	1	4			
Bruce Bochte, L (1,7) OBP: 0.365, SLG: 0.304		1B 1B	BB BB	BB BB	1-2 BB	1-3		FC4-6		3	2	1	0	2	0	2			
Ron Jackson, R (1,5) OBP: 0.303, SLG: 0.380		1B SH3-4 1B	BB BB	BB BB	1-2 2-3 3-H 1B			E9 2B		3	2	2	1	1	1	2			
Dave Chalk, R (1,6) OBP: 0.306, SLG: 0.270		SH3-4 1B					F9	F9		4	1	2	3	0	0	1			
Andy Etchebarren, R (1,2) OBP: 0.299, SLG: 0.257		SH3-4						K		3	0	2	3	0	1	1			
Inning Stats	R: 0 E: 0 K: 1 S: 6	H: 1 LOB: 1 BB: 0 P: 6	R: 2 E: 0 K: 0 S: 6	H: 3 LOB: 1 BB: 0 P: 6	R: 5 E: 0 K: 1 S: 9	H: 4 LOB: 1 BB: 2 P: 17	R: 1 E: 0 K: 1 S: 6	H: 2 LOB: 2 BB: 2 P: 14	R: 0 E: 0 K: 1 S: 7	H: 2 LOB: 2 BB: 0 P: 7	R: 0 E: 0 K: 0 S: 3	H: 0 LOB: 0 BB: 0 P: 3	R: 0 E: 1 K: 1 S: 6	H: 1 LOB: 1 BB: 0 P: 6	R: 0 E: 0 K: 0 S: 5	H: 2 LOB: 2 BB: 0 P: 5	1B: 12 2B: 3 3B: 0 HR: 0	SF: 0 SAC: 1 DP: 1 HBP: 0	WP: 0 PA: 42 PB: 0 SB: 0 CS: 0
PITCHER Pat Dobson, R (1,1) ERA: 3.27	IP: 2.2 WLS: L BF: 17 H: 7 R: 7 ER: 7 SO: 2 BB: 2 IBB: 0 HBP: 0 BLK: 0 WP: 0 HR: 0 S: 19 P: 27 ERA: 23.62 WHIP: 3.375															PITCHER			
Jim Bibby, R (3,1) ERA: 3.51	2.1 13 5 1 1 2 2 0 0 0 0 0 15 23 3.86 3.000																		
Tom Buskey, R (6,1) ERA: 3.27	3.0 12 3 0 0 1 0 0 0 0 0 14 14 0.00 1.000																		

Cleveland Indians @ California Angels
Anaheim Stadium, Anaheim, CA
Mon Jul 05 1976, 10:05 PM EDT
Att: 20,240 - Unknown

AB 37
R 8
H 15
RBI 7
BB 4
SO 5
LOB 22



Batter	1	2	3	4	5	6	7	8	9	AB	R	H	RBI	BB	SO	LOB	TOP				
Rick Manning, L OBP: 0.348, SLG: 0.399 (1, 8)										5	3	2	0	0	1	2	Cleveland Indians @ California Angels Anaheim Stadium, Anaheim, CA Tue Jul 06 1976, 10:05 PM EDT Att: 9,831 - Unknown				
Larvell Blanks, R OBP: 0.350, SLG: 0.481 (1, 4)										5	1	3	1	0	0	0					
Frank Robinson, R OBP: 0.379, SLG: 0.475 (1, 10) Orlando Gonzalez, L OBP: 0.346, SLG: 0.298 (4, PH)										2	1	2	2	0	0	0					
Rico Carty, R OBP: 0.379, SLG: 0.500 (1, 3) Boog Powell, L OBP: 0.312, SLG: 0.256 (8, 3)										3	0	1	0	2	1	1					
George Hendrick, R OBP: 0.320, SLG: 0.471 (1, 7)										5	0	0	0	0	0	7					
Buddy Bell, R OBP: 0.364, SLG: 0.382 (1, 5)											4	0	0	0	1	1		0			
Charlie Spikes, R OBP: 0.294, SLG: 0.335 (1, 9)											5	1	1	0	0	0		3			
Ron Pruitt, R OBP: 0.286, SLG: 0.261 (1, 2)										5	1	3	1	0	0	0					
Frank Duffy, R OBP: 0.277, SLG: 0.272 (1, 6)										3	0	0	0	1	0	2					
Inning Stats	R: 1 E: 1 K: 1 S: 7	H: 1 LOB: 3 BB: 2 P: 15	R: 2 E: 1 K: 0 S: 6	H: 3 LOB: 2 BB: 1 P: 10	R: 2 E: 1 K: 1 S: 7	H: 3 LOB: 0 BB: 0 P: 7	R: 0 E: 0 K: 0 S: 3	H: 0 LOB: 0 BB: 0 P: 3	R: 0 E: 0 K: 0 S: 3	H: 1 LOB: 1 BB: 0 P: 4	R: 1 E: 0 K: 1 S: 7	H: 2 LOB: 1 BB: 0 P: 7	R: 0 E: 0 K: 0 S: 3	H: 0 LOB: 0 BB: 0 P: 3	1B: 9 2B: 2 3B: 1 HR: 1	SF: 0 SAC: 0 DP: 0 HBP: 0	WP: 1 PA: 45 PB: 0 SB: 0 CS: 1				
PITCHER	IP WLS BF H R ER SO BB IBB HBP BLK WP HR S P ERA WHIP	2.1 L 17 6 5 5 2 3 0 0 0 0 1 18 30 19.29 3.857	3.1 14 4 1 1 0 1 0 0 0 1 0 13 17 2.70 1.500	6.1 13 3 1 1 1 0 0 0 0 0 0 15 15 2.70 0.900	PITCHER																
Sid Monge, L ERA: 3.51 (1, 1)																					
Don Kirkwood, R ERA: 4.5 (3, 1)																					
John Verhoeven, R ERA: 2.7 (6, 1)																					
Batter	1	2	3	4	5	6	7	8	9	AB	R	H	RBI	BB	SO	LOB	BOTTOM				
Mario Guerrero, R OBP: 0.293, SLG: 0.287 (1, 4)											4	0	1	1	0	0	0				
Dan Briggs, L OBP: 0.281, SLG: 0.337 (1, 8)											5	0	0	0	0	2	3				
Bobby Bonds, R OBP: 0.348, SLG: 0.404 (1, 9)											3	1	1	0	1	0	0				
Tommy Davis, R OBP: 0.313, SLG: 0.361 (1, 10)										4	1	2	2	0	0	1					
Bill Melton, R OBP: 0.291, SLG: 0.304 (1, 3)										4	0	0	0	0	2	2					
Bruce Bochte, L OBP: 0.370, SLG: 0.308 (1, 7)										3	1	2	0	1	0	1					
Ron Jackson, R OBP: 0.302, SLG: 0.374 (1, 5)										3	0	0	0	0	2	3					
Dave Chalk, R OBP: 0.309, SLG: 0.268 (1, 6)										2	0	0	0	2	0	2					
Andy Etchebarren, R OBP: 0.302, SLG: 0.256 (1, 2) Bob Jones, L OBP: 0.259, SLG: 0.366 (6, PH) Terry Humphrey, R OBP: 0.222, SLG: 0.353 (7, 2)										1	0	0	0	1	0	0					
Inning Stats	R: 0 E: 0 K: 0 S: 3	H: 0 LOB: 0 BB: 0 P: 3	R: 0 E: 0 K: 2 S: 8	H: 1 LOB: 1 BB: 0 P: 8	R: 0 E: 0 K: 0 S: 3	H: 0 LOB: 0 BB: 0 P: 3	R: 0 E: 0 K: 1 S: 5	H: 0 LOB: 1 BB: 1 P: 9	R: 1 E: 0 K: 1 S: 6	H: 1 LOB: 2 BB: 2 P: 14	R: 2 E: 0 K: 1 S: 6	H: 2 LOB: 2 BB: 2 P: 15	R: 0 E: 0 K: 0 S: 3	H: 1 LOB: 0 BB: 0 P: 3	R: 0 E: 1 K: 0 S: 5	H: 1 LOB: 2 BB: 0 P: 5	R: 0 E: 0 K: 1 S: 5	H: 0 LOB: 0 BB: 0 P: 5	1B: 5 2B: 0 3B: 0 HR: 1	SF: 1 SAC: 0 DP: 2 HBP: 1	WP: 0 PA: 38 PB: 0 SB: 1 CS: 0
PITCHER	IP WLS BF H R ER SO BB IBB HBP BLK WP HR S P ERA WHIP	5.1 W 25 4 3 3 5 4 0 1 0 0 0 30 47 5.06 1.500	3.2 S 13 2 0 0 1 1 0 0 0 0 0 0 14 18 0.00 0.818	PITCHER																	
Dennis Eckersley, R ERA: 4.38 (1, 1)																					
Stan Thomas, R ERA: 2.01 (6, 1)																					

Batter	1	2	3	4	5	6	7	8	9	AB	R	H	RBI	BB	SO	LOB	TOP			
Tommy Smith, L (1,9) OBP: 0.188, SLG: 0.250	F7		F6						4-3	5	0	2	0	0	0	1	Cleveland Indians @ California Angels Anaheim Stadium, Anaheim, CA Wed Jul 07 1976, 10:05 PM EDT Att: 10,868 - Unknown			
Larvell Blanks, R (1,6) OBP: 0.355, SLG: 0.473	BB		BB							2	0	0	0	2	2					
Rick Manning, L (1,8) OBP: 0.347, SLG: 0.395	F5		4-3							3	0	0	0	1	1					
Rico Carty, R (1,10) OBP: 0.374, SLG: 0.467	P4									4	0	0	0	0	1					
George Hendrick, R (1,7) OBP: 0.319, SLG: 0.467			K							4	0	1	0	0	2					
Boog Powell, L (1,3) OBP: 0.319, SLG: 0.269	4-3									3	0	1	0	1	0					
Buddy Bell, R (1,5) OBP: 0.362, SLG: 0.378			K							3	0	0	0	1	1					
Alan Ashby, S (1,2) OBP: 0.297, SLG: 0.309 Otiendo Gonzalez, L (9, PH) OBP: 0.340, SLG: 0.292			G3							3	0	0	0	0	0					
Duane Kuiper, L (1,4) OBP: 0.277, SLG: 0.288										4	0	1	0	0	2					
Inning Stats	R: 0 E: 0 K: 0 S: 3	H: 0 LOB: 1 BB: 1 P: 7	R: 0 E: 0 K: 2 S: 7	H: 0 LOB: 0 BB: 0 P: 7	R: 0 E: 0 K: 0 S: 4	H: 1 LOB: 2 BB: 1 P: 8	R: 0 E: 0 K: 0 S: 4	H: 1 LOB: 1 BB: 0 P: 4	R: 0 E: 0 K: 1 S: 6	H: 1 LOB: 3 BB: 2 P: 14	R: 0 E: 0 K: 3 S: 10	H: 1 LOB: 0 BB: 0 P: 10	R: 0 E: 0 K: 1 S: 5	H: 0 LOB: 1 BB: 1 P: 9	R: 0 E: 0 K: 2 S: 7	H: 0 LOB: 0 BB: 0 P: 7	1B: 2 2B: 3 3B: 0 HR: 0	SF: 0 SAC: 0 DP: 0 HBP: 0	WP: 0 PB: 0 SB: 0 CS: 0	PA: 37
PITCHER Nolan Ryan, R (1,1) ERA: 3.58	IP: 9.0 WLS: W BF: 37 H: 5 R: 0 ER: 0 SO: 10 BB: 5 IBB: 0 HBP: 0 BLK: 0 WP: 0 HR: 0 S: 52 P: 72 ERA: 0.00 WHIP: 1.111															PITCHER				

Batter	1	2	3	4	5	6	7	8	9	AB	R	H	RBI	BB	SO	LOB	BOTTOM			
Dave Collins, S (1,7) OBP: 0.383, SLG: 0.315 Rusty Torres, S (4,8) OBP: 0.300, SLG: 0.294	F9		1-3							2	0	0	0	0	0	0	Cleveland Indians @ California Angels Anaheim Stadium, Anaheim, CA Wed Jul 07 1976, 10:05 PM EDT Att: 10,868 - Unknown			
Mario Guerrero, R (1,4) OBP: 0.292, SLG: 0.286	F9		2B							4	1	1	0	0	0					
Bobby Bonds, R (1,9) OBP: 0.353, SLG: 0.421	HR		1B							3	1	2	2	1	0					
Tommy Davis, R (1,10) OBP: 0.303, SLG: 0.350	5-3		2B							4	0	0	0	0	4					
Ron Jackson, R (1,5) OBP: 0.306, SLG: 0.377			5-3							4	0	2	0	0	1					
Leroy Stanton, R (1,8) OBP: 0.262, SLG: 0.260	K									3	0	0	0	1	2					
Dan Briggs, L (1,3) OBP: 0.250, SLG: 0.322	P6									4	0	0	0	0	1					
Dave Chalk, R (1,6) OBP: 0.313, SLG: 0.270										2	0	1	0	1	0					
Andy Etchebarren, R (1,2) OBP: 0.297, SLG: 0.251	2-3									3	0	0	0	0	1					
Inning Stats	R: 1 E: 0 K: 0 S: 4	H: 1 LOB: 0 BB: 0 P: 4	R: 0 E: 0 K: 1 S: 6	H: 1 LOB: 1 BB: 1 P: 10	R: 1 E: 0 K: 0 S: 5	H: 2 LOB: 1 BB: 0 P: 5	R: 0 E: 0 K: 1 S: 5	H: 0 LOB: 0 BB: 0 P: 5	R: 0 E: 0 K: 0 S: 3	H: 0 LOB: 0 BB: 0 P: 3	R: 0 E: 0 K: 0 S: 4	H: 1 LOB: 2 BB: 1 P: 8	R: 0 E: 0 K: 1 S: 6	H: 1 LOB: 3 BB: 2 P: 14	R: 0 E: 0 K: 1 S: 5	H: 0 LOB: 0 BB: 0 P: 5	1B: 4 2B: 1 3B: 0 HR: 1	SF: 0 SAC: 0 DP: 0 HBP: 0	WP: 1 PB: 1 SB: 0 CS: 0	PA: 34
PITCHER Rick Waits, L (1,1) ERA: 4.58 Dave LaRoche, L (7,1) ERA: 1.96	IP: 6.1 WLS: L BF: 28 H: 6 R: 2 ER: 2 SO: 3 BB: 3 IBB: 0 HBP: 0 BLK: 0 WP: 1 HR: 1 S: 31 P: 43 ERA: 2.84 WHIP: 1.421															PITCHER				

Batter	1	2	3	4	5	6	7	8	9	AB	R	H	RBI	BB	SO	LOB	TOP					
Ken Singleton, S (1, 7) OBP: 0.340, SLG: 0.335	0-0 SH3 1B		0-0 F9	0-0 F9			0-0 L6			4	1	1	0	0	0	0	Baltimore Orioles @ California Angels Anaheim Stadium, Anaheim, CA Fri Jul 09 1976, 10:05 PM EDT Att: 14,409 - Unknown					
Al Bumbry, L (7, 7) OBP: 0.349, SLG: 0.400										0	0	0	0	0	0	0						
Bobby Grich, R (1, 4) OBP: 0.402, SLG: 0.446	0-0 SH3		0-0 HR			0-0 F7	0-3 K			3	1	1	0	0	1	0						
Reggie Jackson, L (1, 9) OBP: 0.328, SLG: 0.420	0-0 2H 1B		0-0 HR			0-0 FC5-4 1B	0-0 4-3			4	1	2	1	0	0	1						
Lee May, R (1, 3) OBP: 0.283, SLG: 0.419	0-3 K		0-0 HR			0-0 FC5-4 BB	0-0 F7			4	1	1	3	0	1	1						
Tony Muser, L (8, 3) OBP: 0.292, SLG: 0.253			1-2 HR			1-2 BB				0	0	0	0	0	0	0						
Andres Mora, R (1, 10) OBP: 0.255, SLG: 0.388		0-0 SH1-3 1B	0-0 F7			4-0 BB	0-0 5-3			3	0	1	0	1	0	0						
Paul Blair, R (1, 8) OBP: 0.263, SLG: 0.277		0-0 SH1-3	0-0 2B			0-0 F8	0-0 6-3			3	0	1	0	0	0	2						
Mark Belanger, R (1, 6) OBP: 0.337, SLG: 0.337		0-0 F2	0-0 F7			4-0 BB	0-0 5-3			3	0	0	0	1	0	2						
Doug DeCinces, R (1, 5) OBP: 0.266, SLG: 0.335		4-0 BB		0-0 L8		0-0 F2	0-0 6-3			3	0	0	0	1	0	1						
Rick Dempsey, R (1, 2) OBP: 0.200, SLG: 0.149		0-0 1-3		0-0 F9		0-0 F4	0-0 G1			4	0	0	0	0	0	2						
Inning Stats	R: 1 E: 0 K: 1 S: 6	H: 2 LOB: 0 BB: 0 P: 6	R: 0 E: 0 K: 0 S: 4	H: 1 LOB: 2 BB: 1 P: 8	R: 3 E: 1 K: 0 S: 7	H: 3 LOB: 1 BB: 0 P: 7	R: 0 E: 0 K: 0 S: 3	H: 0 LOB: 0 BB: 0 P: 3	R: 0 E: 0 K: 0 S: 4	H: 1 LOB: 2 BB: 1 P: 8	R: 0 E: 0 K: 0 S: 2	H: 0 LOB: 0 BB: 1 P: 6	R: 0 E: 0 K: 1 S: 5	H: 0 LOB: 0 BB: 0 P: 5	R: 0 E: 0 K: 0 S: 3	H: 0 LOB: 0 BB: 0 P: 3	R: 0 E: 0 K: 0 S: 3	H: 0 LOB: 0 BB: 0 P: 3	1B: 5 2B: 1 3B: 0 HR: 1	SF: 0 SAC: 2 DP: 0 HBP: 0	WP: 0 PB: 0 SB: 0 CS: 1	PA: 36
PITCHER Frank Tanana, L (1, 1) ERA: 2.91	IP: 9.0 WLS: L BF: 36	H: 7 R: 4 ER: 3 SO: 2	BB: 3 IBB: 0 HBP: 0 BLK: 0	WP: 0 HR: 1 S: 37 P: 49	ERA: 3.00 WHIP: 1.111	PITCHER														IP: WLS: BF: H: R: ER: SO: BB: IBB: HBP: BLK: WP: HR: S: P: ERA: WHIP:		

AB	31
R	4
H	7
RBI	4
BB	3
SO	2
LOB	9



Batter	1	2	3	4	5	6	7	8	9	AB	R	H	RBI	BB	SO	LOB	BOTTOM					
Mario Guerrero, R (1, 4) OBP: 0.300, SLG: 0.295	0-0 5-3		0-0 F8			0-0 SH5-3 1B	0-0 BB 2B 1B		0-0 SH3-4	4	1	2	0	0	0	0	Baltimore Orioles @ California Angels Anaheim Stadium, Anaheim, CA Fri Jul 09 1976, 10:05 PM EDT Att: 14,409 - Unknown					
Dave Chalk, R (1, 6) OBP: 0.311, SLG: 0.267	0-0 F8		0-0 F7			4-0 BB 2B	0-0 L5			2	0	0	0	0	0	0						
Bruce Bochte, L (7, PH) OBP: 0.371, SLG: 0.307			0-0 F7			1-2 2-3	0-0 L5			1	0	0	0	1	0	2						
Bobby Bonds, R (1, 9) OBP: 0.351, SLG: 0.421	0-3 K		0-0 F7			0-0 F4	0-0 K		0-3 K	5	0	1	1	0	2	4						
Tommy Davis, R (1, 10) OBP: 0.301, SLG: 0.341		0-0 E5 PB 1B		4-0 2B BB	0-0 G3		0-0 F9			3	1	0	0	1	0	3						
Bill Melton, R (1, 3) OBP: 0.290, SLG: 0.300		4-0 BB 1B 1B BB		0-0 L7		0-0 F7	0-3 K			3	1	0	0	1	1	1						
Ron Jackson, R (1, 5) OBP: 0.313, SLG: 0.381		0-0 1B 1B 1B BB		0-0 L6		0-0 E 6-3 1B	1-0 HBP			3	0	2	1	0	0	1						
Dan Briggs, L (1, 8) OBP: 0.260, SLG: 0.341		0-0 1B 1B 1B BB		0-0 L6		0-0 6-3	0-3 K			4	0	2	1	0	1	2						
Leroy Stanton, R (1, 7) OBP: 0.257, SLG: 0.255		0-0 L6		0-0 5-3		0-0 6-3	0-3 K			3	0	0	0	0	0	5						
Bob Jones, L (8, PH) OBP: 0.266, SLG: 0.361		0-0 L6		0-0 5-3		2-3	0-0 K			1	0	0	0	0	1	1						
Andy Etchebarren, R (1, 2) OBP: 0.297, SLG: 0.249		0-0 G6-4-3		4-0 SH5-3 1B BB		0-0 F7	0-0 SH3-4 1B			2	0	0	0	1	0	2						
Adrian Garrett, L (8, PH) ERA: 3.02		1-2 2H								1	0	1	0	0	0	0						
Jerry Remy, L (8, PR) OBP: 0.314, SLG: 0.304		1-2 2H								0	0	0	0	0	0	0						
Inning Stats	R: 0 E: 0 K: 1 S: 5	H: 0 LOB: 0 BB: 0 P: 5	R: 2 E: 1 K: 0 S: 5	H: 2 LOB: 1 BB: 1 P: 9	R: 0 E: 0 K: 0 S: 3	H: 0 LOB: 0 BB: 0 P: 3	R: 0 E: 0 K: 0 S: 4	H: 1 LOB: 2 BB: 1 P: 8	R: 0 E: 0 K: 0 S: 4	H: 1 LOB: 2 BB: 1 P: 8	R: 0 E: 0 K: 0 S: 4	H: 1 LOB: 1 BB: 0 P: 4	R: 1 E: 0 K: 0 S: 4	H: 2 LOB: 1 BB: 1 P: 8	R: 0 E: 0 K: 3 S: 9	H: 0 LOB: 1 BB: 0 P: 10	R: 0 E: 0 K: 1 S: 6	H: 1 LOB: 2 BB: 0 P: 6	1B: 6 2B: 2 3B: 0 HR: 0	SF: 0 SAC: 2 DP: 1 HBP: 1	WP: 0 PB: 1 SB: 0 CS: 0	PA: 39
PITCHER Rudy May, L (1, 1) ERA: 3.96	IP: 6.1 WLS: W BF: 28	H: 6 R: 3 ER: 2 SO: 2	BB: 3 IBB: 0 HBP: 0 BLK: 0	WP: 0 HR: 0 S: 27 P: 39	ERA: 2.84 WHIP: 1.421	PITCHER														IP: WLS: BF: H: R: ER: SO: BB: IBB: HBP: BLK: WP: HR: S: P: ERA: WHIP:		
Dyar Miller, R (7, 1) ERA: 3.02	2.0	9	2	0	0	3	1	0	1	0	0	0	13	18	0.00	1.500						
Tippy Martinez, L (8, 1) ERA: 1.54	0.2	S	2	0	0	0	1	0	0	0	0	0	4	4	0.00	0.000						

AB	32
R	3
H	8
RBI	3
BB	4
SO	5
LOB	21



Batter	1	2	3	4	5	6	7	8	9	AB	R	H	RBI	BB	SO	LOB	TOP											
Al Bumbry, L OBP: 0.351, SLG: 0.399 Paul Blair, R OBP: 0.262, SLG: 0.275	0-3 K		0-0 S 1B		0-0 G3		4-0 1B IBB	0-0 F7		3	0	1	0	1	1	0												
Bobby Grich, R OBP: 0.409, SLG: 0.451	0-0 FC1-6 1B		4-0 G1-6-3 BB		0-0 6-3		0-0 FC6-4 1B		0-0 CS 1B	4	0	3	0	1	0	0												
Reggie Jackson, L OBP: 0.321, SLG: 0.411	0-0 FC1-6 3B		0-0 G1-6-3		0-0 F8		0-0 FC6-4		0-3 K	5	1	0	0	0	1	7												
Lee May, R OBP: 0.286, SLG: 0.429 Tony Muser, L OBP: 0.290, SLG: 0.252	0-0 2H 3B			0-0 F8 1B 1B		0-0 5-3		0-0 F7	0-0 F8	4	1	2	1	0	0	0												
Ken Singleton, S OBP: 0.342, SLG: 0.341	0-3 K		0-0 F9 1B 1B		0-0 1-3		0-0 2B			4	1	2	0	0	1	1												
Andres Mora, R OBP: 0.255, SLG: 0.392		0-3 K		0-0 F8		0-0 F3		0-0 2B		4	1	1	1	0	1	2												
Mark Belanger, R OBP: 0.342, SLG: 0.344		0-0 F2		0-0 1-2 3H 1B		1-0 1B SH1-4 HBP		0-0 2B		3	1	2	2	0	0	0												
Doug DeCinces, R OBP: 0.262, SLG: 0.330		0-0 F3		0-0 F9		0-0 SH1-4		0-3 K		3	0	0	0	0	1	3												
Rick Dempsey, R OBP: 0.202, SLG: 0.154			0-0 1-3		0-0 4-3		0-0 F9		0-0 2H 1B	4	0	1	1	0	0	3												
Inning Stats	R: 1 E: 1 K: 2 S: 9	H: 2 LOB: 1 BB: 0 P: 9	R: 0 E: 0 K: 1 S: 5	H: 0 LOB: 0 BB: 0 P: 5	R: 0 E: 0 K: 0 S: 3	H: 1 LOB: 1 BB: 1 P: 7	R: 1 E: 0 K: 0 S: 6	H: 3 LOB: 2 BB: 0 P: 6	R: 0 E: 0 K: 0 S: 3	H: 0 LOB: 0 BB: 0 P: 3	R: 0 E: 0 K: 0 S: 3	H: 0 LOB: 0 BB: 0 P: 3	R: 0 E: 0 K: 1 S: 4	H: 1 LOB: 3 BB: 1 P: 9	R: 3 E: 0 K: 1 S: 9	H: 4 LOB: 1 BB: 0 P: 9	R: 0 E: 0 K: 1 S: 5	H: 1 LOB: 0 BB: 0 P: 5	1B: 8 2B: 4 3B: 1 HR: 0	SF: 0 SAC: 1 DP: 2 HBP: 1	WP: 0 PB: 0 SB: 1 CS: 1	PA: 40						
PITCHER	IP	WLS	BF	H	R	ER	SO	BB	IBB	HBP	BLK	WP	HR	S	P	ERA	WHIP											
Gary Ross, R ERA: 3.18 Dick Drago, R ERA: 5.67	(1, 1) 7.1	L	33	9	4	4	3	1	1	1	0	0	0	0	11	11	4.91	1.364										

Baltimore Orioles @ California Angels
Anaheim Stadium, Anaheim, CA
Sat Jul 10 1976, 10:05 PM EDT
Att: 17,242 - Unknown

AB	36
R	5
H	12
RBI	5
BB	2
SO	5
LOB	17





Batter	1	2	3	4	5	6	7	8	9	AB	R	H	RBI	BB	SO	LOB	BOTTOM										
Mario Guerrero, R OBP: 0.298, SLG: 0.293	0-0 1B SF8 1B				0-0 5-3			0-0 5-3		4	1	1	0	0	0	2											
Dan Briggs, L OBP: 0.270, SLG: 0.347	0-0 1-3 1B		0-0 F9		0-3 K			0-0 FC6-4 1B		4	0	2	0	0	1	0											
Bobby Bonds, R OBP: 0.347, SLG: 0.417	0-0 SF8		0-3 K			0-0 F8		0-0 FC6-4 2B		3	1	0	1	0	1	1											
Adrian Garrett, L OBP: 0.208, SLG: 0.191	0-3 K		0-3 K			0-0 F7		0-0 1H 2B		4	0	1	1	0	2	1											
Bruce Bochte, L OBP: 0.366, SLG: 0.303	0-0 G3			0-0 1-3		0-3 K		0-0 6-3		4	0	0	0	0	1	2											
Ron Jackson, R OBP: 0.312, SLG: 0.376		0-0 1-3		0-0 F9		1-0 HBP			0-3 K	3	0	0	0	0	1	0											
Bob Jones, L OBP: 0.265, SLG: 0.347		0-3 K		4-0 FC6-4 BB		0-3 K		0-0 F7		3	0	0	0	1	2	1											
Dave Chalk, R OBP: 0.312, SLG: 0.266 Tommy Davis, R OBP: 0.299, SLG: 0.339 Jerry Remy, L OBP: 0.314, SLG: 0.304 Terry Humphrey, R OBP: 0.222, SLG: 0.353 Leroy Stanton, R OBP: 0.262, SLG: 0.260		4-0 1B BB		0-0 FC6-4		0-0 E8 CS			0-0 1B	1	0	0	0	1	0	1											
Andy Etchebarren, R OBP: 0.299, SLG: 0.251 Bill Melton, R OBP: 0.298, SLG: 0.298		0-0 1-3 1B			0-3 K		0-0 F2		0-0 5-3	2	0	1	0	0	1	0											
Inning Stats	R: 1 E: 0 K: 1 S: 7	H: 2 LOB: 1 BB: 0 P: 7	R: 0 E: 0 K: 1 S: 6	H: 1 LOB: 2 BB: 1 P: 10	R: 0 E: 0 K: 2 S: 7	H: 0 LOB: 0 BB: 0 P: 7	R: 0 E: 0 K: 0 S: 3	H: 0 LOB: 1 BB: 1 P: 7	R: 0 E: 0 K: 2 S: 7	H: 0 LOB: 0 BB: 0 P: 7	R: 0 E: 0 K: 1 S: 5	H: 0 LOB: 0 BB: 0 P: 5	R: 0 E: 1 K: 1 S: 5	H: 0 LOB: 2 BB: 0 P: 6	R: 1 E: 0 K: 0 S: 5	H: 2 LOB: 1 BB: 0 P: 5	R: 0 E: 0 K: 1 S: 6	H: 1 LOB: 1 BB: 0 P: 6	1B: 5 2B: 1 3B: 0 HR: 0	SF: 1 SAC: 0 DP: 0 HBP: 1	WP: 0 PB: 0 SB: 0 CS: 1	PA: 36					
PITCHER	IP	WLS	BF	H	R	ER	SO	BB	IBB	HBP	BLK	WP	HR	S	P	ERA	WHIP										
Jim Palmer, R ERA: 3.0	(1, 1) 9.0	W	36	6	2	2	9	2	0	1	0	0	0	51	60	2.00	0.889										

Baltimore Orioles @ California Angels
Anaheim Stadium, Anaheim, CA
Sat Jul 10 1976, 10:05 PM EDT
Att: 17,242 - Unknown

AB	32
R	2
H	6
RBI	2
BB	2
SO	9
LOB	12



Batter	1	2	3	4	5	6	7	8	9	AB R H RBI BB SO LOB	TOP											
Tim Nordbrook, R (1,6) OBP: 0.417, SLG: 0.300	0-0 HR 1B		0-0 4-3		0-3 K		0-0 BB 1B		4-0 BB BB	4 1 2 0 1 1 0	<p>Baltimore Orioles @ California Angels Anaheim Stadium, Anaheim, CA Sun Jul 11 1976, 6:33 AM EDT Att: 12,450 - Unknown</p> <p>livebaseballscores.com</p> <p>AB 35 R 3 H 9 RBI 3 BB 5 SO 12 LOB 17</p> 											
Bobby Grich, R (1,4) OBP: 0.405, SLG: 0.446	0-3 K		0-3 K		0-0 6-3		0-0 BB 1B		0-0 F9	5 0 1 0 0 2 2												
Reggie Jackson, L (1,9) OBP: 0.327, SLG: 0.423	0-0 1-H HR		0-0 4-3		0-0 4-3		4-0 1-2 2-3 BB		4-0 1-2 BB	3 1 1 2 2 0 0												
Lee May, R (1,3) OBP: 0.290, SLG: 0.429 Paul Blair, R (6, PR) OBP: 0.260, SLG: 0.273	0-3 K			0-0 4-3 1B		4-0 S 1B BB		0-0 F9	0-3 K	2 0 1 0 1 1 0 2 0 0 0 0 1 5												
Ken Singleton, S (1,7) OBP: 0.341, SLG: 0.344	0-0 F7			0-3 K		0-3 K		0-0 1B 2B		4 1 1 0 0 2 2												
Tony Muser, L (1,8) OBP: 0.289, SLG: 0.252		0-0 F7		0-0 4-3		0-0 1-2 1B		0-3 K		4 0 1 0 0 1 2												
Terry Crowley, L (1,10) OBP: 0.143, SLG: 0.083 Tommy Harper, R (8, PR) OBP: 0.333, SLG: 0.289		0-0 F8		4-0 BB		0-0 4-3		0-0 2-H 1B		3 0 1 1 1 0 2 0 0 0 0 0 0 0												
Brooks Robinson, R (1,5) OBP: 0.235, SLG: 0.312		0-0 2B		0-3 K			0-0 6-3	0-3 K		4 0 1 0 0 2 3												
Rick Dempsey, R (1,2) OBP: 0.193, SLG: 0.146		0-0 6-3			0-3 K				0-0 F8	4 0 0 0 0 2 1												
Inning Stats	R: 2 E: 0 K: 2 S: 9	H: 2 LOB: 0 BB: 0 P: 9	R: 0 E: 0 K: 0 S: 4	H: 1 LOB: 1 BB: 0 P: 4	R: 0 E: 0 K: 1 S: 5	H: 0 LOB: 0 BB: 0 P: 5	R: 0 E: 0 K: 2 S: 8	H: 1 LOB: 2 BB: 1 P: 12	R: 0 E: 0 K: 1 S: 7	H: 0 LOB: 0 BB: 0 P: 7	R: 0 E: 0 K: 1 S: 6	H: 1 LOB: 3 BB: 1 P: 10	R: 0 E: 0 K: 1 S: 7	H: 2 LOB: 3 BB: 1 P: 11	R: 1 E: 0 K: 2 S: 8	H: 2 LOB: 1 BB: 0 P: 8	R: 0 E: 0 K: 1 S: 5	H: 0 LOB: 2 BB: 2 P: 13	1B: 6 2B: 2 3B: 0 HR: 1	SF: 0 SAC: 0 DP: 0 HBP: 0	WP: 0 PB: 0 SB: 1 CS: 0	PA: 40
PITCHER Nolan Ryan, R (1,1) ERA: 3.54	IP: 9.0 WLS: L BF: 40 H: 9 R: 3 ER: 3 SO: 12 BB: 5 IBB: 0 HBP: 0 BLK: 0 WP: 0 HR: 1 S: 59 P: 79 ERA: 3.00 WHIP: 1.556											PITCHER	IP: WLS: BF: H: R: ER: SO: BB: IBB: HBP: BLK: WP: HR: S: P: ERA: WHIP:									

Batter	1	2	3	4	5	6	7	8	9	AB R H RBI BB SO LOB	BOTTOM									
Mario Guerrero, R (1,4) OBP: 0.296, SLG: 0.291	0-0 2B SF8 1B		0-0 F4		0-0 F7			0-0 F4		4 1 1 0 0 0 2	<p>Baltimore Orioles @ California Angels Anaheim Stadium, Anaheim, CA Sun Jul 11 1976, 6:33 AM EDT Att: 12,450 - Unknown</p> <p>livebaseballscores.com</p> <p>AB 32 R 1 H 7 RBI 1 BB 2 SO 2 LOB 14</p> 									
Dan Briggs, L (1,3) OBP: 0.279, SLG: 0.374	0-0 SF8 1-3 2B		0-0 5-3		0-0 3-1		0-0 2B		0-0 2B	4 0 2 0 0 0 1										
Bobby Bonds, R (1,9) OBP: 0.342, SLG: 0.412	0-0 SF8		0-3 K		0-0 F8		0-0 6-3		0-0 6-3	3 0 0 1 0 1 2										
Tommy Davis, R (1,10) OBP: 0.300, SLG: 0.338 Jerry Remy, L (6, PR) OBP: 0.314, SLG: 0.304 Bill Melton, R (8, PH) OBP: 0.290, SLG: 0.298 Rusty Torres, S (8, PR) OBP: 0.300, SLG: 0.294	0-0 4-3			0-0 F4		0-0 1B		4-0 BB		3 0 1 0 0 0 1 0 0 0 0 0 0 0 0 0 0 0 0 1 0 0 0 0 0 0 0 0 0 0										
Bruce Bochte, L (1,7) OBP: 0.361, SLG: 0.298	0-0 3-1			0-0 6-3		0-0 4-3		0-0 F4		4 0 0 0 0 0 4										
Ron Jackson, R (1,5) OBP: 0.307, SLG: 0.369		0-0 F8		0-0 4-3		0-0 4-3			0-3 K	4 0 0 0 0 1 0										
Leroy Stanton, R (1,8) OBP: 0.267, SLG: 0.261		0-0 F9			0-0 F9		0-0 1B		4-0 G6-4-3 BB	3 0 1 0 1 0 0										
Dave Chalk, R (1,6) OBP: 0.311, SLG: 0.266	0-0 5-3				0-0 1B		0-0 F3		0-0 G6-4-3	4 0 1 0 0 0 2										
Terry Humphrey, R (1,2) OBP: 0.250, SLG: 0.368 Adrian Garrett, L (7, PH) OBP: 0.204, SLG: 0.188			0-0 5-3 1B		0-0 F7		0-0 4-3			2 0 1 0 0 0 1 1 0 0 0 0 0 1										
Inning Stats	R: 1 E: 0 K: 0 S: 5	H: 2 LOB: 1 BB: 0 P: 5	R: 0 E: 0 K: 0 S: 3	H: 0 LOB: 0 BB: 0 P: 3	R: 0 E: 0 K: 1 S: 6	H: 1 LOB: 1 BB: 0 P: 6	R: 0 E: 0 K: 0 S: 3	H: 0 LOB: 0 BB: 0 P: 3	R: 0 E: 0 K: 0 S: 4	H: 1 LOB: 1 BB: 0 P: 4	R: 0 E: 0 K: 0 S: 4	H: 1 LOB: 1 BB: 0 P: 4	R: 0 E: 0 K: 0 S: 4	H: 1 LOB: 2 BB: 1 P: 8	R: 0 E: 0 K: 1 S: 4	H: 0 LOB: 0 BB: 1 P: 8	1B: 5 2B: 2 3B: 0 HR: 0	SF: 1 SAC: 0 DP: 1 HBP: 0	WP: 0 PB: 0 SB: 0 CS: 0	PA: 35
PITCHER Dave Pagan, R (1,1) ERA: 2.36 Tippy Martinez, L (8,1) ERA: 1.49	IP: 7.2 WLS: W BF: 31 H: 7 R: 1 ER: 1 SO: 1 BB: 1 IBB: 0 HBP: 0 BLK: 0 WP: 0 HR: 0 S: 32 P: 36 ERA: 1.17 WHIP: 1.043											PITCHER	IP: WLS: BF: H: R: ER: SO: BB: IBB: HBP: BLK: WP: HR: S: P: ERA: WHIP:							

Batter	1	2	3	4	5	6	7	8	9	AB	R	H	RBI	BB	SO	LOB	TOP			
Dave Collins, S (1, 8) OBP: 0.387, SLG: 0.315	F7		1B			4-0		4-3		3	0	1	0	1	0	0	California Angels @ Baltimore Orioles Memorial Stadium, Baltimore, MD Thu Jul 15 1976, 7:05 PM EDT Att: 9,182 - Unknown			
Mario Guerrero, R (1, 4) OBP: 0.286, SLG: 0.280	E5		F3			0-3		1-3		4	0	0	0	0	1	3				
Bobby Bonds, R (1, 9) OBP: 0.338, SLG: 0.407	K			2-3		0-0		F9		4	0	0	0	0	1	3				
Tommy Davis, R (1, 10) OBP: 0.292, SLG: 0.328	FC6-4			F4		0-0		4-3		4	0	0	0	0	0	3				
Dan Briggs, L (1, 3)				F8		0-0		L5		3	0	1	0	0	0	0				
Bruce Bochte, L (1, 7) OBP: 0.358, SLG: 0.295		G5-4-3				0-0		4-3		3	0	0	0	0	0	1				
Ron Jackson, R (1, 5) OBP: 0.303, SLG: 0.364				F9		0-0		F7		3	0	0	0	0	0	0				
Dave Chalk, R (1, 6) OBP: 0.309, SLG: 0.264				1-3		0-0		4-3		2	0	0	0	0	0	0				
Jerry Remy, L (8, PH) OBP: 0.317, SLG: 0.306						0-0		4-3		1	0	1	0	0	0	0				
Andy Etchebarren, R (1, 2) OBP: 0.302, SLG: 0.250				F9		0-0		G6-3		1	0	0	0	1	0	0				
Bob Jones, L (8, PH) OBP: 0.252, SLG: 0.342						0-0				1	0	0	0	0	0	1				
Terry Humphrey, R (8, 2) OBP: 0.250, SLG: 0.368						4-0		G6-3		0	0	0	0	0	0	0				
Inning Stats	R: 0 E: 1 K: 1 S: 6	H: 0 LOB: 1 BB: 0 P: 6	R: 0 E: 0 K: 0 S: 3	H: 1 LOB: 0 BB: 0 P: 3	R: 0 E: 0 K: 0 S: 4	H: 1 LOB: 1 BB: 0 P: 4	R: 0 E: 0 K: 0 S: 3	H: 0 LOB: 0 BB: 0 P: 3	R: 0 E: 0 K: 1 S: 5	H: 0 LOB: 2 BB: 2 P: 13	R: 0 E: 0 K: 0 S: 3	H: 0 LOB: 0 BB: 0 P: 3	R: 0 E: 0 K: 0 S: 3	H: 1 LOB: 0 BB: 0 P: 3	R: 0 E: 0 K: 0 S: 3	H: 0 LOB: 0 BB: 0 P: 3	1B: 3 2B: 0 3B: 0 HR: 0	SF: 0 SAC: 0 DP: 2 HBP: 0	WP: 0 PB: 0 SB: 0 CS: 0	PA: 31
PITCHER Jim Palmer, R (1, 1) ERA: 2.85	IP: 9.0 WLS: W BF: 31 H: 3 R: 0 ER: 0 SO: 2 BB: 2 IBB: 0 HBP: 0 BLK: 0 WP: 0 HR: 0 S: 33 P: 41 ERA: 0.00 WHIP: 0.556															PITCHER				

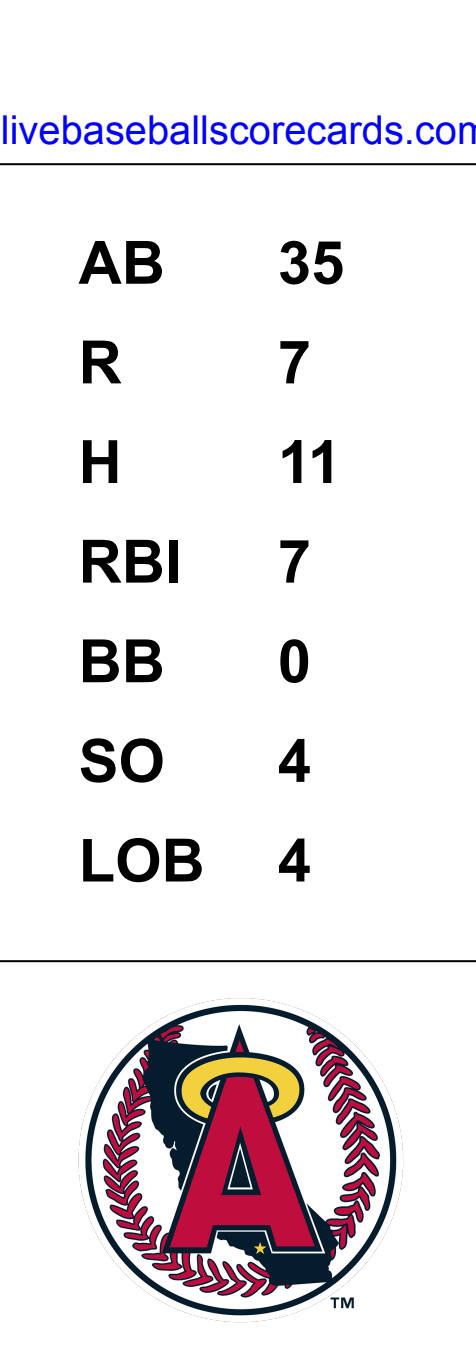
Batter	1	2	3	4	5	6	7	8	9	AB	R	H	RBI	BB	SO	LOB	BOTTOM			
Al Bumbry, L (1, 8) OBP: 0.357, SLG: 0.406	S		HR					L6		4	3	2	0	1	0	2	California Angels @ Baltimore Orioles Memorial Stadium, Baltimore, MD Thu Jul 15 1976, 7:05 PM EDT Att: 9,182 - Unknown			
Bobby Grich, R (1, 4) OBP: 0.399, SLG: 0.437	F8		K					K		5	0	0	0	0	3	4				
Reggie Jackson, L (1, 9) OBP: 0.333, SLG: 0.442	K		HR					1B		4	1	3	3	0	1	1				
Lee May, R (1, 3) OBP: 0.290, SLG: 0.426			6-3					F6		4	0	1	1	0	1	2				
Tony Muser, L (8, 3) OBP: 0.299, SLG: 0.252	2B		1B					K		0	0	0	0	0	0	0				
Ken Singleton, S (1, 7) OBP: 0.350, SLG: 0.352								F6		2	0	2	0	2	0	0				
Paul Blair, R (7, PR) OBP: 0.260, SLG: 0.273								1B		0	0	0	0	0	0	0				
Andres Mora, R (1, 10) OBP: 0.255, SLG: 0.388	1-3							1B		4	0	1	0	0	0	5				
Mark Belanger, R (1, 6) OBP: 0.336, SLG: 0.339								F7		4	0	0	0	0	0	3				
Doug DeCinces, R (1, 5) OBP: 0.262, SLG: 0.328								F8		4	0	1	0	0	1	0				
Rick Dempsey, R (1, 2) OBP: 0.196, SLG: 0.151								1B		4	0	1	0	0	1	1				
Inning Stats	R: 1 E: 0 K: 1 S: 7	H: 2 LOB: 2 BB: 1 P: 11	R: 0 E: 0 K: 0 S: 3	H: 0 LOB: 0 BB: 0 P: 3	R: 2 E: 0 K: 1 S: 8	H: 3 LOB: 1 BB: 0 P: 8	R: 0 E: 0 K: 1 S: 6	H: 1 LOB: 1 BB: 0 P: 6	R: 0 E: 0 K: 0 S: 3	H: 0 LOB: 0 BB: 0 P: 3	R: 1 E: 0 K: 1 S: 8	H: 3 LOB: 3 BB: 1 P: 12	R: 0 E: 0 K: 2 S: 8	H: 1 LOB: 1 BB: 0 P: 8	R: 0 E: 0 K: 0 S: 8	H: 0 LOB: 0 BB: 0 P: 8	1B: 8 2B: 2 3B: 0 HR: 1	SF: 0 SAC: 0 DP: 0 HBP: 0	WP: 0 PB: 0 SB: 4 CS: 0	PA: 38
PITCHER Gary Ross, R (1, 1) ERA: 3.3	IP: 6.2 WLS: L BF: 33 H: 10 R: 4 ER: 4 SO: 5 BB: 2 IBB: 1 HBP: 0 BLK: 0 WP: 0 HR: 1 S: 40 P: 52 ERA: 5.40 WHIP: 1.800															PITCHER				
John Verhoeven, R (7, 1) ERA: 1.93	IP: 1.1 WLS: 5 BF: 1 H: 0 R: 0 ER: 0 SO: 2 BB: 0 IBB: 0 HBP: 0 BLK: 0 WP: 0 HR: 0 S: 9 P: 9 ERA: 0.00 WHIP: 0.750															PITCHER				

Batter	1	2	3	4	5	6	7	8	9	AB	R	H	RBI	BB	SO	LOB	TOP				
Dave Collins, S (1, 8) OBP: 0.374, SLG: 0.302	1-4-3		L4-3		G6-4-3			1-3		4	0	0	0	0	0	2	California Angels @ Baltimore Orioles Memorial Stadium, Baltimore, MD Fri Jul 16 1976, 7:05 PM EDT Att: 11,251 - Unknown				
Jerry Remy, L (1, 4) OBP: 0.316, SLG: 0.307	1B		FC5-4		3-1			F6		3	1	1	0	1	0	0					
Bobby Bonds, R (1, 9) OBP: 0.337, SLG: 0.405	1B		FC5-4					1-3		4	0	1	1	0	1	1					
Tony Solaita, L (1, 10) OBP: 0.309, SLG: 0.310	K									3	2	2	0	1	1	1					
Dan Briggs, L (1, 3) OBP: 0.279, SLG: 0.377	K									4	1	1	0	0	2	3					
Bruce Bochte, L (1, 7) OBP: 0.360, SLG: 0.298										4	0	2	1	0	1	1					
Rusty Torres, S (9, PR) OBP: 0.300, SLG: 0.294										0	0	0	0	0	0	0					
Ron Jackson, R (1, 5) OBP: 0.302, SLG: 0.362										4	0	1	2	0	0	1					
Dave Chalk, R (1, 6) OBP: 0.306, SLG: 0.261										3	0	0	0	0	0	1					
Bill Melton, R (9, PH) OBP: 0.286, SLG: 0.297										1	0	0	0	0	0	2					
Terry Humphrey, R (1, 2) OBP: 0.304, SLG: 0.350										1	0	0	0	1	0	0					
Inning Stats	R: 1 E: 0 K: 2 S: 9	H: 2 LOB: 1 BB: 0 P: 9	R: 0 E: 0 K: 0 S: 3	H: 0 LOB: 0 BB: 0 P: 3	R: 0 E: 0 K: 0 S: 2	H: 0 LOB: 1 BB: 2 P: 10	R: 1 E: 0 K: 1 S: 7	H: 2 LOB: 1 BB: 0 P: 7	R: 0 E: 0 K: 0 S: 2	H: 1 LOB: 0 BB: 0 P: 8	R: 0 E: 0 K: 0 S: 3	H: 0 LOB: 0 BB: 0 P: 3	R: 0 E: 0 K: 0 S: 3	H: 0 LOB: 0 BB: 0 P: 3	R: 2 E: 0 K: 0 S: 4	H: 3 LOB: 1 BB: 1 P: 8	1B: 7 2B: 2 3B: 0 HR: 0	SF: 0 SAC: 0 DP: 2 HBP: 1	WP: 0 PB: 0 SB: 3 CS: 0	PA: 35	
PITCHER	IP	WLS	BF	H	R	ER	SO	BB	IBB	HBP	BLK	WP	HR	S	P	ERA	WHIP				
Wayne Garland, R (1, 1) ERA: 2.53	8.0	W	33	7	4	4	5	3	0	1	0	0	0	39	52	4.50	1.250				
Dyar Miller, R (9, 1) ERA: 2.96	1.0	S	2	1	0	0	0	0	0	0	0	0	0	2	2	0.00	1.000				

Batter	1	2	3	4	5	6	7	8	9	AB	R	H	RBI	BB	SO	LOB	BOTTOM				
Ken Singleton, S (1, 7) OBP: 0.350, SLG: 0.353	BB	BB		L4	K			5-3		5	0	2	1	0	1	0	California Angels @ Baltimore Orioles Memorial Stadium, Baltimore, MD Fri Jul 16 1976, 7:05 PM EDT Att: 11,251 - Unknown				
Bobby Grich, R (1, 4) OBP: 0.403, SLG: 0.436	FC1-2	HBP								1	1	0	0	2	0	0					
Reggie Jackson, L (1, 9) OBP: 0.336, SLG: 0.438	BB	HBP								2	0	0	1	2	2	1					
Lee May, R (1, 3) OBP: 0.289, SLG: 0.421	FC1-2									3	0	0	0	1	0	6					
Paul Blair, R (7, 8) OBP: 0.260, SLG: 0.273	FC4-2	HBP								0	0	0	0	0	0	0					
Tony Muser, L (1, 8) OBP: 0.282, SLG: 0.247	SF7									3	0	0	1	0	1	5					
Terry Crowley, L (1, 10) OBP: 0.167, SLG: 0.188	K									4	1	1	0	0	2	2					
Mark Belanger, R (1, 6) OBP: 0.341, SLG: 0.340		BB								2	1	1	0	1	0	0					
Brooks Robinson, R (1, 5) OBP: 0.247, SLG: 0.342		HBP								4	2	3	2	0	0	0					
Dave Duncan, R (1, 2) OBP: 0.292, SLG: 0.284	K									4	0	0	0	0	2	3					
Inning Stats	R: 1 E: 0 K: 1 S: 6	H: 1 LOB: 2 BB: 2 P: 14	R: 2 E: 0 K: 2 S: 9	H: 2 LOB: 3 BB: 2 P: 18	R: 0 E: 0 K: 0 S: 4	H: 1 LOB: 1 BB: 0 P: 4	R: 0 E: 0 K: 1 S: 5	H: 0 LOB: 2 BB: 2 P: 13	R: 2 E: 0 K: 2 S: 9	H: 2 LOB: 0 BB: 0 P: 9	R: 0 E: 0 K: 1 S: 5	H: 0 LOB: 0 BB: 0 P: 5	R: 0 E: 0 K: 1 S: 5	H: 1 LOB: 0 BB: 0 P: 5	R: 0 E: 0 K: 0 S: 3	H: 0 LOB: 0 BB: 0 P: 3	1B: 5 2B: 1 3B: 0 HR: 1	SF: 1 SAC: 1 DP: 0 HBP: 1	WP: 0 PB: 0 SB: 1 CS: 1	PA: 38	
PITCHER	IP	WLS	BF	H	R	ER	SO	BB	IBB	HBP	BLK	WP	HR	S	P	ERA	WHIP				
Nolan Ryan, R (1, 1) ERA: 3.68	7.0	L	34	7	5	5	8	6	0	1	0	0	0	43	68	6.43	1.857				
Mickey Scott, L (8, 1) ERA: 3.46	1.0		3	0	0	0	0	0	0	0	0	0	0	3	3	0.00	0.000				

Batter	1	2	3	4	5	6	7	8	9	AB	R	H	RBI	BB	SO	LOB	TOP
Dave Collins, S (1,8) OBP: 0.378, SLG: 0.310 Bob Jones, L (7,8) OBP: 0.262, SLG: 0.342	F6		B1-4 1B		S 1B 1B		L7			4	1	2	0	0	0	0	
Jerry Remy, L (1,4) OBP: 0.316, SLG: 0.307 Mario Guerrero, R (5,4) OBP: 0.283, SLG: 0.278	K		B1-4 1-2		1B S 1B		F7			3	1	1	0	0	1	1	
Bobby Bonds, R (1,9) OBP: 0.336, SLG: 0.403	6-3		L4		1-3 2-H 1B		5-3			4	1	1	1	0	0	0	
Tommy Davis, R (1,10) OBP: 0.297, SLG: 0.333		SH5-3 4-3 1B		3-1	1-H 3-H 1B		6-3			4	1	2	2	0	0	0	
Ron Jackson, R (1,5) OBP: 0.302, SLG: 0.360		4-3 SH5-3 1B		5-3	4-3		K			4	1	1	0	0	1	0	
Dan Briggs, L (1,3) OBP: 0.281, SLG: 0.385		SH5-3 1-2 2-3		1B 2B	F9		F9			3	1	1	0	0	0	0	
Bruce Bochte, L (1,7) OBP: 0.358, SLG: 0.297		4-3 2-3 3-H		1B	1B		F6			4	1	1	2	0	0	1	AB 35 R 7 H 11 RBI 7 BB 0 SO 4 LOB 4
Dave Chalk, R (1,6) OBP: 0.308, SLG: 0.265		1B		1B	1B		F6			4	0	2	2	0	1	0	
Andy Etchebarren, R (1,2) OBP: 0.296, SLG: 0.244		L7		K	1-3		L9			4	0	0	0	0	1	2	WP: 0 PA: 36 PB: 0 SB: 3 CS: 0
Inning Stats	R: 0 E: 0 K: 1 S: 5	H: 0 LOB: 0 BB: 0 P: 5	R: 2 E: 0 K: 0 S: 6	H: 3 LOB: 1 BB: 0 P: 6	R: 0 E: 0 K: 0 S: 3	H: 1 LOB: 0 BB: 0 P: 3	R: 2 E: 0 K: 1 S: 8	H: 3 LOB: 1 BB: 0 P: 8	R: 3 E: 0 K: 0 S: 6	H: 4 LOB: 0 BB: 0 P: 6	R: 0 E: 0 K: 0 S: 3	H: 0 LOB: 0 BB: 0 P: 3	R: 0 E: 0 K: 1 S: 5	H: 0 LOB: 0 BB: 0 P: 5	R: 0 E: 0 K: 1 S: 5	H: 0 LOB: 0 BB: 0 P: 5	1B: 10 SF: 0 2B: 2 SAC: 1 3B: 0 DP: 1 HR: 0 HBP: 0
PITCHER	IP WLS BF H R ER SO BB IBB HBP BLK WP HR S P ERA WHIP																
Rudy May, L (1,1) ERA: 4.17	3.2 L 17 7 4 4 1 0 0 0 0 0 0 19 19 9.82 1.909																
Ross Grimsley, L (4,1) ERA: 3.92	0.2 5 4 3 3 1 0 0 0 0 0 0 7 7 40.50 6.000																
Fred Holdsworth, R (5,1) ERA:	4.2 14 0 0 0 2 0 0 0 0 0 0 18 18 0.00 0.000																
Batter	1	2	3	4	5	6	7	8	9	AB	R	H	RBI	BB	SO	LOB	BOTTOM
Mark Belanger, R (1,6) OBP: 0.343, SLG: 0.344	F3		S HBP		K		K			3	0	1	0	0	1	0	
Bobby Grich, R (1,4) OBP: 0.401, SLG: 0.437	6-3		F6 1-2		2B		K			4	1	1	0	0	1	2	
Reggie Jackson, L (1,9) OBP: 0.342, SLG: 0.451		2B		HR 1B	2B		K			4	1	3	1	0	1	0	
Lee May, R (1,3) OBP: 0.289, SLG: 0.430	1-3			HR 1B	K		K			4	1	1	2	0	1	2	
Andres Mora, R (1,10) OBP: 0.248, SLG: 0.377		F7		F9		L4		K		4	0	0	0	0	1	0	
Ken Singleton, S (1,7) OBP: 0.352, SLG: 0.355	K			FC5-4 1B		L4-3 1B		6-3		4	0	2	0	0	1	0	
Paul Blair, R (1,8) OBP: 0.256, SLG: 0.269	F8			F4		L4-3		6-3		4	0	0	0	0	0	2	AB 34 R 3 H 8 RBI 3 BB 0 SO 6 LOB 8
Brooks Robinson, R (1,5) OBP: 0.241, SLG: 0.333			E6 G5-4-3	FC5-4 1-2		4-3		F9		4	0	0	0	0	0	1	
Dave Duncan, R (1,2) OBP: 0.287, SLG: 0.279			G5-4-3 1-2		5-3		6-3			3	0	0	0	0	0	1	WP: 0 PA: 35 PB: 0 SB: 1 CS: 0
Inning Stats	R: 0 E: 0 K: 0 S: 4	H: 1 LOB: 1 BB: 0 P: 4	R: 0 E: 0 K: 1 S: 5	H: 0 LOB: 0 BB: 0 P: 5	R: 0 E: 1 K: 0 S: 3	H: 0 LOB: 1 BB: 0 P: 4	R: 2 E: 0 K: 0 S: 6	H: 3 LOB: 1 BB: 0 P: 6	R: 1 E: 0 K: 2 S: 9	H: 2 LOB: 1 BB: 0 P: 9	R: 0 E: 0 K: 0 S: 3	H: 1 LOB: 0 BB: 0 P: 3	R: 0 E: 0 K: 2 S: 7	H: 0 LOB: 0 BB: 0 P: 7	R: 0 E: 0 K: 0 S: 3	H: 0 LOB: 0 BB: 0 P: 3	1B: 3 SF: 0 2B: 5 SAC: 0 3B: 0 DP: 2 HR: 1 HBP: 1
PITCHER	IP WLS BF H R ER SO BB IBB HBP BLK WP HR S P ERA WHIP																
Frank Tanana, L (1,1) ERA: 2.92	9.0 W 35 8 3 3 6 0 0 1 0 0 1 46 47 3.00 0.889																

California Angels @ Baltimore Orioles
Memorial Stadium, Baltimore, MD
Sat Jul 17 1976, 7:05 PM EDT
Att: 19,328 - Unknown



Batter	1	2	3	4	5	6	7	8	9	AB	R	H	RBI	BB	SO	LOB	TOP										
Dave Collins, S (1, 8) OBP: 0.387, SLG: 0.311 Rusty Torres, S (8, 8) OBP: 0.300, SLG: 0.294	4-0 2B 1B BB	4-0 BB IBB		0-0 F7		0-0 S 1B		0-0 G2		3	1	1	1	2	0	2											
Mario Guerrero, R (1, 4) OBP: 0.280, SLG: 0.286	0-0 1B 2B	SF7		0-0 6-3		0-0 F3		0-0 F8		4	1	1	1	0	0	3											
Bobby Bonds, R (1, 9) OBP: 0.337, SLG: 0.401	0-0 1B	3-H 1-2 2-3 BB		0-0 4-3		0-3 K		0-0 4-3		4	1	1	1	1	1	0											
Tony Solaita, L (1, 10) OBP: 0.326, SLG: 0.360	0-0 L6-3 1B	FC6		4-0 FC6 BB		0-0 F8		0-0 HR		4	1	2	3	1	0	3											
Dan Briggs, L (1, 3) OBP: 0.269, SLG: 0.368	0-0 F7		0-3 K		0-0 FC6		0-3 K		0-0 5-3	5	0	0	0	0	2	2											
Bruce Bochte, L (1, 7) OBP: 0.362, SLG: 0.298	0-0 L6-3		0-3 K		4-0 SH5-4 1B BB		4-0 SH5-4 1B BB		0-0 BB 1B	3	2	1	0	2	1	1											
Ron Jackson, R (1, 5) OBP: 0.309, SLG: 0.371		0-0 SH5-4 SF7 2B		0-0 F6		0-0 1-4-3 SH5-4 1B		0-0 SH 1B		4	2	3	0	0	0	0											
Dave Chalk, R (1, 6) OBP: 0.314, SLG: 0.264		4-0 BB SH5-4 BB		0-0 F9		0-0 SH5-4		4-0 G2 BB		1	0	0	0	3	0	0											
Terry Humphrey, R (1, 2) OBP: 0.289, SLG: 0.304 Tommy Davis, R (9, PH) OBP: 0.295, SLG: 0.331 Andy Etchebarren, R (9, 2) OBP: 0.296, SLG: 0.244		0-0 SH5-4		0-0 F9		0-0 1-4-3		0-0 F4		3	0	0	1	0	0	3											
Inning Stats	R: 3 E: 0 K: 0 S: 5	H: 3 LOB: 0 BB: 1 P: 9	R: 1 E: 0 K: 0 S: 4	H: 1 LOB: 3 BB: 3 P: 16	R: 0 E: 0 K: 2 S: 7	H: 0 LOB: 0 BB: 0 P: 7	R: 0 E: 0 K: 0 S: 3	H: 0 LOB: 0 BB: 0 P: 3	R: 0 E: 0 K: 2 S: 5	H: 2 LOB: 1 BB: 1 P: 9	R: 0 E: 0 K: 2 S: 7	H: 0 LOB: 0 BB: 0 P: 7	R: 1 E: 1 K: 0 S: 4	H: 0 LOB: 2 BB: 1 P: 12	R: 1 E: 0 K: 0 S: 6	H: 3 LOB: 3 BB: 1 P: 10	1B: 6 2B: 3 3B: 0 HR: 1	SF: 1 SAC: 3 DP: 1 HBP: 0	WP: 0 PA: 45 PB: 0 SB: 1 CS: 0								
PITCHER	IP	WLS	BF	H	R	ER	SO	BB	IBB	HBP	BLK	WP	HR	S	P	ERA	WHIP	PITCHER									
Dave Pagan, R (1, 1) ERA: 2.9	0.0		4	3	3	3	0	1	0	0	0	0	0	3	7	∞	∞										
Mike Cuelar, L (1, 1) ERA: 5.27	5.2	L	24	3	3	3	2	4	1	0	0	0	0	23	43	4.76	1.235										
Dyar Miller, R (6, 1) ERA: 2.96	3.0		15	3	2	1	2	2	0	0	0	0	1	17	25	3.00	1.667										
Tippy Martinez, L (9, 1) ERA: 1.47	0.1		2	0	0	0	0	1	0	0	0	0	0	1	5	0.00	3.000										

California Angels @ Baltimore Orioles
Memorial Stadium, Baltimore, MD
Sun Jul 18 1976, 3:33 AM EDT
Att: 13,038 - Unknown

AB 32
R 8
H 9
RBI 7
BB 9
SO 4
LOB 17



Batter	1	2	3	4	5	6	7	8	9	AB	R	H	RBI	BB	SO	LOB	BOTTOM										
Mark Belanger, R (1, 6) OBP: 0.343, SLG: 0.342	0-0 F8		0-0 3B 1B		4-0 WP E HR BB		0-0 6-3		0-0 F7	4	2	1	0	1	0	1											
Bobby Grich, R (1, 4) OBP: 0.402, SLG: 0.456	0-0 F8		0-0 1-H 5-3 3B		0-0 E5 WP HR			0-0 HR		4	3	2	2	0	0	1											
Reggie Jackson, L (1, 9) OBP: 0.344, SLG: 0.469	0-0 F8		0-0 5-3		0-0 1-H 2-H HR			0-0 6-3 2B		4	1	2	4	0	0	0											
Lee May, R (1, 3) OBP: 0.288, SLG: 0.425		4-0 F9 BB BB		0-0 F7		0-0 F4		0-0 6-3		3	0	0	0	1	0	1											
Ken Singleton, S (1, 7) OBP: 0.351, SLG: 0.351		4-0 G5-3 BB BB		0-0 6-3		0-3 K		0-0 6-3		3	0	0	0	1	1	1											
Andres Mora, R (1, 10) OBP: 0.298, SLG: 0.377 Tony Muser, L (8, PH) OBP: 0.281, SLG: 0.245		0-0 F9		0-0 G5-4-3 1B		0-0 5-3		0-0 5-3		3	0	1	0	0	0	2											
Paul Blair, R (1, 8) OBP: 0.257, SLG: 0.266 Al Bumbry, L (9, PH) OBP: 0.355, SLG: 0.404		4-0 BB BB		0-0 G5-4-3		0-0 F9			0-0 F7	2	0	0	0	1	0	1											
Doug DeCinces, R (1, 5) OBP: 0.298, SLG: 0.323 Terry Crowley, L (9, PH) OBP: 0.196, SLG: 0.176		0-0 G5-3			0-0 5-3			0-0 F9		3	0	0	0	0	0	3											
Rick Dempsey, R (1, 2) OBP: 0.198, SLG: 0.156 Tommy Harper, R (9, PR) OBP: 0.333, SLG: 0.289				0-0 F7		0-0 F8		0-0 6-3		4	0	1	0	0	0	0											
Inning Stats	R: 0 E: 0 K: 0 S: 3	H: 0 LOB: 0 BB: 0 P: 3	R: 0 E: 0 K: 0 S: 2	H: 0 LOB: 2 BB: 3 P: 14	R: 2 E: 0 K: 0 S: 5	H: 2 LOB: 0 BB: 0 P: 5	R: 0 E: 0 K: 0 S: 3	H: 1 LOB: 0 BB: 0 P: 3	R: 3 E: 1 K: 0 S: 5	H: 1 LOB: 0 BB: 1 P: 9	R: 0 E: 0 K: 1 S: 5	H: 0 LOB: 0 BB: 0 P: 5	R: 0 E: 0 K: 0 S: 5	H: 2 LOB: 1 BB: 0 P: 5	R: 0 E: 0 K: 0 S: 4	H: 1 LOB: 1 BB: 0 P: 4	1B: 3 2B: 1 3B: 1 HR: 2	SF: 0 SAC: 0 DP: 2 HBP: 0	WP: 1 PA: 37 PB: 0 SB: 0 CS: 0								
PITCHER	IP	WLS	BF	H	R	ER	SO	BB	IBB	HBP	BLK	WP	HR	S	P	ERA	WHIP	PITCHER									
Sid Monge, L (1, 1) ERA: 3.53	4.2		21	4	5	2	0	4	0	0	0	0	1	17	33	3.86	1.714										
Dick Drago, R (5, 1) ERA: 5.32	4.1	W	16	3	1	1	1	0	0	0	0	0	1	18	18	2.08	0.692										

California Angels @ Baltimore Orioles
Memorial Stadium, Baltimore, MD
Sun Jul 18 1976, 3:33 AM EDT
Att: 13,038 - Unknown

AB 33
R 6
H 7
RBI 6
BB 4
SO 1
LOB 11



Batter	1	2	3	4	5	6	7	8	9	AB	R	H	RBI	BB	SO	LOB	TOP					
Dave Collins, S OBP: 0.378, SLG: 0.302 (1, 8)	1-3		E3 SH1-3 1B		SH1-4		FC1-6 1B			3	1	0	0	0	0	1	California Angels @ Milwaukee Brewers Milwaukee County Stadium, Milwaukee, WI Mon Jul 19 1976, 8:05 PM EDT Unknown - 75 F					
Jerry Remy, L OBP: 0.323, SLG: 0.311 (1, 4)	F2		SH1-3		E6 1B		CS 1B			3	1	2	0	0	0	0						
Bobby Bonds, R OBP: 0.342, SLG: 0.403 (1, 9)	S BB		CS 1B		F2 1B		6-3			3	0	2	3	1	0	2						
Tommy Davis, R OBP: 0.288, SLG: 0.322 (1, 10)	5-3		K		F2				F7	4	0	0	0	0	1	3						
Dan Briggs, L OBP: 0.260, SLG: 0.356 (1, 3)		K		G3	F7				4-3	4	0	0	0	0	1	1						
Bruce Bochte, L OBP: 0.361, SLG: 0.300 (1, 7)		PB E 2B		F8		F7			4-3	4	1	1	0	0	0	0						
Ron Jackson, R OBP: 0.308, SLG: 0.366 (1, 5)		K		BB	5-3				F7	3	0	0	0	1	1	1						
Dave Chalk, R OBP: 0.310, SLG: 0.260 (1, 6)		E5		L5	F7				F7	4	0	0	0	0	0	1						
Andy Etchebarren, R OBP: 0.300, SLG: 0.246 (1, 2)		K		E SH1-4 1B			FC1-6 HBP		F3	3	1	1	0	0	1	1						
Inning Stats	R: 0 E: 0 K: 0 S: 3	H: 0 LOB: 1 BB: 1 P: 7	R: 1 E: 1 K: 3 S: 11	H: 1 LOB: 1 BB: 0 P: 11	R: 1 E: 1 K: 1 S: 6	H: 1 LOB: 1 BB: 0 P: 6	R: 0 E: 0 K: 0 S: 3	H: 0 LOB: 1 BB: 1 P: 7	R: 2 E: 1 K: 0 S: 6	H: 3 LOB: 1 BB: 0 P: 6	R: 0 E: 0 K: 0 S: 3	H: 0 LOB: 0 BB: 0 P: 3	R: 0 E: 0 K: 0 S: 3	H: 1 LOB: 1 BB: 0 P: 4	R: 0 E: 0 K: 0 S: 3	H: 0 LOB: 0 BB: 0 P: 3		R: 0 E: 0 K: 0 S: 3	H: 0 LOB: 0 BB: 0 P: 3	1B: 5 2B: 2 3B: 0 HR: 0	SF: 0 SAC: 2 DP: 1 HBP: 1	WP: 0 PB: 1 SB: 1 CS: 2
PITCHER Eduardo Rodriguez, R ERA: 3.74 (1, 1)	IP: 9.0 WLS: L BF: 36	H: 6 R: 4 ER: 1 SO: 4	BB: 2 IBB: 0 HBP: 1 BLK: 0	WP: 0 HR: 0 S: 41 P: 50	ERA: 1.00 WHIP: 0.889	PITCHER																

Batter	1	2	3	4	5	6	7	8	9	AB	R	H	RBI	BB	SO	LOB	BOTTOM					
Von Joshua, L OBP: 0.269, SLG: 0.321 (1, 8)	6-3		F7	FC4-6 1-2			1B		4-3	5	0	1	0	0	0	2	California Angels @ Milwaukee Brewers Milwaukee County Stadium, Milwaukee, WI Mon Jul 19 1976, 8:05 PM EDT Unknown - 75 F					
Don Money, R OBP: 0.350, SLG: 0.444 (1, 5)	4-3		E6 FC5-4		F2		F7		F8	5	0	0	0	0	0	1						
George Scott, R OBP: 0.313, SLG: 0.391 (1, 3)	BB		K		1-3		1B		6-3	4	0	1	0	1	1	1						
Hank Aaron, R OBP: 0.309, SLG: 0.404 (1, 10)	F9		FC5-4 1-2		F5		F8			4	0	0	0	0	0	4						
Darrell Porter, L OBP: 0.316, SLG: 0.296 (1, 2)		1B BB		F8 BB 1B		F8	F9			3	1	1	0	1	0	2						
Sixto Lezcano, R OBP: 0.356, SLG: 0.404 (1, 7)		F8		L4		1B 2B		0-3 K		4	1	1	0	0	1	2						
Bernie Carbo, L OBP: 0.360, SLG: 0.411 (1, 9)		K		1B BB		1B 2B		1B		3	0	2	0	1	1	1						
Robin Yount, R OBP: 0.325, SLG: 0.346 (1, 6)		1B		F8		1B	G6-4-3		K	4	0	2	1	0	1	3						
Tim Johnson, L OBP: 0.333, SLG: 0.324 Gary Sutherland, R OBP: 0.276, SLG: 0.308 (6, PH) (7, 4)	1-3			FC4-6		G6-4-3 1B			K	2	0	1	1	0	0	2						
Mike Hegan, L OBP: 0.246, SLG: 0.365 Jack Heidemann, R OBP: 0.220, SLG: 0.158 (8, PH) (9, 4)				1B		1-2				1	0	0	0	0	0	0						
Inning Stats	R: 0 E: 0 K: 0 S: 3	H: 0 LOB: 1 BB: 1 P: 7	R: 0 E: 0 K: 1 S: 6	H: 1 LOB: 2 BB: 1 P: 10	R: 0 E: 0 K: 1 S: 6	H: 0 LOB: 1 BB: 0 P: 6	R: 1 E: 0 K: 0 S: 5	H: 2 LOB: 2 BB: 1 P: 9	R: 0 E: 0 K: 0 S: 3	H: 0 LOB: 0 BB: 0 P: 3	R: 1 E: 0 K: 0 S: 5	H: 3 LOB: 1 BB: 0 P: 5	R: 0 E: 0 K: 0 S: 5	H: 2 LOB: 2 BB: 0 P: 5	R: 0 E: 0 K: 3 S: 10	H: 1 LOB: 1 BB: 0 P: 10	R: 0 E: 0 K: 0 S: 3	H: 0 LOB: 0 BB: 0 P: 3	1B: 8 2B: 1 3B: 0 HR: 0	SF: 0 SAC: 0 DP: 1 HBP: 0	WP: 0 PB: 0 SB: 0 CS: 0	PA: 39
PITCHER Paul Hartzell, R ERA: 3.22 Mickey Scott, L ERA: 3.22 John Verhoeven, R ERA: 1.35 (1, 1) (6, 1) (8, 1)	IP: 5.1 WLS: W BF: 26	H: 6 R: 2 ER: 2 SO: 2	BB: 3 IBB: 0 HBP: 0 BLK: 0	WP: 0 HR: 0 S: 27 P: 39	ERA: 3.38 WHIP: 1.688	PITCHER																

Batter	1	2	3	4	5	6	7	8	9	AB	R	H	RBI	BB	SO	LOB	TOP										
Dave Collins, S OBP: 0.386, SLG: 0.315 (1, 8)										5	2	3	2	0	0	1											
Mario Guerrero, R OBP: 0.285, SLG: 0.291 (1, 4)										5	1	2	1	0	0	2											
Bobby Bonds, R OBP: 0.349, SLG: 0.400 Rusty Torres, S OBP: 0.300, SLG: 0.294 (1, 9)										5	1	1	1	0	0	3											
Tony Solaita, L OBP: 0.311, SLG: 0.342 (1, 10)										4	0	0	0	0	1	4											
Bruce Bochte, L OBP: 0.359, SLG: 0.300 (1, 7)										4	0	1	1	0	0	1											
Dan Briggs, L OBP: 0.280, SLG: 0.347 (1, 3)										3	0	0	0	1	1	0											
Ron Jackson, R OBP: 0.303, SLG: 0.361 (1, 5)										3	0	0	1	0	1	0											
Dave Chalk, R OBP: 0.309, SLG: 0.257 (1, 6)										3	1	0	0	0	0	2											
Terry Humphrey, R OBP: 0.300, SLG: 0.407 (1, 2)										4	1	2	0	0	1	1											
Inning Stats	R: 0 E: 0 K: 1 S: 6	H: 1 LOB: 1 BB: 0 P: 6	R: 0 E: 0 K: 1 S: 5	H: 0 LOB: 0 BB: 0 P: 5	R: 5 E: 1 K: 0 S: 9	H: 4 LOB: 2 BB: 1 P: 13	R: 1 E: 0 K: 0 S: 4	H: 2 LOB: 0 BB: 0 P: 4	R: 0 E: 0 K: 1 S: 5	H: 0 LOB: 0 BB: 0 P: 5	R: 0 E: 0 K: 0 S: 4	H: 1 LOB: 1 BB: 0 P: 4	R: 0 E: 0 K: 0 S: 4	H: 1 LOB: 1 BB: 0 P: 4	R: 0 E: 0 K: 1 S: 5	H: 0 LOB: 1 BB: 0 P: 6	R: 0 E: 0 K: 0 S: 3	H: 0 LOB: 0 BB: 0 P: 3	R: 0 E: 0 K: 0 S: 3	H: 0 LOB: 0 BB: 0 P: 3	1B: 7 2B: 2 3B: 0 HR: 0	SF: 1 SAC: 0 DP: 1 HBP: 1	WP: 0 PB: 0 SB: 1 CS: 0	PA: 39			
PITCHER	IP	WLS	BF	H	R	ER	SO	BB	IBB	HBP	BLK	WP	HR	S	P	ERA	WHIP										
Jim Slaton, R ERA: 3.54 (1, 1)	3.1	L	20	7	6	4	2	0	0	0	0	0	0	23	27	10.80	2.100										
Bill Castro, R ERA: 4.01 (4, 1)	5.2		19	2	0	0	2	0	0	1	0	0	0	22	23	0.00	0.353										

California Angels @ Milwaukee Brewers
Milwaukee County Stadium, Milwaukee, WI

AB 36
R 6
H 9
RBI 6
BB 1
SO 4
LOB 14



WP: 0 PA: 39
PB: 0
SB: 1
CS: 0

California Angels @ Milwaukee Brewers
Milwaukee County Stadium, Milwaukee, WI

AB 29
R 1
H 7
RBI 1
BB 4
SO 4
LOB 15



WP: 0 PA: 35
PB: 0
SB: 0
CS: 1

Batter	1	2	3	4	5	6	7	8	9	AB	R	H	RBI	BB	SO	LOB	BOTTOM										
Von Joshua, L OBP: 0.271, SLG: 0.324 (1, 8)										3	0	1	0	1	0	0											
Don Money, R OBP: 0.346, SLG: 0.442 (1, 5)										4	0	1	0	0	0	2											
George Scott, R OBP: 0.318, SLG: 0.391 (1, 3)										2	0	1	0	2	0	1											
Darrell Porter, L OBP: 0.315, SLG: 0.292 (1, 2)										3	0	0	0	1	1	5											
Sixto Lezcano, R OBP: 0.354, SLG: 0.402 (1, 7)										4	0	1	0	0	0	4											
Bernie Carbo, L OBP: 0.352, SLG: 0.401 (1, 9)										4	0	0	0	0	3	1											
Mike Hegan, L OBP: 0.246, SLG: 0.375 (1, 10)										4	1	1	0	0	0	1											
Robin Yount, R OBP: 0.328, SLG: 0.349 (1, 6)										3	0	2	0	0	0	0											
Gary Sutherland, R OBP: 0.270, SLG: 0.303 (1, 4)										2	0	0	1	0	0	1											
Inning Stats	R: 0 E: 0 K: 1 S: 6	H: 1 LOB: 2 BB: 1 P: 10	R: 1 E: 0 K: 1 S: 6	H: 2 LOB: 0 BB: 0 P: 6	R: 0 E: 0 K: 0 S: 4	H: 1 LOB: 2 BB: 1 P: 8	R: 0 E: 0 K: 1 S: 5	H: 0 LOB: 0 BB: 0 P: 5	R: 0 E: 0 K: 0 S: 3	H: 1 LOB: 0 BB: 0 P: 3	R: 0 E: 0 K: 0 S: 2	H: 0 LOB: 0 BB: 1 P: 6	R: 0 E: 0 K: 0 S: 3	H: 0 LOB: 0 BB: 0 P: 3	R: 0 E: 0 K: 0 S: 3	H: 0 LOB: 0 BB: 0 P: 3	1B: 5 2B: 2 3B: 0 HR: 0	SF: 1 SAC: 0 DP: 3 HBP: 0	WP: 0 PB: 0 SB: 0 CS: 1	PA: 35							
PITCHER	IP	WLS	BF	H	R	ER	SO	BB	IBB	HBP	BLK	WP	HR	S	P	ERA	WHIP										
Don Kirkwood, R ERA: 4.28 (1, 1)	9.0	W	34	7	1	1	4	4	0	0	0	0	0	38	54	1.00	1.222										

California Angels @ Milwaukee Brewers
Milwaukee County Stadium, Milwaukee, WI

WP: 0 PA: 35
PB: 0
SB: 0
CS: 1

Mon Jul 19 1976, 8:05 PM EDT
Att: 11,196 - Unknown - 75 F

Batter	1	2	3	4	5	6	7	8	9	AB	R	H	RBI	BB	SO	LOB	TOP				
Dave Collins, S (1, 8) OBP: 0.390, SLG: 0.322	F3			SH2-3 BLK SF7 1B	F8			FC5 1B		4	1	2	0	0	0	1	California Angels @ Milwaukee Brewers Milwaukee County Stadium, Milwaukee, WI Tue Jul 20 1976, 8:05 PM EDT Att: 10,134 - Unknown - 73 F				
Mario Guerrero, R (1, 4) OBP: 0.286, SLG: 0.292	F9			SH2-3 1-3	F8			1-2 1B		3	0	1	0	0	0	0					
Bobby Bonds, R (1, 9) OBP: 0.336, SLG: 0.396	6-3			SF7 3-H 0-0	K			0-3 K		3	0	0	1	0	2	2					
Tommy Davis, R (1, 10) OBP: 0.287, SLG: 0.320		6-3		1B 1B	F3			0-3 K		4	0	1	0	0	1	2					
Ron Jackson, R (1, 5) OBP: 0.306, SLG: 0.361	F7			1-2 1B			FC5 SH1-4 BB	FC5 2-3f		3	0	1	0	1	0	2					
Bruce Bochte, L (1, 7) OBP: 0.356, SLG: 0.297	5-3			K			SH1-4 1-2		F7	3	0	0	0	0	1	2					
Dan Briggs, L (1, 3) OBP: 0.297, SLG: 0.347				G6-4-3 BB			F5			0	0	0	0	2	0	0					
Bill Melton, R (7, PH) OBP: 0.291, SLG: 0.311									HR	2	1	1	1	0	0	1					
Dave Chalk, R (1, 6) OBP: 0.309, SLG: 0.254		G6-4-3 1-2f		F9					5-3	3	0	0	0	1	0	2					
Andy Etchebarren, R (1, 2) OBP: 0.297, SLG: 0.243				1-3			F3			2	0	0	0	0	0	1					
Leroy Stanton, R (7, PH) OBP: 0.259, SLG: 0.259										1	0	0	0	0	0	2					
Terry Humphrey, R (7, 2) OBP: 0.300, SLG: 0.407										0	0	0	0	0	0	0					
Tony Solaita, L (9, PH) OBP: 0.308, SLG: 0.338										1	0	0	0	0	1	0					
Inning Stats	R: 0 E: 0 K: 0 S: 3	H: 0 LOB: 0 BB: 0 P: 3	R: 0 E: 0 K: 0 S: 3	H: 0 LOB: 0 BB: 0 P: 3	R: 0 E: 0 K: 0 S: 2	H: 0 LOB: 0 BB: 1 P: 6	R: 1 E: 0 K: 1 S: 8	H: 3 LOB: 2 BB: 0 P: 8	R: 0 E: 0 K: 0 S: 5	H: 0 LOB: 1 BB: 1 P: 7	R: 0 E: 0 K: 1 S: 5	H: 0 LOB: 0 BB: 0 P: 5	R: 0 E: 0 K: 0 S: 3	H: 0 LOB: 2 BB: 2 P: 11	R: 0 E: 0 K: 2 S: 9	H: 2 LOB: 2 BB: 0 P: 9	R: 1 E: 0 K: 1 S: 6	H: 1 LOB: 0 BB: 0 P: 6	1B: 5 2B: 0 3B: 0 HR: 1	SF: 1 SAC: 2 DP: 1 HBP: 0	WP: 0 PA: 36 CS: 0
PITCHER	IP	WLS	BF	H	R	ER	SO	BB	IBB	HBP	BLK	WP	HR	S	P	ERA	WHIP				
Jerry Augustine, L (1, 1) ERA: 3.66	7.0	W	29	5	1	1	2	4	0	0	1	0	0	29	45	1.29	1.286				
Danny Frisella, R (8, 1) ERA: 3.0	2.0	S	7	1	1	1	3	0	0	0	0	0	1	13	13	4.50	0.500				

Batter	1	2	3	4	5	6	7	8	9	AB	R	H	RBI	BB	SO	LOB	BOTTOM				
Von Joshua, L (1, 8) OBP: 0.277, SLG: 0.333	SF7 3B			1-2 1B	1-2 2-3 3-H BB		F9	CS WP 1B		3	1	2	1	1	0	1	California Angels @ Milwaukee Brewers Milwaukee County Stadium, Milwaukee, WI Tue Jul 20 1976, 8:05 PM EDT Att: 10,134 - Unknown - 73 F				
Gorman Thomas, R (8, 8) OBP: 0.307, SLG: 0.390							1-3	2-H		1	0	1	1	0	0	0					
Don Money, R (1, 5) OBP: 0.344, SLG: 0.438	SF7		P9	FC5 2-3f			SF7	F3		3	0	0	2	0	0	6					
George Scott, R (1, 3) OBP: 0.318, SLG: 0.399	K		K		6-3		3-H	HR	CS 2-3	4	1	1	1	0	2	2					
Hank Aaron, R (1, 10) OBP: 0.308, SLG: 0.415	F7		F4		K			HR		4	1	1	1	0	1	2					
Darrell Porter, L (1, 2) OBP: 0.317, SLG: 0.297		K		1B BB 2B	F9		4-0	BB	BB	3	1	1	0	1	1	0					
Sixto Lezcano, R (1, 7) OBP: 0.356, SLG: 0.401		E 1B 1B		1-3		F8	1-2	BB		3	0	1	0	1	0	1					
Mike Hegan, L (1, 9) OBP: 0.266, SLG: 0.379							2-3f	5-3		2	0	1	0	1	0	0					
Gary Sutherland, R (7, PH) OBP: 0.269, SLG: 0.301		E8		BB 1B BB		F8		5-3		1	0	0	0	0	2						
Bill Sharp, L (8, 9) OBP: 0.299, SLG: 0.275		G5-4-3 1B								0	0	0	0	0	0	0					
Robin Yount, R (1, 6) OBP: 0.327, SLG: 0.347		G5-4-3 1-2f		F8		F8			SH1-4 1B 1B	4	1	1	0	0	4						
Tim Johnson, L (1, 4) OBP: 0.350, SLG: 0.342				1B	FC5 BB 1-2 2-3 1B			E S SF7 1B	SH1-4	3	1	3	0	0	0	0					
Inning Stats	R: 1 E: 0 K: 1 S: 6	H: 1 LOB: 0 BB: 0 P: 6	R: 0 E: 1 K: 1 S: 6	H: 2 LOB: 1 BB: 0 P: 6	R: 0 E: 0 K: 1 S: 7	H: 2 LOB: 2 BB: 0 P: 7	R: 1 E: 0 K: 0 S: 5	H: 2 LOB: 3 BB: 2 P: 13	R: 0 E: 0 K: 0 S: 5	H: 0 LOB: 0 BB: 0 P: 5	R: 0 E: 0 K: 0 S: 3	H: 0 LOB: 0 BB: 0 P: 3	R: 3 E: 0 K: 0 S: 6	H: 3 LOB: 2 BB: 2 P: 14	R: 1 E: 0 K: 0 S: 4	H: 2 LOB: 0 BB: 0 P: 4	1B: 8 2B: 1 3B: 1 HR: 2	SF: 2 SAC: 1 DP: 1 HBP: 0	WP: 1 PA: 39 CS: 1		
PITCHER	IP	WLS	BF	H	R	ER	SO	BB	IBB	HBP	BLK	WP	HR	S	P	ERA	WHIP				
Gary Ross, R (1, 1) ERA: 3.34	3.2	L	19	7	2	2	3	2	0	0	0	0	2	23	31	4.91	2.455				
Dick Drago, R (4, 1) ERA: 5.55	3.0		14	3	3	3	1	2	0	0	0	0	2	14	22	9.00	1.667				
Mickey Scott, L (7, 1) ERA: 3.42	1.1		5	2	1	1	0	0	0	0	0	1	0	5	5	6.75	1.500				

Batter	1	2	3	4	5	6	7	8	9	AB	R	H	RBI	BB	SO	LOB	TOP			
Dave Collins, S OBP: 0.386, SLG: 0.319 (1, 8)	6-3		1B E 1B		F8			K		4	1	1	0	0	1	1	California Angels @ Cleveland Indians Cleveland Municipal Stadium, Cleveland, OH Wed Jul 21 1976, 7:05 PM EDT Att: 4,790 - Unknown livebaseballscorecards.com			
Jerry Remy, L OBP: 0.322, SLG: 0.310 (1, 4)	6-3		E 1B		FC4-6			4-3		4	0	1	1	0	0	1				
Bobby Bonds, R OBP: 0.335, SLG: 0.394 (1, 9)	F9		1-3 2-H 1B		CS			5-3		4	0	1	1	0	0	0				
Tommy Davis, R OBP: 0.298, SLG: 0.322 (1, 10)		F7	2-3 3-H 1B		CS					2	0	1	0	2	0	0				
Ron Jackson, R OBP: 0.301, SLG: 0.355 (1, 5)	4-3		G4-6-3 IBB 1B		F9			G5-4-3 BB		4	0	0	0	0	0	5				
Bruce Bochte, L OBP: 0.355, SLG: 0.294 (1, 7)					F8			F9		3	0	0	0	1	1	1				
Dan Briggs, L OBP: 0.273, SLG: 0.347 (1, 3)										3	0	1	0	0	0	1				
Dave Chalk, R OBP: 0.306, SLG: 0.252 (1, 6)					6-3			5-3		3	0	0	0	0	0	1				
Terry Humphrey, R OBP: 0.333, SLG: 0.433 (1, 2)			1B 1B					6-3		3	1	2	0	0	0	0				
Inning Stats	R: 0 E: 0 K: 0 S: 3	H: 0 LOB: 0 BB: 0 P: 3	R: 0 E: 0 K: 0 S: 3	H: 0 LOB: 1 BB: 1 P: 7	R: 2 E: 1 K: 0 S: 6	H: 4 LOB: 2 BB: 1 P: 10	R: 0 E: 0 K: 0 S: 3	H: 1 LOB: 0 BB: 0 P: 3	R: 0 E: 0 K: 1 S: 6	H: 1 LOB: 1 BB: 0 P: 6	R: 0 E: 0 K: 0 S: 3	H: 0 LOB: 0 BB: 0 P: 3	R: 0 E: 0 K: 1 S: 5	H: 0 LOB: 0 BB: 1 P: 5	R: 0 E: 0 K: 0 S: 2	H: 0 LOB: 0 BB: 1 P: 6	1B: 7 2B: 0 3B: 0 HR: 0	SF: 0 SAC: 0 DP: 3 HBP: 0	WP: 0 PB: 0 SB: 0 CS: 1	PA: 34
PITCHER Rick Waits, L ERA: 3.42 (1, 1)	IP: 9.0 WLS: W BF: 33 H: 7 R: 2 ER: 2 SO: 2 BB: 2 IBB: 1 HBP: 0 BLK: 0 WP: 0 HR: 0 S: 34 P: 46 ERA: 2.00 WHIP: 1.000															PITCHER				

Batter	1	2	3	4	5	6	7	8	9	AB	R	H	RBI	BB	SO	LOB	BOTTOM			
Duane Kuiper, L OBP: 0.290, SLG: 0.289 (1, 4)	CS BB		E6 FC6-4 1B		E4 4-3 2B 1B	F8		4-3		4	1	1	0	1	0	6	California Angels @ Cleveland Indians Cleveland Municipal Stadium, Cleveland, OH Wed Jul 21 1976, 7:05 PM EDT Att: 4,790 - Unknown livebaseballscorecards.com			
Frank Duffy, R OBP: 0.291, SLG: 0.289 (1, 6)	F7		FC6-4 1B		4-3					4	0	0	1	1	1	4				
Rick Manning, L OBP: 0.338, SLG: 0.380 (1, 8)	K		1-3		K			K		5	0	0	0	0	3	6				
Rico Carty, R OBP: 0.387, SLG: 0.481 (1, 10)		2-3			F9			F8		4	0	1	1	0	0	0				
George Hendrick, R OBP: 0.316, SLG: 0.473 (1, 7)		6-3			K			4-3		4	0	0	0	0	1	1				
Boog Powell, L OBP: 0.282, SLG: 0.224 (1, 3)		P3			2B 1B BB			P2		2	2	0	0	2	0	0				
Buddy Bell, R OBP: 0.346, SLG: 0.359 (1, 5)			5-3		1B 2B			F9		4	2	2	0	0	0	0				
Charlie Spikes, R OBP: 0.316, SLG: 0.350 (1, 9)			E FC6-4 1B		1B 1B			1B 1B		3	1	3	3	1	0	0				
Alan Ashby, S OBP: 0.302, SLG: 0.311 Ray Fosse, R OBP: 0.347, SLG: 0.288 (1, 2) (3, 2)			FC6-4 E 1B		P4			4-3		0	0	0	0	0	0	0				
Inning Stats	R: 0 E: 0 K: 1 S: 4	H: 0 LOB: 1 BB: 1 P: 8	R: 0 E: 0 K: 0 S: 3	H: 0 LOB: 0 BB: 0 P: 3	R: 1 E: 1 K: 0 S: 6	H: 2 LOB: 2 BB: 0 P: 6	R: 2 E: 0 K: 1 S: 7	H: 2 LOB: 1 BB: 1 P: 11	R: 1 E: 1 K: 1 S: 7	H: 2 LOB: 1 BB: 0 P: 7	R: 0 E: 0 K: 0 S: 3	H: 0 LOB: 2 BB: 2 P: 11	R: 0 E: 0 K: 1 S: 5	H: 0 LOB: 0 BB: 0 P: 5	R: 2 E: 0 K: 1 S: 8	H: 3 LOB: 3 BB: 2 P: 16	1B: 7 2B: 2 3B: 0 HR: 0	SF: 0 SAC: 0 DP: 0 HBP: 0	WP: 0 PB: 0 SB: 0 CS: 1	PA: 39
PITCHER Nolan Ryan, R ERA: 3.71 John Verhoeven, R ERA: 3.39 Mickey Scott, L ERA: 3.33 (1, 1) (7, 1) (8, 1)	IP: 6.0 WLS: L BF: 28 H: 6 R: 4 ER: 3 SO: 3 BB: 4 IBB: 0 HBP: 0 BLK: 0 WP: 0 HR: 0 S: 30 P: 46 ERA: 4.50 WHIP: 1.667															PITCHER				

Batter	1	2	3	4	5	6	7	8	9	AB	R	H	RBI	BB	SO	LOB	TOP					
Dave Moates, L (1, 8) OBP: 0.333, SLG: 0.351										4	0	1	0	0	0	0	<p>Texas Rangers @ California Angels Anaheim Stadium, Anaheim, CA Sat Jul 24 1976, 10:05 PM EDT Unknown</p> <p>livebaseballscores.com</p> <p>AB 29 R 0 H 3 RBI 0 BB 1 SO 2 LOB 11</p>					
Gene Clines, R (1, 7) OBP: 0.308, SLG: 0.319										4	0	0	0	0	0	1						
Mike Hargrove, L (1, 3) OBP: 0.306, SLG: 0.408										3	0	0	0	1	1							
Jeff Burroughs, R (1, 9) OBP: 0.303, SLG: 0.386										3	0	0	0	0	2							
Roy Howell, L (1, 5) OBP: 0.318, SLG: 0.390										3	0	0	0	0	1							
Toby Harrah, R (1, 6) OBP: 0.377, SLG: 0.387										3	0	2	0	0	0	0						
Tom Grieve, R (1, 10) OBP: 0.289, SLG: 0.385										3	0	0	0	0	3							
Lenny Randle, S (1, 4) OBP: 0.301, SLG: 0.280										3	0	0	0	0	1							
Bill Fahey, L (1, 2) OBP: 0.391, SLG: 0.410										3	0	0	0	0	1	2						
Inning Stats	R: 0 E: 0 K: 0 S: 4	H: 1 LOB: 1 BB: 0 P: 4	R: 0 E: 0 K: 0 S: 3	H: 1 LOB: 0 BB: 0 P: 3	R: 0 E: 0 K: 0 S: 3	H: 0 LOB: 0 BB: 0 P: 3	R: 0 E: 0 K: 0 S: 3	H: 0 LOB: 1 BB: 1 P: 7	R: 0 E: 0 K: 0 S: 3	H: 0 LOB: 0 BB: 0 P: 3	R: 0 E: 0 K: 1 S: 5	H: 0 LOB: 0 BB: 0 P: 5	R: 0 E: 0 K: 0 S: 3	H: 0 LOB: 0 BB: 0 P: 3	R: 0 E: 1 K: 0 S: 4	H: 1 LOB: 1 BB: 0 P: 4	R: 0 E: 0 K: 1 S: 5	H: 0 LOB: 0 BB: 0 P: 5	1B: 3 2B: 0 3B: 0 HR: 0	SF: 0 SAC: 0 DP: 3 HBP: 0	WP: 0 PB: 0 SB: 0 CS: 0	PA: 30
PITCHER Paul Hartzell, R (1, 1) ERA: 2.84	IP: 9.0 WLS: W BF: 30 H: 3 R: 0 ER: 0 SO: 2 BB: 1 IBB: 0 HBP: 0 BLK: 0 WP: 0 HR: 0 S: 33 P: 37 ERA: 0.00 WHIP: 0.444																	PITCHER				

Batter	1	2	3	4	5	6	7	8	9	AB	R	H	RBI	BB	SO	LOB	BOTTOM	
Dave Collins, S (1, 7) OBP: 0.380, SLG: 0.313										4	2	1	0	1	0	0	<p>Texas Rangers @ California Angels Anaheim Stadium, Anaheim, CA Sat Jul 24 1976, 10:05 PM EDT Unknown</p> <p>livebaseballscores.com</p> <p>AB 34 R 8 H 13 RBI 8 BB 4 SO 2 LOB 19</p>	
Jerry Remy, L (1, 4) OBP: 0.326, SLG: 0.312										4	1	1	0	1	0	1		
Ron Jackson, R (1, 5) OBP: 0.311, SLG: 0.359										3	0	2	1	0	0	0		
Bob Jones, L (7, PR) OBP: 0.256, SLG: 0.333 (8, 8)										1	1	0	0	0	0	1		
Tommy Davis, R (1, 10) OBP: 0.303, SLG: 0.322										3	0	1	2	1	0	1		
Mario Guerrero, R (1, 6) OBP: 0.298, SLG: 0.312										4	1	3	1	0	0	2		
Leroy Stanton, R (1, 9) OBP: 0.285, SLG: 0.259										4	1	1	0	0	1	5		
Dan Briggs, L (1, 3) OBP: 0.271, SLG: 0.344										3	0	1	1	1	1	3		
Andy Etchebarren, R (1, 2) OBP: 0.296, SLG: 0.245										4	0	1	1	0	0	5		
Rusty Torres, S (1, 8) OBP: 0.305, SLG: 0.329 (8, 5)										4	2	2	2	0	0	1		
Inning Stats	R: 2 E: 0 K: 0 S: 4	H: 3 LOB: 0 BB: 0 P: 7	R: 1 E: 0 K: 0 S: 5	H: 3 LOB: 2 BB: 1 P: 9	R: 1 E: 0 K: 0 S: 3	H: 1 LOB: 0 BB: 1 P: 7	R: 0 E: 0 K: 0 S: 3	H: 1 LOB: 1 BB: 0 P: 6	R: 4 E: 0 K: 0 S: 7	H: 4 LOB: 3 BB: 1 P: 12	R: 0 E: 0 K: 0 S: 3	H: 0 LOB: 1 BB: 1 P: 7	R: 0 E: 0 K: 0 S: 3	H: 0 LOB: 1 BB: 1 P: 7	1B: 9 2B: 3 3B: 0 HR: 1	SF: 0 SAC: 0 DP: 1 HBP: 1	WP: 0 PB: 0 SB: 0 CS: 1	PA: 40
PITCHER Jim Umberger, L (1, 1) ERA: 3.26 Mike Bacsik, R (7, 1) ERA: 2.73 Steve Barr, L (8, 1) ERA: 5.49	IP: 6.0 WLS: L BF: 29 H: 11 R: 7 ER: 7 SO: 7 BB: 2 IBB: 1 HBP: 0 BLK: 0 WP: 0 HR: 1 S: 30 P: 42 ERA: 10.50 WHIP: 2.167																	PITCHER

Batter	1	2	3	4	5	6	7	8	9	AB	R	H	RBI	BB	SO	LOB	TOP										
Gene Clines, R (1.7) OBP: 0.311, SLG: 0.322	L4-3			L9		SF8 6-3 1-3 3-H 1B		G4-6-3 1B		4	1	2	1	0	0	0	<p>Texas Rangers @ California Angels Anaheim Stadium, Anaheim, CA</p> <p>Sat Jul 24 1976, 10:05 PM EDT Att: 12,716 - Unknown</p> <p>livebaseballscores.com</p>										
Dave Moates, L (1.8) OBP: 0.333, SLG: 0.350	L4-3 1B			F7		6-3		G4-6-3 1-2		3	0	1	1	0	0	1											
Juan Beniquez, R (7.8) OBP: 0.288, SLG: 0.261	L4-3 1B			F7		6-3		G4-6-3 1-2		1	0	0	0	0	0	1											
Mike Hargrove, L (1.3) OBP: 0.304, SLG: 0.407	L4-3 1-2					SF8		4-3		3	0	1	1	0	0	1											
Jeff Burroughs, R (1.9) OBP: 0.300, SLG: 0.382		F2		F9		6-3			F3	4	0	0	0	0	0	1											
Roy Howell, L (1.10) OBP: 0.317, SLG: 0.388		F7				4-3			F8	4	0	1	0	0	0	0											
Toby Harrah, R (1.6) OBP: 0.373, SLG: 0.382						F9			F7	4	0	0	0	0	0	1											
Lenny Randle, S (1.4) OBP: 0.301, SLG: 0.281				4-3		K			FC6-4 1-2 1B	3	0	1	0	0	0	1											
Danny Thompson, R (1.5) OBP: 0.257, SLG: 0.268				F9					FC6-4 1-2 2-3 1B	2	1	0	0	1	0	2											
Jim Sundberg, R (1.2) OBP: 0.288, SLG: 0.306				L4					1-3 1B	3	1	1	0	0	0	2											
Inning Stats	R: 0 E: 0 K: 0 S: 3	H: 1 LOB: 0 BB: 0 P: 3	R: 0 E: 0 K: 0 S: 3	H: 0 LOB: 0 BB: 0 P: 3	R: 0 E: 0 K: 0 S: 3	H: 0 LOB: 0 BB: 0 P: 3	R: 0 E: 0 K: 0 S: 4	H: 1 LOB: 1 BB: 0 P: 4	R: 0 E: 0 K: 1 S: 5	H: 0 LOB: 0 BB: 0 P: 5	R: 3 E: 0 K: 0 S: 5	H: 2 LOB: 0 BB: 1 P: 9	R: 0 E: 0 K: 0 S: 5	H: 2 LOB: 2 BB: 0 P: 5	R: 0 E: 0 K: 0 S: 3	H: 1 LOB: 0 BB: 0 P: 3	R: 0 E: 0 K: 0 S: 3	H: 0 LOB: 0 BB: 0 P: 3	1B: 7 2B: 1 3B: 0 HR: 0	SF: 1 SAC: 0 DP: 2 HBP: 0	WP: 0 PB: 0 SB: 1 CS: 0	PA: 33					
PITCHER	IP	WLS	BF	H	R	ER	SO	BB	IBB	HBP	BLK	WP	HR	S	P	ERA	WHIP										
Don Kirkwood, R (1.1) ERA: 4.29	6.0	W	23	5	3	3	1	1	0	0	0	0	0	24	28	4.50	1.000										
John Verhoeven, R (7.1) ERA: 2.13	3.0	S	10	2	0	0	0	0	0	0	0	0	0	10	10	0.00	0.667										


Batter	1	2	3	4	5	6	7	8	9	AB	R	H	RBI	BB	SO	LOB	BOTTOM										
Dave Collins, S (1.8) OBP: 0.377, SLG: 0.305	K									3	2	0	0	1	1	2	<p>Texas Rangers @ California Angels Anaheim Stadium, Anaheim, CA</p> <p>Sat Jul 24 1976, 10:05 PM EDT Att: 12,716 - Unknown</p> <p>livebaseballscores.com</p>										
Rusty Torres, S (8.8) OBP: 0.305, SLG: 0.329	K									0	0	0	0	0	0	0											
Jerry Remy, L (1.4) OBP: 0.331, SLG: 0.323										3	1	2	2	1	0	0											
Bobby Bonds, R (1.9) OBP: 0.332, SLG: 0.390										4	0	0	1	0	1	3											
Tony Solaita, L (1.10) OBP: 0.323, SLG: 0.372										2	0	1	1	2	1	0											
Bruce Bochte, L (1.7) OBP: 0.357, SLG: 0.296										3	0	0	0	1	0	4											
Mario Guerrero, R (1.6) OBP: 0.296, SLG: 0.310										4	0	1	0	0	0	2											
Dan Briggs, L (1.3) OBP: 0.266, SLG: 0.336										3	0	0	0	0	1	2											
Terry Humphrey, R (1.2) OBP: 0.333, SLG: 0.424										3	0	1	0	0	0	0											
Dave Chalk, R (1.5) OBP: 0.309, SLG: 0.258										2	1	0	0	1	0	0											
Inning Stats	R: 0 E: 0 K: 2 S: 7	H: 1 LOB: 0 BB: 0 P: 7	R: 0 E: 0 K: 1 S: 5	H: 0 LOB: 1 BB: 1 P: 9	R: 3 E: 0 K: 0 S: 6	H: 3 LOB: 1 BB: 1 P: 10	R: 0 E: 0 K: 0 S: 3	H: 0 LOB: 0 BB: 0 P: 3	R: 1 E: 0 K: 0 S: 3	H: 0 LOB: 2 BB: 3 P: 15	R: 0 E: 0 K: 0 S: 3	H: 1 LOB: 0 BB: 0 P: 3	R: 0 E: 0 K: 0 S: 3	H: 0 LOB: 0 BB: 0 P: 3	R: 0 E: 0 K: 1 S: 5	H: 0 LOB: 1 BB: 1 P: 9	R: 0 E: 0 K: 1 S: 5	H: 0 LOB: 1 BB: 1 P: 9	1B: 4 2B: 0 3B: 1 HR: 0	SF: 0 SAC: 0 DP: 1 HBP: 0	WP: 0 PB: 0 SB: 2 CS: 1	PA: 33					
PITCHER	IP	WLS	BF	H	R	ER	SO	BB	IBB	HBP	BLK	WP	HR	S	P	ERA	WHIP										
Tommy Boggs, R (1.1) ERA: 4.76	4.2	L	22	4	4	3	3	5	0	0	0	0	0	23	43	5.79	1.929										
Jeff Terpko, R (5.1) ERA: 1.7	3.1		11	1	0	0	1	1	0	0	0	0	0	12	16	0.00	0.600										

Batter	1	2	3	4	5	6	7	8	9	10	11	AB	R	H	RBI	BB	SO	LOB	TOP					
Gene Clines, R OBP: 0.308, SLG: 0.318 (1, 7)	L9		4-3 1B		F9		L7		L6		K	6	0	1	0	0	1	3						
Lenny Randle, S OBP: 0.299, SLG: 0.280 (1, 4)	1-3		4-3		3-1			G3	S			5	0	1	2	0	0	2						
Mike Hargrove, L OBP: 0.404, SLG: 0.405 (1, 3)			F7		4-3			5-3	1-3 2-H 3-H		1B	4	0	1	0	1	0	2						
Jeff Burroughs, R OBP: 0.299, SLG: 0.378 (1, 9)	K				F9				L5			4	0	0	0	1	1	4						
Roy Howell, L OBP: 0.315, SLG: 0.385 (1, 5)					F8			6-3			K	5	0	1	0	0	1	1						
Toby Harrah, R OBP: 0.374, SLG: 0.382 (1, 6)			F7		1B 1B				4-3		F9	5	1	2	0	0	0	1						
Tom Grieve, R OBP: 0.291, SLG: 0.386 (1, 10)			G6-4-3		F8				1B E 1B		F8	5	1	2	0	0	0	2						
Juan Beniquez, R OBP: 0.292, SLG: 0.263 (1, 8)					FC3-6			F3			FC1	2	0	1	1	1	0	0						
Joe Lohoud, L OBP: 0.312, SLG: 0.277 (9, PH)					1-2 2-H						K	0	1	0	0	0	0	0						
Jim Sundberg, R OBP: 0.302, SLG: 0.302 (9, PH)					FC3-6			F7			F8	3	0	0	0	0	0	3						
Dave Moates, L OBP: 0.333, SLG: 0.350 (9, PH)					FC5-4							0	0	0	0	0	0	0						
Jim Fregosi, R OBP: 0.357, SLG: 0.333 (9, PH)					4-3							1	0	1	0	0	0	0						
Bill Fahey, L OBP: 0.383, SLG: 0.400 (9, 2)					1-2				1B 1-2 2-3			1	0	0	0	0	0	0						
Inning Stats	R: 0 E: 0 K: 1 S: 6	H: 1 LOB: 1 BB: 0 P: 6	R: 0 E: 0 K: 0 S: 3	H: 1 LOB: 0 BB: 0 P: 3	R: 0 E: 0 K: 1 S: 4	H: 1 LOB: 2 BB: 1 P: 8	R: 1 E: 0 K: 0 S: 6	H: 3 LOB: 2 BB: 0 P: 6	R: 0 E: 0 K: 0 S: 3	H: 0 LOB: 0 BB: 0 P: 3	R: 0 E: 0 K: 0 S: 4	H: 1 LOB: 1 BB: 0 P: 4	R: 0 E: 0 K: 0 S: 3	H: 0 LOB: 0 BB: 1 P: 7	R: 2 E: 1 K: 0 S: 7	H: 3 LOB: 3 BB: 1 P: 11	R: 0 E: 0 K: 1 S: 5	H: 0 LOB: 0 BB: 0 P: 5	R: 0 E: 0 K: 2 S: 7	H: 0 LOB: 0 BB: 0 P: 7	1B: 10 2B: 0 3B: 0 HR: 0	SF: 0 SAC: 0 DP: 1 HBP: 0	WP: 0 PB: 0 SB: 1 CS: 0	PA: 46
PITCHER	IP WLS BF H R ER SO BB IBB HBP BLK WP HR S P ERA WHIP	IP WLS BF H R ER SO BB IBB HBP BLK WP HR S P ERA WHIP																						
Gary Ross, R ERA: 3.21 (1, 1)	8.1	0	1	1	0	0	0	0	0	0	0	0	0	0	0	0	0	0	0	1.08	1.200			
Mickey Scott, L ERA: 3.33 (9, 1)	0.0	1	1	0	0	0	0	0	0	0	0	0	0	0	0	0	0	0	0	∞	∞			
Dick Drago, R ERA: 5.26 (9, 1)	2.2	W	10	1	0	0	3	0	1	0	0	0	0	0	0	0	0	0	0	0.00	0.375			

Texas Rangers @ California Angels
Anaheim Stadium, Anaheim, CA
Sun Jul 25 1976, 6:33 AM EDT
Att: 8,532 - Unknown

livebaseballscorecards.com

AB 41
R 3
H 10
RBI 3
BB 3
SO 3
LOB 18




Batter	1	2	3	4	5	6	7	8	9	10	11	AB	R	H	RBI	BB	SO	LOB	BOTTOM							
Dave Collins, S OBP: 0.380, SLG: 0.306 (1, 8)	K											3	0	1	0	1	1	1								
Rusty Torres, S OBP: 0.301, SLG: 0.324 (8, 8)		4-3										2	0	0	0	0	0	1								
Jerry Remy, L OBP: 0.334, SLG: 0.325 (1, 4)	L3											4	1	1	0	2	0	1								
Bobby Bonds, R OBP: 0.334, SLG: 0.388 (1, 9)	F3											4	1	1	0	2	0	2								
Tony Solaita, L OBP: 0.340, SLG: 0.393 (1, 10)												3	1	2	0	1	0	1								
Leroy Stanton, R OBP: 0.301, SLG: 0.281 (8, PR)												1	1	1	4	0	0	0								
Bruce Bochte, L OBP: 0.356, SLG: 0.293 (9, 3)												3	1	0	0	1	1	3								
Mario Guerrero, R OBP: 0.300, SLG: 0.308 (1, 6)												4	0	1	0	1	0	4								
Dan Briggs, L OBP: 0.280, SLG: 0.328 (1, 3)												3	0	0	0	0	0	4								
Tommy Davis, R OBP: 0.301, SLG: 0.320 (8, PH)												1	0	0	0	0	0	2								
Bob Jones, L OBP: 0.253, SLG: 0.329 (9, 7)												1	0	0	0	0	0	2								
Terry Humphrey, R OBP: 0.341, SLG: 0.447 (1, 2)												5	2	2	1	0	1	4								
Dave Chalk, R OBP: 0.309, SLG: 0.258 (1, 5)												4	0	1	1	0	1	0								
Inning Stats	R: 0 E: 0 K: 1 S: 5	H: 0 LOB: 0 BB: 0 P: 5	R: 3 E: 1 K: 0 S: 7	H: 3 LOB: 1 BB: 0 P: 7	R: 0 E: 0 K: 1 S: 5	H: 1 LOB: 1 BB: 1 P: 9	R: 0 E: 0 K: 0 S: 3	H: 0 LOB: 0 BB: 0 P: 3	R: 0 E: 0 K: 0 S: 3	H: 0 LOB: 1 BB: 1 P: 7	R: 0 E: 0 K: 1 S: 6	H: 1 LOB: 2 BB: 1 P: 10	R: 0 E: 0 K: 0 S: 3	H: 0 LOB: 0 BB: 1 P: 7	R: 0 E: 0 K: 0 S: 4	H: 1 LOB: 2 BB: 1 P: 8	R: 0 E: 0 K: 0 S: 5	H: 0 LOB: 0 BB: 0 P: 5	R: 0 E: 0 K: 0 S: 4	H: 1 LOB: 2 BB: 1 P: 8	R: 4 E: 0 K: 0 S: 4	H: 2 LOB: 0 BB: 2 P: 12	1B: 6 2B: 3 3B: 0 HR: 1	SF: 0 SAC: 3 DP: 0 HBP: 0	WP: 0 PB: 0 SB: 2 CS: 2	PA: 49
PITCHER	IP WLS BF H R ER SO BB IBB HBP BLK WP HR S P ERA WHIP	IP WLS BF H R ER SO BB IBB HBP BLK WP HR S P ERA WHIP																								
Nelson Bries, R ERA: 3.38 (8, 1)	7.0	0	2	0	0	0	0	0	0	0	0	0	0	0	0	0	0	0	0	3.86	1.571					
Joe Hoerner, L ERA: 4.56 (8, 1)	0.1	L	16	3	4	4	1	0	3	0	0	0	0	0	0	0	0	0	0	10.80	0.900					
Steve Foucault, R ERA: 3.27 (8, 1)	3.1	L	16	3	4	4	1	0	3	0	0	0	0	0	0	0	0	0	0	10.80	0.900					

Texas Rangers @ California Angels
Anaheim Stadium, Anaheim, CA
Sun Jul 25 1976, 6:33 AM EDT
Att: 8,532 - Unknown


livebaseballscorecards.com


AB 38
R 7
H 10
RBI 6
BB 8
SO 4
LOB 25



Batter	1	2	3	4	5	6	7	8	9	AB	R	H	RBI	BB	SO	LOB	TOP					
Al Cowens, R OBP: 0.308, SLG: 0.337 (1, 9)	F2		FC1-5 1B		4-3			E S 6-3 BB		3	1	1	0	1	0	0	Kansas City Royals @ California Angels Anaheim Stadium, Anaheim, CA Mon Jul 26 1976, 10:05 PM EDT Att: 18,753 - Unknown livebaseballscorecards.com					
Tom Poquette, L OBP: 0.372, SLG: 0.497 (1, 7)	K		K		6-3			F7		4	0	0	0	0	2	2						
George Brett, L OBP: 0.408, SLG: 0.510 (1, 5)	BB 2B BB		FC1-5 1B		4-3			6-3 BB		2	2	0	0	2	0	1						
John Mayberry, L OBP: 0.346, SLG: 0.389 (1, 3)	BB 2B BB		FC6-4 1B		3-1 WP BB			6-3		2	1	1	2	2	0	1						
Amos Otis, R OBP: 0.355, SLG: 0.463 (1, 8)	1-H 2-H 2B		FC6-4		3-1			6-3		4	0	1	2	0	0	3						
Jamie Quirk, L OBP: 0.253, SLG: 0.351 (1, 10)	K				F7					4	0	0	0	0	2	2						
Bob Stinson, S OBP: 0.333, SLG: 0.333 (1, 2)		F7			6-3			3-1		3	0	0	0	1	0	0						
Freddie Patek, R OBP: 0.330, SLG: 0.326 (1, 6)		F9			K			FC3-6 BB		4	0	1	0	0	1	1						
Frank White, R OBP: 0.244, SLG: 0.262 (1, 4)					K			F8		4	0	0	0	0	2	2						
Inning Stats	R: 2 E: 0 K: 2 S: 8	H: 1 LOB: 1 BB: 2 P: 16	R: 0 E: 0 K: 1 S: 5	H: 0 LOB: 0 BB: 0 P: 5	R: 1 E: 0 K: 1 S: 7	H: 2 LOB: 1 BB: 0 P: 7	R: 0 E: 0 K: 2 S: 7	H: 0 LOB: 0 BB: 0 P: 7	R: 0 E: 0 K: 1 S: 5	H: 0 LOB: 0 BB: 1 P: 5	R: 0 E: 0 K: 0 S: 3	H: 0 LOB: 0 BB: 1 P: 7	R: 0 E: 0 K: 0 S: 2	H: 0 LOB: 0 BB: 1 P: 6	R: 1 E: 0 K: 0 S: 3	H: 0 LOB: 1 BB: 2 P: 11	R: 0 E: 0 K: 0 S: 4	H: 1 LOB: 1 BB: 0 P: 4	1B: 3 2B: 1 3B: 0 HR: 0	SF: 0 SAC: 0 DP: 0 HBP: 0	WP: 1 PB: 0 SB: 3 CS: 0	PA: 36
PITCHER Nolan Ryan, R ERA: 3.67 (1, 1)	IP: 9.0 WLS: L BF: 36	H: 4 R: 4 ER: 3 SO: 7	BB: 6 IBB: 0 HBP: 0 BLK: 0	WP: 1 HR: 0 S: 44 P: 68	ERA: 3.00 WHIP: 1.111	PITCHER																

Batter	1	2	3	4	5	6	7	8	9	AB	R	H	RBI	BB	SO	LOB	BOTTOM					
Dave Collins, S OBP: 0.370, SLG: 0.297 (1, 8)	4-3		FC6-5-2 1-2 2-H		4-3			FC1-6		4	0	0	0	0	0	4	Kansas City Royals @ California Angels Anaheim Stadium, Anaheim, CA Mon Jul 26 1976, 10:05 PM EDT Att: 18,753 - Unknown livebaseballscorecards.com					
Jerry Remy, L OBP: 0.330, SLG: 0.321 (1, 4)	K		1-3		6-3			F7		4	0	0	0	0	1	3						
Bobby Bonds, R OBP: 0.336, SLG: 0.389 (1, 9)	F9				G3 S 1B			F8		4	0	2	0	0	0	1						
Tony Solaita, L OBP: 0.336, SLG: 0.387 (1, 10)		G6-4-3 1B			K			6-3		4	0	1	0	0	1	2						
Bruce Bochte, L OBP: 0.355, SLG: 0.292 (1, 7)	G6-4-3				G3			F7		4	0	1	0	0	0	3						
Mario Guerrero, R OBP: 0.292, SLG: 0.299 (1, 6)	P3				F8			6-3		4	0	0	0	0	0	2						
Dan Briggs, L OBP: 0.255, SLG: 0.321 (1, 3)					4-3			1-6-3		3	0	0	0	0	0	0						
Ron Jackson, R OBP: 0.311, SLG: 0.356 (1, 5)			BB FC6-5-2 BB		K			F9		2	0	0	0	1	1	0						
Terry Humphrey, R OBP: 0.386, SLG: 0.475 (1, 2)			FC6-5-2 BB					FC1-6 1B		2	0	2	0	1	0	0						
Inning Stats	R: 0 E: 0 K: 1 S: 5	H: 0 LOB: 0 BB: 0 P: 5	R: 0 E: 0 K: 0 S: 3	H: 1 LOB: 0 BB: 0 P: 3	R: 0 E: 0 K: 0 S: 3	H: 0 LOB: 2 BB: 2 P: 11	R: 0 E: 0 K: 1 S: 6	H: 1 LOB: 1 BB: 0 P: 6	R: 0 E: 0 K: 1 S: 6	H: 1 LOB: 1 BB: 0 P: 6	R: 0 E: 0 K: 0 S: 4	H: 1 LOB: 1 BB: 0 P: 4	R: 0 E: 0 K: 0 S: 3	H: 0 LOB: 0 BB: 0 P: 3	R: 0 E: 0 K: 0 S: 4	H: 1 LOB: 1 BB: 0 P: 4	R: 0 E: 0 K: 0 S: 3	H: 1 LOB: 0 BB: 0 P: 3	1B: 6 2B: 0 3B: 0 HR: 0	SF: 0 SAC: 0 DP: 2 HBP: 0	WP: 0 PB: 0 SB: 2 CS: 0	PA: 33
PITCHER A Fitzmorris, R ERA: 2.86 (1, 1)	IP: 9.0 WLS: W BF: 33	H: 6 R: 0 ER: 0 SO: 3	BB: 2 IBB: 0 HBP: 0 BLK: 0	WP: 0 HR: 0 S: 37 P: 45	ERA: 0.00 WHIP: 0.889	PITCHER																

Batter	1	2	3	4	5	6	7	8	9	AB	R	H	RBI	BB	SO	LOB	TOP			
Davey Nelson, R OBP: 0.289, SLG: 0.297 (1, 10)	0-3 K		0-3 K			0-3 K			0-0 L6	4	0	0	0	0	3	0	Kansas City Royals @ California Angels Anaheim Stadium, Anaheim, CA Tue Jul 27 1976, 10:05 PM EDT Att: 8,342 - Unknown			
Freddie Patek, R OBP: 0.329, SLG: 0.325 (1, 6)	0-3 K		0-0 4-3			0-3 K			0-0 1B	4	0	1	0	0	2	0				
George Brett, L OBP: 0.405, SLG: 0.505 (1, 5)	0-0 6-3			0-0 F8			0-0 4-3		0-0 F8	4	0	0	0	0	0	1				
Amos Otis, R OBP: 0.357, SLG: 0.466 (1, 8)		0-0 1B FC5-4 2B		0-0 F9			4-0 CS BB			2	1	1	0	1	0	0				
John Mayberry, L OBP: 0.346, SLG: 0.389 (1, 3)		0-0 FC5-4 1B		0-0 F5			0-0 F7			3	0	1	0	0	0	1				
Al Cowens, R OBP: 0.305, SLG: 0.334 (1, 9)		0-0 FC5-4 FC6-4		0-0 F7			0-0 F8			3	0	0	1	0	0	1				
Jim Wohford, R OBP: 0.296, SLG: 0.293 (1, 7)		0-0 FC6-4		0-0 CS 1B			0-0 F9			3	0	1	0	0	0	1				
Buck Martinez, R OBP: 0.266, SLG: 0.393 (1, 2)	0-3 K			0-3 K			0-0 F8			3	0	0	0	0	2	2				
Frank White, R OBP: 0.243, SLG: 0.260 Hal McRae, R OBP: 0.408, SLG: 0.481 (9, PH)			0-0 F8		0-0 CS	0-0 G3		0-0 F7		2	0	0	0	0	0	0				
Inning Stats	R: 0 E: 0 K: 2 S: 7	H: 0 LOB: 0 BB: 0 P: 7	R: 1 E: 0 K: 1 S: 7	H: 2 LOB: 1 BB: 0 P: 7	R: 0 E: 0 K: 1 S: 5	H: 0 LOB: 0 BB: 0 P: 5	R: 0 E: 0 K: 0 S: 3	H: 0 LOB: 0 BB: 0 P: 3	R: 0 E: 0 K: 1 S: 5	H: 1 LOB: 0 BB: 0 P: 5	R: 0 E: 0 K: 2 S: 7	H: 0 LOB: 0 BB: 0 P: 7	R: 0 E: 0 K: 0 S: 2	H: 0 LOB: 0 BB: 1 P: 6	R: 0 E: 0 K: 0 S: 3	H: 1 LOB: 1 BB: 0 P: 4		1B: 3 2B: 1 3B: 0 HR: 0	SF: 0 SAC: 0 DP: 0 HBP: 0	WP: 0 PB: 0 SB: 0 CS: 2
PITCHER Frank Tanana, L ERA: 3.11 (1, 1)	IP: 9.0 WLS: W BF: 30 H: 4 R: 1 ER: 1 SO: 7 BB: 1 IBB: 0 HBP: 0 BLK: 0 WP: 0 HR: 0 S: 43 P: 47 ERA: 1.00 WHIP: 0.556															PITCHER				

Batter	1	2	3	4	5	6	7	8	9	AB	R	H	RBI	BB	SO	LOB	BOTTOM	
Mario Guerrero, R OBP: 0.291, SLG: 0.298 (1, 6)	0-0 1B		0-0 6-3		0-0 F8			0-0 FC3-6 1-3		4	0	1	0	0	0	2	Kansas City Royals @ California Angels Anaheim Stadium, Anaheim, CA Tue Jul 27 1976, 10:05 PM EDT Att: 8,342 - Unknown	
Ron Jackson, R OBP: 0.314, SLG: 0.355 (7, 5)	4-0 FC5-4 BB			0-0 E7 F9 1B	0-0 F9		0-0 1-3			3	0	1	0	1	0	2		
Bobby Bonds, R OBP: 0.332, SLG: 0.385 (1, 9)	0-0 F9			0-0 F9		0-0 F8		0-3 K		4	0	0	0	0	1	3		
Tommy Davis, R OBP: 0.296, SLG: 0.314 (1, 10)	0-0 FC5-4			0-3 K		0-0 5-3				3	0	0	0	0	1	2		
Leroy Stanton, R OBP: 0.265, SLG: 0.276 Bruce Bochte, L OBP: 0.355, SLG: 0.292 (8, 7)		0-0 F7		0-3 K		0-0 5-3				3	0	0	0	0	1	1		
Bill Melton, R OBP: 0.291, SLG: 0.311 Jerry Remy, L OBP: 0.332, SLG: 0.321 (7, 4)		0-0 P5			0-0 FC1-5 BB 1B		4-0 BB			2	0	1	0	0	0	0		
Tony Solaita, L OBP: 0.336, SLG: 0.379 (1, 3)		0-3 K			4-0 FC1-5 2B BB		0-0 F8			2	1	0	0	1	1	1		
Rusty Torres, S OBP: 0.296, SLG: 0.317 (1, 8)			0-0 F8		0-0 FC1-5 2B		0-3 K			3	1	0	0	0	1	3		
Andy Etchebarren, R OBP: 0.301, SLG: 0.256 (1, 2)			0-0 5-3		0-0 F8 1B 2B			0-0 FC3-6 1B		3	0	2	2	0	0	0		
Inning Stats	R: 0 E: 0 K: 0 S: 3	H: 1 LOB: 1 BB: 1 P: 7	R: 0 E: 0 K: 1 S: 5	H: 0 LOB: 0 BB: 0 P: 5	R: 0 E: 0 K: 2 S: 8	H: 1 LOB: 1 BB: 0 P: 8	R: 2 E: 0 K: 0 S: 5	H: 2 LOB: 1 BB: 1 P: 9	R: 0 E: 0 K: 0 S: 3	H: 0 LOB: 0 BB: 0 P: 3	R: 0 E: 0 K: 1 S: 4	H: 0 LOB: 0 BB: 1 P: 8	R: 0 E: 0 K: 1 S: 6	H: 1 LOB: 1 BB: 0 P: 6	1B: 4 2B: 1 3B: 0 HR: 0	SF: 0 SAC: 0 DP: 0 HBP: 0		WP: 0 PB: 0 SB: 0 CS: 0
PITCHER Paul Splittorf, L ERA: 3.55 Mark Littell, R ERA: 2.29 (6, 1)	IP: 5.0 WLS: L BF: 20 H: 4 R: 2 ER: 2 SO: 3 BB: 2 IBB: 0 HBP: 0 BLK: 0 WP: 0 HR: 0 S: 24 P: 32 ERA: 3.60 WHIP: 1.200															PITCHER		

Batter	1	2	3	4	5	6	7	8	9	10	11	12	13	14	15	AB	R	H	RBI	BB	SO	LOB	TOP					
Al Cowens, R OBP: 0.302, SLG: 0.329 (1, 9)	FC4-6 1B SF7 HBP	K			F7		4-3			K		FC5-4		G1-2-3		6	1	0	1	0	2	7						
Tom Poquette, L OBP: 0.374, SLG: 0.492 (1, 7)	FC4-6 1B		FC4-6 1B		BB		F7			4-3		4-3			E4 4-3 SH3-4	6	1	2	0	1	0	2						
George Brett, L OBP: 0.403, SLG: 0.500 (1, 5)	FC4-6 1B		FC4-6 4-3		F9				6-3 1B	F8			6-3		SH3-4 4-3 IBB	6	0	1	0	1	0	4						
John Mayberry, L OBP: 0.340, SLG: 0.382 (1, 3)	SF7		4-3		4-3				F9		K		K		4-3	6	0	0	1	0	2	5						
Amos Otis, R OBP: 0.353, SLG: 0.459 (1, 8)	F7		P4				5-3		6-3		K		K			6	0	0	0	1	2	3						
Jamie Quirk, L OBP: 0.269, SLG: 0.377 Davey Nelson, R OBP: 0.282, SLG: 0.289 (8, PH) (12, 4)		1B 2B		FC1-5 1B		G3			3-1		F9			6-3	SH3-4	3	0	2	0	0	0	0						
Bob Stinson, S OBP: 0.345, SLG: 0.349 (1, 2)	K			FC1-5 1B		4-3			F8			FC5-4 SH1-4 1B		FC6 G1-2-3 2B	FC6-4 IBB	6	0	3	0	1	1	1						
Freddie Patek, R OBP: 0.332, SLG: 0.324 (1, 6)	SH1-3 1B		FC1-5 G6-4-3		SH3-4 4-3 BB				6-3			SH1-4			FC6-4	4	1	1	0	2	0	5						
Frank White, R OBP: 0.321, SLG: 0.258 Hal Kwock, R OBP: 0.281, SLG: 0.281 John Washam, R OBP: 0.281, SLG: 0.281 Mark Littell, L OBP: 0.281, SLG: 0.281 Andy Hassler, L OBP: 0.281, SLG: 0.281 Jim Workford, R OBP: 0.281, SLG: 0.281 Larry Gura, S OBP: 0.281, SLG: 0.281 (11, 4) (12, PH) (12, PH) (12, 1) (13, 1) (14, PH) (14, 1)		SH1-3		G6-4-3		SH3-4			6-3			FC5-4 IBB		FC6 1-2 2-3		2	0	0	0	0	0	2						
Inning Stats	R: 1 E: 0 K: 0 S: 4	H: 1 LOB: 1 BB: 0 P: 5	R: 0 E: 0 K: 2 S: 9	H: 2 LOB: 2 BB: 0 P: 9	R: 0 E: 0 K: 0 S: 4	H: 1 LOB: 1 BB: 0 P: 4	R: 0 E: 0 K: 0 S: 4	H: 2 LOB: 1 BB: 0 P: 4	R: 0 E: 0 K: 0 S: 3	H: 0 LOB: 1 BB: 1 P: 7	R: 0 E: 0 K: 0 S: 3	H: 0 LOB: 0 BB: 0 P: 3	R: 0 E: 0 K: 1 S: 5	H: 0 LOB: 0 BB: 0 P: 7	R: 0 E: 0 K: 2 S: 7	H: 0 LOB: 0 BB: 0 P: 7	R: 0 E: 1 K: 0 S: 4	H: 1 LOB: 2 BB: 1 P: 8	R: 0 E: 0 K: 2 S: 5	H: 0 LOB: 0 BB: 0 P: 7	R: 0 E: 1 K: 0 S: 4	H: 1 LOB: 2 BB: 3 P: 8	R: 1 E: 1 K: 0 S: 4	H: 0 LOB: 3 BB: 3 P: 16	1B: 7 2B: 2 3B: 0 HR: 0	SF: 1 SAC: 4 DP: 2 HBP: 1	WP: 0 PB: 0 CS: 0	PA: 62
PITCHER	IP ERA WLS BF H R ER SO BB IBB HBP BLK WP HR S P ERA WHIP	7.0 2.71 0.2 2 0 0 0 0 0 0 0 0 0 0 0 2 2 0.00 0.000	14.0 2.24 5.1 18 1 0 0 0 0 1 0 0 0 0 0 27 31 0.00 0.188	14.0 2.22 2.0 12 1 1 0 0 0 4 0 0 0 0 0 8 24 0.00 0.500	PITCHER																							

Kansas City Royals @ California Angels
 Anaheim Stadium, Anaheim, CA
 Wed Jul 28 1976, 10:05 PM EDT
 Att: 9,947 - Unknown - 71 F

AB 49
 R 3
 H 9
 RBI 3
 BB 7
 SO 7
 LOB 32



Batter	1	2	3	4	5	6	7	8	9	10	11	12	13	14	15	AB	R	H	RBI	BB	SO	LOB	BOTTOM			
Mario Guerrero, R OBP: 0.284, SLG: 0.291 (1, 8)	K		P4		F2		P4			F7					6-3	7	0	1	0	0	1	2				
Jerry Remy, L OBP: 0.326, SLG: 0.314 Bill Melton, R OBP: 0.290, SLG: 0.310 (14, 4) (15, PH)	5-3			K		L4		1-3		K		4-3			5-3	6	0	0	0	0	2	3				
Bobby Bonds, R OBP: 0.329, SLG: 0.380 (1, 9)	K			1B S		F8		K			K	K			6-3	7	1	1	0	0	4	2				
Tony Solata, L OBP: 0.336, SLG: 0.376 (1, 3)		G6-4-3 1B		6-3 1B		P5		P5		G3			F8			6	0	2	1	0	0	0				
Tommy Davis, R OBP: 0.297, SLG: 0.321 Dave Collins, S OBP: 0.376, SLG: 0.307 (1, 10) (7, PH)		G6-4-3		6-3			4-3 2B		BB				1-3			3	0	1	0	0	0	2				
Bruce Bochte, L OBP: 0.357, SLG: 0.290 (1, 7)	K						4-3 2B		BB				K			3	0	0	0	3	2	1				
Ron Jackson, R OBP: 0.311, SLG: 0.355 (1, 5)			6-3	L1				G6-4-3 2B		4-3					4-3	6	0	1	1	0	0	6				
Rusty Torres, S OBP: 0.281, SLG: 0.307 (1, 8)	K				F9			K				F9			6-3	5	0	0	0	1	2	1				
Andy Etchebarren, R OBP: 0.302, SLG: 0.258 Terry Humphrey, R OBP: 0.391, SLG: 0.463 (1, 2) (10, 2)					F7		P6			SH3 BB				4-3 1B BB	6-3	3	0	1	0	0	0	1				
Inning Stats	R: 0 E: 0 K: 2 S: 7	H: 0 LOB: 0 BB: 0 P: 7	R: 0 E: 0 K: 1 S: 5	H: 1 LOB: 0 BB: 0 P: 5	R: 0 E: 0 K: 1 S: 6	H: 1 LOB: 1 BB: 0 P: 6	R: 0 E: 0 K: 0 S: 6	H: 1 LOB: 1 BB: 0 P: 7	R: 0 E: 0 K: 1 S: 7	H: 2 LOB: 1 BB: 0 P: 7	R: 0 E: 0 K: 1 S: 5	H: 0 LOB: 0 BB: 0 P: 5	R: 0 E: 0 K: 1 S: 6	H: 1 LOB: 2 BB: 1 P: 10	R: 0 E: 0 K: 1 S: 5	H: 0 LOB: 0 BB: 0 P: 5	R: 0 E: 0 K: 0 S: 3	H: 1 LOB: 2 BB: 1 P: 3	R: 0 E: 0 K: 0 S: 3	H: 0 LOB: 0 BB: 0 P: 3	R: 0 E: 0 K: 0 S: 3	H: 0 LOB: 0 BB: 0 P: 3	1B: 5 2B: 3 3B: 0 HR: 0	SF: 0 SAC: 1 DP: 0 HBP: 0	WP: 0 PB: 0 CS: 0	PA: 57
PITCHER	IP ERA WLS BF H R ER SO BB IBB HBP BLK WP HR S P ERA WHIP	6.1 2.89 2.0 8 0 0 0 0 2 2 0 0 0 0 0 10 18 0.00 1.000	12.1 2.14 3.2 15 2 0 0 3 2 1 0 0 0 0 0 18 30 0.00 1.091	12.1 2.16 3.2 15 2 0 0 3 2 1 0 0 0 0 0 18 30 0.00 1.091	13.1 4.3 1.0 3 0 0 0 1 0 0 0 0 0 0 5 5 0.00 0.000	PITCHER																				

Kansas City Royals @ California Angels
 Anaheim Stadium, Anaheim, CA
 Wed Jul 28 1976, 10:05 PM EDT
 Att: 9,947 - Unknown - 71 F

AB 50
 R 2
 H 8
 RBI 2
 BB 6
 SO 11
 LOB 18



Batter	1	2	3	4	5	6	7	8	9	AB	R	H	RBI	BB	SO	LOB	TOP		
Jerry Hairston, S OBP: 0.409, SLG: 0.353 (1, 9)	0-0 4-3 ①		0-3 K ③			4-0 BB G4-6-3 ②		0-3 K ①	0-3 K ①	3	0	0	0	1	2	0	Chicago White Sox @ California Angels Anaheim Stadium, Anaheim, CA Fri Jul 30 1976, 10:05 PM EDT Att: 8,878 - Unknown livebaseballscorecards.com		
Ralph Garr, L OBP: 0.330, SLG: 0.411 (1, 8)	0-0 FC5-4 1B			0-0 F9 S 1B		0-0 G4-6-3 1-2		0-3 K ②	0-3 K ②	4	0	2	0	0	1	1			
Jorge Orta, L OBP: 0.313, SLG: 0.429 (1, 7)	0-0 FC5-4 1-2			0-3 K 1-2				0-3 K ①	0-0 1B	4	0	1	0	0	2	2			
Pat Kelly, L OBP: 0.358, SLG: 0.386 (1, 10)	0-0 P6			0-0 F9 2-3				0-0 P6	0-0 F9	4	0	0	0	0	0	3			
Bill Stein, R OBP: 0.326, SLG: 0.416 (1, 5)		0-0 F7		0-3 K				0-0 F9		3	0	0	0	0	1	1			
Jim Spencer, L OBP: 0.341, SLG: 0.367 (1, 3)		0-3 K			0-0 P5				0-0 4-3	3	0	0	0	0	1	0			
Jack Brohamer, L OBP: 0.294, SLG: 0.370 (1, 4)		0-3 K			0-0 4-3				0-0 4-3	3	0	0	0	0	1	0			
Bucky Dent, R OBP: 0.301, SLG: 0.307 (1, 6)			0-3 K		0-0 F8			4-0 FC5-4 BB		2	0	0	0	1	1	0			
Jim Essian, R OBP: 0.306, SLG: 0.241 (1, 2)			0-3 K			0-0 1-3			0-0 FC5-4 1-2	3	0	0	0	0	1	1			
Inning Stats	R: 0 E: 0 K: 1 S: 4	H: 1 LOB: 1 BB: 0 P: 4	R: 0 E: 0 K: 2 S: 7	H: 0 LOB: 0 BB: 0 P: 7	R: 0 E: 0 K: 3 S: 9	H: 0 LOB: 0 BB: 0 P: 9	R: 0 E: 0 K: 2 S: 8	H: 1 LOB: 1 BB: 0 P: 8	R: 0 E: 0 K: 0 S: 3	H: 0 LOB: 0 BB: 0 P: 3	R: 0 E: 0 K: 1 S: 5	H: 0 LOB: 0 BB: 0 P: 5	R: 0 E: 0 K: 0 S: 3	H: 0 LOB: 1 BB: 1 P: 7	R: 0 E: 0 K: 2 S: 8	H: 1 LOB: 1 BB: 0 P: 8	1B: 3 2B: 0 3B: 0 HR: 0	SF: 0 SAC: 0 DP: 1 HBP: 0	WP: 0 PA: 31 PB: 0 SB: 1 CS: 0
PITCHER Nolan Ryan, R ERA: 3.48 (1, 1)	IP: 9.0 WLS: W BF: 31 H: 3 R: 0 ER: 0 SO: 10 BB: 2 IBB: 0 HBP: 0 BLK: 0 WP: 0 HR: 0 S: 49 P: 57 ERA: 0.00 WHIP: 0.556															PITCHER IP: 9.0 WLS: W BF: 31 H: 3 R: 0 ER: 0 SO: 10 BB: 2 IBB: 0 HBP: 0 BLK: 0 WP: 0 HR: 0 S: 49 P: 57 ERA: 0.00 WHIP: 0.556			

Batter	1	2	3	4	5	6	7	8	9	AB	R	H	RBI	BB	SO	LOB	BOTTOM			
Dave Collins, S OBP: 0.373, SLG: 0.306 Rusty Torres, S OBP: 0.291, SLG: 0.307 (1, 8)	0-0 F9		0-3 K		0-0 F9		0-0 1B 2B 1B			4	1	1	0	0	1	1	Chicago White Sox @ California Angels Anaheim Stadium, Anaheim, CA Fri Jul 30 1976, 10:05 PM EDT Att: 8,878 - Unknown livebaseballscorecards.com			
Jerry Remy, L OBP: 0.325, SLG: 0.313 (1, 4)	0-3 K		0-0 F5		0-0 P6		0-0 2B 1B			4	1	1	1	0	1	1				
Bobby Bonds, R OBP: 0.333, SLG: 0.385 (1, 9)	4-0 FC6-4 BB		0-0 1-3 1B			0-0 F8	0-0 2B 1B			3	0	2	2	1	0	0				
Tommy Davis, R OBP: 0.290, SLG: 0.313 (1, 10)	0-0 FC6-4 1-2		0-0 1-3		0-0 6-3	0-0 3-1				4	0	0	0	0	0	4				
Bill Melton, R OBP: 0.293, SLG: 0.310 Dan Briggs, L OBP: 0.255, SLG: 0.321 (1, 3)		0-0 1B		0-0 F8		4-0 BB		0-0 F7		3	0	1	0	1	0	0				
Mario Guerrero, R OBP: 0.283, SLG: 0.289 (1, 6)		0-0 F9		0-0 1B		0-0 P4		0-0 F9		4	0	1	0	0	0	2				
Ron Jackson, R OBP: 0.310, SLG: 0.353 (1, 5)		0-0 F3		0-0 F8		0-0 1B SH1-4 1B		0-0 1-3		4	1	1	0	0	0	2				
Leroy Stanton, R OBP: 0.262, SLG: 0.273 Bruce Bochte, L OBP: 0.357, SLG: 0.290 (1, 7)		0-0 L5		0-0 P3		0-0 SH1-4				2	0	0	0	0	0	2				
Terry Humphrey, R OBP: 0.388, SLG: 0.455 (1, 2)			0-0 1B 1B		0-3 K		0-0 F3			3	0	1	0	0	1	1				
Inning Stats	R: 0 E: 0 K: 1 S: 5	H: 0 LOB: 1 BB: 1 P: 9	R: 0 E: 0 K: 0 S: 4	H: 1 LOB: 1 BB: 0 P: 4	R: 0 E: 0 K: 1 S: 7	H: 2 LOB: 2 BB: 0 P: 7	R: 0 E: 0 K: 0 S: 4	H: 1 LOB: 1 BB: 0 P: 4	R: 0 E: 0 K: 0 S: 3	H: 0 LOB: 0 BB: 0 P: 5	R: 3 E: 0 K: 0 S: 7	H: 4 LOB: 1 BB: 0 P: 7	R: 0 E: 0 K: 0 S: 3	H: 0 LOB: 0 BB: 0 P: 3	R: 0 E: 0 K: 0 S: 3	H: 0 LOB: 0 BB: 0 P: 3		1B: 7 2B: 1 3B: 0 HR: 0	SF: 0 SAC: 1 DP: 0 HBP: 0	WP: 0 PA: 34 PB: 0 SB: 0 CS: 0
PITCHER Ken Brett, L ERA: 3.07 (1, 1)	IP: 8.0 WLS: L BF: 34 H: 8 R: 3 ER: 3 SO: 3 BB: 2 IBB: 0 HBP: 0 BLK: 0 WP: 0 HR: 0 S: 38 P: 46 ERA: 3.38 WHIP: 1.250															PITCHER IP: 8.0 WLS: L BF: 34 H: 8 R: 3 ER: 3 SO: 3 BB: 2 IBB: 0 HBP: 0 BLK: 0 WP: 0 HR: 0 S: 38 P: 46 ERA: 3.38 WHIP: 1.250				

Batter	1	2	3	4	5	6	7	8	9	10	11	AB	R	H	RBI	BB	SO	LOB	TOP	
Jerry Hairston, S OBP: 0.423, SLG: 0.350 Alan Bannister, R OBP: 0.294, SLG: 0.313 (8, 7)	3-1		F8			FC5-4 1B		F9 1B BB		F9 FC3-2 2B	6-3	3	0	1	0	1	0	0		
Ralph Garr, L OBP: 0.333, SLG: 0.416 (1, 7) (8, 9)	1B			4-3 HR 2B		FC5-4 1B 1-2r		1-2 1B		FC FC3-2 S		5	1	3	0	0	0	2		
Jorge Orta, L OBP: 0.311, SLG: 0.426 (1, 10)	L8			4-3		FC3-2 S 1B 1-3		F8		F9		5	0	1	0	0	0	6		
Jim Spencer, L OBP: 0.342, SLG: 0.375 (1, 3)	F7					FC3-2 S 1B 1-3		F9		FC3-2 IBB		4	1	1	2	1	0	5		
Bill Stein, R OBP: 0.218, SLG: 0.406 Pat Kelly, L OBP: 0.357, SLG: 0.384 Kevin Bell, R OBP: 0.316, SLG: 0.423 (1, 5)	6-3			F9		5-3		K		FC3-2 1-2 2-3 3-Hr		4	0	0	0	0	1	4		
Chet Lemon, R OBP: 0.294, SLG: 0.303 (1, 8)	F9			F3				1-3		K		5	0	0	0	0	1	3		
Jack Brohamer, L OBP: 0.296, SLG: 0.373 (1, 4)	F5					F7				G3		4	0	1	0	1	0	0		
Bucky Dent, R OBP: 0.301, SLG: 0.306 (1, 6)			K			4-3		1-3 2B			1-3 SH3-4 BB	4	0	1	0	0	1	1		
Jim Essian, R OBP: 0.295, SLG: 0.230 (1, 2)	6-3					K		4-3		F8		5	0	0	0	0	1	3		
Inning Stats	R: 0 E: 0 K: 0 S: 4	H: 1 LOB: 1 BB: 0 P: 4	R: 0 E: 0 K: 0 S: 3	H: 0 LOB: 0 BB: 0 P: 3	R: 0 E: 0 K: 1 S: 5	H: 0 LOB: 0 BB: 0 P: 5	R: 2 E: 0 K: 0 S: 5	H: 2 LOB: 0 BB: 0 P: 5	R: 0 E: 0 K: 1 S: 5	H: 1 LOB: 1 BB: 0 P: 4	R: 0 E: 0 K: 1 S: 6	H: 1 LOB: 2 BB: 1 P: 10	R: 0 E: 0 K: 1 S: 5	H: 1 LOB: 3 BB: 1 P: 9	R: 0 E: 0 K: 0 S: 3	H: 0 LOB: 1 BB: 1 P: 7	1B: 5 2B: 3 3B: 0 HR: 1	SF: 0 SAC: 1 DP: 0 HBP: 0	WP: 0 PB: 0 SB: 2 CS: 0	PA: 46
PITCHER	IP 7.0	WLS 0.2	BF 29	H 7	R 2	ER 2	SO 2	BB 1	IBB 0	HBP 0	BLK 0	WP 0	HR 0	S 32	P 36	ERA 2.57	WHIP 1.143			
Gary Ross, R ERA: 3.16 Sid Monge, L ERA: 3.43 John Verhoeven, R ERA: 1.4 Mickey Scott, L ERA: 3.2 Dick Drago, R ERA: 5.06	(1, 1)	(8, 1)	(8, 1)	(10, 1)	(10, 1)	(10, 1)														

Chicago White Sox @ California Angels
Anaheim Stadium, Anaheim, CA
Sat Jul 31 1976, 10:05 PM EDT
Att. 31,314 - Unknown - 71 F

livebaseballscores.com

AB 42
R 2
H 9
RBI 2
BB 3
SO 4
LOB 28



Batter	1	2	3	4	5	6	7	8	9	10	11	AB	R	H	RBI	BB	SO	LOB	BOTTOM			
Dave Collins, S OBP: 0.374, SLG: 0.315 (1, 8)	4-3		4-3			B3		1-H 2B		1B		5	0	2	1	0	0	1				
Jerry Remy, L OBP: 0.351, SLG: 0.309 Tommy Davis, R OBP: 0.288, SLG: 0.311 Dave Chalk, R OBP: 0.305, SLG: 0.258 (1, 4)	B1			3-1		G4-3-6-4 1-2r		F8		6-3		4	0	0	0	0	0	2				
Bobby Bonds, R OBP: 0.332, SLG: 0.388 (1, 9)	F8			1-3				6-3		6-3		5	0	1	0	0	0	0				
Tony Solaita, L OBP: 0.342, SLG: 0.381 Bob Jones, L OBP: 0.233, SLG: 0.329 (10, 7)				K				F7		FC6-5 1B 1B		4	0	2	0	0	1	0				
Rusty Torres, S OBP: 0.295, SLG: 0.307 (11, PH)										FC4-2 IBB IBB		0	1	0	0	1	0	0				
Bill Melton, R OBP: 0.299, SLG: 0.323 (1, 10)	F8					HR				K		3	1	1	1	2	1	2				
Bruce Bochte, L OBP: 0.356, SLG: 0.289 (1, 7) (10, 3)	F7					3-1		G3				4	0	1	0	0	0	2				
Leroy Stanton, R OBP: 0.280, SLG: 0.272 (11, PH)										1-2 1B		1	0	0	0	0	0	3				
Mario Guerrero, R OBP: 0.274, SLG: 0.282 (1, 6) (11, 4)	FC6-4 1-2r					L6		F7		FC6-5 2-3r		4	0	0	1	0	0	3				
Ron Jackson, R OBP: 0.306, SLG: 0.348 (1, 5)						F8		F8		K		4	0	0	0	0	1	0				
Andy Etchebarren, R OBP: 0.304, SLG: 0.269 Dan Briggs, L OBP: 0.266, SLG: 0.326 Terry Humphrey, R OBP: 0.380, SLG: 0.444 (1, 2) (8, PH) (8, 2)						F7				K		2	0	1	0	0	0	0				
Inning Stats	R: 0 E: 0 K: 0 S: 3	H: 0 LOB: 0 BB: 0 P: 3	R: 0 E: 0 K: 0 S: 4	H: 1 LOB: 1 BB: 0 P: 4	R: 0 E: 0 K: 0 S: 3	H: 0 LOB: 0 BB: 0 P: 3	R: 0 E: 0 K: 1 S: 5	H: 0 LOB: 0 BB: 0 P: 5	R: 1 E: 0 K: 0 S: 4	H: 1 LOB: 1 BB: 0 P: 4	R: 0 E: 0 K: 0 S: 3	H: 2 LOB: 2 BB: 1 P: 7	R: 0 E: 0 K: 1 S: 7	H: 2 LOB: 1 BB: 0 P: 7	R: 0 E: 0 K: 1 S: 6	H: 1 LOB: 1 BB: 0 P: 6	R: 1 E: 0 K: 0 S: 3	H: 1 LOB: 2 BB: 2 P: 11	1B: 6 2B: 1 3B: 1 HR: 1	SF: 1 SAC: 0 DP: 1 HBP: 0	WP: 0 PB: 0 SB: 0 CS: 0	PA: 43
PITCHER	IP 9.0	WLS 1.0	BF 34	H 7	R 2	ER 2	SO 3	BB 1	IBB 0	HBP 0	BLK 0	WP 0	HR 1	S 39	P 43	ERA 2.00	WHIP 0.889					
Bart Johnson, R ERA: 4.05 Terry Forrester, L ERA: 4.13 Francisco Barrios, R ERA: 4.62	(1, 1)	(10, 1)	(11, 1)																			

Chicago White Sox @ California Angels
Anaheim Stadium, Anaheim, CA
Sat Jul 31 1976, 10:05 PM EDT
Att. 31,314 - Unknown - 71 F

livebaseballscores.com

AB 39
R 3
H 9
RBI 3
BB 3
SO 4
LOB 14



Batter	1	2	3	4	5	6	7	8	9	AB	R	H	RBI	BB	SO	LOB	TOP			
Chet Lemon, R OBP: 0.293, SLG: 0.301 (1, 8)	F9		FC5-4		F9		F8			5	0	1	0	0	0	2				
Ralph Garr, L OBP: 0.331, SLG: 0.419 (1, 7) (8, 9)	4-3			F7	F9				F6	5	1	1	0	0	0	2				
Jorge Orta, L OBP: 0.311, SLG: 0.425 (1, 10)	5-3			1B E 1B		K2-3		G3		4	1	1	0	0	1	1				
Lamar Johnson, R OBP: 0.338, SLG: 0.429 Alan Bannister, R OBP: 0.294, SLG: 0.313 (8, PR) (8, 7)		F8		E 1B		K		FC 1B		4	0	1	1	0	1	0				
Bill Stein, R OBP: 0.322, SLG: 0.408 (1, 4)		K		FC3 FC6		BB 1B		FC5-4 1B		4	0	2	0	0	1	1				
Kevin Bell, R OBP: 0.315, SLG: 0.416 (1, 5)		F8		K		BB 1B		F7		3	0	0	0	1	1	4				
Wayne Nordhagen, R OBP: 0.244, SLG: 0.256 Jim Spencer, L OBP: 0.342, SLG: 0.375 (1, 9) (8, 3)			K	FC6		K		FC5-4		4	0	0	0	0	2	6				
Bucky Dent, R OBP: 0.298, SLG: 0.303 (1, 6)			F8		F7		K		F8	4	0	0	0	0	1	0				
Jim Essian, R OBP: 0.293, SLG: 0.224 (1, 2)			E5 FC5-4				F3		K	3	0	0	0	1	1	0				
Inning Stats	R: 0 E: 0 K: 0 S: 3	H: 0 LOB: 0 BB: 0 P: 3	R: 0 E: 0 K: 1 S: 5	H: 0 LOB: 0 BB: 0 P: 5	R: 0 E: 1 K: 1 S: 6	H: 0 LOB: 1 BB: 0 P: 6	R: 1 E: 1 K: 1 S: 8	H: 2 LOB: 2 BB: 0 P: 8	R: 0 E: 0 K: 3 S: 10	H: 1 LOB: 2 BB: 1 P: 14	R: 0 E: 0 K: 1 S: 5	H: 0 LOB: 0 BB: 0 P: 5	R: 1 E: 0 K: 0 S: 6	H: 2 LOB: 2 BB: 0 P: 6	R: 0 E: 0 K: 1 S: 6	H: 1 LOB: 1 BB: 0 P: 6	1B: 5 2B: 0 3B: 1 HR: 0	SF: 0 SAC: 0 DP: 0 HBP: 0	WP: 0 PB: 0 SB: 1 CS: 0	PA: 38
PITCHER Frank Tanana, L ERA: 3.0 (1, 1)	IP: 9.0 WLS: L BF: 38	H: 6 R: 2 ER: 1 SO: 8	BB: 2 IBB: 0 HBP: 0 BLK: 0	WP: 0 HR: 0 S: 52 P: 60	ERA: 1.00 WHIP: 0.889	PITCHER	IP: 9.0 WLS: L BF: 38	H: 6 R: 2 ER: 1 SO: 8	BB: 2 IBB: 0 HBP: 0 BLK: 0	WP: 0 HR: 0 S: 52 P: 60	ERA: 1.00 WHIP: 0.889									

Chicago White Sox @ California Angels
 Anaheim Stadium, Anaheim, CA
 Sun Aug 01 1976, 6:33 AM EDT
 Alt. 9,282 - Unknown - 78 F

AB 36
 R 2
 H 6
 RBI 1
 BB 2
 SO 8
 LOB 16



Batter	1	2	3	4	5	6	7	8	9	AB	R	H	RBI	BB	SO	LOB	BOTTOM					
Dave Collins, S OBP: 0.365, SLG: 0.307 (1, 8)	K		K			F8		F8		4	0	0	0	0	2	0						
Jerry Remy, L OBP: 0.320, SLG: 0.308 (1, 4)	G3			F9		1B		F4		4	0	1	0	0	0	0						
Bobby Bonds, R OBP: 0.333, SLG: 0.390 (1, 9)		BB		CS 2B		F8		F8		3	0	1	0	1	0	1						
Tony Solaita, L OBP: 0.339, SLG: 0.370 (1, 3)	F7			FC5-4 BB		F9		K		3	0	0	0	1	1	1						
Bill Melton, R OBP: 0.299, SLG: 0.323 Bob Jones, L OBP: 0.250, SLG: 0.325 (7, PR) (1, 10)		F9		FC5-4		FC1-6 1B		6-3		3	0	1	0	0	0	1						
Bruce Bochte, L OBP: 0.358, SLG: 0.290 (1, 7)		G4-6-3 BB			F5	FC1-6 E 1B				3	1	1	0	1	0	1						
Mario Guerrero, R OBP: 0.269, SLG: 0.277 Leroy Stanton, R OBP: 0.259, SLG: 0.270 (9, PH) (1, 6)		G4-6-3			F4	E6 1B		K		3	0	0	0	0	2							
Ron Jackson, R OBP: 0.306, SLG: 0.348 (1, 5)			F8		K					3	0	1	1	0	1	0						
Andy Etchebarren, R OBP: 0.300, SLG: 0.256 (1, 2)			F9			5-3		K		3	0	0	0	0	1	2						
Inning Stats	R: 0 E: 0 K: 1 S: 5	H: 0 LOB: 1 BB: 1 P: 9	R: 0 E: 0 K: 0 S: 2	H: 0 LOB: 0 BB: 1 P: 6	R: 0 E: 0 K: 1 S: 5	H: 0 LOB: 0 BB: 0 P: 5	R: 0 E: 0 K: 0 S: 3	H: 1 LOB: 1 BB: 1 P: 7	R: 0 E: 0 K: 1 S: 5	H: 0 LOB: 0 BB: 0 P: 5	R: 0 E: 0 K: 0 S: 4	H: 1 LOB: 1 BB: 0 P: 4	R: 1 E: 1 K: 1 S: 8	H: 2 LOB: 2 BB: 0 P: 8	R: 0 E: 0 K: 0 S: 3	H: 0 LOB: 0 BB: 0 P: 3	R: 0 E: 0 K: 2 S: 8	H: 1 LOB: 1 BB: 0 P: 8	1B: 4 2B: 1 3B: 0 HR: 0	SF: 0 SAC: 0 DP: 1 HBP: 0	WP: 0 PB: 0 SB: 0 CS: 1	PA: 34
PITCHER Rich Gossage, R ERA: 3.01 (1, 1)	IP: 9.0 WLS: W BF: 34	H: 5 R: 1 ER: 0 SO: 6	BB: 3 IBB: 0 HBP: 0 BLK: 0	WP: 0 HR: 0 S: 43 P: 55	ERA: 0.00 WHIP: 0.889	PITCHER	IP: 9.0 WLS: W BF: 34	H: 5 R: 1 ER: 0 SO: 6	BB: 3 IBB: 0 HBP: 0 BLK: 0	WP: 0 HR: 0 S: 43 P: 55	ERA: 0.00 WHIP: 0.889											

Chicago White Sox @ California Angels
 Anaheim Stadium, Anaheim, CA
 Sun Aug 01 1976, 6:33 AM EDT
 Alt. 9,282 - Unknown - 78 F

AB 31
 R 1
 H 5
 RBI 1
 BB 3
 SO 6
 LOB 9



Batter	1	2	3	4	5	6	7	8	9	AB	R	H	RBI	BB	SO	LOB	TOP							
Mario Guerrero, R (1.4) OBP: 0.281, SLG: 0.288 Jerry Remy, L (8, FR) OBP: 0.322, SLG: 0.311										4	1	3	0	0	0	1	California Angels @ Texas Rangers Arlington Stadium, Arlington, TX Tue Aug 03 1976, 8:05 PM EDT Att: 10,301 - Unknown							
Dave Chalk, R (1.6) OBP: 0.310, SLG: 0.263										2	0	1	0	0	0	1								
Bobby Bonds, R (1.9) OBP: 0.333, SLG: 0.387										3	0	0	0	1	1	2								
Tommy Davis, R (1, 10) OBP: 0.293, SLG: 0.317										3	0	2	2	0	0	1								
Bill Melton, R (1, 3) OBP: 0.298, SLG: 0.319 Dan Briggs, L (8, 3) OBP: 0.260, SLG: 0.326										3	0	0	0	1	0	4								
Leroy Stanton, R (1, 7) Bruce Bochte, L (7, 7) OBP: 0.357, SLG: 0.289										3	0	1	0	0	0	3								
Ron Jackson, R (1, 5) OBP: 0.305, SLG: 0.347										4	1	1	0	0	0	1								
Rusty Torres, S (1, 8) OBP: 0.302, SLG: 0.340										3	1	2	1	0	0	0								
Andy Etchebarren, R (1, 2) OBP: 0.294, SLG: 0.251										4	0	0	0	0	2	2								
Inning Stats	R: 0 E: 0 K: 0 S: 3	H: 1 LOB: 0 BB: 0 P: 3	R: 0 E: 0 K: 0 S: 3	H: 1 LOB: 0 BB: 0 P: 3	R: 0 E: 0 K: 1 S: 6	H: 1 LOB: 1 BB: 0 P: 6	R: 0 E: 0 K: 1 S: 6	H: 1 LOB: 2 BB: 1 P: 10	R: 0 E: 0 K: 0 S: 3	H: 0 LOB: 0 BB: 0 P: 3	R: 1 E: 0 K: 0 S: 5	H: 2 LOB: 1 BB: 0 P: 5	R: 1 E: 0 K: 0 S: 4	H: 2 LOB: 0 BB: 0 P: 4	R: 1 E: 1 K: 1 S: 7	H: 1 LOB: 2 BB: 1 P: 11		R: 1 E: 0 K: 1 S: 6	H: 2 LOB: 1 BB: 0 P: 6	1B: 8 2B: 2 3B: 0 HR: 1	SF: 1 SAC: 3 DP: 1 HBP: 0	WP: 0 PB: 0 SB: 0 CS: 1	PA: 37	
PITCHER	IP WLS BF H R ER SO BB IBB HBP BLK WP HR S P ERA WHIP	7.0 L 30 9 3 2 2 2 0 0 0 0 1 32 40 2.57 1.571	0.2 2 0 0 0 0 0 0 0 0 0 0 0 2 2 0.00 0.000	1.1 5 2 1 1 2 0 0 0 0 0 0 0 9 9 6.75 1.500																				

AB	31
R	4
H	11
RBI	4
BB	2
SO	4
LOB	17



Batter	1	2	3	4	5	6	7	8	9	AB	R	H	RBI	BB	SO	LOB	BOTTOM							
Gene Clines, R (1, 7) OBP: 0.296, SLG: 0.302										4	0	0	0	0	0	0	California Angels @ Texas Rangers Arlington Stadium, Arlington, TX Tue Aug 03 1976, 8:05 PM EDT Att: 10,301 - Unknown							
Toby Harrah, R (1, 6) OBP: 0.370, SLG: 0.384										3	0	0	0	1	1	0								
Joe Lahoud, L (1, 10) OBP: 0.315, SLG: 0.282										4	0	1	0	0	1	1								
Mike Hargrove, L (1, 3) OBP: 0.305, SLG: 0.401										4	0	1	0	0	0	1								
Jeff Burroughs, R (1, 9) OBP: 0.298, SLG: 0.368										3	0	1	0	1	0	2								
Roy Howell, L (1, 5) OBP: 0.309, SLG: 0.373										3	0	0	0	0	0	3								
Lenny Randle, S (1, 4) OBP: 0.292, SLG: 0.276										3	0	0	0	0	0	1								
Juan Benquez, R (1, 8) OBP: 0.312, SLG: 0.284										3	0	1	0	0	0	0								
Jim Sundberg, R (1, 2) OBP: 0.277, SLG: 0.293										3	0	0	0	0	0	1								
Inning Stats	R: 0 E: 0 K: 0 S: 3	H: 0 LOB: 0 BB: 0 P: 3	R: 0 E: 0 K: 0 S: 3	H: 0 LOB: 1 BB: 1 P: 7	R: 0 E: 0 K: 0 S: 3	H: 1 LOB: 0 BB: 0 P: 3	R: 0 E: 0 K: 0 S: 3	H: 0 LOB: 0 BB: 0 P: 3	R: 0 E: 0 K: 0 S: 3	H: 0 LOB: 2 BB: 0 P: 3	R: 0 E: 0 K: 1 S: 7	H: 2 LOB: 0 BB: 0 P: 7	R: 0 E: 0 K: 0 S: 3	H: 0 LOB: 0 BB: 0 P: 3	R: 0 E: 0 K: 1 S: 6	H: 1 LOB: 2 BB: 1 P: 10		1B: 4 2B: 0 3B: 0 HR: 0	SF: 0 SAC: 0 DP: 1 HBP: 0	WP: 0 PB: 0 SB: 0 CS: 0	PA: 32			
PITCHER	IP WLS BF H R ER SO BB IBB HBP BLK WP HR S P ERA WHIP	9.0 W 32 4 0 0 2 2 0 0 0 0 0 34 42 0.00 0.667																						



Batter	1	2	3	4	5	6	7	8	9	AB	R	H	RBI	BB	SO	LOB	TOP			
Jerry Remy, L (1,4) OBP: 0.316, SLG: 0.304	6-3		6-3		1-3			4-3		4	0	0	0	0	0	3				
Dave Chalk, R (1,6) OBP: 0.308, SLG: 0.257	6-3			5-3		5-3			6-3	3	0	0	0	0	0	0				
Bill Melton, R (9, FH) OBP: 0.297, SLG: 0.318	6-3									1	0	0	0	0	0	0				
Bobby Bonds, R (1,9) OBP: 0.337, SLG: 0.390	CS 1B			K		1-4-3			CS 1B	4	0	2	0	0	1	0				
Tony Solaita, L (1,3) OBP: 0.346, SLG: 0.397	CS 1-2	K				L5			G1-6-3 1-2	4	0	1	0	0	1	1				
Bruce Bochte, L (1,7) OBP: 0.360, SLG: 0.303		4-3		4-3				F8		3	0	0	0	0	0	1				
Dan Briggs, L (1,8) OBP: 0.288, SLG: 0.331			K					6-3		3	0	0	0	0	2	0				
Tommy Davis, R (1,10) OBP: 0.297, SLG: 0.322						F8		5-3		3	0	1	0	0	0	0				
Ron Jackson, R (1,5) OBP: 0.304, SLG: 0.347						F8		1B 1B		3	0	1	0	0	0	1				
Terry Humphrey, R (1,2) OBP: 0.379, SLG: 0.453						6-3		1-2 1B		3	0	1	0	0	0	1				
Inning Stats	R: 0 E: 0 K: 0 S: 3	H: 1 LOB: 0 BB: 0 P: 3	R: 0 E: 0 K: 2 S: 7	H: 0 LOB: 0 BB: 0 P: 7	R: 0 E: 0 K: 1 S: 4	H: 1 LOB: 1 BB: 0 P: 4	R: 0 E: 0 K: 1 S: 6	H: 1 LOB: 1 BB: 0 P: 6	R: 0 E: 0 K: 1 S: 7	H: 2 LOB: 2 BB: 0 P: 7	R: 0 E: 0 K: 0 S: 3	H: 0 LOB: 0 BB: 0 P: 3	R: 0 E: 0 K: 0 S: 3	H: 0 LOB: 0 BB: 0 P: 3	R: 0 E: 0 K: 0 S: 3	H: 1 LOB: 0 BB: 0 P: 3	1B: 6 2B: 0 3B: 0 HR: 0	SF: 0 SAC: 0 DP: 1 HBP: 0	WP: 0 PB: 0 SB: 0 CS: 1	PA: 32
PITCHER Bert Blyleven, R (1,1) ERA: 2.81	IP: 9.0 WLS: W BF: 31 H: 6 R: 0 ER: 0 SO: 4 BB: 0 IBB: 0 HBP: 0 BLK: 0 WP: 0 HR: 0 S: 39 P: 39 ERA: 0.00 WHIP: 0.667															PITCHER				

California Angels @ Texas Rangers
Arlington Stadium, Arlington, TX
Thu Aug 05 1976, 8:05 PM EDT
Att: 9,679 - Unknown

AB 31
R 0
H 6
RBI 0
BB 0
SO 4
LOB 7



Batter	1	2	3	4	5	6	7	8	9	AB	R	H	RBI	BB	SO	LOB	BOTTOM			
Gene Clines, R (1,7) OBP: 0.297, SLG: 0.303	SH5-3 1B		L5			L4-3		L4-3		4	0	1	0	0	0	1				
Danny Thompson, R (1,6) OBP: 0.274, SLG: 0.282	SH5-3 1-2		3-1			G6-4-3 1B				2	0	1	0	0	0	0				
Roy Howell, L (1,5) OBP: 0.310, SLG: 0.375	K					G6-4-3 1-2				3	0	0	0	0	2	2				
Mike Hargrove, L (1,3) OBP: 0.303, SLG: 0.397	G3					FC6-4 BB		G3		2	0	0	0	1	0	1				
Jeff Burroughs, R (1,9) OBP: 0.298, SLG: 0.369		SH1-3 SF7 2B				F8		5-3		3	1	1	0	0	0	1				
Tom Grieve, R (1,10) OBP: 0.292, SLG: 0.383		SH1-3 2-3				FC6-4 1-2		6-3		2	0	0	0	0	0	1				
Lenny Randle, S (1,4) OBP: 0.286, SLG: 0.272		SF7				4-3		K		2	0	0	1	0	1	0				
Juan Beniquez, R (1,8) OBP: 0.318, SLG: 0.289		4-3				G5-4-3 1B				3	0	2	0	0	0	0				
Jim Sundberg, R (1,2) OBP: 0.275, SLG: 0.290			K			G5-4-3 1-2		F8		3	0	0	0	0	1	2				
Inning Stats	R: 0 E: 0 K: 1 S: 6	H: 1 LOB: 1 BB: 0 P: 6	R: 1 E: 0 K: 0 S: 4	H: 1 LOB: 0 BB: 0 P: 4	R: 0 E: 0 K: 1 S: 5	H: 0 LOB: 0 BB: 0 P: 5	R: 0 E: 0 K: 1 S: 5	H: 0 LOB: 1 BB: 1 P: 9	R: 0 E: 0 K: 0 S: 3	H: 1 LOB: 0 BB: 0 P: 3	R: 0 E: 0 K: 0 S: 3	H: 0 LOB: 0 BB: 0 P: 3	R: 0 E: 0 K: 0 S: 3	H: 0 LOB: 0 BB: 0 P: 3	R: 0 E: 0 K: 1 S: 6	H: 1 LOB: 1 BB: 0 P: 6	1B: 4 2B: 1 3B: 0 HR: 0	SF: 1 SAC: 2 DP: 2 HBP: 0	WP: 0 PB: 0 SB: 0 CS: 0	PA: 28
PITCHER Gary Ross, R (1,1) ERA: 3.08	IP: 8.0 WLS: L BF: 28 H: 5 R: 1 ER: 1 SO: 4 BB: 1 IBB: 0 HBP: 0 BLK: 0 WP: 0 HR: 0 S: 35 P: 39 ERA: 1.12 WHIP: 0.750															PITCHER				

California Angels @ Texas Rangers
Arlington Stadium, Arlington, TX
Thu Aug 05 1976, 8:05 PM EDT
Att: 9,679 - Unknown

AB 24
R 1
H 5
RBI 1
BB 1
SO 4
LOB 8



Batter	1	2	3	4	5	6	7	8	9	AB	R	H	RBI	BB	SO	LOB	TOP								
Mario Guerrero, R (1,4) OBP: 0.282, SLG: 0.290 Jerry Remy, L (8, PR) OBP: 0.316, SLG: 0.304	0-0 1B 1B		0-3 K			0-0 F3		0-0 S 1B 1B		4	0	2	0	0	1	0									
Dave Chalk, R (1,6) OBP: 0.308, SLG: 0.255	0-3 K		0-0 F9			0-0 1-3		4-0 1B 1-2 BB		3	0	0	0	1	1	1									
Bobby Bonds, R (1,9) OBP: 0.337, SLG: 0.388	0-3 K					0-0 F9		0-0 FC4-6 1-3 2-H 1B		4	0	1	1	0	2	1									
Tommy Davis, R (1,10) OBP: 0.296, SLG: 0.320	0-0 1-2 1B					0-0 F8		0-0 FC4-6 1-2		4	0	1	0	0	0	2									
Bill Melton, R (1,3) OBP: 0.300, SLG: 0.332 Dan Briggs, L (9, PR) OBP: 0.268, SLG: 0.331	0-3 K					0-0 6-3		0-0 SH1-4 1B		4	1	2	1	0	1	2									
Ron Jackson, R (1,5) OBP: 0.301, SLG: 0.344		0-0 5-3				0-0 G3		0-0 SH1-4 1B		3	0	0	0	0	1	0									
Leroy Stanton, R (1,7) OBP: 0.280, SLG: 0.271		0-0 6-3				0-0 1B		0-3 K		4	0	1	0	0	2	2									
Rusty Torres, S (1,8) OBP: 0.295, SLG: 0.331		0-0 F4				0-0 F3		0-0 L5		4	0	0	0	0	0	3									
Terry Humphrey, R (1,2) OBP: 0.361, SLG: 0.429			0-0 F9			0-0 F9		0-0 F3		3	0	0	0	0	0	1									
Inning Stats	R: 0 E: 0 K: 3 S: 11	H: 2 LOB: 2 BB: 0 P: 11	R: 0 E: 0 K: 0 S: 3	H: 0 LOB: 0 BB: 0 P: 3	R: 0 E: 0 K: 1 S: 5	H: 0 LOB: 0 BB: 0 P: 5	R: 0 E: 0 K: 0 S: 3	H: 0 LOB: 0 BB: 0 P: 3	R: 0 E: 0 K: 0 S: 4	H: 1 LOB: 1 BB: 0 P: 4	R: 0 E: 0 K: 1 S: 5	H: 0 LOB: 0 BB: 0 P: 5	R: 1 E: 0 K: 2 S: 8	H: 1 LOB: 0 BB: 0 P: 8	R: 1 E: 0 K: 0 S: 5	H: 2 LOB: 2 BB: 1 P: 9	R: 0 E: 0 K: 1 S: 6	H: 1 LOB: 2 BB: 0 P: 6	1B: 6 2B: 0 3B: 0 HR: 1	SF: 0 SAC: 1 DP: 0 HBP: 0	WP: 0 PB: 0 SB: 1 CS: 0	PA: 35			
PITCHER Vida Blue, L (1,1) ERA: 2.73	IP: 9.0 WLS: L BF: 35	H: 7 R: 2 ER: 2 SO: 8	BB: 1 IBB: 0 HBP: 0 BLK: 0	WP: 0 HR: 1 S: 50 P: 54	ERA: 2.00 WHIP: 0.889																				

California Angels @ Oakland Athletics
Oakland-Alameda County Coliseum, Oakland, CA
Fri Aug 06 1976, 7:05 PM PDT
Att: 5,777 - Unknown

AB 33
R 2
H 7
RBI 2
BB 1
SO 8
LOB 12



Batter	1	2	3	4	5	6	7	8	9	AB	R	H	RBI	BB	SO	LOB	BOTTOM								
Bill North, S (1,8) OBP: 0.365, SLG: 0.346	0-0 HR	0-3 K			0-0 F9		0-0 6-3			4	1	1	1	0	1	5									
Bert Campaneris, R (1,6) OBP: 0.329, SLG: 0.282	0-3 K		0-3 K			0-0 S 1B		0-0 4-3		4	0	1	0	0	2	0									
Don Baylor, R (1,9) OBP: 0.315, SLG: 0.359	0-3 K		0-0 F9			0-0 F3		0-0 F8		4	0	0	0	0	1	1									
Joe Rudi, R (1,7) OBP: 0.324, SLG: 0.434	0-3 K		0-3 K			0-0 5-3 1-2		0-0 F3		4	0	0	0	0	2	1									
Sal Bando, R (1,5) OBP: 0.328, SLG: 0.416		0-3 K			0-0 F7		0-0 F2		0-0 F8	4	0	0	0	0	1	1									
Gene Tenace, R (1,3) OBP: 0.380, SLG: 0.444		4-0 1B BB			0-0 5-3		0-3 K		0-3 K	3	0	0	0	1	2	0									
Phil Garner, R (1,4) OBP: 0.286, SLG: 0.387		0-0 BB 1B			0-0 6-3		0-0 1-3		0-3 K	4	0	1	0	0	1	0									
Ken McMullen, R (1,10) OBP: 0.347, SLG: 0.422 Larry Lintz, S (7, PR)		4-0 1-2 BB			0-3 K		0-0 BB 1B			2	0	1	0	1	1	0									
Jeff Newman, R (1,2) OBP: 0.209, SLG: 0.200		0-3 K			0-3 K		4-0 1-2 BB			2	0	0	0	1	2	3									
Inning Stats	R: 1 E: 0 K: 3 S: 10	H: 1 LOB: 3 BB: 2 P: 10	R: 0 E: 0 K: 3 S: 10	H: 1 LOB: 3 BB: 2 P: 18	R: 0 E: 0 K: 2 S: 7	H: 0 LOB: 0 BB: 0 P: 7	R: 0 E: 0 K: 0 S: 3	H: 0 LOB: 0 BB: 0 P: 3	R: 0 E: 0 K: 0 S: 7	H: 0 LOB: 0 BB: 0 P: 7	R: 0 E: 0 K: 2 S: 4	H: 1 LOB: 1 BB: 0 P: 4	R: 0 E: 0 K: 1 S: 6	H: 1 LOB: 2 BB: 1 P: 10	R: 0 E: 0 K: 0 S: 3	H: 0 LOB: 0 BB: 0 P: 3	R: 0 E: 0 K: 2 S: 7	H: 0 LOB: 0 BB: 0 P: 7	1B: 3 2B: 0 3B: 0 HR: 1	SF: 0 SAC: 0 DP: 0 HBP: 0	WP: 0 PB: 0 SB: 1 CS: 0	PA: 34			
PITCHER Frank Tanana, L (1,1) ERA: 2.9	IP: 9.0 WLS: W BF: 34	H: 4 R: 1 ER: 1 SO: 13	BB: 3 IBB: 0 HBP: 0 BLK: 0	WP: 0 HR: 1 S: 57 P: 69	ERA: 1.00 WHIP: 0.778																				

California Angels @ Oakland Athletics
Oakland-Alameda County Coliseum, Oakland, CA
Fri Aug 06 1976, 7:05 PM PDT
Att: 5,777 - Unknown

AB 31
R 1
H 4
RBI 1
BB 3
SO 13
LOB 11



Batter	1	2	3	4	5	6	7	8	9	AB	R	H	RBI	BB	SO	LOB	TOP					
Dave Collins, S (1, 10) OBP: 0.356, SLG: 0.307	L7		K		4-3		F7			4	0	0	0	0	1	3	California Angels @ Oakland Athletics Oakland-Alameda County Coliseum, Oakland, CA Sat Aug 07 1976, 3:33 AM PDT Att: 5,520 - Unknown					
Jerry Remy, L (1, 4) OBP: 0.312, SLG: 0.300	5-3		F4			4-3		K		4	0	0	0	0	1	2						
Bobby Bonds, R (1, 9) OBP: 0.336, SLG: 0.387	F4			1B G4-6-3		6-3		F9		4	1	1	0	0	0	0						
Tony Solaita, L (1, 3) OBP: 0.350, SLG: 0.400		4-3		1B G4-6-3		1B		6-3		4	0	2	0	0	0	0						
Bruce Bochte, L (1, 7) OBP: 0.361, SLG: 0.303	F8		G4-6-3	1B		1B		FC3-6 BB		3	0	1	0	1	0	1						
Dan Briggs, L (1, 8) OBP: 0.287, SLG: 0.336	6-3			2B		F6		FC3-6 L6-3		4	0	1	0	0	0	3						
Ron Jackson, R (1, 5) OBP: 0.297, SLG: 0.339			F8	6-3			5-3	L6-3		4	0	0	0	0	0	2						
Terry Humphrey, R (1, 2) OBP: 0.375, SLG: 0.441			HBP 1B			G5-4-3 1B	F3			3	0	2	0	0	0	0						
Dave Chalk, R (1, 6) OBP: 0.311, SLG: 0.256			HBP		G5-4-3			1B		2	0	1	0	0	0	1						
Inning Stats	R: 0 E: 0 K: 0 S: 3	H: 0 LOB: 0 BB: 0 P: 3	R: 0 E: 0 K: 0 S: 3	H: 0 LOB: 0 BB: 0 P: 3	R: 0 E: 0 K: 1 S: 6	H: 1 LOB: 2 BB: 0 P: 7	R: 1 E: 0 K: 0 S: 5	H: 3 LOB: 1 BB: 0 P: 5	R: 0 E: 0 K: 0 S: 5	H: 1 LOB: 0 BB: 0 P: 3	R: 0 E: 0 K: 0 S: 5	H: 2 LOB: 2 BB: 0 P: 5	R: 0 E: 0 K: 1 S: 4	H: 1 LOB: 1 BB: 0 P: 4	R: 0 E: 0 K: 0 S: 5	H: 0 LOB: 0 BB: 1 P: 6	R: 0 E: 0 K: 0 S: 2	H: 0 LOB: 0 BB: 1 P: 6	1B: 7 2B: 2 3B: 0 HR: 0	SF: 0 SAC: 0 DP: 3 HBP: 1	WP: 0 PB: 0 SB: 0 CS: 0	PA: 34
PITCHER Mike Torrez, R (1, 1) ERA: 3.1	IP: 9.0 WLS: W BF: 34 H: 8 R: 1 ER: 1 SO: 2 BB: 1 IBB: 0 HBP: 1 BLK: 0 WP: 0 HR: 0 S: 36 P: 41 ERA: 1.00 WHIP: 1.000															PITCHER						

Batter	1	2	3	4	5	6	7	8	9	AB	R	H	RBI	BB	SO	LOB	BOTTOM			
Bill North, S (1, 8) OBP: 0.365, SLG: 0.355	F7			4-3	K			HR		5	1	2	1	0	1	3	California Angels @ Oakland Athletics Oakland-Alameda County Coliseum, Oakland, CA Sat Aug 07 1976, 3:33 AM PDT Att: 5,520 - Unknown			
Bert Campaneris, R (1, 6) OBP: 0.333, SLG: 0.286		1B								2	3	1	0	2	0	2				
Larry Haney, R (7, 2) OBP: 0.292, SLG: 0.249	S 1B BB	4-3			2B SF9 BB	1B 2B		F4		1	0	0	0	0	0	0				
Don Baylor, R (1, 9) OBP: 0.318, SLG: 0.363	K		G4-6-3 BB		SF9 1B 2B	1B		5-3		4	1	2	1	1	1	1				
Joe Rudi, R (1, 7) OBP: 0.325, SLG: 0.433			G4-6-3		SF9	F8				3	0	1	2	1	0	2				
Sal Bando, R (1, 5) OBP: 0.327, SLG: 0.421	K		HR		K	F8		6-3		5	1	1	1	0	2	4				
Gene Tenace, R (1, 2) OBP: 0.381, SLG: 0.449		1B 2B	5-3		BB 1B 1B	K				4	2	2	1	0	1	1				
Billy Williams, L (1, 10) OBP: 0.330, SLG: 0.351		G5-4-3 1B		5-3	BB 1B BB		F4			3	1	1	1	1	0	0				
Ken McMullen, R (1, 3) OBP: 0.354, SLG: 0.432		G5-4-3			1B BB		L8			2	0	1	0	1	0	1				
Tommy Sandt, R (7, 6) OBP: 0.215, SLG: 0.182		1-2 G5-4-3			1B BB					1	0	0	0	0	0	0				
Phil Garner, R (1, 4) OBP: 0.288, SLG: 0.386		1B S HBP		6-3	1-3 2-4 3-H 1B		K			3	0	1	2	0	1	1				
Inning Stats	R: 1 E: 0 K: 2 S: 8	H: 1 LOB: 1 BB: 1 P: 12	R: 1 E: 0 K: 0 S: 5	H: 3 LOB: 2 BB: 0 P: 6	R: 1 E: 0 K: 0 S: 3	H: 1 LOB: 0 BB: 1 P: 7	R: 0 E: 0 K: 0 S: 4	H: 1 LOB: 1 BB: 0 P: 4	R: 4 E: 0 K: 2 S: 10	H: 3 LOB: 2 BB: 3 P: 22	R: 1 E: 0 K: 1 S: 7	H: 2 LOB: 1 BB: 0 P: 7	R: 0 E: 0 K: 1 S: 5	H: 0 LOB: 0 BB: 0 P: 5	R: 1 E: 0 K: 0 S: 4	H: 1 LOB: 1 BB: 1 P: 8	1B: 6 2B: 4 3B: 0 HR: 2	SF: 1 SAC: 0 DP: 2 HBP: 1	WP: 0 PB: 0 SB: 3 CS: 0	PA: 41
PITCHER Don Kirkwood, R (1, 1) ERA: 4.51	IP: 4.2 WLS: L BF: 24 H: 8 R: 6 ER: 6 SO: 3 BB: 3 IBB: 0 HBP: 1 BLK: 0 WP: 0 HR: 1 S: 26 P: 39 ERA: 11.57 WHIP: 2.357															PITCHER				
Dick Drago, R (5, 1) ERA: 5.3	IP: 1.1 WLS: L BF: 9 H: 3 R: 2 ER: 2 SO: 2 BB: 2 IBB: 0 HBP: 0 BLK: 0 WP: 0 HR: 0 S: 11 P: 19 ERA: 13.50 WHIP: 3.750															PITCHER				
Mickey Scott, L (7, 1) ERA: 3.29	IP: 2.0 WLS: L BF: 8 H: 1 R: 1 ER: 1 SO: 1 BB: 1 IBB: 0 HBP: 0 BLK: 0 WP: 0 HR: 1 S: 9 P: 13 ERA: 4.50 WHIP: 1.000															PITCHER				



Batter	1	2	3	4	5	6	7	8	9	AB	R	H	RBI	BB	SO	LOB	TOP										
Mario Guerrero, R OBP: 0.287, SLG: 0.297 (1, 6)	0-0 SH1-3 WP 2B	0-0 FC1-2 G4-3			0-0 6-3		1-0 FC6-4 HBP			3	1	1	0	0	0	3											
Jerry Remy, L OBP: 0.310, SLG: 0.297 (1, 4)	0-0 SH1-3 2-3	0-0 G4-3 1-2f			0-0 F7		0-0 FC6-4 1-2f			3	0	0	0	0	0	4											
Bobby Bonds, R OBP: 0.337, SLG: 0.386 (1, 9)	4-0 S BB 3-H		0-0 5-3		0-0 1B 4-3 1B		0-0 F9			3	1	1	0	1	0	0											
Tony Solaita, L OBP: 0.355, SLG: 0.403 (1, 3)	0-3 K 1-2		0-0 F8		0-0 4-3 1B		0-0 G3-6-1 1B			4	0	2	0	0	1	1											
Bruce Bochte, L OBP: 0.358, SLG: 0.299 (1, 7)	0-0 F5		0-0 F6		0-0 4-3 1B		0-0 G3-6-1 1B 1-2f			4	0	0	1	0	0	3											
Dan Briggs, L OBP: 0.273, SLG: 0.340 (1, 8)		0-0 2B 1B		0-0 F7		0-0 F8		0-0 G5-4-3 1B		4	1	2	0	0	0	1											
Tommy Davis, R OBP: 0.295, SLG: 0.324 (1, 10)		0-0 1B FC1-2 2B 1-H		0-0 5-3		0-0 F3		0-0 G5-4-3 1B 1-2f		4	0	1	1	0	0	2											
Ron Jackson, R OBP: 0.297, SLG: 0.336 (1, 5)		4-0 FC1-2 1B BB		0-0 5-3		0-0 6-3		0-3 K		3	0	0	0	1	1	0											
Andy Etchebarren, R OBP: 0.295, SLG: 0.252 (1, 2)		0-0 FC1-2 1B 1-2 2-3		0-3 K		0-0 F7				3	0	1	0	0	1	0											
Inning Stats	R: 1 E: 0 K: 1 S: 6	H: 1 LOB: 1 BB: 1 P: 10	R: 1 E: 0 K: 0 S: 5	H: 3 LOB: 2 BB: 1 P: 9	R: 0 E: 0 K: 0 S: 3	H: 0 LOB: 0 BB: 0 P: 3	R: 0 E: 0 K: 0 S: 5	H: 0 LOB: 0 BB: 0 P: 5	R: 1 E: 0 K: 0 S: 5	H: 2 LOB: 1 BB: 0 P: 5	R: 0 E: 0 K: 0 S: 3	H: 0 LOB: 1 BB: 0 P: 4	R: 0 E: 0 K: 1 S: 5	H: 1 LOB: 0 BB: 0 P: 3	R: 0 E: 0 K: 1 S: 5	H: 1 LOB: 0 BB: 0 P: 5	1B: 6 2B: 2 3B: 0 HR: 0	SF: 0 SAC: 1 DP: 3 HBP: 1	WP: 1 PB: 0 SB: 1 CS: 0	PA: 35							
PITCHER	IP	WLS	BF	H	R	ER	SO	BB	IBB	HBP	BLK	WP	HR	S	P	ERA	WHIP										
Paul Mitchell, R ERA: 4.38 (1, 1)	1.0		9	4	2	2	1	2	0	0	0	1	0	9	17	18.00	6.000										
Stan Bahnsen, R ERA: 3.1 (2, 1)	4.2	W	15	2	1	1	1	0	0	0	0	0	0	17	17	1.93	0.429										
Rollie Fingers, R ERA: 2.4 (6, 1)	3.1	S	11	2	0	0	1	0	0	1	0	0	0	12	13	0.00	0.600										

California Angels @ Oakland Athletics
Oakland-Alameda County Coliseum, Oakland, CA
Sun Aug 08 1976, 3:33 AM PDT
Unknown

AB 31
R 3
H 8
RBI 2
BB 2
SO 3
LOB 14



Batter	1	2	3	4	5	6	7	8	9	AB	R	H	RBI	BB	SO	LOB	BOTTOM										
Bill North, S OBP: 0.364, SLG: 0.351 (1, 8)	0-0 F9	0-0 F3 2-3		0-0 F8		4-0 S 1B BB 1-3		0-0 5-3		4	1	0	0	1	0	3											
Matt Alexander, S OBP: 0.037, SLG: 0.037 (9, 8)										0	0	0	0	0	0	0											
Bert Campaneris, R OBP: 0.336, SLG: 0.288 (1, 6)	4-0 E S 1B BB	0-0 S 1B		0-0 6-3		0-0 FC5-4 1B 1-H		0-0 E3 2B 1B		4	2	2	2	1	0	2											
Tommy Sandt, R OBP: 0.213, SLG: 0.182 (9, 6)										0	0	0	0	0	0	0											
Don Baylor, R OBP: 0.318, SLG: 0.373 (1, 9)	0-3 K 1-3	0-0 L6 1-2		0-0 HR		0-0 FC5-4 1-2f		0-0 1B 2B 1-3 2-H		5	2	2	2	0	1	3											
Joe Rudi, R OBP: 0.326, SLG: 0.431 (1, 7)	0-0 1B 3-H		0-0 F8		0-0 5-3		0-0 F9		4-0 1B IBB	4	0	1	1	1	0	0											
Sal Bando, R OBP: 0.330, SLG: 0.423 (1, 5)	0-0 1B 1-2		0-0 F7		0-0 1B		0-0 F8		1-2 2-H 1B	5	0	3	2	0	0	0											
Gene Tenace, R OBP: 0.382, SLG: 0.446 (1, 2)	0-3 K		4-0 BB		0-0 F7		0-0 F8		0-0 F8	4	0	1	0	1	1	5											
Ken McMullen, R OBP: 0.351, SLG: 0.426 (1, 3)		0-0 S 1B 2B 1-3		0-0 F3		0-0 L7		0-3 K		4	1	1	0	0	1	3											
Jeff Newman, R OBP: 0.205, SLG: 0.195 (8, 2)										1	0	0	0	0	0	2											
Billy Williams, L OBP: 0.335, SLG: 0.375 (1, 10)		0-0 S 1B 2B 1-3		0-0 2B		0-0 3-1		0-0 HR		4	2	3	1	0	0	0											
Phil Garner, R OBP: 0.290, SLG: 0.387 (1, 4)		0-0 6-3 3-H		0-0 L5		0-0 CS S 1B		0-0 5-3 2B 1B		4	1	2	1	0	0	2											
Inning Stats	R: 1 E: 1 K: 2 S: 9	H: 2 LOB: 2 BB: 1 P: 13	R: 2 E: 0 K: 0 S: 6	H: 3 LOB: 1 BB: 0 P: 6	R: 0 E: 0 K: 0 S: 3	H: 0 LOB: 1 BB: 1 P: 7	R: 0 E: 0 K: 0 S: 4	H: 1 LOB: 1 BB: 0 P: 4	R: 1 E: 0 K: 0 S: 5	H: 2 LOB: 1 BB: 0 P: 5	R: 1 E: 0 K: 0 S: 4	H: 2 LOB: 1 BB: 1 P: 8	R: 0 E: 0 K: 1 S: 6	H: 1 LOB: 1 BB: 0 P: 6	R: 4 E: 1 K: 0 S: 8	H: 4 LOB: 2 BB: 1 P: 12	1B: 10 2B: 3 3B: 0 HR: 2	SF: 0 SAC: 0 DP: 0 HBP: 0	WP: 0 PB: 0 SB: 5 CS: 1	PA: 43							
PITCHER	IP	WLS	BF	H	R	ER	SO	BB	IBB	HBP	BLK	WP	HR	S	P	ERA	WHIP										
Sid Monge, L ERA: 3.68 (1, 1)	4.1	L	23	8	4	4	2	2	0	0	0	0	1	25	33	8.31	2.308										
Dick Drago, R ERA: 5.66 (5, 1)	3.0		16	6	5	4	1	1	0	0	0	0	0	17	21	12.00	2.333										
John Verhoeven, R ERA: 1.29 (8, 1)	0.2		4	1	0	0	0	0	1	0	0	0	0	3	7	0.00	1.500										

California Angels @ Oakland Athletics
Oakland-Alameda County Coliseum, Oakland, CA
Sun Aug 08 1976, 3:33 AM PDT
Unknown

AB 39
R 9
H 15
RBI 9
BB 4
SO 3
LOB 20



Batter	1	2	3	4	5	6	7	8	9	AB	R	H	RBI	BB	SO	LOB	TOP									
Dave Collins, S (1, 10) OBP: 0.358, SLG: 0.310										5	1	2	0	0	1	2	California Angels @ Oakland Athletics Oakland-Alameda County Coliseum, Oakland, CA Sun Aug 08 1976, 3:38 AM PDT Att: 11,778 - Unknown									
Jerry Remy, L (1, 4) OBP: 0.306, SLG: 0.296										5	0	1	0	0	0	4										
Dan Briggs, L (1, 8) OBP: 0.271, SLG: 0.338										1	0	0	0	0	1											
Bob Jones, L (1, 8) OBP: 0.261, SLG: 0.369										4	2	2	2	0	1	3										
Tony Solaita, L (1, 3) OBP: 0.356, SLG: 0.398										4	0	1	0	1	1	1										
Bill Melton, R (1, 5) OBP: 0.302, SLG: 0.337										5	2	1	0	2	2											
Bruce Bochte, L (1, 7) OBP: 0.356, SLG: 0.301										5	1	1	0	0	2	4										
Terry Humphrey, R (1, 2) OBP: 0.377, SLG: 0.429										4	1	1	1	1	2	3										
Leroy Stanton, R (1, 9) OBP: 0.268, SLG: 0.303										4	1	3	4	0	1	0										
Dave Chalk, R (1, 6) OBP: 0.311, SLG: 0.257										3	0	1	0	0	0	1										
Tommy Davis, R (7, PH) OBP: 0.294, SLG: 0.322										1	0	0	0	0	0	1										
Mario Guerrero, R (7, 6) OBP: 0.287, SLG: 0.297										0	0	0	0	0	0	0										
Inning Stats	R: 0 E: 0 K: 1 S: 6	H: 1 LOB: 1 BB: 0 P: 6	R: 1 E: 1 K: 0 S: 4	H: 0 LOB: 1 BB: 1 P: 8	R: 2 E: 0 K: 1 S: 7	H: 2 LOB: 0 BB: 0 P: 7	R: 2 E: 0 K: 1 S: 7	H: 2 LOB: 0 BB: 0 P: 7	R: 1 E: 0 K: 1 S: 8	H: 3 LOB: 2 BB: 0 P: 8	R: 0 E: 0 K: 1 S: 7	H: 2 LOB: 2 BB: 0 P: 7	R: 2 E: 0 K: 0 S: 6	H: 3 LOB: 1 BB: 0 P: 6	R: 0 E: 0 K: 2 S: 8	H: 1 LOB: 2 BB: 1 P: 12	R: 0 E: 0 K: 3 S: 9	H: 0 LOB: 0 BB: 0 P: 9	1B: 9 2B: 3 3B: 0 HR: 2	SF: 1 SAC: 0 DP: 0 HBP: 0	WP: 0 PB: 0 SB: 1 CS: 0	PA: 44				
PITCHER	IP WLS BF H R ER SO BB IBB HBP BLK WP HR S P ERA WHIP																									
Mike Norris, R (1, 1) ERA: 4.67	3.1	17	5	5	4	3	1	0	0	0	0	0	0	2	22	26	10.80	1.800								
Paul Lindblad, L (4, 1) ERA: 3.51	3.1	W 17	7	3	3	2	0	0	0	0	0	0	0	21	21	8.10	2.100									
Rollie Fingers, R (7, 1) ERA: 2.33	2.1	S 10	2	0	0	5	1	0	0	0	0	0	0	19	23	0.00	1.286									

Batter	1	2	3	4	5	6	7	8	9	AB	R	H	RBI	BB	SO	LOB	BOTTOM									
Bill North, S (1, 8) OBP: 0.366, SLG: 0.357										5	2	3	1	0	2	1	California Angels @ Oakland Athletics Oakland-Alameda County Coliseum, Oakland, CA Sun Aug 08 1976, 3:38 AM PDT Att: 11,778 - Unknown									
Bert Campaneris, R (1, 6) OBP: 0.338, SLG: 0.287										2	1	0	0	2	1	1										
Don Baylor, R (1, 9) OBP: 0.321, SLG: 0.374										4	3	2	1	0	0	2										
Joe Rudi, R (1, 7) OBP: 0.332, SLG: 0.442										3	2	2	3	2	1	0										
Sal Bando, R (1, 5) OBP: 0.330, SLG: 0.429										4	1	1	3	1	1	3										
Gene Tenace, R (1, 3) OBP: 0.382, SLG: 0.455										4	1	1	3	1	2	3										
Billy Williams, L (1, 10) OBP: 0.333, SLG: 0.372										5	0	1	0	0	1	2										
Matt Alexander, S (6, PR) OBP: 0.037, SLG: 0.037										0	0	0	0	0	0	0										
Phil Garner, R (1, 4) OBP: 0.294, SLG: 0.396										4	3	2	1	1	0	1										
Jeff Newman, R (1, 2) OBP: 0.191, SLG: 0.182										3	0	0	0	0	2	2										
Inning Stats	R: 2 E: 1 K: 0 S: 6	H: 2 LOB: 2 BB: 1 P: 10	R: 2 E: 0 K: 1 S: 5	H: 0 LOB: 3 BB: 4 P: 22	R: 1 E: 0 K: 2 S: 8	H: 1 LOB: 0 BB: 0 P: 8	R: 3 E: 0 K: 1 S: 7	H: 2 LOB: 1 BB: 1 P: 11	R: 0 E: 0 K: 1 S: 6	H: 1 LOB: 2 BB: 1 P: 10	R: 1 E: 0 K: 3 S: 10	H: 1 LOB: 0 BB: 0 P: 10	R: 4 E: 0 K: 1 S: 9	H: 4 LOB: 0 BB: 0 P: 9	R: 0 E: 0 K: 1 S: 6	H: 1 LOB: 2 BB: 0 P: 6	1B: 7 2B: 1 3B: 0 HR: 4	SF: 0 SAC: 3 DP: 0 HBP: 1	WP: 0 PB: 0 SB: 5 CS: 0	PA: 45						
PITCHER	IP WLS BF H R ER SO BB IBB HBP BLK WP HR S P ERA WHIP																									
Nolan Ryan, R (1, 1) ERA: 3.84	6.0	L 34	7	9	8	8	7	0	0	0	0	0	0	3	42	71	12.00	2.333								
John Verhoeven, R (7, 1) ERA: 2.74	2.0	11	5	4	4	2	0	0	0	0	0	1	15	15	18.00	2.500										

AB	41
R	8
H	14
RBI	8
BB	2
SO	10
LOB	22



AB	34
R	13
H	12
RBI	12
BB	7
SO	10
LOB	15



Batter	1	2	3	4	5	6	7	8	9	AB	R	H	RBI	BB	SO	LOB	TOP
Rick Burleson, R OBP: 0.338, SLG: 0.336 (1, 6)	0-0 6-3 2B	0-0 G3			0-0 G3			0-0 6-3		4	1	1	0	0	0	1	Boston Red Sox @ California Angels Anaheim Stadium, Anaheim, CA Tue Aug 10 1976, 10:05 PM EDT Att: 10,836 - Unknown - 78 F
Denny Doyle, L OBP: 0.292, SLG: 0.300 (1, 4)	0-0 6-3 1-2		0-0 F7			0-0 1-3		0-0 4-3		4	0	0	0	0	0	1	
Fred Lynn, L OBP: 0.360, SLG: 0.445 (1, 8)	4-0 2B		0-0 L7			0-0 5-3		0-0 S 1B		3	1	1	0	1	0	0	
Carl Yastrzemski, L OBP: 0.348, SLG: 0.434 (1, 3)	0-0 6-3 1-H 2-H 2B		0-0 3-1			0-0 1-3		4-0 1B		3	0	1	2	1	0	0	
Jim Rice, R OBP: 0.317, SLG: 0.474 (1, 7)	0-0 6-3 2-3			0-0 5-3			0-0 3B	0-0 1-3		4	1	1	0	0	0	3	
Cecil Cooper, L OBP: 0.288, SLG: 0.468 (1, 10)	0-0 5-3			0-0 L8			0-0 3B		0-0 4-3	4	1	1	1	0	0	1	
Rick Miller, L OBP: 0.337, SLG: 0.333 (1, 9)		0-0 5-3		0-0 6-3			0-0 3H SF7 3B	0-0 F8		3	0	0	1	0	0	0	
Butch Hobson, R OBP: 0.253, SLG: 0.363 (1, 5)		0-0 6-3			0-0 6-3		0-0 5-3	0-3 K		4	0	0	0	0	1	0	
Bob Montgomery, R OBP: 0.282, SLG: 0.321 (1, 2)				0-0 1B		0-0 5-3	0-3 K			3	0	1	0	0	1	0	
Inning Stats	R: 2 E: 0 K: 0 S: 5	H: 2 LOB: 1 BB: 1 P: 9	R: 0 E: 0 K: 0 S: 4	H: 1 LOB: 1 BB: 0 P: 4	R: 0 E: 0 K: 0 S: 3	H: 0 LOB: 0 BB: 0 P: 3	R: 0 E: 0 K: 0 S: 3	H: 0 LOB: 0 BB: 0 P: 3	R: 0 E: 0 K: 1 S: 7	H: 2 LOB: 0 BB: 0 P: 7	R: 0 E: 0 K: 0 S: 4	H: 1 LOB: 2 BB: 1 P: 8	R: 0 E: 0 K: 1 S: 5	H: 0 LOB: 0 BB: 0 P: 5	1B: 3 2B: 1 3B: 2 HR: 0	SF: 1 SAC: 0 DP: 0 HBP: 0	WP: 0 PA: 35 PB: 0 SB: 1 CS: 0
PITCHER Gary Ross, R ERA: 3.13 (1, 1)	IP: 9.0 WLS: W BF: 35 H: 6 R: 4 ER: 4 SO: 2 BB: 1 IBB: 1 HBP: 0 BLK: 0 WP: 0 HR: 0 S: 37 P: 45 ERA: 4.00 WHIP: 0.778																

Batter	1	2	3	4	5	6	7	8	9	AB	R	H	RBI	BB	SO	LOB	BOTTOM
Dave Collins, S OBP: 0.350, SLG: 0.302 (1, 10)	0-0 F7		0-3 K		0-3 K			0-3 K		4	0	0	0	0	3	0	Boston Red Sox @ California Angels Anaheim Stadium, Anaheim, CA Tue Aug 10 1976, 10:05 PM EDT Att: 10,836 - Unknown - 78 F
Jerry Remy, L OBP: 0.307, SLG: 0.295 (1, 4)	0-0 F7		0-0 4-3			0-0 S HR 1B		0-0 6-3		4	1	1	0	0	0	0	
Bruce Bochte, L OBP: 0.355, SLG: 0.303 (1, 7)	0-0 F4			0-0 1B 2B		0-0 F7		0-0 G3		4	0	1	0	0	0	1	
Tony Solaita, L OBP: 0.367, SLG: 0.439 (1, 3)		0-0 WP SF7 1B		0-0 F6		0-0 1-H HR		0-0 SH1-4 SF8 2B		4	2	3	2	0	0	1	
Rusty Torres, S OBP: 0.295, SLG: 0.331 (9, PR)				0-0 F6						0	1	0	0	0	0	0	
Leroy Stanton, R OBP: 0.274, SLG: 0.309 (1, 9)		0-0 WP 1-2 1B		0-0 2-3 1B		0-3 K		0-0 SH1-4		3	0	2	0	0	1	0	
Bob Jones, L OBP: 0.260, SLG: 0.360 (1, 8)		0-0 P7		4-0 G4-6-3 IBB		0-0 4-3		0-0 SF8		2	0	0	1	1	0	2	
Terry Humphrey, R OBP: 0.370, SLG: 0.424 (1, 2)		0-0 SF7 1-2 2-H		0-0 G4-6-3 1-2		0-3 K		0-0 3H FC5 1B E 1B		3	1	1	1	0	1	3	
Ron Jackson, R OBP: 0.296, SLG: 0.334 (1, 5)		0-0 L7			0-0 1-3		0-3 K		0-0 E 1B	4	0	1	0	0	1	1	
Dave Chalk, R OBP: 0.308, SLG: 0.255 (1, 6)			0-3 K			0-0 F8		0-0 6-3		3	0	0	0	0	1	0	
Tommy Davis, R OBP: 0.292, SLG: 0.320 (9, PH)								0-0 1-2 2-H FC5		1	0	0	0	0	0	1	
Inning Stats	R: 0 E: 0 K: 0 S: 3	H: 0 LOB: 0 BB: 0 P: 3	R: 1 E: 0 K: 0 S: 5	H: 2 LOB: 1 BB: 0 P: 5	R: 0 E: 0 K: 2 S: 7	H: 0 LOB: 0 BB: 0 P: 7	R: 0 E: 0 K: 0 S: 4	H: 2 LOB: 2 BB: 1 P: 8	R: 0 E: 0 K: 1 S: 5	H: 0 LOB: 0 BB: 0 P: 5	R: 2 E: 1 K: 0 S: 6	H: 3 LOB: 2 BB: 0 P: 6	1B: 6 2B: 2 3B: 0 HR: 1	SF: 2 SAC: 1 DP: 1 HBP: 0	WP: 1 PA: 36 PB: 0 SB: 1 CS: 0		
PITCHER Fergie Jenkins, R ERA: 3.19 (1, 1)	IP: 8.2 WLS: L BF: 35 H: 8 R: 5 ER: 4 SO: 7 BB: 0 IBB: 0 HBP: 0 BLK: 0 WP: 1 HR: 1 S: 48 P: 52 ERA: 4.15 WHIP: 1.038																
Reggie Cleveland, R ERA: 3.88 (9, 1)	IP: 0.0 WLS: 1 BF: 1 H: 0 R: 0 ER: 0 SO: 0 BB: 0 IBB: 0 HBP: 0 BLK: 0 WP: 0 HR: 0 S: 1 P: 1 ERA: * WHIP: *																

Batter	1	2	3	4	5	6	7	8	9	AB	R	H	RBI	BB	SO	LOB	TOP			
Rick Burleson, R OBP: 0.337, SLG: 0.335 (1, 6)	L7		6-3			FC4-6 1B		F8		4	0	1	0	0	0	0				
Doug Griffin, R OBP: 0.243, SLG: 0.198 (1, 4)	1-3		4-3			FC4-6 FC5-4 1-2f		1-4-3		4	0	0	0	0	0	1				
Fred Lynn, L OBP: 0.356, SLG: 0.440 (1, 8)	K				K	FC5-4 1-2f		F9		4	0	0	0	0	2	1				
Carl Yastrzemski, L OBP: 0.345, SLG: 0.430 (1, 3)		K			L7	K		6-3		4	0	0	0	0	2	1				
Jim Rice, R OBP: 0.314, SLG: 0.471 (1, 7)		K			L4			F9		3	0	0	0	0	1	0				
Carlton Fisk, R OBP: 0.329, SLG: 0.378 (1, 2)		1B BB			E5			F7		2	0	0	0	1	0	0				
Dwight Evans, R OBP: 0.333, SLG: 0.418 (1, 9)		1-2 1B			K	1-2		5-3		3	0	1	0	0	1	1				
Bobby Darwin, R OBP: 0.275, SLG: 0.378 (1, 10)		K			K			K		3	0	0	0	0	3	3				
Butch Hobson, R OBP: 0.244, SLG: 0.349 (1, 5)			K		5-3			6-3		3	0	0	0	0	1	1				
Inning Stats	R: 0 E: 0 K: 1 S: 5	H: 0 LOB: 0 BB: 0 P: 5	R: 0 E: 0 K: 3 S: 10	H: 1 LOB: 2 BB: 1 P: 14	R: 0 E: 0 K: 1 S: 5	H: 0 LOB: 0 BB: 0 P: 5	R: 0 E: 0 K: 1 S: 5	H: 0 LOB: 0 BB: 0 P: 5	R: 0 E: 1 K: 2 S: 8	H: 1 LOB: 1 BB: 0 P: 8	R: 0 E: 0 K: 0 S: 3	H: 0 LOB: 0 BB: 0 P: 3	R: 0 E: 0 K: 1 S: 5	H: 0 LOB: 0 BB: 0 P: 5	R: 0 E: 0 K: 0 S: 3	H: 0 LOB: 0 BB: 0 P: 3	1B: 2 2B: 0 3B: 0 HR: 0	SF: 0 SAC: 0 DP: 0 HBP: 0	WP: 0 PB: 0 SB: 1 CS: 0	PA: 31
PITCHER Frank Tanana, L ERA: 2.77 (1, 1)	IP: 9.0 WLS: W BF: 31 H: 2 R: 0 ER: 0 SO: 10 BB: 1 IBB: 0 HBP: 0 BLK: 0 WP: 0 HR: 0 S: 50 P: 54 ERA: 0.00 WHIP: 0.333															PITCHER IP: WLS: BF: H: R: ER: SO: BB: IBB: HBP: BLK: WP: HR: S: P: ERA: WHIP				

Boston Red Sox @ California Angels
Anaheim Stadium, Anaheim, CA
Wed Aug 11 1976, 10:05 PM EDT
Att: 13,741 - Unknown - 76 F

AB 30
R 0
H 2
RBI 0
BB 1
SO 10
LOB 8



Batter	1	2	3	4	5	6	7	8	9	AB	R	H	RBI	BB	SO	LOB	BOTTOM												
Dave Collins, S OBP: 0.351, SLG: 0.316 (1, 10)	L8		L9-2 3-H		1B 2B			F8		5	2	2	1	0	0	2													
Jerry Remy, L OBP: 0.312, SLG: 0.301 (1, 4)	F7			6-3 1B	1B BB			2B 2B		3	2	2	1	1	0	0													
Bruce Bochte, L OBP: 0.356, SLG: 0.308 (1, 7)	L8			6-3 1-3	FC4-6 1B			4-3 1B 2B		4	1	2	2	0	0	1													
Tony Solaita, L OBP: 0.370, SLG: 0.437 (1, 3)				FC5 1B BB	FC4-6 1-2f			4-3 2-3		3	0	1	0	1	0	3													
Leroy Stanton, R OBP: 0.274, SLG: 0.304 (1, 9)	G1-6-3 1-2f			K		4-3		1B BB		3	0	0	0	1	1	3													
Bob Jones, L OBP: 0.270, SLG: 0.367 (1, 8)	F9			1-2 1B		F2		1-3 1B		4	0	2	2	0	0	0													
Terry Humphrey, R OBP: 0.364, SLG: 0.414 (1, 2)				FC5 1B	FC5 1-2f	K		4-3		4	0	1	0	0	1	4													
Ron Jackson, R OBP: 0.296, SLG: 0.333 (1, 5)			FC6-4 1B L9-2		K			SH3-4 2B 1B		4	1	1	0	0	1	1													
Dave Chalk, R OBP: 0.309, SLG: 0.256 (1, 6)			1-3 1B		P1			SH3-4 1-2		3	0	1	0	0	0	0													
Inning Stats	R: 0 E: 0 K: 0 S: 3	H: 0 LOB: 0 BB: 0 P: 3	R: 0 E: 0 K: 0 S: 3	H: 1 LOB: 0 BB: 0 P: 3	R: 0 E: 0 K: 0 S: 4	H: 2 LOB: 1 BB: 0 P: 4	R: 1 E: 0 K: 1 S: 7	H: 2 LOB: 2 BB: 1 P: 11	R: 1 E: 0 K: 1 S: 7	H: 2 LOB: 2 BB: 1 P: 11	R: 0 E: 0 K: 1 S: 5	H: 0 LOB: 0 BB: 0 P: 5	R: 4 E: 0 K: 0 S: 8	H: 5 LOB: 2 BB: 1 P: 12	R: 0 E: 0 K: 0 S: 3	H: 0 LOB: 0 BB: 0 P: 3	1B: 8 2B: 5 3B: 0 HR: 0	SF: 0 SAC: 1 DP: 2 HBP: 0	WP: 0 PB: 0 SB: 1 CS: 0	PA: 37									
PITCHER Rick Wise, R ERA: 3.7 (1, 1)	IP: 5.0 WLS: L BF: 22 H: 7 R: 2 ER: 2 SO: 2 BB: 2 IBB: 2 HBP: 0 BLK: 0 WP: 0 HR: 0 S: 24 P: 32 ERA: 3.60 WHIP: 1.800															PITCHER IP: WLS: BF: H: R: ER: SO: BB: IBB: HBP: BLK: WP: HR: S: P: ERA: WHIP													
Tom Murphy, R ERA: 4.09 (6, 1)	1.1	6	2	2	2	1	0	0	0	0	0	8	8	13.50	1.500														
Bill Lee, L ERA: 6.84 (7, 1)	0.1	5	3	2	2	0	1	0	0	0	0	4	8	54.00	12.000														
Jim Willoughby, R ERA: 2.51 (7, 1)	0.1	1	0	0	0	0	0	0	0	0	0	1	1	0.00	0.000														
Dick Pole, R ERA: 4.48 (8, 1)	1.0	3	0	0	0	0	0	0	0	0	0	3	3	0.00	0.000														

Boston Red Sox @ California Angels
Anaheim Stadium, Anaheim, CA
Wed Aug 11 1976, 10:05 PM EDT
Att: 13,741 - Unknown - 76 F


AB 33
R 6
H 12
RBI 6
BB 3
SO 3
LOB 14



Batter	1	2	3	4	5	6	7	8	9	10	AB	R	H	RBI	BB	SO	LOB	TOP	
Rick Burleson, R OBP: 0.338, SLG: 0.338 (1, 6)	0-0 4-3 2B		4-0 1B CS BB		0-0 FC6-4		0-3 K			0-0 SH3-4	3	1	1	0	1	1	2		
Denny Doyle, L OBP: 0.290, SLG: 0.299 (1, 4)	0-3 K		0-0 CS 1B		0-0 F9			0-0 F6		0-0 4-3	5	0	1	0	0	1	4		
Fred Lynn, L OBP: 0.362, SLG: 0.442 (1, 8)	0-0 4-3		0-0 CS	4-0 K 1B BB		4-0 FC4-6 BB		0-0 CS 1B		0-0 1B	3	0	2	1	2	0	1		
Carl Yastrzemski, L OBP: 0.345, SLG: 0.429 (1, 3)	0-3 K		0-0 1B	0-0 1B	0-0 FC4-6 FC3-6		0-0 1B K	0-0 1B		0-0 L4	5	0	2	0	0	1	3		
Jim Rice, R OBP: 0.311, SLG: 0.466 (1, 7)		0-3 K		0-0 F7	0-0 FC3-6 1B		0-3 K				4	0	0	0	0	2	4		
Cecil Cooper, L OBP: 0.288, SLG: 0.465 (1, 10)	0-0 F2		0-3 K		0-0 1B			0-3 K			4	0	1	0	0	2	2		
Carlton Fisk, R OBP: 0.325, SLG: 0.373 (1, 2)	0-0 6-3				0-0 F8	0-3 K			0-0 F8		4	0	0	0	0	1	2		
Dwight Evans, R OBP: 0.332, SLG: 0.416 (1, 9)			0-0 F7		0-0 FC6-4 CS 1B			0-0 5-3		0-0 6-3	4	0	1	0	0	0	0		
Butch Hobson, R OBP: 0.255, SLG: 0.349 (1, 5)			0-0 F8		0-0 FC6-4 1B		0-3 K2-3			4-0 SH3-4 1B BB	3	1	1	0	1	1	0		
Inning Stats	R: 0 E: 0 K: 2 S: 8	H: 1 LOB: 1 BB: 0 P: 8	R: 0 E: 0 K: 1 S: 5	H: 0 LOB: 0 BB: 0 P: 5	R: 1 E: 0 K: 0 S: 3	H: 1 LOB: 0 BB: 1 P: 7	R: 0 E: 0 K: 1 S: 5	H: 2 LOB: 2 BB: 0 P: 5	R: 0 E: 0 K: 2 S: 6	H: 0 LOB: 0 BB: 0 P: 7	R: 0 E: 0 K: 1 S: 6	H: 2 LOB: 1 BB: 0 P: 6	R: 0 E: 0 K: 1 S: 5	H: 0 LOB: 0 BB: 0 P: 5	R: 1 E: 0 K: 0 S: 4	H: 1 LOB: 1 BB: 1 P: 8	1B: 8 2B: 1 3B: 0 HR: 0	SF: 0 SAC: 1 DP: 0 HBP: 0	WP: 0 PA: 41
PITCHER Nolan Ryan, R ERA: 3.74 (1, 1)	IP: 10.0 WLS: L BF: 40 H: 9 R: 2 ER: 2 SO: 9 BB: 4 IBB: 0 HBP: 0 BLK: 0 WP: 0 HR: 0 S: 54 P: 70 ERA: 1.80 WHIP: 1.300																		

Boston Red Sox @ California Angels
Anaheim Stadium, Anaheim, CA
Thu Aug 12 1976, 10:05 PM EDT
Att. 15,242 - Unknown


AB	35
R	2
H	9
RBI	1
BB	4
SO	9
LOB	18



Batter	1	2	3	4	5	6	7	8	9	10	AB	R	H	RBI	BB	SO	LOB	BOTTOM			
Dave Collins, S OBP: 0.350, SLG: 0.315 (1, 10)	0-0 6-3			0-0 CS 1B		0-0 P6		0-0 F9			4	0	1	0	0	0	1				
Jerry Remy, L OBP: 0.312, SLG: 0.301 (1, 4)	0-0 6-3			0-0 F8			0-0 SH1-4 SF7 1B		0-0 F7		4	1	1	0	0	0	1				
Bruce Bochte, L OBP: 0.356, SLG: 0.308 (1, 7)	0-0 F7			0-0 1B			0-0 SH1-4		0-0 F9		3	0	1	0	0	0	0				
Tony Solaita, L OBP: 0.373, SLG: 0.431 (1, 3)		0-3 K		4-0 G6-4-3 BB		4-0 E BB		0-0 P6			2	0	0	0	2	1	0				
Leroy Stanton, R OBP: 0.273, SLG: 0.303 (1, 9)		0-3 K		0-0 G6-4-3		0-0 FC6		0-0 SH1-4 1B		0-0 1B	4	0	1	0	0	1	3				
Bob Jones, L OBP: 0.262, SLG: 0.359 (1, 8)		0-0 F9		0-0 5-3		0-0 SF7		0-0 SH1-4		0-0 SH1-4	2	0	0	1	0	0	0				
Terry Humphrey, R OBP: 0.358, SLG: 0.419 (1, 2)			0-0 F8			0-0 2B		0-0 F8		0-0 F7	4	0	1	0	0	0	3				
Ron Jackson, R OBP: 0.293, SLG: 0.330 Tommy Davis, R OBP: 0.296, SLG: 0.324 (10, PH)			0-0 P4		0-0 1-3			0-0 F2		0-0 1B	3	0	0	0	0	0	1				
Dave Chalk, R OBP: 0.306, SLG: 0.253 (1, 6)			0-3 K		0-0 F7			0-0 P4			3	0	0	0	0	1	1				
Inning Stats	R: 0 E: 0 K: 0 S: 3	H: 0 LOB: 0 BB: 0 P: 3	R: 0 E: 0 K: 2 S: 7	H: 0 LOB: 0 BB: 0 P: 7	R: 0 E: 0 K: 1 S: 5	H: 0 LOB: 0 BB: 0 P: 5	R: 0 E: 0 K: 0 S: 2	H: 0 LOB: 0 BB: 0 P: 6	R: 0 E: 0 K: 0 S: 4	H: 1 LOB: 1 BB: 0 P: 4	R: 1 E: 1 K: 0 S: 5	H: 1 LOB: 2 BB: 1 P: 9	R: 0 E: 0 K: 0 S: 3	H: 0 LOB: 0 BB: 0 P: 3	R: 0 E: 0 K: 0 S: 3	H: 0 LOB: 0 BB: 0 P: 3	R: 0 E: 0 K: 0 S: 4	H: 2 LOB: 2 BB: 0 P: 4	1B: 5 2B: 1 3B: 0 HR: 0	SF: 1 SAC: 2 DP: 1 HBP: 0	WP: 0 PA: 35
PITCHER Luis Tiant, R ERA: 3.08 (1, 1)	IP: 10.0 WLS: W BF: 35 H: 6 R: 1 ER: 0 SO: 3 BB: 2 IBB: 0 HBP: 0 BLK: 0 WP: 0 HR: 0 S: 39 P: 47 ERA: 0.00 WHIP: 0.800																				

Boston Red Sox @ California Angels
Anaheim Stadium, Anaheim, CA
Thu Aug 12 1976, 10:05 PM EDT
Att. 15,242 - Unknown

AB	30
R	1
H	6
RBI	1
BB	2
SO	3
LOB	10




Batter	1	2	3	4	5	6	7	8	9	AB	R	H	RBI	BB	SO	LOB	TOP																		
Von Joshua, L OBP: 0.284, SLG: 0.333 (1, 7)										4	0	2	1	0	0	0	Milwaukee Brewers @ California Angels Anaheim Stadium, Anaheim, CA Fri Aug 13 1976, 10:05 PM EDT Att: 8,244 - Unknown																		
Robin Yount, R OBP: 0.305, SLG: 0.324 (1, 6)										4	0	0	0	0	0	2																			
George Scott, R OBP: 0.330, SLG: 0.398 (1, 3)										4	0	0	0	0	0	1																			
Mike Hegan, L OBP: 0.325, SLG: 0.374 (1, 10)										4	1	2	0	0	1	0																			
Darrell Porter, L OBP: 0.320, SLG: 0.295 (1, 2)										3	0	1	0	1	0	1																			
Gorman Thomas, R OBP: 0.306, SLG: 0.375 (1, 8)										2	0	0	0	1	2	1																			
Bill Sharp, L OBP: 0.294, SLG: 0.275 (1, 9)										3	0	0	1	0	0	3																			
Tim Johnson, L OBP: 0.321, SLG: 0.292 (1, 4)										3	1	1	0	0	0	2																			
Jack Heidemann, R OBP: 0.247, SLG: 0.238 (1, 5)										3	0	0	0	0	0	2																			
Inning Stats	R: 0 E: 0 K: 0 S: 3	H: 1 LOB: 0 BB: 0 P: 3	R: 0 E: 0 K: 1 S: 6	H: 1 LOB: 1 BB: 0 P: 6	R: 1 E: 0 K: 0 S: 5	H: 2 LOB: 1 BB: 0 P: 5	R: 1 E: 0 K: 0 S: 4	H: 1 LOB: 1 BB: 1 P: 8	R: 0 E: 0 K: 1 S: 5	H: 0 LOB: 0 BB: 0 P: 5	R: 0 E: 0 K: 0 S: 3	H: 0 LOB: 1 BB: 1 P: 7	R: 0 E: 0 K: 0 S: 3	H: 0 LOB: 0 BB: 0 P: 3	R: 0 E: 0 K: 1 S: 5	H: 1 LOB: 0 BB: 0 P: 5	1B: 6 2B: 1 3B: 0 HR: 0	SF: 0 SAC: 1 DP: 2 HBP: 0	WP: 1 PB: 0 SB: 1 CS: 0	PA: 33															
PITCHER Paul Hartzell, R ERA: 2.41 (1, 1)	IP: 9.0 WLS: L BF: 33	H: 6 R: 2 ER: 2 SO: 3	BB: 2 IBB: 0 HBP: 0 BLK: 0	WP: 1 HR: 0 S: 37 P: 45	ERA: 2.00 WHIP: 0.889	PITCHER										IP: 9.0 WLS: W BF: 34	H: 5 R: 0 ER: 0 SO: 2	BB: 1 IBB: 0 HBP: 1 BLK: 0	WP: 0 HR: 0 S: 36 P: 41	ERA: 0.00 WHIP: 0.667	PITCHER										IP: 9.0 WLS: W BF: 34	H: 5 R: 0 ER: 0 SO: 2	BB: 1 IBB: 0 HBP: 1 BLK: 0	WP: 0 HR: 0 S: 36 P: 41	ERA: 0.00 WHIP: 0.667

AB	30
R	2
H	6
RBI	2
BB	2
SO	3
LOB	12




Batter	1	2	3	4	5	6	7	8	9	AB	R	H	RBI	BB	SO	LOB	BOTTOM					
Dave Collins, S OBP: 0.343, SLG: 0.308 (1, 7)										4	0	0	0	0	0	3	Milwaukee Brewers @ California Angels Anaheim Stadium, Anaheim, CA Fri Aug 13 1976, 10:05 PM EDT Att: 8,244 - Unknown					
Jerry Remy, L OBP: 0.311, SLG: 0.300 (1, 4)										4	0	1	0	0	0	3						
Bill Melton, R OBP: 0.298, SLG: 0.332 (1, 3)										4	0	0	0	0	0	1						
Tommy Davis, R OBP: 0.300, SLG: 0.328 (1, 10)										4	0	2	0	0	0	1						
Leroy Stanton, R OBP: 0.268, SLG: 0.296 (1, 9)										4	0	0	0	0	1	2						
Ron Jackson, R OBP: 0.292, SLG: 0.327 (1, 5)										3	0	0	0	1	0	2						
Rusty Torres, S OBP: 0.289, SLG: 0.323 (1, 8)										4	0	0	0	0	0	1						
Dave Chalk, R OBP: 0.309, SLG: 0.258 (1, 6)										2	0	1	0	0	0	0						
Andy Etchebarren, R OBP: 0.295, SLG: 0.254 (1, 2)										3	0	1	0	0	1	2						
Inning Stats	R: 0 E: 0 K: 0 S: 3	H: 0 LOB: 0 BB: 0 P: 3	R: 0 E: 0 K: 0 S: 3	H: 0 LOB: 1 BB: 1 P: 7	R: 0 E: 0 K: 0 S: 4	H: 1 LOB: 1 BB: 0 P: 4	R: 0 E: 0 K: 1 S: 6	H: 1 LOB: 1 BB: 0 P: 6	R: 0 E: 0 K: 1 S: 6	H: 0 LOB: 2 BB: 0 P: 7	R: 0 E: 0 K: 0 S: 4	H: 1 LOB: 1 BB: 0 P: 4	R: 0 E: 0 K: 0 S: 4	H: 1 LOB: 1 BB: 0 P: 4	R: 0 E: 0 K: 0 S: 3	H: 1 LOB: 0 BB: 0 P: 3	R: 0 E: 0 K: 0 S: 3	H: 0 LOB: 0 BB: 0 P: 3	1B: 4 2B: 1 3B: 0 HR: 0	SF: 0 SAC: 0 DP: 1 HBP: 1	WP: 0 PB: 0 SB: 0 CS: 0	PA: 34
PITCHER Jerry Augustine, L ERA: 2.96 (1, 1)	IP: 9.0 WLS: W BF: 34	H: 5 R: 0 ER: 0 SO: 2	BB: 1 IBB: 0 HBP: 1 BLK: 0	WP: 0 HR: 0 S: 36 P: 41	ERA: 0.00 WHIP: 0.667	PITCHER										IP: 9.0 WLS: W BF: 34	H: 5 R: 0 ER: 0 SO: 2	BB: 1 IBB: 0 HBP: 1 BLK: 0	WP: 0 HR: 0 S: 36 P: 41	ERA: 0.00 WHIP: 0.667		



Batter	1	2	3	4	5	6	7	8	9	AB	R	H	RBI	BB	SO	LOB	TOP					
Von Joshua, L OBP: 0.281, SLG: 0.330 (1, 7)	0-0 4-3		0-3 K			0-0 4-3		0-0 F7		4	0	0	0	0	1	1						
Robin Yount, R OBP: 0.307, SLG: 0.326 (1, 6)	0-0 F7			0-0 F8		0-0 L6			0-0 1B	4	1	1	0	0	0	0						
George Scott, R OBP: 0.331, SLG: 0.406 (1, 3)	0-3 K			0-3 K			0-0 HR		0-0 HR	4	2	2	2	0	2	0						
Mike Hegan, L OBP: 0.323, SLG: 0.364 (1, 9)		0-0 F8		4-0 BB			0-0 3-1		0-0 F6	3	0	0	0	1	0	1						
Darrell Porter, L OBP: 0.323, SLG: 0.309 (1, 2)	0-0 4-3			0-0 F9					0-0 HR	4	1	2	2	0	0	1						
Bernie Carbo, L OBP: 0.348, SLG: 0.375 (1, 10)	0-0 FC6-4 1B			0-3 K	0-3 G5-4-3		0-3 K		0-3 K	4	0	1	0	0	3	1						
Gorman Thomas, R OBP: 0.300, SLG: 0.367 (1, 8)	0-0 FC6-4			0-0 G5-4-3			0-3 K		0-3 K	4	0	0	0	0	2	3						
Tim Johnson, L OBP: 0.322, SLG: 0.293 (1, 4) (8, 5)			0-0 FC4-6 1B		0-3 K			0-0 F7		3	0	1	0	0	1	0						
Jack Heidemann, R OBP: 0.241, SLG: 0.232 Bill Sharp, L OBP: 0.292, SLG: 0.273 Gary Sutherland, R OBP: 0.244, SLG: 0.276 (1, 5) (8, PH) (8, 4)	0-0 FC4-6		0-0 FC4-6		0-0 5-3			0-0 3-1		2	0	0	0	0	0	1						
Inning Stats	R: 0 E: 0 K: 1 S: 5	H: 0 LOB: 0 BB: 0 P: 5	R: 0 E: 0 K: 0 S: 4	H: 1 LOB: 1 BB: 0 P: 4	R: 0 E: 0 K: 1 S: 5	H: 1 LOB: 0 BB: 0 P: 5	R: 0 E: 0 K: 1 S: 5	H: 0 LOB: 1 BB: 1 P: 9	R: 0 E: 0 K: 2 S: 7	H: 0 LOB: 0 BB: 0 P: 7	R: 0 E: 0 K: 0 S: 3	H: 0 LOB: 0 BB: 0 P: 3	R: 1 E: 0 K: 2 S: 9	H: 2 LOB: 1 BB: 0 P: 9	R: 0 E: 0 K: 0 S: 3	H: 0 LOB: 0 BB: 0 P: 3	R: 3 E: 0 K: 2 S: 10	H: 3 LOB: 0 BB: 0 P: 10	1B: 4 2B: 1 3B: 0 HR: 2	SF: 0 SAC: 0 DP: 1 HBP: 0	WP: 0 PB: 1 CS: 0	PA: 34
PITCHER	IP	WLS	BF	H	R	ER	SO	BB	IBB	HBP	BLK	WP	HR	S	P	ERA	WHIP					
Don Kirkwood, R ERA: 4.37 Mike Overy, R ERA: 18.0	(1, 1) (9, 1)	8.0 L	29 5	5 2	2 2	2 2	7 2	1 0	0 0	0 0	0 0	0 0	1 9	42 9	46 9	2.25 18.00	0.750 2.000					

Milwaukee Brewers @ California Angels
Anaheim Stadium, Anaheim, CA
Sat Aug 14 1976, 10:05 PM EDT
Att: 15,452 - Unknown


AB 33
R 4
H 7
RBI 4
BB 1
SO 9
LOB 8



Batter	1	2	3	4	5	6	7	8	9	AB	R	H	RBI	BB	SO	LOB	BOTTOM					
Dave Collins, S OBP: 0.344, SLG: 0.311 (1, 10)	0-0 BB 1B E	0-0 1B	0-0 F7		0-0 4-3			0-0 5-3		5	1	2	0	0	0	5						
Jerry Remy, L OBP: 0.312, SLG: 0.302 (1, 4)	0-0 E BB 1B	0-0 1B		0-0 6-3		0-3 K		0-3 K		5	0	2	0	0	2	0						
Bruce Bochte, L OBP: 0.354, SLG: 0.305 (1, 7)	4-0 1-2 2-3 BB	0-3 K		0-0 G3		0-0 4-3		0-0 F7		4	0	0	0	1	1	2						
Tony Solaita, L OBP: 0.374, SLG: 0.430 Ron Jackson, R OBP: 0.292, SLG: 0.327 (1, 3) (9, PR)	0-0 E4 FC6-4		0-0 SH1-3 E BB 1B	0-0 F9		0-0 3-1			0-0 SH2 1B	5	1	2	1	0	0	2						
Bob Jones, L OBP: 0.271, SLG: 0.365 Rusty Torres, S OBP: 0.289, SLG: 0.323 (1, 8) (9, PH)	0-0 F6		0-0 FC BB SH1-3		0-0 SH5-3 FC4-6 1B		0-0 SH1-4 1B		0-0 SH2 1-2	4	1	2	0	0	0	4						
Terry Humphrey, R OBP: 0.357, SLG: 0.416 (1, 2)	0-0 F8		0-0 SH1-3		0-0 FC4-6 SH5-3 1B		0-0 SH1-4 1-2		0-0 5-3	3	0	1	0	0	0	5						
Mario Guerrero, R OBP: 0.286, SLG: 0.291 (1, 6)	0-0 FC6-4		4-0 BB IBB		0-0 SH5-3		0-0 5-3		0-0 F8	3	0	0	0	1	0	6						
Leroy Stanton, R OBP: 0.277, SLG: 0.295 (1, 9)		0-0 E5 CS	4-0 1-2 2-3 3-H BB		4-0 FC4-6 IBB		4-0 BB			1	0	0	1	3	0	0						
Dave Chalk, R OBP: 0.306, SLG: 0.255 (1, 5)	0-0 F3		0-0 K		0-0 FC4-6		0-0 F7			4	0	0	1	0	1	8						
Inning Stats	R: 1 E: 1 K: 0 S: 6	H: 2 LOB: 3 BB: 1 P: 10	R: 0 E: 1 K: 1 S: 7	H: 2 LOB: 2 BB: 0 P: 7	R: 1 E: 1 K: 1 S: 7	H: 1 LOB: 3 BB: 2 P: 15	R: 0 E: 0 K: 0 S: 3	H: 0 LOB: 0 BB: 0 P: 3	R: 0 E: 0 K: 1 S: 5	H: 0 LOB: 0 BB: 0 P: 5	R: 0 E: 0 K: 0 S: 4	H: 1 LOB: 2 BB: 1 P: 8	R: 0 E: 0 K: 1 S: 5	H: 0 LOB: 0 BB: 0 P: 5	R: 0 E: 0 K: 0 S: 4	H: 1 LOB: 2 BB: 0 P: 4	1B: 9 2B: 0 3B: 0 HR: 0	SF: 0 SAC: 4 DP: 0 HBP: 0	WP: 0 PB: 0 SB: 0 CS: 1	PA: 43		
PITCHER	IP	WLS	BF	H	R	ER	SO	BB	IBB	HBP	BLK	WP	HR	S	P	ERA	WHIP					
Jim Slaton, R ERA: 3.44 Ray Sadecki, L ERA: 3.54 Danny Frisella, R ERA: 2.92	(1, 1) (8, 1) (9, 1)	7.0 W S	36 4 3	8 1 0	3 0 0	2 0 0	3 1 0	3 0 0	0 0 0	0 0 0	0 0 0	0 0 0	0 0 3	37 6 3	57 6 3	2.57 0.00 0.00	1.571 1.000 0.000					


Milwaukee Brewers @ California Angels
Anaheim Stadium, Anaheim, CA
Sat Aug 14 1976, 10:05 PM EDT
Att: 15,452 - Unknown


AB 34
R 3
H 9
RBI 3
BB 5
SO 4
LOB 32



Batter	1	2	3	4	5	6	7	8	9	AB	R	H	RBI	BB	SO	LOB	TOP					
Von Joshua, L (1,7) OBP: 0.285, SLG: 0.332										4	1	2	0	1	0	0	Milwaukee Brewers @ California Angels Anaheim Stadium, Anaheim, CA Sun Aug 15 1976, 6:33 AM EDT Att: 7,405 - Unknown					
Robin Yount, R (1,6) OBP: 0.305, SLG: 0.326										5	1	2	2	0	0	2						
George Scott, R (1,3) OBP: 0.330, SLG: 0.404										5	0	1	0	0	1	4						
Mike Hegan, L (1,9) OBP: 0.320, SLG: 0.386										4	1	1	1	0	1	5						
Darrell Porter, L (1,2) OBP: 0.325, SLG: 0.313										3	0	1	1	1	0	0						
Don Money, R (1,5) OBP: 0.340, SLG: 0.426										4	0	2	1	0	0	2						
Jack Heidemann, R (8,5) OBP: 0.241, SLG: 0.232										0	0	0	0	0	0	0						
Bernie Carbo, L (1,10) OBP: 0.342, SLG: 0.368										4	0	0	0	0	1	3						
Tim Johnson, L (1,4) OBP: 0.320, SLG: 0.292										4	2	1	0	0	0	0						
Gorman Thomas, R (1,8) OBP: 0.297, SLG: 0.363										2	0	0	0	0	1	0						
Inning Stats	R: 1 E: 0 K: 1 S: 8	H: 3 LOB: 2 BB: 0 P: 8	R: 0 E: 0 K: 1 S: 5	H: 0 LOB: 0 BB: 0 P: 5	R: 0 E: 0 K: 0 S: 3	H: 0 LOB: 0 BB: 0 P: 3	R: 1 E: 0 K: 0 S: 4	H: 2 LOB: 0 BB: 0 P: 4	R: 0 E: 0 K: 1 S: 5	H: 0 LOB: 0 BB: 0 P: 5	R: 1 E: 2 K: 0 S: 7	H: 2 LOB: 2 BB: 1 P: 11	R: 1 E: 1 K: 0 S: 5	H: 1 LOB: 2 BB: 1 P: 9	R: 0 E: 0 K: 0 S: 3	H: 0 LOB: 0 BB: 0 P: 3	R: 1 E: 0 K: 0 S: 5	H: 2 LOB: 1 BB: 0 P: 5	1B: 8 2B: 1 3B: 0 HR: 1	SF: 0 SAC: 2 DP: 1 HBP: 0	WP: 0 PB: 0 SB: 1 CS: 0	PA: 39
PITCHER	IP WLS BF H R ER SO BB IBB HBP BLK WP HR S P ERA WHIP																					
Gary Ross, R (1,1) ERA: 3.17	6.1 L 29 8 4 3 4 1 1 0 0 0 0 1 35 43 4.26 1.421																					
John Verhoeven, R (7,1) ERA: 2.55	0.2 2 0 0 0 0 0 0 0 0 0 0 0 2 2 0.00 0.000																					
Mickey Scott, L (8,1) ERA: 3.45	1.1 6 2 1 1 0 0 0 0 0 0 0 0 6 6 6.75 1.500																					
Mike Overy, R (9,1) ERA: 10.8	0.2 2 0 0 0 0 0 0 0 0 0 0 0 2 2 0.00 0.000																					

Batter	1	2	3	4	5	6	7	8	9	AB	R	H	RBI	BB	SO	LOB	BOTTOM			
Dave Collins, S (1,7) OBP: 0.342, SLG: 0.309										4	0	1	0	0	0	2	Milwaukee Brewers @ California Angels Anaheim Stadium, Anaheim, CA Sun Aug 15 1976, 6:33 AM EDT Att: 7,405 - Unknown			
Mario Guerrero, R (1,4) OBP: 0.285, SLG: 0.291										4	0	1	0	0	0	1				
Bill Melton, R (1,5) OBP: 0.300, SLG: 0.338										4	1	2	0	0	0	0				
Tommy Davis, R (1,10) OBP: 0.304, SLG: 0.332										4	0	2	0	0	0	2				
Tony Solaita, L (1,3) OBP: 0.371, SLG: 0.421										3	1	0	0	1	0	3				
Terry Humphrey, R (1,2) OBP: 0.341, SLG: 0.395										4	1	0	0	0	1	2				
Leroy Stanton, R (1,9) OBP: 0.273, SLG: 0.291										3	0	0	0	0	0	2				
Bob Jones, L (9, PH) OBP: 0.269, SLG: 0.361										1	0	0	0	0	0	0				
Rusty Torres, S (1,8) OBP: 0.288, SLG: 0.321										4	0	1	1	0	0	0				
Dave Chalk, R (1,6) OBP: 0.304, SLG: 0.253										2	0	0	0	0	1	0				
Ron Jackson, R (7, PH) OBP: 0.292, SLG: 0.327										0	0	0	0	0	0	0				
Bruce Bochte, L (7, PH) OBP: 0.355, SLG: 0.307										1	0	1	1	0	0	0				
Jerry Remy, L (8,4) OBP: 0.312, SLG: 0.302										0	0	0	0	0	0	0				
Inning Stats	R: 0 E: 0 K: 0 S: 5	H: 2 LOB: 2 BB: 0 P: 5	R: 0 E: 0 K: 1 S: 5	H: 0 LOB: 0 BB: 0 P: 5	R: 0 E: 0 K: 1 S: 5	H: 1 LOB: 0 BB: 0 P: 5	R: 0 E: 0 K: 0 S: 3	H: 0 LOB: 0 BB: 0 P: 3	R: 0 E: 0 K: 0 S: 3	H: 0 LOB: 0 BB: 0 P: 3	R: 3 E: 1 K: 0 S: 7	H: 4 LOB: 2 BB: 1 P: 11	R: 0 E: 0 K: 0 S: 4	H: 1 LOB: 1 BB: 0 P: 4	R: 0 E: 0 K: 0 S: 3	H: 0 LOB: 0 BB: 0 P: 3	1B: 7 2B: 1 3B: 0 HR: 0	SF: 0 SAC: 0 DP: 0 HBP: 0	WP: 0 PB: 0 SB: 0 CS: 1	PA: 35
PITCHER	IP WLS BF H R ER SO BB IBB HBP BLK WP HR S P ERA WHIP																			
Bill Travers, L (1,1) ERA: 2.35	6.2 W 26 6 3 3 2 1 0 0 0 0 0 0 29 33 4.05 1.050																			
Bill Castro, R (7,1) ERA: 3.19	2.1 S 9 2 0 0 0 0 0 0 0 0 0 0 9 9 0.00 0.857																			

Batter	1	2	3	4	5	6	7	8	9	AB	R	H	RBI	BB	SO	LOB	TOP			
Dave Collins, S OBP: 0.341, SLG: 0.308 (1, 10)	G3		K			WP SH3-4 SF7 1B		G3		4	1	1	0	0	1	2	California Angels @ Detroit Tigers Tiger Stadium, Detroit, MI Tue Aug 17 1976, 7:05 PM EDT Att: 51,822 - Unknown livebaseballscorecards.com			
Jerry Remy, L OBP: 0.312, SLG: 0.302 (1, 4)	4-3		F8			SH3-4			E G3 1B	3	0	1	0	0	0	2				
Bruce Bochte, L OBP: 0.352, SLG: 0.304 (1, 7)	4-3			5-3		SF7			G3	3	0	0	1	0	0	1				
Tony Solaita, L OBP: 0.363, SLG: 0.409 (1, 3)		4-3		F7		G3			F5	4	0	0	0	0	0	1				
Dan Briggs, L OBP: 0.265, SLG: 0.329 (1, 8)		F8		4-3					E3	4	0	0	0	0	0	1				
Terry Humphrey, R OBP: 0.337, SLG: 0.400 (1, 2)		5-3			2-3				L9-4 2B	4	0	1	0	0	0	2				
Bob Jones, L OBP: 0.270, SLG: 0.360 (1, 9)					4-3				L9-4	3	0	1	0	0	0	1				
Ron Jackson, R OBP: 0.293, SLG: 0.337 (1, 5)									F8	3	1	1	1	0	1	1				
Dave Chalk, R OBP: 0.304, SLG: 0.252 (1, 6)					5-3				6-3	2	0	0	0	1	0	0				
Inning Stats	R: 0 E: 0 K: 0 S: 3	H: 0 LOB: 0 BB: 0 P: 3	R: 0 E: 0 K: 0 S: 3	H: 0 LOB: 0 BB: 0 P: 3	R: 0 E: 0 K: 2 S: 8	H: 1 LOB: 2 BB: 1 P: 12	R: 0 E: 0 K: 0 S: 3	H: 0 LOB: 0 BB: 0 P: 3	R: 1 E: 0 K: 0 S: 4	H: 1 LOB: 0 BB: 0 P: 4	R: 0 E: 0 K: 0 S: 3	H: 1 LOB: 0 BB: 0 P: 3	R: 0 E: 0 K: 0 S: 3	H: 0 LOB: 0 BB: 0 P: 3	R: 0 E: 1 K: 0 S: 5	H: 1 LOB: 2 BB: 0 P: 5		1B: 3 2B: 2 3B: 0 HR: 1	SF: 1 SAC: 1 DP: 1 HBP: 0	WP: 1 PB: 0 SB: 1 CS: 0
PITCHER Mark Fidrych, R ERA: 1.97 (1, 1)	IP: 9.0 WLS: W BF: 33 H: 5 R: 2 ER: 2 SO: 2 BB: 1 IBB: 0 HBP: 0 BLK: 0 WP: 1 HR: 1 S: 36 P: 40 ERA: 2.00 WHIP: 0.667															PITCHER				

Batter	1	2	3	4	5	6	7	8	9	AB	R	H	RBI	BB	SO	LOB	BOTTOM			
Ron LeFlore, R OBP: 0.391, SLG: 0.420 (1, 8)			CS	F8		SF8 3B		5-3		4	1	2	1	0	0	0	California Angels @ Detroit Tigers Tiger Stadium, Detroit, MI Tue Aug 17 1976, 7:05 PM EDT Att: 51,822 - Unknown livebaseballscorecards.com			
Alex Johnson, R OBP: 0.302, SLG: 0.364 Mickey Stanley, R OBP: 0.315, SLG: 0.442 (1, 7) (9, 7)				1-3		SF8			FC5-4 BB	2	0	0	1	1	0	1				
Rusty Staub, L OBP: 0.394, SLG: 0.449 (1, 9)									F7	3	0	1	0	1	0	1				
Willie Horton, R OBP: 0.351, SLG: 0.412 (1, 10)		F8		F9					FC5-4	3	0	0	0	1	0	2				
Jason Thompson, L OBP: 0.328, SLG: 0.416 (1, 3)			K			K				3	0	0	0	0	3	2				
Aurelio Rodriguez, R OBP: 0.286, SLG: 0.338 (1, 5)									F7	3	0	0	0	0	1	0				
Tom Veryzer, R OBP: 0.288, SLG: 0.278 (1, 6)									F4	3	0	0	0	0	1	0				
Pedro Garcia, R OBP: 0.234, SLG: 0.302 (1, 4)									F9	3	0	0	0	0	1	0				
Bruce Kimm, R OBP: 0.342, SLG: 0.352 (1, 2)										1	2	1	1	2	0	0				
Inning Stats	R: 0 E: 0 K: 0 S: 3	H: 1 LOB: 0 BB: 0 P: 3	R: 0 E: 0 K: 1 S: 5	H: 0 LOB: 0 BB: 0 P: 5	R: 0 E: 0 K: 2 S: 6	H: 0 LOB: 1 BB: 1 P: 10	R: 0 E: 0 K: 0 S: 3	H: 0 LOB: 1 BB: 1 P: 7	R: 0 E: 0 K: 2 S: 7	H: 0 LOB: 0 BB: 0 P: 7	R: 2 E: 0 K: 1 S: 7	H: 2 LOB: 2 BB: 2 P: 15	R: 0 E: 0 K: 0 S: 3	H: 0 LOB: 0 BB: 0 P: 3	R: 1 E: 0 K: 0 S: 4	H: 1 LOB: 1 BB: 1 P: 8		1B: 2 2B: 0 3B: 1 HR: 1	SF: 1 SAC: 0 DP: 0 HBP: 0	WP: 0 PB: 0 SB: 0 CS: 2
PITCHER Frank Tanana, L ERA: 2.79 (1, 1)	IP: 8.0 WLS: L BF: 31 H: 4 R: 3 ER: 3 SO: 6 BB: 5 IBB: 0 HBP: 0 BLK: 0 WP: 0 HR: 1 S: 38 P: 58 ERA: 3.38 WHIP: 1.125															PITCHER				

Batter	1	2	3	4	5	6	7	8	9	10	11	AB	R	H	RBI	BB	SO	LOB	TOP										
Dave Collins, S OBP: 0.341, SLG: 0.309 (1, 10)	K		P6		PB 1B		FC3-6		P6		PB WP 1B	6	1	2	0	0	1	2											
Jerry Remy, L OBP: 0.315, SLG: 0.303 (1, 4)	1B FC4-6 1B		1B		G3		F8		K		WP PB BB	5	1	2	0	1	1	2											
Bruce Bochte, L OBP: 0.351, SLG: 0.304 Bill Melton, R OBP: 0.303, SLG: 0.341 Rusty Torres, S OBP: 0.286, SLG: 0.219 (1, 7) (10, PH) (10, PR) (10, 8)	FC4-6 1B		F8		6-3				1-4-3		SH SF8 1B	4	0	1	0	0	0	3											
Tony Solaita, L OBP: 0.364, SLG: 0.405 (1, 3)	FC4-6		1B		G3				K		SH SF8 BB	4	0	1	2	1	1	1											
Dan Briggs, L OBP: 0.270, SLG: 0.325 Leroy Stanton, R OBP: 0.275, SLG: 0.289 (1, 8) (10, PH) (10, 9)	K		F9		6-3 BB				1B 1B BB		1-2 SF8 BB	2	1	0	0	2	1	3											
Terry Humphrey, R OBP: 0.330, SLG: 0.389 (1, 2)			6-3		F9				1B		P4	5	0	1	0	0	0	4											
Bob Jones, L OBP: 0.270, SLG: 0.356 Tommy Davis, R OBP: 0.302, SLG: 0.332 Mario Guerrero, R OBP: 0.286, SLG: 0.291 (1, 9) (10, PH) (10, 6)	F7		4-3		6-3				1B		SF8	4	0	1	1	0	0	1											
Ron Jackson, R OBP: 0.289, SLG: 0.331 (1, 5) (10, 7)	F8		5-3						1-3 3-H 1B		1-2 2-3 3-H K	5	0	0	0	0	1	4											
Dave Chalk, R OBP: 0.303, SLG: 0.249 (1, 6) (10, 5)	1B 1B BB				K				E6 FC3-6		F3	4	1	0	0	1	1	0											
Inning Stats	R: 1 E: 0 K: 2 S: 9	H: 2 LOB: 1 BB: 0 P: 9	R: 0 E: 0 K: 0 S: 3	H: 0 LOB: 0 BB: 0 P: 3	R: 1 E: 0 K: 0 S: 5	H: 2 LOB: 2 BB: 1 P: 9	R: 0 E: 0 K: 0 S: 3	H: 0 LOB: 0 BB: 0 P: 3	R: 0 E: 0 K: 1 S: 6	H: 1 LOB: 1 BB: 0 P: 6	R: 0 E: 0 K: 0 S: 3	H: 0 LOB: 0 BB: 0 P: 7	R: 0 E: 1 K: 0 S: 4	H: 0 LOB: 1 BB: 0 P: 4	R: 1 E: 0 K: 1 S: 7	H: 2 LOB: 2 BB: 1 P: 11	R: 0 E: 0 K: 1 S: 5	H: 0 LOB: 0 BB: 0 P: 5	R: 1 E: 1 K: 1 S: 7	H: 1 LOB: 2 BB: 1 P: 11	R: 1 E: 0 K: 1 S: 6	H: 1 LOB: 2 BB: 2 P: 14	1B: 9 2B: 0 3B: 0 HR: 0	SF: 1 SAC: 1 DP: 0 HBP: 0	WP: 1 PB: 2 SB: 2 CS: 0	PA: 50			
PITCHER	IP ERA WLS BF H R ER SO BB IBB HBP BLK WP HR S P ERA WHIP	Vern Rulife, R ERA: 3.67 Bill Laxton, L ERA: 4.28 John Hiller, L ERA: 2.36 (1, 1) (9, 1) (10, 1)	8.0 1.0 2.0	35 4 11	7 1 1	3 1 1	3 0 0	4 1 0	1 0 2	0 0 3	0 0 0	0 0 0	0 0 1	0 6 12	40 6 24	52 0 0	3.38 0.00 0.00	1.250 1.000 2.000											

California Angels @ Detroit Tigers
Tiger Stadium, Detroit, MI
Wed Aug 18 1976, 7:05 PM EDT
Att: 10,104 - Unknown

livebaseballscores.com
AB 42
R 5
H 9
RBI 4
BB 6
SO 7
LOB 24



Batter	1	2	3	4	5	6	7	8	9	10	11	AB	R	H	RBI	BB	SO	LOB	BOTTOM										
Ron LeFlore, R OBP: 0.390, SLG: 0.416 (1, 8)	K				K			K		K		4	0	0	0	2	4	0											
Alex Johnson, R OBP: 0.302, SLG: 0.363 (1, 7)	BB 1B		G3		6-3			3-1		2B 1B		6	1	2	0	0	0	4											
Rusty Staub, L OBP: 0.396, SLG: 0.451 (1, 9)	BB BB BB		1-4-3		K			BB		1-H 2B		3	0	1	1	2	1	0											
Willie Horton, R OBP: 0.346, SLG: 0.405 (1, 10)	K		K				F7		K		K	5	0	0	0	0	4	4											
Jason Thompson, L OBP: 0.329, SLG: 0.414 (1, 3)	K		K				K			FC6-4 1B		4	0	1	0	1	3	2											
Aurelio Rodriguez, R OBP: 0.265, SLG: 0.336 (1, 5)			K		FC4-6 1B		F7			FC6-4 HR		5	1	1	0	0	1	3											
Tom Verzyer, R OBP: 0.286, SLG: 0.277 (1, 6)			K		FC4-6 FC5-4		F9			K		5	0	1	0	0	2	2											
John Wockenfuss, R OBP: 0.339, SLG: 0.411 Dan Meyer, L OBP: 0.303, SLG: 0.344 Bruce Kimm, R OBP: 0.339, SLG: 0.349 (1, 2) (9, PH) (10, 2)			2B E BB		P4			K		1-H HR		2	1	0	0	1	1	1											
Pedro Garcia, R OBP: 0.235, SLG: 0.307 Ben Oglivie, L OBP: 0.303, SLG: 0.432 Jerry Manuel, S OBP: 0.250, SLG: 0.194 Mickey Stanley, R OBP: 0.321, SLG: 0.448 Chuck Schwenier, R OBP: 0.315, SLG: 0.306 (1, 4) (7, PH) (8, 4) (9, PH) (10, 4)			E7		FC5-4			K				2	0	1	0	0	0	1											
Inning Stats	R: 0 E: 0 K: 3 S: 10	H: 1 LOB: 2 BB: 1 P: 14	R: 1 E: 1 K: 2 S: 8	H: 1 LOB: 2 BB: 2 P: 16	R: 0 E: 0 K: 2 S: 7	H: 0 LOB: 0 BB: 0 P: 7	R: 0 E: 0 K: 0 S: 4	H: 1 LOB: 1 BB: 0 P: 4	R: 0 E: 0 K: 2 S: 7	H: 0 LOB: 0 BB: 0 P: 7	R: 0 E: 0 K: 2 S: 7	H: 0 LOB: 0 BB: 0 P: 5	R: 0 E: 0 K: 1 S: 5	H: 0 LOB: 0 BB: 0 P: 7	R: 0 E: 0 K: 2 S: 7	H: 3 LOB: 3 BB: 0 P: 7	R: 1 E: 0 K: 2 S: 9	H: 2 LOB: 2 BB: 1 P: 13	R: 0 E: 0 K: 0 S: 3	H: 1 LOB: 2 BB: 2 P: 11	1B: 6 2B: 2 3B: 0 HR: 1	SF: 0 SAC: 0 DP: 0 HBP: 0	WP: 1 PB: 0 SB: 0 CS: 1	PA: 47					
PITCHER	IP ERA WLS BF H R ER SO BB IBB HBP BLK WP HR S P ERA WHIP	Nolan Ryan, R ERA: 3.69 John Verhoeven, R ERA: 2.55 (1, 1) (11, 1)	10.0 1.0	43 4	9 0	4 0	3 0	17 0	5 2	0 0	0 0	0 0	0 0	0 2	1 10	72 10	2.70 0.00	1.400 2.000											

California Angels @ Detroit Tigers
Tiger Stadium, Detroit, MI
Wed Aug 18 1976, 7:05 PM EDT
Att: 10,104 - Unknown

livebaseballscores.com
AB 40
R 4
H 9
RBI 3
BB 7
SO 17
LOB 18



Batter	1	2	3	4	5	6	7	8	9	AB	R	H	RBI	BB	SO	LOB	TOP					
Dave Collins, S (1, 10) OBP: 0.335, SLG: 0.303										4	0	0	0	0	1	1						
Jerry Remy, L (1, 4) OBP: 0.316, SLG: 0.301										3	1	0	0	1	0	0						
Bruce Bochte, L (1, 7) OBP: 0.353, SLG: 0.307										3	0	2	0	0	1	0						
Bill Melton, R (8, PH) OBP: 0.302, SLG: 0.339										1	0	0	0	0	1	0						
Rusty Torres, S (8, 8) OBP: 0.286, SLG: 0.319										0	0	0	0	0	0	0						
Tony Solaita, L (1, 3) OBP: 0.356, SLG: 0.395										4	0	0	0	0	1	3						
Dan Briggs, L (1, 8) OBP: 0.271, SLG: 0.325										3	0	1	1	0	1	0						
Tommy Davis, R (9, PH) OBP: 0.301, SLG: 0.330										1	0	0	0	0	0	0						
Bob Jones, L (1, 9) OBP: 0.274, SLG: 0.387										2	1	1	1	0	0	0						
Leroy Stanton, R (6, PH) OBP: 0.273, SLG: 0.286										2	0	0	0	1	2							
Mario Guerrero, R (1, 6) OBP: 0.290, SLG: 0.311										4	1	2	1	0	0	0						
Ron Jackson, R (1, 5) OBP: 0.289, SLG: 0.331										3	0	1	0	0	0	1						
Andy Etchebarren, R (1, 2) OBP: 0.292, SLG: 0.250										3	0	0	0	0	0	1						
Inning Stats	R: 0 H: 0 E: 0 K: 2 S: 7	H: 0 R: 0 ER: 0 LOB: 0 BB: 0 P: 7	R: 0 H: 0 E: 0 K: 2 S: 7	H: 0 R: 0 ER: 0 LOB: 0 BB: 0 P: 7	R: 0 H: 1 E: 0 K: 0 S: 3	H: 1 R: 0 ER: 0 LOB: 1 BB: 0 P: 3	R: 0 H: 1 E: 0 K: 0 S: 4	H: 1 R: 0 ER: 0 LOB: 0 BB: 0 P: 4	R: 2 H: 2 E: 0 K: 0 S: 5	H: 2 R: 0 ER: 0 LOB: 0 BB: 0 P: 5	R: 1 H: 2 E: 0 K: 1 S: 7	H: 2 R: 0 ER: 0 LOB: 2 BB: 1 P: 11	R: 0 H: 1 E: 0 K: 0 S: 4	H: 1 R: 0 ER: 0 LOB: 1 BB: 0 P: 4	R: 0 H: 0 E: 0 K: 1 S: 5	H: 0 R: 0 ER: 0 LOB: 0 BB: 0 P: 5	R: 0 H: 0 E: 0 K: 0 S: 3	H: 0 R: 0 ER: 0 LOB: 0 BB: 0 P: 3	1B: 5 2B: 0 3B: 0 HR: 2	SF: 0 SAC: 0 DP: 1 HBP: 0	WP: 0 PB: 0 SB: 1 CS: 0	PA: 34
PITCHER	IP WLS BF H R ER SO BB IBB HBP BLK WP HR S P ERA WHIP																					
Ray Bare, R (1, 1) ERA: 4.96	5.2 W 23 6 3 3 4 1 0 0 0 0 2 30 34 4.76 1.235																					
Jim Crawford, L (6, 1) ERA: 4.5	3.1 S 11 1 0 0 2 0 0 0 0 0 0 15 15 0.00 0.300																					

California Angels @ Detroit Tigers
Tiger Stadium, Detroit, MI
Thu Aug 19 1976, 7:05 PM EDT
Att: 8,141 - Unknown

AB 33
R 3
H 7
RBI 3
BB 1
SO 6
LOB 8



Batter	1	2	3	4	5	6	7	8	9	AB	R	H	RBI	BB	SO	LOB	BOTTOM			
Ron LeFlore, R (1, 8) OBP: 0.393, SLG: 0.418										3	1	2	1	1	0	0				
Dan Meyer, L (1, 7) OBP: 0.302, SLG: 0.347										4	1	1	1	0	2	3				
Ben Oglivie, L (1, 9) OBP: 0.302, SLG: 0.428										4	0	1	1	0	1	3				
Rusty Staub, L (1, 10) OBP: 0.395, SLG: 0.449										4	0	1	0	0	2	1				
Jason Thompson, L (1, 3) OBP: 0.328, SLG: 0.413										4	1	1	0	0	1	2				
Aurelio Rodriguez, R (1, 5) OBP: 0.283, SLG: 0.333										4	0	0	0	0	2	3				
Bill Freehan, R (1, 2) OBP: 0.320, SLG: 0.410										2	1	0	0	0	1	1				
Chuck Scrivener, R (1, 6) OBP: 0.315, SLG: 0.316										3	0	1	1	0	0	1				
Pedro Garcia, R (1, 4) OBP: 0.236, SLG: 0.304										2	0	0	0	1	0	1				
Inning Stats	R: 0 H: 0 E: 0 K: 1 S: 5	H: 2 R: 0 ER: 0 LOB: 1 BB: 0 P: 9	R: 1 H: 2 E: 0 K: 1 S: 7	H: 2 R: 0 ER: 0 LOB: 1 BB: 0 P: 7	R: 2 H: 4 E: 0 K: 0 S: 6	H: 4 R: 0 ER: 0 LOB: 1 BB: 0 P: 6	R: 1 H: 1 E: 0 K: 2 S: 8	H: 1 R: 0 ER: 0 LOB: 2 BB: 1 P: 13	R: 0 H: 0 E: 0 K: 2 S: 7	H: 0 R: 0 ER: 0 LOB: 0 BB: 0 P: 7	R: 0 H: 0 E: 0 K: 1 S: 5	H: 0 R: 0 ER: 0 LOB: 0 BB: 0 P: 5	R: 0 H: 0 E: 0 K: 1 S: 5	H: 0 R: 0 ER: 0 LOB: 0 BB: 0 P: 5	R: 0 H: 0 E: 0 K: 1 S: 5	H: 0 R: 0 ER: 0 LOB: 0 BB: 0 P: 5	1B: 5 2B: 2 3B: 0 HR: 0	SF: 0 SAC: 0 DP: 1 HBP: 1	WP: 0 PB: 0 SB: 1 CS: 0	PA: 33
PITCHER	IP WLS BF H R ER SO BB IBB HBP BLK WP HR S P ERA WHIP																			
Paul Hartzell, R (1, 1) ERA: 2.67	3.1 L 19 7 4 4 2 2 0 0 0 0 0 0 20 29 10.80 2.700																			
Sid Monge, L (4, 1) ERA: 3.49	4.2 14 0 0 0 7 0 0 0 0 0 0 0 28 28 0.00 0.000																			

California Angels @ Detroit Tigers
Tiger Stadium, Detroit, MI
Thu Aug 19 1976, 7:05 PM EDT
Att: 8,141 - Unknown

AB 30
R 4
H 7
RBI 4
BB 2
SO 9
LOB 15



Batter	1	2	3	4	5	6	7	8	9	AB	R	H	RBI	BB	SO	LOB	TOP								
Dave Collins, S (1.10) X OBP: 0.338, SLG: 0.307	E7 6-3 SF9 1B		FC5-6 CS			FC5-4 1B	G3			4	1	2	0	0	0	3	California Angels @ New York Yankees Yankee Stadium, Bronx, NY Fri Aug 20 1976, 7:05 PM EDT Att: 26,185 - Unknown								
Jerry Remy, L (1.4) X OBP: 0.314, SLG: 0.300	6-3 2-3		CS	4-3		FC5-4 CS		S 1B		4	1	1	0	0	0	2									
Bruce Bochte, L (1.7) X OBP: 0.352, SLG: 0.307	SF9			WP S 1B		K		F8		3	0	1	1	0	1	2									
Tony Solaita, L (1.3) X OBP: 0.353, SLG: 0.388	K			K			2B 1B BB	F8		3	1	0	0	1	2	2									
Dan Briggs, L (1.8) X OBP: 0.276, SLG: 0.335		K		K			E 2B			4	1	2	1	0	2	1									
Terry Humphrey, R (1.2) X OBP: 0.327, SLG: 0.383	L3				5-3		E2 FC5-6 1B	F8		4	0	1	1	0	0	1									
Bob Jones, L (1.9) X OBP: 0.281, SLG: 0.413	F7					HR	FC5-6 BB	F7		3	1	1	1	1	0	0									
Ron Jackson, R (1.5) X OBP: 0.286, SLG: 0.327			L6		6-3		FC5-6 2-3	F7		4	0	0	0	0	0	2									
Dave Chalk, R (1.6) X OBP: 0.302, SLG: 0.246				FC5-6 BB		F9		F9		3	0	0	0	1	0	2									
Inning Stats	R: 1 E: 1 K: 1 S: 6	H: 1 LOB: 0 BB: 0 P: 6	R: 0 E: 0 K: 1 S: 5	H: 0 LOB: 0 BB: 0 P: 5	R: 0 E: 0 K: 0 S: 2	H: 0 LOB: 0 BB: 1 P: 6	R: 0 E: 0 K: 2 S: 8	H: 1 LOB: 1 BB: 0 P: 8	R: 1 E: 0 K: 0 S: 4	H: 1 LOB: 0 BB: 0 P: 4	R: 0 E: 0 K: 1 S: 5	H: 1 LOB: 0 BB: 0 P: 5	R: 2 E: 1 K: 0 S: 5	H: 2 LOB: 2 BB: 2 P: 13	R: 1 E: 0 K: 0 S: 5	H: 2 LOB: 1 BB: 0 P: 5	R: 0 E: 0 K: 0 S: 3	H: 0 LOB: 0 BB: 0 P: 3	1B: 6 2B: 1 3B: 0 HR: 1	SF: 1 SAC: 0 DP: 0 HBP: 0	WP: 1 PB: 0 SB: 2 CS: 2	PA: 37			
PITCHER	IP	WLS	BF	H	R	ER	SO	BB	IBB	HBP	BLK	WP	HR	S	P	ERA	WHIP								
Ed Figueroa, R (1.1) ERA: 2.94	7.2	L	32	8	5	3	5	3	0	0	0	1	1	39	51	3.52	1.435								
Dick Tidrow, R (8.1) ERA: 2.79	1.1		4	0	0	0	0	0	0	0	0	0	0	4	4	0.00	0.000								

Batter	1	2	3	4	5	6	7	8	9	AB	R	H	RBI	BB	SO	LOB	BOTTOM								
Mickey Rivers, L (1.8) X OBP: 0.312, SLG: 0.422			5-3			P4		4-3		1	0	1	0	0	0	0	California Angels @ New York Yankees Yankee Stadium, Bronx, NY Fri Aug 20 1976, 7:05 PM EDT Att: 26,185 - Unknown								
Gene Locklear, L (1, PR) (2.7) X OBP: 0.247, SLG: 0.250	1B SF9 2B									3	1	0	0	0	0	0									
Roy White, S (1.7) X OBP: 0.355, SLG: 0.410			F9			P6				4	0	1	0	0	0	0									
Thurman Munson, R (1.2) X OBP: 0.351, SLG: 0.444	SF9			5-3		5-3				3	0	0	1	0	0	0									
Chris Chambliss, L (1.3) X OBP: 0.330, SLG: 0.456	F8			K		F9				4	0	1	0	0	1	2									
Carlos May, L (1.10) X OBP: 0.343, SLG: 0.347	4-3			F9		F9				4	0	1	0	0	0	2									
Sandy Alomar Sr., S (8, PR) X OBP: 0.308, SLG: 0.298								E8 1B		0	0	0	0	0	0	0									
1B										0	0	0	0	0	0	0									
Graig Nettles, L (1.5) X OBP: 0.311, SLG: 0.432		F2				G3		4-3		4	1	1	1	0	0	2									
Oscar Gamble, L (1.9) X OBP: 0.326, SLG: 0.436		3-1				G3-6-3 1B		HR		3	1	2	1	0	0	0									
Willie Randolph, R (1.4) X OBP: 0.355, SLG: 0.314		5-3				G3-6-3		K		3	0	0	0	0	1	1									
Fred Stanley, R (1.6) X OBP: 0.359, SLG: 0.333								4-3		2	0	0	0	0	1	0									
Eliot Hendricks, L (8, PH) X OBP: 0.232, SLG: 0.270			5-3							1	0	0	0	0	0	0									
Jim Mason, L (9.6) X OBP: 0.215, SLG: 0.239						K				0	0	0	0	0	0	0									
Inning Stats	R: 1 E: 0 K: 0 S: 5	H: 2 LOB: 2 BB: 0 P: 5	R: 0 E: 0 K: 0 S: 3	H: 0 LOB: 0 BB: 0 P: 3	R: 0 E: 0 K: 0 S: 3	H: 0 LOB: 0 BB: 0 P: 3	R: 0 E: 0 K: 1 S: 5	H: 0 LOB: 0 BB: 0 P: 5	R: 1 E: 0 K: 1 S: 6	H: 2 LOB: 0 BB: 0 P: 6	R: 0 E: 0 K: 0 S: 3	H: 0 LOB: 0 BB: 0 P: 3	R: 0 E: 0 K: 1 S: 6	H: 1 LOB: 0 BB: 0 P: 6	R: 0 E: 1 K: 0 S: 5	H: 2 LOB: 2 BB: 0 P: 5	1B: 4 2B: 1 3B: 0 HR: 2	SF: 1 SAC: 0 DP: 1 HBP: 0	WP: 0 PB: 0 SB: 0 CS: 0	PA: 33					
PITCHER	IP	WLS	BF	H	R	ER	SO	BB	IBB	HBP	BLK	WP	HR	S	P	ERA	WHIP								
Don Kirkwood, R (1.1) ERA: 4.28	8.2	W	32	7	3	3	3	0	0	0	0	0	2	38	38	3.12	0.808								
Mickey Scott, L (9.1) ERA: 3.41	0.1	S	1	0	0	0	0	0	0	0	0	0	0	1	1	0.00	0.000								

Batter	1	2	3	4	5	6	7	8	9	10	11	AB	R	H	RBI	BB	SO	LOB	TOP							
Dave Collins, S OBP: 0.343, SLG: 0.332 (1, 10)												6	2	3	2	0	1	3								
Jerry Remy, L OBP: 0.318, SLG: 0.305 (1, 4)												6	2	3	1	0	0	2								
Bruce Bochte, L OBP: 0.348, SLG: 0.303 Mario Guerrero, R OBP: 0.290, SLG: 0.311 (11, 6)												5	0	1	1	0	2	4								
Tony Solata, L OBP: 0.344, SLG: 0.392 (1, 3)												6	1	1	2	0	4	3								
Dan Briggs, L OBP: 0.270, SLG: 0.326 Tommy Davis, R OBP: 0.308, SLG: 0.337 Rusty Torres, S OBP: 0.290, SLG: 0.341 (11, 8)												5	1	1	0	0	0	1								
Terry Humphrey, R OBP: 0.348, SLG: 0.398 (1, 2)												5	1	3	1	0	1	0								
Bob Jones, L OBP: 0.289, SLG: 0.414 Bill Melton, R OBP: 0.300, SLG: 0.337 Leroy Stanton, R OBP: 0.289, SLG: 0.284 (10, 9)												4	1	1	0	0	1	2								
Ron Jackson, R OBP: 0.281, SLG: 0.320 (1, 5)												6	1	1	0	0	1	5								
Dave Chalk, R OBP: 0.308, SLG: 0.252 (11, 5)												4	0	2	1	1	0	0								
Inning Stats	R: 1 E: 0 K: 1 S: 6	H: 1 LOB: 0 BB: 0 P: 6	R: 0 E: 0 K: 0 S: 3	H: 0 LOB: 1 BB: 0 P: 4	R: 0 E: 0 K: 0 S: 3	H: 0 LOB: 0 BB: 0 P: 3	R: 1 E: 0 K: 2 S: 8	H: 1 LOB: 0 BB: 0 P: 8	R: 1 E: 0 K: 1 S: 8	H: 3 LOB: 2 BB: 0 P: 8	R: 2 E: 0 K: 0 S: 6	H: 3 LOB: 1 BB: 0 P: 6	R: 2 E: 0 K: 1 S: 9	H: 4 LOB: 2 BB: 0 P: 9	R: 0 E: 0 K: 1 S: 5	H: 0 LOB: 0 BB: 0 P: 5	R: 0 E: 0 K: 0 S: 3	H: 0 LOB: 1 BB: 1 P: 7	R: 3 E: 2 K: 1 S: 9	H: 3 LOB: 1 BB: 0 P: 9	1B: 13 2B: 2 3B: 0 HR: 2	SF: 1 SAC: 1 DP: 0 HBP: 1	WP: 0 PB: 0 SB: 0 CS: 0	PA: 53		
PITCHER	IP ERA WLS BF H R ER SO BB IBB HBP BLK WP HR S P ERA WHIP	IP ERA WLS BF H R ER SO BB IBB HBP BLK WP HR S P ERA WHIP	IP ERA WLS BF H R ER SO BB IBB HBP BLK WP HR S P ERA WHIP	IP ERA WLS BF H R ER SO BB IBB HBP BLK WP HR S P ERA WHIP	IP ERA WLS BF H R ER SO BB IBB HBP BLK WP HR S P ERA WHIP	IP ERA WLS BF H R ER SO BB IBB HBP BLK WP HR S P ERA WHIP	IP ERA WLS BF H R ER SO BB IBB HBP BLK WP HR S P ERA WHIP	IP ERA WLS BF H R ER SO BB IBB HBP BLK WP HR S P ERA WHIP	IP ERA WLS BF H R ER SO BB IBB HBP BLK WP HR S P ERA WHIP	IP ERA WLS BF H R ER SO BB IBB HBP BLK WP HR S P ERA WHIP	IP ERA WLS BF H R ER SO BB IBB HBP BLK WP HR S P ERA WHIP	IP ERA WLS BF H R ER SO BB IBB HBP BLK WP HR S P ERA WHIP	IP ERA WLS BF H R ER SO BB IBB HBP BLK WP HR S P ERA WHIP	IP ERA WLS BF H R ER SO BB IBB HBP BLK WP HR S P ERA WHIP	IP ERA WLS BF H R ER SO BB IBB HBP BLK WP HR S P ERA WHIP	IP ERA WLS BF H R ER SO BB IBB HBP BLK WP HR S P ERA WHIP	IP ERA WLS BF H R ER SO BB IBB HBP BLK WP HR S P ERA WHIP	IP ERA WLS BF H R ER SO BB IBB HBP BLK WP HR S P ERA WHIP	IP ERA WLS BF H R ER SO BB IBB HBP BLK WP HR S P ERA WHIP	IP ERA WLS BF H R ER SO BB IBB HBP BLK WP HR S P ERA WHIP	IP ERA WLS BF H R ER SO BB IBB HBP BLK WP HR S P ERA WHIP	IP ERA WLS BF H R ER SO BB IBB HBP BLK WP HR S P ERA WHIP	IP ERA WLS BF H R ER SO BB IBB HBP BLK WP HR S P ERA WHIP	IP ERA WLS BF H R ER SO BB IBB HBP BLK WP HR S P ERA WHIP	IP ERA WLS BF H R ER SO BB IBB HBP BLK WP HR S P ERA WHIP	IP ERA WLS BF H R ER SO BB IBB HBP BLK WP HR S P ERA WHIP

California Angels @ New York Yankees
Yankee Stadium, Bronx, NY
Sun Aug 22 1976, 3:33 AM EDT
Att: 52,864 - Unknown - 92 F

AB 49
R 11
H 17
RBI 10
BB 1
SO 10
LOB 20



Batter	1	2	3	4	5	6	7	8	9	10	11	AB	R	H	RBI	BB	SO	LOB	BOTTOM							
Roy White, S OBP: 0.353, SLG: 0.413 (1, 8)												6	1	2	2	0	0	0								
Thurman Munson, R OBP: 0.343, SLG: 0.434 (1, 10)												6	0	0	0	0	1	2								
Lou Piniella, R OBP: 0.313, SLG: 0.400 Mickey Rivers, L OBP: 0.312, SLG: 0.422 (10, 8)												4	1	2	0	0	0	0								
Chris Chambliss, L OBP: 0.328, SLG: 0.454 (1, 3)												5	1	1	0	0	1	2								
Graig Nettles, L OBP: 0.311, SLG: 0.427 (1, 5)												5	1	1	1	0	0	1								
Otto Velez, R OBP: 0.380, SLG: 0.323 (10, 9)												3	1	1	0	2	2	0								
Fran Healy, R OBP: 0.318, SLG: 0.267 (1, 2)												5	1	1	1	0	1	2								
Willie Randolph, R OBP: 0.352, SLG: 0.312 (1, 4)												4	1	1	2	1	0	1								
Fred Stanley, R OBP: 0.341, SLG: 0.320 Carlos May, L OBP: 0.341, SLG: 0.349 Jim Mason, L OBP: 0.215, SLG: 0.239 Sandy Alomar Sr., S OBP: 0.303, SLG: 0.293 (11, 6)												3	0	0	0	0	1	1								
Inning Stats	R: 0 E: 0 K: 0 S: 3	H: 0 LOB: 1 BB: 0 P: 4	R: 0 E: 0 K: 1 S: 5	H: 0 LOB: 0 BB: 0 P: 5	R: 0 E: 0 K: 0 S: 3	H: 0 LOB: 0 BB: 0 P: 3	R: 0 E: 0 K: 1 S: 6	H: 1 LOB: 1 BB: 0 P: 6	R: 0 E: 0 K: 0 S: 3	H: 0 LOB: 0 BB: 0 P: 3	R: 0 E: 0 K: 0 S: 3	H: 0 LOB: 0 BB: 0 P: 7	R: 0 E: 0 K: 0 S: 10	H: 7 LOB: 1 BB: 1 P: 14	R: 0 E: 0 K: 1 S: 5	H: 0 LOB: 0 BB: 0 P: 5	R: 0 E: 0 K: 2 S: 8	H: 1 LOB: 2 BB: 1 P: 12	1B: 6 2B: 3 3B: 0 HR: 1	SF: 0 SAC: 0 DP: 0 HBP: 1	WP: 0 PB: 1 SB: 0 CS: 1	PA: 48				
PITCHER	IP ERA WLS BF H R ER SO BB IBB HBP BLK WP HR S P ERA WHIP	IP ERA WLS BF H R ER SO BB IBB HBP BLK WP HR S P ERA WHIP	IP ERA WLS BF H R ER SO BB IBB HBP BLK WP HR S P ERA WHIP	IP ERA WLS BF H R ER SO BB IBB HBP BLK WP HR S P ERA WHIP	IP ERA WLS BF H R ER SO BB IBB HBP BLK WP HR S P ERA WHIP	IP ERA WLS BF H R ER SO BB IBB HBP BLK WP HR S P ERA WHIP	IP ERA WLS BF H R ER SO BB IBB HBP BLK WP HR S P ERA WHIP	IP ERA WLS BF H R ER SO BB IBB HBP BLK WP HR S P ERA WHIP	IP ERA WLS BF H R ER SO BB IBB HBP BLK WP HR S P ERA WHIP	IP ERA WLS BF H R ER SO BB IBB HBP BLK WP HR S P ERA WHIP	IP ERA WLS BF H R ER SO BB IBB HBP BLK WP HR S P ERA WHIP	IP ERA WLS BF H R ER SO BB IBB HBP BLK WP HR S P ERA WHIP	IP ERA WLS BF H R ER SO BB IBB HBP BLK WP HR S P ERA WHIP	IP ERA WLS BF H R ER SO BB IBB HBP BLK WP HR S P ERA WHIP	IP ERA WLS BF H R ER SO BB IBB HBP BLK WP HR S P ERA WHIP	IP ERA WLS BF H R ER SO BB IBB HBP BLK WP HR S P ERA WHIP	IP ERA WLS BF H R ER SO BB IBB HBP BLK WP HR S P ERA WHIP	IP ERA WLS BF H R ER SO BB IBB HBP BLK WP HR S P ERA WHIP	IP ERA WLS BF H R ER SO BB IBB HBP BLK WP HR S P ERA WHIP	IP ERA WLS BF H R ER SO BB IBB HBP BLK WP HR S P ERA WHIP	IP ERA WLS BF H R ER SO BB IBB HBP BLK WP HR S P ERA WHIP	IP ERA WLS BF H R ER SO BB IBB HBP BLK WP HR S P ERA WHIP	IP ERA WLS BF H R ER SO BB IBB HBP BLK WP HR S P ERA WHIP	IP ERA WLS BF H R ER SO BB IBB HBP BLK WP HR S P ERA WHIP	IP ERA WLS BF H R ER SO BB IBB HBP BLK WP HR S P ERA WHIP	IP ERA WLS BF H R ER SO BB IBB HBP BLK WP HR S P ERA WHIP

California Angels @ New York Yankees
Yankee Stadium, Bronx, NY
Sun Aug 22 1976, 3:33 AM EDT
Att: 52,864 - Unknown - 92 F

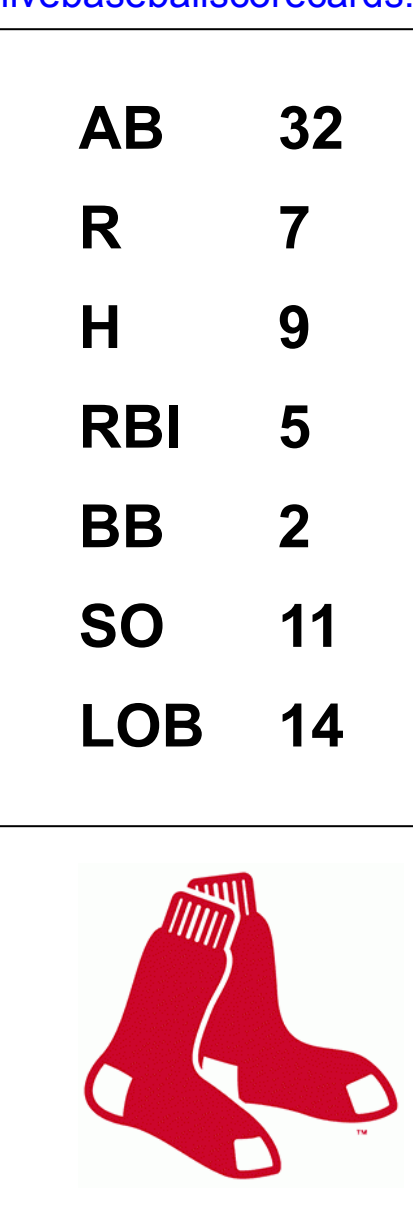

AB 43
R 8
H 10
RBI 8
BB 3
SO 6
LOB 10

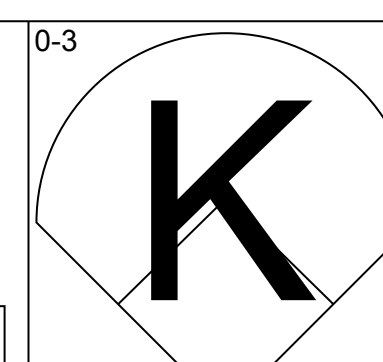
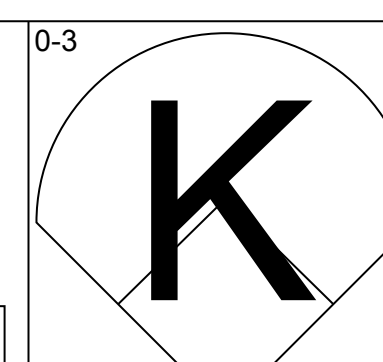
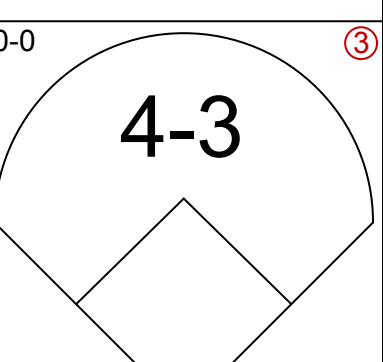
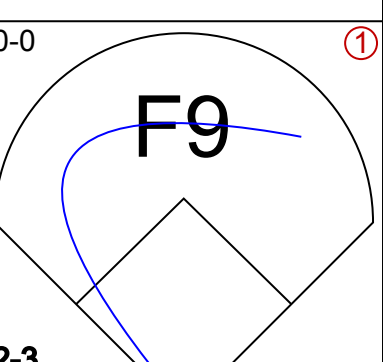
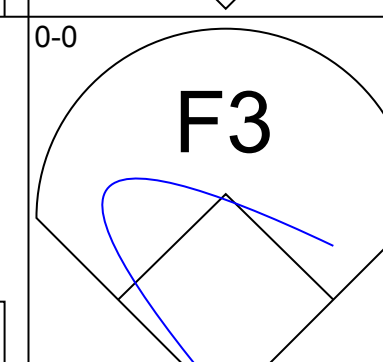
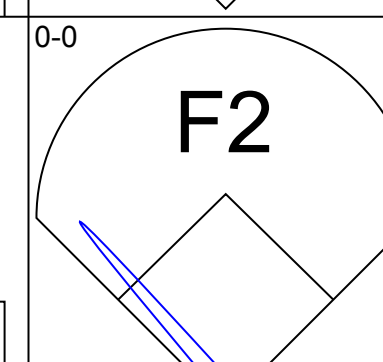
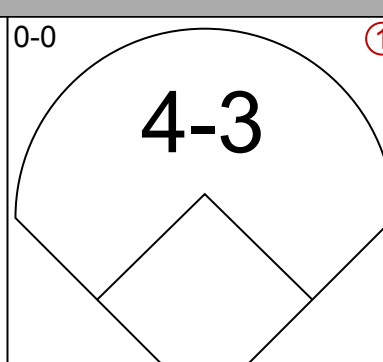
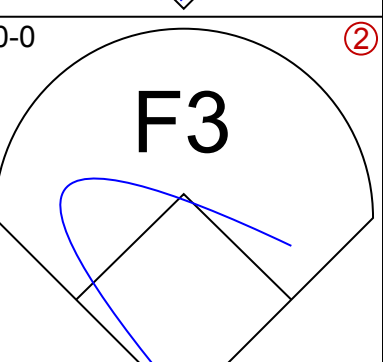
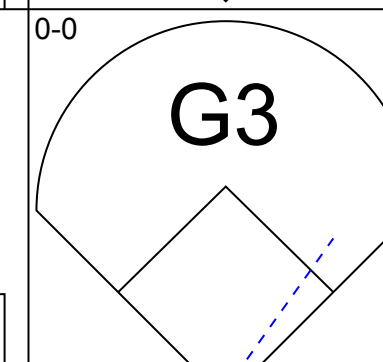
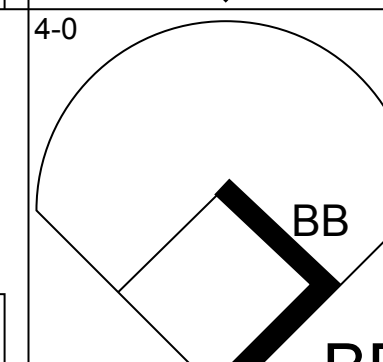
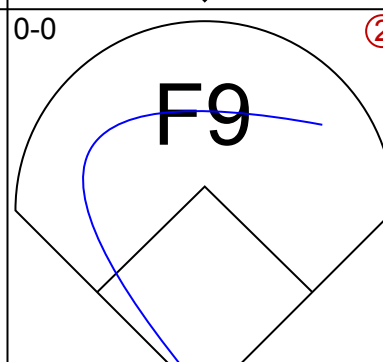
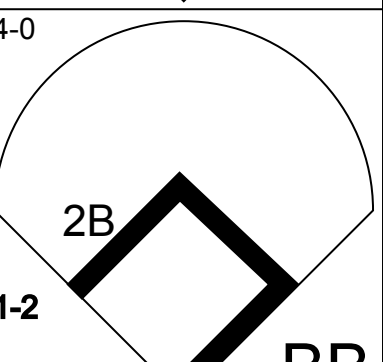
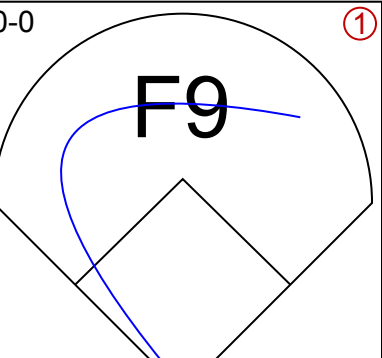
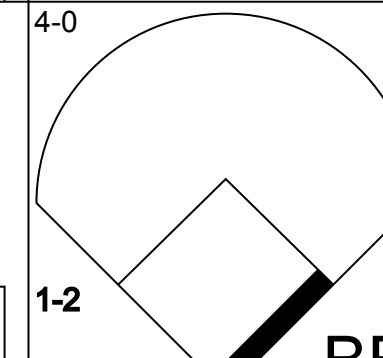
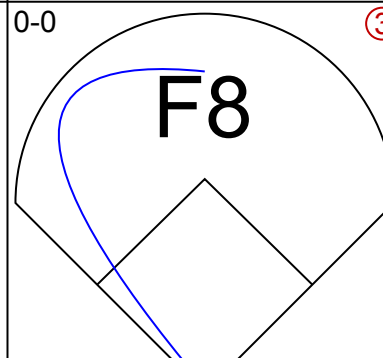
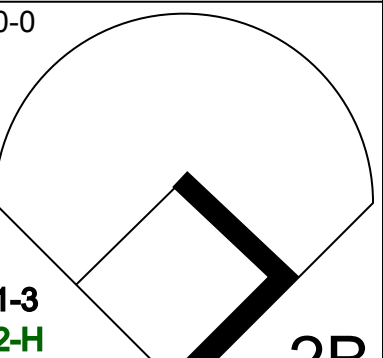
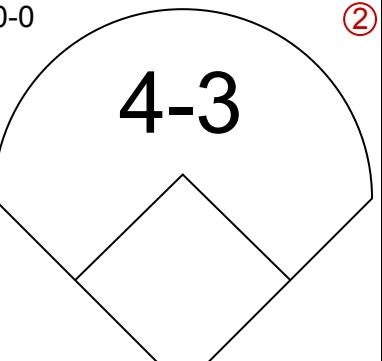
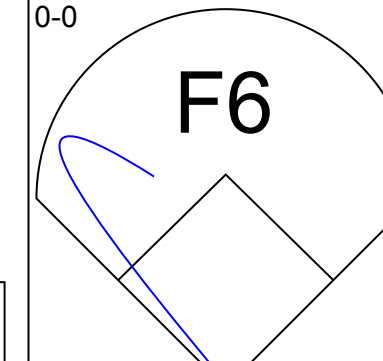
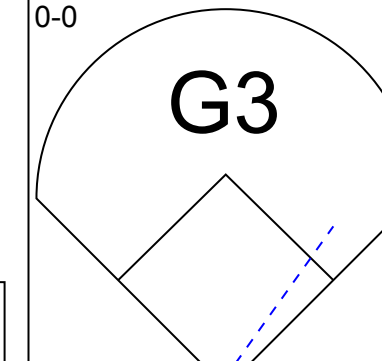
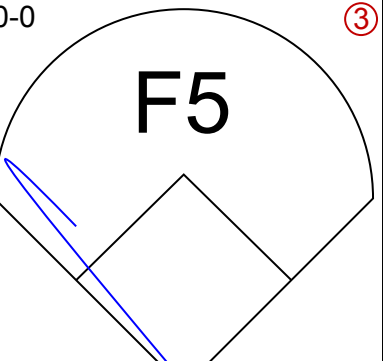
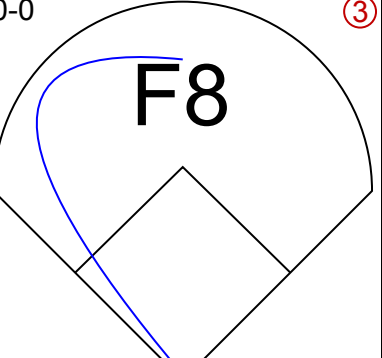
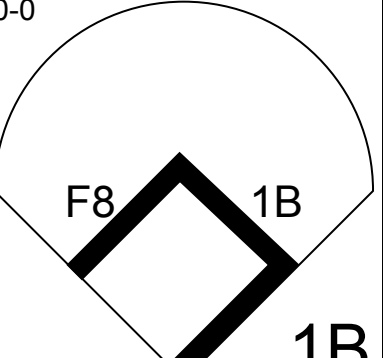
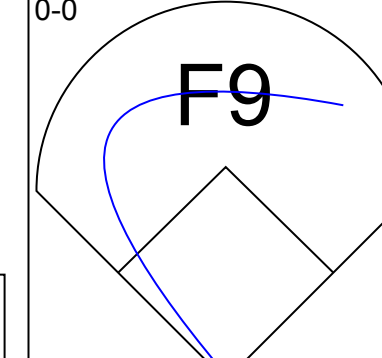
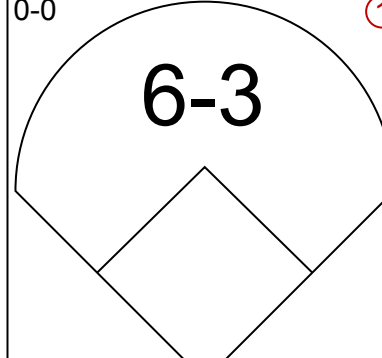
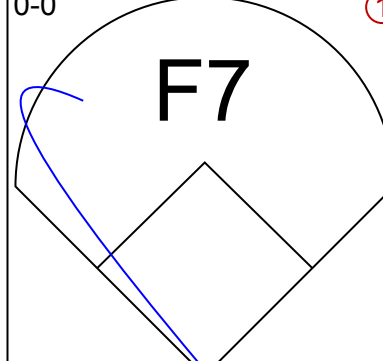
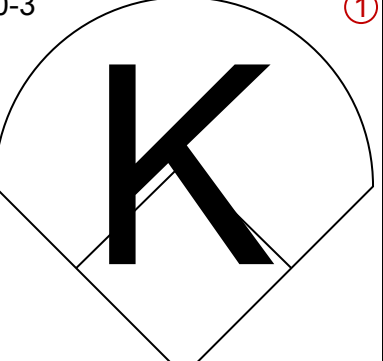
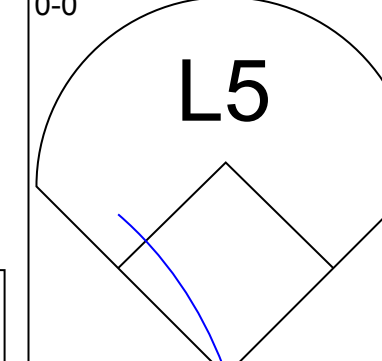
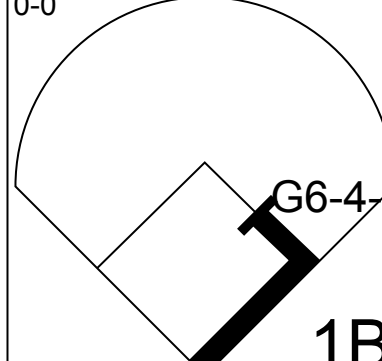
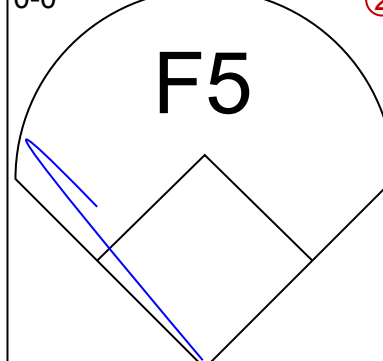
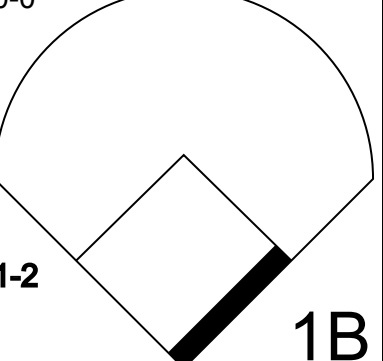
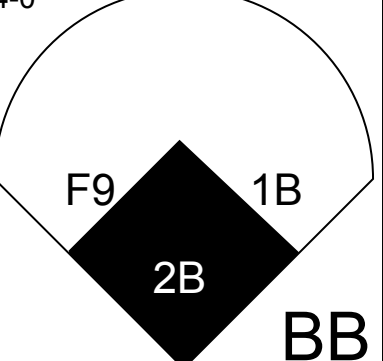
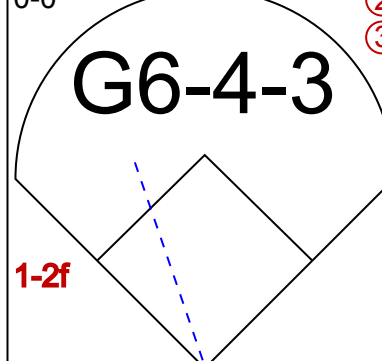
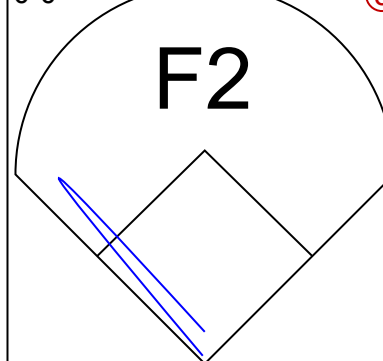
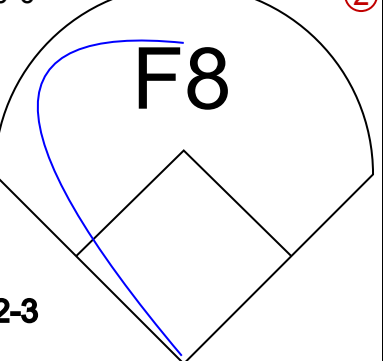
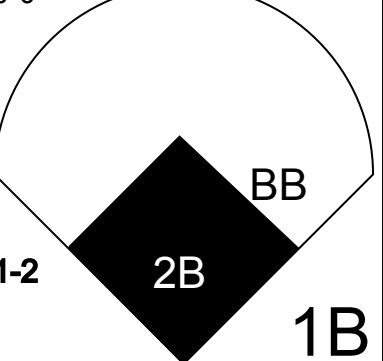


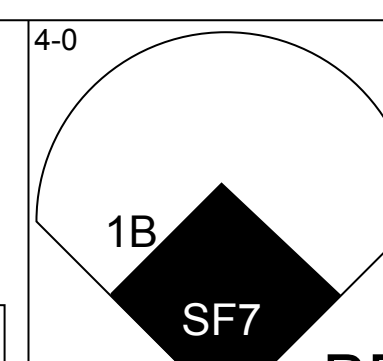
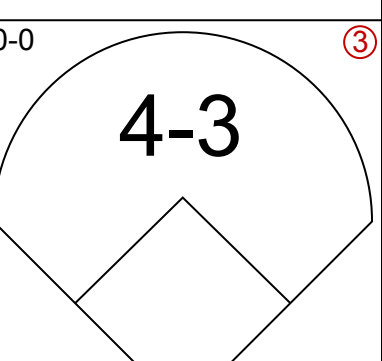
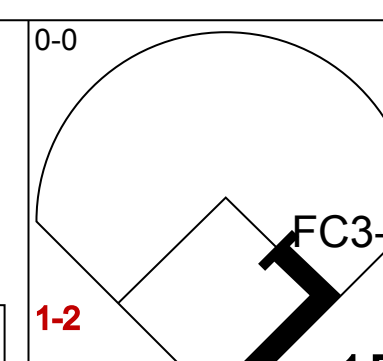
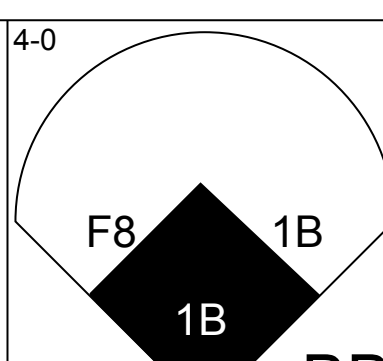
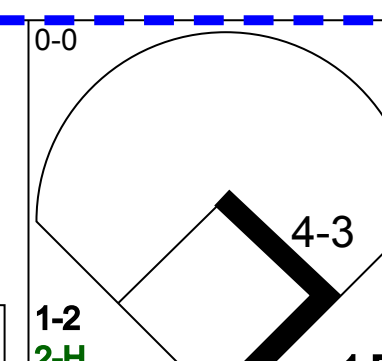
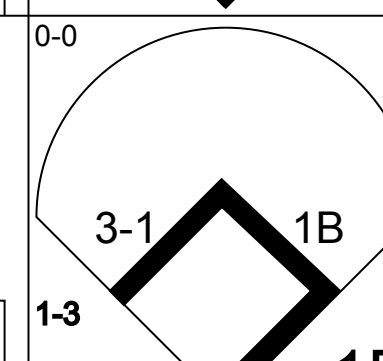
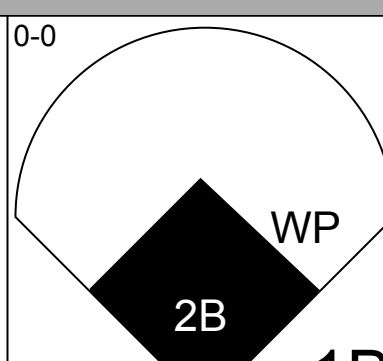
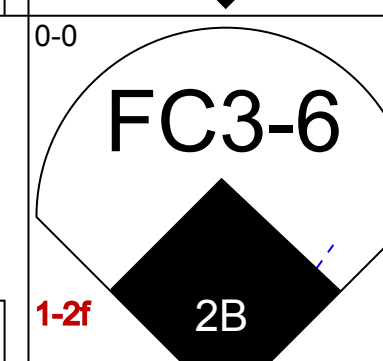
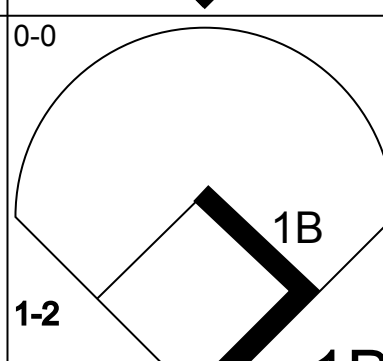
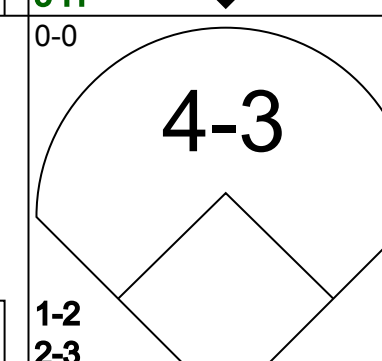
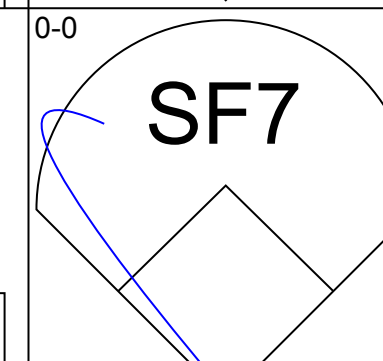
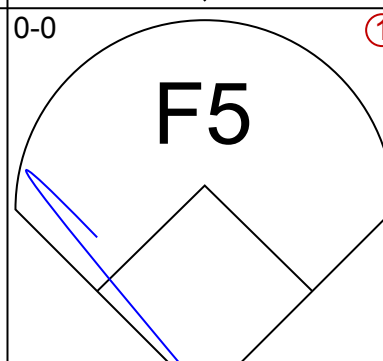
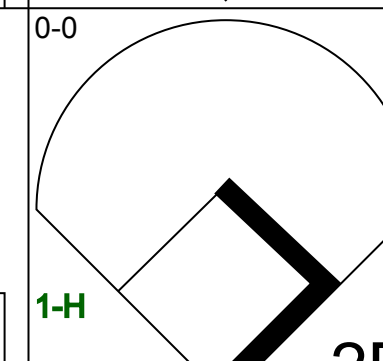
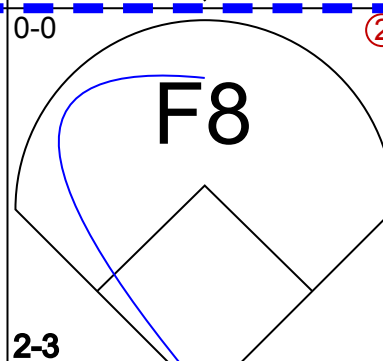
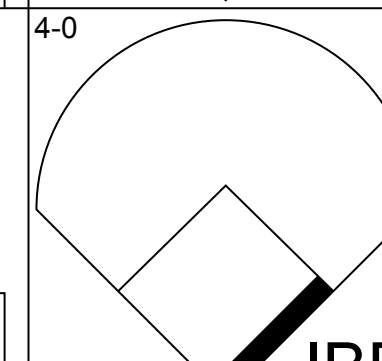
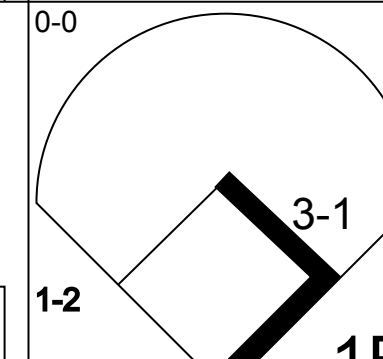
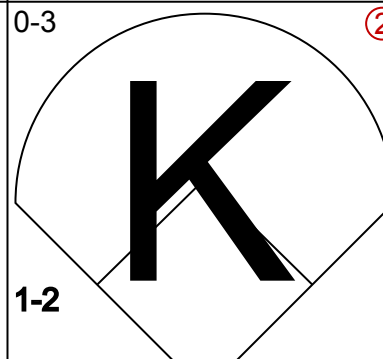
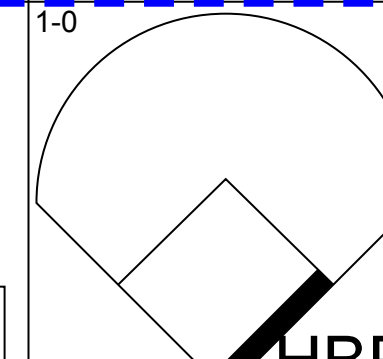
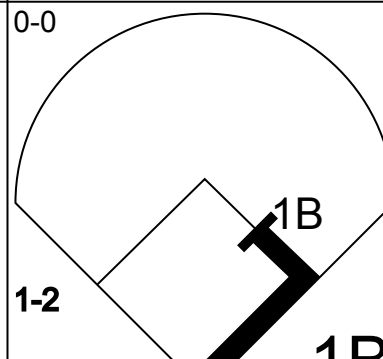
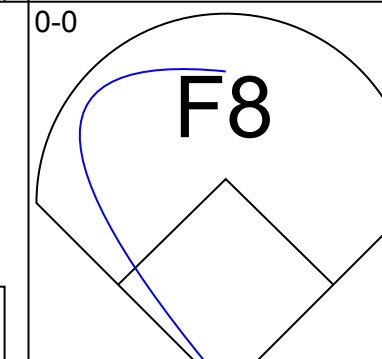
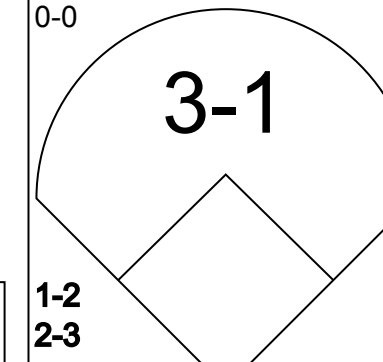
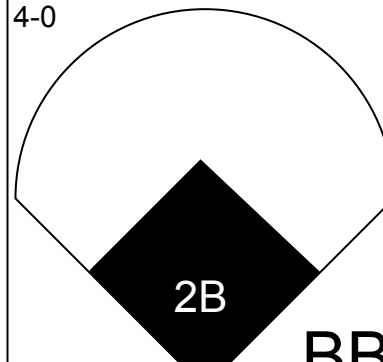
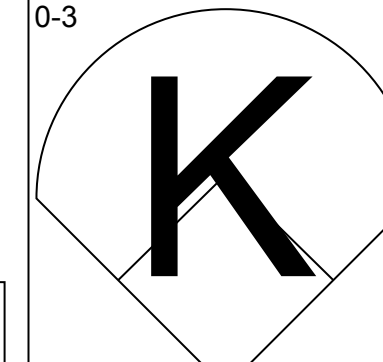
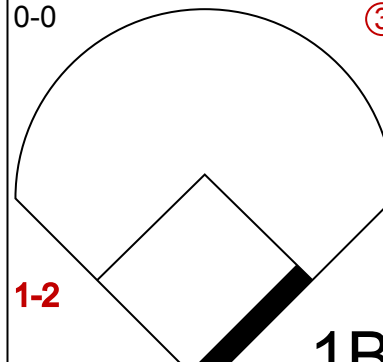
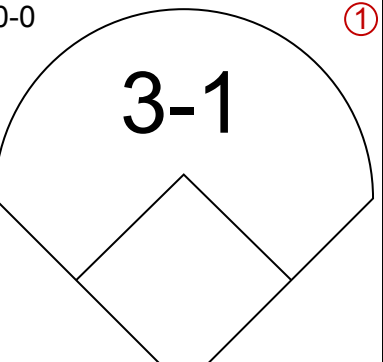
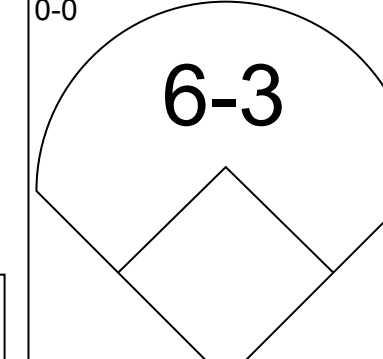
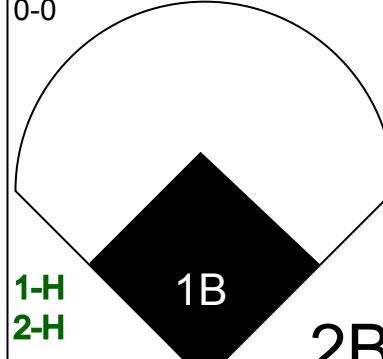
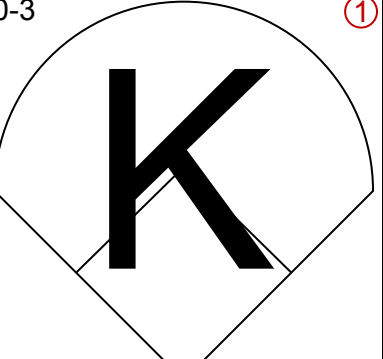
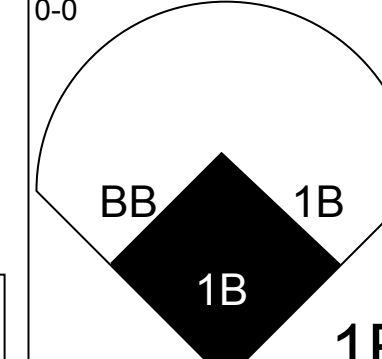
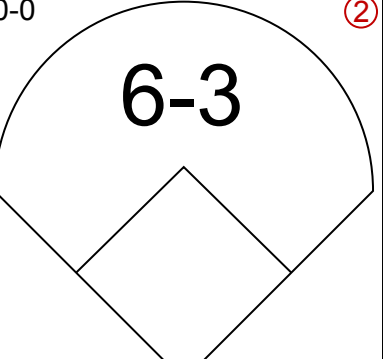
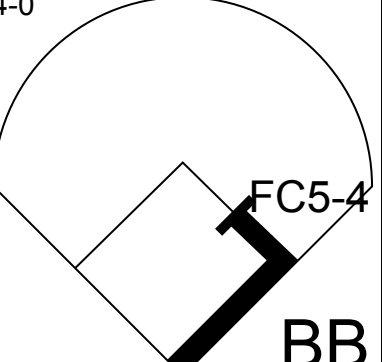
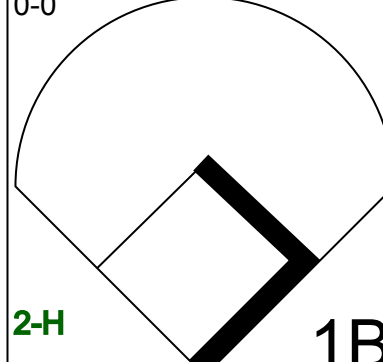


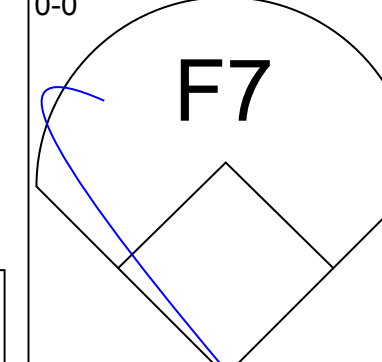
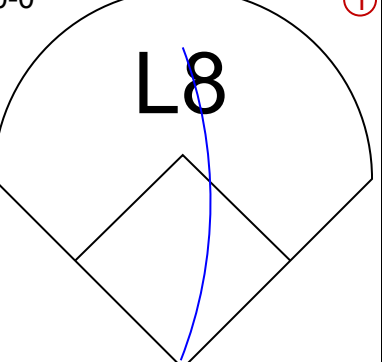
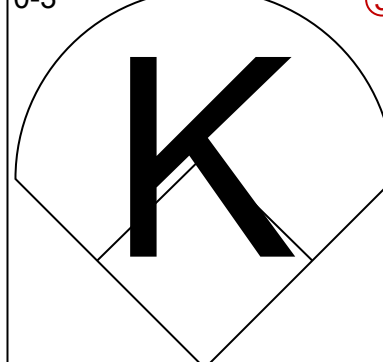
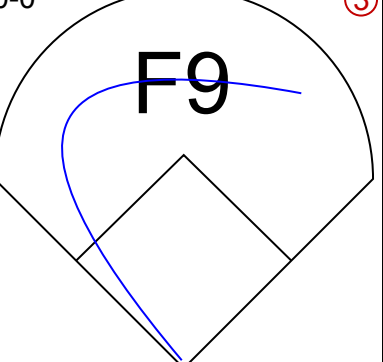
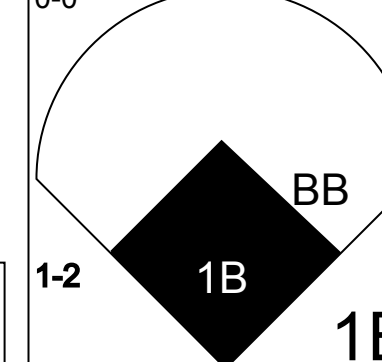
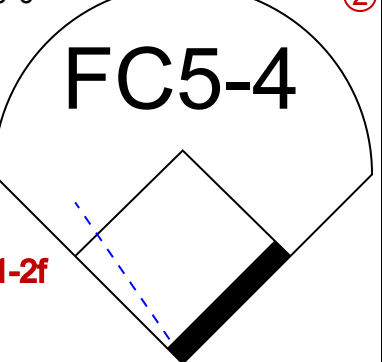
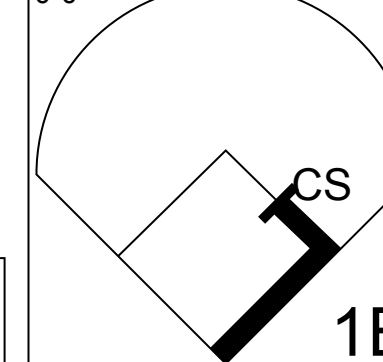
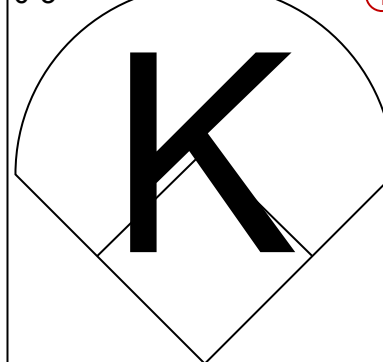
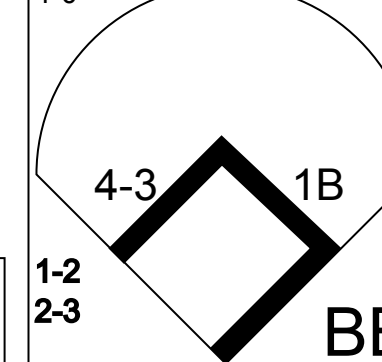
Batter	1	2	3	4	5	6	7	8	9	AB	R	H	RBI	BB	SO	LOB	TOP								
Dave Collins, S OBP: 0.336, SLG: 0.325 (1, 7)	6-3		5-3		F9		E6		K	5	0	0	0	0	1	3	California Angels @ Boston Red Sox Fenway Park, Boston, MA Mon Aug 23 1976, 7:05 PM EDT Att: 24,125 - Unknown								
Jerry Remy, L OBP: 0.316, SLG: 0.302 Mario Guerrero, R OBP: 0.287, SLG: 0.308 (6, 4)	F9		F8		G3		G4-6-3		K	3	0	0	0	0	0	0									
Tommy Davis, R OBP: 0.310, SLG: 0.338 (1, 10)	F9								K	5	1	2	0	0	1	1									
Bill Melton, R OBP: 0.302, SLG: 0.339 (1, 3)		5-3	F7							4	0	2	0	0	0	1									
Terry Humphrey, R OBP: 0.362, SLG: 0.406 (1, 2)										3	1	2	0	1	0	1									
Leroy Stanton, R OBP: 0.270, SLG: 0.281 Dan Briggs, L OBP: 0.274, SLG: 0.330 (7, 9)										2	1	0	0	1	0	2									
Rusty Torres, S OBP: 0.299, SLG: 0.357 (1, 8)										1	0	1	1	0	0	0									
Ron Jackson, R OBP: 0.280, SLG: 0.320 (1, 5)										4	0	3	1	0	0	3									
Dave Chalk, R OBP: 0.308, SLG: 0.250 (1, 6)										3	0	0	0	1	0	3									
Inning Stats	R: 0 E: 0 K: 0 S: 3	H: 0 LOB: 0 BB: 0 P: 3	R: 2 E: 1 K: 0 S: 5	H: 2 LOB: 1 BB: 1 P: 9	R: 0 E: 0 K: 0 S: 4	H: 1 LOB: 1 BB: 0 P: 4	R: 0 E: 0 K: 0 S: 3	H: 1 LOB: 1 BB: 1 P: 7	R: 0 E: 0 K: 0 S: 4	H: 0 LOB: 0 BB: 0 P: 3	R: 0 E: 0 K: 0 S: 4	H: 1 LOB: 1 BB: 0 P: 4	R: 0 E: 1 K: 0 S: 5	H: 2 LOB: 2 BB: 0 P: 5	R: 1 E: 0 K: 0 S: 6	H: 4 LOB: 2 BB: 0 P: 6		R: 0 E: 0 K: 3 S: 9	H: 0 LOB: 1 BB: 1 P: 13	1B: 10 2B: 2 3B: 0 HR: 0	SF: 1 SAC: 0 DP: 3 HBP: 0	WP: 0 PB: 0 SB: 0 CS: 0	PA: 39		
PITCHER	IP	WLS	BF	H	R	ER	SO	BB	IBB	HBP	BLK	WP	HR	S	P	ERA	WHIP								
Bill Lee, L ERA: 6.05 (1, 1)	7.0	W	29	7	2	2	0	2	0	0	0	0	0	27	35	2.57	1.286								
Dick Pole, R ERA: 4.59 (8, 1)	0.0		4	4	1	1	0	0	0	0	0	0	0	4	4	∞	∞								
Tom Murphy, R ERA: 4.24 (8, 1)	2.0	S	6	0	0	0	3	1	0	0	0	0	0	11	15	0.00	0.500								

Batter	1	2	3	4	5	6	7	8	9	AB	R	H	RBI	BB	SO	LOB	BOTTOM								
Rick Burleson, R OBP: 0.349, SLG: 0.360 (1, 6)	G3				F8	6-3		F7		5	0	1	0	0	0	1	California Angels @ Boston Red Sox Fenway Park, Boston, MA Mon Aug 23 1976, 7:05 PM EDT Att: 24,125 - Unknown								
Denny Doyle, L OBP: 0.289, SLG: 0.301 (1, 4)	K		K		F7	6-3				4	0	0	0	0	2	3									
Fred Lynn, L OBP: 0.384, SLG: 0.448 (1, 8)	K		K							3	1	0	0	1	3	3									
Carl Yastrzemski, L OBP: 0.349, SLG: 0.432 (1, 7)		K								3	2	2	1	1	1	0									
Cecil Cooper, L OBP: 0.302, SLG: 0.469 (1, 3)		K								3	1	0	0	0	3	1									
Jim Rice, R OBP: 0.299, SLG: 0.435 (1, 10)										4	1	1	2	0	1	1									
Carlton Fisk, R OBP: 0.333, SLG: 0.372 (1, 2)										3	1	3	0	0	0	0									
Rick Miller, L OBP: 0.336, SLG: 0.339 (1, 9)										4	1	2	1	0	1	2									
Butch Hobson, R OBP: 0.248, SLG: 0.323 (1, 5)										3	0	0	1	0	0	3									
Inning Stats	R: 0 E: 0 K: 2 S: 7	H: 0 LOB: 0 BB: 0 P: 7	R: 0 E: 0 K: 2 S: 7	H: 0 LOB: 0 BB: 0 P: 7	R: 0 E: 0 K: 2 S: 10	H: 3 LOB: 3 BB: 0 P: 10	R: 1 E: 0 K: 1 S: 6	H: 1 LOB: 1 BB: 0 P: 7	R: 0 E: 0 K: 0 S: 3	H: 0 LOB: 0 BB: 0 P: 3	R: 6 E: 2 K: 0 S: 7	H: 3 LOB: 0 BB: 2 P: 15	R: 0 E: 0 K: 3 S: 10	H: 1 LOB: 1 BB: 0 P: 10	R: 0 E: 0 K: 1 S: 6	H: 1 LOB: 0 BB: 0 P: 6		R: 0 E: 0 K: 1 S: 6	H: 1 LOB: 1 BB: 0 P: 6	1B: 7 2B: 1 3B: 0 HR: 1	SF: 1 SAC: 1 DP: 0 HBP: 1	WP: 0 PB: 1 SB: 1 CS: 0	PA: 37		
PITCHER	IP	WLS	BF	H	R	ER	SO	BB	IBB	HBP	BLK	WP	HR	S	P	ERA	WHIP								
Nolan Ryan, R ERA: 3.81 (1, 1)	5.0	L	25	6	6	5	7	2	0	1	0	0	0	36	45	9.00	1.600								
Mickey Scott, L ERA: 3.16 (6, 1)	0.0		1	1	0	0	0	0	0	0	0	0	0	1	1	∞	∞								
Dick Drago, R ERA: 5.37 (6, 1)	3.0		11	2	1	0	4	0	0	0	0	0	0	19	19	0.00	0.667								

AB 35
R 3
H 11
RBI 3
BB 3
SO 3
LOB 21



Batter	1	2	3	4	5	6	7	8	9	AB	R	H	RBI	BB	SO	LOB	TOP			
Dave Collins, S (1, 10) OBP: 0.337, SLG: 0.331										4	0	0	0	0	2	4	California Angels @ Boston Red Sox Fenway Park, Boston, MA Wed Aug 25 1976, 3:33 AM EDT Att: 21,513 - Unknown - 84 F			
Rusty Torres, S (1, 8) OBP: 0.296, SLG: 0.356										4	0	0	0	0	2					
Dan Briggs, L (1, 9) OBP: 0.271, SLG: 0.317										2	0	0	0	2	0	0				
Tony Solaita, L (1, 3) OBP: 0.358, SLG: 0.418										3	0	1	2	1	0	0				
Bob Jones, L (1, 7) OBP: 0.285, SLG: 0.403										4	0	0	0	0	4					
Mario Guerrero, R (1, 4) OBP: 0.284, SLG: 0.309										4	0	1	0	0	0	0				
Ron Jackson, R (1, 5) OBP: 0.278, SLG: 0.315										3	0	0	0	0	1	1				
Bruce Bochte, L (0, PH) OBP: 0.350, SLG: 0.305										1	0	1	0	0	0	0				
Dave Chalk, R (1, 6) OBP: 0.309, SLG: 0.251										3	1	1	0	1	0	1				
Andy Etchebarren, R (1, 2) OBP: 0.292, SLG: 0.251										3	1	1	0	0	0	2				
Inning Stats	R: 0 E: 0 K: 1 S: 5	H: 0 LOB: 0 BB: 0 P: 5	R: 0 E: 0 K: 0 S: 3	H: 0 LOB: 0 BB: 0 P: 3	R: 0 E: 0 K: 0 S: 3	H: 0 LOB: 0 BB: 0 P: 3	R: 0 E: 0 K: 1 S: 5	H: 2 LOB: 2 BB: 0 P: 13	R: 0 E: 0 K: 0 S: 3	H: 0 LOB: 0 BB: 0 P: 3	R: 0 E: 0 K: 0 S: 3	H: 0 LOB: 0 BB: 0 P: 3	R: 2 E: 0 K: 0 S: 5	H: 2 LOB: 2 BB: 2 P: 13	R: 0 E: 0 K: 0 S: 3	H: 1 LOB: 0 BB: 0 P: 3	1B: 4 2B: 1 3B: 0 HR: 0	SF: 0 SAC: 0 DP: 1 HBP: 0	WP: 0 PB: 0 SB: 0 CS: 0	PA: 35
PITCHER	IP WLS BF H R ER SO BB IBB HBP BLK WP HR S P ERA WHIP																			
Luis Tiant, R (1, 1) ERA: 3.05	8.0 W 32 4 2 2 3 4 0 0 0 0 0 0 34 50 2.25 1.000																			
Tom Murphy, R (0, 1) ERA: 4.18	1.0 3 1 0 0 0 0 0 0 0 0 0 0 0 3 3 0.00 1.000																			

Batter	1	2	3	4	5	6	7	8	9	AB	R	H	RBI	BB	SO	LOB	BOTTOM			
Rick Burleson, R (1, 6) OBP: 0.352, SLG: 0.358										3	2	2	2	2	0	1	California Angels @ Boston Red Sox Fenway Park, Boston, MA Wed Aug 25 1976, 3:33 AM EDT Att: 21,513 - Unknown - 84 F			
Denny Doyle, L (1, 4) OBP: 0.293, SLG: 0.305										5	2	3	0	0	3					
Fred Lynn, L (1, 8) OBP: 0.365, SLG: 0.452										3	0	1	2	1	0	3				
Carlton Fisk, R (1, 2) OBP: 0.335, SLG: 0.380										4	0	2	1	0	1	4				
Cecil Cooper, L (1, 3) OBP: 0.309, SLG: 0.466										4	1	1	0	1	1	4				
Jim Rice, R (1, 7) OBP: 0.298, SLG: 0.433										5	2	2	2	0	1	2				
Rick Miller, L (1, 9) OBP: 0.336, SLG: 0.335										4	0	1	1	1	0	1				
Bobby Darwin, R (1, 10) OBP: 0.275, SLG: 0.369										4	1	1	0	0	1	2				
Butch Hobson, R (1, 5) OBP: 0.248, SLG: 0.314										3	0	1	0	1	1	1				
Inning Stats	R: 1 E: 0 K: 0 S: 5	H: 2 LOB: 2 BB: 1 P: 9	R: 0 E: 0 K: 0 S: 3	H: 0 LOB: 1 BB: 1 P: 7	R: 3 E: 0 K: 2 S: 10	H: 3 LOB: 1 BB: 1 P: 14	R: 1 E: 0 K: 1 S: 7	H: 3 LOB: 2 BB: 0 P: 8	R: 0 E: 0 K: 1 S: 5	H: 0 LOB: 0 BB: 0 P: 5	R: 1 E: 0 K: 1 S: 7	H: 3 LOB: 1 BB: 1 P: 11	R: 2 E: 0 K: 0 S: 6	H: 3 LOB: 3 BB: 2 P: 14	R: 0 E: 0 K: 0 S: 3	H: 0 LOB: 0 BB: 0 P: 3		1B: 12 2B: 2 3B: 0 HR: 0	SF: 1 SAC: 0 DP: 0 HBP: 1	WP: 1 PB: 0 SB: 0 CS: 1
PITCHER	IP WLS BF H R ER SO BB IBB HBP BLK WP HR S P ERA WHIP																			
Don Kirkwood, R (1, 1) ERA: 4.5	3.2 L 21 8 5 5 2 3 0 0 0 0 0 0 12 17 5.40 1.200																			
Mike Overy, R (4, 1) ERA: 8.1	1.2 8 1 1 1 3 1 0 1 0 0 0 0 6 10 18.00 5.000																			
Mickey Scott, L (6, 1) ERA: 3.62	1.0 7 4 2 2 0 1 0 0 0 0 0 0 6 10 0.00 0.600																			
John Verhoeven, R (7, 1) ERA: 3.04	1.2 7 1 0 0 0 0 0 1 0 0 0 0 6 10 0.00 0.600																			

Batter	1	2	3	4	5	6	7	8	9	10	11	12	13	14	15	AB	R	H	RBI	BB	SO	LOB	TOP																																																																																		
Mickey Rivers, L OBP: 0.318, SLG: 0.425 (1, 8)																7	1	3	0	0	2	1																																																																																			
Roy White, S OBP: 0.348, SLG: 0.405 (1, 7)																6	1	1	0	0	1	2																																																																																			
Thurman Munson, R OBP: 0.347, SLG: 0.429 (1, 2)																7	1	0	1	0	1	4																																																																																			
Lou Piniella, R OBP: 0.317, SLG: 0.394 (1, 9)																5	1	2	0	2	1	0																																																																																			
Chris Chambliss, L OBP: 0.329, SLG: 0.452 (1, 3)																7	1	3	2	0	2	4																																																																																			
Graig Nettles, L OBP: 0.312, SLG: 0.439 (1, 5)																7	0	0	0	0	2	7																																																																																			
Willie Randolph, R OBP: 0.353, SLG: 0.329 (1, 4)																7	0	1	2	0	2	4																																																																																			
Fran Healy, R OBP: 0.317, SLG: 0.282 (1, 10)																6	0	1	0	1	2	1																																																																																			
Fred Stanley, R OBP: 0.339, SLG: 0.309 (1, 6)																5	0	0	0	0	1	3																																																																																			
Inning Stats	R: 0 E: 0 K: 3 S: 9	H: 0 LOB: 0 BB: 0 P: 9	R: 0 E: 0 K: 0 S: 4	H: 1 LOB: 1 BB: 0 P: 4	R: 0 E: 0 K: 3 S: 9	H: 0 LOB: 0 BB: 0 P: 9	R: 0 E: 0 K: 1 S: 6	H: 1 LOB: 1 BB: 0 P: 6	R: 0 E: 0 K: 1 S: 5	H: 0 LOB: 0 BB: 0 P: 5	R: 0 E: 0 K: 0 S: 4	H: 0 LOB: 0 BB: 0 P: 3	R: 0 E: 0 K: 1 S: 6	H: 1 LOB: 1 BB: 0 P: 6	R: 0 E: 0 K: 0 S: 3	H: 0 LOB: 0 BB: 0 P: 3	R: 0 E: 0 K: 1 S: 6	H: 1 LOB: 2 BB: 1 P: 10	R: 0 E: 0 K: 1 S: 5	H: 0 LOB: 0 BB: 0 P: 5	R: 5 E: 0 K: 8 S: 8	H: 4 LOB: 1 BB: 1 P: 12	1B: 10 2B: 0 3B: 1 HR: 0	SF: 0 SAC: 2 DP: 0 HBP: 0	WP: 0 PB: 0 SB: 4 CS: 0	PA: 63																																																																															
PITCHER	<table border="1"> <thead> <tr> <th>PITCHER</th> <th>IP</th> <th>WLS</th> <th>BF</th> <th>H</th> <th>R</th> <th>ER</th> <th>SO</th> <th>BB</th> <th>IBB</th> <th>HBP</th> <th>BLK</th> <th>WP</th> <th>HR</th> <th>S</th> <th>P</th> <th>ERA</th> <th>WHIP</th> </tr> </thead> <tbody> <tr> <td>Frank Tanana, L ERA: 2.77</td> <td>13.0</td> <td></td> <td>50</td> <td>7</td> <td>0</td> <td>0</td> <td>13</td> <td>0</td> <td>0</td> <td>0</td> <td>0</td> <td>0</td> <td>0</td> <td>8</td> <td>8</td> <td>13.50</td> <td>1.500</td> </tr> <tr> <td>Sid Monge, L ERA: 3.54</td> <td>14.1</td> <td>L</td> <td>6</td> <td>2</td> <td>2</td> <td>2</td> <td>1</td> <td>0</td> <td>0</td> <td>0</td> <td>0</td> <td>0</td> <td>0</td> <td>8</td> <td>8</td> <td>13.50</td> <td>1.500</td> </tr> <tr> <td>John Verhoeven, R ERA: 3.71</td> <td>15.1</td> <td></td> <td>0</td> <td>0</td> <td>0</td> <td>0</td> <td>0</td> <td>0</td> <td>1</td> <td>0</td> <td>0</td> <td>0</td> <td>0</td> <td>1</td> <td>5</td> <td>∞</td> <td>∞</td> </tr> <tr> <td>Mickey Scott, L ERA: 3.82</td> <td>15.1</td> <td></td> <td>4</td> <td>2</td> <td>3</td> <td>3</td> <td>0</td> <td>0</td> <td>0</td> <td>0</td> <td>0</td> <td>0</td> <td>0</td> <td>4</td> <td>4</td> <td>40.50</td> <td>3.000</td> </tr> </tbody> </table>															PITCHER	IP	WLS	BF	H	R	ER	SO	BB	IBB	HBP	BLK	WP	HR	S	P	ERA	WHIP	Frank Tanana, L ERA: 2.77	13.0		50	7	0	0	13	0	0	0	0	0	0	8	8	13.50	1.500	Sid Monge, L ERA: 3.54	14.1	L	6	2	2	2	1	0	0	0	0	0	0	8	8	13.50	1.500	John Verhoeven, R ERA: 3.71	15.1		0	0	0	0	0	0	1	0	0	0	0	1	5	∞	∞	Mickey Scott, L ERA: 3.82	15.1		4	2	3	3	0	0	0	0	0	0	0	4	4	40.50	3.000
PITCHER	IP	WLS	BF	H	R	ER	SO	BB	IBB	HBP	BLK	WP	HR	S	P	ERA	WHIP																																																																																								
Frank Tanana, L ERA: 2.77	13.0		50	7	0	0	13	0	0	0	0	0	0	8	8	13.50	1.500																																																																																								
Sid Monge, L ERA: 3.54	14.1	L	6	2	2	2	1	0	0	0	0	0	0	8	8	13.50	1.500																																																																																								
John Verhoeven, R ERA: 3.71	15.1		0	0	0	0	0	0	1	0	0	0	0	1	5	∞	∞																																																																																								
Mickey Scott, L ERA: 3.82	15.1		4	2	3	3	0	0	0	0	0	0	0	4	4	40.50	3.000																																																																																								

New York Yankees @ California Angels
 Anaheim Stadium, Anaheim, CA
 Fri Aug 27 1976, 10:05 PM EDT
 Att: 17,877 - Unknown

AB 57
R 5
H 11
RBI 5
BB 3
SO 14
LOB 26





Batter	1	2	3	4	5	6	7	8	9	10	11	12	13	14	15	AB	R	H	RBI	BB	SO	LOB	BOTTOM																																														
Dave Collins, S OBP: 0.340, SLG: 0.331 (1, 10)																6	0	2	0	1	1	1																																															
Jerry Remy, L OBP: 0.315, SLG: 0.305 (1, 4)																7	0	2	0	0	1	5																																															
Bruce Bochte, L OBP: 0.247, SLG: 0.303 (1, 7)																6	0	1	0	0	0	1	2																																														
Tommy Davis, R OBP: 0.308, SLG: 0.337 (15, PH)																1	0	0	0	0	0	0																																															
Tony Solaita, L OBP: 0.365, SLG: 0.420 (1, 3)																4	0	1	0	3	0	1																																															
Dan Briggs, L OBP: 0.270, SLG: 0.314 (1, 8)																5	0	1	0	0	2	3																																															
Bill Melton, R OBP: 0.301, SLG: 0.338 (15, PH)																1	0	0	0	0	0	1																																															
Terry Humphrey, R OBP: 0.352, SLG: 0.398 (1, 2)																7	0	2	0	0	3	2																																															
Bob Jones, L OBP: 0.287, SLG: 0.403 (1, 9)																5	0	1	0	0	1	2																																															
Ron Jackson, R OBP: 0.276, SLG: 0.312 (1, 5)																6	0	1	0	0	0	5																																															
Dave Chalk, R OBP: 0.307, SLG: 0.249 (1, 6)																2	0	0	0	0	0	1																																															
Mario Guerrero, R OBP: 0.288, SLG: 0.313 (7, 6)																4	0	2	0	0	0	1																																															
Inning Stats	R: 0 E: 0 K: 2 S: 7	H: 0 LOB: 0 BB: 0 P: 7	R: 0 E: 0 K: 2 S: 7	H: 0 LOB: 0 BB: 0 P: 7	R: 0 E: 0 K: 0 S: 5	H: 2 LOB: 3 BB: 0 P: 5	R: 0 E: 0 K: 0 S: 5	H: 2 LOB: 3 BB: 0 P: 6	R: 0 E: 0 K: 0 S: 3	H: 0 LOB: 1 BB: 1 P: 7	R: 0 E: 0 K: 1 S: 6	H: 1 LOB: 1 BB: 1 P: 6	R: 0 E: 0 K: 0 S: 2	H: 0 LOB: 0 BB: 1 P: 6	R: 0 E: 0 K: 0 S: 4	H: 1 LOB: 1 BB: 0 P: 4	R: 0 E: 0 K: 1 S: 6	H: 1 LOB: 2 BB: 1 P: 10	R: 0 E: 0 K: 0 S: 4	H: 2 LOB: 1 BB: 0 P: 4	R: 0 E: 0 K: 0 S: 5	H: 0 LOB: 0 BB: 0 P: 5	R: 0 E: 0 K: 0 S: 4	H: 1 LOB: 1 BB: 0 P: 4	R: 0 E: 0 K: 1 S: 6	H: 1 LOB: 1 BB: 0 P: 6	1B: 10 2B: 3 3B: 0 HR: 0	SF: 0 SAC: 1 DP: 1 HBP: 1	WP: 0 PB: 0 SB: 4 CS: 1	PA: 60																																							
PITCHER	<table border="1"> <thead> <tr> <th>PITCHER</th> <th>IP</th> <th>WLS</th> <th>BF</th> <th>H</th> <th>R</th> <th>ER</th> <th>SO</th> <th>BB</th> <th>IBB</th> <th>HBP</th> <th>BLK</th> <th>WP</th> <th>HR</th> <th>S</th> <th>P</th> <th>ERA</th> <th>WHIP</th> </tr> </thead> <tbody> <tr> <td>Calfish Hunter, R ERA: 3.48</td> <td>13.0</td> <td></td> <td>52</td> <td>11</td> <td>0</td> <td>0</td> <td>1</td> <td>0</td> <td>0</td> <td>0</td> <td>0</td> <td>0</td> <td>0</td> <td>10</td> <td>10</td> <td>0.00</td> <td>1.000</td> </tr> <tr> <td>Grant Jackson, L ERA: 2.73</td> <td>14.1</td> <td>W</td> <td>8</td> <td>2</td> <td>0</td> <td>0</td> <td>1</td> <td>0</td> <td>0</td> <td>0</td> <td>0</td> <td>0</td> <td>0</td> <td>10</td> <td>10</td> <td>0.00</td> <td>1.000</td> </tr> </tbody> </table>															PITCHER	IP	WLS	BF	H	R	ER	SO	BB	IBB	HBP	BLK	WP	HR	S	P	ERA	WHIP	Calfish Hunter, R ERA: 3.48	13.0		52	11	0	0	1	0	0	0	0	0	0	10	10	0.00	1.000	Grant Jackson, L ERA: 2.73	14.1	W	8	2	0	0	1	0	0	0	0	0	0	10	10	0.00	1.000
PITCHER	IP	WLS	BF	H	R	ER	SO	BB	IBB	HBP	BLK	WP	HR	S	P	ERA	WHIP																																																				
Calfish Hunter, R ERA: 3.48	13.0		52	11	0	0	1	0	0	0	0	0	0	10	10	0.00	1.000																																																				
Grant Jackson, L ERA: 2.73	14.1	W	8	2	0	0	1	0	0	0	0	0	0	10	10	0.00	1.000																																																				

New York Yankees @ California Angels
 Anaheim Stadium, Anaheim, CA
 Fri Aug 27 1976, 10:05 PM EDT
 Att: 17,877 - Unknown

AB 54
R 0
H 13
RBI 0
BB 4
SO 9
LOB 24



Batter	1	2	3	4	5	6	7	8	9	AB	R	H	RBI	BB	SO	LOB	TOP										
Mickey Rivers, L (1.8) OBP: 0.320, SLG: 0.431	F7	1B	1B		K		1B			5	1	3	4	0	1	1	New York Yankees @ California Angels Anaheim Stadium, Anaheim, CA Sat Aug 28 1976, 10:05 PM EDT Att: 16,883 - Unknown										
Roy White, S (1.7) OBP: 0.352, SLG: 0.408	FC6-4	HBP	F9			FC6-4	1B	1B		4	0	3	2	1	0	2											
Thurman Munson, R (1.2) OBP: 0.346, SLG: 0.428	FC6-4	HBP	F3			FC6-4	1B	K		2	1	0	0	0	0	3											
Eliot Hendricks, L (3.2) OBP: 0.236, SLG: 0.274	E	HBP				FC6-4	1B	K		2	0	1	0	0	1	2											
Chris Chambliss, L (1.3) OBP: 0.328, SLG: 0.452	E8	F8			F8		F7		P5	5	0	1	1	0	0	4											
Carlos May, L (1.10) OBP: 0.339, SLG: 0.340	F7	F7			F9		FC6-4		K	5	0	0	0	0	1	5											
Graig Nettles, L (1.5) OBP: 0.313, SLG: 0.438		BB	1B	BB	1B		F9		F7	5	2	2	0	0	0	2											
Oscar Gamble, L (1.9) OBP: 0.320, SLG: 0.430		BB	1B	BB	1B		F7		4-3	4	1	0	0	1	1	1											
Willie Randolph, R (1.4) OBP: 0.354, SLG: 0.326		K	1B	BB	1B		P3		6-3	3	2	0	0	2	1	2											
Fred Stanley, R (1.6) OBP: 0.346, SLG: 0.318		BB	1B	BB	1B		F9		1-3	5	1	3	1	0	0	1											
Inning Stats	R: 1 E: 1 K: 0 S: 4	H: 1 LOB: 1 BB: 1 P: 8	R: 4 E: 0 K: 1 S: 9	H: 4 LOB: 2 BB: 1 P: 14	R: 2 E: 0 K: 1 S: 8	H: 3 LOB: 2 BB: 1 P: 12	R: 0 E: 0 K: 1 S: 3	H: 0 LOB: 0 BB: 0 P: 3	R: 0 E: 0 K: 1 S: 6	H: 1 LOB: 1 BB: 0 P: 6	R: 0 E: 0 K: 0 S: 5	H: 2 LOB: 2 BB: 0 P: 5	R: 1 E: 0 K: 1 S: 7	H: 2 LOB: 2 BB: 1 P: 11	R: 0 E: 0 K: 1 S: 5	H: 0 LOB: 0 BB: 0 P: 5		R: 0 E: 0 K: 0 S: 3	H: 0 LOB: 0 BB: 0 P: 3	1B: 11 2B: 1 3B: 1 HR: 0	SF: 0 SAC: 0 DP: 0 HBP: 1	WP: 0 PB: 0 CS: 0	PA: 45				
PITCHER	IP	WLS	BF	H	R	ER	SO	BB	IBB	HBP	BLK	WP	HR	S	P	ERA	WHIP										
Nolan Ryan, R (1.1) ERA: 3.99	2.0	L	14	5	5	5	1	2	0	0	0	0	0	13	22	22.50	3.500										
Dick Drago, R (3.1) ERA: 5.31	4.0		19	6	2	2	2	1	0	0	0	0	0	22	26	4.50	1.750										
Mike Ovey, R (7.1) ERA: 5.68	3.0		12	2	1	1	2	1	0	0	0	0	0	15	19	3.00	1.000										
Batter	1	2	3	4	5	6	7	8	9	AB	R	H	RBI	BB	SO	LOB	BOTTOM										
Dave Collins, S (1.10) OBP: 0.335, SLG: 0.325	G3		3-1		G3		1-3			4	0	0	0	0	0	2	New York Yankees @ California Angels Anaheim Stadium, Anaheim, CA Sat Aug 28 1976, 10:05 PM EDT Att: 16,883 - Unknown										
Jerry Remy, L (1.4) OBP: 0.314, SLG: 0.302	3-1		BB		G3		P4			3	0	0	0	1	0	0											
Bruce Bochte, L (1.7) OBP: 0.346, SLG: 0.301	4-3		G3			1B	F5			3	0	0	0	1	0	1											
Tony Solaita, L (1.3) OBP: 0.367, SLG: 0.418		G6-4-3			P6		4-3			3	0	1	0	1	0	0											
Dan Briggs, L (1.8) OBP: 0.264, SLG: 0.308		G6-4-3			G3		K			4	0	0	0	0	1	3											
Terry Humphrey, R (1.2) OBP: 0.356, SLG: 0.397		PB			3-1		4-3			3	1	1	0	0	0	2											
Bob Jones, L (1.9) OBP: 0.286, SLG: 0.398		FC5-4			K		4-3			4	0	1	1	0	1	1											
Mario Guerrero, R (1.6) OBP: 0.292, SLG: 0.317		FC5-4					L5			4	0	2	0	0	0	1											
Ron Jackson, R (1.5) OBP: 0.276, SLG: 0.312					F8					4	0	1	0	0	0	3											
Inning Stats	R: 0 E: 0 K: 0 S: 3	H: 0 LOB: 0 BB: 0 P: 3	R: 1 E: 0 K: 0 S: 4	H: 2 LOB: 1 BB: 1 P: 8	R: 0 E: 0 K: 0 S: 3	H: 0 LOB: 1 BB: 1 P: 7	R: 0 E: 0 K: 0 S: 3	H: 0 LOB: 0 BB: 0 P: 3	R: 0 E: 0 K: 1 S: 6	H: 1 LOB: 1 BB: 0 P: 6	R: 0 E: 0 K: 1 S: 6	H: 1 LOB: 2 BB: 1 P: 10	R: 0 E: 0 K: 0 S: 4	H: 1 LOB: 1 BB: 0 P: 4	R: 0 E: 0 K: 0 S: 3	H: 0 LOB: 0 BB: 0 P: 3		R: 0 E: 0 K: 0 S: 4	H: 1 LOB: 2 BB: 0 P: 5	1B: 6 2B: 0 3B: 0 HR: 0	SF: 0 SAC: 0 DP: 1 HBP: 1	WP: 0 PB: 1 CS: 0	PA: 36				
PITCHER	IP	WLS	BF	H	R	ER	SO	BB	IBB	HBP	BLK	WP	HR	S	P	ERA	WHIP										
Dock Ellis, R (1.1) ERA: 3.35	9.0	W	36	6	1	0	2	3	0	1	0	0	0	36	49	0.00	1.000										

Batter	1	2	3	4	5	6	7	8	9	AB	R	H	RBI	BB	SO	LOB	TOP			
Ron LeFlore, R OBP: 0.382, SLG: 0.414										4	1	2	1	0	1	0				
Dan Meyer, L OBP: 0.304, SLG: 0.336										4	0	0	0	0	0	2				
Ben Oglivie, L OBP: 0.313, SLG: 0.473										3	0	1	0	0	0	0				
Rusty Staub, L OBP: 0.393, SLG: 0.438										3	0	1	0	0	1	1				
Jason Thompson, L OBP: 0.336, SLG: 0.403										2	0	0	0	1	0	1				
Phil Mankowski, L OBP: 0.333, SLG: 0.333										3	0	1	0	0	0	0				
Bill Freehan, R OBP: 0.319, SLG: 0.420										3	0	0	0	0	0	2				
Mark Wagner, R OBP: 0.343, SLG: 0.333										3	0	0	0	0	0	1				
Pedro Garcia, R OBP: 0.234, SLG: 0.299										2	0	0	0	0	0	0				
Alex Johnson, R OBP: 0.296, SLG: 0.353										1	0	0	0	0	0	0				
Inning Stats	R: 0 E: 0 K: 0 S: 3	H: 1 LOB: 0 BB: 0 P: 3	R: 0 E: 0 K: 0 S: 3	H: 1 LOB: 0 BB: 0 P: 3	R: 0 E: 0 K: 0 S: 3	H: 0 LOB: 0 BB: 0 P: 3	R: 1 E: 0 K: 0 S: 4	H: 2 LOB: 0 BB: 0 P: 4	R: 0 E: 0 K: 1 S: 5	H: 0 LOB: 0 BB: 0 P: 5	R: 0 E: 0 K: 1 S: 5	H: 0 LOB: 0 BB: 0 P: 5	R: 0 E: 0 K: 0 S: 3	H: 0 LOB: 0 BB: 0 P: 3	R: 0 E: 0 K: 0 S: 3	H: 0 LOB: 0 BB: 0 P: 3	1B: 4 2B: 0 3B: 0 HR: 1	SF: 0 SAC: 0 DP: 4 HBP: 0	WP: 0 PB: 1 SB: 0 CS: 1	PA: 29
PITCHER Paul Hartzell, R ERA: 2.65	IP: 9.0 WLS: W BF: 29 H: 5 R: 1 ER: 1 SO: 2 BB: 1 IBB: 0 HBP: 0 BLK: 0 WP: 0 HR: 1 S: 32 P: 36 ERA: 1.00 WHIP: 0.667															PITCHER				

Detroit Tigers @ California Angels
Anaheim Stadium, Anaheim, CA
Mon Aug 30 1976, 10:05 PM EDT
Att: 16,924 - Unknown

AB 28
R 1
H 5
RBI 1
BB 1
SO 2
LOB 7



Batter	1	2	3	4	5	6	7	8	9	AB	R	H	RBI	BB	SO	LOB	BOTTOM			
Dave Collins, S OBP: 0.333, SLG: 0.324										4	1	2	0	0	1	1				
Bruce Bochte, L OBP: 0.346, SLG: 0.300										2	0	0	0	1	0	1				
Jerry Remy, L OBP: 0.316, SLG: 0.303										4	0	0	0	0	0	3				
Tommy Davis, R OBP: 0.306, SLG: 0.333										4	0	0	0	0	1	0				
Tony Solaita, L OBP: 0.359, SLG: 0.403										3	1	2	0	0	0	0				
Bill Melton, R OBP: 0.303, SLG: 0.346										3	0	2	1	0	0	0				
Bob Jones, L OBP: 0.293, SLG: 0.404										3	0	0	0	0	2	3				
Terry Humphrey, R OBP: 0.345, SLG: 0.378										3	0	1	0	0	2	0				
Rusty Torres, S OBP: 0.296, SLG: 0.353										3	0	1	0	0	2	0				
Mario Guerrero, R OBP: 0.283, SLG: 0.306										3	0	0	0	0	0	1				
Inning Stats	R: 0 E: 0 K: 0 S: 3	H: 0 LOB: 0 BB: 0 P: 3	R: 0 E: 0 K: 2 S: 8	H: 2 LOB: 1 BB: 0 P: 4	R: 0 E: 1 K: 2 S: 8	H: 0 LOB: 1 BB: 0 P: 8	R: 1 E: 0 K: 1 S: 7	H: 2 LOB: 1 BB: 0 P: 7	R: 0 E: 0 K: 1 S: 6	H: 1 LOB: 2 BB: 1 P: 10	R: 0 E: 0 K: 0 S: 3	H: 0 LOB: 0 BB: 0 P: 3	R: 0 E: 0 K: 1 S: 5	H: 1 LOB: 0 BB: 0 P: 5	R: 1 E: 0 K: 1 S: 6	H: 1 LOB: 0 BB: 0 P: 6	1B: 6 2B: 1 3B: 0 HR: 0	SF: 0 SAC: 1 DP: 1 HBP: 0	WP: 0 PB: 0 SB: 2 CS: 1	PA: 31
PITCHER Ray Bare, R ERA: 4.76	IP: 4.2 WLS: L BF: 19 H: 5 R: 1 ER: 1 SO: 2 BB: 0 IBB: 0 HBP: 0 BLK: 0 WP: 0 HR: 0 S: 27 P: 27 ERA: 1.93 WHIP: 1.071															PITCHER				
Jim Crawford, L ERA: 4.43	IP: 3.1 WLS: L BF: 12 H: 2 R: 1 ER: 1 SO: 2 BB: 1 IBB: 0 HBP: 0 BLK: 0 WP: 0 HR: 0 S: 15 P: 19 ERA: 2.70 WHIP: 0.900															PITCHER				

Detroit Tigers @ California Angels
Anaheim Stadium, Anaheim, CA
Mon Aug 30 1976, 10:05 PM EDT
Att: 16,924 - Unknown

AB 29
R 2
H 7
RBI 1
BB 1
SO 6
LOB 9




Batter	1	2	3	4	5	6	7	8	9	AB	R	H	RBI	BB	SO	LOB	TOP					
Ron LeFlore, R (1, 8) OBP: 0.380, SLG: 0.412	0-3 K ①		0-3 K ③			0-0 S 3B 1B	0-3 K ②		0-3 K ①	5	1	1	0	0	4	4	Detroit Tigers @ California Angels Anaheim Stadium, Anaheim, CA Tue Aug 31 1976, 10:05 PM EDT Att: 8,542 - Unknown					
Dan Meyer, L (1, 7) OBP: 0.302, SLG: 0.342	0-3 K ②			0-0 FC4-2 3B		0-3 K 1-2	0-0 F2		0-0 P6	5	0	1	0	0	2	5						
Ben Oglivie, L (1, 9) OBP: 0.314, SLG: 0.485	0-0 2B			0-3 K		0-0 E 3B 2-H		0-0 F8	0-0 G3	5	1	2	1	0	1	3						
Rusty Staub, L (1, 10) OBP: 0.392, SLG: 0.436	0-3 K ③			0-0 FC4-2		0-0 E9 SF8 1B		0-0 5-3		4	1	1	1	0	1	2						
Jason Thompson, L (1, 3) OBP: 0.336, SLG: 0.401		0-0 6-3		0-3 K 3-H		0-0 SF8		0-0 1B BB		2	0	0	1	1	1	1						
Phil Mankowski, L (1, 5) OBP: 0.286, SLG: 0.286	0-0 3-1				0-0 F8	0-3 K 3-H		0-0 1B		4	0	1	0	0	1	0						
Bill Freehan, R (1, 2) OBP: 0.313, SLG: 0.411	0-0 F6				0-0 F9		0-0 P4	0-0 P4		4	0	0	0	0	0	2						
Mark Wagner, R (1, 6) OBP: 0.368, SLG: 0.343 (9, PH)			0-0 F8				0-0 2B BB		0-0 BB	2	0	1	0	1	0	0						
Alex Johnson, R (9, PH) OBP: 0.298, SLG: 0.353							0-0 1B BB		0-0 BB	0	0	0	0	1	0	0						
Pedro Garcia, R (1, 4) OBP: 0.235, SLG: 0.303 (9, PH)			0-3 K ②		0-0 F8		0-0 1-3 2B		0-0 BB	3	0	1	0	0	1	1						
Willie Horton, R (9, PH) OBP: 0.340, SLG: 0.395 (9, PR)									0-0 BB	0	0	0	0	1	0	0						
Jerry Manuel, S (9, PR) OBP: 0.238, SLG: 0.184									0-0 BB	0	0	0	0	0	0	0						
Inning Stats	R: 0 E: 0 K: 3 S: 10	H: 1 LOB: 1 BB: 0 P: 10	R: 0 E: 0 K: 0 S: 3	H: 0 LOB: 0 BB: 0 P: 3	R: 0 E: 0 K: 2 S: 7	H: 0 LOB: 0 BB: 0 P: 7	R: 0 E: 0 K: 2 S: 8	H: 1 LOB: 1 BB: 0 P: 8	R: 0 E: 0 K: 0 S: 4	H: 1 LOB: 1 BB: 0 P: 4	R: 3 E: 1 K: 2 S: 10	H: 3 LOB: 0 BB: 0 P: 10	R: 0 E: 0 K: 1 S: 6	H: 1 LOB: 2 BB: 1 P: 10	R: 0 E: 0 K: 0 S: 4	H: 1 LOB: 2 BB: 1 P: 8	R: 0 E: 0 K: 1 S: 5	H: 0 LOB: 2 BB: 2 P: 13	1B: 4 2B: 2 3B: 2 HR: 0	SF: 1 SAC: 0 DP: 0 HBP: 0	WP: 0 PB: 0 SB: 1 CS: 0	PA: 39
PITCHER Nolan Ryan, R (1, 1) ERA: 3.91	IP: 9.0 WLS: W BF: 39 H: 8 R: 3 ER: 2 SO: 11 BB: 4 IBB: 0 HBP: 0 BLK: 0 WP: 0 HR: 0 S: 57 P: 73 ERA: 2.00 WHIP: 1.333															PITCHER						

Batter	1	2	3	4	5	6	7	8	9	AB	R	H	RBI	BB	SO	LOB	BOTTOM			
Dave Collins, S (1, 7) OBP: 0.339, SLG: 0.335	0-0 S 1B		0-0 S 1B		0-0 2B	0-0 F2				4	1	3	0	0	0	2	Detroit Tigers @ California Angels Anaheim Stadium, Anaheim, CA Tue Aug 31 1976, 10:05 PM EDT Att: 8,542 - Unknown			
Jerry Remy, L (1, 4) OBP: 0.316, SLG: 0.305	0-0 G4-6-3 1B 1-H		0-0 F8 1-2		0-0 S 1B	0-0 4-3-6-2 2-H				4	0	2	1	0	0	3				
Tommy Davis, R (1, 10) OBP: 0.301, SLG: 0.327	0-0 G4-6-3 1-2		0-0 6-3		0-0 4-3 1-2		0-0 L5			4	0	0	0	0	0	3				
Tony Solaita, L (1, 3) OBP: 0.361, SLG: 0.421	0-0 3-1			0-0 HR		0-0 2B E 1B	0-3 K			4	2	2	1	0	1	0				
Bill Melton, R (1, 5) OBP: 0.302, SLG: 0.348		0-0 F9		0-0 L5		0-0 E 1-3 2B	0-3 K			4	1	1	0	0	1	0				
Bob Jones, L (1, 9) OBP: 0.299, SLG: 0.403		0-0 3-1		0-0 6-3 1B		0-0 E 2B IBB		0-0 P4		3	1	1	0	1	0	0				
Terry Humphrey, R (1, 2) OBP: 0.350, SLG: 0.377		0-0 BB		0-0 6-3		0-0 E8 1-3 2-H 3-H 2B 1B		0-0 F8		3	1	1	2	1	0	1				
Rusty Torres, S (1, 8) OBP: 0.295, SLG: 0.356		0-0 G3		0-0 F9		0-0 2B 2-H 3-H 2B		0-0 F2		4	0	1	2	0	0	2				
Mario Guerrero, R (1, 6) OBP: 0.284, SLG: 0.307			0-0 6-3		0-0 F9		0-0 1B			3	0	1	0	0	0	0				
Inning Stats	R: 1 E: 0 K: 0 S: 4	H: 2 LOB: 0 BB: 0 P: 4	R: 0 E: 0 K: 0 S: 3	H: 0 LOB: 1 BB: 1 P: 7	R: 0 E: 0 K: 0 S: 4	H: 1 LOB: 1 BB: 0 P: 4	R: 1 E: 0 K: 0 S: 5	H: 2 LOB: 1 BB: 0 P: 5	R: 0 E: 0 K: 0 S: 4	H: 2 LOB: 1 BB: 0 P: 4	R: 4 E: 1 K: 0 S: 7	H: 5 LOB: 1 BB: 1 P: 11	R: 0 E: 0 K: 2 S: 7	H: 0 LOB: 0 BB: 0 P: 7	R: 0 E: 0 K: 0 S: 3	H: 0 LOB: 0 BB: 0 P: 3		1B: 8 2B: 4 3B: 0 HR: 1	SF: 0 SAC: 0 DP: 2 HBP: 0	WP: 0 PB: 0 SB: 3 CS: 0
PITCHER Vern Ruhle, R (1, 1) ERA: 3.7	IP: 5.0 WLS: L BF: 25 H: 10 R: 6 ER: 5 SO: 10 BB: 1 IBB: 0 HBP: 0 BLK: 0 WP: 0 HR: 1 S: 23 P: 31 ERA: 9.00 WHIP: 2.200															PITCHER John Hiller, L (6, 1) ERA: 2.65				

AB	34
R	3
H	8
RBI	3
BB	4
SO	11
LOB	18



AB	33
R	6
H	12
RBI	6
BB	2
SO	2
LOB	11




livebaseballscores.com

livebaseballscores.com

Batter	1	2	3	4	5	6	7	8	9	AB	R	H	RBI	BB	SO	LOB	TOP					
Ron LeFlore, R OBP: 0.377, SLG: 0.408 (1, 8)	0-3 K		0-3 K		0-3 K			0-0 G3		4	0	0	0	0	3	3						
Mickey Stanley, R OBP: 0.298, SLG: 0.435 (1, 3)	0-3 K			0-0 1B		0-0 6-3			0-0 1B 2B	4	1	2	0	0	1	0						
Rusty Staub, L OBP: 0.389, SLG: 0.432 (1, 9)	0-0 F8			0-3 K		0-0 4-3			0-0 4-3	4	0	0	0	0	1	2						
Willie Horton, R OBP: 0.339, SLG: 0.393 (1, 10)		0-0 F8		0-0 F7		0-0 4-3			0-0 1B	4	0	1	1	0	0	1						
Alex Johnson, R OBP: 0.295, SLG: 0.349 (1, 7)	0-3 K			0-0 5-3			0-0 F7		0-0 G1-6-3	4	0	0	0	0	1	2						
John Wockenfuss, R OBP: 0.325, SLG: 0.381 (1, 2)	0-3 K				0-0 1B		0-0 F8			3	0	1	0	0	1	0						
Mark Wagner, R OBP: 0.341, SLG: 0.316 (1, 6)			0-0 F3		0-0 F9		0-0 6-3			3	0	0	0	0	0	1						
Pedro Garcia, R OBP: 0.235, SLG: 0.303 (1, 4)			0-0 1B		0-0 F8			0-3 K		3	0	1	0	0	1	1						
Phil Mankowski, L OBP: 0.300, SLG: 0.300 (1, 5)	0-0 F4			0-0 1B			0-0 4-3			3	0	1	0	0	0	1						
Inning Stats	R: 0 E: 0 K: 2 S: 7	H: 0 LOB: 0 BB: 0 P: 7	R: 0 E: 0 K: 2 S: 7	H: 0 LOB: 0 BB: 0 P: 7	R: 0 E: 0 K: 1 S: 6	H: 1 LOB: 1 BB: 0 P: 6	R: 0 E: 0 K: 1 S: 6	H: 1 LOB: 1 BB: 0 P: 6	R: 0 E: 0 K: 1 S: 7	H: 2 LOB: 2 BB: 0 P: 7	R: 0 E: 0 K: 0 S: 3	H: 0 LOB: 0 BB: 0 P: 3	R: 0 E: 0 K: 0 S: 3	H: 0 LOB: 0 BB: 0 P: 3	R: 0 E: 0 K: 1 S: 5	H: 0 LOB: 0 BB: 0 P: 5	R: 1 E: 0 K: 0 S: 4	H: 2 LOB: 2 BB: 0 P: 4	1B: 5 2B: 1 3B: 0 HR: 0	SF: 0 SAC: 0 DP: 1 HBP: 0	WP: 0 PB: 0 SB: 0 CS: 0	PA: 32
PITCHER Frank Tanana, L ERA: 2.7 (1, 1)	IP: 9.0 WLS: W BF: 32 H: 6 R: 1 ER: 1 SO: 8 BB: 0 IBB: 0 HBP: 0 BLK: 0 WP: 0 HR: 0 S: 48 P: 48 ERA: 1.00 WHIP: 0.667															PITCHER						

Detroit Tigers @ California Angels
Anaheim Stadium, Anaheim, CA
Wed Sep 01 1976, 10:05 PM EDT
Att: 10,720 - Unknown


AB 32
R 1
H 6
RBI 1
BB 0
SO 8
LOB 11



Batter	1	2	3	4	5	6	7	8	9	AB	R	H	RBI	BB	SO	LOB	BOTTOM	
Dave Collins, S OBP: 0.345, SLG: 0.345 (1, 7)	0-0 1-3 1B		0-0 1B 2B	0-0 CS			0-0 G3			4	1	3	2	0	0	1		
Jerry Remy, L OBP: 0.320, SLG: 0.306 (1, 4)	0-3 K		0-0 2B	0-0 CS	0-0 G5-4-3		0-3 K			2	1	1	0	0	1	1		
Dave Chalk, R OBP: 0.308, SLG: 0.251 (4, FH) (5, 6)	1-2 K		0-0 BB 1B	0-0 CS	0-0 1B		0-3 K			2	0	1	0	0	1	1		
Tommy Davis, R OBP: 0.327, SLG: 0.327 (1, 10)	0-0 1-3		0-0 SF 1B	0-0 G5-4-3	0-0 1B		0-3 K			3	0	1	1	0	0	2		
Bruce Bochte, L OBP: 0.345, SLG: 0.299 (6, FH)	2-3 1-3		0-0 SF 1B	0-0 G5-4-3	0-0 1B		0-3 K			1	0	0	0	0	1	0		
Bill Melton, R OBP: 0.302, SLG: 0.345 (1, 5)	0-0 F6		0-0 SF 1B	0-0 5-3			0-0 4-3			3	0	0	0	1	0	1		
Tony Solaita, L OBP: 0.359, SLG: 0.419 (1, 3)		0-0 4-3	0-0 SF	0-0 CS		0-0 1B	0-3 K			3	0	1	1	0	1	0		
Rusty Torres, S OBP: 0.291, SLG: 0.351 (1, 8)		0-0 5-3	0-0 L5	0-0 1B		0-3 K	0-0 K			3	0	0	0	0	1	4		
Leroy Stanton, R OBP: 0.267, SLG: 0.278 (1, 9)	0-3 K		0-0 8-2	0-0 L8		0-0 L8	0-3 K			3	0	0	0	0	1	4		
Mario Guerrero, R OBP: 0.289, SLG: 0.312 (5, 4)			0-0 2B	0-0 4-3		0-0 CS	0-0 G3			3	1	2	0	0	0	0		
Andy Etchebarren, R OBP: 0.293, SLG: 0.257 (1, 2)			0-0 2B	0-3 K		0-3 K	0-3 K			3	1	1	0	0	2	1		
Inning Stats	R: 0 E: 0 K: 1 S: 6	H: 1 LOB: 1 BB: 0 P: 6	R: 0 E: 0 K: 1 S: 5	H: 0 LOB: 0 BB: 0 P: 5	R: 4 E: 1 K: 0 S: 8	H: 5 LOB: 2 BB: 1 P: 12	R: 0 E: 0 K: 1 S: 5	H: 1 LOB: 0 BB: 0 P: 5	R: 0 E: 0 K: 2 S: 8	H: 1 LOB: 1 BB: 0 P: 8	R: 0 E: 0 K: 2 S: 7	H: 0 LOB: 0 BB: 0 P: 7	R: 0 E: 0 K: 2 S: 7	H: 0 LOB: 0 BB: 0 P: 7	1B: 8 2B: 3 3B: 0 HR: 0	SF: 1 SAC: 0 DP: 2 HBP: 0	WP: 0 PB: 0 SB: 1 CS: 2	PA: 34
PITCHER Dave Roberts, L ERA: 4.02 Dave Lemanczyk, R ERA: 5.16 (1, 1) (4, 1)	IP: 3.0 WLS: L BF: 16 H: 6 R: 4 ER: 4 SO: 2 BB: 4 IBB: 4 HBP: 4 BLK: 2 WP: 0 HR: 0 S: 19 P: 23 ERA: 12.00 WHIP: 2.333															PITCHER		

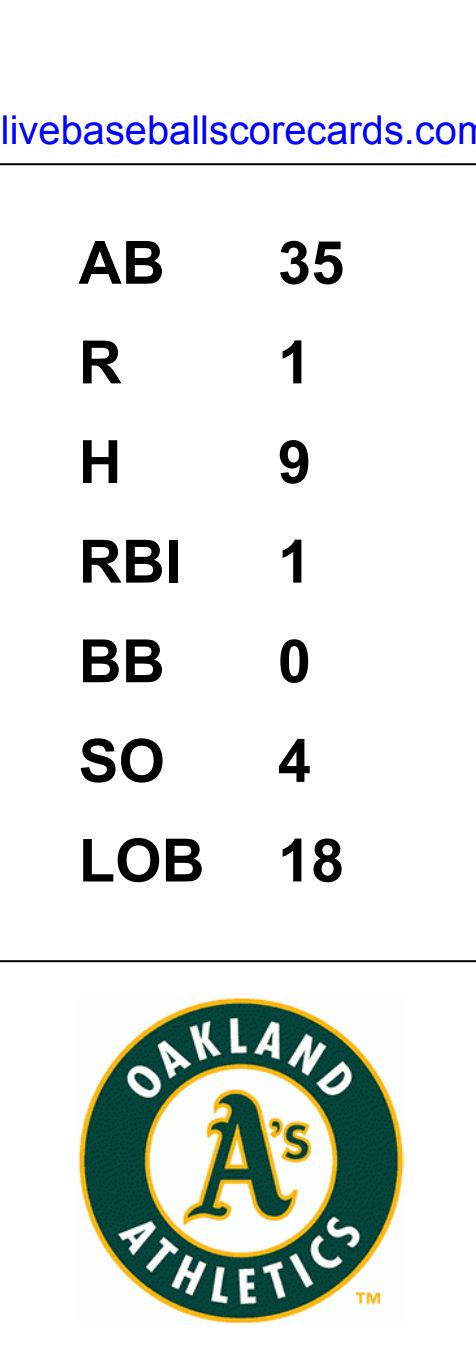
Detroit Tigers @ California Angels
Anaheim Stadium, Anaheim, CA
Wed Sep 01 1976, 10:05 PM EDT
Att: 10,720 - Unknown

AB 30
R 4
H 10
RBI 4
BB 1
SO 8
LOB 15



Batter	1	2	3	4	5	6	7	8	9	AB	R	H	RBI	BB	SO	LOB	TOP					
Bill North, S OBP: 0.344, SLG: 0.333 (1, 8)	G3		K		F7		1-3		L4	5	0	0	0	0	1	4						
Bert Campaneris, R OBP: 0.344, SLG: 0.300 (1, 6)	L3		PO 1B			4-3		5-3		4	0	1	0	0	0	0						
Don Baylor, R OBP: 0.323, SLG: 0.383 (1, 3)	3-1		PO 1-2	F8		F6		FC5-4 HBP		3	0	0	0	0	0	0						
Joe Rudi, R OBP: 0.337, SLG: 0.440 (1, 7)		1B 1B		F7		FC6-4 1B		FC5-4 HBP		4	0	2	0	0	0	1						
Sal Bando, R OBP: 0.341, SLG: 0.426 (1, 5)		FC6-4 1B 1-2		K		FC6-4 1-2				3	0	1	0	0	1	1						
Gene Tenace, R OBP: 0.377, SLG: 0.461 (1, 2)		K			K		5-3 1B	F7		4	1	1	0	0	2	4						
Willie McCovey, L OBP: 0.276, SLG: 0.344 (1, 10) Don Hopkins, L (9, PR)	F6			3-1			5-3		FC4-6 1B	4	0	1	0	0	0	3	AB 35 R 1 H 9 RBI 1 BB 0 SO 4 LOB 18					
Claudell Washington, L OBP: 0.289, SLG: 0.334 (1, 9)	FC6-4 1-2				1B				FC4-6	4	0	2	1	0	0	3						
Phil Garner, R OBP: 0.299, SLG: 0.399 (1, 4)			6-3				F9		F4	4	0	1	0	0	0	2						
Inning Stats	R: 0 E: 0 K: 0 S: 3	H: 0 LOB: 0 BB: 0 P: 3	R: 0 E: 0 K: 1 S: 7	H: 2 LOB: 2 BB: 0 P: 7	R: 0 E: 0 K: 1 S: 5	H: 1 LOB: 0 BB: 0 P: 5	R: 0 E: 0 K: 1 S: 5	H: 0 LOB: 0 BB: 0 P: 5	R: 0 E: 0 K: 1 S: 7	H: 2 LOB: 2 BB: 0 P: 7	R: 0 E: 0 K: 0 S: 4	H: 1 LOB: 1 BB: 0 P: 4	R: 1 E: 0 K: 0 S: 5	H: 2 LOB: 1 BB: 0 P: 5	R: 0 E: 0 K: 0 S: 3	H: 0 LOB: 2 BB: 0 P: 5	R: 0 E: 0 K: 0 S: 4	H: 1 LOB: 1 BB: 0 P: 4	1B: 9 2B: 0 3B: 0 HR: 0	SF: 0 SAC: 0 DP: 0 HBP: 2	WP: 0 PB: 0 SB: 1 CS: 0	PA: 38
PITCHER Paul Hartzell, R ERA: 2.54 (1, 1)	IP: 9.0 WLS: W BF: 37 H: 9 R: 1 ER: 1 SO: 4 BB: 0 IBB: 0 HBP: 2 BLK: 0 WP: 0 HR: 0 S: 43 P: 45 ERA: 1.00 WHIP: 1.000															PITCHER						

Oakland Athletics @ California Angels
Anaheim Stadium, Anaheim, CA
Sat Sep 04 1976, 10:05 PM EDT
Att: 14,827 - Unknown



Batter	1	2	3	4	5	6	7	8	9	AB	R	H	RBI	BB	SO	LOB	BOTTOM			
Dave Collins, S OBP: 0.338, SLG: 0.335 (1, 7)	1-3		4-3		G3-6 BB	FC4-6 S		6-3		4	0	0	1	1	0	3				
Bob Jones, L OBP: 0.292, SLG: 0.386 (1, 9)	1B BB		K		G3-6 1-2	F8				3	0	0	0	1	1	3				
Tony Solaita, L OBP: 0.347, SLG: 0.403 (1, 3)	F8			F8	K		K			4	0	0	0	0	2	1				
Bill Melton, R OBP: 0.304, SLG: 0.342 (1, 5) Ron Jackson, R OBP: 0.275, SLG: 0.311 (7, 5)				2B 2B BB		1B BB		6-3		1	2	1	0	2	0	0				
Rusty Torres, S OBP: 0.300, SLG: 0.360 (1, 8)	3-1			2B 2B		K				3	1	1	0	1	1	3				
Terry Humphrey, R OBP: 0.347, SLG: 0.368 (1, 2)		K		6-3		1B SH 1B		4-3		4	1	1	0	0	1	3				
Mike Easler, L (1, 10) Leroy Stanton, R (6, PH) OBP: 0.273, SLG: 0.294		4-3		2B IBB		SH FC4-6 1B				1	0	0	0	1	0	0	AB 30 R 5 H 7 RBI 5 BB 6 SO 5 LOB 17			
Mario Guerrero, R OBP: 0.293, SLG: 0.320 (1, 4)		F8				FC4-6 SH 1B		G3		4	0	2	2	0	0	1				
Dave Chalk, R OBP: 0.305, SLG: 0.247 (1, 6)			6-3		G3		SH FC4-6	5-3		3	0	0	1	0	0	3				
Inning Stats	R: 0 E: 0 K: 0 S: 4	H: 1 LOB: 2 BB: 1 P: 8	R: 0 E: 0 K: 1 S: 5	H: 0 LOB: 0 BB: 0 P: 5	R: 0 E: 0 K: 1 S: 5	H: 0 LOB: 0 BB: 0 P: 5	R: 2 E: 0 K: 0 S: 5	H: 2 LOB: 2 BB: 2 P: 13	R: 0 E: 0 K: 1 S: 4	H: 0 LOB: 0 BB: 1 P: 8	R: 3 E: 1 K: 1 S: 9	H: 3 LOB: 2 BB: 1 P: 13	R: 0 E: 0 K: 1 S: 5	H: 0 LOB: 1 BB: 1 P: 9	R: 0 E: 0 K: 0 S: 4	H: 1 LOB: 1 BB: 0 P: 4	1B: 4 2B: 2 3B: 1 HR: 0	SF: 0 SAC: 1 DP: 1 HBP: 0	WP: 0 PB: 0 SB: 1 CS: 0	PA: 37
PITCHER Mike Norris, R ERA: 4.66 (1, 1) Paul Lindblad, L ERA: 3.31 (6, 1) Dick Bosman, R ERA: 3.68 (6, 1) Jim Todd, R ERA: 4.15 (7, 1)	IP: 5.0 WLS: L BF: 22 H: 3 R: 3 ER: 3 SO: 3 BB: 4 IBB: 1 HBP: 0 BLK: 0 WP: 0 HR: 0 S: 23 P: 43 ERA: 5.40 WHIP: 1.400															PITCHER				

Oakland Athletics @ California Angels
Anaheim Stadium, Anaheim, CA
Sat Sep 04 1976, 10:05 PM EDT
Att: 14,827 - Unknown




Batter	1	2	3	4	5	6	7	8	9	10	11	AB	R	H	RBI	BB	SO	LOB		
Bill North, S OBP: 0.346, SLG: 0.333 (1, 8)	F9		CS 1B		BB		F7			SH	FC1-2 IBB	3	0	1	0	2	0	1		
Bert Campaneris, R OBP: 0.343, SLG: 0.298 (1, 6)	S BB 1B		1B		F9		CS	K		K	FC1-2	6	0	2	0	0	2	6		
Don Baylor, R OBP: 0.324, SLG: 0.379 (11, 9)	S BB 1-2		F7				F9	F7			BB	4	0	0	0	2	0	4		
Joe Rudi, R OBP: 0.339, SLG: 0.447 (1, 7)	K				WP BB 1B			HR		K		5	1	3	1	0	2	5		
Sal Bando, R OBP: 0.335, SLG: 0.418 (1, 5)	K				F5			F2		K		5	0	0	0	0	3	7		
Gene Tenace, R OBP: 0.374, SLG: 0.452 (1, 2)					K			WP BB		F7		4	0	0	0	1	2	1		
Ken McMullen, R OBP: 0.305, SLG: 0.376 (1, 3)					F3			3-1		K		4	0	0	0	0	2	3		
Claudell Washington, L OBP: 0.290, SLG: 0.336 (11, 9)										K	1B 2B	1	1	1	0	0	0	0		
Nate Colbert, R OBP: 0.321, SLG: 0.364 (1, 10)										K		4	0	0	0	0	3	0		
Billy Williams, L OBP: 0.324, SLG: 0.344 (11, 9)										K	E FC1-2 IBB	0	0	0	0	1	0	0		
Larry Lintz, S OBP: 0.290, SLG: 0.336 (11, 9)										K		0	0	0	0	0	0	0		
Phil Garner, R OBP: 0.302, SLG: 0.401 (1, 4)			5-3					CS S 1B		SH	E8 FC1-2 S 1B	5	0	3	1	0	1	0		
Inning Stats	R: 0 E: 0 K: 2 S: 8	H: 1 LOB: 2 BB: 1 P: 12	R: 0 E: 0 K: 3 S: 9	H: 0 LOB: 0 BB: 0 P: 9	R: 0 E: 0 K: 0 S: 4	H: 2 LOB: 1 BB: 0 P: 4	R: 0 E: 0 K: 2 S: 8	H: 1 LOB: 1 BB: 0 P: 8	R: 0 E: 0 K: 1 S: 5	H: 1 LOB: 2 BB: 1 P: 5	R: 0 E: 0 K: 3 S: 6	H: 0 LOB: 0 BB: 0 P: 7	R: 0 E: 1 K: 3 S: 11	H: 1 LOB: 3 BB: 1 P: 15	R: 1 E: 0 K: 1 S: 5	H: 2 LOB: 3 BB: 2 P: 13	1B: 8 2B: 1 3B: 0 HR: 1	SF: 0 SAC: 1 DP: 0 HBP: 0	WP: 1 PB: 0 SB: 7 CS: 2	PA: 49
PITCHER	IP ERA WLS BF H R ER SO BB IBB HBP BLK WP HR S P ERA WHIP	10.0 2.63 41 8 1 1 15 4 0 0 0 1 1 67 83 0.90 1.200	1.0 L 7 2 1 1 0 0 2 0 0 0 0 0 5 13 9.00 2.000	PITCHER																

Oakland Athletics @ California Angels
Anaheim Stadium, Anaheim, CA
 Mon Sep 06 1976, 6:33 AM EDT
 Att: 16,377 - Unknown

livebaseballscorecards.com

AB 41
 R 2
 H 10
 RBI 2
 BB 6
 SO 15
 LOB 27




Batter	1	2	3	4	5	6	7	8	9	10	11	AB	R	H	RBI	BB	SO	LOB				
Dave Collins, S OBP: 0.329, SLG: 0.325 (1, 7)	5-3		F7			F3			SH1-4		F8	4	0	0	0	0	0	2				
Mario Guerrero, R OBP: 0.297, SLG: 0.327 (10, 6)						F9					CS	4	0	2	1	0	0	1				
Rusty Torres, S OBP: 0.294, SLG: 0.351 (1, 8)						F9				2H 1B		4	0	0	0	0	1	3				
Bill Melton, R OBP: 0.300, SLG: 0.343 (10, 5)						5-3						4	0	0	0	0	1	3				
Terry Humphrey, R OBP: 0.338, SLG: 0.352 (1, 2)						F4						4	0	0	0	0	0	0				
Leroy Stanton, R OBP: 0.289, SLG: 0.288 (1, 9)						6-3						4	0	0	0	0	1	0				
Tony Solaita, L OBP: 0.354, SLG: 0.417 (8, PR)						F8						4	0	0	0	0	1	0				
Jerry Remy, L OBP: 0.317, SLG: 0.303 (9, 3)						F9						3	0	1	0	0	2	0				
Dan Briggs, L OBP: 0.261, SLG: 0.303 (1, 5)						K						0	0	0	0	0	0	0				
Ron Jackson, R OBP: 0.277, SLG: 0.313 (10, 4)												1	0	0	0	0	1	0				
Dave Chalk, R OBP: 0.300, SLG: 0.245 (8, PH)						F5						4	0	2	0	0	0	1				
Tommy Charles, R OBP: 0.291, SLG: 0.330 (8, PH)												1	0	0	0	0	0	0				
Frank Tanana, L OBP: 0.291, SLG: 0.389 (10, 1)												0	0	0	0	0	0	0				
John Verhoeven, R OBP: 0.244, SLG: 0.289 (11, 9)												1	0	0	0	0	0	0				
Bruce Bochte, L OBP: 0.344, SLG: 0.328 (11, 9)												0	0	0	0	0	0	1				
Inning Stats	R: 0 E: 0 K: 2 S: 8	H: 1 LOB: 1 BB: 0 P: 8	R: 0 E: 0 K: 2 S: 7	H: 0 LOB: 0 BB: 0 P: 7	R: 0 E: 0 K: 0 S: 3	H: 0 LOB: 0 BB: 0 P: 3	R: 0 E: 0 K: 0 S: 3	H: 0 LOB: 0 BB: 0 P: 3	R: 0 E: 0 K: 1 S: 5	H: 1 LOB: 1 BB: 0 P: 5	R: 0 E: 0 K: 0 S: 3	H: 0 LOB: 1 BB: 0 P: 3	R: 0 E: 0 K: 0 S: 5	H: 2 LOB: 2 BB: 0 P: 5	R: 0 E: 0 K: 1 S: 5	H: 0 LOB: 0 BB: 0 P: 5	R: 0 E: 0 K: 0 S: 3	H: 1 LOB: 0 BB: 0 P: 3	1B: 6 2B: 1 3B: 0 HR: 0	SF: 0 SAC: 2 DP: 1 HBP: 0	WP: 0 PB: 0 SB: 0 CS: 1	PA: 38
PITCHER	IP ERA WLS BF H R ER SO BB IBB HBP BLK WP HR S P ERA WHIP	8.0 2.38 10 4 1 1 5 0 0 0 0 0 0 0 12 12 0.00 0.667	3.0 W 10 2 0 0 1 0 0 0 0 0 0 0 12 12 0.00 0.667	PITCHER																		

Oakland Athletics @ California Angels
Anaheim Stadium, Anaheim, CA
 Mon Sep 06 1976, 6:33 AM EDT
 Att: 16,377 - Unknown

livebaseballscorecards.com

AB 35
 R 1
 H 6
 RBI 1
 BB 0
 SO 6
 LOB 11



Batter	1	2	3	4	5	6	7	8	9	AB	R	H	RBI	BB	SO	LOB	TOP			
Bob Jones, L OBP: 0.284, SLG: 0.379 (1, 9)										4	0	0	0	0	1	0	California Angels @ Kansas City Royals Royals Stadium, Kansas City, MO Tue Sep 07 1976, 8:05 PM EDT Alt. 9,225 - Unknown - 85 F livebaseballscorecards.com			
Dave Chalk, R OBP: 0.301, SLG: 0.247 (1, 6)										4	1	1	0	0	1	0				
Mike Easter, L OBP: 0.333, SLG: 0.300 (1, 10)										4	1	2	0	0	0	0				
Tony Solaita, L OBP: 0.356, SLG: 0.421 (1, 3)										3	0	2	2	0	0	0				
Bruce Bochte, L OBP: 0.343, SLG: 0.296 (1, 7)										3	0	0	0	1	0	2				
Mario Guerrero, R OBP: 0.296, SLG: 0.326 Jerry Remy, L OBP: 0.317, SLG: 0.303 (1, 4) (9, 4)										4	0	1	0	0	0	2				
Rusty Torres, S OBP: 0.294, SLG: 0.351 (1, 8)										3	0	1	0	0	0	0				
Terry Humphrey, R OBP: 0.331, SLG: 0.345 (1, 2)										3	0	0	0	0	1	2				
Ron Jackson, R OBP: 0.278, SLG: 0.311 (1, 5)										2	0	0	0	1	1	2				
Inning Stats	R: 1 E: 0 K: 1 S: 7	H: 2 LOB: 1 BB: 0 P: 7	R: 0 E: 0 K: 1 S: 6	H: 2 LOB: 1 BB: 0 P: 6	R: 0 E: 0 K: 0 S: 3	H: 0 LOB: 0 BB: 0 P: 3	R: 0 E: 0 K: 0 S: 3	H: 1 LOB: 0 BB: 0 P: 3	R: 0 E: 0 K: 1 S: 4	H: 0 LOB: 0 BB: 1 P: 8	R: 1 E: 0 K: 0 S: 7	H: 2 LOB: 2 BB: 1 P: 11	R: 0 E: 1 K: 0 S: 3	H: 0 LOB: 0 BB: 0 P: 3	R: 0 E: 0 K: 0 S: 3	H: 0 LOB: 0 BB: 0 P: 3		1B: 6 2B: 1 3B: 0 HR: 0	SF: 1 SAC: 0 DP: 3 HBP: 0	WP: 0 PB: 0 SB: 2 CS: 1
PITCHER Marty Pattin, R ERA: 2.79 (1, 1)	IP: 9.0 WLS: L BF: 33	H: 7 R: 2 ER: 2 SO: 4	BB: 1 IBB: 1 HBP: 0 BLK: 0	WP: 0 HR: 0 S: 39 P: 47	ERA: 2.00 WHIP: 0.889															

Batter	1	2	3	4	5	6	7	8	9	AB	R	H	RBI	BB	SO	LOB	BOTTOM					
Tom Poquette, L OBP: 0.376, SLG: 0.453 (1, 7)										4	0	1	1	0	0	0	California Angels @ Kansas City Royals Royals Stadium, Kansas City, MO Tue Sep 07 1976, 8:05 PM EDT Alt. 9,225 - Unknown - 85 F livebaseballscorecards.com					
Amos Otis, R OBP: 0.343, SLG: 0.453 (1, 8)										4	0	0	0	0	1	1						
George Brett, L OBP: 0.374, SLG: 0.460 (1, 5)										3	0	2	0	1	0	0						
Hal McRae, R OBP: 0.421, SLG: 0.486 (1, 10)										3	0	0	0	1	1	2						
John Mayberry, L OBP: 0.329, SLG: 0.365 (1, 3)										3	0	0	0	0	1	1						
Al Cowens, R OBP: 0.306, SLG: 0.346 (1, 9)										3	0	0	0	0	0	0						
Frank White, R OBP: 0.270, SLG: 0.315 (1, 4) (9, 6)										3	0	0	0	0	0	0						
Freddie Patek, R OBP: 0.329, SLG: 0.313 Cookie Rojas, R OBP: 0.276, SLG: 0.281 (1, 6) (8, PH) (9, 4)										0	1	0	0	2	0	0						
Bob Stinson, S OBP: 0.338, SLG: 0.343 (1, 2)										3	0	0	0	0	0	2						
Inning Stats	R: 0 E: 0 K: 1 S: 5	H: 0 LOB: 1 BB: 1 P: 9	R: 0 E: 0 K: 1 S: 5	H: 0 LOB: 0 BB: 0 P: 5	R: 1 E: 0 K: 0 S: 3	H: 1 LOB: 0 BB: 1 P: 7	R: 0 E: 0 K: 0 S: 2	H: 1 LOB: 0 BB: 1 P: 6	R: 0 E: 0 K: 0 S: 3	H: 0 LOB: 1 BB: 1 P: 7	R: 0 E: 0 K: 0 S: 3	H: 0 LOB: 0 BB: 0 P: 3	R: 0 E: 0 K: 1 S: 5	H: 0 LOB: 0 BB: 0 P: 5	R: 0 E: 0 K: 0 S: 3	H: 0 LOB: 0 BB: 0 P: 3		R: 0 E: 0 K: 0 S: 4	H: 1 LOB: 1 BB: 0 P: 4	1B: 3 2B: 0 3B: 0 HR: 0	SF: 0 SAC: 0 DP: 0 HBP: 0	WP: 0 PB: 0 SB: 1 CS: 2
PITCHER Don Kirkwood, R ERA: 4.28 (1, 1)	IP: 9.0 WLS: W BF: 31	H: 3 R: 1 ER: 1 SO: 3	BB: 4 IBB: 0 HBP: 0 BLK: 0	WP: 0 HR: 0 S: 33 P: 49	ERA: 1.00 WHIP: 0.778																	

Batter	1	2	3	4	5	6	7	8	9	AB	R	H	RBI	BB	SO	LOB	TOP			
Jerry Remy, L (1,4) OBP: 0.321, SLG: 0.305										4	2	0	1	0	0	0	California Angels @ Kansas City Royals Royals Stadium, Kansas City, MO Wed Sep 08 1976, 8:05 PM EDT Att: 11,939 - Unknown - 75 F			
Dave Chalk, R (1,6) OBP: 0.298, SLG: 0.245										4	0	0	0	0	2	3				
Mike Easter, L (1,10) OBP: 0.375, SLG: 0.357										4	0	2	2	0	1	0				
Tony Solaita, L (1,3) OBP: 0.362, SLG: 0.427										4	0	3	0	0	0	0				
Bruce Bochte, L (1,7) OBP: 0.343, SLG: 0.296										3	0	1	0	0	0	4				
Leroy Stanton, R (8, PH) OBP: 0.272, SLG: 0.288										0	0	0	0	1	0	0				
Rusty Torres, S (1,8) OBP: 0.293, SLG: 0.346										3	0	0	0	1	0	2				
Dan Briggs, L (1,9) OBP: 0.299										3	0	0	0	0	0	3				
Tommy Davis, R (8, PH) OBP: 0.303, SLG: 0.329										1	0	0	0	1	2					
Bob Jones, L (8,9) OBP: 0.284, SLG: 0.379										0	0	0	0	0	0					
Terry Humphrey, R (1,2) OBP: 0.323, SLG: 0.336										4	0	0	0	0	0	0				
Ron Jackson, R (1,5) OBP: 0.275, SLG: 0.308										4	0	0	0	0	2	0				
Inning Stats	R: 1 E: 0 K: 0 S: 6	H: 3 LOB: 3 BB: 1 P: 10	R: 0 E: 0 K: 2 S: 7	H: 0 LOB: 1 BB: 1 P: 11	R: 0 E: 0 K: 0 S: 3	H: 1 LOB: 0 BB: 0 P: 3	R: 0 E: 0 K: 0 S: 3	H: 0 LOB: 0 BB: 0 P: 3	R: 1 E: 0 K: 1 S: 8	H: 3 LOB: 2 BB: 0 P: 8	R: 0 E: 0 K: 1 S: 5	H: 0 LOB: 0 BB: 0 P: 5	R: 0 E: 0 K: 2 S: 8	H: 1 LOB: 2 BB: 0 P: 12	R: 0 E: 0 K: 0 S: 3	H: 0 LOB: 0 BB: 0 P: 3	1B: 8 2B: 0 3B: 0 HR: 0	SF: 0 SAC: 0 DP: 0 HBP: 0	WP: 0 PB: 0 SB: 2 CS: 0	PA: 38
PITCHER	IP WLS BF H R ER SO BB IBB HBP BLK WP HR S P ERA WHIP																			
Al Fitzmorris, R (1,1) ERA: 3.08	4.2 L 22 7 2 2 3 2 0 0 0 0 0 26 34 3.86 1.929																			
Larry Gura, L (5,1) ERA: 3.22	4.1 15 1 0 0 3 1 0 0 0 0 0 20 24 0.00 0.462																			

Batter	1	2	3	4	5	6	7	8	9	AB	R	H	RBI	BB	SO	LOB	BOTTOM					
Davey Nelson, R (1,4) OBP: 0.307, SLG: 0.312										3	0	1	0	1	0	2	California Angels @ Kansas City Royals Royals Stadium, Kansas City, MO Wed Sep 08 1976, 8:05 PM EDT Att: 11,939 - Unknown - 75 F					
Tom Pocuette, L (1,7) OBP: 0.374, SLG: 0.448										3	0	0	0	1	0	3						
George Brett, L (1,5) OBP: 0.375, SLG: 0.461										3	0	2	0	0	0	1						
Cookie Rojas, R (7,5) OBP: 0.273, SLG: 0.278										1	0	0	0	0	0	1						
Hal McRae, R (1,10) OBP: 0.418, SLG: 0.482										4	0	0	0	0	0	4						
John Mayberry, L (1,3) OBP: 0.327, SLG: 0.363										4	0	0	0	0	0	2						
Al Cowens, R (1,9) OBP: 0.307, SLG: 0.347										4	0	2	0	0	0	2						
Ruppert Jones, L (1,8) OBP: 0.224, SLG: 0.319										4	0	0	0	0	2	2						
Frank White, R (1,6) OBP: 0.268, SLG: 0.313										3	0	0	0	0	0	1						
Bob Stinson, S (1,2) OBP: 0.343, SLG: 0.344										2	0	1	0	1	0	0						
Inning Stats	R: 0 E: 0 K: 0 S: 3	H: 1 LOB: 0 BB: 0 P: 3	R: 0 E: 0 K: 0 S: 3	H: 0 LOB: 0 BB: 0 P: 3	R: 0 E: 0 K: 0 S: 3	H: 0 LOB: 1 BB: 1 P: 7	R: 0 E: 0 K: 0 S: 4	H: 1 LOB: 2 BB: 1 P: 8	R: 0 E: 0 K: 0 S: 3	H: 0 LOB: 0 BB: 0 P: 3	R: 0 E: 0 K: 0 S: 3	H: 1 LOB: 1 BB: 1 P: 7	R: 0 E: 0 K: 1 S: 6	H: 1 LOB: 1 BB: 0 P: 6	R: 0 E: 0 K: 0 S: 4	H: 1 LOB: 1 BB: 0 P: 4	R: 0 E: 0 K: 1 S: 6	H: 1 LOB: 1 BB: 0 P: 6	1B: 6 2B: 0 3B: 0 HR: 0	SF: 0 SAC: 0 DP: 2 HBP: 0	WP: 0 PB: 0 SB: 1 CS: 0	PA: 34
PITCHER	IP WLS BF H R ER SO BB IBB HBP BLK WP HR S P ERA WHIP																					
Gary Ross, R (1,1) ERA: 3.14	3.0 W 22 4 0 0 2 1 0 0 0 0 0 25 29 0.00 0.833																					
Dick Drago, R (4,1) ERA: 4.85																						

Batter	1	2	3	4	5	6	7	8	9	10	AB	R	H	RBI	BB	SO	LOB	TOP			
Jerry Remy, L OBP: 0.317, SLG: 0.301 (1, 4)	6-3		4-3		6-3		F8		L5		5	0	0	1	0	0	2				
Dave Chalk, R OBP: 0.300, SLG: 0.245 (1, 6)	K		1-3		1B		K			BB	4	0	1	1	1	2	0				
Mike Easter, L OBP: 0.429, SLG: 0.421 (1, 10)	G3				1B					P2	5	1	3	0	0	0	1				
Tony Solaita, L OBP: 0.355, SLG: 0.417 (1, 3)		F7		G4-6-3	1B		P6		G3		5	0	0	0	0	0	5				
Bill Melton, R OBP: 0.345, SLG: 0.345 (8, PR)		F3					F7				4	0	2	1	0	0	0				
Ron Jackson, R OBP: 0.274, SLG: 0.307 (8, 5)				FC6-4	1B				PB	1B	1	1	0	0	0	0	1				
Bruce Bochte, L OBP: 0.245, SLG: 0.299 (1, 7)											3	0	2	0	0	0	1				
Leroy Stanton, R OBP: 0.271, SLG: 0.287 (8, 7)				FC6-4	1B				P6		1	0	0	0	0	0	1				
Rusty Torres, S OBP: 0.297, SLG: 0.346 (1, 8)											3	1	1	1	1	1	2				
Dan Briggs, L OBP: 0.266, SLG: 0.309 (1, 9)											3	2	2	0	0	0	1				
Terry Humphrey, R OBP: 0.321, SLG: 0.336 (1, 2)				G3	4-3	2B					3	0	1	1	0	1	1				
Inning Stats	R: 0 E: 0 K: 1 S: 5	H: 0 LOB: 0 BB: 0 P: 5	R: 0 E: 0 K: 0 S: 4	H: 1 LOB: 1 BB: 0 P: 4	R: 1 E: 0 K: 0 S: 4	H: 1 LOB: 0 BB: 0 P: 4	R: 0 E: 0 K: 0 S: 4	H: 2 LOB: 1 BB: 0 P: 4	R: 2 E: 0 K: 1 S: 6	H: 3 LOB: 2 BB: 0 P: 10	R: 0 E: 0 K: 2 S: 7	H: 0 LOB: 0 BB: 0 P: 7	R: 2 E: 0 K: 0 S: 5	H: 3 LOB: 1 BB: 0 P: 5	R: 0 E: 0 K: 0 S: 2	H: 1 LOB: 0 BB: 0 P: 3	R: 0 E: 0 K: 0 S: 3	H: 0 LOB: 1 BB: 1 P: 7	1B: 11 2B: 1 3B: 0 HR: 0	SF: 1 SAC: 0 DP: 1 HBP: 1	WP: 0 PA: 42 PB: 1 SB: 0 CS: 1
PITCHER	IP 7.1	WLS 32	BF 10	H 5	R 4	ER 4	SO 4	BB 1	IBB 0	HBP 0	BLK 0	WP 0	HR 0	S 39	P 43	ERA 4.91	WHIP 1.500				
Dennis Leonard, R ERA: 3.39 (1, 1)																					
Steve Mingori, L ERA: 2.06 (8, 1)																					

California Angels @ Kansas City Royals
Royals Stadium, Kansas City, MO
Thu Sep 09 1976, 8:05 PM EDT
Att: 10,897 - Unknown - 78 F

AB	37
R	5
H	12
RBI	5
BB	2
SO	4
LOB	15



Batter	1	2	3	4	5	6	7	8	9	10	AB	R	H	RBI	BB	SO	LOB	BOTTOM					
Davey Nelson, R OBP: 0.302, SLG: 0.306 (1, 4)	3-1		4-3		P4				5-3	1B	6	1	1	0	0	1	0						
Tom Poquette, L OBP: 0.375, SLG: 0.447 (1, 7)	F8		3-1		4-3						5	1	2	0	0	0	0						
Jim Wohlford, R OBP: 0.305, SLG: 0.303 (10, PH)											1	0	1	0	0	0	0						
George Brett, L OBP: 0.362, SLG: 0.466 (1, 5)											5	2	5	1	1	0	0						
Hal McRae, R OBP: 0.418, SLG: 0.481 (1, 10)											5	1	2	1	0	0	5						
Freddie Patek, R OBP: 0.329, SLG: 0.313 (9, PR)	4-3										0	1	0	0	0	0	0						
John Mayberry, L OBP: 0.329, SLG: 0.364 (1, 3)											4	0	2	1	1	0	2						
Willie Wilson, S OBP: 0.320, SLG: 0.261 (10, 3)											0	0	0	0	0	0	0						
John Wathan, R OBP: 0.320, SLG: 0.261 (10, 3)											0	0	0	0	0	0	0						
Amos Otis, R OBP: 0.348, SLG: 0.459 (1, 8)											4	0	4	2	1	0	0						
Al Cowens, R OBP: 0.306, SLG: 0.346 (1, 9)											5	0	1	0	0	1	7						
Frank White, R OBP: 0.285, SLG: 0.309 (1, 6)											5	0	0	0	0	0	6						
Buck Martinez, R OBP: 0.266, SLG: 0.366 (1, 2)											2	0	0	0	0	0	2						
Jamie Quirk, L OBP: 0.240, SLG: 0.330 (6, PH)											1	0	0	0	0	0	2						
Bob Stinson, S OBP: 0.340, SLG: 0.341 (7, 2)											2	0	0	0	0	1	1						
Inning Stats	R: 0 E: 0 K: 0 S: 3	H: 0 LOB: 1 BB: 1 P: 7	R: 0 E: 0 K: 0 S: 4	H: 2 LOB: 1 BB: 0 P: 4	R: 0 E: 0 K: 0 S: 3	H: 0 LOB: 0 BB: 0 P: 3	R: 2 E: 1 K: 0 S: 6	H: 3 LOB: 2 BB: 1 P: 10	R: 1 E: 0 K: 0 S: 4	H: 2 LOB: 1 BB: 0 P: 4	R: 0 E: 0 K: 1 S: 5	H: 2 LOB: 2 BB: 0 P: 5	R: 0 E: 0 K: 1 S: 7	H: 2 LOB: 2 BB: 0 P: 7	R: 0 E: 0 K: 1 S: 6	H: 3 LOB: 1 BB: 0 P: 6	R: 2 E: 0 K: 0 S: 6	H: 3 LOB: 2 BB: 1 P: 10	R: 1 E: 0 K: 1 S: 7	H: 3 LOB: 2 BB: 0 P: 7	1B: 17 2B: 2 3B: 0 HR: 0	SF: 0 SAC: 0 DP: 1 HBP: 0	WP: 0 PA: 48 PB: 0 SB: 3 CS: 0
PITCHER	IP 8.2	WLS 41	BF 15	H 5	R 4	ER 2	SO 2	BB 2	IBB 0	HBP 0	BLK 0	WP 0	HR 0	S 43	P 51	ERA 4.15	WHIP 1.962						
Paul Hartzell, R ERA: 2.64 (9, 1)																							
Mike Overy, R ERA: 6.14 (10, 1)																							
Mickey Scott, L ERA: 3.67 (10, 1)																							

California Angels @ Kansas City Royals
Royals Stadium, Kansas City, MO
Thu Sep 09 1976, 8:05 PM EDT
Att: 10,897 - Unknown - 78 F

AB	45
R	6
H	18
RBI	5
BB	3
SO	3
LOB	25



Batter	1	2	3	4	5	6	7	8	9	AB	R	H	RBI	BB	SO	LOB	TOP					
Dave Collins, S OBP: 0.325, SLG: 0.320 (1, 7)	L1	F7			F8		4-3			4	0	0	0	0	0	1						
Jerry Remy, L OBP: 0.316, SLG: 0.300 (1, 4)	G3		6-3		P3			SH1-3 1B		4	0	1	0	0	0	0						
Mike Easler, L OBP: 0.417, SLG: 0.455 (1, 10)			F5			K		SH1-3 1-2		3	0	1	0	0	1	0						
Tony Solaita, L OBP: 0.356, SLG: 0.418 Rusty Torres, S OBP: 0.302, SLG: 0.358 (3, PR) (3, 8)	4-3						2B 3B	P4-3 BB		2	0	1	0	0	0	1						
Bill Melton, R OBP: 0.299, SLG: 0.341 (1, 5)		F7	F7			5-3		P4-3 BB		4	0	0	0	0	0	4						
Bruce Bochte, L OBP: 0.349, SLG: 0.311 (1, 9)									F8	3	1	2	2	1	0	0						
Dan Briggs, L OBP: 0.261, SLG: 0.303 (3, 3)		HR			G4-6-3 BB		5-3		F8	4	0	0	0	0	0	2						
Dave Chalk, R OBP: 0.299, SLG: 0.245 (1, 6)					5-3			F7	L1	4	1	1	0	0	0	0						
Andy Etchebarren, R OBP: 0.293, SLG: 0.262 (1, 2)					5-3			L5		3	0	1	1	0	0	0						
Inning Stats	R: 0 E: 0 K: 0 S: 4	H: 1 LOB: 1 BB: 0 P: 4	R: 2 E: 0 K: 0 S: 6	H: 3 LOB: 1 BB: 0 P: 6	R: 0 E: 0 K: 0 S: 4	H: 1 LOB: 0 BB: 0 P: 4	R: 0 E: 0 K: 0 S: 2	H: 0 LOB: 0 BB: 1 P: 6	R: 0 E: 0 K: 0 S: 3	H: 0 LOB: 0 BB: 0 P: 3	R: 1 E: 0 K: 0 S: 7	H: 2 LOB: 1 BB: 0 P: 7	R: 0 E: 0 K: 0 S: 3	H: 0 LOB: 0 BB: 0 P: 3	R: 0 E: 0 K: 0 S: 3	H: 1 LOB: 1 BB: 0 P: 7	R: 0 E: 0 K: 0 S: 3	H: 0 LOB: 0 BB: 0 P: 3	1B: 3 2B: 4 3B: 1 HR: 1	SF: 0 SAC: 1 DP: 2 HBP: 0	WP: 0 PB: 1 CS: 1	PA: 35
PITCHER Bart Johnson, R ERA: 4.63 (1, 1)	IP: 9.0 WLS: L BF: 35 H: 8 R: 3 ER: 3 SO: 1 BB: 2 IBB: 0 HBP: 0 BLK: 0 WP: 0 HR: 1 S: 35 P: 43 ERA: 3.00 WHIP: 1.111															PITCHER	IP: 9.0 WLS: W BF: 41 H: 3 R: 2 ER: 2 SO: 18 BB: 9 IBB: 0 HBP: 0 BLK: 0 WP: 0 HR: 0 S: 68 P: 104 ERA: 2.00 WHIP: 1.333					

California Angels @ Chicago White Sox
Comiskey Park, Chicago, IL
Fri Sep 10 1976, 8:05 PM EDT
Att: 6,575 - Unknown

AB 32
R 3
H 8
RBI 3
BB 2
SO 1
LOB 8



Batter	1	2	3	4	5	6	7	8	9	AB	R	H	RBI	BB	SO	LOB	BOTTOM					
Ralph Garr, L OBP: 0.327, SLG: 0.398 (1, 9)	G3		P4			K		K		5	0	0	0	0	2	5						
Bill Stein, R OBP: 0.319, SLG: 0.365 (1, 5)	K		S BB			K		K		4	0	0	0	1	3	5						
Jim Spencer, L OBP: 0.320, SLG: 0.369 (1, 3)	E BB		K			2B 1B		F8		4	1	1	0	1	2	1						
Jorge Orta, L OBP: 0.319, SLG: 0.415 (1, 7)	E1					BB 2B		K		4	0	1	2	1	2	1						
Sam Ewing, L OBP: 0.207, SLG: 0.185 (1, 10)	K		K			BB BB		K		4	0	0	0	1	4	4						
Chet Lemon, R OBP: 0.293, SLG: 0.309 (1, 8)			K			K		1-3		3	0	0	0	1	2	0						
Jack Brohamer, L OBP: 0.348, SLG: 0.385 Alan Bannister, R OBP: 0.288, SLG: 0.288 (2, PH) (3, 4)						K		E S BB		0	0	0	0	0	0	0						
Bucky Dent, R OBP: 0.304, SLG: 0.306 (1, 6)						1-3		E5 BB		3	0	0	0	1	1	2						
Jim Essian, R OBP: 0.309, SLG: 0.259 Pat Kelly, L OBP: 0.345, SLG: 0.383 (8, PH) Brian Downing, R OBP: 0.329, SLG: 0.329 (9, 2)			K			1B 2B BB		P3		2	1	0	0	1	1	2						
										0	0	0	0	1	0	0						
										0	0	0	0	0	0	0						
Inning Stats	R: 0 E: 1 K: 2 S: 8	H: 0 LOB: 2 BB: 1 P: 12	R: 0 E: 0 K: 3 S: 10	H: 1 LOB: 0 BB: 0 P: 10	R: 0 E: 0 K: 2 S: 7	H: 0 LOB: 2 BB: 2 P: 15	R: 0 E: 0 K: 2 S: 7	H: 0 LOB: 0 BB: 0 P: 7	R: 2 E: 0 K: 2 S: 9	H: 2 LOB: 3 BB: 3 P: 21	R: 0 E: 0 K: 0 S: 3	H: 0 LOB: 0 BB: 1 P: 7	R: 0 E: 0 K: 2 S: 7	H: 0 LOB: 0 BB: 0 P: 7	R: 0 E: 1 K: 2 S: 8	H: 0 LOB: 0 BB: 2 P: 16	R: 0 E: 0 K: 3 S: 9	H: 0 LOB: 0 BB: 0 P: 9	1B: 2 2B: 1 3B: 0 HR: 0	SF: 0 SAC: 0 DP: 0 HBP: 0	WP: 0 PB: 0 CS: 0	PA: 41
PITCHER Nolan Ryan, R ERA: 3.77 (1, 1)	IP: 9.0 WLS: W BF: 41 H: 3 R: 2 ER: 2 SO: 18 BB: 9 IBB: 0 HBP: 0 BLK: 0 WP: 0 HR: 0 S: 68 P: 104 ERA: 2.00 WHIP: 1.333															PITCHER	IP: 9.0 WLS: W BF: 41 H: 3 R: 2 ER: 2 SO: 18 BB: 9 IBB: 0 HBP: 0 BLK: 0 WP: 0 HR: 0 S: 68 P: 104 ERA: 2.00 WHIP: 1.333					

California Angels @ Chicago White Sox
Comiskey Park, Chicago, IL
Fri Sep 10 1976, 8:05 PM EDT
Att: 6,575 - Unknown

AB 32
R 2
H 3
RBI 2
BB 9
SO 18
LOB 23



Batter	1	2	3	4	5	6	7	8	9	AB	R	H	RBI	BB	SO	LOB	TOP								
Dave Collins, S (1, 7) OBP: 0.325, SLG: 0.329										5	1	2	2	0	1	2	California Angels @ Chicago White Sox Comiskey Park, Chicago, IL Sat Sep 11 1976, 4:33 AM EDT Att: 6,596 - Unknown								
Jerry Remy, L (1, 4) OBP: 0.317, SLG: 0.301										6	0	2	0	0	1	3									
Rusty Torres, S (1, 8) OBP: 0.312, SLG: 0.369										4	1	3	1	1	0	0									
Bill Melton, R (1, 3) OBP: 0.295, SLG: 0.335										5	0	0	0	0	0	7									
Bruce Bochte, L (8, 9) OBP: 0.349, SLG: 0.311										0	0	0	0	0	0	0									
Tommy Davis, R (1, 10) OBP: 0.311, SLG: 0.327										1	1	0	0	3	0	0									
Mike Easter, L (6, PR) OBP: 0.400, SLG: 0.435										1	0	0	0	0	0	0									
Mario Guerrero, R (1, 6) OBP: 0.302, SLG: 0.338										4	2	2	0	0	0	4									
Ron Jackson, R (1, 9) OBP: 0.277, SLG: 0.311										2	0	1	2	1	0	1									
Dan Briggs, L (6, 9) OBP: 0.283, SLG: 0.305										2	1	1	1	0	0	0									
Dave Chalk, R (1, 5) OBP: 0.300, SLG: 0.247										5	0	2	1	0	3	4									
Andy Etchebarren, R (1, 2) OBP: 0.295, SLG: 0.259										3	1	0	0	2	0	2									
Inning Stats	R: 0 E: 0 K: 1 S: 5	H: 0 LOB: 0 BB: 0 P: 5	R: 0 E: 0 K: 1 S: 5	H: 0 LOB: 2 BB: 2 P: 13	R: 4 E: 0 K: 1 S: 8	H: 3 LOB: 2 BB: 2 P: 17	R: 0 E: 0 K: 0 S: 5	H: 3 LOB: 2 BB: 0 P: 5	R: 1 E: 0 K: 0 S: 5	H: 2 LOB: 2 BB: 1 P: 9	R: 0 E: 0 K: 0 S: 4	H: 2 LOB: 3 BB: 1 P: 8	R: 0 E: 0 K: 1 S: 5	H: 0 LOB: 0 BB: 0 P: 5	R: 0 E: 0 K: 0 S: 3	H: 0 LOB: 1 BB: 1 P: 7	R: 2 E: 1 K: 1 S: 9	H: 3 LOB: 2 BB: 0 P: 9	1B: 8 2B: 5 3B: 1 HR: 0	SF: 1 SAC: 0 DP: 2 HBP: 1	WP: 0 PB: 0 SB: 0 CS: 0	PA: 47			
PITCHER	IP	WLS	BF	H	R	ER	SO	BB	IBB	HBP	BLK	WP	HR	S	P	ERA	WHIP								
Ken Kravec, L (1, 1) ERA: 3.4	3.1	L	20	5	4	4	3	4	0	1	0	0	0	21	38	10.80	2.700								
Pete Vuckovich, R (4, 1) ERA: 4.59	4.2		20	5	1	1	1	2	1	0	0	0	0	19	31	1.93	1.500								
Dave Hamilton, L (9, 1) ERA: 3.53	1.0		7	3	2	1	1	0	0	0	0	0	0	9	9	9.00	3.000								
Batter	1	2	3	4	5	6	7	8	9	AB	R	H	RBI	BB	SO	LOB	BOTTOM								
Bill Stein, R (1, 4) OBP: 0.322, SLG: 0.366										4	0	2	1	0	1	1	California Angels @ Chicago White Sox Comiskey Park, Chicago, IL Sat Sep 11 1976, 4:33 AM EDT Att: 6,596 - Unknown								
Alan Bannister, R (1, 9) OBP: 0.289, SLG: 0.289										3	0	1	0	0	0	1									
Jorge Orta, L (1, 7) OBP: 0.319, SLG: 0.413										3	1	0	0	1	2	2									
Lamar Johnson, R (1, 3) OBP: 0.383, SLG: 0.431										2	1	0	0	2	0	1									
Brian Downing, R (1, 2) OBP: 0.328, SLG: 0.325										3	0	0	0	1	2	1									
Chet Lemon, R (1, 8) OBP: 0.291, SLG: 0.307										2	0	0	1	0	1	0									
Jim Spencer, L (8, PH) OBP: 0.319, SLG: 0.368										1	0	0	0	0	0	1									
Jerry Hairston, S (9, 9) OBP: 0.309, SLG: 0.296										0	0	0	0	0	0	0									
Bucky Dent, R (1, 6) OBP: 0.304, SLG: 0.304										3	0	0	0	1	1	0									
Kevin Bell, R (1, 5) OBP: 0.293, SLG: 0.399										4	1	2	0	0	0	2									
Minnie Minoso, R (1, 10) OBP: 0.200, SLG: 0.179										3	0	0	0	0	1	2									
Inning Stats	R: 0 E: 0 K: 1 S: 6	H: 1 LOB: 1 BB: 0 P: 6	R: 0 E: 0 K: 2 S: 7	H: 0 LOB: 0 BB: 0 P: 7	R: 1 E: 0 K: 2 S: 9	H: 2 LOB: 1 BB: 0 P: 9	R: 0 E: 0 K: 1 S: 5	H: 0 LOB: 0 BB: 0 P: 5	R: 0 E: 0 K: 1 S: 6	H: 1 LOB: 1 BB: 0 P: 6	R: 2 E: 0 K: 0 S: 3	H: 0 LOB: 2 BB: 4 P: 19	R: 0 E: 0 K: 0 S: 3	H: 1 LOB: 0 BB: 0 P: 3	R: 0 E: 0 K: 1 S: 5	H: 0 LOB: 1 BB: 1 P: 9	R: 0 E: 0 K: 0 S: 3	H: 0 LOB: 0 BB: 0 P: 3	1B: 3 2B: 1 3B: 1 HR: 0	SF: 1 SAC: 1 DP: 0 HBP: 0	WP: 0 PB: 0 SB: 0 CS: 1	PA: 37			
PITCHER	IP	WLS	BF	H	R	ER	SO	BB	IBB	HBP	BLK	WP	HR	S	P	ERA	WHIP								
Frank Tanana, L (1, 1) ERA: 2.66	7.0		29	5	3	3	7	4	0	0	0	0	0	39	55	3.86	1.286								
Dick Drago, R (8, 1) ERA: 4.71	2.0	S	7	0	0	0	1	1	0	0	0	0	0	8	12	0.00	0.500								

Batter	1	2	3	4	5	6	7	8	9	10	AB	R	H	RBI	BB	SO	LOB	TOP						
Dave Collins, S OBP: 0.326, SLG: 0.328 (1, 7)	5-3		CS BB			K			BB 1B	F6	4	0	1	0	1	1	1	California Angels @ Chicago White Sox Comiskey Park, Chicago, IL Sun Sep 12 1976, 4:33 AM EDT Unknown						
Jerry Remy, L OBP: 0.320, SLG: 0.305 (1, 4)	6-3		S 1B			CS 1B			BB 1B		4	0	3	0	0	0								
Mike Easter, L OBP: 0.379, SLG: 0.407 (1, 10)	1B		K			K			K		4	0	1	0	0	3	4							
Bill Melton, R OBP: 0.295, SLG: 0.332 (1, 5)	F3					5-3			5-3		3	0	0	0	1	0	1							
Bruce Bochte, L OBP: 0.352, SLG: 0.316 (1, 9)		G3 1B 2B		CS BB		CS BB			G3-6 1B	BB	3	1	2	0	1	1	3							
Dan Briggs, L OBP: 0.259, SLG: 0.299 (1, 3)	K		F7			G3-6 1B			G3-6	F8	4	0	0	0	0	1	6							
Rusty Torres, S OBP: 0.307, SLG: 0.363 (1, 8)	G3		CS			F8			K		4	0	0	0	0	1	1							
Dave Chalk, R OBP: 0.304, SLG: 0.250 (1, 6)			1B			4-3-6 HBP			4-3		3	0	2	1	0	0	0							
Andy Etchebarren, R OBP: 0.293, SLG: 0.257 Tony Solaita, L OBP: 0.355, SLG: 0.416 Terry Humphrey, R OBP: 0.320, SLG: 0.333 (1, 2) (8, PH) (8, 2)			4-3			4-3-6			F8		2	0	0	0	0	0	1							
						1-3				FC6-4 1B	1	0	0	0	0	0	0							
										1-2	1	0	0	0	0	0	1							
Inning Stats	R: 0 E: 0 K: 0 S: 4	H: 1 LOB: 1 BB: 0 P: 4	R: 1 E: 0 K: 1 S: 6	H: 2 LOB: 1 BB: 0 P: 6	R: 0 E: 0 K: 1 S: 5	H: 1 LOB: 1 BB: 1 P: 9	R: 0 E: 0 K: 0 S: 2	H: 0 LOB: 0 BB: 1 P: 6	R: 0 E: 0 K: 0 S: 2	H: 0 LOB: 0 BB: 0 P: 3	R: 0 E: 0 K: 2 S: 7	H: 1 LOB: 0 BB: 0 P: 7	R: 0 E: 0 K: 0 S: 3	H: 1 LOB: 0 BB: 0 P: 3	R: 0 E: 0 K: 1 S: 5	H: 0 LOB: 0 BB: 0 P: 5	R: 0 E: 0 K: 2 S: 9	H: 2 LOB: 3 BB: 1 P: 13	R: 0 E: 0 K: 0 S: 4	H: 1 LOB: 1 BB: 0 P: 4	1B: 8 2B: 3 3B: 0 HR: 0	SF: 0 SAC: 0 DP: 2 HBP: 1	WP: 0 PB: 0 SB: 1 CS: 3	PA: 38
PITCHER Rich Gossage, R ERA: 3.83 (1, 1)	IP: 10.0 WLS: 7 BF: 37 H: 9 R: 1 ER: 1 SO: 7 BB: 3 IBB: 0 HBP: 1 BLK: 0 WP: 0 HR: 0 S: 47 P: 60 ERA: 0.90 WHIP: 1.200																							

California Angels @ Chicago White Sox
Comiskey Park, Chicago, IL
Sun Sep 12 1976, 4:33 AM EDT
Unknown

AB 33
R 1
H 9
RBI 1
BB 3
SO 7
LOB 18



Batter	1	2	3	4	5	6	7	8	9	10	AB	R	H	RBI	BB	SO	LOB	BOTTOM				
Bill Stein, R OBP: 0.323, SLG: 0.363 (1, 4)	F8	K			E SH3 BB		SH3-4 BB		6-3		3	0	0	0	2	1	2	California Angels @ Chicago White Sox Comiskey Park, Chicago, IL Sun Sep 12 1976, 4:33 AM EDT Unknown				
Alan Bannister, R OBP: 0.291, SLG: 0.304 (1, 9)	F7		5-3		SH3		SH3-4				3	0	1	0	0	0	0					
Jorge Orta, L OBP: 0.316, SLG: 0.415 (1, 7)	3B		K		E3		K		2B		5	0	1	0	0	2	3					
Jim Spencer, L OBP: 0.320, SLG: 0.367 Ralph Garr, L OBP: 0.327, SLG: 0.398 (1, 3) (10, PR)	4-3		K		2-3		K		G3		4	0	1	0	1	1	4					
			1B							2B BB	0	1	0	0	0	0	0					
Brian Downing, R OBP: 0.326, SLG: 0.327 (1, 2)		K	F9		F9				1-3		5	0	1	1	0	1	3					
Kevin Bell, R OBP: 0.297, SLG: 0.403 (1, 5)		1B 2B			6-3		5-3				3	1	1	0	1	0	0					
Chet Lemon, R OBP: 0.295, SLG: 0.310 (1, 8)		1B			1B		BB		F8		3	0	2	1	1	0	1					
Bucky Dent, R OBP: 0.301, SLG: 0.302 (1, 6)		2H 1B	F7		F8		F8		F8		4	0	0	0	0	0	4					
Minnie Minoso, R OBP: 0.167, SLG: 0.167 Lamar Johnson, R OBP: 0.361, SLG: 0.429 (1, 10) (9, PH)		1-2 1B			K		F7		F8		3	0	1	0	0	1	2					
											1	0	0	0	0	0	0					
Inning Stats	R: 0 E: 0 K: 0 S: 4	H: 1 LOB: 3 BB: 0 P: 10	R: 1 E: 0 K: 2 S: 10	H: 3 LOB: 2 BB: 0 P: 10	R: 0 E: 0 K: 1 S: 6	H: 1 LOB: 1 BB: 0 P: 6	R: 0 E: 0 K: 1 S: 6	H: 0 LOB: 2 BB: 1 P: 10	R: 0 E: 0 K: 0 S: 3	H: 0 LOB: 1 BB: 1 P: 7	R: 0 E: 0 K: 1 S: 5	H: 0 LOB: 1 BB: 1 P: 9	R: 0 E: 0 K: 0 S: 3	H: 0 LOB: 1 BB: 1 P: 7	R: 0 E: 0 K: 0 S: 4	H: 1 LOB: 1 BB: 0 P: 4	R: 1 E: 0 K: 0 S: 1	H: 1 LOB: 2 BB: 1 P: 5	1B: 4 2B: 3 3B: 1 HR: 0	SF: 0 SAC: 2 DP: 0 HBP: 0	WP: 0 PB: 0 SB: 0 CS: 0	PA: 41
PITCHER Sid Monge, L ERA: 3.48 (1, 1)	IP: 9.0 WLS: 4 BF: 41 H: 8 R: 2 ER: 2 SO: 6 BB: 5 IBB: 0 HBP: 0 BLK: 0 WP: 0 HR: 0 S: 48 P: 68 ERA: 2.00 WHIP: 1.444																					

California Angels @ Chicago White Sox
Comiskey Park, Chicago, IL
Sun Sep 12 1976, 4:33 AM EDT
Unknown

AB 34
R 2
H 8
RBI 2
BB 5
SO 6
LOB 19



Batter	1	2	3	4	5	6	7	8	9	AB	R	H	RBI	BB	SO	LOB	TOP			
Dave Collins, S OBP: 0.325, SLG: 0.327 (1, 7)	E6 CS		CS 1B			F8 1		4-3 3		4	0	1	1	0	0	1	California Angels @ Chicago White Sox Comiskey Park, Chicago, IL Sun Sep 12 1976, 4:38 AM EDT Att: 11,919 - Unknown livebaseballscorecards.com			
Jerry Remy, L OBP: 0.316, SLG: 0.302 (1, 4)	F8 1		CS 1-2	4-3 1		1-3 2		3-1 1		4	0	0	0	0	0	1				
Mike Easler, L OBP: 0.364, SLG: 0.387 (1, 10)	K 2			4-3 2		F4 3		1B G4-6-3 1-2		4	0	1	0	0	1	1				
Tony Solaita, L OBP: 0.353, SLG: 0.413 (1, 3)	CS 1-2	F9 1		1B 3		F8 1		G4-6-3 1-2		4	0	1	0	0	0	1				
Bob Jones, L OBP: 0.279, SLG: 0.372 (1, 9)		F7 2		F9 3		F6 2				3	0	0	0	0	0	1				
Dan Briggs, L OBP: 0.255, SLG: 0.295 (1, 8)		K2-3 3			3-1 1		F8 3			3	0	0	0	0	1	0				
Mario Guerrero, R OBP: 0.306, SLG: 0.346 (1, 6)			F9 1B 2B		1B 2			5-3 1		3	1	2	0	0	0	0				
Terry Humphrey, R OBP: 0.314, SLG: 0.327 (1, 2)			F9 2-3		F7 2		F4 2			3	0	0	0	0	0	2				
Ron Jackson, R OBP: 0.278, SLG: 0.316 (1, 5)			5-3 2		F7 3			3B		3	0	1	0	0	0	2				
Inning Stats	R: 0 E: 1 K: 1 S: 5	H: 0 LOB: 0 BB: 0 P: 5	R: 0 E: 0 K: 1 S: 5	H: 0 LOB: 0 BB: 0 P: 5	R: 1 E: 0 K: 0 S: 4	H: 2 LOB: 0 BB: 0 P: 4	R: 0 E: 0 K: 0 S: 4	H: 1 LOB: 1 BB: 0 P: 4	R: 0 E: 0 K: 0 S: 3	H: 0 LOB: 0 BB: 0 P: 3	R: 0 E: 0 K: 0 S: 3	H: 0 LOB: 0 BB: 0 P: 3	R: 0 E: 0 K: 0 S: 4	H: 1 LOB: 1 BB: 0 P: 4	R: 0 E: 0 K: 0 S: 3	H: 1 LOB: 0 BB: 0 P: 3	1B: 4 2B: 1 3B: 1 HR: 0	SF: 0 SAC: 0 DP: 1 HBP: 0	WP: 0 PB: 0 SB: 0 CS: 2	PA: 33
PITCHER Francisco Barrios, R ERA: 4.27 (1, 1)	IP: 9.0 WLS: W BF: 31 H: 6 R: 1 ER: 1 SO: 2 BB: 0 IBB: 0 HBP: 0 BLK: 0 WP: 0 HR: 0 S: 35 P: 35 ERA: 1.00 WHIP: 0.667																			

Batter	1	2	3	4	5	6	7	8	9	AB	R	H	RBI	BB	SO	LOB	BOTTOM			
Ralph Garr, L OBP: 0.330, SLG: 0.403 (1, 9)	4-3 1		FC3-6 FC1-5 1-2 BB		4-3 3B 2B		1B 2B	4-3 1-2 2-3		4	2	2	0	1	0	2	California Angels @ Chicago White Sox Comiskey Park, Chicago, IL Sun Sep 12 1976, 4:38 AM EDT Att: 11,919 - Unknown livebaseballscorecards.com			
Alan Bannister, R OBP: 0.308, SLG: 0.325 (1, 7)			FC1-5 FC3-6 1-2 2-3		4-3 2-3		1B S 1B	IBB		4	1	2	1	1	0	3				
Jim Spencer, L OBP: 0.321, SLG: 0.371 (1, 3)			FC3-6 1-2 2-3		3B 3B		K 1-2	4-3 3		4	1	1	1	1	1	6				
Jorge Orta, L OBP: 0.319, SLG: 0.419 (1, 10)	K 2		F6 3		CS 3B		1B 2H			4	0	2	2	0	1	4				
Bill Stein, R OBP: 0.322, SLG: 0.362 (1, 5)	K 3			3B 1B	E6 S		F6 2			4	1	1	0	0	1	4				
Jack Brohamer, L OBP: 0.342, SLG: 0.380 (1, 4)		F7 1		F7 1	F8 1-2		F9 3			4	0	0	0	0	0	3				
Chet Lemon, R OBP: 0.295, SLG: 0.314 (1, 8)		1-3 2		3B 1H		F4 1		F7 1		4	0	1	1	0	0	0				
Bucky Dent, R OBP: 0.303, SLG: 0.302 (1, 6)		K 3		FC5-4 BB		1-3 2		4-3 1B 1B		3	0	1	0	1	1	0				
Jim Essian, R OBP: 0.313, SLG: 0.260 (1, 2)			FC1-5 BB BB	FC5-4 1-2		F8 3		4-3 1B 1-2		3	0	1	0	1	0	1				
Inning Stats	R: 0 E: 0 K: 2 S: 8	H: 1 LOB: 2 BB: 1 P: 12	R: 0 E: 0 K: 1 S: 5	H: 0 LOB: 0 BB: 0 P: 5	R: 0 E: 0 K: 0 S: 3	H: 0 LOB: 2 BB: 2 P: 11	R: 1 E: 0 K: 0 S: 4	H: 2 LOB: 1 BB: 1 P: 8	R: 2 E: 1 K: 0 S: 6	H: 3 LOB: 1 BB: 0 P: 6	R: 0 E: 0 K: 0 S: 3	H: 0 LOB: 0 BB: 0 P: 3	R: 2 E: 0 K: 1 S: 8	H: 3 LOB: 1 BB: 0 P: 8	R: 0 E: 0 K: 0 S: 5	H: 2 LOB: 3 BB: 1 P: 9	1B: 5 2B: 3 3B: 3 HR: 0	SF: 0 SAC: 0 DP: 0 HBP: 0	WP: 0 PB: 0 SB: 2 CS: 1	PA: 39
PITCHER Don Kirkwood, R ERA: 4.41 Mickey Scott, L ERA: 3.47 (7, 1)	IP: 6.0 WLS: L BF: 29 H: 8 R: 5 ER: 5 SO: 3 BB: 4 IBB: 0 HBP: 0 BLK: 0 WP: 0 HR: 0 S: 31 P: 47 ERA: 7.50 WHIP: 2.000																			

Batter	1	2	3	4	5	6	7	8	9	10	11	12	13	14	AB	R	H	RBI	BB	SO	LOB	TOP				
Dave Collins, S OBP: 0.321, SLG: 0.322 (14, 9) Bob Jones, L OBP: 0.279, SLG: 0.372															7	1	1	0	0	2	3					
Jerry Remy, L OBP: 0.317, SLG: 0.305 (11, 4)															6	2	1	1	1	1	1	3				
Mike Easter, L OBP: 0.333, SLG: 0.343 Tommy Davis, R OBP: 0.309, SLG: 0.326 Leroy Stanton, R OBP: 0.271, SLG: 0.287															4	0	0	1	1	0	1					
Tony Solaita, L OBP: 0.352, SLG: 0.410 Rusty Torres, S OBP: 0.304, SLG: 0.358 (9, 8)															4	0	1	0	0	1	1					
Bruce Bochte, L OBP: 0.353, SLG: 0.317 (14, 7)															6	1	2	2	1	2	1					
Mario Guerrero, R OBP: 0.312, SLG: 0.355 Tim Nordbrook, R OBP: 0.296, SLG: 0.208 (11, 6)															5	0	3	1	0	0	0					
Dan Briggs, L OBP: 0.257, SLG: 0.290 (9, 3)															4	0	0	0	2	1	1					
Terry Humphrey, R OBP: 0.307, SLG: 0.319 Bill Melton, R OBP: 0.294, SLG: 0.331 Andy Etchebarren, R OBP: 0.296, SLG: 0.260														4	0	0	0	0	0	5						
Dave Chalk, R OBP: 0.305, SLG: 0.249 Ron Jackson, R OBP: 0.282, SLG: 0.317 (7, 5)															1	0	0	0	0	1	0					
Inning Stats	R: 1 E: 0 K: 2 S: 8	H: 1 LOB: 0 BB: 0 P: 8	R: 0 E: 0 K: 2 S: 7	H: 0 LOB: 0 BB: 0 P: 7	R: 0 E: 0 K: 1 S: 5	H: 0 LOB: 0 BB: 0 P: 5	R: 0 E: 0 K: 0 S: 3	H: 0 LOB: 1 BB: 0 P: 4	R: 0 E: 0 K: 0 S: 4	H: 1 LOB: 3 BB: 2 P: 12	R: 0 E: 0 K: 1 S: 6	H: 1 LOB: 1 BB: 0 P: 6	R: 1 E: 0 K: 0 S: 5	H: 2 LOB: 1 BB: 0 P: 9	R: 0 E: 0 K: 0 S: 3	H: 0 LOB: 1 BB: 1 P: 7	R: 0 E: 0 K: 1 S: 6	H: 1 LOB: 2 BB: 0 P: 4	R: 0 E: 0 K: 1 S: 6	H: 1 LOB: 1 BB: 0 P: 6	R: 0 E: 0 K: 1 S: 9	H: 3 LOB: 2 BB: 2 P: 17	1B: 8 2B: 2 3B: 1 HR: 0	SF: 1 SAC: 0 DP: 1 HBP: 1	WP: 1 PB: 0 SB: 2 CS: 0	PA: 60
PITCHER	IP	WLS	BF	H	R	ER	SO	BB	IBB	HBP	BLK	WP	HR	S	P	ERA	WHIP									
Tommy Boggs, R ERA: 3.14	10.0		39	5	2	2	8	3	0	0	0	0	0	16	24	8.10	1.800									
Mike Bacak, R ERA: 3.04	3.1	L	16	4	3	3	1	2	0	0	0	0	0	0	4	∞	∞									
Joe Hoerner, L ERA: 4.81	0.0		1	0	0	0	0	1	0	0	0	0	0	0	4	∞	∞									
Steve Foucault, R ERA: 3.27	0.2		4	1	1	0	1	0	0	0	0	0	0	6	6	0.00	1.500									

California Angels @ Texas Rangers
Arlington Stadium, Arlington, TX
Mon Sep 13 1976, 8:05 PM EDT
Att. 3,500 - Unknown

AB	51
R	6
H	10
RBI	6
BB	7
SO	10
LOB	25



Batter	1	2	3	4	5	6	7	8	9	10	11	12	13	14	AB	R	H	RBI	BB	SO	LOB	BOTTOM				
Dave Mostes, L OBP: 0.304, SLG: 0.320 (1, 7)															6	0	1	0	1	0	1					
Toby Harrah, R OBP: 0.361, SLG: 0.377 (1, 6)															6	0	0	0	1	1	3					
Mike Hargrove, L OBP: 0.396, SLG: 0.380 (1, 3)															5	0	1	0	2	1	2					
Jeff Burroughs, R OBP: 0.303, SLG: 0.363 (1, 9)															7	1	2	1	0	0	6					
Roy Howell, L OBP: 0.293, SLG: 0.363 Lenny Randle, S OBP: 0.282, SLG: 0.266 (14, 4)																6	0	3	0	0	0					
Tom Grieve, R OBP: 0.293, SLG: 0.397 (1, 10)																4	1	0	0	2	1					
Danny Thompson, R OBP: 0.271, SLG: 0.263 (14, 5)																6	0	0	0	0	1					
Juan Beniquez, R OBP: 0.325, SLG: 0.303 (1, 8)																6	0	2	1	0	0					
Bill Fahey, L OBP: 0.346, SLG: 0.304 (1, 2)															4	0	0	0	1	0	2					
Inning Stats	R: 0 E: 0 K: 1 S: 5	H: 0 LOB: 0 BB: 0 P: 5	R: 1 E: 1 K: 0 S: 5	H: 2 LOB: 2 BB: 1 P: 9	R: 0 E: 0 K: 1 S: 5	H: 0 LOB: 0 BB: 0 P: 5	R: 0 E: 0 K: 0 S: 4	H: 1 LOB: 0 BB: 0 P: 4	R: 0 E: 0 K: 0 S: 3	H: 0 LOB: 1 BB: 0 P: 3	R: 0 E: 0 K: 0 S: 3	H: 0 LOB: 3 BB: 2 P: 12	R: 0 E: 0 K: 1 S: 5	H: 0 LOB: 2 BB: 1 P: 8	R: 0 E: 0 K: 1 S: 6	H: 1 LOB: 2 BB: 1 P: 10	R: 0 E: 0 K: 0 S: 4	H: 1 LOB: 2 BB: 1 P: 8	1B: 5 2B: 3 3B: 0 HR: 1	SF: 0 SAC: 1 DP: 1 HBP: 0	WP: 0 PB: 0 SB: 0 CS: 0	PA: 58				
PITCHER	IP	WLS	BF	H	R	ER	SO	BB	IBB	HBP	BLK	WP	HR	S	P	ERA	WHIP									
Gary Ross, R ERA: 3.03	9.2		38	6	2	1	2	3	0	0	0	0	0	1	39	51	0.93	0.931								
Mickey Scott, L ERA: 3.47	0.0		1	0	0	0	0	1	0	0	0	0	0	0	4	∞	∞									
Dick Drago, R ERA: 4.44	4.1	W	19	3	0	0	2	1	2	0	0	0	0	0	20	32	0.00	0.923								

California Angels @ Texas Rangers
Arlington Stadium, Arlington, TX
Mon Sep 13 1976, 8:05 PM EDT
Att. 3,500 - Unknown

AB	50
R	2
H	9
RBI	2
BB	7
SO	4
LOB	24



Batter	1	2	3	4	5	6	7	8	9	AB	R	H	RBI	BB	SO	LOB	TOP								
Dave Collins, S (1, 7) OBP: 0.322, SLG: 0.321 Leroy Stanton, R (9, 7) OBP: 0.271, SLG: 0.287	F8		1B		CS		F8		K	4	0	1	1	1	1	4	<p>California Angels @ Texas Rangers</p> <p>Arlington Stadium, Arlington, TX</p> <p>Tue Sep 14 1976, 8:05 PM EDT</p> <p>Att: 3,736 - Unknown</p>								
Jerry Remy, L (1, 4) OBP: 0.316, SLG: 0.306	K		FC6		CS	E6	K		1B	5	0	2	2	0	2										
Mike Easler, L (1, 10) OBP: 0.295, SLG: 0.300	4-3		FC6			FC4-6			F8	5	0	0	0	0	1	4									
Tony Solaita, L (1, 3) OBP: 0.354, SLG: 0.414 Rusty Torres, S (8, PR) OBP: 0.304, SLG: 0.358	F8				FC6-4					3	0	1	0	1	0	1									
Bruce Bochte, L (1, 9) OBP: 0.352, SLG: 0.314	6-3				F7				L7	3	1	0	0	1	0	2									
Mario Guerrero, R (1, 6) OBP: 0.311, SLG: 0.351	6-3				F8				5-3	3	1	0	0	1	0	2									
Dan Briggs, L (1, 8) OBP: 0.261, SLG: 0.302			G4-6-3		FC6-4				K	4	2	2	2	0	1	1									
Terry Humphrey, R (1, 2) OBP: 0.309, SLG: 0.317 Bill Melton, R (7, PR) OBP: 0.296, SLG: 0.333 Bob Jones, L (7, PR) OBP: 0.279, SLG: 0.372 Andy Etchebarren, R (7, 2) OBP: 0.298, SLG: 0.263			G4-6-3		F3				2B	1	0	0	0	0	0	0									
Ron Jackson, R (1, 5) OBP: 0.282, SLG: 0.319			G4-6-3		G3				1B	1	0	1	1	0	0	0									
Inning Stats	R: 0 E: 0 K: 1 S: 5	H: 0 LOB: 0 BB: 0 P: 5	R: 0 E: 0 K: 0 S: 3	H: 0 LOB: 0 BB: 0 P: 3	R: 1 E: 0 K: 0 S: 5	H: 3 LOB: 2 BB: 0 P: 6	R: 0 E: 0 K: 0 S: 3	H: 0 LOB: 1 BB: 1 P: 7	R: 0 E: 0 K: 0 S: 2	H: 0 LOB: 0 BB: 0 P: 6	R: 0 E: 1 K: 0 S: 3	H: 0 LOB: 0 BB: 0 P: 3	R: 3 E: 1 K: 1 S: 7	H: 2 LOB: 3 BB: 2 P: 15	R: 0 E: 0 K: 1 S: 6	H: 1 LOB: 1 BB: 0 P: 6		R: 2 E: 0 K: 2 S: 10	H: 3 LOB: 1 BB: 0 P: 10	1B: 6 2B: 2 3B: 1 HR: 0	SF: 0 SAC: 0 DP: 2 HBP: 1	WP: 0 PB: 0 SB: 2 CS: 1	PA: 40		
PITCHER	IP	WLS	BF	H	R	ER	SO	BB	IBB	HBP	BLK	WP	HR	S	P	ERA	WHIP								
Len Barker, R (1, 1) ERA: 6.0	6.0		25	4	4	4	1	4	0	1	0	0	0	22	39	6.00	1.333								
Steve Hargan, R (7, 1) ERA: 3.49	3.0	L	14	5	2	2	4	0	0	0	0	0	0	22	22	6.00	1.667								

Batter	1	2	3	4	5	6	7	8	9	AB	R	H	RBI	BB	SO	LOB	BOTTOM								
Gene Clines, R (1, 7) OBP: 0.296, SLG: 0.302	L7		G4-3		L5-3		SH1-4		G3	5	0	3	0	0	0	0	<p>California Angels @ Texas Rangers</p> <p>Arlington Stadium, Arlington, TX</p> <p>Tue Sep 14 1976, 8:05 PM EDT</p> <p>Att: 3,736 - Unknown</p>								
Toby Harrah, R (1, 6) OBP: 0.359, SLG: 0.375	5-3		G4-3		F9		SH1-4		6-3	4	0	0	0	0	0	2									
Mike Hargrove, L (1, 3) OBP: 0.396, SLG: 0.379	F8		4-3		1B		FC4-6		G3	4	0	1	0	1	0	1									
Jeff Burroughs, R (1, 9) OBP: 0.302, SLG: 0.360		1B			F8		F9		F7	4	1	0	0	0	1	4									
Roy Howell, L (1, 5) OBP: 0.293, SLG: 0.362		E			E8		FC4-6			4	2	1	0	0	0	2									
Tom Grievie, R (1, 10) OBP: 0.297, SLG: 0.406 Dave Moates, L (8, PR) OBP: 0.304, SLG: 0.320	K								SH1-4	4	1	3	1	0	1	2									
Danny Thompson, R (1, 4) OBP: 0.272, SLG: 0.261		E6			FC6-4		FC5-4		SH1-4	2	0	0	1	0	0	2									
Juan Beniquez, R (1, 8) OBP: 0.324, SLG: 0.303		F9					FC5-4		K	4	0	1	1	0	1	4									
Jim Sundberg, R (1, 2) OBP: 0.280, SLG: 0.296		6-3			F9		F8		F9	4	0	0	0	0	0	6									
Inning Stats	R: 0 E: 0 K: 0 S: 3	H: 0 LOB: 0 BB: 0 P: 3	R: 2 E: 1 K: 1 S: 7	H: 1 LOB: 1 BB: 0 P: 8	R: 0 E: 0 K: 0 S: 3	H: 1 LOB: 0 BB: 0 P: 3	R: 1 E: 1 K: 0 S: 6	H: 2 LOB: 2 BB: 0 P: 6	R: 0 E: 0 K: 1 S: 6	H: 1 LOB: 1 BB: 0 P: 6	R: 1 E: 0 K: 0 S: 4	H: 1 LOB: 2 BB: 0 P: 5	R: 0 E: 0 K: 0 S: 4	H: 1 LOB: 2 BB: 1 P: 8	R: 0 E: 0 K: 1 S: 6	H: 1 LOB: 1 BB: 0 P: 6		R: 0 E: 0 K: 0 S: 4	H: 1 LOB: 1 BB: 0 P: 4	1B: 7 2B: 1 3B: 0 HR: 1	SF: 0 SAC: 2 DP: 1 HBP: 2	WP: 0 PB: 0 SB: 1 CS: 0	PA: 40		
PITCHER	IP	WLS	BF	H	R	ER	SO	BB	IBB	HBP	BLK	WP	HR	S	P	ERA	WHIP								
Paul Hartzell, R (1, 1) ERA: 2.6	9.0	W	40	9	4	2	3	0	1	2	0	0	1	43	49	2.00	1.000								

Batter	1	2	3	4	5	6	7	8	9	AB	R	H	RBI	BB	SO	LOB	TOP					
Jim Wohlford, R (1, 7) OBP: 0.306, SLG: 0.308	0-0 6-3		0-0 L3			0-0 4-3 1B	0-0 2B			4	0	2	0	0	0	2						
Al Cowens, R (1, 9) OBP: 0.300, SLG: 0.340	0-3 K		0-0 F9			0-0 4-3 1B	0-0 P4			4	0	0	0	0	1	5						
George Brett, L (1, 5) OBP: 0.378, SLG: 0.459	0-0 6-3			0-0 4-3		0-3 K		0-0 4-3		4	0	0	0	0	1	2						
Hal McRae, R (1, 10) OBP: 0.413, SLG: 0.473		0-3 K		0-0 F8		1-0 HBP		0-0 F8		3	0	0	0	0	1	0						
Amos Otis, R (1, 8) OBP: 0.345, SLG: 0.454		0-0 5-3		0-3 K		0-0 P4		0-0 F8		4	0	0	0	0	1	3						
John Mayberry, L (1, 3) OBP: 0.323, SLG: 0.356		0-0 6-3			0-0 4-3		0-0 4-3		0-0 F9	4	0	0	0	0	0	0						
Frank White, R (1, 4) OBP: 0.270, SLG: 0.317			0-0 E5		0-0 F5		0-0 G1		0-0 2B	4	0	1	0	0	0	0						
Freddie Patek, R (1, 6) OBP: 0.327, SLG: 0.312			0-0 5-3		0-0 5-3		0-0 HR 2B		0-0 L1	4	1	1	0	0	0	2						
Buck Martinez, R (1, 2) OBP: 0.274, SLG: 0.374			4-0 BB			4-0 4-3 1B BB	0-0 HR		0-0 F3	2	1	1	2	2	0	1						
Inning Stats	R: 0 E: 0 K: 1 S: 5	H: 0 LOB: 0 BB: 0 P: 5	R: 0 E: 0 K: 1 S: 5	H: 0 LOB: 0 BB: 0 P: 5	R: 0 E: 1 K: 0 S: 4	H: 0 LOB: 2 BB: 1 P: 8	R: 0 E: 0 K: 0 S: 5	H: 0 LOB: 0 BB: 0 P: 5	R: 0 E: 0 K: 0 S: 3	H: 0 LOB: 0 BB: 0 P: 3	R: 0 E: 0 K: 1 S: 6	H: 1 LOB: 3 BB: 1 P: 11	R: 2 E: 0 K: 0 S: 6	H: 3 LOB: 1 BB: 0 P: 6	R: 0 E: 0 K: 0 S: 3	H: 0 LOB: 0 BB: 0 P: 3	R: 0 E: 0 K: 0 S: 4	H: 1 LOB: 1 BB: 0 P: 4	1B: 1 2B: 3 3B: 0 HR: 1	SF: 0 SAC: 0 DP: 0 HBP: 1	WP: 0 PB: 0 SB: 0 CS: 0	PA: 36
PITCHER Frank Tanana, L (1, 1) ERA: 2.64	IP: 9.0 WLS: L BF: 36 H: 5 R: 2 ER: 2 SO: 4 BB: 2 IBB: 0 HBP: 1 BLK: 0 WP: 0 HR: 1 S: 41 P: 50 ERA: 2.00 WHIP: 0.778															PITCHER						

Kansas City Royals @ California Angels
 Anaheim Stadium, Anaheim, CA
 Thu Sep 16 1976, 10:05 PM EDT
 Alt. 7,440 - Unknown - 63 F

AB	33
R	2
H	5
RBI	2
BB	2
SO	4
LOB	15



Batter	1	2	3	4	5	6	7	8	9	AB	R	H	RBI	BB	SO	LOB	BOTTOM					
Dave Collins, S (1, 7) OBP: 0.321, SLG: 0.323	0-0 F7		0-0 2B		0-3 K		0-0 P6			4	0	1	0	0	1	2						
Jerry Remy, L (1, 4) OBP: 0.313, SLG: 0.301	0-0 1-3		0-0 F9		0-0 4-3			0-0 F9		4	0	0	0	0	0	1						
Dan Briggs, L (1, 8) OBP: 0.261, SLG: 0.300	0-0 F7		0-0 F7			0-3 K		0-0 P6		4	0	0	0	0	1	1						
Tony Solaita, L (1, 3) OBP: 0.352, SLG: 0.407		0-0 4-3		4-0 2B BB		0-3 K		0-0 F5		3	0	0	0	1	1	0						
Bruce Bochte, L (1, 9) OBP: 0.349, SLG: 0.312		0-0 BB 1B		0-3 K		0-0 F7			0-0 6-3	4	0	1	0	0	1	1						
Mario Guerrero, R (1, 10) OBP: 0.311, SLG: 0.353		0-0 P4		0-0 2B			0-0 1B 1B		0-0 P6	4	0	2	0	0	0	1						
Mike Miley, S (1, 6) OBP: 0.277, SLG: 0.369		4-0 BB		4-0 BB			0-0 F7		0-0 4-3	1	0	0	0	2	0	1						
Terry Humphrey, R (1, 2) OBP: 0.301, SLG: 0.307		0-0 F8		0-0 G6-4-3 IBB			0-3 K			2	0	0	0	0	0	5						
Mike Esler, L (7, PH) OBP: 0.289, SLG: 0.293		0-0 F8		1-2 BB						1	0	0	0	0	1	1						
Andy Etchebarren, R (8, 2) OBP: 0.299, SLG: 0.263				1-2						0	0	0	0	0	0	0						
Dave Chalk, R (1, 5) OBP: 0.304, SLG: 0.251			0-0 F2							2	0	0	0	0	0	0						
Bill Melton, R (7, PH) OBP: 0.299, SLG: 0.335										1	0	1	0	0	0	0						
Ron Jackson, R (7, PR) OBP: 0.282, SLG: 0.319							1-3 1B			0	0	0	0	0	0	0						
Inning Stats	R: 0 E: 0 K: 0 S: 3	H: 1 LOB: 2 BB: 1 P: 8	R: 0 E: 0 K: 0 S: 4	H: 1 LOB: 1 BB: 0 P: 4	R: 0 E: 0 K: 1 S: 5	H: 1 LOB: 2 BB: 2 P: 13	R: 0 E: 0 K: 1 S: 5	H: 0 LOB: 0 BB: 0 P: 5	R: 0 E: 0 K: 2 S: 7	H: 0 LOB: 0 BB: 0 P: 7	R: 0 E: 0 K: 1 S: 7	H: 2 LOB: 2 BB: 0 P: 7	R: 0 E: 0 K: 0 S: 3	H: 0 LOB: 0 BB: 0 P: 3	R: 0 E: 0 K: 0 S: 3	H: 0 LOB: 0 BB: 0 P: 3	R: 0 E: 0 K: 0 S: 3	H: 0 LOB: 0 BB: 0 P: 3	1B: 3 2B: 2 3B: 0 HR: 0	SF: 0 SAC: 0 DP: 1 HBP: 0	WP: 0 PB: 0 SB: 0 CS: 0	PA: 34
PITCHER Marty Pattin, R (1, 1) ERA: 2.65	IP: 9.0 WLS: W BF: 34 H: 5 R: 0 ER: 0 SO: 5 BB: 2 IBB: 1 HBP: 0 BLK: 0 WP: 0 HR: 0 S: 41 P: 53 ERA: 0.00 WHIP: 0.778															PITCHER						

Kansas City Royals @ California Angels
 Anaheim Stadium, Anaheim, CA
 Thu Sep 16 1976, 10:05 PM EDT
 Alt. 7,440 - Unknown - 63 F

AB	31
R	0
H	5
RBI	0
BB	3
SO	5
LOB	13



Batter	1	2	3	4	5	6	7	8	9	AB	R	H	RBI	BB	SO	LOB	TOP				
Steve Braun, L (1, 10) OBP: 0.385, SLG: 0.351	F9		F7		SH5-4 BB		3-1 SH1-4 1B BB	G4-6-3 1B	1-3 2-H 3-H 1B 2B	4	2	2	2	2	0	0	Minnesota Twins @ California Angels Anaheim Stadium, Anaheim, CA Fri Sep 17 1976, 10:05 PM EDT Att: 6,248 - Unknown - 69 F				
Roy Smalley, S (1, 6) OBP: 0.361, SLG: 0.329	F9		K		SH5-4		SH1-4	G4-6-3 1B	1-3 2-H 3-H 1B	4	0	2	2	0	1	0					
Rod Carew, L (1, 3) OBP: 0.398, SLG: 0.454 Craig Kusick, R (9, PH) OBP: 0.340, SLG: 0.429 (9, 3)	K			SH 1B	K		3-1 1B IBB	G4-6-3 1-2 2-3	K	4	2	1	0	1	2	3					
Butch Wynegar, S (1, 2) OBP: 0.359, SLG: 0.361		6-3		SH 1B 2B	K		3-1	F8		4	0	0	0	0	1	4					
Lyman Bostock, L (1, 8) OBP: 0.369, SLG: 0.439		HR 1B		2B 1-2 3-H 1B		3-1	1B 1B IBB		4-3	4	2	2	1	1	0	0					
Dan Ford, R (1, 9) OBP: 0.322, SLG: 0.463	F7			FC5 1-3 2-H 2B		F5	1B 1B		FC3-6 BB	4	1	2	2	1	0	1					
Larry Hisle, R (1, 7) OBP: 0.334, SLG: 0.386	HR			K			E 1B 1-2 BB		FC3-6 1B 2B	4	2	2	3	1	1	3					
Mike Cubbage, L (1, 5) OBP: 0.349, SLG: 0.358	F9						E2		HBP 2B 1B	3	1	2	1	2	0	0					
Bob Randall, R (1, 4) OBP: 0.315, SLG: 0.320			6-3	FC5 2-3		F6	L4		2B 1B HBP	4	1	0	0	0	0	7					
Inning Stats	R: 0 E: 0 K: 1 S: 5	H: 0 LOB: 0 BB: 0 P: 5	R: 2 E: 0 K: 0 S: 5	H: 2 LOB: 0 BB: 0 P: 5	R: 0 E: 0 K: 1 S: 5	H: 0 LOB: 0 BB: 0 P: 5	R: 1 E: 1 K: 1 S: 8	H: 3 LOB: 3 BB: 1 P: 12	R: 0 E: 0 K: 0 S: 3	H: 0 LOB: 2 BB: 2 P: 11	R: 4 E: 1 K: 0 S: 6	H: 3 LOB: 3 BB: 3 P: 18	R: 0 E: 0 K: 0 S: 4	H: 2 LOB: 1 BB: 0 P: 4	R: 4 E: 0 K: 1 S: 8	H: 3 LOB: 1 BB: 1 P: 13	1B: 10 2B: 2 3B: 0 HR: 1	SF: 0 SAC: 3 DP: 1 HBP: 1	WP: 0 PB: 0 SB: 1 CS: 0	PA: 48	
PITCHER	IP WLS BF H R ER SO BB IBB HBP BLK WP HR S P ERA WHIP	6.2 L 34 7 7 7 5 3 4 0 0 0 1 37 65 9.45 1.500	1.1 6 3 0 0 0 0 0 0 0 0 0 6 6 0.00 2.250	1.0 8 3 4 4 1 1 0 1 0 0 0 8 13 36.00 4.000																	

AB	36
R	11
H	13
RBI	11
BB	8
SO	6
LOB	19



Batter	1	2	3	4	5	6	7	8	9	AB	R	H	RBI	BB	SO	LOB	BOTTOM			
Dave Collins, S (1, 7) OBP: 0.322, SLG: 0.322	WP S BB		1B		F9		E1 FC3-6	FC6-4 1-2		4	0	1	0	1	0	3	Minnesota Twins @ California Angels Anaheim Stadium, Anaheim, CA Fri Sep 17 1976, 10:05 PM EDT Att: 6,248 - Unknown - 69 F			
Jerry Remy, L (1, 4) OBP: 0.312, SLG: 0.298	F6 1-2		F7		S BB		FC3-6 BB 1-2 2-3		5-3	4	0	0	0	1	0	4				
Bruce Bochte, L (1, 9) OBP: 0.348, SLG: 0.311	K			1B	F7		K		4-3	5	0	1	0	0	2	4				
Tony Solaita, L (1, 3) OBP: 0.353, SLG: 0.402			F7		4-3				1-3	3	0	0	0	2	0	3				
Mario Guerrero, R (1, 10) OBP: 0.312, SLG: 0.352 Mike Easter, L (4, PR) OBP: 0.277, SLG: 0.279	K			E HBP		F7	3-1			1	0	0	0	0	1	2				
Rusty Torres, S (1, 8) OBP: 0.309, SLG: 0.366		K		E6 1-H 3B		1B BB			4-3	3	1	1	1	1	1	0				
Mike Miley, S (1, 6) OBP: 0.300, SLG: 0.125		K		3-1			G4-6-3 1B		F4	4	0	1	0	0	1	1				
Terry Humphrey, R (1, 2) OBP: 0.296, SLG: 0.302 Carlos Lopez, R (8, PH) Ike Hampton, S (9, 2)			5-3		K		G4-6-3 1-2 2-3		1B BB	3	0	0	0	0	1	3				
Dave Chalk, R (1, 5) OBP: 0.306, SLG: 0.254			6-3		1-3				FC3-6 E 1B	4	0	2	0	0	0	1				
Inning Stats	R: 0 E: 0 K: 2 S: 7	H: 0 LOB: 2 BB: 2 P: 15	R: 0 E: 0 K: 2 S: 7	H: 0 LOB: 0 BB: 0 P: 7	R: 0 E: 0 K: 0 S: 5	H: 2 LOB: 2 BB: 0 P: 5	R: 2 E: 1 K: 1 S: 6	H: 1 LOB: 1 BB: 0 P: 7	R: 0 E: 0 K: 0 S: 3	H: 1 LOB: 1 BB: 1 P: 7	R: 0 E: 1 K: 1 S: 7	H: 1 LOB: 3 BB: 1 P: 11	R: 0 E: 0 K: 0 S: 4	H: 1 LOB: 2 BB: 1 P: 8	R: 0 E: 0 K: 0 S: 3	H: 0 LOB: 0 BB: 0 P: 3	1B: 5 2B: 0 3B: 1 HR: 0	SF: 0 SAC: 0 DP: 1 HBP: 1	WP: 1 PB: 0 SB: 2 CS: 0	PA: 40
PITCHER	IP WLS BF H R ER SO BB IBB HBP BLK WP HR S P ERA WHIP	6.0 W 26 4 2 2 5 4 2 1 0 0 0 14 22 3.00 1.333	3.0 S 14 2 0 0 1 2 0 0 0 0 0 14 22 0.00 1.333																	

AB	33
R	2
H	6
RBI	1
BB	6
SO	6
LOB	24



Batter	1	2	3	4	5	6	7	8	9	AB	R	H	RBI	BB	SO	LOB	TOP			
Steve Braun, L (1, 10) OBP: 0.382, SLG: 0.347	1-3		F8			4-3		4-3		4	0	0	0	0	0	3	Minnesota Twins @ California Angels Anaheim Stadium, Anaheim, CA Sat Sep 18 1976, 10:05 PM EDT Att: 20,843 - Unknown - 71 F livebaseballscores.com			
Roy Smalley, S (1, 6) OBP: 0.360, SLG: 0.328	F8			F5		F7		G4-6-3 1B		4	0	1	0	0	0	1				
Rod Carew, L (1, 3) OBP: 0.397, SLG: 0.452	K			F8 S BB		4-3		G4-6-3 1-2		3	0	0	0	1	1	2				
Butch Wynegar, S (1, 2) OBP: 0.358, SLG: 0.360		F7		F8 1-3			G4-6-3 1B		E6 FC6	4	0	1	0	0	0	1				
Lyman Bostock, L (1, 8) OBP: 0.366, SLG: 0.435	1-3			4-3		G4-6-3 1-2		FC6 1-2		4	0	0	0	0	0	3				
Dan Ford, R (1, 9) OBP: 0.321, SLG: 0.460	5-3				6-3		F4			3	0	0	0	0	0	0				
Larry Hise, R (1, 7) OBP: 0.332, SLG: 0.384			5-3		4-3			K		3	0	0	0	0	1	0				
Mike Cubbage, L (1, 5) OBP: 0.349, SLG: 0.360					L6 2B			4-3		3	0	1	0	0	0	0				
Bob Randall, R (1, 4) OBP: 0.317, SLG: 0.325			5-3			4-3 2B				3	0	2	0	0	0	1				
Inning Stats	R: 0 E: 0 K: 1 S: 5	H: 0 LOB: 0 BB: 0 P: 5	R: 0 E: 0 K: 0 S: 3	H: 0 LOB: 0 BB: 0 P: 3	R: 0 E: 0 K: 0 S: 4	H: 1 LOB: 1 BB: 1 P: 4	R: 0 E: 0 K: 0 S: 3	H: 0 LOB: 0 BB: 0 P: 7	R: 0 E: 0 K: 0 S: 4	H: 0 LOB: 0 BB: 0 P: 3	R: 0 E: 0 K: 0 S: 3	H: 1 LOB: 0 BB: 0 P: 3	R: 0 E: 0 K: 1 S: 6	H: 1 LOB: 1 BB: 0 P: 6	R: 0 E: 1 K: 0 S: 4	H: 1 LOB: 1 BB: 0 P: 4	1B: 3 2B: 2 3B: 0 HR: 0	SF: 0 SAC: 0 DP: 2 HBP: 0	WP: 0 PB: 0 CS: 1	PA: 32
PITCHER Gary Ross, R (1, 1) ERA: 2.91	IP: 9.0 WLS: W BF: 32 H: 5 R: 0 ER: 0 SO: 2 BB: 1 IBB: 0 HBP: 0 BLK: 0 WP: 0 HR: 0 S: 35 P: 39 ERA: 0.00 WHIP: 0.667															PITCHER				

Batter	1	2	3	4	5	6	7	8	9	AB	R	H	RBI	BB	SO	LOB	BOTTOM			
Dave Collins, S (1, 7) OBP: 0.320, SLG: 0.320	K	E4 1B		FC 2H		F8		F9		5	0	1	2	0	1	0	Minnesota Twins @ California Angels Anaheim Stadium, Anaheim, CA Sat Sep 18 1976, 10:05 PM EDT Att: 20,843 - Unknown - 71 F livebaseballscores.com			
Jerry Remy, L (1, 4) OBP: 0.313, SLG: 0.298	4-6-3 BB	G6-4-3 1B		K		F4				3	0	1	0	1	1	1				
Mike Easter, L (1, 10) OBP: 0.260, SLG: 0.261	4-6-3	G6-4-3		4-3						3	0	0	0	0	0	5				
Carlos Lopez, R (6, PH)	1-2	1-2								0	0	0	0	1	0	0				
Tony Solaita, L (1, 3) OBP: 0.352, SLG: 0.398	F8			G4-6-3 BB		4-3		5-3		3	0	0	0	1	0	2				
Bruce Bochte, L (1, 9) OBP: 0.347, SLG: 0.309		K		G4-6-3 1-2				K 1B HBP		3	1	0	0	0	2	1				
Rusty Torres, S (1, 8) OBP: 0.309, SLG: 0.362		BB E BB		F8		F8		F8		3	1	0	0	1	0	1				
Mike Miley, S (1, 6) OBP: 0.357, SLG: 0.182		PB E 1B BB		F7		1B 1B		6-3		3	1	1	0	1	0	0				
Terry Humphrey, R (1, 2) OBP: 0.300, SLG: 0.312		E5 1B PB E		2B 2B		1-3 2H 1B		F8		4	2	2	1	0	0	1				
Dave Chalk, R (1, 5) OBP: 0.307, SLG: 0.257		1B E BB		WP FC 2B		4-3		F8		3	1	1	1	1	0	2				
Inning Stats	R: 0 E: 0 K: 1 S: 5	H: 0 LOB: 1 BB: 1 P: 9	R: 3 E: 2 K: 1 S: 7	H: 2 LOB: 2 BB: 3 P: 19	R: 0 E: 0 K: 0 S: 2	H: 0 LOB: 0 BB: 1 P: 6	R: 2 E: 1 K: 1 S: 8	H: 2 LOB: 1 BB: 0 P: 8	R: 1 E: 0 K: 0 S: 5	H: 2 LOB: 2 BB: 0 P: 6	R: 0 E: 0 K: 0 S: 3	H: 0 LOB: 1 BB: 1 P: 7	R: 0 E: 0 K: 1 S: 5	H: 0 LOB: 0 BB: 0 P: 5	R: 0 E: 0 K: 0 S: 3	H: 0 LOB: 0 BB: 0 P: 3	1B: 4 2B: 2 3B: 0 HR: 0	SF: 0 SAC: 0 DP: 2 HBP: 1	WP: 1 PB: 1 CS: 0	PA: 37
PITCHER Dave Goltz, R (1, 1) ERA: 3.47 Tom Burgmeier, L (4, 1) ERA: 2.61	IP: 3.1 WLS: L BF: 19 H: 4 R: 5 ER: 4 SO: 2 BB: 5 IBB: 0 HBP: 0 BLK: 0 WP: 1 HR: 0 S: 18 P: 38 ERA: 10.80 WHIP: 2.700															PITCHER				

Batter	1	2	3	4	5	6	7	8	9	AB	R	H	RBI	BB	SO	LOB	TOP																		
Steve Braun, L (1, 10) OBP: 0.386, SLG: 0.351										4	0	3	2	1	0	0	Minnesota Twins @ California Angels Anaheim Stadium, Anaheim, CA Sun Sep 19 1976, 6:33 AM EDT Att. 7,895 - Unknown - 72 F																		
Roy Smalley, S (1, 6) OBP: 0.355, SLG: 0.329										5	0	1	0	0	1	5																			
Rod Carew, L (1, 3) OBP: 0.394, SLG: 0.448										5	0	0	0	0	0	5																			
Lyman Bostock, L (1, 8) OBP: 0.362, SLG: 0.430											5	1	0	0	0	1																			
Mike Cabbage, L (1, 5) OBP: 0.348, SLG: 0.358											5	1	1	0	0	1		0																	
Butch Wynegar, S (1, 2) OBP: 0.355, SLG: 0.360											3	2	1	1	1	0		0																	
Dan Ford, R (1, 9) OBP: 0.322, SLG: 0.459											3	1	1	1	1	0		0																	
Larry Hisle, R (1, 7) OBP: 0.332, SLG: 0.383											4	2	1	1	0	0		2																	
Bob Randall, R (1, 4) Tony Oliva, L (7, PH) Luis Gomez, R (7, PH) OBP: 0.245, SLG: 0.220											2	0	1	0	0	0		0																	
Steve Brye, R (8, PH) Jerry Tarrell, R (8, PH) OBP: 0.252, SLG: 0.275											1	0	0	0	0	0		1																	
Inning Stats	R: 0 E: 0 K: 0 S: 3	H: 1 LOB: 1 BB: 1 P: 7	R: 0 E: 0 K: 0 S: 3	H: 0 LOB: 0 BB: 0 P: 3	R: 0 E: 1 K: 0 S: 5	H: 2 LOB: 2 BB: 0 P: 5	R: 0 E: 0 K: 0 S: 3	H: 0 LOB: 0 BB: 0 P: 3	R: 0 E: 0 K: 0 S: 3	H: 0 LOB: 0 BB: 0 P: 3	R: 0 E: 0 K: 0 S: 3	H: 0 LOB: 0 BB: 0 P: 3	R: 4 E: 1 K: 0 S: 9	H: 5 LOB: 2 BB: 0 P: 9	R: 3 E: 1 K: 2 S: 10	H: 2 LOB: 2 BB: 2 P: 18	R: 0 E: 0 K: 0 S: 3	H: 0 LOB: 0 BB: 0 P: 3	1B: 9 2B: 1 3B: 0 HR: 0	SF: 0 SAC: 0 DP: 0 HBP: 0	WP: 0 PB: 0 SB: 1 CS: 2	PA: 41													
PITCHER	IP WLS BF H R ER SO BB IBB HBP BLK WP HR S P ERA WHIP																																		
Paul Hartzell, R (1, 1) ERA: 2.67	6.1		28	8	4	3	0	1	0	0	0	0	0	0	0	27	31	4.26	1.421																
Sid Monge, L (7, 1) ERA: 3.52	1.1	L	6	0	2	1	1	2	0	0	0	0	0	0	0	6	14	6.75	1.500																
John Verhoeven, R (8, 1) ERA: 3.68	0.0		3	2	1	0	0	0	0	0	0	0	0	0	0	3	3	∞	∞																
Mickey Scott, L (8, 1) ERA: 3.23	1.1		4	0	0	0	1	0	0	0	0	0	0	0	6	6	0.00	0.000																	

Batter	1	2	3	4	5	6	7	8	9	AB	R	H	RBI	BB	SO	LOB	BOTTOM																	
Dave Collins, S (1, 10) OBP: 0.324, SLG: 0.322											4	0	2	2	1	1	1																	
Jerry Remy, L (1, 4) OBP: 0.314, SLG: 0.298											3	0	1	2	1	0	2																	
Dan Briggs, L (1, 9) OBP: 0.256, SLG: 0.294											5	0	0	0	0	1	6																	
Tony Solaita, L (1, 3) OBP: 0.347, SLG: 0.391											4	0	0	0	0	1	0																	
Bruce Bochte, L (1, 7) OBP: 0.348, SLG: 0.309											3	0	1	0	1	0	0																	
Rusty Torres, S (1, 8) OBP: 0.304, SLG: 0.356											4	0	0	0	0	0	2																	
Terry Humphrey, R (1, 2) OBP: 0.351, SLG: 0.313											3	0	1	0	0	0	1																	
Bill Melton, R (8, PH) OBP: 0.297, SLG: 0.334											1	0	0	0	0	1	1																	
Andy Etchebarren, R (9, 2) OBP: 0.298, SLG: 0.263											0	0	0	0	0	0	0																	
Dave Chalk, R (1, 5) OBP: 0.310, SLG: 0.256											1	3	0	0	2	0	0																	
Tim Nordbrook, R (1, 6) OBP: 0.310, SLG: 0.200											1	1	0	0	1	0	2																	
Mike Easter, L (8, PH) OBP: 0.275, SLG: 0.319											1	1	1	0	0	0	0																	
Inning Stats	R: 0 E: 0 K: 1 S: 5	H: 0 LOB: 0 BB: 0 P: 5	R: 0 E: 0 K: 0 S: 3	H: 0 LOB: 0 BB: 0 P: 3	R: 1 E: 1 K: 0 S: 3	H: 0 LOB: 2 BB: 3 P: 15	R: 0 E: 0 K: 0 S: 3	H: 0 LOB: 0 BB: 0 P: 3	R: 2 E: 2 K: 0 S: 6	H: 2 LOB: 1 BB: 0 P: 6	R: 0 E: 0 K: 0 S: 4	H: 1 LOB: 1 BB: 0 P: 4	R: 1 E: 0 K: 0 S: 3	H: 1 LOB: 2 BB: 2 P: 11	R: 0 E: 0 K: 2 S: 7	H: 0 LOB: 1 BB: 1 P: 11	R: 1 E: 0 K: 1 S: 7	H: 2 LOB: 1 BB: 0 P: 7	1B: 5 2B: 0 3B: 1 HR: 0	SF: 1 SAC: 2 DP: 1 HBP: 0	WP: 0 PB: 0 SB: 1 CS: 0	PA: 39												
PITCHER	IP WLS BF H R ER SO BB IBB HBP BLK WP HR S P ERA WHIP																																	
Steve Luebber, R (1, 1) ERA: 4.09	6.0		26	3	3	3	1	4	0	0	0	0	0	0	24	40	4.50	1.167																
Bill Campbell, R (7, 1) ERA: 3.11	3.0	W	13	3	1	1	3	2	0	0	0	0	0	0	17	25	3.00	1.667																



Batter	1	2	3	4	5	6	7	8	9	AB	R	H	RBI	BB	SO	LOB	TOP			
Lenny Randle, S (1,4) OBP: 0.281, SLG: 0.267	0-3 K		0-0 F7			0-0 F5		0-0 1-3		4	0	0	0	0	1	0				
Toby Harrah, R (1,6) OBP: 0.382, SLG: 0.373	4-0 CS BB		0-0 F9			4-0 BB		0-0 F9		2	0	0	0	2	0	0				
Mike Hargrove, L (1,3) OBP: 0.300, SLG: 0.381	4-0 BB 1-2 BB			0-0 4-3		0-0 F8		0-0 4-3		3	0	0	0	1	0	1				
Jeff Burroughs, R (1,9) OBP: 0.313, SLG: 0.369	4-0 BB 1-2 BB			0-0 G5-4-3 1B		0-0 1-3			0-3 K	3	0	1	0	1	1	1				
Roy Howell, L (1,5) OBP: 0.297, SLG: 0.364	0-0 F8			0-0 G5-4-3 1-2			4-0 G3 SH1-4 BB		0-0 4-3	3	0	0	0	1	0	3				
Gene Clines, R (1,10) OBP: 0.302, SLG: 0.313		0-0 L8			0-0 1B		0-0 SH1-4 1-2		0-3 K	3	0	1	0	0	1	0				
Tom Grieve, R (1,7) OBP: 0.299, SLG: 0.406		4-0 G3-6-3 BB			0-0 F8		4-0 G3 BB			1	0	0	0	2	0	1				
Juan Beniquez, R (1,8) OBP: 0.320, SLG: 0.297		0-0 G3-6-3 1-2			0-0 G4-6-3 1B		0-0 G3 1-2 2-3			3	0	1	0	0	0	3				
Jim Sundberg, R (1,2) OBP: 0.282, SLG: 0.301			0-0 F8		0-0 G4-6-3 1-2		0-3 K			3	0	0	0	0	1	4				
Inning Stats	R: 0 E: 0 K: 1 S: 4	H: 0 LOB: 2 BB: 3 P: 16	R: 0 E: 0 K: 0 S: 2	H: 0 LOB: 0 BB: 1 P: 6	R: 0 E: 0 K: 0 S: 3	H: 0 LOB: 0 BB: 0 P: 3	R: 0 E: 0 K: 0 S: 3	H: 1 LOB: 0 BB: 0 P: 3	R: 0 E: 0 K: 0 S: 4	H: 2 LOB: 1 BB: 0 P: 4	R: 0 E: 0 K: 0 S: 3	H: 0 LOB: 1 BB: 1 P: 7	R: 0 E: 0 K: 1 S: 5	H: 0 LOB: 2 BB: 2 P: 13	R: 0 E: 0 K: 0 S: 3	H: 0 LOB: 0 BB: 0 P: 7	1B: 3 2B: 0 3B: 0 HR: 0	SF: 0 SAC: 1 DP: 3 HBP: 0	WP: 0 PB: 0 SB: 0 CS: 1	PA: 33
PITCHER Nolan Ryan, R (1,1) ERA: 3.54	IP: 9.0 WLS: W BF: 33 H: 3 R: 0 ER: 0 SO: 4 BB: 7 IBB: 0 HBP: 0 BLK: 0 WP: 0 HR: 0 S: 34 P: 62 ERA: 0.00 WHIP: 1.111															PITCHER				

Texas Rangers @ California Angels
Anaheim Stadium, Anaheim, CA
Mon Sep 20 1976, 10:05 PM EDT
Att: 5,738 - Unknown


AB 25
R 0
H 3
RBI 0
BB 7
SO 4
LOB 13

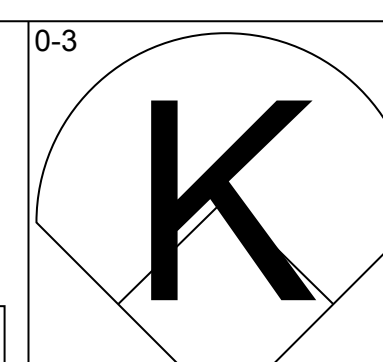
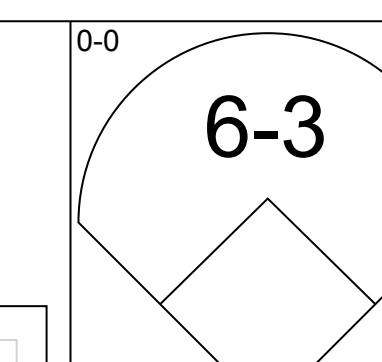
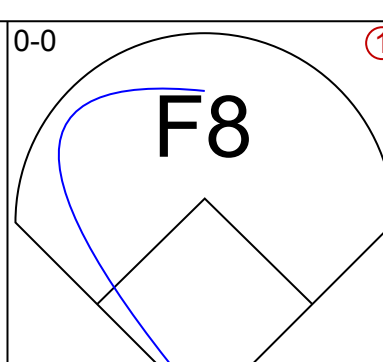
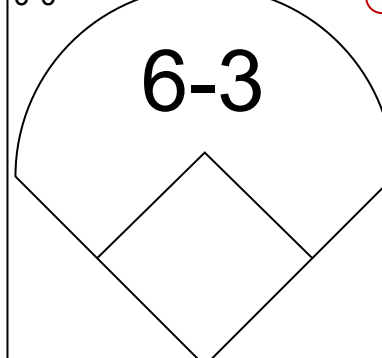
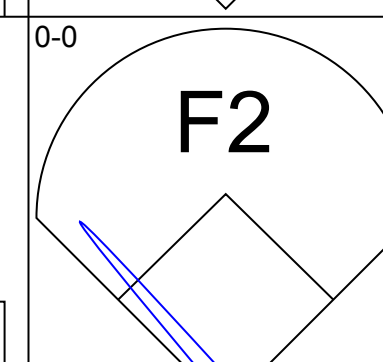
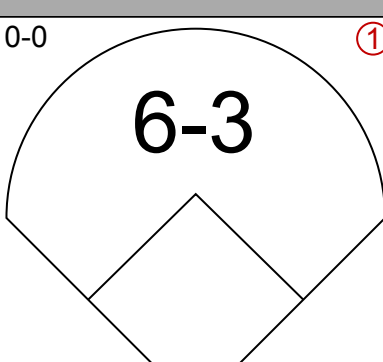
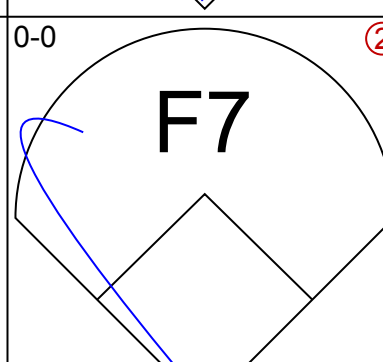
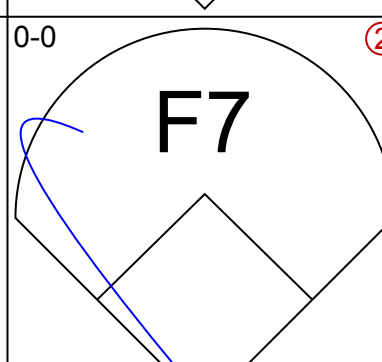
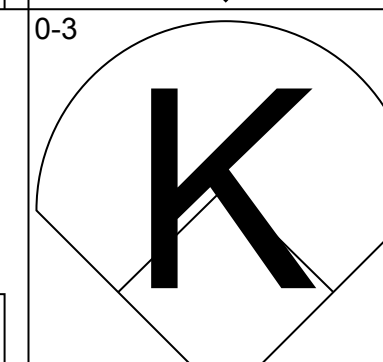
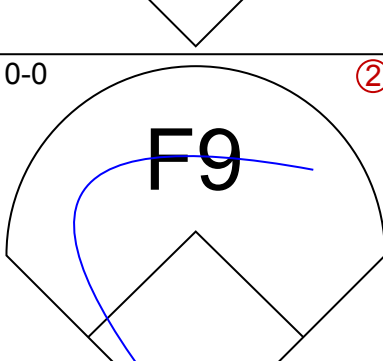
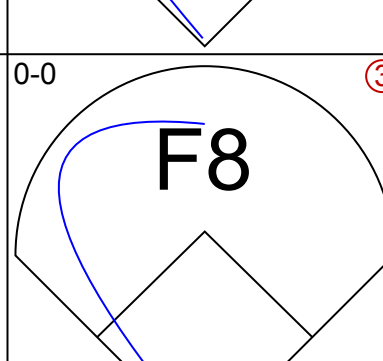
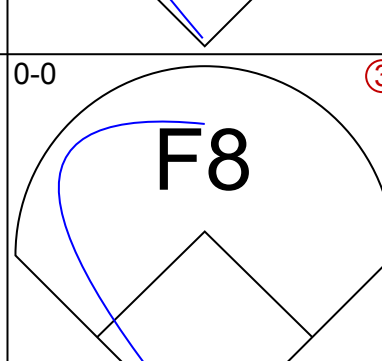
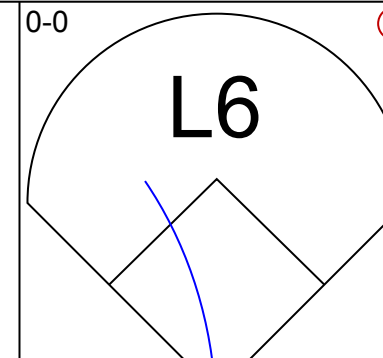
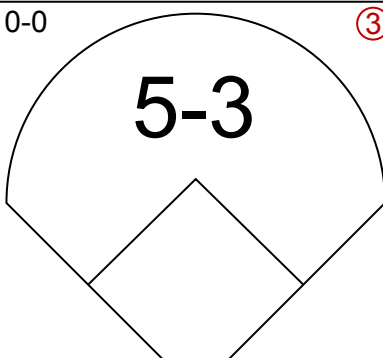
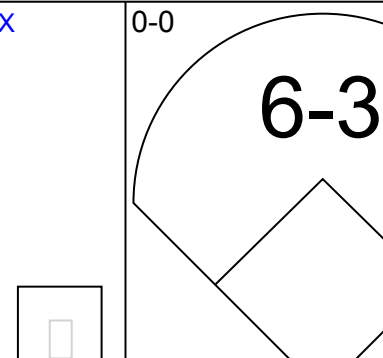
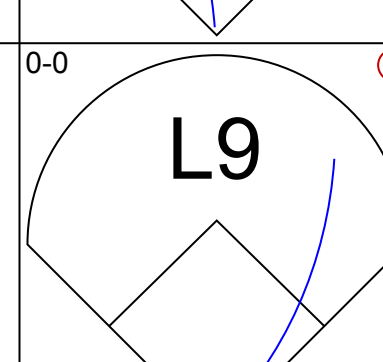
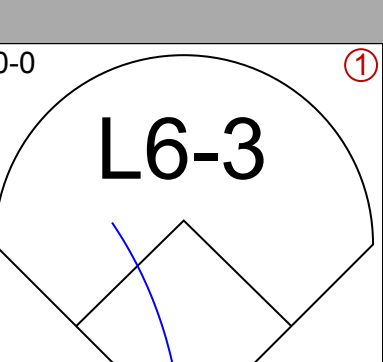
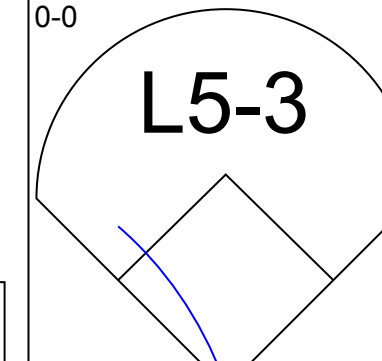
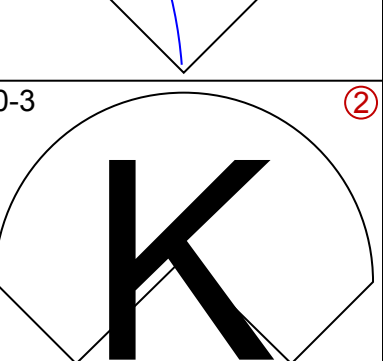
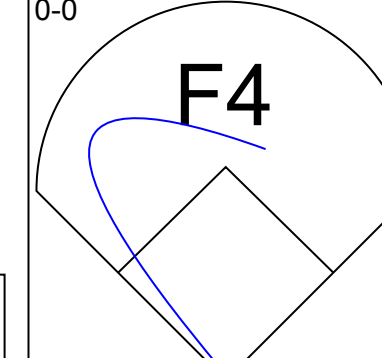
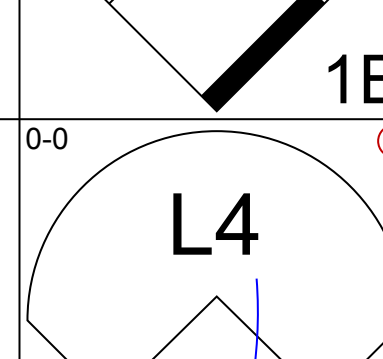
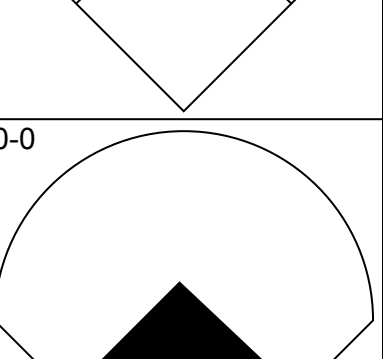
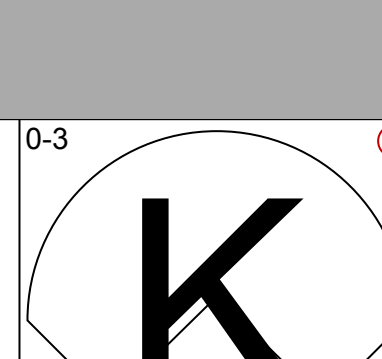
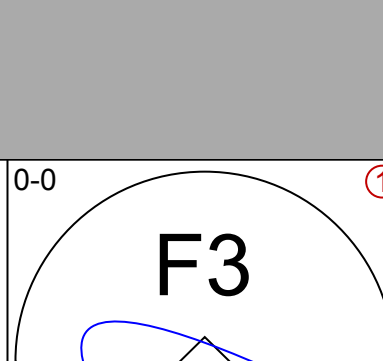
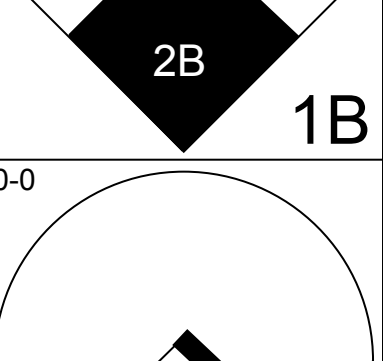
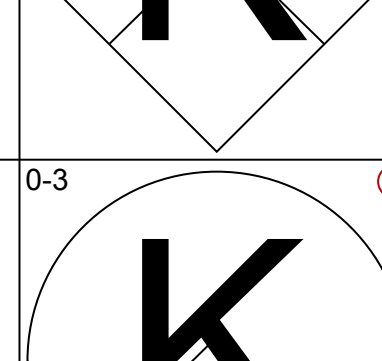
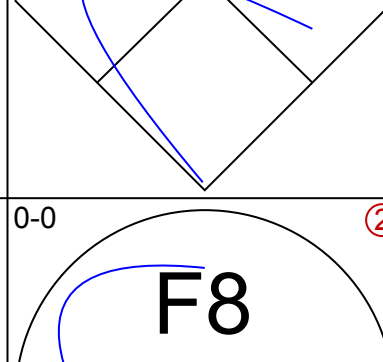
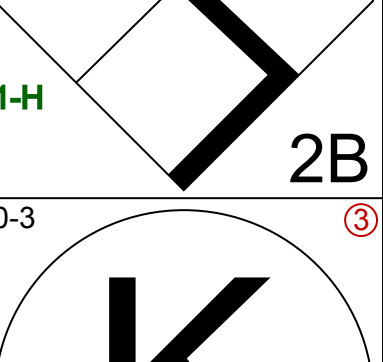
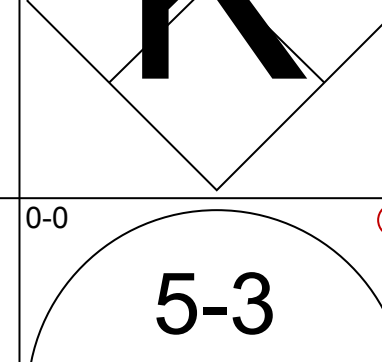


Batter	1	2	3	4	5	6	7	8	9	AB	R	H	RBI	BB	SO	LOB	BOTTOM			
Dave Collins, S (1,7) OBP: 0.323, SLG: 0.321	0-0 S 1B		0-3 K			0-3 K		0-0 F5		4	0	1	0	0	2	1				
Rusty Torres, S (8,8) OBP: 0.304, SLG: 0.356										0	0	0	0	0	0	0				
Jerry Remy, L (1,4) OBP: 0.317, SLG: 0.305	0-3 K 1-2		0-0 K		0-0 K		0-0 CS 1B			4	0	3	0	0	1	1				
Mike Easler, L (1,10) OBP: 0.255, SLG: 0.294	0-3 K		0-0 4-3		0-3 K		0-0 CS 1-2	0-0 F9		4	0	0	0	0	2	4				
Tony Solaita, L (1,3) OBP: 0.346, SLG: 0.387	0-0 4-3			0-0 F7		4-0 SH3-4 2B BB		0-3 K		3	1	0	0	1	1	1				
Bruce Bochte, L (1,9) OBP: 0.348, SLG: 0.308		0-0 4-3		4-0 S BB		0-0 SH3-4 1-2		0-3 K		2	0	0	0	1	1	0				
Dan Briggs, L (1,8) OBP: 0.257, SLG: 0.295				0-0 F8		0-0 3-1				3	0	1	0	0	0	2				
Terry Humphrey, R (1,2) OBP: 0.301, SLG: 0.318		0-0 6-3 1B		0-0 6-3		0-0 2B				3	0	1	1	0	0	2				
Mike Miley, S (1,6) OBP: 0.294, SLG: 0.143		0-0 4-3			0-0 G3	0-0 G3				3	0	0	0	0	0	2				
Dave Chalk, R (1,5) OBP: 0.310, SLG: 0.257			0-0 4-3		0-0 2B 1B		0-0 F5			3	0	1	0	0	0	0				
Inning Stats	R: 0 E: 0 K: 2 S: 8	H: 1 LOB: 1 BB: 0 P: 8	R: 0 E: 0 K: 0 S: 4	H: 1 LOB: 1 BB: 0 P: 4	R: 0 E: 0 K: 1 S: 6	H: 1 LOB: 1 BB: 0 P: 6	R: 0 E: 0 K: 0 S: 3	H: 0 LOB: 1 BB: 1 P: 7	R: 0 E: 0 K: 0 S: 9	H: 2 LOB: 2 BB: 0 P: 9	R: 1 E: 0 K: 0 S: 4	H: 1 LOB: 1 BB: 1 P: 8	R: 0 E: 0 K: 0 S: 3	H: 1 LOB: 0 BB: 0 P: 3	R: 0 E: 0 K: 2 S: 7	H: 0 LOB: 0 BB: 0 P: 7	1B: 5 2B: 2 3B: 0 HR: 0	SF: 0 SAC: 1 DP: 0 HBP: 0	WP: 0 PB: 0 SB: 0 CS: 1	PA: 33
PITCHER Bert Blyleven, R (1,1) ERA: 2.98	IP: 8.0 WLS: L BF: 32 H: 7 R: 1 ER: 1 SO: 7 BB: 2 IBB: 0 HBP: 0 BLK: 0 WP: 0 HR: 0 S: 44 P: 52 ERA: 1.12 WHIP: 1.125															PITCHER				

Texas Rangers @ California Angels
Anaheim Stadium, Anaheim, CA
Mon Sep 20 1976, 10:05 PM EDT
Att: 5,738 - Unknown


AB 29
R 1
H 7
RBI 1
BB 2
SO 7
LOB 13

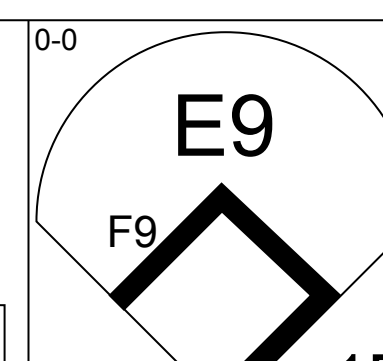
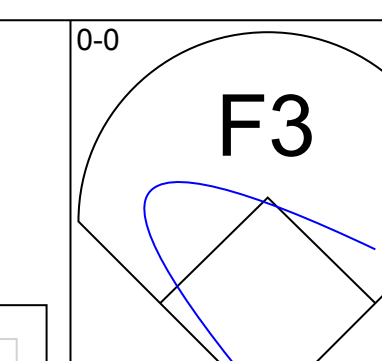
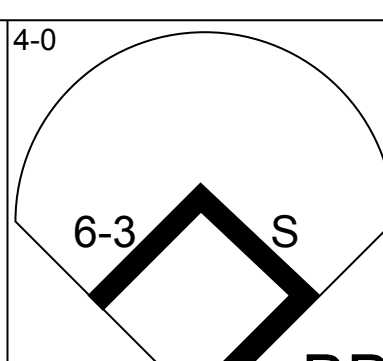
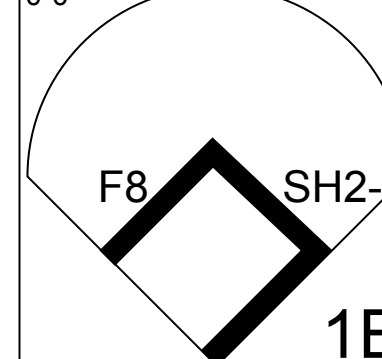
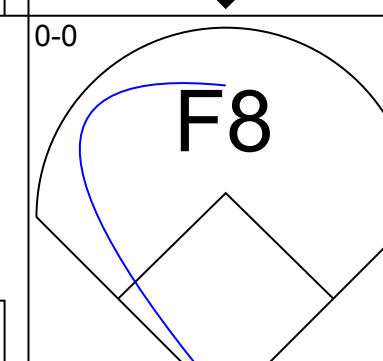
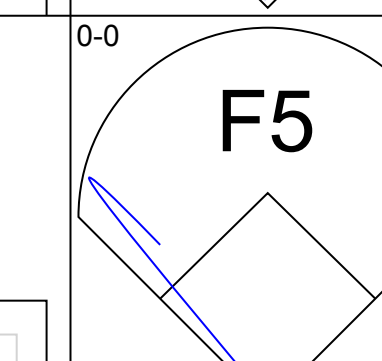
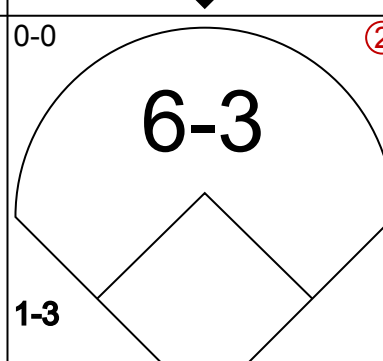
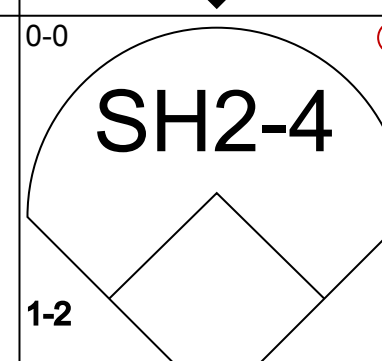
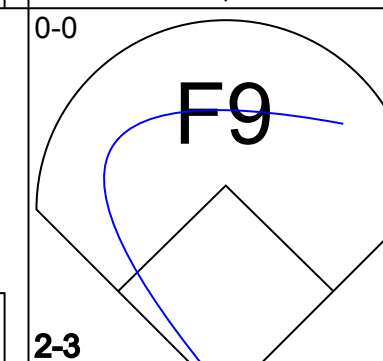
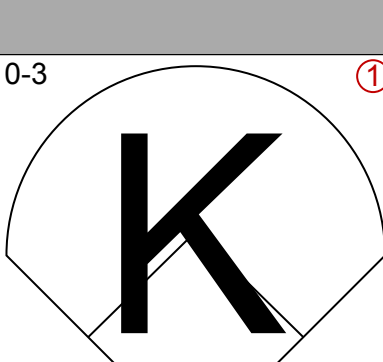
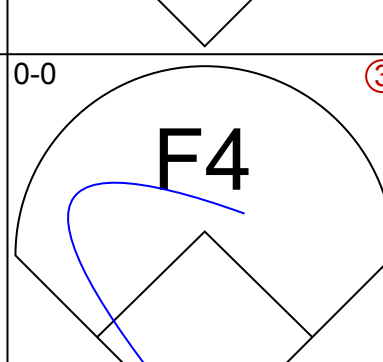
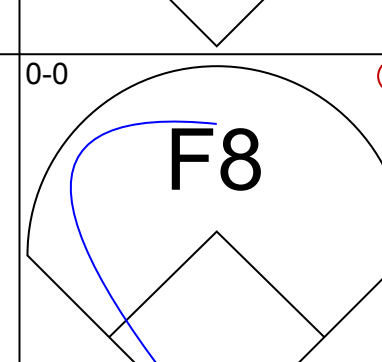
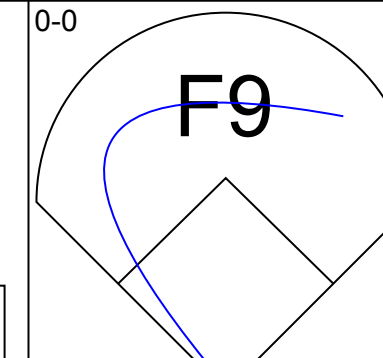
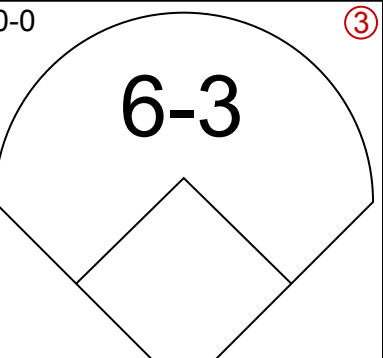
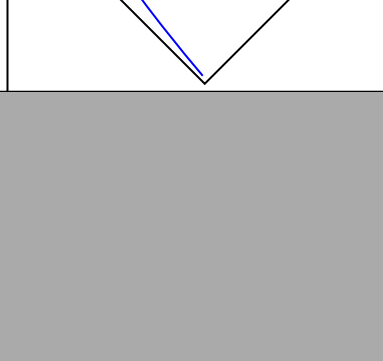
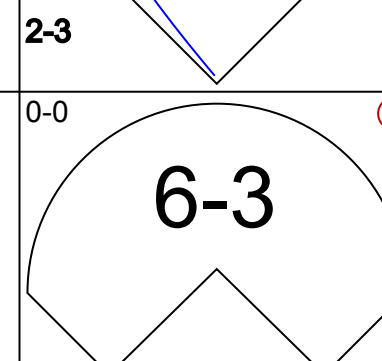


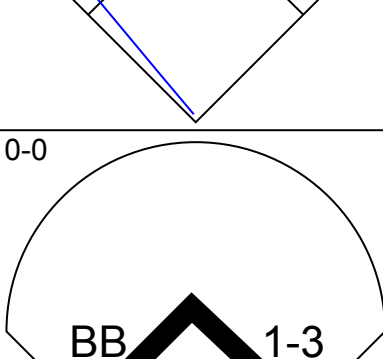

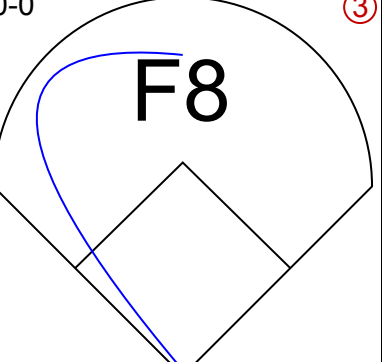

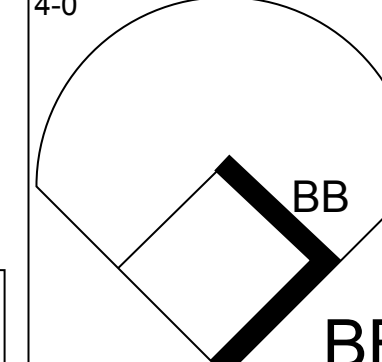

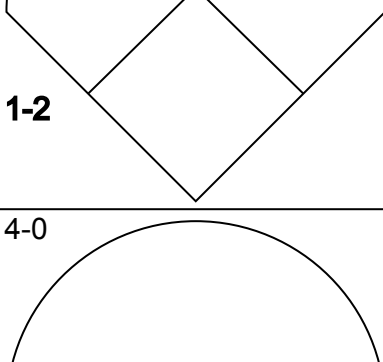
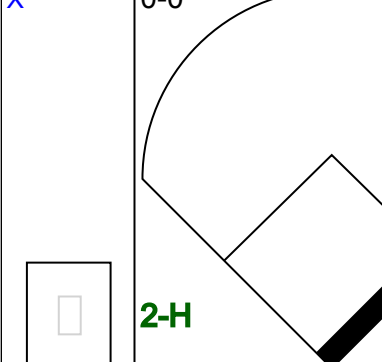

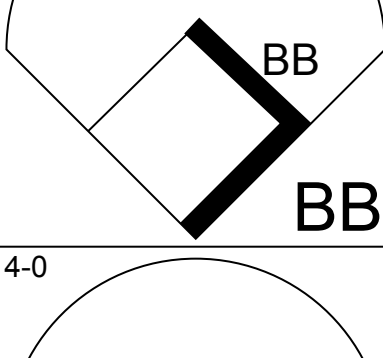

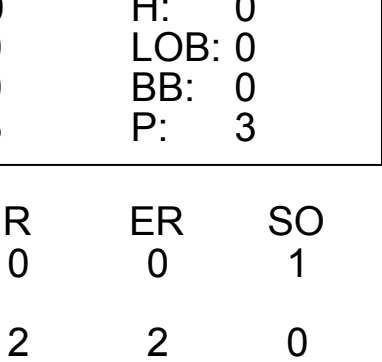
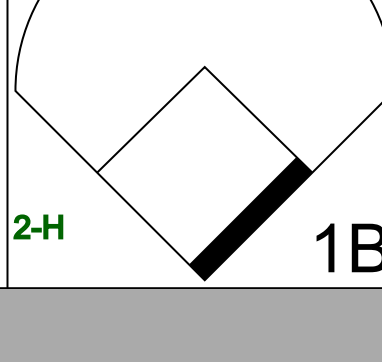
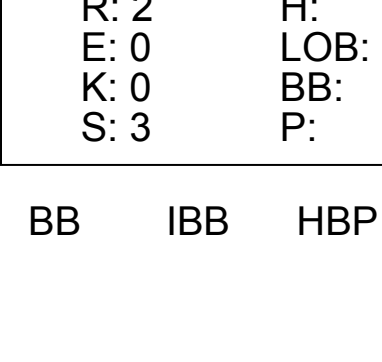
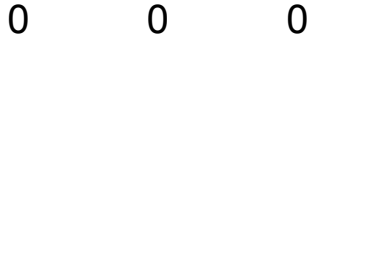


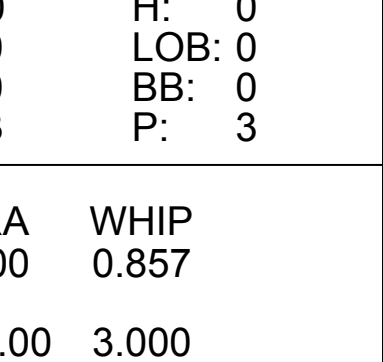
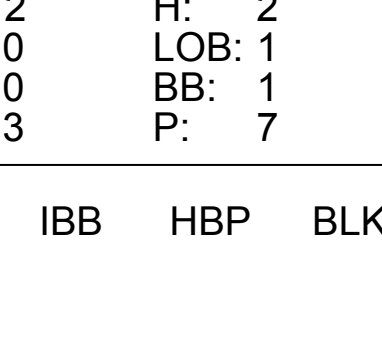

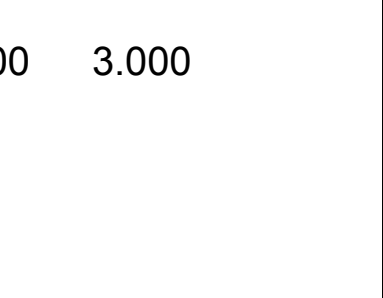



Batter	1	2	3	4	5	6	7	8	9	AB	R	H	RBI	BB	SO	LOB	TOP			
Lenny Randle, S (1,4) OBP: 0.279, SLG: 0.265										4	0	0	0	0	1	0				
Toby Harrah, R (1,6) OBP: 0.359, SLG: 0.371										4	0	0	0	0	0	0				
Doug Ault, R (1,3) OBP: 0.267, SLG: 0.214										4	0	0	0	0	1	0				
Jeff Burroughs, R (1,9) OBP: 0.311, SLG: 0.367										3	0	0	0	0	0	0				
Gene Clines, R (1,10) OBP: 0.300, SLG: 0.310										3	0	0	0	0	0	0				
Tom Grieve, R (1,7) OBP: 0.300, SLG: 0.406										3	0	1	0	0	1	0				
Juan Beniquez, R (1,8) OBP: 0.320, SLG: 0.297										3	1	1	0	0	1	1				
Danny Thompson, R (1,5) OBP: 0.266, SLG: 0.258										3	0	1	1	0	1	0				
Jim Sundberg, R (1,2) OBP: 0.280, SLG: 0.299										3	0	0	0	0	1	1				
Inning Stats	R: 0 E: 0 K: 2 S: 7	H: 0 LOB: 0 BB: 0 P: 7	R: 0 E: 0 K: 0 S: 4	H: 1 LOB: 1 BB: 0 P: 4	R: 0 E: 0 K: 0 S: 3	H: 0 LOB: 0 BB: 0 P: 3	R: 0 E: 0 K: 0 S: 3	H: 0 LOB: 0 BB: 0 P: 3	R: 1 E: 0 K: 2 S: 9	H: 2 LOB: 1 BB: 0 P: 9	R: 0 E: 0 K: 0 S: 3	H: 0 LOB: 0 BB: 0 P: 3	R: 0 E: 0 K: 0 S: 7	H: 0 LOB: 0 BB: 0 P: 7	R: 0 E: 0 K: 0 S: 3	H: 0 LOB: 0 BB: 0 P: 3	1B: 2 2B: 1 3B: 0 HR: 0	SF: 0 SAC: 0 DP: 0 HBP: 0	WP: 0 PB: 0 SB: 0 CS: 0	PA: 30
PITCHER Frank Tanana, L (1,1) ERA: 2.88	IP: 9.0 WLS: W BF: 30 H: 3 R: 1 ER: 1 SO: 6 BB: 0 IBB: 0 HBP: 0 BLK: 0 WP: 0 HR: 0 S: 42 P: 42 ERA: 1.00 WHIP: 0.333															PITCHER				

Texas Rangers @ California Angels
Anaheim Stadium, Anaheim, CA
Tue Sep 21 1976, 10:05 PM EDT
Att: 5,048 - Unknown


AB 30
R 1
H 3
RBI 1
BB 0
SO 6
LOB 2



Batter	1	2	3	4	5	6	7	8	9	AB	R	H	RBI	BB	SO	LOB	BOTTOM					
Dave Collins, S (1,7) OBP: 0.328, SLG: 0.324										3	0	2	0	1	0	1						
Jerry Remy, L (1,4) OBP: 0.316, SLG: 0.303										3	0	0	0	0	0	3						
Dan Briggs, L (1,8) OBP: 0.342, SLG: 0.291										3	0	0	0	0	1	2						
Rusty Torres, S (8,PH) OBP: 0.303, SLG: 0.354										1	0	0	0	0	0	1						
Tony Solaita, L (1,3) OBP: 0.342, SLG: 0.382										3	0	0	0	0	0	1						
Bill Melton, R (8,PH) OBP: 0.296, SLG: 0.333										1	0	0	0	0	0	1						
Bruce Bochte, L (1,9) OBP: 0.348, SLG: 0.308										3	0	1	0	0	0	0						
Ron Jackson, R (9,PH) OBP: 0.284, SLG: 0.329										1	1	1	1	0	0	0						
Mario Guerrero, R (1,10) OBP: 0.311, SLG: 0.348										3	0	0	0	1	0	1						
Mike Easter, L (9,FR) OBP: 0.255, SLG: 0.294										0	1	0	0	0	0	0						
Terry Humphrey, R (1,2) OBP: 0.302, SLG: 0.315										2	0	0	0	1	0	0						
Carlos Lopez, R (7,FR) OBP: 0.276, SLG: 0.367										0	0	0	0	0	0	0						
Andy Etchebarran, R (8,2) OBP: 0.298, SLG: 0.263										0	0	0	0	0	0	0						
Dave Chalk, R (1,5) OBP: 0.314, SLG: 0.260										3	0	2	1	1	0	0						
Tim Nordbrook, R (1,6) OBP: 0.290, SLG: 0.185										2	0	0	0	0	0	1						
Bob Jones, L (7,PH) OBP: 0.276, SLG: 0.367										1	0	0	0	0	0	3						
Mike Miley, S (8,6) OBP: 0.294, SLG: 0.143										0	0	0	0	0	0	0						
Inning Stats	R: 0 E: 1 K: 0 S: 4	H: 1 LOB: 1 BB: 0 P: 4	R: 0 E: 0 K: 0 S: 3	H: 0 LOB: 0 BB: 0 P: 3	R: 0 E: 1 K: 0 S: 4	H: 1 LOB: 1 BB: 0 P: 4	R: 0 E: 0 K: 1 S: 5	H: 0 LOB: 0 BB: 0 P: 5	R: 0 E: 0 K: 0 S: 3	H: 0 LOB: 0 BB: 0 P: 3	R: 0 E: 0 K: 0 S: 3	H: 0 LOB: 1 BB: 1 P: 7	R: 0 E: 0 K: 0 S: 4	H: 1 LOB: 3 BB: 2 P: 12	R: 0 E: 0 K: 0 S: 4	H: 1 LOB: 1 BB: 0 P: 4	R: 2 E: 0 K: 0 S: 3	H: 2 LOB: 1 BB: 1 P: 7	1B: 5 2B: 0 3B: 0 HR: 1	SF: 0 SAC: 2 DP: 0 HBP: 0	WP: 0 PB: 0 SB: 1 CS: 0	PA: 35
PITCHER Nelson Briles, R (1,1) ERA: 3.35	IP: 7.0 WLS: L BF: 27 H: 3 R: 0 ER: 0 SO: 1 BB: 3 IBB: 0 HBP: 0 BLK: 0 WP: 0 HR: 0 S: 26 P: 38 ERA: 0.00 WHIP: 0.857															PITCHER						
Joe Hoerner, L (8,1) ERA: 5.14	IP: 1.0 WLS: L BF: 6 H: 2 R: 2 ER: 2 SO: 0 BB: 1 IBB: 0 HBP: 0 BLK: 0 WP: 0 HR: 1 S: 5 P: 9 ERA: 18.00 WHIP: 3.000															PITCHER						
Steve Foucault, R (9,1) ERA: 3.23	IP: 0.1 WLS: L BF: 2 H: 1 R: 0 ER: 0 SO: 0 BB: 0 IBB: 0 HBP: 0 BLK: 0 WP: 0 HR: 0 S: 2 P: 2 ERA: 0.00 WHIP: 3.000															PITCHER						

Texas Rangers @ California Angels
Anaheim Stadium, Anaheim, CA
Tue Sep 21 1976, 10:05 PM EDT
Att: 5,048 - Unknown

AB 29
R 2
H 6
RBI 2
BB 4
SO 1
LOB 14



Batter	1	2	3	4	5	6	7	8	9	AB	R	H	RBI	BB	SO	LOB	TOP			
Dave Collins, S OBP: 0.327, SLG: 0.330 (1, 7)										3	0	1	0	1	1	0	California Angels @ Minnesota Twins Metropolitan Stadium, Bloomington, MI Sat Sep 25 1976, 4:33 AM EDT Att: 4,942 - Unknown			
Jerry Remy, L OBP: 0.314, SLG: 0.301 (1, 4)										4	0	0	0	0	2					
Bob Jones, L OBP: 0.275, SLG: 0.358 (1, 8)										3	0	0	0	1	2					
Tony Solaita, L OBP: 0.339, SLG: 0.381 (1, 3)										3	0	0	0	1	2					
Mario Guerrero, R OBP: 0.309, SLG: 0.346 (1, 10)										4	0	1	0	0	4					
Terry Humphrey, R OBP: 0.299, SLG: 0.308 (7, PH)										1	0	0	0	1	0					
Mike Easter, L OBP: 0.299, SLG: 0.296 (7, 2)										1	0	0	0	0	1					
Andy Etchebarena, R OBP: 0.302, SLG: 0.264 (7, 2)										1	0	0	0	0	1					
Ron Jackson, R OBP: 0.284, SLG: 0.326 (1, 5)										3	0	0	0	0	1					
Carlos Lopez, R (1, 9)										3	0	0	0	0	1					
Dave Chalk, R OBP: 0.310, SLG: 0.255 (1, 6)										3	0	0	0	0	1					
Inning Stats	R: 0 E: 0 K: 0 S: 3	H: 1 LOB: 0 BB: 0 P: 3	R: 0 E: 0 K: 0 S: 3	H: 0 LOB: 1 BB: 1 P: 7	R: 0 E: 0 K: 2 S: 7	H: 0 LOB: 0 BB: 0 P: 7	R: 0 E: 0 K: 0 S: 3	H: 0 LOB: 2 BB: 2 P: 11	R: 0 E: 0 K: 1 S: 5	H: 0 LOB: 0 BB: 0 P: 5	R: 0 E: 1 K: 2 S: 8	H: 0 LOB: 2 BB: 1 P: 12	R: 0 E: 0 K: 1 S: 5	H: 0 LOB: 0 BB: 0 P: 5	R: 0 E: 0 K: 1 S: 6	H: 1 LOB: 1 BB: 0 P: 6	1B: 2 2B: 0 3B: 0 HR: 0	SF: 0 SAC: 0 DP: 0 HBP: 0	WP: 0 PB: 0 SB: 0 CS: 1	PA: 33
PITCHER Dave Goltz, R ERA: 3.34 (1, 1)	IP: 9.0 WLS: W BF: 33	H: 2 R: 0 ER: 0 SO: 8	BB: 4 IBB: 0 HBP: 0 BLK: 0	WP: 0 HR: 0 S: 45 P: 61	ERA: 0.00 WHIP: 0.667	PITCHER	IP: 9.0 WLS: W BF: 33	H: 2 R: 0 ER: 0 SO: 8	BB: 4 IBB: 0 HBP: 0 BLK: 0	WP: 0 HR: 0 S: 45 P: 61	ERA: 0.00 WHIP: 0.667	PITCHER	IP: 9.0 WLS: W BF: 33	H: 2 R: 0 ER: 0 SO: 8	BB: 4 IBB: 0 HBP: 0 BLK: 0	WP: 0 HR: 0 S: 45 P: 61	ERA: 0.00 WHIP: 0.667			

Batter	1	2	3	4	5	6	7	8	9	AB	R	H	RBI	BB	SO	LOB	BOTTOM			
Steve Braun, L OBP: 0.387, SLG: 0.352 (1, 10)										2	1	1	2	2	1	0	California Angels @ Minnesota Twins Metropolitan Stadium, Bloomington, MI Sat Sep 25 1976, 4:33 AM EDT Att: 4,942 - Unknown			
Roy Smalley, S OBP: 0.355, SLG: 0.323 (1, 6)										2	0	0	0	0	2	1				
Rod Carew, L OBP: 0.392, SLG: 0.451 (1, 3)										3	0	0	0	1	3					
Lyman Bostock, L OBP: 0.366, SLG: 0.435 (1, 8)										3	1	2	1	0	1					
Larry Hise, R OBP: 0.335, SLG: 0.393 (1, 7)										3	1	1	1	1	3					
Butch Wynegar, S OBP: 0.357, SLG: 0.368 (1, 2)										4	0	0	0	0	2					
Mike Cabbage, L OBP: 0.347, SLG: 0.356 (1, 5)										3	0	0	0	1	2					
Dan Ford, R OBP: 0.325, SLG: 0.461 (1, 9)										3	2	2	2	1	1					
Bob Randall, R OBP: 0.319, SLG: 0.328 (1, 4)										2	1	0	0	2	1					
Inning Stats	R: 0 E: 0 K: 1 S: 4	H: 0 LOB: 1 BB: 1 P: 8	R: 0 E: 0 K: 2 S: 7	H: 0 LOB: 1 BB: 1 P: 11	R: 2 E: 0 K: 1 S: 7	H: 2 LOB: 2 BB: 2 P: 15	R: 2 E: 0 K: 2 S: 8	H: 1 LOB: 1 BB: 2 P: 16	R: 0 E: 0 K: 0 S: 2	H: 0 LOB: 0 BB: 1 P: 6	R: 0 E: 0 K: 3 S: 9	H: 0 LOB: 1 BB: 1 P: 13	R: 0 E: 0 K: 2 S: 7	H: 0 LOB: 0 BB: 0 P: 7	R: 2 E: 0 K: 1 S: 8	H: 3 LOB: 1 BB: 0 P: 8		1B: 3 2B: 2 3B: 0 HR: 1	SF: 0 SAC: 3 DP: 0 HBP: 0	WP: 1 PB: 0 SB: 4 CS: 1
PITCHER Nolan Ryan, R ERA: 3.58 Gary Wheelock, R ERA: 27.0 (8, 1)	IP: 7.0 WLS: L BF: 30	H: 3 R: 4 ER: 4 SO: 11	BB: 8 IBB: 0 HBP: 0 BLK: 0	WP: 0 HR: 1 S: 44 P: 76	ERA: 5.14 WHIP: 1.571	PITCHER	IP: 1.0 WLS: L BF: 6	H: 3 R: 2 ER: 2 SO: 1	BB: 0 IBB: 0 HBP: 0 BLK: 0	WP: 0 HR: 0 S: 8 P: 8	ERA: 18.00 WHIP: 3.000	PITCHER	IP: 1.0 WLS: L BF: 6	H: 3 R: 2 ER: 2 SO: 1	BB: 0 IBB: 0 HBP: 0 BLK: 0	WP: 0 HR: 0 S: 8 P: 8	ERA: 18.00 WHIP: 3.000			

Batter	1	2	3	4	5	6	7	8	9	AB	R	H	RBI	BB	SO	LOB	TOP								
Dave Collins, S OBP: 0.332, SLG: 0.342 (1, 7)										3	2	1	1	0	1										
Jerry Remy, L OBP: 0.314, SLG: 0.301 (1, 4)										4	0	1	0	0	0	1									
Bruce Bochte, L OBP: 0.348, SLG: 0.309 (1, 9)										4	0	2	1	0	1	1									
Bill Melton, R OBP: 0.297, SLG: 0.330 Rusty Torres, S OBP: 0.300, SLG: 0.350 (8, PR) (8, 8)										2	0	0	0	2	1	1									
Mario Guerrero, R OBP: 0.305, SLG: 0.341 (1, 10)										4	0	0	0	0	0	4									
Dan Briggs, L OBP: 0.254, SLG: 0.294 (8, 3)										4	0	1	0	0	2	0									
Ron Jackson, R OBP: 0.283, SLG: 0.333 (1, 5)										4	1	1	1	0	1	2									
Andy Etchebarren, R OBP: 0.305, SLG: 0.272 (1, 2)										4	1	2	0	0	1	0									
Mike Miley, S OBP: 0.273, SLG: 0.211 (1, 6)										4	0	1	1	0	1	1									
Inning Stats	R: 1 E: 0 K: 0 S: 4	H: 1 LOB: 0 BB: 0 P: 4	R: 2 E: 0 K: 1 S: 8	H: 3 LOB: 1 BB: 0 P: 8	R: 0 E: 0 K: 1 S: 5	H: 1 LOB: 1 BB: 1 P: 9	R: 0 E: 0 K: 2 S: 7	H: 0 LOB: 0 BB: 0 P: 7	R: 1 E: 0 K: 1 S: 7	H: 2 LOB: 1 BB: 0 P: 7	R: 0 E: 0 K: 0 S: 3	H: 1 LOB: 0 BB: 1 P: 3	R: 0 E: 0 K: 1 S: 4	H: 0 LOB: 0 BB: 1 P: 8	R: 0 E: 0 K: 0 S: 3	H: 1 LOB: 2 BB: 1 P: 7	R: 0 E: 1 K: 1 S: 6	H: 1 LOB: 1 BB: 0 P: 6	1B: 4 2B: 6 3B: 0 HR: 2	SF: 0 SAC: 0 DP: 2 HBP: 0	WP: 1 PB: 0 SB: 1 CS: 4	PA: 37			
PITCHER	IP	WLS	BF	H	R	ER	SO	BB	IBB	HBP	BLK	WP	HR	S	P	ERA	WHIP								
Jim Hughes, R ERA: 5.09 Vic Albury, L ERA: 3.98	(1, 1) (6, 1)	5.0 4.0	L 14	22 3	7 0	4 0	4 0	5 2	1 2	0 0	0 0	1 0	2 16	31 24	35	7.20 0.00	1.600 1.250								

California Angels @ Minnesota Twins
Metropolitan Stadium, Bloomington, MI
Sun Sep 26 1976, 4:33 AM EDT
Att. 3,649 - Unknown - 58 F

AB 33
R 4
H 10
RBI 4
BB 3
SO 7
LOB 11



Batter	1	2	3	4	5	6	7	8	9	AB	R	H	RBI	BB	SO	LOB	BOTTOM								
Butch Wynegar, S OBP: 0.354, SLG: 0.365 (1, 10)										4	0	0	0	0	2	3									
Bob Randall, R OBP: 0.320, SLG: 0.332 (1, 4)										4	0	2	0	0	1	1									
Larry Hisle, R OBP: 0.335, SLG: 0.392 (1, 8)										4	0	1	0	0	1	2									
Dan Ford, R OBP: 0.322, SLG: 0.457 (1, 9)										4	0	0	0	0	1	2									
Craig Kusick, R OBP: 0.346, SLG: 0.438 (1, 3)										2	1	2	1	2	0	0									
Steve Bnye, R OBP: 0.291, SLG: 0.319 (1, 7)										4	0	0	0	0	2	4									
Jerry Terrell, R OBP: 0.281, SLG: 0.269 (1, 5)										4	0	1	0	0	0	1									
Glenn Borgmann, R OBP: 0.423, SLG: 0.339 (1, 2)										3	0	1	0	1	1	1									
Luis Gomez, R OBP: 0.250, SLG: 0.226 (1, 6)										3	0	1	0	0	0	1									
Inning Stats	R: 0 E: 0 K: 0 S: 3	H: 1 LOB: 0 BB: 0 P: 3	R: 0 E: 0 K: 0 S: 4	H: 1 LOB: 1 BB: 0 P: 4	R: 0 E: 0 K: 2 S: 8	H: 2 LOB: 1 BB: 0 P: 8	R: 0 E: 0 K: 1 S: 5	H: 0 LOB: 1 BB: 1 P: 9	R: 0 E: 0 K: 2 S: 8	H: 0 LOB: 2 BB: 1 P: 12	R: 0 E: 0 K: 0 S: 3	H: 1 LOB: 0 BB: 0 P: 3	R: 0 E: 0 K: 2 S: 8	H: 1 LOB: 1 BB: 0 P: 8	R: 1 E: 0 K: 1 S: 6	H: 1 LOB: 0 BB: 0 P: 6	1B: 6 2B: 2 3B: 0 HR: 1	SF: 0 SAC: 0 DP: 2 HBP: 0	WP: 0 PB: 0 SB: 0 CS: 3	PA: 36					
PITCHER	IP	WLS	BF	H	R	ER	SO	BB	IBB	HBP	BLK	WP	HR	S	P	ERA	WHIP								
Frank Tanana, L ERA: 2.53	(1, 1)	9.0	W	35	8	1	1	8	3	0	0	0	1	48	60	1.00	1.222								

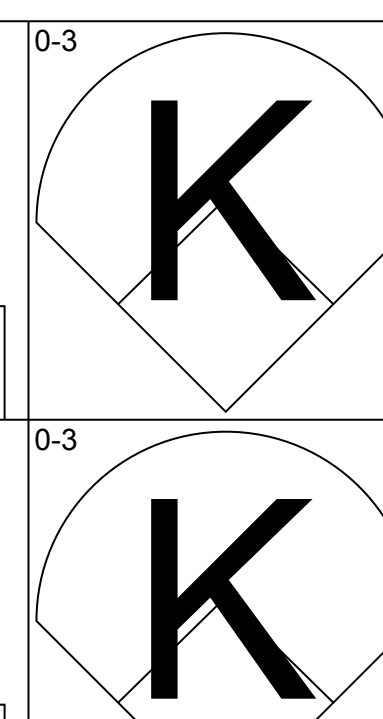
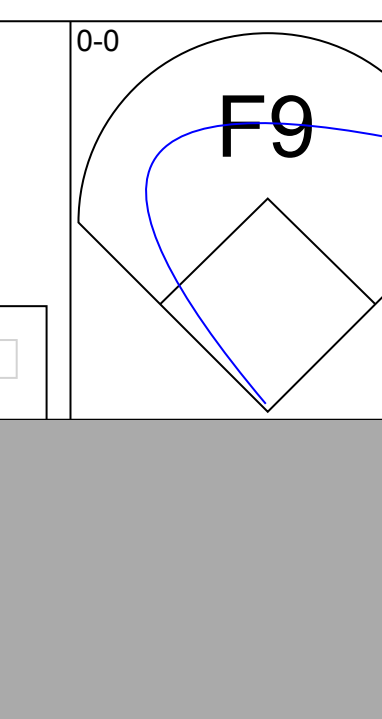
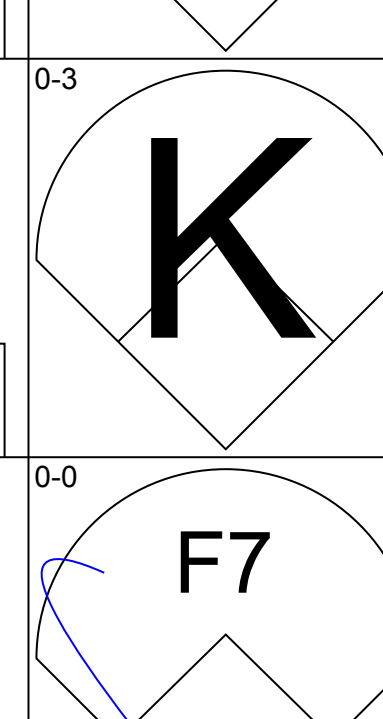
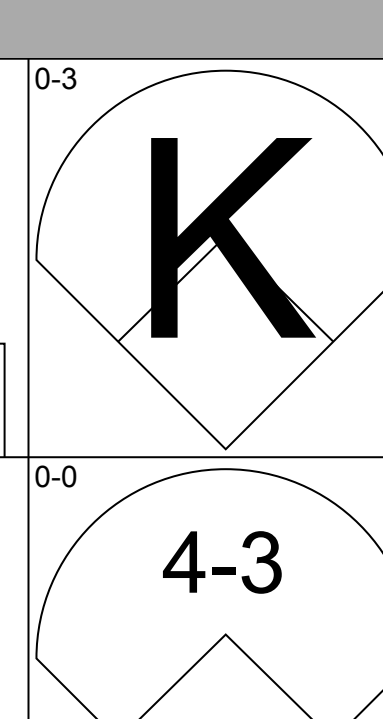
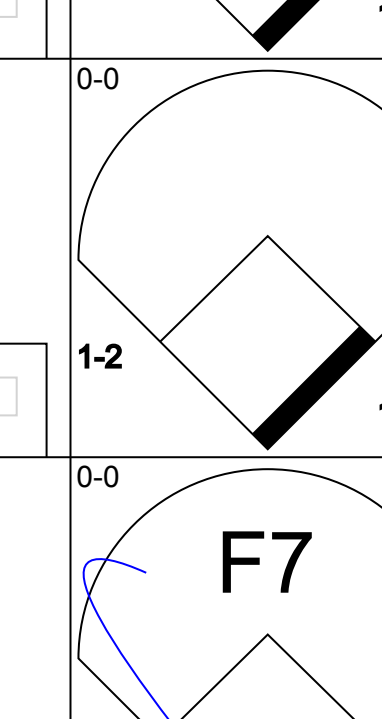
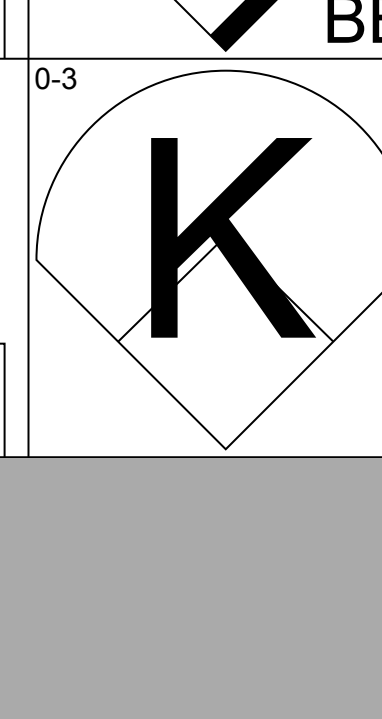
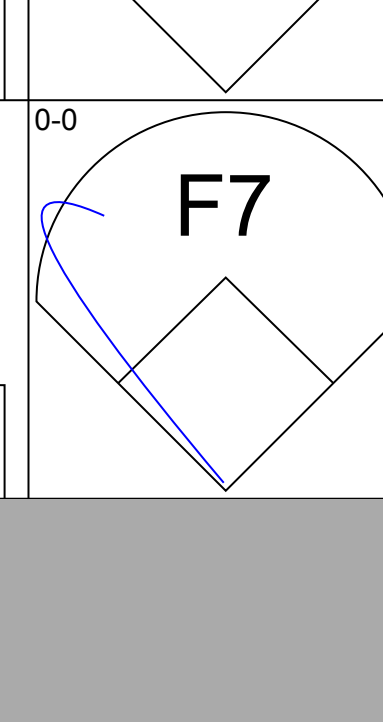
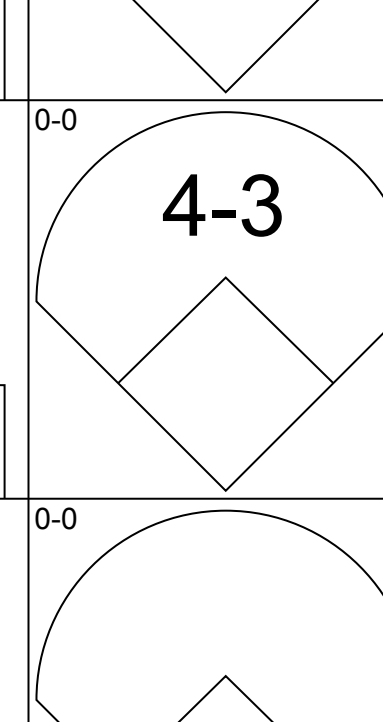
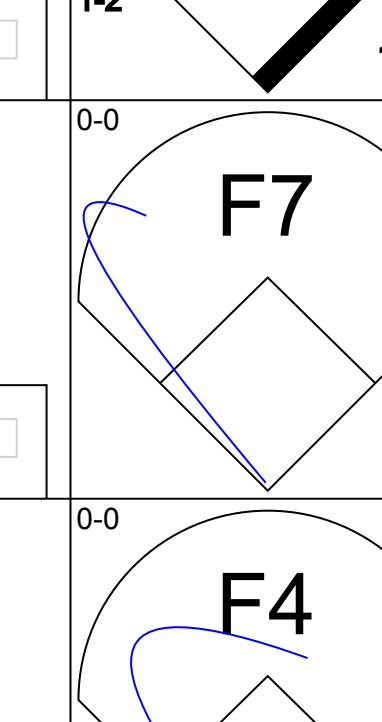
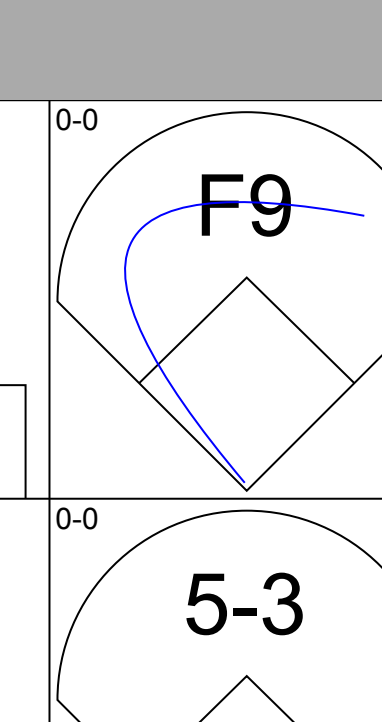
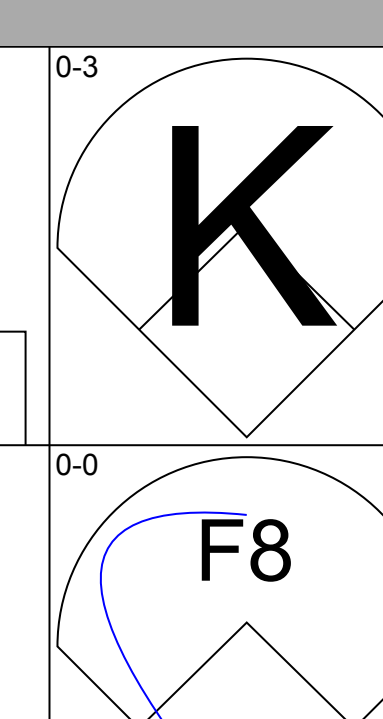
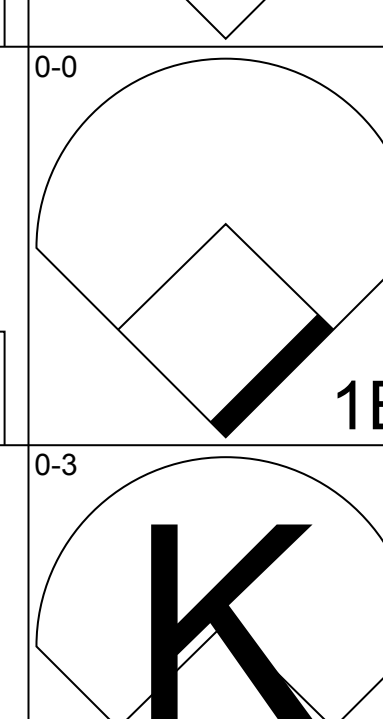
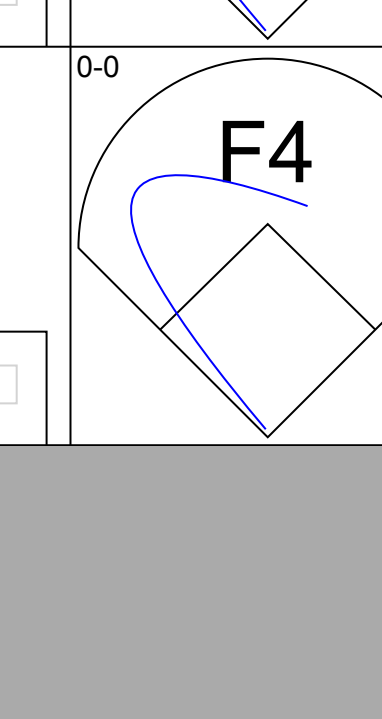
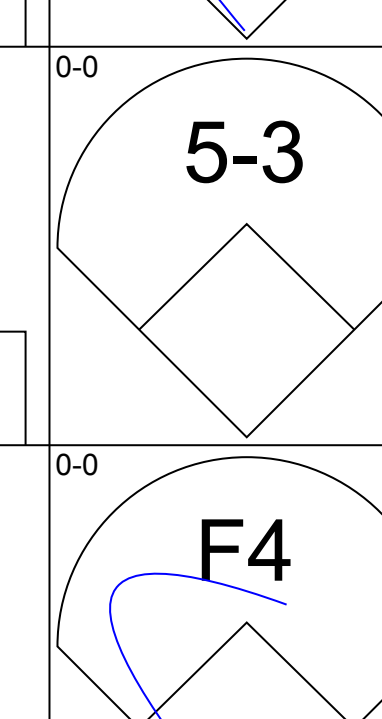
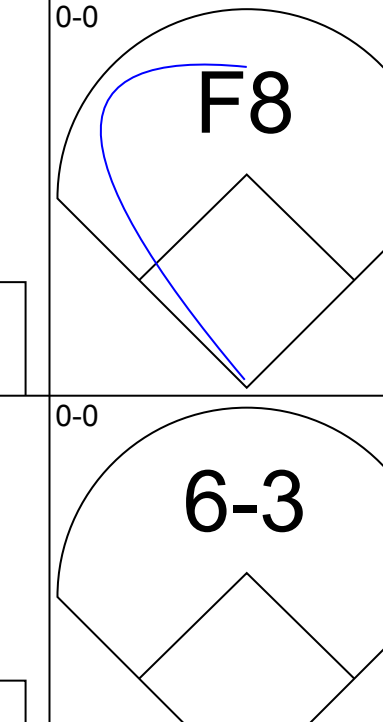
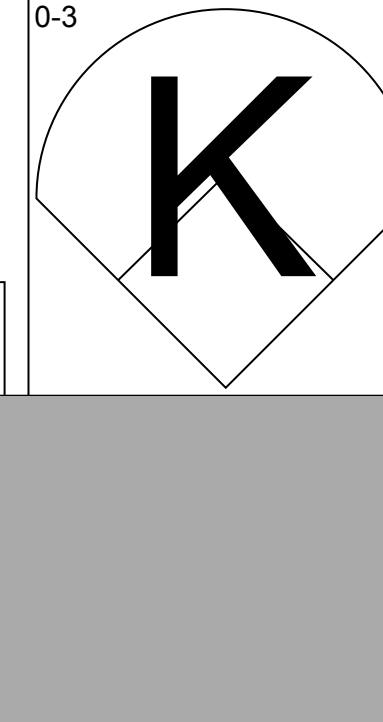
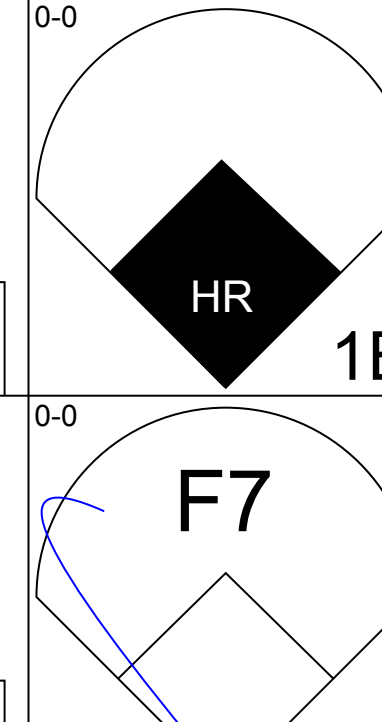
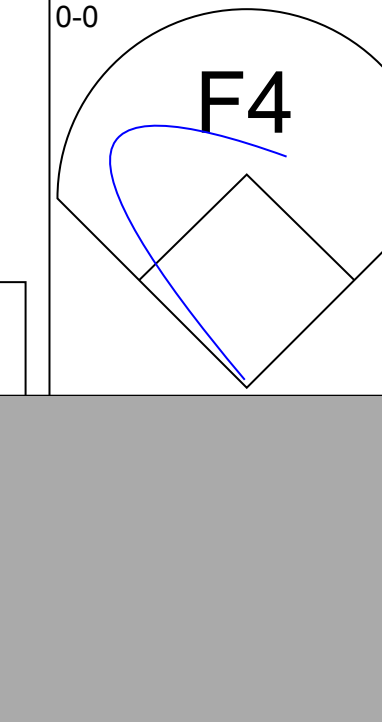

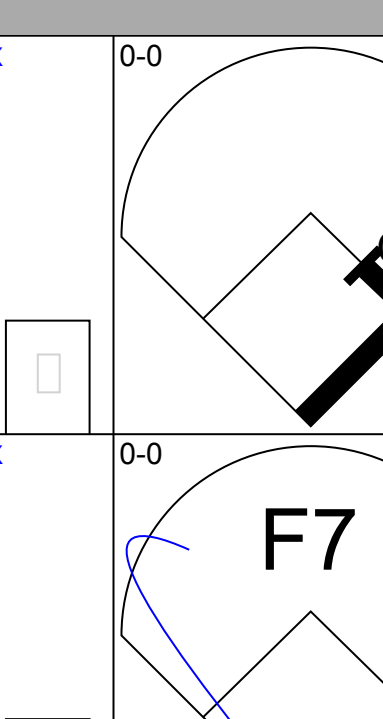

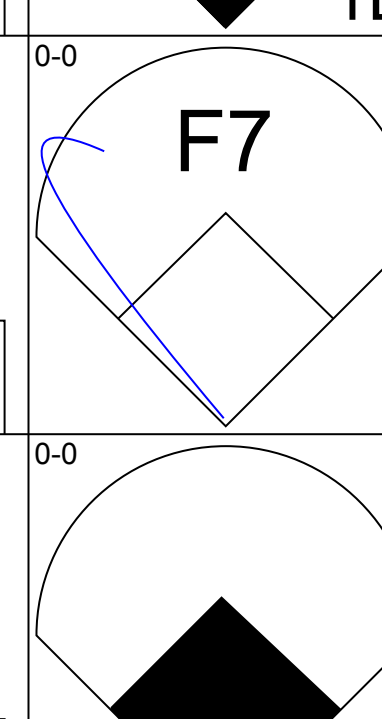
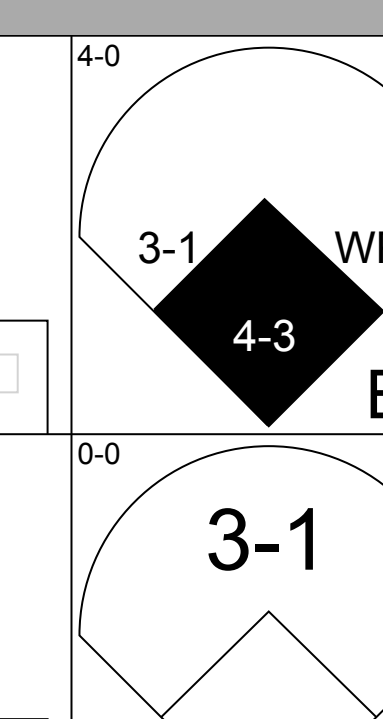
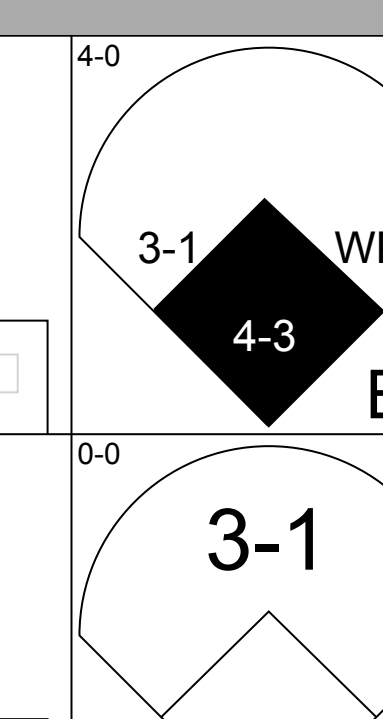
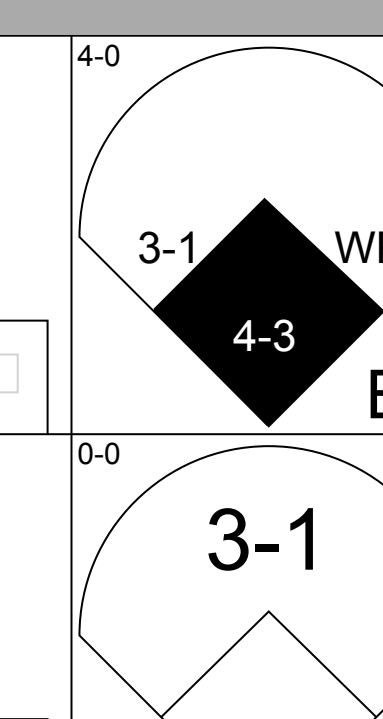
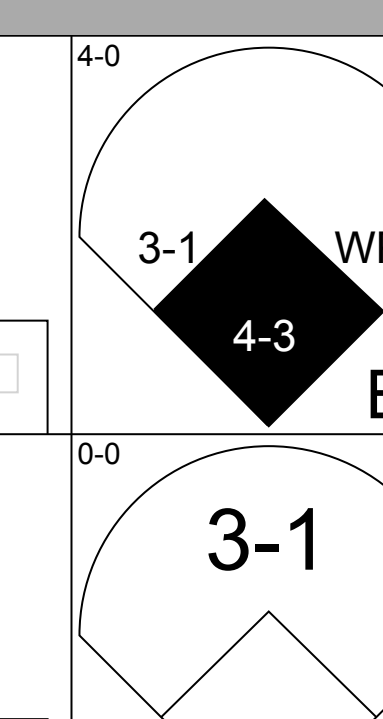
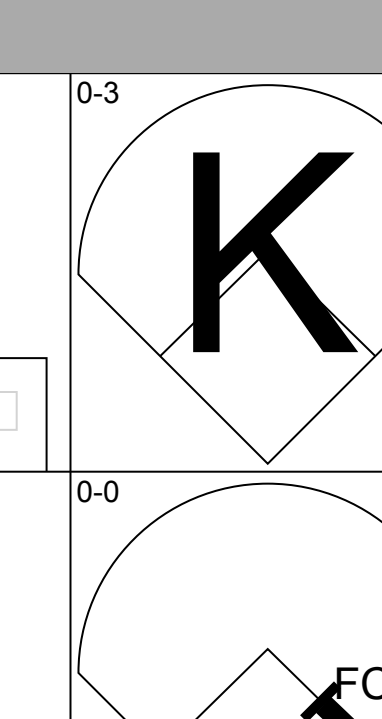
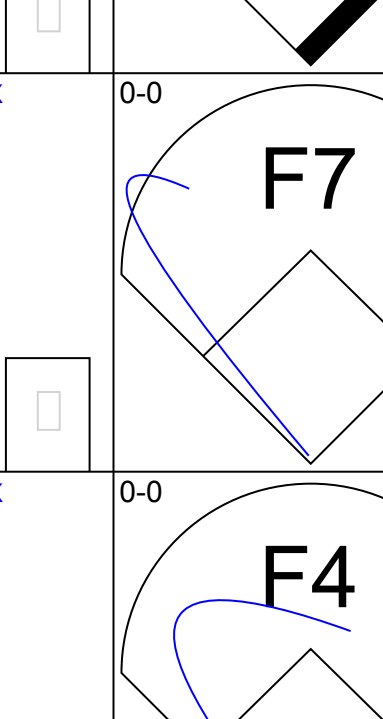
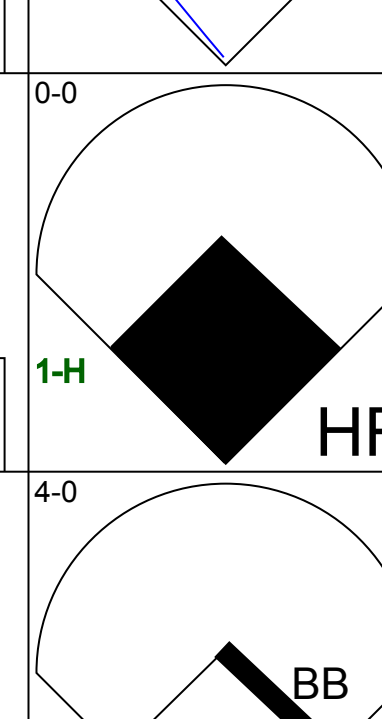
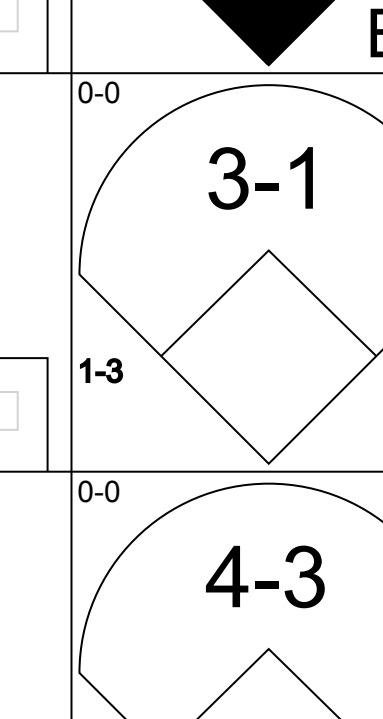
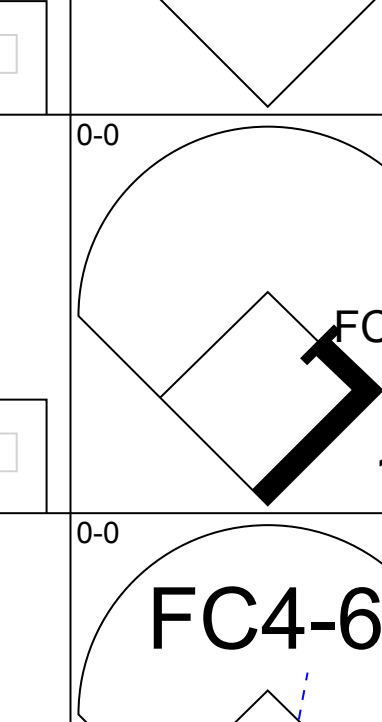

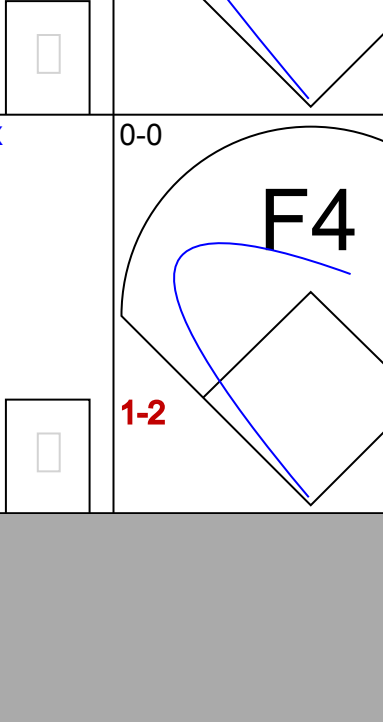
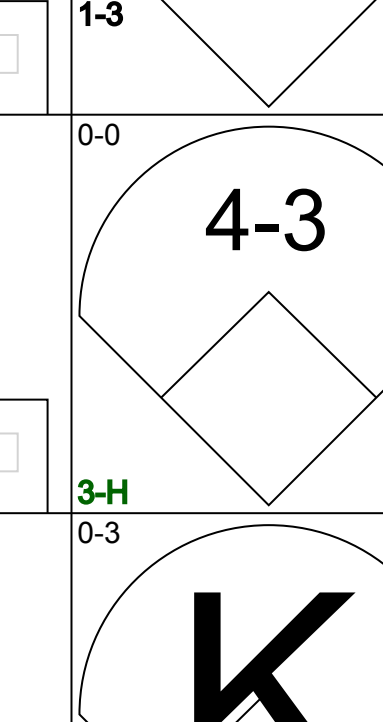
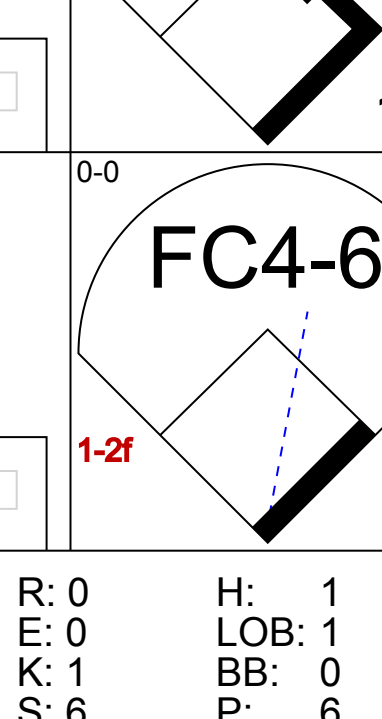
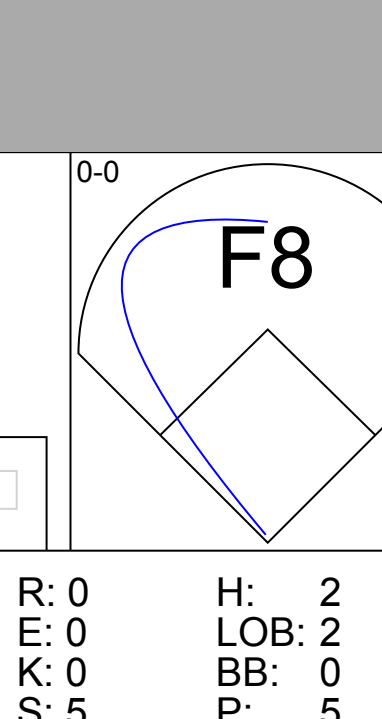
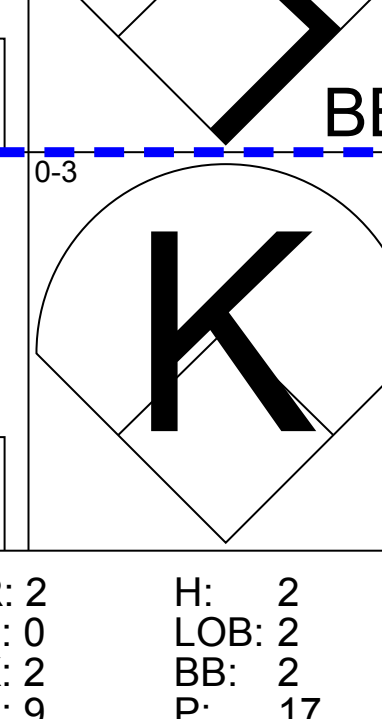
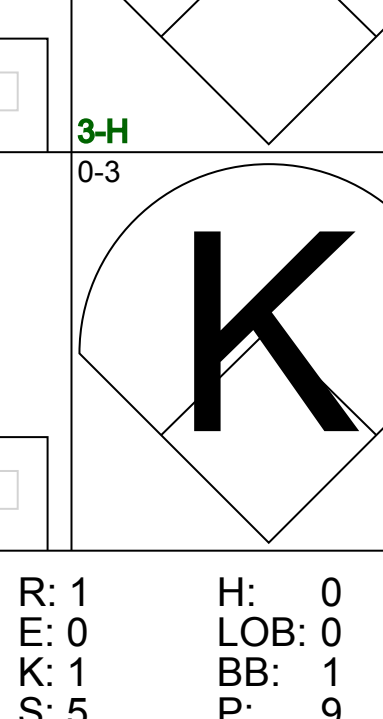
California Angels @ Minnesota Twins
Metropolitan Stadium, Bloomington, MI
Sun Sep 26 1976, 4:33 AM EDT
Att. 3,649 - Unknown - 58 F

AB 32
R 1
H 8
RBI 1
BB 3
SO 8
LOB 15



Batter	1	2	3	4	5	6	7	8	9	AB	R	H	RBI	BB	SO	LOB	TOP			
Alan Bannister, R OBP: 0.322, SLG: 0.338 (1, 7)										4	0	0	0	0	3	3	Chicago White Sox @ California Angels Anaheim Stadium, Anaheim, CA Wed Sep 29 1976, 10:05 PM EDT Att: 5,650 - Unknown			
Ralph Garr, L OBP: 0.319, SLG: 0.385 (1, 9)										4	0	1	0	0	1	0				
Jim Spencer, L OBP: 0.313, SLG: 0.365 (1, 3)										3	0	1	0	1	0	1				
Jorge Orta, L OBP: 0.316, SLG: 0.412 (1, 10)										4	0	0	0	0	1	3				
Bill Stein, R OBP: 0.313, SLG: 0.352 (1, 5)										4	0	0	0	0	1	2				
Jack Brohamer, L OBP: 0.337, SLG: 0.363 (1, 4)										2	0	0	0	2	0	0				
Chet Lemon, R OBP: 0.299, SLG: 0.319 Jerry Hairston, S OBP: 0.355, SLG: 0.283 (8, PH)										2	0	0	0	1	2	1				
Bucky Dent, R OBP: 0.304, SLG: 0.306 (1, 6)										2	0	0	0	1	1	1				
Jim Essian, R OBP: 0.326, SLG: 0.281 Pat Kelly, L OBP: 0.349, SLG: 0.386 Brian Downing, R OBP: 0.334, SLG: 0.325 (8, PH)										2	0	0	0	0	1	1				
										0	0	0	0	1	0	0				
										0	0	0	0	0	0	0				
Inning Stats	R: 0 E: 0 K: 1 S: 6	H: 1 LOB: 1 BB: 0 P: 6	R: 0 E: 0 K: 1 S: 4	H: 0 LOB: 0 BB: 1 P: 8	R: 0 E: 0 K: 1 S: 5	H: 0 LOB: 0 BB: 0 P: 5	R: 0 E: 0 K: 0 S: 3	H: 0 LOB: 0 BB: 0 P: 3	R: 0 E: 0 K: 1 S: 5	H: 0 LOB: 0 BB: 1 P: 5	R: 0 E: 0 K: 2 S: 7	H: 0 LOB: 1 BB: 1 P: 11	R: 0 E: 0 K: 3 S: 9	H: 0 LOB: 2 BB: 2 P: 17	R: 0 E: 1 K: 1 S: 7	H: 1 LOB: 3 BB: 1 P: 11	1B: 2 2B: 1 3B: 0 HR: 0	SF: 0 SAC: 0 DP: 1 HBP: 0	WP: 0 PB: 0 SB: 0 CS: 1	PA: 35
PITCHER Nolan Ryan, R ERA: 3.46 (1, 1)	IP: 9.0 WLS: W BF: 34 H: 2 R: 0 ER: 0 SO: 11 BB: 6 IBB: 0 HBP: 0 BLK: 0 WP: 0 HR: 0 S: 50 P: 74 ERA: 0.00 WHIP: 0.889																			

Batter	1	2	3	4	5	6	7	8	9	AB	R	H	RBI	BB	SO	LOB	BOTTOM
Dave Collins, S OBP: 0.331, SLG: 0.341 Bruce Bochte, L OBP: 0.348, SLG: 0.309 (9, 7)										4	0	1	1	0	0	1	Chicago White Sox @ California Angels Anaheim Stadium, Anaheim, CA Wed Sep 29 1976, 10:05 PM EDT Att: 5,650 - Unknown
Jerry Remy, L OBP: 0.315, SLG: 0.305 (1, 4)										4	0	2	0	0	1	0	
Rusty Torres, S OBP: 0.302, SLG: 0.354 (1, 8)										3	1	1	0	1	1	1	
Bill Melton, R OBP: 0.297, SLG: 0.327 Dan Briggs, L OBP: 0.354, SLG: 0.294 Tony Solaita, L OBP: 0.339, SLG: 0.381 (8, PR)										3	0	0	0	1	0	3	
Ron Jackson, R OBP: 0.283, SLG: 0.332 (1, 10)										4	0	1	1	0	0	4	
Carlos Lopez, R (1, 9)										3	1	0	0	0	1	2	
Dave Chalk, R OBP: 0.308, SLG: 0.254 (1, 5)										3	0	0	0	0	0	1	
Mike Miley, S OBP: 0.280, SLG: 0.273 (1, 6)										3	1	1	0	0	1	1	
Andy Etchebarren, R OBP: 0.305, SLG: 0.273 (1, 2)										3	0	1	1	0	0	1	
										1B: 4 2B: 3 3B: 0 HR: 0	SF: 0 SAC: 0 DP: 1 HBP: 0	WP: 0 PB: 0 SB: 1 CS: 1	PA: 33				
PITCHER Ken Brett, L ERA: 3.28 (1, 1)	IP: 8.0 WLS: L BF: 32 H: 7 R: 3 ER: 2 SO: 4 BB: 2 IBB: 0 HBP: 0 BLK: 0 WP: 0 HR: 0 S: 38 P: 46 ERA: 2.25 WHIP: 1.125																

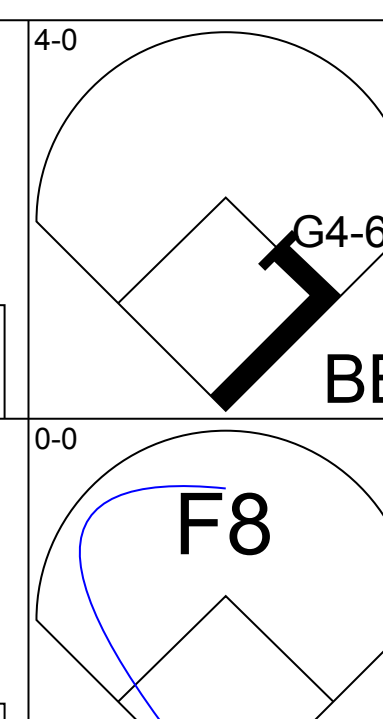
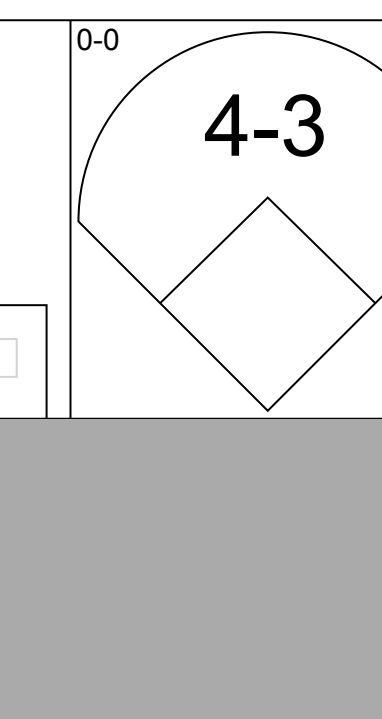
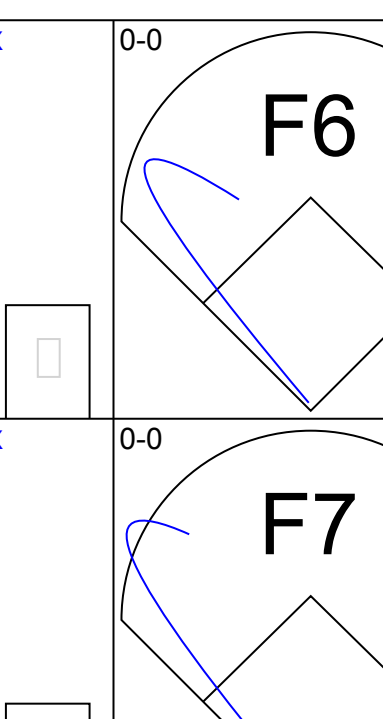
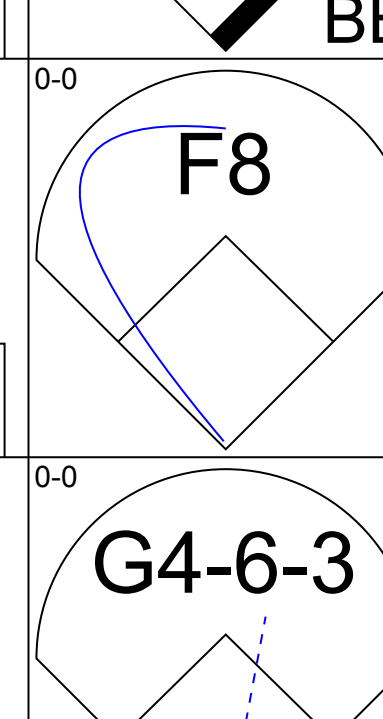
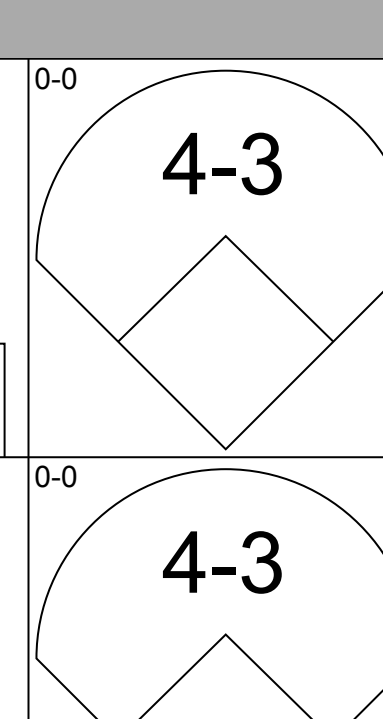
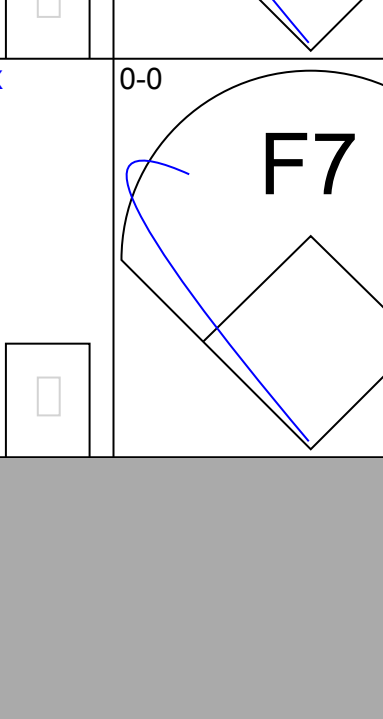
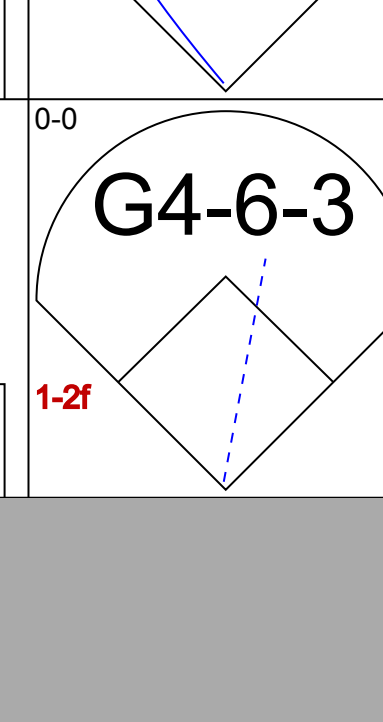
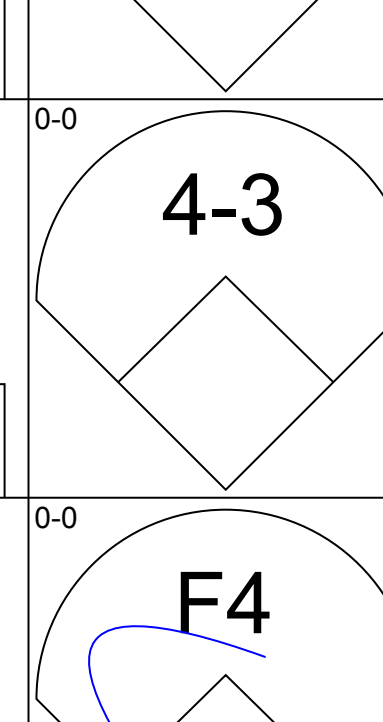
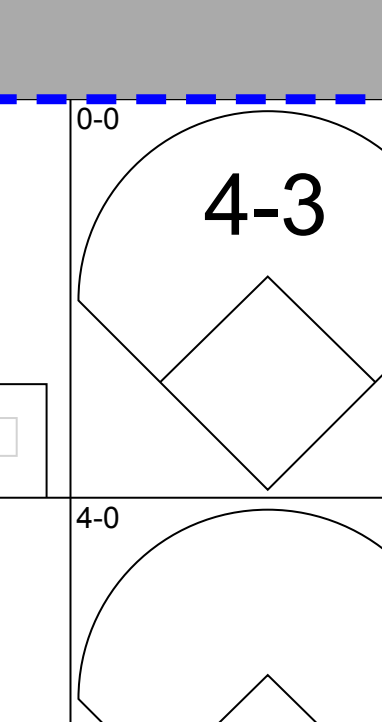
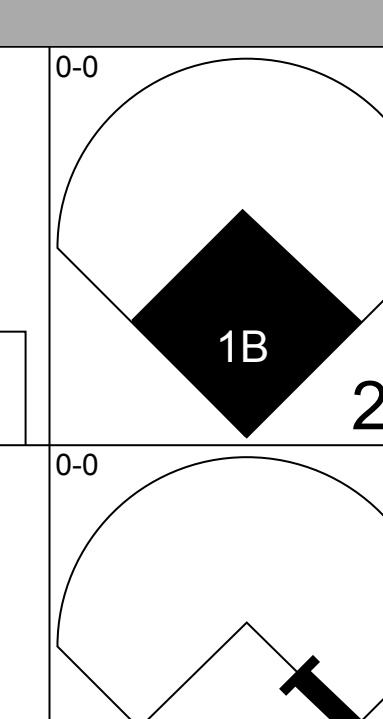
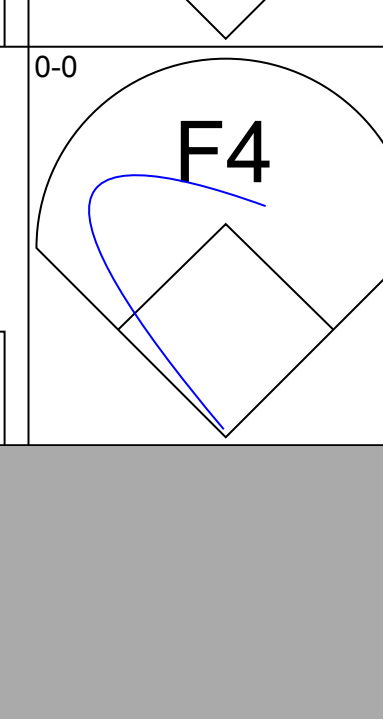
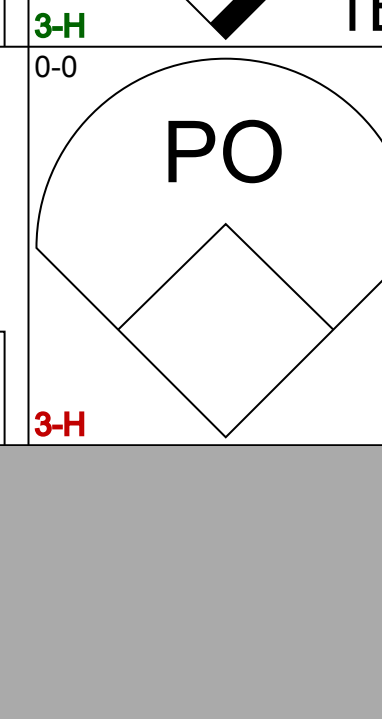
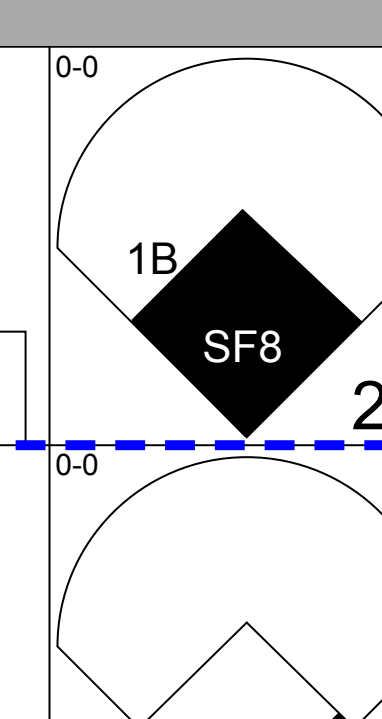
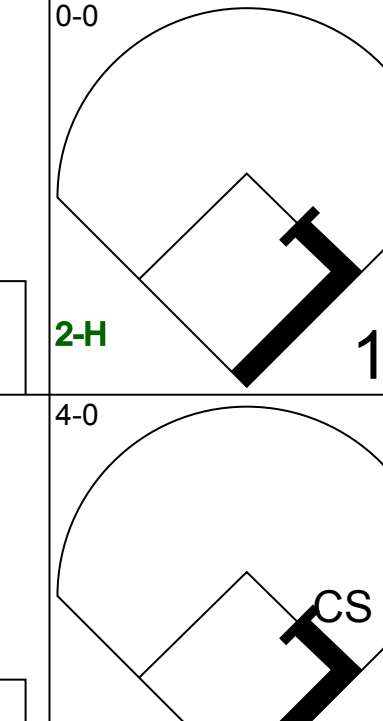
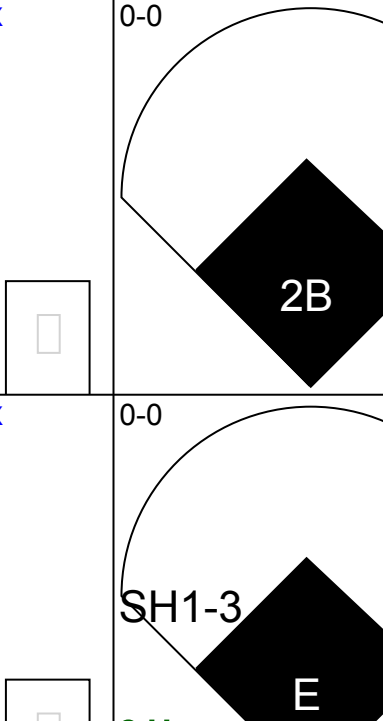
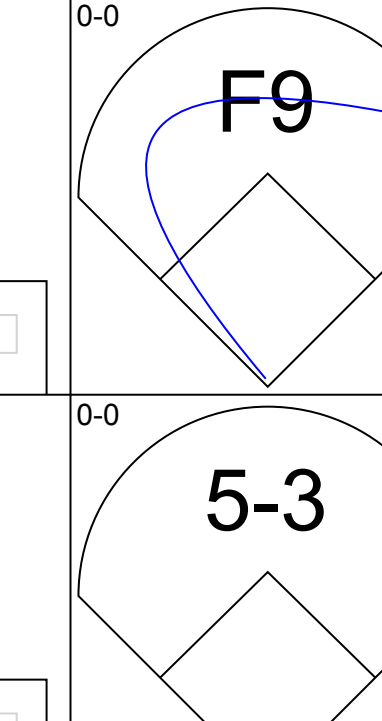
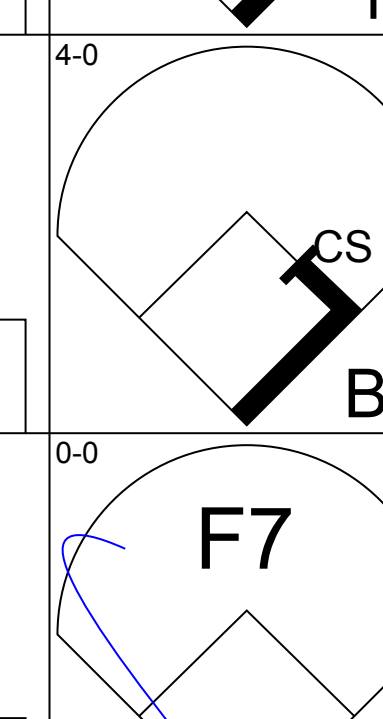
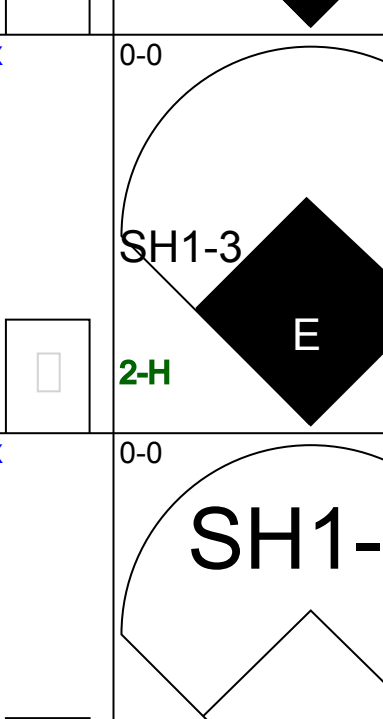
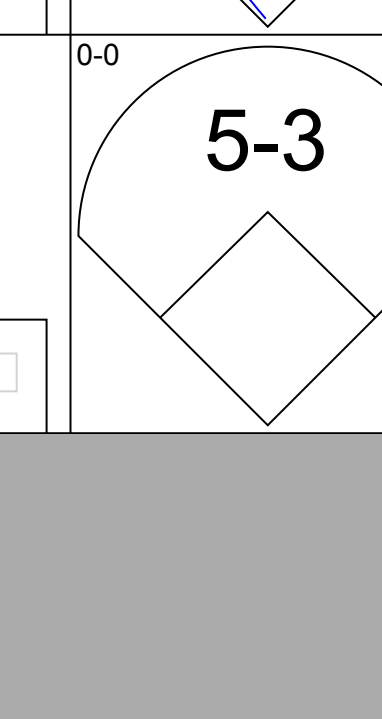
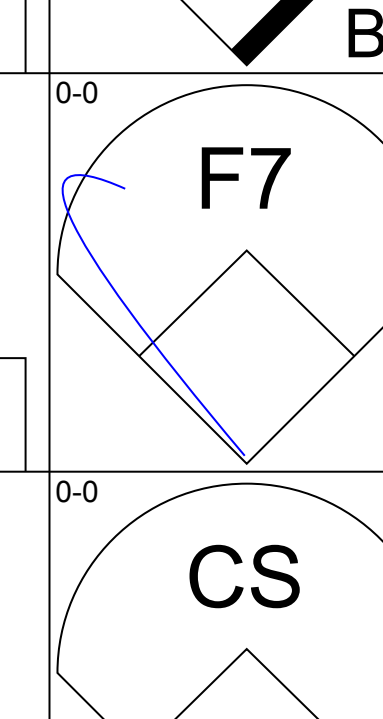
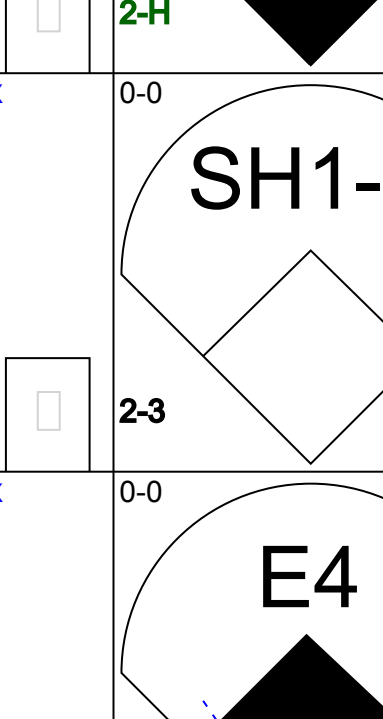
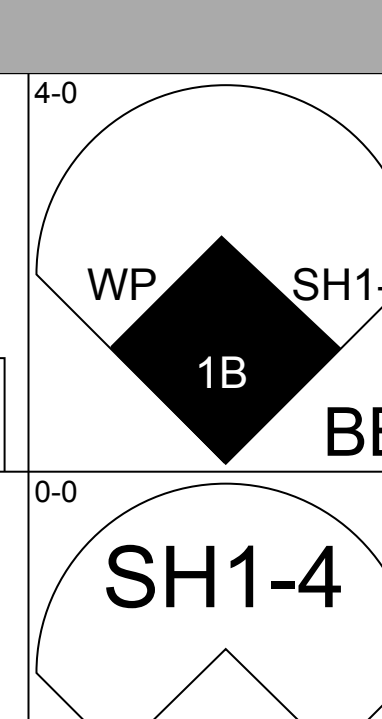
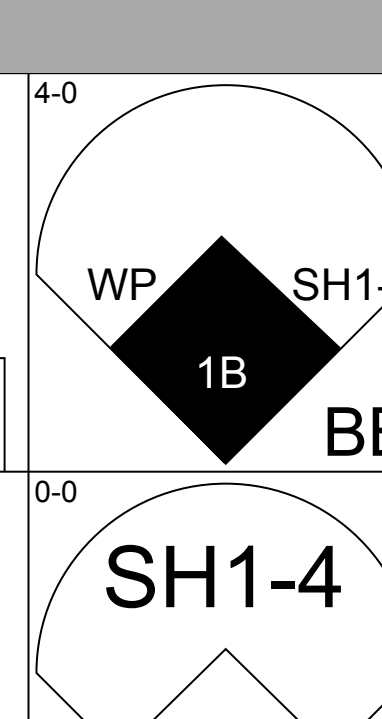

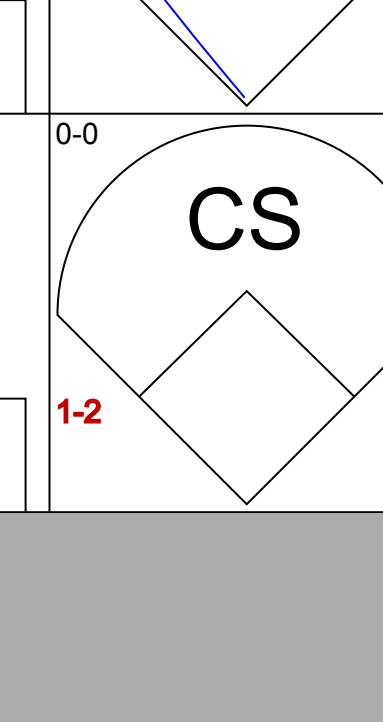
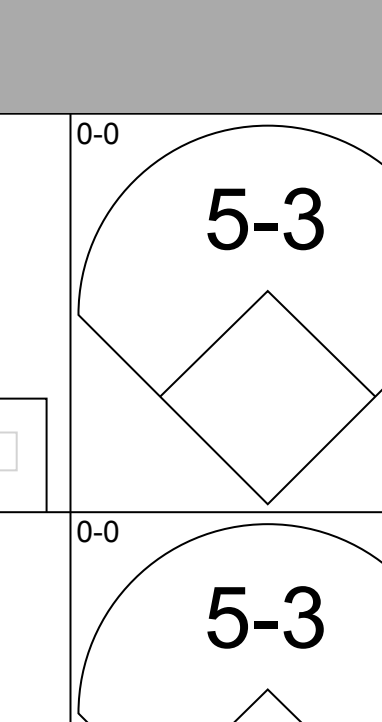
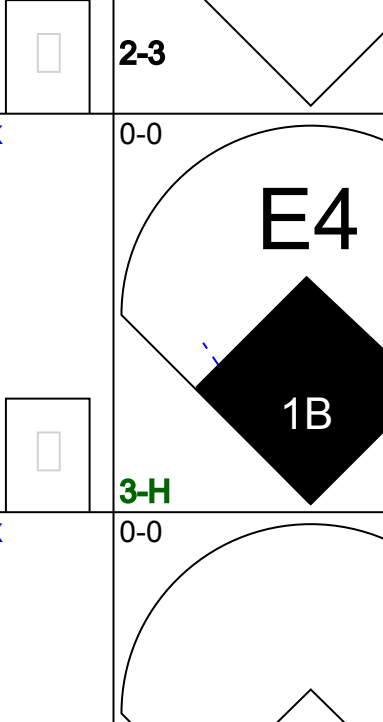
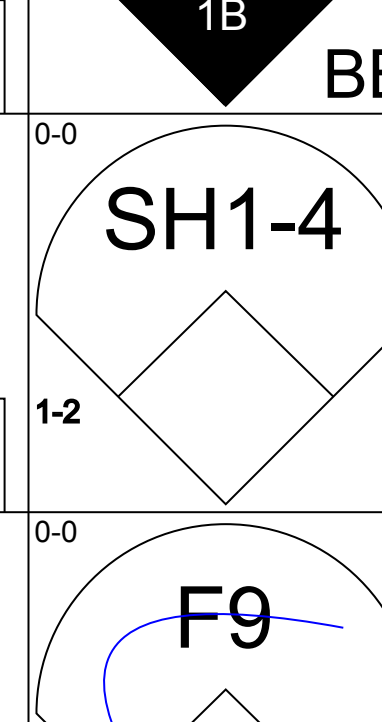
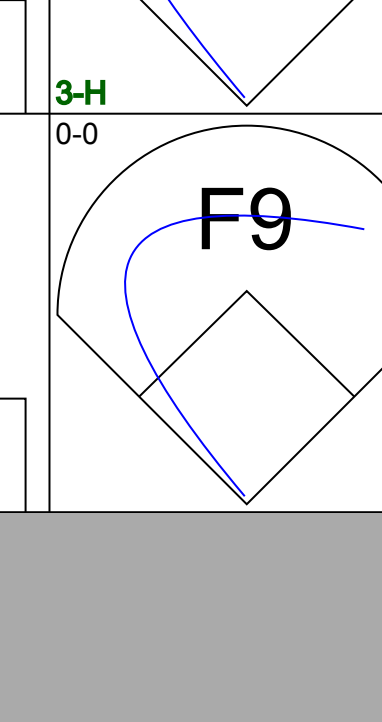
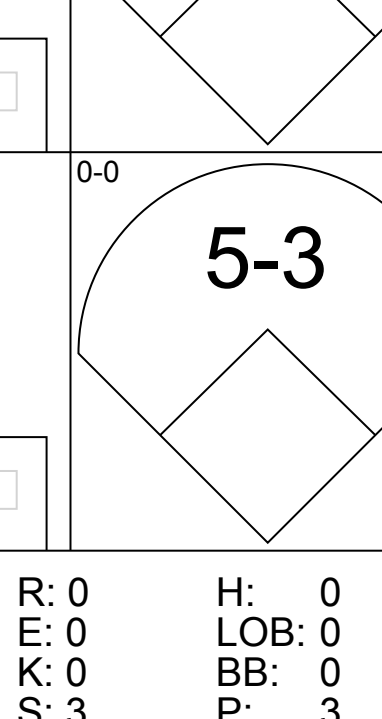
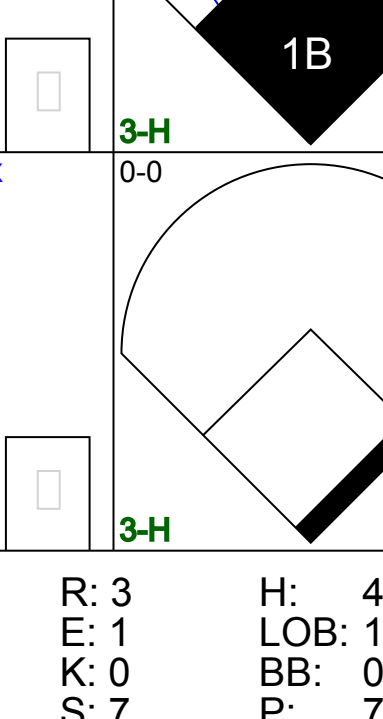

Batter	1	2	3	4	5	6	7	8	9	AB	R	H	RBI	BB	SO	LOB	TOP											
Brian Downing, R OBP: 0.336, SLG: 0.325 (1, 2)																	3 0 1 0 1 1 1											
Lamar Johnson, R OBP: 0.372, SLG: 0.424 (1, 3)																	4 0 1 0 0 3 2											
Bill Stein, R OBP: 0.310, SLG: 0.348 (1, 4)																	4 0 0 0 0 0 2											
Kevin Bell, R OBP: 0.295, SLG: 0.395 (1, 5)																	4 0 1 0 0 1 2											
Bucky Dent, R OBP: 0.303, SLG: 0.305 (1, 6)																	4 1 1 0 0 1 1											
Alan Bannister, R OBP: 0.327, SLG: 0.338 (1, 7)																	3 1 1 0 1 0 1											
Chet Lemon, R OBP: 0.299, SLG: 0.325 (1, 8)																	4 1 1 2 0 1 2											
Jerry Hairston, S OBP: 0.359, SLG: 0.284 (1, 9)																	3 0 1 1 1 0 1											
Minnie Minoso, R OBP: 0.125, SLG: 0.125 Jim Spencer, L (7, PH) OBP: 0.312, SLG: 0.363																	2 0 0 0 0 0 1 2 0 0 0 0 2 1											
Inning Stats	R: 0 E: 0 K: 2 S: 7	H: 0 LOB: 0 BB: 0 P: 7	R: 0 E: 0 K: 1 S: 5	H: 0 LOB: 0 BB: 0 P: 5	R: 0 E: 0 K: 1 S: 6	H: 1 LOB: 1 BB: 0 P: 6	R: 0 E: 0 K: 2 S: 8	H: 1 LOB: 1 BB: 0 P: 8	R: 0 E: 0 K: 0 S: 3	H: 1 LOB: 0 BB: 0 P: 3	R: 0 E: 0 K: 0 S: 5	H: 2 LOB: 2 BB: 0 P: 5	R: 2 E: 0 K: 2 S: 9	H: 2 LOB: 2 BB: 2 P: 17	R: 0 E: 0 K: 0 S: 3	H: 0 LOB: 0 BB: 0 P: 3	R: 1 E: 0 K: 1 S: 5	H: 0 LOB: 0 BB: 1 P: 9	1B: 6 2B: 0 3B: 0 HR: 1	SF: 0 SAC: 0 DP: 0 HBP: 0	WP: 1 PB: 0 SB: 0 CS: 1	PA: 36						
PITCHER	IP	WLS	BF	H	R	ER	SO	BB	IBB	HBP	BLK	WP	HR	S	P	ERA	WHIP											
Sid Monge, L ERA: 3.37	(1, 1)	6.1	W	26	7	2	2	6	1	0	0	0	0	1	37	41	2.84	1.263										
John Verhoeven, R ERA: 3.66	(7, 1)	2.2	S	10	0	1	1	3	2	0	0	0	1	0	14	22	3.38	0.750										

Chicago White Sox @ California Angels
Anaheim Stadium, Anaheim, CA
Thu Sep 30 1976, 10:05 PM EDT
Att. 6,859 - Unknown - 75 F

livebaseballscorecards.com

AB 33
R 3
H 7
RBI 3
BB 3
SO 9
LOB 14



Batter	1	2	3	4	5	6	7	8	9	AB	R	H	RBI	BB	SO	LOB	BOTTOM											
Dave Collins, S OBP: 0.332, SLG: 0.339 (1, 7)																	2 1 0 0 2 0 1											
Jerry Remy, L OBP: 0.315, SLG: 0.303 (1, 4)																	3 0 0 0 1 0 2											
Bruce Bochte, L OBP: 0.349, SLG: 0.307 Bill Melton, R (7, PH) OBP: 0.299, SLG: 0.329 Bob Jones, L (7, PR) OBP: 0.275, SLG: 0.358 (8, 9)																	3 0 0 0 0 0 1 1 0 1 2 0 0 0 0 0 0 0 0 0 0											
Tony Solaita, L OBP: 0.344, SLG: 0.392 (1, 3)																	3 2 2 0 1 0 0											
Ron Jackson, R OBP: 0.287, SLG: 0.339 (1, 10)																	4 1 3 1 0 0 1											
Rusty Torres, S OBP: 0.305, SLG: 0.357 (1, 8)																	3 1 1 1 1 1 3											
Mike Miley, S OBP: 0.286, SLG: 0.261 (1, 6)																	1 1 0 1 1 0 1											
Dave Chalk, R OBP: 0.309, SLG: 0.254 (1, 5)																	3 1 1 1 0 0 1											
Andy Etchebarren, R OBP: 0.305, SLG: 0.273 (1, 2)																	3 0 1 1 0 0 1											
Inning Stats	R: 0 E: 0 K: 0 S: 2	H: 0 LOB: 1 BB: 1 P: 6	R: 1 E: 0 K: 0 S: 3	H: 2 LOB: 1 BB: 1 P: 7	R: 0 E: 0 K: 0 S: 3	H: 0 LOB: 0 BB: 0 P: 3	R: 0 E: 0 K: 0 S: 3	H: 0 LOB: 0 BB: 0 P: 3	R: 3 E: 1 K: 0 S: 7	H: 4 LOB: 1 BB: 0 P: 7	R: 0 E: 0 K: 0 S: 3	H: 0 LOB: 1 BB: 1 P: 7	R: 2 E: 0 K: 0 S: 3	H: 1 LOB: 1 BB: 3 P: 15	R: 1 E: 0 K: 1 S: 7	H: 2 LOB: 1 BB: 0 P: 7	1B: 5 2B: 4 3B: 0 HR: 0	SF: 1 SAC: 2 DP: 1 HBP: 0	WP: 1 PB: 0 SB: 0 CS: 1	PA: 37								
PITCHER	IP	WLS	BF	H	R	ER	SO	BB	IBB	HBP	BLK	WP	HR	S	P	ERA	WHIP											
Larry Monroe, R ERA: 4.15	(1, 1)	5.0	L	20	4	3	0	0	2	0	0	0	0	18	26	5.40	1.600											
Ken Kravec, L ERA: 4.89	(6, 1)	2.0		10	1	2	2	0	4	0	0	0	1	0	6	22	9.00	2.500										
Pete Vuckovich, R ERA: 4.61	(8, 1)	1.0		5	2	1	1	1	0	0	0	0	0	0	7	7	9.00	2.000										

Chicago White Sox @ California Angels
Anaheim Stadium, Anaheim, CA
Thu Sep 30 1976, 10:05 PM EDT
Att. 6,859 - Unknown - 75 F

livebaseballscorecards.com

AB 26
R 7
H 9
RBI 7
BB 6
SO 1
LOB 11



Batter	1	2	3	4	5	6	7	8	9	10	11	12	AB	R	H	RBI	BB	SO	LOB	TOP				
Dave Collins, S OBP: 0.335, SLG: 0.338 Bruce Bochte, L OBP: 0.346, SLG: 0.307	F9		5-3			S 1B		4-0 1-2 IBB		4-0 CS BB		FC5-4 1-2	4	0	1	0	2	0	1	0				
Jerry Remy, L OBP: 0.315, SLG: 0.303 Mario Guerrero, R OBP: 0.304, SLG: 0.340 Tim Nordbrook, R OBP: 0.265, SLG: 0.167	1B			4-3		F5		FC5 2-3f		CS	K		3	0	1	0	0	0	1	1				
Ron Jackson, R OBP: 0.286, SLG: 0.338	G6-4-3 1B			K					F8	F7	F3		5	0	1	0	0	1	0					
Bill Melton, R OBP: 0.301, SLG: 0.329 Bob Jones, L OBP: 0.275, SLG: 0.358 Tony Solatta, L OBP: 0.343, SLG: 0.391	G6-4-3 1-2			F8					E S 1B	1B BB	K		3	0	1	0	1	0	2	0				
Leroy Stanton, R OBP: 0.266, SLG: 0.281		6-3							F4	F6		F2	5	0	1	0	0	0	1					
Rusty Torres, S OBP: 0.363, SLG: 0.366		F4							1-3	5-3			5	1	1	1	0	0	3					
Mike Miley, S OBP: 0.273, SLG: 0.250			F8						F6				5	1	1	0	0	1	2					
Dave Chalk, R OBP: 0.305, SLG: 0.251			5-3						F5	L7		L7	5	0	0	0	0	0	1					
Andy Etchebarren, R OBP: 0.305, SLG: 0.271 Carlos Lopez, R OBP: 0.301, SLG: 0.310			F3						5-3	FC5 S BB		F8	2	0	0	0	1	0	0	0				
Terry Humphrey, R OBP: 0.301, SLG: 0.310												FC5-4 2H 1B	2	0	1	1	0	0	0	0				
Inning Stats	R: 0 E: 0 K: 4 S: 4	H: 2 LOB: 1 BB: 0 P: 4	R: 0 E: 0 K: 3 S: 3	H: 0 LOB: 0 BB: 0 P: 3	R: 0 E: 0 K: 1 S: 5	H: 0 LOB: 0 BB: 0 P: 6	R: 0 E: 0 K: 1 S: 5	H: 0 LOB: 0 BB: 0 P: 3	R: 0 E: 0 K: 1 S: 4	H: 1 LOB: 1 BB: 0 P: 4	R: 0 E: 0 K: 3 S: 3	H: 0 LOB: 2 BB: 1 P: 11	R: 0 E: 0 K: 1 S: 6	H: 1 LOB: 2 BB: 1 P: 10	R: 0 E: 0 K: 2 S: 2	H: 0 LOB: 0 BB: 1 P: 6	R: 0 E: 0 K: 2 S: 7	H: 0 LOB: 0 BB: 0 P: 7	R: 2 E: 1 K: 0 S: 6	H: 3 LOB: 1 BB: 0 P: 6	1B: 7 2B: 0 3B: 0 HR: 1	SF: 0 SAC: 0 DP: 1 HBP: 0	WP: 0 PB: 0 SB: 3 CS: 1	PA: 47
PITCHER Vida Blue, L ERA: 2.35	IP: 12.0 WLS: 4 BF: 46 H: 8 R: 2 ER: 1 SO: 4 BB: 3 IBB: 1 HBP: 0 BLK: 0 WP: 0 HR: 1 S: 50 P: 66 ERA: 0.75 WHIP: 0.917																							

California Angels @ Oakland Athletics
Oakland-Alameda County Coliseum, Oakland, CA

Fri Oct.01 1976, 7:05 PM PDT
Att. 3,918 - Unknown

AB 42
R 2
H 8
RBI 2
BB 4
SO 4
LOB 13



Batter	1	2	3	4	5	6	7	8	9	10	11	12	AB	R	H	RBI	BB	SO	LOB	BOTTOM
Bill North, S OBP: 0.357, SLG: 0.338	K		F9					5-3		6-3		FC6-4 1B	5	0	1	0	1	1	0	
Bert Campaneris, R OBP: 0.331, SLG: 0.291	L9			E4 SH1	1-3			F3		K		FC6-4 1-2	6	0	0	0	0	1	3	
Joe Rudi, R OBP: 0.323, SLG: 0.424	E5			SH1		5-3		K		F3			4	0	0	0	0	1	0	
Gene Tenace, R OBP: 0.373, SLG: 0.460 Matt Alexander, S OBP: 0.036, SLG: 0.036 Jeff Newman, R OBP: 0.237, SLG: 0.250	K			FC5-4 BB				CS 1B		S SH1-4 BB		K	2	0	1	0	2	1	1	0
Sal Bando, R OBP: 0.335, SLG: 0.428		F3		K		K			SH1-4	SH1-4	F5		4	0	0	0	0	2	3	
Don Baylor, R OBP: 0.328, SLG: 0.369		L9		FC5-4 1-2		CS		F4		S IBB		1B	4	0	1	0	1	0	2	
Ken McMullen, R OBP: 0.305, SLG: 0.356 Larry Lintz, S (5, PR) Nate Colbert, R OBP: 0.323, SLG: 0.356 Gary Woods, R OBP: 0.200, SLG: 0.200								6-3		1-2 2-3 IBB		K	2	0	1	0	0	1	1	0
Claudell Washington, L OBP: 0.304, SLG: 0.356			K			K		1B		K		6-3	5	0	1	0	0	3	4	
Phil Garner, R OBP: 0.304, SLG: 0.397			K					E S 1B		1-2 K		F9	5	0	1	0	0	2	4	
Inning Stats	R: 0 E: 1 K: 2 S: 8	H: 0 LOB: 1 BB: 0 P: 8	R: 0 E: 0 K: 1 S: 5	H: 0 LOB: 0 BB: 0 P: 5	R: 0 E: 0 K: 2 S: 6	H: 0 LOB: 2 BB: 1 P: 7	R: 0 E: 0 K: 1 S: 6	H: 0 LOB: 2 BB: 1 P: 10	R: 0 E: 0 K: 1 S: 5	H: 2 LOB: 2 BB: 1 P: 10	R: 0 E: 0 K: 1 S: 5	H: 1 LOB: 3 BB: 3 P: 17	R: 0 E: 0 K: 2 S: 8	H: 1 LOB: 1 BB: 0 P: 8	R: 0 E: 0 K: 0 S: 4	H: 1 LOB: 1 BB: 0 P: 4	1B: 6 2B: 0 3B: 0 HR: 0	SF: 0 SAC: 2 DP: 0 HBP: 0	WP: 0 PB: 0 SB: 4 CS: 2	PA: 48
PITCHER Frank Tanana, L ERA: 2.43 Dick Drago, R ERA: 4.38	IP: 11.0 WLS: 4 BF: 43 H: 5 R: 0 ER: 0 SO: 14 BB: 3 IBB: 2 HBP: 0 BLK: 0 WP: 0 HR: 0 S: 66 P: 86 ERA: 0.00 WHIP: 0.727																			

California Angels @ Oakland Athletics
Oakland-Alameda County Coliseum, Oakland, CA

Fri Oct.01 1976, 7:05 PM PDT
Att. 3,918 - Unknown

AB 40
R 0
H 6
RBI 0
BB 5
SO 14
LOB 18



Batter	1	2	3	4	5	6	7	8	9	AB	R	H	RBI	BB	SO	LOB	TOP					
Dave Collins, S (1, 7) OBP: 0.335, SLG: 0.334	L3		CS 1-3			4-3		F9		4	0	1	0	0	0	0	California Angels @ Oakland Athletics Oakland-Alameda County Coliseum, Oakland, CA Sun Oct 03 1976, 3:33 AM PDT Att: 9,155 - Unknown livebaseballscorecards.com					
Jerry Remy, L (1, 4) OBP: 0.313, SLG: 0.303	F8		CS 1-2	1-3		6-3		5-3		4	0	0	0	0	0	0						
Bruce Bochte, L (1, 9) OBP: 0.346, SLG: 0.311	6-3			2B 1B		K			BB	3	0	1	0	1	1	0						
Tony Solaita, L (1, 3) OBP: 0.348, SLG: 0.403		F9		F9			FC3-6 SH 1B	G3		4	0	1	0	0	0	2						
Ron Jackson, R (1, 10) OBP: 0.289, SLG: 0.344		5-3				SH FC3-6 1B			FC3-6 1B	3	1	2	0	0	0	0						
Rusty Torres, S (1, 8) OBP: 0.299, SLG: 0.356		F8		G3		FC3-6 E 1B 1-2 2-3f G1-2-3		FC3-6 1B 1-2f		4	0	0	0	0	0	5						
Terry Humphrey, R (1, 2) OBP: 0.308, SLG: 0.311			FC6-4 1B		4-3		E 1-2 2-H 1B		G6-4-3 1B	4	0	3	1	0	0	0						
Mike Miley, S (1, 6) OBP: 0.256, SLG: 0.237			F8		E8 G5-4-3		E4 1-2 2-3		G6-4-3 1-2f	4	0	0	0	0	0	5						
Dave Chalk, R (1, 5) OBP: 0.308, SLG: 0.253			FC6-4 1B 1-2f		G5-4-3 1-2f		G1-2-3 3-Hf			3	0	0	0	0	0	5						
Inning Stats	R: 0 E: 0 K: 0 S: 3	H: 0 LOB: 0 BB: 0 P: 3	R: 0 E: 0 K: 0 S: 3	H: 0 LOB: 0 BB: 0 P: 3	R: 0 E: 0 K: 0 S: 4	H: 2 LOB: 1 BB: 0 P: 4	R: 0 E: 0 K: 0 S: 5	H: 2 LOB: 2 BB: 0 P: 5	R: 0 E: 1 K: 1 S: 5	H: 0 LOB: 0 BB: 0 P: 3	R: 0 E: 0 K: 0 S: 5	H: 0 LOB: 0 BB: 0 P: 5	R: 1 E: 1 K: 0 S: 6	H: 2 LOB: 2 BB: 0 P: 6	R: 0 E: 0 K: 0 S: 3	H: 0 LOB: 1 BB: 1 P: 7	R: 0 E: 0 K: 0 S: 4	H: 2 LOB: 1 BB: 0 P: 4	1B: 7 2B: 1 3B: 0 HR: 0	SF: 0 SAC: 1 DP: 3 HBP: 0	WP: 0 PB: 0 SB: 0 CS: 1	PA: 36
PITCHER Mike Torrez, R (1, 1) ERA: 2.5	IP: 9.0 WLS: L BF: 35 H: 8 R: 1 ER: 1 SO: 1 BB: 1 IBB: 0 HBP: 0 BLK: 0 WP: 0 HR: 0 S: 36 P: 40 ERA: 1.00 WHIP: 1.000															PITCHER						

Batter	1	2	3	4	5	6	7	8	9	AB	R	H	RBI	BB	SO	LOB	BOTTOM					
Denny Walling, L (1, 8) OBP: 0.273, SLG: 0.273	K		F8		K			3-1		4	0	0	0	0	2	2	California Angels @ Oakland Athletics Oakland-Alameda County Coliseum, Oakland, CA Sun Oct 03 1976, 3:33 AM PDT Att: 9,155 - Unknown livebaseballscorecards.com					
Phil Garner, R (1, 4) OBP: 0.307, SLG: 0.400	P4			1B S BB		CS 1B		K		3	0	1	0	1	1	2						
Wayne Gross, L (1, 9) OBP: 0.300, SLG: 0.222	K			BB 1B		F5 1-2		F8		4	0	1	0	0	1	1						
Jim Holt, L (1, 10) OBP: 0.375, SLG: 0.571		K						F7		2	0	0	0	1	2	0						
Willie McCovey, L (9, PH) OBP: 0.373, SLG: 0.336				BB		K				1	0	0	0	0	0	0						
Ron Fairly, L (1, 3) OBP: 0.379, SLG: 0.346		G6-4-3 BB		K		F7		6-3		3	0	0	0	1	1	3						
Ken McMullen, R (1, 5) OBP: 0.305, SLG: 0.355		G6-4-3 1-2f		K		6-3				3	0	0	0	0	1	4						
Matt Alexander, S (1, 7) OBP: 0.333, SLG: 0.033			K		K			K		2	0	0	0	0	2	3						
Bill North, S (7, PH) OBP: 0.356, SLG: 0.337										1	0	0	0	0	1	0						
Jeff Newman, R (1, 2) OBP: 0.235, SLG: 0.247			K		K			P3		2	0	0	0	0	2	0						
Sal Bando, R (8, PH) OBP: 0.335, SLG: 0.427										1	0	0	0	0	0	0						
Tommy Sandt, R (1, 6) OBP: 0.284, SLG: 0.224										1	0	0	0	1	1	0						
Gene Tenace, R (8, PH) OBP: 0.373, SLG: 0.458										0	0	0	0	1	0	0						
Don Hopkins, L (8, PR) OBP: 0.280, SLG: 0.237										0	0	0	0	0	0	0						
Larry Haney, R (9, 2) OBP: 0.280, SLG: 0.237										0	0	0	0	0	0	0						
Inning Stats	R: 0 E: 0 K: 2 S: 7	H: 0 LOB: 0 BB: 0 P: 7	R: 0 E: 0 K: 1 S: 4	H: 0 LOB: 0 BB: 1 P: 8	R: 0 E: 0 K: 2 S: 7	H: 0 LOB: 1 BB: 1 P: 11	R: 0 E: 0 K: 3 S: 10	H: 1 LOB: 3 BB: 2 P: 18	R: 0 E: 0 K: 3 S: 9	H: 0 LOB: 0 BB: 0 P: 9	R: 0 E: 0 K: 1 S: 5	H: 1 LOB: 0 BB: 0 P: 5	R: 0 E: 0 K: 1 S: 5	H: 0 LOB: 0 BB: 0 P: 5	R: 0 E: 0 K: 1 S: 5	H: 0 LOB: 2 BB: 1 P: 9	R: 0 E: 0 K: 0 S: 3	H: 0 LOB: 0 BB: 0 P: 3	1B: 2 2B: 0 3B: 0 HR: 0	SF: 0 SAC: 0 DP: 1 HBP: 0	WP: 0 PB: 0 SB: 1 CS: 1	PA: 32
PITCHER Nolan Ryan, R (1, 1) ERA: 3.36	IP: 9.0 WLS: W BF: 32 H: 2 R: 0 ER: 0 SO: 14 BB: 5 IBB: 0 HBP: 0 BLK: 0 WP: 0 HR: 0 S: 55 P: 75 ERA: 0.00 WHIP: 0.778															PITCHER						

