

California Angels - 1977

Batter	1	2	3	4	5	6	7	8	9	AB	R	H	RBI	BB	SO	LOB	TOP	
Jerry Remy, L (1,4)										3	1	0	0	1	1	3	<p>California Angels @ Seattle Mariners</p> <p>The Kingdome, Seattle, WA</p> <p>Wed Apr 06 1977, 9:05 PM EST</p> <p>Att: 57,762 - Unknown</p>	
Bobby Grich, R (1,6)										4	0	0	0	1	1	4		
Bobby Bonds, R (1,9)										5	1	0	0	0	1	3		
Don Baylor, R (1,10)										3	1	1	1	2	0	0		
Joe Rudi, R (1,7)										5	1	3	4	0	2	1		
Tony Solaita, L (1,3)										5	0	1	0	0	1	1		
Bruce Bochte, L (1,8)										3	2	2	0	2	0	1		
Dave Chalk, R (1,5)										5	0	1	0	0	0	5		
Terry Humphrey, R (1,2)										4	1	1	2	0	0	1		
Inning Stats	R: 1 E: 0 K: 3 S: 10	H: 1 LOB: 1 BB: 1 P: 14	R: 2 E: 0 K: 0 S: 6	H: 2 LOB: 2 BB: 0 P: 6	R: 2 E: 0 K: 0 S: 5	H: 1 LOB: 1 BB: 1 P: 9	R: 1 E: 0 K: 0 S: 4	H: 1 LOB: 1 BB: 1 P: 8	R: 0 E: 0 K: 2 S: 3	H: 0 LOB: 1 BB: 1 P: 11	R: 0 E: 0 K: 1 S: 5	H: 0 LOB: 1 BB: 1 P: 9	R: 0 E: 0 K: 0 S: 5	H: 2 LOB: 2 BB: 0 P: 5	1B: 6 2B: 2 3B: 0 HR: 1	SF: 0 SAC: 1 DP: 0 HBP: 0		WP: 0 PB: 0 SB: 3 CS: 0
PITCHER	IP WLS BF H R ER SO BB IBB HBP BLK WP HR S P ERA WHIP																	
Diego Segui, R (1,1)	3.2 L 22 5 6 4 3 3 0 0 0 0 1 25 37 9.82 2.182																	
John Montague, R (4,1)	5.1 22 4 1 1 3 3 0 0 0 0 0 25 37 1.69 1.312																	

Batter	1	2	3	4	5	6	7	8	9	AB	R	H	RBI	BB	SO	LOB	BOTTOM			
Dave Collins, S (1,10)										4	0	0	0	0	1	2	<p>California Angels @ Seattle Mariners</p> <p>The Kingdome, Seattle, WA</p> <p>Wed Apr 06 1977, 9:05 PM EST</p> <p>Att: 57,762 - Unknown</p>			
Jose Baez, R (1,4)										4	0	2	0	0	0	1				
Steve Braun, L (1,7)										3	0	1	0	1	0	2				
Leroy Stanton, R (1,9)										4	0	1	0	0	3	5				
Bill Stein, R (1,5)										4	0	2	0	0	0	1				
Dan Meyer, L (1,3)										4	0	0	0	0	1	2				
Ruppert Jones, L (1,8)										4	0	0	0	0	3	2				
Bob Stinson, S (1,2)										3	0	1	0	1	1	0				
Craig Reynolds, L (1,6)										4	0	2	0	0	0	3				
Inning Stats	R: 0 E: 0 K: 1 S: 5	H: 1 LOB: 0 BB: 0 P: 5	R: 0 E: 0 K: 2 S: 8	H: 2 LOB: 1 BB: 0 P: 8	R: 0 E: 0 K: 1 S: 5	H: 1 LOB: 0 BB: 0 P: 5	R: 0 E: 0 K: 1 S: 6	H: 1 LOB: 1 BB: 0 P: 6	R: 0 E: 1 K: 1 S: 6	H: 0 LOB: 1 BB: 0 P: 6	R: 0 E: 0 K: 0 S: 3	H: 0 LOB: 0 BB: 0 P: 3	R: 0 E: 0 K: 1 S: 7	H: 2 LOB: 3 BB: 1 P: 11	R: 0 E: 0 K: 1 S: 6	H: 1 LOB: 2 BB: 1 P: 10		1B: 7 2B: 3 3B: 0 HR: 0	SF: 0 SAC: 0 DP: 2 HBP: 0	WP: 0 PB: 0 SB: 0 CS: 0
PITCHER	IP WLS BF H R ER SO BB IBB HBP BLK WP HR S P ERA WHIP																			
Frank Tanana, L (1,1)	9.0 W 36 9 0 0 9 2 0 0 0 0 0 52 60 0.00 1.222																			

Batter	1	2	3	4	5	6	7	8	9	AB	R	H	RBI	BB	SO	LOB	TOP								
Jerry Remy, L OBP: 0.250, SLG: 0.143 (1, 4)										4	0	1	0	0	1	0	California Angels @ Seattle Mariners The Kingdome, Seattle, WA Thu Apr 07 1977, 9:05 PM EST Att: 10,144 - Unknown								
Bobby Grich, R OBP: 0.333, SLG: 0.625 (1, 6)										4	1	2	1	0	2	0									
Bobby Bonds, R OBP: 0.111, SLG: 0.111 (1, 9)										4	0	1	0	0	2	1									
Don Baylor, R OBP: 0.444, SLG: 0.429 (1, 10)										4	0	1	0	0	1	1									
Joe Rudi, R OBP: 0.556, SLG: 1.000 (1, 7)										2	1	0	0	2	2	1									
Tony Solaita, L OBP: 0.222, SLG: 0.125 (1, 3)										3	0	0	0	1	0	2									
Bruce Bochte, L OBP: 0.556, SLG: 0.429 (1, 8)										4	0	1	0	0	0	3									
Dave Chalk, R OBP: 0.125, SLG: 0.143 (1, 5)										2	0	0	1	0	1	2									
Terry Humphrey, R OBP: 0.143, SLG: 0.143 (1, 2)										3	0	0	0	0	1	2									
Inning Stats	R: 1 E: 0 K: 3 S: 10	H: 1 LOB: 0 BB: 0 P: 10	R: 0 E: 0 K: 1 S: 5	H: 0 LOB: 0 BB: 0 P: 5	R: 0 E: 0 K: 1 S: 5	H: 1 LOB: 0 BB: 0 P: 5	R: 0 E: 0 K: 2 S: 7	H: 0 LOB: 0 BB: 0 P: 7	R: 0 E: 0 K: 1 S: 5	H: 0 LOB: 2 BB: 2 P: 13	R: 0 E: 0 K: 1 S: 6	H: 1 LOB: 1 BB: 0 P: 6	R: 1 E: 0 K: 0 S: 3	H: 1 LOB: 0 BB: 1 P: 7	R: 0 E: 0 K: 0 S: 4	H: 1 LOB: 1 BB: 0 P: 4	R: 0 E: 0 K: 1 S: 6	H: 1 LOB: 1 BB: 0 P: 6	1B: 5 2B: 0 3B: 0 HR: 1	SF: 1 SAC: 0 DP: 0 HBP: 0	WP: 1 PB: 0 SB: 1 CS: 2	PA: 36			
PITCHER	IP	WLS	BF	H	R	ER	SO	BB	IBB	HBP	BLK	WP	HR	S	P	ERA	WHIP								
Enrique Romo, R ERA: 2.57 (1, 1)	7.0	L	26	4	2	2	9	3	0	0	0	0	1	41	53	2.57	1.000								
Glenn Abbott, R ERA: (8, 1)	1.1		6	2	0	0	1	0	0	0	0	0	0	8	8	0.00	1.500								
Mike Kekich, L ERA: (9, 1)	0.2		2	0	0	0	0	0	0	0	0	1	0	2	2	0.00	0.000								

Batter	1	2	3	4	5	6	7	8	9	AB	R	H	RBI	BB	SO	LOB	BOTTOM								
Larry Milbourne, S (1, 4)										3	0	0	0	1	0	2	California Angels @ Seattle Mariners The Kingdome, Seattle, WA Thu Apr 07 1977, 9:05 PM EST Att: 10,144 - Unknown								
Dave Collins, S (1, 10)										2	0	0	0	2	2	0									
Steve Braun, L OBP: 0.500, SLG: 0.200 (1, 7)										2	0	0	0	2	0	3									
Dan Meyer, L (1, 3)										4	0	0	0	0	0	3									
Bill Stein, R OBP: 0.250, SLG: 0.500 (1, 5)										4	0	0	0	0	1	3									
Ruppert Jones, L OBP: 0.250, SLG: 0.375 (1, 8)										4	0	2	0	0	0	2									
Leroy Stanton, R OBP: 0.125, SLG: 0.125 (1, 9)										4	0	0	0	0	2	2									
Bob Stinson, S OBP: 0.375, SLG: 0.167 (1, 2)										3	0	0	0	1	0	0									
Craig Reynolds, L OBP: 0.375, SLG: 0.375 (1, 6)										4	0	1	0	0	1	2									
Inning Stats	R: 0 E: 0 K: 1 S: 5	H: 0 LOB: 0 BB: 0 P: 5	R: 0 E: 0 K: 1 S: 6	H: 1 LOB: 0 BB: 0 P: 6	R: 0 E: 0 K: 1 S: 5	H: 0 LOB: 0 BB: 0 P: 5	R: 0 E: 0 K: 2 S: 7	H: 0 LOB: 1 BB: 1 P: 11	R: 0 E: 0 K: 1 S: 6	H: 1 LOB: 2 BB: 1 P: 10	R: 0 E: 0 K: 0 S: 3	H: 0 LOB: 2 BB: 2 P: 11	R: 0 E: 0 K: 0 S: 4	H: 1 LOB: 3 BB: 2 P: 12	R: 0 E: 0 K: 0 S: 3	H: 0 LOB: 0 BB: 0 P: 3	R: 0 E: 0 K: 0 S: 3	H: 0 LOB: 0 BB: 0 P: 3	1B: 2 2B: 1 3B: 0 HR: 0	SF: 0 SAC: 0 DP: 0 HBP: 0	WP: 0 PB: 0 SB: 2 CS: 0	PA: 36			
PITCHER	IP	WLS	BF	H	R	ER	SO	BB	IBB	HBP	BLK	WP	HR	S	P	ERA	WHIP								
Nolan Ryan, R ERA: (1, 1)	9.0	W	36	3	0	0	6	6	0	0	0	0	0	42	66	0.00	1.000								

Batter	1	2	3	4	5	6	7	8	9	AB	R	H	RBI	BB	SO	LOB	TOP					
Jerry Remy, L (1,4) OBP: 0.306, SLG: 0.182	E6 4-3 SF8						F8	K2-3		4	1	1	1	1	1	3	California Angels @ Seattle Mariners The Kingdome, Seattle, WA Fri Apr 08 1977, 9:05 PM EST Att: 11,845 - Dome					
Bobby Grich, R (1,6) OBP: 0.286, SLG: 0.462	4-3	F9			G4-6-3				6-3	5	0	1	0	0	0	4						
Bobby Bonds, R (1,9) OBP: 0.214, SLG: 0.308	SF8		L7				5-3		PB BB	4	1	2	1	0	0	2						
Don Baylor, R (1,10) OBP: 0.429, SLG: 0.455	F4		6-3		L4				BB IBB	4	1	1	0	1	0	1						
Joe Rudi, R (1,7) OBP: 0.500, SLG: 0.818		1-3 1B	6-3			K		E5 1B SF7	BB IBB	4	2	1	0	1	1	1						
Tony Solaita, L (1,3) OBP: 0.286, SLG: 0.182	1-3				G4-6-3 1B	K		SF8	BB	3	0	1	2	1	1	1						
Bruce Bochte, L (1,8) OBP: 0.429, SLG: 0.333	6-3				G4-6-3 1-2	4-3		1B	F7	5	0	1	0	0	0	5						
Ron Jackson, R (1,5) OBP: 0.800, SLG: 0.750	1B 1B				FC6-4 1B		FC5-4 BB	1-2 2-3 1B	P6	4	1	3	1	1	0	3						
Terry Humphrey, R (1,2) OBP: 0.200, SLG: 0.200					FC6-4		FC5-4 1B	SF7		3	0	1	0	0	0	2						
Ike Hampton, S (7, PR)										0	0	0	0	0	0	0						
Bob Jones, L (8, PH)										0	0	0	1	0	0	0						
Andy Etchebarren, R (8, 2)										0	0	0	0	0	0	0						
Inning Stats	R: 1 E: 1 K: 0 S: 4	H: 0 LOB: 0 BB: 0 P: 4	R: 2 E: 0 K: 0 S: 7	H: 4 LOB: 2 BB: 0 P: 7	R: 0 E: 0 K: 0 S: 3	H: 0 LOB: 0 BB: 0 P: 3	R: 0 E: 0 K: 0 S: 4	H: 2 LOB: 1 BB: 0 P: 4	R: 0 E: 0 K: 2 S: 7	H: 1 LOB: 0 BB: 0 P: 7	R: 0 E: 0 K: 2 S: 7	H: 0 LOB: 0 BB: 0 P: 7	R: 0 E: 0 K: 0 S: 4	H: 1 LOB: 2 BB: 1 P: 8	R: 2 E: 1 K: 1 S: 9	H: 3 LOB: 2 BB: 0 P: 9	R: 1 E: 0 K: 0 S: 4	H: 1 LOB: 3 BB: 3 P: 16	1B: 9 2B: 3 3B: 0 HR: 0	SF: 3 SAC: 0 DP: 2 HBP: 0	WP: 0 PB: 1 SB: 1 CS: 0	PA: 44
PITCHER	IP WLS BF H R ER SO BB IBB HBP BLK WP HR S P ERA WHIP																					
Stan Thomas, R (1, 1) ERA: 3.86	7.0	32	9	5	3	2	2	0	0	0	1	0	0	0	34	42	3.86	1.571				
Mike Kekich, L (8, 1) ERA:	0.1	3	2	0	0	0	0	0	0	0	0	0	0	3	3	0.00	6.000					
Tommy Moore, R (8, 1) ERA: 9.0	1.0	5	1	1	1	1	0	1	0	0	0	0	0	6	10	9.00	1.000					
Bill Laxton, L (9, 1) ERA:	0.2	W	4	0	0	0	1	1	0	0	0	0	0	2	10	0.00	1.500					

Batter	1	2	3	4	5	6	7	8	9	AB	R	H	RBI	BB	SO	LOB	BOTTOM					
Larry Milbourne, S (1,4) OBP: 0.333, SLG: 0.375	4-3		F9		P6		1B 1B		1-3 2H 2B	5	1	2	1	0	0	1	California Angels @ Seattle Mariners The Kingdome, Seattle, WA Fri Apr 08 1977, 9:05 PM EST Att: 11,845 - Dome					
Dave Collins, S (1,10) OBP: 0.333, SLG: 0.200	6-3			1B 2B	L4		CS 1B			4	1	2	1	0	0	0						
Ruppert Jones, L (1,8) OBP: 0.250, SLG: 0.333	4-3			2B 1B		1-3 2H 1B	CS	P4		4	1	1	0	0	0	0						
Dan Meyer, L (1,3) OBP: 0.167, SLG: 0.250		F8		WP 1B				F7		4	2	2	1	0	0	0						
Steve Braun, L (1,7) OBP: 0.417, SLG: 0.222		L8		5-3 1B			K	K		4	0	1	1	0	2	1						
Bill Stein, R (1,5) OBP: 0.333, SLG: 0.500					F7		WP 1B		2B 1B	4	0	2	1	0	0	1						
Carlos Lopez, R (9, PR)										0	1	0	0	0	0	0						
Leroy Stanton, R (1,9) OBP: 0.083, SLG: 0.083			6-3		5-3		G3		K	4	0	0	0	0	1	3						
Bob Stinson, S (1,2) OBP: 0.417, SLG: 0.500			6-3		P5				4-3 1B 2B	4	0	2	1	0	0	1						
Jose Baez, R (9, PR)									1-3 2B 2B	0	1	0	0	0	0	0						
Craig Reynolds, L (1,6) OBP: 0.417, SLG: 0.364					F9				4-3 2B IBB	3	0	1	0	1	0	1						
Inning Stats	R: 0 E: 0 K: 0 S: 3	H: 0 LOB: 0 BB: 0 P: 3	R: 0 E: 0 K: 0 S: 3	H: 0 LOB: 0 BB: 0 P: 3	R: 0 E: 0 K: 0 S: 4	H: 1 LOB: 1 BB: 0 P: 4	R: 3 E: 0 K: 0 S: 7	H: 4 LOB: 1 BB: 0 P: 7	R: 0 E: 0 K: 0 S: 3	H: 0 LOB: 0 BB: 0 P: 3	R: 1 E: 0 K: 1 S: 7	H: 2 LOB: 1 BB: 0 P: 7	R: 1 E: 0 K: 0 S: 4	H: 3 LOB: 0 BB: 0 P: 4	R: 0 E: 0 K: 1 S: 5	H: 0 LOB: 0 BB: 0 P: 5	R: 2 E: 0 K: 1 S: 6	H: 3 LOB: 3 BB: 1 P: 10	1B: 9 2B: 4 3B: 0 HR: 0	SF: 0 SAC: 0 DP: 0 HBP: 0	WP: 2 PB: 0 SB: 1 CS: 1	PA: 38
PITCHER	IP WLS BF H R ER SO BB IBB HBP BLK WP HR S P ERA WHIP																					
Gary Ross, R (1, 1) ERA: 6.75	6.2	29	10	5	5	1	0	0	0	0	2	0	0	31	31	6.75	1.500					
Mickey Scott, L (7, 1) ERA:	1.1	3	0	0	0	1	0	0	0	0	0	5	5	0.00	0.000							
John Verhoeven, R (9, 1) ERA: 54.0	0.1	L	5	3	2	2	1	0	1	0	0	6	10	54.00	9.000							

Batter	1	2	3	4	5	6	7	8	9	AB	R	H	RBI	BB	SO	LOB	TOP				
Jerry Remy, L OBP: 0.412, SLG: 0.400 (1, 4)										4	1	3	0	0	0	0	California Angels @ Seattle Mariners The Kingdome, Seattle, WA Sat Apr 09 1977, 9:05 PM EST Att: 27,668 - Dome				
Bobby Grich, R OBP: 0.278, SLG: 0.412 (1, 6)										4	0	1	1	0	0	3					
Bobby Bonds, R OBP: 0.167, SLG: 0.235 (1, 9)										4	0	0	0	0	0	4					
Don Baylor, R OBP: 0.389, SLG: 0.400 (1, 10)										4	0	1	0	0	2	2					
Joe Rudi, R OBP: 0.444, SLG: 0.643 (1, 7)										3	0	0	0	1	0	1					
Bruce Bochte, L OBP: 0.389, SLG: 0.267 (1, 8)										3	0	0	0	1	0	2					
Dan Briggs, L (1, 3)										4	0	0	0	0	0	1					
Ron Jackson, R OBP: 0.500, SLG: 0.429 (1, 5)										3	0	0	0	0	2	0					
Terry Humphrey, R OBP: 0.231, SLG: 0.231 (1, 2)										3	0	1	0	0	1	0					
Inning Stats	R: 0 E: 0 K: 1 S: 6	H: 1 LOB: 1 BB: 0 P: 6	R: 0 E: 0 K: 0 S: 3	H: 0 LOB: 0 BB: 0 P: 3	R: 0 E: 0 K: 0 S: 4	H: 1 LOB: 2 BB: 1 P: 8	R: 0 E: 0 K: 2 S: 7	H: 0 LOB: 0 BB: 0 P: 7	R: 1 E: 0 K: 1 S: 5	H: 2 LOB: 1 BB: 0 P: 7	R: 0 E: 0 K: 1 S: 5	H: 0 LOB: 0 BB: 0 P: 5	R: 0 E: 0 K: 0 S: 4	H: 2 LOB: 1 BB: 0 P: 4	R: 0 E: 0 K: 0 S: 3	H: 0 LOB: 1 BB: 1 P: 7	1B: 5 2B: 1 3B: 0 HR: 0	SF: 0 SAC: 0 DP: 1 HBP: 0	WP: 0 PB: 0 SB: 2 CS: 0	PA: 34	
PITCHER	IP WLS BF H R ER SO BB IBB HBP BLK WP HR S P ERA WHIP	6.0 W 23 4 1 1 4 1 0 0 0 0 0 30 34 1.50 0.833	7.1 L 5 2 0 0 1 0 0 0 0 0 7 7 0.00 2.000	8.1 S 6 0 0 0 0 1 0 0 0 0 5 9 0.00 0.500																	


AB	32
R	1
H	6
RBI	1
BB	2
SO	5
LOB	13





Batter	1	2	3	4	5	6	7	8	9	AB	R	H	RBI	BB	SO	LOB	BOTTOM			
Larry Milbourne, S OBP: 0.357, SLG: 0.385 (1, 4)										5	1	2	2	0	0	2	California Angels @ Seattle Mariners The Kingdome, Seattle, WA Sat Apr 09 1977, 9:05 PM EST Att: 27,668 - Dome			
Dave Collins, S OBP: 0.333, SLG: 0.167 (1, 10)										2	0	0	0	1	1	0				
Ruppert Jones, L OBP: 0.313, SLG: 0.400 (1, 8)										3	0	1	3	1	0	0				
Dan Meyer, L OBP: 0.188, SLG: 0.250 (1, 3)										4	0	1	0	0	0	4				
Steve Braun, L OBP: 0.563, SLG: 0.364 (1, 7)										2	0	2	0	2	0	0				
Bill Stein, R OBP: 0.267, SLG: 0.400 (1, 5)										3	1	0	0	0	0	5				
Carlos Lopez, R (1, 9)										4	0	0	0	0	3	4				
Bob Stinson, S OBP: 0.438, SLG: 0.462 (1, 2)										3	2	1	0	1	0	2				
Craig Reynolds, L OBP: 0.438, SLG: 0.357 (1, 6)										3	1	1	0	0	0	3				
Inning Stats	R: 0 E: 0 K: 1 S: 5	H: 0 LOB: 0 BB: 0 P: 5	R: 0 E: 0 K: 1 S: 7	H: 2 LOB: 2 BB: 0 P: 7	R: 2 E: 0 K: 0 S: 5	H: 2 LOB: 1 BB: 1 P: 10	R: 1 E: 0 K: 1 S: 7	H: 2 LOB: 3 BB: 2 P: 15	R: 2 E: 0 K: 0 S: 4	H: 1 LOB: 2 BB: 2 P: 12	R: 0 E: 0 K: 0 S: 3	H: 0 LOB: 0 BB: 0 P: 3	R: 0 E: 0 K: 1 S: 5	H: 1 LOB: 0 BB: 0 P: 5	R: 0 E: 0 K: 0 S: 3	H: 0 LOB: 0 BB: 0 P: 3	1B: 7 2B: 1 3B: 0 HR: 0	SF: 0 SAC: 2 DP: 1 HBP: 1	WP: 1 PB: 0 SB: 0 CS: 0	PA: 37
PITCHER	IP WLS BF H R ER SO BB IBB HBP BLK WP HR S P ERA WHIP	3.2 L 20 4 0 2 3 2 0 0 0 0 0 2 10 54.00 6.000	4.1 L 4 0 2 2 0 2 0 0 0 0 0 2 10 0.00 1.000	5.1 L 10 2 0 0 1 1 0 0 0 0 0 11 15 0.00 1.000	8.1 L 3 0 0 0 0 0 0 0 0 0 0 3 3 0.00 0.000															


AB	29
R	5
H	8
RBI	5
BB	5
SO	4
LOB	20



Batter	1	2	3	4	5	6	7	8	9	AB	R	H	RBI	BB	SO	LOB	TOP					
Jerry Remy, L (1,4) OBP: 0.364, SLG: 0.400	F7			G4-6-3	4-3		P4			5	0	1	1	0	0	3	California Angels @ Seattle Mariners The Kingdome, Seattle, WA Sun Apr 10 1977, 9:05 PM EST Att: 10,405 - Dome					
Bobby Grich, R (1,6) OBP: 0.304, SLG: 0.381	HBP HR 1B	6-3		6-3			F8			4	1	1	0	1	0	1						
Bobby Bonds, R (1,9) OBP: 0.174, SLG: 0.190	HBP HR HBP	K					F8			4	1	0	0	0	1	4						
Don Baylor, R (1,3) OBP: 0.435, SLG: 0.632	HBP HR HBP			F8			5-3			4	3	2	1	0	0	0						
Joe Rudi, R (1,7) OBP: 0.478, SLG: 0.833	HBP HR			5-3			K			4	2	2	5	1	1	0						
Bruce Bochte, L (1,8) OBP: 0.348, SLG: 0.250	G3			4-3						5	1	1	0	0	0	2						
Bob Jones, L (1,10) OBP: 0.333, SLG: 1.000	F8									4	2	1	1	1	0	2						
Ron Jackson, R (1,5) OBP: 0.538, SLG: 0.727										4	2	2	2	1	0	1						
Andy Etchebarren, R (1,2) OBP: 0.500, SLG: 0.500		K								4	0	2	1	0	1	0						
Inning Stats	R: 4 E: 0 K: 0 S: 5	H: 2 LOB: 0 BB: 0 P: 7	R: 1 E: 0 K: 2 S: 9	H: 2 LOB: 1 BB: 0 P: 9	R: 0 E: 0 K: 0 S: 3	H: 0 LOB: 0 BB: 0 P: 3	R: 2 E: 0 K: 0 S: 5	H: 3 LOB: 0 BB: 0 P: 5	R: 4 E: 1 K: 0 S: 6	H: 2 LOB: 3 BB: 4 P: 22	R: 1 E: 0 K: 0 S: 5	H: 2 LOB: 1 BB: 0 P: 5	R: 0 E: 0 K: 1 S: 5	H: 0 LOB: 0 BB: 0 P: 5	R: 0 E: 0 K: 0 S: 3	H: 1 LOB: 0 BB: 0 P: 3		1B: 5 2B: 3 3B: 0 HR: 4	SF: 0 SAC: 0 DP: 2 HBP: 2	WP: 1 PB: 0 SB: 0 CS: 0	PA: 44	
PITCHER	IP	WLS	BF	H	R	ER	SO	BB	IBB	HBP	BLK	WP	HR	S	P	ERA		WHIP				
Glenn Abbott, R (1,1) ERA: 16.88	1.1	L	10	4	5	5	1	0	0	2	0	0	2	10	12	33.75		3.000				
Dave Pagan, R (2,1) ERA: 12.0	3.0		15	4	6	4	1	2	0	0	0	1	2	15	23	12.00		2.000				
Tommy Moore, R (5,1) ERA: 3.18	4.2		19	4	1	1	1	2	0	0	0	0	0	19	27	1.93		1.286				

Batter	1	2	3	4	5	6	7	8	9	AB	R	H	RBI	BB	SO	LOB	BOTTOM						
Jose Baez, R (1,4) OBP: 0.333, SLG: 0.333	5-3							F9	5-3	5	0	1	0	0	0	0	California Angels @ Seattle Mariners The Kingdome, Seattle, WA Sun Apr 10 1977, 9:05 PM EST Att: 10,405 - Dome						
Juan Bernhardt, R (1,10) OBP: 0.600, SLG: 1.500	HBP							HR	F8	4	2	3	1	0	0	0							
Ruppert Jones, L (1,8) OBP: 0.333, SLG: 0.550	L5									5	2	2	2	0	1	3							
Bill Stein, R (1,5) OBP: 0.300, SLG: 0.421	5-3							HR	2B	4	1	1	1	1	0	1							
Steve Braun, L (1,7) OBP: 0.524, SLG: 0.333								1B	F8	4	0	1	0	1	1	1							
Carlos Lopez, R (1,9) OBP: 0.250, SLG: 0.143	K							1B		3	0	1	0	1	1	0							
Dan Meyer, L (1,3) OBP: 0.158, SLG: 0.211								1B		3	0	0	0	0	0	2							
Joe Lis, R (8,3) OBP: 1.000, SLG: 1.000	P6							1B		1	0	1	1	0	0	0							
Bob Stinson, S (1,2) OBP: 0.400, SLG: 0.412										4	0	1	0	0	3	5							
Craig Reynolds, L (1,6) OBP: 0.350, SLG: 0.278	F9									4	0	0	0	0	0	4							
Inning Stats	R: 0 E: 0 K: 0 S: 3	H: 0 LOB: 1 BB: 0 P: 4	R: 0 E: 0 K: 2 S: 7	H: 0 LOB: 0 BB: 0 P: 7	R: 0 E: 0 K: 2 S: 9	H: 2 LOB: 2 BB: 0 P: 9	R: 0 E: 0 K: 1 S: 5	H: 0 LOB: 2 BB: 2 P: 13	R: 1 E: 0 K: 0 S: 4	H: 1 LOB: 0 BB: 0 P: 4	R: 0 E: 0 K: 0 S: 3	H: 0 LOB: 0 BB: 0 P: 3	R: 0 E: 0 K: 0 S: 3	H: 1 LOB: 0 BB: 0 P: 3	R: 3 E: 0 K: 1 S: 10	H: 5 LOB: 3 BB: 1 P: 14		R: 1 E: 0 K: 0 S: 5	H: 2 LOB: 1 BB: 0 P: 5	1B: 8 2B: 1 3B: 0 HR: 2	SF: 0 SAC: 0 DP: 1 HBP: 1	WP: 0 PB: 0 SB: 0 CS: 0	PA: 41
PITCHER	IP	WLS	BF	H	R	ER	SO	BB	IBB	HBP	BLK	WP	HR	S	P	ERA		WHIP					
Frank Tanana, L (1,1) ERA: 0.6	6.0	W	24	3	1	1	5	2	0	1	0	0	1	9	13	20.25		5.250					
Don Kirkwood, R (7,1) ERA: 20.25	1.1		10	6	3	3	0	1	0	0	0	0	1	9	13	20.25		5.250					
Mickey Scott, L (8,1) ERA: 3.0	1.2		7	2	1	1	1	0	0	0	0	0	0	9	9	5.40		1.200					

Batter	1	2	3	4	5	6	7	8	9	AB	R	H	RBI	BB	SO	LOB	TOP								
Jerry Remy, L (1,4) OBP: 0.267, SLG: 0.286	F7		F8		K			F7		4	0	0	0	0	1	1	California Angels @ Oakland Athletics Oakland-Alameda County Coliseum, Oakland, CA Tue Apr 12 1977, 3:33 AM PST Att: 2,184 - Unknown livebaseballscorecards.com								
Bobby Grich, R (1,6) OBP: 0.290, SLG: 0.345	F9		5-3			6-3		K		4	0	0	0	0	1	2									
Bobby Bonds, R (1,9) OBP: 0.323, SLG: 0.407	HR		F3			L6-3		BB		3	1	2	1	1	0	0									
Don Baylor, R (1,3) OBP: 0.387, SLG: 0.556	1B			5-3		L6-3		P4		4	0	1	0	0	0	2									
Joe Rudi, R (1,7) OBP: 0.355, SLG: 0.600	K			4-3			6-3	G5-4-3		4	0	0	0	0	1	2									
Tony Solaita, L (1,10) OBP: 0.294, SLG: 0.429		K			HR		F9			3	1	1	1	0	1	0									
Bruce Bochte, L (1,8) OBP: 0.300, SLG: 0.222		K			F7		F8			3	0	0	0	0	1	0									
Dave Chalk, R (1,5) OBP: 0.273, SLG: 0.333						G6-4-3		K		2	0	1	0	1	1	0									
Terry Humphrey, R (1,2) OBP: 0.263, SLG: 0.222						G6-4-3		BB		2	0	0	0	1	1	2									
Ike Hampton, S (8, PR)								BB		0	0	0	0	0	0	0									
Inning Stats	R: 1 E: 1 K: 1 S: 7	H: 2 LOB: 1 BB: 0 P: 7	R: 0 E: 0 K: 3 S: 10	H: 1 LOB: 1 BB: 0 P: 10	R: 0 E: 0 K: 0 S: 3	H: 0 LOB: 0 BB: 0 P: 3	R: 1 E: 0 K: 0 S: 4	H: 1 LOB: 0 BB: 0 P: 4	R: 0 E: 0 K: 1 S: 4	H: 0 LOB: 0 BB: 1 P: 8	R: 0 E: 0 K: 0 S: 2	H: 0 LOB: 0 BB: 0 P: 6	R: 0 E: 0 K: 0 S: 3	H: 0 LOB: 0 BB: 0 P: 3	R: 0 E: 1 K: 2 S: 7	H: 1 LOB: 0 BB: 1 P: 11	R: 0 E: 0 K: 0 S: 3	H: 1 LOB: 0 BB: 0 P: 3	1B: 2 2B: 2 3B: 0 HR: 2	SF: 0 SAC: 0 DP: 3 HBP: 0	WP: 0 PB: 0 SB: 0 CS: 0	PA: 32			
PITCHER	IP	WLS	BF	H	R	ER	SO	BB	IBB	HBP	BLK	WP	HR	S	P	ERA	WHIP								
Stan Bahnsen, R (1,1) ERA: 3.0	6.0	W	22	4	2	2	5	2	0	0	0	0	2	30	38	3.00	1.000								
Dave Giusti, R (7,1) ERA:	3.0	S	10	1	0	0	2	1	0	0	0	0	0	13	17	0.00	0.667								

Batter	1	2	3	4	5	6	7	8	9	AB	R	H	RBI	BB	SO	LOB	BOTTOM								
Bill North, S (1,8) OBP: 0.316, SLG: 0.263	1B									3	0	1	0	0	0	1	California Angels @ Oakland Athletics Oakland-Alameda County Coliseum, Oakland, CA Tue Apr 12 1977, 3:33 AM PST Att: 2,184 - Unknown livebaseballscorecards.com								
Sheldon Mallory, L (7,8)										1	0	0	0	0	0	0									
Larry Lintz, S (1,4) OBP: 0.333, SLG: 0.200	E3									5	2	1	0	0	2	3									
Mitchell Page, L (1,7) OBP: 0.545, SLG: 0.737	HR									5	1	3	2	0	0	2									
Dick Allen, R (1,3) OBP: 0.529, SLG: 0.733	HR									4	1	1	2	1	1	1									
Manny Sanguillen, R (1,10) OBP: 0.412, SLG: 0.500	F9									4	0	1	0	0	0	2									
Wayne Gross, L (1,5) OBP: 0.400, SLG: 0.778	HR									4	1	3	1	0	0	0									
Earl Williams, R (1,2) OBP: 0.350, SLG: 0.471	1B									3	1	1	0	1	1	2									
Tony Armas, R (1,9) OBP: 0.278, SLG: 0.188	1B									4	0	1	0	0	0	4									
Rob Picciolo, R (1,6) OBP: 0.176, SLG: 0.176	1B									4	0	2	1	0	0	0									
Inning Stats	R: 5 E: 1 K: 0 S: 9	H: 7 LOB: 1 BB: 0 P: 9	R: 0 E: 0 K: 1 S: 6	H: 1 LOB: 2 BB: 1 P: 10	R: 0 E: 0 K: 0 S: 3	H: 0 LOB: 0 BB: 0 P: 3	R: 0 E: 0 K: 1 S: 6	H: 1 LOB: 1 BB: 0 P: 6	R: 0 E: 0 K: 1 S: 7	H: 2 LOB: 2 BB: 0 P: 7	R: 0 E: 1 K: 0 S: 3	H: 0 LOB: 1 BB: 0 P: 4	R: 0 E: 0 K: 0 S: 4	H: 1 LOB: 2 BB: 1 P: 8	R: 1 E: 0 K: 1 S: 7	H: 2 LOB: 1 BB: 0 P: 7	R: 0 E: 0 K: 1 S: 7	H: 1 LOB: 1 BB: 0 P: 7	1B: 9 2B: 3 3B: 0 HR: 2	SF: 0 SAC: 0 DP: 0 HBP: 1	WP: 0 PB: 0 SB: 4 CS: 2	PA: 41			
PITCHER	IP	WLS	BF	H	R	ER	SO	BB	IBB	HBP	BLK	WP	HR	S	P	ERA	WHIP								
Gary Ross, R (1,1) ERA: 8.59	0.2	L	8	6	5	2	0	0	0	0	0	0	2	8	8	27.00	9.000								
Sid Monge, L (1,1) ERA: 4.5	3.2		16	5	0	0	2	1	0	0	0	0	0	19	23	0.00	1.636								
John Verhoeven, R (5,1) ERA: 6.0	2.2		11	1	0	0	1	1	0	1	0	0	0	11	16	0.00	0.750								
Dick Drago, R (8,1) ERA: 4.5	1.0		5	2	1	1	1	0	0	0	0	0	0	7	7	9.00	2.000								

Batter	1	2	3	4	5	6	7	8	9	AB	R	H	RBI	BB	SO	LOB	TOP				
Jerry Remy, L (1,4) OBP: 0.273, SLG: 0.290 Ron Jackson, R (7,PH) OBP: 0.389, SLG: 0.500 Orlando Ramirez, R (7,4)	0-0 4-3		0-3 K			0-0 2-3 1B	0-0 5-3			3	1	1	0	0	1	1					
Bobby Grich, R (1,6) OBP: 0.286, SLG: 0.333	0-0 L5		0-0 F9			0-0 2-3 1B		0-0 5-3		4	1	1	0	0	0	1					
Bobby Bonds, R (1,9) OBP: 0.286, SLG: 0.355	0-0 G3			0-0 6-3		0-0 P5		0-3 K		4	0	0	0	0	1	2					
Don Baylor, R (1,10) OBP: 0.343, SLG: 0.484		0-0 F7		0-3 K		0-0 2-3		0-0 F9		4	0	0	0	0	1	2					
Joe Rudi, R (1,7) OBP: 0.400, SLG: 0.621		0-0 G6-3 1B		0-0 F7		0-0 2-H 3-H 1B		0-0 FC5-4 1B		4	0	3	2	0	0	0					
Tony Solaita, L (1,3) OBP: 0.238, SLG: 0.333	0-0 G6-3				0-0 F8	0-0 1-6-3		0-0 L7		4	0	0	0	0	0	3					
Bruce Bochte, L (1,8) OBP: 0.353, SLG: 0.267			4-0 F8 1B BB		0-0 1B		0-0 4-3		0-0 FC5-4 1B	3	1	2	0	1	0	0					
Dave Chalk, R (1,5) OBP: 0.200, SLG: 0.231			0-0 F8		0-3 K		0-3 K		0-0 FC5-4	4	0	0	0	0	2	4					
Terry Humphrey, R (1,2) OBP: 0.304, SLG: 0.238			0-0 BLK 1B		0-0 5-3		4-0 BB		0-0 P4	3	0	1	1	1	0	3					
Inning Stats	R: 0 E: 0 K: 0 S: 3	H: 0 LOB: 0 BB: 0 P: 3	R: 0 E: 0 K: 0 S: 3	H: 1 LOB: 0 BB: 0 P: 3	R: 1 E: 0 K: 1 S: 6	H: 1 LOB: 1 BB: 1 P: 10	R: 0 E: 0 K: 1 S: 5	H: 0 LOB: 0 BB: 0 P: 5	R: 0 E: 0 K: 1 S: 6	H: 1 LOB: 1 BB: 0 P: 6	R: 2 E: 0 K: 0 S: 6	H: 3 LOB: 1 BB: 1 P: 6	R: 0 E: 0 K: 1 S: 5	H: 0 LOB: 1 BB: 1 P: 9	R: 0 E: 0 K: 1 S: 5	H: 2 LOB: 2 BB: 0 P: 5	1B: 8 2B: 0 3B: 0 HR: 0	SF: 0 SAC: 0 DP: 1 HBP: 0	WP: 0 PB: 0 SB: 1 CS: 0	PA: 36	
PITCHER	IP WLS BF H R ER SO	IP WLS BF H R ER SO	IP WLS BF H R ER SO	IP WLS BF H R ER SO	IP WLS BF H R ER SO	IP WLS BF H R ER SO	IP WLS BF H R ER SO	IP WLS BF H R ER SO	IP WLS BF H R ER SO	IP WLS BF H R ER SO	IP WLS BF H R ER SO	IP WLS BF H R ER SO	IP WLS BF H R ER SO	IP WLS BF H R ER SO	IP WLS BF H R ER SO	IP WLS BF H R ER SO	ERA WHIP	ERA WHIP			
Rick Langford, R (1,1) ERA: 4.76	5.2 W 23 6 3 3 3																	4.76 1.235			
Pablo Torrealba, L (6,1) ERA:	3.1 S 13 2 0 0 2																	0.00 0.900			

California Angels @ Oakland Athletics
Oakland-Alameda County Coliseum, Oakland, CA
Wed Apr 13 1977, 3:33 AM PST
Att: 3,017 - Unknown

AB	34
R	3
H	8
RBI	3
BB	2
SO	5
LOB	17

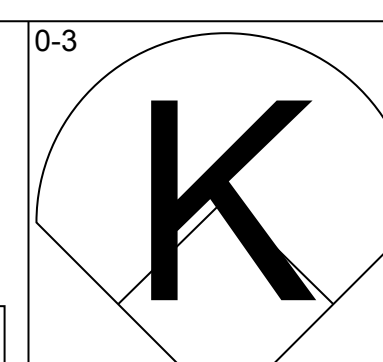
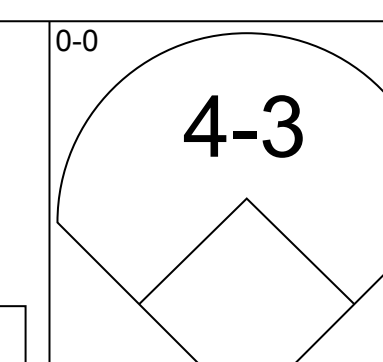
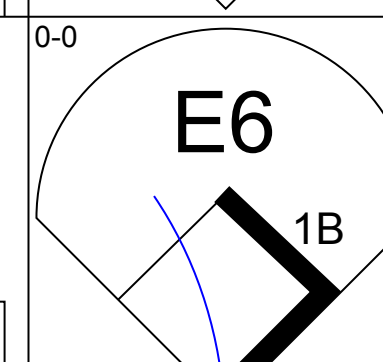
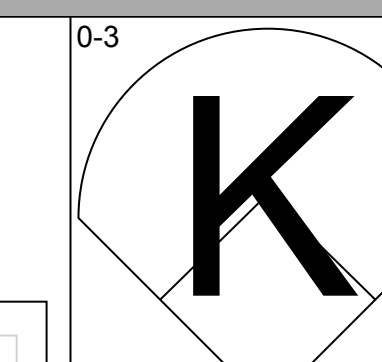
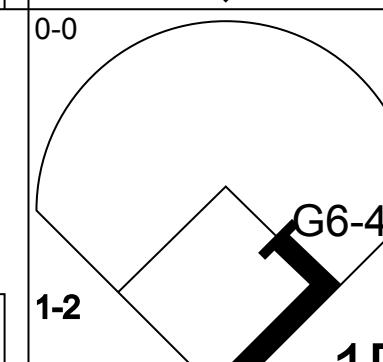
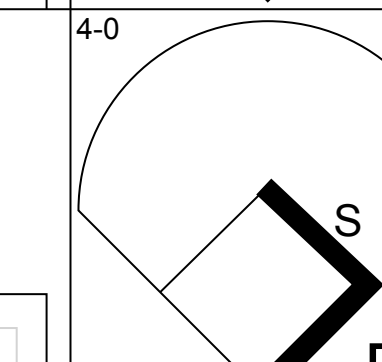
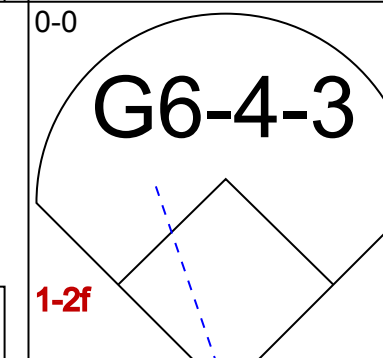
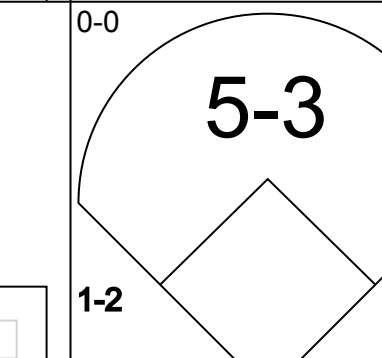
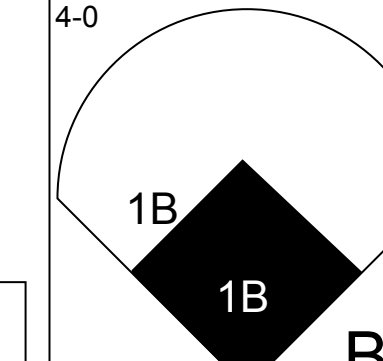
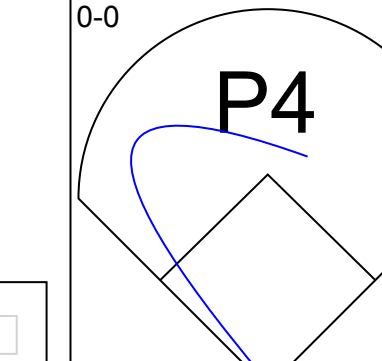
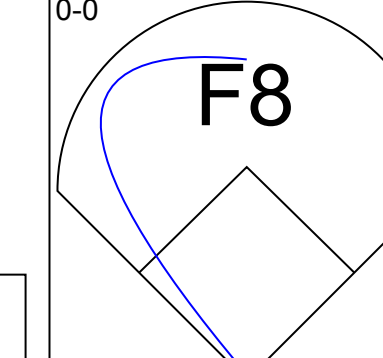
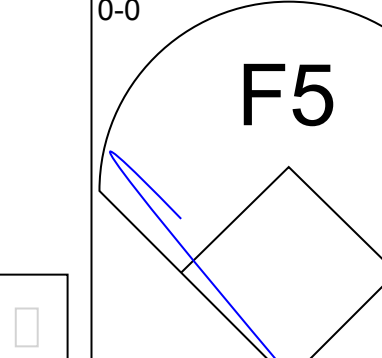
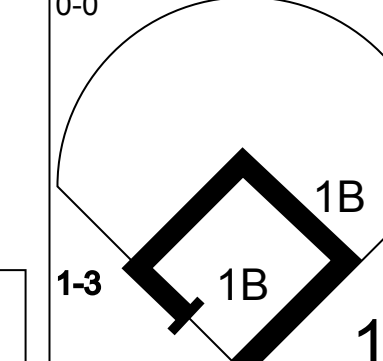
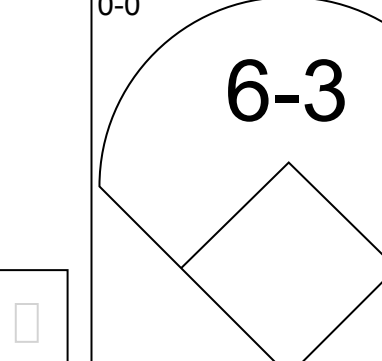
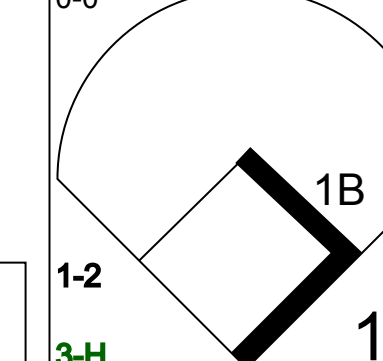
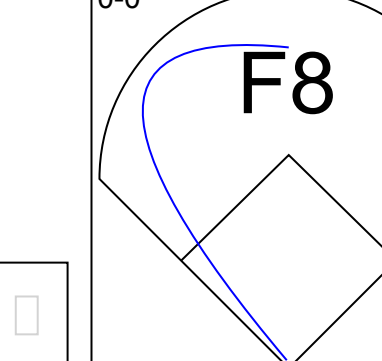
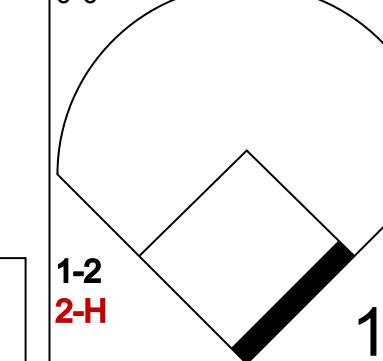
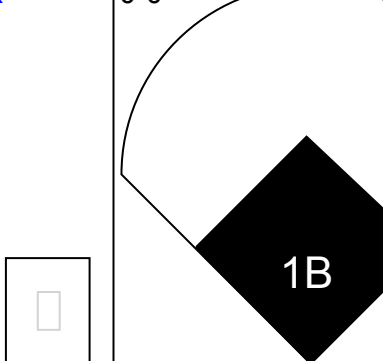


Batter	1	2	3	4	5	6	7	8	9	AB	R	H	RBI	BB	SO	LOB	BOTTOM				
Sheldon Mallory, L (1,8) OBP: 0.444, SLG: 0.286	0-0 5-3		0-0 S HR 1B		0-0 FC4-6 BB SF8 1B	0-0 L8		4-0 2B BB		4	3	2	0	1	0	2					
Larry Lintz, S (1,4) OBP: 0.364, SLG: 0.125	0-3 K2-3		4-0 HR BB		4-0 FC4-6 BB	0-3 K		0-3 K		3	1	0	0	2	3	4					
Mitchell Page, L (1,7) OBP: 0.556, SLG: 1.000	0-0 P4		0-0 1-H 2-H HR		0-0 FC4-6 S		0-0 HR	0-0 1-H 2-H 1B 2B		5	3	3	6	0	0	2					
Dick Allen, R (1,3) OBP: 0.524, SLG: 0.706 Jerry Tabb, L (8,3) OBP: 0.687, SLG: 0.500		4-0 1B BB	0-0 S 1B		0-0 SF8		0-3 K	0-0 1B		2	0	1	1	1	1	0					
Manny Sanguillen, R (1,10) OBP: 0.318, SLG: 0.381		0-0 L9	0-0 6-3		0-0 F8		0-0 F7	0-0 F7		5	0	0	0	0	0	4					
Wayne Gross, L (1,5) OBP: 0.500, SLG: 0.800		0-0 G5-4-3 1B		4-0 FC3-6 BB		4-0 1B E SF7 BB		0-0 1B		2	1	2	0	2	0	0					
Earl Williams, R (1,2) OBP: 0.292, SLG: 0.381	0-0 G5-4-3		0-0 FC3-6		0-0 E5		0-0 F8			4	0	0	0	0	0	5					
Tony Armas, R (1,9) OBP: 0.273, SLG: 0.200			0-0 6-3		0-0 F7			0-3 K		4	0	1	0	0	1	1					
Rob Picciolo, R (1,6) OBP: 0.190, SLG: 0.200	0-0 F9		0-0 F7		0-0 SF7			0-0 BB 2B 1B		3	1	1	1	0	0	1					
Inning Stats	R: 0 E: 0 K: 1 S: 5	H: 0 LOB: 0 BB: 0 P: 5	R: 0 E: 0 K: 0 S: 3	H: 1 LOB: 1 BB: 1 P: 7	R: 3 E: 0 K: 0 S: 6	H: 3 LOB: 1 BB: 1 P: 10	R: 0 E: 0 K: 0 S: 3	H: 0 LOB: 1 BB: 1 P: 7	R: 1 E: 0 K: 1 S: 4	H: 1 LOB: 1 BB: 1 P: 8	R: 1 E: 0 K: 1 S: 7	H: 2 LOB: 1 BB: 0 P: 7	R: 3 E: 0 K: 2 S: 10	H: 3 LOB: 1 BB: 1 P: 14	1B: 8 2B: 1 3B: 0 HR: 2	SF: 2 SAC: 0 DP: 1 HBP: 0	WP: 0 PB: 0 SB: 3 CS: 0	PA: 41			
PITCHER	IP WLS BF H R ER SO	IP WLS BF H R ER SO	IP WLS BF H R ER SO	IP WLS BF H R ER SO	IP WLS BF H R ER SO	IP WLS BF H R ER SO	IP WLS BF H R ER SO	IP WLS BF H R ER SO	IP WLS BF H R ER SO	IP WLS BF H R ER SO	IP WLS BF H R ER SO	IP WLS BF H R ER SO	IP WLS BF H R ER SO	IP WLS BF H R ER SO	IP WLS BF H R ER SO	IP WLS BF H R ER SO	ERA WHIP	ERA WHIP			
Wayne Simpson, R (1,1) ERA: 7.27	5.0 L 26 6 5 4 1																	7.20 2.200			
Dick Drago, R (6,1) ERA: 4.5	2.0 8 2 1 1 2																	4.50 1.000			
Don Kirkwood, R (8,1) ERA: 22.5	0.2 4 1 2 2 2																	27.00 3.000			
Mickey Scott, L (8,1) ERA: 5.4	0.1 3 2 1 1 0																	27.00 6.000			

California Angels @ Oakland Athletics
Oakland-Alameda County Coliseum, Oakland, CA
Wed Apr 13 1977, 3:33 AM PST
Att: 3,017 - Unknown

AB	33
R	9
H	11
RBI	9
BB	6
SO	5
LOB	19



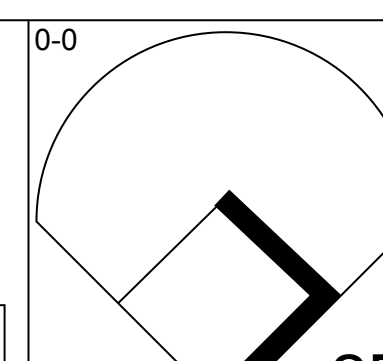
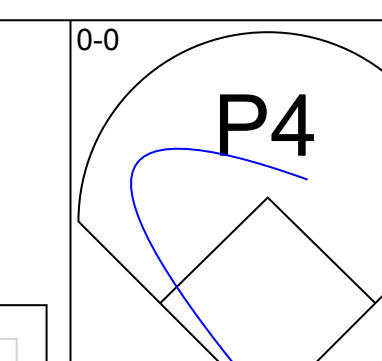
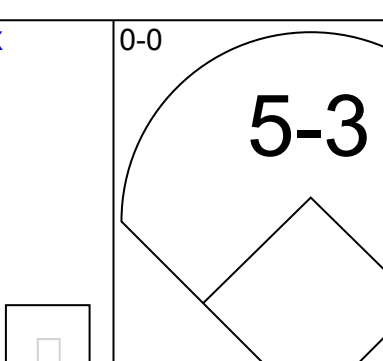
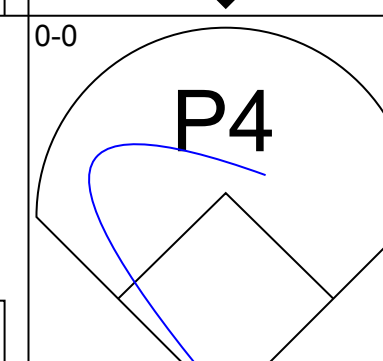
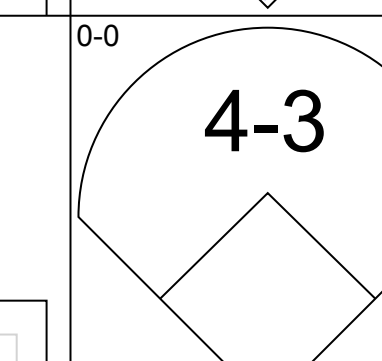
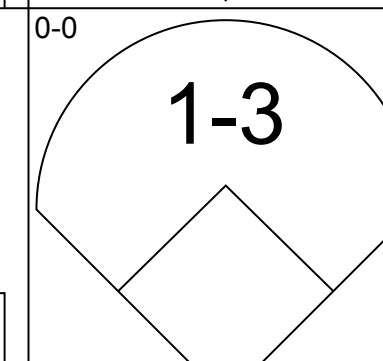
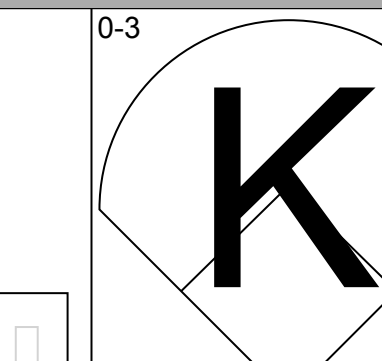
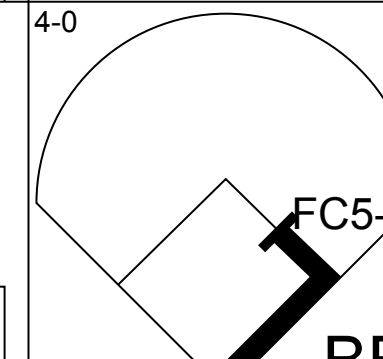
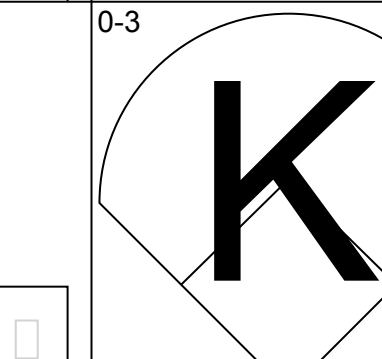
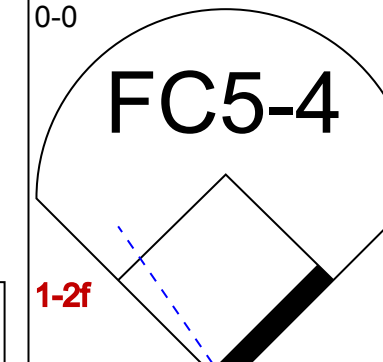
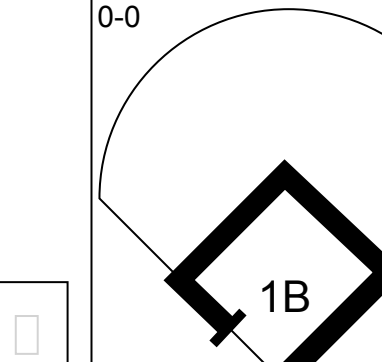
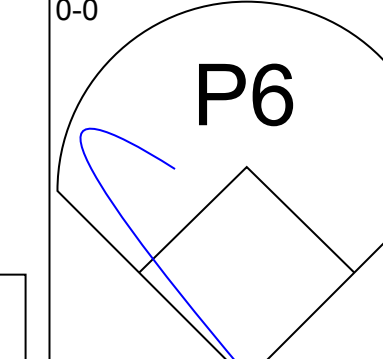
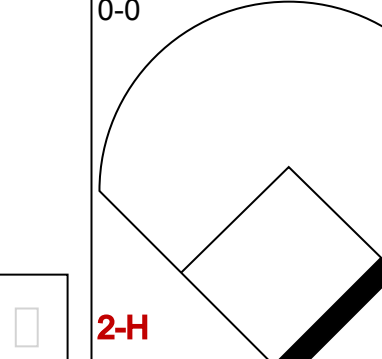
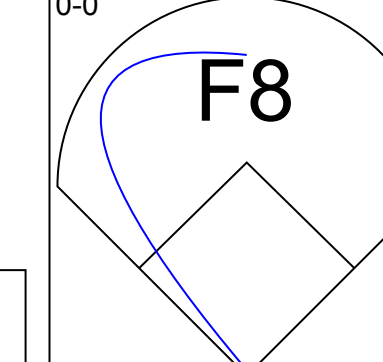
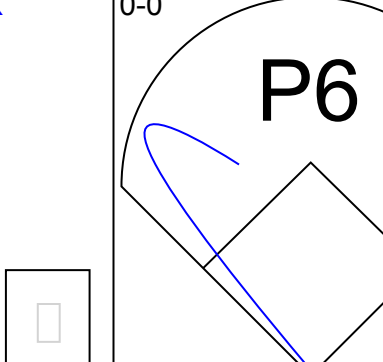
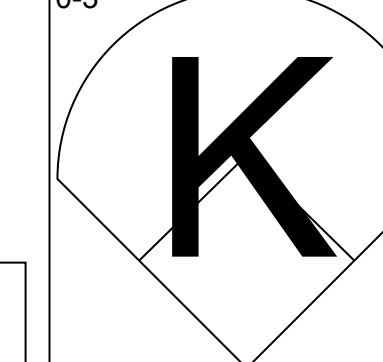
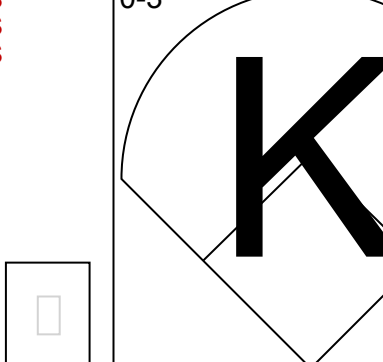
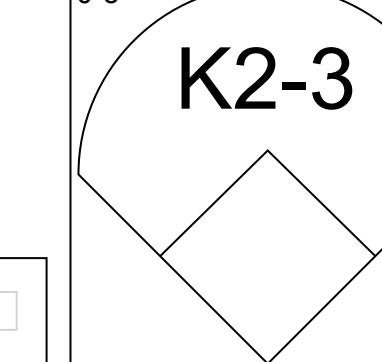
Batter	1	2	3	4	5	6	7	8	9	AB	R	H	RBI	BB	SO	LOB	TOP					
Jerry Remy, L (1,4) OBP: 0.263, SLG: 0.278																	5 1 1 0 0 1 3					
Bobby Grich, R (1,6) OBP: 0.300, SLG: 0.342																	5 1 2 1 0 1 1					
Bobby Bonds, R (1,9) OBP: 0.325, SLG: 0.353																	3 1 1 0 2 0 2					
Don Baylor, R (1,10) OBP: 0.350, SLG: 0.472																	5 1 2 2 0 0 4					
Joe Rudi, R (1,7) OBP: 0.425, SLG: 0.625																	3 2 1 1 2 0 1					
Tony Solaita, L (1,3) OBP: 0.208, SLG: 0.286																	3 0 0 0 0 0 1					
Ron Jackson, R (7,PH) OBP: 0.421, SLG: 0.529																	1 0 1 1 0 0 0					
Dan Briggs, L (7,3) OBP: 0.222, SLG: 0.125																	0 0 0 0 1 0 0					
Bruce Bochte, L (1,8) OBP: 0.368, SLG: 0.294																	4 0 2 0 0 0 3					
Dave Chalk, R (1,5) OBP: 0.200, SLG: 0.235																	4 0 1 2 0 0 4					
Terry Humphrey, R (1,2) OBP: 0.333, SLG: 0.320																	4 1 2 0 0 0 0					
Bob Jones, L (9,PH) OBP: 0.256, SLG: 0.800																	1 0 0 0 0 0 1					
Andy Etchebarren, R (9,2) OBP: 0.400, SLG: 0.400																	0 0 0 0 0 0 0					
Inning Stats	R: 0 E: 1 K: 1 S: 6	H: 1 LOB: 1 BB: 0 P: 6	R: 1 E: 0 K: 0 S: 5	H: 3 LOB: 2 BB: 1 P: 9	R: 0 E: 0 K: 1 S: 5	H: 0 LOB: 1 BB: 1 P: 9	R: 0 E: 0 K: 0 S: 3	H: 0 LOB: 0 BB: 0 P: 3	R: 1 E: 0 K: 0 S: 5	H: 2 LOB: 1 BB: 0 P: 5	R: 0 E: 0 K: 0 S: 4	H: 1 LOB: 1 BB: 2 P: 4	R: 3 E: 2 K: 0 S: 7	H: 3 LOB: 3 BB: 2 P: 15	R: 0 E: 0 K: 0 S: 4	H: 1 LOB: 1 BB: 0 P: 4	R: 2 E: 1 K: 0 S: 5	H: 2 LOB: 1 BB: 1 P: 9	1B: 11 2B: 2 3B: 0 HR: 0	SF: 1 SAC: 1 DP: 1 HBP: 0	WP: 0 PB: 1 SB: 4 CS: 0	PA: 45
PITCHER	IP WLS BF H R ER SO BB IBB HBP BLK WP HR S P ERA WHIP																					
Doc Medich, R (1,1) ERA: 5.14	6.1 31 9 5 4 2 2 1 0 0 0 0 0 32 44 5.68 1.737																					
Pablo Torrealba, L (7,1) ERA:	0.1 3 1 0 0 0 0 1 0 0 0 0 0 2 6 0.00 3.000																					
Dave Giusti, R (7,1) ERA: 2.45	1.1 7 3 2 2 0 0 0 0 0 0 0 0 7 7 13.50 2.250																					
Doug Bair, R (9,1) ERA: 9.0	1.0 W 4 0 0 0 0 1 0 0 0 0 0 0 3 7 0.00 1.000																					

California Angels @ Oakland Athletics
Oakland-Alameda County Coliseum, Oakland, CA

AB 38
R 7
H 13
RBI 7
BB 5
SO 2
LOB 20



Thu Apr 14 1977, 3:33 AM PST
Att: 4,738 - Unknown


Batter	1	2	3	4	5	6	7	8	9	AB	R	H	RBI	BB	SO	LOB	BOTTOM			
Larry Lintz, S (1,4) OBP: 0.438, SLG: 0.333																	4 2 2 0 1 0 1			
Manny Sanguillen, R (1,9) OBP: 0.304, SLG: 0.300																	4 0 1 1 0 0 1			
Matt Alexander, S (7,PH) (8,8)																	0 1 0 0 0 0 0			
Mitchell Page, L (1,7) OBP: 0.563, SLG: 1.036																	4 2 2 3 1 1 1			
Dick Allen, R (1,3) OBP: 0.500, SLG: 0.762																	4 1 1 2 1 1 2			
Rich McKinney, R (1,10) OBP: 0.429, SLG: 1.000																	4 1 2 1 0 0 3			
Wayne Gross, L (1,5) OBP: 0.500, SLG: 0.739																	3 0 1 0 1 1 0			
Earl Williams, R (1,2) OBP: 0.250, SLG: 0.320																	4 0 0 0 0 2 1			
Jeff Newman, R (9,2) ERA: 3.59																	0 0 0 0 0 0 0			
Tony Armas, R (1,8) OBP: 0.231, SLG: 0.167																	4 0 0 0 0 2 1			
Rob Picciolo, R (1,6) OBP: 0.240, SLG: 0.250																	4 1 2 0 0 1 1			
Inning Stats	R: 0 E: 0 K: 0 S: 4	H: 1 LOB: 2 BB: 1 P: 8	R: 0 E: 0 K: 1 S: 5	H: 0 LOB: 0 BB: 0 P: 5	R: 0 E: 0 K: 2 S: 8	H: 2 LOB: 2 BB: 0 P: 8	R: 0 E: 0 K: 1 S: 6	H: 1 LOB: 1 BB: 0 P: 6	R: 3 E: 0 K: 2 S: 10	H: 3 LOB: 0 BB: 0 P: 10	R: 4 E: 0 K: 0 S: 7	H: 4 LOB: 1 BB: 0 P: 7	R: 0 E: 0 K: 1 S: 5	H: 0 LOB: 1 BB: 1 P: 9	R: 1 E: 1 K: 0 S: 2	H: 0 LOB: 2 BB: 2 P: 10	1B: 6 2B: 2 3B: 0 HR: 3	SF: 0 SAC: 1 DP: 0 HBP: 0	WP: 0 PB: 0 SB: 0 CS: 0	PA: 40
PITCHER	IP WLS BF H R ER SO BB IBB HBP BLK WP HR S P ERA WHIP																			
Frank Tanana, L (1,1) ERA: 3.38	6.1 L 7 0 1 0 1 2 0 0 0 0 0 0 7 15 0.00 1.200																			
John Verhoeven, R (7,1) ERA: 3.59	1.2 7 0 1 0 1 2 0 0 0 0 0 0 7 15 0.00 1.200																			
Mickey Scott, L (9,1) ERA: 4.91	0.1 1 0 0 0 0 0 0 0 0 0 0 0 1 1 0.00 0.000																			
Don Kirkwood, R (9,1) ERA: 19.29	0.1 2 0 0 0 0 0 1 0 0 0 0 0 1 5 0.00 0.000																			


California Angels @ Oakland Athletics
Oakland-Alameda County Coliseum, Oakland, CA

AB 35
R 8
H 11
RBI 7
BB 4
SO 8
LOB 11



Thu Apr 14 1977, 3:33 AM PST
Att: 4,738 - Unknown

Batter	1	2	3	4	5	6	7	8	9	AB	R	H	RBI	BB	SO	LOB	TOP			
Larry Milbourne, S (1.4) OBP: 0.357, SLG: 0.346	0-0 4-3		4-0 BB			0-0 G3		0-0 4-3		3	0	0	0	1	0	0	Seattle Mariners @ California Angels Anaheim Stadium, Anaheim, CA Fri Apr 15 1977, 9:05 PM EST Att: 34,654 - Unknown 			
Dave Collins, S (1.10) OBP: 0.303, SLG: 0.179	0-3 K		0-0 F8			4-0 BB S BB		0-0 4-3		3	0	0	0	1	1	1				
Ruppert Jones, L (1.8) OBP: 0.256, SLG: 0.537	0-0 4-3			0-3 K		4-0 BB 1-2 BB		0-3 K		3	0	0	0	1	2	0				
Steve Braun, L (1.7) OBP: 0.447, SLG: 0.250		4-0 SH1-4 BB		0-0 F9		4-0 1-2 2-3 BB			0-0 F7	2	0	0	0	2	0	0				
Bill Stein, R (1.5) OBP: 0.289, SLG: 0.389		0-0 SH1-4 1-2		0-0 G3		0-0 1-3			0-3 K	3	0	0	0	0	1	3				
Dan Meyer, L (1.3) OBP: 0.194, SLG: 0.265		0-0 F8			0-3 K				0-0 P5	4	0	0	0	0	1	1				
Bob Stinson, S (1.2) OBP: 0.438, SLG: 0.423		0-3 K			0-0 CS 1B				4-0 BB	2	0	1	0	1	1	1				
Carlos Lopez, R (1.9) OBP: 0.250, SLG: 0.143			0-0 P4		0-3 K				0-3 K	3	0	0	0	0	2	2				
Craig Reynolds, L (1.6) OBP: 0.265, SLG: 0.219			0-0 3-1			0-0 F6			0-0 F8	3	0	0	0	0	0	1				
Inning Stats	R: 0 E: 0 K: 1 S: 5	H: 0 LOB: 0 BB: 0 P: 5	R: 0 E: 0 K: 1 S: 5	H: 0 LOB: 1 BB: 1 P: 9	R: 0 E: 0 K: 0 S: 3	H: 0 LOB: 1 BB: 1 P: 7	R: 0 E: 0 K: 1 S: 5	H: 0 LOB: 0 BB: 0 P: 5	R: 0 E: 0 K: 2 S: 7	H: 1 LOB: 1 BB: 0 P: 7	R: 0 E: 0 K: 0 S: 3	H: 0 LOB: 3 BB: 3 P: 15	R: 0 E: 0 K: 1 S: 5	H: 0 LOB: 1 BB: 1 P: 9	R: 0 E: 0 K: 1 S: 5	H: 0 LOB: 0 BB: 0 P: 5	1B: 1 2B: 1 3B: 0 HR: 0	SF: 0 SAC: 1 DP: 1 HBP: 0	WP: 0 PB: 0 SB: 1 CS: 1	PA: 33
PITCHER Nolan Ryan, R (1.1) ERA: 1.03	IP: 9.0 WLS: W BF: 33 H: 1 R: 0 ER: 0 SO: 8 BB: 6 IBB: 0 HBP: 0 BLK: 0 WP: 0 HR: 0 S: 43 P: 67 ERA: 0.00 WHIP: 0.778																			

Batter	1	2	3	4	5	6	7	8	9	AB	R	H	RBI	BB	SO	LOB	BOTTOM			
Jerry Remy, L (1.4) OBP: 0.262, SLG: 0.275	0-0 4-3		0-0 4-3			0-0 S SH1-3 1B			0-0 P6	4	1	1	0	0	0	0	Seattle Mariners @ California Angels Anaheim Stadium, Anaheim, CA Fri Apr 15 1977, 9:05 PM EST Att: 34,654 - Unknown 			
Bobby Grich, R (1.6) OBP: 0.349, SLG: 0.450	4-0 CS BB			0-0 E S HR 1B		0-0 SH1-3 1-2			0-0 HR	2	2	2	1	1	0	0				
Bobby Bonds, R (1.9) OBP: 0.341, SLG: 0.432	0-0 1-2 HR			0-0 P4		4-0 S 1B BB			0-0 6-3	3	2	1	1	1	0	1				
Don Baylor, R (1.10) OBP: 0.364, SLG: 0.538	0-0 6-3			0-0 1-H HR		4-0 1B 1B IBB			0-0 L6	3	2	1	2	1	0	0				
Joe Rudi, R (1.7) OBP: 0.432, SLG: 0.611		0-0 F9		0-0 F8		0-0 1B 1-2 2-H 3-H 1B			0-0 WP 1B	4	0	2	2	0	0	0				
Tony Solaita, L (1.3) OBP: 0.214, SLG: 0.280	0-3 K			0-0 3-1		0-0 1-3 2-H 3-H 1B			0-3 K	4	0	1	1	0	2	1				
Dan Briggs, L (1.8) OBP: 0.167, SLG: 0.091		0-0 F7			0-0 P4	0-0 G4-6-3 1-2				3	0	0	0	0	0	2				
Dave Chalk, R (1.5) OBP: 0.217, SLG: 0.250			0-0 F9		0-0 1-3				0-0 1B	3	0	1	0	0	0	0				
Terry Humphrey, R (1.2) OBP: 0.300, SLG: 0.286			0-0 F8		0-0 5-3				0-0 F7	3	0	0	0	0	0	0				
Inning Stats	R: 1 E: 0 K: 0 S: 3	H: 1 LOB: 0 BB: 1 P: 7	R: 0 E: 0 K: 1 S: 5	H: 0 LOB: 0 BB: 0 P: 5	R: 0 E: 0 K: 0 S: 3	H: 0 LOB: 0 BB: 0 P: 3	R: 2 E: 0 K: 0 S: 5	H: 2 LOB: 0 BB: 0 P: 5	R: 0 E: 0 K: 0 S: 3	H: 1 LOB: 0 BB: 0 P: 3	R: 3 E: 0 K: 0 S: 5	H: 3 LOB: 1 BB: 2 P: 13	R: 0 E: 0 K: 1 S: 7	H: 1 LOB: 1 BB: 0 P: 7	R: 1 E: 0 K: 1 S: 7	H: 2 LOB: 1 BB: 0 P: 7	1B: 6 2B: 0 3B: 0 HR: 3	SF: 0 SAC: 1 DP: 1 HBP: 0	WP: 1 PB: 0 SB: 3 CS: 1	PA: 33
PITCHER Glenn Abbott, R (1.1) ERA: 12.38 Dave Pagan, R (6.1) ERA: 12.0 Bill Laxton, L (6.1) ERA: 6.75	IP: 5.1 WLS: L BF: 22 H: 4 R: 6 ER: 6 SO: 1 BB: 2 IBB: 0 HBP: 0 BLK: 0 WP: 0 HR: 2 S: 21 P: 33 ERA: 10.12 WHIP: 1.125																			

Batter	1	2	3	4	5	6	7	8	9	AB	R	H	RBI	BB	SO	LOB	TOP			
Larry Milbourne, S OBP: 0.364, SLG: 0.387 (1, 4)										5	2	2	0	0	0	4				
Dave Collins, S OBP: 0.263, SLG: 0.152 (1, 10)										5	1	0	0	0	1	4				
Ruppert Jones, L OBP: 0.277, SLG: 0.523 (1, 8)										3	0	1	0	1	0	1				
Steve Braun, L OBP: 0.476, SLG: 0.333 (1, 7)										2	0	2	2	1	0	0				
Bill Stein, R OBP: 0.262, SLG: 0.359 (1, 5)										3	0	0	1	0	1	4				
Dan Meyer, L OBP: 0.225, SLG: 0.289 (1, 3)										4	1	2	0	0	0	1				
Bob Stinson, S OBP: 0.444, SLG: 0.414 (1, 2)										3	0	1	0	1	0	1	AB 33			
Carlos Lopez, R OBP: 0.300, SLG: 0.278 (1, 9)										4	0	2	1	0	2	1	R 4			
Craig Reynolds, L OBP: 0.289, SLG: 0.250 (1, 6)										4	0	2	0	0	0	1	H 12			
Inning Stats	R: 2 E: 1 K: 0 S: 5	H: 1 LOB: 1 BB: 1 P: 9	R: 0 E: 0 K: 1 S: 5	H: 1 LOB: 0 BB: 0 P: 5	R: 1 E: 0 K: 0 S: 5	H: 2 LOB: 1 BB: 0 P: 5	R: 0 E: 0 K: 1 S: 5	H: 0 LOB: 0 BB: 0 P: 5	R: 0 E: 0 K: 0 S: 3	H: 0 LOB: 0 BB: 1 P: 6	R: 0 E: 0 K: 0 S: 4	H: 2 LOB: 1 BB: 0 P: 4	R: 0 E: 0 K: 2 S: 9	H: 2 LOB: 0 BB: 0 P: 9	R: 1 E: 0 K: 0 S: 5	H: 3 LOB: 2 BB: 1 P: 9	1B: 9 2B: 6 3B: 0 HR: 0	SF: 2 SAC: 0 DP: 4 HBP: 0	WP: 0 PB: 0 SB: 0 CS: 1	PA: 38
PITCHER	IP WLS BF H R ER SO BB IBB HBP BLK WP HR S P ERA WHIP																	PITCHER	IP WLS BF H R ER SO BB IBB HBP BLK WP HR S P ERA WHIP	
Paul Hartzell, R ERA: 0.93 (1, 1)	6.2 W 26 7 3 1 2 2 0 0 0 0 0 28 36 1.35 1.350																			
Dick Drago, R ERA: 5.06 (7, 1)	1.1 8 3 1 1 2 1 0 0 0 0 0 11 15 6.75 3.000																			
Don Kirkwood, R ERA: 13.5 (9, 1)	1.0 S 4 2 0 0 0 0 0 0 0 0 0 4 4 0.00 2.000																			
Jerry Remy, L OBP: 0.277, SLG: 0.333 (1, 4)										5	1	2	1	0	1	2				
Bobby Grich, R OBP: 0.354, SLG: 0.419 (1, 6)										3	1	0	0	2	2	1				
Bobby Bonds, R OBP: 0.367, SLG: 0.512 (1, 9)										4	1	2	2	1	0	3				
Don Baylor, R OBP: 0.367, SLG: 0.581 (1, 10)										4	1	1	1	1	1	2				
Joe Rudi, R OBP: 0.417, SLG: 0.564 (1, 7)										3	0	0	0	1	0	1				
Tony Solaita, L OBP: 0.241, SLG: 0.280 (1, 3)										0	0	0	1	1	0	0				
Dan Briggs, L OBP: 0.200, SLG: 0.143 (1, PR)										3	1	1	0	0	0	0				
Bruce Bochte, L OBP: 0.357, SLG: 0.289 (1, 8)										4	0	1	0	0	0	3	AB 34			
Dave Chalk, R OBP: 0.296, SLG: 0.333 (1, 5)										4	1	3	1	0	0	0	R 6			
Terry Humphrey, R OBP: 0.265, SLG: 0.250 (1, 2)										4	0	0	0	0	0	4	H 10			
Inning Stats	R: 1 E: 0 K: 1 S: 5	H: 0 LOB: 3 BB: 4 P: 21	R: 0 E: 0 K: 0 S: 3	H: 0 LOB: 0 BB: 0 P: 3	R: 2 E: 0 K: 0 S: 5	H: 2 LOB: 0 BB: 0 P: 5	R: 1 E: 0 K: 0 S: 5	H: 2 LOB: 2 BB: 1 P: 9	R: 1 E: 0 K: 0 S: 6	H: 3 LOB: 2 BB: 0 P: 6	R: 1 E: 0 K: 1 S: 7	H: 2 LOB: 1 BB: 0 P: 7	R: 0 E: 1 K: 0 S: 5	H: 1 LOB: 2 BB: 0 P: 5	R: 0 E: 0 K: 2 S: 6	H: 0 LOB: 0 BB: 1 P: 10	1B: 6 2B: 2 3B: 0 HR: 2	SF: 0 SAC: 0 DP: 0 HBP: 0	WP: 0 PB: 0 SB: 2 CS: 1	PA: 40
PITCHER	IP WLS BF H R ER SO BB IBB HBP BLK WP HR S P ERA WHIP																	PITCHER	IP WLS BF H R ER SO BB IBB HBP BLK WP HR S P ERA WHIP	
Diego Segui, R ERA: 8.74 (1, 1)	3.0 L 15 7 3 3 1 1 0 0 0 0 0 16 20 11.57 3.429																			
John Montague, R ERA: 5.11 (4, 1)	2.1 2 0 0 0 0 0 0 0 0 0 0 2 2 0.00 0.000																			
Tommy Moore, R ERA: 2.0 (6, 1)	2.0 8 1 0 0 2 1 0 0 0 0 0 11 15 0.00 1.000																			
Mike Kekich, L ERA: 2.7 (7, 1)																				


Seattle Mariners @ California Angels
Anaheim Stadium, Anaheim, CA
Sat Apr 16 1977, 9:05 PM EST
Att: 19,690 - Unknown

AB 33
R 4
H 12
RBI 4
BB 3
SO 4
LOB 17



Seattle Mariners @ California Angels
Anaheim Stadium, Anaheim, CA
Sat Apr 16 1977, 9:05 PM EST
Att: 19,690 - Unknown

AB 34
R 6
H 10
RBI 6
BB 6
SO 4
LOB 16



Batter	1	2	3	4	5	6	7	8	9	AB	R	H	RBI	BB	SO	LOB	TOP			
Jerry Hairston, S OBP: 0.400, SLG: 0.250 (1, 7)										4	0	1	0	0	1	3	Chicago White Sox @ California Angels Anaheim Stadium, Anaheim, CA Tue Apr 19 1977, 9:05 PM EST Att: 12,625 - Unknown			
Alan Bannister, R OBP: 0.395, SLG: 0.353 (1, 6)										4	0	1	0	0	1	2				
Jorge Orta, L OBP: 0.308, SLG: 0.400 (1, 4)										4	0	0	0	0	1	2				
Richie Zisk, R OBP: 0.342, SLG: 0.485 (1, 9)										4	0	0	0	0	1	2				
Lamar Johnson, R OBP: 0.125, SLG: 0.125 (1, 10)										4	0	0	0	0	2	1				
Jim Spencer, L OBP: 0.243, SLG: 0.405 (1, 3)										4	1	1	1	0	0	0				
Eric Soderholm, R OBP: 0.333, SLG: 0.485 (1, 5)										3	1	1	1	1	1	0				
Chet Lemon, R OBP: 0.306, SLG: 0.267 (1, 8)										3	0	1	0	0	0	1				
Jim Essian, R OBP: 0.600, SLG: 0.875 (1, 2)										3	0	1	0	1	1	1				
Inning Stats	R: 0 E: 0 K: 0 S: 4	H: 1 LOB: 1 BB: 0 P: 4	R: 1 E: 0 K: 3 S: 10	H: 1 LOB: 2 BB: 1 P: 15	R: 0 E: 0 K: 1 S: 5	H: 0 LOB: 0 BB: 0 P: 5	R: 0 E: 0 K: 0 S: 3	H: 0 LOB: 1 BB: 1 P: 7	R: 0 E: 0 K: 2 S: 7	H: 0 LOB: 0 BB: 0 P: 7	R: 1 E: 0 K: 1 S: 7	H: 2 LOB: 1 BB: 0 P: 7	R: 0 E: 1 K: 0 S: 3	H: 0 LOB: 0 BB: 0 P: 3	R: 0 E: 0 K: 1 S: 6	H: 1 LOB: 1 BB: 0 P: 6	1B: 4 2B: 0 3B: 0 HR: 2	SF: 0 SAC: 0 DP: 1 HBP: 1	WP: 0 PB: 0 SB: 1 CS: 0	PA: 36
PITCHER Frank Tanana, L ERA: 2.97 (1, 1)	IP: 9.0 WLS: W BF: 36 H: 6 R: 2 ER: 2 SO: 8 BB: 2 IBB: 0 HBP: 1 BLK: 0 WP: 0 HR: 2 S: 49 P: 58 ERA: 2.00 WHIP: 0.889															PITCHER				

Batter	1	2	3	4	5	6	7	8	9	AB	R	H	RBI	BB	SO	LOB	BOTTOM			
Jerry Remy, L OBP: 0.304, SLG: 0.346 (1, 4)										3	1	1	0	1	0	3	Chicago White Sox @ California Angels Anaheim Stadium, Anaheim, CA Tue Apr 19 1977, 9:05 PM EST Att: 12,625 - Unknown			
Orlando Ramirez, R (7, 4)										1	0	0	0	0	0	0				
Bobby Grich, R OBP: 0.328, SLG: 0.365 (1, 6)										4	0	0	0	1	1	4				
Bobby Bonds, R OBP: 0.390, SLG: 0.551 (1, 9)										4	1	1	2	1	0	4				
Don Baylor, R OBP: 0.339, SLG: 0.490 (1, 10)										4	1	0	0	1	1	3				
Joe Rudi, R OBP: 0.448, SLG: 0.625 (1, 7)										5	4	4	3	0	0	0				
Bruce Bochte, L OBP: 0.385, SLG: 0.404 (1, 8)										4	2	3	3	1	0	0				
Dave Chalk, R OBP: 0.314, SLG: 0.375 (1, 5)										4	0	1	0	0	0	1				
Dan Briggs, L OBP: 0.211, SLG: 0.333 (1, 3)										4	1	1	2	0	0	2				
Andy Etchebarren, R OBP: 0.462, SLG: 0.417 (1, 2)										4	1	3	1	0	0	0				
Inning Stats	R: 0 E: 0 K: 1 S: 5	H: 0 LOB: 1 BB: 1 P: 9	R: 2 E: 1 K: 0 S: 6	H: 3 LOB: 3 BB: 2 P: 14	R: 1 E: 0 K: 0 S: 4	H: 2 LOB: 0 BB: 0 P: 4	R: 5 E: 0 K: 0 S: 8	H: 5 LOB: 1 BB: 1 P: 12	R: 1 E: 0 K: 1 S: 7	H: 2 LOB: 2 BB: 1 P: 11	R: 2 E: 0 K: 0 S: 5	H: 2 LOB: 0 BB: 0 P: 5	R: 0 E: 0 K: 0 S: 3	H: 0 LOB: 0 BB: 0 P: 3	R: 0 E: 0 K: 0 S: 3	H: 0 LOB: 0 BB: 0 P: 3	1B: 9 2B: 2 3B: 0 HR: 3	SF: 0 SAC: 0 DP: 0 HBP: 0	WP: 0 PB: 0 SB: 0 CS: 0	PA: 42
PITCHER Bart Johnson, R ERA: 6.1 (1, 1)	IP: 3.2 WLS: L BF: 21 H: 8 R: 6 ER: 6 SO: 1 BB: 3 IBB: 0 HBP: 0 BLK: 0 WP: 0 HR: 0 S: 20 P: 32 ERA: 14.73 WHIP: 3.000															PITCHER				
Silvio Martinez, R ERA: 27.0 (4, 1)	IP: 0.1 WLS: L BF: 6 H: 4 R: 3 ER: 3 SO: 0 BB: 1 IBB: 0 HBP: 0 BLK: 0 WP: 0 HR: 2 S: 5 P: 9 ERA: 81.00 WHIP: 15.000															PITCHER				
Dave Hamilton, L ERA: 0.69 (5, 1)	IP: 2.0 WLS: L BF: 9 H: 2 R: 2 ER: 2 SO: 1 BB: 1 IBB: 0 HBP: 0 BLK: 0 WP: 0 HR: 1 S: 10 P: 14 ERA: 9.00 WHIP: 1.500															PITCHER				
Bruce Dal Canton, R ERA: 3.6 (7, 1)	IP: 2.0 WLS: L BF: 6 H: 0 R: 0 ER: 0 SO: 0 BB: 0 IBB: 0 HBP: 0 BLK: 0 WP: 0 HR: 0 S: 6 P: 6 ERA: 0.00 WHIP: 0.000															PITCHER				

Batter	1	2	3	4	5	6	7	8	9	AB	R	H	RBI	BB	SO	LOB	TOP					
Ralph Garr, L OBP: 0.433, SLG: 0.481 (1, 7)	5-3		F8					4-3		4	0	1	1	1	0	1	Chicago White Sox @ California Angels Anaheim Stadium, Anaheim, CA Wed Apr 20 1977, 9:05 PM EST Att: 14,373 - Unknown					
Alan Bannister, R OBP: 0.372, SLG: 0.316 (1, 4)	K					G6-4-3 1B		F7		4	0	0	0	1	1	6						
Richie Zisk, R OBP: 0.326, SLG: 0.447 (1, 9)	6-3		K						4-3	5	0	1	0	0	1	4						
Jim Spencer, L OBP: 0.262, SLG: 0.390 (1, 3)										4	1	1	0	1	0	1						
Oscar Gamble, L OBP: 0.314, SLG: 0.250 (1, 10)		G3								5	0	0	0	0	1	4						
Eric Soderholm, R OBP: 0.400, SLG: 0.611 (1, 5)										3	2	3	2	1	0	0						
Chet Lemon, R OBP: 0.300, SLG: 0.265 (1, 8)										4	0	1	0	0	2	3						
Jim Essian, R OBP: 0.583, SLG: 0.789 (1, 2)										3	0	1	0	1	0	2						
Tim Nordbrook, R (1, 6)										1	0	0	0	2	1	2						
Inning Stats	R: 0 E: 0 K: 1 S: 5	H: 0 LOB: 0 BB: 0 P: 5	R: 1 E: 0 K: 1 S: 7	H: 2 LOB: 2 BB: 1 P: 11	R: 0 E: 0 K: 1 S: 6	H: 1 LOB: 2 BB: 1 P: 10	R: 1 E: 0 K: 0 S: 5	H: 2 LOB: 2 BB: 2 P: 13	R: 1 E: 0 K: 2 S: 8	H: 1 LOB: 0 BB: 0 P: 8	R: 0 E: 0 K: 0 S: 3	H: 1 LOB: 1 BB: 1 P: 7	R: 0 E: 0 K: 1 S: 6	H: 1 LOB: 2 BB: 1 P: 10	R: 0 E: 0 K: 0 S: 3	H: 0 LOB: 1 BB: 1 P: 7	R: 0 E: 0 K: 0 S: 3	H: 0 LOB: 0 BB: 0 P: 3	1B: 7 2B: 0 3B: 0 HR: 1	SF: 0 SAC: 1 DP: 1 HBP: 0	WP: 0 PB: 0 SB: 0 CS: 0	PA: 41
PITCHER Nolan Ryan, R ERA: 1.53 (1, 1)	IP: 9.0 WLS: L BF: 41 H: 8 R: 3 ER: 3 SO: 6 BB: 7 IBB: 0 HBP: 0 BLK: 0 WP: 0 HR: 1 S: 46 P: 74 ERA: 3.00 WHIP: 1.667															PITCHER						

Batter	1	2	3	4	5	6	7	8	9	AB	R	H	RBI	BB	SO	LOB	BOTTOM			
Jerry Remy, L OBP: 0.295, SLG: 0.339 (1, 4)			P3	SF7		F7		FC3-6		4	0	1	2	0	0	2	Chicago White Sox @ California Angels Anaheim Stadium, Anaheim, CA Wed Apr 20 1977, 9:05 PM EST Att: 14,373 - Unknown			
Bobby Grich, R OBP: 0.385, SLG: 0.382 (1, 6)				FC5						3	0	2	0	2	0	2				
Bobby Bonds, R OBP: 0.375, SLG: 0.509 (1, 9)										4	0	0	0	1	3	4				
Don Baylor, R OBP: 0.344, SLG: 0.463 (1, 10)										3	0	0	0	2	0	3				
Joe Rudi, R OBP: 0.429, SLG: 0.585 (1, 7)										5	0	1	0	0	0	4				
Bruce Bochte, L OBP: 0.351, SLG: 0.365 (1, 8)										5	1	0	0	0	0	3				
Dave Chalk, R OBP: 0.333, SLG: 0.371 (1, 5)										3	1	1	0	1	0	1				
Dan Briggs, L OBP: 0.304, SLG: 0.381 (1, 3)										3	0	2	0	1	0	0				
Andy Etchebarren, R OBP: 0.467, SLG: 0.385 Bob Jones, L OBP: 0.417, SLG: 0.625 Ike Hampton, S (7, 2)										1	0	0	0	1	0	2				
Inning Stats	R: 0 E: 0 K: 1 S: 5	H: 1 LOB: 1 BB: 1 P: 9	R: 0 E: 0 K: 0 S: 4	H: 1 LOB: 2 BB: 1 P: 8	R: 0 E: 0 K: 0 S: 4	H: 1 LOB: 2 BB: 1 P: 8	R: 1 E: 1 K: 0 S: 5	H: 1 LOB: 2 BB: 1 P: 9	R: 0 E: 0 K: 0 S: 3	H: 0 LOB: 1 BB: 1 P: 7	R: 0 E: 0 K: 1 S: 5	H: 0 LOB: 2 BB: 2 P: 13	R: 0 E: 0 K: 2 S: 9	H: 2 LOB: 2 BB: 1 P: 13	R: 0 E: 0 K: 0 S: 3	H: 0 LOB: 0 BB: 0 P: 3	1B: 7 2B: 0 3B: 0 HR: 0	SF: 1 SAC: 0 DP: 0 HBP: 0	WP: 0 PB: 0 SB: 1 CS: 1	PA: 42
PITCHER Chris Knapp, R ERA: 2.19 Lerrin LaGrow, R ERA: 1.35 (7, 1)	IP: 6.0 WLS: W BF: 29 H: 5 R: 1 ER: 1 SO: 1 BB: 7 IBB: 0 HBP: 0 BLK: 0 WP: 0 HR: 0 S: 24 P: 52 ERA: 0.00 WHIP: 2.000															PITCHER				

Batter	1	2	3	4	5	6	7	8	9	AB	R	H	RBI	BB	SO	LOB	TOP											
Von Joshua, L OBP: 0.238, SLG: 0.231	6-3		FC4-6 1B BB		FC5-4 1-2 BB		K2-3			2	1	0	0	2	1	0	Milwaukee Brewers @ California Angels Anaheim Stadium, Anaheim, CA Fri Apr 22 1977, 9:05 PM EST Att: 14,773 - Unknown											
Robin Yount, R OBP: 0.356, SLG: 0.381	F8		FC4-6 1-2 2-3 1B		FC5-4 1-2			L4-3 1B		4	0	2	0	0	0	2												
Cecil Cooper, L OBP: 0.238, SLG: 0.421	K		FC4-6 1-2 2-3 1B		F8			L4-3 1-2		4	0	0	0	0	1	2												
Sal Bando, R OBP: 0.349, SLG: 0.333		F3		F7		WP 1B		K		4	0	1	0	0	1	0												
Sixto Lezcano, R OBP: 0.279, SLG: 0.425		K		K		K		F9		4	0	0	0	0	3	1												
Don Money, R OBP: 0.300, SLG: 0.361		L5		F5		F8		F7		4	0	0	0	0	0	1												
Jamie Quirk, L OBP: 0.280, SLG: 0.500			2B		FC2-6 1B		HR	K		4	1	3	1	0	1	0												
Jim Wohlford, R OBP: 0.256, SLG: 0.200			2B BB		FC2-6 CS		K			2	1	0	0	1	1													
Charlie Moore, R OBP: 0.250, SLG: 0.333			1B FC4-6 2B		BB		5-3			2	1	1	1	1	0	0												
Inning Stats	R: 0 E: 0 K: 1 S: 5	H: 0 LOB: 0 BB: 0 P: 5	R: 0 E: 0 K: 1 S: 5	H: 0 LOB: 0 BB: 0 P: 5	R: 3 E: 1 K: 0 S: 4	H: 3 LOB: 3 BB: 2 P: 12	R: 0 E: 0 K: 1 S: 5	H: 0 LOB: 0 BB: 0 P: 5	R: 0 E: 0 K: 1 S: 6	H: 1 LOB: 2 BB: 0 P: 11	R: 0 E: 0 K: 1 S: 6	H: 1 LOB: 1 BB: 0 P: 6	R: 1 E: 0 K: 2 S: 8	H: 1 LOB: 0 BB: 0 P: 8	R: 0 E: 0 K: 1 S: 5	H: 1 LOB: 0 BB: 0 P: 5	R: 0 E: 0 K: 1 S: 5	H: 0 LOB: 0 BB: 0 P: 5	1B: 4 2B: 3 3B: 0 HR: 1	SF: 0 SAC: 0 DP: 1 HBP: 0	WP: 1 PB: 0 CS: 1	PA: 34						
PITCHER	IP	WLS	BF	H	R	ER	SO	BB	IBB	HBP	BLK	WP	HR	S	P	ERA	WHIP											
Wayne Simpson, R ERA: 7.16	(1, 1)	7.0	W	28	6	4	2	6	4	0	0	0	1	1	36	52	2.57	1.429										
Dick Drago, R ERA: 3.38	(8, 1)	2.0	S	6	1	0	0	2	0	0	0	0	0	0	10	10	0.00	0.500										

Batter	1	2	3	4	5	6	7	8	9	AB	R	H	RBI	BB	SO	LOB	BOTTOM											
Jerry Remy, L OBP: 0.292, SLG: 0.373	K	4-3				SF7 1B 3B				3	1	1	2	0	1	0	Milwaukee Brewers @ California Angels Anaheim Stadium, Anaheim, CA Fri Apr 22 1977, 9:05 PM EST Att: 14,773 - Unknown											
Bobby Grich, R OBP: 0.373, SLG: 0.379	CS 1B		5-3		1B WP BB	K				3	1	1	0	1	1	1												
Bobby Bonds, R OBP: 0.382, SLG: 0.509	S 1-2 1B		5-3		1-3 3H 1B		6-3			4	1	2	1	0	0	0												
Don Baylor, R OBP: 0.368, SLG: 0.491	S 1-2 1B BB				1-3 2B		6-3 1B			3	1	2	0	1	0	1												
Joe Rudi, R OBP: 0.418, SLG: 0.561	BB 1-2 1B		F9		K		6-3			4	0	1	2	0	1	2												
Tony Solaita, L OBP: 0.273, SLG: 0.259	FC5-4 1-2 BB				K	SH5-4 1B BB		F4		2	1	0	0	2	1	0												
Bruce Bochte, L OBP: 0.344, SLG: 0.357	FC5-4 1-2				4-3	1B SH5-4 SF7 1B		4-3		4	1	1	0	0	0	2												
Dave Chalk, R OBP: 0.310, SLG: 0.342		F6		K2-3		SH5-4 1-2 2-3 1B		3-1		3	0	0	0	0	1	0												
Terry Humphrey, R OBP: 0.297, SLG: 0.265		F3			3B HBP					2	1	1	1	0	0	0												
Inning Stats	R: 2 E: 0 K: 1 S: 7	H: 3 LOB: 2 BB: 2 P: 15	R: 0 E: 0 K: 0 S: 3	H: 0 LOB: 0 BB: 0 P: 3	R: 0 E: 0 K: 0 S: 4	H: 1 LOB: 1 BB: 0 P: 4	R: 0 E: 0 K: 2 S: 7	H: 0 LOB: 0 BB: 0 P: 7	R: 3 E: 0 K: 1 S: 6	H: 2 LOB: 0 BB: 1 P: 11	R: 2 E: 0 K: 1 S: 3	H: 2 LOB: 1 BB: 1 P: 11	R: 0 E: 0 K: 0 S: 3	H: 1 LOB: 0 BB: 0 P: 3	R: 0 E: 0 K: 0 S: 3	H: 0 LOB: 0 BB: 0 P: 3	1B: 7 2B: 1 3B: 1 HR: 0	SF: 1 SAC: 1 DP: 0 HBP: 1	WP: 1 PB: 0 CS: 1	PA: 35								
PITCHER	IP	WLS	BF	H	R	ER	SO	BB	IBB	HBP	BLK	WP	HR	S	P	ERA	WHIP											
Moose Haas, R ERA: 3.98	(1, 1)	4.1	L	21	6	5	5	3	3	0	1	0	0	23	36	10.38	2.077											
Barry Curt, R ERA: 10.8	(5, 1)	1.2		8	2	2	2	2	1	0	0	0	1	0	11	15	10.80	1.800										
Gary Beare, R ERA:	(7, 1)	2.0		6	1	0	0	0	0	0	0	0	0	6	6	0.00	0.500											

Batter	1	2	3	4	5	6	7	8	9	AB	R	H	RBI	BB	SO	LOB	TOP			
Von Joshua, L (1, 8) OBP: 0.239, SLG: 0.256										4	1	1	0	0	0	2	Milwaukee Brewers @ California Angels Anaheim Stadium, Anaheim, CA Sat Apr 23 1977, 10:05 PM EST Att: 42,368 - Unknown			
Robin Yount, R (1, 6) OBP: 0.347, SLG: 0.370										4	0	1	0	0	1	2				
Cecil Cooper, L (1, 3) OBP: 0.261, SLG: 0.429										4	1	2	1	0	1	1				
Don Money, R (1, 4) OBP: 0.295, SLG: 0.400										4	1	1	1	0	1	2				
Sixto Lezcano, R (1, 9) OBP: 0.255, SLG: 0.386										4	0	0	0	0	1	0				
Sal Bando, R (1, 5) OBP: 0.319, SLG: 0.300										4	0	0	0	0	0	1				
Jamie Quirk, L (1, 10) OBP: 0.276, SLG: 0.464										4	1	1	0	0	1	1				
Jim Wohlford, R (1, 7) OBP: 0.262, SLG: 0.263										3	0	1	1	0	1	0				
Charlie Moore, R (1, 2) OBP: 0.235, SLG: 0.313										2	0	0	0	0	1	1				
Inning Stats	R: 1 E: 0 K: 0 S: 4	H: 2 LOB: 0 BB: 0 P: 4	R: 0 E: 0 K: 1 S: 5	H: 0 LOB: 0 BB: 0 P: 5	R: 0 E: 0 K: 2 S: 7	H: 0 LOB: 0 BB: 0 P: 7	R: 2 E: 1 K: 0 S: 6	H: 2 LOB: 1 BB: 0 P: 6	R: 0 E: 0 K: 1 S: 5	H: 0 LOB: 0 BB: 0 P: 5	R: 1 E: 0 K: 0 S: 5	H: 2 LOB: 1 BB: 0 P: 5	R: 0 E: 0 K: 2 S: 7	H: 1 LOB: 0 BB: 0 P: 7	R: 0 E: 0 K: 0 S: 3	H: 0 LOB: 0 BB: 0 P: 3	1B: 4 2B: 1 3B: 2 HR: 0	SF: 0 SAC: 1 DP: 1 HBP: 0	WP: 0 PB: 0 SB: 0 CS: 1	PA: 35
PITCHER Paul Hartzell, R (1, 1) ERA: 1.93	IP: 9.0 WLS: L BF: 34 H: 7 R: 4 ER: 3 SO: 7	BB: 0 IBB: 0 HBP: 0 BLK: 1	WP: 0 HR: 0 S: 48 P: 48	ERA: 3.00 WHIP: 0.778											PITCHER	IP: 9.0 WLS: L BF: 34 H: 7 R: 4 ER: 3 SO: 7	BB: 0 IBB: 0 HBP: 0 BLK: 1	WP: 0 HR: 0 S: 48 P: 48	ERA: 3.00 WHIP: 0.778	

Batter	1	2	3	4	5	6	7	8	9	AB	R	H	RBI	BB	SO	LOB	BOTTOM			
Jerry Remy, L (1, 4) OBP: 0.304, SLG: 0.371										3	0	1	0	1	0	3	Milwaukee Brewers @ California Angels Anaheim Stadium, Anaheim, CA Sat Apr 23 1977, 10:05 PM EST Att: 42,368 - Unknown			
Bobby Grich, R (1, 6) OBP: 0.352, SLG: 0.355										4	0	0	0	0	1	6				
Bobby Bonds, R (1, 9) OBP: 0.375, SLG: 0.483										3	1	0	0	1	1	0				
Don Baylor, R (1, 3) OBP: 0.361, SLG: 0.492										4	0	1	0	0	0	0				
Joe Rudi, R (1, 7) OBP: 0.408, SLG: 0.550										3	0	1	1	0	0	0				
Ron Jackson, R (1, 10) OBP: 0.364, SLG: 0.450										3	0	0	0	0	1	2				
Bob Jones, L (9, FH) OBP: 0.385, SLG: 0.556										1	0	0	0	0	1	0				
Dave Chalk, R (1, 5) OBP: 0.326, SLG: 0.325										2	0	0	0	2	0	0				
Bruce Bochte, L (1, 8) OBP: 0.338, SLG: 0.339										3	0	0	0	1	0	3				
Terry Humphrey, R (1, 2) OBP: 0.325, SLG: 0.257										1	0	0	0	2	0	3				
Ike Hampton, S (7, PR) (8, 2)										0	0	0	0	0	0	0				
Inning Stats	R: 0 E: 0 K: 1 S: 4	H: 0 LOB: 0 BB: 1 P: 8	R: 0 E: 0 K: 1 S: 5	H: 0 LOB: 0 BB: 0 P: 5	R: 0 E: 0 K: 1 S: 6	H: 1 LOB: 2 BB: 1 P: 10	R: 1 E: 1 K: 0 S: 5	H: 1 LOB: 3 BB: 2 P: 13	R: 0 E: 0 K: 0 S: 3	H: 1 LOB: 0 BB: 0 P: 3	R: 0 E: 0 K: 0 S: 2	H: 0 LOB: 3 BB: 3 P: 14	R: 0 E: 0 K: 0 S: 3	H: 0 LOB: 0 BB: 0 P: 3	R: 0 E: 0 K: 1 S: 5	H: 0 LOB: 0 BB: 0 P: 5	1B: 2 2B: 1 3B: 0 HR: 0	SF: 1 SAC: 0 DP: 2 HBP: 0	WP: 1 PB: 0 SB: 0 CS: 0	PA: 35
PITCHER Bill Travers, L (1, 1) ERA: 1.42	IP: 6.0 WLS: W BF: 26 H: 3 R: 1 ER: 1 SO: 3	BB: 6 IBB: 0 HBP: 0 BLK: 0	WP: 0 HR: 0 S: 26 P: 50	ERA: 1.50 WHIP: 1.500											PITCHER	IP: 6.0 WLS: W BF: 26 H: 3 R: 1 ER: 1 SO: 3	BB: 6 IBB: 0 HBP: 0 BLK: 0	WP: 0 HR: 0 S: 26 P: 50	ERA: 1.50 WHIP: 1.500	
Bob McClure, L (7, 1) ERA: 4.05	IP: 0.2 WLS: S BF: 7 H: 0 R: 0 ER: 0 SO: 1	BB: 1 IBB: 0 HBP: 0 BLK: 0	WP: 0 HR: 0 S: 9 P: 9	ERA: 0.00 WHIP: 0.000											PITCHER	IP: 0.2 WLS: S BF: 7 H: 0 R: 0 ER: 0 SO: 1	BB: 1 IBB: 0 HBP: 0 BLK: 0	WP: 0 HR: 0 S: 9 P: 9	ERA: 0.00 WHIP: 0.000	

Batter	1	2	3	4	5	6	7	8	9	AB	R	H	RBI	BB	SO	LOB	TOP							
Jim Wohlford, R OBP: 0.271, SLG: 0.273 (1, 7)	0-0 4-3	0-3 K		0-0 F8		0-0 CS 1B		0-0 E SH BB 1B	0-0 L3	6	1	2	0	0	1	2								
Robin Yount, R OBP: 0.389, SLG: 0.388 (1, 6)	0-0 1B 1B		4-0 HBP BB	4-0 1B BB		0-0 4-3 1-2		0-0 SH BB E FC1-2 1-2	0-0 FC6-4 1B	3	1	2	0	2	0	1								
Cecil Cooper, L OBP: 0.288, SLG: 0.426 (1, 3)	0-0 1B 1-2 1B		0-3 K	0-0 1-3 1B			4-0 1B BB	0-0 E3 BB E 1-2 2-3	0-0 F7	5	2	2	1	1	1	4								
Don Money, R OBP: 0.340, SLG: 0.409 (1, 4)	0-0 WP 1-3 2H 1B		1-0 HBP	0-0 1-3 1B			0-0 1B BB SF8 1-3	4-0 E BB 1B 1-2 2-3 3H	0-0 FC6-4 1-2	4	2	2	2	1	0	3								
Sixto Lezcano, R OBP: 0.250, SLG: 0.354 (1, 9)	0-3 K		0-3 K		0-0 4-3		4-0 SF8 1B 1-2 G5-2-3 BB	0-0 FC1-2 1B 1-3 2H 3H		4	1	0	0	1	2	6								
Dan Thomas, R OBP: 0.308, SLG: 0.500 (1, 10)	0-3 K 1-2		0-3 K		0-3 K		0-0 SF8 1B 1-2 2-3 3H	4-0 1B 4-3 IBB		4	1	1	1	1	3	4								
Sal Bando, R OBP: 0.327, SLG: 0.318 (1, 5)		0-3 K		0-3 K		0-0 1B	0-0 SF8 1-2 2-3 3H	0-0 4-3 1B		4	0	2	3	0	2	0								
Steve Bnye, R OBP: 0.385, SLG: 0.364 (7, PH)		0-0 BLK 1B		4-0 3B BB		0-0 F9	4-0 IBB	0-0 4-3		2	1	1	0	1	0	1								
Von Joshua, L OBP: 0.250, SLG: 0.250 (7, 8)										1	0	0	1	1	0	1								
Charlie Moore, R OBP: 0.243, SLG: 0.371 (7, PH)		0-3 K		0-0 1B 3B		0-0 F7	0-0 G5-2-3 3H	0-3 K		3	1	1	1	0	1	1								
Mike Hegan, L (7, PH)										0	0	0	0	0	0	0								
Ken McMullen, R (7, 2)										1	0	0	0	0	0	3								
Larry Haney, R (7, 2)										1	0	0	0	0	1	1								
Inning Stats	R: 1 E: 0 K: 2 S: 10	H: 3 LOB: 2 BB: 0 P: 10	R: 0 E: 0 K: 3 S: 10	H: 1 LOB: 1 BB: 0 P: 10	R: 0 E: 0 K: 3 S: 9	H: 0 LOB: 2 BB: 1 P: 14	R: 2 E: 0 K: 1 S: 7	H: 2 LOB: 2 BB: 2 P: 15	R: 0 E: 0 K: 1 S: 6	H: 1 LOB: 0 BB: 0 P: 6	R: 0 E: 0 K: 0 S: 3	H: 1 LOB: 0 BB: 0 P: 3	R: 2 E: 0 K: 0 S: 4	H: 2 LOB: 3 BB: 3 P: 16	R: 5 E: 3 K: 1 S: 9	H: 2 LOB: 1 BB: 2 P: 17	R: 0 E: 0 K: 0 S: 4	H: 1 LOB: 0 BB: 0 P: 4	1B: 12 2B: 5 3B: 1 HR: 0	SF: 1 SAC: 1 DP: 1 HBP: 1	WP: 1 PB: 0 SB: 0 CS: 0	PA: 49		
PITCHER	IP WLS BF H R ER SO BB IBB HBP BLK WP HR S P ERA WHIP	IP WLS BF H R ER SO BB IBB HBP BLK WP HR S P ERA WHIP	IP WLS BF H R ER SO BB IBB HBP BLK WP HR S P ERA WHIP	IP WLS BF H R ER SO BB IBB HBP BLK WP HR S P ERA WHIP	IP WLS BF H R ER SO BB IBB HBP BLK WP HR S P ERA WHIP	IP WLS BF H R ER SO BB IBB HBP BLK WP HR S P ERA WHIP	IP WLS BF H R ER SO BB IBB HBP BLK WP HR S P ERA WHIP	IP WLS BF H R ER SO BB IBB HBP BLK WP HR S P ERA WHIP	IP WLS BF H R ER SO BB IBB HBP BLK WP HR S P ERA WHIP	IP WLS BF H R ER SO BB IBB HBP BLK WP HR S P ERA WHIP	IP WLS BF H R ER SO BB IBB HBP BLK WP HR S P ERA WHIP	IP WLS BF H R ER SO BB IBB HBP BLK WP HR S P ERA WHIP	IP WLS BF H R ER SO BB IBB HBP BLK WP HR S P ERA WHIP	IP WLS BF H R ER SO BB IBB HBP BLK WP HR S P ERA WHIP	IP WLS BF H R ER SO BB IBB HBP BLK WP HR S P ERA WHIP	IP WLS BF H R ER SO BB IBB HBP BLK WP HR S P ERA WHIP	IP WLS BF H R ER SO BB IBB HBP BLK WP HR S P ERA WHIP	IP WLS BF H R ER SO BB IBB HBP BLK WP HR S P ERA WHIP	IP WLS BF H R ER SO BB IBB HBP BLK WP HR S P ERA WHIP	IP WLS BF H R ER SO BB IBB HBP BLK WP HR S P ERA WHIP	IP WLS BF H R ER SO BB IBB HBP BLK WP HR S P ERA WHIP	IP WLS BF H R ER SO BB IBB HBP BLK WP HR S P ERA WHIP	IP WLS BF H R ER SO BB IBB HBP BLK WP HR S P ERA WHIP	IP WLS BF H R ER SO BB IBB HBP BLK WP HR S P ERA WHIP

Milwaukee Brewers @ California Angels
Anaheim Stadium, Anaheim, CA
Sun Apr 24 1977, 6:33 AM EDT
Att: 14,878 - Unknown

AB 38
R 10
H 13
RBI 9
BB 8
SO 11
LOB 27



Batter	1	2	3	4	5	6	7	8	9	AB	R	H	RBI	BB	SO	LOB	BOTTOM								
Jerry Remy, L OBP: 0.311, SLG: 0.373 (1, 4)	0-0 F8		0-0 CS 1B		0-0 2B 1-2 2H 1B		0-0 FC3-6 S 2B 1-2	0-0 1-3		5	1	2	1	0	0	2									
Bobby Grich, R OBP: 0.355, SLG: 0.373 (1, 6)	0-0 F9		0-3 K 1-2		0-0 1-3 2H 2B		0-0 1-3		0-0 HR 1B	5	1	2	1	0	1	2									
Bobby Bonds, R OBP: 0.364, SLG: 0.477 (1, 10)	0-0 F8			0-0 5-3	0-0 4-3		0-0 2B 2H		0-3 K	5	0	1	1	0	1	3									
Don Baylor, R OBP: 0.364, SLG: 0.545 (1, 9)		0-0 F5		0-0 4-3		0-0 HR 2B	0-0 6-3		0-0 HR 1H HR	5	2	2	2	0	0	2									
Joe Rudi, R OBP: 0.421, SLG: 0.609 (1, 7)		0-0 F8 2B		0-0 6-3		0-0 HR		4-0 HR BB	0-0 4-3	4	2	2	2	1	0	0									
Tony Solaita, L OBP: 0.283, SLG: 0.344 (1, 3)		0-0 F8 2-3			0-0 F8	0-0 F5		0-0 HR 1H HR	0-0 4-3	5	1	1	2	0	0	1									
Bruce Bochte, L OBP: 0.333, SLG: 0.323 (1, 8)		4-0 BB			0-0 4-3	0-0 F7		0-0 3-1		3	0	0	0	1	0	0									
Dave Chalk, R OBP: 0.340, SLG: 0.364 (1, 5)		0-0 F7			0-0 1B 1B	0-0 F7		0-0 2B		4	1	2	0	0	0	2									
Terry Humphrey, R OBP: 0.349, SLG: 0.289 (7, PR)			0-0 F4		0-0 1B 1B		0-0 FC3-6 1B	0-3 K		3	1	2	0	0	0	0									
Bob Jones, L OBP: 0.357, SLG: 0.500 (8, PH)					0-0 2B 1B					1	0	0	0	0	1	1									
Andy Etchebarren, R OBP: 0.407, SLG: 0.385 (9, 2)										0	0	0	0	0	0	0									
Inning Stats	R: 0 E: 0 K: 0 S: 3	H: 0 LOB: 0 BB: 0 P: 3	R: 0 E: 0 K: 0 S: 4	H: 1 LOB: 2 BB: 1 P: 8	R: 0 E: 0 K: 1 S: 5	H: 1 LOB: 0 BB: 0 P: 5	R: 0 E: 0 K: 0 S: 3	H: 0 LOB: 0 BB: 0 P: 3	R: 2 E: 0 K: 0 S: 7	H: 4 LOB: 2 BB: 0 P: 7	R: 2 E: 0 K: 0 S: 5	H: 2 LOB: 0 BB: 0 P: 5	R: 1 E: 0 K: 0 S: 5	H: 2 LOB: 2 BB: 0 P: 5	R: 2 E: 0 K: 1 S: 7	H: 2 LOB: 1 BB: 1 P: 11	R: 2 E: 0 K: 1 S: 7	H: 2 LOB: 0 BB: 0 P: 7	1B: 6 2B: 5 3B: 0 HR: 3	SF: 0 SAC: 0 DP: 0 HBP: 0	WP: 0 PB: 0 SB: 1 CS: 1	PA: 42			
PITCHER	IP WLS BF H R ER SO BB IBB HBP BLK WP HR S P ERA WHIP	IP WLS BF H R ER SO BB IBB HBP BLK WP HR S P ERA WHIP	IP WLS BF H R ER SO BB IBB HBP BLK WP HR S P ERA WHIP	IP WLS BF H R ER SO BB IBB HBP BLK WP HR S P ERA WHIP	IP WLS BF H R ER SO BB IBB HBP BLK WP HR S P ERA WHIP	IP WLS BF H R ER SO BB IBB HBP BLK WP HR S P ERA WHIP	IP WLS BF H R ER SO BB IBB HBP BLK WP HR S P ERA WHIP	IP WLS BF H R ER SO BB IBB HBP BLK WP HR S P ERA WHIP	IP WLS BF H R ER SO BB IBB HBP BLK WP HR S P ERA WHIP	IP WLS BF H R ER SO BB IBB HBP BLK WP HR S P ERA WHIP	IP WLS BF H R ER SO BB IBB HBP BLK WP HR S P ERA WHIP	IP WLS BF H R ER SO BB IBB HBP BLK WP HR S P ERA WHIP	IP WLS BF H R ER SO BB IBB HBP BLK WP HR S P ERA WHIP	IP WLS BF H R ER SO BB IBB HBP BLK WP HR S P ERA WHIP	IP WLS BF H R ER SO BB IBB HBP BLK WP HR S P ERA WHIP	IP WLS BF H R ER SO BB IBB HBP BLK WP HR S P ERA WHIP	IP WLS BF H R ER SO BB IBB HBP BLK WP HR S P ERA WHIP	IP WLS BF H R ER SO BB IBB HBP BLK WP HR S P ERA WHIP	IP WLS BF H R ER SO BB IBB HBP BLK WP HR S P ERA WHIP	IP WLS BF H R ER SO BB IBB HBP BLK WP HR S P ERA WHIP	IP WLS BF H R ER SO BB IBB HBP BLK WP HR S P ERA WHIP	IP WLS BF H R ER SO BB IBB HBP BLK WP HR S P ERA WHIP	IP WLS BF H R ER SO BB IBB HBP BLK WP HR S P ERA WHIP	IP WLS BF H R ER SO BB IBB HBP BLK WP HR S P ERA WHIP	IP WLS BF H R ER SO BB IBB HBP BLK WP HR S P ERA WHIP

Milwaukee Brewers @ California Angels
Anaheim Stadium, Anaheim, CA
Sun Apr 24 1977, 6:33 AM EDT
Att: 14,878 - Unknown

AB 40
R 9
H 14
RBI 9
BB 2
SO 3
LOB 13





Batter	1	2	3	4	5	6	7	8	9	10	AB	R	H	RBI	BB	SO	LOB	TOP	
Jerry Remy, L OBP: 0.323, SLG: 0.333 (1.4)	K		K		4-3		F8			K	5	0	0	0	0	3	1	California Angels @ Baltimore Orioles Memorial Stadium, Baltimore, MD Sat Apr 30 1977, 7:05 PM EDT Att: 9,138 - Unknown	
Bobby Grich, R OBP: 0.376, SLG: 0.437 (1.6)	1B BB		FC5-4 1B		K		BB BB			F9	3	0	1	0	2	1	0		
Bobby Bonds, R OBP: 0.366, SLG: 0.453 (1.9)	K		FC5-4 FC6-4 1-2 2-3		5-3		F9			CS 1B	5	0	1	0	0	1	4		
Don Baylor, R OBP: 0.354, SLG: 0.581 (1.3)	1B		FC6-4 1-2		K		6-3			CS	4	0	1	0	0	1	2		
Joe Rudi, R OBP: 0.378, SLG: 0.541 (1.7)	F8				E5		6-3				4	0	0	0	0	0	2		
Dave Chalk, R OBP: 0.380, SLG: 0.410 (1.5)		G5-4-3 1B			F9		2B BB			L1	3	1	1	0	1	0	1		
Ron Jackson, R OBP: 0.333, SLG: 0.467 Tony Solaita, L OBP: 0.327, SLG: 0.405 (9, PH)	G5-4-3 1-2				F9		F8			F2	3	0	0	0	0	0	3		
Bruce Bochte, L OBP: 0.302, SLG: 0.316 (1.8)	F6				F9		HR 2B			3-1	4	1	1	1	0	0	1		
Terry Humphrey, R OBP: 0.291, SLG: 0.240 Ike Hampton, S OBP: 0.500, SLG: 1.250 (7, PH) (7.2)			FC5-4 1B		5-3		HR			F4	2	0	1	0	0	0	0		
			1B				2H HR				2	1	1	2	0	0	0		
Inning Stats	R: 0 E: 0 K: 2 S: 8	H: 1 LOB: 2 BB: 1 P: 12	R: 0 E: 0 K: 0 S: 3	H: 1 LOB: 0 BB: 0 P: 3	R: 0 E: 0 K: 1 S: 7	H: 2 LOB: 2 BB: 0 P: 7	R: 0 E: 1 K: 0 S: 4	H: 0 LOB: 1 BB: 0 P: 4	R: 0 E: 0 K: 1 S: 5	H: 0 LOB: 0 BB: 0 P: 5	R: 0 E: 0 K: 0 S: 3	H: 0 LOB: 0 BB: 0 P: 3	R: 0 E: 0 K: 0 S: 3	H: 0 LOB: 0 BB: 0 P: 3	R: 0 E: 0 K: 1 S: 5	H: 1 LOB: 0 BB: 0 P: 5	1B: 5 2B: 1 3B: 0 HR: 1	SF: 0 SAC: 0 DP: 1 HBP: 0	WP: 0 PA: 40 PB: 0 SB: 0 CS: 1
PITCHER Mike Flanagan, L ERA: 2.7 Dennis Martinez, R ERA: 3.46	IP: 6.1 WLS: 3 BF: 27 H: 6 R: 3 ER: 3 SO: 5	IP: 3.2 WLS: 1 BF: 12 H: 1 R: 0 ER: 0 SO: 1	IP: 7.0 WLS: 5 BF: 27 H: 7 R: 3 ER: 3 SO: 7	IP: 4.0 WLS: 1 BF: 13 H: 1 R: 0 ER: 0 SO: 4	IP: 4.0 WLS: 1 BF: 13 H: 1 R: 0 ER: 0 SO: 4	IP: 1.0 WLS: 0 BF: 4 H: 1 R: 0 ER: 0 SO: 0	IP: 13.0 WLS: 7 BF: 43 H: 35 R: 13 ER: 0 SO: 17	IP: 13.0 WLS: 7 BF: 43 H: 35 R: 13 ER: 0 SO: 17	IP: 13.0 WLS: 7 BF: 43 H: 35 R: 13 ER: 0 SO: 17	IP: 13.0 WLS: 7 BF: 43 H: 35 R: 13 ER: 0 SO: 17	IP: 13.0 WLS: 7 BF: 43 H: 35 R: 13 ER: 0 SO: 17	IP: 13.0 WLS: 7 BF: 43 H: 35 R: 13 ER: 0 SO: 17	IP: 13.0 WLS: 7 BF: 43 H: 35 R: 13 ER: 0 SO: 17	IP: 13.0 WLS: 7 BF: 43 H: 35 R: 13 ER: 0 SO: 17	IP: 13.0 WLS: 7 BF: 43 H: 35 R: 13 ER: 0 SO: 17	IP: 13.0 WLS: 7 BF: 43 H: 35 R: 13 ER: 0 SO: 17	IP: 13.0 WLS: 7 BF: 43 H: 35 R: 13 ER: 0 SO: 17	ERA: 4.26 WHIP: 1.263	ERA: 0.00 WHIP: 0.545

Batter	1	2	3	4	5	6	7	8	9	10	AB	R	H	RBI	BB	SO	LOB	BOTTOM	
Al Bumbry, L OBP: 0.319, SLG: 0.288 (1.7)	1B BB	CS	E S BB		K		K			E SH1-3 1B	3	2	1	0	2	2	2	California Angels @ Baltimore Orioles Memorial Stadium, Baltimore, MD Sat Apr 30 1977, 7:05 PM EDT Att: 9,138 - Unknown	
Mark Belanger, R OBP: 0.259, SLG: 0.204 Tony Muser, L OBP: 0.400, SLG: 0.444 Kiko Garcia, R OBP: 0.625, SLG: 0.750 (8, 6)	K		6-3		K		BB			SH1-3	3	0	0	0	0	2	2		
Ken Singleton, S OBP: 0.486, SLG: 0.533 (1.9)	K		K		K		F9			1B	5	0	1	1	0	3	5		
Lee May, R OBP: 0.303, SLG: 0.397 (1.3)	HR 1B		K		K		1B			F8	4	1	2	1	0	1	1		
Eddie Murray, S OBP: 0.333, SLG: 0.500 (1.10)	HR		K		K		1B			F7	4	1	2	2	0	1	0		
Doug DeCinces, R OBP: 0.319, SLG: 0.492 (1.5)	F7		1-3		1-3		F4			5-3	4	0	0	0	0	0	2		
Billy Smith, S OBP: 0.460, SLG: 0.500 (1.4)		G3			4-3		BB SH1-4 BB			G3	3	0	0	0	1	0	0		
Larry Harlow, L OBP: 0.300, SLG: 0.316 (1.8)	K		K		K		SH1-4			K	3	0	0	0	0	3	0		
Rick Dempsey, R OBP: 0.259, SLG: 0.216 (1.2)	CS BB		K		K		BB 1B			6-3	3	0	1	0	1	1	0		
Inning Stats	R: 3 E: 0 K: 2 S: 9	H: 2 LOB: 0 BB: 1 P: 13	R: 0 E: 0 K: 1 S: 4	H: 0 LOB: 1 BB: 1 P: 8	R: 0 E: 0 K: 1 S: 5	H: 0 LOB: 0 BB: 0 P: 5	R: 0 E: 0 K: 3 S: 9	H: 0 LOB: 3 BB: 2 P: 9	R: 0 E: 0 K: 1 S: 7	H: 2 LOB: 2 BB: 0 P: 7	R: 0 E: 0 K: 0 S: 3	H: 0 LOB: 0 BB: 0 P: 3	R: 0 E: 0 K: 1 S: 5	H: 0 LOB: 0 BB: 0 P: 5	R: 1 E: 1 K: 0 S: 3	H: 2 LOB: 1 BB: 0 P: 3	1B: 6 2B: 0 3B: 0 HR: 1		SF: 0 SAC: 2 DP: 0 HBP: 0
PITCHER Nolan Ryan, R ERA: 2.68	IP: 9.1 WLS: 7 BF: 39 H: 7 R: 4 ER: 4 SO: 13	IP: 7.0 WLS: 5 BF: 27 H: 7 R: 3 ER: 3 SO: 7	IP: 13.0 WLS: 7 BF: 43 H: 35 R: 13 ER: 0 SO: 17	IP: 13.0 WLS: 7 BF: 43 H: 35 R: 13 ER: 0 SO: 17	IP: 13.0 WLS: 7 BF: 43 H: 35 R: 13 ER: 0 SO: 17	IP: 13.0 WLS: 7 BF: 43 H: 35 R: 13 ER: 0 SO: 17	IP: 13.0 WLS: 7 BF: 43 H: 35 R: 13 ER: 0 SO: 17	IP: 13.0 WLS: 7 BF: 43 H: 35 R: 13 ER: 0 SO: 17	IP: 13.0 WLS: 7 BF: 43 H: 35 R: 13 ER: 0 SO: 17	IP: 13.0 WLS: 7 BF: 43 H: 35 R: 13 ER: 0 SO: 17	IP: 13.0 WLS: 7 BF: 43 H: 35 R: 13 ER: 0 SO: 17	IP: 13.0 WLS: 7 BF: 43 H: 35 R: 13 ER: 0 SO: 17	IP: 13.0 WLS: 7 BF: 43 H: 35 R: 13 ER: 0 SO: 17	IP: 13.0 WLS: 7 BF: 43 H: 35 R: 13 ER: 0 SO: 17	IP: 13.0 WLS: 7 BF: 43 H: 35 R: 13 ER: 0 SO: 17	IP: 13.0 WLS: 7 BF: 43 H: 35 R: 13 ER: 0 SO: 17	IP: 13.0 WLS: 7 BF: 43 H: 35 R: 13 ER: 0 SO: 17	ERA: 1.286	

AB	36
R	3
H	7
RBI	3
BB	3
SO	6
LOB	14

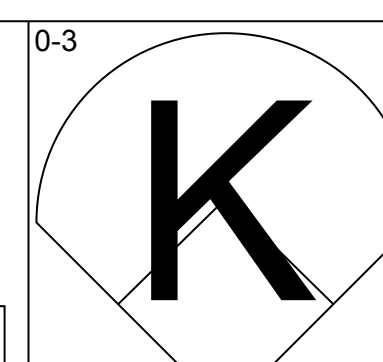
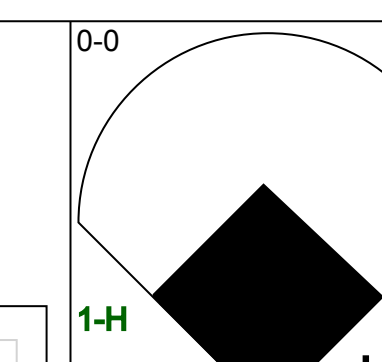
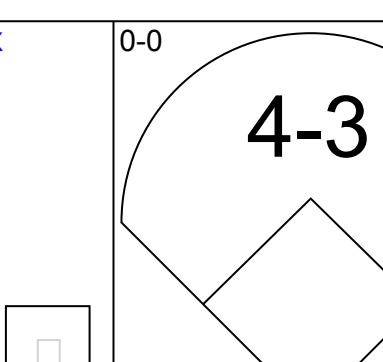
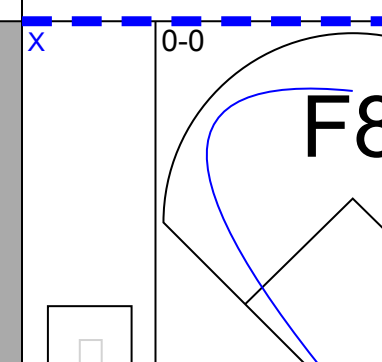
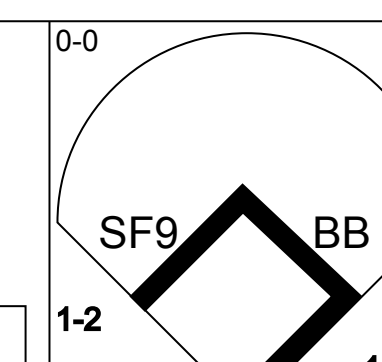
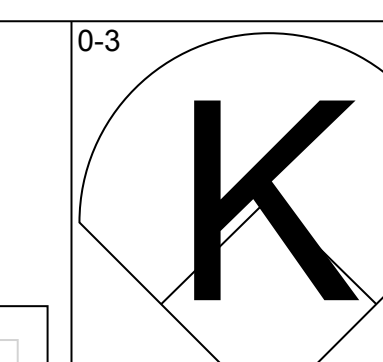
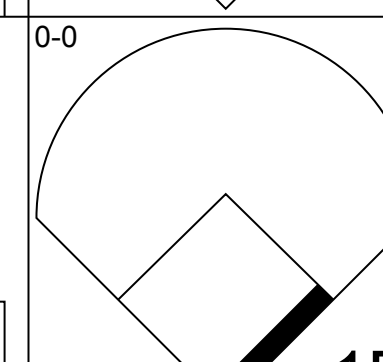
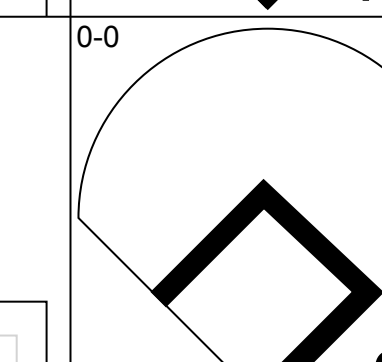
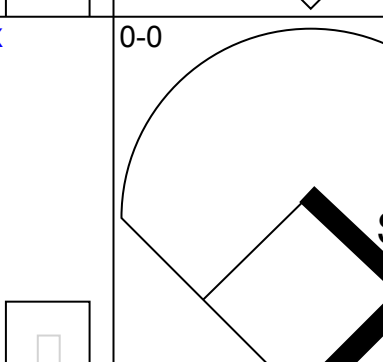
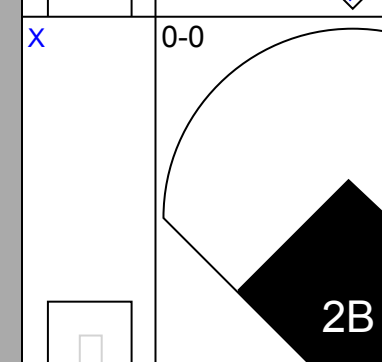
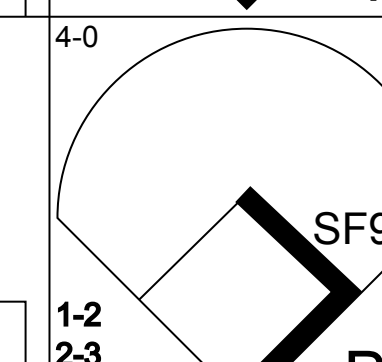
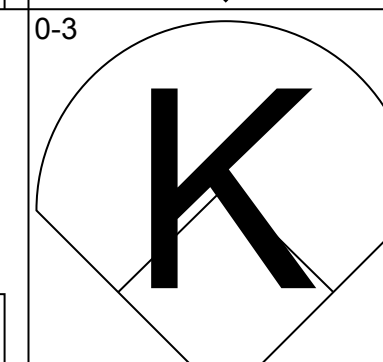
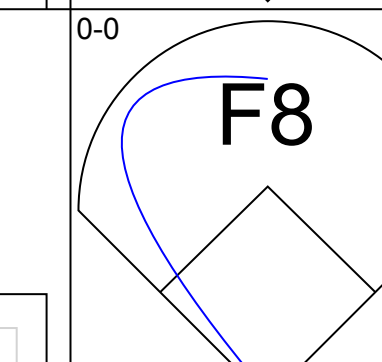
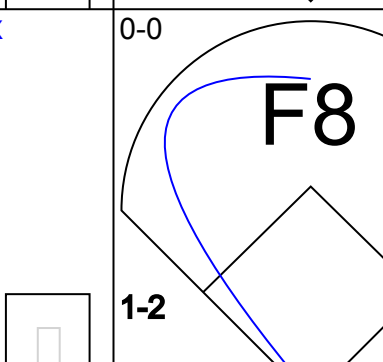
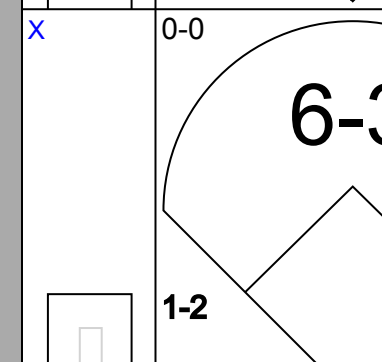
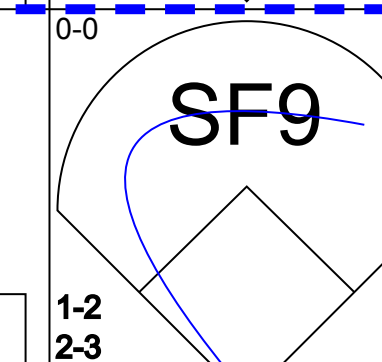
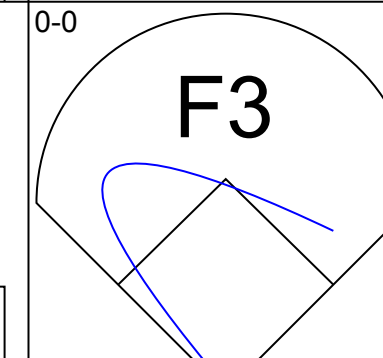
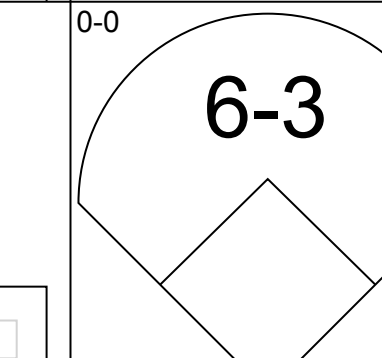
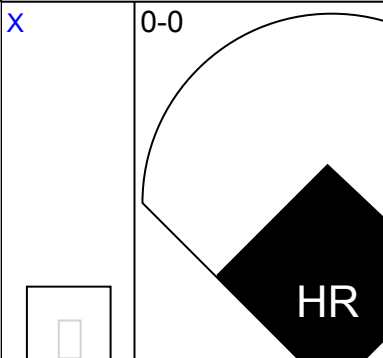
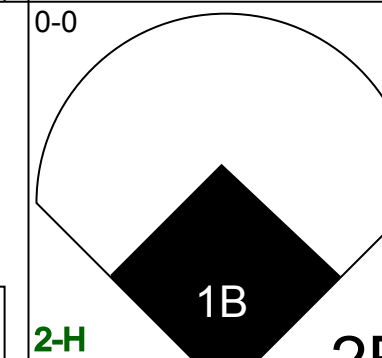
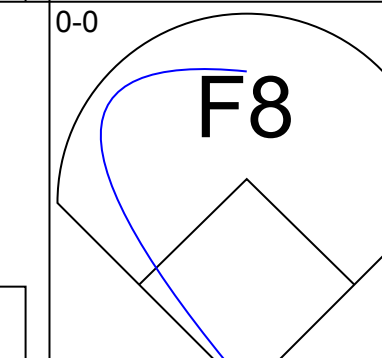
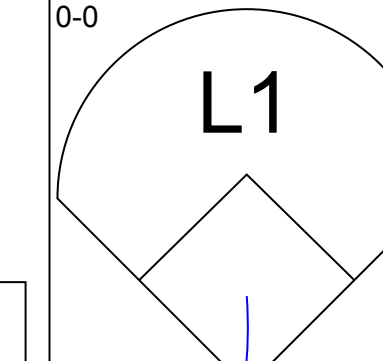
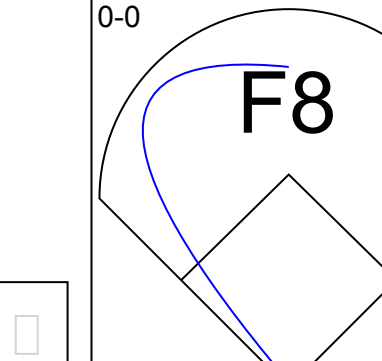
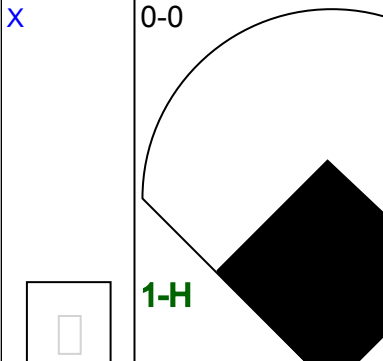
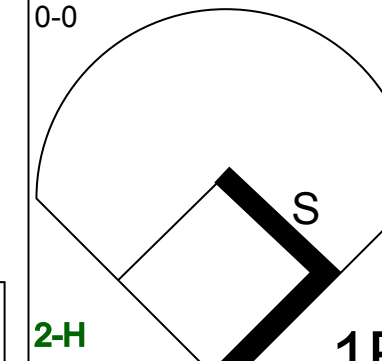
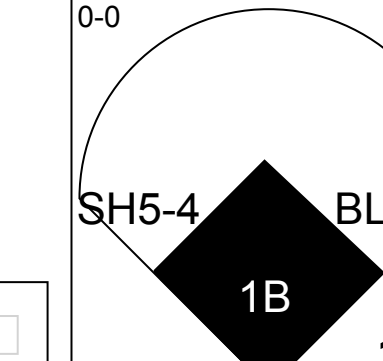
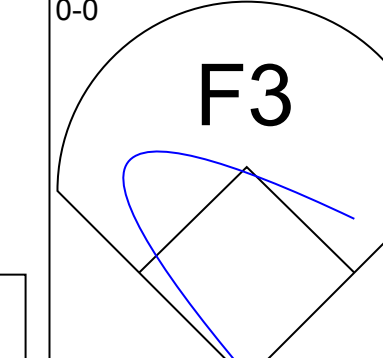
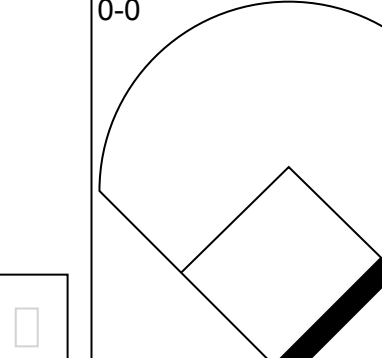
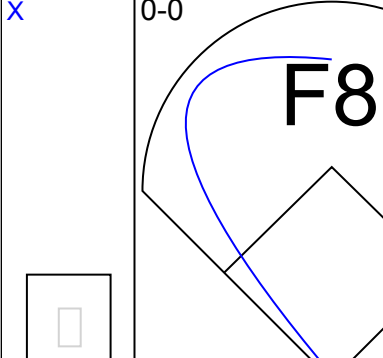
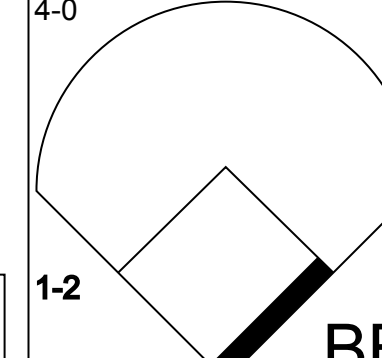
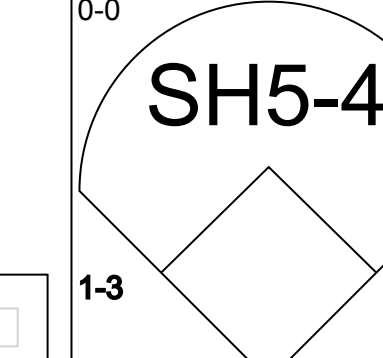
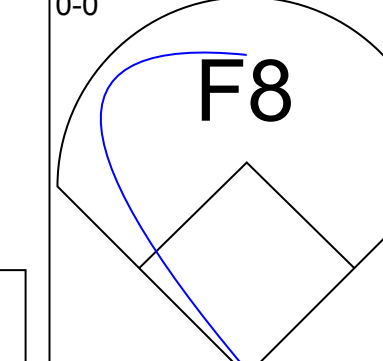
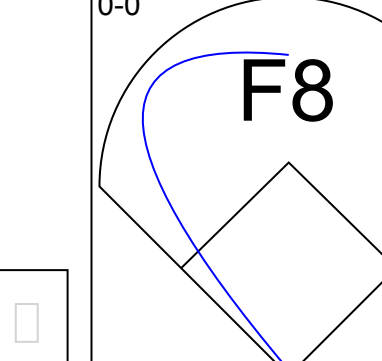
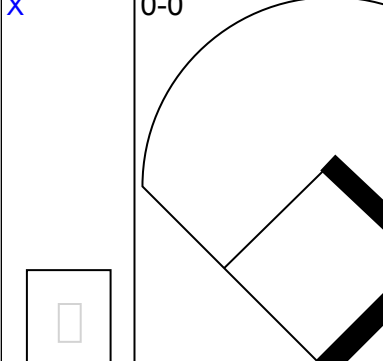
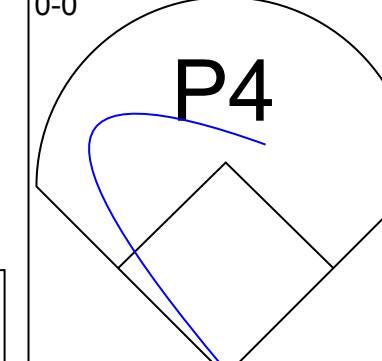
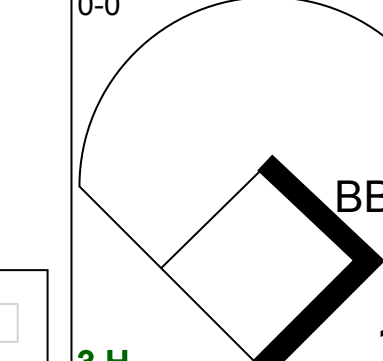
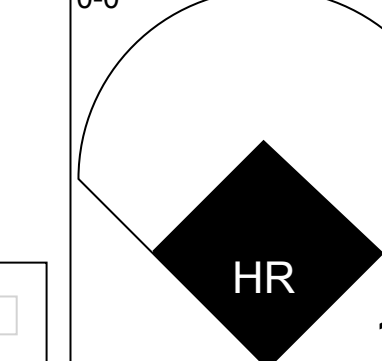
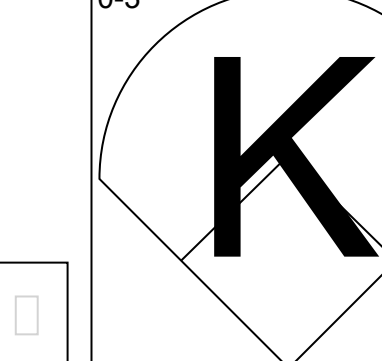
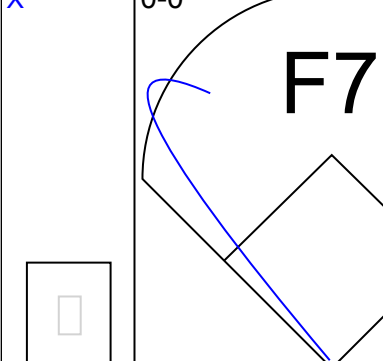
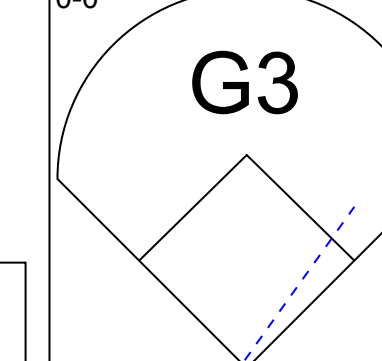
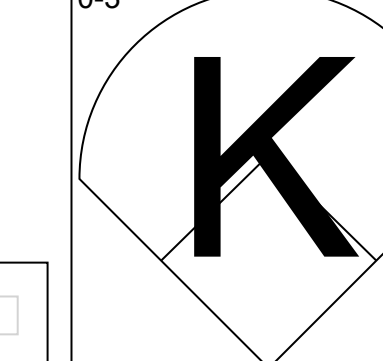
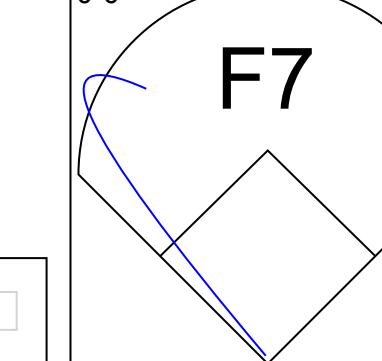
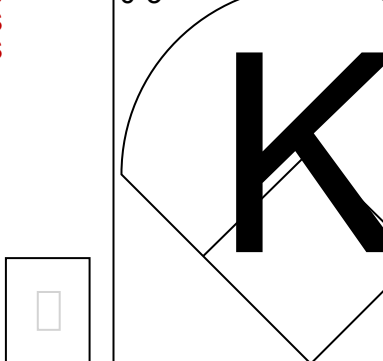
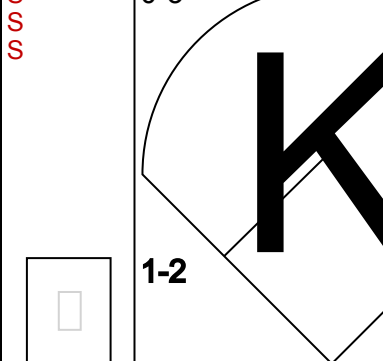
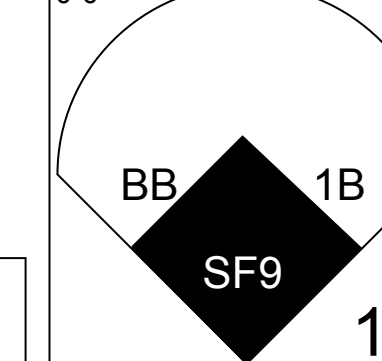
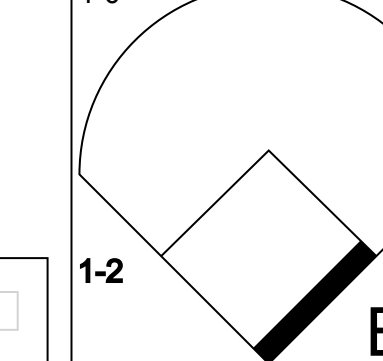
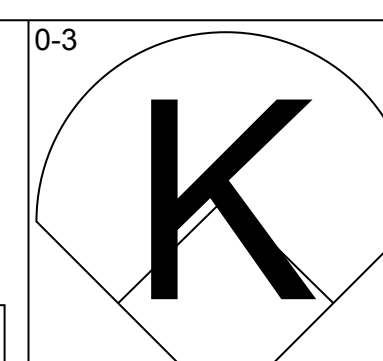
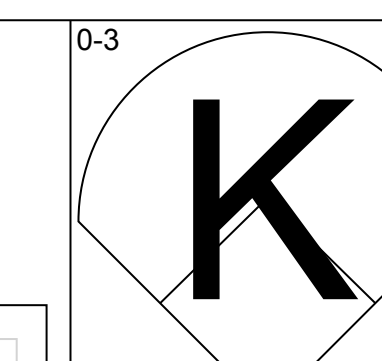
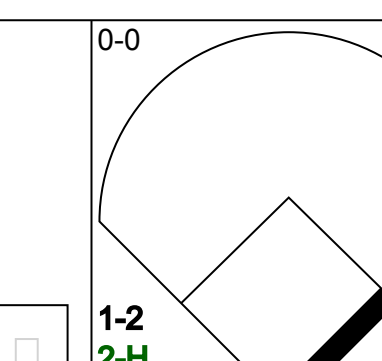
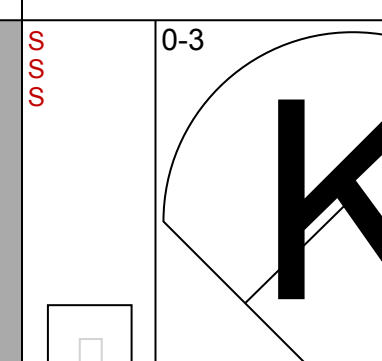
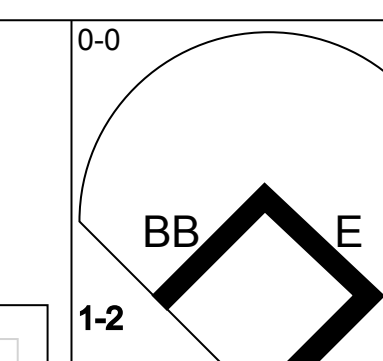
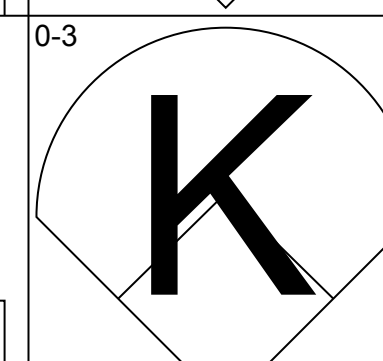
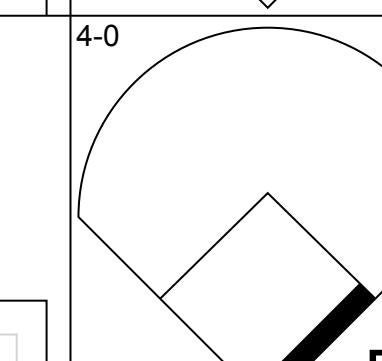
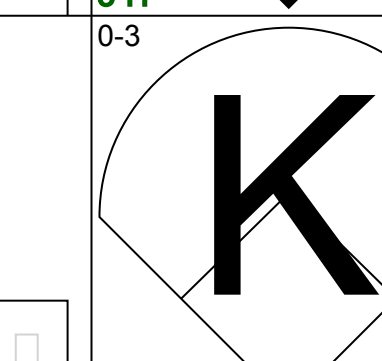
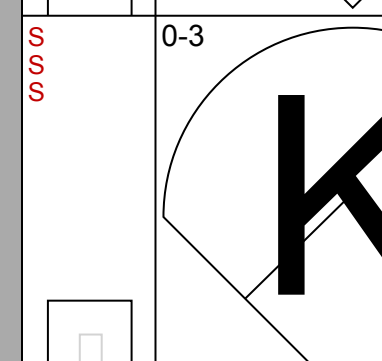
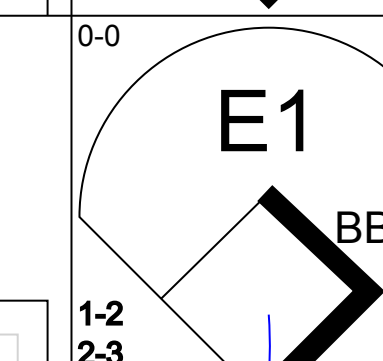
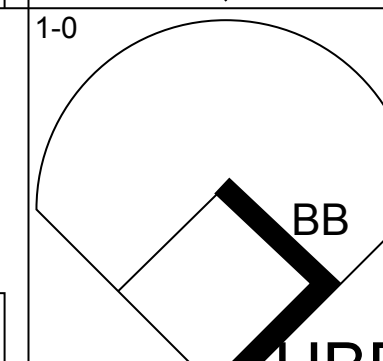
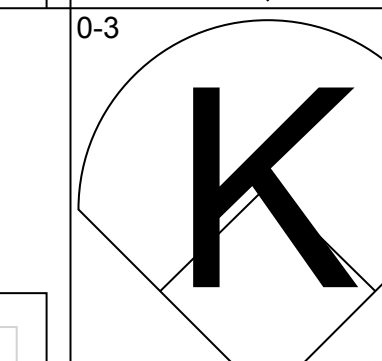
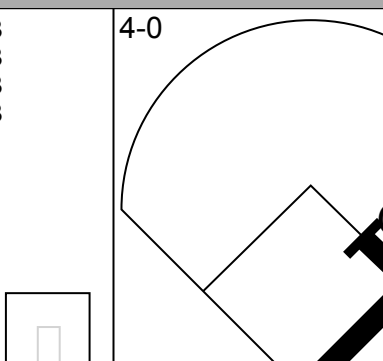

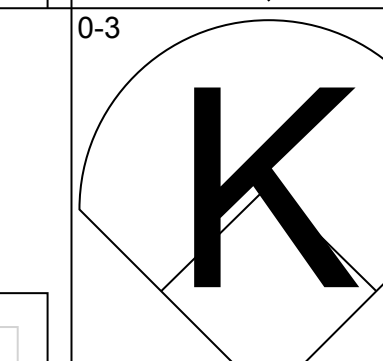
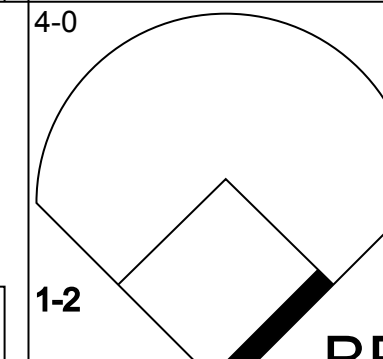
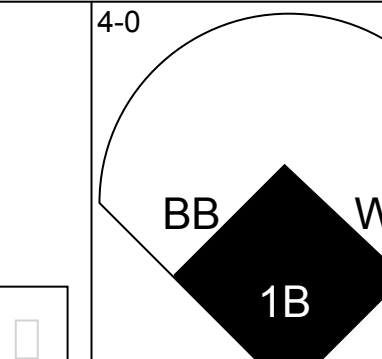
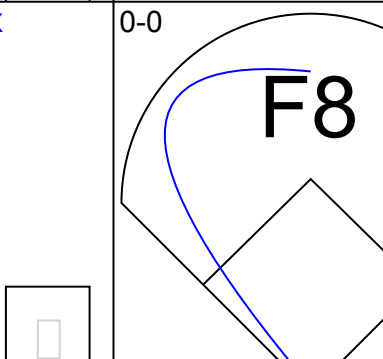

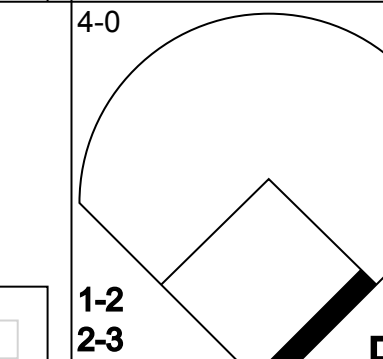
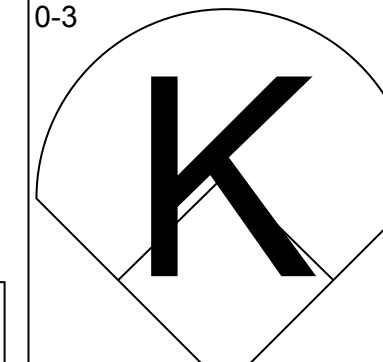
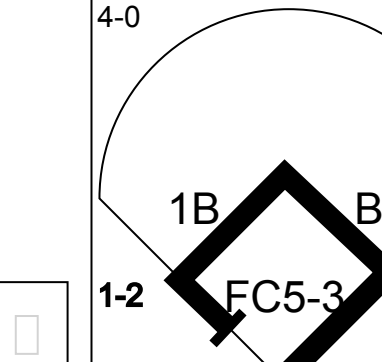
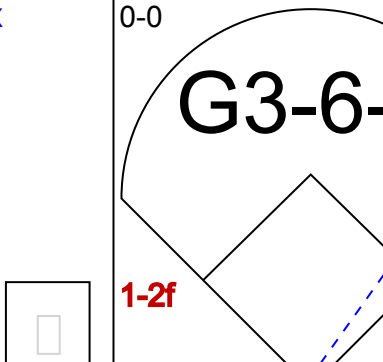

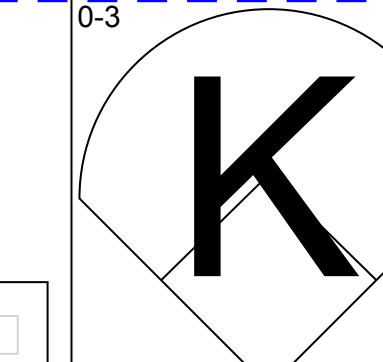
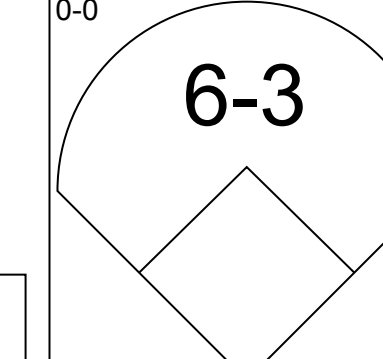
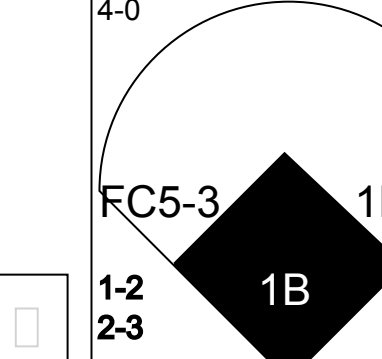
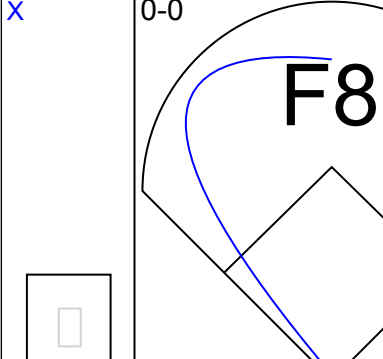
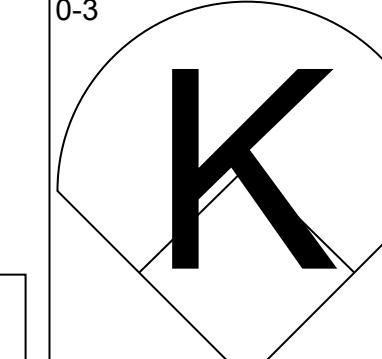
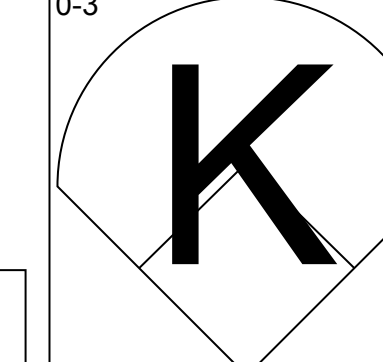
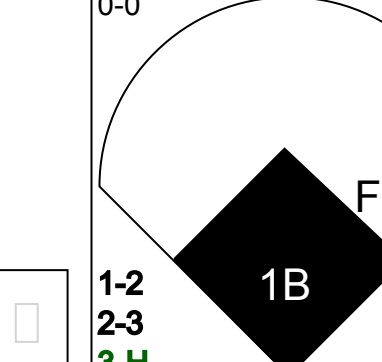
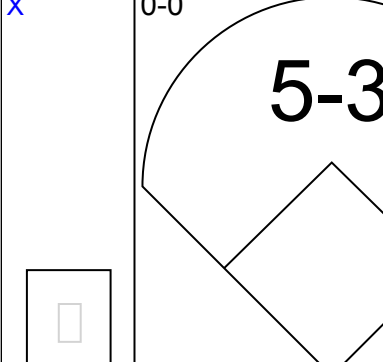
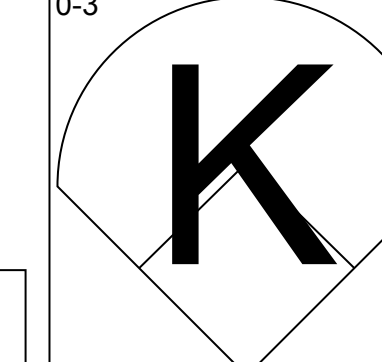
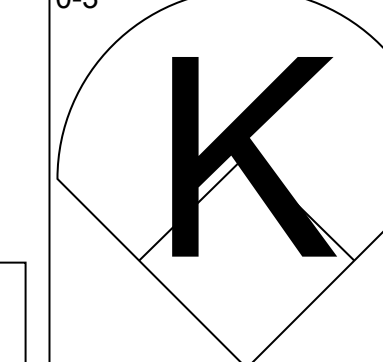
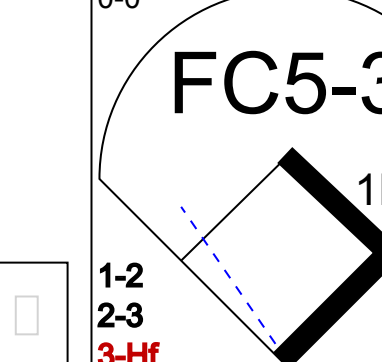
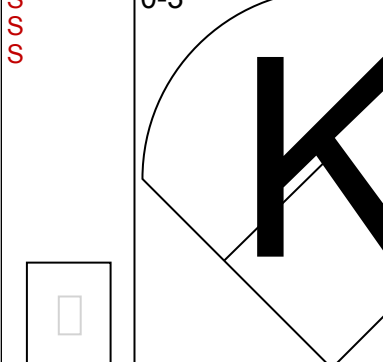
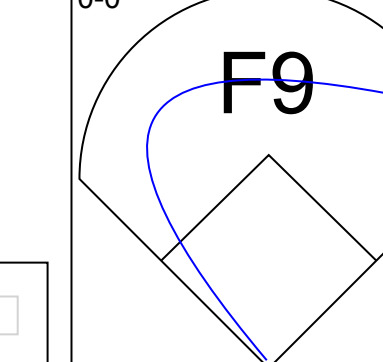
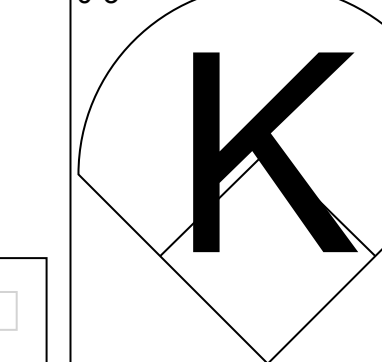
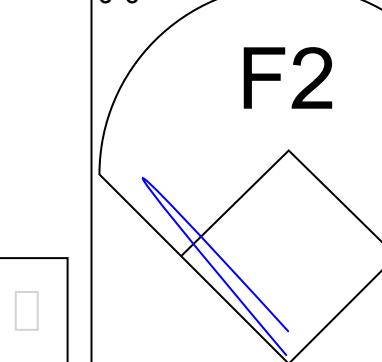
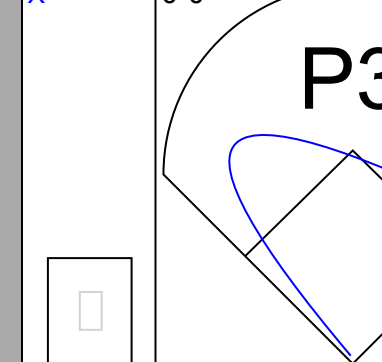
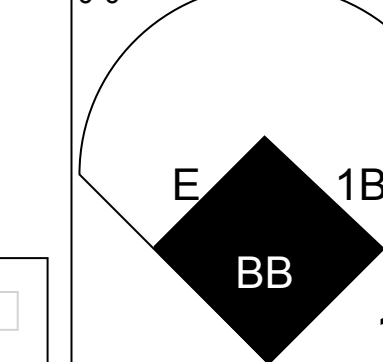


Batter	1	2	3	4	5	6	7	8	9	10	AB	R	H	RBI	BB	SO	LOB	TOP				
Jerry Remy, L OBP: 0.330, SLG: 0.333 (1, 4)	0-0 S 6-3 1B		4-0 E S BB		0-0 F7		0-0 G4-6-3 1-2			0-0 SH5-4	3	1	1	0	1	0	2	California Angels @ Baltimore Orioles Memorial Stadium, Baltimore, MD Sun May 01 1977, 3:33 AM EDT Att: 9,061 - Unknown AB 34 R 2 H 8 RBI 2 BB 4 SO 3 LOB 14 				
Bobby Grich, R OBP: 0.377, SLG: 0.422 (1, 6)	0-0 6-3 1-2		4-0 E S BB		4-0 BB			0-0 F8		0-0 6-3 2-3	3	0	0	0	2	0	2					
Bobby Bonds, R OBP: 0.349, SLG: 0.429 (1, 9)	0-0 6-3 2-H		0-3 K		0-3 K			0-0 6-3		0-0 5-3	5	0	0	1	0	2	4					
Don Baylor, R OBP: 0.340, SLG: 0.556 (1, 3)	0-0 5-3				0-0 6-3			0-0 F8		0-0 F9	4	0	0	0	0	0	0					
Joe Rudi, R OBP: 0.373, SLG: 0.523 (1, 7)		4-0 FC6-4 BB		0-0 F3		0-0 6-3			0-0 F8		3	0	0	0	1	0	0					
Dave Chalk, R OBP: 0.400, SLG: 0.446 (1, 5)		0-0 FC6-4 L4-3 1-2		0-0 2B		0-0 1B			0-0 1B		4	0	3	0	0	0	1					
Ron Jackson, R OBP: 0.324, SLG: 0.441 (1, 10)		0-0 L4-3 1-2		0-0 F3			0-0 FC1-6 1B		0-0 F8		4	0	1	0	0	0	3					
Bruce Bochte, L OBP: 0.300, SLG: 0.349 (1, 8)			0-0 4-3		0-0 HR		0-0 FC1-6 1B 1-2		0-0 1-3		4	1	1	1	0	0	2					
Ike Hampton, S OBP: 0.500, SLG: 0.875 (1, 2)			0-0 5-3		0-3 K		0-0 G4-6-3 1B 1-2		0-0 6-3 SH5-4 1B		4	0	2	0	0	1	0					
Inning Stats	R: 1 E: 0 K: 0 S: 4	H: 1 LOB: 0 BB: 0 P: 4	R: 0 E: 0 K: 0 S: 2	H: 0 LOB: 0 BB: 1 P: 6	R: 0 E: 0 K: 1 S: 5	H: 0 LOB: 2 BB: 2 P: 13	R: 0 E: 0 K: 2 S: 4	H: 1 LOB: 1 BB: 0 P: 4	R: 1 E: 0 K: 2 S: 8	H: 1 LOB: 1 BB: 1 P: 12	R: 0 E: 0 K: 0 S: 3	H: 2 LOB: 1 BB: 0 P: 4	R: 0 E: 0 K: 0 S: 3	H: 0 LOB: 0 BB: 0 P: 3	R: 0 E: 0 K: 0 S: 4	H: 1 LOB: 1 BB: 0 P: 4	R: 0 E: 0 K: 0 S: 4		H: 1 LOB: 1 BB: 0 P: 4	1B: 6 2B: 2 3B: 0 HR: 1	SF: 0 SAC: 1 DP: 2 HBP: 0	WP: 0 PB: 0 SB: 2 CS: 0
PITCHER Ross Grimsley, L ERA: 2.9 (1, 1)	IP 10.0	WLS W	BF 39	H 8	R 2	ER 2	SO 3	BB 4	IBB 0	HBP 0	BLK 0	WP 0	HR 1	S 41	P 57	ERA 1.80	WHIP 1.200					

Batter	1	2	3	4	5	6	7	8	9	10	AB	R	H	RBI	BB	SO	LOB	BOTTOM				
Al Bumbry, L OBP: 0.315, SLG: 0.286 (1, 7)	0-0 CS 1B		0-3 K		0-3 K			0-0 4-3			4	0	1	0	0	2	2	California Angels @ Baltimore Orioles Memorial Stadium, Baltimore, MD Sun May 01 1977, 3:33 AM EDT Att: 9,061 - Unknown AB 31 R 3 H 7 RBI 2 BB 3 SO 3 LOB 10 				
Kiko Garcia, R OBP: 0.625, SLG: 0.750 (9, 6)								1-2			0	0	0	0	0	0	0					
Mark Belanger, R OBP: 0.248, SLG: 0.192 (1, 6)	0-0 5-3 1-2			0-0 5-3		0-0 6-3		4-0 IBB			3	0	0	0	0	0	1					
Ken Singleton, S OBP: 0.493, SLG: 0.533 (8, PH)								0-0 IBB			0	0	0	0	1	0	0					
Dave Skaggs, R (9, 2)								0-0 3-1			0	0	0	0	0	0	0					
Billy Smith, S OBP: 0.463, SLG: 0.521 (1, 4)	0-0 4-3			0-0 2B		0-0 1B		0-0 3-1			4	0	2	0	0	0	2					
Lee May, R OBP: 0.286, SLG: 0.373 (1, 10)		0-0 F9		0-0 5-3		0-0 F5		0-0 F7			4	0	0	0	0	0	2					
Eddie Murray, S OBP: 0.315, SLG: 0.471 (1, 3)		0-0 1-3		0-0 4-3			0-0 4-3		0-0 4-3		4	0	0	0	0	0	1					
Doug DeCinces, R OBP: 0.315, SLG: 0.469 (1, 5)		0-0 6-3			4-0 1B G6-4-3 BB		0-0 L8		0-3 K		3	1	0	0	1	1	0					
Pat Kelly, L OBP: 0.214, SLG: 0.407 (1, 9)			0-0 HR		0-0 G6-4-3 1B		0-0 4-3			0-0 HR	4	2	3	2	0	0	0					
Larry Harlow, L OBP: 0.302, SLG: 0.300 (1, 8)			0-0 P4		4-0 G6-4-3 1B			0-0 G3			2	0	0	0	1	0	0					
Rick Dempsey, R OBP: 0.250, SLG: 0.208 (1, 2)					0-0 G6-4-3 BB			0-0 4-3			2	0	0	0	0	0	2					
Tony Muser, L OBP: 0.455, SLG: 0.500 (8, PH)					1-2 2-3 3-H						1	0	1	0	0	0	0					
Tom Shopay, L OBP: 0.111, SLG: 0.444 (9, 7)											0	0	0	0	0	0	0					
Inning Stats	R: 0 E: 0 K: 0 S: 3	H: 1 LOB: 0 BB: 0 P: 3	R: 0 E: 0 K: 0 S: 3	H: 0 LOB: 0 BB: 0 P: 3	R: 1 E: 0 K: 1 S: 6	H: 1 LOB: 0 BB: 6 P: 6	R: 0 E: 0 K: 0 S: 4	H: 1 LOB: 1 BB: 0 P: 4	R: 1 E: 0 K: 1 S: 5	H: 1 LOB: 1 BB: 2 P: 13	R: 0 E: 0 K: 0 S: 3	H: 0 LOB: 0 BB: 0 P: 3	R: 0 E: 0 K: 0 S: 3	H: 0 LOB: 2 BB: 1 P: 8	R: 0 E: 0 K: 1 S: 5	H: 0 LOB: 0 BB: 0 P: 5	R: 1 E: 0 K: 0 S: 1	H: 1 LOB: 0 BB: 0 P: 1	1B: 4 2B: 1 3B: 0 HR: 2	SF: 0 SAC: 0 DP: 1 HBP: 0	WP: 0 PB: 0 SB: 0 CS: 2	PA: 34
PITCHER Gary Ross, R ERA: 6.0 (1, 1)	IP 5.0	WLS L	BF 19	H 4	R 2	ER 2	SO 2	BB 2	IBB 0	HBP 0	BLK 0	WP 0	HR 1	S 21	P 29	ERA 3.60	WHIP 1.200					
Paul Hartzell, R ERA: 3.67 (6, 1)	IP 4.0	WLS L	BF 15	H 3	R 1	ER 1	SO 1	BB 0	IBB 1	HBP 0	BLK 0	WP 0	HR 1	S 16	P 20	ERA 2.25	WHIP 0.750					

Batter	1	2	3	4	5	6	7	8	9	AB	R	H	RBI	BB	SO	LOB	TOP			
Jerry Remy, L (1,4) OBP: 0.327, SLG: 0.330	F7			F9	F7		1B			4	0	1	0	0	0	1	California Angels @ New York Yankees Yankee Stadium, Bronx, NY Tue May 03 1977, 7:05 PM EDT Att: 19,440 - Unknown - 69 F			
Bobby Grich, R (1,6) OBP: 0.382, SLG: 0.413	K			BB HBP BB	1-2 BB		F8			2	0	0	0	2	1	2				
Bobby Bonds, R (1,9) OBP: 0.336, SLG: 0.411	F6			F3	K			6-3		4	0	0	0	0	1	3				
Don Baylor, R (1,10) OBP: 0.336, SLG: 0.538		5-3		1-2 BB HBP		K		F7		3	0	0	0	0	1	0				
Joe Rudi, R (1,7) OBP: 0.368, SLG: 0.505	K			1-2 BB		K		F3		3	0	0	0	1	2	0				
Tony Solaita, L (1,3) OBP: 0.304, SLG: 0.370	4-3			5-3		G3			K	4	0	0	0	0	1	3				
Bruce Bochte, L (1,8) OBP: 0.319, SLG: 0.368			F7		E8 4-3 WP		1B		1B	4	1	3	0	0	0	0				
Dave Chalk, R (1,5) OBP: 0.380, SLG: 0.420			F4		4-3		F7		K	4	0	0	0	0	1	3				
Andy Etchebarren, R (1,2) OBP: 0.429, SLG: 0.333			F9				F7		K	1	0	0	0	1	0	0				
Bob Jones, L (7, PH) OBP: 0.333, SLG: 0.455										1	0	0	0	0	0	1				
Ike Hampton, S (7, 2) OBP: 0.530, SLG: 0.875										0	0	0	0	0	0	0				
Dan Briggs, L (9, PH) OBP: 0.289, SLG: 0.333										1	0	0	0	0	1	1				
Inning Stats	R: 0 E: 0 K: 1 S: 5	H: 0 LOB: 0 BB: 0 P: 5	R: 0 E: 0 K: 1 S: 5	H: 0 LOB: 0 BB: 0 P: 5	R: 0 E: 0 K: 0 S: 3	H: 0 LOB: 0 BB: 0 P: 3	R: 0 E: 0 K: 0 S: 3	H: 0 LOB: 3 BB: 2 P: 12	R: 1 E: 1 K: 1 S: 6	H: 1 LOB: 2 BB: 2 P: 14	R: 0 E: 0 K: 2 S: 7	H: 2 LOB: 2 BB: 0 P: 5	R: 0 E: 0 K: 0 S: 3	H: 0 LOB: 0 BB: 0 P: 3	R: 0 E: 0 K: 3 S: 10	H: 1 LOB: 1 BB: 0 P: 10	1B: 4 2B: 0 3B: 0 HR: 0	SF: 0 SAC: 0 DP: 0 HBP: 1	WP: 1 PB: 0 SB: 0 CS: 0	PA: 36
PITCHER	IP WLS BF H R ER SO BB IBB HBP BLK WP HR S P ERA WHIP																			
Mike Torrez, R (1,1) ERA: 3.73	5.0 W 21 1 1 0 3 4 0 1 0 1 0 22 39 0.00 1.000																			
Dick Tidrow, R (6,1) ERA: 1.65	4.0 S 15 3 0 0 5 0 0 0 0 0 0 25 25 0.00 0.750																			

Batter	1	2	3	4	5	6	7	8	9	AB	R	H	RBI	BB	SO	LOB	BOTTOM			
Willie Randolph, R (1,4) OBP: 0.368, SLG: 0.476	S 1B			K		F8				4	0	2	0	0	1	0	California Angels @ New York Yankees Yankee Stadium, Bronx, NY Tue May 03 1977, 7:05 PM EDT Att: 19,440 - Unknown - 69 F			
Thurman Munson, R (1,2) OBP: 0.375, SLG: 0.511	S 1B		6-3	HR		F8				4	1	2	0	0	0	0				
Reggie Jackson, L (1,9) OBP: 0.393, SLG: 0.521	K		F7	HR		4-3				4	1	1	2	0	1	2				
Jimmy Wynn, R (1,10) OBP: 0.365, SLG: 0.372	K			6-3		5-3				4	0	0	0	0	2	2				
Chris Chambliss, L (1,3) OBP: 0.315, SLG: 0.482	4-3			1B BB		F8		1-3		3	1	0	0	1	0	2				
Roy White, S (1,7) OBP: 0.375, SLG: 0.390		K		1B HR		L6		F8		4	1	2	0	0	1	0				
Graig Nettles, L (1,5) OBP: 0.273, SLG: 0.253				1B HR		4-3		F8		4	2	2	2	0	0	1				
Paul Blair, R (1,8) OBP: 0.308, SLG: 0.400		5-3		1B HR		5-3		6-3		3	1	0	0	1	0	1				
Bucky Dent, R (1,6) OBP: 0.325, SLG: 0.348	F9			1B HR		4-3				3	1	1	4	0	0	0				
Inning Stats	R: 0 E: 0 K: 2 S: 9	H: 2 LOB: 2 BB: 0 P: 9	R: 1 E: 0 K: 1 S: 6	H: 1 LOB: 0 BB: 0 P: 6	R: 0 E: 0 K: 0 S: 3	H: 1 LOB: 0 BB: 0 P: 3	R: 0 E: 0 K: 2 S: 12	H: 5 LOB: 0 BB: 2 P: 20	R: 0 E: 0 K: 0 S: 3	H: 0 LOB: 0 BB: 0 P: 3	R: 0 E: 0 K: 0 S: 3	H: 0 LOB: 0 BB: 0 P: 3	R: 0 E: 0 K: 0 S: 4	H: 1 LOB: 1 BB: 0 P: 4	R: 0 E: 0 K: 0 S: 4	H: 0 LOB: 0 BB: 0 P: 4		1B: 7 2B: 0 3B: 0 HR: 3	SF: 0 SAC: 0 DP: 0 HBP: 0	WP: 0 PB: 0 SB: 0 CS: 0
PITCHER	IP WLS BF H R ER SO BB IBB HBP BLK WP HR S P ERA WHIP																			
Mike Cuellar, L (1,1) ERA: 18.9	3.1 L 18 7 6 6 3 1 1 0 0 0 0 2 22 30 16.20 2.400																			
Dick Drago, R (4,1) ERA: 4.55	2.2 10 2 2 2 2 0 0 0 0 0 1 14 14 6.75 0.750																			
Mickey Scott, L (7,1) ERA: 4.5	2.0 7 1 0 0 0 0 0 0 0 0 0 7 7 0.00 0.500																			

Batter	1	2	3	4	5	6	7	8	9	AB	R	H	RBI	BB	SO	LOB	TOP								
Bobby Grich, R OBP: 0.378, SLG: 0.439 (1, 6)										6	1	2	2	0	2	2	California Angels @ Boston Red Sox Fenway Park, Boston, MA Fri May 06 1977, 7:05 PM EDT Att: 24,301 - Unknown								
Jerry Remy, L OBP: 0.357, SLG: 0.378 (1, 4)										4	1	4	0	1	0	0									
Don Baylor, R OBP: 0.321, SLG: 0.515 Dan Briggs, L OBP: 0.269, SLG: 0.333 (1, 3) (8, 3)										4	0	0	1	0	1	4									
Joe Rudi, R OBP: 0.369, SLG: 0.510 (1, 7)										5	2	2	1	0	0	4									
Bobby Bonds, R OBP: 0.348, SLG: 0.450 (1, 9)										5	2	3	3	0	0	0									
Dave Chalk, R OBP: 0.386, SLG: 0.417 (1, 5)										3	0	1	0	1	0	0									
Bruce Bochte, L OBP: 0.323, SLG: 0.370 (1, 8)										5	0	2	1	0	0	3									
Ron Jackson, R OBP: 0.310, SLG: 0.410 (1, 10)										5	1	1	0	0	2	3									
Andy Etchebarren, R OBP: 0.423, SLG: 0.318 (1, 2)										4	1	1	0	1	2	2									
Inning Stats	R: 0 E: 0 K: 2 S: 8	H: 1 LOB: 1 BB: 0 P: 8	R: 0 E: 0 K: 0 S: 3	H: 0 LOB: 0 BB: 0 P: 3	R: 2 E: 0 K: 0 S: 6	H: 3 LOB: 1 BB: 0 P: 6	R: 0 E: 0 K: 1 S: 6	H: 1 LOB: 1 BB: 0 P: 6	R: 0 E: 0 K: 1 S: 6	H: 1 LOB: 1 BB: 0 P: 6	R: 2 E: 0 K: 0 S: 8	H: 3 LOB: 1 BB: 0 P: 8	R: 2 E: 0 K: 0 S: 6	H: 3 LOB: 2 BB: 1 P: 10	R: 1 E: 0 K: 0 S: 5	H: 2 LOB: 2 BB: 1 P: 9		R: 1 E: 0 K: 2 S: 9	H: 2 LOB: 2 BB: 1 P: 13	1B: 12 2B: 1 3B: 1 HR: 2	SF: 1 SAC: 1 DP: 0 HBP: 0	WP: 0 PB: 0 SB: 4 CS: 0	PA: 46		
PITCHER	IP	WLS	BF	H	R	ER	SO	BB	IBB	HBP	BLK	WP	HR	S	P	ERA	WHIP	PITCHER							
Luis Tiant, R ERA: 3.9 (1, 1)	6.0	L	27	9	4	4	5	0	0	0	0	0	2	37	37	6.00	1.500								
Jim Willoughby, R ERA: 5.25 (7, 1)	0.2		6	3	2	2	0	1	0	0	0	0	0	5	9	27.00	6.000								
Tom House, L ERA: 27.0 (7, 1)	0.1		1	0	0	0	0	0	0	0	0	0	0	1	1	0.00	0.000								
Tom Murphy, R ERA: 4.3 (8, 1)	0.1		4	2	1	1	0	1	0	0	0	0	0	3	7	27.00	9.000								
Bill Campbell, R ERA: 5.19 (8, 1)	1.2		8	2	1	1	2	1	0	0	1	0	0	11	15	5.40	1.800								
Batter	1	2	3	4	5	6	7	8	9	AB	R	H	RBI	BB	SO	LOB	BOTTOM								
Bernie Carbo, L OBP: 0.364, SLG: 0.414 (1, 9)										5	0	2	2	0	3	0	California Angels @ Boston Red Sox Fenway Park, Boston, MA Fri May 06 1977, 7:05 PM EDT Att: 24,301 - Unknown								
Denny Doyle, L OBP: 0.293, SLG: 0.372 (1, 4)										4	0	0	0	1	3	4									
Jim Rice, R OBP: 0.350, SLG: 0.429 (1, 10)										3	0	0	0	1	2	4									
Carl Yastrzemski, L OBP: 0.404, SLG: 0.434 (1, 7)										2	1	1	1	3	0	1									
George Scott, R OBP: 0.327, SLG: 0.473 (1, 3)										4	0	1	0	1	2	6									
Carlton Fisk, R OBP: 0.467, SLG: 0.584 (1, 2)										3	1	0	0	1	1	2									
Dwight Evans, R OBP: 0.380, SLG: 0.519 (1, 8)										4	1	1	1	0	2	2									
Butch Hobson, R OBP: 0.253, SLG: 0.329 (1, 5)										4	0	0	0	0	2	3									
Steve Dillard, R OBP: 0.400, SLG: 0.417 (1, 6)										4	1	1	0	0	1	3									
Inning Stats	R: 0 E: 0 K: 3 S: 9	H: 0 LOB: 2 BB: 1 P: 14	R: 0 E: 0 K: 2 S: 7	H: 0 LOB: 0 BB: 0 P: 7	R: 0 E: 0 K: 3 S: 9	H: 0 LOB: 1 BB: 1 P: 13	R: 3 E: 0 K: 1 S: 7	H: 2 LOB: 2 BB: 3 P: 19	R: 0 E: 0 K: 0 S: 2	H: 0 LOB: 0 BB: 1 P: 6	R: 0 E: 0 K: 1 S: 5	H: 0 LOB: 0 BB: 0 P: 5	R: 0 E: 0 K: 2 S: 7	H: 0 LOB: 0 BB: 0 P: 7	R: 0 E: 1 K: 2 S: 9	H: 2 LOB: 3 BB: 0 P: 9		R: 1 E: 1 K: 2 S: 10	H: 2 LOB: 3 BB: 1 P: 14	1B: 6 2B: 0 3B: 0 HR: 0	SF: 0 SAC: 0 DP: 1 HBP: 1	WP: 1 PB: 0 SB: 0 CS: 0	PA: 41		
PITCHER	IP	WLS	BF	H	R	ER	SO	BB	IBB	HBP	BLK	WP	HR	S	P	ERA	WHIP	PITCHER							
Nolan Ryan, R ERA: 2.75 (1, 1)	8.2	W	40	6	4	3	15	7	0	0	0	0	1	62	91	3.12	1.500								
Paul Hartzell, R ERA: 3.62 (9, 1)	0.1	S	1	0	0	0	1	0	0	0	0	0	0	3	3	0.00	0.000								

Batter	1	2	3	4	5	6	7	8	9	AB	R	H	RBI	BB	SO	LOB	TOP													
Bobby Grich, R OBP: 0.375, SLG: 0.431 (1, 6)	0-0 4-3		0-0 F5			0-0 6-3		0-0 G3 1B		4	0	1	0	0	0	0	California Angels @ Boston Red Sox Fenway Park, Boston, MA Sat May 07 1977, 3:33 AM EDT Att: 28,426 - Unknown - 64 F													
Jerry Remy, L OBP: 0.353, SLG: 0.366 (1, 4)	0-0 E5 FC6-4		0-0 G3			4-0 BB G6-4-3		0-0 G3 1-2 2-3		3	0	0	0	1	0	2														
Don Baylor, R OBP: 0.310, SLG: 0.495 (1, 3)	0-0 FC6-4 1-2			0-0 6-3		0-0 G6-4-3 1-2		0-3 K		4	0	0	0	0	1	4														
Joe Rudi, R OBP: 0.357, SLG: 0.490 (1, 7)	0-0 6-3			0-3 K			0-0 6-3		0-3 K	4	0	0	0	0	2	1														
Bobby Bonds, R OBP: 0.353, SLG: 0.456 (1, 9)		4-0 CS BB		0-0 F4			0-0 1B 2B		0-0 5-3	3	0	1	0	1	0	0														
Dave Chalk, R OBP: 0.402, SLG: 0.434 (1, 5)		0-0 6-3 1B 1-2			0-0 S 1B		0-0 G4-6-3 1B 2-3		0-0 5-3	4	0	3	0	0	0	0														
Bruce Bochte, L OBP: 0.314, SLG: 0.358 (1, 8)		0-0 6-3 1-2			0-0 F7 1-2		0-0 G4-6-3 1B 1-2			3	0	0	0	0	0	4														
Ron Jackson, R OBP: 0.289, SLG: 0.381 (1, 10)		0-0 6-3			0-0 2-3			0-0 6-3		3	0	0	0	0	0	2														
Andy Etchebarren, R OBP: 0.393, SLG: 0.292 (1, 2)			0-0 6-3					0-0 G3 1B 1B		2	0	0	0	0	0	1														
Bob Jones, L OBP: 0.375, SLG: 0.500 (8, PH)					0-0 F6					1	0	1	0	0	0	0														
Terry Humphrey, R OBP: 0.291, SLG: 0.240 (8, 2)										0	0	0	0	0	0	0														
Inning Stats	R: 0 E: 2 K: 0 S: 4	H: 0 LOB: 1 BB: 0 P: 4	R: 0 E: 0 K: 0 S: 3	H: 1 LOB: 1 BB: 1 P: 7	R: 0 E: 0 K: 0 S: 3	H: 0 LOB: 0 BB: 0 P: 3	R: 0 E: 0 K: 1 S: 5	H: 0 LOB: 1 BB: 0 P: 5	R: 0 E: 0 K: 0 S: 4	H: 1 LOB: 1 BB: 0 P: 4	R: 0 E: 0 K: 0 S: 2	H: 0 LOB: 0 BB: 1 P: 6	R: 0 E: 0 K: 0 S: 4	H: 2 LOB: 1 BB: 0 P: 4	R: 0 E: 0 K: 1 S: 7	H: 2 LOB: 2 BB: 0 P: 7	R: 0 E: 0 K: 1 S: 5	H: 0 LOB: 0 BB: 0 P: 5	1B: 5 2B: 1 3B: 0 HR: 0	SF: 0 SAC: 0 DP: 2 HBP: 0	WP: 0 PB: 0 SB: 1 CS: 1	PA: 33								
PITCHER Bob Stanley, R ERA: 3.45 (1, 1)	IP: 9.0 WLS: W BF: 33	H: 6 R: 0 ER: 0 SO: 3	BB: 2 IBB: 0 HBP: 0 BLK: 0	WP: 0 HR: 0 S: 37 P: 45	ERA: 0.00 WHIP: 0.889											IP: 9.0 WLS: W BF: 33	H: 6 R: 0 ER: 0 SO: 3	BB: 2 IBB: 0 HBP: 0 BLK: 0	WP: 0 HR: 0 S: 37 P: 45	ERA: 0.00 WHIP: 0.889										

Batter	1	2	3	4	5	6	7	8	9	AB	R	H	RBI	BB	SO	LOB	BOTTOM													
Rick Burleson, R OBP: 0.385, SLG: 0.453 (1, 6)	0-3 K			0-3 K	0-3 K		0-0 F3			4	0	0	0	0	3	1	California Angels @ Boston Red Sox Fenway Park, Boston, MA Sat May 07 1977, 3:33 AM EDT Att: 28,426 - Unknown - 64 F													
Steve Dillard, R OBP: 0.414, SLG: 0.536 (1, 4)	0-0 F4			0-0 F3		0-0 BB 1B		0-0 HR		4	1	2	1	0	0	0														
Jim Rice, R OBP: 0.364, SLG: 0.436 (1, 7)	0-3 K			4-0 3B BB		0-0 BB 1B		0-0 G6-4-3 1B		3	1	2	0	1	1	0														
George Scott, R OBP: 0.324, SLG: 0.485 (1, 3)		0-0 5-3		0-0 1H 3B		0-0 P1		0-0 F7		4	0	1	1	0	0	3														
Carlton Fisk, R OBP: 0.448, SLG: 0.556 (1, 2)		0-0 F9		0-0 F8		0-0 F4		0-0 G6-4-3 1-2		4	0	0	0	0	0	4														
Dwight Evans, R OBP: 0.389, SLG: 0.530 (1, 9)		0-3 K			0-0 F9 2B	4-0 BB	0-0 BB	0-0 BB		2	1	1	0	1	1	0														
Butch Hobson, R OBP: 0.245, SLG: 0.318 (1, 5)			0-3 K		0-0 F9 2-3	0-0 F3				3	0	0	0	0	1	4														
Bobby Darwin, R OBP: 0.200, SLG: 0.400 (1, 10)			0-3 K		0-0 K		0-0 F6			3	0	1	1	0	1	0														
Dave Coleman, R OBP: 0.200, SLG: 0.400 (1, 8)			0-0 F7		3-H K		0-0 4-3			3	0	0	0	0	1	1														
Inning Stats	R: 0 E: 0 K: 2 S: 7	H: 0 LOB: 0 BB: 0 P: 7	R: 0 E: 0 K: 1 S: 5	H: 0 LOB: 0 BB: 0 P: 5	R: 0 E: 0 K: 2 S: 7	H: 0 LOB: 0 BB: 0 P: 7	R: 1 E: 0 K: 1 S: 6	H: 1 LOB: 1 BB: 1 P: 10	R: 1 E: 0 K: 2 S: 9	H: 2 LOB: 1 BB: 0 P: 9	R: 0 E: 0 K: 0 S: 5	H: 2 LOB: 3 BB: 1 P: 9	R: 0 E: 0 K: 0 S: 3	H: 0 LOB: 0 BB: 0 P: 3	R: 1 E: 0 K: 0 S: 4	H: 2 LOB: 0 BB: 0 P: 4		1B: 3 2B: 2 3B: 1 HR: 1	SF: 0 SAC: 0 DP: 1 HBP: 0	WP: 0 PB: 0 SB: 0 CS: 0	PA: 32									
PITCHER Frank Tanana, L ERA: 3.25 (1, 1)	IP: 8.0 WLS: L BF: 32	H: 7 R: 3 ER: 3 SO: 8	BB: 2 IBB: 0 HBP: 0 BLK: 0	WP: 0 HR: 1 S: 46 P: 54	ERA: 3.38 WHIP: 1.125											IP: 8.0 WLS: L BF: 32	H: 7 R: 3 ER: 3 SO: 8	BB: 2 IBB: 0 HBP: 0 BLK: 0	WP: 0 HR: 1 S: 46 P: 54	ERA: 3.38 WHIP: 1.125										

Batter	1	2	3	4	5	6	7	8	9	AB	R	H	RBI	BB	SO	LOB	TOP										
Bobby Grich, R OBP: 0.363, SLG: 0.415 (1, 6)	F5		G3		F2		6-3			4	0	0	0	0	0	2	California Angels @ Boston Red Sox Fenway Park, Boston, MA Sun May 08 1977, 3:33 AM EDT Att: 20,864 - Unknown - 63 F										
Jerry Remy, L OBP: 0.350, SLG: 0.362 (1, 4)	4-3			4-3	BB 1-2 1B		4-3			4	0	1	0	0	0	1											
Don Baylor, R OBP: 0.317, SLG: 0.490 (1, 7)	F7			1B	FC6-4 BB 1-2 2-3			K		3	0	1	0	1	1	0											
Joe Rudi, R OBP: 0.353, SLG: 0.490 (1, 10) Bob Jones, L OBP: 0.375, SLG: 0.500 (8, PR)		K		F9	FC6-4 BB 1-2			2B		4	0	1	0	0	1	4											
Bobby Bonds, R OBP: 0.350, SLG: 0.467 (1, 9)		1B 3B		F3			5-3		L6	4	1	1	0	0	0	2											
Dave Chalk, R OBP: 0.396, SLG: 0.425 (1, 5)						6-3	F8		F8	4	0	1	1	0	0	1											
Ron Jackson, R OBP: 0.286, SLG: 0.370 (1, 3)			F7		2B 1B		F7		F9	4	1	1	0	0	0	1											
Gil Flores, R OBP: 0.350, SLG: 1.500 (1, 8)			L9		1B 2B					4	1	3	0	0	0	0											
Terry Humphrey, R OBP: 0.293, SLG: 0.245 (1, 2) Tony Solaita, L OBP: 0.298, SLG: 0.362 (9, PH)			6-3		BB 1B		F8		4-3	3	0	1	2	0	0	1											
Inning Stats	R: 0 E: 0 K: 0 S: 3	H: 0 LOB: 0 BB: 0 P: 3	R: 1 E: 0 K: 1 S: 6	H: 2 LOB: 0 BB: 0 P: 6	R: 0 E: 0 K: 0 S: 3	H: 0 LOB: 0 BB: 0 P: 3	R: 0 E: 0 K: 0 S: 4	H: 1 LOB: 1 BB: 0 P: 4	R: 2 E: 0 K: 0 S: 7	H: 4 LOB: 3 BB: 1 P: 11	R: 0 E: 0 K: 0 S: 3	H: 0 LOB: 0 BB: 0 P: 3	R: 0 E: 0 K: 0 S: 4	H: 1 LOB: 1 BB: 0 P: 4	R: 0 E: 0 K: 1 S: 6	H: 1 LOB: 1 BB: 0 P: 6		R: 0 E: 0 K: 0 S: 3	H: 1 LOB: 0 BB: 0 P: 3	1B: 6 2B: 2 3B: 2 HR: 0	SF: 0 SAC: 0 DP: 0 HBP: 0	WP: 0 PB: 0 SB: 0 CS: 1	PA: 36				
PITCHER	IP	WLS	BF	H	R	ER	SO	BB	IBB	HBP	BLK	WP	HR	S	P	ERA	WHIP										
Bill Lee, L ERA: 5.14 (1, 1)	4.2		20	7	3	3	1	0	0	0	0	0	0	22	22	5.79	1.500										
Jim Willoughby, R ERA: 3.86 (5, 1)	4.1	W	16	3	0	0	1	1	0	0	0	0	0	17	21	0.00	0.923										

Batter	1	2	3	4	5	6	7	8	9	AB	R	H	RBI	BB	SO	LOB	BOTTOM										
Rick Burleson, R OBP: 0.389, SLG: 0.455 (1, 6)	G5-4-3 1B	G4-6-3 1-2			3-1 1B		K			4	0	2	0	0	1	2	California Angels @ Boston Red Sox Fenway Park, Boston, MA Sun May 08 1977, 3:33 AM EDT Att: 20,864 - Unknown - 63 F										
Denny Doyle, L OBP: 0.291, SLG: 0.366 (1, 4)	F7			FC3-6 1B	3-1 1-2		4-3			4	0	1	0	0	0	2											
Jim Rice, R OBP: 0.369, SLG: 0.427 (1, 10)	G5-4-3 1-2		F8		BB			BB		2	0	0	0	2	0	2											
Carl Yastrzemski, L OBP: 0.398, SLG: 0.437 (1, 7)		1B 2B	FC3-6 1-2		F9		G3			4	1	1	0	0	0	4											
George Scott, R OBP: 0.321, SLG: 0.475 (1, 3)		K	F7			K			G6-4-3 1B	4	0	1	0	0	2	2											
Carlton Fisk, R OBP: 0.440, SLG: 0.541 (1, 2)		BB 1B		6-3		5-3			G6-4-3 1-2	4	1	1	1	0	0	1											
Dwight Evans, R OBP: 0.394, SLG: 0.558 (1, 8)		2H 1B			F8				5-3	3	2	1	1	1	0	0											
Bernie Carbo, L OBP: 0.389, SLG: 0.438 (1, 9)		1B BB				HR				3	0	2	1	0	1	0											
Butch Hobson, R OBP: 0.258, SLG: 0.341 (1, 5)		1-3 2H 1B				2B 1B				3	0	2	1	0	1	0											
Inning Stats	R: 0 E: 0 K: 0 S: 3	H: 1 LOB: 0 BB: 0 P: 3	R: 3 E: 0 K: 1 S: 8	H: 4 LOB: 1 BB: 1 P: 12	R: 0 E: 0 K: 1 S: 5	H: 1 LOB: 0 BB: 0 P: 5	R: 0 E: 0 K: 1 S: 6	H: 1 LOB: 2 BB: 1 P: 10	R: 1 E: 0 K: 1 S: 7	H: 3 LOB: 2 BB: 0 P: 7	R: 0 E: 0 K: 1 S: 5	H: 0 LOB: 1 BB: 1 P: 9	R: 0 E: 0 K: 0 S: 3	H: 1 LOB: 0 BB: 0 P: 3	1B: 8 2B: 2 3B: 0 HR: 1	SF: 0 SAC: 0 DP: 3 HBP: 0		WP: 0 PB: 0 SB: 0 CS: 0	PA: 34								
PITCHER	IP	WLS	BF	H	R	ER	SO	BB	IBB	HBP	BLK	WP	HR	S	P	ERA	WHIP										
Gary Ross, R ERA: 6.0 (1, 1)	6.0	L	27	10	4	4	4	2	0	0	0	0	0	33	41	6.00	2.000										
Don Kirkwood, R ERA: 4.82 (7, 1)	2.0		7	1	0	0	1	1	0	0	0	0	0	8	12	0.00	1.000										

Batter	1	2	3	4	5	6	7	8	9	AB	R	H	RBI	BB	SO	LOB	TOP								
Gil Flores, R OBP: 0.556, SLG: 0.875 (1, 8)	0-0 SH5-3 1B E	0-3 K		1-0 S 1B HBP		0-0 SH1-4		0-0 F7	0-0 6-3	4	2	1	0	0	1	1									
Jerry Remy, L OBP: 0.366, SLG: 0.370 (1, 4)	0-0 SH5-3 1B E	4-0 1B BB		0-0 2B 1B 1-H		4-0 E BB		0-3 K		3	1	2	1	2	1	0									
Dave Chalk, R OBP: 0.411, SLG: 0.452 (1, 5)	0-0 SH5-3	0-0 1B		0-0 1B 2B		0-0 E5 G6-4-3		0-0 2B 1B		4	1	3	0	0	0	2									
Joe Rudi, R OBP: 0.355, SLG: 0.491 (1, 7)	4-0 E BB	0-3 K		0-0 P6		0-0 G6-4-3		0-0 1-H 2B		4	0	1	1	1	1	7									
Bobby Bonds, R OBP: 0.344, SLG: 0.450 (1, 9)	0-0 F9		0-0 1-3	0-3 K				0-0 F9	4-0 BB	4	0	0	0	1	1	5									
Don Baylor, R OBP: 0.304, SLG: 0.468 (1, 3)	0-0 E4		0-0 L7		0-3 K			0-0 6-3	0-0 L7	5	0	0	0	0	1	3									
Dan Briggs, L OBP: 0.269, SLG: 0.333 (8, 3)	1-2 2-H 3-H									0	0	0	0	0	0	0									
Bruce Bochte, L OBP: 0.336, SLG: 0.390 (1, 10)	0-0 F7		0-0 2B	0-0 L9-3 1B				0-0 HBP 1B		5	0	4	0	0	0	2									
Bobby Grich, R OBP: 0.357, SLG: 0.400 (1, 6)		0-0 4-3	0-0 6-3	0-0 L9-3 1B				0-0 HBP 1B	0-3 K	4	0	0	0	0	1	3									
Terry Humphrey, R OBP: 0.317, SLG: 0.304 (1, 2)		0-0 HR		0-0 5-3				1-0 E SH1-4 HBP	0-0 P3	3	1	1	1	1	0	2									
Inning Stats	R: 2 E: 1 K: 0 S: 6	H: 2 LOB: 2 BB: 1 P: 10	R: 1 E: 0 K: 2 S: 9	H: 2 LOB: 2 BB: 1 P: 13	R: 0 E: 0 K: 0 S: 4	H: 1 LOB: 1 BB: 0 P: 4	R: 1 E: 0 K: 1 S: 7	H: 2 LOB: 2 BB: 0 P: 8	R: 0 E: 0 K: 1 S: 5	H: 1 LOB: 0 BB: 0 P: 5	R: 0 E: 1 K: 0 S: 3	H: 0 LOB: 2 BB: 1 P: 8	R: 0 E: 0 K: 0 S: 4	H: 1 LOB: 2 BB: 0 P: 5	R: 1 E: 0 K: 1 S: 7	H: 2 LOB: 2 BB: 1 P: 11	R: 0 E: 0 K: 1 S: 5	H: 1 LOB: 1 BB: 1 P: 9	1B: 8 2B: 4 3B: 0 HR: 1	SF: 0 SAC: 2 DP: 2 HBP: 3	WP: 0 PB: 0 SB: 1 CS: 1	PA: 46			
PITCHER	IP	WLS	BF	H	R	ER	SO	BB	IBB	HBP	BLK	WP	HR	S	P	ERA	WHIP								
Jim Colborn, R ERA: 2.61 (1, 1)	7.0	L	36	9	4	2	4	3	0	3	0	0	1	38	53	2.57	1.714								
Larry Gura, L ERA: 2.31 (8, 1)	0.2		4	2	1	1	1	0	0	0	0	0	0	6	6	13.50	3.000								
Mark Littell, R ERA: 1.96 (8, 1)	1.1		6	1	0	0	1	2	0	0	0	0	0	6	14	0.00	2.250								

California Angels @ Kansas City Royals
 Royals Stadium, Kansas City, MO
 Mon May 09 1977, 8:05 PM EDT
 Att: 21,901 - Unknown - 66 F

AB 36
 R 5
 H 12
 RBI 3
 BB 5
 SO 6
 LOB 25



Batter	1	2	3	4	5	6	7	8	9	AB	R	H	RBI	BB	SO	LOB	BOTTOM								
Tom Poquette, L OBP: 0.371, SLG: 0.415 (1, 7)	0-0 4-3		0-0 6-3		0-0 P3-1-6		0-0 G4-6-3 1B			4	0	1	0	0	0	1									
Hal McRae, R OBP: 0.397, SLG: 0.436 (1, 10)	4-0 3B BB		4-0 BB		0-0 L8		0-0 G4-6-3			2	1	0	0	2	0	2									
Al Cowens, R OBP: 0.336, SLG: 0.545 (1, 9)	0-0 1-H FC5-2 3B		0-3 K		0-0 F2		0-0 F8	0-0 5-3		4	0	1	1	0	1	3									
John Mayberry, L OBP: 0.309, SLG: 0.367 (1, 3)	4-0 FC5-2 BB		0-0 F2				0-0 3B 1B	0-0 6-3		3	1	1	0	1	0	1									
Amos Otis, R OBP: 0.278, SLG: 0.429 (1, 8)	0-0 FC5-2		0-0 6-3		0-0 6-3		0-0 P4	0-3 K		4	0	0	0	0	1	3									
Darrell Porter, L OBP: 0.382, SLG: 0.447 (1, 2)	1-2 3-H F7		0-3 K		0-0 K		0-0 1-H 3B	0-0 F7		4	0	1	1	0	1	2									
Cookie Rojas, R OBP: 0.321, SLG: 0.490 (1, 5)		0-0 5-3		0-0 2B		0-0 6-3		0-0 5-3		4	0	1	0	0	0	1									
Freddie Patek, R OBP: 0.343, SLG: 0.396 (1, 6)		0-3 K		0-3 K			4-0 1B S G4-6-3 BB	0-3 K		3	1	0	0	1	3	1									
Frank White, R OBP: 0.258, SLG: 0.305 (1, 4)		0-0 6-3			0-0 P3-1-6 1B		0-0 G4-6-3 1B	0-3 K		2	0	1	0	0	0	0									
Ralph LaCock, L OBP: 0.222, SLG: 0.324 (7, PH)										1	0	1	0	0	0	0									
Bob Heise, R OBP: 0.333, SLG: 0.333 (7, PR)										0	0	0	0	0	0	0									
Davey Nelson, R OBP: 0.333, SLG: 0.500 (8, PH)										1	0	0	0	0	1	0									
Inning Stats	R: 1 E: 0 K: 0 S: 4	H: 1 LOB: 2 BB: 2 P: 12	R: 0 E: 0 K: 1 S: 5	H: 0 LOB: 0 BB: 0 P: 5	R: 0 E: 0 K: 1 S: 5	H: 0 LOB: 1 BB: 1 P: 9	R: 0 E: 0 K: 2 S: 8	H: 1 LOB: 1 BB: 0 P: 8	R: 0 E: 0 K: 0 S: 3	H: 1 LOB: 0 BB: 0 P: 3	R: 1 E: 0 K: 0 S: 5	H: 2 LOB: 1 BB: 0 P: 5	R: 1 E: 0 K: 0 S: 4	H: 2 LOB: 2 BB: 1 P: 8	R: 0 E: 0 K: 1 S: 5	H: 0 LOB: 0 BB: 0 P: 5	R: 0 E: 0 K: 2 S: 7	H: 0 LOB: 0 BB: 0 P: 7	1B: 4 2B: 2 3B: 2 HR: 0	SF: 0 SAC: 0 DP: 2 HBP: 0	WP: 0 PB: 0 SB: 1 CS: 0	PA: 36			
PITCHER	IP	WLS	BF	H	R	ER	SO	BB	IBB	HBP	BLK	WP	HR	S	P	ERA	WHIP								
Wayne Simpson, R ERA: 5.72 (1, 1)	6.0	W	26	5	3	3	4	4	0	0	0	0	0	30	46	4.50	1.500								
Paul Hartzell, R ERA: 3.26 (7, 1)	3.0	S	10	2	0	0	3	0	0	0	0	0	0	16	16	0.00	0.667								

California Angels @ Kansas City Royals
 Royals Stadium, Kansas City, MO
 Mon May 09 1977, 8:05 PM EDT
 Att: 21,901 - Unknown - 66 F

AB 32
 R 3
 H 7
 RBI 2
 BB 4
 SO 7
 LOB 14



Batter	1	2	3	4	5	6	7	8	9	AB	R	H	RBI	BB	SO	LOB	TOP								
Gil Flores, R OBP: 0.500, SLG: 0.846 (1, 8)	0-0 4-3		0-0 1B 2B		0-3 K		0-0 CS 2B		0-0 F8	5	1	2	1	0	1	0	California Angels @ Kansas City Royals Royals Stadium, Kansas City, MO Tue May 10 1977, 8:05 PM EDT Att: 16,740 - Unknown livebaseballscorecards.com								
Jerry Remy, L OBP: 0.377, SLG: 0.375 (1, 4)	4-0 FC1-4 BB		0-0 2H 1B		0-0 F8		0-0 CS 1B		0-0 F8	4	0	2	2	1	0	0									
Dave Chalk, R OBP: 0.410, SLG: 0.443 (1, 5)	0-0 F8			0-0 F8		0-0 CS 1B		0-0 1B 2-3	4	0	1	0	1	0	1										
Joe Rudi, R OBP: 0.352, SLG: 0.509 (1, 7)	0-0 FC1-4			0-3 K		0-0 1-2 HR		0-0 F7	4	1	1	1	0	1	3										
Bobby Bonds, R OBP: 0.341, SLG: 0.443 (1, 9)		0-3 K		0-0 S 1B		0-3 K		0-0 6-3	4	0	1	0	0	2	0										
Don Baylor, R OBP: 0.318, SLG: 0.468 (1, 10)	0-0 F9			4-0 S BB		0-0 SH3 E 1B		4-0 2B BB	2	2	1	0	2	0	0										
Ron Jackson, R OBP: 0.269, SLG: 0.347 (1, 3)	0-0 5-3			0-0 6-3		0-0 1-2 2-3		0-0 SH3 F9	3	0	0	0	0	0	3										
Bobby Grich, R OBP: 0.361, SLG: 0.407 (1, 6)			0-0 P5		0-0 F2		4-0 E FC1 2B IBB	0-0 1-H 2B	3	1	1	1	1	0	0										
Terry Humphrey, R OBP: 0.299, SLG: 0.283 (1, 2)			0-3 K		0-0 4-3		0-0 FC1 2B 1B	0-0 6-3	4	1	0	0	0	1	2										
Inning Stats	R: 0 E: 0 K: 1 S: 3	H: 0 LOB: 1 BB: 1 P: 7	R: 0 E: 0 K: 1 S: 5	H: 0 LOB: 0 BB: 0 P: 5	R: 1 E: 0 K: 1 S: 6	H: 2 LOB: 1 BB: 0 P: 6	R: 0 E: 0 K: 1 S: 6	H: 1 LOB: 2 BB: 1 P: 10	R: 0 E: 0 K: 1 S: 5	H: 0 LOB: 0 BB: 0 P: 5	R: 1 E: 0 K: 1 S: 6	H: 2 LOB: 0 BB: 0 P: 6	R: 3 E: 1 K: 0 S: 6	H: 3 LOB: 2 BB: 2 P: 14	R: 1 E: 0 K: 0 S: 4	H: 1 LOB: 1 BB: 1 P: 8	R: 0 E: 0 K: 0 S: 3	H: 0 LOB: 0 BB: 0 P: 3	1B: 5 2B: 3 3B: 0 HR: 1	SF: 0 SAC: 1 DP: 0 HBP: 0	WP: 0 PB: 0 SB: 3 CS: 3	PA: 39			
PITCHER	IP	WLS	BF	H	R	ER	SO	BB	IBB	HBP	BLK	WP	HR	S	P	ERA	WHIP								
Paul Splittorf, L ERA: 4.25 (1, 1)	6.2	L	30	8	5	4	5	3	1	0	0	0	1	36	52	5.40	1.650								
Doug Bird, R ERA: 3.95 (7, 1)	1.1		6	1	1	1	0	1	0	0	0	0	0	5	9	6.75	1.500								
Steve Mingo, L ERA: 5.65 (9, 1)	1.0		3	0	0	0	0	0	0	0	0	0	0	3	3	0.00	0.000								

Batter	1	2	3	4	5	6	7	8	9	AB	R	H	RBI	BB	SO	LOB	BOTTOM								
Tom Poquette, L OBP: 0.365, SLG: 0.397 (1, 7)	0-3 K		0-0 3-1		4-0 1-2 2-3 BB		0-0 F8			3	0	0	0	1	1	0	California Angels @ Kansas City Royals Royals Stadium, Kansas City, MO Tue May 10 1977, 8:05 PM EDT Att: 16,740 - Unknown livebaseballscorecards.com								
Hal McRae, R OBP: 0.393, SLG: 0.429 (1, 10)	0-0 5-3		0-0 E6		0-0 SF9		1-0 HBP			2	0	0	1	0	0	0									
Al Cowens, R OBP: 0.325, SLG: 0.526 (1, 9)	0-0 5-3		0-0 5-3		2-3 3-H F6		0-0 F7			4	0	0	0	0	4										
John Mayberry, L OBP: 0.315, SLG: 0.360 (1, 3)		4-0 WP BB		0-0 F8		4-0 G4-6-3 BB		0-0 4-3	2	0	0	0	2	0	0										
Darrell Porter, L OBP: 0.376, SLG: 0.430 (1, 2)		4-0 1-2 BB		0-0 F8		0-0 G4-6-3		0-3 K	3	0	0	0	1	1	1										
Cookie Rojas, R OBP: 0.313, SLG: 0.357 (1, 5)		0-0 F9		0-0 F7		4-0 2B BB		0-0 F9	3	0	0	0	1	0	2										
Amos Otis, R OBP: 0.286, SLG: 0.440 (1, 8)		0-3 K		0-0 BB WP SF9 1B		0-0 1-3 2B		0-3 K	4	1	2	0	0	2	2										
Freddie Patek, R OBP: 0.333, SLG: 0.384 (1, 6) Ralph LaCock, L OBP: 0.216, SLG: 0.314 (9, PH)		0-0 P5		0-3 K		0-0 F7		0-3 K	3	0	0	0	0	1	5										
Frank White, R OBP: 0.258, SLG: 0.294 (1, 4)			0-0 F8		4-0 SF9 BB 1-2 BB		0-0 4-3		0-0 F9	3	0	0	0	1	0	0									
Inning Stats	R: 0 E: 0 K: 1 S: 5	H: 0 LOB: 0 BB: 0 P: 5	R: 0 E: 0 K: 1 S: 5	H: 0 LOB: 2 BB: 2 P: 13	R: 0 E: 1 K: 0 S: 4	H: 0 LOB: 1 BB: 0 P: 4	R: 0 E: 0 K: 0 S: 3	H: 0 LOB: 0 BB: 0 P: 3	R: 1 E: 0 K: 1 S: 6	H: 1 LOB: 2 BB: 2 P: 14	R: 0 E: 0 K: 0 S: 3	H: 1 LOB: 2 BB: 2 P: 11	R: 0 E: 0 K: 1 S: 5	H: 0 LOB: 0 BB: 0 P: 5	R: 0 E: 0 K: 2 S: 7	H: 0 LOB: 0 BB: 0 P: 7	1B: 1 2B: 1 3B: 0 HR: 0	SF: 1 SAC: 0 DP: 1 HBP: 1	WP: 2 PB: 0 SB: 0 CS: 0	PA: 36					
PITCHER	IP	WLS	BF	H	R	ER	SO	BB	IBB	HBP	BLK	WP	HR	S	P	ERA	WHIP								
Nolan Ryan, R ERA: 2.51 (1, 1)	9.0	W	36	2	1	1	6	6	0	1	0	2	0	41	66	1.00	0.889								

Batter	1	2	3	4	5	6	7	8	9	AB	R	H	RBI	BB	SO	LOB	TOP					
Al Bumby, L OBP: 0.333, SLG: 0.333 (1, 8)										4	0	2	0	0	2	0	Baltimore Orioles @ California Angels Anaheim Stadium, Anaheim, CA Wed May 11 1977, 10:05 PM EDT Att: 11,025 - Unknown					
Mark Belanger, R OBP: 0.285, SLG: 0.254 (1, 6)										4	0	2	0	0	0	1						
Billy Smith, S OBP: 0.429, SLG: 0.448 (1, 4)										4	0	0	0	0	1	3						
Lee May, R OBP: 0.284, SLG: 0.352 (1, 3)										4	0	0	0	0	1	3						
Eddie Murray, S OBP: 0.330, SLG: 0.506 (1, 7)										4	0	0	0	0	2	0						
Doug DeCinces, R OBP: 0.320, SLG: 0.470 (1, 5)										4	0	0	0	0	0	0						
Pat Kelly, L OBP: 0.340, SLG: 0.674 (1, 9)										3	0	2	0	0	0	0						
Rich Dauer, R (1, 10)										3	0	0	0	0	1	2						
Rick Dempsey, R OBP: 0.241, SLG: 0.174 (1, 2)										3	0	0	0	0	0	1						
Inning Stats	R: 0 E: 0 K: 3 S: 10	H: 1 LOB: 1 BB: 0 P: 10	R: 0 E: 0 K: 1 S: 6	H: 1 LOB: 1 BB: 0 P: 6	R: 0 E: 0 K: 0 S: 5	H: 2 LOB: 2 BB: 0 P: 5	R: 0 E: 0 K: 0 S: 3	H: 0 LOB: 0 BB: 0 P: 3	R: 0 E: 0 K: 1 S: 4	H: 1 LOB: 1 BB: 0 P: 4	R: 0 E: 0 K: 1 S: 5	H: 0 LOB: 0 BB: 0 P: 5	R: 0 E: 0 K: 1 S: 6	H: 1 LOB: 1 BB: 0 P: 6	R: 0 E: 0 K: 1 S: 5	H: 0 LOB: 0 BB: 0 P: 5		R: 0 E: 0 K: 0 S: 3	H: 0 LOB: 0 BB: 0 P: 3	1B: 5 2B: 1 3B: 0 HR: 0	SF: 0 SAC: 0 DP: 0 HBP: 0	WP: 1 PB: 0 SB: 0 CS: 0
PITCHER Frank Tanana, L ERA: 2.8 (1, 1)	IP: 9.0 WLS: W BF: 33 H: 6 R: 0 ER: 0 SO: 7 BB: 0 IBB: 0 HBP: 0 BLK: 0 WP: 1 HR: 0 S: 47 P: 47 ERA: 0.00 WHIP: 0.667															PITCHER	IP: 9.0 WLS: W BF: 33 H: 6 R: 0 ER: 0 SO: 7 BB: 0 IBB: 0 HBP: 0 BLK: 0 WP: 1 HR: 0 S: 47 P: 47 ERA: 0.00 WHIP: 0.667					

Batter	1	2	3	4	5	6	7	8	9	AB	R	H	RBI	BB	SO	LOB	BOTTOM			
Gil Flores, R OBP: 0.444, SLG: 0.706 (1, 8)										4	0	1	0	0	1	0	Baltimore Orioles @ California Angels Anaheim Stadium, Anaheim, CA Wed May 11 1977, 10:05 PM EDT Att: 11,025 - Unknown			
Jerry Remy, L OBP: 0.366, SLG: 0.365 (1, 4)										3	0	0	0	0	1	0				
Dave Chalk, R OBP: 0.413, SLG: 0.433 (1, 5)										2	1	0	0	2	1	1				
Joe Rudi, R OBP: 0.348, SLG: 0.526 (1, 7)										4	1	1	2	0	1	2				
Bobby Bonds, R OBP: 0.338, SLG: 0.462 (1, 9)										4	1	1	1	0	1	0				
Don Baylor, R OBP: 0.323, SLG: 0.491 (1, 10)										3	2	1	1	1	0	0				
Ron Jackson, R OBP: 0.273, SLG: 0.404 (1, 3)										3	1	1	1	0	0	1				
Bobby Grich, R OBP: 0.368, SLG: 0.422 (1, 6)										3	0	2	1	0	0	0				
Terry Humphrey, R OBP: 0.286, SLG: 0.270 (1, 2)										3	0	0	0	0	1	2				
Inning Stats	R: 0 E: 0 K: 0 S: 3	H: 0 LOB: 1 BB: 1 P: 7	R: 3 E: 0 K: 2 S: 10	H: 4 LOB: 0 BB: 0 P: 10	R: 0 E: 0 K: 1 S: 5	H: 0 LOB: 0 BB: 0 P: 5	R: 1 E: 0 K: 1 S: 6	H: 1 LOB: 1 BB: 1 P: 10	R: 0 E: 0 K: 2 S: 8	H: 1 LOB: 1 BB: 0 P: 8	R: 0 E: 0 K: 0 S: 3	H: 0 LOB: 0 BB: 0 P: 3	R: 0 E: 0 K: 0 S: 3	H: 0 LOB: 0 BB: 0 P: 3	R: 2 E: 0 K: 0 S: 4	H: 1 LOB: 0 BB: 1 P: 8		1B: 2 2B: 1 3B: 0 HR: 4	SF: 0 SAC: 1 DP: 0 HBP: 0	WP: 0 PB: 0 SB: 1 CS: 1
PITCHER Ross Grimsley, L ERA: 3.07 (1, 1)	IP: 1.0 WLS: L BF: 8 H: 4 R: 3 ER: 3 SO: 0 BB: 1 IBB: 0 HBP: 0 BLK: 0 WP: 0 HR: 0 S: 7 P: 11 ERA: 27.00 WHIP: 5.000															PITCHER	IP: 1.0 WLS: L BF: 8 H: 4 R: 3 ER: 3 SO: 0 BB: 1 IBB: 0 HBP: 0 BLK: 0 WP: 0 HR: 0 S: 7 P: 11 ERA: 27.00 WHIP: 5.000			
Dennis Martinez, R ERA: 3.0 (2, 1)	5.0 17 2 1 1 6 1 0 0 0 0 0 28 32 1.80 0.600															PITCHER	5.0 17 2 1 1 6 1 0 0 0 0 0 28 32 1.80 0.600			
Tippy Martinez, L ERA: 20.25 (7, 1)	1.0 3 0 0 0 0 0 0 0 0 0 3 3 0.00 0.000															PITCHER	1.0 3 0 0 0 0 0 0 0 0 0 3 3 0.00 0.000			
Dyar Miller, R ERA: 6.23 (8, 1)	1.0 5 1 2 2 0 1 0 0 1 0 1 4 8 18.00 2.000															PITCHER	1.0 5 1 2 2 0 1 0 0 1 0 1 4 8 18.00 2.000			

Batter	1	2	3	4	5	6	7	8	9	AB	R	H	RBI	BB	SO	LOB	TOP								
Al Bumbry, L OBP: 0.346, SLG: 0.341 (1, 8)										4	1	2	0	1	1	0	Baltimore Orioles @ California Angels Anaheim Stadium, Anaheim, CA Thu May 12 1977, 10:05 PM EDT Att: 10,208 - Unknown								
Mark Belanger, R OBP: 0.271, SLG: 0.237 (1, 6)										5	1	0	0	0	0	5									
Billy Smith, S OBP: 0.439, SLG: 0.443 (1, 4)										3	0	1	2	2	0	2									
Lee May, R OBP: 0.270, SLG: 0.333 (1, 3)										5	0	0	0	0	1	5									
Eddie Murray, S OBP: 0.333, SLG: 0.495 (1, 10)										4	0	1	0	1	0	1									
Pat Kelly, L OBP: 0.364, SLG: 0.660 (1, 9)										4	0	2	0	1	0	3									
Doug DeCinces, R OBP: 0.304, SLG: 0.443 (1, 5)										5	0	0	0	0	1	4									
Tony Muser, L OBP: 0.436, SLG: 0.500 Larry Harlow, L OBP: 0.300, SLG: 0.267 (7, 8)										3	2	1	0	1	0	1									
Rick Dempsey, R OBP: 0.265, SLG: 0.205 (1, 2)										0	0	0	0	0	0	0									
Inning Stats	R: 0 E: 0 K: 1 S: 5	H: 0 LOB: 0 BB: 0 P: 5	R: 0 E: 0 K: 0 S: 2	H: 0 LOB: 0 BB: 1 P: 6	R: 1 E: 0 K: 0 S: 5	H: 2 LOB: 2 BB: 1 P: 9	R: 0 E: 0 K: 0 S: 4	H: 1 LOB: 1 BB: 0 P: 4	R: 3 E: 1 K: 1 S: 9	H: 3 LOB: 2 BB: 1 P: 13	R: 1 E: 0 K: 0 S: 5	H: 2 LOB: 3 BB: 2 P: 13	R: 0 E: 0 K: 0 S: 4	H: 1 LOB: 1 BB: 0 P: 4	R: 0 E: 0 K: 0 S: 3	H: 0 LOB: 0 BB: 0 P: 3		R: 0 E: 0 K: 1 S: 6	H: 1 LOB: 2 BB: 1 P: 10	1B: 9 2B: 1 3B: 0 HR: 0	SF: 0 SAC: 0 DP: 0 HBP: 0	WP: 1 PB: 0 SB: 2 CS: 1	PA: 44		
PITCHER	IP	WLS	BF	H	R	ER	SO	BB	IBB	HBP	BLK	WP	HR	S	P	ERA	WHIP								
Gary Ross, R ERA: 5.68 Don Kirkwood, R ERA: 4.15 Dave LaRoche, L ERA: 5.03	(1, 1)	4.1	21	6	4	2	1	2	0	0	0	0	0	21	29	4.15	1.846								
	(5, 1)	3.2	W	17	3	1	1	2	1	0	0	1	0	16	28	2.46	1.364								
	(9, 1)	1.0	S	5	1	0	0	1	0	0	0	0	0	6	10	0.00	2.000								

AB	37
R	5
H	10
RBI	3
BB	6
SO	3
LOB	21



Batter	1	2	3	4	5	6	7	8	9	AB	R	H	RBI	BB	SO	LOB	BOTTOM								
Gil Flores, R OBP: 0.455, SLG: 0.667 (1, 8)										4	0	2	0	0	0	1	Baltimore Orioles @ California Angels Anaheim Stadium, Anaheim, CA Thu May 12 1977, 10:05 PM EDT Att: 10,208 - Unknown								
Jerry Remy, L OBP: 0.372, SLG: 0.359 (1, 4)										2	1	0	1	2	0	2									
Dave Chalk, R OBP: 0.407, SLG: 0.426 (1, 5)										4	1	1	0	0	0	2									
Joe Rudi, R OBP: 0.353, SLG: 0.521 (1, 7)										3	1	1	1	1	1	1									
Bobby Bonds, R OBP: 0.350, SLG: 0.496 (1, 9)										4	3	3	2	0	1	1									
Don Baylor, R OBP: 0.328, SLG: 0.487 (1, 10)										3	0	1	1	1	0	1									
Bobby Grich, R OBP: 0.371, SLG: 0.425 (1, 6)										4	0	2	2	0	0	1									
Dan Briggs, L OBP: 0.267, SLG: 0.296 (1, 3)										3	1	0	0	1	1	3									
Terry Humphrey, R OBP: 0.292, SLG: 0.277 Bob Jones, L OBP: 0.353, SLG: 0.462 Ike Hampton, S OBP: 0.500, SLG: 0.875 (8, PH)										2	0	1	0	0	0	0									
Inning Stats	R: 0 E: 0 K: 0 S: 3	H: 0 LOB: 1 BB: 1 P: 7	R: 1 E: 0 K: 1 S: 6	H: 2 LOB: 0 BB: 0 P: 6	R: 0 E: 0 K: 0 S: 2	H: 1 LOB: 0 BB: 1 P: 6	R: 1 E: 0 K: 1 S: 6	H: 2 LOB: 0 BB: 0 P: 6	R: 0 E: 0 K: 0 S: 3	H: 0 LOB: 0 BB: 0 P: 3	R: 0 E: 0 K: 0 S: 3	H: 1 LOB: 0 BB: 0 P: 3	R: 0 E: 0 K: 1 S: 5	H: 0 LOB: 1 BB: 1 P: 9	R: 5 E: 1 K: 1 S: 10	H: 5 LOB: 2 BB: 2 P: 18		R: 0 E: 0 K: 0 S: 3	H: 1 LOB: 1 BB: 1 P: 9	1B: 10 2B: 0 3B: 0 HR: 1	SF: 0 SAC: 0 DP: 1 HBP: 0	WP: 0 PB: 0 SB: 1 CS: 4	PA: 37		
PITCHER	IP	WLS	BF	H	R	ER	SO	BB	IBB	HBP	BLK	WP	HR	S	P	ERA	WHIP								
Jim Palmer, R ERA: 2.13 Fred Holdsworth, R ERA: 4.7	(1, 1)	7.2	L	31	9	6	4	4	0	0	0	0	0	35	51	7.04	1.696								
	(8, 1)	0.1		4	2	1	1	0	0	0	0	0	0	3	7	27.00	9.000								

AB	30
R	7
H	11
RBI	7
BB	5
SO	4
LOB	13



Batter	1	2	3	4	5	6	7	8	9	AB	R	H	RBI	BB	SO	LOB	TOP				
Willie Randolph, R (1.4) OBP: 0.374, SLG: 0.439										2	0	1	0	2	0	0	New York Yankees @ California Angels Anaheim Stadium, Anaheim, CA Sat May 14 1977, 10:05 PM EDT Att: 44,000 - Unknown				
Mickey Rivers, L (1.8) OBP: 0.351, SLG: 0.408										4	0	3	0	0	0						
Thurman Munson, R (1.2) OBP: 0.372, SLG: 0.587										3	0	0	1	1	0	2					
Reggie Jackson, L (1.9) OBP: 0.355, SLG: 0.452										3	0	0	0	1	2	4					
Chris Chambliss, L (1.3) OBP: 0.323, SLG: 0.444										4	0	0	0	0	1	4					
Roy White, S (1.7) OBP: 0.385, SLG: 0.458										3	1	0	0	1	1	0					
Graig Nettles, L (1.5) OBP: 0.283, SLG: 0.387										4	2	2	3	0	1	0					
Carlos May, L (1.10) OBP: 0.400, SLG: 0.371										4	1	1	0	0	1	0					
Bucky Dent, R (1.6) OBP: 0.327, SLG: 0.337										3	0	0	0	0	2	0					
Inning Stats	R: 0 E: 0 K: 1 S: 6	H: 2 LOB: 1 BB: 0 P: 6	R: 0 E: 0 K: 3 S: 9	H: 0 LOB: 0 BB: 0 P: 9	R: 0 E: 0 K: 2 S: 7	H: 0 LOB: 0 BB: 0 P: 7	R: 0 E: 0 K: 0 S: 3	H: 0 LOB: 1 BB: 1 P: 7	R: 0 E: 0 K: 0 S: 3	H: 0 LOB: 0 BB: 1 P: 6	R: 0 E: 0 K: 0 S: 3	H: 0 LOB: 0 BB: 0 P: 3	R: 0 E: 0 K: 1 S: 5	H: 0 LOB: 0 BB: 0 P: 5	1B: 5 2B: 0 3B: 0 HR: 2	SF: 0 SAC: 1 DP: 0 HBP: 0	WP: 0 PA: 37 PB: 0 SB: 1 CS: 3				
PITCHER Nolan Ryan, R (1.1) ERA: 2.69	IP: 9.0 WLS: L BF: 36	H: 7 R: 4 ER: 4 SO: 8	BB: 5 IBB: 0 HBP: 0 BLK: 0	WP: 0 HR: 2 S: 47 P: 67	ERA: 4.00 WHIP: 1.333	PITCHER											IP: 9.0 WLS: L BF: 36	H: 7 R: 4 ER: 4 SO: 8	BB: 5 IBB: 0 HBP: 0 BLK: 0	WP: 0 HR: 2 S: 47 P: 67	ERA: 4.00 WHIP: 1.333

Batter	1	2	3	4	5	6	7	8	9	AB	R	H	RBI	BB	SO	LOB	BOTTOM				
Gil Flores, R (1.8) OBP: 0.433, SLG: 0.586										4	0	0	0	0	2	2	New York Yankees @ California Angels Anaheim Stadium, Anaheim, CA Sat May 14 1977, 10:05 PM EDT Att: 44,000 - Unknown				
Bobby Grich, R (1.6) OBP: 0.358, SLG: 0.406										4	0	1	0	0	0	1					
Dave Chalk, R (1.5) OBP: 0.388, SLG: 0.396										4	0	0	0	0	1	2					
Joe Rudi, R (1.7) OBP: 0.340, SLG: 0.492										3	1	0	0	1	2	2					
Bobby Bonds, R (1.9) OBP: 0.338, SLG: 0.473										4	0	1	0	0	1	0					
Don Baylor, R (1.10) OBP: 0.324, SLG: 0.463										3	0	0	0	1	1	2					
Ron Jackson, R (1.3) OBP: 0.288, SLG: 0.429										4	0	2	1	0	2	0					
Jerry Remy, L (1.4) OBP: 0.359, SLG: 0.339										4	0	0	0	0	0	4					
Terry Humphrey, R (1.2) OBP: 0.321, SLG: 0.269										1	0	0	0	2	0	0					
Inning Stats	R: 0 E: 0 K: 1 S: 5	H: 0 LOB: 0 BB: 0 P: 5	R: 0 E: 0 K: 2 S: 7	H: 0 LOB: 0 BB: 0 P: 7	R: 0 E: 0 K: 1 S: 5	H: 0 LOB: 0 BB: 0 P: 5	R: 0 E: 0 K: 1 S: 5	H: 0 LOB: 0 BB: 0 P: 5	R: 0 E: 0 K: 0 S: 4	H: 1 LOB: 2 BB: 1 P: 8	R: 0 E: 0 K: 1 S: 6	H: 1 LOB: 2 BB: 1 P: 10	R: 0 E: 0 K: 2 S: 7	H: 0 LOB: 0 BB: 0 P: 7	R: 0 E: 0 K: 1 S: 5	H: 0 LOB: 1 BB: 1 P: 9	1B: 3 2B: 1 3B: 0 HR: 0	SF: 0 SAC: 0 DP: 0 HBP: 0	WP: 0 PA: 35 PB: 0 SB: 0 CS: 0		
PITCHER Don Gullett, L (1.1) ERA: 4.71	IP: 9.0 WLS: W BF: 35	H: 4 R: 1 ER: 1 SO: 9	BB: 4 IBB: 0 HBP: 0 BLK: 0	WP: 0 HR: 0 S: 49 P: 65	ERA: 1.00 WHIP: 0.889	PITCHER											IP: 9.0 WLS: W BF: 35	H: 4 R: 1 ER: 1 SO: 9	BB: 4 IBB: 0 HBP: 0 BLK: 0	WP: 0 HR: 0 S: 49 P: 65	ERA: 1.00 WHIP: 0.889

Batter	1	2	3	4	5	6	7	8	9	AB	R	H	RBI	BB	SO	LOB	TOP																					
Willie Randolph, R OBP: 0.363, SLG: 0.424	F8		K			5-3		G5-4-3		4	0	0	0	0	1	1																						
Mickey Rivers, L OBP: 0.345, SLG: 0.400	K2-3			F7		P3				2	0	0	0	0	1	0																						
Paul Blair, R OBP: 0.364, SLG: 0.419										2	0	1	0	0	0	0																						
Thurman Munson, R OBP: 0.364, SLG: 0.553	K			F8		K				3	0	0	0	0	2	0																						
Fran Healy, R OBP: 0.400, SLG: 0.250										1	0	0	0	0	1	1																						
Reggie Jackson, L OBP: 0.344, SLG: 0.435		K		K						4	0	0	0	0	2	1																						
Chris Chambliss, L OBP: 0.320, SLG: 0.446		4-3				1B WP				4	1	1	0	0	0	1																						
Roy White, S OBP: 0.392, SLG: 0.464						2B WP				3	0	2	0	0	0	0																						
Graig Nettles, L OBP: 0.285, SLG: 0.413						2-3 1B				3	1	1	1	0	1	2																						
Lou Piniella, R OBP: 0.381, SLG: 0.316				6-3		1-2 3H				3	0	0	0	0	1	1																						
Bucky Dent, R OBP: 0.321, SLG: 0.330						6-3				2	0	0	0	0	1	1																						
Jimmy Wynn, R OBP: 0.345, SLG: 0.333				F7						0	0	0	0	1	0	0																						
Fred Stanley, R OBP: 0.200, SLG: 0.200						K				0	0	0	0	0	0	0																						
										0	0	0	0	0	0	0																						
Inning Stats	R: 0 E: 0 K: 2 S: 7	H: 0 LOB: 0 BB: 0 P: 7	R: 0 E: 0 K: 1 S: 6	H: 1 LOB: 1 BB: 0 P: 6	R: 0 E: 0 K: 1 S: 5	H: 0 LOB: 0 BB: 0 P: 5	R: 0 E: 0 K: 1 S: 5	H: 0 LOB: 0 BB: 0 P: 5	R: 1 E: 0 K: 2 S: 9	H: 2 LOB: 1 BB: 0 P: 9	R: 0 E: 0 K: 0 S: 3	H: 0 LOB: 0 BB: 0 P: 3	R: 0 E: 0 K: 0 S: 3	H: 0 LOB: 0 BB: 0 P: 3	R: 1 E: 0 K: 1 S: 5	H: 1 LOB: 0 BB: 1 P: 9	R: 0 E: 0 K: 1 S: 6	H: 1 LOB: 1 BB: 0 P: 6	1B: 3 2B: 1 3B: 0 HR: 1	SF: 0 SAC: 0 DP: 1 HBP: 0	WP: 1 PA: 32 CS: 0																	
PITCHER	IP	WLS	BF	H	R	ER	SO	BB	IBB	HBP	BLK	WP	HR	S	P	ERA	WHIP	PITCHER				IP	WLS	BF	H	R	ER	SO	BB	IBB	HBP	BLK	WP	HR	S	P	ERA	WHIP
Frank Tanana, L ERA: 2.7	9.0	W	32	5	2	2	10	1	0	0	0	1	1	51	55	2.00	0.667																					

New York Yankees @ California Angels
Anaheim Stadium, Anaheim, CA
Sun May 15 1977, 6:33 AM EDT
Att: 27,260 - Unknown

AB 31
R 2
H 5
RBI 1
BB 1
SO 10
LOB 8



Batter	1	2	3	4	5	6	7	8	9	AB	R	H	RBI	BB	SO	LOB	BOTTOM																					
Gil Flores, R OBP: 0.429, SLG: 0.618	3B	6-3		G6-3	1-4-3			FC5-2		5	1	2	1	0	0	3																						
Jerry Remy, L OBP: 0.353, SLG: 0.349	1B	4-3		F7		F7		K		5	1	1	1	0	1	1																						
Bobby Bonds, R OBP: 0.340, SLG: 0.474	1B	3B						FC5-2		4	2	1	0	1	1	1																						
Joe Rudi, R OBP: 0.342, SLG: 0.504	1B			6-3		3B		K		5	1	2	2	0	2	1																						
Don Baylor, R OBP: 0.322, SLG: 0.457	1B	FC5-4		1-3		1B		K		4	2	1	2	0	0	1																						
Dave Chalk, R OBP: 0.392, SLG: 0.394	1B	BB						G3		3	0	1	0	1	1	1																						
Bobby Grich, R OBP: 0.362, SLG: 0.409	K									4	0	2	0	0	2	3																						
Tony Solaita, L OBP: 0.311, SLG: 0.360	E8									3	0	1	1	1	1	3																						
Terry Humphrey, R OBP: 0.329, SLG: 0.271	F7									3	1	1	1	1	0	2																						
Inning Stats	R: 4 E: 1 K: 1 S: 9	H: 4 LOB: 2 BB: 2 P: 17	R: 0 E: 0 K: 0 S: 3	H: 0 LOB: 0 BB: 0 P: 3	R: 0 E: 0 K: 1 S: 7	H: 2 LOB: 2 BB: 0 P: 7	R: 0 E: 0 K: 0 S: 2	H: 0 LOB: 0 BB: 1 P: 6	R: 3 E: 0 K: 2 S: 11	H: 4 LOB: 2 BB: 1 P: 15	R: 0 E: 0 K: 2 S: 7	H: 0 LOB: 0 BB: 0 P: 7	R: 0 E: 0 K: 0 S: 4	H: 1 LOB: 1 BB: 0 P: 4	R: 1 E: 1 K: 2 S: 9	H: 1 LOB: 1 BB: 0 P: 9	1B: 8 2B: 1 3B: 3 HR: 0	SF: 0 SAC: 0 DP: 1 HBP: 0	WP: 0 PA: 40 CS: 0																			
PITCHER	IP	WLS	BF	H	R	ER	SO	BB	IBB	HBP	BLK	WP	HR	S	P	ERA	WHIP	PITCHER				IP	WLS	BF	H	R	ER	SO	BB	IBB	HBP	BLK	WP	HR	S	P	ERA	WHIP
Mike Torrez, R ERA: 4.87	4.0	L	22	8	6	6	2	3	0	0	0	0	0	23	35	13.50	2.750																					
Dick Tidrow, R ERA: 1.78	3.0		13	3	1	1	4	0	1	0	0	0	0	20	24	3.00	1.000																					
Sparky Lyle, L ERA: 0.87	1.0		5	1	1	0	2	0	0	0	0	0	0	9	9	0.00	1.000																					

New York Yankees @ California Angels
Anaheim Stadium, Anaheim, CA
Sun May 15 1977, 6:33 AM EDT
Att: 27,260 - Unknown

AB 36
R 8
H 12
RBI 8
BB 4
SO 8
LOB 16



Batter	1	2	3	4	5	6	7	8	9	AB	R	H	RBI	BB	SO	LOB	TOP					
Rick Burleson, R OBP: 0.383, SLG: 0.446 (1, 6)	5-3			G5-3 1B	5-3		F4			4	0	1	0	0	0	3						
Fred Lynn, L OBP: 0.273, SLG: 0.571 (1, 8)	1-3			G5-3 2B		G3		F7		4	1	1	0	0	0	0						
Jim Rice, R OBP: 0.357, SLG: 0.452 (1, 7)	5-3			G5-3 1-2 2-3f		6-3		4-3 2B		4	0	1	0	0	0	2						
Carl Yastrzemski, L OBP: 0.377, SLG: 0.425 (1, 10)		3-1						4-3		4	0	2	1	0	0	1						
George Scott, R OBP: 0.326, SLG: 0.512 (1, 3)	K			2H 2B		F7		K		4	0	0	0	0	2	3						
Carlton Fisk, R OBP: 0.429, SLG: 0.560 (1, 2)	K					F5		F8		4	1	1	0	0	1	0						
Dwight Evans, R OBP: 0.380, SLG: 0.539 (1, 9)				CS 1B				BB FC6-4 1-2 1B		3	0	3	0	1	0	0						
Butch Hobson, R OBP: 0.276, SLG: 0.391 (1, 5)				K				FC6-4 FC4-6 1-2 2-3 1B		4	0	0	0	0	2	5						
Denny Doyle, L OBP: 0.308, SLG: 0.360 (1, 4)				F7				FC4-6 1-2 3H 1B		2	0	0	1	1	0	1						
Inning Stats	R: 0 E: 0 K: 0 S: 3	H: 0 LOB: 0 BB: 0 P: 3	R: 0 E: 0 K: 2 S: 7	H: 0 LOB: 0 BB: 0 P: 7	R: 0 E: 0 K: 1 S: 5	H: 1 LOB: 0 BB: 0 P: 5	R: 1 E: 0 K: 0 S: 5	H: 3 LOB: 1 BB: 0 P: 5	R: 0 E: 0 K: 1 S: 6	H: 1 LOB: 2 BB: 1 P: 10	R: 0 E: 0 K: 0 S: 4	H: 1 LOB: 1 BB: 0 P: 4	R: 1 E: 0 K: 0 S: 4	H: 1 LOB: 1 BB: 1 P: 8	R: 0 E: 0 K: 1 S: 6	H: 1 LOB: 1 BB: 0 P: 6	R: 0 E: 0 K: 0 S: 3	H: 1 LOB: 0 BB: 0 P: 3	1B: 6 2B: 4 3B: 0 HR: 0	SF: 0 SAC: 0 DP: 3 HBP: 0	WP: 0 PB: 0 SB: 0 CS: 1	PA: 35
PITCHER	IP	WLS	BF	H	R	ER	SO	BB	IBB	HBP	BLK	WP	HR	S	P	ERA	WHIP					
Wayne Simpson, R ERA: 5.5 (1, 1)	6.0	W	25	7	2	2	4	2	0	0	0	0	0	31	39	3.00	1.500					
Paul Hartzell, R ERA: 3.06 (7, 1)	3.0	S	10	2	0	0	1	0	0	0	0	0	0	12	12	0.00	0.667					

Boston Red Sox @ California Angels
Anaheim Stadium, Anaheim, CA
Tue May 17 1977, 10:05 PM EDT
Att: 13,883 - Unknown - 54 F

AB 33
R 2
H 9
RBI 2
BB 2
SO 5
LOB 15



Batter	1	2	3	4	5	6	7	8	9	AB	R	H	RBI	BB	SO	LOB	BOTTOM				
Gil Flores, R OBP: 0.378, SLG: 0.568 (1, 8)	F9			K						4	0	0	0	0	2	5					
Jerry Remy, L OBP: 0.365, SLG: 0.378 (1, 4)	1-3			SF8						3	1	2	2	0	0	0					
Tony Solaita, L OBP: 0.324, SLG: 0.390 (1, 3)	3-1			3H 4-0 1-2 2-3 BB		4-3 HR		F7 1B		3	0	0	0	1	0	1					
Bobby Bonds, R OBP: 0.337, SLG: 0.479 (1, 9)		P9		1-2 2H 3H 1B		6-3		F8 1-2 1B		4	0	1	2	0	0	1					
Dave Chalk, R OBP: 0.391, SLG: 0.387 (1, 5)		F8		6-3				6-3		4	0	1	0	0	0	3					
Don Baylor, R OBP: 0.308, SLG: 0.426 Rusty Torres, S (9, 8)		K			5-3					4	0	0	0	0	3	1					
Willie Aikens, L OBP: 0.500, SLG: 0.333 (1, 10)				1B SF8 BB		S 2B 1B		F7 1-3		3	2	1	0	1	0	0					
Bobby Grich, R OBP: 0.363, SLG: 0.414 (1, 6)				BB 1B 1B		1H 1B 2B		F7		4	2	2	1	0	0	0					
Terry Humphrey, R OBP: 0.352, SLG: 0.303 (1, 2)				1-2 2-3 1B 1B		2H 1B		1B		3	1	3	1	0	0	0					
Inning Stats	R: 0 E: 0 K: 0 S: 3	H: 0 LOB: 0 BB: 0 P: 3	R: 0 E: 0 K: 1 S: 5	H: 0 LOB: 0 BB: 0 P: 5	R: 3 E: 0 K: 1 S: 8	H: 3 LOB: 2 BB: 2 P: 16	R: 2 E: 0 K: 1 S: 7	H: 3 LOB: 0 BB: 0 P: 7	R: 1 E: 0 K: 1 S: 7	H: 2 LOB: 1 BB: 0 P: 7	R: 0 E: 0 K: 0 S: 4	H: 1 LOB: 1 BB: 0 P: 4	R: 0 E: 0 K: 0 S: 4	H: 1 LOB: 1 BB: 0 P: 4	R: 0 E: 0 K: 1 S: 5	H: 0 LOB: 0 BB: 0 P: 5	1B: 8 2B: 1 3B: 0 HR: 1	SF: 1 SAC: 0 DP: 0 HBP: 0	WP: 0 PB: 0 SB: 2 CS: 1	PA: 35	
PITCHER	IP	WLS	BF	H	R	ER	SO	BB	IBB	HBP	BLK	WP	HR	S	P	ERA	WHIP				
Fergie Jenkins, R ERA: 3.64 (1, 1)	5.0	L	24	8	6	6	4	2	0	0	0	0	0	13	38	10.80	2.000				
Tom Murphy, R ERA: 3.57 (6, 1)	3.0		11	2	0	0	1	0	0	0	0	0	0	13	13	0.00	0.667				

Boston Red Sox @ California Angels
Anaheim Stadium, Anaheim, CA
Tue May 17 1977, 10:05 PM EDT
Att: 13,883 - Unknown - 54 F

AB 32
R 6
H 10
RBI 6
BB 2
SO 5
LOB 11



Batter	1	2	3	4	5	6	7	8	9	AB	R	H	RBI	BB	SO	LOB	TOP					
Butch Wynegar, S OBP: 0.393, SLG: 0.515 (1, 2) X	F8	K		4-3		L7			K	5	0	0	0	0	2	4	Minnesota Twins @ California Angels Anaheim Stadium, Anaheim, CA Thu May 19 1977, 10:05 PM EDT Att: 15,167 - Unknown - 69 F					
Roy Smalley, S OBP: 0.314, SLG: 0.275 (1, 6) B	BB 1B	E							G4-6-3	3	1	0	0	2	2	1						
Rod Carew, L OBP: 0.436, SLG: 0.568 (1, 3) X	BB 1B	K								4	1	2	0	0	2	1						
Lyman Bostock, L OBP: 0.401, SLG: 0.481 (1, 8) B	BB 1B		F9							3	0	0	0	1	2	1						
Larry Hise, R OBP: 0.377, SLG: 0.590 (1, 7) B	BB		F8							3	1	1	2	1	1	1						
Rich Chiles, L OBP: 0.388, SLG: 0.324 (1, 10) B	BB									2	0	0	1	2	1	0						
Mike Cabbage, L OBP: 0.356, SLG: 0.362 (1, 5) X	F7		F7							4	0	0	0	0	0	4						
Dan Ford, R OBP: 0.326, SLG: 0.367 (1, 9) B	K									3	0	0	0	1	2	4						
Rob Wilfong, L OBP: 0.389, SLG: 0.385 (1, 4) B		CS	G3-6							3	0	2	0	1	0	1						
Inning Stats	R: 2 E: 0 K: 1 S: 6	H: 1 LOB: 3 BB: 4 P: 22	R: 0 E: 1 K: 2 S: 6	H: 0 LOB: 1 BB: 2 P: 14	R: 0 E: 0 K: 0 S: 3	H: 0 LOB: 1 BB: 1 P: 7	R: 0 E: 0 K: 0 S: 2	H: 0 LOB: 0 BB: 1 P: 6	R: 0 E: 0 K: 3 S: 9	H: 0 LOB: 0 BB: 0 P: 9	R: 1 E: 1 K: 2 S: 10	H: 2 LOB: 2 BB: 0 P: 10	R: 0 E: 0 K: 3 S: 10	H: 1 LOB: 1 BB: 0 P: 10	R: 0 E: 0 K: 0 S: 3	H: 0 LOB: 0 BB: 0 P: 3		R: 0 E: 0 K: 1 S: 5	H: 1 LOB: 0 BB: 0 P: 5	1B: 4 2B: 0 3B: 0 HR: 1	SF: 0 SAC: 0 DP: 2 HBP: 0	WP: 0 PB: 0 CS: 1
PITCHER Nolan Ryan, R ERA: 2.72 (1, 1)	IP: 9.0 WLS: W BF: 38	H: 5 R: 3 ER: 3 SO: 12	BB: 8 IBB: 0 HBP: 0 BLK: 0	WP: 0 HR: 1 S: 54 P: 86	ERA: 3.00 WHIP: 1.444											ERA: 3.00 WHIP: 1.444						

AB	30
R	3
H	5
RBI	3
BB	8
SO	12
LOB	17



Batter	1	2	3	4	5	6	7	8	9	AB	R	H	RBI	BB	SO	LOB	BOTTOM			
Gil Flores, R OBP: 0.420, SLG: 0.574 (1, 8) X	PB 1B		1B			G1				3	2	2	1	2	0	0	Minnesota Twins @ California Angels Anaheim Stadium, Anaheim, CA Thu May 19 1977, 10:05 PM EDT Att: 15,167 - Unknown - 69 F			
Jerry Remy, L OBP: 0.362, SLG: 0.374 (1, 4) X	1-3		F7							4	0	1	0	0	0	4				
Tony Solaita, L OBP: 0.324, SLG: 0.387 (1, 10) X	G3									3	0	1	2	0	0	1				
Joe Rudi, R OBP: 0.340, SLG: 0.496 (1, 7) X	6-3		K							4	1	1	1	0	1	3				
Bobby Bonds, R OBP: 0.341, SLG: 0.490 (1, 9) B		5-3								3	0	1	0	1	0	1				
Dave Chalk, R OBP: 0.386, SLG: 0.383 (1, 5) B	K									4	0	1	1	0	1	3				
Willie Aikens, L OBP: 0.375, SLG: 0.286 (1, 3) B										4	0	1	0	0	1	3				
Orlando Ramirez, R ERA: 2.0 (8, PR) B										0	1	0	0	0	0	0				
Ron Jackson, R OBP: 0.300, SLG: 0.439 (9, 3) B										0	0	0	0	0	0	0				
Bobby Grich, R OBP: 0.368, SLG: 0.415 (1, 6) B										2	1	1	0	1	1	0				
Terry Humphrey, R OBP: 0.337, SLG: 0.288 (1, 2) B										4	0	0	0	0	1	5				
Inning Stats	R: 1 E: 0 K: 0 S: 4	H: 1 LOB: 0 BB: 0 P: 4	R: 0 E: 0 K: 1 S: 5	H: 0 LOB: 0 BB: 0 P: 5	R: 1 E: 0 K: 2 S: 9	H: 2 LOB: 2 BB: 1 P: 13	R: 0 E: 0 K: 0 S: 4	H: 1 LOB: 2 BB: 1 P: 8	R: 2 E: 0 K: 1 S: 7	H: 2 LOB: 2 BB: 2 P: 15	R: 0 E: 0 K: 1 S: 5	H: 0 LOB: 0 BB: 0 P: 5	R: 0 E: 1 K: 0 S: 5	H: 1 LOB: 2 BB: 0 P: 5	R: 1 E: 0 K: 0 S: 5	H: 2 LOB: 1 BB: 0 P: 5	1B: 8 2B: 0 3B: 1 HR: 0	SF: 0 SAC: 3 DP: 0 HBP: 0	WP: 0 PB: 1 CS: 0	PA: 38
PITCHER Dave Goltz, R ERA: 3.67 (1, 1)	IP: 5.0 WLS: L BF: 25	H: 6 R: 4 ER: 3 SO: 4	BB: 3 IBB: 1 HBP: 0 BLK: 0	WP: 0 HR: 0 S: 29 P: 45	ERA: 5.40 WHIP: 1.800											ERA: 5.40 WHIP: 1.800				
Ron Schuefer, R ERA: 2.0 (6, 1)	IP: 2.2 WLS: L BF: 12	H: 3 R: 1 ER: 1 SO: 1	BB: 0 IBB: 0 HBP: 0 BLK: 0	WP: 0 HR: 0 S: 14 P: 14	ERA: 3.38 WHIP: 1.125											ERA: 3.38 WHIP: 1.125				
Tom Burgmeier, L ERA: 2.23 (8, 1)	IP: 0.1 WLS: L BF: 1	H: 0 R: 0 ER: 0 SO: 0	BB: 0 IBB: 0 HBP: 0 BLK: 0	WP: 0 HR: 0 S: 1 P: 1	ERA: 0.00 WHIP: 0.000											ERA: 0.00 WHIP: 0.000				

AB	31
R	5
H	9
RBI	5
BB	4
SO	5
LOB	20



Batter	1	2	3	4	5	6	7	8	9	AB	R	H	RBI	BB	SO	LOB	TOP			
Bob Randall, R OBP: 0.222, SLG: 0.250 (1, 4)	4-3		6-3	P4			1B 2B		F7	5	0	1	0	0	0	2				
Rod Carew, L OBP: 0.438, SLG: 0.567 (1, 3)	5-3		1B 1B		L7		G6-4-3 1B			4	0	2	0	0	0	0				
Larry Hisle, R OBP: 0.374, SLG: 0.580 (1, 7)	K		FC6-4 1B		6-3		G6-4-3 1-2			4	0	1	0	0	1	2				
Craig Kusick, R OBP: 0.366, SLG: 0.476 (1, 10)		FC1-5 1B	K					G4-6-3 BB		3	0	2	0	1	1	2				
Dan Ford, R OBP: 0.324, SLG: 0.359 (1, 9)		BB FC1-5 1-2 BB	FC6-4 1-2		5-3		G4-6-3 1-2			3	0	0	0	1	0	4				
Butch Wynegar, S OBP: 0.397, SLG: 0.524 (1, 2)	FC1-5 1-2 2-3			SH1-3 1B		K				4	0	2	0	0	1	2				
Willie Norwood, R OBP: 0.188, SLG: 0.143 (1, 8)		1-2 2-3 BB		SH1-3		K				2	0	0	0	1	2	1				
Jerry Terrell, R OBP: 0.296, SLG: 0.327 (1, 5)		K			6-3				F9	3	0	0	0	1	1	3				
Roy Smalley, S OBP: 0.306, SLG: 0.266 (1, 6)		K							L7	4	0	0	0	0	2	5				
Inning Stats	R: 0 E: 0 K: 1 S: 5	H: 0 LOB: 0 BB: 0 P: 5	R: 0 E: 0 K: 2 S: 8	H: 1 LOB: 3 BB: 2 P: 16	R: 0 E: 0 K: 1 S: 7	H: 2 LOB: 2 BB: 0 P: 7	R: 0 E: 0 K: 1 S: 6	H: 1 LOB: 2 BB: 1 P: 10	R: 0 E: 0 K: 0 S: 4	H: 0 LOB: 0 BB: 0 P: 7	R: 0 E: 0 K: 1 S: 4	H: 2 LOB: 1 BB: 0 P: 4	R: 0 E: 0 K: 1 S: 5	H: 1 LOB: 1 BB: 1 P: 9	R: 0 E: 0 K: 0 S: 3	H: 0 LOB: 0 BB: 0 P: 3	1B: 6 2B: 2 3B: 0 HR: 0	SF: 0 SAC: 1 DP: 2 HBP: 0	WP: 0 PB: 0 CS: 0	PA: 37
PITCHER Frank Tanana, L ERA: 2.4 (1, 1)	IP: 9.0 WLS: W BF: 37 H: 8 R: 0 ER: 0 SO: 8 BB: 4 IBB: 0 HBP: 0 BLK: 0 WP: 0 HR: 0 S: 49 P: 65 ERA: 0.00 WHIP: 1.333																			

Minnesota Twins @ California Angels
Anaheim Stadium, Anaheim, CA
Fri May 20 1977, 10:05 PM EDT
Att: 24,164 - Unknown - 72 F

AB 32
R 0
H 8
RBI 0
BB 4
SO 8
LOB 21



Batter	1	2	3	4	5	6	7	8	9	AB	R	H	RBI	BB	SO	LOB	BOTTOM			
Gil Flores, R OBP: 0.407, SLG: 0.540 (1, 8)	FC3-6 BB		L3		6-3			G3		3	0	0	0	1	0	1				
Jerry Remy, L OBP: 0.353, SLG: 0.364 (1, 4)	FC3-6 FC6-4 1-2 2B		L3		F8			L3		4	1	0	0	0	0	2				
Tony Solaita, L OBP: 0.333, SLG: 0.394 (1, 10)	FC6-4 1-2 1B			WP 1B			G3	L4		4	1	2	0	0	0	0				
Joe Rudi, R OBP: 0.333, SLG: 0.486 (1, 7)	FC6-4 1-2 2-3 2B			6-3			F7			3	1	0	0	0	0	3				
Bobby Bonds, R OBP: 0.347, SLG: 0.497 (1, 9)	1-1 3-1 2B			1B BB			K			2	0	1	2	1	1	0				
Dave Chalk, R OBP: 0.393, SLG: 0.390 (1, 5)		F8					G6-4-3 1B			3	0	2	1	0	0	0				
Willie Aikens, L OBP: 0.364, SLG: 0.300 (1, 3)		6-3		P5			G6-4-3 1B			3	0	1	0	0	0	1				
Bobby Grich, R OBP: 0.367, SLG: 0.421 (1, 6)		K			E8 2B		G6-4-3 1-2 2-3			3	0	1	0	0	1	2				
Terry Humphrey, R OBP: 0.326, SLG: 0.277 (1, 2)			2-3		P5		4-3			3	0	0	0	0	0	2				
Inning Stats	R: 2 E: 0 K: 0 S: 4	H: 2 LOB: 1 BB: 1 P: 8	R: 0 E: 0 K: 1 S: 5	H: 0 LOB: 0 BB: 0 P: 5	R: 0 E: 0 K: 0 S: 3	H: 0 LOB: 0 BB: 0 P: 3	R: 1 E: 0 K: 0 S: 4	H: 2 LOB: 1 BB: 1 P: 8	R: 0 E: 1 K: 0 S: 4	H: 1 LOB: 1 BB: 0 P: 4	R: 0 E: 0 K: 1 S: 5	H: 0 LOB: 0 BB: 0 P: 5	R: 0 E: 0 K: 0 S: 4	H: 2 LOB: 1 BB: 0 P: 4	R: 0 E: 0 K: 0 S: 3	H: 0 LOB: 0 BB: 0 P: 3	1B: 5 2B: 2 3B: 0 HR: 0	SF: 0 SAC: 0 DP: 1 HBP: 0	WP: 1 PB: 0 CS: 0	PA: 30
PITCHER Paul Thordogard, R ERA: 3.16 (1, 1)	IP: 4.2 WLS: L BF: 19 H: 5 R: 3 ER: 3 SO: 3 BB: 0 IBB: 0 HBP: 0 BLK: 0 WP: 0 HR: 0 S: 6 P: 27 ERA: 0.00 WHIP: 1.500																			
Tom Burgmeier, L ERA: 2.14 (5, 1)	IP: 1.1 WLS: 0 BF: 4 H: 0 R: 0 ER: 0 SO: 1 BB: 0 IBB: 0 HBP: 0 BLK: 0 WP: 0 HR: 0 S: 6 P: 6 ERA: 0.00 WHIP: 0.000																			
Tom Johnson, R ERA: 1.69 (7, 1)	IP: 2.0 WLS: 0 BF: 7 H: 2 R: 0 ER: 0 SO: 0 BB: 0 IBB: 0 HBP: 0 BLK: 0 WP: 0 HR: 0 S: 7 P: 7 ERA: 0.00 WHIP: 1.000																			

Minnesota Twins @ California Angels
Anaheim Stadium, Anaheim, CA
Fri May 20 1977, 10:05 PM EDT
Att: 24,164 - Unknown - 72 F

AB 28
R 3
H 7
RBI 3
BB 2
SO 2
LOB 11



Batter	1	2	3	4	5	6	7	8	9	AB	R	H	RBI	BB	SO	LOB	TOP			
Lyman Bostock, L (1, 8) OBP: 0.404, SLG: 0.477	6-3			FC2-6 1B		FC3-6 HBP		K		3	0	1	0	0	1	0	Minnesota Twins @ California Angels Anaheim Stadium, Anaheim, CA Sat May 21 1977, 10:05 PM EDT Att: 24,139 - Unknown - 68 F livebaseballscorecards.com			
Roy Smalley, S (1, 6) OBP: 0.304, SLG: 0.266	G3			FC2-6 4-3 1B		FC3-6 S		1B		4	0	1	0	0	0	2				
Rod Carew, L (1, 3) OBP: 0.445, SLG: 0.569	K			4-3 1B		4-0 1-2 IBB		1B		3	0	2	0	1	1	0				
Butch Wynegar, S (1, 2) OBP: 0.384, SLG: 0.505		L1		4-3 1-2 2-3		3-1		P4		4	0	0	0	0	0	6				
Larry Hisle, R (1, 7) OBP: 0.377, SLG: 0.599		1-3		K						4	1	2	1	0	1	2				
Mike Cubbage, L (1, 5) Bob Gorinski, R (9, PH) OBP: 0.227, SLG: 0.190		4-3				5-3		P1		3	0	0	0	0	0	1				
Rich Chiles, L (1, 10) Craig Kusick, R (7, PH) OBP: 0.356, SLG: 0.462				4-3		4-3		K		2	0	0	0	0	0	0				
Dan Ford, R (1, 9) OBP: 0.316, SLG: 0.348				F9		G3		6-3		4	0	0	0	0	0	1				
Rob Wilfong, L (1, 4) Willie Norwood, R (8, PH) Bob Randall, R (8, 4) OBP: 0.222, SLG: 0.250				5-3		L4		K		2	0	0	0	0	0	0				
Inning Stats	R: 0 E: 0 K: 1 S: 5	H: 0 LOB: 0 BB: 0 P: 5	R: 0 E: 0 K: 0 S: 3	H: 0 LOB: 0 BB: 0 P: 3	R: 0 E: 0 K: 0 S: 3	H: 2 LOB: 2 BB: 0 P: 7	R: 0 E: 0 K: 1 S: 7	H: 0 LOB: 0 BB: 0 P: 3	R: 0 E: 0 K: 0 S: 3	H: 1 LOB: 1 BB: 0 P: 6	R: 0 E: 0 K: 2 S: 9	H: 2 LOB: 2 BB: 0 P: 9	R: 1 E: 0 K: 0 S: 4	H: 1 LOB: 0 BB: 0 P: 4	1B: 5 2B: 0 3B: 0 HR: 1	SF: 0 SAC: 0 DP: 0 HBP: 1		WP: 0 PB: 0 CS: 0	PA: 35	
PITCHER	IP	WLS	BF	H	R	ER	SO	BB	IBB	HBP	BLK	WP	HR	S	P	ERA		WHIP		
Gary Ross, R (1, 1) ERA: 5.11	6.0	W	23	3	0	0	2	0	1	1	0	0	0	25	30	0.00		0.500		
Dave LaRoche, L (7, 1) ERA: 4.74	3.0	S	12	3	1	1	3	0	0	0	0	0	1	18	18	3.00	1.000			

Batter	1	2	3	4	5	6	7	8	9	AB	R	H	RBI	BB	SO	LOB	BOTTOM				
Gil Flores, R (1, 8) OBP: 0.379, SLG: 0.500	K				4-3			6-3		4	0	0	0	0	2	2	Minnesota Twins @ California Angels Anaheim Stadium, Anaheim, CA Sat May 21 1977, 10:05 PM EDT Att: 24,139 - Unknown - 68 F livebaseballscorecards.com				
Bobby Grich, R (1, 6) OBP: 0.385, SLG: 0.412	6-3			4-0 1B BB		5-3		L5		3	0	0	0	1	0	1					
Dave Chalk, R (1, 5) OBP: 0.403, SLG: 0.410	WP 1B			1-2 2-3 1B		K		1B 2B		4	1	3	0	0	1	0					
Joe Rudi, R (1, 7) OBP: 0.331, SLG: 0.500	2-3			1-3		HR		P6		4	1	1	1	0	0	5					
Bobby Bonds, R (1, 9) OBP: 0.345, SLG: 0.490				4-3		L8		1-3		4	0	1	0	0	0	1					
Don Baylor, R (1, 10) OBP: 0.313, SLG: 0.420	1-3			4-3		SH1-4 1B BB		1B 2B BB		2	2	0	0	2	0	1					
Ron Jackson, R (1, 3) Tony Solaita, L (8, PH) OBP: 0.342, SLG: 0.403	K			6-3		SH1-4		2B 1B		2	0	0	0	0	1	0					
Jerry Remy, L (1, 4) OBP: 0.363, SLG: 0.381				1B SH2-4 1B		4-3		2B 1B		4	1	3	2	0	0	0					
Terry Humphrey, R (1, 2) OBP: 0.327, SLG: 0.291				SH2-4		K		L8		3	0	1	1	0	1	2					
Inning Stats	R: 0 E: 0 K: 1 S: 6	H: 1 LOB: 1 BB: 0 P: 6	R: 0 E: 0 K: 1 S: 5	H: 1 LOB: 0 BB: 0 P: 5	R: 0 E: 0 K: 1 S: 7	H: 2 LOB: 3 BB: 1 P: 11	R: 0 E: 0 K: 0 S: 3	H: 0 LOB: 0 BB: 0 P: 3	R: 0 E: 0 K: 1 S: 5	H: 0 LOB: 0 BB: 0 P: 5	R: 1 E: 0 K: 1 S: 6	H: 1 LOB: 1 BB: 0 P: 6	R: 2 E: 0 K: 0 S: 5	H: 2 LOB: 1 BB: 1 P: 9	R: 2 E: 0 K: 0 S: 6	H: 3 LOB: 2 BB: 1 P: 10		1B: 6 2B: 3 3B: 0 HR: 1	SF: 0 SAC: 2 DP: 0 HBP: 0	WP: 1 PB: 0 CS: 1	PA: 36
PITCHER	IP	WLS	BF	H	R	ER	SO	BB	IBB	HBP	BLK	WP	HR	S	P	ERA		WHIP			
Geoff Zahn, L (1, 1) ERA: 3.54	6.1	L	26	6	3	3	5	2	0	0	0	0	0	34	42	4.26		1.263			
Ron Schueler, R (7, 1) ERA: 2.51	1.2		10	4	2	2	0	1	0	0	0	0	0	9	13	10.80	3.000				

Batter	1	2	3	4	5	6	7	8	9	AB	R	H	RBI	BB	SO	LOB	TOP			
Gil Flores, R OBP: 0.388, SLG: 0.484 (1, 8)	0-0 3-1		0-0 P6			0-0 F8		0-0 CS 1B		4	0	1	0	0	0	0	California Angels @ Detroit Tigers Tiger Stadium, Detroit, MI Tue May 24 1977, 7:05 PM EDT Att: 14,194 - Unknown			
Jerry Remy, L OBP: 0.367, SLG: 0.383 (1, 4)	0-0 F7		0-0 G3			0-0 5-3		0-0 F5		4	0	0	0	0	0	1				
Dave Chalk, R OBP: 0.388, SLG: 0.392 (1, 5)	0-0 P4		0-0 P6			0-3 K		0-0 CS 1-2	0-0 SH1-4 1B	4	0	1	0	0	1	0				
Joe Rudi, R OBP: 0.327, SLG: 0.487 (1, 7)		0-0 1B 1B		0-3 K			0-3 K		0-0 SH1-4 1-2	3	1	1	0	0	2	0				
Bobby Bonds, R OBP: 0.355, SLG: 0.500 (1, 9)		0-0 1B SF8 1B		0-3 K			0-0 6-3		4-0 IBB	3	1	1	0	1	1	0				
Don Baylor, R OBP: 0.311, SLG: 0.411 (1, 10)		0-0 F3		0-0 F5			4-0 CS BB		0-0 P3	3	0	0	0	1	0	4				
Ron Jackson, R OBP: 0.299, SLG: 0.413 (1, 3)		0-0 E 1-3 2-H 1B			0-0 L6		4-0 1-2 BB		0-0 6-3	3	0	1	1	1	0	2				
Bobby Grich, R OBP: 0.362, SLG: 0.401 (1, 6)		0-0 SF8			0-0 F8		0-3 K			2	0	0	1	0	1	2				
Terry Humphrey, R OBP: 0.311, SLG: 0.275 (1, 2)		0-0 1-2 3-H 6-3			0-0 5-3				0-0 5-3	3	0	0	0	0	0	1				
Inning Stats	R: 0 E: 0 K: 0 S: 3	H: 0 LOB: 0 BB: 0 P: 3	R: 2 E: 1 K: 0 S: 6	H: 3 LOB: 1 BB: 0 P: 6	R: 0 E: 0 K: 2 S: 3	H: 0 LOB: 0 BB: 0 P: 3	R: 0 E: 0 K: 2 S: 7	H: 0 LOB: 0 BB: 0 P: 7	R: 0 E: 0 K: 1 S: 5	H: 0 LOB: 0 BB: 0 P: 5	R: 0 E: 0 K: 2 S: 7	H: 0 LOB: 2 BB: 2 P: 15	R: 0 E: 0 K: 0 S: 3	H: 1 LOB: 0 BB: 0 P: 3	R: 0 E: 0 K: 0 S: 4	H: 1 LOB: 2 BB: 1 P: 8		1B: 5 2B: 0 3B: 0 HR: 0	SF: 1 SAC: 1 DP: 0 HBP: 0	WP: 0 PB: 0 SB: 0 CS: 2
PITCHER John Hiller, L ERA: 4.26 (1, 1)	IP: 9.0 WLS: L BF: 34	H: 5 R: 2 ER: 2 SO: 5	BB: 2 IBB: 1 HBP: 0 BLK: 0	WP: 0 HR: 0 S: 41 P: 53	ERA: 2.00 WHIP: 0.778	PITCHER										IP: 9.0 WLS: W BF: 36	H: 3 R: 1 ER: 1 SO: 12	BB: 7 IBB: 0 HBP: 0 BLK: 0	WP: 2 PB: 0 SB: 1 CS: 0	PA: 36

Batter	1	2	3	4	5	6	7	8	9	AB	R	H	RBI	BB	SO	LOB	BOTTOM			
Phil Mankowski, L OBP: 0.387, SLG: 0.393 (1, 5)	0-0 WP S 1B		4-0 BB	0-0 G4-6-3 1-2			0-0 F7			3	0	1	0	1	0	3	California Angels @ Detroit Tigers Tiger Stadium, Detroit, MI Tue May 24 1977, 7:05 PM EDT Att: 14,194 - Unknown			
Tito Fuentes, S OBP: 0.333, SLG: 0.368 (1, 4)	0-3 K		0-3 K		0-0 5-3		0-0 F8			4	0	0	0	0	2	2				
Rusty Staub, L OBP: 0.316, SLG: 0.419 (1, 10)	0-3 1-2 K		0-0 F7		0-0 G3		0-3 K			4	0	0	0	0	2	2				
Steve Kemp, L OBP: 0.347, SLG: 0.504 (1, 7)	0-3 2-3 K		0-3 K		4-0 BB			0-3 K		3	0	0	0	1	3	2				
Jason Thompson, L OBP: 0.370, SLG: 0.469 (1, 3)		4-0 BB BB		0-0 WP 1B 5-3	0-0 P6		0-0 F5			3	1	1	0	1	0	1				
Tim Corcoran, L OBP: 0.500, SLG: 0.611 (1, 9)		0-0 F7		0-0 BB WP 1B		4-0 FC4-6 BB		0-0 F7		3	0	1	0	1	0	1				
Milt May, L OBP: 0.341, SLG: 0.445 (1, 2)		4-0 1-2 BB		0-0 5-3 1-2 2-H		0-0 FC4-6 4-3 1-2			0-3 K	3	0	0	1	1	2					
Mickey Stanley, R OBP: 0.310, SLG: 0.481 (1, 8)		0-3 K		4-0 BB BB		0-0 4-3			0-3 K	3	0	0	0	1	2	3				
Tom Verzyer, R OBP: 0.198, SLG: 0.234 (1, 6)		0-0 F7		4-0 BB BB		0-3 K			0-3 K	2	0	0	0	1	1	3				
Ron LeFlore, R OBP: 0.288, SLG: 0.347 (8, PH)				1-2 2-3 G4-6-3 BB					0-0 K	1	0	0	0	0	1	0				
Inning Stats	R: 0 E: 0 K: 3 S: 10	H: 1 LOB: 1 BB: 0 P: 10	R: 0 E: 0 K: 1 S: 5	H: 0 LOB: 2 BB: 2 P: 13	R: 0 E: 0 K: 2 S: 7	H: 0 LOB: 1 BB: 1 P: 11	R: 1 E: 0 K: 0 S: 4	H: 2 LOB: 2 BB: 2 P: 12	R: 0 E: 0 K: 0 S: 3	H: 0 LOB: 1 BB: 1 P: 7	R: 0 E: 0 K: 1 S: 5	H: 0 LOB: 0 BB: 0 P: 5	R: 0 E: 0 K: 1 S: 5	H: 0 LOB: 0 BB: 0 P: 5	R: 0 E: 0 K: 3 S: 9	H: 0 LOB: 0 BB: 0 P: 9	1B: 3 2B: 0 3B: 0 HR: 0	SF: 0 SAC: 0 DP: 1 HBP: 0	WP: 2 PB: 0 SB: 1 CS: 0	PA: 36
PITCHER Nolan Ryan, R ERA: 2.56 (1, 1)	IP: 9.0 WLS: W BF: 36	H: 3 R: 1 ER: 1 SO: 12	BB: 7 IBB: 0 HBP: 0 BLK: 0	WP: 2 HR: 0 S: 53 P: 81	ERA: 1.00 WHIP: 1.111	PITCHER										IP: 9.0 WLS: W BF: 36	H: 3 R: 1 ER: 1 SO: 12	BB: 7 IBB: 0 HBP: 0 BLK: 0	WP: 2 PB: 0 SB: 1 CS: 0	PA: 36

Batter	1	2	3	4	5	6	7	8	9	AB	R	H	RBI	BB	SO	LOB	TOP										
Gil Flores, R OBP: 0.394, SLG: 0.485 (1, 8)	0-3 K	0-0 1B		0-0 1B			0-0 SH1-4		0-0 5-3	4	0	2	0	0	1	0											
Jerry Remy, L OBP: 0.362, SLG: 0.377 (1, 4)	0-0 S FC6-2 BB 1B	0-0 F2		0-0 P6			0-0 4-3		0-0 P6	5	0	1	0	0	0	3											
Dave Chalk, R OBP: 0.397, SLG: 0.402 (1, 5)	4-0 FC6-2 S BB 1-2		0-0 1B		4-0 CS BB		0-0 L6			2	1	1	0	2	0	1											
Joe Rudi, R OBP: 0.331, SLG: 0.494 (1, 7)	0-0 FC6-2 S 1-3 2H		0-0 FC6-4 1B		0-3 K			0-0 HR 2B		4	1	2	1	0	1	3											
Bobby Bonds, R OBP: 0.358, SLG: 0.515 (1, 9)	4-0 1-2 BB		0-0 FC6-4 CS BB 1-2		0-3 K			0-0 HR		3	1	1	2	1	1	2											
Don Baylor, R OBP: 0.310, SLG: 0.403 (1, 10)	0-0 5-3		4-0 1-2 BB		0-0 6-3			0-0 F9		3	0	0	0	1	0	3											
Ron Jackson, R OBP: 0.296, SLG: 0.394 (1, 3)		0-0 P4		0-0 F5		0-3 K		4-0 G6-4-3 BB		3	0	0	0	0	1	2											
Tony Solaita, L OBP: 0.353, SLG: 0.403 (8, PH)										0	0	0	0	1	0	0											
Bobby Grich, R OBP: 0.359, SLG: 0.417 (1, 6)		0-0 HR		0-0 CS		0-3 K		0-0 F9		4	1	1	1	0	1	1											
Terry Humphrey, R OBP: 0.308, SLG: 0.266 (1, 2)		0-0 6-3		0-0 1-3				4-0 4-3 SH1-4 BB		3	0	0	0	1	1	0											
Inning Stats	R: 0 E: 0 K: 1 S: 6	H: 1 LOB: 3 BB: 2 P: 14	R: 1 E: 0 K: 0 S: 5	H: 2 LOB: 1 BB: 0 P: 5	R: 1 E: 0 K: 0 S: 4	H: 2 LOB: 1 BB: 1 P: 8	R: 0 E: 0 K: 1 S: 6	H: 1 LOB: 1 BB: 0 P: 6	R: 0 E: 0 K: 2 S: 7	H: 0 LOB: 1 BB: 1 P: 10	R: 0 E: 0 K: 1 S: 5	H: 0 LOB: 0 BB: 1 P: 5	R: 0 E: 0 K: 0 S: 3	H: 2 LOB: 0 BB: 1 P: 7	R: 2 E: 0 K: 0 S: 4	H: 2 LOB: 0 BB: 1 P: 8	R: 0 E: 0 K: 1 S: 5	H: 0 LOB: 0 BB: 0 P: 5	1B: 4 2B: 3 3B: 0 HR: 2	SF: 0 SAC: 1 DP: 2 HBP: 0	WP: 0 PB: 0 SB: 3 CS: 2	PA: 39					
PITCHER	IP	WLS	BF	H	R	ER	SO	BB	IBB	HBP	BLK	WP	HR	S	P	ERA	WHIP										
Dave Roberts, L ERA: 4.32 (1, 1)	7.0	L	32	8	4	4	5	5	0	0	0	0	2	37	57	5.14	1.857										
Steve Grilli, R ERA: 9.45 (8, 1)	2.0		6	0	0	0	1	1	0	0	0	0	0	7	11	0.00	0.500										

California Angels @ Detroit Tigers
Tiger Stadium, Detroit, MI
Wed May 25 1977, 7:05 PM EDT
Att: 13,150 - Unknown

AB 31
R 4
H 8
RBI 4
BB 6
SO 6
LOB 15



Batter	1	2	3	4	5	6	7	8	9	AB	R	H	RBI	BB	SO	LOB	BOTTOM										
Ron LeFlore, R OBP: 0.268, SLG: 0.345 (1, 8)	0-0 CS 1B		0-0 F8			0-0 5-3		0-3 K		4	0	1	0	0	1	1											
Tito Fuentes, S OBP: 0.337, SLG: 0.368 (1, 4)	4-0 1-2 BB		0-0 FC5-4			0-0 1B			0-3 K	3	0	1	0	1	1	1											
Rusty Staub, L OBP: 0.314, SLG: 0.410 (1, 10)	0-0 F7		4-0 FC6-4 BB		0-3 K			0-0 P6		3	0	0	0	1	1	2											
Steve Kemp, L OBP: 0.338, SLG: 0.489 (1, 7)	0-3 K		0-0 FC6-4		0-3 K			0-3 K		4	0	0	0	0	3	3											
Jason Thompson, L OBP: 0.363, SLG: 0.459 (1, 3)		0-0 6-3		0-0 F5		0-3 K			0-3 K	3	0	0	0	0	1	1											
Tim Corcoran, L OBP: 0.440, SLG: 0.524 (1, 9)		0-3 K		0-3 K			0-0 P5			3	0	0	0	0	2	1											
Milt May, L OBP: 0.333, SLG: 0.434 (1, 2)		0-0 1-3			0-3 K			0-0 L4		3	0	0	0	0	1	0											
Phil Mankowski, L OBP: 0.385, SLG: 0.391 (1, 5)			0-0 FC5-4 1B		0-3 K			0-0 4-3		3	0	1	0	0	1	0											
Tom Verzyer, R OBP: 0.193, SLG: 0.228 (1, 6)			0-0 FC5-4		0-0 6-3			0-0 6-3		2	0	0	0	0	0	1											
Mickey Stanley, R OBP: 0.305, SLG: 0.472 (8, PH)										1	0	0	0	0	0	0											
Mark Wagner, R OBP: 0.222, SLG: 0.250 (9, 6)										0	0	0	0	0	0	0											
Inning Stats	R: 0 E: 0 K: 1 S: 5	H: 1 LOB: 1 BB: 1 P: 9	R: 0 E: 0 K: 1 S: 5	H: 0 LOB: 0 BB: 0 P: 5	R: 0 E: 0 K: 0 S: 4	H: 1 LOB: 1 BB: 0 P: 4	R: 0 E: 0 K: 1 S: 5	H: 0 LOB: 1 BB: 1 P: 9	R: 0 E: 0 K: 2 S: 7	H: 0 LOB: 0 BB: 0 P: 7	R: 0 E: 0 K: 2 S: 8	H: 1 LOB: 1 BB: 0 P: 8	R: 0 E: 0 K: 1 S: 5	H: 0 LOB: 0 BB: 0 P: 5	R: 0 E: 0 K: 1 S: 5	H: 0 LOB: 0 BB: 0 P: 5	R: 0 E: 0 K: 2 S: 7	H: 0 LOB: 0 BB: 0 P: 7	1B: 3 2B: 0 3B: 0 HR: 0	SF: 0 SAC: 0 DP: 0 HBP: 0	WP: 0 PB: 0 SB: 0 CS: 1	PA: 31					
PITCHER	IP	WLS	BF	H	R	ER	SO	BB	IBB	HBP	BLK	WP	HR	S	P	ERA	WHIP										
Frank Tanana, L ERA: 2.17 (1, 1)	9.0	W	31	3	0	0	11	2	0	0	0	0	0	51	59	0.00	0.556										

California Angels @ Detroit Tigers
Tiger Stadium, Detroit, MI
Wed May 25 1977, 7:05 PM EDT
Att: 13,150 - Unknown

AB 29
R 0
H 3
RBI 0
BB 2
SO 11
LOB 10




Batter	1	2	3	4	5	6	7	8	9	AB	R	H	RBI	BB	SO	LOB	TOP				
Gil Flores, R OBP: 0.403, SLG: 0.471 (1, 8)										4	0	1	0	2	2	5	California Angels @ Toronto Blue Jays Exhibition Stadium, Toronto, ON Fri May 27 1977, 7:05 PM EDT Att: 24,779 - Unknown - 79 F				
Jerry Remy, L OBP: 0.356, SLG: 0.372 (1, 4)										5	0	1	0	0	0	4					
Tony Solaita, L OBP: 0.360, SLG: 0.392 (1, 3)										2	0	0	0	2	1	2					
Orlando Ramirez, R (7, PR)										0	1	0	0	0	0	0					
Willie Aikens, L OBP: 0.500, SLG: 0.500 (7, 3)										1	0	1	0	0	0	0					
Ron Jackson, R OBP: 0.296, SLG: 0.394 (8, PR)										0	0	0	0	0	0	0					
Ron Jackson, R OBP: 0.296, SLG: 0.394 (8, 3)										0	0	0	0	0	0	0					
Joe Rudi, R OBP: 0.333, SLG: 0.487 (1, 7)										4	1	1	0	0	0	3					
Bobby Bonds, R OBP: 0.359, SLG: 0.509 (1, 9)										4	2	1	0	1	0	5					
Don Baylor, R OBP: 0.309, SLG: 0.395 (1, 10)										3	0	0	0	1	0	3					
Dave Chalk, R OBP: 0.400, SLG: 0.400 (1, 5)										3	0	1	0	1	0	2					
Bobby Grich, R OBP: 0.360, SLG: 0.411 (1, 6)										2	0	0	1	2	0	0					
Terry Humphrey, R OBP: 0.313, SLG: 0.276 (1, 2)										4	0	2	1	0	1	3					
Inning Stats	R: 0 E: 0 K: 0 S: 4	H: 1 LOB: 2 BB: 1 P: 8	R: 0 E: 0 K: 0 S: 4	H: 1 LOB: 2 BB: 1 P: 8	R: 0 E: 0 K: 0 S: 3	H: 0 LOB: 2 BB: 1 P: 8	R: 0 E: 1 K: 0 S: 5	H: 2 LOB: 2 BB: 0 P: 5	R: 0 E: 0 K: 1 S: 6	H: 1 LOB: 2 BB: 1 P: 10	R: 3 E: 1 K: 1 S: 7	H: 1 LOB: 2 BB: 2 P: 15	R: 0 E: 0 K: 0 S: 3	H: 1 LOB: 2 BB: 1 P: 7	R: 1 E: 0 K: 1 S: 6	H: 0 LOB: 2 BB: 2 P: 14	1B: 7 2B: 1 3B: 0 HR: 0	SF: 2 SAC: 2 DP: 0 HBP: 1	WP: 0 PB: 0 SB: 3 CS: 2	PA: 46	
PITCHER	IP	WLS	BF	H	R	ER	SO	BB	IBB	HBP	BLK	WP	HR	S	P	ERA	WHIP				
Bill Singer, R ERA: 6.12 (1, 1)	5.0		25	5	0	0	1	4	0	1	0	0	0	22	39	0.00	1.800				
Jerry Johnson, R ERA: 2.62 (6, 1)	4.0	L	21	3	4	1	3	3	2	0	0	0	0	22	42	2.25	1.500				

Batter	1	2	3	4	5	6	7	8	9	AB	R	H	RBI	BB	SO	LOB	BOTTOM				
John Scott, R OBP: 0.241, SLG: 0.216 (1, 8)										4	1	2	0	0	1	1	California Angels @ Toronto Blue Jays Exhibition Stadium, Toronto, ON Fri May 27 1977, 7:05 PM EDT Att: 24,779 - Unknown - 79 F				
Bob Bailor, R OBP: 0.386, SLG: 0.530 (1, 6)										4	0	0	0	0	0	4					
Roy Howell, L OBP: 0.372, SLG: 0.394 (1, 5)										4	0	1	0	0	0	0					
Ron Fairly, L OBP: 0.414, SLG: 0.457 (1, 10)										3	0	0	1	0	0	0					
Otto Velez, R OBP: 0.417, SLG: 0.579 (1, 9)										4	0	1	0	0	0	1					
Sam Ewing, L OBP: 0.390, SLG: 0.306 (1, 7)										3	0	1	0	0	0	1					
Doug Ault, R OBP: 0.345, SLG: 0.422 (1, 3)										3	0	0	0	0	1	2					
Alan Ashby, S OBP: 0.305, SLG: 0.346 (1, 2)										3	0	1	0	0	0	1					
Hector Torres, R OBP: 0.296, SLG: 0.333 (1, 4)										3	0	0	0	0	0	2					
Inning Stats	R: 1 E: 0 K: 0 S: 5	H: 2 LOB: 1 BB: 0 P: 5	R: 0 E: 0 K: 0 S: 4	H: 1 LOB: 1 BB: 0 P: 4	R: 0 E: 0 K: 0 S: 3	H: 1 LOB: 0 BB: 0 P: 3	R: 0 E: 0 K: 1 S: 5	H: 0 LOB: 0 BB: 0 P: 5	R: 0 E: 0 K: 1 S: 4	H: 1 LOB: 1 BB: 0 P: 4	R: 0 E: 0 K: 0 S: 4	H: 1 LOB: 1 BB: 0 P: 4	R: 0 E: 0 K: 0 S: 3	H: 0 LOB: 0 BB: 0 P: 3	1B: 6 2B: 1 3B: 0 HR: 0	SF: 1 SAC: 0 DP: 2 HBP: 0		WP: 0 PB: 0 SB: 1 CS: 0	PA: 32		
PITCHER	IP	WLS	BF	H	R	ER	SO	BB	IBB	HBP	BLK	WP	HR	S	P	ERA	WHIP				
Gary Ross, R ERA: 4.5 (1, 1)	7.0		26	6	1	1	2	0	0	0	0	0	0	6	6	0.00	0.000				
Paul Hartzell, R ERA: 2.66 (8, 1)	2.0	S	6	0	0	0	0	0	0	0	0	0	0	6	6	0.00	0.000				

Batter	1	2	3	4	5	6	7	8	9	AB	R	H	RBI	BB	SO	LOB	TOP										
Gil Flores, R OBP: 0.407, SLG: 0.500 (1, 8)										4	1	2	1	0	0	0	California Angels @ Toronto Blue Jays Exhibition Stadium, Toronto, ON Sat May 28 1977, 3:33 AM EDT Att: 30,034 - Unknown - 79 F										
Jerry Remy, L OBP: 0.356, SLG: 0.369 (1, 4)										4	0	1	1	0	2	1											
Tony Solaita, L OBP: 0.344, SLG: 0.372 (1, 3)										4	0	0	0	0	1	2											
Joe Rudi, R OBP: 0.331, SLG: 0.500 (1, 10)										4	1	1	1	0	3	1											
Bobby Bonds, R OBP: 0.357, SLG: 0.500 (1, 9)										3	0	0	0	1	2	0											
Don Baylor, R OBP: 0.313, SLG: 0.393 (1, 7)										3	1	1	0	1	1	0											
Dave Chalk, R OBP: 0.396, SLG: 0.403 (1, 5)										4	1	1	0	0	1	3											
Bobby Grich, R OBP: 0.356, SLG: 0.406 (1, 6)										2	0	0	1	1	1	2											
Andy Etchebarren, R OBP: 0.355, SLG: 0.259 (7, PH)										2	0	0	0	0	0	2											
Mario Guerrero, R OBP: 0.313, SLG: 0.276 (7, PH)										1	0	0	0	0	0	0											
Terry Humphrey, R OBP: 0.471, SLG: 0.467 (9, PH)										1	0	0	0	0	0	1											
Willie Aikens, L OBP: 0.471, SLG: 0.467 (9, PH)										1	0	0	0	0	0	1											
Inning Stats	R: 0 E: 0 K: 2 S: 8	H: 1 LOB: 1 BB: 0 P: 8	R: 1 E: 0 K: 0 S: 3	H: 0 LOB: 1 BB: 2 P: 11	R: 0 E: 0 K: 1 S: 5	H: 0 LOB: 0 BB: 0 P: 5	R: 0 E: 0 K: 2 S: 7	H: 0 LOB: 0 BB: 0 P: 7	R: 2 E: 0 K: 1 S: 8	H: 3 LOB: 1 BB: 0 P: 8	R: 1 E: 0 K: 2 S: 9	H: 2 LOB: 1 BB: 0 P: 9	R: 0 E: 0 K: 0 S: 3	H: 0 LOB: 0 BB: 0 P: 3	R: 0 E: 0 K: 2 S: 7	H: 0 LOB: 0 BB: 0 P: 7	R: 0 E: 0 K: 1 S: 5	H: 0 LOB: 1 BB: 1 P: 9	1B: 2 2B: 3 3B: 0 HR: 1	SF: 1 SAC: 0 DP: 0 HBP: 0	WP: 1 PB: 0 SB: 2 CS: 0	PA: 36					
PITCHER	IP	WLS	BF	H	R	ER	SO	BB	IBB	HBP	BLK	WP	HR	S	P	ERA	WHIP										
Jesse Jefferson, R ERA: 4.64 (1, 1)	7.0	W	29	6	4	4	8	2	0	0	0	1	1	43	51	5.14	1.143										
Pete Vuckovich, R ERA: 3.15 (8, 1)	2.0	S	7	0	0	0	3	1	0	0	0	0	0	12	16	0.00	0.500										


Batter	1	2	3	4	5	6	7	8	9	AB	R	H	RBI	BB	SO	LOB	BOTTOM										
John Scott, R OBP: 0.259, SLG: 0.236 (1, 8)										4	1	2	0	0	0	0	California Angels @ Toronto Blue Jays Exhibition Stadium, Toronto, ON Sat May 28 1977, 3:33 AM EDT Att: 30,034 - Unknown - 79 F										
Bob Bailor, R OBP: 0.384, SLG: 0.517 (1, 6)										3	1	0	0	1	0	2											
Roy Howell, L OBP: 0.366, SLG: 0.400 (1, 5)										4	1	1	0	0	2	2											
Ron Fairly, L OBP: 0.417, SLG: 0.458 (1, 10)										4	1	2	2	0	0	1											
Otto Velez, R OBP: 0.419, SLG: 0.581 (1, 9)										3	1	1	1	1	1	2											
Sam Ewing, L OBP: 0.416, SLG: 0.395 (1, 7)										2	1	2	1	0	0	0											
Steve Bowling, R OBP: 0.294, SLG: 0.148 (5, PH) (6, 7)										1	0	0	1	0	0	1											
Doug Ault, R OBP: 0.343, SLG: 0.417 (1, 3)										4	0	1	1	0	1	3											
Alan Ashby, S OBP: 0.305, SLG: 0.345 (1, 2)										3	0	1	0	0	1	1											
Hector Torres, R OBP: 0.286, SLG: 0.321 (1, 4)										3	0	0	0	0	0	2											
Inning Stats	R: 1 E: 0 K: 2 S: 9	H: 2 LOB: 1 BB: 0 P: 9	R: 0 E: 0 K: 1 S: 6	H: 2 LOB: 1 BB: 0 P: 6	R: 4 E: 0 K: 0 S: 7	H: 4 LOB: 1 BB: 1 P: 11	R: 0 E: 0 K: 0 S: 3	H: 1 LOB: 0 BB: 0 P: 3	R: 1 E: 0 K: 0 S: 5	H: 1 LOB: 1 BB: 0 P: 5	R: 0 E: 0 K: 1 S: 5	H: 0 LOB: 0 BB: 0 P: 5	R: 0 E: 0 K: 1 S: 5	H: 0 LOB: 0 BB: 0 P: 5	R: 0 E: 0 K: 0 S: 2	H: 0 LOB: 0 BB: 1 P: 6	1B: 7 2B: 2 3B: 1 HR: 0	SF: 1 SAC: 0 DP: 1 HBP: 0	WP: 1 PB: 0 SB: 0 CS: 1	PA: 35							
PITCHER	IP	WLS	BF	H	R	ER	SO	BB	IBB	HBP	BLK	WP	HR	S	P	ERA	WHIP										
Wayne Simpson, R ERA: 5.67 (1, 1)	2.2	L	16	8	5	5	3	1	0	0	0	0	0	21	25	16.88	3.375										
Mickey Scott, L ERA: 4.05 (3, 1)	3.1		12	2	1	0	1	0	0	0	0	0	0	14	14	0.00	0.600										
Dave LaRoche, L ERA: 4.39 (7, 1)	2.0		6	0	0	0	1	1	0	0	0	0	0	7	11	0.00	0.500										


AB	32
R	4
H	6
RBI	4
BB	3
SO	11
LOB	12



AB	31
R	6
H	10
RBI	6
BB	2
SO	5
LOB	14



Batter	1	2	3	4	5	6	7	8	9	AB	R	H	RBI	BB	SO	LOB	TOP					
Gil Flores, R OBP: 0.412, SLG: 0.494 (1, 8)	0-0 SH4-3 1B		4-0 CS BB			0-0 4-3		0-0 G3		3	0	1	0	1	0	0	California Angels @ Toronto Blue Jays Exhibition Stadium, Toronto, ON Sun May 29 1977, 3:33 AM EDT Att: 30,009 - Unknown AB 32 R 3 H 8 RBI 3 BB 1 SO 8 LOB 10 					
Jerry Remy, L OBP: 0.355, SLG: 0.374 (1, 4)	0-0 SH4-3 1-2		0-0 CS 1-2	0-3 K		0-0 6-3		0-0 2B		3	0	1	0	0	1	0						
Tony Solaita, L OBP: 0.330, SLG: 0.354 (1, 3)	0-0 P5			0-0 6-3		0-0 F7		0-3 K		4	0	0	0	0	1	2						
Joe Rudi, R OBP: 0.330, SLG: 0.494 (1, 7)	0-0 4-3			0-3 K			0-0 HR 1B	0-0 F7		4	1	1	0	0	1	2						
Bobby Bonds, R OBP: 0.355, SLG: 0.511 (1, 10)		0-0 1-3			0-3 K		0-0 HR 1B		0-0 F8	4	1	1	2	0	1	0						
Don Baylor, R OBP: 0.319, SLG: 0.399 Rusty Torres, S (8, 8)		0-0 CS 1B			0-0 1B FC 1B		0-3 K		0-0 4-3	3	1	2	0	0	1	0						
Dave Chalk, R OBP: 0.399, SLG: 0.406 (1, 5)		0-0 P2			0-0 CS 1B 1-3		0-0 1B		0-0 F7	4	0	2	0	0	0	1						
Bobby Grich, R OBP: 0.352, SLG: 0.399 (1, 6)		0-0 CS 1-2	0-3 K		0-0 FC 1-2 3-H		0-3 K			3	0	0	1	0	2	2						
Terry Humphrey, R OBP: 0.304, SLG: 0.267 (1, 2)			0-0 6-3		0-3 K2-3 2-3		0-0 P5			3	0	0	0	0	1	3						
Inning Stats	R: 0 E: 0 K: 0 S: 4	H: 1 LOB: 1 BB: 0 P: 4	R: 0 E: 0 K: 0 S: 3	H: 1 LOB: 0 BB: 0 P: 3	R: 0 E: 0 K: 1 S: 4	H: 0 LOB: 0 BB: 1 P: 8	R: 0 E: 0 K: 2 S: 7	H: 0 LOB: 0 BB: 0 P: 7	R: 1 E: 0 K: 2 S: 9	H: 2 LOB: 1 BB: 0 P: 9	R: 0 E: 0 K: 0 S: 3	H: 0 LOB: 1 BB: 0 P: 3	R: 2 E: 0 K: 2 S: 10	H: 3 LOB: 1 BB: 0 P: 10	R: 0 E: 0 K: 1 S: 6	H: 1 LOB: 1 BB: 0 P: 6	R: 0 E: 0 K: 0 S: 3	H: 0 LOB: 0 BB: 0 P: 3	1B: 6 2B: 1 3B: 0 HR: 1	SF: 0 SAC: 1 DP: 0 HBP: 0	WP: 0 PB: 0 SB: 0 CS: 3	PA: 36
PITCHER Dave Lemanczyk, R ERA: 4.48 (1, 1)	IP: 9.0 WLS: L BF: 34 H: 8 R: 3 ER: 3 SO: 8 BB: 1 IBB: 0 HBP: 0 BLK: 0 WP: 0 HR: 1 S: 49 P: 53 ERA: 3.00 WHIP: 1.000															PITCHER						

Batter	1	2	3	4	5	6	7	8	9	AB	R	H	RBI	BB	SO	LOB	BOTTOM					
John Scott, R OBP: 0.274, SLG: 0.254 (1, 8)	0-3 K		0-0 F9			0-0 CS 1B		0-0 E S SF7 1B		4	1	2	0	0	1	0	California Angels @ Toronto Blue Jays Exhibition Stadium, Toronto, ON Sun May 29 1977, 3:33 AM EDT Att: 30,009 - Unknown AB 29 R 2 H 5 RBI 2 BB 6 SO 12 LOB 13 					
Bob Bailor, R OBP: 0.380, SLG: 0.504 (1, 6)	4-0 2B BB		0-0 P5			0-0 F9		0-0 P4		3	1	0	0	1	0	2						
Roy Howell, L OBP: 0.372, SLG: 0.416 (1, 5)	0-0 1-H 2B		0-0 F9			4-0 1B 1-2 BB		0-0 SF7 1-H		2	0	1	2	1	0	0						
Ron Fairly, L OBP: 0.419, SLG: 0.455 Pedro Garcia, R OBP: 0.254, SLG: 0.307 (8, PR)	0-0 4-3			0-0 6-3		0-0 1-3 1B		4-0 BB		3	0	1	0	1	0	1						
Otto Velez, R OBP: 0.409, SLG: 0.564 (1, 9)	0-0 F7			0-0 5-3		0-3 K		0-3 K		4	0	0	0	0	2	4						
Sam Ewing, L OBP: 0.404, SLG: 0.366 (1, 7)		4-0 BB		0-3 K		0-3 K			0-0 4-3	3	0	0	0	1	2	0						
Doug Ault, R OBP: 0.335, SLG: 0.406 (1, 3)		0-0 F8			0-3 K		0-3 K		0-3 K	4	0	0	0	0	3	1						
Alan Ashby, S OBP: 0.316, SLG: 0.348 Dave McKay, S OBP: 0.211, SLG: 0.267 (9, PR)		0-3 K			0-0 K 1B		4-0 BB		4-0 BB	2	0	1	0	2	1	1						
Hector Torres, R OBP: 0.276, SLG: 0.309 Ernie Whitt, L (9, PH)		0-0 F9			0-3 K 1-2		0-3 K		0-3 K	3	0	0	0	0	2	3						
Inning Stats	R: 1 E: 0 K: 1 S: 6	H: 1 LOB: 1 BB: 1 P: 10	R: 0 E: 0 K: 1 S: 5	H: 0 LOB: 1 BB: 1 P: 9	R: 0 E: 0 K: 0 S: 3	H: 0 LOB: 0 BB: 0 P: 3	R: 0 E: 0 K: 1 S: 5	H: 0 LOB: 0 BB: 0 P: 5	R: 0 E: 0 K: 2 S: 7	H: 1 LOB: 0 BB: 0 P: 7	R: 0 E: 0 K: 1 S: 6	H: 2 LOB: 2 BB: 1 P: 10	R: 0 E: 0 K: 3 S: 9	H: 0 LOB: 1 BB: 1 P: 13	R: 1 E: 0 K: 1 S: 6	H: 1 LOB: 1 BB: 1 P: 10	R: 0 E: 0 K: 2 S: 7	H: 0 LOB: 1 BB: 1 P: 11	1B: 4 2B: 1 3B: 0 HR: 0	SF: 1 SAC: 0 DP: 0 HBP: 0	WP: 0 PB: 0 SB: 1 CS: 1	PA: 36
PITCHER Nolan Ryan, R ERA: 2.42 (1, 1)	IP: 9.0 WLS: W BF: 36 H: 5 R: 2 ER: 1 SO: 12 BB: 6 IBB: 0 HBP: 0 BLK: 0 WP: 0 HR: 0 S: 54 P: 78 ERA: 1.00 WHIP: 1.222															PITCHER						

Batter	1	2	3	4	5	6	7	8	9	AB	R	H	RBI	BB	SO	LOB	TOP			
Gil Flores, R OBP: 0.393, SLG: 0.469 (1, 8)	0-0 1-3		0-0 F8			0-0 F9			0-3 K	4	0	0	0	0	1	0				
Jerry Remy, L OBP: 0.350, SLG: 0.368 (1, 4)	0-3 K					0-3 F8				3	0	0	0	0	2	0				
Tony Solaita, L OBP: 0.330, SLG: 0.345 (1, 3)	4-0 BB					0-0 F4			0-3 K	2	0	0	0	1	1	0				
Joe Rudi, R OBP: 0.324, SLG: 0.485 (1, 7)	0-0 F8					0-0 F7			0-0 F7	3	0	0	0	0	0	1				
Bobby Bonds, R OBP: 0.350, SLG: 0.503 (1, 9)		0-3 K				0-0 6-3			0-3 K	3	0	0	0	0	2	0				
Don Baylor, R OBP: 0.314, SLG: 0.391 (1, 10)		0-0 F9				0-3 K			0-0 G6-4-3	3	0	0	0	0	1	1				
Dave Chalk, R OBP: 0.392, SLG: 0.397 (1, 5)		0-0 F8				0-0 F4			0-3 K	3	0	0	0	0	1	0				
Bobby Grich, R OBP: 0.347, SLG: 0.392 (1, 6)			0-0 1-3			0-3 K			0-3 K	3	0	0	0	0	2	0				
Terry Humphrey, R OBP: 0.299, SLG: 0.262 (1, 2)			0-3 K						0-0 F7	2	0	0	0	0	2	0				
Willie Aikens, L OBP: 0.444, SLG: 0.438 (9, PH)										1	0	0	0	0	0	0				
Inning Stats	R: 0 E: 0 K: 1 S: 5	H: 0 LOB: 1 BB: 1 P: 9	R: 0 E: 0 K: 1 S: 5	H: 0 LOB: 0 BB: 0 P: 5	R: 0 E: 0 K: 1 S: 5	H: 0 LOB: 0 BB: 0 P: 5	R: 0 E: 0 K: 1 S: 5	H: 0 LOB: 0 BB: 0 P: 5	R: 0 E: 0 K: 2 S: 7	H: 0 LOB: 0 BB: 0 P: 7	R: 0 E: 0 K: 1 S: 5	H: 0 LOB: 0 BB: 0 P: 5	R: 0 E: 0 K: 2 S: 7	H: 0 LOB: 0 BB: 0 P: 7	R: 0 E: 0 K: 2 S: 7	H: 0 LOB: 0 BB: 0 P: 7	1B: 0 2B: 0 3B: 0 HR: 0	SF: 0 SAC: 0 DP: 1 HBP: 0	WP: 1 PB: 0 SB: 0 CS: 0	PA: 28
PITCHER Dennis Eckersley, R ERA: 2.98 (1, 1)	IP: 9.0 WLS: W BF: 28 H: 0 R: 0 ER: 0 SO: 12 BB: 1 IBB: 0 HBP: 0 BLK: 0 WP: 1 HR: 0 S: 51 P: 55 ERA: 0.00 WHIP: 0.111															PITCHER				

California Angels @ Cleveland Indians
Cleveland Municipal Stadium, Cleveland, OH
Mon May 30 1977, 7:05 PM EDT
Att: 13,400 - Unknown - 56 F

AB 27
R 0
H 0
RBI 0
BB 1
SO 12
LOB 2



Batter	1	2	3	4	5	6	7	8	9	AB	R	H	RBI	BB	SO	LOB	BOTTOM			
Rick Manning, L OBP: 0.286, SLG: 0.343 (1, 8)	0-3 K		0-0 4-3			0-0 G1				3	0	0	0	0	1	0				
Duane Kuiper, L OBP: 0.352, SLG: 0.331 (1, 4)	0-0 SH1		0-0 4-3			0-0 F7				3	1	1	0	0	0	0				
Jim Norris, L OBP: 0.400, SLG: 0.388 (1, 9)	0-0 SH1		0-3 K			0-0 F7				2	0	0	1	0	1	0				
Rico Carty, R OBP: 0.338, SLG: 0.331 (1, 10)	0-0 2B					0-3 K				3	0	2	0	0	1	0				
Bruce Bochte, L OBP: 0.345, SLG: 0.390 (1, 3)	0-3 K					0-0 G1-6				3	0	1	0	0	1	2				
Larvell Blanks, R OBP: 0.288, SLG: 0.356 (1, 6)			0-3 K			0-0 G5-4-3				3	0	0	0	0	1	2				
Frank Duffy, R OBP: 0.264, SLG: 0.221 (8, 6)										0	0	0	0	0	0	0				
Buddy Bell, R OBP: 0.361, SLG: 0.436 (1, 5)		4-0 1B BB				0-0 5-3			0-0 F8	2	0	0	0	1	0	0				
Paul Dade, R OBP: 0.326, SLG: 0.317 (1, 7)		0-0 1B				0-0 4-3			0-3 K	3	0	1	0	0	1	0				
Ray Fosse, R OBP: 0.214, SLG: 0.265 (1, 2)		0-0 G5-4-3				0-0 5-3			0-0 F7	3	0	0	0	0	0	2				
Inning Stats	R: 1 E: 0 K: 2 S: 9	H: 2 LOB: 1 BB: 0 P: 9	R: 0 E: 0 K: 1 S: 5	H: 1 LOB: 1 BB: 1 P: 9	R: 0 E: 0 K: 1 S: 3	H: 0 LOB: 0 BB: 0 P: 3	R: 0 E: 0 K: 0 S: 3	H: 1 LOB: 0 BB: 0 P: 3	R: 0 E: 0 K: 0 S: 3	H: 0 LOB: 0 BB: 0 P: 3	R: 0 E: 0 K: 1 S: 5	H: 1 LOB: 0 BB: 0 P: 5	R: 0 E: 0 K: 1 S: 5	H: 0 LOB: 0 BB: 0 P: 5	R: 0 E: 0 K: 1 S: 5	H: 0 LOB: 0 BB: 0 P: 5	1B: 3 2B: 1 3B: 1 HR: 0	SF: 0 SAC: 1 DP: 3 HBP: 0	WP: 0 PB: 0 SB: 0 CS: 0	PA: 27
PITCHER Frank Tanana, L ERA: 2.08 (1, 1)	IP: 8.0 WLS: L BF: 27 H: 5 R: 1 ER: 1 SO: 6 BB: 1 IBB: 0 HBP: 0 BLK: 0 WP: 0 HR: 0 S: 38 P: 42 ERA: 1.12 WHIP: 0.750															PITCHER				

California Angels @ Cleveland Indians
Cleveland Municipal Stadium, Cleveland, OH
Mon May 30 1977, 7:05 PM EDT
Att: 13,400 - Unknown - 56 F

AB 25
R 1
H 5
RBI 1
BB 1
SO 6
LOB 6



Batter	1	2	3	4	5	6	7	8	9	10	AB	R	H	RBI	BB	SO	LOB	TOP								
Bobby Grich, R OBP: 0.342, SLG: 0.385 Mario Guerrero, R (5, 6) Orlando Ramirez, R (8, 6)	E6 WP 1B	E3 1B	6-3			SH3-4		K		K	3	0	0	0	0	0	1									
Jerry Remy, L OBP: 0.364, SLG: 0.383 (1, 4)	WP 1B	1-3				1-3		CS 1B			6	1	5	2	0	0	1									
Tony Solaita, L OBP: 0.321, SLG: 0.344 (1, 3)	F7	4-3				K		K		4-3	6	1	1	0	0	2	8									
Joe Rudi, R OBP: 0.321, SLG: 0.477 (1, 7)	K		6-3			2B 1B		F9		F4	5	1	1	2	0	1	2									
Bobby Bonds, R OBP: 0.356, SLG: 0.525 (1, 9)	BB		5-3			1B SF8		HR		6-3	4	2	2	1	1	0	0									
Don Baylor, R OBP: 0.326, SLG: 0.400 Rusty Torres, S (10, 8)	6-3					CS 1B		WP S 1B			4	0	3	1	0	0	3									
Dave Chalk, R OBP: 0.380, SLG: 0.387 (1, 5)			F9			SF8		K		K	4	0	0	1	0	2	3									
Willie Aikens, L OBP: 0.435, SLG: 0.450 Gil Flores, R OBP: 0.393, SLG: 0.469 (10, PR)	F8					K		3-1			4	0	1	0	1	1	0									
Terry Humphrey, R OBP: 0.295, SLG: 0.259 (1, 2)	E6 1B		4-3					SH3-4 1B		5-3	5	1	1	0	0	0	3									
Inning Stats	R: 0 E: 1 K: 1 S: 7	H: 1 LOB: 3 BB: 1 P: 11	R: 1 E: 2 K: 0 S: 6	H: 1 LOB: 2 BB: 0 P: 6	R: 0 E: 0 K: 0 S: 3	H: 0 LOB: 1 BB: 0 P: 4	R: 0 E: 0 K: 1 S: 5	H: 0 LOB: 0 BB: 0 P: 5	R: 4 E: 0 K: 0 S: 7	H: 5 LOB: 0 BB: 0 P: 7	R: 0 E: 0 K: 1 S: 6	H: 1 LOB: 1 BB: 0 P: 6	R: 1 E: 0 K: 1 S: 7	H: 2 LOB: 2 BB: 1 P: 11	R: 0 E: 0 K: 2 S: 7	H: 1 LOB: 0 BB: 0 P: 7	R: 0 E: 0 K: 1 S: 6	H: 1 LOB: 1 BB: 0 P: 6	R: 1 E: 0 K: 1 S: 7	H: 2 LOB: 2 BB: 0 P: 7	1B: 10 2B: 3 3B: 0 HR: 1	SF: 1 SAC: 1 DP: 0 HBP: 1	WP: 2 PB: 0 SB: 1 CS: 2	PA: 48		
PITCHER	IP	WLS	BF	H	R	ER	SO	BB	IBB	HBP	BLK	WP	HR	S	P	ERA	WHIP									
Wayne Garland, R ERA: 5.53 Tom Buskey, R ERA: 5.4 Al Fitzmorris, R ERA: 5.03 Jim Kern, R ERA: 3.33	4.0	1.0	2	0	0	0	0	0	0	0	0	0	0	2	2	9.00	2.000									
	5.1	1.1	7	3	1	1	1	0	0	0	0	0	1	9	9	6.75	2.250									
	7.1	3.2	L	15	4	1	1	5	0	1	0	0	1	0	24	28	2.46	1.091								

California Angels @ Cleveland Indians
Cleveland Municipal Stadium, Cleveland, OH
Tue May 31 1977, 7:05 PM EDT
Att: 5,174 - Unknown - 83 F

AB 43
R 7
H 14
RBI 7
BB 2
SO 8
LOB 22



Batter	1	2	3	4	5	6	7	8	9	10	AB	R	H	RBI	BB	SO	LOB	BOTTOM							
Rick Manning, L OBP: 0.289, SLG: 0.347 (1, 8)	FC5 G3 1B		6-3			SF8		F6			4	1	2	1	0	0	3								
Duane Kuiper, L OBP: 0.343, SLG: 0.323 (1, 4)	G3		G3			SH3-1 1B		K		F8	4	0	0	0	0	1	3								
Jim Norris, L OBP: 0.400, SLG: 0.397 (1, 9)	F7					6-3		CS 2B		F8	5	1	2	1	0	0	1								
Rico Carty, R OBP: 0.340, SLG: 0.357 (1, 10)	FC5					HR 1B		F6		6-3	5	1	2	2	0	0	2								
Bruce Bochte, L OBP: 0.341, SLG: 0.390 (1, 3)		4-3				HR 1B		F8		F3	5	0	1	0	0	0	1								
John Lowenstein, L OBP: 0.395, SLG: 0.421 Paul Dade, R OBP: 0.327, SLG: 0.318 (6, PH) (7, 7)	F7					SH FC6-4		F3		1-3	1	0	0	0	0	0	0								
Buddy Bell, R OBP: 0.363, SLG: 0.435 (1, 5)	K		FC6-4			1B 1B		L5			5	1	2	1	0	1	1								
Larvell Blanks, R OBP: 0.287, SLG: 0.376 Frank Duffy, R OBP: 0.261, SLG: 0.218 (8, PR) (9, 6)						1B SF8 1B				F7	3	0	2	1	1	1	1								
Ray Fosse, R OBP: 0.216, SLG: 0.254 (1, 2)			K			F8		K			3	0	0	0	1	2	4								
Inning Stats	R: 0 E: 0 K: 0 S: 4	H: 1 LOB: 1 BB: 4 P: 4	R: 0 E: 0 K: 1 S: 5	H: 0 LOB: 0 BB: 5 P: 5	R: 0 E: 0 K: 1 S: 5	H: 0 LOB: 1 BB: 1 P: 9	R: 3 E: 1 K: 1 S: 9	H: 3 LOB: 1 BB: 0 P: 9	R: 1 E: 0 K: 0 S: 5	H: 2 LOB: 1 BB: 0 P: 5	R: 2 E: 0 K: 2 S: 10	H: 3 LOB: 3 BB: 0 P: 10	R: 0 E: 0 K: 0 S: 3	H: 1 LOB: 0 BB: 3 P: 3	R: 0 E: 0 K: 0 S: 4	H: 1 LOB: 2 BB: 1 P: 8	R: 0 E: 0 K: 0 S: 3	H: 0 LOB: 0 BB: 3 P: 3	R: 0 E: 0 K: 0 S: 4	H: 1 LOB: 1 BB: 0 P: 4	1B: 8 2B: 3 3B: 0 HR: 1	SF: 1 SAC: 2 DP: 0 HBP: 0	WP: 0 PB: 0 SB: 2 CS: 1	PA: 44	
PITCHER	IP	WLS	BF	H	R	ER	SO	BB	IBB	HBP	BLK	WP	HR	S	P	ERA	WHIP								
Paul Hartzell, R ERA: 3.2 Mickey Scott, L ERA: 5.27 Don Kirkwood, R ERA: 5.63 Dave LaRoche, L ERA: 3.86 Dick Drago, R ERA: 5.39	4.2	0.1	3	2	2	0	0	0	0	0	0	0	0	3	3	54.00	6.000								
	6.1	0.1	2	1	0	0	1	0	0	0	0	0	0	4	4	0.00	3.000								
	6.1	3.2	W	13	2	0	0	1	0	1	0	0	0	14	18	0.00	0.545								
	10.1	1.0	S	4	1	0	0	0	0	0	0	0	0	4	4	0.00	1.000								

California Angels @ Cleveland Indians
Cleveland Municipal Stadium, Cleveland, OH
Tue May 31 1977, 7:05 PM EDT
Att: 5,174 - Unknown - 83 F


AB 39
R 5
H 12
RBI 6
BB 2
SO 5
LOB 17



Batter	1	2	3	4	5	6	7	8	9	AB	R	H	RBI	BB	SO	LOB	TOP					
Ron LeFlore, R (1, 8) OBP: 0.272, SLG: 0.326	0-3 K		0-3 K		0-0 CS	0-0 6-3		0-0 5-3		4	0	0	0	0	2	2						
Tito Fuentes, S (1, 4) OBP: 0.335, SLG: 0.384	0-0 P4		0-0 L4			1-2		0-0 F8		4	0	1	0	0	0	2						
Rusty Staub, L (1, 10) OBP: 0.316, SLG: 0.393	0-0 F8				0-0 P6			0-0 1B		4	0	2	0	0	0	0						
Ben Oglivie, L (1, 9) OBP: 0.313, SLG: 0.427		0-0 CS 1B			0-0 4-3			0-0 1B		4	0	1	0	0	1	2						
Jason Thompson, L (1, 3) OBP: 0.376, SLG: 0.488	0-3 K				0-0 HR			0-0 1-3		4	1	1	1	0	1	1						
Mickey Stanley, R (1, 7) OBP: 0.297, SLG: 0.515	0-0 1-3				0-0 6-3			0-0 F9		4	0	0	0	0	0	1						
John Wockenfuss, R (1, 2) OBP: 0.302, SLG: 0.610					0-0 1-3 2B			0-0 F8		4	0	2	0	0	0	0						
Aurelio Rodriguez, R (1, 5) OBP: 0.295, SLG: 0.351					0-0 1-3			4-0 FC5-4 1B		2	0	1	0	1	0	1						
Tom Verzyer, R (1, 6) OBP: 0.215, SLG: 0.253					4-0 BB			0-0 FC5-4 CS		2	0	0	0	1	0	3						
Inning Stats	R: 0 E: 0 K: 1 S: 5	H: 0 LOB: 0 BB: 0 P: 5	R: 0 E: 0 K: 1 S: 5	H: 1 LOB: 0 BB: 0 P: 5	R: 0 E: 0 K: 1 S: 6	H: 1 LOB: 2 BB: 1 P: 10	R: 1 E: 0 K: 0 S: 4	H: 1 LOB: 0 BB: 0 P: 4	R: 0 E: 0 K: 0 S: 3	H: 1 LOB: 0 BB: 0 P: 3	R: 0 E: 0 K: 0 S: 4	H: 2 LOB: 1 BB: 0 P: 4	R: 0 E: 0 K: 0 S: 4	H: 1 LOB: 2 BB: 1 P: 8	R: 0 E: 0 K: 1 S: 6	H: 1 LOB: 0 BB: 0 P: 6	R: 0 E: 0 K: 0 S: 3	H: 0 LOB: 0 BB: 0 P: 3	1B: 4 2B: 3 3B: 0 HR: 1	SF: 0 SAC: 0 DP: 0 HBP: 0	WP: 0 PB: 0 SB: 0 CS: 2	PA: 35
PITCHER Frank Tanana, L (1, 1) ERA: 1.99	IP: 9.0 WLS: W BF: 34 H: 8 R: 1 ER: 1 SO: 4 BB: 2 IBB: 0 HBP: 0 BLK: 0 WP: 0 HR: 1 S: 40 P: 48 ERA: 1.00 WHIP: 1.111															PITCHER						

Detroit Tigers @ California Angels
Anaheim Stadium, Anaheim, CA
Sun Jun 05 1977, 10:05 PM EDT
Att: 21,032 - Unknown


AB 32
R 1
H 8
RBI 1
BB 2
SO 4
LOB 12



Batter	1	2	3	4	5	6	7	8	9	AB	R	H	RBI	BB	SO	LOB	BOTTOM					
Gil Flores, R (1, 8) OBP: 0.404, SLG: 0.461	0-0 SH1-3 1B		0-0 4-3		0-0 G3		4-0 BLK BB	4-0 IBB		3	1	1	0	2	0	0						
Jerry Remy, L (1, 4) OBP: 0.356, SLG: 0.372	0-0 SH1-3		0-0 5-3				0-0 4-3	0-0 P3		4	0	0	0	0	0	4						
Don Baylor, R (1, 3) OBP: 0.322, SLG: 0.391	0-0 S 1B		0-0 P5				0-0 1B 2B 1B	0-0 F7		4	1	2	1	0	0	1						
Joe Rudi, R (1, 7) OBP: 0.327, SLG: 0.473	0-0 F9				0-0 L6		0-0 2B 1B	0-3 K		4	1	1	0	0	1	2						
Bobby Bonds, R (1, 9) OBP: 0.361, SLG: 0.540	4-0 BB				0-0 6-3			4-0 SH1-4 SH BB		2	2	1	2	2	0	0						
Rusty Torres, S (9, 8)	1-2 BB						2H 3H 1B FC6-4 2B			0	0	0	0	0	0	0						
Dave Chalk, R (1, 5) OBP: 0.382, SLG: 0.389	0-0 F7				0-0 1B		0-0 FC6-4 1B	0-0 SH SH1-4		3	0	2	0	0	0	2						
Willie Aikens, L (1, 10) OBP: 0.440, SLG: 0.455					0-0 4-3		0-0 FC6-4 BLK	0-0 SH1-4		2	0	1	0	0	0	1						
Ron Jackson, R (6, PH) OBP: 0.293, SLG: 0.394							1-2 3H 1B	1-2 2-3		1	0	0	1	0	0	1						
Bobby Grich, R (1, 6) OBP: 0.353, SLG: 0.378	0-0 G4-6-3				0-0 6-3		0-0 BB	4-0 SH1-4 IBB		2	0	0	0	2	0	1						
Terry Humphrey, R (1, 2) OBP: 0.291, SLG: 0.257	0-0 1-3				0-0 F9		0-0 6-3	0-0 SH1-4		3	0	0	1	0	0	2						
Inning Stats	R: 1 E: 0 K: 0 S: 5	H: 2 LOB: 2 BB: 1 P: 9	R: 0 E: 0 K: 0 S: 3	H: 1 LOB: 0 BB: 0 P: 3	R: 0 E: 0 K: 0 S: 3	H: 0 LOB: 0 BB: 0 P: 3	R: 0 E: 0 K: 0 S: 4	H: 1 LOB: 1 BB: 0 P: 4	R: 0 E: 0 K: 0 S: 3	H: 0 LOB: 0 BB: 0 P: 3	R: 3 E: 0 K: 0 S: 7	H: 4 LOB: 2 BB: 1 P: 11	R: 0 E: 0 K: 1 S: 5	H: 0 LOB: 1 BB: 1 P: 9	R: 0 E: 0 K: 0 S: 4	H: 0 LOB: 3 BB: 3 P: 16	R: 0 E: 0 K: 0 S: 3	H: 0 LOB: 0 BB: 0 P: 3	1B: 7 2B: 1 3B: 0 HR: 0	SF: 0 SAC: 4 DP: 1 HBP: 0	WP: 0 PB: 0 SB: 1 CS: 0	PA: 38
PITCHER Fernando Arroyo, R (1, 1) ERA: 3.08	IP: 5.1 WLS: L BF: 24 H: 8 R: 4 ER: 4 SO: 4 BB: 1 IBB: 0 HBP: 0 BLK: 0 WP: 0 HR: 0 S: 23 P: 27 ERA: 6.75 WHIP: 1.688															PITCHER						
Jim Crawford, L (6, 1) ERA: 4.74	IP: 2.2 WLS: L BF: 14 H: 0 R: 1 ER: 1 SO: 1 BB: 3 IBB: 2 HBP: 0 BLK: 2 WP: 0 HR: 0 S: 11 P: 31 ERA: 3.38 WHIP: 1.125															PITCHER						


Detroit Tigers @ California Angels
Anaheim Stadium, Anaheim, CA
Sun Jun 05 1977, 10:05 PM EDT
Att: 21,032 - Unknown

AB 28
R 5
H 8
RBI 5
BB 6
SO 1
LOB 14



Batter	1	2	3	4	5	6	7	8	9	AB R H RBI BB SO LOB	TOP									
Ron LeFlore, R OBP: 0.280, SLG: 0.333 (1, 8)	0-0 4-1 S 1B		0-3 K		0-3 K	0-0 2H CS 1B			0-0 6-3 S 1B	5 0 3 1 0 2 1	Detroit Tigers @ California Angels Anaheim Stadium, Anaheim, CA Mon Jun 06 1977, 10:05 PM EDT Att: 38,551 - Unknown livebaseballscorecards.com									
Tito Fuentes, S OBP: 0.341, SLG: 0.390 (1, 4)	0-0 5-3		0-0 1B 2B 1B		0-0 E1 HR 1B	0-0 CS	0-0 E 1B		0-3 K	5 3 3 0 0 1 2										
Rusty Staub, L OBP: 0.313, SLG: 0.387 (1, 10)	0-0 4-1		0-0 2B 1-3 2-H 1B		0-0 6-3		0-0 F7		0-0 6-3	5 0 1 1 0 0 4										
Steve Kemp, L OBP: 0.352, SLG: 0.482 (1, 7)	0-3 K		0-0 1-3 3-H 2B		4-0 HR BB		0-0 G4		0-3 K	4 1 1 1 1 2 3										
Jason Thompson, L OBP: 0.378, SLG: 0.506 (1, 3)		0-3 K	0-0 4-3		0-0 HR		0-0 E8			4 1 2 4 0 1 2										
Ben Oglivie, L OBP: 0.312, SLG: 0.442 (1, 9)		0-3 K		0-0 HR	0-0 6-3		0-0 3-H F5			4 1 1 1 0 1 1										
Phil Mankowski, L OBP: 0.351, SLG: 0.342 (1, 5)		0-3 K		0-0 4-3		0-0 G3 1B		0-0 6-3		4 1 1 0 0 1 0										
Bruce Kimm, R (1, 2)			0-0 1-3		0-0 F8		0-0 F8		0-0 F8	4 0 0 0 0 0 1										
Tom Verzyer, R OBP: 0.216, SLG: 0.252 (1, 6)			0-0 1B 1B		0-3 K		0-0 G3		0-0 4-3	4 1 1 0 0 1 1										
Inning Stats	R: 0 E: 0 K: 1 S: 6	H: 1 LOB: 1 BB: 0 P: 6	R: 0 E: 0 K: 3 S: 9	H: 0 LOB: 0 BB: 0 P: 9	R: 2 E: 0 K: 1 S: 9	H: 4 LOB: 2 BB: 0 P: 9	R: 1 E: 0 K: 1 S: 6	H: 1 LOB: 0 BB: 0 P: 6	R: 3 E: 1 K: 1 S: 7	H: 2 LOB: 0 BB: 1 P: 11	R: 1 E: 2 K: 0 S: 5	H: 2 LOB: 1 BB: 0 P: 5	R: 0 E: 0 K: 0 S: 3	H: 0 LOB: 0 BB: 0 P: 3	R: 0 E: 0 K: 2 S: 8	H: 1 LOB: 1 BB: 0 P: 8	1B: 10 2B: 1 3B: 0 HR: 2	SF: 0 SAC: 0 DP: 0 HBP: 0	WP: 0 PB: 0 SB: 2 CS: 1	PA: 41
PITCHER	IP WLS BF H R ER SO BB IBB HBP BLK WP HR S P ERA WHIP											IP WLS BF H R ER SO BB IBB HBP BLK WP HR S P ERA WHIP								
Gary Ross, R ERA: 4.99 (1, 1)	4.2 L 22 7 5 5 7 1 0 0 0 0 1 35 39 9.64 1.714																			
Mickey Scott, L ERA: 5.63 (5, 1)	2.1 11 5 3 2 0 0 0 0 0 0 1 11 11 7.71 2.143																			
Don Kirkwood, R ERA: 5.29 (8, 1)	1.0 3 0 0 0 0 0 0 0 0 0 0 3 3 0.00 0.000																			
Dick Drago, R ERA: 3.2 (9, 1)	1.0 4 1 0 0 2 0 0 0 0 0 0 0 8 8 0.00 1.000																			

Batter	1	2	3	4	5	6	7	8	9	AB R H RBI BB SO LOB	BOTTOM											
Gil Flores, R OBP: 0.388, SLG: 0.441 (1, 8)	0-0 4-3		0-0 FC4-6 1B		0-0 G3		0-0 5-3			4 0 0 0 0 0 4	Detroit Tigers @ California Angels Anaheim Stadium, Anaheim, CA Mon Jun 06 1977, 10:05 PM EDT Att: 38,551 - Unknown livebaseballscorecards.com											
Jerry Remy, L OBP: 0.361, SLG: 0.375 (1, 4)	0-0 6-3 1B		0-0 1-2 1B		0-0 4-3			0-3 K		4 0 2 0 0 1 1												
Don Baylor, R OBP: 0.315, SLG: 0.382 (1, 9)	0-0 6-3		0-0 F9			0-0 F9		0-3 K		4 0 0 0 0 1 3												
Joe Rudi, R OBP: 0.325, SLG: 0.478 (1, 7)	0-0 F8		0-0 1-3			0-0 L5		0-0 3B		4 0 1 0 0 0 3												
Bobby Bonds, R OBP: 0.359, SLG: 0.534 (1, 10)		0-0 E S 1B		0-3 K		0-0 5-3		0-0 F9		4 0 1 0 0 1 1												
Dave Chalk, R OBP: 0.380, SLG: 0.386 (1, 5)		0-3 K		0-0 6-3			0-0 5-3		0-3 K	1 0 0 0 0 1 1												
Ron Jackson, R OBP: 0.282, SLG: 0.378 (3, 5)		1-3 K			0-0 6-3					3 0 0 0 0 1 0												
Willie Aikens, L OBP: 0.379, SLG: 0.385 (1, 3)		0-0 G3		0-3 K			0-0 F8		0-0 G3	4 0 0 0 0 1 1												
Bobby Grich, R OBP: 0.355, SLG: 0.377 (1, 6)		0-0 F8			0-0 G3 6-3 1B		4-0 BB		0-0 5-3	3 0 1 0 1 0 1												
Terry Humphrey, R OBP: 0.300, SLG: 0.267 (1, 2)			0-0 FC4-6 1B		0-0 6-3					3 0 2 0 0 0 1												
Ike Hampton, S OBP: 0.500, SLG: 0.875 (8, 2)					0-0 1-2 1B					0 0 0 0 0 0 0												
Inning Stats	R: 0 E: 0 K: 0 S: 4	H: 1 LOB: 1 BB: 0 P: 4	R: 0 E: 0 K: 1 S: 6	H: 1 LOB: 0 BB: 0 P: 6	R: 0 E: 0 K: 0 S: 5	H: 2 LOB: 0 BB: 0 P: 5	R: 0 E: 0 K: 2 S: 7	H: 0 LOB: 0 BB: 0 P: 7	R: 0 E: 0 K: 0 S: 4	H: 1 LOB: 1 BB: 0 P: 4	R: 0 E: 0 K: 0 S: 3	H: 0 LOB: 0 BB: 0 P: 3	R: 0 E: 0 K: 0 S: 4	H: 1 LOB: 2 BB: 1 P: 8	R: 0 E: 0 K: 2 S: 8	H: 1 LOB: 0 BB: 0 P: 8	R: 0 E: 0 K: 1 S: 5	H: 0 LOB: 0 BB: 0 P: 5	1B: 6 2B: 0 3B: 1 HR: 0	SF: 0 SAC: 0 DP: 0 HBP: 0	WP: 0 PB: 0 SB: 1 CS: 0	PA: 35
PITCHER	IP WLS BF H R ER SO BB IBB HBP BLK WP HR S P ERA WHIP											IP WLS BF H R ER SO BB IBB HBP BLK WP HR S P ERA WHIP										
Mark Fidrych, R ERA: 2.25 (1, 1)	9.0 W 35 7 0 0 6 1 0 0 0 0 0 0 46 50 0.00 0.889																					



Batter	1	2	3	4	5	6	7	8	9	AB	R	H	RBI	BB	SO	LOB	TOP										
John Scott, R OBP: 0.318, SLG: 0.393 (1, 8)	0-0 6-3	0-0 HR		0-0 6-3			0-0 1B		0-0 PB SH1-3 2B	5	2	3	2	0	0	0											
Bob Bailor, R OBP: 0.370, SLG: 0.469 (1, 6)	0-0 6-3	0-0 1B			0-0 P4		0-0 G3		0-0 SH1-3 2H	4	0	1	1	0	0	1											
Roy Howell, L OBP: 0.357, SLG: 0.351 (1, 5)	4-0 1B BB	0-0 G3			0-0 6-3			0-0 P6	0-3 K	4	0	0	0	1	1	1											
Otto Velez, R OBP: 0.404, SLG: 0.587 (1, 9)	0-0 1-2 1B			0-0 P6				0-0 K	0-0 F3	4	0	1	0	0	1	0											
Ron Fairly, L OBP: 0.419, SLG: 0.478 Steve Bowling, R OBP: 0.233, SLG: 0.111 (1, 7) (8, 7)	0-0 P6			0-0 2B			0-0 4-3		0-0 HR	4	1	2	1	0	0	2											
Al Woods, L OBP: 0.370, SLG: 0.474 Pedro Garcia, R OBP: 0.257, SLG: 0.305 (1, 10) (8, FR)		0-0 6-3	0-0 6-3		0-0 P5			0-0 1B		4	0	1	0	0	0	1											
Alan Ashby, S OBP: 0.296, SLG: 0.333 (1, 2)		0-0 E4 2B 6-3	0-3 K		0-0 G3			0-3 K		4	1	0	0	0	2	2											
Doug Ault, R OBP: 0.333, SLG: 0.417 (1, 3)		0-0 HR 2B		0-0 G3			0-0 5-3		0-0 F9	4	1	1	0	0	0	0											
Dave McKay, S OBP: 0.210, SLG: 0.283 (1, 4)		0-0 6-3 3H		0-0 3-1			0-0 5-3		0-0 HR	4	1	1	2	0	0	1											
Inning Stats	R: 0 E: 0 K: 0 S: 4	H: 1 LOB: 2 BB: 1 P: 8	R: 3 E: 1 K: 0 S: 7	H: 3 LOB: 1 BB: 0 P: 7	R: 0 E: 0 K: 1 S: 6	H: 1 LOB: 1 BB: 0 P: 6	R: 0 E: 0 K: 0 S: 3	H: 0 LOB: 0 BB: 0 P: 3	R: 0 E: 0 K: 0 S: 5	H: 0 LOB: 0 BB: 0 P: 5	R: 0 E: 0 K: 0 S: 3	H: 0 LOB: 0 BB: 0 P: 3	R: 0 E: 0 K: 0 S: 4	H: 1 LOB: 1 BB: 0 P: 4	R: 1 E: 0 K: 1 S: 7	H: 2 LOB: 1 BB: 0 P: 7	R: 2 E: 0 K: 1 S: 7	H: 2 LOB: 0 BB: 0 P: 7	1B: 4 2B: 3 3B: 0 HR: 3	SF: 0 SAC: 1 DP: 0 HBP: 0	WP: 0 PB: 1 SB: 0 CS: 0	PA: 39					
PITCHER	IP	WLS	BF	H	R	ER	SO	BB	IBB	HBP	BLK	WP	HR	S	P	ERA	WHIP										
Paul Hartzell, R ERA: 2.91 (1, 1)	7.2	L	33	8	4	1	2	1	0	0	0	0	2	36	40	1.17	1.174										
Dave LaRoche, L ERA: 3.92 (8, 1)	1.1		6	2	2	1	2	0	0	0	0	0	1	10	10	6.75	1.500										

Toronto Blue Jays @ California Angels
Anaheim Stadium, Anaheim, CA
Tue Jun 07 1977, 10:05 PM EDT
Att: 10,239 - Unknown

livebaseballscores.com

AB 37
R 6
H 10
RBI 6
BB 1
SO 4
LOB 8



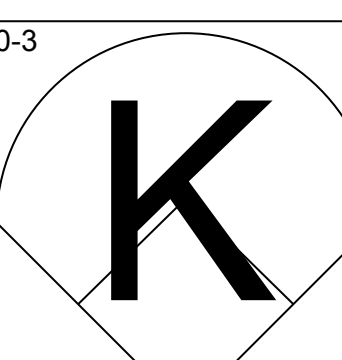
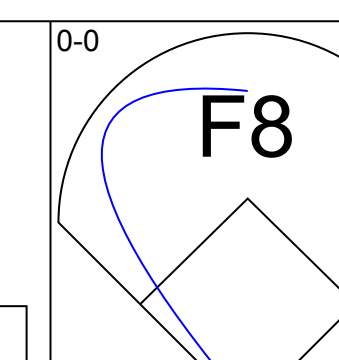
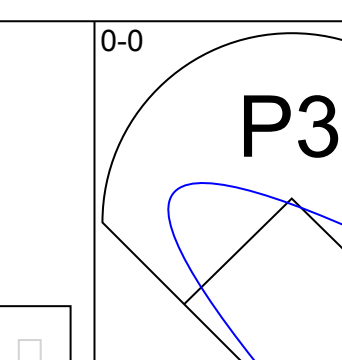
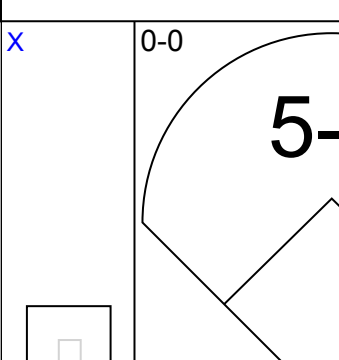
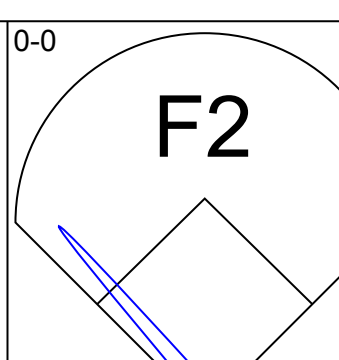
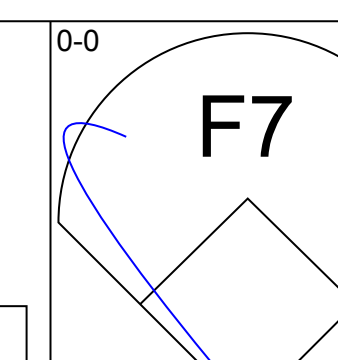
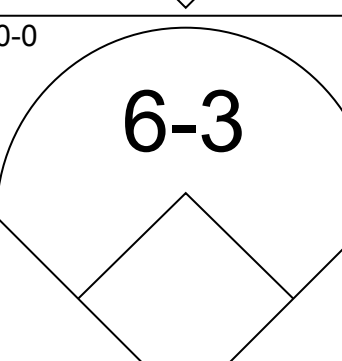
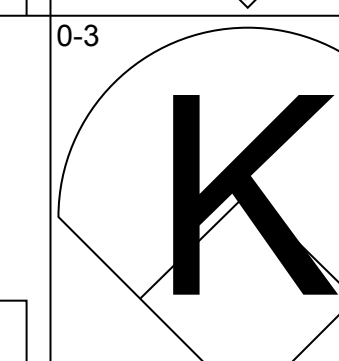
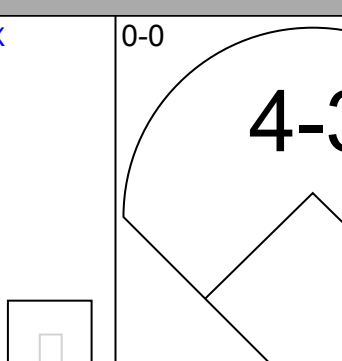
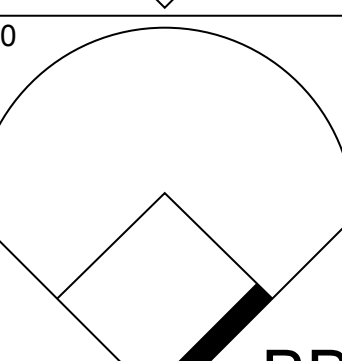
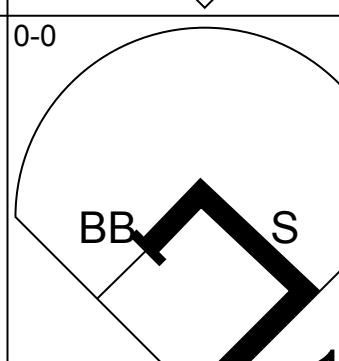
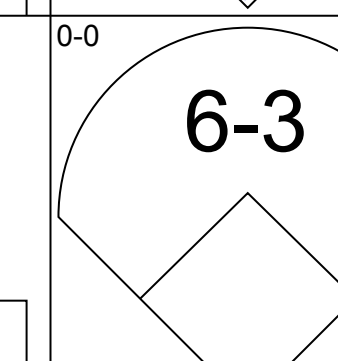
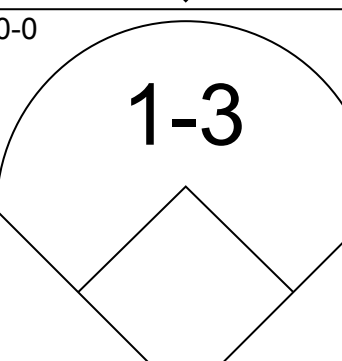
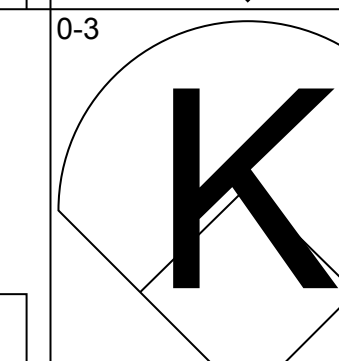
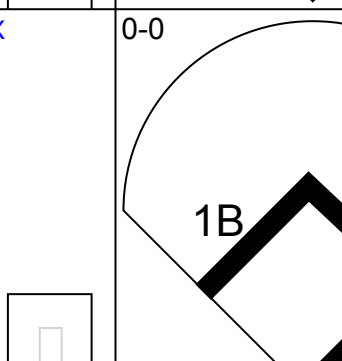
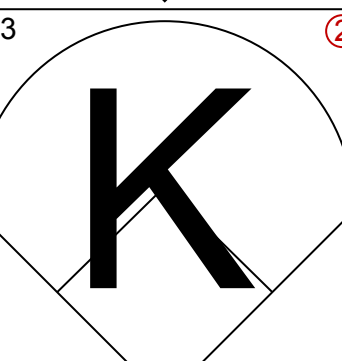
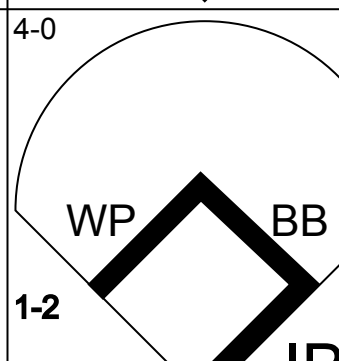
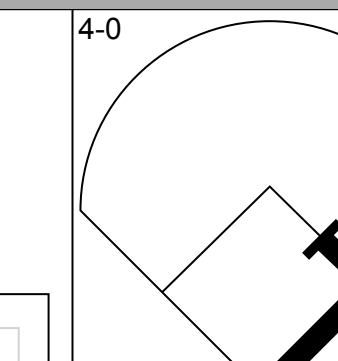
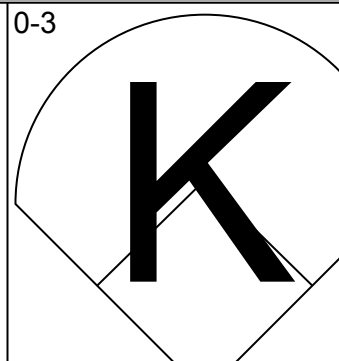
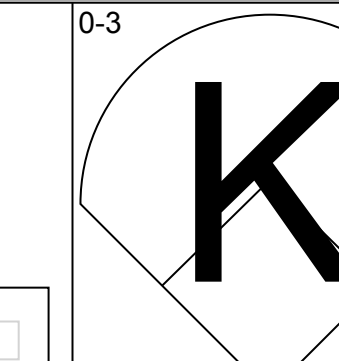
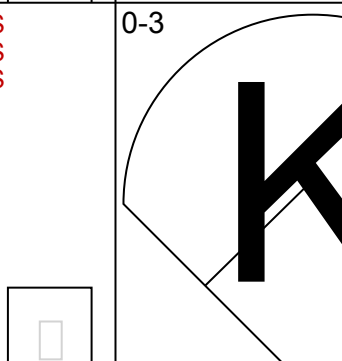
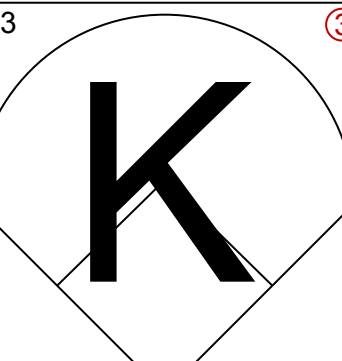
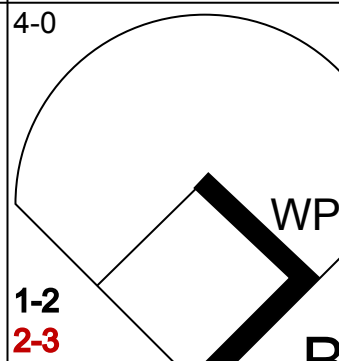
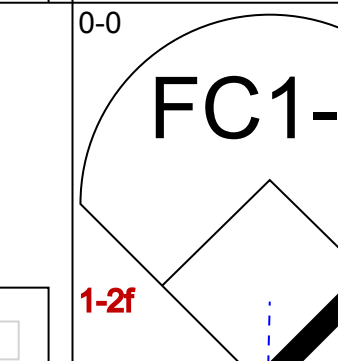
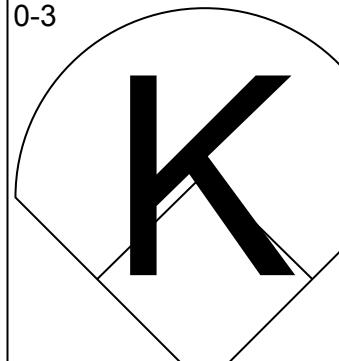
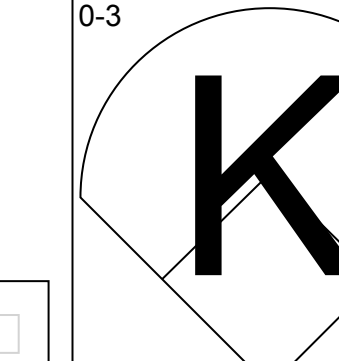
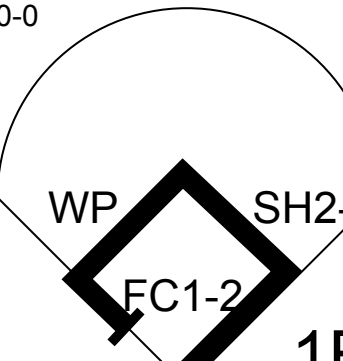
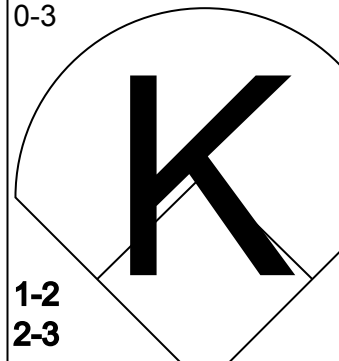
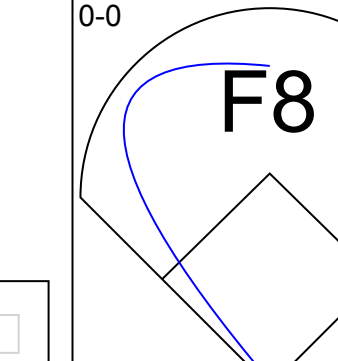
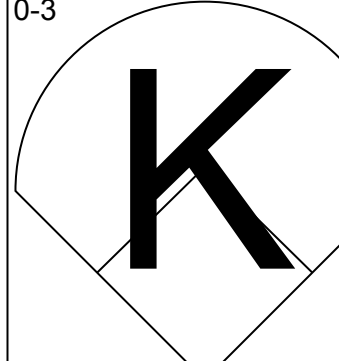
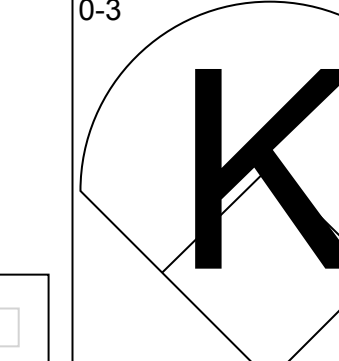
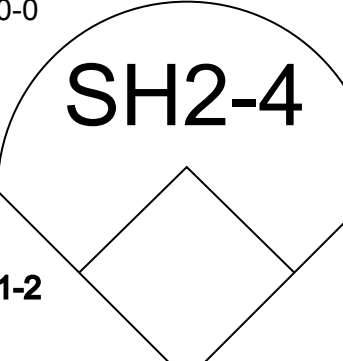

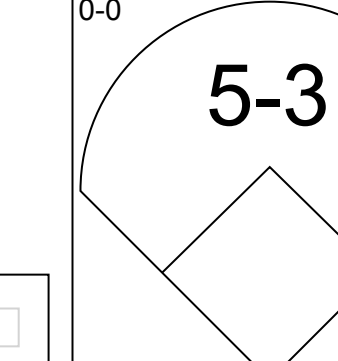


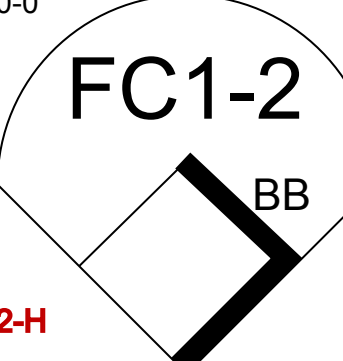




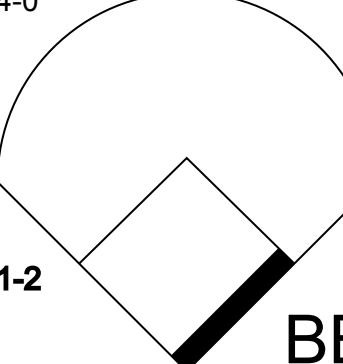




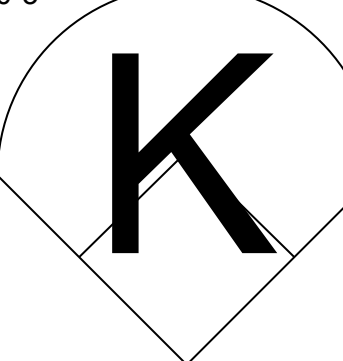

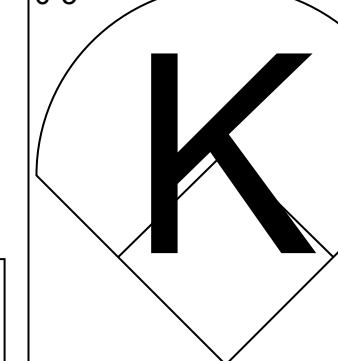
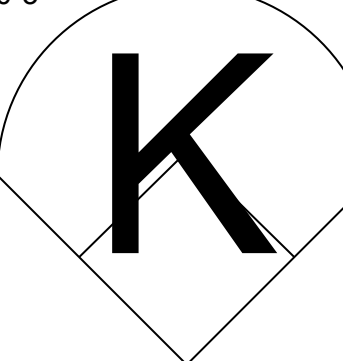

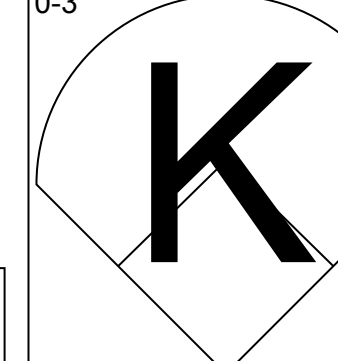
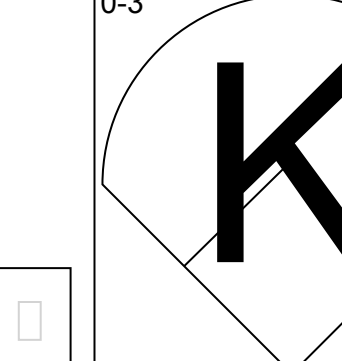
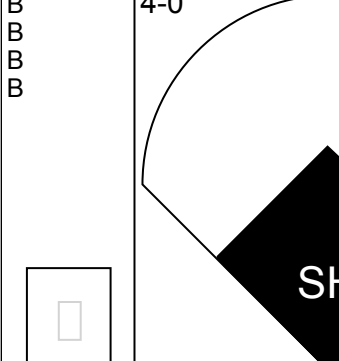
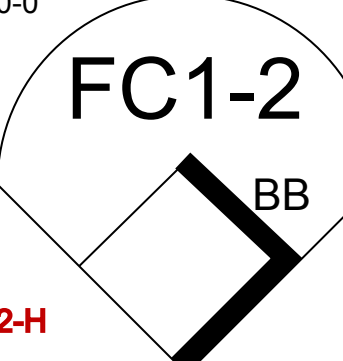

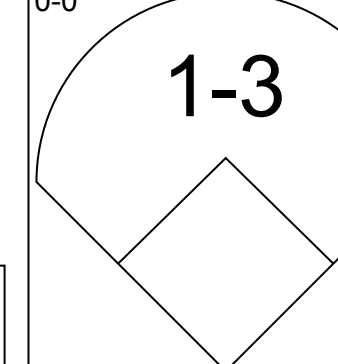
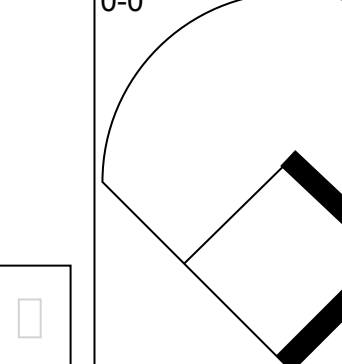
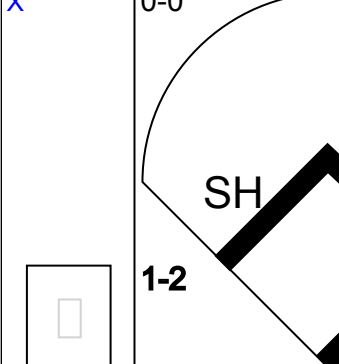
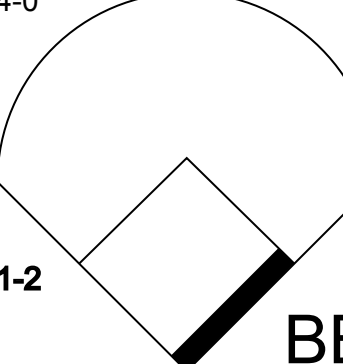

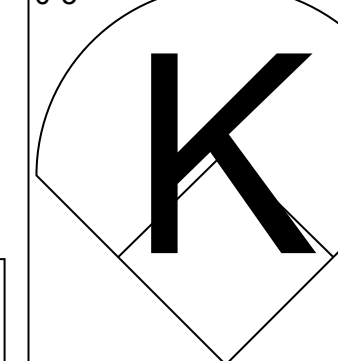
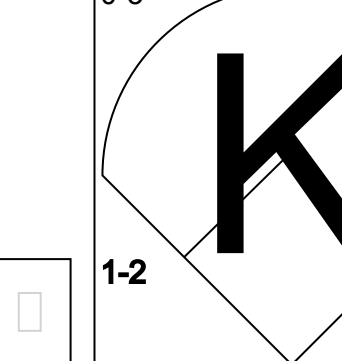
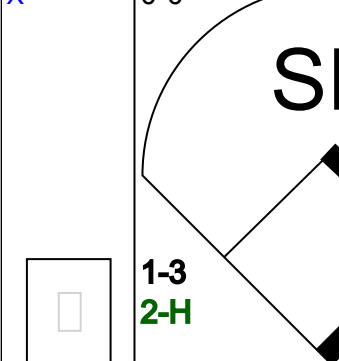
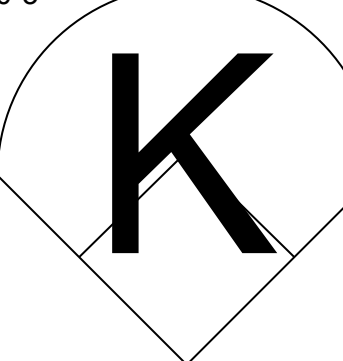

Batter	1	2	3	4	5	6	7	8	9	AB	R	H	RBI	BB	SO	LOB	BOTTOM										
Bobby Grich, R OBP: 0.361, SLG: 0.373 (1, 6)	4-0 G5-4-3 E BB		4-0 1B SF8 BB		0-0 F3		4-0 CS BB		0-3 K	2	1	0	0	3	1	2											
Jerry Remy, L OBP: 0.363, SLG: 0.378 (1, 4)	0-0 E4 G5-4-3 1-2		0-0 1-3 1B		0-0 E3 1-H 2-H		0-0 2B 1B			4	1	2	0	0	0	2											
Don Baylor, R OBP: 0.314, SLG: 0.386 (1, 8) (9, 3)	0-0 G5-4-3 1-2 2-3		0-0 SF8		0-0 F8		0-0 1-H 2B			3	0	1	2	0	0	3											
Joe Rudi, R OBP: 0.324, SLG: 0.471 (1, 7)	0-0 6-3		0-3 K		4-0 FC4-6 BB		0-0 P4			3	0	0	0	1	1	3											
Bobby Bonds, R OBP: 0.357, SLG: 0.528 (1, 9)		0-3 K		0-0 G4-6-3 1B		0-3 K		0-0 F9		4	0	1	0	0	2	1											
Tony Solaita, L OBP: 0.312, SLG: 0.333 Gil Flores, R OBP: 0.385, SLG: 0.436 (1, 3) (8, PH) (9, 8)		0-3 K		0-0 G4-6-3 1-2		0-0 FC4-6 1B		0-0 P4		3	0	0	0	0	1	2											
Dave Chalk, R OBP: 0.383, SLG: 0.385 (1, 5)		4-0 WP BB		0-0 F8		0-0 1-2 1B		0-0 F7		3	0	1	0	1	0	0											
Willie Aikens, L OBP: 0.387, SLG: 0.393 Ron Jackson, R OBP: 0.275, SLG: 0.368 (1, 10) (6, PH)		0-0 4-3 1-2		0-0 4-3		0-0 E 1B		0-0 F7		2	1	1	0	0	0	1											
Terry Humphrey, R OBP: 0.299, SLG: 0.261 (1, 2)			0-0 4-3		4-0 E3 BB		0-3 K		0-3 K	3	0	0	0	1	2	0											
Inning Stats	R: 0 E: 1 K: 0 S: 3	H: 0 LOB: 1 BB: 1 P: 7	R: 0 E: 0 K: 2 S: 7	H: 0 LOB: 1 BB: 1 P: 11	R: 1 E: 0 K: 1 S: 6	H: 1 LOB: 0 BB: 1 P: 10	R: 0 E: 0 K: 0 S: 3	H: 1 LOB: 0 BB: 0 P: 3	R: 1 E: 1 K: 0 S: 4	H: 1 LOB: 1 BB: 1 P: 8	R: 0 E: 0 K: 1 S: 6	H: 1 LOB: 2 BB: 1 P: 10	R: 1 E: 0 K: 1 S: 6	H: 2 LOB: 1 BB: 1 P: 10	R: 0 E: 0 K: 0 S: 3	H: 0 LOB: 0 BB: 0 P: 3	R: 0 E: 0 K: 2 S: 7	H: 0 LOB: 0 BB: 0 P: 7	1B: 5 2B: 1 3B: 0 HR: 0	SF: 1 SAC: 0 DP: 2 HBP: 0	WP: 1 PB: 0 SB: 0 CS: 1	PA: 37					
PITCHER	IP	WLS	BF	H	R	ER	SO	BB	IBB	HBP	BLK	WP	HR	S	P	ERA	WHIP										
Pete Vuckovich, R ERA: 2.72 (1, 1)	5.2		25	4	2	1	4	5	0	0	0	0	0	28	48	1.59	1.588										
Mike Willis, L ERA: 1.99 (6, 1)	3.1	W	12	2	1	1	3	1	0	0	0	0	0	17	21	2.70	0.900										

Toronto Blue Jays @ California Angels
Anaheim Stadium, Anaheim, CA
Tue Jun 07 1977, 10:05 PM EDT
Att: 10,239 - Unknown

livebaseballscores.com

AB 30
R 3
H 6
RBI 2
BB 6
SO 7
LOB 16

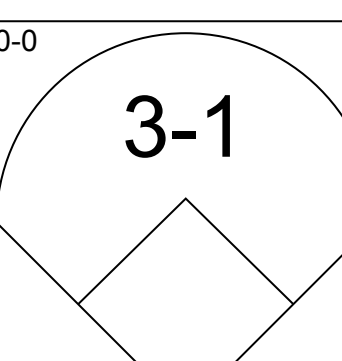
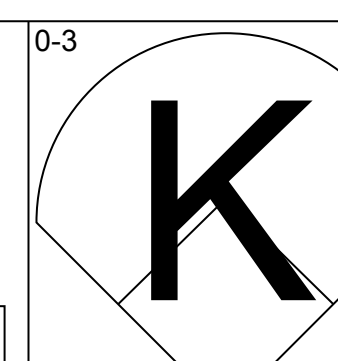
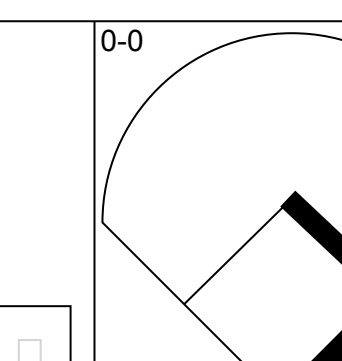
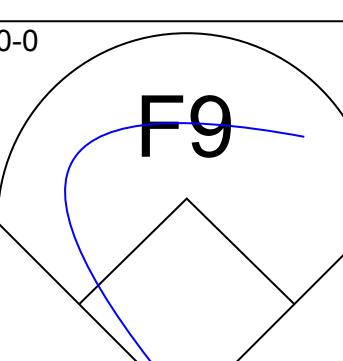
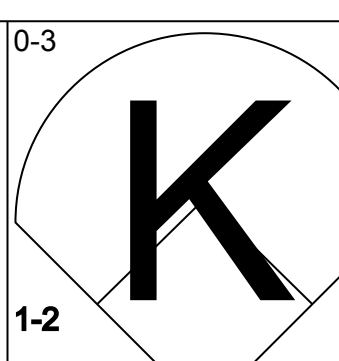

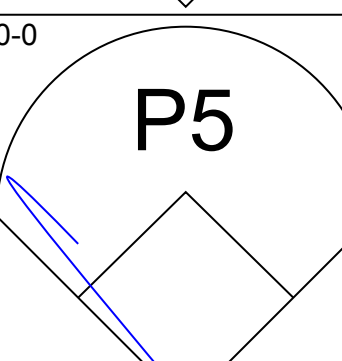
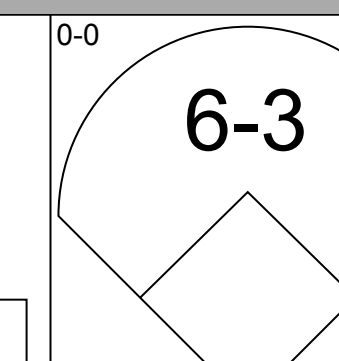
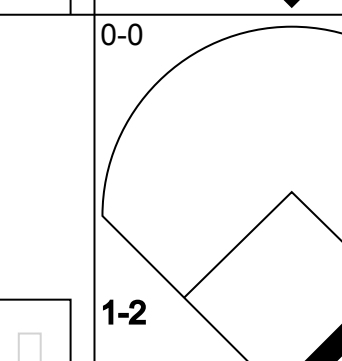
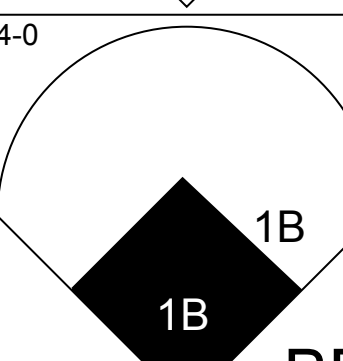

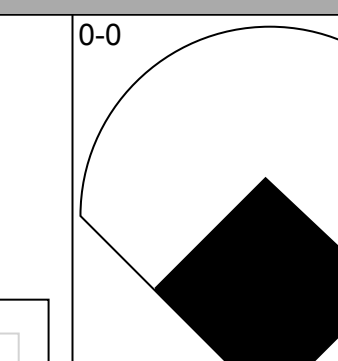
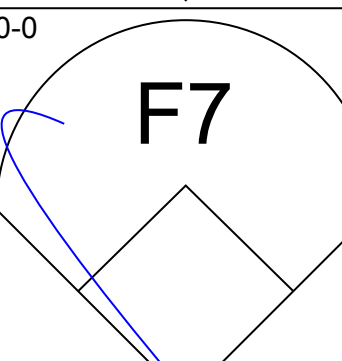
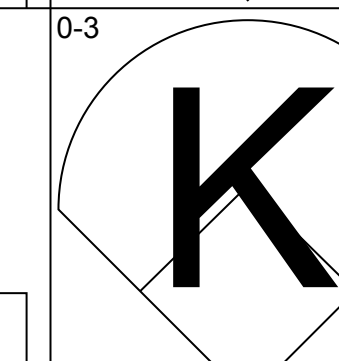
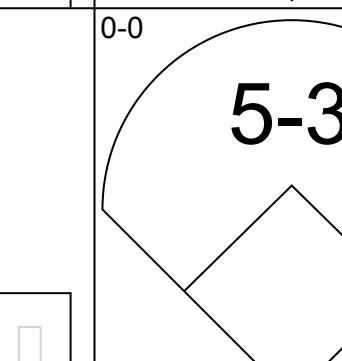
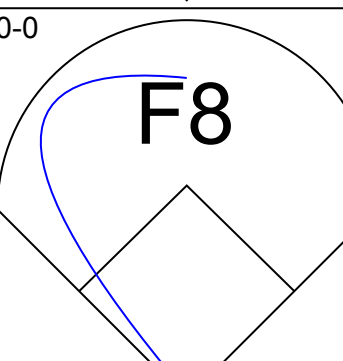


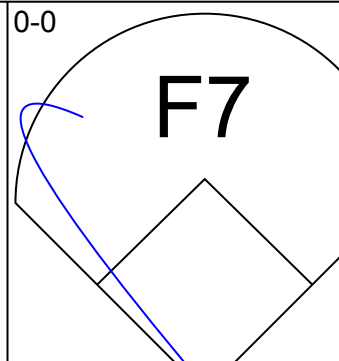
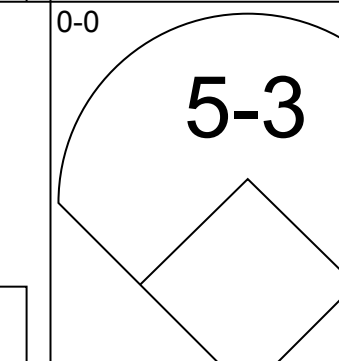
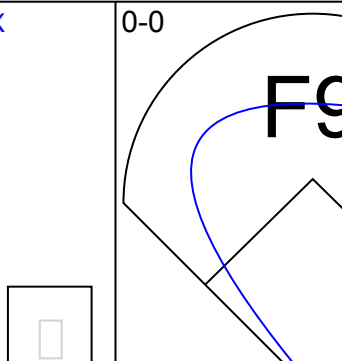
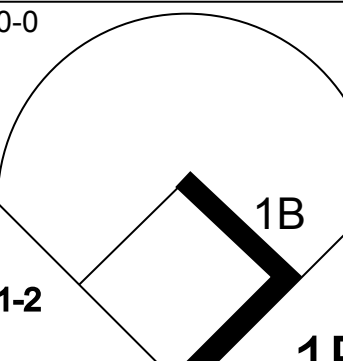

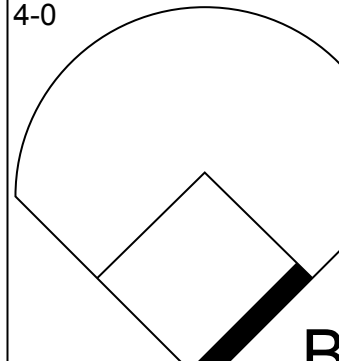
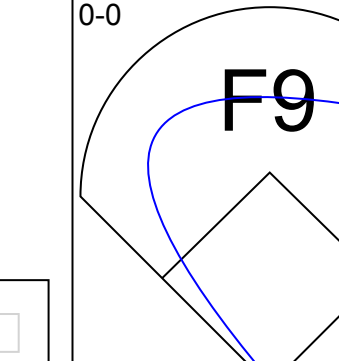
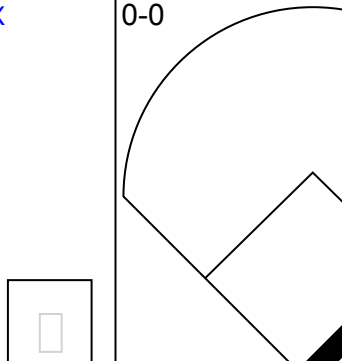
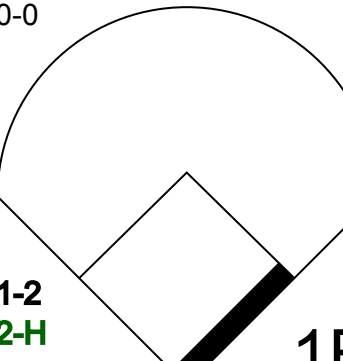

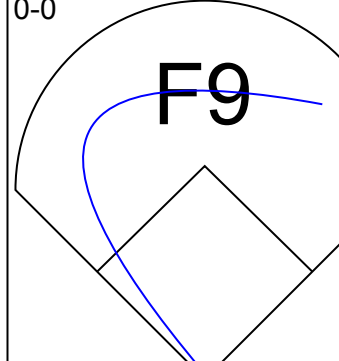
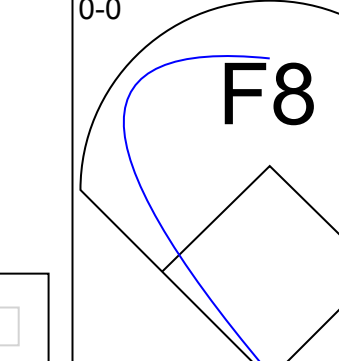
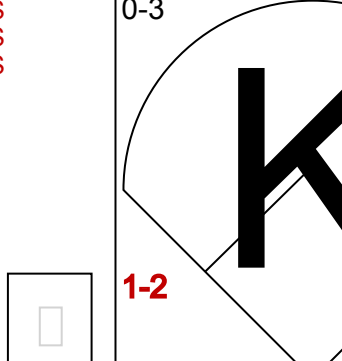
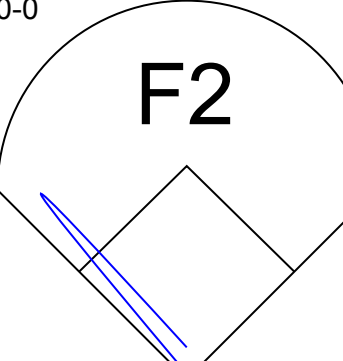

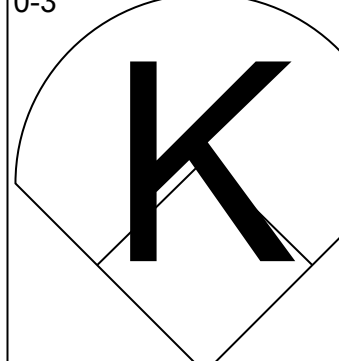
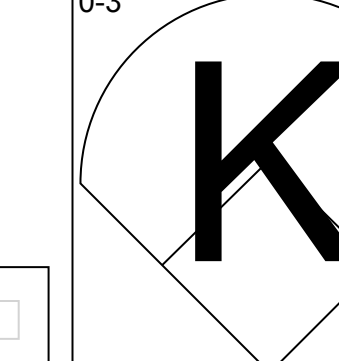


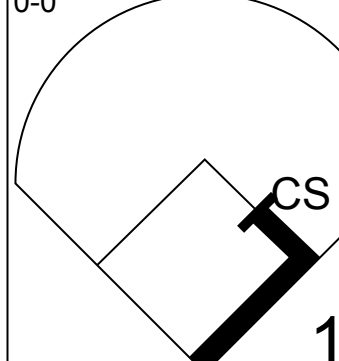

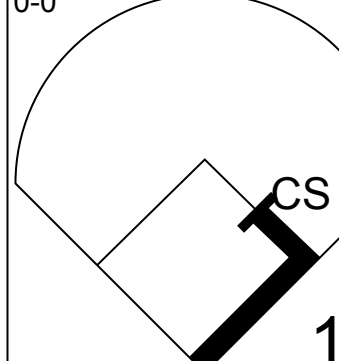
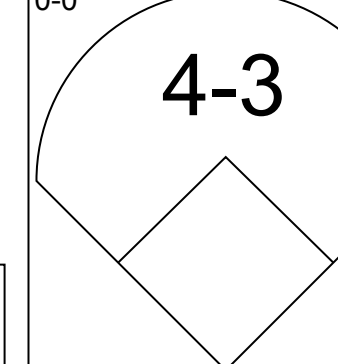
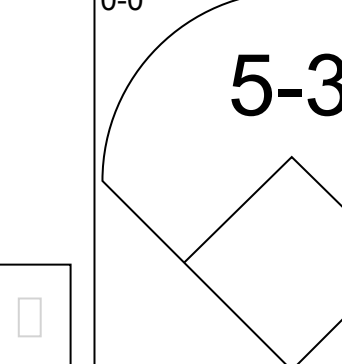
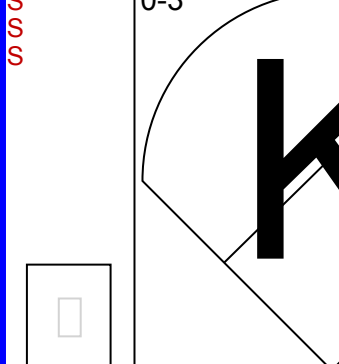
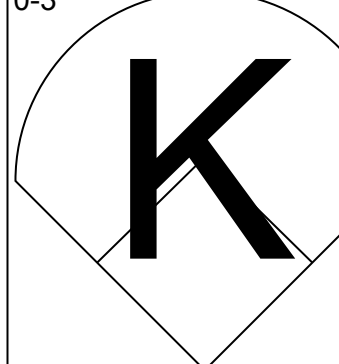

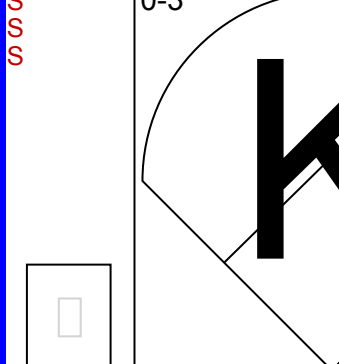
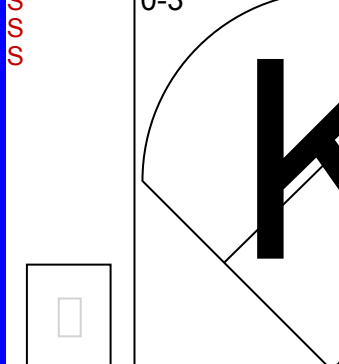
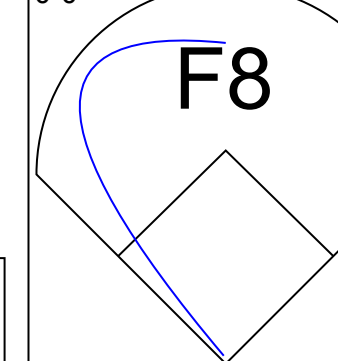
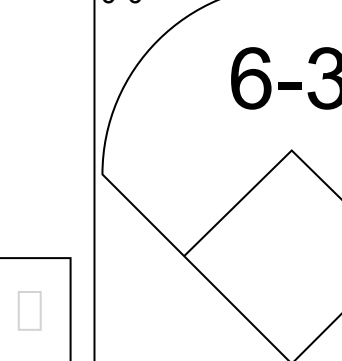
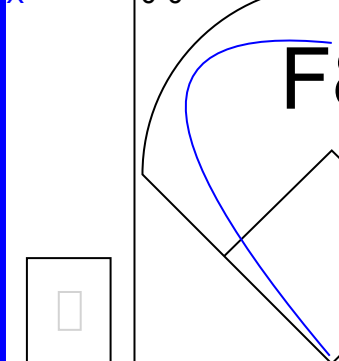
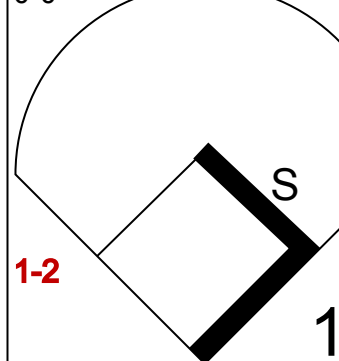

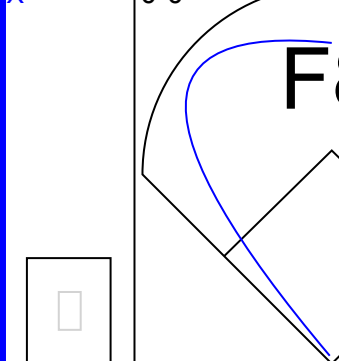
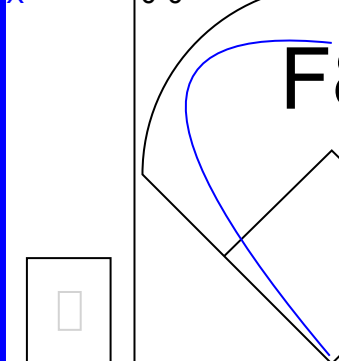


Batter	1	2	3	4	5	6	7	8	9	10	11	12	13	AB	R	H	RBI	BB	SO	LOB	TOP	
John Scott, R OBP: 0.298, SLG: 0.367 (1, 8)														6	0	0	0	0	1	3		
Bob Bailor, R OBP: 0.369, SLG: 0.460 (1, 6)															5	0	1	0	1	1	0	
Roy Howell, L OBP: 0.364, SLG: 0.347 (1, 5)															4	0	1	0	2	2	3	
Otto Velez, R OBP: 0.397, SLG: 0.569 (1, 9)															5	0	0	0	1	4	5	
Ron Fairly, L OBP: 0.421, SLG: 0.478 (9, PR)															4	0	2	0	0	2	0	
Steve Bowling, R OBP: 0.233, SLG: 0.111 (9, 7)															0	0	0	0	0	0	0	
Ernie Whitt, L (10, PH)															1	0	0	0	0	1	2	
Sam Ewing, L OBP: 0.350, SLG: 0.302 (10, 7)															1	0	0	0	0	1	2	
Al Woods, L OBP: 0.362, SLG: 0.464 (11, PH)														3	0	0	0	0	3	2		
Pedro Garcia, R OBP: 0.254, SLG: 0.300 (11, PH)														2	0	0	0	0	0	1		
Alan Ashby, S OBP: 0.253, SLG: 0.325 (1, 2)														4	1	0	0	1	2	2		
Doug Ault, R OBP: 0.340, SLG: 0.419 (1, 3)														4	0	2	0	1	0	0		
Dave McKay, S OBP: 0.203, SLG: 0.274 (1, 4)														4	0	0	0	0	3	3		
Inning Stats	R: 0 E: 0 K: 1 S: 5	H: 0 LOB: 0 BB: 0 P: 5	R: 0 E: 0 K: 3 S: 9	H: 0 LOB: 0 BB: 0 P: 9	R: 0 E: 0 K: 2 S: 7	H: 0 LOB: 0 BB: 0 P: 7	R: 0 E: 0 K: 2 S: 7	H: 0 LOB: 0 BB: 0 P: 7	R: 0 E: 0 K: 3 S: 9	H: 0 LOB: 0 BB: 0 P: 9	R: 0 E: 0 K: 1 S: 6	H: 1 LOB: 2 BB: 2 P: 13	R: 0 E: 0 K: 0 S: 3	H: 0 LOB: 0 BB: 0 P: 3	R: 0 E: 0 K: 0 S: 3	H: 0 LOB: 0 BB: 0 P: 3	R: 0 E: 0 K: 0 S: 3	H: 0 LOB: 0 BB: 0 P: 7	1B: 6 2B: 0 3B: 0 HR: 0	SF: 0 SAC: 2 DP: 0 HBP: 0	W/P: 2 PB: 0 SB: 2 CS: 0	PA: 51
PITCHER	IP	WLS	BF	H	R	ER	SO	BB	IBB	HBP	BLK	WP	HR	S	P	ERA	WHIP					
Nolan Ryan, R ERA: 2.44 (1, 1)	10.0		41	6	1	0	19	4	1	0	0	2	0	74	94	0.00	1.000					
Dave LaRoche, L ERA: 3.5 (11, 1)	3.0	W	10	0	0	0	0	1	0	0	0	0	0	9	13	0.00	0.333					

Toronto Blue Jays @ California Angels
Anaheim Stadium, Anaheim, CA
Wed Jun 08 1977, 10:05 PM EDT
Att. 11,678 - Unknown

AB 43
R 1
H 6
RBI 0
BB 6
SO 19
LOB 22



Batter	1	2	3	4	5	6	7	8	9	10	11	12	13	AB	R	H	RBI	BB	SO	LOB	BOTTOM	
Rusty Torres, S OBP: 0.143, SLG: 0.143 (1, 8)														6	0	1	0	0	2	1		
Bobby Grich, R OBP: 0.359, SLG: 0.392 (1, 6)														4	2	2	1	2	0	0		
Joe Rudi, R OBP: 0.316, SLG: 0.461 (1, 7)															4	0	0	0	0	1	3	
Don Baylor, R OBP: 0.316, SLG: 0.383 (1, 3)															4	0	1	0	1	0	0	
Bobby Bonds, R OBP: 0.362, SLG: 0.528 (1, 9)															4	0	2	1	1	1	3	
Dave Chalk, R OBP: 0.372, SLG: 0.373 (1, 5)															5	0	0	0	0	1	7	
Willie Aikens, L OBP: 0.371, SLG: 0.376 (10, PR)															4	0	1	0	0	2	1	
Gil Flores, R OBP: 0.365, SLG: 0.436 (10, PH)															0	0	0	0	0	0	0	
Ron Jackson, R OBP: 0.272, SLG: 0.364 (11, PH)														1	0	0	0	0	0	3		
Andy Etchebarren, R OBP: 0.333, SLG: 0.241 (8, PH)															2	0	0	0	0	0	0	
Tony Solaita, L OBP: 0.309, SLG: 0.330 (8, 4)														1	0	0	0	0	1	0		
Mario Guerrero, R (8, 4)														2	0	0	0	0	1	1		
Orlando Ramirez, R (1, 4)															2	0	0	0	0	0	0	
Jerry Remy, L OBP: 0.363, SLG: 0.376 (6, PH)														1	0	0	0	0	0	0		
Terry Humphrey, R OBP: 0.301, SLG: 0.264 (9, 2)														2	0	1	0	0	1	0		
Inning Stats	R: 0 E: 0 K: 0 S: 3	H: 0 LOB: 0 BB: 0 P: 3	R: 0 E: 0 K: 1 S: 5	H: 0 LOB: 1 BB: 1 P: 9	R: 0 E: 0 K: 1 S: 5	H: 0 LOB: 0 BB: 0 P: 5	R: 0 E: 0 K: 1 S: 5	H: 0 LOB: 0 BB: 0 P: 5	R: 0 E: 0 K: 1 S: 5	H: 2 LOB: 2 BB: 0 P: 5	R: 0 E: 0 K: 1 S: 5	H: 1 LOB: 0 BB: 0 P: 5	R: 0 E: 0 K: 0 S: 6	H: 0 LOB: 3 BB: 2 P: 14	R: 0 E: 0 K: 1 S: 5	H: 0 LOB: 0 BB: 0 P: 5	R: 1 E: 0 K: 0 S: 1	H: 1 LOB: 0 BB: 0 P: 1	1B: 7 2B: 0 3B: 0 HR: 1	SF: 0 SAC: 1 DP: 0 HBP: 0	W/P: 0 PB: 0 SB: 1 CS: 2	PA: 47
PITCHER	IP	WLS	BF	H	R	ER	SO	BB	IBB	HBP	BLK	WP	HR	S	P	ERA	WHIP					
Jesse Jefferson, R ERA: 4.04 (1, 1)	8.2		32	5	1	1	6	2	0	0	0	0	0	42	50	1.04	0.808					
Jerry Johnson, R ERA: 2.72 (9, 1)	1.1		5	2	0	0	2	0	0	0	0	0	0	9	9	0.00	1.500					
Tom Bruno, R ERA: 9.72 (11, 1)	2.0	L	10	1	1	1	2	1	1	0	0	0	1	12	20	4.50	1.000					

Toronto Blue Jays @ California Angels
Anaheim Stadium, Anaheim, CA
Wed Jun 08 1977, 10:05 PM EDT
Att. 11,678 - Unknown

AB 42
R 2
H 8
RBI 2
BB 4
SO 10
LOB 19



Batter	1	2	3	4	5	6	7	8	9	AB	R	H	RBI	BB	SO	LOB	TOP					
Duane Kuiper, L (1,4) OBP: 0.328, SLG: 0.310 Larvell Blanks, R (9, FH) OBP: 0.292, SLG: 0.371	4-0 BB G3			0-0 5-3		0-3 K			0-3 K	2	0	0	0	1	1	1	Cleveland Indians @ California Angels Anaheim Stadium, Anaheim, CA Fri Jun 10 1977, 10:05 PM EDT Att: 20,000 - Unknown					
Paul Dade, R (1,9) OBP: 0.362, SLG: 0.339	0-0 G3			0-0 L5			0-0 F9		4-0 BB	3	0	0	0	1	0	1						
Jim Norris, L (1,8) OBP: 0.391, SLG: 0.395 Andre Thornton, R (9, FH) OBP: 0.262, SLG: 0.315	0-0 G3			0-3 K			0-3 K		0-0 F9	3	0	0	0	0	2	0						
Bill Melton, R (1,3) OBP: 0.270, SLG: 0.271		0-3 K			0-0 L9				0-3 K	3	0	0	0	0	2	0						
Buddy Bell, R (1,5) OBP: 0.381, SLG: 0.447		0-0 6-3			0-0 2B				0-0 F4	3	0	1	0	0	0	0						
Fred Kendall, R (1,10) OBP: 0.289, SLG: 0.390		0-3 K			0-0 6-3				0-0 F8	3	0	0	0	0	1	0						
Ray Fosse, R (1,2) OBP: 0.269, SLG: 0.360				0-0 F6			0-0 F7		0-0 F8	3	0	0	0	0	0	0						
Ron Pruitt, R (1,7) OBP: 0.333, SLG: 0.571				0-0 6-3			0-0 F7		0-0 SH1-4 2B	3	0	1	0	0	0	0						
Frank Duffy, R (1,6) OBP: 0.261, SLG: 0.252				0-0 F9			0-0 E6		0-0 SH1-4 2-3	2	0	0	0	0	0	0						
Inning Stats	R: 0 E: 0 K: 0 S: 2	H: 0 LOB: 0 BB: 1 P: 6	R: 0 E: 0 K: 2 S: 7	H: 0 LOB: 0 BB: 0 P: 7	R: 0 E: 0 K: 1 S: 3	H: 0 LOB: 0 BB: 0 P: 3	R: 0 E: 0 K: 1 S: 5	H: 0 LOB: 0 BB: 0 P: 5	R: 0 E: 0 K: 0 S: 3	H: 1 LOB: 0 BB: 0 P: 3	R: 0 E: 1 K: 1 S: 6	H: 0 LOB: 1 BB: 0 P: 6	R: 0 E: 0 K: 2 S: 7	H: 0 LOB: 0 BB: 0 P: 7	R: 0 E: 0 K: 0 S: 3	H: 0 LOB: 0 BB: 1 P: 3	R: 0 E: 0 K: 1 S: 6	H: 1 LOB: 2 BB: 1 P: 10	1B: 0 2B: 2 3B: 0 HR: 0	SF: 0 SAC: 1 DP: 1 HBP: 0	WP: 0 PB: 0 SB: 0 CS: 0	PA: 30
PITCHER Frank Tanana, L (1,1) ERA: 1.84	IP: 9.0 WLS: W BF: 30 H: 2 R: 0 ER: 0 SO: 7 BB: 2 IBB: 0 HBP: 0 BLK: 0 WP: 0 HR: 0 S: 42 P: 50 ERA: 0.00 WHIP: 0.444															PITCHER IP: WLS: BF: H: R: ER: SO: BB: IBB: HBP: BLK: WP: HR: S: P: ERA: WHIP:						

Batter	1	2	3	4	5	6	7	8	9	AB	R	H	RBI	BB	SO	LOB	BOTTOM			
Rusty Torres, S (1,8) OBP: 0.100, SLG: 0.100	0-0 4-3		0-0 5-3		0-0 4-3			0-0 SH1-3		3	0	0	0	0	0	0	Cleveland Indians @ California Angels Anaheim Stadium, Anaheim, CA Fri Jun 10 1977, 10:05 PM EDT Att: 20,000 - Unknown			
Jerry Remy, L (1,4) OBP: 0.360, SLG: 0.373	0-0 4-3		WP S 1B			0-0 F7		0-0 G3		4	0	1	0	0	0	1				
Joe Rudi, R (1,7) OBP: 0.321, SLG: 0.459	0-0 1B		4-0 WP BB 1-2			0-3 K		0-0 5-3		3	0	1	0	1	1	1				
Don Baylor, R (1,3) OBP: 0.312, SLG: 0.377	0-0 F4		0-0 F3			0-0 6-3				3	0	0	0	0	0	3				
Bobby Bonds, R (1,9) OBP: 0.362, SLG: 0.540		0-0 HR		0-0 5-3			0-0 6-3			3	1	1	1	0	0	0				
Dave Chalk, R (1,5) OBP: 0.372, SLG: 0.369		0-0 L4		0-0 F9		4-0 BB BB				2	0	0	0	1	0	0				
Willie Aikens, L (1,10) OBP: 0.368, SLG: 0.353		0-0 F9		0-3 K		4-0 BB BB G4-6-3		1-2 BB		2	0	0	0	1	1	0				
Mario Guerrero, R (1,6) OBP: 0.302, SLG: 0.266		0-0 1-3			0-0 F7		0-0 G4-6-3			3	0	0	0	0	0	2				
Terry Humphrey, R (1,2) OBP: 0.302, SLG: 0.266			0-0 L5		0-0 F9			0-0 G3 SH1-3 1B		3	0	1	0	0	0	0				
Inning Stats	R: 0 E: 0 K: 0 S: 4	H: 1 LOB: 1 BB: 0 P: 4	R: 1 E: 0 K: 0 S: 4	H: 1 LOB: 0 BB: 0 P: 4	R: 0 E: 0 K: 0 S: 4	H: 1 LOB: 2 BB: 1 P: 8	R: 0 E: 0 K: 1 S: 5	H: 0 LOB: 0 BB: 0 P: 5	R: 0 E: 0 K: 1 S: 3	H: 0 LOB: 0 BB: 0 P: 3	R: 0 E: 0 K: 1 S: 5	H: 0 LOB: 0 BB: 0 P: 5	R: 0 E: 0 K: 0 S: 2	H: 0 LOB: 1 BB: 2 P: 10	R: 0 E: 0 K: 0 S: 4	H: 1 LOB: 1 BB: 0 P: 4	1B: 3 2B: 0 3B: 0 HR: 1	SF: 0 SAC: 1 DP: 1 HBP: 0	WP: 1 PB: 0 SB: 1 CS: 0	PA: 30
PITCHER Wayne Garland, R (1,1) ERA: 5.0	IP: 8.0 WLS: L BF: 30 H: 4 R: 1 ER: 1 SO: 2 BB: 3 IBB: 0 HBP: 0 BLK: 0 WP: 1 HR: 1 S: 31 P: 43 ERA: 1.12 WHIP: 0.875															PITCHER IP: WLS: BF: H: R: ER: SO: BB: IBB: HBP: BLK: WP: HR: S: P: ERA: WHIP:				

Batter	1	2	3	4	5	6	7	8	9	AB	R	H	RBI	BB	SO	LOB	TOP										
Duane Kuiper, L (1,4) OBP: 0.325, SLG: 0.312										5	0	1	0	0	0	4	Cleveland Indians @ California Angels Anaheim Stadium, Anaheim, CA Sat Jun 11 1977, 10:05 PM EDT Att: 16,247 - Unknown										
Paul Dade, R (1,9) OBP: 0.371, SLG: 0.345										4	0	2	0	1	0	1											
Jim Norris, L (1,8) OBP: 0.386, SLG: 0.389										5	0	1	0	0	2	7											
Bill Melton, R (1,10) OBP: 0.284, SLG: 0.262										2	0	0	0	1	1	1											
Bruce Bochte, L (1,3) OBP: 0.322, SLG: 0.351										0	0	0	0	0	0	0											
Buddy Bell, R (1,5) OBP: 0.383, SLG: 0.462										3	1	1	1	1	1	0											
John Lowenstein, L (1,7) Ron Pruitt, R (9,7) OBP: 0.381, SLG: 0.364 OBP: 0.333, SLG: 0.571										4	1	2	0	0	0	2											
Ray Fosse, R (1,2) OBP: 0.271, SLG: 0.359										3	1	1	0	0	0	0											
Frank Duffy, R (1,6) OBP: 0.277, SLG: 0.271										4	0	3	1	0	0	0											
Inning Stats	R: 0 E: 0 K: 0 S: 4	H: 1 LOB: 2 BB: 0 P: 5	R: 3 E: 0 K: 0 S: 6	H: 4 LOB: 0 BB: 0 P: 6	R: 0 E: 0 K: 0 S: 4	H: 1 LOB: 0 BB: 1 P: 8	R: 0 E: 0 K: 0 S: 3	H: 0 LOB: 0 BB: 0 P: 3	R: 0 E: 0 K: 1 S: 5	H: 1 LOB: 1 BB: 0 P: 7	R: 0 E: 0 K: 1 S: 6	H: 2 LOB: 2 BB: 0 P: 6	R: 0 E: 0 K: 1 S: 5	H: 0 LOB: 0 BB: 0 P: 5	R: 0 E: 0 K: 1 S: 7	H: 2 LOB: 3 BB: 1 P: 11		1B: 9 2B: 2 3B: 0 HR: 1	SF: 0 SAC: 1 DP: 2 HBP: 1	WP: 0 PB: 0 SB: 2 CS: 2	PA: 39						
PITCHER	IP	WLS	BF	H	R	ER	SO	BB	IBB	HBP	BLK	WP	HR	S	P	ERA	WHIP										
Gary Ross, R (1,1) ERA: 5.44	1.0	L	9	5	3	3	0	0	0	1	0	0	1	8	9	27.00	5.000										
Wayne Simpson, R (2,1) ERA: 5.09	5.1		20	4	0	0	1	2	0	0	0	0	0	20	28	0.00	1.125										
Don Kirkwood, R (7,1) ERA: 5.09	0.2		1	0	0	0	1	0	0	0	0	0	0	3	3	0.00	0.000										
Dick Drago, R (8,1) ERA: 3.0	1.1		6	2	0	0	1	0	0	0	0	0	0	8	8	0.00	1.500										
Dave LaRoche, L (9,1) ERA: 3.44	0.2		3	0	0	0	1	0	1	0	0	0	0	4	8	0.00	0.000										

AB 30
R 3
H 11
RBI 2
BB 3
SO 4
LOB 15



Batter	1	2	3	4	5	6	7	8	9	AB	R	H	RBI	BB	SO	LOB	BOTTOM										
Rusty Torres, S (1,8) OBP: 0.143, SLG: 0.143										4	0	1	0	0	2	2	Cleveland Indians @ California Angels Anaheim Stadium, Anaheim, CA Sat Jun 11 1977, 10:05 PM EDT Att: 16,247 - Unknown										
Jerry Remy, L (1,4) OBP: 0.353, SLG: 0.366										4	0	0	0	0	0	2											
Joe Rudi, R (1,7) OBP: 0.315, SLG: 0.450										4	0	0	0	0	0	1											
Don Baylor, R (1,3) OBP: 0.311, SLG: 0.371										3	0	0	0	1	0	1											
Bobby Bonds, R (1,9) OBP: 0.364, SLG: 0.551										3	1	1	1	1	1	1											
Dave Chalk, R (1,5) OBP: 0.364, SLG: 0.360										4	0	0	0	0	2	2											
Willie Aikens, L (1,10) Gil Flores, R (9, PR) OBP: 0.357, SLG: 0.324 OBP: 0.385, SLG: 0.436										3	0	0	0	1	2	0											
Mario Guerrero, R (1,6) OBP: 0.167, SLG: 0.167										4	0	2	0	0	0	2											
Terry Humphrey, R (1,2) Tony Solaita, L (7, PH) Andy Etchebarren, R (8,2) OBP: 0.305, SLG: 0.270 OBP: 0.336, SLG: 0.326 OBP: 0.333, SLG: 0.241										2	0	1	0	0	0	1											
Inning Stats	R: 0 E: 0 K: 0 S: 4	H: 1 LOB: 1 BB: 0 P: 4	R: 0 E: 0 K: 1 S: 5	H: 0 LOB: 0 BB: 0 P: 5	R: 0 E: 0 K: 1 S: 6	H: 1 LOB: 1 BB: 0 P: 6	R: 0 E: 0 K: 1 S: 5	H: 0 LOB: 0 BB: 1 P: 9	R: 0 E: 0 K: 2 S: 9	H: 2 LOB: 1 BB: 0 P: 9	R: 0 E: 0 K: 1 S: 5	H: 0 LOB: 0 BB: 0 P: 5	R: 0 E: 0 K: 1 S: 5	H: 0 LOB: 2 BB: 2 P: 13	1B: 4 2B: 0 3B: 0 HR: 1	SF: 0 SAC: 0 DP: 0 HBP: 0		WP: 0 PB: 0 SB: 2 CS: 0	PA: 35								
PITCHER	IP	WLS	BF	H	R	ER	SO	BB	IBB	HBP	BLK	WP	HR	S	P	ERA	WHIP										
Jim Bibby, R (1,1) ERA: 3.86	8.0	W	30	5	1	1	7	1	0	0	0	0	1	43	47	1.12	0.750										
Jim Kern, R (9,1) ERA: 2.73	1.0	S	5	0	0	0	1	2	0	0	0	0	0	5	13	0.00	2.000										

AB 32
R 1
H 5
RBI 1
BB 3
SO 8
LOB 13



Batter	1	2	3	4	5	6	7	8	9	AB	R	H	RBI	BB	SO	LOB	TOP								
Duane Kuiper, L OBP: 0.336, SLG: 0.314	4-0 SH1 BB	1-0 HBP			0-3 K		0-0 BB 1-3 1B		4-0 BB 1B 2B BB	2	1	1	0	2	1	0	Cleveland Indians @ California Angels Anaheim Stadium, Anaheim, CA Sun Jun 12 1977, 6:33 AM EDT Att: 23,926 - Unknown livebaseballscorecards.com								
Paul Dade, R OBP: 0.366, SLG: 0.342	0-0 SH1	0-0 L1			0-3 K		0-0 1-3		0-0 2B 1B	4	1	1	0	0	1	4									
Jim Norris, L OBP: 0.392, SLG: 0.388	4-0 BB		0-0 3-1			0-0 BB BB E 1B	4-0 BB		0-0 F7	3	1	1	0	2	0	2									
Bill Melton, R OBP: 0.292, SLG: 0.250	0-0 P4		0-0 F9			4-0 BB BB E 1B	0-3 K		4-0 2B BB	3	1	0	0	2	1	4									
Bruce Bochte, L OBP: 0.329, SLG: 0.356	0-3 K		0-3 K			4-0 BB	4-0 BB		0-0 BB	0	0	0	0	0	0	0									
Buddy Bell, R OBP: 0.379, SLG: 0.452		0-3 K		4-0 G4-6-3 BB		0-3 K	0-0 P4		0-0 L6	4	0	0	0	1	2	8									
John Lowenstein, L OBP: 0.364, SLG: 0.345 Ron Pruitt, R OBP: 0.364, SLG: 0.500	0-3 K		0-0 G4-6-3		0-3 K			0-0 F7	4-0 BB	3	0	0	0	0	2	4									
Fred Kendall, R OBP: 0.284, SLG: 0.378	0-0 HBP BB 1B		0-0 F7		0-0 E5			0-0 F8	0-0 F9	5	0	1	0	0	0	4									
Frank Duffy, R OBP: 0.276, SLG: 0.264	4-0 HBP 1-2 BB				0-3 K	0-0 P3		0-3 K		3	0	0	0	1	2	2									
Inning Stats	R: 0 E: 0 K: 1 S: 5	H: 0 LOB: 2 BB: 2 P: 13	R: 0 E: 0 K: 2 S: 8	H: 1 LOB: 3 BB: 1 P: 13	R: 0 E: 0 K: 1 S: 5	H: 0 LOB: 0 BB: 0 P: 5	R: 0 E: 0 K: 0 S: 2	H: 0 LOB: 0 BB: 1 P: 6	R: 0 E: 0 K: 3 S: 9	H: 0 LOB: 0 BB: 0 P: 9	R: 2 E: 1 K: 2 S: 9	H: 1 LOB: 2 BB: 2 P: 17	R: 0 E: 0 K: 1 S: 6	H: 1 LOB: 3 BB: 2 P: 14	R: 0 E: 0 K: 1 S: 5	H: 0 LOB: 0 BB: 0 P: 5	R: 2 E: 0 K: 0 S: 5	H: 2 LOB: 3 BB: 3 P: 17	1B: 4 2B: 1 3B: 0 HR: 0	SF: 0 SAC: 1 DP: 1 HBP: 1	WP: 0 PB: 0 SB: 0 CS: 0	PA: 44			
PITCHER	IP	WLS	BF	H	R	ER	SO	BB	IBB	HBP	BLK	WP	HR	S	P	ERA	WHIP								
Nolan Ryan, R ERA: 2.31	6.2	W	31	3	2	0	10	7	0	1	0	0	0	43	72	0.00	1.500								
Dave LaRoche, L ERA: 3.69	2.1	S	13	2	2	2	1	4	0	0	0	0	0	11	27	7.71	2.571								

Batter	1	2	3	4	5	6	7	8	9	AB	R	H	RBI	BB	SO	LOB	BOTTOM								
Don Baylor, R OBP: 0.317, SLG: 0.389	0-3 K		0-0 F7			0-0 HR	0-0 1B	4-0 HR BB		4	2	1	1	1	1	0	Cleveland Indians @ California Angels Anaheim Stadium, Anaheim, CA Sun Jun 12 1977, 6:33 AM EDT Att: 23,926 - Unknown livebaseballscorecards.com								
Jerry Remy, L OBP: 0.363, SLG: 0.373	0-0 F7		4-0 S 2B BB		0-0 HR	0-0 1B	1-2 3-H 1B	0-0 HR 1B		4	3	3	1	1	0	0									
Joe Rudi, R OBP: 0.322, SLG: 0.480	4-0 BB 2B BB		0-0 F7		0-0 HR	0-0 P6	1-2 HR	0-0 HR		4	3	2	5	1	0	3									
Tony Solaita, L OBP: 0.319, SLG: 0.337	4-0 2B BB		0-0 2B		4-0 BB	0-0 F9	0-0 P5			3	0	1	1	2	0	2									
Bobby Bonds, R OBP: 0.365, SLG: 0.552	0-0 1-3 2-H 2B		0-0 5-3		0-3 K	0-0 F3		0-0 HR 1B		5	1	2	1	0	1	4									
Dave Chalk, R OBP: 0.375, SLG: 0.386	0-3 K			0-0 CS 1B	4-0 BB		0-0 1B	0-0 HR		4	1	3	2	1	1	2									
Mario Guerrero, R OBP: 0.176, SLG: 0.176		0-0 F7		0-0 6-3	0-0 F9		0-0 FC6-4 1B	0-0 6-3		5	0	1	0	0	0	3									
Rusty Torres, S OBP: 0.158, SLG: 0.111		0-0 F8		4-0 1B BB	0-0 P6		0-0 F7	0-0 F8		4	0	0	0	1	0	3									
Andy Etchebarren, R OBP: 0.351, SLG: 0.273		0-0 F8		0-0 1B	0-0 1B		0-0 FC6-4			4	1	2	0	0	0	1									
Inning Stats	R: 1 E: 0 K: 2 S: 8	H: 1 LOB: 2 BB: 2 P: 16	R: 0 E: 0 K: 0 S: 3	H: 0 LOB: 0 BB: 0 P: 3	R: 1 E: 0 K: 0 S: 4	H: 1 LOB: 1 BB: 1 P: 8	R: 0 E: 0 K: 0 S: 3	H: 2 LOB: 2 BB: 1 P: 7	R: 3 E: 0 K: 1 S: 8	H: 3 LOB: 2 BB: 2 P: 16	R: 1 E: 0 K: 0 S: 6	H: 3 LOB: 0 BB: 0 P: 6	R: 0 E: 0 K: 0 S: 4	H: 2 LOB: 1 BB: 0 P: 4	R: 5 E: 0 K: 0 S: 7	H: 4 LOB: 0 BB: 1 P: 11	1B: 10 2B: 2 3B: 0 HR: 4	SF: 0 SAC: 0 DP: 0 HBP: 0	WP: 0 PB: 0 SB: 1 CS: 1	PA: 44					
PITCHER	IP	WLS	BF	H	R	ER	SO	BB	IBB	HBP	BLK	WP	HR	S	P	ERA	WHIP								
Pat Dobson, R ERA: 6.82	4.0	L	21	7	5	5	2	4	0	0	0	0	0	21	37	11.25	2.750								
Al Fitzmorris, R ERA: 5.01	2.0		11	3	1	1	1	2	0	0	0	0	0	11	19	4.50	2.500								
Don Hood, L ERA: 3.21	1.0		4	2	0	0	0	0	0	0	0	0	0	4	4	0.00	2.000								
Sid Monge, L ERA: 6.08	1.0		8	4	5	5	0	1	0	0	0	0	2	7	11	45.00	5.000								

Batter	1	2	3	4	5	6	7	8	9	AB	R	H	RBI	BB	SO	LOB	TOP										
Don Baylor, R (1, 10) OBP: 0.328, SLG: 0.405	0-0 BB 2B	0-0 2B		0-0 FC1-6 1B	0-0 P4			0-0 HBP 1B		5	1	4	1	0	0	1											
Jerry Remy, L (1, 4) OBP: 0.360, SLG: 0.366	4-0 2B 1B	0-0 6-3		0-0 FC1-6 HR		0-0 4-3		0-0 F7		4	2	0	0	1	0	4											
Joe Rudi, R (1, 7) OBP: 0.332, SLG: 0.519	0-0 1B 2B		0-0 HR	0-0 HR		0-0 F2		1-0 HBP		4	3	3	5	0	0	0											
Tony Solaita, L (1, 3) OBP: 0.314, SLG: 0.330	0-0 2B 1B		0-0 4-3	0-0 5-3		0-3 K		0-0 F8		5	1	1	1	0	1	2											
Bobby Bonds, R (1, 9) OBP: 0.362, SLG: 0.544	0-3 K		0-0 5-3		0-0 G5-4-3 1B		0-0 6-3	0-0 F8		5	0	1	0	0	1	4											
Dave Chalk, R (1, 5) OBP: 0.371, SLG: 0.378	0-0 P5		0-0 F9		0-0 G5-4-3 1B		4-0 3B BB	0-0 6-3		4	1	0	0	1	0	3											
Mario Guerrero, R (1, 6) OBP: 0.364, SLG: 0.500	0-0 1B 2B			0-0 1B 1B	0-0 3B 1B		0-0 3B	0-0 1B		5	2	5	3	0	0	0											
Rusty Torres, S (1, 8) OBP: 0.208, SLG: 0.261		0-0 4-3		0-0 FC1-6 1B	0-0 2B 3B		0-0 G3	0-0 F7		5	2	2	1	0	0	2											
Terry Humphrey, R (1, 2) OBP: 0.301, SLG: 0.275		0-0 6-3		0-0 F9	0-0 2B		0-0 1-3	0-0 F9		5	0	1	1	0	0	4											
Inning Stats	R: 4 E: 0 K: 1 S: 8	H: 4 LOB: 1 BB: 1 P: 12	R: 0 E: 0 K: 0 S: 4	H: 1 LOB: 0 BB: 0 P: 4	R: 1 E: 0 K: 0 S: 4	H: 1 LOB: 0 BB: 0 P: 4	R: 4 E: 0 K: 0 S: 7	H: 4 LOB: 0 BB: 0 P: 7	R: 2 E: 0 K: 1 S: 6	H: 4 LOB: 1 BB: 0 P: 6	R: 0 E: 0 K: 1 S: 5	H: 0 LOB: 0 BB: 0 P: 5	R: 1 E: 0 K: 0 S: 4	H: 1 LOB: 1 BB: 1 P: 8	R: 0 E: 0 K: 0 S: 4	H: 1 LOB: 1 BB: 0 P: 5	R: 0 E: 0 K: 0 S: 4	H: 1 LOB: 1 BB: 0 P: 4	1B: 9 2B: 4 3B: 2 HR: 2	SF: 0 SAC: 0 DP: 1 HBP: 1	WP: 0 PB: 0 SB: 0 CS: 0	PA: 45					
PITCHER	IP	WLS	BF	H	R	ER	SO	BB	IBB	HBP	BLK	WP	HR	S	P	ERA	WHIP										
Pete Redfern, R (1, 1) ERA: 5.31	2.0		11	5	4	4	1	1	0	0	0	0	0	12	16	18.00	3.000										
Ron Schueler, R (3, 1) ERA: 4.99	2.0	L	11	5	5	5	0	0	0	0	0	0	2	11	11	22.50	2.500										
Dave Johnson, R (5, 1) ERA: 4.05	5.0		23	7	3	3	1	1	0	1	0	0	0	23	28	5.40	1.600										

California Angels @ Minnesota Twins
Metropolitan Stadium, Bloomington, MI
Tue Jun 14 1977, 8:05 PM EDT
Att: 12,344 - Unknown - 76 F

AB 42
R 12
H 17
RBI 12
BB 2
SO 2
LOB 20



Batter	1	2	3	4	5	6	7	8	9	AB	R	H	RBI	BB	SO	LOB	BOTTOM										
Larry Hisle, R (1, 7) OBP: 0.397, SLG: 0.582	0-0 4-3 1B	0-0 FC1-6 1B WP		0-0 6-3		0-0 F7	0-3 K			5	2	1	2	0	1	4											
Rod Carew, L (1, 3) OBP: 0.438, SLG: 0.595	0-0 F7	0-0 WP 1B		0-0 F7		0-0 4-3		0-3 K		5	1	1	0	0	1	2											
Lyman Bostock, L (1, 8) OBP: 0.403, SLG: 0.502	0-0 4-3 1B	0-0 1B		0-0 1B 3B		4-0 BB BB		0-0 1B 3B		4	3	4	2	1	0	0											
Butch Wynegar, S (1, 2) OBP: 0.348, SLG: 0.414	0-0 4-3	0-0 4-3		0-0 FC4-6 1B		4-0 BB BB		0-3 K		4	0	1	1	1	1	4											
Glenn Adams, L (1, 9) OBP: 0.361, SLG: 0.439			0-0 4-3	0-0 FC4-6		0-0 F7		0-0 1B		4	0	1	2	0	0	3											
Bob Randall, R (8, 4) OBP: 0.237, SLG: 0.258				0-0 FC4-6		0-0 F7		0-0 1B		1	0	1	1	0	0	0											
Rich Chiles, L (1, 10) OBP: 0.381, SLG: 0.312	0-0 6-3		0-0 F7		0-0 4-3		0-0 F5	0-0 P4		3	0	0	0	0	0	1											
Craig Kusick, R (7, PH) OBP: 0.369, SLG: 0.486				0-0 F7		0-0 4-3		0-0 P4		2	0	0	0	0	0	1											
Roy Smalley, S (1, 6) OBP: 0.316, SLG: 0.316		0-0 E FC1-6 2B	0-0 L8		0-0 4-3		4-0 FC6-4 1B BB	0-0 L9		4	1	1	0	1	0	0											
Mike Cabbage, L (1, 5) OBP: 0.339, SLG: 0.352		0-0 6-3		0-0 WP 1B	0-0 2B		0-0 FC6-4 1B	0-0 P3		3	1	2	0	0	0	1											
Dan Ford, R (7, PH) OBP: 0.318, SLG: 0.375				0-0 WP 1B	0-0 2B		0-0 FC6-4 1B	0-0 P3		2	0	1	0	0	0	0											
Rob Wilfong, L (1, 4) OBP: 0.342, SLG: 0.318		0-0 E4		0-0 WP 1B	0-0 2B		0-0 FC6-4	0-0 F9		3	1	1	0	0	0	2											
Jerry Terrell, R (7, PH) OBP: 0.280, SLG: 0.309				0-0 WP 1B	0-0 2B		0-0 FC6-4	0-0 F9		2	0	0	0	0	0	2											
Inning Stats	R: 2 E: 0 K: 0 S: 6	H: 3 LOB: 1 BB: 0 P: 6	R: 3 E: 1 K: 0 S: 7	H: 3 LOB: 1 BB: 0 P: 7	R: 0 E: 0 K: 0 S: 3	H: 0 LOB: 0 BB: 0 P: 3	R: 3 E: 0 K: 0 S: 7	H: 4 LOB: 1 BB: 0 P: 7	R: 0 E: 0 K: 0 S: 4	H: 1 LOB: 1 BB: 0 P: 4	R: 0 E: 0 K: 0 S: 3	H: 0 LOB: 2 BB: 2 P: 11	R: 0 E: 0 K: 1 S: 6	H: 1 LOB: 2 BB: 1 P: 10	R: 1 E: 0 K: 2 S: 9	H: 2 LOB: 1 BB: 0 P: 9	R: 0 E: 0 K: 0 S: 3	H: 0 LOB: 0 BB: 0 P: 3	1B: 10 2B: 2 3B: 2 HR: 0	SF: 0 SAC: 0 DP: 0 HBP: 0	WP: 2 PB: 0 SB: 0 CS: 0	PA: 45					
PITCHER	IP	WLS	BF	H	R	ER	SO	BB	IBB	HBP	BLK	WP	HR	S	P	ERA	WHIP										
Paul Hartzell, R (1, 1) ERA: 3.51	3.2		21	9	8	5	0	0	0	0	0	0	0	21	21	12.27	2.455										
Dyar Miller, R (4, 1) ERA: 5.11	2.1	W	11	2	0	0	0	2	0	0	0	0	0	9	17	0.00	1.714										
Dave LaRoche, L (7, 1) ERA: 3.64	3.0	S	13	3	1	1	3	1	0	0	0	0	0	18	22	3.00	1.333										

California Angels @ Minnesota Twins
Metropolitan Stadium, Bloomington, MI
Tue Jun 14 1977, 8:05 PM EDT
Att: 12,344 - Unknown - 76 F

AB 42
R 9
H 14
RBI 8
BB 3
SO 3
LOB 20



Batter	1	2	3	4	5	6	7	8	9	AB	R	H	RBI	BB	SO	LOB	TOP			
Don Baylor, R (1, 10) OBP: 0.326, SLG: 0.399	5-3		BB				P3		E7								3 0 0 0 1 0 0			
Jerry Remy, L (1, 4) OBP: 0.370, SLG: 0.392	1B	2B	BB														4 1 4 0 0 0 0			
Joe Rudi, R (1, 7) OBP: 0.331, SLG: 0.514	1B		BB						F7								4 1 1 1 0 2 4			
Tony Solaita, L (1, 3) OBP: 0.320, SLG: 0.336																	4 0 2 1 0 1 1			
Orlando Ramirez, R (8, PR) OBP: 0.272, SLG: 0.364																	0 0 0 0 0 0 0			
Ron Jackson, R (8, 3)																	0 0 0 0 0 0 0			
Bobby Bonds, R (1, 9) OBP: 0.356, SLG: 0.534	5-3																4 0 0 0 0 2 1			
Dave Chalk, R (1, 5) OBP: 0.368, SLG: 0.372																	3 0 0 0 1 0 1			
Mario Guerrero, R (1, 6) OBP: 0.346, SLG: 0.462																	4 0 1 0 0 0 1			
Rusty Torres, S (1, 8) OBP: 0.214, SLG: 0.259																	4 0 1 0 0 2 1			
Terry Humphrey, R (1, 2) OBP: 0.295, SLG: 0.269																	3 0 0 0 0 1 1			
Willie Aikens, L (9, PH) OBP: 0.349, SLG: 0.316																	1 0 0 0 0 0 0			
Inning Stats	R: 2 E: 0 K: 0 S: 5	H: 3 LOB: 0 BB: 0 P: 5	R: 0 E: 0 K: 1 S: 6	H: 1 LOB: 1 BB: 0 P: 6	R: 0 E: 0 K: 1 S: 5	H: 1 LOB: 1 BB: 1 P: 9	R: 0 E: 0 K: 1 S: 6	H: 1 LOB: 1 BB: 0 P: 6	R: 0 E: 0 K: 1 S: 6	H: 0 LOB: 1 BB: 1 P: 9	R: 0 E: 1 K: 1 S: 7	H: 1 LOB: 2 BB: 0 P: 7	R: 0 E: 0 K: 1 S: 5	H: 1 LOB: 1 BB: 0 P: 5	R: 0 E: 0 K: 1 S: 5	H: 0 LOB: 0 BB: 0 P: 5	1B: 7 2B: 1 3B: 1 HR: 0	SF: 0 SAC: 0 DP: 1 HBP: 0	WP: 0 PB: 0 SB: 0 CS: 0	PA: 36
PITCHER Dave Goltz, R (1, 1) ERA: 3.81	IP: 9.0 WLS: W BF: 36 H: 9 R: 2 ER: 2 SO: 8 BB: 2 IBB: 0 HBP: 0 BLK: 0 WP: 0 HR: 0 S: 50 P: 58 ERA: 2.00 WHIP: 1.222															PITCHER				

California Angels @ Minnesota Twins
 Metropolitan Stadium, Bloomington, MI
 Wed Jun 15 1977, 8:05 PM EDT
 Att: 11,724 - Unknown - 70 F

AB	34
R	2
H	9
RBI	2
BB	2
SO	8
LOB	10



Batter	1	2	3	4	5	6	7	8	9	AB	R	H	RBI	BB	SO	LOB	BOTTOM			
Bob Randall, R (1, 4) OBP: 0.248, SLG: 0.260	BB																3 1 1 0 0 0 1			
Rod Carew, L (1, 3) OBP: 0.442, SLG: 0.604	BB																3 1 2 0 1 0 1			
Larry Hise, R (1, 8) OBP: 0.365, SLG: 0.575																	3 0 0 0 1 0 4			
Craig Kusick, R (1, 10) OBP: 0.373, SLG: 0.481																	1 0 0 1 2 1 0			
Butch Wynegar, S (1, 2) OBP: 0.341, SLG: 0.405																	4 0 0 1 0 0 6			
Dan Ford, R (1, 9) OBP: 0.312, SLG: 0.367																	4 0 0 0 0 1 2			
Willie Norwood, R (1, 7) OBP: 0.176, SLG: 0.129																	3 0 1 0 0 0 0			
Lyman Bostock, L (8, 8) OBP: 0.402, SLG: 0.500																	1 0 0 0 0 1 0			
Roy Smalley, S (1, 6) OBP: 0.315, SLG: 0.329																	4 1 1 1 0 0 1			
Jerry Terrell, R (1, 5) OBP: 0.282, SLG: 0.309																	3 0 1 0 0 0 1			
Inning Stats	R: 1 E: 0 K: 1 S: 7	H: 2 LOB: 2 BB: 1 P: 11	R: 1 E: 0 K: 0 S: 5	H: 2 LOB: 1 BB: 0 P: 5	R: 0 E: 0 K: 1 S: 3	H: 0 LOB: 0 BB: 0 P: 3	R: 0 E: 0 K: 0 S: 3	H: 0 LOB: 3 BB: 2 P: 12	R: 0 E: 0 K: 0 S: 4	H: 1 LOB: 1 BB: 0 P: 4	R: 1 E: 0 K: 0 S: 4	H: 1 LOB: 1 BB: 1 P: 8	R: 0 E: 0 K: 1 S: 5	H: 0 LOB: 0 BB: 0 P: 5	R: 0 E: 0 K: 1 S: 5	H: 0 LOB: 0 BB: 0 P: 5	1B: 4 2B: 0 3B: 1 HR: 1	SF: 1 SAC: 0 DP: 0 HBP: 1	WP: 0 PB: 0 SB: 2 CS: 0	PA: 35
PITCHER Frank Tanana, L (1, 1) ERA: 1.94	IP: 8.0 WLS: L BF: 35 H: 6 R: 3 ER: 3 SO: 3 BB: 4 IBB: 0 HBP: 1 BLK: 0 WP: 0 HR: 1 S: 36 P: 53 ERA: 3.38 WHIP: 1.250															PITCHER				

California Angels @ Minnesota Twins
 Metropolitan Stadium, Bloomington, MI
 Wed Jun 15 1977, 8:05 PM EDT
 Att: 11,724 - Unknown - 70 F

AB	29
R	3
H	6
RBI	3
BB	4
SO	3
LOB	16



Batter	1	2	3	4	5	6	7	8	9	AB	R	H	RBI	BB	SO	LOB	TOP										
Don Baylor, R OBP: 0.319, SLG: 0.389 (1, 10)	6-3		G3	F4		K			1-3	5	0	0	0	0	1	3											
Jerry Remy, L OBP: 0.375, SLG: 0.396 (1, 4)			1B		P4		4-3		WP 1B	5	1	3	1	0	0	0											
Joe Rudi, R OBP: 0.328, SLG: 0.507 (1, 7)	F8		FC5-4 1B		F8		F9		P4	5	0	1	0	0	0	1											
Tony Solaita, L OBP: 0.323, SLG: 0.348 (1, 3)		K	FC5-4 1B			1B			K	5	1	2	1	0	3	1											
Bobby Bonds, R OBP: 0.358, SLG: 0.543 (1, 9)		K	FC5-4			2B			WP 3B	4	1	2	1	0	1	2											
Dave Chalk, R OBP: 0.362, SLG: 0.364 (1, 5)	1-3		F8		F9				F3	4	0	0	0	0	0	3											
Mario Guerrero, R OBP: 0.400, SLG: 0.533 (1, 6)			1B		G6-3 1B				2B	4	1	3	0	0	0	0											
Rusty Torres, S OBP: 0.250, SLG: 0.267 (1, 8)			1B		G6-3				F5	3	1	1	0	1	0	2											
Andy Etchebarren, R OBP: 0.368, SLG: 0.294 (1, 2)			WP 1B		1-2				CS BB																		
Terry Humphrey, R OBP: 0.353, SLG: 0.272 (3, 2)			G3 1B						WP 1B	1	1	1	1	0	0	0											
Inning Stats	R: 0 E: 0 K: 0 S: 3	H: 1 LOB: 0 BB: 0 P: 3	R: 0 E: 0 K: 2 S: 7	H: 0 LOB: 0 BB: 0 P: 7	R: 4 E: 0 K: 0 S: 9	H: 6 LOB: 2 BB: 0 P: 9	R: 0 E: 0 K: 0 S: 3	H: 1 LOB: 1 BB: 1 P: 7	R: 1 E: 0 K: 0 S: 5	H: 2 LOB: 1 BB: 0 P: 5	R: 0 E: 0 K: 1 S: 5	H: 0 LOB: 0 BB: 0 P: 5	R: 1 E: 0 K: 1 S: 7	H: 2 LOB: 1 BB: 0 P: 7	R: 0 E: 0 K: 1 S: 6	H: 1 LOB: 1 BB: 0 P: 6	1B: 11 2B: 2 3B: 1 HR: 0	SF: 0 SAC: 0 DP: 1 HBP: 0	WP: 4 PB: 0 SB: 0 CS: 1	PA: 40							
PITCHER	IP	WLS	BF	H	R	ER	SO	BB	IBB	HBP	BLK	WP	HR	S	P	ERA	WHIP										
Paul Thordogard, R ERA: 4.24 (1, 1)	2.1	12	6	4	4	2	0	0	0	0	0	1	0	16	16	15.43	2.571										
Tom Burgmeier, L ERA: 3.12 (3, 1)	2.2	12	4	1	1	0	1	0	0	0	0	0	0	11	15	3.38	1.875										
Tom Johnson, R ERA: 1.75 (6, 1)	4.0	W	16	4	1	1	4	1	0	0	0	3	0	23	27	2.25	1.250										

California Angels @ Minnesota Twins
Metropolitan Stadium, Bloomington, MI
Thu Jun 16 1977, 8:05 PM EDT
Att: 21,036 - Unknown - 78 F

AB	38
R	6
H	14
RBI	4
BB	2
SO	6
LOB	13



Batter	1	2	3	4	5	6	7	8	9	AB	R	H	RBI	BB	SO	LOB	BOTTOM										
Larry Hise, R OBP: 0.362, SLG: 0.579 (1, 7)	F4	F3					F9		F7	5	1	1	1	0	0	4											
Rob Wilfong, L OBP: 0.344, SLG: 0.321 (1, 4)	L4	WP 1B					K		1B	5	0	2	1	0	2	0											
Rod Carew, L OBP: 0.440, SLG: 0.607 (1, 3)	1-3	F7					K		1B	4	1	1	0	0	1	2											
Lyman Bostock, L OBP: 0.403, SLG: 0.498 (1, 8)		E 2B	K				BLK 1B		K	3	1	1	1	1	2	0											
Glenn Adams, L OBP: 0.369, SLG: 0.459 (1, 9)							K			4	1	2	1	0	2	1											
Willie Norwood, R OBP: 0.176, SLG: 0.129 (8, PR)							K			0	0	0	0	0	0	0											
Dan Ford, R OBP: 0.312, SLG: 0.367 (9, 9)		1B					K		K2-6 1B	0	0	0	0	0	0	0											
Rich Chiles, L OBP: 0.357, SLG: 0.309 (1, 10)		WP 1B					L4		K2-6	4	1	1	1	0	2	2											
Roy Smalley, S OBP: 0.310, SLG: 0.322 (1, 6)		K					L9		K	4	0	0	0	0	3	1											
Butch Wynegar, S OBP: 0.344, SLG: 0.401 (1, 2)		1B					K		BB 1B	2	2	0	0	2	2	0											
Mike Cabbage, L OBP: 0.342, SLG: 0.352 (1, 5)		WP 1B					F8		1B	3	0	1	1	1	0	0											
Inning Stats	R: 0 E: 0 K: 0 S: 3	H: 0 LOB: 0 BB: 0 P: 3	R: 4 E: 1 K: 1 S: 9	H: 4 LOB: 2 BB: 2 P: 17	R: 0 E: 0 K: 3 S: 9	H: 0 LOB: 0 BB: 0 P: 9	R: 0 E: 0 K: 1 S: 5	H: 0 LOB: 0 BB: 0 P: 5	R: 2 E: 0 K: 2 S: 10	H: 3 LOB: 1 BB: 0 P: 10	R: 0 E: 0 K: 2 S: 7	H: 0 LOB: 0 BB: 0 P: 7	R: 0 E: 0 K: 2 S: 7	H: 0 LOB: 0 BB: 0 P: 7	R: 1 E: 0 K: 1 S: 5	H: 1 LOB: 2 BB: 2 P: 13	1B: 6 2B: 2 3B: 1 HR: 1	SF: 0 SAC: 0 DP: 1 HBP: 0	WP: 2 PB: 0 SB: 0 CS: 0	PA: 38							
PITCHER	IP	WLS	BF	H	R	ER	SO	BB	IBB	HBP	BLK	WP	HR	S	P	ERA	WHIP										
Nolan Ryan, R ERA: 2.63 (1, 1)	8.2	L	38	9	7	7	14	4	0	0	0	2	1	62	78	7.27	1.500										

California Angels @ Minnesota Twins
Metropolitan Stadium, Bloomington, MI
Thu Jun 16 1977, 8:05 PM EDT
Att: 21,036 - Unknown - 78 F

AB	34
R	7
H	9
RBI	6
BB	4
SO	14
LOB	10



Batter	1	2	3	4	5	6	7	8	9	10	AB	R	H	RBI	BB	SO	LOB	TOP						
Don Baylor, R OBP: 0.313, SLG: 0.380 (1, 10)	5-3		F9		F8			F9		F2	5	0	0	0	0	0	0							
Jerry Remy, L OBP: 0.373, SLG: 0.395 (1, 4)	4-3		L4					F7		K	1	0	0	0	0	0	0							
Orlando Ramirez, R OBP: 0.125, SLG: 0.125 (3, PH)											4	1	1	0	0	1	0							
Joe Rudi, R OBP: 0.337, SLG: 0.523 (1, 7)			K					FC 1B		1B	5	2	4	0	0	1	0							
Tony Solaita, L OBP: 0.316, SLG: 0.339 (1, 3)																								
Gi Flores, R OBP: 0.390, SLG: 0.436 (8, PH)	F8										3	0	0	0	0	2	3							
Dave Chalk, R OBP: 0.364, SLG: 0.367 (8, 5)								FC 1B		BB	0	1	0	0	1	0	0							
Bobby Bonds, R OBP: 0.367, SLG: 0.561 (1, 9)											5	1	4	2	0	0	2							
Mario Guerrero, R OBP: 0.329, SLG: 0.571 (1, 6)																								
Ron Jackson, R OBP: 0.259, SLG: 0.346 (8, 3)											4	0	0	0	0	0	2							
Rusty Torres, S OBP: 0.222, SLG: 0.235 (1, 8)											4	0	0	1	0	0	0							
Terry Humphrey, R OBP: 0.287, SLG: 0.266 (9, PH)											3	0	0	0	0	0	0							
Willie Alkins, L OBP: 0.341, SLG: 0.308 (9, 2)											1	0	0	0	0	0	0							
Andy Etchebarren, R OBP: 0.369, SLG: 0.294 (9, 2)											0	0	0	0	0	0	0							
Inning Stats	R: 0 E: 0 K: 0 S: 4	H: 1 LOB: 1 BB: 0 P: 4	R: 2 E: 0 K: 0 S: 5	H: 2 LOB: 0 BB: 0 P: 5	R: 0 E: 0 K: 1 S: 5	H: 0 LOB: 0 BB: 0 P: 5	R: 0 E: 0 K: 1 S: 6	H: 1 LOB: 1 BB: 0 P: 6	R: 0 E: 0 K: 0 S: 3	H: 0 LOB: 0 BB: 0 P: 3	R: 1 E: 0 K: 1 S: 7	H: 3 LOB: 1 BB: 0 P: 7	R: 0 E: 0 K: 0 S: 3	H: 0 LOB: 0 BB: 0 P: 3	R: 2 E: 0 K: 0 S: 5	H: 2 LOB: 2 BB: 1 P: 9	R: 0 E: 0 K: 0 S: 3	H: 0 LOB: 0 BB: 0 P: 3	R: 2 E: 0 K: 1 S: 8	H: 4 LOB: 2 BB: 0 P: 8	1B: 7 2B: 6 3B: 0 HR: 0	SF: 0 SAC: 0 DP: 1 HBP: 0	WP: 0 PA: 42	
PITCHER	IP WLS BF H R ER SO BB IBB HBP BLK WP HR S P ERA WHIP	Lary Sorensen, R ERA: 5.68 (1, 1)	7.2 30 8 4 4 3 0 0 0 0 0 0 0 0 36 36 4.70 1.043	Bob McClure, L ERA: 2.77 (8, 1)	0.0 1 0 0 0 0 1 0 0 0 0 0 0 0 4 ∞ ∞	Bill Castro, R ERA: 5.4 (8, 1)	2.1 L 11 5 3 3 1 0 0 0 0 0 0 13 13 11.57 2.143	PITCHER	IP WLS BF H R ER SO BB IBB HBP BLK WP HR S P ERA WHIP															

California Angels @ Milwaukee Brewers
Milwaukee County Stadium, Milwaukee, WI
Fri Jun 17 1977, 8:05 PM EDT
Att: 10,881 - Unknown - 67 F

AB 41
R 7
H 13
RBI 7
BB 1
SO 4
LOB 10



Batter	1	2	3	4	5	6	7	8	9	10	AB	R	H	RBI	BB	SO	LOB	BOTTOM						
Robin Yount, R OBP: 0.344, SLG: 0.387 (1, 6)	E4 1B	4-3			4-3	6-3		1-3			5	1	0	0	0	2								
Don Money, R OBP: 0.377, SLG: 0.504 (1, 4)	F8										3	0	2	0	2	0	1							
Sixto Lezcano, R OBP: 0.347, SLG: 0.483 (1, 9)	K										4	1	1	0	1	1	4							
Sal Bando, R OBP: 0.343, SLG: 0.405 (1, 5)	1B 1B										5	1	2	0	0	1	3							
Cecil Cooper, L OBP: 0.317, SLG: 0.446 (1, 3)	FC5 1B										5	0	2	2	0	1	3							
Ken McMullen, R OBP: 0.295, SLG: 0.457 (1, 10)											3	0	2	1	1	0	2							
Tim Johnson, L OBP: 0.154, SLG: 0.167 (8, PR)											1	1	0	0	0	1	0							
Steve Bnye, R OBP: 0.308, SLG: 0.379 (9, 7)	FC5										4	1	1	0	0	0	5							
Bob Sheldon, L OBP: 0.300, SLG: 0.333 (10, PH)											1	0	0	0	0	1	0							
Jim Wohlford, R OBP: 0.250, SLG: 0.267 (1, 7)											3	0	0	0	0	0	0							
Von Joshua, L OBP: 0.291, SLG: 0.352 (8, PH)											2	0	1	2	0	1	0							
Charlie Moore, R OBP: 0.326, SLG: 0.392 (1, 2)											4	0	0	0	0	0	2							
Jamie Quirk, L OBP: 0.200, SLG: 0.269 (10, PH)											1	0	0	0	0	1	0							
Inning Stats	R: 2 E: 1 K: 1 S: 9	H: 3 LOB: 2 BB: 0 P: 9	R: 0 E: 0 K: 0 S: 3	H: 0 LOB: 0 BB: 0 P: 3	R: 0 E: 0 K: 0 S: 5	H: 2 LOB: 2 BB: 0 P: 5	R: 0 E: 0 K: 0 S: 3	H: 0 LOB: 0 BB: 0 P: 3	R: 1 E: 0 K: 0 S: 5	H: 3 LOB: 3 BB: 2 P: 13	R: 0 E: 0 K: 3 S: 3	H: 0 LOB: 0 BB: 0 P: 3	R: 0 E: 0 K: 1 S: 5	H: 0 LOB: 1 BB: 1 P: 9	R: 2 E: 0 K: 0 S: 6	H: 3 LOB: 2 BB: 1 P: 10	R: 0 E: 0 K: 2 S: 7	H: 0 LOB: 0 BB: 0 P: 7	R: 0 E: 0 K: 3 S: 9	H: 0 LOB: 0 BB: 0 P: 9	1B: 9 2B: 2 3B: 0 HR: 0	SF: 0 SAC: 0 DP: 0 HBP: 0	WP: 1 PA: 45	
PITCHER	IP WLS BF H R ER SO BB IBB HBP BLK WP HR S P ERA WHIP	Ken Brett, L ERA: 4.75 (1, 1)	6.1 30 8 3 1 1 3 3 0 0 0 1 0 29 1.42 1.737	Paul Hartzell, R ERA: 3.43 (7, 1)	0.1 1 0 0 0 0 0 0 0 0 0 0 0 1 0.00 0.000	Dave LaRoche, L ERA: 3.83 (7, 1)	0.1 2 1 1 1 1 0 0 0 0 0 0 4 4 27.00 3.000	Dyar Miller, R ERA: 4.88 (8, 1)	3.0 W 12 2 1 1 5 0 1 0 0 0 0 21 25 3.00 0.667	PITCHER	IP WLS BF H R ER SO BB IBB HBP BLK WP HR S P ERA WHIP													

California Angels @ Milwaukee Brewers
Milwaukee County Stadium, Milwaukee, WI
Fri Jun 17 1977, 8:05 PM EDT
Att: 10,881 - Unknown - 67 F

AB 41
R 5
H 11
RBI 5
BB 4
SO 7
LOB 22



Batter	1	2	3	4	5	6	7	8	9	AB	R	H	RBI	BB	SO	LOB	TOP			
Don Baylor, R OBP: 0.319, SLG: 0.376 (1, 10)										2	1	0	0	3	1	1	California Angels @ Milwaukee Brewers Milwaukee County Stadium, Milwaukee, WI Sat Jun 18 1977, 8:05 PM EDT Att: 47,949 - Unknown - 76 F livebaseballscorecards.com			
Ron Jackson, R OBP: 0.297, SLG: 0.333 (1, 5) (8, 3)										3	0	0	0	1	0	4				
Joe Rudi, R OBP: 0.339, SLG: 0.522 (1, 7)										4	1	1	0	1	1	2				
Tony Solaita, L OBP: 0.314, SLG: 0.331 (1, 3)										3	0	0	0	1	0	3				
Ike Hampton, S OBP: 0.200, SLG: 0.875 (8, PR)										0	0	0	0	0	0	0				
Gil Flores, R OBP: 0.387, SLG: 0.432 (9, PH)										1	0	0	0	0	0	3				
Bobby Bonds, R OBP: 0.369, SLG: 0.557 (1, 9)										2	0	0	0	2	1	2				
Mario Guerrero, R OBP: 0.385, SLG: 0.513 (1, 6) (7, 4)										4	0	0	0	0	0	3				
Andy Etchebarren, R OBP: 0.341, SLG: 0.270 (1, 2)										3	0	0	0	0	0	2				
Willie Aikens, L OBP: 0.356, SLG: 0.308 (8, PH)										0	0	0	0	1	0	0				
Dave Chalk, R OBP: 0.364, SLG: 0.367 (8, PR) (8, 5)										0	0	0	0	0	0	0				
Rusty Torres, S OBP: 0.225, SLG: 0.216 (1, 8)										3	0	0	0	1	1	2				
Orlando Ramirez, R OBP: 0.100, SLG: 0.100 (1, 4)										2	0	0	0	0	0	1				
Rance Mulliniks, L (7, PH) (7, 6)										1	0	0	0	1	0	0				
Inning Stats	R: 2 E: 1 K: 0 S: 5	H: 1 LOB: 2 BB: 2 P: 13	R: 0 E: 0 K: 0 S: 3	H: 0 LOB: 1 BB: 1 P: 7	R: 0 E: 0 K: 1 S: 5	H: 0 LOB: 1 BB: 1 P: 9	R: 0 E: 0 K: 1 S: 5	H: 0 LOB: 1 BB: 1 P: 9	R: 0 E: 0 K: 0 S: 3	H: 0 LOB: 0 BB: 0 P: 3	R: 0 E: 0 K: 0 S: 3	H: 0 LOB: 1 BB: 1 P: 7	R: 0 E: 0 K: 2 S: 7	H: 0 LOB: 2 BB: 2 P: 15	R: 0 E: 0 K: 0 S: 2	H: 0 LOB: 2 BB: 3 P: 14	1B: 0 2B: 1 3B: 0 HR: 0	SF: 0 SAC: 0 DP: 1 HBP: 1	WP: 0 PB: 0 SB: 1 CS: 0	PA: 40
PITCHER	IP	WLS	BF	H	R	ER	SO	BB	IBB	HBP	BLK	WP	HR	S	P	ERA	WHIP			
Gary Beare, R ERA: 6.81 (1, 1)	7.2	W	34	1	2	0	3	7	1	1	0	0	0	31	64	0.00	1.043			
Sam Hinds, R ERA: 4.5 (8, 1)	0.1		3	0	0	0	1	2	0	0	0	0	0	3	11	0.00	6.000			
Bill Castro, R ERA: 5.24 (9, 1)	1.0	S	3	0	0	0	0	0	1	0	0	0	0	2	6	0.00	0.000			

Batter	1	2	3	4	5	6	7	8	9	AB	R	H	RBI	BB	SO	LOB	BOTTOM			
Robin Yount, R OBP: 0.343, SLG: 0.385 (1, 6)										4	1	1	0	0	0	1	California Angels @ Milwaukee Brewers Milwaukee County Stadium, Milwaukee, WI Sat Jun 18 1977, 8:05 PM EDT Att: 47,949 - Unknown - 76 F livebaseballscorecards.com			
Don Money, R OBP: 0.372, SLG: 0.496 (1, 4)										4	0	0	1	0	0	1				
Sixto Lezcano, R OBP: 0.345, SLG: 0.480 (1, 9)										4	1	1	0	0	1	0				
Sal Bando, R OBP: 0.349, SLG: 0.413 (1, 5)										3	1	2	1	1	0	0				
Cecil Cooper, L OBP: 0.316, SLG: 0.443 (1, 3)										4	0	1	1	0	0	3				
Von Joshua, L OBP: 0.286, SLG: 0.346 (1, 8)										4	0	0	1	0	0	1				
Jamie Quirk, L OBP: 0.192, SLG: 0.257 (1, 10)										3	0	0	0	0	0	1				
Jim Wohlford, R OBP: 0.252, SLG: 0.263 (1, 7)										2	0	0	0	1	0	0				
Charlie Moore, R OBP: 0.331, SLG: 0.396 (1, 2)										3	1	2	0	0	0	1				
Inning Stats	R: 0 E: 1 K: 0 S: 4	H: 0 LOB: 2 BB: 1 P: 8	R: 0 E: 0 K: 0 S: 3	H: 0 LOB: 0 BB: 0 P: 3	R: 4 E: 0 K: 0 S: 8	H: 5 LOB: 1 BB: 0 P: 8	R: 0 E: 0 K: 0 S: 3	H: 1 LOB: 0 BB: 0 P: 3	R: 0 E: 0 K: 1 S: 6	H: 1 LOB: 1 BB: 0 P: 6	R: 0 E: 0 K: 0 S: 3	H: 0 LOB: 1 BB: 1 P: 7	R: 0 E: 0 K: 0 S: 3	H: 0 LOB: 0 BB: 0 P: 3	R: 0 E: 0 K: 0 S: 3	H: 0 LOB: 0 BB: 0 P: 3		1B: 6 2B: 1 3B: 0 HR: 0	SF: 0 SAC: 0 DP: 0 HBP: 0	WP: 0 PB: 0 SB: 0 CS: 1
PITCHER	IP	WLS	BF	H	R	ER	SO	BB	IBB	HBP	BLK	WP	HR	S	P	ERA	WHIP			
Gary Nolan, R ERA: 5.19 (1, 1)	4.0	L	19	4	4	4	0	1	0	0	0	0	0	15	19	0.00	1.750			
Wayne Simpson, R ERA: 4.72 (5, 1)	4.0		14	1	0	0	1	1	0	0	0	0	0	15	19	0.00	0.500			

Batter	1	2	3	4	5	6	7	8	9	AB	R	H	RBI	BB	SO	LOB	TOP										
Gil Flores, R OBP: 0.397, SLG: 0.440 (1, 10)										5	1	2	1	0	1	0	California Angels @ Milwaukee Brewers Milwaukee County Stadium, Milwaukee, WI Sun Jun 19 1977, 4:33 AM EDT Att: 14,244 - Unknown - 79 F										
Dave Chalk, R OBP: 0.365, SLG: 0.373 (1, 5)										5	1	2	0	0	2	1											
Don Baylor, R OBP: 0.317, SLG: 0.374 (1, 8)										4	1	1	1	0	1	1											
Joe Rudi, R OBP: 0.337, SLG: 0.515 (1, 7)										3	1	0	0	1	0	1											
Bobby Bonds, R OBP: 0.375, SLG: 0.571 (1, 9)										3	1	2	3	1	0	1											
Mario Guerrero, R OBP: 0.372, SLG: 0.512 (1, 4)										4	1	1	1	0	2	2											
Ron Jackson, R OBP: 0.266, SLG: 0.341 (1, 3)										4	1	1	1	0	1	1											
Rance Mulliniks, L (1, 6)										4	0	0	0	0	1	1											
Terry Humphrey, R OBP: 0.289, SLG: 0.259 (1, 2)										4	0	0	0	0	1	1											
Inning Stats	R: 7 E: 0 K: 2 S: 14	H: 7 LOB: 1 BB: 1 P: 18	R: 0 E: 0 K: 2 S: 8	H: 1 LOB: 1 BB: 0 P: 8	R: 0 E: 0 K: 1 S: 5	H: 0 LOB: 0 BB: 0 P: 5	R: 0 E: 0 K: 1 S: 5	H: 0 LOB: 0 BB: 0 P: 5	R: 0 E: 0 K: 1 S: 5	H: 0 LOB: 0 BB: 0 P: 5	R: 0 E: 0 K: 1 S: 4	H: 1 LOB: 1 BB: 0 P: 4	R: 0 E: 0 K: 1 S: 5	H: 0 LOB: 0 BB: 0 P: 5	R: 0 E: 0 K: 1 S: 5	H: 0 LOB: 0 BB: 0 P: 5	1B: 3 2B: 5 3B: 1 HR: 0	SF: 0 SAC: 0 DP: 0 HBP: 0	WP: 0 PA: 38 CS: 0								
PITCHER	IP	WLS	BF	H	R	ER	SO	BB	IBB	HBP	BLK	WP	HR	S	P	ERA	WHIP										
Moose Haas, R ERA: 4.28 (1, 1)	0.0	L	5	4	5	5	0	1	0	0	0	0	0	4	8	∞	∞										
Eduardo Rodriguez, R ERA: 4.9 (1, 1)	4.0		16	4	2	2	6	0	0	0	0	0	0	28	28	4.50	1.000										
Mike Caldwell, L ERA: 3.71 (5, 1)	2.0		7	0	0	0	1	1	0	0	0	0	0	8	12	0.00	0.500										
Sam Hinds, R ERA: 4.15 (7, 1)	2.0		7	1	0	0	1	0	0	0	0	0	0	9	9	0.00	0.500										
Bob McClure, L ERA: 6.97 (9, 1)	1.0		3	0	0	0	1	0	0	0	0	0	0	5	5	0.00	0.000										

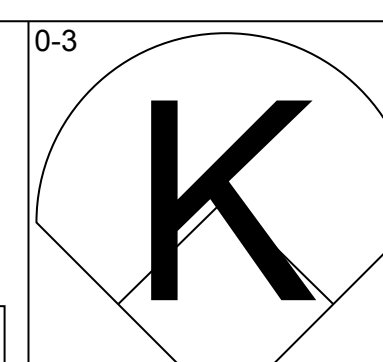
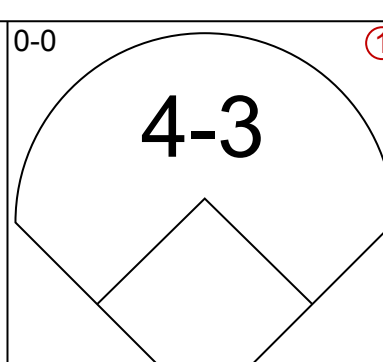
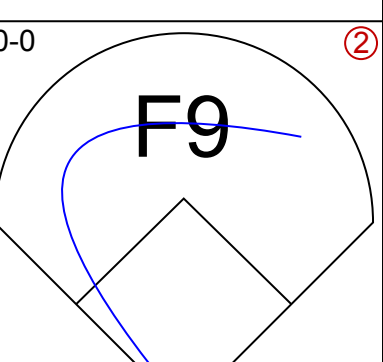
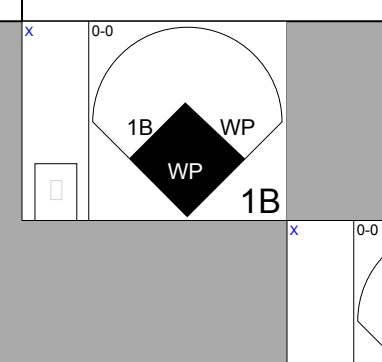
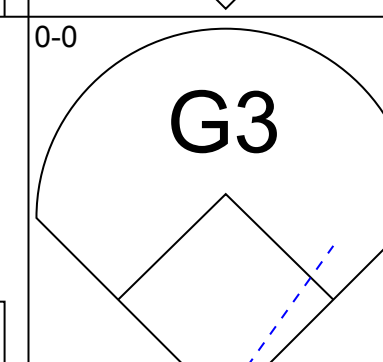
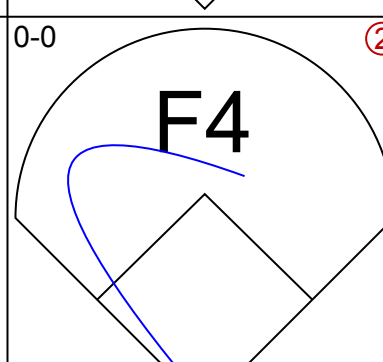
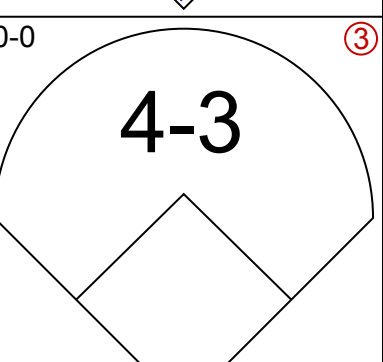
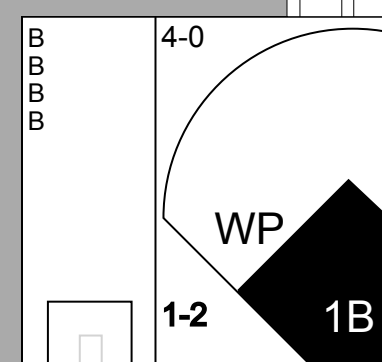
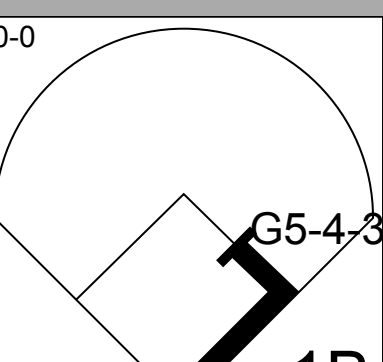
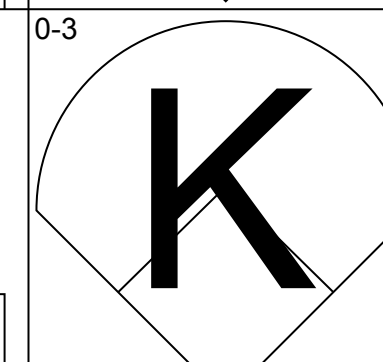
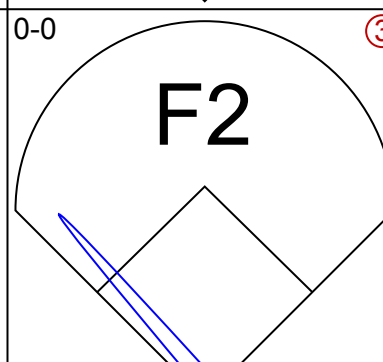

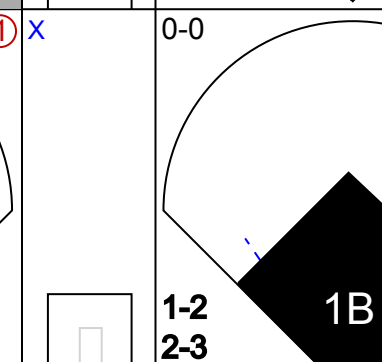
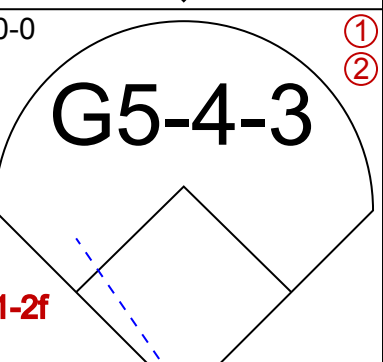
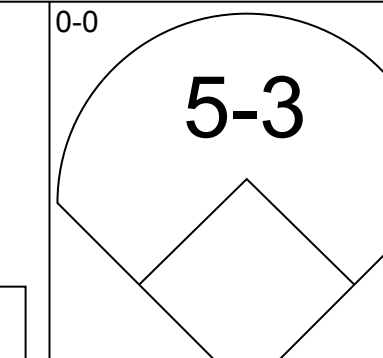
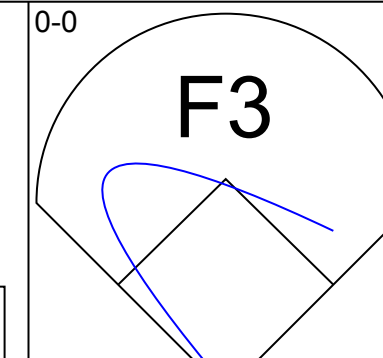
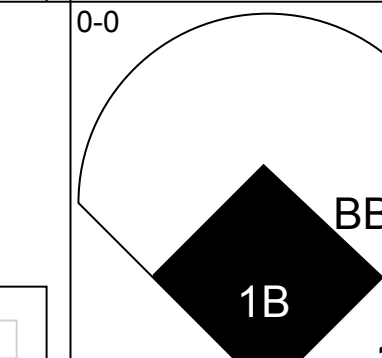
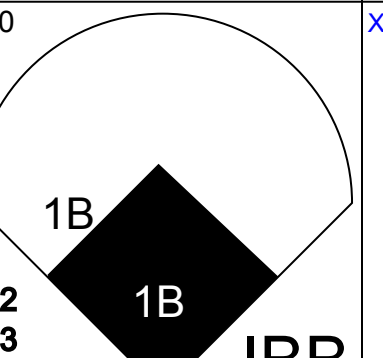
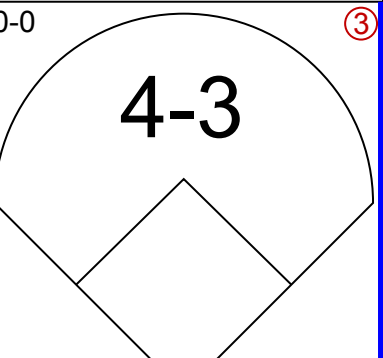
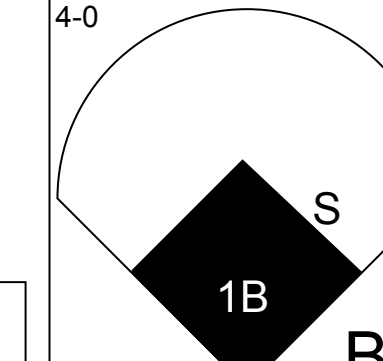
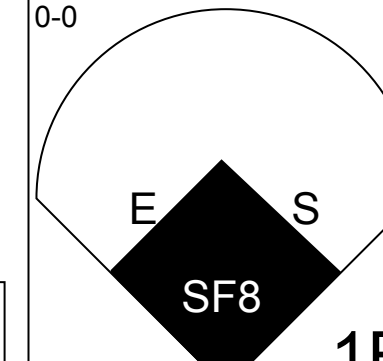
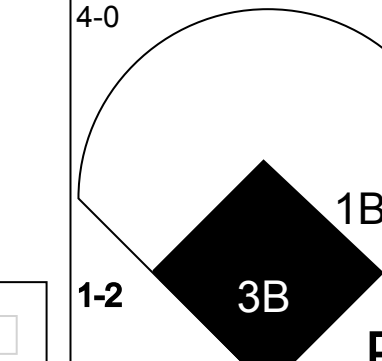
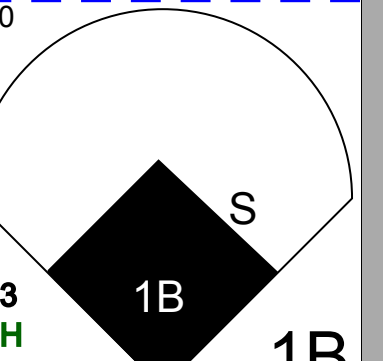

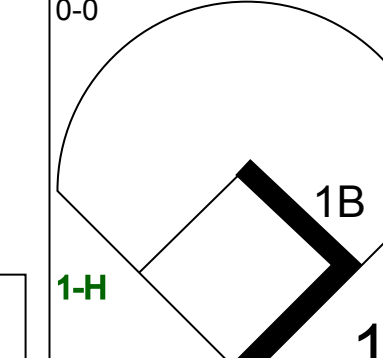
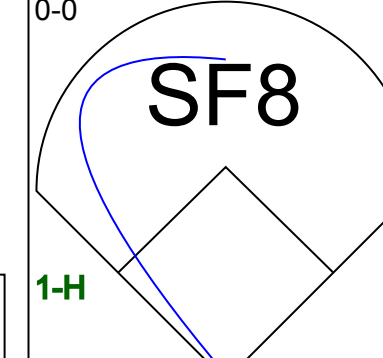
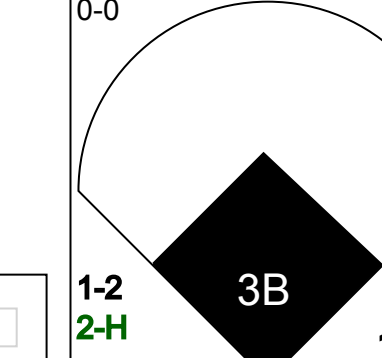
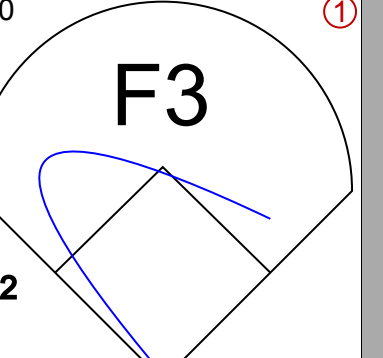

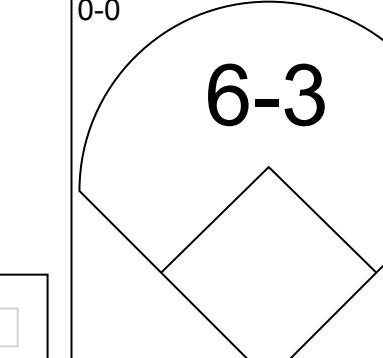
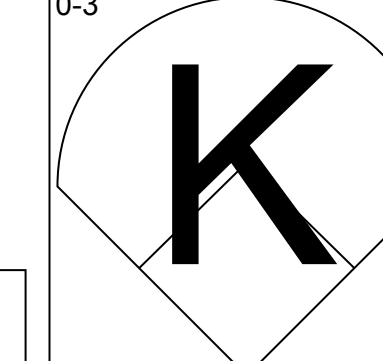
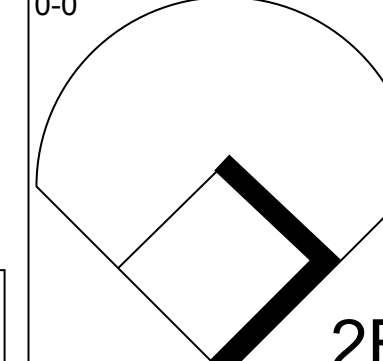
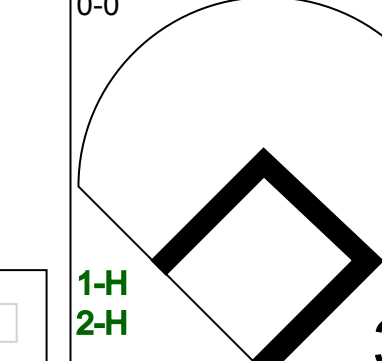
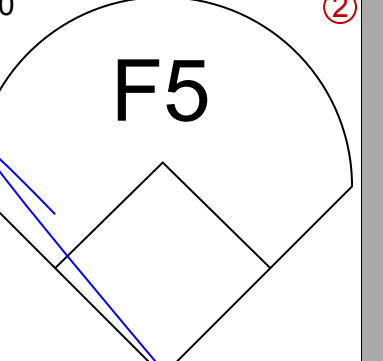

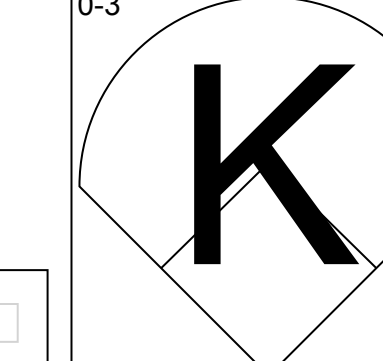
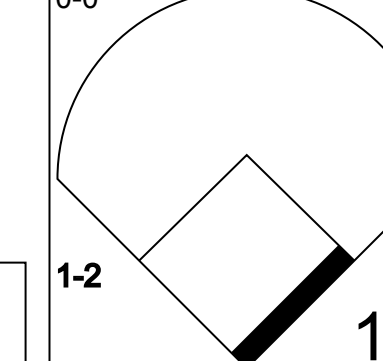
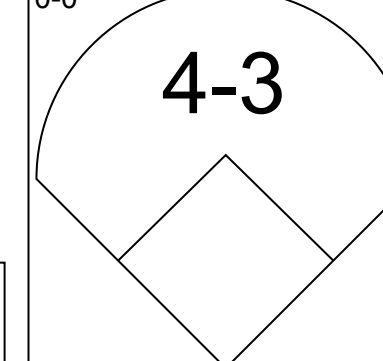
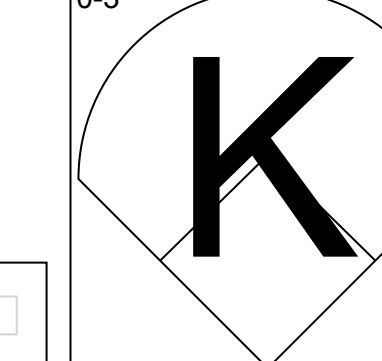
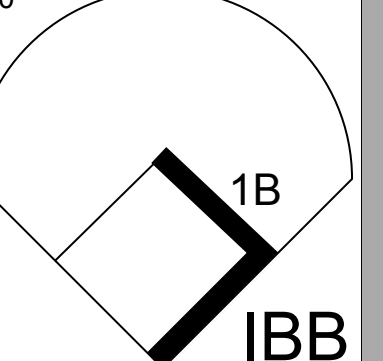

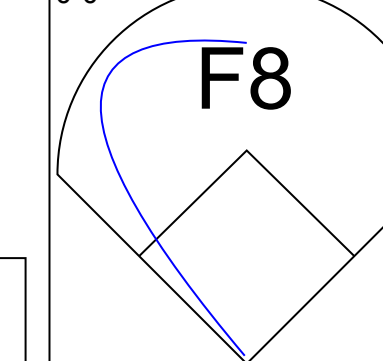
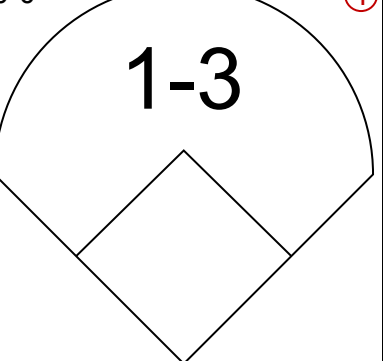
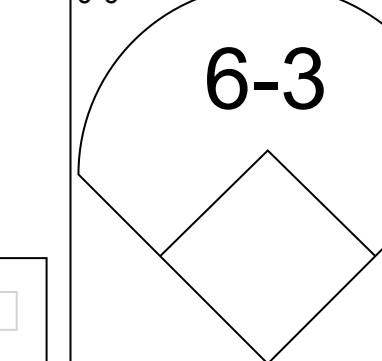
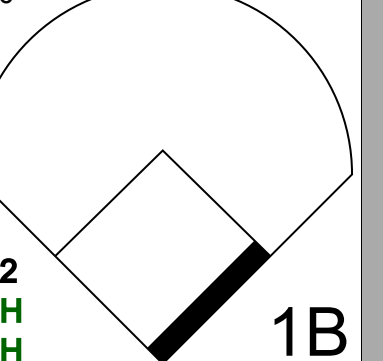
Batter	1	2	3	4	5	6	7	8	9	AB	R	H	RBI	BB	SO	LOB	BOTTOM										
Robin Yount, R OBP: 0.345, SLG: 0.384 (1, 6)										3	0	1	0	1	1	0	California Angels @ Milwaukee Brewers Milwaukee County Stadium, Milwaukee, WI Sun Jun 19 1977, 4:33 AM EDT Att: 14,244 - Unknown - 79 F										
Don Money, R OBP: 0.374, SLG: 0.496 (1, 4)										4	0	2	0	0	1	1											
Sixto Lezcano, R OBP: 0.348, SLG: 0.480 (1, 9)										4	0	2	0	0	1	3											
Sal Bando, R OBP: 0.344, SLG: 0.406 (1, 5)										4	0	0	0	0	3	6											
Cecil Cooper, L OBP: 0.315, SLG: 0.438 (1, 3)										3	0	0	0	1	1	5											
Steve Brye, R OBP: 0.296, SLG: 0.364 (1, 8)										4	0	0	0	0	1	2											
Ken McMullen, R OBP: 0.293, SLG: 0.440 (1, 10)										3	0	0	0	1	0	1											
Bob Sheldon, L OBP: 0.300, SLG: 0.333 (9, PR)										0	0	0	0	0	0	0											
Jim Wohlford, R OBP: 0.251, SLG: 0.276 (1, 7)										4	0	1	0	0	0	2											
Charlie Moore, R OBP: 0.324, SLG: 0.387 (1, 2)										4	0	0	0	0	0	3											
Inning Stats	R: 0 E: 0 K: 3 S: 10	H: 1 LOB: 0 BB: 0 P: 10	R: 0 E: 0 K: 0 S: 3	H: 0 LOB: 1 BB: 1 P: 7	R: 0 E: 0 K: 0 S: 3	H: 0 LOB: 0 BB: 0 P: 3	R: 0 E: 0 K: 0 S: 4	H: 1 LOB: 0 BB: 0 P: 4	R: 0 E: 0 K: 0 S: 3	H: 0 LOB: 0 BB: 0 P: 3	R: 0 E: 0 K: 2 S: 9	H: 2 LOB: 2 BB: 0 P: 9	R: 0 E: 0 K: 0 S: 4	H: 1 LOB: 1 BB: 0 P: 4	R: 0 E: 1 K: 2 S: 8	H: 1 LOB: 2 BB: 1 P: 12	R: 0 E: 0 K: 1 S: 5	H: 0 LOB: 2 BB: 1 P: 9	1B: 5 2B: 0 3B: 1 HR: 0	SF: 0 SAC: 0 DP: 0 HBP: 0	WP: 1 PA: 36 CS: 0						
PITCHER	IP	WLS	BF	H	R	ER	SO	BB	IBB	HBP	BLK	WP	HR	S	P	ERA	WHIP										
Frank Tanana, L ERA: 1.81 (1, 1)	9.0	W	36	6	0	0	8	3	0	0	0	1	0	49	61	0.00	1.000										

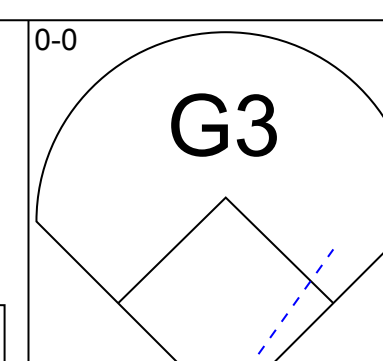
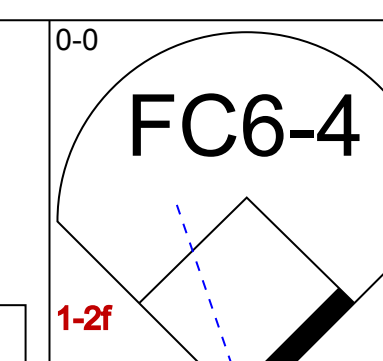
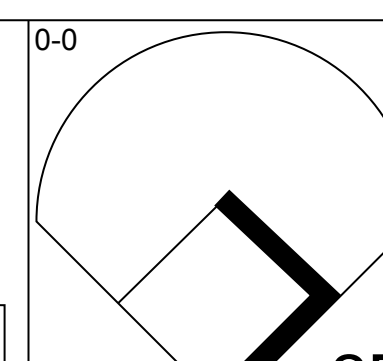
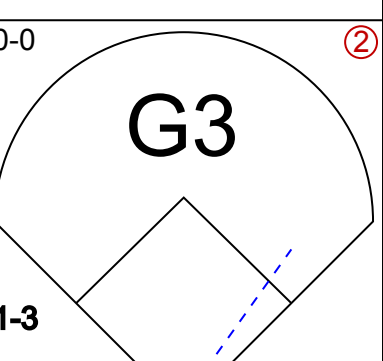
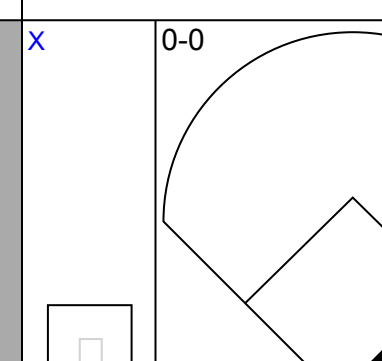
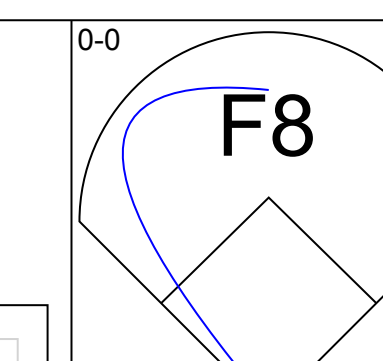
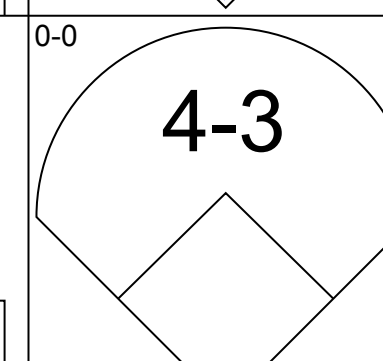
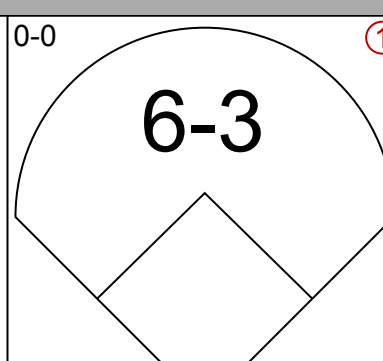
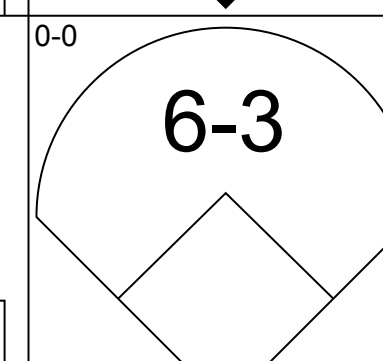
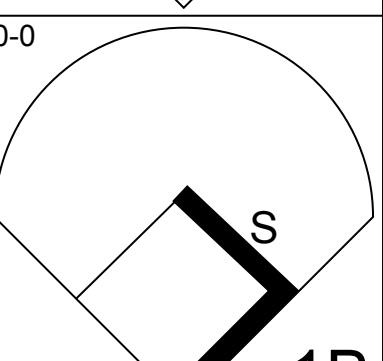
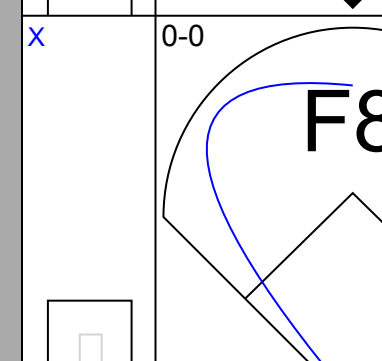
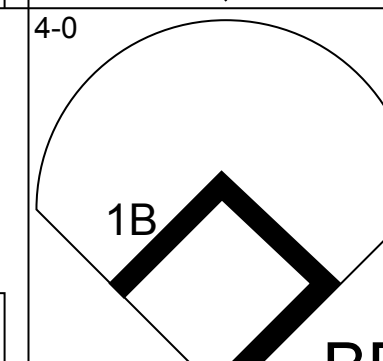
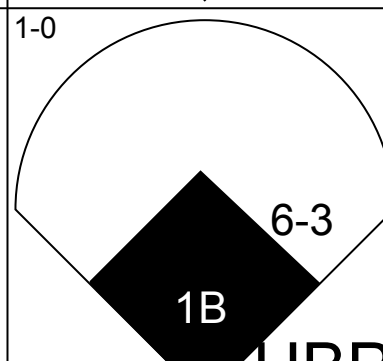
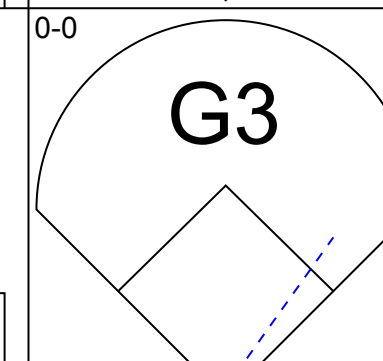
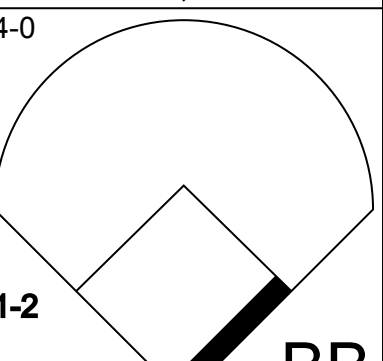
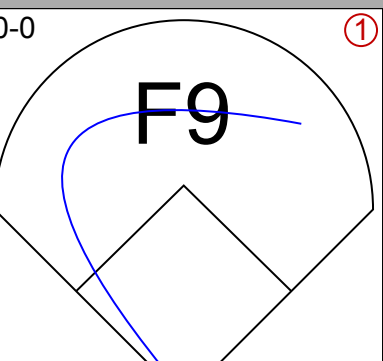
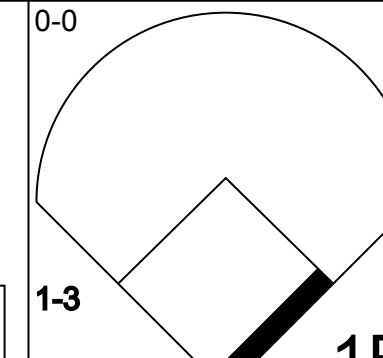
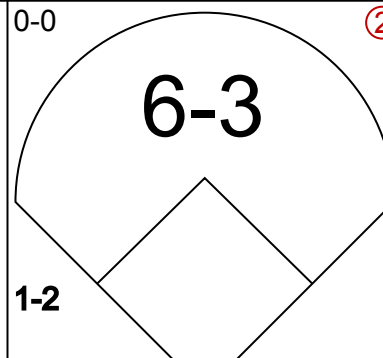
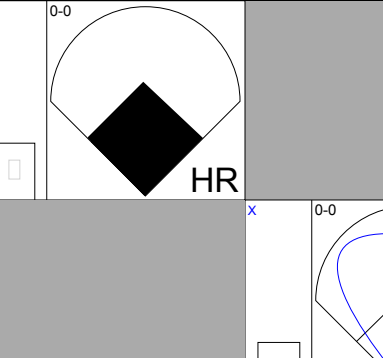
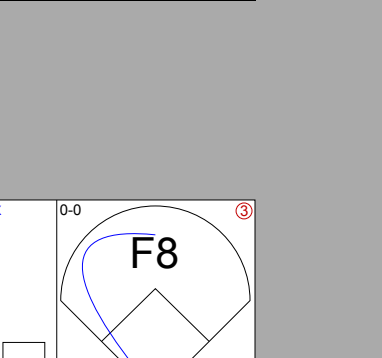
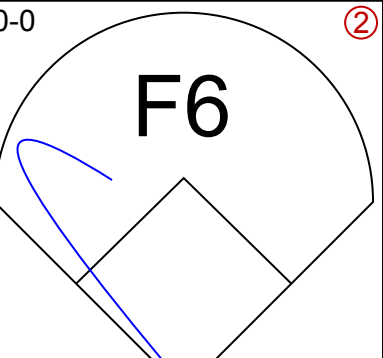
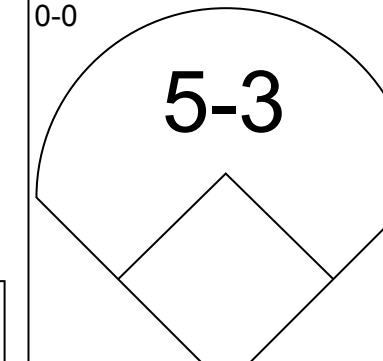
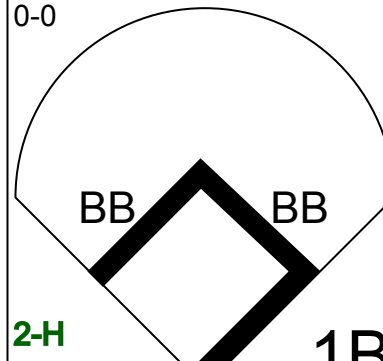
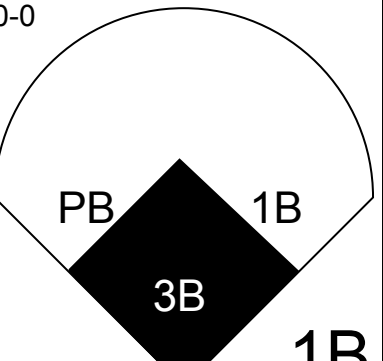
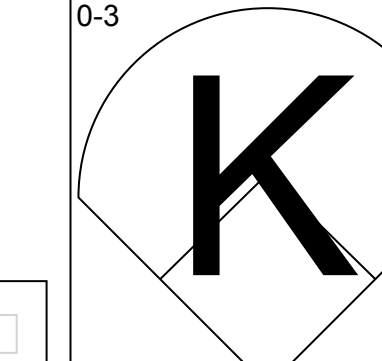
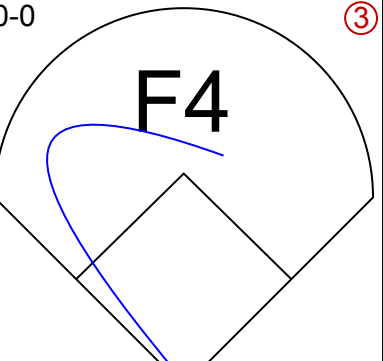
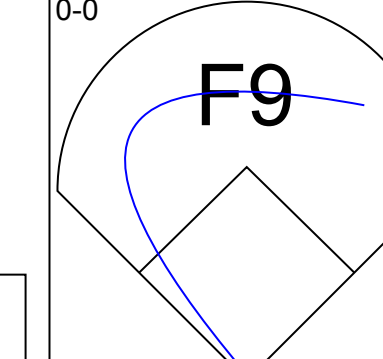
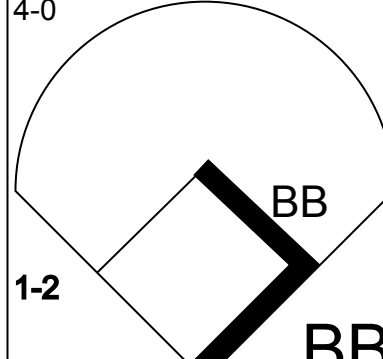

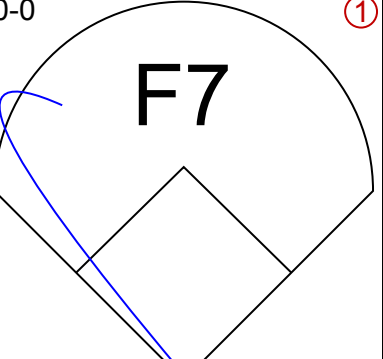
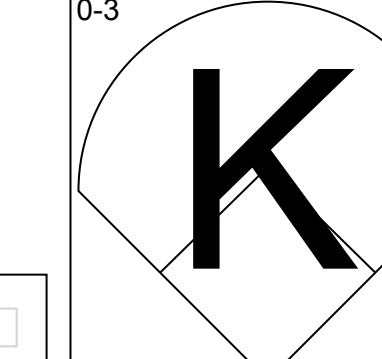
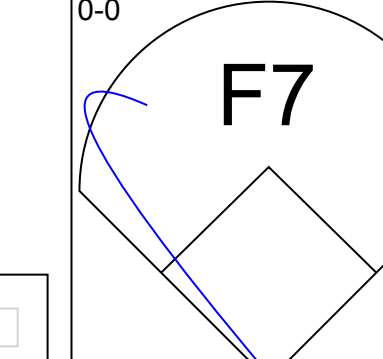
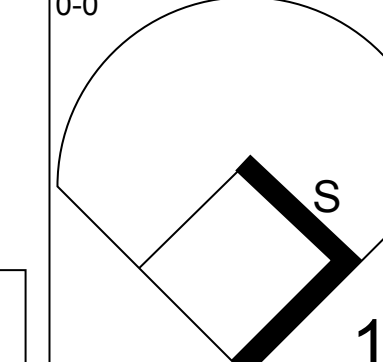
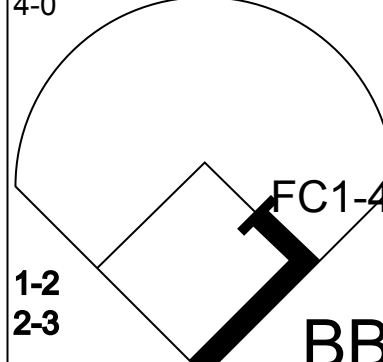
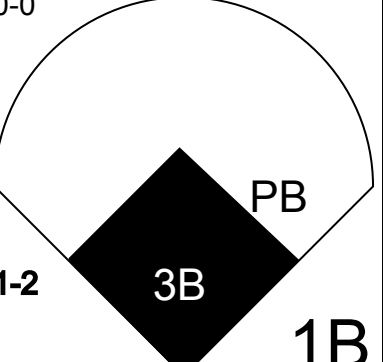
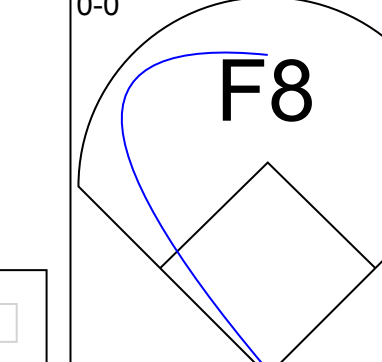
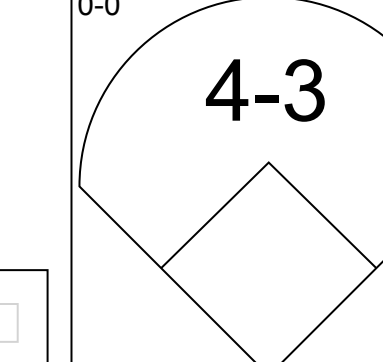
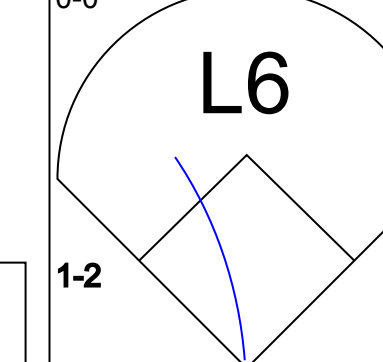
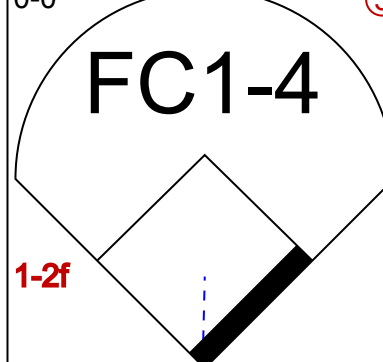
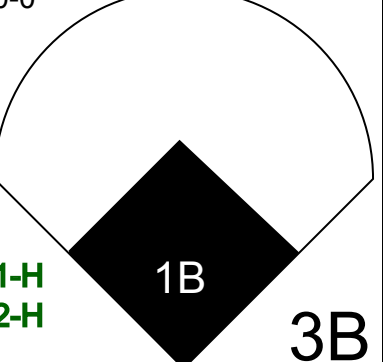

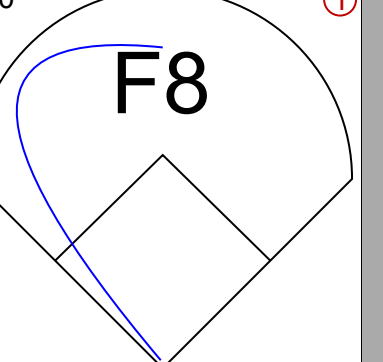
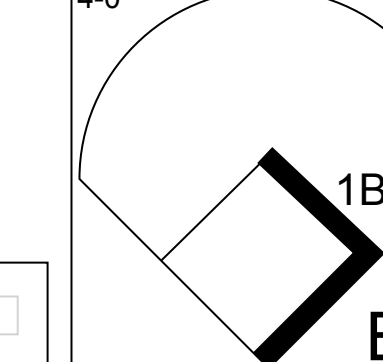
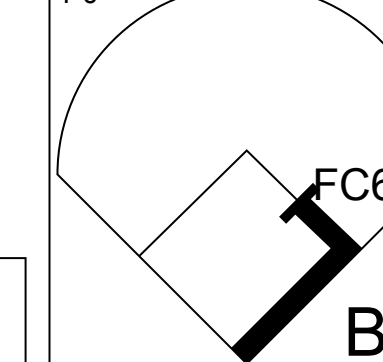
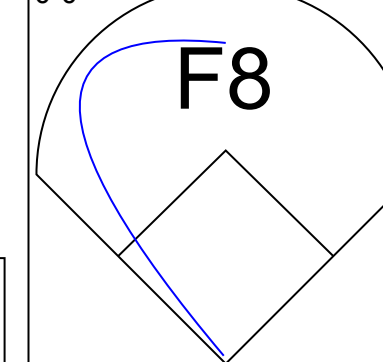
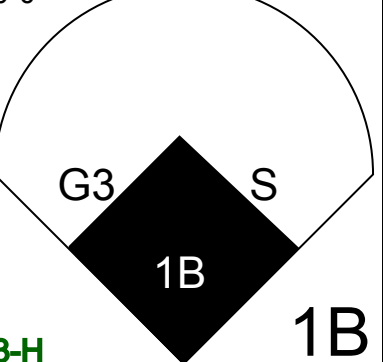
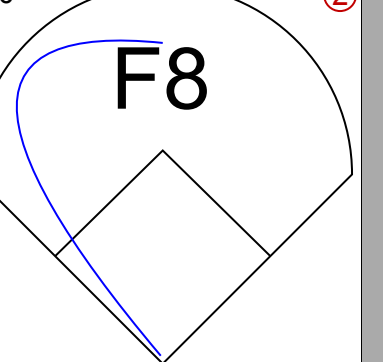
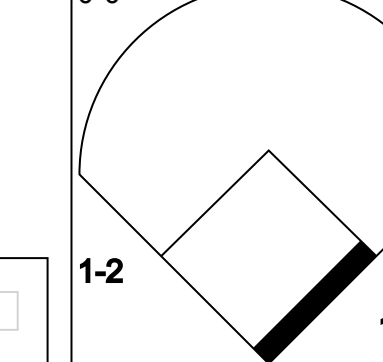
Batter	1	2	3	4	5	6	7	8	9	AB	R	H	RBI	BB	SO	LOB	TOP										
Gil Flores, R OBP: 0.371, SLG: 0.419 (1, 8)										5	0	0	0	0	0	2	California Angels @ Chicago White Sox Comiskey Park, Chicago, IL Tue Jun 21 1977, 8:05 PM EDT Att: 15,755 - Unknown 										
Jerry Remy, L OBP: 0.371, SLG: 0.392 (1, 4)										4	0	1	0	0	0	1											
Don Baylor, R OBP: 0.316, SLG: 0.372 (1, 7)										4	0	1	0	0	2												
Joe Rudi, R OBP: 0.336, SLG: 0.513 (1, 10)										1	0	0	0	0	1												
Willie Aikens, L OBP: 0.354, SLG: 0.310 (4, PH)										3	0	1	0	0	0												
Orlando Ramirez, R OBP: 0.100, SLG: 0.100 (8, FR)										0	0	0	0	0	0												
Bobby Bonds, R OBP: 0.376, SLG: 0.568 (1, 9)										3	1	1	0	1	2												
Mario Guerrero, R OBP: 0.340, SLG: 0.468 (1, 6)										4	0	0	0	0	1												
Dave Chalk, R OBP: 0.372, SLG: 0.392 (1, 5)										1	1	1	2	2	0												
Ron Jackson, R OBP: 0.255, SLG: 0.326 (1, 3)										4	0	0	0	0	3												
Terry Humphrey, R OBP: 0.290, SLG: 0.260 (1, 2)										3	0	1	0	0	0												
Tony Solaita, L OBP: 0.312, SLG: 0.328 (9, PH)										1	0	0	0	0	0												
Inning Stats	R: 0 E: 0 K: 1 S: 6	H: 1 LOB: 1 BB: 0 P: 6	R: 1 E: 0 K: 1 S: 6	H: 1 LOB: 0 BB: 0 P: 6	R: 0 E: 0 K: 0 S: 4	H: 1 LOB: 1 BB: 0 P: 4	R: 0 E: 1 K: 3 S: 10	H: 0 LOB: 2 BB: 1 P: 14	R: 0 E: 0 K: 0 S: 3	H: 1 LOB: 1 BB: 0 P: 6	R: 0 E: 0 K: 1 S: 5	H: 0 LOB: 1 BB: 1 P: 9	R: 0 E: 0 K: 0 S: 4	H: 1 LOB: 2 BB: 1 P: 8	R: 1 E: 0 K: 0 S: 4	H: 1 LOB: 0 BB: 0 P: 4	1B: 5 2B: 0 3B: 0 HR: 1	SF: 1 SAC: 0 DP: 0 HBP: 0	WP: 1 PB: 0 SB: 2 CS: 0	PA: 37							
PITCHER	IP	WLS	BF	H	R	ER	SO	BB	IBB	HBP	BLK	WP	HR	S	P	ERA	WHIP										
Steve Stone, R ERA: 3.21 (1, 1)	7.2	W	32	5	1	1	7	3	0	0	0	1	0	43	55	1.17	1.043										
Lerrin LaGrow, R ERA: 1.69 (8, 1)	1.1	S	5	1	1	1	0	0	0	0	0	0	1	5	5	6.75	0.750										

Batter	1	2	3	4	5	6	7	8	9	AB	R	H	RBI	BB	SO	LOB	BOTTOM										
Ralph Garr, L OBP: 0.288, SLG: 0.374 (1, 7)										4	0	1	2	0	1	1	California Angels @ Chicago White Sox Comiskey Park, Chicago, IL Tue Jun 21 1977, 8:05 PM EDT Att: 15,755 - Unknown 										
Alan Bannister, R OBP: 0.372, SLG: 0.378 (1, 6)										4	0	2	1	0	1	1											
Jorge Orta, L OBP: 0.324, SLG: 0.410 (1, 4)										4	0	0	0	0	2	3											
Oscar Gamble, L OBP: 0.353, SLG: 0.522 (1, 9)										3	0	0	0	1	1	1											
Royle Stillman, L OBP: 0.337, SLG: 0.444 (1, 3)										2	0	0	0	2	2	1											
Chet Lemon, R OBP: 0.345, SLG: 0.494 (1, 8)										3	0	0	0	1	2	2											
Eric Soderholm, R OBP: 0.367, SLG: 0.438 (1, 5)										3	1	0	0	0	0	3											
Jack Brohamer, L OBP: 0.373, SLG: 0.355 (1, 10)										2	1	0	0	1	0	0											
Jim Essian, R OBP: 0.391, SLG: 0.409 (1, 2)										2	1	0	0	1	0	3											
Inning Stats	R: 0 E: 0 K: 0 S: 4	H: 1 LOB: 1 BB: 0 P: 4	R: 3 E: 1 K: 1 S: 7	H: 2 LOB: 2 BB: 3 P: 19	R: 0 E: 0 K: 2 S: 7	H: 0 LOB: 0 BB: 0 P: 7	R: 0 E: 0 K: 0 S: 3	H: 0 LOB: 0 BB: 0 P: 3	R: 0 E: 0 K: 1 S: 5	H: 0 LOB: 1 BB: 1 P: 9	R: 0 E: 0 K: 2 S: 7	H: 0 LOB: 1 BB: 1 P: 11	R: 0 E: 0 K: 3 S: 9	H: 0 LOB: 1 BB: 1 P: 13	1B: 3 2B: 0 3B: 0 HR: 0	SF: 0 SAC: 0 DP: 0 HBP: 0		WP: 0 PB: 0 SB: 2 CS: 0	PA: 33								
PITCHER	IP	WLS	BF	H	R	ER	SO	BB	IBB	HBP	BLK	WP	HR	S	P	ERA	WHIP										
Nolan Ryan, R ERA: 2.67 (1, 1)	8.0	L	33	3	3	3	9	6	0	0	0	0	0	45	69	3.38	1.125										

Batter	1	2	3	4	5	6	7	8	9	AB	R	H	RBI	BB	SO	LOB	TOP				
Gil Flores, R OBP: 0.372, SLG: 0.418 (1, 8)	F8		F8 SH1-4 1B	3-1			F8		F8 1B	5	0	2	0	0	0	2	California Angels @ Chicago White Sox Comiskey Park, Chicago, IL Wed Jun 22 1977, 8:05 PM EDT Att: 12,912 - Unknown - 68 F				
Jerry Remy, L OBP: 0.365, SLG: 0.385 (1, 4)	4-3		SH1-4 1-2		F7		F7		4-3	4	0	0	0	0	0	1					
Dave Chalk, R OBP: 0.374, SLG: 0.394 (1, 5)			F8 2-3		FC5-4 1B				5-3	4	0	2	0	0	0	1					
Don Baylor, R OBP: 0.315, SLG: 0.367 (1, 7)	F8		FC5-4 BB		FC5-4 1-2				5-3	3	0	0	0	1	0	2					
Bobby Bonds, R OBP: 0.378, SLG: 0.571 (1, 9)		G4-6-3 1B	FC5-4 1-2		F8				1B 2B	4	1	2	0	0	0	3					
Mario Guerrero, R OBP: 0.353, SLG: 0.471 (1, 6)		G4-6-3 1B			F8		F9		1B	4	0	2	1	0	0	0					
Ron Jackson, R OBP: 0.295, SLG: 0.323 (1, 3)		G4-6-3 1-2 2-3			E 1B		5-3		F9	4	0	1	0	0	0	3					
Ike Hampton, S OBP: 0.400, SLG: 0.700 (1, 10)		F7			F6				F5	2	0	0	0	0	0	2					
Willie Aikens, L OBP: 0.340, SLG: 0.295 (6, PH)					F8				F5	2	0	0	0	0	0	0					
Terry Humphrey, R OBP: 0.291, SLG: 0.282 (1, 2)					E6				F9	3	1	1	1	0	1	1					
Tony Solaita, L OBP: 0.309, SLG: 0.325 (9, PH)				HR			K			1	0	0	0	0	0	0					
Inning Stats	R: 0 E: 0 K: 0 S: 4	H: 1 LOB: 1 BB: 0 P: 4	R: 0 E: 0 K: 0 S: 4	H: 2 LOB: 1 BB: 0 P: 4	R: 1 E: 0 K: 0 S: 5	H: 2 LOB: 2 BB: 1 P: 9	R: 0 E: 1 K: 0 S: 5	H: 1 LOB: 2 BB: 0 P: 5	R: 0 E: 0 K: 0 S: 3	H: 0 LOB: 0 BB: 0 P: 3	R: 0 E: 0 K: 1 S: 5	H: 0 LOB: 0 BB: 0 P: 5	R: 1 E: 0 K: 0 S: 5	H: 2 LOB: 1 BB: 0 P: 5	R: 0 E: 0 K: 0 S: 4	H: 1 LOB: 1 BB: 0 P: 4	1B: 8 2B: 1 3B: 0 HR: 1	SF: 0 SAC: 1 DP: 1 HBP: 0	WP: 0 PB: 0 SB: 0 CS: 0	PA: 38	
PITCHER	IP	WLS	BF	H	R	ER	SO	BB	IBB	HBP	BLK	WP	HR	S	P	ERA	WHIP				
Ken Kravec, L ERA: 5.23 (1, 1)	2.2		13	5	1	1	0	1	0	0	0	0	1	12	16	3.38	2.250				
Bart Johnson, R ERA: 3.95 (3, 1)	6.1	W	25	5	1	1	1	0	0	0	0	0	0	27	27	1.42	0.789				

Batter	1	2	3	4	5	6	7	8	9	AB	R	H	RBI	BB	SO	LOB	BOTTOM				
Ralph Garr, L OBP: 0.288, SLG: 0.371 (1, 7)	3-1		G3				F8			4	0	1	0	0	0	0	California Angels @ Chicago White Sox Comiskey Park, Chicago, IL Wed Jun 22 1977, 8:05 PM EDT Att: 12,912 - Unknown - 68 F				
Alan Bannister, R OBP: 0.367, SLG: 0.373 (1, 6)	F9		L5			1B	1-3			4	0	0	0	0	0	1					
Chet Lemon, R OBP: 0.351, SLG: 0.506 (1, 8)	1-3				F9 1B 2B					4	2	3	0	0	0	0					
Lamar Johnson, R OBP: 0.330, SLG: 0.505 (1, 3)		F2			F9 2-3		F8			4	1	1	0	0	0	2					
Eric Soderholm, R OBP: 0.365, SLG: 0.444 (1, 5)		HR 3B			6-3		F4		1-3	4	1	1	0	0	0	3					
Wayne Nordhagen, R OBP: 0.357, SLG: 0.512 (1, 9)		F4							5-3	4	1	2	2	0	0	1					
Jorge Orta, L OBP: 0.323, SLG: 0.421 (1, 4)		HR			3-H 6-3		4-3 1-H 3-H		F7	4	1	1	2	0	1	2					
Brian Downing, R OBP: 0.391, SLG: 0.229 (1, 10)		5-3								3	0	1	1	0	0	0					
Jim Essian, R OBP: 0.385, SLG: 0.401 (1, 2)			5-3				F9		FC6-4 1B	3	0	0	0	0	0	1					
Inning Stats	R: 0 E: 0 K: 0 S: 3	H: 0 LOB: 0 BB: 0 P: 3	R: 2 E: 0 K: 0 S: 5	H: 2 LOB: 0 BB: 0 P: 5	R: 0 E: 0 K: 0 S: 3	H: 0 LOB: 0 BB: 0 P: 3	R: 1 E: 0 K: 1 S: 7	H: 2 LOB: 1 BB: 0 P: 7	R: 0 E: 0 K: 0 S: 4	H: 1 LOB: 1 BB: 0 P: 4	R: 3 E: 0 K: 0 S: 7	H: 4 LOB: 1 BB: 0 P: 7	R: 0 E: 0 K: 0 S: 4	H: 1 LOB: 1 BB: 0 P: 4	R: 0 E: 0 K: 0 S: 3	H: 0 LOB: 0 BB: 0 P: 3		1B: 5 2B: 3 3B: 1 HR: 1	SF: 0 SAC: 0 DP: 0 HBP: 0	WP: 1 PB: 0 SB: 0 CS: 0	PA: 34
PITCHER	IP	WLS	BF	H	R	ER	SO	BB	IBB	HBP	BLK	WP	HR	S	P	ERA	WHIP				
Ken Brett, L ERA: 5.04 (1, 1)	5.2	L	25	8	6	6	1	0	0	0	0	0	1	27	27	9.53	1.412				
Paul Hartzell, R ERA: 3.36 (6, 1)	2.1		9	2	0	0	0	0	0	0	0	0	0	9	9	0.00	0.857				

Batter	1	2	3	4	5	6	7	8	9	AB	R	H	RBI	BB	SO	LOB	TOP								
Gil Flores, R OBP: 0.365, SLG: 0.409 (1, 8)										5	1	1	0	0	1	2	California Angels @ Chicago White Sox Comiskey Park, Chicago, IL Thu Jun 23 1977, 4:33 AM EDT Att: 17,525 - Unknown - 69 F								
Jerry Remy, L OBP: 0.366, SLG: 0.383 (1, 4)										4	1	1	0	1	0	0									
Dave Chalk, R OBP: 0.371, SLG: 0.389 (1, 5)										5	1	1	0	0	1	1									
Don Baylor, R OBP: 0.317, SLG: 0.364 Rusty Torres, S OBP: 0.225, SLG: 0.216 (8, 8)										4	2	1	0	1	0	0									
Bobby Bonds, R OBP: 0.386, SLG: 0.572 (1, 9)									3	4	2	2	2	0	0										
Mario Guerrero, R OBP: 0.357, SLG: 0.473 (1, 10)										4	1	2	3	0	0	2									
Ron Jackson, R OBP: 0.262, SLG: 0.356 (1, 3)										5	0	2	2	0	2	3									
Rance Mulliniks, L OBP: 0.300, SLG: 0.125 (1, 6)									3	0	1	0	1	1	2										
Terry Humphrey, R OBP: 0.290, SLG: 0.281 (1, 2)									4	0	1	2	0	0	3										
Inning Stats	R: 0 E: 0 K: 2 S: 7	H: 0 LOB: 0 BB: 0 P: 7	R: 1 E: 0 K: 1 S: 7	H: 2 LOB: 2 BB: 1 P: 11	R: 0 E: 0 K: 0 S: 3	H: 0 LOB: 0 BB: 0 P: 3	R: 1 E: 0 K: 0 S: 5	H: 2 LOB: 1 BB: 0 P: 5	R: 0 E: 0 K: 0 S: 3	H: 0 LOB: 0 BB: 0 P: 3	R: 3 E: 0 K: 1 S: 8	H: 3 LOB: 1 BB: 1 P: 12	R: 5 E: 0 K: 0 S: 7	H: 4 LOB: 2 BB: 3 P: 19	R: 0 E: 0 K: 1 S: 3	H: 1 LOB: 0 BB: 0 P: 3		R: 0 E: 0 K: 1 S: 5	H: 0 LOB: 0 BB: 0 P: 5	1B: 10 2B: 1 3B: 1 HR: 0	SF: 1 SAC: 0 DP: 1 HBP: 0	WP: 2 PB: 0 SB: 3 CS: 0	PA: 43		
PITCHER	IP	WLS	BF	H	R	ER	SO	BB	IBB	HBP	BLK	WP	HR	S	P	ERA	WHIP								
Francisco Barrios, R ERA: 4.08 Larry Anderson, R ERA: 6.75 Don Kirkwood, R ERA: 4.76	(1, 1)	5.1	25	7	5	5	3	2	0	0	0	0	0	29	37	8.44	1.688								

Batter	1	2	3	4	5	6	7	8	9	AB	R	H	RBI	BB	SO	LOB	BOTTOM								
Ralph Garr, L OBP: 0.289, SLG: 0.375 (1, 7)										6	0	2	0	0	0	5	California Angels @ Chicago White Sox Comiskey Park, Chicago, IL Thu Jun 23 1977, 4:33 AM EDT Att: 17,525 - Unknown - 69 F								
Alan Bannister, R OBP: 0.364, SLG: 0.369 (1, 6)										5	0	1	1	0	0	2									
Chet Lemon, R OBP: 0.356, SLG: 0.502 (1, 8)										2	1	0	0	2	0	1									
Lamar Johnson, R OBP: 0.333, SLG: 0.527 (1, 3)										5	1	2	1	0	0	3									
Oscar Gamble, L OBP: 0.354, SLG: 0.518 (1, 9)										5	1	2	1	0	1	2									
Royce Stillman, L OBP: 0.330, SLG: 0.421 (1, 10)										4	0	0	0	1	1	1									
Jorge Orta, L OBP: 0.328, SLG: 0.422 (1, 4)										4	1	2	0	1	0	0									
Jack Brohamer, L OBP: 0.375, SLG: 0.379 (1, 5)										4	1	1	2	1	0	4									
Brian Downing, R OBP: 0.406, SLG: 0.250 (1, 2)										4	1	2	1	1	0	0									
Inning Stats	R: 0 E: 0 K: 0 S: 4	H: 1 LOB: 2 BB: 1 P: 8	R: 0 E: 0 K: 0 S: 4	H: 1 LOB: 2 BB: 1 P: 8	R: 1 E: 0 K: 0 S: 4	H: 1 LOB: 3 BB: 2 P: 13	R: 0 E: 0 K: 0 S: 4	H: 1 LOB: 1 BB: 0 P: 4	R: 5 E: 0 K: 0 S: 9	H: 6 LOB: 2 BB: 1 P: 13	R: 0 E: 0 K: 2 S: 7	H: 0 LOB: 0 BB: 0 P: 7	R: 0 E: 0 K: 0 S: 4	H: 1 LOB: 1 BB: 0 P: 4	R: 0 E: 0 K: 0 S: 3	H: 0 LOB: 0 BB: 0 P: 3		R: 0 E: 0 K: 0 S: 4	H: 1 LOB: 2 BB: 1 P: 8	1B: 9 2B: 1 3B: 1 HR: 1	SF: 0 SAC: 0 DP: 0 HBP: 1	WP: 0 PB: 1 SB: 3 CS: 0	PA: 46		
PITCHER	IP	WLS	BF	H	R	ER	SO	BB	IBB	HBP	BLK	WP	HR	S	P	ERA	WHIP								
Wayne Simpson, R ERA: 4.85 Dyar Miller, R ERA: 4.96	(1, 1)	4.0	23	6	3	3	0	4	0	1	0	0	0	25	33	6.75	2.500								

Batter	1	2	3	4	5	6	7	8	9	10	AB	R	H	RBI	BB	SO	LOB	TOP					
Toby Harrah, R OBP: 0.398, SLG: 0.507 (1.5)	F5			FC6-4 1B		K			FC6-4 1B		4	0	2	0	0	1	0	Texas Rangers @ California Angels Anaheim Stadium, Anaheim, CA Fri Jun 24 1977, 10:05 PM EDT Att: 18,983 - Unknown livebaseballscorecards.com					
Juan Beniquez, R OBP: 0.331, SLG: 0.400 (1.8)	F7			FC6-4 CS 1-2			F8		L4		4	0	0	0	0	0	2						
Claudell Washington, L OBP: 0.355, SLG: 0.472 (1.7)	K							K	FC6-4 1-2		4	0	1	0	0	2	1						
Willie Horton, R OBP: 0.325, SLG: 0.454 (1.10)		K								F8	4	0	1	0	0	1	1						
John Ellis, R OBP: 0.281, SLG: 0.333 (1.3)		K									3	0	0	0	0	2	1						
Mike Hargrove, L OBP: 0.387, SLG: 0.390 (9.3)		K								6-3	1	0	0	0	0	0	0						
Ken Henderson, S OBP: 0.304, SLG: 0.433 (1.9)		F7									4	1	1	1	0	0	0						
Bump Wills, S OBP: 0.368, SLG: 0.396 (1.4)			F6								4	0	0	0	0	2	0						
Bert Campaneris, R OBP: 0.323, SLG: 0.354 (1.6)				G6-4-3 1B			F9			F7	3	0	1	0	0	0	0						
Jim Sundberg, R OBP: 0.285, SLG: 0.293 (1.2)			G6-4-3 1-2				F8				3	0	0	0	0	1	1						
Inning Stats	R: 0 E: 0 K: 1 S: 5	H: 0 LOB: 0 BB: 0 P: 5	R: 0 E: 0 K: 2 S: 7	H: 0 LOB: 0 BB: 0 P: 7	R: 0 E: 0 K: 0 S: 3	H: 1 LOB: 0 BB: 0 P: 3	R: 0 E: 0 K: 0 S: 4	H: 2 LOB: 1 BB: 0 P: 4	R: 0 E: 0 K: 0 S: 3	H: 0 LOB: 0 BB: 0 P: 3	R: 0 E: 0 K: 1 S: 5	H: 0 LOB: 0 BB: 0 P: 5	R: 0 E: 0 K: 2 S: 8	H: 1 LOB: 1 BB: 0 P: 8	R: 0 E: 0 K: 1 S: 5	H: 0 LOB: 0 BB: 0 P: 5	R: 0 E: 0 K: 1 S: 6	H: 1 LOB: 1 BB: 0 P: 6	R: 1 E: 0 K: 1 S: 6	H: 1 LOB: 0 BB: 0 P: 6	1B: 5 2B: 0 3B: 0 HR: 1	SF: 0 SAC: 0 DP: 1 HBP: 0	WP: 0 PA: 34 PB: 0 SB: 0 CS: 1
PITCHER Frank Tanana, L ERA: 1.75 (1.1)	IP: 10.0 WLS: L BF: 34 H: 6 R: 1 ER: 1 SO: 9 BB: 0 IBB: 0 HBP: 0 BLK: 0 WP: 0 HR: 1 S: 52 P: 52 ERA: 0.90 WHIP: 0.600																						

Batter	1	2	3	4	5	6	7	8	9	10	AB	R	H	RBI	BB	SO	LOB	BOTTOM			
Dave Chalk, R OBP: 0.367, SLG: 0.382 (1.5)	K			FC6-4 HBP		F6				1-3	4	0	0	0	0	1	1	Texas Rangers @ California Angels Anaheim Stadium, Anaheim, CA Fri Jun 24 1977, 10:05 PM EDT Att: 18,983 - Unknown livebaseballscorecards.com			
Jerry Remy, L OBP: 0.364, SLG: 0.381 (1.4)	4-3			FC6-4 1-2		4-3					4	0	1	0	0	0	1				
Joe Rudi, R OBP: 0.335, SLG: 0.509 (1.7)	1-3					K					4	0	1	0	0	2	2				
Don Baylor, R OBP: 0.316, SLG: 0.362 (1.8)		6-3				K					4	0	1	0	0	1	1				
Bobby Bonds, R OBP: 0.354, SLG: 0.575 (1.9)		L3				K					4	0	1	0	0	1	2				
Mario Guerrero, R OBP: 0.350, SLG: 0.458 (1.10)											4	0	1	0	0	1	3				
Ron Jackson, R OBP: 0.252, SLG: 0.343 (1.3)						F9					4	0	0	0	0	0	3				
Rance Mulliniks, L OBP: 0.231, SLG: 0.091 (1.6)											3	0	0	0	0	3	0				
Willie Aikens, L OBP: 0.333, SLG: 0.289 (10. PH)						K					1	0	0	0	0	0	0				
Terry Humphrey, R OBP: 0.287, SLG: 0.277 (1.2)											2	0	0	0	0	1	0				
Tony Solaita, L OBP: 0.314, SLG: 0.325 (8. PH)											0	0	0	0	1	0	0				
Orlando Ramirez, R OBP: 0.100, SLG: 0.100 (8. PR)											0	0	0	0	0	0	0				
Andy Etchebarren, R OBP: 0.341, SLG: 0.270 (9. 2)											0	0	0	0	0	0	0				
Glenn Flores, R OBP: 0.362, SLG: 0.405 (10. PH)											1	0	0	0	0	0	0				
Inning Stats	R: 0 E: 0 K: 1 S: 5	H: 0 LOB: 0 BB: 0 P: 5	R: 0 E: 0 K: 0 S: 4	H: 1 LOB: 1 BB: 0 P: 4	R: 0 E: 0 K: 2 S: 7	H: 0 LOB: 1 BB: 0 P: 8	R: 0 E: 0 K: 2 S: 8	H: 1 LOB: 1 BB: 0 P: 8	R: 0 E: 0 K: 1 S: 5	H: 0 LOB: 0 BB: 0 P: 5	R: 0 E: 0 K: 1 S: 5	H: 1 LOB: 1 BB: 0 P: 6	R: 0 E: 0 K: 2 S: 8	H: 1 LOB: 2 BB: 1 P: 12	R: 0 E: 0 K: 0 S: 4	H: 1 LOB: 1 BB: 0 P: 4	R: 0 E: 0 K: 0 S: 3	H: 0 LOB: 0 BB: 0 P: 3	1B: 4 2B: 0 3B: 1 HR: 0	SF: 0 SAC: 0 DP: 0 HBP: 1	WP: 0 PA: 37 PB: 0 SB: 0 CS: 0
PITCHER Gaylord Perry, R ERA: 3.98 (1.1)	IP: 8.0 WLS: W BF: 30 H: 4 R: 0 ER: 0 SO: 10 BB: 1 IBB: 0 HBP: 1 BLK: 0 WP: 0 HR: 0 S: 48 P: 53 ERA: 0.00 WHIP: 0.625																				
Adrian Devine, R ERA: 2.17 (9.1)	IP: 2.0 WLS: W BF: 7 H: 1 R: 0 ER: 0 SO: 0 BB: 0 IBB: 0 HBP: 0 BLK: 0 WP: 0 HR: 0 S: 7 P: 7 ERA: 0.00 WHIP: 0.500																				

Batter	1	2	3	4	5	6	7	8	9	AB	R	H	RBI	BB	SO	LOB	TOP								
Bert Campaneris, R OBP: 0.322, SLG: 0.352 (1, 6)										2	0	0	1	1	1	0	Texas Rangers @ California Angels Anaheim Stadium, Anaheim, CA Sat Jun 25 1977, 6:33 AM EDT Att: 15,247 - Unknown								
Claudell Washington, L OBP: 0.347, SLG: 0.460 (1, 7)										4	0	0	0	0	3	2									
Juan Beniquez, R OBP: 0.329, SLG: 0.397 (1, 8)										4	0	1	0	0	1	0									
Dave May, L OBP: 0.298, SLG: 0.365 Willie Horton, R (9, PH) OBP: 0.323, SLG: 0.452										3	0	0	0	0	0	1									
Ken Henderson, S OBP: 0.295, SLG: 0.419 (1, 9)										4	0	0	0	0	3	1									
Toby Harrah, R OBP: 0.393, SLG: 0.500 (1, 5)										3	0	0	0	0	1	0									
Mike Hargrove, L OBP: 0.391, SLG: 0.391 (1, 3)										2	2	1	0	1	0	0									
Bump Wills, S OBP: 0.367, SLG: 0.395 (1, 4)										3	0	1	0	0	2	0									
Jim Sundberg, R OBP: 0.286, SLG: 0.290 (1, 2)										2	0	0	0	1	2	0									
Inning Stats	R: 0 E: 0 K: 1 S: 5	H: 0 LOB: 0 BB: 0 P: 5	R: 0 E: 0 K: 1 S: 5	H: 0 LOB: 0 BB: 0 P: 5	R: 1 E: 0 K: 3 S: 10	H: 1 LOB: 0 BB: 0 P: 10	R: 0 E: 0 K: 1 S: 5	H: 0 LOB: 0 BB: 0 P: 5	R: 0 E: 0 K: 2 S: 7	H: 0 LOB: 0 BB: 1 P: 7	R: 0 E: 0 K: 2 S: 6	H: 1 LOB: 1 BB: 0 P: 10	R: 0 E: 0 K: 1 S: 8	H: 1 LOB: 1 BB: 0 P: 8	R: 1 E: 0 K: 1 S: 6	H: 1 LOB: 2 BB: 2 P: 14	R: 0 E: 0 K: 0 S: 3	H: 0 LOB: 0 BB: 0 P: 3	1B: 3 2B: 0 3B: 0 HR: 0	SF: 1 SAC: 0 DP: 0 HBP: 0	WP: 2 PB: 0 SB: 2 CS: 1	PA: 33			
PITCHER	IP	WLS	BF	H	R	ER	SO	BB	IBB	HBP	BLK	WP	HR	S	P	ERA	WHIP								
Nolan Ryan, R ERA: 2.66 (1, 1)	7.1		26	3	2	2	12	2	0	0	0	1	0	48	56	2.46	0.682								
Paul Hartzell, R ERA: 3.34 (8, 1)	0.1		2	0	0	0	0	1	0	0	0	0	0	1	5	0.00	3.000								
Dave LaRoche, L ERA: 3.71 (8, 1)	1.1	W	4	0	0	0	1	0	0	0	0	0	0	6	6	0.00	0.000								

Batter	1	2	3	4	5	6	7	8	9	AB	R	H	RBI	BB	SO	LOB	BOTTOM								
Don Baylor, R OBP: 0.315, SLG: 0.361 (1, 8)										4	0	1	0	0	3	2	Texas Rangers @ California Angels Anaheim Stadium, Anaheim, CA Sat Jun 25 1977, 6:33 AM EDT Att: 15,247 - Unknown								
Jerry Remy, L OBP: 0.356, SLG: 0.374 (1, 4)										4	0	0	0	0	0	1									
Dave Chalk, R OBP: 0.365, SLG: 0.384 (1, 5)										4	1	1	0	0	2	1									
Joe Rudi, R OBP: 0.337, SLG: 0.506 (1, 7)										3	1	1	0	0	1	1									
Bobby Bonds, R OBP: 0.385, SLG: 0.586 (1, 9)										4	1	2	2	0	0	1									
Mario Guerrero, R OBP: 0.344, SLG: 0.435 (1, 10)										3	0	0	0	1	1	1									
Tony Solaita, L OBP: 0.315, SLG: 0.320 Orlando Ramirez, R OBP: 0.100, SLG: 0.100 Ron Jackson, R OBP: 0.259, SLG: 0.349 (9, 3)										2	0	0	0	1	1	0									
Rance Mulliniks, L OBP: 0.200, SLG: 0.077 (1, 6)										2	0	0	0	0	0	0									
Terry Humphrey, R OBP: 0.283, SLG: 0.274 Gil Flores, R OBP: 0.359, SLG: 0.402 Andy Etchebarren, R OBP: 0.341, SLG: 0.270 (9, 2)										2	0	0	0	0	1	0									
Inning Stats	R: 0 E: 0 K: 1 S: 5	H: 0 LOB: 0 BB: 0 P: 5	R: 0 E: 0 K: 0 S: 3	H: 0 LOB: 0 BB: 0 P: 3	R: 0 E: 0 K: 1 S: 5	H: 0 LOB: 0 BB: 0 P: 5	R: 0 E: 0 K: 2 S: 8	H: 1 LOB: 1 BB: 0 P: 8	R: 1 E: 0 K: 0 S: 4	H: 1 LOB: 0 BB: 0 P: 4	R: 0 E: 0 K: 2 S: 7	H: 0 LOB: 0 BB: 0 P: 7	R: 0 E: 0 K: 2 S: 8	H: 1 LOB: 1 BB: 0 P: 8	R: 0 E: 0 K: 1 S: 5	H: 0 LOB: 2 BB: 1 P: 9	R: 2 E: 1 K: 0 S: 4	H: 3 LOB: 3 BB: 1 P: 9	1B: 4 2B: 1 3B: 0 HR: 1	SF: 0 SAC: 1 DP: 0 HBP: 1	WP: 1 PB: 0 SB: 1 CS: 0	PA: 34			
PITCHER	IP	WLS	BF	H	R	ER	SO	BB	IBB	HBP	BLK	WP	HR	S	P	ERA	WHIP								
Dock Ellis, R ERA: 4.95 (1, 1)	8.0		28	3	1	1	9	1	0	0	0	1	1	45	49	1.12	0.500								
Darold Knowles, L ERA: 2.66 (9, 1)	0.1		1	0	0	0	0	0	0	0	0	0	0	1	1	0.00	0.000								
Mike Marshall, R ERA: 5.05 (9, 1)	0.0	L	5	3	2	2	0	0	1	1	0	0	0	3	8	∞	∞								

AB	28
R	2
H	3
RBI	1
BB	3
SO	13
LOB	4



AB	30
R	3
H	6
RBI	3
BB	2
SO	9
LOB	9



Batter	1	2	3	4	5	6	7	8	9	AB	R	H	RBI	BB	SO	LOB	TOP				
Toby Harrah, R OBP: 0.395, SLG: 0.508 (1, 5)	4-0 FC6-4 BB			0-0 F9		0-0 F9		0-0 4-3 SH3-4 1B		3	0	1	0	1	0	0	Texas Rangers @ California Angels Anaheim Stadium, Anaheim, CA Sun Jun 26 1977, 6:38 AM EDT Att: 37,768 - Unknown				
Bert Campaneris, R OBP: 0.318, SLG: 0.346 (1, 6)	0-0 F9			0-0 F9			4-0 HR BB	0-0 SH3-4 1-2		2	1	0	0	1	0	1					
Juan Beniquez, R OBP: 0.325, SLG: 0.404 Bump Willis, S OBP: 0.363, SLG: 0.389 (8, 4)	0-0 FC6-4 1-2 CS			0-0 5-3			0-0 HR	0-0 4-3 2-3		4	1	1	2	0	0	2					
Willie Horton, R OBP: 0.333, SLG: 0.456 Claudell Washington, L OBP: 0.345, SLG: 0.450 (7, PR) (7, 7) (8, 8)	0-0 CS 1-2	0-0 F9			0-0 F3		0-0 FC4-5 S 1B	0-0 4-3		3	0	1	0	0	0	0					
John Ellis, R OBP: 0.260, SLG: 0.329 Jim Mason, L OBP: 0.257, SLG: 0.237 (9, PR)		0-3 K			0-0 F9		0-0 FC4-5 1B 1-3		0-0 1B	4	1	1	0	0	1	1					
Ken Henderson, S OBP: 0.290, SLG: 0.402 (1, 9)		0-0 6-3			1-0 HBP		0-0 F7		0-0 F4	3	0	0	0	0	0	2					
Mike Hargrove, L OBP: 0.389, SLG: 0.386 (1, 3)				0-0 F9		0-0 F7		0-0 1B 1-2		4	0	1	0	0	0	2					
Sandy Alomar Sr., S OBP: 0.367, SLG: 0.381 (8, 7)				0-0 G5-4-3 1B		0-3 K		0-0 1-2 2H 1B		4	0	3	1	0	1	0					
Jim Sundberg, R OBP: 0.280, SLG: 0.283 (1, 2)				0-0 G5-4-3 1-2		0-3 K		0-3 K		4	0	0	0	0	3	5					
Inning Stats	R: 0 E: 0 K: 0 S: 2	H: 0 LOB: 0 BB: 1 P: 6	R: 0 E: 0 K: 1 S: 5	H: 0 LOB: 0 BB: 0 P: 5	R: 0 E: 0 K: 0 S: 3	H: 1 LOB: 0 BB: 0 P: 3	R: 0 E: 0 K: 0 S: 3	H: 0 LOB: 0 BB: 0 P: 3	R: 0 E: 0 K: 2 S: 7	H: 0 LOB: 0 BB: 0 P: 7	R: 3 E: 0 K: 1 S: 9	H: 4 LOB: 2 BB: 1 P: 13	R: 0 E: 0 K: 0 S: 4	H: 1 LOB: 1 BB: 0 P: 4	R: 0 E: 0 K: 1 S: 7	H: 2 LOB: 2 BB: 0 P: 7		1B: 7 2B: 0 3B: 0 HR: 1	SF: 0 SAC: 1 DP: 1 HBP: 1	WP: 0 PB: 0 SB: 1 CS: 1	PA: 37
PITCHER	IP	WLS	BF	H	R	ER	SO	BB	IBB	HBP	BLK	WP	HR	S	P	ERA	WHIP				
Ken Brett, L ERA: 5.01 (1, 1)	6.0		22	3	3	3	3	2	0	0	0	0	1	25	34	4.50	0.833				
Paul Hartzell, R ERA: 3.14 (7, 1)	1.2	W	8	3	0	0	1	0	0	0	0	0	0	10	10	0.00	1.800				
Dave LaRoche, L ERA: 3.6 (8, 1)	1.1	S	6	2	0	0	1	0	0	0	0	0	0	8	8	0.00	1.500				

Batter	1	2	3	4	5	6	7	8	9	AB	R	H	RBI	BB	SO	LOB	BOTTOM				
Don Baylor, R OBP: 0.319, SLG: 0.376 (2, 7)	0-0 HR		0-0 FC1-2 1B 1-2		0-0 E S 1B		0-0 6-3 2-3		0-0 6-3	4	1	3	1	0	0	2					
Jerry Remy, L OBP: 0.356, SLG: 0.373 (1, 4)	0-0 F9		0-0 FC1-2-4 1B 1-2 2-3		0-0 6-3 1-3		0-0 1B 3H		0-0 1B	4	0	2	1	0	0	1					
Dave Chalk, R OBP: 0.360, SLG: 0.377 (1, 5)	0-0 F6		0-0 FC1-2-5 1B 1-2 2-3 3H		0-0 F9		0-0 6-3 1-3		0-0 1B	4	0	1	0	0	0	3					
Joe Rudi, R OBP: 0.333, SLG: 0.496 (1, 7)	1-0 HBP		0-0 F9		0-0 F8		0-0 G3		0-0 G3	0	0	0	0	0	0	0					
Rusty Torres, S OBP: 0.205, SLG: 0.200 (2, 8)			0-0 F9		0-0 F8		0-0 G3		0-0 G3	3	0	0	0	0	0	5					
Bobby Bonds, R OBP: 0.380, SLG: 0.575 (1, 9)	0-0 4-3			0-3 K		0-0 5-3		0-0 5-3		4	0	0	0	0	1	1					
Mario Guerrero, R OBP: 0.333, SLG: 0.414 (1, 10)		0-0 F4		0-0 5-3		0-0 5-3		0-0 5-3		4	0	1	0	0	0	0					
Tony Solaita, L OBP: 0.346, SLG: 0.346 (1, 3)		0-0 F5		4-0 CS BB		4-0 BB		4-0 FC1-5 1B		1	0	0	0	2	0	0					
Ron Jackson, R OBP: 0.263, SLG: 0.352 (8, 3)		0-0 F5		0-0 CS BB		0-0 CS BB		0-0 FC1-5 2B BB		1	1	0	0	0	0	0					
Rance Mulliniks, L OBP: 0.182, SLG: 0.100 (1, 6)		0-0 4-3		0-0 CS		0-0 K		0-0 FC1-5 2B		3	1	0	0	0	1	2					
Andy Etchebarren, R OBP: 0.341, SLG: 0.256 (7, PH)			4-0 1B 1B FC1-2-5 BB		0-3 K		0-0 K		0-0 K	1	0	0	0	1	1	0					
Willie Aikens, L OBP: 0.338, SLG: 0.326 (7, PR)					0-3 K		0-0 K		0-0 K	1	0	1	2	0	0	0					
Orlando Ramirez, R OBP: 0.193, SLG: 0.180 (8, 2)					0-3 K		0-0 K		0-0 K	0	1	0	0	0	0	0					
Terry Humphrey, R OBP: 0.290, SLG: 0.281 (8, 2)					0-3 K		0-0 K		0-0 K	0	0	0	0	0	0	0					
Inning Stats	R: 1 E: 0 K: 0 S: 4	H: 1 LOB: 1 BB: 0 P: 5	R: 0 E: 0 K: 0 S: 3	H: 0 LOB: 0 BB: 0 P: 3	R: 0 E: 0 K: 0 S: 4	H: 2 LOB: 2 BB: 1 P: 8	R: 0 E: 0 K: 1 S: 4	H: 0 LOB: 0 BB: 1 P: 8	R: 0 E: 0 K: 2 S: 8	H: 1 LOB: 1 BB: 0 P: 8	R: 0 E: 0 K: 0 S: 3	H: 0 LOB: 0 BB: 0 P: 3	R: 3 E: 0 K: 0 S: 7	H: 4 LOB: 3 BB: 1 P: 11	R: 0 E: 0 K: 0 S: 3	H: 0 LOB: 0 BB: 0 P: 3	1B: 6 2B: 1 3B: 0 HR: 1	SF: 0 SAC: 0 DP: 1 HBP: 1	WP: 0 PB: 0 SB: 1 CS: 1	PA: 35	
PITCHER	IP	WLS	BF	H	R	ER	SO	BB	IBB	HBP	BLK	WP	HR	S	P	ERA	WHIP				
Nelson Briles, R ERA: 4.42 (1, 1)	4.0		16	3	1	1	1	2	0	0	0	0	0	15	24	2.25	1.250				
Adrian Devine, R ERA: 2.55 (5, 1)	3.0	L	15	5	3	3	2	1	0	0	0	0	0	18	22	9.00	2.000				
Darold Knowles, L ERA: 2.55 (8, 1)	1.0		3	0	0	0	0	0	0	0	0	0	0	3	3	0.00	0.000				

AB	32
R	3
H	8
RBI	3
BB	2
SO	5
LOB	14



Batter	1	2	3	4	5	6	7	8	9	AB	R	H	RBI	BB	SO	LOB	TOP			
Joe Zdeb, R OBP: 0.356, SLG: 0.359 (1, 7)	F8			K			6-3		P4	4	0	0	0	0	1	0	Kansas City Royals @ California Angels Anaheim Stadium, Anaheim, CA Tue Jun 28 1977, 10:05 PM EDT Att: 16,103 - Unknown livebaseballscorecards.com			
George Brett, L OBP: 0.355, SLG: 0.429 (1, 5)	6-3			F9			CS E 1B		1-4-3	4	0	1	0	0	0	0				
Hal McRae, R OBP: 0.358, SLG: 0.486 (1, 10)				P5			FC6		HR	3	1	1	1	0	0	1				
Al Cowens, R OBP: 0.344, SLG: 0.534 (1, 9)	CS		K			G3-6-3 1B			1B	3	0	1	0	1	2	2				
John Mayberry, L OBP: 0.341, SLG: 0.401 (1, 3)			4-3			G3-6-3 1B				3	0	1	0	0	0	1				
Davey Nelson, R OBP: 0.300, SLG: 0.333 (8, PR)						1-2				0	1	0	0	0	0	0				
Ralph LaCook, L OBP: 0.409, SLG: 0.581 (8, 3)						1-2				1	0	1	0	0	0	0				
Amos Otis, R OBP: 0.332, SLG: 0.411 (1, 8)			E6			K				4	1	1	1	0	2	2				
Buck Martinez, R OBP: 0.250, SLG: 0.373 (1, 2)		CS		F7			6-3			3	0	1	1	0	0	0				
Freddie Patek, R OBP: 0.318, SLG: 0.369 (1, 6)				4-3			5-3			2	0	0	0	0	0	0				
Frank White, R OBP: 0.276, SLG: 0.294 (1, 4)				K			5-3			3	0	0	0	0	2	2				
Inning Stats	R: 0 E: 0 X: 0 S: 2	H: 0 LOB: 0 BB: 0 P: 3	R: 0 E: 1 X: 1 S: 5	H: 0 LOB: 0 BB: 0 P: 5	R: 0 E: 0 X: 1 S: 5	H: 0 LOB: 0 BB: 0 P: 5	R: 0 E: 0 X: 1 S: 5	H: 1 LOB: 0 BB: 0 P: 5	R: 0 E: 0 X: 0 S: 3	H: 0 LOB: 0 BB: 0 P: 3	R: 0 E: 1 X: 1 S: 6	H: 1 LOB: 2 BB: 0 P: 6	R: 2 E: 0 X: 1 S: 7	H: 3 LOB: 1 BB: 0 P: 7	R: 1 E: 0 X: 1 S: 7	H: 2 LOB: 2 BB: 1 P: 11	1B: 4 2B: 2 3B: 1 HR: 1	SF: 0 SAC: 1 DP: 2 HBP: 1	WP: 0 PB: 0 SB: 0 CS: 4	PA: 35
PITCHER Frank Tanana, L ERA: 1.82 (1, 1)	IP: 9.0 WLS: L BF: 33	H: 7 R: 3 ER: 3 SO: 7	BB: 1 IBB: 0 HBP: 1 BLK: 0	WP: 0 HR: 1 S: 45 P: 50	ERA: 3.00 WHIP: 0.889	PITCHER														

Batter	1	2	3	4	5	6	7	8	9	AB	R	H	RBI	BB	SO	LOB	BOTTOM					
Gil Flores, R OBP: 0.343, SLG: 0.381 (1, 7)	E1			5-3			6-3		F9	4	0	0	0	0	0	0	Kansas City Royals @ California Angels Anaheim Stadium, Anaheim, CA Tue Jun 28 1977, 10:05 PM EDT Att: 16,103 - Unknown livebaseballscorecards.com					
Jerry Remy, L OBP: 0.346, SLG: 0.363 (1, 4)	P6			F7			5-3			3	0	0	0	0	0	1						
Ron Jackson, R OBP: 0.264, SLG: 0.348 (1, 5)	P5			6-3			5-3			3	0	0	0	0	0	0						
Tony Solaita, L OBP: 0.329, SLG: 0.344 (1, 3)						F7			L7	3	0	1	0	0	0	0						
Bobby Bonds, R OBP: 0.372, SLG: 0.560 (1, 9)						1-3			G3	3	0	0	0	0	0	1						
Willie Aikens, L OBP: 0.339, SLG: 0.306 (1, 10)				G4-6-3			K		K	3	0	0	0	0	2	1						
Rusty Torres, S OBP: 0.220, SLG: 0.261 (1, 8)				K					P3	3	1	1	1	0	1	0						
Terry Humphrey, R OBP: 0.291, SLG: 0.279 (1, 2)										2	0	0	0	0	1	0						
Mario Guerrero, R OBP: 0.325, SLG: 0.392 (9, PH)				K					F9	1	0	0	0	0	0	0						
Orlando Ramirez, R OBP: 0.077, SLG: 0.077 (1, 6)										2	0	0	0	0	1	0						
Dave Chalk, R OBP: 0.357, SLG: 0.374 (9, PH)				4-3			K		K	1	0	0	0	0	1	0						
Inning Stats	R: 0 E: 1 X: 0 S: 3	H: 0 LOB: 0 BB: 0 P: 3	R: 0 E: 0 X: 0 S: 3	H: 1 LOB: 0 BB: 0 P: 3	R: 0 E: 0 X: 2 S: 7	H: 0 LOB: 0 BB: 0 P: 7	R: 0 E: 0 X: 0 S: 3	H: 0 LOB: 0 BB: 0 P: 3	R: 0 E: 0 X: 1 S: 5	H: 0 LOB: 0 BB: 0 P: 5	R: 1 E: 0 X: 1 S: 6	H: 1 LOB: 0 BB: 0 P: 6	R: 0 E: 0 X: 0 S: 3	H: 0 LOB: 0 BB: 0 P: 3	R: 0 E: 0 X: 1 S: 5	H: 0 LOB: 0 BB: 0 P: 5	R: 0 E: 0 X: 1 S: 5	H: 0 LOB: 0 BB: 0 P: 5	1B: 1 2B: 0 3B: 0 HR: 1	SF: 0 SAC: 0 DP: 1 HBP: 0	WP: 0 PB: 0 SB: 0 CS: 0	PA: 28
PITCHER Dennis Leonard, R ERA: 3.73 (1, 1)	IP: 9.0 WLS: W BF: 28	H: 2 R: 1 ER: 1 SO: 6	BB: 0 IBB: 0 HBP: 0 BLK: 0	WP: 0 HR: 1 S: 40 P: 40	ERA: 1.00 WHIP: 0.222	PITCHER																

Batter	1	2	3	4	5	6	7	8	9	AB	R	H	RBI	BB	SO	LOB	TOP			
Tom Poquette, L (1, 9) OBP: 0.362, SLG: 0.432	F5		K		K			K		4	0	0	0	0	3	1	Kansas City Royals @ California Angels Anaheim Stadium, Anaheim, CA Wed Jun 29 1977, 10:05 PM EDT Att: 17,550 - Unknown - 65 F			
Hal McRae, R (1, 7) OBP: 0.360, SLG: 0.488	CS BB		WP 2B			F8		K		3	0	1	0	1	1	0				
George Brett, L (1, 5) OBP: 0.350, SLG: 0.422	K		4-3			P6			E6 G4-6-3 BB	4	0	0	0	0	1	2				
John Mayberry, L (1, 3) OBP: 0.347, SLG: 0.404		1B 1B		G5-4-3 1B		K			4-0 1-2 BB	3	0	2	0	1	1	0				
Al Cowens, R (1, 8) OBP: 0.343, SLG: 0.528	F3		G5-4-3				4-0 FC5-4 BB		G4-6-3	3	0	0	0	1	0	4				
Darrell Porter, L (1, 2) OBP: 0.363, SLG: 0.481	K		K			F8			0-3 K	4	0	0	0	0	3	3				
Ralph LaCock, L (1, 10) OBP: 0.417, SLG: 0.584		1-2 1B			SH3-4 1B		F7			3	0	2	0	0	0	1				
Freddie Patek, R (1, 6) OBP: 0.317, SLG: 0.367	K				SH3-4		FC5-4			1	0	0	0	0	1	2				
John Wathan, R (7, PH) OBP: 0.375, SLG: 0.378					1-2					1	0	0	0	0	0	1				
Bob Heise, R (7, 6) OBP: 0.125, SLG: 0.125					1-2					0	0	0	0	0	0	0				
Frank White, R (1, 4) OBP: 0.274, SLG: 0.291										2	0	0	0	0	1	1				
Davey Nelson, R (6, 4) OBP: 0.293, SLG: 0.324										1	0	0	0	0	1	0				
Inning Stats	R: 0 E: 0 K: 1 S: 4	H: 0 LOB: 0 BB: 1 P: 8	R: 0 E: 0 K: 2 S: 9	H: 2 LOB: 2 BB: 0 P: 9	R: 0 E: 0 K: 1 S: 6	H: 1 LOB: 1 BB: 0 P: 6	R: 0 E: 0 K: 1 S: 5	H: 1 LOB: 0 BB: 0 P: 5	R: 0 E: 0 K: 2 S: 8	H: 1 LOB: 1 BB: 0 P: 8	R: 0 E: 0 K: 1 S: 5	H: 0 LOB: 1 BB: 0 P: 5	R: 0 E: 0 K: 0 S: 3	H: 0 LOB: 1 BB: 1 P: 7	R: 0 E: 0 K: 3 S: 9	H: 0 LOB: 1 BB: 1 P: 9	1B: 4 2B: 1 3B: 0 HR: 0	SF: 0 SAC: 1 DP: 2 HBP: 0	WP: 1 PB: 0 SB: 0 CS: 1	PA: 33
PITCHER Nolan Ryan, R (1, 1) ERA: 2.51	IP: 9.0 WLS: W BF: 33 H: 5 R: 0 ER: 0 SO: 12 BB: 3 IBB: 0 HBP: 0 BLK: 0 WP: 1 HR: 0 S: 54 P: 66 ERA: 0.00 WHIP: 0.889											PITCHER	IP: 9.0 WLS: W BF: 33 H: 5 R: 0 ER: 0 SO: 12 BB: 3 IBB: 0 HBP: 0 BLK: 0 WP: 1 HR: 0 S: 54 P: 66 ERA: 0.00 WHIP: 0.889							

Batter	1	2	3	4	5	6	7	8	9	AB	R	H	RBI	BB	SO	LOB	BOTTOM			
Gil Flores, R (1, 10) OBP: 0.338, SLG: 0.369	5-3		BB	1-3		1-3		5-3		4	0	0	0	1	0	2	Kansas City Royals @ California Angels Anaheim Stadium, Anaheim, CA Wed Jun 29 1977, 10:05 PM EDT Att: 17,550 - Unknown - 65 F			
Jerry Remy, L (1, 4) OBP: 0.350, SLG: 0.364	4-3		F8		HR 1B	F8		1B		5	1	2	0	0	0	3				
Bobby Bonds, R (1, 9) OBP: 0.372, SLG: 0.561	2B		K		K		1B	F9		5	0	2	1	0	2	4				
Tony Solaita, L (1, 3) OBP: 0.327, SLG: 0.363	1-3				F8	HR	F8			4	1	1	2	0	0	2				
Dave Chalk, R (1, 6) OBP: 0.355, SLG: 0.376		6-3		1B 3B 2B	F8		K			4	1	1	0	0	1	0				
Ron Jackson, R (1, 5) OBP: 0.280, SLG: 0.361		K		WP 3B 1B	E	1B		1B		4	2	3	0	0	1	0				
Thad Bosley, L (1, 8) OBP: 0.500, SLG: 1.000		K		1-2 3B 1B	E2	1B		K		4	1	2	3	0	2	1				
Rusty Torres, S (1, 7) OBP: 0.222, SLG: 0.245			SH1 BB	E3	K			K		3	0	0	1	1	2	2				
Terry Humphrey, R (1, 2) OBP: 0.282, SLG: 0.280			SH1	K		1-3 1B		4-3		3	1	1	0	0	1	1				
Inning Stats	R: 0 E: 0 K: 0 S: 4	H: 1 LOB: 1 BB: 0 P: 4	R: 0 E: 0 K: 2 S: 7	H: 0 LOB: 0 BB: 0 P: 7	R: 0 E: 0 K: 1 S: 5	H: 0 LOB: 2 BB: 2 P: 13	R: 3 E: 1 K: 1 S: 9	H: 3 LOB: 1 BB: 0 P: 9	R: 3 E: 1 K: 2 S: 11	H: 4 LOB: 1 BB: 0 P: 11	R: 1 E: 0 K: 0 S: 5	H: 2 LOB: 1 BB: 0 P: 5	R: 0 E: 0 K: 3 S: 10	H: 1 LOB: 1 BB: 0 P: 10	R: 0 E: 0 K: 0 S: 4	H: 1 LOB: 1 BB: 0 P: 4		1B: 8 2B: 2 3B: 1 HR: 1	SF: 0 SAC: 1 DP: 0 HBP: 0	WP: 1 PB: 0 SB: 2 CS: 0
PITCHER Jim Colborn, R (1, 1) ERA: 3.54	IP: 4.1 WLS: L BF: 22 H: 6 R: 5 ER: 5 SO: 5 BB: 2 IBB: 0 HBP: 0 BLK: 0 WP: 1 HR: 1 S: 30 P: 38 ERA: 10.38 WHIP: 1.846											PITCHER	IP: 4.1 WLS: L BF: 22 H: 6 R: 5 ER: 5 SO: 5 BB: 2 IBB: 0 HBP: 0 BLK: 0 WP: 1 HR: 1 S: 30 P: 38 ERA: 10.38 WHIP: 1.846							
Doug Bird, R (5, 1) ERA: 8.19	0.2	4	2	1	1	1	0	0	0	0	0	6	6	13.50	3.000					
Steve Mingo, L (6, 1) ERA: 2.9	1.0	5	2	1	1	0	0	0	0	0	5	5	9.00	2.000						
Mark Littell, R (7, 1) ERA: 3.02	1.0	4	1	0	0	3	0	0	0	0	10	10	0.00	1.000						
Larry Gara, L (8, 1) ERA: 2.84	1.0	4	1	0	0	0	0	0	0	0	4	4	0.00	1.000						

Batter	1	2	3	4	5	6	7	8	9	AB	R	H	RBI	BB	SO	LOB	TOP											
Larry Murray, S OBP: 0.213, SLG: 0.200 (1, 7)										5	0	0	0	0	0	1												
Marty Perez, R OBP: 0.328, SLG: 0.396 (1, 4)										3	1	1	0	1	0	1												
Willie Crawford, L OBP: 0.343, SLG: 0.342 (1, 9)										4	0	2	0	0	1	1												
Wayne Gross, L OBP: 0.353, SLG: 0.480 (1, 5)										4	0	1	0	0	1	2												
Manny Sanguillen, R OBP: 0.294, SLG: 0.336 Matt Alexander, S OBP: 0.417, SLG: 0.364 Jeff Newman, R OBP: 0.294, SLG: 0.347 (8, PR)										4	0	3	1	0	0	0												
Earl Williams, R OBP: 0.286, SLG: 0.422 (1, 10)										4	0	1	0	0	0	5												
Tony Armas, R OBP: 0.291, SLG: 0.394 (1, 8)										4	1	1	1	0	0	3												
Mike Jorgensen, L OBP: 0.331, SLG: 0.262 (1, 3)										4	0	1	0	0	0	0												
Rob Picciolo, R OBP: 0.224, SLG: 0.221 (1, 6)										3	0	0	0	1	0	2												
Inning Stats	R: 0 E: 0 K: 1 S: 6	H: 2 LOB: 1 BB: 0 P: 6	R: 0 E: 0 K: 0 S: 5	H: 2 LOB: 2 BB: 0 P: 5	R: 1 E: 0 K: 1 S: 7	H: 2 LOB: 2 BB: 1 P: 11	R: 1 E: 0 K: 0 S: 4	H: 1 LOB: 1 BB: 1 P: 8	R: 0 E: 0 K: 0 S: 4	H: 2 LOB: 1 BB: 0 P: 4	R: 0 E: 0 K: 0 S: 3	H: 0 LOB: 0 BB: 0 P: 3	R: 0 E: 0 K: 0 S: 3	H: 0 LOB: 0 BB: 0 P: 3	R: 0 E: 0 K: 0 S: 4	H: 1 LOB: 2 BB: 0 P: 4	R: 0 E: 0 K: 0 S: 3	H: 0 LOB: 0 BB: 0 P: 3	1B: 8 2B: 1 3B: 0 HR: 1	SF: 0 SAC: 0 DP: 1 HBP: 0	WP: 0 PB: 0 SB: 1 CS: 1	PA: 37						
PITCHER	IP	WLS	BF	H	R	ER	SO	BB	IBB	HBP	BLK	WP	HR	S	P	ERA	WHIP											
Ken Brett, L ERA: 4.85 Paul Hartzell, R ERA: 2.97 (8, 1)	7.0	L	30	9	2	2	2	2	0	0	0	0	0	1	32	40	2.57	1.571										

Oakland Athletics @ California Angels
Anaheim Stadium, Anaheim, CA
Fri Jul 01 1977, 10:05 PM EDT
Att: 13,496 - Unknown

AB	35
R	2
H	10
RBI	2
BB	2
SO	2
LOB	15



Batter	1	2	3	4	5	6	7	8	9	AB	R	H	RBI	BB	SO	LOB	BOTTOM										
Gil Flores, R OBP: 0.336, SLG: 0.366 (1, 7)										4	0	1	0	0	0	3											
Jerry Remy, L OBP: 0.346, SLG: 0.358 (1, 4)										4	0	0	0	0	1	3											
Bobby Bonds, R OBP: 0.371, SLG: 0.555 (1, 9)										3	0	0	0	1	1	1											
Don Baylor, R OBP: 0.318, SLG: 0.378 (1, 3)										4	0	1	0	0	0	2											
Dave Chalk, R OBP: 0.350, SLG: 0.370 (1, 6)										4	0	0	0	0	0	3											
Ron Jackson, R OBP: 0.279, SLG: 0.358 (1, 5)										4	0	1	0	0	1	1											
Mario Guerrero, R OBP: 0.325, SLG: 0.390 (1, 10)										3	0	1	0	0	0	1											
Thad Bosley, L OBP: 0.333, SLG: 0.667 Rusty Torres, S OBP: 0.236, SLG: 0.260 (8, PH)										2	0	0	0	0	1	1											
Terry Humphrey, R OBP: 0.289, SLG: 0.276 Ike Hampton, S OBP: 0.417, SLG: 0.667 (8, PH)										2	0	0	0	0	1	2											
Inning Stats	R: 0 E: 1 K: 0 S: 4	H: 0 LOB: 2 BB: 1 P: 8	R: 0 E: 0 K: 1 S: 5	H: 1 LOB: 0 BB: 0 P: 5	R: 0 E: 0 K: 1 S: 6	H: 1 LOB: 1 BB: 0 P: 6	R: 0 E: 0 K: 0 S: 3	H: 0 LOB: 0 BB: 0 P: 3	R: 0 E: 1 K: 0 S: 4	H: 1 LOB: 1 BB: 0 P: 4	R: 0 E: 0 K: 1 S: 5	H: 0 LOB: 0 BB: 0 P: 5	R: 0 E: 0 K: 1 S: 5	H: 0 LOB: 0 BB: 0 P: 5	R: 0 E: 0 K: 1 S: 6	H: 1 LOB: 1 BB: 0 P: 6	R: 0 E: 0 K: 0 S: 4	H: 1 LOB: 1 BB: 0 P: 4	1B: 5 2B: 0 3B: 0 HR: 0	SF: 0 SAC: 0 DP: 2 HBP: 0	WP: 0 PB: 0 SB: 1 CS: 0	PA: 33					
PITCHER	IP	WLS	BF	H	R	ER	SO	BB	IBB	HBP	BLK	WP	HR	S	P	ERA	WHIP										
Vida Blue, L ERA: 3.57 (1, 1)	9.0	W	33	5	0	0	5	1	0	0	0	0	0	42	46	0.00	0.667										

Oakland Athletics @ California Angels
Anaheim Stadium, Anaheim, CA
Fri Jul 01 1977, 10:05 PM EDT
Att: 13,496 - Unknown

AB	32
R	0
H	5
RBI	0
BB	1
SO	5
LOB	18



Batter	1	2	3	4	5	6	7	8	9	AB	R	H	RBI	BB	SO	LOB	TOP			
Matt Alexander, S OBP: 0.385, SLG: 0.333 Rob Picciolo, R OBP: 0.227, SLG: 0.236	0-0 5-3		0-0 5-3			0-0 5-3		0-0 F8		1	0	0	0	0	0	0				
Marty Perez, R OBP: 0.318, SLG: 0.379	0-3 K			4-0 FC4-6 BB		0-0 5-3		0-0 F9		3	0	0	0	1	1	0				
Mitchell Page, L OBP: 0.350, SLG: 0.492	0-3 K			0-0 FC4-6 1-2		0-0 F9			0-0 FC3-6 1B	4	0	1	0	0	1	1				
Wayne Gross, L OBP: 0.350, SLG: 0.469		0-0 F2		0-0 F9			4-0 HR BB		0-0 FC3-6 2B E	3	2	0	0	1	0	2				
Manny Sanguillen, R OBP: 0.300, SLG: 0.344		0-0 1B		0-0 F8			0-0 F5		0-0 E 2B	4	1	2	0	0	0	2				
Earl Williams, R OBP: 0.288, SLG: 0.430 Larry Murray, S OBP: 0.208, SLG: 0.196	0-3 K				0-3 K		0-0 HR		0-0 E6 6-3	4	1	1	3	0	2	1				
Tony Armas, R OBP: 0.296, SLG: 0.396	0-3 K				0-0 FC4 1B		0-3 K		0-0 6-3	4	0	1	0	0	2	2				
Mike Jorgensen, L OBP: 0.327, SLG: 0.279			0-3 K		0-0 FC4 1-2		0-3 K		0-3 K	4	0	0	0	0	3	3				
Willie Crawford, L OBP: 0.330, SLG: 0.327			0-3 K					0-0 F8		3	0	0	0	0	2	1				
Inning Stats	R: 0 E: 0 K: 2 S: 7	H: 0 LOB: 0 BB: 0 P: 7	R: 0 E: 0 K: 2 S: 8	H: 1 LOB: 1 BB: 0 P: 8	R: 0 E: 0 K: 0 S: 3	H: 0 LOB: 0 BB: 0 P: 7	R: 0 E: 0 K: 0 S: 3	H: 1 LOB: 1 BB: 0 P: 8	R: 0 E: 0 K: 0 S: 3	H: 0 LOB: 0 BB: 0 P: 3	R: 2 E: 0 K: 2 S: 8	H: 1 LOB: 1 BB: 1 P: 12	R: 0 E: 0 K: 1 S: 3	H: 0 LOB: 0 BB: 0 P: 3	R: 2 E: 1 K: 1 S: 8	H: 2 LOB: 2 BB: 0 P: 8	1B: 3 2B: 1 3B: 0 HR: 1	SF: 0 SAC: 0 DP: 0 HBP: 0	WP: 0 PB: 0 SB: 0 CS: 0	PA: 35
PITCHER Frank Tanana, L ERA: 1.89	IP: 9.0 WLS: W BF: 35 H: 5 R: 4 ER: 3 SO: 11 BB: 2 IBB: 0 HBP: 0 BLK: 0 WP: 0 HR: 1 S: 55 P: 63 ERA: 3.00 WHIP: 0.778																			

Oakland Athletics @ California Angels
Anaheim Stadium, Anaheim, CA
Sun Jul 03 1977, 6:33 AM EDT
Att: 14,352 - Unknown

AB 33
R 4
H 5
RBI 3
BB 2
SO 11
LOB 12

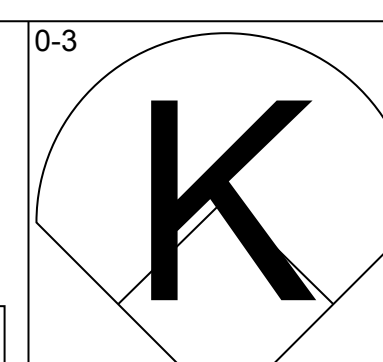
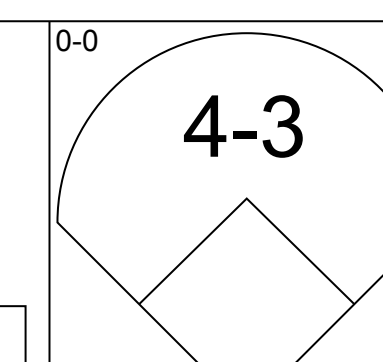
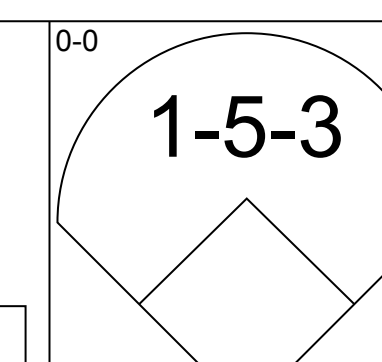
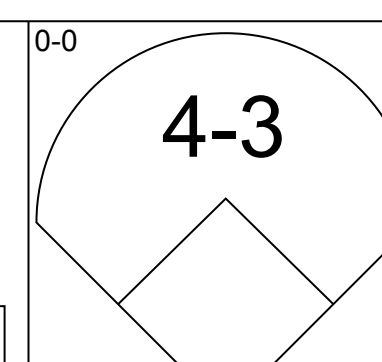
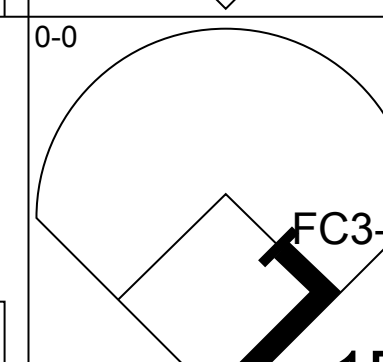
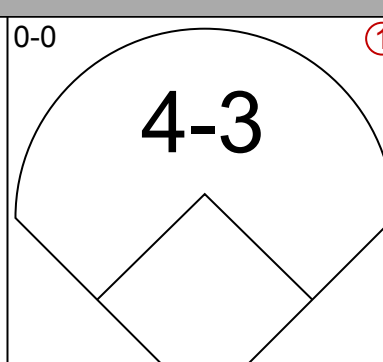
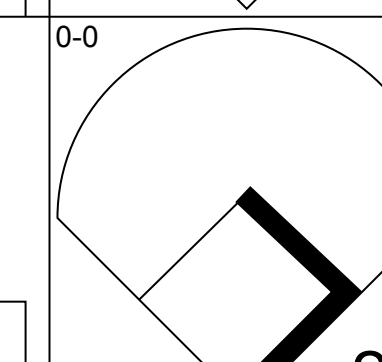
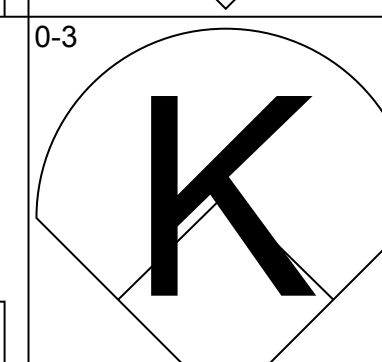
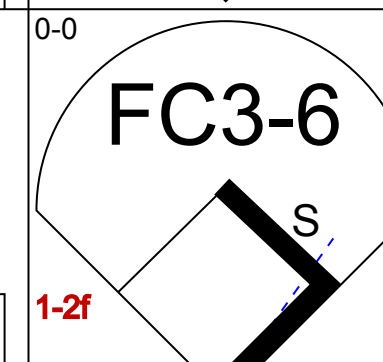
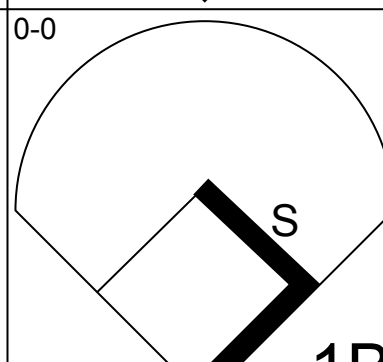
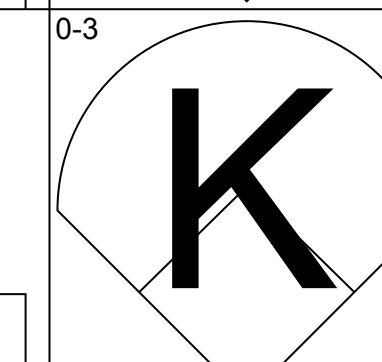
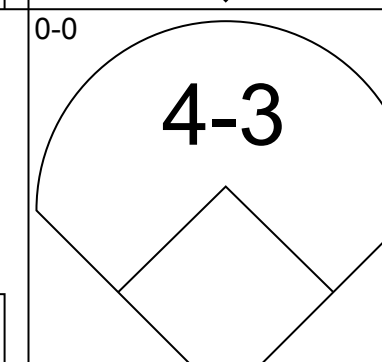
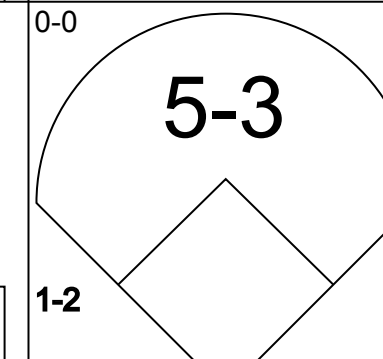
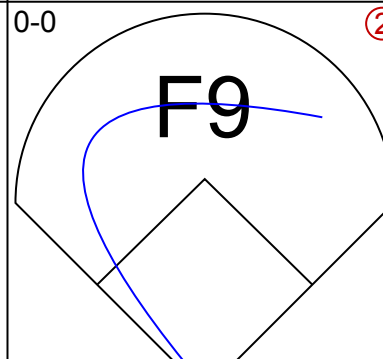
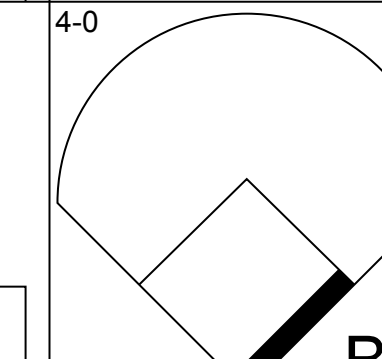
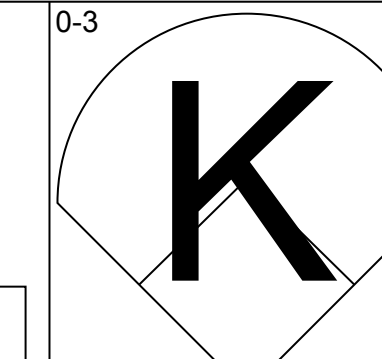
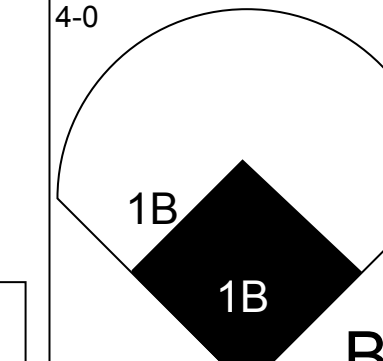
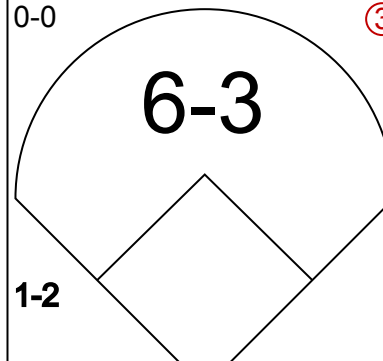
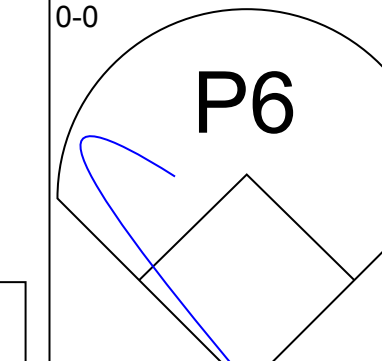
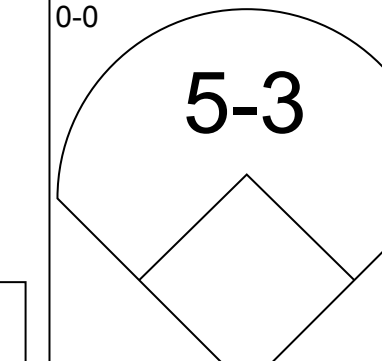
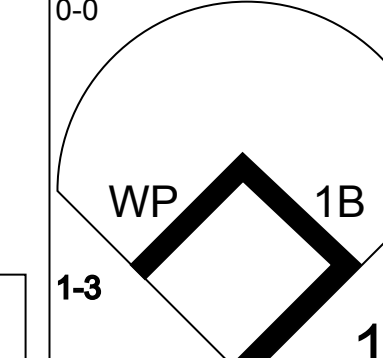
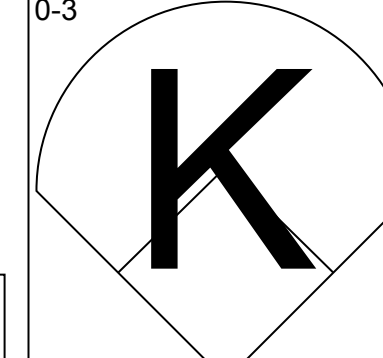
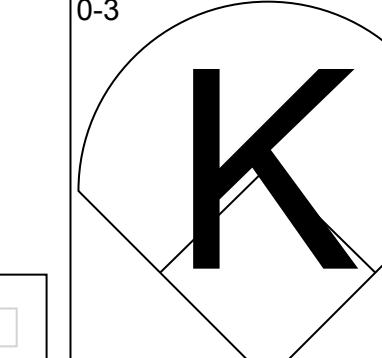
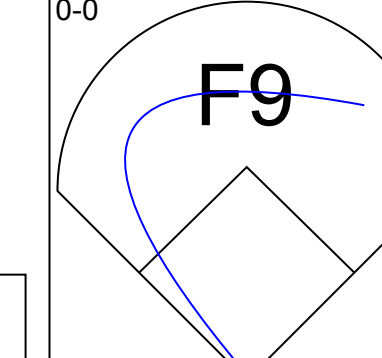
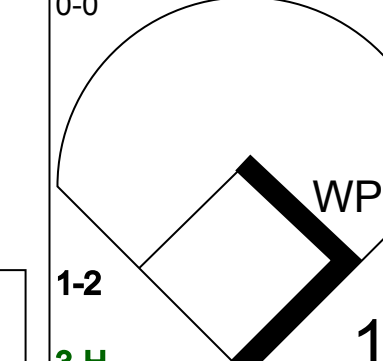
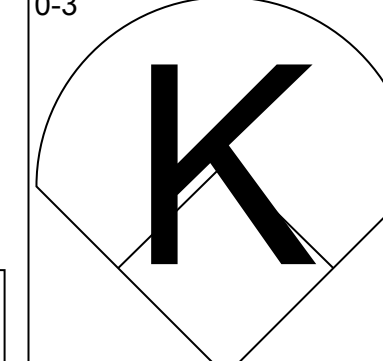
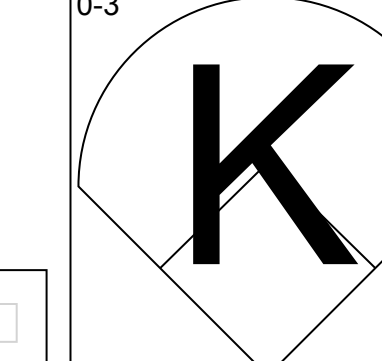
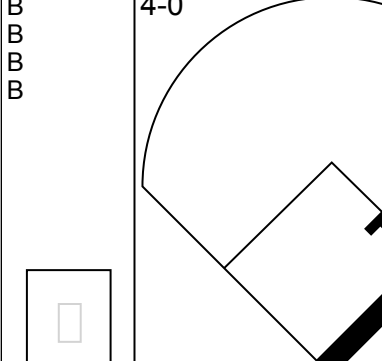
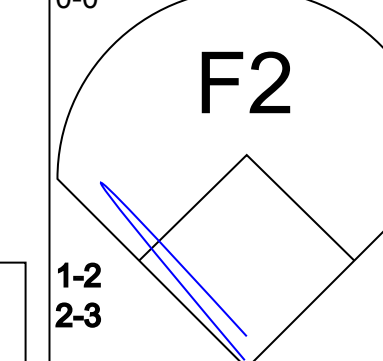
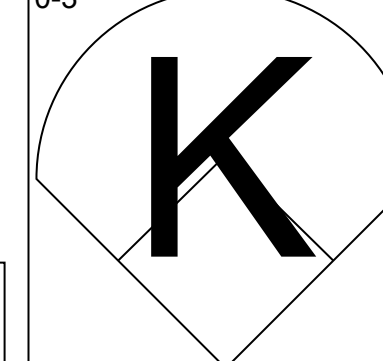
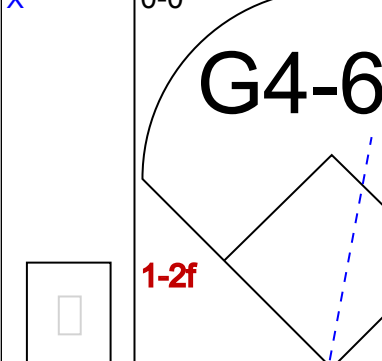
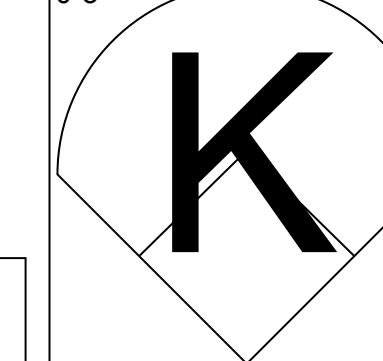
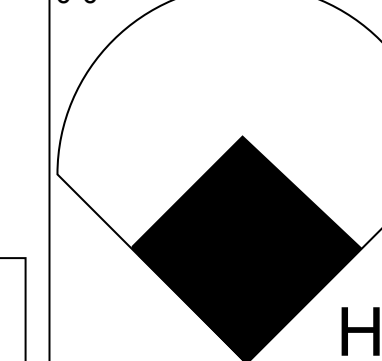
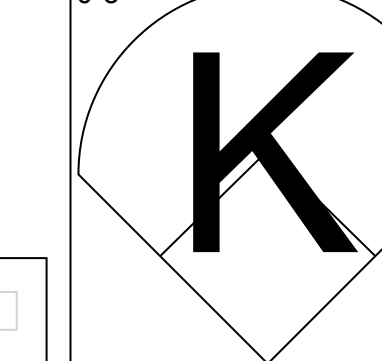
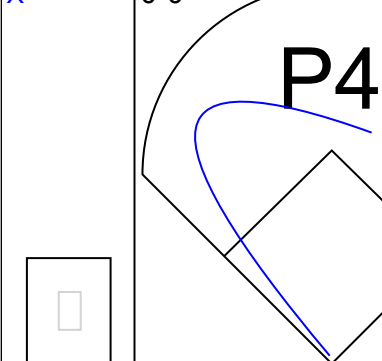


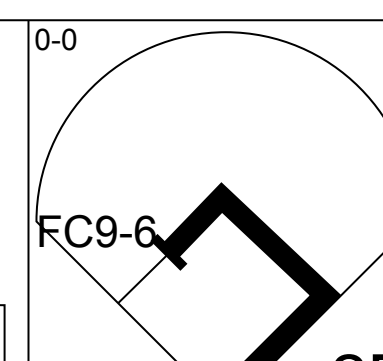
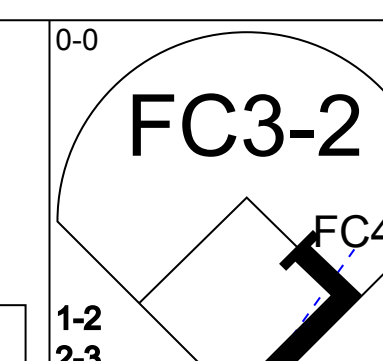
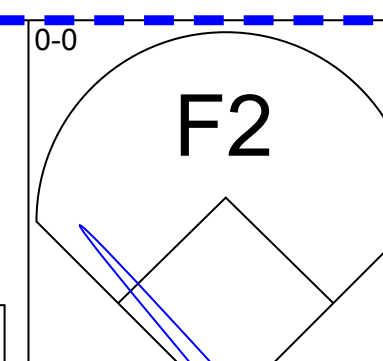
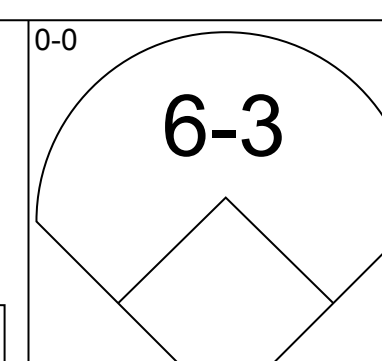
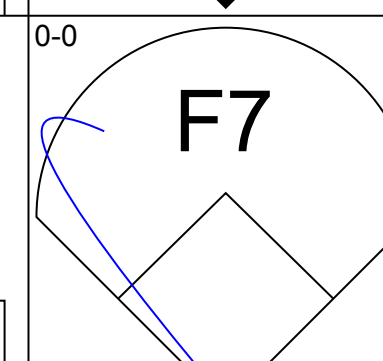
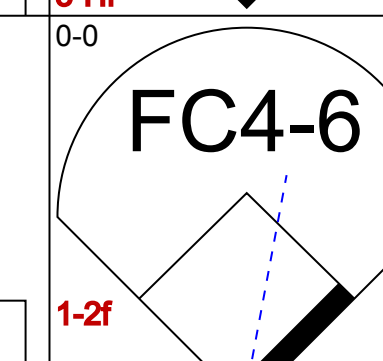
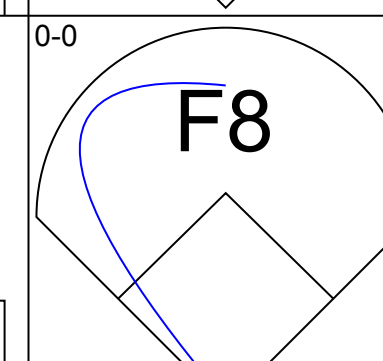
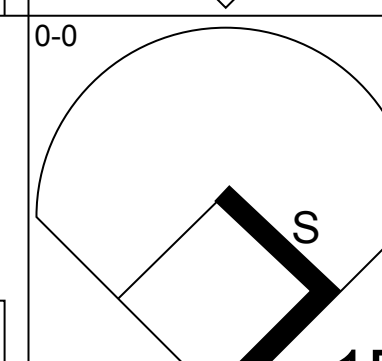
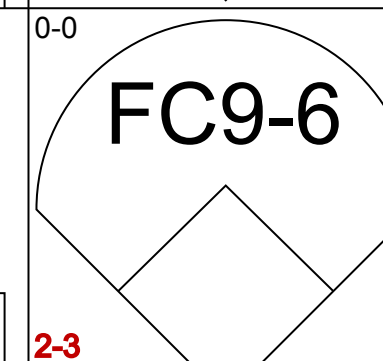
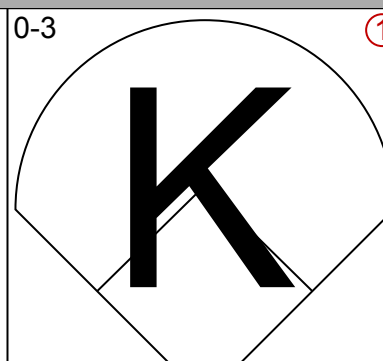
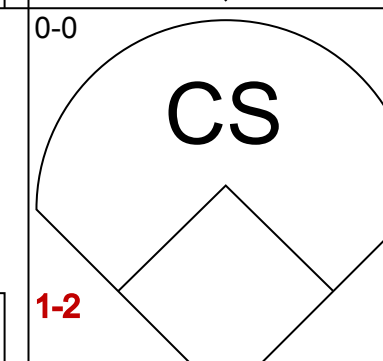
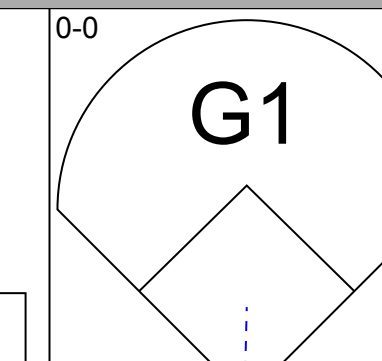
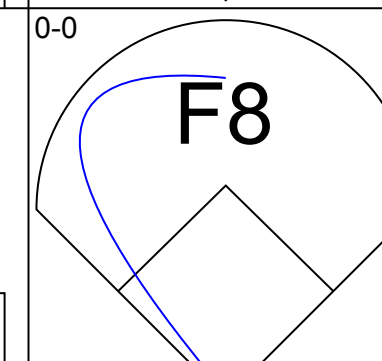
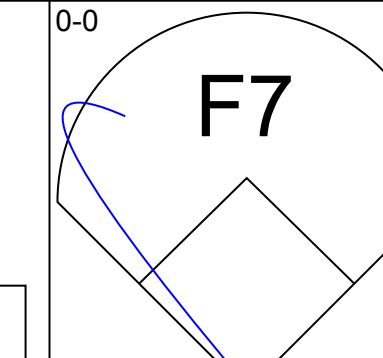
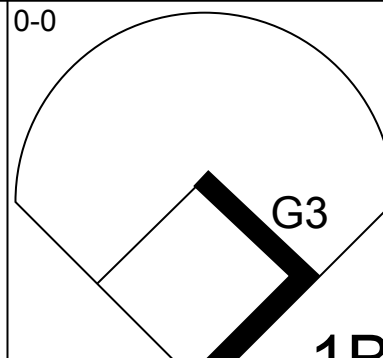

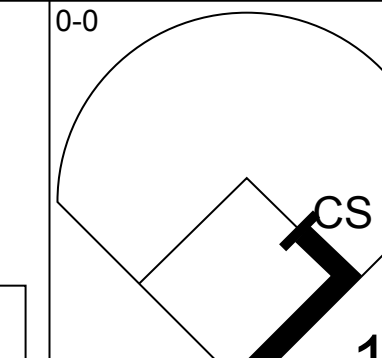

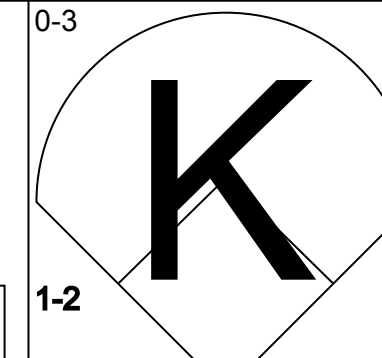
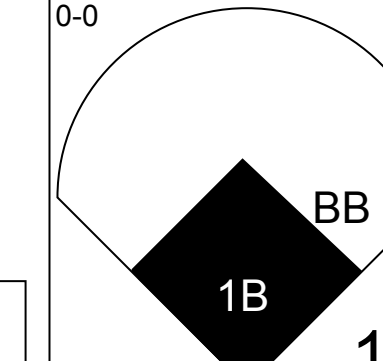
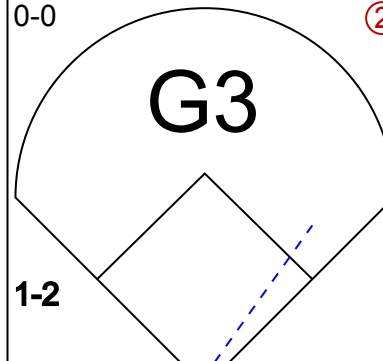
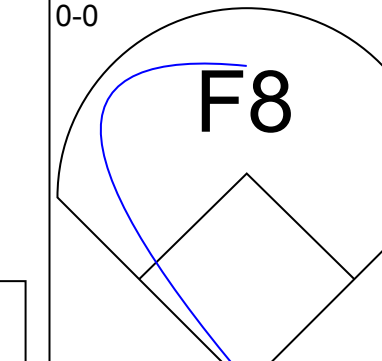
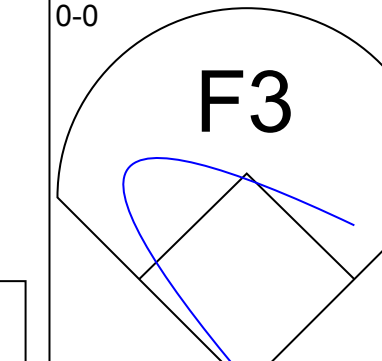
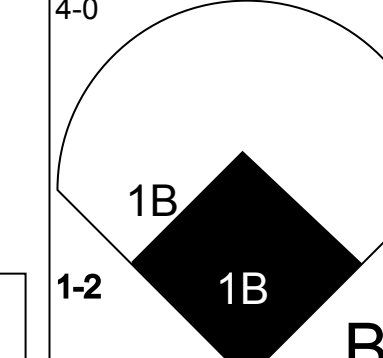
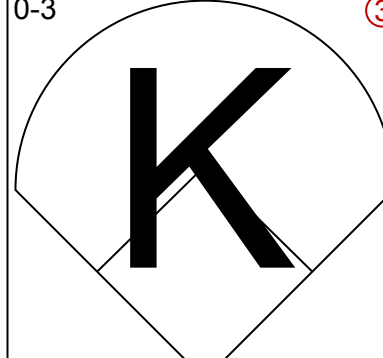
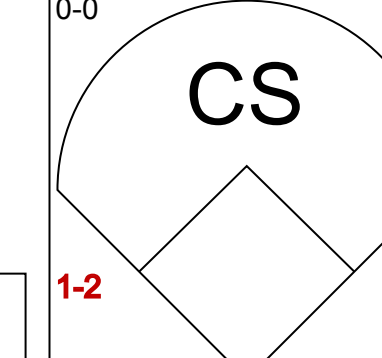
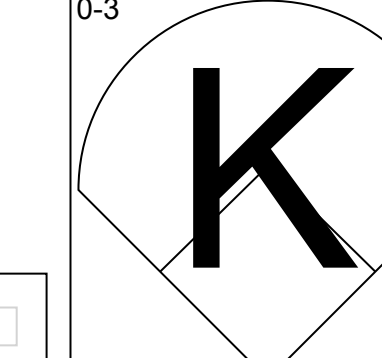
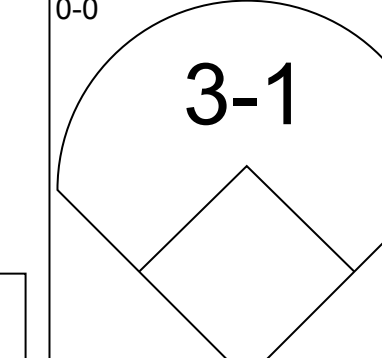
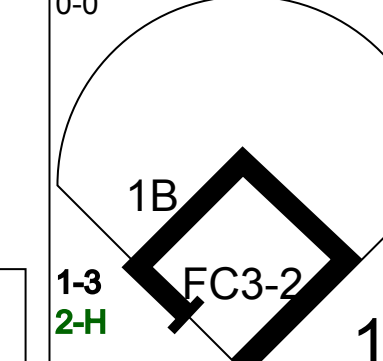
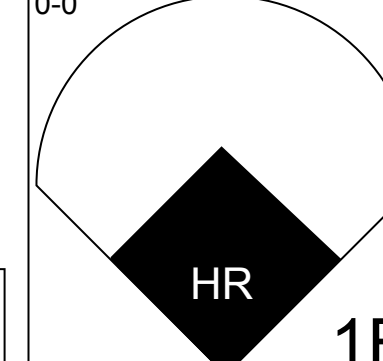
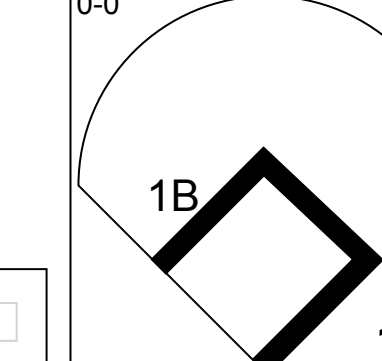
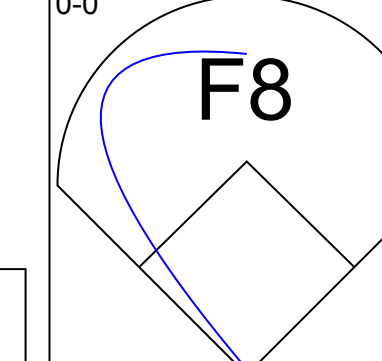
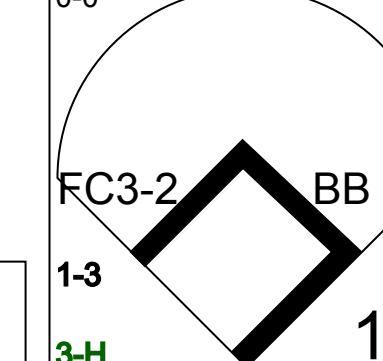
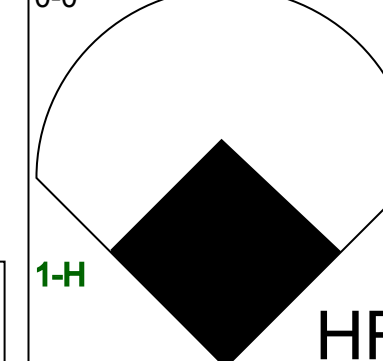
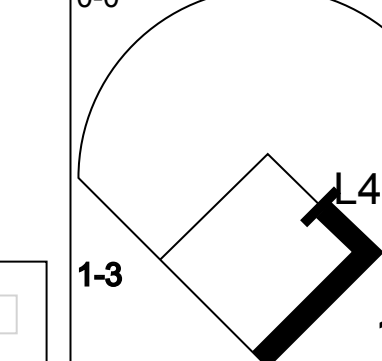
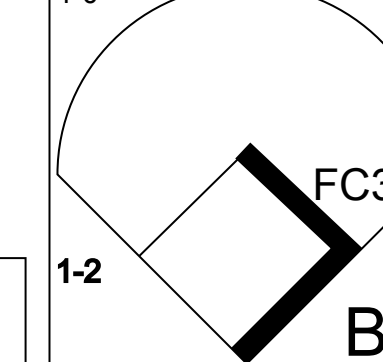
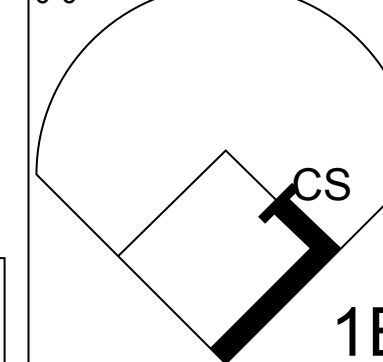
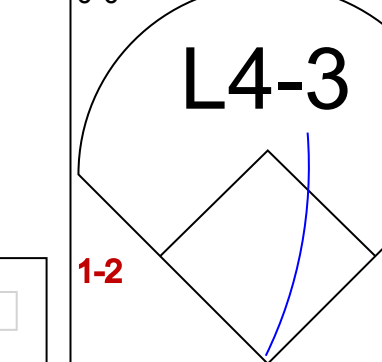
Batter	1	2	3	4	5	6	7	8	9	AB	R	H	RBI	BB	SO	LOB	BOTTOM			
Thad Bosley, L OBP: 0.571, SLG: 0.727	1-0 CS HBP		0-0 HR 2B	0-0 E 1B			0-0 SH3-4			2	1	2	0	0	0	0				
Jerry Remy, L OBP: 0.345, SLG: 0.368	0-0 4-3 1-2		0-0 HR	0-0 4-5 1-3	0-0 6-3		0-0 1B			4	1	2	3	0	0	1				
Don Baylor, R OBP: 0.322, SLG: 0.375	0-0 F4		0-0 F9		4-0 E BB		0-0 E4			3	0	0	0	1	0	1				
Tony Solaita, L OBP: 0.337, SLG: 0.371		0-0 1B 2B	4-0 1B BB	0-0 4-3 1-3	0-0 4-3		0-3 K			3	1	1	0	1	1	3				
Dave Chalk, R OBP: 0.351, SLG: 0.367		0-0 F9	0-0 F8		0-3 K		0-0 F7			4	0	0	0	0	1	5				
Willie Aikens, L OBP: 0.344, SLG: 0.315		0-0 HR 1B	0-0 1-2 1B			0-0 G3		0-3 K		4	1	2	1	0	1	0				
Gil Flores, R OBP: 0.331, SLG: 0.376		0-0 HR	0-0 1-3			0-0 F3		0-0 E6		4	1	1	2	0	0	2				
Rance Mulliniks, L OBP: 0.185, SLG: 0.120		0-0 F8		0-0 F7		0-0 F9		0-0 F7		4	0	0	0	0	0	1				
Andy Etchebarren, R OBP: 0.333, SLG: 0.256		0-0 5-3		0-0 F9			0-0 SH3-4 1B	0-3 K		4	1	1	0	0	1	1				
Inning Stats	R: 0 E: 0 K: 0 S: 2	H: 0 LOB: 0 BB: 0 P: 3	R: 3 E: 0 K: 0 S: 6	H: 3 LOB: 0 BB: 0 P: 6	R: 2 E: 0 K: 0 S: 6	H: 3 LOB: 2 BB: 1 P: 10	R: 0 E: 1 K: 0 S: 3	H: 1 LOB: 1 BB: 0 P: 3	R: 0 E: 0 K: 1 S: 5	H: 0 LOB: 0 BB: 1 P: 9	R: 0 E: 0 K: 0 S: 3	H: 0 LOB: 0 BB: 0 P: 3	R: 1 E: 1 K: 1 S: 8	H: 2 LOB: 2 BB: 0 P: 8	R: 0 E: 1 K: 2 S: 8	H: 0 LOB: 1 BB: 0 P: 8	1B: 5 2B: 2 3B: 0 HR: 2	SF: 0 SAC: 1 DP: 0 HBP: 1	WP: 0 PB: 0 SB: 1 CS: 1	PA: 36
PITCHER Mike Norris, R ERA: 4.22 Pablo Torrealba, L ERA: 1.57 Paul Mitchell, R ERA: 7.88	IP: 2.0 WLS: L BF: 11 H: 5 R: 5 ER: 5 SO: 0 BB: 0 IBB: 0 HBP: 0 BLK: 0 WP: 0 HR: 2 S: 10 P: 11 ERA: 22.50 WHIP: 2.500																			

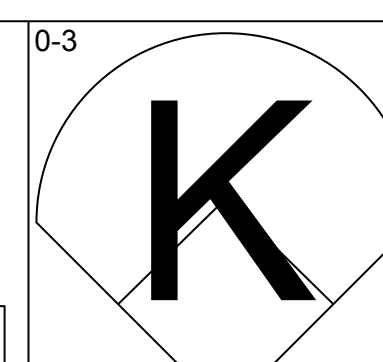
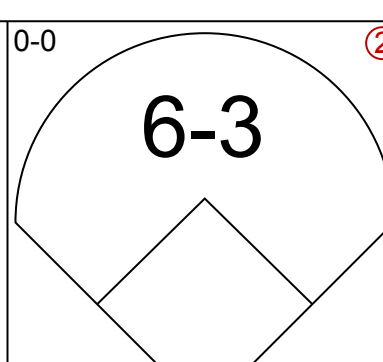
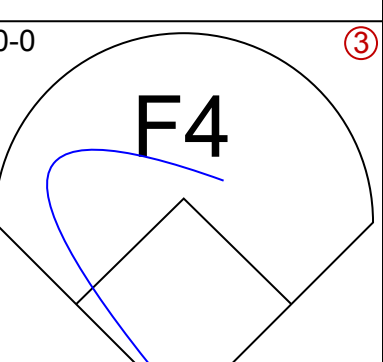
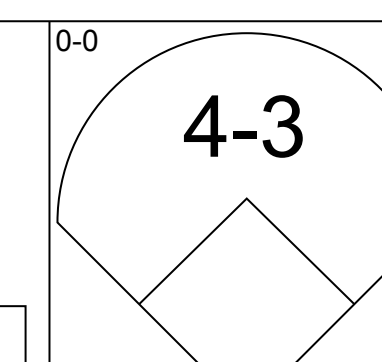
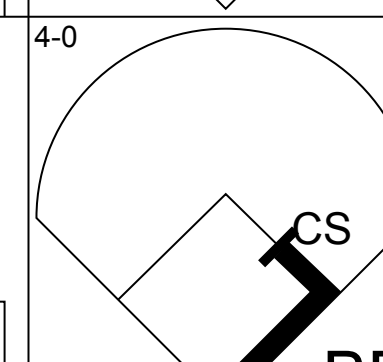
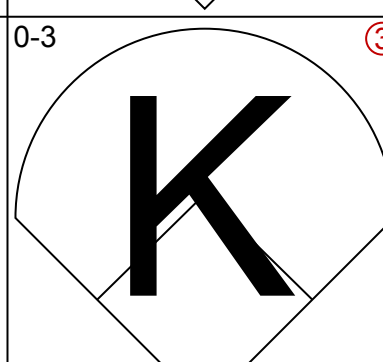
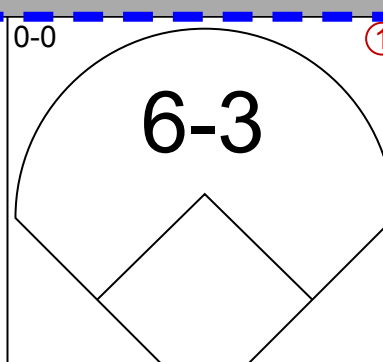
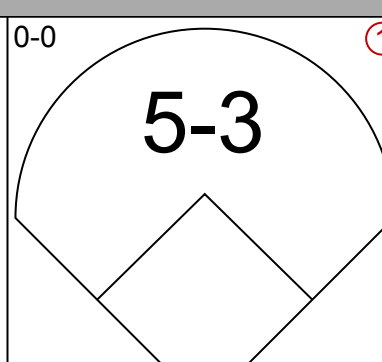
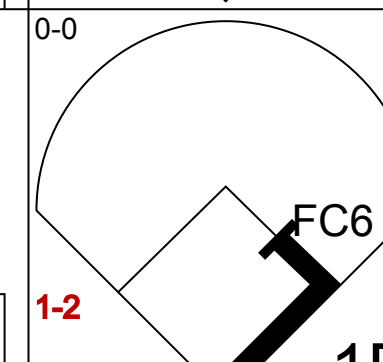
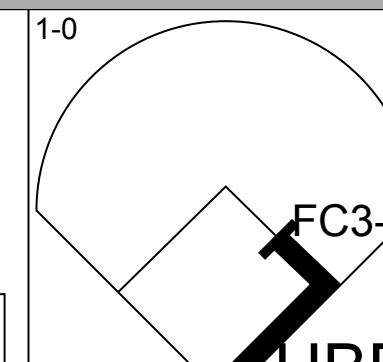
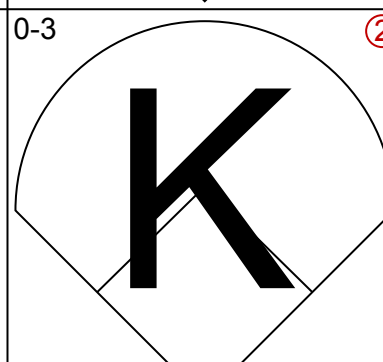
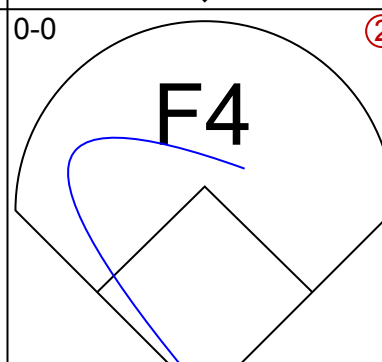
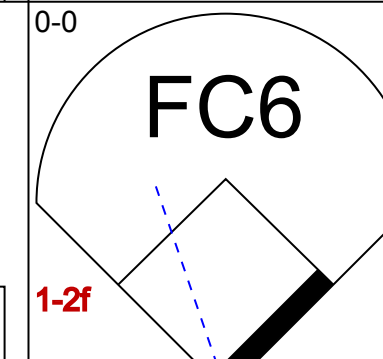
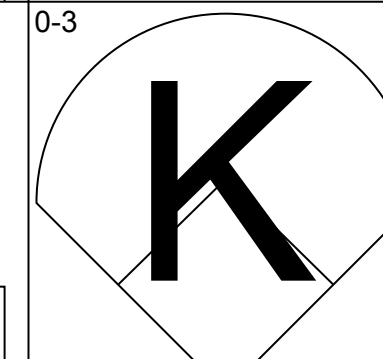
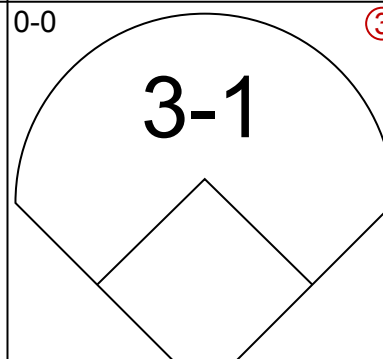
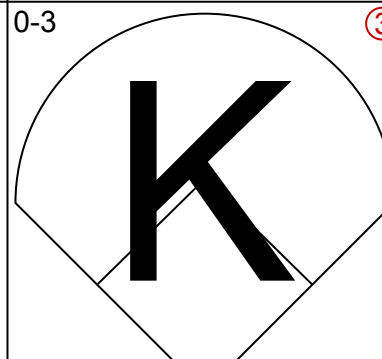
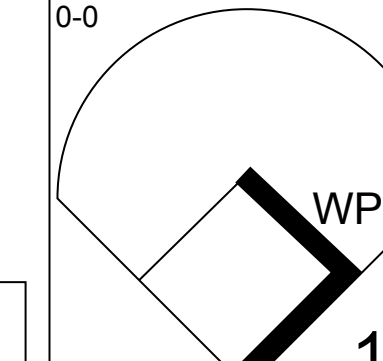
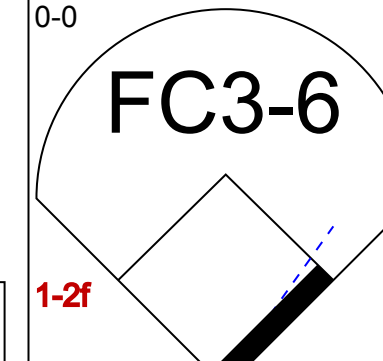
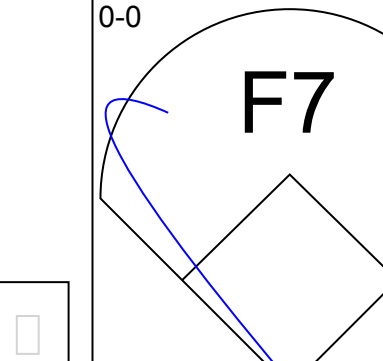

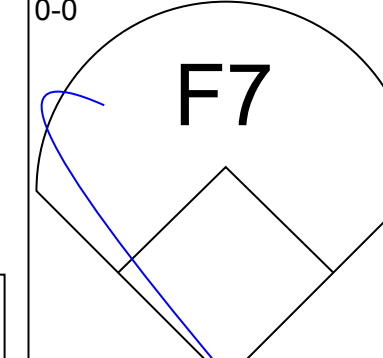
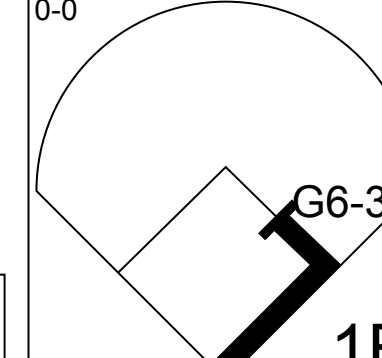
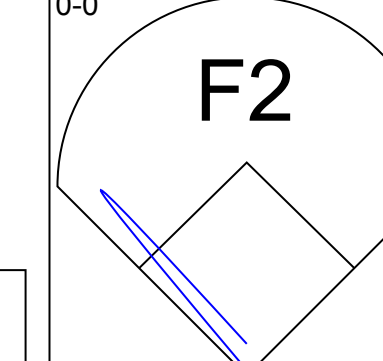
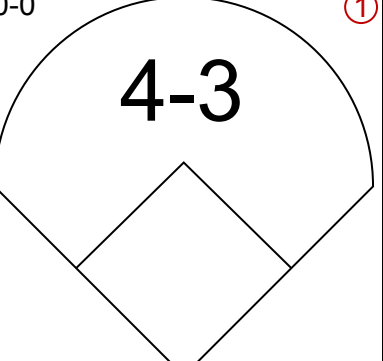
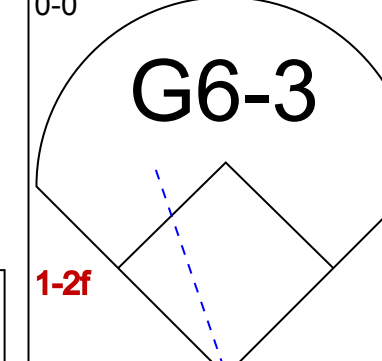
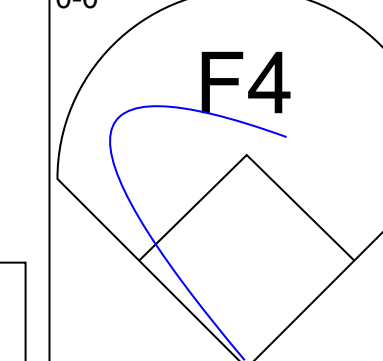
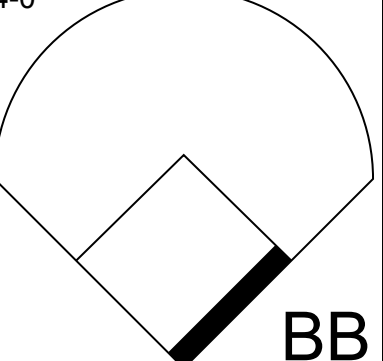
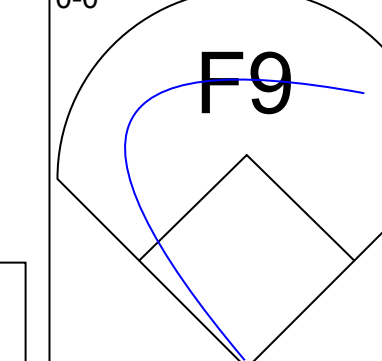

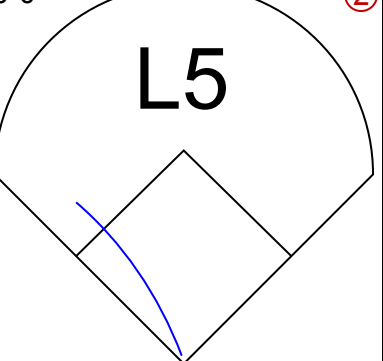
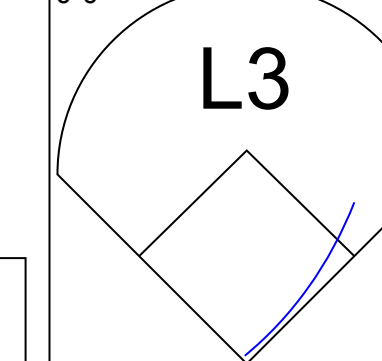
Oakland Athletics @ California Angels
Anaheim Stadium, Anaheim, CA
Sun Jul 03 1977, 6:33 AM EDT
Att: 14,352 - Unknown

AB 32
R 6
H 9
RBI 6
BB 2
SO 4
LOB 14



Batter	1	2	3	4	5	6	7	8	9	AB	R	H	RBI	BB	SO	LOB	TOP			
Matt Alexander, S (1, 6) OBP: 0.370, SLG: 0.320 Rob Picciolo, R (1, 6) OBP: 0.223, SLG: 0.232										1	0	0	0	0	1	0	Oakland Athletics @ California Angels Anaheim Stadium, Anaheim, CA Mon Jul 04 1977, 6:33 AM EDT Att: 41,303 - Unknown livebaseballscorecards.com			
Marty Perez, R (1, 4) OBP: 0.321, SLG: 0.387										4	0	2	0	0	1	0				
Mitchell Page, L (1, 7) OBP: 0.349, SLG: 0.488										4	0	1	0	0	1	2				
Wayne Gross, L (1, 5) OBP: 0.349, SLG: 0.464										3	0	0	0	1	1	2				
Manny Sanguillen, R (1, 2) OBP: 0.299, SLG: 0.341										3	1	0	0	1	0	3				
Earl Williams, R (1, 10) OBP: 0.288, SLG: 0.427										4	0	1	0	0	2	0				
Mike Jorgensen, L (1, 3) OBP: 0.331, SLG: 0.280										3	0	1	1	1	2	0				
Willie Crawford, L (1, 9) OBP: 0.328, SLG: 0.321										3	0	0	0	1	1	3				
Tony Armas, R (1, 8) OBP: 0.295, SLG: 0.408										4	1	1	1	0	2	3				
Inning Stats	R: 0 E: 0 K: 1 S: 6	H: 1 LOB: 1 BB: 0 P: 6	R: 1 E: 0 K: 1 S: 7	H: 2 LOB: 2 BB: 1 P: 11	R: 0 E: 0 K: 3 S: 4	H: 1 LOB: 1 BB: 0 P: 4	R: 0 E: 0 K: 3 S: 9	H: 0 LOB: 0 BB: 0 P: 9	R: 1 E: 0 K: 1 S: 7	H: 2 LOB: 2 BB: 1 P: 11	R: 0 E: 0 K: 3 S: 9	H: 0 LOB: 1 BB: 1 P: 13	R: 0 E: 0 K: 1 S: 5	H: 0 LOB: 0 BB: 0 P: 5	R: 0 E: 0 K: 1 S: 2	H: 0 LOB: 0 BB: 1 P: 6	1B: 4 2B: 1 3B: 0 HR: 1	SF: 0 SAC: 0 DP: 1 HBP: 0	WP: 1 PB: 0 SB: 2 CS: 0	PA: 36
PITCHER Nolan Ryan, R (1, 1) ERA: 2.48	IP: 9.0 WLS: W BF: 36 H: 6 R: 2 ER: 2 SO: 11 BB: 4 IBB: 0 HBP: 0 BLK: 0 WP: 1 HR: 1 S: 54 P: 70 ERA: 2.00 WHIP: 1.111															PITCHER				

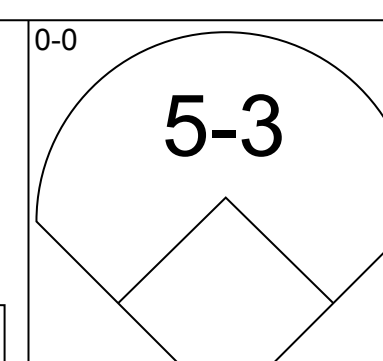
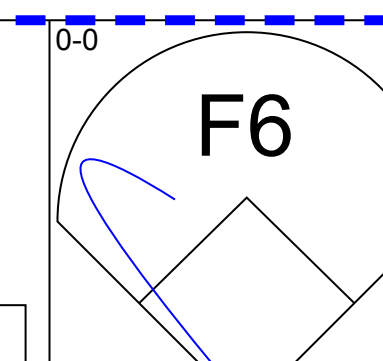
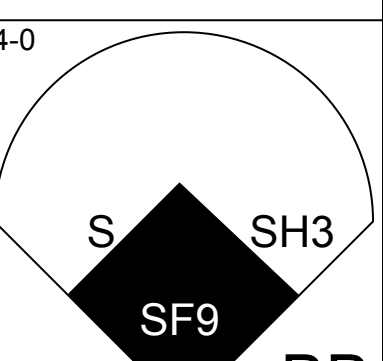
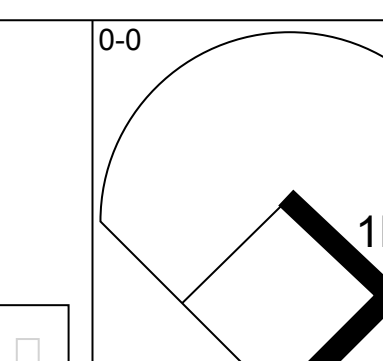
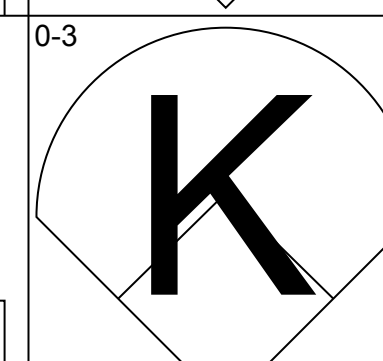
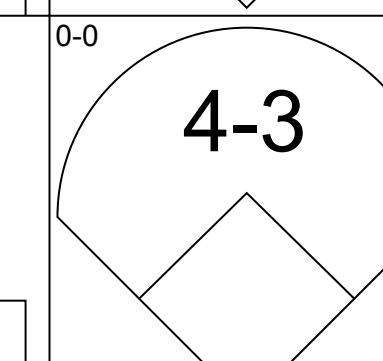
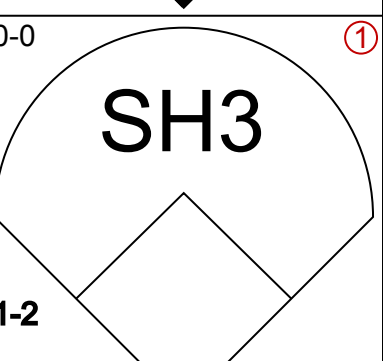
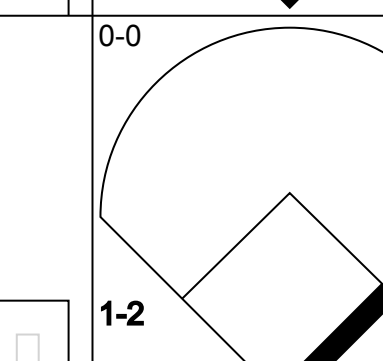
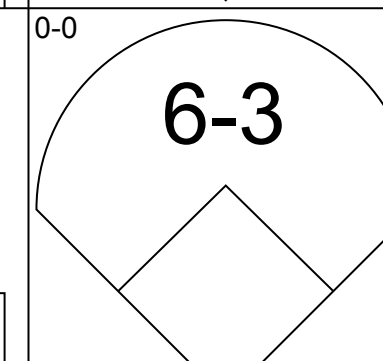
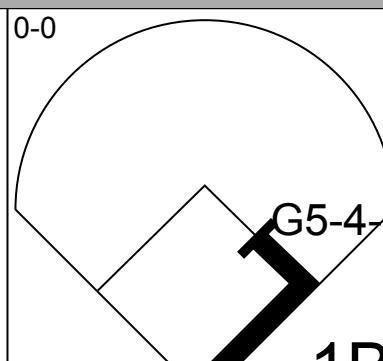
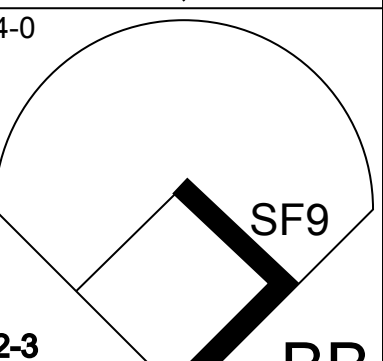
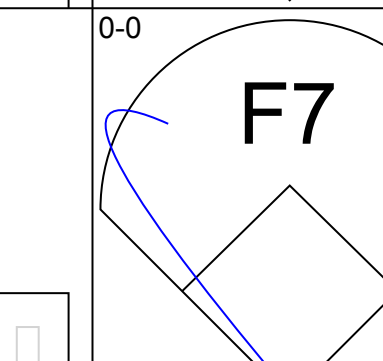
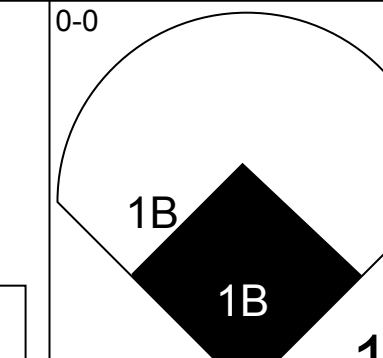
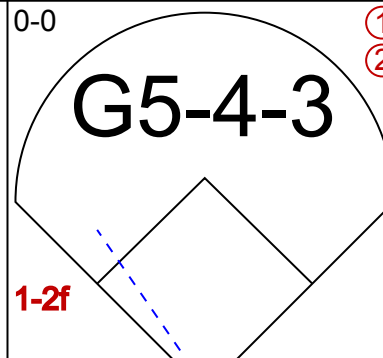
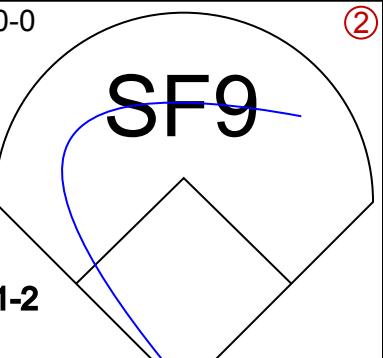
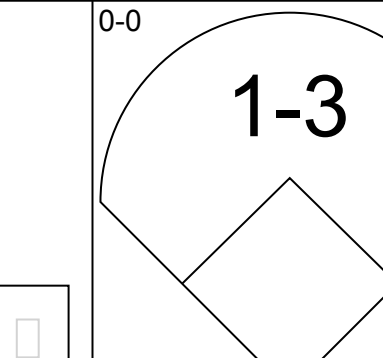
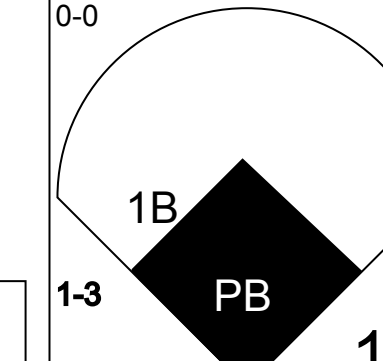
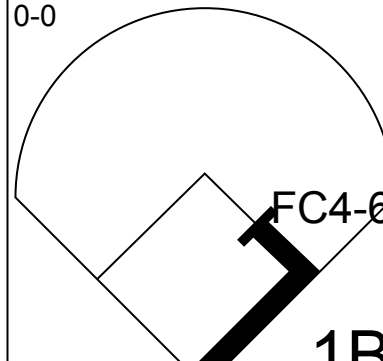
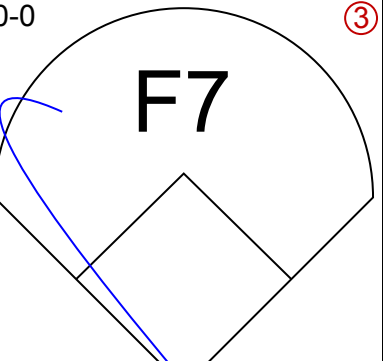
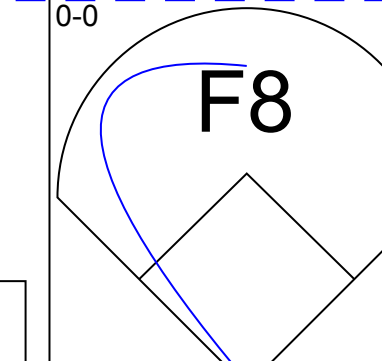
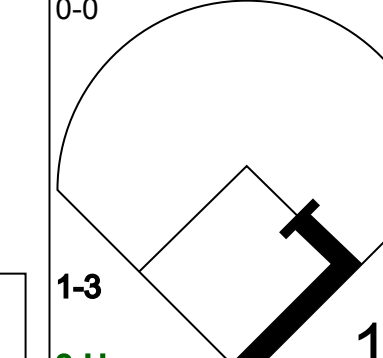
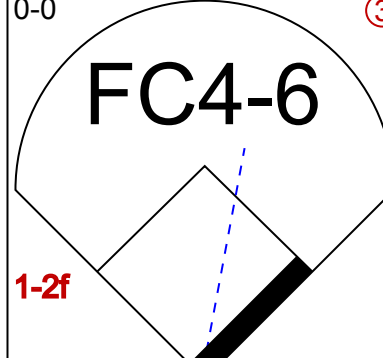
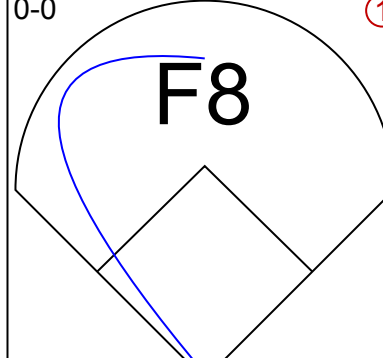
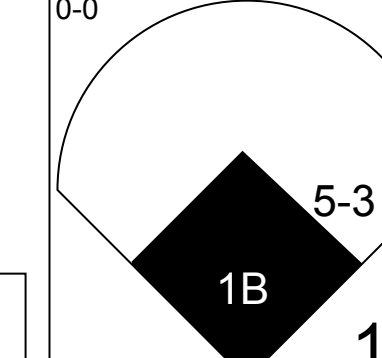
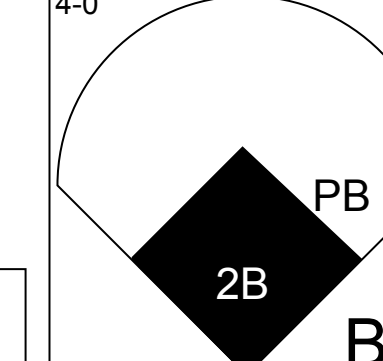
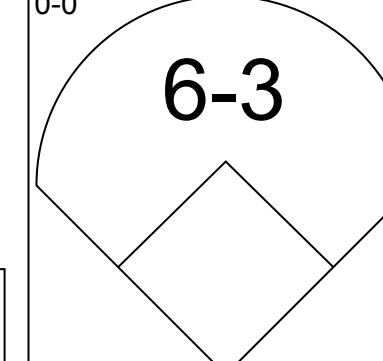
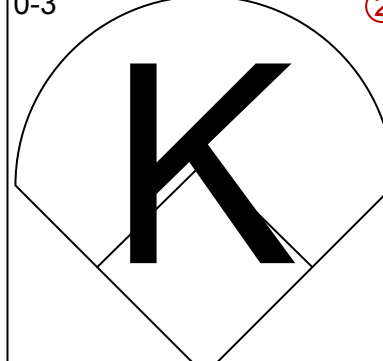
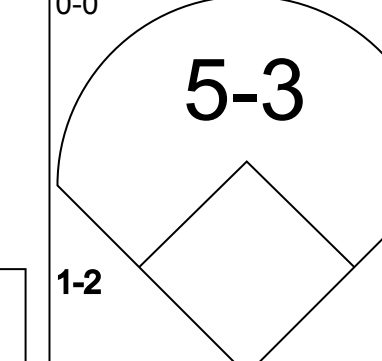
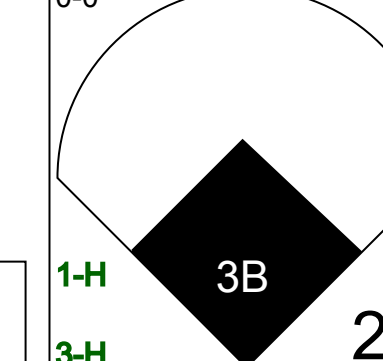
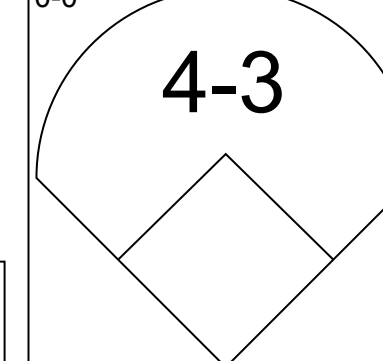
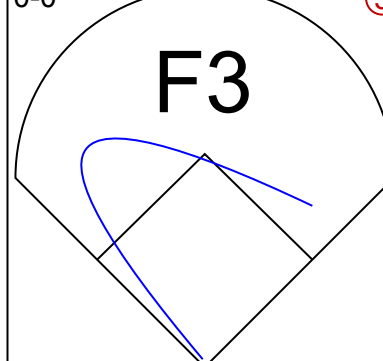
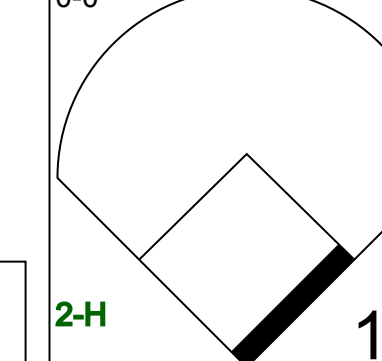
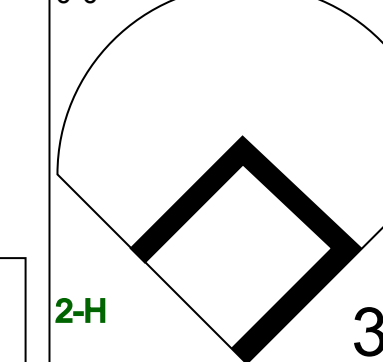
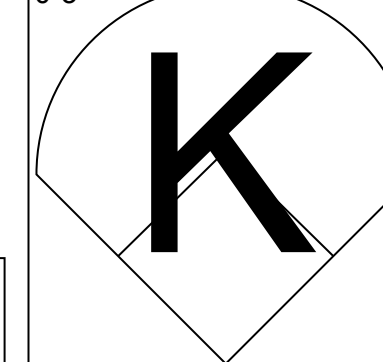
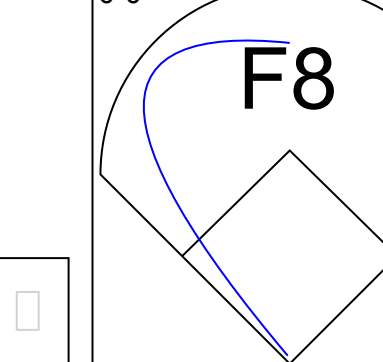
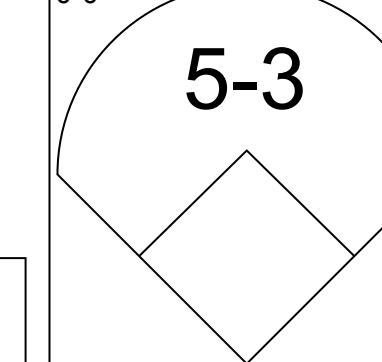
Batter	1	2	3	4	5	6	7	8	9	AB	R	H	RBI	BB	SO	LOB	BOTTOM			
Thad Bosley, L (1, 8) OBP: 0.500, SLG: 0.667										4	0	1	0	0	0	4	Oakland Athletics @ California Angels Anaheim Stadium, Anaheim, CA Mon Jul 04 1977, 6:33 AM EDT Att: 41,303 - Unknown livebaseballscorecards.com			
Jerry Remy, L (1, 4) OBP: 0.344, SLG: 0.367										4	0	1	0	0	0	5				
Don Baylor, R (1, 7) OBP: 0.316, SLG: 0.369 Rusty Torres, S (8, 7) OBP: 0.236, SLG: 0.260										4	0	0	0	0	1	2				
Tony Solaita, L (1, 3) OBP: 0.341, SLG: 0.375										4	0	2	0	0	1	1				
Bobby Bonds, R (1, 9) OBP: 0.369, SLG: 0.550										4	1	1	0	0	0	2				
Willie Aikens, L (1, 10) OBP: 0.344, SLG: 0.304 Ron Jackson, R (8, FH) OBP: 0.276, SLG: 0.352										2	1	0	0	1	2	1				
Dave Chalk, R (1, 5) OBP: 0.357, SLG: 0.373										4	1	3	1	0	0	0				
Rance Mulliniks, L (1, 6) OBP: 0.267, SLG: 0.321										3	1	3	3	0	0	0				
Andy Etchebarren, R (1, 2) OBP: 0.353, SLG: 0.267										2	0	1	0	1	0	2				
Inning Stats	R: 0 E: 0 K: 0 S: 3	H: 1 LOB: 0 BB: 0 P: 3	R: 2 E: 0 K: 0 S: 6	H: 3 LOB: 3 BB: 2 P: 14	R: 0 E: 0 K: 2 S: 8	H: 1 LOB: 1 BB: 0 P: 8	R: 2 E: 0 K: 0 S: 5	H: 3 LOB: 0 BB: 0 P: 5	R: 0 E: 0 K: 1 S: 3	H: 1 LOB: 0 BB: 0 P: 3	R: 0 E: 0 K: 1 S: 6	H: 2 LOB: 1 BB: 0 P: 6	R: 0 E: 0 K: 1 S: 6	H: 1 LOB: 0 BB: 0 P: 6	R: 0 E: 0 K: 0 S: 3	H: 0 LOB: 0 BB: 0 P: 3	1B: 10 2B: 3 3B: 0 HR: 1	SF: 0 SAC: 0 DP: 2 HBP: 0	WP: 0 PB: 0 SB: 1 CS: 2	PA: 36
PITCHER Rick Langford, R (1, 1) ERA: 3.16 Doug Bair, R (4, 1) ERA: 7.56 Bob Lacey, L (6, 1) ERA: 2.16	IP: 3.0 WLS: L BF: 18 H: 8 R: 4 ER: 4 SO: 1 BB: 0 IBB: 0 HBP: 0 BLK: 0 WP: 0 HR: 1 S: 20 P: 28 ERA: 12.00 WHIP: 3.333															PITCHER				

Batter	1	2	3	4	5	6	7	8	9	AB	R	H	RBI	BB	SO	LOB	TOP										
Matt Alexander, S (1, 6) OBP: 0.357, SLG: 0.308 Rob Picciolo, R (1, 6) OBP: 0.219, SLG: 0.228										1	0	0	0	0	1	0											
Marty Perez, R (1, 4) OBP: 0.320, SLG: 0.380										3	0	0	0	1	1	0											
Mike Jorgensen, L (1, 3) OBP: 0.340, SLG: 0.286 Rich McKinney, R (6, PH) OBP: 0.217, SLG: 0.375										1	0	1	0	0	0	0											
Wayne Gross, L (1, 5) OBP: 0.344, SLG: 0.457										4	0	0	0	0	2	2											
Manny Sanguillen, R (1, 2) OBP: 0.299, SLG: 0.340										3	0	1	0	0	0	1											
Earl Williams, R (1, 10) OBP: 0.289, SLG: 0.426										3	0	1	0	0	1	2											
Willie Crawford, L (1, 9) OBP: 0.323, SLG: 0.315										3	0	0	0	0	0	2											
Larry Murray, S (1, 7) OBP: 0.216, SLG: 0.188										2	0	0	0	1	0	1											
Tony Armas, R (1, 8) OBP: 0.290, SLG: 0.402										3	0	0	0	0	1	1											
Inning Stats	R: 0 E: 0 K: 1 S: 5	H: 1 LOB: 1 BB: 1 P: 9	R: 0 E: 0 K: 1 S: 6	H: 1 LOB: 1 BB: 0 P: 6	R: 0 E: 0 K: 2 S: 7	H: 0 LOB: 0 BB: 0 P: 7	R: 0 E: 0 K: 1 S: 5	H: 0 LOB: 1 BB: 0 P: 6	R: 0 E: 0 K: 0 S: 3	H: 0 LOB: 1 BB: 1 P: 7	R: 0 E: 0 K: 0 S: 3	H: 1 LOB: 0 BB: 0 P: 3	R: 0 E: 0 K: 0 S: 3	H: 0 LOB: 0 BB: 0 P: 3	R: 0 E: 0 K: 1 S: 5	H: 0 LOB: 0 BB: 0 P: 5	1B: 3 2B: 0 3B: 0 HR: 0	SF: 0 SAC: 0 DP: 1 HBP: 1	WP: 1 PB: 0 SB: 0 CS: 1	PA: 31							
PITCHER	IP	WLS	BF	H	R	ER	SO	BB	IBB	HBP	BLK	WP	HR	S	P	ERA	WHIP										
Wayne Simpson, R (1, 1) ERA: 4.8	5.0	W	19	2	0	0	5	2	0	0	0	1	0	26	35	0.00	0.800										
Dyar Miller, R (6, 1) ERA: 3.69	4.0	S	12	1	0	0	2	0	0	0	0	0	0	16	16	0.00	0.250										

Oakland Athletics @ California Angels
Anaheim Stadium, Anaheim, CA
Tue Jul 05 1977, 10:05 PM EDT
Att: 12,957 - Unknown

AB 28
R 0
H 3
RBI 0
BB 2
SO 7
LOB 10



Batter	1	2	3	4	5	6	7	8	9	AB	R	H	RBI	BB	SO	LOB	BOTTOM										
Gil Flores, R (1, 10) OBP: 0.335, SLG: 0.375										3	1	1	0	1	0	1											
Jerry Remy, L (1, 4) OBP: 0.344, SLG: 0.366										3	0	1	0	0	1	1											
Dave Chalk, R (1, 5) OBP: 0.359, SLG: 0.373										3	0	1	0	1	0	2											
Don Baylor, R (1, 7) OBP: 0.317, SLG: 0.369										3	1	1	1	0	0	3											
Bobby Bonds, R (1, 9) OBP: 0.371, SLG: 0.550										4	1	2	0	0	0	1											
Mario Guerrero, R (1, 6) OBP: 0.330, SLG: 0.388										4	1	2	1	0	0	1											
Ron Jackson, R (1, 3) OBP: 0.275, SLG: 0.344										3	1	0	0	1	1	1											
Rusty Torres, S (1, 8) OBP: 0.254, SLG: 0.296										4	1	2	2	0	0	0											
Andy Etchebarren, R (1, 2) OBP: 0.345, SLG: 0.306										4	0	1	1	0	1	1											
Inning Stats	R: 0 E: 0 K: 1 S: 5	H: 0 LOB: 0 BB: 0 P: 5	R: 4 E: 0 K: 0 S: 7	H: 5 LOB: 1 BB: 1 P: 11	R: 0 E: 0 K: 0 S: 4	H: 2 LOB: 1 BB: 0 P: 4	R: 0 E: 0 K: 1 S: 5	H: 0 LOB: 0 BB: 0 P: 5	R: 1 E: 0 K: 0 S: 3	H: 0 LOB: 1 BB: 2 P: 11	R: 0 E: 0 K: 0 S: 5	H: 0 LOB: 0 BB: 0 P: 5	R: 0 E: 0 K: 0 S: 5	H: 2 LOB: 2 BB: 0 P: 5	R: 1 E: 0 K: 0 S: 5	H: 2 LOB: 1 BB: 0 P: 5	1B: 9 2B: 1 3B: 1 HR: 0	SF: 1 SAC: 1 DP: 1 HBP: 0	WP: 0 PB: 1 SB: 1 CS: 0	PA: 36							
PITCHER	IP	WLS	BF	H	R	ER	SO	BB	IBB	HBP	BLK	WP	HR	S	P	ERA	WHIP										
Vida Blue, L (1, 1) ERA: 3.81	1.1	L	9	5	4	4	1	0	0	0	0	0	0	10	14	27.00	4.500										
Joe Coleman, R (2, 1) ERA: 2.66	4.2		17	2	1	1	2	2	0	0	0	0	0	19	27	1.93	0.857										
Pablo Torrealba, L (7, 1) ERA: 1.82	1.0		5	2	0	0	0	0	0	0	0	0	0	5	5	0.00	2.000										
Dave Giusti, R (8, 1) ERA: 1.96	1.0		5	2	1	1	0	0	0	0	0	0	0	5	5	9.00	2.000										

Oakland Athletics @ California Angels
Anaheim Stadium, Anaheim, CA
Tue Jul 05 1977, 10:05 PM EDT
Att: 12,957 - Unknown

AB 31
R 6
H 11
RBI 5
BB 3
SO 3
LOB 11



Batter	1	2	3	4	5	6	7	8	9	AB	R	H	RBI	BB	SO	LOB	TOP								
Thad Bosley, L (1, 8) OBP: 0.522, SLG: 0.650	0-0 F7 1B		0-0 4-3		0-3 K		0-0 SH5-3 1B		0-0 1B	5	0	3	1	0	1	2	California Angels @ Minnesota Twins Metropolitan Stadium, Bloomington, MI Wed Jul 06 1977, 8:05 PM EDT Att: 10,690 - Unknown - 77 F								
Jerry Remy, L (1, 4) OBP: 0.344, SLG: 0.366	0-0 F7		0-0 CS PB 1B		0-0 F8		0-0 SH5-3 1-2		0-0 F8	3	0	1	0	0	0	3									
Mario Guerrero, R (7, 4) OBP: 0.326, SLG: 0.384	0-0 F7		0-0 CS PB 1B		0-0 F8		0-0 SH5-3 1-2		0-0 F8	1	0	0	0	0	0	1									
Don Baylor, R (1, 7) OBP: 0.322, SLG: 0.368	4-0 1B BB		4-0 1-2 BB		0-0 F9		0-0 L8		0-0 1-3 1B	3	0	1	0	2	0	1									
Tony Solaita, L (1, 3) OBP: 0.351, SLG: 0.401	0-0 1B		0-0 CS		0-0 4-3		0-0 HR		0-0 L8	3	1	2	1	1	0	0									
Orlando Ramirez, R (8, PR) OBP: 0.077, SLG: 0.077	0-0 1B		0-0 CS		0-0 4-3		0-0 HR		0-0 L8	0	1	0	0	0	0	0									
Rusty Torres, S (8, 7) OBP: 0.250, SLG: 0.291	1-2 1B		0-0 2-3		0-0 6-3		0-0 G5-3 S 1B		0-0 L8	1	0	0	0	0	0	2									
Bobby Bonds, R (1, 9) OBP: 0.369, SLG: 0.545	0-0 F9		0-0 6-3		0-0 6-3		0-0 G5-3 S 1B		0-0 F7	4	0	1	0	0	0	3									
Willie Aikens, L (1, 10) OBP: 0.333, SLG: 0.293		0-0 1-3		0-0 3-1		0-0 4-6 BB		0-0 FC6-5 S 1B		2	0	0	0	0	0	0									
Ron Jackson, R (6, PH) OBP: 0.286, SLG: 0.348		0-0 1-3		0-0 3-1		0-0 1-2 BB		0-0 FC6-5 S 1B		1	0	1	0	1	0	0									
Dave Chalk, R (1, 5) OBP: 0.361, SLG: 0.372		0-0 G4-6-3 1B		0-0 G4-6-3		4-0 1B BB		0-0 G5-3		3	0	1	1	1	0	3									
Rance Mulliniks, L (1, 6) OBP: 0.294, SLG: 0.344		0-0 G4-6-3		0-0 G4-6-3		0-0 1-3 1B		0-0 SH3 1B		4	1	2	0	0	1	2									
Andy Etchebarren, R (1, 2) OBP: 0.333, SLG: 0.294		0-0 4-3		0-0 4-3		0-0 P4		0-0 SH3		2	0	0	0	0	0	2									
Gil Flores, R (9, PH) OBP: 0.333, SLG: 0.372		0-0 4-3		0-0 4-3		0-0 P4		0-0 SH3		1	0	0	0	0	0	0									
Inning Stats	R: 0 E: 0 K: 0 S: 4	H: 2 LOB: 2 BB: 1 P: 8	R: 0 E: 0 K: 0 S: 3	H: 1 LOB: 0 BB: 0 P: 3	R: 0 E: 0 K: 0 S: 3	H: 1 LOB: 1 BB: 1 P: 7	R: 0 E: 0 K: 0 S: 3	H: 0 LOB: 0 BB: 0 P: 3	R: 0 E: 0 K: 1 S: 6	H: 1 LOB: 2 BB: 1 P: 10	R: 1 E: 0 K: 0 S: 4	H: 2 LOB: 1 BB: 1 P: 8	R: 1 E: 0 K: 0 S: 5	H: 2 LOB: 1 BB: 0 P: 5	R: 1 E: 0 K: 1 S: 6	H: 1 LOB: 2 BB: 1 P: 10	R: 0 E: 0 K: 0 S: 5	H: 2 LOB: 2 BB: 0 P: 5	1B: 11 2B: 0 3B: 0 HR: 1	SF: 0 SAC: 2 DP: 2 HBP: 0	WP: 0 PB: 1 SB: 4 CS: 1	PA: 41			
PITCHER	IP	WLS	BF	H	R	ER	SO	BB	IBB	HBP	BLK	WP	HR	S	P	ERA	WHIP								
Pete Redfern, R (1, 1) ERA: 5.01	5.1		23	7	1	1	1	3	0	0	0	0	1	22	34	1.69	1.875								
Tom Burgmeier, L (6, 1) ERA: 3.47	1.1		6	2	1	1	0	1	0	0	0	0	0	5	9	6.75	2.250								
Tom Johnson, R (7, 1) ERA: 2.61	2.1	W	11	3	1	1	1	1	0	0	0	0	0	12	16	3.86	1.714								

Batter	1	2	3	4	5	6	7	8	9	AB	R	H	RBI	BB	SO	LOB	BOTTOM								
Lyman Bostock, L (1, 7) OBP: 0.398, SLG: 0.477	0-0 3-1		0-0 F7		0-0 L4-3			0-0 HR		4	1	1	1	0	0	1	California Angels @ Minnesota Twins Metropolitan Stadium, Bloomington, MI Wed Jul 06 1977, 8:05 PM EDT Att: 10,690 - Unknown - 77 F								
Dan Ford, R (1, 9) OBP: 0.321, SLG: 0.377	0-0 1B 2B		0-0 L9		0-0 6-3		0-0 F5		4	1	1	0	0	0	0										
Larry Hisle, R (1, 8) OBP: 0.361, SLG: 0.544	0-0 5-3		0-0 6-3		0-0 F3		0-0 G4-3 1B		4	0	1	0	0	0	1										
Craig Kusick, R (1, 3) OBP: 0.335, SLG: 0.418	0-0 2H 1B		0-0 F9		0-0 F9		0-0 G4-3		4	0	1	1	0	0	1										
Butch Wynegar, S (1, 2) OBP: 0.348, SLG: 0.393	0-0 1-3		0-0 5-3		0-0 HR		0-0 HR		3	1	1	1	0	0	1										
Roy Smalley, S (1, 6) OBP: 0.324, SLG: 0.324		0-0 F8		0-0 2B		0-0 SF7 3B		0-0 G3		3	1	2	0	0	0										
Bob Gorinski, R (1, 10) OBP: 0.165, SLG: 0.250		0-3 K		0-3 K		0-0 G3		0-0 SF7 3B		2	0	0	0	0	2										
Rod Carew, L (7, PH) OBP: 0.467, SLG: 0.611		0-0 K		0-0 K		0-0 G3		0-0 SF7 3B		1	0	0	0	0	1										
Jerry Terrell, R (1, 5) OBP: 0.291, SLG: 0.298		4-0 BB		0-0 F2		0-0 SF7		0-0 6-3		1	0	0	0	1	0										
Rich Chiles, L (7, PH) OBP: 0.331, SLG: 0.365		0-0 BB		0-0 P6		0-0 L4-3 1B		0-0 6-3		0	0	0	1	0	0										
Mike Cubbage, L (8, 5) OBP: 0.342, SLG: 0.367		0-0 BB		0-0 P6		0-0 L4-3 1B		0-0 6-3		0	0	0	0	0	0										
Luis Gomez, R (1, 4) OBP: 0.333, SLG: 0.421		0-0 P6		0-0 L4-3 1B		0-0 6-3		0-0 6-3		3	0	1	0	0	0										
Inning Stats	R: 1 E: 0 K: 0 S: 5	H: 2 LOB: 1 BB: 0 P: 5	R: 0 E: 0 K: 1 S: 5	H: 0 LOB: 1 BB: 1 P: 9	R: 0 E: 0 K: 0 S: 3	H: 0 LOB: 0 BB: 0 P: 3	R: 0 E: 0 K: 1 S: 6	H: 1 LOB: 0 BB: 0 P: 6	R: 0 E: 0 K: 0 S: 3	H: 1 LOB: 0 BB: 0 P: 3	R: 0 E: 0 K: 0 S: 3	H: 0 LOB: 0 BB: 0 P: 3	R: 2 E: 0 K: 0 S: 5	H: 2 LOB: 0 BB: 0 P: 5	R: 1 E: 0 K: 0 S: 4	H: 2 LOB: 0 BB: 0 P: 4	1B: 3 2B: 3 3B: 1 HR: 2	SF: 1 SAC: 0 DP: 2 HBP: 0	WP: 0 PB: 0 SB: 0 CS: 0	PA: 31					
PITCHER	IP	WLS	BF	H	R	ER	SO	BB	IBB	HBP	BLK	WP	HR	S	P	ERA	WHIP								
Ken Brett, L (1, 1) ERA: 4.83	6.0		24	6	3	3	2	1	0	0	0	0	1	27	31	4.50	1.167								
Paul Hartzell, R (7, 1) ERA: 3.01	2.0	L	7	2	1	1	0	0	0	0	0	0	1	7	7	4.50	1.000								

Batter	1	2	3	4	5	6	7	8	9	AB	R	H	RBI	BB	SO	LOB	TOP								
Gil Flores, R OBP: 0.335, SLG: 0.373 (1, 8)										5	0	2	0	0	0	3	California Angels @ Texas Rangers Arlington Stadium, Arlington, TX Fri Jul 08 1977, 8:05 PM EDT Att: 34,238 - Unknown								
Jerry Remy, L OBP: 0.343, SLG: 0.374 (1, 4)										5	0	1	0	0	0	3									
Don Baylor, R OBP: 0.318, SLG: 0.362 (1, 7)										5	0	1	1	0	0	2									
Tony Solaita, L OBP: 0.342, SLG: 0.404 (1, 3)										5	0	1	0	0	0	4									
Bobby Bonds, R OBP: 0.365, SLG: 0.556 (1, 9)										4	1	1	1	0	2	1									
Dave Chalk, R OBP: 0.363, SLG: 0.374 (1, 5)										4	1	1	0	0	1	0									
Ron Jackson, R OBP: 0.306, SLG: 0.378 (1, 10)										3	2	3	0	1	0	0									
Rance Mulliniks, L OBP: 0.317, SLG: 0.324 (9, PH)										2	0	0	0	1	1	2									
Mario Guerrero, R OBP: 0.316, SLG: 0.402 (7, PH)										1	0	0	0	0	0	2									
Terry Humphrey, R OBP: 0.289, SLG: 0.282 (7, PH)										2	1	2	3	0	0	0									
Ike Hampton, S OBP: 0.500, SLG: 0.714 (7, 2)										2	1	2	3	0	0	0									
Inning Stats	R: 0 E: 0 K: 0 S: 4	H: 1 LOB: 1 BB: 0 P: 4	R: 0 E: 0 K: 2 S: 8	H: 1 LOB: 0 BB: 0 P: 8	R: 0 E: 0 K: 1 S: 5	H: 1 LOB: 0 BB: 0 P: 5	R: 0 E: 0 K: 0 S: 3	H: 0 LOB: 0 BB: 0 P: 3	R: 0 E: 1 K: 2 S: 8	H: 1 LOB: 2 BB: 1 P: 12	R: 0 E: 0 K: 0 S: 3	H: 0 LOB: 0 BB: 0 P: 3	R: 2 E: 0 K: 0 S: 5	H: 2 LOB: 1 BB: 1 P: 9	R: 0 E: 0 K: 1 S: 6	H: 1 LOB: 1 BB: 0 P: 6	R: 3 E: 0 K: 0 S: 8	H: 5 LOB: 2 BB: 0 P: 8	1B: 7 2B: 4 3B: 0 HR: 1	SF: 0 SAC: 0 DP: 1 HBP: 0	WP: 1 PB: 0 SB: 0 CS: 0	PA: 40			
PITCHER	IP	WLS	BF	H	R	ER	SO	BB	IBB	HBP	BLK	WP	HR	S	P	ERA	WHIP								
Dock Ellis, R ERA: 4.29 (1, 1)	7.0	W	28	6	2	2	5	2	0	0	0	0	1	36	44	2.57	1.143								
Paul Lindblad, L ERA: 4.21 (8, 1)	1.2		11	6	3	3	1	0	0	0	0	1	0	13	13	16.20	3.600								
Darold Knowles, L ERA: 2.86 (9, 1)	0.1	S	1	0	0	0	0	0	0	0	0	0	0	1	1	0.00	0.000								

Batter	1	2	3	4	5	6	7	8	9	AB	R	H	RBI	BB	SO	LOB	BOTTOM								
Bert Campaneris, R OBP: 0.323, SLG: 0.366 (1, 6)										4	1	2	0	0	1	2	California Angels @ Texas Rangers Arlington Stadium, Arlington, TX Fri Jul 08 1977, 8:05 PM EDT Att: 34,238 - Unknown								
Claudell Washington, L OBP: 0.336, SLG: 0.438 (1, 7)										2	2	0	0	3	0	2									
Mike Hargrove, L OBP: 0.367, SLG: 0.382 (1, 3)										5	0	2	1	0	1	2									
Willie Horton, R OBP: 0.354, SLG: 0.443 (1, 10)										3	1	0	1	1	2	3									
Sandy Alomar Sr., S OBP: 0.365, SLG: 0.378 (6, PR)										1	0	1	0	0	0	0									
Dave May, L OBP: 0.313, SLG: 0.367 (1, 9)										2	2	0	1	2	0	1									
Toby Harrah, R OBP: 0.390, SLG: 0.496 (1, 5)										3	0	0	1	1	1	3									
Juan Beniquez, R OBP: 0.351, SLG: 0.436 (1, 8)										2	0	1	2	2	0	0									
Bump Wills, S OBP: 0.357, SLG: 0.412 (1, 4)										4	1	1	0	0	2	5									
Jim Sundberg, R OBP: 0.306, SLG: 0.311 (1, 2)									3	2	3	1	1	0	0										
Inning Stats	R: 3 E: 0 K: 2 S: 8	H: 2 LOB: 2 BB: 4 P: 24	R: 2 E: 0 K: 1 S: 6	H: 2 LOB: 1 BB: 1 P: 10	R: 1 E: 0 K: 0 S: 3	H: 1 LOB: 2 BB: 2 P: 11	R: 0 E: 0 K: 2 S: 8	H: 1 LOB: 0 BB: 0 P: 8	R: 0 E: 0 K: 0 S: 3	H: 0 LOB: 0 BB: 0 P: 3	R: 3 E: 1 K: 1 S: 8	H: 2 LOB: 2 BB: 2 P: 16	R: 0 E: 0 K: 1 S: 6	H: 1 LOB: 2 BB: 1 P: 10	R: 0 E: 0 K: 0 S: 4	H: 1 LOB: 1 BB: 0 P: 4	1B: 8 2B: 2 3B: 0 HR: 0	SF: 1 SAC: 2 DP: 1 HBP: 0	WP: 1 PB: 1 SB: 3 CS: 1	PA: 42					
PITCHER	IP	WLS	BF	H	R	ER	SO	BB	IBB	HBP	BLK	WP	HR	S	P	ERA	WHIP								
Nolan Ryan, R ERA: 2.71 (1, 1)	2.1	L	16	4	6	5	3	7	0	0	0	0	0	15	43	19.29	4.714								
Mike Barlow, R ERA: 8.31 (3, 1)	3.0		13	3	3	2	2	1	1	0	0	0	0	15	23	6.00	1.333								
Paul Hartzell, R ERA: 2.99 (6, 1)	0.2		4	1	0	0	1	0	0	0	0	0	0	6	6	0.00	1.500								
Gary Ross, R ERA: 5.55 (7, 1)	2.0		9	2	0	0	1	1	0	0	0	0	0	10	14	0.00	1.500								

Batter	1	2	3	4	5	6	7	8	9	AB	R	H	RBI	BB	SO	LOB	TOP			
Gil Flores, R OBP: 0.337, SLG: 0.374 (1, 8)										5	0	2	1	0	1	0	California Angels @ Texas Rangers Arlington Stadium, Arlington, TX Sat Jul 09 1977, 8:05 PM EDT Att: 17,550 - Unknown			
Jerry Remy, L OBP: 0.341, SLG: 0.372 (1, 4)										4	0	1	0	0	0	1				
Dave Chalk, R OBP: 0.365, SLG: 0.374 (1, 5)										3	0	1	1	1	0	0				
Tony Solaita, L OBP: 0.340, SLG: 0.400 (1, 3)										4	0	1	0	0	3	5				
Bobby Bonds, R OBP: 0.361, SLG: 0.548 (1, 9)										4	0	0	0	0	2	6				
Ron Jackson, R OBP: 0.304, SLG: 0.370 (1, 10)										3	0	0	0	1	0	0				
Don Baylor, R OBP: 0.317, SLG: 0.361 (1, 7)										4	1	1	0	0	0	2				
Rance Mulliniks, L OBP: 0.333, SLG: 0.366 (1, 6)										4	1	2	0	0	1	0				
Ike Hampton, S OBP: 0.412, SLG: 0.588 (1, 2)										3	0	0	0	0	1	3				
Willie Aikens, L OBP: 0.324, SLG: 0.283 (9, PH)										1	0	0	0	0	0	0				
Inning Stats	R: 0 E: 0 K: 1 S: 5	H: 0 LOB: 0 BB: 0 P: 5	R: 0 E: 0 K: 1 S: 5	H: 0 LOB: 0 BB: 0 P: 5	R: 2 E: 0 K: 2 S: 12	H: 5 LOB: 3 BB: 0 P: 12	R: 0 E: 0 K: 0 S: 4	H: 1 LOB: 1 BB: 0 P: 4	R: 0 E: 0 K: 1 S: 5	H: 0 LOB: 0 BB: 0 P: 5	R: 0 E: 0 K: 0 S: 3	H: 0 LOB: 0 BB: 0 P: 3	R: 0 E: 0 K: 1 S: 6	H: 1 LOB: 2 BB: 0 P: 10	R: 0 E: 0 K: 0 S: 3	H: 0 LOB: 0 BB: 0 P: 3	1B: 7 2B: 1 3B: 0 HR: 0	SF: 0 SAC: 0 DP: 0 HBP: 0	WP: 0 PB: 0 SB: 0 CS: 0	PA: 37
PITCHER Gaylord Perry, R ERA: 3.36 (1, 1)	IP: 9.0 WLS: W BF: 37 H: 8 R: 2 ER: 2 SO: 8 BB: 2 IBB: 0 HBP: 0 BLK: 0 WP: 0 HR: 0 S: 51 P: 59 ERA: 2.00 WHIP: 1.111															PITCHER				

Batter	1	2	3	4	5	6	7	8	9	AB	R	H	RBI	BB	SO	LOB	BOTTOM	
Bert Campaneris, R OBP: 0.328, SLG: 0.369 (1, 6)										3	2	2	1	1	0	1	California Angels @ Texas Rangers Arlington Stadium, Arlington, TX Sat Jul 09 1977, 8:05 PM EDT Att: 17,550 - Unknown	
Jim Mason, L OBP: 0.250, SLG: 0.229 (9, 6)										0	0	0	0	0	0	0		
Claudell Washington, L OBP: 0.333, SLG: 0.432 (1, 7)										5	0	1	0	0	3	6		
Mike Hargrove, L OBP: 0.367, SLG: 0.380 (1, 3)										4	0	1	2	1	0	2		
Willie Horton, R OBP: 0.333, SLG: 0.440 (1, 10)										4	0	1	0	0	0	2		
Dave May, L OBP: 0.312, SLG: 0.364 (1, 9)										4	1	1	0	0	1	4		
Toby Harrah, R OBP: 0.391, SLG: 0.493 (1, 5)										2	1	0	0	2	2	2		
Juan Beniquez, R OBP: 0.350, SLG: 0.431 (1, 8)										3	1	0	0	1	0	3		
Bump Wills, S OBP: 0.359, SLG: 0.411 (1, 4)										3	1	1	2	1	1	2		
Jim Sundberg, R OBP: 0.313, SLG: 0.309 (1, 2)										1	1	0	0	3	0	1		
Inning Stats	R: 1 E: 0 K: 0 S: 3	H: 1 LOB: 0 BB: 1 P: 7	R: 5 E: 2 K: 0 S: 9	H: 4 LOB: 2 BB: 1 P: 13	R: 1 E: 0 K: 2 S: 8	H: 1 LOB: 2 BB: 2 P: 16	R: 0 E: 0 K: 1 S: 6	H: 1 LOB: 2 BB: 1 P: 10	R: 0 E: 0 K: 1 S: 4	H: 0 LOB: 0 BB: 1 P: 8	R: 0 E: 0 K: 1 S: 5	H: 0 LOB: 1 BB: 2 P: 12	R: 0 E: 0 K: 1 S: 5	H: 0 LOB: 1 BB: 1 P: 9	1B: 7 2B: 0 3B: 0 HR: 0	SF: 0 SAC: 1 DP: 3 HBP: 0	WP: 0 PB: 0 SB: 0 CS: 0	PA: 39
PITCHER Wayne Simpson, R ERA: 4.97 (1, 1)	IP: 1.1 WLS: L BF: 12 H: 5 R: 6 ER: 2 SO: 0 BB: 2 IBB: 0 HBP: 0 BLK: 0 WP: 0 HR: 0 S: 10 P: 18 ERA: 13.50 WHIP: 5.250															PITCHER		
Dyar Miller, R ERA: 3.69 (2, 1)	IP: 4.2 WLS: L BF: 19 H: 2 R: 1 ER: 1 SO: 5 BB: 4 IBB: 0 HBP: 0 BLK: 0 WP: 0 HR: 0 S: 25 P: 41 ERA: 1.93 WHIP: 1.286															PITCHER		
Dave LaRoche, L ERA: 3.86 (7, 1)	IP: 2.0 WLS: L BF: 8 H: 0 R: 0 ER: 0 SO: 2 BB: 3 IBB: 0 HBP: 0 BLK: 0 WP: 0 HR: 0 S: 9 P: 21 ERA: 0.00 WHIP: 1.500															PITCHER		

Batter	1	2	3	4	5	6	7	8	9	AB	R	H	RBI	BB	SO	LOB	TOP					
Gil Flores, R OBP: 0.339, SLG: 0.375 (1, 8)	0-0 WP 1B		0-0 1-3		0-0 S 1B			0-3 K	0-0 F8	5	0	2	0	0	1	2						
Jerry Remy, L OBP: 0.337, SLG: 0.367 (1, 4)	0-3 K 1-2		0-0 4-3		0-0 6-3 1-2			0-0 1-3		4	0	0	0	0	1	3						
Dave Chalk, R OBP: 0.364, SLG: 0.369 (1, 5)	0-0 F6		0-0 F8			0-0 6-3		4-0 BB		3	0	0	0	1	0	1						
Tony Solaita, L OBP: 0.339, SLG: 0.396 (1, 3)	0-0 F8			0-0 F7		0-0 G1-4-3 1B		0-0 F8		4	0	1	0	0	0	2						
Bobby Bonds, R OBP: 0.360, SLG: 0.554 (1, 9)		0-0 HR		0-3 K		0-0 G1-4-3 1B			0-3 K	4	1	1	1	0	2	1						
Rance Mulliniks, L OBP: 0.347, SLG: 0.364 (1, 6)		0-0 F8		0-3 K			0-0 G6-4-3 1B		1-0 1B HBP	3	1	1	0	0	1	0						
Don Baylor, R OBP: 0.319, SLG: 0.360 (1, 7)		1-0 S HBP			0-3 K		0-0 G6-4-3 1B		0-3 K	3	0	1	0	0	2	1	AB 33					
Ron Jackson, R OBP: 0.309, SLG: 0.369 (1, 10)		0-3 K 1-3			4-0 1B BB		0-0 G6-4-3 1B		0-0 1B 1-2	3	0	1	0	1	1	3	R 2					
Terry Humphrey, R OBP: 0.286, SLG: 0.279 (7, Ph)		0-0 5-3			0-3 K		0-0 G3		0-0 1B 1-2 2-H	2	0	0	0	0	1	2	H 8					
Willie Aikens, L OBP: 0.333, SLG: 0.279 (7, Ph)										0	0	0	0	0	0	0	RBI 2					
Andy Etchebarren, R OBP: 0.323, SLG: 0.409 (9, PR)										0	0	0	0	0	0	0	BB 2					
Mario Guerrero, R OBP: 0.323, SLG: 0.409 (9, PR)										0	0	0	0	0	0	0	SO 9					
Orlando Ramirez, R OBP: 0.077, SLG: 0.077 (9, PR)										0	0	0	0	0	0	0	LOB 16					
Inning Stats	R: 0 E: 0 K: 1 S: 6	H: 1 LOB: 1 BB: 0 P: 6	R: 1 E: 0 K: 1 S: 6	H: 1 LOB: 1 BB: 0 P: 7	R: 0 E: 0 K: 0 S: 3	H: 0 LOB: 0 BB: 0 P: 3	R: 0 E: 0 K: 2 S: 7	H: 0 LOB: 0 BB: 0 P: 7	R: 0 E: 0 K: 2 S: 8	H: 1 LOB: 2 BB: 1 P: 12	R: 0 E: 0 K: 0 S: 3	H: 1 LOB: 1 BB: 0 P: 3	R: 0 E: 0 K: 0 S: 4	H: 2 LOB: 1 BB: 0 P: 4	R: 0 E: 0 K: 1 S: 5	H: 0 LOB: 1 BB: 1 P: 9	R: 1 E: 0 K: 2 S: 9	H: 2 LOB: 2 BB: 0 P: 10	1B: 7 2B: 0 3B: 0 HR: 1	SF: 0 SAC: 0 DP: 2 HBP: 2	WP: 1 PB: 0 SB: 3 CS: 0	PA: 37
PITCHER	IP	WLS	BF	H	R	ER	SO	BB	IBB	HBP	BLK	WP	HR	S	P	ERA	WHIP					
Bert Blyleven, R ERA: 2.58 (1, 1)	7.0	W	27	6	1	1	6	1	0	1	0	1	1	37	42	1.29	1.000					
Nelson Briles, R ERA: 4.31 (8, 1)	1.2		9	2	1	1	3	1	0	1	0	0	0	13	18	5.40	1.800					
Adrian Devine, R ERA: 2.47 (9, 1)	0.1	S	1	0	0	0	0	0	0	0	0	0	0	1	1	0.00	0.000					

California Angels @ Texas Rangers
Arlington Stadium, Arlington, TX
Sun Jul 10 1977, 8:05 PM EDT
Att: 14,321 - Unknown

AB 33
R 2
H 8
RBI 2
BB 2
SO 9
LOB 16



Batter	1	2	3	4	5	6	7	8	9	AB	R	H	RBI	BB	SO	LOB	BOTTOM				
Sandy Alomar Sr., S OBP: 0.351, SLG: 0.347 (1, 9)	0-0 5-3		0-0 F7	4-0 BB		0-3 K		0-0 F8		4	0	0	0	1	1	0					
Bert Campaneris, R OBP: 0.324, SLG: 0.363 (1, 6)	0-0 F9		0-0 F9	0-3 K		0-0 1-3		0-0 F9		5	0	0	0	0	1	3					
Juan Beniquez, R OBP: 0.351, SLG: 0.430 (1, 8)	0-0 BB 1B		4-0 S BB		0-0 1-3		0-0 F8			3	1	1	0	1	0	0					
Willie Horton, R OBP: 0.336, SLG: 0.439 (1, 10)	4-0 BB 1-2 BB		0-0 F9		0-0 BB 2B 1B		0-0 5-3			3	1	1	0	1	0	0					
Toby Harrah, R OBP: 0.392, SLG: 0.491 (1, 5)	0-3 K			0-0 F8 1B	4-0 BB 2B BB		0-0 F8			3	2	1	0	1	1	2					
John Ellis, R OBP: 0.296, SLG: 0.349 (1, 2)		0-3 K		0-0 F8	0-0 BB 2B		0-0 1B			4	0	2	2	0	1	1					
Jim Sundberg, R OBP: 0.313, SLG: 0.309 (7, FR)				1-2 1-H 2-H	0-0 BB 2B		0-0 2B			0	0	0	0	0	0	0					
Bump Wills, S OBP: 0.358, SLG: 0.408 (1, 4)		4-0 CS BB		0-3 K	0-3 K		0-0 1B			2	0	0	0	1	2	2	AB 31				
Dave May, L OBP: 0.316, SLG: 0.368 (6, 9)				0-0 K	0-0 K		2-3 1B			1	0	1	0	0	0	0	R 4				
Mike Hargrove, L OBP: 0.392, SLG: 0.381 (1, 3)		4-0 BB		0-0 BB 1B	0-0 BB 1B		0-3 K			2	0	1	1	1	1	3	H 8				
Claudell Washington, L OBP: 0.332, SLG: 0.429 (1, 7)		0-0 F8		0-0 BB 1B	0-0 BB 1B		0-0 4-3		0-0 B1-3	4	0	1	0	0	0	3	RBI 3				
Inning Stats	R: 0 E: 0 K: 1 S: 6	H: 1 LOB: 2 BB: 1 P: 10	R: 0 E: 0 K: 1 S: 4	H: 0 LOB: 1 BB: 2 P: 12	R: 1 E: 0 K: 0 S: 3	H: 0 LOB: 0 BB: 1 P: 7	R: 1 E: 0 K: 2 S: 10	H: 3 LOB: 3 BB: 1 P: 14	R: 2 E: 0 K: 1 S: 7	H: 2 LOB: 2 BB: 1 P: 12	R: 0 E: 0 K: 1 S: 5	H: 0 LOB: 0 BB: 0 P: 5	R: 0 E: 0 K: 1 S: 7	H: 2 LOB: 2 BB: 0 P: 7	R: 0 E: 0 K: 0 S: 3	H: 0 LOB: 0 BB: 0 P: 3	1B: 6 2B: 2 3B: 0 HR: 0	SF: 0 SAC: 0 DP: 0 HBP: 1	WP: 0 PB: 0 SB: 1 CS: 1	PA: 38	
PITCHER	IP	WLS	BF	H	R	ER	SO	BB	IBB	HBP	BLK	WP	HR	S	P	ERA	WHIP				
Ken Brett, L ERA: 4.73 (1, 1)	8.0	L	38	8	4	3	7	6	0	1	0	0	0	45	70	3.38	1.750				

California Angels @ Texas Rangers
Arlington Stadium, Arlington, TX
Sun Jul 10 1977, 8:05 PM EDT
Att: 14,321 - Unknown

AB 31
R 4
H 8
RBI 3
BB 6
SO 7
LOB 14



Batter	1	2	3	4	5	6	7	8	9	10	AB	R	H	RBI	BB	SO	LOB	TOP	
Lyman Bostock, L (1, 7) OBP: 0.398, SLG: 0.476	L7			L8			F7				5	0	2	2	0	0	0	Minnesota Twins @ California Angels Anaheim Stadium, Anaheim, CA Mon Jul 11 1977, 10:05 PM EDT Att: 30,403 - Unknown - 64 F	
Rob Wilfong, L (9, PR) OBP: 0.217, SLG: 0.284											0	0	0	0	0	0	0		
Bob Gorinski, R (9, 7) OBP: 0.182, SLG: 0.245											0	0	0	0	0	0	0		
Mike Cubbage, L (10, 5) OBP: 0.345, SLG: 0.373											0	0	0	0	0	0	0		
Dan Ford, R (1, 9) OBP: 0.342, SLG: 0.409											5	0	4	1	0	1	1		
Rod Carew, L (1, 3) OBP: 0.466, SLG: 0.602											5	0	1	0	0	0	5		
Larry Hisle, R (1, 8) OBP: 0.357, SLG: 0.536											5	1	1	0	0	4	5		
Craig Kusick, R (1, 10) OBP: 0.350, SLG: 0.419											3	1	1	1	2	1	1		
Butch Wynegar, S (1, 2) OBP: 0.352, SLG: 0.408											3	0	0	1	1	1	5		
Roy Smalley, S (1, 6) OBP: 0.327, SLG: 0.328											5	1	1	0	0	2	1		
Luis Gomez, R (1, 4) OBP: 0.364, SLG: 0.581											4	0	0	0	0	1	1		
Jerry Terrell, R (1, 5) OBP: 0.274, SLG: 0.279											5	2	1	0	0	1	2		
Inning Stats	R: 0 E: 0 K: 1 S: 6	H: 1 LOB: 1 BB: 0 P: 6	R: 3 E: 1 K: 0 S: 8	H: 4 LOB: 2 BB: 0 P: 8	R: 1 E: 0 K: 2 S: 8	H: 1 LOB: 0 BB: 0 P: 5	R: 0 E: 0 K: 1 S: 5	H: 0 LOB: 0 BB: 0 P: 3	R: 0 E: 0 K: 2 S: 6	H: 1 LOB: 1 BB: 0 P: 6	R: 0 E: 0 K: 1 S: 10	H: 3 LOB: 3 BB: 0 P: 14	R: 0 E: 0 K: 2 S: 7	H: 0 LOB: 0 BB: 0 P: 7	1B: 10 2B: 0 3B: 0 HR: 1	SF: 1 SAC: 1 DP: 0 HBP: 0	WP: 1 PB: 0 SB: 4 CS: 0	PA: 45	
PITCHER	IP WLS BF H R ER SO BB IBB HBP BLK WP HR S P ERA WHIP																		
Frank Tanana, L (1, 1) ERA: 2.15	5.1	25	7	4	2	6	0	0	0	0	1	36	40	3.38	1.312				
Dyar Miller, R (6, 1) ERA: 3.58	1.2	6	1	0	0	1	0	0	0	0	0	8	8	0.00	0.600				
Dave LaRoche, L (8, 1) ERA: 3.81	3.0	W 14	3	1	1	4	1	1	0	0	0	20	28	3.00	1.333				

Batter	1	2	3	4	5	6	7	8	9	10	AB	R	H	RBI	BB	SO	LOB	BOTTOM				
Gil Flores, R (1, 8) OBP: 0.335, SLG: 0.370	4-3										6	0	1	0	0	3	7	Minnesota Twins @ California Angels Anaheim Stadium, Anaheim, CA Mon Jul 11 1977, 10:05 PM EDT Att: 30,403 - Unknown - 64 F				
Jerry Remy, L (1, 4) OBP: 0.338, SLG: 0.366	6-3										4	1	1	0	1	0	1					
Bobby Bonds, R (1, 9) OBP: 0.360, SLG: 0.552	6-3										5	1	2	1	0	0	1					
Tony Solaita, L (1, 3) OBP: 0.335, SLG: 0.387											4	0	0	1	1	1	2					
Don Baylor, R (1, 7) OBP: 0.320, SLG: 0.359											4	1	1	0	1	0	4					
Dave Chalk, R (1, 5) OBP: 0.368, SLG: 0.379											4	2	2	2	0	0	1					
Rance Mulliniks, L (1, 6) OBP: 0.358, SLG: 0.375											4	0	2	1	0	1	1					
Ron Jackson, R (1, 10) OBP: 0.318, SLG: 0.368											3	1	1	0	2	1	1					
Terry Humphrey, R (1, 2) OBP: 0.283, SLG: 0.276											2	0	0	0	0	2	3					
Mario Guerrero, R (7, PH) OBP: 0.320, SLG: 0.404											1	0	0	0	0	0	1					
Andy Etchebarren, R (8, 2) OBP: 0.333, SLG: 0.294											0	0	0	0	0	0	0					
Willie Aikens, L (10, PH) OBP: 0.329, SLG: 0.279											0	0	0	0	1	0	0					
Ike Hampton, S (10, PR) OBP: 0.412, SLG: 0.588											0	0	0	0	0	0	0					
Inning Stats	R: 0 E: 0 K: 0 S: 3	H: 0 LOB: 0 BB: 0 P: 3	R: 0 E: 0 K: 0 S: 3	H: 0 LOB: 0 BB: 0 P: 3	R: 0 E: 0 K: 3 S: 9	H: 0 LOB: 0 BB: 0 P: 9	R: 0 E: 0 K: 1 S: 6	H: 1 LOB: 1 BB: 0 P: 6	R: 0 E: 0 K: 2 S: 10	H: 3 LOB: 3 BB: 0 P: 10	R: 0 E: 0 K: 3 S: 3	H: 2 LOB: 1 BB: 1 P: 11	R: 2 E: 0 K: 1 S: 7	H: 2 LOB: 1 BB: 0 P: 6	R: 1 E: 0 K: 1 S: 6	H: 1 LOB: 3 BB: 3 P: 18	R: 1 E: 0 K: 0 S: 1	H: 0 LOB: 0 BB: 2 P: 10	1B: 9 2B: 0 3B: 1 HR: 0	SF: 0 SAC: 2 DP: 0 HBP: 1	WP: 1 PB: 0 SB: 1 CS: 0	PA: 46
PITCHER	IP WLS BF H R ER SO BB IBB HBP BLK WP HR S P ERA WHIP																					
Pete Redfern, R (1, 1) ERA: 4.84	6.0	25	8	3	2	2	1	0	0	0	0	36	40	3.00	1.167							
Tom Johnson, R (7, 1) ERA: 2.97	1.2	8	3	2	2	1	0	0	0	0	0	10	10	10.80	1.800							
Tom Burgmeier, L (8, 1) ERA: 3.43	0.1	1	0	0	0	0	0	0	0	0	0	1	1	0.00	0.000							
Ron Schueler, R (9, 1) ERA: 5.0	0.2	5	1	1	1	1	2	0	0	0	0	5	13	13.50	4.500							
Bill Butler, L (9, 1) ERA: 6.86	0.0	1	0	0	0	0	1	0	0	0	0	0	4	∞	∞							
PITCHER	IP WLS BF H R ER SO BB IBB HBP BLK WP HR S P ERA WHIP																					
Dave Johnson, R (9, 1) ERA: 4.98	0.2	L 6	0	1	1	0	1	1	0	0	1	1	1	0	1	13.50	1.500					

Batter	1	2	3	4	5	6	7	8	9	AB	R	H	RBI	BB	SO	LOB	TOP			
Larry Hisle, R OBP: 0.353, SLG: 0.530	0-0 6-3		0-0 P4			0-0 F9		0-3 K		4	0	0	0	0	1	1	Minnesota Twins @ California Angels Anaheim Stadium, Anaheim, CA Tue Jul 12, 1977, 10:05 PM EDT Att: 16,117 - Unknown - 65 F			
Rod Carew, L OBP: 0.461, SLG: 0.595	0-0 6-3		0-3 K			0-3 K		0-0 F8		4	0	0	0	0	2	1				
Glenn Adams, L OBP: 0.415, SLG: 0.491	0-0 1B			0-0 G4-6-3 1B		0-0 6-3			0-3 K	4	0	2	0	0	1	0				
Butch Wynegar, S OBP: 0.357, SLG: 0.402	0-0 4-3			0-0 G4-6-3 1-2			0-0 4-3		0-0 F7	4	0	0	0	0	0	2				
Rich Chiles, L OBP: 0.328, SLG: 0.364		0-0 F8		0-0 P6			4-0 1B BB		0-0 L7	3	0	0	0	1	0	0				
Mike Cabbage, L OBP: 0.348, SLG: 0.374		4-0 BB			0-0 3-1		0-0 1-3 1B			2	0	1	0	1	0	0				
Roy Smalley, S OBP: 0.324, SLG: 0.325		0-3 K			0-3 K		0-3 K			3	0	0	0	0	3	2				
Dan Ford, R OBP: 0.346, SLG: 0.409		0-0 P4			0-0 1B			4-0 BB		2	0	1	0	1	0	1				
Rob Wilfong, L OBP: 0.311, SLG: 0.278			0-0 4-3			0-0 4-3		0-3 K 1-2		3	0	0	0	0	1	2				
Inning Stats	R: 0 E: 0 K: 0 S: 4	H: 1 LOB: 1 BB: 0 P: 4	R: 0 E: 0 K: 1 S: 5	H: 0 LOB: 1 BB: 1 P: 9	R: 0 E: 0 K: 1 S: 5	H: 0 LOB: 0 BB: 0 P: 5	R: 0 E: 0 K: 0 S: 3	H: 1 LOB: 0 BB: 0 P: 3	R: 0 E: 0 K: 1 S: 6	H: 1 LOB: 1 BB: 0 P: 6	R: 0 E: 0 K: 1 S: 5	H: 1 LOB: 1 BB: 1 P: 9	R: 0 E: 0 K: 2 S: 7	H: 0 LOB: 1 BB: 1 P: 11	R: 0 E: 0 K: 1 S: 5	H: 0 LOB: 0 BB: 0 P: 5	1B: 4 2B: 0 3B: 0 HR: 0	SF: 0 SAC: 0 DP: 1 HBP: 0	WP: 0 PB: 0 CS: 1	PA: 32
PITCHER Nolan Ryan, R ERA: 2.58	IP: 9.0 WLS: W BF: 32 H: 4 R: 0 ER: 0 SO: 8 BB: 3 IBB: 0 HBP: 0 BLK: 0 WP: 0 HR: 0 S: 45 P: 57 ERA: 0.00 WHIP: 0.778															PITCHER				

AB	29
R	0
H	4
RBI	0
BB	3
SO	8
LOB	9



Batter	1	2	3	4	5	6	7	8	9	AB	R	H	RBI	BB	SO	LOB	BOTTOM			
Gil Flores, R OBP: 0.344, SLG: 0.371	4-0 S SH E BB		0-0 G3			0-0 SH1-3 1B		4-0 G6-3 BB		2	2	1	0	2	0	0	Minnesota Twins @ California Angels Anaheim Stadium, Anaheim, CA Tue Jul 12, 1977, 10:05 PM EDT Att: 16,117 - Unknown - 65 F			
Jerry Remy, L OBP: 0.336, SLG: 0.363	0-0 SH E S 1-2		0-0 4-3			0-0 SH1-3 1-2		0-0 G6-3 1-2		2	1	0	0	0	1					
Bobby Bonds, R OBP: 0.362, SLG: 0.551	0-3 K 1-2 2-3		0-0 4-3			0-0 CS S 1B 2-H		0-0 1B		4	0	2	1	0	1	2				
Tony Solaita, L OBP: 0.338, SLG: 0.386	0-0 E3 2-H 3-H			0-0 G6-4-3 1B		4-0 1-3 BB BB		0-0 4-3		3	0	1	1	1	0	1				
Don Baylor, R OBP: 0.320, SLG: 0.356	0-0 P4			0-0 G6-4-3 1-2		4-0 1-2 BB				2	0	0	0	1	0	2				
Dave Chalk, R OBP: 0.364, SLG: 0.375	0-0 P6			0-0 5-3		0-0 F3				3	0	0	0	0	3					
Rance Mulliniks, L OBP: 0.339, SLG: 0.353		0-0 L8			0-0 6-3		0-0 F2			3	0	0	0	0	0	0				
Ron Jackson, R OBP: 0.319, SLG: 0.363		4-0 G1-6-3 BB			0-3 K		0-0 F9			2	0	0	0	1	1	0				
Terry Humphrey, R OBP: 0.279, SLG: 0.272		0-0 G1-6-3 1-2			0-3 K		0-0 6-3			3	0	0	0	0	1	1				
Inning Stats	R: 2 E: 2 K: 1 S: 7	H: 0 LOB: 1 BB: 1 P: 11	R: 0 E: 0 K: 0 S: 2	H: 0 LOB: 0 BB: 1 P: 6	R: 0 E: 0 K: 0 S: 3	H: 0 LOB: 0 BB: 0 P: 3	R: 0 E: 0 K: 0 S: 3	H: 1 LOB: 0 BB: 0 P: 3	R: 0 E: 0 K: 2 S: 7	H: 0 LOB: 0 BB: 0 P: 7	R: 1 E: 0 K: 0 S: 4	H: 2 LOB: 2 BB: 2 P: 12	R: 0 E: 0 K: 0 S: 3	H: 0 LOB: 0 BB: 0 P: 3	R: 0 E: 0 K: 0 S: 3	H: 1 LOB: 1 BB: 1 P: 7	1B: 4 2B: 0 3B: 0 HR: 0	SF: 0 SAC: 2 DP: 3 HBP: 0	WP: 0 PB: 0 CS: 1	PA: 31
PITCHER Paul Thordogard, R ERA: 4.0	IP: 8.0 WLS: L BF: 31 H: 4 R: 3 ER: 1 SO: 3 BB: 5 IBB: 0 HBP: 0 BLK: 0 WP: 0 HR: 0 S: 32 P: 52 ERA: 1.12 WHIP: 1.125															PITCHER				

AB	24
R	3
H	4
RBI	2
BB	5
SO	3
LOB	10



Batter	1	2	3	4	5	6	7	8	9	AB	R	H	RBI	BB	SO	LOB	TOP										
Mike Cabbage, L (1.5) OBP: 0.346, SLG: 0.370	E8 4-3 1B		4-3		F8 1-2		F5 1-2		K	5	1	1	0	0	1	3											
Roy Smalley, S (1.6) OBP: 0.325, SLG: 0.324	4-3			4-3		SH1-4 1B		G6-4-3 BB	F7	4	0	1	1	1	0	1											
Rod Carew, L (1.3) OBP: 0.459, SLG: 0.591	4-3			6-3		SH1-4 1B		G6-4-3 1-2		4	0	1	0	0	0	1											
Butch Wynegar, S (1.2) OBP: 0.357, SLG: 0.401	F8			F8		SH1-4		1B HR		3	1	1	0	0	0	0											
Lyman Bostock, L (1.7) OBP: 0.402, SLG: 0.478		K				2B 1B		1B HR		3	2	2	0	1	1	0											
Larry Hisle, R (1.8) OBP: 0.354, SLG: 0.541	4-3				4-3 SF9 2B		F9	1B HR		4	2	2	4	0	0	3											
Glenn Adams, L (1.10) OBP: 0.402, SLG: 0.473	4-3				4-3		3-1	F8		4	0	0	0	0	0	4											
Dan Ford, R (1.9) OBP: 0.341, SLG: 0.405				F8		SF9		K	F9	3	0	0	1	0	1	0											
Rob Wilfong, L (1.4) OBP: 0.321, SLG: 0.294			K			S HBP		CS BB		2	0	1	0	1	1	0											
Inning Stats	R: 1 E: 1 K: 0 S: 4	H: 1 LOB: 0 BB: 0 P: 4	R: 0 E: 0 K: 1 S: 5	H: 0 LOB: 0 BB: 0 P: 5	R: 0 E: 0 K: 1 S: 5	H: 0 LOB: 0 BB: 0 P: 5	R: 0 E: 0 K: 0 S: 3	H: 0 LOB: 0 BB: 0 P: 3	R: 2 E: 0 K: 0 S: 5	H: 2 LOB: 1 BB: 0 P: 6	R: 0 E: 0 K: 0 S: 5	H: 2 LOB: 3 BB: 1 P: 9	R: 0 E: 0 K: 1 S: 4	H: 0 LOB: 0 BB: 1 P: 8	R: 3 E: 0 K: 0 S: 5	H: 3 LOB: 0 BB: 1 P: 9	R: 0 E: 0 K: 1 S: 6	H: 1 LOB: 1 BB: 0 P: 6	1B: 6 2B: 1 3B: 1 HR: 1	SF: 1 SAC: 1 DP: 1 HBP: 1	WP: 0 PA: 38 CS: 1						
PITCHER	IP	WLS	BF	H	R	ER	SO	BB	IBB	HBP	BLK	WP	HR	S	P	ERA	WHIP										
Paul Hartzell, R (1.1) ERA: 3.03	5.0		21	5	3	2	2	0	0	1	0	0	0	24	25	3.60	1.000										
Wayne Simpson, R (6.1) ERA: 5.11	3.1	L	15	4	3	3	1	2	1	0	0	0	1	14	26	8.10	1.800										
Dave LaRoche, L (9.1) ERA: 3.76	0.2		2	0	0	0	1	0	0	0	0	0	0	4	4	0.00	0.000										

Minnesota Twins @ California Angels
Anaheim Stadium, Anaheim, CA
Wed Jul 13 1977, 10:05 PM EDT
Att: 15,276 - Unknown - 66 F

AB 32
R 6
H 9
RBI 6
BB 3
SO 4
LOB 12



Batter	1	2	3	4	5	6	7	8	9	AB	R	H	RBI	BB	SO	LOB	BOTTOM										
Gil Flores, R (1.8) OBP: 0.337, SLG: 0.363	5-3		K		E6 2-3		6-3			4	0	0	1	0	1	3											
Jerry Remy, L (1.4) OBP: 0.335, SLG: 0.368	4-3			SF7 3B	L8		4-3			4	1	1	0	0	0	4											
Bobby Bonds, R (1.9) OBP: 0.361, SLG: 0.546	6-3			S BB		3-1		6-3		3	0	0	0	1	0	0											
Tony Solaita, L (1.3) OBP: 0.337, SLG: 0.385		4-3		SF7 1-2 3-H		K		G5-4-3 1B		3	0	1	1	0	1	0											
Don Baylor, R (1.7) OBP: 0.320, SLG: 0.355				6-3		5-3		G5-4-3 1-2		4	0	1	0	0	0	2											
Dave Chalk, R (1.5) OBP: 0.359, SLG: 0.369		K2-3		K			E1 PB 1B		6-3	4	1	0	0	0	2	2											
Rance Mulliniks, L (1.6) OBP: 0.333, SLG: 0.345			K		F7		L7		G6-4-3 1B	4	0	1	0	0	1	1											
Ron Jackson, R (1.10) OBP: 0.317, SLG: 0.356		E5 FC6-4			6-3		1B 6-3 BB		G6-4-3 1-2	3	1	0	0	1	0	1											
Terry Humphrey, R (1.2) OBP: 0.281, SLG: 0.280					FC6-4		E 2B			2	0	1	0	0	0	1											
Mario Guerrero, R (7. PH) OBP: 0.327, SLG: 0.411										1	0	1	1	0	0	0											
Orlando Ramirez, R (7. PR) OBP: 0.077, SLG: 0.077										0	0	0	0	0	0	0											
Andy Etchebarren, R (8.2) OBP: 0.333, SLG: 0.294										0	0	0	0	0	0	0											
Inning Stats	R: 0 E: 0 K: 0 S: 3	H: 0 LOB: 0 BB: 0 P: 3	R: 0 E: 0 K: 1 S: 5	H: 1 LOB: 0 BB: 0 P: 5	R: 0 E: 1 K: 2 S: 8	H: 0 LOB: 1 BB: 0 P: 8	R: 1 E: 0 K: 1 S: 6	H: 1 LOB: 1 BB: 1 P: 10	R: 0 E: 1 K: 0 S: 5	H: 1 LOB: 2 BB: 0 P: 5	R: 0 E: 0 K: 1 S: 5	H: 0 LOB: 0 BB: 0 P: 5	R: 2 E: 1 K: 0 S: 5	H: 1 LOB: 2 BB: 1 P: 9	R: 0 E: 0 K: 0 S: 3	H: 1 LOB: 0 BB: 0 P: 3	R: 0 E: 0 K: 0 S: 3	H: 1 LOB: 0 BB: 0 P: 3	1B: 4 2B: 1 3B: 1 HR: 0	SF: 1 SAC: 0 DP: 2 HBP: 0	WP: 0 PA: 35 CS: 1						
PITCHER	IP	WLS	BF	H	R	ER	SO	BB	IBB	HBP	BLK	WP	HR	S	P	ERA	WHIP										
Dave Goltz, R (1.1) ERA: 3.67	9.0	W	35	6	3	1	5	2	0	0	0	0	0	43	51	1.00	0.889										

Minnesota Twins @ California Angels
Anaheim Stadium, Anaheim, CA
Wed Jul 13 1977, 10:05 PM EDT
Att: 15,276 - Unknown - 66 F

AB 32
R 3
H 6
RBI 3
BB 2
SO 5
LOB 14



Batter	1	2	3	4	5	6	7	8	9	AB	R	H	RBI	BB	SO	LOB	TOP								
Julio Cruz, S OBP: 0.341, SLG: 0.436 (1,4)										4	2	2	1	0	0	1									
Dave Collins, S OBP: 0.286, SLG: 0.253 (1,7)										3	0	2	0	0	0	0									
Bill Stein, R OBP: 0.293, SLG: 0.411 (1,5)										4	0	1	1	0	0	2									
Leroy Stanton, R OBP: 0.321, SLG: 0.484 (1,9)										4	0	2	1	0	0	2									
Ruppert Jones, L OBP: 0.323, SLG: 0.480 (1,8)										4	0	0	0	0	2	3									
Juan Bernhardt, R OBP: 0.306, SLG: 0.414 (1,10)										4	1	1	0	0	2	0									
Dan Meyer, L OBP: 0.318, SLG: 0.413 (1,3)										4	0	1	0	0	0	0									
Larry Milbourne, S OBP: 0.240, SLG: 0.264 (1,6)										2	0	0	1	0	0	0									
Craig Reynolds, L OBP: 0.245, SLG: 0.271 (7,6)										1	0	0	0	0	0	0									
Larry Cox, R OBP: 0.333, SLG: 0.333 (1,2)										3	1	1	0	0	0	1									
Inning Stats	R: 1 E: 0 K: 1 S: 7	H: 2 LOB: 1 BB: 7 P: 7	R: 1 E: 0 K: 0 S: 5	H: 2 LOB: 1 BB: 0 P: 5	R: 0 E: 0 K: 0 S: 4	H: 1 LOB: 1 BB: 0 P: 4	R: 0 E: 0 K: 0 S: 3	H: 0 LOB: 0 BB: 0 P: 3	R: 2 E: 0 K: 0 S: 5	H: 4 LOB: 0 BB: 0 P: 5	R: 0 E: 0 K: 0 S: 5	H: 0 LOB: 0 BB: 0 P: 5	R: 0 E: 0 K: 0 S: 3	H: 0 LOB: 0 BB: 0 P: 3	R: 0 E: 1 K: 1 S: 6	H: 1 LOB: 1 BB: 0 P: 6	R: 0 E: 0 K: 1 S: 5	H: 0 LOB: 0 BB: 0 P: 5	R: 0 E: 0 K: 1 S: 5	H: 0 LOB: 0 BB: 0 P: 5	1B: 6 2B: 3 3B: 2 HR: 0	SF: 1 SAC: 1 DP: 0 HBP: 0	WP: 0 PB: 0 SB: 1 CS: 1	PA: 35	
PITCHER	IP	WLS	BF	H	R	ER	SO	BB	IBB	HBP	BLK	WP	HR	S	P	ERA	WHIP								
Ken Brett, L ERA: 4.87 (1,1)	4.0	L	21	9	4	4	1	0	0	0	0	0	0	23	23	9.00	2.250								
Dyar Miller, R ERA: 3.39 (5,1)	3.0		7	0	0	0	1	0	0	0	0	0	0	9	9	0.00	0.000								
Dave LaRoche, L ERA: 3.63 (8,1)	2.0		7	1	0	0	2	0	0	0	0	0	0	11	11	0.00	0.500								

Seattle Mariners @ California Angels
Anaheim Stadium, Anaheim, CA
Thu Jul 14, 1977, 10:05 PM EDT
Att: 11,400 - Unknown


AB	33
R	4
H	10
RBI	4
BB	0
SO	4
LOB	9



Batter	1	2	3	4	5	6	7	8	9	AB	R	H	RBI	BB	SO	LOB	BOTTOM								
Gil Flores, R OBP: 0.330, SLG: 0.354 (1,8)										4	0	0	0	0	0	0									
Jerry Remy, L OBP: 0.331, SLG: 0.364 (1,4)										4	0	0	0	0	0	0									
Bobby Bonds, R OBP: 0.359, SLG: 0.542 (1,9)										4	0	1	0	0	2	0									
Tony Solaita, L OBP: 0.335, SLG: 0.382 (1,3)										4	1	1	0	0	2	1									
Don Baylor, R OBP: 0.323, SLG: 0.354 (1,7)										1	0	0	0	2	0	0									
Rance Mulliniks, L OBP: 0.339, SLG: 0.351 (1,6)										2	0	1	0	0	1	0									
Ron Jackson, R OBP: 0.311, SLG: 0.351 (1,5)										2	0	0	1	0	0	2									
Danny Goodwin, L (1,10)										3	0	0	0	0	1	1									
Andy Etchebarren, R OBP: 0.322, SLG: 0.283 (1,1)										2	0	0	0	0	0	0									
Mario Guerrero, R OBP: 0.323, SLG: 0.406 (8, PH)										1	0	0	0	0	1	0									
Terry Humphrey, R OBP: 0.281, SLG: 0.280 (9,2)										0	0	0	0	0	0	0									
Inning Stats	R: 0 E: 0 K: 1 S: 5	H: 0 LOB: 0 BB: 0 P: 5	R: 1 E: 0 K: 0 S: 4	H: 1 LOB: 1 BB: 1 P: 8	R: 0 E: 0 K: 0 S: 3	H: 0 LOB: 0 BB: 0 P: 3	R: 0 E: 0 K: 1 S: 6	H: 2 LOB: 2 BB: 1 P: 10	R: 0 E: 0 K: 0 S: 3	H: 0 LOB: 0 BB: 0 P: 3	R: 0 E: 0 K: 0 S: 3	H: 0 LOB: 0 BB: 0 P: 3	R: 0 E: 0 K: 1 S: 5	H: 0 LOB: 0 BB: 0 P: 5	R: 0 E: 0 K: 2 S: 7	H: 0 LOB: 0 BB: 0 P: 7	R: 0 E: 0 K: 2 S: 7	H: 0 LOB: 0 BB: 0 P: 7	R: 0 E: 0 K: 2 S: 7	H: 0 LOB: 0 BB: 0 P: 7	1B: 3 2B: 0 3B: 0 HR: 0	SF: 1 SAC: 1 DP: 0 HBP: 0	WP: 0 PB: 0 SB: 0 CS: 1	PA: 31	
PITCHER	IP	WLS	BF	H	R	ER	SO	BB	IBB	HBP	BLK	WP	HR	S	P	ERA	WHIP								
Dick Pole, R ERA: 4.12 (1,1)	6.0	W	22	3	1	1	2	2	0	0	0	0	0	24	32	1.50	0.833								
Enrique Romo, R ERA: 1.82 (7,1)	3.0	S	9	0	0	0	5	0	0	0	0	0	0	19	19	0.00	0.000								

Seattle Mariners @ California Angels
Anaheim Stadium, Anaheim, CA
Thu Jul 14, 1977, 10:05 PM EDT
Att: 11,400 - Unknown

AB	27
R	1
H	3
RBI	1
BB	2
SO	7
LOB	4



Batter	1	2	3	4	5	6	7	8	9	AB R H RBI BB SO LOB	TOP												
Julio Cruz, S OBP: 0.326, SLG: 0.409 (1, 4)	F7				4-3				6-3	5 0 1 0 0 1 2	Seattle Mariners @ California Angels Anaheim Stadium, Anaheim, CA Fri Jul 15 1977, 10:05 PM EDT Att: 11,383 - Unknown												
Dave Collins, S OBP: 0.286, SLG: 0.251 (1, 7)	1B	F8		L4		FC4			F7	5 1 1 0 0 0 4													
Dan Meyer, L OBP: 0.319, SLG: 0.414 (1, 3)	1B	SF7		G3					F5	4 1 2 1 0 0 0													
Ruppert Jones, L OBP: 0.319, SLG: 0.474 (1, 8)	K	G3			4-3				K	4 0 0 0 0 2 4													
Leroy Stanton, R OBP: 0.328, SLG: 0.516 (1, 9)	HR			HR		E6				4 2 3 4 0 0 0													
Steve Braun, L OBP: 0.348, SLG: 0.304 (1, 10)	1B			HBP		G4-6-3			K	3 1 1 0 0 1 2													
Bill Stein, R OBP: 0.292, SLG: 0.409 (1, 5)	1B			G4-3		F9			5-3	4 0 1 0 0 0 1													
Bob Stinson, S OBP: 0.383, SLG: 0.402 (1, 2)	K			BB					3-1	3 0 1 0 1 1 1													
Craig Reynolds, L OBP: 0.248, SLG: 0.274 (1, 6)		F8		FC6-4					G3	4 1 2 0 0 0 1													
Inning Stats	R: 4 E: 0 K: 2 S: 12	H: 5 LOB: 1 BB: 0 P: 12	R: 1 E: 0 K: 0 S: 5	H: 2 LOB: 1 BB: 0 P: 5	R: 1 E: 0 K: 0 S: 3	H: 1 LOB: 1 BB: 1 P: 8	R: 0 E: 0 K: 0 S: 3	H: 0 LOB: 0 BB: 0 P: 3	R: 0 E: 1 K: 0 S: 3	H: 2 LOB: 0 BB: 0 P: 3	R: 0 E: 0 K: 1 S: 8	H: 2 LOB: 1 BB: 0 P: 8	R: 0 E: 0 K: 0 S: 3	H: 0 LOB: 0 BB: 0 P: 3	R: 0 E: 0 K: 0 S: 3	H: 0 LOB: 0 BB: 0 P: 3	R: 0 E: 0 K: 0 S: 3	H: 0 LOB: 0 BB: 0 P: 3	1B: 10 2B: 0 3B: 0 HR: 2	SF: 1 SAC: 0 DP: 2 HBP: 1	WP: 0 PB: 0 SB: 3 CS: 0	PA: 39	
PITCHER	IP WLS BF H R ER SO BB IBB HBP BLK WP HR S P ERA WHIP											PITCHER	IP WLS BF H R ER SO BB IBB HBP BLK WP HR S P ERA WHIP										
Gary Nolan, R ERA: 6.15 (1, 1)	2.0 L 14 8 6 6 2 0 0 0 0 0 0 2 18 18 27.00 4.000																						
Mike Barlow, R ERA: 3.48 (3, 1)	6.0 22 4 0 0 3 1 0 1 0 0 0 0 26 31 0.00 0.833																						
Dyar Miller, R ERA: 3.34 (9, 1)	1.0 3 0 0 0 0 0 0 0 0 0 0 0 3 3 0.00 0.000																						

AB	36
R	6
H	12
RBI	5
BB	1
SO	5
LOB	15



Batter	1	2	3	4	5	6	7	8	9	AB R H RBI BB SO LOB	BOTTOM												
Rusty Torres, S OBP: 0.235, SLG: 0.258 (1, 8)	K					G6-4-3			F7	4 0 0 0 0 2 2	Seattle Mariners @ California Angels Anaheim Stadium, Anaheim, CA Fri Jul 15 1977, 10:05 PM EDT Att: 11,383 - Unknown												
Jerry Remy, L OBP: 0.333, SLG: 0.365 (1, 4)					FC4-6					4 0 2 0 0 0 1													
Bobby Bonds, R OBP: 0.358, SLG: 0.539 (1, 9)	G5-4-3				F5				F8	4 1 1 0 0 0 2													
Ron Jackson, R OBP: 0.304, SLG: 0.342 (1, 3)					F8				5-3	4 0 0 0 0 0 2													
Don Baylor, R OBP: 0.325, SLG: 0.356 (1, 7)					F2				F4	4 1 2 0 0 0 0													
Dave Chalk, R OBP: 0.358, SLG: 0.367 (1, 5)									F6	4 0 1 1 0 0 1													
Mario Guerrero, R OBP: 0.320, SLG: 0.400 (1, 10)										4 0 1 1 0 0 2													
Rance Mulliniks, L OBP: 0.318, SLG: 0.328 (1, 6)					F8				F7	4 0 0 0 0 0 3													
Terry Humphrey, R OBP: 0.286, SLG: 0.286 (1, 2)									F6	3 0 2 0 0 0 2													
Inning Stats	R: 0 E: 0 K: 1 S: 5	H: 1 LOB: 0 BB: 0 P: 5	R: 0 E: 0 K: 0 S: 4	H: 1 LOB: 1 BB: 0 P: 4	R: 0 E: 0 K: 1 S: 6	H: 1 LOB: 1 BB: 0 P: 6	R: 0 E: 0 K: 0 S: 3	H: 0 LOB: 0 BB: 0 P: 3	R: 0 E: 0 K: 0 S: 3	H: 1 LOB: 0 BB: 0 P: 3	R: 2 E: 2 K: 0 S: 7	H: 3 LOB: 2 BB: 0 P: 7	R: 0 E: 0 K: 0 S: 4	H: 1 LOB: 1 BB: 0 P: 4	R: 0 E: 0 K: 0 S: 4	H: 1 LOB: 1 BB: 0 P: 4	1B: 9 2B: 0 3B: 0 HR: 0	SF: 0 SAC: 0 DP: 2 HBP: 0	WP: 0 PB: 0 SB: 0 CS: 0	PA: 35			
PITCHER	IP WLS BF H R ER SO BB IBB HBP BLK WP HR S P ERA WHIP											PITCHER	IP WLS BF H R ER SO BB IBB HBP BLK WP HR S P ERA WHIP										
Tom House, L ERA: 5.33 (1, 1)	7.0 W 27 7 2 1 2 0 0 0 0 0 0 0 31 31 1.29 1.000																						
John Montague, R ERA: 5.14 (8, 1)	2.0 8 2 0 0 0 0 0 0 0 0 0 0 8 8 0.00 1.000																						


AB	35
R	2
H	9
RBI	2
BB	0
SO	2
LOB	15



Batter	1	2	3	4	5	6	7	8	9	AB	R	H	RBI	BB	SO	LOB	TOP			
Julio Cruz, S OBP: 0.353, SLG: 0.417 (1, 4)	0-0 CS 1B		0-0 SF8 4-3 1B	0-3 K			4-0 BB		0-0 6-3	4	1	2	0	1	1	1				
Dave Collins, S OBP: 0.284, SLG: 0.250 (1, 8)	0-3 K		0-0 4-3	0-3 K			0-0 P5		0-0 1B	5	0	1	1	0	2	5				
Dan Meyer, L OBP: 0.315, SLG: 0.409 (1, 3)	0-3 K		0-0 SF8		0-3 K		0-0 F8		0-3 K	4	0	0	1	0	3	2				
Leroy Stanton, R OBP: 0.327, SLG: 0.509 (1, 9)		0-3 K	4-0 BB 1B		0-3 K		0-3 K			3	1	0	0	1	3	1				
Steve Braun, L OBP: 0.348, SLG: 0.301 (1, 7)	0-3 K		4-0 1B BB		0-0 F5			0-0 P4		3	0	0	0	1	1	0				
Bill Stein, R OBP: 0.295, SLG: 0.408 (1, 5)	4-0 BB		0-0 1B BB		0-0 G3		0-3 K			3	0	1	2	1	1	0				
Juan Bernhardt, R OBP: 0.306, SLG: 0.410 (1, 10)	0-0 6-3		0-0 5-3		0-0 1B		0-0 E5 FC6-4			4	0	1	0	0	0	3				
Bob Stinson, S OBP: 0.388, SLG: 0.402 (1, 2)			1-0 1B BB 4-3 HBP		4-0 SH5-3 BB		0-0 F9		0-0 FC6-4	0	1	0	0	1	0	0				
Larry Cox, R OBP: 0.310, SLG: 0.308 (5, 2)			4-0 1B BB 4-3 SF8		0-0 SH5-3		0-0 F9			2	0	0	0	0	0	2				
Craig Reynolds, L OBP: 0.250, SLG: 0.273 (1, 6)			4-0 1B BB 4-3 SF8		0-0 SH5-3		0-0 F9		0-3 K	1	1	0	0	1	0	1				
Ruppert Jones, L OBP: 0.318, SLG: 0.473 (9, PH)			1-2 SF8 BB		1-2					1	0	0	0	0	1	0				
Inning Stats	R: 0 E: 0 K: 2 S: 7	H: 1 LOB: 0 BB: 0 P: 7	R: 0 E: 0 K: 2 S: 7	H: 0 LOB: 1 BB: 1 P: 11	R: 4 E: 0 K: 0 S: 5	H: 2 LOB: 2 BB: 3 P: 18	R: 0 E: 0 K: 2 S: 7	H: 0 LOB: 1 BB: 1 P: 11	R: 0 E: 0 K: 0 S: 4	H: 1 LOB: 1 BB: 0 P: 4	R: 0 E: 0 K: 1 S: 5	H: 0 LOB: 1 BB: 1 P: 9	R: 0 E: 1 K: 1 S: 6	H: 0 LOB: 1 BB: 0 P: 6	R: 0 E: 0 K: 2 S: 8	H: 1 LOB: 1 BB: 0 P: 8	1B: 5 2B: 0 3B: 0 HR: 0	SF: 1 2B: 0 SAC: 1 DP: 0 HBP: 1	WP: 0 PB: 0 SB: 0 CS: 1	PA: 39
PITCHER Nolan Ryan, R ERA: 2.64 (1, 1)	IP: 9.0 WLS: W BF: 39 H: 5 R: 4 ER: 4 SO: 12 BB: 6 IBB: 0 HBP: 1 BLK: 0 WP: 0 HR: 0 S: 56 P: 81 ERA: 4.00 WHIP: 1.222															PITCHER				

Seattle Mariners @ California Angels
Anaheim Stadium, Anaheim, CA
Sat Jul 16 1977, 10:05 PM EDT
Att: 29,068 - Unknown


AB	30
R	4
H	5
RBI	4
BB	6
SO	12
LOB	15

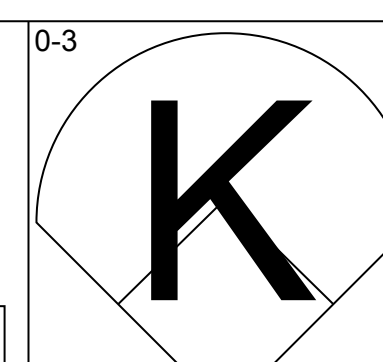
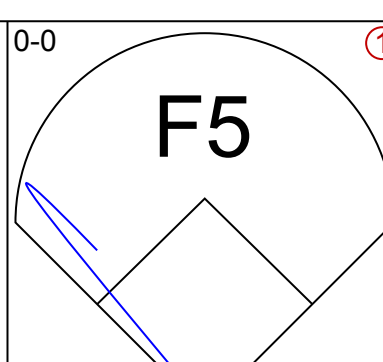
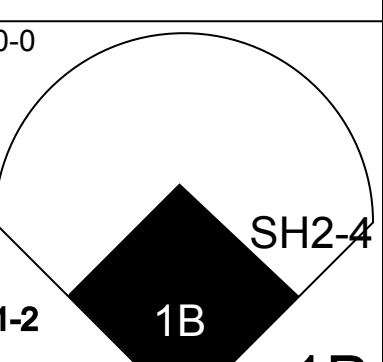
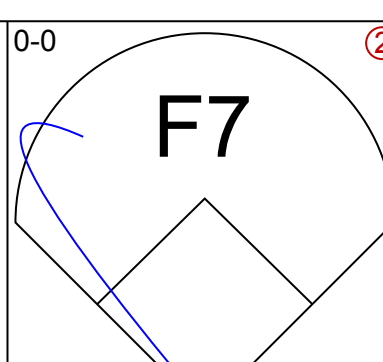
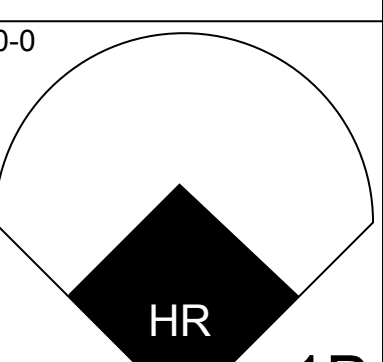
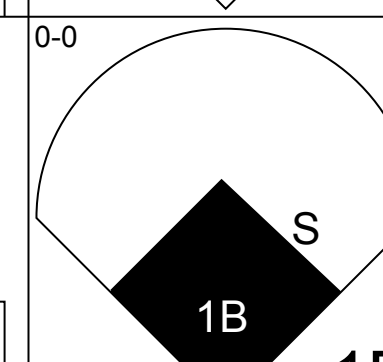
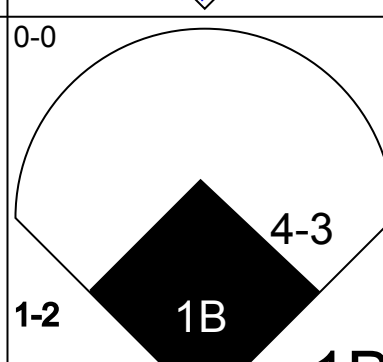
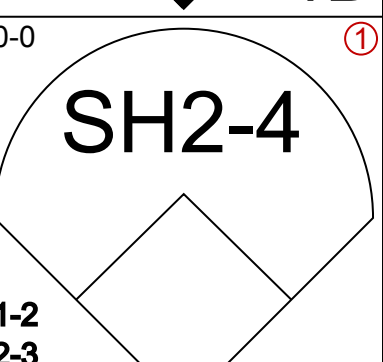
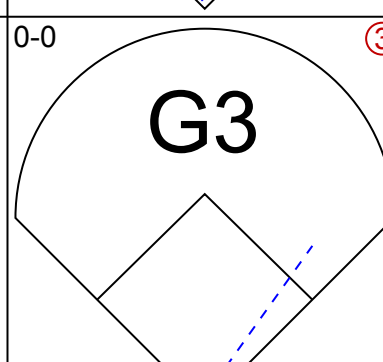
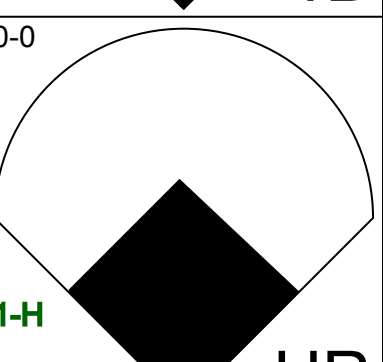
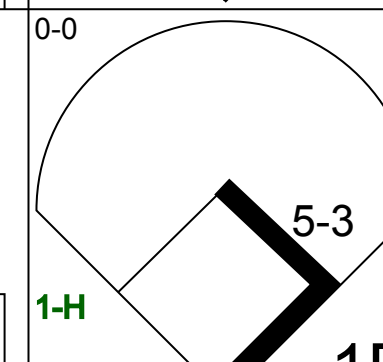
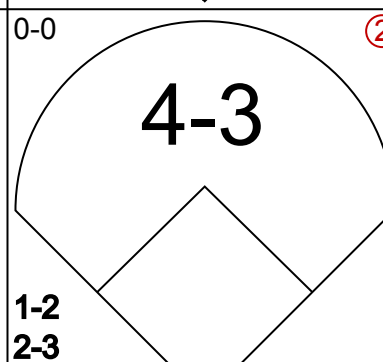
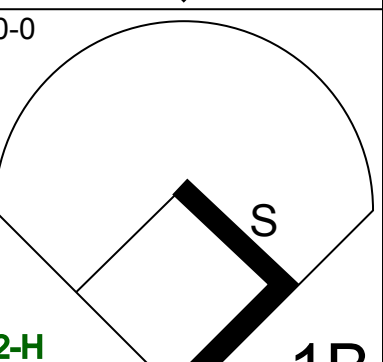
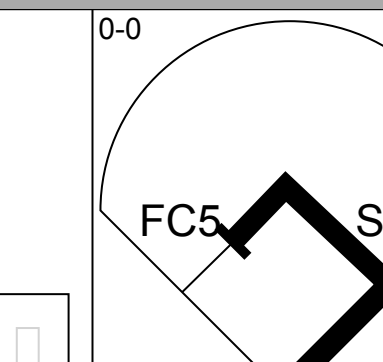
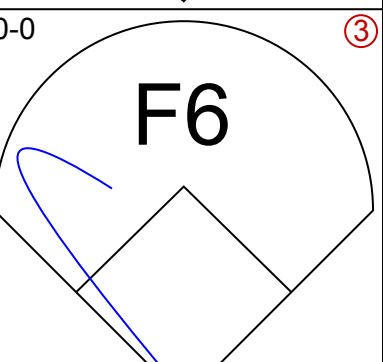
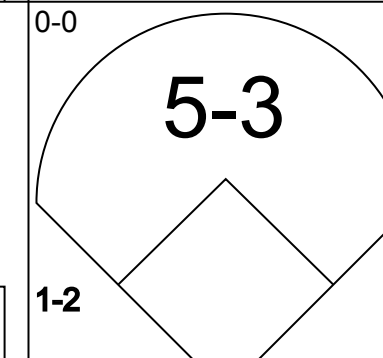
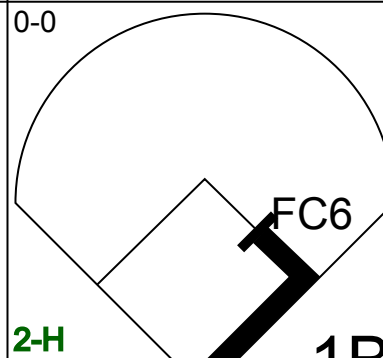
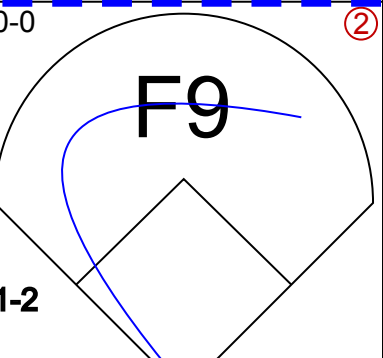
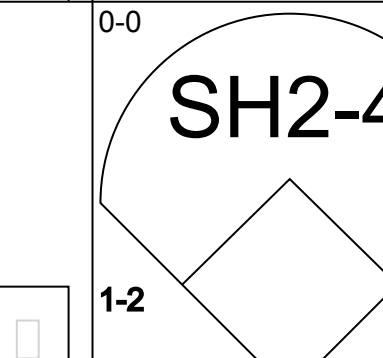
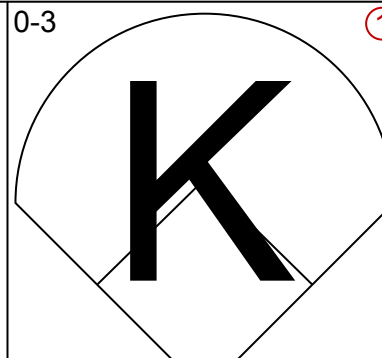
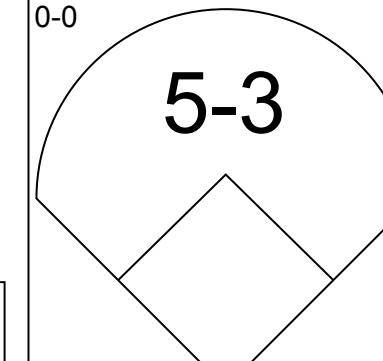
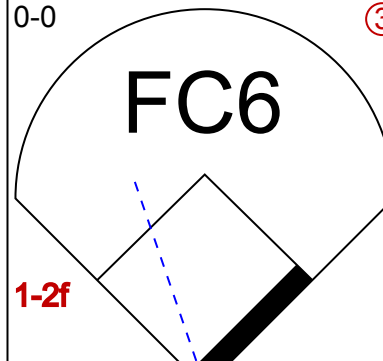
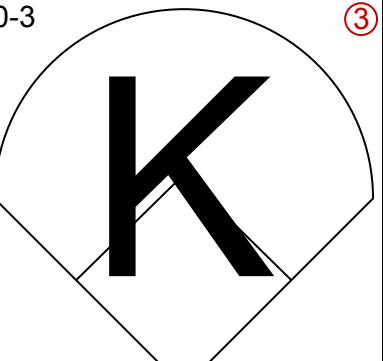
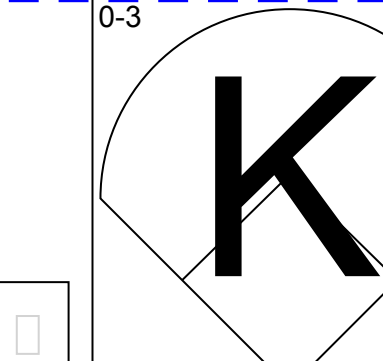
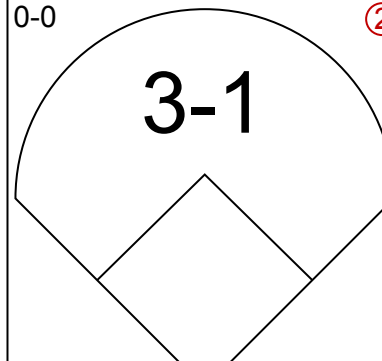
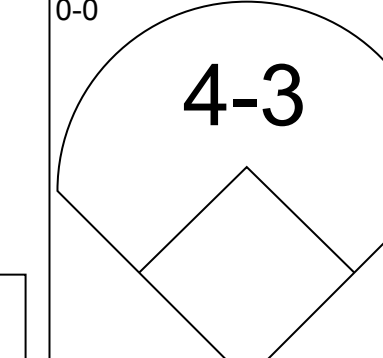
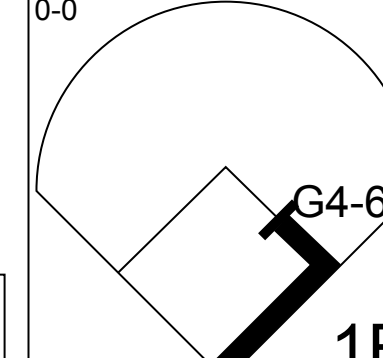
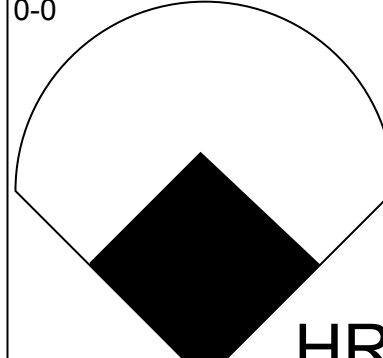
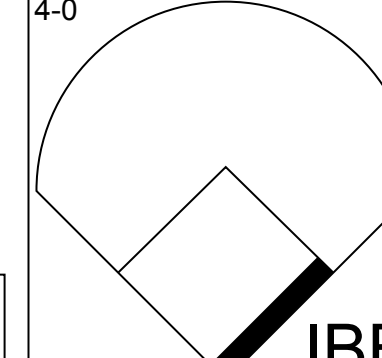
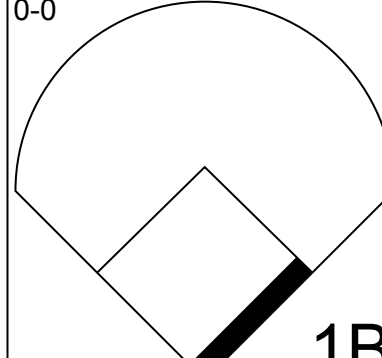


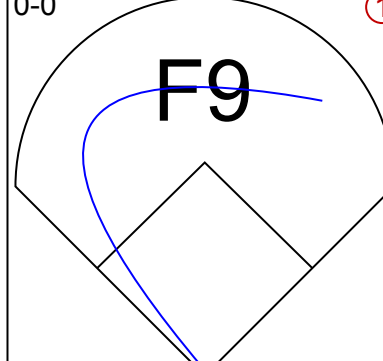
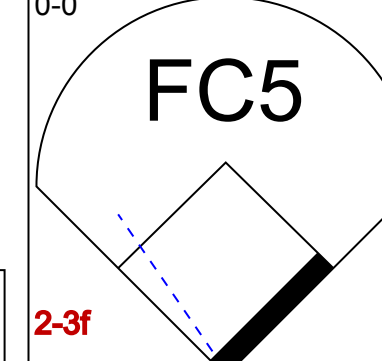
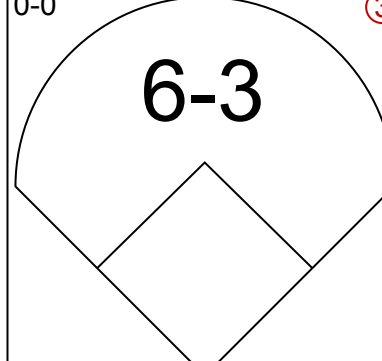


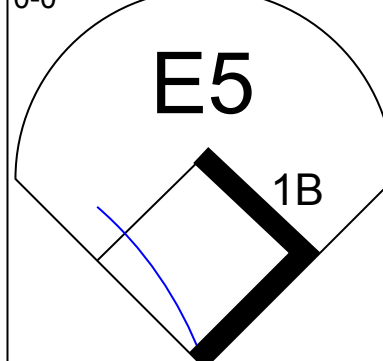
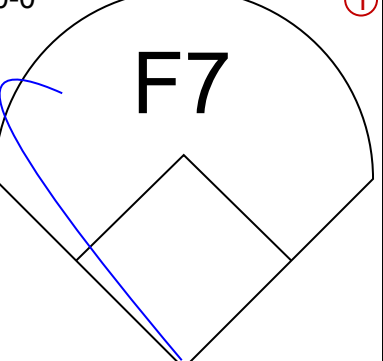
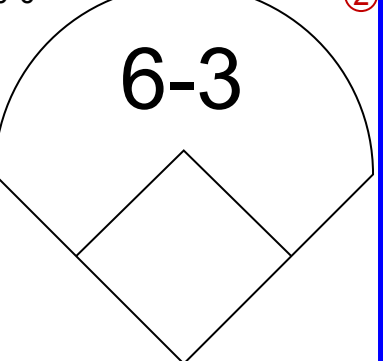
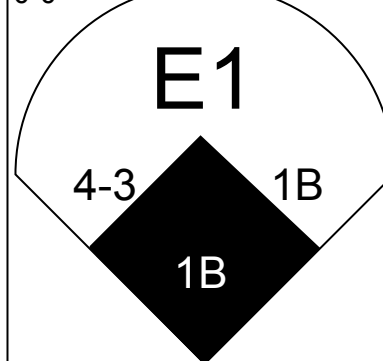
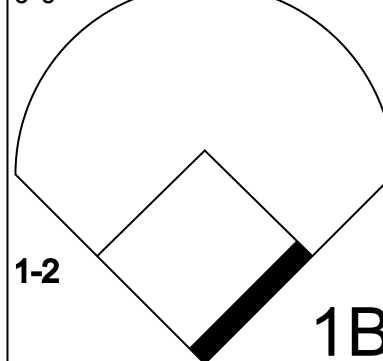
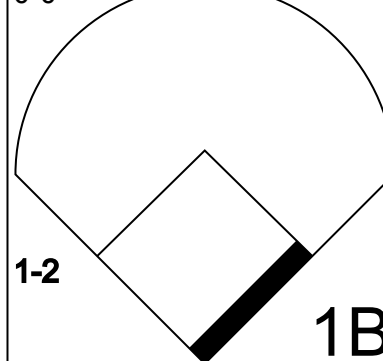

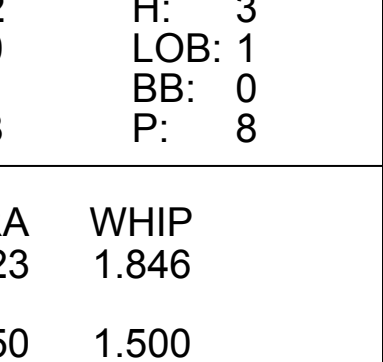
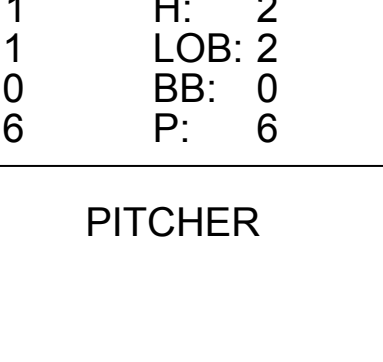

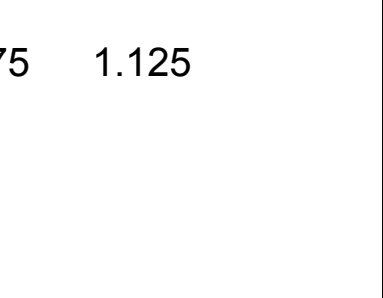



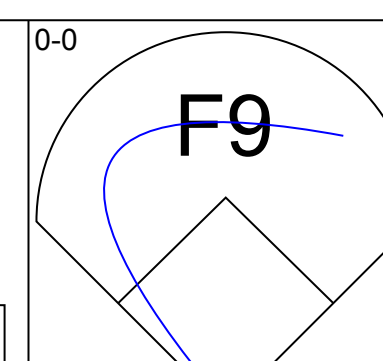
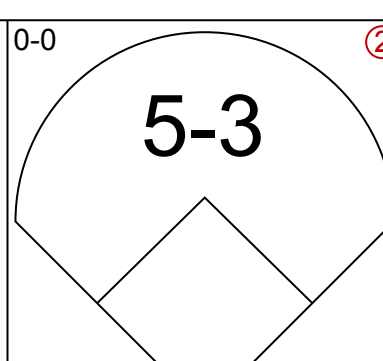
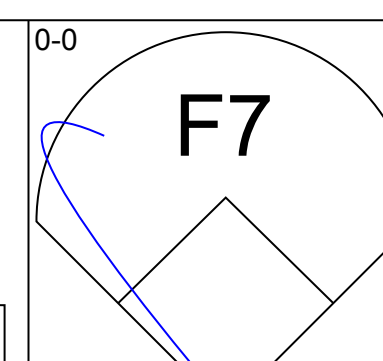
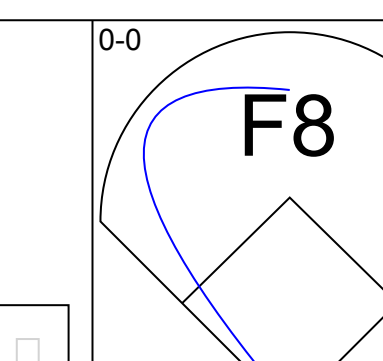
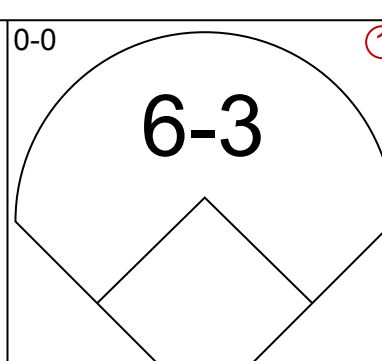
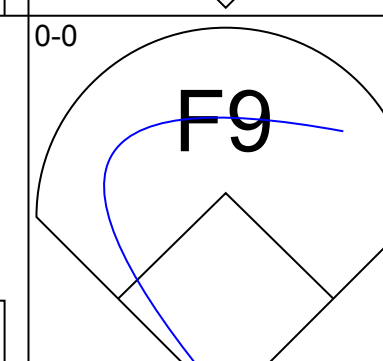
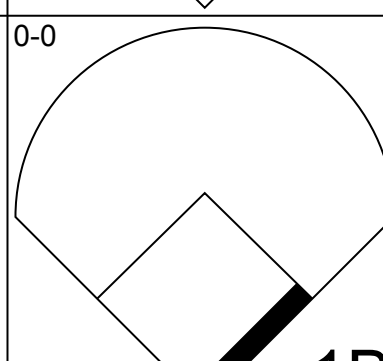
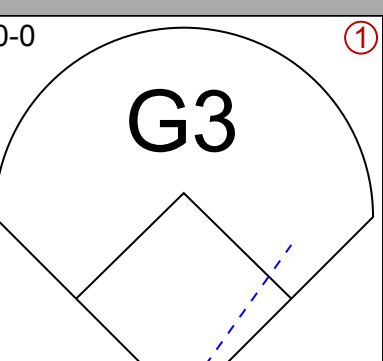
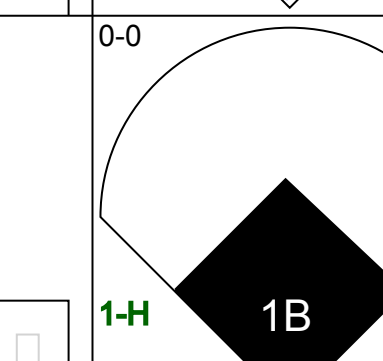

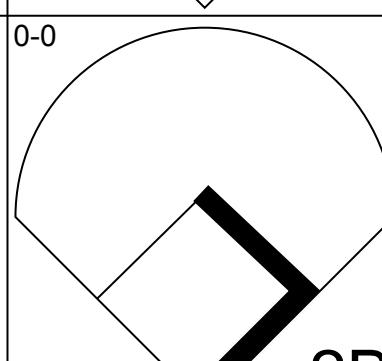
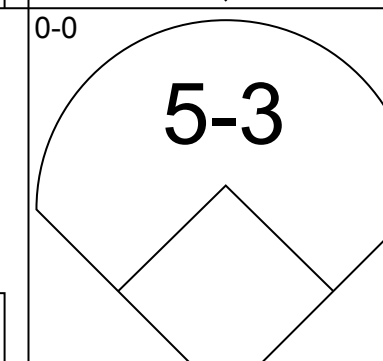
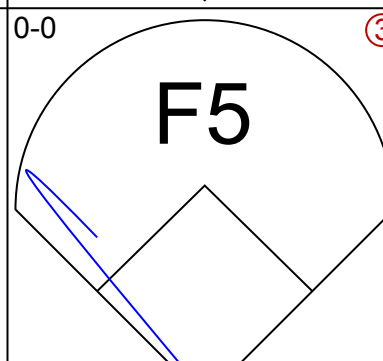
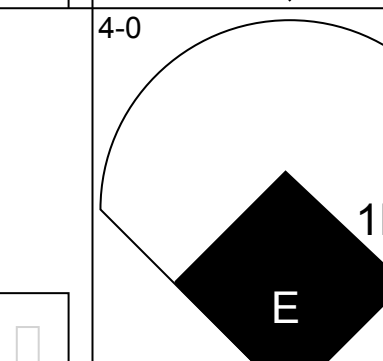
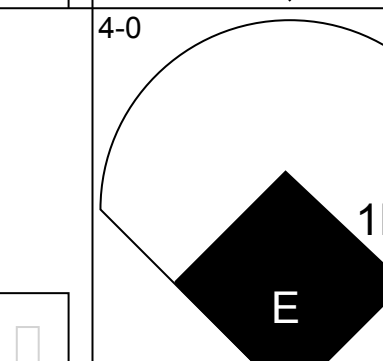
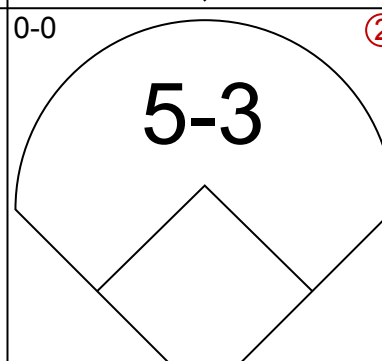
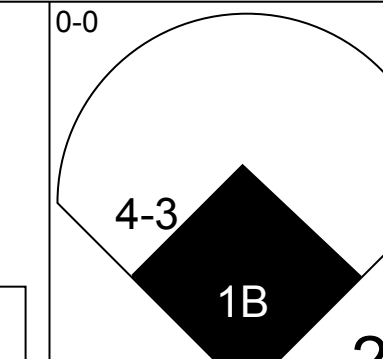
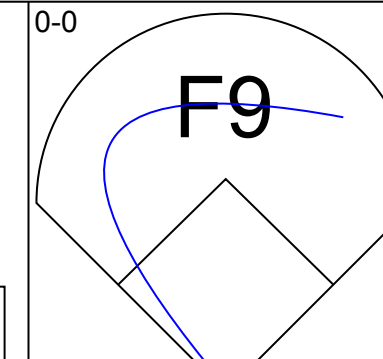
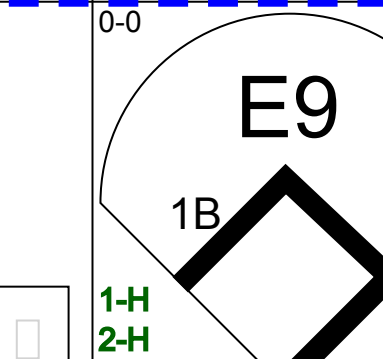
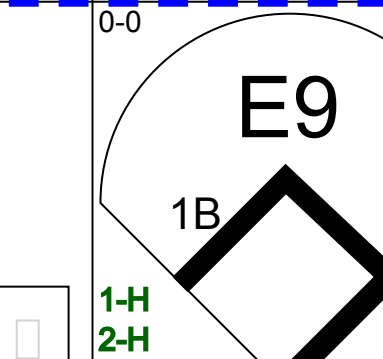

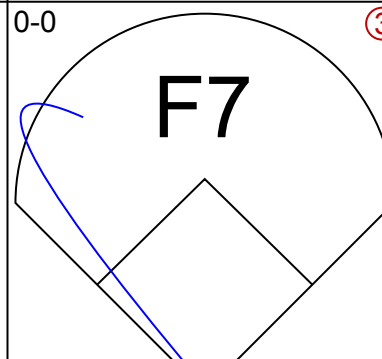

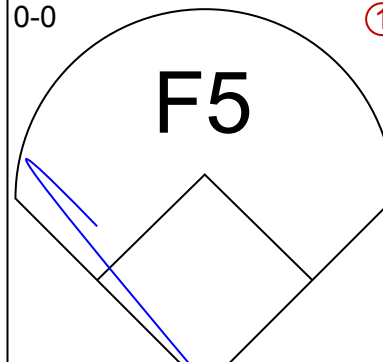
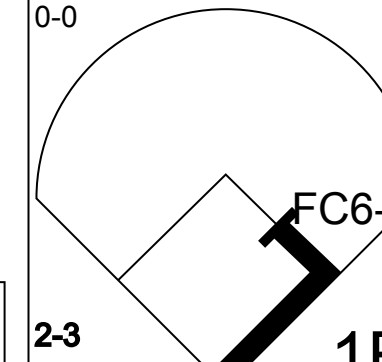

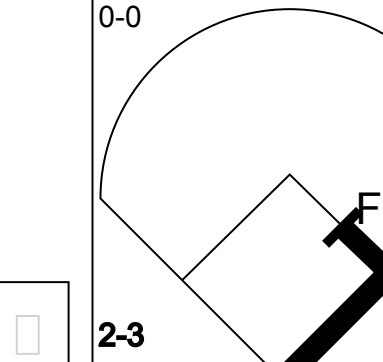

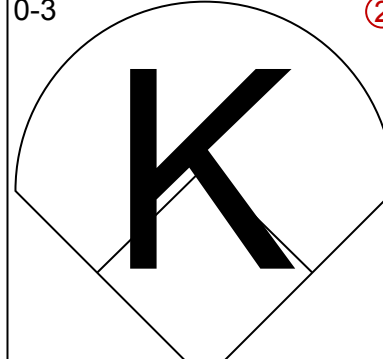
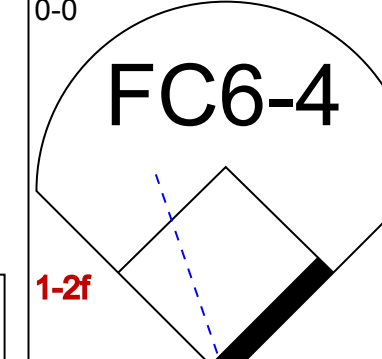
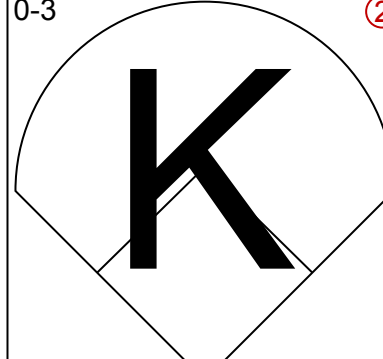
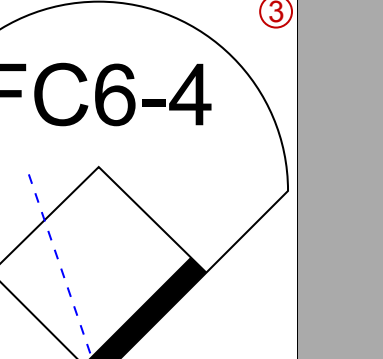

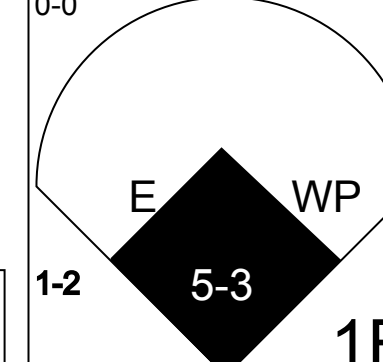
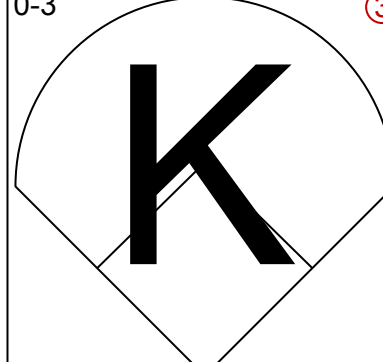
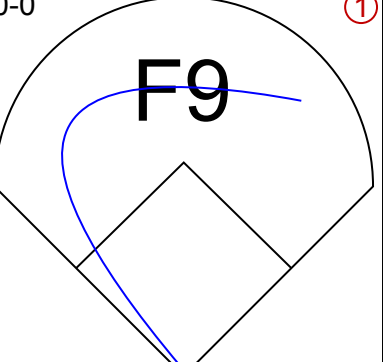
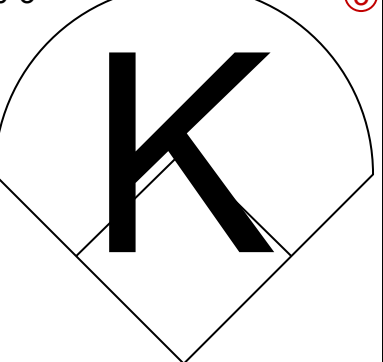
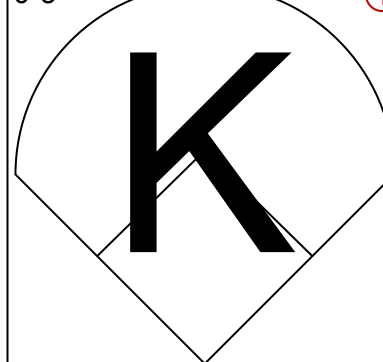

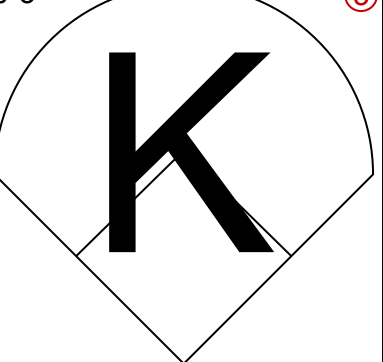
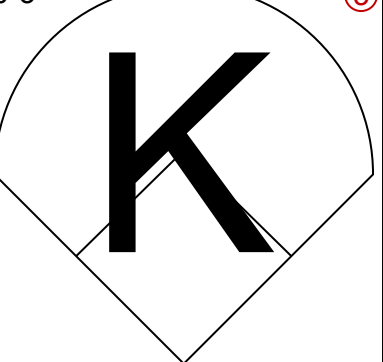
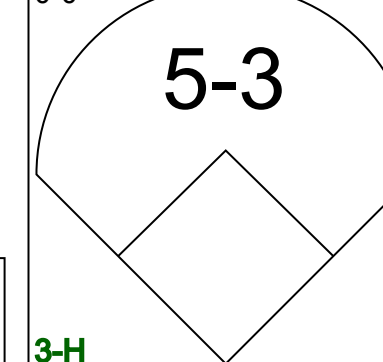

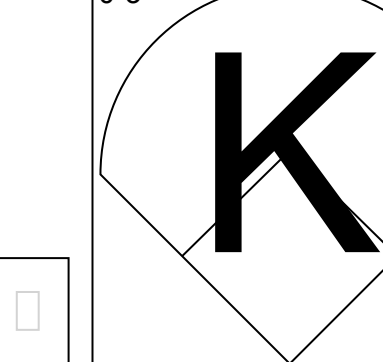
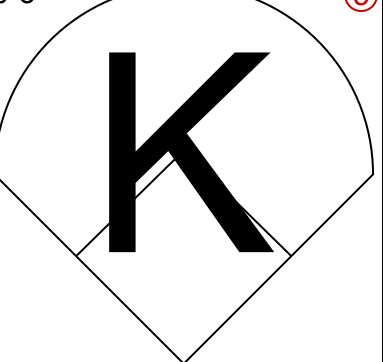
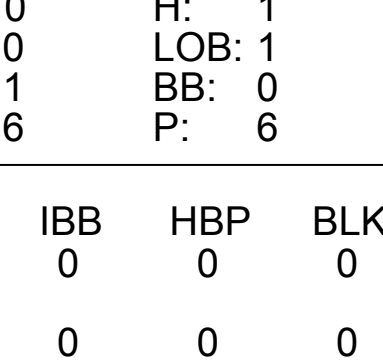
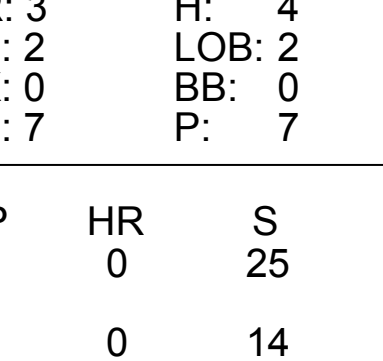
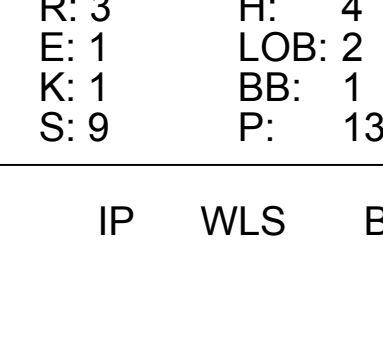
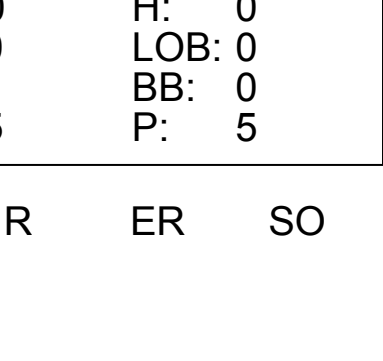

Batter	1	2	3	4	5	6	7	8	9	AB	R	H	RBI	BB	SO	LOB	BOTTOM			
Dave Chalk, R OBP: 0.358, SLG: 0.371 (1, 5)	0-0 S 2B		0-0 FC6-4		0-0 G4-3		0-0 SH3-4			3	0	1	0	0	0	2				
Jerry Remy, L OBP: 0.330, SLG: 0.361 (1, 4)	0-0 P3		0-3 K		0-0 F8		0-0 FC1-6-5 BLK			4	0	0	0	0	1	3				
Bobby Bonds, R OBP: 0.360, SLG: 0.535 (1, 9)	0-3 K		4-0 BLK HR BB		0-0 1-3		4-0 1-2 BB			2	1	0	0	2	1	1				
Tony Solaita, L OBP: 0.333, SLG: 0.396 (1, 3)	0-3 K		0-0 HR		0-0 F8		0-0 F8			4	1	1	2	0	1	3				
Rusty Torres, S OBP: 0.235, SLG: 0.258 (8, 8)	0-3 K		1-0 HR		0-0 F8		0-0 F8			0	0	0	0	0	0	0				
Don Baylor, R OBP: 0.327, SLG: 0.365 (1, 7)		1-0 HR HBP	0-0 P3		0-0 6-3		0-0 HR			3	2	1	1	0	0	0				
Danny Goodwin, L OBP: 0.143, SLG: 0.143 (1, 10)	0-3 K		0-0 1B		0-0 1-3		0-3 K			4	0	1	0	0	2	1				
Rance Mulliniks, L OBP: 0.329, SLG: 0.385 (1, 6)	0-0 HR		0-0 6-3		0-0 1B		0-0 6-3			4	1	2	2	0	0	1				
Dan Briggs, L OBP: 0.211, SLG: 0.229 (8, 3)	0-0 4-3		0-3 K		0-0 P3		0-0 F2			4	0	0	0	0	1	1				
Terry Humphrey, R OBP: 0.297, SLG: 0.293 (1, 2)			0-0 FC6-4 1B		0-0 G4-3 1B		4-0 FC1-6-5 SH3-4 BB			2	0	2	0	1	0	0				
Gil Flores, R OBP: 0.330, SLG: 0.354 (7, PR)										0	0	0	0	0	0	0				
Andy Etchebarren, R OBP: 0.322, SLG: 0.283 (8, 2)										0	0	0	0	0	0	0				
Inning Stats	R: 0 E: 0 K: 2 S: 8	H: 1 LOB: 1 BB: 0 P: 8	R: 2 E: 0 K: 1 S: 7	H: 2 LOB: 1 BB: 0 P: 8	R: 2 E: 0 K: 1 S: 7	H: 2 LOB: 1 BB: 1 P: 11	R: 0 E: 0 K: 1 S: 5	H: 1 LOB: 0 BB: 0 P: 5	R: 0 E: 0 K: 0 S: 3	H: 0 LOB: 0 BB: 0 P: 3	R: 0 E: 0 K: 0 S: 4	H: 1 LOB: 1 BB: 0 P: 4	R: 0 E: 0 K: 0 S: 3	H: 0 LOB: 2 BB: 2 P: 11	R: 1 E: 0 K: 1 S: 6	H: 1 LOB: 0 BB: 0 P: 6	1B: 4 2B: 1 3B: 0 HR: 3	SF: 0 SAC: 1 DP: 1 HBP: 1	WP: 0 PB: 0 SB: 2 CS: 0	PA: 35
PITCHER Diego Segui, R ERA: 5.64 (1, 1)	IP: 2.2 WLS: W BF: 15 H: 5 R: 4 ER: 4 SO: 4 BB: 1 IBB: 0 HBP: 0 BLK: 1 WP: 0 HR: 2 S: 21 P: 26 ERA: 13.50 WHIP: 2.250															PITCHER				
John Montague, R ERA: 4.92 (3, 1)	4.1 L																			
Enrique Romo, R ERA: 1.91 (8, 1)	1.0																			

Seattle Mariners @ California Angels
Anaheim Stadium, Anaheim, CA
Sat Jul 16 1977, 10:05 PM EDT
Att: 29,068 - Unknown

AB	30
R	5
H	8
RBI	5
BB	3
SO	6
LOB	12



Batter	1	2	3	4	5	6	7	8	9	AB	R	H	RBI	BB	SO	LOB	TOP					
Julio Cruz, S OBP: 0.357, SLG: 0.415 (1, 4)										5	2	2	0	0	1	3	Seattle Mariners @ California Angels Anaheim Stadium, Anaheim, CA Sun Jul 17 1977, 6:33 AM EDT Att: 10,879 - Unknown					
Dave Collins, S OBP: 0.292, SLG: 0.276 (1, 7)										4	3	3	2	0	0	2						
Dan Meyer, L OBP: 0.319, SLG: 0.412 (1, 3)										5	0	3	3	0	0	2						
Leroy Stanton, R OBP: 0.325, SLG: 0.504 (1, 9)										4	0	1	2	0	1	2						
Ruppert Jones, L OBP: 0.314, SLG: 0.466 (1, 8)										5	0	0	0	0	2	4						
Bill Stein, R OBP: 0.302, SLG: 0.421 (1, 5)										4	1	3	1	1	0	0						
Steve Braun, L OBP: 0.345, SLG: 0.298 (1, 10)										3	0	0	0	0	0	1						
Juan Bernhardt, R OBP: 0.303, SLG: 0.406 (7, PH)										2	0	0	0	0	0	3						
Larry Cox, R OBP: 0.273, SLG: 0.267 (1, 2)										4	0	0	0	0	0	0						
Craig Reynolds, L OBP: 0.254, SLG: 0.277 (1, 6)										3	2	2	0	0	0	0						
Jose Baez, R OBP: 0.306, SLG: 0.315 (8, PH)										1	0	0	0	0	0	0						
Larry Milbourne, S OBP: 0.240, SLG: 0.264 (8, 6)										0	0	0	0	0	0	0						
Inning Stats	R: 1 E: 0 K: 1 S: 7	H: 2 LOB: 1 BB: 0 P: 7	R: 0 E: 0 K: 0 S: 3	H: 0 LOB: 0 BB: 0 P: 3	R: 2 E: 1 K: 0 S: 6	H: 2 LOB: 1 BB: 0 P: 6	R: 0 E: 0 K: 0 S: 3	H: 1 LOB: 0 BB: 0 P: 3	R: 2 E: 0 K: 1 S: 8	H: 3 LOB: 1 BB: 0 P: 8	R: 1 E: 1 K: 0 S: 6	H: 2 LOB: 2 BB: 0 P: 6	R: 0 E: 0 K: 1 S: 6	H: 1 LOB: 2 BB: 1 P: 10	R: 2 E: 0 K: 0 S: 5	H: 2 LOB: 0 BB: 0 P: 5	R: 0 E: 0 K: 1 S: 6	H: 1 LOB: 1 BB: 0 P: 6	1B: 12 2B: 0 3B: 0 HR: 2	SF: 0 SAC: 2 DP: 1 HBP: 0	WP: 0 PB: 0 SB: 2 CS: 0	PA: 43
PITCHER	IP	WLS	BF	H	R	ER	SO	BB	IBB	HBP	BLK	WP	HR	S	P	ERA	WHIP					
Paul Hartzell, R ERA: 3.2 (1, 1)	4.1		21	8	5	3	1	0	0	0	0	0	0	23	23	6.23	1.846					
Dyar Miller, R ERA: 3.39 (5, 1)	2.0	L	10	3	1	1	1	0	0	0	0	0	1	12	12	4.50	1.500					
Dave LaRoche, L ERA: 3.77 (7, 1)	2.2		12	3	2	2	2	0	1	0	0	0	1	15	19	6.75	1.125					

Batter	1	2	3	4	5	6	7	8	9	AB	R	H	RBI	BB	SO	LOB	BOTTOM				
Dave Chalk, R OBP: 0.352, SLG: 0.364 (1, 5)										5	0	0	0	0	0	3	Seattle Mariners @ California Angels Anaheim Stadium, Anaheim, CA Sun Jul 17 1977, 6:33 AM EDT Att: 10,879 - Unknown				
Rance Mulliniks, L OBP: 0.347, SLG: 0.429 (1, 6)										5	1	3	1	0	0	0					
Bobby Bonds, R OBP: 0.360, SLG: 0.532 (1, 9)										4	1	1	0	1	0	2					
Tony Solaita, L OBP: 0.335, SLG: 0.401 (1, 3)										5	1	2	1	0	0	2					
Don Baylor, R OBP: 0.329, SLG: 0.367 (1, 7)										4	1	2	0	0	1	1					
Danny Goodwin, L OBP: 0.182, SLG: 0.182 (1, 10)										4	1	1	1	0	1	3					
Mario Guerrero, R OBP: 0.333, SLG: 0.412 (1, 4)										2	0	2	1	0	0	0					
Ron Jackson, R OBP: 0.301, SLG: 0.338 (4, PR) (5, 5)										2	1	0	0	0	1	0					
Dan Briggs, L OBP: 0.238, SLG: 0.256 (1, 8)										4	1	2	1	0	0	1					
Andy Etchebarren, R OBP: 0.311, SLG: 0.273 (1, 2)										2	0	0	1	0	1	2					
Gil Flores, R OBP: 0.338, SLG: 0.352 (7, PH)										1	0	0	0	0	1	1					
Ike Hampton, S OBP: 0.389, SLG: 0.556 (8, 2)										1	0	0	0	0	1	0					
Inning Stats	R: 0 E: 0 K: 0 S: 3	H: 0 LOB: 0 BB: 0 P: 3	R: 1 E: 0 K: 1 S: 7	H: 2 LOB: 1 BB: 0 P: 7	R: 0 E: 0 K: 1 S: 6	H: 1 LOB: 1 BB: 0 P: 6	R: 3 E: 2 K: 0 S: 7	H: 4 LOB: 2 BB: 0 P: 7	R: 0 E: 0 K: 2 S: 7	H: 0 LOB: 0 BB: 0 P: 7	R: 3 E: 1 K: 1 S: 9	H: 4 LOB: 2 BB: 1 P: 13	R: 0 E: 0 K: 1 S: 5	H: 0 LOB: 0 BB: 0 P: 5	R: 0 E: 0 K: 0 S: 4	H: 1 LOB: 1 BB: 0 P: 4	1B: 10 2B: 3 3B: 0 HR: 0	SF: 0 SAC: 0 DP: 0 HBP: 0	WP: 1 PB: 0 SB: 0 CS: 1	PA: 41	
PITCHER	IP	WLS	BF	H	R	ER	SO	BB	IBB	HBP	BLK	WP	HR	S	P	ERA	WHIP				
Gary Wheelock, R ERA: 4.3 (1, 1)	4.1		21	8	4	4	2	0	0	0	0	0	0	14	18	11.57	1.846				
Glenn Abbott, R ERA: 4.02 (5, 1)	2.1		9	2	3	3	3	1	0	0	0	0	0	2	2	∞	∞				
Enrique Romo, R ERA: 1.91 (7, 1)	0.0		2	2	0	0	0	0	0	0	0	0	0	2	2	∞	∞				
Mike Kekich, L ERA: 4.23 (7, 1)	2.1	W	8	1	0	0	1	0	0	0	0	0	0	10	10	0.00	0.429				

Batter	1	2	3	4	5	6	7	8	9	AB	R	H	RBI	BB	SO	LOB	TOP			
Jerry Remy, L OBP: 0.329, SLG: 0.360 (1, 4)			4-1		4-3			SH5-3 1B		4	0	1	0	0	1	0	California Angels @ Minnesota Twins Metropolitan Stadium, Bloomington, MI Thu Jul 21 1977, 8:05 PM EDT Att: 21,239 - Unknown - 80 F			
Rance Mulliniks, L OBP: 0.333, SLG: 0.411 (1, 6)	E6 HR		1-3		4-3			SH5-3 1-2		3	1	0	0	0	0	0				
Bobby Bonds, R OBP: 0.362, SLG: 0.541 (1, 9)	1-H HR		K				CS 1B	F9		4	1	2	2	0	1	1				
Tony Solaita, L OBP: 0.329, SLG: 0.393 (1, 3)	K				G3		1-2 4-3	L8		4	0	0	0	0	1	2				
Don Baylor, R OBP: 0.331, SLG: 0.369 (1, 7)	1B			FC6-4 E 1B			F7			4	0	2	0	0	0	0				
Dave Chalk, R OBP: 0.351, SLG: 0.362 (1, 5)	K			E5 FC6-4			G5-3 WP 1B			4	0	1	0	0	1	2				
Danny Goodwin, L OBP: 0.133, SLG: 0.133 (1, 10)		4-3		FC6-4 1-2 2-3			F7			4	0	0	0	0	0	3				
Dan Briggs, L OBP: 0.244, SLG: 0.244 (1, 8)		K		K			BB			2	0	0	0	1	2	2				
Terry Humphrey, R OBP: 0.294, SLG: 0.290 (7, Ph)					5-3			G5-3 2-3f		2	0	0	0	0	0	0				
Ron Jackson, R OBP: 0.299, SLG: 0.335 (7, 2)										1	0	0	0	0	0	2				
Andy Etchebarren, R OBP: 0.311, SLG: 0.273 (7, 2)										0	0	0	0	0	0	0				
Inning Stats	R: 2 E: 1 K: 3 S: 12	H: 2 LOB: 1 BB: 0 P: 12	R: 0 E: 0 K: 1 S: 5	H: 0 LOB: 0 BB: 0 P: 5	R: 0 E: 0 K: 1 S: 5	H: 0 LOB: 0 BB: 0 P: 5	R: 0 E: 1 K: 1 S: 7	H: 1 LOB: 2 BB: 0 P: 7	R: 0 E: 0 K: 0 S: 3	H: 0 LOB: 0 BB: 0 P: 3	R: 0 E: 0 K: 0 S: 3	H: 1 LOB: 1 BB: 1 P: 7	R: 0 E: 0 K: 0 S: 4	H: 1 LOB: 1 BB: 0 P: 4	R: 0 E: 0 K: 0 S: 3	H: 0 LOB: 0 BB: 0 P: 3	1B: 5 2B: 0 3B: 0 HR: 1	SF: 0 SAC: 1 DP: 1 HBP: 0	WP: 1 PB: 0 SB: 0 CS: 1	PA: 34
PITCHER Dave Goltz, R ERA: 3.53 (1, 1)	IP: 9.0 WLS: W BF: 34 H: 6 R: 2 ER: 1 SO: 6 BB: 1 IBB: 0 HBP: 0 BLK: 0 WP: 1 HR: 1 S: 45 P: 49 ERA: 1.00 WHIP: 0.778															PITCHER				

Batter	1	2	3	4	5	6	7	8	9	AB	R	H	RBI	BB	SO	LOB	BOTTOM			
Mike Cabbage, L OBP: 0.346, SLG: 0.371 (1, 5)	WP 3B 1B			1-3		SH2-4				3	1	1	0	0	0	1	California Angels @ Minnesota Twins Metropolitan Stadium, Bloomington, MI Thu Jul 21 1977, 8:05 PM EDT Att: 21,239 - Unknown - 80 F			
Glenn Adams, L OBP: 0.402, SLG: 0.463 (9, 9)	F9			G3		FC3-2				4	0	0	0	0	0	4				
Dan Ford, R OBP: 0.340, SLG: 0.408 (9, 9)	1-2		3-1							0	0	0	0	0	0	0				
Rod Carew, L OBP: 0.464, SLG: 0.583 (1, 3)	4-0 BB 3B		K		F9 S BB	F8				2	1	0	0	2	1	2				
Lyman Bostock, L OBP: 0.393, SLG: 0.473 (1, 7)	1-H 2-H 1B 3B		4-3		F7		P5			4	1	1	2	0	0	1				
Butch Wynegar, S OBP: 0.370, SLG: 0.414 (1, 2)	4-3		1B BB		FC6-4 BB		P5			2	0	0	0	2	0	1				
Larry Hiele, R OBP: 0.392, SLG: 0.544 (1, 8)	3-H 1B		BB 1B		F9		G3			4	0	2	1	0	0	2				
Rich Chiles, L OBP: 0.328, SLG: 0.354 (1, 10)	L7		BB 1-2 BB		FC6-4 1-2f		4-3			3	0	0	0	1	0	3				
Roy Smalley, S OBP: 0.331, SLG: 0.328 (1, 6)		4-0 BB BLK BB		G3		SH2-4 FC3-2 BB BB		K		2	0	0	0	2	1	3				
Rob Wilfong, L OBP: 0.313, SLG: 0.278 (1, 4)	P3		BB 1-2		K	FC3-2 SH2-4 BB		K		3	0	0	0	1	2	1				
Inning Stats	R: 3 E: 0 K: 0 S: 6	H: 3 LOB: 1 BB: 1 P: 10	R: 0 E: 0 K: 0 S: 3	H: 0 LOB: 1 BB: 1 P: 7	R: 0 E: 0 K: 1 S: 6	H: 1 LOB: 3 BB: 2 P: 14	R: 0 E: 0 K: 1 S: 5	H: 0 LOB: 0 BB: 0 P: 5	R: 0 E: 0 K: 0 S: 3	H: 0 LOB: 2 BB: 2 P: 11	R: 0 E: 0 K: 0 S: 3	H: 0 LOB: 0 BB: 0 P: 3	R: 0 E: 0 K: 2 S: 7	H: 0 LOB: 0 BB: 0 P: 7	R: 0 E: 0 K: 0 S: 3	H: 0 LOB: 0 BB: 0 P: 3	1B: 3 2B: 0 3B: 1 HR: 0	SF: 0 SAC: 1 DP: 0 HBP: 0	WP: 1 PB: 0 SB: 1 CS: 0	PA: 36
PITCHER Nolan Ryan, R ERA: 2.67 (1, 1)	IP: 8.0 WLS: L BF: 36 H: 4 R: 3 ER: 3 SO: 4 BB: 8 IBB: 0 HBP: 0 BLK: 1 WP: 1 HR: 0 S: 36 P: 68 ERA: 3.38 WHIP: 1.500															PITCHER				

Batter	1	2	3	4	5	6	7	8	9	AB	R	H	RBI	BB	SO	LOB	TOP								
Jerry Remy, L OBP: 0.330, SLG: 0.360 (1, 4)										5	2	2	0	0	0	2									
Rance Mulliniks, L OBP: 0.337, SLG: 0.410 (1, 6)										5	0	2	0	0	0	2									
Bobby Bonds, R OBP: 0.365, SLG: 0.549 (1, 9)										2	1	1	3	2	0	1									
Tony Solaita, L OBP: 0.327, SLG: 0.395 (1, 3)										4	1	1	0	0	3	2									
Rusty Torres, S OBP: 0.232, SLG: 0.254 (7, 8)										1	0	0	0	0	1	2									
Don Baylor, R OBP: 0.327, SLG: 0.364 (1, 7)										4	0	0	0	0	1	2									
Dave Chalk, R OBP: 0.353, SLG: 0.371 (1, 5)										4	1	2	1	0	0	0									
Danny Goodwin, L OBP: 0.176, SLG: 0.176 (1, 10)										2	0	1	0	0	0	0									
Mario Guerrero, R OBP: 0.336, SLG: 0.408 (6, PH)										1	1	0	0	1	0	0									
Dan Briggs, L OBP: 0.245, SLG: 0.227 (1, 8)										3	0	0	0	1	1	2									
Andy Etchebarren, R OBP: 0.308, SLG: 0.271 (1, 2)										4	0	1	2	0	0	2									
Inning Stats	R: 1 E: 0 K: 1 S: 6	H: 1 LOB: 0 BB: 0 P: 6	R: 0 E: 0 K: 0 S: 3	H: 0 LOB: 0 BB: 0 P: 3	R: 0 E: 0 K: 0 S: 3	H: 0 LOB: 0 BB: 0 P: 3	R: 0 E: 0 K: 1 S: 4	H: 0 LOB: 0 BB: 1 P: 8	R: 0 E: 0 K: 1 S: 7	H: 2 LOB: 2 BB: 0 P: 7	R: 5 E: 0 K: 0 S: 8	H: 5 LOB: 2 BB: 2 P: 16	R: 0 E: 0 K: 2 S: 8	H: 1 LOB: 1 BB: 0 P: 8	R: 0 E: 0 K: 0 S: 3	H: 0 LOB: 0 BB: 0 P: 3	R: 0 E: 0 K: 1 S: 6	H: 1 LOB: 2 BB: 1 P: 10	1B: 7 2B: 1 3B: 1 HR: 1	SF: 1 SAC: 0 DP: 0 HBP: 0	WP: 0 PB: 0 SB: 2 CS: 0	PA: 40			
PITCHER	IP	WLS	BF	H	R	ER	SO	BB	IBB	HBP	BLK	WP	HR	S	P	ERA	WHIP								
Paul Thordogard, R ERA: 3.96 (1, 1)	5.2	L	24	7	5	5	3	1	0	0	0	0	1	29	33	7.94	1.412								
Tom Burgmeier, L ERA: 3.92 (6, 1)	0.1		4	1	1	1	0	2	0	0	0	0	0	2	10	27.00	9.000								
Gary Serum, R ERA: (7, 1)	2.0		7	1	0	0	2	0	0	0	0	0	0	11	11	0.00	0.500								
Tom Johnson, R ERA: 2.89 (9, 1)	1.0		5	1	0	0	1	1	0	0	0	0	0	6	10	0.00	2.000								

California Angels @ Minnesota Twins
Metropolitan Stadium, Bloomington, MI

AB 35
R 6
H 10
RBI 6
BB 4
SO 6
LOB 15



WP: 0 PA: 40
PB: 0
SB: 2
CS: 0

Batter	1	2	3	4	5	6	7	8	9	AB	R	H	RBI	BB	SO	LOB	BOTTOM								
Lyman Bostock, L OBP: 0.394, SLG: 0.482 (1, 7)										4	1	2	1	0	0	2									
Dan Ford, R OBP: 0.339, SLG: 0.416 (1, 9)										4	1	1	1	0	0	1									
Rod Carew, L OBP: 0.459, SLG: 0.576 (1, 3)										4	0	0	0	0	0	0									
Larry Hise, R OBP: 0.363, SLG: 0.545 (1, 8)										3	0	1	0	1	1	0									
Craig Kusick, R OBP: 0.347, SLG: 0.420 (1, 10)										2	0	1	0	2	0	0									
Butch Wynegar, S OBP: 0.395, SLG: 0.408 (1, 2)										4	0	0	0	0	2	5									
Roy Smalley, S OBP: 0.332, SLG: 0.333 (1, 6)										4	0	2	0	0	0	1									
Bob Randall, R OBP: 0.289, SLG: 0.280 (1, 4)										4	0	0	0	0	0	2									
Luis Gomez, R OBP: 0.310, SLG: 0.475 (1, 5)										3	0	1	0	0	0	1									
Bud Bulling, R (9, PH)										1	0	0	0	0	0	1									
Inning Stats	R: 0 E: 0 K: 0 S: 3	H: 1 LOB: 0 BB: 0 P: 3	R: 0 E: 0 K: 2 S: 7	H: 0 LOB: 1 BB: 1 P: 11	R: 1 E: 0 K: 0 S: 4	H: 1 LOB: 0 BB: 0 P: 4	R: 0 E: 0 K: 0 S: 3	H: 1 LOB: 1 BB: 1 P: 7	R: 0 E: 0 K: 1 S: 4	H: 1 LOB: 1 BB: 0 P: 4	R: 0 E: 0 K: 0 S: 3	H: 1 LOB: 2 BB: 1 P: 10	R: 0 E: 0 K: 0 S: 4	H: 1 LOB: 0 BB: 0 P: 4	R: 1 E: 0 K: 0 S: 4	H: 1 LOB: 0 BB: 0 P: 4	R: 0 E: 0 K: 0 S: 4	H: 1 LOB: 1 BB: 0 P: 4	1B: 4 2B: 2 3B: 0 HR: 2	SF: 0 SAC: 0 DP: 2 HBP: 0	WP: 0 PB: 0 SB: 1 CS: 0	PA: 36			
PITCHER	IP	WLS	BF	H	R	ER	SO	BB	IBB	HBP	BLK	WP	HR	S	P	ERA	WHIP								
Ken Brett, L ERA: 4.68 (1, 1)	9.0	W	36	8	2	2	3	3	0	0	0	0	2	39	51	2.00	1.222								

California Angels @ Minnesota Twins
Metropolitan Stadium, Bloomington, MI

AB 33
R 2
H 8
RBI 2
BB 3
SO 3
LOB 13



WP: 0 PA: 36
PB: 0
SB: 1
CS: 0


Batter	1	2	3	4	5	6	7	8	9	AB	R	H	RBI	BB	SO	LOB	TOP								
Jerry Remy, L (1,4) OBP: 0.331, SLG: 0.359	0-0 1-3		0-0 4-3		4-0 SF9 G3 BB	0-0 4-3		0-0 WP 1B		4	0	1	0	1	0	2	California Angels @ Minnesota Twins Metropolitan Stadium, Bloomington, MI Sat Jul 23 1977, 4:33 AM EDT Att: 18,207 - Unknown - 74 F								
Rance Mulliniks, L (1,6) OBP: 0.352, SLG: 0.422	0-0 G3		0-0 3B 1B		0-0 G3		0-0 L8 1B	0-0 WP 1B		5	1	3	1	0	0	2									
Bobby Bonds, R (1,9) OBP: 0.368, SLG: 0.556	0-3 K		0-0 1B 3B		0-0 SF9		0-0 1B	4-0 1B		3	1	2	2	1	1	0									
Tony Solaita, L (1,3) OBP: 0.329, SLG: 0.392		0-0 3-1	0-0 FC4 1B		0-0 BB		0-0 L8	0-0 F9		4	0	1	1	1	0	5									
Don Baylor, R (1,7) OBP: 0.325, SLG: 0.362		0-0 BB 1B	0-0 FC4 1B		0-0 6-3		0-0 P6		0-0 5-3	5	0	1	0	0	0	5									
Dave Chalk, R (1,5) OBP: 0.353, SLG: 0.369		0-0 F9		0-0 F7		1-0 FC6-4 HBP	0-0 4-3		0-0 1B	4	0	1	0	0	0	3									
Danny Goodwin, L (1,10) OBP: 0.273, SLG: 0.238	4-0 1-2 BB		0-3 K		0-0 FC6-4 BB		0-0 1B 1B	0-0 G4-6-3 1B		4	1	2	0	1	1	1									
Dan Briggs, L (1,8) OBP: 0.241, SLG: 0.208	0-0 4-3		0-0 4-3		4-0 1-2 BB		0-0 K	0-0 G4-6-3		4	0	0	0	1	1	5									
Andy Etchebarren, R (1,2) OBP: 0.309, SLG: 0.290			0-0 6-3		0-0 G3 SF9 2B		0-0 L3		0-0 F8	3	1	1	0	0	0	2									
Mario Guerrero, R (8, PH) OBP: 0.333, SLG: 0.404										1	0	0	0	0	0	1									
Ike Hampton, S (8, 2) OBP: 0.389, SLG: 0.556										0	0	0	0	0	0	0									
Inning Stats	R: 0 E: 0 K: 1 S: 5	H: 0 LOB: 0 BB: 0 P: 5	R: 0 E: 0 K: 0 S: 4	H: 1 LOB: 2 BB: 1 P: 8	R: 2 E: 0 K: 0 S: 6	H: 3 LOB: 1 BB: 0 P: 6	R: 0 E: 0 K: 1 S: 5	H: 0 LOB: 0 BB: 0 P: 5	R: 1 E: 0 K: 0 S: 4	H: 1 LOB: 2 BB: 1 P: 12	R: 0 E: 0 K: 0 S: 3	H: 0 LOB: 2 BB: 1 P: 8	R: 0 E: 0 K: 0 S: 5	H: 2 LOB: 2 BB: 0 P: 5	R: 1 E: 0 K: 1 S: 8	H: 3 LOB: 3 BB: 1 P: 12	R: 0 E: 0 K: 0 S: 4	H: 2 LOB: 1 BB: 0 P: 4	1B: 10 2B: 1 3B: 1 HR: 0	SF: 1 SAC: 0 DP: 1 HBP: 1	WP: 1 PB: 0 SB: 0 CS: 0	PA: 44			
PITCHER	IP	WLS	BF	H	R	ER	SO	BB	IBB	HBP	BLK	WP	HR	S	P	ERA	WHIP								
Pete Redfern, R (1,1) ERA: 4.77	6.0	W	28	5	3	3	2	4	0	1	0	0	0	27	44	4.50	1.500								
Tom Johnson, R (7,1) ERA: 2.92	2.0		12	5	1	1	1	1	0	0	0	1	0	13	17	4.50	3.000								
Dave Johnson, R (9,1) ERA: 4.71	1.0		4	2	0	0	0	0	0	0	0	0	0	4	4	0.00	2.000								

Batter	1	2	3	4	5	6	7	8	9	AB	R	H	RBI	BB	SO	LOB	BOTTOM								
Lyman Bostock, L (1,7) OBP: 0.395, SLG: 0.491	0-0 2B 1B		0-0 G3	0-0 HR		0-0 L6-4-3				4	2	2	2	0	0	2	California Angels @ Minnesota Twins Metropolitan Stadium, Bloomington, MI Sat Jul 23 1977, 4:33 AM EDT Att: 18,207 - Unknown - 74 F								
Dan Ford, R (1,9) OBP: 0.341, SLG: 0.425	0-0 1H SF8 2B		0-0 5-6-3	0-0 4-3			0-0 L3-6 2B			4	1	2	1	0	0	0									
Rod Carew, L (1,3) OBP: 0.457, SLG: 0.582	0-0 SF8		0-0 F8		0-0 HR		0-0 L3-6			3	1	1	2	0	0	1									
Larry Hise, R (1,8) OBP: 0.364, SLG: 0.552	0-0 5-3			1-0 E 1B HBP	0-3 K		0-0 HR			3	2	1	1	0	1	0									
Craig Kusick, R (1,10) OBP: 0.355, SLG: 0.421	4-0 BB		0-0 E1 1B 1B	0-0 P6		4-0 BB				2	1	1	0	2	0	0									
Butch Wynegar, S (1,2) OBP: 0.394, SLG: 0.406	0-0 P5		0-0 1B 4-3 1B	0-0 F9		0-0 4-3				4	1	1	1	0	0	2									
Roy Smalley, S (1,6) OBP: 0.334, SLG: 0.344		0-0 L7	0-0 6-3 HR 1B	0-0 4-3		0-0 HR		0-0 F3		4	2	2	2	0	0	0									
Bob Randall, R (1,4) OBP: 0.287, SLG: 0.277		0-0 6-3		0-0 4-3		0-0 L6-4-3 E 1B		0-0 4-3		1	0	0	0	0	0	0									
Rich Chiles, L (4, PH) OBP: 0.326, SLG: 0.352				1-2 3H						1	0	0	1	0	0	1									
Jerry Terrell, R (5,4) OBP: 0.263, SLG: 0.267										2	0	1	0	0	0	0									
Luis Gomez, R (1,5) OBP: 0.310, SLG: 0.475		0-0 4-3		0-0 6-3		0-0 E7 L6-4-3		0-0 L8		0	0	0	0	0	0	0									
Mike Cabbage, L (2, PH) OBP: 0.341, SLG: 0.365										4	0	0	0	0	0	2									
Inning Stats	R: 2 E: 0 K: 0 S: 5	H: 2 LOB: 1 BB: 1 P: 9	R: 0 E: 0 K: 0 S: 3	H: 0 LOB: 0 BB: 0 P: 3	R: 0 E: 0 K: 0 S: 3	H: 0 LOB: 0 BB: 0 P: 3	R: 5 E: 1 K: 0 S: 7	H: 4 LOB: 0 BB: 0 P: 8	R: 1 E: 0 K: 1 S: 6	H: 1 LOB: 0 BB: 0 P: 6	R: 1 E: 1 K: 0 S: 4	H: 2 LOB: 0 BB: 0 P: 4	R: 1 E: 0 K: 0 S: 4	H: 2 LOB: 1 BB: 1 P: 8	R: 0 E: 0 K: 0 S: 3	H: 0 LOB: 0 BB: 0 P: 3	1B: 5 2B: 3 3B: 1 HR: 4	SF: 1 SAC: 0 DP: 1 HBP: 1	WP: 0 PB: 0 SB: 0 CS: 0	PA: 36					
PITCHER	IP	WLS	BF	H	R	ER	SO	BB	IBB	HBP	BLK	WP	HR	S	P	ERA	WHIP								
Frank Tanana, L (1,1) ERA: 2.25	1.0		6	2	2	2	0	1	0	0	0	0	1	13	14	15.00	3.000								
Mike Barlow, R (2,1) ERA: 6.09	3.0	L	14	4	5	5	0	0	0	1	0	0	1	13	14	15.00	1.333								
Tom Walker, R (5,1) ERA: 5.14	2.0		8	3	2	2	1	0	0	0	0	0	2	10	10	9.00	1.500								
Dyar Miller, R (7,1) ERA: 3.47	1.0		5	2	1	1	0	1	0	0	0	0	1	4	8	9.00	3.000								
Dave LaRoche, L (8,1) ERA: 3.71	1.0		3	0	0	0	0	0	0	0	0	0	0	3	3	0.00	0.000								

AB	37
R	4
H	12
RBI	4
BB	5
SO	3
LOB	26



AB	32
R	10
H	11
RBI	10
BB	2
SO	1
LOB	8



Batter	1	2	3	4	5	6	7	8	9	AB	R	H	RBI	BB	SO	LOB	TOP										
Gil Flores, R OBP: 0.327, SLG: 0.350 (1, 8)										4	1	1	0	0	1	0	California Angels @ Seattle Mariners The Kingdome, Seattle, WA Sun Jul 24 1977, 6:33 AM EDT Dome										
Jerry Remy, L OBP: 0.330, SLG: 0.360 (1, 4)										4	1	1	0	0	0	1											
Bobby Bonds, R OBP: 0.367, SLG: 0.563 (1, 9)										3	1	1	3	0	1	0											
Ron Jackson, R OBP: 0.303, SLG: 0.346 Dan Briggs, L OBP: 0.241, SLG: 0.208 (9, 3)										4	0	2	0	0	1	0											
Don Baylor, R OBP: 0.324, SLG: 0.358 Rusty Torres, S OBP: 0.232, SLG: 0.254 (1, 7)										3	0	0	0	1	0	1											
Dave Chalk, R OBP: 0.348, SLG: 0.365 (1, 5)										4	0	0	0	0	2	2											
Mario Guerrero, R OBP: 0.321, SLG: 0.389 (1, 10)										4	0	0	0	0	0	2											
Rance Mulliniks, L OBP: 0.352, SLG: 0.419 (1, 6)										3	0	1	0	0	1	0											
Andy Etchebarren, R OBP: 0.296, SLG: 0.277 (1, 2)										3	0	0	0	0	0	1											
Inning Stats	R: 1 E: 1 K: 0 S: 5	H: 2 LOB: 1 BB: 0 P: 5	R: 0 E: 0 K: 0 S: 4	H: 1 LOB: 1 BB: 0 P: 4	R: 2 E: 0 K: 1 S: 8	H: 3 LOB: 2 BB: 1 P: 12	R: 0 E: 0 K: 0 S: 3	H: 0 LOB: 0 BB: 0 P: 3	R: 0 E: 0 K: 1 S: 5	H: 0 LOB: 0 BB: 0 P: 5	R: 0 E: 0 K: 2 S: 7	H: 0 LOB: 0 BB: 0 P: 7	R: 0 E: 0 K: 2 S: 3	H: 0 LOB: 0 BB: 0 P: 3	R: 0 E: 0 K: 0 S: 3	H: 0 LOB: 0 BB: 0 P: 3		1B: 3 2B: 2 3B: 0 HR: 1	SF: 1 SAC: 0 DP: 0 HBP: 0	WP: 0 PB: 0 SB: 0 CS: 0	PA: 34						
PITCHER	IP	WLS	BF	H	R	ER	SO	BB	IBB	HBP	BLK	WP	HR	S	P	ERA	WHIP										
Tom House, L ERA: 5.59 John Montague, R ERA: 4.47	(1, 1)	2.1	L 14	6	3	3	0	0	1	0	0	0	1	13	17	11.57	2.571										

Batter	1	2	3	4	5	6	7	8	9	AB	R	H	RBI	BB	SO	LOB	BOTTOM										
Julio Cruz, S OBP: 0.324, SLG: 0.380 (1, 4)										4	0	0	0	0	2	2	California Angels @ Seattle Mariners The Kingdome, Seattle, WA Sun Jul 24 1977, 6:33 AM EDT Dome										
Dave Collins, S OBP: 0.297, SLG: 0.290 (1, 7)										3	0	0	0	1	1	0											
Dan Meyer, L OBP: 0.320, SLG: 0.416 (1, 3)										4	0	0	0	0	0	3											
Leroy Stanton, R OBP: 0.335, SLG: 0.502 (1, 9)										4	0	1	0	0	2	0											
Ruppert Jones, L OBP: 0.313, SLG: 0.480 (1, 8)										4	1	2	0	0	0	0											
Bill Stein, R OBP: 0.299, SLG: 0.413 (1, 5)										3	0	1	1	0	0	2											
Steve Braun, L OBP: 0.347, SLG: 0.301 (1, 10)										3	0	1	0	1	0	2											
Larry Cox, R OBP: 0.327, SLG: 0.435 (1, 2)										3	0	0	0	0	0	5											
Craig Reynolds, L OBP: 0.254, SLG: 0.277 Bob Stinson, S OBP: 0.390, SLG: 0.405 Larry Milbourne, S OBP: 0.240, SLG: 0.264 (8, PH)										2	0	0	0	0	0	2											
Inning Stats	R: 0 E: 0 K: 0 S: 3	H: 0 LOB: 0 BB: 0 P: 3	R: 0 E: 0 K: 0 S: 5	H: 2 LOB: 2 BB: 0 P: 5	R: 0 E: 0 K: 2 S: 7	H: 0 LOB: 0 BB: 0 P: 7	R: 0 E: 0 K: 1 S: 5	H: 0 LOB: 0 BB: 0 P: 5	R: 0 E: 0 K: 0 S: 4	H: 2 LOB: 1 BB: 0 P: 4	R: 0 E: 0 K: 0 S: 3	H: 0 LOB: 0 BB: 0 P: 3	R: 0 E: 0 K: 0 S: 3	H: 0 LOB: 0 BB: 0 P: 3	R: 0 E: 0 K: 1 S: 6	H: 1 LOB: 3 BB: 2 P: 14		R: 1 E: 0 K: 1 S: 6	H: 1 LOB: 0 BB: 0 P: 6	1B: 5 2B: 0 3B: 1 HR: 0	SF: 1 SAC: 0 DP: 1 HBP: 0	WP: 0 PB: 0 SB: 0 CS: 0	PA: 34				
PITCHER	IP	WLS	BF	H	R	ER	SO	BB	IBB	HBP	BLK	WP	HR	S	P	ERA	WHIP										
Paul Hartzell, R ERA: 2.93 Dyar Miller, R ERA: 3.52	(1, 1)	7.1	W 27	5	0	0	3	1	0	0	0	0	0	10	14	5.40	1.200										

Batter	1	2	3	4	5	6	7	8	9	AB	R	H	RBI	BB	SO	LOB	TOP					
Jerry Remy, L (1,4) OBP: 0.331, SLG: 0.359	SH1-3 1B		1-0 2B HBP		1-3	F7			4-3	4	1	1	0	0	0	1	California Angels @ Seattle Mariners The Kingdome, Seattle, WA Sun Jul 24 1977, 6:38 AM EDT Att: 25,344 - Dome					
Rance Mulliniks, L (1,6) OBP: 0.337, SLG: 0.400	SH1-3		0-3 K		K			G3	4-3	4	0	0	0	0	2	1						
Bobby Bonds, R (1,9) OBP: 0.365, SLG: 0.562	K		0-0 2B		E5 FC6-4			F8		4	0	1	1	0	1	1						
Tony Solaita, L (1,3) OBP: 0.328, SLG: 0.386	K		0-0 F8		FC6-4			BB		3	0	0	0	1	1	3						
Don Baylor, R (1,7) OBP: 0.329, SLG: 0.364		1-0 WP 4-3 HBP		0-0 1B FC3-5		1B 2B				3	1	2	0	0	1	1						
Gil Flores, R (9,7) OBP: 0.327, SLG: 0.350								K		0	0	0	0	0	0	0						
Dave Chalk, R (1,5) OBP: 0.351, SLG: 0.366	4-3				FC3-5 SF8 1B			FC6-4 5-3 1B	F3	4	2	2	0	0	0	1						
Danny Goodwin, L (1,10) OBP: 0.289, SLG: 0.240	K				FC3-2-5			FC6-4 1-2 1B	K	4	0	1	1	0	2	3						
Dan Briggs, L (1,8) OBP: 0.232, SLG: 0.204	F3				SF8			FC6-4 5-3 1B	F4	1	0	0	1	0	0	1						
Ron Jackson, R (6,PH) OBP: 0.319, SLG: 0.344					3-H			1-2 2-3		1	0	0	0	0	0	2						
Rusty Torres, S (6,8) OBP: 0.229, SLG: 0.250					3-H			1-2 2-3		1	0	0	0	0	0	0						
Terry Humphrey, R (1,2) OBP: 0.291, SLG: 0.287					F4			5-3		2	0	0	0	0	0	1						
Mario Guerrero, R (6,PH) OBP: 0.319, SLG: 0.385					F9				6-3	1	0	0	1	0	0	1						
Andy Etchebarren, R (6,2) OBP: 0.292, SLG: 0.273										1	0	0	0	0	0	0						
Inning Stats	R: 0 E: 0 K: 2 S: 8	H: 1 LOB: 1 BB: 0 P: 8	R: 0 E: 0 K: 1 S: 5	H: 0 LOB: 1 BB: 0 P: 6	R: 1 E: 0 K: 1 S: 6	H: 1 LOB: 1 BB: 0 P: 7	R: 1 E: 0 K: 0 S: 5	H: 2 LOB: 1 BB: 0 P: 5	R: 0 E: 1 K: 1 S: 6	H: 0 LOB: 1 BB: 0 P: 6	R: 2 E: 0 K: 0 S: 6	H: 3 LOB: 1 BB: 0 P: 6	R: 0 E: 0 K: 1 S: 5	H: 0 LOB: 1 BB: 1 P: 9	R: 0 E: 0 K: 1 S: 5	H: 0 LOB: 0 BB: 0 P: 5	R: 0 E: 0 K: 0 S: 3	H: 0 LOB: 0 BB: 0 P: 3	1B: 5 2B: 2 3B: 0 HR: 0	SF: 1 SAC: 1 DP: 0 HBP: 2	WP: 1 PB: 0 SB: 2 CS: 0	PA: 38
PITCHER	IP WLS BF H R ER SO BB IBB HBP BLK WP HR S P ERA WHIP																					
Bob Galasso, R (1,1) ERA: 7.2	5.0 L 25 7 4 4 5 0 0 0 2 0 0 1 0 33 35 7.20 1.400																					
Mike Kekich, L (6,1) ERA: 3.88	4.0 13 0 0 0 2 1 0 0 0 0 0 0 0 16 20 0.00 0.250																					

Batter	1	2	3	4	5	6	7	8	9	AB	R	H	RBI	BB	SO	LOB	BOTTOM					
Julio Cruz, S (1,4) OBP: 0.304, SLG: 0.355	4-3	FC6-4		F8		6-3			K	5	0	0	0	0	1	4	California Angels @ Seattle Mariners The Kingdome, Seattle, WA Sun Jul 24 1977, 6:38 AM EDT Att: 25,344 - Dome					
Dave Collins, S (1,7) OBP: 0.295, SLG: 0.284	4-3					G3		5-3	F9	4	0	0	0	0	0	1						
Dan Meyer, L (1,3) OBP: 0.324, SLG: 0.415	E4 1B		4-0 FC5 6-3 BB		FC4-6 HBP BB			F8	4-3	3	0	1	0	2	0	0						
Ruppert Jones, L (1,8) OBP: 0.313, SLG: 0.476	F7		6-3		FC4-6 HBP			4-3		3	0	0	0	0	0	2						
Juan Bernhardt, R (1,10) OBP: 0.294, SLG: 0.392		F8	FC5		FC4-6			K		4	0	0	0	0	1	3						
Bill Stein, R (1,5) OBP: 0.296, SLG: 0.409	6-3			6-3	6-3			K		4	0	0	0	0	1	2						
Carlos Lopez, R (1,9) OBP: 0.318, SLG: 0.436				K						4	2	3	0	0	1	0						
Larry Milbourne, S (1,6) OBP: 0.255, SLG: 0.299										4	1	4	3	0	0	0						
Skip Jutze, R (1,2) OBP: 0.324, SLG: 0.394										3	0	2	0	0	0	1						
Leroy Stanton, R (8,PH) OBP: 0.333, SLG: 0.500										1	0	0	0	0	1	1						
Larry Cox, R (9,2) OBP: 0.327, SLG: 0.435										0	0	0	0	0	0	0						
Inning Stats	R: 0 E: 1 K: 0 S: 4	H: 1 LOB: 2 BB: 0 P: 4	R: 1 E: 0 K: 0 S: 6	H: 3 LOB: 2 BB: 0 P: 6	R: 0 E: 0 K: 0 S: 2	H: 0 LOB: 1 BB: 1 P: 7	R: 1 E: 0 K: 1 S: 7	H: 2 LOB: 1 BB: 0 P: 7	R: 0 E: 0 K: 0 S: 3	H: 0 LOB: 2 BB: 1 P: 8	R: 1 E: 0 K: 0 S: 5	H: 2 LOB: 1 BB: 0 P: 5	R: 0 E: 0 K: 1 S: 5	H: 0 LOB: 0 BB: 0 P: 5	R: 0 E: 0 K: 2 S: 8	H: 2 LOB: 1 BB: 0 P: 8	R: 0 E: 0 K: 1 S: 5	H: 0 LOB: 0 BB: 0 P: 5	1B: 7 2B: 2 3B: 0 HR: 1	SF: 0 SAC: 0 DP: 0 HBP: 2	WP: 0 PB: 0 SB: 1 CS: 1	PA: 39
PITCHER	IP WLS BF H R ER SO BB IBB HBP BLK WP HR S P ERA WHIP																					
Wayne Simpson, R (1,1) ERA: 5.13	5.0 W 25 7 3 3 1 2 0 0 0 0 0 0 1 23 33 5.40 1.800																					
Dave LaRoche, L (6,1) ERA: 3.49	4.0 S 14 3 0 0 4 0 0 0 0 0 0 0 0 22 22 0.00 0.750																					

AB 33
R 4
H 7
RBI 4
BB 1
SO 7
LOB 16



AB 35
R 3
H 10
RBI 3
BB 2
SO 5
LOB 14



Batter	1	2	3	4	5	6	7	8	9	AB	R	H	RBI	BB	SO	LOB	TOP										
Jerry Remy, L (1.4) OBP: 0.326, SLG: 0.357	0-0 CS 1B		0-0 F8		0-0 F7		0-0 F7	0-0 P4		5	0	1	0	0	0	0											
Rance Mulliniks, L (1.6) OBP: 0.350, SLG: 0.432	0-0 1B		0-0 1B 3B		0-0 L6		0-0 2B 1B		0-0 6-3	5	2	3	0	0	0	0											
Bobby Bonds, R (1.9) OBP: 0.366, SLG: 0.563	0-0 G4-6-3 1B		0-3 K		0-0 6-3		0-0 HR 2B		0-3 K	5	1	2	1	0	2	1											
Tony Solaita, L (1.3) OBP: 0.333, SLG: 0.390	0-0 G4-6-3		4-0 1B BB		0-0 HR 2B		4-0 HR IBB		0-0 F5	3	2	1	0	2	0	2											
Rusty Torres, S (9.8) OBP: 0.229, SLG: 0.250	1-2									0	0	0	0	0	0	0											
Don Baylor, R (1.7) OBP: 0.333, SLG: 0.387		0-0 5-3		0-0 FC5-4 1B		0-0 2H HR		0-0 1H 2H HR		4	2	3	6	0	0	0											
Gil Flores, R (9.7) OBP: 0.327, SLG: 0.350										0	0	0	0	0	0	0											
Dave Chalk, R (1.5) OBP: 0.350, SLG: 0.368		0-0 P5		0-0 FC5-4		0-0 G3 2B		0-0 F2		4	0	1	0	0	0	2											
Danny Goodwin, L (1.10) OBP: 0.276, SLG: 0.286																											
Mario Guerrero, R (7.7) OBP: 0.316, SLG: 0.382		0-0 1B 2B		0-0 4-3		0-3 K		0-0 F8		3	0	1	0	0	1	1											
Dan Briggs, L (1.8) OBP: 0.233, SLG: 0.208										4	0	1	0	0	0	1											
Terry Humphrey, R (1.2) OBP: 0.286, SLG: 0.281		0-3 K		0-0 6-3		0-0 G3		0-3 K		4	0	0	0	0	2	3											
Inning Stats	R: 0 E: 0 K: 0 S: 4	H: 3 LOB: 1 BB: 0 P: 4	R: 0 E: 0 K: 1 S: 7	H: 2 LOB: 2 BB: 0 P: 7	R: 1 E: 0 K: 1 S: 7	H: 2 LOB: 2 BB: 1 P: 11	R: 0 E: 0 K: 0 S: 3	H: 0 LOB: 0 BB: 0 P: 3	R: 0 E: 0 K: 0 S: 3	H: 0 LOB: 0 BB: 0 P: 3	R: 2 E: 0 K: 1 S: 8	H: 3 LOB: 1 BB: 0 P: 8	R: 4 E: 0 K: 0 S: 6	H: 3 LOB: 0 BB: 1 P: 10	R: 0 E: 0 K: 1 S: 5	H: 0 LOB: 0 BB: 0 P: 5	R: 0 E: 0 K: 1 S: 5	H: 0 LOB: 0 BB: 0 P: 5	1B: 6 2B: 4 3B: 1 HR: 2	SF: 0 SAC: 0 DP: 1 HBP: 0	WP: 0 PB: 0 SB: 1 CS: 1	PA: 40					
PITCHER	IP	WLS	BF	H	R	ER	SO	BB	IBB	HBP	BLK	WP	HR	S	P	ERA	WHIP										
Dick Pole, R (1.1) ERA: 4.12	5.0	L	23	9	3	3	2	1	0	0	0	0	1	26	30	5.40	2.000										
Enrique Romo, R (6.1) ERA: 2.32	1.1		9	4	4	4	1	0	1	0	0	0	1	10	14	27.00	3.000										
Bill Laxton, L (7.1) ERA: 4.01	2.2		8	0	0	0	2	0	0	0	0	0	0	12	12	0.00	0.000										

California Angels @ Seattle Mariners
The Kingdome, Seattle, WA
Mon Jul 25 1977, 10:05 PM EDT
Att: 10,886 - Unknown

AB 38
R 7
H 13
RBI 7
BB 2
SO 5
LOB 10



Batter	1	2	3	4	5	6	7	8	9	AB	R	H	RBI	BB	SO	LOB	BOTTOM										
Julio Cruz, S (1.4) OBP: 0.293, SLG: 0.342	0-3 K		0-0 SH5-3		0-0 6-3		0-0 FC6-5			3	0	0	0	0	1	2											
Dave Collins, S (1.7) OBP: 0.294, SLG: 0.290	0-3 K		0-0 SF7			0-0 2B	0-3 K			3	0	1	1	0	2	2											
Dan Meyer, L (1.3) OBP: 0.328, SLG: 0.429	4-0 S BB		0-0 HR			0-0 2B		0-0 1-3		3	1	2	1	1	0	0											
Leroy Stanton, R (1.9) OBP: 0.328, SLG: 0.492	0-3 K		0-3 K			0-3 K		0-0 F8		4	0	0	0	0	3	3											
Ruppert Jones, L (1.8) OBP: 0.310, SLG: 0.471										4	0	0	0	0	2	2											
Bill Stein, R (1.5) OBP: 0.295, SLG: 0.405										3	0	0	0	1	1	2											
Steve Braun, L (1.10) OBP: 0.349, SLG: 0.299										2	0	0	0	2	0	1											
Larry Cox, R (1.2) OBP: 0.302, SLG: 0.400										4	0	0	0	0	0	3											
Craig Reynolds, L (1.6) OBP: 0.257, SLG: 0.284										4	1	2	0	0	1	1											
Inning Stats	R: 0 E: 0 K: 3 S: 9	H: 0 LOB: 1 BB: 1 P: 13	R: 0 E: 0 K: 2 S: 7	H: 0 LOB: 1 BB: 1 P: 11	R: 2 E: 0 K: 1 S: 7	H: 2 LOB: 0 BB: 0 P: 7	R: 0 E: 0 K: 0 S: 3	H: 0 LOB: 0 BB: 0 P: 3	R: 0 E: 0 K: 1 S: 5	H: 0 LOB: 0 BB: 0 P: 5	R: 0 E: 0 K: 2 S: 9	H: 2 LOB: 2 BB: 0 P: 9	R: 0 E: 0 K: 1 S: 6	H: 1 LOB: 2 BB: 1 P: 10	R: 0 E: 0 K: 0 S: 3	H: 0 LOB: 0 BB: 0 P: 3	R: 0 E: 0 K: 0 S: 3	H: 0 LOB: 1 BB: 1 P: 7	1B: 1 2B: 3 3B: 0 HR: 1	SF: 1 SAC: 1 DP: 0 HBP: 0	WP: 1 PB: 0 SB: 2 CS: 0	PA: 36					
PITCHER	IP	WLS	BF	H	R	ER	SO	BB	IBB	HBP	BLK	WP	HR	S	P	ERA	WHIP										
Nolan Ryan, R (1.1) ERA: 2.64	9.0	W	36	5	2	2	10	4	0	0	0	1	1	52	68	2.00	1.000										

California Angels @ Seattle Mariners
The Kingdome, Seattle, WA
Mon Jul 25 1977, 10:05 PM EDT
Att: 10,886 - Unknown

AB 30
R 2
H 5
RBI 2
BB 4
SO 10
LOB 16



Batter	1	2	3	4	5	6	7	8	9	AB	R	H	RBI	BB	SO	LOB	TOP					
Jerry Remy, L (1,4) OBP: 0.327, SLG: 0.352										4	2	1	0	1	1	0	California Angels @ Oakland Athletics Oakland-Alameda County Coliseum, Oakland, CA Wed Jul 27 1977, 7:05 PM PDT Att: 5,501 - Unknown					
Rance Mulliniks, L (1,6) OBP: 0.352, SLG: 0.461										4	3	2	2	1	1	0						
Bobby Bonds, R (1,9) OBP: 0.368, SLG: 0.560										3	1	0	0	2	0	3						
Tony Solaita, L (1,3) OBP: 0.336, SLG: 0.390										2	1	1	1	2	0	1						
Rusty Torres, S (7, PR) OBP: 0.239, SLG: 0.308										1	1	1	2	0	0	0						
Don Baylor, R (1,7) OBP: 0.330, SLG: 0.391										4	1	1	4	0	1	3						
Gil Flores, R (7,7) OBP: 0.323, SLG: 0.346										1	0	0	0	0	0	0						
Danny Goodwin, L (1,10) OBP: 0.242, SLG: 0.250										4	0	0	0	0	0	0						
Ron Jackson, R (1,5) OBP: 0.296, SLG: 0.331										3	0	0	0	1	2	0						
Dan Briggs, L (1,8) OBP: 0.234, SLG: 0.211										4	0	1	0	0	0	1						
Andy Etchebarren, R (1,2) OBP: 0.276, SLG: 0.257										4	0	0	0	0	1	2						
Inning Stats	R: 4 E: 0 K: 0 S: 5	H: 2 LOB: 0 BB: 2 P: 13	R: 0 E: 0 K: 0 S: 3	H: 0 LOB: 0 BB: 0 P: 3	R: 0 E: 1 K: 1 S: 5	H: 0 LOB: 1 BB: 1 P: 9	R: 0 E: 0 K: 1 S: 5	H: 0 LOB: 0 BB: 0 P: 5	R: 2 E: 0 K: 0 S: 5	H: 2 LOB: 1 BB: 1 P: 9	R: 0 E: 0 K: 1 S: 6	H: 1 LOB: 1 BB: 0 P: 6	R: 1 E: 1 K: 2 S: 8	H: 1 LOB: 1 BB: 1 P: 12	R: 0 E: 0 K: 1 S: 5	H: 0 LOB: 1 BB: 1 P: 9	R: 2 E: 0 K: 0 S: 4	H: 1 LOB: 0 BB: 1 P: 8	1B: 2 2B: 2 3B: 0 HR: 3	SF: 0 SAC: 0 DP: 0 HBP: 0	WP: 0 PB: 0 SB: 0 CS: 0	PA: 41
PITCHER	IP WLS BF H R ER SO BB IBB HBP BLK WP HR S P ERA WHIP																					
Paul Mitchell, R (1,1) ERA: 9.49	4.1 L 20 4 6 6 2 3 0 0 0 0 2 21 33 12.46 1.615																					
Doug Bair, R (5,1) ERA: 5.06	2.2 12 2 1 0 3 2 0 0 0 0 0 16 24 0.00 1.500																					
Bob Lacey, L (8,1) ERA: 2.73	1.0 4 0 0 0 1 1 0 0 0 0 0 5 9 0.00 1.000																					
Dave Giusti, R (9,1) ERA: 2.96	1.0 5 1 2 2 0 1 0 0 0 0 1 4 8 18.00 2.000																					

Batter	1	2	3	4	5	6	7	8	9	AB	R	H	RBI	BB	SO	LOB	BOTTOM			
Larry Murray, S (1,9) OBP: 0.253, SLG: 0.306										4	1	2	2	0	0	0	California Angels @ Oakland Athletics Oakland-Alameda County Coliseum, Oakland, CA Wed Jul 27 1977, 7:05 PM PDT Att: 5,501 - Unknown			
Marty Perez, R (1,4) OBP: 0.305, SLG: 0.340										4	0	0	0	0	0	1				
Manny Sanguillen, R (1,3) OBP: 0.290, SLG: 0.335										3	0	0	0	0	0	1				
Sheldon Mallory, L (8,3) OBP: 0.375, SLG: 0.327										0	0	0	0	0	0	0				
Jim Tyrone, R (8, PH) OBP: 0.317, SLG: 0.352										1	0	1	0	0	0	0				
Mitchell Page, L (1,7) OBP: 0.384, SLG: 0.521										4	1	1	0	0	1	2				
Wayne Gross, L (1,5) OBP: 0.338, SLG: 0.424										4	0	2	0	0	1	0				
Rich McKinney, R (1,10) OBP: 0.247, SLG: 0.347										4	0	0	0	0	0	3				
Tony Armas, R (1,8) OBP: 0.291, SLG: 0.397										4	0	1	0	0	1	2				
Jeff Newman, R (1,2) OBP: 0.271, SLG: 0.370										3	0	0	0	0	0	2				
Rob Picciolo, R (1,6) OBP: 0.204, SLG: 0.225										3	1	1	0	0	0	0				
Inning Stats	R: 0 E: 0 K: 0 S: 4	H: 1 LOB: 1 BB: 0 P: 4	R: 0 E: 0 K: 0 S: 4	H: 2 LOB: 1 BB: 0 P: 4	R: 1 E: 0 K: 0 S: 4	H: 1 LOB: 0 BB: 0 P: 4	R: 0 E: 0 K: 1 S: 5	H: 0 LOB: 0 BB: 0 P: 5	R: 0 E: 0 K: 0 S: 3	H: 0 LOB: 0 BB: 0 P: 3	R: 1 E: 0 K: 0 S: 5	H: 2 LOB: 1 BB: 0 P: 5	R: 1 E: 0 K: 1 S: 7	H: 2 LOB: 1 BB: 0 P: 7	R: 0 E: 0 K: 1 S: 5	H: 0 LOB: 0 BB: 0 P: 5	1B: 6 2B: 0 3B: 1 HR: 1	SF: 0 SAC: 0 DP: 1 HBP: 0	WP: 1 PB: 0 SB: 1 CS: 0	PA: 34
PITCHER	IP WLS BF H R ER SO BB IBB HBP BLK WP HR S P ERA WHIP																			
Ken Brett, L (1,1) ERA: 4.62	7.2 W 30 8 3 3 1 0 0 0 0 0 1 32 32 3.52 1.043																			
Dave LaRoche, L (8,1) ERA: 3.41	1.1 4 0 0 0 2 0 0 0 0 0 0 8 8 0.00 0.000																			

Batter	1	2	3	4	5	6	7	8	9	AB	R	H	RBI	BB	SO	LOB	TOP					
Jerry Remy, L (1,4) OBP: 0.326, SLG: 0.350	0-0 4-3		0-0 3-1				0-0 BB 1B	0-0 1-2 6-3		2	0	0	0	0	0	1	California Angels @ Oakland Athletics Oakland-Alameda County Coliseum, Oakland, CA Thu Jul 28 1977, 7:05 PM PDT Att: 6,068 - Unknown					
Mario Guerrero, R (4,4) OBP: 0.319, SLG: 0.383										2	1	1	0	0	0	1						
Ron Jackson, R (7,5) OBP: 0.296, SLG: 0.331										0	0	0	0	0	0	0						
Rance Mulliniks, L (1,6) OBP: 0.357, SLG: 0.457	0-3 K					0-0 E 1B	4-0 1B HR BB	0-0 F4		3	1	1	0	1	1	1						
Bobby Bonds, R (1,9) OBP: 0.367, SLG: 0.557	0-3 K				0-0 F8		0-0 HR 1B	0-0 5-3		4	1	1	1	0	1	1						
Tony Solaita, L (1,3) OBP: 0.335, SLG: 0.402		0-0 F8		0-0 E7		0-0 HR	0-0 F4		4	1	1	3	0	0	1							
Don Baylor, R (1,7) OBP: 0.329, SLG: 0.389		0-0 F6		0-0 L6		0-0 F8	0-0 1B		4	0	1	0	0	0	2							
Dave Chalk, R (1,5) OBP: 0.346, SLG: 0.363		0-0 F9		0-0 1-3		0-0 G3	0-0 F6		4	0	0	0	0	0	3							
Danny Goodwin, L (1,10) OBP: 0.216, SLG: 0.222			0-0 F9		0-0 F8	0-0 F6		0-0 F7		4	0	0	0	0	0	0						
Dan Briggs, L (1,8) OBP: 0.221, SLG: 0.197			0-0 E8 4-3		0-0 L6		0-0 4-3	0-3 K		4	0	0	0	0	1	0						
Terry Humphrey, R (1,2) OBP: 0.279, SLG: 0.275			0-0 4-3		0-0 F6		0-0 6-3 1B	0-3 K		2	0	0	0	0	0	1						
Gil Flores, R (7, PH) OBP: 0.327, SLG: 0.349										1	0	1	0	0	0	0						
Andy Etchebarren, R (7, 2) OBP: 0.276, SLG: 0.257										0	0	0	0	0	0	0						
Rusty Torres, S (9, PH) OBP: 0.236, SLG: 0.303			2-3							1	0	0	0	0	1	0						
Inning Stats	R: 0 E: 0 K: 2 S: 7	H: 0 LOB: 0 BB: 0 P: 7	R: 0 E: 0 K: 0 S: 3	H: 0 LOB: 0 BB: 0 P: 3	R: 0 E: 1 K: 0 S: 4	H: 0 LOB: 1 BB: 0 P: 4	R: 0 E: 0 K: 0 S: 5	H: 1 LOB: 2 BB: 0 P: 5	R: 0 E: 0 K: 0 S: 3	H: 0 LOB: 0 BB: 0 P: 3	R: 4 E: 0 K: 0 S: 6	H: 3 LOB: 0 BB: 1 P: 10	R: 0 E: 0 K: 0 S: 4	H: 1 LOB: 1 BB: 0 P: 4	R: 0 E: 0 K: 0 S: 4	H: 1 LOB: 1 BB: 0 P: 4	R: 0 E: 0 K: 2 S: 7	H: 0 LOB: 0 BB: 0 P: 7	1B: 5 2B: 0 3B: 0 HR: 1	SF: 0 SAC: 0 DP: 0 HBP: 0	WP: 0 PB: 0 SB: 0 CS: 0	PA: 36
PITCHER	IP WLS BF H R ER SO BB IBB HBP BLK WP HR S P ERA WHIP	5.0 W 20 2 2 2 2 1 0 0 0 0 0 23 27 3.60 0.600	4.0 S 16 4 2 2 2 0 0 0 0 0 1 20 20 4.50 1.000	PITCHER										IP WLS BF H R ER SO BB IBB HBP BLK WP HR S P ERA WHIP								
Joe Coleman, R (1, 1) ERA: 2.89											6.1											
Dave Giusti, R ERA: 3.07																						

AB	35
R	4
H	6
RBI	4
BB	1
SO	4
LOB	11



Batter	1	2	3	4	5	6	7	8	9	AB	R	H	RBI	BB	SO	LOB	BOTTOM				
Sheldon Mallory, L (1,9) OBP: 0.382, SLG: 0.328	4-0 BB S G4-6-3 BB	0-0 FC6-4		0-0 1B 5-3 1B		0-0 L5				3	2	1	0	1	0	1	California Angels @ Oakland Athletics Oakland-Alameda County Coliseum, Oakland, CA Thu Jul 28 1977, 7:05 PM PDT Att: 6,068 - Unknown				
Marty Perez, R (1,4) OBP: 0.308, SLG: 0.349	4-0 G4-6-3 BB 1-2 BB		0-0 1B 3B		0-0 SF8	0-0 F8				2	1	1	1	1	0	0					
Tony Armas, R (1,8) OBP: 0.294, SLG: 0.396	4-0 G4-6-3 1-2 2-3 BB		0-0 F2		0-0 5-3 1B		0-3 K			3	0	1	1	1	1	1					
Mitchell Page, L (1,7) OBP: 0.382, SLG: 0.517	0-0 G4-6-3		0-0 S 1B		0-0 5-3		0-0 4-3			4	0	1	2	0	0	3					
Wayne Gross, L (1,5) OBP: 0.340, SLG: 0.423	0-3 K		0-0 FC4-6 1B		0-0 3-1		0-0 S 1B			3	0	1	0	1	1	2					
Rich McKinney, R (1,3) OBP: 0.247, SLG: 0.351		0-0 2B 2B	0-0 F9		0-0 F8		0-0 5-3			4	1	1	0	0	0	3					
Willie Crawford, L (1,10) OBP: 0.317, SLG: 0.300		0-0 4-3 FC1 2B	0-0 FC4-6		0-0 F7		0-3 K			4	0	1	1	0	1	2					
Jeff Newman, R (1,2) OBP: 0.270, SLG: 0.365		0-0 4-3		0-0 1B 1B SF8 1B		0-0 6-3		0-3 K		4	1	1	0	0	1	1					
Rob Piccolo, R (1,6) OBP: 0.205, SLG: 0.225		0-0 FC1		0-0 SF8 1B 1B		0-0 5-3		0-3 K		4	1	1	0	0	1	1					
Inning Stats	R: 1 E: 0 K: 1 S: 4	H: 0 LOB: 1 BB: 3 P: 16	R: 1 E: 0 K: 0 S: 5	H: 2 LOB: 1 BB: 0 P: 5	R: 1 E: 0 K: 0 S: 5	H: 2 LOB: 2 BB: 1 P: 9	R: 3 E: 0 K: 0 S: 7	H: 4 LOB: 1 BB: 0 P: 7	R: 0 E: 0 K: 0 S: 3	H: 0 LOB: 0 BB: 0 P: 3	R: 0 E: 0 K: 0 S: 3	H: 0 LOB: 0 BB: 0 P: 3	R: 0 E: 0 K: 1 S: 6	H: 1 LOB: 1 BB: 0 P: 6	R: 0 E: 0 K: 3 S: 9	H: 0 LOB: 0 BB: 0 P: 9		1B: 6 2B: 2 3B: 1 HR: 0	SF: 1 SAC: 0 DP: 1 HBP: 0	WP: 0 PB: 0 SB: 3 CS: 0	PA: 36
PITCHER	IP WLS BF H R ER SO BB IBB HBP BLK WP HR S P ERA WHIP	2.1 L 14 4 3 3 0 0 0 0 0 0 0 15 15 7.36 1.091	3.1 3 3 0 0 0 0 0 0 0 0 0 0 15 15 0.00 0.500	PITCHER										IP WLS BF H R ER SO BB IBB HBP BLK WP HR S P ERA WHIP							
Wayne Simpson, R (1, 1) ERA: 5.31											3.1										
Mike Barlow, R (3, 1) ERA: 6.35																					
Dyar Miller, R (7, 1) ERA: 3.41																					

AB	31
R	6
H	9
RBI	5
BB	4
SO	5
LOB	14



Batter	1	2	3	4	5	6	7	8	9	10	AB	R	H	RBI	BB	SO	LOB	TOP							
Rick Burleson, R OBP: 0.351, SLG: 0.393 (1, 6)	4-0 1B BB		0-0 4-3		0-0 5-3			0-0 1-3		0-0 F9	4	1	0	0	1	0	0								
Fred Lynn, L OBP: 0.318, SLG: 0.475 (1, 8)	0-0 1B SF7		0-0 4-3		0-3 K			0-0 F2			4	1	1	0	0	1	0								
Jim Rice, R OBP: 0.381, SLG: 0.618 (1, 10)	0-0 1B			0-0 F9	0-0 6-3			0-0 P9			4	0	1	1	0	0	0								
George Scott, R OBP: 0.340, SLG: 0.534 (1, 3)	0-0 SF7			4-0 1B BB		0-3 K		0-0 6-3			2	1	0	1	1	1	0								
Carlton Fisk, R OBP: 0.401, SLG: 0.509 (1, 2)	0-3 K			0-0 1B BB	0-0 1B	0-0 F5		0-0 G6-4-3 1B			4	1	2	0	0	1	0								
Butch Hobson, R OBP: 0.304, SLG: 0.508 (1, 5)		0-0 6-3		0-0 F6	0-0 F6	0-0 F9		0-0 G6-4-3 1B			4	0	0	0	0	0	3								
Bernie Carbo, L OBP: 0.407, SLG: 0.526 (1, 7)		0-0 F6		0-0 1B E	1-3 2H 1B	0-0 3-1				0-0 HR	4	2	2	2	0	0	0								
Rick Miller, L OBP: 0.388, SLG: 0.342 (1, 9)	0-0 CS 1B		0-0 E8	0-0 1B	0-0 G3-6-3 BB	4-0 BB		0-0 B1			3	0	2	1	1	0	0								
Denny Doyle, L OBP: 0.285, SLG: 0.333 (1, 4)	0-0 CS	0-0 1-2	0-0 1-3	0-0 6-3	0-0 G3-6-3	0-0 1-2		0-0 F2			4	0	0	0	0	0	2								
Inning Stats	R: 2 E: 0 K: 1 S: 6	H: 2 LOB: 0 BB: 1 P: 10	R: 0 E: 0 K: 0 S: 3	H: 1 LOB: 0 BB: 0 P: 3	R: 0 E: 0 K: 0 S: 3	H: 0 LOB: 0 BB: 0 P: 3	R: 3 E: 1 K: 0 S: 6	H: 3 LOB: 1 BB: 1 P: 10	R: 0 E: 0 K: 1 S: 5	H: 0 LOB: 0 BB: 0 P: 5	R: 0 E: 0 K: 0 S: 2	H: 0 LOB: 0 BB: 1 P: 6	R: 0 E: 0 K: 0 S: 3	H: 0 LOB: 0 BB: 0 P: 3	R: 0 E: 0 K: 0 S: 3	H: 1 LOB: 0 BB: 0 P: 3	R: 1 E: 0 K: 0 S: 4	H: 1 LOB: 0 BB: 0 P: 4	1B: 7 2B: 0 3B: 0 HR: 1	SF: 1 SAC: 0 DP: 2 HBP: 0	WP: 0 PB: 0 SB: 0 CS: 1	PA: 38			
PITCHER	IP 7.0	WLS L	BF 27	H 6	R 5	ER 4	SO 3	BB 3	IBB 0	HBP 0	BLK 0	WP 0	HR 0	S 30	P 42	ERA 5.14	WHIP 1.286								
Paul Hartzell, R ERA: 3.1 (1, 1)																									
Dyar Miller, R ERA: 3.39 (8, 1)																									

Boston Red Sox @ California Angels
Anaheim Stadium, Anaheim, CA
Fri Jul 29 1977, 10:05 PM EDT
Att: 23,542 - Unknown - 68 F

AB 33
R 6
H 8
RBI 5
BB 3
SO 3
LOB 5



Batter	1	2	3	4	5	6	7	8	9	10	AB	R	H	RBI	BB	SO	LOB	BOTTOM							
Jerry Remy, L OBP: 0.326, SLG: 0.349 (1, 4)	0-0 3-1		0-0 F8		0-0 L4-3		0-0 4-3 1B		4-0 1-2 IBB		4	0	1	1	1	0	1								
Rance Mulliniks, L OBP: 0.350, SLG: 0.445 (1, 6)	0-0 G3		0-0 1B		0-0 F7		0-0 4-3		0-0 F5		5	0	1	0	0	0	4								
Bobby Bonds, R OBP: 0.362, SLG: 0.549 (1, 9)	0-0 L6		0-0 F4		0-0 F4	0-0 5-3		0-0 FC5			5	0	0	0	0	0	5								
Tony Solaita, L OBP: 0.344, SLG: 0.410 (1, 3)		0-0 HR		0-0 BB		4-0 G6-4-3 BB		0-0 4-3		4-0 SH3 BB	3	1	2	0	2	0	0								
Rusty Torres, S OBP: 0.236, SLG: 0.303 (10, PR)				0-0 1B							0	0	0	0	0	0	0								
Don Baylor, R OBP: 0.331, SLG: 0.399 (1, 7)		0-0 HR		0-0 F3		0-0 G6-4-3		0-0 P9-3 1B		0-0 SH3	4	1	2	2	0	0	2								
Dave Chalk, R OBP: 0.344, SLG: 0.361 (1, 5)	0-3 K		0-3 K		0-0 F7		0-0 HR		0-0 P9-3		5	1	1	0	0	1	4								
Danny Goodwin, L OBP: 0.262, SLG: 0.350 (1, 10)		0-0 3-1		4-0 1-2 BB		0-0 HR		0-0 1B		0-0 6-3	4	1	2	2	1	0	2								
Dan Briggs, L OBP: 0.222, SLG: 0.200 (1, 8)		0-0 F5		0-0 F7		0-0 SH3-4 1B		0-0 K		0-3 K	4	1	1	0	0	1	3								
Terry Humphrey, R OBP: 0.285, SLG: 0.277 (7, PR)			0-0 6-3		0-0 L4-3 1B		0-0 SH3-4		0-0 FC5 IBB		2	0	1	0	0	0	0								
Gil Flores, R OBP: 0.285, SLG: 0.277 (7, PR)											0	0	0	0	0	0	0								
Andy Etchebarren, R OBP: 0.285, SLG: 0.277 (8, 2)											0	0	0	0	0	0	0								
Mario Gutierrez, R OBP: 0.285, SLG: 0.277 (8, PR)											0	0	0	0	0	0	0								
Ike Hampton, S OBP: 0.285, SLG: 0.277 (10, 2)											0	0	0	0	0	0	0								
Inning Stats	R: 0 E: 0 K: 0 S: 3	H: 0 LOB: 0 BB: 0 P: 3	R: 2 E: 0 K: 1 S: 7	H: 2 LOB: 0 BB: 0 P: 7	R: 0 E: 0 K: 0 S: 4	H: 1 LOB: 1 BB: 0 P: 4	R: 0 E: 0 K: 0 S: 4	H: 1 LOB: 2 BB: 1 P: 8	R: 0 E: 0 K: 0 S: 3	H: 0 LOB: 0 BB: 0 P: 3	R: 3 E: 0 K: 0 S: 7	H: 4 LOB: 1 BB: 0 P: 7	R: 0 E: 0 K: 0 S: 3	H: 1 LOB: 0 BB: 0 P: 3	R: 0 E: 0 K: 1 S: 7	H: 2 LOB: 3 BB: 1 P: 11	R: 0 E: 0 K: 0 S: 3	H: 0 LOB: 2 BB: 1 P: 7	1B: 8 2B: 4 3B: 0 HR: 2	SF: 0 SAC: 2 DP: 3 HBP: 0	WP: 0 PB: 0 SB: 0 CS: 0	PA: 43			
PITCHER	IP 6.0	WLS W	BF 26	H 8	R 5	ER 5	SO 1	BB 2	IBB 0	HBP 0	BLK 0	WP 0	HR 2	S 26	P 34	ERA 7.50	WHIP 1.667								
Fergie Jenkins, R ERA: 3.67 (1, 1)																									
Bill Campbell, R ERA: 2.99 (7, 1)																									

Boston Red Sox @ California Angels
Anaheim Stadium, Anaheim, CA
Fri Jul 29 1977, 10:05 PM EDT
Att: 23,542 - Unknown - 68 F

AB 37
R 5
H 12
RBI 5
BB 4
SO 2
LOB 21



Batter	1	2	3	4	5	6	7	8	9	AB	R	H	RBI	BB	SO	LOB	TOP			
Rick Burleson, R OBP: 0.352, SLG: 0.393 (1, 6)										3	0	1	0	1	1	2				
Fred Lynn, L OBP: 0.320, SLG: 0.471 (1, 8)										2	0	0	0	1	1	1				
Jim Rice, R OBP: 0.379, SLG: 0.614 (1, 10)										4	0	1	0	0	1	2				
George Scott, R OBP: 0.339, SLG: 0.530 (1, 3)										3	1	0	0	1	1	1				
Carlton Fisk, R OBP: 0.402, SLG: 0.507 (1, 2)										3	1	1	0	1	1	0				
Butch Hobson, R OBP: 0.305, SLG: 0.507 (1, 5)										3	1	1	1	0	0	1				
Bernie Carbo, L OBP: 0.405, SLG: 0.519 (1, 7)										2	0	0	0	1	0	0				
Rick Miller, L OBP: 0.368, SLG: 0.342 (1, 9)										3	0	1	2	0	0	0				
Denny Doyle, L OBP: 0.293, SLG: 0.330 (1, 4)										3	0	0	0	0	1	2				
Inning Stats	R: 0 E: 0 K: 1 S: 3	H: 0 LOB: 1 BB: 2 P: 11	R: 3 E: 0 K: 0 S: 5	H: 3 LOB: 1 BB: 2 P: 13	R: 0 E: 0 K: 1 S: 4	H: 0 LOB: 0 BB: 0 P: 5	R: 0 E: 0 K: 0 S: 2	H: 0 LOB: 0 BB: 1 P: 6	R: 0 E: 0 K: 1 S: 5	H: 0 LOB: 0 BB: 0 P: 5	R: 0 E: 0 K: 1 S: 5	H: 0 LOB: 0 BB: 0 P: 5	R: 0 E: 0 K: 1 S: 6	H: 1 LOB: 1 BB: 0 P: 6	R: 0 E: 0 K: 0 S: 3	H: 1 LOB: 0 BB: 0 P: 3	1B: 5 2B: 1 3B: 0 HR: 0	SF: 0 SAC: 0 DP: 4 HBP: 1	WP: 0 PB: 0 SB: 0 CS: 2	PA: 32
PITCHER Nolan Ryan, R ERA: 2.66 (1, 1)	IP: 9.0 WLS: L BF: 32 H: 5 R: 3 ER: 3 SO: 6 BB: 5 IBB: 0 HBP: 1 BLK: 0 WP: 0 HR: 0 S: 38 P: 59 ERA: 3.00 WHIP: 1.111															PITCHER				

Boston Red Sox @ California Angels
Anaheim Stadium, Anaheim, CA
Sat Jul 30 1977, 10:05 PM EDT
Att: 32,662 - Unknown

AB 26
R 3
H 5
RBI 3
BB 5
SO 6
LOB 9



Batter	1	2	3	4	5	6	7	8	9	AB	R	H	RBI	BB	SO	LOB	BOTTOM					
Jerry Remy, L OBP: 0.327, SLG: 0.350 (1, 4)										4	0	1	0	1	1	1						
Rance Mulliniks, L OBP: 0.347, SLG: 0.447 (1, 6)										4	0	1	0	0	0	4						
Bobby Bonds, R OBP: 0.361, SLG: 0.546 (1, 9)										4	0	1	0	0	2	1						
Tony Solaita, L OBP: 0.346, SLG: 0.409 (1, 3)										3	0	1	0	1	0	2						
Don Baylor, R OBP: 0.330, SLG: 0.398 (1, 7)										4	0	1	0	0	1	4						
Dave Chalk, R OBP: 0.343, SLG: 0.357 (1, 5)										3	0	0	0	1	0	0						
Danny Gooden, L OBP: 0.239, SLG: 0.318 (1, 10)										4	0	0	0	0	0	2						
Gil Flores, R OBP: 0.330, SLG: 0.353 (1, 8)										4	0	2	0	0	1	0						
Terry Humphrey, R OBP: 0.283, SLG: 0.275 (1, 2)										1	0	0	0	1	1	0						
Mario Guerrero, R OBP: 0.322, SLG: 0.385 (7, PH)										1	0	0	0	0	0	0						
Ike Hampton, S OBP: 0.389, SLG: 0.556 (8, 2)										0	0	0	0	0	0	0						
Ron Jackson, R OBP: 0.294, SLG: 0.329 (9, PH)										1	0	0	0	0	0	1						
Inning Stats	R: 0 E: 0 K: 0 S: 5	H: 2 LOB: 2 BB: 0 P: 5	R: 0 E: 0 K: 0 S: 4	H: 1 LOB: 3 BB: 2 P: 12	R: 0 E: 0 K: 1 S: 6	H: 1 LOB: 2 BB: 1 P: 10	R: 0 E: 0 K: 1 S: 5	H: 0 LOB: 0 BB: 0 P: 5	R: 0 E: 0 K: 2 S: 7	H: 0 LOB: 1 BB: 1 P: 11	R: 0 E: 0 K: 1 S: 5	H: 0 LOB: 0 BB: 0 P: 5	R: 0 E: 1 K: 0 S: 4	H: 1 LOB: 1 BB: 0 P: 4	R: 0 E: 0 K: 0 S: 3	H: 1 LOB: 0 BB: 0 P: 3	R: 0 E: 0 K: 1 S: 6	H: 1 LOB: 1 BB: 0 P: 6	1B: 5 2B: 2 3B: 0 HR: 0	SF: 0 SAC: 0 DP: 1 HBP: 0	WP: 0 PB: 0 SB: 0 CS: 0	PA: 37
PITCHER Luis Tiant, R ERA: 4.93 Bob Stanley, R ERA: 4.20 (7, 1)	IP: 6.2 WLS: W BF: 29 H: 4 R: 0 ER: 0 SO: 5 BB: 4 IBB: 0 HBP: 0 BLK: 0 WP: 0 HR: 0 S: 35 P: 51 ERA: 0.00 WHIP: 1.350															PITCHER						

Boston Red Sox @ California Angels
Anaheim Stadium, Anaheim, CA
Sat Jul 30 1977, 10:05 PM EDT
Att: 32,662 - Unknown

AB 33
R 0
H 7
RBI 0
BB 4
SO 6
LOB 15



Batter	1	2	3	4	5	6	7	8	9	AB	R	H	RBI	BB	SO	LOB	TOP										
Rick Burleson, R OBP: 0.391, SLG: 0.394 (1, 6)										4	0	1	0	0	0	1											
Fred Lynn, L OBP: 0.323, SLG: 0.470 (1, 8)										3	0	1	0	1	0	0											
Jim Rice, R OBP: 0.378, SLG: 0.611 (1, 7)										4	1	1	0	0	2	3											
George Scott, R OBP: 0.338, SLG: 0.527 (1, 3)										4	0	1	0	0	1	1											
Carlton Fisk, R OBP: 0.403, SLG: 0.506 (1, 2)										3	0	1	1	1	1	0											
Butch Hobson, R OBP: 0.304, SLG: 0.504 (1, 5)										4	0	1	0	0	2	3											
Dwight Evans, R OBP: 0.371, SLG: 0.522 (1, 10)										4	0	1	0	0	2	3											
Steve Dillard, R OBP: 0.282, SLG: 0.347 (1, 4)										3	0	0	0	0	0	2											
Bernie Carbo, L OBP: 0.403, SLG: 0.516 (9, PH)										1	0	0	0	0	1	2											
Denny Doyle, L OBP: 0.293, SLG: 0.330 (9, 4)										0	0	0	0	0	0	0											
Rick Miller, L OBP: 0.364, SLG: 0.333 (1, 9)										3	0	0	0	1	0	3											
Inning Stats	R: 0 E: 0 K: 1 S: 6	H: 1 LOB: 1 BB: 0 P: 6	R: 0 E: 0 K: 2 S: 7	H: 0 LOB: 0 BB: 0 P: 7	R: 0 E: 0 K: 1 S: 6	H: 1 LOB: 2 BB: 1 P: 10	R: 0 E: 0 K: 2 S: 8	H: 1 LOB: 1 BB: 0 P: 8	R: 0 E: 0 K: 0 S: 3	H: 0 LOB: 0 BB: 0 P: 3	R: 0 E: 0 K: 0 S: 3	H: 1 LOB: 1 BB: 1 P: 7	R: 0 E: 0 K: 0 S: 2	H: 0 LOB: 0 BB: 1 P: 6	R: 1 E: 0 K: 3 S: 13	H: 3 LOB: 3 BB: 0 P: 13	1B: 6 2B: 3 3B: 0 HR: 0	SF: 0 SAC: 0 DP: 2 HBP: 0	WP: 0 PB: 1 SB: 0 CS: 0	PA: 36							
PITCHER	IP	WLS	BF	H	R	ER	SO	BB	IBB	HBP	BLK	WP	HR	S	P	ERA	WHIP										
Frank Tanana, L ERA: 2.16 (1, 1)	7.0		26	4	0	0	6	2	0	0	0	0	0	36	44	0.00	0.857										
Dave LaRoche, L ERA: 3.49 (8, 1)	1.0	L	6	3	1	1	0	1	0	0	0	0	0	5	9	9.00	4.000										
Dyar Miller, R ERA: 3.34 (9, 1)	1.0		4	0	0	0	3	0	0	0	0	0	0	10	10	0.00	0.000										

Boston Red Sox @ California Angels
Anaheim Stadium, Anaheim, CA
Sun Jul 31 1977, 6:33 AM EDT
Att: 19,514 - Unknown - 80 F

AB	33
R	1
H	7
RBI	1
BB	3
SO	9
LOB	18



Batter	1	2	3	4	5	6	7	8	9	AB	R	H	RBI	BB	SO	LOB	BOTTOM										
Jerry Remy, L OBP: 0.324, SLG: 0.347 (1, 4)										4	0	0	0	0	0	2											
Rance Mulliniks, L OBP: 0.336, SLG: 0.432 (1, 6)										4	0	0	0	0	0	1											
Bobby Bonds, R OBP: 0.358, SLG: 0.540 (1, 9)										4	0	0	0	0	2	1											
Tony Solaita, L OBP: 0.350, SLG: 0.410 (1, 3)										2	0	1	0	1	0	0											
Dan Briggs, L OBP: 0.219, SLG: 0.197 (7, PR) (8, 3)										1	0	0	0	0	1	0											
Don Baylor, R OBP: 0.328, SLG: 0.394 (1, 7)										3	0	0	0	0	1	2											
Dave Chalk, R OBP: 0.340, SLG: 0.354 (1, 5)										3	0	0	0	0	1	1											
Danny Goodwin, L OBP: 0.224, SLG: 0.298 (1, 10)										3	0	0	0	0	2	2											
Gil Flores, R OBP: 0.325, SLG: 0.347 (1, 8)										3	0	0	0	0	0	0											
Terry Humphrey, R OBP: 0.289, SLG: 0.287 (1, 2)										2	0	2	0	0	0	0											
Mario Guerrero, R OBP: 0.320, SLG: 0.381 (8, PH)										1	0	0	0	0	0	0											
Andy Etchebarren, R OBP: 0.276, SLG: 0.257 (9, 2)										0	0	0	0	0	0	0											
Inning Stats	R: 0 E: 0 K: 0 S: 3	H: 0 LOB: 0 BB: 0 P: 3	R: 0 E: 0 K: 1 S: 5	H: 0 LOB: 0 BB: 0 P: 5	R: 0 E: 0 K: 1 S: 6	H: 1 LOB: 1 BB: 0 P: 6	R: 0 E: 0 K: 2 S: 7	H: 0 LOB: 1 BB: 1 P: 11	R: 0 E: 0 K: 0 S: 3	H: 0 LOB: 0 BB: 0 P: 3	R: 0 E: 0 K: 0 S: 4	H: 1 LOB: 1 BB: 0 P: 4	R: 0 E: 0 K: 1 S: 6	H: 1 LOB: 2 BB: 0 P: 6	R: 0 E: 0 K: 0 S: 3	H: 0 LOB: 0 BB: 0 P: 3	1B: 2 2B: 1 3B: 0 HR: 0	SF: 0 SAC: 0 DP: 0 HBP: 0	WP: 0 PB: 0 SB: 0 CS: 0	PA: 31							
PITCHER	IP	WLS	BF	H	R	ER	SO	BB	IBB	HBP	BLK	WP	HR	S	P	ERA	WHIP										
Don Aase, R ERA: 1.0 (1, 1)	9.0	W	31	3	0	0	7	1	0	0	0	0	0	44	48	0.00	0.444										

Boston Red Sox @ California Angels
Anaheim Stadium, Anaheim, CA
Sun Jul 31 1977, 6:33 AM EDT
Att: 19,514 - Unknown - 80 F

AB	30
R	0
H	3
RBI	0
BB	1
SO	7
LOB	9



Batter	1	2	3	4	5	6	7	8	9	AB	R	H	RBI	BB	SO	LOB	TOP			
Mickey Rivers, L OBP: 0.333, SLG: 0.401	0-0 4-3		0-0 4-3 2H			4-0 4-3 BB		0-0 4-3 1B		3	0	2	1	1	0	0	New York Yankees @ California Angels Anaheim Stadium, Anaheim, CA Mon Aug 01 1977, 10:05 PM EDT Att: 34,852 - Unknown livebaseballscorecards.com			
Roy White, S OBP: 0.365, SLG: 0.424	0-0 BLK 1B		0-0 4-3 2-3			0-0 4-3 1-2		0-0 4-3 3		4	0	1	0	0	0	3				
Thurman Munson, R OBP: 0.352, SLG: 0.479	0-0 F8 1-2		0-0 4-3 3			0-0 F8 2		0-0 F8 1		4	0	0	0	0	0	3				
Chris Chambliss, L OBP: 0.338, SLG: 0.423	0-0 F8 3			0-0 4-3 1		0-0 4-3 3		0-0 F8 2		4	0	0	0	0	0	2				
Lou Piniella, R OBP: 0.362, SLG: 0.470		0-0 6-3 1		0-0 4-3 2			0-0 5-3 1		0-0 1B 1	4	0	1	0	0	0	0				
Cliff Johnson, R OBP: 0.402, SLG: 0.581		0-0 G4-6-3 1B 3		0-3 K 3			0-3 K 2		0-0 P4 3	4	0	1	0	0	2	1				
Graig Nettles, L OBP: 0.313, SLG: 0.457		0-0 G4-6-3 1-2 3			0-0 4-3 1		0-0 G3 3			3	0	0	0	0	0	1				
Willie Randolph, R OBP: 0.366, SLG: 0.424			0-0 SH5-3 2B 1B 1		0-0 6-3 2		0-0 5-3 1			3	1	1	0	0	0	0				
Bucky Dent, R OBP: 0.328, SLG: 0.381			0-0 SH5-3 1-2 1		0-0 5-3 3		0-0 F8 2			2	0	0	0	0	0	0				
Inning Stats	R: 0 E: 0 K: 0 S: 4	H: 1 LOB: 1 BB: 0 P: 4	R: 0 E: 0 K: 0 S: 3	H: 1 LOB: 0 BB: 0 P: 3	R: 1 E: 0 K: 0 S: 5	H: 2 LOB: 1 BB: 0 P: 5	R: 0 E: 0 K: 1 S: 5	H: 0 LOB: 0 BB: 0 P: 5	R: 0 E: 0 K: 0 S: 3	H: 0 LOB: 1 BB: 1 P: 7	R: 0 E: 0 K: 1 S: 5	H: 0 LOB: 0 BB: 0 P: 5	R: 0 E: 0 K: 0 S: 4	H: 1 LOB: 1 BB: 0 P: 4	R: 0 E: 0 K: 0 S: 4	H: 1 LOB: 1 BB: 0 P: 4		1B: 5 2B: 1 3B: 0 HR: 0	SF: 0 SAC: 1 DP: 1 HBP: 0	WP: 0 PB: 0 CS: 0
PITCHER Ken Brett, L ERA: 4.4	IP: 9.0 WLS: W BF: 33	H: 6 R: 1 ER: 1 SO: 2	BB: 1 IBB: 0 HBP: 0 BLK: 1	WP: 0 HR: 0 S: 36 P: 40	ERA: 1.00 WHIP: 0.778	PITCHER										ERA: 1.00 WHIP: 0.778				

Batter	1	2	3	4	5	6	7	8	9	AB	R	H	RBI	BB	SO	LOB	BOTTOM			
Gil Flores, R OBP: 0.324, SLG: 0.342	4-0 1B S SF7-4-5 BB		0-0 F9			0-0 6-3 2		0-0 P4 2		3	1	0	0	1	0	2	New York Yankees @ California Angels Anaheim Stadium, Anaheim, CA Mon Aug 01 1977, 10:05 PM EDT Att: 34,852 - Unknown livebaseballscorecards.com			
Jerry Remy, L OBP: 0.323, SLG: 0.346	0-3 K 1-2		0-0 CS 1B 1		0-0 4-3 3		0-0 E4 1-2 2-3			4	0	1	0	0	1	3				
Bobby Bonds, R OBP: 0.357, SLG: 0.537	0-0 SF7-4-5 2-3 1B		0-3 K 1-2			0-3 K 1		0-0 P4 3		4	0	1	0	0	2	4				
Tony Solaita, L OBP: 0.345, SLG: 0.404	0-0 SF7-4-5 1-3 3H			0-0 F7 1		0-0 F7 2		0-0 G3 1		3	0	0	1	0	0	0				
Dan Briggs, L OBP: 0.219, SLG: 0.197										0	0	0	0	0	0	0				
Don Baylor, R OBP: 0.324, SLG: 0.390		0-3 K 1		0-3 K 2		0-3 K 3		0-0 P6 2		4	0	0	0	0	3	0				
Rusty Torres, S OBP: 0.236, SLG: 0.303										0	0	0	0	0	0	0				
Dave Chalk, R OBP: 0.339, SLG: 0.356		0-0 F8 2B		0-0 P3 3			0-0 4-3 1	0-0 6-3 3		4	0	1	0	0	0	0				
Rance Mulliniks, L OBP: 0.336, SLG: 0.430		0-0 F8 2-3			0-0 E3 3B		0-0 1B SH 1B			3	2	1	0	0	0	1				
Danny Goodwin, L OBP: 0.269, SLG: 0.367		4-0 FC4-6 BB			0-0 SF8 3B		0-0 E SH 1B			2	1	2	1	1	0	0				
Terry Humphrey, R OBP: 0.287, SLG: 0.286		0-0 FC4-6 1-2			0-0 SF8 3H		0-0 SH E			1	0	0	2	0	0	2				
Inning Stats	R: 1 E: 0 K: 1 S: 5	H: 1 LOB: 1 BB: 1 P: 9	R: 0 E: 0 K: 1 S: 6	H: 1 LOB: 1 BB: 1 P: 10	R: 0 E: 0 K: 1 S: 5	H: 1 LOB: 0 BB: 0 P: 5	R: 0 E: 0 K: 1 S: 5	H: 0 LOB: 0 BB: 0 P: 5	R: 2 E: 1 K: 0 S: 5	H: 1 LOB: 0 BB: 0 P: 5	R: 0 E: 0 K: 2 S: 7	H: 0 LOB: 0 BB: 0 P: 7	R: 1 E: 1 K: 0 S: 7	H: 2 LOB: 3 BB: 0 P: 7	R: 0 E: 0 K: 0 S: 3	H: 0 LOB: 0 BB: 0 P: 3	1B: 4 2B: 3 3B: 1 HR: 0	SF: 2 SAC: 1 DP: 2 HBP: 0	WP: 0 PB: 0 CS: 1	PA: 33
PITCHER Cattfish Hunter, R ERA: 4.55	IP: 8.0 WLS: L BF: 33	H: 6 R: 4 ER: 3 SO: 6	BB: 2 IBB: 0 HBP: 0 BLK: 0	WP: 0 HR: 0 S: 43 P: 51	ERA: 3.38 WHIP: 1.000	PITCHER										ERA: 3.38 WHIP: 1.000				

Batter	1	2	3	4	5	6	7	8	9	AB	R	H	RBI	BB	SO	LOB	TOP				
Mickey Rivers, L OBP: 0.336, SLG: 0.408	0-0 6-3 3B	0-0 1B		0-0 1B		0-0 F7	0-0 FC5-4 BB		0-3 K	6	2	3	0	0	1	2					
Roy White, S OBP: 0.369, SLG: 0.424	0-0 3-1	0-0 1B		0-0 P4		4-0 2B BB	4-0 1-2 BB		0-0 1B 2H	4	1	2	1	2	0	3					
Thurman Munson, R OBP: 0.353, SLG: 0.481 Fran Healy, R OBP: 0.292, SLG: 0.303	0-0 6-3	0-0 3-4-1		0-0 BB 1B		0-0 1-3 1B	0-0 1-H HR 2B		0-3 K	5	2	2	3	0	0	4					
Chris Chambliss, L OBP: 0.341, SLG: 0.431	0-0 BB BB 1B		0-0 3-1	0-0 1B		0-0 2H HR			0-0 P6	4	1	2	2	1	0	0					
Reggie Jackson, L OBP: 0.373, SLG: 0.547	4-0 1-2 BB		0-0 1B S 1B	0-0 1-2 2H 3H 1B		0-0 FC4-6 1B			0-3 K	4	0	3	2	1	1	0					
Graig Nettles, L OBP: 0.314, SLG: 0.455	4-0 1-2 2-3 BB		0-0 1-3 1B	0-0 F8		0-0 FC4-6			0-0 P6	4	0	1	0	1	0	3					
Willie Randolph, R OBP: 0.364, SLG: 0.421	0-3 K		0-0 4-3			0-0 FC1-6 1B			0-0 4-3	5	0	1	0	0	2	5					
Dell Alton, L OBP: 0.423, SLG: 0.625		0-3 K		0-0 F9		0-0 FC1-6 CS			0-0 1B 1B	5	1	2	0	0	1	1					
Bucky Dent, R OBP: 0.332, SLG: 0.388		0-0 F8		0-0 1B 1B		0-0 F8			0-0 1B 2B	5	2	3	1	0	0	1					
Inning Stats	R: 1 E: 0 K: 1 S: 7	H: 2 LOB: 3 BB: 2 P: 15	R: 0 E: 0 K: 1 S: 7	H: 2 LOB: 2 BB: 0 P: 7	R: 0 E: 0 K: 0 S: 4	H: 2 LOB: 1 BB: 0 P: 4	R: 3 E: 0 K: 0 S: 7	H: 4 LOB: 2 BB: 1 P: 11	R: 0 E: 0 K: 0 S: 3	H: 1 LOB: 0 BB: 0 P: 3	R: 3 E: 0 K: 1 S: 8	H: 3 LOB: 1 BB: 1 P: 12	R: 0 E: 0 K: 0 S: 4	H: 0 LOB: 0 BB: 0 P: 5	R: 2 E: 0 K: 2 S: 10	H: 3 LOB: 1 BB: 0 P: 10	1B: 15 2B: 2 3B: 1 HR: 1	SF: 0 SAC: 0 DP: 0 HBP: 0	WP: 0 PB: 0 CS: 1	PA: 48	
PITCHER	IP WLS BF H R ER SO BB IBB HBP BLK WP HR S P ERA WHIP	3.2 L 22 9 4 4 2 3 0 0 0 0 0 23 35 9.82 3.273	4.1 L 12 5 3 3 1 1 0 0 0 0 1 13 17 11.57 2.571	7.1 L 8 2 0 0 1 1 0 0 0 0 0 9 13 0.00 1.500	9.1 L 6 3 2 2 2 0 0 0 0 0 0 10 10 18.00 3.000																

New York Yankees @ California Angels
Anaheim Stadium, Anaheim, CA
Tue Aug 02 1977, 10:05 PM EDT
Att: 20,298 - Unknown

AB 43
R 9
H 19
RBI 9
BB 5
SO 6
LOB 20



Batter	1	2	3	4	5	6	7	8	9	AB	R	H	RBI	BB	SO	LOB	BOTTOM					
Gil Flores, R OBP: 0.323, SLG: 0.340	0-0 E1 HR		0-0 S 1B		0-0 4-3			0-0 F8		4	1	1	0	0	0	1						
Jerry Remy, L OBP: 0.322, SLG: 0.347	0-0 5-3 1-2		0-3 K			0-0 4-3		0-0 1B 2B		4	0	1	0	0	1	2						
Bobby Bonds, R OBP: 0.358, SLG: 0.545	0-0 2H HR		0-3 K			0-0 F7		0-0 2-3 1B		4	1	2	2	0	1	1						
Tony Solaita, L OBP: 0.339, SLG: 0.397	0-3 K		0-0 6-3			0-0 F8		0-3 K		4	0	0	0	0	2	2						
Don Baylor, R OBP: 0.324, SLG: 0.397	0-0 P4		0-0 F8			0-0 F8		0-0 HR		4	1	1	1	0	0	0						
Dave Chalk, R OBP: 0.338, SLG: 0.358		0-0 P4		0-3 K		0-0 2B		0-0 5-3		4	0	1	0	0	1	0						
Danny Gooden, L OBP: 0.268, SLG: 0.346		0-0 6-3			4-0 G5-4-3 1B BB		0-3 K		0-0 F8	3	0	0	0	1	1	1						
Ron Jackson, R OBP: 0.293, SLG: 0.328		0-0 P3			0-0 G5-4-3 1B		0-0 6-3		0-0 F7	4	0	1	0	0	0	1						
Terry Humphrey, R OBP: 0.284, SLG: 0.283 Mario Guerrero, R OBP: 0.317, SLG: 0.378 Ike Hampton, S OBP: 0.389, SLG: 0.556			0-3 K		0-0 G5-4-3			0-0 4-3		2	0	0	0	0	1	2						
Inning Stats	R: 2 E: 1 K: 1 S: 7	H: 1 LOB: 0 BB: 0 P: 7	R: 0 E: 0 K: 0 S: 3	H: 0 LOB: 0 BB: 0 P: 3	R: 0 E: 0 K: 3 S: 10	H: 1 LOB: 1 BB: 0 P: 10	R: 0 E: 0 K: 1 S: 5	H: 0 LOB: 0 BB: 0 P: 5	R: 0 E: 0 K: 0 S: 3	H: 1 LOB: 1 BB: 0 P: 7	R: 0 E: 0 K: 0 S: 3	H: 0 LOB: 0 BB: 0 P: 3	R: 0 E: 0 K: 1 S: 6	H: 2 LOB: 2 BB: 0 P: 6	R: 0 E: 0 K: 1 S: 7	H: 0 LOB: 0 BB: 0 P: 7	R: 1 E: 0 K: 0 S: 4	H: 1 LOB: 0 BB: 0 P: 4	1B: 3 2B: 2 3B: 0 HR: 2	SF: 0 SAC: 0 DP: 1 HBP: 0	WP: 0 PB: 0 CS: 0	PA: 35
PITCHER	IP WLS BF H R ER SO BB IBB HBP BLK WP HR S P ERA WHIP	9.0 W 35 7 3 2 7 1 0 0 0 0 2 48 52 2.00 0.889																				

New York Yankees @ California Angels
Anaheim Stadium, Anaheim, CA
Tue Aug 02 1977, 10:05 PM EDT
Att: 20,298 - Unknown


AB 34
R 3
H 7
RBI 3
BB 1
SO 7
LOB 10



Batter	1	2	3	4	5	6	7	8	9	AB	R	H	RBI	BB	SO	LOB	TOP										
Mickey Rivers, L (1,8) OBP: 0.339, SLG: 0.410	0-0 CS 1B		0-0 4-3		0-0 1-3 1B			0-0 E G3 1B	0-0 F9	5	1	3	0	0	0	1											
Roy White, S (1,7) OBP: 0.368, SLG: 0.421	4-0 1B BB		0-3 K		0-0 P6			0-0 G3		3	1	0	0	1	1	3											
Thurman Munson, R (1,2) OBP: 0.352, SLG: 0.478	0-0 1B		0-0 4-3					0-0 E6 1B		4	0	1	0	0	0	1											
Chris Chambliss, L (1,3) OBP: 0.340, SLG: 0.430	0-0 P6				0-0 P6			0-0 E7 1B		4	0	1	1	0	1	2											
Reggie Jackson, L (1,9) OBP: 0.371, SLG: 0.543	0-0 1B				0-0 P6			0-0 4-3		4	0	1	1	0	0	2											
Graig Nettles, L (1,5) OBP: 0.313, SLG: 0.461	0-0 F8				0-0 F8					4	1	1	1	0	0	2											
Willie Randolph, R (1,4) OBP: 0.363, SLG: 0.419																											
Dell Alton, L (1,10) OBP: 0.414, SLG: 0.577																											
Cliff Johnson, R (9, PH) OBP: 0.401, SLG: 0.579																											
Bucky Dent, R (1,6) OBP: 0.330, SLG: 0.385																											
Lou Piniella, R (8, PH) OBP: 0.360, SLG: 0.467																											
Fred Stanley, R (8, 6) OBP: 0.300, SLG: 0.357																											
Paul Blair, R (9, PH) OBP: 0.342, SLG: 0.446																											
Inning Stats	R: 1 E: 0 K: 0 S: 5	H: 3 LOB: 2 BB: 1 P: 9	R: 0 E: 0 K: 1 S: 5	H: 1 LOB: 0 BB: 0 P: 5	R: 0 E: 0 K: 1 S: 5	H: 0 LOB: 0 BB: 0 P: 5	R: 0 E: 0 K: 0 S: 3	H: 0 LOB: 0 BB: 0 P: 3	R: 0 E: 1 K: 0 S: 4	H: 1 LOB: 2 BB: 1 P: 8	R: 0 E: 0 K: 0 S: 5	H: 0 LOB: 0 BB: 0 P: 5	R: 0 E: 0 K: 0 S: 3	H: 0 LOB: 0 BB: 0 P: 3	R: 1 E: 2 K: 0 S: 6	H: 2 LOB: 2 BB: 0 P: 6	R: 1 E: 0 K: 0 S: 5	H: 2 LOB: 1 BB: 0 P: 5	1B: 7 2B: 0 3B: 1 HR: 1	SF: 0 SAC: 0 DP: 1 HBP: 0	WP: 0 PB: 0 SB: 0 CS: 1	PA: 37					
PITCHER	IP	WLS	BF	H	R	ER	SO	BB	IBB	HBP	BLK	WP	HR	S	P	ERA	WHIP										
Nolan Ryan, R (1,1) ERA: 2.62	7.0	W	26	5	1	1	3	2	0	0	0	0	0	30	38	1.29	1.000										
Dave LaRoche, L (8,1) ERA: 3.52	2.0	S	11	4	2	1	0	0	0	0	0	0	1	11	11	4.50	2.000										
Dave LaRoche, L (9,1) ERA: 3.52	2.0	S	11	4	2	1	0	0	0	0	0	0	1	11	11	4.50	2.000										

New York Yankees @ California Angels
Anaheim Stadium, Anaheim, CA
Wed Aug 03 1977, 10:05 PM EDT
Att: 26,187 - Unknown


AB 35
R 3
H 9
RBI 3
BB 2
SO 3
LOB 13



Batter	1	2	3	4	5	6	7	8	9	AB	R	H	RBI	BB	SO	LOB	BOTTOM										
Gil Flores, R (1,9) OBP: 0.326, SLG: 0.340	0-3 K									3	0	1	0	1	1	0											
Jerry Remy, L (1,4) OBP: 0.316, SLG: 0.344	0-0 F8									4	1	0	0	0	0	3											
Bobby Bonds, R (1,10) OBP: 0.357, SLG: 0.549	0-3 K									4	1	1	2	0	2	0											
Ron Jackson, R (1,5) OBP: 0.308, SLG: 0.347										2	1	2	0	2	0	0											
Don Baylor, R (1,7) OBP: 0.323, SLG: 0.398										4	1	1	0	0	0	3											
Dave LaRoche, L (9,1) OBP: 0.337, SLG: 0.356										0	0	0	0	0	0	0											
Dave Chalk, R (1,6) OBP: 0.337, SLG: 0.356										4	1	1	0	0	2	2											
Tony Solaita, L (1,3) OBP: 0.336, SLG: 0.392										3	0	0	0	0	3	3											
Dan Briggs, L (8,3) OBP: 0.219, SLG: 0.197										0	0	0	0	0	0	0											
Rusty Torres, S (1,8) OBP: 0.227, SLG: 0.294										2	0	0	1	0	1	0											
Terry Humphrey, R (1,2) OBP: 0.285, SLG: 0.284										3	0	1	2	0	0	0											
Inning Stats	R: 0 E: 0 K: 2 S: 7	H: 0 LOB: 0 BB: 0 P: 7	R: 3 E: 0 K: 1 S: 8	H: 3 LOB: 2 BB: 2 P: 16	R: 0 E: 0 K: 1 S: 4	H: 0 LOB: 0 BB: 1 P: 8	R: 0 E: 0 K: 3 S: 9	H: 0 LOB: 0 BB: 0 P: 9	R: 0 E: 0 K: 0 S: 3	H: 0 LOB: 0 BB: 0 P: 3	R: 0 E: 0 K: 1 S: 6	H: 1 LOB: 1 BB: 0 P: 6	R: 0 E: 0 K: 1 S: 5	H: 0 LOB: 0 BB: 0 P: 5	R: 2 E: 0 K: 0 S: 6	H: 3 LOB: 1 BB: 0 P: 6	1B: 3 2B: 3 3B: 0 HR: 1	SF: 1 SAC: 0 DP: 0 HBP: 0	WP: 0 PB: 0 SB: 0 CS: 1	PA: 34							
PITCHER	IP	WLS	BF	H	R	ER	SO	BB	IBB	HBP	BLK	WP	HR	S	P	ERA	WHIP										
Ron Guidry, L (1,1) ERA: 3.25	7.1	L	31	7	5	5	9	3	0	0	0	0	0	46	58	6.14	1.364										
Dick Tidrow, R (8,1) ERA: 3.59	0.2		2	0	0	0	0	0	0	0	0	0	0	2	2	0.00	0.000										

New York Yankees @ California Angels
Anaheim Stadium, Anaheim, CA
Wed Aug 03 1977, 10:05 PM EDT
Att: 26,187 - Unknown

AB 29
R 5
H 7
RBI 5
BB 3
SO 9
LOB 11



Batter	1	2	3	4	5	6	7	8	9	AB	R	H	RBI	BB	SO	LOB	TOP			
Elliott Maddox, R (1, 8) OBP: 0.375, SLG: 0.333	4-0 1B BB		0-0 HBP 1B		0-0 L5			0-0 6-3		3	0	1	0	1	0	0	Baltimore Orioles @ California Angels Anaheim Stadium, Anaheim, CA Fri Aug 05 1977, 10:05 PM EDT Att: 18,078 - Unknown			
Rich Dauer, R (1, 4) OBP: 0.269, SLG: 0.274	0-0 F7		1-0 FC5-4 HBP			0-0 5-3		0-0 1-3		3	0	0	0	0	0	1				
Ken Singleton, S (1, 9) OBP: 0.433, SLG: 0.490	0-0 1-3 1B		0-3 K			0-0 1B			0-0 6-3	4	0	2	0	0	1	2				
Lee May, R (1, 3) OBP: 0.281, SLG: 0.404	0-3 K		0-0 FC5-4			0-0 F7		4-0 G6-4-3 BB		3	0	0	0	1	1	5				
Eddie Murray, S (1, 10) OBP: 0.327, SLG: 0.450	0-0 P3			0-3 K		0-3 K		0-0 G6-4-3 BB	0-0 G6-4-3 BB	4	0	0	0	0	2	4				
Andres Mora, R (1, 7) OBP: 0.227, SLG: 0.500		0-0 5-3		0-3 K			0-3 K			3	0	0	0	0	2	0				
Doug DeCinces, R (1, 5) OBP: 0.340, SLG: 0.420		0-3 K		0-0 F5			0-0 F9			3	0	0	0	0	1	0				
Dave Skaggs, R (1, 2) OBP: 0.326, SLG: 0.294		0-0 F4			0-0 6-3		0-0 1-4-3			3	0	0	0	0	0	0				
Mark Belanger, R (1, 6) OBP: 0.251, SLG: 0.237			0-0 F8			0-0 F9		0-0 L6		2	0	0	0	0	0	0				
Brooks Robinson, R (8, PH) OBP: 0.212, SLG: 0.255										1	0	0	0	0	0	0				
Kiko Garcia, R (8, 6) OBP: 0.256, SLG: 0.333										0	0	0	0	0	0	0				
Inning Stats	R: 0 E: 0 K: 1 S: 6	H: 1 LOB: 2 BB: 1 P: 10	R: 0 E: 0 K: 1 S: 5	H: 0 LOB: 0 BB: 0 P: 5	R: 0 E: 0 K: 1 S: 6	H: 1 LOB: 2 BB: 0 P: 7	R: 0 E: 0 K: 2 S: 7	H: 0 LOB: 0 BB: 0 P: 7	R: 0 E: 0 K: 0 S: 3	H: 1 LOB: 1 BB: 0 P: 6	R: 0 E: 0 K: 1 S: 5	H: 0 LOB: 0 BB: 0 P: 5	R: 0 E: 0 K: 0 S: 3	H: 0 LOB: 0 BB: 1 P: 6	R: 0 E: 0 K: 0 S: 2	H: 0 LOB: 0 BB: 1 P: 6	1B: 3 2B: 0 3B: 0 HR: 0	SF: 0 SAC: 0 DP: 1 HBP: 1	WP: 0 PB: 0 SB: 0 CS: 0	PA: 32
PITCHER Frank Tanana, L (1, 1) ERA: 2.06	IP: 9.0 WLS: W BF: 32 H: 3 R: 0 ER: 0 SO: 7 BB: 2 IBB: 0 HBP: 1 BLK: 0 WP: 0 HR: 0 S: 43 P: 52 ERA: 0.00 WHIP: 0.556															PITCHER				

Batter	1	2	3	4	5	6	7	8	9	AB	R	H	RBI	BB	SO	LOB	BOTTOM			
Gil Flores, R (1, 8) OBP: 0.332, SLG: 0.346	0-0 F8		0-0 SH1-4 HR 1B	0-0 1-2 1B		0-0 1-4-3 1B		0-3 K		5	1	3	0	0	1	0	Baltimore Orioles @ California Angels Anaheim Stadium, Anaheim, CA Fri Aug 05 1977, 10:05 PM EDT Att: 18,078 - Unknown			
Jerry Remy, L (1, 4) OBP: 0.317, SLG: 0.341	0-0 F6		0-0 SH1-4 1-2	0-3 K		0-0 1-4-3				3	0	0	0	0	1	3				
Bobby Bonds, R (1, 9) OBP: 0.358, SLG: 0.555	4-0 BB		0-0 2-H HR	0-0 L5		0-3 K				3	1	1	2	1	1	3				
Ron Jackson, R (1, 3) OBP: 0.302, SLG: 0.339	0-3 K		0-0 5-3	0-0 F9			0-0 E5			4	0	0	0	0	1	3				
Don Baylor, R (1, 7) OBP: 0.325, SLG: 0.400		4-0 6-3 2B BB	0-0 6-3 1B 2B		0-0 F8		0-0 F2			3	2	1	0	1	0	1				
Dave Chalk, R (1, 5) OBP: 0.339, SLG: 0.358		0-0 6-3	0-0 1-2 2B 1B	0-0 FC5-4 1B		0-3 K				4	1	2	1	0	1	2				
Mario Guerrero, R (1, 10) OBP: 0.315, SLG: 0.382		0-0 6-3	0-0 2-3 1-H 2B	0-0 FC5-4 1-2		0-0 1-3				4	0	1	1	0	0	3				
Rance Mulliniks, L (1, 6) OBP: 0.333, SLG: 0.432		0-0 K	0-0 G3	0-0 4-3			0-3 K			4	0	1	1	0	1	2				
Terry Humphrey, R (1, 2) OBP: 0.285, SLG: 0.283	0-3 K		0-0 1B 1B		0-0 6-3		0-0 F9			4	0	1	0	0	1	1				
Inning Stats	R: 0 E: 0 K: 1 S: 5	H: 0 LOB: 1 BB: 1 P: 9	R: 1 E: 0 K: 1 S: 6	H: 1 LOB: 1 BB: 1 P: 10	R: 4 E: 0 K: 0 S: 8	H: 5 LOB: 1 BB: 0 P: 8	R: 0 E: 0 K: 1 S: 7	H: 2 LOB: 2 BB: 0 P: 7	R: 0 E: 0 K: 0 S: 4	H: 1 LOB: 1 BB: 0 P: 4	R: 0 E: 0 K: 1 S: 6	H: 1 LOB: 1 BB: 0 P: 6	R: 0 E: 1 K: 1 S: 6	H: 0 LOB: 0 BB: 0 P: 6	R: 0 E: 0 K: 2 S: 7	H: 0 LOB: 0 BB: 0 P: 7	1B: 6 2B: 3 3B: 0 HR: 1	SF: 0 SAC: 1 DP: 0 HBP: 0	WP: 0 PB: 0 SB: 1 CS: 0	PA: 37
PITCHER Ross Grimsley, L (1, 1) ERA: 3.72	IP: 2.2 WLS: L BF: 15 H: 5 R: 5 ER: 5 SO: 2 BB: 2 IBB: 0 HBP: 0 BLK: 0 WP: 0 HR: 1 S: 17 P: 25 ERA: 16.88 WHIP: 2.625															PITCHER				
Scott McGregor, L (3, 1) ERA: 4.59	IP: 5.1 WLS: L BF: 22 H: 5 R: 0 ER: 0 SO: 5 BB: 0 IBB: 0 HBP: 0 BLK: 0 WP: 0 HR: 0 S: 32 P: 32 ERA: 0.00 WHIP: 0.938															PITCHER				

Batter	1	2	3	4	5	6	7	8	9	AB	R	H	RBI	BB	SO	LOB	TOP								
Billy Smith, S (1, 4) OBP: 0.298, SLG: 0.339 Rich Dauer, R (7, PH) OBP: 0.267, SLG: 0.272 (7, 4)	0-0 4-3		0-0 4-3		0-0 1B		0-0 F9		0-0 G4-3	3	0	1	1	0	0	1									
Tony Muser, L (1, 8) Elliott Maddox, R (6, 8) OBP: 0.352, SLG: 0.311	0-0 F8			0-0 F1	0-0 SF7		0-0 F8			2	0	0	1	0	0	0									
Pat Kelly, L (1, 7) OBP: 0.354, SLG: 0.384	0-0 6-3			0-3 K	0-0 4-3			0-3 K		4	0	0	0	0	2	1									
Ken Singleton, S (1, 9) OBP: 0.436, SLG: 0.501		0-0 3-1		0-0 1B	0-0 1B		0-0 L5-4 1B		0-3 K	4	0	2	0	0	1	0									
Eddie Murray, S (1, 3) OBP: 0.327, SLG: 0.451		0-0 4-3		0-3 K			0-0 1B		0-0 L6	4	0	1	0	0	1	1									
Lee May, R (1, 10) OBP: 0.283, SLG: 0.404		0-3 K			0-0 1B		0-0 L5-4 1B		0-0 1B BB	4	1	2	0	0	1	2									
Doug DeCinces, R (1, 5) OBP: 0.344, SLG: 0.418			0-0 6-3		0-0 1B		4-0 1B		4-0 1B BB	2	1	1	0	2	0	0									
Kiko Garcia, R (1, 6) OBP: 0.258, SLG: 0.326 (9, PH) Andres Mora, R (9, PH) OBP: 0.238, SLG: 0.494 Mark Belanger, R (9, PH) OBP: 0.254, SLG: 0.235			4-0 BB		0-3 K		0-3 K		0-0 1B BB	2	0	0	0	1	2	4									
Ken Rudolph, R (1, 2) OBP: 0.250, SLG: 0.211 (9, PH) Tom Shopay, L (9, PH) OBP: 0.267, SLG: 0.279			0-0 4-3		0-0 E7 1B SF7 1B		0-0 F7		0-0 P1	3	1	1	1	0	0	1									
Inning Stats	R: 0 E: 0 K: 0 S: 3	H: 0 LOB: 0 BB: 0 P: 3	R: 0 E: 0 K: 1 S: 5	H: 0 LOB: 0 BB: 0 P: 5	R: 0 E: 0 K: 0 S: 3	H: 0 LOB: 1 BB: 1 P: 7	R: 0 E: 0 K: 2 S: 8	H: 1 LOB: 1 BB: 0 P: 8	R: 3 E: 1 K: 1 S: 9	H: 4 LOB: 1 BB: 0 P: 9	R: 0 E: 0 K: 1 S: 6	H: 2 LOB: 2 BB: 1 P: 10	R: 0 E: 0 K: 0 S: 3	H: 0 LOB: 0 BB: 0 P: 3	R: 0 E: 0 K: 2 S: 7	H: 0 LOB: 0 BB: 0 P: 7	R: 0 E: 0 K: 0 S: 4	H: 2 LOB: 3 BB: 1 P: 8	1B: 9 2B: 1 3B: 0 HR: 0	SF: 1 SAC: 0 DP: 2 HBP: 0	WP: 0 PB: 0 SB: 0 CS: 0	PA: 37			
PITCHER	IP	WLS	BF	H	R	ER	SO	BB	IBB	HBP	BLK	WP	HR	S	P	ERA	WHIP								
Paul Hartzell, R (1, 1) ERA: 3.36	5.0		23	7	3	2	4	1	0	0	0	0	0	30	34	3.60	1.600								
Dave LaRoche, L (6, 1) ERA: 3.39	3.0	W	9	0	0	0	3	1	0	0	0	0	0	14	18	0.00	0.333								
Dyar Miller, R (9, 1) ERA: 3.41	0.0	S	0	0	0	0	0	0	0	0	0	0	0	0	0	∞	∞								

Baltimore Orioles @ California Angels
Anaheim Stadium, Anaheim, CA
Sun Aug 07 1977, 6:33 AM EDT
Att: 15,729 - Unknown

AB 33
R 3
H 9
RBI 3
BB 3
SO 7
LOB 16



Batter	1	2	3	4	5	6	7	8	9	AB	R	H	RBI	BB	SO	LOB	BOTTOM								
Thad Bosley, L (1, 8) OBP: 0.536, SLG: 0.667	4-0 SH4-3 BB		0-3 K			0-0 1B	0-0 F7			3	1	1	0	1	1	1									
Jerry Remy, L (1, 4) OBP: 0.316, SLG: 0.340	0-0 SH4-3 1-2		0-3 K			0-0 F7	0-0 HR 1B			3	1	1	0	0	1	2									
Bobby Bonds, R (1, 9) OBP: 0.359, SLG: 0.566	0-0 6-3			0-0 5-3		0-0 4-3	0-0 HR			4	1	1	2	0	0	2									
Tony Solaita, L (1, 3) OBP: 0.335, SLG: 0.387 Dan Briggs, L (9, 3) OBP: 0.219, SLG: 0.197	0-0 F8			0-0 4-3		0-0 2B BB	4-0 K			3	1	0	0	1	1	1									
Don Baylor, R (1, 7) OBP: 0.330, SLG: 0.414 Rusty Torres, S (9, 7) OBP: 0.224, SLG: 0.290		0-0 6-3		0-0 2B		0-0 2B 1B 1B	4-0 4-3 S BB			3	1	2	1	1	0	0									
Dave Chalk, R (1, 5) OBP: 0.339, SLG: 0.361		0-3 K		0-0 F8		0-0 1B 2B	0-0 F8		0-0 F8	4	1	1	1	0	1	2									
Rance Mulliniks, L (1, 6) OBP: 0.343, SLG: 0.432		0-0 CS 1B			0-0 G1-6-3 1B	0-0 1B	0-0 4-3		0-0 4-3	4	0	3	2	0	0	1									
Danny Goodwin, L (1, 10) OBP: 0.271, SLG: 0.364 (9, PH) Ron Jackson, R (9, PH) OBP: 0.307, SLG: 0.360		0-0 CS		0-0 SH3-4 2B		0-0 F7	0-0 F8		0-0 5-3	3	0	1	0	0	0	2									
Andy Etchebarren, R (1, 2) OBP: 0.289, SLG: 0.250			0-0 SH3-4		0-0 G1-6-3		0-0 4-3			2	0	0	0	0	0	1									
Inning Stats	R: 0 E: 0 K: 0 S: 3	H: 0 LOB: 1 BB: 1 P: 7	R: 0 E: 0 K: 1 S: 5	H: 1 LOB: 0 BB: 0 P: 5	R: 0 E: 0 K: 2 S: 8	H: 1 LOB: 1 BB: 0 P: 8	R: 0 E: 0 K: 0 S: 4	H: 1 LOB: 1 BB: 0 P: 4	R: 0 E: 0 K: 0 S: 3	H: 1 LOB: 0 BB: 0 P: 3	R: 4 E: 0 K: 0 S: 7	H: 4 LOB: 1 BB: 1 P: 11	R: 2 E: 0 K: 1 S: 7	H: 2 LOB: 0 BB: 0 P: 7	R: 0 E: 0 K: 0 S: 3	H: 0 LOB: 1 BB: 1 P: 7	1B: 5 2B: 4 3B: 0 HR: 1	SF: 0 SAC: 2 DP: 1 HBP: 0	WP: 0 PB: 0 SB: 1 CS: 1	PA: 36					
PITCHER	IP	WLS	BF	H	R	ER	SO	BB	IBB	HBP	BLK	WP	HR	S	P	ERA	WHIP								
Jim Palmer, R (1, 1) ERA: 3.27	6.2	L	30	10	6	6	3	2	0	0	0	0	0	34	42	8.10	1.800								
Tippy Martinez, L (7, 1) ERA: 2.27	1.1		5	0	0	0	1	1	0	0	0	0	0	6	10	0.00	0.750								

Baltimore Orioles @ California Angels
Anaheim Stadium, Anaheim, CA
Sun Aug 07 1977, 6:33 AM EDT
Att: 15,729 - Unknown

AB 30
R 6
H 10
RBI 6
BB 3
SO 4
LOB 13



Batter	1	2	3	4	5	6	7	8	9	AB	R	H	RBI	BB	SO	LOB	TOP											
Gil Flores, R OBP: 0.350, SLG: 0.380 (1, 8)	0-0 SH1-3 2B		0-0 WP 1B		0-0 1B SF8 2B		0-0 2B		0-0 SH1-4	4	2	4	1	0	0	0	California Angels @ Kansas City Royals Royals Stadium, Kansas City, MO Mon Aug 08 1977, 8:05 PM EDT Att: 40,525 - Unknown - 77 F											
Mario Guerrero, R OBP: 0.324, SLG: 0.385 (1, 4)	0-0 SH1-3		0-0 L1-4 WP 1B		0-0 FC6-4 1B		0-0 HR 1B		0-0 F8	4	1	3	0	0	0	1												
Bobby Bonds, R OBP: 0.355, SLG: 0.565 (1, 9)	0-3 K		0-0 F7		0-0 SF8		0-0 HR		0-0 E6	4	1	1	3	0	1	4												
Ron Jackson, R OBP: 0.302, SLG: 0.357 Dan Briggs, L OBP: 0.219, SLG: 0.197 (9, 3)	0-0 1B 2B		0-0 L1-4		0-0 FC6-4 1B		0-0 F3		0-3 K	5	1	1	1	0	1	4												
Don Baylor, R OBP: 0.326, SLG: 0.408 Rusty Torres, S OBP: 0.224, SLG: 0.290 (7, 8)	0-0 1B			0-0 P6		0-0 5-3		0-0 F2		4	0	1	1	0	0	0												
Dave Chalk, R OBP: 0.343, SLG: 0.359 (1, 5)	0-0 F9			0-0 F9		4-0 BB		0-0 F7		3	0	0	0	1	0	1												
Ike Hampton, S OBP: 0.350, SLG: 0.500 Tony Solaita, L OBP: 0.332, SLG: 0.384 (6, PH)		0-0 P4		0-3 K		0-3 K		0-0 F8		2	0	0	0	0	1	0												
Rance Mulliniks, L OBP: 0.338, SLG: 0.417 (1, 6)		0-0 F7			0-0 F9		4-0 1B		0-0 4-3	3	0	0	0	1	0	0												
Andy Etchebarren, R OBP: 0.280, SLG: 0.263 (1, 2)		0-0 L4			0-0 2B 1B		0-0 3-1		0-0 E SH1-4 E 1B	4	2	2	0	0	0	2												
Inning Stats	R: 2 E: 0 K: 1 S: 8	H: 3 LOB: 1 BB: 0 P: 8	R: 0 E: 0 K: 0 S: 3	H: 0 LOB: 0 BB: 0 P: 3	R: 0 E: 0 K: 1 S: 4	H: 2 LOB: 1 BB: 0 P: 4	R: 0 E: 0 K: 1 S: 5	H: 0 LOB: 0 BB: 0 P: 5	R: 2 E: 0 K: 1 S: 6	H: 3 LOB: 1 BB: 0 P: 6	R: 0 E: 0 K: 1 S: 5	H: 0 LOB: 2 BB: 2 P: 13	R: 2 E: 0 K: 0 S: 5	H: 3 LOB: 0 BB: 0 P: 5	R: 0 E: 0 K: 0 S: 3	H: 0 LOB: 0 BB: 0 P: 3		R: 1 E: 1 K: 1 S: 7	H: 1 LOB: 1 BB: 0 P: 7	1B: 7 2B: 5 3B: 0 HR: 1	SF: 1 SAC: 2 DP: 1 HBP: 0	WP: 1 PB: 0 SB: 2 CS: 0	PA: 40					
PITCHER	IP	WLS	BF	H	R	ER	SO	BB	IBB	HBP	BLK	WP	HR	S	P	ERA	WHIP											
Paul Spittorff, L ERA: 4.26 Doug Bird, R ERA: 5.23 Steve Mingo, L ERA: 3.08	(1, 1)	4.1	L	20	8	4	4	2	0	0	0	0	1	0	24	24	8.31	1.846										
	(5, 1)	3.2		15	3	2	2	1	1	1	0	0	0	1	15	23	4.91	1.091										
	(9, 1)	1.0		5	1	1	0	1	0	0	0	0	0	0	7	7	0.00	1.000										

Batter	1	2	3	4	5	6	7	8	9	AB	R	H	RBI	BB	SO	LOB	BOTTOM											
George Brett, L OBP: 0.363, SLG: 0.501 (1, 5)	0-0 L8		0-0 F9		4-0 BB			0-0 BB 1B	0-0 L9	4	1	1	0	1	0	0	California Angels @ Kansas City Royals Royals Stadium, Kansas City, MO Mon Aug 08 1977, 8:05 PM EDT Att: 40,525 - Unknown - 77 F											
Hal McRae, R OBP: 0.352, SLG: 0.491 (1, 7)	0-0 L7		4-0 S BB		0-0 4-3			0-0 P5	0-0 E 1B	4	0	1	0	1	0	2												
Ralph LaCock, L OBP: 0.378, SLG: 0.461 (1, 10)	0-0 1B		0-0 L7			0-0 F8		0-0 BB BB 1B	0-0 E5	5	1	2	0	0	0	2												
Al Cowens, R OBP: 0.349, SLG: 0.520 (1, 9)	0-0 4-3		0-0 L3			0-0 P3		4-0 BB BB BB	0-0 4-3	4	0	0	0	1	0	4												
John Mayberry, L OBP: 0.363, SLG: 0.438 (1, 3)		4-0 2B BB		0-0 4-3		0-0 2B		0-0 SF7		2	0	1	1	1	0	0												
Amos Otis, R OBP: 0.343, SLG: 0.456 (1, 8)	0-0 F9		0-0 F8		0-3 K			0-0 BB BB	0-0 BB BB	3	0	0	0	1	1	2												
Darrell Porter, L OBP: 0.358, SLG: 0.462 (1, 2)	0-3 K		0-0 4-3			0-0 FC6-4 1B		4-0 BB BB	0-0 K	3	0	1	1	1	1	1												
Freddie Patek, R OBP: 0.321, SLG: 0.363 Tom Poquette, L OBP: 0.319, SLG: 0.388 Joe Zdeb, R OBP: 0.366, SLG: 0.431 (9, 5)	0-0 2B		0-0 F2		0-0 FC6-4 L8-4 S		0-0 K		0-3 K	3	0	1	0	0	0	1												
Bob Heise, R OBP: 0.295, SLG: 0.310 Joe Lahoud, L OBP: 0.400, SLG: 0.313 Cookie Rojas, R OBP: 0.308, SLG: 0.349 (7, PH)	0-0 4-3		0-0 5-3			0-0 L8-4		0-0 6-3		2	0	0	0	0	0	2												
Inning Stats	R: 0 E: 0 K: 0 S: 4	H: 1 LOB: 1 BB: 0 P: 4	R: 0 E: 0 K: 1 S: 6	H: 1 LOB: 2 BB: 1 P: 10	R: 0 E: 0 K: 0 S: 3	H: 0 LOB: 1 BB: 1 P: 7	R: 0 E: 0 K: 0 S: 3	H: 0 LOB: 0 BB: 0 P: 3	R: 0 E: 0 K: 1 S: 6	H: 1 LOB: 1 BB: 0 P: 6	R: 0 E: 0 K: 0 S: 3	H: 1 LOB: 0 BB: 0 P: 3	R: 2 E: 0 K: 1 S: 7	H: 2 LOB: 3 BB: 3 P: 19	R: 0 E: 1 K: 0 S: 5	H: 1 LOB: 2 BB: 0 P: 5		1B: 5 2B: 3 3B: 0 HR: 0	SF: 1 SAC: 0 DP: 1 HBP: 0	WP: 0 PB: 0 SB: 2 CS: 0	PA: 40							
PITCHER	IP	WLS	BF	H	R	ER	SO	BB	IBB	HBP	BLK	WP	HR	S	P	ERA	WHIP											
Wayne Simpson, R ERA: 5.08 Dyar Miller, R ERA: 3.33	(1, 1)	7.1	W	30	6	2	2	2	3	0	0	0	0	0	31	43	2.46	1.227										
	(8, 1)	1.2		10	1	0	0	1	3	0	0	0	0	9	21	0.00	2.400											

Batter	1	2	3	4	5	6	7	8	9	AB	R	H	RBI	BB	SO	LOB	TOP						
Thad Bosley, L OBP: 0.545, SLG: 0.690 (1, 8)	L4		1B			HR	1B	P7		5	2	3	2	0	0	1							
Jerry Remy, L OBP: 0.321, SLG: 0.342 (1, 4)	CS		1B			F7	1B	G3		5	1	3	0	0	0	2							
Bobby Bonds, R OBP: 0.356, SLG: 0.571 (1, 9)	5-3		K			HR	2B	6-3		5	2	2	3	0	1	2							
Tony Solaita, L OBP: 0.331, SLG: 0.386 (7, PR)		F2		K		K		F5		4	0	1	2	0	2	0							
Dan Briggs, L OBP: 0.219, SLG: 0.197 (7, 3)										0	0	0	0	0	0	0							
Ron Jackson, R OBP: 0.301, SLG: 0.355 (9, PH)										1	0	0	0	0	0	0							
Don Baylor, R OBP: 0.327, SLG: 0.408 (1, 7)				F7		2B	P8	6-3		5	1	2	0	0	0	1							
Dave Chalk, R OBP: 0.342, SLG: 0.361 (1, 5)					F8	2B	K			4	1	1	1	0	1	2							
Rance Mulliniks, L OBP: 0.336, SLG: 0.408 (1, 6)			F9			K	G3			3	1	0	0	1	1	1							
Danny Goodwin, L OBP: 0.286, SLG: 0.390 (1, 10)			2B	1B		G3	6-3			4	1	2	2	0	0	0							
Terry Humphrey, R OBP: 0.295, SLG: 0.303 (1, 2)			1B	2B		F4-3	K	1B		4	1	2	0	0	1	1							
Inning Stats	R: 0 E: 0 K: 0 S: 3	H: 1 LOB: 0 BB: 0 P: 3	R: 0 E: 0 K: 0 S: 3	H: 1 LOB: 0 BB: 0 P: 3	R: 2 E: 0 K: 1 S: 8	H: 4 LOB: 1 BB: 0 P: 8	R: 0 E: 0 K: 1 S: 5	H: 0 LOB: 0 BB: 0 P: 5	R: 0 E: 0 K: 1 S: 5	H: 0 LOB: 0 BB: 0 P: 5	R: 5 E: 0 K: 2 S: 12	H: 5 LOB: 1 BB: 1 P: 16	R: 3 E: 0 K: 1 S: 9	H: 4 LOB: 1 BB: 0 P: 9	R: 0 E: 0 K: 0 S: 4	H: 1 LOB: 0 BB: 0 P: 4	R: 0 E: 0 K: 0 S: 3	H: 0 LOB: 0 BB: 0 P: 3	1B: 10 2B: 5 3B: 0 HR: 1	SF: 0 SAC: 0 DP: 0 HBP: 0	WP: 0 PB: 0 SB: 0 CS: 1	PA: 41	
PITCHER	IP	WLS	BF	H	R	ER	SO	BB	IBB	HBP	BLK	WP	HR	S	P	ERA	WHIP					ERA	WHIP
Luis Tiant, R ERA: 4.8	(1, 1)	5.2	24	10	6	6	4	0	0	0	0	0	1	32	32	9.53	1.765					0.00	0.500
Bill Campbell, R ERA: 2.93	(6, 1)	0.1	3	1	1	1	1	1	0	0	0	0	0	4	8	27.00	6.000						
Bob Stanley, R ERA: 4.42	(7, 1)	0.0	4	4	3	3	0	0	0	0	0	0	0	4	4	∞	∞						
Reggie Cleveland, R ERA: 4.35	(7, 1)	0.2	2	0	0	0	1	0	0	0	0	0	0	4	4	0.00	0.000						
Bill Lee, L ERA: 5.9	(7, 1)	0.1	1	0	0	0	0	0	0	0	0	0	0	1	1	0.00	0.000						

California Angels @ Boston Red Sox
Fenway Park, Boston, MA
Wed Aug 10 1977, 7:05 PM EDT
Att: 34,869 - Unknown - 78 F

AB	40
R	10
H	16
RBI	10
BB	1
SO	6
LOB	10



Batter	1	2	3	4	5	6	7	8	9	AB	R	H	RBI	BB	SO	LOB	BOTTOM							
Rick Burleson, R OBP: 0.353, SLG: 0.390 (1, 6)	5-3		1B	F4			6-3	SH3-4		4	1	1	1	1	0	2								
Fred Lynn, L OBP: 0.310, SLG: 0.466 (1, 8)	4-3		3-1		SF8		3B	SH3-4		4	2	2	0	0	0	1								
Jim Rice, R OBP: 0.386, SLG: 0.620 (1, 10)	F7			K	SF8		6-3	1B		3	1	1	2	1	1	0								
Carl Yastrzemski, L OBP: 0.382, SLG: 0.507 (1, 7)		F4		E9	L9		6-3	1B		5	1	2	2	0	0	0								
Carlton Fisk, R OBP: 0.406, SLG: 0.505 (1, 2)	5-3			1B	BB		3B	K		4	2	2	0	1	1	2								
George Scott, R OBP: 0.337, SLG: 0.532 (1, 3)	K			1B	SF9		3B	F8		4	1	1	1	1	1	3								
Butch Hobson, R OBP: 0.298, SLG: 0.492 (1, 5)			1-3	1B	SF9		6-3	K		4	1	2	2	0	1	1								
Dwight Evans, R OBP: 0.372, SLG: 0.510 (1, 9)			F9	SF9			L4-3	HR		3	1	2	1	0	0	1								
Steve Dillard, R OBP: 0.275, SLG: 0.325 (8, PH)			1-3				L4-3	1B		2	0	0	0	1	0	2								
Bernie Carbo, L OBP: 0.409, SLG: 0.566 (8, PH)								HR		1	1	1	2	0	0	0								
Denny Doyle, L OBP: 0.280, SLG: 0.329 (9, 4)								HR		0	0	0	0	0	0	0								
Inning Stats	R: 0 E: 0 K: 0 S: 3	H: 0 LOB: 0 BB: 0 P: 3	R: 0 E: 0 K: 1 S: 5	H: 0 LOB: 0 BB: 0 P: 5	R: 1 E: 0 K: 0 S: 5	H: 2 LOB: 1 BB: 0 P: 5	R: 3 E: 1 K: 1 S: 7	H: 2 LOB: 2 BB: 3 P: 19	R: 1 E: 0 K: 0 S: 5	H: 2 LOB: 1 BB: 0 P: 5	R: 0 E: 0 K: 0 S: 3	H: 1 LOB: 0 BB: 0 P: 3	R: 3 E: 0 K: 1 S: 9	H: 4 LOB: 1 BB: 0 P: 9	R: 3 E: 0 K: 1 S: 8	H: 3 LOB: 2 BB: 2 P: 16	R: 0 E: 0 K: 0 S: 0	H: 0 LOB: 0 BB: 0 P: 0	1B: 6 2B: 5 3B: 3 HR: 1	SF: 2 SAC: 1 DP: 1 HBP: 0	WP: 0 PB: 0 SB: 0 CS: 0	PA: 42		
PITCHER	IP	WLS	BF	H	R	ER	SO	BB	IBB	HBP	BLK	WP	HR	S	P	ERA	WHIP					ERA	WHIP	
Frank Tanana, L ERA: 2.24	(1, 1)	5.0	24	6	5	5	2	3	0	0	0	0	1	14	18	27.00	4.000							
Dyar Miller, R ERA: 3.94	(6, 1)	2.0	L	13	7	6	6	1	1	0	0	0	0	1	14	18	27.00	4.000						
Dave LaRoche, L ERA: 3.32	(8, 1)	1.0	5	1	0	0	1	0	1	0	0	0	0	6	10	0.00	1.000							


California Angels @ Boston Red Sox
Fenway Park, Boston, MA
Wed Aug 10 1977, 7:05 PM EDT
Att: 34,869 - Unknown - 78 F


AB	34
R	11
H	14
RBI	11
BB	5
SO	4
LOB	12



Batter	1	2	3	4	5	6	7	8	9	AB	R	H	RBI	BB	SO	LOB	TOP													
Thad Bosley, L OBP: 0.500, SLG: 0.618 (1, 8)										5	0	1	0	0	0	1	California Angels @ Boston Red Sox Fenway Park, Boston, MA Thu Aug 11 1977, 7:05 PM EDT Att: 35,691 - Unknown - 70 F													
Jerry Remy, L OBP: 0.324, SLG: 0.346 (1, 4)										4	3	2	0	1	1															
Bobby Bonds, R OBP: 0.355, SLG: 0.576 (1, 9)										3	1	1	4	0	0	1														
Tony Solaita, L OBP: 0.326, SLG: 0.380 (1, 3)										4	0	0	0	0	0	2														
Dan Briggs, L OBP: 0.219, SLG: 0.197 (7, 3)										0	0	0	0	0	0	0														
Don Baylor, R OBP: 0.327, SLG: 0.414 (1, 7)										4	1	1	1	0	0	1														
Rusty Torres, S OBP: 0.224, SLG: 0.290 (7, 7)										0	0	0	0	0	0	0														
Dave Chalk, R OBP: 0.346, SLG: 0.366 (1, 5)										3	1	2	0	1	0	0														
Rance Mulliniks, L OBP: 0.333, SLG: 0.404 (1, 6)										4	1	1	0	0	0	2														
Danny Goodwin, L OBP: 0.299, SLG: 0.387 (1, 10)										3	0	1	1	1	1	1														
Terry Humphrey, R OBP: 0.294, SLG: 0.302 (1, 2)										4	0	1	0	0	1	3														
Inning Stats	R: 0 E: 0 K: 0 S: 4	H: 1 LOB: 1 BB: 0 P: 4	R: 3 E: 0 K: 0 S: 6	H: 4 LOB: 0 BB: 0 P: 6	R: 1 E: 1 K: 0 S: 4	H: 1 LOB: 0 BB: 0 P: 4	R: 0 E: 0 K: 1 S: 5	H: 0 LOB: 0 BB: 0 P: 5	R: 2 E: 0 K: 0 S: 4	H: 2 LOB: 0 BB: 1 P: 8	R: 0 E: 1 K: 1 S: 6	H: 1 LOB: 2 BB: 1 P: 10	R: 1 E: 1 K: 0 S: 5	H: 1 LOB: 1 BB: 0 P: 5	R: 0 E: 0 K: 0 S: 2	H: 0 LOB: 0 BB: 1 P: 6	R: 0 E: 0 K: 1 S: 5	H: 0 LOB: 0 BB: 0 P: 5	R: 0 E: 0 K: 1 S: 5	H: 0 LOB: 0 BB: 0 P: 5	R: 0 E: 0 K: 0 S: 6	H: 0 LOB: 0 BB: 0 P: 5	R: 0 E: 0 K: 0 S: 2	H: 0 LOB: 0 BB: 1 P: 6	R: 0 E: 0 K: 0 S: 4	H: 0 LOB: 2 BB: 0 P: 5	1B: 6 2B: 2 3B: 0 HR: 2	SF: 1 SAC: 0 DP: 3 HBP: 0	WP: 0 PB: 0 SB: 1 CS: 0	PA: 38
PITCHER	IP	WLS	BF	H	R	ER	SO	BB	IBB	HBP	BLK	WP	HR	S	P	ERA	WHIP													
Don Aase, R ERA: 2.4 (1, 1)	5.0	L	22	8	6	5	1	1	0	0	0	0	2	23	27	9.00	1.800													
Bob Stanley, R ERA: 4.35 (6, 1)	4.0		16	2	1	1	2	1	1	0	1	0	0	18	26	2.25	0.750													

Batter	1	2	3	4	5	6	7	8	9	AB	R	H	RBI	BB	SO	LOB	BOTTOM										
Rick Burleson, R OBP: 0.354, SLG: 0.391 (1, 6)										4	1	2	0	0	0	1	California Angels @ Boston Red Sox Fenway Park, Boston, MA Thu Aug 11 1977, 7:05 PM EDT Att: 35,691 - Unknown - 70 F										
Fred Lynn, L OBP: 0.309, SLG: 0.464 (1, 8)										4	0	1	0	0	0	2											
Jim Rice, R OBP: 0.385, SLG: 0.621 (1, 10)										4	1	1	1	0	0	2											
Carl Yastrzemski, L OBP: 0.378, SLG: 0.503 (1, 7)										3	0	0	1	0	0	2											
Carlton Fisk, R OBP: 0.407, SLG: 0.504 (1, 2)										3	0	1	0	0	1	0											
George Scott, R OBP: 0.336, SLG: 0.529 (1, 3)										4	0	1	0	0	0	1											
Butch Hobson, R OBP: 0.298, SLG: 0.492 (1, 5)										4	1	1	0	0	0	2											
Dwight Evans, R OBP: 0.365, SLG: 0.500 (1, 9)										4	0	0	0	0	0	3											
Denny Doyle, L OBP: 0.280, SLG: 0.329 (1, 4)										3	0	1	1	0	0	0											
Bernie Carbo, L OBP: 0.407, SLG: 0.563 (9, PH)										1	0	0	0	0	0	2											
Inning Stats	R: 2 E: 0 K: 0 S: 6	H: 3 LOB: 1 BB: 0 P: 6	R: 1 E: 0 K: 0 S: 5	H: 2 LOB: 1 BB: 0 P: 5	R: 0 E: 0 K: 0 S: 3	H: 0 LOB: 0 BB: 0 P: 3	R: 0 E: 0 K: 0 S: 3	H: 0 LOB: 0 BB: 0 P: 3	R: 0 E: 0 K: 1 S: 5	H: 0 LOB: 0 BB: 0 P: 5	R: 0 E: 0 K: 0 S: 3	H: 0 LOB: 0 BB: 0 P: 3	R: 0 E: 0 K: 0 S: 3	H: 0 LOB: 0 BB: 0 P: 3	R: 0 E: 0 K: 0 S: 4	H: 1 LOB: 2 BB: 0 P: 5	R: 0 E: 0 K: 0 S: 4	H: 0 LOB: 0 BB: 0 P: 5	R: 0 E: 0 K: 0 S: 4	H: 0 LOB: 0 BB: 0 P: 5	1B: 6 2B: 1 3B: 1 HR: 0	SF: 1 SAC: 0 DP: 0 HBP: 1	WP: 0 PB: 0 SB: 0 CS: 0	PA: 36			
PITCHER	IP	WLS	BF	H	R	ER	SO	BB	IBB	HBP	BLK	WP	HR	S	P	ERA	WHIP										
Paul Hartzell, R ERA: 3.33 (1, 1)	9.0	W	36	8	3	3	1	0	0	1	0	0	0	37	38	3.00	0.889										

Batter	1	2	3	4	5	6	7	8	9	AB	R	H	RBI	BB	SO	LOB	TOP	
Thad Bosley, L OBP: 0.476, SLG: 0.605 (1, 8)	5-3		P9			SH3 2B		F9		4	0	1	0	0	0	0	California Angels @ New York Yankees Yankee Stadium, Bronx, NY Fri Aug 12, 1977, 7:05 PM EDT Att: 33,473 - Unknown - 83 F livebaseballscorecards.com	
Jerry Remy, L OBP: 0.324, SLG: 0.354 (1, 4)	HR		4-3			SH3		P4		3	1	1	1	0	0			
Bobby Bonds, R OBP: 0.352, SLG: 0.571 (1, 9)	1-3			P4		P4		P4		4	0	0	0	0	1			
Tony Solaita, L OBP: 0.329, SLG: 0.382 (1, 3)	1B			1B		F8		F7		4	0	2	0	0	1			
Don Baylor, R OBP: 0.328, SLG: 0.417 (1, 7)	5-3			K		BB 1B		BB 2B		4	0	2	0	0	1			
Dave Chalk, R OBP: 0.345, SLG: 0.363 (1, 5)	5-3			F8		G4-6-3 BB		K		3	0	0	0	1	2			
Rance Mulliniks, L OBP: 0.327, SLG: 0.396 (1, 6)	F8			G3		F5				3	0	0	0	0	2			
Danny Goodwin, L OBP: 0.286, SLG: 0.369 (1, 10)	4-3			F7		G4-6-3				3	0	0	0	0	2			
Terry Humphrey, R OBP: 0.291, SLG: 0.298 (1, 2)			P4		F3			F8		3	0	0	0	0	0			
Inning Stats	R: 1 E: 0 K: 0 S: 5	H: 2 LOB: 1 BB: 0 P: 5	R: 0 E: 0 K: 0 S: 3	H: 0 LOB: 0 BB: 0 P: 3	R: 0 E: 0 K: 0 S: 3	H: 0 LOB: 0 BB: 0 P: 3	R: 0 E: 0 K: 1 S: 6	H: 1 LOB: 1 BB: 0 P: 6	R: 0 E: 0 K: 0 S: 3	H: 1 LOB: 1 BB: 1 P: 7	R: 0 E: 0 K: 0 S: 3	H: 0 LOB: 0 BB: 0 P: 3	R: 0 E: 0 K: 1 S: 6	H: 1 LOB: 1 BB: 0 P: 6	1B: 3 2B: 2 3B: 0 HR: 1	SF: 0 SAC: 1 DP: 1 HBP: 0	WP: 0 PB: 0 SB: 0 CS: 0	PA: 33
PITCHER Catfish Hunter, R ERA: 4.64 (1, 1)	IP: 9.0 WLS: W BF: 33 H: 6 R: 1 ER: 1 SO: 2 BB: 1 IBB: 0 HBP: 0 BLK: 0 WP: 0 HR: 1 S: 36 P: 40 ERA: 1.00 WHIP: 0.778															PITCHER		

Batter	1	2	3	4	5	6	7	8	9	AB	R	H	RBI	BB	SO	LOB	BOTTOM			
Willie Randolph, R OBP: 0.355, SLG: 0.411 (1, 4)	F9		F9			1B 3B 1B	HR 1B	6-3		5	2	2	1	0	0	1	California Angels @ New York Yankees Yankee Stadium, Bronx, NY Fri Aug 12, 1977, 7:05 PM EDT Att: 33,473 - Unknown - 83 F livebaseballscorecards.com			
Roy White, S OBP: 0.365, SLG: 0.426 (1, 10)	F7			6-3		F9	HR			4	1	1	2	0	0	1				
Thurman Munson, R OBP: 0.354, SLG: 0.471 (1, 2)	5-3			2B		3B 1B	1B			4	2	3	0	0	0	0				
Reggie Jackson, L OBP: 0.367, SLG: 0.543 (1, 9)		G6-4-3 BB		2B		SF7 3B	K			3	1	2	3	1	1	1				
Lou Piniella, R OBP: 0.363, SLG: 0.464 (1, 7)	G6-4-3			6-3		SF7		HR		3	1	1	1	0	0	2				
Chris Chambliss, L OBP: 0.342, SLG: 0.444 (1, 3)	HR			4-3		K		HR		4	2	2	3	0	1	1				
Paul Blair, R OBP: 0.333, SLG: 0.447 (1, 8)	5-3				F7			HR		4	0	0	0	0	0	0				
Mickey Klutts, R OBP: 0.250, SLG: 0.500 (1, 5)			6-3		6-3		1B 2B	6-3		4	1	1	0	0	0	0				
Bucky Dent, R OBP: 0.319, SLG: 0.373 (1, 6)			5-3		5-3		F9	1B		4	0	1	0	0	0	1				
Inning Stats	R: 0 E: 0 K: 0 S: 3	H: 0 LOB: 0 BB: 0 P: 3	R: 1 E: 0 K: 0 S: 3	H: 1 LOB: 0 BB: 1 P: 7	R: 0 E: 0 K: 0 S: 3	H: 0 LOB: 0 BB: 0 P: 3	R: 1 E: 0 K: 0 S: 5	H: 2 LOB: 1 BB: 0 P: 5	R: 0 E: 0 K: 0 S: 3	H: 0 LOB: 0 BB: 0 P: 3	R: 3 E: 0 K: 1 S: 8	H: 3 LOB: 0 BB: 0 P: 8	R: 3 E: 0 K: 1 S: 9	H: 4 LOB: 1 BB: 0 P: 9	R: 2 E: 0 K: 0 S: 6	H: 3 LOB: 1 BB: 0 P: 6	1B: 6 2B: 3 3B: 1 HR: 3	SF: 1 SAC: 0 DP: 1 HBP: 0	WP: 0 PB: 0 SB: 0 CS: 0	PA: 37
PITCHER Ken Brett, L ERA: 4.69 (1, 1)	IP: 6.2 WLS: L BF: 28 H: 8 R: 7 ER: 7 SO: 1 BB: 1 IBB: 0 HBP: 0 BLK: 0 WP: 0 HR: 1 S: 29 P: 33 ERA: 9.45 WHIP: 1.350															PITCHER				
Dyar Miller, R ERA: 4.22 (7, 1)	IP: 1.1 WLS: L BF: 9 H: 5 R: 3 ER: 3 SO: 1 BB: 0 IBB: 0 HBP: 0 BLK: 0 WP: 0 HR: 2 S: 11 P: 11 ERA: 20.25 WHIP: 3.750															PITCHER				

Batter	1	2	3	4	5	6	7	8	9	AB	R	H	RBI	BB	SO	LOB	TOP	
Thad Bosley, L OBP: 0.457, SLG: 0.571 (1, 8)										4	1	1	0	0	0	0	California Angels @ New York Yankees Yankee Stadium, Bronx, NY Fri Aug 12, 1977, 7:05 PM EDT Att: 33,473 - Unknown - 83 F	
Jerry Remy, L OBP: 0.323, SLG: 0.355 (1, 4)										4	0	1	0	0	0	1		
Bobby Bonds, R OBP: 0.351, SLG: 0.570 Rusty Torres, S OBP: 0.224, SLG: 0.290 (8, 9)										4	1	1	1	0	1	1		
Tony Solaita, L OBP: 0.324, SLG: 0.375 Dan Briggs, L OBP: 0.219, SLG: 0.197 (8, 3)										4	0	0	0	0	0	2		
Don Baylor, R OBP: 0.327, SLG: 0.414 (1, 7)										3	0	0	0	1	1	0		
Dave Chalk, R OBP: 0.344, SLG: 0.362 (1, 5)										4	0	1	1	0	0	0		
Rance Mulliniks, L OBP: 0.331, SLG: 0.401 (1, 6)											3	1	1	0	1	0		0
Danny Goodwin, L OBP: 0.288, SLG: 0.382 (1, 10)										3	0	1	0	0	0	1		
Andy Etchebarren, R OBP: 0.274, SLG: 0.260 Mario Guerrero, R OBP: 0.321, SLG: 0.382 Ike Hampton, S OBP: 0.350, SLG: 0.500 (7, 2)										1	0	0	1	0	0	0		
Inning Stats	R: 2 E: 0 K: 0 S: 5	H: 3 LOB: 2 BB: 1 P: 9	R: 0 E: 0 K: 0 S: 3	H: 0 LOB: 0 BB: 0 P: 3	R: 0 E: 0 K: 1 S: 5	H: 0 LOB: 0 BB: 0 P: 3	R: 0 E: 0 K: 1 S: 4	H: 1 LOB: 0 BB: 0 P: 4	R: 0 E: 0 K: 0 S: 4	H: 1 LOB: 2 BB: 1 P: 8	R: 0 E: 0 K: 0 S: 4	H: 1 LOB: 0 BB: 0 P: 4	R: 0 E: 0 K: 0 S: 3	H: 0 LOB: 0 BB: 0 P: 3	1B: 2 2B: 4 3B: 0 HR: 0	SF: 1 SAC: 0 DP: 0 HBP: 0		WP: 0 PB: 0 SB: 2 CS: 0
PITCHER Ed Figueroa, R ERA: 3.46 (1, 1)	IP: 9.0 WLS: W BF: 34 H: 6 R: 3 ER: 3 SO: 2 BB: 2 IBB: 0 HBP: 0 BLK: 0 WP: 0 HR: 0 S: 36 P: 44 ERA: 3.00 WHIP: 0.889																	

Batter	1	2	3	4	5	6	7	8	9	AB	R	H	RBI	BB	SO	LOB	BOTTOM	
Paul Blair, R OBP: 0.331, SLG: 0.441 Mickey Rivers, L OBP: 0.341, SLG: 0.418 (8, 8)										4	0	1	2	0	0	2	California Angels @ New York Yankees Yankee Stadium, Bronx, NY Fri Aug 12, 1977, 7:05 PM EDT Att: 33,473 - Unknown - 83 F	
Bucky Dent, R OBP: 0.316, SLG: 0.370 (1, 6)										5	0	1	0	0	1	1		
Thurman Munson, R OBP: 0.351, SLG: 0.466 Fran Healy, R OBP: 0.292, SLG: 0.303 (8, 2)										4	0	0	0	0	1	1		
Reggie Jackson, L OBP: 0.370, SLG: 0.561 (1, 9)										3	3	2	2	1	0	1		
Lou Piniella, R OBP: 0.370, SLG: 0.475 (1, 7)										4	3	3	0	0	0	1		
Chris Chambliss, L OBP: 0.345, SLG: 0.449 (1, 3)										4	1	3	2	0	0	0		
Cliff Johnson, R OBP: 0.400, SLG: 0.572 (1, 10)										3	1	0	0	1	1	2		
Mickey Klutts, R OBP: 0.375, SLG: 0.429 (1, 5)										3	1	1	2	0	0	2		
George Zeber, S OBP: 0.389, SLG: 0.522 (1, 4)										3	0	1	0	1	0	3		
Inning Stats	R: 0 E: 0 K: 0 S: 3	H: 4 LOB: 1 BB: 1 P: 10	R: 3 E: 0 K: 0 S: 6	H: 4 LOB: 1 BB: 1 P: 10	R: 0 E: 0 K: 1 S: 5	H: 0 LOB: 1 BB: 0 P: 6	R: 0 E: 0 K: 1 S: 5	H: 0 LOB: 0 BB: 0 P: 5	R: 4 E: 0 K: 0 S: 6	H: 4 LOB: 1 BB: 1 P: 10	R: 2 E: 0 K: 0 S: 6	H: 3 LOB: 1 BB: 0 P: 6	R: 0 E: 0 K: 1 S: 5	H: 0 LOB: 1 BB: 1 P: 9	1B: 7 2B: 3 3B: 0 HR: 2	SF: 0 SAC: 0 DP: 0 HBP: 1		WP: 1 PB: 0 SB: 0 CS: 2
PITCHER Fred Kuhnle, L ERA: 14.73 Mike Barlow, R ERA: 6.69 Dave LaRoche, L ERA: 3.26 (7, 1)	IP: 1.1 WLS: L BF: 23 H: 7 R: 6 ER: 6 SO: 2 BB: 1 IBB: 0 HBP: 1 BLK: 0 WP: 0 HR: 2 S: 25 P: 30 ERA: 10.12 WHIP: 1.500																	

Batter	1	2	3	4	5	6	7	8	9	10	11	12	AB	R	H	RBI	BB	SO	LOB	TOP							
Gi Flores, R OBP: 0.352, SLG: 0.383 (1.7)	1-4-3		FC2-5 1B	2B		F8			5-3		FC3-6 BB	F9	6	1	2	1	1	0	3								
Jerry Remy, L OBP: 0.322, SLG: 0.354 (1.4) Andy Etcheberry, R OBP: 0.279, SLG: 0.268 (8.2) Dan Briggs, L OBP: 0.199, SLG: 0.197 (11.3)	F8		FC2-5 1B E	F8				S 1B	FC6-4 1B		FC3-6 BB		4	1	1	0	0	0	3								
Bobby Bonds, R OBP: 0.351, SLG: 0.566 (1.9)	5-3		1B E		4-3			F9	FC6-4 1B			BB	5	1	1	1	1	0	2								
Ron Jackson, R OBP: 0.301, SLG: 0.355 (1.3) Tony Solaita, L OBP: 0.324, SLG: 0.375 (7.3)		4-3		E 1B		F7		K				K	3	0	1	0	0	0	0								
Ike Hampton, S OBP: 0.350, SLG: 0.500 (11.2)			1-2 2-3 1B					1-2 K						0	0	0	0	0	0								
Don Baylor, R OBP: 0.328, SLG: 0.413 (1.10)		K	E6 G5-4-3					F3				P6	6	0	2	1	0	1	4								
Dave Chalk, R OBP: 0.346, SLG: 0.362 (1.5)														5	1	2	0	1	1								
Rusty Torres, S OBP: 0.224, SLG: 0.290 (2.3)																											
Thad Bosley, L OBP: 0.420, SLG: 0.522 (2.8)	F7													0	0	0	0	0	0								
Rance Mulliniks, L OBP: 0.337, SLG: 0.411 (1.6)			1B 2B	4-3 2B 1B				HBP 1B						6	2	3	0	0	4								
Terry Humphrey, R OBP: 0.285, SLG: 0.300 (1.2) Mario Guerrero, R OBP: 0.322, SLG: 0.381 (8.4)			FC2-5 1B	4-3				1-2 HBP						2	0	1	1	0	0	1							
Inning Stats	R: 0 E: 0 K: 0 S: 3	H: 0 LOB: 0 BB: 0 P: 3	R: 0 E: 0 K: 1 S: 6	H: 1 LOB: 1 BB: 0 P: 6	R: 4 E: 1 K: 0 S: 8	H: 5 LOB: 1 BB: 0 P: 8	R: 1 E: 0 K: 0 S: 5	H: 2 LOB: 0 BB: 0 P: 6	R: 0 E: 0 K: 0 S: 3	H: 1 LOB: 0 BB: 0 P: 3	R: 0 E: 0 K: 1 S: 6	H: 1 LOB: 2 BB: 0 P: 7	R: 0 E: 0 K: 1 S: 6	H: 1 LOB: 1 BB: 0 P: 6	R: 0 E: 0 K: 0 S: 4	H: 2 LOB: 2 BB: 0 P: 4	R: 0 E: 0 K: 0 S: 5	H: 1 LOB: 2 BB: 0 P: 5	R: 0 E: 0 K: 1 S: 5	H: 0 LOB: 2 BB: 2 P: 13	R: 1 E: 0 K: 0 S: 4	H: 1 LOB: 1 BB: 1 P: 8	1B: 14 2B: 2 3B: 0 HR: 0	SF: 0 SAC: 2 DP: 1 HBP: 1	WP: 0 PB: 0 SB: 0 CS: 1	PA: 56	
PITCHER	IP	WLS	BF	H	R	ER	SO	BB	IBB	HBP	BLK	WP	HR	S	P	ERA	WHIP										
Ken Holtzman, L ERA: 5.77 (1.1)	2.1		13	6	4	3	1	0	0	0	0	0	0	18	19	2.25	1.250										
Ken Clay, R ERA: 4.45 (3.1)	4.0		17	5	1	1	1	0	0	1	0	0	0	18	19	2.25	1.250										
Sparky Lyle, L ERA: 1.7 (7.1)	5.2	L	25	5	1	1	2	3	0	0	0	0	0	26	38	1.59	1.412										

California Angels @ New York Yankees
Yankee Stadium, Bronx, NY
Sat Aug 13 1977, 3:33 AM EDT
Alt. 44,520 - Unknown

AB 49
R 6
H 16
RBI 5
BB 3
SO 4
LOB 29



Batter	1	2	3	4	5	6	7	8	9	10	11	12	AB	R	H	RBI	BB	SO	LOB	BOTTOM							
Mickey Rivers, L OBP: 0.338, SLG: 0.414 (1.8)	F7	F7		P2					F7				6	0	1	0	0	1	3								
Roy White, S OBP: 0.371, SLG: 0.427 (1.7)	WP HR BB		E BB	C6-4-3 BB					K				2	2	1	0	4	1	0								
Thurman Munson, R OBP: 0.346, SLG: 0.460 (1.2)	P6		P4	G6-4-3					K				6	0	0	0	0	2	9								
Reggie Jackson, L OBP: 0.370, SLG: 0.555 (1.9)	HR BB		E 1B BB						K				4	2	0	0	2	3	5								
Chris Chambliss, L OBP: 0.343, SLG: 0.452 (1.3)	HR		E4 1B						F7				6	1	1	3	0	0	1								
Carlos May, L OBP: 0.314, SLG: 0.348 (1.10)	1-3		FC5-4 1B						K				6	0	3	1	0	1	0								
Willie Randolph, R OBP: 0.354, SLG: 0.409 (1.4) George Zebler, S OBP: 0.386, SLG: 0.510 (5.4) Graig Nettles, L OBP: 0.317, SLG: 0.494 (12.3) Fred Stanley, R OBP: 0.290, SLG: 0.345 (12.3)														2	0	0	0	0	1								
Mickey Klutts, R OBP: 0.357, SLG: 0.333 (1.5)			FC5-4						K				3	0	1	0	0	1	0								
Bucky Dent, R OBP: 0.310, SLG: 0.373 (1.6)	F9								F9				5	0	2	0	0	0	4								
Inning Stats	R: 3 E: 0 K: 0 S: 4	H: 1 LOB: 0 BB: 2 P: 12	R: 0 E: 0 K: 0 S: 3	H: 0 LOB: 1 BB: 1 P: 7	R: 2 E: 1 K: 1 S: 7	H: 1 LOB: 2 BB: 2 P: 15	R: 0 E: 0 K: 0 S: 3	H: 1 LOB: 1 BB: 1 P: 7	R: 0 E: 0 K: 2 S: 7	H: 0 LOB: 0 BB: 0 P: 7	R: 0 E: 0 K: 1 S: 7	H: 2 LOB: 2 BB: 0 P: 7	R: 0 E: 0 K: 1 S: 7	H: 2 LOB: 0 BB: 0 P: 3	R: 0 E: 0 K: 0 S: 3	H: 0 LOB: 0 BB: 0 P: 3	R: 0 E: 0 K: 2 S: 9	H: 2 LOB: 3 BB: 1 P: 13	R: 0 E: 0 K: 0 S: 4	H: 1 LOB: 3 BB: 1 P: 8	1B: 8 2B: 1 3B: 0 HR: 1	SF: 0 SAC: 1 DP: 1 HBP: 0	WP: 2 PB: 0 SB: 2 CS: 0	PA: 54			
PITCHER	IP	WLS	BF	H	R	ER	SO	BB	IBB	HBP	BLK	WP	HR	S	P	ERA	WHIP										
Nolan Ryan, R ERA: 2.66 (1.1)	11.0	W	49	9	5	5	11	6	1	0	0	2	1	64	92	4.09	1.364										
Mike Barlow, R ERA: 6.39 (12.1)	1.0	S	5	1	0	0	0	1	0	0	0	0	0	4	8	0.00	2.000										

California Angels @ New York Yankees
Yankee Stadium, Bronx, NY
Sat Aug 13 1977, 3:33 AM EDT
Alt. 44,520 - Unknown

AB 45
R 5
H 10
RBI 4
BB 8
SO 11
LOB 30



Batter	1	2	3	4	5	6	7	8	9	AB	R	H	RBI	BB	SO	LOB	TOP										
Thad Bosley, L OBP: 0.400, SLG: 0.490 (1, 8)	0-0 6-3		0-0 FC4-6			0-0 1B		0-3 K	0-0 FC4	5	0	1	0	0	1	3	California Angels @ New York Yankees Yankee Stadium, Bronx, NY Sun Aug 14 1977, 3:33 AM EDT Att: 31,448 - Unknown										
Jerry Remy, L OBP: 0.320, SLG: 0.351 (1, 4)	0-0 6-3			0-0 P6		0-0 1-3		0-0 F7		4	0	0	0	0	0	1											
Bobby Bonds, R OBP: 0.351, SLG: 0.564 Dan Briggs, L OBP: 0.230, SLG: 0.224 (1, 9) (7, 9)	0-3 K			0-0 6-3			0-0 WP 1B 1B	0-0 2B		3	1	1	0	0	1	0											
Tony Solaita, L OBP: 0.327, SLG: 0.375 (1, 3)		0-0 F7		0-3 K			0-0 WP 1B 1B	4-0 BB		3	1	1	0	1	1	0											
Don Baylor, R OBP: 0.327, SLG: 0.411 (1, 10)		0-3 K			0-3 K		0-0 E 1B 1B	0-0 1-3		4	1	1	2	0	2	2											
Dave Chalk, R OBP: 0.348, SLG: 0.364 (1, 5)		0-0 F9			0-0 5-3		0-0 G6-4-3 1B		0-0 1B G3	4	0	2	0	0	0	0											
Rance Mulliniks, L OBP: 0.329, SLG: 0.401 (1, 6)			0-0 F8		0-0 3-1		0-0 E3 G6-4-3		0-0 G3	4	0	0	0	0	0	3											
Gil Flores, R OBP: 0.347, SLG: 0.377 (1, 7)			0-0 6-3			0-0 F8	0-0 G6-4-3		0-0 5-3	4	0	0	0	0	0	3											
Andy Etchebarren, R OBP: 0.284, SLG: 0.272 Ron Jackson, R OBP: 0.300, SLG: 0.353 Ike Hampton, S OBP: 0.381, SLG: 0.524 (1, 2) (7, PH) (7, 2)				0-0 FC4-6 1B		0-0 F8	0-3 K		0-0 FC4 1B	2	0	1	0	0	0	0											
Inning Stats	R: 0 E: 0 K: 1 S: 5	H: 0 LOB: 0 BB: 0 P: 5	R: 0 E: 0 K: 1 S: 5	H: 0 LOB: 0 BB: 0 P: 5	R: 0 E: 0 K: 0 S: 4	H: 1 LOB: 1 BB: 0 P: 4	R: 0 E: 0 K: 1 S: 5	H: 0 LOB: 0 BB: 0 P: 5	R: 0 E: 0 K: 1 S: 4	H: 1 LOB: 1 BB: 0 P: 4	R: 0 E: 0 K: 0 S: 4	H: 1 LOB: 1 BB: 0 P: 4	R: 3 E: 1 K: 1 S: 9	H: 4 LOB: 1 BB: 0 P: 9	R: 0 E: 0 K: 1 S: 6	H: 1 LOB: 2 BB: 1 P: 10	R: 0 E: 0 K: 0 S: 5	H: 2 LOB: 2 BB: 0 P: 5	1B: 8 2B: 1 3B: 0 HR: 0	SF: 0 SAC: 0 DP: 1 HBP: 0	WP: 1 PB: 0 SB: 0 CS: 0	PA: 37					
PITCHER	IP	WLS	BF	H	R	ER	SO	BB	IBB	HBP	BLK	WP	HR	S	P	ERA	WHIP										
Dick Tidrow, R ERA: 3.38 (1, 1)	6.0	W	20	2	0	0	4	0	0	0	0	0	0	28	28	0.00	0.333										
Gil Patterson, R ERA: 5.68 (7, 1)	3.0	S	17	7	3	3	2	1	0	0	0	1	0	20	24	9.00	2.667										

Batter	1	2	3	4	5	6	7	8	9	AB	R	H	RBI	BB	SO	LOB	BOTTOM										
Mickey Rivers, L OBP: 0.345, SLG: 0.426 (1, 8)	0-0 HR	0-0 1-3 HR 1B		4-0 BB		0-0 E2 3B 1B	0-0 6-3 1B	0-0 FC3-2 BB		5	3	4	3	1	0	3	California Angels @ New York Yankees Yankee Stadium, Bronx, NY Sun Aug 14 1977, 3:33 AM EDT Att: 31,448 - Unknown										
Roy White, S OBP: 0.373, SLG: 0.423 (1, 7)	4-0 1B BB	0-0 F9		0-0 F9		0-0 3B 1BB	0-0 6-3	4-0 1-2 2-3 3-H BB		3	2	0	1	3	0	5											
Graig Nettles, L OBP: 0.317, SLG: 0.469 (1, 5)	0-0 1B SF9 1B	0-0 2-H 3-H HR			0-0 F9	0-3 K	0-3 K	0-0 F2		6	2	2	3	0	2	8											
Reggie Jackson, L OBP: 0.370, SLG: 0.557 (1, 9)	0-3 K	0-0 F7			4-0 BB	0-0 1B 3B		0-0 F8		4	1	1	3	1	1	2											
Chris Chambliss, L OBP: 0.346, SLG: 0.453 (1, 3)	0-0 SF9 1B		0-0 4-3		0-0 F7	0-0 1B 3B		0-0 1B 1B		5	1	3	2	0	0	1											
Carlos May, L OBP: 0.306, SLG: 0.344 Lou Piniella, R OBP: 0.372, SLG: 0.475 (1, 10) (6, PH)	0-0 SF9		0-0 4-3		0-0 P6	0-0 P4		0-0 BB 1B		2	0	0	1	0	0	1											
Cliff Johnson, R OBP: 0.404, SLG: 0.571 (1, 2)	0-0 P4		0-0 P2			0-0 2B E 1B	4-0 FC6-4 BB	0-0 WP FC3-2 1B		4	2	2	1	1	0	1											
George Zeber, S OBP: 0.397, SLG: 0.520 Fred Stanley, R OBP: 0.314, SLG: 0.323 (1, 4) (4, 4)		0-0 1B HR 1B		0-0 6-3		0-0 F8	4-0 FC6-4 BB	0-0 FC3-2 WP BB BB		1	1	1	0	0	0	0											
Bucky Dent, R OBP: 0.320, SLG: 0.375 (1, 6)		0-3 K		0-0 6-3		0-0 E 3B 2B	0-0 FC6-4 1B	4-0 BB FC3-2 BB		4	1	1	0	1	1	3											
Inning Stats	R: 3 E: 0 K: 1 S: 8	H: 3 LOB: 1 BB: 1 P: 12	R: 3 E: 0 K: 1 S: 8	H: 3 LOB: 0 BB: 0 P: 8	R: 0 E: 0 K: 0 S: 3	H: 0 LOB: 0 BB: 0 P: 3	R: 0 E: 0 K: 0 S: 3	H: 0 LOB: 1 BB: 1 P: 7	R: 0 E: 0 K: 0 S: 3	H: 0 LOB: 1 BB: 1 P: 7	R: 5 E: 1 K: 1 S: 10	H: 5 LOB: 1 BB: 1 P: 14	R: 1 E: 0 K: 1 S: 6	H: 1 LOB: 2 BB: 2 P: 14	R: 3 E: 0 K: 0 S: 6	H: 3 LOB: 3 BB: 3 P: 18	1B: 11 2B: 1 3B: 1 HR: 2	SF: 1 SAC: 0 DP: 0 HBP: 0	WP: 1 PB: 0 SB: 0 CS: 0	PA: 48							
PITCHER	IP	WLS	BF	H	R	ER	SO	BB	IBB	HBP	BLK	WP	HR	S	P	ERA	WHIP										
Wayne Simpson, R ERA: 5.74 (1, 1)	5.1	L	29	9	10	10	2	3	0	0	0	0	2	29	45	16.88	2.250										
Fred Kuhnua, L ERA: 15.93 (6, 1)	2.2		19	6	5	5	2	5	0	0	0	1	0	18	38	16.88	4.125										

Batter	1	2	3	4	5	6	7	8	9	AB	R	H	RBI	BB	SO	LOB	TOP										
Thad Bosley, L OBP: 0.383, SLG: 0.455 (1, 8)										4	0	0	0	1	2	4	California Angels @ Toronto Blue Jays Exhibition Stadium, Toronto, ON Mon Aug 15 1977, 7:05 PM EDT Att: 18,453 - Unknown - 77 F										
Jerry Remy, L OBP: 0.323, SLG: 0.350 (1, 4)										3	1	1	0	2	0	1											
Bobby Bonds, R OBP: 0.349, SLG: 0.559 (1, 9)										4	2	0	0	1	1	5											
Tony Solaita, L OBP: 0.332, SLG: 0.387 Ron Jackson, R OBP: 0.303, SLG: 0.361 Dan Briggs, L OBP: 0.230, SLG: 0.224 (1, 3)										2	1	1	2	2	0	1											
Don Baylor, R OBP: 0.325, SLG: 0.412 (1, 10)										4	1	1	1	0	0	2											
Dave Chalk, R OBP: 0.345, SLG: 0.361 (1, 5)										3	0	0	0	0	0	2											
Rance Mulliniks, L OBP: 0.333, SLG: 0.404 (1, 6)										4	1	2	1	0	2	1											
Gil Flores, R OBP: 0.341, SLG: 0.370 (1, 7)										4	1	0	0	0	0	2											
Andy Etchebarren, R OBP: 0.304, SLG: 0.294 (1, 2)										4	0	3	2	0	0	1											
Inning Stats	R: 2 E: 1 K: 0 S: 3	H: 0 LOB: 1 BB: 3 P: 15	R: 0 E: 0 K: 1 S: 6	H: 1 LOB: 1 BB: 0 P: 6	R: 0 E: 0 K: 1 S: 3	H: 1 LOB: 0 BB: 0 P: 3	R: 3 E: 1 K: 1 S: 9	H: 3 LOB: 1 BB: 0 P: 9	R: 2 E: 0 K: 1 S: 6	H: 1 LOB: 0 BB: 1 P: 10	R: 0 E: 0 K: 1 S: 5	H: 0 LOB: 1 BB: 1 P: 9	R: 0 E: 0 K: 0 S: 3	H: 1 LOB: 0 BB: 0 P: 3	R: 0 E: 0 K: 0 S: 4	H: 1 LOB: 1 BB: 0 P: 4		1B: 6 2B: 2 3B: 0 HR: 1	SF: 1 SAC: 1 DP: 2 HBP: 0	WP: 0 PB: 0 SB: 4 CS: 0	PA: 41						
PITCHER	IP	WLS	BF	H	R	ER	SO	BB	IBB	HBP	BLK	WP	HR	S	P	ERA	WHIP										
Jesse Jefferson, R ERA: 4.53 (1, 1)	3.1	L	18	5	5	4	1	2	1	0	0	0	0	17	29	10.80	2.100										
Jerry Johnson, R ERA: 4.35 (4, 1)	4.2		19	3	2	2	4	3	0	0	0	0	1	24	36	3.86	1.286										
Mike Willis, L ERA: 4.48 (9, 1)	1.0		4	1	0	0	0	0	0	0	0	0	0	4	4	0.00	1.000										
Batter	1	2	3	4	5	6	7	8	9	AB	R	H	RBI	BB	SO	LOB	BOTTOM										
John Scott, R OBP: 0.263, SLG: 0.302 (1, 7)										5	0	1	0	0	3	2	California Angels @ Toronto Blue Jays Exhibition Stadium, Toronto, ON Mon Aug 15 1977, 7:05 PM EDT Att: 18,453 - Unknown - 77 F										
Steve Stagos, R OBP: 0.325, SLG: 0.404 (1, 4)										4	1	2	0	1	2	0											
Bob Bailor, R OBP: 0.343, SLG: 0.408 (1, 8)										5	1	2	1	0	1	5											
Doug Rader, R OBP: 0.348, SLG: 0.437 (1, 10)										4	0	1	1	0	1	1											
Otto Velez, R OBP: 0.366, SLG: 0.479 (1, 9)										4	1	1	0	0	1	1											
Doug Ault, R OBP: 0.329, SLG: 0.415 (1, 3)										4	1	1	0	0	0	1											
Roy Howell, L OBP: 0.368, SLG: 0.394 (1, 5)										4	0	1	0	0	1	2											
Dave McKay, S OBP: 0.209, SLG: 0.259 (1, 6)										4	0	1	1	0	0	1											
Ernie Whitt, L OBP: 0.205, SLG: 0.250 Hector Torres, R OBP: 0.284, SLG: 0.360 (1, 2)										3	0	0	1	0	2	2											
Inning Stats	R: 2 E: 0 K: 2 S: 10	H: 3 LOB: 1 BB: 0 P: 10	R: 0 E: 0 K: 2 S: 8	H: 1 LOB: 1 BB: 0 P: 8	R: 0 E: 0 K: 1 S: 5	H: 0 LOB: 0 BB: 0 P: 5	R: 2 E: 0 K: 1 S: 9	H: 4 LOB: 3 BB: 1 P: 13	R: 0 E: 0 K: 1 S: 5	H: 0 LOB: 0 BB: 0 P: 5	R: 0 E: 0 K: 2 S: 8	H: 1 LOB: 1 BB: 0 P: 8	R: 0 E: 0 K: 1 S: 5	H: 0 LOB: 0 BB: 0 P: 5	R: 0 E: 0 K: 0 S: 5	H: 2 LOB: 2 BB: 0 P: 5		1B: 8 2B: 2 3B: 1 HR: 0	SF: 0 SAC: 0 DP: 0 HBP: 0	WP: 0 PB: 0 SB: 0 CS: 0	PA: 39						
PITCHER	IP	WLS	BF	H	R	ER	SO	BB	IBB	HBP	BLK	WP	HR	S	P	ERA	WHIP										
Frank Tanana, L ERA: 2.31 (1, 1)	9.0	W	39	11	4	4	11	1	0	0	0	0	0	60	64	4.00	1.333										

Batter	1	2	3	4	5	6	7	8	9	AB	R	H	RBI	BB	SO	LOB	TOP							
Steve Staggs, R (1.4) OBP: 0.361, SLG: 0.387	4-0 1B FC6-4 BB	4-0 SH1-4 BB		0-0 G3		0-3 K		0-0 2H 1B		3	1	1	1	2	1	0								
Bob Bailor, R (1.8) OBP: 0.343, SLG: 0.411	0-0 FC6-4 1B BB	0-0 SH1-4		0-0 P4			4-0 BB	0-0 G3		3	1	1	0	1	0	1								
Roy Howell, L (1.5) OBP: 0.369, SLG: 0.386	4-0 FC6-4 BB	4-0 FC6-4 BB		0-0 1B			0-3 K		0-0 SH1-3 1B	3	0	2	0	2	1	1								
Ron Fairly, L (1.9) OBP: 0.369, SLG: 0.458	0-0 FC6-4 BB 1B	0-3 K		0-3 K			0-0 F9		0-0 SH1-3 1-2	4	0	0	1	0	2	7								
Steve Bowling, R (9.9) OBP: 0.277, SLG: 0.174	1-2 2-3 3-H									0	0	0	0	0	0	0								
Sam Ewing, L (1.10) OBP: 0.336, SLG: 0.368	0-0 BB 1B	0-0 FC6-4			0-3 K		4-0 BB		0-3 K	4	0	1	1	1	2	4								
Al Woods, L (1.7) OBP: 0.325, SLG: 0.369	4-0 1-2 2-3 BB			0-0 S 1B		0-3 K		0-0 F8	4-0 IBB	3	0	1	0	2	1	2								
Doug Ault, R (1.3) OBP: 0.323, SLG: 0.405	0-3 K			0-3 K		0-3 K			0-3 K	5	0	0	0	0	4	6								
Dave McKay, S (1.6) OBP: 0.210, SLG: 0.252	0-3 K			0-3 K			0-0 L6		4-0 6-3 1B BB	3	1	0	0	1	2	4								
Rick Cerone, R (1.2) OBP: 0.235, SLG: 0.471				0-0 SH1-4 BB 1B		0-0 F7		0-0 6-3	0-0 6-3	4	0	1	0	0	0	2								
Inning Stats	R: 2 E: 0 K: 2 S: 9	H: 2 LOB: 3 BB: 3 P: 21	R: 0 E: 0 K: 1 S: 6	H: 1 LOB: 3 BB: 2 P: 14	R: 0 E: 0 K: 2 S: 8	H: 1 LOB: 1 BB: 0 P: 8	R: 0 E: 0 K: 1 S: 6	H: 1 LOB: 1 BB: 0 P: 6	R: 0 E: 0 K: 3 S: 9	H: 0 LOB: 0 BB: 0 P: 9	R: 0 E: 0 K: 1 S: 5	H: 0 LOB: 0 BB: 0 P: 5	R: 0 E: 0 K: 1 S: 5	H: 0 LOB: 2 BB: 2 P: 13	R: 1 E: 0 K: 1 S: 6	H: 1 LOB: 1 BB: 1 P: 10	R: 0 E: 0 K: 1 S: 6	H: 1 LOB: 2 BB: 1 P: 10	1B: 7 2B: 0 3B: 0 HR: 0	SF: 0 SAC: 2 DP: 0 HBP: 0	WP: 0 PB: 0 SB: 2 CS: 0	PA: 43		
PITCHER Nolan Ryan, R (1.1) ERA: 2.67	IP: 9.0 WLS: L BF: 43	H: 7 R: 3 ER: 3 SO: 13	BB: 8 IBB: 1 HBP: 0 BLK: 0	WP: 0 HR: 0 S: 60 P: 96	ERA: 3.00 WHIP: 1.667	PITCHER														IP: 9.0 WLS: L BF: 43	H: 7 R: 3 ER: 3 SO: 13	BB: 8 IBB: 1 HBP: 0 BLK: 0	WP: 0 HR: 0 S: 60 P: 96	ERA: 3.00 WHIP: 1.667

Toronto Blue Jays @ California Angels
Anaheim Stadium, Anaheim, CA
Fri Aug 19 1977, 10:05 PM EDT
Att: 16,570 - Unknown


AB	32
R	3
H	7
RBI	3
BB	9
SO	13
LOB	27



Batter	1	2	3	4	5	6	7	8	9	AB	R	H	RBI	BB	SO	LOB	BOTTOM							
Thad Bosley, L (1.8) OBP: 0.391, SLG: 0.426	0-0 1-3		0-3 K		0-0 L1		0-3 K			4	0	0	0	0	2	2								
Jerry Remy, L (1.4) OBP: 0.325, SLG: 0.349	4-0 BB		4-0 FC6 BB		0-0 1-3		0-0 G1			2	0	0	0	2	0	1								
Bobby Bonds, R (1.9) OBP: 0.349, SLG: 0.560	0-0 P4		4-0 FC6 BB		4-0 CS BB			0-3 K		2	0	0	0	2	1	1								
Ron Jackson, R (1.3) OBP: 0.299, SLG: 0.356	0-0 4-3		0-0 FC6		0-0 CS		0-0 F7		4-0 L1-3 BB	3	0	0	1	0	0	3								
Ike Hampton, S (8.2) OBP: 0.375, SLG: 0.478			1-2 2-3 3-H		1-2					0	0	0	0	1	0	0								
Don Baylor, R (1.10) OBP: 0.324, SLG: 0.409			0-3 K		0-0 2B			0-0 L1-3		3	0	1	0	1	1	3								
Dave Chalk, R (1.5) OBP: 0.350, SLG: 0.362		0-3 K		0-0 1B CS 1B		0-0 6-3		0-3 K		4	0	1	0	0	2	2								
Gil Flores, R (1.7) OBP: 0.341, SLG: 0.374		0-0 E5		0-0 1B		0-3 K			0-0 1-3	4	0	1	0	0	1	1								
Rance Mulliniks, L (1.6) OBP: 0.323, SLG: 0.389		0-3 K		0-0 P4			0-0 P6		0-0 F3	4	0	0	0	0	1	3								
Andy Etchebarren, R (1.2) OBP: 0.313, SLG: 0.295			4-0 BB FC6 BB		0-3 K					1	1	0	0	1	1	1								
Tony Solaita, L (7. Ph) OBP: 0.339, SLG: 0.398										0	0	0	0	1	0	0								
Inning Stats	R: 0 E: 0 K: 0 S: 3	H: 0 LOB: 1 BB: 1 P: 7	R: 0 E: 1 K: 2 S: 7	H: 0 LOB: 1 BB: 1 P: 11	R: 1 E: 0 K: 2 S: 7	H: 0 LOB: 2 BB: 3 P: 19	R: 0 E: 0 K: 1 S: 6	H: 2 LOB: 1 BB: 0 P: 6	R: 0 E: 0 K: 1 S: 2	H: 0 LOB: 0 BB: 1 P: 6	R: 0 E: 0 K: 1 S: 6	H: 1 LOB: 1 BB: 0 P: 6	R: 0 E: 0 K: 1 S: 5	H: 0 LOB: 1 BB: 1 P: 9	R: 0 E: 0 K: 1 S: 4	H: 0 LOB: 0 BB: 1 P: 8	R: 0 E: 0 K: 1 S: 5	H: 0 LOB: 0 BB: 0 P: 5	1B: 2 2B: 3 3B: 0 HR: 0	SF: 0 SAC: 0 DP: 2 HBP: 0	WP: 0 PB: 0 SB: 0 CS: 3	PA: 36		
PITCHER Jerry Garvin, L (1.1) ERA: 3.98	IP: 6.1 WLS: W BF: 26	H: 3 R: 1 ER: 1 SO: 6	BB: 6 IBB: 0 HBP: 0 BLK: 0	WP: 0 HR: 0 S: 32 P: 56	ERA: 1.42 WHIP: 1.421	PITCHER														IP: 6.1 WLS: W BF: 26	H: 3 R: 1 ER: 1 SO: 6	BB: 6 IBB: 0 HBP: 0 BLK: 0	WP: 0 HR: 0 S: 32 P: 56	ERA: 1.42 WHIP: 1.421
Pete Vuckovich, R (7.1) ERA: 3.45	IP: 2.2 WLS: S BF: 9	H: 0 R: 0 ER: 0 SO: 3	BB: 2 IBB: 0 HBP: 0 BLK: 0	WP: 0 HR: 0 S: 13 P: 21	ERA: 0.00 WHIP: 0.750	PITCHER														IP: 2.2 WLS: S BF: 9	H: 0 R: 0 ER: 0 SO: 3	BB: 2 IBB: 0 HBP: 0 BLK: 0	WP: 0 HR: 0 S: 13 P: 21	ERA: 0.00 WHIP: 0.750

Toronto Blue Jays @ California Angels
Anaheim Stadium, Anaheim, CA
Fri Aug 19 1977, 10:05 PM EDT
Att: 16,570 - Unknown

AB	27
R	1
H	3
RBI	1
BB	8
SO	9
LOB	17



Batter	1	2	3	4	5	6	7	8	9	AB	R	H	RBI	BB	SO	LOB	TOP								
John Scott, R OBP: 0.266, SLG: 0.305 (1, 7)	1-3		E3 6-3 SH1 2H 1B	F6		FC6-4 1-2 2H 1B		5-3		5	0	2	1	0	0	2	Toronto Blue Jays @ California Angels Anaheim Stadium, Anaheim, CA Sat Aug 20 1977, 10:05 PM EDT Att: 15,311 - Unknown livebaseballscorecards.com								
Steve Stiggs, R OBP: 0.363, SLG: 0.389 (1, 4)	E8 1B		SH1 1-2			FC6-4 1-2 1B			K	4	0	2	0	0	1	2									
Bob Bailor, R OBP: 0.344, SLG: 0.418 (1, 8)	F9		6-3						1B 3B	5	2	2	0	0	0	3									
Otto Velez, R OBP: 0.363, SLG: 0.468 (9, PR) Steve Bowling, R OBP: 0.277, SLG: 0.174 (9, 9)	6-3		BB						E 1B SF8 BB	3	0	0	0	2	0	3									
Doug Rader, R OBP: 0.343, SLG: 0.429 (1, 10)		5-3	F9						E8 1-3 1B	5	0	1	1	0	1	4									
Doug Ault, R OBP: 0.237, SLG: 0.405 (1, 3)		BB		K		6-3			1B IBB	3	0	1	1	2	1	0									
Roy Howell, L OBP: 0.370, SLG: 0.385 (1, 5)	F7		1B 4-3 BB			1B 1B			SF8	3	1	1	1	1	1	2									
Rick Cerone, R OBP: 0.227, SLG: 0.409 (1, 2)	F9		4-3			1B 1B			F5	5	0	1	0	0	0	4									
Dave McKay, S OBP: 0.215, SLG: 0.257 (1, 6)			E6 1B			K			F8	4	1	2	0	0	1	2									
Inning Stats	R: 0 E: 1 K: 0 S: 4	H: 1 LOB: 1 BB: 0 P: 4	R: 0 E: 0 K: 0 S: 3	H: 0 LOB: 1 BB: 1 P: 7	R: 1 E: 2 K: 0 S: 5	H: 2 LOB: 2 BB: 1 P: 9	R: 0 E: 0 K: 1 S: 6	H: 1 LOB: 2 BB: 1 P: 10	R: 0 E: 0 K: 0 S: 4	H: 1 LOB: 1 BB: 0 P: 4	R: 1 E: 0 K: 1 S: 8	H: 3 LOB: 2 BB: 0 P: 8	R: 1 E: 0 K: 2 S: 9	H: 2 LOB: 1 BB: 0 P: 9	R: 0 E: 0 K: 0 S: 3	H: 0 LOB: 0 BB: 0 P: 3		R: 2 E: 1 K: 1 S: 7	H: 2 LOB: 2 BB: 2 P: 15	1B: 10 2B: 1 3B: 1 HR: 0	SF: 1 SAC: 1 DP: 0 HBP: 0	WP: 0 PB: 0 SB: 1 CS: 0	PA: 44		
PITCHER	IP	WLS	BF	H	R	ER	SO	BB	IBB	HBP	BLK	WP	HR	S	P	ERA	WHIP								
Ken Brett, L ERA: 4.63 (1, 1)	6.0		30	9	3	2	2	3	0	0	0	0	0	31	43	3.00	2.000								
Dave LaRoche, L ERA: 3.32 (7, 1)	3.0	L	14	3	2	2	3	1	1	0	0	0	0	18	26	6.00	1.333								

Batter	1	2	3	4	5	6	7	8	9	AB	R	H	RBI	BB	SO	LOB	BOTTOM								
Thad Bosley, L OBP: 0.378, SLG: 0.409 (1, 8)	K		E 1-3 1B			E4 FC6-4 1-2 2-3			L6	5	1	1	0	0	2	3	Toronto Blue Jays @ California Angels Anaheim Stadium, Anaheim, CA Sat Aug 20 1977, 10:05 PM EDT Att: 15,311 - Unknown livebaseballscorecards.com								
Jerry Remy, L OBP: 0.324, SLG: 0.349 (1, 4)	CS 1B		1-3			FC6-4 1-2 2-3 3H			F2	4	0	1	1	0	0	3									
Bobby Bonds, R OBP: 0.350, SLG: 0.559 (1, 9)	E 1-2 BB		E5 CS			K			1B	3	0	1	0	1	1	2									
Tony Solaita, L OBP: 0.335, SLG: 0.393 (1, 3) Dan Briggs, L OBP: 0.313, SLG: 0.250 (7, 3)	1-3		CS		G1				F7 HR 2B	3	0	0	0	0	0	1									
Don Baylor, R OBP: 0.325, SLG: 0.417 (1, 10)		F8		6-3		FC5-4 1B			HR	4	1	2	2	0	0	0									
Dave Chalk, R OBP: 0.348, SLG: 0.359 (1, 5)		1-3 BB		4-3		FC5-4 1-2			F6	3	0	0	0	1	0	1									
Rance Mulliniks, L OBP: 0.321, SLG: 0.385 (1, 6)		1-3				FC3-6 1B			K	4	0	1	0	0	1	2									
Gil Flores, R OBP: 0.336, SLG: 0.368 (1, 7)		4-3				FC3-6 E 1B FC6-4			F9	4	1	0	0	0	0	2									
Terry Humphrey, R OBP: 0.297, SLG: 0.302 (1, 2) Mario Guerrero, R OBP: 0.319, SLG: 0.379 (7, PH) Andy Etchebarren, R OBP: 0.313, SLG: 0.295 (8, 2) Danny Gooden, L OBP: 0.297, SLG: 0.391 (9, PH)			F9			FC6-4 E 1B			6-3	2	0	1	0	0	0	0									
Inning Stats	R: 0 E: 1 K: 1 S: 5	H: 1 LOB: 1 BB: 1 P: 9	R: 0 E: 0 K: 0 S: 3	H: 0 LOB: 1 BB: 1 P: 7	R: 1 E: 1 K: 0 S: 4	H: 1 LOB: 0 BB: 0 P: 4	R: 0 E: 0 K: 0 S: 3	H: 0 LOB: 0 BB: 0 P: 3	R: 1 E: 1 K: 1 S: 8	H: 2 LOB: 2 BB: 0 P: 8	R: 0 E: 0 K: 1 S: 6	H: 1 LOB: 1 BB: 0 P: 6	R: 0 E: 0 K: 1 S: 5	H: 0 LOB: 0 BB: 0 P: 5	R: 2 E: 0 K: 0 S: 5	H: 3 LOB: 0 BB: 0 P: 5		R: 0 E: 0 K: 0 S: 4	H: 1 LOB: 1 BB: 0 P: 4	1B: 7 2B: 1 3B: 0 HR: 1	SF: 0 SAC: 0 DP: 0 HBP: 0	WP: 0 PB: 0 SB: 0 CS: 2	PA: 38		
PITCHER	IP	WLS	BF	H	R	ER	SO	BB	IBB	HBP	BLK	WP	HR	S	P	ERA	WHIP								
Jesse Jefferson, R ERA: 4.37 (1, 1)	7.2		31	7	3	1	4	2	0	0	0	0	0	37	45	1.17	1.174								
Pete Vuckovich, R ERA: 3.52 (8, 1)	1.1	W	6	2	1	1	0	0	0	0	0	0	1	6	6	6.75	1.500								

Batter	1	2	3	4	5	6	7	8	9	AB	R	H	RBI	BB	SO	LOB	TOP			
John Scott, R OBP: 0.265, SLG: 0.302 (1, 7)	 0-3	 0-0		 0-0		 0-0			 0-0	5	0	1	0	0	1	2				
Steve Stiggs, R OBP: 0.361, SLG: 0.386 (1, 4)	 0-0	 0-0		 0-0			 0-0			4	1	1	0	0	0	2				
Bob Bailor, R OBP: 0.346, SLG: 0.421 Steve Bowling, R OBP: 0.271, SLG: 0.169 (3, PR) (3, 8)	 0-0			 0-0			 0-0			2	0	2	0	0	0	0				
Steve Bowling, R OBP: 0.271, SLG: 0.169 (3, 8)	 1-2			 1-2						2	0	0	0	0	1	0				
Otto Velez, R OBP: 0.359, SLG: 0.462 (1, 9)	 0-3			 0-0			 0-3			4	0	0	0	0	2	3				
Doug Rader, R OBP: 0.344, SLG: 0.435 (1, 10)	 4-0			 0-0			 0-0		 0-0	3	1	1	1	1	0	1				
Doug Ault, R OBP: 0.329, SLG: 0.402 (1, 3)	 4-0			 4-0			 0-0		 0-3	2	0	0	1	2	1	0				
Roy Howell, L OBP: 0.366, SLG: 0.383 (1, 5)	 0-0			 0-3					 0-0	4	0	1	0	0	1	5				
Rick Cerone, R OBP: 0.192, SLG: 0.346 (1, 2)		 0-3			 0-0		 0-0		 0-0	4	0	0	0	0	1	1				
Dave McKay, S OBP: 0.216, SLG: 0.262 (1, 6)		 0-0			 0-0		 0-0		 0-3	4	0	1	0	0	1	1				
Inning Stats	R: 1 E: 1 K: 2 S: 9	H: 2 LOB: 3 BB: 2 P: 17	R: 0 E: 0 K: 1 S: 6	H: 1 LOB: 1 BB: 0 P: 6	R: 0 E: 0 K: 1 S: 6	H: 1 LOB: 2 BB: 1 P: 10	R: 0 E: 0 K: 0 S: 4	H: 1 LOB: 1 BB: 0 P: 4	R: 1 E: 0 K: 1 S: 6	H: 1 LOB: 0 BB: 0 P: 6	R: 0 E: 0 K: 1 S: 5	H: 0 LOB: 0 BB: 0 P: 5	R: 0 E: 0 K: 1 S: 5	H: 0 LOB: 0 BB: 0 P: 5	R: 0 E: 0 K: 1 S: 5	H: 0 LOB: 0 BB: 0 P: 5	1B: 5 2B: 1 3B: 0 HR: 1	SF: 0 SAC: 0 DP: 0 HBP: 0	WP: 0 PB: 0 SB: 2 CS: 0	PA: 37
PITCHER Frank Tanana, L ERA: 2.3 (1, 1)	IP: 9.0 WLS: W BF: 37 H: 7 R: 2 ER: 2 SO: 8 BB: 3 IBB: 0 HBP: 0 BLK: 0 WP: 0 HR: 0 S: 50 P: 62 ERA: 2.00 WHIP: 1.111															PITCHER				

Toronto Blue Jays @ California Angels
Anaheim Stadium, Anaheim, CA
Sun Aug 21 1977, 6:33 AM EDT
Att: 12,421 - Unknown

AB	34
R	2
H	7
RBI	2
BB	3
SO	8
LOB	15



Batter	1	2	3	4	5	6	7	8	9	AB	R	H	RBI	BB	SO	LOB	BOTTOM			
Gil Flores, R OBP: 0.335, SLG: 0.367 (1, 7)	 0-0	 0-0		 0-0			 0-0			4	1	1	0	0	0	3				
Jerry Remy, L OBP: 0.326, SLG: 0.352 (1, 4)	 0-0	 0-0		 0-0			 0-0			4	1	3	1	0	0	0				
Bobby Bonds, R OBP: 0.349, SLG: 0.558 (1, 9)	 0-0	 0-3		 0-0			 0-0		 0-3	4	0	1	1	0	2	2				
Danny Goodwin, L OBP: 0.295, SLG: 0.384 (1, 10)	 0-3			 0-0			 0-0			4	0	1	0	0	1	2				
Don Baylor, R OBP: 0.326, SLG: 0.415 Rusty Torres, S OBP: 0.224, SLG: 0.290 (9, 8)	 4-0			 0-0			 4-0		 0-0	2	0	0	0	2	0	1				
Dave Chalk, R OBP: 0.345, SLG: 0.355 (1, 5)	 0-3			 0-0			 0-0		 0-0	4	0	0	0	0	1	5				
Rance Mulliniks, L OBP: 0.325, SLG: 0.381 (1, 6)	 4-0			 4-0			 0-3		 0-0	2	0	0	1	2	1	2				
Dan Briggs, L OBP: 0.253, SLG: 0.243 (1, 3)	 0-0			 4-0			 0-0		 4-0	2	0	0	0	2	0	3				
Terry Humphrey, R OBP: 0.296, SLG: 0.305 (1, 2)		 0-0		 0-0			 0-0		 0-0	4	1	1	0	0	0	5				
Inning Stats	R: 2 E: 0 K: 2 S: 10	H: 3 LOB: 3 BB: 2 P: 18	R: 0 E: 0 K: 1 S: 6	H: 1 LOB: 1 BB: 0 P: 6	R: 0 E: 0 K: 0 S: 3	H: 0 LOB: 0 BB: 0 P: 3	R: 0 E: 0 K: 0 S: 2	H: 0 LOB: 1 BB: 2 P: 10	R: 0 E: 0 K: 1 S: 4	H: 0 LOB: 0 BB: 1 P: 8	R: 1 E: 0 K: 1 S: 7	H: 2 LOB: 1 BB: 0 P: 7	R: 0 E: 2 K: 0 S: 5	H: 1 LOB: 3 BB: 1 P: 9	R: 0 E: 2 K: 0 S: 5	H: 1 LOB: 3 BB: 1 P: 9	1B: 5 2B: 3 3B: 0 HR: 0	SF: 0 SAC: 0 DP: 2 HBP: 0	WP: 0 PB: 0 SB: 1 CS: 0	PA: 36
PITCHER Jeff Byrd, R ERA: 5.2 Tom Murphy, R ERA: 5.23 (7, 1)	IP: 6.2 WLS: L BF: 29 H: 6 R: 3 ER: 3 SO: 4 BB: 4 IBB: 1 HBP: 0 BLK: 0 WP: 0 HR: 0 S: 32 P: 52 ERA: 4.05 WHIP: 1.500															PITCHER				

Toronto Blue Jays @ California Angels
Anaheim Stadium, Anaheim, CA
Sun Aug 21 1977, 6:33 AM EDT
Att: 12,421 - Unknown

AB	30
R	3
H	7
RBI	3
BB	6
SO	5
LOB	23



Batter	1	2	3	4	5	6	7	8	9	AB	R	H	RBI	BB	SO	LOB	TOP					
Ron LeFlore, R OBP: 0.357, SLG: 0.472 (1, 8)										4	1	0	0	1	1	1						
Tito Fuentes, S OBP: 0.347, SLG: 0.403 (1, 4)										4	1	2	0	1	0	0						
Rusty Staub, L OBP: 0.335, SLG: 0.452 (1, 10)										4	1	1	3	1	0	2						
Steve Kemp, L OBP: 0.355, SLG: 0.452 (1, 7)										4	1	1	0	1	1	2						
Jason Thompson, L OBP: 0.343, SLG: 0.484 (1, 3)										5	0	1	0	0	0	4						
Ben Oglivie, L OBP: 0.312, SLG: 0.453 (1, 9)										4	1	2	1	0	1	2						
Milt May, L OBP: 0.295, SLG: 0.394 (1, 2)										3	0	2	0	1	0	2						
Aurelio Rodriguez, R OBP: 0.251, SLG: 0.343 (1, 5)										3	0	0	0	0	0	5						
Tom Verzyer, R OBP: 0.232, SLG: 0.262 (1, 6)										4	0	0	0	0	0	1						
Inning Stats	R: 0 E: 0 K: 1 S: 6	H: 1 LOB: 2 BB: 1 P: 10	R: 1 E: 0 K: 0 S: 4	H: 2 LOB: 0 BB: 0 P: 4	R: 0 E: 0 K: 0 S: 3	H: 0 LOB: 0 BB: 0 P: 3	R: 0 E: 1 K: 0 S: 5	H: 1 LOB: 2 BB: 0 P: 5	R: 0 E: 0 K: 0 S: 3	H: 0 LOB: 0 BB: 0 P: 3	R: 1 E: 0 K: 0 S: 5	H: 2 LOB: 2 BB: 1 P: 9	R: 3 E: 0 K: 1 S: 8	H: 3 LOB: 1 BB: 1 P: 12	R: 0 E: 0 K: 0 S: 3	H: 0 LOB: 1 BB: 1 P: 7	R: 0 E: 0 K: 1 S: 5	H: 0 LOB: 1 BB: 1 P: 9	1B: 8 2B: 0 3B: 0 HR: 1	SF: 0 SAC: 1 DP: 1 HBP: 0	WP: 1 PB: 0 SB: 0 CS: 0	PA: 41
PITCHER	IP WLS BF H R ER SO BB IBB HBP BLK WP HR S P ERA WHIP	IP WLS BF H R ER SO BB IBB HBP BLK WP HR S P ERA WHIP																				
Paul Hartzell, R ERA: 3.46 (1, 1)	6.1 L 31 9 5 5 1 3 0 0 0 0 1 30 42 7.11 1.895																					
Dave LaRoche, L ERA: 3.29 (7, 1)	0.2 2 0 0 0 1 0 0 0 0 0 0 4 4 0.00 0.000																					
Dyar Miller, R ERA: 4.11 (8, 1)	2.0 8 0 0 0 1 2 0 0 0 1 0 8 16 0.00 1.000																					

Detroit Tigers @ California Angels
Anaheim Stadium, Anaheim, CA
Mon Aug 22 1977, 10:05 PM EDT
Att: 24,304 - Unknown

AB	35
R	5
H	9
RBI	4
BB	5
SO	3
LOB	19



Batter	1	2	3	4	5	6	7	8	9	AB	R	H	RBI	BB	SO	LOB	BOTTOM			
Gil Flores, R OBP: 0.330, SLG: 0.361 (1, 7)										4	0	0	0	0	0	0				
Jerry Remy, L OBP: 0.327, SLG: 0.350 (1, 4)										3	0	0	0	1	0	0				
Bobby Bonds, R OBP: 0.348, SLG: 0.556 (1, 9)										4	0	1	0	0	0	1				
Danny Goodwin, L OBP: 0.280, SLG: 0.364 (1, 10)										4	0	0	0	0	0	2				
Don Baylor, R OBP: 0.326, SLG: 0.414 (1, 8)										4	0	1	0	0	0	3				
Dave Chalk, R OBP: 0.343, SLG: 0.353 (1, 5)										3	0	0	0	0	0	1				
Rance Mulliniks, L OBP: 0.330, SLG: 0.386 (1, 6)										3	0	2	0	0	0	0				
Dan Briggs, L OBP: 0.247, SLG: 0.236 (1, 3)										2	0	0	0	0	0	2				
Thad Bosley, L OBP: 0.373, SLG: 0.403 (8, PH)										1	0	0	0	0	0	0				
Ike Hampton, S OBP: 0.375, SLG: 0.478 (9, 2)										0	0	0	0	0	0	0				
Terry Humphrey, R OBP: 0.294, SLG: 0.302 (1, 2)										2	0	0	0	0	0	0				
Tony Solaita, L OBP: 0.338, SLG: 0.407 (8, PH)										1	1	1	1	0	0	0				
Inning Stats	R: 0 E: 1 K: 0 S: 5	H: 1 LOB: 2 BB: 0 P: 5	R: 0 E: 0 K: 0 S: 3	H: 1 LOB: 0 BB: 0 P: 3	R: 0 E: 0 K: 0 S: 3	H: 0 LOB: 0 BB: 0 P: 3	R: 0 E: 0 K: 0 S: 3	H: 1 LOB: 0 BB: 0 P: 3	R: 0 E: 0 K: 0 S: 4	H: 1 LOB: 1 BB: 0 P: 4	R: 0 E: 0 K: 0 S: 4	H: 1 LOB: 0 BB: 0 P: 4	R: 1 E: 0 K: 0 S: 4	H: 1 LOB: 1 BB: 1 P: 7	R: 0 E: 0 K: 0 S: 3	H: 0 LOB: 1 BB: 1 P: 7	1B: 4 2B: 1 3B: 0 HR: 1	SF: 0 SAC: 0 DP: 2 HBP: 0	WP: 0 PB: 0 SB: 1 CS: 0	PA: 32
PITCHER	IP WLS BF H R ER SO BB IBB HBP BLK WP HR S P ERA WHIP	IP WLS BF H R ER SO BB IBB HBP BLK WP HR S P ERA WHIP																		
Fernando Arroyo, R ERA: 3.8 (1, 1)	9.0 W 32 5 1 1 1 0 1 0 0 0 1 31 35 1.00 0.667																			

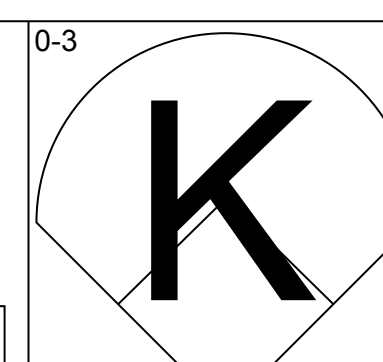
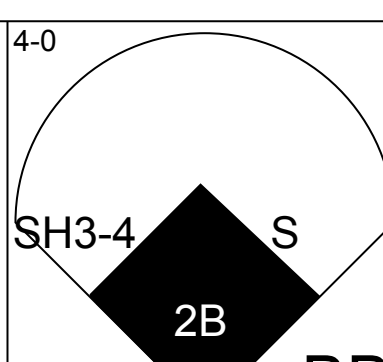
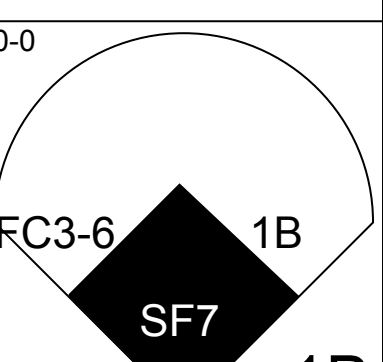
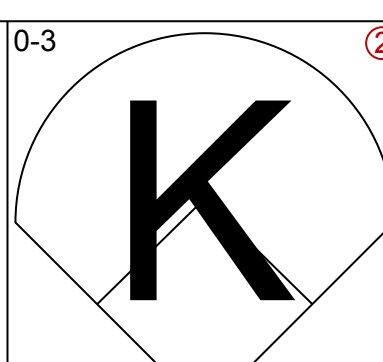
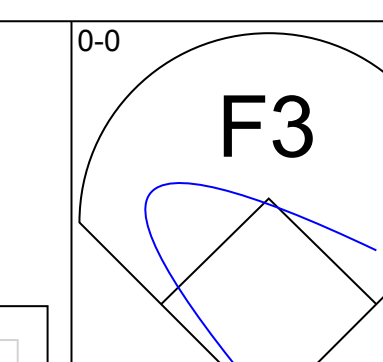
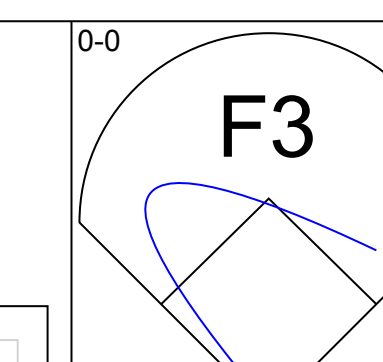
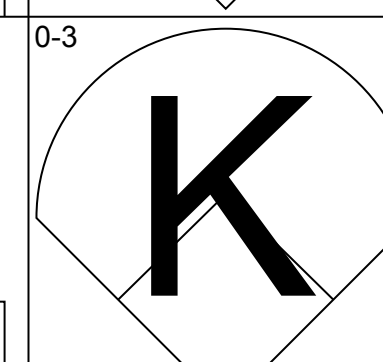
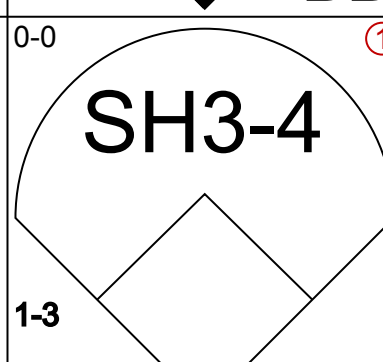
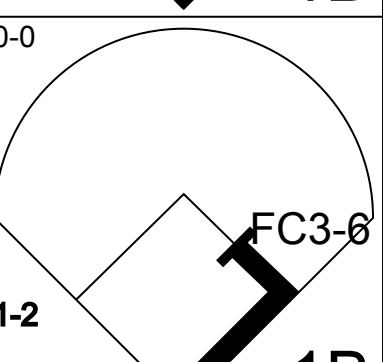
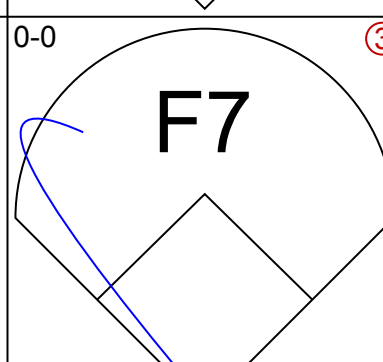
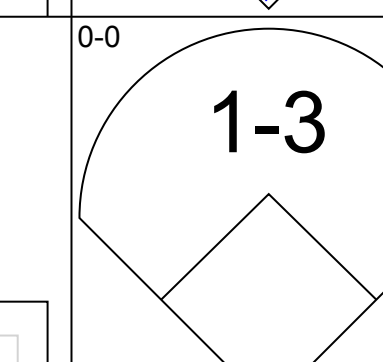
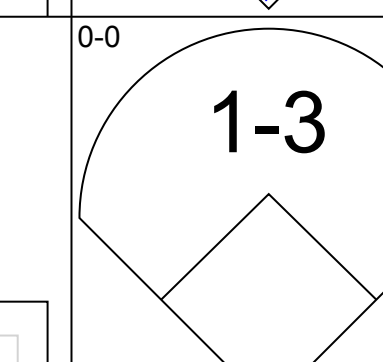
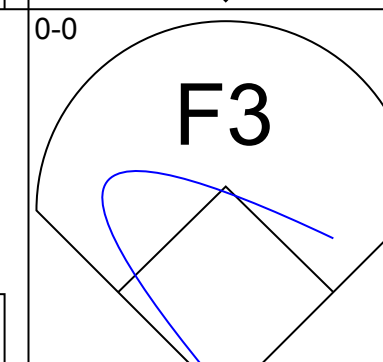
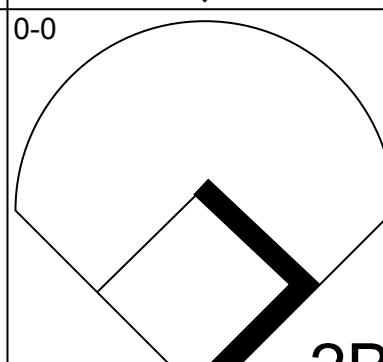
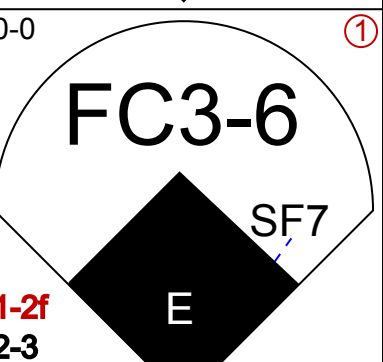
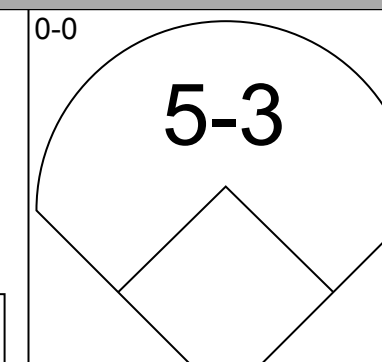
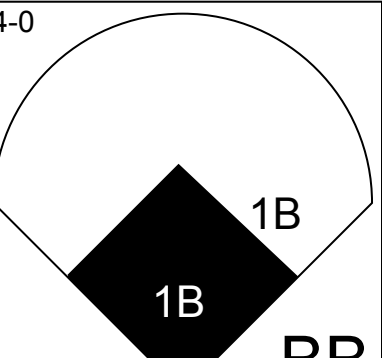
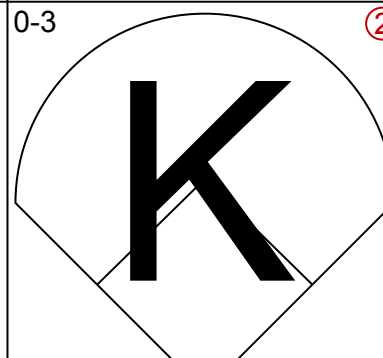
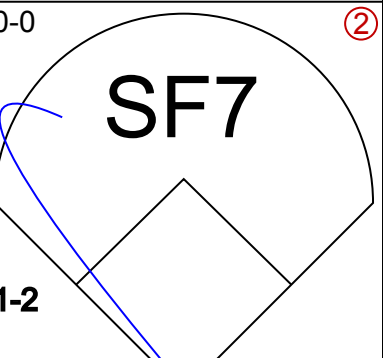
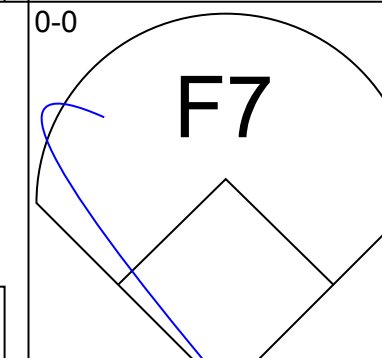
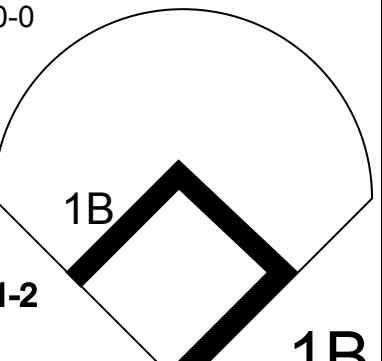
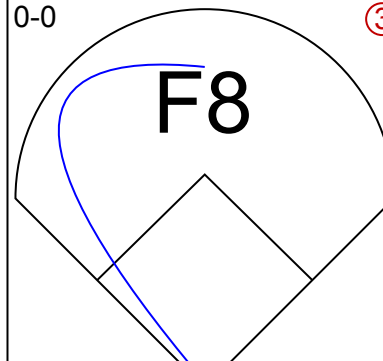
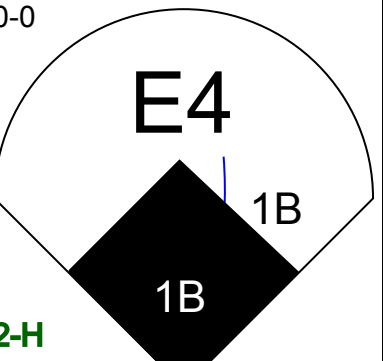
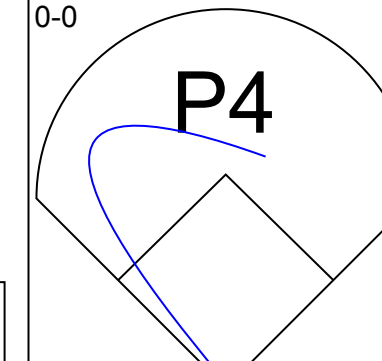

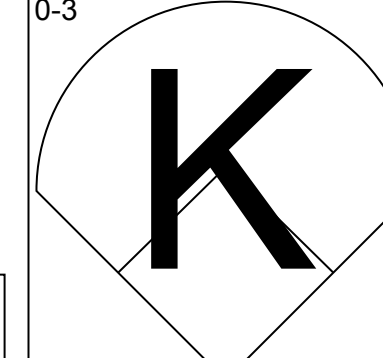
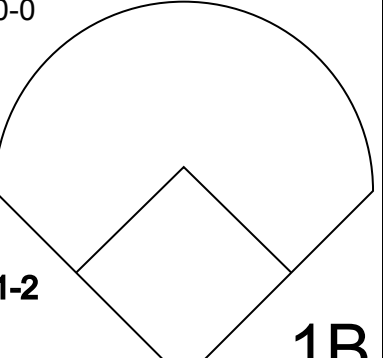
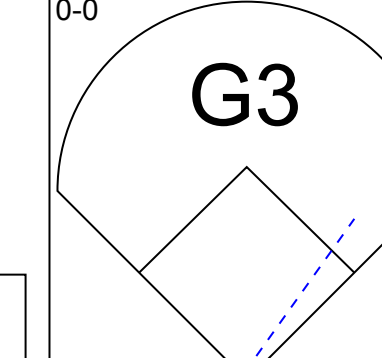

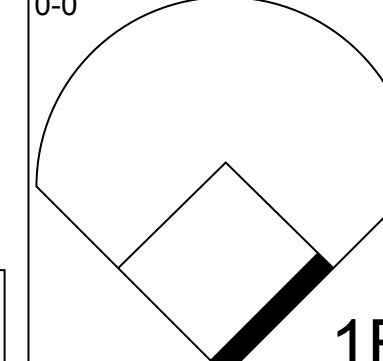
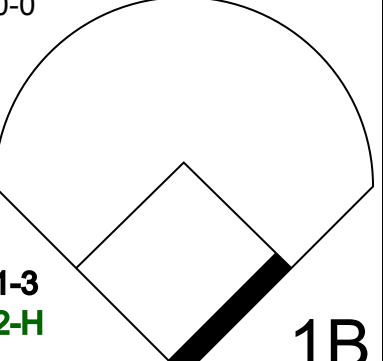
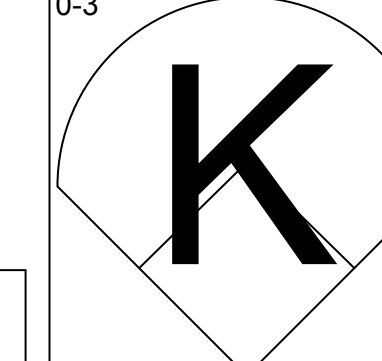
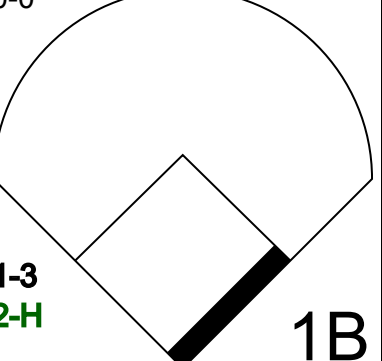

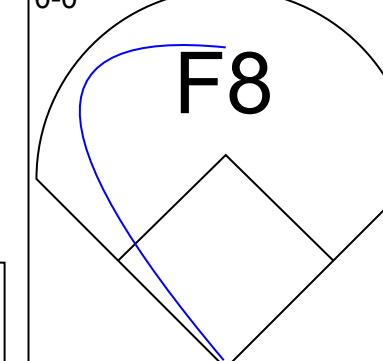
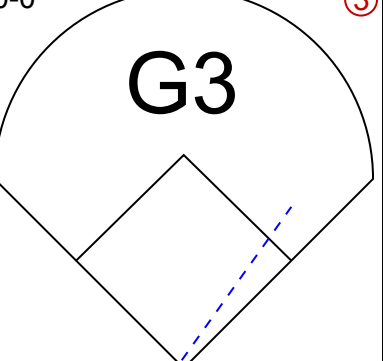
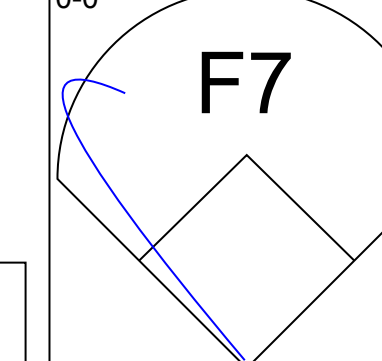


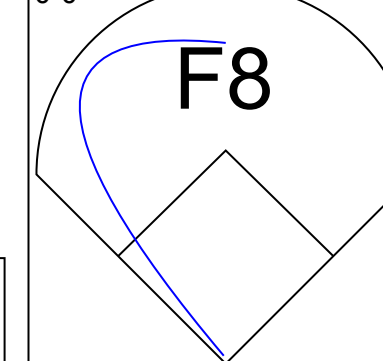

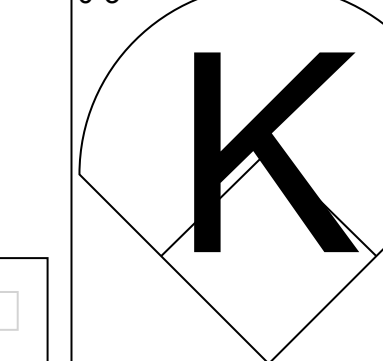
Detroit Tigers @ California Angels
Anaheim Stadium, Anaheim, CA
Mon Aug 22 1977, 10:05 PM EDT
Att: 24,304 - Unknown

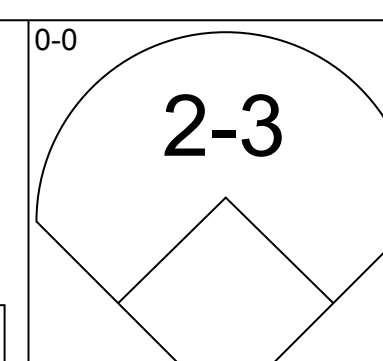
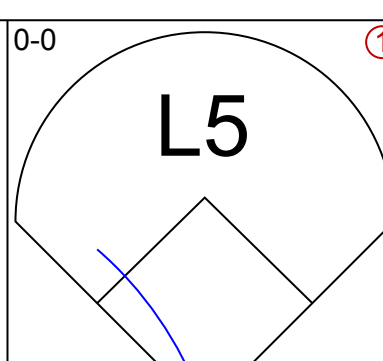
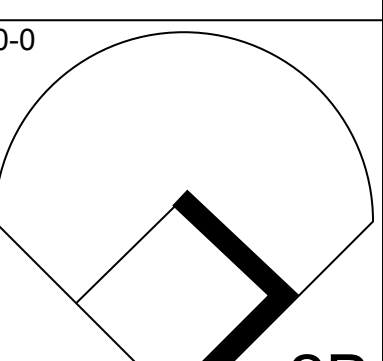
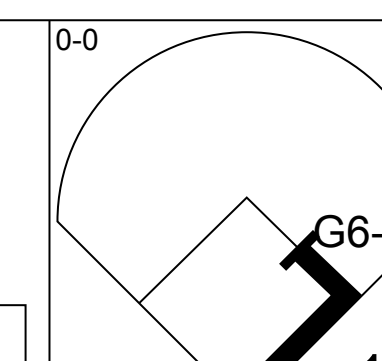
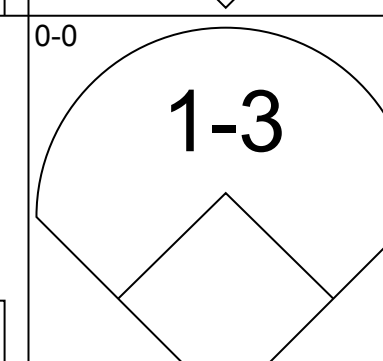
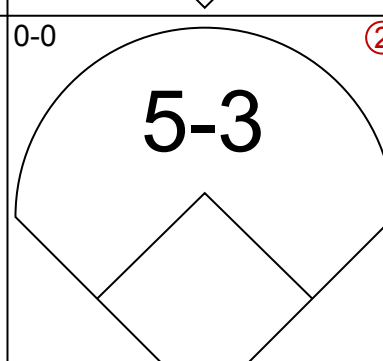
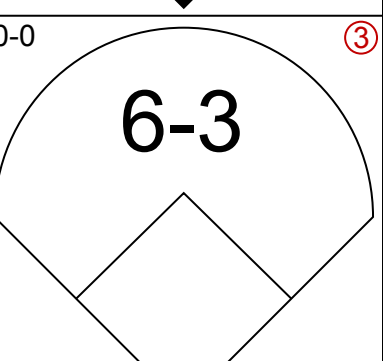
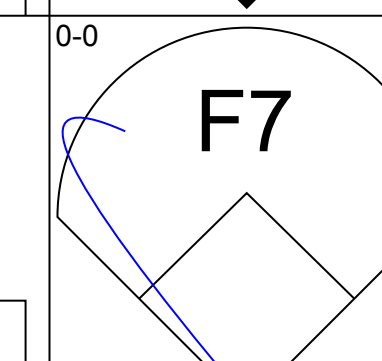
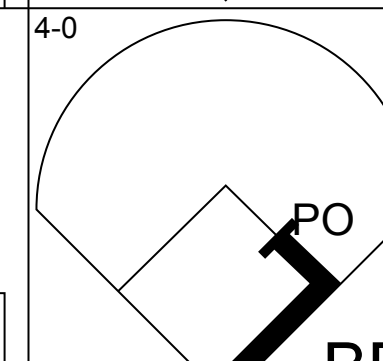
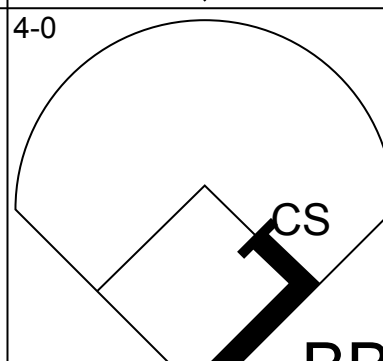
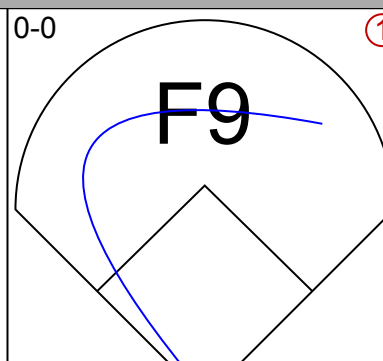
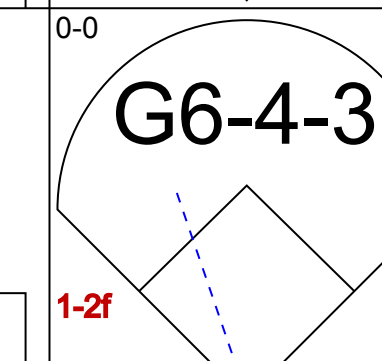
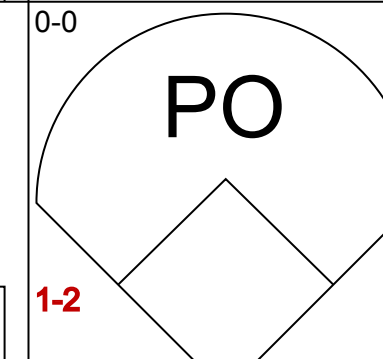
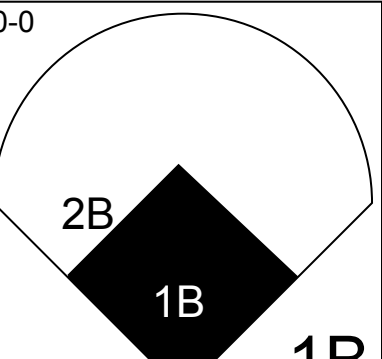
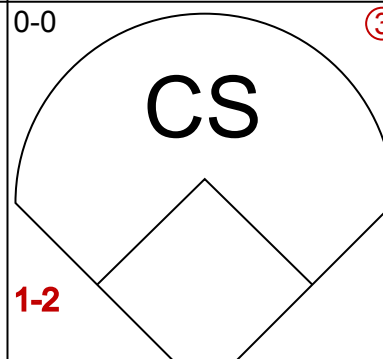
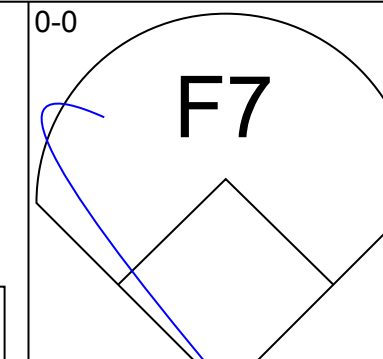
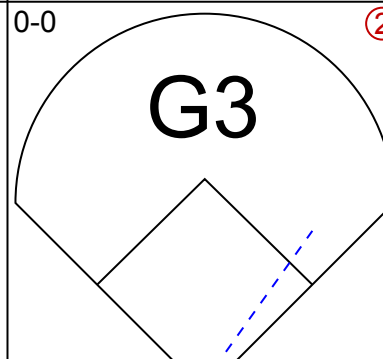
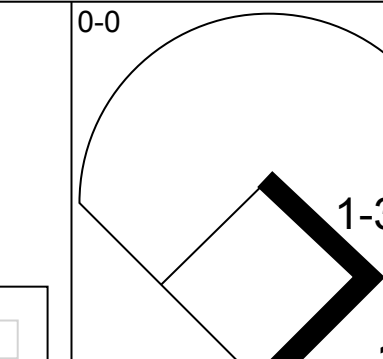

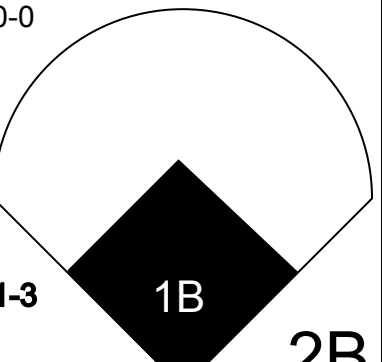

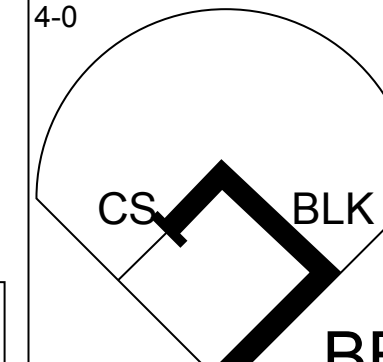
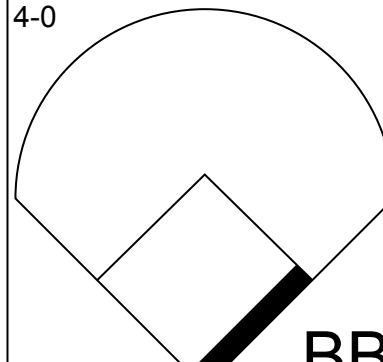
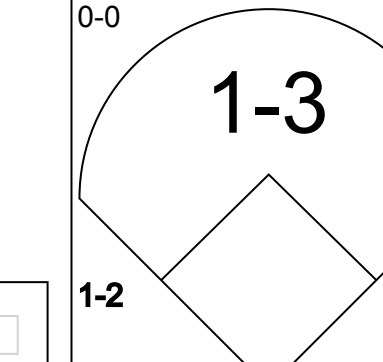
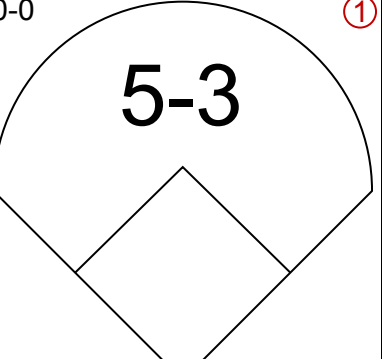
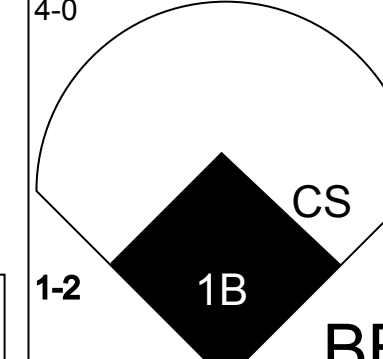
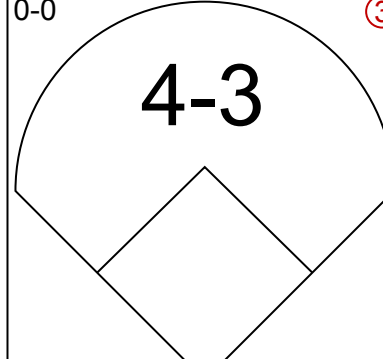
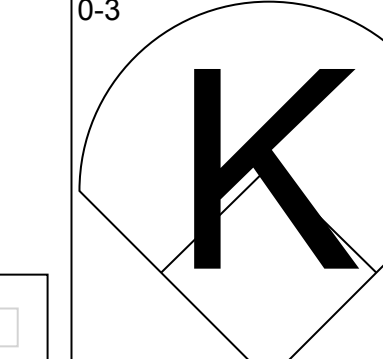
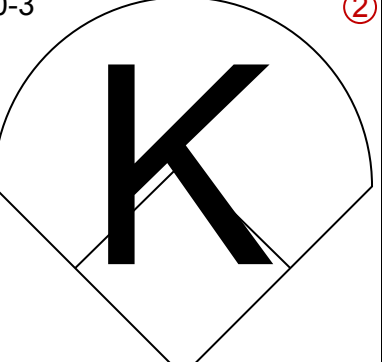
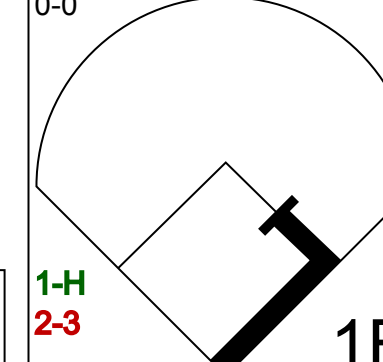

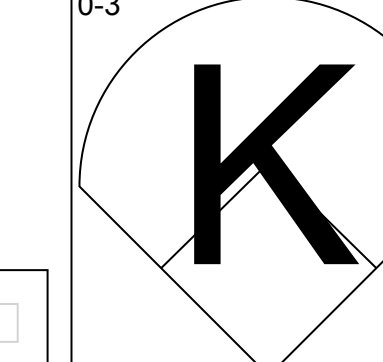





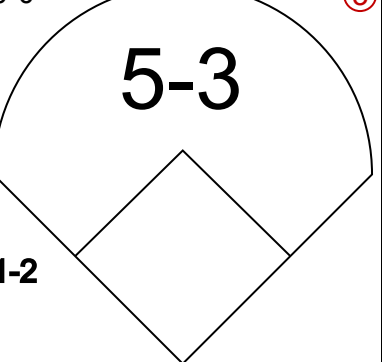



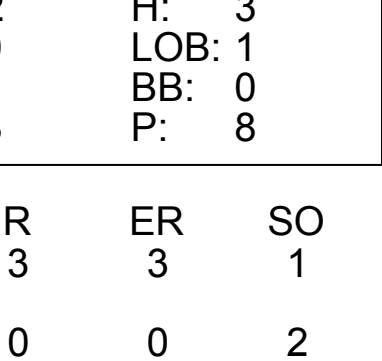
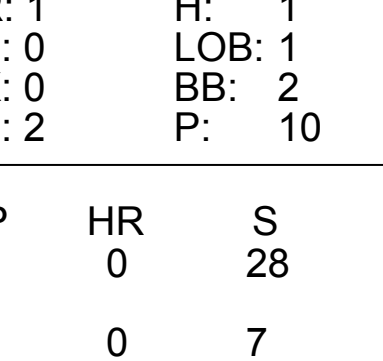
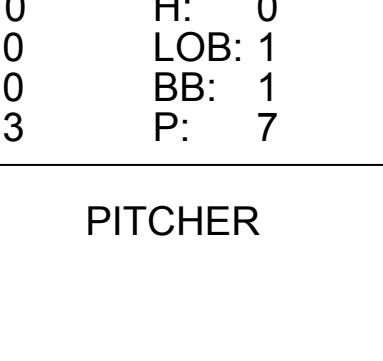


AB	31
R	1
H	5
RBI	1
BB	1
SO	0
LOB	9




Batter	1	2	3	4	5	6	7	8	9	AB	R	H	RBI	BB	SO	LOB	TOP					
Ron LeFlore, R (1, 8) OBP: 0.359, SLG: 0.478	6-3		E3 1B				HR		S 1B	4	1	2	1	1	0	0	Detroit Tigers @ California Angels Anaheim Stadium, Anaheim, CA Tue Aug 23 1977, 10:05 PM EDT Att: 13,875 - Unknown livebaseballscorecards.com					
Tito Fuentes, S (1, 4) OBP: 0.345, SLG: 0.401	4-3		BB 1B			F9	G3		K 1B	5	0	1	0	0	1	3						
Rusty Staub, L (1, 10) OBP: 0.336, SLG: 0.451			BB 1B				F9		K 1B	4	0	1	0	1	1	1						
Steve Kemp, L (1, 7) OBP: 0.352, SLG: 0.447	F9		F9				E4 1B		F7	5	0	0	0	0	0	5						
Jason Thompson, L (1, 3) OBP: 0.346, SLG: 0.486		F6		BB 1B						4	1	3	0	0	0	0						
Ben Oglivie, L (1, 9) OBP: 0.311, SLG: 0.451		F8		BB SF7 1B					K	4	1	1	0	0	1	3						
Milt May, L (1, 2) OBP: 0.295, SLG: 0.392		F9		BB 1B			F9		F5	4	0	1	1	0	0	0						
Aurelio Rodriguez, R (1, 5) OBP: 0.251, SLG: 0.341			5-3				G5-4-3 1B		F2	4	0	1	0	0	1	2						
Tom Verzyer, R (1, 6) OBP: 0.229, SLG: 0.259			5-3				G5-4-3 1B		F3	3	0	0	1	0	0	1						
Inning Stats	R: 0 E: 0 K: 0 S: 4	H: 1 LOB: 1 BB: 0 P: 4	R: 0 E: 0 K: 0 S: 3	H: 0 LOB: 0 BB: 0 P: 3	R: 0 E: 1 K: 0 S: 5	H: 1 LOB: 3 BB: 1 P: 9	R: 2 E: 0 K: 1 S: 8	H: 3 LOB: 2 BB: 1 P: 12	R: 0 E: 0 K: 0 S: 4	H: 1 LOB: 1 BB: 0 P: 4	R: 0 E: 0 K: 0 S: 3	H: 1 LOB: 0 BB: 0 P: 3	R: 1 E: 1 K: 1 S: 8	H: 2 LOB: 2 BB: 0 P: 8	R: 0 E: 0 K: 0 S: 3	H: 0 LOB: 0 BB: 0 P: 3	R: 0 E: 0 K: 2 S: 8	H: 1 LOB: 1 BB: 0 P: 8	1B: 9 2B: 0 3B: 0 HR: 1	SF: 1 SAC: 0 DP: 1 HBP: 0	WP: 0 PB: 0 SB: 1 CS: 0	PA: 40
PITCHER	IP WLS BF H R ER SO BB IBB HBP BLK WP HR S P ERA WHIP	6.2 L 31 8 3 3 1 2 0 0 0 0 1 31 39 4.05 1.500	2.1 9 2 0 0 3 0 0 0 0 0 0 0 15 15 0.00 0.857	PITCHER																		
Wayne Simpson, R (1, 1) ERA: 5.63																						
Dave LaRoche, L (7, 1) ERA: 3.2																						

Batter	1	2	3	4	5	6	7	8	9	AB	R	H	RBI	BB	SO	LOB	BOTTOM					
Gil Flores, R (1, 7) OBP: 0.332, SLG: 0.367	6-3		K			FC6-4 BB SF9 1B		F8 2B		4	1	2	0	0	1	1	Detroit Tigers @ California Angels Anaheim Stadium, Anaheim, CA Tue Aug 23 1977, 10:05 PM EDT Att: 13,875 - Unknown livebaseballscorecards.com					
Jerry Remy, L (1, 4) OBP: 0.327, SLG: 0.347	F8					FC6-4 BB		F8		3	0	0	0	1	0	1						
Bobby Bonds, R (1, 9) OBP: 0.346, SLG: 0.551	5-3					FC6-4 SF9		K		4	0	0	0	0	1	3						
Ron Jackson, R (1, 3) OBP: 0.295, SLG: 0.353		6-3				SF9		F8		2	0	0	1	0	0	0						
Tony Solaita, L (8, PH) OBP: 0.277, SLG: 0.405		6-3				SF9		F8		1	0	0	0	0	0	1						
Don Baylor, R (1, 8) OBP: 0.325, SLG: 0.412		6-3				FC5 5-3 1B		F9		4	0	1	0	0	0	1						
Dave Chalk, R (1, 5) OBP: 0.342, SLG: 0.352		F7				5-3		K		4	0	1	0	0	1	1						
Mario Guerrero, R (1, 10) OBP: 0.324, SLG: 0.396						F4		F6		4	0	2	0	0	0	2						
Rusty Torres, S (8, PR) OBP: 0.224, SLG: 0.290								1B		0	0	0	0	0	0	0						
Rance Mulliniks, L (1, 6) OBP: 0.328, SLG: 0.380			5-3					K		3	0	0	0	1	1	3						
Andy Etchebarena, R (1, 2) OBP: 0.306, SLG: 0.289								3B		2	0	0	0	0	1	3						
Danny Goodwin, L (7, PH) OBP: 0.277, SLG: 0.359			K			FC5				1	0	0	0	0	0	1						
Terry Humphrey, R (8, 2) OBP: 0.294, SLG: 0.302								F7		0	0	0	0	0	0	0						
Inning Stats	R: 0 E: 0 K: 0 S: 3	H: 0 LOB: 0 BB: 0 P: 3	R: 0 E: 0 K: 0 S: 3	H: 0 LOB: 0 BB: 0 P: 3	R: 0 E: 0 K: 2 S: 8	H: 1 LOB: 1 BB: 0 P: 8	R: 0 E: 0 K: 0 S: 3	H: 0 LOB: 0 BB: 0 P: 3	R: 0 E: 0 K: 0 S: 4	H: 1 LOB: 2 BB: 1 P: 8	R: 1 E: 0 K: 0 S: 4	H: 1 LOB: 1 BB: 1 P: 8	R: 0 E: 0 K: 1 S: 6	H: 1 LOB: 1 BB: 0 P: 6	R: 0 E: 0 K: 1 S: 6	H: 1 LOB: 1 BB: 0 P: 6	R: 0 E: 0 K: 1 S: 6	H: 1 LOB: 1 BB: 0 P: 6	1B: 4 2B: 1 3B: 1 HR: 0	SF: 1 SAC: 0 DP: 0 HBP: 0	WP: 0 PB: 0 SB: 0 CS: 0	PA: 35
PITCHER	IP WLS BF H R ER SO BB IBB HBP BLK WP HR S P ERA WHIP	6.0 W 24 4 1 1 2 2 0 0 0 0 0 26 34 1.50 1.000	3.0 S 11 2 0 0 3 0 0 0 0 0 0 17 17 0.00 0.667	PITCHER																		
Bob Sykes, L (1, 1) ERA: 3.58																						
Steve Foucault, R (7, 1) ERA: 2.52																						

Batter	1	2	3	4	5	6	7	8	9	AB	R	H	RBI	BB	SO	LOB	TOP					
Paul Dade, R OBP: 0.340, SLG: 0.374 (1, 9)										4	2	1	0	1	2	0	Cleveland Indians @ California Angels Anaheim Stadium, Anaheim, CA Wed Aug 24 1977, 10:05 PM EDT Unknown					
Duane Kuiper, L OBP: 0.324, SLG: 0.329 (1, 4)										4	0	1	0	0	1	0						
Buddy Bell, R OBP: 0.355, SLG: 0.433 (1, 5)										4	1	1	1	0	0	2						
Andre Thornton, R OBP: 0.381, SLG: 0.576 (1, 3)										2	1	0	1	1	1	1						
Rico Carty, R OBP: 0.356, SLG: 0.418 (1, 10)										4	1	1	0	0	0	1						
Brugs Bochte, L OBP: 0.344, SLG: 0.383 (1, 7)										0	0	0	0	0	0	0						
Larvell Blanks, R OBP: 0.306, SLG: 0.404 (1, 6)										4	0	2	1	0	2	2						
Jim Norris, L OBP: 0.357, SLG: 0.367 (1, 8)										4	0	1	1	0	0	3						
Ray Fosse, R OBP: 0.294, SLG: 0.376 (1, 2)										4	0	0	0	0	2	3						
Inning Stats	R: 0 E: 0 K: 2 S: 7	H: 0 LOB: 0 BB: 0 P: 7	R: 1 E: 0 K: 2 S: 9	H: 2 LOB: 2 BB: 1 P: 13	R: 1 E: 0 K: 1 S: 6	H: 1 LOB: 1 BB: 1 P: 10	R: 0 E: 0 K: 1 S: 6	H: 1 LOB: 1 BB: 0 P: 6	R: 3 E: 1 K: 0 S: 8	H: 4 LOB: 2 BB: 0 P: 8	R: 0 E: 0 K: 2 S: 7	H: 0 LOB: 0 BB: 0 P: 7	R: 0 E: 0 K: 0 S: 3	H: 0 LOB: 0 BB: 0 P: 3	R: 0 E: 0 K: 1 S: 5	H: 0 LOB: 0 BB: 0 P: 5	R: 0 E: 0 K: 1 S: 5	H: 0 LOB: 0 BB: 0 P: 5	1B: 7 2B: 1 3B: 0 HR: 0	SF: 1 SAC: 1 DP: 0 HBP: 0	WP: 0 PB: 0 SB: 1 CS: 0	PA: 38
PITCHER Nolan Ryan, R ERA: 2.68 (1, 1)	IP: 9.0 WLS: L BF: 38	H: 8 R: 5 ER: 3 SO: 10	BB: 2 IBB: 0 HBP: 0 BLK: 0	WP: 0 HR: 0 S: 56 P: 64	ERA: 3.00 WHIP: 1.111	PITCHER										IP: WLS: BF: H: R: ER: SO: BB: IBB: HBP: BLK: WP: HR: S: P: ERA: WHIP						


Batter	1	2	3	4	5	6	7	8	9	AB	R	H	RBI	BB	SO	LOB	BOTTOM					
Gil Flores, R OBP: 0.335, SLG: 0.373 (1, 7)										4	0	2	0	0	0	0	Cleveland Indians @ California Angels Anaheim Stadium, Anaheim, CA Wed Aug 24 1977, 10:05 PM EDT Unknown					
Jerry Remy, L OBP: 0.324, SLG: 0.344 (1, 4)										4	0	0	0	0	0	2						
Bobby Bonds, R OBP: 0.347, SLG: 0.548 (1, 9)										2	0	0	0	2	0	1						
Tony Solaita, L OBP: 0.339, SLG: 0.407 (1, 3)										4	1	2	0	0	0	0						
Dan Briggs, L OBP: 0.274, SLG: 0.236 (9, PR)										0	0	0	0	0	0	0						
Don Baylor, R OBP: 0.329, SLG: 0.415 (1, 10)										2	1	1	0	2	0	1						
Rance Mulliniks, L OBP: 0.327, SLG: 0.374 (1, 6)										3	1	0	0	1	1	5						
Dave Chalk, R OBP: 0.341, SLG: 0.351 (1, 5)										4	0	1	1	0	2	4						
Thad Bosley, L OBP: 0.385, SLG: 0.414 (1, 8)										3	0	2	2	0	0	0						
Terry Humphrey, R OBP: 0.292, SLG: 0.300 (1, 2)										2	0	0	0	0	0	2						
Danny Goodwin, L OBP: 0.274, SLG: 0.354 (7, PH)										1	0	0	0	0	0	0						
Andy Etchebarren, R OBP: 0.306, SLG: 0.289 (8, 2)										0	0	0	0	0	0	0						
Inning Stats	R: 0 E: 0 K: 0 S: 2	H: 0 LOB: 0 BB: 1 P: 6	R: 2 E: 0 K: 1 S: 8	H: 3 LOB: 1 BB: 0 P: 8	R: 0 E: 0 K: 0 S: 2	H: 0 LOB: 0 BB: 1 P: 6	R: 1 E: 0 K: 0 S: 2	H: 1 LOB: 1 BB: 2 P: 10	R: 0 E: 0 K: 0 S: 4	H: 2 LOB: 1 BB: 0 P: 4	R: 0 E: 0 K: 0 S: 3	H: 0 LOB: 1 BB: 1 P: 7	R: 0 E: 0 K: 0 S: 3	H: 0 LOB: 0 BB: 0 P: 3	R: 0 E: 0 K: 2 S: 8	H: 1 LOB: 2 BB: 0 P: 8	R: 0 E: 0 K: 2 S: 8	H: 1 LOB: 2 BB: 0 P: 8	1B: 6 2B: 2 3B: 0 HR: 0	SF: 0 SAC: 0 DP: 2 HBP: 0	WP: 0 PB: 0 SB: 1 CS: 3	PA: 36
PITCHER Al Fitzmorris, R ERA: 4.98 (1, 1)	IP: 8.0 WLS: W BF: 31	H: 8 R: 3 ER: 3 SO: 3	BB: 5 IBB: 0 HBP: 0 BLK: 0	WP: 0 HR: 0 S: 28 P: 48	ERA: 3.38 WHIP: 1.625	PITCHER										IP: WLS: BF: H: R: ER: SO: BB: IBB: HBP: BLK: WP: HR: S: P: ERA: WHIP						
Jim Kern, R ERA: 3.06 (9, 1)	IP: 1.0 WLS: S BF: 3	H: 0 R: 0 ER: 0 SO: 2	BB: 0 IBB: 0 HBP: 0 BLK: 0	WP: 0 HR: 0 S: 7 P: 7	ERA: 0.00 WHIP: 0.000	PITCHER										IP: WLS: BF: H: R: ER: SO: BB: IBB: HBP: BLK: WP: HR: S: P: ERA: WHIP						



Batter	1	2	3	4	5	6	7	8	9	AB	R	H	RBI	BB	SO	LOB	TOP				
Thad Bosley, L OBP: 0.374, SLG: 0.415 (1, 8)	0-0 1-3		0-0 F7		0-0 SF7		0-3 K	0-0 4-3		3	0	0	1	0	1	2					
Dave Chalk, R OBP: 0.338, SLG: 0.346 (8, 5)										1	0	0	0	0	0	1					
Jerry Remy, L OBP: 0.324, SLG: 0.353 (1, 4)	0-0 1-3		0-0 FC4		0-0 1B		0-0 F9		0-0 L6	5	0	1	0	0	0	2					
Bobby Bonds, R OBP: 0.350, SLG: 0.547 (1, 9)	0-0 5-3			0-0 6-3	0-0 F9		4-0 1B	4-0 BB	4-0 BB	3	1	0	0	2	0	2					
Tony Solaita, L OBP: 0.298, SLG: 0.418 (1, 3)		0-0 F9		0-0 G3		0-0 HR	0-0 1B	0-0 BB	0-0 G5-4-3	4	1	2	2	0	0	0					
Ike Hampton, S OBP: 0.346, SLG: 0.440 (9, PH)									0-0 BB	1	0	0	0	0	0	1					
Don Baylor, R OBP: 0.333, SLG: 0.418 (1, 10)	0-3 K		0-3 K		0-3 K		0-0 E8	0-3 K		4	1	1	0	0	3	1					
Rance Mulliniks, L OBP: 0.330, SLG: 0.385 (1, 6)	0-3 K				0-0 4-3	0-0 F8		0-0 WP		4	1	2	1	0	1	0					
Ron Jackson, R OBP: 0.258, SLG: 0.358 (8, 8)			0-0 F5		0-0 2B	0-0 1B	0-0 F8	0-0 6-3		4	1	1	0	0	0	2					
Rusty Torres, S OBP: 0.221, SLG: 0.286 (8, 8)										0	0	0	0	0	0	0					
Gil Flores, R OBP: 0.342, SLG: 0.390 (1, 7)			0-0 1B		0-0 1B	0-0 SF7	0-0 6-3	0-0 1B	0-0 1B	4	1	3	1	0	0	1					
Terry Humphrey, R OBP: 0.301, SLG: 0.305 (1, 2)			0-0 FC4		0-0 1B	0-0 SF7	0-0 F3	0-3 K		3	0	2	1	0	0	1					
Mario Guerrero, R OBP: 0.327, SLG: 0.396 (8, 2)										1	0	0	0	0	1	1					
Andy Etchebarren, R OBP: 0.310, SLG: 0.286 (8, 2)										0	0	0	0	0	0	0					
Inning Stats	R: 0 E: 0 K: 0 S: 3	H: 0 LOB: 0 BB: 0 P: 3	R: 0 E: 0 K: 2 S: 7	H: 0 LOB: 0 BB: 0 P: 7	R: 0 E: 0 K: 0 S: 5	H: 2 LOB: 2 BB: 0 P: 5	R: 0 E: 0 K: 1 S: 5	H: 0 LOB: 0 BB: 0 P: 5	R: 2 E: 0 K: 0 S: 6	H: 3 LOB: 1 BB: 0 P: 6	R: 1 E: 0 K: 2 S: 8	H: 1 LOB: 1 BB: 1 P: 12	R: 1 E: 0 K: 1 S: 7	H: 2 LOB: 1 BB: 0 P: 7	R: 0 E: 0 K: 0 S: 2	H: 0 LOB: 0 BB: 1 P: 6	1B: 9 2B: 2 3B: 0 HR: 1	SF: 1 SAC: 0 DP: 1 HBP: 0	WP: 1 PB: 0 SB: 1 CS: 0	PA: 40	
PITCHER	IP	WLS	BF	H	R	ER	SO	BB	IBB	HBP	BLK	WP	HR	S	P	ERA	WHIP				
Fernando Arroyo, R ERA: 3.9	(1, 1)	5.0	23	8	4	4	3	0	0	0	0	0	1	29	29	7.20	1.600				
Milt Wilcox, R ERA: 3.71	(6, 1)	2.0	9	2	1	1	2	1	0	0	0	0	0	12	16	4.50	1.500				
John Hiller, L ERA: 3.75	(8, 1)	2.0	W	8	2	1	1	1	0	0	0	1	0	9	13	4.50	1.500				

California Angels @ Detroit Tigers
Tiger Stadium, Detroit, MI
Sat Aug 27 1977, 3:33 AM EDT
Att: 23,105 - Unknown


AB 37
R 6
H 12
RBI 6
BB 2
SO 6
LOB 14



Batter	1	2	3	4	5	6	7	8	9	AB	R	H	RBI	BB	SO	LOB	BOTTOM				
Ron LeFlore, R OBP: 0.360, SLG: 0.476 (1, 8)	0-0 1-3 WP 4-3 1B		0-0 F8 SF9 2B		0-0 4-3		0-3 K			4	2	2	0	0	1	1					
Tito Fuentes, S OBP: 0.342, SLG: 0.397 (1, 4)	0-0 1-3		0-0 F8		0-3 K		0-0 BB			4	1	1	0	0	1	3					
Rusty Staub, L OBP: 0.338, SLG: 0.450 (1, 10)	0-0 4-3		0-0 SF9		0-0 1B		4-0 E			2	1	1	2	1	0	0					
Steve Kemp, L OBP: 0.349, SLG: 0.444 (1, 7)	0-3 K		0-0 4-3		0-0 G3		0-0 E8			4	0	0	0	0	1	2					
Jason Thompson, L OBP: 0.344, SLG: 0.488 (1, 3)		0-0 HR		0-0 G4-6-3 1B		0-0 L6	0-0 4-3			4	1	2	1	0	0	1					
Ben Oglivie, L OBP: 0.312, SLG: 0.448 (1, 9)		0-0 FC3-6 1B		0-0 G4-6-3		0-0 F9		0-0 F9		4	0	1	0	0	0	1					
Milt May, L OBP: 0.301, SLG: 0.414 (1, 2)		0-0 FC3-6		0-0 1B		0-0 HR		0-0 HR		4	2	3	2	0	0	1					
Aurelio Rodriguez, R OBP: 0.245, SLG: 0.330 (1, 5)		0-0 F8		0-3 K		0-0 4-3		0-0 F9		4	0	0	0	0	1	2					
Tom Verzyer, R OBP: 0.228, SLG: 0.257 (1, 6)		0-0 5-3			0-0 1B		0-0 3-1		0-0 F7	2	0	1	0	0	0	1					
Tim Corcoran, L OBP: 0.274, SLG: 0.346 (7, PH)										1	0	0	0	0	0	0					
Chuck Scrivener, R OBP: 0.185, SLG: 0.102 (8, 6)										1	0	0	0	0	0	0					
Inning Stats	R: 1 E: 0 K: 1 S: 6	H: 1 LOB: 0 BB: 0 P: 6	R: 1 E: 0 K: 0 S: 5	H: 2 LOB: 1 BB: 0 P: 5	R: 1 E: 0 K: 0 S: 4	H: 1 LOB: 0 BB: 0 P: 4	R: 0 E: 0 K: 1 S: 6	H: 2 LOB: 1 BB: 0 P: 6	R: 0 E: 0 K: 0 S: 7	H: 2 LOB: 2 BB: 0 P: 7	R: 1 E: 0 K: 0 S: 4	H: 1 LOB: 0 BB: 0 P: 4	R: 2 E: 1 K: 1 S: 7	H: 1 LOB: 1 BB: 1 P: 11	R: 1 E: 0 K: 0 S: 4	H: 1 LOB: 0 BB: 0 P: 4	1B: 7 2B: 1 3B: 0 HR: 3	SF: 1 SAC: 0 DP: 1 HBP: 0	WP: 1 PB: 0 SB: 0 CS: 0	PA: 36	
PITCHER	IP	WLS	BF	H	R	ER	SO	BB	IBB	HBP	BLK	WP	HR	S	P	ERA	WHIP				
Paul Hartzell, R ERA: 3.55	(1, 1)	6.2	29	10	5	4	4	0	0	0	0	0	1	2	37	5.40	1.500				
Dave LaRoche, L ERA: 3.16	(7, 1)	1.1	L	7	1	2	1	0	0	0	0	0	1	6	10	6.75	1.500				

California Angels @ Detroit Tigers
Tiger Stadium, Detroit, MI
Sat Aug 27 1977, 3:33 AM EDT
Att: 23,105 - Unknown

AB 34
R 7
H 11
RBI 5
BB 1
SO 4
LOB 12



Batter	1	2	3	4	5	6	7	8	9	AB	R	H	RBI	BB	SO	LOB	TOP			
Gil Flores, R OBP: 0.334, SLG: 0.380 (1,7)	0-0 4-3		0-0 F9			0-0 4-3		0-0 4-3		4	0	0	0	0	0	0	California Angels @ Baltimore Orioles Memorial Stadium, Baltimore, MD Mon Aug 29 1977, 7:05 PM EDT Att: 10,103 - Unknown - 86 F			
Jerry Remy, L OBP: 0.327, SLG: 0.364 (1,4)	0-0 L4			0-0 5-3 2B		4-0 BB		0-3 K	3	0	1	0	1	1	0					
Bobby Bonds, R OBP: 0.350, SLG: 0.556 (1,9)	0-0 1B			0-0 5-3 2SF		0-0 P6		0-0 P6	4	0	1	0	0	0	2					
Ron Jackson, R OBP: 0.293, SLG: 0.365 (1,3)	0-0 L8			0-0 HR		0-0 L9		0-0 6-3	4	1	1	1	0	0	2					
Don Baylor, R OBP: 0.332, SLG: 0.416 (1,10)		0-0 P5		0-0 4-3				0-0 F9	3	0	0	0	0	0	0					
Dave Chalk, R OBP: 0.338, SLG: 0.344 (1,5)		4-0 CS BB			0-0 F9			0-0 F8	2	0	0	0	1	0	0					
Rance Mulliniks, L OBP: 0.329, SLG: 0.379 (1,6)		0-3 K			0-0 6-3			0-0 6-3	3	0	0	0	0	1	1					
Thad Bosley, L OBP: 0.379, SLG: 0.419 (1,8)			0-0 5-3					0-0 G3	3	0	1	0	0	0	0					
Terry Humphrey, R OBP: 0.299, SLG: 0.300 (1,2)			0-3 K					0-0 5-3	2	0	0	0	0	1	1					
Mario Guerrero, R OBP: 0.333, SLG: 0.406 (8,PH)									1	0	0	0	0	0	0					
Ike Hampton, S OBP: 0.346, SLG: 0.440 (8,2)									0	0	0	0	0	0	0					
Inning Stats	R: 0 E: 0 K: 0 S: 4	H: 1 LOB: 1 BB: 0 P: 4	R: 0 E: 0 K: 1 S: 4	H: 0 LOB: 0 BB: 1 P: 8	R: 0 E: 0 K: 1 S: 5	H: 0 LOB: 0 BB: 0 P: 5	R: 1 E: 0 K: 0 S: 4	H: 2 LOB: 0 BB: 0 P: 4	R: 0 E: 0 K: 0 S: 3	H: 0 LOB: 1 BB: 1 P: 7	R: 0 E: 0 K: 0 S: 3	H: 0 LOB: 0 BB: 0 P: 3	R: 0 E: 0 K: 0 S: 3	H: 0 LOB: 0 BB: 0 P: 3	R: 0 E: 0 K: 1 S: 5	H: 0 LOB: 0 BB: 0 P: 5	1B: 2 2B: 2 3B: 0 HR: 1	SF: 0 SAC: 0 DP: 1 HBP: 0	WP: 0 PB: 0 SB: 2 CS: 1	PA: 31
PITCHER Rudy May, L ERA: 3.94 (1,1)	IP: 9.0 WLS: W BF: 31 H: 4 R: 1 ER: 1 SO: 3 BB: 2 IBB: 0 HBP: 0 BLK: 0 WP: 0 HR: 1 S: 35 P: 43 ERA: 1.00 WHIP: 0.667																			

Batter	1	2	3	4	5	6	7	8	9	AB	R	H	RBI	BB	SO	LOB	BOTTOM			
Al Bumbry, L OBP: 0.391, SLG: 0.375 (1,8)	0-0 E6 WP 1B	0-0 4-3			0-0 5-3		4-0 HR BB	0-0 BB	4-2	1	0	1	0	1	0	1	California Angels @ Baltimore Orioles Memorial Stadium, Baltimore, MD Mon Aug 29 1977, 7:05 PM EDT Att: 10,103 - Unknown - 86 F			
Mark Belanger, R OBP: 0.295, SLG: 0.243 (1,6)	0-3 K		0-0 1B		0-3 K		4-0 HR BB	4-0 BB	3	1	1	0	2	2	1					
Pat Kelly, L OBP: 0.350, SLG: 0.384 (1,7)	0-0 G3		0-3 K			4-0 1B SF7 BB	0-0 HR	0-0 G4-6-3	4	2	1	4	1	1	5					
Ken Singleton, S OBP: 0.439, SLG: 0.512 (1,9)	4-0 1B BB		0-3 K			0-0 SF7 1B	0-0 5-3		3	0	1	0	1	1	1					
Lee May, R OBP: 0.297, SLG: 0.416 (1,3)	0-0 BB					0-0 1B			4	0	2	1	0	0	1					
Tony Muser, L OBP: 0.317, SLG: 0.303 (8,3)	0-0 1B		0-0 4-3			0-0 SF7 1B	0-0 F8		0	0	0	0	0	0	0					
Eddie Murray, S OBP: 0.318, SLG: 0.422 (1,10)	0-3 K			0-3 K		0-0 SF7	4-0 BB		2	0	0	1	1	2	2					
Doug DeCinces, R OBP: 0.331, SLG: 0.415 (1,5)		0-0 F8		0-3 K		0-3 K	0-3 K		4	0	0	0	0	3	3					
Billy Smith, S OBP: 0.283, SLG: 0.311 (1,4)		4-0 S BB		0-3 K		0-3 K		0-0 E6 BB 1B	3	0	0	0	1	2	2					
Dave Skaggs, R OBP: 0.333, SLG: 0.343 (1,2)		0-0 F8			0-0 5-3		0-0 WP HR 2B	0-3 K	4	1	1	0	0	1	2					
Inning Stats	R: 1 E: 1 K: 2 S: 9	H: 1 LOB: 2 BB: 1 P: 13	R: 0 E: 0 K: 0 S: 3	H: 0 LOB: 1 BB: 1 P: 7	R: 0 E: 0 K: 2 S: 8	H: 1 LOB: 1 BB: 0 P: 8	R: 0 E: 0 K: 3 S: 9	H: 0 LOB: 0 BB: 0 P: 9	R: 0 E: 0 K: 1 S: 5	H: 0 LOB: 0 BB: 0 P: 5	R: 1 E: 0 K: 2 S: 9	H: 2 LOB: 2 BB: 1 P: 13	R: 4 E: 0 K: 1 S: 7	H: 2 LOB: 3 BB: 3 P: 19	R: 0 E: 1 K: 1 S: 6	H: 1 LOB: 2 BB: 1 P: 10	1B: 5 2B: 1 3B: 0 HR: 1	SF: 1 SAC: 0 DP: 1 HBP: 0	WP: 2 PB: 0 SB: 3 CS: 0	PA: 39
PITCHER Nolan Ryan, R ERA: 2.78 (8,1)	IP: 7.0 WLS: L BF: 34 H: 6 R: 6 ER: 5 SO: 11 BB: 6 IBB: 0 HBP: 0 BLK: 0 WP: 2 HR: 1 S: 50 P: 74 ERA: 6.43 WHIP: 1.714																			
Mike Barlow, R ERA: 7.76 (8,1)	IP: 1.0 WLS: 5 BF: 1 H: 0 R: 0 ER: 0 SO: 1 BB: 1 IBB: 0 HBP: 0 BLK: 0 WP: 0 HR: 0 S: 6 P: 10 ERA: 0.00 WHIP: 2.000																			

Batter	1	2	3	4	5	6	7	8	9	AB	R	H	RBI	BB	SO	LOB	TOP			
Thad Bosley, L (1, 8) OBP: 0.390, SLG: 0.416	0-0 1B		4-0 BB		0-0 2-3		4-0 BB		0-3 K	3	0	1	0	2	1	1	California Angels @ Baltimore Orioles Memorial Stadium, Baltimore, MD Tue Aug 30 1977, 7:05 PM EDT Att: 7,583 - Unknown			
Jerry Remy, L (1, 4) OBP: 0.326, SLG: 0.363	0-3 K		0-0 FC6-4		0-0 WP		0-0 B2			4	0	1	1	0	1	3				
Bobby Bonds, R (1, 9) OBP: 0.351, SLG: 0.554	4-0 BB			0-0 1B	0-3 K		0-0 FC6-4			3	1	1	0	1	1	3				
Tony Solaita, L (1, 3) OBP: 0.346, SLG: 0.416	0-3 K			0-0 4-3		0-0 F7		0-3 K		4	0	1	0	0	2	3				
Don Baylor, R (1, 10) OBP: 0.330, SLG: 0.414		0-0 P2		0-0 SF9		0-0 P6		0-0 F9		3	0	0	1	0	0	0				
Rance Mulliniks, L (1, 6) OBP: 0.327, SLG: 0.377		0-0 1-3		0-0 4-3		0-0 1B		0-0 1-3		4	0	1	0	0	0	1				
Ron Jackson, R (1, 5) OBP: 0.293, SLG: 0.363		0-0 F8		0-0 P2		0-0 FC5-4		0-0 F9		4	0	1	0	0	0	1				
Gil Flores, R (1, 7) OBP: 0.330, SLG: 0.375			0-0 6-3		0-0 F9		0-0 FC5-4		0-0 F7	4	0	0	0	0	0	2				
Andy Etchebarren, R (1, 2) OBP: 0.320, SLG: 0.301			0-3 K		0-0 4-3		4-0 BB		0-0 5-3	2	1	1	0	1	1	0				
Dan Briggs, L (7, PR) OBP: 0.244, SLG: 0.233										0	0	0	0	0	0	0				
Terry Humphrey, R (7, 2) OBP: 0.259, SLG: 0.300										0	0	0	0	0	0	0				
Mario Guerrero, R (9, PH) OBP: 0.331, SLG: 0.404										1	0	0	0	0	0	0				
Inning Stats	R: 0 E: 0 K: 2 S: 7	H: 1 LOB: 1 BB: 1 P: 11	R: 0 E: 0 K: 0 S: 3	H: 0 LOB: 0 BB: 0 P: 3	R: 0 E: 0 K: 1 S: 5	H: 0 LOB: 1 BB: 1 P: 9	R: 1 E: 0 K: 0 S: 5	H: 2 LOB: 1 BB: 0 P: 5	R: 1 E: 0 K: 1 S: 7	H: 2 LOB: 1 BB: 0 P: 7	R: 0 E: 0 K: 0 S: 5	H: 2 LOB: 2 BB: 2 P: 13	R: 0 E: 0 K: 0 S: 3	H: 0 LOB: 0 BB: 0 P: 3	R: 0 E: 0 K: 1 S: 5	H: 0 LOB: 0 BB: 0 P: 5	1B: 6 2B: 1 3B: 0 HR: 0	SF: 1 SAC: 0 DP: 0 HBP: 0	WP: 1 PB: 1 SB: 2 CS: 0	PA: 37
PITCHER Jim Palmer, R (1, 1) ERA: 3.27	IP: 9.0 WLS: W BF: 37 H: 7 R: 2 ER: 2 SO: 6 BB: 4 IBB: 0 HBP: 0 BLK: 0 WP: 1 HR: 0 S: 45 P: 61 ERA: 2.00 WHIP: 1.222																			

Batter	1	2	3	4	5	6	7	8	9	AB	R	H	RBI	BB	SO	LOB	BOTTOM		
Al Bumbry, L (1, 8) OBP: 0.353, SLG: 0.378	0-0 L3		0-0 4-3			0-0 BB	0-0 FC5	0-3 K		5	2	3	3	0	1	1	California Angels @ Baltimore Orioles Memorial Stadium, Baltimore, MD Tue Aug 30 1977, 7:05 PM EDT Att: 7,583 - Unknown		
Rich Dauer, R (1, 4) OBP: 0.291, SLG: 0.316	0-0 L3			0-0 P5		0-0 FC5	0-0 BB			4	1	1	0	0	0	3			
Ken Singleton, S (1, 9) OBP: 0.440, SLG: 0.510	0-0 P4			0-0 5-3		4-0 BB	4-0 FC5			2	1	0	0	2	0	0			
Andres Mora, R (1, 7) OBP: 0.263, SLG: 0.526		0-0 F8		0-0 6-3		0-0 G3	0-0 P5			4	0	0	2	0	0	4			
Elliott Maddox, R (8, 8) OBP: 0.362, SLG: 0.424						1-2 2-3 3-H	1-3 2-3			0	0	0	0	0	0	0			
Eddie Murray, S (1, 10) OBP: 0.319, SLG: 0.421		0-0 F9			0-0 F9	0-0 K	0-3 K			4	0	1	2	0	1	2			
Lee May, R (1, 3) OBP: 0.297, SLG: 0.413		0-0 E6		0-0 6-3		1-2 2-3 3-H	0-3 K			3	1	0	0	1	1	1			
Tony Muser, L (9, 3) OBP: 0.317, SLG: 0.303								4-0 2B		0	0	0	0	0	0	0			
Doug DeCinces, R (1, 5) OBP: 0.333, SLG: 0.417		0-0 F9		0-0 6-3		4-0 BB	4-0 SH2-4			3	1	1	0	1	0	1			
Mark Belanger, R (1, 6) OBP: 0.270, SLG: 0.242			0-0 F9			4-0 BB	4-0 SH2-4			2	2	0	0	2	0	2			
Dave Skaggs, R (1, 2) OBP: 0.333, SLG: 0.341			0-3 K			4-0 FC5	0-0 SH2-4			1	0	0	1	1	1	0			
Inning Stats	R: 0 E: 0 K: 0 S: 3	H: 1 LOB: 0 BB: 0 P: 3	R: 0 E: 1 K: 0 S: 4	H: 0 LOB: 1 BB: 0 P: 4	R: 0 E: 0 K: 1 S: 5	H: 0 LOB: 0 BB: 0 P: 5	R: 0 E: 0 K: 0 S: 3	H: 0 LOB: 0 BB: 0 P: 3	R: 0 E: 0 K: 1 S: 7	H: 0 LOB: 1 BB: 3 P: 19	R: 3 E: 0 K: 1 S: 7	H: 2 LOB: 3 BB: 3 P: 19	R: 1 E: 0 K: 1 S: 6	H: 1 LOB: 1 BB: 1 P: 10	R: 0 E: 0 K: 0 S: 0	1B: 4 2B: 3 3B: 0 HR: 0	SF: 1 SAC: 1 DP: 1 HBP: 0	WP: 0 PB: 0 SB: 0 CS: 0	PA: 37
PITCHER Ken Brett, L (1, 1) ERA: 4.52	IP: 5.0 WLS: L BF: 19 H: 2 R: 3 ER: 3 SO: 3 BB: 2 IBB: 0 HBP: 0 BLK: 0 WP: 0 HR: 0 S: 19 P: 27 ERA: 5.40 WHIP: 0.800																		
Dave LaRoche, L (6, 1) ERA: 3.51	IP: 1.1 WLS: L BF: 9 H: 2 R: 4 ER: 4 SO: 1 BB: 3 IBB: 0 HBP: 0 BLK: 0 WP: 0 HR: 0 S: 8 P: 20 ERA: 27.00 WHIP: 3.750																		
Dyar Miller, R (7, 1) ERA: 4.09	IP: 1.2 WLS: L BF: 9 H: 2 R: 1 ER: 1 SO: 2 BB: 1 IBB: 0 HBP: 0 BLK: 0 WP: 0 HR: 0 S: 11 P: 19 ERA: 5.40 WHIP: 1.800																		

Batter	1	2	3	4	5	6	7	8	9	AB	R	H	RBI	BB	SO	LOB	TOP			
Thad Bosley, L (1, 8) OBP: 0.394, SLG: 0.430	0-0 6-3		0-0 3B 1B		0-0 1-3			0-0 FC1-5 2B		4	1	2	0	0	0	0	California Angels @ Baltimore Orioles Memorial Stadium, Baltimore, MD Wed Aug 31 1977, 7:05 PM EDT Att: 9,416 - Unknown			
Jerry Remy, L (1, 4) OBP: 0.326, SLG: 0.366	0-0 G3		0-0 1-H 3-H SF9 3B		0-0 6-3			0-0 FC1-5-6 2-3		4	1	1	2	0	0	1				
Bobby Bonds, R (1, 9) OBP: 0.348, SLG: 0.551	0-0 F9		0-0 3-H SF9			0-0 F9		0-3 K		3	0	0	1	0	1	1				
Tony Solaita, L (1, 3) OBP: 0.348, SLG: 0.413		4-0 BB BB	0-0 4-3			0-0 K		4-0 K		2	0	0	0	2	1	0				
Don Baylor, R (1, 10) OBP: 0.329, SLG: 0.413		0-3 K	0-0 F9			0-3 K		0-0 F9		1	0	0	0	0	1	1				
Mario Guerrero, R (3, PH) OBP: 0.325, SLG: 0.396										3	0	0	0	0	1	2				
Dave Chalk, R (1, 5) OBP: 0.340, SLG: 0.345		0-0 P3			0-0 F9			0-0 6-3 1B		4	0	2	0	0	0	1				
Rance Mulliniks, L (1, 6) OBP: 0.326, SLG: 0.371		4-0 1-2 BB			0-0 3-1			0-0 6-3 1-2		3	0	0	0	1	0	2				
Gil Flores, R (1, 7) OBP: 0.326, SLG: 0.369		0-0 F8			0-0 F9			0-0 6-3		4	0	0	0	0	0	4				
Terry Humphrey, R (1, 2) OBP: 0.301, SLG: 0.299			4-0 1B 3B BB			0-0 P4		0-3 K		1	1	0	0	1	0	0				
Danny Goodwin, L (7, PH) OBP: 0.294, SLG: 0.341										1	0	0	0	0	1	1				
Andy Etchebarren, R (7, 2) OBP: 0.320, SLG: 0.301										0	0	0	0	0	0	0				
Inning Stats	R: 0 E: 0 K: 0 S: 3	H: 0 LOB: 0 BB: 0 P: 3	R: 0 E: 0 K: 1 S: 5	H: 0 LOB: 2 BB: 2 P: 13	R: 3 E: 0 K: 0 S: 5	H: 2 LOB: 0 BB: 1 P: 9	R: 0 E: 0 K: 0 S: 3	H: 0 LOB: 0 BB: 0 P: 3	R: 0 E: 0 K: 2 S: 7	H: 0 LOB: 0 BB: 0 P: 7	R: 0 E: 0 K: 1 S: 6	H: 1 LOB: 1 BB: 0 P: 6	R: 0 E: 1 K: 1 S: 6	H: 1 LOB: 2 BB: 1 P: 10	R: 0 E: 0 K: 0 S: 3	H: 1 LOB: 0 BB: 0 P: 3	1B: 3 2B: 1 3B: 1 HR: 0	SF: 1 SAC: 0 DP: 1 HBP: 0	WP: 0 PB: 0 SB: 0 CS: 0	PA: 35
PITCHER Dennis Martinez, R (1, 1) ERA: 3.49	IP: 9.0 WLS: W BF: 35 H: 5 R: 3 ER: 3 SO: 5 BB: 3 IBB: 1 HBP: 0 BLK: 0 WP: 0 HR: 0 S: 41 P: 57 ERA: 3.00 WHIP: 0.889															PITCHER				


Batter	1	2	3	4	5	6	7	8	9	AB	R	H	RBI	BB	SO	LOB	BOTTOM			
Al Bumbry, L (1, 8) OBP: 0.354, SLG: 0.378	0-0 5-3		0-0 E4	0-0 FC6-4 1-2 2-3 3-H			0-0 E3 SH5-4 1B	0-0 G5-4-3 1B		5	1	2	1	0	0	2	California Angels @ Baltimore Orioles Memorial Stadium, Baltimore, MD Wed Aug 31 1977, 7:05 PM EDT Att: 9,416 - Unknown			
Mark Belanger, R (1, 6) OBP: 0.270, SLG: 0.242	0-0 G1-6-3 1B		0-3 K	0-0 F8 1-2			0-0 SH5-4 2-3	0-0 G5-4-3 1-2		4	0	1	0	0	1	5				
Ken Singleton, S (1, 9) OBP: 0.438, SLG: 0.507	0-0 G1-6-3 1-2		0-0 F8		0-0 4-3		0-0 HBP 1B			4	0	1	1	0	0	2				
Lee May, R (1, 3) OBP: 0.297, SLG: 0.412		0-0 1B 1B	0-0 F9		0-0 P4		0-0 F7			4	0	1	0	0	0	2				
Andres Mora, R (1, 7) OBP: 0.275, SLG: 0.529		0-0 BB 1B		0-0 2B 1B 1B		0-0 P3		1-0 HBP		3	1	2	0	0	0	0				
Pat Kelly, L (9, 7) OBP: 0.350, SLG: 0.384		1-3 BB 1B		0-0 1B FC6-4 2B		0-0 P3		1-2 HBP		0	0	0	0	0	0	0				
Eddie Murray, S (1, 10) OBP: 0.318, SLG: 0.421		0-3 K		0-0 1B FC6-4 2B		0-0 F8	0-0 F9			4	1	1	0	0	1	4				
Doug DeCinces, R (1, 5) OBP: 0.338, SLG: 0.426		4-0 1-2 BB		1-0 FC6-4 1B HBP		4-0 6-3 BB		0-0 HR		1	1	1	1	2	0	0				
Rich Dauer, R (1, 4) OBP: 0.290, SLG: 0.315		0-0 P5		0-0 FC6-4 1B		0-0 6-3		0-0 F7		4	0	1	1	0	0	4				
Dave Skaggs, R (1, 2) OBP: 0.331, SLG: 0.338		0-0 P5		1-2 2-3 3-H K		0-0 L6		0-0 1B 1B		4	0	1	0	0	1	7				
Inning Stats	R: 0 E: 0 K: 0 S: 3	H: 1 LOB: 0 BB: 0 P: 3	R: 0 E: 1 K: 1 S: 7	H: 2 LOB: 3 BB: 1 P: 11	R: 0 E: 1 K: 1 S: 6	H: 0 LOB: 1 BB: 0 P: 6	R: 2 E: 0 K: 1 S: 8	H: 3 LOB: 2 BB: 0 P: 9	R: 0 E: 0 K: 0 S: 3	H: 0 LOB: 0 BB: 0 P: 3	R: 0 E: 0 K: 0 S: 3	H: 0 LOB: 1 BB: 1 P: 7	R: 1 E: 1 K: 0 S: 5	H: 2 LOB: 2 BB: 0 P: 6	R: 1 E: 0 K: 0 S: 5	H: 3 LOB: 1 BB: 0 P: 5	1B: 9 2B: 1 3B: 0 HR: 1	SF: 0 SAC: 1 DP: 2 HBP: 2	WP: 0 PB: 0 SB: 1 CS: 0	PA: 38
PITCHER Frank Tanana, L (1, 1) ERA: 2.41	IP: 7.1 WLS: L BF: 37 H: 11 R: 4 ER: 4 SO: 3 BB: 2 IBB: 0 HBP: 2 BLK: 0 WP: 0 HR: 1 S: 39 P: 49 ERA: 4.91 WHIP: 1.773															PITCHER				
Mike Barlow, R (8, 1) ERA: 7.57	IP: 0.2 WLS: 1 BF: 1 H: 0 R: 0 ER: 0 SO: 0 BB: 0 IBB: 0 HBP: 0 BLK: 0 WP: 0 HR: 0 S: 1 P: 1 ERA: 0.00 WHIP: 0.000															PITCHER				

AB	30
R	3
H	5
RBI	3
BB	4
SO	5
LOB	13



AB	33
R	4
H	11
RBI	4
BB	2
SO	3
LOB	26



Batter	1	2	3	4	5	6	7	8	9	AB	R	H	RBI	BB	SO	LOB	TOP			
Thad Bosley, L (1, 8) OBP: 0.413, SLG: 0.448	0-3 K		0-0 CS 2B		4-0 FC6-4 BB		4-0 1B BB		0-0 G3 1B	3	1	2	0	2	1	0	California Angels @ Cleveland Indians Cleveland Municipal Stadium, Cleveland, OH Fri Sep 02 1977, 7:05 PM EDT Att. 5,349 - Unknown - 83 F			
Jerry Remy, L (1, 4) OBP: 0.326, SLG: 0.366	4-0 CS BB		0-0 B1		0-3 K		0-0 1B		0-0 G3	4	0	1	0	1	1	3				
Bobby Bonds, R (1, 9) OBP: 0.351, SLG: 0.550	4-0 BB S 1-2 BB		4-0 BB		0-0 FC6-4 1-2		0-3 K		0-0 1B 2-H	3	0	1	1	2	1	4				
Tony Solaita, L (1, 3) OBP: 0.349, SLG: 0.409	4-0 BB 1-2 BB		0-3 K 2-3		4-0 FC5-4 BB		0-3 K		0-0 F7	3	0	0	0	2	2	6				
Don Baylor, R (1, 10) OBP: 0.330, SLG: 0.412	4-0 1-2 BB		0-0 G3 S 1B		0-0 FC5-4 S 1-2		0-3 K			3	0	1	0	1	1	4				
Rance Mulliniks, L (1, 6) OBP: 0.325, SLG: 0.366	0-0 F4		0-0 G3 1-3		4-0 BB				0-0 6-3	3	0	0	0	1	0	4				
Dave Chalk, R (1, 5) OBP: 0.339, SLG: 0.343		0-0 F3		0-0 L5		0-0 F7		4-0 G4-6-3 BB		3	0	0	0	1	0	3				
Gil Flores, R (1, 7) OBP: 0.322, SLG: 0.365		0-0 F9		0-3 K		0-0 F9		0-0 G4-6-3 1-2		4	0	0	0	0	1	4				
Terry Humphrey, R (1, 2) OBP: 0.301, SLG: 0.299		0-0 F9				0-0 6-3		0-0 1B BB		0-3 K	3	0	1	0	0	0	0			
Dan Briggs, L (7, PR) OBP: 0.234, SLG: 0.233										0	0	0	0	0	0	0				
Andy Etchebarren, R (7, 2) OBP: 0.330, SLG: 0.301										0	0	0	0	0	0	0				
Mario Guerrero, R (9, PH) OBP: 0.323, SLG: 0.394										1	0	0	0	0	1	0				
Inning Stats	R: 0 E: 0 K: 1 S: 4	H: 0 LOB: 3 BB: 4 P: 20	R: 0 E: 0 K: 0 S: 3	H: 0 LOB: 0 BB: 0 P: 3	R: 0 E: 0 K: 1 S: 5	H: 1 LOB: 2 BB: 1 P: 9	R: 0 E: 0 K: 1 S: 6	H: 1 LOB: 1 BB: 0 P: 6	R: 0 E: 0 K: 1 S: 5	H: 0 LOB: 1 BB: 1 P: 9	R: 0 E: 0 K: 3 S: 11	H: 2 LOB: 3 BB: 1 P: 15	R: 0 E: 0 K: 0 S: 2	H: 0 LOB: 0 BB: 1 P: 6	R: 1 E: 0 K: 1 S: 7	H: 2 LOB: 1 BB: 0 P: 7	1B: 5 2B: 2 3B: 0 HR: 0	SF: 0 SAC: 0 DP: 2 HBP: 0	WP: 0 PB: 0 SB: 3 CS: 2	PA: 40
PITCHER	IP WLS BF H R ER SO BB IBB HBP BLK WP HR S P ERA WHIP																			
Jim Bibby, R (1, 1) ERA: 3.56	6.0 W 27 3 0 0 4 8 0 0 0 0 0 0 27 59 0.00 1.833																			
Don Hood, L (7, 1) ERA: 3.57	0.0 2 1 0 0 0 1 0 0 0 0 0 0 1 5 ∞ ∞																			
Pat Dobson, R (7, 1) ERA: 5.82	0.1 1 0 0 0 1 0 0 0 0 0 0 0 3 3 0.00 0.000																			
Jim Kern, R (7, 1) ERA: 3.19	2.2 S 10 2 1 1 3 1 0 0 0 0 0 0 15 19 3.38 1.125																			

Batter	1	2	3	4	5	6	7	8	9	AB	R	H	RBI	BB	SO	LOB	BOTTOM			
Paul Dade, R (1, 8) OBP: 0.331, SLG: 0.363	0-0 6-3 HR 2B		0-0 F8		0-0 4-3 1B		0-0 4-3			4	1	2	0	0	0	0	California Angels @ Cleveland Indians Cleveland Municipal Stadium, Cleveland, OH Fri Sep 02 1977, 7:05 PM EDT Att. 5,349 - Unknown - 83 F			
Duane Kuiper, L (1, 4) OBP: 0.326, SLG: 0.335	0-0 6-3		0-0 1-3		0-0 4-3 1-2				0-0 4-3 1B	4	1	1	0	0	2					
Buddy Bell, R (1, 5) OBP: 0.350, SLG: 0.423	0-0 6-3 2-3		0-0 F3		0-0 6-3				0-0 4-3 1-2	4	0	0	0	0	3					
Andre Thornton, R (1, 3) OBP: 0.391, SLG: 0.595	0-0 HR		0-0 F6		0-0 SH1 1B				0-0 6-3	4	1	2	2	0	0	1				
Bruce Bochte, L (1, 7) OBP: 0.356, SLG: 0.397	0-0 4-3		0-0		0-0				0-0	2	0	1	0	0	0	0				
Rick Manning, L (8, 8) OBP: 0.285, SLG: 0.348					0-0 2B				0-0 FC4-6 1B	1	0	1	1	0	0	0				
Rico Carty, R (1, 10) OBP: 0.361, SLG: 0.442		0-0 6-3		4-0 FC1-6 BB		0-3 K		0-0 FC4-6 1-2		3	0	0	0	1	1	2				
Ron Pruitt, R (1, 9) OBP: 0.394, SLG: 0.453		0-0 L5		0-0 FC1-6 1-2 2-3		0-3 K				3	0	0	0	0	1	3				
Larvell Blanks, R (1, 6) OBP: 0.308, SLG: 0.404		0-0		0-3 K					0-0 F9	3	0	1	0	0	1	2				
Frank Duffy, R (8, 6) OBP: 0.255, SLG: 0.285										0	0	0	0	0	0	0				
Fred Kendall, R (1, 2) OBP: 0.256, SLG: 0.326		0-0 1-3				0-3 K			0-0 5-3	3	0	0	0	0	1	1				
Inning Stats	R: 2 E: 0 K: 0 S: 5	H: 2 LOB: 0 BB: 0 P: 5	R: 0 E: 0 K: 0 S: 4	H: 1 LOB: 0 BB: 0 P: 4	R: 0 E: 0 K: 0 S: 3	H: 0 LOB: 0 BB: 0 P: 3	R: 0 E: 0 K: 1 S: 6	H: 1 LOB: 2 BB: 1 P: 10	R: 0 E: 0 K: 1 S: 6	H: 1 LOB: 1 BB: 0 P: 6	R: 0 E: 0 K: 2 S: 8	H: 1 LOB: 0 BB: 0 P: 8	R: 0 E: 0 K: 0 S: 3	H: 0 LOB: 0 BB: 0 P: 3	R: 1 E: 0 K: 0 S: 5	H: 2 LOB: 1 BB: 0 P: 5	1B: 5 2B: 2 3B: 0 HR: 1	SF: 0 SAC: 1 DP: 0 HBP: 0	WP: 0 PB: 0 SB: 0 CS: 0	PA: 33
PITCHER	IP WLS BF H R ER SO BB IBB HBP BLK WP HR S P ERA WHIP																			
Paul Hartzell, R (1, 1) ERA: 3.54	8.0 L 33 8 3 3 4 1 0 0 0 0 0 1 40 44 3.38 1.125																			

AB 30
R 1
H 6
RBI 1
BB 10
SO 8
LOB 28



AB 31
R 3
H 8
RBI 3
BB 1
SO 4
LOB 14



Batter	1	2	3	4	5	6	7	8	9	AB	R	H	RBI	BB	SO	LOB	TOP					
Thad Bosley, L OBP: 0.412, SLG: 0.446 (1, 8)	0-0 1-5-3		0-0 E 1B		0-0 G5-3 1B		0-0 FC6-4 1B E		0-0 5-3	5	1	2	0	0	0	2	California Angels @ Cleveland Indians Cleveland Municipal Stadium, Cleveland, OH Sat Sep 03 1977, 7:05 PM EDT Att: 11,054 - Unknown					
Jerry Remy, L OBP: 0.326, SLG: 0.367 (1, 4)	0-0 F8		0-0 F8		0-0 1B		0-0 S 1B			4	0	2	1	0	0	1						
Bobby Bonds, R OBP: 0.348, SLG: 0.545 (1, 9)	0-0 F9		0-0 L1		0-0 G5-3		0-0 K			4	0	0	0	0	1	5						
Tony Solaita, L OBP: 0.350, SLG: 0.408 Dan Briggs, L OBP: 0.244, SLG: 0.233 (9, 3)		0-0 4-3		0-0 CS 1B		0-0 G5-4-3 BB		0-0 F8		3	0	1	0	1	0	0						
Don Baylor, R OBP: 0.331, SLG: 0.415 (1, 10)		0-0 1B FC1-2 2B		0-0 FC4-6 1B		0-0 G5-4-3		0-0 5-3		4	0	2	0	0	0	1						
Rance Mulliniks, L OBP: 0.323, SLG: 0.364 (1, 6)		0-0 FC1-2 1B		0-0 FC4-6		0-0 F8		0-0 6-3		4	0	1	0	0	0	2						
Dave Chalk, R OBP: 0.338, SLG: 0.344 (1, 5)		0-0 FC1-2		0-0 K			0-0 5-3		0-0 SH3-4 SF8 2B	4	1	1	0	0	1	3						
Gil Flores, R OBP: 0.325, SLG: 0.368 (1, 7)		0-0 5-3			0-0 FC4-6 1B		0-0 FC6-4 1B 1B		0-0 SH3-4	3	1	2	0	0	0	2						
Terry Humphrey, R OBP: 0.299, SLG: 0.297 Mario Guerrero, R OBP: 0.327, SLG: 0.398 Andy Etchebarren, R OBP: 0.317, SLG: 0.301 (7, PH) (7, 2)			0-0 P4		0-0 FC4-6 1B 1B		0-0 FC6-4 1B		0-0 SF8	2	0	0	0	0	0	1						
Inning Stats	R: 0 E: 0 K: 0 S: 3	H: 0 LOB: 0 BB: 0 P: 3	R: 0 E: 0 K: 0 S: 5	H: 2 LOB: 2 BB: 0 P: 5	R: 0 E: 1 K: 0 S: 4	H: 1 LOB: 1 BB: 0 P: 4	R: 0 E: 0 K: 1 S: 6	H: 2 LOB: 1 BB: 0 P: 6	R: 0 E: 0 K: 0 S: 5	H: 3 LOB: 2 BB: 1 P: 5	R: 0 E: 0 K: 0 S: 2	H: 0 LOB: 0 BB: 1 P: 6	R: 2 E: 0 K: 1 S: 8	H: 3 LOB: 1 BB: 0 P: 8	R: 0 E: 0 K: 0 S: 3	H: 0 LOB: 0 BB: 0 P: 3		R: 1 E: 0 K: 0 S: 4	H: 1 LOB: 0 BB: 0 P: 4	1B: 10 2B: 2 3B: 0 HR: 0	SF: 1 SAC: 1 DP: 2 HBP: 0	WP: 0 PB: 0 SB: 1 CS: 1
PITCHER Wayne Garland, R ERA: 3.86 (1, 1)	IP: 9.0 WLS: L BF: 37	H: 12 R: 3 ER: 2 SO: 2	BB: 1 IBB: 0 HBP: 0 BLK: 0	WP: 0 HR: 0 S: 40 P: 44	ERA: 2.00 WHIP: 1.444	PITCHER										IP: 9.0 WLS: W BF: 37	H: 6 R: 2 ER: 0 SO: 7	BB: 6 IBB: 0 HBP: 0 BLK: 0	WP: 0 HR: 0 S: 45 P: 69	ERA: 0.00 WHIP: 1.333		

Batter	1	2	3	4	5	6	7	8	9	AB	R	H	RBI	BB	SO	LOB	BOTTOM			
Paul Dade, R OBP: 0.332, SLG: 0.360 (7, 9)	4-0 SH1 S BB	4-0 CS BB			0-3 K		0-0 1-6-3		0-3 K	3	0	0	0	2	2	3	California Angels @ Cleveland Indians Cleveland Municipal Stadium, Cleveland, OH Sat Sep 03 1977, 7:05 PM EDT Att: 11,054 - Unknown			
Duane Kuiper, L OBP: 0.325, SLG: 0.333 (1, 4)	4-0 SH1 BB	0-0 CS	0-0 4-3		0-0 FC5-4		0-0 F7			3	0	0	0	1	0	1				
Buddy Bell, R OBP: 0.352, SLG: 0.427 (1, 5)	0-0 SH1		0-0 1B		0-0 5-3		0-0 2B			3	0	2	0	0	0	1				
Andre Thornton, R OBP: 0.387, SLG: 0.588 (1, 3)	0-0 F9		0-3 K		0-0 L7		0-0 F3			4	0	0	0	0	1	4				
Bruce Bochte, L OBP: 0.356, SLG: 0.396 Rick Manning, L OBP: 0.288, SLG: 0.348 (7, 8)	0-0 4-3		0-0 1B		0-3 K		0-0 FC5-4 BB			3	0	1	0	0	1	2				
Rico Carty, R OBP: 0.357, SLG: 0.437 (1, 10)		0-0 F8		0-3 K		0-0 F8		0-0 FC5-4		4	0	0	0	0	1	2				
Ron Pruitt, R OBP: 0.397, SLG: 0.451 (7, 7)		0-0 E8 1B		0-0 F6		0-0 4-3		0-0 FC1-6 BB		3	1	1	0	1	0	0				
Larvell Blanks, R OBP: 0.308, SLG: 0.403 Frank Duffy, R OBP: 0.252, SLG: 0.284 (8, 6)		0-0 E SF7 1B		0-0 5-3		0-3 K		0-0 FC1-6 S		3	1	1	1	0	1	0				
Fred Kendall, R OBP: 0.261, SLG: 0.329 Jim Norris, L OBP: 0.359, SLG: 0.364 (9, PH)		0-0 SF7		0-0 FC5-4 1B		0-0 BB		0-3 K		1	0	1	1	1	0	0				
Inning Stats	R: 0 E: 0 K: 0 S: 3	H: 0 LOB: 2 BB: 2 P: 11	R: 2 E: 1 K: 0 S: 4	H: 2 LOB: 0 BB: 1 P: 8	R: 0 E: 0 K: 1 S: 6	H: 2 LOB: 0 BB: 0 P: 6	R: 0 E: 0 K: 1 S: 5	H: 0 LOB: 0 BB: 0 P: 5	R: 0 E: 0 K: 1 S: 5	H: 0 LOB: 1 BB: 1 P: 9	R: 0 E: 0 K: 0 S: 4	H: 1 LOB: 2 BB: 1 P: 8	R: 0 E: 0 K: 2 S: 7	H: 0 LOB: 1 BB: 1 P: 11	1B: 5 2B: 1 3B: 0 HR: 0	SF: 1 SAC: 1 DP: 0 HBP: 0		WP: 0 PB: 0 SB: 3 CS: 1	PA: 38	
PITCHER Nolan Ryan, R ERA: 2.69 (1, 1)	IP: 9.0 WLS: W BF: 37	H: 6 R: 2 ER: 0 SO: 7	BB: 6 IBB: 0 HBP: 0 BLK: 0	WP: 0 HR: 0 S: 45 P: 69	ERA: 0.00 WHIP: 1.333	PITCHER										IP: 9.0 WLS: W BF: 37	H: 6 R: 2 ER: 0 SO: 7	BB: 6 IBB: 0 HBP: 0 BLK: 0	WP: 0 HR: 0 S: 45 P: 69	ERA: 0.00 WHIP: 1.333

Batter	1	2	3	4	5	6	7	8	9	AB	R	H	RBI	BB	SO	LOB	TOP								
Robin Yount, R OBP: 0.347, SLG: 0.383 (1, 6)	0-3 K		0-0 1B SF8 2B		1-0 BB 1B HBP	0-0 5-3			0-0 SH1-4	3	1	1	0	0	1	1	Milwaukee Brewers @ California Angels Anaheim Stadium, Anaheim, CA Mon Sep 05 1977, 10:05 PM EDT Att: 10,575 - Unknown livebaseballscorecards.com								
Sixto Lezcano, R OBP: 0.352, SLG: 0.480 (1, 9)	0-0 6-3		0-0 1B 2-3 1B		0-0 BB 1B			0-0 F9	5	1	3	1	0	0	1										
Don Money, R OBP: 0.354, SLG: 0.480 (1, 4)	0-0 HR 2B		0-0 SF8		4-0 BB 1-2 2-3 BB			0-0 F3	3	1	1	1	1	0	1										
Sal Bando, R OBP: 0.337, SLG: 0.402 (1, 5)	0-0 HR		0-0 3-H 1-3 1B		0-0 F9			0-0 F9	4	1	2	2	0	0	3										
Cecil Cooper, L OBP: 0.318, SLG: 0.434 (1, 3)	0-3 K			0-3 K		0-0 3-1		0-0 4-3	4	0	0	0	0	2	0										
Jimmy Wynn, R OBP: 0.294, SLG: 0.247 (1, 10)		0-0 F4		0-0 5-3		0-0 F8		0-0 5-3	4	0	0	0	0	0	0										
Steve Brye, R OBP: 0.286, SLG: 0.414 (1, 8)		0-0 4-3		0-3 K		0-0 2B 1B		0-0 1-3	4	1	1	0	0	1	0										
Jim Wohlford, R OBP: 0.287, SLG: 0.327 (1, 7)		0-0 CS 1B		0-0 6-3		0-0 1B 2B		0-0 6-3	4	1	2	0	0	0	0										
Charlie Moore, R OBP: 0.306, SLG: 0.361 (1, 2)		0-0 CS	0-0 L4		0-0 F8			4-0 SH1-4 BB	3	0	1	2	1	0	0										
Inning Stats	R: 2 E: 0 K: 2 S: 9	H: 2 LOB: 0 BB: 0 P: 9	R: 0 E: 0 K: 0 S: 3	H: 1 LOB: 0 BB: 0 P: 3	R: 1 E: 0 K: 0 S: 5	H: 3 LOB: 2 BB: 0 P: 5	R: 0 E: 0 K: 2 S: 7	H: 0 LOB: 0 BB: 0 P: 7	R: 0 E: 0 K: 0 S: 4	H: 1 LOB: 3 BB: 1 P: 9	R: 2 E: 0 K: 0 S: 6	H: 3 LOB: 1 BB: 0 P: 6	R: 1 E: 0 K: 0 S: 4	H: 1 LOB: 0 BB: 0 P: 4	R: 0 E: 0 K: 0 S: 3	H: 0 LOB: 0 BB: 0 P: 3	R: 0 E: 0 K: 0 S: 3	H: 0 LOB: 1 BB: 1 P: 7	1B: 6 2B: 3 3B: 0 HR: 2	SF: 1 SAC: 1 DP: 0 HBP: 1	WP: 0 PB: 0 SB: 0 CS: 1	PA: 40			
PITCHER	IP	WLS	BF	H	R	ER	SO	BB	IBB	HBP	BLK	WP	HR	S	P	ERA	WHIP								
Frank Tanana, L ERA: 2.54 (1, 1)	6.0	L	28	10	5	5	4	1	0	1	0	0	1	34	39	7.50	1.833								
Wayne Simpson, R ERA: 5.51 (7, 1)	2.0		7	1	1	1	0	0	0	0	0	0	1	7	7	4.50	0.500								
Dyar Miller, R ERA: 3.96 (9, 1)	1.0		4	0	0	0	0	1	0	0	0	0	0	3	7	0.00	1.000								

Batter	1	2	3	4	5	6	7	8	9	AB	R	H	RBI	BB	SO	LOB	BOTTOM								
Thad Bosley, L OBP: 0.416, SLG: 0.441 (1, 8)	0-0 S 1B	0-0 G6-4-3 1-2 2-H 3-H 1B		0-0 6-3		0-0 F7		0-0 1-3		5	0	2	2	0	0	2	Milwaukee Brewers @ California Angels Anaheim Stadium, Anaheim, CA Mon Sep 05 1977, 10:05 PM EDT Att: 10,575 - Unknown livebaseballscorecards.com								
Jerry Remy, L OBP: 0.330, SLG: 0.363 (1, 4)	0-0 F8	0-0 G6-4-3			4-0 CS BB		4-0 1B BB		0-0 F4	3	1	0	0	2	0	3									
Bobby Bonds, R OBP: 0.348, SLG: 0.542 (1, 9)	0-3 K		0-0 5-3		0-3 K		0-3 K		0-0 F5	3	0	0	0	0	2	2									
Andy Etchebarren, R OBP: 0.314, SLG: 0.298 (7, 2)										1	0	0	0	0	1	1									
Danny Gooden, L OBP: 0.281, SLG: 0.337 (9, PH)										1	0	0	0	0	0	0									
Tony Solaita, L OBP: 0.349, SLG: 0.403 (1, 3)	0-0 F7		0-0 5-3		0-0 3-1		0-0 1B 1B		0-3 K	3	0	1	0	0	0	1									
Ron Jackson, R OBP: 0.297, SLG: 0.367 (7, PH) (8, 3)			FC6-4 HBP 1B				1-2 1B			2	0	1	0	0	1	0									
Don Baylor, R OBP: 0.339, SLG: 0.426 (1, 10)		0-0 1B 2B 1B	0-0 FC6-4 HBP		0-0 1B G6-4-3 1B		1-3 2-H 1B			3	2	3	1	0	0	0									
Rance Mulliniks, L OBP: 0.328, SLG: 0.362 (1, 6)		0-0 F9	0-0 FC6-4		0-0 G6-4-3 1B		4-0 1-2 BB			3	0	1	0	1	0	3									
Dave Chalk, R OBP: 0.342, SLG: 0.349 (1, 5)		0-0 2B 1B	0-0 F8		0-0 G6-4-3 1B		0-0 F7			4	1	2	0	0	0	4									
Gil Flores, R OBP: 0.328, SLG: 0.373 (1, 7)		0-0 1B 2B		0-0 1-3 1B		0-0 G6-4-3		0-0 4-3	4	1	1	1	0	0	2										
Terry Humphrey, R OBP: 0.300, SLG: 0.299 ERA: 3.58 (1, 2)		0-0 3-H 1-0		0-0 4-3		0-0 1-2 2-3 3-H 4-0 BB		0-0 F9	1	0	0	0	0	0	0	0									
Mario Guerrero, R OBP: 0.331, SLG: 0.398 (6, PH)										0	0	0	0	1	0	0									
Rusty Torres, S OBP: 0.235, SLG: 0.278 (7, 9)										1	0	0	0	0	0	0									
Inning Stats	R: 0 E: 0 K: 1 S: 6	H: 1 LOB: 1 BB: 0 P: 6	R: 3 E: 0 K: 0 S: 6	H: 4 LOB: 1 BB: 0 P: 7	R: 0 E: 0 K: 0 S: 4	H: 1 LOB: 2 BB: 0 P: 5	R: 0 E: 0 K: 0 S: 3	H: 0 LOB: 0 BB: 0 P: 3	R: 0 E: 0 K: 1 S: 4	H: 0 LOB: 0 BB: 1 P: 8	R: 1 E: 0 K: 0 S: 5	H: 3 LOB: 2 BB: 1 P: 9	R: 1 E: 0 K: 1 S: 6	H: 2 LOB: 2 BB: 2 P: 14	R: 0 E: 0 K: 0 S: 3	H: 0 LOB: 0 BB: 0 P: 3	R: 0 E: 0 K: 1 S: 5	H: 0 LOB: 0 BB: 0 P: 5	1B: 10 2B: 2 3B: 0 HR: 0	SF: 0 SAC: 0 DP: 3 HBP: 2	WP: 0 PB: 0 SB: 0 CS: 1	PA: 40			
PITCHER	IP	WLS	BF	H	R	ER	SO	BB	IBB	HBP	BLK	WP	HR	S	P	ERA	WHIP								
Jim Slaton, R ERA: 3.58 (1, 1)	5.2	W	27	9	4	4	2	2	0	2	0	0	0	27	37	6.35	1.941								
Bob McClure, L ERA: 2.58 (6, 1)	0.2		4	1	1	1	1	1	0	0	0	0	0	5	9	13.50	3.000								
Eduardo Rodriguez, R ERA: 4.54 (7, 1)	2.2	S	9	1	0	0	1	1	0	0	0	0	0	10	14	0.00	0.750								

Batter	1	2	3	4	5	6	7	8	9	AB	R	H	RBI	BB	SO	LOB	TOP		
Von Joshua, L (1, 8) OBP: 0.287, SLG: 0.377	4-0 E BB	FC4-6 1-2			F8		K		G6-4-3 1-2	4	0	0	0	1	1	2			
Sixto Lezcano, R (1, 9) OBP: 0.351, SLG: 0.480	0-0 E7 1-3		G3		BB 2B		F7			4	0	1	0	0	0	1			
Cecil Cooper, L (1, 3) OBP: 0.319, SLG: 0.439	0-3 K			HR	BB BB		F7			3	1	1	1	1	1	2			
Don Money, R (1, 4) OBP: 0.353, SLG: 0.477	0-3 K		4-3		BB BB				F7	3	0	0	0	1	1	2			
Sal Bando, R (1, 5) OBP: 0.338, SLG: 0.402	4-0 IBB		4-3		BB BB		F8		FC6-4 1B	3	0	1	0	1	0	3			
Robin Yount, R (1, 6) OBP: 0.347, SLG: 0.384	0-3 K			4-3			F9 2B		FC6-4 1-2	4	0	1	0	0	1	4			
Jamie Quirk, L (1, 10) OBP: 0.251, SLG: 0.333				F6			F7		4-3	4	0	1	0	0	0	2			
Jim Wohlford, R (1, 7) OBP: 0.286, SLG: 0.325				F9			F9			2	0	0	0	0	0	1			
Ed Kirkpatrick, L (6, PH) OBP: 0.299, SLG: 0.295				5-3			F9			2	0	0	0	0	0	1			
Charlie Moore, R (1, 2) OBP: 0.306, SLG: 0.358				K			F5		4-3	3	0	0	0	1	1	2			
									G6-4-3 BB										
Inning Stats	R: 0 E: 1 K: 3 S: 10	H: 0 LOB: 3 BB: 2 P: 18	R: 0 E: 0 K: 1 S: 6	H: 1 LOB: 1 BB: 0 P: 6	R: 1 E: 0 K: 0 S: 4	H: 1 LOB: 0 BB: 0 P: 4	R: 0 E: 0 K: 0 S: 3	H: 0 LOB: 0 BB: 0 P: 3	R: 0 E: 0 K: 0 S: 4	H: 1 LOB: 1 BB: 2 P: 12	R: 0 E: 0 K: 1 S: 5	H: 0 LOB: 0 BB: 0 P: 5	R: 0 E: 0 K: 0 S: 4	H: 1 LOB: 1 BB: 0 P: 4	R: 0 E: 0 K: 0 S: 2	H: 0 LOB: 0 BB: 1 P: 6	1B: 2 2B: 2 3B: 0 HR: 1	SF: 0 SAC: 0 DP: 1 HBP: 0	WP: 0 PA: 37 PB: 0 SB: 0 CS: 0
PITCHER Paul Hartzell, R (1, 1) ERA: 3.39	IP: 9.0 WLS: W BF: 37 H: 5 R: 1 ER: 1 SO: 5 BB: 4 IBB: 1 HBP: 0 BLK: 0 WP: 0 HR: 1 S: 42 P: 62 ERA: 1.00 WHIP: 1.000															PITCHER			

Milwaukee Brewers @ California Angels
Anaheim Stadium, Anaheim, CA
Wed Sep 07 1977, 10:05 PM EDT
Att: 10,066 - Unknown

AB 32
R 1
H 5
RBI 1
BB 5
SO 5
LOB 20



Batter	1	2	3	4	5	6	7	8	9	AB	R	H	RBI	BB	SO	LOB	BOTTOM		
Thad Bosley, L (1, 8) OBP: 0.411, SLG: 0.435	0-0 1-3		5-3		E2 2H 1B			F7		4	0	1	0	0	0	0			
Jerry Remy, L (1, 4) OBP: 0.326, SLG: 0.361	0-0 F7		F9		4-3			4-3		4	0	0	0	0	0	1			
Bobby Bonds, R (1, 9) OBP: 0.348, SLG: 0.541	0-0 F6									3	0	1	0	0	1	0			
Gary Nolan, R (6, PR) OBP: 0.067, SLG: 0.067										0	1	0	0	0	0	0			
Rusty Torres, S (7, 9) OBP: 0.244, SLG: 0.278			K							0	0	0	0	1	0	0			
Dave Kingman, R (1, 3) OBP: 0.278, SLG: 0.428				K				F7		4	1	2	0	0	1	1			
Don Baylor, R (1, 10) OBP: 0.342, SLG: 0.436				F9				F9		3	1	2	2	1	0	0			
Dave Chalk, R (1, 5) OBP: 0.341, SLG: 0.346								F8		3	0	0	0	1	1	5			
Rance Mulliniks, L (1, 6) OBP: 0.329, SLG: 0.360										1	1	0	0	1	0	0			
Gil Flores, R (1, 7) OBP: 0.326, SLG: 0.371										2	0	0	0	0	0	1			
Terry Humphrey, R (1, 2) OBP: 0.297, SLG: 0.296										3	0	0	0	0	1	2			
Inning Stats	R: 0 E: 0 K: 0 S: 3	H: 0 LOB: 0 BB: 0 P: 3	R: 2 E: 0 K: 0 S: 5	H: 2 LOB: 1 BB: 1 P: 9	R: 0 E: 0 K: 1 S: 5	H: 0 LOB: 0 BB: 0 P: 5	R: 0 E: 0 K: 1 S: 5	H: 0 LOB: 0 BB: 0 P: 5	R: 1 E: 1 K: 1 S: 6	H: 1 LOB: 1 BB: 1 P: 10	R: 1 E: 0 K: 0 S: 4	H: 2 LOB: 1 BB: 0 P: 4	R: 0 E: 0 K: 0 S: 3	H: 0 LOB: 0 BB: 0 P: 3	R: 0 E: 0 K: 1 S: 6	H: 1 LOB: 3 BB: 2 P: 14	1B: 2 2B: 3 3B: 0 HR: 1	SF: 0 SAC: 2 DP: 0 HBP: 0	WP: 0 PA: 33 PB: 0 SB: 2 CS: 0
PITCHER Jerry Augustine, L (1, 1) ERA: 4.3	IP: 5.1 WLS: L BF: 23 H: 5 R: 4 ER: 3 SO: 3 BB: 2 IBB: 0 HBP: 0 BLK: 0 WP: 0 HR: 1 S: 27 P: 35 ERA: 5.06 WHIP: 1.312															PITCHER			
Gary Beare, R (6, 1) ERA: 6.75	IP: 2.2 WLS: L BF: 10 H: 1 R: 0 ER: 0 SO: 1 BB: 1 IBB: 1 HBP: 0 BLK: 0 WP: 0 HR: 0 S: 10 P: 18 ERA: 0.00 WHIP: 0.750															PITCHER			

Milwaukee Brewers @ California Angels
Anaheim Stadium, Anaheim, CA
Wed Sep 07 1977, 10:05 PM EDT
Att: 10,066 - Unknown


AB 27
R 4
H 6
RBI 2
BB 4
SO 4
LOB 10



Batter	1	2	3	4	5	6	7	8	9	AB	R	H	RBI	BB	SO	LOB	TOP										
Ralph Garr, L OBP: 0.328, SLG: 0.440 (1, 7)										4	0	1	0	0	0	2											
Alan Bannister, R OBP: 0.342, SLG: 0.342 (1, 6)										4	0	0	0	0	2	1											
Jorge Orta, L OBP: 0.331, SLG: 0.408 (1, 4)										4	0	1	0	0	1	1											
Richie Zisk, R OBP: 0.370, SLG: 0.534 (1, 10)										4	0	1	0	0	2	0											
Oscar Gamble, L OBP: 0.373, SLG: 0.591 (1, 9)										3	0	0	0	0	1	2											
Jim Spencer, L OBP: 0.302, SLG: 0.415 Lamar Johnson, R OBP: 0.350, SLG: 0.519 (7, PH) (7, 3)										2	0	0	0	0	0	0											
Chet Lemon, R OBP: 0.353, SLG: 0.468 (1, 8)										3	0	0	0	0	1	0											
Eric Soderholm, R OBP: 0.359, SLG: 0.513 (1, 5)										2	0	0	0	1	0	0											
Jim Essian, R OBP: 0.356, SLG: 0.417 (1, 2)										3	0	1	0	0	1	1											
Inning Stats	R: 0 E: 0 K: 0 S: 3	H: 1 LOB: 0 BB: 0 P: 3	R: 0 E: 0 K: 1 S: 5	H: 0 LOB: 0 BB: 0 P: 5	R: 0 E: 0 K: 1 S: 5	H: 0 LOB: 1 BB: 1 P: 9	R: 0 E: 0 K: 2 S: 7	H: 0 LOB: 0 BB: 0 P: 7	R: 0 E: 0 K: 0 S: 3	H: 0 LOB: 0 BB: 0 P: 3	R: 0 E: 0 K: 1 S: 7	H: 2 LOB: 2 BB: 0 P: 7	R: 0 E: 0 K: 1 S: 6	H: 1 LOB: 1 BB: 0 P: 6	R: 0 E: 0 K: 2 S: 7	H: 0 LOB: 0 BB: 0 P: 7	1B: 3 2B: 1 3B: 0 HR: 0	SF: 0 SAC: 0 DP: 0 HBP: 0	WP: 0 PB: 0 SB: 0 CS: 0	PA: 31							
PITCHER	IP	WLS	BF	H	R	ER	SO	BB	IBB	HBP	BLK	WP	HR	S	P	ERA	WHIP										
Nolan Ryan, R ERA: 2.63 Dave LaRoche, L ERA: 3.41	(1, 1)	6.1	W	22	3	0	5	1	0	0	0	0	0	31	35	0.00	0.632										
	(7, 1)	2.2	S	9	1	0	3	0	0	0	0	0	0	15	15	0.00	0.375										

Chicago White Sox @ California Angels
Anaheim Stadium, Anaheim, CA
Thu Sep 08 1977, 6:33 AM EDT
Unknown


AB	30
R	0
H	4
RBI	0
BB	1
SO	8
LOB	9



Batter	1	2	3	4	5	6	7	8	9	AB	R	H	RBI	BB	SO	LOB	BOTTOM										
Thad Bosley, L OBP: 0.406, SLG: 0.429 (1, 8)										4	0	1	0	0	0	3											
Jerry Remy, L OBP: 0.326, SLG: 0.358 (1, 4)										4	0	0	0	0	1	3											
Willie Aikens, L OBP: 0.315, SLG: 0.266 Dan Briggs, L OBP: 0.241, SLG: 0.230 (1, 3) (8, 3)										3	0	0	0	0	2	1											
Dave Kingman, R OBP: 0.276, SLG: 0.424 (1, 7)										4	0	0	0	0	4	0											
Don Baylor, R OBP: 0.344, SLG: 0.444 Rusty Torres, S OBP: 0.244, SLG: 0.278 (1, 9) (9, 9)										3	2	2	1	0	0	0											
Danny Goodwin, L OBP: 0.284, SLG: 0.349 (1, 10)										3	0	1	0	0	1	0											
Dave Chalk, R OBP: 0.341, SLG: 0.346 (1, 5)										3	0	1	1	0	1	1											
Rance Mulliniks, L OBP: 0.325, SLG: 0.355 (1, 6)										3	0	0	0	0	0	2											
Terry Humphrey, R OBP: 0.294, SLG: 0.292 (1, 2)										3	0	0	0	0	0	2											
Inning Stats	R: 0 E: 0 K: 1 S: 5	H: 0 LOB: 0 BB: 0 P: 5	R: 1 E: 0 K: 1 S: 7	H: 2 LOB: 1 BB: 0 P: 7	R: 0 E: 0 K: 1 S: 6	H: 1 LOB: 1 BB: 0 P: 6	R: 0 E: 0 K: 2 S: 7	H: 0 LOB: 0 BB: 0 P: 7	R: 0 E: 0 K: 2 S: 9	H: 0 LOB: 2 BB: 0 P: 9	R: 1 E: 0 K: 1 S: 6	H: 1 LOB: 0 BB: 0 P: 6	R: 0 E: 0 K: 0 S: 4	H: 1 LOB: 1 BB: 0 P: 4	R: 0 E: 0 K: 1 S: 5	H: 0 LOB: 0 BB: 0 P: 5	1B: 3 2B: 1 3B: 0 HR: 1	SF: 0 SAC: 0 DP: 0 HBP: 0	WP: 0 PB: 0 SB: 1 CS: 0	PA: 31							
PITCHER	IP	WLS	BF	H	R	ER	SO	BB	IBB	HBP	BLK	WP	HR	S	P	ERA	WHIP										
Francisco Barrios, R ERA: 4.2	(1, 1)	8.0	L	31	5	2	9	0	0	0	0	0	1	49	49	2.25	0.625										

Chicago White Sox @ California Angels
Anaheim Stadium, Anaheim, CA
Thu Sep 08 1977, 6:33 AM EDT
Unknown

AB	31
R	2
H	5
RBI	2
BB	0
SO	9
LOB	12



Batter	1	2	3	4	5	6	7	8	9	AB	R	H	RBI	BB	SO	LOB	TOP								
Ralph Garr, L (1, 7) OBP: 0.325, SLG: 0.436 Bob Coluccio, R (9, 7)	6-3			K	3-1		4-3		4-3	5	0	0	0	0	1	2									
Alan Bannister, R (1, 6) OBP: 0.341, SLG: 0.341	F5			6-3		1B SH5-4 E 1B	5-3			4	1	1	0	0	0	1									
Jorge Orta, L (1, 4) OBP: 0.331, SLG: 0.408	L1			1B 1B		SH5-4		6-3		3	1	1	0	0	0	0									
Richie Zisk, R (1, 10) OBP: 0.369, SLG: 0.531		L5		1B 1-2 1B		6-3		F8		4	0	1	0	0	0	1									
Oscar Gamble, L (1, 9) OBP: 0.377, SLG: 0.592	F8			1-2 2-H 1B		E BB		E8 1B		3	0	2	1	1	0	0									
Jim Spencer, L (1, 3) OBP: 0.303, SLG: 0.415	L9			F9		E3 1-3 2-H 1B		FC4 IBB		3	0	1	0	1	0	2									
Chet Lemon, R (1, 8) OBP: 0.350, SLG: 0.465			F9		F8	F9		FC4 1-2		4	0	0	0	0	0	4									
Don Kessinger, S (1, 5) OBP: 0.296, SLG: 0.257			F8		F9		4-3 SH1-4 1B	6-3		4	0	1	0	0	0	0									
Brian Downing, R (1, 2) OBP: 0.402, SLG: 0.415	F8					SH1-4		F8		3	0	1	0	0	0	0									
Inning Stats	R: 0 E: 0 K: 0 S: 3	H: 0 LOB: 0 BB: 0 P: 3	R: 0 E: 0 K: 0 S: 3	H: 0 LOB: 0 BB: 0 P: 3	R: 0 E: 0 K: 0 S: 3	H: 0 LOB: 0 BB: 0 P: 3	R: 1 E: 0 K: 1 S: 8	H: 3 LOB: 2 BB: 0 P: 8	R: 0 E: 0 K: 0 S: 4	H: 1 LOB: 1 BB: 0 P: 4	R: 1 E: 1 K: 0 S: 5	H: 2 LOB: 2 BB: 1 P: 9	R: 0 E: 0 K: 0 S: 4	H: 1 LOB: 1 BB: 0 P: 4	R: 0 E: 1 K: 0 S: 4	H: 1 LOB: 2 BB: 0 P: 8	R: 0 E: 0 K: 0 S: 3	H: 0 LOB: 0 BB: 0 P: 3	1B: 8 2B: 0 3B: 0 HR: 0	SF: 0 SAC: 2 DP: 0 HBP: 0	WP: 0 PB: 0 CS: 0	PA: 37			
PITCHER	IP	WLS	BF	H	R	ER	SO	BB	IBB	HBP	BLK	WP	HR	S	P	ERA	WHIP								
Gary Nolan, R (1, 1) ERA: 5.8	5.0		19	4	1	1	1	0	0	0	0	0	0	21	21	1.80	0.800								
Mike Barlow, R (6, 1) ERA: 6.61	4.0	W	18	4	1	0	0	1	1	0	0	0	0	16	24	0.00	1.250								

Chicago White Sox @ California Angels
 Anaheim Stadium, Anaheim, CA
 Thu Sep 08 1977, 10:05 PM EDT
 Att: 15,045 - Unknown

AB	33
R	2
H	8
RBI	1
BB	2
SO	1
LOB	10



Batter	1	2	3	4	5	6	7	8	9	AB	R	H	RBI	BB	SO	LOB	BOTTOM								
Thad Bosley, L (1, 8) OBP: 0.394, SLG: 0.415	K		K			6-3		E6 1-3		4	0	0	0	0	2	1									
Dave Chalk, R (1, 5) OBP: 0.339, SLG: 0.343	F3		5-3			F8		1-3		4	0	0	0	0	0	2									
Ron Jackson, R (1, 7) OBP: 0.300, SLG: 0.364 Jerry Remy, L (9, PR) OBP: 0.326, SLG: 0.358	BB			K		5-3		FC1-5 1B BB		2	0	0	0	2	1	0									
Dave Kingman, R (1, 3) OBP: 0.275, SLG: 0.422	F9			F8		K		FC1-5 1B 1-2 2-3F		4	1	1	0	0	1	1									
Don Baylor, R (1, 9) OBP: 0.341, SLG: 0.440	K		K			1-3		FC1-5 1B E		4	1	0	0	0	2	2									
Mario Guerrero, R (1, 4) OBP: 0.335, SLG: 0.400 Orlando Ramirez, R (9, PR) OBP: 0.077, SLG: 0.077	5-3					SH1-4 1B		IBB E WP 1B		4	0	2	1	0	0	0									
Rance Mulliniks, L (1, 6) OBP: 0.321, SLG: 0.351	E6					SH1-4		K 1-2		3	0	0	1	0	1	1									
Gil Flores, R (1, 10) OBP: 0.328, SLG: 0.370	K					K		E 1B 1-2 2-3		3	0	1	0	1	2	2									
Andy Etchebarren, R (1, 2) OBP: 0.306, SLG: 0.289 Tony Solaita, L (9, PH) OBP: 0.349, SLG: 0.403			4-3			6-3		K 3-H		3	0	0	0	0	1	2									
Inning Stats	R: 0 E: 0 K: 1 S: 5	H: 0 LOB: 1 BB: 1 P: 9	R: 0 E: 1 K: 2 S: 8	H: 0 LOB: 1 BB: 0 P: 8	R: 0 E: 0 K: 1 S: 5	H: 0 LOB: 0 BB: 0 P: 5	R: 0 E: 0 K: 2 S: 7	H: 0 LOB: 0 BB: 0 P: 7	R: 0 E: 0 K: 1 S: 6	H: 1 LOB: 1 BB: 0 P: 6	R: 0 E: 0 K: 0 S: 3	H: 0 LOB: 0 BB: 0 P: 3	R: 0 E: 0 K: 1 S: 5	H: 0 LOB: 0 BB: 0 P: 5	R: 0 E: 1 K: 2 S: 9	H: 1 LOB: 2 BB: 0 P: 9	R: 3 E: 1 K: 0 S: 4	H: 2 LOB: 2 BB: 2 P: 12	1B: 4 2B: 0 3B: 0 HR: 0	SF: 0 SAC: 1 DP: 0 HBP: 0	WP: 1 PB: 0 CS: 0	PA: 36			
PITCHER	IP	WLS	BF	H	R	ER	SO	BB	IBB	HBP	BLK	WP	HR	S	P	ERA	WHIP								
Ken Kravec, L (1, 1) ERA: 4.46	8.0		31	3	2	2	10	2	0	0	0	0	0	49	57	2.25	0.625								
Clay Carroll, R (9, 1) ERA: 2.66	0.1	L	2	1	0	0	0	0	0	0	0	0	0	2	2	0.00	3.000								
Dave Hamilton, L (9, 1) ERA: 4.25	0.0		2	0	0	0	0	0	1	0	0	0	0	1	5	∞	∞								
Lerrin LaGrow, R (9, 1) ERA: 2.63	0.0		1	0	1	0	0	0	0	0	0	1	0	0	0	∞	∞								

Chicago White Sox @ California Angels
 Anaheim Stadium, Anaheim, CA
 Thu Sep 08 1977, 10:05 PM EDT
 Att: 15,045 - Unknown

AB	32
R	3
H	4
RBI	2
BB	3
SO	10
LOB	13



Batter	1	2	3	4	5	6	7	8	9	AB	R	H	RBI	BB	SO	LOB	TOP		
Ralph Garr, L OBP: 0.323, SLG: 0.433 (1, 7)										5	0	1	0	0	0	1			
Chet Lemon, R OBP: 0.350, SLG: 0.466 (1, 8)										5	1	2	0	0	0	2			
Richie Zisk, R OBP: 0.370, SLG: 0.531 (1, 10)										4	1	2	1	0	0	1			
Lamar Johnson, R OBP: 0.352, SLG: 0.519 Jim Spencer, L OBP: 0.303, SLG: 0.415 (1, 3) (8, 3)										4	0	2	0	0	0	0			
Wayne Northhagen, R OBP: 0.287, SLG: 0.478 (1, 9)										4	1	1	0	0	1	4			
Jorge Orta, L OBP: 0.332, SLG: 0.412 (1, 4)										3	0	2	2	0	0	2			
Don Kessinger, S OBP: 0.295, SLG: 0.257 (1, 6)										4	0	1	0	0	0	2			
Jack Brohamer, L OBP: 0.340, SLG: 0.341 (1, 5)										4	0	0	0	0	0	3			
Jim Essian, R OBP: 0.358, SLG: 0.426 (1, 2)										3	1	1	1	1	0	0			
Inning Stats	R: 1 E: 0 K: 1 S: 8	H: 3 LOB: 2 BB: 0 P: 8	R: 1 E: 0 K: 0 S: 4	H: 1 LOB: 0 BB: 0 P: 4	R: 0 E: 0 K: 0 S: 3	H: 1 LOB: 1 BB: 0 P: 3	R: 0 E: 0 K: 0 S: 4	H: 1 LOB: 1 BB: 0 P: 4	R: 0 E: 0 K: 0 S: 2	H: 2 LOB: 1 BB: 0 P: 5	R: 0 E: 0 K: 0 S: 4	H: 1 LOB: 1 BB: 0 P: 4	R: 1 E: 0 K: 0 S: 6	H: 3 LOB: 2 BB: 0 P: 6	R: 0 E: 0 K: 0 S: 3	H: 0 LOB: 0 BB: 0 P: 3	1B: 8 2B: 2 3B: 1 HR: 1	SF: 1 SAC: 0 DP: 1 HBP: 0	WP: 0 PA: 38
PITCHER	IP WLS BF H R ER SO BB IBB HBP BLK WP HR S P ERA WHIP																		
Ken Brett, L ERA: 4.5 (1, 1)	8.0 L 35 12 4 4 1 1 0 0 0 0 1 36 40 4.50 1.625																		
Balor Moore, L ERA: (9, 1)	1.0 3 0 0 0 0 0 0 0 0 0 0 0 3 3 0.00 0.000																		

Chicago White Sox @ California Angels
Anaheim Stadium, Anaheim, CA
Fri Sep 09 1977, 10:05 PM EDT
Att: 21,308 - Unknown

livebaseballscores.com

AB 36
R 4
H 12
RBI 4
BB 1
SO 1
LOB 15

Batter	1	2	3	4	5	6	7	8	9	AB	R	H	RBI	BB	SO	LOB	BOTTOM				
Thad Bosley, L OBP: 0.401, SLG: 0.422 (1, 8)										5	0	3	0	0	0	2					
Jerry Remy, L OBP: 0.324, SLG: 0.356 (1, 4)										5	0	1	0	0	0	4					
Willie Aikens, L OBP: 0.308, SLG: 0.275 (1, 3)										5	0	1	0	0	0	3					
Dave Kingman, R OBP: 0.277, SLG: 0.421 (1, 7)										3	0	1	0	1	0	2					
Don Baylor, R OBP: 0.341, SLG: 0.437 (1, 9)										3	0	0	0	1	2	5					
Mario Guerrero, R OBP: 0.333, SLG: 0.396 (1, 10)										4	0	1	0	0	0	3					
Dave Chalk, R OBP: 0.340, SLG: 0.343 (1, 5)										3	1	1	0	1	0	0					
Rance Mulliniks, L OBP: 0.324, SLG: 0.355 (1, 6)										3	0	1	0	1	0	1					
Terry Humphrey, R OBP: 0.262, SLG: 0.291 (7, PH) Tony Solari, L OBP: 0.291, SLG: 0.296 (7, PH) Orlando Hernandez, R OBP: 0.277, SLG: 0.279 Andy Etchebarren, R OBP: 0.267, SLG: 0.286 (8, PH) Bobby Bonds, R OBP: 0.347, SLG: 0.560 (8, PH) Ike Hampton, S OBP: 0.346, SLG: 0.440 (9, 2)										1	0	0	1	0	0	1					
Inning Stats	R: 0 E: 0 K: 1 S: 6	H: 1 LOB: 2 BB: 1 P: 10	R: 1 E: 2 K: 0 S: 5	H: 0 LOB: 1 BB: 0 P: 5	R: 0 E: 1 K: 1 S: 7	H: 2 LOB: 2 BB: 0 P: 7	R: 0 E: 0 K: 0 S: 4	H: 2 LOB: 1 BB: 0 P: 4	R: 0 E: 0 K: 0 S: 3	H: 0 LOB: 0 BB: 1 P: 3	R: 0 E: 0 K: 0 S: 2	H: 0 LOB: 0 BB: 1 P: 6	R: 0 E: 0 K: 0 S: 5	H: 2 LOB: 2 BB: 0 P: 5	R: 0 E: 0 K: 0 S: 4	H: 2 LOB: 3 BB: 2 P: 12	R: 0 E: 0 K: 0 S: 3	H: 1 LOB: 0 BB: 0 P: 3	1B: 8 2B: 2 3B: 0 HR: 0	SF: 1 SAC: 0 DP: 2 HBP: 0	WP: 2 PA: 39
PITCHER	IP WLS BF H R ER SO BB IBB HBP BLK WP HR S P ERA WHIP																				
Steve Stone, R ERA: 4.29 (1, 1)	7.0 W 30 7 1 0 0 2 2 0 0 0 0 0 32 40 0.00 1.286																				
Clay Carroll, R ERA: 2.65 (8, 1)	0.2 5 2 0 0 0 2 0 0 0 0 0 0 3 11 0.00 6.000																				
Lerrin LaGrow, R ERA: 2.59 (8, 1)	1.1 S 4 1 0 0 0 0 0 0 0 0 0 0 4 4 0.00 0.750																				

Chicago White Sox @ California Angels
Anaheim Stadium, Anaheim, CA
Fri Sep 09 1977, 10:05 PM EDT
Att: 21,308 - Unknown

livebaseballscores.com

AB 34
R 1
H 10
RBI 1
BB 4
SO 2
LOB 24

Batter	1	2	3	4	5	6	7	8	9	AB	R	H	RBI	BB	SO	LOB	TOP										
Ralph Garr, L OBP: 0.323, SLG: 0.434 (1, 7)	0-0 2B		0-0 6-3		0-0 G3			0-3 K		4	0	1	0	0	1	0	Chicago White Sox @ California Angels Anaheim Stadium, Anaheim, CA Sat Sep 10 1977, 6:33 AM EDT Att: 10,659 - Unknown										
Chet Lemon, R OBP: 0.348, SLG: 0.462 (1, 8)	0-3 K		0-3 K		0-0 F7			0-0 4-3		4	0	0	0	0	2	1											
Jorge Orta, L OBP: 0.333, SLG: 0.415 (1, 4)	4-0 G6-3 BB		0-0 3B		0-0 4-3			0-0 6-3		3	0	1	0	1	0	0											
Richie Zisk, R OBP: 0.368, SLG: 0.527 (1, 10)	0-0 G6-3		0-0 F8		0-0 5-3			0-0 F9		4	0	0	0	0	0	3											
Oscar Gamble, L OBP: 0.378, SLG: 0.590 (1, 9)		4-0 2B BB		0-0 FC3-6 1B		0-0 F4		0-0 F7		3	1	1	0	1	0	0											
Lamar Johnson, R OBP: 0.348, SLG: 0.512 (1, 3)	0-3 K		0-0 FC3-6 1B		0-0 K			0-0 F7		4	0	0	0	0	2	2											
Jack Brohamer, L OBP: 0.340, SLG: 0.341 (1, 5)		0-0 F8		0-0 1-2 1B		0-0 L8				3	0	1	0	0	0	1											
Don Kessinger, S OBP: 0.295, SLG: 0.263 (1, 6)		0-0 1-H 2B		0-0 F8		0-0 F9		0-0 F9		3	0	1	1	0	0	2											
Brian Downing, R OBP: 0.396, SLG: 0.407 (1, 2)		0-0 F8		0-3 K		0-0 F2				3	0	0	0	0	1	3											
Inning Stats	R: 0 E: 0 K: 1 S: 5	H: 1 LOB: 1 BB: 1 P: 9	R: 1 E: 0 K: 1 S: 6	H: 1 LOB: 1 BB: 1 P: 10	R: 0 E: 0 K: 1 S: 6	H: 1 LOB: 1 BB: 0 P: 6	R: 0 E: 0 K: 1 S: 7	H: 2 LOB: 2 BB: 0 P: 7	R: 0 E: 0 K: 0 S: 3	H: 0 LOB: 0 BB: 0 P: 3	R: 0 E: 0 K: 1 S: 5	H: 0 LOB: 0 BB: 0 P: 5	R: 0 E: 0 K: 0 S: 3	H: 0 LOB: 0 BB: 0 P: 3	R: 0 E: 0 K: 0 S: 3	H: 0 LOB: 0 BB: 0 P: 3	1B: 2 2B: 2 3B: 1 HR: 0	SF: 0 SAC: 0 DP: 1 HBP: 0	WP: 0 PB: 0 SB: 0 CS: 0	PA: 33							
PITCHER	IP	WLS	BF	H	R	ER	SO	BB	IBB	HBP	BLK	WP	HR	S	P	ERA	WHIP										
John Caneira, R ERA: 1.29 (1, 1)	7.0	W	27	5	1	1	5	2	0	0	0	0	0	35	43	1.29	1.000										
Dyar Miller, R ERA: 3.67 (8, 1)	2.0		6	0	0	0	1	0	0	0	0	0	0	8	8	0.00	0.000										

Batter	1	2	3	4	5	6	7	8	9	AB	R	H	RBI	BB	SO	LOB	BOTTOM										
Thad Bosley, L OBP: 0.411, SLG: 0.432 (1, 8)	0-0 HBP HBP 1B	0-0 SH5-4	0-3 K		0-0 1-2 1B			0-0 G4-6-3 1B		4	1	3	0	0	1	1	Chicago White Sox @ California Angels Anaheim Stadium, Anaheim, CA Sat Sep 10 1977, 6:33 AM EDT Att: 10,659 - Unknown										
Jerry Remy, L OBP: 0.325, SLG: 0.357 (1, 4)	0-3 K	0-0 S HR 1B		0-0 F7 1B	0-3 K		0-0 G4-6-3		5	1	2	0	0	2	4												
Bobby Bonds, R OBP: 0.346, SLG: 0.543 (1, 10)	0-0 F8	0-0 1-H 3-H HR		0-0 F7		0-0 L5		0-0 5-3		5	1	1	3	0	0	2											
Dave Kingman, R OBP: 0.277, SLG: 0.418 (1, 3)	1-0 HBP HBP 1-2 HBP	0-3 K		0-3 K		0-3 K				3	0	0	0	0	3	1											
Don Baylor, R OBP: 0.342, SLG: 0.435 Rusty Torres, S OBP: 0.244, SLG: 0.278 (1, 9) (9, 9)	1-0 HBP HBP	4-0 BB		0-0 F9		0-0 F3				2	0	0	0	1	0	1											
Dave Chalk, R OBP: 0.336, SLG: 0.341 (1, 5)	1-0 HBP FC6-4 HBP	0-3 K		0-0 F6		0-0 F7				3	0	0	1	0	1	1											
Ron Jackson, R OBP: 0.300, SLG: 0.374 (1, 7)	0-0 FC6-4		0-0 F8		0-0 HR		0-0 F8		4	1	1	1	0	0	3												
Rance Mulliniks, L OBP: 0.327, SLG: 0.361 (1, 6)		0-0 1B 2B		0-0 4-3		0-0 F8		0-0 1B		4	1	2	0	0	0	0											
Andy Etchebarren, R OBP: 0.321, SLG: 0.300 (1, 2)		0-0 1B SH5-4 HR 1B		4-0 S BB		0-0 1B		0-3 K		3	1	2	1	1	1	1											
Inning Stats	R: 1 E: 0 K: 1 S: 6	H: 1 LOB: 3 BB: 0 P: 9	R: 4 E: 0 K: 2 S: 11	H: 4 LOB: 1 BB: 1 P: 15	R: 0 E: 0 K: 1 S: 5	H: 0 LOB: 1 BB: 1 P: 9	R: 0 E: 0 K: 1 S: 6	H: 1 LOB: 1 BB: 0 P: 6	R: 1 E: 0 K: 1 S: 8	H: 3 LOB: 2 BB: 0 P: 8	R: 0 E: 0 K: 1 S: 5	H: 0 LOB: 0 BB: 0 P: 5	R: 0 E: 0 K: 1 S: 6	H: 1 LOB: 1 BB: 0 P: 6	R: 0 E: 0 K: 0 S: 3	H: 1 LOB: 0 BB: 0 P: 3	1B: 8 2B: 1 3B: 0 HR: 2	SF: 0 SAC: 1 DP: 1 HBP: 3	WP: 0 PB: 0 SB: 0 CS: 0	PA: 39							
PITCHER	IP	WLS	BF	H	R	ER	SO	BB	IBB	HBP	BLK	WP	HR	S	P	ERA	WHIP										
Wilbur Wood, L ERA: 4.99 (1, 1)	1.1	L	12	5	5	5	1	11	14	33.75	3.750																
Bart Johnson, R ERA: 4.0 (2, 1)	5.2		24	5	1	1	7	2	0	0	0	0	1	36	44	1.59	1.235										
John Verhoeven, R ERA: 3.18 (8, 1)	1.0		3	1	0	0	0	0	0	0	0	0	0	3	3	0.00	1.000										

Batter	1	2	3	4	5	6	7	8	9	AB	R	H	RBI	BB	SO	LOB	TOP		
Ralph Garr, L OBP: 0.324, SLG: 0.432 (1, 7)	6-3	F6		5-3		L3			1B	5	0	2	1	0	0	1			
Chet Lemon, R OBP: 0.351, SLG: 0.465 (1, 8)	1B FC4	2B		HBP		L3			F9	3	1	1	0	1	0	2			
Jorge Orta, L OBP: 0.337, SLG: 0.422 Richie Zisk, R OBP: 0.367, SLG: 0.524 (9, PH)	1B FC4	F8		F7					F8	4	0	1	0	0	0	3			
Oscar Gamble, L OBP: 0.383, SLG: 0.594 (1, 9)	1B FC4			2B		4-3			CS	3	1	2	1	1	0	1			
Lamar Johnson, R OBP: 0.350, SLG: 0.511 (1, 10)	1B			BB		1-3			F8	3	1	1	0	1	0	2			
Jim Spencer, L OBP: 0.305, SLG: 0.414 (1, 3)	1B			BB		4-3			CS	4	0	1	1	0	1	2			
Jack Brohamer, L OBP: 0.329, SLG: 0.329 (1, 5)	1B			F8		F9			F9	4	0	1	1	0	0	2			
Don Kessinger, S OBP: 0.298, SLG: 0.273 (1, 6)	1-3			F8		SH1-3			6-3	4	1	2	0	0	0	2			
Brian Downing, R OBP: 0.392, SLG: 0.401 Henry Cruz, L OBP: 0.500, SLG: 1.333 (9, PH)	6-3			F8		SH1-3			F8	2	0	0	0	0	0	1			
Inning Stats	R: 3 E: 0 K: 0 S: 7	H: 4 LOB: 2 BB: 1 P: 11	R: 0 E: 1 K: 0 S: 4	H: 1 LOB: 1 BB: 0 P: 4	R: 0 E: 0 K: 1 S: 5	H: 1 LOB: 1 BB: 1 P: 9	R: 0 E: 0 K: 0 S: 4	H: 1 LOB: 1 BB: 0 P: 4	R: 0 E: 0 K: 0 S: 4	H: 0 LOB: 0 BB: 1 P: 6	R: 0 E: 0 K: 0 S: 3	H: 0 LOB: 0 BB: 0 P: 3	R: 0 E: 0 K: 0 S: 4	H: 1 LOB: 1 BB: 0 P: 4	1B: 7 2B: 5 3B: 0 HR: 0	SF: 0 SAC: 1 DP: 1 HBP: 1	WP: 0 PB: 0 SB: 0 CS: 1	PA: 40	
PITCHER	IP	WLS	BF	H	R	ER	SO	BB	IBB	HBP	BLK	WP	HR	S	P	ERA	WHIP		
Wayne Simpson, R ERA: 5.67 (1, 1)	5.1		28	10	4	4	1	2	0	1	0	0	0	27	36	6.75	2.250		
Mike Barlow, R ERA: 5.97 (6, 1)	3.1	W	10	1	0	0	0	1	0	0	0	0	0	9	13	0.00	0.600		
Dave LaRoche, L ERA: 3.4 (9, 1)	0.1	S	1	0	0	0	0	0	0	0	0	0	0	1	1	0.00	0.000		

Chicago White Sox @ California Angels
 Anaheim Stadium, Anaheim, CA
 Sun Sep 11 1977, 6:38 AM EDT
 Att: 16,147 - Unknown

AB	34
R	4
H	11
RBI	4
BB	3
SO	1
LOB	17



Batter	1	2	3	4	5	6	7	8	9	AB	R	H	RBI	BB	SO	LOB	BOTTOM		
Thad Bosley, L OBP: 0.403, SLG: 0.413 (8, 8)	F8		G3		K		K			4	0	0	0	0	2	3			
Ken Landreaux, L OBP: 0.330, SLG: 0.375 (7, PH)	4-3			F8		E4	1B	2B		3	1	0	0	0	0	0			
Rance Mulliniks, L OBP: 0.340, SLG: 0.371 (1, 6)	4-3			1B		G4-3	1B			4	1	3	1	0	0	0			
Bobby Bonds, R OBP: 0.346, SLG: 0.541 (1, 10)		2B		1B		G4-3	1B		E	3	1	2	0	1	0	1			
Don Baylor, R OBP: 0.342, SLG: 0.433 Rusty Torres, S OBP: 0.244, SLG: 0.278 (9, 9)	6-3			SF8		E	S		5-3	3	0	1	1	0	0	1			
Mario Guerrero, R OBP: 0.337, SLG: 0.405 Jerry Remy, L OBP: 0.325, SLG: 0.356 (8, FR)	F8			3H		E	S		4-3	4	0	2	1	0	0	1			
Dave Kingman, R OBP: 0.333, SLG: 0.410 Dan Briggs, L OBP: 0.241, SLG: 0.230 (9, 3)			K	4-3					5-3	4	0	0	0	0	2	3			
Dave Chalk, R OBP: 0.340, SLG: 0.343 (1, 5)			F7		5-3				2B	3	1	1	0	1	0	0			
Andy Etchebarren, R OBP: 0.316, SLG: 0.294 Tony Solaita, L OBP: 0.353, SLG: 0.411 Ron Jackson, R OBP: 0.259, SLG: 0.370 Terry Humphrey, R OBP: 0.289, SLG: 0.288 (8, 2)			E4		K				2B	2	0	0	0	0	1	0			
Inning Stats	R: 0 E: 0 K: 0 S: 3	H: 0 LOB: 0 BB: 0 P: 3	R: 0 E: 0 K: 1 S: 6	H: 0 LOB: 1 BB: 0 P: 6	R: 1 E: 0 K: 0 S: 6	H: 3 LOB: 2 BB: 0 P: 6	R: 0 E: 0 K: 2 S: 7	H: 0 LOB: 0 BB: 0 P: 7	R: 1 E: 1 K: 0 S: 5	H: 2 LOB: 1 BB: 0 P: 5	R: 2 E: 0 K: 1 S: 7	H: 3 LOB: 2 BB: 1 P: 11	R: 1 E: 0 K: 1 S: 6	H: 1 LOB: 2 BB: 2 P: 14	1B: 6 2B: 4 3B: 0 HR: 0	SF: 1 SAC: 0 DP: 1 HBP: 0	WP: 0 PB: 0 SB: 2 CS: 0	PA: 36	
PITCHER	IP	WLS	BF	H	R	ER	SO	BB	IBB	HBP	BLK	WP	HR	S	P	ERA	WHIP		
Dave Frost, R ERA: 2.84 (7, 1)	6.1		26	7	3	2	3	0	0	0	0	0	0	5	9	13.50	4.500		
Dave Hamilton, L ERA: 4.35 (8, 1)	1.0	L	6	1	1	1	1	1	1	0	0	0	0	6	14	9.00	2.000		

Chicago White Sox @ California Angels
 Anaheim Stadium, Anaheim, CA
 Sun Sep 11 1977, 6:38 AM EDT
 Att: 16,147 - Unknown

AB	32
R	5
H	10
RBI	4
BB	3
SO	5
LOB	11



Batter	1	2	3	4	5	6	7	8	9	AB	R	H	RBI	BB	SO	LOB	TOP								
Thad Bosley, L OBP: 0.396, SLG: 0.401 (1, 7)	0-3 K		0-0 3-1			4-0 1B BB		4-0 4-3	0-0 FC6-4	4	0	0	0	1	1	2									
Jerry Remy, L OBP: 0.326, SLG: 0.356 (1, 4)	0-0 3-1			0-0 F8		0-0 1-2 1B		4-0 BB		3	0	1	0	1	0	0									
Rance Mulliniks, L OBP: 0.338, SLG: 0.369 (1, 6)	0-0 3-1			0-0 G3-6-1 1B		0-0 P6		0-0 6-3		4	0	1	0	0	0	3									
Bobby Bonds, R OBP: 0.347, SLG: 0.540 (1, 9)		0-0 6-3 5-3 1B		0-0 G3-6-1		0-0 P3		4-0 2B 1B BB		3	1	1	0	1	0	1									
Don Baylor, R OBP: 0.342, SLG: 0.433 (1, 10)		0-0 5-3			0-0 5-3		0-0 F7	0-0 1-3 1B 2B		4	1	1	0	0	0	1									
Dave Chalk, R OBP: 0.342, SLG: 0.344 (1, 5)		0-0 6-3			0-3 K		0-0 1B 1B	0-0 1B SH5-4		4	0	2	2	0	1	1									
Dave Kingman, R OBP: 0.273, SLG: 0.409 (1, 3)		0-3 K			0-3 K		0-0 1-2 1B	0-0 SH5-4		3	0	1	0	0	2	1									
Ken Landreaux, L OBP: 0.091, SLG: 0.091 (1, 8)			0-0 1-3		0-3 K		0-3 K	0-0 2-3 1B FC6-4		4	0	1	0	0	2	2									
Terry Humphrey, R OBP: 0.287, SLG: 0.286 (8, PH)			0-3 K		0-0 4-3			0-0 6-3		2	0	0	0	0	1	0									
Danny Goodwin, L OBP: 0.258, SLG: 0.341 (8, 2)										1	0	0	0	0	0	0									
Andy Etchebarren, R OBP: 0.316, SLG: 0.294 (9, PH)										0	0	0	0	0	0	0									
Mario Guerrero, R OBP: 0.335, SLG: 0.402 (9, PH)										1	0	0	0	0	1	2									
Inning Stats	R: 0 E: 0 K: 1 S: 5	H: 0 LOB: 0 BB: 0 P: 5	R: 0 E: 0 K: 1 S: 6	H: 1 LOB: 1 BB: 0 P: 6	R: 0 E: 0 K: 1 S: 5	H: 0 LOB: 0 BB: 0 P: 5	R: 0 E: 0 K: 0 S: 3	H: 1 LOB: 0 BB: 0 P: 3	R: 0 E: 0 K: 2 S: 7	H: 0 LOB: 0 BB: 0 P: 7	R: 0 E: 0 K: 1 S: 6	H: 1 LOB: 2 BB: 1 P: 10	R: 0 E: 0 K: 1 S: 7	H: 2 LOB: 2 BB: 0 P: 7	R: 0 E: 0 K: 0 S: 3	H: 0 LOB: 1 BB: 1 P: 7	R: 2 E: 0 K: 1 S: 8	H: 3 LOB: 2 BB: 1 P: 12	1B: 7 2B: 1 3B: 0 HR: 0	SF: 0 SAC: 1 DP: 1 HBP: 0	WP: 0 PB: 0 SB: 0 CS: 0	PA: 37			
PITCHER	IP	WLS	BF	H	R	ER	SO	BB	IBB	HBP	BLK	WP	HR	S	P	ERA	WHIP								
Dock Ellis, R ERA: 3.79 (1, 1)	8.0	W	32	6	2	2	7	3	0	0	0	0	0	43	55	2.25	1.125								
Len Barker, R ERA: 3.41 (9, 1)	1.0	S	5	2	0	0	1	0	0	0	0	0	0	7	7	0.00	2.000								

California Angels @ Texas Rangers
Arlington Stadium, Arlington, TX
Mon Sep 12 1977, 8:05 PM EDT
Att: 5,258 - Unknown

AB	33
R	2
H	8
RBI	2
BB	3
SO	8
LOB	13





Batter	1	2	3	4	5	6	7	8	9	AB	R	H	RBI	BB	SO	LOB	BOTTOM								
Mike Hargrove, L OBP: 0.315, SLG: 0.464 (1, 3)	4-0 SH3-4 BB		0-3 K		0-0 1-2 2-H 3-H 1B		0-3 K			3	0	1	2	1	2	1									
Bert Campaneris, R OBP: 0.315, SLG: 0.343 (1, 6)	0-0 SH3-4			0-0 F9	0-0 4-3		0-0 P6			3	0	0	0	0	0	2									
Claudell Washington, L OBP: 0.323, SLG: 0.424 (1, 8)	0-3 K			0-3 K		0-3 K		0-3 K		4	0	0	0	0	4	1									
Toby Harrah, R OBP: 0.387, SLG: 0.486 (1, 5)	0-3 K			0-3 K		0-0 P4		0-0 1-3		4	0	0	0	0	2	1									
Willie Horton, R OBP: 0.339, SLG: 0.433 (1, 10)		0-0 6-3			0-3 K	0-0 2B 2B				3	1	1	0	0	1	0									
Dave May, L OBP: 0.307, SLG: 0.336 (1, 9)		4-0 G6-4-3 BB			0-0 G3	0-0 2-H 2B				2	0	1	1	1	0	0									
Bump Wills, S OBP: 0.360, SLG: 0.415 (1, 4)		0-0 G6-4-3			0-0 HBP S 1B	0-0 F8				3	1	1	0	0	0	2									
Jim Sundberg, R OBP: 0.371, SLG: 0.397 (1, 2)			0-0 CS 1B		4-0 HBP 1B BB		0-0 F7			2	1	1	0	1	0	0									
Tom Grieve, R OBP: 0.261, SLG: 0.325 (1, 7)					1-0 1B		0-0 F7			1	0	0	0	0	1	1									
Ken Henderson, S OBP: 0.294, SLG: 0.360 (6, 9)					1-2 2-3 HBP					1	0	0	0	0	0	0									
Inning Stats	R: 0 E: 0 K: 2 S: 7	H: 0 LOB: 1 BB: 1 P: 11	R: 0 E: 0 K: 0 S: 2	H: 0 LOB: 0 BB: 1 P: 6	R: 0 E: 0 K: 2 S: 7	H: 1 LOB: 0 BB: 0 P: 7	R: 0 E: 0 K: 2 S: 7	H: 0 LOB: 0 BB: 0 P: 7	R: 2 E: 0 K: 1 S: 7	H: 2 LOB: 2 BB: 1 P: 12	R: 1 E: 0 K: 1 S: 7	H: 2 LOB: 1 BB: 0 P: 7	R: 0 E: 0 K: 1 S: 5	H: 0 LOB: 0 BB: 0 P: 5	R: 0 E: 0 K: 1 S: 5	H: 0 LOB: 0 BB: 0 P: 5	R: 0 E: 0 K: 1 S: 5	H: 0 LOB: 0 BB: 0 P: 5	1B: 3 2B: 3 3B: 0 HR: 0	SF: 0 SAC: 1 DP: 2 HBP: 1	WP: 0 PB: 0 SB: 1 CS: 1	PA: 31			
PITCHER	IP	WLS	BF	H	R	ER	SO	BB	IBB	HBP	BLK	WP	HR	S	P	ERA	WHIP								
Nolan Ryan, R ERA: 2.66 (1, 1)	7.0	L	28	5	3	3	9	3	0	1	0	0	0	42	55	3.86	1.143								
Dyar Miller, R ERA: 3.74 (8, 1)	1.0		3	0	0	0	1	0	0	0	0	0	0	5	5	0.00	0.000								

California Angels @ Texas Rangers
Arlington Stadium, Arlington, TX
Mon Sep 12 1977, 8:05 PM EDT
Att: 5,258 - Unknown

AB	26
R	3
H	5
RBI	3
BB	3
SO	10
LOB	8




Batter	1	2	3	4	5	6	7	8	9	AB	R	H	RBI	BB	SO	LOB	TOP			
Thad Bosley, L (1, 7) OBP: 0.396, SLG: 0.408	F8		G4-6-3 1B		2-3		3B 2B	6-3		5	1	2	1	0	0	0	California Angels @ Texas Rangers Arlington Stadium, Arlington, TX Tue Sep 13 1977, 8:05 PM EDT Att: 5,922 - Unknown AB 38 R 12 H 13 RBI 11 BB 3 SO 10 LOB 6 			
Jerry Remy, L (1, 4) OBP: 0.326, SLG: 0.354			G4-6-3 1B		F8		6-3	F7		2	0	0	0	1	0	1				
Mario Guerrero, R (7, PH) OBP: 0.331, SLG: 0.398	G3 BB		G4-6-3 1-2 3-H		F8		6-3	F7		2	0	0	0	0	0	1				
Rance Mulliniks, L (1, 6) OBP: 0.336, SLG: 0.364	G3 1-2		K		K		3B BB			4	1	0	0	1	2	1				
Bobby Bonds, R (1, 9) OBP: 0.346, SLG: 0.540	K				5-3		3B 1B			5	1	1	2	0	2	1				
Rusty Torres, S (9, 9) OBP: 0.244, SLG: 0.278	K						1B 3B			0	0	0	0	0	0	0				
Don Baylor, R (1, 10) OBP: 0.342, SLG: 0.433		K			K		1B 1B			5	1	2	1	0	2	0				
Dave Chalk, R (1, 5) OBP: 0.343, SLG: 0.344	K				HR BB		1B 1B			3	2	1	1	1	1	1				
Dave Kingman, R (1, 3) OBP: 0.275, SLG: 0.425										4	2	2	4	0	1	0				
Dan Briggs, L (9, 3) OBP: 0.241, SLG: 0.230	F8						K			0	0	0	0	0	0	0				
Ken Landreaux, L (1, 8) OBP: 0.267, SLG: 0.267					2B 1B		HR 1B			4	2	3	0	0	1	0				
Terry Humphrey, R (1, 2) OBP: 0.288, SLG: 0.291										2	1	1	0	0	0	1				
Tony Solaita, L (7, PH) OBP: 0.355, SLG: 0.422					1B		HR			1	1	1	2	0	0	0				
Ike Hampton, S (7, 2) OBP: 0.333, SLG: 0.423					1B G4-6-3 2B		HR			1	0	0	0	0	1	0				
Inning Stats	R: 0 E: 0 K: 1 S: 5	H: 0 LOB: 1 BB: 1 P: 9	R: 0 E: 0 K: 2 S: 7	H: 0 LOB: 0 BB: 0 P: 7	R: 2 E: 0 K: 1 S: 7	H: 3 LOB: 0 BB: 0 P: 7	R: 2 E: 0 K: 1 S: 7	H: 2 LOB: 1 BB: 1 P: 11	R: 0 E: 0 K: 1 S: 5	H: 1 LOB: 0 BB: 0 P: 5	R: 8 E: 0 K: 2 S: 14	H: 7 LOB: 0 BB: 1 P: 18	R: 0 E: 0 K: 1 S: 5	H: 0 LOB: 0 BB: 0 P: 5	R: 0 E: 0 K: 0 S: 3	H: 0 LOB: 0 BB: 0 P: 3		1B: 7 2B: 2 3B: 1 HR: 3	SF: 0 SAC: 0 DP: 1 HBP: 0	WP: 0 PB: 0 SB: 1 CS: 1
PITCHER	IP	WLS	BF	H	R	ER	SO	BB	IBB	HBP	BLK	WP	HR	S	P	ERA	WHIP			
Gaylord Perry, R (1, 1) ERA: 3.57	6.1		28	9	7	7	8	2	0	0	0	0	2	42	50	9.95	1.737			
Jim Umberger, L (7, 1) ERA: 5.7	0.1	L	2	0	0	0	0	1	0	0	0	0	0	1	5	0.00	3.000			
Adrian Devine, R (7, 1) ERA: 3.82	0.0		3	3	3	3	0	0	0	0	0	0	0	3	3	∞	∞			
Bobby Cuellar, R (7, 1) ERA: 2.7	2.1		8	1	2	2	2	0	0	0	0	0	1	12	12	7.71	0.429			

Batter	1	2	3	4	5	6	7	8	9	AB	R	H	RBI	BB	SO	LOB	BOTTOM				
Mike Hargrove, L (1, 3) OBP: 0.316, SLG: 0.463	1-3						4-3			1	0	0	1	1	0	0	California Angels @ Texas Rangers Arlington Stadium, Arlington, TX Tue Sep 13 1977, 8:05 PM EDT Att: 5,922 - Unknown AB 37 R 7 H 10 RBI 6 BB 4 SO 3 LOB 19 				
Pat Putnam, L (7, PH) OBP: 0.286, SLG: 0.429		SF7 1-2 2-H			SH5-4 BB		FC6-4 HBP			1	0	0	0	0	0	0					
Bert Campaneris, R (1, 6) OBP: 0.315, SLG: 0.342		6-3			SH SH5-4		FC6-4			4	0	1	0	0	0	3					
Jim Sundberg, R (1, 2) OBP: 0.372, SLG: 0.397		1B			5-3		SH5-4			3	1	1	0	1	0	0					
Toby Harrah, R (1, 5) OBP: 0.387, SLG: 0.483		BB			1B S E BB		IBB			3	1	0	0	2	0	3					
Willie Horton, R (1, 10) OBP: 0.338, SLG: 0.437					6-3		K			5	1	1	2	0	1	6					
Keith Smith, R (1, 7) OBP: 0.256, SLG: 0.306					L6		G3			4	1	1	0	0	0	3					
Dave May, L (8, PH) OBP: 0.306, SLG: 0.334					1B		G3			1	0	0	0	0	0	0					
Kurt Bevacqua, R (1, 9) OBP: 0.378, SLG: 0.696					1B		1B			4	2	2	2	0	1	1					
Ken Henderson, S (7, 9) OBP: 0.293, SLG: 0.358					HR		E5 1B			1	0	0	0	0	0	0					
Bump Wills, S (1, 4) OBP: 0.363, SLG: 0.421					1B		1B			5	1	3	1	0	1	0					
Claudell Washington, L (1, 8) OBP: 0.321, SLG: 0.422					S 1B		F7			5	0	1	0	0	0	3					
Inning Stats	R: 0 E: 0 K: 0 S: 4	H: 1 LOB: 2 BB: 1 P: 8	R: 2 E: 0 K: 0 S: 6	H: 3 LOB: 0 BB: 0 P: 6	R: 2 E: 1 K: 0 S: 6	H: 2 LOB: 2 BB: 1 P: 10	R: 0 E: 1 K: 1 S: 6	H: 0 LOB: 2 BB: 2 P: 14	R: 0 E: 0 K: 2 S: 8	H: 4 LOB: 1 BB: 0 P: 7	R: 3 E: 0 K: 0 S: 3	H: 0 LOB: 0 BB: 0 P: 3	R: 0 E: 0 K: 0 S: 3	H: 0 LOB: 0 BB: 0 P: 3	R: 0 E: 0 K: 0 S: 3	H: 0 LOB: 0 BB: 0 P: 3		1B: 6 2B: 0 3B: 1 HR: 3	SF: 1 SAC: 2 DP: 0 HBP: 1	WP: 0 PB: 0 SB: 3 CS: 0	PA: 45
PITCHER	IP	WLS	BF	H	R	ER	SO	BB	IBB	HBP	BLK	WP	HR	S	P	ERA		WHIP			
Balor Moore, L (1, 1) ERA: 6.75	5.2		34	9	7	5	3	3	1	1	0	0	3	35	52	7.94		2.118			
Mike Barlow, R (6, 1) ERA: 5.45	3.1	W	11	1	0	0	0	0	0	0	0	0	0	11	11	0.00	0.300				

Batter	1	2	3	4	5	6	7	8	9	AB	R	H	RBI	BB	SO	LOB	TOP			
Thad Bosley, L (1, 7) OBP: 0.387, SLG: 0.397	0-0 6-3			0-0 F8		0-0 FC4-6		0-0 G3		4	0	0	0	0	0	1				
Jerry Remy, L (1, 4) OBP: 0.325, SLG: 0.352	0-0 L4			0-0 3-1			4-0 FC1 1B BB		0-0 6-3	3	1	0	0	1	0	0				
Rance Mulliniks, L (1, 6) OBP: 0.333, SLG: 0.361 Mario Guerrero, R (4, 6) OBP: 0.328, SLG: 0.393	0-0 F8			0-0 F2			0-0 FC1 1B 1B		0-0 F9	2	0	0	0	0	0	0				
Bobby Bonds, R (1, 10) OBP: 0.346, SLG: 0.538		0-3 K			0-0 6-3 4-3 1B			0-0 F4		0-0 6-3	4	0	1	0	0	1	2			
Don Baylor, R (1, 9) OBP: 0.342, SLG: 0.433	0-0 F9			0-0 4-3			0-0 1B 1B			3	0	1	1	0	0	1				
Dave Chalk, R (1, 5) OBP: 0.343, SLG: 0.344	0-0 5-3			0-0 6-3			0-0 1B 1B			3	0	1	0	0	0	1				
Dave Kingman, R (1, 3) OBP: 0.273, SLG: 0.422			0-0 F5			0-3 K		0-0 6-3		3	0	0	0	0	0	1	2			
Ken Landreaux, L (1, 8) OBP: 0.222, SLG: 0.222			0-0 3-1			0-3 K		0-0 G3		3	0	0	0	0	0	1	0			
Terry Humphrey, R (1, 2) OBP: 0.290, SLG: 0.290 Danny Goodwin, L (8, PH) OBP: 0.256, SLG: 0.337 Andy Etchebarren, R (8, 2) OBP: 0.316, SLG: 0.294			0-0 4-3			4-0 FC4-6 BB		0-3 K		1	0	0	0	1	0	0				
Inning Stats	R: 0 E: 0 K: 0 S: 3	H: 0 LOB: 0 BB: 0 P: 3	R: 0 E: 0 K: 1 S: 5	H: 0 LOB: 0 BB: 0 P: 5	R: 0 E: 0 K: 0 S: 3	H: 0 LOB: 0 BB: 0 P: 3	R: 0 E: 0 K: 0 S: 3	H: 1 LOB: 0 BB: 0 P: 3	R: 0 E: 0 K: 2 S: 7	H: 0 LOB: 1 BB: 1 P: 11	R: 1 E: 1 K: 0 S: 5	H: 2 LOB: 2 BB: 1 P: 9	R: 0 E: 0 K: 1 S: 5	H: 0 LOB: 0 BB: 0 P: 5	R: 0 E: 0 K: 0 S: 3	H: 0 LOB: 0 BB: 0 P: 3	1B: 3 2B: 0 3B: 0 HR: 0	SF: 0 SAC: 0 DP: 0 HBP: 0	WP: 0 PB: 0 SB: 0 CS: 0	PA: 31
PITCHER Doyle Alexander, R (1, 1) ERA: 3.93	IP: 9.0 WLS: W BF: 31 H: 3 R: 1 ER: 0 SO: 4 BB: 2 IBB: 0 HBP: 0 BLK: 0 WP: 0 HR: 0 S: 37 P: 45 ERA: 0.00 WHIP: 0.556															PITCHER				

California Angels @ Texas Rangers
Arlington Stadium, Arlington, TX
Wed Sep 14 1977, 8:05 PM EDT
Att: 4,538 - Unknown


AB	29
R	1
H	3
RBI	1
BB	2
SO	4
LOB	8



Batter	1	2	3	4	5	6	7	8	9	AB	R	H	RBI	BB	SO	LOB	BOTTOM	
Bump Willis, S (1, 4) OBP: 0.360, SLG: 0.417	0-0 6-3		0-0 F4		0-0 F9			0-0 L6		4	0	0	0	0	0	2		
Ken Henderson, S (1, 8) OBP: 0.292, SLG: 0.361	0-0 5-3		0-0 6-3			0-0 1B SF9 2B		0-0 F8		4	1	1	0	0	0	1		
Jim Sundberg, R (1, 2) OBP: 0.373, SLG: 0.398	0-0 5-3			0-0 6-3		0-0 1B 2-3 1B		0-0 1B		4	0	2	0	0	0	0		
Toby Harrah, R (1, 5) OBP: 0.387, SLG: 0.482		0-0 1-3		4-0 L1-4 1B BB		0-0 SF9		0-0 1B		1	0	0	1	1	0	0		
Willie Horton, R (1, 10) OBP: 0.340, SLG: 0.438		0-3 K		0-0 1B		0-0 G1-4-3 1B				3	0	2	0	0	1	0		
Kurt Bevacqua, R (1, 9) OBP: 0.377, SLG: 0.681 Dave May, L (9, 9) OBP: 0.306, SLG: 0.334		0-0 CS 1B		0-0 L1-4		0-0 G1-4-3 1B				3	0	1	0	0	0	4		
John Ellis, R (1, 3) OBP: 0.287, SLG: 0.354 Mike Hargrove, L (8, 3) OBP: 0.416, SLG: 0.463		0-0 CS	0-0 HR		0-3 K		0-0 6-3			3	1	1	1	0	1	0		
Keith Smith, R (1, 7) OBP: 0.262, SLG: 0.308			0-0 6-3		0-0 SH1-3 1B		0-0 F9			3	0	1	0	0	0	0		
Sandy Alomar Sr., S (1, 6) OBP: 0.329, SLG: 0.333 Jim Mason, L (8, 6) OBP: 0.231, SLG: 0.240			0-0 2B		0-0 SH1-3		0-0 F8			2	0	1	0	0	0	0		
Inning Stats	R: 0 E: 0 K: 0 S: 3	H: 1 LOB: 0 BB: 0 P: 3	R: 1 E: 0 K: 1 S: 5	H: 2 LOB: 1 BB: 0 P: 5	R: 0 E: 0 K: 0 S: 3	H: 1 LOB: 1 BB: 1 P: 7	R: 0 E: 0 K: 1 S: 6	H: 1 LOB: 1 BB: 0 P: 6	R: 1 E: 0 K: 0 S: 5	H: 3 LOB: 1 BB: 0 P: 5	R: 0 E: 0 K: 0 S: 3	H: 0 LOB: 0 BB: 0 P: 3	R: 0 E: 0 K: 0 S: 3	H: 1 LOB: 1 BB: 0 P: 3	1B: 6 2B: 3 3B: 0 HR: 1	SF: 1 SAC: 1 DP: 2 HBP: 0	WP: 0 PB: 0 SB: 0 CS: 1	PA: 31
PITCHER Ken Brett, L (1, 1) ERA: 4.41	IP: 8.0 WLS: L BF: 30 H: 9 R: 2 ER: 2 SO: 2 BB: 1 IBB: 0 HBP: 0 BLK: 0 WP: 0 HR: 1 S: 33 P: 37 ERA: 2.25 WHIP: 1.250															PITCHER		

California Angels @ Texas Rangers
Arlington Stadium, Arlington, TX
Wed Sep 14 1977, 8:05 PM EDT
Att: 4,538 - Unknown

AB	27
R	2
H	9
RBI	2
BB	1
SO	2
LOB	7



Batter	1	2	3	4	5	6	7	8	9	AB	R	H	RBI	BB	SO	LOB	TOP									
Thad Bosley, L OBP: 0.378, SLG: 0.387 (1, 7)	 0-3		 0-0		 0-0		 0-0			4	0	0	0	0	1	1	California Angels @ Texas Rangers Arlington Stadium, Arlington, TX Thu Sep 15 1977, 8:05 PM EDT Att: 5,497 - Unknown									
Jerry Remy, L OBP: 0.326, SLG: 0.353 (1, 4)	 0-0			 0-0	 4-0		 0-0			1	1	1	0	0	0	0										
Ron Jackson, R OBP: 0.303, SLG: 0.371 (1, 5)	 0-0			 0-0	 0-0					2	1	1	0	1	0	1										
Bobby Bonds, R OBP: 0.345, SLG: 0.536 (1, 9)	 0-0			 0-0	 0-3			 0-3		4	0	1	1	0	2	2										
Tony Solaita, L OBP: 0.353, SLG: 0.418 (1, 3)	 0-0			 4-0	 0-0		 0-3		 0-3	3	1	0	0	1	2	1										
Don Baylor, R OBP: 0.341, SLG: 0.438 (1, 10)		 0-0		 0-0		 0-0		 0-0		3	1	1	2	0	0	0										
Mario Guerrero, R OBP: 0.326, SLG: 0.390 (1, 6)	 0-0			 0-0	 1-2		 0-0		 0-3	4	0	1	0	0	1	0										
Dave Chalk, R OBP: 0.342, SLG: 0.343 (1, 5)	 0-0			 0-0	 1-2		 0-0		 0-0	4	0	1	1	0	0	0										
Ken Landreaux, L OBP: 0.227, SLG: 0.227 (1, 8)			 0-0	 0-0			 0-0		 0-0	4	0	1	0	0	0	2										
Andy Etchebarren, R OBP: 0.310, SLG: 0.288 (1, 2)			 0-3		 0-0		 0-3			2	0	0	0	0	1	0										
Willie Aikens, L OBP: 0.300, SLG: 0.288 (7, PH)										1	0	0	0	0	1	1										
Terry Humphrey, R OBP: 0.280, SLG: 0.290 (7, 2)										0	0	0	0	0	0	0										
Inning Stats	R: 1 E: 0 K: 1 S: 6	H: 2 LOB: 0 BB: 0 P: 6	R: 0 E: 0 K: 0 S: 3	H: 0 LOB: 0 BB: 0 P: 3	R: 0 E: 0 K: 1 S: 5	H: 0 LOB: 0 BB: 0 P: 5	R: 2 E: 1 K: 0 S: 6	H: 3 LOB: 2 BB: 1 P: 10	R: 0 E: 0 K: 1 S: 5	H: 0 LOB: 1 BB: 1 P: 9	R: 1 E: 0 K: 1 S: 6	H: 1 LOB: 0 BB: 0 P: 6	R: 0 E: 0 K: 0 S: 6	H: 1 LOB: 1 BB: 0 P: 6	R: 0 E: 0 K: 2 S: 7	H: 0 LOB: 0 BB: 0 P: 7	R: 0 E: 0 K: 1 S: 5	H: 0 LOB: 0 BB: 0 P: 5	1B: 6 2B: 0 3B: 0 HR: 1	SF: 1 SAC: 0 DP: 0 HBP: 0	WP: 0 PB: 0 SB: 1 CS: 1	PA: 35				
PITCHER	IP	WLS	BF	H	R	ER	SO	BB	IBB	HBP	BLK	WP	HR	S	P	ERA	WHIP									
Nelson Briles, R ERA: 4.24	(1, 1)	6.0	W	25	6	4	4	4	2	0	0	0	0	1	31	39	6.00	1.333								
Adrian Devine, R ERA: 3.7	(7, 1)	3.0	S	10	1	0	0	4	0	0	0	0	0	0	18	18	0.00	0.333								

Batter	1	2	3	4	5	6	7	8	9	AB	R	H	RBI	BB	SO	LOB	BOTTOM									
Mike Hargrove, L OBP: 0.318, SLG: 0.468 (1, 3)	 4-0	 0-0		 0-0		 4-0		 0-0		3	2	1	1	2	0	0	California Angels @ Texas Rangers Arlington Stadium, Arlington, TX Thu Sep 15 1977, 8:05 PM EDT Att: 5,497 - Unknown									
Bert Campaneris, R OBP: 0.315, SLG: 0.343 (1, 6)	 0-0	 0-3		 0-0	 0-0		 0-0	 0-0		5	1	2	0	0	1	2										
Dave May, L OBP: 0.309, SLG: 0.337 (1, 9)	 0-0	 0-0		 0-0	 1-2		 0-0	 0-0		4	0	2	1	0	0	0										
Toby Harrah, R OBP: 0.387, SLG: 0.480 (1, 5)	 4-0	 0-3		 0-0	 4-0		 0-3	 0-0		3	1	0	0	2	2	4										
Willie Horton, R OBP: 0.339, SLG: 0.437 (1, 10)	 0-0	 1-1		 0-0	 0-3		 0-0			4	1	1	2	0	1	1										
Bump Willis, S OBP: 0.381, SLG: 0.418 (1, 4)	 0-0	 0-0		 0-3	 0-0		 0-0	 1-2		4	0	2	0	0	1	1										
Jim Sundberg, R OBP: 0.372, SLG: 0.395 (1, 2)	 0-3		 4-0	 0-0	 0-0		 0-0	 1-2		3	0	0	0	1	1	4										
Ken Henderson, S OBP: 0.305, SLG: 0.367 (1, 8)	 0-0		 4-0	 1-2	 0-0		 0-0	 0-0		2	1	2	1	2	0	0										
Lew Beasley, L OBP: 0.231, SLG: 0.250 (1, 7)	 0-0		 0-0	 1-2	 0-0		 0-0			3	0	0	0	0	0	6										
Inning Stats	R: 4 E: 1 K: 1 S: 9	H: 4 LOB: 2 BB: 2 P: 17	R: 1 E: 0 K: 2 S: 8	H: 1 LOB: 0 BB: 0 P: 8	R: 0 E: 0 K: 1 S: 5	H: 0 LOB: 2 BB: 2 P: 13	R: 0 E: 0 K: 0 S: 3	H: 0 LOB: 0 BB: 0 P: 3	R: 0 E: 0 K: 0 S: 5	H: 0 LOB: 1 BB: 1 P: 9	R: 1 E: 0 K: 1 S: 7	H: 2 LOB: 2 BB: 1 P: 11	R: 0 E: 0 K: 0 S: 4	H: 1 LOB: 2 BB: 1 P: 8	R: 0 E: 0 K: 0 S: 4	H: 2 LOB: 1 BB: 0 P: 4		1B: 9 2B: 0 3B: 0 HR: 1	SF: 0 SAC: 2 DP: 1 HBP: 0	WP: 0 PB: 0 SB: 1 CS: 0	PA: 40					
PITCHER	IP	WLS	BF	H	R	ER	SO	BB	IBB	HBP	BLK	WP	HR	S	P	ERA	WHIP									
John Caneira, R ERA: 4.63	(1, 1)	4.2	L	24	5	5	5	5	5	0	0	0	0	0	29	49	9.64	2.143								
Mike Barlow, R ERA: 5.49	(5, 1)	1.1		7	2	1	1	1	0	1	0	0	0	0	8	12	6.75	1.500								
Dyar Miller, R ERA: 3.66	(7, 1)	2.0		9	3	0	0	0	0	1	0	0	0	0	8	12	0.00	1.500								

Batter	1	2	3	4	5	6	7	8	9	AB	R	H	RBI	BB	SO	LOB	TOP			
Thad Bosley, L (1, 7) OBP: 0.378, SLG: 0.388										5	1	2	2	0	0	1				
Jerry Remy, L (1, 4) OBP: 0.324, SLG: 0.351										4	0	0	0	0	0	3				
Dave Chalk, R (1, 5) OBP: 0.341, SLG: 0.341										3	0	0	1	1	0	0				
Bobby Bonds, R (1, 9) OBP: 0.344, SLG: 0.534										4	0	1	0	0	0	1				
Rusty Torres, S (9, 9) OBP: 0.244, SLG: 0.278										0	0	0	0	0	0	0				
Don Baylor, R (1, 10) OBP: 0.342, SLG: 0.436										2	0	0	0	1	2	0				
Rance Mulliniks, L (1, 6) OBP: 0.336, SLG: 0.371										4	1	2	0	0	0	2				
Ken Landreaux, L (1, 8) OBP: 0.289, SLG: 0.308										4	2	2	1	0	0	2				
Willie Aikens, L (1, 3) OBP: 0.298, SLG: 0.257										3	0	0	0	1	0	1				
Dan Briggs, L (8, 3) OBP: 0.241, SLG: 0.230										0	0	0	0	0	0	0				
Terry Humphrey, R (1, 2) OBP: 0.289, SLG: 0.290										4	0	1	0	0	0	2				
Inning Stats	R: 1 E: 1 K: 0 S: 5	H: 2 LOB: 2 BB: 1 P: 9	R: 1 E: 0 K: 0 S: 5	H: 2 LOB: 1 BB: 0 P: 5	R: 0 E: 0 K: 0 S: 4	H: 1 LOB: 2 BB: 0 P: 5	R: 0 E: 0 K: 0 S: 3	H: 0 LOB: 0 BB: 0 P: 3	R: 0 E: 0 K: 1 S: 8	H: 3 LOB: 1 BB: 1 P: 12	R: 0 E: 0 K: 1 S: 4	H: 0 LOB: 0 BB: 1 P: 8	R: 0 E: 0 K: 0 S: 3	H: 0 LOB: 0 BB: 0 P: 3	R: 0 E: 0 K: 0 S: 3	H: 0 LOB: 0 BB: 0 P: 3	1B: 6 2B: 1 3B: 1 HR: 0	SF: 0 SAC: 1 DP: 1 HBP: 1	WP: 0 PB: 0 SB: 1 CS: 0	PA: 38
PITCHER	IP	WLS	BF	H	R	ER	SO	BB	IBB	HBP	BLK	WP	HR	S	P	ERA	WHIP			
Chris Knapp, R (1, 1) ERA: 4.55	5.2	L	28	8	4	4	1	2	0	1	0	0	0	27	36	6.35	1.765			
Don Kirkwood, R (6, 1) ERA: 5.34	0.0		0	0	0	0	0	0	0	0	0	0	0	0	0	*	*			

California Angels @ Chicago White Sox
Comiskey Park, Chicago, IL
Fri Sep 16 1977, 8:05 PM EDT
Att: 18,586 - Unknown - 70 F

AB	33
R	4
H	8
RBI	4
BB	3
SO	2
LOB	12



Batter	1	2	3	4	5	6	7	8	9	AB	R	H	RBI	BB	SO	LOB	BOTTOM			
Ralph Garr, L (1, 7) OBP: 0.328, SLG: 0.432										4	0	1	1	0	0	0				
Chet Lemon, R (1, 8) OBP: 0.345, SLG: 0.460										4	0	1	0	0	1	1				
Jorge Orta, L (1, 4) OBP: 0.339, SLG: 0.420										4	0	1	0	0	0	1				
Richie Zisk, R (1, 10) OBP: 0.364, SLG: 0.519										4	0	0	0	0	1	1				
Jim Spencer, L (1, 3) OBP: 0.299, SLG: 0.405										4	0	0	0	0	0	0				
Eric Soderholm, R (1, 5) OBP: 0.359, SLG: 0.510										3	0	0	0	0	1	0				
Royle Stillman, L (1, 9) OBP: 0.312, SLG: 0.391										3	1	2	0	0	0	0				
Don Kessinger, S (1, 6) OBP: 0.297, SLG: 0.270										3	0	1	0	0	0	1				
Bill Nahorodny, R (1, 2) OBP: 0.297, SLG: 0.270										3	0	0	0	0	0	3				
Inning Stats	R: 0 E: 0 K: 0 S: 3	H: 0 LOB: 0 BB: 0 P: 3	R: 0 E: 0 K: 0 S: 3	H: 0 LOB: 0 BB: 0 P: 3	R: 0 E: 0 K: 1 S: 6	H: 1 LOB: 1 BB: 0 P: 6	R: 0 E: 0 K: 0 S: 5	H: 2 LOB: 2 BB: 0 P: 5	R: 0 E: 0 K: 0 S: 3	H: 1 LOB: 0 BB: 0 P: 3	R: 0 E: 0 K: 1 S: 5	H: 0 LOB: 0 BB: 0 P: 5	R: 1 E: 0 K: 1 S: 7	H: 2 LOB: 1 BB: 0 P: 7	R: 0 E: 0 K: 0 S: 3	H: 0 LOB: 0 BB: 0 P: 3	1B: 5 2B: 1 3B: 0 HR: 0	SF: 0 SAC: 0 DP: 1 HBP: 0	WP: 0 PB: 0 SB: 0 CS: 0	PA: 32
PITCHER	IP	WLS	BF	H	R	ER	SO	BB	IBB	HBP	BLK	WP	HR	S	P	ERA	WHIP			
Paul Hartzell, R (1, 1) ERA: 3.45	9.0	W	32	6	1	1	3	0	0	0	0	0	0	38	38	1.00	0.667			


California Angels @ Chicago White Sox
Comiskey Park, Chicago, IL
Fri Sep 16 1977, 8:05 PM EDT
Att: 18,586 - Unknown - 70 F


AB	32
R	1
H	6
RBI	1
BB	0
SO	3
LOB	7



Batter	1	2	3	4	5	6	7	8	9	AB	R	H	RBI	BB	SO	LOB	TOP								
Thad Bosley, L (1, 7) OBP: 0.387, SLG: 0.405	F8			4-3	4-3			FC1-6		4	0	0	0	0	0	3	California Angels @ Chicago White Sox Comiskey Park, Chicago, IL Sun Sep 18 1977, 4:33 AM EDT Unknown								
Jerry Remy, L (1, 4) OBP: 0.323, SLG: 0.348	G3-6-1			S BB		F9		G6-3		2	0	0	0	2	0										
Rance Mulliniks, L (1, 6) OBP: 0.330, SLG: 0.367	G3-6-1			F9		K				4	1	1	0	0	1										
Bobby Bonds, R (1, 10) OBP: 0.349, SLG: 0.538		F7		S		K			HR	3	1	1	2	1	1										
Don Baylor, R (1, 9) OBP: 0.345, SLG: 0.437		CS		F8			F2		5-3	4	0	1	0	0	2										
Ken Landreaux, L (1, 8) OBP: 0.294, SLG: 0.364	F8			1-2			F8			3	0	0	0	1	0										
Ron Jackson, R (1, 5) Tony Solaita, L (9, PH) OBP: 0.351, SLG: 0.416	CS		5-3			1B	6-3		K	3	1	1	0	0	0										
Willie Aikens, L (1, 3) Gil Flores, R (8, PR) OBP: 0.330, SLG: 0.375					F9				F4	3	0	2	0	0	0										
Dan Briggs, L (8, PR) Mario Guerrero, R (9, PH) OBP: 0.241, SLG: 0.230			G6-4-3					1B		0	0	0	0	0	0										
Terry Humphrey, R (1, 2) Carlos May, L (8, PH) OBP: 0.291, SLG: 0.291			G6-4-3							2	0	1	1	0	0										
Orlando Ramirez, R (8, PR) Ike Hampton, S (8, 2) OBP: 0.077, SLG: 0.077						2H		FC1-6		1	0	1	0	0	0										
Inning Stats	R: 0 E: 0 K: 0 S: 2	H: 0 LOB: 0 BB: 1 P: 6	R: 0 E: 0 K: 0 S: 3	H: 1 LOB: 0 BB: 0 P: 3	R: 0 E: 0 K: 0 S: 3	H: 1 LOB: 0 BB: 0 P: 3	R: 0 E: 0 K: 0 S: 3	H: 0 LOB: 2 BB: 2 P: 11	R: 1 E: 0 K: 0 S: 5	H: 2 LOB: 1 BB: 0 P: 5	R: 0 E: 0 K: 2 S: 7	H: 0 LOB: 0 BB: 0 P: 7	R: 0 E: 0 K: 0 S: 3	H: 0 LOB: 3 BB: 0 P: 3	R: 0 E: 0 K: 0 S: 4	H: 2 LOB: 2 BB: 0 P: 4	R: 2 E: 0 K: 1 S: 7	H: 2 LOB: 1 BB: 1 P: 11	1B: 5 2B: 2 3B: 0 HR: 1	SF: 0 SAC: 0 DP: 3 HBP: 0	WP: 0 PB: 0 SB: 2 CS: 1	PA: 36			
PITCHER	IP	WLS	BF	H	R	ER	SO	BB	IBB	HBP	BLK	WP	HR	S	P	ERA	WHIP								
Francisco Barrios, R (1, 1) ERA: 4.04	8.0	W	31	8	3	3	2	3	0	0	0	0	1	32	44	3.38	1.375								
Lerrin LaGrew, R (9, 1) ERA: 2.57	1.0	S	4	0	0	0	1	1	0	0	0	0	0	5	9	0.00	1.000								

Batter	1	2	3	4	5	6	7	8	9	AB	R	H	RBI	BB	SO	LOB	BOTTOM								
Ralph Garr, L (1, 7) OBP: 0.326, SLG: 0.426	F8	F9		FC4-2		4-3		F8		5	0	1	1	0	2	California Angels @ Chicago White Sox Comiskey Park, Chicago, IL Sun Sep 18 1977, 4:33 AM EDT Unknown									
Chet Lemon, R (1, 8) OBP: 0.343, SLG: 0.456	K		5-3	FC4-2		4-3		K		5	0	0	0	2	2										
Jorge Orta, L (1, 4) OBP: 0.339, SLG: 0.421	F7		F8	FC4		F8		BB		5	1	2	0	0	2										
Oscar Gamble, L (1, 10) OBP: 0.381, SLG: 0.600		HR		1B		F8		4-3		4	2	2	1	1	0										
Eric Soderholm, R (1, 5) OBP: 0.355, SLG: 0.501		4-3	L5			F8		BB		3	0	0	0	1	3										
Jim Spencer, L (1, 3) OBP: 0.300, SLG: 0.412		4-3				BB				3	1	1	1	1	1										
Henry Cruz, L (1, 9) OBP: 0.500, SLG: 0.857		1B		F4		F8				4	1	2	2	0	1										
Don Kessinger, S (1, 6) OBP: 0.304, SLG: 0.275		1B		1B				1B		3	1	2	0	1	1										
Brian Downing, R (1, 2) OBP: 0.394, SLG: 0.404		1B		1B				1B		4	0	2	1	0	1										
Inning Stats	R: 0 E: 0 K: 1 S: 5	H: 0 LOB: 0 BB: 0 P: 5	R: 2 E: 0 K: 0 S: 7	H: 4 LOB: 2 BB: 0 P: 7	R: 0 E: 0 K: 0 S: 4	H: 1 LOB: 1 BB: 0 P: 4	R: 2 E: 0 K: 0 S: 7	H: 4 LOB: 2 BB: 0 P: 7	R: 0 E: 0 K: 1 S: 5	H: 0 LOB: 1 BB: 1 P: 9	R: 0 E: 0 K: 2 S: 7	H: 0 LOB: 0 BB: 0 P: 7	R: 2 E: 0 K: 0 S: 5	H: 2 LOB: 3 BB: 3 P: 17	R: 0 E: 0 K: 1 S: 6		H: 1 LOB: 1 BB: 0 P: 6	R: 0 E: 0 K: 1 S: 6	H: 1 LOB: 1 BB: 0 P: 6	1B: 9 2B: 0 3B: 1 HR: 2	SF: 0 SAC: 0 DP: 0 HBP: 0	WP: 0 PB: 0 SB: 0 CS: 0	PA: 40		
PITCHER	IP	WLS	BF	H	R	ER	SO	BB	IBB	HBP	BLK	WP	HR	S	P	ERA	WHIP								
Gary Nolan, R (1, 1) ERA: 6.09	3.1	L	18	8	4	4	1	0	0	0	0	0	2	20	20	10.80	2.400								
Mike Barlow, R (4, 1) ERA: 5.49	3.1		17	3	2	2	3	2	2	0	0	0	0	19	35	5.40	1.500								
Dyar Miller, R (7, 1) ERA: 3.81	1.1		5	1	0	0	1	0	0	0	0	0	0	7	7	0.00	0.750								

Batter	1	2	3	4	5	6	7	8	9	AB	R	H	RBI	BB	SO	LOB	TOP								
Thad Bosley, L (1, 7) OBP: 0.378, SLG: 0.398	0-0 6-3		0-0 SF7		0-0 F8		0-0 F8			3	0	0	1	0	0	2	California Angels @ Chicago White Sox Comiskey Park, Chicago, IL Sun Sep 18 1977, 4:38 AM EDT Att: 22,215 - Unknown 								
Rance Mulliniks, L (1, 6) OBP: 0.329, SLG: 0.365	0-0 4-3		0-0 FC6-4 1B			0-0 4-3		0-0 F8		4	0	1	1	0	0	0									
Bobby Bonds, R (1, 10) OBP: 0.350, SLG: 0.537	0-0 F3		0-0 FC6-4 1-2			0-0 1B 1B		4-0 S BB		3	1	1	0	1	0	1									
Tony Solaita, L (1, 3) OBP: 0.350, SLG: 0.412		4-0 G4-6-3 BB		0-0 F8		0-0 F7		0-0 F7 1-2		3	0	0	0	1	0	2									
Don Baylor, R (1, 9) OBP: 0.346, SLG: 0.436	0-0 G4-6-3 1-2		0-0 F7		0-0 F7	0-0 1B 1B		1-0 HBP		3	0	1	0	0	0	1									
Ken Landreau, L (1, 8) OBP: 0.297, SLG: 0.361 Gil Flores, R (8, PH) OBP: 0.329, SLG: 0.374 (8, 8)	0-0 F8		0-0 F7		0-0 F7	0-0 1B 1B 1-1 2-H		0-0 F8		3	0	1	1	0	0	0									
Mario Guerrero, R (1, 4) OBP: 0.321, SLG: 0.383			0-0 2B SF7 1B		0-0 F8		0-0 5-3		0-0 F7	4	1	1	0	0	0	0									
Ron Jackson, R (1, 5) OBP: 0.309, SLG: 0.378			0-0 1B 2B		0-0 F8		0-0 F8		0-0 F7	4	1	2	0	0	0	0									
Ike Hampton, S (1, 2) OBP: 0.303, SLG: 0.375 Carlos May, L (9, PH) OBP: 0.294, SLG: 0.311 (9, PH)	0-0 F5		0-0 F5		0-0 P1		0-0 1B		0-0 G3	3	0	1	0	0	0	3									
Inning Stats	R: 0 E: 0 K: 0 S: 3	H: 0 LOB: 0 BB: 0 P: 3	R: 0 E: 0 K: 0 S: 2	H: 0 LOB: 0 BB: 1 P: 6	R: 2 E: 0 K: 0 S: 6	H: 3 LOB: 1 BB: 0 P: 6	R: 0 E: 0 K: 0 S: 3	H: 0 LOB: 0 BB: 0 P: 3	R: 0 E: 0 K: 0 S: 4	H: 1 LOB: 1 BB: 0 P: 4	R: 1 E: 0 K: 0 S: 5	H: 3 LOB: 2 BB: 0 P: 5	R: 0 E: 0 K: 0 S: 4	H: 1 LOB: 1 BB: 0 P: 4	R: 0 E: 0 K: 0 S: 3	H: 0 LOB: 2 BB: 1 P: 8		R: 0 E: 0 K: 0 S: 3	H: 0 LOB: 0 BB: 0 P: 3	1B: 7 2B: 1 3B: 0 HR: 0	SF: 1 SAC: 0 DP: 1 HBP: 1	WP: 0 PB: 0 SB: 1 CS: 0	PA: 36		
PITCHER	IP	WLS	BF	H	R	ER	SO	BB	IBB	HBP	BLK	WP	HR	S	P	ERA	WHIP								
Dave Frost, R (1, 1) ERA: 3.21	7.2	W	32	8	3	3	0	2	0	1	0	0	0	29	38	3.52	1.304								
Dave Hamilton, L (8, 1) ERA: 4.91	0.1		1	0	0	0	0	0	0	0	0	0	0	1	1	0.00	0.000								
Clay Carroll, R (9, 1) ERA: 2.6	1.0		3	0	0	0	0	0	0	0	0	0	0	3	3	0.00	0.000								

Batter	1	2	3	4	5	6	7	8	9	AB	R	H	RBI	BB	SO	LOB	BOTTOM									
Bob Coluccio, R (1, 7) OBP: 0.333, SLG: 0.222	0-0 6-3		0-3 K		0-0 6-3		0-0 SF9			3	0	0	1	0	1	0	California Angels @ Chicago White Sox Comiskey Park, Chicago, IL Sun Sep 18 1977, 4:38 AM EDT Att: 22,215 - Unknown 									
Chet Lemon, R (1, 8) OBP: 0.342, SLG: 0.453	0-0 F6		4-0 E BB		0-0 5-3		0-0 F2			3	1	0	0	1	0	1										
Richie Zisk, R (1, 10) OBP: 0.363, SLG: 0.515	4-0 1B BB		0-0 E6 1B 1-H		0-3 K		0-0 5-3			3	1	0	0	1	1	0										
Lamar Johnson, R (1, 3) OBP: 0.341, SLG: 0.493	0-0 1-2 1B		0-0 HR 1B		0-0 L7		0-0 F2			4	1	2	1	0	0	0										
Eric Soderholm, R (1, 5) OBP: 0.352, SLG: 0.496	0-3 K		0-0 F4		0-0 5-3		0-0 F8			4	0	0	0	0	1	3										
Wayne Nordhagen, R (1, 9) OBP: 0.294, SLG: 0.520 Henry Cruz, L (9, 9) OBP: 0.500, SLG: 0.857	0-0 G3		0-0 HR		0-0 5-3		0-0 F2		0-0 F2	4	2	2	2	0	0	0										
Don Kessinger, S (1, 4) OBP: 0.311, SLG: 0.285 (7, 6)	0-0 2B		0-0 F6			4-0 G3 BB SF9 BB		0-0 E S 1B		3	1	2	0	1	0	0										
Bill Nahorodny, R (1, 2) OBP: 0.200, SLG: 0.444	0-0 F5				0-0 HR		4-0 SF9 G3 BB		0-0 F8	3	1	1	1	1	0	2										
John Flannery, R (1, 6) Oscar Gamble, L (6, PH) Jack Brohamer, L (7, 4) OBP: 0.327, SLG: 0.326	0-3 K				0-0 5-3		0-0 G3		0-0 F2	2	0	0	0	0	1	1										
Inning Stats	R: 0 E: 0 K: 1 S: 6	H: 1 LOB: 2 BB: 1 P: 10	R: 0 E: 0 K: 1 S: 6	H: 1 LOB: 0 BB: 0 P: 6	R: 4 E: 1 K: 1 S: 8	H: 2 LOB: 0 BB: 1 P: 12	R: 1 E: 0 K: 0 S: 4	H: 1 LOB: 0 BB: 0 P: 4	R: 0 E: 0 K: 1 S: 5	H: 0 LOB: 0 BB: 0 P: 5	R: 2 E: 0 K: 0 S: 4	H: 1 LOB: 1 BB: 2 P: 12	R: 0 E: 0 K: 0 S: 3	H: 0 LOB: 0 BB: 0 P: 3	R: 0 E: 0 K: 0 S: 4	H: 1 LOB: 1 BB: 0 P: 4		R: 0 E: 0 K: 0 S: 4	H: 1 LOB: 1 BB: 0 P: 4	1B: 3 2B: 1 3B: 1 HR: 2	SF: 1 SAC: 0 DP: 0 HBP: 0	WP: 0 PB: 0 SB: 1 CS: 0	PA: 36			
PITCHER	IP	WLS	BF	H	R	ER	SO	BB	IBB	HBP	BLK	WP	HR	S	P	ERA	WHIP									
Balor Moore, L (1, 1) ERA: 4.63	5.0	L	23	5	1	4	0	2	0	0	0	0	0	2	29	37	1.80	1.400								
John Caneira, R (6, 1) ERA: 6.17	0.0		3	1	2	2	0	2	0	0	0	0	0	1	9	∞	∞									
Dyar Miller, R (6, 1) ERA: 3.7	3.0		10	1	0	0	0	0	0	0	0	0	0	10	10	0.00	0.333									

Batter	1	2	3	4	5	6	7	8	9	AB	R	H	RBI	BB	SO	LOB	TOP					
Mike Hargrove, L (1, 3) OBP: 0.319, SLG: 0.474										4	1	1	1	0	1	2	<p>Texas Rangers @ California Angels Anaheim Stadium, Anaheim, CA</p> <p>Tue Sep 20 1977, 10:05 PM EDT Att: 9,415 - Unknown</p> <p>livebaseballscores.com</p>					
Bert Campaneris, R (1, 6) OBP: 0.318, SLG: 0.344										3	0	0	0	0	1							
Claudell Washington, L (1, 8) OBP: 0.320, SLG: 0.415										4	0	1	0	0	1	1						
Toby Harrah, R (1, 5) OBP: 0.392, SLG: 0.491										4	0	2	0	0	0	1						
Willie Horton, R (1, 10) OBP: 0.338, SLG: 0.428										4	0	1	0	0	1	3						
Tom Grievs, R (1, 9) OBP: 0.275, SLG: 0.359										4	0	1	0	0	1	3						
Jim Sundberg, R (1, 2) OBP: 0.367, SLG: 0.389										2	0	0	0	0	0	3						
John Ellis, R (7, PH) OBP: 0.270, SLG: 0.365										2	0	1	0	0	0	0						
Eddie Miller, S (9, PR)										0	0	0	0	0	0	0						
Bump Wills, S (1, 4) OBP: 0.360, SLG: 0.415										4	1	1	0	0	0	2						
Keith Smith, R (1, 7) OBP: 0.296, SLG: 0.347										3	0	0	0	0	0	2						
Inning Stats	R: 1 E: 1 K: 1 S: 6	H: 1 LOB: 0 BB: 0 P: 6	R: 0 E: 0 K: 1 S: 6	H: 1 LOB: 1 BB: 0 P: 6	R: 0 E: 0 K: 0 S: 2	H: 0 LOB: 0 BB: 0 P: 3	R: 0 E: 0 K: 0 S: 5	H: 2 LOB: 2 BB: 0 P: 5	R: 0 E: 0 K: 1 S: 5	H: 0 LOB: 0 BB: 0 P: 5	R: 0 E: 0 K: 1 S: 7	H: 2 LOB: 2 BB: 0 P: 7	R: 1 E: 1 K: 1 S: 7	H: 1 LOB: 1 BB: 0 P: 7	R: 0 E: 0 K: 0 S: 3	H: 0 LOB: 0 BB: 0 P: 3	R: 0 E: 0 K: 0 S: 4	H: 1 LOB: 1 BB: 0 P: 4	1B: 6 2B: 2 3B: 0 HR: 0	SF: 0 SAC: 1 DP: 1 HBP: 1	WP: 0 PB: 0 SB: 0 CS: 1	PA: 36
PITCHER Ken Brett, L (1, 1) ERA: 4.23	IP: 9.0 WLS: W BF: 36 H: 8 R: 2 ER: 0 SO: 5 BB: 0 IBB: 0 HBP: 1 BLK: 0 WP: 0 HR: 0 S: 45 P: 46 ERA: 0.00 WHIP: 0.889															PITCHER						

Batter	1	2	3	4	5	6	7	8	9	AB	R	H	RBI	BB	SO	LOB	BOTTOM			
Thad Bosley, L (1, 7) OBP: 0.376, SLG: 0.399										2	0	0	0	0	0	0	<p>Texas Rangers @ California Angels Anaheim Stadium, Anaheim, CA</p> <p>Tue Sep 20 1977, 10:05 PM EDT Att: 9,415 - Unknown</p> <p>livebaseballscores.com</p>			
Gil Flores, R (4, 7) OBP: 0.327, SLG: 0.372										2	0	0	0	0	0	2				
Dave Chalk, R (1, 4) OBP: 0.344, SLG: 0.353										4	2	3	1	0	0	0				
Bobby Bonds, R (1, 9) OBP: 0.350, SLG: 0.539										3	1	1	2	1	0	1				
Carlos May, L (1, 3) OBP: 0.302, SLG: 0.312										2	0	0	0	2	0	0				
Dan Briggs, L (8, 3) OBP: 0.241, SLG: 0.230										0	0	0	0	0	0	0				
Don Baylor, R (1, 10) OBP: 0.341, SLG: 0.430										4	0	0	0	0	0	5				
Mario Guerrero, R (1, 6) OBP: 0.328, SLG: 0.388										4	1	2	0	0	0	0				
Ron Jackson, R (1, 5) OBP: 0.307, SLG: 0.386										4	1	1	2	0	0	1				
Ken Landreaux, L (1, 8) OBP: 0.333, SLG: 0.419										3	0	2	0	1	0	0				
Terry Humphrey, R (1, 2) OBP: 0.288, SLG: 0.289										4	0	1	0	0	0	4				
Inning Stats	R: 0 E: 1 K: 0 S: 4	H: 1 LOB: 2 BB: 1 P: 8	R: 0 E: 0 K: 0 S: 4	H: 1 LOB: 1 BB: 0 P: 4	R: 1 E: 0 K: 0 S: 4	H: 1 LOB: 0 BB: 0 P: 4	R: 2 E: 0 K: 0 S: 5	H: 2 LOB: 1 BB: 1 P: 9	R: 2 E: 0 K: 0 S: 5	H: 2 LOB: 0 BB: 0 P: 5	R: 0 E: 0 K: 0 S: 4	H: 1 LOB: 1 BB: 0 P: 4	R: 0 E: 0 K: 0 S: 2	H: 0 LOB: 1 BB: 2 P: 10	R: 0 E: 0 K: 0 S: 4	H: 2 LOB: 1 BB: 0 P: 4	1B: 5 2B: 2 3B: 0 HR: 3	SF: 0 SAC: 0 DP: 3 HBP: 0	WP: 0 PB: 1 SB: 1 CS: 0	PA: 36
PITCHER Paul Lindblad, L (1, 1) ERA: 4.29	IP: 5.0 WLS: L BF: 24 H: 7 R: 5 ER: 5 SO: 0 BB: 2 IBB: 0 HBP: 0 BLK: 0 WP: 0 HR: 3 S: 22 P: 30 ERA: 9.00 WHIP: 1.800															PITCHER				
Bobby Cuellar, R (6, 1) ERA: 1.35	IP: 3.0 WLS: L BF: 12 H: 3 R: 0 ER: 0 SO: 0 BB: 2 IBB: 0 HBP: 0 BLK: 0 WP: 0 HR: 0 S: 10 P: 18 ERA: 0.00 WHIP: 1.667															PITCHER				

Batter	1	2	3	4	5	6	7	8	9	AB	R	H	RBI	BB	SO	LOB	TOP					
Mike Hargrove, L (1, 3) OBP: 0.323, SLG: 0.476	6-3		FC6-4 SH 1B	IBB		G4-6-3		1-3 2B		4	1	2	1	1	0	1	Texas Rangers @ California Angels Anaheim Stadium, Anaheim, CA Thu Sep 22 1977, 10:05 PM EDT Att: 8,031 - Unknown					
Bert Campaneris, R (1, 6) OBP: 0.314, SLG: 0.341	E4 6-3 WP		SH FC6-4	F8		6-3		4-3		4	0	0	0	0	0	5						
Claudell Washington, L (1, 8) OBP: 0.319, SLG: 0.412	6-3		FC6-4 1B		P6		1B 2B	4-3		5	2	1	0	0	0	3						
Toby Harrah, R (1, 5) OBP: 0.397, SLG: 0.497	F8		1B S		1B FC6-4 BB		P6	K		4	1	1	2	1	1	2						
Willie Horton, R (1, 10) Eddie Miller, S (7, PR) OBP: 0.339, SLG: 0.435		4-3	F8					P4		4	0	2	1	0	0	1						
Tom Grieve, R (9, PH) OBP: 0.272, SLG: 0.356			1-2		FC6-4 1B		CS 1B			0	0	0	0	0	0	0						
Bump Wills, S (1, 4) OBP: 0.380, SLG: 0.414	4-3			G3 1B	FC6-4		1-3 1B			4	0	1	1	0	0	2						
Ken Henderson, S (1, 9) OBP: 0.317, SLG: 0.383	4-3			1-2 G3 1B		G3		4-3		4	0	1	0	0	0	1						
Jim Sundberg, R (1, 2) OBP: 0.369, SLG: 0.398			1-3 1B 2B	P1		1B G4-6-3 1B		4-3		4	2	2	0	0	0	2						
Dave May, L (1, 7) OBP: 0.304, SLG: 0.343			1-3	G3		G4-6-3 1B		2B 1B		4	0	2	0	0	0	3						
Inning Stats	R: 0 E: 1 K: 0 S: 4	H: 0 LOB: 1 BB: 0 P: 4	R: 0 E: 0 K: 0 S: 3	H: 0 LOB: 0 BB: 0 P: 3	R: 3 E: 1 K: 0 S: 7	H: 3 LOB: 1 BB: 0 P: 7	R: 0 E: 0 K: 0 S: 5	H: 2 LOB: 3 BB: 1 P: 9	R: 1 E: 0 K: 0 S: 4	H: 1 LOB: 1 BB: 1 P: 8	R: 1 E: 0 K: 0 S: 4	H: 2 LOB: 1 BB: 0 P: 4	R: 1 E: 0 K: 0 S: 4	H: 2 LOB: 1 BB: 0 P: 4	R: 0 E: 0 K: 0 S: 5	H: 2 LOB: 2 BB: 0 P: 5	R: 0 E: 0 K: 1 S: 5	H: 0 LOB: 0 BB: 0 P: 5	1B: 9 2B: 3 3B: 0 HR: 0	SF: 0 SAC: 1 DP: 1 HBP: 0	WP: 1 PB: 0 SB: 2 CS: 1	PA: 41
PITCHER	IP WLS BF H R ER SO BB IBB HBP BLK WP HR S P ERA WHIP																					
Paul Hartzell, R (1, 1) ERA: 3.5	8.0 L 38 12 6 4 0 1 0 0 0 0 0 0 0 5 4 4.50 1.625																					
Dyar Miller, R (9, 1) ERA: 3.64	1.0 3 0 0 0 1 0 0 0 0 0 0 0 5 5 0.00 0.000																					

AB	38
R	6
H	12
RBI	5
BB	2
SO	1
LOB	20



Batter	1	2	3	4	5	6	7	8	9	AB	R	H	RBI	BB	SO	LOB	BOTTOM	
Thad Bosley, L (1, 7) OBP: 0.361, SLG: 0.382	K			L6			K		K	4	0	0	0	0	3	1	Texas Rangers @ California Angels Anaheim Stadium, Anaheim, CA Thu Sep 22 1977, 10:05 PM EDT Att: 8,031 - Unknown	
Dave Chalk, R (1, 4) OBP: 0.340, SLG: 0.348	L6			P6		K				3	0	0	0	0	1	0		
Ken Landreaux, L (1, 8) OBP: 0.288, SLG: 0.360	F8			F8		K				3	0	0	0	0	1	0		
Bobby Bonds, R (1, 10) OBP: 0.348, SLG: 0.534		F7			K			5-3		3	0	0	0	0	1	0		
Don Baylor, R (1, 9) OBP: 0.339, SLG: 0.427		L4			F7			L7		3	0	0	0	0	0	0		
Mario Guerrero, R (1, 6) OBP: 0.322, SLG: 0.379		6-3			6-3			P4		3	0	0	0	0	0	0		
Ron Jackson, R (1, 5) OBP: 0.304, SLG: 0.392			E6 G6-3			F8		5-3		3	0	0	0	0	0	0		
Willie Aikens, L (1, 3) OBP: 0.289, SLG: 0.253			F9			5-3		K		3	0	0	0	0	1	1		
Andy Etchebarren, R (1, 2) Carlos May, L (9, PH) OBP: 0.303, SLG: 0.280			G6-3			5-3				2	0	0	0	0	0	1		
Inning Stats	R: 0 E: 0 K: 1 S: 5	H: 0 LOB: 0 BB: 0 P: 5	R: 0 E: 0 K: 0 S: 3	H: 0 LOB: 0 BB: 0 P: 3	R: 0 E: 1 K: 0 S: 3	H: 0 LOB: 0 BB: 0 P: 3	R: 0 E: 0 K: 0 S: 3	H: 0 LOB: 0 BB: 0 P: 3	R: 0 E: 0 K: 3 S: 9	H: 0 LOB: 0 BB: 0 P: 9	R: 0 E: 0 K: 0 S: 3	H: 0 LOB: 1 BB: 1 P: 11	R: 0 E: 0 K: 2 S: 7	H: 0 LOB: 1 BB: 1 P: 11	1B: 0 2B: 0 3B: 0 HR: 0	SF: 0 SAC: 0 DP: 1 HBP: 0		WP: 0 PB: 0 SB: 0 CS: 0
PITCHER	IP WLS BF H R ER SO BB IBB HBP BLK WP HR S P ERA WHIP																	
Bert Blyleven, R (1, 1) ERA: 2.72	9.0 W 28 0 0 0 7 1 0 0 0 0 0 0 41 45 0.00 0.111																	



Batter	1	2	3	4	5	6	7	8	9	AB	R	H	RBI	BB	SO	LOB	TOP		
Tom Poquette, L OBP: 0.334, SLG: 0.410 (1, 7)	0-0 6-3	4-0 BB		0-0 G3	0-0 5-3			0-0 SH3		3	0	0	0	1	0	1	Kansas City Royals @ California Angels Anaheim Stadium, Anaheim, CA Fri Sep 23 1977, 10:05 PM EDT Att: 10,888 - Unknown - 68 F livebaseballscorecards.com		
Hal McRae, R OBP: 0.364, SLG: 0.508 (1, 10)	0-0 2B	0-0 F5		0-0 2B	0-0 1B	0-0 F7		0-0 F8		5	2	2	0	0	0	3			
George Brett, L OBP: 0.376, SLG: 0.537 (1, 5)	4-0 2B		0-0 2B	0-0 1B	0-0 2B	0-0 E3		0-0 F7		4	3	1	0	1	0	2			
Al Cowens, R OBP: 0.355, SLG: 0.521 (1, 9)	0-0 2B		0-0 HR	0-0 2B	0-0 2B	0-0 G5-4-3		0-3 K		5	1	3	5	0	1	1			
John Mayberry, L OBP: 0.338, SLG: 0.408 (1, 3)	0-3 K		0-0 HR	0-0 G3				0-3 K		5	1	1	2	0	2	2			
Darrell Porter, L OBP: 0.355, SLG: 0.461 (1, 2)	0-3 K		4-0 BB	0-0 3-1				0-3 K		4	0	0	0	1	2	2			
Amos Otis, R OBP: 0.344, SLG: 0.433 (1, 8)		0-0 E5	0-0 G6-4-3		4-0 BB			0-0 FC5-4		3	0	1	0	1	0	1			
Frank White, R OBP: 0.290, SLG: 0.353 (1, 4)	0-3 K		0-0 2B	0-0 FC1-6				0-0 FC5-4		4	0	1	0	0	1	3			
U L Washington, S OBP: 0.500, SLG: 0.429 (1, 6)	0-0 F8		0-0 L5		0-3 K			4-0 SH3		3	0	0	0	1	1	3			
Inning Stats	R: 2 E: 0 K: 2 S: 9	H: 2 LOB: 1 BB: 1 P: 13	R: 0 E: 1 K: 1 S: 6	H: 0 LOB: 2 BB: 1 P: 10	R: 3 E: 0 K: 0 S: 6	H: 4 LOB: 1 BB: 1 P: 10	R: 2 E: 1 K: 0 S: 6	H: 2 LOB: 1 BB: 0 P: 6	R: 0 E: 0 K: 1 S: 3	H: 1 LOB: 1 BB: 0 P: 6	R: 0 E: 0 K: 0 S: 3	H: 0 LOB: 1 BB: 1 P: 7	R: 0 E: 0 K: 2 S: 7	H: 0 LOB: 0 BB: 0 P: 7	1B: 3 2B: 5 3B: 0 HR: 1	SF: 0 SAC: 1 DP: 2 HBP: 0	WP: 0 PB: 0 SB: 2 CS: 0	PA: 42	
PITCHER	IP	WLS	BF	H	R	ER	SO	BB	IBB	HBP	BLK	WP	HR	S	P	ERA	WHIP		
Wayne Simpson, R ERA: 5.68 (1, 1)	3.1	L	22	8	7	6	3	3	0	0	0	0	1	25	37	16.20	3.300		
Mike Barlow, R ERA: 5.02 (4, 1)	5.2		20	1	0	0	4	2	0	0	0	0	0	26	34	0.00	0.529		

Batter	1	2	3	4	5	6	7	8	9	AB	R	H	RBI	BB	SO	LOB	BOTTOM			
Thad Bosley, L OBP: 0.359, SLG: 0.379 (1, 7)	0-0 6-3		0-0 FC4-6			0-3 K		0-0 6-3		4	0	1	0	0	1	0	Kansas City Royals @ California Angels Anaheim Stadium, Anaheim, CA Fri Sep 23 1977, 10:05 PM EDT Att: 10,888 - Unknown - 68 F livebaseballscorecards.com			
Jerry Remy, L OBP: 0.326, SLG: 0.346 (1, 4)	4-0 G3		0-0 FC4-6			0-0 F5		4-0 BB		2	0	0	0	2	0	2				
Ken Landreaux, L OBP: 0.288, SLG: 0.333 (1, 8)	0-0 G3		0-3 K			0-3 K		0-3 K		4	0	0	0	0	3	4				
Bobby Bonds, R OBP: 0.347, SLG: 0.531 (1, 9)	0-3 K			0-0 L4		4-0 1B		0-0 1-3		3	1	0	0	1	1	2				
Don Baylor, R OBP: 0.340, SLG: 0.433 (1, 10)		0-3 K		0-3 K		0-0 2B		0-0 HR		4	2	2	1	0	2	0				
Mario Guerrero, R OBP: 0.316, SLG: 0.372 (1, 6)		0-0 L8		0-0 5-3		0-0 P4		0-0 L8		4	0	0	0	0	0	2				
Dave Chalk, R OBP: 0.341, SLG: 0.352 (1, 5)		0-3 K			0-0 1-3		0-0 4-3		0-0 1B	4	0	2	1	0	1	0				
Willie Aikens, L OBP: 0.277, SLG: 0.242 (1, 3)			0-0 L8		0-3 K		0-3 4-3		0-3 K	4	0	0	1	0	2	2				
Andy Etchebarren, R OBP: 0.308, SLG: 0.280 (5, PH) Danny Gooden, L OBP: 0.295, SLG: 0.330 (6, PH) Ike Hampton, S OBP: 0.303, SLG: 0.375 (7, PH) Tony Scalapino, R OBP: 0.287, SLG: 0.442 (8, PH) Terry Humphrey, R OBP: 0.301, SLG: 0.285 (9, PH) Carlos May, L OBP: 0.303, SLG: 0.306 (9, PH)			4-0 FC4-6		0-3 K		0-3 K		0-3 K	0	0	0	0	1	0	0				
Inning Stats	R: 0 E: 0 K: 1 S: 5	H: 0 LOB: 0 BB: 1 P: 9	R: 0 E: 0 K: 2 S: 7	H: 0 LOB: 0 BB: 0 P: 7	R: 0 E: 0 K: 1 S: 6	H: 1 LOB: 2 BB: 1 P: 10	R: 0 E: 0 K: 1 S: 5	H: 0 LOB: 0 BB: 0 P: 5	R: 0 E: 0 K: 2 S: 7	H: 0 LOB: 0 BB: 0 P: 7	R: 2 E: 0 K: 1 S: 7	H: 2 LOB: 1 BB: 1 P: 11	R: 0 E: 0 K: 1 S: 5	H: 0 LOB: 1 BB: 1 P: 9	R: 1 E: 0 K: 2 S: 9	H: 2 LOB: 1 BB: 0 P: 9	1B: 3 2B: 1 3B: 0 HR: 1	SF: 0 SAC: 0 DP: 0 HBP: 0	WP: 1 PB: 0 SB: 0 CS: 0	PA: 36
PITCHER	IP	WLS	BF	H	R	ER	SO	BB	IBB	HBP	BLK	WP	HR	S	P	ERA	WHIP			
Dennis Leonard, R ERA: 3.2 (1, 1)	9.0	W	36	5	3	3	13	4	0	0	0	1	1	58	74	3.00	1.000			

Batter	1	2	3	4	5	6	7	8	9	AB	R	H	RBI	BB	SO	LOB	TOP			
Willie Wilson, S (1, 8) OBP: 0.545, SLG: 0.636	0-0 E S 1B		0-0 P4 1-2	0-3 K		0-0 CS S 1B		0-0 E CS 1B		5	0	3	1	0	1	2	Kansas City Royals @ California Angels Anaheim Stadium, Anaheim, CA Sat Sep 24 1977, 6:33 AM EDT Alt: 8,989 - Unknown - 72 F			
Al Cowens, R (9, 8) OBP: 0.355, SLG: 0.521										0	0	0	0	0	0	0				
Davey Nelson, R (1, 4) OBP: 0.292, SLG: 0.286	0-0 F7		4-0 FC6-4 BB		0-0 4-3	0-3 K		4-0 1-3 BB		3	0	0	0	2	1	2				
Frank White, R (8, 4) OBP: 0.290, SLG: 0.353										0	0	0	0	0	0	0				
Joe Zdeb, R (1, 7) OBP: 0.337, SLG: 0.371	0-0 F3		0-0 FC6-4		0-0 2B 1B	4-0		0-0 CS	0-0 L9	3	1	1	0	0	0	3				
Tom Poquette, L (6, PH) OBP: 0.335, SLG: 0.409										1	0	0	0	1	0	0				
Hal McRae, R (9, 7) OBP: 0.364, SLG: 0.508	0-0 F9		1-2 2-3 L9		0-0 1B	0-0 CS	0-0 F8		0-0 P3	0	0	0	0	0	0	0				
John Wathan, R (1, 3) OBP: 0.355, SLG: 0.476					0-0 1B	0-0 CS				5	0	1	0	0	0	3				
John Mayberry, L (9, 3) OBP: 0.338, SLG: 0.408					1-3 2B	2-3				0	0	0	0	0	0	0				
Cookie Rojas, R (1, 10) OBP: 0.282, SLG: 0.313		0-3 K		0-0 E5 3B	0-0 1B			0-0 F7	0-0 L9	5	1	1	1	0	1	0				
Buck Martinez, R (1, 2) OBP: 0.260, SLG: 0.329		0-0 5-3 1B		0-0 F7	2-H 3-H 4-0 BB					3	0	2	0	1	0	1				
Clint Hurdle, L (1, 9) OBP: 0.250, SLG: 0.571		0-0 5-3 1-2		0-0 L5	0-0 4-3			0-0 3-1		4	0	0	0	0	0	5				
Bob Heise, R (1, 5) OBP: 0.281, SLG: 0.327		0-0 F7		0-0 1-H 3B 3B	0-0 E5 SH1-3 1B			0-0 F2		4	2	1	1	0	0	1				
U L Washington, S (1, 6) OBP: 0.538, SLG: 0.667			4-0 FC6-4 BB	0-0 3B	0-0 SH1-3			0-3 K		2	0	1	1	1	1	0				
Inning Stats	R: 0 E: 0 K: 0 S: 4	H: 1 LOB: 1 BB: 0 P: 4	R: 0 E: 0 K: 1 S: 6	H: 1 LOB: 1 BB: 0 P: 6	R: 0 E: 1 K: 0 S: 3	H: 0 LOB: 2 BB: 2 P: 11	R: 2 E: 1 K: 1 S: 8	H: 2 LOB: 1 BB: 0 P: 8	R: 1 E: 0 K: 0 S: 5	H: 3 LOB: 2 BB: 1 P: 9	R: 1 E: 1 K: 1 S: 6	H: 1 LOB: 1 BB: 1 P: 10	R: 0 E: 0 K: 0 S: 4	H: 1 LOB: 1 BB: 0 P: 4	R: 0 E: 0 K: 1 S: 5	H: 1 LOB: 0 BB: 0 P: 3	1B: 7 2B: 1 3B: 2 HR: 0	SF: 0 SAC: 1 DP: 0 HBP: 0	WP: 0 PB: 0 SB: 2 CS: 2	PA: 43
PITCHER	IP WLS BF H R ER SO BB IBB HBP BLK WP HR S P ERA WHIP																			
Balor Moore, L (1, 1) ERA: 4.19	5.1 L 28 8 4 1 2 3 0 0 0 0 0 0 29 41 1.69 2.062																			
John Canera, R (6, 1) ERA: 4.79	3.2 13 2 0 0 2 1 1 0 0 0 0 0 15 23 0.00 0.818																			


AB	35
R	4
H	10
RBI	4
BB	5
SO	4
LOB	17




Batter	1	2	3	4	5	6	7	8	9	AB	R	H	RBI	BB	SO	LOB	BOTTOM			
Thad Bosley, L (1, 7) OBP: 0.354, SLG: 0.373	0-0 1-5-3		0-0 P3		0-0 F6			0-0 1B 2B		3	0	0	0	0	0	0	Kansas City Royals @ California Angels Anaheim Stadium, Anaheim, CA Sat Sep 24 1977, 6:33 AM EDT Alt: 8,989 - Unknown - 72 F			
Ron Jackson, R (8, PH) OBP: 0.307, SLG: 0.398										1	1	1	0	0	0	0				
Jerry Remy, L (1, 4) OBP: 0.326, SLG: 0.344	4-0 BLK 1B BB		0-0 4-3		0-0 F8			0-0 F8		3	1	0	0	1	0	1				
Carlos May, L (1, 3) OBP: 0.365, SLG: 0.306										3	0	1	1	1	0	0				
Dan Briggs, L (6, PR) OBP: 0.241, SLG: 0.230	4-0 1-2 1B BB		0-0 5-3		0-0 G3			0-0 BB 1B		0	0	0	0	0	0	0				
Bobby Bonds, R (1, 9) OBP: 0.348, SLG: 0.530	0-0 1-2 2H 1B			0-3 K		0-0 6-3		4-0 1-2 BB		3	0	1	1	1	1	0				
Don Baylor, R (1, 10) OBP: 0.341, SLG: 0.438	0-0 5-3 1-2			0-0 HR				0-0 L9		3	1	1	1	1	0	3				
Mario Guerrero, R (1, 6) OBP: 0.310, SLG: 0.365		0-0 L8		0-0 P4		0-0 P6		0-0 F8		4	0	0	0	0	0	1				
Ken Landreaux, L (1, 8) OBP: 0.287, SLG: 0.316		0-0 F9		0-0 4-3		4-0 1-2 G1-6-3 BB		0-3 K		3	0	0	0	1	1	0				
Dave Chalk, R (1, 5) OBP: 0.341, SLG: 0.350		4-0 BB BB		0-0 P4		0-0 G1-6-3		0-0 4-3		2	0	0	0	1	0	2				
Tony Solaita, L (9, PH) OBP: 0.327, SLG: 0.411					0-0 P4			0-0 4-3		1	0	0	0	0	0	0				
Terry Humphrey, R (1, 2) OBP: 0.285, SLG: 0.285		0-0 F4		0-0 F4		0-0 6-3		0-3 K		2	0	0	0	0	0	1				
Gil Flores, R (8, PH) OBP: 0.327, SLG: 0.371										1	0	0	0	0	1	0				
Ike Hampton, S (9, 2) OBP: 0.303, SLG: 0.375										0	0	0	0	0	0	0				
Inning Stats	R: 1 E: 0 K: 0 S: 3	H: 1 LOB: 2 BB: 2 P: 11	R: 0 E: 1 K: 0 S: 3	H: 0 LOB: 1 BB: 1 P: 7	R: 0 E: 0 K: 0 S: 3	H: 0 LOB: 0 BB: 0 P: 3	R: 1 E: 0 K: 1 S: 6	H: 1 LOB: 0 BB: 0 P: 6	R: 0 E: 0 K: 0 S: 3	H: 0 LOB: 0 BB: 0 P: 3	R: 0 E: 0 K: 0 S: 2	H: 0 LOB: 1 BB: 2 P: 10	R: 1 E: 0 K: 1 S: 7	H: 2 LOB: 2 BB: 1 P: 11	R: 0 E: 0 K: 1 S: 5	H: 0 LOB: 0 BB: 0 P: 5	1B: 2 2B: 1 3B: 0 HR: 1	SF: 0 SAC: 0 DP: 1 HBP: 0	WP: 0 PB: 0 SB: 1 CS: 0	PA: 35
PITCHER	IP WLS BF H R ER SO BB IBB HBP BLK WP HR S P ERA WHIP																			
Mark Littell, R (1, 1) ERA: 3.53	7.0 W 26 2 2 2 1 5 0 0 0 0 0 0 23 43 2.57 1.000																			
Steve Mingori, L (8, 1) ERA: 3.3	0.2 4 2 1 1 1 0 0 0 0 0 0 0 6 6 13.50 3.000																			
Doug Bird, R (8, 1) ERA: 4.04	1.1 S 5 0 0 0 1 1 0 0 0 0 0 0 6 10 0.00 0.750																			

AB	29
R	3
H	4
RBI	3
BB	6
SO	3
LOB	8




Batter	1	2	3	4	5	6	7	8	9	AB	R	H	RBI	BB	SO	LOB	TOP										
Joe Zdeb, R OBP: 0.333, SLG: 0.367 (1, 7)	6-3		5-3		F9			5-3	1B	5	0	1	0	0	0	1	Kansas City Royals @ California Angels Anaheim Stadium, Anaheim, CA Sun Sep 25 1977, 6:33 AM EDT Unknown livebaseballscorecards.com										
Hal McRae, R OBP: 0.365, SLG: 0.512 (1, 10)	P3			HR	F9			1B	5-3	5	2	2	1	0	0	2											
George Brett, L OBP: 0.375, SLG: 0.535 Cookie Rojas, R OBP: 0.285, SLG: 0.316 (4, 5)	F7			4-3	4-3			2B	1B	2	0	0	0	0	0	0											
Al Cowens, R OBP: 0.357, SLG: 0.523 (1, 9)		G6-4-3 BB		F3				1B	1B	3	1	2	1	1	0	0											
Amos Otis, R OBP: 0.343, SLG: 0.430 (1, 8)		F3		5-3				F8		3	0	0	0	1	0	2											
John Wathan, R OBP: 0.351, SLG: 0.486 (1, 2)		G6-4-3						5-3	P4	4	1	1	0	0	0	2											
John Mayberry, L OBP: 0.337, SLG: 0.406 (1, 3)			F9		G3				P4	4	0	1	0	0	0	1											
Freddie Patek, R OBP: 0.322, SLG: 0.375 (1, 6)				HR	F3			FC6-4	1B	3	1	1	1	1	0	2											
Frank White, R OBP: 0.290, SLG: 0.352 (1, 4)			6-3					CS	L5	4	0	1	1	0	0	1											
Inning Stats	R: 0 E: 0 K: 0 S: 3	H: 0 LOB: 0 BB: 0 P: 3	R: 0 E: 0 K: 0 S: 2	H: 0 LOB: 0 BB: 1 P: 6	R: 1 E: 0 K: 0 S: 4	H: 1 LOB: 0 BB: 0 P: 4	R: 1 E: 0 K: 0 S: 4	H: 1 LOB: 0 BB: 0 P: 4	R: 1 E: 0 K: 0 S: 5	H: 2 LOB: 1 BB: 0 P: 5	R: 0 E: 0 K: 0 S: 4	H: 1 LOB: 1 BB: 0 P: 4	R: 0 E: 0 K: 0 S: 3	H: 1 LOB: 0 BB: 0 P: 3	R: 3 E: 0 K: 0 S: 6	H: 3 LOB: 1 BB: 1 P: 10		R: 0 E: 0 K: 0 S: 4	H: 1 LOB: 2 BB: 1 P: 8	1B: 6 2B: 1 3B: 1 HR: 2	SF: 0 SAC: 0 DP: 1 HBP: 0	WP: 2 PB: 0 SB: 2 CS: 1	PA: 39				
PITCHER	IP	WLS	BF	H	R	ER	SO	BB	IBB	HBP	BLK	WP	HR	S	P	ERA	WHIP										
Ken Brett, L ERA: 4.32 (1, 1)	7.2	L	31	9	6	6	0	1	0	0	0	0	2	30	34	7.04	1.304										
Dyar Miller, R ERA: 3.59 (8, 1)	1.1		7	1	0	0	0	2	0	0	0	1	0	5	13	0.00	2.250										

Batter	1	2	3	4	5	6	7	8	9	AB	R	H	RBI	BB	SO	LOB	BOTTOM										
Gil Flores, R OBP: 0.329, SLG: 0.375 (1, 7)	1B					G3-6-3			6-3	4	1	2	0	0	0	1	Kansas City Royals @ California Angels Anaheim Stadium, Anaheim, CA Sun Sep 25 1977, 6:33 AM EDT Unknown livebaseballscorecards.com										
Jerry Remy, L OBP: 0.327, SLG: 0.344 (1, 4)			6-3			F8			HR	3	1	1	0	1	0	1											
Bobby Bonds, R OBP: 0.348, SLG: 0.535 (1, 9)	SF9				F8			F9		3	1	1	3	0	0	0											
Ron Jackson, R OBP: 0.306, SLG: 0.394 (1, 3)	K				F9			P5		3	0	0	0	1	1	0											
Don Baylor, R OBP: 0.339, SLG: 0.435 (1, 10)		P6			K			P3		4	0	0	0	0	1	1											
Mario Guerrero, R OBP: 0.305, SLG: 0.358 (1, 6)		4-3				P6			6-3	4	0	0	0	0	0	1											
Dave Chalk, R OBP: 0.339, SLG: 0.348 (1, 5)		F5				F9			P1	3	0	0	0	0	0	0											
Rusty Torres, S OBP: 0.238, SLG: 0.270 Ken Landreaux, L OBP: 0.279, SLG: 0.316 (8, PH) (9, 8)			K			F7				2	0	0	0	0	1	0											
Ike Hampton, S OBP: 0.306, SLG: 0.353 (1, 2)			6-3						P5	2	0	0	0	1	0	1											
Inning Stats	R: 1 E: 0 K: 1 S: 6	H: 2 LOB: 0 BB: 0 P: 6	R: 0 E: 0 K: 0 S: 3	H: 0 LOB: 0 BB: 0 P: 3	R: 0 E: 0 K: 1 S: 6	H: 1 LOB: 1 BB: 0 P: 6	R: 0 E: 0 K: 1 S: 5	H: 0 LOB: 0 BB: 0 P: 5	R: 0 E: 0 K: 0 S: 3	H: 0 LOB: 0 BB: 0 P: 3	R: 0 E: 0 K: 0 S: 2	H: 0 LOB: 1 BB: 1 P: 6	R: 0 E: 0 K: 0 S: 3	H: 0 LOB: 0 BB: 0 P: 3	R: 0 E: 0 K: 0 S: 3	H: 0 LOB: 1 BB: 1 P: 7		R: 2 E: 0 K: 0 S: 4	H: 1 LOB: 1 BB: 2 P: 12	1B: 2 2B: 1 3B: 0 HR: 1	SF: 1 SAC: 0 DP: 1 HBP: 0	WP: 0 PB: 0 SB: 1 CS: 0	PA: 33				
PITCHER	IP	WLS	BF	H	R	ER	SO	BB	IBB	HBP	BLK	WP	HR	S	P	ERA	WHIP										
Paul Spittorff, L ERA: 3.63 (1, 1)	6.0	W	20	3	1	1	3	1	0	0	0	0	0	25	29	1.50	0.667										
George Throop, R ERA: 3.6 (7, 1)	3.0	S	13	1	2	2	0	3	0	0	0	0	1	10	22	6.00	1.333										

Batter	1	2	3	4	5	6	7	8	9	10	AB	R	H	RBI	BB	SO	LOB								
Thad Bosley, L OBP: 0.353, SLG: 0.371 (1, 7)	F6		F8			F7			F7		5	0	1	0	0	0	1								
Jerry Remy, L OBP: 0.324, SLG: 0.339 (1, 4)	K		1B			F9		6-3	L3		4	0	0	0	1	1	1								
Bobby Bonds, R OBP: 0.346, SLG: 0.529 (1, 10)	K		1B			F7		1B	F3		4	1	1	0	1	1	1								
Don Baylor, R OBP: 0.338, SLG: 0.437 (1, 9)		K	K			1B		K		F7	5	0	1	0	0	3	3								
Mario Guerrero, R OBP: 0.301, SLG: 0.353 (1, 6)	F5					3-1			4-3		5	1	2	1	0	0	2								
Dave Chalk, R OBP: 0.340, SLG: 0.347 (1, 5)	E5					5-3		F2			4	2	1	0	1	0	2								
Ron Jackson, R OBP: 0.301, SLG: 0.393 (1, 3)	1B					6-3		F7		K	5	1	1	1	0	1	3								
Ken Landreaux, L OBP: 0.290, SLG: 0.323 (1, 8)	1B							K	4-3		4	0	2	2	0	1	1								
Andy Etchebarren, R OBP: 0.312, SLG: 0.304 Carlos May, L OBP: 0.308, SLG: 0.308 Ike Hampton, S OBP: 0.306, SLG: 0.353 (1, 2) (8, PH) (8, 2)	CS		F7			F9			6-3		3	0	1	1	0	0	1								
Inning Stats	R: 0 E: 0 K: 2 S: 7	H: 0 LOB: 0 BB: 0 P: 7	R: 2 E: 1 K: 1 S: 7	H: 2 LOB: 0 BB: 0 P: 7	R: 0 E: 0 K: 1 S: 6	H: 1 LOB: 2 BB: 1 P: 10	R: 1 E: 0 K: 0 S: 5	H: 2 LOB: 1 BB: 0 P: 5	R: 0 E: 0 K: 0 S: 5	H: 2 LOB: 2 BB: 0 P: 5	R: 1 E: 0 K: 1 S: 7	H: 2 LOB: 1 BB: 0 P: 7	R: 1 E: 0 K: 1 S: 6	H: 1 LOB: 1 BB: 1 P: 10	R: 0 E: 0 K: 0 S: 3	H: 0 LOB: 0 BB: 0 P: 3	R: 0 E: 0 K: 0 S: 3	H: 0 LOB: 0 BB: 0 P: 3	R: 0 E: 0 K: 1 S: 5	H: 0 LOB: 1 BB: 1 P: 9	1B: 8 2B: 0 3B: 2 HR: 0	SF: 0 SAC: 0 DP: 0 HBP: 0	WP: 0 PB: 0 SB: 1 CS: 1	PA: 44	
PITCHER	IP	WLS	BF	H	R	ER	SO	BB	IBB	HBP	BLK	WP	HR	S	P	ERA	WHIP								
Jim Slaton, R ERA: 3.58 (1, 1)	5.2		27	9	4	2	5	1	0	0	0	0	0	36	40	3.18	1.765								
Eduardo Rodriguez, R ERA: 4.41 (6, 1)	4.1	W	16	1	1	1	2	2	0	0	0	0	0	18	26	2.08	0.692								

California Angels @ Milwaukee Brewers
Milwaukee County Stadium, Milwaukee, WI
Tue Sep 27 1977, 8:05 PM EDT
Att: 3,142 - Unknown - 61 F


AB 40
R 5
H 10
RBI 5
BB 3
SO 7
LOB 15



Batter	1	2	3	4	5	6	7	8	9	10	AB	R	H	RBI	BB	SO	LOB								
Von Joshua, L OBP: 0.291, SLG: 0.387 (1, 8)	4-3		1B			G3				F7	5	1	2	0	0	0	0								
Sixto Lezcano, R OBP: 0.357, SLG: 0.496 Ed Kirkpatrick, L OBP: 0.321, SLG: 0.295 Dick Davis, R OBP: 0.278, SLG: 0.314 (1, 9) (2, 7) (10, PH)	HR		2B			F3		G3		HR	1	1	1	0	0	0	0								
Don Money, R OBP: 0.344, SLG: 0.468 (1, 4)	5-3		2B			6-3				5-3	5	2	2	3	0	0	1								
Cecil Cooper, L OBP: 0.320, SLG: 0.447 (1, 3)	HR		F2			1-3				F8	4	1	1	2	0	0	2								
Sal Bando, R OBP: 0.335, SLG: 0.393 (1, 10)	K		2B			F8				1B	4	0	2	2	0	1	0								
Robin Yount, R OBP: 0.339, SLG: 0.385 (1, 6)		G1	4-3			L3				F9	4	0	1	0	0	0	2								
Jim Gantner, L OBP: 0.382, SLG: 0.485 (1, 5)		1B	4-3			L3				L5	4	0	1	0	0	0	2								
Jim Wohlford, R OBP: 0.284, SLG: 0.320 (2, 9)	K					1-3				F8	3	0	0	0	0	2	1								
Jamie Quirk, L OBP: 0.254, SLG: 0.335 Charlie Moore, R OBP: 0.307, SLG: 0.362 (9, PH) (10, 2)	1-2					1-3				K	1	0	0	0	0	0	0								
Larry Haney, R OBP: 0.254, SLG: 0.235 Jimmy Wynn, R OBP: 0.289, SLG: 0.237 Steve Brye, R OBP: 0.298, SLG: 0.421 (1, 2) (9, PH) (10, 9)	K					1-3				K	3	0	0	0	0	1	1								
Inning Stats	R: 2 E: 0 K: 1 S: 7	H: 2 LOB: 0 BB: 0 P: 7	R: 0 E: 0 K: 2 S: 8	H: 1 LOB: 1 BB: 0 P: 8	R: 3 E: 0 K: 0 S: 7	H: 4 LOB: 1 BB: 0 P: 7	R: 0 E: 0 K: 0 S: 3	H: 0 LOB: 0 BB: 0 P: 3	R: 0 E: 0 K: 0 S: 3	H: 1 LOB: 1 BB: 0 P: 6	R: 0 E: 0 K: 0 S: 4	H: 1 LOB: 1 BB: 0 P: 4	R: 0 E: 0 K: 1 S: 5	H: 0 LOB: 0 BB: 0 P: 5	R: 2 E: 0 K: 0 S: 3	H: 2 LOB: 0 BB: 0 P: 3	1B: 9 2B: 2 3B: 0 HR: 2	SF: 0 SAC: 0 DP: 1 HBP: 0	WP: 0 PB: 0 SB: 1 CS: 0	PA: 39					
PITCHER	IP	WLS	BF	H	R	ER	SO	BB	IBB	HBP	BLK	WP	HR	S	P	ERA	WHIP								
Paul Hartzell, R ERA: 3.57 (1, 1)	9.0		36	10	5	5	5	0	0	0	0	0	1	46	46	5.00	1.111								
Dave LaRoche, L ERA: 3.58 (10, 1)	0.1	L	3	2	2	2	0	0	0	0	0	0	1	3	3	54.00	6.000								

California Angels @ Milwaukee Brewers
Milwaukee County Stadium, Milwaukee, WI
Tue Sep 27 1977, 8:05 PM EDT
Att: 3,142 - Unknown - 61 F

AB 39
R 7
H 12
RBI 7
BB 0
SO 5
LOB 10



Batter	1	2	3	4	5	6	7	8	9	AB	R	H	RBI	BB	SO	LOB	TOP																					
Gil Flores, R OBP: 0.330, SLG: 0.375 (1, 7)	4-0 FC6-4 2B BB		0-0 6-3		0-0 1-3		0-0 S 1B		0-0 FC4-2	3	1	1	1	1	0	0	California Angels @ Milwaukee Brewers Milwaukee County Stadium, Milwaukee, WI Wed Sep 28 1977, 8:05 PM EDT Alt. 3,176 - Unknown - 59 F																					
Thad Bosley, L OBP: 0.351, SLG: 0.369 (9, 7)									1-2 2-3 3-H	1	0	0	0	0	0	3																						
Jerry Remy, L OBP: 0.323, SLG: 0.336 (1, 4)	4-0 FC6-4 1-2 BB		0-0 4-3		0-3 K		0-0 F6 1-2		0-0 4-3	4	0	0	0	1	1	4																						
Bobby Bonds, R OBP: 0.345, SLG: 0.527 (1, 10)																2																						
Don Baylor, R OBP: 0.335, SLG: 0.434 Rusty Torres, S OBP: 0.283, SLG: 0.270 (8, 9)	0-0 FC6-4 1-2 2B		0-0 F8		0-0 5-3		0-0 5-3		0-3 K	4	0	0	0	0	1	3																						
Mario Guerrero, R OBP: 0.300, SLG: 0.355 (1, 6)	0-0 1-H 2B				0-0 6-3		0-0 L5		0-0 1-3	4	0	1	1	0	0	0																						
Ron Jackson, R OBP: 0.304, SLG: 0.395 Dan Briggs, L OBP: 0.241, SLG: 0.230 (9, 3)			0-0 4-3		0-0 F7		0-0 6-3 2B 1B		0-0 HBP SH3-4 FC4-2 1B	4	1	2	0	0	0	0																						
Dave Chalk, R OBP: 0.340, SLG: 0.349 (1, 5)					0-0 F9		0-0 6-3 1-2		0-0 SH3-4 1-2	3	0	1	0	0	0	1																						
Ken Landreaux, L OBP: 0.288, SLG: 0.309 (1, 8)			0-0 4-3		0-0 6-3		0-0 6-3 2-3		4-0 FC4-2 HBP IBB	3	0	0	0	1	0	2																						
Ike Hampton, S OBP: 0.350, SLG: 0.486 (1, 2)			0-0 F8		0-0 HR		0-0 1B 2B 3-H		1-0 FC4-2 HBP	3	2	2	2	0	0	1																						
Inning Stats	R: 1 E: 0 K: 1 S: 5	H: 1 LOB: 2 BB: 2 P: 13	R: 0 E: 0 K: 0 S: 4	H: 1 LOB: 1 BB: 0 P: 4	R: 0 E: 0 K: 0 S: 4	H: 1 LOB: 0 BB: 0 P: 3	R: 0 E: 0 K: 0 S: 3	H: 0 LOB: 0 BB: 0 P: 3	R: 1 E: 0 K: 1 S: 6	H: 1 LOB: 0 BB: 0 P: 6	R: 0 E: 0 K: 0 S: 3	H: 0 LOB: 0 BB: 0 P: 3	R: 2 E: 0 K: 0 S: 6	H: 3 LOB: 1 BB: 0 P: 6	R: 0 E: 0 K: 0 S: 5	H: 0 LOB: 0 BB: 0 P: 5	R: 0 E: 0 K: 0 S: 4	H: 1 LOB: 3 BB: 1 P: 9	1B: 4 2B: 3 3B: 0 HR: 1	SF: 0 SAC: 1 DP: 0 HBP: 1	WP: 0 PA: 38 SB: 0 CS: 1																	
PITCHER	IP	WLS	BF	H	R	ER	SO	BB	IBB	HBP	BLK	WP	HR	S	P	ERA	WHIP	PITCHER				IP	WLS	BF	H	R	ER	SO	BB	IBB	HBP	BLK	WP	HR	S	P	ERA	WHIP
Jerry Augustine, L ERA: 4.44 (1, 1)	7.0	L	29	7	4	4	2	2	0	0	0	0	1	31	39	5.14	1.286																					
Bill Castro, R ERA: 4.15 (8, 1)	2.0		9	1	0	0	1	0	1	1	0	0	0	9	14	0.00	0.500																					

AB	33
R	4
H	8
RBI	4
BB	3
SO	3
LOB	16



Batter	1	2	3	4	5	6	7	8	9	AB	R	H	RBI	BB	SO	LOB	BOTTOM																					
Von Joshua, L OBP: 0.293, SLG: 0.393 (1, 8)	0-0 HR		0-0 G3		0-0 F7			0-0 G4-6-3 1B		4	1	2	1	0	0	0	California Angels @ Milwaukee Brewers Milwaukee County Stadium, Milwaukee, WI Wed Sep 28 1977, 8:05 PM EDT Alt. 3,176 - Unknown - 59 F																					
Robin Yount, R OBP: 0.337, SLG: 0.382 (1, 6)	0-0 F4		0-0 6-3				0-0 F8		0-0 G4-6-3 1-2	4	0	0	0	0	0	1																						
Don Money, R OBP: 0.345, SLG: 0.467 (1, 4)	0-0 1B 1B		4-0 BB				0-0 F7		0-0 1-3	3	0	1	0	1	0	0																						
Cecil Cooper, L OBP: 0.322, SLG: 0.454 (1, 3)	0-0 1-2 1B		0-0 F8				0-0 S 1B		0-0 HR	4	1	3	1	0	0	1																						
Sal Bando, R OBP: 0.333, SLG: 0.391 (1, 10)	0-3 K				0-0 F8		0-3 K		0-0 5-3	4	0	0	0	0	2	3																						
Ed Kirkpatrick, L OBP: 0.314, SLG: 0.287 (1, 7)	0-0 F8				0-0 F2				0-3 K	4	0	0	0	0	1	2																						
Jim Gantner, L OBP: 0.366, SLG: 0.459 (1, 5)			0-0 F8		0-0 CS 1B		0-0 F5		0-0 F8	4	0	1	0	0	0	0																						
Jim Wohlford, R OBP: 0.284, SLG: 0.323 (1, 9)			0-0 F8		0-0 CS 1-2		0-0 F4			3	0	1	0	0	0	0																						
Larry Haney, R OBP: 0.250, SLG: 0.231 Jamie Quirk, L OBP: 0.253, SLG: 0.333 Charlie Moore, R OBP: 0.307, SLG: 0.362 (7, 8, 2)			0-0 F8				0-0 2B		0-0 G3	2	0	0	0	0	1	0																						
Inning Stats	R: 1 E: 0 K: 1 S: 8	H: 3 LOB: 0 BB: 0 P: 8	R: 0 E: 0 K: 0 S: 3	H: 0 LOB: 0 BB: 0 P: 3	R: 0 E: 0 K: 0 S: 3	H: 1 LOB: 0 BB: 0 P: 3	R: 0 E: 0 K: 0 S: 3	H: 0 LOB: 0 BB: 0 P: 3	R: 0 E: 0 K: 1 S: 6	H: 1 LOB: 1 BB: 0 P: 6	R: 0 E: 0 K: 0 S: 4	H: 1 LOB: 1 BB: 0 P: 4	R: 0 E: 0 K: 0 S: 3	H: 1 LOB: 0 BB: 0 P: 3	R: 1 E: 0 K: 1 S: 6	H: 1 LOB: 0 BB: 0 P: 6		1B: 5 2B: 1 3B: 0 HR: 2	SF: 0 SAC: 0 DP: 1 HBP: 0	WP: 0 PA: 35 SB: 0 CS: 1																		
PITCHER	IP	WLS	BF	H	R	ER	SO	BB	IBB	HBP	BLK	WP	HR	S	P	ERA	WHIP	PITCHER				IP	WLS	BF	H	R	ER	SO	BB	IBB	HBP	BLK	WP	HR	S	P	ERA	WHIP
John Caneira, R ERA: 4.08 (1, 1)	8.0	W	31	8	2	2	3	1	0	0	0	0	0	5	5	0.00	0.000																					
Dyar Miller, R ERA: 3.56 (9, 1)	1.0	S	3	0	0	0	1	0	0	0	0	0	0	5	5	0.00	0.000																					

AB	33
R	2
H	8
RBI	2
BB	1
SO	4
LOB	8



Batter	1	2	3	4	5	6	7	8	9	AB	R	H	RBI	BB	SO	LOB	TOP								
Bobby Bonds, R OBP: 0.345, SLG: 0.525 (1, 10)										4	1	1	0	0	1	1	California Angels @ Kansas City Royals Royals Stadium, Kansas City, MO Thu Sep 29 1977, 8:05 PM EDT Att: 14,334 - Unknown								
Jerry Remy, L OBP: 0.321, SLG: 0.334 (1, 4)										4	0	0	0	0	1	2									
Mario Guerrero, R OBP: 0.295, SLG: 0.349 (1, 6)										4	1	0	0	0	0	1									
Don Baylor, R OBP: 0.335, SLG: 0.433 (1, 9)										4	0	1	1	0	0	0									
Ron Jackson, R OBP: 0.300, SLG: 0.389 (1, 3)										4	0	0	0	0	0	2									
Dave Chalk, R OBP: 0.343, SLG: 0.352 (1, 5)										4	1	3	1	0	0	0									
Gil Flores, R OBP: 0.331, SLG: 0.375 Tony Solaita, L OBP: 0.351, SLG: 0.420 (9, PH)										3	0	1	1	0	1	1									
Ken Landreaux, L OBP: 0.289, SLG: 0.338 (1, 8)										3	0	1	0	0	0	1									
Ike Hampton, S OBP: 0.326, SLG: 0.450 (1, 2)										3	0	0	0	0	1	2									
Inning Stats	R: 0 E: 0 K: 1 S: 5	H: 0 LOB: 0 BB: 0 P: 5	R: 0 E: 0 K: 0 S: 3	H: 0 LOB: 0 BB: 0 P: 3	R: 0 E: 0 K: 1 S: 5	H: 0 LOB: 0 BB: 0 P: 5	R: 0 E: 0 K: 1 S: 5	H: 0 LOB: 0 BB: 0 P: 5	R: 0 E: 0 K: 0 S: 6	H: 1 LOB: 1 BB: 0 P: 6	R: 0 E: 0 K: 0 S: 4	H: 1 LOB: 1 BB: 0 P: 4	R: 0 E: 0 K: 0 S: 3	H: 0 LOB: 0 BB: 0 P: 3	R: 1 E: 1 K: 0 S: 4	H: 2 LOB: 0 BB: 0 P: 4		R: 2 E: 1 K: 1 S: 9	H: 3 LOB: 2 BB: 0 P: 9	1B: 6 2B: 0 3B: 1 HR: 0	SF: 0 SAC: 0 DP: 1 HBP: 0	WP: 0 PB: 0 SB: 0 CS: 0	PA: 34		
PITCHER	IP	WLS	BF	H	R	ER	SO	BB	IBB	HBP	BLK	WP	HR	S	P	ERA	WHIP								
Larry Gura, L ERA: 3.13 Doug Bird, R ERA: 3.91	(1, 1)	8.1	W	31	6	3	0	4	0	0	0	0	0	39	39	0.00	0.720								

Batter	1	2	3	4	5	6	7	8	9	AB	R	H	RBI	BB	SO	LOB	BOTTOM								
Willie Wilson, S OBP: 0.353, SLG: 0.394 (1, 8)										5	2	2	0	0	3	3	California Angels @ Kansas City Royals Royals Stadium, Kansas City, MO Thu Sep 29 1977, 8:05 PM EDT Att: 14,334 - Unknown								
Tom Pocquette, L OBP: 0.343, SLG: 0.420 Joe Zdeb, R OBP: 0.337, SLG: 0.365 (7, 7)										3	1	2	1	0	0	2									
Hal McRae, R OBP: 0.365, SLG: 0.508 (9, 7)										0	0	0	0	0	0	0									
Clint Hurdle, L OBP: 0.360, SLG: 0.565 Al Cowens, R OBP: 0.358, SLG: 0.522 (9, 9)										4	1	2	2	0	1	2									
Joe Lahoud, L OBP: 0.364, SLG: 0.431 (1, 10)										4	1	1	0	0	1	1									
Ralph LaCock, L OBP: 0.345, SLG: 0.408 (1, 3)										4	1	2	1	0	1	0									
Cookie Rojas, R OBP: 0.281, SLG: 0.322 Frank White, R OBP: 0.286, SLG: 0.345 (8, 4)										4	0	2	1	0	0	1									
Buck Martinez, R OBP: 0.283, SLG: 0.325 (1, 2)										4	0	1	1	0	2	3									
U L Washington, S OBP: 0.375, SLG: 0.368 (1, 6)										4	0	1	0	0	0	4									
Bob Heise, R OBP: 0.292, SLG: 0.323 (8, 5)										3	0	1	0	0	0	0									
Inning Stats	R: 3 E: 0 K: 2 S: 12	H: 5 LOB: 2 BB: 0 P: 12	R: 0 E: 0 K: 1 S: 6	H: 1 LOB: 1 BB: 0 P: 6	R: 0 E: 0 K: 1 S: 7	H: 0 LOB: 0 BB: 0 P: 3	R: 0 E: 0 K: 1 S: 7	H: 2 LOB: 2 BB: 0 P: 7	R: 2 E: 0 K: 0 S: 6	H: 3 LOB: 1 BB: 0 P: 6	R: 1 E: 0 K: 1 S: 7	H: 2 LOB: 1 BB: 0 P: 7	R: 0 E: 0 K: 2 S: 8	H: 1 LOB: 1 BB: 0 P: 8	R: 0 E: 0 K: 1 S: 4	H: 0 LOB: 0 BB: 0 P: 5	R: 0 E: 0 K: 1 S: 9	H: 0 LOB: 0 BB: 0 P: 9	1B: 9 2B: 4 3B: 0 HR: 1	SF: 0 SAC: 0 DP: 1 HBP: 1	WP: 0 PB: 0 SB: 1 CS: 0	PA: 38			
PITCHER	IP	WLS	BF	H	R	ER	SO	BB	IBB	HBP	BLK	WP	HR	S	P	ERA	WHIP								
Wayne Simpson, R ERA: 5.83 Balor Moore, L ERA: 3.97	(1, 1)	4.2	L	25	11	5	5	4	0	0	0	0	0	20	21	2.70	0.900								

Batter	1	2	3	4	5	6	7	8	9	AB	R	H	RBI	BB	SO	LOB	TOP										
Bobby Bonds, R OBP: 0.344, SLG: 0.521 (1, 10)										4	1	0	0	1	2	6	California Angels @ Kansas City Royals Royals Stadium, Kansas City, MO Fri Sep 30 1977, 8:05 PM EDT Att: 33,289 - Unknown										
Jerry Remy, L OBP: 0.323, SLG: 0.343 (1, 4)										5	2	3	2	0	0	2											
Mario Guerrero, R OBP: 0.293, SLG: 0.347 (1, 6)										4	0	1	2	0	0	2											
Don Baylor, R OBP: 0.334, SLG: 0.433 Thad Bosley, L OBP: 0.354, SLG: 0.373 (6, 7)										4	0	1	0	0	0	1											
Ron Jackson, R OBP: 0.301, SLG: 0.393 (1, 3)										5	0	2	0	0	1	2											
Dave Chalk, R OBP: 0.347, SLG: 0.354 (1, 5)										3	1	2	0	2	0	1											
Gil Flores, R OBP: 0.329, SLG: 0.370 (6, 9)										4	1	0	0	1	1	4											
Ken Landreaux, L OBP: 0.296, SLG: 0.342 (1, 8)										5	0	2	0	0	0	3											
Andy Etchebarren, R OBP: 0.320, SLG: 0.307 Tony Solaita, L OBP: 0.353, SLG: 0.422 Ike Hampton, S OBP: 0.326, SLG: 0.450 (7, 2)										2	0	1	0	1	0	0											
Inning Stats	R: 2 E: 0 K: 1 S: 7	H: 3 LOB: 2 BB: 1 P: 11	R: 0 E: 0 K: 1 S: 7	H: 2 LOB: 0 BB: 7	R: 0 E: 0 K: 0 S: 4	H: 1 LOB: 1 BB: 0 P: 4	R: 1 E: 0 K: 0 S: 4	H: 1 LOB: 2 BB: 0 P: 12	R: 0 E: 0 K: 1 S: 7	H: 2 LOB: 2 BB: 0 P: 7	R: 1 E: 0 K: 0 S: 5	H: 2 LOB: 2 BB: 1 P: 9	R: 0 E: 0 K: 0 S: 4	H: 1 LOB: 1 BB: 1 P: 4	R: 0 E: 0 K: 0 S: 2	H: 0 LOB: 0 BB: 1 P: 6		1B: 10 2B: 2 3B: 2 HR: 0	SF: 1 SAC: 0 DP: 1 HBP: 0	WP: 0 PB: 0 SB: 0 CS: 0	PA: 44						
PITCHER	IP	WLS	BF	H	R	ER	SO	BB	IBB	HBP	BLK	WP	HR	S	P	ERA	WHIP										
Paul Spittorf, L ERA: 3.69 (1, 1)	3.2		20	7	3	3	2	3	0	0	0	0	0	21	33	7.36	2.727										
George Throop, R ERA: 3.39 (4, 1)	0.1		1	0	0	0	0	0	0	0	0	0	0	1	1	0.00	0.000										
Marty Pattin, R ERA: 3.58 (5, 1)	5.0	W	23	7	2	2	2	2	0	0	0	0	0	25	33	3.60	1.800										

Batter	1	2	3	4	5	6	7	8	9	AB	R	H	RBI	BB	SO	LOB	BOTTOM										
Joe Zdeb, R OBP: 0.344, SLG: 0.373 (1, 7)										4	2	3	0	0	0	0	California Angels @ Kansas City Royals Royals Stadium, Kansas City, MO Fri Sep 30 1977, 8:05 PM EDT Att: 33,289 - Unknown										
Hal McRae, R OBP: 0.367, SLG: 0.517 (1, 10)										5	2	3	3	0	0	2											
Amos Otis, R OBP: 0.344, SLG: 0.436 (1, 8)										5	2	2	2	0	0	2											
Al Cowens, R OBP: 0.361, SLG: 0.527 Clint Hurdle, L OBP: 0.346, SLG: 0.542 (6, 9)										2	2	2	0	1	0	0											
John Wathan, R OBP: 0.346, SLG: 0.471 (1, 2)										4	0	1	1	0	0	3											
Cookie Rojas, R OBP: 0.287, SLG: 0.323 (1, 5)										3	0	1	0	1	0	2											
John Mayberry, L OBP: 0.336, SLG: 0.401 (1, 3)										2	0	0	1	1	0	2											
Freddie Patek, R OBP: 0.323, SLG: 0.372 (1, 6)										4	0	1	1	0	0	3											
Frank White, R OBP: 0.286, SLG: 0.344 (1, 4)										4	0	1	0	0	0	1											
Inning Stats	R: 4 E: 1 K: 0 S: 7	H: 5 LOB: 1 BB: 1 P: 11	R: 2 E: 0 K: 0 S: 5	H: 2 LOB: 1 BB: 1 P: 9	R: 0 E: 0 K: 0 S: 4	H: 1 LOB: 0 BB: 0 P: 4	R: 0 E: 0 K: 0 S: 3	H: 1 LOB: 0 BB: 0 P: 3	R: 1 E: 0 K: 0 S: 4	H: 1 LOB: 0 BB: 0 P: 4	R: 1 E: 1 K: 0 S: 5	H: 2 LOB: 1 BB: 0 P: 5	R: 0 E: 0 K: 1 S: 6	H: 1 LOB: 2 BB: 1 P: 10	R: 0 E: 0 K: 0 S: 4	H: 1 LOB: 1 BB: 0 P: 4		1B: 9 2B: 2 3B: 1 HR: 2	SF: 1 SAC: 1 DP: 1 HBP: 0	WP: 0 PB: 0 SB: 2 CS: 2	PA: 40						
PITCHER	IP	WLS	BF	H	R	ER	SO	BB	IBB	HBP	BLK	WP	HR	S	P	ERA	WHIP										
Ken Brett, L ERA: 4.53 (1, 1)	2.0	L	14	7	6	6	0	2	0	0	0	0	0	12	20	27.00	4.500										
Dyar Miller, R ERA: 3.53 (3, 1)	6.0		25	7	2	2	1	1	0	0	0	0	0	26	30	3.00	1.333										

Batter	1	2	3	4	5	6	7	8	9	AB	R	H	RBI	BB	SO	LOB	TOP										
Bobby Bonds, R OBP: 0.343, SLG: 0.522 (1, 10)										5	1	1	0	0	0	3											
Jerry Remy, L OBP: 0.321, SLG: 0.341 (1, 4)										4	0	0	1	0	0	2											
Mario Guerrero, R OBP: 0.297, SLG: 0.350 (1, 6)										4	0	2	0	0	0	0											
Ron Jackson, R OBP: 0.301, SLG: 0.391 Dan Briggs, L OBP: 0.241, SLG: 0.230 (8, 3)										4	0	1	0	0	0	1											
Dave Chalk, R OBP: 0.346, SLG: 0.355 (1, 5)										4	1	1	0	0	0	2											
Gil Flores, R OBP: 0.328, SLG: 0.369 (1, 9)										4	0	1	0	0	0	2											
Thad Bosley, L OBP: 0.348, SLG: 0.365 (1, 7)										4	0	0	0	0	0	1											
Rusty Torres, S OBP: 0.250, SLG: 0.312 (1, 8)										3	1	1	1	1	0	0											
Ike Hampton, S OBP: 0.340, SLG: 0.523 (1, 2)										4	1	2	1	0	1	1											
Inning Stats	R: 1 E: 0 K: 0 S: 6	H: 3 LOB: 2 BB: 0 P: 6	R: 1 E: 0 K: 1 S: 6	H: 1 LOB: 0 BB: 0 P: 6	R: 0 E: 0 K: 0 S: 3	H: 0 LOB: 0 BB: 0 P: 3	R: 1 E: 0 K: 0 S: 4	H: 2 LOB: 0 BB: 0 P: 4	R: 1 E: 1 K: 0 S: 5	H: 2 LOB: 1 BB: 0 P: 5	R: 0 E: 0 K: 0 S: 3	H: 0 LOB: 0 BB: 0 P: 3	R: 0 E: 0 K: 0 S: 4	H: 1 LOB: 1 BB: 0 P: 4	R: 0 E: 0 K: 0 S: 3	H: 0 LOB: 0 BB: 0 P: 3	R: 0 E: 1 K: 0 S: 4	H: 0 LOB: 2 BB: 1 P: 8	1B: 5 2B: 1 3B: 1 HR: 2	SF: 0 SAC: 0 DP: 1 HBP: 0	WP: 1 PB: 0 SB: 0 CS: 1	PA: 37					
PITCHER	IP	WLS	BF	H	R	ER	SO	BB	IBB	HBP	BLK	WP	HR	S	P	ERA	WHIP										
Andy Hassler, L ERA: 4.2 (1, 1)	5.0	L	22	8	4	4	1	0	0	0	0	1	2	24	24	7.20	1.600										
Jim Colborn, R ERA: 3.52 (6, 1)	2.0		7	1	0	0	0	0	0	0	0	0	0	7	7	0.00	0.500										
Steve Mingori, L ERA: 3.09 (8, 1)	1.0		3	0	0	0	0	0	0	0	0	0	0	3	3	0.00	0.000										
Doug Bird, R ERA: 3.88 (9, 1)	1.0		5	0	0	0	0	1	0	0	0	0	0	4	8	0.00	1.000										

California Angels @ Kansas City Royals
Royals Stadium, Kansas City, MO

AB 36
R 4
H 9
RBI 3
BB 1
SO 1
LOB 12



WP: 1 PA: 37
PB: 0
SB: 0
CS: 1

BOTTOM

Batter	1	2	3	4	5	6	7	8	9	AB	R	H	RBI	BB	SO	LOB	BOTTOM										
Tom Poquette, L OBP: 0.340, SLG: 0.416 (1, 9) (8, 7)										3	0	0	0	0	0	0											
Joe Zdeb, R OBP: 0.347, SLG: 0.376 (9, PH)										1	0	1	0	0	0	0											
Hal McRae, R OBP: 0.368, SLG: 0.515 Clint Hurdle, L OBP: 0.357, SLG: 0.538 (1, 7) (7, PH) (8, 9)										2	0	0	0	0	1	0											
George Brett, L OBP: 0.374, SLG: 0.529 Bob Heise, R OBP: 0.292, SLG: 0.323 (1, 5) (7, PR) (8, 5)										2	0	1	0	1	1	0											
Cookie Rojas, R OBP: 0.285, SLG: 0.321 (9, PH)										1	0	0	0	0	0	1											
John Mayberry, L OBP: 0.336, SLG: 0.400 (1, 3)										2	0	0	0	1	0	3											
Darrell Porter, L OBP: 0.353, SLG: 0.453 Al Cowens, R OBP: 0.361, SLG: 0.526 (1, 10) (7, PH)										2	0	0	0	0	1	1											
Amos Otis, R OBP: 0.342, SLG: 0.434 Willie Wilson, S OBP: 0.343, SLG: 0.382 (1, 8) (6, 8)										2	0	0	0	0	1	1											
Buck Martinez, R OBP: 0.253, SLG: 0.313 (1, 2)										3	0	0	0	0	1	1											
Freddie Patek, R OBP: 0.322, SLG: 0.370 U L Washington, S OBP: 0.355, SLG: 0.350 (1, 6) (7, 6)										2	0	0	0	0	0	0											
Frank White, R OBP: 0.284, SLG: 0.342 (1, 4)										3	0	0	0	0	0	0											
Inning Stats	R: 0 E: 0 K: 1 S: 5	H: 0 LOB: 0 BB: 0 P: 5	R: 0 E: 0 K: 2 S: 7	H: 0 LOB: 1 BB: 1 P: 11	R: 0 E: 0 K: 0 S: 3	H: 0 LOB: 0 BB: 0 P: 3	R: 0 E: 0 K: 1 S: 5	H: 1 LOB: 0 BB: 0 P: 5	R: 0 E: 0 K: 1 S: 5	H: 0 LOB: 0 BB: 0 P: 5	R: 0 E: 0 K: 0 S: 3	H: 0 LOB: 0 BB: 0 P: 3	R: 1 E: 0 K: 0 S: 4	H: 1 LOB: 2 BB: 1 P: 8	R: 0 E: 0 K: 1 S: 5	H: 0 LOB: 0 BB: 0 P: 5	R: 0 E: 0 K: 1 S: 5	H: 1 LOB: 0 BB: 0 P: 5	1B: 3 2B: 2 3B: 0 HR: 0	SF: 0 SAC: 0 DP: 2 HBP: 0	WP: 0 PB: 0 SB: 0 CS: 0	PA: 30					
PITCHER	IP	WLS	BF	H	R	ER	SO	BB	IBB	HBP	BLK	WP	HR	S	P	ERA	WHIP										
Mike Barlow, R ERA: 4.58 (1, 1)	7.0	W	24	2	1	1	5	2	0	0	0	0	0	10	10	0.00	0.571										
Dave LaRoche, L ERA: 3.51 (8, 1)	2.0	S	6	1	0	0	2	0	0	0	0	0	0	10	10	0.00	0.500										

California Angels @ Kansas City Royals
Royals Stadium, Kansas City, MO

AB 28
R 1
H 3
RBI 1
BB 2
SO 7
LOB 12



WP: 0 PA: 30
PB: 0
SB: 0
CS: 0

Sat Oct 01 1977, 8:05 PM EDT
Att: 23,497 - Unknown - 58 F

livebaseballscorecards.com

livebaseballscorecards.com

Batter	1	2	3	4	5	6	7	8	9	AB	R	H	RBI	BB	SO	LOB	TOP				
Thad Bosley, L (1, 8) OBP: 0.346, SLG: 0.363	L6		4-3			K		BB 1B		4	0	1	0	0	1	0	California Angels @ Kansas City Royals Royals Stadium, Kansas City, MO Sun Oct 02 1977, 4:33 AM EDT Att: 22,404 - Unknown - 61 F				
Jerry Remy, L (1, 4) OBP: 0.322, SLG: 0.341	6-3				E3		CS 1B	BB BB BB BB BB		3	0	1	0	1	0	0					
Bobby Bonds, R (1, 9) OBP: 0.342, SLG: 0.520	WP 1B				K			BB BB BB BB BB		4	0	1	0	0	3	5					
Tony Solaita, L (1, 10) OBP: 0.349, SLG: 0.417	K				K			BB BB BB BB BB		4	0	0	0	0	3	2					
Mario Guerrero, R (1, 6) OBP: 0.292, SLG: 0.344		1-3			5-3			BB BB BB BB BB		4	0	0	0	0	0	2					
Dave Chalk, R (1, 5) OBP: 0.345, SLG: 0.355		K				WP 1B		BB BB BB BB BB		4	0	1	0	0	1	0					
Ron Jackson, R (1, 3) OBP: 0.301, SLG: 0.390		F5				F7		BB BB BB BB BB		3	0	1	0	0	0	1					
Gil Flores, R (1, 7) OBP: 0.325, SLG: 0.365			K			6-3		BB BB BB BB BB		3	0	0	0	0	1	2					
Terry Humphrey, R (1, 2) OBP: 0.283, SLG: 0.283			F2			F9		BB BB BB BB BB		2	0	0	0	0	0	1					
Carlos May, L (8, PH) OBP: 0.311, SLG: 0.312								BB BB BB BB BB		1	0	1	0	0	0	0					
Ken Landreaux, L (8, FR) OBP: 0.298, SLG: 0.342								BB BB BB BB BB		0	0	0	0	0	0	0					
Andy Etchebarren, R (8, 2) OBP: 0.320, SLG: 0.307								BB BB BB BB BB		0	0	0	0	0	0	0					
Inning Stats	R: 0 E: 0 K: 1 S: 6	H: 1 LOB: 1 BB: 0 P: 6	R: 0 E: 0 K: 1 S: 5	H: 0 LOB: 0 BB: 0 P: 5	R: 0 E: 0 K: 1 S: 5	H: 0 LOB: 0 BB: 0 P: 5	R: 0 E: 1 K: 2 S: 8	H: 0 LOB: 1 BB: 0 P: 8	R: 0 E: 0 K: 0 S: 4	H: 1 LOB: 1 BB: 0 P: 4	R: 0 E: 0 K: 0 S: 7	H: 1 LOB: 0 BB: 0 P: 7	R: 0 E: 1 K: 0 S: 3	H: 0 LOB: 0 BB: 0 P: 3	R: 0 E: 0 K: 1 S: 7	H: 3 LOB: 3 BB: 1 P: 11	R: 0 E: 0 K: 1 S: 5	H: 0 LOB: 0 BB: 0 P: 5	1B: 6 2B: 0 3B: 0 HR: 0	SF: 0 SAC: 0 DP: 2 HBP: 0	WP: 2 PA: 33 PB: 0 SB: 1 CS: 1
PITCHER Dennis Leonard, R (1, 1) ERA: 3.04	IP: 9.0 WLS: W BF: 33 H: 6 R: 0 ER: 0 SO: 9 BB: 1 IBB: 0 HBP: 0 BLK: 0 WP: 2 HR: 0 S: 50 P: 54 ERA: 0.00 WHIP: 0.778															PITCHER					

Batter	1	2	3	4	5	6	7	8	9	AB	R	H	RBI	BB	SO	LOB	BOTTOM		
Tom Poquette, L (1, 7) OBP: 0.337, SLG: 0.412	F9		G3			3-1		F3		3	0	0	0	0	0	1	California Angels @ Kansas City Royals Royals Stadium, Kansas City, MO Sun Oct 02 1977, 4:33 AM EDT Att: 22,404 - Unknown - 61 F		
Joe Zdeb, R (8, PH) OBP: 0.346, SLG: 0.374			1-2							1	0	0	0	0	0	0			
Hal McRae, R (1, 10) OBP: 0.366, SLG: 0.515	K		6-3			1B		CS 1B		4	0	2	0	0	1	1			
Willie Wilson, S (8, FR) OBP: 0.343, SLG: 0.382						1B				0	0	0	0	0	0	0			
George Brett, L (1, 5) OBP: 0.373, SLG: 0.532	HR		F7			F8		1-2		4	1	1	1	0	0	3			
Al Cowens, R (1, 9) OBP: 0.361, SLG: 0.525	K				3-1					3	0	1	0	0	1	0			
John Mayberry, L (1, 3) OBP: 0.336, SLG: 0.401		4-3 SF7 2B			P6	4-3				3	1	1	0	0	0	2			
Darrell Porter, L (1, 2) OBP: 0.353, SLG: 0.452		4-3			K			E FC7-2 1B		3	0	1	0	0	1	1			
Amos Otis, R (1, 8) OBP: 0.342, SLG: 0.433		SF7			L7			E BB		1	0	0	1	1	0	0			
Freddie Patek, R (1, 6) OBP: 0.320, SLG: 0.368		3-H K			5-3			F9		3	0	0	0	0	1	2			
Frank White, R (1, 4) OBP: 0.284, SLG: 0.342			G3 1B		5-3			FC7-2		3	0	1	0	0	0	2			
Inning Stats	R: 1 E: 0 K: 2 S: 8	H: 1 LOB: 0 BB: 0 P: 8	R: 1 E: 0 K: 1 S: 6	H: 1 LOB: 0 BB: 0 P: 6	R: 0 E: 0 K: 0 S: 4	H: 1 LOB: 1 BB: 0 P: 4	R: 0 E: 0 K: 1 S: 5	H: 0 LOB: 0 BB: 0 P: 5	R: 0 E: 0 K: 0 S: 3	H: 2 LOB: 2 BB: 0 P: 5	R: 0 E: 1 K: 0 S: 3	H: 1 LOB: 1 BB: 1 P: 7	R: 0 E: 0 K: 0 S: 3	H: 1 LOB: 1 BB: 0 P: 3	R: 0 E: 0 K: 1 S: 3	H: 1 LOB: 1 BB: 0 P: 3	1B: 5 2B: 2 3B: 0 HR: 1	SF: 1 SAC: 0 DP: 1 HBP: 0	WP: 0 PA: 30 PB: 0 SB: 0 CS: 1
PITCHER Paul Hartzell, R (1, 1) ERA: 3.52	IP: 8.0 WLS: L BF: 30 H: 7 R: 2 ER: 2 SO: 4 BB: 1 IBB: 0 HBP: 0 BLK: 0 WP: 0 HR: 1 S: 37 P: 41 ERA: 2.25 WHIP: 1.000															PITCHER			