California Angels - 1978

Batter	1	2	3	4	5	6	7	8	9	AB	R	H	RBI	BB	SO	LOB
Miguel Dilone, S (1, 7) OBP: 0.500, SLG: 0.750	G3		1-3 2B		1-2 1B		K			4	0	2	0	0	1	0
Bill North, S (1, 8)	K		IBB		F9			6-3		3	0	0	0	1	1	2
Gary Thomasson, L (1, 3)	F9		F9		4-3			K		4	0	0	0	0	1	5
Tony Armas, R (1, 9)		K		F9		5-3		K		4	0	0	0	0	2	0
Gary Alexander, R (1, 10) OBP: 0.250, SLG: 0.250		K		1B		K			F8	4	0	1	0	0	2	0
Jim Essian, R (1, 2) OBP: 0.250, SLG: 0.500		6-3		K		2B			F7	4	0	1	0	0	1	1
Wayne Gross, L (1, 5)			F9	4-3		6-3			4-3	4	0	0	0	0	0	2
Mario Guerrero, R (1, 6) OBP: 0.333, SLG: 0.333			2B 1B		B1-3		F7			3	0	1	0	0	0	0
Steve Staggs, R (1, 4) OBP: 0.333, SLG: 0.333			F8		1B 1B		2-3			3	0	1	0	0	0	1

Oakland Athletics @ California Angels

Anaheim Stadium, Anaheim, CA

Fri Apr 07 1978, 9:05 PM EST

Att. 28,194 - Unknown

TOP

livebaseballscorecards.com

AB	33
R	0
H	6
RBI	0
BB	1
SO	8
LOB	11

Inning Stats	1	2	3	4	5	6	7	8	9
R	0	0	0	0	0	0	0	0	0
E	0	0	0	0	0	0	0	0	0
K	1	2	0	1	0	1	1	2	0
S	5	7	5	6	5	6	5	7	3
H	0	0	2	1	2	1	0	0	0
LOB	0	0	3	1	2	1	0	0	0
BB	0	0	1	0	0	0	0	0	0
P	5	7	9	6	5	6	5	7	3

1B	4
2B	2
3B	0
HR	0
SF	0
SAC	0
DP	0
HBP	0

WP	0
PB	0
SB	0
CS	0
PA	34

PITCHER	IP	WLS	BF	H	R	ER	SO	BB	IBB	HBP	BLK	WP	HR	S	P	ERA	WHIP
Frank Tanana, L (1, 1) ERA:	9.0	W	34	6	0	0	8	0	1	0	0	0	0	49	53	0.00	0.667

PITCHER	IP	WLS	BF	H	R	ER	SO	BB	IBB	HBP	BLK	WP	HR	S	P	ERA	WHIP

Batter	1	2	3	4	5	6	7	8	9	AB	R	H	RBI	BB	SO	LOB
Rick Miller, L (1, 9) OBP: 0.250, SLG: 0.250	F7		F7			CS 1B 3-H		G3		4	0	1	1	0	0	0
Bobby Grich, R (1, 4) OBP: 0.667, SLG: 0.500	1B 1B		K			FC3-6 BB 1-2				2	0	1	0	1	1	0
Lyman Bostock, L (1, 8)	F7			1-3		FC3-6 CS 1-2f				3	0	0	0	0	0	2
Joe Rudi, R (1, 7) OBP: 0.667, SLG: 0.500	FC6-4 1B 1-3			6-3		CS 1-2	FC1-6 BB			2	0	1	0	1	0	0
Don Baylor, R (1, 10)	FC6-4 1-2f			6-3			FC1-6 FC3-6 1-2f			3	0	0	0	0	0	3
Ron Fairly, L (1, 3)		F5			6-3		FC3-6 FC4-6 1-2f			3	0	0	0	0	0	1
Dave Chalk, R (1, 5)		5-3			F8		FC4-6 1-2f			3	0	0	0	0	0	1
Rance Mulliniks, L (1, 6)		1-3			F8			4-3		3	0	0	0	0	0	0
Terry Humphrey, R (1, 2) OBP: 0.333, SLG: 1.000			F8			1B 3B		2-3		3	1	1	0	0	0	0
Inning Stats	R: 0 E: 0 K: 0 S: 5 H: 2 LOB: 2 BB: 0 P: 5	R: 0 E: 0 K: 0 S: 3 H: 0 LOB: 0 BB: 0 P: 3	R: 0 E: 0 K: 1 S: 5 H: 0 LOB: 0 BB: 0 P: 5	R: 0 E: 0 K: 0 S: 3 H: 0 LOB: 0 BB: 0 P: 3	R: 0 E: 0 K: 0 S: 3 H: 0 LOB: 0 BB: 0 P: 3	R: 1 E: 0 K: 0 S: 3 H: 2 LOB: 0 BB: 1 P: 7	R: 0 E: 0 K: 0 S: 3 H: 0 LOB: 1 BB: 1 P: 7	R: 0 E: 0 K: 0 S: 3 H: 0 LOB: 0 BB: 0 P: 3		1B: 3 2B: 0 3B: 1 HR: 0 SF: 0 SAC: 0 DP: 0 HBP: 0						

PITCHER		IP	WLS	BF	H	R	ER	SO	BB	IBB	HBP	BLK	WP	HR	S	P	ERA	WHIP
Rick Langford, R ERA: 1.5	(1, 1)	6.0	L	22	4	1	1	1	2	0	0	0	0	0	22	30	1.50	1.000
Dave Heaverlo, R ERA:	(7, 1)	2.0		6	0	0	0	0	0	0	0	0	0	0	6	6	0.00	0.000

PITCHER	IP	WLS	BF	H	R	ER	SO	BB	IBB	HBP	BLK	WP	HR	S	P	ERA	WHIP

BOTTOM

Oakland Athletics @ California Angels

Anaheim Stadium, Anaheim, CA

Fri Apr 07 1978, 9:05 PM EST

Att. 28,194 - Unknown

livebaseballscorecards.com

AB	26
R	1
H	4
RBI	1
BB	2
SO	1
LOB	7

Batter	1	2	3	4	5	6	7	8	9	AB	R	H	RBI	BB	SO	LOB
Miguel Dilone, S (1, 7) OBP: 0.286, SLG: 0.429	SSS 0-3 ① K		SSS 0-3 ① K 1-2		X 0-0 ① 4-3		X 0-0 ② F9 2-3	X 0-0 ③ F8		3	0	0	0	0	2	2
Gary Alexander, R (7, PH) OBP: 0.200, SLG: 0.200										1	0	0	0	0	0	2
Dwayne Murphy, L (7, 7)										1	0	0	0	0	0	2
Bill North, S (1, 8)	H 1-0 CS HBP		BBBB 4-0 BB		SSS 0-3 ② K		SSS 0-3 ③ K		X 0-0 ① F8	3	0	0	0	1	2	2
Gary Thomasson, L (1, 3) OBP: 0.222, SLG: 0.125 (8, 9)	BBBB 4-0 ② S 1-2 BB		SSS 0-3 ② K		X 0-0 ③ F7			X 0-0 HBP 1B 1B	X 0-0 E6 4-1	4	1	1	0	1	1	3
Tony Armas, R (1, 9)	SSS 0-3 ③ K 1-2		SSS 0-3 ③ K			SSS 0-3 ① K		H 1-0 SH5-4 1B HR HBP 1-2	X 0-0 ② 4-1 1-2	3	0	0	0	0	3	4
Rob Picciolo, R (8, PR)										0	1	0	0	0	0	0
Mike Adams, R (8, 5)										1	0	0	0	0	0	1
Dave Revering, L (1, 10) OBP: 0.200, SLG: 0.200		SSS 0-3 ① K		SSS 0-3 ① K		X 0-0 ② F7		X 0-0 SH5-4 HR 1-2 2-H 1B	X 0-0 ③ F7	5	1	1	1	0	2	1
Jim Essian, R (1, 2) OBP: 0.286, SLG: 0.333		SSS 0-3 ② K		BBBB 4-0 1B BB		X 0-0 ③ F9		X 0-0 ① SH5-4 1-2 2-3		2	0	0	0	1	1	0
Wayne Gross, L (1, 5) (8, 3)		SSS 0-3 ③ K		SSS 0-3 ② K			X 0-0 ① G3	X 0-0 ② 4-3		4	0	0	0	0	2	3
Mario Guerrero, R (1, 6) OBP: 0.714, SLG: 1.167			BBBB 4-0 1B BB	X 0-0 1-3 1B			X 0-0 F9 BB 1B	X 0-0 2-H 3-H HR		3	1	3	3	1	0	0
Steve Staggs, R (1, 4) OBP: 0.571, SLG: 0.500			X 0-0 S 1-3 1B	SSS 0-3 ③ K			BBBB 4-0 1-2 BB	X 0-0 1B		3	0	2	0	1	1	2
Inning Stats	R: 0 E: 0 K: 2 S: 6 H: 0 LOB: 1 BB: 1 P: 11	R: 0 E: 0 K: 3 S: 9 H: 0 LOB: 0 BB: 0 P: 9	R: 0 E: 0 K: 3 S: 10 H: 1 LOB: 3 BB: 2 P: 18	R: 0 E: 0 K: 3 S: 10 H: 1 LOB: 2 BB: 1 P: 14	R: 0 E: 0 K: 1 S: 5 H: 0 LOB: 0 BB: 0 P: 5	R: 0 E: 0 K: 1 S: 5 H: 0 LOB: 0 BB: 0 P: 5	R: 0 E: 0 K: 1 S: 6 H: 1 LOB: 2 BB: 1 P: 10	R: 4 E: 0 K: 0 S: 7 H: 4 LOB: 2 BB: 0 P: 8	R: 0 E: 1 K: 0 S: 4 H: 0 LOB: 1 BB: 0 P: 4	1B: 6 2B: 0 3B: 0 HR: 1	SF: 0 SAC: 1 DP: 0 HBP: 2					

PITCHER		IP	WLS	BF	H	R	ER	SO	BB	IBB	HBP	BLK	WP	HR	S	P	ERA	WHIP
Nolan Ryan, R ERA:	(1, 1)	6.0		24	2	0	0	13	4	0	1	0	0	0	45	62	0.00	1.000
Paul Hartzell, R ERA: 27.0	(7, 1)	1.0	L	8	3	3	3	1	1	0	1	0	0	0	8	13	27.00	4.000
Dave LaRoche, L ERA: 4.5	(8, 1)	2.0		9	2	1	1	0	0	0	0	0	0	1	9	9	4.50	1.000

PITCHER	IP	WLS	BF	H	R	ER	SO	BB	IBB	HBP	BLK	WP	HR	S	P	ERA	WHIP

TOP

Oakland Athletics @ California Angels

Anaheim Stadium, Anaheim, CA

Sat Apr 08 1978, 9:05 PM EST

Att. 18,131 - Unknown

livebaseballscorecards.com

AB	33
R	4
H	7
RBI	4
BB	5
SO	14
LOB	22

Batter	1	2	3	4	5	6	7	8	9	AB	R	H	RBI	BB	SO	LOB
Rick Miller, L (1, 9) OBP: 0.333, SLG: 0.333	1-3 S G3 1B		6-3 6-3 1B	K			F2		F7	5	1	2	0	0	1	3
Bobby Grich, R (1, 4) OBP: 0.429, SLG: 0.200	1-3		6-3		F7		FC6-4 BB			3	0	0	0	1	0	2
Lyman Bostock, L (1, 8)	G3		6-3		4-3		FC6-4 CS			4	0	0	1	0	0	2
Joe Rudi, R (1, 7) OBP: 0.429, SLG: 0.200	BB		K		F9		CS	5-3		3	0	0	0	1	1	1
Don Baylor, R (1, 10) OBP: 0.286, SLG: 0.167	BB			F7		3-1 1B		5-3		3	0	1	0	1	0	0
Ron Fairly, L (1, 3) OBP: 0.167, SLG: 0.167	K			K		3-1		F8		3	0	1	0	0	2	2
Ron Jackson, R (8, PH) (9, 3)										1	0	0	0	0	0	0
Dave Chalk, R (1, 5) OBP: 0.286, SLG: 0.167		6-3		1B 1B		B1			BB	3	1	1	0	1	0	2
Rance Mulliniks, L (1, 6) OBP: 0.167, SLG: 0.167		F8		1B		3-1			F9	3	0	1	0	0	0	2
Carney Lansford, R (9, PH)										1	0	0	0	0	0	1
Terry Humphrey, R (1, 2) OBP: 0.333, SLG: 0.667		F7		1B		K			K	3	0	1	1	0	1	2
Tony Solaita, L (9, PH)										1	0	0	0	0	1	1
Inning Stats	R: 1 E: 0 K: 1 S: 6 H: 1 LOB: 2 BB: 2 P: 14	R: 0 E: 0 K: 0 S: 3 H: 0 LOB: 0 BB: 0 P: 3	R: 0 E: 0 K: 1 S: 6 H: 1 LOB: 1 BB: 0 P: 6	R: 1 E: 0 K: 2 S: 10 H: 3 LOB: 2 BB: 0 P: 10	R: 0 E: 0 K: 0 S: 3 H: 0 LOB: 0 BB: 0 P: 3	R: 0 E: 0 K: 1 S: 7 H: 2 LOB: 2 BB: 0 P: 7	R: 0 E: 0 K: 0 S: 2 H: 0 LOB: 0 BB: 1 P: 6	R: 0 E: 0 K: 0 S: 3 H: 0 LOB: 0 BB: 0 P: 3	R: 0 E: 0 K: 1 S: 5 H: 0 LOB: 1 BB: 1 P: 9	1B: 7 2B: 0 3B: 0 HR: 0	SF: 0 SAC: 0 DP: 0 HBP: 0						

PITCHER	IP	WLS	BF	H	R	ER	SO	BB	IBB	HBP	BLK	WP	HR	S	P	ERA	WHIP
Matt Keough, R (1, 1) ERA: 3.0	6.0		27	7	2	2	5	2	0	0	0	0	0	35	43	3.00	1.500
Bob Lacey, L (7, 1) ERA:	2.0	W	7	0	0	0	0	2	0	0	0	0	0	5	13	0.00	1.000
Dave Heaverlo, R (9, 1) ERA:	1.0	S	3	0	0	0	1	0	0	0	0	0	0	5	5	0.00	0.000

PITCHER	IP	WLS	BF	H	R	ER	SO	BB	IBB	HBP	BLK	WP	HR	S	P	ERA	WHIP

BOTTOM

Oakland Athletics @ California Angels

Anaheim Stadium, Anaheim, CA

Sat Apr 08 1978, 9:05 PM EST

Att. 18,131 - Unknown

livebaseballscorecards.com

AB	33
R	2
H	7
RBI	2
BB	4
SO	6
LOB	18

PA: 38

WP: 0 PB: 0 SB: 1 CS: 1

Batter	1	2	3	4	5	6	7	8	9	AB	R	H	RBI	BB	SO	LOB
Miguel Dilone, S (1, 7) OBP: 0.167, SLG: 0.250	E1 S SF9		L6	6-3			4-3		P3 1B	5	1	0	0	0	0	2
Bill North, S (1, 8) OBP: 0.429, SLG: 0.111	BB SF9 S		BB 5-3	K	K		K		S 1B	3	0	1	0	2	2	0
Gary Thomasson, L (1, 9) OBP: 0.214, SLG: 0.083	K 1-2 2-3		BB 5-3 1-2	K	K		F7		F6 1-2	4	0	0	0	1	2	3
Dave Revering, L (1, 3) OBP: 0.444, SLG: 0.500 Rob Picciolo, R (8, PR) Marty Perez, R (8, 4) Jeff Newman, R (9, PH)	IBB		5-3 1-2 2-3		1B			E8 1B 2B	6-3	3 0 0 1	0 1 0 0	2 0 0 1	0 0 0 0	1 0 0 0	0 0 0 0	2 0 0 1
Jim Essian, R (1, 2) OBP: 0.273, SLG: 0.333	SF9 2-3 3-H		K		5-3			1B 3-H 1B		3	0	1	2	0	1	3
Wayne Gross, L (1, 5) OBP: 0.083, SLG: 0.083	1-3			2B 1B		F4		F9		4	0	1	0	0	0	4
Mike Adams, R (1, 10) OBP: 0.400, SLG: 0.500		G5-4-3 BB		K		2B		F5		3	0	1	0	1	1	3
Mario Guerrero, R (1, 6) OBP: 0.636, SLG: 1.000		G5-4-3 1-2f		2B 1-3		5-3		1B 1-2		4	0	2	0	0	0	2
Steve Staggs, R (1, 4) OBP: 0.400, SLG: 0.333 Gary Alexander, R (8, PH) OBP: 0.167, SLG: 0.167 (8, 3)		K		F4		F7		K		3 1	0 0	0 0	0 0	0 0	1 1	3 3
Inning Stats	R: 1 E: 1 K: 1 S: 6 H: 0 LOB: 2 BB: 2 P: 14	R: 0 E: 0 K: 1 S: 4 H: 0 LOB: 0 BB: 1 P: 8	R: 0 E: 0 K: 1 S: 5 H: 0 LOB: 2 BB: 2 P: 13	R: 0 E: 0 K: 1 S: 7 H: 2 LOB: 2 BB: 0 P: 7	R: 0 E: 0 K: 2 S: 8 H: 1 LOB: 1 BB: 0 P: 8	R: 0 E: 0 K: 0 S: 4 H: 1 LOB: 1 BB: 0 P: 4	R: 0 E: 0 K: 1 S: 5 H: 0 LOB: 0 BB: 0 P: 5	R: 1 E: 1 K: 1 S: 8 H: 3 LOB: 3 BB: 0 P: 8	R: 0 E: 0 K: 0 S: 4 H: 1 LOB: 1 BB: 0 P: 4	1B: 5 2B: 3 3B: 0 HR: 0 SF: 1 SAC: 0 DP: 1 HBP: 0						

PITCHER		IP	WLS	BF	H	R	ER	SO	BB	IBB	HBP	BLK	WP	HR	S	P	ERA	WHIP
Chris Knapp, R ERA: 1.23	(1, 1)	7.1	W	33	6	2	1	7	4	1	0	0	0	0	42	62	1.23	1.364
Dyar Miller, R ERA:	(8, 1)	1.0		5	2	0	0	1	0	0	0	0	0	0	7	7	0.00	2.000
Dave LaRoche, L ERA: 3.38	(9, 1)	0.2	S	2	0	0	0	0	0	0	0	0	0	0	2	2	0.00	0.000

PITCHER	IP	WLS	BF	H	R	ER	SO	BB	IBB	HBP	BLK	WP	HR	S	P	ERA	WHIP

TOP

Oakland Athletics @ California Angels

Anaheim Stadium, Anaheim, CA

Sun Apr 09 1978, 6:33 AM EST

Att. 15,975 - Unknown

livebaseballscorecards.com

AB	34
R	2
H	8
RBI	2
BB	5
SO	8
LOB	26

BOTTOM

Oakland Athletics @ California Angels

Anaheim Stadium, Anaheim, CA

Sun Apr 09 1978, 6:33 AM EST

Att. 15,975 - Unknown

Batter	1	2	3	4	5	6	7	8	9	AB	R	H	RBI	BB	SO	LOB
Rick Miller, L (1, 9) OBP: 0.462, SLG: 0.300	BBBB 4-0 E 2B BB	BBBB 4-0 CS 2-3 BB		BBBB 4-0 1-2 BB		x 0-0 ② F7				1	1	0	0	3	0	1
Bobby Grich, R (1, 4) OBP: 0.273, SLG: 0.111	x 0-0 ① F7	0-0 ③ CS 1-2	x 0-0 ① F8	x 0-0 ② ③ G5-2-3 3-Hf		x 0-0 ③ FC6-4 1-2f				4	0	0	0	0	0	5
Lyman Bostock, L (1, 8)	x 0-0 E5 2B 1-2 SF7		x 0-0 ② 4-3		x 0-0 ① 3-1		x 0-0 ① G3			4	1	0	0	0	0	1
Joe Rudi, R (1, 7) OBP: 0.455, SLG: 0.778	x 0-0 SF7 1-3 2-H 2B		x 0-0 HR		SSS 0-3 ② K		x 0-0 ② F8			4	1	2	2	0	1	0
Don Baylor, R (1, 10) OBP: 0.364, SLG: 0.444	x 0-0 ② SF7 2-3 3-H		x 0-0 2B		x 0-0 BB 1B		x 0-0 ③ 1-3			3	0	2	1	0	0	0
Tony Solaita, L (1, 3)	x 0-0 ③ F7	x 0-0 ③ F8			BBBB 4-0 1-2 BB			x 0-0 ① F4		3	0	0	0	1	0	2
Dave Chalk, R (1, 5) OBP: 0.364, SLG: 0.333		BBBB 4-0 BLK 4-3 BB		x 0-0 4-3 G5-2-3 2B	x 0-0 F8			SSS 0-3 ② K		3	0	1	0	1	1	2
Rance Mulliniks, L (1, 6) OBP: 0.200, SLG: 0.200		SSS 0-3 ① K		x 0-0 ① 4-3 2-3		x 0-0 ① G3		x 0-0 1B		4	0	1	0	0	1	2
Brian Downing, R (1, 2) Ron Fairly, L (8, PH) OBP: 0.143, SLG: 0.143 Terry Humphrey, R (9, 2) OBP: 0.333, SLG: 0.667		x 0-0 ② 4-3 1-2		BBBB 4-0 BB BB		BBBB 4-0 FC6-4 BB		SSS 0-3 ③ K		1 1 0	0 0 0	0 0 0	0 0 0	2 0 0	0 1 0	1 1 0
Inning Stats	R: 2 E: 1 K: 0 S: 5 H: 1 LOB: 1 BB: 1 P: 9	R: 0 E: 0 K: 1 S: 4 H: 0 LOB: 1 BB: 2 P: 12	R: 1 E: 0 K: 0 S: 5 H: 2 LOB: 1 BB: 0 P: 5	R: 0 E: 0 K: 0 S: 3 H: 1 LOB: 2 BB: 2 P: 11	R: 0 E: 0 K: 1 S: 6 H: 1 LOB: 2 BB: 1 P: 10	R: 0 E: 0 K: 0 S: 3 H: 0 LOB: 1 BB: 1 P: 7	R: 0 E: 0 K: 0 S: 3 H: 0 LOB: 0 BB: 0 P: 3	R: 0 E: 0 K: 2 S: 8 H: 1 LOB: 1 BB: 0 P: 8		1B: 2 2B: 3 3B: 0 HR: 1	SF: 1 SAC: 0 DP: 1 HBP: 0					

AB	28
R	3
H	6
RBI	3
BB	7
SO	4
LOB	15

WP: 0 PB: 0 SB: 0 CS: 1 PA: 37

livebaseballscorecards.com

PITCHER		IP	WLS	BF	H	R	ER	SO	BB	IBB	HBP	BLK	WP	HR	S	P	ERA	WHIP
Alan Wirth, R ERA: 2.7	(1, 1)	3.1	L	18	4	3	1	1	4	0	0	1	0	1	16	32	2.70	2.400
Elias Sosa, R ERA:	(4, 1)	4.2		18	2	0	0	3	3	0	0	0	0	0	21	33	0.00	1.071

PITCHER	IP	WLS	BF	H	R	ER	SO	BB	IBB	HBP	BLK	WP	HR	S	P	ERA	WHIP

Batter	1	2	3	4	5	6	7	8	9	AB	R	H	RBI	BB	SO	LOB
Willie Norwood, R (1, 7) OBP: 0.304, SLG: 0.278	B B B B 4-0 CS BB		x 0-0 ② FC6-5 3-H			x 0-0 ① F9		x 0-0 ② F5		3	0	0	0	1	0	2
Bombo Rivera, R (1, 9) OBP: 0.333, SLG: 0.231	x 0-0 ① F3		x 0-0 ③ F9			B B B B 4-0 4-3 BB		x 0-0 ③ L8		3	0	0	0	1	0	3
Rod Carew, L (1, 3) OBP: 0.519, SLG: 0.542	S S S 0-3 ② ③ K 1-2			x 0-0 ① F7		x 0-0 ② 4-3 1-2			x 0-0 ① L4	4	0	0	0	0	1	2
Dan Ford, R (1, 8) OBP: 0.385, SLG: 0.381		x 0-0 BLK 1B		x 0-0 ② F9		x 0-0 ③ F8			x 0-0 5-3 1B	4	0	2	0	0	0	1
Craig Kusick, R (1, 10) OBP: 0.077, SLG: 0.083		x 0-0 ① F8		x 0-0 ③ 6-3			x 0-0 ① P3		x 0-0 ② 5-3 1-2	4	0	0	0	0	0	2
Roy Smalley, S (1, 6) OBP: 0.333, SLG: 0.542		S S S 0-3 ② K 1-2			x 0-0 ① 5-3		x 0-0 ② F6		x 0-0 ③ F6	4	0	0	0	0	1	2
Larry Wolfe, R (1, 5) OBP: 0.125, SLG: 0.125		x 0-0 ③ L4			x 0-0 ② F9		x 0-0 ③ F9			3	0	0	0	0	0	1
Butch Wynegar, S (1, 2) OBP: 0.294, SLG: 0.214			x 0-0 ① F4		x 0-0 1B			x 0-0 2B		3	0	2	0	0	0	0
Bob Randall, R (1, 4) OBP: 0.375, SLG: 0.538			x 0-0 FC6-5 3B		x 0-0 ③ F9			x 0-0 ① 6-3		3	0	1	0	0	0	2
Inning Stats	R: 0 H: 0 E: 0 LOB: 0 K: 1 BB: 1 S: 4 P: 8	R: 0 H: 1 E: 0 LOB: 1 K: 1 BB: 0 S: 6 P: 6	R: 0 H: 1 E: 0 LOB: 1 K: 0 BB: 0 S: 4 P: 4	R: 0 H: 0 E: 0 LOB: 0 K: 0 BB: 0 S: 3 P: 3	R: 0 H: 1 E: 0 LOB: 1 K: 0 BB: 0 S: 4 P: 4	R: 0 H: 0 E: 0 LOB: 1 K: 0 BB: 1 S: 3 P: 7	R: 0 H: 0 E: 0 LOB: 0 K: 0 BB: 0 S: 3 P: 3	R: 0 H: 1 E: 0 LOB: 1 K: 0 BB: 0 S: 4 P: 4	R: 0 H: 1 E: 0 LOB: 1 K: 0 BB: 0 S: 4 P: 4	1B: 3 SF: 0 2B: 1 SAC: 0 3B: 1 DP: 0 HR: 0 HBP: 0						WP: 0 PA: 33 PB: 0 SB: 0 CS: 1	

TOP

Minnesota Twins @ California Angels

Anaheim Stadium, Anaheim, CA

Mon Apr 10 1978, 9:05 PM EST

Att. 10,074 - Unknown - 69 F

livebaseballscorecards.com

AB	31
R	0
H	5
RBI	0
BB	2
SO	2
LOB	15

PITCHER		IP	WLS	BF	H	R	ER	SO	BB	IBB	HBP	BLK	WP	HR	S	P	ERA	WHIP
Ken Brett, L ERA:	(1, 1)	9.0	W	33	5	0	0	2	2	0	0	1	0	0	35	43	0.00	0.778

PITCHER	IP	WLS	BF	H	R	ER	SO	BB	IBB	HBP	BLK	WP	HR	S	P	ERA	WHIP

BOTTOM

Minnesota Twins @ California Angels

Anaheim Stadium, Anaheim, CA

Mon Apr 10 1978, 9:05 PM EST

Att. 10,074 - Unknown - 69 F

livebaseballscorecards.com

Batter	1	2	3	4	5	6	7	8	9	AB	R	H	RBI	BB	SO	LOB
Rick Miller, L (1, 9) OBP: 0.412, SLG: 0.286	K			L6		BLK 1B	FC6-4			4	0	1	0	0	1	2
Bobby Grich, R (1, 4) OBP: 0.333, SLG: 0.167	K			K		FC6 BB		1B 1B		3	1	1	0	1	2	0
Lyman Bostock, L (1, 8) OBP: 0.067, SLG: 0.067	5-3			F9		FC6		G6-4-3 1B		4	0	1	0	0	0	2
Joe Rudi, R (1, 7) OBP: 0.533, SLG: 0.923		K			2B		HR 2B	G6-4-3 1B		4	1	3	1	0	1	0
Don Baylor, R (1, 10) OBP: 0.333, SLG: 0.615		F6			F4		HR	G6-4-3		4	1	1	2	0	0	3
Tony Solaita, L (1, 3)		5-3			1-3		3-1	F6		4	0	0	0	0	0	2
Dave Chalk, R (1, 5) OBP: 0.286, SLG: 0.250			6-3		F7		1-3			3	0	0	0	0	0	1
Rance Mulliniks, L (1, 6) OBP: 0.231, SLG: 0.167			F9			F8		1B BB		2	0	0	0	1	0	0
Terry Humphrey, R (1, 2) OBP: 0.333, SLG: 0.556			F8			1-3	FC6-4 1B			3	0	1	0	0	0	0
Inning Stats	R: 0 H: 0 E: 0 LOB: 0 K: 2 BB: 0 S: 7 P: 7	R: 0 H: 0 E: 0 LOB: 0 K: 1 BB: 0 S: 5 P: 5	R: 0 H: 0 E: 0 LOB: 0 K: 0 BB: 0 S: 3 P: 3	R: 0 H: 0 E: 0 LOB: 0 K: 1 BB: 0 S: 5 P: 5	R: 0 H: 1 E: 0 LOB: 1 K: 0 BB: 0 S: 4 P: 4	R: 0 H: 1 E: 0 LOB: 2 K: 0 BB: 1 S: 4 P: 8	R: 2 H: 3 E: 0 LOB: 2 K: 0 BB: 1 S: 6 P: 10	R: 1 H: 3 E: 0 LOB: 1 K: 0 BB: 0 S: 5 P: 5		1B: 5 SF: 0 2B: 2 SAC: 0 3B: 0 DP: 1 HR: 1 HBP: 0						

	AB	31
	R	3
	H	8
	RBI	3
	BB	2
	SO	4
	LOB	10

WP: 0 PA: 33
PB: 0
SB: 0
CS: 0

PITCHER		IP	WLS	BF	H	R	ER	SO	BB	IBB	HBP	BLK	WP	HR	S	P	ERA	WHIP
Dave Goltz, R ERA: 3.6	(1, 1)	7.0	L	31	8	3	3	4	2	0	0	1	0	1	37	45	3.86	1.429
Greg Thayer, R ERA: 4.5	(8, 1)	1.0		2	0	0	0	0	0	0	0	0	0	0	2	2	0.00	0.000

PITCHER	IP	WLS	BF	H	R	ER	SO	BB	IBB	HBP	BLK	WP	HR	S	P	ERA	WHIP

Minnesota Twins @ California Angels

Anaheim Stadium, Anaheim, CA

Tue Apr 11 1978, 9:05 PM EST

Att. 12,217 - Unknown - 63 F

livebaseballscorecards.com

TOP

Batter	1	2	3	4	5	6	7	8	9	AB	R	H	RBI	BB	SO	LOB
Mike Cubbage, L (1, 5) OBP: 0.500, SLG: 0.750	B B B B 4-0 F8 WP BB		x 0-0 ③ 3-1		x 0-0 3-H HR	0-0 ③ CS 1-2	x 0-0 ① L9		x 0-0 1-H 3B	4	1	2	3	1	0	0
Roy Smalley, S (1, 6) OBP: 0.375, SLG: 0.630	x 0-0 ① F8 1-3			B B B B 4-0 FC4-6 BB	x 0-0 HR		B B B B 4-0 1B FC4-6 BB		S S S 0-3 ① K	3	2	1	1	2	1	2
Rod Carew, L (1, 3) OBP: 0.500, SLG: 0.517	S S S 0-3 ② K			x 0-0 ① FC4-6 S 1-2f 1B	x 0-0 S 1B 1B		x 0-0 FC4-6 1-3 1B		x 0-0 ② 6-3	5	2	2	0	0	1	3
Glenn Adams, L (1, 10) OBP: 0.294, SLG: 0.412	x 0-0 ③ 4-3			x 0-0 FC4 1-H 1B	S S S 0-3 ② K 1-2		x 0-0 ② FC4-6 1-2f 3-H		x 0-0 ③ F7	5	0	1	2	0	1	4
Rich Chiles, L (1, 7) OBP: 0.500, SLG: 0.500		x 0-0 CS 1B		x 0-0 ② FC4 1-2f	x 0-0 FC4-6 2-H 1B		S S S 0-3 ③ K			4	0	2	1	0	1	2
Dan Ford, R (1, 8) OBP: 0.367, SLG: 0.360		x 0-0 ① F8		x 0-0 ③ F9	x 0-0 ③ FC4-6 1-2f			x 0-0 CS 1B		4	0	1	0	0	0	3
Butch Wynegar, S (1, 2) OBP: 0.286, SLG: 0.222		x 0-0 ② ③ F8 1-2			x 0-0 2B 1B	x 0-0 ① 4-3		x 0-0 ① ② F7 1-2		4	1	1	0	0	0	2
Hosken Powell, L (1, 9) OBP: 0.267, SLG: 0.231			S S S 0-3 ① K		x 0-0 G3 1-H HR 2B	x 0-0 ② 4-3		S S S 0-3 ③ K		4	1	1	1	0	2	0
Bob Randall, R (1, 4) OBP: 0.400, SLG: 0.529			x 0-0 ② L9		x 0-0 ① G3 2-3	x 0-0 CS 1B			x 0-0 3B 1B	4	1	2	0	0	0	1
Inning Stats	R: 0 H: 0 E: 0 LOB: 1 K: 1 BB: 1 S: 5 P: 9	R: 0 H: 1 E: 0 LOB: 0 K: 0 BB: 0 S: 3 P: 3	R: 0 H: 0 E: 0 LOB: 0 K: 1 BB: 0 S: 5 P: 5	R: 1 H: 1 E: 0 LOB: 1 K: 0 BB: 1 S: 4 P: 8	R: 5 H: 6 E: 0 LOB: 1 K: 1 BB: 0 S: 11 P: 11	R: 0 H: 1 E: 0 LOB: 0 K: 0 BB: 0 S: 3 P: 3	R: 1 H: 1 E: 0 LOB: 1 K: 1 BB: 1 S: 6 P: 10	R: 0 H: 1 E: 0 LOB: 0 K: 1 BB: 0 S: 5 P: 5	R: 1 H: 2 E: 0 LOB: 1 K: 1 BB: 0 S: 7 P: 7	1B: 9 SF: 0 2B: 1 SAC: 0 3B: 1 DP: 0 HR: 2 HBP: 0						WP: 1 PA: 41 PB: 0 SB: 2 CS: 3	

	AB	37
	R	8
	H	13
	RBI	8
	BB	3
	SO	6
	LOB	17

PITCHER		IP	WLS	BF	H	R	ER	SO	BB	IBB	HBP	BLK	WP	HR	S	P	ERA	WHIP
Don Aase, R ERA: 10.38	(1, 1)	4.1	L	20	6	5	5	2	2	0	0	0	1	2	22	30	10.38	1.846
Paul Hartzell, R ERA: 9.53	(5, 1)	4.2		20	7	3	3	4	1	0	0	0	0	0	27	31	5.79	1.714

PITCHER		IP	WLS	BF	H	R	ER	SO	BB	IBB	HBP	BLK	WP	HR	S	P	ERA	WHIP

BOTTOM

Minnesota Twins @ California Angels

Anaheim Stadium, Anaheim, CA

Tue Apr 11 1978, 9:05 PM EST

Att. 12,217 - Unknown - 63 F

livebaseballscorecards.com

Batter	1	2	3	4	5	6	7	8	9	AB	R	H	RBI	BB	SO	LOB
Rick Miller, L (1, 9) OBP: 0.333, SLG: 0.222	F8			4-3	K			L7		4	0	0	0	0	1	4
Bobby Grich, R (1, 4) OBP: 0.316, SLG: 0.188	G4-6-3 1B			L7		L8		F9		4	0	1	0	0	0	1
Lyman Bostock, L (1, 8) OBP: 0.053, SLG: 0.053	G4-6-3 1-2f			4-3		G3			F7	4	0	0	0	0	0	1
Joe Rudi, R (1, 7) OBP: 0.474, SLG: 0.824		P3			F7	K			1B 2B	4	0	1	0	0	1	0
Don Baylor, R (1, 10) OBP: 0.316, SLG: 0.706		4-3			HR		K		P3	4	1	1	1	0	1	1
Ron Fairly, L (1, 3) OBP: 0.273, SLG: 0.273		F8			FC1-6 1B 1B		F9		2-H 1B	4	0	2	0	0	0	0
Dave Chalk, R (1, 5) OBP: 0.294, SLG: 0.267			F9		1-2 FC1-6 1B		6-3			3	0	1	0	0	0	0
Rance Mulliniks, L (1, 6) OBP: 0.188, SLG: 0.133			L7		1-2f 2-3 FC1-6 BB			K		3	0	0	0	0	1	2
Brian Downing, R (1, 2) OBP: 0.667, SLG: 0.333			6-3		1-2 BB			1B		2	0	1	0	1	0	0
Inning Stats	R: 0 H: 1 E: 0 LOB: 0 K: 0 BB: 0 S: 3 P: 3	R: 0 H: 0 E: 0 LOB: 0 K: 0 BB: 0 S: 3 P: 3	R: 0 H: 0 E: 0 LOB: 0 K: 0 BB: 0 S: 3 P: 3	R: 0 H: 0 E: 0 LOB: 0 K: 0 BB: 0 S: 3 P: 3	R: 1 H: 3 E: 0 LOB: 3 K: 1 BB: 1 S: 8 P: 12	R: 0 H: 0 E: 0 LOB: 0 K: 1 BB: 0 S: 5 P: 5	R: 0 H: 0 E: 0 LOB: 0 K: 1 BB: 0 S: 5 P: 5	R: 0 H: 1 E: 0 LOB: 1 K: 1 BB: 0 S: 6 P: 6	R: 0 H: 2 E: 0 LOB: 2 K: 0 BB: 0 S: 4 P: 4	1B: 5 SF: 0 2B: 1 SAC: 0 3B: 0 DP: 1 HR: 1 HBP: 0							WP: 0 PA: 33 PB: 0 SB: 0 CS: 0

	AB	32
	R	1
	H	7
	RBI	1
	BB	1
	SO	4
	LOB	9

PITCHER	IP	WLS	BF	H	R	ER	SO	BB	IBB	HBP	BLK	WP	HR	S	P	ERA	WHIP
Roger Erickson, R (1, 1) ERA: 2.35	9.0	W	33	7	1	1	4	1	0	0	0	0	1	40	44	1.00	0.889

PITCHER	IP	WLS	BF	H	R	ER	SO	BB	IBB	HBP	BLK	WP	HR	S	P	ERA	WHIP

Minnesota Twins @ California Angels

Anaheim Stadium, Anaheim, CA

Wed Apr 12 1978, 9:05 PM EST

Att. 12,295 - Cloudy - 58 F

TOP

livebaseballscorecards.com

Batter	1	2	3	4	5	6	7	8	9	AB	R	H	RBI	BB	SO	LOB
Bombo Rivera, R (1, 9) OBP: 0.368, SLG: 0.294	S S S 0-3 ① K		x 0-0 BB 1B 1B		x 0-0 ① 1-3		x 0-0 HR 1B	x 0-0 ③ FC6 1-2f		4	1	2	0	0	1	0
Glenn Adams, L (8, PH) OBP: 0.278, SLG: 0.389 (8, 9)										1	0	0	0	0	0	1
Dan Ford, R (1, 8) OBP: 0.371, SLG: 0.467	x 0-0 ② 6-3		x 0-0 1-2 BB 1B		S S S 0-3 ② K		x 0-0 1-H HR		x 0-0 ① L8	5	1	2	2	0	1	0
Rod Carew, L (1, 3) OBP: 0.514, SLG: 0.688	x 0-0 HR		x 0-0 ① F8		x 0-0 1B 3B		x 0-0 ① L9		x 0-0 1B 2B	3	2	2	1	0	0	2
Jose Morales, R (5, 3) OBP: 0.400, SLG: 0.600										2	1	1	0	0	0	0
Craig Kusick, R (1, 10) OBP: 0.278, SLG: 0.250	x 0-0 BLK 1B		B B B 4-0 FC4-6 1-2 2-3 BB		x 0-0 3-H 1B		x 0-0 ② F9		x 0-0 BB BB 2-H 1B	4	0	3	2	1	0	0
Roy Smalley, S (1, 6) OBP: 0.378, SLG: 0.613	x 0-0 ③ 1-4-3 1-2		x 0-0 ② P3		x 0-0 ③ F8		x 0-0 2B		B B B B 4-0 BB 1-2 BB	4	0	1	0	1	0	5
Butch Wynegar, S (1, 2) OBP: 0.292, SLG: 0.238		x 0-0 1B	x 0-0 ③ FC4-6 1-2f			x 0-0 ① 5-3	x 0-0 ③ F6		B B B B 4-0 G6-4-3 1-2 2-3 BB	3	0	1	0	0	0	3
Glenn Borgmann, R (6, 2) OBP: 0.333, SLG: 0.250										1	0	0	0	0	0	1
Hosken Powell, L (9, PH) OBP: 0.313, SLG: 0.231										0	0	0	0	1	0	0
Larry Wolfe, R (1, 5) OBP: 0.154, SLG: 0.154		x 0-0 ① F8		x 0-0 ① 5-3		x 0-0 2B 1B		x 0-0 ① F8	x 0-0 ② ③ G6-4-3 1-2f	5	0	1	0	0	0	4
Willie Norwood, R (1, 7) OBP: 0.308, SLG: 0.333		x 0-0 ② F7		x 0-0 ② F7		x 0-0 ② 1-H 2B		B B B B 4-0 FC6 BB		3	0	1	0	0	0	1
Rich Chiles, L (8, PH) OBP: 0.600, SLG: 0.500 (8, 7)										0	0	0	0	1	0	0
Bob Randall, R (1, 4) OBP: 0.348, SLG: 0.450		x 0-0 ③ L8		x 0-0 ③ F4		x 0-0 ③ P3		x 0-0 ② F7		3	0	0	0	0	0	2
Mike Cubbage, L (8, PH) OBP: 0.478, SLG: 0.714 (8, 4)										1	0	0	0	0	0	1
Inning Stats	R: 1 H: 2 E: 0 LOB: 1 K: 1 BB: 0 S: 7 P: 7	R: 0 H: 1 E: 0 LOB: 1 K: 0 BB: 0 S: 4 P: 4	R: 0 H: 2 E: 0 LOB: 3 K: 0 BB: 1 S: 5 P: 9	R: 0 H: 0 E: 0 LOB: 0 K: 0 BB: 0 S: 3 P: 3	R: 1 H: 2 E: 0 LOB: 1 K: 1 BB: 0 S: 7 P: 7	R: 0 H: 2 E: 0 LOB: 1 K: 0 BB: 0 S: 4 P: 4	R: 2 H: 3 E: 0 LOB: 1 K: 0 BB: 0 S: 6 P: 6	R: 0 H: 0 E: 0 LOB: 1 K: 0 BB: 1 S: 3 P: 7	R: 1 H: 2 E: 0 LOB: 2 K: 0 BB: 2 S: 4 P: 12	1B: 8 SF: 0 2B: 3 SAC: 0 3B: 1 DP: 1 HR: 2 HBP: 0						

AB	39
R	5
H	14
RBI	5
BB	4
SO	2
LOB	20

WP: 0 PA: 43
PB: 0
SB: 0
CS: 0

PITCHER		IP	WLS	BF	H	R	ER	SO	BB	IBB	HBP	BLK	WP	HR	S	P	ERA	WHIP
Frank Tanana, L ERA: 2.3	(1, 1)	6.2	W	32	12	4	4	2	1	0	0	1	0	2	35	39	5.40	1.950
Dyar Miller, R ERA: 3.38	(7, 1)	1.2		10	2	1	1	0	3	0	0	0	0	0	7	19	5.40	3.000
Dave LaRoche, L ERA: 2.7	(9, 1)	0.2	S	1	0	0	0	0	0	0	0	0	0	0	1	1	0.00	0.000

PITCHER	IP	WLS	BF	H	R	ER	SO	BB	IBB	HBP	BLK	WP	HR	S	P	ERA	WHIP

BOTTOM

Minnesota Twins @ California Angels

Anaheim Stadium, Anaheim, CA

Wed Apr 12 1978, 9:05 PM EST

Att. 12,295 - Cloudy - 58 F

Batter	1	2	3	4	5	6	7	8	9	AB	R	H	RBI	BB	SO	LOB
Rick Miller, L (1, 9) OBP: 0.346, SLG: 0.364	BB HR		F7			K		L7		4	2	1	4	1	1	1
Bobby Grich, R (1, 4) OBP: 0.333, SLG: 0.286	1B L7			F9		2B		L5		5	1	2	0	0	0	0
Lyman Bostock, L (1, 8) OBP: 0.043, SLG: 0.043	FC3 F8			4-3		3-1				4	1	0	0	0	0	3
Joe Rudi, R (1, 7) OBP: 0.435, SLG: 0.700	BB L9			K			K			3	1	0	1	1	2	0
Don Baylor, R (1, 10) OBP: 0.348, SLG: 0.714	HR F8				F7		FC4-2			4	1	2	2	0	0	0
Ron Fairly, L (1, 3) OBP: 0.267, SLG: 0.267	K		F4		3-1		FC4-2			4	0	1	0	0	1	2
Dave Chalk, R (1, 5) OBP: 0.381, SLG: 0.294	HR SF7				BB		FC4-2			2	2	1	0	2	0	2
Rance Mulliniks, L (1, 6) OBP: 0.200, SLG: 0.167	SF8				L7		P5			3	0	1	1	0	0	3
Terry Humphrey, R (1, 2) OBP: 0.308, SLG: 0.455	HR SF7					4-3		F9		2	1	0	1	1	0	0
Inning Stats	R: 8 E: 1 K: 1 S: 9 H: 3 LOB: 0 BB: 4 P: 25	R: 0 E: 0 K: 0 S: 3 H: 0 LOB: 0 BB: 0 P: 3	R: 1 E: 0 K: 0 S: 5 H: 2 LOB: 1 BB: 0 P: 5	R: 0 E: 0 K: 1 S: 5 H: 0 LOB: 0 BB: 0 P: 5	R: 0 E: 0 K: 0 S: 3 H: 0 LOB: 1 BB: 1 P: 7	R: 0 E: 0 K: 1 S: 6 H: 1 LOB: 1 BB: 0 P: 6	R: 0 E: 0 K: 1 S: 7 H: 2 LOB: 2 BB: 0 P: 7	R: 0 E: 0 K: 0 S: 3 H: 0 LOB: 0 BB: 0 P: 3		1B: 5 2B: 2 3B: 0 HR: 1 SF: 2 SAC: 0 DP: 0 HBP: 0						

livebaseballscorecards.com

AB	31
R	9
H	8
RBI	9
BB	5
SO	4
LOB	11

WP: 0 PB: 0 SB: 1 CS: 0 PA: 38

PITCHER		IP	WLS	BF	H	R	ER	SO	BB	IBB	HBP	BLK	WP	HR	S	P	ERA	WHIP
Pete Redfern, R ERA: 9.53	(1, 1)	0.2	L	9	2	7	3	1	4	0	0	0	0	0	7	23	40.50	9.000
Gary Serum, R ERA: 3.68	(1, 1)	2.1		10	3	2	1	0	0	0	0	0	0	1	10	10	3.86	1.286
Dave Johnson, R ERA:	(4, 1)	5.0		19	3	0	0	3	1	0	0	0	0	0	24	28	0.00	0.800

PITCHER	IP	WLS	BF	H	R	ER	SO	BB	IBB	HBP	BLK	WP	HR	S	P	ERA	WHIP

Minnesota Twins @ California Angels

Anaheim Stadium, Anaheim, CA

Thu Apr 13 1978, 6:33 AM EST

Att. 11,702 - Unknown - 65 F

TOP

livebaseballscorecards.com

Batter	1	2	3	4	5	6	7	8	9	10	11	AB	R	H	RBI	BB	SO	LOB
Mike Cubbage, L (1, 5) OBP: 0.481, SLG: 0.667	G3		BBB 4-0 G6-4-3 BB			x 0-0 CS 1B	SSS 0-3 K				x 0-0 1B	3	0	1	0	1	1	2
Jose Morales, R (11, PH) OBP: 0.500, SLG: 0.667												1	0	1	0	0	0	0
Bombo Rivera, R (11, PR) OBP: 0.368, SLG: 0.294												0	0	0	0	0	0	0
Larry Wolfe, R (11, 5) OBP: 0.154, SLG: 0.154												0	0	0	0	0	0	0
Roy Smalley, S (1, 6) OBP: 0.357, SLG: 0.543	BBBB 4-0 BB		x 0-0 G6-4-3 1-2f			x 0-0 6-3 1-2		SSS 0-3 K			x 0-0 F2	4	0	0	0	1	1	5
Rod Carew, L (1, 3) OBP: 0.450, SLG: 0.595	x 0-0 F7			x 0-0 L7		x 0-0 F8			x 0-0 6-3		x 0-0 F7	5	0	0	0	0	0	2
Glenn Adams, L (1, 10) OBP: 0.227, SLG: 0.318	x 0-0 5-3			SSS 0-3 K			SSS 0-3 K		SSS 0-3 K		x 0-0 F8	4	0	0	0	0	3	1
Craig Kusick, R (11, PH) OBP: 0.263, SLG: 0.235												1	0	0	0	0	0	1
Butch Wynegar, S (1, 2) OBP: 0.250, SLG: 0.200		x 0-0 F9		SSS 0-3 K			x 0-0 4-3		x 0-0 3-1			4	0	0	0	0	1	0
Dan Ford, R (1, 8) OBP: 0.359, SLG: 0.441		x 0-0 E7 4-3 1B			SSS 0-3 K		x 0-0 1-3			SSS 0-3 K		4	0	1	0	0	2	0
Hosken Powell, L (1, 9) OBP: 0.300, SLG: 0.294		x 0-0 4-3 2-3			x 0-0 L8 2B			x 0-0 1-3		SSS 0-3 K		4	0	1	0	0	1	1
Willie Norwood, R (1, 7) OBP: 0.333, SLG: 0.333		SSS 0-3 K			x 0-0 L8 2-3			x 0-0 S 1B		BBBB 4-0 S BB		3	0	1	0	1	1	2
Bob Randall, R (1, 4) OBP: 0.333, SLG: 0.391			x 0-0 F9		SSS 0-3 K			BBBB 4-0 1-2 BB		SSS 0-3 K 1-2		3	0	0	0	1	2	2
Inning Stats	R: 0 E: 0 K: 0 S: 3 H: 0 LOB: 1 BB: 1 P: 7	R: 0 E: 1 K: 1 S: 6 H: 1 LOB: 1 BB: 0 P: 6	R: 0 E: 0 K: 0 S: 2 H: 0 LOB: 0 BB: 1 P: 6	R: 0 E: 0 K: 2 S: 7 H: 0 LOB: 0 BB: 0 P: 7	R: 0 E: 0 K: 2 S: 8 H: 1 LOB: 1 BB: 0 P: 8	R: 0 E: 0 K: 0 S: 3 H: 1 LOB: 0 BB: 0 P: 3	R: 0 E: 0 K: 1 S: 5 H: 0 LOB: 0 BB: 0 P: 5	R: 0 E: 0 K: 2 S: 8 H: 1 LOB: 2 BB: 1 P: 12	R: 0 E: 0 K: 1 S: 5 H: 0 LOB: 0 BB: 0 P: 5	R: 0 E: 0 K: 3 S: 9 H: 0 LOB: 1 BB: 1 P: 13	R: 0 E: 0 K: 0 S: 4 H: 1 LOB: 1 BB: 0 P: 4							

AB	36
R	0
H	5
RBI	0
BB	4
SO	12
LOB	16

1B: 4 SF: 0 WP: 0 PA: 40
2B: 1 SAC: 0 PB: 0
3B: 0 DP: 1 SB: 2
HR: 0 HBP: 0 CS: 1

PITCHER		IP	WLS	BF	H	R	ER	SO	BB	IBB	HBP	BLK	WP	HR	S	P	ERA	WHIP
Nolan Ryan, R ERA:	(1, 1)	10.0		36	4	0	0	12	4	0	0	0	0	0	56	72	0.00	0.800
Dave LaRoche, L ERA: 2.08	(11, 1)	1.0	W	4	1	0	0	0	0	0	0	0	0	0	4	4	0.00	1.000

PITCHER		IP	WLS	BF	H	R	ER	SO	BB	IBB	HBP	BLK	WP	HR	S	P	ERA	WHIP

Batter	1	2	3	4	5	6	7	8	9	10	11	AB	R	H	RBI	BB	SO	LOB
Rick Miller, L (1, 9) OBP: 0.290, SLG: 0.296	L7		1-3		4-3		K 1-2			B3-4-6-4 1-2f		5	0	0	0	0	1	2
Bobby Grich, R (1, 4) OBP: 0.345, SLG: 0.320	5-3		BB		K			2B		F8		4	0	1	0	1	1	1
Lyman Bostock, L (1, 8) OBP: 0.107, SLG: 0.074	BB		4-3		CS 1B			K			G3	4	0	1	0	1	1	2
Joe Rudi, R (1, 7) OBP: 0.393, SLG: 0.720	F9			L7	CS 1-2	L8		K			HR	5	1	1	1	0	1	2
Don Baylor, R (1, 10) OBP: 0.296, SLG: 0.600		4-3		5-3		F7		F9				4	0	0	0	0	0	1
Ron Fairly, L (1, 3) OBP: 0.316, SLG: 0.278		6-3		BB 1B 1B		1B			K			3	0	1	0	1	1	0
Dave Chalk, R (1, 5) OBP: 0.400, SLG: 0.333		1B		1B 1-2		5-3			P4			4	0	2	0	0	0	1
Rance Mulliniks, L (1, 6) OBP: 0.208, SLG: 0.182		1-3		1B 1-2 2-3			6-3		K			4	0	1	0	0	1	1
Terry Humphrey, R (1, 2) OBP: 0.313, SLG: 0.385			F9	5-3			BB CS			3-4-6-4 1B		2	0	0	0	1	0	3
Tony Solaita, L (10, PH) OBP: 0.200, SLG: 0.111												1	0	1	0	0	0	0
Carney Lansford, R (10, PR)												0	0	0	0	0	0	0
Ike Hampton, S (11, 2)												0	0	0	0	0	0	0
Inning Stats	R: 0 E: 0 K: 0 S: 3 H: 0 LOB: 1 BB: 1 P: 7	R: 0 E: 0 K: 0 S: 4 H: 1 LOB: 1 BB: 0 P: 4	R: 0 E: 0 K: 0 S: 3 H: 0 LOB: 1 BB: 1 P: 7	R: 0 E: 0 K: 0 S: 5 H: 2 LOB: 3 BB: 1 P: 9	R: 0 E: 0 K: 1 S: 5 H: 1 LOB: 0 BB: 0 P: 5	R: 0 E: 0 K: 0 S: 4 H: 1 LOB: 1 BB: 0 P: 4	R: 0 E: 0 K: 1 S: 4 H: 0 LOB: 1 BB: 1 P: 8	R: 0 E: 0 K: 2 S: 8 H: 1 LOB: 1 BB: 0 P: 8	R: 0 E: 0 K: 2 S: 7 H: 0 LOB: 0 BB: 0 P: 7	R: 0 E: 0 K: 0 S: 3 H: 1 LOB: 1 BB: 0 P: 3	R: 1 E: 0 K: 0 S: 2 H: 1 LOB: 0 BB: 0 P: 2	1B: 6 2B: 2 3B: 0 HR: 1	SF: 0 SAC: 0 DP: 2 HBP: 0	WP: 0 PB: 0 SB: 0 CS: 2	PA: 41			

PITCHER		IP	WLS	BF	H	R	ER	SO	BB	IBB	HBP	BLK	WP	HR	S	P	ERA	WHIP
Paul Thormodsgard, R ERA: 0.59	(1, 1)	6.1		27	5	0	0	1	4	0	0	0	0	0	25	41	0.00	1.421
Tom Johnson, R ERA: 2.7	(7, 1)	4.0	L	13	3	1	1	5	0	0	0	0	0	1	23	23	2.25	0.750

PITCHER	IP	WLS	BF	H	R	ER	SO	BB	IBB	HBP	BLK	WP	HR	S	P	ERA	WHIP

Minnesota Twins @ California Angels

Anaheim Stadium, Anaheim, CA

Thu Apr 13 1978, 6:33 AM EST

Att. 11,702 - Unknown - 65 F

BOTTOM

livebaseballscorecards.com

AB	36
R	1
H	8
RBI	1
BB	4
SO	6
LOB	13

California Angels @ Oakland Athletics

Oakland-Alameda County Coliseum, Oakland, CA

Fri Apr 14 1978, 6:05 PM PST

Att. 2,973 - Unknown

TOP

livebaseballscorecards.com

Batter	1	2	3	4	5	6	7	8	9	AB	R	H	RBI	BB	SO	LOB
Ken Landreaux, L (1, 9) OBP: 0.250, SLG: 0.250	4-3		G6-4-3 1B		4-3			6-3		4	0	1	0	0	0	1
Bobby Grich, R (1, 4) OBP: 0.364, SLG: 0.296	FC6-4 BB		G6-4-3 1-2f			G4-6-3 BB			F9	2	0	0	0	2	0	1
Lyman Bostock, L (1, 8) OBP: 0.094, SLG: 0.065	F8		F9			G4-6-3 1-2f			F7	4	0	0	0	0	0	2
Joe Rudi, R (1, 10) OBP: 0.355, SLG: 0.643 Ron Jackson, R (9, PH)	FC6-4 1-2f			K		K			HBP	3 0	0 0	0 0	0 0	0 0	2 0	1 0
Don Baylor, R (1, 7) OBP: 0.323, SLG: 0.571		6-3 4-3 1B 1B		L4-3 BB			5-3		F4	3	1	1	0	1	0	1
Tony Solaita, L (1, 3) OBP: 0.231, SLG: 0.091 Carney Lansford, R (7, PR) Ron Fairly, L (7, 3) OBP: 0.316, SLG: 0.278		4-3 1-2		L4-3 1-2			G1-4-3 BB			2 0 0	0 0 0	0 0 0	0 0 0	1 0 0	0 0 0	2 0 0
Dave Chalk, R (1, 5) OBP: 0.357, SLG: 0.292		6-3 2-3			5-3		G1-4-3 1-2f			3	0	0	0	0	0	2
Rance Mulliniks, L (1, 6) OBP: 0.259, SLG: 0.208		1B 3-H			S BB			4-3		2	0	1	1	1	0	0
Brian Downing, R (1, 2) OBP: 0.444, SLG: 0.167		F9			F8 1-2			1-3		3	0	0	0	0	0	2
Inning Stats	R: 0 E: 0 K: 0 S: 3 H: 0 LOB: 1 BB: 1 P: 7	R: 1 E: 0 K: 0 S: 5 H: 2 LOB: 1 BB: 0 P: 5	R: 0 E: 0 K: 0 S: 3 H: 1 LOB: 0 BB: 0 P: 3	R: 0 E: 0 K: 1 S: 4 H: 0 LOB: 0 BB: 1 P: 8	R: 0 E: 0 K: 0 S: 3 H: 0 LOB: 1 BB: 1 P: 7	R: 0 E: 0 K: 1 S: 4 H: 0 LOB: 0 BB: 1 P: 8	R: 0 E: 0 K: 0 S: 2 H: 0 LOB: 1 BB: 1 P: 6	R: 0 E: 0 K: 0 S: 3 H: 0 LOB: 0 BB: 0 P: 3	R: 0 E: 0 K: 0 S: 3 H: 0 LOB: 1 BB: 0 P: 4	1B: 3 2B: 1 3B: 0 HR: 0 SF: 0 SAC: 0 DP: 4 HBP: 1						

PITCHER		IP	WLS	BF	H	R	ER	SO	BB	IBB	HBP	BLK	WP	HR	S	P	ERA	WHIP
Alan Wirth, R ERA: 1.86	(1, 1)	6.1		24	3	1	1	2	5	0	0	0	0	0	23	43	1.42	1.263
Dave Heaverlo, R ERA:	(7, 1)	2.2	W	8	0	0	0	0	0	0	1	0	0	0	7	8	0.00	0.000

PITCHER	IP	WLS	BF	H	R	ER	SO	BB	IBB	HBP	BLK	WP	HR	S	P	ERA	WHIP

AB	26
R	1
H	3
RBI	1
BB	5
SO	2
LOB	12

1B: 3	SF: 0	WP: 0	PA: 32
2B: 1	SAC: 0	PB: 0	
3B: 0	DP: 4	SB: 1	
HR: 0	HBP: 1	CS: 0	

Batter	1	2	3	4	5	6	7	8	9	AB	R	H	RBI	BB	SO	LOB
Miguel Dilone, S (1, 7) OBP: 0.258, SLG: 0.333	BBBB; 4-0; 8-3; BB		x; 0-0; 1B; 2-H; 2B		x; 0-0 ③; G3		x; 0-0 ②; F7			3	0	1	1	1	0	2
Mike Edwards, R (1, 4) OBP: 0.250, SLG: 0.250	x; 0-0 ①②; 8-3; 1-2f		x; 0-0; 2-3; 1B			x; 0-0 ①; 1-3	x; 0-0 ③; F7			3	0	1	0	0	0	1
Bill North, S (7, PH) OBP: 0.412, SLG: 0.250										1	0	0	0	0	0	2
Steve Staggs, R (8, 4) OBP: 0.429, SLG: 0.273										0	0	0	0	0	0	0
Mario Guerrero, R (1, 6) OBP: 0.414, SLG: 0.607	x; 0-0 ③; F6		x; 0-0 ③; F8			x; 0-0; 3B		x; 0-0 ①; 4-3		4	0	1	0	0	0	2
Gary Alexander, R (1, 10) OBP: 0.360, SLG: 0.696		SSS; 0-3 ①; K		x; 0-0; 3B		SSS; 0-3 ②; K		x; 0-0; 4-3; 2B		4	0	2	0	0	2	1
Mike Adams, R (8, PR) OBP: 0.286, SLG: 0.333										0	0	0	0	0	0	0
Dave Revering, L (1, 3) OBP: 0.231, SLG: 0.280		x; 0-0 ②; 4-3		x; 0-0 ①; G3		x; 0-0 ③; F6		x; 0-0 ②; 4-3; 2-3		4	0	0	0	0	0	3
Jim Essian, R (1, 2) OBP: 0.286, SLG: 0.182		x; 0-0 ③; 5-3		x; 0-0 ②; F4			x; 0-0 ①; 6-3	SSS; 0-3 ③; K		4	0	0	0	0	1	3
Wayne Gross, L (1, 5) OBP: 0.286, SLG: 0.346			x; 0-0 ①; 3-1	SSS; 0-3 ③; K			x; 0-0; HR			3	1	1	1	0	1	1
Tony Armas, R (1, 8) OBP: 0.238, SLG: 0.200			x; 0-0; S; 2B; 1B		SSS; 0-3 ①; K		x; 0-0; 1B; 1B			3	1	2	0	0	1	0
Gary Thomasson, L (1, 9) OBP: 0.194, SLG: 0.107			SSS; 0-3 ②; K; 1-2		x; 0-0 ②; F8		x; 0-0; 1-2; 1B			3	0	1	0	0	1	1
Dwayne Murphy, L (7, PR) (8, 9)										0	0	0	0	0	0	0
Inning Stats	R: 0 E: 0 K: 0 S: 2 H: 0 LOB: 0 BB: 1 P: 6	R: 0 E: 0 K: 1 S: 5 H: 0 LOB: 0 BB: 0 P: 5	R: 1 E: 0 K: 1 S: 8 H: 3 LOB: 2 BB: 0 P: 8	R: 0 E: 0 K: 1 S: 6 H: 1 LOB: 1 BB: 0 P: 6	R: 0 E: 0 K: 1 S: 5 H: 0 LOB: 0 BB: 0 P: 5	R: 0 E: 0 K: 1 S: 6 H: 1 LOB: 1 BB: 0 P: 6	R: 1 E: 0 K: 0 S: 6 H: 3 LOB: 2 BB: 0 P: 6	R: 0 E: 0 K: 1 S: 6 H: 1 LOB: 2 BB: 0 P: 6		1B: 4 2B: 3 3B: 2 HR: 1	SF: 0 SAC: 0 DP: 1 HBP: 0					

PITCHER		IP	WLS	BF	H	R	ER	SO	BB	IBB	HBP	BLK	WP	HR	S	P	ERA	WHIP
Chris Knapp, R ERA: 1.98	(1, 1)	6.1	L	26	7	2	2	5	1	0	0	0	0	1	35	39	2.84	1.263
Paul Hartzell, R ERA: 7.36	(7, 1)	1.2		7	2	0	0	1	0	0	0	0	0	0	9	9	0.00	1.200

PITCHER	IP	WLS	BF	H	R	ER	SO	BB	IBB	HBP	BLK	WP	HR	S	P	ERA	WHIP

BOTTOM

California Angels @ Oakland Athletics

Oakland-Alameda County Coliseum, Oakland, CA

Fri Apr 14 1978, 6:05 PM PST

Att. 2,973 - Unknown

livebaseballscorecards.com

AB	32
R	2
H	9
RBI	2
BB	1
SO	6
LOB	16

1B: 4 SF: 0
2B: 3 SAC: 0
3B: 2 DP: 1
HR: 1 HBP: 0

WP: 0 PA: 33
PB: 0
SB: 1
CS: 0

California Angels @ Oakland Athletics

Oakland-Alameda County Coliseum, Oakland, CA

Sun Apr 16 1978, 3:33 AM PST

Att. 3,814 - Unknown

TOP

livebaseballscorecards.com

Batter	1	2	3	4	5	6	7	8	9	10	11	AB	R	H	RBI	BB	SO	LOB
Rick Miller, L (1, 9) OBP: 0.278, SLG: 0.258	BB		K			SH1-3 1-2	FC6-4 1-2f		F9		FC6 FC5-4 1-2 2-3 3-H	4	0	0	0	1	1	6
Bobby Grich, R (1, 4) OBP: 0.359, SLG: 0.258	K			5-3		BB 1-3		BB 4-3 SH3		5-3	FC5-4 1-2f	4	0	0	0	2	1	4
Lyman Bostock, L (1, 8) OBP: 0.083, SLG: 0.057	F7			6-3		1-3 1-2 2-3		SH3 1-2		F9		4	0	0	0	0	0	3
Ron Jackson, R (1, 3)	G3			5-3		F8		4-3 2-3		K		3	0	0	0	0	0	3
Ron Fairly, L (8, PH) (8, 3) OBP: 0.286, SLG: 0.250												2	0	0	0	0	1	1
Don Baylor, R (1, 7) OBP: 0.361, SLG: 0.656		F7			HR		F5	IBB S			F9 SH3 E 1B	4	2	2	1	0	0	0
Ken Landreaux, L (11, 7) OBP: 0.250, SLG: 0.250												0	0	0	0	0	0	0
Dave Chalk, R (1, 6) (11, 5) OBP: 0.313, SLG: 0.250		F7	K				F3	K 1-2			SH3 1-2	4	0	0	0	0	2	2
Carney Lansford, R (1, 5) OBP: 0.200, SLG: 0.200		F8	5-3				BB 1B		F8		F9 2-3	4	0	1	0	0	0	0
Rance Mulliniks, L (11, PH) (11, 6) OBP: 0.250, SLG: 0.200												1	0	0	0	0	0	1
Merv Rettenmund, R (1, 10) OBP: 0.250, SLG: 0.250			4-3		6-3		BB 1-2		4-3		IBB E S	4	0	1	0	0	0	0
Tony Solaita, L (11, PH) OBP: 0.286, SLG: 0.091												0	0	0	0	1	0	0
Ike Hampton, S (11, PR)												0	0	0	0	0	0	0
Brian Downing, R (1, 2) OBP: 0.571, SLG: 0.333			F6			1-3 SH1-3	FC6-4 1-2 2-3				E 1-2	3	0	2	0	2	0	0

Inning Stats	1	2	3	4	5	6	7	8	9	10	11
	R: 0 E: 0 K: 1 S: 5	H: 0 LOB: 1 BB: 1 P: 9	R: 0 E: 0 K: 0 S: 3	H: 0 LOB: 0 BB: 0 P: 3	R: 0 E: 0 K: 1 S: 5	H: 0 LOB: 0 BB: 0 P: 5	R: 0 E: 0 K: 0 S: 3	H: 0 LOB: 0 BB: 0 P: 3	R: 1 E: 0 K: 1 S: 6	H: 1 LOB: 0 BB: 0 P: 6	R: 0 E: 0 K: 0 S: 4	H: 1 LOB: 2 BB: 1 P: 8	R: 0 E: 0 K: 0 S: 5	H: 2 LOB: 3 BB: 1 P: 9	R: 0 E: 0 K: 1 S: 5	H: 0 LOB: 2 BB: 2 P: 13	R: 0 E: 0 K: 0 S: 4	H: 1 LOB: 1 BB: 0 P: 4	R: 0 E: 0 K: 1 S: 5	H: 0 LOB: 0 BB: 0 P: 5	R: 1 E: 1 K: 0 S: 5	H: 1 LOB: 3 BB: 2 P: 13

1B: 5	SF: 0	WP: 0	PA: 47
2B: 0	SAC: 3	PB: 0	
3B: 0	DP: 0	SB: 2	
HR: 1	HBP: 0	CS: 0	

PITCHER		IP	WLS	BF	H	R	ER	SO	BB	IBB	HBP	BLK	WP	HR	S	P	ERA	WHIP
John Henry Johnson, L ERA: 0.71	(1, 1)	6.2		26	4	1	1	3	2	0	0	0	0	1	30	38	1.35	0.900
Elias Sosa, R ERA:	(7, 1)	0.2		4	0	0	0	0	2	0	0	0	0	0	2	10	0.00	3.000
Bob Lacey, L ERA: 1.17	(8, 1)	2.2		10	1	0	0	2	0	1	0	0	0	0	13	17	0.00	0.375
Dave Heaverlo, R ERA:	(11, 1)	1.0	L	7	1	1	0	0	1	1	0	0	0	0	5	13	0.00	2.000

AB	37
R	2
H	6
RBI	1
BB	7
SO	5
LOB	20

Batter	1	2	3	4	5	6	7	8	9	10	11	AB	R	H	RBI	BB	SO	LOB
Miguel Dilone, S (1, 7) OBP: 0.250, SLG: 0.294	G3		6-3			CS BB		F3		1-3		4	0	0	0	1	0	1
Mike Edwards, R (1, 4) OBP: 0.200, SLG: 0.200 Mike Adams, R (8, PH) OBP: 0.375, SLG: 0.333 Marty Perez, R (8, PR) Steve Staggs, R (9, 4) OBP: 0.467, SLG: 0.273	1-3		F8			G3 1-2		1-2 BB			CS BB	3 0 0 0	0 0 0 0	0 0 0 0	0 1 0 1	0 0 0 0	0 0 0 0	1 0 0 0
Mario Guerrero, R (1, 6) OBP: 0.412, SLG: 0.576	CS 1B			E5 FC1-5 BB		1B		F8			F6 1-2	5	0	2	0	0	0	3
Gary Alexander, R (1, 10) OBP: 0.367, SLG: 0.630 Dwayne Murphy, L (11, PR)	CS 1-2	K		CS FC1-5 1-2 BB		F4		F9			1B 1B	4 0	0 0	1 0	0 0	1 0	1 0	3 0
Dave Revering, L (1, 3) OBP: 0.258, SLG: 0.400		F4		FC1-5 1-2 2-3f			HR		F4		1-3 1B	5	1	2	1	0	0	2
Jim Essian, R (1, 2) OBP: 0.242, SLG: 0.148		E6		F3 2-3			F9		F7		F8	5	0	0	0	0	0	4
Wayne Gross, L (1, 5) OBP: 0.281, SLG: 0.310		IBB			F8		4-3		F9			3	0	0	0	1	0	0
Tony Armas, R (1, 8) OBP: 0.240, SLG: 0.208 (9, 9)		F9			CS 1B		F8			F7		4	0	1	0	0	0	2
Gary Thomasson, L (1, 9) OBP: 0.182, SLG: 0.100 Bill North, S (8, PH) OBP: 0.421, SLG: 0.286 (9, 8)			K		F9 1-2			BB 1B		K		2 2	0 0	0 1	0 0	0 0	1 1	1 0
Inning Stats	R: 0 H: 1 E: 0 LOB: 0 K: 0 BB: 0 S: 3 P: 3	R: 0 H: 0 E: 1 LOB: 2 K: 1 BB: 1 S: 6 P: 10	R: 0 H: 0 E: 0 LOB: 0 K: 1 BB: 0 S: 5 P: 5	R: 0 H: 0 E: 1 LOB: 1 K: 0 BB: 1 S: 3 P: 7	R: 0 H: 1 E: 0 LOB: 0 K: 0 BB: 0 S: 3 P: 3	R: 0 H: 1 E: 0 LOB: 1 K: 0 BB: 1 S: 3 P: 7	R: 1 H: 1 E: 0 LOB: 0 K: 0 BB: 0 S: 4 P: 4	R: 0 H: 1 E: 0 LOB: 2 K: 0 BB: 1 S: 4 P: 8	R: 0 H: 0 E: 0 LOB: 0 K: 0 BB: 0 S: 3 P: 3	R: 0 H: 0 E: 0 LOB: 0 K: 1 BB: 0 S: 5 P: 5	R: 0 H: 2 E: 0 LOB: 2 K: 0 BB: 1 S: 4 P: 8	1B: 6 SF: 0 2B: 0 SAC: 0 3B: 0 DP: 0 HR: 1 HBP: 0						

PITCHER		IP	WLS	BF	H	R	ER	SO	BB	IBB	HBP	BLK	WP	HR	S	P	ERA	WHIP
Don Aase, R ERA: 4.76	(1, 1)	7.0		26	4	1	1	2	2	1	0	0	0	1	27	39	1.29	0.857
Dave LaRoche, L ERA: 1.23	(8, 1)	3.0	W	11	1	0	0	1	1	0	0	0	0	0	12	16	0.00	0.667
Dyar Miller, R ERA: 2.7	(11, 1)	0.2		3	1	0	0	0	1	0	0	0	0	0	2	6	0.00	3.000
Ken Brett, L ERA:	(11, 1)	0.0		1	1	0	0	0	0	0	0	0	0	0	1	1	∞	∞
Paul Hartzell, R ERA: 7.04	(11, 1)	0.1	S	1	0	0	0	0	0	0	0	0	0	0	1	1	0.00	0.000

PITCHER	IP	WLS	BF	H	R	ER	SO	BB	IBB	HBP	BLK	WP	HR	S	P	ERA	WHIP

BOTTOM

California Angels @ Oakland Athletics

Oakland-Alameda County Coliseum, Oakland, CA

Sun Apr 16 1978, 3:33 AM PST

Att. 3,814 - Unknown

livebaseballscorecards.com

AB	37
R	1
H	7
RBI	1
BB	5
SO	3
LOB	17

WP: 0 PA: 43
PB: 0
SB: 0
CS: 5

California Angels @ Seattle Mariners

The Kingdome, Seattle, WA

Mon Apr 17 1978, 9:05 PM EST

Att. 7,562 - Unknown

TOP

livebaseballscorecards.com

Batter	1	2	3	4	5	6	7	8	9	AB	R	H	RBI	BB	SO	LOB
Rick Miller, L (1, 9) OBP: 0.293, SLG: 0.257	4-3		2-3 2B BB	L6		6-3		FC6-4 1-3 1B		4	1	1	0	1	0	0
Bobby Grich, R (1, 4) OBP: 0.364, SLG: 0.306	1B SF8 2B		2-3 1-2	F9			G6-4-3 1B	FC6-4 1-2f 3-H		5	1	2	1	0	0	2
Lyman Bostock, L (1, 8) OBP: 0.098, SLG: 0.051	SF8 1B BB		1-3	1-3			G6-4-3 1-2f	F7		4	0	0	0	1	0	3
Ron Jackson, R (1, 3) OBP: 0.500, SLG: 0.556	SF8 1-2 2-3 1B		HR 2-H 2B		P3		1B 1B		G6-4-3 1B	5	1	4	1	0	0	0
Don Baylor, R (1, 7) OBP: 0.366, SLG: 0.722	SF8 1-2 2-3 3-H		HR 2-H		5-3		S 1-3 1B		G6-4-3 1-2f	4	1	2	3	0	0	1
Brian Downing, R (1, 10) OBP: 0.526, SLG: 0.538	4-3		HR		BB		K 1-2		F9	4	1	1	1	1	1	4
Dave Chalk, R (1, 6) OBP: 0.333, SLG: 0.258		F8	BB BB		4-3			4-3 1B 1B		3	1	1	0	1	0	1
Carney Lansford, R (1, 5) OBP: 0.222, SLG: 0.125		K	1-2 BB			5-3		4-3 1-2		3	0	0	0	1	1	1
Terry Humphrey, R (1, 2) OBP: 0.300, SLG: 0.353		5-3	4-3			1-3		1B FC6-4 2-H 1B		4	1	1	1	0	0	2
Inning Stats	R: 1 E: 0 K: 0 S: 5 H: 2 LOB: 2 BB: 1 P: 9	R: 0 E: 0 K: 1 S: 5 H: 0 LOB: 0 BB: 0 P: 5	R: 4 E: 0 K: 0 S: 6 H: 3 LOB: 2 BB: 3 P: 18	R: 0 E: 0 K: 0 S: 3 H: 0 LOB: 0 BB: 0 P: 3	R: 0 E: 0 K: 0 S: 3 H: 0 LOB: 1 BB: 1 P: 7	R: 0 E: 0 K: 0 S: 3 H: 0 LOB: 0 BB: 0 P: 3	R: 0 E: 0 K: 1 S: 7 H: 3 LOB: 2 BB: 0 P: 7	R: 2 E: 0 K: 0 S: 6 H: 3 LOB: 1 BB: 0 P: 6	R: 0 E: 0 K: 0 S: 3 H: 1 LOB: 0 BB: 0 P: 3	1B: 8 2B: 2 3B: 0 HR: 2 SF: 1 SAC: 0 DP: 2 HBP: 0							

AB	36
R	7
H	12
RBI	7
BB	5
SO	2
LOB	14

WP: 0 PB: 0 SB: 1 CS: 0 PA: 42

PITCHER		IP	WLS	BF	H	R	ER	SO	BB	IBB	HBP	BLK	WP	HR	S	P	ERA	WHIP
Rick Honeycutt, L ERA: 4.24	(1, 1)	2.2	L	16	5	5	5	1	3	0	0	0	0	2	15	27	16.88	3.000
Steve Burke, R ERA: 5.09	(3, 1)	4.2		20	5	2	2	1	2	0	0	0	0	0	20	28	3.86	1.500
Jim Todd, R ERA: 2.7	(8, 1)	1.2		6	2	0	0	0	0	0	0	0	0	0	6	6	0.00	1.200

PITCHER		IP	WLS	BF	H	R	ER	SO	BB	IBB	HBP	BLK	WP	HR	S	P	ERA	WHIP

BOTTOM

California Angels @ Seattle Mariners

The Kingdome, Seattle, WA

Mon Apr 17 1978, 9:05 PM EST

Att. 7,562 - Unknown

livebaseballscorecards.com

Batter	1	2	3	4	5	6	7	8	9	AB	R	H	RBI	BB	SO	LOB
Julio Cruz, S (1, 6) OBP: 0.353, SLG: 0.300	F7		4-3		1B (1-2)		2B (G3)		E6 (FC4-6)	5	0	2	0	0	0	0
Jose Báez, R (1, 4) OBP: 0.286, SLG: 0.303 Steve Braun, L (9, PH) OBP: 0.188, SLG: 0.143	K		K		F8		G3 (2-3)		1B (FC4-6, 1-2)	4 1	0 0	0 1	0 0	0 0	2 0	3 0
Bruce Bochte, L (1, 7) OBP: 0.344, SLG: 0.466	2B			1B		1B (FC6-4)	3-1		P5	5	0	3	0	0	0	3
Leroy Stanton, R (1, 10) OBP: 0.327, SLG: 0.279	P6			BB (FC4)	FC6-4 (F8, 1-2f)			1-3	FC4-6 (1-2f, 2-3)	4	1	0	0	1	0	4
Ruppert Jones, L (1, 8) OBP: 0.375, SLG: 0.404		2B (1B, 3-2-5)		FC4 (FC6-4, 1-2f)	1B (1-2)			HR	6-3	5	1	3	0	0	0	3
Bill Stein, R (1, 5) OBP: 0.236, SLG: 0.300		1B (3-2-5, 2-3)		FC6-4 (1-2f)	F8 (2-3)			HR (1-H)		4	1	2	2	0	0	3
Dan Meyer, L (1, 3) OBP: 0.193, SLG: 0.208	3-2-5 (1-2, 3-Hf)				F8	1B (1-2, 3-H)		1B		4	0	2	1	0	0	2
John Hale, L (1, 9) OBP: 0.310, SLG: 0.176	K				BB (1B)	3-1		K		3	0	0	0	1	2	4
Kevin Pasley, R (1, 2) OBP: 0.182, SLG: 0.182 Bob Stinson, S (8, PH) OBP: 0.476, SLG: 0.541 (9, 2)			4-3		F9		6-3		F7	3 1	0 0	0 0	0 0	0 0	0 0	1 1
Inning Stats	R: 0 E: 0 K: 1 S: 6 H: 1 LOB: 1 BB: 0 P: 6	R: 0 E: 0 K: 1 S: 6 H: 2 LOB: 1 BB: 0 P: 6	R: 0 E: 0 K: 1 S: 5 H: 0 LOB: 0 BB: 0 P: 5	R: 0 E: 0 K: 0 S: 3 H: 1 LOB: 1 BB: 1 P: 7	R: 0 E: 0 K: 0 S: 4 H: 1 LOB: 2 BB: 1 P: 8	R: 1 E: 0 K: 0 S: 6 H: 3 LOB: 2 BB: 0 P: 6	R: 0 E: 0 K: 0 S: 4 H: 1 LOB: 1 BB: 0 P: 4	R: 2 E: 0 K: 1 S: 8 H: 3 LOB: 1 BB: 0 P: 8	R: 0 E: 1 K: 0 S: 5 H: 1 LOB: 2 BB: 0 P: 5	1B: 9 2B: 4 3B: 0 HR: 1 SF: 0 SAC: 0 DP: 1 HBP: 0				WP: 0 PB: 0 SB: 0 CS: 0		PA: 41

	AB	39
	R	3
	H	13
	RBI	3
	BB	2
	SO	4
	LOB	24

PITCHER	IP	WLS	BF	H	R	ER	SO	BB	IBB	HBP	BLK	WP	HR	S	P	ERA	WHIP
Frank Tanana, L (1, 1) ERA: 2.74	7.1	W	34	12	3	3	3	2	0	0	0	0	1	38	46	3.68	1.909
Paul Hartzell, R (8, 1) ERA: 5.79	1.2		7	1	0	0	1	0	0	0	0	0	0	9	9	0.00	0.600

PITCHER	IP	WLS	BF	H	R	ER	SO	BB	IBB	HBP	BLK	WP	HR	S	P	ERA	WHIP

Batter	1	2	3	4	5	6	7	8	9	AB	R	H	RBI	BB	SO	LOB
Rick Miller, L (1, 9) OBP: 0.267, SLG: 0.231	L8		F8		K			K		4	0	0	0	0	2	0
Bobby Grich, R (1, 4) OBP: 0.333, SLG: 0.275	K		6-3			F8		F7		4	0	0	0	0	1	0
Ken Landreaux, L (1, 8) OBP: 0.375, SLG: 0.500	S 1B			5-3		2B		3-1		4	0	2	0	0	0	0
Tony Solaita, L (1, 10) OBP: 0.278, SLG: 0.133	K 1-2			1B 1B		F9			F8	4	0	1	0	0	1	2
Don Baylor, R (1, 7) OBP: 0.356, SLG: 0.675		4-3 WP 1B		F9		5-3			5-3	4	0	1	0	0	0	2
Ron Jackson, R (1, 3) OBP: 0.500, SLG: 0.500		F2 1-2		1-2 1B			1-3		HBP	3	0	1	0	0	0	1
Rance Mulliniks, L (1, 6) OBP: 0.250, SLG: 0.276		4-3 2-3		F8			6-3 3B		G3	4	1	1	0	0	0	4
Carney Lansford, R (1, 5) OBP: 0.167, SLG: 0.091		6-3			F7		6-3 3-H			3	0	0	1	0	0	1
Terry Humphrey, R (1, 2) OBP: 0.261, SLG: 0.300			F7		F7		F8			3	0	0	0	0	0	0
Inning Stats	R: 0 H: 1 E: 0 LOB: 1 K: 2 BB: 0 S: 8 P: 8	R: 0 H: 1 E: 0 LOB: 1 K: 0 BB: 0 S: 4 P: 4	R: 0 H: 0 E: 0 LOB: 0 K: 0 BB: 0 S: 3 P: 3	R: 0 H: 2 E: 0 LOB: 2 K: 0 BB: 0 S: 5 P: 5	R: 0 H: 0 E: 0 LOB: 0 K: 1 BB: 0 S: 5 P: 5	R: 0 H: 1 E: 0 LOB: 1 K: 0 BB: 0 S: 4 P: 4	R: 1 H: 1 E: 0 LOB: 0 K: 0 BB: 0 S: 4 P: 4	R: 0 H: 0 E: 0 LOB: 0 K: 1 BB: 0 S: 5 P: 5	R: 0 H: 0 E: 0 LOB: 1 K: 0 BB: 0 S: 3 P: 4	1B: 4 SF: 0 2B: 1 SAC: 0 3B: 1 DP: 0 HR: 0 HBP: 1						

TOP

California Angels @ Seattle Mariners

The Kingdome, Seattle, WA

Tue Apr 18 1978, 9:05 PM EST

Att. 6,679 - Dome

livebaseballscorecards.com

AB	33
R	1
H	6
RBI	1
BB	0
SO	4
LOB	10

WP: 1 PA: 34
PB: 0
SB: 1
CS: 0

PITCHER	IP	WLS	BF	H	R	ER	SO	BB	IBB	HBP	BLK	WP	HR	S	P	ERA	WHIP
Paul Mitchell, R (1, 1) ERA: 3.0	9.0	W	34	6	1	1	4	0	0	1	0	1	0	41	42	1.00	0.667

PITCHER	IP	WLS	BF	H	R	ER	SO	BB	IBB	HBP	BLK	WP	HR	S	P	ERA	WHIP

Batter	1	2	3	4	5	6	7	8	9	AB	R	H	RBI	BB	SO	LOB
Julio Cruz, S (1, 4) OBP: 0.368, SLG: 0.281	BBBB 4-0 E S WP BB		x 0-0 ② F7		SSS 0-3 ① K		BBBB 4-0 WP S SF7 BB			2	2	0	0	2	1	0
Bob Stinson, S (1, 2) OBP: 0.457, SLG: 0.500	SSS 0-3 ① K 1-3		x 0-0 ③ F8		SSS 0-3 ② K		BBBB 4-0 WP 1-2 BB			3	0	0	0	1	2	1
Bruce Bochte, L (1, 7) OBP: 0.369, SLG: 0.492	BBBB 4-0 WP 3-H BB			BBBB 4-0 SH1-3 1B BB	x 0-0 1B 2B		x 0-0 ② SF7 1-2 2-H			1	2	1	1	2	0	0
Leroy Stanton, R (1, 10) OBP: 0.327, SLG: 0.283	x 0-0 ② F8 1-2			x 0-0 ① SH1-3 1-2	x 0-0 2-H 1B		SSS 0-3 ③ K			3	0	1	1	0	1	2
Ruppert Jones, L (1, 8) OBP: 0.367, SLG: 0.380	x 0-0 ③ F8			BBBB 4-0 1B 1B BB	SSS 0-3 ③ K			x 0-0 ① 1-3		3	1	0	0	1	1	2
Bill Stein, R (1, 5) OBP: 0.237, SLG: 0.296		x 0-0 ① F9		x 0-0 1B S 1-2 2-H 1B		x 0-0 ① 5-3		x 0-0 ② F7		4	1	1	1	0	0	0
Dan Meyer, L (1, 3) OBP: 0.197, SLG: 0.211		x 0-0 ② G3		x 0-0 S 1-3 2-H 1B	SSS 0-3 ② K			x 0-0 ③ F7		4	0	1	1	0	1	0
John Hale, L (1, 9) OBP: 0.289, SLG: 0.162		SSS 0-3 ③ K		SSS 0-3 ② K 1-2 3-H		x 0-0 ③ 3-1				3	0	0	0	0	2	1
Craig Reynolds, L (1, 6) OBP: 0.278, SLG: 0.394			x 0-0 ① P6	x 0-0 ③ F9			x 0-0 ① B1-3			3	0	0	0	0	0	1
Inning Stats	R: 1 E: 0 K: 1 S: 5 H: 0 LOB: 1 BB: 2 P: 13	R: 0 E: 0 K: 1 S: 5 H: 0 LOB: 0 BB: 0 P: 5	R: 0 E: 0 K: 0 S: 3 H: 0 LOB: 0 BB: 0 P: 3	R: 3 E: 0 K: 1 S: 7 H: 2 LOB: 1 BB: 2 P: 15	R: 1 E: 0 K: 3 S: 11 H: 2 LOB: 1 BB: 0 P: 11	R: 0 E: 0 K: 1 S: 5 H: 0 LOB: 0 BB: 0 P: 5	R: 1 E: 0 K: 1 S: 5 H: 0 LOB: 1 BB: 2 P: 13	R: 0 E: 0 K: 0 S: 3 H: 0 LOB: 0 BB: 0 P: 3		1B: 3 2B: 1 3B: 0 HR: 0	SF: 1 SAC: 1 DP: 0 HBP: 0			WP: 3 PB: 0 SB: 4 CS: 0	PA: 34	

PITCHER		IP	WLS	BF	H	R	ER	SO	BB	IBB	HBP	BLK	WP	HR	S	P	ERA	WHIP
Nolan Ryan, R ERA: 1.96	(1, 1)	7.0	L	31	4	6	5	8	6	0	0	0	3	0	41	65	6.43	1.429
Tom Griffin, R ERA:	(8, 1)	1.0		3	0	0	0	0	0	0	0	0	0	0	3	3	0.00	0.000

PITCHER	IP	WLS	BF	H	R	ER	SO	BB	IBB	HBP	BLK	WP	HR	S	P	ERA	WHIP

BOTTOM

California Angels @ Seattle Mariners

The Kingdome, Seattle, WA

Tue Apr 18 1978, 9:05 PM EST

Att. 6,679 - Dome

livebaseballscorecards.com

AB	26
R	6
H	4
RBI	4
BB	6
SO	8
LOB	7

Batter	1	2	3	4	5	6	7	8	9	AB	R	H	RBI	BB	SO	LOB
Ken Landreaux, L (1, 9) (6, 7) OBP: 0.286, SLG: 0.357	3-1	K		FC5-4 S 1B 1-2f		1B		4-3	F9	6	1	1	0	0	1	4
Bobby Grich, R (1, 4) OBP: 0.377, SLG: 0.286	1B 1B		4-3 4-3 1B BB	1B 1-2 BB		5-3		BB BB 2B BB	2B BB	2	2	1	0	3	0	1
Carney Lansford, R (8, 5) OBP: 0.231, SLG: 0.091										0	1	0	0	1	0	0
Lyman Bostock, L (1, 8) OBP: 0.170, SLG: 0.136	G5-4-3 1-2 1B		4-3 1-2	S 1-3 2-H 1B			E6 2B	BB 1-2 2B BB	1-H 2B	5	2	3	2	1	0	1
Joe Rudi, R (1, 7) OBP: 0.324, SLG: 0.581	G5-4-3 1-2f	4-3 2-3		F8 1-2			2B E BB	F7	K	3	0	0	0	0	0	5
Rick Miller, L (6, 9) OBP: 0.271, SLG: 0.220										2	1	0	0	1	1	3
Don Baylor, R (1, 10) OBP: 0.360, SLG: 0.628		6-3 1B BB	1B BB		K		F5 1-2 2-3	2B BB		3	2	0	0	2	1	2
Ron Jackson, R (1, 3) OBP: 0.526, SLG: 0.647		6-3	PB 1-H 3-H 1B		6-3		E4 1B 1-H 2-H FC 2B	1-H 2-H 3-H 1B 2B		5	2	3	6	0	0	0
Dave Chalk, R (1, 5) (8, 4) OBP: 0.366, SLG: 0.306		BB BB 1B	6-3 1-2		F3		L6-4 FC 2-3 1B	2-H 1B		5	0	3	1	0	0	1
Rance Mulliniks, L (1, 6) OBP: 0.243, SLG: 0.242		BB 1-2 BB		G3	K		FC 1-2 3-H	K		4	0	0	1	1	2	2
Brian Downing, R (1, 2) OBP: 0.500, SLG: 0.471		1-2 2-3 BB		FC5-4 1B	4-3		L6-4 2-3		F9	4	0	1	0	1	0	2
Inning Stats	R: 0 H: 2 E: 0 LOB: 1 K: 0 BB: 0 S: 4 P: 4	R: 0 H: 1 E: 0 LOB: 3 K: 1 BB: 2 S: 6 P: 14	R: 2 H: 1 E: 0 LOB: 1 K: 0 BB: 2 S: 4 P: 12	R: 1 H: 2 E: 0 LOB: 2 K: 0 BB: 1 S: 5 P: 9	R: 0 H: 0 E: 0 LOB: 0 K: 1 BB: 0 S: 5 P: 5	R: 0 H: 1 E: 0 LOB: 1 K: 1 BB: 0 S: 6 P: 6	R: 3 H: 2 E: 2 LOB: 1 K: 0 BB: 1 S: 6 P: 10	R: 4 H: 2 E: 0 LOB: 1 K: 1 BB: 3 S: 7 P: 19	R: 1 H: 1 E: 0 LOB: 1 K: 1 BB: 1 S: 6 P: 10	1B: 9 SF: 0 2B: 4 SAC: 0 3B: 0 DP: 2 HR: 0 HBP: 0						

TOP

California Angels @ Seattle Mariners

The Kingdome, Seattle, WA

Wed Apr 19 1978, 9:05 PM EST

Att. 7,181 - Unknown

livebaseballscorecards.com

AB	39
R	11
H	12
RBI	10
BB	10
SO	5
LOB	21

PITCHER		IP	WLS	BF	H	R	ER	SO	BB	IBB	HBP	BLK	WP	HR	S	P	ERA	WHIP
Glenn Abbott, R ERA: 2.19	(1, 1)	1.2		7	3	0	0	0	0	0	0	0	0	0	7	7	0.00	1.800
Jim Todd, R ERA: 4.5	(2, 1)	2.0	L	14	3	3	3	1	5	0	0	0	0	0	11	31	13.50	4.000
Steve Burke, R ERA: 4.87	(4, 1)	2.2		11	1	2	2	2	1	0	0	0	0	0	14	18	6.75	0.750
Enrique Romo, R ERA: 6.14	(7, 1)	1.1		10	3	5	4	0	3	0	0	0	0	0	7	19	27.00	4.500
Shane Rawley, L ERA: 5.56	(8, 1)	1.1		7	2	1	1	2	1	0	0	0	0	0	10	14	6.75	2.250

PITCHER	IP	WLS	BF	H	R	ER	SO	BB	IBB	HBP	BLK	WP	HR	S	P	ERA	WHIP

WP: 0 PA: 49
PB: 1
SB: 3
CS: 0

BOTTOM

California Angels @ Seattle Mariners

The Kingdome, Seattle, WA

Wed Apr 19 1978, 9:05 PM EST

Att. 7,181 - Unknown

livebaseballscorecards.com

Batter	1	2	3	4	5	6	7	8	9	AB	R	H	RBI	BB	SO	LOB
Julio Cruz, S (1, 4) (7, 6) OBP: 0.372, SLG: 0.278	1-3		FC6-4, SF8, 1B 1B		4-3		6-3		BB	4	1	1	0	1	0	0
Bob Stinson, S (1, 2) OBP: 0.451, SLG: 0.477	F7		1-2 FC6-4 1B		L6-4, 1B BB		4-3		4-3	4	0	1	0	1	0	1
Bruce Bochte, L (1, 7) OBP: 0.391, SLG: 0.492	BB BB		FC6-4 1-2f 2-3		1-2 1B		BB			2	0	1	0	2	0	2
Leroy Stanton, R (1, 10) OBP: 0.321, SLG: 0.271	1-2 BB		SF8 3-H		L6-4 2-3		K			2	0	0	1	1	1	3
Ruppert Jones, L (1, 8) OBP: 0.359, SLG: 0.358	4-3		K			2B, WP G3 BB		F8		3	1	0	0	1	1	3
Dan Meyer, L (1, 3) OBP: 0.200, SLG: 0.230		F8		F8		G3 1-3 2B		1-3		4	0	1	0	0	0	0
Bill Stein, R (1, 5) OBP: 0.238, SLG: 0.310		K2-3		2B		F3		P3		4	0	1	0	0	1	2
John Hale, L (1, 9) OBP: 0.286, SLG: 0.195		2B		F7		G3 2-3 3-H			K	4	0	1	1	0	1	2
Craig Reynolds, L (1, 6) OBP: 0.263, SLG: 0.371		P6		F2		F8		5-3		2	0	0	0	0	0	2
Steve Braun, L (6, PH) OBP: 0.176, SLG: 0.133										1	0	0	0	0	0	1
Jose Báez, R (7, 4) OBP: 0.278, SLG: 0.294										1	0	0	0	0	0	0
Inning Stats	R: 0 E: 0 K: 0 S: 3 H: 0 LOB: 2 BB: 2 P: 11	R: 0 E: 0 K: 1 S: 6 H: 1 LOB: 1 BB: 0 P: 6	R: 1 E: 0 K: 1 S: 7 H: 2 LOB: 1 BB: 0 P: 7	R: 0 E: 0 K: 0 S: 4 H: 1 LOB: 1 BB: 0 P: 4	R: 0 E: 0 K: 0 S: 3 H: 1 LOB: 1 BB: 1 P: 7	R: 1 E: 0 K: 0 S: 4 H: 1 LOB: 1 BB: 1 P: 8	R: 0 E: 0 K: 1 S: 5 H: 0 LOB: 1 BB: 1 P: 9	R: 0 E: 0 K: 0 S: 3 H: 0 LOB: 0 BB: 0 P: 3	R: 0 E: 0 K: 1 S: 5 H: 0 LOB: 1 BB: 1 P: 9	1B: 3 2B: 4 3B: 0 HR: 0	SF: 1 SAC: 0 DP: 1 HBP: 0					

	AB	31
	R	2
	H	6
	RBI	2
	BB	6
	SO	4
	LOB	16

WP: 1 PB: 0 SB: 0 CS: 0 PA: 38

PITCHER		IP	WLS	BF	H	R	ER	SO	BB	IBB	HBP	BLK	WP	HR	S	P	ERA	WHIP
Chris Knapp, R ERA: 1.93	(1, 1)	5.0	W	22	5	1	1	2	3	0	0	0	0	0	23	35	1.80	1.600
Tom Griffin, R ERA: 9.0	(6, 1)	0.0		2	1	1	1	0	1	0	0	0	1	0	1	5	∞	∞
Paul Hartzell, R ERA: 4.05	(6, 1)	4.0	S	14	0	0	0	2	2	0	0	0	0	0	16	24	0.00	0.500

PITCHER	IP	WLS	BF	H	R	ER	SO	BB	IBB	HBP	BLK	WP	HR	S	P	ERA	WHIP

Batter	1	2	3	4	5	6	7	8	9	AB	R	H	RBI	BB	SO	LOB
Ken Landreaux, L (1, 9) OBP: 0.278, SLG: 0.333	K		K		4-3		CS 1B			4	0	1	0	0	2	0
Bobby Grich, R (1, 4) OBP: 0.368, SLG: 0.267	F9		CS BB		4-3		6-3 1-2			3	0	0	0	1	0	1
Lyman Bostock, L (1, 8) OBP: 0.176, SLG: 0.167	1B 2B		K			6-3		E4 G5-4-3		4	1	1	0	0	1	1
Joe Rudi, R (1, 7) OBP: 0.316, SLG: 0.543	2-H 1B		CS 1-2	6-3		L7		G5-4-3 1-2f		4	0	1	1	0	0	1
Don Baylor, R (1, 10) OBP: 0.352, SLG: 0.660	K			4-3		HR		K		4	1	1	1	0	2	1
Ron Jackson, R (1, 3) OBP: 0.565, SLG: 0.714		G4-6-3 1B		E 1B		E 2B			K	4	1	3	0	0	1	0
Dave Chalk, R (1, 5) OBP: 0.378, SLG: 0.308		G4-6-3 1-2f		1-2 BB		E8 2-H 1B			B1-3	3	0	1	1	1	0	1
Rance Mulliniks, L (1, 6) OBP: 0.244, SLG: 0.222		BB		K		L7			G3	3	0	0	0	1	1	3
Brian Downing, R (1, 2) OBP: 0.444, SLG: 0.400		F7			5-3		F9			3	0	0	0	0	0	1
Inning Stats	R: 1 H: 2 E: 0 LOB: 1 K: 2 BB: 0 S: 9 P: 9	R: 0 H: 1 E: 0 LOB: 1 K: 0 BB: 1 S: 3 P: 7	R: 0 H: 0 E: 0 LOB: 0 K: 2 BB: 1 S: 6 P: 10	R: 0 H: 1 E: 1 LOB: 2 K: 1 BB: 1 S: 6 P: 10	R: 0 H: 0 E: 0 LOB: 0 K: 0 BB: 0 S: 3 P: 3	R: 2 H: 3 E: 1 LOB: 1 K: 0 BB: 0 S: 6 P: 6	R: 0 H: 1 E: 0 LOB: 0 K: 0 BB: 0 S: 3 P: 3	R: 0 H: 0 E: 1 LOB: 0 K: 1 BB: 0 S: 5 P: 5	R: 0 H: 0 E: 0 LOB: 0 K: 1 BB: 0 S: 5 P: 5	1B: 5 SF: 0 2B: 2 SAC: 0 3B: 0 DP: 2 HR: 1 HBP: 0						

TOP

California Angels @ Minnesota Twins

Metropolitan Stadium, Bloomington , MI

Fri Apr 21 1978, 7:05 PM EST
Att. 4,516 - Unknown - 45 F

livebaseballscorecards.com

AB	32
R	3
H	8
RBI	3
BB	3
SO	7
LOB	9

PITCHER		IP	WLS	BF	H	R	ER	SO	BB	IBB	HBP	BLK	WP	HR	S	P	ERA	WHIP
Dave Goltz, R ERA: 4.06	(1, 1)	7.0	L	29	8	3	3	5	3	0	0	0	0	1	36	48	3.86	1.571
Greg Thayer, R ERA: 2.16	(8, 1)	2.0		6	0	0	0	2	0	0	0	0	0	0	10	10	0.00	0.000

PITCHER	IP	WLS	BF	H	R	ER	SO	BB	IBB	HBP	BLK	WP	HR	S	P	ERA	WHIP

WP: 0 PA: 36
PB: 0
SB: 0
CS: 2

BOTTOM

California Angels @ Minnesota Twins

Metropolitan Stadium, Bloomington , MI

Fri Apr 21 1978, 7:05 PM EST
Att. 4,516 - Unknown - 45 F

livebaseballscorecards.com

Batter	1	2	3	4	5	6	7	8	9	AB	R	H	RBI	BB	SO	LOB
Mike Cubbage, L (1, 5) OBP: 0.469, SLG: 0.535 Glenn Borgmann, R (9, PH) OBP: 0.357, SLG: 0.273	6-3		F8		F7		SH5-4 BB		F2	3 1	0 0	0 0	0 0	1 0	0 0	2 1
Roy Smalley, S (1, 6) OBP: 0.342, SLG: 0.439	5-3		1B 1-2 1B		6-3 1-2		SH5-4 1-2		L7	4	0	1	0	0	0	2
Rod Carew, L (1, 3) OBP: 0.442, SLG: 0.582	K		1-3 2-H 1B		IBB		BB		F7	3	0	1	1	2	1	1
Rich Chiles, L (1, 7) OBP: 0.600, SLG: 0.545 Jose Morales, R (7, PH) OBP: 0.333, SLG: 0.444 Willie Norwood, R (8, 7) OBP: 0.340, SLG: 0.356		6-3	5-3		F7		K			3 1 0	0 0 0	0 0 0	0 0 0	0 1 0	0 2 0	4 2 0
Butch Wynegar, S (1, 2) OBP: 0.281, SLG: 0.327		K		G3		G3	6-3			4	0	0	0	0	1	2
Glenn Adams, L (1, 10) OBP: 0.122, SLG: 0.171 Craig Kusick, R (8, PH) OBP: 0.333, SLG: 0.400		E9		G3		4-3		2-3		3 1	0 0	0 0	0 0	0 0	0 0	0 0
Dan Ford, R (1, 8) OBP: 0.375, SLG: 0.460		K		2B		1B S BB		F8		3	1	1	0	1	1	1
Hosken Powell, L (1, 9) OBP: 0.268, SLG: 0.243 Bombo Rivera, R (8, PH) OBP: 0.375, SLG: 0.286 (9, 9)			4-3	3-1		1-3 S 1B		K		3 1	0 0	1 0	0 0	0 1	0 0	1 0
Bob Randall, R (1, 4) OBP: 0.385, SLG: 0.364			1B 1B 1B		6-3 1B		4-3 1-2 3-H		BB	3	1	2	0	1	0	1

	AB	33
	R	2
	H	6
	RBI	1
	BB	5
	SO	5
	LOB	17

Inning Stats	1	2	3	4	5	6	7	8	9
	R: 0 H: 0 E: 0 LOB: 0 K: 1 BB: 0 S: 5 P: 5	R: 0 H: 0 E: 1 LOB: 1 K: 2 BB: 0 S: 8 P: 8	R: 1 H: 3 E: 0 LOB: 2 K: 0 BB: 0 S: 6 P: 6	R: 0 H: 1 E: 0 LOB: 1 K: 0 BB: 0 S: 4 P: 4	R: 0 H: 1 E: 0 LOB: 2 K: 0 BB: 1 S: 4 P: 8	R: 1 H: 1 E: 0 LOB: 1 K: 0 BB: 1 S: 4 P: 8	R: 0 H: 0 E: 0 LOB: 2 K: 1 BB: 2 S: 5 P: 13	R: 0 H: 0 E: 0 LOB: 0 K: 1 BB: 0 S: 5 P: 5	R: 0 H: 0 E: 0 LOB: 1 K: 0 BB: 1 S: 3 P: 7

1B: 5	SF: 0	WP: 0	PA: 39
2B: 1	SAC: 1	PB: 0	
3B: 0	DP: 0	SB: 2	
HR: 0	HBP: 0	CS: 0	

PITCHER		IP	WLS	BF	H	R	ER	SO	BB	IBB	HBP	BLK	WP	HR	S	P	ERA	WHIP
Don Aase, R ERA: 4.08	(1, 1)	6.1	W	29	6	2	2	3	2	1	0	0	0	0	32	44	2.84	1.263
Dave LaRoche, L ERA: 0.9	(7, 1)	2.2	S	10	0	0	0	2	2	0	0	0	0	0	12	20	0.00	0.750

PITCHER	IP	WLS	BF	H	R	ER	SO	BB	IBB	HBP	BLK	WP	HR	S	P	ERA	WHIP

Batter	1	2	3	4	5	6	7	8	9	AB	R	H	RBI	BB	SO	LOB
Rick Miller, L (1, 9) OBP: 0.302, SLG: 0.283	CS 2B		E 1B 1B 1-2 1B	4-3			G4-6-3 1B		K	5	1	3	0	0	1	0
Bobby Grich, R (1, 4) OBP: 0.373, SLG: 0.261 Carney Lansford, R (4, PH) OBP: 0.200, SLG: 0.077 (4, 5)	BB		K	K			G4-6-3 1-2f			1 2	0 0	0 0	0 0	1 0	1 1	2 1
Lyman Bostock, L (1, 8) OBP: 0.182, SLG: 0.173	F7		E7 1B 1B 1-3 2-H 1B		F8			F8		4	1	1	1	0	0	2
Joe Rudi, R (1, 7) OBP: 0.308, SLG: 0.528 Ken Landreaux, L (2, 7) OBP: 0.286, SLG: 0.333	K 2-3		5-3		F8			1B E 1B		1 3	0 1	0 1	0 0	0 0	1 0	2 2
Don Baylor, R (1, 10) OBP: 0.362, SLG: 0.640		F3	1B 1B BB		F2			E 1-2 1B		3	1	1	0	1	0	0
Ron Jackson, R (1, 3) OBP: 0.519, SLG: 0.640		4-3	1B 1-2 2-3 3-H 1B			L7		E6 CS 1-3 2-H		4	0	1	1	0	0	1
Dave Chalk, R (1, 5) OBP: 0.388, SLG: 0.310 (4, 4)		BB	1-3 2-H 3-H 1B			5-3		P4 1-2		3	0	1	2	1	0	2
Rance Mulliniks, L (1, 6) OBP: 0.222, SLG: 0.200		K	4-3			4-3			K	4	0	0	0	0	2	3
Terry Humphrey, R (1, 2) OBP: 0.259, SLG: 0.261			1B 1B HBP	F9			K		F7	3	1	0	0	0	1	0
Inning Stats	R: 0 E: 0 K: 1 S: 5 H: 1 LOB: 2 BB: 1 P: 9	R: 0 E: 0 K: 1 S: 5 H: 0 LOB: 1 BB: 1 P: 9	R: 4 E: 1 K: 1 S: 9 H: 4 LOB: 2 BB: 1 P: 14	R: 0 E: 0 K: 1 S: 5 H: 0 LOB: 0 BB: 0 P: 5	R: 0 E: 0 K: 0 S: 3 H: 0 LOB: 0 BB: 0 P: 3	R: 0 E: 0 K: 0 S: 3 H: 0 LOB: 0 BB: 0 P: 3	R: 0 E: 0 K: 1 S: 5 H: 1 LOB: 0 BB: 0 P: 5	R: 1 E: 1 K: 0 S: 5 H: 2 LOB: 1 BB: 0 P: 5	R: 0 E: 0 K: 2 S: 7 H: 0 LOB: 0 BB: 0 P: 7	1B: 7 2B: 2 3B: 0 HR: 0 SF: 0 SAC: 0 DP: 2 HBP: 1						

TOP

California Angels @ Minnesota Twins

Metropolitan Stadium, Bloomington , MI

Sat Apr 22 1978, 4:33 AM EST

Att. 6,566 - Unknown - 59 F

livebaseballscorecards.com

AB	33
R	5
H	8
RBI	4
BB	3
SO	7
LOB	15

WP: 0 PB: 0 SB: 0 CS: 2 PA: 37

PITCHER		IP	WLS	BF	H	R	ER	SO	BB	IBB	HBP	BLK	WP	HR	S	P	ERA	WHIP
Roger Erickson, R ERA: 3.86	(1, 1)	8.0	L	34	8	5	4	5	3	0	1	0	0	0	40	53	4.50	1.375
Mac Scarce, L ERA:	(9, 1)	1.0		3	0	0	0	2	0	0	0	0	0	0	7	7	0.00	0.000

PITCHER	IP	WLS	BF	H	R	ER	SO	BB	IBB	HBP	BLK	WP	HR	S	P	ERA	WHIP

Batter	1	2	3	4	5	6	7	8	9	AB	R	H	RBI	BB	SO	LOB
Bombo Rivera, R (1, 9) OBP: 0.389, SLG: 0.267	F9		HBP		BB		4-3		G4-3 1B 2-3	2	0	0	0	1	0	1
Mike Cubbage, L (9, PH) OBP: 0.480, SLG: 0.545										1	0	1	0	0	0	0
Dan Ford, R (1, 8) OBP: 0.351, SLG: 0.426	6-3		F9		L8			5-3	G4-3 1-2f	5	0	0	0	0	0	6
Rod Carew, L (1, 3) OBP: 0.432, SLG: 0.563	1-3			1-3		F9		FC5-4 1B		4	0	1	0	0	0	0
Craig Kusick, R (1, 10) OBP: 0.297, SLG: 0.353		L7		F9		F9		FC5-4 1B S 1-2f		4	0	0	0	0	0	1
Roy Smalley, S (1, 6) OBP: 0.338, SLG: 0.429		F7		5-3		5-3		1B 1-3		4	0	1	0	0	0	0
Larry Wolfe, R (1, 5) OBP: 0.321, SLG: 0.407		F8			1B 2B		2B 2B	1-3		4	1	2	0	0	0	2
Willie Norwood, R (1, 7) OBP: 0.333, SLG: 0.367			E9 SF9 2B		P4		F9		K	4	1	1	0	0	1	2
Bob Randall, R (1, 4) OBP: 0.411, SLG: 0.468			SF9 3-H		BB 1B 2-3		4-3 2B 2-H		2B 3B	3	1	3	2	0	0	0
Glenn Borgmann, R (1, 2) OBP: 0.294, SLG: 0.214			5-3		P4		4-3 2-3		1B 2B 3-H	3	0	0	0	0	0	3
Jose Morales, R (9, PH) OBP: 0.400, SLG: 0.600										1	0	1	1	0	0	0
Inning Stats	R: 0 H: 0 E: 0 LOB: 0 K: 0 BB: 0 S: 3 P: 3	R: 0 H: 0 E: 0 LOB: 0 K: 0 BB: 0 S: 3 P: 3	R: 1 H: 1 E: 1 LOB: 1 K: 0 BB: 0 S: 4 P: 5	R: 0 H: 0 E: 0 LOB: 0 K: 0 BB: 0 S: 3 P: 3	R: 0 H: 2 E: 0 LOB: 3 K: 0 BB: 1 S: 5 P: 9	R: 0 H: 0 E: 0 LOB: 0 K: 0 BB: 0 S: 3 P: 3	R: 1 H: 2 E: 0 LOB: 1 K: 0 BB: 0 S: 5 P: 5	R: 0 H: 2 E: 0 LOB: 2 K: 0 BB: 0 S: 5 P: 5	R: 1 H: 3 E: 0 LOB: 1 K: 1 BB: 0 S: 7 P: 7	1B: 4 SF: 1 2B: 5 SAC: 0 3B: 1 DP: 1 HR: 0 HBP: 1						

PITCHER	IP	WLS	BF	H	R	ER	SO	BB	IBB	HBP	BLK	WP	HR	S	P	ERA	WHIP
Frank Tanana, L (1, 1) ERA: 2.87	8.1	W	36	9	3	3	1	1	0	1	0	0	0	36	41	3.24	1.200
Paul Hartzell, R (9, 1) ERA: 3.86	0.2	S	2	1	0	0	0	0	0	0	0	0	0	2	2	0.00	1.500

PITCHER	IP	WLS	BF	H	R	ER	SO	BB	IBB	HBP	BLK	WP	HR	S	P	ERA	WHIP

BOTTOM

California Angels @ Minnesota Twins

Metropolitan Stadium, Bloomington , MI

Sat Apr 22 1978, 4:33 AM EST

Att. 6,566 - Unknown - 59 F

livebaseballscorecards.com

AB	35
R	3
H	10
RBI	3
BB	1
SO	1
LOB	15

WP: 0 PA: 38
PB: 0
SB: 1
CS: 0

Batter	1	2	3	4	5	6	7	8	9	10	11	12	AB	R	H	RBI	BB	SO	LOB
Julio Cruz, S (1, 4) OBP: 0.352, SLG: 0.261	5-3		K		K		1B 1B 1-2		1B		K 1-2	F7	7	0	2	0	0	3	3
Bob Stinson, S (1, 2) OBP: 0.438, SLG: 0.434	F9		K		6-3 1-3		K		F8		F7		6	0	0	0	0	2	5
Bruce Bochte, L (1, 7) OBP: 0.386, SLG: 0.468	F8			HR 1B		SH1-4 SF8 2B	S 1-3 2-H 1B		F9		1B BB		5	2	3	1	1	0	1
Leroy Stanton, R (1, 10) OBP: 0.338, SLG: 0.258 Larry Milbourne, S (10, PR) OBP: 0.167, SLG: 0.167		WP BB		P3		SF8 SH1-4 BB	K 1-2			FC1-6 BB	1B 1-3 2-H		2 1	0 0	0 1	0 1	3 0	1 0	3 0
Ruppert Jones, L (1, 8) OBP: 0.341, SLG: 0.309		K 1-2		K		SH1-4 1-2 2-3		WP S BB		FC1-6 S 1-2f	K		4	0	0	0	1	3	5
Dan Meyer, L (1, 3) OBP: 0.195, SLG: 0.278		K		HR 1-H		SF8 2-3 3-H		F8		K 1-2		1B 4-1 2B	5	2	2	3	0	2	3
Bill Stein, R (1, 5) OBP: 0.231, SLG: 0.268		BB		K		4-3		K 1-2		IBB		1B 4-1 2-3	4	0	0	0	2	2	3
John Hale, L (1, 9) OBP: 0.291, SLG: 0.178 Leon Roberts, R (10, PH) OBP: 0.414, SLG: 0.615 (10, 9)		K			BB		K F7 2-3			F7		1B 3-H	3 2	0 0	0 1	0 1	1 0	2 0	3 2
Craig Reynolds, L (1, 6) OBP: 0.288, SLG: 0.367			K		K		1B 1B 1B		K		S 1B 1B	F8	6	2	2	0	0	3	2
Inning Stats	R: 0 E: 0 K: 0 S: 3 H: 0 LOB: 0 BB: 0 P: 3	R: 0 E: 0 K: 3 S: 9 H: 0 LOB: 2 BB: 2 P: 17	R: 0 E: 0 K: 3 S: 9 H: 0 LOB: 3 BB: 0 P: 9	R: 2 E: 0 K: 2 S: 9 H: 2 LOB: 0 BB: 0 P: 9	R: 0 E: 0 K: 2 S: 7 H: 0 LOB: 1 BB: 1 P: 11	R: 1 E: 0 K: 0 S: 4 H: 1 LOB: 1 BB: 1 P: 8	R: 1 E: 0 K: 3 S: 12 H: 3 LOB: 2 BB: 0 P: 12	R: 0 E: 0 K: 1 S: 5 H: 0 LOB: 1 BB: 1 P: 9	R: 0 E: 0 K: 1 S: 6 H: 1 LOB: 1 BB: 0 P: 6	R: 0 E: 0 K: 1 S: 5 H: 0 LOB: 2 BB: 2 P: 13	R: 1 E: 0 K: 2 S: 9 H: 2 LOB: 2 BB: 1 P: 13	R: 1 E: 0 K: 0 S: 5 H: 2 LOB: 1 BB: 0 P: 5	1B: 8 2B: 2 3B: 0 HR: 1	SF: 1 SAC: 1 DP: 0 HBP: 0	WP: 2 PB: 0 SB: 5 CS: 0	PA: 55		

PITCHER		IP	WLS	BF	H	R	ER	SO	BB	IBB	HBP	BLK	WP	HR	S	P	ERA	WHIP
Nolan Ryan, R ERA: 2.53	(1, 1)	9.0		39	7	4	4	15	5	0	0	0	2	1	64	84	4.00	1.333
Dave LaRoche, L ERA: 1.5	(10, 1)	2.0		11	2	1	1	3	2	1	0	0	0	0	14	26	4.50	2.000
Paul Hartzell, R ERA: 4.2	(12, 1)	1.0	L	5	2	1	1	0	0	0	0	0	0	0	5	5	9.00	2.000

PITCHER	IP	WLS	BF	H	R	ER	SO	BB	IBB	HBP	BLK	WP	HR	S	P	ERA	WHIP

TOP

Seattle Mariners @ California Angels

Anaheim Stadium, Anaheim, CA

Mon Apr 24 1978, 9:05 PM EST

Att. 13,429 - Unknown

livebaseballscorecards.com

AB	45
R	6
H	11
RBI	6
BB	8
SO	18
LOB	30

Batter	1	2	3	4	5	6	7	8	9	10	11	12	AB	R	H	RBI	BB	SO	LOB
Rick Miller, L (1, 9) OBP: 0.293, SLG: 0.294 Merv Rettenmund, R (12, PH) OBP: 0.200, SLG: 0.200	P6		4-3		4-3			FC6-4 2-3 2B		F9		F8	5 1	0 0	1 0	0 0	0 0	0 1	0 1
Bobby Grich, R (1, 4) OBP: 0.385, SLG: 0.275	K			G6-4-3 1B		L6-3 BB		FC FC6-4			4-3 SH3-4 2B 1B	F9	5	1	2	0	1	1	3
Lyman Bostock, L (1, 8) OBP: 0.169, SLG: 0.161	4-3			G6-4-3 1-2f		L6-3 1-2		FC6-4 1-2f 2-3 3-H			SH3-4 1-2		4	0	0	1	0	0	4
Ron Fairly, L (1, 10) OBP: 0.231, SLG: 0.200		F9		P5		4-1		4-3			4-3 2-3		5	0	0	0	0	0	3
Don Baylor, R (1, 7) OBP: 0.365, SLG: 0.630		P3			S E 1B BB		F9		5-3		3-H 2B		4	1	1	1	1	0	0
Ron Jackson, R (1, 3) OBP: 0.531, SLG: 0.621		FC4-6 1B			F9 S 1-2 HR 1B		4-3		P6			FC4-6 IBB	4	1	2	0	1	0	0
Rance Mulliniks, L (1, 6) OBP: 0.200, SLG: 0.178	FC4-6 1-2f				F9 1-3 2-H		L6		K		FC4-6 1-2f		5	0	0	0	0	1	4
Carney Lansford, R (1, 5) OBP: 0.300, SLG: 0.389			F8		HR 3-H			2B 1-3 FC6-4 1B		P4		1B	5	2	3	2	0	0	0
Terry Humphrey, R (1, 2) OBP: 0.241, SLG: 0.240 Ken Landreaux, L (8, PH) OBP: 0.273, SLG: 0.318 Ike Hampton, S (9, 2) Tony Solaita, L (10, PH) OBP: 0.263, SLG: 0.125 Brian Downing, R (11, 2) OBP: 0.429, SLG: 0.381			F9		F3			1-3 1-2		K		F2	2 1 0 1 1	0 0 0 0 0	0 0 0 0 0	0 0 0 0 0	0 0 0 1 0	0 1 0 0 1	0 1 0 0 1
Inning Stats	R: 0 E: 0 K: 1 S: 5 H: 0 LOB: 0 BB: 0 P: 5	R: 0 E: 0 K: 0 S: 4 H: 1 LOB: 1 BB: 0 P: 4	R: 0 E: 0 K: 0 S: 3 H: 0 LOB: 0 BB: 0 P: 3	R: 0 E: 0 K: 0 S: 3 H: 1 LOB: 0 BB: 0 P: 3	R: 3 E: 0 K: 0 S: 5 H: 2 LOB: 0 BB: 1 P: 9	R: 0 E: 0 K: 0 S: 2 H: 0 LOB: 0 BB: 1 P: 6	R: 0 E: 0 K: 0 S: 3 H: 0 LOB: 0 BB: 0 P: 3	R: 1 E: 0 K: 0 S: 6 H: 2 LOB: 2 BB: 0 P: 6	R: 0 E: 0 K: 1 S: 5 H: 0 LOB: 0 BB: 0 P: 5	R: 0 E: 0 K: 1 S: 5 H: 0 LOB: 0 BB: 0 P: 5	R: 1 E: 0 K: 0 S: 5 H: 2 LOB: 2 BB: 1 P: 9	R: 0 E: 0 K: 0 S: 4 H: 1 LOB: 1 BB: 0 P: 4	1B: 6 2B: 3 3B: 0 HR: 1	SF: 0 SAC: 1 DP: 2 HBP: 0	WP: 0 PB: 0 SB: 2 CS: 0	PA: 47			

PITCHER		IP	WLS	BF	H	R	ER	SO	BB	IBB	HBP	BLK	WP	HR	S	P	ERA	WHIP
Mike Parrott, R ERA: 6.23	(1, 1)	4.1		17	4	3	3	1	1	0	0	0	0	1	9	22	6.23	1.154
Jim Todd, R ERA: 3.94	(5, 1)	3.0		10	1	1	1	0	1	0	0	0	0	0	9	13	3.00	0.667
Enrique Romo, R ERA: 3.77	(8, 1)	4.0	W	18	4	1	1	2	0	1	0	0	0	0	21	25	2.25	1.000
Shane Rawley, L ERA: 4.11	(12, 1)	0.2	S	2	0	0	0	0	0	0	0	0	0	0	2	2	0.00	0.000

PITCHER	IP	WLS	BF	H	R	ER	SO	BB	IBB	HBP	BLK	WP	HR	S	P	ERA	WHIP

BOTTOM

Seattle Mariners @ California Angels

Anaheim Stadium, Anaheim, CA

Mon Apr 24 1978, 9:05 PM EST

Att. 13,429 - Unknown

livebaseballscorecards.com

AB	43
R	5
H	9
RBI	4
BB	3
SO	3
LOB	17

Batter	1	2	3	4	5	6	7	8	9	AB	R	H	RBI	BB	SO	LOB
Julio Cruz, S (1, 4) OBP: 0.328, SLG: 0.240	F7			F7		1-3		G1-6-3 1-2f		4	0	0	0	0	0	1
Bob Stinson, S (1, 2) OBP: 0.426, SLG: 0.421	K			BB 1B		K		F8		4	0	1	0	0	2	0
Bruce Bochte, L (1, 7) OBP: 0.391, SLG: 0.463	4-3			BB 1-2		1B			F8	3	0	1	0	1	0	0
Leroy Stanton, R (1, 10) OBP: 0.333, SLG: 0.246		1-3		F8		K			1B 1B BB	3	0	0	0	1	1	3
Ruppert Jones, L (1, 8) OBP: 0.337, SLG: 0.306		K		G3			F8		1B 1-2	4	0	1	0	0	1	2
Dan Meyer, L (1, 3) OBP: 0.198, SLG: 0.289		F9			4-3 2B		4-3		K	4	0	1	0	0	1	2
Bill Stein, R (1, 5) OBP: 0.244, SLG: 0.280			F8		4-3 2-3		1B		1-2 2-3 1B	4	0	2	0	0	0	1
Larry Milbourne, S (9, PR) OBP: 0.167, SLG: 0.167										0	0	0	0	0	0	0
John Hale, L (1, 9) OBP: 0.276, SLG: 0.167			K		K		F7		P6	3	0	0	0	0	2	2
Leon Roberts, R (9, PH) OBP: 0.400, SLG: 0.593										1	0	0	0	0	0	3
Craig Reynolds, L (1, 6) OBP: 0.291, SLG: 0.365			P3		G3			G1-6-3 1B		3	0	1	0	0	0	1
Inning Stats	R: 0 E: 0 K: 1 S: 5 H: 0 LOB: 0 BB: 0 P: 5	R: 0 E: 0 K: 1 S: 5 H: 0 LOB: 0 BB: 0 P: 5	R: 0 E: 0 K: 1 S: 5 H: 0 LOB: 0 BB: 0 P: 5	R: 0 E: 0 K: 0 S: 4 H: 1 LOB: 2 BB: 1 P: 8	R: 0 E: 0 K: 1 S: 6 H: 1 LOB: 1 BB: 0 P: 6	R: 0 E: 0 K: 2 S: 8 H: 1 LOB: 1 BB: 0 P: 8	R: 0 E: 0 K: 0 S: 4 H: 1 LOB: 1 BB: 0 P: 4	R: 0 E: 0 K: 0 S: 3 H: 1 LOB: 0 BB: 0 P: 3	R: 0 E: 0 K: 1 S: 7 H: 2 LOB: 3 BB: 1 P: 11	1B: 6 2B: 1 3B: 0 HR: 0 SF: 0 SAC: 0 DP: 1 HBP: 0	WP: 0 PB: 0 SB: 0 CS: 0 PA: 35					

PITCHER	IP	WLS	BF	H	R	ER	SO	BB	IBB	HBP	BLK	WP	HR	S	P	ERA	WHIP
Chris Knapp, R (1, 1) ERA: 1.33	8.1	W	32	6	0	0	6	2	0	0	0	0	0	42	50	0.00	0.960
Dave LaRoche, L (9, 1) ERA: 1.42	0.2	S	3	1	0	0	1	0	0	0	0	0	0	5	5	0.00	1.500

PITCHER	IP	WLS	BF	H	R	ER	SO	BB	IBB	HBP	BLK	WP	HR	S	P	ERA	WHIP

TOP

Seattle Mariners @ California Angels

Anaheim Stadium, Anaheim, CA

Tue Apr 25 1978, 9:05 PM EST

Att. 9,484 - Unknown

livebaseballscorecards.com

AB	33
R	0
H	7
RBI	0
BB	2
SO	7
LOB	15

Batter	1	2	3	4	5	6	7	8	9	AB	R	H	RBI	BB	SO	LOB
Rick Miller, L (1, 9) OBP: 0.306, SLG: 0.283	B B B B 4-0 1B BB	S S S 0-3 ③ K			x 0-0 ① 4-3 2-3		B B B B 4-0 SH1-3 BB			2	0	0	0	2	1	2
Bobby Grich, R (1, 4) OBP: 0.397, SLG: 0.296	x 0-0 FC6-4 1-3 1B		x 0-0 CS 1B		x 0-0 ② 5-3		x 0-0 ① SH1-3 1-2			3	0	2	0	0	0	1
Ron Jackson, R (1, 3) OBP: 0.472, SLG: 0.545	S S S 0-3 ① K		S S S 0-3 ① K		x 0-0 ③ F8		x 0-0 ② 1-3			4	0	0	0	0	2	5
Tony Solaita, L (1, 10) OBP: 0.217, SLG: 0.100	S S S 0-3 ② K		S S S 0-3 ② K			S S S 0-3 ① K	x 0-0 ③ L4			4	0	0	0	0	3	4
Don Baylor, R (1, 7) OBP: 0.358, SLG: 0.603 Ken Landreaux, L (9, 7) OBP: 0.273, SLG: 0.318	x 0-0 ③ FC6-4 1-2f		0-0 ③ CS 1-2	S S S 0-3 ① K		x 0-0 FC6-4 1B		x 0-0 ① 5-3		4 0	0 0	1 0	0 0	0 0	1 0	2 0
Lyman Bostock, L (1, 8) OBP: 0.159, SLG: 0.150		S S S 0-3 ① K		x 0-0 ② F7		x 0-0 ② FC6-4 S 1-2f 2B		x 0-0 ② 4-3		4	1	0	0	0	1	1
Brian Downing, R (1, 2) OBP: 0.469, SLG: 0.364		H 1-0 2B SF8 HBP		B B B B 4-0 BB		B B B B 4-0 1-2 2B BB		x 0-0 ③ 6-3		1	2	0	0	2	0	0
Carney Lansford, R (1, 5) OBP: 0.348, SLG: 0.524		x 0-0 SF8 1-3 2B		S S S 0-3 ③ K		x 0-0 1-H 2-H 2B				3	0	2	2	0	1	1
Rance Mulliniks, L (1, 6) OBP: 0.208, SLG: 0.213		x 0-0 ② SF8 2-3 3-H			x 0-0 4-3 2B	S S S 0-3 ③ K				2	0	1	1	0	1	1
Inning Stats	R: 0 E: 0 K: 2 S: 8 H: 1 LOB: 2 BB: 1 P: 12	R: 1 E: 0 K: 2 S: 8 H: 1 LOB: 1 BB: 0 P: 9	R: 0 E: 0 K: 2 S: 7 H: 1 LOB: 0 BB: 0 P: 7	R: 0 E: 0 K: 2 S: 7 H: 0 LOB: 1 BB: 1 P: 11	R: 0 E: 0 K: 0 S: 4 H: 1 LOB: 1 BB: 0 P: 4	R: 2 E: 0 K: 2 S: 9 H: 2 LOB: 1 BB: 1 P: 13	R: 0 E: 0 K: 0 S: 3 H: 0 LOB: 1 BB: 1 P: 7	R: 0 E: 0 K: 0 S: 3 H: 0 LOB: 0 BB: 0 P: 3		1B: 3 2B: 3 3B: 0 HR: 0 SF: 1 SAC: 1 DP: 0 HBP: 1					

PITCHER		IP	WLS	BF	H	R	ER	SO	BB	IBB	HBP	BLK	WP	HR	S	P	ERA	WHIP
Byron McLaughlin, R ERA: 4.5	(1, 1)	6.0	L	28	6	3	3	10	4	0	1	0	0	0	43	60	4.50	1.667
Jim Todd, R ERA: 3.5	(7, 1)	2.0		6	0	0	0	0	0	0	0	0	0	0	6	6	0.00	0.000

PITCHER	IP	WLS	BF	H	R	ER	SO	BB	IBB	HBP	BLK	WP	HR	S	P	ERA	WHIP

Seattle Mariners @ California Angels

Anaheim Stadium, Anaheim, CA

Tue Apr 25 1978, 9:05 PM EST

Att. 9,484 - Unknown

BOTTOM

livebaseballscorecards.com

AB	27
R	3
H	6
RBI	3
BB	4
SO	10
LOB	17

Seattle Mariners @ California Angels

Anaheim Stadium, Anaheim, CA

Wed Apr 26 1978, 9:05 PM EST

Att. 11,868 - Unknown

livebaseballscorecards.com

Batter	1	2	3	4	5	6	7	8	9	AB	R	H	RBI	BB	SO	LOB
Julio Cruz, S (1, 4) OBP: 0.333, SLG: 0.241	5-3		1B 1B 1B 1-2	6-3			6-3 BB		F7	4	1	1	0	1	0	1
Bruce Bochte, L (1, 7) OBP: 0.385, SLG: 0.453	3-1		WP 1B 1B 1B 1-2 2-H		L1		6-3 1-2			4	1	1	1	0	0	1
Leon Roberts, R (1, 9) OBP: 0.382, SLG: 0.548	5-3		WP 1B 1B 1-2 2-H		6-3			K		4	1	1	1	0	1	0
John Hale, L (8, 9) OBP: 0.276, SLG: 0.167										0	0	0	0	0	0	0
Leroy Stanton, R (1, 10) OBP: 0.341, SLG: 0.294		HR	1-3 1-2 2-3		BB			F8		3	1	1	1	1	0	2
Bill Stein, R (1, 5) OBP: 0.256, SLG: 0.282		5-3	1B IBB		K			1B		3	0	1	0	1	1	1
Ruppert Jones, L (1, 8) OBP: 0.333, SLG: 0.303		K	1B 1-2 2-H 3-H			F8		K		4	0	1	2	0	2	1
Dan Meyer, L (1, 3) OBP: 0.212, SLG: 0.304		4-3	F8			G1-6-3 BB			3-1 2B	3	0	1	0	1	0	2
Kevin Pasley, R (1, 2) OBP: 0.158, SLG: 0.158			K	P3		G1-6-3 1-2f			F7	3	0	0	0	0	1	1
Bob Stinson, S (9, PH) OBP: 0.420, SLG: 0.414 (9, 2)										1	0	0	0	0	0	1
Larry Milbourne, S (1, 6) OBP: 0.222, SLG: 0.222			1B 1B 1B	6-3			5-3		3-1 2-3	3	1	1	0	0	0	0
Steve Braun, L (9, PH) OBP: 0.200, SLG: 0.222										1	0	0	0	0	0	1
Craig Reynolds, L (9, 6) OBP: 0.291, SLG: 0.365										0	0	0	0	0	0	0

Inning Stats	1	2	3	4	5	6	7	8	9	1B	SF	WP	PA
	R: 0 H: 0 E: 0 LOB: 0 K: 0 BB: 0 S: 3 P: 3	R: 1 H: 1 E: 0 LOB: 0 K: 1 BB: 0 S: 6 P: 6	R: 4 H: 5 E: 0 LOB: 2 K: 1 BB: 1 S: 10 P: 14	R: 0 H: 0 E: 0 LOB: 0 K: 0 BB: 0 S: 3 P: 3	R: 0 H: 0 E: 0 LOB: 1 K: 1 BB: 1 S: 5 P: 9	R: 0 H: 0 E: 0 LOB: 0 K: 0 BB: 1 S: 2 P: 6	R: 0 H: 0 E: 0 LOB: 0 K: 0 BB: 1 S: 2 P: 6	R: 0 H: 1 E: 0 LOB: 1 K: 2 BB: 0 S: 8 P: 8	R: 0 H: 1 E: 0 LOB: 1 K: 0 BB: 0 S: 4 P: 4	1B: 6 SF: 0 2B: 1 SAC: 0 3B: 0 DP: 1 HR: 1 HBP: 0	WP: 1 PB: 0 SB: 0 CS: 0	PA: 37

PITCHER	IP	WLS	BF	H	R	ER	SO	BB	IBB	HBP	BLK	WP	HR	S	P	ERA	WHIP
Ken Brett, L (1, 1) ERA: 2.65	8.0	L	34	8	5	5	5	3	1	0	0	1	1	40	56	5.62	1.375
Paul Hartzell, R (9, 1) ERA: 3.94	1.0		3	0	0	0	0	0	0	0	0	0	0	3	3	0.00	0.000

PITCHER	IP	WLS	BF	H	R	ER	SO	BB	IBB	HBP	BLK	WP	HR	S	P	ERA	WHIP

AB	33
R	5
H	8
RBI	5
BB	4
SO	5
LOB	11

Seattle Mariners @ California Angels

Anaheim Stadium, Anaheim, CA

Wed Apr 26 1978, 9:05 PM EST

Att. 11,868 - Unknown

BOTTOM

Batter	1	2	3	4	5	6	7	8	9	AB	R	H	RBI	BB	SO	LOB
Rick Miller, L (1, 9) OBP: 0.318, SLG: 0.286 Joe Rudi, R (8, PH) OBP: 0.325, SLG: 0.528 Merv Rettenmund, R (8, PR) OBP: 0.200, SLG: 0.200 (9, 7)	BBBB 4-0 L3 BB	x 0-0 1-2 2-H 1B			SSS 0-3 ② K	x 0-0 ③ 6-3		BBBB 4-0 FC5-4 BB		3 0 0	0 0 0	1 0 0	1 0 0	1 1 0	1 0 0	3 0 0
Bobby Grich, R (1, 4) OBP: 0.370, SLG: 0.271	x 0-0 ①② L3 1-2	SSS 0-3 ③ K			x 0-0 ③ 5-3		x 0-0 ① 4-3	x 0-0 ③ FC5-4 1-2f		5	0	0	0	0	1	5
Lyman Bostock, L (1, 8) OBP: 0.176, SLG: 0.185	x 0-0 1B 2B		x 0-0 ① F7			x 0-0 HR 1B	x 0-0 ② 4-3		x 0-0 ① 1-3	5	1	2	0	0	0	0
Ron Jackson, R (1, 3) OBP: 0.463, SLG: 0.514	x 0-0 2-3 1B		x 0-0 ② F8			x 0-0 ① F7	BBBB 4-0 2B BB		SSS 0-3 ② K	4	1	1	0	1	1	1
Don Baylor, R (1, 10) OBP: 0.361, SLG: 0.651	SSS 0-3 ③ K		x 0-0 ③ 5-3			x 0-0 1-H HR	x 0-0 1-H 2B		SSS 0-3 ③ K	5	1	2	3	0	2	2
Ken Landreaux, L (1, 7) OBP: 0.269, SLG: 0.280 (9, 9)		x 0-0 ① 1-3		x 0-0 ① F7		BBBB 4-0 1B BB BB	x 0-0 ③ F7			3	0	0	0	1	0	1
Brian Downing, R (1, 2) OBP: 0.500, SLG: 0.440		x 0-0 1B 2B		SSS 0-3 ② K		BBBB 4-0 1-2 1B BB		x 0-0 SH1-3 1B		3	1	2	0	1	1	0
Carney Lansford, R (1, 5) OBP: 0.308, SLG: 0.458		SSS 0-3 ② K		x 0-0 ③ F8		x 0-0 ② F9		x 0-0 ① SH1-3 1-2		3	0	0	0	0	1	3
Rance Mulliniks, L (1, 6) OBP: 0.228, SLG: 0.220		BBBB 4-0 1B BB			x 0-0 ① F8	x 0-0 1-2 2-3 1B		SSS 0-3 ② K		3	0	1	0	1	1	1
Inning Stats	R: 0 E: 0 K: 1 S: 6 H: 2 LOB: 2 BB: 1 P: 10	R: 1 E: 0 K: 2 S: 9 H: 2 LOB: 2 BB: 1 P: 13	R: 0 E: 0 K: 0 S: 3 H: 0 LOB: 0 BB: 0 P: 3	R: 0 E: 0 K: 1 S: 5 H: 0 LOB: 0 BB: 0 P: 5	R: 0 E: 0 K: 1 S: 5 H: 0 LOB: 0 BB: 0 P: 5	R: 2 E: 0 K: 0 S: 6 H: 3 LOB: 3 BB: 2 P: 14	R: 1 E: 0 K: 0 S: 4 H: 1 LOB: 1 BB: 1 P: 8	R: 0 E: 0 K: 1 S: 6 H: 1 LOB: 2 BB: 1 P: 10	R: 0 E: 0 K: 2 S: 7 H: 0 LOB: 0 BB: 0 P: 7	1B: 5 2B: 4 3B: 0 HR: 1	SF: 0 SAC: 1 DP: 1 HBP: 0	WP: 0 PB: 0 SB: 0 CS: 0	PA: 41				

PITCHER		IP	WLS	BF	H	R	ER	SO	BB	IBB	HBP	BLK	WP	HR	S	P	ERA	WHIP
Dick Pole, R ERA: 5.14	(1, 1)	5.1	W	24	6	3	3	5	3	0	0	0	0	1	31	43	5.06	1.688
Steve Burke, R ERA: 4.1	(6, 1)	2.0		11	3	1	1	0	2	0	0	0	0	0	9	17	4.50	2.500
Shane Rawley, L ERA: 3.71	(8, 1)	1.2	S	6	0	0	0	3	1	0	0	0	0	0	11	15	0.00	0.600

PITCHER	IP	WLS	BF	H	R	ER	SO	BB	IBB	HBP	BLK	WP	HR	S	P	ERA	WHIP

livebaseballscorecards.com

AB	34
R	4
H	9
RBI	4
BB	6
SO	8
LOB	16

Batter	1	2	3	4	5	6	7	8	9	AB	R	H	RBI	BB	SO	LOB
Julio Cruz, S (1, 4) OBP: 0.313, SLG: 0.224	P6		5-3			6-3		4-3		4	0	0	0	0	0	0
Bruce Bochte, L (1, 7) OBP: 0.370, SLG: 0.433	1-3			4-3		4-3		F7		4	0	0	0	0	0	0
Leon Roberts, R (1, 9) OBP: 0.368, SLG: 0.600	K			HR		F9			5-3	4	1	1	1	0	1	0
Leroy Stanton, R (1, 10) OBP: 0.337, SLG: 0.292		6-3		K			3-1 BB		F9	4	0	1	0	0	1	0
Bill Stein, R (1, 5) OBP: 0.267, SLG: 0.296		6-3		FC4-6 BB			F8		2B	3	0	1	0	1	0	1
Ruppert Jones, L (1, 8) OBP: 0.340, SLG: 0.304		1B		FC4-6 1-2f			3-1 BB 1-2		4-3	3	0	1	0	1	0	2
Dan Meyer, L (1, 3) OBP: 0.205, SLG: 0.293		K			F7		3-1 1-2 2-3			3	0	0	0	0	1	3
Kevin Pasley, R (1, 2) OBP: 0.136, SLG: 0.136			F7		F9		1-3			3	0	0	0	0	0	2
Larry Milbourne, S (1, 6) OBP: 0.167, SLG: 0.167					F3			6-3		3	0	0	0	0	0	0
Inning Stats	R: 0 E: 0 K: 1 S: 5 H: 0 LOB: 0 BB: 0 P: 5	R: 0 E: 0 K: 1 S: 6 H: 1 LOB: 1 BB: 0 P: 6	R: 0 E: 0 K: 0 S: 3 H: 0 LOB: 0 BB: 0 P: 3	R: 1 E: 0 K: 1 S: 6 H: 1 LOB: 1 BB: 1 P: 10	R: 0 E: 0 K: 0 S: 3 H: 0 LOB: 0 BB: 0 P: 3	R: 0 E: 0 K: 0 S: 3 H: 0 LOB: 0 BB: 0 P: 3	R: 0 E: 0 K: 0 S: 4 H: 1 LOB: 2 BB: 1 P: 8	R: 0 E: 0 K: 0 S: 3 H: 0 LOB: 0 BB: 0 P: 3	R: 0 E: 0 K: 0 S: 4 H: 1 LOB: 1 BB: 0 P: 4	1B: 2 2B: 1 3B: 0 HR: 1	SF: 0 SAC: 0 DP: 0 HBP: 0					

TOP

Seattle Mariners @ California Angels

Anaheim Stadium, Anaheim, CA

Thu Apr 27 1978, 9:05 PM EST

Att. 13,609 - Unknown

livebaseballscorecards.com

AB	31
R	1
H	4
RBI	1
BB	2
SO	3
LOB	8

PITCHER		IP	WLS	BF	H	R	ER	SO	BB	IBB	HBP	BLK	WP	HR	S	P	ERA	WHIP
Frank Tanana, L ERA: 2.45	(1, 1)	9.0	W	33	4	1	1	3	2	0	0	0	0	1	37	45	1.00	0.667

PITCHER	IP	WLS	BF	H	R	ER	SO	BB	IBB	HBP	BLK	WP	HR	S	P	ERA	WHIP

BOTTOM

Seattle Mariners @ California Angels

Anaheim Stadium, Anaheim, CA

Thu Apr 27 1978, 9:05 PM EST

Att. 13,609 - Unknown

livebaseballscorecards.com

Batter	1	2	3	4	5	6	7	8	9	AB	R	H	RBI	BB	SO	LOB
Rick Miller, L (1, 9) OBP: 0.314, SLG: 0.271	F8	K	5-3			BB, 1B, 1B				3	1	0	0	1	1	2
Bobby Grich, R (1, 4) OBP: 0.390, SLG: 0.290	3B, 1B	1-2, 2-3, FC6-4, BB		3-1		1-2, BB, 1B				3	2	2	0	1	0	0
Lyman Bostock, L (1, 8) OBP: 0.194, SLG: 0.221	1-H, 3B	P5		F9		1-2, 2-3, 1B, WP, BB				3	1	1	1	1	0	3
Ron Fairly, L (1, 10) OBP: 0.222, SLG: 0.192	F7	1-2f, FC6-4		K		1-3, 2-H, 3-H, WP, 1B				1	0	0	0	0	0	1
Merv Rettenmund, R (2, PH) OBP: 0.143, SLG: 0.143										2	0	0	0	0	1	3
Tony Solaita, L (7, PH) OBP: 0.250, SLG: 0.143										1	0	1	2	0	0	0
Don Baylor, R (1, 7) OBP: 0.368, SLG: 0.631	BB		5-3			F8	1-2, 3-H, BB			2	0	0	0	2	0	0
Ken Landreaux, L (8, 7) OBP: 0.269, SLG: 0.280										0	0	0	0	0	0	0
Ron Jackson, R (1, 3) OBP: 0.422, SLG: 0.463	F2		F7			K	4-3			4	0	0	0	0	1	4
Carney Lansford, R (1, 5) OBP: 0.300, SLG: 0.464		1B, 2B	K			P3		4-3		4	1	1	0	0	1	0
Rance Mulliniks, L (1, 6) OBP: 0.230, SLG: 0.222		2-H, BB, E, 1B		4-3			G3	4-3		4	0	1	1	0	0	0
Terry Humphrey, R (1, 2) OBP: 0.212, SLG: 0.207		1-2, E1, BB		4-3			P4	P4		4	0	0	0	0	0	1
Inning Stats	R: 1 E: 0 K: 0 S: 5 H: 2 LOB: 2 BB: 1 P: 9	R: 1 E: 1 K: 1 S: 8 H: 2 LOB: 3 BB: 1 P: 12	R: 0 E: 0 K: 1 S: 5 H: 0 LOB: 0 BB: 0 P: 5	R: 0 E: 0 K: 0 S: 3 H: 0 LOB: 0 BB: 0 P: 3	R: 0 E: 0 K: 1 S: 5 H: 0 LOB: 0 BB: 0 P: 5	R: 0 E: 0 K: 1 S: 5 H: 0 LOB: 0 BB: 0 P: 5	R: 3 E: 0 K: 0 S: 5 H: 2 LOB: 2 BB: 3 P: 17	R: 0 E: 0 K: 0 S: 3 H: 0 LOB: 0 BB: 0 P: 3		1B: 4 2B: 1 3B: 1 HR: 0 SF: 0 SAC: 0 DP: 0 HBP: 0							

	AB	31
	R	5
	H	6
	RBI	4
	BB	5
	SO	4
	LOB	14

WP: 1 PB: 0 SB: 0 CS: 0 PA: 36

PITCHER		IP	WLS	BF	H	R	ER	SO	BB	IBB	HBP	BLK	WP	HR	S	P	ERA	WHIP
Jim Todd, R ERA: 4.19	(1, 1)	1.1	L	11	4	2	2	1	2	0	0	0	0	0	11	19	13.50	4.500
Tom House, L ERA: 6.41	(2, 1)	5.1		17	0	1	1	3	1	0	0	0	0	0	22	26	1.69	0.188
Steve Burke, R ERA: 4.55	(7, 1)	1.1		8	2	2	2	0	2	0	0	0	1	0	6	14	13.50	3.000

PITCHER	IP	WLS	BF	H	R	ER	SO	BB	IBB	HBP	BLK	WP	HR	S	P	ERA	WHIP

Batter	1	2	3	4	5	6	7	8	9	AB	R	H	RBI	BB	SO	LOB
Willie Upshaw, L (1, 7) OBP: 0.250, SLG: 0.294	S S S 0-3 ① K	S S S 0-3 ③ K		x 0-0 ② SF8 3-H		x 0-0 2B		x 0-0 1-3		4	0	1	1	0	2	3
Bob Bailor, R (1, 8) OBP: 0.441, SLG: 0.443	B B B B 4-0 FC3-6 BB		x 0-0 ① 5-3	B B B B 4-0 1-2 2-3 BB		x 0-0 ③ 4-3			x 0-0 BLK 1B	3	0	1	0	2	0	1
Roy Howell, L (1, 5) OBP: 0.338, SLG: 0.453	x 0-0 ② FC3-6 1-2f		S S S 0-3 ② K	x 0-0 ③ F8			x 0-0 G4-6-3 BB WP 1B		S S S 0-3 ① K 1-2	5	1	1	0	0	2	5
Rico Carty, R (1, 10) OBP: 0.313, SLG: 0.464	x 0-0 ③ F8		x 0-0 ③ 6-3		x 0-0 ① F7		B B B B 4-0 1-2 G4-6-3 BB		x 0-0 ② 5-3	4	0	0	0	1	0	2
John Mayberry, L (1, 3) OBP: 0.307, SLG: 0.435		x 0-0 ① 6-3		x 0-0 1B 1B 1B 1B	x 0-0 FC6-4 1B		x 0-0 ①② G4-6-3 1-2f 2-3		x 0-0 ③ 4-3	5	1	2	0	0	0	3
Tom Hutton, L (1, 9) OBP: 0.326, SLG: 0.405		x 0-0 F9 1B 1B 1B		S S S 0-3 ① K	x 0-0 ② P6		x 0-0 ③ 1-3 3-H			4	1	1	0	0	1	2
Rick Cerone, R (1, 2) OBP: 0.292, SLG: 0.304		x 0-0 1B 1-2 1B		x 0-0 1B 1B 1-2 SF8 1B	x 0-0 ③ FC6-4 1-2f			x 0-0 E6		4	1	2	0	0	0	1
Garth Iorg, R (1, 4) OBP: 0.220, SLG: 0.184 Tim Johnson, L (8, PH) (8, 4)		x 0-0 ② F9 2-3		x 0-0 BB 1B 1-2 2-3 1B		x 0-0 ① 6-3		x 0-0 ① F7		3 1	0 0	1 0	0 0	0 0	0 0	2 1
Luis Gomez, R (1, 6) OBP: 0.259, SLG: 0.216 Sam Ewing, L (8, PH) OBP: 0.500, SLG: 0.500 Dave McKay, S (8, 6) OBP: 0.154, SLG: 0.160		x 0-0 1-2 3-H 1B		x 0-0 BB 1-2 2-3 3-H 1B		x 0-0 ② L4		x 0-0 ② F9		3 1 0	0 0 0	2 0 0	2 0 0	0 0 0	0 0 0	0 1 0
Inning Stats	R: 0 E: 0 K: 1 S: 5 H: 0 LOB: 1 BB: 1 P: 9	R: 1 E: 0 K: 1 S: 8 H: 3 LOB: 2 BB: 0 P: 8	R: 0 E: 0 K: 1 S: 5 H: 0 LOB: 0 BB: 0 P: 5	R: 2 E: 0 K: 1 S: 9 H: 4 LOB: 3 BB: 1 P: 13	R: 0 E: 0 K: 0 S: 4 H: 1 LOB: 1 BB: 0 P: 4	R: 0 E: 0 K: 0 S: 4 H: 1 LOB: 1 BB: 0 P: 4	R: 1 E: 0 K: 0 S: 3 H: 1 LOB: 0 BB: 1 P: 7	R: 0 E: 1 K: 0 S: 4 H: 0 LOB: 1 BB: 0 P: 4	R: 0 E: 0 K: 1 S: 6 H: 1 LOB: 1 BB: 0 P: 6	1B: 10 2B: 1 3B: 0 HR: 0	SF: 1 SAC: 0 DP: 1 HBP: 0				WP: 1 PB: 0 SB: 0 CS: 0	PA: 41	

PITCHER		IP	WLS	BF	H	R	ER	SO	BB	IBB	HBP	BLK	WP	HR	S	P	ERA	WHIP
Don Aase, R ERA: 4.71	(1, 1)	3.1		18	7	3	3	4	1	0	0	0	0	0	25	29	8.10	2.400
Dyar Miller, R ERA: 3.0	(4, 1)	2.2	W	13	3	1	1	0	2	0	0	0	0	0	11	19	3.38	1.875
Paul Hartzell, R ERA: 3.38	(7, 1)	2.2		9	1	0	0	1	0	0	0	1	1	0	11	11	0.00	0.375
Dave LaRoche, L ERA: 1.38	(9, 1)	0.1	S	1	0	0	0	0	0	0	0	0	0	0	1	1	0.00	0.000

PITCHER	IP	WLS	BF	H	R	ER	SO	BB	IBB	HBP	BLK	WP	HR	S	P	ERA	WHIP

TOP

Toronto Blue Jays @ California Angels

Anaheim Stadium, Anaheim, CA

Fri Apr 28 1978, 9:05 PM EST

Att. 16,575 - Unknown

livebaseballscorecards.com

AB	37
R	4
H	11
RBI	3
BB	3
SO	5
LOB	21

Batter	1	2	3	4	5	6	7	8	9	AB	R	H	RBI	BB	SO	LOB
Rick Miller, L (1, 9) OBP: 0.333, SLG: 0.286	HR 1B	3-1 BB 1-2 2-3		1-3		6-3		E7 1B		4	1	2	0	1	0	0
Bobby Grich, R (1, 4) OBP: 0.366, SLG: 0.269	K	P6		K		5-3		6-3		5	0	0	0	0	2	5
Lyman Bostock, L (1, 8) OBP: 0.211, SLG: 0.254 Ken Landreaux, L (7, 8) OBP: 0.259, SLG: 0.269	K	3-1 1-2 2-3 3-H		1B 3B		BB 1-2		K		3 1	1 0	1 0	1 0	1 0	1 1	3 1
Ron Fairly, L (1, 10) OBP: 0.281, SLG: 0.333	1-H HR	K		FC6-4 3-H 1B		BB 1-2		K		4	1	2	3	1	2	3
Don Baylor, R (1, 7) OBP: 0.375, SLG: 0.618	2B 1B		2B SF8 BB	FC6-4 1-2f		6-3				3	1	1	0	1	0	3
Ron Jackson, R (1, 3) OBP: 0.429, SLG: 0.511	1-3 2B		SF8 1-3 2B		F8		E5 SH1-4			4	0	2	0	0	0	0
Brian Downing, R (1, 2) OBP: 0.462, SLG: 0.393	F8		P5		E4		SH1-4 1-2			3	0	0	0	0	0	4
Carney Lansford, R (1, 5) OBP: 0.324, SLG: 0.448		BB E 3-1 BB	SF8 2-3 3-H		G1-6-3 BB		K			1	1	0	1	2	1	1
Rance Mulliniks, L (1, 6) OBP: 0.215, SLG: 0.207		E4 3-1 BB 1-2	G3		G1-6-3 1-2f		F7			4	0	0	0	0	0	5
Inning Stats	R: 2 H: 4 E: 0 LOB: 2 K: 2 BB: 0 S: 11 P: 11	R: 1 H: 0 E: 1 LOB: 2 K: 1 BB: 2 S: 6 P: 14	R: 1 H: 1 E: 0 LOB: 1 K: 0 BB: 1 S: 4 P: 8	R: 1 H: 2 E: 0 LOB: 1 K: 1 BB: 0 S: 7 P: 7	R: 0 H: 0 E: 1 LOB: 1 K: 0 BB: 1 S: 3 P: 7	R: 0 H: 0 E: 0 LOB: 2 K: 0 BB: 2 S: 3 P: 11	R: 0 H: 0 E: 1 LOB: 1 K: 1 BB: 0 S: 6 P: 6	R: 0 H: 1 E: 1 LOB: 1 K: 2 BB: 0 S: 8 P: 8		1B: 4 SF: 1 2B: 2 SAC: 1 3B: 1 DP: 1 HR: 1 HBP: 0						

PITCHER		IP	WLS	BF	H	R	ER	SO	BB	IBB	HBP	BLK	WP	HR	S	P	ERA	WHIP
Jesse Jefferson, R ERA: 4.08	(1, 1)	6.0	L	32	7	5	4	4	6	0	0	0	0	1	34	58	6.00	2.167
Tom Murphy, R ERA:	(7, 1)	2.0		8	1	0	0	3	0	0	0	0	0	0	14	14	0.00	0.500

PITCHER	IP	WLS	BF	H	R	ER	SO	BB	IBB	HBP	BLK	WP	HR	S	P	ERA	WHIP

BOTTOM

Toronto Blue Jays @ California Angels

Anaheim Stadium, Anaheim, CA

Fri Apr 28 1978, 9:05 PM EST

Att. 16,575 - Unknown

livebaseballscorecards.com

AB	32
R	5
H	8
RBI	5
BB	6
SO	7
LOB	25

Batter	1	2	3	4	5	6	7	8	9	AB	R	H	RBI	BB	SO	LOB
Willie Upshaw, L (1, 7) OBP: 0.292, SLG: 0.400	G3		3B			BB		1-3		3	0	1	0	1	0	0
Bob Bailor, R (1, 8) OBP: 0.417, SLG: 0.415	4-3		FC5-2-5-3 3-H			K		4-3		4	0	0	0	0	1	2
Roy Howell, L (1, 5) OBP: 0.321, SLG: 0.430	K		K			G3-6 1-2f		E4		4	0	0	0	0	2	1
Rico Carty, R (1, 10) OBP: 0.310, SLG: 0.444		F8		4-3			BB 1B 1-3	F9		3	0	0	0	1	0	1
John Mayberry, L (1, 3) OBP: 0.291, SLG: 0.411		4-3		F9			1-3 1-2		K	4	0	0	0	0	1	1
Tom Hutton, L (1, 9) OBP: 0.340, SLG: 0.386		BB BB BB		F8			BB 1B		F7	2	0	0	0	2	0	0
Rick Cerone, R (1, 2) OBP: 0.308, SLG: 0.306		BB 1-2 BB	K			1B 1-2 2-3			K	3	0	1	0	1	2	0
Garth Iorg, R (1, 4) OBP: 0.233, SLG: 0.179 Tim Johnson, L (7, PH) (7, 4)		1-2 2-3 BB	K			1B				1 1	0 0	0 0	0 0	1 0	1 1	0 3
Luis Gomez, R (1, 6) OBP: 0.250, SLG: 0.208 Sam Ewing, L (7, PH) OBP: 0.333, SLG: 0.333 Dave McKay, S (7, 6) OBP: 0.154, SLG: 0.160		K	K							2 1 0	0 0 0	0 0 0	0 0 0	0 0 0	2 1 0	3 3 0
Inning Stats	R: 0 E: 0 K: 1 S: 5 H: 0 LOB: 0 BB: 0 P: 5	R: 0 E: 0 K: 1 S: 5 H: 0 LOB: 3 BB: 3 P: 17	R: 0 E: 0 K: 1 S: 5 H: 1 LOB: 0 BB: 0 P: 5	R: 0 E: 0 K: 0 S: 3 H: 0 LOB: 0 BB: 0 P: 3	R: 0 E: 0 K: 3 S: 9 H: 0 LOB: 0 BB: 0 P: 9	R: 0 E: 0 K: 1 S: 4 H: 0 LOB: 0 BB: 1 P: 8	R: 0 E: 0 K: 2 S: 8 H: 1 LOB: 3 BB: 2 P: 16	R: 0 E: 1 K: 0 S: 4 H: 0 LOB: 1 BB: 0 P: 4	R: 0 E: 0 K: 2 S: 7 H: 0 LOB: 0 BB: 0 P: 7	1B: 1 2B: 1 3B: 1 HR: 0 SF: 0 SAC: 0 DP: 2 HBP: 0						

PITCHER	IP	WLS	BF	H	R	ER	SO	BB	IBB	HBP	BLK	WP	HR	S	P	ERA	WHIP
Nolan Ryan, R (1, 1) ERA: 1.98	9.0	W	34	2	0	0	11	6	0	0	0	0	0	50	74	0.00	0.889

PITCHER	IP	WLS	BF	H	R	ER	SO	BB	IBB	HBP	BLK	WP	HR	S	P	ERA	WHIP

TOP

Toronto Blue Jays @ California Angels

Anaheim Stadium, Anaheim, CA

Sat Apr 29 1978, 10:05 PM EST

Att. 24,354 - Unknown

livebaseballscorecards.com

AB	28
R	0
H	2
RBI	0
BB	6
SO	11
LOB	14

WP: 0 PA: 34
PB: 0
SB: 0
CS: 0

Batter	1	2	3	4	5	6	7	8	9	AB	R	H	RBI	BB	SO	LOB
Rick Miller, L (1, 9) OBP: 0.342, SLG: 0.303	BBBB 4-0 G4-3 WP HR BB		x 0-0 L3-6 2B			SSS 0-3 K 1B FC6-4	SSS 0-3 ③ K			3	2	1	0	1	2	2
Bobby Grich, R (1, 4) OBP: 0.372, SLG: 0.271	BBBB 4-0 G4-3 1-2 BB		x 0-0 ②③ L3-6 2-3			x 0-0 FC6-4 1-3 2-H 1B		SSS 0-3 ① K		3	0	1	1	1	1	1
Lyman Bostock, L (1, 8) OBP: 0.200, SLG: 0.240	x 0-0 ①② G4-3 1-2f 2-3			x 0-0 ① 4-3		x 0-0 ① FC6-4 F9 1B 1-2f 3-H		x 0-0 ② 4-3		4	0	0	1	0	0	3
Ron Fairly, L (1, 10) OBP: 0.294, SLG: 0.438 Merv Rettenmund, R (6, PH) OBP: 0.333, SLG: 0.556	x 0-0 HR 3-H			x 0-0 ② 4-3		x 0-0 1-2 1B		x 0-0 1B 3B		2 2	1 1	1 2	2 0	0 0	0 0	0 0
Don Baylor, R (1, 7) OBP: 0.369, SLG: 0.592	x 0-0 ③ 5-3			x 0-0 ③ F9		x 0-0 ② F9 2-3		BBBB 4-0 1B BB		3	0	0	0	1	0	2
Ron Jackson, R (1, 3) OBP: 0.415, SLG: 0.490		SSS 0-3 ① K			x 0-0 ① P4	x 0-0 ③ F9		x 0-0 1-2 3-H 1B		4	0	1	1	0	1	2
Dave Chalk, R (1, 5) OBP: 0.358, SLG: 0.283		x 0-0 ② F7			x 0-0 ② F8		x 0-0 ① F7	x 0-0 ③ F9		4	0	0	0	0	0	2
Rance Mulliniks, L (1, 6) OBP: 0.206, SLG: 0.197		x 0-0 ③ 4-3			x 0-0 ③ 6-3		SSS 0-3 ② K			3	0	0	0	0	1	0
Terry Humphrey, R (1, 2) OBP: 0.250, SLG: 0.281			x 0-0 ① 6-3			x 0-0 E7 1B 1B	x 0-0 2B			3	1	2	0	0	0	0
Inning Stats	R: 2 E: 0 K: 0 S: 3 H: 1 LOB: 0 BB: 2 P: 11	R: 0 E: 0 K: 1 S: 5 H: 0 LOB: 0 BB: 0 P: 5	R: 0 E: 0 K: 0 S: 3 H: 1 LOB: 0 BB: 0 P: 3	R: 0 E: 0 K: 0 S: 3 H: 0 LOB: 0 BB: 0 P: 3	R: 0 E: 0 K: 0 S: 3 H: 0 LOB: 0 BB: 0 P: 3	R: 2 E: 1 K: 1 S: 9 H: 3 LOB: 2 BB: 0 P: 9	R: 0 E: 0 K: 2 S: 8 H: 1 LOB: 1 BB: 0 P: 8	R: 1 E: 0 K: 1 S: 7 H: 2 LOB: 2 BB: 1 P: 11		1B: 4 2B: 3 3B: 1 HR: 1	SF: 0 SAC: 0 DP: 2 HBP: 0						

PITCHER		IP	WLS	BF	H	R	ER	SO	BB	IBB	HBP	BLK	WP	HR	S	P	ERA	WHIP
Dave Lemanczyk, R	(1, 1)	5.0	L	20	4	4	4	2	2	0	0	0	2	1	22	30	7.20	1.200
ERA: 7.67																		
Balor Moore, L	(6, 1)	3.0		14	4	1	1	3	1	0	0	0	0	0	19	23	3.00	1.667
ERA: 6.75																		

PITCHER	IP	WLS	BF	H	R	ER	SO	BB	IBB	HBP	BLK	WP	HR	S	P	ERA	WHIP

BOTTOM

Toronto Blue Jays @ California Angels

Anaheim Stadium, Anaheim, CA

Sat Apr 29 1978, 10:05 PM EST

Att. 24,354 - Unknown

livebaseballscorecards.com

AB	31
R	5
H	8
RBI	5
BB	3
SO	5
LOB	12

WP: 2	PA: 34		
PB: 0			
SB: 0			
CS: 0			

Batter	1	2	3	4	5	6	7	8	9	AB	R	H	RBI	BB	SO	LOB
Willie Upshaw, L (1, 7) OBP: 0.367, SLG: 0.480	1B	F5	G3		BB	4-3		1B		5	2	3	0	1	0	3
Bob Bailor, R (1, 8) OBP: 0.423, SLG: 0.414	F8	2B		K	BB	4-3		G6-4-3		5	1	2	2	1	1	2
Roy Howell, L (1, 5) OBP: 0.322, SLG: 0.435	F7	HR		5-3	K	1B		G6-4-3		6	1	2	3	0	1	6
Rico Carty, R (1, 10) OBP: 0.337, SLG: 0.500	1B	HR		BB	1-3	G6-3				4	1	3	2	1	0	3
John Mayberry, L (1, 3) OBP: 0.321, SLG: 0.455	1B	2B		BB		1B G3-2	G6-3			4	0	3	1	1	0	2
Tom Hutton, L (1, 9) OBP: 0.327, SLG: 0.367	F7	F7		L4		1B G3-2		F7		5	1	1	0	0	0	5
Rick Cerone, R (1, 2) OBP: 0.298, SLG: 0.315		2B G3	P5		5-3	G3-2		4-3		5	1	1	0	0	0	2
Garth Iorg, R (1, 4) OBP: 0.250, SLG: 0.186		G3	P4		HBP BB BB BB	1B		1-3		4	1	1	1	0	0	1
Luis Gomez, R (1, 6) OBP: 0.279, SLG: 0.200		2B	BB	BB	BB BB	4-3			P3	2	1	0	0	3	0	1
Inning Stats	R: 1 E: 0 K: 0 S: 6 H: 3 LOB: 2 BB: 0 P: 6	R: 5 E: 0 K: 0 S: 8 H: 5 LOB: 1 BB: 1 P: 12	R: 0 E: 0 K: 0 S: 3 H: 0 LOB: 1 BB: 1 P: 7	R: 0 E: 0 K: 1 S: 5 H: 0 LOB: 2 BB: 2 P: 13	R: 1 E: 0 K: 1 S: 5 H: 0 LOB: 3 BB: 3 P: 18	R: 1 E: 0 K: 0 S: 5 H: 3 LOB: 1 BB: 0 P: 5	R: 1 E: 0 K: 0 S: 5 H: 3 LOB: 1 BB: 0 P: 5	R: 0 E: 0 K: 0 S: 3 H: 0 LOB: 0 BB: 0 P: 3	R: 0 E: 0 K: 0 S: 4 H: 2 LOB: 1 BB: 0 P: 4	1B: 10 2B: 6 3B: 0 HR: 1 SF: 0 SAC: 0 DP: 3 HBP: 1						

TOP

Toronto Blue Jays @ California Angels

Anaheim Stadium, Anaheim, CA

Sun Apr 30 1978, 6:33 AM EDT

Att. 27,367 - Unknown

livebaseballscorecards.com

AB	40
R	9
H	16
RBI	9
BB	7
SO	2
LOB	25

PITCHER		IP	WLS	BF	H	R	ER	SO	BB	IBB	HBP	BLK	WP	HR	S	P	ERA	WHIP
Chris Knapp, R ERA: 3.14	(1, 1)	1.2	L	14	8	6	6	0	1	0	0	0	0	1	13	17	32.40	5.400
Tom Griffin, R ERA: 4.91	(2, 1)	2.2		14	0	1	1	1	5	0	1	0	0	0	10	31	3.38	1.875
Dyar Miller, R ERA: 4.5	(5, 1)	2.0		12	6	2	2	1	1	0	0	0	0	0	13	17	9.00	3.500
Paul Hartzell, R ERA: 2.95	(7, 1)	2.2		8	2	0	0	0	0	0	0	0	0	0	8	8	0.00	0.750

PITCHER	IP	WLS	BF	H	R	ER	SO	BB	IBB	HBP	BLK	WP	HR	S	P	ERA	WHIP

WP: 0 PB: 0 SB: 0 CS: 0 PA: 48

BOTTOM

Toronto Blue Jays @ California Angels

Anaheim Stadium, Anaheim, CA

Sun Apr 30 1978, 6:33 AM EDT

Att. 27,367 - Unknown

livebaseballscorecards.com

Batter	1	2	3	4	5	6	7	8	9	AB	R	H	RBI	BB	SO	LOB
Rick Miller, L (1, 8) OBP: 0.349, SLG: 0.304	BBBB 4-0 CS BB		x 0-0 F8 ③			x 0-0 G6-4-3 1B	x 0-0 F7 ③			3	0	1	0	1	0	3
Bobby Grich, R (1, 4) OBP: 0.356, SLG: 0.257	SSS 0-3 K ①② 1-2			x 0-0 F9 ①		SSS 0-3 K ①		x 0-0 P4 ①		4	0	0	0	0	2	2
Brian Downing, R (1, 2) OBP: 0.419, SLG: 0.344	x 0-0 P4 ③			x 0-0 P4 ②		x 0-0 G6-4-3 ②③ 1-2f		SSS 0-3 K ②		4	0	0	0	0	1	1
Ron Jackson, R (1, 3) OBP: 0.386, SLG: 0.453		x 0-0 6-3 ①		x 0-0 F8 ③			x 0-0 F7 ①	x 0-0 P6 ③		4	0	0	0	0	0	0
Don Baylor, R (1, 7) OBP: 0.375, SLG: 0.627		x 0-0 4-3 ②			x 0-0 F8 ①		x 0-0 2B 1B 1B		x 0-0 HR	4	2	2	1	0	0	0
Merv Rettenmund, R (1, 9) OBP: 0.308, SLG: 0.538		SSS 0-3 K ③			SSS 0-3 K ②		x 0-0 1B 1-3 FC5-4 2B		x 0-0 5-3 ①	4	1	1	0	0	2	0
Dave Chalk, R (1, 5) OBP: 0.386, SLG: 0.306			BBBB 4-0 G4-6-3 BB BB		x 0-0 1B 1B		x 0-0 FC5-4 2-3 3-H 1B		x 0-0 4-3 ②	3	0	2	1	1	0	0
Ike Hampton, S (1, 10) OBP: 0.500, SLG: 0.333			BBBB 4-0 G4-6-3 1-2 BB		x 0-0 1-2 1B		x 0-0 FC5-4 ② 1-2f 3-H 1B		SSS 0-3 K ③	3	0	1	1	1	1	1
Rance Mulliniks, L (1, 6) OBP: 0.211, SLG: 0.203			x 0-0 G4-6-3 ①② 1-2f 2-3		SSS 0-3 K ③		x 0-0 1-2 1B			3	0	1	0	0	1	4

	AB	32
	R	3
	H	8
	RBI	3
	BB	3
	SO	7
	LOB	11

Inning Stats																		
	R: 0	H: 0	R: 0	H: 0	R: 0	H: 0	R: 0	H: 0	R: 0	H: 2	R: 0	H: 1	R: 2	H: 4	R: 0	H: 0	R: 1	H: 1
	E: 0	LOB: 0	E: 0	LOB: 0	E: 0	LOB: 1	E: 0	LOB: 0	E: 0	LOB: 2	E: 0	LOB: 0	E: 0	LOB: 2	E: 0	LOB: 0	E: 0	LOB: 0
	K: 1	BB: 1	K: 1	BB: 0	K: 0	BB: 2	K: 0	BB: 0	K: 2	BB: 0	K: 1	BB: 0	K: 0	BB: 0	K: 1	BB: 0	K: 1	BB: 0
	S: 4	P: 8	S: 5	P: 5	S: 2	P: 10	S: 3	P: 3	S: 9	P: 9	S: 5	P: 5	S: 7	P: 7	S: 5	P: 5	S: 6	P: 6

	1B: 6	SF: 0
	2B: 1	SAC: 0
	3B: 0	DP: 2
	HR: 1	HBP: 0

	WP: 0	PA: 35
	PB: 0	
	SB: 0	
	CS: 1	

PITCHER	IP	WLS	BF	H	R	ER	SO	BB	IBB	HBP	BLK	WP	HR	S	P	ERA	WHIP
Jerry Garvin, L (1, 1) ERA: 5.08	9.0	W	35	8	3	3	7	3	0	0	0	0	1	46	58	3.00	1.222

PITCHER	IP	WLS	BF	H	R	ER	SO	BB	IBB	HBP	BLK	WP	HR	S	P	ERA	WHIP

Batter	1	2	3	4	5	6	7	8	9	AB	R	H	RBI	BB	SO	LOB
Ron LeFlore, R (1, 8) OBP: 0.384, SLG: 0.437	1B 2B	F9		5-3 1-2		4-3		BBBB 4-0 FC6-4 BB	L4	5	1	1	0	1	0	3
Mark Wagner, R (1, 6) OBP: 0.341, SLG: 0.324	0-0 1B 1B 2-H 1B	6-3		0-0 2-H 1B		H 1-0 S 1B HBP		0-0 FC6-4 4-3 1-2f		4	2	2	2	0	0	1
Rusty Staub, L (1, 10) OBP: 0.378, SLG: 0.413	0-0 G1 1B 1-2 2B 1B	3-1		G3		BBBB 4-0 1B 1-2 BB		4-3 1-2		4	1	1	0	1	0	2
Jason Thompson, L (1, 3) OBP: 0.389, SLG: 0.550	0-0 G1 1-2 2-H 2B 1B	4-3			HR	0-0 FC6-4 1-2 2-H 1B		G3		5	2	3	3	0	0	1
Steve Kemp, L (1, 7) OBP: 0.494, SLG: 0.435	G1 1-2 2-3	1-3			1B G6-4-3 1B	FC6-4 1-2f			4-3	5	1	1	0	0	0	4
John Wockenfuss, R (1, 9) OBP: 0.545, SLG: 0.444	4-0 2B IBB	1B			0-0 G6-4-3 1-3 1B	H 1-0 HBP			F8	3	1	2	0	1	0	0
Lance Parrish, R (1, 2) OBP: 0.282, SLG: 0.444	0-0 1-H 2-H 3-H 2B	L9			0-0 G6-4-3 1-2f 3-H	F9			0-0 2B 3B	5	1	2	3	0	0	3
Aurelio Rodriguez, R (1, 5) OBP: 0.442, SLG: 0.646	BBBB 4-0 G6-4-3 BB			0-0 F9	0-0 F9	F8			0-0 3-H 2B	4	0	1	1	1	0	1
Steve Dillard, R (1, 4) OBP: 0.213, SLG: 0.186	0-0 G6-4-3 1-2f			BBBB 4-0 5-3 1B BB		6-3		5-3	BBBB 4-0 BB	3	1	0	0	2	0	3
Inning Stats	R: 5 E: 0 K: 0 S: 7 H: 5 LOB: 1 BB: 2 P: 15	R: 0 E: 0 K: 0 S: 3 H: 0 LOB: 0 BB: 0 P: 3	R: 0 E: 0 K: 0 S: 4 H: 1 LOB: 1 BB: 0 P: 4	R: 1 E: 0 K: 0 S: 4 H: 1 LOB: 1 BB: 1 P: 8	R: 2 E: 0 K: 0 S: 5 H: 3 LOB: 0 BB: 0 P: 5	R: 1 E: 0 K: 0 S: 4 H: 1 LOB: 2 BB: 1 P: 9	R: 0 E: 0 K: 0 S: 3 H: 0 LOB: 1 BB: 0 P: 4	R: 0 E: 0 K: 0 S: 3 H: 0 LOB: 1 BB: 1 P: 7	R: 1 E: 0 K: 0 S: 5 H: 2 LOB: 2 BB: 1 P: 9	1B: 8 2B: 3 3B: 1 HR: 1	SF: 0 SAC: 0 DP: 2 HBP: 2						

PITCHER	IP	WLS	BF	H	R	ER	SO	BB	IBB	HBP	BLK	WP	HR	S	P	ERA	WHIP
Ken Brett, L (1, 1) ERA: 5.57	4.0	L	24	10	8	8	0	2	1	0	0	0	1	21	33	18.00	3.000
Dyar Miller, R (5, 1) ERA: 4.09	3.0		12	1	1	1	0	1	0	2	0	0	0	9	15	3.00	0.667
Tom Griffin, R (8, 1) ERA: 4.76	2.0		10	2	1	1	0	2	0	0	0	0	0	8	16	4.50	2.000

PITCHER	IP	WLS	BF	H	R	ER	SO	BB	IBB	HBP	BLK	WP	HR	S	P	ERA	WHIP

Detroit Tigers @ California Angels

Anaheim Stadium, Anaheim, CA

Tue May 02 1978, 10:05 PM EDT

Att. 18,641 - Unknown

TOP

livebaseballscorecards.com

AB	38
R	10
H	13
RBI	9
BB	6
SO	0
LOB	18

1B: 8 SF: 0
2B: 3 SAC: 0
3B: 1 DP: 2
HR: 1 HBP: 2

WP: 0 PA: 46
PB: 0
SB: 1
CS: 0

Batter	1	2	3	4	5	6	7	8	9	AB	R	H	RBI	BB	SO	LOB
Rick Miller, L (1, 9) OBP: 0.356, SLG: 0.315	0-0 6-3 1B		0-0 E8 4-3 1-3 3B 1B		0-0 1-3 ②		0-0 6-3 ③			4	1	2	0	0	0	0
Bobby Grich, R (1, 4) OBP: 0.340, SLG: 0.244	0-0 6-3 ① 1-2		0-0 4-3 ② 2-3 3-H		0-0 P3 ③			0-0 5-3 ①		4	0	0	1	0	0	2
Lyman Bostock, L (1, 8) OBP: 0.202, SLG: 0.266	0-0 1-6-3 ②		0-0 3B 3-H			S S S 0-3 K ①		0-0 4-3 ②		4	0	1	1	0	1	1
Joe Rudi, R (1, 7) OBP: 0.295, SLG: 0.475	0-0 P3 ③		S S S 0-3 K ③			0-0 P4 ②		0-0 5-3 ③		4	0	0	0	0	1	2
Don Baylor, R (1, 10) OBP: 0.370, SLG: 0.603		0-0 G3 ①		S S S 0-3 K ①		B B B B 4-0 HBP BB			0-0 F2 ①	3	0	0	0	1	1	0
Ron Jackson, R (1, 3) OBP: 0.377, SLG: 0.429		0-0 P5 ②		0-0 P3 ②		H 1-0 FC5-4 1-2 HBP			0-0 F8 ②	3	0	0	0	0	0	0
Dave Chalk, R (1, 5) OBP: 0.393, SLG: 0.308	S S S 0-3 K ③			0-0 FC4 1B		0-0 FC5-4 ③ 1-2f			H 1-0 HBP	3	0	1	0	0	1	2
Rance Mulliniks, L (1, 6) OBP: 0.213, SLG: 0.194			B B B B 4-0 FC6-4 BB	0-0 FC4 ③ 1-2f			S S S 0-3 K ①		0-0 4-3 ③	3	0	0	0	1	1	2
Terry Humphrey, R (1, 2) OBP: 0.243, SLG: 0.273 Ken Landreaux, L (5, PH) OBP: 0.250, SLG: 0.259 Ike Hampton, S (6, 2) OBP: 0.400, SLG: 0.250			0-0 FC6-4 ① E 1B 1-2f 4-3		0-0 F9 ①		S S S 0-3 K ②			1 1 1	1 0 0	0 0 0	0 0 0	0 0 0	0 0 1	1 0 0
Inning Stats	R: 0 E: 0 K: 0 S: 4 H: 1 LOB: 1 BB: 0 P: 4	R: 0 E: 0 K: 1 S: 5 H: 0 LOB: 0 BB: 0 P: 5	R: 2 E: 1 K: 1 S: 7 H: 2 LOB: 1 BB: 1 P: 11	R: 0 E: 0 K: 1 S: 6 H: 1 LOB: 1 BB: 0 P: 6	R: 0 E: 0 K: 0 S: 3 H: 0 LOB: 0 BB: 0 P: 3	R: 0 E: 0 K: 1 S: 5 H: 0 LOB: 2 BB: 1 P: 10	R: 0 E: 0 K: 2 S: 7 H: 0 LOB: 0 BB: 0 P: 7	R: 0 E: 0 K: 0 S: 3 H: 0 LOB: 0 BB: 0 P: 3	R: 0 E: 0 K: 0 S: 3 H: 0 LOB: 1 BB: 0 P: 4	1B: 3 2B: 0 3B: 1 HR: 0	SF: 0 SAC: 0 DP: 0 HBP: 2						

PITCHER	IP	WLS	BF	H	R	ER	SO	BB	IBB	HBP	BLK	WP	HR	S	P	ERA	WHIP
Milt Wilcox, R (1, 1) ERA: 5.4	9.0	W	35	4	2	2	6	2	0	2	0	0	0	43	53	2.00	0.667

PITCHER	IP	WLS	BF	H	R	ER	SO	BB	IBB	HBP	BLK	WP	HR	S	P	ERA	WHIP

BOTTOM

Detroit Tigers @ California Angels

Anaheim Stadium, Anaheim, CA

Tue May 02 1978, 10:05 PM EDT

Att. 18,641 - Unknown

livebaseballscorecards.com

AB	31
R	2
H	4
RBI	2
BB	2
SO	6
LOB	10

Batter	1	2	3	4	5	6	7	8	9	AB	R	H	RBI	BB	SO	LOB
Ron LeFlore, R (1, 8) OBP: 0.375, SLG: 0.435	S S S 0-3 ① K		S S S 0-3 ① K		S S S 0-3 ③ K		x 0-0 ③ 2-H 3-H 2B		x 0-0 ③ 4-3	5	0	1	2	0	3	2
Mark Wagner, R (1, 6) OBP: 0.311, SLG: 0.293	x 0-0 ② P3		S S S 0-3 ② K			x 0-0 ① S S S 5-3	0-3 ② K			4	0	0	0	0	2	3
Rusty Staub, L (1, 10) OBP: 0.383, SLG: 0.422	S S S 0-3 ③ K		x 0-0 1-H 3-H 2B			x 0-0 ② G3	B B B B 4-0 BB			3	0	1	2	1	1	0
Jason Thompson, L (1, 3) OBP: 0.383, SLG: 0.536		x 0-0 G5-4-3 1B	x 0-0 ③ 4-3			x 0-0 ③ 1-3	x 0-0 ③ F7			4	0	1	0	0	0	3
Steve Kemp, L (1, 7) OBP: 0.471, SLG: 0.409		S S S 0-3 ① K		x 0-0 ① 4-3			S S S 0-3 ① K	x 0-0 ① 6-3		4	0	0	0	0	2	1
John Wockenfuss, R (1, 9) OBP: 0.500, SLG: 0.417 Tim Corcoran, L (7, 9) OBP: 0.300, SLG: 0.195		x 0-0 ② ③ G5-4-3 1-2f		x 0-0 ② 6-3			x 0-0 2B 2B 1B	x 0-0 G5-4-3 1B		3 1	1 0	1 1	0 0	0 0	0 0	1 0
Lance Parrish, R (1, 2) OBP: 0.279, SLG: 0.450			x 0-0 E6 1B E	x 0-0 ③ 6-3			x 0-0 1-3 2B 2B	x 0-0 ② ③ G5-4-3 1-2f		4	2	1	0	0	0	1
Aurelio Rodriguez, R (1, 5) OBP: 0.446, SLG: 0.627			x 0-0 E 1-3 2B 1B		x 0-0 ① F7		4-0 2B 2B IBB		x 0-0 ① 4-3	3	2	1	0	1	0	0
Steve Dillard, R (1, 4) OBP: 0.216, SLG: 0.213			x 0-0 FC5 2B 2-3 3-H		x 0-0 ② P4		x 0-0 1-3 2-H 3-H 2B 2B		x 0-0 ② 5-3	4	2	1	2	0	0	1
Inning Stats	R: 0 E: 0 K: 2 S: 7 H: 0 LOB: 0 BB: 0 P: 7	R: 0 E: 0 K: 1 S: 5 H: 1 LOB: 0 BB: 0 P: 5	R: 3 E: 2 K: 2 S: 11 H: 2 LOB: 1 BB: 0 P: 11	R: 0 E: 0 K: 0 S: 3 H: 0 LOB: 0 BB: 0 P: 3	R: 0 E: 0 K: 1 S: 5 H: 0 LOB: 0 BB: 0 P: 5	R: 0 E: 0 K: 0 S: 3 H: 0 LOB: 0 BB: 0 P: 3	R: 4 E: 0 K: 2 S: 11 H: 4 LOB: 2 BB: 2 P: 19	R: 0 E: 0 K: 0 S: 3 H: 1 LOB: 0 BB: 0 P: 3	R: 0 E: 0 K: 0 S: 3 H: 0 LOB: 0 BB: 0 P: 3	1B: 4 2B: 4 3B: 0 HR: 0	SF: 0 SAC: 0 DP: 2 HBP: 0						

TOP

Detroit Tigers @ California Angels

Anaheim Stadium, Anaheim, CA

Wed May 03 1978, 10:05 PM EDT

Att. 19,462 - Unknown

livebaseballscorecards.com

AB	35
R	7
H	8
RBI	6
BB	2
SO	8
LOB	12

PITCHER		IP	WLS	BF	H	R	ER	SO	BB	IBB	HBP	BLK	WP	HR	S	P	ERA	WHIP
Frank Tanana, L ERA: 2.89	(1, 1)	6.1	L	28	7	7	4	7	0	1	0	0	0	0	41	45	5.68	1.105
Dave LaRoche, L ERA: 1.23	(7, 1)	1.2		6	1	0	0	1	1	0	0	0	0	0	7	11	0.00	1.200
Paul Hartzell, R ERA: 2.82	(9, 1)	1.0		3	0	0	0	0	0	0	0	0	0	0	3	3	0.00	0.000

PITCHER	IP	WLS	BF	H	R	ER	SO	BB	IBB	HBP	BLK	WP	HR	S	P	ERA	WHIP

WP: 0	PA: 37		
PB: 0			
SB: 0			
CS: 0			

BOTTOM

Batter	1	2	3	4	5	6	7	8	9	AB	R	H	RBI	BB	SO	LOB
Rick Miller, L (1, 9) OBP: 0.363, SLG: 0.329	K		1-3 1B 2B		BB 1-2			E6 G4-6-3	FC6-4 1-2f	3	1	1	0	1	1	0
Joe Rudi, R (9, PH) OBP: 0.289, SLG: 0.463										1	0	0	0	0	0	2
Rance Mulliniks, L (1, 6) OBP: 0.215, SLG: 0.186	F7		HBP 1B		P6			G4-6-3 1-2f		3	0	0	0	0	0	3
Lyman Bostock, L (1, 8) OBP: 0.205, SLG: 0.265	1-6-3		1-3 2-H 3-H 1B		G3			4-3		4	0	1	2	0	0	2
Ron Fairly, L (1, 3) OBP: 0.263, SLG: 0.389		G3	P5			P4			G3	4	0	0	0	0	0	2
Don Baylor, R (1, 10) OBP: 0.365, SLG: 0.585		4-3		5-3		P6			WP 3B 1B	4	1	1	0	0	0	0
Ken Landreaux, L (1, 7) OBP: 0.250, SLG: 0.323		F8		F8		K			1-H 1B 3B	4	1	1	1	0	1	0
Bobby Grich, R (1, 4) OBP: 0.337, SLG: 0.244			5-3	F7		F7			BB 3-H 1B	4	0	1	1	0	0	0
Dave Chalk, R (1, 5) OBP: 0.400, SLG: 0.309			2B 1B 1B		5-3	F8			1-2 FC6-4 BB	3	1	1	0	1	0	0
Terry Humphrey, R (1, 2) OBP: 0.256, SLG: 0.286			P6		WP 1B	6-3			F8	2	0	1	0	0	0	1
Merv Rettenmund, R (7, PH) OBP: 0.286, SLG: 0.500										1	0	0	0	0	0	0
Ike Hampton, S (8, 2) OBP: 0.400, SLG: 0.250										0	0	0	0	0	0	0
Ron Jackson, R (9, PH) OBP: 0.371, SLG: 0.421										1	0	0	0	0	0	2
Inning Stats	R: 0 E: 0 K: 1 S: 5 H: 0 LOB: 0 BB: 0 P: 5	R: 0 E: 0 K: 0 S: 3 H: 0 LOB: 0 BB: 0 P: 3	R: 2 E: 0 K: 0 S: 6 H: 3 LOB: 2 BB: 0 P: 7	R: 0 E: 0 K: 0 S: 3 H: 0 LOB: 0 BB: 0 P: 3	R: 0 E: 0 K: 0 S: 4 H: 1 LOB: 2 BB: 1 P: 8	R: 0 E: 0 K: 1 S: 5 H: 0 LOB: 0 BB: 0 P: 5	R: 0 E: 0 K: 0 S: 3 H: 0 LOB: 0 BB: 0 P: 3	R: 0 E: 1 K: 0 S: 3 H: 0 LOB: 0 BB: 0 P: 3	R: 2 E: 0 K: 0 S: 6 H: 3 LOB: 2 BB: 1 P: 10	1B: 5 2B: 1 3B: 1 HR: 0	SF: 0 SAC: 0 DP: 1 HBP: 1						

PITCHER	IP	WLS	BF	H	R	ER	SO	BB	IBB	HBP	BLK	WP	HR	S	P	ERA	WHIP
Jim Slaton, R (1, 1) ERA: 5.12	8.1	W	34	7	4	4	2	1	0	1	0	2	0	36	41	4.32	0.960
John Hiller, L (9, 1) ERA: 1.47	0.2	S	3	0	0	0	0	1	0	0	0	0	0	2	6	0.00	1.500

PITCHER	IP	WLS	BF	H	R	ER	SO	BB	IBB	HBP	BLK	WP	HR	S	P	ERA	WHIP

Detroit Tigers @ California Angels

Anaheim Stadium, Anaheim, CA

Wed May 03 1978, 10:05 PM EDT

Att. 19,462 - Unknown

livebaseballscorecards.com

AB	34
R	4
H	7
RBI	4
BB	2
SO	2
LOB	12

WP: 2 PB: 0 SB: 0 CS: 0 PA: 37

Batter	1	2	3	4	5	6	7	8	9	AB	R	H	RBI	BB	SO	LOB
Paul Dade, R (1, 9) OBP: 0.376, SLG: 0.464	B B B B 4-0 L6 BB			S S S 0-3 ① K		S S S 0-3 ① K		x 0-0 ③ F8		3	0	0	0	1	2	2
Rick Manning, L (1, 8) OBP: 0.299, SLG: 0.279	x 0-0 ① ② L6 1-2			x 0-0 ② 4-3		S S S 0-3 ② K			B B B B 4-0 G6-4-3 BB	3	0	0	0	1	1	3
Buddy Bell, R (1, 5) OBP: 0.391, SLG: 0.523	S S S 0-3 ③ K			S S S 0-3 ③ K		B B B B 4-0 1-2 2-3 BB			x 0-0 ① ② G6-4-3 1-2f	3	0	0	0	1	2	1
Andre Thornton, R (1, 3) OBP: 0.362, SLG: 0.500		x 0-0 ① P6			S S S 0-3 ① K	x 0-0 ③ F9			x 0-0 ③ F2	4	0	0	0	0	1	3
Johnny Grubb, L (1, 7) OBP: 0.383, SLG: 0.537		S S S 0-3 ② K			B B B B 4-0 S BB		S S S 0-3 ① K			2	0	0	0	1	2	0
Willie Horton, R (1, 10) OBP: 0.370, SLG: 0.592		x 0-0 ③ 4-3			x 0-0 ② F8 1-2		x 0-0 ② 4-3			3	0	0	0	0	0	1
Larvell Blanks, R (1, 6) OBP: 0.264, SLG: 0.321			S S S 0-3 ① K		S S S 0-3 ③ K		S S S 0-3 ③ K			3	0	0	0	0	3	1
Ron Pruitt, R (1, 2) OBP: 0.289, SLG: 0.329			x 0-0 ② P5			B B B B 4-0 BB 1B BB		S S S 0-3 ① K		2	0	0	0	1	1	0
Duane Kuiper, L (1, 4) OBP: 0.227, SLG: 0.212			x 0-0 ③ 5-3			x 0-0 BB 1-2 1B		x 0-0 ② 4-3		3	0	1	0	0	0	0
Inning Stats	R: 0 H: 0 E: 0 LOB: 0 K: 1 BB: 1 S: 4 P: 8	R: 0 H: 0 E: 0 LOB: 0 K: 1 BB: 0 S: 5 P: 5	R: 0 H: 0 E: 0 LOB: 0 K: 1 BB: 0 S: 5 P: 5	R: 0 H: 0 E: 0 LOB: 0 K: 2 BB: 0 S: 7 P: 7	R: 0 H: 0 E: 0 LOB: 1 K: 2 BB: 1 S: 7 P: 11	R: 0 H: 1 E: 0 LOB: 3 K: 2 BB: 2 S: 8 P: 16	R: 0 H: 0 E: 0 LOB: 0 K: 2 BB: 0 S: 7 P: 7	R: 0 H: 0 E: 0 LOB: 0 K: 1 BB: 0 S: 5 P: 5	R: 0 H: 0 E: 0 LOB: 0 K: 0 BB: 1 S: 2 P: 6	1B: 1 SF: 0 2B: 1 SAC: 0 3B: 0 DP: 2 HR: 0 HBP: 0						

TOP

Cleveland Indians @ California Angels

Anaheim Stadium, Anaheim, CA

Fri May 05 1978, 10:05 PM EDT

Att. 17,437 - Unknown

livebaseballscorecards.com

AB	26
R	0
H	1
RBI	0
BB	5
SO	12
LOB	11

PITCHER	IP	WLS	BF	H	R	ER	SO	BB	IBB	HBP	BLK	WP	HR	S	P	ERA	WHIP
Nolan Ryan, R (1, 1) ERA: 1.62	9.0	W	31	1	0	0	12	5	0	0	0	0	0	50	70	0.00	0.667

PITCHER	IP	WLS	BF	H	R	ER	SO	BB	IBB	HBP	BLK	WP	HR	S	P	ERA	WHIP

WP: 0 PA: 31
PB: 0
SB: 1
CS: 0

Batter	1	2	3	4	5	6	7	8	9	AB	R	H	RBI	BB	SO	LOB
Rick Miller, L (1, 9) OBP: 0.358, SLG: 0.325	0-0 1B		0-0 F8 ③		0-0 B1 ①	0-0 4-3 ③				4	0	1	0	0	0	2
Dave Chalk, R (1, 6) OBP: 0.420, SLG: 0.339	0-0 1-3 ① 1B			0-0 1B S 1B	0-0 1B 1-2 1B 1B		0-0 3-1 ①			4	1	3	0	0	0	0
Lyman Bostock, L (1, 8) OBP: 0.217, SLG: 0.276	0-0 F9 ②			0-0 F9 ①	0-0 1B 1-3 SF8 2-H 1B		0-0 E6 1B			4	1	2	1	0	0	2
Ron Fairly, L (1, 3) OBP: 0.262, SLG: 0.375	0-0 F8 ③			S S S 0-3 K ② 1-2	0-0 1-3 3-H 1B		0-0 1-3 ②			4	0	1	1	0	1	3
Don Baylor, R (1, 10) OBP: 0.370, SLG: 0.583		0-0 F9 ①		0-0 S 2-3 1B	0-0 SF8 ② 3-H		4-0 IBB			2	0	1	1	1	0	0
Ken Landreaux, L (1, 7) OBP: 0.222, SLG: 0.286		0-0 6-3 ②		0-0 F9 ③ 1-2	0-0 L6 ③		0-0 3-1 ③			4	0	0	0	0	0	5
Bobby Grich, R (1, 4) OBP: 0.333, SLG: 0.244		0-0 5-3 ③			0-0 1B 1B 1B	S S S 0-3 K ①		0-0 6-3 ①		4	1	1	0	0	1	0
Carney Lansford, R (1, 5) OBP: 0.316, SLG: 0.424			0-0 F8 ①		0-0 S 1-3 1B 1B	0-0 4-3 ②		0-0 5-3 ②		4	1	1	0	0	0	0
Terry Humphrey, R (1, 2) OBP: 0.279, SLG: 0.333			0-0 6-3 ②		0-0 1B 1-H 1B 3-H 1B	0-0 2B		0-0 6-3 ③		4	1	2	2	0	0	0
Inning Stats	R: 0 E: 0 K: 0 S: 4 H: 2 LOB: 1 BB: 0 P: 4	R: 0 E: 0 K: 0 S: 3 H: 0 LOB: 0 BB: 0 P: 3	R: 0 E: 0 K: 0 S: 3 H: 0 LOB: 0 BB: 0 P: 3	R: 0 E: 0 K: 1 S: 7 H: 2 LOB: 2 BB: 0 P: 7	R: 5 E: 0 K: 0 S: 9 H: 6 LOB: 1 BB: 0 P: 9	R: 0 E: 0 K: 1 S: 6 H: 1 LOB: 1 BB: 0 P: 6	R: 0 E: 1 K: 0 S: 4 H: 1 LOB: 2 BB: 1 P: 8	R: 0 E: 0 K: 0 S: 3 H: 0 LOB: 0 BB: 0 P: 3		1B: 11 2B: 1 3B: 0 HR: 0 SF: 1 SAC: 0 DP: 0 HBP: 0						

BOTTOM

Cleveland Indians @ California Angels

Anaheim Stadium, Anaheim, CA

Fri May 05 1978, 10:05 PM EDT

Att. 17,437 - Unknown

livebaseballscorecards.com

AB	34
R	5
H	12
RBI	5
BB	1
SO	2
LOB	12

WP: 0 PB: 0 SB: 3 CS: 0 PA: 36

PITCHER		IP	WLS	BF	H	R	ER	SO	BB	IBB	HBP	BLK	WP	HR	S	P	ERA	WHIP
Rick Wise, R ERA: 3.48	(1, 1)	4.1	L	21	9	5	5	1	0	0	0	0	0	0	23	23	10.38	2.077
Rick Kreuger, L ERA: 4.15	(5, 1)	1.2		7	2	0	0	1	0	0	0	0	0	0	9	9	0.00	1.200
David Clyde, L ERA:	(7, 1)	2.0		8	1	0	0	0	0	1	0	0	0	0	7	11	0.00	0.500

PITCHER	IP	WLS	BF	H	R	ER	SO	BB	IBB	HBP	BLK	WP	HR	S	P	ERA	WHIP

Batter	1	2	3	4	5	6	7	8	9	AB	R	H	RBI	BB	SO	LOB
Paul Dade, R (1, 9) OBP: 0.367, SLG: 0.483	HR		F8		FC4-6 1-2f			F8	FC5 1-2 2-3f	5	1	1	1	0	0	3
Rick Manning, L (1, 8) OBP: 0.296, SLG: 0.292	K		K			4-3		K		4	0	1	0	0	3	0
Buddy Bell, R (1, 5) OBP: 0.385, SLG: 0.522	2B			F9		4-3 2-3		F9		4	0	1	0	0	0	1
Willie Horton, R (1, 10) OBP: 0.357, SLG: 0.570 Wayne Cage, L (9, PH)	K			5-3		K			BB	3 0	0 1	0 0	0 0	0 1	2 0	2 0
Johnny Grubb, L (1, 7) OBP: 0.388, SLG: 0.535	K			1B		F9			1-2 1B	4	1	2	0	0	1	2
Andre Thornton, R (1, 3) OBP: 0.347, SLG: 0.476		K		F9			F7		F7 2-3	4	0	0	0	0	1	3
Ron Hassey, L (1, 2) OBP: 0.300, SLG: 0.300		F8			G3		1-3		FC5 1B 1-2 3-H	4	0	1	1	0	0	0
Tom Veryzer, R (1, 6) OBP: 0.143, SLG: 0.143 Jim Norris, L (7, PH) OBP: 0.389, SLG: 0.588 Larvell Blanks, R (7, 6) OBP: 0.261, SLG: 0.318		K			F9		FC5-4		F8 2-3	2 1 1	0 0 0	0 1 0	0 0 0	0 0 0	1 0 0	0 0 2
Duane Kuiper, L (1, 4) OBP: 0.239, SLG: 0.225			6-3		FC4-6		FC5-4 2-3		FC5 1-2 3-H	4	0	2	1	0	0	1

TOP

Cleveland Indians @ California Angels

Anaheim Stadium, Anaheim, CA

Sat May 06 1978, 10:05 PM EDT

Att. 40,750 - Unknown

livebaseballscorecards.com

AB	36
R	3
H	9
RBI	3
BB	1
SO	8
LOB	14

Inning Stats	1	2	3	4	5	6	7	8	9	1B: 5 SF: 0	WP: 0 PA: 37
R:	1	0	0	0	0	0	0	0	2	2B: 3 SAC: 0	PB: 0
E:	0	0	0	0	0	0	0	0	0	3B: 0 DP: 0	SB: 0
K:	3	2	1	0	0	1	0	1	0	HR: 1 HBP: 0	CS: 0
S:	11	7	5	4	4	6	4	5	6		
H:	2	0	0	1	1	1	1	0	3		
LOB:	1	0	0	1	1	1	1	0	2		
BB:	0	0	0	0	0	0	0	0	1		
P:	11	7	5	4	4	6	4	5	10		

PITCHER	IP	WLS	BF	H	R	ER	SO	BB	IBB	HBP	BLK	WP	HR	S	P	ERA	WHIP
Chris Knapp, R (1, 1) ERA: 3.16	8.1	W	34	8	3	3	8	1	0	0	0	0	1	49	53	3.24	1.080
Paul Hartzell, R (9, 1) ERA: 2.74	0.2		3	1	0	0	0	0	0	0	0	0	0	3	3	0.00	1.500

PITCHER	IP	WLS	BF	H	R	ER	SO	BB	IBB	HBP	BLK	WP	HR	S	P	ERA	WHIP

Cleveland Indians @ California Angels

Anaheim Stadium, Anaheim, CA

Sat May 06 1978, 10:05 PM EDT

Att. 40,750 - Unknown

livebaseballscorecards.com

BOTTOM

Batter	1	2	3	4	5	6	7	8	9	AB	R	H	RBI	BB	SO	LOB
Rick Miller, L (1, 9) OBP: 0.360, SLG: 0.321	BBBB 4-0 2B BB	x 0-0 F9 ②		0-0 CS ③ 1-2	x 0-0 6-3 SH1-3 1B		SSS 0-3 K ①	x 0-0 4-3 2-3		4	1	1	0	1	1	2
Dave Chalk, R (1, 6) OBP: 0.425, SLG: 0.365	x 0-0 4-3 HR 1-H 2B	x 0-0 F9 ③			x 0-0 SH1-3 ① 1-2		x 0-0 2B HR 1B	x 0-0 F8 ③		4	2	2	1	0	0	2
Lyman Bostock, L (1, 8) OBP: 0.219, SLG: 0.286	x 0-0 4-3 ① 2-3		SSS 0-3 K ①		x 0-0 6-3 ② 2-3		x 0-0 HR 1-3 2B			4	1	1	0	0	1	2
Ron Fairly, L (1, 3) OBP: 0.289, SLG: 0.452 Ron Jackson, R (7, PH) OBP: 0.365, SLG: 0.414 (8, 3)	x 0-0 HR 3-H		x 0-0 E3		BBBB 4-0 BB		x 0-0 P7 ②			2 1	1 0	1 0	2 0	1 0	0 0	0 2
Don Baylor, R (1, 10) OBP: 0.365, SLG: 0.563	SSS 0-3 K ②		SSS 0-3 K ②		x 0-0 L7 ③		4-0 HR IBB			3	1	0	0	1	2	3
Ken Landreaux, L (1, 7) OBP: 0.231, SLG: 0.289 Merv Rettenmund, R (7, PH) OBP: 0.333, SLG: 0.733 (8, 7)	x 0-0 S 1B		x 0-0 G3 ③			x 0-0 F7 ①	x 0-0 1-H 2-H 3-H HR			3 1	0 1	1 1	0 4	0 0	0 0	1 0
Bobby Grich, R (1, 4) OBP: 0.321, SLG: 0.233	SSS 0-3 K ③ 1-2			SSS 0-3 K ①		x 0-0 G3 ②	SSS 0-3 K ③			4	0	0	0	0	3	1
Carney Lansford, R (1, 5) OBP: 0.333, SLG: 0.459		x 0-0 5-3 ①		x 0-0 F8 ②		x 0-0 S 1B		x 0-0 4-3 2B		4	0	2	0	0	0	0
Brian Downing, R (1, 2) OBP: 0.426, SLG: 0.324		BBBB 4-0 BB		BBBB 4-0 CS BB		x 0-0 4-3 ③ 1-2		x 0-0 F8 ①		2	0	0	0	2	0	2
Inning Stats	R: 3 H: 3 E: 0 LOB: 1 K: 2 BB: 1 S: 10 P: 14	R: 0 H: 0 E: 0 LOB: 1 K: 0 BB: 1 S: 3 P: 7	R: 0 H: 0 E: 1 LOB: 1 K: 2 BB: 0 S: 8 P: 8	R: 0 H: 0 E: 0 LOB: 0 K: 1 BB: 1 S: 4 P: 8	R: 0 H: 1 E: 0 LOB: 2 K: 0 BB: 1 S: 4 P: 8	R: 0 H: 1 E: 0 LOB: 1 K: 0 BB: 0 S: 4 P: 4	R: 4 H: 3 E: 0 LOB: 0 K: 2 BB: 1 S: 10 P: 14	R: 0 H: 1 E: 0 LOB: 1 K: 0 BB: 0 S: 4 P: 4		1B: 4 SF: 0 2B: 3 SAC: 1 3B: 0 DP: 0 HR: 2 HBP: 0						

	AB	32
	R	7
	H	9
	RBI	7
	BB	5
	SO	7
	LOB	15

WP: 0 PA: 39
PB: 0
SB: 2
CS: 1

PITCHER		IP	WLS	BF	H	R	ER	SO	BB	IBB	HBP	BLK	WP	HR	S	P	ERA	WHIP
Mike Paxton, R ERA: 5.14	(1, 1)	6.0	L	27	5	3	3	5	4	0	0	0	0	1	33	49	4.50	1.500
Dennis Kinney, L ERA: 4.11	(7, 1)	2.0		11	4	4	4	2	0	1	0	0	0	1	14	18	18.00	2.000

PITCHER	IP	WLS	BF	H	R	ER	SO	BB	IBB	HBP	BLK	WP	HR	S	P	ERA	WHIP

Batter	1	2	3	4	5	6	7	8	9	AB	R	H	RBI	BB	SO	LOB
Paul Dade, R (1, 9) OBP: 0.350, SLG: 0.457	K		K		F9		1-3		L9	5	0	0	0	0	2	2
Jim Norris, L (1, 10) OBP: 0.391, SLG: 0.545	G6-4-3 1B		FC6 1-2f 2-3		3-1		DI 1B		F8	5	0	2	0	0	0	2
Buddy Bell, R (1, 5) OBP: 0.376, SLG: 0.516	G6-4-3 1-2f		F9		2B		K 1-2		P6	5	0	1	0	0	1	4
Johnny Grubb, L (1, 7) OBP: 0.382, SLG: 0.514		FC6-4 BB		L4	4-3		K			3	0	0	0	1	1	2
Wayne Cage, L (1, 3) OBP: 0.429, SLG: 0.800		K		HR		4-3 S 1B BB		K		3	2	1	1	1	2	1
Rick Manning, L (1, 8) OBP: 0.294, SLG: 0.289		FC6-4 1-2f		4-3		F2		FC6-4 1B		4	0	1	0	0	0	2
Ron Hassey, L (1, 2) OBP: 0.286, SLG: 0.286		4-3		S 2B 1B		4-3 1-3		FC6-4 1-2f		4	1	1	0	0	0	3
Duane Kuiper, L (1, 4) OBP: 0.271, SLG: 0.269			FC6 1B 1B	1-H 2B		3-H 1B		FC5-4 1B		4	0	4	2	0	0	0
Tom Veryzer, R (1, 6) OBP: 0.182, SLG: 0.182			FC6 1-2 1B	F8		F8		FC5-4 1-2f		4	0	1	0	0	0	4
Inning Stats	R: 0 H: 1 E: 0 LOB: 0 K: 1 BB: 0 S: 5 P: 5	R: 0 H: 0 E: 0 LOB: 1 K: 1 BB: 1 S: 5 P: 9	R: 0 H: 2 E: 0 LOB: 2 K: 1 BB: 0 S: 7 P: 7	R: 2 H: 3 E: 0 LOB: 1 K: 0 BB: 0 S: 6 P: 6	R: 0 H: 1 E: 0 LOB: 1 K: 0 BB: 0 S: 4 P: 4	R: 1 H: 1 E: 0 LOB: 1 K: 0 BB: 1 S: 4 P: 8	R: 0 H: 1 E: 0 LOB: 1 K: 2 BB: 0 S: 8 P: 8	R: 0 H: 2 E: 1 LOB: 2 K: 1 BB: 0 S: 7 P: 7	R: 0 H: 0 E: 0 LOB: 0 K: 0 BB: 0 S: 3 P: 3	1B: 8 SF: 0 2B: 2 SAC: 0 3B: 0 DP: 1 HR: 1 HBP: 0						

TOP

Cleveland Indians @ California Angels

Anaheim Stadium, Anaheim, CA

Sun May 07 1978, 6:33 AM EDT

Att. 16,883 - Unknown

livebaseballscorecards.com

AB	37
R	3
H	11
RBI	3
BB	2
SO	6
LOB	20

PITCHER		IP	WLS	BF	H	R	ER	SO	BB	IBB	HBP	BLK	WP	HR	S	P	ERA	WHIP
Don Aase, R ERA: 4.67	(1, 1)	6.0	W	27	8	3	3	3	2	0	0	0	0	1	31	39	4.50	1.667
Paul Hartzell, R ERA: 2.42	(7, 1)	3.0	S	12	3	0	0	3	0	0	0	0	0	0	18	18	0.00	1.000

PITCHER	IP	WLS	BF	H	R	ER	SO	BB	IBB	HBP	BLK	WP	HR	S	P	ERA	WHIP

Batter	1	2	3	4	5	6	7	8	9	AB	R	H	RBI	BB	SO	LOB
Rick Miller, L (1, 9) OBP: 0.358, SLG: 0.315	1-3	WP, 1B 1-2 HBP		FC1-6, CS 1-2f	K		E, SF9 1B	K		5	1	1	0	0	2	7
Dave Chalk, R (1, 6) OBP: 0.418, SLG: 0.353	L3 BB	K		E6 BB 1B 1-2	P3		E9 SF9 1-3	BB 1B 1-2 2-H 3-H 1B		5	2	1	2	1	1	7
Lyman Bostock, L (1, 8) OBP: 0.245, SLG: 0.295	L3 1-2	WP 1-2 2-H 1B		1B 1-2 BB	HR 1B		4-3	1B 1-2 2-3 BB		4	1	2	1	2	0	3
Ron Jackson, R (1, 3)	K			1-3 2-H 1B		HR 1-2 1B	SF9 2-3 3-H	1B 1-2 2-H 3-H 1B		5	2	4	4	0	1	2
Don Baylor, R (1, 7) OBP: 0.389, SLG: 0.615 Ken Landreaux, L (7, 7) OBP: 0.220, SLG: 0.275	1B 1-2 1B 1B	G6-4-3 1B			2B 1B	HR 1-H 2-H	4-3	F2		4 2	3 0	4 0	3 0	0 0	0 0	0 3
Merv Rettenmund, R (1, 10) OBP: 0.421, SLG: 0.778 Tony Solaita, L (8, PH) OBP: 0.269, SLG: 0.136	CS, 1B 1-2 2-3 1B	G6-4-3 1-2f			WP 1-H 2B	BB		2B 1B BB	F9	3 1	0 1	2 0	1 0	1 1	0 0	1 2
Bobby Grich, R (1, 4) OBP: 0.342, SLG: 0.255	CS E 1-2 2-H 3-H 1B				S 2-3 BB	F3		2B 1B 1-2 1B		4	2	3	2	1	0	1
Carney Lansford, R (1, 5) OBP: 0.340, SLG: 0.476	E5 PB 1B 1-H 2-3 1B	L5			K 1-2	K		1B 1-3 2-H 2B		5	2	2	1	0	2	4
Brian Downing, R (1, 2) OBP: 0.462, SLG: 0.351	HBP 1B 2-H 1B			FC1-6 1B	BB	P4		BB 1B 1B BB		3	2	2	1	2	0	1
Inning Stats	R: 0 E: 0 K: 0 S: 2 H: 0 LOB: 0 BB: 1 P: 6	R: 5 E: 1 K: 2 S: 13 H: 7 LOB: 2 BB: 0 P: 14	R: 0 E: 0 K: 0 S: 4 H: 2 LOB: 1 BB: 0 P: 4	R: 1 E: 1 K: 0 S: 4 H: 2 LOB: 2 BB: 1 P: 8	R: 1 E: 0 K: 2 S: 9 H: 3 LOB: 3 BB: 2 P: 17	R: 3 E: 0 K: 1 S: 8 H: 3 LOB: 1 BB: 1 P: 12	R: 1 E: 1 K: 0 S: 5 H: 1 LOB: 1 BB: 0 P: 5	R: 5 E: 0 K: 1 S: 9 H: 4 LOB: 2 BB: 3 P: 21		1B: 18 2B: 3 3B: 0 HR: 1 SF: 1 SAC: 0 DP: 2 HBP: 1						

PITCHER		IP	WLS	BF	H	R	ER	SO	BB	IBB	HBP	BLK	WP	HR	S	P	ERA	WHIP
Rick Waits, L ERA: 2.78	(1, 1)	1.2	L	12	7	5	5	1	1	0	1	0	0	0	12	17	27.00	4.800
David Clyde, L ERA: 1.04	(2, 1)	2.1		13	6	2	1	1	2	0	0	0	2	0	13	21	3.86	3.429
Sid Monge, L ERA: 5.4	(5, 1)	3.0		16	4	4	3	3	2	0	0	0	0	1	20	28	9.00	2.000
Jim Kern, R ERA: 8.18	(8, 1)	0.1		8	4	5	5	1	3	0	0	0	0	0	7	19	135.00	21.000
Rick Kreuger, L ERA: 3.86	(8, 1)	0.2		2	0	0	0	0	0	0	0	0	0	0	2	2	0.00	0.000

PITCHER	IP	WLS	BF	H	R	ER	SO	BB	IBB	HBP	BLK	WP	HR	S	P	ERA	WHIP

BOTTOM

Cleveland Indians @ California Angels

Anaheim Stadium, Anaheim, CA

Sun May 07 1978, 6:33 AM EDT

Att. 16,883 - Unknown

livebaseballscorecards.com

AB	41
R	16
H	21
RBI	15
BB	8
SO	6
LOB	31

California Angels @ Detroit Tigers

Tiger Stadium, Detroit, MI

Tue May 09 1978, 7:05 PM EDT

Att. 21,089 - Unknown

TOP

livebaseballscorecards.com

Batter	1	2	3	4	5	6	7	8	9	AB	R	H	RBI	BB	SO	LOB
Rick Miller, L (1, 9) OBP: 0.357, SLG: 0.304	F7		6-3 BB	K		FC1-6 S 1B 1-2f		4-3 SH2-4 1B BB	SF8 3-H	3	2	0	1	2	1	3
Dave Chalk, R (1, 6) OBP: 0.393, SLG: 0.329	L5		6-3 1-2		B5-3	F7		SH2-4 1-2	K	5	0	0	0	0	1	2
Lyman Bostock, L (1, 8) OBP: 0.271, SLG: 0.333	2B		1B		E8 1B 2B	HBP 1B 1-2 BB		4-3 2-3		4	1	3	0	1	0	1
Ron Fairly, L (1, 3) OBP: 0.340, SLG: 0.478	BB		F9		5-3 HR 3-H 1B	HBP 1-2 2-H 1B		1B 3-H 1B		4	1	3	3	1	0	2
Don Baylor, R (1, 7) OBP: 0.398, SLG: 0.642	F7			HR	5-3 1-2	1-0 1-2 2-3 HBP		0-0 1-3 1B		4	1	2	1	0	0	3
Ken Landreaux, L (8, 7) OBP: 0.220, SLG: 0.275										0	0	0	0	0	0	0
Tony Solaita, L (1, 10) OBP: 0.276, SLG: 0.280		K		4-3	0-0 2-H HR	L6		FC6-4 HBP		3	1	1	2	0	1	0
Merv Rettenmund, R (6, PH) OBP: 0.429, SLG: 0.737										1	0	0	0	0	0	3
Bobby Grich, R (1, 4) OBP: 0.345, SLG: 0.247		5-3		1B BB	1-0 HBP		P4	FC6-4 1-2f		3	0	0	0	1	0	3
Carney Lansford, R (1, 5) OBP: 0.327, SLG: 0.468		L5		P3	P4		P6		4-3 SF8 2B	5	1	1	0	0	0	2
Terry Humphrey, R (1, 2) OBP: 0.292, SLG: 0.326			F7	1-3 1B		FC1-6 BB	4-3		4-3 2-3	4	0	1	0	1	0	1

	AB	36
	R	7
	H	11
	RBI	7
	BB	6
	SO	3
	LOB	20

Inning Stats																				
	R: 0	H: 1	R: 0	H: 0	R: 0	H: 1	R: 1	H: 2	R: 3	H: 3	R: 1	H: 1	R: 0	H: 0	R: 1	H: 2	R: 1	H: 1	1B: 6	SF: 1	WP: 0	PA: 47
	E: 0	LOB: 2	E: 0	LOB: 0	E: 0	LOB: 2	E: 0	LOB: 2	E: 1	LOB: 1	E: 0	LOB: 3	E: 0	LOB: 0	E: 0	LOB: 3	E: 0	LOB: 0	2B: 3	SAC: 1	PB: 0	
	K: 0	BB: 1	K: 1	BB: 0	K: 0	BB: 1	K: 1	BB: 1	K: 0	BB: 0	K: 0	BB: 2	K: 0	BB: 0	K: 0	BB: 1	K: 0	BB: 0	3B: 0	DP: 0	SB: 1	
	S: 4	P: 8	S: 5	P: 5	S: 4	P: 8	S: 7	P: 11	S: 6	P: 7	S: 4	P: 13	S: 3	P: 3	S: 5	P: 10	S: 6	P: 6	HR: 2	HBP: 3	CS: 0	

PITCHER		IP	WLS	BF	H	R	ER	SO	BB	IBB	HBP	BLK	WP	HR	S	P	ERA	WHIP
Jim Slaton, R (1, 1) ERA: 5.54		5.2		31	8	5	5	2	5	0	1	0	0	2	29	50	7.94	2.294
Jim Crawford, L (6, 1) ERA: 3.72		0.1		2	0	0	0	0	0	0	1	0	0	0	1	2	0.00	0.000
Steve Foucault, R (7, 1) ERA: 3.6		2.0	L	10	2	1	1	0	1	0	1	0	0	0	8	13	4.50	1.500
John Hiller, L (9, 1) ERA: 1.86		1.0		4	1	1	1	1	0	0	0	0	0	0	6	6	9.00	1.000

PITCHER	IP	WLS	BF	H	R	ER	SO	BB	IBB	HBP	BLK	WP	HR	S	P	ERA	WHIP

Batter	1	2	3	4	5	6	7	8	9	AB	R	H	RBI	BB	SO	LOB
Ron LeFlore, R (1, 8) OBP: 0.377, SLG: 0.430	6-3		6-3 1-2		E6 3B		S 1B 2-H 1B		BBBB G6-3 BB	4	2	1	1	1	0	1
Mark Wagner, R (1, 6) OBP: 0.278, SLG: 0.300	F9		4-3 2-3		3B 1-H		P3 1-2		G6-3 1-2f	5	0	1	1	0	0	3
Rusty Staub, L (1, 10) OBP: 0.384, SLG: 0.398	1-3		F8		L8		2B 2-H 1B		F8	5	1	1	1	0	0	2
Jason Thompson, L (1, 3) OBP: 0.360, SLG: 0.554		L6		F9		F9	1-H 2B			4	0	1	1	0	0	0
Steve Kemp, L (1, 7) OBP: 0.481, SLG: 0.420		1B 1B		K		K	BB			3	0	1	0	1	2	0
John Wockenfuss, R (1, 9) OBP: 0.500, SLG: 0.579		1-3 1B		HR		FC6-3 1B	F9			4	1	3	1	0	0	2
Lance Parrish, R (1, 2) OBP: 0.240, SLG: 0.383		K		K		FC6-3 1-2f		F7		4	0	0	0	0	2	3
Aurelio Rodriguez, R (1, 5) OBP: 0.413, SLG: 0.586		4-3			F7		WP 1B 2B	F9		4	1	1	0	0	0	2
Steve Dillard, R (1, 4) OBP: 0.219, SLG: 0.217			4-3 6-3 1B		K		F9	F3		4	0	1	0	0	1	1
Inning Stats	R: 0 H: 0 E: 0 LOB: 0 K: 0 BB: 0 S: 3 P: 3	R: 0 H: 2 E: 0 LOB: 2 K: 1 BB: 0 S: 7 P: 7	R: 0 H: 1 E: 0 LOB: 1 K: 0 BB: 0 S: 4 P: 4	R: 1 H: 1 E: 0 LOB: 0 K: 2 BB: 0 S: 8 P: 8	R: 1 H: 1 E: 1 LOB: 1 K: 1 BB: 0 S: 7 P: 7	R: 0 H: 1 E: 0 LOB: 1 K: 1 BB: 0 S: 6 P: 6	R: 3 H: 4 E: 0 LOB: 2 K: 0 BB: 1 S: 7 P: 11	R: 0 H: 0 E: 0 LOB: 0 K: 0 BB: 0 S: 3 P: 3	R: 0 H: 0 E: 0 LOB: 0 K: 0 BB: 1 S: 2 P: 6	1B: 6 SF: 0 2B: 2 SAC: 0 3B: 1 DP: 1 HR: 1 HBP: 0						

PITCHER		IP	WLS	BF	H	R	ER	SO	BB	IBB	HBP	BLK	WP	HR	S	P	ERA	WHIP
Frank Tanana, L ERA: 3.06	(1, 1)	6.1		28	8	4	3	5	0	0	0	0	1	1	38	38	4.26	1.263
Dave LaRoche, L ERA: 1.56	(7, 1)	2.2	W	11	2	1	1	0	2	0	0	0	0	0	9	17	3.38	1.500

PITCHER	IP	WLS	BF	H	R	ER	SO	BB	IBB	HBP	BLK	WP	HR	S	P	ERA	WHIP

BOTTOM

California Angels @ Detroit Tigers

Tiger Stadium, Detroit, MI

Tue May 09 1978, 7:05 PM EDT

Att. 21,089 - Unknown

livebaseballscorecards.com

AB	37
R	5
H	10
RBI	5
BB	2
SO	5
LOB	14

WP: 1	PA: 39		
PB: 0			
SB: 1			
CS: 0			

Batter	1	2	3	4	5	6	7	8	9	AB	R	H	RBI	BB	SO	LOB
Rick Miller, L (1, 9) OBP: 0.353, SLG: 0.295	K		4-3 2-3		CS 6-3 BB		K			3	0	0	0	1	2	1
Dave Chalk, R (1, 6) OBP: 0.386, SLG: 0.316	4-3		1B HBP		6-3 1-2			5-3		3	0	0	0	0	0	1
Lyman Bostock, L (1, 8) OBP: 0.288, SLG: 0.343	1B		1-3 3-H 1B		BB			F7		3	0	2	1	1	0	0
Joe Rudi, R (1, 10) OBP: 0.265, SLG: 0.422	F7		6-3		P5			K		4	0	0	0	0	1	5
Don Baylor, R (1, 7) OBP: 0.385, SLG: 0.616		F3		F8	CS 2-3	F8			E6 1B	4	1	0	0	0	0	0
Ron Fairly, L (1, 3) OBP: 0.333, SLG: 0.460 Rance Mulliniks, L (9, PR) OBP: 0.215, SLG: 0.186		G3		L7		3-1			SF9 SH3 1-3 1B	4 0	0 0	1 0	0 0	0 0	0 0	0 0
Bobby Grich, R (1, 4) OBP: 0.345, SLG: 0.250		5-3		WP 2B 1B		F9			SH3 1-2	3	1	1	0	0	0	0
Carney Lansford, R (1, 5) OBP: 0.339, SLG: 0.490			4-3 SH3-4 1B HBP	1-H 2B			4-3		SF9 2-3 3-H	2	1	1	2	0	0	0
Terry Humphrey, R (1, 2) OBP: 0.286, SLG: 0.318 Ken Landreaux, L (7, PH) OBP: 0.214, SLG: 0.268 Ike Hampton, S (7, 2) OBP: 0.400, SLG: 0.250 Tony Solaita, L (9, PH) OBP: 0.267, SLG: 0.269			SH3-4 1-2	G3			1-3		F9	1 1 0 1	0 0 0 0	0 0 0 0	0 0 0 0	0 0 0 0	0 0 0 0	1 0 0 2
Inning Stats	R: 0 H: 1 E: 0 LOB: 1 K: 1 BB: 0 S: 6 P: 6	R: 0 H: 0 E: 0 LOB: 0 K: 0 BB: 0 S: 3 P: 3	R: 1 H: 1 E: 0 LOB: 2 K: 0 BB: 0 S: 4 P: 6	R: 1 H: 2 E: 0 LOB: 1 K: 0 BB: 0 S: 5 P: 5	R: 0 H: 0 E: 0 LOB: 1 K: 0 BB: 2 S: 2 P: 10	R: 0 H: 0 E: 0 LOB: 0 K: 0 BB: 0 S: 3 P: 3	R: 0 H: 0 E: 0 LOB: 0 K: 1 BB: 0 S: 5 P: 5	R: 0 H: 0 E: 0 LOB: 0 K: 1 BB: 0 S: 5 P: 5	R: 1 H: 1 E: 1 LOB: 2 K: 0 BB: 0 S: 5 P: 5	1B: 4 SF: 1 2B: 1 SAC: 2 3B: 0 DP: 0 HR: 0 HBP: 2						

PITCHER		IP	WLS	BF	H	R	ER	SO	BB	IBB	HBP	BLK	WP	HR	S	P	ERA	WHIP
Mike Paxton, R ERA: 4.34	(1, 1)	8.0	W	33	5	3	2	3	2	0	2	0	1	0	35	45	2.25	0.875
Jim Kern, R ERA: 6.75	(9, 1)	1.0	S	3	0	0	0	0	0	0	0	0	0	0	3	3	0.00	0.000

PITCHER	IP	WLS	BF	H	R	ER	SO	BB	IBB	HBP	BLK	WP	HR	S	P	ERA	WHIP

TOP

California Angels @ Cleveland Indians

Cleveland Municipal Stadium, Cleveland, OH

Fri May 12 1978, 7:05 PM EDT
Att. 6,401 - Unknown - 65 F

livebaseballscorecards.com

AB	29
R	3
H	5
RBI	3
BB	2
SO	3
LOB	10

WP: 1 PA: 37
PB: 0
SB: 0
CS: 1

BOTTOM

California Angels @ Cleveland Indians

Cleveland Municipal Stadium, Cleveland, OH

Fri May 12 1978, 7:05 PM EDT

Att. 6,401 - Unknown - 65 F

livebaseballscorecards.com

Batter	1	2	3	4	5	6	7	8	9	AB	R	H	RBI	BB	SO	LOB
Rick Manning, L (1, 8) OBP: 0.309, SLG: 0.310	L6		BB, SH, 1B	F9		6-3		F7		5	0	1	0	0	0	1
Jim Norris, L (1, 9) OBP: 0.355, SLG: 0.467	FC5, S, 1B		SH, BB; 1-2		FC6-4, 1B	4-3		SSS, K		4	0	2	0	0	1	0
Buddy Bell, R (1, 5) OBP: 0.354, SLG: 0.477	F2		SSS, K		FC6-4, BB, 1B; 1-2f	6-3				4	1	0	0	0	1	4
Andre Thornton, R (1, 3) OBP: 0.364, SLG: 0.467	FC5; 1-3		SSS, K		BBB, 1B, 1B; 1-2 BB		4-3, 2B			3	1	1	0	1	1	3
Johnny Grubb, L (1, 7) OBP: 0.381, SLG: 0.488		BBB, 5-3, BB	BBB, FC6-4; 1-2 2-3 BB		1B, SF8; 1-2 2-H 1B		4-3; 2-3			2	1	1	1	2	0	1
Willie Horton, R (1, 10) OBP: 0.368, SLG: 0.540		SSS, K	FC6-4; 1-2f		S, 1B; 1-3 2-H		5-3			4	0	1	1	0	1	5
Duane Kuiper, L (1, 4) OBP: 0.252, SLG: 0.252		5-3; 1-2		2-3	SF8; 3-H		4-3			3	0	0	1	0	0	2
Larvell Blanks, R (1, 6) OBP: 0.276, SLG: 0.312		BBB, BB		F7	BBB, FC4-6; 1-2 BB			F2		1	0	0	0	2	0	0
Tom Veryzer, R (8, 6) OBP: 0.154, SLG: 0.154										1	0	0	0	0	0	0
Ron Hassey, L (1, 2) OBP: 0.286, SLG: 0.400		SSS, K		BBB, BB	FC4-6; 1-2f			HR		3	1	1	1	1	1	4
Inning Stats	R: 0 H: 1 E: 0 LOB: 1 K: 0 BB: 0 S: 4 P: 4	R: 0 H: 0 E: 0 LOB: 2 K: 2 BB: 2 S: 7 P: 15	R: 0 H: 1 E: 1 LOB: 3 K: 2 BB: 1 S: 9 P: 13	R: 0 H: 0 E: 0 LOB: 1 K: 0 BB: 1 S: 3 P: 7	R: 3 H: 3 E: 0 LOB: 2 K: 0 BB: 2 S: 6 P: 14	R: 0 H: 0 E: 0 LOB: 0 K: 0 BB: 0 S: 3 P: 3	R: 0 H: 1 E: 0 LOB: 1 K: 0 BB: 0 S: 4 P: 4	R: 1 H: 1 E: 0 LOB: 0 K: 1 BB: 0 S: 6 P: 6		1B: 5 SF: 1 2B: 1 SAC: 1 3B: 0 DP: 0 HR: 1 HBP: 0						

PITCHER	IP	WLS	BF	H	R	ER	SO	BB	IBB	HBP	BLK	WP	HR	S	P	ERA	WHIP
Nolan Ryan, R (1, 1) ERA: 2.02	8.0	L	38	7	4	4	5	6	0	0	0	0	1	42	66	4.50	1.625

PITCHER	IP	WLS	BF	H	R	ER	SO	BB	IBB	HBP	BLK	WP	HR	S	P	ERA	WHIP

AB	30
R	4
H	7
RBI	4
BB	6
SO	5
LOB	20

WP: 0 PA: 38
PB: 0
SB: 2
CS: 0

Batter	1	2	3	4	5	6	7	8	9	AB	R	H	RBI	BB	SO	LOB
Rick Miller, L (1, 9) OBP: 0.342, SLG: 0.283	L5		K		E3 (1B) 2-H		F7			4	0	0	0	0	1	1
Dave Chalk, R (1, 6) OBP: 0.402, SLG: 0.329	F7		G6-4-3 1-2 BB		G3-6-3 1-3 1B		1B			3	0	2	0	1	0	0
Lyman Bostock, L (1, 8) OBP: 0.278, SLG: 0.330	K		G6-4-3 1-2f		G3-6-3 1-2f		G3			4	0	0	0	0	1	5
Joe Rudi, R (1, 10) OBP: 0.283, SLG: 0.429		FC6-4 BB 1B		G6-4-3 1B		5-3		F9		4	0	2	0	0	0	0
Don Baylor, R (1, 7) OBP: 0.380, SLG: 0.598		BBBB FC6-4 1-2 BB		G6-4-3 1-2f		6-3		F3		3	0	0	0	1	0	1
Ron Jackson, R (1, 3) OBP: 0.397, SLG: 0.470		K		BB		3B		1-3		3	0	1	0	1	1	2
Bobby Grich, R (1, 4) OBP: 0.341, SLG: 0.243		FC6-4 1-2f 2-3		1-3		BBBB BB			1-3	3	0	0	0	1	0	3
Carney Lansford, R (1, 5) OBP: 0.333, SLG: 0.472		F8			WP E 1B	K			5-3	4	1	1	0	0	1	4
Brian Downing, R (1, 2) OBP: 0.446, SLG: 0.341			WP 1B		K 1-2		1-3		K	4	0	1	0	0	2	1
Inning Stats	R: 0 E: 0 K: 1 S: 5 H: 0 LOB: 0 BB: 0 P: 5	R: 0 E: 0 K: 1 S: 6 H: 1 LOB: 2 BB: 1 P: 10	R: 0 E: 0 K: 1 S: 5 H: 1 LOB: 1 BB: 1 P: 9	R: 0 E: 0 K: 0 S: 3 H: 1 LOB: 1 BB: 1 P: 7	R: 1 E: 1 K: 1 S: 7 H: 2 LOB: 1 BB: 0 P: 7	R: 0 E: 0 K: 1 S: 6 H: 1 LOB: 2 BB: 1 P: 10	R: 0 E: 0 K: 0 S: 4 H: 1 LOB: 1 BB: 0 P: 4	R: 0 E: 0 K: 0 S: 3 H: 0 LOB: 0 BB: 0 P: 3	R: 0 E: 0 K: 1 S: 5 H: 0 LOB: 0 BB: 0 P: 5	1B: 6 2B: 0 3B: 1 HR: 0	SF: 0 SAC: 0 DP: 3 HBP: 0						

PITCHER	IP	WLS	BF	H	R	ER	SO	BB	IBB	HBP	BLK	WP	HR	S	P	ERA	WHIP
Rick Waits, L (1, 1) ERA: 2.42	9.0	W	36	7	1	1	6	4	0	0	0	2	0	44	60	1.00	1.222

PITCHER	IP	WLS	BF	H	R	ER	SO	BB	IBB	HBP	BLK	WP	HR	S	P	ERA	WHIP

TOP

California Angels @ Cleveland Indians

Cleveland Municipal Stadium, Cleveland, OH

Sat May 13 1978, 3:33 AM EDT
Att. 13,811 - Unknown - 67 F

livebaseballscorecards.com

AB	32
R	1
H	7
RBI	0
BB	4
SO	6
LOB	17

WP: 2 PA: 36
PB: 0
SB: 0
CS: 0

Batter	1	2	3	4	5	6	7	8	9	AB	R	H	RBI	BB	SO	LOB
Rick Manning, L (1, 8) OBP: 0.306, SLG: 0.307	F8		4-3			F9 FC1-5 1B 1-2 1B		4-3		4	1	1	0	0	0	1
Jim Norris, L (1, 9) OBP: 0.314, SLG: 0.412	F7			F8		FC1-5 S 1B 1-2 2-3f		F8		4	1	0	0	0	0	2
Buddy Bell, R (1, 5) OBP: 0.342, SLG: 0.459	F9			F8		F9 2-3		6-3		4	0	0	0	0	0	2
Andre Thornton, R (1, 3) OBP: 0.363, SLG: 0.462		6-3		F7		1B 1B 1-H 3-H				3	0	1	2	0	0	0
Johnny Grubb, L (1, 7) OBP: 0.380, SLG: 0.482		F9			F8	1B 1-3				3	0	1	0	0	0	0
Willie Horton, R (1, 10) OBP: 0.357, SLG: 0.522		F8			K	F7				3	0	0	0	0	1	2
Duane Kuiper, L (1, 4) OBP: 0.264, SLG: 0.257			1-3 1B		BBBB FC5-4 BB		L6			2	0	1	0	1	0	0
Larvell Blanks, R (1, 6) OBP: 0.267, SLG: 0.302			F8		FC5-4 1-2f		F8			3	0	0	0	0	0	2
Tom Veryzer, R (8, 6) OBP: 0.154, SLG: 0.154										0	0	0	0	0	0	0
Ron Hassey, L (1, 2) OBP: 0.292, SLG: 0.391			1-3 1-2			FC1-5 1B 1B	F8			3	0	1	0	0	0	1
Inning Stats	R: 0 E: 0 K: 0 S: 3 H: 0 LOB: 0 BB: 0 P: 3	R: 0 E: 0 K: 0 S: 3 H: 0 LOB: 0 BB: 0 P: 3	R: 0 E: 0 K: 0 S: 4 H: 1 LOB: 1 BB: 0 P: 4	R: 0 E: 0 K: 0 S: 3 H: 0 LOB: 0 BB: 0 P: 3	R: 0 E: 0 K: 1 S: 5 H: 0 LOB: 1 BB: 1 P: 9	R: 2 E: 0 K: 0 S: 7 H: 4 LOB: 2 BB: 0 P: 7	R: 0 E: 0 K: 0 S: 3 H: 0 LOB: 0 BB: 0 P: 3	R: 0 E: 0 K: 0 S: 3 H: 0 LOB: 0 BB: 0 P: 3		1B: 5 2B: 0 3B: 0 HR: 0	SF: 0 SAC: 0 DP: 0 HBP: 0					

PITCHER	IP	WLS	BF	H	R	ER	SO	BB	IBB	HBP	BLK	WP	HR	S	P	ERA	WHIP
Chris Knapp, R (1, 1) ERA: 3.0	8.0	L	30	5	2	2	1	1	0	0	0	0	0	31	35	2.25	0.750

PITCHER	IP	WLS	BF	H	R	ER	SO	BB	IBB	HBP	BLK	WP	HR	S	P	ERA	WHIP

BOTTOM

California Angels @ Cleveland Indians

Cleveland Municipal Stadium, Cleveland, OH

Sat May 13 1978, 3:33 AM EDT
Att. 13,811 - Unknown - 67 F

livebaseballscorecards.com

AB	29
R	2
H	5
RBI	2
BB	1
SO	1
LOB	10

PB: 0 PA: 30
SB: 1
CS: 0

California Angels @ Cleveland Indians

Cleveland Municipal Stadium, Cleveland, OH

Sun May 14 1978, 3:33 AM EDT

Att. 5,153 - Unknown - 53 F

TOP

livebaseballscorecards.com

Batter	1	2	3	4	5	6	7	8	9	AB	R	H	RBI	BB	SO	LOB
Rick Miller, L (1, 9) OBP: 0.336, SLG: 0.272	1-3		K		K			FC3-6, HBP 1-2	4-3	4	0	0	0	0	2	1
Dave Chalk, R (1, 6) OBP: 0.402, SLG: 0.325	BB		1B		F8			B1	5-3	4	0	1	0	1	0	3
Lyman Bostock, L (1, 8) OBP: 0.269, SLG: 0.318	F9		G3			B3-1		FC3-6, S 1-2f 2-3		4	1	0	0	0	0	4
Joe Rudi, R (1, 10) OBP: 0.281, SLG: 0.404 Rance Mulliniks, L (8, PR) OBP: 0.215, SLG: 0.186	6-3			F9	K			BB 1-3 3-H		3 0	0 1	0 0	0 0	1 0	1 0	1 0
Don Baylor, R (1, 7) OBP: 0.384, SLG: 0.590		FC5-4 1B		F7	F9			BB 1-2		3	0	1	0	1	0	0
Ron Jackson, R (1, 3) OBP: 0.395, SLG: 0.464 Tony Solaita, L (8, PH) OBP: 0.290, SLG: 0.296 (8, 3)	FC5-4 1-2f			1B			L5	1B 1-3 2-H 3-H		3 1	0 0	1 1	0 2	0 0	0 0	1 0
Bobby Grich, R (1, 4) OBP: 0.331, SLG: 0.234	FC5-4, S 1-2f			F9			F7	K		4	0	0	0	0	1	4
Carney Lansford, R (1, 5) OBP: 0.344, SLG: 0.509	K 1-2				SF8 3B		K		6-3, S 1B	4	1	2	0	0	2	1
Terry Humphrey, R (1, 2) OBP: 0.283, SLG: 0.304			F8		SF8 3-H			FC3-6, HBP, E BB	6-3 1-3	2	1	0	1	1	0	1
Inning Stats	R: 0 E: 0 K: 0 S: 3 H: 0 LOB: 1 BB: 1 P: 7	R: 0 E: 0 K: 1 S: 6 H: 1 LOB: 1 BB: 0 P: 6	R: 0 E: 0 K: 1 S: 6 H: 1 LOB: 1 BB: 0 P: 6	R: 0 E: 0 K: 0 S: 4 H: 1 LOB: 1 BB: 0 P: 4	R: 1 E: 0 K: 1 S: 6 H: 1 LOB: 0 BB: 0 P: 6	R: 0 E: 0 K: 1 S: 5 H: 0 LOB: 0 BB: 0 P: 5	R: 0 E: 0 K: 1 S: 5 H: 0 LOB: 0 BB: 0 P: 5	R: 3 E: 0 K: 1 S: 6 H: 1 LOB: 2 BB: 3 P: 19	R: 0 E: 0 K: 0 S: 4 H: 1 LOB: 1 BB: 0 P: 4	1B: 5 2B: 0 3B: 1 HR: 0 SF: 1 SAC: 0 DP: 0 HBP: 1						

	AB	32
	R	4
	H	6
	RBI	3
	BB	4
	SO	6
	LOB	16

PITCHER		IP	WLS	BF	H	R	ER	SO	BB	IBB	HBP	BLK	WP	HR	S	P	ERA	WHIP
Don Hood, L ERA: 4.19	(1, 1)	7.0	L	27	4	2	2	5	2	0	0	0	0	0	35	43	2.57	0.857
Dennis Kinney, L ERA: 3.98	(8, 1)	0.2		4	0	0	0	0	1	0	1	0	0	0	2	7	0.00	1.500
Jim Kern, R ERA: 6.59	(8, 1)	0.1		3	1	2	2	1	1	0	0	0	0	0	4	8	54.00	6.000
Al Fitzmorris, R ERA:	(9, 1)	1.0		4	1	0	0	0	0	0	0	0	0	0	4	4	0.00	1.000

PITCHER		IP	WLS	BF	H	R	ER	SO	BB	IBB	HBP	BLK	WP	HR	S	P	ERA	WHIP

BOTTOM

California Angels @ Cleveland Indians

Cleveland Municipal Stadium, Cleveland, OH

Sun May 14 1978, 3:33 AM EDT

Att. 5,153 - Unknown - 53 F

livebaseballscorecards.com

Batter	1	2	3	4	5	6	7	8	9	AB	R	H	RBI	BB	SO	LOB
Paul Dade, R (1, 8) OBP: 0.354, SLG: 0.441	F9		F9		K		1B		FC5-4 1-2 2-H	5	0	2	1	0	1	1
Duane Kuiper, L (1, 4) OBP: 0.272, SLG: 0.259	K		G6-4-3 BB		F5		1B		FC5-4 1-2f 2-3	3	0	1	0	1	1	1
Tom Veryzer, R (9, 6) OBP: 0.143, SLG: 0.143										1	1	0	0	0	0	2
Buddy Bell, R (1, 5) OBP: 0.331, SLG: 0.443	F8		G6-4-3 1-2f			5-3	F9		1B 1-2 3-H	4	0	0	0	0	0	3
Jim Norris, L (9, PH) OBP: 0.333, SLG: 0.429										1	0	1	1	0	0	0
Andre Thornton, R (1, 3) OBP: 0.364, SLG: 0.454		F8		F3		5-3 BB		6-3	1B 1-2 2-H	4	0	1	1	1	0	0
Mike Vail, R (1, 9) OBP: 0.444, SLG: 0.889		E 2B		F8		5-3 1-2		6-3	L4	5	0	1	0	0	0	3
Willie Horton, R (1, 10) OBP: 0.363, SLG: 0.511		5-3		FC6-4 BB		IBB		F7		2	0	0	0	2	0	1
Ted Cox, R (1, 7) OBP: 0.290, SLG: 0.185		E HBP		FC6-4 1-2f		K			FC4-6 1B	3	0	1	0	0	1	3
Larvell Blanks, R (1, 6) OBP: 0.257, SLG: 0.290		FC5 1-2 2-3			5-3		6-3		FC4-6 1-2f	4	1	0	0	0	0	3
(9, 4)										4	1	0	0	0	0	3
Ron Pruitt, R (1, 2) OBP: 0.310, SLG: 0.377		F9			1B		F8		FC5-4 1B 1-2	4	1	2	0	0	0	3
Inning Stats	R: 0 H: 0 E: 0 LOB: 0 K: 1 BB: 0 S: 5 P: 5	R: 0 H: 1 E: 1 LOB: 3 K: 0 BB: 0 S: 5 P: 6	R: 0 H: 0 E: 0 LOB: 0 K: 0 BB: 1 S: 2 P: 6	R: 0 H: 0 E: 0 LOB: 1 K: 0 BB: 1 S: 3 P: 7	R: 0 H: 1 E: 0 LOB: 1 K: 1 BB: 0 S: 6 P: 6	R: 0 H: 0 E: 0 LOB: 2 K: 1 BB: 2 S: 5 P: 13	R: 0 H: 2 E: 0 LOB: 2 K: 0 BB: 0 S: 5 P: 5	R: 0 H: 0 E: 0 LOB: 0 K: 0 BB: 0 S: 3 P: 3	R: 3 H: 5 E: 0 LOB: 2 K: 0 BB: 0 S: 8 P: 8	1B: 8 SF: 0 2B: 1 SAC: 0 3B: 0 DP: 1 HR: 0 HBP: 1						

PITCHER	IP	WLS	BF	H	R	ER	SO	BB	IBB	HBP	BLK	WP	HR	S	P	ERA	WHIP
Frank Tanana, L (1, 1) ERA: 3.06	8.2	W	38	7	3	3	3	3	1	1	0	0	0	39	56	3.12	1.154
Paul Hartzell, R (9, 1) ERA: 2.39	0.1	S	3	2	0	0	0	0	0	0	0	0	0	3	3	0.00	6.000

PITCHER	IP	WLS	BF	H	R	ER	SO	BB	IBB	HBP	BLK	WP	HR	S	P	ERA	WHIP

AB	36
R	3
H	9
RBI	3
BB	4
SO	3
LOB	20

WP: 0 PA: 41
PB: 0
SB: 0
CS: 0

Batter	1	2	3	4	5	6	7	8	9	AB	R	H	RBI	BB	SO	LOB
Bobby Grich, R (1, 4) OBP: 0.348, SLG: 0.282	BBB 4-0 5-3 BB	x 0-0 1-H 3-H 1B 2B		x 0-0 HR		BBB 4-0 FC1-4 BB		SSS 0-3 K ②		3	2	2	3	2	1	0
Dave Chalk, R (1, 6) OBP: 0.402, SLG: 0.314	x 0-0 ① L6	BBBB 4-0 1B BB		BBB 4-0 PO BB		x 0-0 ① FC1-4 1-2f 2-3		SSS 0-3 K ③		3	0	0	0	2	1	3
Lyman Bostock, L (1, 8) OBP: 0.266, SLG: 0.313	x 0-0 ② 5-3 1-2	x 0-0 1-3 2-H 1B		x 0-0 ② F8		SSS 0-3 ② K			x 0-0 ① 4-3	5	0	1	1	0	1	4
Joe Rudi, R (1, 10) OBP: 0.258, SLG: 0.368	SSS 0-3 ③ K	x 0-0 ③ L8		0-0 ③ PO 1-2	x 0-0 ① F8	SSS 0-3 ③ K			x 0-0 ② 5-3	5	0	0	0	0	2	5
Don Baylor, R (1, 7) OBP: 0.377, SLG: 0.569		x 0-0 ① F8	x 0-0 ① F8		BBBB 4-0 1B S SF8 BB		x 0-0 E8 CS PB		x 0-0 ③ F7	4	1	0	0	1	0	0
Ron Jackson, R (1, 3) OBP: 0.400, SLG: 0.458		x 0-0 ② F3	BBBB 4-0 G1 BB		x 0-0 FC5-4 1-3 1B		x 0-0 ① F7 1-2			3	0	1	0	1	0	1
Merv Rettenmund, R (1, 9) OBP: 0.440, SLG: 0.714 Ken Landreaux, L (7, PR) OBP: 0.214, SLG: 0.268 (7, 9)	x 0-0 1B 1B	x 0-0 ② G1 1-2		x 0-0 ② SF8 3-H			BBBB 4-0 ② 2-3 BB			2 0	1 0	1 0	1 0	1 0	0 0	1 0
Carney Lansford, R (1, 5) OBP: 0.338, SLG: 0.492	x 0-0 1B 1-2 2B 1B	SSS 0-3 ③ K		x 0-0 ③ FC5-4 1-2f		x 0-0 ③ F8				4	1	1	0	0	1	3
Brian Downing, R (1, 2) OBP: 0.450, SLG: 0.378	x 0-0 1-3 2-H 2B 1B		x 0-0 ① F6			x 0-0 FC1-4 2B		x 0-0 ① 6-3		4	1	2	1	0	0	0
Inning Stats	R: 0 E: 0 K: 1 S: 5 H: 0 LOB: 1 BB: 1 P: 9	R: 4 E: 0 K: 0 S: 8 H: 5 LOB: 2 BB: 1 P: 12	R: 0 E: 0 K: 1 S: 5 H: 0 LOB: 1 BB: 1 P: 9	R: 1 E: 0 K: 0 S: 3 H: 1 LOB: 0 BB: 1 P: 7	R: 1 E: 0 K: 0 S: 4 H: 1 LOB: 1 BB: 1 P: 8	R: 0 E: 0 K: 2 S: 8 H: 1 LOB: 2 BB: 1 P: 12	R: 0 E: 1 K: 0 S: 3 H: 0 LOB: 1 BB: 1 P: 7	R: 0 E: 0 K: 2 S: 7 H: 0 LOB: 0 BB: 0 P: 7	R: 0 E: 0 K: 0 S: 3 H: 0 LOB: 0 BB: 0 P: 3	1B: 5 2B: 2 3B: 0 HR: 1	SF: 1 SAC: 0 DP: 0 HBP: 0						

TOP

California Angels @ Toronto Blue Jays

Exhibition Stadium, Toronto, ON

Mon May 15 1978, 7:05 PM EDT

Att. 11,295 - Unknown - 61 F

livebaseballscorecards.com

AB	33
R	6
H	8
RBI	6
BB	7
SO	6
LOB	17

PITCHER		IP	WLS	BF	H	R	ER	SO	BB	IBB	HBP	BLK	WP	HR	S	P	ERA	WHIP
Jerry Garvin, L ERA: 6.1	(1, 1)	1.2		12	5	4	4	1	2	0	0	0	0	0	12	20	21.60	4.200
Dave Wallace, R ERA: 4.82	(2, 1)	3.1		14	2	2	2	1	3	0	0	0	0	1	13	25	5.40	1.500
Balor Moore, L ERA: 6.89	(6, 1)	2.0	W	9	1	0	0	2	2	0	0	0	0	0	11	19	0.00	1.500
Tom Murphy, R ERA: 2.18	(8, 1)	2.0		6	0	0	0	2	0	0	0	0	0	0	10	10	0.00	0.000

PITCHER	IP	WLS	BF	H	R	ER	SO	BB	IBB	HBP	BLK	WP	HR	S	P	ERA	WHIP

WP: 0	PA: 42		
PB: 1			
SB: 1			
CS: 1			

Batter	1	2	3	4	5	6	7	8	9	AB	R	H	RBI	BB	SO	LOB
Rick Bosetti, R (1, 8) OBP: 0.310, SLG: 0.398	1-3		F9			G1-6-3	E5	5-3		5	1	2	1	0	0	0
Bob Bailor, R (1, 9) OBP: 0.331, SLG: 0.351	5-3		F7			F6	E9	6-3		5	1	1	1	0	0	2
Roy Howell, L (1, 5) OBP: 0.302, SLG: 0.382	F6			4-3		G1-6-3	1B 6-3			4	1	1	1	0	0	2
Rico Carty, R (1, 10) OBP: 0.397, SLG: 0.532		1B		G5-4-3			BB			2	3	2	0	2	0	0
Otto Velez, R (1, 7) OBP: 0.360, SLG: 0.500 Tom Hutton, L (9, 7) OBP: 0.320, SLG: 0.388		5-3		G5-4-3			1B BB	BB		3 0	1 0	1 0	0 0	1 0	0 0	2 0
John Mayberry, L (1, 3) OBP: 0.309, SLG: 0.400		F8			3-1		K 6-3			4	0	0	1	0	1	5
Rick Cerone, R (1, 2) OBP: 0.311, SLG: 0.294		FC6-4			L6		BB 1B			3	1	2	2	1	0	0
Dave McKay, S (1, 4) OBP: 0.261, SLG: 0.310		FC6-4			K		1B BB	F7		3	1	0	1	1	1	3
Luis Gomez, R (1, 6) OBP: 0.281, SLG: 0.203 Sam Ewing, L (7, PH) OBP: 0.286, SLG: 0.286 Tim Johnson, L (7, PR) (8, 6)			F9			1B	E	F5		2 1 1	0 1 1	1 2 0	0 2 0	0 0 0	0 0 0	0 0 0
Inning Stats	R: 0 E: 0 K: 0 S: 3 H: 0 LOB: 0 BB: 0 P: 3	R: 1 E: 0 K: 0 S: 5 H: 2 LOB: 1 BB: 0 P: 5	R: 0 E: 0 K: 0 S: 3 H: 0 LOB: 0 BB: 0 P: 3	R: 0 E: 0 K: 0 S: 2 H: 0 LOB: 0 BB: 1 P: 6	R: 0 E: 0 K: 1 S: 5 H: 0 LOB: 0 BB: 0 P: 5	R: 0 E: 0 K: 0 S: 4 H: 2 LOB: 1 BB: 0 P: 4	R: 9 E: 2 K: 1 S: 12 H: 7 LOB: 2 BB: 4 P: 28	R: 0 E: 0 K: 0 S: 3 H: 0 LOB: 0 BB: 0 P: 3		1B: 9 2B: 2 3B: 0 HR: 0 SF: 0 SAC: 0 DP: 2 HBP: 0						

PITCHER		IP	WLS	BF	H	R	ER	SO	BB	IBB	HBP	BLK	WP	HR	S	P	ERA	WHIP
Ken Brett, L ERA: 5.6	(1, 1)	6.1		25	5	4	4	2	3	0	0	0	0	0	26	38	5.68	1.263
Paul Hartzell, R ERA: 3.76	(7, 1)	0.0	L	4	3	3	3	0	1	0	0	0	0	0	3	7	∞	∞
Dave LaRoche, L ERA: 2.5	(7, 1)	0.2		6	3	3	3	0	1	0	0	0	0	0	5	9	40.50	6.000
Dyar Miller, R ERA: 3.75	(8, 1)	1.0		3	0	0	0	0	0	0	0	0	0	0	3	3	0.00	0.000

PITCHER	IP	WLS	BF	H	R	ER	SO	BB	IBB	HBP	BLK	WP	HR	S	P	ERA	WHIP

BOTTOM

California Angels @ Toronto Blue Jays

Exhibition Stadium, Toronto, ON

Mon May 15 1978, 7:05 PM EDT

Att. 11,295 - Unknown - 61 F

livebaseballscorecards.com

AB	33
R	10
H	11
RBI	9
BB	5
SO	2
LOB	14

WP: 0	PA: 38		
PB: 1			
SB: 0			
CS: 0			

California Angels @ Toronto Blue Jays

Exhibition Stadium, Toronto, ON

Tue May 16 1978, 7:05 PM EDT

Att. 12,044 - Unknown - 61 F

TOP

livebaseballscorecards.com

Batter	1	2	3	4	5	6	7	8	9	AB	R	H	RBI	BB	SO	LOB
Bobby Grich, R (1, 4) OBP: 0.350, SLG: 0.298	SSS 0-3 ① K		BBB 4-0 FC5-4 BB		x 0-0 2B 3B	x 0-0 ② F8 1-2		x 0-0 ② L5		4	1	1	0	1	1	1
Dave Chalk, R (1, 6) OBP: 0.393, SLG: 0.319	SSS 0-3 ② K		x 0-0 ② FC5-4 1-2f		x 0-0 WP 1B 3-H 2B	x 0-0 ③ 6-3		x 0-0 ③ F9		5	1	1	1	0	1	2
Lyman Bostock, L (1, 8) OBP: 0.256, SLG: 0.300	x 0-0 ③ 6-3		x 0-0 ③ L5		x 0-0 ① F7		x 0-0 ① F9		x 0-0 ① F8	5	0	0	0	0	0	2
Joe Rudi, R (1, 10) OBP: 0.269, SLG: 0.350 Ken Landreaux, L (9, PR) OBP: 0.214, SLG: 0.268		x 0-0 ① L8		x 0-0 ① F8	BBB 4-0 1B 2-3 BB		SSS 0-3 ② K		BBB 4-0 G6-4-3 BB	3 0	0 0	0 0	0 0	2 0	1 0	0 0
Don Baylor, R (1, 7) OBP: 0.378, SLG: 0.561		SSS 0-3 ② K		x 0-0 BB 1B 1B	x 0-0 ② F6		x 0-0 E 1B 1B		x 0-0 ②③ G6-4-3 1-2f	5	2	2	0	0	1	3
Ron Jackson, R (1, 3) OBP: 0.417, SLG: 0.467		x 0-0 BB 1B	BBB 4-0 PB 1B 1-2 BB		x 0-0 FC6-4 1-2 3-H 1B		x 0-0 E5 1B 1-2			3	0	2	1	1	0	1
Merv Rettenmund, R (1, 9) OBP: 0.483, SLG: 0.708		BBB 4-0 1-2 BB	x 0-0 PB 1-2 2-H 1B		x 0-0 ③ FC6-4 1-2f		x 0-0 1-2 2-H 1B			3	0	2	2	1	0	2
Carney Lansford, R (1, 5) OBP: 0.319, SLG: 0.462		x 0-0 ③ L9		x 0-0 ② F9		SSS 0-3 ① K	SSS 0-3 ③ K			4	0	0	0	0	2	6
Brian Downing, R (1, 2) OBP: 0.438, SLG: 0.367			x 0-0 ① 6-3	SSS 0-3 ③ K 1-2 2-3		x 0-0 PB 1B		x 0-0 ① F7		4	0	1	0	0	1	2
Inning Stats	R: 0 H: 0 E: 0 LOB: 0 K: 2 BB: 0 S: 7 P: 7	R: 0 H: 1 E: 0 LOB: 2 K: 1 BB: 1 S: 6 P: 10	R: 0 H: 0 E: 0 LOB: 1 K: 0 BB: 1 S: 3 P: 7	R: 1 H: 2 E: 0 LOB: 2 K: 1 BB: 1 S: 7 P: 11	R: 2 H: 3 E: 0 LOB: 2 K: 0 BB: 1 S: 6 P: 10	R: 0 H: 1 E: 0 LOB: 1 K: 1 BB: 0 S: 6 P: 6	R: 1 H: 2 E: 1 LOB: 2 K: 2 BB: 0 S: 10 P: 10	R: 0 H: 0 E: 0 LOB: 0 K: 0 BB: 0 S: 3 P: 3	R: 0 H: 0 E: 0 LOB: 1 K: 0 BB: 1 S: 2 P: 6	1B: 7 SF: 0 2B: 1 SAC: 0 3B: 1 DP: 1 HR: 0 HBP: 0						

	AB	36
	R	4
	H	9
	RBI	4
	BB	5
	SO	7
	LOB	19

WP: 1 PA: 41
PB: 2
SB: 0
CS: 0

PITCHER		IP	WLS	BF	H	R	ER	SO	BB	IBB	HBP	BLK	WP	HR	S	P	ERA	WHIP
Tom Underwood, L ERA: 3.54	(1, 1)	6.0		29	7	3	3	5	4	0	0	0	1	0	35	51	4.50	1.833
Mike Willis, L ERA: 4.94	(7, 1)	2.1	W	10	2	1	0	2	0	0	0	0	0	0	14	14	0.00	0.857
Tom Murphy, R ERA: 2.11	(9, 1)	0.2	S	2	0	0	0	0	1	0	0	0	0	0	1	5	0.00	1.500

PITCHER	IP	WLS	BF	H	R	ER	SO	BB	IBB	HBP	BLK	WP	HR	S	P	ERA	WHIP

BOTTOM

California Angels @ Toronto Blue Jays

Exhibition Stadium, Toronto, ON

Tue May 16 1978, 7:05 PM EDT

Att. 12,044 - Unknown - 61 F

livebaseballscorecards.com

Batter	1	2	3	4	5	6	7	8	9	AB	R	H	RBI	BB	SO	LOB
Rick Bosetti, R (1, 8) OBP: 0.322, SLG: 0.419	0-0 ① 1-6-3		0-0 1B 3B	0-0 E BB 3-H 1B		0-0 ③ 5-3		B B B B 4-0 BB		4	1	2	1	1	0	1
Bob Bailor, R (1, 9) OBP: 0.333, SLG: 0.342	0-0 ② F3		B B B B 4-0 WP 1B FC3-6 BB	B B B B 4-0 E 1-2 BB			S S S 0-3 ① K	S S S 0-3 ③ K		3	1	0	0	2	2	2
Roy Howell, L (1, 5) OBP: 0.300, SLG: 0.377	S S S 0-3 ③ K		0-0 FC3-6 WP 1-2 3-H 1B	0-0 ③ 5-3 1-2 2-3			0-0 ② F6			4	0	1	1	0	1	2
Rico Carty, R (1, 10) OBP: 0.393, SLG: 0.518		0-0 ① 6-3	I I I I 4-0 FC3-6 1-2 2-3 IBB		0-0 ① F8		0-0 ③ F7			3	0	0	0	1	0	0
John Mayberry, L (1, 3) OBP: 0.315, SLG: 0.398		0-0 1B 1B	0-0 ② FC3-6 1-2f 2-3 3-H		B B B B 4-0 G5-4-3 BB			0-0 ① F6		3	0	1	1	1	0	2
Tom Hutton, L (1, 7) OBP: 0.329, SLG: 0.386 Willie Upshaw, L (8, PR) OBP: 0.308, SLG: 0.370 (9, 7)		0-0 1-2 1B	0-0 ③ 4-3		0-0 ② ③ G5-4-3 1-2f			B B B B 4-0 3B BB		3 0	0 1	1 0	0 0	1 0	0 0	3 0
Dave McKay, S (1, 4) OBP: 0.280, SLG: 0.370		S S S 0-3 ② K	0-0 F8 SH3-4 1B 1B			0-0 ① 1-3		0-0 1-H 2B 3B		4	2	2	1	0	1	2
Alan Ashby, S (1, 2) OBP: 0.256, SLG: 0.162 Otto Velez, R (8, PH) OBP: 0.385, SLG: 0.565 Rick Cerone, R (8, PR) OBP: 0.311, SLG: 0.294 (9, 2)		0-0 ③ 4-3		0-0 ① SH3-4 1-2		0-0 6-3 2B		0-0 3-H 2B		2 1 0	0 0 0	1 1 0	0 1 0	0 0 0	0 0 0	2 0 0
Luis Gomez, R (1, 6) OBP: 0.269, SLG: 0.193			0-0 ① F9	0-0 ② F8 2-3		0-0 ② 6-3 2-3		0-0 ② 6-3		4	0	0	0	0	0	4
Inning Stats	R: 0 E: 0 K: 1 S: 5 H: 0 LOB: 0 BB: 0 P: 5	R: 0 E: 0 K: 1 S: 7 H: 2 LOB: 2 BB: 0 P: 7	R: 2 E: 0 K: 0 S: 5 H: 2 LOB: 2 BB: 2 P: 13	R: 1 E: 1 K: 0 S: 5 H: 2 LOB: 2 BB: 1 P: 9	R: 0 E: 0 K: 0 S: 2 H: 0 LOB: 0 BB: 1 P: 6	R: 0 E: 0 K: 0 S: 4 H: 1 LOB: 1 BB: 0 P: 4	R: 0 E: 0 K: 1 S: 5 H: 0 LOB: 0 BB: 0 P: 5	R: 2 E: 0 K: 1 S: 7 H: 2 LOB: 2 BB: 2 P: 15		1B: 5 2B: 2 3B: 2 HR: 0	SF: 0 SAC: 1 DP: 1 HBP: 0					

	AB	31
	R	5
	H	9
	RBI	5
	BB	6
	SO	4
	LOB	18

WP: 1 PB: 0 SB: 0 CS: 0 PA: 38

PITCHER		IP	WLS	BF	H	R	ER	SO	BB	IBB	HBP	BLK	WP	HR	S	P	ERA	WHIP
Don Aase, R ERA: 4.98	(1, 1)	7.1	L	34	8	5	5	3	4	1	0	0	1	0	35	55	6.14	1.636
Dave LaRoche, L ERA: 2.41	(8, 1)	0.2		4	1	0	0	1	1	0	0	0	0	0	5	9	0.00	3.000

PITCHER	IP	WLS	BF	H	R	ER	SO	BB	IBB	HBP	BLK	WP	HR	S	P	ERA	WHIP

Batter	1	2	3	4	5	6	7	8	9	AB	R	H	RBI	BB	SO	LOB
Rick Miller, L (1, 9) OBP: 0.331, SLG: 0.269	F7		4-1		1-3 1B		F7		K	5	0	1	0	0	1	2
Dave Chalk, R (1, 6) OBP: 0.384, SLG: 0.323	2B		F7		1-3			5-3	1-3	5	0	1	0	0	0	3
Ron Fairly, L (1, 3) OBP: 0.339, SLG: 0.455	F9		F7			1B SF7 1B		F8	3-H 1B	5	1	2	1	0	0	1
Tony Solaita, L (1, 10) OBP: 0.278, SLG: 0.281	F9			L7		1-3 G3-6-3 1B		F7	F8	5	0	1	0	0	0	2
Don Baylor, R (1, 7) OBP: 0.374, SLG: 0.552		K		5-3		SF7 3-H			BB 1B 1B HBP	2	1	0	1	0	1	0
Lyman Bostock, L (1, 8) OBP: 0.256, SLG: 0.298		F8		G3		G3-6-3 1-2f			1-2 BB 1B	4	1	1	0	0	0	1
Bobby Grich, R (1, 4) OBP: 0.362, SLG: 0.310		2B			3-1		BB FC6-4		BB 1-2 2-3 1B 3B	2	1	1	0	2	0	0
Carney Lansford, R (1, 5) OBP: 0.342, SLG: 0.463		BB			BB 1B		F9		1-2 2-H 3-H 3B 1B	2	1	1	2	2	0	1
Terry Humphrey, R (1, 2) OBP: 0.273, SLG: 0.292		1-3			F8		FC6-4 1-2f		1-H 2-H 1B 3B	2	0	0	0	0	0	3
Ken Landreaux, L (7, PH) OBP: 0.209, SLG: 0.262										1	0	0	0	0	0	1
Ike Hampton, S (7, 2) OBP: 0.500, SLG: 0.800										1	1	1	2	0	0	0
Inning Stats	R: 0 E: 0 K: 0 S: 4 H: 1 LOB: 1 BB: 0 P: 4	R: 0 E: 0 K: 1 S: 6 H: 1 LOB: 2 BB: 1 P: 10	R: 0 E: 0 K: 0 S: 3 H: 0 LOB: 0 BB: 0 P: 3	R: 0 E: 0 K: 0 S: 3 H: 0 LOB: 0 BB: 0 P: 3	R: 0 E: 0 K: 0 S: 4 H: 1 LOB: 2 BB: 1 P: 8	R: 1 E: 0 K: 0 S: 4 H: 2 LOB: 0 BB: 0 P: 4	R: 0 E: 0 K: 0 S: 3 H: 0 LOB: 1 BB: 1 P: 7	R: 0 E: 0 K: 0 S: 3 H: 0 LOB: 0 BB: 0 P: 3	R: 5 E: 0 K: 1 S: 9 H: 4 LOB: 1 BB: 1 P: 14	1B: 6 2B: 2 3B: 1 HR: 0 SF: 1 SAC: 0 DP: 1 HBP: 1							

TOP

California Angels @ Chicago White Sox

Comiskey Park, Chicago, IL

Wed May 17 1978, 8:05 PM EDT

Att. 13,676 - Unknown - 60 F

livebaseballscorecards.com

AB	34
R	6
H	9
RBI	6
BB	4
SO	2
LOB	14

PITCHER		IP	WLS	BF	H	R	ER	SO	BB	IBB	HBP	BLK	WP	HR	S	P	ERA	WHIP
Steve Stone, R ERA: 4.7	(1, 1)	8.0	W	35	7	5	5	1	4	0	1	0	0	0	32	49	5.62	1.375
Jim Willoughby, R ERA: 3.63	(9, 1)	1.0		5	2	1	1	1	0	0	0	0	0	0	7	7	9.00	2.000

PITCHER	IP	WLS	BF	H	R	ER	SO	BB	IBB	HBP	BLK	WP	HR	S	P	ERA	WHIP

BOTTOM

California Angels @ Chicago White Sox

Comiskey Park, Chicago, IL

Wed May 17 1978, 8:05 PM EDT

Att. 13,676 - Unknown - 60 F

livebaseballscorecards.com

Batter	1	2	3	4	5	6	7	8	9	AB	R	H	RBI	BB	SO	LOB
Ralph Garr, L (1, 7) OBP: 0.291, SLG: 0.378	1B 3B	FC4-6 BB 1-2f 2-3 3-H			K		SH1-4 1B BB	F8		4	2	1	1	1	1	2
Don Kessinger, S (1, 6) OBP: 0.361, SLG: 0.333	BB 1B 3-H	1-2 BB			K		SH1-4 1-2	HR 1B		3	1	2	1	1	1	0
Jorge Orta, L (1, 4) OBP: 0.320, SLG: 0.456	L4-3 BB 1-2	G3			F7		FC6-4 1B 2-H	HR 1-H		4	1	2	3	1	0	3
Ron Blomberg, L (1, 10) OBP: 0.240, SLG: 0.396	L4-3 1-2		K				2B SF7 BB	F9	K	4	1	0	0	1	2	3
Lamar Johnson, R (1, 3) OBP: 0.311, SLG: 0.398	5-3		L4				SF7 2B 1-3	FC6-4 1-2f		4	0	1	0	0	0	2
Chet Lemon, R (1, 8) OBP: 0.339, SLG: 0.451		4-3	F8				5-3		K	4	0	0	0	0	1	2
Bob Molinaro, L (1, 9) OBP: 0.396, SLG: 0.432		BB BB FC4-6 1B		K			FC6-4 IBB	E 1B		3	2	2	0	1	1	0
Eric Soderholm, R (1, 5) OBP: 0.274, SLG: 0.340		FC4-6 BB 1-2		F8			SF7 2-3 3-H	HR 1-H		2	1	1	2	1	0	0
Bill Nahorodny, R (1, 2) OBP: 0.370, SLG: 0.452		FC4-6 BB 1-2 2-3		F3			FC6-4 1-2f	HR 1-H		3	1	1	2	1	0	2
Inning Stats	R: 1 E: 0 K: 0 S: 4 H: 2 LOB: 1 BB: 1 P: 8	R: 1 E: 0 K: 0 S: 4 H: 1 LOB: 3 BB: 3 P: 16	R: 0 E: 0 K: 1 S: 5 H: 0 LOB: 0 BB: 0 P: 5	R: 0 E: 0 K: 1 S: 5 H: 0 LOB: 0 BB: 0 P: 5	R: 0 E: 0 K: 2 S: 7 H: 0 LOB: 0 BB: 0 P: 7	R: 1 E: 0 K: 0 S: 4 H: 1 LOB: 2 BB: 2 P: 12	R: 1 E: 0 K: 0 S: 4 H: 1 LOB: 1 BB: 1 P: 8	R: 5 E: 1 K: 2 S: 12 H: 5 LOB: 0 BB: 0 P: 12		1B: 6 2B: 2 3B: 1 HR: 2 SF: 1 SAC: 1 DP: 1 HBP: 0						

	AB	31
	R	9
	H	10
	RBI	9
	BB	7
	SO	6
	LOB	14

PITCHER	IP	WLS	BF	H	R	ER	SO	BB	IBB	HBP	BLK	WP	HR	S	P	ERA	WHIP
Nolan Ryan, R (1, 1) ERA: 3.0	8.0	L	40	10	9	9	6	6	1	0	0	0	2	45	73	10.12	2.000

PITCHER	IP	WLS	BF	H	R	ER	SO	BB	IBB	HBP	BLK	WP	HR	S	P	ERA	WHIP

WP: 0 PB: 0 SB: 0 CS: 0 PA: 40

Batter	1	2	3	4	5	6	7	8	9	AB	R	H	RBI	BB	SO	LOB
Rick Miller, L (1, 9) OBP: 0.341, SLG: 0.292	3-1 2B		1B 1B BB 1-2 1B	FC6 1B		K 1-2	F7			5	1	3	0	0	1	3
Dave Chalk, R (1, 6) OBP: 0.376, SLG: 0.317	6-3		BB 1B HR 1-2 2-3 1B	F9		F9		1-3		5	1	1	0	0	0	3
Ron Fairly, L (1, 3) OBP: 0.328, SLG: 0.433	3-1 2-3		BB HR 1-2 2-3 3-H 1B	FC6 1-2f			F7	K		5	1	1	1	0	1	2
Tony Solaita, L (1, 10) OBP: 0.317, SLG: 0.314	F7		HR 1-2 2-3 3-H BB		G3 2B		2B BB	K		3	2	1	1	2	1	1
Don Baylor, R (1, 7) OBP: 0.382, SLG: 0.571		K 1B BB	HR 1-H 2-H 3-H		K		2B 1B 1-2 BB		3-1	3	2	1	4	2	1	1
Ken Landreaux, L (9, 7) OBP: 0.209, SLG: 0.262										0	0	0	0	0	0	0
Lyman Bostock, L (1, 8) OBP: 0.261, SLG: 0.310		S 1-2 1B	F7		G3 2-3		1B 1-3 2-H 2B		1-3	5	1	2	1	0	0	1
Bobby Grich, R (1, 4) OBP: 0.356, SLG: 0.300		K 1-2 2-3	F9		F9		5-3		BB	4	0	0	0	1	1	5
Carney Lansford, R (1, 5) OBP: 0.333, SLG: 0.444		F9	F7			5-3	S 2-H 3-H 1B		K	5	0	1	2	0	1	2
Brian Downing, R (1, 2) OBP: 0.456, SLG: 0.373			1B 1B 1B 1B	F4		S BB	1-2 BB			2	1	1	0	2	0	0
Inning Stats	R: 0 E: 0 K: 0 S: 4 H: 1 LOB: 1 BB: 0 P: 4	R: 0 E: 0 K: 1 S: 5 H: 1 LOB: 1 BB: 1 P: 9	R: 6 E: 0 K: 0 S: 8 H: 5 LOB: 0 BB: 1 P: 12	R: 0 E: 0 K: 0 S: 4 H: 1 LOB: 1 BB: 0 P: 4	R: 0 E: 0 K: 1 S: 6 H: 1 LOB: 1 BB: 0 P: 6	R: 0 E: 0 K: 1 S: 5 H: 0 LOB: 1 BB: 1 P: 9	R: 3 E: 0 K: 0 S: 5 H: 2 LOB: 2 BB: 3 P: 17	R: 0 E: 0 K: 2 S: 7 H: 0 LOB: 0 BB: 0 P: 7	R: 0 E: 0 K: 1 S: 5 H: 0 LOB: 1 BB: 1 P: 9	1B: 7 2B: 3 3B: 0 HR: 1	SF: 0 SAC: 0 DP: 0 HBP: 0						

TOP

California Angels @ Chicago White Sox

Comiskey Park, Chicago, IL

Thu May 18 1978, 4:33 AM EDT

Att. 9,766 - Unknown - 65 F

livebaseballscorecards.com

AB	37
R	9
H	11
RBI	9
BB	7
SO	6
LOB	18

WP: 0 PB: 0 SB: 3 CS: 0 PA: 44

PITCHER		IP	WLS	BF	H	R	ER	SO	BB	IBB	HBP	BLK	WP	HR	S	P	ERA	WHIP
Francisco Barrios, R ERA: 5.56	(1, 1)	2.0	L	13	6	5	5	1	2	0	0	0	0	0	13	21	22.50	4.000
Ron Schueler, R ERA: 4.2	(3, 1)	4.1		19	3	3	3	2	3	0	0	0	0	1	20	32	6.23	1.385
Lerrin LaGrow, R ERA: 3.5	(7, 1)	2.2		12	2	1	1	3	2	0	0	0	0	0	16	24	3.38	1.500

PITCHER	IP	WLS	BF	H	R	ER	SO	BB	IBB	HBP	BLK	WP	HR	S	P	ERA	WHIP

BOTTOM

California Angels @ Chicago White Sox

Comiskey Park, Chicago, IL

Thu May 18 1978, 4:33 AM EDT

Att. 9,766 - Unknown - 65 F

livebaseballscorecards.com

Batter	1	2	3	4	5	6	7	8	9	AB	R	H	RBI	BB	SO	LOB
Ralph Garr, L (1, 7) OBP: 0.292, SLG: 0.376	E SF8 1B		F7		3-1	F6			1B 1-2 1B	3	1	1	0	0	0	0
Wayne Nordhagen, R (6, PH) (7, 7) OBP: 0.292, SLG: 0.492										2	0	1	0	0	0	2
Don Kessinger, S (1, 6) OBP: 0.364, SLG: 0.350	K 1-3		K			F9 1B 2B	L3		FC6-4 1-2 2-3 1B	5	1	2	0	0	2	1
Jorge Orta, L (1, 4) OBP: 0.315, SLG: 0.449	SF8 3-H		1B			F9 2-3	F9		F8	4	0	1	1	0	0	4
Ron Blomberg, L (1, 10) OBP: 0.241, SLG: 0.373	4-3		F8			1B 1B BB	L4		F4	3	1	0	0	1	0	1
Junior Moore, R (9, PH) OBP: 0.354, SLG: 0.326										1	0	0	0	0	0	3
Lamar Johnson, R (1, 3) OBP: 0.307, SLG: 0.390		F9		L4		1B 1B 1-2 3-H 1B		4-3	FC6-4 1-2f	5	1	1	1	0	0	3
Chet Lemon, R (1, 8) OBP: 0.344, SLG: 0.456		1B 1B		K		1B 1B 1-3 2-H 1B		F6		1	0	1	0	0	0	0
Henry Cruz, L (2, PR) (3, 8) OBP: 0.154, SLG: 0.167										3	1	1	1	0	1	0
Bob Molinaro, L (1, 9) OBP: 0.423, SLG: 0.458		1-3 1B		1-3		F9 1B 1-2 3-H 1B		1B		4	0	3	1	0	0	0
Eric Soderholm, R (1, 5) OBP: 0.273, SLG: 0.337		K			F5	1-2 2-H 1B		F4		4	0	1	1	0	1	4
Bill Nahorodny, R (1, 2) OBP: 0.365, SLG: 0.434		F2			5-3	F9 2-3			1B 1B BB	3	0	0	0	1	0	5
Inning Stats	R: 1 H: 1 E: 0 LOB: 0 K: 1 BB: 0 S: 6 P: 6	R: 0 H: 2 E: 0 LOB: 3 K: 1 BB: 0 S: 7 P: 7	R: 0 H: 1 E: 0 LOB: 1 K: 1 BB: 0 S: 6 P: 6	R: 0 H: 0 E: 0 LOB: 0 K: 1 BB: 0 S: 5 P: 5	R: 0 H: 0 E: 0 LOB: 0 K: 0 BB: 0 S: 3 P: 3	R: 4 H: 5 E: 0 LOB: 2 K: 0 BB: 1 S: 8 P: 12	R: 0 H: 0 E: 0 LOB: 0 K: 0 BB: 0 S: 3 P: 3	R: 0 H: 1 E: 0 LOB: 1 K: 0 BB: 0 S: 4 P: 4	R: 0 H: 2 E: 0 LOB: 3 K: 0 BB: 1 S: 5 P: 9	1B: 11 SF: 1 2B: 1 SAC: 0 3B: 0 DP: 0 HR: 0 HBP: 0							

	AB	38
	R	5
	H	12
	RBI	5
	BB	2
	SO	4
	LOB	23

WP: 0 PB: 0 SB: 1 CS: 0 PA: 41

PITCHER		IP	WLS	BF	H	R	ER	SO	BB	IBB	HBP	BLK	WP	HR	S	P	ERA	WHIP
Chris Knapp, R ERA: 3.4	(1, 1)	5.1	W	25	8	5	4	4	1	0	0	0	0	0	32	36	6.75	1.688
Dyar Miller, R ERA: 3.65	(6, 1)	0.1		2	1	0	0	0	0	0	0	0	0	0	2	2	0.00	3.000
Dave LaRoche, L ERA: 2.05	(6, 1)	3.1	S	14	3	0	0	0	1	0	0	0	0	0	13	17	0.00	1.200

PITCHER	IP	WLS	BF	H	R	ER	SO	BB	IBB	HBP	BLK	WP	HR	S	P	ERA	WHIP

Batter	1	2	3	4	5	6	7	8	9	AB	R	H	RBI	BB	SO	LOB
Bobby Grich, R (1, 4) OBP: 0.351, SLG: 0.296	L6-3 1B		F9		F8	G1		K		5	0	1	0	0	1	4
Dave Chalk, R (1, 6) OBP: 0.377, SLG: 0.321	L6-3 1-2			CS 1B	F8		1B 1B 1B	6-3 2-3		5	1	2	0	0	0	3
Merv Rettenmund, R (1, 10) OBP: 0.469, SLG: 0.667 Tony Solaita, L (7, PH) OBP: 0.326, SLG: 0.324	5-3			5-3 1-2		1B 1B 1B	HBP 1-3 1B 1B	K		3 2	1 1	1 1	0 0	0 0	0 1	1 1
Ron Jackson, R (1, 3) OBP: 0.416, SLG: 0.463		F7		1B 1B		SH 1-3 2B 1B	F4		F7	5	1	2	0	0	0	2
Don Baylor, R (1, 7) OBP: 0.389, SLG: 0.569		5-3		HBP 1-3 1B		SH 1-2 3-H 2B 1B	1B 1-2 1B HBP		4-3	4	1	2	1	0	0	0
Lyman Bostock, L (1, 8) OBP: 0.270, SLG: 0.313 Ken Landreaux, L (7, 8) OBP: 0.205, SLG: 0.256		K		HBP 1-2		SH 2B SF8 1-2 2-3	1B 1-H 2-H 3-H 1B		4-3	2 1	1 0	1 0	2 0	0 0	1 0	0 0
Carney Lansford, R (1, 5) OBP: 0.329, SLG: 0.447			6-3 L5			SF8 1-3 2-H 3-H 2B	F6			4	0	1	2	0	0	4
Rick Miller, L (1, 9) OBP: 0.338, SLG: 0.284			F8		1-3	K		BB 2B		3	1	0	0	1	1	2
Terry Humphrey, R (1, 2) OBP: 0.305, SLG: 0.353			1B		1B	SF8 2-3 3-H		6-3 1-H 2B		3	0	3	2	0	0	0
Inning Stats	R: 0 E: 0 K: 0 S: 3 H: 1 LOB: 0 BB: 0 P: 3	R: 0 E: 0 K: 1 S: 5 H: 0 LOB: 0 BB: 0 P: 5	R: 0 E: 0 K: 0 S: 4 H: 1 LOB: 1 BB: 0 P: 4	R: 0 E: 0 K: 0 S: 5 H: 3 LOB: 3 BB: 0 P: 6	R: 0 E: 0 K: 0 S: 4 H: 1 LOB: 1 BB: 0 P: 4	R: 4 E: 0 K: 1 S: 10 H: 4 LOB: 1 BB: 0 P: 10	R: 2 E: 0 K: 0 S: 5 H: 3 LOB: 1 BB: 0 P: 6	R: 1 E: 0 K: 2 S: 8 H: 1 LOB: 1 BB: 1 P: 12	R: 0 E: 0 K: 0 S: 3 H: 0 LOB: 0 BB: 0 P: 3	1B: 12 2B: 3 3B: 0 HR: 0 SF: 1 SAC: 1 DP: 1 HBP: 2						

TOP

California Angels @ Milwaukee Brewers

Milwaukee County Stadium, Milwaukee, WI

Fri May 19 1978, 8:05 PM EDT
Att. 13,843 - Unknown - 72 F

livebaseballscorecards.com

AB	37
R	7
H	14
RBI	7
BB	1
SO	4
LOB	17

WP: 0 PA: 42
PB: 0
SB: 0
CS: 1

PITCHER		IP	WLS	BF	H	R	ER	SO	BB	IBB	HBP	BLK	WP	HR	S	P	ERA	WHIP
Mike Caldwell, L ERA: 3.68	(1, 1)	5.1	L	26	10	4	4	2	0	0	1	0	0	0	29	30	6.75	1.875
Eduardo Rodriguez, R ERA: 3.0	(6, 1)	1.0		6	2	2	2	0	0	0	1	0	0	0	5	6	18.00	2.000
Bob McClure, L ERA: 5.0	(7, 1)	0.2		2	1	0	0	0	0	0	0	0	0	0	2	2	0.00	1.500
Randy Stein, R ERA: 7.8	(8, 1)	2.0		8	1	1	1	2	1	0	0	0	0	0	11	15	4.50	1.000

PITCHER	IP	WLS	BF	H	R	ER	SO	BB	IBB	HBP	BLK	WP	HR	S	P	ERA	WHIP

California Angels @ Milwaukee Brewers

Milwaukee County Stadium, Milwaukee, WI

Fri May 19 1978, 8:05 PM EDT

Att. 13,843 - Unknown - 72 F

BOTTOM

livebaseballscorecards.com

Batter	1	2	3	4	5	6	7	8	9	AB	R	H	RBI	BB	SO	LOB
Paul Molitor, R (1, 10) OBP: 0.320, SLG: 0.431	F9		K		BLK 2B			2B		4	0	2	0	0	1	0
Robin Yount, R (1, 6) OBP: 0.409, SLG: 0.476	6-3		1B 1B		6-3 2-3			L6		4	0	1	0	0	0	2
Sal Bando, R (1, 5) OBP: 0.381, SLG: 0.427	K		1-2 1B			F6		F9		4	0	1	0	0	1	1
Sixto Lezcano, R (1, 9) OBP: 0.402, SLG: 0.659		BB 1B	K			HR		K		4	1	2	1	0	2	3
Dick Davis, R (1, 7) OBP: 0.300, SLG: 0.327		F7		6-3		6-3			F4	4	0	0	0	0	0	1
Cecil Cooper, L (1, 3) OBP: 0.359, SLG: 0.556		K		K		F9			K	4	0	0	0	0	3	1
Gorman Thomas, R (1, 8) OBP: 0.375, SLG: 0.495		1-2 BB		K			F6		1B	3	0	1	0	1	1	0
Charlie Moore, R (1, 2) OBP: 0.366, SLG: 0.432		F7			F9		G6-4-3 1B		1-2 1B	4	0	2	0	0	0	2
Lenn Sakata, R (1, 4) OBP: 0.260, SLG: 0.200			6-3		4-3		G6-4-3 1-2f		F3	3	0	0	0	0	0	1
Jim Wohlford, R (9, PH) OBP: 0.219, SLG: 0.226										1	0	0	0	0	0	2

Inning Stats	1	2	3	4	5	6	7	8	9
	R: 0 H: 0 E: 0 LOB: 0 K: 1 BB: 0 S: 5 P: 5	R: 0 H: 1 E: 0 LOB: 2 K: 1 BB: 1 S: 6 P: 10	R: 0 H: 2 E: 0 LOB: 2 K: 2 BB: 0 S: 9 P: 9	R: 0 H: 0 E: 0 LOB: 0 K: 2 BB: 0 S: 7 P: 7	R: 0 H: 1 E: 0 LOB: 1 K: 0 BB: 0 S: 4 P: 4	R: 1 H: 1 E: 0 LOB: 0 K: 0 BB: 0 S: 4 P: 4	R: 0 H: 1 E: 0 LOB: 0 K: 0 BB: 0 S: 3 P: 3	R: 0 H: 1 E: 0 LOB: 1 K: 1 BB: 0 S: 6 P: 6	R: 0 H: 2 E: 0 LOB: 2 K: 1 BB: 0 S: 7 P: 7

PITCHER		IP	WLS	BF	H	R	ER	SO	BB	IBB	HBP	BLK	WP	HR	S	P	ERA	WHIP	PITCHER	IP	WLS	BF	H	R	ER	SO	BB	IBB	HBP	BLK	WP	HR	S	P	ERA	WHIP
Frank Tanana, L (1, 1) ERA: 2.8		9.0	W	36	9	1	1	8	1	0	0	1	0	1	51	55	1.00	1.111																	

1B: 6	SF: 0	WP: 0	PA: 36
2B: 2	SAC: 0	PB: 0	
3B: 0	DP: 1	SB: 0	
HR: 1	HBP: 0	CS: 0	

AB	35
R	1
H	9
RBI	1
BB	1
SO	8
LOB	13

Batter	1	2	3	4	5	6	7	8	9	AB	R	H	RBI	BB	SO	LOB
Bobby Grich, R (1, 4) OBP: 0.348, SLG: 0.289	5-3		F7		F2		SH1-4 1-2 2-3		FC1-5 1B BB	3	0	0	0	1	0	0
Dave Chalk, R (1, 6) OBP: 0.378, SLG: 0.324	F8			B1-3	F7		FC5 2-3 3-H		G5-3 FC1-5 1-2	5	0	2	1	0	0	0
Merv Rettenmund, R (1, 9) OBP: 0.459, SLG: 0.613	F5			1B 1B		HR BB	5-3		FC1-5 1-2 2-3f	4	2	1	0	1	0	4
Ron Jackson, R (1, 3) OBP: 0.415, SLG: 0.494		K		1B 1-2		1-H HR	FC5 2-3		G5-3 2-3f	5	1	2	2	0	1	4
Don Baylor, R (1, 7) OBP: 0.379, SLG: 0.551		6-3		F7		F4		K		4	0	0	0	0	1	2
Carney Lansford, R (1, 5) OBP: 0.348, SLG: 0.463		E S 1B		BB 1-3 2-H		4-3		E 1B		4	0	3	1	0	0	0
Brian Downing, R (1, 10) OBP: 0.451, SLG: 0.358 Ron Fairly, L (8, PH) OBP: 0.323, SLG: 0.426		K 1-3		BB 1-2		F7		E4 1-2		2 1	0 0	0 0	0 0	1 0	1 0	1 1
Ken Landreaux, L (1, 8) OBP: 0.208, SLG: 0.239			4-3	F5			SH1-4 WP 1B BB	K		3	1	0	0	1	1	5
Terry Humphrey, R (1, 2) OBP: 0.295, SLG: 0.340 Tony Solaita, L (7, PH) OBP: 0.318, SLG: 0.316 Ike Hampton, S (7, 2) OBP: 0.429, SLG: 0.667			K		F3		E5 1B SH1-4 1-2	K		2 1 1	0 0 0	0 0 0	0 0 0	0 0 0	1 0 1	0 1 2
Inning Stats	R: 0 E: 0 K: 0 S: 3 H: 0 LOB: 0 BB: 0 P: 3	R: 0 E: 0 K: 2 S: 8 H: 1 LOB: 1 BB: 0 P: 8	R: 0 E: 0 K: 1 S: 5 H: 0 LOB: 0 BB: 0 P: 5	R: 1 E: 0 K: 0 S: 6 H: 3 LOB: 3 BB: 1 P: 10	R: 0 E: 0 K: 0 S: 3 H: 0 LOB: 0 BB: 0 P: 3	R: 2 E: 0 K: 0 S: 4 H: 1 LOB: 0 BB: 1 P: 8	R: 1 E: 1 K: 0 S: 5 H: 1 LOB: 2 BB: 1 P: 9	R: 0 E: 1 K: 3 S: 11 H: 1 LOB: 2 BB: 0 P: 11	R: 0 E: 0 K: 0 S: 3 H: 1 LOB: 1 BB: 1 P: 7	1B: 7 2B: 0 3B: 0 HR: 1 SF: 0 SAC: 1 DP: 1 HBP: 0						

PITCHER		IP	WLS	BF	H	R	ER	SO	BB	IBB	HBP	BLK	WP	HR	S	P	ERA	WHIP
Bill Travers, L ERA: 7.88	(1, 1)	6.0	W	25	5	3	3	3	2	0	0	0	0	1	29	37	4.50	1.167
Eduardo Rodriguez, R ERA: 3.38	(7, 1)	1.1		8	2	1	1	1	1	0	0	0	1	0	9	13	6.75	2.250
Bob McClure, L ERA: 4.82	(8, 1)	0.2		5	1	0	0	2	1	0	0	0	0	0	8	12	0.00	3.000
Bill Castro, R ERA:	(9, 1)	1.0	S	2	0	0	0	0	0	0	0	0	0	0	2	2	0.00	0.000

PITCHER	IP	WLS	BF	H	R	ER	SO	BB	IBB	HBP	BLK	WP	HR	S	P	ERA	WHIP

TOP

California Angels @ Milwaukee Brewers

Milwaukee County Stadium, Milwaukee, WI

Sat May 20 1978, 8:05 PM EDT
Att. 18,916 - Unknown - 47 F

livebaseballscorecards.com

AB	35
R	4
H	8
RBI	4
BB	4
SO	6
LOB	20

1B: 7	SF: 0	WP: 1	PA: 40
2B: 0	SAC: 1	PB: 0	
3B: 0	DP: 1	SB: 1	
HR: 1	HBP: 0	CS: 0	

Batter	1	2	3	4	5	6	7	8	9	AB	R	H	RBI	BB	SO	LOB
Paul Molitor, R (1, 4) OBP: 0.326, SLG: 0.433	G3		E6 PO		FC5-4 1B		SF9 1B			4	2	2	1	0	0	0
Robin Yount, R (1, 6) OBP: 0.440, SLG: 0.500	E9 1B		PO 1-2	F8	FC5-4 BB 1B		SH2-4 1-2			3	0	2	1	0	0	0
Sal Bando, R (1, 5) OBP: 0.384, SLG: 0.425	6-3			5-3	BBBB FC5-4 BB		1B			3	0	1	0	1	0	1
Sixto Lezcano, R (1, 9) OBP: 0.387, SLG: 0.637	K			F9	FC5-4		SF9			3	0	0	2	0	1	3
Dick Davis, R (1, 7) OBP: 0.313, SLG: 0.328		G1-6-3 1B			BBBB 1B 2B BB F8		1-3			3	1	1	0	1	0	3
Cecil Cooper, L (1, 3) OBP: 0.356, SLG: 0.547		G1-6-3			2B SF7 1B	F9		SSS K		4	1	1	0	0	1	1
Gorman Thomas, R (1, 8) OBP: 0.371, SLG: 0.496		F8			SF7 1B 2B	F7		F8		4	1	1	1	0	0	0
Don Money, R (1, 10) OBP: 0.378, SLG: 0.453			F8		BBBB 1B 1B IBB	BBBB BB		1B		2	1	1	0	2	0	0
Lenn Sakata, R (8, PR) OBP: 0.260, SLG: 0.200										0	0	0	0	0	0	0
Buck Martinez, R (1, 2) OBP: 0.250, SLG: 0.300			F3		SF7	F8		SSS K		3	0	0	1	0	1	2
Inning Stats	R: 0 H: 1 E: 1 LOB: 1 K: 1 BB: 0 S: 6 P: 6	R: 0 H: 1 E: 0 LOB: 0 K: 0 BB: 0 S: 3 P: 3	R: 0 H: 0 E: 1 LOB: 0 K: 0 BB: 0 S: 3 P: 3	R: 0 H: 0 E: 0 LOB: 0 K: 0 BB: 0 S: 3 P: 3	R: 5 H: 4 E: 0 LOB: 2 K: 0 BB: 3 S: 7 P: 19	R: 0 H: 0 E: 0 LOB: 1 K: 0 BB: 1 S: 3 P: 7	R: 1 H: 2 E: 0 LOB: 1 K: 0 BB: 0 S: 5 P: 5	R: 0 H: 1 E: 0 LOB: 1 K: 2 BB: 0 S: 8 P: 8		1B: 8 SF: 2 2B: 1 SAC: 1 3B: 0 DP: 1 HR: 0 HBP: 0						

PITCHER		IP	WLS	BF	H	R	ER	SO	BB	IBB	HBP	BLK	WP	HR	S	P	ERA	WHIP
Ken Brett, L ERA: 6.25	(1, 1)	4.1	L	19	5	5	5	1	1	1	0	0	0	0	19	27	10.38	1.385
Dyar Miller, R ERA: 3.77	(5, 1)	2.0		10	2	1	1	0	2	0	0	0	0	0	8	16	4.50	2.000
Paul Hartzell, R ERA: 3.54	(7, 1)	1.2		7	2	0	0	2	0	0	0	0	0	0	11	11	0.00	1.200

PITCHER	IP	WLS	BF	H	R	ER	SO	BB	IBB	HBP	BLK	WP	HR	S	P	ERA	WHIP

BOTTOM

California Angels @ Milwaukee Brewers

Milwaukee County Stadium, Milwaukee, WI

Sat May 20 1978, 8:05 PM EDT

Att. 18,916 - Unknown - 47 F

livebaseballscorecards.com

AB	29
R	6
H	9
RBI	6
BB	4
SO	3
LOB	10

California Angels @ Milwaukee Brewers

Milwaukee County Stadium, Milwaukee, WI

Sun May 21 1978, 4:33 AM EDT

Att. 42,376 - Unknown

TOP

livebaseballscorecards.com

Batter	1	2	3	4	5	6	7	8	9	AB	R	H	RBI	BB	SO	LOB
Bobby Grich, R (1, 4) OBP: 0.340, SLG: 0.280	F9		F4			6-3		K		4	0	0	0	0	1	0
Rance Mulliniks, L (1, 6) OBP: 0.217, SLG: 0.189	S 1B		K			K		G3		4	0	1	0	0	2	0
Ron Fairly, L (1, 3) OBP: 0.362, SLG: 0.492 Ron Jackson, R (9, PR) OBP: 0.415, SLG: 0.494 (9, 3)	BB 1-2			HR		1B			SH1-4 1B BB	2 0	1 0	2 0	1 0	2 0	0 0	0 0
Tony Solaita, L (1, 10) OBP: 0.298, SLG: 0.293 Dave Chalk, R (9, PH) OBP: 0.378, SLG: 0.324	F6			F7		F8			SH1-4 1-2	3 0	0 0	0 0	0 0	0 0	0 0	3 0
Don Baylor, R (1, 7) OBP: 0.382, SLG: 0.550	F8			F2			1B		2-H 1B	4	0	2	0	0	0	2
Lyman Bostock, L (1, 8) OBP: 0.269, SLG: 0.306		6-3		4-3			F7		IBB	3	0	0	0	1	0	1
Carney Lansford, R (1, 5) OBP: 0.333, SLG: 0.440		5-3			F8		F2		4-3	4	0	0	0	0	0	3
Ken Landreaux, L (1, 9) OBP: 0.196, SLG: 0.224		4-3			4-3		F7			3	0	0	0	0	0	1
Terry Humphrey, R (1, 2) OBP: 0.286, SLG: 0.327 Merv Rettenmund, R (8, PH) OBP: 0.447, SLG: 0.594 Ike Hampton, S (8, 2) OBP: 0.429, SLG: 0.667			K		6-3			F8		2 1 0	0 0 0	0 0 0	0 0 0	0 0 0	1 0 0	0 0 0
Inning Stats	R: 0 E: 0 K: 0 S: 4 H: 1 LOB: 2 BB: 1 P: 8	R: 0 E: 0 K: 0 S: 3 H: 0 LOB: 0 BB: 0 P: 3	R: 0 E: 0 K: 2 S: 7 H: 0 LOB: 0 BB: 0 P: 7	R: 1 E: 0 K: 0 S: 4 H: 1 LOB: 0 BB: 0 P: 4	R: 0 E: 0 K: 0 S: 3 H: 0 LOB: 0 BB: 0 P: 3	R: 0 E: 0 K: 1 S: 6 H: 1 LOB: 1 BB: 0 P: 6	R: 0 E: 0 K: 0 S: 4 H: 1 LOB: 1 BB: 0 P: 4	R: 0 E: 0 K: 1 S: 5 H: 0 LOB: 0 BB: 0 P: 5	R: 0 E: 0 K: 0 S: 3 H: 1 LOB: 2 BB: 2 P: 11	1B: 4 2B: 0 3B: 0 HR: 1	SF: 0 SAC: 1 DP: 0 HBP: 0						

	AB	30
	R	1
	H	5
	RBI	1
	BB	3
	SO	4
	LOB	10

WP: 0 PB: 0 SB: 1 CS: 0 PA: 34

PITCHER	IP	WLS	BF	H	R	ER	SO	BB	IBB	HBP	BLK	WP	HR	S	P	ERA	WHIP
Lary Sorensen, R (1, 1) ERA: 3.78	9.0	W	34	5	1	1	4	2	1	0	0	0	1	39	51	1.00	0.778

PITCHER	IP	WLS	BF	H	R	ER	SO	BB	IBB	HBP	BLK	WP	HR	S	P	ERA	WHIP

BOTTOM

Batter	1	2	3	4	5	6	7	8	9	AB	R	H	RBI	BB	SO	LOB
Paul Molitor, R (1, 4) OBP: 0.321, SLG: 0.420	6-3		F4		4-3		5-3		IBB	4	0	0	0	1	0	0
Cecil Cooper, L (1, 3) OBP: 0.370, SLG: 0.563	5-3		2B		5-3 1B		1B		1-3 2-H 1B	5	1	4	1	0	0	0
Sal Bando, R (1, 5) OBP: 0.374, SLG: 0.412	L8		F6		5-3 1-2		6-3			4	0	0	0	0	0	3
Ben Oglivie, L (1, 7) OBP: 0.327, SLG: 0.451		BBBB F8 1B FC5-2-5 BB		F6	2-H 1B			BBBB CS BB		2	0	1	1	2	0	0
Sixto Lezcano, R (1, 9) OBP: 0.391, SLG: 0.642		FC5-2-5 1-2 1B		BB 2B	SSS K			F9 1-2		4	0	2	0	0	1	2
Dave May, L (1, 10) OBP: 0.333, SLG: 0.333 Don Money, R (8, PH) OBP: 0.373, SLG: 0.446		F8 2-3	SSS K			G6-4-3 1B		SSS K		3 1	0 0	1 0	0 0	0 0	1 1	3 0
Gorman Thomas, R (1, 8) OBP: 0.375, SLG: 0.487		FC5-2-5 FC4-6 1-2 3-H	BBBB BB BB			G6-4-3 1-2f			BBBB PB SH1-4 1B BB	2	1	0	0	2	0	3
Robin Yount, R (1, 6) OBP: 0.429, SLG: 0.462		FC4-6 1-2f	BBBB 1-2 2-3 BB			5-3			SH1-4 1-2	2	0	0	0	1	0	2
Buck Martinez, R (1, 2) OBP: 0.241, SLG: 0.288 Dick Davis, R (9, PH) OBP: 0.308, SLG: 0.322		F4	SSS K				F7		1-3	3 1	0 0	0 0	0 0	0 0	1 0	3 1
Inning Stats	R: 0 H: 0 E: 0 LOB: 0 K: 0 BB: 0 S: 3 P: 3	R: 0 H: 1 E: 0 LOB: 2 K: 0 BB: 1 S: 4 P: 8	R: 0 H: 1 E: 0 LOB: 1 K: 0 BB: 0 S: 4 P: 4	R: 0 H: 1 E: 0 LOB: 3 K: 2 BB: 2 S: 8 P: 16	R: 1 H: 2 E: 0 LOB: 1 K: 1 BB: 0 S: 7 P: 7	R: 0 H: 1 E: 0 LOB: 0 K: 0 BB: 0 S: 3 P: 3	R: 0 H: 1 E: 0 LOB: 1 K: 0 BB: 0 S: 4 P: 4	R: 0 H: 0 E: 0 LOB: 0 K: 1 BB: 1 S: 4 P: 8	R: 1 H: 1 E: 0 LOB: 2 K: 0 BB: 2 S: 3 P: 11	1B: 6 SF: 0 2B: 2 SAC: 1 3B: 0 DP: 1 HR: 0 HBP: 0						

PITCHER		IP	WLS	BF	H	R	ER	SO	BB	IBB	HBP	BLK	WP	HR	S	P	ERA	WHIP
Don Aase, R ERA: 4.35	(1, 1)	7.0		30	7	1	1	3	3	0	0	0	0	0	33	45	1.29	1.429
Dave LaRoche, L ERA: 2.28	(8, 1)	1.2	L	8	1	1	1	1	2	1	0	0	0	0	7	19	5.40	1.800

PITCHER	IP	WLS	BF	H	R	ER	SO	BB	IBB	HBP	BLK	WP	HR	S	P	ERA	WHIP

California Angels @ Milwaukee Brewers

Milwaukee County Stadium, Milwaukee, WI

Sun May 21 1978, 4:33 AM EDT

Att. 42,376 - Unknown

livebaseballscorecards.com

AB	31
R	2
H	8
RBI	2
BB	6
SO	4
LOB	17

Batter	1	2	3	4	5	6	7	8	9	AB	R	H	RBI	BB	SO	LOB
Ralph Garr, L (1, 7) OBP: 0.314, SLG: 0.380	S 1B	1-3 2-H 1B 1B			SH1-3 BLK 4-3 1B		F8 ①		6-3 ③	5	2	3	1	0	0	0
Don Kessinger, S (1, 6) OBP: 0.346, SLG: 0.327	F9 ① F9	2-H 3-H FC4-6 1B			SH1-3 ① 1-3 SH1-3		F7 ② F7			3	0	1	2	0	0	1
Jorge Orta, L (1, 4) OBP: 0.298, SLG: 0.417	S S S 0-3 ② 1-2 K	0-0 ③ 1-2f FC4-6			0-0 ② 3-H 4-3		0-0 ③ F8			4	0	0	1	0	1	2
Ron Blomberg, L (1, 10) OBP: 0.246, SLG: 0.350	B B B B 4-0 FC6-4 BB	S S S 0-3 ① K			0-0 1B 2B			0-0 ① F8		3	0	1	0	1	1	0
Lamar Johnson, R (1, 3) OBP: 0.311, SLG: 0.388	0-0 ③ 1-2f FC6-4	0-0 ② F9			B B B B 4-0 1B BB			0-0 E S 1B		3	0	1	0	1	0	2
Bob Molinaro, L (1, 9) OBP: 0.385, SLG: 0.410		0-0 ① F7	0-0 ③ 4-3		0-0 ③ 1-2 2-H 1B			0-0 ② 1-3 4-3		4	0	1	0	0	0	1
Henry Cruz, L (1, 8) OBP: 0.281, SLG: 0.429		0-0 1B 1B 1B		B B B B 4-0 CS BB		0-0 ① F4		0-0 ③ F8		3	1	1	0	1	0	1
Eric Soderholm, R (1, 5) OBP: 0.258, SLG: 0.328		0-0 ② F4		S S S 0-3 ① ② 1-2 K		S S S 0-3 ② K			S S S 0-3 ① K	4	0	0	0	0	3	2
Bill Nahorodny, R (1, 2) OBP: 0.337, SLG: 0.386		0-0 1B 1-2 1B 1B		S S S 0-3 ③ K		0-0 ③ 6-3			S S S 0-3 ② K	4	1	1	0	0	2	0
Inning Stats	R: 0 E: 0 K: 1 S: 6 H: 1 LOB: 2 BB: 1 P: 10	R: 3 E: 0 K: 0 S: 7 H: 4 LOB: 1 BB: 0 P: 7	R: 0 E: 0 K: 1 S: 5 H: 0 LOB: 0 BB: 0 P: 5	R: 0 E: 0 K: 2 S: 6 H: 0 LOB: 0 BB: 1 P: 10	R: 1 E: 0 K: 0 S: 5 H: 3 LOB: 2 BB: 1 P: 9	R: 0 E: 0 K: 1 S: 5 H: 0 LOB: 0 BB: 0 P: 5	R: 0 E: 0 K: 0 S: 3 H: 0 LOB: 0 BB: 0 P: 3	R: 0 E: 0 K: 0 S: 4 H: 1 LOB: 1 BB: 0 P: 4	R: 0 E: 0 K: 2 S: 7 H: 0 LOB: 0 BB: 0 P: 7	1B: 8 2B: 1 3B: 0 HR: 0 SF: 0 SAC: 1 DP: 0 HBP: 0						

PITCHER	IP	WLS	BF	H	R	ER	SO	BB	IBB	HBP	BLK	WP	HR	S	P	ERA	WHIP
Nolan Ryan, R (1, 1) ERA: 3.12	9.0	W	37	9	4	4	7	3	0	0	1	0	0	48	60	4.00	1.333

PITCHER	IP	WLS	BF	H	R	ER	SO	BB	IBB	HBP	BLK	WP	HR	S	P	ERA	WHIP

TOP

Chicago White Sox @ California Angels

Anaheim Stadium, Anaheim, CA

Tue May 23 1978, 10:05 PM EDT

Att. 16,866 - Unknown

livebaseballscorecards.com

AB	33
R	4
H	9
RBI	4
BB	3
SO	7
LOB	9

PA: 37

WP: 0
PB: 0
SB: 2
CS: 1

BOTTOM

Chicago White Sox @ California Angels

Anaheim Stadium, Anaheim, CA

Tue May 23 1978, 10:05 PM EDT

Att. 16,866 - Unknown

livebaseballscorecards.com

Batter	1	2	3	4	5	6	7	8	9	AB	R	H	RBI	BB	SO	LOB
Bobby Grich, R (1, 4) OBP: 0.337, SLG: 0.279	L5		L6		1B	F7				4	1	1	0	0	0	1
Dave Chalk, R (1, 6) OBP: 0.382, SLG: 0.325	F9		5-3		1B		HBP			3	0	1	0	0	0	0
Merv Rettenmund, R (1, 10) OBP: 0.452, SLG: 0.571	BB		K		FC6-4		F5			3	0	1	1	1	1	1
Ron Jackson, R (1, 3) OBP: 0.417, SLG: 0.506 Ron Fairly, L (5, PH) OBP: 0.352, SLG: 0.477 (6, 3)	K			HR	FC6-4		1-3			2 2	1 0	1 0	0 0	0 0	1 0	1 3
Don Baylor, R (1, 7) OBP: 0.385, SLG: 0.567		BB		HR	L6		F8			3	2	1	2	1	0	3
Lyman Bostock, L (1, 8) OBP: 0.275, SLG: 0.312		1B		CS		6-3		4-3		4	0	2	0	0	0	0
Carney Lansford, R (1, 5) OBP: 0.330, SLG: 0.437		SF8		G3-6-3		6-3		5-3		3	0	1	1	0	0	0
Rick Miller, L (1, 9) OBP: 0.336, SLG: 0.292		F7		G3-6-3		1B		4-3		4	1	1	0	0	0	2
Terry Humphrey, R (1, 2) OBP: 0.277, SLG: 0.316 Ken Landreaux, L (6, PH) OBP: 0.212, SLG: 0.240 Ike Hampton, S (7, 2) OBP: 0.429, SLG: 0.667		4-3			K	S				2 1 0	0 0 0	0 1 0	0 1 0	0 0 0	1 0 0	1 0 0
Inning Stats	R: 0 E: 0 K: 1 S: 5 H: 0 LOB: 1 BB: 1 P: 9	R: 1 E: 0 K: 0 S: 4 H: 1 LOB: 1 BB: 1 P: 8	R: 0 E: 0 K: 1 S: 5 H: 0 LOB: 0 BB: 0 P: 5	R: 2 E: 0 K: 0 S: 5 H: 4 LOB: 0 BB: 0 P: 5	R: 1 E: 0 K: 1 S: 8 H: 3 LOB: 2 BB: 0 P: 8	R: 1 E: 0 K: 0 S: 5 H: 2 LOB: 1 BB: 0 P: 5	R: 0 E: 0 K: 0 S: 3 H: 0 LOB: 1 BB: 0 P: 4	R: 0 E: 0 K: 0 S: 3 H: 0 LOB: 0 BB: 0 P: 3		1B: 7 2B: 2 3B: 0 HR: 1	SF: 1 SAC: 0 DP: 1 HBP: 1			WP: 0 PB: 0 SB: 2 CS: 1	PA: 35		

PITCHER		IP	WLS	BF	H	R	ER	SO	BB	IBB	HBP	BLK	WP	HR	S	P	ERA	WHIP
Wilbur Wood, L ERA: 4.27	(1, 1)	4.1		21	8	4	4	3	2	0	0	0	0	1	25	33	8.31	2.308
Jim Willoughby, R ERA: 3.18	(5, 1)	3.2	L	14	2	1	1	0	0	0	1	0	0	0	13	14	2.46	0.545

PITCHER	IP	WLS	BF	H	R	ER	SO	BB	IBB	HBP	BLK	WP	HR	S	P	ERA	WHIP

Batter	1	2	3	4	5	6	7	8	9	AB	R	H	RBI	BB	SO	LOB
Ralph Garr, L (1, 7) OBP: 0.321, SLG: 0.385	G3		F9			G6-3, 1B			1B	4	0	2	0	0	0	1
Don Kessinger, S (1, 6) OBP: 0.333, SLG: 0.314	F5			4-3		G6-3, 1-2f			F7	4	0	0	0	0	0	2
Jorge Orta, L (1, 4) OBP: 0.297, SLG: 0.408	4-3			BBBB, 2B, SF9, BB		F5			F6	3	1	0	0	1	0	1
Ron Blomberg, L (1, 10) OBP: 0.246, SLG: 0.359		F8		1-3, 2B			F7		F7	4	0	1	0	0	0	1
Lamar Johnson, R (1, 3) OBP: 0.305, SLG: 0.382		5-3		SF9, 3-H			F5			2	0	0	1	0	0	0
Bob Molinaro, L (1, 9) OBP: 0.368, SLG: 0.391		F8		F8			F6			3	0	0	0	0	0	1
Henry Cruz, L (1, 8) OBP: 0.257, SLG: 0.387			4-3		1-3			4-3		3	0	0	0	0	0	0
Eric Soderholm, R (1, 5) OBP: 0.252, SLG: 0.320			SSS, K		F2			F9		3	0	0	0	0	1	0
Bill Nahorodny, R (1, 2) OBP: 0.337, SLG: 0.385			1B		4-3			SSS, K		3	0	1	0	0	1	0
Inning Stats	R: 0 E: 0 K: 0 S: 3 H: 0 LOB: 0 BB: 0 P: 3	R: 0 E: 0 K: 0 S: 3 H: 0 LOB: 0 BB: 0 P: 3	R: 0 E: 0 K: 1 S: 6 H: 1 LOB: 1 BB: 0 P: 6	R: 1 E: 0 K: 0 S: 4 H: 1 LOB: 1 BB: 1 P: 8	R: 0 E: 0 K: 0 S: 3 H: 0 LOB: 0 BB: 0 P: 3	R: 0 E: 0 K: 0 S: 3 H: 1 LOB: 0 BB: 0 P: 3	R: 0 E: 0 K: 0 S: 3 H: 0 LOB: 0 BB: 0 P: 3	R: 0 E: 0 K: 1 S: 5 H: 0 LOB: 0 BB: 0 P: 5	R: 0 E: 0 K: 0 S: 4 H: 1 LOB: 1 BB: 0 P: 4	1B: 3 2B: 1 3B: 0 HR: 0	SF: 1 SAC: 0 DP: 1 HBP: 0						

TOP

Chicago White Sox @ California Angels

Anaheim Stadium, Anaheim, CA

Wed May 24 1978, 10:05 PM EDT

Att. 14,396 - Unknown

livebaseballscorecards.com

AB	29
R	1
H	4
RBI	1
BB	1
SO	2
LOB	6

PITCHER	IP	WLS	BF	H	R	ER	SO	BB	IBB	HBP	BLK	WP	HR	S	P	ERA	WHIP
Chris Knapp, R (1, 1) ERA: 3.03	9.0	W	31	4	1	1	2	1	0	0	0	0	0	34	38	1.00	0.556

PITCHER	IP	WLS	BF	H	R	ER	SO	BB	IBB	HBP	BLK	WP	HR	S	P	ERA	WHIP

Batter	1	2	3	4	5	6	7	8	9	AB	R	H	RBI	BB	SO	LOB
Bobby Grich, R (1, 4) OBP: 0.335, SLG: 0.300	HR		F8 1-2	6-3			L3-6 2-3			4	1	1	1	0	0	2
Dave Chalk, R (1, 6) OBP: 0.385, SLG: 0.331	F8		6-3 1B 2-H 1B		F7		1B			4	1	2	1	0	0	0
Merv Rettenmund, R (1, 10) OBP: 0.422, SLG: 0.526 Tony Solaita, L (8, PH) OBP: 0.292, SLG: 0.286	K		6-3 2-3		6-3			K		3 1	0 0	0 0	0 0	0 0	1 1	1 0
Ron Jackson, R (1, 3) OBP: 0.420, SLG: 0.516	K		BB HBP 1B 3-H		2B			F8		4	0	2	1	0	1	0
Don Baylor, R (1, 7) OBP: 0.388, SLG: 0.584		HR	1-0 BB 1-2 HBP		F8			4-3		3	1	1	1	0	0	1
Lyman Bostock, L (1, 8) OBP: 0.276, SLG: 0.307		F5	4-0 FC6-4 1-2 2-3 BB			G3				2	0	0	0	1	0	0
Carney Lansford, R (1, 5) OBP: 0.330, SLG: 0.427		K	FC6-4 1-2f			4-0 CS BB				2	0	0	0	1	1	3
Brian Downing, R (1, 2) OBP: 0.446, SLG: 0.357		K		CS 1B		F9 1-2				3	0	1	0	0	1	1
Rick Miller, L (1, 9) OBP: 0.342, SLG: 0.303			4-0 F8 1B BB	0-3 K 1-2			L3-6 2B			2	1	1	0	1	1	1
Inning Stats	R: 1 E: 0 K: 2 S: 8 H: 1 LOB: 0 BB: 0 P: 8	R: 1 E: 0 K: 2 S: 8 H: 1 LOB: 0 BB: 0 P: 8	R: 2 E: 0 K: 0 S: 5 H: 2 LOB: 3 BB: 2 P: 14	R: 0 E: 0 K: 1 S: 5 H: 1 LOB: 0 BB: 0 P: 5	R: 0 E: 0 K: 0 S: 4 H: 1 LOB: 1 BB: 0 P: 4	R: 0 E: 0 K: 0 S: 2 H: 0 LOB: 0 BB: 1 P: 6	R: 0 E: 0 K: 0 S: 3 H: 2 LOB: 1 BB: 0 P: 3	R: 0 E: 0 K: 1 S: 5 H: 0 LOB: 0 BB: 0 P: 5		1B: 4 2B: 3 3B: 0 HR: 2	SF: 0 SAC: 0 DP: 1 HBP: 1				WP: 0 PB: 0 SB: 0 CS: 2	PA: 32	

PITCHER		IP	WLS	BF	H	R	ER	SO	BB	IBB	HBP	BLK	WP	HR	S	P	ERA	WHIP
Ken Kravec, L ERA: 6.23	(1, 1)	2.2	L	13	4	4	4	4	1	0	0	0	0	2	20	24	13.50	1.875
Lerrin LaGrow, R ERA: 3.2	(3, 1)	5.1		19	4	0	0	2	2	0	1	0	0	0	20	29	0.00	1.125

PITCHER	IP	WLS	BF	H	R	ER	SO	BB	IBB	HBP	BLK	WP	HR	S	P	ERA	WHIP

BOTTOM

Chicago White Sox @ California Angels

Anaheim Stadium, Anaheim, CA

Wed May 24 1978, 10:05 PM EDT

Att. 14,396 - Unknown

livebaseballscorecards.com

AB	28
R	4
H	8
RBI	4
BB	3
SO	6
LOB	9

Batter	1	2	3	4	5	6	7	8	9	AB	R	H	RBI	BB	SO	LOB
Junior Moore, R (1, 7) OBP: 0.345, SLG: 0.308	B B B B 4-0 FC6-4 BB		x 0-0 ③ F8			x 0-0 FC4-6 1B		x 0-0 ② F9		3	0	1	0	1	0	1
Don Kessinger, S (1, 6) OBP: 0.322, SLG: 0.302	x 0-0 ① F7			x 0-0 ① F5		x 0-0 ③ FC4-6 1-2f		x 0-0 ③ F4		4	0	0	0	0	0	3
Jorge Orta, L (1, 4) OBP: 0.296, SLG: 0.404	x 0-0 ② FC6-4 FC4-6 1-2f			x 0-0 ② F8			x 0-0 1B 1B		x 0-0 ① F8	4	0	1	0	0	0	1
Wayne Nordhagen, R (1, 9) OBP: 0.253, SLG: 0.425	x 0-0 ③ FC4-6 1-2f			x 0-0 ③ F8			S S S 0-3 ① K		x 0-0 ② F3	4	0	0	0	0	1	2
Chet Lemon, R (1, 8) OBP: 0.339, SLG: 0.448 Alan Bannister, R (5, 8) OBP: 0.100, SLG: 0.100		x 0-0 ① L5			S S S 0-3 ① K		x 0-0 1-2 1B		x 0-0 ③ F9	2 2	0 0	0 1	0 0	0 0	1 0	0 0
Lamar Johnson, R (1, 3) OBP: 0.299, SLG: 0.374		x 0-0 ② F7			S S S 0-3 ② K		x 0-0 ② L5			3	0	0	0	0	1	2
Eric Soderholm, R (1, 5) OBP: 0.246, SLG: 0.312		x 0-0 ③ F7			x 0-0 ③ F8		x 0-0 ③ F9			3	0	0	0	0	0	2
Larry Johnson, R (1, 10) OBP: 0.222, SLG: 0.125			S S S 0-3 ① K			x 0-0 ① F8		x 0-0 1B		3	0	1	0	0	1	0
Bill Nahorodny, R (1, 2) OBP: 0.327, SLG: 0.372			x 0-0 ② 5-3			x 0-0 ② 6-3		x 0-0 ① F7		3	0	0	0	0	0	1
Inning Stats	R: 0 H: 0 E: 0 LOB: 1 K: 0 BB: 1 S: 3 P: 7	R: 0 H: 0 E: 0 LOB: 0 K: 0 BB: 0 S: 3 P: 3	R: 0 H: 0 E: 0 LOB: 0 K: 1 BB: 0 S: 5 P: 5	R: 0 H: 0 E: 0 LOB: 0 K: 0 BB: 0 S: 3 P: 3	R: 0 H: 0 E: 0 LOB: 0 K: 2 BB: 0 S: 7 P: 7	R: 0 H: 1 E: 0 LOB: 1 K: 0 BB: 0 S: 4 P: 4	R: 0 H: 2 E: 0 LOB: 2 K: 1 BB: 0 S: 7 P: 7	R: 0 H: 1 E: 0 LOB: 1 K: 0 BB: 0 S: 4 P: 4	R: 0 H: 0 E: 0 LOB: 0 K: 0 BB: 0 S: 3 P: 3	1B: 4 SF: 0 2B: 0 SAC: 0 3B: 0 DP: 0 HR: 0 HBP: 0						

PITCHER	IP	WLS	BF	H	R	ER	SO	BB	IBB	HBP	BLK	WP	HR	S	P	ERA	WHIP
Frank Tanana, L (1, 1) ERA: 2.49	9.0	W	32	4	0	0	4	1	0	0	0	0	0	39	43	0.00	0.556

PITCHER	IP	WLS	BF	H	R	ER	SO	BB	IBB	HBP	BLK	WP	HR	S	P	ERA	WHIP

TOP

Chicago White Sox @ California Angels

Anaheim Stadium, Anaheim, CA

Thu May 25 1978, 10:05 PM EDT

Att. 15,910 - Unknown

livebaseballscorecards.com

AB	31
R	0
H	4
RBI	0
BB	1
SO	4
LOB	12

BOTTOM

Chicago White Sox @ California Angels

Anaheim Stadium, Anaheim, CA

Thu May 25 1978, 10:05 PM EDT

Att. 15,910 - Unknown

livebaseballscorecards.com

Batter	1	2	3	4	5	6	7	8	9	AB	R	H	RBI	BB	SO	LOB
Bobby Grich, R (1, 4) OBP: 0.337, SLG: 0.319	HBP 2B HBP	K		HR		FC5-4 FC9-6		K		4	2	1	1	0	2	1
Dave Chalk, R (1, 6) OBP: 0.396, SLG: 0.333	1-2 2B HBP	G3-6-3 1B		BB G3-6-3		FC9-6 HBP				2	1	1	0	1	0	1
Ron Fairly, L (1, 3) OBP: 0.360, SLG: 0.485	1-H 2-H 1B 2B	G3-6-3		G3-6-3		1-2 HBP				3	1	1	2	0	0	2
Tony Solaita, L (1, 10) OBP: 0.288, SLG: 0.267	BB 1B 1B		K	K		F4				3	1	0	0	1	2	2
Don Baylor, R (1, 7) OBP: 0.385, SLG: 0.574	F7	1B			F8		K			4	0	1	0	0	1	2
Lyman Bostock, L (1, 8) OBP: 0.282, SLG: 0.319	1-2 2-H 1B	1B 1B 2B			6-3		4-3			4	1	2	1	0	0	0
Carney Lansford, R (1, 5) OBP: 0.337, SLG: 0.424	F4	2-3 1B			BB		4-3			3	0	1	0	1	0	2
Rick Miller, L (1, 9) OBP: 0.353, SLG: 0.317	1-2 2-H 1B	1-2 3-H 1B			G3			G4-6-3 1B		4	0	3	2	0	0	1
Terry Humphrey, R (1, 2) OBP: 0.275, SLG: 0.311	6-3	F7				FC5-4 1B		G4-6-3 1-2f		4	0	1	0	0	0	5
Inning Stats	R: 4 E: 0 K: 0 S: 6 / H: 3 LOB: 2 BB: 1 P: 12	R: 0 E: 0 K: 1 S: 5 / H: 1 LOB: 0 BB: 0 P: 5	R: 1 E: 0 K: 1 S: 8 / H: 4 LOB: 2 BB: 0 P: 8	R: 1 E: 0 K: 1 S: 5 / H: 1 LOB: 0 BB: 1 P: 9	R: 0 E: 0 K: 0 S: 3 / H: 0 LOB: 1 BB: 1 P: 7	R: 0 E: 0 K: 0 S: 4 / H: 1 LOB: 2 BB: 0 P: 5	R: 0 E: 0 K: 1 S: 5 / H: 0 LOB: 0 BB: 0 P: 5	R: 0 E: 0 K: 1 S: 5 / H: 1 LOB: 0 BB: 0 P: 5		1B: 8 2B: 2 3B: 0 HR: 1 / SF: 0 SAC: 0 DP: 3 HBP: 3						

	AB	31
	R	6
	H	11
	RBI	6
	BB	3
	SO	5
	LOB	16

WP: 0 PB: 0 SB: 0 CS: 0 PA: 37

PITCHER		IP	WLS	BF	H	R	ER	SO	BB	IBB	HBP	BLK	WP	HR	S	P	ERA	WHIP
Ron Schueler, R ERA: 5.6	(1, 1)	0.1	L	6	2	4	4	0	1	0	2	0	0	0	3	9	108.00	9.000
Pablo Torrealba, L ERA: 4.66	(1, 1)	5.2		25	8	2	2	3	2	0	1	0	0	1	28	37	3.18	1.765
Francisco Barrios, R ERA: 5.73	(7, 1)	2.0		6	1	0	0	2	0	0	0	0	0	0	10	10	0.00	0.500

PITCHER	IP	WLS	BF	H	R	ER	SO	BB	IBB	HBP	BLK	WP	HR	S	P	ERA	WHIP

Batter	1	2	3	4	5	6	7	8	9	AB	R	H	RBI	BB	SO	LOB
Paul Molitor, R (1, 4) OBP: 0.325, SLG: 0.410	6-3		1-3		L8	5-3		L5		5	0	0	0	0	0	2
Cecil Cooper, L (1, 3) OBP: 0.357, SLG: 0.529	K		F5		HR, BB	F9			K	4	1	0	0	1	2	1
Sal Bando, R (1, 5) OBP: 0.385, SLG: 0.430	1B			F8	HR		F9		6-3	5	1	2	3	0	0	0
Ben Oglivie, L (1, 7) OBP: 0.307, SLG: 0.440	F7			K	1-3		HR		K	5	1	1	1	0	2	1
Sixto Lezcano, R (1, 9) OBP: 0.398, SLG: 0.626		6-3		2B, 1B	1B, 1B		BB			3	1	2	0	1	0	0
Dave May, L (1, 10) OBP: 0.444, SLG: 0.429		HBP		1-H, 2B	1-3, 1B		F8			1	0	1	1	0	0	0
Don Money, R (5, PH) OBP: 0.357, SLG: 0.411										2	0	1	0	0	0	1
Gorman Thomas, R (1, 8) OBP: 0.373, SLG: 0.480		K		BB	F4		L6, 1-3			3	0	0	0	1	1	4
Robin Yount, R (1, 6) OBP: 0.341, SLG: 0.359		K		F8		SH1, 1B			F9	4	0	1	0	0	1	3
Buck Martinez, R (1, 2) OBP: 0.241, SLG: 0.286			K		BB, HR, 1B	SH1, 1-2			6-3	2	1	1	0	0	1	0
Jim Gantner, L (8, PH) OBP: 0.241, SLG: 0.379										1	0	0	0	0	0	0
Charlie Moore, R (8, 2) OBP: 0.356, SLG: 0.439										0	0	0	0	0	0	0
Inning Stats	R: 0 E: 0 K: 1 S: 6 H: 1 LOB: 1 BB: 0 P: 6	R: 0 E: 0 K: 2 S: 7 H: 0 LOB: 1 BB: 0 P: 8	R: 0 E: 0 K: 1 S: 5 H: 0 LOB: 0 BB: 0 P: 5	R: 1 E: 0 K: 1 S: 7 H: 2 LOB: 2 BB: 1 P: 11	R: 3 E: 0 K: 0 S: 7 H: 4 LOB: 2 BB: 1 P: 11	R: 0 E: 0 K: 0 S: 4 H: 1 LOB: 1 BB: 0 P: 4	R: 1 E: 0 K: 0 S: 4 H: 1 LOB: 1 BB: 1 P: 8	R: 0 E: 0 K: 0 S: 3 H: 0 LOB: 0 BB: 0 P: 3	R: 0 E: 0 K: 2 S: 7 H: 0 LOB: 0 BB: 0 P: 7	1B: 6 2B: 1 3B: 0 HR: 2 SF: 0 SAC: 1 DP: 0 HBP: 1						

PITCHER	IP	WLS	BF	H	R	ER	SO	BB	IBB	HBP	BLK	WP	HR	S	P	ERA	WHIP
Don Aase, R (1, 1) ERA: 4.7	4.2		23	6	4	4	5	2	0	1	0	0	1	30	39	7.71	1.714
Ken Brett, L (5, 1) ERA: 6.21	1.2		9	3	1	1	0	1	0	0	0	0	1	8	12	5.40	2.400
Paul Hartzell, R (7, 1) ERA: 3.23	2.2	W	8	0	0	0	2	0	0	0	0	0	0	12	12	0.00	0.000

PITCHER	IP	WLS	BF	H	R	ER	SO	BB	IBB	HBP	BLK	WP	HR	S	P	ERA	WHIP

TOP

Milwaukee Brewers @ California Angels

Anaheim Stadium, Anaheim, CA

Fri May 26 1978, 10:05 PM EDT

Att. 19,277 - Unknown

livebaseballscorecards.com

AB	35
R	5
H	9
RBI	5
BB	3
SO	7
LOB	12

1B: 6	SF: 0	WP: 0	PA: 40
2B: 1	SAC: 1	PB: 0	
3B: 0	DP: 0	SB: 1	
HR: 2	HBP: 1	CS: 0	

BOTTOM

Milwaukee Brewers @ California Angels

Anaheim Stadium, Anaheim, CA

Fri May 26 1978, 10:05 PM EDT

Att. 19,277 - Unknown

livebaseballscorecards.com

Batter	1	2	3	4	5	6	7	8	9	AB	R	H	RBI	BB	SO	LOB
Bobby Grich, R (1, 4) OBP: 0.339, SLG: 0.322	BB 1B 1B	F3			1B FC6-4 4-3 1B	CS 1-2	K	F8		5	2	2	0	0	1	2
Dave Chalk, R (1, 6) OBP: 0.385, SLG: 0.323	F9	6-3			4-3 1-2		5-3			4	0	0	0	0	0	2
Merv Rettenmund, R (1, 10) OBP: 0.449, SLG: 0.525 Rance Mulliniks, L (7, PR) OBP: 0.217, SLG: 0.189	1B 1-2 SF8 BB	5-3			FC6-4 2-3 1B		1B 1B BB			2 0	1 1	1 0	0 0	2 0	0 0	0 0
Ron Jackson, R (1, 3) OBP: 0.417, SLG: 0.511 Tony Solaita, L (7, PH) OBP: 0.302, SLG: 0.283 (8, 3)	BB BB BB 1-3 2-H 1B		1-3		FC6-4 1-2f 3-H		1-H 1B			3 1	1 0	1 1	2 1	0 0	0 0	1 0
Don Baylor, R (1, 7) OBP: 0.376, SLG: 0.563	SF8 3-H		F7		F3		F9			3	0	0	1	0	0	3
Lyman Bostock, L (1, 8) OBP: 0.288, SLG: 0.340 Terry Humphrey, R (9, 2) OBP: 0.275, SLG: 0.311	BB BB 1-2 BB		4-3			HR		F8		3 0	1 0	1 0	1 0	1 0	0 0	0 0
Carney Lansford, R (1, 5) OBP: 0.333, SLG: 0.411	BB 1-2 2-3 BB			1-3		F9		F8		3	0	0	0	1	0	0
Brian Downing, R (1, 2) OBP: 0.442, SLG: 0.345 Ken Landreaux, L (8, PH) OBP: 0.226, SLG: 0.255 (9, 8)	FC6-4 1-2 2-3 3-H BB			5-3		F7		1B 1B		2 1	0 0	0 1	1 0	1 0	0 0	0 0
Rick Miller, L (1, 9) OBP: 0.351, SLG: 0.315	FC6-4 1-2f			4-3		E6 CS		1-2 1B		4	0	1	0	0	0	3
Inning Stats	R: 3 E: 0 K: 0 S: 5 H: 2 LOB: 3 BB: 4 P: 21	R: 0 E: 0 K: 0 S: 3 H: 0 LOB: 0 BB: 0 P: 3	R: 0 E: 0 K: 0 S: 3 H: 0 LOB: 0 BB: 0 P: 3	R: 0 E: 0 K: 0 S: 3 H: 0 LOB: 0 BB: 0 P: 3	R: 1 E: 0 K: 0 S: 5 H: 2 LOB: 1 BB: 0 P: 5	R: 1 E: 1 K: 0 S: 4 H: 1 LOB: 0 BB: 0 P: 4	R: 1 E: 0 K: 1 S: 6 H: 1 LOB: 2 BB: 1 P: 10	R: 0 E: 0 K: 0 S: 5 H: 2 LOB: 2 BB: 0 P: 5		1B: 7 2B: 0 3B: 0 HR: 1 SF: 1 SAC: 0 DP: 0 HBP: 0						

	AB	31
	R	6
	H	8
	RBI	6
	BB	5
	SO	1
	LOB	11

WP: 0 PB: 0 SB: 0 CS: 1 PA: 38

PITCHER		IP	WLS	BF	H	R	ER	SO	BB	IBB	HBP	BLK	WP	HR	S	P	ERA	WHIP
Bill Travers, L ERA: 7.9	(1, 1)	5.2		27	5	5	5	0	4	0	0	0	0	1	23	39	7.94	1.588
Eduardo Rodriguez, R ERA: 3.45	(6, 1)	2.1	L	10	3	1	1	1	1	0	0	0	0	0	11	15	3.86	1.714

PITCHER	IP	WLS	BF	H	R	ER	SO	BB	IBB	HBP	BLK	WP	HR	S	P	ERA	WHIP

Batter	1	2	3	4	5	6	7	8	9	AB	R	H	RBI	BB	SO	LOB
Jim Gantner, L (1, 4) OBP: 0.212, SLG: 0.333	F9	F6		K	3-1		F5	4	0	0	0	0	1	1
Lenn Sakata, R (6, 4) OBP: 0.257, SLG: 0.197										1	0	0	0	0	0	0
Robin Yount, R (1, 6) OBP: 0.348, SLG: 0.364	1-3		1B; SF7; 1B	E3; L9-3			F8		1B; 1B	5	1	2	0	0	0	0
Cecil Cooper, L (1, 3) OBP: 0.370, SLG: 0.534	1B; 1B; BB		FC1; SF7; 1-3; BB; 1B	L9-3; 1-2			FC6-4; 1B		1-3; 1B	4	2	3	0	1	0	1
Sal Bando, R (1, 5) OBP: 0.379, SLG: 0.425	1B; 1-3; 1B		SF7; 1-2; 3-H		6-3		FC6-4; 1-2f		K	4	0	1	1	0	1	3
Ben Oglivie, L (1, 7) OBP: 0.321, SLG: 0.471	1-2; 3-H; 1B		BB; E; BB		HR		G3			3	1	2	2	1	0	1
Sixto Lezcano, R (1, 9) OBP: 0.386, SLG: 0.604	F4		FC1; BB; 1-2; 2-3		K			F7		4	0	0	0	0	1	4
Dave May, L (1, 8) OBP: 0.333, SLG: 0.300		G3	F5		6-3			F5		3	0	0	0	0	0	3
Gorman Thomas, R (7, 8) OBP: 0.370, SLG: 0.476										1	0	0	0	0	0	0
Don Money, R (1, 10) OBP: 0.352, SLG: 0.395		F6	BB; 1-2; 2-3; 3-H			F6		K		3	0	0	1	1	1	0
Buck Martinez, R (1, 2) OBP: 0.241, SLG: 0.284		1B	F7			F3			F8	4	0	1	0	0	0	3
Inning Stats	R: 1 E: 0 K: 0 S: 5 H: 2 LOB: 2 BB: 1 P: 9	R: 0 E: 0 K: 0 S: 4 H: 1 LOB: 1 BB: 0 P: 4	R: 2 E: 1 K: 0 S: 6 H: 2 LOB: 3 BB: 2 P: 14	R: 0 E: 1 K: 1 S: 5 H: 0 LOB: 0 BB: 0 P: 5	R: 1 E: 0 K: 1 S: 6 H: 1 LOB: 0 BB: 0 P: 6	R: 0 E: 0 K: 0 S: 3 H: 0 LOB: 0 BB: 0 P: 3	R: 0 E: 0 K: 0 S: 4 H: 1 LOB: 1 BB: 0 P: 4	R: 0 E: 0 K: 1 S: 5 H: 0 LOB: 0 BB: 0 P: 5	R: 0 E: 0 K: 1 S: 7 H: 2 LOB: 2 BB: 0 P: 7	1B: 8 2B: 1 3B: 0 HR: 1 SF: 1 SAC: 0 DP: 1 HBP: 0	WP: 0 PB: 0 SB: 0 CS: 0 PA: 40					

PITCHER	IP	WLS	BF	H	R	ER	SO	BB	IBB	HBP	BLK	WP	HR	S	P	ERA	WHIP
Tom Griffin, R (1, 1) ERA: 5.4	2.2	L	17	5	3	2	0	3	0	0	0	0	0	14	26	6.75	3.000
Dyar Miller, R (3, 1) ERA: 3.05	6.1		23	4	1	1	4	0	0	0	0	0	1	31	31	1.42	0.632

PITCHER	IP	WLS	BF	H	R	ER	SO	BB	IBB	HBP	BLK	WP	HR	S	P	ERA	WHIP

TOP

Milwaukee Brewers @ California Angels

Anaheim Stadium, Anaheim, CA

Sat May 27 1978, 10:05 PM EDT

Att. 29,097 - Unknown

livebaseballscorecards.com

AB	36
R	4
H	9
RBI	4
BB	3
SO	4
LOB	16

Batter	1	2	3	4	5	6	7	8	9	AB	R	H	RBI	BB	SO	LOB
Bobby Grich, R (1, 4) OBP: 0.337, SLG: 0.320	0-0 1B G3 1B		0-0 5-3 ①		S S S 0-3 K ③ 3-H		0-0 FC5 ③ 2-3f			4	0	1	0	0	1	2
Dave Chalk, R (1, 6) OBP: 0.374, SLG: 0.313	0-0 G3 ① 1-2		0-0 4-3 ②			0-0 1-3 ①		0-0 6-3 ①		4	0	0	0	0	0	1
Lyman Bostock, L (1, 10) OBP: 0.287, SLG: 0.338	0-0 FC6-4 2-3 1B		0-0 F7 ③			0-0 F7 ②		0-0 F7 ②		4	0	1	0	0	0	0
Ron Fairly, L (1, 3) OBP: 0.342, SLG: 0.458	0-0 F5 ②			0-0 F8 ①		0-0 3-1 ③		0-0 F8 ③		4	0	0	0	0	0	2
Don Baylor, R (1, 7) OBP: 0.367, SLG: 0.547	0-0 FC6-4 ③ 1-2f			0-0 F3 ②			0-0 6-3 ①		0-0 4-3 ①	4	0	0	0	0	0	2
Ken Landreaux, L (1, 8) OBP: 0.263, SLG: 0.291		0-0 FC6-4 1B		0-0 6-3 ③			0-0 1B WP 1B		0-0 FC6-4 1B	4	1	3	0	0	0	0
Carney Lansford, R (1, 5) OBP: 0.339, SLG: 0.434		0-0 FC6-4 ① 1B 1-2f			0-0 WP 3B		0-0 FC5 WP 1-3 1B		S S S 0-3 K ②	4	1	2	0	0	1	2
Rick Miller, L (1, 9) OBP: 0.357, SLG: 0.318 Joe Rudi, R (9, PH) OBP: 0.265, SLG: 0.344		0-0 ② 1-3 1B			0-0 G3 ①		B B B B 4-0 1-2 3-H BB		0-0 FC6-4 ③ 1-2f	2 1	0 0	1 0	0 0	1 0	0 0	1 1
Terry Humphrey, R (1, 2) OBP: 0.268, SLG: 0.302 Merv Rettenmund, R (7, PH) OBP: 0.440, SLG: 0.512 Ike Hampton, S (8, 2) OBP: 0.429, SLG: 0.667		0-0 4-3 ③			0-0 F8 ②		0-0 F7 ②			2 1 0	0 0 0	0 0 0	0 0 0	0 0 0	0 0 0	2 2 0
Inning Stats	R: 0 H: 2 E: 0 LOB: 2 K: 0 BB: 0 S: 5 P: 5	R: 0 H: 2 E: 0 LOB: 1 K: 0 BB: 0 S: 4 P: 4	R: 0 H: 0 E: 0 LOB: 0 K: 0 BB: 0 S: 3 P: 3	R: 0 H: 0 E: 0 LOB: 0 K: 0 BB: 0 S: 3 P: 3	R: 1 H: 1 E: 0 LOB: 0 K: 1 BB: 0 S: 6 P: 6	R: 0 H: 0 E: 0 LOB: 0 K: 0 BB: 0 S: 3 P: 3	R: 1 H: 2 E: 0 LOB: 2 K: 0 BB: 1 S: 5 P: 9	R: 0 H: 0 E: 0 LOB: 0 K: 0 BB: 0 S: 3 P: 3	R: 0 H: 1 E: 0 LOB: 1 K: 1 BB: 0 S: 6 P: 6	1B: 7 2B: 0 3B: 1 HR: 0	SF: 0 SAC: 0 DP: 0 HBP: 0					

PITCHER	IP	WLS	BF	H	R	ER	SO	BB	IBB	HBP	BLK	WP	HR	S	P	ERA	WHIP
Lary Sorensen, R (1, 1) ERA: 3.59	9.0	W	35	8	2	2	2	1	0	0	0	2	0	38	42	2.00	1.000

PITCHER	IP	WLS	BF	H	R	ER	SO	BB	IBB	HBP	BLK	WP	HR	S	P	ERA	WHIP

BOTTOM

Milwaukee Brewers @ California Angels

Anaheim Stadium, Anaheim, CA

Sat May 27 1978, 10:05 PM EDT

Att. 29,097 - Unknown

livebaseballscorecards.com

AB	34
R	2
H	8
RBI	0
BB	1
SO	2
LOB	15

Milwaukee Brewers @ California Angels

Anaheim Stadium, Anaheim, CA

Sun May 28 1978, 6:33 AM EDT

Att. 21,869 - Unknown

TOP

livebaseballscorecards.com

Batter	1	2	3	4	5	6	7	8	9	AB	R	H	RBI	BB	SO	LOB
Paul Molitor, R (1, 4) OBP: 0.327, SLG: 0.405	BBBB 4-0 S BB		x 0-0 ② L9			x 0-0 ① 5-3	x 0-0 1B E 1B 1-3 2-H		x 0-0 ① F2	4	1	1	1	1	0	1
Robin Yount, R (1, 6) OBP: 0.353, SLG: 0.354	x 0-0 ① F9		x 0-0 ③ 5-3			BBBB 4-0 FC6-4 BB	x 0-0 E8 1B 1-H 3-H		x 0-0 ② F7	4	0	1	1	1	0	2
Cecil Cooper, L (1, 3) OBP: 0.371, SLG: 0.524	SSS 0-3 ② K 1-2			BBBB 4-0 CS BB		SSS 0-3 ② K	BBBB 4-0 BB		SSS 0-3 ③ K	3	0	0	0	2	3	3
Sal Bando, R (1, 5) OBP: 0.371, SLG: 0.413	x 0-0 ③ F8			x 0-0 ① ② F9 1-2		x 0-0 ③ FC6-4 1-2f	x 0-0 ③ F8			4	0	0	0	0	0	5
Ben Oglivie, L (1, 7) OBP: 0.326, SLG: 0.463		x 0-0 ① 3-1		SSS 0-3 ③ K			BBBB 4-0 BB 1B BB	BBBB 4-0 S SH3-4 E BB		2	2	0	0	2	1	0
Sixto Lezcano, R (1, 9) OBP: 0.392, SLG: 0.628		x 0-0 HR			BBBB 4-0 BB		SSS 0-3 ① K	x 0-0 ① SH3-4 1-2		2	1	1	1	1	1	1
Gorman Thomas, R (1, 8) OBP: 0.361, SLG: 0.462		SSS 0-3 ② K			SSS 0-3 ① K		x 0-0 ② F9	x 0-0 ② 5-3 2-H		4	0	0	0	0	2	2
Don Money, R (1, 10) Dave May, L (7, PR) OBP: 0.333, SLG: 0.300 Dick Davis, R (8, PH) OBP: 0.303, SLG: 0.317		x 0-0 ③ F8			SSS 0-3 ② K		BBBB 4-0 1B 1B BB 1-2	x 0-0 ③ F4		2 0 1	0 1 0	0 0 0	0 0 0	1 0 0	1 0 0	1 0 0
Charlie Moore, R (1, 2) OBP: 0.367, SLG: 0.444			x 0-0 ① 5-3		SSS 0-3 ③ K		x 0-0 1B 1B 1B 1-2 2-H		x 0-0 1B	4	1	2	1	0	1	1

Inning Stats	1	2	3	4	5	6	7	8	9
	R: 0 E: 0 K: 1 S: 5	H: 0 LOB: 1 BB: 1 P: 9	R: 1 E: 0 K: 1 S: 6	H: 1 LOB: 0 BB: 0 P: 6	R: 0 E: 0 K: 0 S: 3	H: 0 LOB: 0 BB: 0 P: 3	R: 0 E: 0 K: 1 S: 4	H: 0 LOB: 0 BB: 1 P: 8	R: 0 E: 0 K: 3 S: 9	H: 0 LOB: 1 BB: 1 P: 13	R: 0 E: 0 K: 1 S: 5	H: 0 LOB: 1 BB: 1 P: 9	R: 4 E: 1 K: 1 S: 8	H: 3 LOB: 2 BB: 3 P: 20	R: 1 E: 0 K: 0 S: 3	H: 0 LOB: 0 BB: 1 P: 7	R: 0 E: 0 K: 1 S: 6	H: 1 LOB: 1 BB: 0 P: 6

	1B: 4	SF: 0
	2B: 0	SAC: 1
	3B: 0	DP: 0
	HR: 1	HBP: 0

	WP: 0	PA: 39
	PB: 0	
	SB: 2	
	CS: 1	

	AB	30
	R	6
	H	5
	RBI	4
	BB	8
	SO	9
	LOB	16

PITCHER		IP	WLS	BF	H	R	ER	SO	BB	IBB	HBP	BLK	WP	HR	S	P	ERA	WHIP
Nolan Ryan, R ERA: 3.31	(1, 1)	6.2	L	27	2	4	4	8	6	0	0	0	0	1	37	61	5.40	1.200
Paul Hartzell, R ERA: 3.23	(7, 1)	0.0		2	2	1	0	0	0	0	0	0	0	0	2	2	∞	∞
Dave LaRoche, L ERA: 2.16	(7, 1)	1.1		6	0	1	0	0	2	0	0	0	0	0	4	12	0.00	1.500
Ken Brett, L ERA: 6.03	(9, 1)	1.0		4	1	0	0	1	0	0	0	0	0	0	6	6	0.00	1.000

PITCHER	IP	WLS	BF	H	R	ER	SO	BB	IBB	HBP	BLK	WP	HR	S	P	ERA	WHIP

Batter	1	2	3	4	5	6	7	8	9	AB	R	H	RBI	BB	SO	LOB
Ken Landreaux, L (1, 9) OBP: 0.267, SLG: 0.293	FC1-4 1B		F9		F4			K		3	0	1	0	0	0	0
Merv Rettenmund, R (8, PH) OBP: 0.431, SLG: 0.500 (9, 9)										1	0	0	0	0	1	0
Dave Chalk, R (1, 4) OBP: 0.373, SLG: 0.313	FC1-4 G6-3 1-2f		CS 1B		5-3			FC4-6 BB		3	0	1	0	0	0	1
Bobby Grich, R (8, PH) OBP: 0.341, SLG: 0.320 (9, 4)										0	0	0	0	1	0	0
Lyman Bostock, L (1, 8) OBP: 0.286, SLG: 0.331	G6-3 1-2f		S 1-2 BB			6-3		FC4-6 1-2f		3	0	0	0	1	0	2
Joe Rudi, R (1, 10) OBP: 0.264, SLG: 0.338		K	F9 1-2			1B		1-3		4	0	1	0	0	1	2
Don Baylor, R (1, 7) OBP: 0.370, SLG: 0.566		HR	1B			K			F5	4	1	2	1	0	1	1
Ron Fairly, L (1, 3) OBP: 0.329, SLG: 0.440		G3	K			F6			1B	3	0	0	0	0	1	1
Ron Jackson, R (9, PH) OBP: 0.423, SLG: 0.516										1	0	1	0	0	0	0
Carney Lansford, R (1, 5) OBP: 0.345, SLG: 0.461		HR	BB			F8			F7	3	1	1	1	1	0	1
Rance Mulliniks, L (1, 6) OBP: 0.221, SLG: 0.234		HR	4-3			6-3			F5	3	1	1	1	0	0	1
Brian Downing, R (9, PH) OBP: 0.436, SLG: 0.339										1	0	0	0	0	0	1
Terry Humphrey, R (1, 2) OBP: 0.260, SLG: 0.292		K			K	F8				2	0	0	0	0	2	0
Rick Miller, L (7, PH) OBP: 0.354, SLG: 0.316										1	0	0	0	0	0	0
Ike Hampton, S (8, 2) OBP: 0.429, SLG: 0.667										0	0	0	0	0	0	0
Inning Stats	R: 0 E: 0 K: 0 S: 3 H: 1 LOB: 0 BB: 0 P: 3	R: 3 E: 0 K: 2 S: 10 H: 3 LOB: 0 BB: 0 P: 10	R: 0 E: 0 K: 0 S: 3 H: 1 LOB: 1 BB: 1 P: 7	R: 0 E: 0 K: 1 S: 5 H: 1 LOB: 1 BB: 1 P: 9	R: 0 E: 0 K: 1 S: 5 H: 0 LOB: 0 BB: 0 P: 5	R: 0 E: 0 K: 1 S: 6 H: 1 LOB: 1 BB: 0 P: 6	R: 0 E: 0 K: 0 S: 3 H: 0 LOB: 0 BB: 0 P: 3	R: 0 E: 0 K: 1 S: 5 H: 0 LOB: 1 BB: 1 P: 9	R: 0 E: 0 K: 0 S: 4 H: 1 LOB: 1 BB: 0 P: 4	1B: 5 2B: 0 3B: 0 HR: 3 SF: 0 SAC: 0 DP: 1 HBP: 0							

PITCHER		IP	WLS	BF	H	R	ER	SO	BB	IBB	HBP	BLK	WP	HR	S	P	ERA	WHIP
Andy Replogle, R ERA: 3.93	(1, 1)	7.0	W	27	7	3	3	5	2	0	0	0	0	3	35	43	3.86	1.286
Bob McClure, L ERA: 4.35	(8, 1)	2.0	S	8	1	0	0	1	1	0	0	0	0	0	9	13	0.00	1.000

PITCHER	IP	WLS	BF	H	R	ER	SO	BB	IBB	HBP	BLK	WP	HR	S	P	ERA	WHIP

BOTTOM

Milwaukee Brewers @ California Angels

Anaheim Stadium, Anaheim, CA

Sun May 28 1978, 6:33 AM EDT

Att. 21,869 - Unknown

livebaseballscorecards.com

AB	32
R	3
H	8
RBI	3
BB	3
SO	6
LOB	10

Batter	1	2	3	4	5	6	7	8	9	AB	R	H	RBI	BB	SO	LOB
Bobby Grich, R (1, 4) OBP: 0.344, SLG: 0.316	F9		6-3		BB		BB			2	0	0	0	2	0	0
Lyman Bostock, L (1, 8) OBP: 0.279, SLG: 0.323	F8			F8	4-3		G3			4	0	0	0	0	0	4
Ron Jackson, R (1, 3) OBP: 0.444, SLG: 0.551	FC6-4 BB			FC5-4 1B		3B		G6-4-3 1B		3	0	3	0	1	0	0
Joe Rudi, R (1, 10) OBP: 0.250, SLG: 0.319	FC6-4 1-2f			F8		5-3		G6-4-3 1-2f		4	0	0	0	0	0	4
Don Baylor, R (1, 7) OBP: 0.368, SLG: 0.555		G6-4-3 BB		FC5-4 1-2f		2-3		5-3		3	0	0	0	1	0	2
Merv Rettenmund, R (1, 9) OBP: 0.418, SLG: 0.467		G6-4-3 1-2f			6-3	BB			5-3	3	0	0	0	1	0	1
Carney Lansford, R (1, 5) OBP: 0.350, SLG: 0.457		6-3			BB 1B BB	F8			FC3-6 BB	3	0	1	0	1	0	2
Brian Downing, R (1, 2) OBP: 0.430, SLG: 0.333			6-3		BB 1-2 BB		F4		FC3-6 1-2f	1	0	0	0	0	0	0
Terry Humphrey, R (4, 2) OBP: 0.263, SLG: 0.284										2	0	0	0	1	0	1
Rance Mulliniks, L (1, 6) OBP: 0.213, SLG: 0.225			F3		K		K		F9	3	0	0	0	0	2	2
Ike Hampton, S (9, PH) OBP: 0.375, SLG: 0.571										1	0	0	0	0	0	1
Inning Stats	R: 0 E: 0 K: 0 S: 3 H: 0 LOB: 1 BB: 1 P: 7	R: 0 E: 0 K: 0 S: 2 H: 0 LOB: 0 BB: 1 P: 6	R: 0 E: 0 K: 0 S: 3 H: 0 LOB: 0 BB: 0 P: 3	R: 0 E: 0 K: 0 S: 4 H: 1 LOB: 1 BB: 0 P: 4	R: 0 E: 0 K: 1 S: 6 H: 1 LOB: 3 BB: 2 P: 14	R: 0 E: 0 K: 0 S: 4 H: 1 LOB: 2 BB: 1 P: 8	R: 0 E: 0 K: 1 S: 5 H: 0 LOB: 1 BB: 1 P: 9	R: 0 E: 0 K: 0 S: 3 H: 1 LOB: 0 BB: 0 P: 3	R: 0 E: 0 K: 0 S: 3 H: 0 LOB: 1 BB: 1 P: 7	1B: 3 2B: 0 3B: 1 HR: 0 SF: 0 SAC: 0 DP: 2 HBP: 0						

PITCHER	IP	WLS	BF	H	R	ER	SO	BB	IBB	HBP	BLK	WP	HR	S	P	ERA	WHIP
Pablo Torrealba, L (1, 1) ERA: 3.55	9.0	W	36	4	0	0	2	7	0	0	0	0	0	33	61	0.00	1.222

PITCHER	IP	WLS	BF	H	R	ER	SO	BB	IBB	HBP	BLK	WP	HR	S	P	ERA	WHIP

TOP

California Angels @ Chicago White Sox

Comiskey Park, Chicago, IL

Mon May 29 1978, 4:33 AM EDT

Att. 15,411 - Unknown - 70 F

livebaseballscorecards.com

AB	29
R	0
H	4
RBI	0
BB	7
SO	2
LOB	17

WP: 0	PA: 36		
PB: 0			
SB: 0			
CS: 0			

Batter	1	2	3	4	5	6	7	8	9	AB	R	H	RBI	BB	SO	LOB
Thad Bosley, L (1, 8) OBP: 0.474, SLG: 0.647	HR		1B 2B 1-H	1B 2-H 3-H		K				4	2	3	4	0	1	0
Bob Molinaro, L (1, 9) OBP: 0.333, SLG: 0.350	F6		1B 2-H	1-3			F8			4	0	1	1	0	0	1
Ralph Garr, L (1, 7) OBP: 0.315, SLG: 0.353	F8		G4-3 BB		K		4-3			3	0	0	0	1	1	0
Jim Breazeale, L (1, 3) OBP: 0.364, SLG: 0.222	F9		G4-3 1-2f		G3		1B			3	0	0	0	0	0	1
Lamar Johnson, R (7, PH) (8, 3) OBP: 0.299, SLG: 0.383										1	0	1	0	0	0	0
Chet Lemon, R (1, 10) OBP: 0.355, SLG: 0.481		6-3		HR	3B 2B		5-3			4	2	2	1	0	0	1
Jorge Orta, L (1, 4) OBP: 0.298, SLG: 0.424		1B		F6	2-H 3B			F9		4	0	2	1	0	0	0
Bill Nahorodny, R (1, 2) OBP: 0.311, SLG: 0.370		F8	H FC1-6 HBP	1-3				F5		3	0	0	0	0	0	2
Don Kessinger, S (1, 6) OBP: 0.321, SLG: 0.298		F7		FC1-6 2B 1-2f 1B		5-3		1B		4	1	1	0	0	0	2
Greg Pryor, R (1, 5) OBP: 0.375, SLG: 0.395			2B 1B	1-3 1B 2B		K		F7		4	2	2	0	0	1	1
Inning Stats	R: 1 H: 1 E: 0 LOB: 0 K: 0 BB: 0 S: 4 P: 4	R: 0 H: 1 E: 0 LOB: 1 K: 0 BB: 0 S: 4 P: 4	R: 2 H: 3 E: 0 LOB: 0 K: 0 BB: 1 S: 4 P: 8	R: 3 H: 3 E: 0 LOB: 1 K: 0 BB: 0 S: 6 P: 7	R: 1 H: 2 E: 0 LOB: 1 K: 1 BB: 0 S: 7 P: 7	R: 0 H: 0 E: 0 LOB: 0 K: 2 BB: 0 S: 7 P: 7	R: 0 H: 1 E: 0 LOB: 1 K: 0 BB: 0 S: 4 P: 4	R: 0 H: 1 E: 0 LOB: 1 K: 0 BB: 0 S: 4 P: 4		1B: 6 SF: 0 2B: 3 SAC: 0 3B: 1 DP: 1 HR: 2 HBP: 1						

PITCHER		IP	WLS	BF	H	R	ER	SO	BB	IBB	HBP	BLK	WP	HR	S	P	ERA	WHIP
Chris Knapp, R ERA: 3.59	(1, 1)	3.1	L	16	6	5	5	0	1	0	1	0	0	2	14	19	13.50	2.100
Ken Brett, L ERA: 6.08	(4, 1)	2.2		12	4	2	2	3	0	0	0	0	0	0	18	18	6.75	1.500
Tom Griffin, R ERA: 4.35	(7, 1)	2.0		8	2	0	0	0	0	0	0	0	0	0	8	8	0.00	1.000

PITCHER	IP	WLS	BF	H	R	ER	SO	BB	IBB	HBP	BLK	WP	HR	S	P	ERA	WHIP

BOTTOM

California Angels @ Chicago White Sox

Comiskey Park, Chicago, IL

Mon May 29 1978, 4:33 AM EDT

Att. 15,411 - Unknown - 70 F

livebaseballscorecards.com

AB	34
R	7
H	12
RBI	7
BB	1
SO	3
LOB	8

Batter	1	2	3	4	5	6	7	8	9	AB	R	H	RBI	BB	SO	LOB
Bobby Grich, R (1, 4) OBP: 0.353, SLG: 0.323	SH1-3 1B		F9 1-2			G6-4-3 1B		BBB G4-6-3 BB		3	0	2	0	1	0	1
Rick Miller, L (1, 8) OBP: 0.350, SLG: 0.311 Brian Downing, R (8, PH) OBP: 0.430, SLG: 0.333 Lyman Bostock, L (8, PH) OBP: 0.277, SLG: 0.321 (8, 8)	SH1-3 1-2		L4 2-3			G6-4-3 1-2f		G4-6-3 1-2f		2 0 1	0 0 0	0 0 0	0 0 0	0 0 0	0 0 0	2 0 1
Ron Jackson, R (1, 3) OBP: 0.438, SLG: 0.539	5-3			F5			HBP 1B 1B	6-3		4	1	1	0	0	0	1
Joe Rudi, R (1, 10) OBP: 0.250, SLG: 0.315	5-3			G5-4-3 1B			K		K	4	0	1	0	0	2	2
Don Baylor, R (1, 7) OBP: 0.370, SLG: 0.551		FC6-4 1B		G5-4-3 1-2f			1B 1-2 HBP		5-3	3	0	1	0	0	0	1
Merv Rettenmund, R (1, 9) OBP: 0.397, SLG: 0.438 Tony Solaita, L (9, PH) OBP: 0.296, SLG: 0.277		FC6-4 1-2f			F8		F4		G3	3 1	0 0	0 0	0 0	0 0	0 0	3 0
Carney Lansford, R (1, 5) OBP: 0.350, SLG: 0.454		F4			F7		1-3 2-H 1B			3	0	1	1	0	0	1
Rance Mulliniks, L (1, 6) OBP: 0.207, SLG: 0.217		G3			F3		F8			3	0	0	0	0	0	3
Terry Humphrey, R (1, 2) OBP: 0.278, SLG: 0.343			L4 PB 1B			1-3		HR		3	1	2	1	0	0	0
Inning Stats	R: 0 H: 1 E: 0 LOB: 1 K: 0 BB: 0 S: 4 P: 4	R: 0 H: 1 E: 0 LOB: 1 K: 0 BB: 0 S: 4 P: 4	R: 0 H: 1 E: 0 LOB: 0 K: 0 BB: 0 S: 3 P: 3	R: 0 H: 1 E: 0 LOB: 0 K: 0 BB: 0 S: 3 P: 3	R: 0 H: 0 E: 0 LOB: 0 K: 0 BB: 0 S: 3 P: 3	R: 0 H: 1 E: 0 LOB: 0 K: 0 BB: 0 S: 3 P: 3	R: 1 H: 2 E: 0 LOB: 2 K: 1 BB: 0 S: 7 P: 8	R: 1 H: 1 E: 0 LOB: 0 K: 0 BB: 1 S: 3 P: 7	R: 0 H: 0 E: 0 LOB: 0 K: 1 BB: 0 S: 5 P: 5	1B: 7 SF: 0 2B: 1 SAC: 1 3B: 0 DP: 4 HR: 1 HBP: 1						

TOP

California Angels @ Chicago White Sox

Comiskey Park, Chicago, IL

Tue May 30 1978, 8:05 PM EDT

Att. 12,110 - Unknown - 80 F

livebaseballscorecards.com

AB	30
R	2
H	8
RBI	2
BB	1
SO	2
LOB	15

PITCHER		IP	WLS	BF	H	R	ER	SO	BB	IBB	HBP	BLK	WP	HR	S	P	ERA	WHIP
Wilbur Wood, L ERA: 3.98	(1, 1)	7.0	W	28	8	2	2	1	1	0	1	0	0	1	28	33	2.57	1.286
Jim Willoughby, R ERA: 3.0	(8, 1)	2.0	S	5	0	0	0	1	0	0	0	0	0	0	7	7	0.00	0.000

PITCHER	IP	WLS	BF	H	R	ER	SO	BB	IBB	HBP	BLK	WP	HR	S	P	ERA	WHIP

Batter	1	2	3	4	5	6	7	8	9	AB	R	H	RBI	BB	SO	LOB
Thad Bosley, L (1, 7) (6, 8) OBP: 0.417, SLG: 0.545	SSS 0-3 ① K		SSS 0-3 ① K	x 0-0 1-3 2-H 1B		x 0-0 ② 6-3		SSS 0-3 ② K		5	0	1	1	0	3	2
Alan Bannister, R (1, 10) OBP: 0.167, SLG: 0.278	x 0-0 2B		x 0-0 ② F7	x 0-0 ③ L4		x 0-0 ③ 6-3		x 0-0 1-3 3-H 1B		4	0	1	0	0	0	2
Jim Breazeale, L (8, PH) OBP: 0.417, SLG: 0.300										1	0	1	1	0	0	0
Chet Lemon, R (1, 8) OBP: 0.354, SLG: 0.500	SSS 0-3 ② K		x 0-0 HR		x 0-0 ① 6-3		x 0-0 ① F9	x 0-0 ③ F8		3	1	1	1	0	1	1
Ralph Garr, L (6, 7) OBP: 0.310, SLG: 0.347										2	0	0	0	0	0	2
Lamar Johnson, R (1, 3) OBP: 0.304, SLG: 0.405	x 0-0 ③ 4-3		x 0-0 HR		x 0-0 E7 WP 1B		x 0-0 1B			4	2	2	1	0	0	1
Wayne Nordhagen, R (1, 9) OBP: 0.261, SLG: 0.419		x 0-0 1B 2B	x 0-0 ③ L4		x 0-0 ② F7		x 0-0 ② F3			4	1	1	0	0	0	2
Bill Nahorodny, R (1, 2) OBP: 0.317, SLG: 0.375		x 0-0 ① 6-3		x 0-0 SH1-3 1B 1B	x 0-0 1-H 1B		x 0-0 ③ F7			4	1	2	1	0	0	2
Jorge Orta, L (1, 4) OBP: 0.309, SLG: 0.431		x 0-0 2-H 1B		x 0-0 ① SH1-3 1-2	B 4-0 BB			x 0-0 SH5-4 CS 1B 1B		2	1	2	1	1	0	0
Don Kessinger, S (1, 6) OBP: 0.314, SLG: 0.291		x 0-0 ② F5		x 0-0 ② 5-3	x 0-0 ③ F9			x 0-0 ① SH5-4 1-3		3	0	0	0	0	0	4
Greg Pryor, R (1, 5) OBP: 0.386, SLG: 0.390		x 0-0 ③ 4-3		H 1-0 1B HBP		x 0-0 ① 6-3		x 0-0 1B 1B		3	0	1	0	0	0	1
Inning Stats	R: 0 E: 0 K: 2 S: 8 H: 1 LOB: 1 BB: 0 P: 8	R: 1 E: 0 K: 0 S: 5 H: 2 LOB: 1 BB: 0 P: 5	R: 2 E: 0 K: 1 S: 7 H: 2 LOB: 0 BB: 0 P: 7	R: 1 E: 0 K: 0 S: 5 H: 2 LOB: 2 BB: 0 P: 6	R: 1 E: 1 K: 0 S: 5 H: 1 LOB: 2 BB: 1 P: 9	R: 0 E: 0 K: 0 S: 3 H: 0 LOB: 0 BB: 0 P: 3	R: 0 E: 0 K: 0 S: 4 H: 1 LOB: 1 BB: 0 P: 4	R: 1 E: 0 K: 1 S: 8 H: 3 LOB: 2 BB: 0 P: 8		1B: 8 2B: 2 3B: 0 HR: 2	SF: 0 SAC: 2 DP: 0 HBP: 1						

PITCHER		IP	WLS	BF	H	R	ER	SO	BB	IBB	HBP	BLK	WP	HR	S	P	ERA	WHIP
Frank Tanana, L ERA: 2.77	(1, 1)	4.2	L	25	8	5	4	3	1	0	1	0	1	2	29	34	7.71	1.929
Dyar Miller, R ERA: 2.66	(5, 1)	3.0		13	4	1	0	1	0	0	0	0	0	0	15	15	0.00	1.333
Paul Hartzell, R ERA: 3.19	(8, 1)	0.1		1	0	0	0	0	0	0	0	0	0	0	1	1	0.00	0.000

PITCHER	IP	WLS	BF	H	R	ER	SO	BB	IBB	HBP	BLK	WP	HR	S	P	ERA	WHIP

BOTTOM

California Angels @ Chicago White Sox

Comiskey Park, Chicago, IL

Tue May 30 1978, 8:05 PM EDT

Att. 12,110 - Unknown - 80 F

livebaseballscorecards.com

AB	35
R	6
H	12
RBI	6
BB	1
SO	4
LOB	17

WP: 1 PB: 0 SB: 0 CS: 1 PA: 39

Batter	1	2	3	4	5	6	7	8	9	AB	R	H	RBI	BB	SO	LOB
Lyman Bostock, L (1, 8) OBP: 0.271, SLG: 0.313	F8		FC3-6 1-2f 3-H		K			F8		4	0	0	1	0	1	3
Bobby Grich, R (1, 4) OBP: 0.345, SLG: 0.315	F8		K			F7		F3		4	0	0	0	0	1	1
Ken Landreaux, L (1, 9) OBP: 0.250, SLG: 0.274	F8			F4		4-3		F7		4	0	0	0	0	0	0
Ron Fairly, L (1, 3) OBP: 0.337, SLG: 0.474		F7		F4		HR			BB 1B BB	3	1	1	1	1	0	0
Don Baylor, R (1, 7) OBP: 0.368, SLG: 0.543		5-3		F6		F5			1-2 BB 1B	4	0	1	0	0	0	0
Joe Rudi, R (1, 10) OBP: 0.238, SLG: 0.299		K			K		F6		F4	4	0	0	0	0	2	2
Carney Lansford, R (1, 5) OBP: 0.354, SLG: 0.464			1B FC3-6 2B		WP 1B		5-3		F8	4	1	2	0	0	0	2
Rance Mulliniks, L (1, 6) OBP: 0.229, SLG: 0.224			2-3 FC3-6 1B		F8		BB		1-2 2-3 BB	2	0	1	0	2	0	1
Terry Humphrey, R (1, 2) OBP: 0.284, SLG: 0.338			F6		1-2 HBP		F5		F7	1	0	0	0	0	0	2
Ike Hampton, S (6, 2) OBP: 0.300, SLG: 0.444										2	0	0	0	0	0	4

TOP

California Angels @ Chicago White Sox

Comiskey Park, Chicago, IL

Wed May 31 1978, 8:05 PM EDT

Att. 12,828 - Unknown - 72 F

livebaseballscorecards.com

AB	32
R	2
H	5
RBI	2
BB	3
SO	4
LOB	15

Inning Stats	1	2	3	4	5	6	7	8	9
	R: 0 E: 0 K: 0 S: 3	H: 0 LOB: 0 BB: 0 P: 3	R: 0 E: 0 K: 1 S: 5	H: 0 LOB: 0 BB: 0 P: 5	R: 1 E: 0 K: 1 S: 7	H: 2 LOB: 1 BB: 0 P: 7	R: 0 E: 0 K: 0 S: 3	H: 0 LOB: 0 BB: 0 P: 3	R: 0 E: 0 K: 2 S: 8	H: 1 LOB: 2 BB: 0 P: 9	R: 1 E: 0 K: 0 S: 4	H: 1 LOB: 0 BB: 0 P: 4	R: 0 E: 0 K: 0 S: 3	H: 0 LOB: 1 BB: 1 P: 7	R: 0 E: 0 K: 0 S: 3	H: 0 LOB: 0 BB: 0 P: 3	R: 0 E: 0 K: 0 S: 4	H: 1 LOB: 3 BB: 2 P: 12

| | | | | | | | | | |

Batter	1	2	3	4	5	6	7	8	9	AB	R	H	RBI	BB	SO	LOB
Thad Bosley, L (1, 9) OBP: 0.448, SLG: 0.556	CS 1B		1B 1B		E1 1-H 1B	F6		6-3 3-H		5	3	3	0	0	0	2
Bob Molinaro, L (7, 9) OBP: 0.329, SLG: 0.346					E 2-3 1B					1	0	0	1	0	0	1
Ralph Garr, L (1, 7) OBP: 0.319, SLG: 0.354	4-3 1-2		1B 1-3 1B		E 1B 2B 3-H 1B		F9	1B 2-H 1B		6	2	3	2	0	0	1
Junior Moore, R (9, 7) OBP: 0.367, SLG: 0.333					E1 1-H 1B 3-H					0	0	0	0	0	0	0
Jorge Orta, L (1, 4) OBP: 0.326, SLG: 0.462	6-3		G3-6-3 1-3 3-H 1B		E 1-2 2B 1B		HR	1-3 1B		6	2	5	3	0	0	0
					2-H 1B											
Jim Breazeale, L (1, 3) OBP: 0.357, SLG: 0.250		F9	G3-6-3 1-2f		FC6 2B 1-2 2-3 2B		6-3			2	0	0	0	0	0	2
Lamar Johnson, R (5, PH) OBP: 0.298, SLG: 0.397 (6, 3)					F7					3	1	0	0	0	0	3
Chet Lemon, R (1, 8) OBP: 0.365, SLG: 0.533	BB	CS BB		F8	2B 1-3 2-H 3-H 2B	HR	HR			3	2	2	3	1	0	0
Henry Cruz, L (7, 8) OBP: 0.282, SLG: 0.471										1	1	1	1	0	0	0
Ron Blomberg, L (1, 10) OBP: 0.257, SLG: 0.377		1B 1-2 2B		F8	2B IBB	L6 SSS	K			2	0	1	0	0	0	0
Alan Bannister, R (5, PH) OBP: 0.190, SLG: 0.250										2	1	0	0	1	1	0
Bill Nahorodny, R (1, 2) OBP: 0.328, SLG: 0.388	BB	1B BB		F3	4-3 1-H 2-H 3-H 2B	F7		1-3 1B 6-3 1B		4	2	2	3	1	0	0
Don Kessinger, S (1, 6) OBP: 0.324, SLG: 0.303		1-2 2-H 1B			F7 4-3 2-3	BB 1B		1-3 1-2 1B 1B		5	1	3	0	0	0	1
Greg Pryor, R (1, 5) OBP: 0.408, SLG: 0.422			F8		E 1B 1B E 3-H 2B	BB 1-2		1-3 1-2 2-3		4	2	2	1	1	0	2
Inning Stats	R: 0 E: 0 K: 0 S: 3 H: 1 LOB: 0 BB: 0 P: 3	R: 0 E: 0 K: 0 S: 3 H: 2 LOB: 2 BB: 2 P: 11	R: 1 E: 0 K: 0 S: 5 H: 3 LOB: 1 BB: 0 P: 5	R: 0 E: 0 K: 0 S: 3 H: 0 LOB: 0 BB: 0 P: 3	R: 11 E: 3 K: 0 S: 14 H: 8 LOB: 1 BB: 1 P: 18	R: 1 E: 0 K: 0 S: 5 H: 2 LOB: 2 BB: 1 P: 9	R: 2 E: 0 K: 1 S: 7 H: 2 LOB: 0 BB: 0 P: 7	R: 2 E: 0 K: 0 S: 6 H: 4 LOB: 2 BB: 0 P: 6		1B: 15 2B: 4 3B: 0 HR: 3	SF: 0 SAC: 0 DP: 1 HBP: 0						

PITCHER		IP	WLS	BF	H	R	ER	SO	BB	IBB	HBP	BLK	WP	HR	S	P	ERA	WHIP
Don Aase, R ERA: 4.65	(1, 1)	4.1	L	20	8	4	3	0	2	0	0	0	0	0	18	26	6.23	2.308
Ken Brett, L ERA: 6.75	(5, 1)	0.1		7	4	5	2	0	0	1	0	0	0	0	6	10	54.00	12.000
Tom Griffin, R ERA: 4.76	(5, 1)	1.0		9	4	4	1	0	1	0	0	0	0	1	8	12	9.00	5.000
Paul Hartzell, R ERA: 3.62	(6, 1)	1.1		6	2	2	2	1	0	0	0	0	0	2	8	8	13.50	1.500
Dave LaRoche, L ERA: 2.77	(8, 1)	1.0		6	4	2	2	0	0	0	0	0	0	0	6	6	18.00	4.000

PITCHER	IP	WLS	BF	H	R	ER	SO	BB	IBB	HBP	BLK	WP	HR	S	P	ERA	WHIP

BOTTOM

California Angels @ Chicago White Sox

Comiskey Park, Chicago, IL

Wed May 31 1978, 8:05 PM EDT

Att. 12,828 - Unknown - 72 F

livebaseballscorecards.com

AB	44
R	17
H	22
RBI	14
BB	4
SO	1
LOB	12

1B: 15 SF: 0
2B: 4 SAC: 0
3B: 0 DP: 1
HR: 3 HBP: 0

WP: 0 PA: 48
PB: 0
SB: 0
CS: 2

Batter	1	2	3	4	5	6	7	8	9	AB	R	H	RBI	BB	SO	LOB
Rick Burleson, R (1, 6) OBP: 0.280, SLG: 0.335	F8	S, 2B 2-H		K	6-3				G5-3, 1B 1B	5	0	2	1	0	1	0
Jerry Remy, L (1, 4) OBP: 0.320, SLG: 0.346	K2-3	K 2-3		F7			E, S 1B		G5-3 1-2 1B	5	0	2	0	0	2	1
Jim Rice, R (1, 7) OBP: 0.389, SLG: 0.662	BB BB		E BB	K			K 1-3		G5-3 1-2 2-3f	3	0	0	0	2	2	3
Carl Yastrzemski, L (1, 3) OBP: 0.389, SLG: 0.384	BB 1-2		L4 1-3		F8		F3		IBB	3	0	0	0	2	0	2
Carlton Fisk, R (1, 2) OBP: 0.350, SLG: 0.393	F7		K		1B 3B		F7		P4	5	1	1	0	0	1	6
Fred Lynn, L (1, 8) OBP: 0.376, SLG: 0.476		1B SF9 BB	4-3		CS 3-H 1B			5-3 BB		2	1	1	1	2	0	1
Jack Brohamer, L (1, 10) OBP: 0.373, SLG: 0.424		E 1-3 2B 1B		BB HR BB	P6			P6		3	2	1	0	1	0	2
Dwight Evans, R (1, 9) OBP: 0.379, SLG: 0.529		F5		HR 1-2 BB	CS 1-2	F8		5-3 1-2		3	1	0	0	1	0	3
Butch Hobson, R (1, 5) OBP: 0.340, SLG: 0.475		SF9 1-2 3-H		HR 1-H 2-H		6-3		F2		3	1	1	4	0	0	1
Inning Stats	R: 0 E: 0 K: 1 S: 5 H: 0 LOB: 2 BB: 2 P: 13	R: 2 E: 1 K: 1 S: 7 H: 2 LOB: 1 BB: 1 P: 11	R: 0 E: 1 K: 1 S: 5 H: 0 LOB: 1 BB: 1 P: 9	R: 3 E: 0 K: 2 S: 8 H: 1 LOB: 0 BB: 2 P: 16	R: 1 E: 0 K: 0 S: 4 H: 2 LOB: 0 BB: 0 P: 4	R: 0 E: 0 K: 0 S: 3 H: 0 LOB: 0 BB: 0 P: 3	R: 0 E: 0 K: 1 S: 6 H: 1 LOB: 1 BB: 0 P: 6	R: 0 E: 0 K: 0 S: 3 H: 0 LOB: 1 BB: 1 P: 7	R: 0 E: 0 K: 0 S: 4 H: 2 LOB: 2 BB: 1 P: 8	1B: 5 2B: 1 3B: 1 HR: 1 SF: 1 SAC: 0 DP: 1 HBP: 0	WP: 0 PB: 0 SB: 2 CS: 1 PA: 42					

PITCHER	IP	WLS	BF	H	R	ER	SO	BB	IBB	HBP	BLK	WP	HR	S	P	ERA	WHIP
Nolan Ryan, R (1, 1) ERA: 3.66	4.1	L	24	5	6	5	5	6	0	0	0	0	1	28	52	10.38	2.538
Dyar Miller, R (5, 1) ERA: 2.22	4.2		17	3	0	0	1	1	1	0	0	0	0	17	25	0.00	0.857

PITCHER	IP	WLS	BF	H	R	ER	SO	BB	IBB	HBP	BLK	WP	HR	S	P	ERA	WHIP

TOP

Boston Red Sox @ California Angels

Anaheim Stadium, Anaheim, CA

Fri Jun 02 1978, 10:05 PM EDT

Att. 31,324 - Unknown

livebaseballscorecards.com

AB	32
R	6
H	8
RBI	6
BB	8
SO	6
LOB	19

Boston Red Sox @ California Angels

Anaheim Stadium, Anaheim, CA

Fri Jun 02 1978, 10:05 PM EDT

Att. 31,324 - Unknown

BOTTOM

Batter	1	2	3	4	5	6	7	8	9	AB	R	H	RBI	BB	SO	LOB
Bobby Grich, R (1, 4) OBP: 0.343, SLG: 0.313	F8		F8			1B 1B		K		4	1	1	0	0	1	0
Carney Lansford, R (1, 5) OBP: 0.344, SLG: 0.448	F7		F3			F8		6-3		4	0	0	0	0	0	1
Lyman Bostock, L (1, 8) OBP: 0.287, SLG: 0.329	1B			G5-4-3 1B		1B 1-3 1B			FC6-4 1B	4	0	4	0	0	0	0
Joe Rudi, R (1, 7) OBP: 0.239, SLG: 0.296	K			F8		G6-4-3 1-3 3-H 1B			F9	4	0	1	1	0	1	3
Don Baylor, R (1, 10) OBP: 0.360, SLG: 0.530		K		G5-4-3 1-2f		G6-4-3 1-2f			FC6-4 1-2f	4	0	0	0	0	1	4
Ron Fairly, L (1, 3) OBP: 0.344, SLG: 0.469		5-3 BB			G3 1B		F7		P4	3	0	1	0	1	0	1
Ron Jackson, R (1, 9) OBP: 0.426, SLG: 0.524		5-3 1-2			G3 1-2		5-3			3	0	0	0	0	0	2
Terry Humphrey, R (1, 2) OBP: 0.274, SLG: 0.324		K			F2		5-3			3	0	0	0	0	1	2
Rance Mulliniks, L (1, 6) OBP: 0.222, SLG: 0.216			4-3		4-3			6-3		3	0	0	0	0	0	1

Inning Stats	1	2	3	4	5	6	7	8	9
	R: 0 E: 0 K: 1 S: 6	H: 1 LOB: 1 BB: 0 P: 6	R: 0 E: 0 K: 2 S: 7	H: 0 LOB: 1 BB: 1 P: 11	R: 0 E: 0 K: 0 S: 3	H: 0 LOB: 0 BB: 0 P: 3	R: 0 E: 0 K: 0 S: 3	H: 1 LOB: 0 BB: 0 P: 3	R: 0 E: 0 K: 0 S: 4	H: 1 LOB: 1 BB: 0 P: 4	R: 1 E: 0 K: 0 S: 5	H: 3 LOB: 1 BB: 0 P: 5	R: 0 E: 0 K: 0 S: 3	H: 0 LOB: 0 BB: 0 P: 3	R: 0 E: 0 K: 1 S: 5	H: 0 LOB: 0 BB: 0 P: 5	R: 0 E: 0 K: 0 S: 4	H: 1 LOB: 1 BB: 0 P: 4

PITCHER		IP	WLS	BF	H	R	ER	SO	BB	IBB	HBP	BLK	WP	HR	S	P	ERA	WHIP
Luis Tiant, R ERA: 2.93	(1, 1)	6.0	W	23	6	1	1	3	1	0	0	0	0	0	28	32	1.50	1.167
Dick Drago, R ERA: 1.37	(7, 1)	3.0	S	10	1	0	0	1	0	0	0	0	0	0	12	12	0.00	0.333

PITCHER	IP	WLS	BF	H	R	ER	SO	BB	IBB	HBP	BLK	WP	HR	S	P	ERA	WHIP

AB	32
R	1
H	7
RBI	1
BB	1
SO	4
LOB	14

1B: 7	SF: 0	WP: 0	PA: 33
2B: 0	SAC: 0	PB: 0	
3B: 0	DP: 2	SB: 0	
HR: 0	HBP: 0	CS: 0	

livebaseballscorecards.com

Batter	1	2	3	4	5	6	7	8	9	AB	R	H	RBI	BB	SO	LOB
Rick Burleson, R (1, 6) OBP: 0.275, SLG: 0.329	F5		1-3		F9		6-3			4	0	0	0	0	0	0
Jerry Remy, L (1, 4) OBP: 0.318, SLG: 0.344	L7			S 2B 1B	4-3		L7			4	1	1	0	0	0	0
Jim Rice, R (1, 7) OBP: 0.382, SLG: 0.650	6-3			K 1-2	4-3			4-3		4	0	0	0	0	1	1
Carl Yastrzemski, L (1, 3) OBP: 0.386, SLG: 0.378		F7		2B SF8 BB		G3		K		3	1	0	0	1	1	0
Carlton Fisk, R (1, 2) OBP: 0.357, SLG: 0.409		BB		SF8 S 1-3 2-H 2B		2B		1-3		3	1	2	1	1	0	0
Fred Lynn, L (1, 8) OBP: 0.378, SLG: 0.491		L7		S IBB		F7			HR	3	1	1	1	1	0	2
Jack Brohamer, L (1, 10) OBP: 0.367, SLG: 0.420 Frank Duffy, R (9, PR) OBP: 0.333, SLG: 0.368		F9		SF8 2-3 3-H		F8			G6-4-3 1B	3 0	0 0	1 0	1 0	0 0	0 0	2 0
Dwight Evans, R (1, 9) OBP: 0.376, SLG: 0.519			K	BB 1-2 3-H			F5		G6-4-3 1-2f	3	0	0	0	1	1	1
Butch Hobson, R (1, 5) OBP: 0.338, SLG: 0.486			F3	F8			HR		F7	4	1	1	1	0	0	3
Inning Stats	R: 0 E: 0 K: 0 S: 3 / H: 0 LOB: 0 BB: 0 P: 3	R: 0 E: 0 K: 0 S: 3 / H: 0 LOB: 1 BB: 1 P: 7	R: 0 E: 0 K: 1 S: 5 / H: 0 LOB: 0 BB: 0 P: 5	R: 3 E: 0 K: 1 S: 7 / H: 2 LOB: 2 BB: 3 P: 19	R: 0 E: 0 K: 0 S: 3 / H: 0 LOB: 0 BB: 0 P: 3	R: 0 E: 0 K: 0 S: 4 / H: 1 LOB: 1 BB: 0 P: 4	R: 1 E: 0 K: 0 S: 4 / H: 1 LOB: 0 BB: 0 P: 4	R: 0 E: 0 K: 1 S: 5 / H: 0 LOB: 0 BB: 0 P: 5	R: 1 E: 0 K: 0 S: 4 / H: 2 LOB: 1 BB: 0 P: 4	1B: 2 2B: 2 3B: 0 HR: 2	SF: 1 SAC: 0 DP: 1 HBP: 0						

PITCHER	IP	WLS	BF	H	R	ER	SO	BB	IBB	HBP	BLK	WP	HR	S	P	ERA	WHIP
Chris Knapp, R (1, 1) ERA: 3.75	7.0		29	4	4	4	2	3	1	0	0	0	1	29	45	5.14	1.000
Paul Hartzell, R (8, 1) ERA: 3.67	2.0	L	7	2	1	1	1	0	0	0	0	0	1	9	9	4.50	1.000

PITCHER	IP	WLS	BF	H	R	ER	SO	BB	IBB	HBP	BLK	WP	HR	S	P	ERA	WHIP

TOP

Boston Red Sox @ California Angels

Anaheim Stadium, Anaheim, CA

Sat Jun 03 1978, 10:05 PM EDT

Att. 34,228 - Unknown

livebaseballscorecards.com

AB	31
R	5
H	6
RBI	4
BB	4
SO	3
LOB	9

PA: 36

WP: 0 PB: 0 SB: 3 CS: 0

Boston Red Sox @ California Angels

Anaheim Stadium, Anaheim, CA

Sat Jun 03 1978, 10:05 PM EDT

Att. 34,228 - Unknown

BOTTOM

Batter	1	2	3	4	5	6	7	8	9	AB	R	H	RBI	BB	SO	LOB
Ken Landreaux, L (1, 9) OBP: 0.275, SLG: 0.299	1-3		G6-4-3 1B		1B		1B		4-3 1-2	5	0	3	0	0	0	1
Bobby Grich, R (1, 4) OBP: 0.345, SLG: 0.312	FC6-4 1B		G6-4-3 1-2f		6-3		F7		BB	4	0	1	0	1	0	3
Lyman Bostock, L (1, 8) OBP: 0.296, SLG: 0.337	F8			1B G6-4-3 1B		2B 1B		HR 1B	F9	5	3	3	0	0	0	3
Joe Rudi, R (1, 7) OBP: 0.250, SLG: 0.318	FC6-4 1-2f			G6-4-3 1-3 1B		4-1 1-H 2B		F9		4	0	2	1	0	0	2
Don Baylor, R (1, 10) OBP: 0.363, SLG: 0.547		FC6-4 1B		G6-4-3 1-2f 3-H		F7		1-H HR		4	1	2	2	0	0	2
Ron Fairly, L (1, 3) OBP: 0.340, SLG: 0.452		F8		BB		4-1 2-3		K		3	0	0	0	1	1	2
Carney Lansford, R (1, 5) OBP: 0.333, SLG: 0.433		FC6-4 S 1-2f		F9		P9		6-3		4	0	0	0	0	0	3
Brian Downing, R (1, 2) OBP: 0.415, SLG: 0.317		F9 1-2			6-3		6-3		K	3	0	0	0	0	0	1
Rick Miller, L (9, PH) OBP: 0.348, SLG: 0.309										1	0	0	0	0	1	0
Rance Mulliniks, L (1, 6) OBP: 0.216, SLG: 0.209			6-3		K		B4-3		4-3 1B	3	0	0	0	0	1	0
Tony Solaita, L (9, PH) OBP: 0.309, SLG: 0.292										1	0	1	0	0	0	0
Dave Chalk, R (9, PR) OBP: 0.373, SLG: 0.313										0	0	0	0	0	0	0
Inning Stats	R: 0 E: 0 K: 0 S: 4 H: 1 LOB: 1 BB: 0 P: 4	R: 0 E: 0 K: 0 S: 4 H: 1 LOB: 1 BB: 0 P: 4	R: 0 E: 0 K: 0 S: 3 H: 1 LOB: 0 BB: 0 P: 3	R: 1 E: 0 K: 0 S: 4 H: 2 LOB: 1 BB: 1 P: 8	R: 0 E: 0 K: 1 S: 6 H: 1 LOB: 1 BB: 0 P: 6	R: 1 E: 0 K: 0 S: 5 H: 2 LOB: 1 BB: 0 P: 5	R: 0 E: 0 K: 0 S: 4 H: 1 LOB: 1 BB: 0 P: 4	R: 2 E: 0 K: 1 S: 7 H: 2 LOB: 0 BB: 0 P: 7	R: 0 E: 0 K: 1 S: 6 H: 1 LOB: 2 BB: 1 P: 10	1B: 10 2B: 1 3B: 0 HR: 1	SF: 0 SAC: 0 DP: 2 HBP: 0						

livebaseballscorecards.com

AB	37
R	4
H	12
RBI	3
BB	2
SO	3
LOB	17

WP: 0 PB: 0 SB: 1 CS: 0 PA: 39

PITCHER		IP	WLS	BF	H	R	ER	SO	BB	IBB	HBP	BLK	WP	HR	S	P	ERA	WHIP
Mike Torrez, R ERA: 4.05	(1, 1)	8.0	W	34	11	4	4	2	1	0	0	0	0	1	37	41	4.50	1.500
Bill Campbell, R ERA: 7.71	(9, 1)	1.0	S	5	1	0	0	1	1	0	0	0	0	0	6	10	0.00	2.000

PITCHER		IP	WLS	BF	H	R	ER	SO	BB	IBB	HBP	BLK	WP	HR	S	P	ERA	WHIP

Batter	1	2	3	4	5	6	7	8	9	AB	R	H	RBI	BB	SO	LOB
Rick Burleson, R (1, 6) OBP: 0.271, SLG: 0.323	S S S 0-3 ① K		x 0-0 ② 5-3 1-2 2-3			x 0-0 ① 5-3			x 0-0 E6 2B SF9	4	1	0	0	0	1	2
Fred Lynn, L (1, 8) OBP: 0.376, SLG: 0.483	x 0-0 ② F9		S S S 0-3 ③ K			B B B B 4-0 G6-4-3 BB			x 0-0 ① F9	3	0	0	0	1	1	3
Jim Rice, R (1, 7) OBP: 0.380, SLG: 0.647	S S S 0-3 ③ K			x 0-0 ① F8		x 0-0 ②③ G6-4-3 1-2f			x 0-0 SF9 1-3 1B 2B	4	1	1	0	0	1	1
Carl Yastrzemski, L (1, 3) OBP: 0.384, SLG: 0.377		x 0-0 G6-4-3 1B		x 0-0 ② F4			x 0-0 ① F8		x 0-0 ② SF9 2-3 3-H	3	0	1	1	0	0	0
Carlton Fisk, R (1, 2) OBP: 0.355, SLG: 0.406		x 0-0 ① F8		S S S 0-3 ③ K			x 0-0 ② F8		x 0-0 3-H 1B	4	0	1	1	0	1	1
Dwight Evans, R (1, 9) OBP: 0.368, SLG: 0.506		x 0-0 ②③ G6-4-3 1-2f			x 0-0 ① F5		x 0-0 ③ F8		S S S 0-3 ③ K	4	0	0	0	0	1	2
Bob Bailey, R (1, 10) OBP: 0.340, SLG: 0.425			B B B B 4-0 WP 1B BB		x 0-0 ② 6-3			x 0-0 ① 4-3		1	0	0	0	1	0	0
George Scott, R (8, PH) OBP: 0.389, SLG: 0.452										1	0	0	0	0	0	0
Butch Hobson, R (1, 5) OBP: 0.333, SLG: 0.478			S S S 0-3 ① K		x 0-0 E6 FC6-4			x 0-0 ② F9		3	0	0	0	0	1	1
Frank Duffy, R (1, 4) OBP: 0.333, SLG: 0.364			x 0-0 WP 1-2 1B		x 0-0 ③ FC6-4 1-2f			x 0-0 ③ B2-3		3	0	1	0	0	0	1

TOP

Boston Red Sox @ California Angels

Anaheim Stadium, Anaheim, CA

Sun Jun 04 1978, 6:33 AM EDT

Att. 29,911 - Unknown

livebaseballscorecards.com

AB	30
R	2
H	4
RBI	2
BB	2
SO	6
LOB	11

Inning Stats	1	2	3	4	5	6	7	8	9
	R: 0 E: 0 K: 2 S: 7	H: 0 LOB: 0 BB: 0 P: 7	R: 0 E: 0 K: 0 S: 3	H: 1 LOB: 0 BB: 0 P: 3	R: 0 E: 0 K: 2 S: 8	H: 1 LOB: 2 BB: 1 P: 12	R: 0 E: 0 K: 1 S: 5	H: 0 LOB: 0 BB: 0 P: 5	R: 0 E: 1 K: 0 S: 4	H: 0 LOB: 1 BB: 0 P: 4	R: 0 E: 0 K: 0 S: 2	H: 0 LOB: 0 BB: 1 P: 6	R: 0 E: 0 K: 0 S: 3	H: 0 LOB: 0 BB: 0 P: 3	R: 0 E: 0 K: 0 S: 3	H: 0 LOB: 0 BB: 0 P: 3	R: 2 E: 1 K: 1 S: 8	H: 2 LOB: 1 BB: 0 P: 8

| | | | | | | | | | |

Batter	1	2	3	4	5	6	7	8	9	AB	R	H	RBI	BB	SO	LOB
Ken Landreaux, L (1, 9) OBP: 0.284, SLG: 0.338	BBBB 4-0 S BB		SSS 0-3 K ②		x 0-0 B2 ①		x 0-0 HR	x 0-0 F6 ②		4	1	1	1	1	1	2
Bobby Grich, R (1, 4) OBP: 0.353, SLG: 0.322	SSS 0-3 K ① 1-2		x 0-0 1B		x 0-0 SH3 ② 1-2		x 0-0 BB 1B SF8 1B	x 0-0 2-H 1B		4	1	3	1	0	1	1
Lyman Bostock, L (1, 8) OBP: 0.298, SLG: 0.335	x 0-0 F6 ②		x 0-0 F7 ③		4-0 IBB		x 0-0 SF8 BB 1-2 1B	x 0-0 F8 ③		4	0	1	0	1	0	3
Joe Rudi, R (1, 7) OBP: 0.260, SLG: 0.310	BBBB 4-0 BB			SSS 0-3 K ①	x 0-0 F8 ③		BBBB 4-0 1-2 2-3 BB			2	0	0	0	2	1	2
Don Baylor, R (1, 10) OBP: 0.356, SLG: 0.534	SSS 0-3 K ③			x 0-0 5-3 ②		x 0-0 F8 ①	SSS 0-3 K ①			4	0	0	0	0	2	5
Ron Jackson, R (1, 3) OBP: 0.429, SLG: 0.556		x 0-0 F9 ①		x 0-0 HR		x 0-0 BB 1B	x 0-0 SF8 ② 2-3 3-H			3	1	2	2	0	0	0
Carney Lansford, R (1, 5) OBP: 0.331, SLG: 0.427		x 0-0 F8 ②		x 0-0 S 1B		x 0-0 F8 ②	x 0-0 L5 ③			4	0	1	0	0	0	3
Brian Downing, R (1, 2) OBP: 0.407, SLG: 0.303		x 0-0 F8 ③		x 0-0 F8 ③ 1-2		BBBB 4-0 1-2 BB		x 0-0 5-3 ①		3	0	0	0	1	0	1
Rance Mulliniks, L (1, 6) OBP: 0.226, SLG: 0.232			x 0-0 F8 ①		x 0-0 SH3 1B	x 0-0 1-3 ③		x 0-0 1B 2B		4	1	2	0	0	0	2
Inning Stats	R: 0 E: 0 K: 2 S: 7 H: 0 LOB: 2 BB: 2 P: 15	R: 0 E: 0 K: 0 S: 3 H: 0 LOB: 0 BB: 0 P: 3	R: 0 E: 0 K: 1 S: 6 H: 1 LOB: 1 BB: 0 P: 6	R: 1 E: 0 K: 1 S: 7 H: 2 LOB: 1 BB: 0 P: 7	R: 0 E: 0 K: 0 S: 4 H: 1 LOB: 2 BB: 1 P: 8	R: 0 E: 0 K: 0 S: 4 H: 1 LOB: 2 BB: 1 P: 8	R: 2 E: 0 K: 1 S: 8 H: 3 LOB: 2 BB: 1 P: 12	R: 1 E: 0 K: 0 S: 5 H: 2 LOB: 1 BB: 0 P: 5		1B: 7 2B: 1 3B: 0 HR: 2	SF: 1 SAC: 1 DP: 0 HBP: 0					

PITCHER		IP	WLS	BF	H	R	ER	SO	BB	IBB	HBP	BLK	WP	HR	S	P	ERA	WHIP
Dennis Eckersley, R ERA: 3.61	(1, 1)	7.2	L	38	10	4	4	5	4	1	0	0	0	2	43	63	4.70	1.826
Tom Burgmeier, L ERA: 5.4	(8, 1)	0.1		1	0	0	0	0	0	0	0	0	0	0	1	1	0.00	0.000

PITCHER	IP	WLS	BF	H	R	ER	SO	BB	IBB	HBP	BLK	WP	HR	S	P	ERA	WHIP

BOTTOM

Boston Red Sox @ California Angels

Anaheim Stadium, Anaheim, CA

Sun Jun 04 1978, 6:33 AM EDT

Att. 29,911 - Unknown

livebaseballscorecards.com

AB	32
R	4
H	10
RBI	4
BB	5
SO	5
LOB	19

WP: 0	PA: 39		
PB: 0			
SB: 2			
CS: 0			

Batter	1	2	3	4	5	6	7	8	9	10	AB	R	H	RBI	BB	SO	LOB
Larry Harlow, L (1, 8) OBP: 0.380, SLG: 0.429	5-3		F7	BB		4-1			F9	BB	4	0	0	0	2	0	1
Billy Smith, S (1, 4) OBP: 0.346, SLG: 0.404	1B BB		E 2B	4-3			G3			K 3-1	5	0	1	0	1	1	5
Eddie Murray, S (1, 3) OBP: 0.323, SLG: 0.437	FC6-4 1B		K		S 1B		G3-6-1 BB			HR	4	1	3	1	1	1	1
Ken Singleton, S (1, 9) OBP: 0.428, SLG: 0.448 Carlos Lopez, R (9, 9) OBP: 0.282, SLG: 0.361	K		K		F7		G3-6-1			BB E E HBP	4 0	0 1	0 0	0 0	0 0	2 0	5 0
Lee May, R (1, 10) OBP: 0.287, SLG: 0.450	FC6-4			1B 2B 1B	K			P3		FC6 BB E	5	2	1	0	0	1	4
Doug DeCinces, R (1, 5) OBP: 0.321, SLG: 0.407 Rich Dauer, R (8, 5) OBP: 0.213, SLG: 0.270		F9		P4	4-3			K		E SF8 BB	4 0	0 1	0 0	0 0	0 1	1 0	2 0
Andres Mora, R (1, 7) OBP: 0.231, SLG: 0.361		1B		2B SF9 1B		F8		F7		E6 BB	5	1	2	0	0	0	1
Rick Dempsey, R (1, 2) OBP: 0.288, SLG: 0.296		F9		2B		1B			P4	SF8	4	0	2	2	0	0	1
Kiko Garcia, R (1, 6) OBP: 0.353, SLG: 0.469 Mark Belanger, R (9, 6) OBP: 0.315, SLG: 0.275		K		SF9		K			L1	BB	3 0	0 0	0 0	1 0	0 1	2 0	2 0
Inning Stats	R: 0 E: 0 K: 1 S: 6 H: 1 LOB: 2 BB: 1 P: 10	R: 0 E: 0 K: 1 S: 6 H: 1 LOB: 1 BB: 0 P: 6	R: 0 E: 1 K: 2 S: 8 H: 1 LOB: 1 BB: 0 P: 8	R: 2 E: 0 K: 0 S: 6 H: 3 LOB: 2 BB: 1 P: 10	R: 0 E: 0 K: 1 S: 6 H: 1 LOB: 1 BB: 0 P: 6	R: 0 E: 0 K: 1 S: 6 H: 1 LOB: 1 BB: 0 P: 6	R: 0 E: 0 K: 0 S: 2 H: 0 LOB: 0 BB: 1 P: 6	R: 0 E: 0 K: 1 S: 5 H: 0 LOB: 0 BB: 0 P: 5	R: 0 E: 0 K: 0 S: 3 H: 0 LOB: 0 BB: 0 P: 3	R: 4 E: 2 K: 1 S: 8 H: 1 LOB: 3 BB: 3 P: 21	1B: 6 2B: 2 3B: 0 HR: 1 SF: 2 SAC: 0 DP: 1 HBP: 1						

PITCHER		IP	WLS	BF	H	R	ER	SO	BB	IBB	HBP	BLK	WP	HR	S	P	ERA	WHIP
Don Aase, R ERA: 4.55	(1, 1)	5.0		24	7	2	2	5	2	0	0	0	0	0	32	40	3.60	1.800
Paul Hartzell, R ERA: 3.29	(6, 1)	4.0		13	1	0	0	2	1	0	0	0	0	0	16	20	0.00	0.500
Dave LaRoche, L ERA: 3.0	(10, 1)	0.2	L	9	1	4	1	1	3	0	1	0	0	1	7	20	13.50	6.000
Tom Griffin, R ERA: 4.63	(10, 1)	0.1		1	0	0	0	0	0	0	0	0	0	0	1	1	0.00	0.000

PITCHER	IP	WLS	BF	H	R	ER	SO	BB	IBB	HBP	BLK	WP	HR	S	P	ERA	WHIP

TOP

Baltimore Orioles @ California Angels

Anaheim Stadium, Anaheim, CA

Mon Jun 05 1978, 10:05 PM EDT

Att. 13,231 - Unknown

livebaseballscorecards.com

AB	38
R	6
H	9
RBI	4
BB	6
SO	8
LOB	22

WP: 0 PB: 0 SB: 1 CS: 0 PA: 47

Batter	1	2	3	4	5	6	7	8	9	10	AB	R	H	RBI	BB	SO	LOB
Ken Landreaux, L (1, 9) OBP: 0.278, SLG: 0.355 Ike Hampton, S (10, 2) OBP: 0.300, SLG: 0.444	6-3		3B (3-H)		F9			B2	6-3		5 0	0 0	1 0	1 0	0 0	0 0	3 0
Bobby Grich, R (1, 4) OBP: 0.349, SLG: 0.318	K		F3			P6		FC6-4 1B		L6	5	0	1	0	0	1	1
Lyman Bostock, L (1, 8) OBP: 0.301, SLG: 0.337	F9			E8 1B		5-3		F7		G5-4-3 1B	5	0	2	0	0	0	1
Joe Rudi, R (1, 7) OBP: 0.248, SLG: 0.293		6-3		K		F7		FC6-4 (1-2f)		G5-4-3 (1-2f)	5	0	0	0	0	1	3
Don Baylor, R (1, 10) OBP: 0.354, SLG: 0.528		P4		K			CS 1B		P6		4	0	1	0	0	1	1
Ron Jackson, R (1, 3) OBP: 0.431, SLG: 0.545 (8, 5)		F8		6-3			6-3 1B (1-2) BB		E BB		2	1	0	0	2	0	1
Carney Lansford, R (1, 5) OBP: 0.350, SLG: 0.441 (8, 6)			4-3 S 3B 1B		FC1-4 1B		6-3 1B (1-2)		E BB (1-2)		3	1	3	0	1	0	0
Brian Downing, R (1, 2) OBP: 0.398, SLG: 0.294 Ron Fairly, L (7, PH) OBP: 0.333, SLG: 0.442 (8, 3)			F9		FC1-4 (1-2f)		6-3 (1-2, 2-3)		F7		2 2	0 0	0 0	0 0	0 0	0 0	2 4
Rance Mulliniks, L (1, 6) OBP: 0.222, SLG: 0.227 Tony Solaita, L (7, PH) OBP: 0.304, SLG: 0.286 Terry Humphrey, R (8, 2) OBP: 0.274, SLG: 0.324 Rick Miller, L (9, PH) OBP: 0.346, SLG: 0.307 (10, 9)			4-3 (1-3)		K		K			E4 (1-3, 2-H)	2 1 0 1	0 0 0 0	0 0 0 0	0 0 0 0	1 1 0 0	2 2 0 1	2 2 0 1
Inning Stats	R: 0 E: 0 K: 1 S: 5 H: 0 LOB: 0 BB: 0 P: 5	R: 0 E: 0 K: 0 S: 3 H: 0 LOB: 0 BB: 0 P: 3	R: 1 E: 0 K: 0 S: 5 H: 2 LOB: 1 BB: 0 P: 5	R: 0 E: 1 K: 2 S: 8 H: 1 LOB: 1 BB: 0 P: 8	R: 0 E: 0 K: 1 S: 6 H: 1 LOB: 1 BB: 0 P: 6	R: 0 E: 0 K: 0 S: 3 H: 0 LOB: 0 BB: 0 P: 3	R: 0 E: 0 K: 1 S: 6 H: 2 LOB: 2 BB: 1 P: 10	R: 0 E: 0 K: 0 S: 4 H: 1 LOB: 1 BB: 0 P: 4	R: 1 E: 1 K: 0 S: 4 H: 0 LOB: 2 BB: 2 P: 12	R: 0 E: 0 K: 0 S: 3 H: 1 LOB: 0 BB: 0 P: 3	1B: 7 2B: 0 3B: 1 HR: 0	SF: 0 SAC: 0 DP: 1 HBP: 0						

PITCHER	IP	WLS	BF	H	R	ER	SO	BB	IBB	HBP	BLK	WP	HR	S	P	ERA	WHIP
Jim Palmer, R (1, 1) ERA: 2.12	7.0		27	6	1	1	5	1	0	0	0	0	0	36	40	1.29	1.000
Don Stanhouse, R (8, 1) ERA: 3.38	3.0	W	13	2	1	0	0	2	0	0	0	0	0	11	19	0.00	1.333

PITCHER	IP	WLS	BF	H	R	ER	SO	BB	IBB	HBP	BLK	WP	HR	S	P	ERA	WHIP

BOTTOM

Baltimore Orioles @ California Angels

Anaheim Stadium, Anaheim, CA

Mon Jun 05 1978, 10:05 PM EDT

Att. 13,231 - Unknown

livebaseballscorecards.com

AB	37
R	2
H	8
RBI	1
BB	3
SO	5
LOB	21

WP: 0 PB: 0 SB: 1 CS: 1 PA: 40

Baltimore Orioles @ California Angels

Anaheim Stadium, Anaheim, CA

Tue Jun 06 1978, 10:05 PM EDT

Att. 15,864 - Unknown

livebaseballscorecards.com

Batter	1	2	3	4	5	6	7	8	9	AB	R	H	RBI	BB	SO	LOB
Larry Harlow, L (1, 8) OBP: 0.392, SLG: 0.438	0-0 G5-3 S 1B		0-3 K		0-0 S 1B 1B	0-0 S 1B 1B		4-0 G6-4-3 1B 1-2 BB		4	2	3	0	1	1	0
Carlos Lopez, R (8, 8) OBP: 0.282, SLG: 0.361										0	0	0	0	0	0	0
Rich Dauer, R (1, 5) OBP: 0.235, SLG: 0.273	4-0 1-2 BB		4-0 1B 1B BB		0-0 6-3 1-2	0-0 F8		0-0 G6-4-3 1-2 2-H 1B		3	1	1	1	2	0	2
Eddie Murray, S (1, 3) OBP: 0.329, SLG: 0.441	0-0 F9		0-0 1B 1-3 1B		0-0 1B 1B 1B 2-H 1B	0-0 FC6-5 S 1-H 1B		0-0 G6-4-3 1-2f 2-3		5	1	3	2	0	0	4
Ken Singleton, S (1, 9) OBP: 0.433, SLG: 0.449	0-0 G5-3 2-3f		0-0 G5-4-3 1-2 3-H 1B		0-0 1B 1-2 1B 1B	1-0 1-2 HBP		0-0 4-3		4	1	2	1	0	0	3
Lee May, R (1, 10) OBP: 0.290, SLG: 0.449		0-0 2B SF9 1B	0-0 G5-4-3 1-2f		0-0 1B 1-2 2-3 1B	0-0 FC6-5 2-3f			0-0 F3	5	1	2	0	0	0	4
Pat Kelly, L (1, 7) OBP: 0.365, SLG: 0.301		0-0 6-3 1-3 2B		0-3 K	0-0 1-3 2-H 3-H 1B		4-0 CS BB		0-0 F8	4	0	2	2	1	1	0
Billy Smith, S (1, 4) OBP: 0.335, SLG: 0.390		0-0 P1		0-3 K	0-0 F8		0-3 K		0-0 F9	5	0	0	0	0	2	5
Kiko Garcia, R (1, 6) OBP: 0.342, SLG: 0.514		0-0 SF9 3-H		0-0 3-1		0-0 4-3 3B	0-3 K 1-2			3	1	1	1	0	1	1
Mark Belanger, R (7, 6) OBP: 0.315, SLG: 0.275										0	0	0	0	0	0	0
Dave Skaggs, R (1, 2) OBP: 0.209, SLG: 0.128		0-0 6-3 2-3			0-0 F9	0-0 4-3 3-H		0-0 BB 1B 1B		4	1	1	1	0	0	1

Inning Stats	1	2	3	4	5	6	7	8	9	
	R: 0 H: 1 E: 0 LOB: 1 K: 0 BB: 1 S: 3 P: 7	R: 1 H: 2 E: 0 LOB: 1 K: 0 BB: 0 S: 5 P: 5	R: 1 H: 2 E: 0 LOB: 1 K: 1 BB: 1 S: 6 P: 10	R: 0 H: 0 E: 0 LOB: 0 K: 2 BB: 0 S: 7 P: 7	R: 3 H: 5 E: 0 LOB: 2 K: 0 BB: 0 S: 8 P: 8	R: 2 H: 3 E: 0 LOB: 2 K: 0 BB: 0 S: 6 P: 7	R: 0 H: 0 E: 0 LOB: 0 K: 2 BB: 1 S: 6 P: 10	R: 1 H: 2 E: 0 LOB: 1 K: 0 BB: 1 S: 4 P: 8	R: 0 H: 0 E: 0 LOB: 0 K: 0 BB: 0 S: 3 P: 3	1B: 13 SF: 1 2B: 1 SAC: 0 3B: 1 DP: 3 HR: 0 HBP: 1

WP: 0 PA: 43 PB: 0 SB: 4 CS: 1

PITCHER		IP	WLS	BF	H	R	ER	SO	BB	IBB	HBP	BLK	WP	HR	S	P	ERA	WHIP
Nolan Ryan, R ERA: 4.14	(1, 1)	5.1	L	28	12	7	7	3	2	0	0	0	0	0	32	40	11.81	2.625
Dyar Miller, R ERA: 2.25	(6, 1)	3.2		15	3	1	1	2	2	0	1	0	0	0	16	25	2.46	1.364

PITCHER	IP	WLS	BF	H	R	ER	SO	BB	IBB	HBP	BLK	WP	HR	S	P	ERA	WHIP

AB	37
R	8
H	15
RBI	8
BB	4
SO	5
LOB	20

BOTTOM

Baltimore Orioles @ California Angels

Anaheim Stadium, Anaheim, CA

Tue Jun 06 1978, 10:05 PM EDT

Att. 15,864 - Unknown

Batter	1	2	3	4	5	6	7	8	9	AB	R	H	RBI	BB	SO	LOB
Ken Landreaux, L (1, 9) OBP: 0.286, SLG: 0.383	E6 G3 E		6-3		1-H 6-3 3B		4-3		1B 1B	5	2	2	1	0	0	0
Bobby Grich, R (1, 4) OBP: 0.346, SLG: 0.311	G3 2-3		1B 1B HBP		3-H 6-3		P4		F9	4	1	0	1	0	0	2
Lyman Bostock, L (1, 8) OBP: 0.308, SLG: 0.344	E5 E 3-H		1B 1-2 1B		6-3			BB 1B 1B	1-3 1B	5	1	3	1	0	0	0
Joe Rudi, R (1, 7) OBP: 0.255, SLG: 0.292	E6 G5-4-3 2-3		1-2 2-H 1B		F9			BBBB 1B 1-2 1B BB	F3	4	1	1	1	1	0	3
Don Baylor, R (1, 10) OBP: 0.350, SLG: 0.519	G5-4-3 1-2f		P4			SSS K		K 1B 1-2 2-H 1B	L6	5	0	1	1	0	1	6
Ron Jackson, R (1, 3) OBP: 0.441, SLG: 0.549 (2, 5)		1B		F9		BBBB 4-0 BB		WP 1-2 2-H 1B		3	0	2	1	1	0	0
Carney Lansford, R (1, 5) OBP: 0.350, SLG: 0.441 Ron Fairly, L (2, 3) OBP: 0.320, SLG: 0.422	F7		4-1		F7			SSS 0-3 K 2-3		0 4	0 0	0 0	0 0	0 0	0 1	0 3
Terry Humphrey, R (1, 2) OBP: 0.264, SLG: 0.312 Merv Rettenmund, R (8, PH) OBP: 0.407, SLG: 0.438 Dave Chalk, R (9, 6) OBP: 0.373, SLG: 0.313	F7		4-3		F8			BBBB 4-0 1-3 BB		3 0 0	0 0 0	0 0 0	0 0 0	0 1 0	0 0 0	1 0 0
Rance Mulliniks, L (1, 6) OBP: 0.225, SLG: 0.230 Brian Downing, R (8, PH) OBP: 0.393, SLG: 0.290 (9, 2)		F8			3B 1B		F8	SSS 0-3 K		3 1	1 0	1 0	0 0	0 0	0 1	0 2
Inning Stats	R: 1 E: 3 K: 0 S: 5 H: 0 LOB: 1 BB: 0 P: 5	R: 0 E: 0 K: 0 S: 3 H: 1 LOB: 0 BB: 0 P: 3	R: 1 E: 0 K: 0 S: 5 H: 2 LOB: 2 BB: 0 P: 6	R: 0 E: 0 K: 0 S: 3 H: 0 LOB: 0 BB: 0 P: 3	R: 2 E: 0 K: 0 S: 5 H: 2 LOB: 0 BB: 0 P: 5	R: 0 E: 0 K: 1 S: 5 H: 0 LOB: 1 BB: 1 P: 9	R: 0 E: 0 K: 0 S: 3 H: 0 LOB: 0 BB: 0 P: 3	R: 2 E: 0 K: 2 S: 9 H: 3 LOB: 2 BB: 2 P: 17	R: 0 E: 0 K: 0 S: 5 H: 2 LOB: 2 BB: 0 P: 5	1B: 9 2B: 0 3B: 1 HR: 0 SF: 0 SAC: 0 DP: 1 HBP: 1						

livebaseballscorecards.com

	AB	37
	R	6
	H	10
	RBI	6
	BB	3
	SO	3
	LOB	17

WP: 2 PB: 0 SB: 0 CS: 0 PA: 41

PITCHER		IP	WLS	BF	H	R	ER	SO	BB	IBB	HBP	BLK	WP	HR	S	P	ERA	WHIP
Dennis Martinez, R ERA: 5.01	(1, 1)	7.0	W	31	6	6	5	1	2	0	1	0	0	0	30	39	6.43	1.143
John Flinn, R ERA: 7.88	(8, 1)	0.0		1	1	0	0	0	0	0	0	0	0	0	1	1	∞	∞
Tippy Martinez, L ERA: 6.07	(8, 1)	1.1		7	3	0	0	2	1	0	0	0	1	0	10	14	0.00	3.000
Don Stanhouse, R ERA: 3.29	(9, 1)	0.2	S	2	0	0	0	0	0	0	0	0	0	0	2	2	0.00	0.000

PITCHER	IP	WLS	BF	H	R	ER	SO	BB	IBB	HBP	BLK	WP	HR	S	P	ERA	WHIP

California Angels @ Oakland Athletics

Oakland-Alameda County Coliseum, Oakland, CA

Wed Jun 07 1978, 7:05 PM PDT

Unknown

TOP

livebaseballscorecards.com

Batter	1	2	3	4	5	6	7	8	9	AB	R	H	RBI	BB	SO	LOB
Ken Landreaux, L (1, 9) OBP: 0.273, SLG: 0.365	4-3		G3 1-2 2-3		K		4-3			4	0	0	0	0	1	2
Bobby Grich, R (1, 4) OBP: 0.348, SLG: 0.312	5-3		S 1B 2-H 3-H 1B			1B BB		F9		3	1	1	2	1	0	0
Lyman Bostock, L (1, 8) OBP: 0.312, SLG: 0.347	CS 1B		1-H 1B			F5		E3 K CS		4	0	2	1	0	0	1
Joe Rudi, R (1, 7) OBP: 0.255, SLG: 0.290	CS 1-2	5-3	F8			FC6-4 1-2 1B		K 1-3		4	0	1	0	0	1	2
Don Baylor, R (1, 10) OBP: 0.344, SLG: 0.508		F7		F6		F2			F7	4	0	0	0	0	0	2
Ron Jackson, R (1, 5) OBP: 0.435, SLG: 0.538		5-3		4-3		FC6-4 1-2f			1B	4	0	1	0	0	0	2
Ron Fairly, L (1, 3) OBP: 0.327, SLG: 0.452			G3 1B 1B BB	F8			HR		F8	3	2	1	1	1	0	1
Dave Chalk, R (1, 6) OBP: 0.364, SLG: 0.304			F8		F8		5-3		F8	4	0	0	0	0	0	2
Brian Downing, R (1, 2) OBP: 0.391, SLG: 0.292			G3 1-2 1B		5-3		F9			3	1	1	0	0	0	0

	AB	33
	R	4
	H	7
	RBI	4
	BB	2
	SO	2
	LOB	12

Inning Stats																		
	R: 0 E: 0 K: 0 S: 3	H: 1 LOB: 0 BB: 0 P: 3	R: 0 E: 0 K: 0 S: 3	H: 0 LOB: 0 BB: 0 P: 3	R: 3 E: 0 K: 0 S: 6	H: 3 LOB: 1 BB: 1 P: 10	R: 0 E: 0 K: 0 S: 3	H: 0 LOB: 0 BB: 0 P: 3	R: 0 E: 0 K: 1 S: 5	H: 0 LOB: 0 BB: 0 P: 5	R: 0 E: 0 K: 0 S: 4	H: 1 LOB: 2 BB: 1 P: 8	R: 1 E: 0 K: 0 S: 4	H: 1 LOB: 0 BB: 0 P: 4	R: 0 E: 1 K: 1 S: 5	H: 0 LOB: 0 BB: 0 P: 5	R: 0 E: 0 K: 0 S: 4	H: 1 LOB: 1 BB: 0 P: 4

	1B: 6	SF: 0	WP: 0	PA: 36
	2B: 0	SAC: 0	PB: 0	
	3B: 0	DP: 0	SB: 1	
	HR: 1	HBP: 0	CS: 2	

PITCHER		IP	WLS	BF	H	R	ER	SO	BB	IBB	HBP	BLK	WP	HR	S	P	ERA	WHIP
Alan Wirth, R ERA: 3.67	(1, 1)	2.2	L	12	4	3	3	0	1	0	0	0	0	0	11	15	10.12	1.875
Dave Heaverlo, R ERA: 3.45	(3, 1)	5.2		21	3	1	1	2	1	0	0	0	0	1	24	28	1.59	0.706
Bob Lacey, L ERA: 2.03	(9, 1)	0.2		2	0	0	0	0	0	0	0	0	0	0	2	2	0.00	0.000

PITCHER	IP	WLS	BF	H	R	ER	SO	BB	IBB	HBP	BLK	WP	HR	S	P	ERA	WHIP

Batter	1	2	3	4	5	6	7	8	9	AB	R	H	RBI	BB	SO	LOB
Mike Edwards, R (1, 4) OBP: 0.292, SLG: 0.286	F7		G1-4-3 1-2f			F4			K	3	0	0	0	0	0	2
Mark Budaska, S (9, PH)										1	0	0	0	0	1	0
Gary Thomasson, L (1, 9) OBP: 0.271, SLG: 0.351	K			K			1-3		F7	4	0	0	0	0	2	0
Mario Guerrero, R (1, 6) OBP: 0.296, SLG: 0.369	F8			F8			F3		HR	3	0	0	0	0	0	0
Rob Picciolo, R (8, 6) OBP: 0.400, SLG: 0.400										0	0	0	0	0	0	0
Dave Revering, L (9, PH) OBP: 0.305, SLG: 0.397										1	1	1	1	0	0	0
Jeff Newman, R (1, 3) OBP: 0.345, SLG: 0.500		6-3		F8			1B		F7	4	0	1	0	0	0	0
Mitchell Page, L (1, 7) OBP: 0.349, SLG: 0.422		F7			K		F4			3	0	0	0	0	1	1
Tony Armas, R (1, 8) OBP: 0.316, SLG: 0.293		K			5-3			L4		3	0	0	0	0	1	0
Jim Essian, R (1, 2) OBP: 0.343, SLG: 0.318			1B BB		F2			1-3		2	0	0	0	1	0	0
Gary Alexander, R (1, 10) OBP: 0.304, SLG: 0.444			K			F3		1B		3	0	1	0	0	1	1
Miguel Dilone, S (8, PR) OBP: 0.319, SLG: 0.315										0	0	0	0	0	0	0
Taylor Duncan, R (1, 5) OBP: 0.231, SLG: 0.538			G1-4-3 1-3 1B			4-3		F8		2	0	1	0	0	0	0
Wayne Gross, L (8, PH) OBP: 0.368, SLG: 0.373 (9, 5)										1	0	0	0	0	0	1
Inning Stats	R: 0 E: 0 K: 1 S: 5 H: 0 LOB: 0 BB: 0 P: 5	R: 0 E: 0 K: 1 S: 5 H: 0 LOB: 0 BB: 0 P: 5	R: 0 E: 0 K: 1 S: 5 H: 1 LOB: 1 BB: 1 P: 9	R: 0 E: 0 K: 1 S: 5 H: 0 LOB: 0 BB: 0 P: 5	R: 0 E: 0 K: 1 S: 5 H: 0 LOB: 0 BB: 0 P: 5	R: 0 E: 0 K: 0 S: 3 H: 0 LOB: 0 BB: 0 P: 3	R: 0 E: 0 K: 0 S: 4 H: 1 LOB: 1 BB: 0 P: 4	R: 0 E: 0 K: 0 S: 4 H: 1 LOB: 1 BB: 0 P: 4	R: 1 E: 0 K: 1 S: 6 H: 1 LOB: 0 BB: 0 P: 6	1B: 3 2B: 0 3B: 0 HR: 1 SF: 0 SAC: 0 DP: 1 HBP: 0						

PITCHER		IP	WLS	BF	H	R	ER	SO	BB	IBB	HBP	BLK	WP	HR	S	P	ERA	WHIP
Ken Brett, L ERA: 5.68	(1, 1)	7.0	W	23	2	0	0	5	1	0	0	0	0	0	32	36	0.00	0.429
Paul Hartzell, R ERA: 3.35	(8, 1)	2.0		8	2	1	1	1	0	0	0	0	0	1	10	10	4.50	1.000

PITCHER	IP	WLS	BF	H	R	ER	SO	BB	IBB	HBP	BLK	WP	HR	S	P	ERA	WHIP

BOTTOM

California Angels @ Oakland Athletics

Oakland-Alameda County Coliseum, Oakland, CA

Wed Jun 07 1978, 7:05 PM PDT

Unknown

livebaseballscorecards.com

AB	30
R	1
H	4
RBI	1
BB	1
SO	6
LOB	5

WP: 0 PB: 0 SB: 0 CS: 0 PA: 31

California Angels @ Oakland Athletics

Oakland-Alameda County Coliseum, Oakland, CA

Wed Jun 07 1978, 7:05 PM PDT

Att. 6,560 - Unknown

TOP

livebaseballscorecards.com

Batter	1	2	3	4	5	6	7	8	9	AB	R	H	RBI	BB	SO	LOB
Ken Landreaux, L (1, 9) OBP: 0.264, SLG: 0.352	4-3		F6			K		F7		3	0	0	0	0	1	2
Merv Rettenmund, R (8, PH) OBP: 0.400, SLG: 0.429										1	0	0	0	0	0	2
(8, 9)																
Bobby Grich, R (1, 4) OBP: 0.344, SLG: 0.307	L7			5-3		1-3			F8	3	0	0	0	0	0	1
Dave Chalk, R (7, 4) OBP: 0.361, SLG: 0.301										1	0	0	0	0	0	0
Lyman Bostock, L (1, 8) OBP: 0.311, SLG: 0.351	1-3			K			F8		2B	4	0	1	0	0	1	0
Joe Rudi, R (1, 10) OBP: 0.246, SLG: 0.279		F6		K			K		6-3	4	0	0	0	0	2	1
Don Baylor, R (1, 7) OBP: 0.342, SLG: 0.503		F8			6-3		CS 1B		L9	4	0	1	0	0	0	1
Ron Jackson, R (1, 5) OBP: 0.425, SLG: 0.525		5-3			K		CS 1-2	F8		3	0	0	0	0	1	0
Ron Fairly, L (1, 3) OBP: 0.318, SLG: 0.438			F5		3-1			4-3		3	0	0	0	0	0	0
Terry Humphrey, R (1, 2) OBP: 0.258, SLG: 0.304			K			6-3		BB 1B		2	0	0	0	0	1	0
Tony Solaita, L (8, PH) OBP: 0.316, SLG: 0.286										0	0	0	0	1	0	0
Brian Downing, R (8, PR) OBP: 0.391, SLG: 0.292										0	0	0	0	0	0	0
(8, 2)																
Rance Mulliniks, L (1, 6) OBP: 0.246, SLG: 0.262			2B			1B		1-3 1B		3	0	3	0	0	0	0

	AB	31
	R	0
	H	5
	RBI	0
	BB	1
	SO	6
	LOB	7

Inning Stats	1	2	3	4	5	6	7	8	9
	R: 0 E: 0 K: 0 S: 3	H: 0 LOB: 0 BB: 0 P: 3	R: 0 E: 0 K: 0 S: 3	H: 0 LOB: 0 BB: 0 P: 3	R: 0 E: 0 K: 1 S: 6	H: 1 LOB: 1 BB: 0 P: 6	R: 0 E: 0 K: 2 S: 7	H: 0 LOB: 0 BB: 0 P: 7	R: 0 E: 0 K: 1 S: 5	H: 0 LOB: 0 BB: 0 P: 5	R: 0 E: 0 K: 1 S: 6	H: 1 LOB: 1 BB: 0 P: 6	R: 0 E: 0 K: 1 S: 5	H: 1 LOB: 0 BB: 0 P: 5	R: 0 E: 0 K: 0 S: 4	H: 1 LOB: 2 BB: 1 P: 8	R: 0 E: 0 K: 0 S: 4	H: 1 LOB: 1 BB: 0 P: 4

	1B: 3	SF: 0	WP: 0	PA: 33
	2B: 2	SAC: 0	PB: 0	
	3B: 0	DP: 0	SB: 0	
	HR: 0	HBP: 0	CS: 1	

PITCHER		IP	WLS	BF	H	R	ER	SO	BB	IBB	HBP	BLK	WP	HR	S	P	ERA	WHIP
Matt Keough, R ERA: 2.05	(1, 1)	7.2	W	27	4	0	0	6	1	0	0	0	0	0	38	42	0.00	0.652
Bob Lacey, L ERA: 1.99	(8, 1)	0.2		3	1	0	0	0	0	0	0	0	0	0	3	3	0.00	1.500
Elias Sosa, R ERA: 1.74	(9, 1)	0.2	S	2	0	0	0	0	0	0	0	0	0	0	2	2	0.00	0.000

PITCHER	IP	WLS	BF	H	R	ER	SO	BB	IBB	HBP	BLK	WP	HR	S	P	ERA	WHIP

Batter	1	2	3	4	5	6	7	8	9	AB	R	H	RBI	BB	SO	LOB
Mike Edwards, R (1, 4) OBP: 0.286, SLG: 0.279	F8		6-3		K		FC6-4 1-2f			3	0	0	0	0	1	2
Jim Essian, R (7, PH) OBP: 0.341, SLG: 0.315										1	0	0	0	0	0	3
Steve Staggs, R (8, 4) OBP: 0.402, SLG: 0.343										0	0	0	0	0	0	0
Gary Thomasson, L (1, 9) OBP: 0.270, SLG: 0.356	4-3			SH1-4 4-3 2B		F7		K		4	1	1	0	0	1	0
Mario Guerrero, R (1, 6) OBP: 0.291, SLG: 0.363	5-3			SH1-4 2-3		5-3		F6		3	0	0	0	0	0	0
Mitchell Page, L (1, 7) OBP: 0.343, SLG: 0.413		G3		4-3 3-H		K		K		3	0	0	1	0	1	0
Dwayne Murphy, L (7, 7) OBP: 0.244, SLG: 0.121										1	0	0	0	0	1	0
Dave Revering, L (1, 3) OBP: 0.306, SLG: 0.396		K		1B			F5			3	0	1	0	0	1	0
Tony Armas, R (1, 8) OBP: 0.317, SLG: 0.286		6-3		F6			2B BB			2	0	0	0	1	0	1
Wayne Gross, L (1, 5) OBP: 0.367, SLG: 0.379			E6 5-3 SH1-4		F6		1-3 2B			3	0	1	0	0	0	0
Jeff Newman, R (1, 2) OBP: 0.351, SLG: 0.491			SH1-4 1-2		L6		FC6-4 IBB			1	0	0	0	1	0	0
Taylor Duncan, R (1, 10) OBP: 0.250, SLG: 0.500			5-3 2-3		1B		K			3	0	1	0	0	1	4
Inning Stats	R: 0 E: 0 K: 0 S: 3 H: 0 LOB: 0 BB: 0 P: 3	R: 0 E: 0 K: 1 S: 5 H: 0 LOB: 0 BB: 0 P: 5	R: 0 E: 1 K: 0 S: 4 H: 0 LOB: 1 BB: 0 P: 4	R: 1 E: 0 K: 0 S: 5 H: 2 LOB: 1 BB: 0 P: 5	R: 0 E: 0 K: 1 S: 6 H: 1 LOB: 1 BB: 0 P: 6	R: 0 E: 0 K: 1 S: 5 H: 0 LOB: 0 BB: 0 P: 5	R: 0 E: 0 K: 1 S: 6 H: 1 LOB: 3 BB: 2 P: 14	R: 0 E: 0 K: 2 S: 7 H: 0 LOB: 0 BB: 0 P: 7		1B: 2 2B: 2 3B: 0 HR: 0 SF: 0 SAC: 2 DP: 0 HBP: 0						

PITCHER		IP	WLS	BF	H	R	ER	SO	BB	IBB	HBP	BLK	WP	HR	S	P	ERA	WHIP
Tom Griffin, R ERA: 3.5	(1, 1)	6.1	L	26	4	1	1	3	1	1	0	0	0	0	30	38	1.42	0.789
Dave LaRoche, L ERA: 2.83	(7, 1)	1.2		5	0	0	0	3	0	0	0	0	0	0	11	11	0.00	0.000

PITCHER	IP	WLS	BF	H	R	ER	SO	BB	IBB	HBP	BLK	WP	HR	S	P	ERA	WHIP

BOTTOM

California Angels @ Oakland Athletics

Oakland-Alameda County Coliseum, Oakland, CA

Wed Jun 07 1978, 7:05 PM PDT

Att. 6,560 - Unknown

livebaseballscorecards.com

AB	27
R	1
H	4
RBI	1
BB	2
SO	6
LOB	10

Batter	1	2	3	4	5	6	7	8	9	AB	R	H	RBI	BB	SO	LOB
Bobby Grich, R (1, 4) OBP: 0.341, SLG: 0.304	F3		F4		1-3		CS, 1B		3-1	5	0	1	0	0	0	2
Carney Lansford, R (1, 10) OBP: 0.351, SLG: 0.462	5-3		FC6-4, 1-2f		HR		F9		FC6-4, 1B	5	1	2	1	0	0	3
Lyman Bostock, L (1, 8) OBP: 0.313, SLG: 0.352	K			G3	1B, 1B		CS, 1-2	E, 5-3, HR, 1B	FC6-4, 1B, 1-2f, HR	5	2	2	0	0	1	1
Joe Rudi, R (1, 3) (9, 7) OBP: 0.252, SLG: 0.284		K		L4	1-2, 1B			5-3, 1-2	1-3, HR, 1B	5	1	2	0	0	1	1
Don Baylor, R (1, 7) OBP: 0.339, SLG: 0.510		K		F8	F7			E6, HR, 2-3	1-H, 3-H, HR	5	2	1	3	0	1	3
Ron Fairly, L (9, 3) OBP: 0.318, SLG: 0.438										0	0	0	0	0	0	0
Ron Jackson, R (1, 5) OBP: 0.424, SLG: 0.544		F5			1B, HR, 1B	F7		1-H, 3-H, HR	6-3	5	2	2	3	0	0	0
Merv Rettenmund, R (1, 9) OBP: 0.391, SLG: 0.404			1B, BB		F5	6-3		K		3	0	0	0	1	1	1
Dave Chalk, R (1, 6) OBP: 0.365, SLG: 0.302			F8		1-2, HR, 1B	6-3		BB		3	1	1	0	1	0	1
Brian Downing, R (1, 2) OBP: 0.396, SLG: 0.342			1-2, FC6-4, 1B		1-H, 2-H, HR		K	K		4	1	2	3	0	2	1
Inning Stats	R: 0 E: 0 K: 1 S: 5 H: 0 LOB: 0 BB: 0 P: 5	R: 0 E: 0 K: 2 S: 7 H: 0 LOB: 0 BB: 0 P: 7	R: 0 E: 0 K: 0 S: 4 H: 1 LOB: 2 BB: 1 P: 8	R: 0 E: 0 K: 0 S: 3 H: 0 LOB: 0 BB: 0 P: 3	R: 4 E: 0 K: 0 S: 9 H: 6 LOB: 2 BB: 0 P: 9	R: 0 E: 0 K: 0 S: 3 H: 0 LOB: 0 BB: 0 P: 3	R: 0 E: 0 K: 1 S: 5 H: 1 LOB: 0 BB: 0 P: 5	R: 3 E: 1 K: 2 S: 10 H: 2 LOB: 1 BB: 1 P: 14	R: 3 E: 0 K: 0 S: 6 H: 3 LOB: 0 BB: 0 P: 6	1B: 9 2B: 0 3B: 0 HR: 4 SF: 0 SAC: 0 DP: 0 HBP: 0						

PITCHER		IP	WLS	BF	H	R	ER	SO	BB	IBB	HBP	BLK	WP	HR	S	P	ERA	WHIP
John Henry Johnson, L ERA: 2.57	(1, 1)	4.2		20	5	4	4	3	1	0	0	0	0	2	25	29	7.71	1.286
Rick Langford, R ERA: 2.49	(5, 1)	2.1		9	3	0	0	1	0	0	0	0	0	0	11	11	0.00	1.286
Elias Sosa, R ERA: 2.7	(8, 1)	2.0	L	13	5	6	5	2	1	0	0	0	0	2	16	20	22.50	3.000

PITCHER	IP	WLS	BF	H	R	ER	SO	BB	IBB	HBP	BLK	WP	HR	S	P	ERA	WHIP

TOP

California Angels @ Oakland Athletics

Oakland-Alameda County Coliseum, Oakland, CA

Thu Jun 08 1978, 7:05 PM PDT

Att. 2,612 - Unknown

livebaseballscorecards.com

AB	40
R	10
H	13
RBI	10
BB	2
SO	6
LOB	13

PA: 43

WP: 0 PB: 0 SB: 0 CS: 1

BOTTOM

California Angels @ Oakland Athletics

Oakland-Alameda County Coliseum, Oakland, CA

Thu Jun 08 1978, 7:05 PM PDT

Att. 2,612 - Unknown

livebaseballscorecards.com

Batter	1	2	3	4	5	6	7	8	9	AB	R	H	RBI	BB	SO	LOB
Mike Edwards, R (1, 4) OBP: 0.287, SLG: 0.280 Mark Budaska, S (7, PH) OBP: 0.333, SLG: 0.667 Steve Staggs, R (7, PR) OBP: 0.398, SLG: 0.338 (8, 4)	5-3		CS 1B	FC5-4 1-2f			1B 1B 2B	K		3	0	1	0	0	0	1
										1	0	1	0	0	0	0
										1	1	0	0	0	1	0
Gary Thomasson, L (1, 9) OBP: 0.281, SLG: 0.360	S HR 1B		K 1-2		F9 1B BB		1B HR 2-3 1B		K	4	2	2	0	1	2	1
Mario Guerrero, R (1, 6) OBP: 0.299, SLG: 0.380	HR 1-H		E HBP		FC4-6 1-2 1B		K		F3	4	2	2	2	0	1	3
Mitchell Page, L (1, 7) OBP: 0.347, SLG: 0.422 Dwayne Murphy, L (8, 7) OBP: 0.244, SLG: 0.121 Taylor Duncan, R (9, PH) OBP: 0.235, SLG: 0.471	K		E7 2B 1-H	F3			HR 1B 1-2 3-H		K	4	1	2	2	0	1	2
										0	0	0	0	0	0	0
										1	0	0	0	0	1	0
Dave Revering, L (1, 3) OBP: 0.310, SLG: 0.411	F6		FC4 BB	F9 2-3			HR 1-H 2-H			3	1	1	3	1	0	2
Tony Armas, R (1, 8) OBP: 0.314, SLG: 0.296		K 2B	FC4 1-2f	FC4-6 1-2f			5-3			4	0	1	0	0	0	5
Wayne Gross, L (1, 5) OBP: 0.359, SLG: 0.369		K		F2	4-3		L6			4	0	0	0	0	1	2
Jim Essian, R (1, 2) OBP: 0.346, SLG: 0.318 Miguel Dilone, S (6, PR) OBP: 0.319, SLG: 0.315 Jeff Newman, R (7, 2) OBP: 0.345, SLG: 0.481		F2		FC5-4 1B	CS BB			F3		2	0	1	0	1	0	1
										0	0	0	0	0	0	0
										1	0	0	0	0	0	0
Gary Alexander, R (1, 10) OBP: 0.298, SLG: 0.434		F8		K	K 1-2			K		4	0	0	0	0	3	3
Inning Stats	R: 2 E: 0 K: 1 S: 7 H: 2 LOB: 0 BB: 0 P: 7	R: 0 E: 0 K: 1 S: 6 H: 1 LOB: 1 BB: 0 P: 6	R: 1 E: 1 K: 1 S: 6 H: 2 LOB: 2 BB: 1 P: 11	R: 0 E: 0 K: 1 S: 6 H: 1 LOB: 1 BB: 0 P: 6	R: 0 E: 0 K: 0 S: 4 H: 1 LOB: 2 BB: 1 P: 8		R: 0 E: 0 K: 1 S: 4 H: 0 LOB: 1 BB: 1 P: 8	R: 0 E: 0 K: 2 S: 7 H: 0 LOB: 0 BB: 0 P: 7	R: 0 E: 0 K: 2 S: 7 H: 0 LOB: 0 BB: 0 P: 7	1B: 6 2B: 3 3B: 0 HR: 2 SF: 0 SAC: 0 DP: 0 HBP: 1						WP: 0 PB: 0 SB: 1 CS: 2 PA: 40	

	AB	36
	R	7
	H	11
	RBI	7
	BB	3
	SO	10
	LOB	20

PITCHER		IP	WLS	BF	H	R	ER	SO	BB	IBB	HBP	BLK	WP	HR	S	P	ERA	WHIP
Chris Knapp, R ERA: 3.81	(1, 1)	6.0		27	7	3	3	5	3	0	1	0	0	1	33	46	4.50	1.667
Paul Hartzell, R ERA: 3.76	(7, 1)	0.1		3	2	3	3	1	0	0	0	0	0	0	5	5	81.00	6.000
Dave LaRoche, L ERA: 3.16	(7, 1)	2.2	W	10	2	1	1	4	0	0	0	0	0	1	18	18	3.38	0.750

PITCHER	IP	WLS	BF	H	R	ER	SO	BB	IBB	HBP	BLK	WP	HR	S	P	ERA	WHIP

Batter	1	2	3	4	5	6	7	8	9	AB	R	H	RBI	BB	SO	LOB
Mickey Rivers, L (1, 8) OBP: 0.292, SLG: 0.368	F9			F7		F8	FC4-6 1-2f		G3	5	0	0	0	0	0	4
Willie Randolph, R (1, 4) OBP: 0.365, SLG: 0.315	K			F9		5-3 BB		CS 1B		3	0	1	0	1	1	0
Thurman Munson, R (1, 2) OBP: 0.295, SLG: 0.370	4-3			HR		5-3 1-2		F3		4	1	1	1	0	0	2
Reggie Jackson, L (1, 9) OBP: 0.320, SLG: 0.464		K		E3 E BLK		K		K 1-2		4	0	0	0	0	3	2
Lou Piniella, R (1, 7) OBP: 0.370, SLG: 0.399		F8		F7 1-3			F8		F7	4	0	0	0	0	0	1
Chris Chambliss, L (1, 3) OBP: 0.356, SLG: 0.426		F6			F6		2B 1B		1B 2B	4	1	2	0	0	0	0
Graig Nettles, L (1, 5) OBP: 0.335, SLG: 0.415			F5		G3		F9		F7	4	0	0	0	0	0	2
Cliff Johnson, R (1, 10) OBP: 0.327, SLG: 0.344			K		BB		2B 1-3		1B 1B IBB	2	1	1	0	2	1	0
Bucky Dent, R (1, 6) OBP: 0.282, SLG: 0.301			6-3		F8		IBB FC4-6		1B 1-H 2-H	3	0	1	2	1	0	1
Inning Stats	R: 0 E: 0 K: 1 S: 5 H: 0 LOB: 0 BB: 0 P: 5	R: 0 E: 0 K: 1 S: 5 H: 0 LOB: 0 BB: 0 P: 5	R: 0 E: 0 K: 1 S: 5 H: 0 LOB: 0 BB: 0 P: 5	R: 1 E: 2 K: 0 S: 5 H: 1 LOB: 1 BB: 0 P: 5	R: 0 E: 0 K: 0 S: 3 H: 0 LOB: 1 BB: 1 P: 7	R: 0 E: 0 K: 1 S: 5 H: 0 LOB: 1 BB: 1 P: 9	R: 0 E: 0 K: 0 S: 5 H: 2 LOB: 3 BB: 1 P: 9	R: 0 E: 0 K: 1 S: 5 H: 1 LOB: 0 BB: 0 P: 5	R: 2 E: 0 K: 0 S: 5 H: 2 LOB: 1 BB: 1 P: 9	1B: 3 2B: 2 3B: 0 HR: 1 SF: 0 SAC: 0 DP: 0 HBP: 0						

PITCHER	IP	WLS	BF	H	R	ER	SO	BB	IBB	HBP	BLK	WP	HR	S	P	ERA	WHIP
Frank Tanana, L (1, 1) ERA: 2.56	9.0	L	37	6	3	3	5	2	2	0	1	0	1	43	59	3.00	0.889

PITCHER	IP	WLS	BF	H	R	ER	SO	BB	IBB	HBP	BLK	WP	HR	S	P	ERA	WHIP

TOP

New York Yankees @ California Angels

Anaheim Stadium, Anaheim, CA

Fri Jun 09 1978, 10:05 PM EDT

Att. 29,415 - Unknown

livebaseballscorecards.com

AB	33
R	3
H	6
RBI	3
BB	4
SO	5
LOB	12

Batter	1	2	3	4	5	6	7	8	9	AB	R	H	RBI	BB	SO	LOB
Ken Landreaux, L (1, 9) OBP: 0.253, SLG: 0.337	5-3		K		FC4-6 CS 1-2f 3-H			G3		4	0	0	1	0	1	2
Bobby Grich, R (1, 4) OBP: 0.343, SLG: 0.308	5-3			F8 1B 1B	CS 1-2	5-3 SH1-3 1B		K		4	0	2	0	0	1	0
Lyman Bostock, L (1, 8) OBP: 0.318, SLG: 0.356	F8			1-2 1B		SH1-3 1-2		CS 1B		3	0	2	0	0	0	0
Joe Rudi, R (1, 7) OBP: 0.244, SLG: 0.274		F8		F8 2-3		5-3 2-3		CS 1-2	4-3	4	0	0	0	0	0	3
Don Baylor, R (1, 10) OBP: 0.333, SLG: 0.500		F6		F2		F4			K	4	0	0	0	0	1	3
Ron Jackson, R (1, 3) OBP: 0.413, SLG: 0.527		L3		4-3			F8		F9	4	0	0	0	0	0	2
Carney Lansford, R (1, 5) OBP: 0.344, SLG: 0.452			F3		K		6-3			3	0	0	0	0	1	0
Dave Chalk, R (1, 6) OBP: 0.377, SLG: 0.319			2B		1B FC4-6 1B		BB			2	1	2	0	1	0	0
Brian Downing, R (1, 2) OBP: 0.394, SLG: 0.342			5-3		FC4-6 1-3 1B		F8			3	0	1	0	0	0	2
Inning Stats	R: 0 H: 0 E: 0 LOB: 0 K: 0 BB: 0 S: 3 P: 3	R: 0 H: 0 E: 0 LOB: 0 K: 0 BB: 0 S: 3 P: 3	R: 0 H: 1 E: 0 LOB: 1 K: 1 BB: 0 S: 6 P: 6	R: 0 H: 2 E: 0 LOB: 2 K: 0 BB: 0 S: 5 P: 5	R: 1 H: 2 E: 0 LOB: 0 K: 1 BB: 0 S: 6 P: 6	R: 0 H: 1 E: 0 LOB: 1 K: 0 BB: 0 S: 4 P: 4	R: 0 H: 0 E: 0 LOB: 1 K: 0 BB: 1 S: 3 P: 7	R: 0 H: 1 E: 0 LOB: 0 K: 1 BB: 0 S: 5 P: 5	R: 0 H: 0 E: 0 LOB: 0 K: 1 BB: 0 S: 5 P: 5	1B: 6 SF: 0 2B: 1 SAC: 1 3B: 0 DP: 0 HR: 0 HBP: 0						

PITCHER		IP	WLS	BF	H	R	ER	SO	BB	IBB	HBP	BLK	WP	HR	S	P	ERA	WHIP
Ed Figueroa, R ERA: 3.17	(1, 1)	8.0	W	30	7	1	1	3	1	0	0	0	0	0	35	39	1.12	1.000
Rich Gossage, R ERA: 1.6	(9, 1)	1.0	S	3	0	0	0	1	0	0	0	0	0	0	5	5	0.00	0.000

PITCHER	IP	WLS	BF	H	R	ER	SO	BB	IBB	HBP	BLK	WP	HR	S	P	ERA	WHIP

BOTTOM

New York Yankees @ California Angels

Anaheim Stadium, Anaheim, CA

Fri Jun 09 1978, 10:05 PM EDT

Att. 29,415 - Unknown

livebaseballscorecards.com

AB	31
R	1
H	7
RBI	1
BB	1
SO	4
LOB	12

PA: 35

Batter	1	2	3	4	5	6	7	8	9	10	11	12	AB	R	H	RBI	BB	SO	LOB
Mickey Rivers, L (1, 8) OBP: 0.294, SLG: 0.371	G1-6-3 S 1B	SF7 3-H		K			4-3 S 1B	1-3			K		4	0	2	1	0	1	3
Paul Blair, R (8, 8) OBP: 0.279, SLG: 0.309													1	0	0	0	0	1	0
Willie Randolph, R (1, 4) OBP: 0.364, SLG: 0.309	G1-6-3 1-2 BB	K 1-2 2-3			F9		K 1-2		F9			E S BB	4	0	0	0	2	2	3
Thurman Munson, R (1, 2) OBP: 0.297, SLG: 0.372	G1-6-3 1-2f 2-3		1B 1B		4-1		4-3 2-3		K			F8	2	0	1	0	0	0	2
Mike Heath, R (3, 2)													3	0	0	0	0	1	1
Cliff Johnson, R (9, 2) OBP: 0.324, SLG: 0.340													1	0	0	0	0	0	1
Reggie Jackson, L (1, 9) OBP: 0.320, SLG: 0.455	K		K		CS BB		G3		CS BB			K	4	0	0	0	2	3	4
Chris Chambliss, L (1, 3) OBP: 0.364, SLG: 0.427		4-3 1B 1B 1B	1-2 1B		CS 1-2	2B BB		2B BB	CS 1-2	F7		P6 1-3	4	2	2	0	2	0	1
Graig Nettles, L (1, 5) OBP: 0.332, SLG: 0.409		1B 4-3 1-2 SF7 1B	K			F8		P6		1-3			5	1	1	0	0	1	4
Jim Spencer, L (1, 10) OBP: 0.330, SLG: 0.570		4-3 1-2 2-3	4-3			1-H 2B		1-3 2B		K			5	0	2	1	0	1	4
Roy White, S (1, 7) OBP: 0.330, SLG: 0.253		S 1B BB		F5		K		IBB			F8		3	0	0	0	2	1	1
Bucky Dent, R (1, 6) OBP: 0.281, SLG: 0.299		1-2 2-3 3-H S 1B		6-3		6-3		P5			K		4	0	1	1	0	0	4
Fred Stanley, R (8, 6) OBP: 0.500, SLG: 0.375													1	0	0	0	0	1	0
Inning Stats	R: 0 H: 1 E: 0 LOB: 1 K: 1 BB: 1 S: 5 P: 9	R: 2 H: 3 E: 0 LOB: 2 K: 1 BB: 1 S: 8 P: 12	R: 0 H: 2 E: 0 LOB: 2 K: 2 BB: 0 S: 9 P: 9	R: 0 H: 0 E: 0 LOB: 0 K: 1 BB: 0 S: 5 P: 5	R: 0 H: 0 E: 0 LOB: 0 K: 0 BB: 0 S: 2 P: 6	R: 1 H: 1 E: 0 LOB: 1 K: 1 BB: 1 S: 6 P: 10	R: 0 H: 1 E: 0 LOB: 1 K: 1 BB: 0 S: 6 P: 6	R: 0 H: 1 E: 0 LOB: 3 K: 0 BB: 2 S: 4 P: 12	R: 0 H: 0 E: 0 LOB: 0 K: 1 BB: 1 S: 4 P: 8	R: 0 H: 0 E: 0 LOB: 0 K: 1 BB: 0 S: 5 P: 5	R: 0 H: 0 E: 0 LOB: 0 K: 2 BB: 0 S: 7 P: 7	R: 0 H: 0 E: 0 LOB: 1 K: 1 BB: 1 S: 5 P: 9	1B: 7 SF: 1 2B: 2 SAC: 0 3B: 0 DP: 1 HR: 0 HBP: 0						

PITCHER	IP	WLS	BF	H	R	ER	SO	BB	IBB	HBP	BLK	WP	HR	S	P	ERA	WHIP
Nolan Ryan, R (1, 1) ERA: 4.04	9.0		40	9	3	3	8	6	1	0	0	0	0	49	77	3.00	1.667
Dave LaRoche, L (10, 1) ERA: 2.88	3.0	W	10	0	0	0	4	1	0	0	0	0	0	17	21	0.00	0.333

PITCHER	IP	WLS	BF	H	R	ER	SO	BB	IBB	HBP	BLK	WP	HR	S	P	ERA	WHIP

TOP

New York Yankees @ California Angels

Anaheim Stadium, Anaheim, CA

Sat Jun 10 1978, 10:05 PM EDT

Att. 37,848 - Unknown

livebaseballscorecards.com

AB	41
R	3
H	9
RBI	3
BB	8
SO	12
LOB	28

WP: 0 PA: 52
PB: 0
SB: 5
CS: 2

Batter	1	2	3	4	5	6	7	8	9	10	11	12	AB	R	H	RBI	BB	SO	LOB
Bobby Grich, R (1, 4) OBP: 0.349, SLG: 0.308	BBBB 4-0 FC5-4 BB	0-0 FC5-4 1-2f ③			BBBB 4-0 BB		0-0 SH FC4-6 1-2		0-0 HBP 1B 1B		0-0 5-3 ②		3	0	1	0	2	0	2
Carney Lansford, R (1, 5) OBP: 0.340, SLG: 0.439	0-0 FC5-4 CS 1B 1-2f ①		0-0 6-3 ①		0-0 P4 ②		SSS 0-3 K ①		H 1-0 1B FC5-2 HBP 1-2		SSS 0-3 K ③		4	1	0	0	0	1	4
Rance Mulliniks, L (11, 6) OBP: 0.243, SLG: 0.260													1	0	0	0	0	1	0
Lyman Bostock, L (1, 8) OBP: 0.323, SLG: 0.357	0-0 F8 ②		0-0 1B		SSS 0-3 K ③		0-0 FC4-6 1-2f 2-3 ②		0-0 1B 1-3 2-H ①			BBBB 4-0 SH3-4 1B BB	5	1	2	0	1	1	4
Joe Rudi, R (1, 7) OBP: 0.242, SLG: 0.271	0-0 1B 1-H	0-0 F9 ②				0-0 F9 ①	0-0 2-3 ③		0-0 FC5-2 3-H ②			0-0 SH3-4 1-2 ①	5	0	1	1	0	0	5
Don Baylor, R (1, 10) OBP: 0.329, SLG: 0.488	SSS 0-3 K ③		0-0 F7 ③			BBBB 4-0 5-3 1B BB		0-0 6-3 ①	0-0 F9 ③			0-0 6-3 ②	5	1	0	0	1	1	5
Ron Jackson, R (1, 3) OBP: 0.403, SLG: 0.511		SSS 0-3 K ①		SSS 0-3 K ①		0-0 5-3 1-2 ②		0-0 F9 ②		SSS 0-3 K ①		0-0 2-H 1B	6	0	1	1	0	3	1
Merv Rettenmund, R (1, 9) OBP: 0.406, SLG: 0.439		0-0 BB 1B		0-0 5-3 ②		0-0 FC6-4 2-H 1B		0-0 1B 2B		0-0 F8 ②			5	1	3	1	0	0	0
Dave Chalk, R (1, 6) OBP: 0.377, SLG: 0.317 (11, 5)	BBBB 4-0 FC5-4 1-2 BB			0-0 F8 ③		0-0 FC6-4 1-2f ③		0-0 S 2-H 1B		0-0 F9 ③			4	0	1	1	1	0	1
Brian Downing, R (1, 2) OBP: 0.392, SLG: 0.333		0-0 F9 ②			SSS 0-3 K ①		H 1-0 FC4-6 SH HBP		0-0 P4 1-2 ③		0-0 6-3 ①		2	0	0	0	0	1	2
Terry Humphrey, R (8, 2) OBP: 0.253, SLG: 0.296													2	0	0	0	0	0	1
Inning Stats	R: 1 H: 1 E: 0 LOB: 1 K: 1 BB: 1 S: 6 P: 10	R: 0 H: 1 E: 0 LOB: 2 K: 1 BB: 1 S: 6 P: 10	R: 0 H: 1 E: 0 LOB: 1 K: 0 BB: 0 S: 4 P: 4	R: 0 H: 0 E: 0 LOB: 0 K: 1 BB: 0 S: 5 P: 5	R: 0 H: 0 E: 0 LOB: 1 K: 2 BB: 1 S: 7 P: 11	R: 1 H: 1 E: 0 LOB: 1 K: 0 BB: 1 S: 4 P: 8	R: 0 H: 0 E: 1 LOB: 2 K: 1 BB: 0 S: 6 P: 7	R: 1 H: 2 E: 0 LOB: 1 K: 0 BB: 0 S: 5 P: 5	R: 0 H: 2 E: 0 LOB: 2 K: 0 BB: 0 S: 4 P: 5	R: 0 H: 0 E: 0 LOB: 0 K: 1 BB: 0 S: 5 P: 5	R: 0 H: 0 E: 0 LOB: 0 K: 1 BB: 0 S: 5 P: 5	R: 1 H: 1 E: 0 LOB: 1 K: 0 BB: 1 S: 3 P: 7	1B: 8 2B: 1 3B: 0 HR: 0	SF: 0 SAC: 2 DP: 0 HBP: 2	WP: 0 PB: 0 SB: 1 CS: 1	PA: 51				

PITCHER	IP	WLS	BF	H	R	ER	SO	BB	IBB	HBP	BLK	WP	HR	S	P	ERA	WHIP
Don Gullett, L (1, 1) ERA: 3.38	5.0		21	3	1	0	5	3	0	0	0	0	0	28	40	0.00	1.200
Rawly Eastwick, R (6, 1) ERA: 2.74	1.1		8	1	1	1	1	1	0	1	0	0	0	8	13	6.75	1.500
Sparky Lyle, L (7, 1) ERA: 4.09	2.0		10	4	1	1	0	0	0	1	0	0	0	9	10	4.50	2.000
Rich Gossage, R (9, 1) ERA: 1.68	3.1	L	12	1	1	1	2	1	0	0	0	0	0	15	19	2.70	0.600

PITCHER	IP	WLS	BF	H	R	ER	SO	BB	IBB	HBP	BLK	WP	HR	S	P	ERA	WHIP

BOTTOM

New York Yankees @ California Angels

Anaheim Stadium, Anaheim, CA

Sat Jun 10 1978, 10:05 PM EDT

Att. 37,848 - Unknown

livebaseballscorecards.com

AB	42
R	4
H	9
RBI	4
BB	5
SO	8
LOB	25

Batter	1	2	3	4	5	6	7	8	9	AB	R	H	RBI	BB	SO	LOB
Mickey Rivers, L (1, 8) OBP: 0.301, SLG: 0.373	F9 BB 1B	FC4-6 BB BB		FC4-6 CS 1-2f	F2			FC6-4 1-3 1B		4	0	2	0	1	0	3
Willie Randolph, R (1, 4) OBP: 0.365, SLG: 0.305	S 1-2 BB	FC4-6 1-2 2-3 BB		6-3 1-2	L6-4 2-3			FC6-4 G5-4-3 1-2f 3-H		3	0	0	1	2	0	4
Thurman Munson, R (1, 2) OBP: 0.299, SLG: 0.377	F9 2-3	FC4-6 1-2f 2-3 3-H			BB 1B	5-3 2B		G5-4-3 1-2f		5	0	2	1	0	0	5
Reggie Jackson, L (1, 9) OBP: 0.318, SLG: 0.445	K 1-2	K			1-2 BB	5-3 2-3			2-3	4	0	0	0	1	2	5
Chris Chambliss, L (1, 3) OBP: 0.356, SLG: 0.417	4-3		F9		P6	L5			F7	5	0	0	0	0	0	5
Graig Nettles, L (1, 5) OBP: 0.338, SLG: 0.431		3B 2B	HR		F8		BB		K	4	2	2	1	1	1	2
Jim Spencer, L (1, 10) OBP: 0.326, SLG: 0.578		2B 3B 2-H	K		L3		F8			4	1	1	1	0	1	4
Roy White, S (1, 7) OBP: 0.346, SLG: 0.311		BB FC4-6 2B 3-H	4-3			L6-4 1B BB		HR		3	2	2	2	1	0	0
Fred Stanley, R (1, 6) OBP: 0.563, SLG: 0.400		K		FC4-6 BB		1-2 1B		1B FC6-4 BB		2	1	1	0	2	1	1
Inning Stats	R: 0 H: 1 E: 0 LOB: 2 K: 1 BB: 1 S: 6 P: 10	R: 3 H: 3 E: 0 LOB: 2 K: 2 BB: 2 S: 10 P: 18	R: 1 H: 1 E: 0 LOB: 0 K: 1 BB: 0 S: 6 P: 6	R: 0 H: 0 E: 0 LOB: 0 K: 0 BB: 1 S: 2 P: 6	R: 0 H: 1 E: 0 LOB: 2 K: 0 BB: 1 S: 4 P: 8	R: 0 H: 1 E: 0 LOB: 1 K: 0 BB: 1 S: 3 P: 7	R: 0 H: 1 E: 0 LOB: 2 K: 0 BB: 1 S: 4 P: 8	R: 2 H: 2 E: 0 LOB: 0 K: 0 BB: 1 S: 4 P: 8	R: 0 H: 0 E: 0 LOB: 0 K: 1 BB: 0 S: 5 P: 5	1B: 4 SF: 0 2B: 4 SAC: 0 3B: 1 DP: 2 HR: 2 HBP: 0						WP: 0 PA: 42 PB: 0 SB: 1 CS: 1	

TOP

New York Yankees @ California Angels

Anaheim Stadium, Anaheim, CA

Sun Jun 11 1978, 6:33 AM EDT

Att. 31,646 - Unknown

livebaseballscorecards.com

AB	34
R	6
H	10
RBI	6
BB	8
SO	5
LOB	29

PITCHER		IP	WLS	BF	H	R	ER	SO	BB	IBB	HBP	BLK	WP	HR	S	P	ERA	WHIP
Don Aase, R ERA: 4.94	(1, 1)	3.0		17	5	4	4	4	3	0	0	0	0	1	22	34	12.00	2.667
Dyar Miller, R ERA: 2.5	(4, 1)	4.0	W	19	4	2	2	0	5	0	0	0	0	1	14	34	4.50	2.250
Paul Hartzell, R ERA: 3.59	(8, 1)	2.0		6	1	0	0	1	0	0	0	0	0	0	8	8	0.00	0.500

PITCHER	IP	WLS	BF	H	R	ER	SO	BB	IBB	HBP	BLK	WP	HR	S	P	ERA	WHIP

New York Yankees @ California Angels

Anaheim Stadium, Anaheim, CA

Sun Jun 11 1978, 6:33 AM EDT

Att. 31,646 - Unknown

BOTTOM

Batter	1	2	3	4	5	6	7	8	9	AB	R	H	RBI	BB	SO	LOB
Ken Landreaux, L (1, 9) OBP: 0.270, SLG: 0.361	5-3 1B	F5		4-3	1-2 3-H 1B	G3 1B				5	1	3	1	0	0	2
Bobby Grich, R (1, 4) OBP: 0.350, SLG: 0.311	5-3 2-3	1B 1-3 3-H 1B		G4-6-3 1B	K	F8				5	0	2	1	0	1	4
Lyman Bostock, L (1, 8) OBP: 0.325, SLG: 0.358	FC6-4 3-H 1B	1-3 3-H 1B		G4-6-3 1-2f	G3	G3 1-2				5	0	2	2	0	0	4
Joe Rudi, R (1, 7) OBP: 0.233, SLG: 0.260	FC6-4 1B 1-2f	L5			E6 2B 1B	K	4-3			5	1	0	0	0	1	4
Ron Fairly, L (1, 3) OBP: 0.321, SLG: 0.430	1-3 1B	F5			P5	BBBB 4-0 2B BB		P2		4	1	1	0	1	0	1
Ron Jackson, R (1, 5) OBP: 0.403, SLG: 0.521	P5		6-3		1B 1-3 1B 2B	1-H 1B 2B		F7		5	2	2	1	0	0	2
Tony Solaita, L (1, 10) OBP: 0.355, SLG: 0.340		SH3 1B 2B	1B 1B		1B 1B IBB	2-H 1B		4-3		4	2	3	1	1	0	0
Dave Chalk, R (1, 6) OBP: 0.382, SLG: 0.324		SH3 2-3	1-2 1B		1B 1B 1-2 2-3 3-H 1B	P6				3	1	2	1	0	0	1
Brian Downing, R (1, 2) OBP: 0.396, SLG: 0.333		BBBB 4-0 1B 1B BB	4-3		1B 1-3 2-H 3-H 1B	L6				3	1	1	2	1	0	3
Inning Stats	R: 1 E: 0 K: 0 S: 6 H: 3 LOB: 2 BB: 0 P: 6	R: 2 E: 0 K: 0 S: 6 H: 3 LOB: 2 BB: 1 P: 10	R: 0 E: 0 K: 0 S: 5 H: 2 LOB: 2 BB: 0 P: 5	R: 0 E: 0 K: 0 S: 3 H: 1 LOB: 0 BB: 0 P: 3	R: 4 E: 1 K: 1 S: 10 H: 4 LOB: 2 BB: 1 P: 14	R: 2 E: 0 K: 1 S: 7 H: 2 LOB: 1 BB: 1 P: 11	R: 0 E: 0 K: 0 S: 4 H: 1 LOB: 1 BB: 0 P: 4	R: 0 E: 0 K: 0 S: 3 H: 0 LOB: 0 BB: 0 P: 3		1B: 12 2B: 4 3B: 0 HR: 0 SF: 0 SAC: 1 DP: 1 HBP: 0						

PITCHER		IP	WLS	BF	H	R	ER	SO	BB	IBB	HBP	BLK	WP	HR	S	P	ERA	WHIP
Dick Tidrow, R ERA: 4.21	(1, 1)	1.2		11	5	3	3	0	1	0	0	0	0	0	10	14	16.20	3.600
Ken Clay, R ERA: 3.49	(2, 1)	2.2	L	16	7	4	3	0	0	1	0	0	0	0	15	19	10.12	2.625
Rawly Eastwick, R ERA: 3.28	(5, 1)	1.2		9	3	2	2	2	1	0	0	0	0	0	12	16	10.80	2.400
Jim Beattie, R ERA: 2.98	(7, 1)	2.0		7	1	0	0	0	0	0	0	0	0	0	7	7	0.00	0.500

PITCHER	IP	WLS	BF	H	R	ER	SO	BB	IBB	HBP	BLK	WP	HR	S	P	ERA	WHIP

livebaseballscorecards.com

AB	39
R	9
H	16
RBI	9
BB	3
SO	2
LOB	21

WP: 0 PA: 43
PB: 0
SB: 0
CS: 0

Batter	1	2	3	4	5	6	7	8	9	AB	R	H	RBI	BB	SO	LOB
Ken Landreaux, L (1, 9) OBP: 0.274, SLG: 0.353	E3 (G3, 5-3) 2B	L6 ①		G3 ③		1B 1B BB	E 1-2 1B	K ②		5	2	1	0	1	1	3
Bobby Grich, R (1, 4) OBP: 0.345, SLG: 0.307	5-3 ① 1-2	L6 ②			L6 ①	1B 1-3 1B	E4 1-3 2-H	K ③		6	1	1	0	0	1	5
Lyman Bostock, L (1, 8) OBP: 0.329, SLG: 0.356	G3 ② 2-3	6-3 ③			E 1B 1B	HBP 1B IBB	IBB		F9 ①	4	1	1	0	2	0	1
Joe Rudi, R (1, 7) OBP: 0.252, SLG: 0.281	1B 1B 3-H 2B		BBBB L1-3 BB		FC5-4 1-2 1B	HBP 1-2 2-H 3-H 1B	F9 ③		6-3 ②	5	1	3	3	1	0	3
Ron Jackson, R (1, 5) OBP: 0.406, SLG: 0.514	BB 1B 2-3 1B		L1-3 ① ② 1-2		FC5-4 ② 1-2f 2-H	H 1-0 1-2 2-3 HBP		H 1-0 FC6-4 HBP	F7 ③	4	1	1	0	0	0	2
Merv Rettenmund, R (1, 10) OBP: 0.392, SLG: 0.410	BBBB 4-0 1B 1-2 BB		E5		6-3 ③	F8 ③		FC6-4 ① BB 1B 1-2f BB		4	1	0	0	1	0	5
Ron Fairly, L (1, 3) OBP: 0.333, SLG: 0.448	1B 1-3 2-H 3-H 1B		G3 ③			E G6-4-3 2B	F9 ①	BB BB 1-2 1B		5	1	3	2	0	0	1
Dave Chalk, R (1, 6) OBP: 0.383, SLG: 0.322	1-2 1B			5-3 ①		E1 G6-4-3 2-3	L7 ②	BBBB 4-0 BB 1-2 2-3 BB		4	0	1	0	1	0	1
Brian Downing, R (1, 2) OBP: 0.391, SLG: 0.322	P8 ③			1-3 ②		①② BBBB G6-4-3 1-2f 3-H	BBBB 4-0 1B E BB	BBBB 4-0 1-2 2-3 3-H BB		3	1	0	0	1	0	4
Tony Solaita, L (8, PH) OBP: 0.365, SLG: 0.340										0	0	0	1	1	0	0
Terry Humphrey, R (8, 2) OBP: 0.253, SLG: 0.296										0	0	0	0	0	0	0
Inning Stats	R: 3 E: 1 K: 0 S: 8 H: 4 LOB: 3 BB: 1 P: 12	R: 0 E: 0 K: 0 S: 3 H: 0 LOB: 0 BB: 0 P: 3	R: 0 E: 0 K: 0 S: 3 H: 0 LOB: 1 BB: 1 P: 7	R: 0 E: 0 K: 0 S: 3 H: 0 LOB: 0 BB: 0 P: 3	R: 1 E: 1 K: 0 S: 5 H: 2 LOB: 1 BB: 0 P: 5	R: 3 E: 1 K: 0 S: 6 H: 3 LOB: 3 BB: 2 P: 15	R: 1 E: 1 K: 0 S: 5 H: 1 LOB: 3 BB: 2 P: 13	R: 1 E: 0 K: 2 S: 8 H: 1 LOB: 3 BB: 2 P: 17	R: 0 E: 0 K: 0 S: 3 H: 0 LOB: 0 BB: 0 P: 3	1B: 9 2B: 3 3B: 0 HR: 0	SF: 0 SAC: 0 DP: 2 HBP: 2						

PITCHER		IP	WLS	BF	H	R	ER	SO	BB	IBB	HBP	BLK	WP	HR	S	P	ERA	WHIP
Bill Lee, L ERA: 2.82	(1, 1)	5.0		24	6	4	0	0	2	0	0	0	0	0	22	30	0.00	1.600
Bob Stanley, R ERA: 3.35	(6, 1)	0.2		8	3	3	3	0	1	1	1	0	0	0	5	14	40.50	6.000
Dick Drago, R ERA: 1.93	(6, 1)	1.2		12	2	2	1	0	2	1	1	0	0	0	8	21	5.40	2.400
Bill Campbell, R ERA: 6.46	(8, 1)	1.2	W	6	0	0	0	2	1	0	0	0	0	0	9	13	0.00	0.600

PITCHER	IP	WLS	BF	H	R	ER	SO	BB	IBB	HBP	BLK	WP	HR	S	P	ERA	WHIP

TOP

California Angels @ Boston Red Sox

Fenway Park, Boston, MA

Mon Jun 12 1978, 7:05 PM EDT

Att. 31,652 - Unknown - 76 F

livebaseballscorecards.com

AB	40
R	9
H	11
RBI	6
BB	8
SO	2
LOB	25

WP: 0	PA: 50					
PB: 0						
SB: 0						
CS: 0						

BOTTOM

California Angels @ Boston Red Sox

Fenway Park, Boston, MA

Mon Jun 12 1978, 7:05 PM EDT

Att. 31,652 - Unknown - 76 F

Batter	1	2	3	4	5	6	7	8	9	AB	R	H	RBI	BB	SO	LOB
Rick Burleson, R (1, 6) OBP: 0.281, SLG: 0.352	0-0 1B	0-0 P8		0-0 F8 2-3		0-0 2-H 1B		0-0 5-3		5	0	2	1	0	0	2
Fred Lynn, L (1, 8) OBP: 0.388, SLG: 0.505	0-0 F8		0-0 4-3	0-0 1-H 3-H HR		0-0 6-3			0-0 1B BB 1B 1B	5	2	2	3	0	0	2
Jim Rice, R (1, 10) OBP: 0.373, SLG: 0.630	0-0 F4		0-0 4-3	0-3 K		4-0 IBB			B B B B 4-0 1-2 1B 1B BB	3	0	0	0	2	1	1
Carl Yastrzemski, L (1, 7) OBP: 0.389, SLG: 0.377	0-0 4-3		B B B 4-0 BB		0-0 4-3	0-0 G3			0-0 1-2 2-3 1B 1B	4	0	1	0	1	0	3
Carlton Fisk, R (1, 2) OBP: 0.361, SLG: 0.425		0-0 F2	S S S 0-3 K		0-0 F8		0-0 6-3		0-0 1-2 2-3 3-H 1B	5	0	1	1	0	1	1
George Scott, R (1, 3) OBP: 0.371, SLG: 0.435		0-0 1B HR 1B		0-0 1B WP E 1B	S S S 0-3 K		0-0 F9			4	2	2	0	0	1	0
Jack Brohamer, L (1, 4) OBP: 0.380, SLG: 0.432		0-0 1-3 HR 1B		0-0 F8 E 1-3 HR 1B		0-0 2B 2B	0-0 3-1			4	3	3	0	0	0	0
Dwight Evans, R (1, 9) OBP: 0.386, SLG: 0.568		0-0 1-H 3-H HR	S S S 0-3 K			0-0 2-H 1B 2B		0-0 5-3		4	2	2	4	0	1	2
Butch Hobson, R (1, 5) OBP: 0.329, SLG: 0.466		0-0 4-3		0-0 E6 1-2 3-H HR		0-0 F3		0-0 6-3		4	1	0	1	0	0	2
Inning Stats	R: 0 E: 0 K: 0 S: 4 H: 1 LOB: 1 BB: 0 P: 4	R: 3 E: 0 K: 0 S: 6 H: 3 LOB: 0 BB: 0 P: 6	R: 0 E: 0 K: 1 S: 5 H: 0 LOB: 1 BB: 1 P: 9	R: 4 E: 1 K: 2 S: 11 H: 3 LOB: 0 BB: 0 P: 11	R: 0 E: 0 K: 1 S: 5 H: 0 LOB: 0 BB: 0 P: 5	R: 2 E: 0 K: 0 S: 6 H: 3 LOB: 2 BB: 1 P: 10	R: 0 E: 0 K: 0 S: 3 H: 0 LOB: 0 BB: 0 P: 3	R: 0 E: 0 K: 0 S: 3 H: 0 LOB: 0 BB: 0 P: 3	R: 1 E: 0 K: 0 S: 3 H: 3 LOB: 3 BB: 1 P: 7	1B: 9 2B: 2 3B: 0 HR: 2	SF: 0 SAC: 0 DP: 0 HBP: 0						

livebaseballscorecards.com

AB	38
R	10
H	13
RBI	10
BB	3
SO	4
LOB	13

WP: 1 PB: 0 SB: 0 CS: 0 PA: 41

PITCHER		IP	WLS	BF	H	R	ER	SO	BB	IBB	HBP	BLK	WP	HR	S	P	ERA	WHIP
Tom Griffin, R ERA: 4.5	(1, 1)	4.0		21	7	7	4	3	1	0	0	0	1	2	26	30	9.00	2.000
Ken Brett, L ERA: 5.83	(5, 1)	2.0		10	3	2	2	1	0	1	0	0	0	0	11	15	9.00	1.500
Paul Hartzell, R ERA: 3.43	(7, 1)	2.0		6	0	0	0	0	0	0	0	0	0	0	6	6	0.00	0.000
Dave LaRoche, L ERA: 3.15	(9, 1)	0.0	L	4	3	1	1	0	1	0	0	0	0	0	3	7	∞	∞

PITCHER	IP	WLS	BF	H	R	ER	SO	BB	IBB	HBP	BLK	WP	HR	S	P	ERA	WHIP

Batter	1	2	3	4	5	6	7	8	9	AB	R	H	RBI	BB	SO	LOB
Ken Landreaux, L (1, 9) OBP: 0.264, SLG: 0.340	1-3		G3			4-3			P9	4	0	0	0	0	0	0
Bobby Grich, R (1, 4) OBP: 0.340, SLG: 0.301	K			K			L7		6-3	4	0	0	0	0	2	0
Lyman Bostock, L (1, 8) OBP: 0.329, SLG: 0.356	4-3			F8			G6-3			3	0	1	0	0	0	0
Joe Rudi, R (1, 7) OBP: 0.254, SLG: 0.282		FC3-6		K			G6-3			3	0	1	0	0	1	1
Ron Fairly, L (1, 3) OBP: 0.325, SLG: 0.435		FC3-6			K			1-3		3	0	0	0	0	1	1
Ron Jackson, R (1, 5) OBP: 0.399, SLG: 0.503		K			6-3			5-3		3	0	0	0	0	1	1
Tony Solaita, L (1, 10) OBP: 0.364, SLG: 0.327		6-3			F8			FC6-4		2	0	0	0	1	0	1
Dave Chalk, R (1, 6) OBP: 0.376, SLG: 0.316			6-3			F9		FC6-4		3	0	0	0	0	0	1
Brian Downing, R (1, 2) OBP: 0.384, SLG: 0.315			F3			6-3			K	2	0	0	0	0	0	0
Rick Miller, L (9, PH) OBP: 0.344, SLG: 0.304										1	0	0	0	0	1	0
Inning Stats	R: 0 H: 0 E: 0 LOB: 0 K: 1 BB: 0 S: 5 P: 5	R: 0 H: 1 E: 0 LOB: 1 K: 1 BB: 0 S: 6 P: 6	R: 0 H: 0 E: 0 LOB: 0 K: 0 BB: 0 S: 3 P: 3	R: 0 H: 0 E: 0 LOB: 0 K: 2 BB: 0 S: 7 P: 7	R: 0 H: 0 E: 0 LOB: 0 K: 1 BB: 0 S: 5 P: 5	R: 0 H: 0 E: 0 LOB: 0 K: 0 BB: 0 S: 3 P: 3	R: 0 H: 1 E: 0 LOB: 0 K: 0 BB: 0 S: 3 P: 3	R: 0 H: 0 E: 0 LOB: 1 K: 0 BB: 1 S: 3 P: 7	R: 0 H: 0 E: 0 LOB: 0 K: 1 BB: 0 S: 5 P: 5	1B: 2 SF: 0 2B: 0 SAC: 0 3B: 0 DP: 1 HR: 0 HBP: 0						

PITCHER	IP	WLS	BF	H	R	ER	SO	BB	IBB	HBP	BLK	WP	HR	S	P	ERA	WHIP
Jim Wright, R (1, 1) ERA: 2.6	9.0	W	29	2	0	0	6	1	0	0	0	0	0	40	44	0.00	0.333

PITCHER	IP	WLS	BF	H	R	ER	SO	BB	IBB	HBP	BLK	WP	HR	S	P	ERA	WHIP

TOP

California Angels @ Boston Red Sox

Fenway Park, Boston, MA

Tue Jun 13 1978, 7:05 PM EDT

Att. 26,539 - Unknown - 61 F

livebaseballscorecards.com

AB	28
R	0
H	2
RBI	0
BB	1
SO	6
LOB	5

PA: 29

WP: 0
PB: 0
SB: 0
CS: 0

Batter	1	2	3	4	5	6	7	8	9	AB	R	H	RBI	BB	SO	LOB
Rick Burleson, R (1, 6) OBP: 0.285, SLG: 0.355	L6		K		CS 1B			FC4-6 1B		4	0	2	0	0	1	0
Jerry Remy, L (1, 4) OBP: 0.307, SLG: 0.327	L7		F8		CS 1-2	L6		F8		4	0	0	0	0	0	1
Jim Rice, R (1, 10) OBP: 0.371, SLG: 0.624	F4			2B 1B		6-3		K		4	1	1	0	0	1	1
Carl Yastrzemski, L (1, 7) OBP: 0.387, SLG: 0.380		F2		1-H 2B		F7		FC4-6 1-2f		4	0	1	1	0	0	1
Carlton Fisk, R (1, 2) OBP: 0.369, SLG: 0.441		HR 2B		G5-4-3 BB			SH3 SF7 2B			2	2	2	0	1	0	0
Fred Lynn, L (1, 8) OBP: 0.385, SLG: 0.500		K		F5			SH3 2-3			2	0	0	0	0	1	3
George Scott, R (1, 3) OBP: 0.370, SLG: 0.471		2-H HR		G5-4-3 1-2f			SF7 3-H			2	1	1	3	0	0	2
Dwight Evans, R (1, 9) OBP: 0.381, SLG: 0.559		P7			F8		K			3	0	0	0	0	1	0
Butch Hobson, R (1, 5) OBP: 0.329, SLG: 0.478			F8		F9			HR		3	1	1	1	0	0	0
Inning Stats	R: 0 E: 0 K: 0 S: 3 H: 0 LOB: 0 BB: 0 P: 3	R: 2 E: 0 K: 1 S: 7 H: 2 LOB: 0 BB: 0 P: 7	R: 0 E: 0 K: 1 S: 5 H: 0 LOB: 0 BB: 0 P: 5	R: 1 E: 0 K: 0 S: 4 H: 2 LOB: 1 BB: 1 P: 8	R: 0 E: 0 K: 0 S: 3 H: 1 LOB: 0 BB: 0 P: 3	R: 0 E: 0 K: 0 S: 3 H: 0 LOB: 0 BB: 0 P: 3	R: 1 E: 0 K: 1 S: 6 H: 1 LOB: 0 BB: 0 P: 6	R: 1 E: 0 K: 1 S: 7 H: 2 LOB: 1 BB: 0 P: 7		1B: 3 2B: 3 3B: 0 HR: 2 SF: 1 SAC: 1 DP: 1 HBP: 0						

PITCHER	IP	WLS	BF	H	R	ER	SO	BB	IBB	HBP	BLK	WP	HR	S	P	ERA	WHIP
Chris Knapp, R (1, 1) ERA: 3.98	8.0	L	31	8	5	5	4	1	0	0	0	0	2	38	42	5.62	1.125

PITCHER	IP	WLS	BF	H	R	ER	SO	BB	IBB	HBP	BLK	WP	HR	S	P	ERA	WHIP

BOTTOM

California Angels @ Boston Red Sox

Fenway Park, Boston, MA

Tue Jun 13 1978, 7:05 PM EDT

Att. 26,539 - Unknown - 61 F

livebaseballscorecards.com

AB	28
R	5
H	8
RBI	5
BB	1
SO	4
LOB	8

WP: 0	PA: 32		
PB: 0			
SB: 0			
CS: 1			

California Angels @ Baltimore Orioles

Memorial Stadium, Baltimore, MD

Wed Jun 14 1978, 7:05 PM EDT

Att. 21,815 - Unknown

TOP

livebaseballscorecards.com

Batter	1	2	3	4	5	6	7	8	9	AB	R	H	RBI	BB	SO	LOB
Ken Landreaux, L (1, 9) OBP: 0.278, SLG: 0.345	FC5-4 SH 1B		1-3		1B		BBB 1-2 1B E BB		F7	4	1	2	0	1	0	0
Bobby Grich, R (1, 4) OBP: 0.336, SLG: 0.297	SH FC5-4 1-2		6-3		SSS K		F6			3	0	0	0	0	1	3
Lyman Bostock, L (1, 8) OBP: 0.336, SLG: 0.360	F8		BBBB BB			FC5-4 1B	E8 1-H 2-H 1B			3	0	2	1	1	0	2
Joe Rudi, R (1, 7) OBP: 0.247, SLG: 0.274	FC5-4 1-2f 2-3		L7			FC5-4 1B 1-2f	SSS K			4	0	0	0	0	1	5
Don Baylor, R (1, 10) OBP: 0.324, SLG: 0.478	L7			SSS K		SSS K		F7		4	0	0	0	0	2	3
Ron Fairly, L (1, 3) OBP: 0.323, SLG: 0.429		SSS K		F9		1-3 1B		F9		4	0	1	0	0	1	0
Ron Jackson, R (1, 5) OBP: 0.389, SLG: 0.490		F9		6-3		F3		5-3		4	0	0	0	0	0	2
Dave Chalk, R (1, 6) OBP: 0.374, SLG: 0.310		BBBB BB			F9		6-3		F9	3	0	0	0	1	0	0
Brian Downing, R (1, 2) OBP: 0.383, SLG: 0.315		F9			5-3		BB 1B 1B		K	3	1	1	0	0	0	1
Tony Solaita, L (9, PH) OBP: 0.358, SLG: 0.321										1	0	0	0	0	1	0
Inning Stats	R: 0 E: 1 K: 0 S: 5 H: 1 LOB: 2 BB: 0 P: 5	R: 0 E: 0 K: 1 S: 5 H: 0 LOB: 1 BB: 1 P: 9	R: 0 E: 0 K: 0 S: 3 H: 0 LOB: 1 BB: 1 P: 7	R: 0 E: 0 K: 1 S: 5 H: 0 LOB: 0 BB: 0 P: 5	R: 0 E: 0 K: 1 S: 6 H: 1 LOB: 1 BB: 0 P: 6	R: 0 E: 0 K: 1 S: 7 H: 2 LOB: 2 BB: 0 P: 7	R: 2 E: 1 K: 1 S: 7 H: 2 LOB: 1 BB: 1 P: 11	R: 0 E: 0 K: 0 S: 3 H: 0 LOB: 0 BB: 0 P: 3	R: 0 E: 0 K: 1 S: 5 H: 0 LOB: 0 BB: 0 P: 5	1B: 6 2B: 0 3B: 0 HR: 0	SF: 0 SAC: 1 DP: 0 HBP: 0						

	AB	33
	R	2
	H	6
	RBI	1
	BB	3
	SO	6
	LOB	16

WP: 0 PB: 0 SB: 0 CS: 0 PA: 37

PITCHER	IP	WLS	BF	H	R	ER	SO	BB	IBB	HBP	BLK	WP	HR	S	P	ERA	WHIP
Jim Palmer, R (1, 1) ERA: 1.86	9.0	W	37	6	2	1	6	3	0	0	0	0	0	46	58	1.00	1.000

PITCHER	IP	WLS	BF	H	R	ER	SO	BB	IBB	HBP	BLK	WP	HR	S	P	ERA	WHIP

BOTTOM

California Angels @ Baltimore Orioles

Memorial Stadium, Baltimore, MD

Wed Jun 14 1978, 7:05 PM EDT

Att. 21,815 - Unknown

livebaseballscorecards.com

Batter	1	2	3	4	5	6	7	8	9	AB	R	H	RBI	BB	SO	LOB
Mark Belanger, R (1, 6) OBP: 0.320, SLG: 0.273	F6		1B FC6-4 BB	1B G4-3 BB		F9		F5		3	2	0	0	2	0	0
Rich Dauer, R (1, 5) OBP: 0.273, SLG: 0.308	F8		FC6-4 1-3 1B	G4-3 1-3 1B		BB 1B		3-1		5	0	3	0	0	0	0
Ken Singleton, S (1, 9) OBP: 0.419, SLG: 0.444 Larry Harlow, L (9, 8) OBP: 0.385, SLG: 0.416	BB		FC6-4 BB 1B 1B 1-2f 3-H	G4-3 1-2f 3-H		BB 1-2				2 0	1 0	0 0	1 0	2 0	0 0	2 0
Eddie Murray, S (1, 3) OBP: 0.323, SLG: 0.451	G3		L6	BB		G3				3	0	0	0	1	0	4
Lee May, R (1, 10) OBP: 0.297, SLG: 0.455		6-3	BB 1B 1-2 1B	F9			FC6-4 1B			4	1	2	0	0	0	1
Andres Mora, R (1, 7) OBP: 0.271, SLG: 0.340		1B 2B	1B BB 1-2 2-3		K		FC6-4 FC4-6 1-2f			3	0	1	0	1	1	1
Carlos Lopez, R (1, 8) OBP: 0.277, SLG: 0.351 (9, 9)	K		1B 1-3 2-H 3-H	F8			F9			4	0	1	2	0	1	2
Rick Dempsey, R (1, 2) OBP: 0.286, SLG: 0.304		1B 2-3	F6	K			FC4-6 1-2f			4	0	1	0	0	1	3
Billy Smith, S (1, 4) OBP: 0.339, SLG: 0.396		L8		HR		F8		K		4	1	1	1	0	1	2
Inning Stats	R: 0 E: 0 K: 0 S: 3 H: 0 LOB: 1 BB: 1 P: 7	R: 0 E: 0 K: 1 S: 7 H: 2 LOB: 2 BB: 0 P: 7	R: 3 E: 0 K: 0 S: 6 H: 3 LOB: 2 BB: 2 P: 14	R: 2 E: 0 K: 0 S: 4 H: 2 LOB: 1 BB: 2 P: 12	R: 0 E: 0 K: 2 S: 7 H: 0 LOB: 0 BB: 0 P: 7	R: 0 E: 0 K: 0 S: 4 H: 1 LOB: 2 BB: 1 P: 8	R: 0 E: 0 K: 0 S: 4 H: 1 LOB: 1 BB: 0 P: 4	R: 0 E: 0 K: 1 S: 5 H: 0 LOB: 0 BB: 0 P: 5		1B: 7 2B: 1 3B: 0 HR: 1	SF: 0 SAC: 0 DP: 1 HBP: 0						

	AB	32
	R	5
	H	9
	RBI	4
	BB	6
	SO	4
	LOB	15

WP: 0 PB: 0 SB: 0 CS: 0 PA: 38

PITCHER		IP	WLS	BF	H	R	ER	SO	BB	IBB	HBP	BLK	WP	HR	S	P	ERA	WHIP
Ken Brett, L ERA: 6.39	(1, 1)	3.0	L	19	6	5	5	1	4	0	0	0	0	1	17	33	15.00	3.333
Dyar Miller, R ERA: 2.2	(4, 1)	5.0		19	3	0	0	3	2	0	0	0	0	0	23	31	0.00	1.000

PITCHER	IP	WLS	BF	H	R	ER	SO	BB	IBB	HBP	BLK	WP	HR	S	P	ERA	WHIP

TOP

California Angels @ Baltimore Orioles

Memorial Stadium, Baltimore, MD

Thu Jun 15 1978, 7:05 PM EDT

Att. 15,004 - Unknown

livebaseballscorecards.com

Batter	1	2	3	4	5	6	7	8	9	AB	R	H	RBI	BB	SO	LOB
Bobby Grich, R (1, 4) OBP: 0.337, SLG: 0.299	SH5-4 1B 1B 1B	F4		FC5-4 1-2f			G6-3 1B		F2	5	1	2	0	0	0	1
Rick Miller, L (1, 8) OBP: 0.357, SLG: 0.312	SH5-4 1-2 1B 1B		BBBB 1B G1-2-3 BB		BBBB F9 SH3-4 BB		G6-3 1-2f		1B 1B	3	1	2	0	2	0	1
Dave Chalk, R (1, 6) OBP: 0.384, SLG: 0.319	SH5-4 1-2 2-3		5-3 1-3 1B		SH3-4 1-2			BBBB E E BB	1-3 1B	2	1	2	0	1	0	0
Joe Rudi, R (1, 3) (8, 7) OBP: 0.252, SLG: 0.279	2-H 3-H 1B		5-3 1-2		F9 2-3			E9 1-3 E 1B	SSS K	5	1	2	2	0	1	5
Don Baylor, R (1, 7) OBP: 0.327, SLG: 0.474 Ron Fairly, L (8, 3) OBP: 0.320, SLG: 0.425	F8		IIII IBB		SSS K			IIII E FC6-2 IBB	5-3	2	0	0	0	2	1	2
										1	0	0	0	0	0	2
Ron Jackson, R (1, 5) OBP: 0.380, SLG: 0.477	F2		G1-2-3 3-Hf			F7		E5 FC6-2 1-3 2-H 3-H		4	0	0	0	0	0	5
Merv Rettenmund, R (1, 9) OBP: 0.397, SLG: 0.406		5-3		G1-6-4 1B		4-3		BBBB FC6-2 BB		3	0	1	0	1	0	0
Brian Downing, R (1, 2) OBP: 0.370, SLG: 0.302		6-3		G1-6-4 1-2f		1-3		FC6-2 G3-6-3 1-2 2-3 3-Hf		4	0	0	0	0	0	4
Ike Hampton, S (1, 10) OBP: 0.385, SLG: 0.727 Tony Solaita, L (8, PH) OBP: 0.353, SLG: 0.316		HR		BBBB FC5-4 BB			SSS K	G3-6-3 1-2f		2	1	1	1	1	1	0
										1	0	0	0	0	0	3

	AB	32
	R	5
	H	10
	RBI	3
	BB	7
	SO	3
	LOB	23

Inning Stats																		
	R: 2	H: 3	R: 1	H: 1	R: 0	H: 1	R: 0	H: 1	R: 0	H: 0	R: 0	H: 0	R: 0	H: 1	R: 2	H: 1	R: 0	H: 2
	E: 0	LOB: 1	E: 0	LOB: 0	E: 0	LOB: 2	E: 0	LOB: 1	E: 0	LOB: 1	E: 0	LOB: 0	E: 0	LOB: 0	E: 2	LOB: 2	E: 0	LOB: 2
	K: 0	BB: 1	K: 0	BB: 0	K: 0	BB: 2	K: 0	BB: 1	K: 1	BB: 1	K: 0	BB: 0	K: 1	BB: 0	K: 0	BB: 3	K: 1	BB: 0
	S: 6	P: 6	S: 4	P: 4	S: 3	P: 11	S: 3	P: 7	S: 5	P: 9	S: 3	P: 3	S: 5	P: 5	S: 4	P: 16	S: 7	P: 7

	1B: 9	SF: 0	WP: 0	PA: 41
	2B: 0	SAC: 2	PB: 0	
	3B: 0	DP: 4	SB: 0	
	HR: 1	HBP: 0	CS: 0	

PITCHER		IP	WLS	BF	H	R	ER	SO	BB	IBB	HBP	BLK	WP	HR	S	P	ERA	WHIP
Scott McGregor, L ERA: 3.43	(1, 1)	7.0	L	31	8	5	4	2	4	1	0	0	0	1	30	50	5.14	1.714
Nelson Briles, R ERA: 3.83	(8, 1)	2.0		10	2	0	0	1	1	1	0	0	0	0	10	18	0.00	1.500

PITCHER	IP	WLS	BF	H	R	ER	SO	BB	IBB	HBP	BLK	WP	HR	S	P	ERA	WHIP

BOTTOM

California Angels @ Baltimore Orioles

Memorial Stadium, Baltimore, MD

Thu Jun 15 1978, 7:05 PM EDT

Att. 15,004 - Unknown

Batter	1	2	3	4	5	6	7	8	9	AB	R	H	RBI	BB	SO	LOB
Mark Belanger, R (1, 6) OBP: 0.314, SLG: 0.266	F8	FC5 2-3f			K		F7			4	0	0	0	0	1	3
Rich Dauer, R (1, 5) OBP: 0.282, SLG: 0.347	HR		F8		BB 1B			F9		4	1	2	1	0	0	0
Ken Singleton, S (1, 9) OBP: 0.415, SLG: 0.436	K		F8		1-2 BB			K		3	0	0	0	1	2	0
Eddie Murray, S (1, 3) OBP: 0.318, SLG: 0.443	F8		F3		K			F8		4	0	0	0	0	1	2
Lee May, R (1, 10) OBP: 0.292, SLG: 0.447		E6 BB BB L1-5		6-3		F8			4-3	4	0	0	0	0	0	0
Andres Mora, R (1, 7) OBP: 0.302, SLG: 0.375		1B BB 1-2 BB		2B		5-3			G6-4-3 1B	3	0	2	0	1	0	0
Carlos Lopez, R (1, 8) OBP: 0.276, SLG: 0.338		FC5 1B 1-2 2-3 BB		F8		F7			G6-4-3 1-2f	3	0	0	0	1	0	2
Rick Dempsey, R (1, 2) OBP: 0.281, SLG: 0.299		L1-5 3-H		4-3			6-3			3	0	0	0	0	0	4
Billy Smith, S (1, 4) OBP: 0.339, SLG: 0.395		1-2 2-3 1B			F8		K			3	0	1	0	0	1	0

AB	31
R	1
H	5
RBI	1
BB	3
SO	5
LOB	11

Inning Stats	1	2	3	4	5	6	7	8	9
	R: 1 H: 1 E: 0 LOB: 0 K: 1 BB: 0 S: 6 P: 6	R: 0 H: 1 E: 1 LOB: 3 K: 0 BB: 2 S: 4 P: 12	R: 0 H: 0 E: 0 LOB: 0 K: 0 BB: 0 S: 3 P: 3	R: 0 H: 1 E: 0 LOB: 1 K: 0 BB: 0 S: 4 P: 4	R: 0 H: 1 E: 0 LOB: 2 K: 2 BB: 1 S: 8 P: 12	R: 0 H: 0 E: 0 LOB: 0 K: 0 BB: 0 S: 3 P: 3	R: 0 H: 0 E: 0 LOB: 0 K: 1 BB: 0 S: 5 P: 5	R: 0 H: 0 E: 0 LOB: 0 K: 1 BB: 0 S: 5 P: 5	R: 0 H: 1 E: 0 LOB: 0 K: 0 BB: 0 S: 3 P: 3

1B: 3 SF: 0 WP: 0 PA: 34
2B: 2 SAC: 0 PB: 0
3B: 0 DP: 2 SB: 0
HR: 1 HBP: 0 CS: 0

livebaseballscorecards.com

PITCHER		IP	WLS	BF	H	R	ER	SO	BB	IBB	HBP	BLK	WP	HR	S	P	ERA	WHIP
Frank Tanana, L ERA: 2.43	(1, 1)	9.0	W	34	5	1	1	5	3	0	0	0	0	1	41	53	1.00	0.889

PITCHER	IP	WLS	BF	H	R	ER	SO	BB	IBB	HBP	BLK	WP	HR	S	P	ERA	WHIP

Batter	1	2	3	4	5	6	7	8	9	AB	R	H	RBI	BB	SO	LOB
Ken Landreaux, L (1, 9) OBP: 0.281, SLG: 0.339	0-0 SH5-3 1B SF9 1B	0-0 F9 ③		BBB 4-0 BB		0-0 G3 ②		SSS 0-3 K ①	0-0 F8 ③	5	1	1	0	1	1	2
Bobby Grich, R (1, 4) OBP: 0.342, SLG: 0.310	0-0 SF9 SH5-3 E 1-2 1B		0-0 SH1-3 WP 2B	0-0 4-3 ③		0-0 1B		0-0 F4 ②		5	2	3	0	0	0	3
Rick Miller, L (1, 8) OBP: 0.363, SLG: 0.319	0-0 SH5-3 ① 1-2 2-3		0-0 SH1-3 ① 2-3		0-0 2B 1B 1B	0-0 F7 ③		0-0 1B HR 2-H 1B		3	2	2	1	0	0	1
Joe Rudi, R (1, 7) OBP: 0.256, SLG: 0.280	0-0 SF9 ② 2-3 3-H	SSS 0-3 K ②			0-0 F8 ①		BBB 4-0 1B BB	0-0 HR 1-3 1B		3	1	1	1	1	1	2
Don Baylor, R (1, 10) OBP: 0.332, SLG: 0.493	0-0 E8 3-H	H 1-0 WP HBP			0-0 1B 1-3 2B		0-0 F5 ①	0-0 1-H HR 3-H		4	2	2	3	0	0	1
Ron Fairly, L (1, 3) OBP: 0.331, SLG: 0.453	0-0 P3 ③		0-0 3-1 ③ 1-2 3-H		4-0 1B IBB		0-0 1B 1-2	0-0 HR		4	1	2	1	1	0	2
Ron Jackson, R (1, 5) OBP: 0.381, SLG: 0.475		0-0 1-3 ①		0-0 4-3 SH1-4 1B	0-0 L4-3 1-2 2-H 3-H 1B		0-0 F8 ②	0-0 F7 ③		5	0	2	2	0	0	2
Dave Chalk, R (1, 6) OBP: 0.376, SLG: 0.311		SSS 0-3 K ②		0-0 SH1-4 ① 1-2	0-0 L4-3 ②③ 1-2		0-0 F8 ③		0-0 L6 ①	4	0	0	0	0	1	4
Brian Downing, R (1, 2) OBP: 0.371, SLG: 0.310		H 1-0 HBP		0-0 4-3 ② 2-3		0-0 G3 ①		0-0 1B 2B	0-0 1-4-3 ②	4	1	1	0	0	0	1
Inning Stats	R: 2 E: 1 K: 0 S: 6 H: 2 LOB: 1 BB: 0 P: 6	R: 0 E: 0 K: 1 S: 5 H: 0 LOB: 1 BB: 0 P: 6	R: 1 E: 0 K: 1 S: 6 H: 1 LOB: 1 BB: 0 P: 7	R: 0 E: 0 K: 0 S: 4 H: 1 LOB: 2 BB: 1 P: 8	R: 2 E: 0 K: 0 S: 5 H: 3 LOB: 1 BB: 1 P: 9	R: 0 E: 0 K: 0 S: 4 H: 1 LOB: 1 BB: 0 P: 4	R: 0 E: 0 K: 0 S: 4 H: 1 LOB: 2 BB: 1 P: 8	R: 5 E: 0 K: 1 S: 10 H: 5 LOB: 0 BB: 0 P: 10	R: 0 E: 0 K: 0 S: 3 H: 0 LOB: 0 BB: 0 P: 3	1B: 9 2B: 4 3B: 0 HR: 2	SF: 1 SAC: 3 DP: 1 HBP: 2						

TOP

California Angels @ New York Yankees

Yankee Stadium, Bronx, NY

Fri Jun 16 1978, 7:05 PM EDT

Att. 35,968 - Unknown

livebaseballscorecards.com

AB	37
R	10
H	14
RBI	8
BB	3
SO	3
LOB	18

WP: 1 PB: 0 SB: 0 CS: 0 PA: 46

PITCHER		IP	WLS	BF	H	R	ER	SO	BB	IBB	HBP	BLK	WP	HR	S	P	ERA	WHIP
Jim Beattie, R ERA: 3.33	(1, 1)	6.1	L	32	8	5	4	2	2	1	2	0	1	0	31	45	5.68	1.579
Andy Messersmith, R ERA: 6.14	(7, 1)	2.2		14	6	5	5	1	0	0	0	0	0	2	16	16	16.88	2.250

PITCHER	IP	WLS	BF	H	R	ER	SO	BB	IBB	HBP	BLK	WP	HR	S	P	ERA	WHIP

BOTTOM

California Angels @ New York Yankees

Yankee Stadium, Bronx, NY

Fri Jun 16 1978, 7:05 PM EDT

Att. 35,968 - Unknown

livebaseballscorecards.com

Batter	1	2	3	4	5	6	7	8	9	AB	R	H	RBI	BB	SO	LOB
Mickey Rivers, L (1, 8) OBP: 0.300, SLG: 0.383	F8			G1-6-3 1B	F8			FC4-6 3B 2B 1-3	2B 3-1 HBP 1-2	4	2	2	0	0	0	1
Roy White, S (1, 7) OBP: 0.357, SLG: 0.385	F9			G1-6-3 1-2f		F8		BBBB FC4-6 BB	3-1 1B 2B 1-3 2-H	4	1	1	1	1	0	1
Thurman Munson, R (1, 2) OBP: 0.298, SLG: 0.370 Paul Blair, R (9, 5) OBP: 0.271, SLG: 0.344 Jay Johnstone, L (9, PH) OBP: 0.254, SLG: 0.211	5-3			BBBB 1B BB		F4		FC4-6 3B 1-2f 2-3 3-H	3-1 2-3 3-H	3 0 1	1 0 0	0 0 0	1 0 1	1 0 0	0 0 0	2 0 1
Reggie Jackson, L (1, 9) OBP: 0.346, SLG: 0.473		G4-6-3 1B		1-2 1B		BBBB FC4-6 BB		1-H 3B 3-H	1B 1B 3-H	4	0	4	3	1	0	0
Chris Chambliss, L (1, 3) OBP: 0.344, SLG: 0.397	F7			1-3		FC4-6 1-2f		F7	1-2 1B	5	0	1	0	0	0	5
Graig Nettles, L (1, 5) OBP: 0.329, SLG: 0.449 (9, 6)	G4-6-3 1-2f				F9		4-1	BBB BB	SSS K	4	0	0	0	1	1	3
Jim Spencer, L (1, 10) OBP: 0.324, SLG: 0.591 Lou Piniella, R (8, PH) OBP: 0.384, SLG: 0.420	F8				HR		4-3	F8		3 1	1 0	1 0	1 0	0 0	0 0	0 2
Fred Stanley, R (1, 6) OBP: 0.531, SLG: 0.417 (9, 4)			BBBB G1-6-3 BB		1B		F9		SSS K	3	0	1	0	1	1	0
Brian Doyle, L (1, 4) Gary Thomasson, L (8, PH) OBP: 0.276, SLG: 0.342 Cliff Johnson, R (9, 2) OBP: 0.336, SLG: 0.379			G1-6-3 1-2f		F7			BBBB 2B FC4-6 1B	HBP 2B BB	2 1 0	0 1 1	0 1 0	0 0 0	0 0 1	0 0 0	2 0 0
Inning Stats	R: 0 E: 0 K: 0 S: 3 H: 0 LOB: 0 BB: 0 P: 3	R: 0 E: 0 K: 0 S: 3 H: 1 LOB: 0 BB: 0 P: 3	R: 0 E: 0 K: 0 S: 2 H: 0 LOB: 0 BB: 1 P: 6	R: 0 E: 0 K: 0 S: 4 H: 2 LOB: 2 BB: 1 P: 8	R: 1 E: 0 K: 0 S: 5 H: 2 LOB: 1 BB: 0 P: 5	R: 0 E: 0 K: 0 S: 3 H: 0 LOB: 1 BB: 1 P: 7	R: 0 E: 0 K: 0 S: 3 H: 0 LOB: 0 BB: 0 P: 3	R: 3 E: 0 K: 0 S: 6 H: 3 LOB: 2 BB: 2 P: 14	R: 3 E: 0 K: 2 S: 10 H: 3 LOB: 2 BB: 1 P: 15	1B: 7 2B: 2 3B: 1 HR: 1 SF: 0 SAC: 0 DP: 3 HBP: 1						

	AB	35
	R	7
	H	11
	RBI	7
	BB	6
	SO	2
	LOB	17

PITCHER		IP	WLS	BF	H	R	ER	SO	BB	IBB	HBP	BLK	WP	HR	S	P	ERA	WHIP
Don Aase, R ERA: 4.96	(1, 1)	7.0	W	29	7	4	4	0	4	0	0	0	0	1	25	41	5.14	1.571
Dave LaRoche, L ERA: 3.79	(8, 1)	1.1		9	2	3	3	1	2	0	1	0	0	0	8	17	20.25	3.000
Dyar Miller, R ERA: 2.16	(9, 1)	0.2		4	2	0	0	1	0	0	0	0	0	0	6	6	0.00	3.000

PITCHER		IP	WLS	BF	H	R	ER	SO	BB	IBB	HBP	BLK	WP	HR	S	P	ERA	WHIP

Batter	1	2	3	4	5	6	7	8	9	AB	R	H	RBI	BB	SO	LOB
Bobby Grich, R (1, 4) OBP: 0.341, SLG: 0.313	1-3 2B		K		K			F9		4	0	1	0	0	2	1
Rick Miller, L (1, 8) OBP: 0.360, SLG: 0.318	K		1B		FC6-4 1-2f			4-3		4	0	1	0	0	1	2
Dave Chalk, R (1, 6) OBP: 0.373, SLG: 0.310	1-3 2-3		1-3 1B			K			K	4	0	1	0	0	2	1
Joe Rudi, R (1, 3) OBP: 0.250, SLG: 0.272	K		K			K			K	4	0	0	0	0	4	3
Don Baylor, R (1, 7) OBP: 0.335, SLG: 0.491		S BB		K		K			FC5-4 1B	3	0	1	0	1	2	0
Ron Jackson, R (1, 5) OBP: 0.372, SLG: 0.463		F8		K			F9		FC5-4 1-2f	4	0	0	0	0	1	2
Merv Rettenmund, R (1, 9) OBP: 0.383, SLG: 0.388		F8 1-2		K			5-3			3	0	0	0	0	1	1
Brian Downing, R (1, 2) OBP: 0.370, SLG: 0.304		K			FC6-4 BB		K			2	0	0	0	1	2	1
Ike Hampton, S (1, 10) OBP: 0.313, SLG: 0.571			K		K			K		3	0	0	0	0	3	1
Inning Stats	R: 0 E: 0 K: 2 S: 8 H: 1 LOB: 1 BB: 0 P: 8	R: 0 E: 0 K: 1 S: 5 H: 0 LOB: 1 BB: 1 P: 9	R: 0 E: 0 K: 3 S: 11 H: 2 LOB: 2 BB: 0 P: 11	R: 0 E: 0 K: 3 S: 9 H: 0 LOB: 0 BB: 0 P: 9	R: 0 E: 0 K: 2 S: 7 H: 0 LOB: 1 BB: 1 P: 11	R: 0 E: 0 K: 3 S: 9 H: 0 LOB: 0 BB: 0 P: 9	R: 0 E: 0 K: 1 S: 5 H: 0 LOB: 0 BB: 0 P: 5	R: 0 E: 0 K: 1 S: 5 H: 0 LOB: 0 BB: 0 P: 5	R: 0 E: 0 K: 2 S: 8 H: 1 LOB: 1 BB: 0 P: 8	1B: 3 2B: 1 3B: 0 HR: 0	SF: 0 SAC: 0 DP: 0 HBP: 0						

TOP

California Angels @ New York Yankees

Yankee Stadium, Bronx, NY

Sat Jun 17 1978, 7:05 PM EDT

Att. 33,162 - Unknown

livebaseballscorecards.com

AB	31
R	0
H	4
RBI	0
BB	2
SO	18
LOB	12

PITCHER	IP	WLS	BF	H	R	ER	SO	BB	IBB	HBP	BLK	WP	HR	S	P	ERA	WHIP
Ron Guidry, L (1, 1) ERA: 1.45	9.0	W	33	4	0	0	18	2	0	0	0	0	0	67	75	0.00	0.667

PITCHER	IP	WLS	BF	H	R	ER	SO	BB	IBB	HBP	BLK	WP	HR	S	P	ERA	WHIP

Batter	1	2	3	4	5	6	7	8	9	AB	R	H	RBI	BB	SO	LOB
Roy White, S (1, 7) OBP: 0.353, SLG: 0.381	1B	4-3		F9 1-2		F7				4	1	1	0	0	0	3
Thurman Munson, R (1, 2) OBP: 0.301, SLG: 0.372	F9 1B 1-3		3B	F9			F9			4	1	2	0	0	0	0
Gary Thomasson, L (1, 8) OBP: 0.282, SLG: 0.358 Paul Blair, R (8, 8) OBP: 0.271, SLG: 0.344	1-2 3-H		1-H 1B		K		K			4 0	1 0	2 0	2 0	0 0	2 0	0 0
Reggie Jackson, L (1, 9) OBP: 0.345, SLG: 0.469	K		WP 3-H		K		K			4	1	1	1	0	3	2
Chris Chambliss, L (1, 3) OBP: 0.342, SLG: 0.394	F9 2-3		F6 1-2		1B			F9		4	0	1	0	0	0	3
Graig Nettles, L (1, 5) OBP: 0.328, SLG: 0.445	F5		FC3-6 2-H		F5			4-3		4	0	1	1	0	0	3
Jim Spencer, L (1, 10) OBP: 0.321, SLG: 0.577		4-3	FC3-6 1-2f			6-3		F8		4	0	1	0	0	0	1
Fred Stanley, R (1, 6) OBP: 0.486, SLG: 0.370		4-3	F7			6-3 1-2				3	0	0	0	0	0	2
Brian Doyle, L (1, 4) OBP: 0.182, SLG: 0.182		1B		CS		G3				3	0	2	0	0	0	1
Inning Stats	R: 1 H: 3 E: 0 LOB: 2 K: 1 BB: 0 S: 8 P: 8	R: 0 H: 1 E: 0 LOB: 1 K: 0 BB: 0 S: 4 P: 4	R: 3 H: 4 E: 0 LOB: 1 K: 0 BB: 0 S: 7 P: 7	R: 0 H: 1 E: 0 LOB: 0 K: 0 BB: 0 S: 3 P: 3	R: 0 H: 1 E: 0 LOB: 1 K: 2 BB: 0 S: 8 P: 8	R: 0 H: 1 E: 0 LOB: 1 K: 0 BB: 0 S: 4 P: 4	R: 0 H: 0 E: 0 LOB: 0 K: 2 BB: 0 S: 7 P: 7	R: 0 H: 0 E: 0 LOB: 0 K: 0 BB: 0 S: 3 P: 3		1B: 10 SF: 0 2B: 0 SAC: 0 3B: 1 DP: 0 HR: 0 HBP: 0						WP: 1 PA: 34 PB: 0 SB: 0 CS: 1

PITCHER	IP	WLS	BF	H	R	ER	SO	BB	IBB	HBP	BLK	WP	HR	S	P	ERA	WHIP
Paul Hartzell, R (1, 1) ERA: 4.02	2.1	L	15	8	4	4	1	0	0	0	0	1	0	17	17	15.43	3.429
Ken Brett, L (3, 1) ERA: 5.73	5.2		19	3	0	0	4	0	0	0	0	0	0	27	27	0.00	0.529

PITCHER	IP	WLS	BF	H	R	ER	SO	BB	IBB	HBP	BLK	WP	HR	S	P	ERA	WHIP

BOTTOM

California Angels @ New York Yankees

Yankee Stadium, Bronx, NY

Sat Jun 17 1978, 7:05 PM EDT

Att. 33,162 - Unknown

livebaseballscorecards.com

AB	34
R	4
H	11
RBI	4
BB	0
SO	5
LOB	15

Batter	1	2	3	4	5	6	7	8	9	AB	R	H	RBI	BB	SO	LOB
Rick Miller, L (1, 8) OBP: 0.363, SLG: 0.322	FC6-4 1B		CS 1B 3-H		F9			4-3		4	0	2	1	0	0	1
Bobby Grich, R (1, 4) OBP: 0.339, SLG: 0.309	K		S BB 1-2		F8			F8		3	0	0	0	1	1	2
Lyman Bostock, L (1, 9) OBP: 0.331, SLG: 0.354	F7		1-3 1-2			4-3		G3		4	0	0	0	0	0	2
Joe Rudi, R (1, 7) OBP: 0.244, SLG: 0.265	FC6-4 1-2f			1-3		5-3			F3	4	0	0	0	0	0	1
Don Baylor, R (1, 10) OBP: 0.329, SLG: 0.482		4-3		E4 8-4 E		F9			5-3	4	0	0	0	0	0	0
Ron Fairly, L (1, 3) OBP: 0.336, SLG: 0.479		1B		FC4 1-2			K		HR	4	1	2	1	0	1	1
Ron Jackson, R (1, 5) OBP: 0.370, SLG: 0.458		F7		8-4 2-3f			2B 1B		E6	4	1	1	0	0	0	2
Dave Chalk, R (1, 6) OBP: 0.376, SLG: 0.316			4-3 BLK 1B BB		4-3		1-H 2B		L6	3	1	1	1	1	0	1
Terry Humphrey, R (1, 2) OBP: 0.255, SLG: 0.310			4-3 1-3		2B		F3			3	0	1	0	0	0	1
Inning Stats	R: 0 H: 1 E: 0 LOB: 1 K: 1 BB: 0 S: 6 P: 6	R: 0 H: 1 E: 0 LOB: 0 K: 0 BB: 0 S: 3 P: 3	R: 1 H: 1 E: 0 LOB: 1 K: 0 BB: 2 S: 3 P: 11	R: 0 H: 0 E: 2 LOB: 1 K: 0 BB: 0 S: 4 P: 4	R: 0 H: 1 E: 0 LOB: 1 K: 0 BB: 0 S: 4 P: 4	R: 0 H: 0 E: 0 LOB: 0 K: 0 BB: 0 S: 3 P: 3	R: 1 H: 2 E: 0 LOB: 0 K: 1 BB: 0 S: 6 P: 6	R: 0 H: 0 E: 0 LOB: 0 K: 0 BB: 0 S: 3 P: 3	R: 1 H: 1 E: 1 LOB: 1 K: 0 BB: 0 S: 5 P: 5	1B: 4 SF: 0 2B: 3 SAC: 0 3B: 0 DP: 1 HR: 1 HBP: 0						WP: 0 PA: 35 PB: 0 SB: 1 CS: 1	

PITCHER	IP	WLS	BF	H	R	ER	SO	BB	IBB	HBP	BLK	WP	HR	S	P	ERA	WHIP
Ed Figueroa, R (1, 1) ERA: 3.21	9.0	L	35	7	3	3	2	2	0	0	1	0	1	37	45	3.00	1.000

PITCHER	IP	WLS	BF	H	R	ER	SO	BB	IBB	HBP	BLK	WP	HR	S	P	ERA	WHIP

TOP

California Angels @ New York Yankees

Yankee Stadium, Bronx, NY

Sun Jun 18 1978, 3:33 AM EDT

Att. 55,604 - Sunny - 79 F

livebaseballscorecards.com

AB	33
R	3
H	7
RBI	3
BB	2
SO	2
LOB	11

Batter	1	2	3	4	5	6	7	8	9	AB	R	H	RBI	BB	SO	LOB
Roy White, S (1, 7) OBP: 0.358, SLG: 0.393	L4	F8			6-3 1B 2B		1B			4	1	2	0	0	0	2
Willie Randolph, R (1, 4) OBP: 0.372, SLG: 0.327	E 1B		F4		6-3 2-3		F9			4	0	1	0	0	0	2
Gary Thomasson, L (1, 8) OBP: 0.281, SLG: 0.356	F7 1-2		K		3-H 1B		F8			4	0	1	1	0	1	2
Reggie Jackson, L (1, 9) OBP: 0.339, SLG: 0.460	K		K		K			K		4	0	0	0	0	4	2
Chris Chambliss, L (1, 10) OBP: 0.345, SLG: 0.398		1B 2B		BB BB	F7			4-3		3	1	1	0	1	0	1
Graig Nettles, L (1, 5) OBP: 0.335, SLG: 0.448		FC5 BB 1B 2-H		1-2 BB		L3 1B		4-3		3	0	2	1	1	0	0
Jim Spencer, L (1, 3) OBP: 0.327, SLG: 0.566 Paul Blair, R (9, PR) OBP: 0.271, SLG: 0.344		FC5 1-2 BB		P6	L3 1-2				B2-6 BB	2 0	0 0	0 0	0 0	2 0	0 0	3 0
Cliff Johnson, R (1, 2) OBP: 0.325, SLG: 0.364		F7		K	K				B2-6 1-2f	4	0	0	0	0	2	5
Bucky Dent, R (1, 6) OBP: 0.278, SLG: 0.296 Fred Stanley, R (7, 6) OBP: 0.472, SLG: 0.357 Jay Johnstone, L (9, PH) OBP: 0.250, SLG: 0.207		FC5 1-2 2-3f		F9			P5		6-3	2 1 1	0 0 0	0 0 0	0 0 0	0 0 0	0 0 0	4 0 1

BOTTOM

California Angels @ New York Yankees

Yankee Stadium, Bronx, NY

Sun Jun 18 1978, 3:33 AM EDT
Att. 55,604 - Sunny - 79 F

livebaseballscorecards.com

AB	32
R	2
H	7
RBI	2
BB	4
SO	7
LOB	22

Inning Stats	1	2	3	4	5	6	7	8	9
	R: 0 E: 1 K: 1 S: 6	H: 1 LOB: 1 BB: 0 P: 6	R: 1 E: 0 K: 0 S: 5	H: 2 LOB: 2 BB: 1 P: 9	R: 0 E: 0 K: 2 S: 7	H: 0 LOB: 0 BB: 0 P: 7	R: 0 E: 0 K: 1 S: 5	H: 0 LOB: 2 BB: 2 P: 13	R: 1 E: 0 K: 1 S: 7	H: 2 LOB: 1 BB: 0 P: 7	R: 0 E: 0 K: 1 S: 5	H: 1 LOB: 0 BB: 0 P: 5	R: 0 E: 0 K: 0 S: 4	H: 1 LOB: 1 BB: 0 P: 4	R: 0 E: 0 K: 1 S: 5	H: 0 LOB: 0 BB: 0 P: 5	R: 0 E: 0 K: 0 S: 2	H: 0 LOB: 1 BB: 1 P: 6

1B: 5	SF: 0	WP: 0
2B: 4	SAC: 0	PB: 0
3B: 0	DP: 2	SB: 0
HR: 0	HBP: 0	CS: 0

PA: 36

PITCHER	IP	WLS	BF	H	R	ER	SO	BB	IBB	HBP	BLK	WP	HR	S	P	ERA	WHIP
Chris Knapp, R (1, 1) ERA: 3.79	9.0	W	36	7	2	2	7	4	0	0	0	0	0	46	62	2.00	1.222

PITCHER	IP	WLS	BF	H	R	ER	SO	BB	IBB	HBP	BLK	WP	HR	S	P	ERA	WHIP

Batter	1	2	3	4	5	6	7	8	9	AB	R	H	RBI	BB	SO	LOB
Rick Miller, L (1, 8) OBP: 0.375, SLG: 0.335	F8		5-3 1B BB	BB		2B	1B			3	1	2	2	2	0	0
Bobby Grich, R (1, 4) OBP: 0.333, SLG: 0.303	5-3		5-3 1-2	6-3		K	K			5	0	0	0	0	2	4
Rance Mulliniks, L (8, 6) OBP: 0.243, SLG: 0.260										0	0	0	0	0	0	0
Lyman Bostock, L (1, 9) OBP: 0.336, SLG: 0.354	E6 1B		1B 2B BB		F8		CS 1B	G6-4-3 BB		3	1	1	0	2	0	0
Joe Rudi, R (1, 7) OBP: 0.243, SLG: 0.263	S 1-3 1B		P3		5-3		L9	G6-4-3 1-2f		5	0	1	0	0	0	4
Don Baylor, R (1, 10) OBP: 0.331, SLG: 0.485	F8 1-2		2B 1-3 2-H 1B		F9		1-2 2B 2B	L9		5	2	2	1	0	0	2
Ron Fairly, L (1, 3) OBP: 0.348, SLG: 0.504		K	1-H 3-H 2B			SH5-4 1B 2B 1B	WP E 2-H 2B		L5-3 BB	4	2	3	3	0	1	0
Tony Solaita, L (7, 3) OBP: 0.362, SLG: 0.316										0	0	0	0	1	0	0
Ron Jackson, R (1, 5) OBP: 0.376, SLG: 0.456		6-3 BB	6-3			SH5-4 1-2 2B 1B	E HR BB		L5-3 1-2	3	2	1	0	2	0	2
Dave Chalk, R (1, 6) (8, 4) OBP: 0.368, SLG: 0.309		6-3 1-2		K		SH5-4 1-2 2-3	E5 HR 1-2 3-H		5-3	4	1	0	0	0	1	2
Brian Downing, R (1, 2) OBP: 0.366, SLG: 0.330		K		G3		K	1-H 2-H HR			4	1	1	3	0	2	3
Inning Stats	R: 0 E: 1 K: 0 S: 5 H: 1 LOB: 2 BB: 0 P: 5	R: 0 E: 0 K: 2 S: 7 H: 0 LOB: 1 BB: 1 P: 11	R: 3 E: 0 K: 0 S: 5 H: 2 LOB: 1 BB: 2 P: 13	R: 0 E: 0 K: 1 S: 5 H: 0 LOB: 1 BB: 1 P: 9	R: 0 E: 0 K: 0 S: 3 H: 0 LOB: 0 BB: 0 P: 3	R: 2 E: 0 K: 2 S: 10 H: 3 LOB: 1 BB: 0 P: 10	R: 5 E: 1 K: 1 S: 10 H: 5 LOB: 1 BB: 1 P: 14	R: 0 E: 0 K: 0 S: 2 H: 0 LOB: 0 BB: 1 P: 6	R: 0 E: 0 K: 0 S: 2 H: 0 LOB: 0 BB: 1 P: 6	1B: 6 2B: 5 3B: 0 HR: 1	SF: 0 SAC: 1 DP: 2 HBP: 0					

TOP

California Angels @ Minnesota Twins

Metropolitan Stadium, Bloomington , MI

Tue Jun 20 1978, 8:05 PM EDT

Att. 12,330 - Unknown - 67 F

livebaseballscorecards.com

AB	36
R	10
H	11
RBI	9
BB	7
SO	6
LOB	17

WP: 1 PA: 44
PB: 0
SB: 1
CS: 1

PITCHER		IP	WLS	BF	H	R	ER	SO	BB	IBB	HBP	BLK	WP	HR	S	P	ERA	WHIP
Roger Erickson, R ERA: 4.72	(1, 1)	6.2	L	32	8	6	6	5	4	0	0	0	0	0	38	54	8.10	1.800
Mac Scarce, L ERA: 3.64	(7, 1)	0.0		5	3	4	0	0	1	0	0	0	1	1	4	8	∞	∞
Greg Thayer, R ERA: 3.7	(7, 1)	2.1		7	0	0	0	1	2	0	0	0	0	0	7	15	0.00	0.857

PITCHER	IP	WLS	BF	H	R	ER	SO	BB	IBB	HBP	BLK	WP	HR	S	P	ERA	WHIP

BOTTOM

California Angels @ Minnesota Twins

Metropolitan Stadium, Bloomington , MI

Tue Jun 20 1978, 8:05 PM EDT

Att. 12,330 - Unknown - 67 F

livebaseballscorecards.com

Batter	1	2	3	4	5	6	7	8	9	AB	R	H	RBI	BB	SO	LOB
Bombo Rivera, R (1, 9) OBP: 0.431, SLG: 0.396	1-3		K		F9		K		3-1	4	0	0	0	0	2	3
Hosken Powell, L (9, PH) OBP: 0.301, SLG: 0.287										1	0	0	0	0	0	0
Rod Carew, L (1, 3) OBP: 0.435, SLG: 0.505	5-3		F7			L7	1B		E4 S	5	0	1	1	0	0	0
Dan Ford, R (1, 8) OBP: 0.361, SLG: 0.494	6-3			5-3		1B FC1-2 1B	F8		6-3	5	0	1	0	0	0	2
Craig Kusick, R (1, 10) OBP: 0.305, SLG: 0.320		FC6-4 BB SF7 1B		F2		FC1-2 1-3 2B 1B		BBBB 1B E BB	4-3	4	3	2	0	1	0	1
Roy Smalley, S (1, 6) OBP: 0.344, SLG: 0.365		BBBB FC6-4 1-2 BB		K		FC1-2 2B 1-2 3-H		E SF8 1B 1-2		3	1	1	0	1	1	2
Larry Wolfe, R (1, 5) OBP: 0.343, SLG: 0.411		FC6-4 1B 1-2f 2-3			1B	1B		E5 SF8 1-3 2-H		4	0	2	1	0	0	3
Willie Norwood, R (1, 7) OBP: 0.308, SLG: 0.383		SF7 3-H			P4	F3		SF8 2-3 3-H		2	0	0	2	0	0	3
Bob Randall, R (1, 4) OBP: 0.333, SLG: 0.369		1B 1-3			1B 1-2		5-3 1B 1B	F3		3	1	3	0	0	0	0
Mike Cubbage, L (8, PH) OBP: 0.370, SLG: 0.475										1	0	0	0	0	0	1
(9, 4)																
Glenn Borgmann, R (1, 2) OBP: 0.339, SLG: 0.365			L5		F8		5-3 1-2	F6		3	0	0	0	0	0	3
Butch Wynegar, S (8, PH) OBP: 0.338, SLG: 0.358										1	0	0	0	0	0	1
(9, 2)																

Inning Stats	1	2	3	4	5	6	7	8	9
	R: 0 H: 0 E: 0 LOB: 0 K: 0 BB: 0 S: 3 P: 3	R: 1 H: 2 E: 0 LOB: 2 K: 0 BB: 1 S: 4 P: 8	R: 0 H: 0 E: 0 LOB: 0 K: 1 BB: 0 S: 5 P: 5	R: 0 H: 0 E: 0 LOB: 0 K: 1 BB: 0 S: 5 P: 5	R: 0 H: 2 E: 0 LOB: 2 K: 0 BB: 0 S: 5 P: 5	R: 1 H: 3 E: 0 LOB: 2 K: 0 BB: 0 S: 6 P: 6	R: 1 H: 2 E: 0 LOB: 1 K: 1 BB: 0 S: 7 P: 7	R: 2 H: 1 E: 1 LOB: 1 K: 0 BB: 1 S: 5 P: 9	R: 0 H: 0 E: 1 LOB: 1 K: 0 BB: 0 S: 4 P: 4

1B: 9 SF: 2
2B: 1 SAC: 0
3B: 0 DP: 0
HR: 0 HBP: 0

WP: 0 PA: 40
PB: 0
SB: 1
CS: 0

	AB	36
	R	5
	H	10
	RBI	4
	BB	2
	SO	3
	LOB	19

PITCHER		IP	WLS	BF	H	R	ER	SO	BB	IBB	HBP	BLK	WP	HR	S	P	ERA	WHIP
Frank Tanana, L ERA: 2.52	(1, 1)	7.0	W	33	10	5	3	3	2	0	0	0	0	0	37	45	3.86	1.714
Dyar Miller, R ERA: 2.06	(8, 1)	2.0		7	0	0	0	0	0	0	0	0	0	0	7	7	0.00	0.000

PITCHER	IP	WLS	BF	H	R	ER	SO	BB	IBB	HBP	BLK	WP	HR	S	P	ERA	WHIP

California Angels @ Minnesota Twins

Metropolitan Stadium, Bloomington , MI

Wed Jun 21 1978, 8:05 PM EDT

Att. 10,801 - Unknown - 75 F

TOP

livebaseballscorecards.com

Batter	1	2	3	4	5	6	7	8	9	AB	R	H	RBI	BB	SO	LOB
Dave Machemer, R (1, 4) OBP: 0.250, SLG: 1.000	HR		F9			6-3		P3		4	1	1	1	0	0	0
Dave Chalk, R (1, 6) OBP: 0.361, SLG: 0.302	6-3		5-3			5-3		K		4	0	0	0	0	1	0
Lyman Bostock, L (1, 9) OBP: 0.335, SLG: 0.352	F7		L7			F9		1B		4	0	1	0	0	0	0
Joe Rudi, R (1, 7) OBP: 0.243, SLG: 0.263	HR 1B			6-3			6-3	F9		4	1	1	0	0	0	1
Don Baylor, R (1, 3) OBP: 0.330, SLG: 0.494	1-H HR			5-3			K		L6	4	1	1	2	0	1	0
Ron Fairly, L (9, 3) OBP: 0.348, SLG: 0.504										0	0	0	0	0	0	0
Ron Jackson, R (1, 5) OBP: 0.373, SLG: 0.451	F2			5-3			BB 3B 1B		P3	4	1	1	0	0	0	0
Merv Rettenmund, R (1, 10) OBP: 0.388, SLG: 0.377		F8			5-3		1-2 3B BB		BB	2	1	0	0	2	0	0
Rick Miller, L (1, 8) OBP: 0.372, SLG: 0.346		L8			6-3		1-H 2-H 3B		K	4	0	1	2	0	1	1
Brian Downing, R (1, 2) OBP: 0.358, SLG: 0.321		6-3			F8		6-3			3	0	0	0	0	0	1

	AB	33
	R	5
	H	6
	RBI	5
	BB	2
	SO	3
	LOB	3

Inning Stats	1	2	3	4	5	6	7	8	9
	R: 3 E: 0 K: 0 S: 6	R: 0 E: 0 K: 0 S: 3	R: 0 E: 0 K: 0 S: 3	R: 0 E: 0 K: 0 S: 3	R: 0 E: 0 K: 0 S: 3	R: 0 E: 0 K: 0 S: 3	R: 2 E: 0 K: 1 S: 7	R: 0 E: 0 K: 1 S: 6	R: 0 E: 0 K: 1 S: 5
	H: 3 LOB: 0 BB: 0 P: 6	H: 0 LOB: 0 BB: 0 P: 3	H: 0 LOB: 0 BB: 0 P: 3	H: 0 LOB: 0 BB: 0 P: 3	H: 0 LOB: 0 BB: 0 P: 3	H: 0 LOB: 0 BB: 0 P: 3	H: 2 LOB: 1 BB: 1 P: 11	H: 1 LOB: 1 BB: 0 P: 6	H: 0 LOB: 1 BB: 1 P: 9

	1B	3	SF	0	WP	0	PA	35
	2B	0	SAC	0	PB	0		
	3B	1	DP	0	SB	0		
	HR	2	HBP	0	CS	0		

PITCHER		IP	WLS	BF	H	R	ER	SO	BB	IBB	HBP	BLK	WP	HR	S	P	ERA	WHIP
Geoff Zahn, L ERA: 2.83	(1, 1)	8.0	L	31	6	5	5	2	1	0	0	0	0	2	34	38	5.62	0.875
Greg Thayer, R ERA: 3.61	(9, 1)	1.0		4	0	0	0	1	1	0	0	0	0	0	5	9	0.00	1.000

PITCHER	IP	WLS	BF	H	R	ER	SO	BB	IBB	HBP	BLK	WP	HR	S	P	ERA	WHIP

BOTTOM

California Angels @ Minnesota Twins

Metropolitan Stadium, Bloomington , MI

Wed Jun 21 1978, 8:05 PM EDT

Att. 10,801 - Unknown - 75 F

livebaseballscorecards.com

Batter	1	2	3	4	5	6	7	8	9	AB	R	H	RBI	BB	SO	LOB
Hosken Powell, L (1, 9) OBP: 0.299, SLG: 0.286	HR 1B		K			6-3			6-3	4	1	1	0	0	1	0
Roy Smalley, S (1, 6) OBP: 0.346, SLG: 0.377	1-H HR		6-3			BB			F6	3	1	1	2	1	0	0
Rod Carew, L (1, 3) OBP: 0.432, SLG: 0.500	K			F7		F8			E 1B 1B	4	0	1	0	0	1	1
Dan Ford, R (1, 8) OBP: 0.359, SLG: 0.490	K			K			K		E6 1-3 1B	4	0	1	0	0	3	0
Mike Cubbage, L (1, 5) OBP: 0.362, SLG: 0.463	F9			F8			G3		4-3	4	0	0	0	0	0	2
Butch Wynegar, S (1, 2) OBP: 0.338, SLG: 0.357		L7			8-3 1B		F8			3	0	1	0	0	0	0
Glenn Adams, L (1, 10) OBP: 0.244, SLG: 0.388		K			F8			F7		3	0	0	0	0	1	1
Willie Norwood, R (1, 7) OBP: 0.304, SLG: 0.377		K			8-3 1-2f			4-3		3	0	0	0	0	1	1
Rob Wilfong, L (1, 4) OBP: 0.278, SLG: 0.217			K			1-3		5-3		2	0	0	0	0	1	0
Rich Chiles, L (8, PH) OBP: 0.310, SLG: 0.236										1	0	0	0	0	0	0
Bob Randall, R (9, 4) OBP: 0.333, SLG: 0.369										0	0	0	0	0	0	0

	AB	31
	R	2
	H	5
	RBI	2
	BB	1
	SO	8
	LOB	5

Inning Stats	1	2	3	4	5	6	7	8	9
	R: 2 E: 0 K: 2 S: 9	R: 0 E: 0 K: 2 S: 7	R: 0 E: 0 K: 2 S: 7	R: 0 E: 0 K: 1 S: 5	R: 0 E: 0 K: 0 S: 3	R: 0 E: 0 K: 1 S: 3	R: 0 E: 0 K: 0 S: 5	R: 0 E: 0 K: 0 S: 3	R: 0 E: 1 K: 0 S: 5
	H: 2 LOB: 0 BB: 0 P: 9	H: 0 LOB: 0 BB: 0 P: 7	H: 0 LOB: 0 BB: 0 P: 7	H: 0 LOB: 0 BB: 0 P: 5	H: 1 LOB: 0 BB: 0 P: 3	H: 0 LOB: 1 BB: 1 P: 7	H: 0 LOB: 0 BB: 0 P: 5	H: 0 LOB: 0 BB: 0 P: 3	H: 2 LOB: 2 BB: 0 P: 5

	1B: 4	SF: 0	WP: 0	PA: 32
	2B: 1	SAC: 0	PB: 0	
	3B: 0	DP: 1	SB: 0	
	HR: 1	HBP: 0	CS: 0	

PITCHER		IP	WLS	BF	H	R	ER	SO	BB	IBB	HBP	BLK	WP	HR	S	P	ERA	WHIP
Don Aase, R ERA: 4.6	(1, 1)	9.0	W	32	5	2	2	8	1	0	0	0	0	1	47	51	2.00	0.667

PITCHER	IP	WLS	BF	H	R	ER	SO	BB	IBB	HBP	BLK	WP	HR	S	P	ERA	WHIP

Batter	1	2	3	4	5	6	7	8	9	10	11	12	AB	R	H	RBI	BB	SO	LOB
Rick Miller, L (1, 8) OBP: 0.366, SLG: 0.339	3-1		4-3			F8		FC1-2 1B, BB 1B	F7		4-3		6	1	1	0	0	0	4
Dave Machemer, R (1, 4) OBP: 0.375, SLG: 0.667 Terry Humphrey, R (8, 2) OBP: 0.250, SLG: 0.302	BBBB 4-3 BB			L6		L7		BBBB FC1-2 1B BB		4-3		6-3	2	1	0	0	2	0	1
													2	0	0	0	0	0	0
Lyman Bostock, L (1, 9) OBP: 0.335, SLG: 0.351	4-3 1-2			4-3		FC6 1-2f		FC1-2 1B 1-2 2-3 3-Hf		4-3 1B		1B 1B	6	1	2	0	0	0	5
Joe Rudi, R (1, 7) OBP: 0.251, SLG: 0.273 (9, 3)	6-3			BBBB BB			2B	1-2 2-H 3-H 1B		4-3 1-2		K	5	0	2	2	1	1	3
Don Baylor, R (1, 10) OBP: 0.330, SLG: 0.487		F7		F8			L6	F8		BBBB BB		1B E 1-2 1B	5	1	1	0	1	0	4
Ron Fairly, L (1, 3) OBP: 0.345, SLG: 0.492 Ken Landreaux, L (9, PR) OBP: 0.285, SLG: 0.342 (9, 7)		6-3			1-4-3		L7		BBBB SH BB	SSS K		E 1-3 2-H 1B	3	0	0	0	1	0	1
													2	0	1	1	0	1	2
Ron Jackson, R (1, 5) OBP: 0.374, SLG: 0.456		1-3			F8		F5		SH 1-2		2B	E7 1-3 3-H 1B	5	0	2	1	0	0	1
Rance Mulliniks, L (1, 6) OBP: 0.240, SLG: 0.255			3-1		4-3			BB 1B FC1-2 1B	F2		B3-4	3-1	6	0	1	0	0	0	5
Brian Downing, R (1, 2) OBP: 0.360, SLG: 0.324 Tony Solaita, L (8, PH) OBP: 0.357, SLG: 0.310 Dave Chalk, R (8, 4) OBP: 0.357, SLG: 0.298			F2			FC6 1B		F9	F9		F8		2	0	1	0	0	0	0
													1	0	0	0	0	0	1
													2	0	0	0	0	0	3

TOP

California Angels @ Minnesota Twins

Metropolitan Stadium, Bloomington , MI

Thu Jun 22 1978, 4:33 AM EDT

Att. 7,488 - Cloudy - 75 F

livebaseballscorecards.com

AB	47
R	4
H	11
RBI	4
BB	5
SO	2
LOB	30

Inning Stats	1	2	3	4	5	6	7	8	9	10	12	1B: 9	SF: 0	WP: 0	PA: 53
R	0	0	0	0	0	0	0	2	0	0	2	2B: 2	SAC: 1	PB: 0	
E	0	0	0	0	0	0	0	0	0	0	1	3B: 0	DP: 0	SB: 0	
K	0	0	0	0	0	0	0	0	0	1	1	HR: 0	HBP: 0	CS: 0	
S	3	3	3	3	3	4	4	6	4	6	9				
H	0	0	0	0	0	1	1	3	0	1	4				
LOB	1	0	0	1	0	1	1	2	2	2	2				
BB	0	0	0	0	0	0	0	1	1	1	0				
P	7	3	3	7	3	4	4	10	8	10	9				

PITCHER		IP	WLS	BF	H	R	ER	SO	BB	IBB	HBP	BLK	WP	HR	S	P	ERA	WHIP
Gary Serum, R ERA: 3.25	(1, 1)	7.1		28	4	2	2	0	2	0	0	0	0	0	26	34	2.46	0.818
Mike Marshall, R ERA: 2.78	(8, 1)	4.2	L	25	7	2	2	2	3	0	0	0	0	0	26	38	3.86	2.143

PITCHER		IP	WLS	BF	H	R	ER	SO	BB	IBB	HBP	BLK	WP	HR	S	P	ERA	WHIP

California Angels @ Minnesota Twins

Metropolitan Stadium, Bloomington , MI

Thu Jun 22 1978, 4:33 AM EDT

Att. 7,488 - Cloudy - 75 F

livebaseballscorecards.com

BOTTOM

Batter	1	2	3	4	5	6	7	8	9	10	11	12	AB	R	H	RBI	BB	SO	LOB
Willie Norwood, R (1, 7) OBP: 0.305, SLG: 0.376	F8		F8		1B 3-H		E6 CS			FC1-6 1B		F8	6	0	2	1	0	0	0
Bombo Rivera, R (1, 9) OBP: 0.421, SLG: 0.386	F4			6-3	L9		S 1-2 1B			FC1-6 FC4-6 1-2f			5	0	1	0	0	0	2
Jose Morales, R (1, 10) OBP: 0.394, SLG: 0.457	BB B B B B			1B 1B		L9	F9 1-2			P4			4	0	1	0	1	0	2
Dan Ford, R (1, 8) OBP: 0.356, SLG: 0.484	1-3			1B 1-3		4-3		4-3		FC4-6 1-2f			5	0	1	0	0	0	2
Craig Kusick, R (1, 3) OBP: 0.306, SLG: 0.314		L8		F8		BB S BB B B B B		K S S S			L8		2	0	0	0	1	0	1
Rod Carew, L (8, PH) OBP: 0.429, SLG: 0.496 (9, 3)													2	0	0	0	0	1	0
Larry Wolfe, R (1, 5) OBP: 0.336, SLG: 0.394		F4			5-3	BB 1-2 B B B B		F8			K S S S		4	0	0	0	1	1	0
Butch Wynegar, S (1, 2) OBP: 0.340, SLG: 0.351		6-3			3B B B B B	BB 1-2 2-3 B B B B			4-3		K S S S		3	1	0	0	2	1	0
Roy Smalley, S (1, 6) OBP: 0.344, SLG: 0.373			L7		K S S S	4-3			CS 1B			F9	5	0	1	0	0	1	4
Bob Randall, R (1, 4) OBP: 0.329, SLG: 0.377			6-3		1B 1-H		G1		K 1-2 S S S			F6	5	1	1	1	0	1	1
Inning Stats	R: 0 H: 0 E: 0 LOB: 1 K: 0 BB: 1 S: 3 P: 7	R: 0 H: 0 E: 0 LOB: 0 K: 0 BB: 0 S: 3 P: 3	R: 0 H: 0 E: 0 LOB: 0 K: 0 BB: 0 S: 3 P: 3	R: 0 H: 2 E: 0 LOB: 1 K: 0 BB: 0 S: 4 P: 4	R: 2 H: 2 E: 0 LOB: 1 K: 1 BB: 1 S: 7 P: 11	R: 0 H: 0 E: 0 LOB: 3 K: 0 BB: 3 S: 3 P: 15	R: 0 H: 1 E: 1 LOB: 1 K: 0 BB: 0 S: 4 P: 4	R: 0 H: 0 E: 0 LOB: 0 K: 1 BB: 0 S: 5 P: 5	R: 0 H: 1 E: 0 LOB: 1 K: 1 BB: 0 S: 5 P: 5	R: 0 H: 1 E: 0 LOB: 1 K: 0 BB: 0 S: 4 P: 4	R: 0 H: 0 E: 0 LOB: 0 K: 2 BB: 0 S: 7 P: 7	R: 0 H: 0 E: 0 LOB: 0 K: 0 BB: 0 S: 3 P: 3	1B: 6 2B: 1 3B: 1 HR: 0	SF: 0 SAC: 0 DP: 1 HBP: 0	WP: 0 PB: 0 SB: 2 CS: 2	PA: 46			

PITCHER		IP	WLS	BF	H	R	ER	SO	BB	IBB	HBP	BLK	WP	HR	S	P	ERA	WHIP
Ken Brett, L ERA: 5.49	(1, 1)	5.2		25	4	2	2	1	5	0	0	0	0	0	22	42	3.18	1.588
Paul Hartzell, R ERA: 3.68	(6, 1)	4.1		15	3	0	0	2	0	0	0	0	0	0	19	19	0.00	0.692
Dave LaRoche, L ERA: 3.58	(11, 1)	2.0	W	6	0	0	0	2	0	0	0	0	0	0	10	10	0.00	0.000

PITCHER	IP	WLS	BF	H	R	ER	SO	BB	IBB	HBP	BLK	WP	HR	S	P	ERA	WHIP

AB	41
R	2
H	7
RBI	2
BB	5
SO	5
LOB	12

California Angels @ Texas Rangers

Arlington Stadium, Arlington, TX

Fri Jun 23 1978, 8:05 PM EDT

Unknown

TOP

livebaseballscorecards.com

Batter	1	2	3	4	5	6	7	8	9	AB	R	H	RBI	BB	SO	LOB
Rick Miller, L (1, 8) OBP: 0.364, SLG: 0.343	1-3		2B			F7		G4-6-3 1-2f		4	0	1	0	0	0	1
Bobby Grich, R (1, 4) OBP: 0.330, SLG: 0.299	K		F8			4-3			6-3	3	0	0	0	0	1	1
Dave Machemer, R (6, 4) OBP: 0.333, SLG: 0.571										1	0	0	0	0	0	0
Lyman Bostock, L (1, 9) OBP: 0.335, SLG: 0.355	2B		F8			1-3			F8	3	0	1	0	0	0	1
Ken Landreaux, L (7, 9) OBP: 0.282, SLG: 0.339										1	0	0	0	0	0	0
Ron Fairly, L (1, 3) OBP: 0.336, SLG: 0.477	F7			K			G3		F9	4	0	0	0	0	1	1
Don Baylor, R (1, 7) OBP: 0.330, SLG: 0.490		K		F8			3-1 2B			3	0	1	0	0	1	0
Tony Solaita, L (1, 10) OBP: 0.356, SLG: 0.311		1B		K			3-1 2-3			3	0	1	0	0	1	1
Ron Jackson, R (1, 5) OBP: 0.368, SLG: 0.448		F8			F6		F5			3	0	0	0	0	0	2
Dave Chalk, R (1, 6) OBP: 0.354, SLG: 0.295		F9			5-3			K		2	0	0	0	0	0	1
Rance Mulliniks, L (6, 6) OBP: 0.238, SLG: 0.252										1	0	0	0	0	1	0
Brian Downing, R (1, 2) OBP: 0.360, SLG: 0.325			F4		K			G4-6-3 1B		3	0	1	0	0	1	0
Inning Stats	R: 0 E: 0 K: 1 S: 6 H: 1 LOB: 1 BB: 0 P: 6	R: 0 E: 0 K: 1 S: 6 H: 1 LOB: 1 BB: 0 P: 6	R: 0 E: 0 K: 0 S: 4 H: 1 LOB: 1 BB: 0 P: 4	R: 0 E: 0 K: 2 S: 7 H: 0 LOB: 0 BB: 0 P: 7	R: 0 E: 0 K: 1 S: 5 H: 0 LOB: 0 BB: 0 P: 5	R: 0 E: 0 K: 0 S: 3 H: 0 LOB: 0 BB: 0 P: 3	R: 0 E: 0 K: 0 S: 4 H: 1 LOB: 1 BB: 0 P: 4	R: 0 E: 0 K: 1 S: 5 H: 1 LOB: 0 BB: 0 P: 5	R: 0 E: 0 K: 0 S: 3 H: 0 LOB: 0 BB: 0 P: 3	1B: 2 2B: 3 3B: 0 HR: 0 SF: 0 SAC: 0 DP: 1 HBP: 0						

	AB	31
	R	0
	H	5
	RBI	0
	BB	0
	SO	6
	LOB	8

PITCHER	IP	WLS	BF	H	R	ER	SO	BB	IBB	HBP	BLK	WP	HR	S	P	ERA	WHIP
Fergie Jenkins, R (1, 1) ERA: 2.73	9.0	W	31	5	0	0	6	0	0	0	0	0	0	43	43	0.00	0.556

PITCHER	IP	WLS	BF	H	R	ER	SO	BB	IBB	HBP	BLK	WP	HR	S	P	ERA	WHIP

California Angels @ Texas Rangers

Arlington Stadium, Arlington, TX

Fri Jun 23 1978, 8:05 PM EDT

Unknown

BOTTOM

Batter	1	2	3	4	5	6	7	8	9	AB	R	H	RBI	BB	SO	LOB
Mike Hargrove, L (1, 3) OBP: 0.383, SLG: 0.368	S S S 0-3 ① K		x 0-0 ② 4-3		B B B B 4-0 SH1-4 HR BB		x 0-0 ① F6			2	1	0	0	1	1	0
Sandy Alomar Sr., S (7, 3) OBP: 0.200, SLG: 0.300										1	0	0	0	0	0	0
Bert Campaneris, R (1, 6) OBP: 0.256, SLG: 0.201	x 0-0 ② F9		x 0-0 ③ F7		x 0-0 ① SH1-4 1-2		x 0-0 ② G3			2	0	0	0	0	0	0
Jim Mason, L (7, 6) OBP: 0.259, SLG: 0.255										1	0	0	0	0	0	0
Bump Wills, S (1, 4) OBP: 0.302, SLG: 0.343	S S S 0-3 ③ K			B B B B 4-0 E 1B HR BB	B B B B 4-0 HR BB		x 0-0 ③ 3-1			2	2	0	0	2	1	0
Richie Zisk, R (1, 7) OBP: 0.360, SLG: 0.465		x 0-0 ① F9		x 0-0 E 1-2 HR 1B	x 0-0 ② F8			x 0-0 ① F5		3	1	1	0	0	0	2
John Lowenstein, L (7, 7) OBP: 0.382, SLG: 0.460										1	0	0	0	0	0	0
Bobby Bonds, R (1, 9) OBP: 0.327, SLG: 0.454		x 0-0 CS 1B 1B		x 0-0 1-H 2-H HR	x 0-0 1-H 2-H HR			x 0-0 ② 4-3		3	2	3	6	0	0	0
Mike Jorgensen, L (7, 9) OBP: 0.286, SLG: 0.176										1	0	0	0	0	0	0
Pat Putnam, L (1, 10) OBP: 0.250, SLG: 0.250		x 0-0 CS 1-2 2B 1B		x 0-0 ① F8	x 0-0 ③ F6			x 0-0 ③ G3		4	1	1	0	0	0	0
Jim Sundberg, R (1, 2) OBP: 0.368, SLG: 0.406		x 0-0 ② 1-H 2-3 2B		x 0-0 ② 6-3		x 0-0 ① 6-3				3	0	1	1	0	0	0
Toby Harrah, R (1, 5) OBP: 0.311, SLG: 0.272		S S S 0-3 ③ K		B B B B 4-0 S BB		x 0-0 ② F2				2	0	0	0	1	1	1
Bobby Thompson, S (1, 8) OBP: 0.257, SLG: 0.290			x 0-0 ① 1-3	x 0-0 ③ G3 1-2		x 0-0 ③ F9				3	0	0	0	0	0	1

AB	28
R	7
H	6
RBI	7
BB	4
SO	3
LOB	4

Inning Stats	1	2	3	4	5	6	7	8	9
	R: 0 H: 0 E: 0 LOB: 0 K: 2 BB: 0 S: 7 P: 7	R: 1 H: 3 E: 0 LOB: 1 K: 1 BB: 0 S: 7 P: 7	R: 0 H: 0 E: 0 LOB: 0 K: 0 BB: 0 S: 3 P: 3	R: 3 H: 2 E: 1 LOB: 1 K: 0 BB: 2 S: 5 P: 13	R: 3 H: 1 E: 0 LOB: 0 K: 0 BB: 2 S: 4 P: 12	R: 0 H: 0 E: 0 LOB: 0 K: 0 BB: 0 S: 3 P: 3	R: 0 H: 0 E: 0 LOB: 0 K: 0 BB: 0 S: 3 P: 3	R: 0 H: 0 E: 0 LOB: 0 K: 0 BB: 0 S: 3 P: 3	

1B: 3	SF: 0	WP: 0 PA: 33
2B: 1	SAC: 1	PB: 0
3B: 0	DP: 0	SB: 1
HR: 2	HBP: 0	CS: 2

livebaseballscorecards.com

PITCHER		IP	WLS	BF	H	R	ER	SO	BB	IBB	HBP	BLK	WP	HR	S	P	ERA	WHIP
Chris Knapp, R ERA: 4.24	(1, 1)	5.0	L	24	6	7	7	3	4	0	0	0	0	2	26	42	12.60	2.000
Dyar Miller, R ERA: 1.93	(6, 1)	3.0		9	0	0	0	0	0	0	0	0	0	0	9	9	0.00	0.000

PITCHER	IP	WLS	BF	H	R	ER	SO	BB	IBB	HBP	BLK	WP	HR	S	P	ERA	WHIP

California Angels @ Texas Rangers

Arlington Stadium, Arlington, TX

Fri Jun 23 1978, 8:05 PM EDT

Att. 27,816 - Unknown

TOP

livebaseballscorecards.com

Batter	1	2	3	4	5	6	7	8	9	AB	R	H	RBI	BB	SO	LOB
Rick Miller, L (1, 8) OBP: 0.360, SLG: 0.339	F7		E6 1-3		F7		1B 1B 1-2 1B	FC6-4 1-2f		5	0	1	0	0	0	3
Bobby Grich, R (1, 4) OBP: 0.331, SLG: 0.298	F5		1-3 1-2			BBBB G6-4-3 BB	1B 1-2 2-H 1B		SSS K	4	0	1	1	1	1	1
Lyman Bostock, L (1, 9) OBP: 0.336, SLG: 0.356	1B 1B		4-3			G6-4-3 1-2f	1B 1-2 2-3 1B		F8	5	0	2	0	0	0	2
Joe Rudi, R (1, 7) OBP: 0.255, SLG: 0.276	FC6-4 1-2 1B			F8		HR 1B	SSS K		SSS K	5	1	2	0	0	2	3
Don Baylor, R (1, 10) OBP: 0.332, SLG: 0.500	FC6-4 1-2f			6-3		1-H HR		H 1B 1B HBP		3	2	1	2	0	0	2
Ron Fairly, L (1, 3) OBP: 0.327, SLG: 0.463		F5		F8		F8		F9		4	0	0	0	0	0	1
Ron Jackson, R (1, 5) OBP: 0.366, SLG: 0.446		5-3			F8		F5	1B 1-2 1B		1	0	0	0	0	0	0
Rance Mulliniks, L (4, 6) OBP: 0.240, SLG: 0.254										3	0	1	0	0	0	0
Dave Chalk, R (1, 6) (4, 5) OBP: 0.357, SLG: 0.299		F8			1B		5-3	FC6-4 1-2 2-H 1B		4	0	2	1	0	0	0
Terry Humphrey, R (1, 2) OBP: 0.253, SLG: 0.303			F4		F7		1B 1B 1B	F8		3	1	1	0	0	0	1
Tony Solaita, L (8, PH) OBP: 0.351, SLG: 0.306										1	0	0	0	0	0	2
Brian Downing, R (8, 2) OBP: 0.360, SLG: 0.325										0	0	0	0	0	0	0
Inning Stats	R: 0 E: 0 K: 0 S: 5 H: 2 LOB: 2 BB: 0 P: 5	R: 0 E: 0 K: 0 S: 3 H: 0 LOB: 0 BB: 0 P: 3	R: 0 E: 1 K: 0 S: 4 H: 0 LOB: 1 BB: 0 P: 4	R: 0 E: 0 K: 0 S: 3 H: 0 LOB: 0 BB: 0 P: 3	R: 0 E: 0 K: 0 S: 4 H: 1 LOB: 1 BB: 0 P: 4	R: 2 E: 0 K: 0 S: 4 H: 2 LOB: 0 BB: 1 P: 8	R: 1 E: 0 K: 1 S: 9 H: 4 LOB: 3 BB: 0 P: 9	R: 1 E: 0 K: 0 S: 5 H: 2 LOB: 2 BB: 0 P: 6	R: 0 E: 0 K: 2 S: 7 H: 0 LOB: 0 BB: 0 P: 7	1B: 10 2B: 0 3B: 0 HR: 1 SF: 0 SAC: 0 DP: 1 HBP: 1	WP: 0 PB: 0 SB: 0 CS: 0 PA: 40					

PITCHER		IP	WLS	BF	H	R	ER	SO	BB	IBB	HBP	BLK	WP	HR	S	P	ERA	WHIP
Doyle Alexander, R ERA: 3.88	(1, 1)	6.2	W	29	8	3	3	0	1	0	0	0	0	1	28	32	4.05	1.350
Reggie Cleveland, R ERA: 1.99	(7, 1)	2.1	S	11	3	1	1	3	0	0	1	0	0	0	16	17	3.86	1.286

PITCHER	IP	WLS	BF	H	R	ER	SO	BB	IBB	HBP	BLK	WP	HR	S	P	ERA	WHIP

AB	38
R	4
H	11
RBI	4
BB	1
SO	3
LOB	15

California Angels @ Texas Rangers

Arlington Stadium, Arlington, TX

Fri Jun 23 1978, 8:05 PM EDT

Att. 27,816 - Unknown

BOTTOM

Batter	1	2	3	4	5	6	7	8	9	AB	R	H	RBI	BB	SO	LOB
Mike Hargrove, L (1, 3) OBP: 0.388, SLG: 0.372	F8		1B SH1-3 1B		SH1-3 PB 2B BB		4-3 HBP 2B 1B	S 1B BB		3	2	2	0	1	0	0
Mike Jorgensen, L (7, PR) (8, 3) OBP: 0.318, SLG: 0.176										0	2	0	0	1	0	0
Bert Campaneris, R (1, 6) OBP: 0.266, SLG: 0.207	1B E 1B		SH1-3 1-2		SH1-3 1-3		4-3 2B HBP	FC4-6 1B		1	1	1	0	0	0	0
Jim Mason, L (7, PR) (8, 6) OBP: 0.271, SLG: 0.268										1	1	1	1	0	0	0
Bump Wills, S (1, 4) OBP: 0.307, SLG: 0.349	S FC6-2 1B		G5-4-3 2-H 1B		6-3		4-3 1-2 2-3 3-H	FC4-6 S 1-2f		2	0	2	1	0	0	0
Sandy Alomar Sr., S (4, 4) OBP: 0.182, SLG: 0.273										1	0	0	0	0	0	1
John Lowenstein, L (7, PH) OBP: 0.379, SLG: 0.455										1	0	0	1	0	0	2
Toby Harrah, R (8, 5) OBP: 0.310, SLG: 0.271										1	0	0	0	0	0	1
Richie Zisk, R (1, 7) OBP: 0.360, SLG: 0.466	FC6-2 1-H 3-H		G5-4-3 1-2f		2B 3-H		2B IBB	G3 1-2		4	0	1	1	1	0	3
Bobby Bonds, R (1, 9) OBP: 0.329, SLG: 0.457	K			4-3 S 1B BB	F5		FC5 1-3 2-H 3-H 2B			3	1	1	2	1	1	2
Pat Putnam, L (1, 10) OBP: 0.250, SLG: 0.211		4-3		4-3 1-3	4-3		4-3 IBB			3	0	0	0	1	0	1
John Ellis, R (1, 2) OBP: 0.167, SLG: 0.318		F8		1B 3-H	L8		K			4	0	1	1	0	1	3
Kurt Bevacqua, R (1, 5) (8, 4) OBP: 0.200, SLG: 0.239		2B		K	K		FC5 2-3f			4	0	1	0	0	2	4
Bobby Thompson, S (1, 8) OBP: 0.270, SLG: 0.292		4-3		K			1B 4-3 1B	CS HBP		3	1	1	0	0	1	2
Inning Stats	R: 1 H: 2 E: 0 LOB: 1 K: 1 BB: 0 S: 7 P: 7	R: 0 H: 1 E: 0 LOB: 1 K: 0 BB: 0 S: 4 P: 4	R: 1 H: 2 E: 0 LOB: 0 K: 0 BB: 0 S: 4 P: 4	R: 1 H: 1 E: 0 LOB: 1 K: 2 BB: 1 S: 8 P: 12	R: 1 H: 1 E: 0 LOB: 1 K: 0 BB: 1 S: 4 P: 8	R: 0 H: 0 E: 0 LOB: 0 K: 1 BB: 0 S: 5 P: 5	R: 3 H: 3 E: 0 LOB: 3 K: 1 BB: 2 S: 8 P: 17	R: 1 H: 1 E: 0 LOB: 1 K: 0 BB: 1 S: 3 P: 8		1B: 8 SF: 0 2B: 3 SAC: 2 3B: 0 DP: 1 HR: 0 HBP: 2						

livebaseballscorecards.com

AB	31
R	8
H	11
RBI	7
BB	5
SO	5
LOB	19

WP: 0 PA: 40
PB: 1
SB: 5
CS: 1

PITCHER		IP	WLS	BF	H	R	ER	SO	BB	IBB	HBP	BLK	WP	HR	S	P	ERA	WHIP
Tom Griffin, R ERA: 4.73	(1, 1)	4.2	L	22	7	4	3	3	2	0	0	0	0	0	26	34	5.79	1.929
Paul Hartzell, R ERA: 4.08	(5, 1)	1.2		11	3	3	3	1	0	2	1	0	0	0	10	19	16.20	1.800
Dyar Miller, R ERA: 2.05	(7, 1)	1.2		7	1	1	1	1	1	0	1	0	0	0	7	12	5.40	1.200

PITCHER	IP	WLS	BF	H	R	ER	SO	BB	IBB	HBP	BLK	WP	HR	S	P	ERA	WHIP

California Angels @ Texas Rangers

Arlington Stadium, Arlington, TX

Sat Jun 24 1978, 8:05 PM EDT

Att. 30,574 - Unknown

TOP

livebaseballscorecards.com

Batter	1	2	3	4	5	6	7	8	9	AB	R	H	RBI	BB	SO	LOB
Bobby Grich, R (1, 4) OBP: 0.330, SLG: 0.295	F6		F4			BBBB 4-0 FC6-4 BB		5-3		3	0	0	0	1	0	0
Dave Chalk, R (1, 6) OBP: 0.355, SLG: 0.298	SSS 0-3 K		0-0 1B			0-0 FC6-4 1-2f			0-0 5-3	4	0	1	0	0	1	1
Lyman Bostock, L (1, 9) OBP: 0.331, SLG: 0.351	0-0 3-1		0-0 4-3			0-0 F7			0-0 6-3	4	0	0	0	0	0	2
Joe Rudi, R (1, 7) OBP: 0.250, SLG: 0.270		SSS 0-3 K2-3		SSS 0-3 K		0-0 F9			SSS 0-3 K	4	0	0	0	0	3	1
Don Baylor, R (1, 3) OBP: 0.329, SLG: 0.494		0-0 6-3		0-0 F6			0-0 5-3			3	0	0	0	0	0	0
Merv Rettenmund, R (1, 10) OBP: 0.375, SLG: 0.361		0-0 E6 1B		0-0 F8			0-0 4-3			3	0	0	0	0	0	0
Dave Machemer, R (1, 5) OBP: 0.333, SLG: 0.500		0-0 1-2 1B			0-0 F8		0-0 F9			3	0	1	0	0	0	0
Rick Miller, L (1, 8) OBP: 0.354, SLG: 0.333		SSS 0-3 K			0-0 6-3			0-0 1-4-3		3	0	0	0	0	1	2
Brian Downing, R (1, 2) OBP: 0.352, SLG: 0.316			0-0 L7		0-0 6-3			0-0 6-3		3	0	0	0	0	0	0
Inning Stats	R: 0 E: 0 K: 1 S: 5 H: 0 LOB: 0 BB: 0 P: 5	R: 0 E: 1 K: 2 S: 9 H: 1 LOB: 2 BB: 0 P: 9	R: 0 E: 0 K: 0 S: 4 H: 1 LOB: 1 BB: 0 P: 4	R: 0 E: 0 K: 1 S: 5 H: 0 LOB: 0 BB: 0 P: 5	R: 0 E: 0 K: 0 S: 3 H: 0 LOB: 0 BB: 0 P: 3	R: 0 E: 0 K: 0 S: 3 H: 0 LOB: 1 BB: 1 P: 7	R: 0 E: 0 K: 0 S: 3 H: 0 LOB: 0 BB: 0 P: 3	R: 0 E: 0 K: 0 S: 3 H: 0 LOB: 0 BB: 0 P: 3	R: 0 E: 0 K: 1 S: 5 H: 0 LOB: 0 BB: 0 P: 5	1B: 2 2B: 0 3B: 0 HR: 0	SF: 0 SAC: 0 DP: 0 HBP: 0						

	AB	30
	R	0
	H	2
	RBI	0
	BB	1
	SO	5
	LOB	6

WP: 0 PB: 0 SB: 0 CS: 0 PA: 31

PITCHER	IP	WLS	BF	H	R	ER	SO	BB	IBB	HBP	BLK	WP	HR	S	P	ERA	WHIP
Jon Matlack, L (1, 1) ERA: 2.58	9.0	W	31	2	0	0	5	1	0	0	0	0	0	40	44	0.00	0.333

PITCHER	IP	WLS	BF	H	R	ER	SO	BB	IBB	HBP	BLK	WP	HR	S	P	ERA	WHIP

Batter	1	2	3	4	5	6	7	8	9	AB	R	H	RBI	BB	SO	LOB
Mike Hargrove, L (1, 3) OBP: 0.388, SLG: 0.370	1B, SH1-4 1B		4-3 ①	4-3 ③		BBB 4-0 BB		F8 ③		4	0	1	0	1	0	2
Bert Campaneris, R (1, 6) OBP: 0.267, SLG: 0.204	SH1-4 ① 1-2		SSS 0-3 K ②		H 1-0 S, G3 SF8 HBP	L4 ③				2	1	0	0	0	1	2
Bump Wills, S (1, 4) OBP: 0.310, SLG: 0.348	BBBB 4-0 1B BB		S 1B 1B		G3 ① 1-2		F7 ①			3	1	1	0	1	0	1
Richie Zisk, R (1, 7) OBP: 0.366, SLG: 0.468 John Lowenstein, L (8, 7) OBP: 0.379, SLG: 0.455	G6-4-3 1-2 2-3 1B		FC5-4 1-H 1B		BBBB 4-0 2-3 BB		5-3 ②			3 0	0 0	2 0	1 0	1 0	0 0	0 0
Bobby Bonds, R (1, 9) OBP: 0.328, SLG: 0.453	G6-4-3 ②③ 1-2f		FC5-4 ③ 1-2f		SF8 ② 3-H		BBBB 4-0 BB			2	0	0	1	1	0	4
Pat Putnam, L (1, 10) OBP: 0.217, SLG: 0.182 Kurt Bevacqua, R (7, PH) OBP: 0.197, SLG: 0.236		F8 ① 0-0	4-3 ① 0-0	SSS 0-3 K ③			F4 ③ 0-0			3 1	0 0	0 0	0 0	0 0	1 0	1 1
Jim Sundberg, R (1, 2) OBP: 0.362, SLG: 0.398		L5 ② 0-0	5-3 ② 0-0			F9 ① 0-0		6-3 ① 0-0		4	0	0	0	0	0	0
Toby Harrah, R (1, 5) OBP: 0.317, SLG: 0.284		2B 0-0	S 1B 0-0			E 1B 0-0		F3 ② 0-0		4	0	3	0	0	0	0
Bobby Thompson, S (1, 8) OBP: 0.282, SLG: 0.338		L4 ③ 0-0	BBBB 4-0 1-2 BB			3-4 ② 0-0 1-3		HR 0-0		3	1	1	1	1	0	2
Inning Stats	R: 0 H: 2 E: 0 LOB: 2 K: 0 BB: 1 S: 4 P: 8	R: 0 H: 1 E: 0 LOB: 1 K: 0 BB: 0 S: 4 P: 4	R: 1 H: 2 E: 0 LOB: 1 K: 1 BB: 0 S: 7 P: 7	R: 0 H: 1 E: 0 LOB: 2 K: 0 BB: 1 S: 4 P: 8	R: 1 H: 0 E: 0 LOB: 1 K: 1 BB: 1 S: 5 P: 10	R: 0 H: 1 E: 1 LOB: 2 K: 0 BB: 1 S: 4 P: 8	R: 0 H: 0 E: 0 LOB: 1 K: 0 BB: 1 S: 3 P: 7	R: 1 H: 1 E: 0 LOB: 0 K: 0 BB: 0 S: 4 P: 4		1B: 6 SF: 1 2B: 1 SAC: 1 3B: 0 DP: 1 HR: 1 HBP: 1				WP: 0 PA: 37 PB: 0 SB: 3 CS: 0		

PITCHER	IP	WLS	BF	H	R	ER	SO	BB	IBB	HBP	BLK	WP	HR	S	P	ERA	WHIP
Dave Frost, R (1, 1) ERA: 3.0	6.0	L	29	7	2	2	2	4	0	1	0	0	0	28	45	3.00	1.833
Dave LaRoche, L (7, 1) ERA: 3.63	2.0		8	1	1	1	0	1	0	0	0	0	1	7	11	4.50	1.000

PITCHER	IP	WLS	BF	H	R	ER	SO	BB	IBB	HBP	BLK	WP	HR	S	P	ERA	WHIP

BOTTOM

California Angels @ Texas Rangers

Arlington Stadium, Arlington, TX

Sat Jun 24 1978, 8:05 PM EDT

Att. 30,574 - Unknown

livebaseballscorecards.com

AB	29
R	3
H	8
RBI	3
BB	5
SO	2
LOB	13

California Angels @ Texas Rangers

Arlington Stadium, Arlington, TX

Sun Jun 25 1978, 8:05 PM EDT

Att. 22,821 - Unknown

TOP

Batter	1	2	3	4	5	6	7	8	9	AB	R	H	RBI	BB	SO	LOB
Rick Miller, L (1, 8) OBP: 0.352, SLG: 0.331	FC1-6 1B		6-3		F8			F8		4	0	1	0	0	0	0
Bobby Grich, R (1, 4) OBP: 0.332, SLG: 0.298	FC1-6 FC4-6 1-2f		G6-3 1B			F3			1B 1B	4	0	2	0	0	0	1
Lyman Bostock, L (1, 9) OBP: 0.330, SLG: 0.349	FC4-6 1-2f		G6-3 1-2f			S S S K			1-2 1B	4	0	1	0	0	1	2
Ron Fairly, L (1, 3) OBP: 0.318, SLG: 0.450	F8			6-3		G3			F5	4	0	0	0	0	0	3
Don Baylor, R (1, 10) OBP: 0.328, SLG: 0.494		F2		2B			1-3		F3	4	0	1	0	0	0	2
Joe Rudi, R (1, 7) OBP: 0.250, SLG: 0.270		1B 4-3 1B		6-3			F8		L9	4	0	1	0	0	0	3
Dave Chalk, R (1, 5) OBP: 0.350, SLG: 0.294		4-3 1-2		6-3			F9			3	0	0	0	0	0	2
Rance Mulliniks, L (1, 6) OBP: 0.242, SLG: 0.256		2-3 1B			F7			4-3		3	0	1	0	0	0	0
Brian Downing, R (1, 2) OBP: 0.345, SLG: 0.308		F8			4-3			S S S K		3	0	0	0	0	1	2
Inning Stats	R: 0 H: 1 E: 0 LOB: 1 K: 0 BB: 0 S: 4 P: 4	R: 0 H: 2 E: 0 LOB: 2 K: 0 BB: 0 S: 5 P: 5	R: 0 H: 1 E: 0 LOB: 0 K: 0 BB: 0 S: 3 P: 3	R: 0 H: 1 E: 0 LOB: 1 K: 0 BB: 0 S: 4 P: 4	R: 0 H: 0 E: 0 LOB: 0 K: 0 BB: 0 S: 3 P: 3	R: 0 H: 0 E: 0 LOB: 0 K: 1 BB: 0 S: 5 P: 5	R: 0 H: 0 E: 0 LOB: 0 K: 0 BB: 0 S: 3 P: 3	R: 0 H: 0 E: 0 LOB: 0 K: 1 BB: 0 S: 5 P: 5	R: 0 H: 2 E: 0 LOB: 2 K: 0 BB: 0 S: 5 P: 5	1B: 6 SF: 0 2B: 1 SAC: 0 3B: 0 DP: 1 HR: 0 HBP: 0						

livebaseballscorecards.com

	AB	33
	R	0
	H	7
	RBI	0
	BB	0
	SO	2
	LOB	15

PITCHER	IP	WLS	BF	H	R	ER	SO	BB	IBB	HBP	BLK	WP	HR	S	P	ERA	WHIP
Doc Medich, R (1, 1) ERA: 4.03	9.0	W	33	7	0	0	2	0	0	0	0	0	0	37	37	0.00	0.778

PITCHER	IP	WLS	BF	H	R	ER	SO	BB	IBB	HBP	BLK	WP	HR	S	P	ERA	WHIP

PA: 33

WP: 0
PB: 0
SB: 0
CS: 0

BOTTOM

California Angels @ Texas Rangers

Arlington Stadium, Arlington, TX

Sun Jun 25 1978, 8:05 PM EDT

Att. 22,821 - Unknown

Batter	1	2	3	4	5	6	7	8	9	AB	R	H	RBI	BB	SO	LOB
Mike Hargrove, L (1, 3) OBP: 0.392, SLG: 0.387	CS 1B		3B	4-3	1-H 2-H 3-H 2B			4-3		5	0	3	3	0	0	2
Mike Jorgensen, L (9, 3) OBP: 0.318, SLG: 0.176										0	0	0	0	0	0	0
Jim Mason, L (1, 6) OBP: 0.266, SLG: 0.262	WP 1B 1-2		G3		3-1 6-3			4-3		5	0	1	0	0	0	2
Bump Wills, S (1, 4) OBP: 0.308, SLG: 0.345	F9		F8		1B BB 1B	G3		F7		5	1	1	0	0	0	2
Richie Zisk, R (1, 7) OBP: 0.364, SLG: 0.465	5-3 1-2		1-3		BB 1B 1-3 1B	6-3				4	1	1	0	0	0	2
Bobby Bonds, R (1, 9) OBP: 0.335, SLG: 0.451		BBBBB CS BB		BBBBB FC4-6 BB	BB 1B IBB	F8				1	1	0	0	3	0	0
Pat Putnam, L (1, 10) OBP: 0.185, SLG: 0.154		5-3 1-2		FC4-6 BB 1B 1-2f 4-1	F5		F8			4	1	0	0	0	0	5
Jim Sundberg, R (1, 2) OBP: 0.372, SLG: 0.411		BB 1B		4-1 BB 1-2 1B	E 1B 2B 1-2 2-3 3-H BB		2B			3	1	3	1	1	0	0
Toby Harrah, R (1, 5) OBP: 0.324, SLG: 0.286		BBBBB 1-2 BB		BBBBB 4-1 1-2 2-3 BB	E 2B 1-2 2-H 3-H 1B		SSS K			2	1	1	2	2	1	1
Bobby Thompson, S (1, 8) OBP: 0.268, SLG: 0.319		F7		4-1 1-2 2-3 3-H	E4 1-2 2-3 2B		SSS K			4	1	0	1	0	1	7
Inning Stats	R: 0 E: 0 K: 0 S: 4 H: 2 LOB: 1 BB: 0 P: 4	R: 0 E: 0 K: 0 S: 3 H: 1 LOB: 2 BB: 2 P: 11	R: 0 E: 0 K: 0 S: 4 H: 1 LOB: 1 BB: 0 P: 4	R: 1 E: 0 K: 0 S: 4 H: 1 LOB: 2 BB: 2 P: 12	R: 6 E: 1 K: 0 S: 8 H: 4 LOB: 1 BB: 2 P: 16	R: 0 E: 0 K: 0 S: 3 H: 0 LOB: 0 BB: 0 P: 3	R: 0 E: 0 K: 2 S: 8 H: 1 LOB: 1 BB: 0 P: 8	R: 0 E: 0 K: 0 S: 3 H: 0 LOB: 0 BB: 0 P: 3		1B: 7 2B: 2 3B: 1 HR: 0 SF: 0 SAC: 0 DP: 0 HBP: 0						

	AB	33
	R	7
	H	10
	RBI	7
	BB	6
	SO	2
	LOB	21

WP: 1 PB: 0 SB: 0 CS: 2 PA: 39

livebaseballscorecards.com

PITCHER		IP	WLS	BF	H	R	ER	SO	BB	IBB	HBP	BLK	WP	HR	S	P	ERA	WHIP
Don Aase, R ERA: 4.78	(1, 1)	4.2	L	26	8	6	4	0	5	1	0	0	1	0	20	44	7.71	2.786
Paul Hartzell, R ERA: 3.83	(5, 1)	3.1		13	2	1	0	2	0	0	0	0	0	0	17	17	0.00	0.600

PITCHER	IP	WLS	BF	H	R	ER	SO	BB	IBB	HBP	BLK	WP	HR	S	P	ERA	WHIP

Batter	1	2	3	4	5	6	7	8	9	AB	R	H	RBI	BB	SO	LOB
Freddie Patek, R (1, 6) OBP: 0.348, SLG: 0.354	G3		BLK 1B		BB	K			F7	4	0	1	0	1	1	2
Hal McRae, R (1, 10) OBP: 0.323, SLG: 0.439	K		F8		F7		K		F9	5	0	0	0	0	2	2
George Brett, L (1, 5) OBP: 0.346, SLG: 0.500	CS 1B		F7 1-2		L7		S 2B		2B	5	0	3	0	0	0	2
Amos Otis, R (1, 8) OBP: 0.383, SLG: 0.558	CS 1-2	S BB		4-3		2B 1B	S BB 2-3		F9	3	1	1	0	2	0	1
Al Cowens, R (1, 9) OBP: 0.314, SLG: 0.376		P4		2B 2B		1B FC4-6 1-3	G4-6-3 HBP 1-2			2	1	1	0	0	0	1
Willie Wilson, S (4, 7) OBP: 0.307, SLG: 0.314										1	1	1	0	0	0	0
Joe Zdeb, R (1, 7) OBP: 0.242, SLG: 0.313		F3 1-2		L4		FC4-6 1B 2-3 3-H	G4-6-3 1-2f			3	0	1	1	0	0	2
(4, 9)																
Ralph LaCock, L (7, PH) OBP: 0.266, SLG: 0.383										1	0	0	0	0	0	3
(7, 3)																
Frank White, R (1, 4) OBP: 0.338, SLG: 0.409		K		2B 2-H		FC4-6 4-3 BLK 1-2f 3-H		K 2B		4	0	2	2	0	1	2
Jerry Terrell, R (8, 4) OBP: 0.232, SLG: 0.189										0	0	0	0	0	0	0
Clint Hurdle, L (1, 3) OBP: 0.350, SLG: 0.383			K	K		4-3 1-3		F7		4	0	0	0	0	2	3
(7, 9)																
Art Kusnyer, R (1, 2) OBP: 0.286, SLG: 0.667			HR		F7	BB			K 2-3	3	1	1	1	1	1	1

Inning Stats	1	2	3	4	5	6	7	8	9
	R: 0 E: 0 K: 1 S: 5	H: 1 LOB: 0 BB: 0 P: 5	R: 0 E: 0 K: 1 S: 5	H: 0 LOB: 1 BB: 1 P: 9	R: 1 E: 0 K: 1 S: 7	H: 2 LOB: 1 BB: 0 P: 7	R: 1 E: 0 K: 1 S: 7	H: 2 LOB: 1 BB: 0 P: 7	R: 0 E: 0 K: 0 S: 3	H: 0 LOB: 1 BB: 1 P: 7
	R: 2 E: 0 K: 1 S: 8	H: 3 LOB: 2 BB: 1 P: 12	R: 0 E: 0 K: 1 S: 5	H: 1 LOB: 2 BB: 1 P: 10	R: 0 E: 0 K: 1 S: 5	H: 1 LOB: 0 BB: 0 P: 5	R: 0 E: 0 K: 0 S: 4	H: 1 LOB: 1 BB: 0 P: 4	1B: 4 2B: 6 3B: 0 HR: 1	SF: 0 SAC: 0 DP: 1 HBP: 1

PITCHER	IP	WLS	BF	H	R	ER	SO	BB	IBB	HBP	BLK	WP	HR	S	P	ERA	WHIP
Frank Tanana, L (1, 1) ERA: 2.71	5.0	L	24	8	4	4	4	2	0	0	1	0	1	30	38	7.20	2.000
Dyar Miller, R (6, 1) ERA: 1.89	4.0		16	3	0	0	3	2	0	1	1	0	0	19	28	0.00	1.250

PITCHER	IP	WLS	BF	H	R	ER	SO	BB	IBB	HBP	BLK	WP	HR	S	P	ERA	WHIP

TOP

Kansas City Royals @ California Angels

Anaheim Stadium, Anaheim, CA

Mon Jun 26 1978, 10.05 PM EDT

Att. 29,829 - Unknown

livebaseballscorecards.com

AB	35
R	4
H	11
RBI	4
BB	4
SO	7
LOB	19

WP: 0	PA: 41		
PB: 0			
SB: 3			
CS: 1			

Batter	1	2	3	4	5	6	7	8	9	AB	R	H	RBI	BB	SO	LOB
Rick Miller, L (1, 8) OBP: 0.350, SLG: 0.330	K		K			FC6-4 1B		L9		4	0	1	0	0	2	0
Bobby Grich, R (1, 4) OBP: 0.328, SLG: 0.293	K		F7			FC6-4 G6-4-3 1-2f		F9		4	0	0	0	0	1	1
Lyman Bostock, L (1, 9) OBP: 0.332, SLG: 0.351	CS 1B			1B		G6-4-3 1-2f			6-3	4	0	2	0	0	0	1
Ron Fairly, L (1, 3) OBP: 0.310, SLG: 0.438	CS 1-2	K		L9			G3		F8	4	0	0	0	0	1	1
Don Baylor, R (1, 10) OBP: 0.330, SLG: 0.498		1B 2B		L7			2B 1B		K	4	0	2	0	0	1	1
Ron Jackson, R (1, 5) OBP: 0.371, SLG: 0.455		2-3 1B	K				1-3 2B			3	0	2	0	0	1	1
Joe Rudi, R (1, 7) OBP: 0.246, SLG: 0.265		K		F8			K			3	0	0	0	0	2	4
Rance Mulliniks, L (1, 6) OBP: 0.238, SLG: 0.252		K		F7			K			2	0	0	0	0	1	2
Tony Solaita, L (7, PH) OBP: 0.347, SLG: 0.302										1	0	0	0	0	1	2
Dave Chalk, R (8, 6) OBP: 0.350, SLG: 0.294										0	0	0	0	0	0	0
Brian Downing, R (1, 2) OBP: 0.340, SLG: 0.303			F3					4-3		2	0	0	0	0	0	0
Ken Landreaux, L (8, PH) OBP: 0.280, SLG: 0.336										1	0	0	0	0	0	0
Terry Humphrey, R (9, 2) OBP: 0.253, SLG: 0.303										0	0	0	0	0	0	0
Inning Stats	R: 0 E: 0 K: 2 S: 7 H: 1 LOB: 0 BB: 0 P: 7	R: 0 E: 0 K: 3 S: 11 H: 2 LOB: 2 BB: 0 P: 11	R: 0 E: 0 K: 1 S: 5 H: 0 LOB: 0 BB: 0 P: 5	R: 0 E: 0 K: 1 S: 6 H: 1 LOB: 1 BB: 0 P: 6	R: 0 E: 0 K: 0 S: 3 H: 0 LOB: 0 BB: 0 P: 3	R: 0 E: 0 K: 0 S: 3 H: 1 LOB: 0 BB: 0 P: 3	R: 0 E: 0 K: 2 S: 9 H: 2 LOB: 2 BB: 0 P: 9	R: 0 E: 0 K: 0 S: 3 H: 0 LOB: 0 BB: 0 P: 3	R: 0 E: 0 K: 1 S: 5 H: 0 LOB: 0 BB: 0 P: 5	1B: 5 2B: 2 3B: 0 HR: 0 SF: 0 SAC: 0 DP: 1 HBP: 0						

PITCHER	IP	WLS	BF	H	R	ER	SO	BB	IBB	HBP	BLK	WP	HR	S	P	ERA	WHIP
Rich Gale, R (1, 1) ERA: 3.2	9.0	W	32	7	0	0	10	0	0	0	0	0	0	52	52	0.00	0.778

PITCHER	IP	WLS	BF	H	R	ER	SO	BB	IBB	HBP	BLK	WP	HR	S	P	ERA	WHIP

BOTTOM

Kansas City Royals @ California Angels

Anaheim Stadium, Anaheim, CA

Mon Jun 26 1978, 10:05 PM EDT

Att. 29,829 - Unknown

livebaseballscorecards.com

AB	32
R	0
H	7
RBI	0
BB	0
SO	10
LOB	13

PA: 33

Batter	1	2	3	4	5	6	7	8	9	AB	R	H	RBI	BB	SO	LOB
Freddie Patek, R (1, 6) OBP: 0.345, SLG: 0.347	F9		F7	K		BB			P4	4	0	0	0	1	1	3
Joe Zdeb, R (1, 9) OBP: 0.254, SLG: 0.309	G5-3, 1B, BB		HR, 4-3, 1B	F8		K			F9	4	1	1	1	1	1	3
George Brett, L (1, 5) OBP: 0.347, SLG: 0.502	1B		4-3		L7		F8		2B	5	0	2	0	0	0	1
Amos Otis, R (1, 8) OBP: 0.383, SLG: 0.569	G5-3		HR		1B		F9		L8	5	1	2	2	0	0	3
Hal McRae, R (1, 10) OBP: 0.325, SLG: 0.448		HR	BB		L7		K			3	1	1	1	1	1	1
Darrell Porter, L (1, 2) OBP: 0.376, SLG: 0.439		4-3	K		1B			P5		4	0	1	0	0	1	1
Frank White, R (1, 4) OBP: 0.332, SLG: 0.402		F8		F2	P4			K		4	0	0	0	0	1	2
Clint Hurdle, L (1, 3) OBP: 0.353, SLG: 0.379		4-3		BB		F7		BB		2	0	0	0	2	0	0
Willie Wilson, S (1, 7) OBP: 0.312, SLG: 0.326			S, 1B		2B	L6		F9		4	1	2	0	0	0	1
Inning Stats	R: 0 E: 0 K: 0 S: 3 H: 1 LOB: 1 BB: 1 P: 7	R: 1 E: 0 K: 0 S: 4 H: 1 LOB: 0 BB: 0 P: 4	R: 3 E: 0 K: 1 S: 8 H: 3 LOB: 1 BB: 1 P: 12	R: 0 E: 0 K: 1 S: 6 H: 1 LOB: 2 BB: 1 P: 10	R: 0 E: 0 K: 0 S: 5 H: 2 LOB: 2 BB: 0 P: 5	R: 0 E: 0 K: 1 S: 5 H: 0 LOB: 1 BB: 1 P: 9	R: 0 E: 0 K: 1 S: 5 H: 0 LOB: 0 BB: 0 P: 5	R: 0 E: 0 K: 1 S: 5 H: 0 LOB: 1 BB: 1 P: 9	R: 0 E: 0 K: 0 S: 4 H: 1 LOB: 1 BB: 0 P: 4	1B: 5 2B: 2 3B: 0 HR: 2 SF: 0 SAC: 0 DP: 1 HBP: 0	WP: 0 PB: 0 SB: 2 CS: 0 PA: 40					

PITCHER		IP	WLS	BF	H	R	ER	SO	BB	IBB	HBP	BLK	WP	HR	S	P	ERA	WHIP
Ken Brett, L ERA: 5.8	(1, 1)	3.0		15	5	4	4	1	2	0	0	0	0	2	15	23	12.00	2.333
Tom Griffin, R ERA: 4.11	(4, 1)	4.0	W	17	3	0	0	3	2	0	0	0	0	0	21	29	0.00	1.250
Dave LaRoche, L ERA: 3.46	(8, 1)	2.0	S	8	1	0	0	1	1	0	0	0	0	0	9	13	0.00	1.000

PITCHER	IP	WLS	BF	H	R	ER	SO	BB	IBB	HBP	BLK	WP	HR	S	P	ERA	WHIP

TOP

Kansas City Royals @ California Angels

Anaheim Stadium, Anaheim, CA

Tue Jun 27 1978, 10:05 PM EDT

Att. 21,459 - Unknown

livebaseballscorecards.com

AB	35
R	4
H	9
RBI	4
BB	5
SO	5
LOB	15

BOTTOM

Kansas City Royals @ California Angels

Anaheim Stadium, Anaheim, CA

Tue Jun 27 1978, 10:05 PM EDT

Att. 21,459 - Unknown

livebaseballscorecards.com

Batter	1	2	3	4	5	6	7	8	9	AB	R	H	RBI	BB	SO	LOB
Ken Landreaux, L (1, 7) OBP: 0.285, SLG: 0.333	G3		WP, 1B 1B	2-3 3-H BB		FC4-6 1-2f		P6		4	0	1	0	1	0	1
Rick Miller, L (1, 8) OBP: 0.347, SLG: 0.326	L8		WP 1-2 1B	F7			F8	4-3		5	0	1	0	0	0	2
Lyman Bostock, L (1, 9) OBP: 0.338, SLG: 0.356	P6		1-2 2-3 BB		2B		BB, BB HR BB			2	1	1	0	2	0	0
Don Baylor, R (1, 10) OBP: 0.329, SLG: 0.494		E, S 1B	K		K		L7			4	0	1	0	0	2	5
Ron Jackson, R (1, 5) OBP: 0.368, SLG: 0.447		E4 1-3	3-1		L6		BB 1-2 HR BB			3	1	0	0	1	0	5
Ron Fairly, L (1, 3) OBP: 0.309, SLG: 0.429		K		F7	4-3		1-2 2-3 HR BB			3	1	0	0	1	1	3
Dave Chalk, R (1, 6) OBP: 0.345, SLG: 0.289 Tony Solaita, L (7, PH) OBP: 0.347, SLG: 0.302 Joe Rudi, R (7, PH) OBP: 0.250, SLG: 0.286 Rance Mulliniks, L (8, 6) OBP: 0.238, SLG: 0.252		F3		P4		K	1-H 2-H 3-H HR			3 0 1 0	0 0 1 0	0 0 1 0	0 0 4 0	1 0 0 0	2 0 0 0	2 0 0 0
Bobby Grich, R (1, 4) OBP: 0.330, SLG: 0.294		K		2B WP HBP		FC4-6 1B	F8			3	1	1	0	0	1	2
Brian Downing, R (1, 2) OBP: 0.338, SLG: 0.310			K	WP 1-3 2B		L9		F7		4	0	1	0	0	1	1
Inning Stats	R: 0 E: 0 K: 0 S: 3 H: 0 LOB: 0 BB: 0 P: 3	R: 0 E: 1 K: 2 S: 9 H: 1 LOB: 2 BB: 0 P: 9	R: 0 E: 0 K: 2 S: 9 H: 2 LOB: 3 BB: 1 P: 13	R: 1 E: 0 K: 0 S: 4 H: 1 LOB: 2 BB: 1 P: 9	R: 0 E: 0 K: 1 S: 6 H: 1 LOB: 1 BB: 0 P: 6	R: 0 E: 0 K: 1 S: 6 H: 1 LOB: 1 BB: 0 P: 6	R: 4 E: 0 K: 0 S: 4 H: 1 LOB: 0 BB: 3 P: 16	R: 0 E: 0 K: 0 S: 3 H: 0 LOB: 0 BB: 0 P: 3		1B: 4 2B: 2 3B: 0 HR: 1 SF: 0 SAC: 0 DP: 0 HBP: 1				WP: 2 PB: 0 SB: 1 CS: 0 PA: 38		

	AB	32
	R	5
	H	7
	RBI	4
	BB	5
	SO	6
	LOB	21

PITCHER		IP	WLS	BF	H	R	ER	SO	BB	IBB	HBP	BLK	WP	HR	S	P	ERA	WHIP
Dennis Leonard, R ERA: 3.86	(1, 1)	6.2		33	6	4	4	6	5	0	1	0	2	0	39	60	5.40	1.650
Steve Mingori, L ERA: 2.51	(7, 1)	1.1	L	5	1	1	1	0	0	0	0	0	0	1	5	5	6.75	0.750

PITCHER	IP	WLS	BF	H	R	ER	SO	BB	IBB	HBP	BLK	WP	HR	S	P	ERA	WHIP

Batter	1	2	3	4	5	6	7	8	9	AB	R	H	RBI	BB	SO	LOB
Steve Braun, L (1, 7) OBP: 0.319, SLG: 0.388	P6			1B BB SF8 BB	L9		E 1-2 FC3-2-5-2 1B		1-3	4	1	1	0	1	0	1
Hal McRae, R (1, 10) OBP: 0.326, SLG: 0.451	P4			K		1B 2B	E4 1-3 2-H FC3-2-5-2		2B 4-3 1B	5	2	2	0	0	1	2
George Brett, L (1, 5) OBP: 0.356, SLG: 0.511	CS 1B			1B 1-2 BB		1B G4-6-3 2-H 1B	FC3-2-5-2 1-2 3-H		4-3 1-3 2B	4	1	3	1	1	0	2
Amos Otis, R (1, 8) OBP: 0.384, SLG: 0.565	CS 1-2	F9		1-2 2-3 1B		G4-6-3 1-3 1B	K		4-3 2-3 3-H	5	0	2	1	0	1	3
Darrell Porter, L (1, 2) OBP: 0.373, SLG: 0.433		K		SF8 3-H		G4-6-3 1-2f 3-H		FC6-4 1B BB	L8	3	0	0	1	1	1	2
Clint Hurdle, L (1, 9) OBP: 0.351, SLG: 0.373		K		K		BB		K		3	0	0	0	1	3	3
Ralph LaCock, L (1, 3) OBP: 0.265, SLG: 0.375			L7		G3	1-3		FC6-4 1-2 1B		4	0	1	0	0	0	1
Freddie Patek, R (1, 6) OBP: 0.339, SLG: 0.340		1-3			K		6-3	FC6-4 1-2f 2-3		4	0	0	0	0	1	2
Frank White, R (1, 4) OBP: 0.331, SLG: 0.399			F9		E5		1B E 1B		4-3	4	1	1	0	0	0	2
Inning Stats	R: 0 E: 0 K: 0 S: 3 H: 1 LOB: 0 BB: 0 P: 3	R: 0 E: 0 K: 2 S: 7 H: 0 LOB: 0 BB: 0 P: 7	R: 0 E: 0 K: 0 S: 3 H: 0 LOB: 0 BB: 0 P: 3	R: 1 E: 0 K: 2 S: 8 H: 1 LOB: 2 BB: 2 P: 16	R: 0 E: 1 K: 1 S: 6 H: 0 LOB: 1 BB: 0 P: 6	R: 2 E: 0 K: 0 S: 5 H: 3 LOB: 1 BB: 1 P: 9	R: 1 E: 1 K: 1 S: 8 H: 2 LOB: 2 BB: 0 P: 8	R: 0 E: 0 K: 1 S: 6 H: 1 LOB: 2 BB: 1 P: 10	R: 1 E: 0 K: 0 S: 5 H: 2 LOB: 1 BB: 0 P: 5	1B: 8 2B: 2 3B: 0 HR: 0 SF: 1 SAC: 0 DP: 1 HBP: 0							

TOP

Kansas City Royals @ California Angels

Anaheim Stadium, Anaheim, CA

Wed Jun 28 1978, 10:05 PM EDT

Att. 22,742 - Unknown

livebaseballscorecards.com

AB	36
R	5
H	10
RBI	3
BB	4
SO	7
LOB	18

WP: 0 PB: 0 SB: 0 CS: 1 PA: 42

PITCHER		IP	WLS	BF	H	R	ER	SO	BB	IBB	HBP	BLK	WP	HR	S	P	ERA	WHIP
Chris Knapp, R ERA: 4.27	(1, 1)	5.2	W	24	5	3	3	5	3	0	0	0	0	0	31	43	4.76	1.412
Paul Hartzell, R ERA: 3.77	(6, 1)	3.1	S	17	5	2	1	2	1	0	0	0	0	0	20	24	2.70	1.800

PITCHER	IP	WLS	BF	H	R	ER	SO	BB	IBB	HBP	BLK	WP	HR	S	P	ERA	WHIP

BOTTOM

Kansas City Royals @ California Angels

Anaheim Stadium, Anaheim, CA

Wed Jun 28 1978, 10:05 PM EDT

Att. 22,742 - Unknown

livebaseballscorecards.com

Batter	1	2	3	4	5	6	7	8	9	AB	R	H	RBI	BB	SO	LOB
Dave Machemer, R (1, 5) OBP: 0.375, SLG: 0.571	1B 1B 1B	WP 1-H 1B 2B		SH1-3 1-2		5-3	P4			4	2	2	1	0	0	2
Dave Chalk, R (1, 6) OBP: 0.355, SLG: 0.307	1B 1-2 1B	CS 2-H 1B		2-H 2B		G5-3 1B 1B		5-3		5	0	4	2	0	0	0
Lyman Bostock, L (1, 9) OBP: 0.346, SLG: 0.360	WP 1-3 2-H 1B	BBB 1-2 BB		F6		1-2 1B		BBB 2B L5 BB		3	0	2	1	2	0	1
Don Baylor, R (1, 7) OBP: 0.327, SLG: 0.492 Ken Landreaux, L (9, 7) OBP: 0.285, SLG: 0.333	5-3 2-3	F7		L8		G5-3 2-3f		1-3 2B		5 0	0 0	1 0	0 0	0 0	0 0	5 0
Ron Jackson, R (1, 3) OBP: 0.364, SLG: 0.451	P6		L4		E6 SH1-4 HR		1B 3B	L5 3-H		5	2	1	0	0	0	3
Merv Rettenmund, R (1, 10) OBP: 0.385, SLG: 0.373		1B E 1B	F9		SH1-4 1-2		1B 3-H 1B			3	1	2	1	0	0	0
Bobby Grich, R (1, 4) OBP: 0.339, SLG: 0.313		E9 1B 1-H SF7 1B	BBB BB		2-H HR		1-2 1B			3	2	3	2	1	0	0
Rick Miller, L (1, 8) OBP: 0.345, SLG: 0.325		2B 2-3 1B	F9		1-3		SSS K			4	1	1	0	0	1	3
Brian Downing, R (1, 2) OBP: 0.335, SLG: 0.310		SF7 3-H		SH1-3 2B 1B	5-3		SSS K			3	1	1	1	0	1	2
Inning Stats	R: 1 E: 0 K: 0 S: 5 H: 3 LOB: 1 BB: 0 P: 5	R: 4 E: 1 K: 0 S: 7 H: 5 LOB: 1 BB: 1 P: 11	R: 0 E: 0 K: 0 S: 3 H: 0 LOB: 1 BB: 1 P: 7	R: 1 E: 0 K: 0 S: 5 H: 2 LOB: 1 BB: 0 P: 5	R: 2 E: 1 K: 0 S: 5 H: 1 LOB: 0 BB: 0 P: 5	R: 0 E: 0 K: 0 S: 4 H: 2 LOB: 1 BB: 0 P: 4	R: 1 E: 0 K: 2 S: 10 H: 3 LOB: 2 BB: 0 P: 10	R: 0 E: 0 K: 0 S: 3 H: 1 LOB: 1 BB: 1 P: 7		1B: 12 2B: 4 3B: 1 HR: 1 SF: 1 SAC: 2 DP: 2 HBP: 0				WP: 2 PB: 0 SB: 0 CS: 1 PA: 41		

	AB	35
	R	9
	H	17
	RBI	8
	BB	3
	SO	2
	LOB	16

PITCHER		IP	WLS	BF	H	R	ER	SO	BB	IBB	HBP	BLK	WP	HR	S	P	ERA	WHIP
Paul Splittorff, L ERA: 3.04	(1, 1)	1.1	L	10	7	5	5	0	0	0	0	0	1	0	10	10	33.75	5.250
Doug Bird, R ERA: 4.91	(2, 1)	3.2		17	4	3	2	0	2	0	0	0	1	1	15	23	4.91	1.636
Andy Hassler, L ERA: 4.29	(6, 1)	3.0		14	6	1	1	2	1	0	0	0	0	0	17	21	3.00	2.333

PITCHER	IP	WLS	BF	H	R	ER	SO	BB	IBB	HBP	BLK	WP	HR	S	P	ERA	WHIP

Batter	1	2	3	4	5	6	7	8	9	AB	R	H	RBI	BB	SO	LOB
Steve Braun, L (1, 7) OBP: 0.317, SLG: 0.377	BBB 4-0 G6-4-3 BB		SSS 0-3 ③ K			x 0-0 ③ P4		x 0-0 ③ L9		3	0	0	0	1	1	2
Hal McRae, R (1, 10) OBP: 0.322, SLG: 0.444	x 0-0 ①② G6-4-3 1-2f			x 0-0 ① L7			x 0-0 E6 1B 1B		x 0-0 ① 6-3	4	0	0	0	0	0	1
George Brett, L (1, 5) OBP: 0.354, SLG: 0.506	x 0-0 ③ F5			x 0-0 ② F8			x 0-0 1B 1-2 SF8-6-4 1B		x 0-0 ② 4-3	4	1	1	0	0	0	0
Amos Otis, R (1, 8) OBP: 0.381, SLG: 0.559		SSS 0-3 ① K		x 0-0 ③ L4			x 0-0 ① SF8-6-4 1-3 2-H 1B		x 0-0 ③ F8	4	0	1	0	0	1	0
Darrell Porter, L (1, 2) OBP: 0.373, SLG: 0.430		x 0-0 ② 4-3			SSS 0-3 ① K		4-0 SF8-6-4 IBB			2	0	0	0	1	1	0
Ralph LaCock, L (1, 3) OBP: 0.254, SLG: 0.364		x 0-0 ③ 4-3			x 0-0 ② L7		x 0-0 ②③ SF8-6-4 1-2 2-3 3-H			2	0	0	1	0	0	0
Clint Hurdle, L (1, 9) OBP: 0.355, SLG: 0.374			x 0-0 SH1-3 1B		x 0-0 ③ 4-3			BBB 4-0 SH3-4 BB		2	0	1	0	1	0	0
Freddie Patek, R (1, 6) OBP: 0.338, SLG: 0.338			x 0-0 ① SH1-3 1-2			x 0-0 ① 5-3		x 0-0 ① SH3-4 1-2		1	0	0	0	0	0	0
Frank White, R (1, 4) OBP: 0.327, SLG: 0.394			x 0-0 ② F3			x 0-0 ② F7		x 0-0 ② 5-3		3	0	0	0	0	0	2
Inning Stats	R: 0 H: 0 E: 0 LOB: 0 K: 0 BB: 1 S: 2 P: 6	R: 0 H: 0 E: 0 LOB: 0 K: 1 BB: 0 S: 5 P: 5	R: 0 H: 1 E: 0 LOB: 1 K: 1 BB: 0 S: 6 P: 6	R: 0 H: 0 E: 0 LOB: 0 K: 0 BB: 0 S: 3 P: 3	R: 0 H: 0 E: 0 LOB: 0 K: 1 BB: 0 S: 5 P: 5	R: 0 H: 0 E: 0 LOB: 0 K: 0 BB: 0 S: 3 P: 3	R: 1 H: 2 E: 1 LOB: 1 K: 0 BB: 1 S: 4 P: 8	R: 0 H: 0 E: 0 LOB: 1 K: 0 BB: 1 S: 3 P: 7	R: 0 H: 0 E: 0 LOB: 0 K: 0 BB: 0 S: 3 P: 3	1B: 3 SF: 1 2B: 1 SAC: 2 3B: 0 DP: 2 HR: 0 HBP: 0						

TOP

Kansas City Royals @ California Angels

Anaheim Stadium, Anaheim, CA

Thu Jun 29 1978, 10:05 PM EDT

Att. 17,038 - Unknown

livebaseballscorecards.com

AB	25
R	1
H	3
RBI	1
BB	3
SO	3
LOB	5

WP: 0 PA: 31
PB: 0
SB: 0
CS: 0

PITCHER		IP	WLS	BF	H	R	ER	SO	BB	IBB	HBP	BLK	WP	HR	S	P	ERA	WHIP
Dave Frost, R ERA: 1.93	(1, 1)	8.0	W	28	3	1	1	3	2	1	0	0	0	0	31	43	1.12	0.625
Dave LaRoche, L ERA: 3.38	(9, 1)	1.0	S	3	0	0	0	0	0	0	0	0	0	0	3	3	0.00	0.000

PITCHER	IP	WLS	BF	H	R	ER	SO	BB	IBB	HBP	BLK	WP	HR	S	P	ERA	WHIP

Batter	1	2	3	4	5	6	7	8	9	AB	R	H	RBI	BB	SO	LOB
Ken Landreaux, L (1, 7) OBP: 0.278, SLG: 0.325	5-3		4-3			G3	F7			3	0	0	0	0	0	1
Merv Rettenmund, R (7, PH) (8, 7) OBP: 0.380, SLG: 0.368										1	0	0	0	0	0	3
Rick Miller, L (1, 8) OBP: 0.344, SLG: 0.333	L7			4-3		3B		1-3		4	0	1	0	0	0	0
Lyman Bostock, L (1, 9) OBP: 0.345, SLG: 0.358	F7			F8		4-3		4-3 E 1B 1B		4	1	1	0	0	0	1
Don Baylor, R (1, 10) OBP: 0.329, SLG: 0.492		4-3		F3			BLK SH1-4 SF8 1B	1-2 4-3 E 1B		4	2	2	0	0	0	0
Ron Jackson, R (1, 5) OBP: 0.359, SLG: 0.444		L7			F9		SH1-4 1-2	1-2 2-3 4-3		3	0	0	0	0	0	2
Ron Fairly, L (1, 3) OBP: 0.307, SLG: 0.427		F7			G3		2-H SF8	2-H 3-H E4 1B		3	0	1	3	0	0	0
Dave Chalk, R (1, 6) OBP: 0.358, SLG: 0.307			B B B B 4-0 CS BB		1B		E6 BB 1B	F8		3	0	1	0	1	0	1
Bobby Grich, R (1, 4) OBP: 0.342, SLG: 0.317			1-2 5-3 1B		5-3		BB 1-2 1B			3	0	2	0	0	0	1
Brian Downing, R (1, 2) OBP: 0.335, SLG: 0.305			1-2 5-3			5-3	1-2 2-3 BB			2	0	0	0	1	0	1
Inning Stats	R: 0 E: 0 K: 0 S: 3 H: 0 LOB: 0 BB: 0 P: 3	R: 0 E: 0 K: 0 S: 3 H: 0 LOB: 0 BB: 0 P: 3	R: 0 E: 0 K: 0 S: 3 H: 1 LOB: 1 BB: 1 P: 7	R: 0 E: 0 K: 0 S: 3 H: 0 LOB: 0 BB: 0 P: 3	R: 0 E: 0 K: 0 S: 4 H: 1 LOB: 0 BB: 0 P: 4	R: 0 E: 0 K: 0 S: 4 H: 1 LOB: 1 BB: 0 P: 4	R: 1 E: 1 K: 0 S: 6 H: 2 LOB: 3 BB: 1 P: 10	R: 2 E: 1 K: 0 S: 6 H: 3 LOB: 1 BB: 0 P: 6		1B: 7 2B: 0 3B: 1 HR: 0 SF: 1 SAC: 1 DP: 0 HBP: 0						

PITCHER		IP	WLS	BF	H	R	ER	SO	BB	IBB	HBP	BLK	WP	HR	S	P	ERA	WHIP
Marty Pattin, R ERA: 3.1	(1, 1)	6.1		23	4	1	1	0	1	0	0	0	0	0	22	26	1.42	0.789
Al Hrabosky, L ERA: 2.38	(7, 1)	1.2	L	11	4	2	2	0	1	0	0	1	0	0	10	14	10.80	3.000

PITCHER	IP	WLS	BF	H	R	ER	SO	BB	IBB	HBP	BLK	WP	HR	S	P	ERA	WHIP

BOTTOM

Kansas City Royals @ California Angels

Anaheim Stadium, Anaheim, CA

Thu Jun 29 1978, 10:05 PM EDT

Att. 17,038 - Unknown

livebaseballscorecards.com

AB	30
R	3
H	8
RBI	3
BB	2
SO	0
LOB	10

Batter	1	2	3	4	5	6	7	8	9	AB	R	H	RBI	BB	SO	LOB
Mike Hargrove, L (1, 3) OBP: 0.391, SLG: 0.375	F9			6-3 SH3-4 1B		L4		F8	K	5	1	1	0	0	1	4
Bert Campaneris, R (1, 6) Pat Putnam, L (8, PH) Jim Mason, L (8, 6) OBP: 0.266, SLG: 0.208 OBP: 0.182, SLG: 0.129 OBP: 0.258, SLG: 0.254	6-3			SH3-4 1-2		K		6-3		2 1 0	0 0 0	0 0 0	0 0 0	0 0 0	1 0 0	1 0 0
Bump Wills, S (1, 4) OBP: 0.300, SLG: 0.329	K			6-3 2-3		4-3		F7		4	0	0	0	0	1	2
Richie Zisk, R (1, 7) OBP: 0.363, SLG: 0.450		L6		3-H 1B			5-3		BB BB 1B	4	1	2	1	0	0	0
Bobby Bonds, R (1, 9) OBP: 0.329, SLG: 0.433		CS 1B		F7			E5 BB		F7	4	0	1	0	0	0	2
John Lowenstein, L (1, 10) OBP: 0.357, SLG: 0.408		K 1-2			K		K		F7	4	0	0	0	0	3	3
Jim Sundberg, R (1, 2) OBP: 0.389, SLG: 0.412	F9				CS 1B		BB BB		1B BB 1-2 BB	2	0	1	0	2	0	0
Toby Harrah, R (1, 5) OBP: 0.331, SLG: 0.291	F2				K 1-2		1-2 2-3 BB		1B 1-2 2-3 BB	2	0	0	0	2	1	1
Bobby Thompson, S (1, 8) John Ellis, R (9, PH) Mike Jorgensen, L (9, PR) OBP: 0.289, SLG: 0.337 OBP: 0.231, SLG: 0.375 OBP: 0.360, SLG: 0.167	K					E6 1B	K		1-2 2-3 3-H 1B	3 1 0	0 0 0	1 1 0	0 1 0	0 0 0	2 0 0	3 0 0
Inning Stats	R: 0 E: 0 K: 1 S: 5 H: 0 LOB: 0 BB: 0 P: 5	R: 0 E: 0 K: 1 S: 5 H: 1 LOB: 0 BB: 0 P: 5	R: 0 E: 0 K: 1 S: 5 H: 0 LOB: 0 BB: 0 P: 5	R: 1 E: 0 K: 0 S: 5 H: 2 LOB: 1 BB: 0 P: 5	R: 0 E: 0 K: 2 S: 7 H: 1 LOB: 0 BB: 0 P: 7	R: 0 E: 1 K: 1 S: 6 H: 1 LOB: 1 BB: 0 P: 6	R: 0 E: 1 K: 2 S: 8 H: 0 LOB: 3 BB: 2 P: 16	R: 0 E: 0 K: 0 S: 3 H: 0 LOB: 0 BB: 0 P: 3	R: 1 E: 0 K: 1 S: 7 H: 2 LOB: 3 BB: 2 P: 15	1B: 7 2B: 0 3B: 0 HR: 0	SF: 0 SAC: 1 DP: 0 HBP: 0						

PITCHER	IP	WLS	BF	H	R	ER	SO	BB	IBB	HBP	BLK	WP	HR	S	P	ERA	WHIP
Don Aase, R (1, 1) ERA: 4.52	8.2	W	35	6	2	2	8	4	0	0	0	0	0	47	63	2.08	1.154
Dyar Miller, R (9, 1) ERA: 1.89	0.0		1	1	0	0	0	0	0	0	0	0	0	1	1	∞	∞
Dave LaRoche, L (9, 1) ERA: 3.35	0.1	S	1	0	0	0	1	0	0	0	0	0	0	3	3	0.00	0.000

PITCHER	IP	WLS	BF	H	R	ER	SO	BB	IBB	HBP	BLK	WP	HR	S	P	ERA	WHIP

TOP

Texas Rangers @ California Angels

Anaheim Stadium, Anaheim, CA

Fri Jun 30 1978, 10:05 PM EDT

Att. 21,654 - Unknown

livebaseballscorecards.com

AB	32
R	2
H	7
RBI	2
BB	4
SO	9
LOB	16

1B: 7 SF: 0
2B: 0 SAC: 1
3B: 0 DP: 0
HR: 0 HBP: 0

WP: 0 PA: 37
PB: 0
SB: 0
CS: 2

Texas Rangers @ California Angels

Anaheim Stadium, Anaheim, CA

Fri Jun 30 1978, 10:05 PM EDT

Att. 21,654 - Unknown

BOTTOM

Batter	1	2	3	4	5	6	7	8	9	AB	R	H	RBI	BB	SO	LOB
Bobby Grich, R (1, 4) OBP: 0.343, SLG: 0.315	BBBB 4-0 FC3-6 BB		x 0-0 ① F8		x 0-0 ② 2-3 1-2		BBBB 4-0 1B 1-2 BB	x 0-0 ② SF9 3-H		2	0	0	1	2	0	3
Dave Chalk, R (1, 6) OBP: 0.350, SLG: 0.300	x 0-0 ① FC3-6 1-4-3 1-2f		x 0-0 ② F8		x 0-0 ③ 4-3		x 0-0 ② F6	x 0-0 ③ F9		5	0	0	0	0	0	8
Rance Mulliniks, L (9, 6) OBP: 0.238, SLG: 0.252										0	0	0	0	0	0	0
Lyman Bostock, L (1, 9) OBP: 0.347, SLG: 0.360	x 0-0 ② 1-4-3 1-2		x 0-0 1-3 3-H 1B			x 0-0 ① F7	x 0-0 1-3 2-H 1B			4	0	2	2	0	0	1
Don Baylor, R (1, 7) OBP: 0.328, SLG: 0.489	x 0-0 ③ F8		x 0-0 ③ F3			x 0-0 SSS E CS 1B	SSS 0-3 ③ K			4	0	1	0	0	1	5
Ken Landreaux, L (8, 7) OBP: 0.278, SLG: 0.325										0	0	0	0	0	0	0
Ron Jackson, R (1, 3) (8, 5) OBP: 0.367, SLG: 0.450		x 0-0 G6-3 1B		x 0-0 ① 5-3		x 0-0 E 1-2 1B		x 0-0 WP 1B 1B		4	1	3	0	0	0	0
Merv Rettenmund, R (1, 10) OBP: 0.375, SLG: 0.354		x 0-0 ①② G6-3 1-2f		SSS 0-3 ② K		x 0-0 ② 5-3 1-2 2-3		BBBB 4-0 E 1B 1-2 SF9 BB		3	1	0	0	1	1	3
Dave Machemer, R (1, 5) OBP: 0.368, SLG: 0.529		x 0-0 CS 1B		x 0-0 ③ 4-3		x 0-0 F9	SSS	0-3 ① K		3	0	1	0	0	0	2
Ron Fairly, L (8, 3) OBP: 0.305, SLG: 0.424										1	0	0	0	0	1	2
Rick Miller, L (1, 8) OBP: 0.351, SLG: 0.338		0-0 ③ CS 1-2	BBBB 4-0 1B 1B BB		x 0-0 ① F5		x 0-0 FC1-6 1B	x 0-0 E9 1-3 2-H 1B		3	1	2	1	1	0	0
Brian Downing, R (1, 2) OBP: 0.346, SLG: 0.313			x 0-0 1B 1-3 1B		x 0-0 2-3 1B		x 0-0 ① FC1-6 BB 1-2f 1B	4-0 IBB		3	1	2	0	1	0	1
Inning Stats	R: 0 E: 0 K: 0 S: 3 H: 0 LOB: 1 BB: 1 P: 7	R: 0 E: 0 K: 0 S: 3 H: 2 LOB: 0 BB: 0 P: 3	R: 1 E: 0 K: 0 S: 5 H: 2 LOB: 2 BB: 1 P: 9	R: 0 E: 0 K: 1 S: 5 H: 0 LOB: 0 BB: 0 P: 5	R: 0 E: 0 K: 0 S: 4 H: 1 LOB: 1 BB: 0 P: 4	R: 0 E: 1 K: 0 S: 5 H: 2 LOB: 2 BB: 0 P: 5	R: 1 E: 0 K: 1 S: 7 H: 2 LOB: 2 BB: 1 P: 11	R: 2 E: 1 K: 1 S: 7 H: 2 LOB: 2 BB: 2 P: 15		1B: 11 2B: 0 3B: 0 HR: 0	SF: 1 SAC: 0 DP: 1 HBP: 0						

PITCHER		IP	WLS	BF	H	R	ER	SO	BB	IBB	HBP	BLK	WP	HR	S	P	ERA	WHIP
Jim Umbarger, L ERA: 4.66	(1, 1)	6.0	L	26	8	2	2	1	2	0	0	0	0	0	26	34	3.00	1.667
Reggie Cleveland, R ERA: 2.27	(7, 1)	2.0		12	3	2	2	2	2	1	0	0	1	0	13	25	9.00	2.500

PITCHER	IP	WLS	BF	H	R	ER	SO	BB	IBB	HBP	BLK	WP	HR	S	P	ERA	WHIP

AB	32
R	4
H	11
RBI	4
BB	5
SO	3
LOB	25

WP: 1 PB: 0 SB: 0 CS: 2 PA: 39

livebaseballscorecards.com

Texas Rangers @ California Angels

Anaheim Stadium, Anaheim, CA

Sat Jul 01 1978, 10:05 PM EDT

Att. 41,632 - Unknown

livebaseballscorecards.com

Batter	1	2	3	4	5	6	7	8	9	AB	R	H	RBI	BB	SO	LOB
Mike Hargrove, L (1, 3) OBP: 0.391, SLG: 0.373	0-0 1B 1B 1B		0-0 F8		4-0 1B 1-2 E BB	0-0 F7			0-0 4-3	4	2	1	0	1	0	2
Bert Campaneris, R (1, 6) OBP: 0.275, SLG: 0.226	0-0 1B 1-2 SF7 1B		0-0 4-3		0-0 E 1-2 2-3 1B		0-0 F6		0-0 F8 2B	5	1	3	0	0	0	0
Toby Harrah, R (1, 5) OBP: 0.332, SLG: 0.293	0-0 1-3 2-H 1B		0-3 K		0-0 E8 1-3 2-H 3-H 1B		0-0 F8		0-0 F8 2-3	5	0	2	3	0	1	1
Richie Zisk, R (1, 7) OBP: 0.361, SLG: 0.457	0-3 K			0-0 5-3	0-0 5-3		0-0 HR		0-0 G3	5	1	1	1	0	1	5
Bobby Bonds, R (1, 9) OBP: 0.328, SLG: 0.431	0-0 SF7 3-H			0-0 F8		0-0 1B SF8 1B	0-0 5-3			3	1	1	1	0	0	0
Jim Sundberg, R (1, 2) OBP: 0.391, SLG: 0.411	0-0 6-3			0-0 F2		0-0 SF8 BB 1-3 1B		4-0 CS BB		3	0	1	0	1	0	1
John Ellis, R (1, 10) OBP: 0.233, SLG: 0.333		0-0 5-3			0-0 F5	4-0 1-2 BB		0-0 F9		3	0	0	0	1	0	1
Kurt Bevacqua, R (1, 4) OBP: 0.200, SLG: 0.228		0-3 K			0-0 1B BB E 1B	0-0 SF8 2-3 3-H		4-0 FC6 1-2 BB		2	1	1	1	1	1	0
Bobby Thompson, S (1, 8) OBP: 0.277, SLG: 0.322		0-0 F9			0-3 K	0-0 F4		0-0 FC6 1-2f		4	0	0	0	0	1	4

Inning Stats	1	2	3	4	5	6	7	8	9	AB	R	H	RBI	BB	SO	LOB
	R: 2 E: 0 K: 1 S: 8	H: 3 LOB: 1 BB: 0 P: 8	R: 0 E: 0 K: 1 S: 5	H: 0 LOB: 0 BB: 0 P: 5	R: 0 E: 0 K: 1 S: 5	H: 0 LOB: 0 BB: 0 P: 5	R: 0 E: 0 K: 0 S: 3	H: 0 LOB: 0 BB: 0 P: 3	R: 2 E: 1 K: 1 S: 8	H: 3 LOB: 2 BB: 1 P: 12	R: 1 E: 0 K: 0 S: 5	H: 2 LOB: 2 BB: 1 P: 9	R: 1 E: 0 K: 0 S: 4	H: 1 LOB: 0 BB: 0 P: 4	R: 0 E: 0 K: 0 S: 2	H: 0 LOB: 1 BB: 2 P: 10	R: 0 E: 0 K: 0 S: 4	H: 1 LOB: 1 BB: 0 P: 4

1B: 8	SF: 2
2B: 1	SAC: 0
3B: 0	DP: 0
HR: 1	HBP: 0

WP: 0 PB: 0 SB: 0 CS: 1 PA: 40

PITCHER		IP	WLS	BF	H	R	ER	SO	BB	IBB	HBP	BLK	WP	HR	S	P	ERA	WHIP
Frank Tanana, L ERA: 2.98	(1, 1)	7.0	L	32	9	6	6	4	2	0	0	0	0	1	38	46	7.71	1.571
Paul Hartzell, R ERA: 3.65	(8, 1)	2.0		8	1	0	0	0	2	0	0	0	0	0	6	14	0.00	1.500

PITCHER	IP	WLS	BF	H	R	ER	SO	BB	IBB	HBP	BLK	WP	HR	S	P	ERA	WHIP

Texas Rangers @ California Angels

Anaheim Stadium, Anaheim, CA

Sat Jul 01 1978, 10:05 PM EDT

Att. 41,632 - Unknown

BOTTOM

livebaseballscorecards.com

Batter	1	2	3	4	5	6	7	8	9	AB	R	H	RBI	BB	SO	LOB
Ken Landreaux, L (1, 7) OBP: 0.277, SLG: 0.323	4-3	4-3			4-3		1B 1B 1-2 3-H		K	4	0	1	1	0	0	1
Joe Rudi, R (9, PH) OBP: 0.249, SLG: 0.284										1	0	0	0	0	1	1
Rick Miller, L (1, 8) OBP: 0.360, SLG: 0.351	4-3 2B		HBP 1B FC6-4 1B		G5-4-3 HBP		1B 1-2 2-3		4-3	4	1	3	0	0	0	1
Lyman Bostock, L (1, 9) OBP: 0.346, SLG: 0.359	4-3 2-3		FC6-4 HBP 1-2 1B		G5-4-3 1-2f		K			4	0	1	0	0	1	5
Don Baylor, R (1, 10) OBP: 0.330, SLG: 0.485	S BB B B B		FC6-4 1-2 2-3 HBP			F9	F8			2	0	0	0	1	0	3
Ron Jackson, R (1, 5) OBP: 0.364, SLG: 0.447	F4 1-2		FC6-4 G5-4-3 1-2f 2-3 3-H			F9		FC3-6 1B		4	0	1	1	0	0	4
Ron Fairly, L (1, 3) OBP: 0.298, SLG: 0.413		F7	G5-4-3 1-2f			F7		FC3-6 L5-3 1-2f		4	0	0	0	0	0	3
Ike Hampton, S (9, 3) OBP: 0.313, SLG: 0.571										0	0	0	0	0	0	0
Bobby Grich, R (1, 4) OBP: 0.345, SLG: 0.313		FC6-4 BB B B B		F9			1B 1B BB B B B	L5-3 1-2		2	1	0	0	2	0	1
Dave Machemer, R (1, 6) OBP: 0.318, SLG: 0.450		FC6-4 2B 1-2f		5-3			F9		F7	3	1	0	0	0	0	2
Merv Rettenmund, R (9, PH) OBP: 0.371, SLG: 0.350										1	0	0	0	0	0	0
Brian Downing, R (1, 2) OBP: 0.355, SLG: 0.333		1B 1-H		1-3			1B 1B 1-3		1B	4	0	3	1	0	0	0

Inning Stats	1	2	3	4	5	6	7	8	9
	R: 0 H: 1 E: 0 LOB: 2 K: 0 BB: 1 S: 4 P: 8	R: 1 H: 1 E: 0 LOB: 1 K: 0 BB: 1 S: 4 P: 8	R: 1 H: 2 E: 0 LOB: 1 K: 0 BB: 0 S: 4 P: 5	R: 0 H: 0 E: 0 LOB: 0 K: 0 BB: 0 S: 3 P: 3	R: 0 H: 0 E: 0 LOB: 0 K: 0 BB: 0 S: 2 P: 3	R: 0 H: 0 E: 0 LOB: 0 K: 0 BB: 0 S: 3 P: 3	R: 1 H: 3 E: 0 LOB: 3 K: 1 BB: 1 S: 8 P: 12	R: 0 H: 1 E: 0 LOB: 0 K: 0 BB: 0 S: 3 P: 3	R: 0 H: 1 E: 0 LOB: 1 K: 1 BB: 0 S: 6 P: 6

AB	33
R	3
H	9
RBI	3
BB	3
SO	2
LOB	21

	1B	SF	WP	PA	38
	2B: 3	SAC: 0	PB: 0		
	3B: 0	DP: 3	SB: 1		
	HR: 0	HBP: 2	CS: 0		

PITCHER		IP	WLS	BF	H	R	ER	SO	BB	IBB	HBP	BLK	WP	HR	S	P	ERA	WHIP
Doc Medich, R ERA: 4.05	(1, 1)	6.1	W	28	6	3	3	0	3	0	2	0	0	0	23	37	4.26	1.421
Jon Matlack, L ERA: 2.52	(7, 1)	2.2	S	10	3	0	0	2	0	0	0	0	0	0	14	14	0.00	1.125

PITCHER		IP	WLS	BF	H	R	ER	SO	BB	IBB	HBP	BLK	WP	HR	S	P	ERA	WHIP

Texas Rangers @ California Angels

Anaheim Stadium, Anaheim, CA

Sun Jul 02 1978, 6:33 AM EDT

Att. 19,236 - Unknown

TOP

livebaseballscorecards.com

Batter	1	2	3	4	5	6	7	8	9	AB	R	H	RBI	BB	SO	LOB
Mike Hargrove, L (1, 3) OBP: 0.388, SLG: 0.367	G3		F7	K		BB			4-3	4	0	0	0	1	1	0
Bert Campaneris, R (1, 6) OBP: 0.279, SLG: 0.238	4-3 2-1 2B		1B 1B BB	K		K			F9	1	0	1	0	0	0	0
Jim Mason, L (1, 6) OBP: 0.257, SLG: 0.242										3	1	0	0	1	2	2
Toby Harrah, R (1, 5) OBP: 0.331, SLG: 0.292	4-3 2-3		BB 1B 1-3 1B		K		F7			4	0	1	0	0	1	1
Richie Zisk, R (1, 7) OBP: 0.366, SLG: 0.471	2-1 3-H	HR	BB 1-2 3-H 1B		1B		F8			4	1	3	2	0	0	0
Bobby Bonds, R (1, 9) OBP: 0.327, SLG: 0.426		F8	BB 1-2 2-3 BB		F8		K			3	0	0	0	1	1	1
Jim Sundberg, R (1, 2) OBP: 0.385, SLG: 0.404		K	K		1-3			K		4	0	0	0	0	3	4
John Ellis, R (1, 10) OBP: 0.235, SLG: 0.323		1B 1B	F9			K		4-3		4	0	1	0	0	1	3
Kurt Bevacqua, R (1, 4) OBP: 0.205, SLG: 0.232		1-2 1B	F9			6-3		K		3	0	1	0	0	0	0
Bump Wills, S (8, PH) OBP: 0.299, SLG: 0.328										1	0	0	0	0	1	0
Bobby Thompson, S (8, 4) (1, 8) OBP: 0.286, SLG: 0.362		4-3	HR			BB 1B			G3	4	1	2	1	0	0	2
Inning Stats	R: 0 E: 0 K: 0 S: 3 H: 1 LOB: 1 BB: 0 P: 3	R: 1 E: 0 K: 1 S: 8 H: 3 LOB: 2 BB: 0 P: 8	R: 1 E: 0 K: 1 S: 7 H: 2 LOB: 3 BB: 2 P: 15	R: 1 E: 0 K: 2 S: 8 H: 1 LOB: 0 BB: 0 P: 8	R: 0 E: 0 K: 1 S: 6 H: 1 LOB: 1 BB: 0 P: 6	R: 0 E: 0 K: 2 S: 8 H: 1 LOB: 2 BB: 1 P: 12	R: 0 E: 0 K: 1 S: 5 H: 0 LOB: 0 BB: 0 P: 5	R: 0 E: 0 K: 2 S: 7 H: 0 LOB: 0 BB: 0 P: 7	R: 0 E: 0 K: 0 S: 3 H: 0 LOB: 0 BB: 0 P: 3	1B: 6 2B: 1 3B: 0 HR: 2 SF: 0 SAC: 0 DP: 0 HBP: 0							

AB	35
R	3
H	9
RBI	3
BB	3
SO	10
LOB	13

WP: 0 PB: 0 SB: 0 CS: 0 PA: 38

PITCHER		IP	WLS	BF	H	R	ER	SO	BB	IBB	HBP	BLK	WP	HR	S	P	ERA	WHIP
Ken Brett, L ERA: 5.86	(1, 1)	2.1		14	6	2	2	1	1	0	0	0	0	1	14	18	7.71	3.000
Tom Griffin, R ERA: 3.93	(3, 1)	3.2		16	3	1	1	6	2	0	0	0	0	1	26	34	2.46	1.364
Dyar Miller, R ERA: 1.79	(7, 1)	3.0	W	9	0	0	0	3	0	0	0	0	0	0	15	15	0.00	0.000

PITCHER	IP	WLS	BF	H	R	ER	SO	BB	IBB	HBP	BLK	WP	HR	S	P	ERA	WHIP

Texas Rangers @ California Angels

Anaheim Stadium, Anaheim, CA

Sun Jul 02 1978, 6:33 AM EDT

Att. 19,236 - Unknown

BOTTOM

Batter	1	2	3	4	5	6	7	8	9	AB	R	H	RBI	BB	SO	LOB
Bobby Grich, R (1, 4) OBP: 0.346, SLG: 0.311	F3		BB		2B, WP, 2-3, 1B		K		1-2, 2-3, 3-H, 1B	1	0	0	0	1	0	0
Dave Machemer, R (4, 4) OBP: 0.333, SLG: 0.455										2	1	1	0	0	1	0
Tony Solaita, L (9, PH) OBP: 0.355, SLG: 0.313										1	0	1	1	0	0	0
Rick Miller, L (1, 8) OBP: 0.363, SLG: 0.359	6-3		1-2, 1B		WP, 1-3, SF8, 3-H, 2B		F8			4	1	2	1	0	0	0
Lyman Bostock, L (1, 9) OBP: 0.344, SLG: 0.358	E4, S, 1B		1-2, 1B		SF8, 2-H, 3-H			4-3		3	0	1	1	0	0	0
Don Baylor, R (1, 10) OBP: 0.329, SLG: 0.482	1-H, 1B		F9		K			F8		4	0	1	0	0	1	2
Ron Jackson, R (1, 5) OBP: 0.367, SLG: 0.457		F8		F8		4-3, SH3-4, 1B		3B		4	0	2	0	0	0	0
Ron Fairly, L (1, 3) OBP: 0.299, SLG: 0.408		BB		F8		SH3-4, 1-2		4-3		2	0	0	0	1	0	1
Joe Rudi, R (1, 7) OBP: 0.249, SLG: 0.283		F5		F2		4-3, 2-3			SH, 1B	4	0	1	0	0	0	2
Ken Landreaux, L (9, PR) OBP: 0.277, SLG: 0.323										0	1	0	0	0	0	0
Brian Downing, R (1, 2) OBP: 0.349, SLG: 0.326		F9			1-3	4-3			SH, 1B, IBB, 1-3	3	0	0	0	0	0	2
Jim Anderson, R (1, 6) OBP: 0.500, SLG: 0.667			F8		1B, 2B, 2B		5-3		1B, IBB, 1-2	3	1	1	0	1	0	0

Inning Stats	1	2	3	4	5	6	7	8	9
R	0	0	0	0	3	0	0	0	1
H	1	0	2	0	3	1	0	1	2
E	1	0	0	0	0	0	0	0	1
LOB	2	1	2	0	0	1	0	0	3
K	0	0	0	0	1	0	1	0	0
BB	0	1	1	0	0	0	0	0	1
S	4	3	4	3	8	4	5	4	3
P	4	7	8	3	8	4	5	4	7

PITCHER	IP	WLS	BF	H	R	ER	SO	BB	IBB	HBP	BLK	WP	HR	S	P	ERA	WHIP
Dock Ellis, R (1, 1) ERA: 3.44	6.0		26	7	3	3	1	2	0	0	0	1	0	26	34	4.50	1.500
Steve Comer, R (7, 1) ERA: 1.04	2.0	L	11	3	1	0	1	0	1	0	0	0	0	12	16	0.00	1.500

AB	31
R	4
H	10
RBI	3
BB	3
SO	2
LOB	7

1B: 7	SF: 1	WP: 1	PA: 37
2B: 2	SAC: 2	PB: 0	
3B: 1	DP: 0	SB: 1	
HR: 0	HBP: 0	CS: 0	

livebaseballscorecards.com

Batter	1	2	3	4	5	6	7	8	9	AB	R	H	RBI	BB	SO	LOB
Rick Miller, L (1, 8) OBP: 0.371, SLG: 0.374	BBBB 4-0 4-3 WP SF7 BB		x 0-0 FC5-2 3B	x 0-0 ② SF8 3-H		x 0-0 ③ E4 1-H 1B		BBBB 4-0 BB BB		2	1	2	1	2	0	0
Dave Chalk, R (1, 4) OBP: 0.351, SLG: 0.299	x 0-0 ① 4-3 1-3		SSS 0-3 ① K	x 0-0 ③ P6			x 0-0 F9 WP 1B 1B	BBBB 4-0 1-2 BB		4	1	1	0	1	1	3
Lyman Bostock, L (1, 9) OBP: 0.339, SLG: 0.353	x 0-0 ② SF7 3-H	x 0-0 ② FC5-2 S 3-H			x 0-0 ① G3		x 0-0 ① F7 1-2	SSS 0-3 ③ K		4	0	0	1	0	1	4
Don Baylor, R (1, 10) OBP: 0.330, SLG: 0.477	x 0-0 ③ F8		x 0-0 ③ P3 1-2		SSS 0-3 ② K		BBBB 4-0 1B BB		BBBB 4-0 3B BB	3	1	0	0	2	1	1
Ron Jackson, R (1, 5) OBP: 0.372, SLG: 0.467		x 0-0 1B E 1B		x 0-0 ① 5-3	H 1-0 HBP		x 0-0 ② F9 2-3		x 0-0 1-H SF9 3B	4	1	2	1	0	0	2
Ron Fairly, L (1, 3) OBP: 0.302, SLG: 0.410		x 0-0 FC 1B 1-2		x 0-0 1B 1B 1B	x 0-0 ③ G3		x 0-0 1-2 3-H 1B		x 0-0 ① SF9 3-H	4	1	2	2	0	0	2
Joe Rudi, R (1, 7) OBP: 0.255, SLG: 0.289 Ken Landreaux, L (6, 7) OBP: 0.273, SLG: 0.318		x 0-0 ① 1-2 2-3 1B		x 0-0 1B 1-2 2B 1B		x 0-0 ① F9	x 0-0 ③ F8		x 0-0 ② 4-3	3 2	1 0	2 0	0 0	0 0	0 0	0 2
Brian Downing, R (1, 2) OBP: 0.345, SLG: 0.322		x 0-0 ② F8		x 0-0 2B SF8 1-2 2-H 1B		x 0-0 ② 5-3		x 0-0 ① L5	x 0-0 ③ 1-3	5	1	1	1	0	0	2
Jim Anderson, R (1, 6) OBP: 0.500, SLG: 0.714		x 0-0 ③ F8		x 0-0 1-3 2-H 2B		x 0-0 1B 1B 1B		x 0-0 ② P4		4	0	2	1	0	0	2
Inning Stats	R: 1 H: 0 E: 0 LOB: 0 K: 0 BB: 1 S: 3 P: 7	R: 0 H: 2 E: 1 LOB: 2 K: 0 BB: 0 S: 5 P: 5	R: 0 H: 1 E: 0 LOB: 1 K: 1 BB: 0 S: 6 P: 6	R: 3 H: 4 E: 0 LOB: 1 K: 0 BB: 0 S: 7 P: 7	R: 0 H: 0 E: 0 LOB: 1 K: 1 BB: 0 S: 5 P: 6	R: 0 H: 2 E: 1 LOB: 2 K: 0 BB: 0 S: 4 P: 4	R: 1 H: 2 E: 0 LOB: 2 K: 0 BB: 1 S: 5 P: 9	R: 0 H: 0 E: 0 LOB: 2 K: 1 BB: 2 S: 5 P: 13	R: 2 H: 1 E: 0 LOB: 0 K: 0 BB: 1 S: 4 P: 8	1B: 9 SF: 3 2B: 1 SAC: 0 3B: 2 DP: 0 HR: 0 HBP: 1						

PITCHER	IP	WLS	BF	H	R	ER	SO	BB	IBB	HBP	BLK	WP	HR	S	P	ERA	WHIP
Doug Bird, R (1, 1) ERA: 5.18	6.0	L	29	10	5	5	2	1	0	1	0	1	0	31	36	7.50	1.833
Paul Splittorff, L (7, 1) ERA: 3.03	0.1		1	0	0	0	0	0	0	0	0	1	0	1	1	0.00	0.000
Randy McGilberry, R (7, 1) ERA: 13.5	0.1		2	0	0	0	0	1	0	0	0	0	0	1	5	0.00	3.000
Al Hrabosky, L (7, 1) ERA: 2.68	2.1		12	2	2	2	1	3	0	0	0	0	0	11	23	7.71	2.143

PITCHER	IP	WLS	BF	H	R	ER	SO	BB	IBB	HBP	BLK	WP	HR	S	P	ERA	WHIP

TOP

California Angels @ Kansas City Royals

Royals Stadium, Kansas City, MO

Mon Jul 03 1978, 8:05 PM EDT

Att. 39,928 - Unknown - 94 F

livebaseballscorecards.com

AB	35
R	7
H	12
RBI	7
BB	5
SO	3
LOB	18

WP: 2	PA: 44		
PB: 0			
SB: 1			
CS: 0			

Batter	1	2	3	4	5	6	7	8	9	AB	R	H	RBI	BB	SO	LOB
Willie Wilson, S (1, 7) OBP: 0.307, SLG: 0.320	G3	4-3			K			K	P3	3	0	0	0	0	1	2
Steve Braun, L (8, PH) OBP: 0.323, SLG: 0.378										1	0	0	0	0	1	1
(9, 7)																
Jerry Terrell, R (9, PH) OBP: 0.237, SLG: 0.214										1	0	0	0	0	0	2
Ralph LaCock, L (1, 3) OBP: 0.256, SLG: 0.383	6-3		F7			F9		1-3 2B 1B		4	1	1	0	0	0	0
Amos Otis, R (1, 8) OBP: 0.370, SLG: 0.529	4-3		F8			F9		SF8 3-H		3	0	0	1	0	0	0
George Brett, L (1, 5) OBP: 0.353, SLG: 0.494		S 2B 1B	F7			F8		1-H 2B		4	1	2	1	0	0	0
Darrell Porter, L (1, 2) OBP: 0.376, SLG: 0.429		4-3 1-H 1B 2B		4-3			L3	G3		4	1	1	1	0	0	1
Hal McRae, R (1, 10) OBP: 0.318, SLG: 0.430		4-3 2-3		F7			G3		6-3	4	0	0	0	0	0	1
Clint Hurdle, L (1, 9) OBP: 0.351, SLG: 0.367		B B B 4-0 FC5 1B BB		P5			0-0		1B 1B	2	0	1	0	1	0	0
Joe Zdeb, R (9, PH) OBP: 0.247, SLG: 0.297							2B			1	0	1	0	0	0	0
Freddie Patek, R (1, 6) OBP: 0.339, SLG: 0.348		FC5 1-2 3-H 1B			K		P6		K	4	0	1	1	0	2	2
Frank White, R (1, 4) OBP: 0.327, SLG: 0.398		FC5 1-2 2-3f			F2			1B SF8 1B	1-2 1B	4	1	2	0	0	0	2
Inning Stats	R: 0 E: 0 K: 0 S: 3 H: 0 LOB: 0 BB: 0 P: 3	R: 2 E: 0 K: 0 S: 6 H: 3 LOB: 2 BB: 1 P: 10	R: 0 E: 0 K: 0 S: 3 H: 0 LOB: 0 BB: 0 P: 3	R: 0 E: 0 K: 0 S: 3 H: 0 LOB: 0 BB: 0 P: 3	R: 0 E: 0 K: 2 S: 7 H: 0 LOB: 0 BB: 0 P: 7	R: 0 E: 0 K: 0 S: 3 H: 0 LOB: 0 BB: 0 P: 3	R: 0 E: 0 K: 0 S: 4 H: 1 LOB: 1 BB: 0 P: 4	R: 2 E: 0 K: 1 S: 8 H: 3 LOB: 1 BB: 0 P: 8	R: 0 E: 0 K: 1 S: 7 H: 2 LOB: 2 BB: 0 P: 7	1B: 6 2B: 3 3B: 0 HR: 0	SF: 1 SAC: 0 DP: 0 HBP: 0						

PITCHER	IP	WLS	BF	H	R	ER	SO	BB	IBB	HBP	BLK	WP	HR	S	P	ERA	WHIP
Chris Knapp, R (1, 1) ERA: 4.31	7.1	W	29	6	4	4	3	1	0	0	0	0	0	34	38	4.91	0.955
Dave LaRoche, L (8, 1) ERA: 3.22	1.2	S	8	3	0	0	1	0	0	0	0	0	0	10	10	0.00	1.800

PITCHER	IP	WLS	BF	H	R	ER	SO	BB	IBB	HBP	BLK	WP	HR	S	P	ERA	WHIP

BOTTOM

California Angels @ Kansas City Royals

Royals Stadium, Kansas City, MO

Mon Jul 03 1978, 8:05 PM EDT

Att. 39,928 - Unknown - 94 F

livebaseballscorecards.com

AB	35
R	4
H	9
RBI	4
BB	1
SO	4
LOB	11

1B: 6	SF: 1	WP: 0	PA: 37
2B: 3	SAC: 0	PB: 0	
3B: 0	DP: 0	SB: 1	
HR: 0	HBP: 0	CS: 0	

Batter	1	2	3	4	5	6	7	8	9	AB	R	H	RBI	BB	SO	LOB
Rick Miller, L (1, 8) OBP: 0.365, SLG: 0.367	6-3			6-3		F7		G4-6-3 1-2f		4	0	0	0	0	0	1
Dave Chalk, R (1, 4) (8, 6) OBP: 0.346, SLG: 0.294	5-3			4-3		G3			E5 FC6-4	4	0	0	0	0	0	0
Lyman Bostock, L (1, 9) OBP: 0.338, SLG: 0.352	F7			BB 1B		F8			FC6-4 1-2f HR	4	1	1	0	0	0	1
Don Baylor, R (1, 10) OBP: 0.332, SLG: 0.486		5-3		B B B B 1-2 BB			P2		1-H HR	3	1	1	2	1	0	0
Ron Jackson, R (1, 5) OBP: 0.366, SLG: 0.459		6-3		F9			F3		L8	4	0	0	0	0	0	2
Ron Fairly, L (1, 3) OBP: 0.301, SLG: 0.406		6-3			CS 1B		S S S K		S S S K	4	0	1	0	0	2	0
Joe Rudi, R (1, 7) OBP: 0.256, SLG: 0.306			4-3		F9 1-2			HR		3	1	1	1	0	0	1
Brian Downing, R (1, 2) OBP: 0.350, SLG: 0.324			F3		1B			B B B B FC4-6 BB		2	0	1	0	1	0	0
Jim Anderson, R (1, 6) OBP: 0.400, SLG: 0.556			F9		S S S K			FC4-6 1-2f G4-6-3		2	0	0	0	0	1	1
Tony Solaita, L (8, PH) OBP: 0.351, SLG: 0.308										1	0	0	0	0	0	1
Dave Machemer, R (8, PR) (8, 4) OBP: 0.333, SLG: 0.455										0	0	0	0	0	0	0
Inning Stats	R: 0 E: 0 K: 0 S: 3 H: 0 LOB: 0 BB: 0 P: 3	R: 0 E: 0 K: 0 S: 3 H: 0 LOB: 0 BB: 0 P: 3	R: 0 E: 0 K: 0 S: 3 H: 0 LOB: 0 BB: 0 P: 3	R: 0 E: 0 K: 0 S: 4 H: 1 LOB: 2 BB: 1 P: 8	R: 0 E: 0 K: 1 S: 6 H: 2 LOB: 1 BB: 0 P: 6	R: 0 E: 0 K: 0 S: 3 H: 0 LOB: 0 BB: 0 P: 3	R: 0 E: 0 K: 1 S: 5 H: 0 LOB: 0 BB: 0 P: 5	R: 1 E: 0 K: 0 S: 3 H: 1 LOB: 1 BB: 1 P: 7	R: 2 E: 1 K: 1 S: 7 H: 1 LOB: 0 BB: 0 P: 7	1B: 3 2B: 0 3B: 0 HR: 2 SF: 0 SAC: 0 DP: 1 HBP: 0	WP: 0 PB: 0 SB: 0 CS: 1 PA: 33					

PITCHER	IP	WLS	BF	H	R	ER	SO	BB	IBB	HBP	BLK	WP	HR	S	P	ERA	WHIP
Rich Gale, R (1, 1) ERA: 3.0	9.0	W	33	5	3	2	3	2	0	0	0	0	2	37	45	2.00	0.778

PITCHER	IP	WLS	BF	H	R	ER	SO	BB	IBB	HBP	BLK	WP	HR	S	P	ERA	WHIP

TOP

California Angels @ Kansas City Royals

Royals Stadium, Kansas City, MO

Tue Jul 04 1978, 8:05 PM EDT

Att. 40,030 - Unknown - 99 F

livebaseballscorecards.com

AB	31
R	3
H	5
RBI	3
BB	2
SO	3
LOB	7

Batter	1	2	3	4	5	6	7	8	9	AB	R	H	RBI	BB	SO	LOB
Frank White, R (1, 4) OBP: 0.326, SLG: 0.395	6-3		FC1-6 S 1-2f			5-3		1B		4	0	1	0	0	0	1
Amos Otis, R (1, 8) OBP: 0.364, SLG: 0.520	K		K 1-2			K		F9		4	0	0	0	0	3	2
George Brett, L (1, 5) OBP: 0.351, SLG: 0.494	6-3			P6		L7			SH5-4 1B 2B	4	1	1	0	0	0	0
Darrell Porter, L (1, 2) OBP: 0.378, SLG: 0.432		4-3 4-3 2B		K			F7		1B SH5-4 IBB	3	1	1	0	1	1	0
Hal McRae, R (1, 10) OBP: 0.315, SLG: 0.426		4-3 2-3		3-1			1-3		SH5-4 1-2 2-3	3	0	0	0	0	0	1
Clint Hurdle, L (1, 9) OBP: 0.353, SLG: 0.374		4-3 3-H			3-1 SF8 2B		G3		2-3 3-H 1B	4	1	2	2	0	0	0
Ralph LaCock, L (1, 3) OBP: 0.258, SLG: 0.417		1-3			3-1 2-3			HR		3	1	1	1	0	0	1
Freddie Patek, R (1, 6) OBP: 0.339, SLG: 0.350			K		SF8 3-H			1B		2	0	1	1	0	1	0
Tom Poquette, L (1, 7) OBP: 0.236, SLG: 0.331 Willie Wilson, S (9, 7) OBP: 0.307, SLG: 0.320			FC1-6 1B		1B			F5		3 0	0 0	2 0	0 0	0 0	0 0	0 0
Inning Stats	R: 0 H: 0 E: 0 LOB: 0 K: 1 BB: 0 S: 5 P: 5	R: 1 H: 1 E: 0 LOB: 0 K: 0 BB: 0 S: 4 P: 4	R: 0 H: 1 E: 0 LOB: 1 K: 2 BB: 0 S: 8 P: 8	R: 0 H: 0 E: 0 LOB: 0 K: 1 BB: 0 S: 5 P: 5	R: 1 H: 2 E: 0 LOB: 1 K: 0 BB: 0 S: 4 P: 4	R: 0 H: 0 E: 0 LOB: 0 K: 1 BB: 0 S: 5 P: 5	R: 0 H: 0 E: 0 LOB: 0 K: 0 BB: 0 S: 3 P: 3	R: 1 H: 3 E: 0 LOB: 1 K: 0 BB: 0 S: 5 P: 5	R: 1 H: 2 E: 0 LOB: 2 K: 0 BB: 1 S: 3 P: 7	1B: 5 SF: 1 2B: 3 SAC: 1 3B: 0 DP: 0 HR: 1 HBP: 0							

PITCHER		IP	WLS	BF	H	R	ER	SO	BB	IBB	HBP	BLK	WP	HR	S	P	ERA	WHIP
Dave Frost, R ERA: 2.45	(1, 1)	8.0		29	7	3	3	5	0	0	0	0	0	1	39	39	3.38	0.875
Paul Hartzell, R ERA: 3.77	(9, 1)	0.1	L	3	1	1	1	0	0	1	0	0	0	0	2	6	27.00	3.000
Dave LaRoche, L ERA: 3.22	(9, 1)	0.0		1	1	0	0	0	0	0	0	0	0	0	1	1	∞	∞

PITCHER	IP	WLS	BF	H	R	ER	SO	BB	IBB	HBP	BLK	WP	HR	S	P	ERA	WHIP

BOTTOM

California Angels @ Kansas City Royals

Royals Stadium, Kansas City, MO

Tue Jul 04 1978, 8:05 PM EDT

Att. 40,030 - Unknown - 99 F

livebaseballscorecards.com

AB	30
R	4
H	9
RBI	4
BB	1
SO	5
LOB	5

Batter	1	2	3	4	5	6	7	8	9	AB	R	H	RBI	BB	SO	LOB
Rick Miller, L (1, 8) OBP: 0.368, SLG: 0.367	B B B B 4-0 F8 BB		x 0-0 G5-4-3 1B		x 0-0 ② ③ G1-6-3 1-2f			x 0-0 ② F7		3	0	1	0	1	0	1
Dave Chalk, R (1, 4) OBP: 0.344, SLG: 0.293	x 0-0 ① F7		x 0-0 ② ③ G5-4-3 1-2f			x 0-0 ① 5-3		x 0-0 1B		4	0	1	0	0	0	2
Lyman Bostock, L (1, 9) OBP: 0.336, SLG: 0.351	x 0-0 ② F8 1-2			x 0-0 F3 1B 6-3 1B		x 0-0 ② 5-3		x 0-0 ③ F8		4	1	1	0	0	0	2
Don Baylor, R (1, 10) OBP: 0.331, SLG: 0.483	x 0-0 ③ F7			x 0-0 F3 1-2 1B		x 0-0 ③ L4			S S S 0-3 ① K	4	0	1	0	0	1	1
Ron Jackson, R (1, 5) OBP: 0.364, SLG: 0.455		x 0-0 ① F7		x 0-0 ① F3 1-2 2-3			x 0-0 1B		x 0-0 ② F9	4	0	1	0	0	0	2
Joe Rudi, R (1, 7) OBP: 0.251, SLG: 0.299		x 0-0 ② F8		x 0-0 ② 6-3 3-H			S S S 0-3 ① K		x 0-0 ③ 6-3	4	0	0	1	0	1	2
Ron Fairly, L (1, 3) OBP: 0.301, SLG: 0.401		B B B 4-0 BB		x 0-0 ③ 6-3			x 0-0 ② F9			2	0	0	0	1	0	2
Brian Downing, R (1, 2) OBP: 0.350, SLG: 0.325		x 0-0 ③ 4-3			x 0-0 G1-6-3 1B		x 0-0 ③ 4-3			3	0	1	0	0	0	2
Jim Anderson, R (1, 6) OBP: 0.308, SLG: 0.417			x 0-0 ① F7		x 0-0 ① L6			S S S 0-3 ① K		3	0	0	0	0	1	1
Inning Stats	R: 0 E: 0 K: 0 S: 3 H: 0 LOB: 1 BB: 1 P: 7	R: 0 E: 0 K: 0 S: 3 H: 0 LOB: 1 BB: 1 P: 7	R: 0 E: 0 K: 0 S: 3 H: 1 LOB: 0 BB: 0 P: 3	R: 1 E: 0 K: 0 S: 5 H: 2 LOB: 1 BB: 0 P: 5	R: 0 E: 0 K: 0 S: 3 H: 1 LOB: 0 BB: 0 P: 3	R: 0 E: 0 K: 0 S: 3 H: 0 LOB: 0 BB: 0 P: 3	R: 0 E: 0 K: 1 S: 6 H: 1 LOB: 1 BB: 0 P: 6	R: 0 E: 0 K: 1 S: 6 H: 1 LOB: 1 BB: 0 P: 6	R: 0 E: 0 K: 1 S: 5 H: 0 LOB: 0 BB: 0 P: 5	1B: 6 2B: 0 3B: 0 HR: 0	SF: 0 SAC: 0 DP: 2 HBP: 0					

PITCHER	IP	WLS	BF	H	R	ER	SO	BB	IBB	HBP	BLK	WP	HR	S	P	ERA	WHIP
Dennis Leonard, R (1, 1) ERA: 3.78	9.0	W	33	6	1	1	3	2	0	0	0	0	0	37	45	1.00	0.889

PITCHER	IP	WLS	BF	H	R	ER	SO	BB	IBB	HBP	BLK	WP	HR	S	P	ERA	WHIP

TOP

California Angels @ Kansas City Royals

Royals Stadium, Kansas City, MO

Wed Jul 05 1978, 8:05 PM EDT

Att. 20,347 - Unknown

livebaseballscorecards.com

AB	31
R	1
H	6
RBI	1
BB	2
SO	3
LOB	15

1B: 6	SF: 0	WP: 0	PA: 33
2B: 0	SAC: 0	PB: 0	
3B: 0	DP: 2	SB: 0	
HR: 0	HBP: 0	CS: 0	

Batter	1	2	3	4	5	6	7	8	9	AB	R	H	RBI	BB	SO	LOB
George Brett, L (1, 5) OBP: 0.356, SLG: 0.494	S 1B		1B 1B 1B		BB S 1B BB	G3 1-2 2-3		F9		4	2	2	0	1	0	2
Hal McRae, R (1, 10) OBP: 0.319, SLG: 0.442	F9		F8		BB 1B 1-2 BB	E 2-H 3-H 3B		HR		4	3	2	3	1	0	2
Ralph LaCock, L (1, 3) OBP: 0.266, SLG: 0.409	5-3 1-2		1B 1-2 1B		1B SF8 1-2 2-3 BB	E6 G6-4-3 3-H		1-3		4	1	1	1	1	0	1
Darrell Porter, L (1, 2) OBP: 0.376, SLG: 0.429	1-3		F9		1-3 2-H 3-H 1B	G6-4-3 1-2f				4	0	1	2	0	0	4
Clint Hurdle, L (1, 9) OBP: 0.352, SLG: 0.373		K	1-3 2-H 1B		SF8 3-H		F8			3	0	1	2	0	1	0
Tom Poquette, L (1, 7) OBP: 0.238, SLG: 0.338 Willie Wilson, S (7, 7) OBP: 0.305, SLG: 0.318	F9 2B			F8	P6		F9			3 1	1 0	1 0	0 0	0 0	0 0	1 0
Amos Otis, R (1, 8) OBP: 0.366, SLG: 0.531	F9 2-3		5-3		HR	BB				3	1	1	1	1	0	1
Freddie Patek, R (1, 6) OBP: 0.341, SLG: 0.357	1B 3-H 2B		P6		G3 1B 3B 1B	F8				4	1	2	1	0	0	1
Frank White, R (1, 4) OBP: 0.328, SLG: 0.397	2-H 1B				F8	G3 1-2 3B 1B		F9		4	1	2	0	0	0	0
Inning Stats	R: 0 E: 0 K: 0 S: 4 H: 1 LOB: 1 BB: 0 P: 4	R: 1 E: 0 K: 1 S: 7 H: 3 LOB: 2 BB: 0 P: 7	R: 1 E: 0 K: 0 S: 5 H: 3 LOB: 2 BB: 0 P: 5	R: 0 E: 0 K: 0 S: 3 H: 0 LOB: 0 BB: 0 P: 3	R: 3 E: 0 K: 0 S: 4 H: 1 LOB: 1 BB: 3 P: 16	R: 4 E: 1 K: 0 S: 7 H: 4 LOB: 0 BB: 0 P: 7	R: 0 E: 0 K: 0 S: 3 H: 0 LOB: 1 BB: 1 P: 7	R: 1 E: 0 K: 0 S: 4 H: 1 LOB: 0 BB: 0 P: 4		1B: 8 2B: 2 3B: 1 HR: 2 SF: 1 SAC: 0 DP: 1 HBP: 0						

PITCHER		IP	WLS	BF	H	R	ER	SO	BB	IBB	HBP	BLK	WP	HR	S	P	ERA	WHIP
Nolan Ryan, R ERA: 4.27	(1, 1)	5.0	L	24	8	5	5	1	3	0	0	0	0	0	23	35	9.00	2.200
Tom Griffin, R ERA: 4.93	(6, 1)	0.1		5	4	4	4	0	0	0	0	0	0	1	5	5	108.00	12.000
Ken Brett, L ERA: 5.77	(6, 1)	2.2		10	1	1	1	0	1	0	0	0	0	1	9	13	3.38	0.750

PITCHER	IP	WLS	BF	H	R	ER	SO	BB	IBB	HBP	BLK	WP	HR	S	P	ERA	WHIP

BOTTOM

California Angels @ Kansas City Royals

Royals Stadium, Kansas City, MO

Wed Jul 05 1978, 8:05 PM EDT

Att. 20,347 - Unknown

livebaseballscorecards.com

AB	34
R	10
H	13
RBI	10
BB	4
SO	1
LOB	12

WP: 0	PA: 39		
PB: 0			
SB: 2			
CS: 0			

Batter	1	2	3	4	5	6	7	8	9	AB	R	H	RBI	BB	SO	LOB
Rick Miller, L (1, 8) OBP: 0.368, SLG: 0.365	B B B B 4-0 BB 2B BB	x 0-0 ① F7	x 0-0 ③ 4-3			x 0-0 ② L1		x 0-0 E7 2-H 1B		4	1	1	1	1	0	2
Bobby Grich, R (1, 4) OBP: 0.347, SLG: 0.308	B B B B 4-0 2B 1-2 HR BB	x 0-0 ② P6		B B B 4-0 BB		x 0-0 ③ F7		S S S 0-3 ③ K		3	1	0	0	2	1	1
Lyman Bostock, L (1, 9) OBP: 0.334, SLG: 0.351	x 0-0 1-3 2-H HR 2B	S S S 0-3 ③ K		x 0-0 ① P6			x 0-0 ① P5		x 0-0 ① F7	5	1	1	1	0	1	1
Don Baylor, R (1, 10) OBP: 0.332, SLG: 0.479	B B B B 4-0 HR BB		x 0-0 S 1B 1B	x 0-0 ② F7			x 0-0 ② F7		x 0-0 ② F7	4	2	1	0	1	0	1
Ron Jackson, R (1, 5) OBP: 0.356, SLG: 0.445	S S S 0-3 ① K	x 0-0 ① F2	x 0-0 ③ 5-3				x 0-0 ③ L8		x 0-0 ③ 1-4-3	5	0	0	0	0	1	5
Joe Rudi, R (1, 7) OBP: 0.256, SLG: 0.318	x 0-0 1-H 2-H 3-H HR	x 0-0 1-H 2B 1B			S S S 0-3 ① K			x 0-0 ① F3		4	2	2	5	0	1	0
Tony Solaita, L (1, 3) OBP: 0.370, SLG: 0.338	x 0-0 FC6-4 1B	x 0-0 1B 1-H 2B			S S S 0-3 ② K			B B B B 4-0 2B BB		3	1	2	1	1	1	0
Dave Chalk, R (1, 6) OBP: 0.343, SLG: 0.292	x 0-0 ② FC6-4 1-2f	x 0-0 2-3 1B			x 0-0 ③ F8			x 0-0 ② F8		4	0	1	0	0	0	2
Brian Downing, R (1, 2) OBP: 0.348, SLG: 0.329	S S S 0-3 ③ K	x 0-0 ② F7				x 0-0 ① F7		x 0-0 1-H E 2B		4	1	1	1	0	1	3
Inning Stats	R: 5 E: 0 K: 2 S: 10 H: 3 LOB: 1 BB: 3 P: 22	R: 0 E: 0 K: 1 S: 5 H: 0 LOB: 0 BB: 0 P: 5	R: 2 E: 0 K: 0 S: 7 H: 4 LOB: 2 BB: 0 P: 7	R: 0 E: 0 K: 0 S: 3 H: 0 LOB: 1 BB: 1 P: 7	R: 0 E: 0 K: 2 S: 7 H: 0 LOB: 0 BB: 0 P: 7	R: 0 E: 0 K: 0 S: 3 H: 0 LOB: 0 BB: 0 P: 3	R: 0 E: 0 K: 0 S: 3 H: 0 LOB: 0 BB: 0 P: 3	R: 2 E: 1 K: 1 S: 7 H: 2 LOB: 1 BB: 1 P: 11	R: 0 E: 0 K: 0 S: 3 H: 0 LOB: 0 BB: 0 P: 3	1B: 5 2B: 3 3B: 0 HR: 1	SF: 0 SAC: 0 DP: 0 HBP: 0						

PITCHER		IP	WLS	BF	H	R	ER	SO	BB	IBB	HBP	BLK	WP	HR	S	P	ERA	WHIP
Marty Pattin, R ERA: 4.6	(1, 1)	0.1	L	6	2	5	5	1	3	0	0	0	0	1	5	17	135.00	15.000
Larry Gura, L ERA: 3.05	(1, 1)	6.2		26	5	2	2	4	1	0	0	0	0	0	33	37	2.70	0.900
Randy McGilberry, R ERA: 15.43	(8, 1)	1.0		6	2	2	2	1	1	0	0	0	0	0	7	11	18.00	3.000
Steve Mingori, L ERA: 2.08	(9, 1)	1.0		3	0	0	0	0	0	0	0	0	0	0	3	3	0.00	0.000

PITCHER	IP	WLS	BF	H	R	ER	SO	BB	IBB	HBP	BLK	WP	HR	S	P	ERA	WHIP

TOP

California Angels @ Kansas City Royals

Royals Stadium, Kansas City, MO

Thu Jul 06 1978, 8:05 PM EDT

Att. 19,783 - Unknown

livebaseballscorecards.com

AB	36
R	9
H	9
RBI	9
BB	5
SO	6
LOB	15

WP: 0	PB: 0	SB: 1	CS: 0	PA: 41		

Batter	1	2	3	4	5	6	7	8	9	AB	R	H	RBI	BB	SO	LOB
George Brett, L (1, 5) OBP: 0.358, SLG: 0.496	6-3 4-3 2B		BBBB 1-2 BB		4-3			L8		3	1	1	0	1	0	0
Hal McRae, R (1, 10) OBP: 0.318, SLG: 0.440	6-3 2-3		F9		F9			1B 1B		4	0	1	0	0	0	3
Ralph LaCock, L (1, 3) OBP: 0.276, SLG: 0.413	4-3 3-H		L8			G4-6-3 1B		1-2 1B		4	0	2	1	0	0	2
Darrell Porter, L (1, 2) OBP: 0.375, SLG: 0.424	SSS K			BBBB 3-1 G3 1B BB		G4-6-3 1-2f		L7 SSS K		3	1	0	0	1	1	3
Clint Hurdle, L (1, 9) OBP: 0.354, SLG: 0.373		4-3		G3 3-1 1-2 1B		BBBB FC4-6 BB				3	0	1	0	1	1	2
Tom Poquette, L (1, 7) OBP: 0.238, SLG: 0.336		1-4-3		3-1 1-2 2-3		FC4-6 1-2f			G6-4-3 1B	4	0	1	0	0	0	3
Amos Otis, R (1, 8) OBP: 0.361, SLG: 0.522		F9		G3 2-3 3-H			4-3		G6-4-3 1-2f	4	0	0	1	0	0	2
Freddie Patek, R (1, 6) OBP: 0.337, SLG: 0.352			F8	F9			P6		3-1	3	0	0	0	0	1	
U L Washington, S (8, 6) OBP: 0.265, SLG: 0.219										1	0	0	0	0	0	0
Frank White, R (1, 4) OBP: 0.328, SLG: 0.396			BB 1B		6-3		F8			3	0	1	0	0	0	0
Inning Stats	R: 1 H: 1 E: 0 LOB: 0 K: 1 BB: 0 S: 6 P: 6	R: 0 H: 0 E: 0 LOB: 0 K: 0 BB: 0 S: 3 P: 3	R: 0 H: 1 E: 0 LOB: 2 K: 0 BB: 1 S: 4 P: 8	R: 1 H: 1 E: 0 LOB: 1 K: 0 BB: 1 S: 4 P: 8	R: 0 H: 0 E: 0 LOB: 0 K: 0 BB: 0 S: 3 P: 3	R: 0 H: 1 E: 0 LOB: 1 K: 0 BB: 1 S: 3 P: 7	R: 0 H: 0 E: 0 LOB: 0 K: 0 BB: 0 S: 3 P: 3	R: 0 H: 2 E: 0 LOB: 2 K: 1 BB: 0 S: 7 P: 7	R: 0 H: 1 E: 0 LOB: 0 K: 0 BB: 0 S: 3 P: 3	1B: 6 SF: 0 2B: 1 SAC: 0 3B: 0 DP: 2 HR: 0 HBP: 0						

BOTTOM

California Angels @ Kansas City Royals

Royals Stadium, Kansas City, MO

Thu Jul 06 1978, 8:05 PM EDT

Att. 19,783 - Unknown

livebaseballscorecards.com

AB	32
R	2
H	7
RBI	2
BB	3
SO	2
LOB	16

PITCHER	IP	WLS	BF	H	R	ER	SO	BB	IBB	HBP	BLK	WP	HR	S	P	ERA	WHIP
Don Aase, R (1, 1) ERA: 4.28	9.0	W	35	7	2	2	2	3	0	0	0	0	0	36	48	2.00	1.111

PITCHER	IP	WLS	BF	H	R	ER	SO	BB	IBB	HBP	BLK	WP	HR	S	P	ERA	WHIP

Batter	1	2	3	4	5	6	7	8	9	AB	R	H	RBI	BB	SO	LOB
Larry Milbourne, S (1, 4) OBP: 0.368, SLG: 0.395	F4		BBB 4-0 CS BB		F7		E5		F6	4	0	0	0	1	0	1
Craig Reynolds, L (1, 6) OBP: 0.347, SLG: 0.381	4-3		F7			G6-4-3 1B	2-3		F8	5	0	1	0	0	0	2
Tom Paciorek, R (1, 7) OBP: 0.386, SLG: 0.571	2B		CS 1-2	F9		G6-4-3 1-2f		6-3	E5	5	0	1	0	0	0	1
Leon Roberts, R (1, 9) OBP: 0.368, SLG: 0.505	K			F6		1B		BB BB 2B	F4	5	1	2	0	0	1	2
Bob Robertson, R (1, 10) OBP: 0.278, SLG: 0.372		F8		2-3		SSS K		BBBB BB BB BB		3	0	0	0	1	1	1
Bruce Bochte, L (1, 8) OBP: 0.336, SLG: 0.403		HR			F9 SF7 2B		F7	1-2 2-3 BB		3	2	2	1	1	0	0
Bill Stein, R (1, 5) OBP: 0.315, SLG: 0.353		G1-4-3 1B			BBBB 4-0 BB		HR 1B	1-2 2-3 3-H BB		2	1	2	1	2	0	0
Juan Bernhardt, R (1, 3) OBP: 0.304, SLG: 0.391		G1-4-3 1-2f			F9 2-3		F3	K		4	0	0	0	0	1	7
Bob Stinson, S (1, 2) OBP: 0.383, SLG: 0.439			6-3		SF7 3-H		HR 1-H	F2		3	1	1	3	0	0	3
Inning Stats	R: 0 E: 0 K: 1 S: 6 H: 1 LOB: 1 BB: 0 P: 6	R: 1 E: 0 K: 0 S: 4 H: 2 LOB: 0 BB: 0 P: 4	R: 0 E: 0 K: 0 S: 2 H: 0 LOB: 0 BB: 1 P: 6	R: 0 E: 0 K: 0 S: 3 H: 0 LOB: 0 BB: 0 P: 3	R: 1 E: 0 K: 0 S: 4 H: 1 LOB: 1 BB: 1 P: 8	R: 0 E: 0 K: 1 S: 6 H: 2 LOB: 1 BB: 0 P: 6	R: 2 E: 1 K: 0 S: 6 H: 2 LOB: 1 BB: 0 P: 6	R: 1 E: 0 K: 1 S: 6 H: 1 LOB: 3 BB: 3 P: 18	R: 0 E: 1 K: 0 S: 4 H: 0 LOB: 1 BB: 0 P: 4	1B: 4 2B: 3 3B: 0 HR: 2	SF: 1 SAC: 0 DP: 2 HBP: 0						

TOP

Seattle Mariners @ California Angels

Anaheim Stadium, Anaheim, CA

Fri Jul 07 1978, 10:05 PM EDT

Att. 20,119 - Unknown

livebaseballscorecards.com

AB	34
R	5
H	9
RBI	5
BB	5
SO	3
LOB	17

WP: 0 PB: 0 SB: 0 CS: 1 PA: 41

PITCHER		IP	WLS	BF	H	R	ER	SO	BB	IBB	HBP	BLK	WP	HR	S	P	ERA	WHIP
Frank Tanana, L ERA: 3.09	(1, 1)	7.0	W	29	8	4	4	2	2	0	0	0	0	2	31	39	5.14	1.429
Dyar Miller, R ERA: 1.94	(8, 1)	0.1		4	1	1	1	0	2	0	0	0	0	0	2	10	27.00	9.000
Dave LaRoche, L ERA: 3.11	(8, 1)	1.2	S	7	0	0	0	1	1	0	0	0	0	0	8	12	0.00	0.600

PITCHER	IP	WLS	BF	H	R	ER	SO	BB	IBB	HBP	BLK	WP	HR	S	P	ERA	WHIP

Seattle Mariners @ California Angels

Anaheim Stadium, Anaheim, CA

Fri Jul 07 1978, 10:05 PM EDT

Att. 20,119 - Unknown

BOTTOM

Batter	1	2	3	4	5	6	7	8	9	AB	R	H	RBI	BB	SO	LOB
Rick Miller, L (1, 8) OBP: 0.370, SLG: 0.372	1B 1B 1B		SH1-3 SF8-4 2B	1-3			4-3 2-3			4	2	2	0	0	0	1
Bobby Grich, R (1, 4) OBP: 0.347, SLG: 0.308	1-3 1B 1B		SH1-3 2-3		K		F7 3-H			3	1	1	0	0	1	0
Lyman Bostock, L (1, 9) OBP: 0.336, SLG: 0.351	S 2-H 3-H 1B		SF8-4 HBP		F8			F8		3	0	1	2	0	0	0
Ron Fairly, L (1, 3) OBP: 0.295, SLG: 0.394	F4		SF8-4 1-2 3-H		1-3			G3		3	0	0	1	0	0	1
Don Baylor, R (1, 10) OBP: 0.334, SLG: 0.490	4-3 1-2			G6-4-3 1B 1B		5-3		HR		4	2	2	1	0	0	1
Joe Rudi, R (1, 7) OBP: 0.260, SLG: 0.322	F7			G6-4-3 1-2 1B		5-3		E S 1B 1B		4	1	2	0	0	0	1
Ron Jackson, R (1, 5) OBP: 0.355, SLG: 0.442		6-3		G6-4-3 1-2f 2-3		F9		CS 1-H 1B		4	0	1	1	0	0	2
Dave Chalk, R (1, 6) OBP: 0.346, SLG: 0.297		K		HR 3-H 1B			4-3 SH1-4 WP 1B	CS 1-2		3	2	2	1	0	1	0
Brian Downing, R (1, 2) OBP: 0.349, SLG: 0.350		F8		HR 1-H			SH1-4 1-2			2	1	1	2	0	0	0
Inning Stats	R: 2 H: 3 E: 0 LOB: 1 K: 0 BB: 0 S: 6 P: 6	R: 0 H: 0 E: 0 LOB: 0 K: 1 BB: 0 S: 5 P: 5	R: 1 H: 1 E: 0 LOB: 0 K: 0 BB: 0 S: 3 P: 4	R: 3 H: 4 E: 0 LOB: 0 K: 0 BB: 0 S: 6 P: 6	R: 0 H: 0 E: 0 LOB: 0 K: 1 BB: 0 S: 5 P: 5	R: 0 H: 0 E: 0 LOB: 0 K: 0 BB: 0 S: 3 P: 3	R: 1 H: 1 E: 0 LOB: 0 K: 0 BB: 0 S: 4 P: 4	R: 2 H: 3 E: 0 LOB: 0 K: 0 BB: 0 S: 5 P: 5		1B: 9 SF: 1 2B: 2 SAC: 2 3B: 0 DP: 2 HR: 2 HBP: 1						

livebaseballscorecards.com

AB	30
R	9
H	12
RBI	8
BB	0
SO	2
LOB	6

WP: 1 PA: 35
PB: 0
SB: 2
CS: 1

PITCHER		IP	WLS	BF	H	R	ER	SO	BB	IBB	HBP	BLK	WP	HR	S	P	ERA	WHIP
Dick Pole, R ERA: 6.16	(1, 1)	3.2	L	18	8	6	6	1	0	0	1	0	0	1	19	20	14.73	2.182
Tom House, L ERA: 5.32	(4, 1)	4.0		15	3	3	2	1	0	0	0	0	1	1	17	17	4.50	0.750
Jim Todd, R ERA: 4.21	(8, 1)	0.1		1	1	0	0	0	0	0	0	0	0	0	1	1	0.00	3.000

PITCHER	IP	WLS	BF	H	R	ER	SO	BB	IBB	HBP	BLK	WP	HR	S	P	ERA	WHIP

Seattle Mariners @ California Angels

Anaheim Stadium, Anaheim, CA

Sat Jul 08 1978, 10:05 PM EDT

Unknown

TOP

livebaseballscorecards.com

Batter	1	2	3	4	5	6	7	8	9	AB	R	H	RBI	BB	SO	LOB
Julio Cruz, S (1, 4) OBP: 0.349, SLG: 0.309	F7	BB, 1-2, 3-H, 1B		4-3		1-3		K		5	0	1	1	0	1	1
Craig Reynolds, L (1, 6) OBP: 0.348, SLG: 0.387	3B	BB, 1-2, 2-3			4-3		4-3		4-3	4	0	1	0	1	0	0
Tom Paciorek, R (1, 7) (8, 8) OBP: 0.388, SLG: 0.596	K	F4			BB, 1B		FC, 3B		4-3	5	2	2	0	0	1	4
Bruce Bochte, L (1, 10) OBP: 0.337, SLG: 0.410	4-3		HR		BB, L3-6, 1B, 1-2		FC, 3-H		4-3	4	1	1	2	1	0	1
Leon Roberts, R (1, 9) OBP: 0.371, SLG: 0.520		HR	K		1B, 1-2, 2-H		F7			4	1	2	2	0	1	1
Bob Stinson, S (1, 2) OBP: 0.381, SLG: 0.433		K	6-3		L3-6, 2-3		BB			3	0	0	0	1	1	2
Dan Meyer, L (1, 3) OBP: 0.231, SLG: 0.322		FC3-6, 1B, 2B	3-1			1-3	K			4	1	1	0	0	1	2
Bill Stein, R (1, 5) OBP: 0.314, SLG: 0.349		BB, FC3-6		K		F7		L4		3	0	0	0	1	1	0
John Hale, L (1, 8) OBP: 0.296, SLG: 0.261		FC3-6, BB, 1B, 1-2f, 2-3		K		BB		K		2	0	0	0	1	1	2
Leroy Stanton, R (8, PH) (8, 7) OBP: 0.275, SLG: 0.265										1	0	0	0	0	1	0

	AB	35
	R	5
	H	8
	RBI	5
	BB	5
	SO	8
	LOB	13

Inning Stats	1	2	3	4	5	6	7	8	9
	R: 0 E: 0 K: 1 S: 6	H: 1 LOB: 1 BB: 0 P: 6	R: 2 E: 0 K: 1 S: 8	H: 3 LOB: 3 BB: 2 P: 16	R: 1 E: 0 K: 1 S: 6	H: 1 LOB: 0 BB: 0 P: 6	R: 0 E: 0 K: 2 S: 7	H: 0 LOB: 0 BB: 0 P: 7	R: 1 E: 0 K: 0 S: 4	H: 2 LOB: 1 BB: 1 P: 8
	R: 0 E: 0 K: 0 S: 3	H: 0 LOB: 1 BB: 1 P: 7	R: 1 E: 1 K: 1 S: 7	H: 1 LOB: 2 BB: 1 P: 11	R: 0 E: 0 K: 2 S: 7	H: 0 LOB: 0 BB: 0 P: 7	R: 0 E: 0 K: 0 S: 3	H: 0 LOB: 0 BB: 0 P: 3		

	1B: 3	SF: 0	WP: 0	PA: 40
	2B: 2	SAC: 0	PB: 0	
	3B: 2	DP: 1	SB: 0	
	HR: 2	HBP: 0	CS: 0	

PITCHER		IP	WLS	BF	H	R	ER	SO	BB	IBB	HBP	BLK	WP	HR	S	P	ERA	WHIP
Chris Knapp, R (1, 1) ERA: 4.4		6.0	W	28	7	4	4	5	4	0	0	0	0	2	34	50	6.00	1.833
Dyar Miller, R (7, 1) ERA: 2.08		0.2		5	1	1	1	0	1	0	0	0	0	0	4	8	13.50	3.000
Dave LaRoche, L (7, 1) ERA: 2.96		2.1	S	7	0	0	0	3	0	0	0	0	0	0	13	13	0.00	0.000

PITCHER	IP	WLS	BF	H	R	ER	SO	BB	IBB	HBP	BLK	WP	HR	S	P	ERA	WHIP

BOTTOM

Seattle Mariners @ California Angels

Anaheim Stadium, Anaheim, CA

Sat Jul 08 1978, 10:05 PM EDT

Unknown

livebaseballscorecards.com

Batter	1	2	3	4	5	6	7	8	9	AB	R	H	RBI	BB	SO	LOB
Rick Miller, L (1, 8) OBP: 0.371, SLG: 0.372	0-0 CS 1B		0-3 K ②		0-0 BB 1B SF9 1-3 1B	0-0 ③ FC1-4 1-2f	0-0 ③ FC6-4 1-2f			5	1	2	0	0	1	3
Ken Landreaux, L (8, 8) OBP: 0.273, SLG: 0.318										0	0	0	0	0	0	0
Bobby Grich, R (1, 4) OBP: 0.353, SLG: 0.312	B B B B 4-0 ① 1-2 2B BB		0-0 ③ F4		0-0 SF9 BB 1-2 SF8 3-H 1B		0-0 1B 2B 1B	B B B B 4-0 G5-4-3 BB		3	3	2	1	2	0	0
Lyman Bostock, L (1, 9) OBP: 0.340, SLG: 0.356	0-0 1-H 2B			0-0 ① F7	B B B B 4-0 1-2 2-3 BB		0-0 2B 1-3 1B	0-0 ① ② G5-4-3 1-2f		4	1	2	1	1	0	1
Ron Jackson, R (1, 3) OBP: 0.355, SLG: 0.447	0-0 ② F6			0-0 1B 2B 1B	0-0 ① SF9 2-3 3-H		0-0 1B 1-3 3-H 2B	0-0 ③ 6-3		4	2	2	2	0	0	1
Don Baylor, R (1, 10) OBP: 0.336, SLG: 0.490	S S S 0-3 ③ K			0-0 ② 1-3 2B 1B	0-0 ② SF8 3-H		4-0 1B 1B IBB			2	2	1	1	1	1	1
Joe Rudi, R (1, 7) OBP: 0.265, SLG: 0.330		0-0 ① F9		0-0 1-H 3-H 2B	0-0 ③ F8		0-0 1B 1-2 2-H 3-H 1B			4	0	2	4	0	0	1
Carney Lansford, R (1, 5) OBP: 0.331, SLG: 0.427		0-0 ② F8		0-0 ② 6-3		0-0 ① 5-3	0-0 ① F5			4	0	0	0	0	0	3
Dave Chalk, R (1, 6) OBP: 0.349, SLG: 0.297		0-0 ③ 6-3		0-0 ③ 4-3		B B B B 4-0 FC1-4 BB	0-0 1-2 2-H FC6-4 1B			3	0	1	1	1	0	1
Brian Downing, R (1, 2) OBP: 0.347, SLG: 0.344			S S S 0-3 ① K		B B B B 4-0 1B 1B BB	0-0 ② F8	0-0 ② F8			3	1	0	0	1	1	3

| | | | | | | | | | |

Batter	1	2	3	4	5	6	7	8	9	AB	R	H	RBI	BB	SO	LOB
Larry Milbourne, S (1, 4) OBP: 0.352, SLG: 0.376	6-3			4-3		6-3		FC4-6 1-2f		4	0	0	0	0	0	1
Craig Reynolds, L (1, 6) OBP: 0.346, SLG: 0.385	G3			4-3		F2			1B	4	0	1	0	0	0	0
Bruce Bochte, L (1, 8) OBP: 0.333, SLG: 0.405	F7			4-3			F7		F7	4	0	0	0	0	0	1
Leon Roberts, R (1, 9) OBP: 0.373, SLG: 0.520		G5-4-3 1B			FC5-4 1B		F9		F6	4	0	2	0	0	0	1
Tom Paciorek, R (1, 7) OBP: 0.377, SLG: 0.588		G5-4-3 1-2f			FC5-4 FC1-6 1B 1-2f		2B		1-3	4	0	1	0	0	0	3
Dan Meyer, L (1, 3) OBP: 0.233, SLG: 0.322		6-3			FC1-6 1-2 1B		F8			3	0	1	0	0	0	1
Bill Stein, R (1, 5) OBP: 0.311, SLG: 0.345			E6 G6-4-3		FC1-6 1-2f 2-3			F8		3	0	0	0	0	0	2
Bob Stinson, S (1, 10) OBP: 0.376, SLG: 0.427			G6-4-3 1-2f		G3			F6		3	0	0	0	0	0	3
Bill Plummer, R (1, 2) OBP: 0.265, SLG: 0.311			K			F7		FC4-6 BB		2	0	0	0	1	1	0
Inning Stats	R: 0 H: 0 E: 0 LOB: 0 K: 0 BB: 0 S: 3 P: 3	R: 0 H: 1 E: 0 LOB: 0 K: 0 BB: 0 S: 3 P: 3	R: 0 H: 0 E: 1 LOB: 0 K: 1 BB: 0 S: 5 P: 5	R: 0 H: 0 E: 0 LOB: 0 K: 0 BB: 0 S: 3 P: 3	R: 0 H: 2 E: 0 LOB: 2 K: 0 BB: 0 S: 5 P: 5	R: 0 H: 0 E: 0 LOB: 0 K: 0 BB: 0 S: 3 P: 3	R: 0 H: 1 E: 0 LOB: 1 K: 0 BB: 0 S: 4 P: 4	R: 0 H: 0 E: 0 LOB: 1 K: 0 BB: 1 S: 3 P: 7	R: 0 H: 1 E: 0 LOB: 1 K: 0 BB: 0 S: 4 P: 4	1B: 4 SF: 0 2B: 1 SAC: 0 3B: 0 DP: 2 HR: 0 HBP: 0						WP: 0 PA: 32 PB: 0 SB: 0 CS: 0

TOP

Seattle Mariners @ California Angels

Anaheim Stadium, Anaheim, CA

Sat Jul 08 1978, 10:05 PM EDT

Att. 32,020 - Unknown

livebaseballscorecards.com

AB	31
R	0
H	5
RBI	0
BB	1
SO	1
LOB	12

PITCHER	IP	WLS	BF	H	R	ER	SO	BB	IBB	HBP	BLK	WP	HR	S	P	ERA	WHIP
Dave Frost, R (1, 1) ERA: 1.74	9.0	W	32	5	0	0	1	1	0	0	0	0	0	33	37	0.00	0.667

PITCHER	IP	WLS	BF	H	R	ER	SO	BB	IBB	HBP	BLK	WP	HR	S	P	ERA	WHIP

Seattle Mariners @ California Angels

Anaheim Stadium, Anaheim, CA

Sat Jul 08 1978, 10:05 PM EDT

Att. 32,020 - Unknown

BOTTOM

Batter	1	2	3	4	5	6	7	8	9	AB	R	H	RBI	BB	SO	LOB
Rick Miller, L (1, 8) OBP: 0.373, SLG: 0.376	BBBB 4-0 F8 1B BB BB	x 0-0 ③ L5			x 0-0 1-3 2B		x 0-0 ② 5-3 2-3			3	1	1	0	1	0	2
Dave Chalk, R (1, 4) OBP: 0.347, SLG: 0.294	BBBB 4-0 1B 1-2 SF9 BB	SSS 0-3 ① K			x 0-0 ② 6-3 3-H		x 0-0 ③ F9			3	1	0	1	1	1	2
Lyman Bostock, L (1, 9) OBP: 0.339, SLG: 0.358	x 0-0 ① F8 2-3	x 0-0 ② 1-3			x 0-0 ③ 6-3			x 0-0 3-4 2B 2B		4	1	1	0	0	0	3
Ron Jackson, R (1, 3) OBP: 0.355, SLG: 0.445 Ron Fairly, L (7, 3) OBP: 0.293, SLG: 0.392	x 0-0 1-3 3-H 1B		x 0-0 ③ F4			x 0-0 ① 5-3		x 0-0 ① 3-4 2-3		3 1	0 0	1 0	1 0	0 0	0 0	0 1
Don Baylor, R (1, 10) OBP: 0.338, SLG: 0.495	x 0-0 ② SF9 3-H			x 0-0 ① F6		x 0-0 1B		x 0-0 1B 3-H 2B		3	1	2	2	0	0	0
Joe Rudi, R (1, 7) OBP: 0.264, SLG: 0.329	x 0-0 ③ 5-3			x 0-0 ② 5-3		x 0-0 ② F8		x 0-0 1B 2-H 1B		4	0	1	1	0	0	2
Carney Lansford, R (1, 5) OBP: 0.335, SLG: 0.429		x 0-0 6-4-3 1B		x 0-0 ③ F8		x 0-0 ③ 5-3		x 0-0 G5-4-3 1-2 1B		4	0	2	0	0	0	1
Jim Anderson, R (1, 6) OBP: 0.294, SLG: 0.375		SSS 0-3 ① K			x 0-0 ① L6		x 0-0 5-3 SH1-4 1B	x 0-0 ② ③ G5-4-3 1-2f		4	0	1	0	0	1	3
Terry Humphrey, R (1, 2) OBP: 0.257, SLG: 0.308		x 0-0 ② 6-4-3 1-2			x 0-0 2B 6-3 1B		x 0-0 ① SH1-4 1-2			2	1	1	0	0	0	1
Inning Stats	R: 2 E: 0 K: 0 S: 4 H: 1 LOB: 1 BB: 2 P: 12	R: 0 E: 0 K: 1 S: 6 H: 1 LOB: 1 BB: 0 P: 6	R: 0 E: 0 K: 1 S: 5 H: 0 LOB: 0 BB: 0 P: 5	R: 0 E: 0 K: 0 S: 3 H: 0 LOB: 0 BB: 0 P: 3	R: 1 E: 0 K: 0 S: 5 H: 2 LOB: 1 BB: 0 P: 5	R: 0 E: 0 K: 0 S: 4 H: 1 LOB: 1 BB: 0 P: 4	R: 0 E: 0 K: 0 S: 4 H: 1 LOB: 1 BB: 0 P: 4	R: 2 E: 0 K: 0 S: 6 H: 4 LOB: 1 BB: 0 P: 6		1B: 7 2B: 3 3B: 0 HR: 0 SF: 1 SAC: 1 DP: 1 HBP: 0						

PITCHER	IP	WLS	BF	H	R	ER	SO	BB	IBB	HBP	BLK	WP	HR	S	P	ERA	WHIP
Jim Colborn, R (1, 1) ERA: 6.64	7.1	L	33	9	5	5	2	2	0	0	0	0	0	35	43	6.14	1.500
Jim Todd, R (8, 1) ERA: 4.67	0.2		2	1	0	0	0	0	0	0	0	0	0	2	2	0.00	1.500

PITCHER	IP	WLS	BF	H	R	ER	SO	BB	IBB	HBP	BLK	WP	HR	S	P	ERA	WHIP

AB	31
R	5
H	10
RBI	5
BB	2
SO	2
LOB	15

WP: 0 PB: 0 SB: 0 CS: 0 PA: 35

livebaseballscorecards.com

Batter	1	2	3	4	5	6	7	8	9	AB	R	H	RBI	BB	SO	LOB
Larry Milbourne, S (1, 4) OBP: 0.354, SLG: 0.375	x 0-0 CS 1B		BBB 4-0 E FC1-5 1B 1-2 BB		x 0-0 ② L4	x 0-0 ② SF9 3-H		x 0-0 ② F9		3	1	1	1	1	0	0
Craig Reynolds, L (1, 6) OBP: 0.344, SLG: 0.381	x 0-0 ① F7		x 0-0 ① FC1-5 E 1B 1-2 2-3f		x 0-0 ③ F7	x 0-0 ③ F9		x 0-0 1B		5	1	1	0	0	0	4
Bruce Bochte, L (1, 10) OBP: 0.334, SLG: 0.405	x 0-0 ②③ 6-3 1-2		x 0-0 ② F8 1-2 2-3			x 0-0 BB 2B 1B	x 0-0 1B E 1B	SSS 0-3 ③ K		5	2	2	0	0	1	4
Leon Roberts, R (1, 9) OBP: 0.386, SLG: 0.527		x 0-0 2B G3 1B	x 0-0 WP 2-H 3-H 1B			BBB 4-0 2B SF7 1-2 BB	x 0-0 E7 1-H 1B 1B		H 1-0 6-3 4-3 HBP	3	3	3	2	1	0	0
Tom Paciorek, R (1, 7) OBP: 0.397, SLG: 0.625		x 0-0 G3 SF9 1-3 2B	SSS 0-3 ③ K 1-2			x 0-0 2B 1B 1-3 2-H 2B	x 0-0 G3 3-H 1B		x 0-0 ① 4-3 1-2	5	2	3	2	0	1	2
Dan Meyer, L (1, 3) OBP: 0.228, SLG: 0.317		x 0-0 ① G3 2-3 3-H		SSS 0-3 ① K		x 0-0 ① SF7 3-H	SSS 0-3 ① K		x 0-0 ② 6-3 2-3	4	0	0	2	0	2	3
Bill Stein, R (1, 5) OBP: 0.309, SLG: 0.347		x 0-0 ② SF9 3-H	SSS 0-3 ② K	SSS 0-3 ② K		x 0-0 1B 2-3 2B	x 0-0 ② G3 1-2		SSS 0-3 ③ K	4	1	1	1	0	2	2
John Hale, L (1, 8) OBP: 0.295, SLG: 0.255		SSS 0-3 ③ K		SSS 0-3 ③ K		4-0 1B SF9 IBB	x 0-0 ③ P5			3	1	0	0	1	2	1
Bill Plummer, R (1, 2) OBP: 0.288, SLG: 0.319 Bob Stinson, S (6, PR) OBP: 0.375, SLG: 0.425 (6, 2)			BBB 4-0 FC1-5 BB BB		x 0-0 ① F7	x 0-0 1-3 2-H 3-H 1B		x 0-0 ① F9		2 1	0 0	1 0	2 0	1 0	0 0	0 0
Inning Stats	R: 0 E: 0 K: 0 S: 3 H: 1 LOB: 0 BB: 0 P: 3	R: 2 E: 0 K: 1 S: 7 H: 2 LOB: 0 BB: 0 P: 7	R: 2 E: 1 K: 1 S: 6 H: 1 LOB: 1 BB: 2 P: 14	R: 0 E: 0 K: 3 S: 9 H: 0 LOB: 0 BB: 0 P: 9	R: 0 E: 0 K: 0 S: 3 H: 0 LOB: 0 BB: 0 P: 3	R: 5 E: 0 K: 0 S: 7 H: 4 LOB: 1 BB: 2 P: 15	R: 2 E: 1 K: 1 S: 8 H: 3 LOB: 1 BB: 0 P: 8	R: 0 E: 0 K: 1 S: 6 H: 1 LOB: 1 BB: 0 P: 6	R: 0 E: 0 K: 1 S: 5 H: 0 LOB: 1 BB: 0 P: 6	1B: 9 2B: 3 3B: 0 HR: 0	SF: 3 SAC: 0 DP: 0 HBP: 1						

TOP

Seattle Mariners @ California Angels

Anaheim Stadium, Anaheim, CA

Sun Jul 09 1978, 6:33 AM EDT

Att. 20,969 - Unknown

livebaseballscorecards.com

AB	35
R	11
H	12
RBI	10
BB	4
SO	8
LOB	16

WP: 1 PB: 0 SB: 0 CS: 1 PA: 43

PITCHER		IP	WLS	BF	H	R	ER	SO	BB	IBB	HBP	BLK	WP	HR	S	P	ERA	WHIP
Nolan Ryan, R ERA: 4.72	(1, 1)	5.1	L	26	7	9	8	5	3	1	0	0	1	0	32	48	13.50	1.875
Dyar Miller, R ERA: 2.21	(6, 1)	0.2		6	4	2	1	0	0	0	0	0	0	0	6	6	13.50	6.000
Ken Brett, L ERA: 5.6	(7, 1)	2.0		7	1	0	0	2	0	0	0	0	0	0	11	11	0.00	0.500
Paul Hartzell, R ERA: 3.71	(9, 1)	1.0		4	0	0	0	1	0	0	1	0	0	0	5	6	0.00	0.000

PITCHER	IP	WLS	BF	H	R	ER	SO	BB	IBB	HBP	BLK	WP	HR	S	P	ERA	WHIP

Batter	1	2	3	4	5	6	7	8	9	AB	R	H	RBI	BB	SO	LOB
Bobby Grich, R (1, 4) OBP: 0.351, SLG: 0.314	K		2B	P3		F3		F8		5	0	1	0	0	1	3
Dave Chalk, R (1, 6) OBP: 0.341, SLG: 0.288	5-3		5-3	F9		F7		F8		5	0	0	0	0	0	4
Lyman Bostock, L (1, 9) OBP: 0.340, SLG: 0.359	4-3		F7	F7 BB SF9 1B			F5		G6-4-3 1B	5	1	2	0	0	0	1
Merv Rettenmund, R (1, 10) OBP: 0.376, SLG: 0.341 Tony Solaita, L (9, PH) OBP: 0.366, SLG: 0.333		2B 6-3 BB	F7	F7 1-2 BB			F8		G6-4-3 1-2f	2 1	1 0	0 0	0 0	2 0	0 0	1 1
Don Baylor, R (1, 3) OBP: 0.342, SLG: 0.505	K			HR	F7 1-2 2-3		BB		1B 1B	4	2	2	1	1	1	3
Joe Rudi, R (1, 7) OBP: 0.272, SLG: 0.336	1B 1-3 2B			K	FC6-4 IBB		F7		1B 1-2 1B	4	1	2	0	1	1	1
Carney Lansford, R (1, 5) OBP: 0.343, SLG: 0.444	6-3 3-H			E 1B 1B	SF9 3-H			1B 2B	1-2 2-H 1B	4	2	3	3	0	0	1
Brian Downing, R (1, 2) OBP: 0.349, SLG: 0.341	2-H 1B			1B 1-3 HBP	FC6-4 1-2f			P3	P4	4	0	1	1	0	0	5
Ken Landreaux, L (1, 8) OBP: 0.280, SLG: 0.324	4-3			1-2 3-H 1B		1-3		2-H 1B		4	0	2	2	0	0	1
Inning Stats	R: 0 E: 0 K: 1 S: 5 H: 0 LOB: 0 BB: 0 P: 5	R: 2 E: 0 K: 1 S: 7 H: 2 LOB: 1 BB: 1 P: 11	R: 0 E: 0 K: 0 S: 4 H: 1 LOB: 1 BB: 0 P: 4	R: 2 E: 1 K: 1 S: 8 H: 3 LOB: 2 BB: 0 P: 9	R: 1 E: 0 K: 0 S: 4 H: 1 LOB: 2 BB: 2 P: 12	R: 0 E: 0 K: 0 S: 3 H: 0 LOB: 0 BB: 0 P: 3	R: 0 E: 0 K: 0 S: 3 H: 0 LOB: 1 BB: 1 P: 7	R: 1 E: 0 K: 0 S: 5 H: 2 LOB: 1 BB: 0 P: 5	R: 1 E: 0 K: 0 S: 6 H: 4 LOB: 2 BB: 0 P: 6	1B: 9 2B: 3 3B: 0 HR: 1 SF: 1 SAC: 0 DP: 1 HBP: 1							

BOTTOM

Seattle Mariners @ California Angels

Anaheim Stadium, Anaheim, CA

Sun Jul 09 1978, 6:33 AM EDT

Att. 20,969 - Unknown

livebaseballscorecards.com

AB	38
R	7
H	13
RBI	7
BB	4
SO	3
LOB	21

WP: 0 PA: 44
PB: 0
SB: 0
CS: 0

PITCHER		IP	WLS	BF	H	R	ER	SO	BB	IBB	HBP	BLK	WP	HR	S	P	ERA	WHIP
Rick Honeycutt, L ERA: 4.88	(1, 1)	3.1		16	5	4	4	3	1	0	0	0	0	1	21	25	10.80	1.800
Enrique Romo, R ERA: 3.13	(4, 1)	4.2	W	22	4	2	2	0	2	1	1	0	0	0	18	31	3.86	1.286
Mike Parrott, R ERA: 4.2	(9, 1)	1.0		6	4	1	1	0	0	0	0	0	0	0	6	6	9.00	4.000

PITCHER	IP	WLS	BF	H	R	ER	SO	BB	IBB	HBP	BLK	WP	HR	S	P	ERA	WHIP

Toronto Blue Jays @ California Angels

Anaheim Stadium, Anaheim, CA

Thu Jul 13 1978, 10:05 PM EDT

Att. 16,625 - Unknown

TOP

livebaseballscorecards.com

Batter	1	2	3	4	5	6	7	8	9	AB	R	H	RBI	BB	SO	LOB
Rick Bosetti, R (1, 8) OBP: 0.318, SLG: 0.384	B B B B 4-0 FC5 1-3 BB		S S S 0-3 ② K			x 0-0 1B		x 0-0 1B		3	0	2	0	1	1	0
Bob Bailor, R (1, 9) OBP: 0.304, SLG: 0.320	x 0-0 ① 1-3 1-2		x 0-0 ③ F8			x 0-0 ① F8		x 0-0 ③ F9		4	0	0	0	0	0	3
Roy Howell, L (1, 5) OBP: 0.343, SLG: 0.392	S S S 0-3 ② K			x 0-0 ① F9		x 0-0 ② F7			x 0-0 ① F8	4	0	0	0	0	1	2
Rico Carty, R (1, 10) OBP: 0.343, SLG: 0.453	x 0-0 ③ FC5 2-3			S S S 0-3 ② K		x 0-0 ③ F8			x 0-0 1B	4	0	1	0	0	1	2
John Mayberry, L (1, 3) OBP: 0.350, SLG: 0.451		x 0-0 SH1-3 1B		x 0-0 ③ G3			B B B B 4-0 G3-6-3 BB		S S S 0-3 ② K	3	0	1	0	1	1	1
Tom Hutton, L (1, 7) OBP: 0.320, SLG: 0.329		x 0-0 ① SH1-3 1-2			x 0-0 ① 4-3		x 0-0 ① ② G3-6-3 1-2f		x 0-0 ③ 4-3	3	0	0	0	0	0	2
Dave McKay, S (1, 4) OBP: 0.259, SLG: 0.344		S S S 0-3 ② K			x 0-0 ② F9		x 0-0 ③ F7			3	0	0	0	0	1	1
Alan Ashby, S (1, 2) OBP: 0.307, SLG: 0.321		S S S 0-3 ③ K			B B B B 4-0 BB			x 0-0 ① G3		2	0	0	0	1	1	1
Luis Gomez, R (1, 6) OBP: 0.275, SLG: 0.234 Sam Ewing, L (8, PH) OBP: 0.243, SLG: 0.286 Tim Johnson, L (8, 6) OBP: 0.333, SLG: 0.263			x 0-0 ① 5-3		x 0-0 ③ F4			x 0-0 ② F7		2 1 0	0 0 0	0 0 0	0 0 0	0 0 0	0 0 0	1 0 0

AB	29
R	0
H	4
RBI	0
BB	3
SO	6
LOB	13

Inning Stats	1	2	3	4	5	6	7	8	9
	R: 0 E: 0 K: 1 S: 5	H: 0 LOB: 1 BB: 1 P: 9	R: 0 E: 0 K: 2 S: 8	H: 1 LOB: 1 BB: 0 P: 8	R: 0 E: 0 K: 1 S: 5	H: 0 LOB: 0 BB: 0 P: 5	R: 0 E: 0 K: 1 S: 5	H: 0 LOB: 0 BB: 0 P: 5	R: 0 E: 0 K: 0 S: 3	H: 0 LOB: 1 BB: 1 P: 7	R: 0 E: 0 K: 0 S: 4	H: 1 LOB: 1 BB: 0 P: 4	R: 0 E: 0 K: 0 S: 2	H: 0 LOB: 0 BB: 1 P: 6	R: 0 E: 0 K: 0 S: 4	H: 1 LOB: 1 BB: 0 P: 4	R: 0 E: 0 K: 1 S: 6	H: 1 LOB: 1 BB: 0 P: 6

1B: 4 2B: 0 3B: 0 HR: 0	SF: 0 SAC: 1 DP: 1 HBP: 0	WP: 0 PB: 0 SB: 0 CS: 0	PA: 33
---	---	---	---

PITCHER		IP	WLS	BF	H	R	ER	SO	BB	IBB	HBP	BLK	WP	HR	S	P	ERA	WHIP
Don Aase, R ERA: 3.92	(1, 1)	9.0	W	33	4	0	0	6	3	0	0	0	0	0	42	54	0.00	0.778

PITCHER		IP	WLS	BF	H	R	ER	SO	BB	IBB	HBP	BLK	WP	HR	S	P	ERA	WHIP

BOTTOM

Toronto Blue Jays @ California Angels

Anaheim Stadium, Anaheim, CA

Thu Jul 13 1978, 10:05 PM EDT

Att. 16,625 - Unknown

livebaseballscorecards.com

Batter	1	2	3	4	5	6	7	8	9	AB	R	H	RBI	BB	SO	LOB
Rick Miller, L (1, 8) OBP: 0.375, SLG: 0.378	FC6-4 1B		6-3		K		CS 1B			4	0	2	0	0	1	2
Bobby Grich, R (1, 4) OBP: 0.350, SLG: 0.310	FC6-4 E BLK 1-2f		F7		K		CS 1-2	BB 1B 2B		3	1	0	0	1	1	3
Lyman Bostock, L (1, 9) OBP: 0.339, SLG: 0.358	K 1-2			F7	L5			1-2 2B 1B		4	1	1	0	0	1	1
Ron Jackson, R (1, 3) OBP: 0.354, SLG: 0.446	F9 2-3			K	F8			6-3 1-H 2-H 2B		4	0	1	2	0	1	1
Don Baylor, R (1, 10) OBP: 0.338, SLG: 0.498		F7		F7	F7			6-3 2-3		4	0	0	0	0	0	1
Joe Rudi, R (1, 7) OBP: 0.267, SLG: 0.330		K			4-3		F7	6-3		4	0	0	0	0	1	1
Carney Lansford, R (1, 5) OBP: 0.353, SLG: 0.451		1B 2B			BB 1B 1B		BB S 1B	F8		2	3	1	0	2	0	1
Dave Chalk, R (1, 6) OBP: 0.344, SLG: 0.292		CS 2-H 1B			1B 1-2 1B		F7			3	0	2	1	0	0	1
Brian Downing, R (1, 2) OBP: 0.354, SLG: 0.347		CS 1-2	6-3		1-3 2-H 1B		1B 1-H 1B			3	0	2	2	0	0	0
Inning Stats	R: 0 E: 1 K: 1 S: 6 H: 1 LOB: 1 BB: 0 P: 6	R: 1 E: 0 K: 1 S: 6 H: 2 LOB: 0 BB: 0 P: 6	R: 0 E: 0 K: 0 S: 3 H: 0 LOB: 0 BB: 0 P: 3	R: 0 E: 0 K: 1 S: 5 H: 0 LOB: 0 BB: 0 P: 5	R: 1 E: 0 K: 2 S: 9 H: 2 LOB: 2 BB: 1 P: 13	R: 0 E: 0 K: 0 S: 3 H: 0 LOB: 0 BB: 0 P: 3	R: 1 E: 0 K: 0 S: 4 H: 2 LOB: 1 BB: 1 P: 8	R: 2 E: 0 K: 0 S: 5 H: 2 LOB: 1 BB: 1 P: 9		1B: 7 2B: 2 3B: 0 HR: 0 SF: 0 SAC: 0 DP: 0 HBP: 0						

	AB	31
	R	5
	H	9
	RBI	5
	BB	3
	SO	5
	LOB	11

WP: 0 PB: 0 SB: 1 CS: 2 PA: 36

PITCHER		IP	WLS	BF	H	R	ER	SO	BB	IBB	HBP	BLK	WP	HR	S	P	ERA	WHIP
Dave Lemanczyk, R ERA: 6.7	(1, 1)	7.0	L	30	8	5	5	5	3	0	0	1	0	0	37	49	6.43	1.571
Joe Coleman, R ERA: 2.39	(8, 1)	1.0		4	1	0	0	0	0	0	0	0	0	0	4	4	0.00	1.000

PITCHER	IP	WLS	BF	H	R	ER	SO	BB	IBB	HBP	BLK	WP	HR	S	P	ERA	WHIP

Batter	1	2	3	4	5	6	7	8	9	10	11	AB	R	H	RBI	BB	SO	LOB
Rick Bosetti, R (1, 8) OBP: 0.316, SLG: 0.379	SSS 0-3 ① K		BBBB 4-0 ① BLK 1B 1-2 BB		SSS 0-3 ③ K		x 0-0 ③ G3 1-2 2-3		x 0-0 ③ FC4 1-2f			4	0	0	0	1	2	3
Bob Bailor, R (1, 9) OBP: 0.306, SLG: 0.319	x 0-0 ② F8		x 0-0 BLK 1B 1-2			x 0-0 ① 4-3		BBBB 4-0 5-3 SH1-4 BB		x 0-0 ① P3		4	0	1	0	1	0	0
Roy Howell, L (1, 5) OBP: 0.339, SLG: 0.387	SSS 0-3 ③ K		SSS 0-3 ② K 1-2 2-3			x 0-0 ② F8		x 0-0 ① SH1-4 1-2		x 0-0 ② F7		4	0	0	0	0	2	2
Rico Carty, R (1, 10) OBP: 0.347, SLG: 0.466 Willie Upshaw, L (10, PR) OBP: 0.314, SLG: 0.349		x 0-0 2B 1B	SSS 0-3 ③ K			x 0-0 HR		x 0-0 ② 5-3 2-3		x 0-0 S 1B		5 0	2 0	3 0	1 0	0 0	1 0	3 0
John Mayberry, L (1, 3) OBP: 0.351, SLG: 0.447		SSS 0-3 ① K		SSS 0-3 ① K		x 0-0 ③ F8		BBBB 4-0 BB		BBBB 4-0 1-2 BB		3	0	0	0	2	2	1
Tom Hutton, L (1, 7) OBP: 0.317, SLG: 0.331		x 0-0 1-H 2B		x 0-0 ② 1-3			x 0-0 ① 4-3	SSS 0-3 ③ K		SSS 0-3 ③ K		5	0	1	1	0	2	4
Dave McKay, S (1, 4) OBP: 0.254, SLG: 0.337		SSS 0-3 ② K		SSS 0-3 ③ K			SSS 0-3 ② K		SSS 0-3 ① K		x 0-0 ① 4-3	5	0	0	0	0	4	1
Rick Cerone, R (1, 2) OBP: 0.311, SLG: 0.282		SSS 0-3 ③ K			x 0-0 ① L6		BBBB 4-0 E BB BB		x 0-0 ② F8		x 0-0 ② 5-3	4	0	0	0	1	1	1
Luis Gomez, R (1, 6) OBP: 0.281, SLG: 0.236			x 0-0 CS 1B		x 0-0 ② F9		BBBB 4-0 E 1-2 BB		BBBB 4-0 FC4 BB		x 0-0 ③ 4-3	3	0	1	0	2	0	0
Inning Stats	R: 0 E: 0 K: 2 S: 7 H: 0 LOB: 0 BB: 0 P: 7	R: 1 E: 0 K: 3 S: 11 H: 2 LOB: 1 BB: 0 P: 11	R: 0 E: 0 K: 2 S: 8 H: 2 LOB: 2 BB: 1 P: 12	R: 0 E: 0 K: 2 S: 7 H: 0 LOB: 0 BB: 0 P: 7	R: 0 E: 0 K: 1 S: 5 H: 0 LOB: 0 BB: 0 P: 5	R: 1 E: 0 K: 0 S: 4 H: 1 LOB: 0 BB: 0 P: 4	R: 0 E: 1 K: 1 S: 5 H: 0 LOB: 2 BB: 2 P: 13	R: 0 E: 0 K: 1 S: 5 H: 0 LOB: 2 BB: 2 P: 13	R: 0 E: 0 K: 1 S: 5 H: 0 LOB: 1 BB: 1 P: 9	R: 0 E: 0 K: 1 S: 6 H: 1 LOB: 2 BB: 1 P: 10	R: 0 E: 0 K: 0 S: 3 H: 0 LOB: 0 BB: 0 P: 3	1B: 4 2B: 1 3B: 0 HR: 1 SF: 0 SAC: 1 DP: 0 HBP: 0						

PITCHER	IP	WLS	BF	H	R	ER	SO	BB	IBB	HBP	BLK	WP	HR	S	P	ERA	WHIP
Nolan Ryan, R (1, 1) ERA: 4.51	9.0		37	5	2	2	13	6	0	0	1	0	1	57	81	2.00	1.222
Dyar Miller, R (10, 1) ERA: 2.14	2.0	W	8	1	0	0	1	1	0	0	0	0	0	9	13	0.00	1.000

PITCHER	IP	WLS	BF	H	R	ER	SO	BB	IBB	HBP	BLK	WP	HR	S	P	ERA	WHIP

TOP

Toronto Blue Jays @ California Angels

Anaheim Stadium, Anaheim, CA

Fri Jul 14 1978, 10:05 PM EDT

Att. 20,338 - Unknown

livebaseballscorecards.com

AB	37
R	2
H	6
RBI	2
BB	7
SO	14
LOB	15

WP: 0 PA: 45
PB: 0
SB: 1
CS: 1

Batter	1	2	3	4	5	6	7	8	9	10	11	AB	R	H	RBI	BB	SO	LOB
Rick Miller, L (1, 8) OBP: 0.371, SLG: 0.373	4-3		4-1			K		SH3-4		SH1-3		3	0	0	0	0	1	1
Bobby Grich, R (1, 4) OBP: 0.345, SLG: 0.305	K		5-3			K		F8		F9		5	0	0	0	0	2	3
Lyman Bostock, L (1, 9) OBP: 0.340, SLG: 0.366	G3		F8			HR		BB		4-3		4	1	1	1	1	0	2
Ron Jackson, R (1, 3) OBP: 0.358, SLG: 0.447		2B, FC5-2-5-2, BB		CS, 1B		5-3		K			SH1-4, 1B, 1B	4	1	2	0	1	1	2
Don Baylor, R (1, 10) OBP: 0.342, SLG: 0.503		FC5-2-5-2, 1-3, SF9, 2B		F8			SH2-3, 1B		F9		1B, SH1-4, 1-2, 1B	5	1	3	0	0	0	1
Joe Rudi, R (1, 7) OBP: 0.268, SLG: 0.327		FC5-2-5-2, 2-3, 3-H		L5, 1-2			SH2-3, 1-2		BB		SH1-4, 1-2, 2-3	2	0	0	0	1	0	3
Ken Landreaux, L (9, PR) (10, 7) OBP: 0.280, SLG: 0.324												0	0	0	0	0	0	0
Carney Lansford, R (1, 5) OBP: 0.348, SLG: 0.442		SF9, 3-H			5-3		4-3		K		1B, IBB	3	0	0	1	1	1	2
Dave Chalk, R (1, 6) OBP: 0.339, SLG: 0.287		5-3			L6		6-3		K		1-2, 2-3, 3-H, 1B	4	0	0	0	0	1	3
Tony Solaita, L (11, PH) OBP: 0.373, SLG: 0.343												1	0	1	1	0	0	0
Brian Downing, R (1, 2) OBP: 0.361, SLG: 0.357			4-1, 1B		F8			SH3-4, 1B		SH1-3, 1B		4	0	3	0	0	0	0
Inning Stats	R: 0 E: 0 K: 1 S: 5 H: 0 LOB: 0 BB: 0 P: 5	R: 1 E: 0 K: 0 S: 4 H: 1 LOB: 1 BB: 1 P: 8	R: 0 E: 0 K: 0 S: 4 H: 1 LOB: 1 BB: 0 P: 4	R: 0 E: 0 K: 0 S: 3 H: 1 LOB: 0 BB: 0 P: 3	R: 0 E: 0 K: 0 S: 3 H: 0 LOB: 0 BB: 0 P: 3	R: 1 E: 0 K: 2 S: 8 H: 1 LOB: 0 BB: 0 P: 8	R: 0 E: 0 K: 0 S: 4 H: 1 LOB: 1 BB: 0 P: 4	R: 0 E: 0 K: 1 S: 6 H: 1 LOB: 2 BB: 1 P: 10	R: 0 E: 0 K: 2 S: 7 H: 0 LOB: 1 BB: 1 P: 11	R: 0 E: 0 K: 0 S: 4 H: 1 LOB: 1 BB: 0 P: 4	R: 1 E: 0 K: 0 S: 4 H: 3 LOB: 3 BB: 1 P: 8	1B: 8 2B: 1 3B: 0 HR: 1 SF: 1 SAC: 4 DP: 0 HBP: 0						

PITCHER		IP	WLS	BF	H	R	ER	SO	BB	IBB	HBP	BLK	WP	HR	S	P	ERA	WHIP
Jesse Jefferson, R ERA: 4.09	(1, 1)	8.0		31	6	2	2	4	2	0	0	0	0	1	37	45	2.25	1.000
Victor Cruz, R ERA:	(9, 1)	1.0		4	0	0	0	2	1	0	0	0	0	0	7	11	0.00	1.000
Mike Willis, L ERA: 5.55	(10, 1)	1.0	L	6	3	1	1	0	0	0	0	0	0	0	6	6	9.00	3.000
Tom Murphy, R ERA: 4.24	(11, 1)	0.1		3	1	0	0	0	0	1	0	0	0	0	2	6	0.00	3.000

PITCHER	IP	WLS	BF	H	R	ER	SO	BB	IBB	HBP	BLK	WP	HR	S	P	ERA	WHIP

BOTTOM

Toronto Blue Jays @ California Angels

Anaheim Stadium, Anaheim, CA

Fri Jul 14 1978, 10:05 PM EDT

Att. 20,338 - Unknown

livebaseballscorecards.com

AB	35
R	3
H	10
RBI	3
BB	4
SO	6
LOB	17

WP: 0 PA: 44
PB: 0
SB: 0
CS: 1

Detroit Tigers @ California Angels

Anaheim Stadium, Anaheim, CA

Sat Jul 15 1978, 10:05 PM EDT

Att. 33,001 - Unknown

TOP

livebaseballscorecards.com

Batter	1	2	3	4	5	6	7	8	9	AB	R	H	RBI	BB	SO	LOB
Ron LeFlore, R (1, 8) OBP: 0.345, SLG: 0.388	F9		4-3 1B		FC6-5 1B 1-2		6-3 1-2			4	0	2	0	0	0	1
Lou Whitaker, L (1, 4) OBP: 0.344, SLG: 0.344	K		4-3 1-2		FC6-5 1-2 2-3f			K		4	0	0	0	0	2	3
Rusty Staub, L (1, 10) OBP: 0.354, SLG: 0.441	FC4-6 1B		G3		4-3			G3		4	0	1	0	0	0	3
Jason Thompson, L (1, 3) OBP: 0.365, SLG: 0.512	FC4-6 1-2f			K		K		2B		4	0	1	0	0	2	1
Steve Kemp, L (1, 7) OBP: 0.404, SLG: 0.386		G3		2B		G3		F3		4	0	1	0	0	0	1
Lance Parrish, R (1, 2) OBP: 0.272, SLG: 0.407		1B		K		1-3			F8	4	0	1	0	0	1	1
Aurelio Rodriguez, R (1, 5) OBP: 0.299, SLG: 0.391		F6		5-3			K		4-3	4	0	0	0	0	1	2
John Wockenfuss, R (1, 9) OBP: 0.323, SLG: 0.333		F7			5-3		F9		5-3	4	0	0	0	0	0	1
Alan Trammell, R (1, 6) OBP: 0.322, SLG: 0.341			4-3		FC6-5 1B		S 1B			3	0	2	0	0	0	0
Inning Stats	R: 0 H: 1 E: 0 LOB: 1 K: 1 BB: 0 S: 6 P: 6	R: 0 H: 1 E: 0 LOB: 1 K: 0 BB: 0 S: 4 P: 4	R: 0 H: 1 E: 0 LOB: 1 K: 0 BB: 0 S: 4 P: 4	R: 0 H: 1 E: 0 LOB: 1 K: 2 BB: 0 S: 8 P: 8	R: 0 H: 2 E: 0 LOB: 2 K: 0 BB: 0 S: 5 P: 5	R: 0 H: 0 E: 0 LOB: 0 K: 1 BB: 0 S: 5 P: 5	R: 0 H: 1 E: 0 LOB: 1 K: 1 BB: 0 S: 6 P: 6	R: 0 H: 1 E: 0 LOB: 1 K: 1 BB: 0 S: 6 P: 6	R: 0 H: 0 E: 0 LOB: 0 K: 0 BB: 0 S: 3 P: 3	1B: 6 SF: 0 2B: 2 SAC: 0 3B: 0 DP: 0 HR: 0 HBP: 0						

	AB	35
	R	0
	H	8
	RBI	0
	BB	0
	SO	6
	LOB	13

WP: 0 PA: 35
PB: 0
SB: 1
CS: 0

PITCHER	IP	WLS	BF	H	R	ER	SO	BB	IBB	HBP	BLK	WP	HR	S	P	ERA	WHIP
Frank Tanana, L (1, 1) ERA: 2.9	9.0	W	35	8	0	0	6	0	0	0	0	0	0	47	47	0.00	0.889

PITCHER	IP	WLS	BF	H	R	ER	SO	BB	IBB	HBP	BLK	WP	HR	S	P	ERA	WHIP

Detroit Tigers @ California Angels

Anaheim Stadium, Anaheim, CA

Sat Jul 15 1978, 10:05 PM EDT

Att. 33,001 - Unknown

BOTTOM

Batter	1	2	3	4	5	6	7	8	9	AB	R	H	RBI	BB	SO	LOB
Rick Miller, L (1, 8) OBP: 0.369, SLG: 0.371	K		6-3		1-2 2-H 1B			F6		4	0	1	0	0	1	0
Bobby Grich, R (1, 4) OBP: 0.347, SLG: 0.308	6-3			G4-6-3 1B		4-3		1B		4	0	2	0	0	0	0
Lyman Bostock, L (1, 9) OBP: 0.339, SLG: 0.364	1B			G4-6-3 1-2f		1-6-3		G3		4	0	1	0	0	0	2
Ron Jackson, R (1, 3) OBP: 0.354, SLG: 0.442	1-3			5-3		K				3	0	0	0	0	1	1
Don Baylor, R (1, 10) OBP: 0.342, SLG: 0.502		K			2B 1B		F4			3	1	1	0	0	1	0
Joe Rudi, R (1, 7) OBP: 0.269, SLG: 0.332		F3			1B 1-3 FC5-2-6 2B		K			3	0	1	0	0	1	0
Carney Lansford, R (1, 5) OBP: 0.354, SLG: 0.465		F6			FC5-2-6 1B 2-3 3-H 1B		HR			3	1	2	2	0	0	0
Dave Chalk, R (1, 6) OBP: 0.336, SLG: 0.284			G3		FC5-2-6 1B 1-2 3-H		F8			3	0	0	0	0	0	2
Brian Downing, R (1, 2) OBP: 0.356, SLG: 0.351			F9		F7			4-3		3	0	0	0	0	0	2
Inning Stats	R: 0 E: 0 K: 1 S: 6 H: 1 LOB: 1 BB: 0 P: 6	R: 0 E: 0 K: 1 S: 5 H: 0 LOB: 0 BB: 0 P: 5	R: 0 E: 0 K: 0 S: 3 H: 0 LOB: 0 BB: 0 P: 3	R: 0 E: 0 K: 0 S: 3 H: 1 LOB: 0 BB: 0 P: 3	R: 1 E: 0 K: 0 S: 6 H: 4 LOB: 2 BB: 0 P: 6	R: 0 E: 0 K: 1 S: 5 H: 0 LOB: 0 BB: 0 P: 5	R: 1 E: 0 K: 1 S: 6 H: 1 LOB: 0 BB: 0 P: 6	R: 0 E: 0 K: 0 S: 4 H: 1 LOB: 1 BB: 0 P: 4		1B: 6 2B: 1 3B: 0 HR: 1 SF: 0 SAC: 0 DP: 1 HBP: 0						

livebaseballscorecards.com

AB	30
R	2
H	8
RBI	2
BB	0
SO	4
LOB	7

WP: 0 PA: 30
PB: 0
SB: 0
CS: 0

PITCHER	IP	WLS	BF	H	R	ER	SO	BB	IBB	HBP	BLK	WP	HR	S	P	ERA	WHIP
Milt Wilcox, R (1, 1) ERA: 3.74	8.0	L	30	8	2	2	4	0	0	0	0	0	1	38	38	2.25	1.000

PITCHER	IP	WLS	BF	H	R	ER	SO	BB	IBB	HBP	BLK	WP	HR	S	P	ERA	WHIP

Batter	1	2	3	4	5	6	7	8	9	AB	R	H	RBI	BB	SO	LOB
Ron LeFlore, R (1, 8) OBP: 0.348, SLG: 0.387	BBBB 4-0 E WP BB		x 0-0 HR BB 1B	x 0-0 ③ G3			H 1-0 S HBP	x 0-0 ③ FC4-6 1-2f		3	1	1	0	1	0	3
Lou Whitaker, L (1, 4) OBP: 0.342, SLG: 0.339	x 0-0 ① 5-3 1-2		BBBB 4-0 1-2 HR BB		x 0-0 ① 4-3		x 0-0 ② 4-3 1-2		x 0-0 ① 4-3	4	1	0	0	1	0	2
Rusty Staub, L (1, 10) OBP: 0.357, SLG: 0.451	x 0-0 ② F6		x 0-0 1-H 2-H HR		x 0-0 1B		x 0-0 ③ F8		x 0-0 WP 1B	5	1	3	3	0	0	2
Jason Thompson, L (1, 3) OBP: 0.365, SLG: 0.507	x 0-0 E6 FC5-4 2-3		x 0-0 ① 4-3		x 0-0 ② F9			BBBB 4-0 1B 1B BB BB	BBBB 4-0 G4-6-3 1-2 BB	3	1	0	0	2	0	2
Steve Kemp, L (1, 7) OBP: 0.398, SLG: 0.380	x 0-0 ③ FC5-4 1-2f		x 0-0 ② 6-3		x 0-0 ③ F8			x 0-0 ① F8	x 0-0 ②③ G4-6-3 1-2f	5	0	0	0	0	0	6
Milt May, L (1, 2)		x 0-0 ① F9	x 0-0 1B			x 0-0 ① G3		x 0-0 ② F9		4	0	1	0	0	0	1
Tim Corcoran, L (1, 9) OBP: 0.305, SLG: 0.297		x 0-0 ② G1	x 0-0 ③ G3			x 0-0 G4-6-3 1B		x 0-0 BB 1B 1-2 1B		4	0	2	0	0	0	1
Phil Mankowski, L (1, 5) OBP: 0.366, SLG: 0.392 Aurelio Rodriguez, R (8, 5) OBP: 0.299, SLG: 0.391		x 0-0 1B		SSS 0-3 ① K		x 0-0 ②③ G4-6-3 1-2f		x 0-0 BB 1-2 2-3 1B		4 0	0 0	2 0	0 0	0 0	1 0	1 0
Alan Trammell, R (1, 6) OBP: 0.321, SLG: 0.336		x 0-0 ③ 6-3		x 0-0 ② 1-3			x 0-0 ① 1-3	BBBB 4-0 FC4-6 1-2 2-3 3-H BB		3	0	0	1	1	0	1
Inning Stats	R: 0 H: 0 E: 1 LOB: 2 K: 0 BB: 1 S: 4 P: 8	R: 0 H: 1 E: 0 LOB: 1 K: 0 BB: 0 S: 4 P: 4	R: 3 H: 3 E: 0 LOB: 1 K: 0 BB: 1 S: 6 P: 10	R: 0 H: 0 E: 0 LOB: 0 K: 1 BB: 0 S: 5 P: 5	R: 0 H: 1 E: 0 LOB: 1 K: 0 BB: 0 S: 4 P: 4	R: 0 H: 1 E: 0 LOB: 0 K: 0 BB: 0 S: 3 P: 3	R: 0 H: 0 E: 0 LOB: 1 K: 0 BB: 0 S: 3 P: 4	R: 1 H: 2 E: 0 LOB: 3 K: 0 BB: 2 S: 5 P: 13	R: 0 H: 1 E: 0 LOB: 1 K: 0 BB: 1 S: 3 P: 7	1B: 8 SF: 0 2B: 0 SAC: 0 3B: 0 DP: 2 HR: 1 HBP: 1						

PITCHER	IP	WLS	BF	H	R	ER	SO	BB	IBB	HBP	BLK	WP	HR	S	P	ERA	WHIP
Dave Frost, R (1, 1) ERA: 2.33	7.2	L	35	8	4	4	1	3	0	1	0	1	1	33	46	4.70	1.435
Paul Hartzell, R (8, 1) ERA: 3.64	1.1		6	1	0	0	0	2	0	0	0	1	0	4	12	0.00	2.250

PITCHER	IP	WLS	BF	H	R	ER	SO	BB	IBB	HBP	BLK	WP	HR	S	P	ERA	WHIP

TOP

Detroit Tigers @ California Angels

Anaheim Stadium, Anaheim, CA

Sun Jul 16 1978, 6:33 AM EDT

Att. 21,447 - Unknown

livebaseballscorecards.com

AB	35
R	4
H	9
RBI	4
BB	5
SO	1
LOB	19

Detroit Tigers @ California Angels

Anaheim Stadium, Anaheim, CA

Sun Jul 16 1978, 6:33 AM EDT

Att. 21,447 - Unknown

BOTTOM

Batter	1	2	3	4	5	6	7	8	9	AB	R	H	RBI	BB	SO	LOB
Rick Miller, L (1, 8) OBP: 0.366, SLG: 0.368	K		1B		4-3			F8	F7	5	0	1	0	0	1	2
Bobby Grich, R (1, 4) OBP: 0.346, SLG: 0.305	F8		F9			F9		BB, FC4-6		3	0	0	0	1	0	1
Lyman Bostock, L (1, 9) OBP: 0.341, SLG: 0.366	F9			G6-4-3, 1B		HBP, 1B		FC4-6, 1B, 1-2f		4	0	2	0	0	0	1
Ron Jackson, R (1, 3) OBP: 0.356, SLG: 0.440		K		G6-4-3, 1-2f		1-2, HBP		1-2, 1B		3	0	1	0	0	1	1
Don Baylor, R (1, 10) OBP: 0.341, SLG: 0.498		6-3		1B, 1B		F3		F7		4	0	1	0	0	0	4
Joe Rudi, R (1, 7) OBP: 0.272, SLG: 0.339		2B		FC4-6, 1-3, 1B		K			6-3	4	0	2	0	0	1	2
Carney Lansford, R (1, 5) OBP: 0.346, SLG: 0.454		F2		FC4-6, 1-2f			F7		F8	4	0	0	0	0	0	3
Dave Chalk, R (1, 6) OBP: 0.338, SLG: 0.287			F8		G4-3, 1B		G3		1B, 1B	4	0	2	0	0	0	0
Brian Downing, R (1, 2) OBP: 0.354, SLG: 0.348			K		G4-3, 1-2f		6-3		1-2, 1B	4	0	1	0	0	1	1

Inning Stats	1	2	3	4	5	6	7	8	9
	R: 0, E: 0, K: 1, S: 5	R: 0, E: 0, K: 1, S: 6	R: 0, E: 0, K: 1, S: 6	R: 0, E: 0, K: 0, S: 5	R: 0, E: 0, K: 0, S: 3	R: 0, E: 0, K: 1, S: 6	R: 0, E: 0, K: 0, S: 3	R: 0, E: 0, K: 0, S: 4	R: 0, E: 0, K: 0, S: 5
	H: 0, LOB: 0, BB: 0, P: 5	H: 1, LOB: 1, BB: 0, P: 6	H: 1, LOB: 1, BB: 0, P: 6	H: 3, LOB: 2, BB: 0, P: 5	H: 1, LOB: 0, BB: 0, P: 3	H: 1, LOB: 2, BB: 0, P: 7	H: 0, LOB: 0, BB: 0, P: 3	H: 1, LOB: 2, BB: 1, P: 8	H: 2, LOB: 2, BB: 0, P: 5

	1B	SF	WP	PA
	9	0	0	37
	2B: 1	SAC: 0	PB: 0	
	3B: 0	DP: 2	SB: 0	
	HR: 0	HBP: 1	CS: 0	

	AB	35
	R	0
	H	10
	RBI	0
	BB	1
	SO	4
	LOB	15

livebaseballscorecards.com

PITCHER	IP	WLS	BF	H	R	ER	SO	BB	IBB	HBP	BLK	WP	HR	S	P	ERA	WHIP
Jack Billingham, R (1, 1) ERA: 3.9	9.0	W	37	10	0	0	4	1	0	1	0	0	0	43	48	0.00	1.222

PITCHER	IP	WLS	BF	H	R	ER	SO	BB	IBB	HBP	BLK	WP	HR	S	P	ERA	WHIP

Batter	1	2	3	4	5	6	7	8	9	10	AB	R	H	RBI	BB	SO	LOB
Ron LeFlore, R (1, 8) OBP: 0.351, SLG: 0.390	4-3		G6-3 1-2f 2-3			E S SF7 1B	1B		S 1B		5	1	3	0	0	0	2
Lou Whitaker, L (1, 4) OBP: 0.339, SLG: 0.335	4-3		BBB BB			SF7 1-H	4-3		1-3 1-3		3	0	0	1	1	0	2
Rusty Staub, L (1, 10) OBP: 0.355, SLG: 0.448	F4		F9			F9		4-3		1B G3 1B 1B	5	1	1	0	0	0	2
Jason Thompson, L (1, 3) OBP: 0.366, SLG: 0.514		FC4-6 1B		F7		HR		F6		SSS K	5	1	2	1	0	1	1
Steve Kemp, L (1, 7) OBP: 0.401, SLG: 0.385		FC4-6 4-3 1-2f		G3-6-3 1B		1B 2B		BBBB S BB		G3 1-2	4	1	2	0	1	0	2
Milt May, L (1, 2) OBP: 0.308, SLG: 0.418		4-3 1-2		G3-6-3 1-2f		2-H 1B		1-2 IBB		1B 2-3 1B	4	0	2	1	1	0	2
Tim Corcoran, L (1, 9) OBP: 0.302, SLG: 0.293		F6			F8	SSS K		G3		1-2 3-H 1B	2	0	0	0	0	0	1
Mickey Stanley, R (6, PH) OBP: 0.288, SLG: 0.360 (6, 9)											1	0	0	0	0	1	1
John Wockenfuss, R (7, 9) OBP: 0.326, SLG: 0.337											2	0	1	1	0	0	2
Phil Mankowski, L (1, 5) OBP: 0.362, SLG: 0.396			G6-3 2B		F8		6-3		F4	F6	4	0	1	0	0	0	0
Aurelio Rodriguez, R (10, PH) OBP: 0.297, SLG: 0.389 (10, 5)											1	0	0	0	0	0	2
Alan Trammell, R (1, 6) OBP: 0.320, SLG: 0.332			BBBB G6-3 BB		F9		SSS K		F9		3	0	0	0	1	1	0
Inning Stats	R: 0 H: 0 E: 0 LOB: 0 K: 0 BB: 0 S: 3 P: 3	R: 0 H: 1 E: 0 LOB: 1 K: 0 BB: 0 S: 4 P: 4	R: 0 H: 1 E: 0 LOB: 2 K: 0 BB: 2 S: 3 P: 11	R: 0 H: 1 E: 0 LOB: 0 K: 0 BB: 0 S: 3 P: 3	R: 0 H: 0 E: 0 LOB: 0 K: 0 BB: 0 S: 3 P: 3	R: 3 H: 4 E: 0 LOB: 1 K: 1 BB: 0 S: 9 P: 9	R: 0 H: 1 E: 0 LOB: 1 K: 1 BB: 0 S: 6 P: 6	R: 0 H: 0 E: 0 LOB: 2 K: 0 BB: 2 S: 3 P: 11	R: 0 H: 1 E: 0 LOB: 1 K: 0 BB: 0 S: 4 P: 4	R: 1 H: 3 E: 0 LOB: 2 K: 1 BB: 0 S: 8 P: 8	1B: 9 SF: 1 2B: 2 SAC: 0 3B: 0 DP: 2 HR: 1 HBP: 0						

PITCHER		IP	WLS	BF	H	R	ER	SO	BB	IBB	HBP	BLK	WP	HR	S	P	ERA	WHIP
John Caneira, R ERA: 4.76	(1, 1)	5.2		23	6	3	3	0	2	0	0	0	0	1	21	29	4.76	1.412
Ken Brett, L ERA: 5.6	(6, 1)	0.0		1	1	0	0	0	0	0	0	0	0	0	1	1	∞	∞
Paul Hartzell, R ERA: 3.46	(6, 1)	3.1		14	2	0	0	2	1	1	0	0	0	0	16	24	0.00	0.900
Dave LaRoche, L ERA: 3.08	(10, 1)	1.0	L	6	3	1	1	1	0	0	0	0	0	0	8	8	9.00	3.000

PITCHER	IP	WLS	BF	H	R	ER	SO	BB	IBB	HBP	BLK	WP	HR	S	P	ERA	WHIP

TOP

Detroit Tigers @ California Angels

Anaheim Stadium, Anaheim, CA

Mon Jul 17 1978, 10:05 PM EDT

Att. 32,469 - Unknown

livebaseballscorecards.com

AB	39
R	4
H	12
RBI	4
BB	4
SO	3
LOB	17

WP: 0 PA: 44
PB: 0
SB: 4
CS: 0

Batter	1	2	3	4	5	6	7	8	9	10	AB	R	H	RBI	BB	SO	LOB
Rick Miller, L (1, 8) OBP: 0.373, SLG: 0.369	BBBB 4-0 1B G6-4-3 BB		x 0-0 G5-4-3 1B		BBBB 4-0 1B E 1B BB		x 0-0 ① 4-3		BBBB 4-0 CS BB		2	2	1	0	3	0	0
Bobby Grich, R (1, 4) OBP: 0.346, SLG: 0.306	x 0-0 G6-4-3 1-3 1B		x 0-0 ① ② G5-4-3 1-2f		x 0-0 E3 1B 1-2 1B		x 0-0 ② 6-3		0-0 ③ CS 1-2	x 0-0 FC6-4 1B	5	0	2	0	0	0	2
Lyman Bostock, L (1, 9) OBP: 0.344, SLG: 0.372	x 0-0 ① ② G6-4-3 1-2f 3-H		x 0-0 2B		x 0-0 1B 1-2 2-3 1B		x 0-0 S 1B			x 0-0 ① F2	5	0	3	0	0	0	2
Ron Jackson, R (1, 3) OBP: 0.354, SLG: 0.436	x 0-0 ③ 6-3		x 0-0 ③ 4-3		x 0-0 ① 1B 1-2 2-H 3-H 1B		x 0-0 ③ F8 1-2			x 0-0 ② FC6-4 1-2f	5	0	1	1	0	0	3
Don Baylor, R (1, 10) OBP: 0.339, SLG: 0.492		BBBB 4-0 1B SF8 BB		S S S 0-3 ① K	S S S 0-3 ② K			x 0-0 ① 6-3		x 0-0 ③ F8	4	1	0	0	1	2	3
Joe Rudi, R (1, 7) OBP: 0.276, SLG: 0.342		x 0-0 5-3 1-3 1B		x 0-0 FC5-4 E 1B	x 0-0 ③ F6			x 0-0 ② 6-3			4	0	2	0	0	0	2
Carney Lansford, R (1, 5) OBP: 0.339, SLG: 0.446		x 0-0 ① SF8 3-H		x 0-0 ② E5 FC5-4 1-2		x 0-0 ① 1-3		x 0-0 ③ F3			3	0	0	1	0	0	1
Dave Chalk, R (1, 6) OBP: 0.333, SLG: 0.283		x 0-0 ② 5-3 1-2		x 0-0 ② FC5-4 WP 1-2f 2-3		S S S 0-3 ② K			x 0-0 ① 5-3		4	0	0	0	0	1	3
Brian Downing, R (1, 2) OBP: 0.347, SLG: 0.341		x 0-0 ③ 6-3		x 0-0 ③ 6-3 1-2		x 0-0 ③ F9			x 0-0 ② 4-3		4	0	0	0	0	0	3
Inning Stats	R: 1 E: 0 K: 0 S: 3 H: 1 LOB: 0 BB: 1 P: 7	R: 1 E: 0 K: 0 S: 4 H: 1 LOB: 1 BB: 1 P: 8	R: 0 E: 0 K: 0 S: 4 H: 2 LOB: 1 BB: 0 P: 4	R: 0 E: 1 K: 1 S: 7 H: 1 LOB: 2 BB: 0 P: 7	R: 1 E: 1 K: 1 S: 7 H: 2 LOB: 2 BB: 1 P: 11	R: 0 E: 0 K: 1 S: 5 H: 0 LOB: 0 BB: 0 P: 5	R: 0 E: 0 K: 0 S: 4 H: 1 LOB: 1 BB: 0 P: 4	R: 0 E: 0 K: 0 S: 3 H: 0 LOB: 0 BB: 0 P: 3	R: 0 E: 0 K: 0 S: 2 H: 0 LOB: 0 BB: 1 P: 6	R: 0 E: 1 K: 0 S: 4 H: 1 LOB: 1 BB: 0 P: 4	1B: 8 2B: 1 3B: 0 HR: 0	SF: 1 SAC: 0 DP: 2 HBP: 0			WP: 1 PB: 0 SB: 1 CS: 1	PA: 42		

PITCHER		IP	WLS	BF	H	R	ER	SO	BB	IBB	HBP	BLK	WP	HR	S	P	ERA	WHIP
Steve Baker, R ERA: 4.27	(1, 1)	4.0		21	6	3	3	1	3	0	0	0	1	0	20	32	6.75	2.250
Jack Morris, R ERA: 4.53	(5, 1)	6.0	W	20	3	0	0	2	1	0	0	0	0	0	23	27	0.00	0.667

PITCHER	IP	WLS	BF	H	R	ER	SO	BB	IBB	HBP	BLK	WP	HR	S	P	ERA	WHIP

Detroit Tigers @ California Angels

Anaheim Stadium, Anaheim, CA

Mon Jul 17 1978, 10:05 PM EDT

Att. 32,469 - Unknown

BOTTOM

livebaseballscorecards.com

AB	36
R	3
H	9
RBI	2
BB	4
SO	3
LOB	19

Batter	1	2	3	4	5	6	7	8	9	AB	R	H	RBI	BB	SO	LOB
Rick Manning, L (1, 8) OBP: 0.315, SLG: 0.346	K		1B 3B 2-H 3-H	1-3		L4		6-3		5	1	1	2	0	1	3
Johnny Grubb, L (1, 9) (5, 7) OBP: 0.369, SLG: 0.455	4-3 1B		K		K		HR		2B SF7 1B	5	2	3	1	0	2	1
Buddy Bell, R (1, 5) OBP: 0.345, SLG: 0.452	4-3 1-2		CS 1B 3-H		E3 1B		E5 G4-6-3		4-3 2B 1-3	5	1	2	1	0	0	1
Andre Thornton, R (1, 3) OBP: 0.398, SLG: 0.543	L5		K 1-2		G1 1B 2-H		K		SF7 3-H	4	0	1	2	0	2	3
Bernie Carbo, L (1, 10) OBP: 0.333, SLG: 0.343		L6		SH5-4 BB 1B 2B	G1 1-2		G4-6-3 1-2f		4-3 2-3	5	1	1	0	0	0	3
Gary Alexander, R (1, 2) OBP: 0.326, SLG: 0.481		K		SH5-4 1-2 2B BB	BB			1B SH1-3 BB	6-3	2	1	0	0	3	1	1
Ted Cox, R (1, 7) OBP: 0.269, SLG: 0.222		K		SH5-4 1-2 2-3	K			SH1-3 1-2		2	0	0	0	0	2	2
Horace Speed, R (5, 9) OBP: 0.316, SLG: 0.286										0	0	0	0	0	0	0
Duane Kuiper, L (1, 4) OBP: 0.305, SLG: 0.324			2B 3B BB	4-3 2-H 3-H 2B		3-1				3	1	2	2	1	0	0
Tom Veryzer, R (1, 6) OBP: 0.315, SLG: 0.387			1-3 3B 2B	4-3 2-3		K		K		4	1	1	0	0	2	3
Inning Stats	R: 0 E: 0 K: 1 S: 6 H: 1 LOB: 1 BB: 0 P: 6	R: 0 E: 0 K: 2 S: 7 H: 0 LOB: 0 BB: 0 P: 7	R: 3 E: 0 K: 2 S: 9 H: 3 LOB: 1 BB: 1 P: 13	R: 2 E: 0 K: 0 S: 5 H: 2 LOB: 1 BB: 1 P: 9	R: 1 E: 1 K: 2 S: 9 H: 1 LOB: 2 BB: 1 P: 13	R: 0 E: 0 K: 1 S: 5 H: 0 LOB: 0 BB: 0 P: 5	R: 1 E: 1 K: 1 S: 6 H: 1 LOB: 0 BB: 0 P: 6	R: 0 E: 0 K: 1 S: 6 H: 1 LOB: 2 BB: 1 P: 10	R: 1 E: 0 K: 0 S: 5 H: 2 LOB: 1 BB: 0 P: 5	1B: 6 2B: 4 3B: 1 HR: 1 SF: 1 SAC: 2 DP: 2 HBP: 0						

TOP

Cleveland Indians @ California Angels

Anaheim Stadium, Anaheim, CA

Tue Jul 18 1978, 10:05 PM EDT

Att. 16,726 - Unknown

livebaseballscorecards.com

AB	35
R	8
H	11
RBI	8
BB	4
SO	10
LOB	17

WP: 0 PB: 0 SB: 0 CS: 1 PA: 42

PITCHER		IP	WLS	BF	H	R	ER	SO	BB	IBB	HBP	BLK	WP	HR	S	P	ERA	WHIP
Don Aase, R ERA: 4.22	(1, 1)	3.0	L	15	5	5	5	5	2	0	0	0	0	0	23	31	15.00	2.333
Tom Griffin, R ERA: 4.65	(4, 1)	6.0		27	6	3	2	5	2	0	0	0	0	1	35	43	3.00	1.333

PITCHER	IP	WLS	BF	H	R	ER	SO	BB	IBB	HBP	BLK	WP	HR	S	P	ERA	WHIP

Batter	1	2	3	4	5	6	7	8	9	AB	R	H	RBI	BB	SO	LOB
Bobby Grich, R (1, 4) OBP: 0.342, SLG: 0.302	F3		K		K	K			F9	4	0	0	0	0	3	3
Ron Fairly, L (9, PH) OBP: 0.292, SLG: 0.390										1	0	0	0	0	0	1
Merv Rettenmund, R (1, 10) OBP: 0.381, SLG: 0.349	4-3 1B		F4		1B		F9		K	4	0	2	0	0	0	0
Tony Solaita, L (9, PH) OBP: 0.369, SLG: 0.338										1	0	0	0	0	1	1
Lyman Bostock, L (1, 9) OBP: 0.340, SLG: 0.367	4-3 1-2		L6		L8		K		K	5	0	0	0	0	2	3
Carney Lansford, R (1, 5) OBP: 0.337, SLG: 0.441	K			F9		2B 1B 1B	5-3			4	1	1	0	0	1	1
Don Baylor, R (1, 3) OBP: 0.340, SLG: 0.495		3B 1B		F7		1B 1-3 FC5-2-5 2B		F3		4	1	2	0	0	0	0
Joe Rudi, R (1, 7) OBP: 0.287, SLG: 0.356		1-H 1B 3B		BB BB		FC5 FC5-2-5 2-3 3-H 1B		BB		2	1	2	2	2	0	0
Brian Downing, R (1, 2) OBP: 0.350, SLG: 0.341		FC6-4 3-H 1B		1-2 BB		FC5-2-5 BB FC5 1-2 3-H		K		3	0	1	1	1	1	3
Dave Chalk, R (1, 6) OBP: 0.329, SLG: 0.279		FC6-4 CS 1-2f		F9		FC5 BB 1-2 2-3f		K		4	0	0	0	0	1	6
Rick Miller, L (1, 8) OBP: 0.375, SLG: 0.369		F8 1-2			5-3	1-2 2-3 BB			1B	3	0	1	0	1	0	1
Inning Stats	R: 0 E: 0 K: 1 S: 6 H: 1 LOB: 1 BB: 0 P: 6	R: 2 E: 0 K: 0 S: 5 H: 3 LOB: 0 BB: 0 P: 5	R: 0 E: 0 K: 1 S: 5 H: 0 LOB: 0 BB: 0 P: 5	R: 0 E: 0 K: 0 S: 3 H: 0 LOB: 2 BB: 2 P: 11	R: 0 E: 0 K: 1 S: 6 H: 1 LOB: 1 BB: 0 P: 6	R: 1 E: 0 K: 1 S: 8 H: 3 LOB: 3 BB: 1 P: 12	R: 0 E: 0 K: 1 S: 5 H: 0 LOB: 0 BB: 0 P: 5	R: 0 E: 0 K: 2 S: 7 H: 0 LOB: 1 BB: 1 P: 11	R: 0 E: 0 K: 2 S: 8 H: 1 LOB: 1 BB: 0 P: 8	1B: 7 2B: 1 3B: 1 HR: 0 SF: 0 SAC: 0 DP: 0 HBP: 0							

PITCHER		IP	WLS	BF	H	R	ER	SO	BB	IBB	HBP	BLK	WP	HR	S	P	ERA	WHIP
Rick Waits, L ERA: 2.77	(1, 1)	5.2	W	27	8	3	3	3	3	0	0	0	0	0	30	42	4.76	1.941
Jim Kern, R ERA: 2.96	(6, 1)	3.1	S	12	1	0	0	6	1	0	0	0	0	0	23	27	0.00	0.600

PITCHER	IP	WLS	BF	H	R	ER	SO	BB	IBB	HBP	BLK	WP	HR	S	P	ERA	WHIP

BOTTOM

Cleveland Indians @ California Angels

Anaheim Stadium, Anaheim, CA

Tue Jul 18 1978, 10:05 PM EDT

Att. 16,726 - Unknown

livebaseballscorecards.com

AB	35
R	3
H	9
RBI	3
BB	4
SO	9
LOB	19

PA: 39

WP: 0 PB: 0 SB: 0 CS: 1

Batter	1	2	3	4	5	6	7	8	9	AB	R	H	RBI	BB	SO	LOB
Rick Manning, L (1, 8) OBP: 0.317, SLG: 0.349	3-1		G6-3 BB		K			4-3 2B		3	0	1	0	1	1	0
Johnny Grubb, L (1, 7) OBP: 0.364, SLG: 0.447	K		G6-3 1-2f		K			F8		4	0	0	0	0	2	2
Buddy Bell, R (1, 5) OBP: 0.346, SLG: 0.451	BB			1B BB 1B		F9		4-3 2-3		3	0	1	0	1	0	1
Andre Thornton, R (1, 3) OBP: 0.396, SLG: 0.537	K			1B 1-2 BB		K		P4		3	0	0	0	1	2	2
Bernie Carbo, L (1, 10) OBP: 0.347, SLG: 0.358		E S 1B		1-2 2-3 1B		4-3			FC1-6 1B	4	0	3	0	0	0	0
Gary Alexander, R (1, 2) OBP: 0.322, SLG: 0.475		K		K			F3		K	4	0	0	0	0	3	5
Jim Norris, L (1, 9) OBP: 0.333, SLG: 0.319		G1-4-3 1-3 BB		K			3-1		FC1-6 FC4 1-2f	3	0	0	0	1	1	4
Duane Kuiper, L (1, 4) OBP: 0.304, SLG: 0.323		G1-4-3 1-2f		K			1B		FC4 1-2f	4	0	1	0	0	1	6
Tom Veryzer, R (1, 6) OBP: 0.311, SLG: 0.381			4-3		P6		F9			3	0	0	0	0	0	1

TOP

Cleveland Indians @ California Angels

Anaheim Stadium, Anaheim, CA

Wed Jul 19 1978, 10:05 PM EDT

Att. 18,584 - Unknown

livebaseballscorecards.com

AB	31
R	0
H	6
RBI	0
BB	4
SO	10
LOB	21

Inning Stats	1	2	3	4	5	6	7	8	9			
R	0	0	0	0	0	0	0	0	0	1B	5	SF: 0
E	0	0	0	0	0	0	0	0	0	2B	1	SAC: 0
K	2	1	0	3	2	1	0	0	1	3B	0	DP: 2
S	7	5	2	11	7	5	4	4	6	HR	0	HBP: 0
H	0	1	0	2	0	0	1	1	1	WP	0	PA: 35
LOB	1	1	1	3	0	0	1	1	1	PB	0	
BB	1	1	1	1	0	0	0	0	0	SB	1	
P	11	9	6	15	7	5	4	4	6	CS	0	

PITCHER		IP	WLS	BF	H	R	ER	SO	BB	IBB	HBP	BLK	WP	HR	S	P	ERA	WHIP
Nolan Ryan, R ERA: 4.2	(1, 1)	9.0	W	35	6	0	0	10	4	0	0	0	0	0	51	67	0.00	1.111

PITCHER	IP	WLS	BF	H	R	ER	SO	BB	IBB	HBP	BLK	WP	HR	S	P	ERA	WHIP

Batter	1	2	3	4	5	6	7	8	9	AB	R	H	RBI	BB	SO	LOB
Rick Miller, L (1, 8) OBP: 0.373, SLG: 0.367	F7		G3		HBP, SH3-4, 1B	FC6-4 1-2f 2-3				4	0	1	0	0	0	2
Carney Lansford, R (1, 5) OBP: 0.332, SLG: 0.434	F9		6-3		SH3-4 1-2	F7				3	0	0	0	0	0	2
Lyman Bostock, L (1, 9) OBP: 0.341, SLG: 0.367	1B		3-1		HBP BB		F8			3	0	1	0	1	0	0
Ron Fairly, L (1, 3) OBP: 0.286, SLG: 0.381	P5			K	F9		G3			4	0	0	0	0	1	3
Don Baylor, R (1, 10) OBP: 0.347, SLG: 0.509		FC1-6, S, 1B		2B, 1B	1-2 2-3 FC5-4, HBP		HR			3	2	3	1	0	0	0
Joe Rudi, R (1, 7) OBP: 0.291, SLG: 0.363		FC1-6 1-3 1B		1-H 1B, 2B	FC5-4 1-2f		CS, 1B			4	1	2	1	0	0	4
Brian Downing, R (1, 2) OBP: 0.357, SLG: 0.349		1-2 1B		2-H FC6-4, 1B		FC6-4, SH1-4, 1B	CS 1-2	1-3		4	0	3	1	0	0	0
Dave Chalk, R (1, 6) OBP: 0.325, SLG: 0.275		F8		F8		SH1-4 1-2		K		3	0	0	0	0	1	3
Bobby Grich, R (1, 4) OBP: 0.341, SLG: 0.299		6-3		FC6-4 1-2f		FC6-4, BB		K		3	0	0	0	1	1	3
Inning Stats	R: 0 E: 0 K: 0 S: 4 H: 1 LOB: 1 BB: 0 P: 4	R: 0 E: 0 K: 0 S: 5 H: 2 LOB: 2 BB: 0 P: 5	R: 0 E: 0 K: 0 S: 3 H: 0 LOB: 0 BB: 0 P: 3	R: 2 E: 0 K: 1 S: 8 H: 3 LOB: 1 BB: 0 P: 8	R: 0 E: 0 K: 0 S: 4 H: 1 LOB: 3 BB: 1 P: 9	R: 0 E: 0 K: 0 S: 4 H: 1 LOB: 2 BB: 1 P: 8	R: 1 E: 0 K: 0 S: 4 H: 2 LOB: 0 BB: 0 P: 4	R: 0 E: 0 K: 2 S: 7 H: 0 LOB: 0 BB: 0 P: 7		1B: 8 2B: 1 3B: 0 HR: 1 SF: 0 SAC: 2 DP: 0 HBP: 1				WP: 0 PB: 0 SB: 1 CS: 1 PA: 37		

PITCHER		IP	WLS	BF	H	R	ER	SO	BB	IBB	HBP	BLK	WP	HR	S	P	ERA	WHIP
Rick Wise, R ERA: 3.07	(1, 1)	8.0	L	36	10	3	3	3	2	0	1	0	0	1	39	48	3.38	1.500

PITCHER	IP	WLS	BF	H	R	ER	SO	BB	IBB	HBP	BLK	WP	HR	S	P	ERA	WHIP

BOTTOM

Cleveland Indians @ California Angels

Anaheim Stadium, Anaheim, CA

Wed Jul 19 1978, 10:05 PM EDT

Att. 18,584 - Unknown

livebaseballscorecards.com

AB	31
R	3
H	10
RBI	3
BB	2
SO	3
LOB	17

Batter	1	2	3	4	5	6	7	8	9	10	11	AB	R	H	RBI	BB	SO	LOB
Rick Miller, L (1, 8) OBP: 0.373, SLG: 0.366	F9		F9		BB 1-2 1B		4-3 SH3-4 2B 1B	FC6-4 1-2f		F7		6	1	2	0	0	0	1
Carney Lansford, R (1, 5) OBP: 0.333, SLG: 0.438	L5		BB BB 1B		K		SH3-4 1-2	F7			WP 1B 2B	5	1	2	0	0	1	3
Lyman Bostock, L (1, 9) OBP: 0.347, SLG: 0.370	1B		BB 1-2 BB		F8		4-3 2-3		SH1-3 1B		BB 2-H 1B 1B	5	1	3	1	1	0	3
Ron Fairly, L (1, 3) OBP: 0.294, SLG: 0.376	G3		FC5-4 1-2 2-3 BB		1-2 2-3 BB		2B BB		SH1-3 1-2		F9	2	0	0	0	3	0	2
Don Baylor, R (1, 10) OBP: 0.350, SLG: 0.510		G6-4-3 1B	FC5-4 1-2f		F7		1-3 3-H 2B		FC6-4 IBB		F5	5	0	2	1	1	0	7
Joe Rudi, R (1, 7) OBP: 0.288, SLG: 0.355		G6-4-3 1-2f		5-3		5-3	F8		F2		1B 1-2 BB	5	0	0	0	1	0	5
Brian Downing, R (1, 2) OBP: 0.361, SLG: 0.369	1B			K		F7		HR	FC6-4 1-2f		1-3 2-H 1B	6	1	3	2	0	1	2
Dave Chalk, R (1, 6) OBP: 0.322, SLG: 0.273 (10, 4)	F9			L1		1B		4-3		F4	F8	6	0	1	0	0	0	3
Bobby Grich, R (1, 4) OBP: 0.343, SLG: 0.302			F3		BB 1B 1B			FC6-4 1B				4	0	2	0	0	1	1
Tony Solaita, L (10, PH) OBP: 0.365, SLG: 0.333												1	0	0	0	0	1	0
Jim Anderson, R (10, 6) OBP: 0.294, SLG: 0.375												0	0	0	0	0	0	0
Inning Stats	R: 0 E: 0 K: 0 S: 4 H: 1 LOB: 1 BB: 0 P: 4	R: 0 E: 0 K: 0 S: 4 H: 2 LOB: 1 BB: 0 P: 4	R: 0 E: 0 K: 0 S: 4 H: 1 LOB: 3 BB: 2 P: 12	R: 0 E: 0 K: 1 S: 5 H: 0 LOB: 0 BB: 0 P: 5	R: 0 E: 0 K: 1 S: 7 H: 2 LOB: 3 BB: 1 P: 11	R: 0 E: 0 K: 1 S: 6 H: 1 LOB: 1 BB: 0 P: 6	R: 1 E: 0 K: 0 S: 5 H: 2 LOB: 2 BB: 1 P: 9	R: 1 E: 0 K: 0 S: 5 H: 2 LOB: 1 BB: 0 P: 5	R: 0 E: 0 K: 0 S: 4 H: 1 LOB: 2 BB: 1 P: 8	R: 0 E: 0 K: 1 S: 5 H: 0 LOB: 0 BB: 0 P: 5	R: 2 E: 0 K: 0 S: 6 H: 3 LOB: 2 BB: 1 P: 10	1B: 12 2B: 2 3B: 0 HR: 1 SF: 0 SAC: 2 DP: 1 HBP: 0						WP: 1 PB: 0 SB: 0 CS: 0	PA: 53	

PITCHER		IP	WLS	BF	H	R	ER	SO	BB	IBB	HBP	BLK	WP	HR	S	P	ERA	WHIP
Milt Wilcox, R ERA: 3.66	(1, 1)	7.1		36	11	2	2	3	4	0	0	0	0	1	38	54	2.46	2.045
Ed Glynn, L ERA:	(8, 1)	1.0		4	1	0	0	0	0	0	0	0	0	0	4	4	0.00	1.000
Steve Foucault, R ERA: 2.78	(9, 1)	0.2		3	0	0	0	0	0	1	0	0	0	0	2	6	0.00	0.000
Kip Young, R ERA: 9.0	(10, 1)	2.0	L	10	3	2	2	1	1	0	0	0	1	0	11	15	9.00	2.000

PITCHER	IP	WLS	BF	H	R	ER	SO	BB	IBB	HBP	BLK	WP	HR	S	P	ERA	WHIP

California Angels @ Detroit Tigers

Tiger Stadium, Detroit, MI

Fri Jul 21 1978, 7:05 PM EDT

Unknown

TOP

livebaseballscorecards.com

AB	45
R	4
H	15
RBI	4
BB	6
SO	4
LOB	27

Batter	1	2	3	4	5	6	7	8	9	10	11	AB	R	H	RBI	BB	SO	LOB
Ron LeFlore, R (1, 8) OBP: 0.350, SLG: 0.388	6-3 7 2B		1-3			F8		G6-4-3 IBB			SH5-4 BB BB	3	0	1	0	2	0	2
John Wockenfuss, R (1, 9) OBP: 0.320, SLG: 0.323 Tim Corcoran, L (11, PR) OBP: 0.300, SLG: 0.291	6-3 2-3			F7		F8 2-3		G6-4-3 1-2f			SH5-4 1-2 BB	4 0	0 0	0 0	0 0	1 0	0 0	4 0
Rusty Staub, L (1, 10) OBP: 0.355, SLG: 0.448 Lou Whitaker, L (9, PR) OBP: 0.338, SLG: 0.331	7 3-3f			L3			1-3		SH1-4 BB		SH5-4 1-2 2-3	3 0	0 0	0 0	0 0	1 0	0 0	1 0
Jason Thompson, L (1, 3) OBP: 0.364, SLG: 0.508		K		K			HR 1B		SH1-4 1-2		K	4	1	1	0	0	3	3
Steve Kemp, L (1, 7) OBP: 0.390, SLG: 0.372		4-3			F4		F4		F7		F8	5	0	0	0	0	0	6
Lance Parrish, R (1, 2) OBP: 0.272, SLG: 0.422		K			F9		1-H HR		F8			4	1	1	2	0	1	2
Aurelio Rodriguez, R (1, 5) OBP: 0.292, SLG: 0.380			6-3		F6		6-3				4-3	4	0	0	0	0	0	0
Mark Wagner, R (1, 6) OBP: 0.284, SLG: 0.296			FC5-4 1B			6-3		SH2-4 1B			1-3	4	0	2	0	0	0	0
Steve Dillard, R (1, 4) OBP: 0.286, SLG: 0.299			FC5-4 1-2f			WP 2B		SH2-4 1-2			6-3	3	0	1	0	0	0	1
Inning Stats	R: 0 H: 1 E: 0 LOB: 0 K: 0 BB: 0 S: 3 P: 3	R: 0 H: 0 E: 0 LOB: 0 K: 2 BB: 0 S: 7 P: 7	R: 0 H: 1 E: 0 LOB: 1 K: 0 BB: 0 S: 4 P: 4	R: 0 H: 0 E: 0 LOB: 0 K: 1 BB: 0 S: 5 P: 5	R: 0 H: 0 E: 0 LOB: 0 K: 0 BB: 0 S: 3 P: 3	R: 0 H: 1 E: 0 LOB: 1 K: 0 BB: 0 S: 4 P: 4	R: 2 H: 2 E: 0 LOB: 0 K: 0 BB: 0 S: 5 P: 5	R: 0 H: 1 E: 0 LOB: 1 K: 0 BB: 1 S: 3 P: 7	R: 0 H: 0 E: 0 LOB: 2 K: 0 BB: 1 S: 3 P: 7	R: 0 H: 0 E: 0 LOB: 0 K: 0 BB: 0 S: 3 P: 3	R: 0 H: 0 E: 0 LOB: 3 K: 1 BB: 2 S: 5 P: 13	1B: 3 SF: 0 2B: 3 SAC: 3 3B: 0 DP: 2 HR: 1 HBP: 0						WP: 1 PA: 41 PB: 0 SB: 0 CS: 0

PITCHER		IP	WLS	BF	H	R	ER	SO	BB	IBB	HBP	BLK	WP	HR	S	P	ERA	WHIP
Frank Tanana, L ERA: 2.86	(1, 1)	8.0		29	6	2	2	3	0	1	0	0	1	1	34	38	2.25	0.750
Dave LaRoche, L ERA: 2.91	(9, 1)	3.0	W	12	0	0	0	1	3	0	0	0	0	0	11	23	0.00	1.000

PITCHER	IP	WLS	BF	H	R	ER	SO	BB	IBB	HBP	BLK	WP	HR	S	P	ERA	WHIP

BOTTOM

California Angels @ Detroit Tigers

Tiger Stadium, Detroit, MI

Fri Jul 21 1978, 7:05 PM EDT

Unknown

livebaseballscorecards.com

AB	34
R	2
H	6
RBI	2
BB	4
SO	4
LOB	19

California Angels @ Detroit Tigers

Tiger Stadium, Detroit, MI

Fri Jul 21 1978, 7:05 PM EDT

Att. 33,699 - Unknown

TOP

livebaseballscorecards.com

Batter	1	2	3	4	5	6	7	8	9	AB	R	H	RBI	BB	SO	LOB
Rick Miller, L (1, 8) OBP: 0.368, SLG: 0.361	4-3		G6-4-3 1-2f		G3		F7			4	0	0	0	0	0	3
Carney Lansford, R (1, 5) OBP: 0.327, SLG: 0.429	5-3		5-3			F8		F8		4	0	0	0	0	0	0
Lyman Bostock, L (1, 9) OBP: 0.346, SLG: 0.367	F6			4-3		BBBB 4-0 FC6-4 BB BB		G3		3	0	0	0	1	0	0
Tony Solaita, L (1, 3) OBP: 0.382, SLG: 0.347		F7		1B		BBBB 4-0 FC6-4 1-2 BB		1B		3	0	2	0	1	0	0
Don Baylor, R (1, 10) OBP: 0.349, SLG: 0.507		1B 1B		F7		FC6-4 1-2f 2-3		F5		4	0	1	0	0	0	4
Joe Rudi, R (1, 7) OBP: 0.284, SLG: 0.349		F9		F8		F4			SSS K	4	0	0	0	0	1	4
Dave Chalk, R (1, 4) OBP: 0.321, SLG: 0.273		1-2 1B			F3		F3		6-3	4	0	1	0	0	0	0
Jim Anderson, R (1, 6) OBP: 0.333, SLG: 0.400		6-3			F6		2-3 1B		1B	4	0	2	0	0	0	2
Terry Humphrey, R (1, 2) OBP: 0.269, SLG: 0.312 Ron Fairly, L (9, PH) OBP: 0.292, SLG: 0.374			G6-4-3 1B		BBBB 4-0 BB		2-3 1-2		F8	2 1	0 0	1 0	0 0	1 0	0 0	1 1
Inning Stats	R: 0 E: 0 K: 0 S: 3 H: 0 LOB: 0 BB: 0 P: 3	R: 0 E: 0 K: 0 S: 5 H: 2 LOB: 2 BB: 0 P: 5	R: 0 E: 0 K: 0 S: 3 H: 1 LOB: 0 BB: 0 P: 3	R: 0 E: 0 K: 0 S: 4 H: 1 LOB: 1 BB: 0 P: 4	R: 0 E: 0 K: 0 S: 3 H: 0 LOB: 1 BB: 1 P: 7	R: 0 E: 0 K: 0 S: 3 H: 0 LOB: 2 BB: 2 P: 11	R: 0 E: 0 K: 0 S: 4 H: 1 LOB: 1 BB: 0 P: 4	R: 0 E: 0 K: 0 S: 4 H: 1 LOB: 1 BB: 0 P: 4	R: 0 E: 0 K: 1 S: 6 H: 1 LOB: 1 BB: 0 P: 6	1B: 7 2B: 0 3B: 0 HR: 0 SF: 0 SAC: 0 DP: 1 HBP: 0						

	AB	33
	R	0
	H	7
	RBI	0
	BB	3
	SO	1
	LOB	15

PITCHER	IP	WLS	BF	H	R	ER	SO	BB	IBB	HBP	BLK	WP	HR	S	P	ERA	WHIP
Jack Billingham, R (1, 1) ERA: 3.62	9.0	W	36	7	0	0	1	3	0	0	0	0	0	35	47	0.00	1.111

PITCHER	IP	WLS	BF	H	R	ER	SO	BB	IBB	HBP	BLK	WP	HR	S	P	ERA	WHIP

California Angels @ Detroit Tigers

Tiger Stadium, Detroit, MI

Fri Jul 21 1978, 7:05 PM EDT

Att. 33,699 - Unknown

BOTTOM

livebaseballscorecards.com

Batter	1	2	3	4	5	6	7	8	9	AB	R	H	RBI	BB	SO	LOB
Lou Whitaker, L (1, 4) OBP: 0.336, SLG: 0.328	BB, 2B, 1B	5-3			6-3		F8	F7		5	1	1	0	0	0	2
Phil Mankowski, L (1, 5) Aurelio Rodriguez, R (8, 5) OBP: 0.373, SLG: 0.404 OBP: 0.292, SLG: 0.380	B, B, B, B 4-0, 2B, 4-3, 1-2, BB		3-1		4-3		G3			3 0	1 0	0 0	0 0	1 0	0 0	0 0
Rusty Staub, L (1, 10) OBP: 0.358, SLG: 0.462	4-3, 1-3, 2-H, 2B		F7		HR		FC4-6, 1B			4	1	3	2	0	0	0
Jason Thompson, L (1, 3) OBP: 0.363, SLG: 0.508	4-3, 2-3, 3-H		1B, 2B		F9		FC4-6, 1-2f			4	0	1	1	0	0	2
Steve Kemp, L (1, 7) OBP: 0.393, SLG: 0.376	G3		2-3, 1B			SH1-4, 1B		SH1-4, 1B		4	1	3	0	0	0	1
Milt May, L (1, 2) OBP: 0.310, SLG: 0.405	3-1		F8			SH1-4, 1-2, 1B		SH1-4, 1-2		3	0	1	0	0	0	3
Tim Corcoran, L (1, 8) OBP: 0.300, SLG: 0.288		F4		F8		SH1-4, 1-2, 2-3		1B, E, IBB		2	1	0	0	1	0	0
John Wockenfuss, R (1, 9) OBP: 0.327, SLG: 0.323		1-3		K		G6-4-3, IBB		FC5-4, 1-2, 2-H, 1B		3	0	1	1	1	1	0
Alan Trammell, R (1, 6) OBP: 0.322, SLG: 0.328		BB		K		G6-4-3, 1-2f		FC5-4, 1-2f, 2-H		3	0	0	0	1	1	4
Inning Stats	R: 2, E: 0, K: 0, S: 5 H: 2, LOB: 1, BB: 1, P: 9	R: 0, E: 0, K: 0, S: 3 H: 0, LOB: 1, BB: 1, P: 7	R: 0, E: 0, K: 0, S: 5 H: 2, LOB: 2, BB: 0, P: 5	R: 0, E: 0, K: 2, S: 7 H: 0, LOB: 0, BB: 0, P: 7	R: 1, E: 0, K: 0, S: 4 H: 1, LOB: 0, BB: 0, P: 4	R: 0, E: 0, K: 0, S: 4 H: 2, LOB: 2, BB: 1, P: 8	R: 0, E: 0, K: 0, S: 4 H: 1, LOB: 1, BB: 0, P: 4	R: 2, E: 1, K: 0, S: 5 H: 2, LOB: 1, BB: 1, P: 9		1B: 7 2B: 2 3B: 0 HR: 1	SF: 0 SAC: 2 DP: 1 HBP: 0			WP: 0 PB: 0 SB: 0 CS: 0	PA: 37		

	AB	31
	R	5
	H	10
	RBI	4
	BB	4
	SO	2
	LOB	12

PITCHER		IP	WLS	BF	H	R	ER	SO	BB	IBB	HBP	BLK	WP	HR	S	P	ERA	WHIP
Dave Frost, R ERA: 2.66	(1, 1)	5.1	L	26	7	3	3	2	2	1	0	0	0	1	27	39	5.06	1.688
Paul Hartzell, R ERA: 3.45	(6, 1)	2.2		11	3	2	1	0	0	1	0	0	0	0	10	14	3.38	1.125

PITCHER	IP	WLS	BF	H	R	ER	SO	BB	IBB	HBP	BLK	WP	HR	S	P	ERA	WHIP

California Angels @ Detroit Tigers

Tiger Stadium, Detroit, MI

Sat Jul 22 1978, 3:33 AM EDT

Att. 31,107 - Unknown

TOP

Batter	1	2	3	4	5	6	7	8	9	AB	R	H	RBI	BB	SO	LOB
Rick Miller, L (1, 8) OBP: 0.368, SLG: 0.365	SSS 0-3 ① K		x 0-0 1B		x 0-0 1B 1B 2-H 2B		x 0-0 ① 4-3		x 0-0 ① F8	5	1	2	1	0	1	1
Carney Lansford, R (1, 5) OBP: 0.333, SLG: 0.433	x 0-0 ② F9		x 0-0 ① F9		x 0-0 G6-4-3 1B WP 2-3 1B		x 0-0 BB 1B		x 0-0 1-2 1B	5	1	3	0	0	0	1
Lyman Bostock, L (1, 9) OBP: 0.346, SLG: 0.365	x 0-0 ③ G3		x 0-0 ② F7		x 0-0 G6-4-3 1-2 3-H 1B		BBBB 4-0 1-2 BB		SSS 0-3 ② K	4	0	1	1	1	1	3
Tony Solaita, L (1, 3) OBP: 0.374, SLG: 0.338 Ron Jackson, R (5, PH) OBP: 0.350, SLG: 0.431 (5, 3)		x 0-0 ① F7	SSS 0-3 ③ K		x 0-0 ① ② G6-4-3 1-2f 2-3		SSS 0-3 ② K		x 0-0 ③ F9	2 3	0 0	0 0	0 0	0 0	1 1	1 6
Don Baylor, R (1, 10) OBP: 0.348, SLG: 0.503		SSS 0-3 ② K		x 0-0 ① F7	BBBB 4-0 3-H BB		x 0-0 ③ F8			3	0	0	0	1	1	2
Joe Rudi, R (1, 7) OBP: 0.283, SLG: 0.348		x 0-0 1B 1B 1B		x 0-0 ② F2	x 0-0 ③ F8			x 0-0 ① F8		4	0	1	0	0	0	1
Brian Downing, R (1, 2) OBP: 0.364, SLG: 0.372		x 0-0 1-2 1B 1B		x 0-0 1B		x 0-0 ① F3		x 0-0 ② F8		4	0	2	0	0	0	0
Dave Chalk, R (1, 4) OBP: 0.320, SLG: 0.272		x 0-0 1-2 2-3 1B		x 0-0 ③ B1-3		x 0-0 ② F8		x 0-0 ③ F4		4	0	1	0	0	0	1
Jim Anderson, R (1, 6) OBP: 0.360, SLG: 0.435		SSS 0-3 ③ K			x 0-0 2B 2B	SSS 0-3 ③ K			BBBB 4-0 1B BB	3	1	1	0	1	2	3

Inning Stats	1	2	3	4	5	6	7	8	9
	R: 0 E: 0 K: 1 S: 5	H: 0 LOB: 0 BB: 0 P: 5	R: 0 E: 0 K: 2 S: 10	H: 3 LOB: 3 BB: 0 P: 10	R: 0 E: 0 K: 1 S: 6	H: 1 LOB: 1 BB: 0 P: 6	R: 0 E: 0 K: 0 S: 4	H: 1 LOB: 1 BB: 0 P: 4	R: 3 E: 0 K: 0 S: 6	H: 4 LOB: 1 BB: 1 P: 10	R: 0 E: 0 K: 1 S: 5	H: 0 LOB: 0 BB: 0 P: 5	R: 0 E: 0 K: 1 S: 6	H: 1 LOB: 2 BB: 1 P: 10	R: 0 E: 0 K: 0 S: 3	H: 0 LOB: 0 BB: 0 P: 3	R: 0 E: 0 K: 1 S: 6	H: 1 LOB: 2 BB: 1 P: 10

1B: 9	SF: 0	WP: 1
2B: 2	SAC: 0	PB: 0
3B: 0	DP: 1	SB: 0
HR: 0	HBP: 0	CS: 0
		PA: 40

AB	37
R	3
H	11
RBI	2
BB	3
SO	7
LOB	19

livebaseballscorecards.com

PITCHER		IP	WLS	BF	H	R	ER	SO	BB	IBB	HBP	BLK	WP	HR	S	P	ERA	WHIP
Jack Morris, R ERA: 4.66	(1, 1)	4.0		21	9	3	3	4	0	0	0	0	0	0	29	29	6.75	2.250
Bob Sykes, L ERA: 3.88	(5, 1)	5.0	W	19	2	0	0	3	3	0	0	0	1	0	22	34	0.00	1.000

PITCHER	IP	WLS	BF	H	R	ER	SO	BB	IBB	HBP	BLK	WP	HR	S	P	ERA	WHIP

Batter	1	2	3	4	5	6	7	8	9	AB	R	H	RBI	BB	SO	LOB
Lou Whitaker, L (1, 4) OBP: 0.337, SLG: 0.330	0-0 8-5 E 1B		0-0 1-3 ①		0-0 F8 ②	0-0 S 1B 1B	0-0 F7 ③			5	1	2	0	0	0	4
Phil Mankowski, L (1, 5) OBP: 0.369, SLG: 0.399 Aurelio Rodriguez, R (5, PH) (6, 5) OBP: 0.297, SLG: 0.385	0-0 FC1 BB HR 1-2		0-0 F6 ②		0-0 BB BB 1-3 1B	0-0 2B 1-H 1B		0-0 F3 ①		2 3	1 0	0 2	0 1	0 0	0 0	1 0
Rusty Staub, L (1, 10) OBP: 0.359, SLG: 0.462	0-0 8-5 ① ② 2-3f		S S S 0-3 K ③		B B B 4-0 BB 1-2 BB	0-0 1-3 2B		0-0 F2 ②		4	0	1	0	1	1	2
Jason Thompson, L (1, 3) OBP: 0.366, SLG: 0.507	B B B B 4-0 HR 1-2 BB			0-0 F5 ①	B B B B 4-0 1-2 2-3 3-H BB	0-0 F5 ③		0-0 1B 1B		3	1	1	1	2	0	2
Steve Kemp, L (1, 7) OBP: 0.393, SLG: 0.385	0-0 1-H 2-H HR			0-0 6-3 ②	0-0 3-1 ③		0-0 E4 1B 1B	0-0 FC6-4 1-2 1B		5	1	2	3	0	0	3
Milt May, L (1, 2) OBP: 0.312, SLG: 0.402	0-0 F9 ③			B B B B 4-0 BB		0-0 F7 ①	0-0 1B 1-2 1B	0-0 FC6-4 ③ 1-2f		4	0	1	0	1	0	2
Tim Corcoran, L (1, 8) OBP: 0.300, SLG: 0.283		0-0 F8 ①		0-0 F8 ③		H 1-0 HR HBP	0-0 F7 ①			3	1	0	0	0	0	3
John Wockenfuss, R (1, 9) OBP: 0.324, SLG: 0.350		0-0 F6 ②			0-0 6-3 ①	0-0 S S S 1-H HR	0-3 K ②			4	1	1	2	0	1	2
Alan Trammell, R (1, 6) OBP: 0.321, SLG: 0.326		0-0 F3 ③			0-0 E6 1B BB	S S S 0-3 K ②	0-0 1-2 2-3 1B			4	1	1	0	0	1	0
Inning Stats	R: 3 H: 2 E: 1 LOB: 0 K: 0 BB: 1 S: 5 P: 9	R: 0 H: 0 E: 0 LOB: 0 K: 0 BB: 0 S: 3 P: 3	R: 0 H: 0 E: 0 LOB: 0 K: 1 BB: 0 S: 5 P: 5	R: 0 H: 0 E: 0 LOB: 1 K: 0 BB: 1 S: 3 P: 7	R: 1 H: 1 E: 1 LOB: 3 K: 0 BB: 2 S: 5 P: 13	R: 3 H: 4 E: 0 LOB: 2 K: 1 BB: 0 S: 9 P: 10	R: 0 H: 2 E: 1 LOB: 3 K: 1 BB: 0 S: 8 P: 8	R: 0 H: 2 E: 0 LOB: 2 K: 0 BB: 0 S: 5 P: 5		1B: 8 SF: 0 2B: 2 SAC: 0 3B: 0 DP: 1 HR: 2 HBP: 1						

PITCHER		IP	WLS	BF	H	R	ER	SO	BB	IBB	HBP	BLK	WP	HR	S	P	ERA	WHIP
John Caneira, R ERA: 7.04	(1, 1)	2.0		9	2	3	3	0	1	0	0	0	0	1	8	12	13.50	1.500
Ken Brett, L ERA: 5.69	(3, 1)	3.2	L	19	3	4	3	2	3	0	1	0	0	1	19	32	7.36	1.636
Dyar Miller, R ERA: 2.05	(6, 1)	2.1		14	6	0	0	1	0	0	0	0	0	0	16	16	0.00	2.571

PITCHER	IP	WLS	BF	H	R	ER	SO	BB	IBB	HBP	BLK	WP	HR	S	P	ERA	WHIP

BOTTOM

California Angels @ Detroit Tigers

Tiger Stadium, Detroit, MI

Sat Jul 22 1978, 3:33 AM EDT

Att. 31,107 - Unknown

livebaseballscorecards.com

AB	37
R	7
H	11
RBI	7
BB	4
SO	3
LOB	19

WP: 0 PA: 42
PB: 0
SB: 1
CS: 0

Batter	1	2	3	4	5	6	7	8	9	AB	R	H	RBI	BB	SO	LOB
Rick Miller, L (1, 8) OBP: 0.366, SLG: 0.360	S S S 0-3 ① K		x 0-0 ③ G3		x 0-0 ③ 4-3		x 0-0 ③ 4-3		B B B B 4-0 FC5-4 BB	4	0	0	0	1	1	5
Carney Lansford, R (1, 5) OBP: 0.335, SLG: 0.432	x 0-0 ② 5-3			x 0-0 ① 6-3		x 0-0 1B SF8 1B		x 0-0 1B FC5-2 1B	x 0-0 ② FC5-4 S 1-2f	5	1	2	0	0	0	1
Lyman Bostock, L (1, 9) OBP: 0.352, SLG: 0.370	x 0-0 ③ 5-3			x 0-0 CS 1B		x 0-0 WP 1-3 1B		x 0-0 FC5-2 BB 1-3 2B 1B	B B B B 4-0 FC4-6 1-2 BB	4	1	3	0	1	0	0
Ron Jackson, R (1, 3) OBP: 0.347, SLG: 0.426		x 0-0 ① F4		x 0-0 ② ③ 6-3 1-2		x 0-0 ① SF8 3-H		B B B B 4-0 FC5-2 1-2 2B BB	x 0-0 ③ FC4-6 1-2f	3	1	0	1	1	0	3
Don Baylor, R (1, 10) OBP: 0.347, SLG: 0.500		x 0-0 ② F8			x 0-0 1B BB 1B	x 0-0 ② F9 1-2		x 0-0 ① FC5-2 2B 1-2 2-3 3-Hf		4	0	1	0	0	0	4
Joe Rudi, R (1, 7) OBP: 0.283, SLG: 0.350		x 0-0 ③ L4			x 0-0 ① F8	x 0-0 ③ F8		x 0-0 1-3 2-H 3-H 2B		4	0	1	2	0	0	2
Brian Downing, R (1, 2) OBP: 0.366, SLG: 0.368			x 0-0 ① 6-3		B B B B 4-0 BB 1B 1-2 BB		S S S 0-3 ① K2-3	I I 4-0 G6-4-3 IBB		2	0	0	0	2	1	0
Dave Chalk, R (1, 4) OBP: 0.323, SLG: 0.279			x 0-0 2B		x 0-0 ② BB 1-2 2-3 1B		x 0-0 ② F9	x 0-0 ② ③ G6-4-3 1-2f		4	0	2	0	0	0	3
Jim Anderson, R (1, 6) OBP: 0.379, SLG: 0.423			x 0-0 ② 6-3		B B B B 4-0 1-2 2-3 BB		x 0-0 1B		x 0-0 ① 5-3	3	0	1	0	1	0	1
Inning Stats	R: 0 E: 0 K: 1 S: 5 H: 0 LOB: 0 BB: 0 P: 5	R: 0 E: 0 K: 0 S: 3 H: 0 LOB: 0 BB: 0 P: 3	R: 0 E: 0 K: 0 S: 4 H: 1 LOB: 1 BB: 0 P: 4	R: 0 E: 0 K: 0 S: 3 H: 1 LOB: 0 BB: 0 P: 3	R: 0 E: 0 K: 0 S: 4 H: 2 LOB: 3 BB: 2 P: 12	R: 1 E: 0 K: 0 S: 5 H: 2 LOB: 1 BB: 0 P: 5	R: 0 E: 0 K: 1 S: 6 H: 1 LOB: 1 BB: 0 P: 6	R: 2 E: 0 K: 0 S: 5 H: 3 LOB: 2 BB: 2 P: 13	R: 0 E: 0 K: 0 S: 3 H: 0 LOB: 2 BB: 2 P: 11	1B: 8 2B: 2 3B: 0 HR: 0 SF: 1 SAC: 0 DP: 1 HBP: 0						

PITCHER		IP	WLS	BF	H	R	ER	SO	BB	IBB	HBP	BLK	WP	HR	S	P	ERA	WHIP
Dave Rozema, R ERA: 3.13	(1, 1)	7.1		33	10	3	3	2	3	0	0	0	1	0	34	46	3.68	1.773
Steve Foucault, R ERA: 2.65	(8, 1)	1.2	W	7	0	0	0	0	2	1	0	0	0	0	4	16	0.00	1.200

PITCHER	IP	WLS	BF	H	R	ER	SO	BB	IBB	HBP	BLK	WP	HR	S	P	ERA	WHIP

TOP

California Angels @ Detroit Tigers

Tiger Stadium, Detroit, MI

Sun Jul 23 1978, 3:33 AM EDT

Unknown

livebaseballscorecards.com

AB	33
R	3
H	10
RBI	3
BB	6
SO	2
LOB	19

WP: 1	PA: 40		
PB: 0			
SB: 1			
CS: 1			

BOTTOM

California Angels @ Detroit Tigers

Tiger Stadium, Detroit, MI

Sun Jul 23 1978, 3:33 AM EDT

Unknown

Batter	1	2	3	4	5	6	7	8	9	AB	R	H	RBI	BB	SO	LOB
Ron LeFlore, R (1, 8) OBP: 0.349, SLG: 0.387	S S S 0-3 ① K		S S S 0-3 ① K			x 0-0 SH5-4 1B		S S S 0-3 ③ K		4	0	1	0	0	3	0
Lou Whitaker, L (1, 4) OBP: 0.340, SLG: 0.344	x 0-0 6-3 3B		x 0-0 ② 4-3			x 0-0 ① SH5-4 1-2			x 0-0 1B 2B	3	2	2	0	0	0	0
Rusty Staub, L (1, 10) OBP: 0.358, SLG: 0.459 Steve Dillard, R (9, PR) OBP: 0.286, SLG: 0.299	x 0-0 ② 6-3 3-H		x 0-0 ③ F7			x 0-0 ② F5			B B B B 4-0 BB 1B BB BB	3 0	0 1	0 0	1 0	1 0	0 0	1 0
Jason Thompson, L (1, 3) OBP: 0.367, SLG: 0.507	x 0-0 1B			x 0-0 ① F8		x 0-0 ③ F8			x 0-0 BB BB PB 1B 1-2 2-H	4	1	2	1	0	0	1
Steve Kemp, L (1, 7) OBP: 0.389, SLG: 0.381	x 0-0 ③ F7			x 0-0 ② 4-3			x 0-0 ① F7		S S S 0-3 ① K	4	0	0	0	0	1	3
Milt May, L (1, 2) OBP: 0.312, SLG: 0.401 Lance Parrish, R (9, PH) OBP: 0.270, SLG: 0.419		x 0-0 ① 1B		x 0-0 ③ 1-6-3			x 0-0 ② F8		S S S 0-3 ② K	3 1	0 0	1 0	0 0	0 0	0 1	0 2
Tim Corcoran, L (1, 9) OBP: 0.300, SLG: 0.284 John Wockenfuss, R (9, PH) OBP: 0.330, SLG: 0.350		x 0-0 1B			x 0-0 ① 3-1		x 0-0 ③ G3		B B B B 4-0 BB 1-2 2-3 BB	3 0	0 0	1 0	0 0	0 1	0 0	0 0
Aurelio Rodriguez, R (1, 5) OBP: 0.296, SLG: 0.379		x 0-0 ② L6			x 0-0 ② F6			x 0-0 ① 5-3	B B B B 4-0 1-2 2-3 3-H BB	3	0	0	1	1	0	1
Alan Trammell, R (1, 6) OBP: 0.317, SLG: 0.322 Phil Mankowski, L (9, PH) OBP: 0.369, SLG: 0.399		x 0-0 ③ F7			x 0-0 ③ 1-3			x 0-0 ② 5-3	0-0 PB 3-H	3 1	0 0	0 0	0 0	0 0	0 0	1 2
Inning Stats	R: 1 H: 2 E: 0 LOB: 1 K: 1 BB: 0 S: 7 P: 7	R: 0 H: 2 E: 0 LOB: 1 K: 0 BB: 0 S: 4 P: 4	R: 0 H: 0 E: 0 LOB: 0 K: 1 BB: 0 S: 5 P: 5	R: 0 H: 0 E: 0 LOB: 0 K: 0 BB: 0 S: 3 P: 3	R: 0 H: 0 E: 0 LOB: 0 K: 0 BB: 0 S: 3 P: 3	R: 0 H: 1 E: 0 LOB: 1 K: 0 BB: 0 S: 4 P: 4	R: 0 H: 0 E: 0 LOB: 0 K: 0 BB: 0 S: 3 P: 3	R: 0 H: 0 E: 0 LOB: 0 K: 1 BB: 0 S: 5 P: 5	R: 3 H: 2 E: 0 LOB: 2 K: 2 BB: 3 S: 8 P: 20	1B: 5 SF: 0 2B: 1 SAC: 1 3B: 1 DP: 0 HR: 0 HBP: 0						

livebaseballscorecards.com

AB	32
R	4
H	7
RBI	3
BB	3
SO	5
LOB	11

WP: 0 PA: 36
PB: 1
SB: 0
CS: 0

PITCHER		IP	WLS	BF	H	R	ER	SO	BB	IBB	HBP	BLK	WP	HR	S	P	ERA	WHIP
Don Aase, R ERA: 4.17	(1, 1)	8.0		30	6	3	3	3	1	0	0	0	0	0	35	39	3.38	0.875
Dave LaRoche, L ERA: 2.87	(9, 1)	0.2	L	5	1	0	0	2	2	0	0	0	0	0	7	15	0.00	4.500
Dyar Miller, R ERA: 2.05	(9, 1)	0.0		1	0	1	0	0	0	0	0	0	0	0	0	0	∞	∞

PITCHER	IP	WLS	BF	H	R	ER	SO	BB	IBB	HBP	BLK	WP	HR	S	P	ERA	WHIP

California Angels @ Detroit Tigers

Tiger Stadium, Detroit, MI

Sun Jul 23 1978, 3:38 AM EDT

Att. 35,224 - Unknown

livebaseballscorecards.com

Batter	1	2	3	4	5	6	7	8	9	AB	R	H	RBI	BB	SO	LOB
Rick Miller, L (1, 8) OBP: 0.367, SLG: 0.359	BBBB 4-0 G6-4-3 BB		x 0-0 3-1 ③			x 0-0 1B 1B 1B		x 0-0 P2 ①		3	1	1	0	1	0	1
Carney Lansford, R (1, 5) OBP: 0.333, SLG: 0.429	x 0-0 F9 ①			x 0-0 3-1 1B		x 0-0 F9 ②		x 0-0 F2 ②		4	0	1	0	0	0	3
Lyman Bostock, L (1, 9) OBP: 0.351, SLG: 0.368	x 0-0 G6-4-3 ②③ 1-2f			x 0-0 3-1 ① 1-2		x 0-0 1B E 1-3 1B		x 0-0 G3 ③		4	1	1	0	0	0	3
Ron Jackson, R (1, 3) OBP: 0.346, SLG: 0.423		SSS 0-3 K ①		x 0-0 F7 ②		x 0-0 E7 1-H 3-H 1B			x 0-0 F8 ①	4	0	1	1	0	1	1
Don Baylor, R (1, 10) OBP: 0.346, SLG: 0.496		x 0-0 F8 ②		x 0-0 5-3 ③		x 0-0 F8 ③			BBBB 4-0 S 1B BB	3	1	0	0	1	0	2
Joe Rudi, R (1, 7) OBP: 0.282, SLG: 0.360		x 0-0 HR			x 0-0 F9 ①		x 0-0 5-3 ①		x 0-0 F8 ② 1-2	4	1	1	1	0	0	1
Dave Chalk, R (1, 4) OBP: 0.328, SLG: 0.286		x 0-0 6-3 ③			x 0-0 G5-4-3 1B		x 0-0 G6-4-3 1B		x 0-0 ③ 2-H 1B	4	0	3	1	0	0	0
Jim Anderson, R (1, 6) OBP: 0.344, SLG: 0.379			x 0-0 5-3 ①		x 0-0 G5-4-3 ②③ 1-2f		x 0-0 G6-4-3 ②③ 1-2f			3	0	0	0	0	0	2
Terry Humphrey, R (1, 2) OBP: 0.264, SLG: 0.305 Ron Fairly, L (8, PH) OBP: 0.296, SLG: 0.374 Ken Landreaux, L (8, PR) OBP: 0.280, SLG: 0.324 Brian Downing, R (8, 2) OBP: 0.366, SLG: 0.368			x 0-0 4-3 ②			x 0-0 F2 ①		BBBB 4-0 BB		2 0 0 0	0 0 0 0	0 0 0 0	0 0 0 0	0 1 0 0	0 0 0 0	0 0 0 0
Inning Stats	R: 0 H: 0 E: 0 LOB: 0 K: 0 BB: 1 S: 2 P: 6	R: 1 H: 1 E: 0 LOB: 0 K: 1 BB: 0 S: 6 P: 6	R: 0 H: 0 E: 0 LOB: 0 K: 0 BB: 0 S: 3 P: 3	R: 0 H: 1 E: 0 LOB: 1 K: 0 BB: 0 S: 4 P: 4	R: 0 H: 1 E: 0 LOB: 0 K: 0 BB: 0 S: 3 P: 3	R: 2 H: 3 E: 1 LOB: 1 K: 0 BB: 0 S: 6 P: 6	R: 0 H: 1 E: 0 LOB: 0 K: 0 BB: 0 S: 3 P: 3	R: 0 H: 0 E: 0 LOB: 1 K: 0 BB: 1 S: 3 P: 7	R: 1 H: 1 E: 0 LOB: 1 K: 0 BB: 1 S: 3 P: 7	1B: 7 SF: 0 2B: 0 SAC: 0 3B: 0 DP: 3 HR: 1 HBP: 0				WP: 0 PA: 34 PB: 0 SB: 1 CS: 0		

	AB	31
	R	4
	H	8
	RBI	3
	BB	3
	SO	1
	LOB	13

PITCHER	IP	WLS	BF	H	R	ER	SO	BB	IBB	HBP	BLK	WP	HR	S	P	ERA	WHIP
Jim Slaton, R (1, 1) ERA: 4.06	9.0	L	34	8	4	3	1	3	0	0	0	0	1	33	45	3.00	1.222

PITCHER	IP	WLS	BF	H	R	ER	SO	BB	IBB	HBP	BLK	WP	HR	S	P	ERA	WHIP

BOTTOM

Batter	1	2	3	4	5	6	7	8	9	AB	R	H	RBI	BB	SO	LOB
Ron LeFlore, R (1, 8) OBP: 0.351, SLG: 0.388	S 1B		S HR 1B		1-3 ②			F8 ①		4	1	2	0	0	0	0
Phil Mankowski, L (1, 5) OBP: 0.360, SLG: 0.388	K 1-2 ①		K 1-2 ②		4-3 ③			K ②		4	0	0	0	0	3	3
Rusty Staub, L (1, 10) OBP: 0.357, SLG: 0.464	K ②		2-H 3-H HR			1-3 ①		F9 ③		4	1	1	3	0	1	1
Jason Thompson, L (1, 3) OBP: 0.366, SLG: 0.504	P6 ③		1B			P6 ②			F7 ①	4	0	1	0	0	0	1
Steve Kemp, L (1, 7) OBP: 0.386, SLG: 0.376		5-3 ①	K ③			3-1 ③			K ②	4	0	0	0	0	2	1
Lance Parrish, R (1, 2) OBP: 0.269, SLG: 0.411		K ②		G3-6-3 BB			K ①		K ③	3	0	0	0	1	3	0
Tim Corcoran, L (1, 9) OBP: 0.296, SLG: 0.280		F7 ③		G3-6-3 ① ② 1-2f			K ②			3	0	0	0	0	1	1
Mark Wagner, R (1, 6) OBP: 0.286, SLG: 0.290			K ①	4-3 ③			BB			2	0	0	0	1	1	0
Steve Dillard, R (1, 4) OBP: 0.287, SLG: 0.292			1B HR BB		F7 ①		FC4-6 ③ 1-2f			2	1	0	0	1	0	1
Inning Stats	R: 0 E: 0 K: 2 S: 8 H: 1 LOB: 1 BB: 0 P: 8	R: 0 E: 0 K: 1 S: 5 H: 0 LOB: 0 BB: 0 P: 5	R: 3 E: 0 K: 3 S: 12 H: 3 LOB: 1 BB: 1 P: 16	R: 0 E: 0 K: 0 S: 2 H: 0 LOB: 0 BB: 1 P: 6	R: 0 E: 0 K: 0 S: 3 H: 0 LOB: 0 BB: 0 P: 3	R: 0 E: 0 K: 0 S: 3 H: 0 LOB: 0 BB: 0 P: 3	R: 0 E: 0 K: 2 S: 7 H: 0 LOB: 1 BB: 1 P: 11	R: 0 E: 0 K: 1 S: 5 H: 0 LOB: 0 BB: 0 P: 5	R: 0 E: 0 K: 2 S: 7 H: 0 LOB: 0 BB: 0 P: 7	1B: 3 2B: 0 3B: 0 HR: 1	SF: 0 SAC: 0 DP: 1 HBP: 0						

PITCHER	IP	WLS	BF	H	R	ER	SO	BB	IBB	HBP	BLK	WP	HR	S	P	ERA	WHIP
Nolan Ryan, R (1, 1) ERA: 4.12	9.0	W	33	4	3	3	11	3	0	0	0	0	1	52	64	3.00	0.778

PITCHER	IP	WLS	BF	H	R	ER	SO	BB	IBB	HBP	BLK	WP	HR	S	P	ERA	WHIP

California Angels @ Detroit Tigers

Tiger Stadium, Detroit, MI

Sun Jul 23 1978, 3:38 AM EDT

Att. 35,224 - Unknown

livebaseballscorecards.com

AB	30
R	3
H	4
RBI	3
BB	3
SO	11
LOB	8

WP: 0 PB: 0 SB: 2 CS: 0 PA: 33

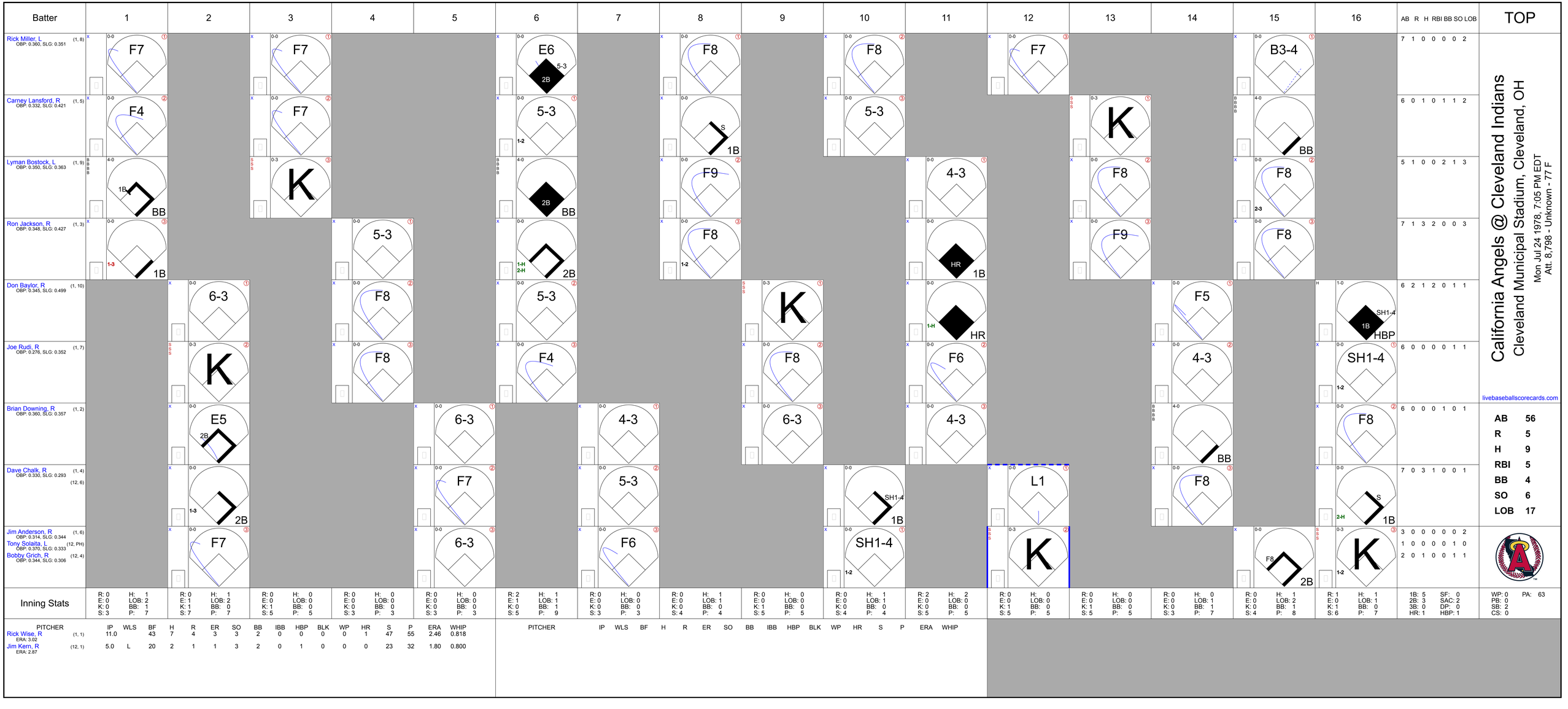

California Angels @ Cleveland Indians

Cleveland Municipal Stadium, Cleveland, OH

Mon Jul 24 1978, 7:05 PM EDT
Att. 8,798 - Unknown - 77 F

livebaseballscorecards.com

Batter	1	2	3	4	5	6	7	8	9	10	11	12	13	14	15	16	AB	R	H	RBI	BB	SO	LOB
Rick Miller, L (1, 8) OBP: 0.360, SLG: 0.351	F7		F7			E6 2B 5-3		F8		F8		F7			B3-4		7	1	0	0	0	0	2
Carney Lansford, R (1, 5) OBP: 0.332, SLG: 0.421	F4		F7			5-3 1-2		S 1B		5-3			K		BB		6	0	1	0	1	1	2
Lyman Bostock, L (1, 9) OBP: 0.350, SLG: 0.363	1B BB		K			2B BB		F9			4-3		F8		F8 2-3		5	1	0	0	2	1	3
Ron Jackson, R (1, 3) OBP: 0.348, SLG: 0.427	1-3 1B			5-3		1-H 2-H 2B		F8 1-2			HR 1B		F9		F8		7	1	3	2	0	0	3
Don Baylor, R (1, 10) OBP: 0.345, SLG: 0.499		6-3		F8		5-3			K		1-H HR			F5		SH1-4 1B HBP	6	2	1	2	0	1	1
Joe Rudi, R (1, 7) OBP: 0.276, SLG: 0.352		K		F8		F4			F8		F6			4-3		SH1-4 1-2	6	0	0	0	0	1	1
Brian Downing, R (1, 2) OBP: 0.360, SLG: 0.357		E5 2B			6-3		4-3		6-3		4-3			BB		F8	6	0	0	0	1	0	1
Dave Chalk, R (1, 4) OBP: 0.330, SLG: 0.293 (12, 6)		1-3 2B			F7		5-3			SH1-4 1B		L1		F8		S 2-H 1B	7	0	3	1	0	0	1
Jim Anderson, R (1, 6) OBP: 0.314, SLG: 0.344		F7			6-3		F6			SH1-4 1-2		K			F8 2B	K 1-2	3	0	0	0	0	0	2
Tony Solaita, L (12, PH) OBP: 0.370, SLG: 0.333																	1	0	0	0	0	1	0
Bobby Grich, R (12, 4) OBP: 0.344, SLG: 0.306																	2	0	1	0	0	1	1

Inning Stats	1	2	3	4	5	6	7	8	9	10	11	12	13	14	15	16
	R: 0 E: 0 K: 0 S: 3	H: 1 LOB: 2 BB: 1 P: 7	R: 0 E: 1 K: 1 S: 7	H: 1 LOB: 2 BB: 0 P: 7	R: 0 E: 0 K: 1 S: 5	H: 0 LOB: 0 BB: 0 P: 5	R: 0 E: 0 K: 0 S: 3	H: 0 LOB: 0 BB: 0 P: 3	R: 0 E: 0 K: 0 S: 3	H: 0 LOB: 0 BB: 0 P: 3	R: 2 E: 1 K: 0 S: 5	H: 1 LOB: 1 BB: 1 P: 9	R: 0 E: 0 K: 0 S: 3	H: 0 LOB: 0 BB: 0 P: 3	R: 0 E: 0 K: 0 S: 4	H: 1 LOB: 1 BB: 0 P: 4	R: 0 E: 0 K: 1 S: 5	H: 0 LOB: 0 BB: 0 P: 5	R: 0 E: 0 K: 0 S: 4	H: 1 LOB: 1 BB: 0 P: 4	R: 2 E: 0 K: 0 S: 5	H: 2 LOB: 0 BB: 0 P: 5	R: 0 E: 0 K: 1 S: 5	H: 0 LOB: 0 BB: 0 P: 5	R: 0 E: 0 K: 1 S: 5	H: 0 LOB: 0 BB: 0 P: 5	R: 0 E: 0 K: 0 S: 3	H: 0 LOB: 1 BB: 1 P: 7	R: 0 E: 0 K: 0 S: 4	H: 1 LOB: 2 BB: 1 P: 8	R: 1 E: 0 K: 1 S: 6	H: 1 LOB: 1 BB: 0 P: 7

	AB	R	H	RBI	BB	SO	LOB
	1B: 5	SF: 0					
	2B: 3	SAC: 2					
	3B: 0	DP: 0					
	HR: 1	HBP: 1					

PITCHER	IP	WLS	BF	H	R	ER	SO	BB	IBB	HBP	BLK	WP	HR	S	P	ERA	WHIP
Rick Wise, R (1, 1) ERA: 3.02	11.0		43	7	4	3	3	2	0	0	0	0	1	47	55	2.46	0.818
Jim Kern, R (12, 1) ERA: 2.87	5.0	L	20	2	1	1	3	2	0	1	0	0	0	23	32	1.80	0.800

PITCHER	IP	WLS	BF	H	R	ER	SO	BB	IBB	HBP	BLK	WP	HR	S	P	ERA	WHIP

AB	56
R	5
H	9
RBI	5
BB	4
SO	6
LOB	17

WP: 0 PB: 0 SB: 2 CS: 0 PA: 63

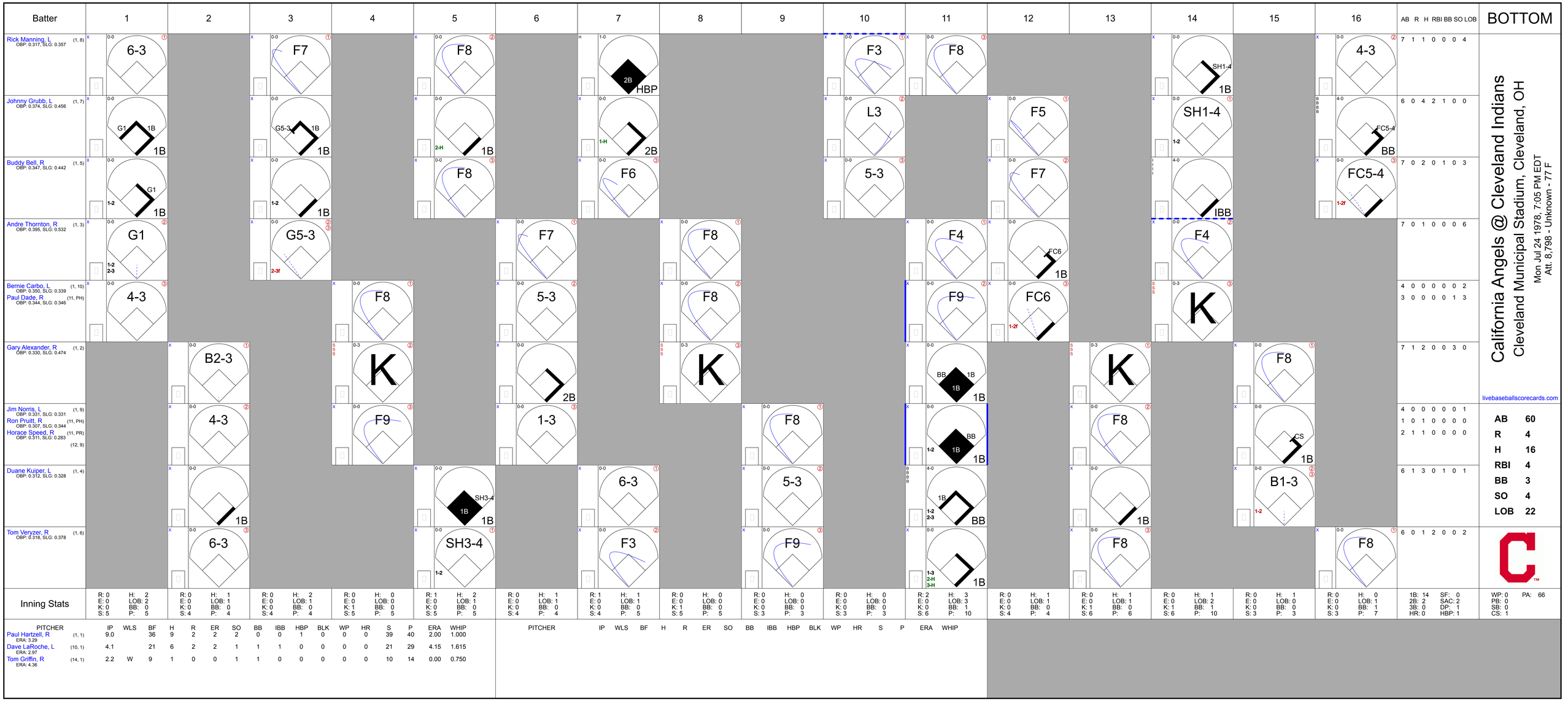
Batter
1
2
3
4
5
6
7
8
9
10
11
12
13
14
15
16
AB R H RBI BB SO LOB
BOTTOM
Rick Manning, L (1, 8) OBP: 0.317, SLG: 0.357
6-3
F7
F8
2B HBP
F3
F8
SH1-4 1B
4-3
7 1 1 0 0 0 4
Johnny Grubb, L (1, 7) OBP: 0.374, SLG: 0.456
G1 1B 1B
G5-3 1B 1B
2-H 1B
1-H 2B
L3
F5
SH1-4 1-2
FC5-4 BB
6 0 4 2 1 0 0
Buddy Bell, R (1, 5) OBP: 0.347, SLG: 0.442
G1 1-2 1B
1-2 1B
F8
F6
5-3
F7
IBB
FC5-4 1-2f
7 0 2 0 1 0 3
Andre Thornton, R (1, 3) OBP: 0.395, SLG: 0.532
G1 1-2 2-3
G5-3 2-3f
F7
F8
F4
FC6 1B
F4
7 0 1 0 0 0 6
Bernie Carbo, L (1, 10) OBP: 0.350, SLG: 0.339
Paul Dade, R (11, PH) OBP: 0.344, SLG: 0.346
4-3
F8
5-3
F8
F9
FC6 1-2f
K
4 0 0 0 0 0 2
3 0 0 0 0 1 3
Gary Alexander, R (1, 2) OBP: 0.330, SLG: 0.474
B2-3
K
2B
K
BB 1B 1B 1B
K
F8
CS 1B
7 1 2 0 0 3 0
Jim Norris, L (1, 9) OBP: 0.331, SLG: 0.331
Ron Pruitt, R (11, PH) OBP: 0.307, SLG: 0.344
Horace Speed, R (11, PR) OBP: 0.311, SLG: 0.283 (12, 9)
4-3
F9
1-3
F8
BB 1B 1B 1-2
F8
4 0 0 0 0 0 1
1 0 1 0 0 0 0
2 1 1 0 0 0 0
Duane Kuiper, L (1, 4) OBP: 0.312, SLG: 0.328
1B
6-3
SH3-4 1B 1B
5-3
1B BB 1-2 2-3
1B
B1-3 1-2
6 1 3 0 1 0 1
Tom Veryzer, R (1, 6) OBP: 0.318, SLG: 0.378
6-3
SH3-4 1-2
F3
F9
1-3 2-H 3-H 1B
F8
F8
6 0 1 2 0 0 2
California Angels @ Cleveland Indians
Cleveland Municipal Stadium, Cleveland, OH
Mon Jul 24 1978, 7:05 PM EDT
Att. 8,798 - Unknown - 77 F
livebaseballscorecards.com
AB 60
R 4
H 16
RBI 4
BB 3
SO 4
LOB 22
Inning Stats
R: 0 E: 0 K: 0 S: 5
H: 2 LOB: 2 BB: 0 P: 5
R: 0 E: 0 K: 0 S: 4
H: 1 LOB: 1 BB: 0 P: 4
R: 0 E: 0 K: 0 S: 4
H: 2 LOB: 1 BB: 0 P: 4
R: 0 E: 0 K: 1 S: 5
H: 0 LOB: 0 BB: 0 P: 5
R: 1 E: 0 K: 0 S: 5
H: 2 LOB: 1 BB: 0 P: 5
R: 0 E: 0 K: 0 S: 4
H: 1 LOB: 1 BB: 0 P: 4
R: 1 E: 0 K: 0 S: 4
H: 1 LOB: 1 BB: 0 P: 5
R: 0 E: 0 K: 1 S: 5
H: 0 LOB: 0 BB: 0 P: 5
R: 0 E: 0 K: 0 S: 3
H: 0 LOB: 0 BB: 0 P: 3
R: 0 E: 0 K: 0 S: 3
H: 0 LOB: 0 BB: 0 P: 3
R: 2 E: 0 K: 0 S: 6
H: 3 LOB: 3 BB: 1 P: 10
R: 0 E: 0 K: 0 S: 4
H: 1 LOB: 1 BB: 0 P: 4
R: 0 E: 0 K: 1 S: 6
H: 1 LOB: 1 BB: 0 P: 6
R: 0 E: 0 K: 1 S: 6
H: 1 LOB: 2 BB: 1 P: 10
R: 0 E: 0 K: 0 S: 3
H: 1 LOB: 0 BB: 0 P: 3
R: 0 E: 0 K: 0 S: 3
H: 0 LOB: 1 BB: 1 P: 7
1B: 14 2B: 2 3B: 0 HR: 0
SF: 0 SAC: 2 DP: 1 HBP: 1
WP: 0 PB: 0 CS: 1
PA: 66
PITCHER IP WLS BF H R ER SO BB IBB HBP BLK WP HR S P ERA WHIP
Paul Hartzell, R (1, 1) ERA: 3.29 9.0 36 9 2 2 2 0 0 1 0 0 0 39 40 2.00 1.000
Dave LaRoche, L (10, 1) ERA: 2.97 4.1 21 6 2 2 1 1 1 0 0 0 0 21 29 4.15 1.615
Tom Griffin, R (14, 1) ERA: 4.36 2.2 W 9 1 0 0 1 1 0 0 0 0 0 10 14 0.00 0.750
PITCHER IP WLS BF H R ER SO BB IBB HBP BLK WP HR S P ERA WHIP

California Angels @ Cleveland Indians

Cleveland Municipal Stadium, Cleveland, OH

Tue Jul 25 1978, 7:05 PM EDT

Att. 6,781 - Unknown - 81 F

TOP

livebaseballscorecards.com

Batter	1	2	3	4	5	6	7	8	9	AB	R	H	RBI	BB	SO	LOB
Rick Miller, L (1, 8) OBP: 0.361, SLG: 0.353	4-3		4-3			BLK, 1B / 1B	1-3, 3-H / 1B			4	0	2	1	0	0	1
Carney Lansford, R (1, 5) OBP: 0.326, SLG: 0.413	F2			5-3		SSS / K	F7			4	0	0	0	0	1	3
Lyman Bostock, L (1, 9) OBP: 0.349, SLG: 0.360	6-3			BBBB / BB		F5		F7		3	0	0	0	1	0	1
Ron Jackson, R (1, 3) OBP: 0.350, SLG: 0.428		E5, G6-4-3		F9		BLK / 1-2 / 1B		1B		4	0	2	0	0	0	1
Don Baylor, R (1, 10) OBP: 0.341, SLG: 0.493		G6-4-3 / 1-2f		4-3		F4 / 1-2, 2-3		F3		4	0	0	0	0	0	5
Joe Rudi, R (1, 7) OBP: 0.276, SLG: 0.351		F9			F4		G5-4-3 / 1B / 1B	F8		4	1	1	0	0	0	1
Brian Downing, R (1, 2) OBP: 0.358, SLG: 0.355			F6		SSS / K		G5-4-3 / 1-2		4-3	4	0	1	0	0	1	0
Dave Chalk, R (1, 4) OBP: 0.335, SLG: 0.299			1B		FC5-4 / 1B		G5-4-3 / 1-2f, 2-3		G4-6-3 / 1B	4	0	3	0	0	0	2
Jim Anderson, R (1, 6) OBP: 0.316, SLG: 0.324			SSS / K		FC5-4 / 1-2f	BBBB / 1B / BB			G4-6-3 / 1-2f	2	0	0	0	1	1	2
Ron Fairly, L (9, PH) OBP: 0.294, SLG: 0.372										1	0	0	0	0	0	1

	AB	34
	R	1
	H	9
	RBI	1
	BB	2
	SO	3
	LOB	17

Inning Stats	1	2	3	4	5	6	7	8	9	1B: 9	SF: 0	WP: 0	PA: 36
R:	0	0	0	0	0	0	1	0	0	2B: 0	SAC: 0	PB: 0	
E:	0	1	0	0	0	0	0	0	0	3B: 0	DP: 3	SB: 0	
K:	0	0	1	0	0	1	0	0	0	HR: 0	HBP: 0	CS: 0	
S:	3	3	6	3	6	7	5	4	3				
H:	0	0	1	0	1	2	3	1	1				
LOB:	0	0	0	0	1	2	2	1	1				
BB:	0	0	0	1	0	0	1	0	0				
P:	3	3	6	7	6	7	9	4	3				

PITCHER		IP	WLS	BF	H	R	ER	SO	BB	IBB	HBP	BLK	WP	HR	S	P	ERA	WHIP
Mike Paxton, R (1, 1) ERA: 3.44		7.1	W	31	8	1	1	3	2	0	0	1	0	0	35	43	1.23	1.364
Dan Spillner, R (8, 1) ERA: 4.06		1.2	S	5	1	0	0	0	0	0	0	0	0	0	5	5	0.00	0.600

PITCHER	IP	WLS	BF	H	R	ER	SO	BB	IBB	HBP	BLK	WP	HR	S	P	ERA	WHIP

BOTTOM

California Angels @ Cleveland Indians

Cleveland Municipal Stadium, Cleveland, OH

Tue Jul 25 1978, 7:05 PM EDT

Att. 6,781 - Unknown - 81 F

livebaseballscorecards.com

Batter	1	2	3	4	5	6	7	8	9	AB	R	H	RBI	BB	SO	LOB
Rick Manning, L (1, 8) OBP: 0.317, SLG: 0.360	0-0 FC1-6-3 2B		0-0 SH5-3 1-2		0-0 6-3		0-0 F9			3	0	1	0	0	0	1
Johnny Grubb, L (1, 7) OBP: 0.376, SLG: 0.468	0-0 FC1-6-5 2-3		0-0 BB 1B 2-3 1B		0-0 F8			0-0 HR		4	2	2	1	0	0	1
Buddy Bell, R (1, 5) OBP: 0.347, SLG: 0.439 Ted Cox, R (6, 5) OBP: 0.272, SLG: 0.226	0-0 5-3		B B B 4-0 WP 1B 1-2 BB		0-0 4-3			0-0 F9		2 1	0 0	0 0	0 0	1 0	0 0	1 0
Andre Thornton, R (1, 3) OBP: 0.396, SLG: 0.530	0-0 1-3		0-0 1-2 2-H 3-H 1B			0-0 5-3		B B B B 4-0 1B SF8 BB		3	1	1	2	1	0	1
Bernie Carbo, L (1, 10) OBP: 0.355, SLG: 0.369		0-0 HR	0-0 F6			0-0 F2		0-0 BB 1-3 1B		4	1	2	1	0	0	2
Gary Alexander, R (1, 2) OBP: 0.326, SLG: 0.469		S S S 0-3 K	S S S 0-3 K 2-3			0-0 F8		0-0 SF8 3-H		3	0	0	1	0	2	2
Horace Speed, R (1, 9) OBP: 0.308, SLG: 0.268		S S S 0-3 K	S S S 0-3 K				x 0-0 5-3 1B	B B B 4-0 1-2 BB		3	0	0	0	1	2	0
Duane Kuiper, L (1, 4) OBP: 0.311, SLG: 0.327		0-0 G3		0-0 G3			0-0 1B	0-0 G3		4	0	1	0	0	0	2
Tom Veryzer, R (1, 6) OBP: 0.318, SLG: 0.377			0-0 1B SH5-3 1B 1B	S S S 0-3 K			0-0 F8			3	1	1	0	0	1	1
Inning Stats	R: 0 E: 0 K: 0 S: 4 H: 1 LOB: 1 BB: 0 P: 4	R: 1 E: 0 K: 2 S: 8 H: 1 LOB: 0 BB: 0 P: 8	R: 2 E: 0 K: 1 S: 8 H: 3 LOB: 2 BB: 1 P: 12	R: 0 E: 0 K: 2 S: 7 H: 0 LOB: 0 BB: 0 P: 7	R: 0 E: 0 K: 0 S: 3 H: 0 LOB: 0 BB: 0 P: 0	R: 0 E: 0 K: 0 S: 3 H: 0 LOB: 0 BB: 0 P: 3	R: 0 E: 0 K: 0 S: 4 H: 1 LOB: 1 BB: 0 P: 4	R: 2 E: 0 K: 0 S: 5 H: 2 LOB: 2 BB: 2 P: 13		1B: 5 2B: 1 3B: 0 HR: 2	SF: 1 SAC: 1 DP: 0 HBP: 0						

	AB	30
	R	5
	H	8
	RBI	5
	BB	3
	SO	5
	LOB	11

WP: 1 PB: 0 SB: 0 CS: 0 PA: 35

PITCHER		IP	WLS	BF	H	R	ER	SO	BB	IBB	HBP	BLK	WP	HR	S	P	ERA	WHIP
Dave Frost, R ERA: 3.16	(1, 1)	7.1	L	32	8	5	5	5	2	0	0	0	1	2	40	48	6.14	1.364
Al Fitzmorris, R ERA: 6.0	(8, 1)	0.2		3	0	0	0	0	1	0	0	0	0	0	2	6	0.00	1.500

PITCHER	IP	WLS	BF	H	R	ER	SO	BB	IBB	HBP	BLK	WP	HR	S	P	ERA	WHIP

Batter	1	2	3	4	5	6	7	8	9	AB	R	H	RBI	BB	SO	LOB
Dave Chalk, R (1, 6) OBP: 0.338, SLG: 0.303	P6	5-3 1-2		E 1-3 2B 1B	FC5-4 1-2 1B		6-3		FC4-6 1-2 3-H 1B	6	1	3	1	0	0	2
Carney Lansford, R (1, 5) OBP: 0.322, SLG: 0.406	1-3 S HR 1B	F8		FC5 1-3 2B 3-H	FC5-4 1-2f		P3		FC4-6 1-2f	6	2	1	0	0	0	7
Lyman Bostock, L (1, 9) OBP: 0.347, SLG: 0.357	1-3 HR 1-2 BB		E1 E 1B SF7	L6		P6		F8		4	2	0	0	1	0	2
Ron Jackson, R (1, 3) OBP: 0.354, SLG: 0.433 Ron Fairly, L (8, 3) OBP: 0.294, SLG: 0.372	1-3 1-2 2-3		E8 E 1-3 F7-2 1B	FC6-5 2-H 3-H 2B		G5-4-3 HBP		6-3		4 0	0 0	2 0	2 0	0 0	0 0	2 0
Don Baylor, R (1, 10) OBP: 0.342, SLG: 0.489	HR HBP		E BB	FC6-5 2-3		G5-4-3 1-2f		K		3	1	0	0	1	1	2
Joe Rudi, R (1, 7) OBP: 0.275, SLG: 0.360	HR 1-H 2-H 3-H		SF7 3-H	6-3			F7		6-3	4	1	1	5	0	0	1
Brian Downing, R (1, 2) OBP: 0.359, SLG: 0.353	F8		BB 1-2 2-3		5-3		E 1B 1B		K	4	1	1	0	1	1	0
Rick Miller, L (1, 8) OBP: 0.362, SLG: 0.349		F9	F7-2 3-H		CS BB		E3 1-3 1B E		1B 1B HBP	3	2	0	0	1	0	4
Bobby Grich, R (1, 4) OBP: 0.353, SLG: 0.311		5-3 BB		E 1B HBP	1B 1-2 BB		E8 1-H 3-H 1B		1B 1-3 1B	2	1	2	1	2	0	0
Inning Stats	R: 4 E: 0 K: 0 S: 5 H: 2 LOB: 0 BB: 1 P: 10	R: 0 E: 0 K: 0 S: 3 H: 0 LOB: 1 BB: 1 P: 7	R: 1 E: 3 K: 0 S: 4 H: 1 LOB: 2 BB: 2 P: 12	R: 3 E: 1 K: 0 S: 6 H: 2 LOB: 1 BB: 0 P: 7	R: 0 E: 0 K: 0 S: 3 H: 1 LOB: 2 BB: 2 P: 11	R: 0 E: 0 K: 0 S: 2 H: 0 LOB: 0 BB: 0 P: 3	R: 2 E: 2 K: 0 S: 6 H: 2 LOB: 1 BB: 0 P: 6	R: 0 E: 0 K: 1 S: 5 H: 0 LOB: 0 BB: 0 P: 5	R: 1 E: 0 K: 1 S: 7 H: 2 LOB: 2 BB: 0 P: 8	1B: 8 2B: 2 3B: 0 HR: 1 SF: 1 SAC: 0 DP: 2 HBP: 4	WP: 0 PB: 0 SB: 1 CS: 1 PA: 47					

PITCHER		IP	WLS	BF	H	R	ER	SO	BB	IBB	HBP	BLK	WP	HR	S	P	ERA	WHIP
Bill Travers, L ERA: 5.21	(1, 1)	2.0	L	14	3	5	4	0	3	0	1	0	0	1	10	23	18.00	3.000
Randy Stein, R ERA: 4.47	(3, 1)	4.1		22	5	5	3	0	3	0	2	0	0	0	17	31	6.23	1.846
Bill Castro, R ERA: 1.67	(7, 1)	2.2		11	2	1	1	2	0	0	1	0	0	0	14	15	3.38	0.750

PITCHER	IP	WLS	BF	H	R	ER	SO	BB	IBB	HBP	BLK	WP	HR	S	P	ERA	WHIP

California Angels @ Milwaukee Brewers

Milwaukee County Stadium, Milwaukee, WI

Wed Jul 26 1978, 8:05 PM EDT

Att. 21,584 - Unknown

TOP

livebaseballscorecards.com

AB	36
R	11
H	10
RBI	9
BB	6
SO	2
LOB	20

Batter	1	2	3	4	5	6	7	8	9	AB	R	H	RBI	BB	SO	LOB
Paul Molitor, R (1, 4) OBP: 0.322, SLG: 0.409	FC5-4 1B		1B	1B			FC5 1B 1B	E5 HR 1-2		5	1	4	0	0	0	1
Don Money, R (1, 3) OBP: 0.369, SLG: 0.444	FC5-4 BB 1-2f ①		F8 ②	F7 ③			FC5 FC5 1B 1-2	P3 ②		5	0	1	0	0	0	5
Sal Bando, R (1, 5) OBP: 0.375, SLG: 0.444	L8 ②		K ③		5-3 ①		FC5 1-2 2-3f ①	1-H 2-H HR		5	1	1	3	0	1	4
Larry Hisle, R (1, 7) OBP: 0.366, SLG: 0.570	FC6-4 BB 1-2			F9 1B 2B	F8 ②		P4 ②	P6 ③		4	1	1	0	1	0	2
Sixto Lezcano, R (1, 9) OBP: 0.400, SLG: 0.528 Jim Wohlford, R (8, 9) OBP: 0.317, SLG: 0.364 Ben Oglivie, L (9, PH) OBP: 0.345, SLG: 0.477	FC6-4 ③ 1-2f			F9 ① 2-3	1B		FC5 ③ 2-3f		F7 ①	4 0 1	0 0 0	1 0 0	0 0 0	0 0 0	0 0 0	5 0 0
Dick Davis, R (1, 10) OBP: 0.289, SLG: 0.388		F7 ①		HR 1B 3-H	P3 ③			F8 ①	4-3 ②	5	1	1	1	0	0	1
Robin Yount, R (1, 6) OBP: 0.311, SLG: 0.381		P3 ②		HR 1-H		5-3 ①		HR HBP	BB	3	2	1	2	1	0	0
Gorman Thomas, R (1, 8) OBP: 0.370, SLG: 0.556		K ③		HR		K ②		HR 1-H	BB 1-2	4	2	2	3	1	2	0
Charlie Moore, R (1, 2) OBP: 0.291, SLG: 0.359 Cecil Cooper, L (9, PH) OBP: 0.370, SLG: 0.485			6-3 ①	K ②		F3 ③		HR E 1B	K ③	4 1	1 0	1 0	0 0	0 0	1 1	0 2
Inning Stats	R: 0 H: 1 E: 0 LOB: 2 K: 0 BB: 1 S: 4 P: 8	R: 0 H: 0 E: 0 LOB: 0 K: 1 BB: 0 S: 5 P: 5	R: 0 H: 1 E: 0 LOB: 1 K: 1 BB: 0 S: 6 P: 6	R: 4 H: 5 E: 0 LOB: 1 K: 1 BB: 0 S: 10 P: 10	R: 0 H: 1 E: 0 LOB: 1 K: 0 BB: 0 S: 4 P: 4	R: 0 H: 0 E: 0 LOB: 0 K: 1 BB: 0 S: 5 P: 5	R: 0 H: 2 E: 0 LOB: 2 K: 0 BB: 0 S: 5 P: 5	R: 5 H: 3 E: 1 LOB: 0 K: 0 BB: 0 S: 7 P: 8	R: 0 H: 0 E: 0 LOB: 2 K: 1 BB: 2 S: 5 P: 13	1B: 8 2B: 1 3B: 0 HR: 4	SF: 0 SAC: 0 DP: 0 HBP: 1			WP: 0 PB: 0 SB: 0 CS: 0	PA: 45		

PITCHER		IP	WLS	BF	H	R	ER	SO	BB	IBB	HBP	BLK	WP	HR	S	P	ERA	WHIP
Frank Tanana, L ERA: 3.07	(1, 1)	7.1	W	35	11	6	6	4	1	0	1	0	0	3	41	46	7.36	1.636
Tom Griffin, R ERA: 4.23	(8, 1)	1.1		9	2	3	0	0	2	0	0	0	0	1	7	15	0.00	3.000
Dave LaRoche, L ERA: 2.95	(9, 1)	0.1	S	1	0	0	0	1	0	0	0	0	0	0	3	3	0.00	0.000

PITCHER	IP	WLS	BF	H	R	ER	SO	BB	IBB	HBP	BLK	WP	HR	S	P	ERA	WHIP

BOTTOM

California Angels @ Milwaukee Brewers

Milwaukee County Stadium, Milwaukee, WI

Wed Jul 26 1978, 8:05 PM EDT

Att. 21,584 - Unknown

livebaseballscorecards.com

AB	41
R	9
H	13
RBI	9
BB	3
SO	5
LOB	20

Batter	1	2	3	4	5	6	7	8	9	AB	R	H	RBI	BB	SO	LOB
Dave Chalk, R (1, 6) OBP: 0.339, SLG: 0.304	5-3			1B 1B	FC6-4 1-2		FC5-4 1-2f		5-3 1-2 2-3 3-H	5	1	2	1	0	0	3
Carney Lansford, R (1, 5) OBP: 0.328, SLG: 0.407	G1-6-3			5-3 1B FC1 1-3	FC6-4 1-2f			B B B B 4-0 5-3 BB	6-3	4	0	2	0	1	0	4
Lyman Bostock, L (1, 9) OBP: 0.346, SLG: 0.355	G1-6-3 1-2f			FC1 5-3 1-2 3-H		6-3		5-3 1-2f		4	0	1	1	0	0	2
Ron Jackson, R (1, 3) OBP: 0.349, SLG: 0.427		5-3		5-3 1-2 2-3		4-3		F9		4	0	0	0	0	0	2
Don Baylor, R (1, 10) OBP: 0.344, SLG: 0.489		F9		FC1 FC6-4 2-3 3-H		1B			BB 1B E 1B	4	1	2	0	0	0	2
Joe Rudi, R (1, 7) OBP: 0.274, SLG: 0.358		K		FC6-4 1-2f		F7			E BB 1-2 5-3 1B	4	1	1	0	0	1	3
Brian Downing, R (1, 2) OBP: 0.357, SLG: 0.352			G4-6-3 1B		F8		K		F9	4	0	1	0	0	1	2
Rick Miller, L (1, 8) OBP: 0.359, SLG: 0.346 Merv Rettenmund, R (9, PH) OBP: 0.387, SLG: 0.349			F9		1-3		K		B B B B 4-0 5-3 E 1-2 2-3 BB	3 0	0 0	0 0	0 0	0 1	1 0	1 0
Bobby Grich, R (1, 4) OBP: 0.354, SLG: 0.313			G4-6-3 1-2f		1B		FC5-4		E5 5-3 1-2 2-3 3-H	4	0	2	1	0	0	3
Inning Stats	R: 0 E: 0 K: 0 S: 3 H: 1 LOB: 0 BB: 0 P: 3	R: 0 E: 0 K: 1 S: 5 H: 0 LOB: 0 BB: 0 P: 5	R: 0 E: 0 K: 0 S: 3 H: 1 LOB: 0 BB: 0 P: 3	R: 1 E: 0 K: 0 S: 6 H: 3 LOB: 2 BB: 0 P: 6	R: 0 E: 0 K: 0 S: 5 H: 2 LOB: 2 BB: 0 P: 5	R: 0 E: 0 K: 0 S: 4 H: 1 LOB: 1 BB: 0 P: 4	R: 0 E: 0 K: 2 S: 8 H: 1 LOB: 1 BB: 0 P: 8	R: 0 E: 0 K: 0 S: 2 H: 0 LOB: 0 BB: 1 P: 6	R: 2 E: 1 K: 0 S: 6 H: 2 LOB: 2 BB: 1 P: 10	1B: 11 2B: 1 3B: 0 HR: 0 SF: 0 SAC: 0 DP: 3 HBP: 0							WP: 0 PB: 0 SB: 0 CS: 0 PA: 38

PITCHER	IP	WLS	BF	H	R	ER	SO	BB	IBB	HBP	BLK	WP	HR	S	P	ERA	WHIP
Mike Caldwell, L (1, 1) ERA: 2.38	9.0	W	38	11	3	2	3	2	0	0	0	0	0	42	50	2.00	1.444

PITCHER	IP	WLS	BF	H	R	ER	SO	BB	IBB	HBP	BLK	WP	HR	S	P	ERA	WHIP

TOP

California Angels @ Milwaukee Brewers

Milwaukee County Stadium, Milwaukee, WI

Thu Jul 27 1978, 8:05 PM EDT

Att. 18,847 - Unknown

livebaseballscorecards.com

AB	36
R	3
H	11
RBI	3
BB	2
SO	3
LOB	22

BOTTOM

Batter	1	2	3	4	5	6	7	8	9	AB	R	H	RBI	BB	SO	LOB
Robin Yount, R (1, 6) OBP: 0.318, SLG: 0.387	0-0 WP S BB 1B	0-0 G6-4-3 2-3 3-H 1B		0-0 6-3 ①		0-0 FC6-5 S 1B				4	1	3	1	0	0	0
Don Money, R (1, 3) OBP: 0.371, SLG: 0.440	4-0 BB WP 1-2 SF8 BB	0-0 ①② G6-4-3 1-2f 3-H		4-0 G4-6-3 BB		0-0 ② FC6-5 1-3				2	1	0	0	2	0	2
Ben Oglivie, L (1, 7) OBP: 0.343, SLG: 0.473	0-3 ① K 1-2 2-3	0-0 1B		0-0 ②③ G4-6-3 1-2f		0-0 ③ 4-3				4	0	1	0	0	1	4
Larry Hisle, R (1, 10) OBP: 0.368, SLG: 0.566	4-0 WP BB BB	0-3 ③ K			4-0 CS BB		0-0 ① F9			2	0	0	0	2	1	1
Sixto Lezcano, R (1, 9) OBP: 0.398, SLG: 0.522	4-0 1-2 2-3 3-H BB		0-0 ① 6-3		0-0 ①② F8 1-2		0-0 ② 3-1			3	0	0	1	1	0	1
Sal Bando, R (1, 5) OBP: 0.377, SLG: 0.446	0-0 ② SF8 3-H		0-0 BB 1B		0-0 HR 1B		0-0 ③ L4			3	1	2	1	0	0	0
Gorman Thomas, R (1, 8) OBP: 0.371, SLG: 0.565	0-0 ③ P5 2-3		4-0 1-2 BB		0-0 1-H HR			0-3 ① K		3	1	1	2	1	1	2
Jim Gantner, L (1, 4) OBP: 0.300, SLG: 0.297		0-0 2B 1B 1B	0-3 ② K		0-0 ③ F9			0-0 ② 4-3		4	1	1	0	0	1	2
Charlie Moore, R (1, 2) OBP: 0.290, SLG: 0.363		0-0 1B 1-3 G6-4-3 2B	0-0 ③ P3			0-0 ① L4		0-0 ③ 4-3		4	1	1	0	0	0	2
Inning Stats	R: 2 E: 0 K: 1 S: 6 H: 1 LOB: 2 BB: 3 P: 18	R: 2 E: 0 K: 1 S: 8 H: 4 LOB: 1 BB: 0 P: 8	R: 0 E: 0 K: 1 S: 6 H: 1 LOB: 2 BB: 1 P: 10	R: 0 E: 0 K: 0 S: 2 H: 0 LOB: 0 BB: 1 P: 6	R: 2 E: 0 K: 0 S: 4 H: 2 LOB: 0 BB: 1 P: 8	R: 0 E: 0 K: 0 S: 4 H: 1 LOB: 1 BB: 0 P: 4	R: 0 E: 0 K: 0 S: 3 H: 0 LOB: 0 BB: 0 P: 3	R: 0 E: 0 K: 1 S: 5 H: 0 LOB: 0 BB: 0 P: 5		1B: 7 2B: 1 3B: 0 HR: 1	SF: 1 SAC: 0 DP: 2 HBP: 0			WP: 2 PB: 0 SB: 2 CS: 1	PA: 36		

PITCHER		IP	WLS	BF	H	R	ER	SO	BB	IBB	HBP	BLK	WP	HR	S	P	ERA	WHIP
Nolan Ryan, R ERA: 4.35	(1, 1)	5.0	L	26	8	6	6	3	6	0	0	0	2	1	26	50	10.80	2.800
Al Fitzmorris, R ERA: 5.0	(6, 1)	3.0		10	1	0	0	1	0	0	0	0	0	0	12	12	0.00	0.333

PITCHER	IP	WLS	BF	H	R	ER	SO	BB	IBB	HBP	BLK	WP	HR	S	P	ERA	WHIP

California Angels @ Milwaukee Brewers

Milwaukee County Stadium, Milwaukee, WI

Thu Jul 27 1978, 8:05 PM EDT

Att. 18,847 - Unknown

livebaseballscorecards.com

AB	29
R	6
H	9
RBI	5
BB	6
SO	4
LOB	14

California Angels @ Baltimore Orioles

Memorial Stadium, Baltimore, MD

Fri Jul 28 1978, 7:05 PM EDT

Att. 14,407 - Unknown

TOP

livebaseballscorecards.com

Batter	1	2	3	4	5	6	7	8	9	AB	R	H	RBI	BB	SO	LOB
Rick Miller, L (1, 8) OBP: 0.354, SLG: 0.341	K		5-3		4-3		F6			4	0	0	0	0	1	0
Carney Lansford, R (1, 5) OBP: 0.322, SLG: 0.400	5-3			4-1	F9			F7		4	0	0	0	0	0	0
Lyman Bostock, L (1, 9) OBP: 0.351, SLG: 0.357	1B			BB	BB			5-3		1	1	1	0	2	0	0
Ken Landreaux, L (5, PR) (5, 9) OBP: 0.278, SLG: 0.321										1	0	0	0	0	0	0
Ron Fairly, L (1, 3) OBP: 0.293, SLG: 0.366	1-3			BB	F8			F8		3	1	0	0	1	0	2
Don Baylor, R (1, 10) OBP: 0.343, SLG: 0.486		F7		1B	5-3				K	4	1	1	0	0	1	0
Joe Rudi, R (1, 7) OBP: 0.277, SLG: 0.364		G5-4-3 1B		E6 2B	P2				1B 2B	4	1	2	1	0	0	2
Brian Downing, R (1, 2) OBP: 0.359, SLG: 0.359		G5-4-3 1-2f		2B	K				2-3 1B	4	0	2	3	0	1	1
Dave Chalk, R (1, 6) OBP: 0.335, SLG: 0.300			6-3	F7			E9 K		F4	4	0	0	0	0	0	3
Bobby Grich, R (1, 4) OBP: 0.351, SLG: 0.310			F4	K			K 2-3		F8	3	0	0	0	0	2	2
Tony Solaita, L (9, PH) OBP: 0.366, SLG: 0.329										1	0	0	0	0	0	2
Inning Stats	R: 0 H: 1 E: 0 LOB: 1 K: 1 BB: 0 S: 6 P: 6	R: 0 H: 1 E: 0 LOB: 0 K: 0 BB: 0 S: 3 P: 3	R: 0 H: 0 E: 0 LOB: 0 K: 0 BB: 0 S: 3 P: 3	R: 4 H: 2 E: 1 LOB: 1 K: 1 BB: 2 S: 8 P: 16	R: 0 H: 0 E: 0 LOB: 1 K: 0 BB: 1 S: 3 P: 7	R: 0 H: 0 E: 0 LOB: 0 K: 1 BB: 0 S: 5 P: 5	R: 0 H: 0 E: 1 LOB: 0 K: 1 BB: 0 S: 5 P: 5	R: 0 H: 0 E: 0 LOB: 0 K: 0 BB: 0 S: 3 P: 3	R: 0 H: 2 E: 0 LOB: 2 K: 1 BB: 0 S: 7 P: 7	1B: 4 SF: 0 2B: 2 SAC: 0 3B: 0 DP: 1 HR: 0 HBP: 0						

	AB	33
	R	4
	H	6
	RBI	4
	BB	3
	SO	5
	LOB	12

PITCHER		IP	WLS	BF	H	R	ER	SO	BB	IBB	HBP	BLK	WP	HR	S	P	ERA	WHIP
Jim Palmer, R ERA: 2.62	(1, 1)	8.1	W	34	6	4	3	5	3	0	0	0	0	0	41	53	3.24	1.080
Don Stanhouse, R ERA: 3.19	(9, 1)	0.2	S	2	0	0	0	0	0	0	0	0	0	0	2	2	0.00	0.000

PITCHER	IP	WLS	BF	H	R	ER	SO	BB	IBB	HBP	BLK	WP	HR	S	P	ERA	WHIP

WP: 0	PA: 36		
PB: 0			
SB: 1			
CS: 0			

Batter	1	2	3	4	5	6	7	8	9	AB	R	H	RBI	BB	SO	LOB
Larry Harlow, L (1, 8) OBP: 0.335, SLG: 0.341	6-3		CS 1B			F4	K			3	0	1	0	0	0	0
Carlos Lopez, R (7, PH) (8, 8) OBP: 0.270, SLG: 0.313										1	0	0	0	0	1	3
Rich Dauer, R (1, 4) OBP: 0.327, SLG: 0.402	6-3		CS 1-2	F5		G4-6-3 1B	1-3 2-H 3-H 2B			4	0	2	2	0	0	0
Eddie Murray, S (1, 3) OBP: 0.344, SLG: 0.490	HR			F8		G4-6-3 1-2f	F3			4	1	1	1	0	0	4
Ken Singleton, S (1, 9) OBP: 0.416, SLG: 0.460	1-3			1B			E4 1B	K		3	1	1	0	0	0	0
Dave Skaggs, R (8, 2) OBP: 0.247, SLG: 0.169										1	0	0	0	0	1	0
Doug DeCinces, R (1, 5) OBP: 0.331, SLG: 0.519		F7		F7			BB 1B BB BB	F7		3	1	0	0	1	0	1
Lee May, R (1, 10) OBP: 0.285, SLG: 0.422		K			F9		BB BB 2B 1B 1-2 2-H	F9		4	1	1	1	0	1	0
Andres Mora, R (1, 7) OBP: 0.286, SLG: 0.391		F4			K		F8			3	0	0	0	0	1	2
Rick Dempsey, R (1, 2) OBP: 0.325, SLG: 0.366			6-3		1B		BB 2B BB 1-2 2-3			2	0	1	0	0	0	0
Terry Crowley, L (7, PH) OBP: 0.385, SLG: 0.333										0	0	0	0	1	0	0
Mark Belanger, R (7, PR) (8, 6) OBP: 0.262, SLG: 0.243										0	1	0	0	0	0	0
Kiko Garcia, R (1, 6) OBP: 0.323, SLG: 0.418			K		F8		2B BB 1-2 2-3 3-H			2	0	0	0	0	1	1
Pat Kelly, L (7, PH) OBP: 0.390, SLG: 0.375										0	0	0	0	0	0	0
Mike Anderson, R (7, PH) (8, 9)										0	0	0	1	1	0	0
Inning Stats	R: 1 E: 0 K: 0 S: 4 H: 1 LOB: 0 BB: 0 P: 4	R: 0 E: 0 K: 1 S: 5 H: 0 LOB: 0 BB: 0 P: 5	R: 0 E: 0 K: 1 S: 5 H: 1 LOB: 0 BB: 0 P: 5	R: 0 E: 0 K: 0 S: 4 H: 1 LOB: 1 BB: 0 P: 4	R: 0 E: 0 K: 1 S: 6 H: 1 LOB: 1 BB: 0 P: 6	R: 0 E: 0 K: 0 S: 3 H: 1 LOB: 0 BB: 0 P: 3	R: 4 E: 1 K: 1 S: 8 H: 2 LOB: 3 BB: 3 P: 20	R: 0 E: 0 K: 1 S: 5 H: 0 LOB: 0 BB: 0 P: 5		1B: 5 2B: 1 3B: 0 HR: 1	SF: 0 SAC: 0 DP: 1 HBP: 0					

PITCHER		IP	WLS	BF	H	R	ER	SO	BB	IBB	HBP	BLK	WP	HR	S	P	ERA	WHIP
Don Aase, R ERA: 4.1	(1, 1)	6.1	L	26	6	5	2	3	2	0	0	0	0	1	30	38	2.84	1.263
Dave LaRoche, L ERA: 2.87	(7, 1)	1.2		7	1	0	0	2	1	0	0	0	0	0	10	14	0.00	1.200

PITCHER	IP	WLS	BF	H	R	ER	SO	BB	IBB	HBP	BLK	WP	HR	S	P	ERA	WHIP

BOTTOM

California Angels @ Baltimore Orioles

Memorial Stadium, Baltimore, MD

Fri Jul 28 1978, 7:05 PM EDT

Att. 14,407 - Unknown

livebaseballscorecards.com

AB	30
R	5
H	7
RBI	5
BB	3
SO	5
LOB	11

Batter	1	2	3	4	5	6	7	8	9	AB	R	H	RBI	BB	SO	LOB
Rick Miller, L (1, 8) OBP: 0.353, SLG: 0.341	F3			1B		K		SF7 3-H		3	0	1	1	0	1	0
Ken Landreaux, L (1, 9) OBP: 0.270, SLG: 0.312	6-3			F7			1-3	FC6 1-2f		4	0	0	0	0	0	3
Ron Fairly, L (8, 3) OBP: 0.293, SLG: 0.366										0	0	0	0	0	0	0
Carney Lansford, R (1, 5) OBP: 0.321, SLG: 0.397 (8, 6)	6-3			F4			FC5-4 1B		5-3	4	0	1	0	0	0	1
Ron Jackson, R (1, 3) OBP: 0.348, SLG: 0.424 (8, 5)		K		F3			F8		FC6-4 1B	4	0	1	0	0	1	2
Don Baylor, R (1, 10) OBP: 0.340, SLG: 0.481		1-3			K		FC5-4 1-2f		FC6-4 E\ S 1-2f 1B	4	1	0	0	0	1	2
Joe Rudi, R (1, 7) OBP: 0.280, SLG: 0.366		6-3			P2			SH1-3 1B SF7 1B	1-H 1B	4	1	2	1	0	0	0
Brian Downing, R (1, 2) OBP: 0.357, SLG: 0.357			6-3		5-3			SH1-3 1-2 1B	F9	4	0	1	0	0	0	1
Bobby Grich, R (1, 4) OBP: 0.350, SLG: 0.308			F8			K		SH1-3 1-2 2-3		2	0	0	0	0	1	0
Jim Anderson, R (1, 6) OBP: 0.300, SLG: 0.306			F9			L4		FC6 IBB		2	0	0	0	0	0	0
Lyman Bostock, L (8, PH) OBP: 0.352, SLG: 0.357 (8, 9)										0	0	0	0	1	0	0
Inning Stats	R: 0 E: 0 K: 0 S: 3 H: 0 LOB: 0 BB: 0 P: 3	R: 0 E: 0 K: 1 S: 5 H: 0 LOB: 0 BB: 0 P: 5	R: 0 E: 0 K: 0 S: 3 H: 0 LOB: 0 BB: 0 P: 3	R: 0 E: 0 K: 0 S: 4 H: 1 LOB: 1 BB: 0 P: 4	R: 0 E: 0 K: 1 S: 5 H: 0 LOB: 0 BB: 0 P: 5	R: 0 E: 0 K: 2 S: 7 H: 0 LOB: 0 BB: 0 P: 7	R: 0 E: 0 K: 0 S: 4 H: 1 LOB: 1 BB: 0 P: 4	R: 1 E: 0 K: 0 S: 5 H: 2 LOB: 2 BB: 1 P: 9	R: 1 E: 0 K: 0 S: 5 H: 2 LOB: 1 BB: 0 P: 5	1B: 6 2B: 0 3B: 0 HR: 0 SF: 1 SAC: 1 DP: 0 HBP: 0							

TOP

California Angels @ Baltimore Orioles

Memorial Stadium, Baltimore, MD

Sat Jul 29 1978, 7:05 PM EDT

Att. 23,504 - Unknown

livebaseballscorecards.com

AB	31
R	2
H	6
RBI	2
BB	1
SO	4
LOB	9

PITCHER	IP	WLS	BF	H	R	ER	SO	BB	IBB	HBP	BLK	WP	HR	S	P	ERA	WHIP
Dennis Martinez, R (1, 1) ERA: 4.95	9.0	L	34	6	2	2	4	0	1	0	0	0	0	41	45	2.00	0.667

PITCHER	IP	WLS	BF	H	R	ER	SO	BB	IBB	HBP	BLK	WP	HR	S	P	ERA	WHIP

Batter	1	2	3	4	5	6	7	8	9	AB	R	H	RBI	BB	SO	LOB
Larry Harlow, L (1, 8) OBP: 0.331, SLG: 0.337	3-1		4-3 2-3			4-3		4-3		4	0	0	0	0	0	1
Rich Dauer, R (1, 4) OBP: 0.326, SLG: 0.400	K S S S		1B 3-H			F4		6-3		4	0	1	1	0	1	0
Eddie Murray, S (1, 3) OBP: 0.345, SLG: 0.492	2B		4-3			G3		S 1B		4	0	2	0	0	0	1
Ken Singleton, S (1, 9) OBP: 0.420, SLG: 0.460	3-1			G5-4-3 B B B B BB			FC3-6 1B	FC4-6 1-2 IBB		2	0	1	0	2	0	1
Pat Kelly, L (1, 7) OBP: 0.381, SLG: 0.365		4-3		K S S S			FC3-6 5-3 1-2f 1B	FC4-6 1-2f		4	0	0	0	0	1	4
Doug DeCinces, R (1, 5) OBP: 0.330, SLG: 0.515		F8		G5-4-3 1-2f			5-3 1-2 1B		6-3	4	0	1	0	0	0	1
Lee May, R (1, 10) OBP: 0.283, SLG: 0.418		F9			K S S S		5-3 1-2 2-3		F7	4	0	0	0	0	1	2
Elrod Hendricks, L (1, 2) OBP: 0.444, SLG: 0.400 Terry Crowley, L (9, PH) OBP: 0.377, SLG: 0.326			4-3 1B 2B		P5		IBB		6-3	2 1	1 0	1 0	0 0	1 0	0 0	0 0
Mark Belanger, R (1, 6) OBP: 0.279, SLG: 0.240			K S S S		6-3		P3			3	0	0	0	0	1	4
Inning Stats	R: 0 H: 1 E: 0 LOB: 1 K: 1 BB: 0 S: 6 P: 6	R: 0 H: 0 E: 0 LOB: 0 K: 0 BB: 0 S: 3 P: 3	R: 1 H: 2 E: 0 LOB: 1 K: 1 BB: 0 S: 7 P: 7	R: 0 H: 0 E: 0 LOB: 0 K: 1 BB: 1 S: 4 P: 8	R: 0 H: 0 E: 0 LOB: 0 K: 1 BB: 0 S: 5 P: 5	R: 0 H: 0 E: 0 LOB: 0 K: 0 BB: 0 S: 3 P: 3	R: 0 H: 2 E: 0 LOB: 3 K: 0 BB: 1 S: 5 P: 9	R: 0 H: 1 E: 0 LOB: 2 K: 0 BB: 1 S: 4 P: 8	R: 0 H: 0 E: 0 LOB: 0 K: 0 BB: 0 S: 3 P: 3	1B: 4 SF: 0 2B: 2 SAC: 0 3B: 0 DP: 1 HR: 0 HBP: 0						

PITCHER	IP	WLS	BF	H	R	ER	SO	BB	IBB	HBP	BLK	WP	HR	S	P	ERA	WHIP
Paul Hartzell, R (1, 1) ERA: 3.06	9.0	W	35	6	1	1	4	1	2	0	0	0	0	40	52	1.00	0.778

PITCHER	IP	WLS	BF	H	R	ER	SO	BB	IBB	HBP	BLK	WP	HR	S	P	ERA	WHIP

BOTTOM

California Angels @ Baltimore Orioles

Memorial Stadium, Baltimore, MD

Sat Jul 29 1978, 7:05 PM EDT

Att. 23,504 - Unknown

livebaseballscorecards.com

AB	32
R	1
H	6
RBI	1
BB	3
SO	4
LOB	14

WP: 0 PA: 35
PB: 0
SB: 1
CS: 0

Batter	1	2	3	4	5	6	7	8	9	AB	R	H	RBI	BB	SO	LOB
Bobby Grich, R (1, 4) OBP: 0.346, SLG: 0.304	F9	K			5-3		5-3		SH, 1B 1-2	4	0	0	0	0	1	3
Merv Rettenmund, R (1, 9) OBP: 0.400, SLG: 0.371	CS, 1B		4-3, 2B		F8			WP, 1B, BB	CS, 1B 1-2 2-H	3	0	2	0	1	0	0
Lyman Bostock, L (8, PR) (8, 9) OBP: 0.354, SLG: 0.359										1	1	1	1	0	0	0
Carney Lansford, R (1, 5) OBP: 0.319, SLG: 0.397	1-2, 2B		4-3, 2-3		K			6-3 1-2	F9 1-2	5	0	1	0	0	1	4
Ron Jackson, R (1, 3) OBP: 0.346, SLG: 0.418	F8		5-3			F3		1B, 1B, BB	6-3	4	1	0	0	1	0	3
Don Baylor, R (1, 10) OBP: 0.341, SLG: 0.480		1B, 1B, BB	F7			G6-4-3, 1B		P2		3	1	1	0	1	0	3
Joe Rudi, R (1, 7) OBP: 0.283, SLG: 0.368		G5-3, 1B 1-2		6-3		G6-4-3 1-2f		1B 1-2 2-H		4	0	2	1	0	0	1
Brian Downing, R (1, 2) OBP: 0.363, SLG: 0.364		1B, G5-3 1-2 2-H		HBP			F5	1-3 2-H		4	0	3	2	0	0	0
Terry Humphrey, R (8, 2) OBP: 0.264, SLG: 0.305										0	0	0	0	0	0	0
Dave Chalk, R (1, 6) OBP: 0.337, SLG: 0.301	G5-3 1-2 2-3f			G4-3, HBP 1-2				L6		3	0	1	0	0	0	4
Rick Miller, L (1, 8) OBP: 0.355, SLG: 0.343	2-3			G4-3 1-2f			F7		SH, 1B	4	1	2	0	0	0	3
Inning Stats	R: 0 E: 0 K: 0 S: 4 H: 2 LOB: 1 BB: 0 P: 4	R: 1 E: 0 K: 1 S: 7 H: 3 LOB: 2 BB: 1 P: 11	R: 0 E: 0 K: 0 S: 4 H: 1 LOB: 1 BB: 0 P: 4	R: 0 E: 0 K: 0 S: 3 H: 1 LOB: 1 BB: 0 P: 4	R: 0 E: 0 K: 1 S: 5 H: 0 LOB: 0 BB: 0 P: 5	R: 0 E: 0 K: 0 S: 3 H: 1 LOB: 0 BB: 0 P: 3	R: 0 E: 0 K: 0 S: 4 H: 1 LOB: 1 BB: 0 P: 4	R: 2 E: 0 K: 0 S: 5 H: 2 LOB: 2 BB: 2 P: 13	R: 1 E: 0 K: 0 S: 5 H: 2 LOB: 1 BB: 0 P: 5	1B: 11 2B: 2 3B: 0 HR: 0 SF: 0 SAC: 1 DP: 3 HBP: 1						

TOP

California Angels @ Baltimore Orioles

Memorial Stadium, Baltimore, MD

Sun Jul 30 1978, 3:33 AM EDT

Att. 15,350 - Unknown

livebaseballscorecards.com

AB	35
R	4
H	13
RBI	4
BB	3
SO	2
LOB	21

PITCHER		IP	WLS	BF	H	R	ER	SO	BB	IBB	HBP	BLK	WP	HR	S	P	ERA	WHIP
Mike Flanagan, L ERA: 3.77	(1, 1)	7.2	L	33	10	3	3	2	3	0	1	0	1	0	33	46	3.52	1.696
Don Stanhouse, R ERA: 3.27	(8, 1)	1.1		7	3	1	1	0	0	0	0	0	0	0	7	7	6.75	2.250

PITCHER		IP	WLS	BF	H	R	ER	SO	BB	IBB	HBP	BLK	WP	HR	S	P	ERA	WHIP

Batter	1	2	3	4	5	6	7	8	9	AB	R	H	RBI	BB	SO	LOB
Larry Harlow, L (1, 8) OBP: 0.333, SLG: 0.337	F8		1B		K			BB	K	3	0	1	0	1	1	1
Carlos Lopez, R (9, PH) OBP: 0.268, SLG: 0.310										1	0	0	0	0	1	1
Rich Dauer, R (1, 4) OBP: 0.322, SLG: 0.394	F3		P6			5-3		FC5-4		4	1	0	0	0	0	2
Eddie Murray, S (1, 3) OBP: 0.349, SLG: 0.497	2B			K		1B		4-3		4	1	3	0	0	1	0
Ken Singleton, S (1, 9) OBP: 0.420, SLG: 0.464	G3			1B		2B		4-3		4	0	2	1	0	0	2
Doug DeCinces, R (1, 5) OBP: 0.329, SLG: 0.515		F7		F6	K			2B		4	0	1	1	0	1	3
Pat Kelly, L (1, 7) OBP: 0.374, SLG: 0.358		F9		G1-3		F6		F4		3	0	0	0	0	0	3
Andres Mora, R (8, PH) OBP: 0.284, SLG: 0.388 (9, 7)										1	0	0	0	0	0	1
Lee May, R (1, 10) OBP: 0.285, SLG: 0.417		5-3			FC1-6		2-3		1B	3	0	1	0	1	0	0
Rick Dempsey, R (1, 2) OBP: 0.324, SLG: 0.362			K		FC1-6		L4-3		K	3	0	0	0	1	2	2
Mark Belanger, R (1, 6) OBP: 0.276, SLG: 0.237			F8		K		L4-3		F8	3	0	0	0	0	1	2
Mike Anderson, R (9, PH)										1	0	0	0	0	0	1
Inning Stats	R: 0 E: 0 K: 0 S: 4 H: 1 LOB: 1 BB: 0 P: 4	R: 0 E: 0 K: 0 S: 3 H: 0 LOB: 0 BB: 0 P: 3	R: 0 E: 0 K: 1 S: 6 H: 1 LOB: 1 BB: 0 P: 6	R: 0 E: 0 K: 1 S: 6 H: 1 LOB: 1 BB: 0 P: 6	R: 0 E: 0 K: 2 S: 7 H: 0 LOB: 1 BB: 1 P: 11	R: 0 E: 0 K: 1 S: 7 H: 2 LOB: 2 BB: 0 P: 7	R: 0 E: 0 K: 0 S: 2 H: 0 LOB: 0 BB: 1 P: 6	R: 2 E: 0 K: 0 S: 5 H: 2 LOB: 1 BB: 1 P: 9	R: 0 E: 0 K: 2 S: 8 H: 1 LOB: 1 BB: 0 P: 8	1B: 5 2B: 4 3B: 0 HR: 0	SF: 0 SAC: 0 DP: 1 HBP: 0						

PITCHER		IP	WLS	BF	H	R	ER	SO	BB	IBB	HBP	BLK	WP	HR	S	P	ERA	WHIP
Dave Frost, R ERA: 3.05	(1, 1)	7.2	W	32	7	2	2	5	3	0	0	0	0	0	39	51	2.35	1.304
Dave LaRoche, L ERA: 2.8	(8, 1)	1.1	S	5	1	0	0	2	0	0	0	0	0	0	9	9	0.00	0.750

PITCHER	IP	WLS	BF	H	R	ER	SO	BB	IBB	HBP	BLK	WP	HR	S	P	ERA	WHIP

BOTTOM

California Angels @ Baltimore Orioles

Memorial Stadium, Baltimore, MD

Sun Jul 30 1978, 3:33 AM EDT

Att. 15,350 - Unknown

livebaseballscorecards.com

AB	34
R	2
H	8
RBI	2
BB	3
SO	7
LOB	18

WP: 0 PB: 0 SB: 0 CS: 0 PA: 37

Oakland Athletics @ California Angels

Anaheim Stadium, Anaheim, CA

Mon Jul 31 1978, 10:05 PM EDT

Att. 29,044 - Unknown

TOP

livebaseballscorecards.com

Batter	1	2	3	4	5	6	7	8	9	AB	R	H	RBI	BB	SO	LOB
Mike Edwards, R (1, 4) OBP: 0.314, SLG: 0.351	L3		L1		CS, 2-H, 1B			6-3		4	0	1	1	0	0	0
Joe Wallis, S (1, 8) OBP: 0.336, SLG: 0.453	F9			F3	CS, 1-2	FC6-4, 1B			F8	4	0	1	0	0	0	0
Mitchell Page, L (1, 7) OBP: 0.371, SLG: 0.479	K			S, E, 1B		FC6-4, CS, 1-2f			F5	3	1	1	0	0	1	1
Tony Armas, R (7, 9) OBP: 0.260, SLG: 0.288									S, 1B	1	0	0	0	0	0	0
Willie Horton, R (1, 10) OBP: 0.319, SLG: 0.411		F9		FC5, F9, 1-H		F8, 1-2				4	0	1	0	0	0	1
Miguel Dilone, S (9, PR) OBP: 0.308, SLG: 0.292										0	0	0	0	0	0	0
Jeff Newman, R (1, 3) OBP: 0.296, SLG: 0.375		6-3		F9, 2-3			5-3		K, 1-2	4	0	0	0	0	1	2
Mario Guerrero, R (1, 6) OBP: 0.310, SLG: 0.359		HBP		F8			K			2	0	0	0	0	1	1
Taylor Duncan, R (1, 5) OBP: 0.297, SLG: 0.364		L4			SH1-4, 1B, 1B		L5			3	1	1	0	0	0	1
Wayne Gross, L (9, 5) OBP: 0.317, SLG: 0.325										0	0	0	0	0	0	0
Jim Essian, R (1, 2) OBP: 0.336, SLG: 0.313			5-3		SH1-4, 1-2			K		2	0	0	0	0	1	0
Glenn Burke, R (1, 9) OBP: 0.275, SLG: 0.301 (7, 7)			F9		K			K		3	0	0	0	0	2	1
Inning Stats	R: 0 E: 0 K: 1 S: 5 H: 0 LOB: 0 BB: 0 P: 5	R: 0 E: 0 K: 0 S: 3 H: 0 LOB: 1 BB: 0 P: 4	R: 0 E: 0 K: 0 S: 3 H: 0 LOB: 0 BB: 0 P: 3	R: 1 E: 1 K: 0 S: 5 H: 1 LOB: 1 BB: 0 P: 5	R: 1 E: 0 K: 1 S: 6 H: 2 LOB: 0 BB: 0 P: 6	R: 0 E: 0 K: 0 S: 3 H: 1 LOB: 0 BB: 0 P: 3	R: 0 E: 0 K: 1 S: 5 H: 0 LOB: 0 BB: 0 P: 5	R: 0 E: 0 K: 2 S: 7 H: 0 LOB: 0 BB: 0 P: 7	R: 0 E: 0 K: 1 S: 6 H: 1 LOB: 2 BB: 0 P: 6	1B: 5 2B: 0 3B: 0 HR: 0 SF: 0 SAC: 1 DP: 0 HBP: 1	WP: 0 PB: 0 SB: 3 CS: 2 PA: 33					

	AB	30
	R	2
	H	5
	RBI	1
	BB	0
	SO	6
	LOB	7

PITCHER		IP	WLS	BF	H	R	ER	SO	BB	IBB	HBP	BLK	WP	HR	S	P	ERA	WHIP
Frank Tanana, L ERA: 2.99	(1, 1)	7.0	L	25	4	2	1	3	0	0	1	0	0	0	30	31	1.29	0.571
Chris Knapp, R ERA: 4.32	(8, 1)	2.0		7	1	0	0	3	0	0	0	0	0	0	13	13	0.00	0.500

PITCHER	IP	WLS	BF	H	R	ER	SO	BB	IBB	HBP	BLK	WP	HR	S	P	ERA	WHIP

Batter	1	2	3	4	5	6	7	8	9	AB	R	H	RBI	BB	SO	LOB
Rick Miller, L (1, 8) OBP: 0.351, SLG: 0.339	L5		6-3			L6		F7 1-2		4	0	0	0	0	0	2
Carney Lansford, R (1, 5) OBP: 0.322, SLG: 0.403	5-3			2B		BB 1-2 1B		F7		4	0	2	0	0	0	1
Lyman Bostock, L (1, 9) OBP: 0.358, SLG: 0.360	BLK BB			G4-6-3 1B		FC6-4 1-2 2-3 BB		1-3		2	0	1	0	2	0	1
Ron Fairly, L (1, 3) OBP: 0.292, SLG: 0.364	K 1-2			G4-6-3 1-2f		FC6-4 1-2f			FC6-4 1B 1B	4	0	1	0	0	1	5
Ken Landreaux, L (9, PR) OBP: 0.270, SLG: 0.312										0	0	0	0	0	0	0
Don Baylor, R (1, 10) OBP: 0.340, SLG: 0.478		K			F8		5-3		FC6-4 1-2 1B	4	0	1	0	0	1	0
Joe Rudi, R (1, 7) OBP: 0.279, SLG: 0.363		K			1-3		1-3		F8	4	0	0	0	0	1	2
Dave Chalk, R (1, 6) OBP: 0.336, SLG: 0.298		1-6-3			F3		HBP		FC6-4 1-2f 2-3	3	0	0	0	0	0	2
Bobby Grich, R (1, 4) OBP: 0.343, SLG: 0.302			F7			F8	F9		K	3	0	0	0	0	0	1
Tony Solaita, L (9, PH) OBP: 0.362, SLG: 0.325										1	0	0	0	0	1	2
Terry Humphrey, R (1, 2) OBP: 0.269, SLG: 0.309			5-3			BB 1B 1B		BLK 1B		2	0	1	0	0	0	0
Brian Downing, R (8, PH) OBP: 0.366, SLG: 0.366 (9, 2)										1	0	1	0	0	0	0

Inning Stats	1	2	3	4	5	6	7	8	9
	R: 0 E: 0 K: 1 S: 5	H: 0 LOB: 1 BB: 1 P: 9	R: 0 E: 0 K: 2 S: 7	H: 0 LOB: 0 BB: 0 P: 7	R: 0 E: 0 K: 0 S: 3	H: 0 LOB: 0 BB: 0 P: 3	R: 0 E: 0 K: 0 S: 3	H: 2 LOB: 0 BB: 0 P: 3	R: 0 E: 0 K: 0 S: 3	H: 0 LOB: 0 BB: 0 P: 3	R: 0 E: 0 K: 0 S: 5	H: 2 LOB: 3 BB: 1 P: 9	R: 0 E: 0 K: 0 S: 3	H: 0 LOB: 1 BB: 0 P: 4	R: 0 E: 0 K: 0 S: 4	H: 1 LOB: 1 BB: 0 P: 4	R: 0 E: 0 K: 1 S: 7	H: 2 LOB: 2 BB: 0 P: 7

	1B: 6	SF: 0	WP: 0	PA: 35
	2B: 1	SAC: 0	PB: 0	
	3B: 0	DP: 1	SB: 0	
	HR: 0	HBP: 1	CS: 0	

PITCHER		IP	WLS	BF	H	R	ER	SO	BB	IBB	HBP	BLK	WP	HR	S	P	ERA	WHIP
Matt Keough, R ERA: 2.61	(1, 1)	7.0	W	27	5	0	0	3	2	0	1	1	0	0	30	39	0.00	1.000
Dave Heaverlo, R ERA: 2.87	(8, 1)	1.0		5	2	0	0	0	0	0	0	1	0	0	5	5	0.00	2.000
Elias Sosa, R ERA: 2.86	(9, 1)	1.0	S	3	0	0	0	1	0	0	0	0	0	0	5	5	0.00	0.000

PITCHER	IP	WLS	BF	H	R	ER	SO	BB	IBB	HBP	BLK	WP	HR	S	P	ERA	WHIP

BOTTOM

Oakland Athletics @ California Angels

Anaheim Stadium, Anaheim, CA

Mon Jul 31 1978, 10:05 PM EDT

Att. 29,044 - Unknown

livebaseballscorecards.com

AB	32
R	0
H	7
RBI	0
BB	2
SO	4
LOB	16

Batter	1	2	3	4	5	6	7	8	9	AB	R	H	RBI	BB	SO	LOB
Mike Edwards, R (1, 4) OBP: 0.315, SLG: 0.350	CS 1B	P4 1-2			K	FC6-4 1-2f			E S BB	4	0	1	0	1	1	4
Joe Wallis, S (1, 8) OBP: 0.333, SLG: 0.444	F7 1-2		K		BB 1B BB		K		F8 1-3	4	0	0	0	1	2	2
Mitchell Page, L (1, 7) OBP: 0.375, SLG: 0.481 Tony Armas, R (7, 9) OBP: 0.259, SLG: 0.287	S 1B		K		BB 1-2 1B		S BB		K	3 1	0 0	2 0	0 0	1 0	1 1	0 1
Willie Horton, R (1, 10) OBP: 0.318, SLG: 0.406	P3 1-2		F9		BB 1-2 2-3		K 1-2		K	3	0	0	0	1	1	2
Dave Revering, L (1, 3) OBP: 0.304, SLG: 0.424		F5		F8	K		F8			4	0	0	0	0	1	4
Mario Guerrero, R (1, 6) OBP: 0.310, SLG: 0.356		1B 1B BB		F8		F8		F9		3	1	0	0	1	0	0
Taylor Duncan, R (1, 5) OBP: 0.302, SLG: 0.367		1B 1-2 1B		1B		6-3		4-3		4	0	2	0	0	0	0
Jeff Newman, R (1, 2) OBP: 0.297, SLG: 0.371 Dwayne Murphy, L (6, PR) OBP: 0.283, SLG: 0.235 Jim Essian, R (6, 2) OBP: 0.335, SLG: 0.311		K		F7		BB BB		5-3		2 0 1	0 0 0	0 0 0	0 0 0	1 0 0	1 0 0	3 0 0
Miguel Dilone, S (1, 9) OBP: 0.312, SLG: 0.293 (7, 7)		S 1-3 2-H 1B			F2	FC6-4 1-2 BB			6-3	3	0	1	1	1	0	0
Inning Stats	R: 0 E: 0 K: 0 S: 4 H: 2 LOB: 1 BB: 0 P: 4	R: 1 E: 0 K: 1 S: 7 H: 2 LOB: 2 BB: 1 P: 11	R: 0 E: 0 K: 2 S: 7 H: 0 LOB: 0 BB: 0 P: 7	R: 0 E: 0 K: 0 S: 4 H: 1 LOB: 1 BB: 0 P: 4	R: 0 E: 0 K: 2 S: 8 H: 1 LOB: 3 BB: 2 P: 16	R: 0 E: 0 K: 0 S: 3 H: 0 LOB: 2 BB: 2 P: 11	R: 0 E: 0 K: 2 S: 7 H: 0 LOB: 1 BB: 1 P: 11	R: 0 E: 0 K: 0 S: 3 H: 0 LOB: 0 BB: 0 P: 3	R: 0 E: 0 K: 1 S: 5 H: 0 LOB: 1 BB: 1 P: 9	1B: 6 2B: 0 3B: 0 HR: 0	SF: 0 SAC: 0 DP: 0 HBP: 0					

PITCHER	IP	WLS	BF	H	R	ER	SO	BB	IBB	HBP	BLK	WP	HR	S	P	ERA	WHIP
Nolan Ryan, R (1, 1) ERA: 4.15	9.0	L	39	6	1	1	8	7	0	0	0	0	0	48	76	1.00	1.444

PITCHER	IP	WLS	BF	H	R	ER	SO	BB	IBB	HBP	BLK	WP	HR	S	P	ERA	WHIP

TOP

Oakland Athletics @ California Angels

Anaheim Stadium, Anaheim, CA

Tue Aug 01 1978, 10:05 PM EDT

Att. 19,485 - Unknown

livebaseballscorecards.com

AB	32
R	1
H	6
RBI	1
BB	7
SO	8
LOB	16

WP: 0 PB: 0 SB: 4 CS: 1 PA: 39

Batter	1	2	3	4	5	6	7	8	9	AB	R	H	RBI	BB	SO	LOB
Rick Miller, L (1, 8) OBP: 0.347, SLG: 0.334	S S S 0-3 K ①		S S S 0-3 K ③			x 0-0 F7 ①		x 0-0 F8 ③		4	0	0	0	0	2	2
Carney Lansford, R (1, 5) OBP: 0.317, SLG: 0.397	S S S 0-3 K ②			x 0-0 6-3 ①		S S S 0-3 K ②			x 0-0 P4 ①	4	0	0	0	0	2	0
Lyman Bostock, L (1, 9) OBP: 0.354, SLG: 0.356	S S S 0-3 K ③			S S S 0-3 K ②		x 0-0 4-3 ③			x 0-0 4-3 ②	4	0	0	0	0	2	0
Don Baylor, R (1, 10) OBP: 0.339, SLG: 0.474		S S S 0-3 K ①		B B B B 4-0 BB			x 0-0 P3 ①		x 0-0 F9 ③	3	0	0	0	1	1	0
Joe Rudi, R (1, 7) OBP: 0.277, SLG: 0.359		x 0-0 5-3 ②		x 0-0 F7 ③			S S S 0-3 K ②			3	0	0	0	0	1	1
Ron Fairly, L (1, 3) OBP: 0.293, SLG: 0.363		S S S 0-3 K ③			x 0-0 FC3-6 1B		x 0-0 P1 ③			3	0	1	0	0	1	0
Brian Downing, R (1, 2) OBP: 0.362, SLG: 0.362			S S S 0-3 K ①		x 0-0 FC3-6 ① 1-2f			x 0-0 F9 ①		3	0	0	0	0	1	1
Dave Chalk, R (1, 6) (9, 4) OBP: 0.336, SLG: 0.298			x 0-0 B3-1 ②		x 0-0 F9 ②			x 0-0 3-1 1B		3	0	1	0	0	0	1
Bobby Grich, R (1, 4) OBP: 0.344, SLG: 0.306			x 0-0 2B		S S S 0-3 K ③			x 0-0 3-1 ② 1-2		2	0	1	0	0	1	1
Tony Solaita, L (8, PH) OBP: 0.358, SLG: 0.321										1	0	0	0	0	0	1
Jim Anderson, R (9, 6) OBP: 0.300, SLG: 0.306										0	0	0	0	0	0	0
Inning Stats	R: 0 E: 0 K: 3 S: 9 H: 0 LOB: 0 BB: 0 P: 9	R: 0 E: 0 K: 2 S: 7 H: 0 LOB: 0 BB: 0 P: 7	R: 0 E: 0 K: 2 S: 8 H: 1 LOB: 1 BB: 0 P: 8	R: 0 E: 0 K: 1 S: 5 H: 0 LOB: 1 BB: 1 P: 9	R: 0 E: 0 K: 1 S: 6 H: 1 LOB: 1 BB: 0 P: 6	R: 0 E: 0 K: 1 S: 5 H: 0 LOB: 0 BB: 0 P: 5	R: 0 E: 0 K: 1 S: 5 H: 0 LOB: 0 BB: 0 P: 5	R: 0 E: 0 K: 0 S: 4 H: 1 LOB: 1 BB: 0 P: 4	R: 0 E: 0 K: 0 S: 3 H: 0 LOB: 0 BB: 0 P: 3	1B: 2 2B: 1 3B: 0 HR: 0	SF: 0 SAC: 0 DP: 0 HBP: 0					

PITCHER	IP	WLS	BF	H	R	ER	SO	BB	IBB	HBP	BLK	WP	HR	S	P	ERA	WHIP
Rick Langford, R (1, 1) ERA: 2.97	9.0	W	31	3	0	0	11	1	0	0	0	0	0	52	56	0.00	0.444

PITCHER	IP	WLS	BF	H	R	ER	SO	BB	IBB	HBP	BLK	WP	HR	S	P	ERA	WHIP

BOTTOM

Oakland Athletics @ California Angels

Anaheim Stadium, Anaheim, CA

Tue Aug 01 1978, 10:05 PM EDT

Att. 19,485 - Unknown

livebaseballscorecards.com

AB	30
R	0
H	3
RBI	0
BB	1
SO	11
LOB	7

WP: 0 PA: 31
PB: 0
SB: 0
CS: 0

Batter	1	2	3	4	5	6	7	8	9	AB	R	H	RBI	BB	SO	LOB
Mike Edwards, R (1, 4) OBP: 0.311, SLG: 0.345	4-3			6-3		K		6-3		4	0	0	0	0	1	0
Joe Wallis, S (1, 8) OBP: 0.336, SLG: 0.455	CS 1B			4-3			1-3		6-3 3B	4	1	2	0	0	0	0
Mitchell Page, L (1, 7) OBP: 0.374, SLG: 0.478	K 1-2			6-3			E2 1B		6-3 3-H	4	1	1	1	0	1	1
Willie Horton, R (1, 10) OBP: 0.322, SLG: 0.404 Dwayne Murphy, L (7, PR) OBP: 0.279, SLG: 0.231		BBBB G4-6-3 BB			F9		BBBB 1B BB		1-4-3	1 1	0 0	0 0	0 0	2 0	0 0	0 0
Dave Revering, L (1, 3) OBP: 0.301, SLG: 0.419		G4-6-3 1-2f			G3		F6		F9	4	0	0	0	0	0	3
Mario Guerrero, R (1, 6) OBP: 0.313, SLG: 0.357		6-3			BBBB BB		FC4-6 1-2 2-H 1B			2	0	1	1	1	0	0
Taylor Duncan, R (1, 5) OBP: 0.297, SLG: 0.361			4-3		F4		FC4-6 1-2f			3	0	0	0	0	0	3
Jeff Newman, R (1, 2) OBP: 0.292, SLG: 0.365			1-3			6-3		F9		3	0	0	0	0	0	0
Glenn Burke, R (1, 9) OBP: 0.269, SLG: 0.295			L3			G3		F7		3	0	0	0	0	0	0
Inning Stats	R: 0 H: 1 E: 0 LOB: 0 K: 1 BB: 0 S: 5 P: 5	R: 0 H: 0 E: 0 LOB: 0 K: 0 BB: 1 S: 2 P: 6	R: 0 H: 0 E: 0 LOB: 0 K: 0 BB: 0 S: 3 P: 3	R: 0 H: 0 E: 0 LOB: 0 K: 0 BB: 0 S: 3 P: 3	R: 0 H: 0 E: 0 LOB: 1 K: 0 BB: 1 S: 3 P: 7	R: 0 H: 0 E: 0 LOB: 0 K: 1 BB: 0 S: 5 P: 5	R: 1 H: 2 E: 1 LOB: 2 K: 0 BB: 1 S: 5 P: 9	R: 0 H: 0 E: 0 LOB: 0 K: 0 BB: 0 S: 3 P: 3	R: 1 H: 1 E: 0 LOB: 0 K: 0 BB: 0 S: 4 P: 4	1B: 3 SF: 0 2B: 0 SAC: 0 3B: 1 DP: 1 HR: 0 HBP: 0						

PITCHER	IP	WLS	BF	H	R	ER	SO	BB	IBB	HBP	BLK	WP	HR	S	P	ERA	WHIP
Don Aase, R (1, 1) ERA: 3.95	9.0	W	32	4	2	2	2	3	0	0	0	0	0	33	45	2.00	0.778

PITCHER	IP	WLS	BF	H	R	ER	SO	BB	IBB	HBP	BLK	WP	HR	S	P	ERA	WHIP

TOP

Oakland Athletics @ California Angels

Anaheim Stadium, Anaheim, CA

Wed Aug 02 1978, 10:05 PM EDT

Att. 16,898 - Unknown

livebaseballscorecards.com

AB	29
R	2
H	4
RBI	2
BB	3
SO	2
LOB	7

BOTTOM

Oakland Athletics @ California Angels

Anaheim Stadium, Anaheim, CA

Wed Aug 02 1978, 10:05 PM EDT

Att. 16,898 - Unknown

Batter	1	2	3	4	5	6	7	8	9	AB	R	H	RBI	BB	SO	LOB
Ken Landreaux, L (1, 8) OBP: 0.281, SLG: 0.338	1-3		SF8 3B		G3		1B E IBB	1-H 2-H 1B 2B		4	2	2	2	1	0	0
Carney Lansford, R (1, 5) OBP: 0.318, SLG: 0.397	E 1B 1B		K		6-3		E4 1B 1-2 2-3	1B		5	1	2	0	0	1	3
Lyman Bostock, L (1, 9) OBP: 0.357, SLG: 0.369	E8 1-H 1B		SF8 3-H			HR	SF7 3-H	1-2 2-H 1B		3	1	3	4	0	0	0
Don Baylor, R (1, 10) OBP: 0.338, SLG: 0.470	F8		F9			L4	1-2 2-3 1B	K		5	0	1	0	0	1	3
Joe Rudi, R (1, 7) OBP: 0.276, SLG: 0.355	BB			K		F8	F9			3	0	0	0	1	1	3
Tony Solaita, L (1, 3) OBP: 0.343, SLG: 0.306	F7			K		F5		K		4	0	0	0	0	2	2
Brian Downing, R (1, 2) OBP: 0.367, SLG: 0.370		4-3		BB			1B SF8 2B	4-3 2B 1B		3	2	2	0	1	0	0
Dave Chalk, R (1, 6) OBP: 0.335, SLG: 0.298		L4		B2-3			E SF8 SF7 1B 2-3	4-3 1-2		4	1	1	0	0	0	2
Bobby Grich, R (1, 4) OBP: 0.343, SLG: 0.304		K			K		SF8 1-2 3-H	2B IBB		2	1	0	1	1	2	0
Inning Stats	R: 1 E: 1 K: 0 S: 5 H: 2 LOB: 2 BB: 1 P: 9	R: 0 E: 0 K: 1 S: 5 H: 0 LOB: 0 BB: 0 P: 5	R: 1 E: 0 K: 1 S: 6 H: 1 LOB: 0 BB: 0 P: 6	R: 0 E: 0 K: 2 S: 7 H: 0 LOB: 1 BB: 1 P: 11	R: 0 E: 0 K: 1 S: 5 H: 0 LOB: 0 BB: 0 P: 5	R: 1 E: 0 K: 0 S: 4 H: 1 LOB: 0 BB: 0 P: 4	R: 2 E: 1 K: 0 S: 7 H: 3 LOB: 3 BB: 1 P: 11	R: 3 E: 0 K: 2 S: 11 H: 4 LOB: 2 BB: 1 P: 15		1B: 7 2B: 2 3B: 1 HR: 1 SF: 3 SAC: 0 DP: 0 HBP: 0						

	AB	33
	R	8
	H	11
	RBI	7
	BB	4
	SO	7
	LOB	13

WP: 0 PB: 0 SB: 0 CS: 0 PA: 40

PITCHER		IP	WLS	BF	H	R	ER	SO	BB	IBB	HBP	BLK	WP	HR	S	P	ERA	WHIP
Pete Broberg, R ERA: 4.55	(1, 1)	6.0	L	25	5	4	4	5	2	0	0	0	0	1	33	41	6.00	1.167
Dave Heaverlo, R ERA: 2.86	(7, 1)	0.1		4	1	0	0	0	0	1	0	0	0	0	3	7	0.00	3.000
Bob Lacey, L ERA: 2.75	(7, 1)	1.2		11	5	4	3	2	0	1	0	0	0	0	14	18	16.20	3.000

PITCHER	IP	WLS	BF	H	R	ER	SO	BB	IBB	HBP	BLK	WP	HR	S	P	ERA	WHIP

livebaseballscorecards.com

Oakland Athletics @ California Angels

Anaheim Stadium, Anaheim, CA

Thu Aug 03 1978, 10:05 PM EDT

Att. 15,792 - Unknown

TOP

livebaseballscorecards.com

Batter	1	2	3	4	5	6	7	8	9	AB	R	H	RBI	BB	SO	LOB
Mike Edwards, R (1, 4) OBP: 0.310, SLG: 0.343	G3		S, 1-3, 1B			6-3		K		4	0	1	0	0	1	0
Joe Wallis, S (1, 9) OBP: 0.335, SLG: 0.449	G3		6-3, 1-2			FC5-4, BB		4-3		3	0	0	0	1	0	2
Mitchell Page, L (1, 7) OBP: 0.373, SLG: 0.482	5-3			3-1, 3B		FC5-4, BB, 1-2f			4-3	4	1	1	0	0	0	1
Willie Horton, R (1, 10) OBP: 0.325, SLG: 0.403		G4-6-3, 1B		3-1, 3-H		BBBB, FC4-6, 1-2, BB			F3	3	0	1	1	1	0	0
Dave Revering, L (1, 3) OBP: 0.297, SLG: 0.415		F8		4-3		FC4-6, 1-2f			SSS, K	4	0	0	0	0	1	3
Mario Guerrero, R (1, 6) OBP: 0.310, SLG: 0.354 Rob Picciolo, R (8, 6) OBP: 0.256, SLG: 0.237		G4-6-3, 1-2f		L4			6-3			3 0	0 0	0 0	0 0	0 0	1 0	1 0
Taylor Duncan, R (1, 5) OBP: 0.292, SLG: 0.355			4-3		1-3		F9			3	0	0	0	0	0	0
Jeff Newman, R (1, 2) OBP: 0.288, SLG: 0.360			4-3		1-3		6-3			3	0	0	0	0	0	0
Glenn Burke, R (1, 8) OBP: 0.270, SLG: 0.291			BBBB, 1B, S, BB		6-3			6-3		2	0	0	0	1	0	0
Inning Stats	R: 0 E: 0 K: 0 S: 3 H: 0 LOB: 0 BB: 0 P: 3	R: 0 E: 0 K: 0 S: 3 H: 1 LOB: 0 BB: 0 P: 3	R: 0 E: 0 K: 0 S: 4 H: 1 LOB: 2 BB: 1 P: 8	R: 1 E: 0 K: 0 S: 4 H: 1 LOB: 0 BB: 0 P: 4	R: 0 E: 0 K: 0 S: 3 H: 0 LOB: 0 BB: 0 P: 3	R: 0 E: 0 K: 0 S: 3 H: 0 LOB: 2 BB: 2 P: 11	R: 0 E: 0 K: 0 S: 3 H: 0 LOB: 0 BB: 0 P: 3	R: 0 E: 0 K: 1 S: 5 H: 0 LOB: 0 BB: 0 P: 5	R: 0 E: 0 K: 1 S: 5 H: 0 LOB: 0 BB: 0 P: 5	1B: 2 2B: 0 3B: 1 HR: 0 SF: 0 SAC: 0 DP: 1 HBP: 0						

	AB	29
	R	1
	H	3
	RBI	1
	BB	3
	SO	2
	LOB	7

WP: 0 PB: 0 SB: 2 CS: 0 PA: 32

PITCHER	IP	WLS	BF	H	R	ER	SO	BB	IBB	HBP	BLK	WP	HR	S	P	ERA	WHIP
Paul Hartzell, R (1, 1) ERA: 2.87	9.0	W	32	3	1	1	2	3	0	0	0	0	0	33	45	1.00	0.667

PITCHER	IP	WLS	BF	H	R	ER	SO	BB	IBB	HBP	BLK	WP	HR	S	P	ERA	WHIP

Batter	1	2	3	4	5	6	7	8	9	AB	R	H	RBI	BB	SO	LOB
Ken Landreaux, L (1, 8) OBP: 0.285, SLG: 0.356	BBBB 4-0 1B 1B BB	x 0-0 2-H HR	x 0-0 ③ 4-3			x 0-0 ③ 3-1		x 0-0 ②③ G4-6-3 1-2f		4	1	1	2	1	0	3
Dave Chalk, R (1, 5) OBP: 0.337, SLG: 0.300	x 0-0 1-2 1B	x 0-0 ③ F8		x 0-0 ① 6-3			x 0-0 E 1B 1B			4	1	2	0	0	0	0
Lyman Bostock, L (1, 9) OBP: 0.358, SLG: 0.368	x 0-0 1-2 2-3 1B		BBB 4-0 1B 2B BB	x 0-0 ② F7			x 0-0 E4 1-3 1B			3	2	1	0	1	0	1
Don Baylor, R (1, 10) OBP: 0.339, SLG: 0.471	x 0-0 ① F4		x 0-0 2B 1-2 2B 1B	x 0-0 ③ F5			x 0-0 ① 2-H 3-H 1B			4	1	2	2	0	0	3
Joe Rudi, R (1, 7) OBP: 0.276, SLG: 0.357	SSS 0-3 ② K		x 0-0 1-3 2-H 2B 2B		x 0-0 ① F8		x 0-0 ② 6-3			4	1	1	1	0	1	3
Tony Solaita, L (1, 3) OBP: 0.340, SLG: 0.295	x 0-0 ③ 4-3		IIII 4-0 2B IBB		x 0-0 ② 4-3		x 0-0 ③ F9			3	1	0	0	1	0	3
Brian Downing, R (1, 2) OBP: 0.366, SLG: 0.368		x 0-0 SH1-3 HR 1B	SSS 0-3 ① K		SSS 0-3 ③ K			x 0-0 ① L6		4	1	1	0	0	2	3
Bobby Grich, R (1, 4) OBP: 0.343, SLG: 0.304		x 0-0 ① SH1-3 1-2	SSS 0-3 ② K			x 0-0 ① F2		x 0-0 BB 1B		3	0	1	0	0	1	3
Jim Anderson, R (1, 6) OBP: 0.318, SLG: 0.333		SSS 0-3 ② K	x 0-0 1-H 2-H 3-H 2B			x 0-0 ② 5-3		BBBB 4-0 1-2 G4-6-3 BB		3	0	1	3	1	1	1
Inning Stats	R: 0 E: 0 K: 1 S: 7 H: 2 LOB: 3 BB: 1 P: 11	R: 2 E: 0 K: 1 S: 7 H: 2 LOB: 0 BB: 0 P: 7	R: 4 E: 0 K: 2 S: 10 H: 3 LOB: 1 BB: 2 P: 18	R: 0 E: 0 K: 0 S: 3 H: 0 LOB: 0 BB: 0 P: 3	R: 0 E: 0 K: 1 S: 5 H: 0 LOB: 0 BB: 0 P: 5	R: 0 E: 0 K: 0 S: 3 H: 0 LOB: 0 BB: 0 P: 3	R: 2 E: 1 K: 0 S: 5 H: 2 LOB: 0 BB: 0 P: 5	R: 0 E: 0 K: 0 S: 3 H: 1 LOB: 1 BB: 1 P: 7		1B: 7 2B: 2 3B: 0 HR: 1 SF: 0 SAC: 1 DP: 1 HBP: 0						

PITCHER		IP	WLS	BF	H	R	ER	SO	BB	IBB	HBP	BLK	WP	HR	S	P	ERA	WHIP
Steve Renko, R ERA: 3.54	(1, 1)	2.0	L	14	6	5	5	2	2	0	0	0	0	1	16	24	22.50	4.000
Mike Norris, R ERA: 2.57	(3, 1)	4.0		14	1	1	1	3	0	1	0	0	0	0	19	23	2.25	0.250
Craig Minetto, L ERA: 4.5	(7, 1)	2.0		9	3	2	1	0	1	0	0	0	0	0	8	12	4.50	2.000

PITCHER	IP	WLS	BF	H	R	ER	SO	BB	IBB	HBP	BLK	WP	HR	S	P	ERA	WHIP

BOTTOM

Oakland Athletics @ California Angels

Anaheim Stadium, Anaheim, CA

Thu Aug 03 1978, 10:05 PM EDT

Att. 15,792 - Unknown

livebaseballscorecards.com

AB	32
R	8
H	10
RBI	8
BB	4
SO	5
LOB	20

WP: 0	PA: 37		
PB: 0			
SB: 0			
CS: 0			

Batter	1	2	3	4	5	6	7	8	9	AB	R	H	RBI	BB	SO	LOB
Willie Norwood, R (1, 7) OBP: 0.317, SLG: 0.400	F5		HR		4-3 4-3 1-2 1B		F9		FC6-4 1-2f	5	1	2	1	0	0	1
Roy Smalley, S (1, 6) OBP: 0.356, SLG: 0.447	1-3		4-3		4-3 1-2 2-3		G6-4-3 1B			4	0	1	0	0	0	2
Larry Wolfe, R (8, 6) OBP: 0.300, SLG: 0.321										0	0	0	0	0	0	0
Rod Carew, L (1, 3) OBP: 0.407, SLG: 0.444	1B		3-1		4-3 2-3 3-H		G6-4-3 1-2f			4	0	1	1	0	0	2
Dan Ford, R (1, 8) OBP: 0.359, SLG: 0.468		BBB CS BB	5-3		6-3			4-3		3	0	0	0	1	0	1
Mike Cubbage, L (1, 5) OBP: 0.357, SLG: 0.442		L7		L8		L6		3-1		3	0	0	0	0	0	1
Jose Morales, R (8, PH) OBP: 0.359, SLG: 0.391										1	0	0	0	0	0	0
(8, 2)																
Glenn Adams, L (1, 10) OBP: 0.308, SLG: 0.412		BB 1-2 2B 1B		2B		4-3 2B		SSS K		3	1	3	0	0	0	0
Craig Kusick, R (8, PH) OBP: 0.310, SLG: 0.313										1	0	0	0	0	1	0
Butch Wynegar, S (1, 2) OBP: 0.331, SLG: 0.342		BBB 2B 1-2 BB		F8		4-3 2-3			F9	3	0	0	0	1	0	2
(8, 5)																
Hosken Powell, L (1, 9) OBP: 0.331, SLG: 0.341		1-3 2-H 2B		F7		BBB BB			FC6-4 1B	2	0	1	1	1	0	1
Bob Randall, R (6, 4) OBP: 0.329, SLG: 0.353										1	0	1	0	0	0	0
Rob Wilfong, L (1, 4) OBP: 0.349, SLG: 0.351		4-3			4-3 1B 4-3 1B	SSS K			F9	2	1	1	0	0	0	2
Bombo Rivera, R (6, PH) OBP: 0.386, SLG: 0.376										2	0	0	0	0	1	3
(6, 9)																
Inning Stats	R: 0 E: 0 K: 0 S: 3 H: 1 LOB: 1 BB: 0 P: 3	R: 1 E: 0 K: 0 S: 4 H: 2 LOB: 2 BB: 2 P: 12	R: 1 E: 0 K: 0 S: 4 H: 1 LOB: 0 BB: 0 P: 4	R: 0 E: 0 K: 0 S: 4 H: 1 LOB: 1 BB: 0 P: 4	R: 1 E: 0 K: 0 S: 5 H: 2 LOB: 1 BB: 0 P: 5	R: 0 E: 0 K: 1 S: 6 H: 1 LOB: 2 BB: 1 P: 10	R: 0 E: 0 K: 0 S: 3 H: 1 LOB: 0 BB: 0 P: 3	R: 0 E: 0 K: 1 S: 5 H: 0 LOB: 0 BB: 0 P: 5	R: 0 E: 0 K: 0 S: 4 H: 1 LOB: 1 BB: 0 P: 4	1B: 6 2B: 3 3B: 0 HR: 1 SF: 0 SAC: 0 DP: 1 HBP: 0						

PITCHER		IP	WLS	BF	H	R	ER	SO	BB	IBB	HBP	BLK	WP	HR	S	P	ERA	WHIP
Al Fitzmorris, R ERA: 4.94	(1, 1)	5.2	W	26	8	3	3	0	3	0	0	0	0	1	23	35	4.76	1.941
Ken Brett, L ERA: 5.45	(6, 1)	3.1	S	11	2	0	0	2	0	0	0	0	0	0	15	15	0.00	0.600

PITCHER	IP	WLS	BF	H	R	ER	SO	BB	IBB	HBP	BLK	WP	HR	S	P	ERA	WHIP

TOP

Minnesota Twins @ California Angels

Anaheim Stadium, Anaheim, CA

Fri Aug 04 1978, 10:05 PM EDT

Att. 17,411 - Unknown - 73 F

livebaseballscorecards.com

AB	34
R	3
H	10
RBI	3
BB	3
SO	2
LOB	15

PA: 37

WP: 0
PB: 0
SB: 0
CS: 1

Minnesota Twins @ California Angels

Anaheim Stadium, Anaheim, CA

Fri Aug 04 1978, 10:05 PM EDT

Att. 17,411 - Unknown - 73 F

BOTTOM

livebaseballscorecards.com

Batter	1	2	3	4	5	6	7	8	9	AB	R	H	RBI	BB	SO	LOB
Ken Landreaux, L (1, 8) OBP: 0.280, SLG: 0.348	6-3	FC6-4 1B 2-3 3-H	FC4-6 1B 1B 1-2f 2-3		L9	FC4-6 1B WP 1-2f 2-3		F7		6	2	1	1	0	0	5
Carney Lansford, R (1, 5) OBP: 0.327, SLG: 0.405	1B 1B	FC6-4 CS 1-2f 3-H	1B BB 1-2 3-H 1B		E SF7 1B	WP 1-3 3-H 1B				5	2	4	3	0	0	1
Lyman Bostock, L (1, 9) OBP: 0.361, SLG: 0.370	BB 1-3 1B	CS 1-2	S 2B BB BB BB 1-3 2-H 1B		E3 1-3	K 1-2 3-H				4	1	2	1	1	1	2
Don Baylor, R (1, 3) OBP: 0.340, SLG: 0.468	BB 1-2		K 1-2 BB 1-2 BB		SF7 3-H		F7			2	0	0	1	2	1	1
Joe Rudi, R (1, 7) OBP: 0.281, SLG: 0.360	K		2B 2-H 2B BB 1-2 3-H BB		IBB		L6			3	1	1	2	2	1	3
Danny Goodwin, L (1, 10)	F8		F7		4-3		F6			4	1	0	0	1	0	8
Brian Downing, R (1, 2) OBP: 0.370, SLG: 0.377		SH1-4 1B 1B 1B	1B 1B 1-H 2-H 2B	4-3		FC4-6 1B 1B 1B		F8		5	3	3	2	0	0	0
Dave Chalk, R (1, 6) OBP: 0.343, SLG: 0.305		1B SH1-4 1-2 FC6-4 1B	FC4-6 1B 2-3 1B	BB L4-3 BB		F9		PB WP 1B		4	2	3	0	1	0	1
Bobby Grich, R (1, 4) OBP: 0.345, SLG: 0.307		SH1-4 1-2 2-3	FC4-6 1-2 3-H 1B	L4-3 1-2		FC4-6 1-2 1B		L7 1-3		4	0	2	1	0	0	2
Inning Stats	R: 0 E: 0 K: 1 S: 7 H: 2 LOB: 3 BB: 1 P: 11	R: 2 E: 0 K: 0 S: 5 H: 3 LOB: 0 BB: 0 P: 5	R: 7 E: 0 K: 1 S: 11 H: 6 LOB: 3 BB: 4 P: 27	R: 0 E: 0 K: 0 S: 2 H: 0 LOB: 0 BB: 1 P: 6	R: 1 E: 1 K: 0 S: 5 H: 1 LOB: 2 BB: 1 P: 9	R: 2 E: 0 K: 1 S: 8 H: 3 LOB: 1 BB: 0 P: 8	R: 0 E: 0 K: 0 S: 3 H: 0 LOB: 0 BB: 0 P: 3	R: 0 E: 0 K: 0 S: 4 H: 1 LOB: 1 BB: 0 P: 4		1B: 14 2B: 3 3B: 0 HR: 0 SF: 1 SAC: 1 DP: 1 HBP: 0	WP: 2 PB: 1 SB: 1 CS: 1 PA: 47				

	AB	37
	R	12
	H	16
	RBI	11
	BB	7
	SO	3
	LOB	23

PITCHER		IP	WLS	BF	H	R	ER	SO	BB	IBB	HBP	BLK	WP	HR	S	P	ERA	WHIP
Dave Goltz, R ERA: 2.61	(1, 1)	0.1		1	0	0	0	0	0	0	0	0	0	0	1	1	0.00	0.000
Gary Serum, R ERA: 4.49	(1, 1)	2.0	L	15	7	6	6	2	3	0	0	0	0	0	16	28	27.00	5.000
John Sutton, R ERA: 5.68	(3, 1)	0.1		7	4	3	3	0	2	0	0	0	0	0	5	13	81.00	18.000
Jeff Holly, L ERA: 4.37	(3, 1)	5.1		23	5	3	2	1	1	1	0	0	2	0	23	31	3.38	1.125

PITCHER	IP	WLS	BF	H	R	ER	SO	BB	IBB	HBP	BLK	WP	HR	S	P	ERA	WHIP

Batter	1	2	3	4	5	6	7	8	9	AB	R	H	RBI	BB	SO	LOB
Willie Norwood, R (1, 7) OBP: 0.312, SLG: 0.393 Hosken Powell, L (9, 9) OBP: 0.331, SLG: 0.341	S S S 0-3 ① K	x 0-0 ③ F7		x 0-0 ① P3		x 0-0 ② F8 2-3			S S S 0-3 ① K	5 0	0 0	0 0	0 0	0 0	2 0	4 0
Rod Carew, L (1, 3) OBP: 0.405, SLG: 0.441	S S S 0-3 ② K		x 0-0 ② BB S BB 1B	x 0-0 ② F9		x 0-0 ③ F7			S S S 0-3 ② K	5	1	1	0	0	2	2
Dan Ford, R (1, 8) OBP: 0.360, SLG: 0.465	S S S 0-3 ③ K		B B B B 4-0 BB BB SF9 1-2 BB	x 0-0 ① 1-3 1B			x 0-0 ① 6-3		x 0-0 ③ 6-3	4	1	1	0	1	1	0
Craig Kusick, R (1, 10) OBP: 0.309, SLG: 0.306		B B B B 4-0 1B SH2-3 1B BB	S S S 0-3 ① K	x 0-0 ③ L9			S S S 0-3 ② K			3	1	0	0	1	2	4
Roy Smalley, S (1, 6) OBP: 0.356, SLG: 0.445		x 0-0 ① SH2-3 1-2	B B B B 4-0 SF9 BB 1-2 2-3 BB		x 0-0 ① F7		x 0-0 ③ F7			2	0	0	0	1	0	0
Bombo Rivera, R (1, 9) OBP: 0.383, SLG: 0.369 (9, 7)		S S S 0-3 ② K	B B B B 4-0 FC6-4 1-2 2-3 3-H BB		x 0-0 ② 5-3			x 0-0 ① 5-3		3	0	0	1	1	1	1
Bob Randall, R (1, 4) OBP: 0.328, SLG: 0.352		x 0-0 1B 1B 2-3 1B	x 0-0 ② SF9 2-3 3-H		x 0-0 ③ F3			x 0-0 ② F8		3	1	1	1	0	0	0
Larry Wolfe, R (1, 5) OBP: 0.309, SLG: 0.324		x 0-0 1B 1-3 3-H 1B	x 0-0 ③ FC6-4 1-2f			B B B B 4-0 F8 SH5-4 BB		B B B B 4-0 FC6-4 BB		2	0	1	1	2	0	2
Glenn Borgmann, R (1, 2) OBP: 0.313, SLG: 0.329		x 0-0 1-2 3-H 1B		x 0-0 1B 1B		x 0-0 ① SH5-4 1-2		x 0-0 ③ FC6-4 1-2f		3	0	2	1	0	0	1
Inning Stats	R: 0 H: 0 E: 0 LOB: 0 K: 3 BB: 0 S: 9 P: 9	R: 2 H: 3 E: 0 LOB: 2 K: 1 BB: 1 S: 8 P: 12	R: 2 H: 1 E: 0 LOB: 2 K: 1 BB: 3 S: 6 P: 18	R: 0 H: 2 E: 0 LOB: 2 K: 0 BB: 0 S: 5 P: 5	R: 0 H: 0 E: 0 LOB: 0 K: 0 BB: 0 S: 3 P: 3	R: 0 H: 0 E: 0 LOB: 1 K: 0 BB: 1 S: 3 P: 7	R: 0 H: 0 E: 0 LOB: 0 K: 1 BB: 0 S: 5 P: 5	R: 0 H: 0 E: 0 LOB: 1 K: 0 BB: 1 S: 3 P: 7	R: 0 H: 0 E: 0 LOB: 0 K: 2 BB: 0 S: 7 P: 7	1B: 6 SF: 1 2B: 0 SAC: 2 3B: 0 DP: 0 HR: 0 HBP: 0						

PITCHER	IP	WLS	BF	H	R	ER	SO	BB	IBB	HBP	BLK	WP	HR	S	P	ERA	WHIP
Frank Tanana, L (1, 1) ERA: 3.05	9.0	L	39	6	4	4	8	6	0	0	0	0	0	49	73	4.00	1.333

PITCHER	IP	WLS	BF	H	R	ER	SO	BB	IBB	HBP	BLK	WP	HR	S	P	ERA	WHIP

TOP

Minnesota Twins @ California Angels

Anaheim Stadium, Anaheim, CA

Sat Aug 05 1978, 10:05 PM EDT

Unknown - 84 F

livebaseballscorecards.com

AB	30
R	4
H	6
RBI	4
BB	6
SO	8
LOB	14

1B: 6	SF: 1	WP: 0	PA: 39
2B: 0	SAC: 2	PB: 0	
3B: 0	DP: 0	SB: 1	
HR: 0	HBP: 0	CS: 0	

BOTTOM

Minnesota Twins @ California Angels

Anaheim Stadium, Anaheim, CA

Sat Aug 05 1978, 10:05 PM EDT

Unknown - 84 F

Batter	1	2	3	4	5	6	7	8	9	AB	R	H	RBI	BB	SO	LOB
Ken Landreaux, L (1, 8) (7, 9) OBP: 0.280, SLG: 0.346	4-3		E 1B		6-3		K			4	0	1	0	0	1	1
Carney Lansford, R (1, 5) OBP: 0.326, SLG: 0.402	4-3		K		E 1B		FC6-4 1-2f			4	1	1	0	0	1	2
Lyman Bostock, L (1, 9) OBP: 0.361, SLG: 0.369	4-3		E7 1-3 1B		E7 1-H			G6-4-3 1B		3	0	1	0	0	0	0
Rick Miller, L (7, 8) OBP: 0.349, SLG: 0.336										1	0	1	0	0	0	0
Don Baylor, R (1, 3) OBP: 0.339, SLG: 0.465		BBBB 1B BB	F8		F8			F8		3	0	0	0	1	0	4
Joe Rudi, R (1, 7) OBP: 0.281, SLG: 0.359		1-2 HR 1B		4-3		F9		G6-4-3 1-2f		4	1	1	0	0	0	1
Danny Goodwin, L (1, 10) OBP: 0.556, SLG: 1.000		1-H HR		6-3 2B		5-3 1B			SH1-4 1B	4	1	4	2	0	0	0
Brian Downing, R (1, 2) OBP: 0.366, SLG: 0.372		4-3		6-3 2-3		5-3 1-2			SH1-4 1-2	3	0	0	0	0	0	2
Dave Chalk, R (1, 6) OBP: 0.340, SLG: 0.302		F9		4-3			6-3		L8	4	0	0	0	0	0	2
Bobby Grich, R (1, 4) OBP: 0.345, SLG: 0.307			4-3		K		FC6-4 1B		K	3	0	1	0	0	1	0
Tony Solaita, L (9, PH) OBP: 0.337, SLG: 0.292										1	0	0	0	0	1	1

	AB	34
	R	3
	H	10
	RBI	2
	BB	1
	SO	4
	LOB	13

Inning Stats	1	2	3	4	5	6	7	8	9
	R: 0 H: 0 E: 0 LOB: 0 K: 0 BB: 0 S: 3 P: 3	R: 2 H: 2 E: 0 LOB: 0 K: 0 BB: 1 S: 4 P: 8	R: 0 H: 2 E: 1 LOB: 2 K: 1 BB: 0 S: 7 P: 7	R: 0 H: 1 E: 0 LOB: 1 K: 0 BB: 0 S: 4 P: 4	R: 1 H: 1 E: 1 LOB: 1 K: 1 BB: 0 S: 7 P: 7	R: 0 H: 1 E: 0 LOB: 0 K: 0 BB: 0 S: 3 P: 3	R: 0 H: 1 E: 0 LOB: 1 K: 1 BB: 0 S: 6 P: 6	R: 0 H: 1 E: 0 LOB: 0 K: 0 BB: 0 S: 3 P: 3	R: 0 H: 1 E: 0 LOB: 1 K: 1 BB: 0 S: 6 P: 6

1B: 8 SF: 0 WP: 0 PA: 36
2B: 1 SAC: 1 PB: 0
3B: 0 DP: 1 SB: 0
HR: 1 HBP: 0 CS: 0

PITCHER	IP	WLS	BF	H	R	ER	SO	BB	IBB	HBP	BLK	WP	HR	S	P	ERA	WHIP
Roger Erickson, R (1, 1) ERA: 4.58	9.0	W	36	10	3	2	4	1	0	0	0	0	1	43	47	2.00	1.222

PITCHER	IP	WLS	BF	H	R	ER	SO	BB	IBB	HBP	BLK	WP	HR	S	P	ERA	WHIP

livebaseballscorecards.com

Batter	1	2	3	4	5	6	7	8	9	AB	R	H	RBI	BB	SO	LOB
Hosken Powell, L (1, 9) OBP: 0.327, SLG: 0.336	F8		K		SH, FC9-6 1-3		G3			3	0	0	0	0	1	1
Roy Smalley, S (1, 6) OBP: 0.355, SLG: 0.443	F8		1B 1-H		FC9-6 1-2f 3-H		F9			4	1	1	2	0	0	1
Rod Carew, L (1, 3) OBP: 0.404, SLG: 0.439	6-3		1B 1-2		F7			F7		4	0	1	0	0	0	1
Mike Cubbage, L (1, 5) OBP: 0.359, SLG: 0.443		L9	1B 1-2 2-H		1B 1-2			4-3		4	0	2	1	0	0	0
Glenn Adams, L (1, 10) OBP: 0.303, SLG: 0.405 Jose Morales, R (8, PH) OBP: 0.358, SLG: 0.389		6-3	F7		L7			L9		3 1	0 0	0 0	0 0	0 0	0 0	4 0
Dan Ford, R (1, 8) OBP: 0.356, SLG: 0.461		E5		F9		F9			6-3	4	0	0	0	0	0	0
Rich Chiles, L (1, 7) OBP: 0.338, SLG: 0.341 Bombo Rivera, R (9, PH) OBP: 0.382, SLG: 0.367		F5		L9		F9			K	3 1	0 0	0 0	0 0	0 0	0 1	1 0
Butch Wynegar, S (1, 2) OBP: 0.327, SLG: 0.338			F3	F5		F2			K	4	0	0	0	0	1	0
Rob Wilfong, L (1, 4) OBP: 0.357, SLG: 0.353			BB S 1B		SH FC9-6 1B		F5			2	2	1	0	1	0	0
Inning Stats	R: 0 E: 0 K: 0 S: 3 H: 0 LOB: 0 BB: 0 P: 3	R: 0 E: 1 K: 0 S: 4 H: 0 LOB: 1 BB: 0 P: 4	R: 2 E: 0 K: 1 S: 8 H: 3 LOB: 2 BB: 1 P: 12	R: 0 E: 0 K: 0 S: 3 H: 0 LOB: 0 BB: 0 P: 3	R: 1 E: 1 K: 0 S: 6 H: 2 LOB: 2 BB: 0 P: 6	R: 0 E: 0 K: 0 S: 3 H: 0 LOB: 0 BB: 0 P: 3	R: 0 E: 0 K: 0 S: 3 H: 0 LOB: 0 BB: 0 P: 3	R: 0 E: 0 K: 0 S: 3 H: 0 LOB: 0 BB: 0 P: 3	R: 0 E: 0 K: 2 S: 7 H: 0 LOB: 0 BB: 0 P: 7	1B: 5 2B: 0 3B: 0 HR: 0 SF: 0 SAC: 1 DP: 0 HBP: 0						

TOP

Minnesota Twins @ California Angels

Anaheim Stadium, Anaheim, CA

Sat Aug 05 1978, 10:05 PM EDT

Att. 41,723 - Unknown

livebaseballscorecards.com

AB	33
R	3
H	5
RBI	3
BB	1
SO	3
LOB	8

PITCHER		IP	WLS	BF	H	R	ER	SO	BB	IBB	HBP	BLK	WP	HR	S	P	ERA	WHIP
Chris Knapp, R ERA: 4.3	(1, 1)	7.0	W	29	5	3	3	1	1	0	0	0	0	0	30	34	3.86	0.857
Dave LaRoche, L ERA: 2.71	(8, 1)	2.0	S	6	0	0	0	2	0	0	0	0	0	0	10	10	0.00	0.000

PITCHER	IP	WLS	BF	H	R	ER	SO	BB	IBB	HBP	BLK	WP	HR	S	P	ERA	WHIP

Batter	1	2	3	4	5	6	7	8	9	AB	R	H	RBI	BB	SO	LOB
Rick Miller, L (1, 8) OBP: 0.351, SLG: 0.338	S S S 0-3 ① K		B B B B 4-0 BB		x 0-0 1-2 2-3 3-H G1-6-3 1B		x 0-0 ② SH5-3 1-2 2-3			2	0	1	1	1	1	0
Ken Landreaux, L (1, 9) OBP: 0.279, SLG: 0.350	x 0-0 ② 4-3		S S S 0-3 ③ K		x 0-0 ②③ G1-6-3 1-2f		x 0-0 2-H 3-H 2B			4	0	1	2	0	1	4
Carney Lansford, R (1, 5) OBP: 0.325, SLG: 0.398	S S S 0-3 ③ K			S S S 0-3 ① K		x 0-0 ① 6-3	B B B B 4-0 BB			3	0	0	0	1	2	0
Don Baylor, R (1, 3) OBP: 0.338, SLG: 0.461 Ron Fairly, L (8, 3) OBP: 0.293, SLG: 0.363		x 0-0 ① F7		x 0-0 ② 6-3		H 1-0 CS HBP	x 0-0 ③ 5-3			3 0	0 0	0 0	0 0	0 0	0 0	2 0
Joe Rudi, R (1, 7) OBP: 0.277, SLG: 0.354		x 0-0 ② 4-3		x 0-0 ③ F2		x 0-0 ②③ 5-3 1-2		x 0-0 ① F7		4	0	0	0	0	0	1
Danny Goodwin, L (1, 10) OBP: 0.538, SLG: 0.909		B B B B 4-0 BB			x 0-0 BB 1B 2B		x 0-0 ① S S S G3	S S S 0-3 ② K		3	1	1	0	1	1	0
Dave Chalk, R (1, 6) OBP: 0.341, SLG: 0.300		S S S 0-3 ③ K			B B B 4-0 1B BB BB		B B B B 4-0 BB 1B BB	x 0-0 ③ F9		2	1	0	0	2	1	1
Bobby Grich, R (1, 4) OBP: 0.347, SLG: 0.306			x 0-0 ① L4		B B B B 4-0 1B 1-2 2-3 BB		B B B B 4-0 SH5-3 1B 1-2 2B BB			1	1	0	0	2	0	0
Terry Humphrey, R (1, 2) OBP: 0.264, SLG: 0.303 Tony Solaita, L (7, PH) OBP: 0.343, SLG: 0.300 Brian Downing, R (7, PR) OBP: 0.366, SLG: 0.372 (8, 2)			x 0-0 ② F4		S S S 0-3 ① K		x 0-0 1-2 2-H SH5-3 2B 1B			2 1 0	0 0 1	0 1 0	0 1 0	0 0 0	1 0 0	3 0 0
Inning Stats	R: 0 E: 0 K: 2 S: 7 H: 0 LOB: 0 BB: 0 P: 7	R: 0 E: 0 K: 1 S: 5 H: 0 LOB: 1 BB: 1 P: 9	R: 0 E: 0 K: 1 S: 5 H: 0 LOB: 1 BB: 1 P: 9	R: 0 E: 0 K: 1 S: 5 H: 0 LOB: 0 BB: 0 P: 5	R: 1 E: 0 K: 1 S: 6 H: 2 LOB: 2 BB: 2 P: 14	R: 0 E: 0 K: 0 S: 2 H: 0 LOB: 0 BB: 0 P: 3	R: 3 E: 0 K: 0 S: 5 H: 2 LOB: 2 BB: 3 P: 17	R: 0 E: 0 K: 1 S: 5 H: 0 LOB: 0 BB: 0 P: 5		1B: 2 2B: 2 3B: 0 HR: 0	SF: 0 SAC: 1 DP: 1 HBP: 1		WP: 0 PB: 0 SB: 0 CS: 1	PA: 34		

BOTTOM

Minnesota Twins @ California Angels

Anaheim Stadium, Anaheim, CA

Sat Aug 05 1978, 10:05 PM EDT

Att. 41,723 - Unknown

livebaseballscorecards.com

AB	25
R	4
H	4
RBI	4
BB	7
SO	7
LOB	11

PITCHER		IP	WLS	BF	H	R	ER	SO	BB	IBB	HBP	BLK	WP	HR	S	P	ERA	WHIP
Stan Perzanowski, R ERA: 6.35	(1, 1)	6.1	L	27	3	4	4	6	6	0	1	0	0	0	32	57	5.68	1.421
Mike Marshall, R ERA: 2.88	(7, 1)	1.2		7	1	0	0	1	1	0	0	0	0	0	8	12	0.00	1.200

PITCHER	IP	WLS	BF	H	R	ER	SO	BB	IBB	HBP	BLK	WP	HR	S	P	ERA	WHIP

Minnesota Twins @ California Angels

Anaheim Stadium, Anaheim, CA

Sun Aug 06 1978, 6:33 AM EDT

Att. 17,628 - Unknown

TOP

livebaseballscorecards.com

Batter	1	2	3	4	5	6	7	8	9	AB	R	H	RBI	BB	SO	LOB
Hosken Powell, L (1, 9) OBP: 0.321, SLG: 0.329	K	F5		K 1-2		F8 1-3		P6		5	0	0	0	0	2	4
Roy Smalley, S (1, 6) OBP: 0.358, SLG: 0.442	K		BB, 1B BB	K		1B BB		1B		3	0	1	0	2	2	1
Rod Carew, L (1, 3) OBP: 0.406, SLG: 0.441	6-3		BB 1-2 1B		S 1B	1-2 3-H 1B		F7		5	0	3	1	0	0	1
Mike Cubbage, L (1, 5) OBP: 0.356, SLG: 0.438		K	K		F8	F2			FC5-4 1B	5	0	1	0	0	2	5
Glenn Adams, L (1, 10) OBP: 0.307, SLG: 0.404 Willie Norwood, R (9, PH) OBP: 0.311, SLG: 0.392	1B BB BB 1B	K		1-2 BB	K		4-3		K	3 1	1 0	1 0	0 0	1 0	1 1	2 1
Dan Ford, R (1, 8) OBP: 0.359, SLG: 0.462	BB 1B 1-2 3-1 BB	1-2 2-3 BB		K		G3 2B			F9	3	1	1	0	2	1	3
Rich Chiles, L (1, 7) OBP: 0.335, SLG: 0.338 Jose Morales, R (9, PH) OBP: 0.356, SLG: 0.386 Bombo Rivera, R (9, 7) OBP: 0.382, SLG: 0.367	3-1 BB 1-2 2-3 1B	K		F8		G3 2-3			FC5-4 1-2f	4 1 0	0 0 0	1 0 0	0 0 0	0 0 0	1 0 0	6 1 0
Butch Wynegar, S (1, 2) OBP: 0.327, SLG: 0.334	3-1 1-2 2-3 3-H BB			F8	G3	K				3	0	0	1	1	1	1
Rob Wilfong, L (1, 4) OBP: 0.361, SLG: 0.353	3-1 1-2 2-3 3-H			S 1B	WP S 1B BB			F9		3	1	1	1	1	0	2
Inning Stats	R: 0 E: 0 K: 2 S: 7 H: 0 LOB: 0 BB: 0 P: 7	R: 2 E: 0 K: 1 S: 7 H: 2 LOB: 2 BB: 2 P: 15	R: 0 E: 0 K: 3 S: 10 H: 1 LOB: 3 BB: 2 P: 18	R: 0 E: 0 K: 2 S: 8 H: 1 LOB: 1 BB: 0 P: 8	R: 0 E: 0 K: 1 S: 6 H: 1 LOB: 2 BB: 1 P: 10	R: 1 E: 0 K: 0 S: 4 H: 1 LOB: 2 BB: 2 P: 12	R: 0 E: 0 K: 1 S: 6 H: 1 LOB: 1 BB: 0 P: 6	R: 0 E: 0 K: 0 S: 4 H: 1 LOB: 1 BB: 0 P: 4	R: 0 E: 0 K: 1 S: 6 H: 1 LOB: 1 BB: 0 P: 6	1B: 8 2B: 1 3B: 0 HR: 0	SF: 0 SAC: 0 DP: 0 HBP: 0						

	AB	36
	R	3
	H	9
	RBI	3
	BB	7
	SO	11
	LOB	27

WP: 1 PB: 0 SB: 3 CS: 0 PA: 43

PITCHER		IP	WLS	BF	H	R	ER	SO	BB	IBB	HBP	BLK	WP	HR	S	P	ERA	WHIP
Nolan Ryan, R ERA: 4.11	(1, 1)	8.0		39	8	3	3	10	7	0	0	0	1	0	52	80	3.38	1.875
Dave LaRoche, L ERA: 2.67	(9, 1)	1.0	W	4	1	0	0	1	0	0	0	0	0	0	6	6	0.00	1.000

PITCHER	IP	WLS	BF	H	R	ER	SO	BB	IBB	HBP	BLK	WP	HR	S	P	ERA	WHIP

Batter	1	2	3	4	5	6	7	8	9	AB	R	H	RBI	BB	SO	LOB
Ken Landreaux, L (1, 8) (9, 9) OBP: 0.294, SLG: 0.359	BBBB 4-0 1B BB		x 0-0 WP 1B 1B		x 0-0 1B 1B		x 0-0 ② G3 2-3		x 0-0 SH1-4 1B 1B	4	2	3	0	1	0	1
Merv Rettenmund, R (1, 9) OBP: 0.421, SLG: 0.391 Rick Miller, L (9, 8) OBP: 0.351, SLG: 0.338	x 0-0 FC6-4 1-3 1B		x 0-0 1B WP 1-H 1B		x 0-0 1-2 1B		H 1-0 HBP		x 0-0 ① SH1-4 1-2	3 0	1 0	3 0	1 0	0 0	0 0	0 0
Carney Lansford, R (1, 5) OBP: 0.326, SLG: 0.398	SSS 0-3 ① K		x 0-0 F8-3-6 1-3 1B		x 0-0 ② F9		x 0-0 ③ 6-3		x 0-0 2-H 1B	5	0	2	1	0	1	6
Don Baylor, R (1, 3) OBP: 0.338, SLG: 0.467	x 0-0 ② F7		x 0-0 ① ② F8-3-6 1-2 3-H		x 0-0 ③ G3			x 0-0 HR		4	1	1	1	0	0	5
Joe Rudi, R (1, 7) OBP: 0.274, SLG: 0.350	x 0-0 ③ FC6-4 1-2f		x 0-0 ③ 6-3			x 0-0 ① P4		x 0-0 ① F9		4	0	0	0	0	0	2
Brian Downing, R (1, 2) OBP: 0.364, SLG: 0.370		x 0-0 ① 6-3		x 0-0 ① F7		x 0-0 ② 6-3		x 0-0 FC4-6 1B 1B		4	0	1	0	0	0	0
Danny Goodwin, L (1, 10) OBP: 0.471, SLG: 0.733		SSS 0-3 ② K		x 0-0 ② 6-3		x 0-0 ③ F8		x 0-0 FC4-6 1-2 1B		4	0	1	0	0	1	0
Dave Chalk, R (1, 6) OBP: 0.343, SLG: 0.300		BBBB 4-0 BB		x 0-0 ③ 5-3			x 0-0 G3 SH3-4 1B	x 0-0 ② FC4-6 1-2f 2-3		3	0	1	0	1	0	2
Bobby Grich, R (1, 4) OBP: 0.344, SLG: 0.303		x 0-0 ③ F8			x 0-0 ① F8		x 0-0 ① SH3-4 1-2	x 0-0 ③ F8		3	0	0	0	0	0	3
Inning Stats	R: 0 H: 1 E: 0 LOB: 2 K: 1 BB: 1 S: 6 P: 10	R: 0 H: 0 E: 0 LOB: 1 K: 1 BB: 1 S: 5 P: 9	R: 2 H: 3 E: 0 LOB: 0 K: 0 BB: 0 S: 5 P: 5	R: 0 H: 0 E: 0 LOB: 0 K: 0 BB: 0 S: 3 P: 3	R: 0 H: 2 E: 0 LOB: 2 K: 0 BB: 0 S: 5 P: 5	R: 0 H: 0 E: 0 LOB: 0 K: 0 BB: 0 S: 3 P: 3	R: 0 H: 1 E: 0 LOB: 2 K: 0 BB: 0 S: 4 P: 5	R: 1 H: 3 E: 0 LOB: 2 K: 0 BB: 0 S: 6 P: 6	R: 1 H: 2 E: 0 LOB: 1 K: 0 BB: 0 S: 3 P: 3	1B: 11 SF: 0 2B: 1 SAC: 2 3B: 0 DP: 1 HR: 1 HBP: 1						WP: 2 PA: 39 PB: 0 SB: 0 CS: 0	

BOTTOM

Minnesota Twins @ California Angels

Anaheim Stadium, Anaheim, CA

Sun Aug 06 1978, 6:33 AM EDT

Att. 17,628 - Unknown

livebaseballscorecards.com

AB	34
R	4
H	12
RBI	3
BB	2
SO	2
LOB	19

PITCHER	IP	WLS	BF	H	R	ER	SO	BB	IBB	HBP	BLK	WP	HR	S	P	ERA	WHIP
Geoff Zahn, L (1, 1) ERA: 3.24	7.1		34	10	3	3	2	2	0	1	0	2	1	35	44	3.68	1.636
Mike Marshall, R (8, 1) ERA: 2.97	1.0	L	5	2	1	1	0	0	0	0	0	0	0	5	5	9.00	2.000

PITCHER	IP	WLS	BF	H	R	ER	SO	BB	IBB	HBP	BLK	WP	HR	S	P	ERA	WHIP

Batter	1	2	3	4	5	6	7	8	9	AB	R	H	RBI	BB	SO	LOB
Ken Landreaux, L (1, 8) OBP: 0.293, SLG: 0.353	F8		IBB		E3 CS			F8		3	0	0	0	1	0	0
Carney Lansford, R (1, 5) OBP: 0.325, SLG: 0.399	6-3		K		CS 1-2	G3 2B		F8		4	0	1	0	0	1	3
Lyman Bostock, L (1, 9) OBP: 0.358, SLG: 0.366	K		F7			G3 2-3		F7		4	0	0	0	0	1	4
Ron Fairly, L (1, 3) OBP: 0.288, SLG: 0.356		F4		4-3		G3			F7	4	0	0	0	0	0	1
Joe Rudi, R (1, 7) OBP: 0.271, SLG: 0.346		1-3		F8		5-3			F7	4	0	0	0	0	0	1
Danny Goodwin, L (1, 10) OBP: 0.429, SLG: 0.611		K		BB			G3		4-3	3	0	0	0	1	1	0
Brian Downing, R (1, 2) OBP: 0.367, SLG: 0.374			SH3 1B 1B	K			FC5-4 1B			3	0	2	0	0	1	1
Dave Chalk, R (1, 6) OBP: 0.343, SLG: 0.301			SH3 1-2 1B		K		FC5-4 1-2f			3	0	1	0	0	1	1
Bobby Grich, R (1, 4) OBP: 0.343, SLG: 0.302			SH3 1-2 2-3		F6		1-3			2	0	0	0	0	0	1
Inning Stats	R: 0 E: 0 K: 1 S: 5 H: 0 LOB: 0 BB: 0 P: 5	R: 0 E: 0 K: 1 S: 5 H: 0 LOB: 0 BB: 0 P: 5	R: 0 E: 0 K: 1 S: 7 H: 2 LOB: 3 BB: 1 P: 11	R: 0 E: 0 K: 1 S: 5 H: 0 LOB: 1 BB: 1 P: 9	R: 0 E: 1 K: 1 S: 5 H: 0 LOB: 0 BB: 0 P: 5	R: 0 E: 0 K: 0 S: 4 H: 1 LOB: 1 BB: 0 P: 4	R: 0 E: 0 K: 0 S: 4 H: 1 LOB: 1 BB: 0 P: 4	R: 0 E: 0 K: 0 S: 3 H: 0 LOB: 0 BB: 0 P: 3	R: 0 E: 0 K: 0 S: 3 H: 0 LOB: 0 BB: 0 P: 3	1B: 3 2B: 1 3B: 0 HR: 0 SF: 0 SAC: 1 DP: 0 HBP: 0						

PITCHER	IP	WLS	BF	H	R	ER	SO	BB	IBB	HBP	BLK	WP	HR	S	P	ERA	WHIP
Steve Renko, R (1, 1) ERA: 3.26	9.0	W	33	4	0	0	5	1	1	0	0	0	0	41	49	0.00	0.556

PITCHER	IP	WLS	BF	H	R	ER	SO	BB	IBB	HBP	BLK	WP	HR	S	P	ERA	WHIP

TOP

California Angels @ Oakland Athletics

Oakland-Alameda County Coliseum, Oakland, CA

Mon Aug 07 1978, 7:05 PM PDT

Att. 17,183 - Unknown

livebaseballscorecards.com

AB	30
R	0
H	4
RBI	0
BB	2
SO	5
LOB	12

WP: 0 PA: 34
PB: 0
SB: 0
CS: 1

BOTTOM

California Angels @ Oakland Athletics

Oakland-Alameda County Coliseum, Oakland, CA

Mon Aug 07 1978, 7:05 PM PDT

Att. 17,183 - Unknown

livebaseballscorecards.com

Batter	1	2	3	4	5	6	7	8	9	AB	R	H	RBI	BB	SO	LOB
Mike Edwards, R (1, 4) OBP: 0.307, SLG: 0.336	4-3		F3	4-3			CS 1B (1-2)			4	0	1	0	0	0	2
Dell Alston, L (1, 7) OBP: 0.259, SLG: 0.232	3-1		F9		F9		S 1B (1-2)			4	0	1	0	0	0	0
Glenn Burke, R (8, 8) OBP: 0.265, SLG: 0.284										0	0	0	0	0	0	0
Joe Wallis, S (1, 9) OBP: 0.345, SLG: 0.454	BBBB 2B E BB		2B		F8		F8 (1-2)			3	1	1	0	1	0	1
Tony Armas, R (8, 9) OBP: 0.259, SLG: 0.287										0	0	0	0	0	0	0
Mitchell Page, L (1, 10) OBP: 0.377, SLG: 0.487	E9 2B (1-H)		BB		2B			BBBB CS BB		2	0	2	0	2	0	0
Dave Revering, L (1, 3) OBP: 0.301, SLG: 0.418	G3		5-3		4-3			F2		4	0	0	0	0	0	5
Taylor Duncan, R (1, 5) OBP: 0.303, SLG: 0.360		4-3		F8		F8		BBBB 1-2 BB		3	0	0	0	1	0	0
Jim Essian, R (1, 2) OBP: 0.333, SLG: 0.307		G3 1B		BBBB 1B BB		F7		F2		3	0	1	0	1	0	1
Miguel Dilone, S (1, 8) OBP: 0.311, SLG: 0.289 (8, 7)		G3 (1-2)		1B (1-2)		3-1				3	0	1	0	0	0	1
Rob Picciolo, R (1, 6) OBP: 0.255, SLG: 0.239		F8		F9			CS 1B			2	0	0	0	0	0	3
Willie Horton, R (7, PH) OBP: 0.327, SLG: 0.403										1	0	1	0	0	0	0
Darrell Woodard, R (7, PR)										0	0	0	0	0	0	0
Mario Guerrero, R (8, 6) OBP: 0.312, SLG: 0.361										0	0	0	0	0	0	0
Inning Stats	R: 1 E: 1 K: 0 S: 4 / H: 1 LOB: 1 BB: 1 P: 8	R: 0 E: 0 K: 0 S: 4 / H: 1 LOB: 1 BB: 0 P: 4	R: 0 E: 0 K: 0 S: 4 / H: 1 LOB: 2 BB: 1 P: 8	R: 0 E: 0 K: 0 S: 4 / H: 1 LOB: 2 BB: 1 P: 8	R: 0 E: 0 K: 0 S: 4 / H: 1 LOB: 1 BB: 0 P: 4	R: 0 E: 0 K: 0 S: 3 / H: 0 LOB: 0 BB: 0 P: 3	R: 0 E: 0 K: 0 S: 4 / H: 3 LOB: 2 BB: 0 P: 4	R: 0 E: 0 K: 0 S: 2 / H: 0 LOB: 1 BB: 2 P: 10		1B: 5 2B: 3 3B: 0 HR: 0	SF: 0 SAC: 0 DP: 0 HBP: 0					

AB	29
R	1
H	8
RBI	0
BB	5
SO	0
LOB	13

WP: 0 PB: 0 SB: 1 CS: 3 PA: 34

PITCHER	IP	WLS	BF	H	R	ER	SO	BB	IBB	HBP	BLK	WP	HR	S	P	ERA	WHIP
Don Aase, R (1, 1) ERA: 3.73	8.0	L	34	8	1	0	0	5	0	0	0	0	0	29	49	0.00	1.625

PITCHER	IP	WLS	BF	H	R	ER	SO	BB	IBB	HBP	BLK	WP	HR	S	P	ERA	WHIP

Batter	1	2	3	4	5	6	7	8	9	AB	R	H	RBI	BB	SO	LOB
Ken Landreaux, L (1, 8) OBP: 0.290, SLG: 0.345	5-3		K		1-3		P1		IBB	4	0	0	0	1	1	4
Merv Rettenmund, R (1, 10) OBP: 0.424, SLG: 0.383	F6		BB			K	BB		K	2	0	0	1	2	1	0
Danny Goodwin, L (9, PH) OBP: 0.409, SLG: 0.579										1	0	0	0	0	1	2
Lyman Bostock, L (1, 9) OBP: 0.356, SLG: 0.364	1B		F8			F7	4-3		F7	5	0	1	0	0	0	6
Don Baylor, R (1, 3) OBP: 0.335, SLG: 0.462	F3			F3		5-3		F6		4	0	0	0	0	0	1
Ron Fairly, L (8, 3) OBP: 0.288, SLG: 0.356										0	0	0	0	0	0	0
Joe Rudi, R (1, 7) OBP: 0.274, SLG: 0.348		F7		F8			E 1B	FC6-4		4	1	2	0	0	0	0
Brian Downing, R (1, 2) OBP: 0.362, SLG: 0.368		K		F6			F6	F9		4	0	0	0	0	1	2
Carney Lansford, R (1, 5) OBP: 0.328, SLG: 0.398		BB			5-3		1B E BB	FC6-4		3	1	1	0	1	0	1
Dave Chalk, R (1, 6) OBP: 0.345, SLG: 0.301		F8			CS BB		E5 BB 1B		SH2-4	3	0	1	0	1	0	2
Bobby Grich, R (1, 4) OBP: 0.345, SLG: 0.303			F8		BB		BB		SH2-4	2	0	1	0	1	0	0
Inning Stats	R: 0 E: 0 K: 0 S: 4 H: 1 LOB: 1 BB: 0 P: 4	R: 0 E: 0 K: 1 S: 5 H: 0 LOB: 1 BB: 1 P: 9	R: 0 E: 0 K: 1 S: 5 H: 0 LOB: 1 BB: 1 P: 9	R: 0 E: 0 K: 0 S: 3 H: 0 LOB: 0 BB: 0 P: 3	R: 0 E: 0 K: 0 S: 2 H: 0 LOB: 1 BB: 2 P: 10	R: 0 E: 0 K: 1 S: 5 H: 0 LOB: 0 BB: 0 P: 5	R: 2 E: 1 K: 0 S: 7 H: 3 LOB: 3 BB: 1 P: 11	R: 0 E: 0 K: 0 S: 4 H: 1 LOB: 1 BB: 0 P: 4	R: 0 E: 0 K: 1 S: 6 H: 1 LOB: 2 BB: 1 P: 10	1B: 6 2B: 0 3B: 0 HR: 0 SF: 0 SAC: 1 DP: 0 HBP: 0	WP: 0 PB: 0 SB: 0 CS: 1 PA: 39					

PITCHER		IP	WLS	BF	H	R	ER	SO	BB	IBB	HBP	BLK	WP	HR	S	P	ERA	WHIP
John Henry Johnson, L ERA: 2.74	(1, 1)	4.2		18	1	0	0	2	4	0	0	0	0	0	18	34	0.00	1.071
Dave Heaverlo, R ERA: 2.9	(5, 1)	1.2	L	9	3	2	1	1	0	0	0	0	0	0	11	11	5.40	1.800
Bob Lacey, L ERA: 2.63	(7, 1)	1.0		5	1	0	0	0	1	0	0	0	0	0	4	8	0.00	2.000
Elias Sosa, R ERA: 2.76	(8, 1)	1.2		7	1	0	0	1	0	1	0	0	0	0	8	12	0.00	0.600

PITCHER	IP	WLS	BF	H	R	ER	SO	BB	IBB	HBP	BLK	WP	HR	S	P	ERA	WHIP

TOP

California Angels @ Oakland Athletics

Oakland-Alameda County Coliseum, Oakland, CA

Tue Aug 08 1978, 7:05 PM PDT

Att. 4,624 - Unknown

livebaseballscorecards.com

AB	32
R	2
H	6
RBI	1
BB	6
SO	4
LOB	18

Batter	1	2	3	4	5	6	7	8	9	AB	R	H	RBI	BB	SO	LOB
Mike Edwards, R (1, 4) OBP: 0.304, SLG: 0.332	4-3		4-3		F7 1-2			F8		3	0	0	0	0	0	1
Willie Horton, R (8, PH) OBP: 0.326, SLG: 0.402										1	0	0	0	0	0	1
Rob Picciolo, R (9, 4) OBP: 0.255, SLG: 0.239										0	0	0	0	0	0	0
Dell Alston, L (1, 7) OBP: 0.274, SLG: 0.250	CS 1B		F8		F9			BB 1-2 1B		4	0	2	0	0	0	1
Joe Wallis, S (1, 9) OBP: 0.344, SLG: 0.451	4-3 1-2			CS 1B		K		K		4	0	1	0	0	2	3
Mitchell Page, L (1, 10) OBP: 0.380, SLG: 0.489		6-3		E SF7 1-2 1B		G4-6-3 1B		BB 1-2 2-3		3	1	2	0	1	0	0
Dave Revering, L (1, 3) OBP: 0.301, SLG: 0.418		1B 1B		SF7 1-H		G4-6-3 1-2f		F8		3	0	1	1	0	0	4
Mario Guerrero, R (1, 6) OBP: 0.312, SLG: 0.362		F9		2B			5-3		K	4	0	1	0	0	1	1
Taylor Duncan, R (1, 5) OBP: 0.302, SLG: 0.358		FC6-4 1-2 1B		F7			5-3		F8	4	0	1	0	0	0	1
Jim Essian, R (1, 2) OBP: 0.328, SLG: 0.302		FC6-4 1-2f			5-3		6-3		F5	4	0	0	0	0	0	2
Miguel Dilone, S (1, 8) OBP: 0.313, SLG: 0.292			5-3		S 1B			BB 1B 1B		2	0	1	0	0	0	0
Jeff Newman, R (8, PH) OBP: 0.294, SLG: 0.352										1	0	1	0	0	0	0
Darrell Woodard, R (8, PR)										0	0	0	0	0	0	0
Tony Armas, R (9, 8) OBP: 0.259, SLG: 0.287										0	0	0	0	0	0	0
Inning Stats	R: 0 E: 0 K: 0 S: 3 H: 1 LOB: 0 BB: 0 P: 3	R: 0 E: 0 K: 0 S: 5 H: 2 LOB: 2 BB: 0 P: 5	R: 0 E: 0 K: 0 S: 3 H: 0 LOB: 0 BB: 0 P: 3	R: 1 E: 1 K: 0 S: 5 H: 3 LOB: 1 BB: 0 P: 5	R: 0 E: 0 K: 0 S: 4 H: 1 LOB: 1 BB: 0 P: 4	R: 0 E: 0 K: 1 S: 5 H: 1 LOB: 0 BB: 0 P: 5	R: 0 E: 0 K: 0 S: 3 H: 0 LOB: 0 BB: 0 P: 3	R: 0 E: 0 K: 1 S: 7 H: 2 LOB: 3 BB: 1 P: 11	R: 0 E: 0 K: 1 S: 5 H: 0 LOB: 0 BB: 0 P: 5	1B: 9 2B: 1 3B: 0 HR: 0 SF: 1 SAC: 0 DP: 1 HBP: 0						

PITCHER	IP	WLS	BF	H	R	ER	SO	BB	IBB	HBP	BLK	WP	HR	S	P	ERA	WHIP
Paul Hartzell, R (1, 1) ERA: 2.67	7.1	W	29	10	1	0	1	0	0	0	0	0	0	31	31	0.00	1.364
Dave LaRoche, L (8, 1) ERA: 2.6	1.2	S	6	0	0	0	2	1	0	0	0	0	0	9	13	0.00	0.600

PITCHER	IP	WLS	BF	H	R	ER	SO	BB	IBB	HBP	BLK	WP	HR	S	P	ERA	WHIP

BOTTOM

California Angels @ Oakland Athletics

Oakland-Alameda County Coliseum, Oakland, CA

Tue Aug 08 1978, 7:05 PM PDT

Att. 4,624 - Unknown

livebaseballscorecards.com

AB	33
R	1
H	10
RBI	1
BB	1
SO	3
LOB	14

WP: 0 PA: 35
PB: 0
SB: 1
CS: 2

California Angels @ Oakland Athletics

Oakland-Alameda County Coliseum, Oakland, CA

Thu Aug 10 1978, 3:33 AM PDT

Att. 3,832 - Unknown

TOP

livebaseballscorecards.com

Batter	1	2	3	4	5	6	7	8	9	AB	R	H	RBI	BB	SO	LOB
Ken Landreaux, L (1, 8) OBP: 0.295, SLG: 0.341	BBBB 4-0 6-3 1B 2B BB	H 1-0 1B 1B HBP		x 0-0 1-3 BB 3B 1B x 0-0 ③ F8		x 0-0 ③ L4		x 0-0 ① FC4-6 1B E 1-2f	x 0-0 ② ③ G4-6-3 1-2f	5	4	1	0	1	0	8
Carney Lansford, R (1, 5) OBP: 0.334, SLG: 0.400	x 0-0 6-3 2B 1B 1-2	x 0-0 1B 1B 1-2 2-H		BBBB 4-0 3B BB 1-2	SSS 0-3 ① K		BBBB 4-0 E BB SF8 BB	x 0-0 ② F9		4	3	2	1	2	1	1
Lyman Bostock, L (1, 9) OBP: 0.360, SLG: 0.371	x 0-0 ① 6-3 1-2 2-3	x 0-0 1B 1B 1-2 2-H		x 0-0 1B 3B 1-H 2-H 3-H	x 0-0 ② F7		BBBB 4-0 SF8 E 2B BB 1-2	x 0-0 E7 1B 1-H		5	2	3	4	1	0	2
Don Baylor, R (1, 3) OBP: 0.337, SLG: 0.467	x 0-0 L4 2B 2-H 3-H	x 0-0 ③ F9		x 0-0 1B 1B 1B 3-H	x 0-0 2B		x 0-0 ① F5	x 0-0 ③ F6		6	1	3	3	0	0	5
Joe Rudi, R (1, 7) OBP: 0.275, SLG: 0.356	x 0-0 ② ③ L4 2-3		x 0-0 ① F4	x 0-0 1B 1B 1-2	x 0-0 ③ F4		x 0-0 E7 2B 1-2 2-3		x 0-0 HR	6	2	2	1	0	0	4
Danny Goodwin, L (1, 10) OBP: 0.464, SLG: 0.636		x 0-0 FC6-4 SH1 2B	BBBB 4-0 HBP BB	x 0-0 L4 BB 1B 1-3 2-H		x 0-0 ① F5	x 0-0 ② SF8 2-3 3-H		BBBB 4-0 HBP 1B BB	3	2	2	2	2	0	0
Brian Downing, R (1, 2) OBP: 0.375, SLG: 0.376 Terry Humphrey, R (9, PR) OBP: 0.264, SLG: 0.303 (9, 2)		BBBB 4-0 FC6-4 BB	H 1-0 G6-3 HBP 1-2	BBBB 4-0 BB BB 1-2		x 0-0 5-3 BB 1B	x 0-0 1-H 3-H 2B		H 1-0 1B HBP 1-2	2	0	2	2	2	0	0
										0	0	0	0	0	0	0
Dave Chalk, R (1, 6) OBP: 0.342, SLG: 0.297 Jim Anderson, R (9, 6) OBP: 0.318, SLG: 0.333	x 0-0 ① FC6-4 SH1 1B 1-2f 2-3	x 0-0 ② ③ G6-3 1-2f		x 0-0 ① ② L4 2-3		BBBB 4-0 5-3 BB 1-2	x 0-0 ③ F8		x 0-0 ① F3	5	1	0	0	1	0	10
										0	0	0	0	0	0	0
Bobby Grich, R (1, 4) OBP: 0.350, SLG: 0.308	x 0-0 ② SH1 1-2 3-H			x 0-0 1B 3B 1B 4-0 1-2 BB		x 0-0 ② 5-3 1-2 2-3		x 0-0 FC4-6 1B	x 0-0 G4-6-3 1-2 2-H	4	1	3	2	1	0	2

AB	**40**																	
R	**16**																	
H	**18**																	
RBI	**15**																	
BB	**10**																	
SO	**1**																	
LOB	**32**																	

Inning Stats																		
	R: 2	H: 2	R: 3	H: 3	R: 0	H: 0	R: 5	H: 6	R: 0	H: 1	R: 0	H: 1	R: 3	H: 1	R: 1	H: 2	R: 2	H: 2
	E: 0	LOB: 0	E: 0	LOB: 2	E: 0	LOB: 1	E: 0	LOB: 3	E: 0	LOB: 1	E: 0	LOB: 2	E: 1	LOB: 1	E: 1	LOB: 1	E: 0	LOB: 2
	K: 0	BB: 1	K: 0	BB: 1	K: 0	BB: 1	K: 0	BB: 3	K: 1	BB: 0	K: 0	BB: 1	K: 0	BB: 2	K: 0	BB: 0	K: 0	BB: 1
	S: 4	P: 8	S: 6	P: 11	S: 2	P: 7	S: 8	P: 20	S: 6	P: 6	S: 4	P: 8	S: 5	P: 13	S: 5	P: 5	S: 4	P: 9

	1B: 12	SF: 1	WP: 0	PA: 55
	2B: 6	SAC: 1	PB: 0	
	3B: 1	DP: 4	SB: 0	
	HR: 1	HBP: 3	CS: 0	

PITCHER		IP	WLS	BF	H	R	ER	SO	BB	IBB	HBP	BLK	WP	HR	S	P	ERA	WHIP
Matt Keough, R ERA: 2.94	(1, 1)	1.2	L	10	3	5	5	0	2	0	1	0	0	0	7	16	27.00	3.000
Mike Norris, R ERA: 5.4	(2, 1)	1.1		10	4	3	3	0	2	0	1	0	0	0	7	16	20.25	4.500
Dave Heaverlo, R ERA: 3.1	(4, 1)	0.0		4	4	2	2	0	0	0	0	0	0	0	4	4	∞	∞
Craig Minetto, L ERA: 3.75	(4, 1)	6.0		31	7	6	2	1	6	0	1	0	0	1	26	51	3.00	2.167
Craig Minetto, L ERA: 3.75	(9, 1)	6.0		31	7	6	2	1	6	0	1	0	0	1	26	51	3.00	2.167

PITCHER	IP	WLS	BF	H	R	ER	SO	BB	IBB	HBP	BLK	WP	HR	S	P	ERA	WHIP

BOTTOM

Batter	1	2	3	4	5	6	7	8	9	AB	R	H	RBI	BB	SO	LOB
Mike Edwards, R (1, 4) OBP: 0.301, SLG: 0.329	F8		F9	FC6-4 1-2f		BB		K		3	0	0	0	0	0	1
Darrell Woodard, R (5, 4)										1	1	0	0	1	1	0
Dell Alston, L (1, 7) OBP: 0.284, SLG: 0.262	K		F8		4-3	1-3				5	1	2	0	0	1	0
(5, 3)								1B								
(8, 7)																
(9, 3)																
Joe Wallis, S (1, 9) OBP: 0.345, SLG: 0.449	F4		BB		HR	1-H 3-H		K		1	1	0	0	1	0	0
Willie Horton, R (5, 7) OBP: 0.331, SLG: 0.421										2	1	2	3	0	0	0
Jeff Newman, R (8, 3) OBP: 0.293, SLG: 0.351										1	0	0	0	0	1	1
Craig Minetto, L (9, 1)										0	0	0	0	0	0	0
Mitchell Page, L (1, 10) OBP: 0.383, SLG: 0.490		G3 1B	1B 1-2		WP 2B	K			F8	5	1	3	0	0	1	1
(9, 7)																
Taylor Duncan, R (1, 5) OBP: 0.306, SLG: 0.366		L6	1-3 2-H		1-H		F8		PB S	4	0	2	2	0	0	1
Miguel Dilone, S (8, 5) OBP: 0.316, SLG: 0.295										1	0	1	0	0	0	0
Mario Guerrero, R (1, 6) OBP: 0.313, SLG: 0.363		G3 1-2	F8		F6		F9		K 1-3	2	0	1	0	0	0	2
Tony Armas, R (5, 9) OBP: 0.255, SLG: 0.283										3	0	0	0	0	1	2
Dave Revering, L (1, 3) OBP: 0.300, SLG: 0.415		G3 1-2 2-3		F9	F9		1B		1-3	2	0	0	0	0	0	2
Rob Picciolo, R (5, 6) OBP: 0.260, SLG: 0.245										3	0	1	0	0	0	2
Jim Essian, R (1, 2) OBP: 0.331, SLG: 0.303		BB		FC5-4		F5	F4			3	0	1	0	1	0	1
Glenn Burke, R (1, 8) OBP: 0.258, SLG: 0.276		K		FC5-4 FC6-4 1-2f		6-3		K		4	0	0	0	0	2	4
Inning Stats	R: 0 E: 0 K: 1 S: 5 H: 0 LOB: 0 BB: 0 P: 5	R: 0 E: 0 K: 1 S: 7 H: 2 LOB: 3 BB: 1 P: 11	R: 1 E: 0 K: 0 S: 5 H: 2 LOB: 2 BB: 1 P: 9	R: 0 E: 0 K: 0 S: 4 H: 1 LOB: 1 BB: 0 P: 4	R: 2 E: 0 K: 0 S: 6 H: 3 LOB: 1 BB: 0 P: 6	R: 2 E: 0 K: 1 S: 7 H: 2 LOB: 2 BB: 1 P: 11	R: 0 E: 0 K: 0 S: 4 H: 1 LOB: 1 BB: 0 P: 4	R: 0 E: 0 K: 3 S: 10 H: 1 LOB: 1 BB: 0 P: 10	R: 0 E: 0 K: 1 S: 6 H: 1 LOB: 1 BB: 0 P: 6	1B: 10 2B: 2 3B: 0 HR: 1 SF: 0 SAC: 0 DP: 0 HBP: 0						

PITCHER		IP	WLS	BF	H	R	ER	SO	BB	IBB	HBP	BLK	WP	HR	S	P	ERA	WHIP
Frank Tanana, L ERA: 3.17	(1, 1)	7.0	W	35	11	5	5	3	3	0	0	0	1	1	38	50	6.43	2.000
Tom Griffin, R ERA: 4.05	(8, 1)	2.0		8	2	0	0	4	0	0	0	0	0	0	16	16	0.00	1.000

PITCHER	IP	WLS	BF	H	R	ER	SO	BB	IBB	HBP	BLK	WP	HR	S	P	ERA	WHIP

California Angels @ Oakland Athletics

Oakland-Alameda County Coliseum, Oakland, CA

Thu Aug 10 1978, 3:33 AM PDT

Att. 3,832 - Unknown

livebaseballscorecards.com

AB	40
R	5
H	13
RBI	5
BB	3
SO	7
LOB	17

WP: 1 PA: 43
PB: 1
SB: 2
CS: 0

Batter	1	2	3	4	5	6	7	8	9	AB	R	H	RBI	BB	SO	LOB
Ken Landreaux, L (1, 8) OBP: 0.294, SLG: 0.339	5-3		S 1B 1B		F7		4-3			4	1	1	0	0	0	1
Carney Lansford, R (1, 5) OBP: 0.337, SLG: 0.401	6-3		S 1-H 1B		1B 1-2 1B		K			4	0	2	1	0	1	0
Lyman Bostock, L (1, 9) OBP: 0.359, SLG: 0.370	K		G1 1-2		1-2 2-H 1B			G3		4	0	1	1	0	1	1
Don Baylor, R (1, 3) OBP: 0.336, SLG: 0.464		6-3		S HBP	F8			6-3		3	0	0	0	0	0	2
Ron Fairly, L (8, 3) OBP: 0.288, SLG: 0.356										0	0	0	0	0	0	0
Joe Rudi, R (1, 7) OBP: 0.274, SLG: 0.364		HR		K 1-2		P6		F9		4	1	1	1	0	1	1
Danny Goodwin, L (1, 10) OBP: 0.438, SLG: 0.560		4-3		F9-3 BB		K			F7	3	0	0	0	1	1	0
Brian Downing, R (1, 2) OBP: 0.373, SLG: 0.375		1-3		F9-3 1-2		1B			4-3	4	0	1	0	0	0	2
Bobby Grich, R (1, 4) OBP: 0.350, SLG: 0.310			F8		F7	K			2B	4	0	1	0	0	1	1
Jim Anderson, R (1, 6) OBP: 0.313, SLG: 0.310			6-3	1B 1B BB			F7		F8	3	1	0	0	1	0	1
Inning Stats	R: 0 E: 0 K: 1 S: 5 H: 0 LOB: 0 BB: 0 P: 5	R: 1 E: 0 K: 0 S: 4 H: 1 LOB: 0 BB: 0 P: 4	R: 1 E: 0 K: 0 S: 5 H: 2 LOB: 1 BB: 0 P: 5	R: 0 E: 0 K: 1 S: 4 H: 0 LOB: 1 BB: 1 P: 9	R: 1 E: 0 K: 0 S: 5 H: 2 LOB: 2 BB: 1 P: 9	R: 0 E: 0 K: 2 S: 8 H: 1 LOB: 1 BB: 0 P: 8	R: 0 E: 0 K: 1 S: 5 H: 0 LOB: 0 BB: 0 P: 5	R: 0 E: 0 K: 0 S: 3 H: 0 LOB: 0 BB: 0 P: 3	R: 0 E: 0 K: 0 S: 4 H: 1 LOB: 1 BB: 0 P: 4	1B: 5 2B: 2 3B: 0 HR: 1	SF: 0 SAC: 0 DP: 1 HBP: 1						

PITCHER	IP	WLS	BF	H	R	ER	SO	BB	IBB	HBP	BLK	WP	HR	S	P	ERA	WHIP
Byron McLaughlin, R (1, 1) ERA: 4.98	9.0	L	36	7	3	3	5	2	0	1	0	0	1	43	52	3.00	1.000

PITCHER	IP	WLS	BF	H	R	ER	SO	BB	IBB	HBP	BLK	WP	HR	S	P	ERA	WHIP

TOP

California Angels @ Seattle Mariners

The Kingdome, Seattle, WA

Fri Aug 11 1978, 10:05 PM EDT

Unknown

livebaseballscorecards.com

AB	33
R	3
H	7
RBI	3
BB	2
SO	5
LOB	9

1B: 5	SF: 0	WP: 0	PA: 36						
2B: 2	SAC: 0	PB: 0							
3B: 0	DP: 1	SB: 3							
HR: 1	HBP: 1	CS: 0							

California Angels @ Seattle Mariners

The Kingdome, Seattle, WA

Fri Aug 11 1978, 10:05 PM EDT

Unknown

BOTTOM

livebaseballscorecards.com

Batter	1	2	3	4	5	6	7	8	9	AB	R	H	RBI	BB	SO	LOB
Julio Cruz, S (1, 4) OBP: 0.350, SLG: 0.298	K		BB		1-3			6-3		3	0	0	0	1	1	0
Craig Reynolds, L (1, 6) OBP: 0.333, SLG: 0.369	F9		5-3			F9	F7	F7		4	0	0	0	0	0	1
Ruppert Jones, L (1, 8) OBP: 0.330, SLG: 0.326	K			BB		F7			G1-6-3 BB	2	1	0	0	2	1	0
Leon Roberts, R (1, 9) OBP: 0.378, SLG: 0.537		F8		K		K			G1-6-3	3	0	0	0	1	2	1
Bruce Bochte, L (1, 10) OBP: 0.352, SLG: 0.398		F9 2B		BB			6-3		G1-6-3	3	0	1	0	1	0	2
Dan Meyer, L (1, 3) OBP: 0.251, SLG: 0.329		F9		P6			F8		1B	4	0	1	1	0	0	3
John Hale, L (1, 7) OBP: 0.294, SLG: 0.276 Bob Robertson, R (9, PH) OBP: 0.329, SLG: 0.423	K			K			FC4-6 BB		K	2 1	0 0	0 0	0 0	1 1	2 1	3 1
Larry Milbourne, S (1, 5) OBP: 0.276, SLG: 0.338			5-3		F8		FC4-6			3	0	0	0	0	0	1
Bob Stinson, S (1, 2) OBP: 0.354, SLG: 0.391			K		K			K		3	0	0	0	0	3	0

	AB	28
	R	1
	H	2
	RBI	1
	BB	6
	SO	10
	LOB	12

Inning Stats									
	R: 0 H: 0 E: 0 LOB: 0 K: 2 BB: 0 S: 7 P: 7	R: 0 H: 1 E: 0 LOB: 1 K: 1 BB: 0 S: 6 P: 6	R: 0 H: 0 E: 0 LOB: 1 K: 1 BB: 1 S: 5 P: 9	R: 0 H: 0 E: 0 LOB: 2 K: 2 BB: 2 S: 7 P: 15	R: 0 H: 0 E: 0 LOB: 0 K: 1 BB: 0 S: 5 P: 5	R: 0 H: 0 E: 0 LOB: 0 K: 1 BB: 0 S: 5 P: 5	R: 0 H: 0 E: 0 LOB: 1 K: 0 BB: 1 S: 3 P: 7	R: 0 H: 0 E: 0 LOB: 0 K: 1 BB: 0 S: 5 P: 5	R: 1 H: 1 E: 0 LOB: 1 K: 1 BB: 2 S: 5 P: 13

	1B: 1	SF: 0	WP: 0	PA: 34
	2B: 1	SAC: 0	PB: 0	
	3B: 0	DP: 1	SB: 2	
	HR: 0	HBP: 0	CS: 0	

PITCHER		IP	WLS	BF	H	R	ER	SO	BB	IBB	HBP	BLK	WP	HR	S	P	ERA	WHIP
Nolan Ryan, R ERA: 3.95	(1, 1)	9.0	W	34	2	1	1	10	6	0	0	0	0	0	48	72	1.00	0.889

PITCHER		IP	WLS	BF	H	R	ER	SO	BB	IBB	HBP	BLK	WP	HR	S	P	ERA	WHIP

Batter	1	2	3	4	5	6	7	8	9	10	AB	R	H	RBI	BB	SO	LOB
Ken Landreaux, L (1, 8) (3, 7) OBP: 0.292, SLG: 0.351	F9		1-H HR		4-3		4-3		4-3		5	1	1	2	0	0	2
Carney Lansford, R (1, 5) OBP: 0.331, SLG: 0.394	F9		4-3		F9			K		5-3	5	0	0	0	0	1	0
Lyman Bostock, L (1, 9) OBP: 0.360, SLG: 0.371	K		G3			4-3		G6-4-3 1B		1B S 1B 1B	5	1	2	0	0	1	0
Don Baylor, R (1, 3) OBP: 0.335, SLG: 0.461		4-3		F9		F8		G6-4-3 1-2f		BB 1-3 1B	5	1	1	0	0	0	1
Ron Fairly, L (10, 3) OBP: 0.288, SLG: 0.356											0	0	0	0	0	0	0
Joe Rudi, R (1, 7) OBP: 0.276, SLG: 0.366		1B 1B		BBBB FC4-6 BB		4-3			F7	BBBB 1B 1-2 BB	1	0	1	0	0	0	0
Rick Miller, L (3, 8) OBP: 0.353, SLG: 0.335											2	0	0	0	2	0	0
Danny Goodwin, L (1, 10) OBP: 0.459, SLG: 0.667		G1-4-3 1-3 1B		FC4-6 1B 1-2f			E1 HR		HR	1-3 2-H 3-H 1B	5	2	3	3	0	0	1
Brian Downing, R (1, 2) OBP: 0.374, SLG: 0.373		G1-4-3 1-2f		1-2 1B			F9		BBBB 1B BB	SSS K	4	0	1	0	1	1	5
Dave Chalk, R (1, 6) OBP: 0.343, SLG: 0.306			SSS K	1-3			1-H HR		1-2 1B	F8	5	1	2	2	0	1	4
Bobby Grich, R (1, 4) OBP: 0.349, SLG: 0.309			HR 1B		F4		F9		L5		4	1	1	0	0	0	2
Inning Stats	R: 0 E: 0 K: 1 S: 5 / H: 0 LOB: 0 BB: 0 P: 5	R: 0 E: 0 K: 0 S: 4 / H: 2 LOB: 1 BB: 0 P: 4	R: 2 E: 0 K: 1 S: 7 / H: 2 LOB: 0 BB: 0 P: 7	R: 0 E: 0 K: 0 S: 4 / H: 1 LOB: 2 BB: 1 P: 8	R: 0 E: 0 K: 0 S: 3 / H: 0 LOB: 0 BB: 0 P: 3	R: 0 E: 0 K: 0 S: 3 / H: 0 LOB: 0 BB: 0 P: 3	R: 2 E: 1 K: 0 S: 5 / H: 1 LOB: 0 BB: 0 P: 5	R: 0 E: 0 K: 1 S: 5 / H: 1 LOB: 0 BB: 0 P: 5	R: 1 E: 0 K: 0 S: 5 / H: 2 LOB: 2 BB: 1 P: 9	R: 2 E: 0 K: 1 S: 8 / H: 3 LOB: 2 BB: 1 P: 12	1B: 9 2B: 0 3B: 0 HR: 3 / SF: 0 SAC: 0 DP: 2 HBP: 0						

PITCHER		IP	WLS	BF	H	R	ER	SO	BB	IBB	HBP	BLK	WP	HR	S	P	ERA	WHIP
Jim Colborn, R ERA: 5.3	(1, 1)	7.0		28	6	4	3	2	1	0	0	0	0	2	31	35	3.86	1.000
Enrique Romo, R ERA: 3.18	(8, 1)	1.1		7	3	1	1	1	1	0	0	0	0	1	8	12	6.75	3.000
Jim Todd, R ERA: 4.16	(9, 1)	1.2	L	9	3	2	2	1	1	0	0	0	0	0	10	14	10.80	2.400

PITCHER	IP	WLS	BF	H	R	ER	SO	BB	IBB	HBP	BLK	WP	HR	S	P	ERA	WHIP

TOP

California Angels @ Seattle Mariners

The Kingdome, Seattle, WA

Sat Aug 12 1978, 10:05 PM EDT

Dome

livebaseballscorecards.com

AB	41
R	7
H	12
RBI	7
BB	3
SO	4
LOB	15

PA: 44

WP: 0 PB: 0 SB: 1 CS: 0

Batter	1	2	3	4	5	6	7	8	9	10	AB	R	H	RBI	BB	SO	LOB
Julio Cruz, S (1, 4) OBP: 0.346, SLG: 0.294	K	F7			K	G1			4-3		5	0	0	0	0	2	2
Craig Reynolds, L (1, 6) OBP: 0.337, SLG: 0.369	1B 1B	F3			F9		F9 1B BB		FC3-6 BB		3	0	1	0	2	0	0
Ruppert Jones, L (1, 8) OBP: 0.328, SLG: 0.324	1-2 1B	F6				K	K		FC3-6 CS 1-2f		5	0	1	0	0	2	2
Leon Roberts, R (1, 9) OBP: 0.379, SLG: 0.535	F9	F9				1B 1B 1B 1B	1-2 1B		CS 1-2	F7	5	1	2	0	0	0	2
Bruce Bochte, L (1, 10) OBP: 0.350, SLG: 0.396	4-1			K		1B 1-2 1B	F9 2-3			F6	5	1	1	0	0	1	4
Dan Meyer, L (1, 3) OBP: 0.256, SLG: 0.336		2B		S 1B		1B 1-2 2-3 HR 1B	4-3			6-3	5	1	3	0	0	0	2
John Hale, L (1, 7) OBP: 0.293, SLG: 0.271 Tom Paciorek, R (9, 7) OBP: 0.356, SLG: 0.482	K	K 1-2		K	K	CS BB					3 0	0 0	0 0	0 0	1 0	3 0	5 0
Larry Milbourne, S (1, 5) OBP: 0.275, SLG: 0.335	F7	6-3				HR 1-2 2-H 3-H			K 1-2		4	1	1	2	0	1	3
Bob Stinson, S (1, 2) OBP: 0.356, SLG: 0.401	BB				F8	HR 1-H 2-H			F8		3	1	1	3	1	0	0
Inning Stats	R: 0 E: 0 K: 1 S: 7 H: 2 LOB: 2 BB: 0 P: 7	R: 0 E: 0 K: 1 S: 6 H: 1 LOB: 2 BB: 1 P: 10	R: 0 E: 0 K: 0 S: 3 H: 0 LOB: 0 BB: 0 P: 3	R: 0 E: 0 K: 2 S: 8 H: 1 LOB: 1 BB: 0 P: 8	R: 0 E: 0 K: 1 S: 5 H: 0 LOB: 0 BB: 0 P: 5	R: 5 E: 0 K: 2 S: 12 H: 5 LOB: 0 BB: 0 P: 12	R: 0 E: 0 K: 1 S: 6 H: 1 LOB: 2 BB: 1 P: 10	R: 0 E: 0 K: 1 S: 4 H: 0 LOB: 0 BB: 1 P: 8	R: 0 E: 0 K: 0 S: 2 H: 0 LOB: 0 BB: 1 P: 6	R: 0 E: 0 K: 0 S: 3 H: 0 LOB: 0 BB: 0 P: 3	1B: 8 2B: 1 3B: 0 HR: 1 SF: 0 SAC: 0 DP: 0 HBP: 0						

PITCHER		IP	WLS	BF	H	R	ER	SO	BB	IBB	HBP	BLK	WP	HR	S	P	ERA	WHIP
Don Aase, R ERA: 3.89	(1, 1)	5.2		27	9	5	5	7	1	0	0	0	0	1	40	44	7.94	1.765
Ken Brett, L ERA: 5.29	(6, 1)	2.1		9	1	0	0	2	2	0	0	0	0	0	11	19	0.00	1.286
Dave LaRoche, L ERA: 2.53	(9, 1)	2.0	W	6	0	0	0	0	1	0	0	0	0	0	5	9	0.00	0.500

PITCHER	IP	WLS	BF	H	R	ER	SO	BB	IBB	HBP	BLK	WP	HR	S	P	ERA	WHIP

BOTTOM

California Angels @ Seattle Mariners

The Kingdome, Seattle, WA

Sat Aug 12 1978, 10:05 PM EDT

Dome

livebaseballscorecards.com

AB	38
R	5
H	10
RBI	5
BB	4
SO	9
LOB	20

WP: 0 PA: 43
PB: 0
SB: 1
CS: 2

Batter	1	2	3	4	5	6	7	8	9	AB	R	H	RBI	BB	SO	LOB
Ken Landreaux, L (1, 7) OBP: 0.290, SLG: 0.352	2B	4-1			F8			K	F7	5	0	1	0	0	1	5
Carney Lansford, R (1, 5) OBP: 0.327, SLG: 0.389	K		K		F9			5-3		4	0	0	0	0	2	2
Lyman Bostock, L (1, 9) OBP: 0.357, SLG: 0.367	F7		6-3		FC4-6 1-2f			6-3		4	0	0	0	0	0	2
Don Baylor, R (1, 3) OBP: 0.334, SLG: 0.461	F7		K			F7			2B	4	1	1	0	0	1	1
Danny Goodwin, L (1, 10) OBP: 0.463, SLG: 0.667		1B 4-3 BB		2B		K			F6	3	1	1	0	1	1	1
Rick Miller, L (1, 8) OBP: 0.355, SLG: 0.340		4-3 1-3 1B		F8		K			2B 2-H 2B	4	1	2	1	0	1	1
Dave Chalk, R (1, 6) OBP: 0.342, SLG: 0.309		F3		K			6-3		2B 2-H 2B	4	0	1	1	0	1	3
Bobby Grich, R (1, 4) OBP: 0.348, SLG: 0.307		4-3 1-2 3-H		F8			G4-6-3 BB		4-3	3	0	0	1	1	0	3
Terry Humphrey, R (1, 2) OBP: 0.274, SLG: 0.314 Tony Solaita, L (9, PH) OBP: 0.349, SLG: 0.300 Brian Downing, R (9, PR) OBP: 0.374, SLG: 0.373		1B			FC4-6 1B		G4-6-3 1-2f		BB	3 0 0	0 0 0	2 0 0	0 0 0	0 1 0	0 0 0	1 0 0
Inning Stats	R: 0 E: 0 K: 1 S: 6 H: 1 LOB: 1 BB: 0 P: 6	R: 1 E: 0 K: 0 S: 5 H: 2 LOB: 2 BB: 1 P: 9	R: 0 E: 0 K: 2 S: 7 H: 0 LOB: 0 BB: 0 P: 7	R: 0 E: 0 K: 1 S: 6 H: 1 LOB: 1 BB: 0 P: 6	R: 0 E: 0 K: 0 S: 4 H: 1 LOB: 1 BB: 0 P: 4	R: 0 E: 0 K: 2 S: 7 H: 0 LOB: 0 BB: 0 P: 7	R: 0 E: 0 K: 0 S: 2 H: 0 LOB: 0 BB: 1 P: 6	R: 0 E: 0 K: 1 S: 5 H: 0 LOB: 0 BB: 0 P: 5	R: 2 E: 0 K: 0 S: 6 H: 3 LOB: 2 BB: 1 P: 10	1B: 3 2B: 5 3B: 0 HR: 0 SF: 0 SAC: 0 DP: 1 HBP: 0						

PITCHER	IP	WLS	BF	H	R	ER	SO	BB	IBB	HBP	BLK	WP	HR	S	P	ERA	WHIP
Paul Mitchell, R (1, 1) ERA: 4.11	8.1	W	34	8	3	3	7	2	0	0	0	0	0	46	54	3.24	1.200
Mike Parrott, R (9, 1) ERA: 5.26	0.2	S	3	0	0	0	0	1	0	0	0	0	0	2	6	0.00	1.500

PITCHER	IP	WLS	BF	H	R	ER	SO	BB	IBB	HBP	BLK	WP	HR	S	P	ERA	WHIP

TOP

California Angels @ Seattle Mariners

The Kingdome, Seattle, WA

Sat Aug 12 1978, 10:05 PM EDT

Att. 15,833 - Dome

livebaseballscorecards.com

AB	34
R	3
H	8
RBI	3
BB	3
SO	7
LOB	19

Batter	1	2	3	4	5	6	7	8	9	AB	R	H	RBI	BB	SO	LOB
Julio Cruz, S (1, 4) OBP: 0.346, SLG: 0.295	SH5-3 S 1B		SH 1B HR 1-2	K			B2-6-4 1-2f			3	1	1	0	0	1	2
Craig Reynolds, L (1, 6) OBP: 0.339, SLG: 0.374	SH5-3 1-3		HR 1B 1-2 2-3	6-3			2B			3	1	2	0	0	0	1
Ruppert Jones, L (1, 8) OBP: 0.324, SLG: 0.320	2-3		K		G3		6-3			4	0	0	0	0	1	5
Leon Roberts, R (1, 9) OBP: 0.380, SLG: 0.543	F3		HR 1-H 2-H 3-H		6-3			6-3 BB		3	1	1	4	1	0	1
Bruce Bochte, L (1, 10) OBP: 0.347, SLG: 0.392		K	K		4-3			6-3 1-2		4	0	0	0	0	2	1
Dan Meyer, L (1, 3) OBP: 0.259, SLG: 0.336		1B	G3			F8		G5-4-3 IBB		3	0	1	0	1	0	0
Tom Paciorek, R (1, 7) OBP: 0.353, SLG: 0.475		K		1-3 S 1B 1B		6-3		G5-4-3 1-2f		4	1	1	0	0	1	3
Larry Milbourne, S (1, 5) OBP: 0.271, SLG: 0.329		F7		1-3 1-3		4-3				3	0	0	0	0	0	2
Bill Plummer, R (1, 2) OBP: 0.338, SLG: 0.394			1B SH HR 1B	3-H 1B				B2-6-4 BB		2	1	2	1	1	0	0
Inning Stats	R: 0 H: 1 E: 0 LOB: 1 K: 0 BB: 0 S: 4 P: 4	R: 0 H: 1 E: 0 LOB: 1 K: 2 BB: 0 S: 8 P: 8	R: 4 H: 3 E: 1 LOB: 0 K: 2 BB: 0 S: 11 P: 11	R: 1 H: 2 E: 0 LOB: 1 K: 1 BB: 0 S: 7 P: 7	R: 0 H: 0 E: 0 LOB: 0 K: 0 BB: 0 S: 3 P: 3	R: 0 H: 0 E: 0 LOB: 0 K: 0 BB: 0 S: 3 P: 3	R: 0 H: 1 E: 0 LOB: 1 K: 0 BB: 1 S: 3 P: 7	R: 0 H: 0 E: 0 LOB: 1 K: 0 BB: 2 S: 2 P: 10		1B: 6 SF: 0 2B: 1 SAC: 2 3B: 0 DP: 2 HR: 1 HBP: 0						

PITCHER		IP	WLS	BF	H	R	ER	SO	BB	IBB	HBP	BLK	WP	HR	S	P	ERA	WHIP
Chris Knapp, R ERA: 4.47	(1, 1)	3.1	L	18	7	5	4	4	0	0	0	0	0	1	26	26	10.80	2.100
Al Fitzmorris, R ERA: 4.13	(4, 1)	4.2		16	1	0	0	1	2	1	0	0	0	0	15	27	0.00	0.643

PITCHER	IP	WLS	BF	H	R	ER	SO	BB	IBB	HBP	BLK	WP	HR	S	P	ERA	WHIP

BOTTOM

California Angels @ Seattle Mariners

The Kingdome, Seattle, WA

Sat Aug 12 1978, 10:05 PM EDT

Att. 15,833 - Dome

livebaseballscorecards.com

AB	29
R	5
H	8
RBI	5
BB	3
SO	5
LOB	15

Batter	1	2	3	4	5	6	7	8	9	AB	R	H	RBI	BB	SO	LOB
Ken Landreaux, L (1, 8) OBP: 0.283, SLG: 0.343	6-3	K			4-3		L6		F9	5	0	0	0	0	1	2
Merv Rettenmund, R (1, 7) OBP: 0.418, SLG: 0.371	6-3		6-3		FC5 1B BB		K			3	0	0	0	1	1	0
Lyman Bostock, L (1, 9) OBP: 0.362, SLG: 0.373	1B 1B		F8-4-3 1B		1-2 1B			1B		4	1	4	0	0	0	0
Don Baylor, R (1, 3) OBP: 0.333, SLG: 0.459	1B 1-2 1B		F8-4-3 1-2		FC5 2-3f			F7		4	0	1	0	0	0	4
Carney Lansford, R (1, 5) OBP: 0.329, SLG: 0.390	FC5-4 1-2 2-H 1B			E6 G6-4-3		K		G6-4-3 1-2 1B		4	0	2	1	0	1	0
Brian Downing, R (1, 2) OBP: 0.372, SLG: 0.375	FC5-4 1-2f			G6-4-3 1-2f		3-1 2B		G6-4-3 1-2f		4	0	1	0	0	0	5
Danny Goodwin, L (1, 10) OBP: 0.422, SLG: 0.595		L6		E3		3-1 2-3			F5	4	0	0	0	0	0	1
Dave Chalk, R (1, 6) OBP: 0.341, SLG: 0.311		2B		F9		F3			F8	4	0	1	0	0	0	2
Bobby Grich, R (1, 4) OBP: 0.347, SLG: 0.304		F9			5-3		5-3		BB	3	0	0	0	1	0	1
Inning Stats	R: 1 E: 0 K: 0 S: 6 H: 3 LOB: 2 BB: 0 P: 6	R: 0 E: 0 K: 1 S: 6 H: 1 LOB: 1 BB: 0 P: 6	R: 0 E: 0 K: 0 S: 3 H: 1 LOB: 0 BB: 0 P: 3	R: 0 E: 2 K: 0 S: 4 H: 0 LOB: 1 BB: 0 P: 4	R: 0 E: 0 K: 0 S: 4 H: 1 LOB: 2 BB: 1 P: 8	R: 0 E: 0 K: 1 S: 6 H: 1 LOB: 1 BB: 0 P: 6	R: 0 E: 0 K: 1 S: 5 H: 0 LOB: 0 BB: 0 P: 5	R: 0 E: 0 K: 0 S: 4 H: 2 LOB: 1 BB: 0 P: 4	R: 0 E: 0 K: 0 S: 3 H: 0 LOB: 1 BB: 1 P: 7	1B: 7 2B: 3 3B: 0 HR: 0	SF: 0 SAC: 0 DP: 3 HBP: 0						

PITCHER	IP	WLS	BF	H	R	ER	SO	BB	IBB	HBP	BLK	WP	HR	S	P	ERA	WHIP
Rick Honeycutt, L (1, 1) ERA: 4.39	9.0	W	37	9	1	1	3	2	0	0	0	0	0	41	49	1.00	1.222

PITCHER	IP	WLS	BF	H	R	ER	SO	BB	IBB	HBP	BLK	WP	HR	S	P	ERA	WHIP

TOP

California Angels @ Seattle Mariners

The Kingdome, Seattle, WA

Sun Aug 13 1978, 6:33 AM EDT

Att. 10,229 - Dome

livebaseballscorecards.com

AB	35
R	1
H	9
RBI	1
BB	2
SO	3
LOB	15

1B: 7	SF: 0	WP: 0	PA: 37
2B: 3	SAC: 0	PB: 0	
3B: 0	DP: 3	SB: 0	
HR: 0	HBP: 0	CS: 0	

Batter	1	2	3	4	5	6	7	8	9	AB	R	H	RBI	BB	SO	LOB
Julio Cruz, S (1, 4) OBP: 0.347, SLG: 0.292	E6 HBP S FC5-4	1-2 2B BB		FC5-4 FC3-2 S 1-2f		K		S BB		3	2	0	0	2	1	2
Craig Reynolds, L (1, 6) OBP: 0.342, SLG: 0.378	FC5-4 HBP 1-2 BB	WP 1-H 2-H 2B		FC3-2 FC4-6 1-3 3-H		1B		K 1-2		4	0	2	2	1	1	3
Ruppert Jones, L (1, 8) OBP: 0.321, SLG: 0.316	K	4-3 2-3		FC4-6 1-2f		4-3				4	0	0	0	0	1	6
Leon Roberts, R (1, 9) OBP: 0.378, SLG: 0.538	FC5-4 1-2 2-3 HBP		F4		4-3		F8			3	0	0	0	0	0	0
Dan Meyer, L (1, 3) OBP: 0.259, SLG: 0.335	FC5-4 1-2f 2-3 3-H		F9		1B 1B 1B		3-1			4	1	1	1	0	0	2
Bruce Bochte, L (1, 10) OBP: 0.350, SLG: 0.394	4-3		FC6-4 1B		L6-4 1B 1-2 1B		BB			3	0	2	0	1	0	2
Tom Paciorek, R (1, 7) OBP: 0.351, SLG: 0.469		1-3	FC6-4 1-2f		1B 1-2 2-H		F9			4	0	1	1	0	0	2
Larry Milbourne, S (1, 5) OBP: 0.270, SLG: 0.327		4-3		E FC3-2 1B	L6-4 2-3			F8		4	0	1	0	0	0	2
Bob Stinson, S (1, 2) OBP: 0.355, SLG: 0.399		BB 2B 1B		E4 FC5-4 1-3		F8		F7		4	1	1	0	0	0	1
Inning Stats	R: 1 E: 1 K: 1 S: 6 H: 0 LOB: 2 BB: 1 P: 11	R: 2 E: 0 K: 0 S: 5 H: 2 LOB: 1 BB: 1 P: 9	R: 0 E: 0 K: 0 S: 4 H: 1 LOB: 1 BB: 0 P: 4	R: 0 E: 1 K: 0 S: 5 H: 1 LOB: 2 BB: 0 P: 5	R: 1 E: 0 K: 0 S: 5 H: 3 LOB: 1 BB: 0 P: 5	R: 0 E: 0 K: 1 S: 6 H: 1 LOB: 1 BB: 0 P: 6	R: 0 E: 0 K: 0 S: 3 H: 0 LOB: 1 BB: 1 P: 7	R: 0 E: 0 K: 1 S: 5 H: 0 LOB: 1 BB: 1 P: 9		1B: 7 2B: 2 3B: 0 HR: 0 SF: 0 SAC: 0 DP: 1 HBP: 1						

PITCHER	IP	WLS	BF	H	R	ER	SO	BB	IBB	HBP	BLK	WP	HR	S	P	ERA	WHIP
Paul Hartzell, R (1, 1) ERA: 2.72	8.0	L	38	8	4	3	3	4	0	1	0	1	0	39	56	3.38	1.500

PITCHER	IP	WLS	BF	H	R	ER	SO	BB	IBB	HBP	BLK	WP	HR	S	P	ERA	WHIP

BOTTOM

California Angels @ Seattle Mariners

The Kingdome, Seattle, WA

Sun Aug 13 1978, 6:33 AM EDT

Att. 10,229 - Dome

livebaseballscorecards.com

AB	33
R	4
H	8
RBI	4
BB	4
SO	3
LOB	20

WP: 1 PB: 0 SB: 3 CS: 0 PA: 38

Batter	1	2	3	4	5	6	7	8	9	AB	R	H	RBI	BB	SO	LOB
Rick Burleson, R (1, 6) OBP: 0.296, SLG: 0.353	6-3		F9		F3 2-3			F7		4	0	0	0	0	0	2
Jerry Remy, L (1, 4) OBP: 0.308, SLG: 0.345	4-3		K		3B 3-H			K		4	0	1	1	0	2	1
Jim Rice, R (1, 7) OBP: 0.378, SLG: 0.591	1B			E6 SH3 1B	K			F8		4	0	1	0	0	1	1
Carlton Fisk, R (1, 2) OBP: 0.375, SLG: 0.510	F8			SH3 1-2	K				4-3 5-3 2B	4	1	2	0	0	1	1
Fred Lynn, L (1, 8) OBP: 0.373, SLG: 0.503		4-3		SH3 1-2 2-3		F5			4-3 2-3	3	0	0	0	0	0	1
Dwight Evans, R (1, 9) OBP: 0.354, SLG: 0.486		K		F7		5-3			5-3 3-H	4	0	0	1	0	1	2
Bob Bailey, R (1, 10) OBP: 0.333, SLG: 0.405		5-3		6-3			5-3		K	4	0	0	0	0	1	2
George Scott, R (1, 3) OBP: 0.321, SLG: 0.390			FC6-4 1B		F3 SH1-4 3B 1B		K2-3			3	1	2	0	0	1	0
Butch Hobson, R (1, 5) OBP: 0.319, SLG: 0.431			FC6-4 1-2f		SH1-4 1-2		F3			2	0	0	0	0	0	1
Inning Stats	R: 0 H: 1 E: 0 LOB: 1 K: 0 BB: 0 S: 4 P: 4	R: 0 H: 0 E: 0 LOB: 0 K: 1 BB: 0 S: 5 P: 5	R: 0 H: 1 E: 0 LOB: 1 K: 1 BB: 0 S: 6 P: 6	R: 0 H: 1 E: 1 LOB: 2 K: 0 BB: 0 S: 5 P: 5	R: 1 H: 2 E: 0 LOB: 1 K: 1 BB: 0 S: 7 P: 7	R: 0 H: 0 E: 0 LOB: 0 K: 1 BB: 0 S: 5 P: 5	R: 0 H: 0 E: 0 LOB: 0 K: 1 BB: 0 S: 5 P: 5	R: 0 H: 0 E: 0 LOB: 0 K: 1 BB: 0 S: 5 P: 5	R: 1 H: 1 E: 0 LOB: 0 K: 1 BB: 0 S: 6 P: 6	1B: 4 SF: 0 2B: 1 SAC: 2 3B: 1 DP: 0 HR: 0 HBP: 0						

TOP

Boston Red Sox @ California Angels

Anaheim Stadium, Anaheim, CA

Tue Aug 15 1978, 10:05 PM EDT

Att. 41,144 - Unknown

livebaseballscorecards.com

AB	32
R	2
H	6
RBI	2
BB	0
SO	7
LOB	11

PITCHER	IP	WLS	BF	H	R	ER	SO	BB	IBB	HBP	BLK	WP	HR	S	P	ERA	WHIP
Frank Tanana, L (1, 1) ERA: 3.12	9.0	W	34	6	2	2	7	0	0	0	0	0	0	48	48	2.00	0.667

PITCHER	IP	WLS	BF	H	R	ER	SO	BB	IBB	HBP	BLK	WP	HR	S	P	ERA	WHIP

Boston Red Sox @ California Angels

Anaheim Stadium, Anaheim, CA

Tue Aug 15 1978, 10:05 PM EDT

Att. 41,144 - Unknown

BOTTOM

Batter	1	2	3	4	5	6	7	8	9	AB	R	H	RBI	BB	SO	LOB
Ken Landreaux, L (1, 8) (8, 7) OBP: 0.281, SLG: 0.337	G3	G3			1B 2B BB		G3	F8		4	1	0	0	1	0	3
Carney Lansford, R (1, 5) OBP: 0.331, SLG: 0.388	4-3 S BB	1B BB			B3		F3			2	0	0	0	2	0	1
Lyman Bostock, L (1, 9) OBP: 0.365, SLG: 0.376	4-3 1-3	1-3 1B			1-3 2B		HBP HR 1B			4	2	3	0	0	0	1
Don Baylor, R (1, 3) OBP: 0.337, SLG: 0.462	S HBP	K			S 1-H 3-H 2B		1-2 HR HBP			2	1	1	2	0	1	2
Ron Fairly, L (8, 3) OBP: 0.288, SLG: 0.356										0	0	0	0	0	0	0
Joe Rudi, R (1, 7) OBP: 0.276, SLG: 0.373	K 1-2	K			F8 2-3		1-H 2-H HR			4	1	1	3	0	2	5
Rick Miller, L (8, 8) OBP: 0.355, SLG: 0.340										0	0	0	0	0	0	0
Danny Goodwin, L (1, 10) OBP: 0.408, SLG: 0.550		FC1-5 BB BB	K		G3		4-3			3	0	0	0	1	1	3
Brian Downing, R (1, 2) OBP: 0.371, SLG: 0.371		FC1-5 1-2 BB		F8		6-3		F1		3	0	0	0	1	0	0
Dave Chalk, R (1, 6) OBP: 0.337, SLG: 0.307		FC1-5 1-2 2-3f		6-3		K		K		4	0	0	0	0	2	2
Bobby Grich, R (1, 4) OBP: 0.346, SLG: 0.302		K		K		G3		BB		3	0	0	0	1	2	2
Inning Stats	R: 0 E: 0 K: 1 S: 5 H: 0 LOB: 2 BB: 1 P: 10	R: 0 E: 0 K: 1 S: 5 H: 0 LOB: 2 BB: 2 P: 13	R: 0 E: 0 K: 3 S: 10 H: 1 LOB: 2 BB: 1 P: 14	R: 0 E: 0 K: 1 S: 5 H: 0 LOB: 0 BB: 0 P: 5	R: 2 E: 0 K: 0 S: 5 H: 2 LOB: 1 BB: 1 P: 9	R: 0 E: 0 K: 1 S: 5 H: 0 LOB: 0 BB: 0 P: 5	R: 3 E: 0 K: 0 S: 5 H: 2 LOB: 0 BB: 0 P: 6	R: 0 E: 0 K: 1 S: 5 H: 0 LOB: 1 BB: 1 P: 9		1B: 3 2B: 1 3B: 0 HR: 1	SF: 0 SAC: 0 DP: 0 HBP: 2						

	AB	29
	R	5
	H	5
	RBI	5
	BB	6
	SO	8
	LOB	19

WP: 0 PB: 0 SB: 3 CS: 0 PA: 37

livebaseballscorecards.com

PITCHER	IP	WLS	BF	H	R	ER	SO	BB	IBB	HBP	BLK	WP	HR	S	P	ERA	WHIP
Dennis Eckersley, R (1, 1) ERA: 3.42	8.0	L	37	5	5	4	8	6	0	2	0	0	1	45	71	4.50	1.375

PITCHER	IP	WLS	BF	H	R	ER	SO	BB	IBB	HBP	BLK	WP	HR	S	P	ERA	WHIP

Batter	1	2	3	4	5	6	7	8	9	AB	R	H	RBI	BB	SO	LOB
Rick Burleson, R (1, 6) OBP: 0.297, SLG: 0.352	x 0-0 CS 1B		S S S 0-3 ③ K		B B B B 4-0 BB 1-2 BB		x 0-0 ② L5		x 0-0 ① P1 1-3 2-H	4	0	1	0	1	1	2
Jerry Remy, L (1, 4) OBP: 0.310, SLG: 0.343	S S S 0-3 ① K			B B B B 4-0 HR BB	B B B B 4-0 1-2 2-3 BB		x 0-0 ③ FC6-4 1-2f		x 0-0 SH S 3-H	2	1	0	1	2	1	2
Jim Rice, R (1, 7) OBP: 0.378, SLG: 0.595	S S S 0-3 ② ③ K 1-2			x 0-0 1-H HR	x 0-0 ③ 6-3			x 0-0 FC6-4 S 1B	S S S 0-3 ② K 1-2	5	1	2	2	0	2	5
Carlton Fisk, R (1, 2) OBP: 0.375, SLG: 0.507		B B B B 4-0 E BB		S S S 0-3 ① K		x 0-0 1B		S S S 0-3 ① K 1-2	x 0-0 ③ F8	4	0	1	0	1	2	2
Fred Lynn, L (1, 8) OBP: 0.372, SLG: 0.499		S S S 0-3 ① K 1-2		x 0-0 ② F9		x 0-0 ① P6		4-0 FC6-4 IBB		3	0	0	0	1	1	2
Garry Hancock, L (1, 10) OBP: 0.222, SLG: 0.278 Carl Yastrzemski, L (8, PH) OBP: 0.387, SLG: 0.429		S S S 0-3 ② K		S S S 0-3 ③ K		x 0-0 ② F7		x 0-0 ② FC6-4 1-2f 2-3		3 1	0 0	0 0	0 0	0 0	2 0	2 2
Dwight Evans, R (1, 9) OBP: 0.351, SLG: 0.481		S S S 0-3 ③ K			S S S 0-3 ① K	x 0-0 ③ F5		x 0-0 ③ F9		4	0	0	0	0	2	4
George Scott, R (1, 3) OBP: 0.324, SLG: 0.387			x 0-0 ① 6-3		x 0-0 ② 1-3		B B B B 4-0 FC6-4 BB		B B B B 4-0 SH E BB	2	1	0	0	2	0	0
Butch Hobson, R (1, 5) OBP: 0.319, SLG: 0.429			S S S 0-3 ② K		B B B B 4-0 BB BB BB		S S S 0-3 ① K		x 0-0 SH E 1-2 SH	2	1	0	0	1	2	1
Inning Stats	R: 0 H: 1 E: 0 LOB: 0 K: 2 BB: 0 S: 7 P: 7	R: 0 H: 0 E: 1 LOB: 1 K: 3 BB: 1 S: 9 P: 13	R: 0 H: 0 E: 0 LOB: 0 K: 2 BB: 0 S: 7 P: 7	R: 2 H: 1 E: 0 LOB: 0 K: 2 BB: 1 S: 8 P: 12	R: 0 H: 0 E: 0 LOB: 3 K: 1 BB: 3 S: 5 P: 17	R: 0 H: 1 E: 0 LOB: 1 K: 0 BB: 0 S: 4 P: 4	R: 0 H: 0 E: 0 LOB: 1 K: 1 BB: 1 S: 5 P: 9	R: 0 H: 1 E: 0 LOB: 2 K: 1 BB: 1 S: 6 P: 10	R: 2 H: 0 E: 3 LOB: 1 K: 1 BB: 1 S: 7 P: 11	1B: 3 SF: 0 2B: 0 SAC: 2 3B: 0 DP: 0 HR: 1 HBP: 0						WP: 0 PA: 40 PB: 0 SB: 2 CS: 1	

PITCHER	IP	WLS	BF	H	R	ER	SO	BB	IBB	HBP	BLK	WP	HR	S	P	ERA	WHIP
Nolan Ryan, R (1, 1) ERA: 3.85	9.0	L	40	4	4	2	13	7	1	0	0	0	1	58	90	2.00	1.222

PITCHER	IP	WLS	BF	H	R	ER	SO	BB	IBB	HBP	BLK	WP	HR	S	P	ERA	WHIP

TOP

Boston Red Sox @ California Angels

Anaheim Stadium, Anaheim, CA

Wed Aug 16 1978, 10:05 PM EDT

Att. 37,535 - Unknown

livebaseballscorecards.com

AB	30
R	4
H	4
RBI	3
BB	8
SO	13
LOB	22

Boston Red Sox @ California Angels

Anaheim Stadium, Anaheim, CA

Wed Aug 16 1978, 10:05 PM EDT

Att. 37,535 - Unknown

BOTTOM

Batter	1	2	3	4	5	6	7	8	9	AB	R	H	RBI	BB	SO	LOB
Ken Landreaux, L (1, 8) OBP: 0.285, SLG: 0.337	F9		2B HBP		F7			SH1 1B		3	1	1	0	0	0	0
Carney Lansford, R (1, 5) OBP: 0.331, SLG: 0.385	5-3		K			FC4-6 E BB		SH1 1-2		2	0	0	0	1	1	2
Lyman Bostock, L (1, 9) OBP: 0.368, SLG: 0.381	E8 1B		1-H 2-H 2B			E4 FC4-6 1-2		IBB		3	0	2	2	1	0	1
Don Baylor, R (1, 3) OBP: 0.334, SLG: 0.458	E8 1-H		G3			F7		K		4	0	0	0	0	1	6
Joe Rudi, R (1, 7) OBP: 0.273, SLG: 0.369		F7		F8		FC4-6 1-2f 2-3		F9		4	0	0	0	0	0	4
Danny Goodwin, L (1, 10) OBP: 0.377, SLG: 0.500		F7		F8		K			F8	4	0	0	0	0	1	2
Brian Downing, R (1, 2) OBP: 0.369, SLG: 0.369		4-3		K			FC1-6 1B		4-3	4	0	1	0	0	1	0
Dave Chalk, R (1, 6) OBP: 0.339, SLG: 0.309			SH1-4 2B 1B		4-3		FC1-6 G4-3 1-2f		1B	4	1	2	0	0	0	1
Bobby Grich, R (1, 4) OBP: 0.344, SLG: 0.300 Ron Fairly, L (9, PH) OBP: 0.286, SLG: 0.354			SH1-4 1-2		F7		G4-3 1-2f		K	2 1	0 0	0 0	0 0	0 1	0 1	1 1
Inning Stats	R: 0 E: 1 K: 0 S: 4 H: 1 LOB: 2 BB: 0 P: 4	R: 0 E: 0 K: 0 S: 3 H: 0 LOB: 0 BB: 0 P: 3	R: 2 E: 0 K: 1 S: 7 H: 2 LOB: 1 BB: 0 P: 8	R: 0 E: 0 K: 1 S: 5 H: 0 LOB: 0 BB: 0 P: 5	R: 0 E: 0 K: 0 S: 3 H: 0 LOB: 0 BB: 0 P: 3	R: 0 E: 1 K: 1 S: 6 H: 0 LOB: 2 BB: 1 P: 10	R: 0 E: 0 K: 0 S: 3 H: 1 LOB: 0 BB: 0 P: 3	R: 0 E: 0 K: 1 S: 6 H: 1 LOB: 2 BB: 1 P: 10	R: 0 E: 0 K: 1 S: 6 H: 1 LOB: 1 BB: 0 P: 6	1B: 5 2B: 1 3B: 0 HR: 0	SF: 0 SAC: 2 DP: 1 HBP: 1						

	AB	31
	R	2
	H	6
	RBI	2
	BB	2
	SO	5
	LOB	18

WP: 0 PB: 0 SB: 0 CS: 0 PA: 36

livebaseballscorecards.com

PITCHER	IP	WLS	BF	H	R	ER	SO	BB	IBB	HBP	BLK	WP	HR	S	P	ERA	WHIP
Luis Tiant, R (1, 1) ERA: 3.28	9.0	W	36	6	2	2	5	1	1	1	0	0	0	43	52	2.00	0.778

PITCHER	IP	WLS	BF	H	R	ER	SO	BB	IBB	HBP	BLK	WP	HR	S	P	ERA	WHIP

Batter	1	2	3	4	5	6	7	8	9	AB	R	H	RBI	BB	SO	LOB
Rick Burleson, R (1, 6) OBP: 0.294, SLG: 0.349	4-3	FC4-6 1-2f		SH3 1-2		FC6 G3 SH3-4 BLK 1-2	F9		SH1-4 1-2 2-3	4	1	0	0	0	0	4
Jerry Remy, L (1, 4) OBP: 0.310, SLG: 0.342	K		2B BB	P7		SH3-4 1-2 2-3		1B 1B 1B	6-3	4	2	1	0	1	1	3
Jim Rice, R (1, 7) OBP: 0.378, SLG: 0.593	5-3		1B 1-H 2B	K		BLK G3 IBB		F8	F9	5	1	1	1	1	1	4
Carl Yastrzemski, L (1, 10) OBP: 0.386, SLG: 0.427 Jack Brohamer, L (5, PH) OBP: 0.318, SLG: 0.362		6-3	K		1B SF8 1B	G3 1-2 2-3 3-H		1B 1-2 1B		2 3	0 1	0 2	0 1	0 0	1 0	1 2
Carlton Fisk, R (1, 2) OBP: 0.377, SLG: 0.510		1B 2B	L8		F7	BLK BB		FC6-4 1-2 2-H 1B		4	1	2	1	1	0	2
Garry Hancock, L (1, 8) OBP: 0.282, SLG: 0.333 Bob Bailey, R (6, PH) OBP: 0.330, SLG: 0.400 Fred Lynn, L (6, 8) OBP: 0.371, SLG: 0.498		1B 2-H 1B	E 2-H 1B		FC4-6 1-3 1B	5-3 1-2 2-3 3-H		L7		3 1 1	1 0 0	3 0 0	2 0 0	0 0 0	0 0 0	0 2 2
Dwight Evans, R (1, 9) OBP: 0.349, SLG: 0.478		1B BB	E6 1-3		SF8 3-H		K	FC6-4 1-2f		3	0	0	1	1	1	3
George Scott, R (1, 3) OBP: 0.325, SLG: 0.391		FC4-6 1-3 2-H 1B	K		FC4-6 1-2f		6-3		SH1-4 2B	5	0	2	1	0	1	3
Butch Hobson, R (1, 5) OBP: 0.325, SLG: 0.427		K		SH3 BB		SH3-4 E G3 BB	BB		SH1-4 BB	1	1	0	0	4	1	2

| Inning Stats | | |

Batter	1	2	3	4	5	6	7	8	9	AB	R	H	RBI	BB	SO	LOB
Rick Miller, L (1, 8) OBP: 0.353, SLG: 0.338	0-0 ① 6-3	0-3 ③ K		0-0 ① FC1-6 G6-4-3 1-2f	0-0 ③ F7			0-0 G5-4-3 1B		5	0	1	0	0	1	5
Carney Lansford, R (1, 5) OBP: 0.329, SLG: 0.382	0-0 1B 1B 1B		0-0 ① 6-3	0-0 ②③ G6-4-3 1-2f		0-0 ① 1-3		0-0 ①② G5-4-3 1-2f		5	1	1	0	0	0	2
Lyman Bostock, L (1, 9) OBP: 0.371, SLG: 0.380	0-0 1B 1-2 1B		BBBB 4-0 FC6-4 BB		BBBB 4-0 1B 1B 1B BB	0-0 ② 4-3		0-0 ③ 4-3		3	1	1	0	2	0	0
Don Baylor, R (1, 3) OBP: 0.335, SLG: 0.457	0-0 ② F6		0-0 ② FC6-4 S HR 1-2f		0-0 1B 1-2 1B 1B	0-0 1B			0-0 ① 6-3	5	2	2	0	0	0	3
Joe Rudi, R (1, 7) OBP: 0.277, SLG: 0.381	0-0 ③ 1-3 2-H 1B		0-0 1-H HR		0-0 1B 1B 6-3 1-2 2-3 1B	0-0 ③ F4			0-0 ② F9	5	2	3	3	0	0	1
Danny Goodwin, L (1, 10) OBP: 0.397, SLG: 0.500	BBBB 4-0 1B BB	0-0 FC5 PB 1B			0-0 6-3 1B FC6-2 1-2 2-H 3-H 1B		0-0 ① 4-3		0-0 ③ 4-3	4	0	2	2	1	0	0
Brian Downing, R (1, 2) OBP: 0.370, SLG: 0.367	0-0 ① F8	BBBB 4-0 1-2 BB			0-0 FC6-2 6-3 1-2 2-3 1B		0-0 ② F7			1	0	0	0	1	0	1
Terry Humphrey, R (5, 2) OBP: 0.278, SLG: 0.317										2	0	1	0	0	0	0
Dave Chalk, R (1, 6) OBP: 0.341, SLG: 0.311	0-0 1-2 1B	0-0 ③ FC5 2-3f			0-0 ① 6-3 1-2 2-3 3-H		0-0 1B			4	0	2	1	0	0	4
Bobby Grich, R (1, 4) OBP: 0.341, SLG: 0.297	0-0 ② F3		0-0 E5 FC1-6		0-0 ② FC6-2 2-3 3-H		0-0 ③ F3			4	0	0	0	0	0	5
Inning Stats	R: 1 H: 3 E: 0 LOB: 2 K: 0 BB: 0 S: 5 P: 5	R: 0 H: 1 E: 0 LOB: 2 K: 1 BB: 1 S: 6 P: 10	R: 2 H: 2 E: 0 LOB: 2 K: 0 BB: 2 S: 5 P: 13	R: 0 H: 0 E: 1 LOB: 0 K: 0 BB: 0 S: 3 P: 3	R: 3 H: 4 E: 0 LOB: 2 K: 0 BB: 1 S: 7 P: 11	R: 0 H: 1 E: 0 LOB: 1 K: 0 BB: 0 S: 4 P: 4	R: 0 H: 1 E: 0 LOB: 1 K: 0 BB: 0 S: 4 P: 4	R: 0 H: 1 E: 0 LOB: 0 K: 0 BB: 0 S: 3 P: 3	R: 0 H: 0 E: 0 LOB: 0 K: 0 BB: 0 S: 3 P: 3	1B: 12 SF: 0 2B: 0 SAC: 0 3B: 0 DP: 2 HR: 1 HBP: 0						WP: 0 PA: 42 PB: 1 SB: 1 CS: 0	

PITCHER		IP	WLS	BF	H	R	ER	SO	BB	IBB	HBP	BLK	WP	HR	S	P	ERA	WHIP
Jim Wright, R ERA: 3.12	(1, 1)	2.2		15	6	3	3	1	2	0	0	0	0	1	15	23	10.12	3.000
Bob Stanley, R ERA: 2.7	(3, 1)	6.1	W	27	7	3	3	0	2	0	0	0	0	0	25	33	4.26	1.421

PITCHER	IP	WLS	BF	H	R	ER	SO	BB	IBB	HBP	BLK	WP	HR	S	P	ERA	WHIP

BOTTOM

Boston Red Sox @ California Angels

Anaheim Stadium, Anaheim, CA

Thu Aug 17 1978, 10:05 PM EDT

Att. 30,486 - Unknown

livebaseballscorecards.com

AB	38
R	6
H	13
RBI	6
BB	4
SO	1
LOB	21

Batter	1	2	3	4	5	6	7	8	9	AB	R	H	RBI	BB	SO	LOB
Larry Harlow, L (1, 8) OBP: 0.319, SLG: 0.319	BBBB 4-0 BB		x 0-0 6-3 1B		x 0-0 ② 1-3		x 0-0 ③ 4-3		4-0 IBB	3	0	1	0	2	0	2
Rick Dempsey, R (1, 2) OBP: 0.324, SLG: 0.355	x 0-0 ① F3		x 0-0 ② 6-3 1-2		x 0-0 ③ P5			x 0-0 SH5-3 1B	SSS 0-3 ③ K	5	0	1	0	0	1	4
Pat Kelly, L (1, 7) OBP: 0.352, SLG: 0.401	SSS 0-3 ② K		SSS 0-3 ③ K			x 0-0 G4-6-3 1B		x 0-0 SH5-3 1-2		3	0	1	0	0	2	2
Ken Singleton, S (1, 9) OBP: 0.411, SLG: 0.475	BBBB 4-0 1-2 BB			x 0-0 ① 6-3		x 0-0 ① ② G4-6-3 1-2f		x 0-0 ② F7		3	0	0	0	1	0	2
Eddie Murray, S (1, 3) OBP: 0.353, SLG: 0.505	x 0-0 ③ P5			x 0-0 HR		x 0-0 ③ F7		4-0 IBB		3	1	1	1	1	0	2
Doug DeCinces, R (1, 5) OBP: 0.322, SLG: 0.511		x 0-0 ① F7		x 0-0 HR			x 0-0 ① 5-3	x 0-0 ③ F8		4	1	1	1	0	0	2
Lee May, R (1, 10) OBP: 0.282, SLG: 0.409		SSS 0-3 ② K		x 0-0 ② F2			SSS 0-3 ② K		x 0-0 SH3 1B	4	0	1	0	0	2	0
Rich Dauer, R (1, 4) OBP: 0.309, SLG: 0.369		SSS 0-3 ③ K		x 0-0 ③ F9			x 0-0 BB 1B		x 0-0 ① SH3 1-2	3	0	1	0	0	1	0
Mark Belanger, R (1, 6) OBP: 0.287, SLG: 0.243			SSS 0-3 ① K		x 0-0 ① P4		BBBB 4-0 1-2 BB		SSS 0-3 ② K	2	0	0	0	1	1	0
Terry Crowley, L (9, PH) OBP: 0.324, SLG: 0.267										1	0	0	0	0	1	1
Kiko Garcia, R (9, 6) OBP: 0.321, SLG: 0.396										0	0	0	0	0	0	0
Inning Stats	R: 0 E: 0 K: 1 S: 5 H: 0 LOB: 2 BB: 2 P: 13	R: 0 E: 0 K: 2 S: 7 H: 0 LOB: 0 BB: 0 P: 7	R: 0 E: 0 K: 2 S: 8 H: 1 LOB: 1 BB: 0 P: 8	R: 2 E: 0 K: 0 S: 5 H: 2 LOB: 0 BB: 0 P: 5	R: 0 E: 0 K: 0 S: 3 H: 0 LOB: 0 BB: 0 P: 3	R: 0 E: 0 K: 0 S: 3 H: 1 LOB: 0 BB: 0 P: 3	R: 0 E: 0 K: 1 S: 6 H: 1 LOB: 2 BB: 1 P: 10	R: 0 E: 0 K: 0 S: 4 H: 1 LOB: 2 BB: 1 P: 8	R: 0 E: 0 K: 2 S: 8 H: 1 LOB: 2 BB: 1 P: 12	1B: 5 2B: 0 3B: 0 HR: 2	SF: 0 SAC: 2 DP: 1 HBP: 0						

PITCHER	IP	W	L	S	BF	H	R	ER	SO	BB	IBB	HBP	BLK	WP	HR	P	ERA	WHIP
Chris Knapp, R (1, 1) ERA: 4.3	9.0	W			38	7	2	2	8	3	2	0	0	0	2	69	2.00	1.111

PITCHER	IP	W	L	S	BF	H	R	ER	SO	BB	IBB	HBP	BLK	WP	HR	P	ERA	WHIP

TOP

Baltimore Orioles @ California Angels

Anaheim Stadium, Anaheim, CA

Fri Aug 18 1978, 10:05 PM EDT

Att. 19,488 - Unknown

livebaseballscorecards.com

AB	31
R	2
H	7
RBI	2
BB	5
SO	8
LOB	15

WP: 0	PA: 38
PB: 0	
SB: 0	
CS: 0	

Batter	1	2	3	4	5	6	7	8	9	AB	R	H	RBI	BB	SO	LOB
Dave Chalk, R (1, 4) OBP: 0.337, SLG: 0.308	F7			L6		6-3		G6-4-3 1-2f		4	0	0	0	0	0	2
Merv Rettenmund, R (1, 7) OBP: 0.413, SLG: 0.360	4-3			BBBB 4-0 CS BB			F8		L6	3	0	0	0	1	0	0
Lyman Bostock, L (1, 9) OBP: 0.368, SLG: 0.377	1-3			F8 1-2			F9		4-3	4	0	0	0	0	0	1
Don Baylor, R (1, 10) OBP: 0.338, SLG: 0.469		P5			8-4-3 1B		1B 2B		HR	4	2	3	1	0	0	0
Joe Rudi, R (1, 3) OBP: 0.278, SLG: 0.380		6-3			8-4-3 1-2f		E 2-H 1B			3	1	1	1	0	0	1
Carney Lansford, R (1, 5) OBP: 0.329, SLG: 0.381		6-3			E6		CS 1-H 1B			3	0	1	1	0	0	0
Brian Downing, R (1, 2) OBP: 0.367, SLG: 0.364			6-3		F9		CS 1-2		F9	3	0	0	0	0	0	1
Jim Anderson, R (1, 6) OBP: 0.333, SLG: 0.333			G5-4-3 1B			5-3		1B 1B		3	0	2	0	0	0	0
Rick Miller, L (1, 8) OBP: 0.352, SLG: 0.338			G5-4-3 1-2f			P1		G6-4-3 1-2 1B		3	0	1	0	0	0	1
Inning Stats	R: 0 E: 0 K: 0 S: 3 H: 0 LOB: 0 BB: 0 P: 3	R: 0 E: 0 K: 0 S: 3 H: 0 LOB: 0 BB: 0 P: 3	R: 0 E: 0 K: 0 S: 3 H: 1 LOB: 0 BB: 0 P: 3	R: 0 E: 0 K: 0 S: 2 H: 0 LOB: 0 BB: 1 P: 6	R: 0 E: 1 K: 0 S: 4 H: 1 LOB: 1 BB: 0 P: 4	R: 0 E: 0 K: 0 S: 3 H: 0 LOB: 0 BB: 0 P: 3	R: 2 E: 1 K: 0 S: 5 H: 3 LOB: 0 BB: 0 P: 5	R: 0 E: 0 K: 0 S: 4 H: 2 LOB: 1 BB: 0 P: 4	R: 1 E: 0 K: 0 S: 3 H: 1 LOB: 0 BB: 0 P: 3	1B: 6 2B: 2 3B: 0 HR: 1 SF: 0 SAC: 0 DP: 3 HBP: 0						

PITCHER	IP	WLS	BF	H	R	ER	SO	BB	IBB	HBP	BLK	WP	HR	S	P	ERA	WHIP
Scott McGregor, L (1, 1) ERA: 3.36	8.2	L	31	8	3	2	0	1	0	0	0	0	1	30	34	2.08	1.038

PITCHER	IP	WLS	BF	H	R	ER	SO	BB	IBB	HBP	BLK	WP	HR	S	P	ERA	WHIP

BOTTOM

Baltimore Orioles @ California Angels

Anaheim Stadium, Anaheim, CA

Fri Aug 18 1978, 10:05 PM EDT

Att. 19,488 - Unknown

livebaseballscorecards.com

AB	30
R	3
H	8
RBI	3
BB	1
SO	0
LOB	6

Batter	1	2	3	4	5	6	7	8	9	AB	R	H	RBI	BB	SO	LOB
Larry Harlow, L (1, 8) OBP: 0.319, SLG: 0.327	4-3		HR		FC4-6 E 1B 1B 1-2f		FC4-6 G6-4-3 1-2f			4	2	1	1	0	0	2
Rick Dempsey, R (1, 2) OBP: 0.323, SLG: 0.354	P4		P3		E9 1-3 1B 1B		G6-4-3 1-2f			4	0	1	0	0	0	1
Pat Kelly, L (1, 7) OBP: 0.350, SLG: 0.398	WP 1B		1-3		K			K		4	0	1	0	0	2	2
Ken Singleton, S (1, 9) OBP: 0.411, SLG: 0.474	1-2 BB		6-3		2-H 3-H 1B			3-1		3	0	1	1	1	0	0
Eddie Murray, S (1, 3) OBP: 0.352, SLG: 0.510	F8			G3		HR		F8		4	1	1	1	0	0	2
Doug DeCinces, R (1, 5) OBP: 0.326, SLG: 0.514		G1-5-3 1B 1B		1B		4-3			G6-4-3 1B	4	0	3	0	0	0	0
Lee May, R (1, 10) OBP: 0.281, SLG: 0.407		G1-5-3 1-2 1B		L5		6-3			F9	4	0	1	0	0	0	2
Rich Dauer, R (1, 4) OBP: 0.306, SLG: 0.366 Terry Crowley, L (9, PH) OBP: 0.319, SLG: 0.262		G1-5-3 1-2 2-3f		F8		6-3			G6-4-3 1-2f	3 1	0 0	0 0	0 0	0 0	0 0	3 1
Mark Belanger, R (1, 6) OBP: 0.291, SLG: 0.247		6-3			FC4-6 1B		FC4-6 1B			3	0	2	0	0	0	1
Inning Stats	R: 0 E: 0 K: 0 S: 4 H: 1 LOB: 2 BB: 1 P: 8	R: 0 E: 0 K: 0 S: 4 H: 2 LOB: 1 BB: 0 P: 4	R: 1 E: 0 K: 0 S: 4 H: 1 LOB: 0 BB: 0 P: 4	R: 0 E: 0 K: 0 S: 4 H: 1 LOB: 1 BB: 0 P: 4	R: 1 E: 1 K: 1 S: 7 H: 3 LOB: 2 BB: 0 P: 7	R: 1 E: 0 K: 0 S: 4 H: 1 LOB: 0 BB: 0 P: 4	R: 0 E: 0 K: 0 S: 3 H: 1 LOB: 0 BB: 0 P: 3	R: 0 E: 0 K: 1 S: 5 H: 0 LOB: 0 BB: 0 P: 5	R: 0 E: 0 K: 0 S: 3 H: 1 LOB: 0 BB: 0 P: 3	1B: 9 2B: 0 3B: 0 HR: 2 SF: 0 SAC: 0 DP: 3 HBP: 0						

PITCHER	IP	WLS	BF	H	R	ER	SO	BB	IBB	HBP	BLK	WP	HR	S	P	ERA	WHIP
Paul Hartzell, R (1, 1) ERA: 2.66	9.0	W	35	11	3	2	2	1	0	0	0	1	2	38	42	2.00	1.333

PITCHER	IP	WLS	BF	H	R	ER	SO	BB	IBB	HBP	BLK	WP	HR	S	P	ERA	WHIP

TOP

Baltimore Orioles @ California Angels

Anaheim Stadium, Anaheim, CA

Sat Aug 19 1978, 10:05 PM EDT

Att. 38,870 - Unknown

livebaseballscorecards.com

AB	34
R	3
H	11
RBI	3
BB	1
SO	2
LOB	14

PA: 35

WP: 1
PB: 0
SB: 0
CS: 0

Batter	1	2	3	4	5	6	7	8	9	AB	R	H	RBI	BB	SO	LOB
Ken Landreaux, L (1, 7) OBP: 0.289, SLG: 0.337	BBB 4-0 2B BB	x 0-0 ③ G3			x 0-0 ② 5-3		x 0-0 1-3 1B 1B			3	1	1	0	1	0	1
Rick Miller, L (1, 8) OBP: 0.354, SLG: 0.340	x 0-0 ① F8		x 0-0 CS 1B		x 0-0 ③ 3-4-1		x 0-0 1-2 3-H 1B			4	0	2	1	0	0	1
Lyman Bostock, L (1, 9) OBP: 0.369, SLG: 0.380	x 0-0 1-H 1B 2B		x 0-0 ①② 4-3 1-2			x 0-0 S 1B	SSS 0-3 ③ K			4	0	2	1	0	1	3
Don Baylor, R (1, 10) OBP: 0.339, SLG: 0.468	x 0-0 ② 2-H 1B 1B		x 0-0 ③ 5-3			x 0-0 ① P6		BBB 4-0 E S BB		3	1	1	0	1	0	1
Joe Rudi, R (1, 3) OBP: 0.280, SLG: 0.390	x 0-0 2-H 1B			x 0-0 HR		x 0-0 ② F9		x 0-0 ① F8		4	1	2	2	0	0	2
Carney Lansford, R (1, 5) OBP: 0.325, SLG: 0.376	SSS 0-3 ③ K			x 0-0 ① L4		SSS 0-3 ③ 1-2 K		SSS 0-3 ② 1-3 K		4	0	0	0	0	3	3
Brian Downing, R (1, 2) OBP: 0.368, SLG: 0.361		x 0-0 ① 4-3		x 0-0 ② 6-3			BBB 4-0 FC2-6 BB	BBB 4-0 BB		2	0	0	0	2	0	0
Dave Chalk, R (1, 4) OBP: 0.334, SLG: 0.305		x 0-0 ② F8		x 0-0 ③ 5-3			x 0-0 ① FC2-6 1B 1-2f 1B	x 0-0 ③ F3		4	1	0	0	0	0	3
Jim Anderson, R (1, 6) OBP: 0.333, SLG: 0.333		x 0-0 1B			x 0-0 ① 5-3		x 0-0 ② P4			3	0	1	0	0	0	1
Inning Stats	R: 2 E: 0 K: 1 S: 7 H: 3 LOB: 1 BB: 1 P: 11	R: 0 E: 0 K: 0 S: 4 H: 1 LOB: 1 BB: 0 P: 4	R: 0 E: 0 K: 0 S: 3 H: 1 LOB: 0 BB: 0 P: 3	R: 1 E: 0 K: 0 S: 4 H: 1 LOB: 0 BB: 0 P: 4	R: 0 E: 0 K: 0 S: 3 H: 0 LOB: 0 BB: 0 P: 3	R: 0 E: 0 K: 1 S: 6 H: 1 LOB: 1 BB: 0 P: 6	R: 1 E: 0 K: 1 S: 7 H: 2 LOB: 2 BB: 1 P: 11	R: 0 E: 0 K: 1 S: 5 H: 0 LOB: 2 BB: 2 P: 13		1B: 7 2B: 1 3B: 0 HR: 1 SF: 0 SAC: 0 DP: 0 HBP: 0						

PITCHER	IP	WLS	BF	H	R	ER	SO	BB	IBB	HBP	BLK	WP	HR	S	P	ERA	WHIP
Jim Palmer, R (1, 1) ERA: 2.68	8.0	L	35	9	4	4	4	4	0	0	0	0	1	39	55	4.50	1.625

PITCHER	IP	WLS	BF	H	R	ER	SO	BB	IBB	HBP	BLK	WP	HR	S	P	ERA	WHIP

BOTTOM

Baltimore Orioles @ California Angels

Anaheim Stadium, Anaheim, CA

Sat Aug 19 1978, 10:05 PM EDT

Att. 38,870 - Unknown

livebaseballscorecards.com

AB	31
R	4
H	9
RBI	4
BB	4
SO	4
LOB	15

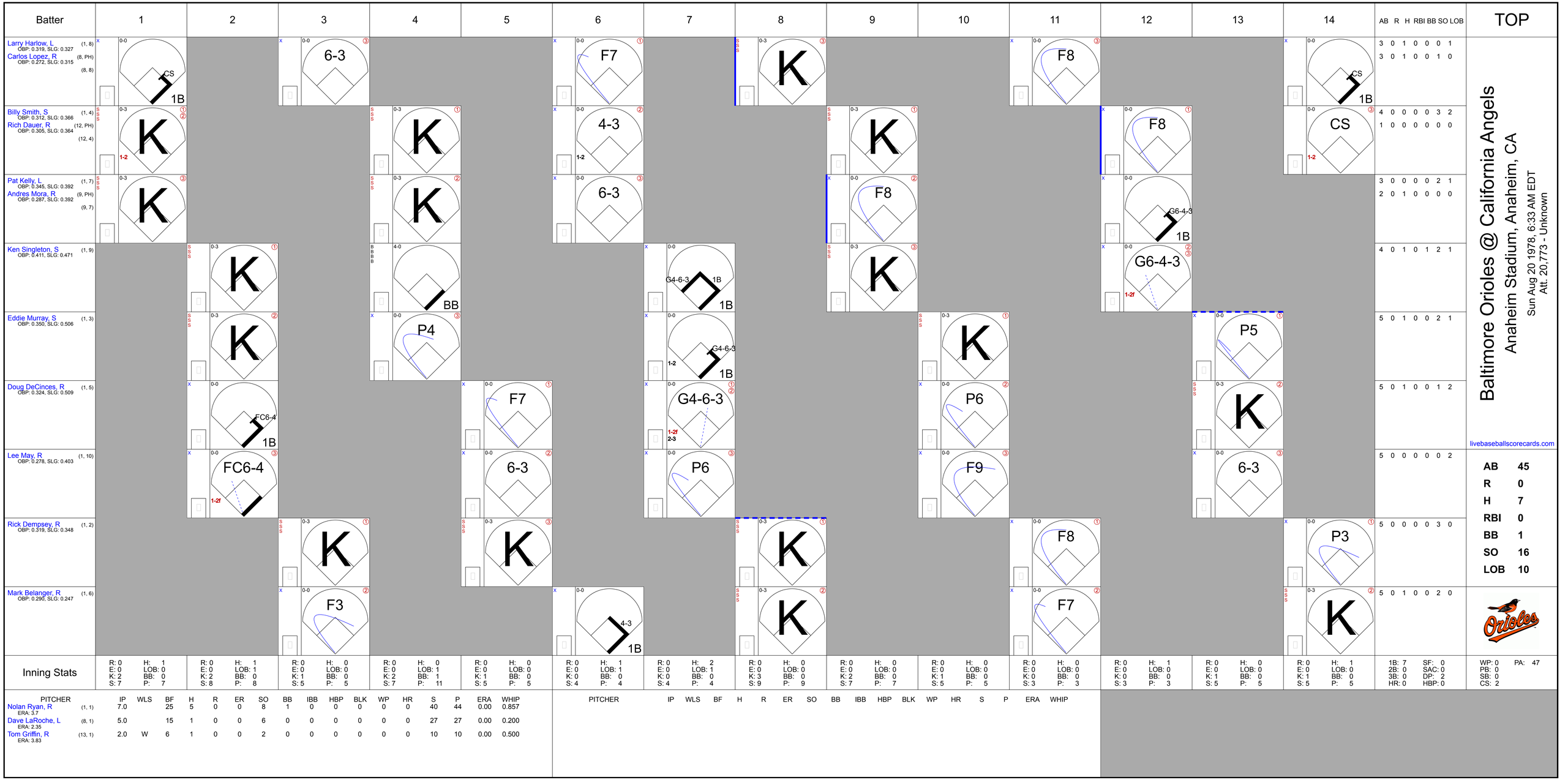
Batter
1
2
3
4
5
6
7
8
9
10
11
12
13
14
AB R H RBI BB SO LOB
TOP
Larry Harlow, L (1, 8)
OBP: 0.319, SLG: 0.327
Carlos Lopez, R (8, PH)
OBP: 0.272, SLG: 0.315
(8, 8)
CS 1B
6-3
F7
K
F8
CS 1B
3 0 1 0 0 0 1
3 0 1 0 0 1 0
Billy Smith, S (1, 4)
OBP: 0.312, SLG: 0.366
Rich Dauer, R (12, PH)
OBP: 0.305, SLG: 0.364
(12, 4)
K
K
4-3
K
F8
CS
4 0 0 0 0 3 2
1 0 0 0 0 0 0
Pat Kelly, L (1, 7)
OBP: 0.345, SLG: 0.392
Andres Mora, R (9, PH)
OBP: 0.287, SLG: 0.392
(9, 7)
K
K
6-3
F8
G6-4-3 1B
3 0 0 0 0 2 1
2 0 1 0 0 0 0
Ken Singleton, S (1, 9)
OBP: 0.411, SLG: 0.471
K
BB
G4-6-3 1B
K
G6-4-3
4 0 1 0 1 2 1
Eddie Murray, S (1, 3)
OBP: 0.350, SLG: 0.506
K
P4
G4-6-3 1B
K
P5
5 0 1 0 0 2 1
Doug DeCinces, R (1, 5)
OBP: 0.324, SLG: 0.509
FC6-4 1B
F7
G4-6-3
P6
K
5 0 1 0 0 1 2
Lee May, R (1, 10)
OBP: 0.278, SLG: 0.403
FC6-4
6-3
P6
P6
6-3
5 0 0 0 0 0 2
Rick Dempsey, R (1, 2)
OBP: 0.319, SLG: 0.348
K
K
K
F8
P3
5 0 0 0 0 3 0
Mark Belanger, R (1, 6)
OBP: 0.290, SLG: 0.247
F3
4-3
K
F7
K
5 0 1 0 0 2 0
Baltimore Orioles @ California Angels
Anaheim Stadium, Anaheim, CA
Sun Aug 20 1978, 6:33 AM EDT
Att. 20,773 - Unknown
livebaseballscorecards.com
AB 45
R 0
H 7
RBI 0
BB 1
SO 16
LOB 10
Inning Stats
R: 0 H: 1 E: 0 LOB: 0 K: 2 BB: 0 S: 7 P: 7
R: 0 H: 1 E: 0 LOB: 1 K: 2 BB: 0 S: 8 P: 8
R: 0 H: 0 E: 0 LOB: 0 K: 1 BB: 0 S: 5 P: 5
R: 0 H: 0 E: 0 LOB: 1 K: 2 BB: 1 S: 7 P: 11
R: 0 H: 0 E: 0 LOB: 0 K: 1 BB: 0 S: 5 P: 5
R: 0 H: 1 E: 0 LOB: 1 K: 0 BB: 0 S: 4 P: 4
R: 0 H: 2 E: 0 LOB: 1 K: 0 BB: 0 S: 4 P: 4
R: 0 H: 0 E: 0 LOB: 0 K: 3 BB: 0 S: 9 P: 9
R: 0 H: 0 E: 0 LOB: 0 K: 2 BB: 0 S: 7 P: 7
R: 0 H: 0 E: 0 LOB: 0 K: 1 BB: 0 S: 5 P: 5
R: 0 H: 0 E: 0 LOB: 0 K: 0 BB: 0 S: 3 P: 3
R: 0 H: 1 E: 0 LOB: 0 K: 0 BB: 0 S: 3 P: 3
R: 0 H: 0 E: 0 LOB: 0 K: 1 BB: 0 S: 5 P: 5
R: 0 H: 1 E: 0 LOB: 0 K: 1 BB: 0 S: 5 P: 5
1B: 7 SF: 0 2B: 0 SAC: 0 3B: 0 DP: 2 HR: 0 HBP: 0
WP: 0 PA: 47 PB: 0 SB: 0 CS: 2
PITCHER IP WLS BF H R ER SO BB IBB HBP BLK WP HR S P ERA WHIP
Nolan Ryan, R (1, 1) ERA: 3.7 7.0 25 5 0 0 8 1 0 0 0 0 0 40 44 0.00 0.857
Dave LaRoche, L (8, 1) ERA: 2.35 5.0 15 1 0 0 6 0 0 0 0 0 0 27 27 0.00 0.200
Tom Griffin, R (13, 1) ERA: 3.83 2.0 W 6 1 0 0 2 0 0 0 0 0 0 10 10 0.00 0.500
PITCHER IP WLS BF H R ER SO BB IBB HBP BLK WP HR S P ERA WHIP

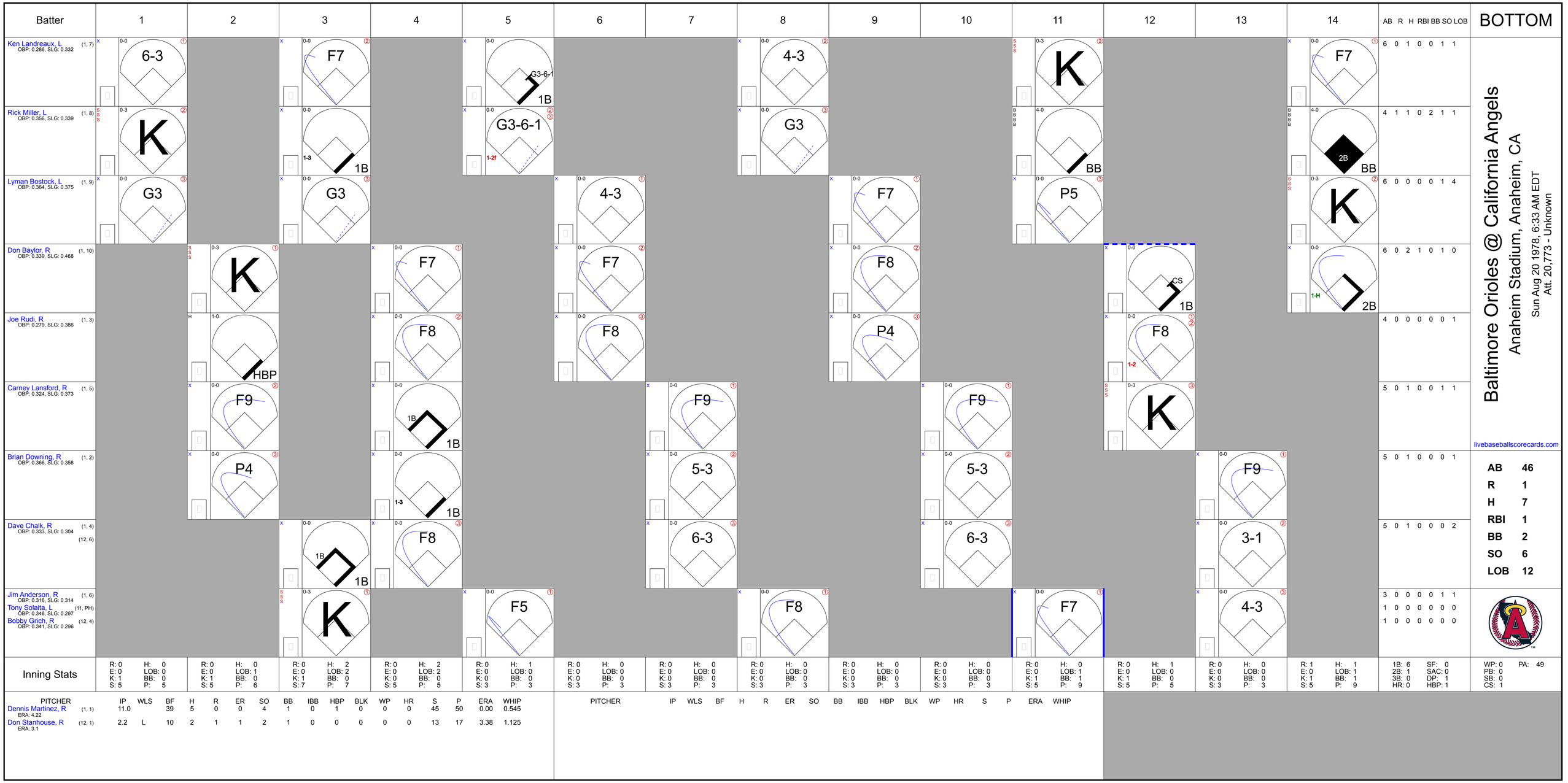
Batter
1
2
3
4
5
6
7
8
9
10
11
12
13
14
AB R H RBI BB SO LOB
BOTTOM
Ken Landreaux, L (1, 7) OBP: 0.286, SLG: 0.332
6-3
F7
G3-6-1
1B
4-3
K
F7
6 0 1 0 0 1 1
Rick Miller, L (1, 8) OBP: 0.356, SLG: 0.339
K
1-3
1B
G3-6-1
1-2f
G3
BB
2B
BB
4 1 1 0 2 1 1
Lyman Bostock, L (1, 9) OBP: 0.364, SLG: 0.375
G3
G3
4-3
F7
P5
K
6 0 0 0 0 1 4
Don Baylor, R (1, 10) OBP: 0.339, SLG: 0.468
K
F7
F7
F8
CS
1B
1-H
2B
6 0 2 1 0 1 0
Joe Rudi, R (1, 3) OBP: 0.279, SLG: 0.386
HBP
F8
F8
P4
F8
1-2
4 0 0 0 0 0 1
Carney Lansford, R (1, 5) OBP: 0.324, SLG: 0.373
F9
1B
1B
F9
F9
K
5 0 1 0 0 1 1
Brian Downing, R (1, 2) OBP: 0.366, SLG: 0.358
P4
1-3
1B
5-3
5-3
F9
5 0 1 0 0 0 1
Dave Chalk, R (1, 4) (12, 6) OBP: 0.333, SLG: 0.304
1B
1B
F8
6-3
6-3
3-1
5 0 1 0 0 0 2
Jim Anderson, R (1, 6) OBP: 0.316, SLG: 0.314
Tony Solaita, L (11, PH) OBP: 0.346, SLG: 0.297
Bobby Grich, R (12, 4) OBP: 0.341, SLG: 0.296
K
F5
F8
F7
4-3
3 0 0 0 0 1 1
1 0 0 0 0 0 0
1 0 0 0 0 0 0
Baltimore Orioles @ California Angels
Anaheim Stadium, Anaheim, CA
Sun Aug 20 1978, 6:33 AM EDT
Att. 20,773 - Unknown
livebaseballscorecards.com
AB 46
R 1
H 7
RBI 1
BB 2
SO 6
LOB 12
Inning Stats
R: 0 E: 0 K: 1 S: 5 H: 0 LOB: 0 BB: 0 P: 5
R: 0 E: 0 K: 1 S: 5 H: 0 LOB: 1 BB: 0 P: 6
R: 0 E: 0 K: 1 S: 7 H: 2 LOB: 2 BB: 0 P: 7
R: 0 E: 0 K: 0 S: 5 H: 2 LOB: 2 BB: 0 P: 5
R: 0 E: 0 K: 0 S: 3 H: 1 LOB: 0 BB: 0 P: 3
R: 0 E: 0 K: 0 S: 3 H: 0 LOB: 0 BB: 0 P: 3
R: 0 E: 0 K: 0 S: 3 H: 0 LOB: 0 BB: 0 P: 3
R: 0 E: 0 K: 0 S: 3 H: 0 LOB: 0 BB: 0 P: 3
R: 0 E: 0 K: 0 S: 3 H: 0 LOB: 0 BB: 0 P: 3
R: 0 E: 0 K: 0 S: 3 H: 0 LOB: 0 BB: 0 P: 3
R: 0 E: 0 K: 1 S: 5 H: 0 LOB: 1 BB: 1 P: 9
R: 0 E: 0 K: 1 S: 5 H: 1 LOB: 0 BB: 0 P: 5
R: 0 E: 0 K: 0 S: 3 H: 0 LOB: 0 BB: 0 P: 3
R: 1 E: 0 K: 1 S: 5 H: 1 LOB: 1 BB: 1 P: 9
1B: 6 2B: 1 3B: 0 HR: 0
SF: 0 SAC: 0 DP: 1 HBP: 1
WP: 0 PB: 0 SB: 0 CS: 1
PA: 49
PITCHER IP WLS BF H R ER SO BB IBB HBP BLK WP HR S P ERA WHIP
Dennis Martinez, R (1, 1) ERA: 4.22 11.0 39 5 0 0 4 1 0 1 0 0 0 45 50 0.00 0.545
Don Stanhouse, R (12, 1) ERA: 3.1 2.2 L 10 2 1 1 2 1 0 0 0 0 0 13 17 3.38 1.125
PITCHER IP WLS BF H R ER SO BB IBB HBP BLK WP HR S P ERA WHIP

Batter	1	2	3	4	5	6	7	8	9	AB	R	H	RBI	BB	SO	LOB
Mickey Rivers, L (1, 8) OBP: 0.290, SLG: 0.387	6-3	1-2 2-H 1B			1B 1B	F7		F9		5	1	2	1	0	0	2
Willie Randolph, R (1, 4) OBP: 0.371, SLG: 0.356	F8	F3			1-2 1B		E1 S 1B		K	5	1	1	0	0	1	2
Thurman Munson, R (1, 2) OBP: 0.332, SLG: 0.390	F7		1B		F8		4-3 1-H		1B 1B	5	1	3	1	0	0	2
Lou Piniella, R (1, 10) OBP: 0.363, SLG: 0.437		FC3-6 1B 1B	K		1-2 2-H		4-3 2-3		F9	5	1	2	1	0	1	3
Chris Chambliss, L (1, 3) OBP: 0.334, SLG: 0.378		FC3-6 1-2	G4-6-3 1-3		F9		K		1B 1-3	5	0	3	0	0	1	3
Graig Nettles, L (1, 5) OBP: 0.331, SLG: 0.427		FC3-6 1B 1B 1-2f 2-3	G4-6-3 1-2f		K		1-3		1-3 3-H	5	1	1	1	0	1	7
Reggie Jackson, L (1, 9) OBP: 0.357, SLG: 0.461		1B 1B 1-2 3-H		4-3		FC4-6 1B		CS BB	F6	4	1	2	1	1	0	2
Roy White, S (1, 7) OBP: 0.321, SLG: 0.378		K		F8		FC4-6 1-2f		F9		4	0	0	0	0	1	4
Bucky Dent, R (1, 6) OBP: 0.307, SLG: 0.344		1B 1-2 2-H		F7		F9		1-2 BB		3	0	1	1	1	0	1
Inning Stats	R: 0 E: 0 K: 0 S: 3 H: 0 LOB: 0 BB: 0 P: 3	R: 3 E: 0 K: 1 S: 10 H: 5 LOB: 2 BB: 0 P: 10	R: 0 E: 0 K: 1 S: 6 H: 2 LOB: 1 BB: 0 P: 6	R: 0 E: 0 K: 0 S: 3 H: 0 LOB: 0 BB: 0 P: 3	R: 1 E: 0 K: 1 S: 8 H: 3 LOB: 2 BB: 0 P: 8	R: 0 E: 0 K: 0 S: 4 H: 1 LOB: 1 BB: 0 P: 4	R: 1 E: 1 K: 1 S: 7 H: 1 LOB: 1 BB: 0 P: 7	R: 0 E: 0 K: 0 S: 2 H: 0 LOB: 1 BB: 2 P: 10	R: 1 E: 0 K: 1 S: 8 H: 3 LOB: 2 BB: 0 P: 8	1B: 15 2B: 0 3B: 0 HR: 0 SF: 0 SAC: 0 DP: 1 HBP: 0	WP: 0 PB: 0 SB: 1 CS: 1 PA: 43					

PITCHER		IP	WLS	BF	H	R	ER	SO	BB	IBB	HBP	BLK	WP	HR	S	P	ERA	WHIP
Frank Tanana, L ERA: 3.23	(1, 1)	4.1	L	22	10	4	4	2	0	0	0	0	0	0	26	26	8.31	2.308
Ken Brett, L ERA: 5.1	(5, 1)	2.2		11	2	1	0	2	0	0	0	0	0	0	15	15	0.00	0.750
Dyar Miller, R ERA: 2.13	(8, 1)	2.0		10	3	1	1	1	2	0	0	0	0	0	10	18	4.50	2.500

PITCHER	IP	WLS	BF	H	R	ER	SO	BB	IBB	HBP	BLK	WP	HR	S	P	ERA	WHIP

TOP

New York Yankees @ California Angels

Anaheim Stadium, Anaheim, CA

Tue Aug 22 1978, 10:05 PM EDT

Att. 35,644 - Unknown

livebaseballscorecards.com

AB	41
R	6
H	15
RBI	6
BB	2
SO	5
LOB	26

BOTTOM

New York Yankees @ California Angels

Anaheim Stadium, Anaheim, CA

Tue Aug 22 1978, 10:05 PM EDT

Att. 35,644 - Unknown

Batter	1	2	3	4	5	6	7	8	9	AB	R	H	RBI	BB	SO	LOB
Ken Landreaux, L (1, 7) OBP: 0.281, SLG: 0.326	F4	L1			F9		F9			4	0	0	0	0	0	2
Rick Miller, L (1, 8) OBP: 0.355, SLG: 0.344	5-3		1-3			1B 3B		K		4	1	1	0	0	1	0
Lyman Bostock, L (1, 9) OBP: 0.365, SLG: 0.379	2B		G3			F8 HBP 1B 3-H		4-3		4	0	2	1	0	0	0
Don Baylor, R (1, 10) OBP: 0.340, SLG: 0.466	F7		F6			1-2 HBP		BB		2	0	0	0	1	0	1
Joe Rudi, R (1, 3) OBP: 0.279, SLG: 0.387		1B SF7 2B		F8		F7		F9		4	1	1	0	0	0	3
Carney Lansford, R (1, 5) OBP: 0.323, SLG: 0.372		BB 2-3 1B		F5		F8 2-3			F6	4	0	1	0	0	0	2
Brian Downing, R (1, 2) OBP: 0.364, SLG: 0.355		BBB 1-2 BB		6-3		K			G3	3	0	0	0	1	1	2
Dave Chalk, R (1, 4) OBP: 0.332, SLG: 0.303		F9			G5-4-3 1B		F7		F8	4	0	1	0	0	0	3
Jim Anderson, R (1, 6) OBP: 0.300, SLG: 0.302		SF7 3-H			G5-4-3 1-2f		F8			2	0	0	1	0	0	1

Inning Stats									
	R: 0 H: 1 E: 0 LOB: 1 K: 0 BB: 0 S: 4 P: 4	R: 1 H: 2 E: 0 LOB: 2 K: 0 BB: 1 S: 5 P: 9	R: 0 H: 0 E: 0 LOB: 0 K: 0 BB: 0 S: 3 P: 3	R: 0 H: 0 E: 0 LOB: 0 K: 0 BB: 0 S: 3 P: 3	R: 0 H: 1 E: 0 LOB: 0 K: 0 BB: 0 S: 3 P: 3	R: 1 H: 2 E: 0 LOB: 2 K: 1 BB: 0 S: 7 P: 8	R: 0 H: 0 E: 0 LOB: 0 K: 0 BB: 0 S: 3 P: 3	R: 0 H: 0 E: 0 LOB: 1 K: 1 BB: 1 S: 5 P: 9	R: 0 H: 0 E: 0 LOB: 0 K: 0 BB: 0 S: 3 P: 3

PITCHER	IP	WLS	BF	H	R	ER	SO	BB	IBB	HBP	BLK	WP	HR	S	P	ERA	WHIP
Catfish Hunter, R (1, 1) ERA: 4.0	9.0	W	35	6	2	2	2	2	0	1	0	0	0	36	45	2.00	0.889

PITCHER	IP	WLS	BF	H	R	ER	SO	BB	IBB	HBP	BLK	WP	HR	S	P	ERA	WHIP

1B: 3	SF: 1	WP: 0	PA: 35
2B: 2	SAC: 0	PB: 0	
3B: 1	DP: 1	SB: 0	
HR: 0	HBP: 1	CS: 0	

AB	31
R	2
H	6
RBI	2
BB	2
SO	2
LOB	14

livebaseballscorecards.com

New York Yankees @ California Angels

Anaheim Stadium, Anaheim, CA

Wed Aug 23 1978, 10:05 PM EDT

Att. 33,472 - Unknown

TOP

livebaseballscorecards.com

Batter	1	2	3	4	5	6	7	8	9	AB	R	H	RBI	BB	SO	LOB
Mickey Rivers, L (1, 8) OBP: 0.287, SLG: 0.383	4-3		F6		F7	G3		K		5	0	0	0	0	1	5
Willie Randolph, R (1, 4) OBP: 0.374, SLG: 0.359	F9		1-2 1B		1B		6-3		G6-4-3 1B	5	0	3	0	0	0	0
Thurman Munson, R (1, 2) OBP: 0.329, SLG: 0.386	5-3		4-3		F7		F4		G6-4-3 1-2f	5	0	0	0	0	0	4
Chris Chambliss, L (1, 3) OBP: 0.335, SLG: 0.379		F5		F7		BBBB 4-0 2B 1B BB	0-0 2B			4	1	1	0	1	0	0
Lou Piniella, R (1, 10) OBP: 0.362, SLG: 0.435		1B 1B		6-3		F8	SSS 0-3 K			4	0	1	0	0	1	2
Graig Nettles, L (1, 5) OBP: 0.333, SLG: 0.437		SSS K		HR		1-3 2B 2B		F8		4	2	2	1	0	1	1
Reggie Jackson, L (1, 9) OBP: 0.363, SLG: 0.468		1-3 1B		2B		2B 1B 3-H		BBBB 4-0 1B BB		3	0	3	1	1	0	0
Roy White, S (1, 7) OBP: 0.327, SLG: 0.388			1B 1B	4-3		1-3 2-H 2B		1-2 1B		4	0	3	1	0	0	1
Bucky Dent, R (1, 6) OBP: 0.304, SLG: 0.340			F3		SSS K	P7		SSS K		3	0	0	0	0	1	3
Jim Spencer, L (8, PH) OBP: 0.302, SLG: 0.480										0	0	0	0	0	0	0
Cliff Johnson, R (8, PH) OBP: 0.292, SLG: 0.322										1	0	0	0	0	1	2
Fred Stanley, R (8, 6) OBP: 0.329, SLG: 0.282										0	0	0	0	0	0	0
Inning Stats	R: 0 E: 0 K: 0 S: 3 H: 0 LOB: 0 BB: 0 P: 3	R: 0 E: 0 K: 1 S: 6 H: 2 LOB: 2 BB: 0 P: 6	R: 0 E: 0 K: 0 S: 5 H: 2 LOB: 2 BB: 0 P: 5	R: 1 E: 0 K: 0 S: 5 H: 2 LOB: 1 BB: 0 P: 5	R: 0 E: 0 K: 1 S: 6 H: 1 LOB: 1 BB: 0 P: 6	R: 2 E: 0 K: 0 S: 6 H: 3 LOB: 2 BB: 1 P: 10	R: 0 E: 0 K: 1 S: 6 H: 1 LOB: 1 BB: 0 P: 6	R: 0 E: 0 K: 2 S: 8 H: 1 LOB: 2 BB: 1 P: 12	R: 0 E: 0 K: 0 S: 3 H: 1 LOB: 0 BB: 0 P: 3	1B: 8 2B: 4 3B: 0 HR: 1 SF: 0 SAC: 0 DP: 1 HBP: 0						

	AB	38
	R	3
	H	13
	RBI	3
	BB	2
	SO	5
	LOB	18

WP: 0 PB: 0 SB: 0 CS: 0 PA: 40

PITCHER		IP	WLS	BF	H	R	ER	SO	BB	IBB	HBP	BLK	WP	HR	S	P	ERA	WHIP
Chris Knapp, R ERA: 4.33	(1, 1)	5.1	W	26	10	3	3	2	1	0	0	0	0	1	29	33	5.06	2.062
Tom Griffin, R ERA: 3.69	(6, 1)	2.0		9	2	0	0	1	1	0	0	0	0	0	10	14	0.00	1.500
Dave LaRoche, L ERA: 2.3	(8, 1)	1.2	S	5	1	0	0	2	0	0	0	0	0	0	9	9	0.00	0.600

PITCHER	IP	WLS	BF	H	R	ER	SO	BB	IBB	HBP	BLK	WP	HR	S	P	ERA	WHIP

Batter	1	2	3	4	5	6	7	8	9	AB	R	H	RBI	BB	SO	LOB
Rick Miller, L (1, 8) OBP: 0.353, SLG: 0.345	F8	2B		6-3		6-3		3-1		5	0	1	0	0	0	3
Carney Lansford, R (1, 5) OBP: 0.327, SLG: 0.382	1B 2B	K		2-H 2B		FC4-2 2-3 3-H		S 1B		5	1	3	1	0	1	3
Lyman Bostock, L (1, 9) OBP: 0.366, SLG: 0.377	BBBB E 1B SF9 BB		2B SF8 1B	K		4-3		4-3 1-2		4	2	1	0	1	1	4
Don Baylor, R (1, 10) OBP: 0.343, SLG: 0.477	E8 SF9 1-3 2-H 1B		SF8 1-3 SF8 2B		F4		HR			4	2	3	2	0	0	0
Joe Rudi, R (1, 7) OBP: 0.278, SLG: 0.388	SF9 2-3 3-H		SF8 2-3 3-H		6-3		2-3 1B FC6-2-5-1 1B			2	0	1	2	0	0	0
Ron Fairly, L (1, 3) OBP: 0.295, SLG: 0.360	BBBB BB		SF8 3-H		1B		FC6-2-5-1 2-3 1-2 1B			2	0	2	1	1	0	0
Brian Downing, R (1, 2) OBP: 0.360, SLG: 0.350	F7		G1		6-3		2-3 1-2 2-3			4	0	0	0	0	0	5
Dave Chalk, R (1, 4) OBP: 0.333, SLG: 0.305		F8		SH1-4 2B 1B		SH FC4-2 1B	FC6-2-5-1 2-3 3-H			4	1	2	0	0	0	2
Jim Anderson, R (1, 6) OBP: 0.290, SLG: 0.291		4-3		SH1-4 1-2		SH FC4-2 1-3		4-3		2	0	0	0	0	0	0
Inning Stats	R: 2 H: 2 E: 1 LOB: 2 K: 0 BB: 2 S: 5 P: 13	R: 0 H: 1 E: 0 LOB: 1 K: 1 BB: 0 S: 6 P: 6	R: 2 H: 2 E: 0 LOB: 0 K: 0 BB: 0 S: 5 P: 5	R: 1 H: 2 E: 0 LOB: 1 K: 1 BB: 0 S: 7 P: 7	R: 0 H: 1 E: 0 LOB: 1 K: 0 BB: 0 S: 4 P: 4	R: 0 H: 1 E: 1 LOB: 2 K: 0 BB: 0 S: 5 P: 5	R: 1 H: 3 E: 0 LOB: 1 K: 0 BB: 0 S: 5 P: 5	R: 0 H: 1 E: 0 LOB: 1 K: 0 BB: 0 S: 4 P: 4		1B: 8 SF: 3 2B: 5 SAC: 2 3B: 0 DP: 1 HR: 1 HBP: 0						WP: 0 PA: 39 PB: 0 SB: 1 CS: 0

PITCHER		IP	WLS	BF	H	R	ER	SO	BB	IBB	HBP	BLK	WP	HR	S	P	ERA	WHIP
Ed Figueroa, R ERA: 3.24	(1, 1)	4.0	L	21	7	5	4	2	2	0	0	0	0	0	23	31	9.00	2.250
Ken Clay, R ERA: 4.92	(5, 1)	3.0		14	5	1	1	0	0	0	0	0	0	1	14	14	3.00	1.667
Paul Lindblad, L ERA: 4.11	(8, 1)	1.0		4	1	0	0	0	0	0	0	0	0	0	4	4	0.00	1.000

PITCHER	IP	WLS	BF	H	R	ER	SO	BB	IBB	HBP	BLK	WP	HR	S	P	ERA	WHIP

BOTTOM

New York Yankees @ California Angels

Anaheim Stadium, Anaheim, CA

Wed Aug 23 1978, 10.05 PM EDT

Att. 33,472 - Unknown

livebaseballscorecards.com

AB	32
R	6
H	13
RBI	6
BB	2
SO	2
LOB	17

Batter	1	2	3	4	5	6	7	8	9	AB	R	H	RBI	BB	SO	LOB
Rick Miller, L (1, 8) OBP: 0.352, SLG: 0.344	F8 S 1B		L7		4-3			G4-6-3 1-2f		4	0	1	0	0	0	1
Carney Lansford, R (1, 5) OBP: 0.326, SLG: 0.380	F9		S 1B			6-3		5-3		4	0	1	0	0	0	1
Lyman Bostock, L (1, 9) OBP: 0.363, SLG: 0.374	F8 1-3		F8			6-3			3-1	4	0	0	0	0	0	2
Don Baylor, R (1, 10) OBP: 0.341, SLG: 0.473	F7		6-3 1-2			4-3			4-3	4	0	0	0	0	0	2
Joe Rudi, R (1, 7) OBP: 0.278, SLG: 0.386		5-3		F7			G5-4-3 1B		F9	4	0	1	0	0	0	0
Ron Fairly, L (1, 3) OBP: 0.295, SLG: 0.360		F6		F7			G5-4-3 1-2			3	0	1	0	0	0	0
Brian Downing, R (1, 2) OBP: 0.360, SLG: 0.348		BBBB BB 4-0 BB		SSS K 0-3			G5-4-3 1-2f 2-3			2	0	0	0	1	1	2
Dave Chalk, R (1, 6) OBP: 0.333, SLG: 0.303		BBBB 4-0 1-2 BB			F7		P7			2	0	0	0	1	0	1
Bobby Grich, R (1, 4) OBP: 0.341, SLG: 0.295		F9			F7			BBBB G4-6-3 BB 4-0		2	0	0	0	1	0	2
Inning Stats	R: 0 H: 1 E: 0 LOB: 1 K: 0 BB: 0 S: 4 P: 4	R: 0 H: 0 E: 0 LOB: 2 K: 0 BB: 2 S: 3 P: 11	R: 0 H: 1 E: 0 LOB: 1 K: 0 BB: 0 S: 4 P: 4	R: 0 H: 0 E: 0 LOB: 0 K: 1 BB: 0 S: 5 P: 5	R: 0 H: 0 E: 0 LOB: 0 K: 0 BB: 0 S: 3 P: 3	R: 0 H: 0 E: 0 LOB: 0 K: 0 BB: 0 S: 3 P: 3	R: 0 H: 2 E: 0 LOB: 1 K: 0 BB: 0 S: 4 P: 4	R: 0 H: 0 E: 0 LOB: 0 K: 0 BB: 1 S: 2 P: 6	R: 0 H: 0 E: 0 LOB: 0 K: 0 BB: 0 S: 3 P: 3	1B: 4 SF: 0 2B: 0 SAC: 0 3B: 0 DP: 2 HR: 0 HBP: 0						WP: 0 PA: 32 PB: 0 SB: 2 CS: 0

PITCHER	IP	WLS	BF	H	R	ER	SO	BB	IBB	HBP	BLK	WP	HR	S	P	ERA	WHIP
Dennis Eckersley, R (1, 1) ERA: 3.21	9.0	W	32	4	0	0	1	3	0	0	0	0	0	31	43	0.00	0.778

PITCHER	IP	WLS	BF	H	R	ER	SO	BB	IBB	HBP	BLK	WP	HR	S	P	ERA	WHIP

TOP

California Angels @ Boston Red Sox

Fenway Park, Boston, MA

Fri Aug 25 1978, 7:05 PM EDT

Att. 33,583 - Unknown - 64 F

livebaseballscorecards.com

AB	29
R	0
H	4
RBI	0
BB	3
SO	1
LOB	11

BOTTOM

California Angels @ Boston Red Sox

Fenway Park, Boston, MA

Fri Aug 25 1978, 7:05 PM EDT

Att. 33,583 - Unknown - 64 F

Batter	1	2	3	4	5	6	7	8	9	AB	R	H	RBI	BB	SO	LOB
Rick Burleson, R (1, 6) OBP: 0.298, SLG: 0.347	F8	F9		5-3		1B		1B		5	0	2	1	0	0	2
Jerry Remy, L (1, 4) OBP: 0.313, SLG: 0.350	FC6-5, 1B		F8	F9		F4		SF7		4	0	1	1	0	0	3
Jim Rice, R (1, 7) OBP: 0.383, SLG: 0.608	FC6-5		HR		4-3	K		F9		5	2	3	1	0	1	3
Carl Yastrzemski, L (1, 10) OBP: 0.382, SLG: 0.423	FC6-5		K		4-3	K				4	0	0	0	0	2	5
Carlton Fisk, R (1, 2) OBP: 0.374, SLG: 0.514			BB		5-3		F2			3	0	1	1	1	0	1
Fred Lynn, L (1, 8) OBP: 0.368, SLG: 0.495	L9		F8		F9		L3			4	0	0	0	0	0	4
Dwight Evans, R (1, 9) OBP: 0.341, SLG: 0.470		K		BB, 5-3		1B	K			3	2	1	0	1	2	0
George Scott, R (1, 3) OBP: 0.317, SLG: 0.389		6-3		5-3		1B		6-3		4	1	1	1	0	0	1
Butch Hobson, R (1, 5) OBP: 0.325, SLG: 0.423		BB		2B		1B		SF7		3	1	3	1	1	0	0
Inning Stats	R: 1 E: 0 K: 0 S: 6 H: 3 LOB: 2 BB: 0 P: 6	R: 0 E: 0 K: 1 S: 5 H: 0 LOB: 1 BB: 1 P: 9	R: 1 E: 0 K: 1 S: 6 H: 1 LOB: 1 BB: 1 P: 10	R: 1 E: 0 K: 0 S: 4 H: 1 LOB: 1 BB: 1 P: 8	R: 0 E: 0 K: 0 S: 4 H: 1 LOB: 1 BB: 0 P: 4	R: 2 E: 0 K: 2 S: 11 H: 4 LOB: 2 BB: 0 P: 11	R: 0 E: 0 K: 1 S: 5 H: 0 LOB: 0 BB: 0 P: 5	R: 1 E: 0 K: 0 S: 5 H: 2 LOB: 1 BB: 0 P: 5		1B: 7 2B: 4 3B: 0 HR: 1	SF: 1 SAC: 0 DP: 0 HBP: 0						

PITCHER		IP	WLS	BF	H	R	ER	SO	BB	IBB	HBP	BLK	WP	HR	S	P	ERA	WHIP
Don Aase, R (1, 1) ERA: 4.23		5.0	L	26	8	5	5	2	3	0	0	0	0	1	27	39	9.00	2.200
Dyar Miller, R (6, 1) ERA: 2.17		3.0		13	4	1	1	3	0	0	0	0	0	0	19	19	3.00	1.333

PITCHER	IP	WLS	BF	H	R	ER	SO	BB	IBB	HBP	BLK	WP	HR	S	P	ERA	WHIP

livebaseballscorecards.com

AB	35
R	6
H	12
RBI	6
BB	3
SO	5
LOB	19

WP: 0 PB: 0 SB: 0 CS: 0 PA: 39

Batter	1	2	3	4	5	6	7	8	9	AB	R	H	RBI	BB	SO	LOB
Rick Miller, L (1, 8) OBP: 0.349, SLG: 0.340	4-3	FC3-6 1-2f			F9			FC4-6 1-2f		4	0	0	0	0	0	3
Carney Lansford, R (1, 5) OBP: 0.322, SLG: 0.375	E5 2B FC5-2		6-3			F3		F8		4	0	0	0	0	0	1
Lyman Bostock, L (1, 9) OBP: 0.362, SLG: 0.375	FC5-2 1-3 2B		G3			F7		B2-3		4	0	1	0	0	0	1
Don Baylor, R (1, 10) OBP: 0.340, SLG: 0.470	FC5-2 2-3 3-H		F4			F8			1B FC4-6 HBP	3	1	0	0	0	0	2
Joe Rudi, R (1, 7) OBP: 0.283, SLG: 0.390	K			G6-3 1B			1B 1B		FC4-6 1-3 1B	4	0	3	0	0	1	2
Ron Fairly, L (1, 3) OBP: 0.290, SLG: 0.353		3-1		G6-3 1-2f			F9		FC4-6 1-2f 3-H	4	0	0	1	0	0	3
Brian Downing, R (1, 2) OBP: 0.359, SLG: 0.346		K		6-3			1-3 1B		F4	4	0	1	0	0	1	1
Dave Chalk, R (1, 6) OBP: 0.333, SLG: 0.301		HBP HBP			4-3		K		F4	3	0	0	0	0	1	2
Bobby Grich, R (1, 4) OBP: 0.343, SLG: 0.294		FC3-6 1-2 HBP			4-3			FC4-6 BB		1	0	0	0	1	0	0
Inning Stats	R: 0 E: 1 K: 1 S: 7 H: 1 LOB: 2 BB: 0 P: 7	R: 0 E: 0 K: 1 S: 5 H: 0 LOB: 2 BB: 0 P: 7	R: 0 E: 0 K: 0 S: 3 H: 0 LOB: 0 BB: 0 P: 3	R: 0 E: 0 K: 0 S: 3 H: 1 LOB: 0 BB: 0 P: 3	R: 0 E: 0 K: 0 S: 3 H: 0 LOB: 0 BB: 0 P: 3	R: 0 E: 0 K: 0 S: 3 H: 0 LOB: 0 BB: 0 P: 3	R: 0 E: 0 K: 1 S: 6 H: 2 LOB: 1 BB: 0 P: 6	R: 0 E: 0 K: 0 S: 3 H: 0 LOB: 1 BB: 1 P: 7	R: 1 E: 0 K: 0 S: 4 H: 1 LOB: 1 BB: 0 P: 5	1B: 4 2B: 1 3B: 0 HR: 0 SF: 0 SAC: 0 DP: 1 HBP: 3						

PITCHER	IP	WLS	BF	H	R	ER	SO	BB	IBB	HBP	BLK	WP	HR	S	P	ERA	WHIP
Jim Wright, R (1, 1) ERA: 2.95	9.0	W	35	5	1	1	3	1	0	3	0	0	0	37	44	1.00	0.667

PITCHER	IP	WLS	BF	H	R	ER	SO	BB	IBB	HBP	BLK	WP	HR	S	P	ERA	WHIP

TOP

California Angels @ Boston Red Sox

Fenway Park, Boston, MA

Sat Aug 26 1978, 3:33 AM EDT

Att. 33,531 - Unknown - 70 F

livebaseballscorecards.com

AB	31
R	1
H	5
RBI	1
BB	1
SO	3
LOB	15

Batter	1	2	3	4	5	6	7	8	9	AB	R	H	RBI	BB	SO	LOB
Rick Burleson, R (1, 6) OBP: 0.300, SLG: 0.349	F8 HR 2B	BBB 1B 1-2 2-3 SF8 BB		F9		4-3				3	2	1	0	1	0	0
Jack Brohamer, L (1, 4) OBP: 0.317, SLG: 0.360	F8 2-3	1-3 2-H 3-H 1B		F6			6-3			4	0	1	2	0	0	1
Jim Rice, R (1, 7) OBP: 0.382, SLG: 0.612	3-H HR	3-H SF8			F4		L8			3	1	1	3	0	0	0
Carl Yastrzemski, L (1, 10) OBP: 0.382, SLG: 0.422 Bob Bailey, R (7, PH) OBP: 0.340, SLG: 0.402	G5-4-3 1B	4-3			F9		4-3			3 1	0 0	1 0	0 0	0 0	0 0	1 0
Carlton Fisk, R (1, 2) OBP: 0.375, SLG: 0.512	G5-4-3 1-2f		E5 1B		BBB 4-0 E BB			F6		3	0	1	0	1	0	1
Fred Lynn, L (1, 8) OBP: 0.365, SLG: 0.490		L9	SSS K		F4 1-2			3-1		4	0	0	0	0	1	2
Dwight Evans, R (1, 9) OBP: 0.340, SLG: 0.470		1B 2B	6-3			SSS K		6-3		4	1	1	0	0	1	1
George Scott, R (1, 3) OBP: 0.320, SLG: 0.399		BBBB 4-0 BB 1B 1B BB	L6			HR				2	2	1	1	1	0	1
Butch Hobson, R (1, 5) OBP: 0.325, SLG: 0.423 Frank Duffy, R (7, 5) OBP: 0.276, SLG: 0.283		1-2 2-H BB 1B 1B		F4		SSS K				3 0	1 0	1 0	1 0	0 0	1 0	0 0
Inning Stats	R: 2 E: 0 K: 0 S: 5 H: 3 LOB: 0 BB: 0 P: 5	R: 4 E: 0 K: 0 S: 6 H: 3 LOB: 1 BB: 2 P: 14	R: 0 E: 1 K: 1 S: 6 H: 1 LOB: 1 BB: 0 P: 6	R: 0 E: 0 K: 0 S: 3 H: 0 LOB: 0 BB: 0 P: 3	R: 0 E: 1 K: 0 S: 3 H: 0 LOB: 1 BB: 1 P: 7	R: 1 E: 0 K: 2 S: 8 H: 1 LOB: 0 BB: 0 P: 8	R: 0 E: 0 K: 0 S: 3 H: 0 LOB: 0 BB: 0 P: 3	R: 0 E: 0 K: 0 S: 3 H: 0 LOB: 0 BB: 0 P: 3		1B: 4 2B: 2 3B: 0 HR: 2 SF: 1 SAC: 0 DP: 1 HBP: 0						

PITCHER		IP	WLS	BF	H	R	ER	SO	BB	IBB	HBP	BLK	WP	HR	S	P	ERA	WHIP
Paul Hartzell, R ERA: 3.07	(1, 1)	1.1	L	11	6	6	6	0	2	0	0	0	0	1	9	17	40.50	6.000
Ken Brett, L ERA: 4.83	(2, 1)	6.2		23	2	1	1	3	1	0	0	0	0	1	28	32	1.35	0.450

PITCHER	IP	WLS	BF	H	R	ER	SO	BB	IBB	HBP	BLK	WP	HR	S	P	ERA	WHIP

BOTTOM

California Angels @ Boston Red Sox

Fenway Park, Boston, MA

Sat Aug 26 1978, 3:33 AM EDT
Att. 33,531 - Unknown - 70 F

livebaseballscorecards.com

AB	30
R	7
H	8
RBI	7
BB	3
SO	3
LOB	7

Batter	1	2	3	4	5	6	7	8	9	10	11	12	AB	R	H	RBI	BB	SO	LOB
Rick Miller, L (1, 8) OBP: 0.349, SLG: 0.341	F7		F7		1-3			L9	FC3-6 IBB			1B 2B	5	1	1	0	1	0	0
Carney Lansford, R (1, 5) OBP: 0.322, SLG: 0.375	K		F8			G5-4-3 1B		BB 1B	K			B1	6	0	2	0	0	2	4
Lyman Bostock, L (1, 9) OBP: 0.362, SLG: 0.373	4-3			F7		L8		BB 1-2 1B	FC3-6 1-2f			1B FC5-2-5 IBB	5	0	1	0	1	0	4
Don Baylor, R (1, 10) OBP: 0.342, SLG: 0.471		1B G4-6-3 2B		F6		G5-4-3 1-2f		BB 1-2 2-3		5-3		FC5-2-5 1-3 2-H 1B	5	1	2	1	1	0	1
Joe Rudi, R (1, 7) (9, 3) OBP: 0.284, SLG: 0.389		G4-6-3 BB 2-3 1B		1B 1B			F9	K		5-3		FC5-2-5 1-2 3-H	6	0	2	0	0	1	5
Ron Fairly, L (1, 3) OBP: 0.302, SLG: 0.367 Ken Landreaux, L (9, PR) OBP: 0.278, SLG: 0.323 (9, 7)		4-0 G4-6-3 1-2 BB		1-3 1B			2B		1B 2B 1B	6-3		4-3	3 2	0 1	3 0	0 0	1 0	0 0	0 2
Brian Downing, R (1, 2) OBP: 0.357, SLG: 0.344	G4-6-3 1-2f 2-3 3-H		4-3				F6		2B 1-2 1B		6-3		5	0	1	0	0	0	5
Dave Chalk, R (1, 6) (9, 4) OBP: 0.329, SLG: 0.298	K				B3		F4		B1		6-3		5	0	0	0	0	1	4
Bobby Grich, R (1, 4) OBP: 0.341, SLG: 0.292 Danny Goodwin, L (9, PH) OBP: 0.407, SLG: 0.531 Jim Anderson, R (9, 6) OBP: 0.286, SLG: 0.286			F9		F9			F7	1-3 2-H 2B		6-3		3 1 1	0 0 0	0 1 0	0 1 0	0 0 0	0 0 0	0 0 0
Inning Stats	R: 0 E: 0 K: 1 S: 5 H: 0 LOB: 0 BB: 0 P: 5	R: 1 E: 0 K: 1 S: 6 H: 2 LOB: 1 BB: 1 P: 10	R: 0 E: 0 K: 0 S: 3 H: 0 LOB: 0 BB: 0 P: 3	R: 0 E: 0 K: 0 S: 5 H: 2 LOB: 2 BB: 0 P: 5	R: 0 E: 0 K: 0 S: 3 H: 0 LOB: 0 BB: 0 P: 3	R: 0 E: 0 K: 0 S: 3 H: 1 LOB: 0 BB: 0 P: 3	R: 0 E: 0 K: 0 S: 4 H: 1 LOB: 1 BB: 0 P: 4	R: 0 E: 0 K: 1 S: 7 H: 2 LOB: 3 BB: 1 P: 11	R: 1 E: 0 K: 1 S: 8 H: 3 LOB: 3 BB: 1 P: 12	R: 0 E: 0 K: 0 S: 3 H: 0 LOB: 0 BB: 0 P: 3	R: 0 E: 0 K: 0 S: 3 H: 0 LOB: 0 BB: 0 P: 3	R: 1 E: 0 K: 0 S: 5 H: 2 LOB: 2 BB: 1 P: 9	1B: 9 2B: 4 3B: 0 HR: 0	SF: 0 SAC: 0 DP: 2 HBP: 0		WP: 0 PB: 0 SB: 0 CS: 0	PA: 51	

PITCHER	IP	WLS	BF	H	R	ER	SO	BB	IBB	HBP	BLK	WP	HR	S	P	ERA	WHIP
Luis Tiant, R (1, 1) ERA: 3.35	8.0		33	9	2	2	3	2	0	0	0	0	0	37	45	2.25	1.375
Bob Stanley, R (9, 1) ERA: 2.71	4.0	W	18	4	1	1	1	0	2	0	0	0	0	18	26	2.25	1.000

PITCHER	IP	WLS	BF	H	R	ER	SO	BB	IBB	HBP	BLK	WP	HR	S	P	ERA	WHIP

TOP

California Angels @ Boston Red Sox

Fenway Park, Boston, MA

Sun Aug 27 1978, 3:33 AM EDT

Att. 34,216 - Unknown - 73 F

livebaseballscorecards.com

AB	47
R	3
H	13
RBI	2
BB	4
SO	4
LOB	25

Batter	1	2	3	4	5	6	7	8	9	10	11	12	AB	R	H	RBI	BB	SO	LOB
Rick Burleson, R (1, 6) OBP: 0.298, SLG: 0.347	K		L3		K		1-3		L9 SH1-4 1B		4-3		6	0	1	0	0	2	2
Jack Brohamer, L (1, 4) OBP: 0.309, SLG: 0.349	4-3		3-1 2-3			F7	G3		SH1-4 1-2		F4		5	0	0	0	0	0	2
Jim Rice, R (1, 7) OBP: 0.381, SLG: 0.608	4-3		6-3			5-3		1B 1B 1B	IBB		K		5	1	1	0	1	1	1
Carl Yastrzemski, L (1, 10) OBP: 0.386, SLG: 0.426 Jerry Remy, L (12, PR) OBP: 0.313, SLG: 0.350		F8 6-3 1B		F7		2B 1B		1B FC6-2-5 1-3 1B	L9 2-3			E BB 1B	6 0	0 1	4 0	0 0	0 0	0 0	2 0
Carlton Fisk, R (1, 2) OBP: 0.376, SLG: 0.513	6-3 1-2			K		2B 1-3		FC6-2-5 1-3 1B 3-H	IBB 1-2			F8	5	0	2	1	1	1	2
Fred Lynn, L (1, 8) OBP: 0.367, SLG: 0.495	F8 2-3			HR		FC5-4 IBB		F8	F9			E 1B BB 1-2	4	2	1	1	2	0	6
Dwight Evans, R (1, 9) OBP: 0.338, SLG: 0.465	S BB			G3		FC5-4 1-2f		FC6-2-5 2-3 3-H			K	F8	5	0	0	0	1	1	7
George Scott, R (1, 3) OBP: 0.324, SLG: 0.403	4-3 1-2				G6-4-3 1B		F9 2B	IBB			K	E5 1B 1-2 2-H	5	0	2	0	1	1	3
Butch Hobson, R (1, 5) OBP: 0.325, SLG: 0.424			3-1 2B		G6-4-3 1-2f		F9 2-3	K			5-3	1B 1-2 2-H	6	0	2	1	0	1	5
Inning Stats	R: 0 H: 0 E: 0 LOB: 0 K: 1 BB: 0 S: 5 P: 5	R: 0 H: 1 E: 0 LOB: 2 K: 0 BB: 1 S: 4 P: 8	R: 0 H: 1 E: 0 LOB: 1 K: 0 BB: 0 S: 4 P: 4	R: 1 H: 1 E: 0 LOB: 0 K: 1 BB: 0 S: 6 P: 6	R: 0 H: 1 E: 0 LOB: 0 K: 1 BB: 0 S: 5 P: 5	R: 0 H: 2 E: 0 LOB: 3 K: 0 BB: 1 S: 5 P: 9	R: 0 H: 1 E: 0 LOB: 1 K: 0 BB: 0 S: 4 P: 4	R: 1 H: 3 E: 0 LOB: 3 K: 1 BB: 1 S: 8 P: 12	R: 0 H: 1 E: 0 LOB: 3 K: 0 BB: 2 S: 4 P: 12	R: 0 H: 0 E: 0 LOB: 0 K: 2 BB: 0 S: 7 P: 7	R: 0 H: 0 E: 0 LOB: 0 K: 1 BB: 0 S: 5 P: 5	R: 2 H: 2 E: 1 LOB: 2 K: 0 BB: 1 S: 5 P: 9	1B: 9 SF: 0 2B: 3 SAC: 1 3B: 0 DP: 1 HR: 1 HBP: 0						

PITCHER		IP		BF	H	R	ER	SO	BB	IBB	HBP	BLK	WP	HR	S	P	ERA	WHIP
Al Fitzmorris, R ERA: 3.68	(1, 1)	7.0		31	9	2	2	3	1	1	0	0	0	1	35	43	2.57	1.429
Tom Griffin, R ERA: 3.69	(8, 1)	0.0		1	1	0	0	0	0	0	0	0	0	0	1	1	∞	∞
Dave LaRoche, L ERA: 2.21	(8, 1)	3.0		13	1	0	0	3	0	3	0	0	0	0	16	28	0.00	0.333
Dyar Miller, R ERA: 2.12	(11, 1)	1.2	L	9	2	2	0	1	1	0	0	0	0	0	10	14	0.00	1.800

PITCHER	IP		BF	H	R	ER	SO	BB	IBB	HBP	BLK	WP	HR	S	P	ERA	WHIP

BOTTOM

California Angels @ Boston Red Sox

Fenway Park, Boston, MA

Sun Aug 27 1978, 3:33 AM EDT

Att. 34,216 - Unknown - 73 F

livebaseballscorecards.com

AB	47
R	4
H	13
RBI	3
BB	6
SO	7
LOB	30

Batter	1	2	3	4	5	6	7	8	9	AB	R	H	RBI	BB	SO	LOB
Rick Miller, L (1, 8) OBP: 0.345, SLG: 0.337	4-3			1-3		K			F8	4	0	0	0	0	1	0
Carney Lansford, R (1, 5) OBP: 0.324, SLG: 0.375	G3-6-3 HBP			F4			G6-4-3 1B		F5	0	0	0	0	0	0	0
Jim Anderson, R (2, 6) OBP: 0.288, SLG: 0.288										3	0	1	0	0	0	0
Lyman Bostock, L (1, 9) OBP: 0.361, SLG: 0.371	G3-6-3 1-2f			BB			G6-4-3 1-2f		F5	3	0	0	0	1	0	2
Don Baylor, R (1, 10) OBP: 0.340, SLG: 0.468		F8		L5			6-3			3	0	0	0	0	0	1
Joe Rudi, R (1, 7) OBP: 0.284, SLG: 0.396		F4			L4			HR		3	1	1	1	0	0	0
Ron Fairly, L (1, 3) OBP: 0.298, SLG: 0.362		F9			K			G3		3	0	0	0	0	1	0
Brian Downing, R (1, 2) OBP: 0.356, SLG: 0.344			4-3		6-3			E5 1B		3	0	1	0	0	0	0
Dave Chalk, R (1, 6) (2, 5) (8, 4) OBP: 0.327, SLG: 0.295			5-3			6-3		F7		3	0	0	0	0	0	1
Bobby Grich, R (1, 4) OBP: 0.339, SLG: 0.290			F9			F9		F8		2	0	0	0	0	0	0
Danny Goodwin, L (8, PH) OBP: 0.400, SLG: 0.520										1	0	0	0	0	0	1
Terry Humphrey, R (8, 4) (8, 5) OBP: 0.278, SLG: 0.317										0	0	0	0	0	0	0
Inning Stats	R: 0 E: 0 K: 0 S: 2 H: 0 LOB: 0 BB: 0 P: 3	R: 0 E: 0 K: 0 S: 3 H: 0 LOB: 0 BB: 0 P: 3	R: 0 E: 0 K: 0 S: 3 H: 0 LOB: 0 BB: 0 P: 3	R: 0 E: 0 K: 0 S: 3 H: 0 LOB: 1 BB: 1 P: 7	R: 0 E: 0 K: 1 S: 5 H: 0 LOB: 0 BB: 0 P: 5	R: 0 E: 0 K: 1 S: 5 H: 0 LOB: 0 BB: 0 P: 5	R: 0 E: 0 K: 0 S: 3 H: 1 LOB: 0 BB: 0 P: 3	R: 1 E: 1 K: 0 S: 5 H: 2 LOB: 1 BB: 0 P: 5	R: 0 E: 0 K: 0 S: 3 H: 0 LOB: 0 BB: 0 P: 3	1B: 2 2B: 0 3B: 0 HR: 1 SF: 0 SAC: 0 DP: 2 HBP: 1							

TOP

California Angels @ New York Yankees

Yankee Stadium, Bronx, NY

Mon Aug 28 1978, 7:05 PM EDT

Att. 22,481 - Unknown - 80 F

livebaseballscorecards.com

AB	28
R	1
H	3
RBI	1
BB	1
SO	2
LOB	5

WP: 0 PB: 0 SB: 0 CS: 0 PA: 30

PITCHER	IP	WLS	BF	H	R	ER	SO	BB	IBB	HBP	BLK	WP	HR	S	P	ERA	WHIP
Ed Figueroa, R (1, 1) ERA: 3.15	8.0	W	27	3	1	1	2	1	0	1	0	0	1	29	34	1.12	0.500
Rich Gossage, R (9, 1) ERA: 2.02	1.0	S	3	0	0	0	0	0	0	0	0	0	0	3	3	0.00	0.000

PITCHER	IP	WLS	BF	H	R	ER	SO	BB	IBB	HBP	BLK	WP	HR	S	P	ERA	WHIP

Batter	1	2	3	4	5	6	7	8	9	AB	R	H	RBI	BB	SO	LOB
Mickey Rivers, L (1, 8) OBP: 0.289, SLG: 0.393	BBB 4-0 1B S SF9 BB	x 0-0 ③ F8		x 0-0 ③ 4-3		x 0-0 ③ 1-3		x 0-0 1B		4	1	1	0	1	0	4
Willie Randolph, R (1, 4) OBP: 0.372, SLG: 0.357	x 0-0 S 1B 4-3 1-3 1B		x 0-0 ① 6-3		SSS 0-3 ① K		x 0-0 BLK 2B 1B	x 0-0 ③ 5-3		5	2	2	0	0	1	1
Thurman Munson, R (1, 10) OBP: 0.330, SLG: 0.392	x 0-0 ① SF9 3-H		x 0-0 ② L6		x 0-0 1B 2B		x 0-0 BLK 1-H 2B			3	1	2	2	0	0	0
Reggie Jackson, L (1, 9) OBP: 0.364, SLG: 0.469 Paul Blair, R (9, 9) OBP: 0.226, SLG: 0.271	x 0-0 4-3 S 1-2 1B		H 1-0 HBP		x 0-0 2-H 1B		x 0-0 ① F3			3 0	0 0	2 0	1 0	0 0	0 0	1 0
Lou Piniella, R (1, 7) OBP: 0.360, SLG: 0.426	x 0-0 ② 4-3 1-3 2-H		x 0-0 ③ F7		x 0-0 ② L4		4-0 BLK IBB			3	0	0	1	1	0	3
Graig Nettles, L (1, 5) OBP: 0.340, SLG: 0.455	SSS 0-3 ③ K			BBBB 4-0 1B BB	x 0-0 ③ F2		SSS 0-3 ② K 1-2 2-3			3	0	0	0	1	2	4
Chris Chambliss, L (1, 3) OBP: 0.336, SLG: 0.392		x 0-0 ① G3		x 0-0 1-2 1B		x 0-0 ① 4-3	x 0-0 ③ F7			4	0	1	0	0	0	2
Mike Heath, R (1, 2) OBP: 0.282, SLG: 0.304		x 0-0 ② F8		x 0-0 ① F9		BBBB 4-0 FC5-4 BB		SSS 0-3 ① K		3	0	0	0	1	1	2
Bucky Dent, R (1, 6) OBP: 0.294, SLG: 0.325		H 1-0 HBP		x 0-0 ② F3		x 0-0 ② FC5-4 1-2f		x 0-0 ② 6-3		3	0	0	0	0	0	3
Inning Stats	R: 2 H: 2 E: 0 LOB: 1 K: 1 BB: 1 S: 7 P: 11	R: 0 H: 0 E: 0 LOB: 1 K: 0 BB: 0 S: 3 P: 4	R: 0 H: 0 E: 0 LOB: 1 K: 0 BB: 0 S: 3 P: 4	R: 0 H: 1 E: 0 LOB: 2 K: 0 BB: 1 S: 4 P: 8	R: 1 H: 2 E: 0 LOB: 1 K: 1 BB: 0 S: 7 P: 7	R: 0 H: 0 E: 0 LOB: 1 K: 0 BB: 1 S: 3 P: 7	R: 1 H: 2 E: 0 LOB: 2 K: 1 BB: 1 S: 7 P: 11	R: 0 H: 1 E: 0 LOB: 1 K: 1 BB: 0 S: 6 P: 6		1B: 6 SF: 1 2B: 2 SAC: 0 3B: 0 DP: 0 HR: 0 HBP: 2						WP: 0 PA: 38 PB: 0 SB: 3 CS: 0

PITCHER		IP	WLS	BF	H	R	ER	SO	BB	IBB	HBP	BLK	WP	HR	S	P	ERA	WHIP
Frank Tanana, L ERA: 3.3	(1, 1)	7.0	L	34	7	4	4	3	3	1	2	2	0	0	34	52	5.14	1.429
Tom Griffin, R ERA: 3.62	(8, 1)	1.0		4	1	0	0	1	0	0	0	0	0	0	6	6	0.00	1.000

PITCHER	IP	WLS	BF	H	R	ER	SO	BB	IBB	HBP	BLK	WP	HR	S	P	ERA	WHIP

BOTTOM

California Angels @ New York Yankees

Yankee Stadium, Bronx, NY

Mon Aug 28 1978, 7:05 PM EDT

Att. 22,481 - Unknown - 80 F

livebaseballscorecards.com

AB	31
R	4
H	8
RBI	4
BB	4
SO	4
LOB	20

Batter	1	2	3	4	5	6	7	8	9	10	11	AB	R	H	RBI	BB	SO	LOB
Ken Landreaux, L (1, 8) OBP: 0.281, SLG: 0.329	1-3		5-3 3-H 1B		2B			3-1		4-3		5	0	2	1	0	0	1
Dave Chalk, R (1, 5) OBP: 0.323, SLG: 0.292	F9		5-3 1-2		1-3			6-3			L6	5	0	0	0	0	0	2
Lyman Bostock, L (1, 9) OBP: 0.359, SLG: 0.369	5-3		F7			6-3			6-3		4-3 1B	5	0	1	0	0	0	1
Don Baylor, R (1, 7) OBP: 0.341, SLG: 0.474		HR		S 1B		5-3			F7		4-3 1-2	5	1	2	1	0	0	1
Joe Rudi, R (1, 3) OBP: 0.283, SLG: 0.402		1-3		F7		F8			HR		K	5	1	1	1	0	1	2
Danny Goodwin, L (1, 10) OBP: 0.381, SLG: 0.491 Merv Rettenmund, R (9, PH) OBP: 0.409, SLG: 0.356		K		K 1-2			K		6-3			3 1	0 0	0 0	0 0	0 0	3 0	1 0
Brian Downing, R (1, 2) OBP: 0.352, SLG: 0.340		6-3		6-3			6-3			F4		4	0	0	0	0	0	1
Bobby Grich, R (1, 4) OBP: 0.338, SLG: 0.295			1B 3B		6-3		K			F7		4	1	1	0	0	1	0
Jim Anderson, R (1, 6) OBP: 0.271, SLG: 0.270			6-3		5-3			B1-3		E6		4	0	0	0	0	0	1
Inning Stats	R: 0 E: 0 K: 0 S: 3 H: 0 LOB: 0 BB: 0 P: 3	R: 1 E: 0 K: 1 S: 6 H: 1 LOB: 0 BB: 0 P: 6	R: 1 E: 0 K: 0 S: 5 H: 2 LOB: 1 BB: 0 P: 5	R: 0 E: 0 K: 1 S: 6 H: 1 LOB: 1 BB: 0 P: 6	R: 0 E: 0 K: 0 S: 4 H: 1 LOB: 1 BB: 0 P: 4	R: 0 E: 0 K: 0 S: 3 H: 0 LOB: 0 BB: 0 P: 3	R: 0 E: 0 K: 2 S: 7 H: 0 LOB: 0 BB: 0 P: 7	R: 0 E: 0 K: 0 S: 3 H: 0 LOB: 0 BB: 0 P: 3	R: 1 E: 0 K: 0 S: 4 H: 1 LOB: 0 BB: 0 P: 4	R: 0 E: 1 K: 0 S: 4 H: 0 LOB: 1 BB: 0 P: 4	R: 0 E: 0 K: 1 S: 6 H: 1 LOB: 1 BB: 0 P: 6	1B: 3 2B: 1 3B: 1 HR: 2	SF: 0 SAC: 0 DP: 0 HBP: 0			WP: 0 PB: 0 SB: 1 CS: 0	PA: 41	

PITCHER		IP	WLS	BF	H	R	ER	SO	BB	IBB	HBP	BLK	WP	HR	S	P	ERA	WHIP
Jim Beattie, R ERA: 4.19	(1, 1)	7.0		26	5	2	2	4	0	0	0	0	0	1	34	34	2.57	0.714
Sparky Lyle, L ERA: 3.32	(8, 1)	3.0		11	1	1	1	0	0	0	0	0	0	1	11	11	3.00	0.333
Rich Gossage, R ERA: 2.0	(11, 1)	1.0	W	4	1	0	0	1	0	0	0	0	0	0	6	6	0.00	1.000

PITCHER	IP	WLS	BF	H	R	ER	SO	BB	IBB	HBP	BLK	WP	HR	S	P	ERA	WHIP

California Angels @ New York Yankees

Yankee Stadium, Bronx, NY

Tue Aug 29 1978, 7:05 PM EDT

Att. 24,203 - Unknown - 84 F

TOP

livebaseballscorecards.com

AB	41
R	3
H	7
RBI	3
BB	0
SO	5
LOB	10

Batter	1	2	3	4	5	6	7	8	9	10	11	AB	R	H	RBI	BB	SO	LOB
Mickey Rivers, L (1, 8) OBP: 0.287, SLG: 0.391 Fred Stanley, R (9, 6) OBP: 0.330, SLG: 0.283	F6		K			G6-4-3 1-2f		SH2-4 1-2		SH1-4 1-2		3	0	0	0	0	1	1
												0	0	0	0	0	0	0
Willie Randolph, R (1, 4) OBP: 0.370, SLG: 0.360	F8			F2			K	2-H 3B		F8 2-3		5	0	1	1	0	1	1
Thurman Munson, R (1, 2) OBP: 0.333, SLG: 0.391	F5			5-3			HR 1B	IBB		IBB		3	1	1	0	2	0	0
Reggie Jackson, L (1, 9) OBP: 0.364, SLG: 0.476		1B		K			1-H HR	K		F8		5	1	2	2	0	2	4
Graig Nettles, L (1, 5) OBP: 0.340, SLG: 0.459		F8			F6		2B	4-3			SH3 1B 2B	5	1	2	0	0	0	3
Chris Chambliss, L (1, 3) OBP: 0.335, SLG: 0.390		K			F8		IBB		F4		SH3 2-3	3	0	0	0	1	1	1
Lou Piniella, R (1, 7) OBP: 0.358, SLG: 0.421		F7			F9		F8		5-3		1B IBB IBB	4	0	0	0	1	0	3
Jim Spencer, L (1, 10) OBP: 0.303, SLG: 0.469 Cliff Johnson, R (9, PH) OBP: 0.294, SLG: 0.319			F7			BB G6-4-3	K		F8		1B 1-2 IBB	2	0	0	0	1	1	2
												1	0	0	0	1	0	0
Bucky Dent, R (1, 6) OBP: 0.294, SLG: 0.322 Paul Blair, R (8, PR) OBP: 0.239, SLG: 0.278 (9, 8)			K			F3		BB SH2-4 3B		F8 SH1-4 BB	1-2 2-3 3-H 1B	2	0	0	0	1	1	1
												1	1	1	1	1	0	0
Inning Stats	R: 0 E: 0 K: 0 S: 3 H: 0 LOB: 0 BB: 0 P: 3	R: 0 E: 0 K: 1 S: 6 H: 1 LOB: 1 BB: 0 P: 6	R: 0 E: 0 K: 2 S: 7 H: 0 LOB: 0 BB: 0 P: 7	R: 0 E: 0 K: 1 S: 5 H: 0 LOB: 0 BB: 0 P: 5	R: 0 E: 0 K: 0 S: 3 H: 0 LOB: 0 BB: 0 P: 3	R: 0 E: 0 K: 0 S: 2 H: 0 LOB: 0 BB: 1 P: 6	R: 2 E: 0 K: 2 S: 10 H: 3 LOB: 2 BB: 1 P: 14	R: 1 E: 0 K: 1 S: 6 H: 1 LOB: 2 BB: 2 P: 14	R: 0 E: 0 K: 0 S: 3 H: 0 LOB: 0 BB: 0 P: 3	R: 0 E: 0 K: 0 S: 3 H: 0 LOB: 2 BB: 2 P: 11	R: 1 E: 0 K: 0 S: 3 H: 2 LOB: 3 BB: 2 P: 11	1B: 3 2B: 2 3B: 1 HR: 1 SF: 0 SAC: 3 DP: 1 HBP: 0						

PITCHER		IP	WLS	BF	H	R	ER	SO	BB	IBB	HBP	BLK	WP	HR	S	P	ERA	WHIP
Chris Knapp, R ERA: 4.3	(1, 1)	7.1		30	5	3	3	6	2	2	0	0	0	1	38	54	3.68	0.955
Dave LaRoche, L ERA: 2.24	(8, 1)	3.0	L	15	2	1	1	1	1	3	0	0	0	0	13	29	3.00	1.000

PITCHER	IP	WLS	BF	H	R	ER	SO	BB	IBB	HBP	BLK	WP	HR	S	P	ERA	WHIP

BOTTOM

California Angels @ New York Yankees

Yankee Stadium, Bronx, NY

Tue Aug 29 1978, 7:05 PM EDT

Att. 24,203 - Unknown - 84 F

livebaseballscorecards.com

AB	34
R	4
H	7
RBI	4
BB	8
SO	7
LOB	16

WP: 0 PB: 0 SB: 0 CS: 0 PA: 45

Batter	1	2	3	4	5	6	7	8	9	AB	R	H	RBI	BB	SO	LOB
Ken Landreaux, L (1, 8) OBP: 0.279, SLG: 0.326 Rick Miller, L (9, 8) OBP: 0.345, SLG: 0.337	x 0-0 FC6-4 1B		x 0-0 ② FC6-4 1-2f		x 0-0 ② 4-3		x 0-0 ③ 4-1		x 0-0 ② F8	5 0	0 0	1 0	0 0	0 0	0 0	2 0
Carney Lansford, R (1, 5) OBP: 0.322, SLG: 0.372	x 0-0 ① FC6-4 BLK 1-2f		x 0-0 ③ 4-3		x 0-0 ③ F5			x 0-0 1B 1B 1B S S S	0-3 ③ K	5	1	1	0	0	1	2
Lyman Bostock, L (1, 9) OBP: 0.362, SLG: 0.377	x 0-0 ② F7			x 0-0 HR	B B B B 4-0 BB			x 0-0 1B 1B 1-2 1B		3	2	2	1	1	0	1
Don Baylor, R (1, 10) OBP: 0.338, SLG: 0.470	S S S 0-3 ③ K 1-2			x 0-0 ① F7		x 0-0 ① F7		x 0-0 ① F7		4	0	0	0	0	1	4
Joe Rudi, R (1, 7) OBP: 0.283, SLG: 0.400		x 0-0 ① F4		x 0-0 HR 1B		x 0-0 ② F9		x 0-0 ② F8		4	1	1	0	0	0	3
Ron Jackson, R (1, 3) OBP: 0.348, SLG: 0.430		x 0-0 ② 6-3		x 0-0 1-H HR		x 0-0 ③ F9		x 0-0 1B 1-3 2-H 1B		4	2	2	3	0	0	1
Brian Downing, R (1, 2) OBP: 0.351, SLG: 0.339		x 0-0 ③ F7		x 0-0 ② F8			x 0-0 ① 6-3	x 0-0 2-H 3-H 1B		4	0	1	2	0	0	0
Dave Chalk, R (1, 6) OBP: 0.323, SLG: 0.292 Jim Anderson, R (7, 6) OBP: 0.268, SLG: 0.266			x 0-0 ① F3	x 0-0 ③ F3			x 0-0 CS 1B	x 0-0 ③ F7		3 1	0 0	1 0	0 0	0 0	0 0	0 1
Bobby Grich, R (1, 4) OBP: 0.340, SLG: 0.295			x 0-0 FC6-4 1B		S S S 0-3 ① K		B B B B 4-0 ② 1-2 BB		x 0-0 ① F8	3	0	1	0	1	1	0
Inning Stats	R: 0 E: 0 K: 1 S: 6 H: 1 LOB: 1 BB: 0 P: 6	R: 0 E: 0 K: 0 S: 3 H: 0 LOB: 0 BB: 0 P: 3	R: 0 E: 1 K: 0 S: 4 H: 1 LOB: 1 BB: 0 P: 4	R: 3 E: 0 K: 0 S: 6 H: 3 LOB: 0 BB: 0 P: 6	R: 0 E: 0 K: 1 S: 5 H: 0 LOB: 0 BB: 0 P: 5	R: 0 E: 0 K: 0 S: 3 H: 0 LOB: 1 BB: 1 P: 7	R: 0 E: 0 K: 0 S: 3 H: 1 LOB: 1 BB: 1 P: 7	R: 3 E: 0 K: 0 S: 7 H: 4 LOB: 1 BB: 0 P: 7	R: 0 E: 0 K: 1 S: 5 H: 0 LOB: 0 BB: 0 P: 5	1B: 8 2B: 0 3B: 0 HR: 2	SF: 0 SAC: 0 DP: 0 HBP: 0					

PITCHER		IP	WLS	BF	H	R	ER	SO	BB	IBB	HBP	BLK	WP	HR	S	P	ERA	WHIP
Jesse Jefferson, R ERA: 4.15	(1, 1)	7.1	L	31	8	5	5	2	2	0	0	1	0	2	33	41	6.14	1.364
Victor Cruz, R ERA: 1.09	(8, 1)	1.2		7	2	1	1	1	0	0	0	0	0	0	9	9	5.40	1.200

PITCHER	IP	WLS	BF	H	R	ER	SO	BB	IBB	HBP	BLK	WP	HR	S	P	ERA	WHIP

TOP

California Angels @ Toronto Blue Jays

Exhibition Stadium, Toronto, ON

Fri Sep 01 1978, 3:33 AM EDT

Att. 16,757 - Unknown - 72 F

livebaseballscorecards.com

AB	36
R	6
H	10
RBI	6
BB	2
SO	3
LOB	14

WP: 0	PA: 38		
PB: 0			
SB: 0			
CS: 1			

Batter	1	2	3	4	5	6	7	8	9	AB	R	H	RBI	BB	SO	LOB
Rick Bosetti, R (1, 8) OBP: 0.310, SLG: 0.358	5-3		2B 1B		5-3		6-3		G4-6-3 1-2f	5	1	1	0	0	0	2
Bob Bailor, R (1, 5) OBP: 0.316, SLG: 0.346	1B		1-H 3B 2B		F5		3-H 3B			4	1	3	2	0	0	0
Al Woods, L (1, 7) OBP: 0.306, SLG: 0.428	F9		2-H 2B 3B		1B		4-3			4	1	2	1	0	0	2
Willie Horton, R (1, 10) OBP: 0.315, SLG: 0.392	F7		B B B B 4-0 2B BB		F3			1-3		3	0	0	0	1	0	2
John Mayberry, L (1, 3) OBP: 0.347, SLG: 0.447		G3	1-3 3-H 2B			F8		G3		4	0	1	1	0	0	0
Otto Velez, R (1, 9) OBP: 0.395, SLG: 0.464		5-3	5-3			6-3		2B		4	0	1	0	0	0	2
Alan Ashby, S (1, 2) OBP: 0.344, SLG: 0.455		F8		4-3		F5		6-3		4	0	0	0	0	0	1
Dave McKay, S (1, 4) OBP: 0.266, SLG: 0.353			F9	S S S K			SH3-4 3B 2B		F2	4	1	1	0	0	1	0
Luis Gomez, R (1, 6) OBP: 0.289, SLG: 0.261 Doug Ault, R (9, PH) OBP: 0.347, SLG: 0.300 Tim Johnson, L (9, PR) OBP: 0.330, SLG: 0.263			F7	4-3			SH3-4 2-3		B B B B 4-0 G4-6-3 BB	2 0 0	0 0 0	0 0 0	0 0 0	0 1 0	0 0 0	0 0 0
Inning Stats	R: 0 H: 1 E: 0 LOB: 1 K: 0 BB: 0 S: 4 P: 4	R: 0 H: 0 E: 0 LOB: 0 K: 0 BB: 0 S: 3 P: 3	R: 3 H: 4 E: 0 LOB: 2 K: 0 BB: 1 S: 7 P: 11	R: 0 H: 0 E: 0 LOB: 0 K: 1 BB: 0 S: 5 P: 5	R: 0 H: 1 E: 0 LOB: 1 K: 0 BB: 0 S: 4 P: 4	R: 0 H: 0 E: 0 LOB: 0 K: 0 BB: 0 S: 3 P: 3	R: 1 H: 2 E: 0 LOB: 1 K: 0 BB: 0 S: 5 P: 5	R: 0 H: 1 E: 0 LOB: 1 K: 0 BB: 0 S: 4 P: 4	R: 0 H: 0 E: 0 LOB: 1 K: 0 BB: 1 S: 2 P: 6	1B: 3 2B: 4 3B: 2 HR: 0	SF: 0 SAC: 1 DP: 1 HBP: 0					

PITCHER	IP	WLS	BF	H	R	ER	SO	BB	IBB	HBP	BLK	WP	HR	S	P	ERA	WHIP
Paul Hartzell, R (1, 1) ERA: 3.17	7.2	W	33	9	4	4	1	1	0	0	0	0	0	34	38	4.70	1.304
Dave LaRoche, L (8, 1) ERA: 2.2	1.1	S	4	0	0	0	0	1	0	0	0	0	0	3	7	0.00	0.750

PITCHER	IP	WLS	BF	H	R	ER	SO	BB	IBB	HBP	BLK	WP	HR	S	P	ERA	WHIP

BOTTOM

California Angels @ Toronto Blue Jays

Exhibition Stadium, Toronto, ON

Fri Sep 01 1978, 3:33 AM EDT

Att. 16,757 - Unknown - 72 F

livebaseballscorecards.com

AB	34
R	4
H	9
RBI	4
BB	2
SO	1
LOB	9

WP: 0	PB: 0	SB: 0	CS: 0
PA: 37			

Batter	1	2	3	4	5	6	7	8	9	AB	R	H	RBI	BB	SO	LOB
Rick Miller, L (1, 8) OBP: 0.344, SLG: 0.336	4-3		4-3 1B	F8	3-1					4	0	1	0	0	0	0
Carney Lansford, R (1, 5) OBP: 0.319, SLG: 0.368	F3		F6	1-3				6-3		4	0	0	0	0	0	1
Lyman Bostock, L (1, 9) OBP: 0.361, SLG: 0.376	E 1B 1B		4-3 1-2	L6				4-1		4	1	1	0	0	0	1
Don Baylor, R (1, 10) OBP: 0.339, SLG: 0.468	BBBB S 1B 1-3 BB		5-3			H G5-4-3 E HBP		F8		2	1	0	0	1	0	1
Joe Rudi, R (1, 7) OBP: 0.285, SLG: 0.404	1-H 3-H 1B			SH3-4 FC1-5 2B		FC5 G5-4-3 1-2			F9	4	0	2	2	0	0	1
Ron Jackson, R (1, 3) OBP: 0.347, SLG: 0.425	F8			BBBB SH3-4 BB		G5-4-3 1-2f 2-3			F7	3	0	0	0	1	0	3
Bobby Grich, R (1, 4) OBP: 0.338, SLG: 0.293		6-3		SH3-4 1-2 2-3		F6			SSS K	3	0	0	0	0	1	1
Jim Anderson, R (1, 6) OBP: 0.257, SLG: 0.254		5-3		FC1-5 3-H			F3			3	0	0	0	0	0	2
Terry Humphrey, R (1, 2) OBP: 0.271, SLG: 0.308		SSS K		4-3			F8			3	0	0	0	0	1	2
Inning Stats	R: 2 H: 2 E: 1 LOB: 1 K: 0 BB: 1 S: 5 P: 9	R: 0 H: 0 E: 0 LOB: 0 K: 1 BB: 0 S: 5 P: 5	R: 0 H: 1 E: 0 LOB: 1 K: 0 BB: 0 S: 4 P: 4	R: 0 H: 1 E: 0 LOB: 2 K: 0 BB: 1 S: 4 P: 8	R: 0 H: 0 E: 0 LOB: 0 K: 0 BB: 0 S: 3 P: 3	R: 0 H: 0 E: 1 LOB: 1 K: 0 BB: 0 S: 3 P: 4	R: 0 H: 0 E: 0 LOB: 0 K: 0 BB: 0 S: 3 P: 3	R: 0 H: 0 E: 0 LOB: 0 K: 0 BB: 0 S: 3 P: 3	R: 0 H: 0 E: 0 LOB: 0 K: 1 BB: 0 S: 5 P: 5	1B: 3 SF: 0 2B: 1 SAC: 1 3B: 0 DP: 1 HR: 0 HBP: 1						

California Angels @ Toronto Blue Jays

Exhibition Stadium, Toronto, ON

Sat Sep 02 1978, 3:33 AM EDT

Att. 21,099 - Unknown - 77 F

TOP

livebaseballscorecards.com

AB	30
R	2
H	4
RBI	2
BB	2
SO	2
LOB	12

PITCHER		IP	WLS	BF	H	R	ER	SO	BB	IBB	HBP	BLK	WP	HR	S	P	ERA	WHIP
Jim Clancy, R ERA: 3.84	(1, 1)	9.0	L	34	4	2	1	2	2	0	1	0	0	0	35	44	1.00	0.667

PITCHER	IP	WLS	BF	H	R	ER	SO	BB	IBB	HBP	BLK	WP	HR	S	P	ERA	WHIP

Batter	1	2	3	4	5	6	7	8	9	AB	R	H	RBI	BB	SO	LOB
Rick Bosetti, R (1, 8) OBP: 0.307, SLG: 0.355	F8		FC4-6 1-2f			F7		K		4	0	0	0	0	1	2
Bob Bailor, R (1, 5) OBP: 0.314, SLG: 0.343	F7			6-3		5-3		F7		4	0	0	0	0	0	1
Otto Velez, R (1, 9) OBP: 0.388, SLG: 0.455	K			5-3		K			5-3	4	0	0	0	0	2	0
Willie Horton, R (1, 10) OBP: 0.312, SLG: 0.387		K		6-3			K		K	4	0	0	0	0	3	0
Doug Ault, R (1, 3) OBP: 0.333, SLG: 0.286		6-3			F2		F9		4-3	4	0	0	0	0	0	0
Dave McKay, S (1, 4) OBP: 0.269, SLG: 0.355		F8			1B		1B			3	0	2	0	0	0	0
Rick Cerone, R (1, 2) OBP: 0.297, SLG: 0.301			F7		1-2 1B		K			3	0	1	0	0	1	1
Al Woods, L (1, 7) OBP: 0.306, SLG: 0.422			BBBB 4-0 FC4-6 BB		F8			F8		2	0	0	0	1	0	2
Luis Gomez, R (1, 6) OBP: 0.287, SLG: 0.259			F3		F8					2	0	0	0	0	0	3
John Mayberry, L (8, PH) OBP: 0.348, SLG: 0.448										1	0	1	0	0	0	0
Tim Johnson, L (8, PR) OBP: 0.330, SLG: 0.263										0	0	0	0	0	0	0
(9, 6)																
Inning Stats	R: 0 E: 0 K: 1 S: 5 H: 0 LOB: 0 P: 5	R: 0 E: 0 K: 1 S: 5 H: 0 LOB: 0 BB: 0 P: 5	R: 0 E: 0 K: 0 S: 3 H: 0 LOB: 1 BB: 1 P: 7	R: 0 E: 0 K: 0 S: 3 H: 0 LOB: 0 BB: 0 P: 3	R: 0 E: 0 K: 0 S: 5 H: 2 LOB: 2 BB: 0 P: 5	R: 0 E: 0 K: 1 S: 5 H: 0 LOB: 0 BB: 0 P: 5	R: 0 E: 0 K: 2 S: 8 H: 1 LOB: 1 BB: 0 P: 8	R: 0 E: 0 K: 1 S: 6 H: 1 LOB: 1 BB: 0 P: 6	R: 0 E: 0 K: 1 S: 5 H: 0 LOB: 0 BB: 0 P: 5	1B: 4 2B: 0 3B: 0 HR: 0	SF: 0 SAC: 0 DP: 0 HBP: 0						

PITCHER		IP	WLS	BF	H	R	ER	SO	BB	IBB	HBP	BLK	WP	HR	S	P	ERA	WHIP
Frank Tanana, L ERA: 3.16	(1, 1)	9.0	W	32	4	0	0	7	1	0	0	0	0	0	45	49	0.00	0.556

PITCHER	IP	WLS	BF	H	R	ER	SO	BB	IBB	HBP	BLK	WP	HR	S	P	ERA	WHIP

BOTTOM

California Angels @ Toronto Blue Jays

Exhibition Stadium, Toronto, ON

Sat Sep 02 1978, 3:33 AM EDT

Att. 21,099 - Unknown - 77 F

livebaseballscorecards.com

AB	31
R	0
H	4
RBI	0
BB	1
SO	7
LOB	9

PA: 32

WP: 0 PB: 0 SB: 0 CS: 0

Batter	1	2	3	4	5	6	7	8	9	AB	R	H	RBI	BB	SO	LOB
Rick Miller, L (1, 8) OBP: 0.347, SLG: 0.338	FC6-4 1B		4-3 1B	F8		BBB 4-0 BB		4-3		4	0	2	0	1	0	3
Carney Lansford, R (1, 5) OBP: 0.317, SLG: 0.365	FC6-4 1-2f		4-3 1-2 1B	F9		L5			6-3	5	0	1	0	0	0	5
Lyman Bostock, L (1, 9) OBP: 0.358, SLG: 0.372	F6		4-3 1-2 2-3		F7		4-3		F7	5	0	0	0	0	0	3
Don Baylor, R (1, 10) OBP: 0.342, SLG: 0.467	K		IBB		K		CS 1B		BBB 4-0 1B 1B BB	3	1	1	0	2	2	1
Joe Rudi, R (1, 7) OBP: 0.286, SLG: 0.406		F8	P9		K		1-2 2B		1B 1-3 1B	5	0	2	0	0	1	3
Ron Jackson, R (1, 3) OBP: 0.347, SLG: 0.431		5-3	G3			1B 3B	5-3		FC5-4 1-2 3-H 1B	5	1	2	1	0	0	4
Brian Downing, R (1, 2) OBP: 0.355, SLG: 0.340		BBB 4-0 BB		5-3		SH1-4 3-H 1B		4-3 SH1-4 1B	FC5-4 1-2f	4	0	2	1	1	0	2
Dave Chalk, R (1, 6) OBP: 0.324, SLG: 0.293 Jim Anderson, R (6, 6) OBP: 0.257, SLG: 0.254		F9	1B 1B			SH1-4 1-2		SH1-4 1-2		2 0	0 0	1 0	0 0	0 0	0 0	1 0
Bobby Grich, R (1, 4) OBP: 0.339, SLG: 0.302			HR	1-2 1B		F9		4-3 2-3		4	1	2	1	0	0	2
Inning Stats	R: 0 E: 0 K: 1 S: 6 H: 1 LOB: 1 BB: 0 P: 6	R: 0 E: 0 K: 0 S: 3 H: 0 LOB: 1 BB: 1 P: 7	R: 1 E: 0 K: 0 S: 6 H: 3 LOB: 3 BB: 1 P: 10	R: 0 E: 0 K: 0 S: 5 H: 2 LOB: 2 BB: 0 P: 5	R: 0 E: 0 K: 2 S: 7 H: 0 LOB: 0 BB: 0 P: 7	R: 1 E: 0 K: 0 S: 5 H: 2 LOB: 2 BB: 1 P: 9	R: 0 E: 0 K: 0 S: 4 H: 2 LOB: 1 BB: 0 P: 4	R: 0 E: 0 K: 0 S: 4 H: 1 LOB: 1 BB: 0 P: 4	R: 1 E: 0 K: 0 S: 5 H: 2 LOB: 2 BB: 1 P: 9	1B: 10 2B: 1 3B: 1 HR: 1 SF: 0 SAC: 2 DP: 0 HBP: 0						

PITCHER	IP	WLS	BF	H	R	ER	SO	BB	IBB	HBP	BLK	WP	HR	S	P	ERA	WHIP
Tom Underwood, L (1, 1) ERA: 4.13	6.2	L	32	10	2	2	3	2	1	0	0	0	1	35	47	2.70	1.800
Tom Buskey, R (7, 1) ERA: 3.86	2.1		11	3	1	1	0	1	0	0	0	0	0	10	14	3.86	1.714

PITCHER	IP	WLS	BF	H	R	ER	SO	BB	IBB	HBP	BLK	WP	HR	S	P	ERA	WHIP

TOP

California Angels @ Toronto Blue Jays

Exhibition Stadium, Toronto, ON

Sun Sep 03 1978, 3:33 AM EDT

Att. 20,054 - Unknown - 77 F

livebaseballscorecards.com

AB	37
R	3
H	13
RBI	3
BB	4
SO	3
LOB	24

1B: 10	SF: 0	WP: 0	PA: 43
2B: 1	SAC: 2	PB: 0	
3B: 1	DP: 0	SB: 0	
HR: 1	HBP: 0	CS: 1	

BOTTOM

California Angels @ Toronto Blue Jays

Exhibition Stadium, Toronto, ON

Sun Sep 03 1978, 3:33 AM EDT

Att. 20,054 - Unknown - 77 F

livebaseballscorecards.com

Batter	1	2	3	4	5	6	7	8	9	AB	R	H	RBI	BB	SO	LOB
Rick Bosetti, R (1, 8) OBP: 0.305, SLG: 0.352	L5		K			F6			F3	4	0	0	0	0	1	0
Bob Bailor, R (1, 5) OBP: 0.312, SLG: 0.341	F8			4-3			F8			3	0	0	0	0	0	0
Al Woods, L (1, 7) OBP: 0.301, SLG: 0.415	F9			F8			F7			3	0	0	0	0	0	0
Willie Horton, R (1, 10) OBP: 0.312, SLG: 0.395		HR		K			4-3			3	1	1	1	0	1	0
John Mayberry, L (1, 3) OBP: 0.346, SLG: 0.445		4-3			F8			F2		3	0	0	0	0	0	0
Otto Velez, R (1, 9) OBP: 0.383, SLG: 0.448		K			K			F9		3	0	0	0	0	2	0
Alan Ashby, S (1, 2) OBP: 0.340, SLG: 0.449		F7			F8			F8		3	0	0	0	0	0	0
Dave McKay, S (1, 4) OBP: 0.267, SLG: 0.353			F6			F9			F8	3	0	0	0	0	0	0
Luis Gomez, R (1, 6) OBP: 0.286, SLG: 0.258			F8			4-3			K	2	0	0	0	0	0	0
Sam Ewing, L (9, PH) OBP: 0.245, SLG: 0.244										1	0	0	0	0	1	0
Inning Stats	R: 0 E: 0 K: 0 S: 3 H: 0 LOB: 0 BB: 0 P: 3	R: 1 E: 0 K: 1 S: 6 H: 1 LOB: 0 BB: 0 P: 6	R: 0 E: 0 K: 1 S: 5 H: 0 LOB: 0 BB: 0 P: 5	R: 0 E: 0 K: 1 S: 5 H: 0 LOB: 0 BB: 0 P: 5	R: 0 E: 0 K: 1 S: 5 H: 0 LOB: 0 BB: 0 P: 5	R: 0 E: 0 K: 0 S: 3 H: 0 LOB: 0 BB: 0 P: 3	R: 0 E: 0 K: 0 S: 3 H: 0 LOB: 0 BB: 0 P: 3	R: 0 E: 0 K: 0 S: 3 H: 0 LOB: 0 BB: 0 P: 3	R: 0 E: 0 K: 1 S: 5 H: 0 LOB: 0 BB: 0 P: 5	1B: 0 2B: 0 3B: 0 HR: 1 SF: 0 SAC: 0 DP: 0 HBP: 0						

	AB	28
	R	1
	H	1
	RBI	1
	BB	0
	SO	5
	LOB	0

WP: 0 PA: 28
PB: 0
SB: 0
CS: 0

PITCHER	IP	WLS	BF	H	R	ER	SO	BB	IBB	HBP	BLK	WP	HR	S	P	ERA	WHIP
Chris Knapp, R (1, 1) ERA: 4.11	9.0	W	28	1	1	1	5	0	0	0	0	0	1	38	38	1.00	0.111

PITCHER	IP	WLS	BF	H	R	ER	SO	BB	IBB	HBP	BLK	WP	HR	S	P	ERA	WHIP

Batter	1	2	3	4	5	6	7	8	9	AB	R	H	RBI	BB	SO	LOB
Mike Hargrove, L (1, 3) OBP: 0.385, SLG: 0.348			F7		1-3			E FC5-2 1B	K	4	0	2	0	0	0	1
Mike Jorgensen, L (8, PR) OBP: 0.344, SLG: 0.191										0	0	0	0	0	0	0
(8, 3)	CS 1B															
Gary Gray, R (9, PH) OBP: 0.217, SLG: 0.348	1B							1B		1	0	0	0	0	1	1
Juan Beniquez, R (1, 8) OBP: 0.281, SLG: 0.362	CS 1-2 1B			F3		F9		E5 FC5-2 1-3 2B	F6	5	1	1	0	0	0	2
Jim Sundberg, R (1, 2) OBP: 0.367, SLG: 0.390	K 1-2 2-3			F9		HR		FC5-2 2-3 3-H 2B		4	2	1	1	0	1	5
Al Oliver, L (1, 7) OBP: 0.346, SLG: 0.494	F8			F9		FC4-6 1B		HR 2-H 3-H 2B		4	1	2	2	0	0	1
Bobby Bonds, R (1, 9) OBP: 0.352, SLG: 0.487		K			HR	F4		HR 2-H		4	2	2	3	0	1	1
Richie Zisk, R (1, 10) OBP: 0.328, SLG: 0.413		F9			K	FC4-6 1-2f		F9		4	0	0	0	0	1	2
Toby Harrah, R (1, 6) OBP: 0.345, SLG: 0.333		5-3			F7		5-3	F8		4	0	0	0	0	0	1
Bump Wills, S (1, 4) OBP: 0.310, SLG: 0.319			4-3		S 1B BB		F9		SH3-4 1B	2	1	0	0	1	0	0
Bill Sample, R (9, PH) OBP: 1.000, SLG: 1.000										1	0	1	0	0	0	0
Kurt Bevacqua, R (1, 5) OBP: 0.292, SLG: 0.377			3-1		1-H 1B		F9		SH3-4 1-2	3	0	1	1	0	0	0
Bert Campaneris, R (9, PH) OBP: 0.247, SLG: 0.242										0	0	0	0	0	0	0
Inning Stats	R: 0 E: 0 K: 1 S: 6 / H: 2 LOB: 1 BB: 0 P: 6	R: 0 E: 0 K: 1 S: 5 / H: 0 LOB: 0 BB: 0 P: 5	R: 0 E: 0 K: 0 S: 3 / H: 0 LOB: 0 BB: 0 P: 3	R: 0 E: 0 K: 0 S: 3 / H: 0 LOB: 0 BB: 0 P: 3	R: 2 E: 0 K: 1 S: 7 / H: 2 LOB: 1 BB: 1 P: 11	R: 1 E: 0 K: 0 S: 5 / H: 2 LOB: 1 BB: 0 P: 5	R: 0 E: 0 K: 0 S: 3 / H: 0 LOB: 0 BB: 0 P: 3	R: 4 E: 1 K: 0 S: 7 / H: 3 LOB: 1 BB: 0 P: 7	R: 0 E: 0 K: 1 S: 6 / H: 1 LOB: 1 BB: 0 P: 6	1B: 6 2B: 2 3B: 0 HR: 3 / SF: 0 SAC: 1 DP: 1 HBP: 0							

TOP

Texas Rangers @ California Angels

Anaheim Stadium, Anaheim, CA

Mon Sep 04 1978, 10:05 PM EDT

Att. 27,371 - Unknown

livebaseballscorecards.com

AB	36
R	7
H	10
RBI	7
BB	1
SO	4
LOB	14

WP: 0 PB: 0 SB: 1 CS: 2 PA: 38

PITCHER		IP	WLS	BF	H	R	ER	SO	BB	IBB	HBP	BLK	WP	HR	S	P	ERA	WHIP
Don Aase, R ERA: 4.24	(1, 1)	6.0	W	24	6	3	3	3	1	0	0	0	0	2	29	33	4.50	1.167
Tom Griffin, R ERA: 4.02	(7, 1)	1.1		8	3	4	3	0	0	0	0	0	0	1	8	8	20.25	2.250
Dave LaRoche, L ERA: 2.16	(8, 1)	1.2	S	6	1	0	0	1	0	0	0	0	0	0	8	8	0.00	0.600

PITCHER	IP	WLS	BF	H	R	ER	SO	BB	IBB	HBP	BLK	WP	HR	S	P	ERA	WHIP

Texas Rangers @ California Angels

Anaheim Stadium, Anaheim, CA

Mon Sep 04 1978, 10:05 PM EDT

Att. 27,371 - Unknown

BOTTOM

livebaseballscorecards.com

Batter	1	2	3	4	5	6	7	8	9	AB	R	H	RBI	BB	SO	LOB
Rick Miller, L (1, 8) OBP: 0.348, SLG: 0.341	4-3	1B			FC3 E 2B	6-3		K		5	1	2	0	0	1	0
Carney Lansford, R (1, 5) OBP: 0.321, SLG: 0.367	1B 1B	6-3			FC3 E HBP	4-3		CS 1B		4	1	2	0	0	0	1
Lyman Bostock, L (1, 9) OBP: 0.357, SLG: 0.371	G6-4-3 1-3 1B		1-3		FC3 E E 1-2 2-3	6-3		CS 1-2		4	1	1	0	0	0	2
Don Baylor, R (1, 10) OBP: 0.341, SLG: 0.472	G6-4-3 1-2f		F2		F5		HR			4	1	1	1	0	0	5
Joe Rudi, R (1, 7) OBP: 0.286, SLG: 0.407		F9	2B		E5 E 1B 1-2 2-H 3-H		F8			4	1	1	1	0	0	1
Ron Jackson, R (1, 3) OBP: 0.346, SLG: 0.429		1B HR 1B	F7		F4		F9			4	1	1	0	0	0	3
Brian Downing, R (1, 2) OBP: 0.356, SLG: 0.342		1-3 HR 1B	G3		E4 1B 1-2 2-H		FC5-4 1B			4	1	2	0	0	0	1
Bobby Grich, R (1, 4) OBP: 0.340, SLG: 0.312		1-H 3-H HR	F9		1-2 2-H 1B		FC5-4 1-2f			4	1	2	4	0	0	1
Jim Anderson, R (1, 6) OBP: 0.244, SLG: 0.239		6-3	F8		F4			F8		4	0	0	0	0	0	2
Inning Stats	R: 0 E: 0 K: 0 S: 4 H: 2 LOB: 1 BB: 0 P: 4	R: 3 E: 0 K: 0 S: 7 H: 4 LOB: 1 BB: 0 P: 7	R: 0 E: 0 K: 0 S: 4 H: 1 LOB: 1 BB: 0 P: 4	R: 0 E: 0 K: 0 S: 3 H: 0 LOB: 0 BB: 0 P: 3	R: 4 E: 2 K: 0 S: 8 H: 2 LOB: 2 BB: 0 P: 9	R: 0 E: 0 K: 0 S: 3 H: 0 LOB: 0 BB: 0 P: 3	R: 1 E: 0 K: 0 S: 5 H: 2 LOB: 1 BB: 0 P: 5	R: 0 E: 0 K: 1 S: 5 H: 1 LOB: 0 BB: 0 P: 5		1B: 8 2B: 2 3B: 0 HR: 2 SF: 0 SAC: 0 DP: 1 HBP: 1						

	AB	37
	R	8
	H	12
	RBI	6
	BB	0
	SO	1
	LOB	16

WP: 0 PB: 0 SB: 0 CS: 1 PA: 39

PITCHER		IP	WLS	BF	H	R	ER	SO	BB	IBB	HBP	BLK	WP	HR	S	P	ERA	WHIP
Dock Ellis, R ERA: 4.26	(1, 1)	4.2	L	26	9	7	4	0	0	0	1	0	0	1	25	26	7.71	1.929
Len Barker, R ERA: 3.96	(5, 1)	2.1		9	2	1	1	0	0	0	0	0	0	1	9	9	3.86	0.857
Jim Umbarger, L ERA: 4.91	(8, 1)	1.0		3	1	0	0	1	0	0	0	0	0	0	5	5	0.00	1.000

PITCHER	IP	WLS	BF	H	R	ER	SO	BB	IBB	HBP	BLK	WP	HR	S	P	ERA	WHIP

Batter	1	2	3	4	5	6	7	8	9	AB	R	H	RBI	BB	SO	LOB
Mike Hargrove, L (1, 3) OBP: 0.383, SLG: 0.345	4-3		BB	FC6-4		K		3-4-1	4-3	4	1	0	0	1	1	2
Mike Jorgensen, L (8, 3) OBP: 0.339, SLG: 0.188			WP, 3B	1-2f						1	0	0	0	0	0	1
Juan Beniquez, R (1, 8) OBP: 0.282, SLG: 0.363	E6		K 1-2		F9		S, SH1-4, 1B 1B	3-1 1B		5	1	2	0	0	1	1
John Lowenstein, L (1, 5) OBP: 0.357, SLG: 0.383	K		BB, 3B		S 1B		SH1-4 1-2	3-1 1-2		2	1	1	0	1	1	1
Kurt Bevacqua, R (8, PH) OBP: 0.291, SLG: 0.376										1	0	0	0	0	0	1
Al Oliver, L (1, 7) OBP: 0.349, SLG: 0.498	F7		1B 1-H 2-H 3B		BB, G6-4-3 1-2		S 1B IBB	F8		3	2	1	2	2	0	2
Bobby Bonds, R (1, 9) OBP: 0.352, SLG: 0.493		K	1B 3-H	G6-4-3 1-2f			K 1-2 2-3		HR	5	1	2	2	0	2	4
Bobby Thompson, S (9, 9) OBP: 0.288, SLG: 0.356										0	0	0	0	0	0	0
Richie Zisk, R (1, 10) OBP: 0.327, SLG: 0.412		F8	F9			K	S, HR 2-H 3-H 1B		F9-3 BB	4	0	1	2	0	1	1
Bert Campaneris, R (7, PR) OBP: 0.249, SLG: 0.242										0	1	0	0	1	0	0
Jim Sundberg, R (1, 2) OBP: 0.369, SLG: 0.394		2B		FC6-4 1B		K	HR 1-3 BB		F9-3 1-2	4	1	2	0	1	1	1
Toby Harrah, R (1, 6) OBP: 0.348, SLG: 0.341		F9		F3		S 2B BB	HR 1-H 3-H		2B BB	3	3	1	3	2	0	2
Bump Wills, S (1, 4) OBP: 0.311, SLG: 0.324			K	K		1-H 2B	F8		1-H 2B	5	0	2	2	0	2	2
Inning Stats	R: 0 E: 1 K: 1 S: 6 H: 0 LOB: 1 BB: 0 P: 6	R: 0 E: 0 K: 1 S: 6 H: 1 LOB: 1 BB: 0 P: 6	R: 3 E: 0 K: 2 S: 9 H: 2 LOB: 2 BB: 2 P: 17	R: 0 E: 0 K: 1 S: 6 H: 1 LOB: 1 BB: 0 P: 6	R: 0 E: 0 K: 0 S: 3 H: 1 LOB: 1 BB: 1 P: 7	R: 1 E: 0 K: 3 S: 10 H: 1 LOB: 1 BB: 1 P: 14	R: 5 E: 0 K: 1 S: 8 H: 3 LOB: 1 BB: 2 P: 16	R: 0 E: 0 K: 0 S: 4 H: 1 LOB: 1 BB: 0 P: 4	R: 2 E: 0 K: 0 S: 4 H: 2 LOB: 2 BB: 2 P: 12	1B: 6 2B: 4 3B: 1 HR: 2 SF: 0 SAC: 1 DP: 2 HBP: 0	WP: 1 PB: 0 SB: 6 CS: 0 PA: 46					

PITCHER		IP	WLS	BF	H	R	ER	SO	BB	IBB	HBP	BLK	WP	HR	S	P	ERA	WHIP
Nolan Ryan, R ERA: 3.9	(1, 1)	6.2	L	33	8	7	7	9	4	1	0	0	1	0	46	66	9.45	1.800
Dyar Miller, R ERA: 2.36	(7, 1)	0.2		5	2	2	2	0	1	0	0	0	0	1	4	8	27.00	4.500
Ken Brett, L ERA: 4.94	(8, 1)	1.2		8	2	2	2	0	2	0	0	0	0	1	6	14	10.80	2.400

PITCHER	IP	WLS	BF	H	R	ER	SO	BB	IBB	HBP	BLK	WP	HR	S	P	ERA	WHIP

TOP

Texas Rangers @ California Angels

Anaheim Stadium, Anaheim, CA

Wed Sep 06 1978, 10:05 PM EDT

Unknown

livebaseballscorecards.com

AB	37
R	11
H	12
RBI	11
BB	8
SO	9
LOB	18

Texas Rangers @ California Angels

Anaheim Stadium, Anaheim, CA

Wed Sep 06 1978, 10:05 PM EDT

Unknown

BOTTOM

Batter	1	2	3	4	5	6	7	8	9	AB	R	H	RBI	BB	SO	LOB
Rick Miller, L (1, 8) OBP: 0.351, SLG: 0.343	E E 1B		4-3		SH3-4 1B 1-2 3-H	F5		BBB 4-0 BB		4	1	2	1	1	0	2
Carney Lansford, R (1, 5) OBP: 0.323, SLG: 0.368	E5 CS E 1-3		1B		SH3-4 1-2 2-3		1-3 BB 1B 1B	2-3		4	1	2	0	0	0	2
Lyman Bostock, L (1, 9) OBP: 0.360, SLG: 0.371	F9		4-3		BBB FC6-4 IBB		BBB 4-0 1-3 1B 1-2 BB		1B	3	1	1	0	2	0	3
Don Baylor, R (1, 10) OBP: 0.338, SLG: 0.467	E6 1-2 3-H			F5	SSS K		F7		F8	5	0	0	1	0	1	7
Joe Rudi, R (1, 7) OBP: 0.282, SLG: 0.402	SSS K 2-3			1-6-3	FC6-4 1-2f		1-3 1-2 2-3		P4	5	0	0	0	0	1	8
Ron Jackson, R (1, 3) OBP: 0.343, SLG: 0.425 Ron Fairly, L (7, PH) OBP: 0.300, SLG: 0.363 (8, 3)		F9	SSS K			6-3	2-H 3-H 1B		F8	3 2	0 0	0 1	0 2	0 0	1 0	0 1
Brian Downing, R (1, 2) OBP: 0.355, SLG: 0.350		F9			HR	5-3	6-3			4	1	1	1	0	0	1
Bobby Grich, R (1, 4) OBP: 0.342, SLG: 0.310		6-3			BBB SH 1B BB	BBB 1B BB		4-3		2	1	0	0	2	0	0
Jim Anderson, R (1, 6) OBP: 0.250, SLG: 0.247 Danny Goodwin, L (8, PH) OBP: 0.375, SLG: 0.481 Rance Mulliniks, L (9, 6) OBP: 0.238, SLG: 0.252			SSS K		SH SH3-4 1B 1-3	1-2 1B		SSS K		2 1 0	0 0 0	1 0 0	0 0 0	0 0 0	1 1 0	0 0 0
Inning Stats	R: 1 H: 1 E: 2 LOB: 2 K: 1 BB: 0 S: 7 P: 7	R: 0 H: 0 E: 0 LOB: 0 K: 0 BB: 0 S: 3 P: 3	R: 0 H: 1 E: 0 LOB: 1 K: 1 BB: 0 S: 6 P: 6	R: 0 H: 0 E: 0 LOB: 0 K: 1 BB: 0 S: 5 P: 5	R: 2 H: 2 E: 1 LOB: 3 K: 1 BB: 2 S: 8 P: 16	R: 0 H: 1 E: 0 LOB: 2 K: 0 BB: 1 S: 4 P: 8	R: 2 H: 2 E: 0 LOB: 1 K: 0 BB: 1 S: 5 P: 9	R: 0 H: 0 E: 0 LOB: 1 K: 1 BB: 1 S: 5 P: 9	R: 0 H: 1 E: 0 LOB: 1 K: 0 BB: 0 S: 4 P: 4	1B: 7 SF: 0 2B: 1 SAC: 2 3B: 0 DP: 1 HR: 1 HBP: 0						

livebaseballscorecards.com

	AB	35
	R	5
	H	8
	RBI	5
	BB	5
	SO	5
	LOB	24

WP: 0 PA: 42
PB: 0
SB: 0
CS: 1

PITCHER		IP	WLS	BF	H	R	ER	SO	BB	IBB	HBP	BLK	WP	HR	S	P	ERA	WHIP
Steve Comer, R ERA: 2.09	(1, 1)	6.2	W	33	7	5	3	4	3	1	0	0	0	1	37	53	4.05	1.500
Doyle Alexander, R ERA: 4.16	(7, 1)	2.1		9	1	0	0	1	1	0	0	0	0	0	10	14	0.00	0.857

PITCHER	IP	WLS	BF	H	R	ER	SO	BB	IBB	HBP	BLK	WP	HR	S	P	ERA	WHIP

Batter	1	2	3	4	5	6	7	8	9	AB	R	H	RBI	BB	SO	LOB
Mike Hargrove, L (1, 3) OBP: 0.383, SLG: 0.344	0-0 ① 6-3	0-0 ② 3-1 1-2	4-0 BBBB BB E 1-2 BB		0-0 ②③ G3-6-3 1-2f			0-0 G6-3 1-2 2-H 1B		4	0	1	1	1	0	2
Mike Jorgensen, L (8, PR) OBP: 0.339, SLG: 0.188 (8, 3)										0	0	0	0	0	0	0
Juan Beniquez, R (1, 8) OBP: 0.279, SLG: 0.358	0-0 ② 6-3	0-3 ③ K	0-0 E5 BB 1-2 2-3 3-H			0-0 ① 5-3		0-0 ①② G6-3 1-2f 2-3		5	0	0	0	0	1	5
Bobby Thompson, S (8, 8) OBP: 0.288, SLG: 0.356										0	0	0	0	0	0	0
John Lowenstein, L (1, 5) OBP: 0.363, SLG: 0.388	0-0 1B 2B		4-0 BBBB S 1B BB 4-0 BBBB 1-2 2-3 3-H BB			0-0 ② G3		0-0 ③ F7		3	2	1	1	2	0	2
Al Oliver, L (1, 10) OBP: 0.349, SLG: 0.495	0-0 BB BB 1B 2-H 1B		4-0 BBBB SH1-3 1B 1-2 2B BB 0-3 SSS ③ K			0-0 ③ 4-3			0-0 ① 4-3	4	2	1	1	1	1	3
Bobby Bonds, R (1, 9) OBP: 0.355, SLG: 0.492	4-0 BBBB BB 1-2 1B BB		0-0 ① SH1-3 1-2 2-H 2B 1B	0-0 ① F4			4-0 BBBB G6-4-3 BB		0-3 SSS ② K	3	2	1	1	2	1	0
Johnny Grubb, L (9, 9) OBP: 0.364, SLG: 0.448										0	0	0	0	0	0	0
Richie Zisk, R (1, 7) OBP: 0.326, SLG: 0.409	4-0 BBBB PO 1B 1-2 2-3 BB		0-0 ① SH1-3 1-2 2-3	0-0 ② 6-3			0-0 ①② G6-4-3 1-2f		0-0 ③ 6-3	3	0	0	0	1	0	1
Bill Sample, R (9, 7) OBP: 1.000, SLG: 1.000										0	0	0	0	0	0	0
Toby Harrah, R (1, 6) OBP: 0.349, SLG: 0.341	0-0 1-2 2-H 3-H 1B		4-0 IIII 2B FC4-2 IBB	0-0 ③ F8			0-0 ③ 5-3			3	0	1	2	1	0	0
John Ellis, R (1, 2) OBP: 0.286, SLG: 0.360	0-0 ③ PO 2-3	4-0 BBBB 3-1 BB	0-0 FC4-2 E 1-3 2-H 3-H 2B		0-0 G3-6-3 1B			0-0 1B 1B 1B		3	2	3	2	1	0	0
Bump Wills, S (1, 4) OBP: 0.310, SLG: 0.324		0-0 ① F7	0-0 ② FC4-2 E S BB 2-3 3-H		0-0 ① F7			0-0 G6-3 1-2 1B 1B		4	1	1	0	0	0	4

TOP

Texas Rangers @ California Angels

Anaheim Stadium, Anaheim, CA

Wed Sep 06 1978, 10:05 PM EDT

Att. 19,115 - Unknown

livebaseballscorecards.com

AB	32
R	9
H	9
RBI	8
BB	9
SO	3
LOB	17

Inning Stats	1	2	3	4	5	6	7	8	9						
	R: 3 E: 0 K: 0 S: 5	R: 0 E: 0 K: 1 S: 5	R: 5 E: 1 K: 1 S: 8	R: 0 E: 0 K: 0 S: 3	R: 0 E: 0 K: 0 S: 3	R: 0 E: 0 K: 0 S: 3	R: 0 E: 0 K: 0 S: 2	R: 1 E: 0 K: 0 S: 5	R: 0 E: 0 K: 1 S: 5	1B: 7 2B: 2 3B: 0 HR: 0	SF: 0 SAC: 1 DP: 3 HBP: 0	WP: 0 PB: 0 SB: 2 CS: 0	PA: 43		
	H: 3 LOB: 1 BB: 2 P: 13	H: 0 LOB: 1 BB: 1 P: 9	H: 2 LOB: 3 BB: 5 P: 28	H: 0 LOB: 0 BB: 0 P: 3	H: 1 LOB: 0 BB: 0 P: 3	H: 0 LOB: 0 BB: 0 P: 3	H: 0 LOB: 0 BB: 1 P: 6	H: 3 LOB: 2 BB: 0 P: 5	H: 0 LOB: 0 BB: 0 P: 5						

PITCHER	IP	WLS	BF	H	R	ER	SO	BB	IBB	HBP	BLK	WP	HR	S	P	ERA	WHIP
Paul Hartzell, R (1, 1) ERA: 3.53	2.0	L	14	4	6	6	1	5	0	0	0	0	0	11	31	27.00	4.500
Al Fitzmorris, R (3, 1) ERA: 3.24	5.0		20	2	2	0	1	3	1	0	0	0	0	18	34	0.00	1.000
Mike Barlow, R (8, 1) ERA: 4.5	2.0		8	3	1	1	1	0	0	0	0	0	0	10	10	4.50	1.500

PITCHER	IP	WLS	BF	H	R	ER	SO	BB	IBB	HBP	BLK	WP	HR	S	P	ERA	WHIP

Batter	1	2	3	4	5	6	7	8	9	AB	R	H	RBI	BB	SO	LOB
Rick Miller, L (1, 8) OBP: 0.352, SLG: 0.343	BBBB 4-0 FC5-4 BB	SSS 0-3 ③ K			x 0-0 G4-6-3 1B 1B		x 0-0 ② 3-1 2-3			3	0	1	0	1	1	3
Carney Lansford, R (1, 5) OBP: 0.322, SLG: 0.367	x 0-0 ① FC5-4 1B 1-2f	x 0-0 ① 6-3			x 0-0 G4-6-3 1-2 1B		x 0-0 ③ F7 3-H			4	0	1	0	0	0	1
Lyman Bostock, L (1, 9) OBP: 0.357, SLG: 0.368 Ken Landreaux, L (9, 9) OBP: 0.279, SLG: 0.326	SSS 0-3 ② K	x 0-0 ② 4-3			x 0-0 ① ② G4-6-3 1-2f 2-3			x 0-0 ① F8		4 0	0 0	0 0	0 0	0 0	1 0	3 0
Don Baylor, R (1, 10) OBP: 0.339, SLG: 0.473	x 0-0 1-2 1B	x 0-0 HR			x 0-0 ③ F6			SSS 0-3 ② K		4	1	2	1	0	1	1
Joe Rudi, R (1, 7) OBP: 0.280, SLG: 0.398	x 0-0 ③ F3	x 0-0 ③ 1-3				SSS 0-3 ① K		x 0-0 ③ F3		4	0	0	0	0	1	2
Ron Fairly, L (1, 3) OBP: 0.299, SLG: 0.361		x 0-0 BB 1B		SSS 0-3 ① K		x 0-0 ② 4-3			x 0-0 ① 4-3	4	0	1	0	0	1	0
Bobby Grich, R (1, 4) OBP: 0.339, SLG: 0.307		SSS 0-3 ① K		x 0-0 ② F8		x 0-0 ③ 1-3			x 0-0 ② 5-3	4	0	0	0	0	1	1
Jim Anderson, R (1, 6) OBP: 0.274, SLG: 0.289		BBBB 4-0 1-2 BB		x 0-0 2B			x 0-0 3-1 PB 2B		SSS 0-3 ③ K	3	1	2	0	1	1	0
Terry Humphrey, R (1, 2) OBP: 0.264, SLG: 0.300		SSS 0-3 ② K		x 0-0 ③ F7			x 0-0 ① 5-3			3	0	0	0	0	1	4
Inning Stats	R: 0 H: 1 E: 0 LOB: 2 K: 1 BB: 1 S: 6 P: 10	R: 0 H: 1 E: 0 LOB: 2 K: 3 BB: 1 S: 10 P: 14	R: 1 H: 1 E: 0 LOB: 0 K: 0 BB: 0 S: 4 P: 4	R: 0 H: 1 E: 0 LOB: 1 K: 1 BB: 0 S: 6 P: 6	R: 0 H: 2 E: 0 LOB: 1 K: 0 BB: 0 S: 4 P: 4	R: 0 H: 0 E: 0 LOB: 0 K: 1 BB: 0 S: 5 P: 5	R: 1 H: 1 E: 0 LOB: 0 K: 0 BB: 0 S: 4 P: 4	R: 0 H: 0 E: 0 LOB: 0 K: 1 BB: 0 S: 5 P: 5	R: 0 H: 0 E: 0 LOB: 0 K: 1 BB: 0 S: 5 P: 5	1B: 4 2B: 2 3B: 0 HR: 1	SF: 0 SAC: 0 DP: 1 HBP: 0						

PITCHER	IP	WLS	BF	H	R	ER	SO	BB	IBB	HBP	BLK	WP	HR	S	P	ERA	WHIP
Fergie Jenkins, R (1, 1) ERA: 3.22	9.0	W	35	7	2	1	8	2	0	0	0	0	1	49	57	1.00	1.000

PITCHER	IP	WLS	BF	H	R	ER	SO	BB	IBB	HBP	BLK	WP	HR	S	P	ERA	WHIP

BOTTOM

Texas Rangers @ California Angels

Anaheim Stadium, Anaheim, CA

Wed Sep 06 1978, 10:05 PM EDT

Att. 19,115 - Unknown

livebaseballscorecards.com

AB	33
R	2
H	7
RBI	1
BB	2
SO	8
LOB	15

WP: 0 PA: 35
PB: 1
SB: 0
CS: 0

Texas Rangers @ California Angels

Anaheim Stadium, Anaheim, CA

Thu Sep 07 1978, 10:05 PM EDT

Att. 15,815 - Unknown

livebaseballscorecards.com

Batter	1	2	3	4	5	6	7	8	9	AB	R	H	RBI	BB	SO	LOB
Mike Hargrove, L (1, 3) OBP: 0.386, SLG: 0.353	0-0 HR		4-0 HR BB	0-0 1-3 1B			0-0 4-3		0-0 F4	3	2	2	1	1	0	0
John Ellis, R (9, PH) OBP: 0.282, SLG: 0.355										1	0	0	0	0	0	0
Juan Beniquez, R (1, 8) OBP: 0.279, SLG: 0.365	0-0 F4		0-0 1-H 2-H HR	0-0 F9			0-0 1-3			4	1	1	3	0	0	2
Toby Harrah, R (1, 6) OBP: 0.351, SLG: 0.341	4-0 CS BB		0-0 F8		0-0 F3			0-0 BB 1B		3	0	1	0	1	0	0
Al Oliver, L (1, 7) OBP: 0.346, SLG: 0.491	0-3 K 1-2		0-3 K		0-0 4-3			0-3 K		4	0	0	0	0	3	2
Bobby Bonds, R (1, 9) OBP: 0.354, SLG: 0.490		0-0 F4		0-0 BLK 1B 1B	0-0 F9			0-0 F7		4	1	1	0	0	0	1
Richie Zisk, R (1, 10) OBP: 0.328, SLG: 0.408		0-0 5-3		0-0 BLK 5-3 1-H 1B 1B		0-0 F9		4-0 1-2 BB		3	1	1	1	1	0	0
La Rue Washington, R (8, PR)										0	0	0	0	0	0	0
Jim Sundberg, R (1, 2) OBP: 0.366, SLG: 0.390		0-0 F7		0-0 5-3 1-2		0-0 6-3		0-3 K		4	0	0	0	0	1	3
Kurt Bevacqua, R (1, 5) OBP: 0.286, SLG: 0.369			0-0 F4	0-0 F3 2-3		0-0 5-3			0-0 F8	4	0	0	0	0	0	1
Bump Wills, S (1, 4) OBP: 0.312, SLG: 0.327			0-0 HR 2B	0-0 1B 3-H 1B			0-0 F8		0-0 F9	4	1	2	1	0	0	0

Inning Stats	1	2	3	4	5	6	7	8	9	1B	SF	WP	PA
	R: 1 H: 1 E: 0 LOB: 0 K: 1 BB: 1 S: 5 P: 9	R: 0 H: 0 E: 0 LOB: 0 K: 0 BB: 0 S: 3 P: 3	R: 3 H: 2 E: 0 LOB: 0 K: 1 BB: 1 S: 7 P: 11	R: 2 H: 4 E: 0 LOB: 2 K: 0 BB: 0 S: 7 P: 7	R: 0 H: 0 E: 0 LOB: 0 K: 0 BB: 0 S: 3 P: 3	R: 0 H: 0 E: 0 LOB: 0 K: 0 BB: 0 S: 3 P: 3	R: 0 H: 0 E: 0 LOB: 0 K: 0 BB: 0 S: 3 P: 3	R: 0 H: 1 E: 0 LOB: 2 K: 2 BB: 1 S: 8 P: 12	R: 0 H: 0 E: 0 LOB: 0 K: 0 BB: 0 S: 3 P: 3	1B: 5 SF: 0 2B: 1 SAC: 0 3B: 0 DP: 0 HR: 2 HBP: 0	WP: 0 PA: 37 PB: 0 SB: 0 CS: 1

PITCHER		IP	WLS	BF	H	R	ER	SO	BB	IBB	HBP	BLK	WP	HR	S	P	ERA	WHIP
Frank Tanana, L ERA: 3.35	(1, 1)	3.2		18	6	6	6	2	2	0	0	2	0	2	20	28	14.73	2.182
Dyar Miller, R ERA: 2.25	(4, 1)	3.1	W	11	1	0	0	0	0	0	0	0	0	0	11	11	0.00	0.300
Dave LaRoche, L ERA: 2.11	(8, 1)	2.0	S	8	1	0	0	2	1	0	0	0	0	0	11	15	0.00	1.000

PITCHER	IP	WLS	BF	H	R	ER	SO	BB	IBB	HBP	BLK	WP	HR	S	P	ERA	WHIP

AB	34
R	6
H	8
RBI	6
BB	3
SO	4
LOB	9

Texas Rangers @ California Angels

Anaheim Stadium, Anaheim, CA

Thu Sep 07 1978, 10:05 PM EDT

Att. 15,815 - Unknown

livebaseballscorecards.com

Batter	1	2	3	4	5	6	7	8	9	AB	R	H	RBI	BB	SO	LOB
Rick Miller, L (1, 8) OBP: 0.351, SLG: 0.342	F8		FC6-4 1-2f			4-3 1-2 2-3	F9			4	1	1	0	0	0	1
Carney Lansford, R (1, 5) OBP: 0.322, SLG: 0.366	6-3			G4-6-3		4-3 1-2 2-3 3-H	1-3			4	0	1	1	0	0	2
Lyman Bostock, L (1, 9) OBP: 0.356, SLG: 0.367	F7			G4-6-3 1-2f		HR 2-H 3-H	4-3			4	1	1	2	0	0	1
Don Baylor, R (1, 10) OBP: 0.338, SLG: 0.477		F3		F9		HR 2-H		F9		4	1	1	2	0	0	0
Joe Rudi, R (1, 7) OBP: 0.282, SLG: 0.399		F8			F7	HR		FC3-6		4	1	2	0	0	0	0
Ron Fairly, L (1, 3) OBP: 0.298, SLG: 0.373		5-3			6-3	HR 1-H		FC3-6 1-2f		4	1	1	2	0	0	1
Brian Downing, R (1, 2) OBP: 0.357, SLG: 0.350			5-3		1-3	BB S				3	0	1	0	1	0	0
Bobby Grich, R (1, 4) OBP: 0.340, SLG: 0.307			FC4-6 BB			4-3 K		FC6-4 1-2f		3	1	1	0	1	1	3
Jim Anderson, R (1, 6) OBP: 0.276, SLG: 0.291			FC4-6 FC6-4 1-2f			F7				3	1	1	0	0	0	2
Inning Stats	R: 0 E: 0 K: 0 S: 3 H: 0 LOB: 0 BB: 0 P: 3	R: 0 E: 0 K: 0 S: 3 H: 0 LOB: 0 BB: 0 P: 3	R: 0 E: 0 K: 0 S: 3 H: 0 LOB: 1 BB: 1 P: 7	R: 0 E: 0 K: 0 S: 3 H: 1 LOB: 0 BB: 0 P: 3	R: 0 E: 0 K: 0 S: 3 H: 0 LOB: 0 BB: 0 P: 3	R: 7 E: 0 K: 1 S: 12 H: 7 LOB: 1 BB: 1 P: 16	R: 0 E: 0 K: 0 S: 3 H: 0 LOB: 0 BB: 0 P: 3	R: 0 E: 0 K: 0 S: 5 H: 2 LOB: 2 BB: 0 P: 5		1B: 8 2B: 0 3B: 0 HR: 2 SF: 0 SAC: 0 DP: 1 HBP: 0						

	AB	33
	R	7
	H	10
	RBI	7
	BB	2
	SO	1
	LOB	10

WP: 0 PB: 0 SB: 1 CS: 0 PA: 35

PITCHER		IP	WLS	BF	H	R	ER	SO	BB	IBB	HBP	BLK	WP	HR	S	P	ERA	WHIP
Doc Medich, R ERA: 3.9	(1, 1)	5.1		21	5	4	4	0	1	0	0	0	0	0	20	24	6.75	1.125
Reggie Cleveland, R ERA: 3.18	(6, 1)	2.2	L	14	5	3	3	1	1	0	0	0	0	2	15	19	10.12	2.250

PITCHER	IP	WLS	BF	H	R	ER	SO	BB	IBB	HBP	BLK	WP	HR	S	P	ERA	WHIP

Kansas City Royals @ California Angels

Anaheim Stadium, Anaheim, CA

Fri Sep 08 1978, 10:05 PM EDT

Att. 26,507 - Unknown

livebaseballscorecards.com

TOP

Batter	1	2	3	4	5	6	7	8	9	AB	R	H	RBI	BB	SO	LOB
Steve Braun, L (1, 7) OBP: 0.356, SLG: 0.368	L6		F7			F8	E S 1B	FC S 1B 2-H 3-H		4	0	1	0	0	0	0
Willie Wilson, S (7, PR) OBP: 0.291, SLG: 0.291 (7, 7)										1	0	1	2	0	0	0
Hal McRae, R (1, 10) OBP: 0.328, SLG: 0.435	G3		F8			HR	F7 1-3	FC 1-2 IBB		4	1	1	1	1	0	1
Ralph LaCock, L (1, 3) OBP: 0.336, SLG: 0.440	BB			6-3		HR 2B		2B 1B 1B		2	1	1	0	1	0	0
John Wathan, R (8, PH) OBP: 0.338, SLG: 0.416 (8, 3)								FC 1-2 2-3		2	1	1	0	0	0	2
Darrell Porter, L (1, 2) OBP: 0.376, SLG: 0.477	K			BB FC4-6		2-H HR		1B 1-3 2B	K	4	2	2	2	1	2	4
Amos Otis, R (1, 8) OBP: 0.368, SLG: 0.512		1B S	F9			1B 4-3 S		1B SH3-4 2-H 3-H	1B 4-3 S SF8	5	2	4	2	0	0	1
George Brett, L (1, 5) OBP: 0.325, SLG: 0.428		F7 1-2		FC4-6 1-2f		4-3 1-3		SH3-4 1-2	4-3 1-3	4	0	0	0	0	0	4
Al Cowens, R (1, 9) OBP: 0.324, SLG: 0.404		5-3			P6	6-3		1B 1B IBB	SF8 3-H	3	1	0	1	1	0	2
Frank White, R (1, 4) OBP: 0.324, SLG: 0.392		K			G3		F3	K	5-3	5	0	0	0	0	2	3
Jerry Terrell, R (1, 6) OBP: 0.220, SLG: 0.205			4-3		F8		P6	1B 1-3 2-H		4	1	1	1	0	0	0

AB	38
R	9
H	12
RBI	9
BB	4
SO	4
LOB	17

Inning Stats	1	2	3	4	5	6	7	8	9
	R: 0 E: 0 K: 1 S: 5	H: 0 LOB: 1 BB: 1 P: 9	R: 0 E: 0 K: 1 S: 6	H: 1 LOB: 1 BB: 0 P: 6	R: 0 E: 0 K: 0 S: 3	H: 0 LOB: 0 BB: 0 P: 3	R: 0 E: 0 K: 0 S: 3	H: 0 LOB: 1 BB: 1 P: 7	R: 0 E: 0 K: 0 S: 3	H: 0 LOB: 0 BB: 0 P: 3
	R: 3 E: 0 K: 0 S: 7	H: 4 LOB: 1 BB: 0 P: 7	R: 0 E: 0 K: 0 S: 4	H: 1 LOB: 2 BB: 0 P: 4	R: 5 E: 0 K: 2 S: 13	H: 5 LOB: 3 BB: 2 P: 21	R: 1 E: 0 K: 0 S: 4	H: 1 LOB: 0 BB: 0 P: 4	1B: 8 2B: 2 3B: 0 HR: 2	SF: 1 SAC: 1 DP: 0 HBP: 0	WP: 0 PB: 0 SB: 5 CS: 0	PA: 44

PITCHER		IP	WLS	BF	H	R	ER	SO	BB	IBB	HBP	BLK	WP	HR	S	P	ERA	WHIP
Chris Knapp, R ERA: 4.15	(1, 1)	5.1		23	5	3	3	2	2	0	0	0	0	2	25	33	5.06	1.312
Dyar Miller, R ERA: 2.2	(6, 1)	1.2		6	1	0	0	0	0	0	0	0	0	0	6	6	0.00	0.600
Dave LaRoche, L ERA: 2.62	(8, 1)	0.2	L	9	5	5	5	1	0	2	0	0	0	0	9	17	67.50	7.500
Al Fitzmorris, R ERA: 3.35	(8, 1)	1.1		6	1	1	1	1	0	0	0	0	0	0	8	8	6.75	0.750

PITCHER	IP	WLS	BF	H	R	ER	SO	BB	IBB	HBP	BLK	WP	HR	S	P	ERA	WHIP

Batter	1	2	3	4	5	6	7	8	9	AB	R	H	RBI	BB	SO	LOB
Rick Miller, L (1, 8) OBP: 0.348, SLG: 0.339	6-3		5-3		SH5-3 1-2	SF8 2-3 3-H		K		3	0	0	1	0	1	2
Carney Lansford, R (1, 5) OBP: 0.325, SLG: 0.365	4-3 BB		2-H 1B		6-3 2-3	6-3		HR 1-2 BB		3	1	1	1	2	0	2
Lyman Bostock, L (1, 9) OBP: 0.358, SLG: 0.376	4-3 1-2		4-3		BB		1B SF8 2B	1-H 2-H HR		4	2	2	3	1	0	2
Don Baylor, R (1, 10) OBP: 0.339, SLG: 0.476	F7			P6	1-2 BB		1B 2-3 1B	P6		4	0	1	0	1	0	1
Joe Rudi, R (1, 7) OBP: 0.281, SLG: 0.400		F9		2B	K		SF8 3-H		P5	4	0	1	1	0	1	3
Ron Jackson, R (1, 3) OBP: 0.341, SLG: 0.421		F2		P6		F9 1-3 1B			K	5	0	1	0	0	1	1
Brian Downing, R (1, 2) OBP: 0.360, SLG: 0.352		F8		BB		1B 2B 1B	F5		1B	4	1	2	0	1	0	1
Bobby Grich, R (1, 4) OBP: 0.343, SLG: 0.308			SH1-4 1B BB	K		2B 1-2 SF8 1B		BB HR BB	F7	3	3	1	0	2	1	3
Jim Anderson, R (1, 6) OBP: 0.289, SLG: 0.317			SH1-4 1-2		6-3 SH5-3 1B	SF8 1-3 2-H 2B		L7		3	0	2	1	0	0	1
Inning Stats	R: 0 E: 0 K: 0 S: 3 H: 0 LOB: 1 BB: 1 P: 7	R: 0 E: 0 K: 0 S: 3 H: 0 LOB: 0 BB: 0 P: 3	R: 1 E: 0 K: 0 S: 4 H: 1 LOB: 1 BB: 1 P: 8	R: 0 E: 0 K: 1 S: 6 H: 1 LOB: 2 BB: 1 P: 10	R: 0 E: 0 K: 1 S: 6 H: 1 LOB: 3 BB: 2 P: 14	R: 2 E: 0 K: 0 S: 6 H: 3 LOB: 1 BB: 0 P: 6	R: 1 E: 0 K: 0 S: 5 H: 3 LOB: 1 BB: 0 P: 5	R: 3 E: 0 K: 1 S: 6 H: 1 LOB: 0 BB: 2 P: 14	R: 0 E: 0 K: 1 S: 6 H: 1 LOB: 1 BB: 0 P: 6	1B: 7 2B: 3 3B: 0 HR: 1 SF: 2 SAC: 2 DP: 0 HBP: 0						

PITCHER		IP	WLS	BF	H	R	ER	SO	BB	IBB	HBP	BLK	WP	HR	S	P	ERA	WHIP
Larry Gura, L ERA: 2.83	(1, 1)	6.0		30	7	4	4	2	5	0	0	0	0	0	29	49	6.00	2.000
Doug Bird, R ERA: 5.51	(7, 1)	1.1	W	6	2	1	1	0	1	0	0	0	0	0	5	9	6.75	2.250
Al Hrabosky, L ERA: 2.91	(8, 1)	1.2		8	2	2	2	2	1	0	0	0	0	1	11	15	10.80	1.800

PITCHER	IP	WLS	BF	H	R	ER	SO	BB	IBB	HBP	BLK	WP	HR	S	P	ERA	WHIP

BOTTOM

Kansas City Royals @ California Angels

Anaheim Stadium, Anaheim, CA

Fri Sep 08 1978, 10:05 PM EDT

Att. 26,507 - Unknown

livebaseballscorecards.com

AB	33
R	7
H	11
RBI	7
BB	7
SO	4
LOB	16

WP: 0 PA: 44
PB: 0
SB: 0
CS: 0

Kansas City Royals @ California Angels

Anaheim Stadium, Anaheim, CA

Sat Sep 09 1978, 10:05 PM EDT

Unknown

TOP

livebaseballscorecards.com

Batter	1	2	3	4	5	6	7	8	9	AB	R	H	RBI	BB	SO	LOB
Steve Braun, L (1, 7) OBP: 0.359, SLG: 0.367	1-3		FC5-4 1-2 1B		6-3		BB FC6-4 1-2		G6-4-3 1-2f 3-H	3	0	1	0	1	0	0
Luis Silverio, R (7, PR) (7, 7)										0	0	0	0	0	0	0
Jamie Quirk, L (9, PH) OBP: 0.240, SLG: 0.143										0	0	0	0	0	0	0
Joe Zdeb, R (9, PH) OBP: 0.282, SLG: 0.325										1	0	0	0	0	0	1
Hal McRae, R (1, 10) OBP: 0.325, SLG: 0.431	K		P4		L7		FC6-4 1-2f		P4	5	0	0	0	0	1	5
Ralph LaCock, L (1, 3) OBP: 0.334, SLG: 0.435	BB		FC5-4 1-2f			3-1		6-3		3	0	0	0	1	0	2
Darrell Porter, L (1, 2) OBP: 0.373, SLG: 0.473	K			K		P4		5-3		4	0	0	0	0	2	1
Amos Otis, R (1, 8) OBP: 0.369, SLG: 0.511		F8		BB 4-3 1B		F8		1B		3	0	1	0	1	0	0
George Brett, L (1, 5) OBP: 0.324, SLG: 0.426		6-3		4-3 1-2 1B			L8	G3		4	0	1	0	0	0	1
Al Cowens, R (1, 9) OBP: 0.328, SLG: 0.408		CS 1B		4-3 1-2 2-3			1B 1B		2B 1B	4	1	3	0	0	0	2
Frank White, R (1, 4) OBP: 0.321, SLG: 0.389		CS 1-2	4-3	1-3			F9		1B G6-4-3 1-H 2B	3	0	0	0	0	0	3
Tom Poquette, L (9, PH) OBP: 0.255, SLG: 0.323										1	1	1	1	0	0	0
Jerry Terrell, R (1, 6) OBP: 0.225, SLG: 0.210			1B		F8		BB 1-3 1B		G6-4-3 2-3 1B	2	0	1	0	0	0	0
Clint Hurdle, L (7, PH) OBP: 0.349, SLG: 0.388										1	0	1	0	0	0	0
U L Washington, S (7, PR) OBP: 0.344, SLG: 0.313										1	0	1	0	0	0	0
(7, 6)																

| | | | | | | | | | | | | | | | |

Batter	1	2	3	4	5	6	7	8	9	AB	R	H	RBI	BB	SO	LOB
Rick Miller, L (1, 8) OBP: 0.349, SLG: 0.340	1-3		L6		BB 1-2 1B	FC6-4 1-2 2-3 3-H 1B		K		5	0	2	1	0	1	1
Carney Lansford, R (1, 5) OBP: 0.324, SLG: 0.362	K			F8	BB 1-2 2-3	FC6-4 1-2f				3	0	0	0	1	1	3
Lyman Bostock, L (1, 9) OBP: 0.359, SLG: 0.376	1B			FC6-4 BB	4-3		L5			3	0	1	0	1	0	3
Don Baylor, R (1, 10) OBP: 0.338, SLG: 0.474	F5			F7		F2	1B			4	0	1	0	0	0	2
Joe Rudi, R (1, 7) OBP: 0.281, SLG: 0.406		6-3		FC6-4 1-2f		HR	F8			4	1	1	1	0	0	2
Ron Fairly, L (1, 3) OBP: 0.298, SLG: 0.368		5-3			5-3 BB 1B	3-1	5-3			3	1	0	0	1	0	1
Brian Downing, R (1, 2) OBP: 0.359, SLG: 0.349		F8			5-3 1-2	BB BB 1B 1B		6-3		3	1	0	0	1	0	1
Bobby Grich, R (1, 4) OBP: 0.346, SLG: 0.310			G3		BB 1B 2-H 1B	1B BB 1-2 1B		PB BB		3	0	2	1	1	0	0
Jim Anderson, R (1, 6) OBP: 0.287, SLG: 0.306			K2-3		P4	1B 1-2 2-3 BB		K 1-2		3	0	0	0	1	2	2
Inning Stats	R: 0 E: 0 K: 1 S: 6 H: 1 LOB: 1 BB: 0 P: 6	R: 0 E: 0 K: 0 S: 3 H: 0 LOB: 0 BB: 0 P: 3	R: 0 E: 0 K: 1 S: 5 H: 0 LOB: 0 BB: 0 P: 5	R: 0 E: 0 K: 0 S: 3 H: 0 LOB: 1 BB: 1 P: 7	R: 1 E: 0 K: 0 S: 5 H: 2 LOB: 3 BB: 2 P: 13	R: 2 E: 0 K: 0 S: 6 H: 3 LOB: 3 BB: 2 P: 14	R: 0 E: 0 K: 0 S: 4 H: 1 LOB: 1 BB: 0 P: 4	R: 0 E: 0 K: 2 S: 7 H: 0 LOB: 1 BB: 1 P: 11		1B: 6 2B: 0 3B: 0 HR: 1 SF: 0 SAC: 0 DP: 0 HBP: 0					

PITCHER		IP	WLS	BF	H	R	ER	SO	BB	IBB	HBP	BLK	WP	HR	S	P	ERA	WHIP
Rich Gale, R ERA: 2.98	(1, 1)	5.2	L	27	5	3	3	2	5	0	0	0	0	1	26	46	4.76	1.765
Steve Mingori, L ERA: 2.98	(6, 1)	1.1		6	2	0	0	0	0	0	0	0	0	0	6	6	0.00	1.500
Randy McGilberry, R ERA: 3.5	(8, 1)	1.0		4	0	0	0	2	1	0	0	0	0	0	7	11	0.00	1.000

PITCHER	IP	WLS	BF	H	R	ER	SO	BB	IBB	HBP	BLK	WP	HR	S	P	ERA	WHIP

BOTTOM

Kansas City Royals @ California Angels

Anaheim Stadium, Anaheim, CA

Sat Sep 09 1978, 10:05 PM EDT

Unknown

livebaseballscorecards.com

AB	31
R	3
H	7
RBI	3
BB	6
SO	4
LOB	15

Batter	1	2	3	4	5	6	7	8	9	AB	R	H	RBI	BB	SO	LOB
Tom Poquette, L (1, 7) OBP: 0.255, SLG: 0.321	1-4-3		3-H 1B			6-3		P6 1-2		4	0	1	1	0	0	1
U L Washington, S (8, 6) OBP: 0.344, SLG: 0.313										0	0	0	0	0	0	0
Clint Hurdle, L (1, 10) OBP: 0.346, SLG: 0.384	K		F9			F9		K		4	0	0	0	0	2	3
Ralph LaCock, L (1, 3) OBP: 0.330, SLG: 0.429	G3			6-3		F5		F8		4	0	0	0	0	0	2
Amos Otis, R (1, 8) OBP: 0.370, SLG: 0.510		5-3		6-3			G6-4-3 1B		BB	3	0	1	0	1	0	0
Al Cowens, R (1, 9) OBP: 0.325, SLG: 0.404		5-3		L6			G6-4-3 1-2f		P6	4	0	0	0	0	0	2
George Brett, L (1, 5) OBP: 0.323, SLG: 0.431		K			F7		HR		L7	4	1	1	1	0	1	1
John Wathan, R (1, 2) OBP: 0.344, SLG: 0.421			P4		FC6-4 1B		1B		L9	3	0	2	0	0	0	0
Darrell Porter, L (9, PH) OBP: 0.373, SLG: 0.472										1	0	0	0	0	0	1
Frank White, R (1, 4) OBP: 0.321, SLG: 0.388			G3 WP 1B 1B		F7		1-3			3	1	1	0	0	0	2
Jerry Terrell, R (1, 6) OBP: 0.221, SLG: 0.206			G3 1-3		FC6-4 1-2f			CS 1B		2	0	0	0	0	0	2
Steve Braun, L (8, PH) OBP: 0.362, SLG: 0.371										1	0	1	0	0	0	0
Willie Wilson, S (8, PR) (8, 7) OBP: 0.291, SLG: 0.291										0	0	0	0	0	0	0
Inning Stats	R: 0 E: 0 K: 1 S: 5 H: 0 LOB: 0 BB: 0 P: 5	R: 0 E: 0 K: 1 S: 5 H: 0 LOB: 0 BB: 0 P: 5	R: 1 E: 0 K: 0 S: 5 H: 2 LOB: 1 BB: 0 P: 5	R: 0 E: 0 K: 0 S: 3 H: 0 LOB: 0 BB: 0 P: 3	R: 0 E: 0 K: 0 S: 4 H: 1 LOB: 1 BB: 0 P: 4	R: 0 E: 0 K: 0 S: 3 H: 0 LOB: 0 BB: 0 P: 3	R: 1 E: 0 K: 0 S: 5 H: 3 LOB: 1 BB: 0 P: 5	R: 0 E: 0 K: 1 S: 6 H: 1 LOB: 2 BB: 0 P: 6	R: 0 E: 0 K: 0 S: 3 H: 0 LOB: 1 BB: 1 P: 7	1B: 6 2B: 0 3B: 0 HR: 1	SF: 0 SAC: 0 DP: 1 HBP: 0						

PITCHER	IP	WLS	BF	H	R	ER	SO	BB	IBB	HBP	BLK	WP	HR	S	P	ERA	WHIP
Dave Frost, R (1, 1) ERA: 2.91	9.0	W	34	7	2	2	3	1	0	0	0	1	1	39	43	2.00	0.889

PITCHER	IP	WLS	BF	H	R	ER	SO	BB	IBB	HBP	BLK	WP	HR	S	P	ERA	WHIP

TOP

Kansas City Royals @ California Angels

Anaheim Stadium, Anaheim, CA

Sat Sep 09 1978, 10:05 PM EDT

Att. 41,511 - Unknown

livebaseballscorecards.com

AB	33
R	2
H	7
RBI	2
BB	1
SO	3
LOB	14

WP: 1 PA: 34
PB: 0
SB: 0
CS: 1

Batter	1	2	3	4	5	6	7	8	9	AB	R	H	RBI	BB	SO	LOB
Rick Miller, L (1, 8) OBP: 0.350, SLG: 0.344	L8		F9 2B 2-H		1B 1B		K			4	0	2	1	0	1	0
Carney Lansford, R (1, 5) OBP: 0.326, SLG: 0.362	6-3		F9 2-3		1-2 1B			BB 1B 2B		3	1	1	0	1	0	1
Lyman Bostock, L (1, 9) OBP: 0.359, SLG: 0.375	K		G3		K			1B 2B SF9 1-3		4	1	1	0	0	2	3
Don Baylor, R (1, 10) OBP: 0.341, SLG: 0.484		K		HR	S 1B			2B SF9 1-3 3-H		4	1	3	2	0	1	0
Joe Rudi, R (1, 7) OBP: 0.283, SLG: 0.405		1B		F9	K 1-2			IBB		3	0	1	0	1	1	1
Ron Fairly, L (1, 3) OBP: 0.297, SLG: 0.364		P6		5-3	G4-6-3 IBB			SF9 2-2 3-H		2	0	0	1	1	0	1
Brian Downing, R (1, 2) OBP: 0.355, SLG: 0.345		F9		K	G4-6-3 1-2f			5-3		4	0	0	0	0	1	4
Bobby Grich, R (1, 4) OBP: 0.346, SLG: 0.313			2B 2B		6-3		6-3			3	1	1	0	0	0	0
Jim Anderson, R (1, 6) OBP: 0.278, SLG: 0.295			P4		5-3		5-3			3	0	0	0	0	0	1
Inning Stats	R: 0 H: 0 E: 0 LOB: 0 K: 1 BB: 0 S: 5 P: 5	R: 0 H: 1 E: 0 LOB: 1 K: 1 BB: 0 S: 6 P: 6	R: 1 H: 2 E: 0 LOB: 1 K: 0 BB: 0 S: 5 P: 5	R: 1 H: 1 E: 0 LOB: 0 K: 1 BB: 0 S: 6 P: 6	R: 0 H: 2 E: 0 LOB: 2 K: 1 BB: 0 S: 7 P: 7	R: 0 H: 1 E: 0 LOB: 1 K: 1 BB: 1 S: 5 P: 9	R: 0 H: 0 E: 0 LOB: 0 K: 1 BB: 0 S: 5 P: 5	R: 2 H: 2 E: 0 LOB: 1 K: 0 BB: 2 S: 4 P: 12		1B: 5 SF: 1 2B: 3 SAC: 0 3B: 0 DP: 1 HR: 1 HBP: 0						

PITCHER		IP	WLS	BF	H	R	ER	SO	BB	IBB	HBP	BLK	WP	HR	S	P	ERA	WHIP
Dennis Leonard, R ERA: 3.58	(1, 1)	7.0	L	32	9	4	4	6	1	2	0	0	0	1	41	53	5.14	1.429
Al Hrabosky, L ERA: 2.87	(8, 1)	1.0		2	0	0	0	0	0	0	0	0	0	0	2	2	0.00	0.000

PITCHER	IP	WLS	BF	H	R	ER	SO	BB	IBB	HBP	BLK	WP	HR	S	P	ERA	WHIP

BOTTOM

Kansas City Royals @ California Angels

Anaheim Stadium, Anaheim, CA

Sat Sep 09 1978, 10:05 PM EDT

Att. 41,511 - Unknown

livebaseballscorecards.com

AB	30
R	4
H	9
RBI	4
BB	3
SO	6
LOB	11

Batter	1	2	3	4	5	6	7	8	9	AB	R	H	RBI	BB	SO	LOB
Tom Poquette, L (1, 7) OBP: 0.258, SLG: 0.323	BB 1B		K		4-3			K	G3-6-3 1-3 3-H 1B	5	0	2	1	0	2	1
Hal McRae, R (1, 10) OBP: 0.323, SLG: 0.427	K		K			K		E6 1B 1-3	G3-6-3 1-2f	5	0	0	0	0	3	4
Ralph LaCock, L (1, 3) OBP: 0.329, SLG: 0.424	BB 1-2		K			F6		K		3	0	0	0	1	2	2
Darrell Porter, L (1, 2) OBP: 0.370, SLG: 0.469 Dave Cripe, R (7, 5) OBP: 1.000, SLG: 1.000	F7			G3		F9		1B 1-2 3-H		3 1	0 0	0 1	0 1	0 0	0 0	2 0
Amos Otis, R (1, 8) OBP: 0.368, SLG: 0.506 Willie Wilson, S (7, 8) OBP: 0.290, SLG: 0.289	K			K			4-3	K		3 1	0 0	0 0	0 0	0 0	2 1	2 2
George Brett, L (1, 5) OBP: 0.326, SLG: 0.435 Luis Silverio, R (7, 9) OBP: 1.000, SLG: 1.000		1B		WP 2B			G3		FC4-6 E 1B 1B	3 1	0 1	2 1	0 0	0 0	0 0	0 0
Al Cowens, R (1, 9) OBP: 0.325, SLG: 0.403 Jim Gaudet, R (7, 2)	P4			F7 2-3			1B		E6 FC4-6 1-2	3 1	0 0	1 0	0 0	0 0	0 1	2 1
U L Washington, S (1, 6) OBP: 0.333, SLG: 0.303 (7, 4)	K				1-4-3		K		FC4-6 1B 1B 1-2f 2-3	4	1	0	0	0	2	4
Frank White, R (1, 4) OBP: 0.320, SLG: 0.386 Jamie Quirk, L (7, 6) OBP: 0.296, SLG: 0.217	F3				F9			E 1B 1B	1B 1-3 3-H 1B	2 2	0 1	0 2	0 1	0 0	0 0	1 0
Inning Stats	R: 0 E: 0 K: 2 S: 8 H: 1 LOB: 2 BB: 1 P: 12	R: 0 E: 0 K: 1 S: 6 H: 1 LOB: 1 BB: 0 P: 6	R: 0 E: 0 K: 3 S: 9 H: 0 LOB: 0 BB: 0 P: 9	R: 0 E: 0 K: 1 S: 6 H: 1 LOB: 1 BB: 0 P: 6	R: 0 E: 0 K: 0 S: 3 H: 0 LOB: 0 BB: 0 P: 3	R: 0 E: 0 K: 1 S: 5 H: 0 LOB: 0 BB: 0 P: 5	R: 0 E: 0 K: 1 S: 6 H: 1 LOB: 1 BB: 0 P: 6	R: 1 E: 1 K: 3 S: 12 H: 2 LOB: 2 BB: 0 P: 12	R: 2 E: 1 K: 0 S: 6 H: 3 LOB: 1 BB: 0 P: 6	1B: 8 2B: 1 3B: 0 HR: 0 SF: 0 SAC: 0 DP: 1 HBP: 0						

PITCHER		IP	WLS	BF	H	R	ER	SO	BB	IBB	HBP	BLK	WP	HR	S	P	ERA	WHIP
Nolan Ryan, R ERA: 3.77	(1, 1)	9.0	W	38	9	3	1	12	1	0	0	0	1	0	61	65	1.00	1.111

PITCHER	IP	WLS	BF	H	R	ER	SO	BB	IBB	HBP	BLK	WP	HR	S	P	ERA	WHIP

TOP

Kansas City Royals @ California Angels

Anaheim Stadium, Anaheim, CA

Sun Sep 10 1978, 6:33 AM EDT

Att. 24,793 - Unknown

livebaseballscorecards.com

AB	37
R	3
H	9
RBI	3
BB	1
SO	12
LOB	21

WP: 1 PA: 38
PB: 0
SB: 0
CS: 0

BOTTOM

Kansas City Royals @ California Angels

Anaheim Stadium, Anaheim, CA

Sun Sep 10 1978, 6:33 AM EDT

Att. 24,793 - Unknown

livebaseballscorecards.com

Batter	1	2	3	4	5	6	7	8	9	AB	R	H	RBI	BB	SO	LOB
Rick Miller, L (1, 8) OBP: 0.351, SLG: 0.346	HR BB FC6-4			F9 4-3 2B		F8	FC4-6 1B E 1-2f			4	3	1	0	1	0	4
Carney Lansford, R (1, 5) OBP: 0.332, SLG: 0.371	HR 1B 1-2	FC9-5 2B		F9		1B 1B 1-2	E8 E 1-H			5	2	4	0	0	0	1
Dave Machemer, R (7, PR) OBP: 0.333, SLG: 0.455										0	0	0	0	0	0	0
Ron Fairly, L (8, 3) OBP: 0.297, SLG: 0.364							1B 1-H			0	0	0	0	0	0	0
Lyman Bostock, L (1, 9) OBP: 0.359, SLG: 0.375	HR 1B 1-2 2-3	FC9-5 2-3		4-3 3-H		1B 1B 1-3 2-H	E4 2-3			5	2	2	2	0	0	2
Don Baylor, R (1, 10) OBP: 0.342, SLG: 0.489	HR 1-H 2-H 3-H	F8		F7		IBB 1B 1-3 3-H	K			5	2	2	5	0	1	3
Joe Rudi, R (1, 7) OBP: 0.283, SLG: 0.403	BB FC4-6	5-3			K	E IBB 1-2	F9			2	1	0	0	1	1	0
Ken Landreaux, L (6, 7) OBP: 0.281, SLG: 0.325										1	1	0	0	1	0	3
Ron Jackson, R (1, 3) OBP: 0.342, SLG: 0.421	FC4-6 1B 1-2	F8			6-3	E7 1B 1-H 2-H 3-H		F8		5	1	2	2	0	0	0
(8, 5)	1B															
Dave Chalk, R (1, 4) OBP: 0.327, SLG: 0.297	FC4-6 1-2 2-3	E			F8	1B 3-H		K		5	0	3	1	0	1	0
Jim Anderson, R (1, 6) OBP: 0.275, SLG: 0.290	FC4-6 FC6-4 1-2f 2-3 3-H	E4 1-3			1B 1B K			F7		5	1	1	1	0	1	4
Terry Humphrey, R (1, 2) OBP: 0.264, SLG: 0.298	F2	F8				F7	FC4-6 1B			4	0	1	0	0	0	5
Inning Stats	R: 5 H: 5 E: 0 LOB: 2 K: 0 BB: 2 S: 8 P: 16	R: 0 H: 1 E: 0 LOB: 0 K: 0 BB: 0 S: 3 P: 3	R: 0 H: 1 E: 1 LOB: 2 K: 0 BB: 0 S: 5 P: 5	R: 1 H: 1 E: 0 LOB: 0 K: 0 BB: 0 S: 4 P: 4	R: 0 H: 0 E: 0 LOB: 0 K: 1 BB: 0 S: 5 P: 5	R: 6 H: 6 E: 1 LOB: 1 K: 1 BB: 1 S: 11 P: 15	R: 1 H: 2 E: 2 LOB: 3 K: 1 BB: 0 S: 8 P: 8	R: 0 H: 0 E: 0 LOB: 0 K: 1 BB: 0 S: 5 P: 5		1B: 13 SF: 0 2B: 3 SAC: 0 3B: 0 DP: 1 HR: 1 HBP: 0						

	AB	41
	R	13
	H	16
	RBI	11
	BB	3
	SO	4
	LOB	22

WP: 0 PA: 44
PB: 0
SB: 0
CS: 0

PITCHER		IP	WLS	BF	H	R	ER	SO	BB	IBB	HBP	BLK	WP	HR	S	P	ERA	WHIP
Paul Splittorff, L ERA: 3.53	(1, 1)	0.0	L	6	4	5	5	0	2	0	0	0	0	1	4	12	∞	∞
Doug Bird, R ERA: 5.76	(1, 1)	5.2		28	10	7	6	1	0	1	0	0	0	0	29	33	9.53	1.765
Steve Busby, R ERA: 8.27	(6, 1)	2.1		10	2	1	1	3	0	0	0	0	0	0	16	16	3.86	0.857

PITCHER	IP	WLS	BF	H	R	ER	SO	BB	IBB	HBP	BLK	WP	HR	S	P	ERA	WHIP

Batter	1	2	3	4	5	6	7	8	9	AB	R	H	RBI	BB	SO	LOB
Rick Miller, L (1, 8) OBP: 0.350, SLG: 0.345	S S S 0-3 ① K			x 0-0 F7 1B 1B		x 0-0 ② F7			x 0-0 ① F7	4	0	1	0	0	1	0
Carney Lansford, R (1, 5) OBP: 0.331, SLG: 0.369	x 0-0 ② F7			x 0-0 1-2 1B		x 0-0 ③ 6-3			x 0-0 ② F8	4	0	1	0	0	0	0
Lyman Bostock, L (1, 9) OBP: 0.358, SLG: 0.373	x 0-0 ③ 4-3			x 0-0 ① F8			B B B B 4-0 CS BB		x 0-0 ③ 4-3	3	0	0	0	1	0	2
Don Baylor, R (1, 10) OBP: 0.340, SLG: 0.486		x 0-0 ① 5-3		x 0-0 ② F7 2-3			S S S 0-3 ① K			3	0	0	0	0	1	3
Ron Fairly, L (1, 3) OBP: 0.293, SLG: 0.360		x 0-0 ② 4-3		x 0-0 ③ 4-3			S S S 0-3 ② K			3	0	0	0	0	1	3
Ken Landreaux, L (1, 7) OBP: 0.278, SLG: 0.321		x 0-0 ③ 3-1			x 0-0 ① F9		0-0 ③ CS 1-2	x 0-0 ① 2-3		3	0	0	0	0	0	0
Brian Downing, R (1, 2) OBP: 0.355, SLG: 0.345			x 0-0 ① F8		x 0-0 ② 4-3			x 0-0 1B		3	0	1	0	0	0	0
Dave Chalk, R (1, 4) OBP: 0.325, SLG: 0.295			x 0-0 ② F9		S S S 0-3 ③ K			x 0-0 ② P1		3	0	0	0	0	1	1
Jim Anderson, R (1, 6) OBP: 0.269, SLG: 0.284			x 0-0 ③ 1-4-3			S S S 0-3 ① K		x 0-0 ③ F8		2	0	0	0	0	1	0
Tony Solaita, L (8, PH) OBP: 0.343, SLG: 0.293										1	0	0	0	0	0	1
Rance Mulliniks, L (8, 6) OBP: 0.238, SLG: 0.252										0	0	0	0	0	0	0
Inning Stats	R: 0 H: 0 E: 0 LOB: 0 K: 1 BB: 0 S: 5 P: 5	R: 0 H: 0 E: 0 LOB: 0 K: 0 BB: 0 S: 3 P: 3	R: 0 H: 0 E: 0 LOB: 0 K: 0 BB: 0 S: 3 P: 3	R: 0 H: 2 E: 0 LOB: 2 K: 0 BB: 0 S: 5 P: 5	R: 0 H: 0 E: 0 LOB: 0 K: 1 BB: 0 S: 5 P: 5	R: 0 H: 0 E: 0 LOB: 0 K: 1 BB: 0 S: 5 P: 5	R: 0 H: 0 E: 0 LOB: 0 K: 2 BB: 1 S: 6 P: 10	R: 0 H: 1 E: 0 LOB: 1 K: 0 BB: 0 S: 4 P: 4	R: 0 H: 0 E: 0 LOB: 0 K: 0 BB: 0 S: 3 P: 3	1B: 3 SF: 0 2B: 0 SAC: 0 3B: 0 DP: 0 HR: 0 HBP: 0						WP: 0 PA: 31 PB: 0 SB: 0 CS: 1	

PITCHER	IP	WLS	BF	H	R	ER	SO	BB	IBB	HBP	BLK	WP	HR	S	P	ERA	WHIP
Fergie Jenkins, R (1, 1) ERA: 3.09	9.0	W	30	3	0	0	5	1	0	0	0	0	0	39	43	0.00	0.444

PITCHER	IP	WLS	BF	H	R	ER	SO	BB	IBB	HBP	BLK	WP	HR	S	P	ERA	WHIP

TOP

California Angels @ Texas Rangers

Arlington Stadium, Arlington, TX

Mon Sep 11 1978, 8:05 PM EDT

Att. 7,245 - Unknown

livebaseballscorecards.com

AB	29
R	0
H	3
RBI	0
BB	1
SO	5
LOB	10

Batter	1	2	3	4	5	6	7	8	9	AB	R	H	RBI	BB	SO	LOB
Toby Harrah, R (1, 6) OBP: 0.350, SLG: 0.335	F2		BBB 4-0 BB		FC2-6 6-3 1B (1-2f)		F3			3	1	0	0	1	0	1
Bump Wills, S (1, 4) OBP: 0.313, SLG: 0.326	F7		F7		6-3 (1-2)			G4-6-3 1B		4	0	1	0	0	0	3
Mike Hargrove, L (1, 3) OBP: 0.388, SLG: 0.352 Mike Jorgensen, L (9, 3) OBP: 0.339, SLG: 0.188	5-3		F8		FC4-6 (2-H) 1B			G4-6-3 (1-2f)		4 0	0 0	1 0	1 0	0 0	0 0	3 0
Al Oliver, L (1, 7) OBP: 0.348, SLG: 0.492		4-3		1B 1B	FC4-6 (1-2f)			2B		4	0	2	0	0	0	1
Bobby Bonds, R (1, 9) OBP: 0.350, SLG: 0.479		L4		SSS K		CS 1B		SSS K		4	0	1	0	0	2	2
Johnny Grubb, L (1, 10) OBP: 0.367, SLG: 0.449		1B		F7		CS 1B (1-2)				3	0	2	0	0	0	1
Jim Sundberg, R (1, 2) OBP: 0.366, SLG: 0.387		4-3		FC4-6 1B (1-2)		F9 (1-2)				3	0	1	0	0	0	2
Juan Beniquez, R (1, 8) OBP: 0.283, SLG: 0.367			SH1-4 1B	FC4-6 (1-2f)			F6			3	0	1	0	0	0	2
Kurt Bevacqua, R (1, 5) OBP: 0.288, SLG: 0.369			SH1-4 (1-2)		FC2-6 1B		4-3			2	0	1	0	0	0	0
Inning Stats	R: 0 E: 0 K: 0 S: 3 H: 0 LOB: 0 BB: 0 P: 3	R: 0 E: 0 K: 0 S: 4 H: 1 LOB: 1 BB: 0 P: 4	R: 0 E: 0 K: 0 S: 4 H: 1 LOB: 2 BB: 1 P: 8	R: 0 E: 0 K: 1 S: 7 H: 2 LOB: 2 BB: 0 P: 7	R: 1 E: 0 K: 0 S: 5 H: 2 LOB: 1 BB: 0 P: 5	R: 0 E: 0 K: 0 S: 3 H: 2 LOB: 0 BB: 0 P: 3	R: 0 E: 0 K: 0 S: 3 H: 0 LOB: 0 BB: 0 P: 3	R: 0 E: 0 K: 1 S: 6 H: 2 LOB: 1 BB: 0 P: 6		1B: 9 2B: 1 3B: 0 HR: 0	SF: 0 SAC: 1 DP: 1 HBP: 0			WP: 0 PB: 0 SB: 0 CS: 2	PA: 32		

PITCHER	IP	WLS	BF	H	R	ER	SO	BB	IBB	HBP	BLK	WP	HR	S	P	ERA	WHIP
Paul Hartzell, R (1, 1) ERA: 3.39	8.0	L	32	10	1	1	2	1	0	0	0	0	0	35	39	1.12	1.375

PITCHER	IP	WLS	BF	H	R	ER	SO	BB	IBB	HBP	BLK	WP	HR	S	P	ERA	WHIP

BOTTOM

California Angels @ Texas Rangers

Arlington Stadium, Arlington, TX

Mon Sep 11 1978, 8:05 PM EDT

Att. 7,245 - Unknown

livebaseballscorecards.com

AB	30
R	1
H	10
RBI	1
BB	1
SO	2
LOB	15

Batter	1	2	3	4	5	6	7	8	9	AB	R	H	RBI	BB	SO	LOB
Rick Miller, L (1, 8) OBP: 0.348, SLG: 0.341	E5 1B 1B		BBB 4-0 BB	x 0-0 ③ 4-3			x 0-0 ① F8		x 0-0 ① 6-3	4	1	0	0	1	0	1
Carney Lansford, R (1, 5) OBP: 0.329, SLG: 0.367	x 0-0 1B 1B 1-2 1B		SSS 0-3 ① K		SSS 0-3 ① K		x 0-0 E7 2B		SSS 0-3 ② K	5	2	1	0	0	3	1
Lyman Bostock, L (1, 9) OBP: 0.360, SLG: 0.377	x 0-0 FC4-6 1B 1-2 2-H 1B		x 0-0 ② F8		x 0-0 1B		x 0-0 4-3 2-H 2B		SSS 0-3 ③ K	5	0	3	2	0	1	1
Don Baylor, R (1, 10) OBP: 0.339, SLG: 0.484	x 0-0 FC4-6 1-2 2-H 1B		x 0-0 ③ F7		SSS 0-3 ② K		x 0-0 ② 4-3 2-3			4	0	1	1	0	1	3
Joe Rudi, R (1, 7) OBP: 0.283, SLG: 0.404	x 0-0 ① FC4-6 G4-6-3 1-2f 2-3			x 0-0 HR 2B	x 0-0 ③ 5-3		x 0-0 ③ F8			4	1	1	0	0	0	4
Ron Fairly, L (1, 3) OBP: 0.293, SLG: 0.371	x 0-0 ②③ G4-6-3 1-2f			x 0-0 2-H HR		x 0-0 ① 4-3		x 0-0 ① 6-3		4	1	1	2	0	0	2
Brian Downing, R (1, 2) OBP: 0.354, SLG: 0.344		x 0-0 ① 6-3		x 0-0 ① 4-3		x 0-0 FC4-6 1B		SSS 0-3 K		4	0	1	0	0	1	0
Dave Chalk, R (1, 4) OBP: 0.322, SLG: 0.292		x 0-0 ② 6-3		x 0-0 ② 5-3		x 0-0 ② FC4-6 1-2f		x 0-0 ② F4		4	0	0	0	0	0	2
Jim Anderson, R (1, 6) OBP: 0.271, SLG: 0.286 Tony Solaita, L (8, PH) OBP: 0.339, SLG: 0.290 Rance Mulliniks, L (8, 6) OBP: 0.238, SLG: 0.252		SSS 0-3 ③ K		x 0-0 1B		SSS 0-3 ③ K		x 0-0 ③ 6-3		3 1 0	0 0 0	1 0 0	0 0 0	0 0 0	2 0 0	1 1 0
Inning Stats	R: 2 E: 1 K: 0 S: 6 H: 3 LOB: 1 BB: 0 P: 6	R: 0 E: 0 K: 1 S: 5 H: 0 LOB: 0 BB: 0 P: 5	R: 0 E: 0 K: 1 S: 5 H: 0 LOB: 1 BB: 1 P: 9	R: 2 E: 0 K: 0 S: 6 H: 3 LOB: 1 BB: 0 P: 6	R: 0 E: 0 K: 2 S: 8 H: 1 LOB: 1 BB: 0 P: 8	R: 0 E: 0 K: 1 S: 6 H: 1 LOB: 1 BB: 0 P: 6	R: 1 E: 1 K: 0 S: 5 H: 1 LOB: 1 BB: 0 P: 5	R: 0 E: 0 K: 1 S: 6 H: 0 LOB: 1 BB: 0 P: 6	R: 0 E: 0 K: 2 S: 7 H: 0 LOB: 0 BB: 0 P: 7	1B: 6 2B: 2 3B: 0 HR: 1	SF: 0 SAC: 0 DP: 1 HBP: 0						

PITCHER		IP	WLS	BF	H	R	ER	SO	BB	IBB	HBP	BLK	WP	HR	S	P	ERA	WHIP
Doc Medich, R ERA: 3.92	(1, 1)	6.1	W	30	9	5	3	5	1	0	0	0	0	1	39	43	4.26	1.579
Reggie Cleveland, R ERA: 3.05	(7, 1)	2.2	S	9	0	0	0	3	0	0	0	0	0	0	15	15	0.00	0.000

PITCHER	IP	WLS	BF	H	R	ER	SO	BB	IBB	HBP	BLK	WP	HR	S	P	ERA	WHIP

TOP

California Angels @ Texas Rangers

Arlington Stadium, Arlington, TX

Tue Sep 12 1978, 8:05 PM EDT

Att. 8,469 - Unknown

livebaseballscorecards.com

AB	38
R	5
H	9
RBI	5
BB	1
SO	8
LOB	16

WP: 0 PB: 1 SB: 0 CS: 0 PA: 39

California Angels @ Texas Rangers

Arlington Stadium, Arlington, TX

Tue Sep 12 1978, 8:05 PM EDT

Att. 8,469 - Unknown

BOTTOM

Batter	1	2	3	4	5	6	7	8	9	AB	R	H	RBI	BB	SO	LOB
Mike Hargrove, L (1, 3) OBP: 0.387, SLG: 0.349	F9		K		HR BB	6-3		4-3		4	1	0	0	1	1	2
Mike Jorgensen, L (9, 3) OBP: 0.339, SLG: 0.188										0	0	0	0	0	0	0
Juan Beniquez, R (1, 8) OBP: 0.283, SLG: 0.373	K		F7		1-H HR	K				4	1	1	2	0	2	1
Al Oliver, L (1, 7) OBP: 0.352, SLG: 0.493	K		1-H FC6-4 1B		2B 2B 1B		BB			3	1	2	1	1	1	0
Richie Zisk, R (1, 10) OBP: 0.329, SLG: 0.416		FC5-4 1B BB	1-2f FC6-4		1-3 2B 2B		K			3	1	1	0	1	1	2
Bobby Bonds, R (1, 9) OBP: 0.351, SLG: 0.484		K		HR	2B IBB		K			3	2	1	1	1	2	2
Jim Sundberg, R (1, 2) OBP: 0.367, SLG: 0.390		1-2 FC5-4 1B		6-3	1-H 2-H 3-H 2B		F8			4	0	2	3	0	0	1
Toby Harrah, R (1, 6) OBP: 0.347, SLG: 0.332		1-2f 2-3 FC5-4 FC6-4		5-3	F8			F8		4	0	0	0	0	0	3
Kurt Bevacqua, R (1, 5) OBP: 0.286, SLG: 0.366		1-2f FC6-4		5-3	4-3			WP S BB		2	0	0	0	0	0	2
John Lowenstein, L (5, PH) OBP: 0.362, SLG: 0.379										1	0	0	0	1	0	1
(6, 5)																
Bump Wills, S (1, 4) OBP: 0.313, SLG: 0.323			S 1B BB		F7	4-3		1-3 G3		3	1	0	0	1	0	1
Inning Stats	R: 0 E: 0 K: 2 S: 7 H: 0 LOB: 0 BB: 0 P: 7	R: 0 E: 0 K: 1 S: 6 H: 1 LOB: 2 BB: 1 P: 10	R: 1 E: 0 K: 1 S: 6 H: 1 LOB: 1 BB: 1 P: 10	R: 1 E: 0 K: 0 S: 4 H: 1 LOB: 0 BB: 0 P: 4	R: 5 E: 0 K: 0 S: 7 H: 4 LOB: 1 BB: 2 P: 15	R: 0 E: 0 K: 2 S: 5 H: 0 LOB: 0 BB: 0 P: 5	R: 0 E: 0 K: 2 S: 7 H: 0 LOB: 1 BB: 1 P: 11	R: 0 E: 0 K: 0 S: 3 H: 0 LOB: 1 BB: 1 P: 7		1B: 3 2B: 2 3B: 0 HR: 2 SF: 0 SAC: 0 DP: 0 HBP: 0					

PITCHER	IP	WLS	BF	H	R	ER	SO	BB	IBB	HBP	BLK	WP	HR	S	P	ERA	WHIP
Frank Tanana, L (1, 1) ERA: 3.49	4.1	L	21	5	5	5	4	3	0	0	0	0	2	26	38	10.38	1.846
Dyar Miller, R (5, 1) ERA: 2.33	3.2		16	2	2	2	3	2	1	0	0	1	0	19	31	4.91	1.091

PITCHER	IP	WLS	BF	H	R	ER	SO	BB	IBB	HBP	BLK	WP	HR	S	P	ERA	WHIP

AB	31
R	7
H	7
RBI	7
BB	6
SO	7
LOB	15

WP: 1 PA: 37
PB: 0
SB: 3
CS: 0

livebaseballscorecards.com

Batter	1	2	3	4	5	6	7	8	9	AB	R	H	RBI	BB	SO	LOB
Carney Lansford, R (1, 5) OBP: 0.331, SLG: 0.369	S S S 0-3 ① K			x 0-0 CS 1B		x 0-0 FC5 BB 1-2 2B		x 0-0 G4-6-3 1B		4	1	2	0	0	1	1
Merv Rettenmund, R (1, 9) OBP: 0.415, SLG: 0.369 Rick Miller, L (6, 8) OBP: 0.347, SLG: 0.341	S S S 0-3 ② K			x 0-0 ① G3 1-2 2B		B B B B 4-0 2B SF7 1-2 2-3 BB		x 0-0 ① F8		2 1	1 0	1 0	0 0	1 0	1 0	0 1
Lyman Bostock, L (1, 8) OBP: 0.360, SLG: 0.378 (6, 9)	S S S 0-3 ③ K			x 0-0 ② G3 2-3		x 0-0 1-3 2-H 3-H 2B		x 0-0 ②③ G4-6-3 1-2f		4	0	1	2	0	1	2
Don Baylor, R (1, 10) OBP: 0.339, SLG: 0.481		x 0-0 ① F7		x 0-0 ③ F2		4-0 FC4 IBB			x 0-0 ① F6	3	0	0	0	1	0	1
Joe Rudi, R (1, 7) OBP: 0.282, SLG: 0.406 Ken Landreaux, L (9, PR) OBP: 0.278, SLG: 0.321 (9, 7)		x 0-0 ② F4			x 0-0 ① F9	x 0-0 ② SF7 3-H			x 0-0 1B 2B	3 0	0 1	1 0	1 0	0 0	0 0	0 0
Ron Jackson, R (1, 3) OBP: 0.341, SLG: 0.419		x 0-0 ③ 6-3			S S S 0-3 ② K	x 0-0 ③ FC4 1-2f			x 0-0 E 2-H 1B	4	0	1	1	0	1	2
Brian Downing, R (1, 2) OBP: 0.350, SLG: 0.340			S S S 0-3 ① K		x 0-0 ③ 6-3		x 0-0 ① F5		x 0-0 E1 2-3	4	0	0	0	0	1	1
Bobby Grich, R (1, 4) OBP: 0.346, SLG: 0.311 Ron Fairly, L (9, PH) OBP: 0.292, SLG: 0.369 Rance Mulliniks, L (9, 6) OBP: 0.238, SLG: 0.252			S S S 0-3 ② K			B B B B 4-0 FC5-4 BB	x 0-0 ② F7		S S S 0-3 ② K	2 1 0	0 0 0	0 0 0	0 0 0	1 0 0	1 1 0	0 3 0
Dave Chalk, R (1, 6) OBP: 0.320, SLG: 0.290 Tony Solaita, L (9, PH) OBP: 0.336, SLG: 0.287 Jim Anderson, R (9, 4) OBP: 0.271, SLG: 0.286			x 0-0 ③ F9			x 0-0 ① FC5-4 BB E 1-2f 2B	x 0-0 ③ L5		x 0-0 ③ F7	3 1 0	1 0 0	0 0 0	0 0 0	0 0 0	0 0 0	1 3 0
Inning Stats	R: 0 H: 0 E: 0 LOB: 0 K: 3 BB: 0 S: 9 P: 9	R: 0 H: 0 E: 0 LOB: 0 K: 0 BB: 0 S: 3 P: 3	R: 0 H: 0 E: 0 LOB: 0 K: 2 BB: 0 S: 7 P: 7	R: 0 H: 2 E: 0 LOB: 1 K: 0 BB: 0 S: 4 P: 4	R: 0 H: 0 E: 0 LOB: 0 K: 1 BB: 0 S: 5 P: 5	R: 3 H: 1 E: 1 LOB: 2 K: 0 BB: 3 S: 5 P: 17	R: 0 H: 0 E: 0 LOB: 0 K: 0 BB: 0 S: 3 P: 3	R: 0 H: 1 E: 0 LOB: 0 K: 0 BB: 0 S: 3 P: 3	R: 1 H: 2 E: 1 LOB: 3 K: 1 BB: 0 S: 8 P: 8	1B: 3 SF: 1 2B: 3 SAC: 0 3B: 0 DP: 1 HR: 0 HBP: 0						

TOP

California Angels @ Texas Rangers

Arlington Stadium, Arlington, TX

Wed Sep 13 1978, 8:05 PM EDT

Att. 7,565 - Unknown

livebaseballscorecards.com

AB	32
R	4
H	6
RBI	4
BB	3
SO	7
LOB	15

WP: 0 PA: 36
PB: 0
SB: 0
CS: 1

PITCHER		IP	WLS	BF	H	R	ER	SO	BB	IBB	HBP	BLK	WP	HR	S	P	ERA	WHIP
Jon Matlack, L ERA: 2.45	(1, 1)	8.1		34	6	4	2	6	2	1	0	0	0	0	43	55	2.16	0.960
Reggie Cleveland, R ERA: 3.02	(9, 1)	0.2	W	2	0	0	0	1	0	0	0	0	0	0	4	4	0.00	0.000

PITCHER		IP	WLS	BF	H	R	ER	SO	BB	IBB	HBP	BLK	WP	HR	S	P	ERA	WHIP

BOTTOM

California Angels @ Texas Rangers

Arlington Stadium, Arlington, TX

Wed Sep 13 1978, 8:05 PM EDT

Att. 7,565 - Unknown

Batter	1	2	3	4	5	6	7	8	9	AB	R	H	RBI	BB	SO	LOB
Mike Hargrove, L (1, 3) OBP: 0.387, SLG: 0.348	1-3		BBBB 4-0 FC6-4 BB		BBBB 4-0 1-2 2-3 BB		0-0 F8			2	0	0	0	2	0	0
Mike Jorgensen, L (8, 3) OBP: 0.339, SLG: 0.188										0	0	0	0	0	0	0
Juan Beniquez, R (1, 8) OBP: 0.283, SLG: 0.379	F8		0-0 FC6-4 1-2f		F5		HR			4	1	1	1	0	0	5
Bobby Bonds, R (1, 9) OBP: 0.352, SLG: 0.489	SSS 0-3 K			SSS 0-3 K		0-0 HR	BBBB 4-0 CS BB			3	1	1	1	1	2	0
Al Oliver, L (1, 7) OBP: 0.351, SLG: 0.490		BBBB 4-0 CS BB		0-0 F8		0-0 F8	0-0 CS 1-2	0-0 4-3		3	0	0	0	1	0	0
Richie Zisk, R (1, 10) OBP: 0.326, SLG: 0.412		SSS 0-3 K		0-0 F7		0-0 F3		0-0 F9		4	0	0	0	0	1	1
Jim Sundberg, R (1, 2) OBP: 0.364, SLG: 0.387		0-0 5-3 1-2			0-0 F5	0-0 F4		0-0 F7		4	0	0	0	0	0	1
John Lowenstein, L (1, 5) OBP: 0.362, SLG: 0.384			0-0 2B		0-0 F8		0-0 F7		0-0 F4	3	0	1	0	0	0	0
Bill Sample, R (9, PH) OBP: 0.667, SLG: 0.667										1	0	0	0	0	0	0
Bump Wills, S (1, 4) OBP: 0.316, SLG: 0.328			0-0 F8		BBBB 4-0 BB S		0-0 WP HR 2B		0-0 HR 1B	3	2	2	0	1	0	1
Toby Harrah, R (1, 6) OBP: 0.350, SLG: 0.349			SSS 0-3 K		BBBB 4-0 1-2 BB		0-0 2-H HR		0-0 1-H HR	3	2	2	4	1	1	1
Inning Stats	R: 0 E: 0 K: 1 S: 5 H: 0 LOB: 0 BB: 0 P: 5	R: 0 E: 0 K: 1 S: 4 H: 0 LOB: 0 BB: 1 P: 8	R: 0 E: 0 K: 1 S: 6 H: 1 LOB: 2 BB: 1 P: 10	R: 0 E: 0 K: 1 S: 5 H: 0 LOB: 0 BB: 0 P: 5	R: 0 E: 0 K: 0 S: 3 H: 0 LOB: 3 BB: 3 P: 15	R: 1 E: 0 K: 0 S: 4 H: 1 LOB: 0 BB: 0 P: 4	R: 3 E: 0 K: 0 S: 5 H: 3 LOB: 0 BB: 1 P: 9	R: 0 E: 0 K: 0 S: 3 H: 0 LOB: 0 BB: 0 P: 3	R: 2 E: 0 K: 0 S: 3 H: 2 LOB: 0 BB: 0 P: 3	1B: 1 2B: 2 3B: 0 HR: 4	SF: 0 SAC: 0 DP: 0 HBP: 0						

livebaseballscorecards.com

AB	30
R	6
H	7
RBI	6
BB	6
SO	4
LOB	9

WP: 1 PB: 0 SB: 1 CS: 2 PA: 37

PITCHER		IP	WLS	BF	H	R	ER	SO	BB	IBB	HBP	BLK	WP	HR	S	P	ERA	WHIP
Chris Knapp, R ERA: 4.15	(1, 1)	6.1		27	4	3	3	4	5	0	0	0	1	2	30	50	4.26	1.421
Dave LaRoche, L ERA: 2.83	(7, 1)	2.0	L	9	3	3	3	0	1	0	0	0	0	2	8	12	13.50	2.000

PITCHER	IP	WLS	BF	H	R	ER	SO	BB	IBB	HBP	BLK	WP	HR	S	P	ERA	WHIP

Batter	1	2	3	4	5	6	7	8	9	AB	R	H	RBI	BB	SO	LOB
Rick Miller, L (1, 8) OBP: 0.349, SLG: 0.345	1B	G3			4-3		6-3		1B / 2B	6	2	3	3	0	0	2
Carney Lansford, R (1, 5) OBP: 0.331, SLG: 0.370	F8		K		G3 / 2B		L6		IBB / SF9	4	1	1	1	1	1	1
Lyman Bostock, L (1, 9) OBP: 0.361, SLG: 0.379	F7		1B		G3 2-3			4-3	1B / 1B	6	1	3	3	0	0	2
Don Baylor, R (1, 10) OBP: 0.337, SLG: 0.478	L5		F9		6-3			5-3	S 1B / 4-3	6	1	1	1	0	0	4
Joe Rudi, R (1, 7) OBP: 0.286, SLG: 0.413		1B 1-3 1B	K			HR		F8	1B 1-2 2B IBB	4	3	2	1	1	1	1
Ron Jackson, R (1, 3) OBP: 0.344, SLG: 0.431		E 1-3 1-3 1B		HR		F9			F8 / 2B 1B	5	2	3	2	0	0	0
Brian Downing, R (1, 2) OBP: 0.353, SLG: 0.349		1-3 1-2 3-H		SH1-3 9-2 2B		6-3			E E 2B 1B / 1B 1B 2B	5	2	3	3	0	0	1
Bobby Grich, R (1, 4) OBP: 0.345, SLG: 0.311		K		SH1-3 2-3		F4			FC4 E 2B / 1B 1B	4	2	1	1	0	1	2
Dave Chalk, R (1, 6) OBP: 0.319, SLG: 0.289		E5 2-3		9-2 3-Hf			4-3		E5 2B 1B / 1B SF9	5	2	1	1	0	0	4
Inning Stats	R: 0 E: 0 K: 0 S: 4 H: 1 LOB: 1 BB: 0 P: 4	R: 1 E: 1 K: 1 S: 8 H: 2 LOB: 2 BB: 0 P: 8	R: 0 E: 0 K: 2 S: 8 H: 1 LOB: 1 BB: 0 P: 8	R: 1 E: 0 K: 0 S: 4 H: 2 LOB: 0 BB: 0 P: 4	R: 0 E: 0 K: 0 S: 4 H: 1 LOB: 1 BB: 0 P: 4	R: 1 E: 0 K: 0 S: 4 H: 1 LOB: 0 BB: 0 P: 4	R: 0 E: 0 K: 0 S: 3 H: 0 LOB: 0 BB: 0 P: 3	R: 0 E: 0 K: 0 S: 3 H: 0 LOB: 0 BB: 0 P: 3	R: 13 E: 2 K: 0 S: 15 H: 10 LOB: 1 BB: 2 P: 23	1B: 12 2B: 5 3B: 0 HR: 2 SF: 1 SAC: 1 DP: 1 HBP: 0						

TOP

California Angels @ Texas Rangers

Arlington Stadium, Arlington, TX

Thu Sep 14 1978, 8:05 PM EDT

Att. 8,261 - Unknown

livebaseballscorecards.com

AB	45
R	16
H	18
RBI	16
BB	2
SO	3
LOB	17

WP: 0 PB: 0 SB: 1 CS: 0 PA: 49

PITCHER		IP	WLS	BF	H	R	ER	SO	BB	IBB	HBP	BLK	WP	HR	S	P	ERA	WHIP
Dock Ellis, R ERA: 4.2	(1, 1)	8.1	L	36	9	6	6	3	0	0	0	0	0	2	42	42	6.48	1.080
Jim Umbarger, L ERA: 5.2	(9, 1)	0.0		3	2	1	0	0	0	1	0	0	0	0	2	6	∞	∞
Reggie Cleveland, R ERA: 3.29	(9, 1)	0.0		2	1	1	0	0	0	1	0	0	0	0	1	5	∞	∞
Len Barker, R ERA: 4.83	(9, 1)	0.0		5	5	6	5	0	0	0	0	0	0	0	5	5	∞	∞
Danny Darwin, R ERA: 3.38	(9, 1)	0.2		3	1	2	2	0	0	0	0	0	0	0	3	3	27.00	1.500

PITCHER		IP	WLS	BF	H	R	ER	SO	BB	IBB	HBP	BLK	WP	HR	S	P	ERA	WHIP

BOTTOM

California Angels @ Texas Rangers

Arlington Stadium, Arlington, TX

Thu Sep 14 1978, 8:05 PM EDT

Att. 8,261 - Unknown

Batter	1	2	3	4	5	6	7	8	9	AB	R	H	RBI	BB	SO	LOB
Mike Hargrove, L (1, 3) OBP: 0.387, SLG: 0.346	4-3		F4		BBBB 4-0 3-1 1-2 BB			F9		3	0	0	0	1	0	0
Mike Jorgensen, L (9, 3) OBP: 0.339, SLG: 0.188										0	0	0	0	0	0	0
Juan Beniquez, R (1, 8) OBP: 0.285, SLG: 0.378	BB 1B		BBBB 4-0 CS BB		3-1 1-2 2-3			6-3		3	0	1	0	1	0	2
Bobby Bonds, R (1, 9) OBP: 0.352, SLG: 0.486	BBBB 4-0 L3 1-2 BB		SSS 0-3 K 1-2		F4			5-3		3	0	0	0	1	1	3
Al Oliver, L (1, 7) OBP: 0.350, SLG: 0.490	L3 1-2			8-4-5 2B		G3			F5	4	0	1	0	0	0	2
Richie Zisk, R (1, 10) OBP: 0.327, SLG: 0.422		HR		8-4-5 2-3f		F9			2B	4	1	2	1	0	0	1
Jim Sundberg, R (1, 2) OBP: 0.363, SLG: 0.385		1-3 1B		E6 FC5-4		F9			F9	4	0	1	0	0	0	1
Toby Harrah, R (1, 6) OBP: 0.349, SLG: 0.347		F7		FC5-4 1-2f		6-3			BBBB 4-0 BB	3	0	0	0	1	0	2
Kurt Bevacqua, R (1, 5) OBP: 0.282, SLG: 0.361		1-3 1-2			5-3	SSS 0-3 K			F8	3	0	0	0	0	1	1
Johnny Grubb, L (9, PH) OBP: 0.367, SLG: 0.448										1	0	0	0	0	0	2
Bump Wills, S (1, 4) OBP: 0.316, SLG: 0.326		1-3			H 1-0 3-1 S HBP	G3				2	0	0	0	0	0	1
Inning Stats	R: 0 E: 0 K: 0 S: 3 H: 1 LOB: 1 BB: 1 P: 7	R: 1 E: 0 K: 0 S: 5 H: 2 LOB: 1 BB: 0 P: 5	R: 0 E: 0 K: 1 S: 4 H: 0 LOB: 1 BB: 1 P: 8	R: 0 E: 1 K: 0 S: 4 H: 1 LOB: 1 BB: 0 P: 4	R: 0 E: 0 K: 0 S: 3 H: 0 LOB: 2 BB: 1 P: 8	R: 0 E: 0 K: 0 S: 3 H: 0 LOB: 0 BB: 0 P: 3	R: 0 E: 0 K: 1 S: 5 H: 0 LOB: 0 BB: 0 P: 5	R: 0 E: 0 K: 0 S: 3 H: 0 LOB: 0 BB: 0 P: 3	R: 0 E: 0 K: 0 S: 4 H: 1 LOB: 2 BB: 1 P: 8	1B: 2 2B: 5 3B: 0 HR: 1	SF: 0 SAC: 0 DP: 3 HBP: 1						

livebaseballscorecards.com

AB	30
R	1
H	5
RBI	1
BB	4
SO	2
LOB	15

PITCHER	IP	WLS	BF	H	R	ER	SO	BB	IBB	HBP	BLK	WP	HR	S	P	ERA	WHIP
Don Aase, R (1, 1) ERA: 3.98	9.0	W	35	5	1	1	2	4	0	1	0	0	1	34	51	1.00	1.000

PITCHER	IP	WLS	BF	H	R	ER	SO	BB	IBB	HBP	BLK	WP	HR	S	P	ERA	WHIP

California Angels @ Kansas City Royals

Royals Stadium, Kansas City, MO

Fri Sep 15 1978, 8:05 PM EDT

Att. 30,847 - Unknown - 87 F

livebaseballscorecards.com

Batter	1	2	3	4	5	6	7	8	9	AB	R	H	RBI	BB	SO	LOB
Rick Miller, L (1, 8) OBP: 0.346, SLG: 0.342	G3		F8		G4-6-3 1-2f			K		4	0	0	0	0	1	2
Carney Lansford, R (1, 5) OBP: 0.333, SLG: 0.379	S 1B		K			HR		F7		4	1	2	1	0	1	0
Lyman Bostock, L (1, 9) OBP: 0.360, SLG: 0.377	F8			FC5 S BB		G3		F9		3	0	0	0	1	0	1
Don Baylor, R (1, 10) OBP: 0.341, SLG: 0.480	FC4-6 1-2 BB			FC5 1-2 BB		1B 1B			E7 2B 1B	2	1	2	0	2	0	0
Joe Rudi, R (1, 7) OBP: 0.288, SLG: 0.416	FC4-6 1-2f			FC5 G4-6-3 1-2 2-3f		1B 1-3			4-3 2B 2-H	4	0	2	1	0	0	4
Ken Landreaux, L (9, PR) OBP: 0.278, SLG: 0.321 (9, 7)										0	0	0	0	0	0	0
Ron Jackson, R (1, 3) OBP: 0.341, SLG: 0.426		F9		G4-6-3 1-2f		6-3			F5	4	0	0	0	0	0	4
Brian Downing, R (1, 2) OBP: 0.350, SLG: 0.345		1-3			F8		6-3		4-3 2-3	4	0	0	0	0	0	1
Bobby Grich, R (1, 4) OBP: 0.345, SLG: 0.311		P4			1B 1B		F8		5-3	3	0	1	0	0	0	0
Tony Solaita, L (9, PH) OBP: 0.336, SLG: 0.287										0	0	0	0	0	0	0
Merv Rettenmund, R (9, PH) OBP: 0.412, SLG: 0.365										1	0	0	0	0	0	2
Jim Anderson, R (9, 6) OBP: 0.271, SLG: 0.286										0	0	0	0	0	0	0
Dave Chalk, R (1, 6) OBP: 0.319, SLG: 0.289 (9, 4)			5-3		G4-6-3 1-2 1B		L5			3	0	1	0	0	0	0

TOP	
AB	32
R	2
H	8
RBI	2
BB	3
SO	2
LOB	14

Inning Stats	1	2	3	4	5	6	7	8	9			
	R: 0 E: 0 K: 0 S: 4	H: 1 LOB: 2 BB: 1 P: 8	R: 0 E: 0 K: 0 S: 3	H: 0 LOB: 0 BB: 0 P: 3	R: 0 E: 0 K: 1 S: 5	H: 0 LOB: 0 BB: 0 P: 5	R: 0 E: 0 K: 0 S: 2	H: 0 LOB: 1 BB: 2 P: 10	R: 0 E: 0 K: 0 S: 4	H: 2 LOB: 1 BB: 0 P: 4	R: 1 E: 0 K: 0 S: 5	H: 3 LOB: 1 BB: 0 P: 5
	R: 0 E: 0 K: 0 S: 3	H: 0 LOB: 0 BB: 0 P: 3	R: 0 E: 0 K: 1 S: 5	H: 0 LOB: 0 BB: 0 P: 5	R: 1 E: 1 K: 0 S: 5	H: 2 LOB: 2 BB: 0 P: 5	1B: 6 2B: 1 3B: 0 HR: 1	SF: 0 SAC: 0 DP: 2 HBP: 0	WP: 0 PB: 0 SB: 2 CS: 0	PA: 35		

PITCHER		IP	WLS	BF	H	R	ER	SO	BB	IBB	HBP	BLK	WP	HR	S	P	ERA	WHIP
Rich Gale, R ERA: 2.95	(1, 1)	8.0		31	7	2	2	2	3	0	0	0	0	1	32	44	2.25	1.250
Randy McGilberry, R ERA: 3.38	(9, 1)	0.2		3	1	0	0	0	0	0	0	0	0	0	3	3	0.00	1.500
Al Hrabosky, L ERA: 2.86	(9, 1)	0.1	W	1	0	0	0	0	0	0	0	0	0	0	1	1	0.00	0.000

PITCHER		IP	WLS	BF	H	R	ER	SO	BB	IBB	HBP	BLK	WP	HR	S	P	ERA	WHIP

BOTTOM

California Angels @ Kansas City Royals

Royals Stadium, Kansas City, MO

Fri Sep 15 1978, 8:05 PM EDT

Att. 30,847 - Unknown - 87 F

livebaseballscorecards.com

Batter	1	2	3	4	5	6	7	8	9	AB	R	H	RBI	BB	SO	LOB
Steve Braun, L (1, 7) OBP: 0.371, SLG: 0.385	F8		1B			K		6-3 1B 2B	1-2 1B 3B	4	0	2	0	0	1	0
Luis Silverio, R (8, PR) OBP: 1.000, SLG: 1.333										0	1	0	0	0	0	0
(9, 7)																
Clint Hurdle, L (9, PH) OBP: 0.348, SLG: 0.391										1	1	1	0	0	0	0
George Brett, L (1, 5) OBP: 0.325, SLG: 0.430	4-3		F8			F7		6-3 2-3	1B S IBB	4	0	0	0	1	0	2
Ralph LaCock, L (1, 3) OBP: 0.342, SLG: 0.429	BB			K		1B		BB 1B BB	1-3 3-H 1B	3	0	2	1	2	1	0
Darrell Porter, L (1, 2) OBP: 0.368, SLG: 0.470	F2			F9		1-3		BB 1-2 3-H		4	0	1	1	0	0	2
Hal McRae, R (1, 10) OBP: 0.324, SLG: 0.431		BB CS BB		4-3			BB G6-4-3 BB		F7	1	0	0	0	2	0	0
Willie Wilson, S (7, PR) OBP: 0.284, SLG: 0.283										0	0	0	0	0	0	0
Tom Poquette, L (8, PH) OBP: 0.257, SLG: 0.322										1	0	0	0	0	0	2
Al Cowens, R (1, 9) OBP: 0.326, SLG: 0.404		K 1-2			K		G6-4-3 1-2f	BB 1-2 2-3		3	0	0	0	1	2	2
Amos Otis, R (1, 8) OBP: 0.374, SLG: 0.532		2-3			S 1B		HR	F8		4	1	2	1	0	0	3
Freddie Patek, R (1, 6) OBP: 0.324, SLG: 0.321			K		P4 1-2		S 1B		E3 FC3-6	4	0	1	0	0	1	1
Frank White, R (1, 4) OBP: 0.319, SLG: 0.388			F7		F8		6-3 1-2		FC3-6 CS 1-2f	4	0	0	0	0	0	3

	AB	33
	R	3
	H	9
	RBI	3
	BB	6
	SO	5
	LOB	15

Inning Stats	1	2	3	4	5	6	7	8	9	1B: 6	SF: 0	WP: 0	PA: 39
R:	0	0	0	0	0	0	1	1	1	2B: 1	SAC: 0	PB: 0	
E:	0	0	0	0	0	1	0	0	1	3B: 1	DP: 1	SB: 3	
K:	0	1	1	0	1	0	0	0	0	HR: 1	HBP: 0	CS: 2	
BB:	1	0	0	0	0	0	2	1	1				
S:	3	4	6	5	6	6	4	5	4				
H:	0	0	1	0	1	1	2	2	2				
LOB:	1	0	1	0	1	1	2	3	2				
P:	7	8	6	5	6	6	8	13	8				

PITCHER		IP	WLS	BF	H	R	ER	SO	BB	IBB	HBP	BLK	WP	HR	S	P	ERA	WHIP
Nolan Ryan, R ERA: 3.75	(1, 1)	8.2	L	39	9	3	3	5	5	1	0	0	0	1	43	67	3.12	1.615

Batter	1	2	3	4	5	6	7	8	9	AB	R	H	RBI	BB	SO	LOB
Rick Miller, L (1, 8) OBP: 0.345, SLG: 0.339	K	K			3-1			HR 1-2 BB	K	4	1	0	0	1	3	4
Carney Lansford, R (1, 5) OBP: 0.334, SLG: 0.388	1B SF9 1B		F2			F7		HR 1-H 2-H		4	2	2	3	0	0	0
Lyman Bostock, L (1, 9) OBP: 0.360, SLG: 0.377 Ken Landreaux, L (8, PH) OBP: 0.281, SLG: 0.321 (8, 9)	SF9 S 1-3 1B		4-3			G3		BB S BB		3 0	0 0	1 0	0 0	0 1	0 0	0 0
Don Baylor, R (1, 10) OBP: 0.339, SLG: 0.477	SF9 1-3 3-H		L8			F7		F2		3	0	0	1	0	0	1
Joe Rudi, R (1, 7) OBP: 0.285, SLG: 0.413	F9			F8			F3	F9 1-2		4	0	0	0	0	0	2
Ron Jackson, R (1, 3) OBP: 0.337, SLG: 0.421		F7		6-3			L9		F9	4	0	0	0	0	0	0
Brian Downing, R (1, 2) OBP: 0.351, SLG: 0.348		1B BB		F4			6-3		2B	3	0	1	0	1	0	0
Bobby Grich, R (1, 4) OBP: 0.346, SLG: 0.311		1B 1-2			F8			BB HR BB	F8	3	1	1	0	1	0	1
Dave Chalk, R (1, 6) OBP: 0.318, SLG: 0.288 Danny Goodwin, L (8, PH) OBP: 0.375, SLG: 0.481 Merv Rettenmund, R (8, PH) OBP: 0.409, SLG: 0.362 Jim Anderson, R (8, 6) OBP: 0.278, SLG: 0.286		K			F7			F7 BB	BB	2 0 1 0	0 0 0 0	0 0 0 0	0 0 0 0	0 0 0 1	1 0 0 0	2 0 1 0
Inning Stats	R: 1 E: 0 K: 1 S: 7 H: 2 LOB: 1 BB: 0 P: 7	R: 0 E: 0 K: 2 S: 8 H: 1 LOB: 2 BB: 1 P: 12	R: 0 E: 0 K: 0 S: 3 H: 0 LOB: 0 BB: 0 P: 3	R: 0 E: 0 K: 0 S: 3 H: 0 LOB: 0 BB: 0 P: 3	R: 0 E: 0 K: 0 S: 3 H: 0 LOB: 0 BB: 0 P: 3	R: 0 E: 0 K: 0 S: 3 H: 0 LOB: 0 BB: 0 P: 3	R: 0 E: 0 K: 0 S: 3 H: 0 LOB: 0 BB: 0 P: 3	R: 3 E: 0 K: 0 S: 4 H: 1 LOB: 1 BB: 3 P: 16	R: 0 E: 0 K: 1 S: 6 H: 1 LOB: 2 BB: 1 P: 10	1B: 3 2B: 1 3B: 0 HR: 1 SF: 1 SAC: 0 DP: 0 HBP: 0						

PITCHER		IP	WLS	BF	H	R	ER	SO	BB	IBB	HBP	BLK	WP	HR	S	P	ERA	WHIP
Marty Pattin, R ERA: 3.63	(1, 1)	7.0		26	3	2	2	3	2	0	0	0	0	0	30	38	2.57	0.714
Al Hrabosky, L ERA: 3.1	(8, 1)	0.1	L	3	1	2	2	0	1	0	0	0	0	1	2	6	54.00	6.000
Randy McGilberry, R ERA: 3.1	(8, 1)	1.2		8	1	0	0	1	2	0	0	0	0	0	8	16	0.00	1.800

PITCHER	IP	WLS	BF	H	R	ER	SO	BB	IBB	HBP	BLK	WP	HR	S	P	ERA	WHIP

TOP

California Angels @ Kansas City Royals

Royals Stadium, Kansas City, MO

Sat Sep 16 1978, 8:05 PM EDT

Att. 40,237 - Unknown

livebaseballscorecards.com

AB	31
R	4
H	5
RBI	4
BB	5
SO	4
LOB	11

WP: 0	PA: 37		
PB: 0			
SB: 2			
CS: 0			

BOTTOM

Batter	1	2	3	4	5	6	7	8	9	AB	R	H	RBI	BB	SO	LOB
Steve Braun, L (1, 7) OBP: 0.378, SLG: 0.390	1B	1B		F8			BB		K	3	0	2	0	1	0	0
Willie Wilson, S (7, PR) OBP: 0.284, SLG: 0.283										0	1	0	0	0	0	0
(8, 7)																
Joe Zdeb, R (9, PH) OBP: 0.280, SLG: 0.322										1	0	0	0	0	1	0
George Brett, L (1, 5) OBP: 0.325, SLG: 0.429	CS 1B	F7			L4		IBB		L6	4	0	1	0	1	0	1
Amos Otis, R (1, 8) OBP: 0.376, SLG: 0.533	E5		F8		1B		S		1B	5	0	3	1	0	0	1
Darrell Porter, L (1, 2) OBP: 0.369, SLG: 0.469	FC1-6-4 1B		1B		F9		P4		F9	5	0	2	0	0	0	4
Ralph LaCock, L (1, 3) OBP: 0.339, SLG: 0.425	FC1-6-4		F5		F9		K			3	0	0	0	0	0	4
John Wathan, R (7, PH) OBP: 0.341, SLG: 0.415										1	0	0	0	0	1	2
(8, 3)																
Hal McRae, R (1, 10) OBP: 0.325, SLG: 0.432		FC6-4 1B	1-2 1B			6-3		4-3		4	0	2	0	0	0	0
Al Cowens, R (1, 9) OBP: 0.324, SLG: 0.400	FC6-4 HR		L7			5-3		P3		4	1	0	0	0	0	3
Freddie Patek, R (1, 6) OBP: 0.322, SLG: 0.318	F9			F8		F8		2B		3	0	0	0	0	0	1
Jamie Quirk, L (8, PH) OBP: 0.321, SLG: 0.292										1	0	1	0	0	0	0
U L Washington, S (8, PR) OBP: 0.323, SLG: 0.295										0	0	0	0	0	0	0
(9, 6)																
Frank White, R (1, 4) OBP: 0.319, SLG: 0.395	HR			G3			5-3		K	3	1	1	2	0	0	0
Clint Hurdle, L (8, PH) OBP: 0.348, SLG: 0.391										0	0	0	0	0	0	0
Dave Cripe, R (8, PH) OBP: 0.333, SLG: 0.333										1	0	0	0	0	1	1
Jerry Terrell, R (9, 4) OBP: 0.221, SLG: 0.206										0	0	0	0	0	0	0
Inning Stats	R: 0 E: 1 K: 0 S: 5 H: 3 LOB: 2 BB: 0 P: 5	R: 2 E: 0 K: 0 S: 6 H: 3 LOB: 1 BB: 0 P: 6	R: 0 E: 0 K: 0 S: 5 H: 2 LOB: 2 BB: 0 P: 5	R: 0 E: 0 K: 0 S: 3 H: 0 LOB: 0 BB: 0 P: 3	R: 0 E: 0 K: 0 S: 4 H: 1 LOB: 1 BB: 0 P: 4	R: 0 E: 0 K: 0 S: 3 H: 0 LOB: 0 BB: 0 P: 3	R: 1 E: 0 K: 1 S: 6 H: 1 LOB: 3 BB: 2 P: 14	R: 0 E: 0 K: 1 S: 6 H: 1 LOB: 1 BB: 0 P: 6	R: 0 E: 0 K: 1 S: 6 H: 1 LOB: 1 BB: 0 P: 6							

PITCHER		IP	WLS	BF	H	R	ER	SO	BB	IBB	HBP	BLK	WP	HR	S	P	ERA	WHIP
Paul Hartzell, R ERA: 3.45	(1, 1)	2.2		15	8	2	2	0	0	0	0	0	0	1	15	15	6.75	3.000
Dave Frost, R ERA: 2.89	(3, 1)	3.2		15	2	1	1	0	1	1	0	0	0	0	13	21	2.46	0.818
Ken Brett, L ERA: 4.92	(7, 1)	0.1		1	0	0	0	0	0	0	0	0	0	0	1	1	0.00	0.000
Dyar Miller, R ERA: 2.3	(7, 1)	1.0	W	4	1	0	0	1	0	0	0	0	0	0	6	6	0.00	1.000
Dave LaRoche, L ERA: 2.79	(8, 1)	1.1	S	5	1	0	0	2	0	0	0	0	0	0	9	9	0.00	0.750

PITCHER	IP	WLS	BF	H	R	ER	SO	BB	IBB	HBP	BLK	WP	HR	S	P	ERA	WHIP

California Angels @ Kansas City Royals

Royals Stadium, Kansas City, MO

Sat Sep 16 1978, 8:05 PM EDT

Att. 40,237 - Unknown

livebaseballscorecards.com

AB	38
R	3
H	12
RBI	3
BB	2
SO	3
LOB	17

1B: 10	SF: 0	WP: 0	PA: 40
2B: 1	SAC: 0	PB: 0	
3B: 0	DP: 0	SB: 2	
HR: 1	HBP: 0	CS: 1	

Batter	1	2	3	4	5	6	7	8	9	AB	R	H	RBI	BB	SO	LOB
Rick Miller, L (1, 8) OBP: 0.342, SLG: 0.336	S S S 0-3 ① K		x 0-0 ③ G3			S S S 0-3 ② K			x 0-0 ① 4-3	4	0	0	0	0	2	1
Carney Lansford, R (1, 5) OBP: 0.333, SLG: 0.386	x 0-0 ② P3			x 0-0 ① F4		x 0-0 ③ F7			x 0-0 4-3 1B	4	0	1	0	0	0	0
Lyman Bostock, L (1, 9) OBP: 0.358, SLG: 0.374	x 0-0 ③ P4			x 0-0 ② L8			x 0-0 ① F8		x 0-0 ② 4-3 1-2	4	0	0	0	0	0	1
Don Baylor, R (1, 10) OBP: 0.340, SLG: 0.477		x 0-0 CS 1B		x 0-0 ③ F7			x 0-0 G6-3 1B		x 0-0 ③ L7	4	0	2	0	0	0	1
Joe Rudi, R (1, 7) OBP: 0.285, SLG: 0.412		S S S 0-3 ①② K 1-2			x 0-0 1B		x 0-0 ②③ G6-3 1-2f			3	0	1	0	0	1	2
Ron Jackson, R (1, 3) OBP: 0.334, SLG: 0.417		x 0-0 ③ F9			x 0-0 ① F8			x 0-0 E6		3	0	0	0	0	0	1
Brian Downing, R (1, 2) OBP: 0.349, SLG: 0.345			x 0-0 ① 5-3		x 0-0 ② F8			x 0-0 ① F9		3	0	0	0	0	0	2
Bobby Grich, R (1, 4) OBP: 0.344, SLG: 0.309			x 0-0 ② P6		x 0-0 ③ F8			x 0-0 ② F8		3	0	0	0	0	0	2
Dave Chalk, R (1, 6) OBP: 0.318, SLG: 0.288			x 0-0 1B			x 0-0 ① P4		x 0-0 ③ 5-3		3	0	1	0	0	0	1
Inning Stats	R: 0 H: 0 E: 0 LOB: 0 K: 1 BB: 0 S: 5 P: 5	R: 0 H: 1 E: 0 LOB: 0 K: 1 BB: 0 S: 5 P: 5	R: 0 H: 1 E: 0 LOB: 1 K: 0 BB: 0 S: 4 P: 4	R: 0 H: 0 E: 0 LOB: 0 K: 0 BB: 0 S: 3 P: 3	R: 0 H: 1 E: 0 LOB: 1 K: 0 BB: 0 S: 4 P: 4	R: 0 H: 0 E: 0 LOB: 0 K: 1 BB: 0 S: 5 P: 5	R: 0 H: 1 E: 0 LOB: 0 K: 0 BB: 0 S: 3 P: 3	R: 0 H: 0 E: 1 LOB: 1 K: 0 BB: 0 S: 4 P: 4	R: 0 H: 1 E: 0 LOB: 1 K: 0 BB: 0 S: 4 P: 4	1B: 5 SF: 0 2B: 0 SAC: 0 3B: 0 DP: 1 HR: 0 HBP: 0							

PITCHER	IP	WLS	BF	H	R	ER	SO	BB	IBB	HBP	BLK	WP	HR	S	P	ERA	WHIP
Dennis Leonard, R (1, 1) ERA: 3.41	9.0	W	31	5	0	0	3	0	0	0	0	0	0	37	37	0.00	0.556

PITCHER	IP	WLS	BF	H	R	ER	SO	BB	IBB	HBP	BLK	WP	HR	S	P	ERA	WHIP

TOP

California Angels @ Kansas City Royals

Royals Stadium, Kansas City, MO

Sun Sep 17 1978, 4:33 AM EDT

Att. 37,590 - Unknown - 87 F

livebaseballscorecards.com

AB	31
R	0
H	5
RBI	0
BB	0
SO	3
LOB	11

PA: 31

WP: 0
PB: 0
SB: 0
CS: 1

Batter	1	2	3	4	5	6	7	8	9	AB	R	H	RBI	BB	SO	LOB
George Brett, L (1, 5) OBP: 0.329, SLG: 0.437	4-3		HR		BB		F9 S 1B 2-H			3	2	2	2	1	0	0
Hal McRae, R (1, 10) OBP: 0.328, SLG: 0.434	5-3		HBP		2B 1-H		BB 1-2			2	1	1	1	1	0	0
Amos Otis, R (1, 8) OBP: 0.375, SLG: 0.533	K		F9		2B 3-H		F9 1-2 2-3			4	0	1	1	0	1	3
Al Cowens, R (1, 9) OBP: 0.323, SLG: 0.397		F2		4-3	F7		FC6-4 IBB			3	0	0	0	1	0	1
John Wathan, R (1, 3) OBP: 0.335, SLG: 0.407 Ralph LaCock, L (7, PH) OBP: 0.338, SLG: 0.423 (8, 3)		F3		5-3		F9	FC6-4 1-2f			3 1	0 0	0 0	0 0	0 0	0 0	0 3
Darrell Porter, L (1, 2) OBP: 0.368, SLG: 0.467		L4		FC4-6 BB		K		4-3		3	0	0	0	1	1	0
Joe Zdeb, R (1, 7) OBP: 0.271, SLG: 0.311 Willie Wilson, S (9, 7) OBP: 0.284, SLG: 0.283			F8	FC4-6 1-2f		F9		F8		4 0	0 0	0 0	0 0	0 0	0 0	1 0
Freddie Patek, R (1, 6) OBP: 0.321, SLG: 0.320			5-3		L8		1B 2B	F9		4	1	1	0	0	0	0
Frank White, R (1, 4) OBP: 0.319, SLG: 0.401			HR		L8		K			3	1	1	1	0	1	1
Inning Stats	R: 0 E: 0 K: 1 S: 5 H: 0 LOB: 0 BB: 0 P: 5	R: 0 E: 0 K: 0 S: 3 H: 0 LOB: 0 BB: 0 P: 3	R: 2 E: 0 K: 0 S: 5 H: 2 LOB: 1 BB: 0 P: 6	R: 0 E: 0 K: 0 S: 3 H: 0 LOB: 1 BB: 1 P: 7	R: 2 E: 0 K: 0 S: 5 H: 2 LOB: 1 BB: 1 P: 9	R: 0 E: 0 K: 1 S: 5 H: 0 LOB: 0 BB: 0 P: 5	R: 1 E: 0 K: 1 S: 7 H: 2 LOB: 3 BB: 2 P: 15	R: 0 E: 0 K: 0 S: 3 H: 0 LOB: 0 BB: 0 P: 3		1B: 1 2B: 3 3B: 0 HR: 2 SF: 0 SAC: 0 DP: 0 HBP: 1				WP: 0 PB: 0 SB: 1 CS: 0 PA: 35		

PITCHER		IP	WLS	BF	H	R	ER	SO	BB	IBB	HBP	BLK	WP	HR	S	P	ERA	WHIP
Frank Tanana, L ERA: 3.59	(1, 1)	6.1	L	28	6	5	5	3	2	0	1	0	0	2	31	40	7.11	1.263
Dyar Miller, R ERA: 2.29	(7, 1)	0.1		3	0	0	0	0	1	1	0	0	0	0	1	9	0.00	3.000
Ken Brett, L ERA: 4.85	(7, 1)	1.1		4	0	0	0	0	0	0	0	0	0	0	4	4	0.00	0.000

PITCHER	IP	WLS	BF	H	R	ER	SO	BB	IBB	HBP	BLK	WP	HR	S	P	ERA	WHIP

BOTTOM

California Angels @ Kansas City Royals

Royals Stadium, Kansas City, MO

Sun Sep 17 1978, 4:33 AM EDT

Att. 37,590 - Unknown - 87 F

livebaseballscorecards.com

AB	30
R	5
H	6
RBI	5
BB	4
SO	3
LOB	9

Batter	1	2	3	4	5	6	7	8	9	AB	R	H	RBI	BB	SO	LOB
Merv Rettenmund, R (1, 9) OBP: 0.419, SLG: 0.364	K		G1-6-3 1B	BB		BB BB 1-2 2-3 BB		FC3-6 BB 1B		2	0	1	0	2	1	0
Rick Miller, L (8, PH) OBP: 0.343, SLG: 0.337 (8, 8)										1	0	1	0	0	0	0
Carney Lansford, R (1, 5) OBP: 0.332, SLG: 0.382	6-3		G1-6-3 1-2f	K		K		FC3-6 1-2 BB		4	0	0	0	1	2	7
Lyman Bostock, L (1, 8) OBP: 0.360, SLG: 0.375 (8, 9)	1-3		1B		1B BB 1B	BB 1-2 2-3 3-H BB		FC3-6 FC5-4 1-2f 2-3		4	0	2	1	1	0	2
Don Baylor, R (1, 10) OBP: 0.339, SLG: 0.474		F8	F9		F9	FC4-6 1-2 2-3 3-H BB		K		4	0	0	1	1	1	4
Joe Rudi, R (1, 7) OBP: 0.285, SLG: 0.409		K		6-3	1B 1-2 BB	P6		FC5-4 1-2f		4	0	0	0	1	1	5
Ron Jackson, R (1, 3) OBP: 0.340, SLG: 0.425		WP 1B 2B		1B E 1B	G6-3 1-2 2-3 1B	FC4-6 1-2f			G6-4-3 1B	5	2	4	0	0	0	3
Brian Downing, R (1, 2) OBP: 0.350, SLG: 0.344		1B 2-3 BB		E 1-3 1B	G6-3 1-2f		K		G6-4-3 1-2f	4	0	1	0	1	1	4
Bobby Grich, R (1, 4) OBP: 0.347, SLG: 0.314		1-3 3-H 1B		E5 1-3 3-H		BB BB 2B	G1-6-3 1B		K	5	1	3	2	0	1	1
Dave Chalk, R (1, 6) OBP: 0.318, SLG: 0.287		P6		F9		BB BB BB BB	G1-6-3 1-2f			2	1	0	0	1	0	4
Danny Goodwin, L (7, PH) OBP: 0.369, SLG: 0.473										1	0	0	0	0	0	1
Jim Anderson, R (7, 6) OBP: 0.278, SLG: 0.286										0	0	0	0	0	0	0
Inning Stats	R: 0 E: 0 K: 1 S: 5 H: 0 LOB: 0 BB: 0 P: 5	R: 1 E: 0 K: 1 S: 7 H: 2 LOB: 2 BB: 1 P: 11	R: 0 E: 0 K: 0 S: 4 H: 2 LOB: 1 BB: 0 P: 4	R: 1 E: 1 K: 1 S: 8 H: 2 LOB: 3 BB: 1 P: 12	R: 0 E: 0 K: 0 S: 4 H: 2 LOB: 2 BB: 1 P: 8	R: 2 E: 0 K: 1 S: 6 H: 1 LOB: 3 BB: 4 P: 22	R: 0 E: 0 K: 1 S: 5 H: 1 LOB: 0 BB: 0 P: 5	R: 0 E: 0 K: 1 S: 6 H: 1 LOB: 2 BB: 1 P: 10	R: 0 E: 0 K: 1 S: 5 H: 1 LOB: 0 BB: 0 P: 5	1B: 10 2B: 2 3B: 0 HR: 0 SF: 0 SAC: 0 DP: 4 HBP: 0							

TOP

California Angels @ Minnesota Twins

Metropolitan Stadium, Bloomington , MI

Mon Sep 18 1978, 8:05 PM EDT

Att. 2,278 - Unknown

livebaseballscorecards.com

AB	36
R	4
H	12
RBI	4
BB	8
SO	7
LOB	31

WP: 1 PA: 44
PB: 0
SB: 0
CS: 0

PITCHER		IP	WLS	BF	H	R	ER	SO	BB	IBB	HBP	BLK	WP	HR	S	P	ERA	WHIP
Geoff Zahn, L ERA: 3.24	(1, 1)	5.1	W	30	9	4	4	4	6	0	0	0	1	0	32	56	6.75	2.812
Stan Perzanowski, R ERA: 4.91	(6, 1)	3.2	S	14	3	0	0	3	2	0	0	0	0	0	18	26	0.00	1.364

PITCHER	IP	WLS	BF	H	R	ER	SO	BB	IBB	HBP	BLK	WP	HR	S	P	ERA	WHIP

Batter	1	2	3	4	5	6	7	8	9	AB	R	H	RBI	BB	SO	LOB
Mike Cubbage, L (1, 5) OBP: 0.353, SLG: 0.412	F5		SH2-3 1B	1-H 2B 1B	1-2 1B	G3		1-3		6	1	3	1	0	0	4
Roy Smalley, S (1, 6) OBP: 0.369, SLG: 0.452	1B 1B		SH2-3 1-2 BBBB	2B 3B BB	4-3		F7			3	1	1	0	1	0	1
Rod Carew, L (1, 3) OBP: 0.411, SLG: 0.450	S 1-3 1B		5-3	1-3 2-H 3B 2B		1B 3B	F8			5	2	3	1	0	0	1
Glenn Adams, L (1, 10) OBP: 0.293, SLG: 0.392 Jose Morales, R (4, PH) OBP: 0.363, SLG: 0.410	SSS K 1-2		G3	2-H 3-H 1B 3B		2B BB 1B 3-H	FC4-6 1B			2 3	0 2	0 3	0 3	0 0	1 0	3 0
Hosken Powell, L (1, 9) OBP: 0.318, SLG: 0.344	F8			WP 1B 2B 3-H 1B		BB 1-3 2B	FC4-6 1-2f			5	1	3	1	0	0	3
Dan Ford, R (1, 8) OBP: 0.337, SLG: 0.425		4-3		E S 1-H FC6-4 1B 1-3 2B		1-6-3		BBBB G4-3 1B 1B BB		4	2	2	1	1	0	2
Rich Chiles, L (1, 7) OBP: 0.330, SLG: 0.348		SSS K		F8 1-3 6-3		IIII BB IBB		1-2 G4-3 1B		4	0	1	0	1	1	3
Butch Wynegar, S (1, 2) OBP: 0.314, SLG: 0.319		BBBB BB		BBBB FC6-4 BB	BBBB FC3-6 BB	BBBB 1-2 2-3 3-H BB		1-2f 2-3 G4-3		1	0	0	1	4	0	2
Rob Wilfong, L (1, 4) OBP: 0.332, SLG: 0.309		SSS K		1-2f 3-H FC6-4 WP 1B	1-2f FC3-6 CS	SSS K		3-H 1B		5	1	1	2	0	2	6
Inning Stats	R: 0 E: 0 K: 1 S: 7 H: 2 LOB: 2 BB: 0 P: 7	R: 0 E: 0 K: 2 S: 7 H: 0 LOB: 1 BB: 1 P: 11	R: 0 E: 0 K: 0 S: 4 H: 1 LOB: 1 BB: 0 P: 4	R: 7 E: 1 K: 0 S: 10 H: 7 LOB: 2 BB: 2 P: 18	R: 0 E: 0 K: 0 S: 3 H: 1 LOB: 1 BB: 1 P: 7	R: 2 E: 0 K: 1 S: 8 H: 3 LOB: 3 BB: 2 P: 16	R: 0 E: 0 K: 0 S: 4 H: 1 LOB: 1 BB: 0 P: 4	R: 1 E: 0 K: 0 S: 4 H: 2 LOB: 1 BB: 1 P: 8		1B: 12 2B: 3 3B: 2 HR: 0 SF: 0 SAC: 1 DP: 1 HBP: 0				WP: 3 PB: 0 SB: 2 CS: 1 PA: 46		

PITCHER		IP	WLS	BF	H	R	ER	SO	BB	IBB	HBP	BLK	WP	HR	S	P	ERA	WHIP
Chris Knapp, R ERA: 4.27	(1, 1)	3.2	L	19	6	4	4	3	2	0	0	0	2	0	23	31	9.82	2.182
Ken Brett, L ERA: 5.04	(4, 1)	0.0		2	1	0	0	0	1	0	0	0	0	0	1	5	∞	∞
Dyar Miller, R ERA: 2.59	(4, 1)	1.1		10	6	5	5	0	1	0	0	0	0	0	9	13	33.75	5.250
Paul Hartzell, R ERA: 3.44	(6, 1)	3.0		15	4	1	1	1	2	1	0	0	0	0	14	26	3.00	2.000

PITCHER	IP	WLS	BF	H	R	ER	SO	BB	IBB	HBP	BLK	WP	HR	S	P	ERA	WHIP

BOTTOM

California Angels @ Minnesota Twins

Metropolitan Stadium, Bloomington , MI

Mon Sep 18 1978, 8:05 PM EDT

Att. 2,278 - Unknown

livebaseballscorecards.com

AB	38
R	10
H	17
RBI	10
BB	7
SO	4
LOB	25

Batter	1	2	3	4	5	6	7	8	9	AB	R	H	RBI	BB	SO	LOB
Rick Miller, L (1, 8) OBP: 0.342, SLG: 0.336	G6-4-3 1B		F7			F7		P6	G3 1-2	5	0	1	0	0	0	3
Carney Lansford, R (1, 5) OBP: 0.331, SLG: 0.381	K			6-3		1B 1-2 1B		K		4	0	1	0	0	2	1
Lyman Bostock, L (1, 9) OBP: 0.361, SLG: 0.378	G6-4-3 1-2f			F8		 1-3 2-H 1B		 2B		4	0	2	1	0	0	1
Don Baylor, R (1, 10) OBP: 0.337, SLG: 0.470		6-3		4-3		K		6-3		4	0	0	0	0	1	3
Joe Rudi, R (1, 7) OBP: 0.288, SLG: 0.420		6-3			G6-3 1B		4-3 1B 2B		HR	4	2	3	1	0	0	0
Ron Jackson, R (1, 3) OBP: 0.338, SLG: 0.422 Ron Fairly, L (9, PH) (9, 3) OBP: 0.291, SLG: 0.368		F9			G6-3 1-2f		4-3 2-3		4-3	3 1	0 0	0 0	0 0	0 0	0 0	2 0
Brian Downing, R (1, 2) OBP: 0.349, SLG: 0.351			F3 1B		P3		6-3		HR	4	1	1	1	0	0	1
Bobby Grich, R (1, 4) OBP: 0.348, SLG: 0.316						L4			5-3	4	0	2	1	0	0	0
Dave Chalk, R (1, 6) OBP: 0.318, SLG: 0.286 Jim Anderson, R (7, 6) OBP: 0.284, SLG: 0.286			K			1B 1B BB	1-3		PB BB	2 0	1 0	0 0	0 0	1 1	1 0	2 0
Inning Stats	R: 0 E: 0 K: 1 S: 5 H: 1 LOB: 0 BB: 0 P: 5	R: 0 E: 0 K: 0 S: 3 H: 0 LOB: 0 BB: 0 P: 3	R: 0 E: 0 K: 1 S: 6 H: 1 LOB: 1 BB: 0 P: 6	R: 0 E: 0 K: 0 S: 3 H: 0 LOB: 0 BB: 0 P: 3	R: 0 E: 0 K: 0 S: 3 H: 1 LOB: 0 BB: 0 P: 3	R: 1 E: 0 K: 1 S: 7 H: 2 LOB: 2 BB: 1 P: 11	R: 1 E: 0 K: 0 S: 5 H: 2 LOB: 1 BB: 0 P: 5	R: 0 E: 0 K: 1 S: 6 H: 1 LOB: 1 BB: 0 P: 6	R: 2 E: 0 K: 0 S: 5 H: 2 LOB: 1 BB: 1 P: 9	1B: 6 2B: 2 3B: 0 HR: 2 SF: 0 SAC: 0 DP: 2 HBP: 0	WP: 0 PB: 1 SB: 0 CS: 0 PA: 37					

PITCHER	IP	WLS	BF	H	R	ER	SO	BB	IBB	HBP	BLK	WP	HR	S	P	ERA	WHIP
Roger Erickson, R (1, 1) ERA: 4.05	8.0	L	32	9	3	3	4	1	0	0	0	0	1	39	43	3.38	1.250
Mike Marshall, R (9, 1) ERA: 2.41	1.0		5	1	1	1	0	1	0	0	0	0	1	4	8	9.00	2.000

PITCHER	IP	WLS	BF	H	R	ER	SO	BB	IBB	HBP	BLK	WP	HR	S	P	ERA	WHIP

California Angels @ Minnesota Twins

Metropolitan Stadium, Bloomington , MI

Tue Sep 19 1978, 8:05 PM EDT

Att. 3,747 - Unknown

TOP

livebaseballscorecards.com

AB	35
R	4
H	10
RBI	4
BB	2
SO	4
LOB	13

Batter	1	2	3	4	5	6	7	8	9	AB	R	H	RBI	BB	SO	LOB
Mike Cubbage, L (1, 5) OBP: 0.350, SLG: 0.408	K		F3		F5		F9			4	0	0	0	0	1	2
Roy Smalley, S (1, 6) OBP: 0.368, SLG: 0.451	F7			K		4-3		F8		4	1	1	0	0	1	0
Rod Carew, L (1, 3) OBP: 0.410, SLG: 0.449	K			WP 1B		4-3 1-2		F8		4	0	1	0	0	1	1
Glenn Adams, L (1, 10) OBP: 0.295, SLG: 0.397 Willie Norwood, R (8, PR) OBP: 0.300, SLG: 0.373		K		F7 1-2		WP 2-H 2B		1B		4 0	0 0	2 0	1 0	0 0	1 0	1 0
Hosken Powell, L (1, 9) OBP: 0.320, SLG: 0.342		E6 CS		BB		S 2-3 BB		F7		2	0	0	0	2	0	1
Dan Ford, R (1, 8) OBP: 0.334, SLG: 0.422		K 1-2		F9		K			K	4	0	0	0	0	3	5
Rich Chiles, L (1, 7) OBP: 0.333, SLG: 0.347			K		FC3-6 1B	F8 1-2			G5-4-3 BB	3	0	1	0	1	1	2
Butch Wynegar, S (1, 2) OBP: 0.311, SLG: 0.316			K		FC3-6 1-2f		F9		G5-4-3 1-2f	4	0	0	0	0	1	2
Rob Wilfong, L (1, 4) OBP: 0.332, SLG: 0.315			2B		K		F8			3	0	1	0	0	1	1
Inning Stats	R: 0 E: 0 K: 2 S: 7 H: 0 LOB: 0 BB: 0 P: 7	R: 0 E: 1 K: 2 S: 7 H: 0 LOB: 1 BB: 0 P: 7	R: 0 E: 0 K: 2 S: 8 H: 1 LOB: 1 BB: 0 P: 8	R: 0 E: 0 K: 1 S: 6 H: 1 LOB: 2 BB: 1 P: 10	R: 0 E: 0 K: 1 S: 6 H: 1 LOB: 1 BB: 0 P: 6	R: 1 E: 0 K: 1 S: 7 H: 2 LOB: 2 BB: 1 P: 11	R: 0 E: 0 K: 0 S: 3 H: 0 LOB: 0 BB: 0 P: 3	R: 0 E: 0 K: 0 S: 4 H: 1 LOB: 1 BB: 0 P: 4	R: 0 E: 0 K: 1 S: 4 H: 0 LOB: 0 BB: 1 P: 8	1B: 4 2B: 3 3B: 0 HR: 0 SF: 0 SAC: 0 DP: 2 HBP: 0						

PITCHER	IP	WLS	BF	H	R	ER	SO	BB	IBB	HBP	BLK	WP	HR	S	P	ERA	WHIP
Nolan Ryan, R (1, 1) ERA: 3.63	9.0	W	35	6	1	1	10	3	0	0	0	2	0	52	64	1.00	1.000

PITCHER	IP	WLS	BF	H	R	ER	SO	BB	IBB	HBP	BLK	WP	HR	S	P	ERA	WHIP

BOTTOM

California Angels @ Minnesota Twins

Metropolitan Stadium, Bloomington , MI

Tue Sep 19 1978, 8:05 PM EDT

Att. 3,747 - Unknown

livebaseballscorecards.com

AB	32
R	1
H	6
RBI	1
BB	3
SO	10
LOB	15

WP: 2 PA: 35
PB: 0
SB: 1
CS: 1

Batter	1	2	3	4	5	6	7	8	9	AB	R	H	RBI	BB	SO	LOB
Bobby Grich, R (1, 4) OBP: 0.345, SLG: 0.313	SSS 0-3 ① K		x 0-0 ① FC6-5 BB 1B 1-2 2-3f		SSS 0-3 ③ K		x 0-0 ③ F9			4	1	0	0	0	2	3
Carney Lansford, R (1, 5) OBP: 0.330, SLG: 0.380	x 0-0 ② F7		SSS 0-3 ② K			x 0-0 1B 1B		x 0-0 ① F8		4	0	1	0	0	1	2
Lyman Bostock, L (1, 9) OBP: 0.360, SLG: 0.376	x 0-0 ③ G3		BBBB 4-0 1B BB 1-2 2-3			x 0-0 ① F8		x 0-0 ② F9		3	0	0	0	1	0	1
Don Baylor, R (1, 10) OBP: 0.338, SLG: 0.470		SSS 0-3 ① K	x 0-0 CS 1B 1-3 2-H 3-H			x 0-0 ② F3		BBBB 4-0 BB		3	0	1	2	1	1	1
Joe Rudi, R (1, 7) OBP: 0.288, SLG: 0.419		SSS 0-3 ② K	0-0 ③ CS 1-2	SSS 0-3 ① K		x 0-0 1B 1-2		x 0-0 ③ F9		4	0	1	0	0	2	1
Ron Jackson, R (1, 3) OBP: 0.334, SLG: 0.417		x 0-0 ③ F4		x 0-0 ② F9		x 0-0 ③ F2			x 0-0 ① F8	4	0	0	0	0	0	2
Brian Downing, R (1, 2) OBP: 0.348, SLG: 0.350			x 0-0 1B 1B 1B	SSS 0-3 ③ K			x 0-0 ① F2		x 0-0 ② L9	4	1	1	0	0	1	0
Dave Chalk, R (1, 6) OBP: 0.319, SLG: 0.286			x 0-0 FC6-5 1B 1B 1-3		x 0-0 ① 4-3		BBBB 4-0 BB		x 0-0 ③ G3	3	0	1	0	1	0	0
Rick Miller, L (1, 8) OBP: 0.342, SLG: 0.336			x 0-0 BB FC6-5 1B 1-2 3-H		x 0-0 ② F7		x 0-0 ② F7			3	1	1	1	0	0	1

Inning Stats	1	2	3	4	5	6	7	8	9
R	0	0	3	0	0	0	0	0	0
E	0	0	0	0	0	0	0	0	0
K	1	2	1	2	1	0	0	0	0
S	5	7	8	7	5	5	3	3	3
H	0	0	4	0	0	2	0	0	0
LOB	0	0	1	0	0	2	1	1	0
BB	0	0	1	0	0	0	1	1	0
P	5	7	12	7	5	5	7	7	3

PITCHER	IP	WLS	BF	H	R	ER	SO	BB	IBB	HBP	BLK	WP	HR	S	P	ERA	WHIP
Rich Hinton, L (1, 1) ERA: 3.47	9.0	L	35	6	3	3	7	3	0	0	0	0	0	46	58	3.00	1.000

PITCHER	IP	WLS	BF	H	R	ER	SO	BB	IBB	HBP	BLK	WP	HR	S	P	ERA	WHIP

TOP

California Angels @ Chicago White Sox

Comiskey Park, Chicago, IL

Fri Sep 22 1978, 8:05 PM EDT

Att. 13,922 - Unknown - 64 F

livebaseballscorecards.com

AB	32
R	3
H	6
RBI	3
BB	3
SO	7
LOB	11

1B: 6	SF: 0	WP: 0	PA: 36
2B: 0	SAC: 0	PB: 0	
3B: 0	DP: 0	SB: 0	
HR: 0	HBP: 0	CS: 1	

Batter	1	2	3	4	5	6	7	8	9	AB	R	H	RBI	BB	SO	LOB
Harry Chappas, S (1, 6) OBP: 0.321, SLG: 0.288	HR 1B		K		L7		6-3		K	5	1	1	0	0	2	5
Rusty Torres, S (1, 9) OBP: 0.413, SLG: 0.634	F9		G2		K		3-1			4	0	0	0	0	1	3
Chet Lemon, R (1, 8) OBP: 0.370, SLG: 0.503	HR		HBP			F9		F2		3	1	1	2	0	0	0
Lamar Johnson, R (1, 3) OBP: 0.328, SLG: 0.375	F7		1B			BB		F5		3	0	1	0	1	0	0
Wayne Nordhagen, R (1, 10) OBP: 0.308, SLG: 0.449	1B			1-3		BB		K		3	0	1	0	1	1	0
Eric Soderholm, R (1, 5) OBP: 0.311, SLG: 0.413	F2			F8		F9			1B 2B	4	0	1	0	0	0	3
Bob Molinaro, L (9, PR) OBP: 0.319, SLG: 0.390										0	0	0	0	0	0	0
Mike Colbern, R (1, 2) OBP: 0.263, SLG: 0.328			K	6-3		F3			L6	4	0	0	0	0	1	3
Greg Pryor, R (1, 4) OBP: 0.286, SLG: 0.318			F9		SH2-3 1B		S 1B		2-3 1B	4	0	3	0	0	0	0
Ralph Garr, L (1, 7) OBP: 0.312, SLG: 0.370			F7		SH2-3		K		K	2	0	0	0	0	1	1
Don Kessinger, S (9, PH) OBP: 0.312, SLG: 0.310										1	0	0	0	0	1	3
Inning Stats	R: 2 E: 0 K: 0 S: 6 H: 3 LOB: 1 BB: 0 P: 6		R: 0 E: 0 K: 1 S: 5 H: 0 LOB: 0 BB: 0 P: 5	R: 0 E: 0 K: 1 S: 5 H: 1 LOB: 2 BB: 0 P: 6	R: 0 E: 0 K: 0 S: 3 H: 0 LOB: 0 BB: 0 P: 3	R: 0 E: 0 K: 1 S: 6 H: 1 LOB: 1 BB: 0 P: 6	R: 0 E: 0 K: 0 S: 3 H: 0 LOB: 2 BB: 2 P: 11	R: 0 E: 0 K: 1 S: 6 H: 1 LOB: 1 BB: 0 P: 6	R: 0 E: 0 K: 1 S: 5 H: 0 LOB: 0 BB: 0 P: 5	R: 0 E: 0 K: 2 S: 9 H: 2 LOB: 3 BB: 0 P: 9	1B: 6 2B: 1 3B: 0 HR: 1	SF: 0 SAC: 1 DP: 0 HBP: 1					

PITCHER		IP	WLS	BF	H	R	ER	SO	BB	IBB	HBP	BLK	WP	HR	S	P	ERA	WHIP
Frank Tanana, L ERA: 3.56	(1, 1)	7.0	W	29	6	2	2	4	2	0	1	0	0	1	34	43	2.57	1.143
Dave LaRoche, L ERA: 2.73	(8, 1)	2.0	S	8	2	0	0	3	0	0	0	0	0	0	14	14	0.00	1.000

PITCHER	IP	WLS	BF	H	R	ER	SO	BB	IBB	HBP	BLK	WP	HR	S	P	ERA	WHIP

BOTTOM

California Angels @ Chicago White Sox

Comiskey Park, Chicago, IL

Fri Sep 22 1978, 8:05 PM EDT

Att. 13,922 - Unknown - 64 F

livebaseballscorecards.com

AB	33
R	2
H	8
RBI	2
BB	2
SO	7
LOB	18

Batter	1	2	3	4	5	6	7	8	9	AB	R	H	RBI	BB	SO	LOB
Bobby Grich, R (1, 4) OBP: 0.344, SLG: 0.311	B B B B 4-0 1B WP BB	x 0-0 ③ 5-3		S S S 0-3 ③ K		x 0-0 ② F8		x 0-0 ② FC4-6 1-2f 1B		3	1	0	0	1	1	2
Danny Goodwin, L (9, PH) OBP: 0.364, SLG: 0.464										1	0	0	0	0	0	1
Carney Lansford, R (1, 5) OBP: 0.331, SLG: 0.380	x 0-0 1B WP SF8 1-3 1B	x 0-0 ① 6-3	x 0-0 ① 6-3		x 0-0 ① 6-3		x 0-0 ③ F4		x 0-0 1-2 1B	5	1	2	0	0	0	0
Lyman Bostock, L (1, 9) OBP: 0.362, SLG: 0.379	x 0-0 WP 1-3 3-H 1B	x 0-0 WP 2B	x 0-0 ② G3		x 0-0 ③ 6-3		B B B B 4-0 HBP 1B 1B BB	x 0-0 ③ 1-3		4	1	2	0	1	0	2
Don Baylor, R (1, 10) OBP: 0.339, SLG: 0.470	x 0-0 ① SF8 3-H	B B B B 4-0 K 2-3 BB					x 0-0 HBP 1-2 1B 1B			2	0	1	1	1	0	0
Joe Rudi, R (1, 7) OBP: 0.292, SLG: 0.421	B B B B 4-0 G6-4-3 1-2 BB	S S S 0-3 ②③ K 1-2				x 0-0 F9 2B	H 1-0 1B 1-2 2-3 HBP			2	0	1	0	1	1	2
Ron Jackson, R (1, 3) OBP: 0.336, SLG: 0.421	x 0-0 ②③ G6-4-3 1-2f			x 0-0 1B 2B		x 0-0 ① F9 2-3		x 0-0 ① G5-4-3 1-2 2-H 3-H 1B		4	1	2	1	0	0	3
Brian Downing, R (1, 2) OBP: 0.349, SLG: 0.351		x 0-0 FC1-5 S 1B		x 0-0 4-3 6-3 2-H 1B		x 0-0 ② 5-3		x 0-0 ②③ G5-4-3 1-2f		4	0	2	1	0	0	3
Jim Anderson, R (1, 6) OBP: 0.277, SLG: 0.277		x 0-0 ① FC1-5 1-3		x 0-0 ① 6-3 1-2		x 0-0 ③ F8			x 0-0 ① 3-1	3	0	0	0	0	0	3
Ron Fairly, L (9, PH) OBP: 0.289, SLG: 0.366										1	0	0	0	0	0	0
Rick Miller, L (1, 8) OBP: 0.339, SLG: 0.333		S S S 0-3 ② K		x 0-0 ② 4-3 2-3			S S S 0-3 ① K		x 0-0 E9 FC4-6	4	0	0	0	0	2	2
Inning Stats	R: 2 E: 0 K: 0 S: 4 H: 2 LOB: 1 BB: 2 P: 12	R: 0 E: 0 K: 1 S: 6 H: 1 LOB: 1 BB: 0 P: 6	R: 0 E: 0 K: 1 S: 5 H: 1 LOB: 1 BB: 1 P: 9	R: 1 E: 0 K: 1 S: 7 H: 2 LOB: 1 BB: 0 P: 7	R: 0 E: 0 K: 0 S: 3 H: 0 LOB: 0 BB: 0 P: 3	R: 0 E: 0 K: 0 S: 4 H: 1 LOB: 1 BB: 0 P: 4	R: 0 E: 0 K: 1 S: 5 H: 0 LOB: 0 BB: 0 P: 5	R: 1 E: 0 K: 0 S: 3 H: 2 LOB: 1 BB: 1 P: 8	R: 0 E: 1 K: 0 S: 5 H: 1 LOB: 2 BB: 0 P: 5	1B: 7 2B: 3 3B: 0 HR: 0 SF: 1 SAC: 0 DP: 2 HBP: 1						

TOP

California Angels @ Chicago White Sox

Comiskey Park, Chicago, IL

Sat Sep 23 1978, 4:33 AM EDT

Att. 7,953 - Unknown

livebaseballscorecards.com

AB	33
R	4
H	10
RBI	3
BB	4
SO	4
LOB	18

WP: 3 PB: 0 SB: 1 CS: 0 PA: 39

PITCHER		IP	WLS	BF	H	R	ER	SO	BB	IBB	HBP	BLK	WP	HR	S	P	ERA	WHIP
Rich Wortham, L ERA: 3.08	(1, 1)	7.0		30	7	4	4	4	4	0	0	0	3	0	34	50	5.14	1.571
Jim Willoughby, R ERA: 3.8	(8, 1)	0.0		2	1	0	0	0	0	0	1	0	0	0	1	2	∞	∞
Lerrin LaGrow, R ERA: 4.41	(8, 1)	2.0	W	7	2	0	0	0	0	0	0	0	0	0	7	7	0.00	1.000

PITCHER	IP	WLS	BF	H	R	ER	SO	BB	IBB	HBP	BLK	WP	HR	S	P	ERA	WHIP

Batter	1	2	3	4	5	6	7	8	9	AB	R	H	RBI	BB	SO	LOB
Harry Chappas, S (1, 6) OBP: 0.344, SLG: 0.321	6-3 1B		4-3 3B 2B		B1 ②		BB 1B 1-2 BB	FC6-4 1-2f ③		4	1	2	0	1	0	1
Bob Molinaro, L (1, 7) OBP: 0.315, SLG: 0.384	6-3 ① 1-2		4-3 ① 2-3		E8 S		F5 ②			4	0	0	0	0	0	4
Chet Lemon, R (1, 8) OBP: 0.372, SLG: 0.509	F9 ②		SF9 3B 3-H		K ③ 1-2		BB 1B 1-2 2-H			4	1	2	2	0	1	2
Lamar Johnson, R (1, 10) OBP: 0.328, SLG: 0.374	F8 ③		SF9 ② 3-H			K ①	BB 1-2 2-3			2	0	0	1	1	1	1
Eric Soderholm, R (1, 5) OBP: 0.313, SLG: 0.420 Kevin Bell, R (8, 5) OBP: 0.266, SLG: 0.305		HR	K ③			S 1B	F9 ③			4 0	1 0	2 0	1 0	0 0	1 0	3 0
Mike Squires, L (1, 3) OBP: 0.361, SLG: 0.369		K ①		CS BB		K ② 1-2		1-3 1B 1B		3	1	1	0	1	2	1
Marv Foley, L (1, 2) OBP: 0.417, SLG: 0.364		CS BB 1B		K ① ② 1-2		F9 ③		F7 ①		4	0	1	0	0	1	3
Rusty Torres, S (1, 9) OBP: 0.400, SLG: 0.591		BB 1-2		K ③			K ①	1-3 ② 1-2		3	0	0	0	1	2	1
Joe Gates, L (1, 4) OBP: 0.385, SLG: 0.273 Greg Pryor, R (8, 4) OBP: 0.289, SLG: 0.322		K ② ③ 2-3			K ①		BB 1B BB	FC6-4 2-H 1B		2 1	1 0	0 1	0 1	1 0	2 0	2 0
Inning Stats	R: 0 E: 0 K: 0 S: 4 H: 1 LOB: 1 BB: 0 P: 4	R: 1 E: 0 K: 2 S: 8 H: 2 LOB: 2 BB: 1 P: 12	R: 2 E: 0 K: 1 S: 7 H: 2 LOB: 0 BB: 0 P: 7	R: 0 E: 0 K: 2 S: 6 H: 0 LOB: 0 BB: 1 P: 10	R: 0 E: 1 K: 2 S: 8 H: 0 LOB: 1 BB: 0 P: 8	R: 0 E: 0 K: 2 S: 8 H: 1 LOB: 1 BB: 0 P: 8	R: 1 E: 0 K: 1 S: 6 H: 1 LOB: 3 BB: 3 P: 18	R: 1 E: 0 K: 0 S: 5 H: 2 LOB: 1 BB: 0 P: 5		1B: 6 2B: 2 3B: 1 HR: 1	SF: 1 SAC: 0 DP: 1 HBP: 0					

BOTTOM

California Angels @ Chicago White Sox

Comiskey Park, Chicago, IL

Sat Sep 23 1978, 4:33 AM EDT

Att. 7,953 - Unknown

livebaseballscorecards.com

AB	31
R	5
H	9
RBI	5
BB	5
SO	10
LOB	18

WP: 0 PB: 0 SB: 2 CS: 2 PA: 37

PITCHER		IP	WLS	BF	H	R	ER	SO	BB	IBB	HBP	BLK	WP	HR	S	P	ERA	WHIP
Chris Knapp, R ERA: 4.31	(1, 1)	6.2		30	7	4	4	10	4	0	0	0	0	1	46	62	5.40	1.650
Dyar Miller, R ERA: 2.67	(7, 1)	1.0	L	6	2	1	1	0	1	0	0	0	0	0	5	9	9.00	3.000
Paul Hartzell, R ERA: 3.44	(8, 1)	0.1		1	0	0	0	0	0	0	0	0	0	0	1	1	0.00	0.000

PITCHER	IP	WLS	BF	H	R	ER	SO	BB	IBB	HBP	BLK	WP	HR	S	P	ERA	WHIP

Batter	1	2	3	4	5	6	7	8	9	AB	R	H	RBI	BB	SO	LOB
Rick Miller, L (1, 8) OBP: 0.340, SLG: 0.336	0-0 ③ 4-3 HR 2B	0-0 ③ F8			0-0 ② F8	0-0 4-3 2-H 3-H 1B		0-0 ③ F2		5	1	2	2	0	0	2
Ken Landreaux, L (1, 9) OBP: 0.279, SLG: 0.326	0-0 ① 4-3 2-3		0-0 ① 4-3		0-0 3B	0-0 ② 4-3 2-3			0-0 ① F7	5	0	1	0	0	0	2
Carney Lansford, R (1, 5) OBP: 0.332, SLG: 0.387	0-0 HR 3-H		0-0 CS 1B		0-0 ③ P4	0-0 ③ 6-3			0-0 ② P6	5	1	2	2	0	0	2
Don Baylor, R (1, 10) OBP: 0.338, SLG: 0.473	0-0 ② F7		S S S 0-3 ② ③ K 1-2			0-0 HR	0-0 ① 3-1		0-0 ③ F2	5	1	1	1	0	1	1
Joe Rudi, R (1, 7) OBP: 0.293, SLG: 0.421	B B B B 4-0 BB			S S S 0-3 ① K		0-0 ② 1B 1B 1B	0-0 ② F8			3	1	1	0	1	1	0
Ron Jackson, R (1, 3) OBP: 0.335, SLG: 0.419	0-0 ③ P5			0-0 ② F8		0-0 S 1B 1B 1-3 1B	0-0 ③ F7			4	1	1	0	0	0	1
Brian Downing, R (1, 2) OBP: 0.350, SLG: 0.353		0-0 ① F9		0-0 1B		0-0 SH1-3 1B 1-2 3-H 1B		0-0 ① P3		4	1	2	1	0	0	0
Bobby Grich, R (1, 4) OBP: 0.346, SLG: 0.311		B B B B 4-0 FC4-6 BB		0-0 ③ F9		0-0 SH1-3 1B 1-2 2-H 1B		0-0 ② 1-3		3	1	1	1	1	0	1
Jim Anderson, R (1, 6) OBP: 0.278, SLG: 0.272		0-0 ② FC4-6 1-2f			0-0 ① 5-3	0-0 ① SH1-3 1-2 2-3		B B B B 4-0 BB		2	0	0	0	1	0	1
Inning Stats	R: 2 E: 0 K: 0 S: 5 H: 2 LOB: 1 BB: 1 P: 9	R: 0 E: 0 K: 0 S: 3 H: 0 LOB: 1 BB: 1 P: 7	R: 0 E: 0 K: 1 S: 5 H: 1 LOB: 0 BB: 0 P: 5	R: 0 E: 0 K: 1 S: 6 H: 1 LOB: 1 BB: 0 P: 6	R: 0 E: 0 K: 0 S: 4 H: 1 LOB: 1 BB: 0 P: 4	R: 5 E: 0 K: 0 S: 9 H: 6 LOB: 0 BB: 0 P: 9	R: 0 E: 0 K: 0 S: 3 H: 0 LOB: 0 BB: 0 P: 3	R: 0 E: 0 K: 0 S: 3 H: 0 LOB: 1 BB: 1 P: 7	R: 0 E: 0 K: 0 S: 3 H: 0 LOB: 0 BB: 0 P: 3	1B: 7 2B: 1 3B: 1 HR: 2	SF: 0 SAC: 1 DP: 0 HBP: 0						

TOP

California Angels @ Chicago White Sox

Comiskey Park, Chicago, IL

Sun Sep 24 1978, 4:33 AM EDT

Att. 12,621 - Unknown

livebaseballscorecards.com

AB	36
R	7
H	11
RBI	7
BB	3
SO	2
LOB	10

WP: 0 PB: 0 SB: 1 CS: 1 PA: 40

PITCHER		IP	WLS	BF	H	R	ER	SO	BB	IBB	HBP	BLK	WP	HR	S	P	ERA	WHIP
Francisco Barrios, R ERA: 3.97	(1, 1)	5.0	L	26	10	7	7	2	2	0	0	0	0	2	28	36	12.60	2.400
Ron Schueler, R ERA: 4.02	(6, 1)	4.0		14	1	0	0	0	1	0	0	0	0	0	13	17	0.00	0.500

PITCHER	IP	WLS	BF	H	R	ER	SO	BB	IBB	HBP	BLK	WP	HR	S	P	ERA	WHIP

Batter	1	2	3	4	5	6	7	8	9	AB	R	H	RBI	BB	SO	LOB
Harry Chappas, S (1, 6) OBP: 0.364, SLG: 0.310	H 1-0 FC1-6 HBP		BBBB 4-0 FC5-4 BB		BBBB 4-0 SF9 BB		SSS 0-3 ① K		X 0-0 ② 1-6-3	2	0	0	0	2	1	0
Bob Molinaro, L (1, 9) OBP: 0.313, SLG: 0.379	X 0-0 ① FC1-6 S 1-2f		X 0-0 ① F9		BBBB 4-0 SF9 1-2 2-3 BB		X 0-0 ② P3		X 0-0 ③ F8	4	0	0	0	1	0	2
Chet Lemon, R (1, 8) OBP: 0.370, SLG: 0.506	SSS 0-3 ② K 1-2		X 0-0 ② FC5-4 S 1-2f		X 0-0 ② SF9 1-2 2-3 3-H		BBBB 4-0 1B BB			2	0	0	1	1	1	2
Lamar Johnson, R (1, 10) OBP: 0.327, SLG: 0.373	X 0-0 ③ P2		SSS 0-3 ③ K 1-2		X 0-0 ③ 6-3		X 0-0 1-2 1B			4	0	1	0	0	1	4
Ralph Garr, L (1, 7) OBP: 0.311, SLG: 0.368		X 0-0 ① 6-3		X 0-0 ① F7		X 0-0 E 1B 1B	SSS 0-3 ③ K			4	1	1	0	0	1	2
Eric Soderholm, R (1, 5) OBP: 0.311, SLG: 0.417 Kevin Bell, R (7, 5) OBP: 0.262, SLG: 0.300		X 0-0 ② 6-3		SSS 0-3 ② K		X 0-0 E5 G5-4-3 1-3		X 0-0 ① 5-3		3 1	0 0	0 0	0 0	0 0	1 0	1 0
Mike Squires, L (1, 3) OBP: 0.358, SLG: 0.373		X 0-0 1B 2B		SSS 0-3 ③ K		X 0-0 ①② G5-4-3 1-2f		X 0-0 ② 5-3		4	1	1	0	0	1	2
Marv Foley, L (1, 2) OBP: 0.464, SLG: 0.400		X 0-0 2-H 1B			BBBB 4-0 BB SH1-3 SF9 BB	X 0-0 3-H 1B		X 0-0 ③ L4		3	1	2	2	1	0	0
Greg Pryor, R (1, 4) OBP: 0.285, SLG: 0.317		X 0-0 ③ L3			X 0-0 ① SH1-3 1-2	X 0-0 ③ 4-3			X 0-0 ① 6-3	3	0	0	0	0	0	2
Inning Stats	R: 0 H: 0 E: 0 LOB: 1 K: 1 BB: 0 S: 5 P: 6	R: 1 H: 2 E: 0 LOB: 1 K: 0 BB: 0 S: 5 P: 5	R: 0 H: 0 E: 0 LOB: 1 K: 1 BB: 1 S: 5 P: 9	R: 0 H: 0 E: 0 LOB: 0 K: 2 BB: 0 S: 7 P: 7	R: 1 H: 0 E: 0 LOB: 2 K: 0 BB: 3 S: 3 P: 15	R: 1 H: 2 E: 1 LOB: 1 K: 0 BB: 0 S: 5 P: 5	R: 0 H: 1 E: 0 LOB: 2 K: 2 BB: 1 S: 8 P: 12	R: 0 H: 0 E: 0 LOB: 0 K: 0 BB: 0 S: 3 P: 3	R: 0 H: 0 E: 0 LOB: 0 K: 0 BB: 0 S: 3 P: 3	1B: 4 SF: 1 2B: 1 SAC: 1 3B: 0 DP: 1 HR: 0 HBP: 1						WP: 0 PA: 38 PB: 0 SB: 2 CS: 0	

PITCHER	IP	WLS	BF	H	R	ER	SO	BB	IBB	HBP	BLK	WP	HR	S	P	ERA	WHIP
Nolan Ryan, R (1, 1) ERA: 3.64	7.0	W	32	5	3	3	6	5	0	1	0	0	0	38	59	3.86	1.429
Paul Hartzell, R (8, 1) ERA: 3.39	2.0		6	0	0	0	0	0	0	0	0	0	0	6	6	0.00	0.000

PITCHER	IP	WLS	BF	H	R	ER	SO	BB	IBB	HBP	BLK	WP	HR	S	P	ERA	WHIP

BOTTOM

California Angels @ Chicago White Sox

Comiskey Park, Chicago, IL

Sun Sep 24 1978, 4:33 AM EDT

Att. 12,621 - Unknown

livebaseballscorecards.com

AB	30
R	3
H	5
RBI	3
BB	5
SO	6
LOB	15

Batter	1	2	3	4	5	6	7	8	9	10	AB	R	H	RBI	BB	SO	LOB
Robin Yount, R (1, 6) OBP: 0.326, SLG: 0.437	0-0 BB 1B 1B	0-0 F9 ②		0-0 F7 ②		0-0 FC4-6 ③ 1-2f			0-0 6-3 ② 2-3		5	0	1	0	0	0	3
Don Money, R (1, 5) OBP: 0.357, SLG: 0.433	4-0 1B 1B 1-2 BB	0-3 K ③		0-0 F7 ③			0-0 4-3 ①		0-0 1B 3-H		4	1	1	1	1	1	1
Cecil Cooper, L (1, 3) OBP: 0.361, SLG: 0.481	0-0 BB 1B ① 1-2 2-H 1B		0-0 P4 ①		0-0 4-3 ①		0-0 6-3 ②		0-0 F8 ③		5	0	1	0	0	0	1
Larry Hisle, R (1, 8) OBP: 0.369, SLG: 0.529	0-3 K ②		4-0 2B FC4-6 BB		0-0 4-3 ②		0-0 4-3 ③			0-3 K ①	4	1	0	0	1	2	2
Ben Oglivie, L (1, 7) OBP: 0.368, SLG: 0.495	0-0 BB 1B 1-2 2-H		0-0 FC4-6 2B 1-3		0-0 1B			0-0 E6 G6-4-3		0-0 G3 ②	5	0	3	1	0	0	0
Sixto Lezcano, R (1, 9) OBP: 0.375, SLG: 0.455	4-0 1-2 2-3 BB		4-0 FC4-6 BB		0-3 K ③			0-0 F8 ①		0-0 1-3 ③	3	0	0	0	2	1	2
Sal Bando, R (1, 10) OBP: 0.372, SLG: 0.445	0-0 F8 ③		0-0 FC4-6 ② 1-2f 2-3 3-H			0-0 F8 ①		0-0 G6-4-3 ② ③ 1-2f			4	0	0	1	0	0	6
Paul Molitor, R (1, 4) OBP: 0.301, SLG: 0.371		0-0 E5 4-3	0-0 3-1 ③			0-0 6-3 ②			0-0 6-3 SH3-4 1B 1B		4	1	1	0	0	0	2
Buck Martinez, R (1, 2) OBP: 0.252, SLG: 0.274		0-0 4-3 ① 1-2		0-0 5-3 ①		0-0 FC4-6 1B			0-0 SH3-4 ① 1-2		3	0	1	0	0	0	1
Inning Stats	R: 1 E: 0 K: 1 S: 7 H: 3 LOB: 3 BB: 2 P: 15	R: 0 E: 1 K: 1 S: 6 H: 0 LOB: 1 BB: 0 P: 6	R: 1 E: 0 K: 0 S: 4 H: 1 LOB: 2 BB: 2 P: 12	R: 0 E: 0 K: 0 S: 3 H: 0 LOB: 0 BB: 0 P: 3	R: 0 E: 0 K: 1 S: 6 H: 1 LOB: 1 BB: 0 P: 6	R: 0 E: 0 K: 0 S: 4 H: 1 LOB: 1 BB: 0 P: 4	R: 0 E: 0 K: 0 S: 3 H: 0 LOB: 0 BB: 0 P: 3	R: 0 E: 1 K: 0 S: 3 H: 0 LOB: 0 BB: 0 P: 3	R: 1 E: 0 K: 0 S: 5 H: 2 LOB: 1 BB: 0 P: 5	R: 0 E: 0 K: 1 S: 5 H: 0 LOB: 0 BB: 0 P: 5	1B: 7 2B: 1 3B: 0 HR: 0 SF: 0 SAC: 1 DP: 1 HBP: 0						

PITCHER		IP	WLS	BF	H	R	ER	SO	BB	IBB	HBP	BLK	WP	HR	S	P	ERA	WHIP
Don Aase, R ERA: 4.03	(1, 1)	2.1		15	4	2	2	2	4	0	0	0	0	0	15	31	7.71	3.429
Paul Hartzell, R ERA: 3.31	(3, 1)	6.1		23	4	1	1	1	0	0	0	0	0	0	25	25	1.42	0.632
Dave LaRoche, L ERA: 2.69	(9, 1)	1.1	W	4	0	0	0	1	0	0	0	0	0	0	6	6	0.00	0.000

PITCHER	IP	WLS	BF	H	R	ER	SO	BB	IBB	HBP	BLK	WP	HR	S	P	ERA	WHIP

TOP

Milwaukee Brewers @ California Angels

Anaheim Stadium, Anaheim, CA

Tue Sep 26 1978, 10:05 PM EDT

Att. 12,646 - Unknown

livebaseballscorecards.com

AB	37
R	3
H	8
RBI	3
BB	4
SO	4
LOB	18

1B: 7 2B: 1 3B: 0 HR: 0 SF: 0 SAC: 1 DP: 1 HBP: 0

WP: 0 PB: 0 SB: 0 CS: 0 PA: 42

Batter	1	2	3	4	5	6	7	8	9	10	AB	R	H	RBI	BB	SO	LOB
Rick Miller, L (1, 8) OBP: 0.337, SLG: 0.333	3-1		K		F5		G3			SH1-4 1-2	4	0	0	0	0	1	1
Ken Landreaux, L (1, 9) OBP: 0.281, SLG: 0.340	6-3		1B			F8		HR		3-1 2-3	5	1	2	1	0	0	1
Carney Lansford, R (1, 5) OBP: 0.335, SLG: 0.392	1B		K			E 2B		F9		1B 3-H	5	1	3	1	0	1	1
Don Baylor, R (1, 10) OBP: 0.337, SLG: 0.471	5-3			P6 1B		F9		6-3			4	0	1	0	0	0	2
Joe Rudi, R (1, 7) OBP: 0.291, SLG: 0.417		5-3		P6 1-2		E6 2-H		6-3			4	0	0	0	0	0	1
Ron Jackson, R (1, 3) OBP: 0.334, SLG: 0.415		FC6-4 HBP		5-3		6-3			4-3		3	0	0	0	0	0	1
Brian Downing, R (1, 2) OBP: 0.350, SLG: 0.354		FC6-4 FC6 1-2f			F9		SH2-3 SF7 2B		F8		4	1	1	0	0	0	1
Bobby Grich, R (1, 4) OBP: 0.345, SLG: 0.313		FC6 1-2f			2B		SH2-3 2-3		6-3		3	0	1	0	0	0	1
Dave Chalk, R (1, 6) OBP: 0.317, SLG: 0.285			F3		6-3		SF7 3-H			3-1 SH1-4 1B 1B	2	0	0	1	0	0	1
Danny Goodwin, L (10, PH) OBP: 0.373, SLG: 0.474											1	1	1	0	0	0	0
Inning Stats	R: 0 E: 0 K: 0 S: 4 H: 1 LOB: 1 BB: 0 P: 4	R: 0 E: 0 K: 0 S: 3 H: 0 LOB: 1 BB: 0 P: 4	R: 0 E: 0 K: 2 S: 8 H: 1 LOB: 1 BB: 0 P: 8	R: 0 E: 0 K: 0 S: 3 H: 1 LOB: 0 BB: 0 P: 3	R: 0 E: 0 K: 0 S: 4 H: 1 LOB: 1 BB: 0 P: 4	R: 1 E: 1 K: 0 S: 5 H: 1 LOB: 1 BB: 0 P: 5	R: 1 E: 0 K: 0 S: 4 H: 1 LOB: 0 BB: 0 P: 4	R: 1 E: 0 K: 0 S: 4 H: 1 LOB: 0 BB: 0 P: 4	R: 0 E: 0 K: 0 S: 3 H: 0 LOB: 0 BB: 0 P: 3	R: 1 E: 0 K: 0 S: 4 H: 2 LOB: 1 BB: 0 P: 4	1B: 5 2B: 3 3B: 0 HR: 1 SF: 1 SAC: 2 DP: 0 HBP: 1	WP: 0 PB: 0 SB: 0 CS: 0	PA: 39				

PITCHER		IP	WLS	BF	H	R	ER	SO	BB	IBB	HBP	BLK	WP	HR	S	P	ERA	WHIP
Lary Sorensen, R ERA: 3.28	(1, 1)	9.0	L	36	8	4	3	2	0	0	1	0	0	1	39	40	3.00	0.889
Jerry Augustine, L ERA: 4.54	(10, 1)	0.2		2	0	0	0	0	0	0	0	0	0	0	2	2	0.00	0.000
Bill Castro, R ERA: 1.84	(10, 1)	0.0		1	1	0	0	0	0	0	0	0	0	0	1	1	∞	∞

PITCHER	IP	WLS	BF	H	R	ER	SO	BB	IBB	HBP	BLK	WP	HR	S	P	ERA	WHIP

BOTTOM

Milwaukee Brewers @ California Angels

Anaheim Stadium, Anaheim, CA

Tue Sep 26 1978, 10:05 PM EDT
Att. 12,646 - Unknown

livebaseballscorecards.com

AB	35
R	4
H	9
RBI	3
BB	0
SO	2
LOB	10

Batter	1	2	3	4	5	6	7	8	9	AB	R	H	RBI	BB	SO	LOB
Paul Molitor, R (1, 4) OBP: 0.302, SLG: 0.373	1-3		FC4 1-2f		1B 1-2		2B 1-3		F9	5	0	2	0	0	0	2
Don Money, R (1, 3) OBP: 0.358, SLG: 0.431	6-3			1B	F7		F9		BB 1-2	4	0	1	0	1	0	4
Cecil Cooper, L (1, 10) OBP: 0.357, SLG: 0.475	F9			K	1-3			F7	F8	5	0	0	0	0	1	3
Sal Bando, R (1, 5) OBP: 0.372, SLG: 0.443		1B CS		F9	5-3			5-3		4	0	1	0	0	0	1
Ben Oglivie, L (1, 7) OBP: 0.370, SLG: 0.499		K		FC5-4 1-2	2B			E6 E 1B		4	1	3	0	0	1	1
Sixto Lezcano, R (1, 9) OBP: 0.372, SLG: 0.451		F7		FC5-4 1-2f	F9			E5 2-H		4	0	0	0	0	0	4
Robin Yount, R (1, 6) OBP: 0.324, SLG: 0.433	CS 1-2	5-3		6-3	5-3			F7		4	0	0	0	0	0	1
Gorman Thomas, R (1, 8) OBP: 0.349, SLG: 0.512		FC4-6 BB		F7	K			BB 1B		3	0	1	0	1	1	0
Charlie Moore, R (1, 2) OBP: 0.302, SLG: 0.361		FC4-6 FC4 1-2f		1B 1B	2B 1B			P4		4	0	2	0	0	0	2
Inning Stats	R: 0 E: 0 K: 0 S: 3 H: 0 LOB: 0 BB: 0 P: 3	R: 0 E: 0 K: 1 S: 5 H: 1 LOB: 0 BB: 0 P: 5	R: 0 E: 0 K: 0 S: 3 H: 0 LOB: 1 BB: 1 P: 7	R: 0 E: 0 K: 1 S: 7 H: 2 LOB: 2 BB: 0 P: 7	R: 0 E: 0 K: 0 S: 5 H: 2 LOB: 2 BB: 0 P: 5	R: 0 E: 0 K: 0 S: 4 H: 1 LOB: 1 BB: 0 P: 4	R: 0 E: 0 K: 1 S: 7 H: 2 LOB: 2 BB: 0 P: 7	R: 1 E: 2 K: 0 S: 5 H: 1 LOB: 1 BB: 0 P: 5	R: 0 E: 0 K: 0 S: 4 H: 1 LOB: 2 BB: 1 P: 8	1B: 8 2B: 2 3B: 0 HR: 0 SF: 0 SAC: 0 DP: 0 HBP: 0						

PITCHER		IP	WLS	BF	H	R	ER	SO	BB	IBB	HBP	BLK	WP	HR	S	P	ERA	WHIP
Dave Frost, R ERA: 2.58	(1, 1)	8.2	W	38	10	1	0	3	2	0	0	0	0	0	42	50	0.00	1.385
Dave LaRoche, L ERA: 2.68	(9, 1)	0.1	S	1	0	0	0	0	0	0	0	0	0	0	1	1	0.00	0.000

PITCHER		IP	WLS	BF	H	R	ER	SO	BB	IBB	HBP	BLK	WP	HR	S	P	ERA	WHIP

TOP

Milwaukee Brewers @ California Angels

Anaheim Stadium, Anaheim, CA

Wed Sep 27 1978, 10:05 PM EDT

Att. 12,302 - Unknown

livebaseballscorecards.com

AB	37
R	1
H	10
RBI	0
BB	2
SO	3
LOB	18

Batter	1	2	3	4	5	6	7	8	9	AB	R	H	RBI	BB	SO	LOB
Rick Miller, L (1, 8) OBP: 0.338, SLG: 0.338	L3-6 2B		4-3		1-3 2-H 3-H 2B		4-3			4	0	2	2	0	0	0
Ken Landreaux, L (1, 9) OBP: 0.281, SLG: 0.351	L3-6 2-3			F9	F7		HR			4	1	1	1	0	0	3
Carney Lansford, R (1, 5) OBP: 0.338, SLG: 0.398	E6 S			CS 1B		1B 2B	S 1B			4	1	3	0	0	0	0
Don Baylor, R (1, 10) OBP: 0.335, SLG: 0.468	F3 1-2			F8		6-3	P6 1-2			4	0	0	0	0	0	4
Joe Rudi, R (1, 7) OBP: 0.291, SLG: 0.416		6-3		CS 1-2	F3	1B 2-H 1B		S S S K		4	0	1	1	0	1	0
Ron Jackson, R (1, 3) OBP: 0.333, SLG: 0.414		P4			5-3	1-2 1B		F7		4	0	1	0	0	0	0
Brian Downing, R (1, 2) OBP: 0.349, SLG: 0.352		4-3			B B B 1B 1B 2B BB	S S S K		F7		3	1	0	0	1	1	2
Bobby Grich, R (1, 4) OBP: 0.347, SLG: 0.316			G6-4-3 1B		1-2 1B 2B 1B	F8				3	1	2	0	0	0	2
Dave Chalk, R (1, 6) OBP: 0.318, SLG: 0.285			G6-4-3 1-2f		1-2 2-3 2B 1B		F7			3	0	1	0	0	0	1
Inning Stats	R: 0 H: 1 E: 1 LOB: 1 K: 0 BB: 0 S: 4 P: 4	R: 0 H: 0 E: 0 LOB: 0 K: 0 BB: 0 S: 3 P: 3	R: 0 H: 1 E: 0 LOB: 0 K: 0 BB: 0 S: 3 P: 3	R: 0 H: 1 E: 0 LOB: 0 K: 0 BB: 0 S: 3 P: 3	R: 2 H: 3 E: 0 LOB: 2 K: 0 BB: 1 S: 6 P: 10	R: 1 H: 3 E: 0 LOB: 2 K: 1 BB: 0 S: 8 P: 8	R: 1 H: 2 E: 0 LOB: 1 K: 0 BB: 0 S: 5 P: 5	R: 0 H: 0 E: 0 LOB: 0 K: 1 BB: 0 S: 5 P: 5		1B: 7 SF: 0 2B: 4 SAC: 0 3B: 0 DP: 2 HR: 1 HBP: 0						

PITCHER		IP	WLS	BF	H	R	ER	SO	BB	IBB	HBP	BLK	WP	HR	S	P	ERA	WHIP
Andy Replogle, R ERA: 3.92	(1, 1)	5.1	L	24	9	3	3	0	1	0	0	0	0	0	23	27	5.06	1.875
Eduardo Rodriguez, R ERA: 3.93	(6, 1)	2.2		10	2	1	1	2	0	0	0	0	0	1	14	14	3.38	0.750

PITCHER	IP	WLS	BF	H	R	ER	SO	BB	IBB	HBP	BLK	WP	HR	S	P	ERA	WHIP

BOTTOM

Milwaukee Brewers @ California Angels

Anaheim Stadium, Anaheim, CA

Wed Sep 27 1978, 10:05 PM EDT

Att. 12,302 - Unknown

livebaseballscorecards.com

AB	33
R	4
H	11
RBI	4
BB	1
SO	2
LOB	12

Chicago White Sox @ California Angels

Anaheim Stadium, Anaheim, CA

Thu Sep 28 1978, 10:05 PM EDT

Att. 11,659 - Unknown - 90 F

TOP

livebaseballscorecards.com

Batter	1	2	3	4	5	6	7	8	9	AB	R	H	RBI	BB	SO	LOB
Ralph Garr, L (1, 7) OBP: 0.311, SLG: 0.374	0-0 2B 3B	0-0 6-3			0-0 2B		0-0 2-3		0-0 4-3	5	1	2	0	0	0	0
Bob Molinaro, L (1, 9) OBP: 0.313, SLG: 0.379	0-0 1B 2B 3-H		0-0 G6-4-3 1B		0-0 6-3		0-3 K		0-0 L6	5	1	2	1	0	1	1
Chet Lemon, R (1, 8) OBP: 0.372, SLG: 0.509	0-0 3-1 FC1-2-5-2 1B 2-H		0-0 G6-4-3 1B 1-2f		0-0 F8			0-0 4-3		4	0	1	1	0	0	2
Ron Blomberg, L (1, 10) OBP: 0.281, SLG: 0.374 Wayne Nordhagen, R (6, PH) OBP: 0.310, SLG: 0.448	0-0 3-1 2-3		0-0 6-3			0-0 HR 1B		0-0 BB 2B 1B		2	0	0	0	0	0	1
										2	2	2	0	0	0	0
Mike Squires, L (1, 3) OBP: 0.350, SLG: 0.373 Lamar Johnson, R (6, PH) OBP: 0.327, SLG: 0.371	0-0 FC1-2-5-2 HR 3-H			0-0 CS 1B		0-0 F9		0-0 F7		2	1	1	0	0	0	1
(6, 3)										2	0	0	0	0	0	2
Eric Soderholm, R (1, 5) OBP: 0.314, SLG: 0.431	0-0 HR 2-H			0-0 6-3 1-2		0-0 HR 1-H		B B B B 4-0 2B BB 1-2		3	2	2	4	1	0	1
Greg Pryor, R (1, 4) OBP: 0.293, SLG: 0.333	0-0 F7			0-0 2B		0-0 F8		0-0 1-3 2B 1-3 2-H		4	0	2	1	0	0	0
Don Kessinger, S (1, 6) OBP: 0.312, SLG: 0.309 Claudell Washington, L (8, PH) OBP: 0.277, SLG: 0.366 Harry Chappas, S (8, 6) OBP: 0.333, SLG: 0.281		B B B B 4-0 CS BB		0-0 1-3		0-0 L6		S S S 0-3 K		2	0	0	0	1	0	1
										1	0	0	0	0	1	2
										0	0	0	0	0	0	0
Bill Nahorodny, R (1, 2) OBP: 0.285, SLG: 0.349 Marv Foley, L (7, PH) OBP: 0.441, SLG: 0.387		0-0 B2 1-2			S S S 0-3 K		0-0 F8		0-0 F7	2	0	0	0	0	1	1
(7, 2)										2	0	0	0	0	0	0

Inning Stats	1	2	3	4	5	6	7	8	9
	R: 4 H: 4 E: 0 LOB: 0 K: 0 BB: 0 S: 7 P: 7	R: 0 H: 0 E: 0 LOB: 0 K: 0 BB: 1 S: 2 P: 6	R: 0 H: 1 E: 0 LOB: 0 K: 0 BB: 0 S: 3 P: 3	R: 0 H: 2 E: 0 LOB: 1 K: 0 BB: 0 S: 4 P: 4	R: 0 H: 1 E: 0 LOB: 1 K: 1 BB: 0 S: 6 P: 6	R: 2 H: 2 E: 0 LOB: 0 K: 0 BB: 0 S: 5 P: 5	R: 0 H: 0 E: 0 LOB: 0 K: 1 BB: 0 S: 5 P: 5	R: 1 H: 2 E: 0 LOB: 2 K: 1 BB: 1 S: 7 P: 11	R: 0 H: 0 E: 0 LOB: 0 K: 0 BB: 0 S: 3 P: 3

	AB	36
	R	7
	H	12
	RBI	7
	BB	2
	SO	3
	LOB	12

1B: 5 SF: 0
2B: 4 SAC: 0
3B: 1 DP: 1
HR: 2 HBP: 0

WP: 0 PA: 38
PB: 0
SB: 0
CS: 2

PITCHER		IP	WLS	BF	H	R	ER	SO	BB	IBB	HBP	BLK	WP	HR	S	P	ERA	WHIP
Nolan Ryan, R ERA: 3.79	(1, 1)	0.2		6	4	4	4	0	0	0	0	0	0	1	6	6	54.00	6.000
Ken Brett, L ERA: 4.95	(1, 1)	5.1	W	20	6	2	2	1	1	0	0	0	0	1	21	25	3.38	1.312
Dyar Miller, R ERA: 2.68	(7, 1)	3.0	S	12	2	1	1	2	1	0	0	0	0	0	15	19	3.00	1.000

PITCHER	IP	WLS	BF	H	R	ER	SO	BB	IBB	HBP	BLK	WP	HR	S	P	ERA	WHIP

Batter	1	2	3	4	5	6	7	8	9	AB	R	H	RBI	BB	SO	LOB
Bobby Grich, R (1, 4) OBP: 0.349, SLG: 0.317	WP HR BB 1B F8			1B SF8 1B 1-3	G4-3 HBP		6-3			4	2	2	0	0	0	2
Ken Landreaux, L (1, 9) OBP: 0.283, SLG: 0.353	BBBB WP HR BB 1-2	4-3 2B		F5	G4-3 1-2f	F6				4	1	1	0	1	0	3
Carney Lansford, R (1, 5) OBP: 0.339, SLG: 0.405	HR 1-H 2-H	4-3 2-3		S 1B 1-3 3-H	6-3		SSS K			5	2	2	4	0	1	1
Don Baylor, R (1, 10) OBP: 0.336, SLG: 0.472	1B 2B	F8		SF8 3-H		1B 2B		5-3		4	2	2	1	0	0	1
Joe Rudi, R (1, 7) OBP: 0.292, SLG: 0.416	SSS K	1-3		BB 1B BB 1B 1-H		1B SF9 1B 2-H		5-3		5	2	2	2	0	1	2
Ron Jackson, R (1, 3) OBP: 0.337, SLG: 0.416	2B 1B 2-H	5-3		BB BB 1B 1-2		SF9 1B 1-3		SSS K		5	1	3	1	0	1	0
Brian Downing, R (1, 2) OBP: 0.350, SLG: 0.351	BBBB 2B BB	4-3		BBBB BB 1-2 2-3		SF9 1-2 3-H				1	0	0	1	2	0	0
Dave Chalk, R (1, 6) OBP: 0.319, SLG: 0.288	2B 1-3 2-H			BBBB BB 1-2 2-3 3-H		5-3				3	0	1	2	1	0	1
Rick Miller, L (1, 8) OBP: 0.338, SLG: 0.336	4-3			1B 1B BB 4-3		F5				3	1	0	0	1	0	6
Inning Stats	R: 5 E: 0 K: 1 S: 10 H: 5 LOB: 2 BB: 2 P: 18	R: 0 E: 0 K: 0 S: 4 H: 1 LOB: 1 BB: 0 P: 4	R: 0 E: 0 K: 0 S: 3 H: 0 LOB: 0 BB: 0 P: 3	R: 4 E: 0 K: 0 S: 7 H: 4 LOB: 3 BB: 3 P: 19	R: 0 E: 0 K: 0 S: 2 H: 0 LOB: 0 BB: 0 P: 3	R: 2 E: 0 K: 0 S: 6 H: 3 LOB: 1 BB: 0 P: 6	R: 0 E: 0 K: 1 S: 5 H: 0 LOB: 0 BB: 0 P: 5	R: 0 E: 0 K: 1 S: 5 H: 0 LOB: 0 BB: 0 P: 5							

PITCHER		IP	WLS	BF	H	R	ER	SO	BB	IBB	HBP	BLK	WP	HR	S	P	ERA	WHIP
Rich Hinton, L ERA: 4.02	(1, 1)	0.1	L	6	4	5	5	1	1	0	0	0	1	1	7	11	135.00	15.000
Ron Schueler, R ERA: 4.3	(1, 1)	3.1		17	5	4	4	0	2	0	0	0	0	0	15	23	10.80	2.100
Jim Willoughby, R ERA: 3.86	(4, 1)	1.1		10	4	2	2	0	2	0	1	0	0	0	7	16	13.50	4.500
Pablo Torrealba, L ERA: 4.71	(6, 1)	3.0		9	0	0	0	2	0	0	0	0	0	0	13	13	0.00	0.000

PITCHER	IP	WLS	BF	H	R	ER	SO	BB	IBB	HBP	BLK	WP	HR	S	P	ERA	WHIP

BOTTOM

Chicago White Sox @ California Angels

Anaheim Stadium, Anaheim, CA

Thu Sep 28 1978, 10:05 PM EDT

Att. 11,659 - Unknown - 90 F

livebaseballscorecards.com

AB	34
R	11
H	13
RBI	11
BB	5
SO	3
LOB	16

1B: 8	SF: 2	WP: 1	PA: 42
2B: 4	SAC: 0	PB: 0	
3B: 0	DP: 1	SB: 1	
HR: 1	HBP: 1	CS: 0	

Batter	1	2	3	4	5	6	7	8	9	AB	R	H	RBI	BB	SO	LOB
Ralph Garr, L (1, 7) OBP: 0.312, SLG: 0.381	3-1		F7 1-4-3 2B	4-3 3-H		2B 3B		6-3		5	2	2	0	0	0	3
Greg Pryor, R (1, 4) OBP: 0.295, SLG: 0.340	K		F7 2-3		1-3 BB FC6-4 1B	1B 3-H 2B		P4		5	2	2	1	0	1	1
Chet Lemon, R (1, 8) OBP: 0.377, SLG: 0.511	2B 1B		1-4-3 3-H		FC6-4 1-3 1B 1-2 BB	2-H 1B		1B		4	1	3	2	1	0	0
Wayne Nordhagen, R (1, 9) OBP: 0.312, SLG: 0.454 Claudell Washington, L (5, PH) (5, 9) OBP: 0.275, SLG: 0.363	1-H 2B		K		1-3 1-2 2-3	5-3			4-3	2 3	0 0	1 0	0 0	0 0	1 0	0 2
Eric Soderholm, R (1, 10) OBP: 0.315, SLG: 0.432		E5 E SF7		1B SF8 2B	FC6-4 IBB	6-3			K	4	2	1	0	1	1	0
Lamar Johnson, R (1, 3) OBP: 0.327, SLG: 0.370 Mike Squires, L (5, 3) OBP: 0.352, SLG: 0.375		K		BB 1B 4-3 BB	FC6-4 1B 1-2f 2-3 3-H		1B E 1B		G3	2 2	1 1	0 1	1 0	1 0	1 0	3 0
Mike Colbern, R (1, 2) OBP: 0.284, SLG: 0.346		E8 1-3 1B		BB 1-2 2-3 1B	1B 1-3 3-H 1B		E1 L4-6 1-H 1B			4	0	4	1	0	0	0
Harry Chappas, S (1, 6) OBP: 0.329, SLG: 0.288		SF7 3-H		SF8 3-H	FC6-4 2-3 3-H 1B		L4-6 2-3			2	0	1	3	0	0	1
Kevin Bell, R (1, 5) OBP: 0.257, SLG: 0.281		F7		BB 1-2 2-3	FC6-4 1-2f		F8			3	0	0	0	1	0	3

Inning Stats										
	R: 0	H: 2	R: 1	H: 1	R: 1	H: 1	R: 1	H: 2	R: 3	H: 3
	E: 0	LOB: 2	E: 2	LOB: 1	E: 0	LOB: 0	E: 0	LOB: 2	E: 0	LOB: 2
	K: 1	BB: 0	K: 1	BB: 0	K: 1	BB: 0	K: 0	BB: 2	K: 0	BB: 2
	S: 6	P: 6	S: 7	P: 7	S: 6	P: 6	S: 4	P: 12	S: 6	P: 14

Inning Stats									
	R: 2	H: 3	R: 1	H: 2	R: 0	H: 1	R: 0	H: 0	1B: 10	SF: 2	WP: 0	PA: 42
	E: 0	LOB: 0	E: 1	LOB: 0	E: 0	LOB: 1	E: 0	LOB: 0	2B: 5	SAC: 0	PB: 0	
	K: 0	BB: 0	K: 0	BB: 0	K: 0	BB: 0	K: 1	BB: 0	3B: 1	DP: 1	SB: 0	
	S: 5	P: 5	S: 4	P: 4	S: 3	P: 3	S: 5	P: 5	HR: 0	HBP: 0	CS: 0	

PITCHER		IP	WLS	BF	H	R	ER	SO	BB	IBB	HBP	BLK	WP	HR	S	P	ERA	WHIP
Frank Tanana, L ERA: 3.65	(1, 1)	4.0	L	20	7	4	3	3	2	0	0	0	0	0	24	32	6.75	2.250
Paul Hartzell, R ERA: 3.44	(5, 1)	2.0		12	5	4	4	0	1	1	0	0	0	0	10	18	18.00	3.000
Al Fitzmorris, R ERA: 3.13	(7, 1)	3.0		10	3	1	0	1	0	0	0	0	0	0	12	12	0.00	1.000

PITCHER	IP	WLS	BF	H	R	ER	SO	BB	IBB	HBP	BLK	WP	HR	S	P	ERA	WHIP

TOP

Chicago White Sox @ California Angels

Anaheim Stadium, Anaheim, CA

Fri Sep 29 1978, 10:05 PM EDT

Att. 14,811 - Unknown

livebaseballscorecards.com

AB	36
R	9
H	15
RBI	8
BB	4
SO	4
LOB	13

BOTTOM

Chicago White Sox @ California Angels

Anaheim Stadium, Anaheim, CA

Fri Sep 29 1978, 10:05 PM EDT

Att. 14,811 - Unknown

livebaseballscorecards.com

Batter	1	2	3	4	5	6	7	8	9	AB	R	H	RBI	BB	SO	LOB
Bobby Grich, R (1, 4) OBP: 0.352, SLG: 0.321	4-3		4-3 2B		2B SF7 1B		FC5-4 BB 1-2 HR BB		P4	4	2	2	0	1	0	0
Ken Landreaux, L (1, 9) OBP: 0.285, SLG: 0.349	K		4-3 2-3		F8		FC5-4 1-2 2-3 BB		BB	3	0	0	0	2	1	2
Carney Lansford, R (1, 5) OBP: 0.340, SLG: 0.407	1B		L5		SF7 1-3 2B		FC5-4 1-2f 2-3 3-H HR		K	5	1	2	1	0	1	4
Don Baylor, R (1, 10) OBP: 0.335, SLG: 0.475	F9		6-3		SF7 2-3 3-H		1-H 3-H HR		K	4	1	1	4	0	1	3
Joe Rudi, R (1, 7) OBP: 0.293, SLG: 0.416		1B 6-3 1B		2-3 1B	K		5-3			4	1	2	0	0	1	1
Ron Jackson, R (1, 3) OBP: 0.336, SLG: 0.414		6-3 1-3 1B		2-3 1-2	5-3	K				4	0	1	0	0	1	1
Brian Downing, R (1, 2) OBP: 0.347, SLG: 0.347		6-3 1-2 3-H		6-3	5-3			K		4	0	0	1	0	1	2
Dave Chalk, R (1, 6) OBP: 0.319, SLG: 0.286 Danny Goodwin, L (8, PH) OBP: 0.368, SLG: 0.466 Jim Anderson, R (9, 6) OBP: 0.278, SLG: 0.272		F8		BB	6-3			K		2 1 0	0 0 0	0 0 0	0 0 0	1 0 0	0 1 0	1 0 0
Rick Miller, L (1, 8) OBP: 0.337, SLG: 0.335		F8		F8			BB BB FC5-4 1B	6-3		4	1	1	0	0	0	3

	AB	35
	R	6
	H	9
	RBI	6
	BB	4
	SO	7
	LOB	17

Inning Stats	1	2	3	4	5	6	7	8	9
	R: 0 H: 1 E: 0 LOB: 1 K: 1 BB: 0 S: 6 P: 6	R: 1 H: 2 E: 0 LOB: 1 K: 0 BB: 0 S: 5 P: 5	R: 0 H: 1 E: 0 LOB: 1 K: 0 BB: 0 S: 4 P: 4	R: 0 H: 1 E: 0 LOB: 2 K: 0 BB: 1 S: 4 P: 8	R: 1 H: 2 E: 0 LOB: 1 K: 1 BB: 0 S: 7 P: 7	R: 0 H: 0 E: 0 LOB: 0 K: 0 BB: 0 S: 3 P: 3	R: 4 H: 2 E: 0 LOB: 0 K: 1 BB: 2 S: 7 P: 15	R: 0 H: 0 E: 0 LOB: 0 K: 2 BB: 0 S: 7 P: 7	R: 0 H: 0 E: 0 LOB: 1 K: 2 BB: 1 S: 7 P: 11

	1B: 6	SF: 1	WP: 0	PA: 40
	2B: 2	SAC: 0	PB: 0	
	3B: 0	DP: 0	SB: 0	
	HR: 1	HBP: 0	CS: 0	

PITCHER		IP	WLS	BF	H	R	ER	SO	BB	IBB	HBP	BLK	WP	HR	S	P	ERA	WHIP
Steve Trout, L ERA: 4.03	(1, 1)	6.0	W	29	8	5	5	2	3	0	0	0	0	0	30	42	7.50	1.833
Jack Kucek, R ERA: 3.31	(7, 1)	3.0	S	11	1	1	1	5	1	0	0	0	0	1	20	24	3.00	0.667

PITCHER	IP	WLS	BF	H	R	ER	SO	BB	IBB	HBP	BLK	WP	HR	S	P	ERA	WHIP

Batter	1	2	3	4	5	6	7	8	9	AB	R	H	RBI	BB	SO	LOB
Ralph Garr, L (1, 7) OBP: 0.313, SLG: 0.380	6-3		F2		E6 1B		E 1B BB	FC6-4 1-2 1B		4	1	1	0	1	0	0
Greg Pryor, R (1, 4) OBP: 0.297, SLG: 0.341	F3			BB 1B 1B	1-2 1B		E6 1-2 1B 1B	FC6-4 1-2f 2-3		5	1	2	0	0	0	3
Chet Lemon, R (1, 8) OBP: 0.377, SLG: 0.510	K			BB 1-2 1B	K		1B 1-2 2H 2B 1B	L4		5	1	2	1	0	2	4
Eric Soderholm, R (1, 10) OBP: 0.318, SLG: 0.433		F8		BB 1-2 2-3		K	2B 1-2 2H 1B		SH3-4 1B 1B	4	1	2	1	1	1	0
Mike Squires, L (1, 3) OBP: 0.345, SLG: 0.367 Lamar Johnson, R (7, PH) OBP: 0.328, SLG: 0.373 (7, 3)		F9		K	F7	1-3 2H 2B			SH3-4 1-2	3 1	0 0	0 1	0 1	0 0	1 0	3 0
Claudell Washington, L (1, 9) OBP: 0.278, SLG: 0.380 Wayne Nordhagen, R (7, PH) OBP: 0.310, SLG: 0.451 Bob Molinaro, L (7, 9) OBP: 0.315, SLG: 0.382		3B		K	HR	6-3			2H 1B	3 1 1	1 0 0	2 0 1	1 0 1	0 0 0	1 0 0	3 2 0
Mike Colbern, R (1, 2) OBP: 0.281, SLG: 0.362		K		K	K	K		HR	F9	5	1	1	1	0	3	5
Harry Chappas, S (1, 6) OBP: 0.309, SLG: 0.268			F7		F7		F8	L6	F3	5	0	0	0	0	0	1
Kevin Bell, R (1, 5) OBP: 0.257, SLG: 0.279			K		F4		F7	FC6-4 1B 1B		4	0	1	0	0	1	0

TOP

Chicago White Sox @ California Angels

Anaheim Stadium, Anaheim, CA

Sat Sep 30 1978, 10:05 PM EDT

Att. 16,919 - Unknown - 90 F

livebaseballscorecards.com

AB	41
R	6
H	13
RBI	6
BB	2
SO	9
LOB	21

Inning Stats	1	2	3	4	5	6	7	8	9
	R: 0 E: 0 K: 1 S: 5	H: 0 LOB: 0 BB: 0 P: 5	R: 0 E: 0 K: 1 S: 6	H: 1 LOB: 1 BB: 0 P: 6	R: 0 E: 0 K: 1 S: 5	H: 0 LOB: 0 BB: 0 P: 5	R: 0 E: 0 K: 3 S: 11	H: 2 LOB: 3 BB: 1 P: 15	R: 0 E: 1 K: 1 S: 7	H: 1 LOB: 2 BB: 0 P: 7	R: 1 E: 0 K: 2 S: 8	H: 1 LOB: 0 BB: 0 P: 8	R: 3 E: 1 K: 0 S: 7	H: 3 LOB: 2 BB: 1 P: 11	R: 1 E: 0 K: 0 S: 6	H: 3 LOB: 2 BB: 0 P: 6	R: 1 E: 0 K: 0 S: 5	H: 2 LOB: 1 BB: 0 P: 5

1B: 9 2B: 1 3B: 1 HR: 2	SF: 0 SAC: 1 DP: 0 HBP: 0	WP: 0 PB: 0 SB: 0 CS: 0	PA: 44
---	---	---	---

PITCHER		IP	WLS	BF	H	R	ER	SO	BB	IBB	HBP	BLK	WP	HR	S	P	ERA	WHIP
Chris Knapp, R ERA: 4.21	(1, 1)	6.2		31	7	4	1	9	2	0	0	0	0	1	47	55	1.35	1.350
Dave LaRoche, L ERA: 2.82	(7, 1)	1.2	L	11	6	2	2	0	0	0	0	0	0	1	11	11	10.80	3.600
Dyar Miller, R ERA: 2.66	(9, 1)	0.2		2	0	0	0	0	0	0	0	0	0	0	2	2	0.00	0.000

PITCHER		IP	WLS	BF	H	R	ER	SO	BB	IBB	HBP	BLK	WP	HR	S	P	ERA	WHIP

BOTTOM

Chicago White Sox @ California Angels

Anaheim Stadium, Anaheim, CA

Sat Sep 30 1978, 10:05 PM EDT

Att. 16,919 - Unknown - 90 F

livebaseballscorecards.com

Batter	1	2	3	4	5	6	7	8	9	AB	R	H	RBI	BB	SO	LOB
Bobby Grich, R (1, 4) OBP: 0.356, SLG: 0.328	6-3	WP, BB 1-2 2-H 3-H		1-3			BB 1-2		G1-6-3	5	1	4	2	0	0	0
Merv Rettenmund, R (1, 9) OBP: 0.429, SLG: 0.361	5-3 BB	WP BB 1-2 2-3			F4		2B BB 1-2 2-3		G1-6-3 1-2f	1	0	0	0	3	0	0
Ken Landreaux, L (7, PR) OBP: 0.284, SLG: 0.348 (8, 9)										1	0	0	0	0	0	1
Carney Lansford, R (1, 5) OBP: 0.337, SLG: 0.403	5-3 1-2	K 1-2 2-3 3-H			F8		K			4	0	0	0	0	2	6
Don Baylor, R (1, 10) OBP: 0.334, SLG: 0.475	F8		F7		6-3		2B 1-3 2-H 3-H			4	0	1	2	0	0	1
Joe Rudi, R (1, 7) OBP: 0.293, SLG: 0.414		FC3-5 1B BB	F4			F8	6-3			3	0	0	0	1	0	3
Ron Jackson, R (1, 3) OBP: 0.335, SLG: 0.413		E FC3-5 1B 1-2 1B	F8			F9		F5		4	1	1	0	0	0	0
Brian Downing, R (1, 2) OBP: 0.344, SLG: 0.344		FC3-5 E 1-2 2-3f 1B		F8		F7		6-3		4	1	0	0	0	0	2
Dave Chalk, R (1, 6) OBP: 0.318, SLG: 0.285		L5		F9			6-3	F8		2	0	0	0	0	0	2
Jim Anderson, R (6, 6) OBP: 0.274, SLG: 0.267										2	0	0	0	0	0	0
Rick Miller, L (1, 8) OBP: 0.338, SLG: 0.335		E4 BB 1B 1-2 2-3 WP		2B 1B			BB 1B 2B BB		F8	3	2	1	0	1	0	2

	AB	33
	R	5
	H	7
	RBI	4
	BB	5
	SO	2
	LOB	17

Inning Stats	1	2	3	4	5	6	7	8	9
	R: 0 E: 0 K: 0 S: 3	H: 0 LOB: 1 BB: 1 P: 7	R: 3 E: 1 K: 1 S: 8	H: 2 LOB: 2 BB: 2 P: 16	R: 0 E: 0 K: 0 S: 3	H: 0 LOB: 0 BB: 0 P: 3	R: 0 E: 0 K: 0 S: 4	H: 2 LOB: 2 BB: 0 P: 4	R: 0 E: 0 K: 0 S: 3	H: 0 LOB: 0 BB: 0 P: 3	R: 0 E: 0 K: 0 S: 3	H: 0 LOB: 0 BB: 0 P: 3	R: 2 E: 0 K: 1 S: 7	H: 2 LOB: 3 BB: 2 P: 15	R: 0 E: 0 K: 0 S: 3	H: 0 LOB: 0 BB: 0 P: 3	R: 0 E: 0 K: 0 S: 3	H: 1 LOB: 0 BB: 0 P: 3

	1B	5	SF	0	WP	1	PA	38
	2B	2	SAC	0	PB	0		
	3B	0	DP	1	SB	0		
	HR	0	HBP	0	CS	0		

PITCHER		IP	WLS	BF	H	R	ER	SO	BB	IBB	HBP	BLK	WP	HR	S	P	ERA	WHIP
Rich Wortham, L ERA: 3.05	(1, 1)	6.1		28	5	5	2	1	4	0	0	0	1	0	26	42	2.84	1.421
Pablo Torrealba, L ERA: 4.71	(7, 1)	0.0		1	0	0	0	0	1	0	0	0	0	0	0	4	∞	∞
Lerrin LaGrow, R ERA: 4.4	(7, 1)	2.2	W	9	2	0	0	1	0	0	0	0	0	0	11	11	0.00	0.750

PITCHER		IP	WLS	BF	H	R	ER	SO	BB	IBB	HBP	BLK	WP	HR	S	P	ERA	WHIP

Chicago White Sox @ California Angels

Anaheim Stadium, Anaheim, CA

Sun Oct 01 1978, 6:33 AM EDT

Att. 31,327 - Unknown

TOP

Batter	1	2	3	4	5	6	7	8	9	AB	R	H	RBI	BB	SO	LOB
Ralph Garr, L (1, 7) OBP: 0.314, SLG: 0.377	F7		F8		G1			SH, 1B, HBP 1-2	BB 1-2	3	1	0	0	1	0	1
Greg Pryor, R (1, 4) OBP: 0.298, SLG: 0.338	1-3		K			BB		SH, 1B, SF7 1-2 2-3	K 2-3	2	1	0	0	1	1	0
Ron Blomberg, L (9, PH) OBP: 0.280, SLG: 0.372										1	0	0	0	0	1	2
Claudell Washington, L (1, 8) OBP: 0.278, SLG: 0.376	BB		K			K		K		3	0	0	0	1	3	4
Eric Soderholm, R (1, 5) OBP: 0.318, SLG: 0.431	K			K		K		1-3 2-H 3-H	1B	4	0	1	2	0	3	2
Lamar Johnson, R (1, 10) OBP: 0.329, SLG: 0.376		E, SF7 BB		F9 2B		K		SF7 3-H		2	1	1	1	1	1	1
Bob Molinaro, L (1, 9) OBP: 0.314, SLG: 0.378		L4 1-3		F9 2-3			F5	IBB		3	0	0	0	1	0	2
Mike Squires, L (1, 3) OBP: 0.343, SLG: 0.367		SF7 3-H			S, 1B		4-3	K		3	0	1	1	0	1	2
Marv Foley, L (1, 2) OBP: 0.421, SLG: 0.353		BB			K 1-2		F7		K	3	0	0	0	1	2	1
Harry Chappas, S (1, 6) OBP: 0.318, SLG: 0.280		F7			K			SH, HBP, 1B	K, BB, 1B	4	1	2	0	0	1	2
Inning Stats	R: 0 E: 0 K: 1 S: 5 H: 0 LOB: 1 BB: 1 P: 9	R: 1 E: 1 K: 0 S: 3 H: 0 LOB: 1 BB: 2 P: 11	R: 0 E: 0 K: 2 S: 7 H: 0 LOB: 0 BB: 0 P: 7	R: 0 E: 0 K: 1 S: 5 H: 1 LOB: 0 BB: 0 P: 5	R: 0 E: 0 K: 2 S: 8 H: 1 LOB: 1 BB: 0 P: 8	R: 0 E: 0 K: 3 S: 9 H: 0 LOB: 1 BB: 1 P: 13	R: 0 E: 0 K: 0 S: 3 H: 0 LOB: 0 BB: 0 P: 3	R: 3 E: 1 K: 2 S: 10 H: 2 LOB: 2 BB: 1 P: 15	R: 0 E: 0 K: 2 S: 7 H: 1 LOB: 1 BB: 1 P: 11	1B: 4 2B: 1 3B: 0 HR: 0 SF: 2 SAC: 1 DP: 0 HBP: 1						

	AB	28
	R	4
	H	5
	RBI	4
	BB	6
	SO	13
	LOB	17

WP: 0 PB: 0 SB: 1 CS: 0 PA: 38

livebaseballscorecards.com

PITCHER	IP	WLS	BF	H	R	ER	SO	BB	IBB	HBP	BLK	WP	HR	S	P	ERA	WHIP
Nolan Ryan, R (1, 1) ERA: 3.72	9.0	W	38	5	4	2	13	5	1	1	0	0	0	57	82	2.00	1.111

PITCHER	IP	WLS	BF	H	R	ER	SO	BB	IBB	HBP	BLK	WP	HR	S	P	ERA	WHIP

BOTTOM

Chicago White Sox @ California Angels

Anaheim Stadium, Anaheim, CA

Sun Oct 01 1978, 6:33 AM EDT

Att. 31,327 - Unknown

livebaseballscorecards.com

Batter	1	2	3	4	5	6	7	8	9	AB	R	H	RBI	BB	SO	LOB
Rick Miller, L (1, 8) OBP: 0.341, SLG: 0.339	0-0 1B 1B 1B	0-0 G4-6-3 1-2f			0-0 2B		0-0 P6	BBBB 4-0 BB 1-2 2-3 BB		4	1	2	0	1	0	2
Ken Landreaux, L (1, 9) OBP: 0.284, SLG: 0.346 Merv Rettenmund, R (8, PH) OBP: 0.433, SLG: 0.361 (9, 9)	0-0 F8		0-0 F7		0-0 6-3		0-0 2B 1B	BBBB 4-0 1-2 2-3 3-H BB		4 0	1 0	1 0	0 1	0 1	0 0	2 0
Carney Lansford, R (1, 5) OBP: 0.339, SLG: 0.406	0-0 1B 1-2 1B		SSS 0-3 K		BBBB 4-0 FC5-4 BB		0-0 1-H 2B	SSS 0-3 K		4	0	2	1	1	2	3
Don Baylor, R (1, 10) OBP: 0.332, SLG: 0.472	0-0 F9		0-0 F8		0-0 F7		SSS 0-3 K			4	0	0	0	0	1	5
Joe Rudi, R (1, 7) OBP: 0.295, SLG: 0.416	0-0 1-2 2-H 1B			0-0 1B SF7 2B	0-0 FC5-4 1-2f		0-0 6-3			4	1	2	1	0	0	3
Ron Jackson, R (1, 3) OBP: 0.337, SLG: 0.421	0-0 F3			0-0 G5-3 2-3 BB 1B		0-0 HR		0-0 F8		4	1	2	1	0	0	2
Brian Downing, R (1, 2) OBP: 0.345, SLG: 0.342		BBBB 4-0 FC1-5 BB BB		BBBB 4-0 1-2 BB		0-0 P5		0-0 5-3		2	0	0	0	2	0	0
Bobby Grich, R (1, 4) OBP: 0.357, SLG: 0.329		BBBB 4-0 FC1-5 1-2 BB		0-0 SF7 3-H		0-0 F8		0-0 BB BB BB 1B		2	1	1	1	1	0	0
Jim Anderson, R (1, 6) OBP: 0.267, SLG: 0.259 Danny Goodwin, L (8, PH) OBP: 0.377, SLG: 0.466 Rance Mulliniks, L (9, 6) OBP: 0.238, SLG: 0.252		0-0 FC1-5 G4-6-3 1-2 2-3f		0-0 G5-3 2-3f		0-0 5-3		BBBB 4-0 BB BB 1-2 BB		3 0 0	0 0 0	0 0 0	0 0 0	0 1 0	0 0 0	4 0 0
Inning Stats	R: 1 E: 0 K: 0 S: 6 H: 3 LOB: 2 BB: 0 P: 6	R: 0 E: 0 K: 0 S: 2 H: 0 LOB: 1 BB: 2 P: 10	R: 0 E: 0 K: 1 S: 5 H: 0 LOB: 0 BB: 0 P: 5	R: 1 E: 0 K: 0 S: 4 H: 2 LOB: 1 BB: 1 P: 8	R: 0 E: 0 K: 0 S: 4 H: 1 LOB: 2 BB: 1 P: 8	R: 1 E: 0 K: 0 S: 4 H: 1 LOB: 0 BB: 0 P: 4	R: 1 E: 0 K: 1 S: 7 H: 2 LOB: 1 BB: 0 P: 7	R: 1 E: 0 K: 1 S: 6 H: 1 LOB: 3 BB: 3 P: 18		1B: 6 2B: 3 3B: 0 HR: 1 SF: 1 SAC: 0 DP: 2 HBP: 0						

PITCHER		IP	WLS	BF	H	R	ER	SO	BB	IBB	HBP	BLK	WP	HR	S	P	ERA	WHIP
Francisco Barrios, R ERA: 4.05	(1, 1)	7.2	L	37	10	5	5	2	6	0	0	0	0	1	35	59	5.87	2.087
Pablo Torrealba, L ERA: 4.71	(8, 1)	0.0		1	0	0	0	0	1	0	0	0	0	0	0	4	∞	∞
Jack Kucek, R ERA: 3.29	(8, 1)	0.1		1	0	0	0	1	0	0	0	0	0	0	3	3	0.00	0.000

PITCHER	IP	WLS	BF	H	R	ER	SO	BB	IBB	HBP	BLK	WP	HR	S	P	ERA	WHIP

AB	31
R	5
H	10
RBI	5
BB	7
SO	3
LOB	21

WP: 0 PB: 0 SB: 0 CS: 0 PA: 39