

California Angels - 1979

Batter	1	2	3	4	5	6	7	8	9	AB	R	H	RBI	BB	SO	LOB	TOP										
Rick Miller, L OBP: 0.500, SLG: 1.250 (1, 8)	0-0 4-3		0-0 HR		0-0 F8			0-0 SH2-4 BB 5-3 1B		4	2	2	3	0	0	0											
Dan Ford, R (1, 9)	0-0 6-3		4-0 F8 1B BB		0-0 1-3			4-0 SH2-4 BB 1-2		2	0	0	0	2	0	0											
Rod Carew, L OBP: 0.333, SLG: 0.333 (1, 3)	0-0 4-3		0-0 1-2 1B		0-0 F7			0-0 SH2-4 1-2 2-3		3	0	1	0	0	0	0											
Don Baylor, R (1, 10)		0-0 L6	0-0 F8 2-3		0-0 F6			0-0 5-3		4	0	0	1	0	0	3											
Joe Rudi, R (1, 7)		0-0 5-3	0-3 K		4-0 BB			0-3 3-H K		3	0	0	0	1	2	3											
Carney Lansford, R (1, 5)		0-3 K		0-0 1-3		0-0 L9		0-0 F6		4	0	0	0	0	1	1											
Brian Downing, R Orlando Ramirez, R (9, PR)			0-0 HR 1B	0-3 K		0-0 6-3		0-0 G6-3 1B		4	1	2	0	0	1	0											
Bobby Grich, R (1, 4)			0-0 F8	0-3 K		0-0 F9		0-0 G6-3 1-2		4	0	0	0	0	1	2											
Rance Mulliniks, L OBP: 0.333, SLG: 0.333 (1, 6)			0-0 HR 1B		0-0 B1-3		0-3 K			3	1	1	0	0	1	0											
Inning Stats	R: 0 E: 0 K: 0 S: 3	H: 0 LOB: 0 BB: 0 P: 3	R: 0 E: 0 K: 1 S: 5	H: 0 LOB: 0 BB: 0 P: 5	R: 3 E: 0 K: 1 S: 9	H: 4 LOB: 2 BB: 1 P: 13	R: 0 E: 0 K: 2 S: 7	H: 0 LOB: 0 BB: 0 P: 7	R: 0 E: 0 K: 0 S: 3	H: 0 LOB: 1 BB: 1 P: 7	R: 0 E: 0 K: 1 S: 5	H: 0 LOB: 1 BB: 1 P: 10	R: 1 E: 0 K: 1 S: 6	H: 1 LOB: 1 BB: 0 P: 3	R: 0 E: 0 K: 0 S: 3	H: 1 LOB: 1 BB: 0 P: 3	1B: 5 2B: 0 3B: 0 HR: 1	SF: 0 SAC: 1 DP: 1 HBP: 0	WP: 0 PB: 0 SB: 0 CS: 0	PA: 35							
PITCHER	IP	WLS	BF	H	R	ER	SO	BB	IBB	HBP	BLK	WP	HR	S	P	ERA	WHIP										
Glenn Abbott, R ERA: 11.57 (1, 1)	2.1		12	4	3	3	1	1	0	0	0	0	1	13	17	11.57	2.143										
John Montague, R ERA: 1.35 (3, 1)	6.2	W	23	2	1	1	5	2	0	0	0	0	0	31	39	1.35	0.600										

California Angels @ Seattle Mariners
The Kingdome, Seattle, WA
Wed Apr 04 1979, 9:05 PM EST
Att: 37,748 - Dome

AB	31
R	4
H	6
RBI	4
BB	3
SO	6
LOB	9



Batter	1	2	3	4	5	6	7	8	9	AB	R	H	RBI	BB	SO	LOB	BOTTOM										
Julio Cruz, S (1, 4)	0-0 F8		0-3 K		0-0 G1			4-0 S BB		3	0	0	0	1	1	0											
Bill Stein, R OBP: 0.250, SLG: 0.250 (1, 5)	0-0 1B		0-0 F9		0-0 5-3			0-3 K		4	0	1	0	0	1	1											
Dan Meyer, L OBP: 0.250, SLG: 0.250 (1, 3)	0-0 1-2 1B		0-3 K		0-0 E1 HR			0-0 F9		4	1	1	0	0	1	1											
Leon Roberts, R Joe Simpson, L (9, 9)	0-0 F6		0-0 1-3		0-0 HR			0-3 K		4	1	1	2	0	1	2											
Willie Horton, R OBP: 0.750, SLG: 1.500 (1, 10)	0-3 K			0-0 HR		0-0 G3-6-3 1B		0-0 BB BB 1B		4	1	3	1	0	1	2											
Ruppert Jones, L OBP: 0.500, SLG: 0.500 (1, 8)		0-0 HR BLK 1B		0-0 CS 1B		0-0 G3-6-3 1-2		0-0 F7		4	1	2	0	0	0	2											
Tom Paciorek, R John Hale, L (6, PR)		0-3 K		0-0 F8		0-0 1-2 1B		4-0 BB BB		3	0	1	0	0	1	2											
Larry Cox, R OBP: 0.500, SLG: 1.333 (1, 2)		0-0 HR		0-0 5-3		0-0 F8		4-0 1-2 2-3 BB		3	1	1	2	1	0	1											
Mario Mendoza, R (1, 6)		0-0 6-3			0-0 B2			0-0 F3		4	0	0	0	0	0	3											
Inning Stats	R: 0 E: 0 K: 1 S: 7	H: 2 LOB: 2 BB: 0 P: 7	R: 2 E: 0 K: 2 S: 9	H: 2 LOB: 0 BB: 0 P: 9	R: 0 E: 0 K: 1 S: 5	H: 0 LOB: 0 BB: 0 P: 5	R: 1 E: 0 K: 0 S: 4	H: 2 LOB: 0 BB: 0 P: 4	R: 0 E: 0 K: 0 S: 3	H: 0 LOB: 0 BB: 0 P: 3	R: 2 E: 1 K: 0 S: 6	H: 3 LOB: 1 BB: 0 P: 6	R: 0 E: 0 K: 1 S: 5	H: 0 LOB: 1 BB: 1 P: 9	R: 0 E: 0 K: 1 S: 6	H: 1 LOB: 3 BB: 2 P: 14	1B: 7 2B: 0 3B: 0 HR: 3	SF: 0 SAC: 0 DP: 1 HBP: 0	WP: 0 PB: 0 SB: 1 CS: 1	PA: 36							
PITCHER	IP	WLS	BF	H	R	ER	SO	BB	IBB	HBP	BLK	WP	HR	S	P	ERA	WHIP										
Frank Tanana, L ERA: 6.35 (1, 1)	5.2	L	25	9	5	4	4	0	0	1	1	0	3	33	33	6.35	1.588										
Mark Clear, R ERA: (6, 1)	2.1		11	1	0	0	2	3	0	0	0	0	0	12	24	0.00	1.714										

California Angels @ Seattle Mariners
The Kingdome, Seattle, WA
Wed Apr 04 1979, 9:05 PM EST
Att: 37,748 - Dome

AB	33
R	5
H	10
RBI	5
BB	3
SO	6
LOB	14



Batter	1	2	3	4	5	6	7	8	9	AB	R	H	RBI	BB	SO	LOB	TOP										
Rick Miller, L OBP: 0.556, SLG: 1.000 (1, 8)										4	1	2	0	1	1	2											
Dan Ford, R OBP: 0.444, SLG: 0.429 (1, 9)										5	1	2	0	0	0	3											
Rod Carew, L OBP: 0.500, SLG: 0.500 (1, 3)										5	1	3	2	0	0	2											
Don Baylor, R OBP: 0.222, SLG: 0.500 (1, 10)										4	1	1	2	1	1	4											
Joe Rudi, R (1, 7)										5	0	0	0	0	1	3											
Carney Lansford, R OBP: 0.250, SLG: 0.250 (1, 5)										4	0	2	0	0	0	0											
Brian Downing, R ERA: 2.97 (1, 2)										4	0	2	0	0	0	1											
Tom Donohue, R (8, 2)										0	0	0	0	0	0	0											
Bobby Grich, R OBP: 0.250, SLG: 0.571 (1, 4)										3	1	1	1	1	0	2											
Rance Mulliniks, L OBP: 0.286, SLG: 0.286 (1, 6)										4	1	1	0	0	2	2											
Inning Stats	R: 0 E: 0 K: 0 S: 3	H: 1 LOB: 1 BB: 1 P: 7	R: 0 E: 0 K: 1 S: 5	H: 1 LOB: 0 BB: 0 P: 5	R: 2 E: 0 K: 2 S: 10	H: 3 LOB: 1 BB: 0 P: 10	R: 0 E: 0 K: 0 S: 3	H: 0 LOB: 0 BB: 0 P: 3	R: 0 E: 0 K: 1 S: 5	H: 0 LOB: 1 BB: 1 P: 7	R: 0 E: 0 K: 1 S: 6	H: 1 LOB: 2 BB: 1 P: 10	R: 3 E: 1 K: 0 S: 7	H: 5 LOB: 1 BB: 0 P: 7	R: 1 E: 0 K: 0 S: 6	H: 3 LOB: 2 BB: 0 P: 6	1B: 9 2B: 3 3B: 0 HR: 2	SF: 0 SAC: 0 DP: 3 HBP: 0	WP: 1 PB: 0 SB: 0 CS: 0	PA: 41							
PITCHER	IP	WLS	BF	H	R	ER	SO	BB	IBB	HBP	BLK	WP	HR	S	P	ERA	WHIP										
Byron McLaughlin, R ERA: 2.97 (1, 1)	7.0	W	28	6	2	2	5	3	0	0	0	1	1	35	47	2.57	1.286										
Mike Parrott, R ERA: 27.0 (8, 1)	1.0		7	5	3	3	0	0	0	0	0	0	1	7	7	27.00	5.000										
Rafael Vasquez, R ERA: 9.0 (9, 1)	1.0		6	3	1	1	0	0	0	0	0	0	0	6	6	9.00	3.000										

California Angels @ Seattle Mariners
The Kingdome, Seattle, WA
Fri Apr 06 1979, 9:05 PM EST
Att: 8,831 - Dome

livebaseballscorecards.com

AB 38
R 6
H 14
RBI 5
BB 3
SO 5
LOB 19



Batter	1	2	3	4	5	6	7	8	9	AB	R	H	RBI	BB	SO	LOB	BOTTOM										
Julio Cruz, S OBP: 0.444, SLG: 0.429 (1, 4)										4	1	2	3	1	1	2											
Bill Stein, R OBP: 0.444, SLG: 0.750 (1, 5)										4	2	2	3	1	2	2											
Bruce Bochte, L OBP: 0.400, SLG: 1.000 (1, 3)										5	2	2	2	0	0	2											
Leon Roberts, R OBP: 0.444, SLG: 0.875 (1, 9)										4	2	2	0	1	0	0											
Willie Horton, R OBP: 0.556, SLG: 1.000 (1, 10)										5	1	2	2	0	2	2											
Ruppert Jones, L OBP: 0.556, SLG: 1.250 (1, 8)										4	2	2	3	1	0	2											
Joe Simpson, L OBP: 0.200, SLG: 0.200 (1, 7)										5	1	1	1	0	0	1											
Bob Stinson, S OBP: 0.600, SLG: 0.333 (1, 2)										3	2	1	0	1	1	1											
Mario Mendoza, R OBP: 0.333, SLG: 0.333 (1, 6)										5	1	3	0	0	0	4											
Inning Stats	R: 2 E: 0 K: 1 S: 6	H: 2 LOB: 1 BB: 2 P: 14	R: 9 E: 0 K: 1 S: 12	H: 7 LOB: 3 BB: 3 P: 25	R: 0 E: 0 K: 1 S: 5	H: 0 LOB: 0 BB: 0 P: 5	R: 1 E: 0 K: 1 S: 7	H: 2 LOB: 1 BB: 0 P: 7	R: 0 E: 0 K: 1 S: 5	H: 0 LOB: 0 BB: 0 P: 5	R: 0 E: 0 K: 0 S: 4	H: 1 LOB: 1 BB: 0 P: 4	R: 0 E: 0 K: 1 S: 6	H: 2 LOB: 1 BB: 0 P: 6	R: 2 E: 0 K: 0 S: 6	H: 3 LOB: 1 BB: 0 P: 6	1B: 10 2B: 4 3B: 0 HR: 4	SF: 0 SAC: 0 DP: 1 HBP: 1	WP: 0 PB: 0 SB: 1 CS: 0	PA: 45							
PITCHER	IP	WLS	BF	H	R	ER	SO	BB	IBB	HBP	BLK	WP	HR	S	P	ERA	WHIP										
Nolan Ryan, R ERA: 47.25 (1, 1)	1.1	L	12	6	7	7	1	3	0	0	0	0	0	4	13	47.25	6.750										
Dave Frost, R ERA: 108.0 (2, 1)	0.1		7	3	4	4	0	2	0	1	0	0	0	4	13	108.00	15.000										
Dyar Miller, R ERA: 1.69 (2, 1)	5.1		20	5	1	1	5	0	0	0	0	0	1	30	30	1.69	0.938										
Jim Barr, R ERA: 18.0 (8, 1)	1.0		6	3	2	2	0	0	0	0	0	0	1	6	6	18.00	3.000										

California Angels @ Seattle Mariners
The Kingdome, Seattle, WA
Fri Apr 06 1979, 9:05 PM EST
Att: 8,831 - Dome

livebaseballscorecards.com

AB 39
R 14
H 17
RBI 14
BB 5
SO 6
LOB 16



Batter	1	2	3	4	5	6	7	8	9	AB	R	H	RBI	BB	SO	LOB	TOP					
Rick Miller, L OBP: 0.429, SLG: 0.769 (1, 8)	G3		G3				F9		L4	5	1	1	0	0	0	1						
Dan Ford, R OBP: 0.385, SLG: 0.636 (1, 9)	6-3		L8				K			4	1	1	2	0	1	1						
Rod Carew, L OBP: 0.500, SLG: 0.583 (1, 3)										4	1	2	1	0	0	0						
Don Baylor, R OBP: 0.231, SLG: 0.417 (1, 10)	4-3									4	0	1	1	0	0	1						
Joe Rudi, R OBP: 0.154, SLG: 0.250 (1, 7)			L8							4	1	1	0	0	0	1						
Carney Lansford, R OBP: 0.417, SLG: 0.364 (1, 5)										3	0	2	1	1	0	0						
Brian Downing, R OBP: 0.417, SLG: 0.583 (1, 2)										4	0	1	0	0	1	3						
Bobby Grich, R OBP: 0.167, SLG: 0.364 (1, 4)										4	0	0	0	0	0	3						
Rance Mulliniks, L OBP: 0.273, SLG: 0.273 (1, 6)										4	1	1	0	0	1	2						
Inning Stats	R: 0 E: 0 K: 0 S: 4	H: 1 LOB: 1 BB: 0 P: 4	R: 0 E: 0 K: 0 S: 3	H: 0 LOB: 1 BB: 1 P: 7	R: 2 E: 0 K: 0 S: 6	H: 3 LOB: 1 BB: 0 P: 6	R: 0 E: 0 K: 1 S: 6	H: 1 LOB: 1 BB: 0 P: 6	R: 2 E: 0 K: 0 S: 5	H: 2 LOB: 0 BB: 0 P: 5	R: 0 E: 0 K: 1 S: 5	H: 1 LOB: 1 BB: 0 P: 6	R: 0 E: 0 K: 1 S: 5	H: 0 LOB: 0 BB: 0 P: 5	R: 1 E: 0 K: 0 S: 4	H: 2 LOB: 2 BB: 0 P: 4	R: 0 E: 0 K: 0 S: 3	H: 0 LOB: 0 BB: 0 P: 3	1B: 5 2B: 3 3B: 1 HR: 1	SF: 0 SAC: 0 DP: 0 HBP: 0	WP: 0 PB: 0 SB: 2 CS: 1	PA: 38
PITCHER	IP	WLS	BF	H	R	ER	SO	BB	IBB	HBP	BLK	WP	HR	S	P	ERA	WHIP					
Odell Jones, R ERA: 9.0 (1, 1)	4.0		20	7	4	4	1	1	0	0	0	0	1	21	25	9.00	2.000					
Rick Honeycutt, L ERA: 1.6 (5, 1)	5.0	L	17	3	1	1	2	0	0	0	0	0	0	21	21	1.80	0.600					

California Angels @ Seattle Mariners
The Kingdome, Seattle, WA
Sat Apr 07 1979, 9:05 PM EST
Att: 18,010 - Dome

AB 36
R 5
H 10
RBI 5
BB 1
SO 3
LOB 12

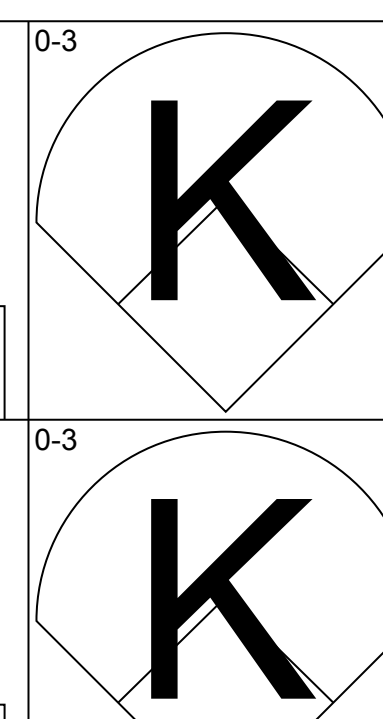
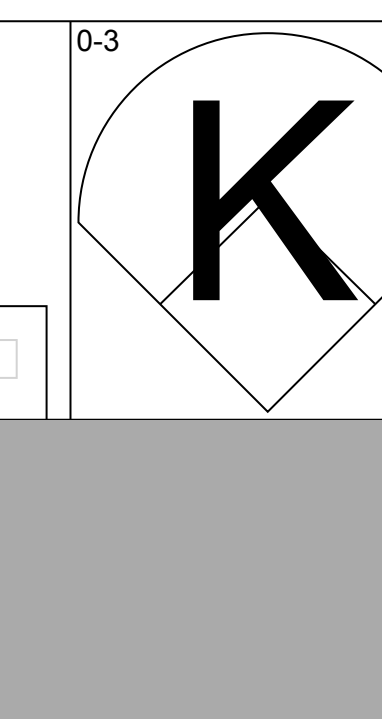
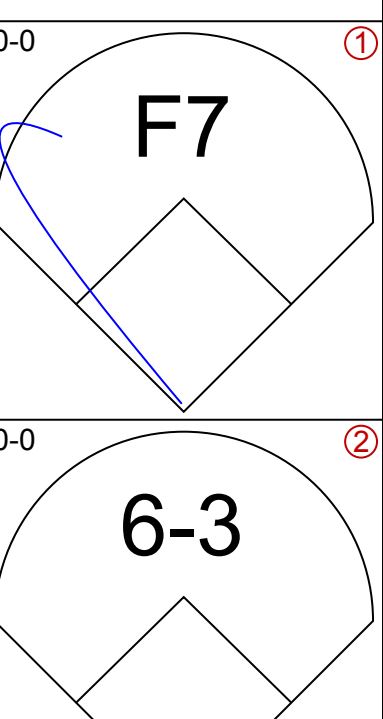
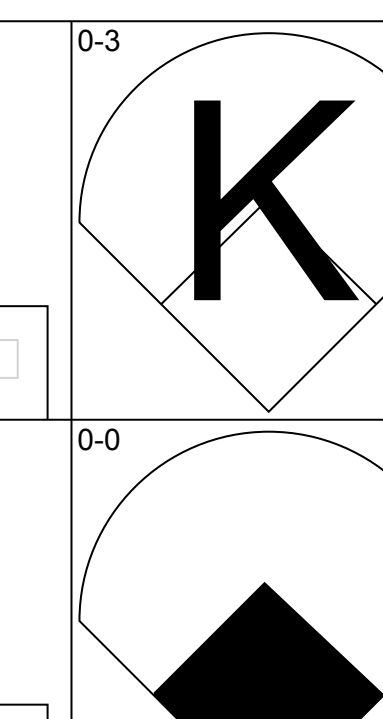
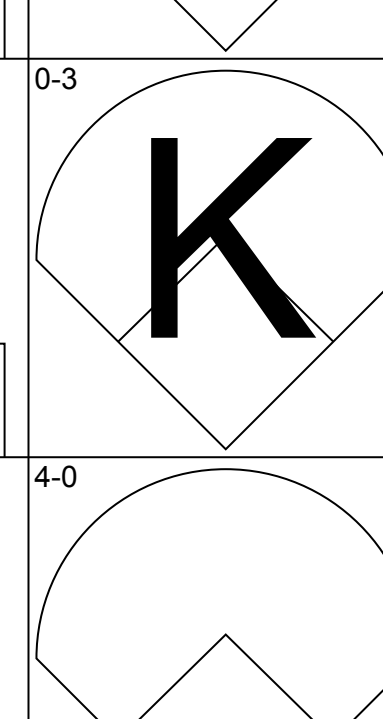
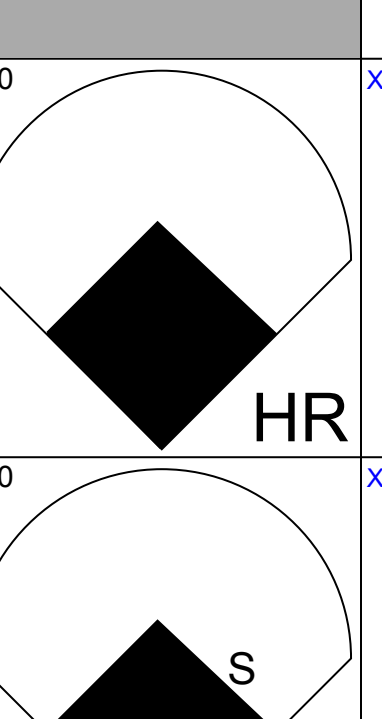
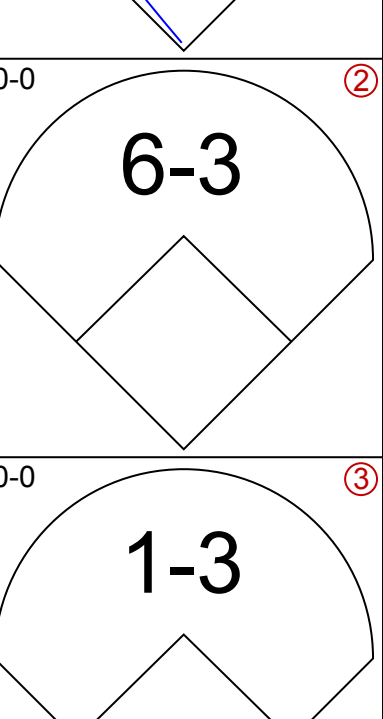
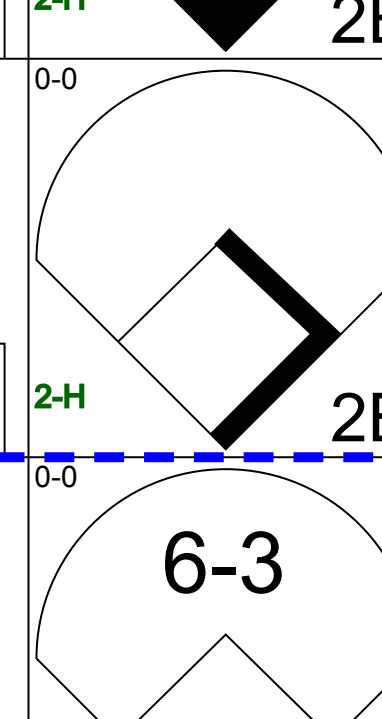
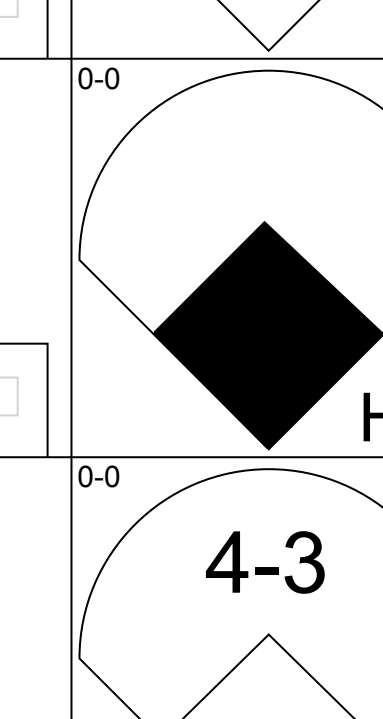
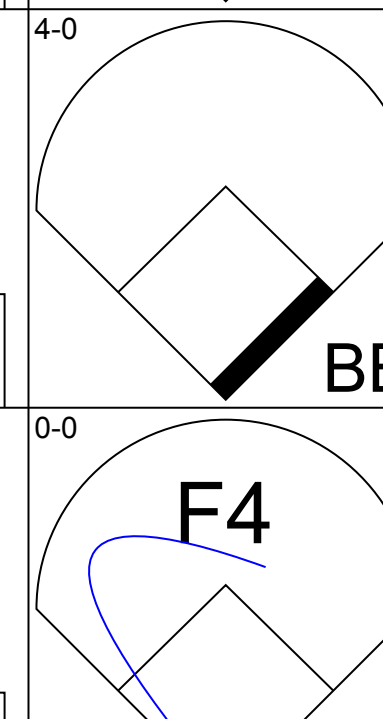
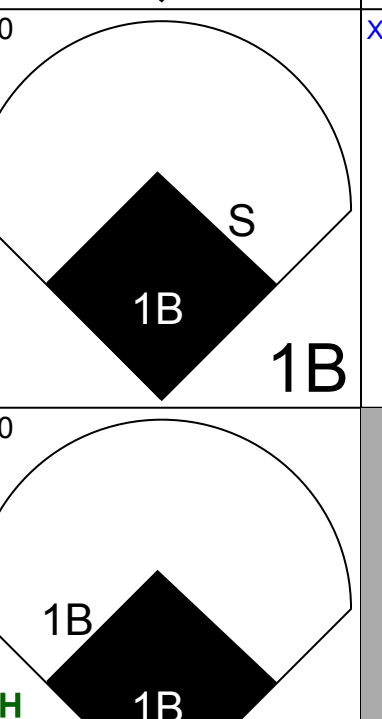
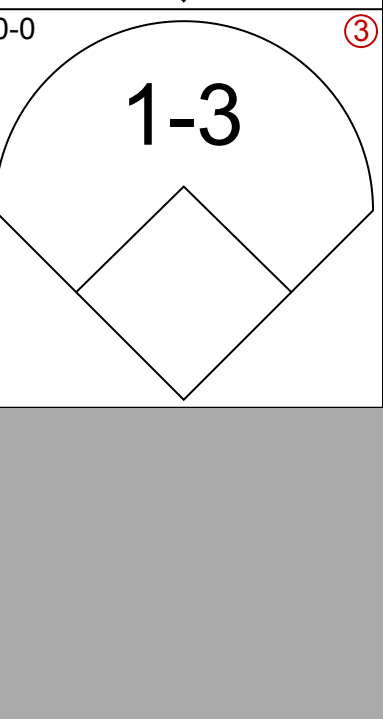
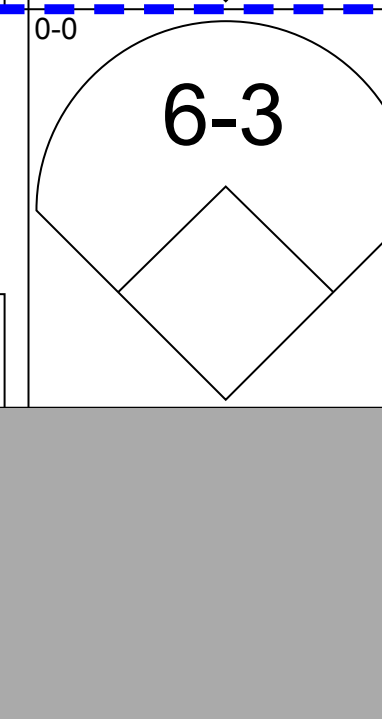
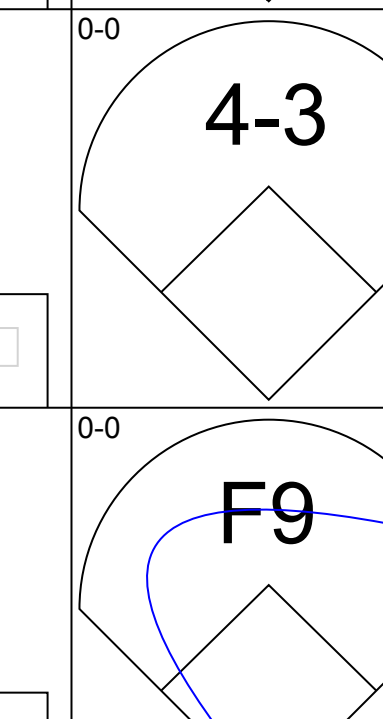
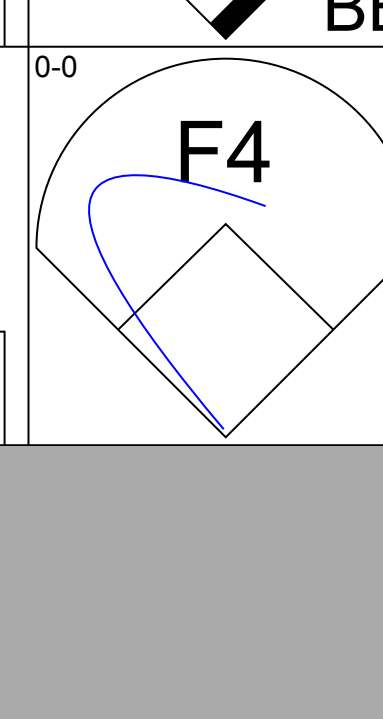
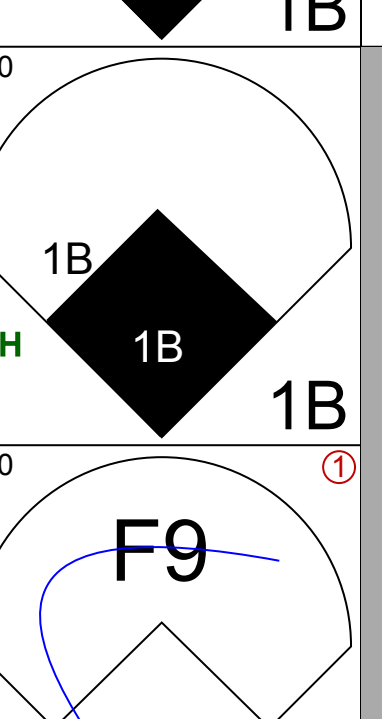
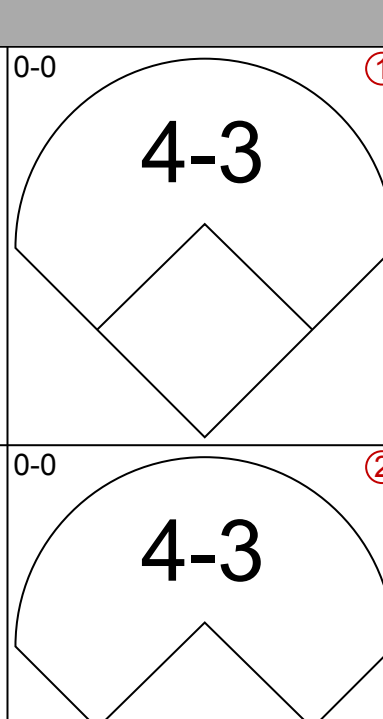
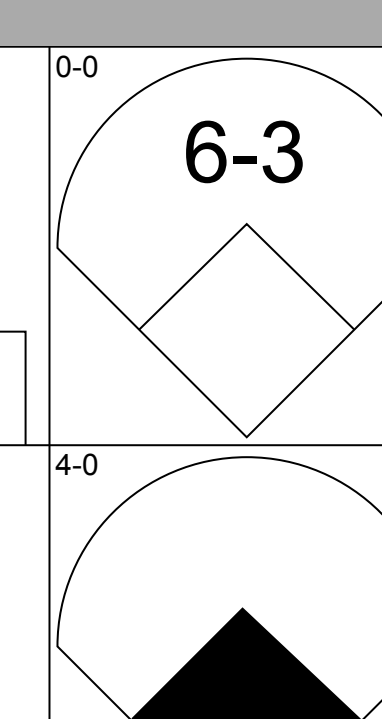
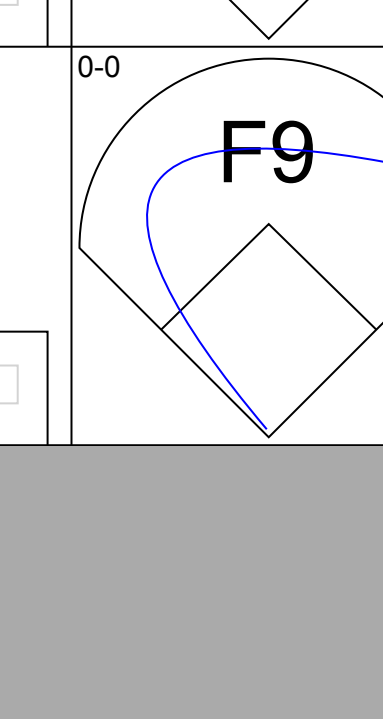
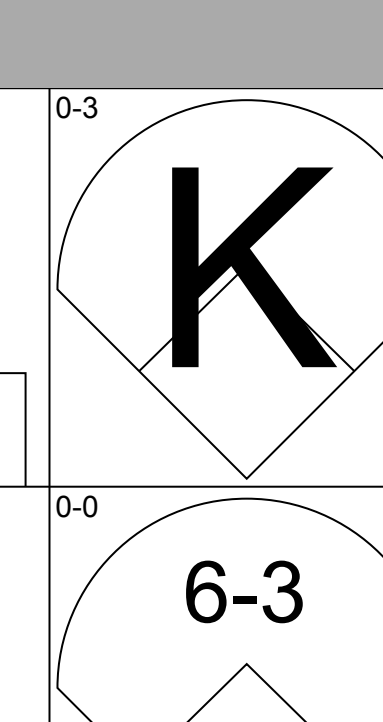
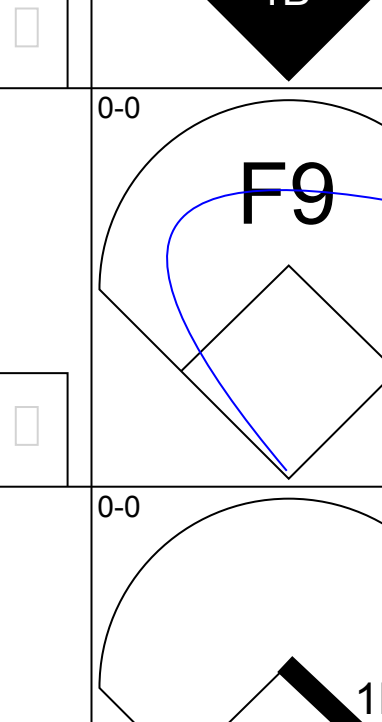
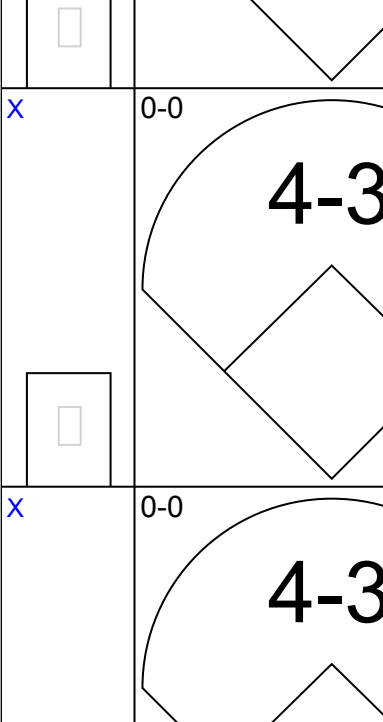
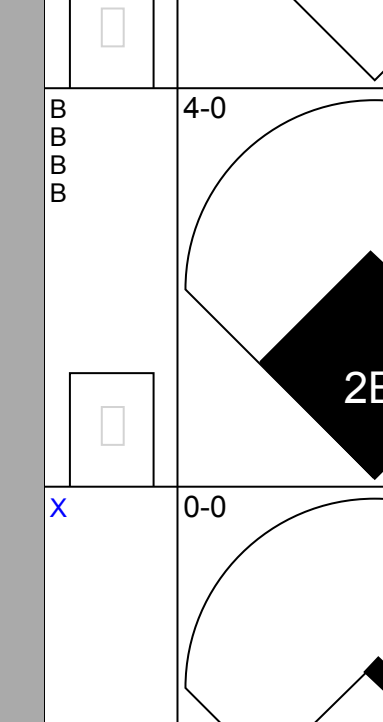
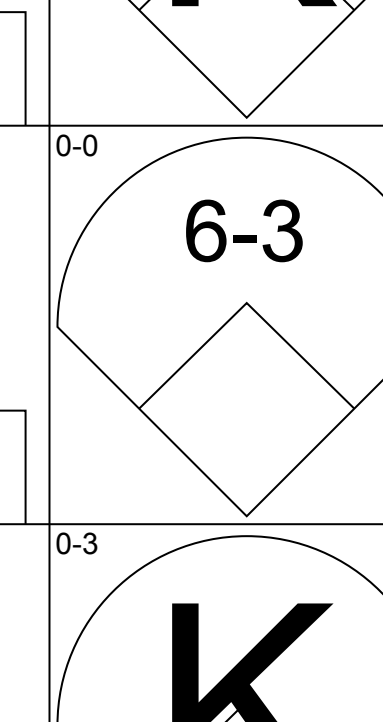
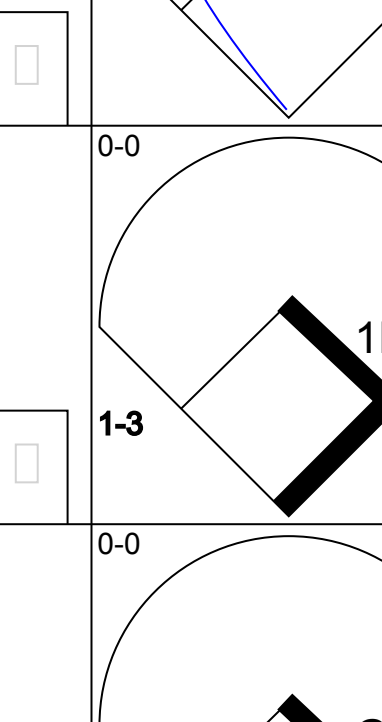
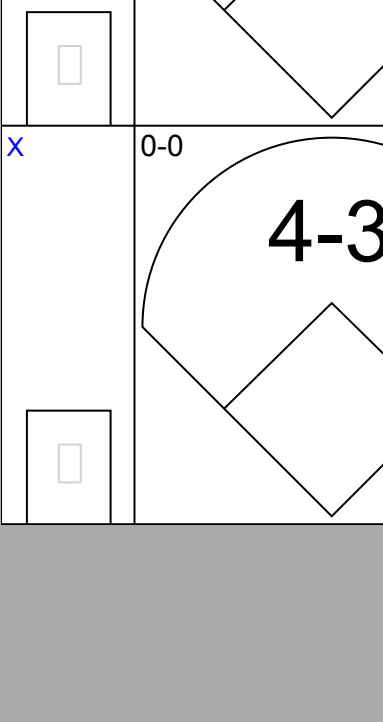
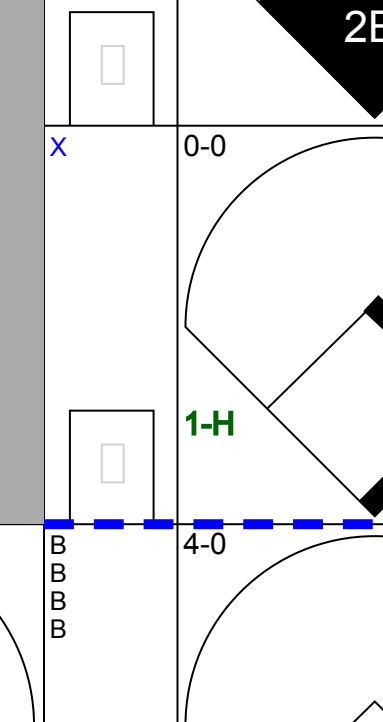
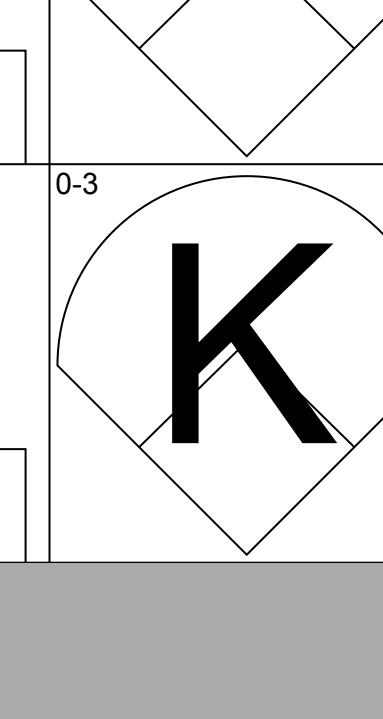
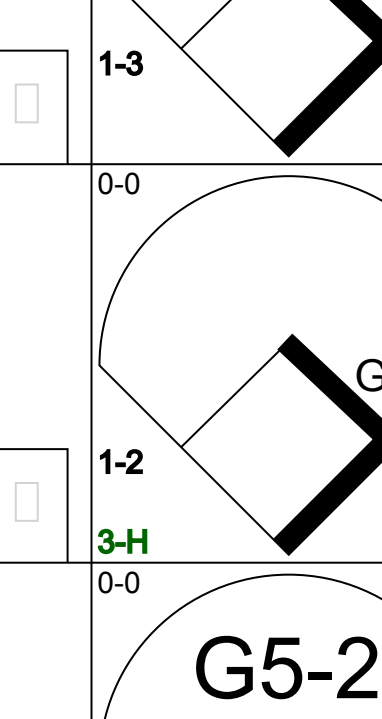
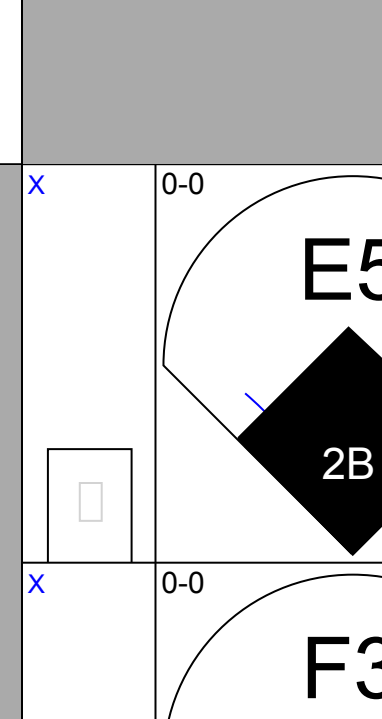
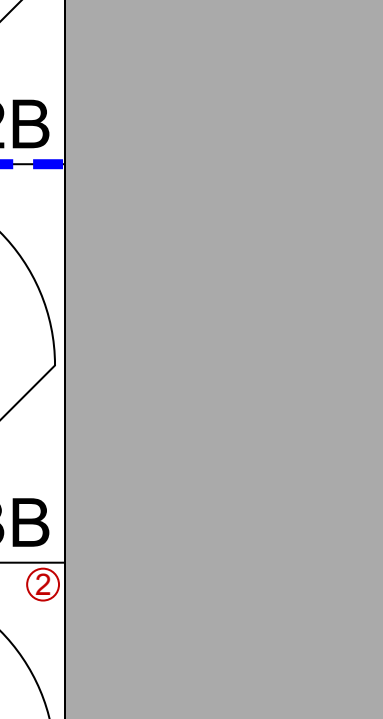
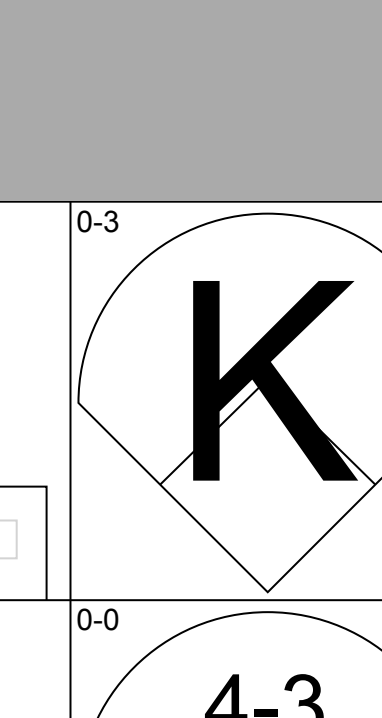
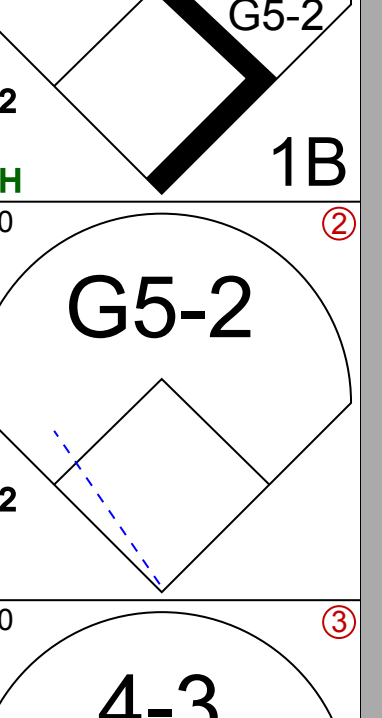
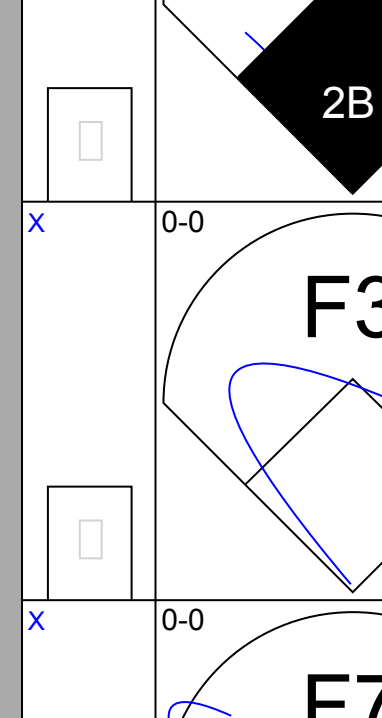
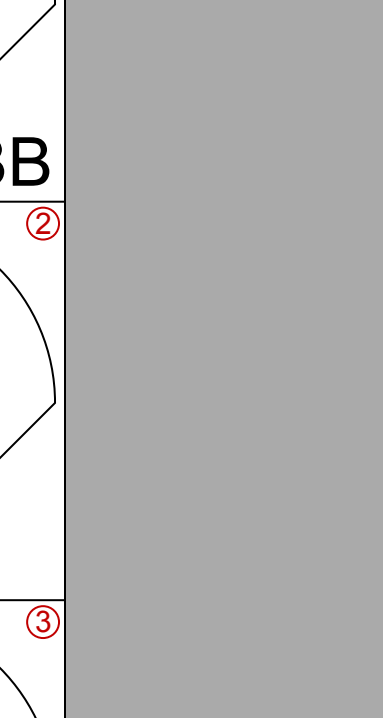
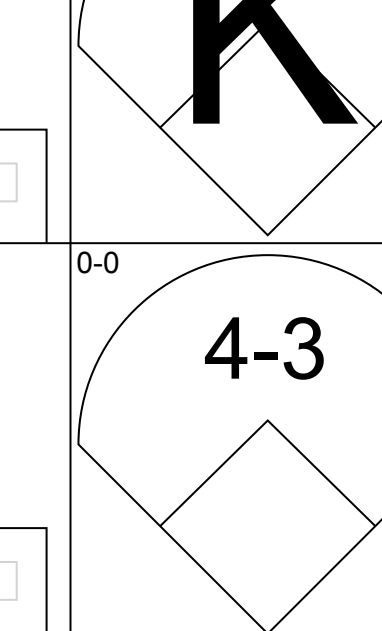
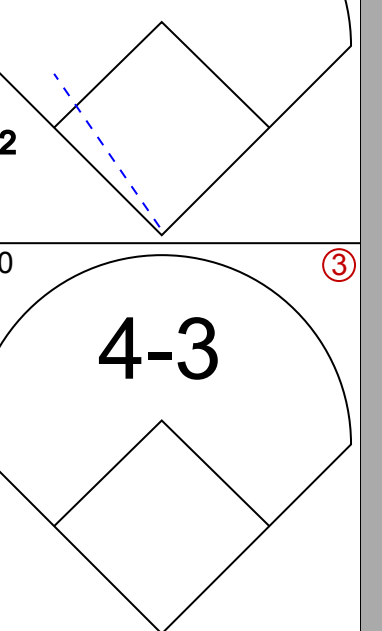
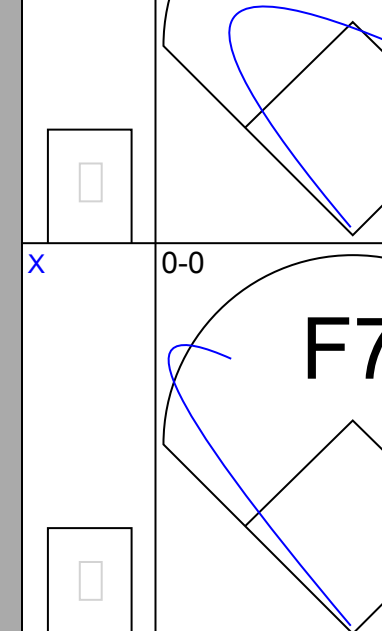
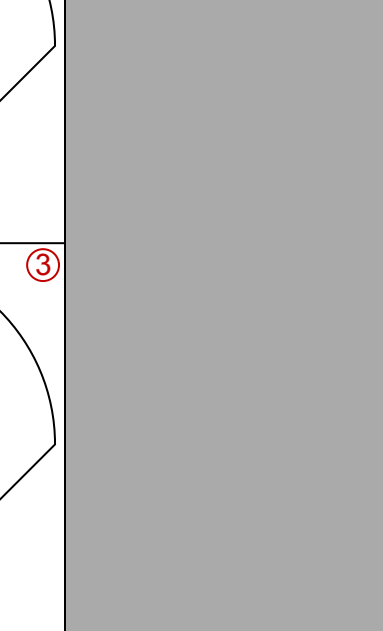


Batter	1	2	3	4	5	6	7	8	9	AB	R	H	RBI	BB	SO	LOB	BOTTOM					
Julio Cruz, S OBP: 0.286, SLG: 0.250 (1, 4)	1-3									5	0	0	0	0	1	2						
Dan Meyer, L OBP: 0.222, SLG: 0.222 (1, 7)										5	1	1	0	0	0	1						
Bruce Bochte, L OBP: 0.500, SLG: 1.000 (1, 3)										5	0	3	1	0	0	0						
Leon Roberts, R OBP: 0.538, SLG: 0.909 (1, 9)										3	1	2	0	1	0	0						
Willie Horton, R OBP: 0.462, SLG: 0.750 (1, 10)										3	1	0	0	1	1	4						
Ruppert Jones, L OBP: 0.482, SLG: 0.909 (1, 8)										3	1	0	0	1	0	4						
Bill Stein, R OBP: 0.385, SLG: 0.667 (1, 5)										4	0	1	2	0	0	1						
Bob Stinson, S OBP: 0.556, SLG: 0.429 (1, 2)										4	0	2	1	0	1	1						
Mario Mendoza, R OBP: 0.250, SLG: 0.250 Larry Milbourne, S (9, PH) OBP: 1.000, SLG: 1.000										3	0	0	0	0	1	3						
Inning Stats	R: 1 E: 0 K: 1 S: 8	H: 3 LOB: 2 BB: 0 P: 8	R: 0 E: 0 K: 1 S: 6	H: 1 LOB: 0 BB: 0 P: 6	R: 0 E: 0 K: 0 S: 3	H: 0 LOB: 0 BB: 0 P: 3	R: 1 E: 0 K: 0 S: 4	H: 1 LOB: 1 BB: 1 P: 8	R: 0 E: 0 K: 0 S: 3	H: 0 LOB: 0 BB: 0 P: 3	R: 2 E: 0 K: 0 S: 5	H: 2 LOB: 1 BB: 1 P: 9	R: 0 E: 0 K: 0 S: 4	H: 1 LOB: 2 BB: 1 P: 8	R: 0 E: 0 K: 1 S: 5	H: 0 LOB: 0 BB: 0 P: 5	R: 0 E: 0 K: 1 S: 6	H: 2 LOB: 1 BB: 0 P: 6	1B: 6 2B: 4 3B: 0 HR: 0	SF: 0 SAC: 0 DP: 0 HBP: 0	WP: 0 PB: 0 SB: 1 CS: 0	PA: 39
PITCHER	IP	WLS	BF	H	R	ER	SO	BB	IBB	HBP	BLK	WP	HR	S	P	ERA	WHIP					
Chris Knapp, R ERA: 6.75 (1, 1)	5.1		25	7	4	4	2	2	0	0	0	0	0	27	35	6.75	1.688					
Mark Clear, R ERA: (6, 1)	2.2	W	11	2	0	0	1	0	1	0	0	0	0	12	16	0.00	0.750					
Dave LaRoche, L ERA: (9, 1)	1.0	S	3	1	0	0	1	0	0	0	0	0	0	5	5	0.00	1.000					

California Angels @ Seattle Mariners
The Kingdome, Seattle, WA
Sat Apr 07 1979, 9:05 PM EST
Att: 18,010 - Dome

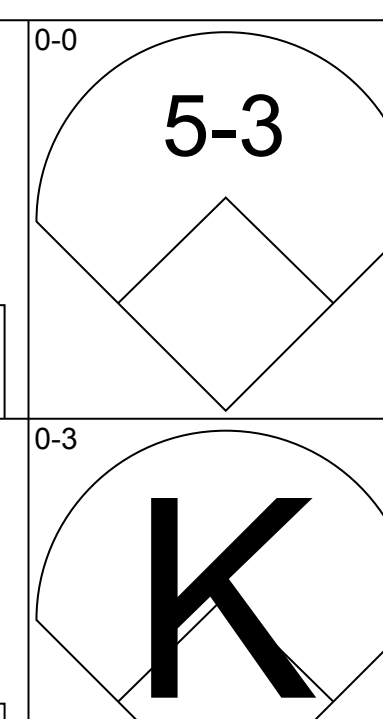
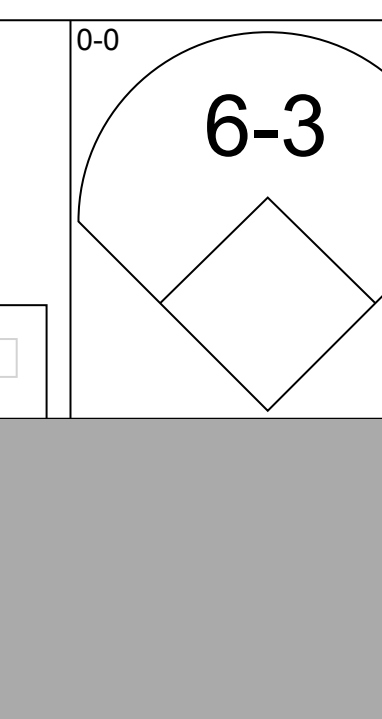
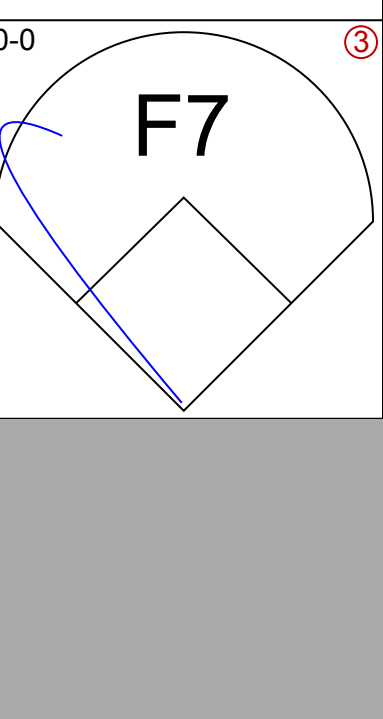
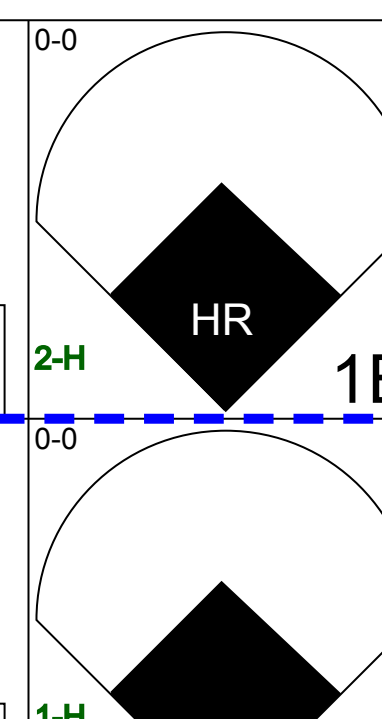
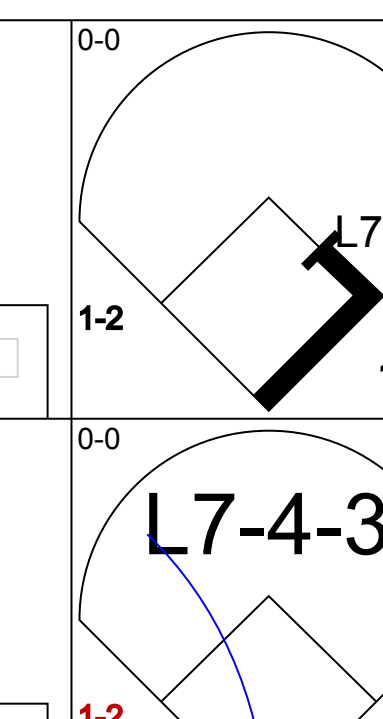
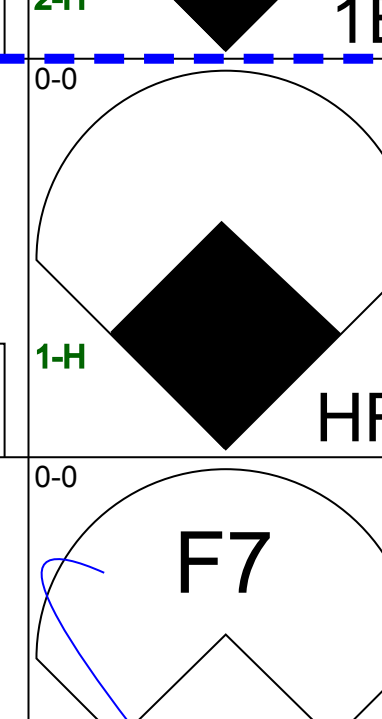
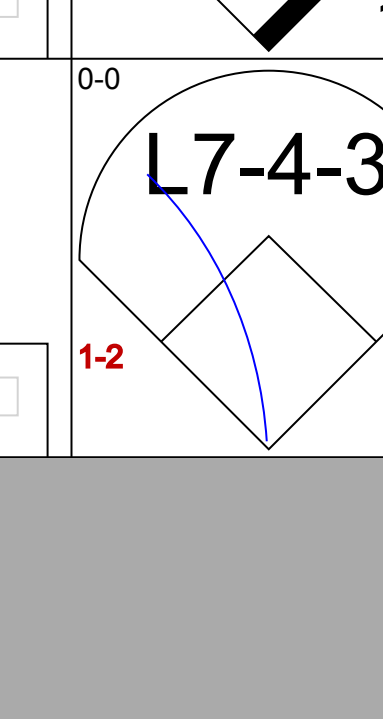
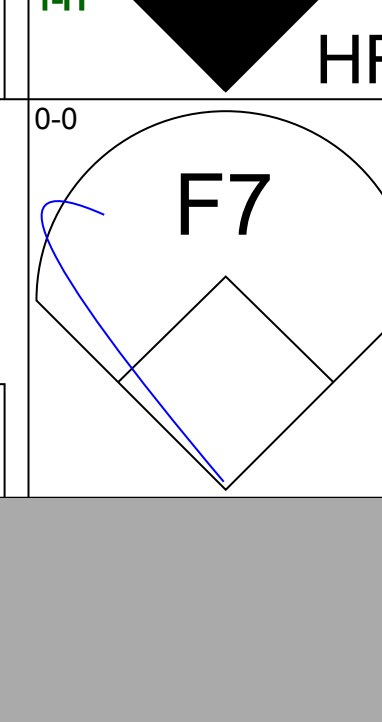

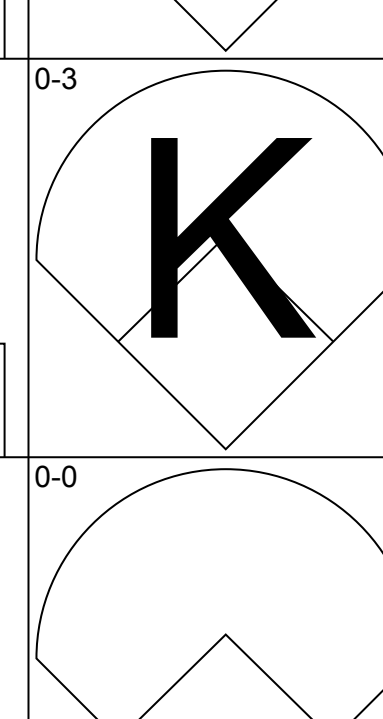
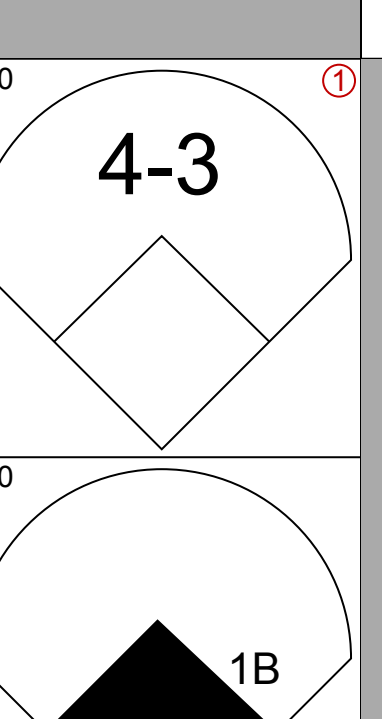
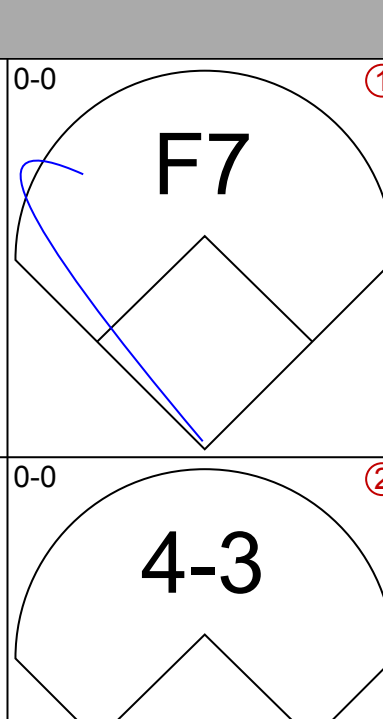

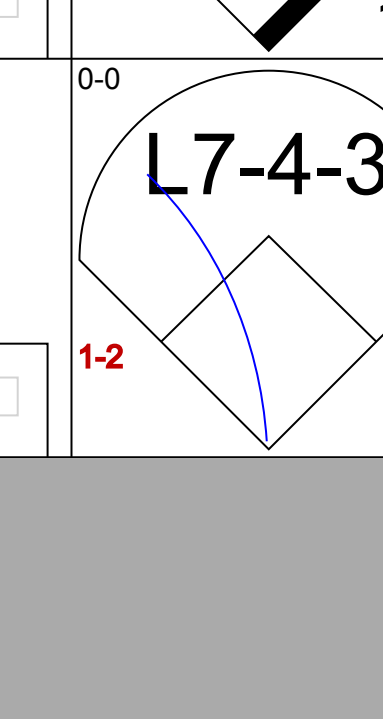
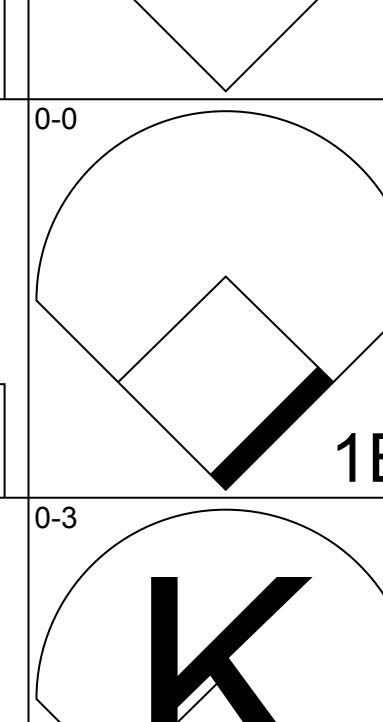
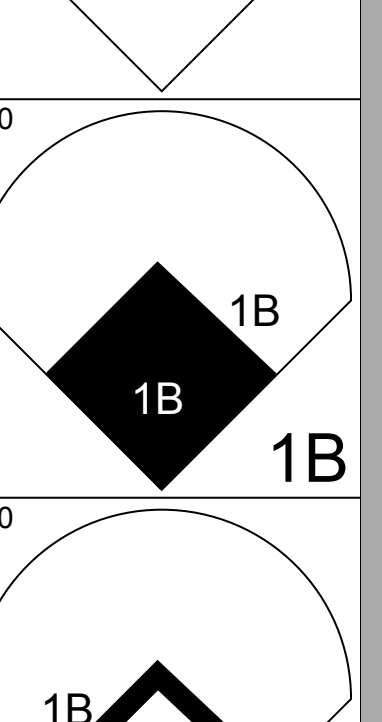
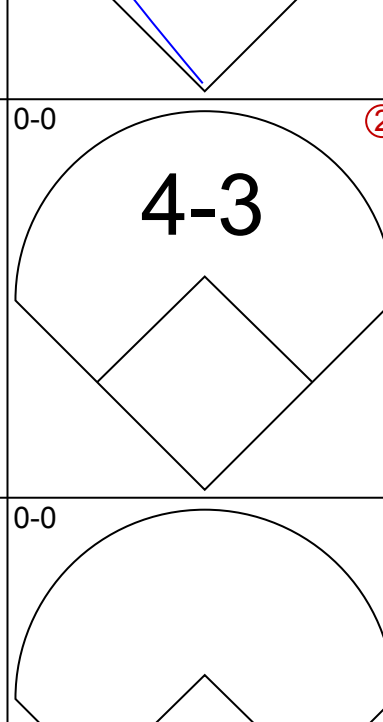
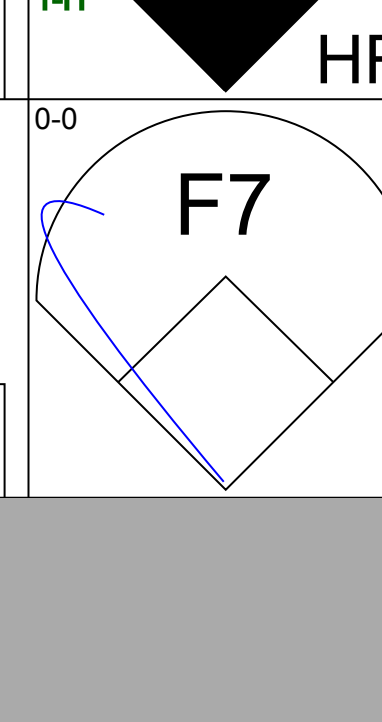

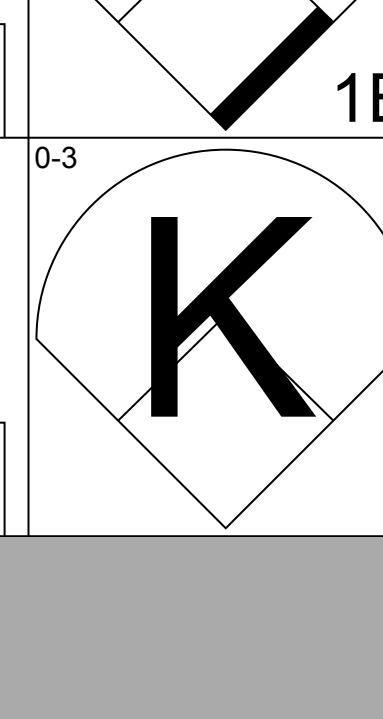
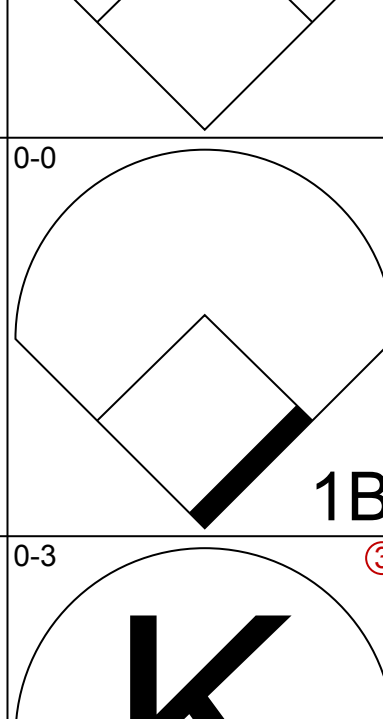
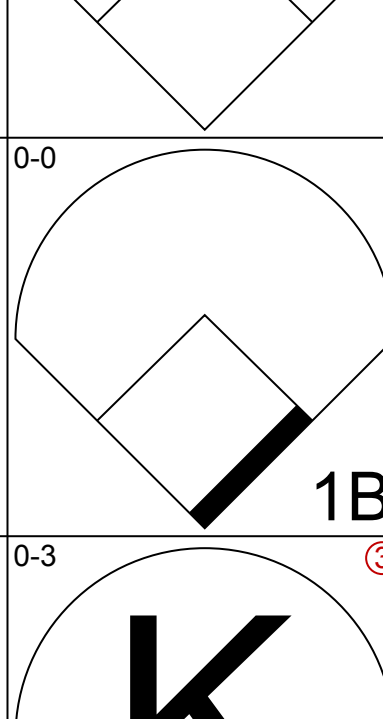
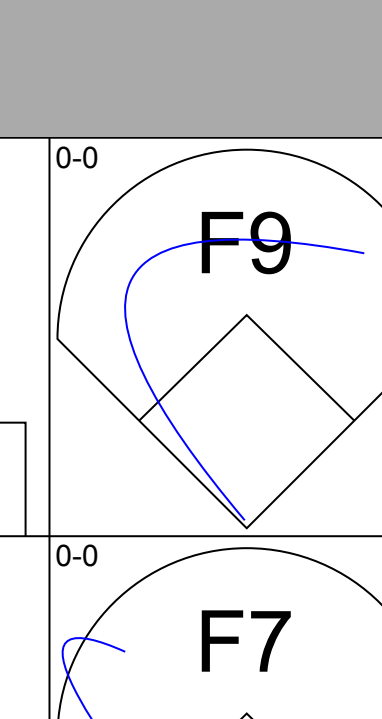

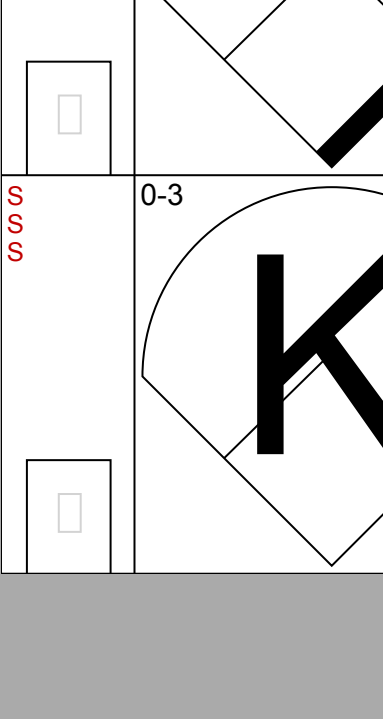
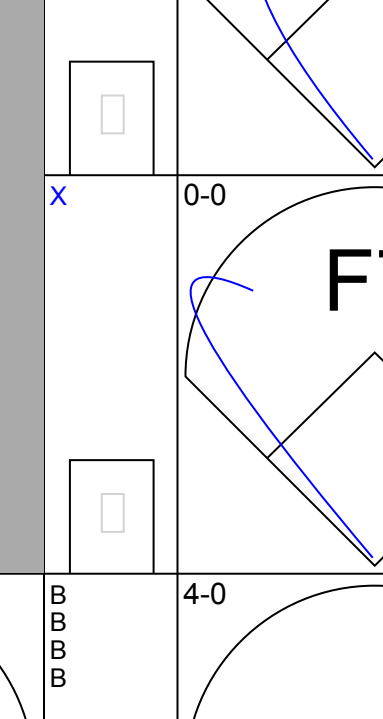
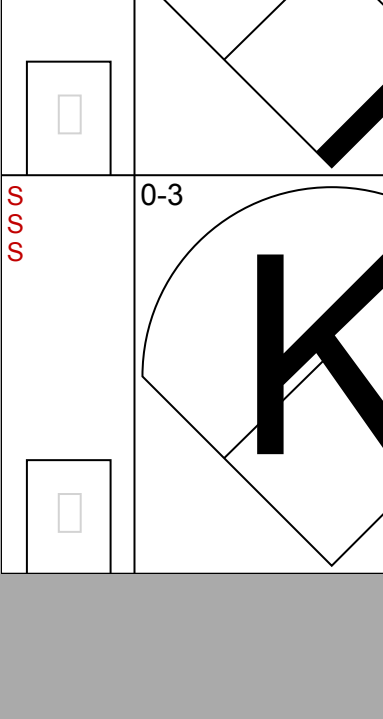
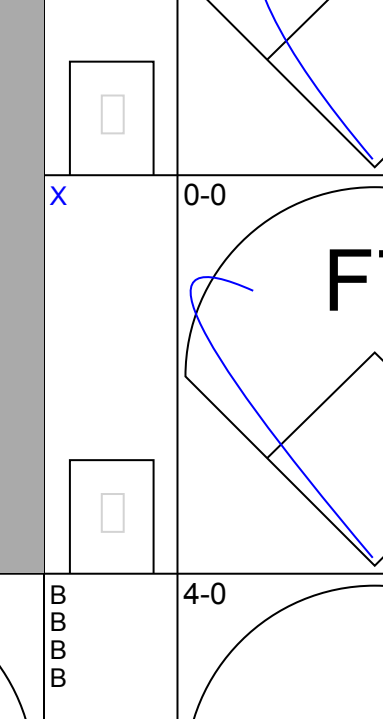
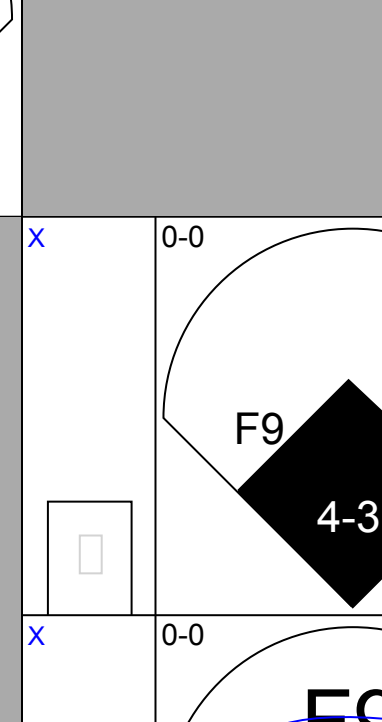
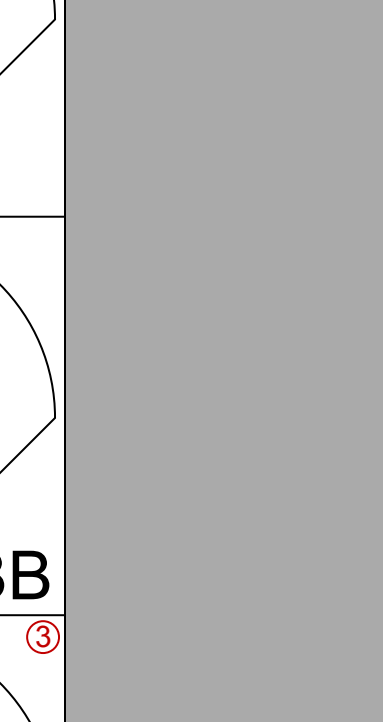
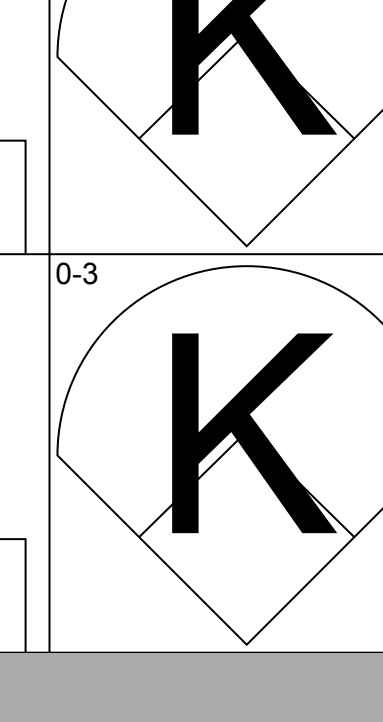

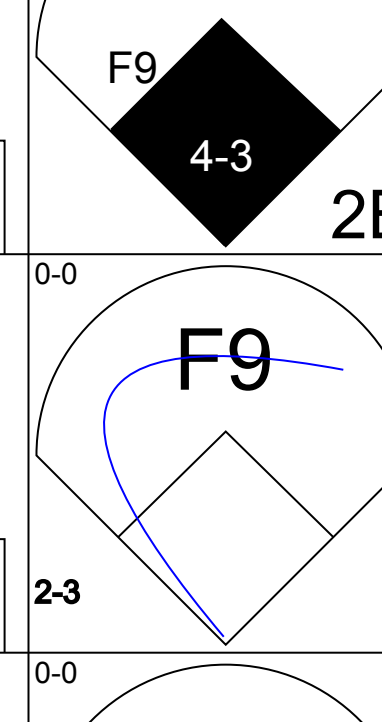
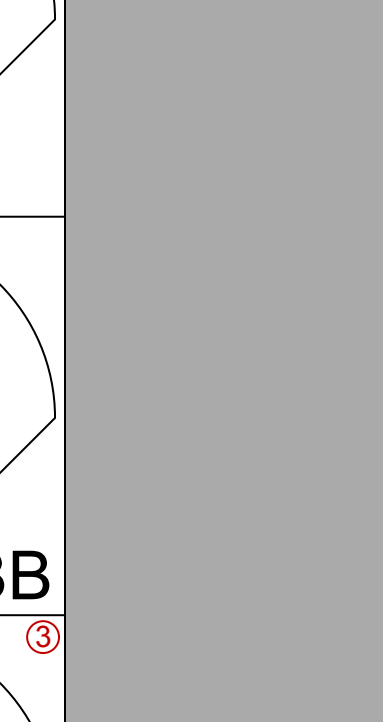
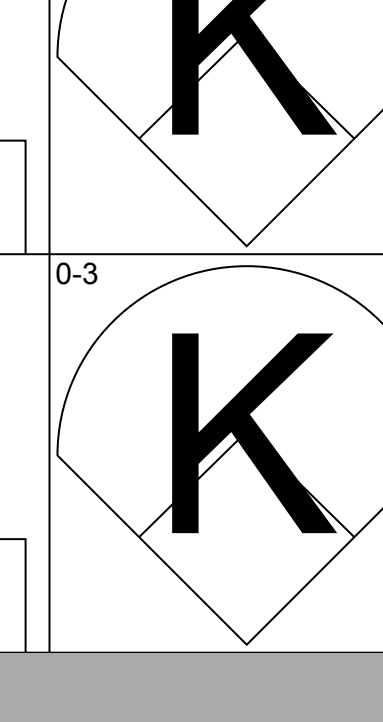
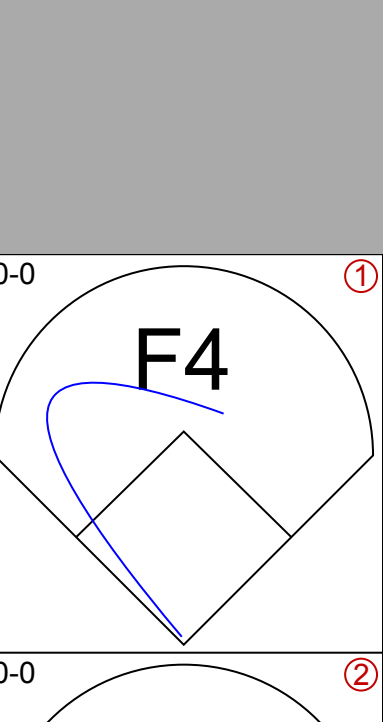
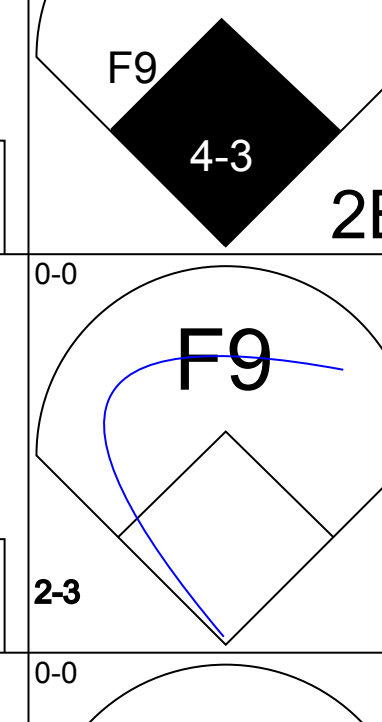

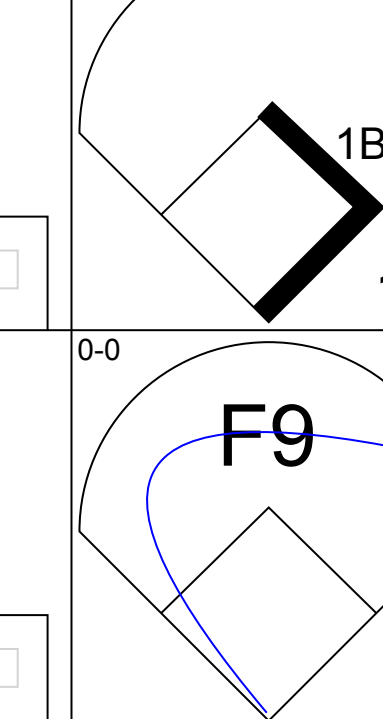
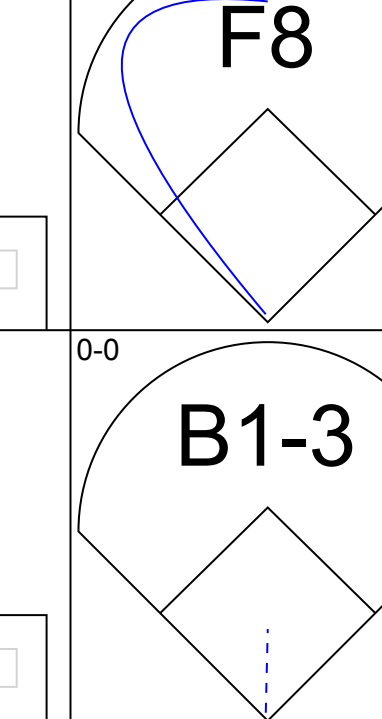
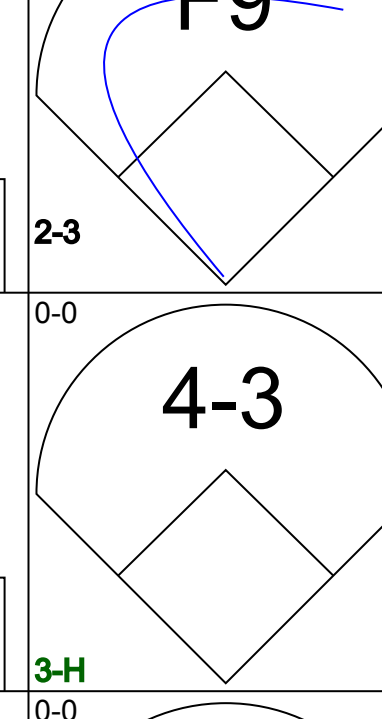
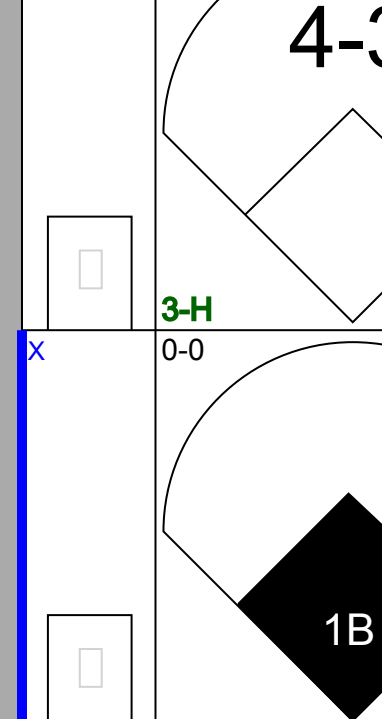
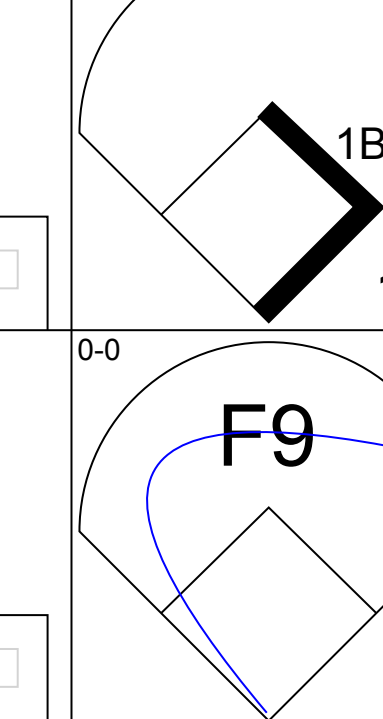
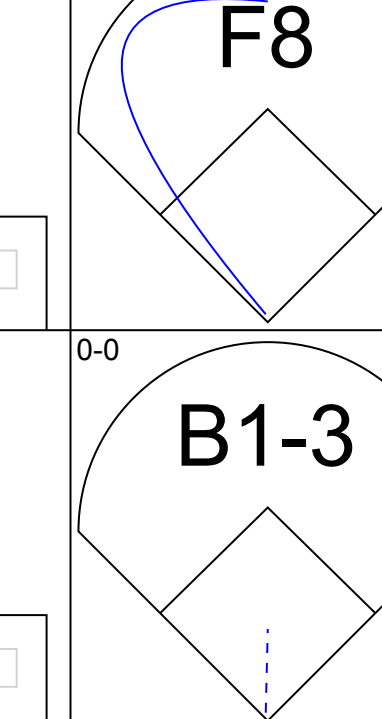
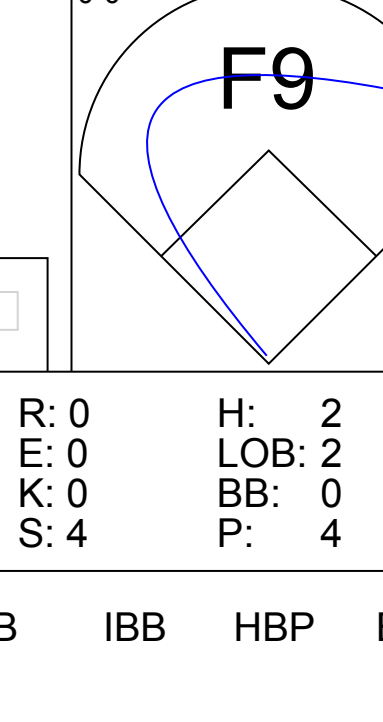
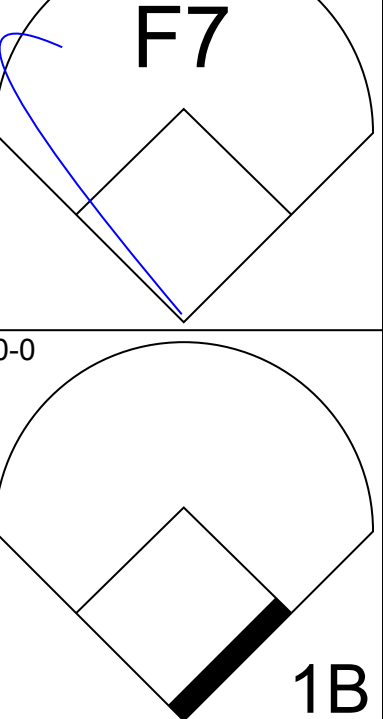
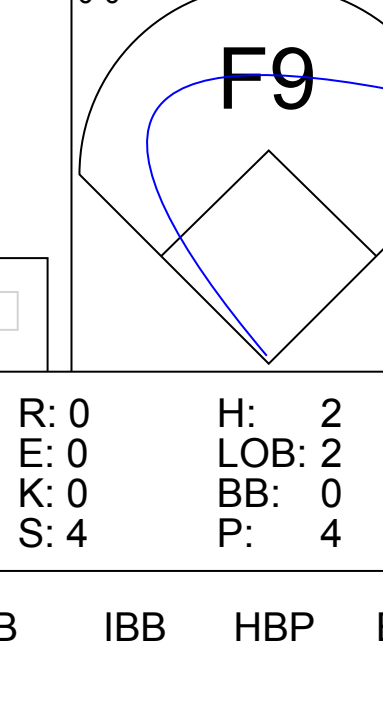
AB 36
R 4
H 10
RBI 4
BB 3
SO 4
LOB 16

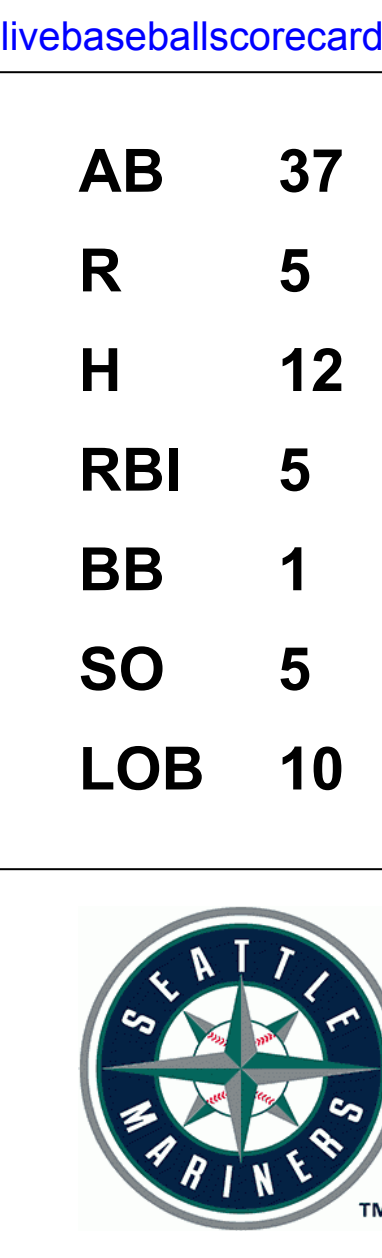


Batter	1	2	3	4	5	6	7	8	9	AB	R	H	RBI	BB	SO	LOB	TOP										
Rick Miller, L OBP: 0.368, SLG: 0.667 (1, 8)										5	1	1	1	0	3	0	California Angels @ Seattle Mariners The Kingdome, Seattle, WA Sun Apr 08 1979, 6:33 AM EST Att: 9,183 - Dome										
Dan Ford, R OBP: 0.444, SLG: 1.063 (1, 9)										5	2	3	3	0	1	0											
Rod Carew, L OBP: 0.471, SLG: 0.500 (1, 3)										4	1	1	0	1	0	1											
Don Baylor, R OBP: 0.222, SLG: 0.353 (1, 10)										5	1	1	1	0	0	1											
Joe Rudi, R OBP: 0.176, SLG: 0.200 (1, 7)										3	1	0	0	1	1	1											
Carney Lansford, R OBP: 0.438, SLG: 0.467 (1, 5)										4	0	2	1	0	0	0											
Brian Downing, R OBP: 0.438, SLG: 0.533 (1, 2)										3	1	1	1	1	1	0											
Bobby Grich, R OBP: 0.125, SLG: 0.267 (1, 4)										4	0	0	0	0	1	5											
Rance Mulliniks, L OBP: 0.200, SLG: 0.200 (1, 6)										4	0	0	0	0	0	4											
Inning Stats	R: 0 E: 0 K: 2 S: 7	H: 0 LOB: 1 BB: 1 P: 11	R: 0 E: 0 K: 2 S: 7	H: 0 LOB: 0 BB: 0 P: 7	R: 0 E: 0 K: 2 S: 7	H: 0 LOB: 0 BB: 0 P: 7	R: 3 E: 0 K: 0 S: 8	H: 5 LOB: 1 BB: 0 P: 8	R: 0 E: 0 K: 0 S: 3	H: 0 LOB: 0 BB: 0 P: 3	R: 2 E: 1 K: 0 S: 6	H: 2 LOB: 1 BB: 0 P: 6	R: 1 E: 0 K: 0 S: 4	H: 1 LOB: 2 BB: 2 P: 12	R: 1 E: 0 K: 1 S: 6	H: 1 LOB: 0 BB: 0 P: 6	1B: 4 2B: 3 3B: 0 HR: 2	SF: 0 SAC: 0 DP: 0 HBP: 0	WP: 0 PB: 0 SB: 1 CS: 0	PA: 40							
PITCHER	IP	WLS	BF	H	R	ER	SO	BB	IBB	HBP	BLK	WP	HR	S	P	ERA	WHIP										
Paul Mitchell, R ERA: 4.05 (1, 1)	6.2		29	7	5	3	6	1	0	0	0	0	1	40	44	4.05	1.200										
Shane Rawley, L ERA: 13.5 (7, 1)	0.2	L	4	1	1	1	0	1	0	0	0	0	0	3	7	13.50	3.000										
John Montague, R ERA: 2.16 (8, 1)	1.2		7	1	1	1	1	1	0	0	0	0	1	8	12	5.40	1.200										

AB	37
R	7
H	9
RBI	7
BB	3
SO	7
LOB	12



Batter	1	2	3	4	5	6	7	8	9	AB	R	H	RBI	BB	SO	LOB	BOTTOM										
Julio Cruz, S OBP: 0.278, SLG: 0.250 (1, 4)										4	1	1	1	0	0	1	California Angels @ Seattle Mariners The Kingdome, Seattle, WA Sun Apr 08 1979, 6:33 AM EST Att: 9,183 - Dome										
Juan Bernhardt, R OBP: 1.000, SLG: 1.000 (9, PH)										1	0	1	0	0	0	0											
Joe Simpson, L OBP: 0.200, SLG: 0.200 (9, PR)										0	0	0	0	0	0	0											
Dan Meyer, L OBP: 0.214, SLG: 0.429 (1, 7)										5	1	1	2	0	1	2											
Bruce Bochte, L OBP: 0.500, SLG: 0.857 (1, 3)										4	1	2	0	0	0	0											
Leon Roberts, R OBP: 0.529, SLG: 0.800 (1, 9)										4	0	2	0	0	1	1											
Willie Horton, R OBP: 0.412, SLG: 0.625 (1, 10)										4	0	1	1	0	1	1											
Ruppert Jones, L OBP: 0.471, SLG: 0.857 (1, 8)										3	1	1	0	1	1	2											
Bill Stein, R OBP: 0.294, SLG: 0.500 (1, 5)										4	0	0	0	0	1	2											
Bob Stinson, S OBP: 0.417, SLG: 0.300 (1, 2)										3	0	0	1	0	0	0											
Tom Paciorek, R OBP: 0.500, SLG: 0.500 (9, PH)										1	0	1	0	0	0	0											
Mario Mendoza, R OBP: 0.286, SLG: 0.286 (1, 6)										2	0	1	0	0	0	0											
Larry Milbourne, S OBP: 0.667, SLG: 1.000 (7, PH)										2	1	1	0	0	0	1											
Inning Stats	R: 0 E: 0 K: 2 S: 8	H: 1 LOB: 1 BB: 0 P: 8	R: 0 E: 0 K: 2 S: 7	H: 0 LOB: 0 BB: 0 P: 7	R: 0 E: 0 K: 0 S: 3	H: 0 LOB: 0 BB: 0 P: 3	R: 1 E: 0 K: 0 S: 5	H: 3 LOB: 1 BB: 0 P: 5	R: 0 E: 0 K: 0 S: 4	H: 1 LOB: 1 BB: 0 P: 4	R: 0 E: 0 K: 1 S: 6	H: 1 LOB: 1 BB: 0 P: 6	R: 4 E: 0 K: 0 S: 7	H: 4 LOB: 0 BB: 0 P: 7	R: 0 E: 0 K: 0 S: 3	H: 0 LOB: 1 BB: 1 P: 7	R: 0 E: 0 K: 0 S: 4	H: 2 LOB: 2 BB: 0 P: 4	1B: 9 2B: 3 3B: 0 HR: 1	SF: 0 SAC: 0 DP: 2 HBP: 0	WP: 0 PB: 0 SB: 0 CS: 0	PA: 38					
PITCHER	IP	WLS	BF	H	R	ER	SO	BB	IBB	HBP	BLK	WP	HR	S	P	ERA	WHIP										
Don Aase, R ERA: 5.4 (1, 1)	6.2		28	9	4	4	5	0	0	0	0	0	1	9	13	3.86	1.714										
Dave LaRoche, L ERA: 2.7 (7, 1)	2.1	W	10	3	1	1	0	1	0	0	0	0	0	9	13	3.86	1.714										



Batter	1	2	3	4	5	6	7	8	9	AB	R	H	RBI	BB	SO	LOB	TOP										
Bob Randall, R (1,4) OBP: 0.400, SLG: 0.400 Rob Wilfong, L (9,PH) OBP: 0.333, SLG: 0.364	F3		CS 1B					4-3	BB BB	4	0	2	2	0	0	0	0 0 0 1 1 0 0										
Roy Smalley, S (1,6) OBP: 0.500, SLG: 0.533			CS 1-2	F7	K			HR 1B	BB BB	4	1	2	1	1	1	1	4 1 2 1 1 1 1										
Ron Jackson, R (1,3) OBP: 0.200, SLG: 0.316	K			F6				HR 1-H	F6	5	1	1	2	0	1	4	5 1 1 2 0 1 4										
Craig Kusick, R (1,10) Glenn Adams, L (8,PH) OBP: 0.357, SLG: 0.462	5-3			K				5-3	F8	3	0	0	0	0	1	1	3 0 0 0 0 1 1										
Willie Norwood, R (1,8) OBP: 0.235, SLG: 0.471		F6								4	1	2	0	0	0	0	4 1 2 0 0 0 0										
Butch Wynegar, S (1,2) OBP: 0.471, SLG: 0.467				K					E5 PB BB	4	1	1	0	0	1	2	4 1 1 0 0 1 2										
Ken Landreaux, L (1,7) OBP: 0.421, SLG: 0.333		G3-6-3 1B			FC4-6 1B			F5	BB PB BB 1B	4	2	1	1	0	0	2	4 2 1 1 0 0 2										
Bombo Rivera, R (1,9) OBP: 0.143, SLG: 0.143 Rick Sofield, L (9,PH) OBP: 0.394, SLG: 0.400			F9					6-3	K	3	1	1	0	0	0	0	3 1 1 0 0 0 0										
John Castino, R (1,5) OBP: 0.333, SLG: 0.667 Mike Cabbage, L (9,PH) OBP: 0.235, SLG: 0.071			F4					6-3	BB BB IBB	0	0	0	0	1	0	0	0 0 0 0 1 0 0										
Inning Stats	R: 0 E: 0 K: 1 S: 6	H: 1 LOB: 1 BB: 0 P: 6	R: 0 E: 0 K: 0 S: 3	H: 1 LOB: 0 BB: 0 P: 3	R: 0 E: 0 K: 1 S: 5	H: 0 LOB: 0 BB: 0 P: 5	R: 3 E: 0 K: 2 S: 11	H: 4 LOB: 1 BB: 0 P: 11	R: 0 E: 0 K: 0 S: 3	H: 0 LOB: 0 BB: 0 P: 3	R: 0 E: 0 K: 0 S: 3	H: 0 LOB: 0 BB: 0 P: 3	R: 2 E: 0 K: 0 S: 5	H: 2 LOB: 0 BB: 0 P: 5	R: 3 E: 1 K: 1 S: 8	H: 2 LOB: 3 BB: 3 P: 20	1B: 7 2B: 3 3B: 0 HR: 1	SF: 0 SAC: 0 DP: 1 HBP: 0	WP: 0 PB: 1 CS: 1	PA: 41							
PITCHER	IP	WLS	BF	H	R	ER	SO	BB	IBB	HBP	BLK	WP	HR	S	P	ERA	WHIP										
Frank Tanana, L (1,1) ERA: 4.97	7.0	L	26	7	3	3	4	0	0	0	0	0	0	34	34	3.86	1.000										
Jim Barr, R (8,1) ERA: 23.14	1.1		12	4	5	4	1	2	1	0	0	0	1	11	23	27.00	4.500										
Dyar Miller, R (9,1) ERA: 1.5	0.2		2	0	0	0	0	0	0	0	0	0	0	2	2	0.00	0.000										

Minnesota Twins @ California Angels
Anaheim Stadium, Anaheim, CA
Tue Apr 10 1979, 9:05 PM EST
Att: 33,171 - Unknown - 59 F

AB 37
R 8
H 11
RBI 8
BB 3
SO 5
LOB 15



Batter	1	2	3	4	5	6	7	8	9	AB	R	H	RBI	BB	SO	LOB	BOTTOM										
Rick Miller, L (1,8) OBP: 0.333, SLG: 0.545	L7		K		4-3				BB BB	4	0	0	0	1	2	1	4 0 0 0 1 2 1										
Dan Ford, R (1,9) OBP: 0.478, SLG: 0.947	1-3 BB BB		FC4-6 1B		BB BB			F9	F9	3	0	1	0	2	0	2	3 0 1 0 2 0 2										
Rod Carew, L (1,3) OBP: 0.500, SLG: 0.444	1-3 1-2 BB		FC4-6 1B		BB BB			G6-1	FC4-6 BB	2	0	0	0	3	0	2	2 0 0 0 3 0 2										
Don Baylor, R (1,10) OBP: 0.261, SLG: 0.364	1-3 1-2 2-3		1B		F6			1B 1B	K	5	1	2	0	0	1	6	5 1 2 0 0 1 6										
Joe Rudi, R (1,7) OBP: 0.136, SLG: 0.150	K		F9					F9	FC4-6	5	0	0	0	0	1	7	5 0 0 0 0 1 7										
Camey Lansford, R (1,5) OBP: 0.350, SLG: 0.368		K		K				F9		4	0	0	0	0	2	1	4 0 0 0 0 2 1										
Brian Downing, R (1,2) OBP: 0.500, SLG: 0.579			CS-6-4 1B		F9				E 1B 1B	4	0	3	0	0	0	0	4 0 3 0 0 0 0										
Bobby Grich, R (1,4) OBP: 0.150, SLG: 0.263	F3				F9			F5	E7 1B	4	0	1	1	0	0	2	4 0 1 1 0 0 2										
Rance Mulliniks, L (1,6) OBP: 0.222, SLG: 0.222 Willie Davis, L (8,PH) Orlando Ramirez, R (9,6)		FC1-6-4			4-3				F8	3	0	1	0	0	0	1	3 0 1 0 0 0 1										
Inning Stats	R: 0 E: 0 K: 1 S: 5	H: 0 LOB: 2 BB: 2 P: 13	R: 0 E: 0 K: 1 S: 6	H: 1 LOB: 1 BB: 0 P: 6	R: 0 E: 0 K: 1 S: 7	H: 2 LOB: 2 BB: 0 P: 7	R: 0 E: 0 K: 1 S: 5	H: 0 LOB: 0 BB: 0 P: 5	R: 0 E: 0 K: 0 S: 3	H: 0 LOB: 2 BB: 2 P: 11	R: 0 E: 0 K: 0 S: 4	H: 1 LOB: 1 BB: 0 P: 4	R: 0 E: 0 K: 1 S: 6	H: 1 LOB: 1 BB: 0 P: 6	R: 1 E: 1 K: 0 S: 6	H: 3 LOB: 2 BB: 0 P: 6	R: 0 E: 0 K: 1 S: 5	H: 0 LOB: 2 BB: 2 P: 13	1B: 8 2B: 0 3B: 0 HR: 0	SF: 0 SAC: 0 DP: 0 HBP: 0	WP: 0 PB: 0 CS: 0	PA: 41					
PITCHER	IP	WLS	BF	H	R	ER	SO	BB	IBB	HBP	BLK	WP	HR	S	P	ERA	WHIP										
Jerry Koosman, L (1,1) ERA: 1.17	7.2	W	35	4	0	1	5	4	0	0	0	0	0	41	57	1.17	1.565										
Mike Marshall, R (8,1) ERA:	1.1	S	6	0	0	0	1	2	0	0	0	0	0	6	14	0.00	1.500										

Minnesota Twins @ California Angels
Anaheim Stadium, Anaheim, CA
Tue Apr 10 1979, 9:05 PM EST
Att: 33,171 - Unknown - 59 F

AB 35
R 1
H 8
RBI 1
BB 6
SO 6
LOB 24




Batter	1	2	3	4	5	6	7	8	9	AB	R	H	RBI	BB	SO	LOB	TOP			
Mike Cabbage, L (1.5) OBP: 0.286, SLG: 0.176										3	0	1	1	1	0	1	Minnesota Twins @ California Angels Anaheim Stadium, Anaheim, CA Wed Apr 11 1979, 9:05 PM EST Att: 21,633 - Unknown - 59 F			
Roy Smalley, S (1.6) OBP: 0.565, SLG: 0.471										2	0	0	0	1	1					
Ken Landreaux, L (1.7) OBP: 0.391, SLG: 0.278										3	0	0	0	1	0	3				
Ron Jackson, R (1.3) OBP: 0.208, SLG: 0.304										4	0	1	1	0	1	1				
Glenn Adams, L (1.10) OBP: 0.278, SLG: 0.353										4	0	0	0	0	0	4				
Butch Wynegar, S (1.2) OBP: 0.381, SLG: 0.368										4	0	0	0	0	2	0				
Rick Sofield, L (1.9) OBP: 0.400, SLG: 0.333										2	1	0	0	2	2	0				
Willie Norwood, R (1.8) OBP: 0.238, SLG: 0.429										4	0	1	0	0	2	2				
Rob Wilfong, L (1.4) OBP: 0.313, SLG: 0.286										3	1	0	0	0	2	3				
Inning Stats	R: 0 E: 1 K: 0 S: 4	H: 0 LOB: 2 BB: 1 P: 8	R: 0 E: 0 K: 3 S: 9	H: 0 LOB: 0 BB: 0 P: 9	R: 1 E: 0 K: 1 S: 6	H: 1 LOB: 2 BB: 1 P: 11	R: 0 E: 0 K: 2 S: 7	H: 0 LOB: 0 BB: 1 P: 11	R: 0 E: 0 K: 1 S: 5	H: 0 LOB: 0 BB: 0 P: 5	R: 1 E: 0 K: 2 S: 8	H: 1 LOB: 2 BB: 2 P: 16	R: 0 E: 0 K: 0 S: 3	H: 0 LOB: 0 BB: 0 P: 3	R: 0 E: 0 K: 1 S: 6	H: 1 LOB: 1 BB: 0 P: 6	1B: 2 2B: 1 3B: 0 HR: 0	SF: 0 SAC: 2 DP: 0 HBP: 1	WP: 0 PB: 0 SB: 1 CS: 0	PA: 37
PITCHER Nolan Ryan, R (1.1) ERA: 7.84	IP: 9.0 WLS: W BF: 37 H: 3 R: 2 ER: 2 SO: 10 BB: 5 IBB: 0 HBP: 1 BLK: 0 WP: 0 HR: 0 S: 51 P: 72 ERA: 2.00 WHIP: 0.889															PITCHER				

Batter	1	2	3	4	5	6	7	8	9	AB	R	H	RBI	BB	SO	LOB	BOTTOM			
Rick Miller, L (1.8) OBP: 0.345, SLG: 0.519										5	1	2	0	0	0	2	Minnesota Twins @ California Angels Anaheim Stadium, Anaheim, CA Wed Apr 11 1979, 9:05 PM EST Att: 21,633 - Unknown - 59 F			
Carney Lansford, R (1.5) OBP: 0.360, SLG: 0.375										5	2	2	0	0	0	4				
Rod Carew, L (1.3) OBP: 0.519, SLG: 0.455										4	2	2	0	1	1	2				
Don Baylor, R (1.9) OBP: 0.321, SLG: 0.444										5	1	3	5	0	0	2				
Joe Rudi, R (1.7) OBP: 0.259, SLG: 0.320										5	1	4	1	0	0	1				
Willie Aikens, L (1.10) OBP: 0.400, SLG: 0.600										5	1	2	2	0	0	5				
Brian Downing, R (1.2) OBP: 0.458, SLG: 0.500										3	1	0	0	1	0	0				
Bobby Grich, R (1.4) OBP: 0.208, SLG: 0.409										3	1	1	3	1	0	0				
Rance Mulliniks, L (1.6) OBP: 0.273, SLG: 0.238										3	1	1	0	1	1	0				
Inning Stats	R: 0 E: 0 K: 0 S: 4	H: 2 LOB: 1 BB: 0 P: 4	R: 0 E: 0 K: 0 S: 3	H: 1 LOB: 0 BB: 0 P: 3	R: 3 E: 0 K: 0 S: 6	H: 3 LOB: 2 BB: 2 P: 14	R: 0 E: 0 K: 0 S: 4	H: 1 LOB: 2 BB: 1 P: 8	R: 1 E: 0 K: 1 S: 6	H: 2 LOB: 0 BB: 0 P: 6	R: 0 E: 0 K: 0 S: 3	H: 0 LOB: 0 BB: 0 P: 3	R: 6 E: 2 K: 1 S: 10	H: 4 LOB: 0 BB: 1 P: 14	R: 1 E: 0 K: 0 S: 6	H: 4 LOB: 2 BB: 0 P: 6	1B: 13 2B: 3 3B: 0 HR: 1	SF: 0 SAC: 0 DP: 2 HBP: 0	WP: 0 PB: 0 SB: 1 CS: 1	PA: 43
PITCHER Dave Goltz, R (1.1) ERA: 4.91 Gary Serunian, R (7.1) ERA: 108.0 Jeff Holly, L (7.1) ERA: 6.75	IP: 6.1 WLS: L BF: 30 H: 10 R: 6 ER: 6 SO: 1 BB: 6 IBB: 0 HBP: 0 BLK: 0 WP: 0 HR: 0 S: 29 P: 41 ERA: 8.53 WHIP: 2.053															PITCHER				

Batter	1	2	3	4	5	6	7	8	9	AB	R	H	RBI	BB	SO	LOB	TOP			
Mike Cabbage, L (1.5) OBP: 0.280, SLG: 0.190	G3		F9 2H 1B		F6			F8		4	0	1	1	0	0	1	Minnesota Twins @ California Angels Anaheim Stadium, Anaheim, CA Thu Apr 12 1979, 9:05 PM EST Att: 22,211 - Unknown - 62 F			
Roy Smalley, S (1.6) OBP: 0.516, SLG: 0.429	G1-6-3 1B		F9			G3		F9		4	0	1	0	0	2					
Ken Landreaux, L (1.7) OBP: 0.370, SLG: 0.238	G1-6-3 1-2		K			F8		F9 BB	4-0 BB	3	0	0	0	1	2					
Ron Jackson, R (1.3) OBP: 0.250, SLG: 0.346		F8 2B		5-3		F3		F9 BB	4-0 1-2 BB	3	0	1	0	1	0					
Glenn Adams, L (1.10) OBP: 0.273, SLG: 0.300	F6		F6			G4-6-3 BB		F9	2-3	3	0	0	0	1	3					
Butch Wynegar, S (1.2) OBP: 0.380, SLG: 0.318	F8		F8		BB	G4-6-3 1-2		F8		3	0	0	0	1	4					
Rick Sofield, L (1.9) OBP: 0.316, SLG: 0.250	F7		5-3			6-3		FC6-4 1-2		4	0	0	0	0	4					
Willie Norwood, R (1.8) OBP: 0.292, SLG: 0.435			SH2-3 1B 1B		K			FC3-6 BB		2	1	1	0	1	1					
Rob Wilfong, L (1.4) OBP: 0.278, SLG: 0.250			SH2-3		F9			FC3-6 1-2		2	0	0	0	0	1					
Inning Stats	R: 0 E: 0 K: 0 S: 3	H: 1 LOB: 0 BB: 0 P: 3	R: 0 E: 0 K: 0 S: 4	H: 1 LOB: 1 BB: 0 P: 4	R: 1 E: 0 K: 1 S: 7	H: 2 LOB: 1 BB: 0 P: 7	R: 0 E: 0 K: 0 S: 3	H: 0 LOB: 1 BB: 1 P: 7	R: 0 E: 0 K: 1 S: 5	H: 0 LOB: 0 BB: 0 P: 5	R: 0 E: 0 K: 0 S: 2	H: 0 LOB: 0 BB: 1 P: 6	R: 0 E: 0 K: 0 S: 3	H: 0 LOB: 1 BB: 2 P: 7	R: 0 E: 0 K: 0 S: 3	H: 0 LOB: 2 BB: 2 P: 11	1B: 3 2B: 1 3B: 0 HR: 0	SF: 0 SAC: 1 DP: 2 HBP: 0	WP: 0 PB: 0 CS: 0	PA: 34
PITCHER Chris Knapp, R (1.1) ERA: 3.14	IP: 9.0 WLS: W BF: 34 H: 4 R: 1 ER: 1 SO: 2 BB: 5 IBB: 0 HBP: 0 BLK: 0 WP: 0 HR: 0 S: 33 P: 53 ERA: 1.00 WHIP: 1.000																			

Batter	1	2	3	4	5	6	7	8	9	AB	R	H	RBI	BB	SO	LOB	BOTTOM			
Rick Miller, L (1.8) OBP: 0.382, SLG: 0.533	F8		WP 2B		E 2B BB	S BB		F7		3	1	1	0	2	0	2	Minnesota Twins @ California Angels Anaheim Stadium, Anaheim, CA Thu Apr 12 1979, 9:05 PM EST Att: 22,211 - Unknown - 62 F			
Carney Lansford, R (1.5) OBP: 0.367, SLG: 0.379	6-3		F4		E7 2B 1B	K		BB 1B	1-2 2H	5	1	2	1	0	1	2				
Rod Carew, L (1.3) OBP: 0.531, SLG: 0.520	F8		4-3		2B SF8 BB			3B	1-2 2-3 BB	3	1	1	0	2	0	1				
Don Baylor, R (1.9) OBP: 0.333, SLG: 0.500		F7 2B		F7		K		F6		5	0	2	2	0	1	4				
Joe Rudi, R (1.7) OBP: 0.258, SLG: 0.310		FC1-6-5-4-2 HR		2B 1B	K			F3		4	1	1	0	0	1	4				
Willie Aikens, L (1.10) OBP: 0.444, SLG: 1.125		HR		2B 2B	SF8			4-3		3	2	2	3	0	0	1				
Brian Downing, R (1.2) OBP: 0.464, SLG: 0.458		5-3		2B BB	L9			BB BB	4-0	2	1	0	0	2	0	1				
Bobby Grich, R (1.4) OBP: 0.214, SLG: 0.423		F9		2B	K			L5		4	0	1	1	0	1	1				
Rance Mulliniks, L (1.6) OBP: 0.269, SLG: 0.208		4-3		K				F7		3	0	0	0	1	1	2				
Inning Stats	R: 0 E: 0 K: 0 S: 3	H: 0 LOB: 0 BB: 0 P: 3	R: 2 E: 0 K: 0 S: 5	H: 2 LOB: 0 BB: 0 P: 5	R: 0 E: 0 K: 0 S: 4	H: 1 LOB: 1 BB: 0 P: 4	R: 1 E: 0 K: 1 S: 7	H: 3 LOB: 2 BB: 1 P: 11	R: 3 E: 1 K: 1 S: 7	H: 2 LOB: 1 BB: 2 P: 15	R: 0 E: 0 K: 2 S: 7	H: 0 LOB: 1 BB: 1 P: 11	R: 0 E: 0 K: 1 S: 6	H: 1 LOB: 1 BB: 0 P: 6	R: 1 E: 0 K: 0 S: 4	H: 1 LOB: 3 BB: 3 P: 16	1B: 3 2B: 5 3B: 1 HR: 1	SF: 1 SAC: 0 DP: 0 HBP: 0	WP: 1 PB: 0 CS: 0	PA: 40
PITCHER Roger Erickson, R (1.1) ERA: 2.84 Jeff Holly, L (4.1) ERA: 21.6 Pete Redfern, R (5.1) ERA: 2.25	IP: 3.2 WLS: L BF: 17 H: 6 R: 3 ER: 3 SO: 0 BB: 1 IBB: 0 HBP: 0 BLK: 0 WP: 1 HR: 1 S: 16 P: 20 ERA: 7.36 WHIP: 1.909																			

AB	28
R	1
H	4
RBI	1
BB	5
SO	2
LOB	17



Batter	1	2	3	4	5	6	7	8	9	AB	R	H	RBI	BB	SO	LOB	TOP								
Bobby Grich, R OBP: 0.242, SLG: 0.400 (1, 4)	F3		E5 2B WP			3B BB		5-3		4	2	1	0	1	0	0	California Angels @ Oakland Athletics Oakland-Alameda County Coliseum, Oakland, CA Fri Apr 13 1979, 6:05 PM PST Att: 2,985 - Unknown livebaseballscorecards.com								
Carney Lansford, R OBP: 0.400, SLG: 0.590 (1, 5)	4-3		E		HR	K			BB	5	3	3	1	0	1	2									
Rod Carew, L OBP: 0.486, SLG: 0.448 (1, 3)	K		K		6-3	4-3			BB	4	0	0	0	1	2	5									
Don Baylor, R OBP: 0.342, SLG: 0.486 (1, 9)		2B	K		F4			5-3	BB	5	1	2	1	0	1	1									
Joe Rudi, R OBP: 0.306, SLG: 0.471 (1, 7)	1B	2B	F8		HR	1-3		F8	1B	5	2	3	3	0	0	2									
Brian Downing, R OBP: 0.455, SLG: 0.552 (1, 2)	1B				HR	1-3		F6		5	1	2	2	0	0	3									
Merv Rettenmund, R (1, 10)	K		F8		F7	6-3		K		5	0	0	0	0	2	3									
Rick Miller, L OBP: 0.368, SLG: 0.485 (1, 8)		BB	K		K			F7		3	0	0	0	1	2	0									
Rance Mulliniks, L OBP: 0.300, SLG: 0.333 (1, 6)	K				HR	1B		1-3		3	1	1	1	0	1	1									
Inning Stats	R: 0 E: 0 K: 1 S: 5	H: 0 LOB: 0 BB: 0 P: 5	R: 2 E: 0 K: 2 S: 9	H: 3 LOB: 1 BB: 1 P: 13	R: 2 E: 1 K: 2 S: 9	H: 1 LOB: 0 BB: 0 P: 9	R: 0 E: 0 K: 1 S: 5	H: 0 LOB: 0 BB: 0 P: 5	R: 5 E: 0 K: 0 S: 7	H: 4 LOB: 0 BB: 1 P: 11	R: 0 E: 0 K: 2 S: 8	H: 1 LOB: 1 BB: 0 P: 9	R: 0 E: 0 K: 0 S: 4	H: 1 LOB: 1 BB: 0 P: 4	R: 0 E: 0 K: 0 S: 3	H: 0 LOB: 0 BB: 0 P: 3	R: 1 E: 0 K: 1 S: 7	H: 2 LOB: 2 BB: 1 P: 11	1B: 6 2B: 2 3B: 1 HR: 3	SF: 0 SAC: 0 DP: 0 HBP: 1	WP: 1 PB: 0 SB: 0 CS: 0	PA: 43			
PITCHER	IP	WLS	BF	H	R	ER	SO	BB	IBB	HBP	BLK	WP	HR	S	P	ERA	WHIP								
John Henry Johnson, L ERA: 9.31 (5, 1)	4.2	L	23	7	8	6	6	2	0	0	0	1	2	33	41	11.57	1.929								
Alan Wirth, R ERA: 4.91 (8, 1)	2.1		11	3	1	1	2	0	0	1	0	0	1	14	15	3.86	1.286								
Craig Minetto, L ERA: 4.5 (8, 1)	2.0		9	2	1	1	1	1	0	0	0	0	0	10	14	4.50	1.500								

Batter	1	2	3	4	5	6	7	8	9	AB	R	H	RBI	BB	SO	LOB	BOTTOM								
Mike Edwards, R OBP: 0.273, SLG: 0.313 (1, 4)	G3		5-3			3-1		1B		4	0	1	0	0	0	0	California Angels @ Oakland Athletics Oakland-Alameda County Coliseum, Oakland, CA Fri Apr 13 1979, 6:05 PM PST Att: 2,985 - Unknown livebaseballscorecards.com								
Joe Wallis, S (1, 9)	K				4-3	L7		1-3		4	0	0	0	0	1	1									
Mitchell Page, L OBP: 0.343, SLG: 0.548 (1, 10)	G3				K			F9		4	0	0	0	0	1	0									
Wayne Gross, L OBP: 0.450, SLG: 0.800 (1, 3)		3-1			4-3			1B	WP	4	1	2	0	0	0	0									
Dwayne Murphy, L OBP: 0.643, SLG: 0.583 (1, 7)		4-3			K			1B	1B	4	0	1	0	0	1	1									
Mickey Klutts, R OBP: 0.500, SLG: 0.650 (1, 5)					BB			1B	1B	2	0	2	1	1	0	0									
Jeff Newman, R OBP: 0.138, SLG: 0.111 (1, 2)					F9			G5-4-3	1B	3	0	0	0	0	0	4									
Tony Armas, R OBP: 0.231, SLG: 0.130 (1, 8)					K			G5-4-3	BB	2	0	0	0	1	2	1									
Rob Picciolo, R (1, 6)					F9			G5-4-3	1B	3	0	0	0	0	0	1									
Inning Stats	R: 0 E: 0 K: 1 S: 5	H: 0 LOB: 0 BB: 0 P: 5	R: 0 E: 0 K: 0 S: 3	H: 0 LOB: 1 BB: 1 P: 7	R: 0 E: 0 K: 1 S: 5	H: 0 LOB: 0 BB: 0 P: 5	R: 0 E: 0 K: 1 S: 5	H: 0 LOB: 0 BB: 0 P: 5	R: 0 E: 0 K: 2 S: 8	H: 1 LOB: 1 BB: 0 P: 8	R: 0 E: 0 K: 0 S: 3	H: 0 LOB: 0 BB: 0 P: 3	R: 1 E: 0 K: 0 S: 5	H: 3 LOB: 1 BB: 0 P: 5	R: 0 E: 0 K: 0 S: 3	H: 1 LOB: 1 BB: 1 P: 7	R: 0 E: 0 K: 0 S: 3	H: 1 LOB: 0 BB: 0 P: 3	1B: 6 2B: 0 3B: 0 HR: 0	SF: 0 SAC: 0 DP: 3 HBP: 0	WP: 1 PB: 0 SB: 0 CS: 0	PA: 32			
PITCHER	IP	WLS	BF	H	R	ER	SO	BB	IBB	HBP	BLK	WP	HR	S	P	ERA	WHIP								
Don Aase, R ERA: 2.87 (1, 1)	9.0	W	32	6	1	1	5	2	0	0	0	1	0	40	48	1.00	0.889								

Batter	1	2	3	4	5	6	7	8	9	AB	R	H	RBI	BB	SO	LOB	TOP								
Rick Miller, L OBP: 0.349, SLG: 0.432 (1, 8)										4	1	0	0	1	1	1	California Angels @ Oakland Athletics Oakland-Alameda County Coliseum, Oakland, CA Sat Apr 14 1979, 3:33 AM PST Att: 2,649 - Unknown								
Carney Lansford, R OBP: 0.425, SLG: 0.513 (1, 5)										5	0	3	0	0	0	0									
Rod Carew, L OBP: 0.452, SLG: 0.394 (1, 3)										4	0	0	1	1	0	3									
Don Baylor, R OBP: 0.349, SLG: 0.450 (1, 9)										3	1	0	0	1	0	2									
Joe Rudi, R OBP: 0.341, SLG: 0.459 (1, 7)										3	1	1	0	2	0	1									
Willie Aikens, L OBP: 0.425, SLG: 1.077 (1, 10)										5	2	2	2	0	2	3									
Brian Downing, R OBP: 0.474, SLG: 0.545 (1, 2)										4	2	2	1	1	0	2									
Bobby Grich, R OBP: 0.297, SLG: 0.618 (1, 4)										4	2	3	4	0	1	1									
Rance Mulliniks, L OBP: 0.265, SLG: 0.300 (1, 6)										3	0	0	1	0	1	0									
Inning Stats	R: 1 E: 0 K: 0 S: 4	H: 1 LOB: 1 BB: 1 P: 8	R: 1 E: 0 K: 1 S: 7	H: 2 LOB: 1 BB: 0 P: 7	R: 0 E: 0 K: 0 S: 2	H: 0 LOB: 0 BB: 1 P: 6	R: 0 E: 0 K: 0 S: 3	H: 1 LOB: 0 BB: 0 P: 3	R: 1 E: 0 K: 0 S: 5	H: 2 LOB: 1 BB: 0 P: 5	R: 1 E: 0 K: 1 S: 6	H: 1 LOB: 1 BB: 1 P: 10	R: 0 E: 0 K: 0 S: 4	H: 1 LOB: 1 BB: 0 P: 4	R: 5 E: 0 K: 2 S: 10	H: 3 LOB: 0 BB: 1 P: 15	R: 0 E: 0 K: 1 S: 5	H: 0 LOB: 2 BB: 2 P: 13	1B: 8 2B: 0 3B: 0 HR: 3	SF: 1 SAC: 0 DP: 1 HBP: 1	WP: 0 PB: 0 SB: 0 CS: 2	PA: 43			
PITCHER	IP	WLS	BF	H	R	ER	SO	BB	IBB	HBP	BLK	WP	HR	S	P	ERA	WHIP								
Rick Langford, R ERA: 5.71 (1, 1)	5.2	L	25	7	4	4	1	3	0	0	0	0	2	24	36	6.35	1.765								
Jim Todd, R ERA: 7.04 (6, 1)	1.1		9	3	4	4	1	1	0	1	0	0	0	9	14	27.00	3.000								
Bob Lacey, L ERA: 5.4 (8, 1)	1.0		4	1	1	1	2	0	0	0	0	0	1	8	8	9.00	1.000								
Dave Hamilton, L ERA: (9, 1)	1.0		5	0	0	0	1	2	0	0	0	0	0	5	13	0.00	2.000								

Batter	1	2	3	4	5	6	7	8	9	AB	R	H	RBI	BB	SO	LOB	BOTTOM								
Larry Murray, S OBP: 0.167, SLG: 0.167 (1, 7)										4	0	1	0	0	0	1	California Angels @ Oakland Athletics Oakland-Alameda County Coliseum, Oakland, CA Sat Apr 14 1979, 3:33 AM PST Att: 2,649 - Unknown								
Joe Wallis, S (1, 9)										4	0	0	0	0	0	2									
Dwayne Murphy, L OBP: 0.556, SLG: 0.467 (1, 8)										3	0	0	0	1	1	1									
Mitchell Page, L OBP: 0.333, SLG: 0.500 (1, 10)										3	1	0	0	1	0	1									
Dave Revering, L OBP: 0.464, SLG: 0.680 (1, 3)										4	1	2	1	0	0	0									
Wayne Gross, L OBP: 0.417, SLG: 0.696 (1, 5)										3	0	0	0	1	1	2									
Mickey Klutts, R OBP: 0.650, SLG: 0.650 (1, 6)										0	0	0	0	0	0	0									
Rob Picciolo, R (2, 6)										3	0	0	0	0	1	1									
Jeff Newman, R OBP: 0.133, SLG: 0.107 (9, PH)										1	0	0	0	0	1	1									
Jim Essian, R OBP: 0.429, SLG: 0.333 (1, 2)										3	1	1	1	1	0	0									
Mike Edwards, R OBP: 0.270, SLG: 0.361 (1, 4)										4	0	1	1	0	0	1									
Inning Stats	R: 0 E: 0 K: 0 S: 3	H: 0 LOB: 1 BB: 1 P: 7	R: 0 E: 0 K: 1 S: 5	H: 0 LOB: 0 BB: 0 P: 5	R: 0 E: 0 K: 1 S: 4	H: 1 LOB: 1 BB: 0 P: 4	R: 0 E: 0 K: 1 S: 6	H: 1 LOB: 0 BB: 0 P: 6	R: 0 E: 0 K: 0 S: 3	H: 0 LOB: 0 BB: 0 P: 3	R: 0 E: 0 K: 0 S: 3	H: 0 LOB: 1 BB: 1 P: 7	R: 1 E: 0 K: 0 S: 4	H: 1 LOB: 1 BB: 1 P: 8	R: 2 E: 0 K: 1 S: 7	H: 2 LOB: 1 BB: 1 P: 11	1B: 3 2B: 1 3B: 1 HR: 0	SF: 0 SAC: 0 DP: 0 HBP: 0	WP: 0 PB: 0 SB: 0 CS: 0	PA: 36					
PITCHER	IP	WLS	BF	H	R	ER	SO	BB	IBB	HBP	BLK	WP	HR	S	P	ERA	WHIP								
Dave Frost, R ERA: 5.4 (1, 1)	8.0	W	30	3	1	1	3	3	0	0	0	0	0	33	45	1.12	0.750								
Mark Clear, R ERA: 3.0 (9, 1)	1.0		6	2	2	2	1	1	0	0	0	0	0	7	11	18.00	3.000								

Batter	1	2	3	4	5	6	7	8	9	AB	R	H	RBI	BB	SO	LOB	TOP		
Rick Miller, L OBP: 0.327, SLG: 0.442 (1, 8)	F7		FC5-2 3B	3-1		E6 1B	K		K	6	1	1	0	0	2	5	California Angels @ Oakland Athletics Oakland-Alameda County Coliseum, Oakland, CA Sun Apr 15 1979, 3:33 AM PST Att: 2,243 - Unknown livebaseballscorecards.com		
Carney Lansford, R OBP: 0.435, SLG: 0.533 (1, 5)	1B 2B		G3		HR 1B	1B 2B 1B		G3	FC4-6 1-2f	6	3	3	1	0	0	3			
Rod Carew, L OBP: 0.489, SLG: 0.526 (1, 3)	2H 1B		FC5-2 WP		HR 1B	2B 1B		FC6-4 1B		5	1	4	4	0	0	1			
Don Baylor, R OBP: 0.354, SLG: 0.455 (1, 9)	L5		S BB		1-3			F8		4	0	1	1	1	0	2			
Joe Rudi, R OBP: 0.326, SLG: 0.415 (1, 7)	K		BB		F3	K		FC6-4 1-2f		4	0	0	0	1	2	4			
Willie Aikens, L OBP: 0.316, SLG: 0.778 (1, 10)			K		F4			K		5	0	0	0	0	2	3			
Brian Downing, R OBP: 0.535, SLG: 0.684 (1, 2)	CS 1B				SH1 SF7 2B	F8 FC1-5 2B		2B 1B	1B 2B	5	2	5	0	0	0	0			
Bobby Grich, R OBP: 0.317, SLG: 0.632 (1, 4)	E5 1-2		SH1		2-3	F8		1B 2B	1B	4	0	2	0	0	0	2			
Rance Mulliniks, L OBP: 0.256, SLG: 0.294 (1, 6)	4-3		SF7		3H	FC1-5 1B		L4	FC4-6 1B	4	1	1	2	0	0	4			
Inning Stats	R: 1 E: 0 K: 1 S: 7	H: 2 LOB: 1 BB: 0 P: 7	R: 0 E: 1 K: 0 S: 4	H: 1 LOB: 1 BB: 0 P: 4	R: 0 E: 0 K: 1 S: 6	H: 1 LOB: 0 BB: 2 P: 14	R: 2 E: 0 K: 0 S: 5	H: 2 LOB: 0 BB: 0 P: 5	R: 3 E: 1 K: 1 S: 10	H: 4 LOB: 2 BB: 0 P: 10	R: 0 E: 0 K: 2 S: 9	H: 2 LOB: 2 BB: 0 P: 9	R: 0 E: 0 K: 0 S: 4	H: 1 LOB: 1 BB: 0 P: 4	R: 1 E: 0 K: 1 S: 8	H: 3 LOB: 2 BB: 0 P: 8	1B: 9 2B: 6 3B: 1 HR: 1	SF: 1 SAC: 1 DP: 0 HBP: 0	WP: 2 PB: 0 CS: 1 PA: 47
PITCHER	IP	WLS	BF	H	R	ER	SO	BB	IBB	HBP	BLK	WP	HR	S	P	ERA	WHIP		
Matt Keough, R ERA: 3.86 (1, 1)	5.2	L	29	9	7	4	2	2	0	0	0	1	1	31	39	6.35	1.941		
Dave Heaverlo, R ERA: 0.96 (6, 1)	2.1		12	5	0	0	3	0	0	0	0	0	0	18	18	0.00	2.143		
Bob Lacey, L ERA: 6.0 (9, 1)	1.0		6	3	1	1	1	0	0	0	0	0	0	8	8	9.00	3.000		

Batter	1	2	3	4	5	6	7	8	9	AB	R	H	RBI	BB	SO	LOB	BOTTOM				
Larry Murray, S OBP: 0.200, SLG: 0.111 (1, 7)	5-3		FC6-4 BB			K		3-1		3	0	0	0	1	1	1	California Angels @ Oakland Athletics Oakland-Alameda County Coliseum, Oakland, CA Sun Apr 15 1979, 3:33 AM PST Att: 2,243 - Unknown livebaseballscorecards.com				
Mike Edwards, R OBP: 0.285, SLG: 0.350 (1, 4)	F5		FC6-4 1-2f			FC6-4 1B		F9		4	0	1	0	0	0	3					
Mitchell Page, L OBP: 0.302, SLG: 0.447 (1, 10)	F8				K	P8		L5		4	0	0	0	0	1	1					
Jeff Newman, R OBP: 0.176, SLG: 0.129 (1, 2)			G4-6-3 1B		F7	FC6-4 1-2f		G4-6-3 BB		3	0	1	0	1	0	1					
Dave Revering, L OBP: 0.406, SLG: 0.586 (1, 3)			G4-6-3 1-2f		F8			F8		4	0	0	0	0	0	2					
Tony Armas, R OBP: 0.231, SLG: 0.130 (1, 8)								F7		0	0	0	0	0	0	0					
Miguel Dilone, S OBP: 0.273, SLG: 0.316 (2, FH) (3, 9)			CS 1B		HR					3	1	2	1	0	0	0					
Wayne Gross, L OBP: 0.407, SLG: 0.640 (1, 5)			CS 1-2		SH1-4 BB	3-1		F8		2	0	0	0	1	0	0					
Rob Picciolo, R (1, 6)			SH1-4		F9			4-3		2	0	0	0	0	0	0					
Dwayne Murphy, L OBP: 0.524, SLG: 0.500 (3, 8)			K		B6			3-1 2B		3	0	1	0	0	1	1					
Inning Stats	R: 0 E: 0 K: 0 S: 3	H: 0 LOB: 0 BB: 0 P: 3	R: 0 E: 0 K: 0 S: 3	H: 2 LOB: 0 BB: 0 P: 3	R: 0 E: 0 K: 1 S: 5	H: 0 LOB: 2 BB: 2 P: 13	R: 0 E: 0 K: 1 S: 5	H: 0 LOB: 0 BB: 0 P: 5	R: 1 E: 0 K: 0 S: 4	H: 1 LOB: 0 BB: 0 P: 4	R: 0 E: 0 K: 1 S: 6	H: 1 LOB: 1 BB: 0 P: 6	R: 0 E: 0 K: 0 S: 3	H: 0 LOB: 0 BB: 0 P: 3	R: 0 E: 0 K: 0 S: 4	H: 1 LOB: 1 BB: 0 P: 4	R: 0 E: 0 K: 0 S: 2	H: 0 LOB: 0 BB: 1 P: 6	1B: 3 2B: 1 3B: 0 HR: 1	SF: 0 SAC: 1 DP: 2 HBP: 0	WP: 0 PB: 0 SB: 0 CS: 1 PA: 33
PITCHER	IP	WLS	BF	H	R	ER	SO	BB	IBB	HBP	BLK	WP	HR	S	P	ERA	WHIP				
Frank Tanana, L ERA: 3.86 (1, 1)	7.0	W	25	4	1	1	3	2	0	0	0	0	0	29	37	1.29	0.857				
Dyar Miller, R ERA: 1.13 (8, 1)	2.0		7	1	0	0	0	1	0	0	0	0	0	6	10	0.00	1.000				

Batter	1	2	3	4	5	6	7	8	9	AB	R	H	RBI	BB	SO	LOB	TOP								
Rick Miller, L OBP: 0.340, SLG: 0.489 (1, 8)										4	2	2	0	0	1	0	California Angels @ Minnesota Twins Metropolitan Stadium, Bloomington, MI Tue Apr 17 1979, 4:33 AM EST Att: 37,529 - Unknown - 63 F livebaseballscorecards.com								
Carney Lansford, R OBP: 0.440, SLG: 0.531 (1, 5)										4	0	2	0	0	1	1									
Rod Carew, L OBP: 0.471, SLG: 0.500 (1, 3)										4	0	1	0	0	1	3									
Don Baylor, R OBP: 0.346, SLG: 0.438 (1, 9)										4	0	1	1	0	0	3									
Joe Rudi, R OBP: 0.320, SLG: 0.400 (1, 7)										4	0	1	0	0	1	2									
Willie Aikens, L OBP: 0.304, SLG: 0.818 (1, 10)										4	1	1	1	0	1	2									
Brian Downing, R OBP: 0.511, SLG: 0.690 (1, 2)										4	1	1	0	0	0	0									
Bobby Grich, R OBP: 0.333, SLG: 0.690 (1, 4)										4	2	2	1	0	0	0									
Rance Mulliniks, L OBP: 0.233, SLG: 0.278 (1, 6)										2	0	0	2	0	0	0									
Inning Stats	R: 1 E: 0 K: 0 S: 4	H: 2 LOB: 0 BB: 0 P: 4	R: 0 E: 0 K: 0 S: 3	H: 1 LOB: 0 BB: 0 P: 3	R: 0 E: 0 K: 0 S: 3	H: 0 LOB: 0 BB: 0 P: 3	R: 0 E: 0 K: 0 S: 4	H: 1 LOB: 1 BB: 0 P: 4	R: 4 E: 1 K: 1 S: 10	H: 5 LOB: 1 BB: 0 P: 10	R: 0 E: 0 K: 0 S: 3	H: 0 LOB: 0 BB: 0 P: 3	R: 1 E: 1 K: 2 S: 8	H: 1 LOB: 0 BB: 0 P: 8	R: 0 E: 0 K: 2 S: 8	H: 1 LOB: 1 BB: 0 P: 8	R: 0 E: 0 K: 0 S: 3	H: 0 LOB: 0 BB: 0 P: 3	1B: 6 2B: 1 3B: 3 HR: 1	SF: 2 SAC: 0 DP: 1 HBP: 0	WP: 0 PB: 0 SB: 1 CS: 0	PA: 37			
PITCHER	IP	WLS	BF	H	R	ER	SO	BB	IBB	HBP	BLK	WP	HR	S	P	ERA	WHIP								
Dave Goltz, R ERA: 5.68 (1, 1)	4.1	L	20	9	5	4	0	0	0	0	0	0	1	20	20	8.31	2.077								
Jeff Holly, L ERA: 18.0 (5, 1)	0.1		1	0	0	0	1	0	0	0	0	0	0	3	3	0.00	0.000								
Pete Redfern, R ERA: 1.08 (5, 1)	4.1		15	2	1	0	4	0	0	0	0	0	0	23	23	0.00	0.462								

Batter	1	2	3	4	5	6	7	8	9	AB	R	H	RBI	BB	SO	LOB	BOTTOM								
Mike Cabbage, L OBP: 0.294, SLG: 0.333 (1, 5)										4	0	0	0	0	2	1	California Angels @ Minnesota Twins Metropolitan Stadium, Bloomington, MI Tue Apr 17 1979, 4:33 AM EST Att: 37,529 - Unknown - 63 F livebaseballscorecards.com								
Roy Smalley, S OBP: 0.511, SLG: 0.553 (1, 6)										3	0	1	0	1	1	0									
Ken Landreaux, L OBP: 0.364, SLG: 0.378 (1, 7)										4	0	0	0	0	2	2									
Ron Jackson, R OBP: 0.217, SLG: 0.238 (1, 3)										3	0	0	0	1	0	0									
Glenn Adams, L OBP: 0.286, SLG: 0.308 (1, 10)										4	0	1	0	0	2	2									
Butch Wynegar, S OBP: 0.421, SLG: 0.400 (1, 2)										3	0	1	0	0	0	1									
Rob Wilfong, L OBP: 0.375, SLG: 0.429 (1, 4)										3	0	0	0	0	1	2									
Willie Norwood, R OBP: 0.317, SLG: 0.600 (1, 8)										3	0	1	0	0	0	1									
Rick Sofield, L OBP: 0.286, SLG: 0.208 (1, 9)										2	0	0	0	1	2	1									
Inning Stats	R: 0 E: 0 K: 1 S: 6	H: 1 LOB: 2 BB: 1 P: 10	R: 0 E: 0 K: 1 S: 5	H: 0 LOB: 0 BB: 0 P: 5	R: 0 E: 0 K: 1 S: 4	H: 0 LOB: 1 BB: 2 P: 12	R: 0 E: 0 K: 0 S: 4	H: 1 LOB: 1 BB: 0 P: 4	R: 0 E: 0 K: 2 S: 7	H: 1 LOB: 0 BB: 0 P: 7	R: 0 E: 0 K: 1 S: 5	H: 0 LOB: 0 BB: 0 P: 5	R: 0 E: 0 K: 1 S: 6	H: 1 LOB: 1 BB: 0 P: 6	R: 0 E: 0 K: 2 S: 7	H: 0 LOB: 0 BB: 0 P: 7	R: 0 E: 0 K: 1 S: 5	H: 0 LOB: 0 BB: 0 P: 5	1B: 3 2B: 1 3B: 0 HR: 0	SF: 0 SAC: 0 DP: 0 HBP: 0	WP: 0 PB: 0 SB: 0 CS: 1	PA: 32			
PITCHER	IP	WLS	BF	H	R	ER	SO	BB	IBB	HBP	BLK	WP	HR	S	P	ERA	WHIP								
Nolan Ryan, R ERA: 4.19 (1, 1)	9.0	W	32	4	0	0	10	3	0	0	0	0	0	49	61	0.00	0.778								

Batter	1	2	3	4	5	6	7	8	9	AB	R	H	RBI	BB	SO	LOB	TOP										
Rick Miller, L OBP: 0.356, SLG: 0.471 (1, 8)	0-0 BB S 1B	4-0 BB 2B	0-0 6-3			0-0 4-3		0-0 4-3	4-0 BB	4	1	1	0	2	0	0											
Carney Lansford, R OBP: 0.429, SLG: 0.491 (1, 5)	0-3 K	4-0 2B SF8 BB	0-3 K			0-0 5-3		4-0 1B BB	0-0 F9	4	2	0	1	2	2	2											
Rod Carew, L OBP: 0.518, SLG: 0.587 (1, 3)	4-0 BB 1-2 BB	4-0 2B 2B		0-0 6-3 SF9 2B		0-0 1B 1B		0-0 1B 2B 1B		4	3	4	2	1	0	0											
Don Baylor, R OBP: 0.351, SLG: 0.442 (1, 9)	0-0 F3	0-0 SF8		0-0 6-3		0-0 1B S 1B		0-0 2B 1B		4	1	2	2	0	0	3											
Joe Rudi, R OBP: 0.327, SLG: 0.417 (1, 7)	4-0 BB 1-2 2-3	0-0 2B		0-0 SF9		0-3 K		0-0 F8		3	0	1	2	1	1	4											
Willie Aikens, L OBP: 0.286, SLG: 0.741 (1, 10)	0-0 1-3	0-0 1-3		0-0 F8				0-0 G3	0-0 2B	5	0	1	2	0	0	4											
Brian Downing, R OBP: 0.481, SLG: 0.660 (1, 2)		0-0 E BB 2B	0-0 E5 1B E		0-0 F6		0-0 F9	0-0 6-3		5	2	1	0	0	0	1											
Bobby Grich, R OBP: 0.360, SLG: 0.681 (1, 4)		0-0 5-3	0-0 E7 SF7 1B		0-0 G4-6-3 1B		0-0 1B		0-0 F9	5	1	3	0	0	0	1											
Rance Mulliniks, L OBP: 0.208, SLG: 0.250 (1, 6)		0-0 E4 BB 2B	0-0 SF7		0-0 G4-6-3 1-2		0-0 F8		0-0 1-6-3	4	1	0	1	0	0	3											
Inning Stats	R: 0 E: 0 K: 1 S: 6	H: 1 LOB: 3 BB: 2 P: 14	R: 5 E: 1 K: 0 S: 7	H: 3 LOB: 1 BB: 2 P: 15	R: 2 E: 2 K: 1 S: 7	H: 1 LOB: 0 BB: 0 P: 7	R: 1 E: 0 K: 0 S: 4	H: 1 LOB: 0 BB: 0 P: 4	R: 0 E: 0 K: 1 S: 7	H: 2 LOB: 2 BB: 0 P: 7	R: 0 E: 0 K: 0 S: 4	H: 1 LOB: 1 BB: 0 P: 4	R: 3 E: 0 K: 0 S: 6	H: 3 LOB: 1 BB: 1 P: 10	R: 0 E: 0 K: 0 S: 3	H: 0 LOB: 1 BB: 1 P: 7	1B: 8 2B: 5 3B: 0 HR: 0	SF: 3 SAC: 0 DP: 1 HBP: 0	WP: 0 PB: 0 SB: 2 CS: 0	PA: 47							
PITCHER	IP	WLS	BF	H	R	ER	SO	BB	IBB	HBP	BLK	WP	HR	S	P	ERA	WHIP										
Roger Erickson, R ERA: 3.77 (1, 1)	1.2	L	14	4	5	2	1	4	0	0	0	0	0	12	28	10.80	4.800										
Jeff Holly, L ERA: 8.44 (2, 1)	3.1		13	3	3	1	1	0	0	0	0	0	0	15	15	2.70	0.900										
Gary Serun, R ERA: 18.9 (6, 1)	3.0		16	6	3	3	1	1	0	0	0	0	0	17	21	9.00	2.333										
Mike Marshall, R ERA: (9, 1)	1.0		4	0	0	0	0	1	0	0	0	0	0	3	7	0.00	1.000										

California Angels @ Minnesota Twins
Metropolitan Stadium, Bloomington, MI
Wed Apr 18 1979, 4:33 AM EST
Att: 3,776 - Unknown - 65 F

AB	38
R	11
H	13
RBI	10
BB	6
SO	3
LOB	18



Batter	1	2	3	4	5	6	7	8	9	AB	R	H	RBI	BB	SO	LOB	BOTTOM											
Rob Wilfong, L OBP: 0.368, SLG: 0.394 (1, 4)	0-0 B5-3		0-0 F9	4-0 1B L7-2 BB		0-0 1-2 2-3 1B	0-3 K		0-0 F8	5	0	1	0	1	1	4												
Roy Smalley, S OBP: 0.519, SLG: 0.619 (1, 6)	0-0 HR		4-0 E FC1 2B BB	0-0 1-3 1B		0-0 F7		0-0 4-3		4	2	2	1	1	0	3												
Ken Landreaux, L OBP: 0.367, SLG: 0.381 (1, 7)	0-0 5-3 1B		0-0 FC1 2B 1-3 1B	0-0 L7-2 3-H		0-0 F6		0-0 FC6-4 1B		5	1	2	0	0	0	6												
Ron Jackson, R OBP: 0.235, SLG: 0.277 (1, 3)	0-0 5-3		0-0 1-3 3-H 1B 2B		0-0 G3-6-3 1B	0-0 F2		0-0 F5		5	1	2	1	0	0	5												
Glenn Adams, L OBP: 0.242, SLG: 0.258 (1, 10)	0-0 F5		0-0 F7		0-0 G3-6-3 1-2		0-0 G3	0-0 FC6-4 1-2		5	0	0	0	0	0	5												
Butch Wynegar, S OBP: 0.419, SLG: 0.429 (1, 2)		0-0 F4	0-0 BB 1B		0-0 2B		0-0 F8		0-0 F8	5	0	2	2	0	0	0												
Mike Cabbage, L OBP: 0.333, SLG: 0.333 (1, 5)		0-0 1-6-3	0-0 1-2 BB		0-0 F9		4-0 BB 1B BB		0-0 1B 1B	3	1	1	0	2	0	1												
Willie Norwood, R OBP: 0.348, SLG: 0.628 (1, 8)		0-0 E6 3B	0-3 K			4-0 1B 1B BB	4-0 1B BB		0-0 F7	3	1	1	0	2	1	3												
Rick Sofield, L OBP: 0.364, SLG: 0.310 (1, 9)		0-3 K		0-0 CS 1B		0-0 1B 1B	0-0 1-3 2-H 1B		0-0 1-2 1B	5	0	4	1	0	1	0												
Inning Stats	R: 1 E: 0 K: 0 S: 5	H: 2 LOB: 1 BB: 0 P: 5	R: 1 E: 1 K: 1 S: 6	H: 1 LOB: 0 BB: 0 P: 6	R: 3 E: 1 K: 1 S: 8	H: 2 LOB: 2 BB: 2 P: 16	R: 0 E: 0 K: 0 S: 3	H: 2 LOB: 1 BB: 1 P: 7	R: 0 E: 0 K: 0 S: 4	H: 2 LOB: 3 BB: 1 P: 9	R: 1 E: 0 K: 1 S: 6	H: 1 LOB: 2 BB: 2 P: 14	R: 0 E: 0 K: 0 S: 4	H: 1 LOB: 1 BB: 0 P: 4	R: 0 E: 0 K: 0 S: 5	H: 2 LOB: 2 BB: 0 P: 5	1B: 11 2B: 3 3B: 1 HR: 1	SF: 0 SAC: 0 DP: 2 HBP: 0	WP: 0 PB: 0 SB: 0 CS: 1	PA: 46								
PITCHER	IP	WLS	BF	H	R	ER	SO	BB	IBB	HBP	BLK	WP	HR	S	P	ERA	WHIP											
Chris Knapp, R ERA: 3.18 (1, 1)	2.2		16	5	5	1	1	2	0	0	0	0	0	11	16	24	3.38	2.625										
Dyar Miller, R ERA: 0.97 (3, 1)	2.1	W	11	5	0	0	1	2	0	0	0	0	0	11	19	0.00	3.000											
Mark Clear, R ERA: 2.7 (6, 1)	4.0	S	19	5	1	1	1	2	0	0	0	0	0	19	27	2.25	1.750											

California Angels @ Minnesota Twins
Metropolitan Stadium, Bloomington, MI
Wed Apr 18 1979, 4:33 AM EST
Att: 3,776 - Unknown - 65 F

AB	40
R	6
H	15
RBI	5
BB	6
SO	3
LOB	27



Batter	1	2	3	4	5	6	7	8	9	AB	R	H	RBI	BB	SO	LOB	TOP																					
Rick Miller, L OBP: 0.375, SLG: 0.473 (1, 8)	0-3 K		0-0 1B		4-0 FC1-6 BB		0-0 G4-6-3 1B		0-3 K	4	0	2	0	1	2	0	California Angels @ Minnesota Twins Metropolitan Stadium, Bloomington, MI Thu Apr 19 1979, 4:33 AM EST Att. 3,537 - Unknown - 64 F																					
Carney Lansford, R OBP: 0.410, SLG: 0.517 (1, 5)	0-0 F9		0-0 1-3		0-0 FC1-6 2B		0-0 G4-6-3 1-2		0-0 HR	5	1	1	1	0	0	4																						
Rod Carew, L OBP: 0.508, SLG: 0.580 (1, 3)	0-0 4-3			0-0 G3		0-0 1-3 2B		4-0 SH1-4 HBP 1B BB	0-0 1-3	4	1	1	0	1	0	0																						
Don Baylor, R OBP: 0.339, SLG: 0.411 (1, 9)		0-0 4-3		0-0 F9		0-0 4-3		1-0 SH1-4 HBP 1B	0-0 F7	4	1	0	0	0	0	2																						
Joe Rudi, R OBP: 0.328, SLG: 0.471 (1, 7)	0-0 F9			0-0 HR		0-0 F4		0-0 SH1-4		3	1	1	1	0	0	0																						
Willie Aikens, L OBP: 0.281, SLG: 0.774 (1, 10)	0-0 4-3			0-0 HR		0-0 E1 FC6-4		0-0 F9		4	1	1	1	0	0	2																						
Brian Downing, R OBP: 0.404, SLG: 0.627 (1, 2)			0-0 F9		0-0 6-3		0-0 L7		0-0 1B 2-H 3-H	4	0	1	2	0	0	1																						
Bobby Grich, R OBP: 0.389, SLG: 0.745 (1, 4)			0-0 1B		0-0 HR		0-0 FC6-4 1-2		0-0 1B	4	1	3	1	0	0	1																						
Rance Mulliniks, L OBP: 0.192, SLG: 0.227 (1, 6)	0-3 K		0-3 K		0-0 4-3		0-0 6-3		0-3 K	4	0	0	0	0	2	3																						
Inning Stats	R: 0 E: 0 K: 1 S: 5	H: 0 LOB: 0 BB: 0 P: 5	R: 0 E: 0 K: 0 S: 3	H: 0 LOB: 0 BB: 0 P: 3	R: 0 E: 0 K: 1 S: 7	H: 2 LOB: 2 BB: 0 P: 7	R: 2 E: 0 K: 0 S: 5	H: 2 LOB: 0 BB: 0 P: 5	R: 1 E: 0 K: 0 S: 5	H: 2 LOB: 2 BB: 1 P: 9	R: 0 E: 1 K: 0 S: 4	H: 0 LOB: 1 BB: 0 P: 4	R: 0 E: 0 K: 0 S: 3	H: 1 LOB: 2 BB: 0 P: 3	R: 2 E: 0 K: 1 S: 7	H: 2 LOB: 2 BB: 1 P: 12	R: 1 E: 0 K: 1 S: 6	H: 1 LOB: 0 BB: 0 P: 6	1B: 5 2B: 1 3B: 0 HR: 4	SF: 0 SAC: 1 DP: 1 HBP: 1	WP: 0 PB: 0 SB: 0 CS: 0	PA: 40																
PITCHER	IP	WLS	BF	H	R	ER	SO	BB	IBB	HBP	BLK	WP	HR	S	P	ERA	WHIP	PITCHER				IP	WLS	BF	H	R	ER	SO	BB	IBB	HBP	BLK	WP	HR	S	P	ERA	WHIP
Paul Hartzell, R ERA: 5.02 (1, 1)	7.0		29	7	3	3	2	1	0	0	0	0	3	32	36	3.86	1.143																					
Mike Marshall, R ERA: 2.13 (8, 1)	2.0	L	11	3	3	3	2	1	0	1	0	0	1	13	18	13.50	2.000																					

AB	36
R	6
H	10
RBI	6
BB	2
SO	4
LOB	13



Batter	1	2	3	4	5	6	7	8	9	AB	R	H	RBI	BB	SO	LOB	BOTTOM																					
Mike Cabbage, L OBP: 0.349, SLG: 0.361 (1, 5)	0-0 1B			0-0 F7				0-3 K		3	1	1	0	1	1	0	California Angels @ Minnesota Twins Metropolitan Stadium, Bloomington, MI Thu Apr 19 1979, 4:33 AM EST Att. 3,537 - Unknown - 64 F																					
John Castino, R OBP: 0.357, SLG: 0.385 (8, 5)	0-0 2B	4-0 BB						0-0 L9		1	0	0	0	0	0	2																						
Roy Smalley, S OBP: 0.505, SLG: 0.578 (1, 6)	0-0 6-3	0-0 F5			4-0 1B BB		0-0 F8		4-0 BB	3	1	0	0	2	0	3																						
Ken Landreaux, L OBP: 0.352, SLG: 0.362 (1, 7)	0-3 K		0-0 F5		0-3 K		0-0 E 1B		0-0 F9	5	0	1	0	0	2	3																						
Ron Jackson, R OBP: 0.250, SLG: 0.275 (1, 3)	0-0 HR 1B		4-0 F7 1B BB		0-0 4-3		0-0 E4		0-0 F9	4	1	1	1	1	0	3																						
Glenn Adams, L OBP: 0.297, SLG: 0.400 (1, 10)	0-0 HR		0-0 BB		0-0 1-2 1B		0-0 F8		0-3 K	4	1	3	3	0	0	2																						
Craig Kusick, R (9, PH)	1-H HR		0-0 1B		0-0 2-H 1B		0-0 F8		0-0 K	1	0	0	0	0	1	1																						
Butch Wynegar, S OBP: 0.383, SLG: 0.385 (1, 2)	0-0 G3		0-0 F7		0-0 F6		0-3 K			4	0	0	0	0	1	3																						
Rick Sofield, L OBP: 0.354, SLG: 0.310 (1, 9)		0-3 K	0-3 K		0-0 F8		0-0 F8		0-0 FC1-6 1B	0	0	0	0	0	0	0																						
Bombo Rivera, R OBP: 0.316, SLG: 0.333 (2, 9)										4	0	1	0	0	2	2																						
Willie Norwood, R OBP: 0.340, SLG: 0.587 (1, 8)		4-0 BB BB		0-0 F7		0-0 F9		0-0 FC1-6 1B 1-2		3	0	0	0	1	0	1																						
Rob Wilfong, L OBP: 0.341, SLG: 0.361 (1, 4)		0-0 F6		0-3 K		0-0 F6		0-0 F6		3	0	0	0	0	1	1																						
Jose Morales, R OBP: 0.455, SLG: 0.700 (8, PH)										1	0	1	0	0	0	0																						
Bob Randall, R OBP: 0.333, SLG: 0.250 (8, PR) (9, 4)										0	0	0	0	0	0	0																						
Inning Stats	R: 3 E: 0 K: 1 S: 8	H: 3 LOB: 0 BB: 0 P: 8	R: 0 E: 0 K: 1 S: 5	H: 0 LOB: 2 BB: 2 P: 13	R: 0 E: 0 K: 1 S: 6	H: 1 LOB: 2 BB: 1 P: 10	R: 0 E: 0 K: 1 S: 5	H: 0 LOB: 0 BB: 0 P: 5	R: 1 E: 0 K: 1 S: 6	H: 1 LOB: 1 BB: 1 P: 10	R: 0 E: 0 K: 0 S: 3	H: 0 LOB: 0 BB: 0 P: 3	R: 0 E: 1 K: 1 S: 7	H: 1 LOB: 2 BB: 0 P: 7	R: 0 E: 0 K: 1 S: 7	H: 2 LOB: 2 BB: 0 P: 7	R: 0 E: 0 K: 1 S: 5	H: 0 LOB: 1 BB: 1 P: 9	1B: 6 2B: 1 3B: 0 HR: 1	SF: 0 SAC: 0 DP: 0 HBP: 0	WP: 0 PB: 0 SB: 0 CS: 0	PA: 41																
PITCHER	IP	WLS	BF	H	R	ER	SO	BB	IBB	HBP	BLK	WP	HR	S	P	ERA	WHIP	PITCHER				IP	WLS	BF	H	R	ER	SO	BB	IBB	HBP	BLK	WP	HR	S	P	ERA	WHIP
Don Aase, R ERA: 3.57 (1, 1)	7.0	W	32	6	4	4	6	4	0	0	0	0	1	40	56	5.14	1.429																					
Dave LaRoche, L ERA: 1.09 (8, 1)	2.0	S	9	2	0	0	2	1	0	0	0	0	0	12	16	0.00	1.500																					

AB	36
R	4
H	8
RBI	4
BB	5
SO	8
LOB	21



Batter	1	2	3	4	5	6	7	8	9	AB	R	H	RBI	BB	SO	LOB	TOP				
Miguel Dilone, S (1, 9) OBP: 0.275, SLG: 0.278	B1-3		L5		5-3		K		B1-3	5	0	0	0	0	1	3	<p>Oakland Athletics @ California Angels Anaheim Stadium, Anaheim, CA</p> <p>Fri Apr 20 1979, 9:05 PM EST Att: 27,417 - Unknown</p> <p>livebaseballscores.com</p>				
Larry Murray, S (1, 7) OBP: 0.316, SLG: 0.294	F5				BB		FC5-4		F7	4	0	2	2	1	0	0					
Mickey Klutts, R (1, 5) OBP: 0.444, SLG: 0.542			6-3		L6		FC5-4		F8	4	0	0	0	1	0	4					
Mitchell Page, L (1, 10) OBP: 0.300, SLG: 0.389	F8				4-3				K	4	1	1	0	0	1	2					
Dave Revering, L (1, 3) OBP: 0.306, SLG: 0.422					FC4		F8		1B	4	1	1	0	0	0	1					
Mike Edwards, R (1, 4) OBP: 0.250, SLG: 0.309	4-3						F9		K	4	0	1	0	0	1	1					
Jim Essian, R (1, 2) OBP: 0.435, SLG: 0.500	F7				SF8		G3		1B	3	0	1	1	0	0	0					
Rob Picciolo, R (1, 6) OBP: 0.194, SLG: 0.250			E6		F3		1B		1B	4	2	2	1	0	0	2					
Dwayne Murphy, L (1, 8) OBP: 0.394, SLG: 0.367	F8		F8		K		FC5-4		F6	4	0	1	0	0	1	5					
Inning Stats	R: 0 E: 0 K: 0 S: 3	H: 0 LOB: 1 BB: 7 P: 7	R: 0 E: 0 K: 0 S: 3	H: 0 LOB: 0 BB: 3 P: 3	R: 1 E: 1 K: 0 S: 5	H: 1 LOB: 1 BB: 0 P: 5	R: 1 E: 1 K: 1 S: 8	H: 2 LOB: 2 BB: 0 P: 8	R: 0 E: 0 K: 0 S: 3	H: 0 LOB: 1 BB: 1 P: 7	R: 0 E: 0 K: 0 S: 3	H: 0 LOB: 0 BB: 3 P: 3	R: 1 E: 0 K: 2 S: 10	H: 3 LOB: 1 BB: 0 P: 10	R: 0 E: 0 K: 0 S: 3	H: 0 LOB: 0 BB: 3 P: 3	1B: 8 2B: 1 3B: 0 HR: 0	SF: 1 SAC: 0 DP: 0 HBP: 0	WP: 0 PB: 0 SB: 2 CS: 0	PA: 39	
PITCHER	IP	WLS	BF	H	R	ER	SO	BB	IBB	HBP	BLK	WP	HR	S	P	ERA	WHIP				
Frank Tanana, L (1, 1) ERA: 2.81	6.0	W	25	3	2	0	1	2	0	0	0	0	0	25	33	0.00	0.833				
Dave Frost, R (7, 1) ERA: 5.96	3.0	S	14	6	2	2	3	0	0	0	0	0	0	20	20	6.00	2.000				

Batter	1	2	3	4	5	6	7	8	9	AB	R	H	RBI	BB	SO	LOB	BOTTOM				
Rick Miller, L (1, 8) OBP: 0.391, SLG: 0.466	F8		WP		FC6-4		K		B1-3	3	1	1	0	2	1	0	<p>Oakland Athletics @ California Angels Anaheim Stadium, Anaheim, CA</p> <p>Fri Apr 20 1979, 9:05 PM EST Att: 27,417 - Unknown</p> <p>livebaseballscores.com</p>				
Carney Lansford, R (1, 5) OBP: 0.394, SLG: 0.492	F2		5-3		FC6-4		F7		1B	5	2	1	0	0	0	3					
Rod Carew, L (1, 3) OBP: 0.530, SLG: 0.593			PB		1B		FC		K	4	2	3	2	1	1	1					
Don Baylor, R (1, 9) OBP: 0.373, SLG: 0.433	F8				4-3		FC		1B	4	1	3	1	0	0	2					
Joe Rudi, R (1, 7) OBP: 0.317, SLG: 0.446	K		F7		4-3		FC		1B	5	0	1	2	0	1	6					
Willie Aikens, L (1, 10) OBP: 0.324, SLG: 0.824			F2		2B		F7		1B	3	1	1	1	2	0	4					
Brian Downing, R (1, 2) OBP: 0.459, SLG: 0.618	K				CS		F3		F3	4	0	1	1	1	1	3					
Bobby Grich, R (1, 4) OBP: 0.379, SLG: 0.704	F9				F4		K			3	0	0	0	1	1	1					
Rance Mulliniks, L (1, 6) OBP: 0.179, SLG: 0.208	F7				K		K			4	0	0	0	0	2	4					
Inning Stats	R: 0 E: 0 K: 1 S: 5	H: 0 LOB: 2 BB: 2 P: 13	R: 1 E: 0 K: 1 S: 6	H: 1 LOB: 0 BB: 0 P: 6	R: 2 E: 0 K: 0 S: 6	H: 3 LOB: 1 BB: 0 P: 6	R: 0 E: 0 K: 1 S: 4	H: 0 LOB: 1 BB: 1 P: 8	R: 3 E: 0 K: 0 S: 6	H: 3 LOB: 3 BB: 3 P: 18	R: 0 E: 0 K: 1 S: 7	H: 1 LOB: 3 BB: 0 P: 8	R: 0 E: 0 K: 2 S: 7	H: 0 LOB: 0 BB: 0 P: 7	R: 1 E: 0 K: 1 S: 8	H: 3 LOB: 3 BB: 1 P: 12	1B: 9 2B: 2 3B: 0 HR: 1	SF: 0 SAC: 0 DP: 1 HBP: 1	WP: 1 PB: 2 SB: 0 CS: 1	PA: 43	
PITCHER	IP	WLS	BF	H	R	ER	SO	BB	IBB	HBP	BLK	WP	HR	S	P	ERA	WHIP				
Rick Langford, R (1, 1) ERA: 6.85	4.1	L	21	5	5	5	3	4	0	0	0	0	0	23	39	10.38	2.077				
Jim Todd, R (5, 1) ERA: 8.0	0.1		5	2	1	1	0	1	1	0	0	0	0	3	11	27.00	9.000				
Craig Minetto, L (5, 1) ERA: 3.6	3.0		14	3	1	1	4	0	0	1	0	0	0	21	22	3.00	1.000				
Dave Heaverlo, R (8, 1) ERA: 0.71	0.1		3	1	0	0	0	1	0	0	0	0	0	2	6	0.00	6.000				

Batter	1	2	3	4	5	6	7	8	9	AB	R	H	RBI	BB	SO	LOB	TOP			
Larry Murray, S OBP: 0.250, SLG: 0.227 (1, 7)										5	0	0	0	0	4	2				
Joe Wallis, S OBP: 0.186, SLG: 0.105 (1, 9)										2	0	0	0	2	0	0				
Mitchell Page, L OBP: 0.313, SLG: 0.386 (1, 10)										3	1	1	0	1	1	2				
Dave Revering, L OBP: 0.302, SLG: 0.396 (1, 3)										3	0	0	0	1	1	3				
Dwayne Murphy, L OBP: 0.405, SLG: 0.344 (1, 8)										2	0	0	0	2	0	1				
Wayne Gross, L OBP: 0.476, SLG: 0.559 (1, 5)										2	0	1	1	2	1	0				
Mickey Klutts, R OBP: 0.419, SLG: 0.481 (1, 6)										3	0	0	0	1	3	5				
Jim Essian, R OBP: 0.370, SLG: 0.417 (1, 2)										4	0	0	0	0	2	2				
Mike Edwards, R OBP: 0.233, SLG: 0.288 (1, 4)										4	0	0	0	0	1	2				
Inning Stats	R: 0 E: 0 K: 2 S: 7	H: 0 LOB: 1 BB: 1 P: 11	R: 0 E: 0 K: 2 S: 7	H: 0 LOB: 0 BB: 0 P: 7	R: 0 E: 0 K: 2 S: 7	H: 0 LOB: 0 BB: 0 P: 7	R: 0 E: 0 K: 2 S: 7	H: 0 LOB: 3 BB: 3 P: 19	R: 0 E: 0 K: 0 S: 2	H: 0 LOB: 1 BB: 2 P: 10	R: 0 E: 0 K: 1 S: 7	H: 0 LOB: 2 BB: 2 P: 15	R: 1 E: 0 K: 1 S: 7	H: 2 LOB: 2 BB: 1 P: 11	R: 0 E: 0 K: 0 S: 3	H: 0 LOB: 0 BB: 3 P: 3	1B: 2 2B: 0 3B: 0 HR: 0	SF: 0 SAC: 0 DP: 1 HBP: 0	WP: 0 PB: 0 SB: 2 CS: 0	PA: 37
PITCHER	IP WLS BF H R ER SO BB IBB HBP BLK WP HR S P ERA WHIP																			
Nolan Ryan, R ERA: 3.33 Jim Barr, R ERA: 14.73 (8, 1)	7.2 W 32 1 1 1 12 9 0 0 0 0 0 0 7 7 1.17 1.304																			

Oakland Athletics @ California Angels
Anaheim Stadium, Anaheim, CA
Sat Apr 21 1979, 9:05 PM EST
Att: 34,728 - Unknown

AB 28
R 1
H 2
RBI 1
BB 9
SO 13
LOB 17



Batter	1	2	3	4	5	6	7	8	9	AB	R	H	RBI	BB	SO	LOB	BOTTOM			
Rick Miller, L OBP: 0.405, SLG: 0.468 (1, 8)										4	2	2	0	1	0	1				
Carney Lansford, R OBP: 0.408, SLG: 0.507 (1, 5)										4	1	2	2	1	0	1				
Rod Carew, L OBP: 0.521, SLG: 0.569 Merv Rettenmund, R (9, 7)										4	1	1	1	1	1	4				
Don Baylor, R OBP: 0.375, SLG: 0.469 (1, 9)										4	2	1	4	1	2	3				
Joe Rudi, R OBP: 0.324, SLG: 0.492 (9, 3)										5	2	2	3	0	1	0				
Willie Aikens, L OBP: 0.405, SLG: 0.833 (1, 10)										2	2	2	0	3	0	0				
Brian Downing, R OBP: 0.455, SLG: 0.600 Terry Humphrey, R (8, 2)										5	1	2	1	0	1	3				
Bobby Grich, R OBP: 0.413, SLG: 0.712 Jim Anderson, R (9, 4)										0	0	0	0	0	0	0				
Rance Mulliniks, L OBP: 0.197, SLG: 0.212 (1, 6)										4	0	1	0	1	1	6				
Inning Stats	R: 0 E: 0 K: 0 S: 4	H: 1 LOB: 2 BB: 0 P: 4	R: 0 E: 0 K: 1 S: 7	H: 2 LOB: 2 BB: 0 P: 7	R: 3 E: 0 K: 0 S: 5	H: 3 LOB: 1 BB: 2 P: 13	R: 1 E: 0 K: 1 S: 7	H: 2 LOB: 2 BB: 1 P: 11	R: 9 E: 1 K: 1 S: 12	H: 7 LOB: 4 BB: 4 P: 28	R: 0 E: 0 K: 1 S: 5	H: 1 LOB: 0 BB: 0 P: 5	R: 0 E: 0 K: 2 S: 8	H: 1 LOB: 1 BB: 0 P: 8	R: 0 E: 0 K: 0 S: 2	H: 0 LOB: 1 BB: 1 P: 6	1B: 14 2B: 1 3B: 0 HR: 2	SF: 0 SAC: 1 DP: 3 HBP: 0	WP: 0 PB: 0 SB: 0 CS: 0	PA: 46
PITCHER	IP WLS BF H R ER SO BB IBB HBP BLK WP HR S P ERA WHIP																			
Matt Keough, R ERA: 5.96 Jim Todd, R ERA: 9.64 Bob Lacey, L ERA: 7.71 Dave Hamilton, L ERA: (7, 1)	4.0 L 25 10 7 7 2 4 1 0 0 0 0 0 2 6 0.00 6.000																			

Oakland Athletics @ California Angels
Anaheim Stadium, Anaheim, CA
Sat Apr 21 1979, 9:05 PM EST
Att: 34,728 - Unknown

AB 37
R 13
H 17
RBI 13
BB 8
SO 6
LOB 18




Batter	1	2	3	4	5	6	7	8	9	AB	R	H	RBI	BB	SO	LOB	TOP							
Glenn Burke, R OBP: 0.192, SLG: 0.231	0-0 1B 2B	0-0 6-3			0-0 FC5-4 E S 1B		0-0 2B 1B	0-0 F9	5 3 2 0 0 0 2															
Joe Wallis, S OBP: 0.208, SLG: 0.098	0-3 K		0-0 F7		4-0 1B BB		4-0 2B BB	0-3 K	3 1 0 0 2 2 1															
Mitchell Page, L OBP: 0.319, SLG: 0.387	0-0 CS 2H 1B		0-0 F6		0-0 1B		0-0 F7	0-0 5-3	5 0 2 2 0 0 2															
Dave Revering, L OBP: 0.298, SLG: 0.404	0-3 K		0-0 4-3		0-3 K		0-0 2B		4 0 1 2 0 2 3															
Wayne Gross, L OBP: 0.435, SLG: 0.500		0-3 K		0-3 K	0-0 F5			0-3 K	4 0 0 0 0 3 2															
Dwayne Murphy, L OBP: 0.415, SLG: 0.324		4-0 F9 BB 2B BB		0-0 F8		0-0 G1		4-0 S 2B BB	2 2 0 0 2 0 0															
Mickey Klutts, R OBP: 0.429, SLG: 0.467		4-0 2B BB		0-0 1B		0-0 F8		0-3 K	3 1 1 0 1 1 1								AB 34							
Jim Essian, R OBP: 0.355, SLG: 0.429		0-0 F9		0-0 F3		0-0 F8		0-0 2B	4 0 1 1 0 0 3								R 7							
Mike Edwards, R OBP: 0.250, SLG: 0.317		0-0 2B			0-0 FC5-4 1B		0-0 F6	0-3 K	4 0 2 2 0 1 1								H 9							
Inning Stats	R: 1 E: 0 K: 2 S: 8	H: 2 LOB: 1 BB: 0 P: 8	R: 2 E: 0 K: 1 S: 6	H: 1 LOB: 1 BB: 2 P: 14	R: 0 E: 0 K: 1 S: 3	H: 0 LOB: 0 BB: 0 P: 3	R: 0 E: 0 K: 1 S: 6	H: 1 LOB: 1 BB: 0 P: 6	R: 1 E: 0 K: 1 S: 7	H: 2 LOB: 2 BB: 1 P: 11	R: 0 E: 0 K: 0 S: 3	H: 0 LOB: 0 BB: 0 P: 3	R: 2 E: 0 K: 0 S: 4	H: 2 LOB: 1 BB: 1 P: 8	R: 1 E: 0 K: 3 S: 10	H: 1 LOB: 1 BB: 1 P: 14	R: 0 E: 0 K: 1 S: 5	H: 0 LOB: 0 BB: 0 P: 5	1B: 5 2B: 5 3B: 0 HR: 0	SF: 0 SAC: 0 DP: 1 HBP: 0	WP: 0 PB: 0 SB: 2 CS: 1	PA: 39		
PITCHER	IP WLS BF H R ER SO BB IBB HBP BLK WP HR S P ERA WHIP	6.1 L 29 7 6 6 5 4 0 0 0 0 0 35 51 8.53 1.737	2.2 L 10 2 1 1 4 1 0 0 0 0 0 17 21 3.38 1.125																					

Oakland Athletics @ California Angels
Anaheim Stadium, Anaheim, CA
Sun Apr 22 1979, 6:33 AM EST
Att: 36,130 - Unknown

livebaseballscores.com

AB 34
R 7
H 9
RBI 7
BB 5
SO 9
LOB 15




Batter	1	2	3	4	5	6	7	8	9	AB	R	H	RBI	BB	SO	LOB	BOTTOM					
Carney Lansford, R OBP: 0.408, SLG: 0.493	0-0 1B PB 1B		4-0 HR BB		0-0 F8	0-0 F8		0-3 K	4 2 1 0 1 1 4													
Dan Ford, R OBP: 0.536, SLG: 1.045	0-0 3-1 1B 1B		0-0 HR		4-0 BB 4-3 BB	0-0 F8		4-0 2B BB	3 3 2 2 2 0 1													
Rod Carew, L OBP: 0.513, SLG: 0.571	0-0 3-1		0-3 K		0-0 4-3		0-0 CS 1B	0-0 FC5 2B	5 0 2 0 0 1 3													
Don Baylor, R OBP: 0.390, SLG: 0.463	0-0 CS 1B		0-0 F7		4-0 BB BB BB		0-0 F7	4-0 IBB	3 0 1 1 2 0 1													
Joe Rudi, R OBP: 0.315, SLG: 0.462	0-0 5-3		0-0 F8		4-0 FC5 BB BB		0-0 F9	0-0 F3	4 0 0 1 1 0 5													
Willie Aikens, L OBP: 0.413, SLG: 0.795		0-0 4-3		0-0 F9		4-0 BB BB		0-0 CS	3 0 1 1 1 0 0													
Orlando Ramirez, R (8, PH)								0-3 3-1 SH2-4 1B	0 0 0 0 0 0 0													
Rick Miller, L OBP: 0.400, SLG: 0.460					1-2 2-3 3H BB		1-2 2-3 3H BB	0-0 K	1 0 0 0 0 1 3													
Bobby Grich, R OBP: 0.403, SLG: 0.677		0-0 6-3		4-0 BB	0-0 FC5		0-0 SH2-4	0-0 FC5	3 0 0 0 1 0 6								AB 30					
Rance Mulliniks, L OBP: 0.203, SLG: 0.204		0-0 F7		0-0 4-3		4-0 F8 SH2-4 BB		0-0 3-1	2 0 0 0 1 0 1								R 6					
Willie Davis, L (8, PH)								2-3 BB	1 0 0 0 0 0 2								H 7					
Jim Anderson, R (9, 6)									0 0 0 0 0 0 0								RBI 5					
Terry Humphrey, R (1, 2)			0-0 F8		4-0 4-3 BB BB		0-0 SH2-4	4-0 BB	0 0 0 0 0 0 0								SO 3					
Brian Downing, R OBP: 0.463, SLG: 0.600 (8, PH) (9, 2)									1 1 0 0 1 0 0								LOB 26					
Inning Stats	R: 2 E: 0 K: 0 S: 5	H: 3 LOB: 0 BB: 0 P: 5	R: 0 E: 0 K: 0 S: 3	H: 0 LOB: 0 BB: 0 P: 3	R: 2 E: 0 K: 1 S: 6	H: 1 LOB: 1 BB: 1 P: 10	R: 0 E: 0 K: 0 S: 3	H: 0 LOB: 1 BB: 1 P: 7	R: 2 E: 0 K: 0 S: 3	H: 0 LOB: 3 BB: 5 P: 23	R: 0 E: 0 K: 0 S: 3	H: 0 LOB: 1 BB: 1 P: 7	R: 0 E: 0 K: 0 S: 3	H: 1 LOB: 0 BB: 0 P: 3	R: 0 E: 0 K: 1 S: 6	H: 1 LOB: 3 BB: 1 P: 10	R: 0 E: 0 K: 1 S: 6	H: 1 LOB: 3 BB: 2 P: 14	1B: 5 2B: 1 3B: 0 HR: 1	SF: 0 SAC: 2 DP: 0 HBP: 0	WP: 0 PB: 1 SB: 0 CS: 2	PA: 44
PITCHER	IP WLS BF H R ER SO BB IBB HBP BLK WP HR S P ERA WHIP	4.2 L 24 4 6 6 1 7 0 0 0 0 0 19 47 11.57 2.357	1.1 L 6 1 0 0 0 1 0 0 0 0 0 5 9 0.00 1.500	3.0 W 13 2 0 0 2 2 1 0 0 0 0 14 26 0.00 1.333																		

Oakland Athletics @ California Angels
Anaheim Stadium, Anaheim, CA
Sun Apr 22 1979, 6:33 AM EST
Att: 36,130 - Unknown

livebaseballscores.com

AB 30
R 6
H 7
RBI 5
BB 11
SO 3
LOB 26




Batter	1	2	3	4	5	6	7	8	9	AB	R	H	RBI	BB	SO	LOB	TOP				
Al Bumbry, L OBP: 0.237, SLG: 0.222 (1, 8)	F7	SF7		4-3		F7			6-3	4	0	0	1	0	0	0	Baltimore Orioles @ California Angels Anaheim Stadium, Anaheim, CA Tue Apr 24 1979, 9:05 PM EST Att: 22,343 - Unknown				
Rich Dauer, R OBP: 0.280, SLG: 0.348 (1, 4)	HR	5-3		6-3			5-3			4	1	1	1	0	0	1					
Ken Singleton, S OBP: 0.357, SLG: 0.556 (1, 9)	6-3						1-3			4	2	2	2	0	0	0					
Larry Harlow, L OBP: 0.364, SLG: 0.350 (9, 9)				HR			HR			0	0	0	0	0	0	0					
Eddie Murray, S OBP: 0.362, SLG: 0.361 (1, 3)	K					4-3				4	1	2	0	0	1	0					
Doug DeCinces, R OBP: 0.333, SLG: 0.466 (1, 5)										3	1	0	0	1	0	1					
Lee May, R OBP: 0.339, SLG: 0.491 (1, 10)										4	1	3	0	0	0	0					
Gary Roenicke, R OBP: 0.495, SLG: 0.444 (1, 7)										2	1	0	1	1	0	1					
Rick Dempsey, R OBP: 0.426, SLG: 0.431 (1, 2)										4	0	1	2	0	0	1					
Mark Belanger, R OBP: 0.208, SLG: 0.209 (1, 6)	K									4	0	0	0	0	3	2					
Inning Stats	R: 1 E: 0 K: 1 S: 6	H: 1 LOB: 0 BB: 0 P: 6	R: 3 E: 0 K: 1 S: 7	H: 2 LOB: 1 BB: 2 P: 15	R: 2 E: 0 K: 0 S: 6	H: 3 LOB: 1 BB: 0 P: 6	R: 0 E: 0 K: 1 S: 5	H: 0 LOB: 0 BB: 0 P: 5	R: 1 E: 0 K: 0 S: 5	H: 2 LOB: 1 BB: 0 P: 5	R: 0 E: 0 K: 0 S: 3	H: 0 LOB: 0 BB: 0 P: 3	R: 0 E: 0 K: 0 S: 3	H: 0 LOB: 0 BB: 0 P: 3	R: 0 E: 0 K: 1 S: 5	H: 0 LOB: 0 BB: 0 P: 5	1B: 6 2B: 0 3B: 0 HR: 3	SF: 2 SAC: 0 DP: 0 HBP: 0	WP: 0 PB: 0 SB: 0 CS: 1	PA: 38	
PITCHER	IP	WLS	BF	H	R	ER	SO	BB	IBB	HBP	BLK	WP	HR	S	P	ERA	WHIP				
Don Aase, R ERA: 5.47 (1, 1)	2.0	L	13	5	6	6	2	2	0	0	0	0	2	15	23	27.00	3.500				
Dyar Miller, R ERA: 1.25 (3, 1)	4.0		15	3	1	1	1	0	0	0	0	0	1	17	17	2.25	0.750				
Jim Barr, R ERA: 8.1 (7, 1)	3.0		9	1	0	0	1	0	0	0	0	0	0	11	11	0.00	0.333				

AB	33
R	7
H	9
RBI	7
BB	2
SO	4
LOB	6



Batter	1	2	3	4	5	6	7	8	9	AB	R	H	RBI	BB	SO	LOB	BOTTOM					
Carney Lansford, R OBP: 0.400, SLG: 0.486 (1, 5)	FC6-4		6-3		SF8		FC4-6			3	0	1	1	0	0	2	Baltimore Orioles @ California Angels Anaheim Stadium, Anaheim, CA Tue Apr 24 1979, 9:05 PM EST Att: 22,343 - Unknown					
Dan Ford, R OBP: 0.469, SLG: 0.885 (1, 8)	FC6-4		K		K			F8		4	0	0	0	0	2	2						
Rod Carew, L OBP: 0.488, SLG: 0.537 (1, 3)	L6-3		4-3			F7		K		4	0	0	0	0	1	1						
Don Baylor, R OBP: 0.370, SLG: 0.437 (1, 9)		4-3			F9		P4		P1	4	0	0	0	0	0	0						
Joe Rudi, R OBP: 0.312, SLG: 0.449 (1, 7)		1B			F8		K		E5	4	1	1	0	0	1	0						
Willie Aikens, L OBP: 0.400, SLG: 0.744 (1, 10)		1B			P6		K		F8	4	0	1	0	0	1	1						
Brian Downing, R OBP: 0.451, SLG: 0.578 (1, 2)		K					6-3		G4-6-3	4	1	1	0	0	1	3						
Bobby Grich, R OBP: 0.429, SLG: 0.692 (1, 4)					SF8			E		3	0	3	1	0	0	0						
Rance Mulliniks, L OBP: 0.194, SLG: 0.193 (1, 6)					G3			E4		3	0	0	0	0	0	5						
Inning Stats	R: 0 E: 0 K: 0 S: 3	H: 1 LOB: 0 BB: 0 P: 3	R: 1 E: 0 K: 1 S: 8	H: 3 LOB: 2 BB: 0 P: 8	R: 0 E: 0 K: 1 S: 5	H: 0 LOB: 0 BB: 0 P: 5	R: 0 E: 0 K: 0 S: 3	H: 0 LOB: 0 BB: 0 P: 3	R: 1 E: 0 K: 1 S: 7	H: 2 LOB: 1 BB: 0 P: 7	R: 0 E: 0 K: 1 S: 5	H: 0 LOB: 0 BB: 0 P: 5	R: 0 E: 1 K: 1 S: 7	H: 1 LOB: 2 BB: 0 P: 7	R: 0 E: 0 K: 1 S: 5	H: 0 LOB: 0 BB: 0 P: 5		R: 0 E: 1 K: 0 S: 3	H: 0 LOB: 0 BB: 0 P: 3	1B: 7 2B: 1 3B: 0 HR: 0	SF: 1 SAC: 0 DP: 2 HBP: 0	WP: 0 PB: 0 SB: 0 CS: 0
PITCHER	IP	WLS	BF	H	R	ER	SO	BB	IBB	HBP	BLK	WP	HR	S	P	ERA	WHIP					
Jim Palmer, R ERA: 3.05 (1, 1)	6.1	W	24	6	2	2	5	0	0	0	0	0	0	34	34	2.84	0.947					
Tim Stoddard, R ERA: 1.35 (7, 1)	2.2		10	1	0	0	1	0	0	0	0	0	0	12	12	0.00	0.375					



Batter	1	2	3	4	5	6	7	8	9	AB	R	H	RBI	BB	SO	LOB	TOP				
Al Bumby, L OBP: 0.266, SLG: 0.254 (1, 8)										5	2	3	0	0	0	1	Baltimore Orioles @ California Angels Anaheim Stadium, Anaheim, CA Wed Apr 25 1979, 9:05 PM EST Att: 19,939 - Unknown				
Rich Dauer, R OBP: 0.273, SLG: 0.320 (1, 4)										4	0	0	0	1	1	2					
Ken Singleton, S OBP: 0.373, SLG: 0.538 (9, PR)										2	0	0	0	3	2	2					
Larry Harlow, L OBP: 0.364, SLG: 0.350 (9, 9)										0	1	0	0	0	0	0					
Gary Roenicke, R OBP: 0.432, SLG: 0.387 (9, PH)										4	0	0	0	3	3						
John Lowenstein, L OBP: 0.615, SLG: 1.222 (9, 7)										0	0	0	0	1	0	0					
Eddie Murray, S OBP: 0.378, SLG: 0.385 (1, 3)										4	1	2	0	1	1	4					
Doug DeCinces, R OBP: 0.351, SLG: 0.468 (1, 5)										4	1	2	2	1	1	1					
Lee May, R OBP: 0.313, SLG: 0.459 (1, 10)										4	0	0	1	0	2	5					
Rick Dempsey, R OBP: 0.446, SLG: 0.434 (1, 2)										2	0	1	1	2	0	0					
Mark Belanger, R OBP: 0.192, SLG: 0.191 (1, 6)										4	0	0	0	0	1	6					
Inning Stats	R: 1 E: 1 K: 1 S: 6	H: 1 LOB: 1 BB: 1 P: 10	R: 0 E: 0 K: 0 S: 3	H: 0 LOB: 0 BB: 0 P: 3	R: 0 E: 0 K: 1 S: 6	H: 1 LOB: 1 BB: 0 P: 6	R: 0 E: 0 K: 1 S: 6	H: 1 LOB: 3 BB: 2 P: 14	R: 0 E: 0 K: 2 S: 7	H: 0 LOB: 1 BB: 1 P: 11	R: 0 E: 0 K: 0 S: 2	H: 0 LOB: 0 BB: 1 P: 6	R: 0 E: 0 K: 3 S: 9	H: 0 LOB: 2 BB: 2 P: 17	R: 2 E: 0 K: 3 S: 11	H: 2 LOB: 2 BB: 2 P: 19	1B: 7 2B: 1 3B: 0 HR: 0	SF: 1 SAC: 0 DP: 1 HBP: 0	WP: 2 PB: 0 SB: 2 CS: 0	PA: 43	
PITCHER	IP	WLS	BF	H	R	ER	SO	BB	IBB	HBP	BLK	WP	HR	S	P	ERA	WHIP				
Frank Tanana, L ERA: 2.84 (1, 1)	6.0	L	28	6	3	2	5	4	0	0	0	2	0	34	50	3.00	1.667				
Mark Clear, R ERA: 3.46 (7, 1)	3.0	S	15	2	2	2	6	3	2	0	0	0	0	22	42	6.00	1.667				

AB	33
R	5
H	8
RBI	4
BB	9
SO	11
LOB	24



Batter	1	2	3	4	5	6	7	8	9	AB	R	H	RBI	BB	SO	LOB	BOTTOM					
Rick Miller, L OBP: 0.405, SLG: 0.446 (1, 8)										2	0	0	0	2	1	0	Baltimore Orioles @ California Angels Anaheim Stadium, Anaheim, CA Wed Apr 25 1979, 9:05 PM EST Att: 19,939 - Unknown					
Dan Ford, R OBP: 0.444, SLG: 0.800 (1, 9)										4	0	1	0	0	2	2						
Rod Carew, L OBP: 0.464, SLG: 0.507 (1, 3)										4	0	0	0	0	1	2						
Don Baylor, R OBP: 0.400, SLG: 0.486 (1, 10)										1	1	1	1	3	0	0						
Joe Rudi, R OBP: 0.296, SLG: 0.425 (1, 7)										4	0	0	0	0	0	4						
Carney Lansford, R OBP: 0.393, SLG: 0.468 (1, 5)										3	0	0	0	1	0	1						
Brian Downing, R OBP: 0.453, SLG: 0.588 (1, 2)										4	1	2	0	0	0	2						
Bobby Grich, R OBP: 0.425, SLG: 0.706 (1, 4)										3	0	1	0	0	0	2						
Rance Mulliniks, L OBP: 0.203, SLG: 0.203 (8, PH)										2	0	1	1	0	0	1						
Willie Davis, L (8, PH)										1	0	0	0	0	0	0						
Jim Anderson, R (9, 6)										0	0	0	0	0	0	0						
Inning Stats	R: 0 E: 0 K: 2 S: 7	H: 0 LOB: 0 BB: 0 P: 7	R: 0 E: 0 K: 0 S: 2	H: 0 LOB: 0 BB: 1 P: 6	R: 0 E: 0 K: 0 S: 3	H: 1 LOB: 0 BB: 0 P: 3	R: 0 E: 0 K: 2 S: 7	H: 0 LOB: 2 BB: 2 P: 15	R: 1 E: 0 K: 0 S: 4	H: 2 LOB: 1 BB: 0 P: 4	R: 0 E: 0 K: 0 S: 3	H: 1 LOB: 0 BB: 0 P: 3	R: 1 E: 0 K: 0 S: 5	H: 2 LOB: 1 BB: 0 P: 5	R: 0 E: 0 K: 0 S: 2	H: 0 LOB: 0 BB: 1 P: 6	R: 0 E: 0 K: 0 S: 3	H: 0 LOB: 2 BB: 2 P: 11	1B: 3 2B: 2 3B: 1 HR: 1	SF: 0 SAC: 0 DP: 4 HBP: 0	WP: 0 PB: 1 SB: 0 CS: 0	PA: 34
PITCHER	IP	WLS	BF	H	R	ER	SO	BB	IBB	HBP	BLK	WP	HR	S	P	ERA	WHIP					
Steve Stone, R ERA: 4.42 (1, 1)	6.0	W	22	5	2	2	4	3	0	0	0	0	0	27	39	3.00	1.333					
Don Stanhouse, R ERA: 3.09 (7, 1)	3.0	S	12	1	0	0	0	3	0	0	0	0	0	9	21	0.00	1.333					


AB	28
R	2
H	6
RBI	2
BB	6
SO	4
LOB	14



Batter	1	2	3	4	5	6	7	8	9	AB	R	H	RBI	BB	SO	LOB	TOP			
Larry Harlow, L OBP: 0.423, SLG: 0.364	4-0 BB	4-0 BB		6-3		0-0 1B			0-0 1B	0	1	0	0	0	0	0	<p>Baltimore Orioles @ California Angels Anaheim Stadium, Anaheim, CA</p> <p>Thu Apr 26 1979, 9:05 PM EST Att: 21,598 - Unknown</p>			
Al Bumbry, L OBP: 0.277, SLG: 0.267		1-2 BB							1B	0	1	1	0	0	0	0				
Rich Dauer, R OBP: 0.300, SLG: 0.321	4-0 1B	0-0 F8		4-0 BB		0-0 CS	0-3 K		0-0 1B	3	1	1	0	2	1	2				
Pat Kelly, L OBP: 0.391, SLG: 0.333	0-0 F8			0-0 1B			0-0 6-3		0-0 BB	4	1	1	0	0	0	3				
Lee May, R OBP: 0.323, SLG: 0.468	2-3 F8			0-0 2B					1-2 1B	1	0	1	1	0	0	0				
Ken Singleton, S OBP: 0.375, SLG: 0.529	1-2 1B			0-3 K		0-3 K			0-0 BB	5	0	2	1	0	2	1				
Eddie Murray, S OBP: 0.380, SLG: 0.391	0-3 K			0-0 F7		0-0 BB			0-0 SF7	4	0	2	1	0	1	3				
John Lowenstein, L OBP: 0.625, SLG: 1.100	0-3 K			4-0 S		4-0 G5-4-3			0-0 P4	1	0	0	0	2	1	2				
Gary Roenicke, R OBP: 0.436, SLG: 0.375				1-2 BB		1-2 BB			1-2 BB	1	0	0	0	1	0	1				
Doug DeCinces, R OBP: 0.342, SLG: 0.448		0-0 4-3		0-0 S		0-0 G5-4-3			0-0 F7	5	0	1	1	0	1	6				
Mark Belanger, R OBP: 0.196, SLG: 0.180		4-0 FC6-4		0-3 K		0-0 F9			0-0 F7	3	0	0	0	1	1	3				
Dave Skaggs, R OBP: 0.111, SLG: 0.111		0-0 FC6-4		0-0 4-3		0-0 F2			0-0 F9	4	0	0	0	0	0	1				
Inning Stats	R: 1 E: 0 K: 2 S: 8	H: 1 LOB: 2 BB: 2 P: 16	R: 0 E: 0 K: 0 S: 3	H: 0 LOB: 2 BB: 2 P: 11	R: 1 E: 0 K: 2 S: 9	H: 2 LOB: 2 BB: 1 P: 13	R: 0 E: 0 K: 0 S: 3	H: 0 LOB: 1 BB: 1 P: 7	R: 0 E: 0 K: 1 S: 5	H: 1 LOB: 0 BB: 0 P: 3	R: 0 E: 0 K: 1 S: 5	H: 0 LOB: 0 BB: 0 P: 5	R: 0 E: 0 K: 0 S: 4	H: 1 LOB: 1 BB: 0 P: 4	R: 2 E: 0 K: 1 S: 9	H: 4 LOB: 3 BB: 1 P: 13	1B: 9 2B: 1 3B: 0 HR: 0	SF: 1 SAC: 0 DP: 1 HBP: 0	WP: 0 PB: 0 SB: 2 CS: 1	PA: 44
PITCHER	IP WLS BF H R ER SO	IP WLS BF H R ER SO	IP WLS BF H R ER SO	IP WLS BF H R ER SO	IP WLS BF H R ER SO	IP WLS BF H R ER SO	IP WLS BF H R ER SO	IP WLS BF H R ER SO	IP WLS BF H R ER SO	IP WLS BF H R ER SO	IP WLS BF H R ER SO	IP WLS BF H R ER SO	IP WLS BF H R ER SO	IP WLS BF H R ER SO	IP WLS BF H R ER SO	IP WLS BF H R ER SO	ERA WHIP	ERA WHIP		
Nolan Ryan, R ERA: 3.41	2.0	11	1	1	1	2	4	0	0	0	0	0	0	0	0	0	4.50	2.500		
Jim Barr, R ERA: 5.4	5.0	20	4	1	1	4	3	0	0	0	0	0	0	25	37	1.80	1.400			
Dave LaRoche, L ERA: 3.72	1.2	L 10	5	2	2	0	0	0	0	0	0	0	0	10	10	10.80	3.000			
Mark Clear, R ERA: 3.38	0.1	2	0	0	0	1	1	0	0	0	0	0	0	3	7	0.00	3.000			

Batter	1	2	3	4	5	6	7	8	9	AB	R	H	RBI	BB	SO	LOB	BOTTOM			
Rick Miller, L OBP: 0.405, SLG: 0.435	0-0 G3			4-0 FC3-6		0-0 4-3	0-0 F8		0-0 4-3	4	0	1	0	1	0	4	<p>Baltimore Orioles @ California Angels Anaheim Stadium, Anaheim, CA</p> <p>Thu Apr 26 1979, 9:05 PM EST Att: 21,598 - Unknown</p>			
Dan Ford, R OBP: 0.450, SLG: 0.765	0-3 K			0-0 FC3-6		0-0 4-3			0-0 SH1-3	4	1	2	0	0	1	1				
Rod Carew, L OBP: 0.460, SLG: 0.500	0-0 4-3			0-0 E		0-0 4-3			0-0 SH1-3	3	0	1	0	0	0	2				
Don Baylor, R OBP: 0.393, SLG: 0.474		0-0 F8		0-0 P6		0-3 K			0-0 1B	4	0	1	1	0	1	4				
Joe Rudi, R OBP: 0.282, SLG: 0.403		0-0 F8		0-0 F8			0-0 P6		0-0 6-3	4	0	0	0	0	0	2				
Camey Lansford, R OBP: 0.375, SLG: 0.444		0-3 K			0-0 P6		0-3 K		0-0 6-3	4	0	0	0	0	2	0				
Brian Downing, R OBP: 0.456, SLG: 0.571				0-0 F2		0-0 6-3			4-0 1B	2	1	0	0	2	0	0				
Bobby Grich, R OBP: 0.416, SLG: 0.681				0-0 P3		0-0 F9			0-3 K	4	0	1	0	0	1	1				
Orlando Ramirez, R OBP: 0.412, SLG: 0.750				0-0 6-3			0-0 P4		4-0 BB	2	0	0	0	0	0	0				
Willie Aikens, L OBP: 0.412, SLG: 0.750							1-3 1B			0	0	0	0	1	0	0				
Willie Davis, L OBP: 0.412, SLG: 0.750										0	0	0	0	1	0	0				
Inning Stats	R: 0 E: 0 K: 1 S: 5	H: 0 LOB: 0 BB: 0 P: 5	R: 0 E: 0 K: 1 S: 5	H: 0 LOB: 0 BB: 0 P: 5	R: 0 E: 1 K: 0 S: 4	H: 1 LOB: 2 BB: 1 P: 8	R: 0 E: 0 K: 0 S: 3	H: 0 LOB: 0 BB: 0 P: 3	R: 0 E: 0 K: 1 S: 7	H: 2 LOB: 2 BB: 0 P: 7	R: 1 E: 0 K: 1 S: 7	H: 2 LOB: 2 BB: 1 P: 11	R: 1 E: 0 K: 0 S: 4	H: 2 LOB: 0 BB: 0 P: 4	R: 0 E: 0 K: 1 S: 5	H: 0 LOB: 2 BB: 2 P: 13	1B: 7 2B: 0 3B: 0 HR: 0	SF: 0 SAC: 1 DP: 0 HBP: 0	WP: 0 PB: 0 SB: 0 CS: 0	PA: 37
PITCHER	IP WLS BF H R ER SO	IP WLS BF H R ER SO	IP WLS BF H R ER SO	IP WLS BF H R ER SO	IP WLS BF H R ER SO	IP WLS BF H R ER SO	IP WLS BF H R ER SO	IP WLS BF H R ER SO	IP WLS BF H R ER SO	IP WLS BF H R ER SO	IP WLS BF H R ER SO	IP WLS BF H R ER SO	IP WLS BF H R ER SO	IP WLS BF H R ER SO	IP WLS BF H R ER SO	IP WLS BF H R ER SO	ERA WHIP	ERA WHIP		
Dennis Martinez, R ERA: 3.89	6.2	27	5	1	1	4	2	0	0	0	0	0	0	33	41	1.35	1.050			
Tim Stoddard, R ERA: 1.72	2.1	W 10	2	1	1	1	2	0	0	0	0	0	0	10	18	3.86	1.714			

AB	32
R	4
H	9
RBI	4
BB	6
SO	7
LOB	22



AB	32
R	2
H	7
RBI	2
BB	4
SO	5
LOB	14

WP	0
PB	0
SB	0
CS	0


Batter	1	2	3	4	5	6	7	8	9	AB	R	H	RBI	BB	SO	LOB	TOP															
Jerry Remy, L (1,4) OBP: 0.328, SLG: 0.342										5	1	3	0	0	0	0	Boston Red Sox @ California Angels Anaheim Stadium, Anaheim, CA Fri Apr 27 1979, 9:05 PM EST Att: 29,408 - Unknown															
Rick Burleson, R (1,6) OBP: 0.384, SLG: 0.465										4	2	1	0	1	0	2																
Fred Lynn, L (1,8) OBP: 0.429, SLG: 0.705										2	1	0	0	2	2	2																
Jim Rice, R (1,7) OBP: 0.461, SLG: 0.590										5	1	2	2	0	0	3																
Carl Yastrzemski, L (1,10) OBP: 0.434, SLG: 0.597										3	1	0	1	2	1	4																
George Scott, R (1,3) OBP: 0.297, SLG: 0.343										5	0	1	1	0	2	6																
Butch Hobson, R (1,5) OBP: 0.211, SLG: 0.333											4	0	1	2	0	1		2														
Dwight Evans, R (1,9) OBP: 0.265, SLG: 0.371											4	0	0	0	0	2		1														
Jim Dwyer, L (9, PH) OBP: 0.600, SLG: 0.800										1	0	0	0	0	0	2																
Gary Allenson, R (1,2) OBP: 0.244, SLG: 0.342										3	0	0	0	0	1	0																
Jack Brohamer, L (8, PH) OBP: 0.390, SLG: 0.444										1	0	0	0	0	1	0																
Mike O'Berry, R (8,2) OBP: 0.200, SLG: 0.200										0	0	0	0	0	0	0																
Inning Stats	R: 2 E: 1 K: 1 S: 9	H: 3 LOB: 2 BB: 0 P: 9	R: 0 E: 0 K: 1 S: 6	H: 1 LOB: 1 BB: 0 P: 6	R: 2 E: 1 K: 0 S: 4	H: 1 LOB: 1 BB: 2 P: 12	R: 1 E: 0 K: 2 S: 8	H: 1 LOB: 3 BB: 2 P: 17	R: 0 E: 0 K: 1 S: 5	H: 0 LOB: 0 BB: 1 P: 5	R: 0 E: 0 K: 1 S: 6	H: 1 LOB: 0 BB: 1 P: 10	R: 0 E: 0 K: 1 S: 5	H: 0 LOB: 0 BB: 0 P: 5	R: 0 E: 2 K: 1 S: 10	H: 0 LOB: 2 BB: 0 P: 10	1B: 8 2B: 0 3B: 0 HR: 0	SF: 1 SAC: 0 DP: 0 HBP: 1	WP: 0 PB: 0 SB: 1 CS: 0	PA: 44												
PITCHER	IP WLS BF H R ER SO BB IBB HBP BLK WP HR S P ERA WHIP																															
Chris Knapp, R (1,1) ERA: 5.04	1.2	10	4	2	2	2	0	0	0	0	0	0	14	14	10.80	2.400																
Dyar Miller, R (2,1) ERA: 2.2	2.0	13	2	3	2	1	4	0	1	0	0	0	10	27	9.00	3.000																
Mark Clear, R (4,1) ERA: 2.41	5.1	W	21	2	1	0	7	1	0	0	0	0	34	38	0.00	0.562																

AB 37
R 6
H 8
RBI 6
BB 5
SO 10
LOB 22



Batter	1	2	3	4	5	6	7	8	9	AB	R	H	RBI	BB	SO	LOB	BOTTOM															
Carney Lansford, R (1,5) OBP: 0.398, SLG: 0.494										4	1	3	1	1	0	0	Boston Red Sox @ California Angels Anaheim Stadium, Anaheim, CA Fri Apr 27 1979, 9:05 PM EST Att: 29,408 - Unknown															
Dan Ford, R (1,8) OBP: 0.467, SLG: 0.744										5	2	3	1	0	1	2																
Rod Carew, L (1,3) OBP: 0.457, SLG: 0.487										4	2	1	0	1	0	4																
Don Baylor, R (1,9) OBP: 0.404, SLG: 0.481										3	1	2	2	1	0	2																
Rick Miller, L (9,8) OBP: 0.405, SLG: 0.435										0	0	0	0	0	0	0																
Willie Aikens, L (1,10) OBP: 0.411, SLG: 0.714										5	0	2	1	0	1	4																
Joe Rudi, R (1,7) OBP: 0.292, SLG: 0.407										4	1	2	1	0	1	3																
Brian Downing, R (1,2) OBP: 0.446, SLG: 0.548										3	0	0	0	1	0	3																
Bobby Grich, R (1,4) OBP: 0.407, SLG: 0.653										3	0	0	0	1	1	2																
Orlando Ramirez, R (1,6) OBP: 0.407, SLG: 0.653										3	1	0	0	0	0	3																
Inning Stats	R: 0 E: 0 K: 0 S: 3	H: 1 LOB: 1 BB: 1 P: 7	R: 0 E: 0 K: 0 S: 3	H: 1 LOB: 1 BB: 1 P: 7	R: 4 E: 3 K: 0 S: 7	H: 4 LOB: 1 BB: 0 P: 8	R: 0 E: 0 K: 0 S: 3	H: 0 LOB: 0 BB: 0 P: 3	R: 4 E: 1 K: 2 S: 10	H: 3 LOB: 0 BB: 1 P: 14	R: 0 E: 0 K: 1 S: 6	H: 1 LOB: 0 BB: 0 P: 6	R: 0 E: 0 K: 1 S: 7	H: 2 LOB: 3 BB: 1 P: 11	R: 0 E: 0 K: 0 S: 4	H: 1 LOB: 2 BB: 1 P: 8	1B: 11 2B: 1 3B: 1 HR: 0	SF: 1 SAC: 0 DP: 2 HBP: 1	WP: 0 PB: 0 SB: 0 CS: 0	PA: 41												
PITCHER	IP WLS BF H R ER SO BB IBB HBP BLK WP HR S P ERA WHIP																															
Mike Torrez, R (1,1) ERA: 5.46	2.1	14	6	4	4	0	2	0	1	0	0	0	11	20	15.43	3.429																
Andy Hassler, L (3,1) ERA: 3.39	3.2	L	18	6	4	2	3	1	0	0	0	0	23	27	4.91	1.909																
Tom Burgmeier, L (7,1) ERA: 1.42	2.0		9	1	0	0	1	1	1	0	0	0	9	17	0.00	1.000																

AB 34
R 8
H 13
RBI 6
BB 5
SO 4
LOB 23



Batter	1	2	3	4	5	6	7	8	9	AB	R	H	RBI	BB	SO	LOB	TOP	
Jerry Remy, L (1,4) OBP: 0.325, SLG: 0.329										3	0	0	0	1	0	5	Boston Red Sox @ California Angels Anaheim Stadium, Anaheim, CA Sat Apr 28 1979, 10:05 PM EST Att: 41,954 - Unknown	
Rick Burleson, R (1,6) OBP: 0.370, SLG: 0.452										2	0	0	0	2	0	0		
Fred Lynn, L (1,8) OBP: 0.407, SLG: 0.662										4	0	0	0	0	1	3		
Jim Rice, R (1,7) OBP: 0.450, SLG: 0.569										4	0	1	0	0	0	3		
Carl Yastrzemski, L (1,10) OBP: 0.425, SLG: 0.576										4	0	1	0	0	0	2		
Jim Dwyer, L (1,9) OBP: 0.556, SLG: 0.667										4	0	2	0	0	1	0		
George Scott, R (1,3) OBP: 0.282, SLG: 0.324										4	0	0	0	0	1	3		
Butch Hobson, R (1,5) OBP: 0.217, SLG: 0.318										4	0	1	0	0	0	3		
Gary Allenson, R (1,2) OBP: 0.279, SLG: 0.359										1	0	1	0	1	0	0		
Jack Brohamer, L (7, PH) OBP: 0.381, SLG: 0.432										1	0	0	0	0	0	0		
Mike O'Berry, R (7, 2) OBP: 0.200, SLG: 0.200										0	0	0	0	0	0	0		
Dwight Evans, R (9, PH) OBP: 0.261, SLG: 0.365										1	0	0	0	0	1	1		
Inning Stats	R: 0 E: 0 K: 0 S: 2	H: 0 LOB: 1 BB: 2 P: 10	R: 0 E: 0 K: 1 S: 7	H: 2 LOB: 3 BB: 1 P: 11	R: 0 E: 0 K: 1 S: 6	H: 1 LOB: 1 BB: 0 P: 6	R: 0 E: 0 K: 0 S: 5	H: 2 LOB: 2 BB: 0 P: 5	R: 0 E: 0 K: 0 S: 3	H: 0 LOB: 0 BB: 0 P: 3	R: 0 E: 0 K: 0 S: 3	H: 0 LOB: 1 BB: 1 P: 7	R: 0 E: 1 K: 1 S: 6	H: 1 LOB: 1 BB: 0 P: 6	1B: 6 2B: 0 3B: 0 HR: 0	SF: 0 SAC: 0 DP: 0 HBP: 0	WP: 0 PB: 0 SB: 0 CS: 0	PA: 36
PITCHER Dave Frost, R (1,1) ERA: 3.1	IP: 9.0 WLS: W BF: 36 H: 6 R: 0 ER: 0 SO: 4 BB: 4 IBB: 0 HBP: 0 BLK: 0 WP: 0 HR: 0 S: 40 P: 56 ERA: 0.00 WHIP: 1.111																	

AB 32
R 0
H 6
RBI 0
BB 4
SO 4
LOB 20



Batter	1	2	3	4	5	6	7	8	9	AB	R	H	RBI	BB	SO	LOB	BOTTOM			
Carney Lansford, R (1,5) OBP: 0.381, SLG: 0.472										4	0	0	0	0	1	2	Boston Red Sox @ California Angels Anaheim Stadium, Anaheim, CA Sat Apr 28 1979, 10:05 PM EST Att: 41,954 - Unknown			
Dan Ford, R (1,8) OBP: 0.469, SLG: 0.707 (9,9)										2	1	0	0	2	0	1				
Rod Carew, L (1,3) OBP: 0.463, SLG: 0.481										1	0	0	0	2	0	0				
Don Baylor, R (1,9) OBP: 0.398, SLG: 0.463										3	1	0	0	0	0	4				
Rick Miller, L (9,8) OBP: 0.405, SLG: 0.435										0	0	0	0	0	0	0				
Willie Aikens, L (1,10) OBP: 0.417, SLG: 0.692										3	1	1	1	1	0	1				
Joe Rudi, R (1,7) OBP: 0.301, SLG: 0.412										4	0	2	1	0	0	2				
Brian Downing, R (1,2) OBP: 0.448, SLG: 0.553										3	1	1	0	0	0	0				
Bobby Grich, R (1,4) OBP: 0.412, SLG: 0.692										3	1	2	2	0	0	1				
Orlando Ramirez, R (1,6) OBP: 0.400, SLG: 0.250 (7, PH)										2	0	0	0	0	1	1				
Willie Davis, L (7, PH) OBP: 0.400, SLG: 0.250 (8, 6)										1	0	1	1	0	0	0				
Jim Anderson, R (8, 6)										1	0	0	0	0	0	2				
Inning Stats	R: 0 E: 0 K: 1 S: 5	H: 0 LOB: 1 BB: 1 P: 9	R: 0 E: 0 K: 0 S: 3	H: 0 LOB: 0 BB: 0 P: 3	R: 0 E: 0 K: 0 S: 3	H: 1 LOB: 0 BB: 0 P: 3	R: 0 E: 0 K: 0 S: 3	H: 0 LOB: 1 BB: 1 P: 7	R: 1 E: 0 K: 0 S: 6	H: 2 LOB: 0 BB: 0 P: 6	R: 1 E: 1 K: 0 S: 4	H: 1 LOB: 2 BB: 2 P: 12	R: 1 E: 0 K: 0 S: 5	H: 2 LOB: 1 BB: 0 P: 5	R: 2 E: 0 K: 0 S: 4	H: 1 LOB: 2 BB: 1 P: 10	1B: 5 2B: 1 3B: 0 HR: 1	SF: 1 SAC: 1 DP: 1 HBP: 2	WP: 0 PB: 0 SB: 2 CS: 0	PA: 36
PITCHER Chuck Rainey, R (1,1) ERA: 3.57	IP: 6.1 WLS: L BF: 27 H: 6 R: 3 ER: 3 SO: 2 BB: 4 IBB: 0 HBP: 0 BLK: 0 WP: 0 HR: 1 S: 27 P: 43 ERA: 4.26 WHIP: 1.579																			
Jim Wright, R (7,1) ERA: 2.35	IP: 1.2 WLS: 9 BF: 1 H: 2 R: 2 ER: 2 SO: 0 BB: 0 IBB: 1 HBP: 2 BLK: 0 WP: 0 HR: 0 S: 6 P: 12 ERA: 10.80 WHIP: 0.600																			

AB 27
R 5
H 7
RBI 5
BB 5
SO 2
LOB 14



Batter	1	2	3	4	5	6	7	8	9	AB	R	H	RBI	BB	SO	LOB	TOP					
Jerry Remy, L (1,4) OBP: 0.330, SLG: 0.333										5	0	2	0	0	0	3						
Rick Burleson, R (1,6) OBP: 0.365, SLG: 0.442										4	0	1	1	0	0	2						
Fred Lynn, L (1,8) OBP: 0.400, SLG: 0.638										4	0	1	0	0	1	3						
Jim Rice, R (1,10) OBP: 0.429, SLG: 0.536										4	0	0	0	0	2	5						
Carl Yastrzemski, L (1,7) OBP: 0.417, SLG: 0.551											3	1	0	0	1	1						
Jim Dwyer, L (1,9) OBP: 0.482, SLG: 0.538											4	0	1	0	0	0						
Dwight Evans, R (8,9) OBP: 0.261, SLG: 0.365										0	0	0	0	0	0	0						
George Scott, R (1,3) OBP: 0.280, SLG: 0.333										4	0	1	0	0	1	3						
Butch Hobson, R (1,5) OBP: 0.185, SLG: 0.280										3	1	0	1	0	1	1						
Bob Montgomery, R (1,2) OBP: 0.474, SLG: 0.647										4	0	1	0	0	1	2						
Inning Stats	R: 0 E: 1 K: 1 S: 6	H: 1 LOB: 1 BB: 0 P: 6	R: 1 E: 1 K: 1 S: 7	H: 1 LOB: 2 BB: 1 P: 11	R: 0 E: 0 K: 2 S: 7	H: 0 LOB: 0 BB: 0 P: 7	R: 0 E: 1 K: 0 S: 3	H: 0 LOB: 0 BB: 0 P: 3	R: 1 E: 1 K: 1 S: 8	H: 2 LOB: 2 BB: 0 P: 8	R: 0 E: 0 K: 1 S: 6	H: 1 LOB: 1 BB: 0 P: 6	R: 0 E: 0 K: 0 S: 5	H: 2 LOB: 2 BB: 0 P: 5	R: 0 E: 0 K: 1 S: 5	H: 0 LOB: 0 BB: 0 P: 5	R: 0 E: 0 K: 0 S: 3	H: 0 LOB: 0 BB: 0 P: 3	1B: 6 2B: 1 3B: 0 HR: 0	SF: 1 SAC: 0 DP: 1 HBP: 0	WP: 0 PB: 0 SB: 0 CS: 0	PA: 37
PITCHER Don Aase, R (1,1) ERA: 4.28	IP: 9.0 WLS: L BF: 37	H: 7 R: 2 ER: 1 SO: 7	BB: 1 IBB: 0 HBP: 0 BLK: 0	WP: 0 HR: 0 S: 50 P: 54	ERA: 1.00 WHIP: 0.889																	

Boston Red Sox @ California Angels
Anaheim Stadium, Anaheim, CA
Sun Apr 29 1979, 6:33 AM EDT
Att: 35,206 - Unknown

AB 35
R 2
H 7
RBI 2
BB 1
SO 7
LOB 19



Batter	1	2	3	4	5	6	7	8	9	AB	R	H	RBI	BB	SO	LOB	BOTTOM					
Carney Lansford, R (1,5) OBP: 0.366, SLG: 0.452										4	0	0	0	0	2	1						
Dan Ford, R (1,8) OBP: 0.453, SLG: 0.667										4	0	1	0	0	0	1						
Rod Carew, L (1,3) OBP: 0.465, SLG: 0.476										3	0	1	0	1	0	0						
Don Baylor, R (1,9) OBP: 0.392, SLG: 0.465										4	0	1	0	0	0	3						
Willie Aikens, L (1,10) OBP: 0.422, SLG: 0.673										3	0	1	0	1	1	1						
Rick Miller, L (9, PR) OBP: 0.405, SLG: 0.435										0	0	0	0	0	0	0						
Joe Rudi, R (1,7) OBP: 0.289, SLG: 0.393										4	0	0	0	0	2	5						
Brian Downing, R (1,2) OBP: 0.433, SLG: 0.532										3	0	0	0	0	0	1						
Bobby Grich, R (1,4) OBP: 0.398, SLG: 0.667										3	0	0	0	0	0	0						
Orlando Ramirez, R (1,6) OBP: 0.333, SLG: 0.200										1	0	0	0	1	1	0						
Willie Davis, L (8, PH) OBP: 0.333, SLG: 0.200										1	0	0	0	0	0	0						
Jim Anderson, R (9, 6)										0	0	0	0	0	0	0						
Inning Stats	R: 0 E: 0 K: 0 S: 3	H: 0 LOB: 1 BB: 1 P: 7	R: 0 E: 0 K: 1 S: 4	H: 0 LOB: 0 BB: 1 P: 8	R: 0 E: 0 K: 0 S: 3	H: 0 LOB: 1 BB: 1 P: 7	R: 0 E: 0 K: 1 S: 5	H: 0 LOB: 0 BB: 0 P: 5	R: 0 E: 0 K: 1 S: 5	H: 0 LOB: 0 BB: 0 P: 5	R: 0 E: 0 K: 2 S: 7	H: 0 LOB: 0 BB: 0 P: 7	R: 0 E: 0 K: 0 S: 4	H: 1 LOB: 1 BB: 0 P: 4	R: 0 E: 0 K: 0 S: 3	H: 0 LOB: 0 BB: 0 P: 3	R: 0 E: 0 K: 1 S: 8	H: 3 LOB: 3 BB: 0 P: 8	1B: 3 2B: 1 3B: 0 HR: 0	SF: 0 SAC: 0 DP: 1 HBP: 0	WP: 0 PB: 0 SB: 1 CS: 0	PA: 33
PITCHER Steve Renko, R (1,1) ERA: 2.49	IP: 8.1 WLS: W BF: 29	H: 2 R: 0 ER: 0 SO: 6	BB: 3 IBB: 0 HBP: 0 BLK: 0	WP: 0 HR: 0 S: 38 P: 50	ERA: 0.00 WHIP: 0.600																	
Dick Drago, R (9, 1) ERA: 1.5	0.1	WLS: S BF: 2	H: 1 R: 0 ER: 0 SO: 0	BB: 0 IBB: 0 HBP: 0 BLK: 0	WP: 0 HR: 0 S: 2 P: 2	0.00 3.000																
Bill Campbell, R (9, 1) ERA: 3.38	0.1	WLS: S BF: 2	H: 1 R: 0 ER: 0 SO: 0	BB: 0 IBB: 0 HBP: 0 BLK: 0	WP: 0 HR: 0 S: 2 P: 2	0.00 3.000																

Boston Red Sox @ California Angels
Anaheim Stadium, Anaheim, CA
Sun Apr 29 1979, 6:33 AM EDT
Att: 35,206 - Unknown

AB 30
R 0
H 4
RBI 0
BB 3
SO 6
LOB 12



Batter	1	2	3	4	5	6	7	8	9	AB R H RBI BB SO LOB	TOP																									
Willie Randolph, R (1, 4) OBP: 0.319, SLG: 0.250										4 0 1 1 0 1 2	New York Yankees @ California Angels Anaheim Stadium, Anaheim, CA Mon Apr 30 1979, 10:05 PM EDT Att: 37,180 - Unknown																									
Thurman Munson, R (1, 2) OBP: 0.247, SLG: 0.309										4 0 0 0 0 0 2																										
Mickey Rivers, L (1, 8) OBP: 0.279, SLG: 0.317										3 0 0 0 0 1 0																										
Jay Johnstone, L (6, 8) OBP: 0.286, SLG: 0.407										1 0 0 0 0 0 0																										
Graig Nettles, L (1, 5) OBP: 0.378, SLG: 0.457										3 0 1 0 1 1 0																										
Lou Piniella, R (1, 7) OBP: 0.238, SLG: 0.308										4 0 1 0 0 0 1																										
Reggie Jackson, L (1, 9) OBP: 0.373, SLG: 0.492										2 0 0 0 2 1 1																										
Chris Chambliss, L (1, 3) OBP: 0.238, SLG: 0.303										4 1 1 0 0 0 3																										
Jim Spencer, L (1, 10) OBP: 0.351, SLG: 0.576										3 0 1 0 0 0 0																										
Bucky Dent, R (1, 6) OBP: 0.356, SLG: 0.370										2 0 2 0 0 0 0																										
Inning Stats	R: 0 E: 0 K: 1 S: 5	H: 0 LOB: 0 BB: 0 P: 5	R: 0 E: 0 K: 0 S: 2	H: 0 LOB: 0 BB: 1 P: 6	R: 1 E: 0 K: 0 S: 5	H: 3 LOB: 1 BB: 0 P: 5	R: 0 E: 0 K: 2 S: 8	H: 1 LOB: 1 BB: 0 P: 8	R: 0 E: 0 K: 0 S: 4	H: 1 LOB: 1 BB: 0 P: 4	R: 0 E: 0 K: 1 S: 5	H: 0 LOB: 0 BB: 0 P: 5	R: 0 E: 0 K: 0 S: 3	H: 0 LOB: 0 BB: 0 P: 3	R: 0 E: 0 K: 0 S: 3	H: 1 LOB: 0 BB: 0 P: 3	R: 0 E: 0 K: 0 S: 4	H: 1 LOB: 3 BB: 2 P: 12	1B: 7 2B: 0 3B: 0 HR: 0	SF: 0 SAC: 1 DP: 2 HBP: 0	WP: 0 PB: 0 CS: 1	PA: 35														
PITCHER	IP WLS BF H R ER SO BB IBB HBP BLK WP HR S P ERA WHIP																																			
Jim Barr, R (1, 1) ERA: 3.54	8.2	32	7	1	1	4	2	0	0	0	0	0	0	38	46	1.04	1.038																			
Dave LaRoche, L (9, 1) ERA: 3.6	0.1	W	2	0	0	0	1	0	0	0	0	0	0	1	5	0.00	3.000																			

AB	30
R	1
H	7
RBI	1
BB	3
SO	4
LOB	9



Batter	1	2	3	4	5	6	7	8	9	AB R H RBI BB SO LOB	BOTTOM																									
Rick Miller, L (1, 8) OBP: 0.398, SLG: 0.425										4 1 1 0 0 1 1	New York Yankees @ California Angels Anaheim Stadium, Anaheim, CA Mon Apr 30 1979, 10:05 PM EDT Att: 37,180 - Unknown																									
Dan Ford, R (1, 9) OBP: 0.439, SLG: 0.633										4 0 1 0 0 3 1																										
Rod Carew, L (1, 3) OBP: 0.466, SLG: 0.464										2 0 0 0 2 0 0																										
Don Baylor, R (1, 7) OBP: 0.396, SLG: 0.467										4 1 2 1 0 0 0																										
Willie Aikens, L (1, 10) OBP: 0.403, SLG: 0.638										3 0 0 0 0 1 1																										
Camey Lansford, R (1, 5) OBP: 0.365, SLG: 0.448										3 0 1 1 0 0 0																										
Brian Downing, R (1, 2) OBP: 0.419, SLG: 0.512										3 0 0 0 0 1 1																										
Bobby Grich, R (1, 4) OBP: 0.396, SLG: 0.655										3 0 1 0 0 0 0																										
Orlando Ramirez, R (1, 6) OBP: 0.286, SLG: 0.167										1 0 0 0 0 1 0																										
Inning Stats	R: 0 E: 0 K: 1 S: 4	H: 0 LOB: 1 BB: 1 P: 8	R: 0 E: 0 K: 0 S: 3	H: 0 LOB: 0 BB: 0 P: 3	R: 0 E: 0 K: 2 S: 7	H: 0 LOB: 0 BB: 0 P: 7	R: 0 E: 0 K: 1 S: 5	H: 0 LOB: 0 BB: 0 P: 5	R: 1 E: 1 K: 0 S: 4	H: 2 LOB: 0 BB: 0 P: 4		R: 0 E: 0 K: 2 S: 8	H: 1 LOB: 1 BB: 0 P: 8	R: 0 E: 0 K: 1 S: 5	H: 0 LOB: 0 BB: 0 P: 5	R: 0 E: 0 K: 0 S: 3	H: 0 LOB: 0 BB: 0 P: 3	R: 1 E: 0 K: 0 S: 4	H: 3 LOB: 3 BB: 1 P: 8	1B: 6 2B: 0 3B: 0 HR: 0	SF: 0 SAC: 1 DP: 0 HBP: 0	WP: 0 PB: 0 CS: 2	PA: 32													
PITCHER	IP WLS BF H R ER SO BB IBB HBP BLK WP HR S P ERA WHIP																																			
Ed Figueroa, R (1, 1) ERA: 3.86	8.1	L	31	6	2	1	7	1	1	0	0	0	0	43	51	1.08	0.840																			

AB	28
R	2
H	6
RBI	2
BB	2
SO	7
LOB	4



Batter	1	2	3	4	5	6	7	8	9	10	11	AB	R	H	RBI	BB	SO	LOB	TOP				
Willie Randolph, R OBP: 0.309, SLG: 0.244	(1,4) X 0-0 F8	(1,4) X 0-0 6-3		(1,4) X 0-0 1-3		(1,4) X 0-0 4-3			(1,4) X 0-0 F9		(1,4) X 0-0 1B	6	1	1	0	0	0	0					
Juan Beniquez, R OBP: 0.423, SLG: 0.652	(1,8) X 0-0 E S HR 1B	(1,8) X 0-0 HR		(1,8) X 0-0 6-3		(1,8) X 0-0 5-3			(1,8) X 0-0 F8		(1,8) X 0-0 1B	6	3	3	2	0	0	0					
Thurman Munson, R OBP: 0.275, SLG: 0.326	(1,2) B B B B 0-0 HR BB	(1,2) B B B B 0-0 5-3		(1,2) B B B B 0-0 FC4-6 1B		(1,2) B B B B 0-0 G5-4-3 1B			(1,2) B B B B 0-0 F7		(1,2) B B B B 0-0 1B	5	2	3	1	1	0	0					
Lou Piniella, R OBP: 0.250, SLG: 0.378	(1,7) X 0-0 1-H 3-H HR		(1,7) X 0-0 6-3	(1,7) X 0-0 FC4-6 1B		(1,7) X 0-0 G5-4-3			(1,7) X 0-0 F7		(1,7) X 0-0 1B	6	1	2	4	0	0	2					
Graig Nettles, L OBP: 0.386, SLG: 0.461	(1,5) X 0-0 F7		(1,5) X 0-0 2B E 1B		(1,5) X 0-0 1B			(1,5) X 0-0 4-3		(1,5) X 0-0 3-1		(1,5) X 0-0 1B	6	1	3	1	0	0					
Reggie Jackson, L OBP: 0.383, SLG: 0.515	(1,9) X 0-0 1B 2B		(1,9) X 0-0 E7 1B 2B		(1,9) X 0-3 K			(1,9) X 0-3 K		(1,9) X 0-3 K		(1,9) X 0-3 L7	5	3	2	0	1	2	3				
Cliff Johnson, R OBP: 0.380, SLG: 0.429	(1,10) X 0-0 FC4-6 1B		(1,10) X 0-0 1B		(1,10) X 0-0 F8			(1,10) X 0-0 5-3		(1,10) X 0-0 SH3-4		(1,10) X 0-0 SH3-4	4	0	2	2	0	0	1				
Chris Chambliss, L OBP: 0.224, SLG: 0.284	(1,3) X 0-0 FC4-6		(1,3) X 0-0 K		(1,3) X 0-3 K			(1,3) X 0-3 K		(1,3) X 0-3 K		(1,3) X 0-3 K	5	0	0	0	0	4	4				
Bucky Dent, R OBP: 0.344, SLG: 0.356		(1,6) X 0-0 6-3	(1,6) X 0-0 F8		(1,6) X 0-0 5-3			(1,6) X 0-0 F5		(1,6) X 0-0 1B		(1,6) X 0-0 1B	5	1	1	1	0	0	1				
Inning Stats	R: 4 E: 0 K: 0 S: 7	H: 4 LOB: 1 BB: 1 P: 11	R: 1 E: 0 K: 0 S: 4	H: 1 LOB: 0 BB: 0 P: 4	R: 2 E: 1 K: 1 S: 8	H: 3 LOB: 1 BB: 0 P: 8	R: 0 E: 0 K: 0 S: 4	H: 1 LOB: 1 BB: 0 P: 4	R: 0 E: 0 K: 2 S: 8	H: 0 LOB: 0 BB: 0 P: 3	R: 0 E: 0 K: 2 S: 7	H: 0 LOB: 0 BB: 0 P: 7	R: 0 E: 0 K: 0 S: 3	H: 0 LOB: 0 BB: 0 P: 3	R: 0 E: 0 K: 0 S: 3	H: 0 LOB: 0 BB: 0 P: 3	R: 5 E: 0 K: 1 S: 11	H: 6 LOB: 2 BB: 1 P: 15	1B: 13 2B: 2 3B: 0 HR: 2	SF: 0 SAC: 1 DP: 1 HBP: 0	WP: 0 PB: 0 SB: 1 CS: 0	PA: 51	
PITCHER	IP ERA WLS BF H R ER SO BB IBB HBP BLK WP HR S P ERA WHIP	IP ERA WLS BF H R ER SO BB IBB HBP BLK WP HR S P ERA WHIP	IP ERA WLS BF H R ER SO BB IBB HBP BLK WP HR S P ERA WHIP	IP ERA WLS BF H R ER SO BB IBB HBP BLK WP HR S P ERA WHIP	IP ERA WLS BF H R ER SO BB IBB HBP BLK WP HR S P ERA WHIP	IP ERA WLS BF H R ER SO BB IBB HBP BLK WP HR S P ERA WHIP	IP ERA WLS BF H R ER SO BB IBB HBP BLK WP HR S P ERA WHIP	IP ERA WLS BF H R ER SO BB IBB HBP BLK WP HR S P ERA WHIP	IP ERA WLS BF H R ER SO BB IBB HBP BLK WP HR S P ERA WHIP	IP ERA WLS BF H R ER SO BB IBB HBP BLK WP HR S P ERA WHIP	IP ERA WLS BF H R ER SO BB IBB HBP BLK WP HR S P ERA WHIP	IP ERA WLS BF H R ER SO BB IBB HBP BLK WP HR S P ERA WHIP	IP ERA WLS BF H R ER SO BB IBB HBP BLK WP HR S P ERA WHIP	IP ERA WLS BF H R ER SO BB IBB HBP BLK WP HR S P ERA WHIP	IP ERA WLS BF H R ER SO BB IBB HBP BLK WP HR S P ERA WHIP	IP ERA WLS BF H R ER SO BB IBB HBP BLK WP HR S P ERA WHIP	IP ERA WLS BF H R ER SO BB IBB HBP BLK WP HR S P ERA WHIP	IP ERA WLS BF H R ER SO BB IBB HBP BLK WP HR S P ERA WHIP	IP ERA WLS BF H R ER SO BB IBB HBP BLK WP HR S P ERA WHIP	IP ERA WLS BF H R ER SO BB IBB HBP BLK WP HR S P ERA WHIP	IP ERA WLS BF H R ER SO BB IBB HBP BLK WP HR S P ERA WHIP	IP ERA WLS BF H R ER SO BB IBB HBP BLK WP HR S P ERA WHIP	IP ERA WLS BF H R ER SO BB IBB HBP BLK WP HR S P ERA WHIP
Frank Tanana, L ERA: 3.9	(1,1)	5.1	22	6	3	2	3	0	0	0	0	0	1	28	28	3.38	1.125						
Mike Barlow, R ERA: 3.38	(1,1)	4.0	12	1	0	0	2	0	0	0	0	0	0	16	16	0.00	0.250						
Mark Clear, R ERA: 1.99	(7,1)	4.2	L	6	3	4	4	1	1	0	0	0	0	7	11	54.00	6.000						
Dave LaRoche, L ERA: 6.75	(11,1)	0.1		4	3	1	1	0	0	0	0	0	0	4	4	27.00	9.000						
Dyar Miller, R ERA: 2.7	(11,1)																						

New York Yankees @ California Angels
Anaheim Stadium, Anaheim, CA
Tue May 01 1979, 10:05 PM EDT
Att: 38,858 - Unknown

AB 48
R 12
H 17
RBI 11
BB 2
SO 6
LOB 11



Batter	1	2	3	4	5	6	7	8	9	10	11	AB	R	H	RBI	BB	SO	LOB	BOTTOM					
Rick Miller, L OBP: 0.380, SLG: 0.403	(1,8) X 0-0 1-3		(1,8) X 0-0 FC6-4			(1,8) X 0-0 L1			(1,8) X 0-0 6-3		(1,8) X 0-0 1B	4	0	0	0	0	0	1						
Merv Rettenmund, R OBP: 0.167, SLG: 0.167	(9, PH)											1	0	1	1	0	0	0						
Jim Anderson, R	(10,6)											0	0	0	0	1	0	0						
Dan Ford, R OBP: 0.444, SLG: 0.655	(1,9) X 0-0 L9			(1,9) X 0-0 L8		(1,9) X 0-0 1B			(1,9) X 0-0 2B		(1,9) X 0-0 F8	6	1	3	1	0	0	2						
Rod Carew, L OBP: 0.459, SLG: 0.456	(1,3) X 0-0 F6			(1,3) X 0-0 F7		(1,3) X 0-0 1B			(1,3) X 0-0 K		(1,3) X 0-0 FC6-4	6	1	2	1	0	1	3						
Don Baylor, R OBP: 0.393, SLG: 0.484	(1,7) X 0-0 K			(1,7) X 0-0 HR		(1,7) X 0-0 1B			(1,7) X 0-0 K		(1,7) X 0-0 FC6-4	5	1	1	1	1	2	5						
Willie Aikens, L OBP: 0.403, SLG: 0.619	(1,10) X 0-0 4-3			(1,10) X 0-3 K		(1,10) X 0-0 1B			(1,10) X 0-0 K		(1,10) X 0-3 K	5	1	2	2	0	2	0						
Carney Lansford, R OBP: 0.387, SLG: 0.446	(1,5) X 0-0 F4			(1,5) X 0-0 F4		(1,5) X 0-0 G4-3			(1,5) X 0-0 1B		(1,5) X 0-0 K	5	1	2	0	0	0	2						
Brian Downing, R OBP: 0.398, SLG: 0.483	(1,2) X 0-0 E6		(1,2) X 0-0 FC6-4		(1,2) X 0-0 F4			(1,2) X 0-0 6-3		(1,2) X 0-0 K		(1,2) X 0-0 G5-4-3	5	0	0	0	0	1	3					
Bobby Grich, R OBP: 0.396, SLG: 0.652	(1,4) X 0-0 F3			(1,4) X 0-0 2B		(1,4) X 0-0 K			(1,4) X 0-0 K		(1,4) X 0-0 F9	5	1	2	1	0	1	1						
Orlando Ramirez, R Rance Mullins, L	(1,6) X 0-0 K			(1,6) X 0-0 F7		(1,6) X 0-0 1-3			(1,6) X 0-0 1B		(1,6) X 0-0 1B	1	0	0	0	0	0	1						
Willie Davis, L Joe Rudi, K	(16,7) X 0-0 K								(16,7) X 0-0 1B		(16,7) X 0-0 1B	2	0	0	0	0	0	0						
Inning Stats	R: 0 E: 0 K: 0 S: 3	H: 0 LOB: 0 BB: 0 P: 3	R: 0 E: 0 K: 1 S: 5	H: 0 LOB: 0 BB: 0 P: 5	R: 0 E: 1 K: 1 S: 6	H: 0 LOB: 1 BB: 0 P: 6	R: 1 E: 0 K: 1 S: 6	H: 1 LOB: 0 BB: 0 P: 6	R: 0 E: 0 K: 0 S: 4	H: 0 LOB: 0 BB: 0 P: 4	R: 0 E: 0 K: 0 S: 5	H: 0 LOB: 0 BB: 0 P: 5	R: 0 E: 0 K: 0 S: 4	H: 1 LOB: 1 BB: 0 P: 4	R: 0 E: 0 K: 3 S: 15	H: 2 LOB: 2 BB: 0 P: 15	R: 0 E: 0 K: 1 S: 5	H: 1 LOB: 0 BB: 0 P: 5	R: 1 E: 0 K: 0 S: 5	H: 2 LOB: 2 BB: 1 P: 9	1B: 11 2B: 3 3B: 0 HR: 1	SF: 0 SAC: 0 DP: 2 HBP: 0	WP: 0 PB: 0 SB: 0 CS: 0	PA: 49
PITCHER	IP ERA WLS BF H R ER SO BB IBB HBP BLK WP HR S P ERA WHIP	IP ERA WLS BF H R ER SO BB IBB HBP BLK WP HR S P ERA WHIP	IP ERA WLS BF H R ER SO BB IBB HBP BLK WP HR S P ERA WHIP	IP ERA WLS BF H R ER SO BB IBB HBP BLK WP HR S P ERA WHIP	IP ERA WLS BF H R ER SO BB IBB HBP BLK WP HR S P ERA WHIP	IP ERA WLS BF H R ER SO BB IBB HBP BLK WP HR S P ERA WHIP	IP ERA WLS BF H R ER SO BB IBB HBP BLK WP HR S P ERA WHIP	IP ERA WLS BF H R ER SO BB IBB HBP BLK WP HR S P ERA WHIP	IP ERA WLS BF H R ER SO BB IBB HBP BLK WP HR S P ERA WHIP	IP ERA WLS BF H R ER SO BB IBB HBP BLK WP HR S P ERA WHIP	IP ERA WLS BF H R ER SO BB IBB HBP BLK WP HR S P ERA WHIP	IP ERA WLS BF H R ER SO BB IBB HBP BLK WP HR S P ERA WHIP	IP ERA WLS BF H R ER SO BB IBB HBP BLK WP HR S P ERA WHIP	IP ERA WLS BF H R ER SO BB IBB HBP BLK WP HR S P ERA WHIP	IP ERA WLS BF H R ER SO BB IBB HBP BLK WP HR S P ERA WHIP	IP ERA WLS BF H R ER SO BB IBB HBP BLK WP HR S P ERA WHIP	IP ERA WLS BF H R ER SO BB IBB HBP BLK WP HR S P ERA WHIP	IP ERA WLS BF H R ER SO BB IBB HBP BLK WP HR S P ERA WHIP	IP ERA WLS BF H R ER SO BB IBB HBP BLK WP HR S P ERA WHIP	IP ERA WLS BF H R ER SO BB IBB HBP BLK WP HR S P ERA WHIP	IP ERA WLS BF H R ER SO BB IBB HBP BLK WP HR S P ERA WHIP	IP ERA WLS BF H R ER SO BB IBB HBP BLK WP HR S P ERA WHIP	IP ERA WLS BF H R ER SO BB IBB HBP BLK WP HR S P ERA WHIP	IP ERA WLS BF H R ER SO BB IBB HBP BLK WP HR S P ERA WHIP
Luis Tiant, R ERA: 8.38	(1,1)	3.0	12	4	3	3	2	0	0	0	0	0	0	16	16	9.00	1.333							
Dick Tidrow, R ERA: 6.57	(6,1)	0.0	1	1	0	0	0	0	0	0	0	0	0	1	1	∞	∞							
Paul Mirabella, L ERA: 5.25	(9,1)	0.0	2	2	1	1	0	0	0	0	0	0	0	2	2	∞	∞							
Ken Clay, R ERA: 2.77	(9,1)	2.2	W	11	3	1	1	3	1	0	0	0	0	16	20	3.38	1.500							
Tommy John, L ERA: 1.27	(9,1)																							

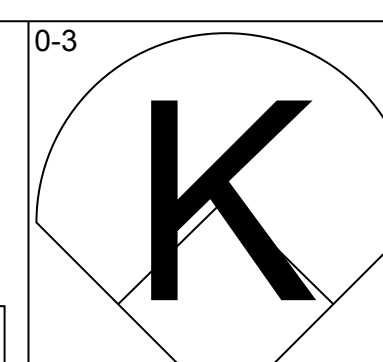
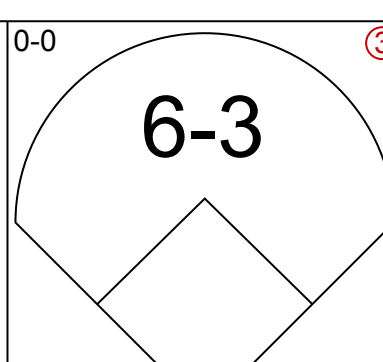
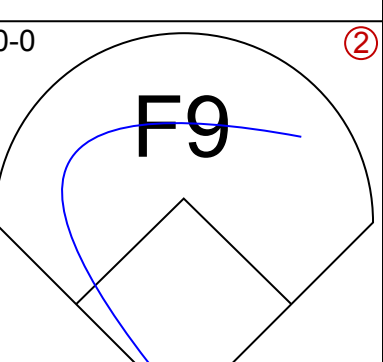
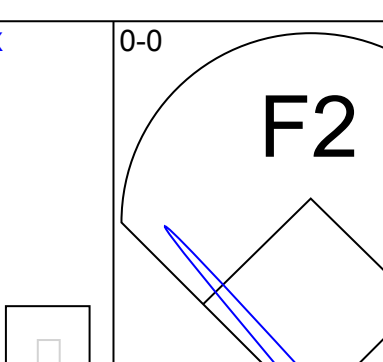
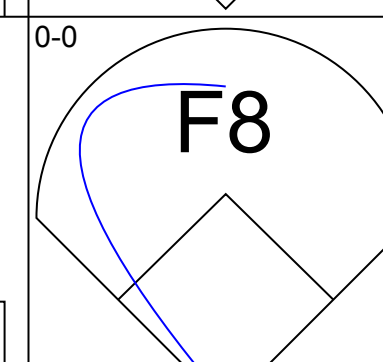
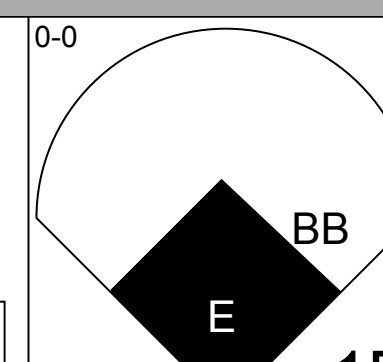
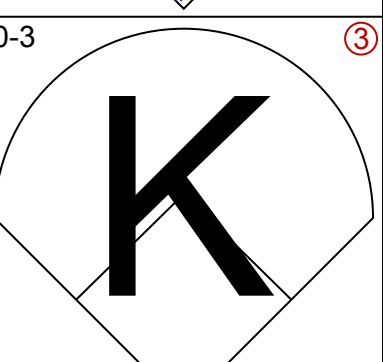
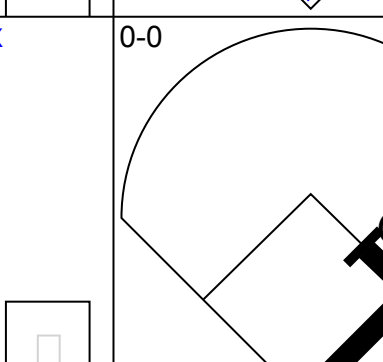
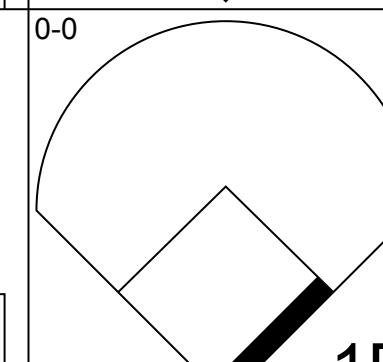
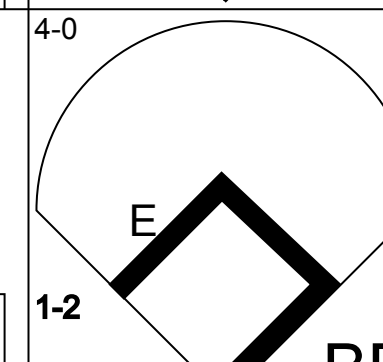
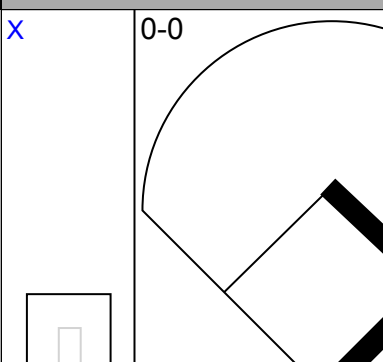
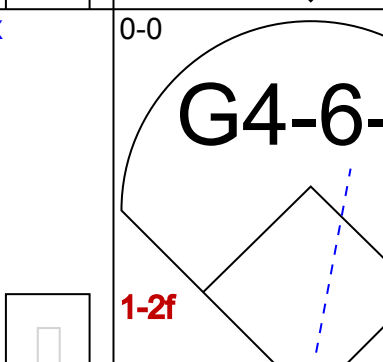
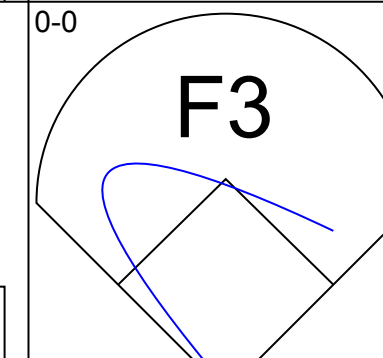
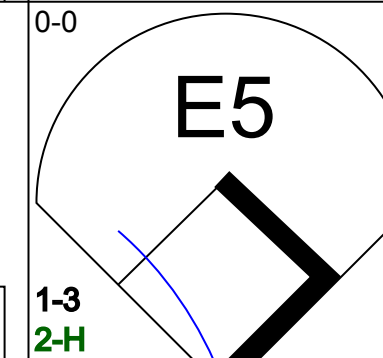
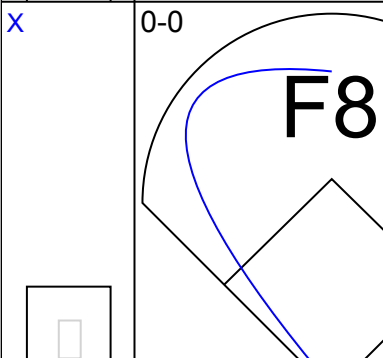
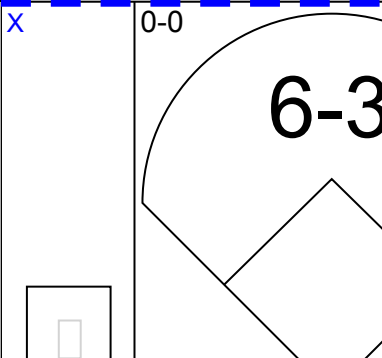
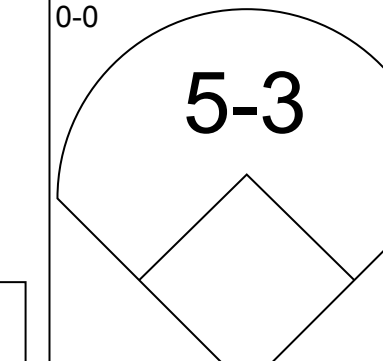
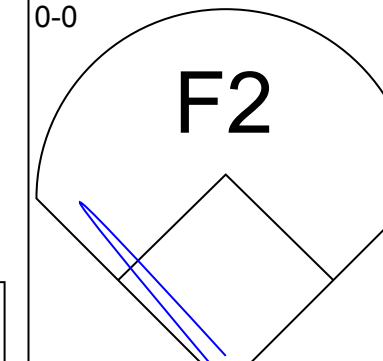
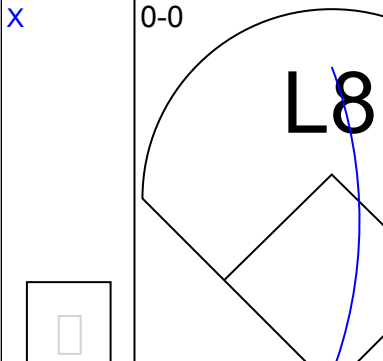
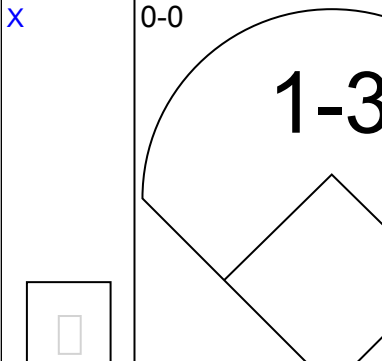

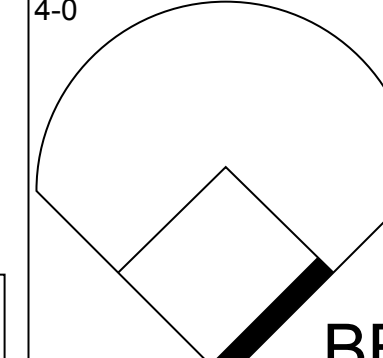
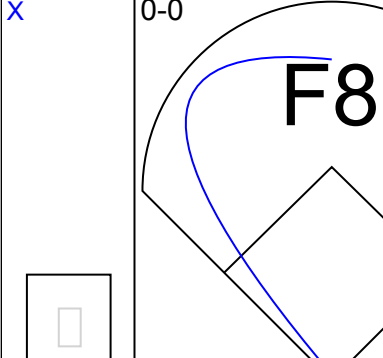
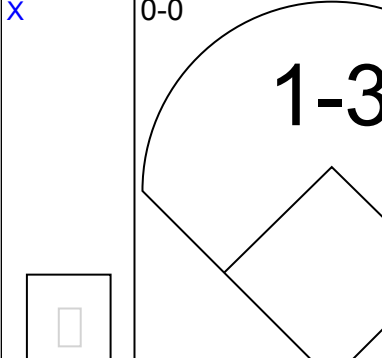

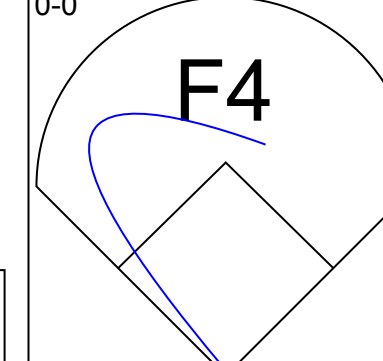
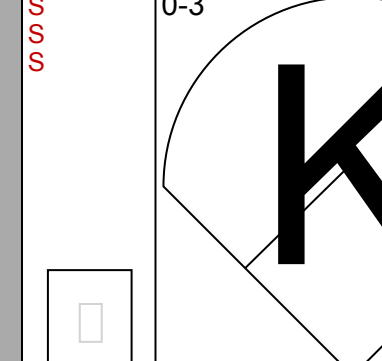
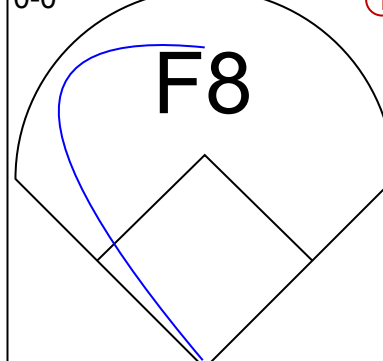
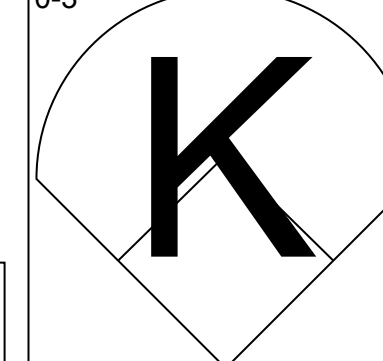
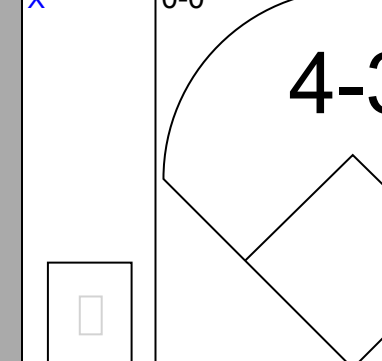
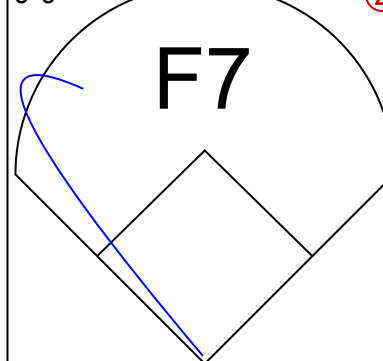
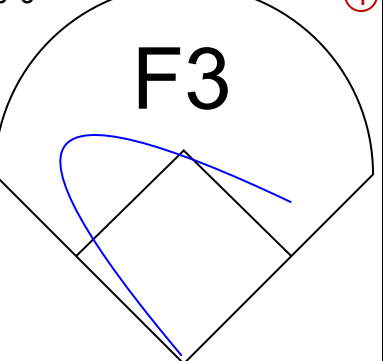
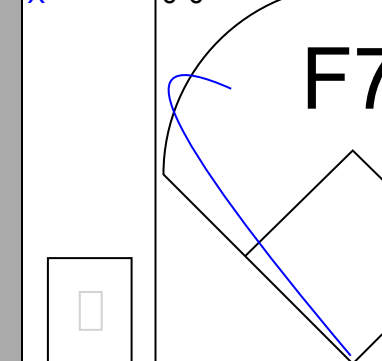
New York Yankees @ California Angels
Anaheim Stadium, Anaheim, CA
Tue May 01 1979, 10:05 PM EDT
Att: 38,858 - Unknown

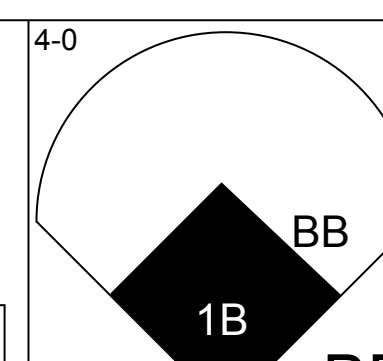
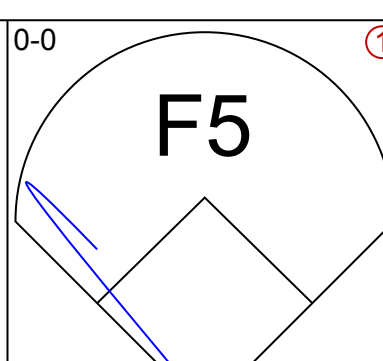
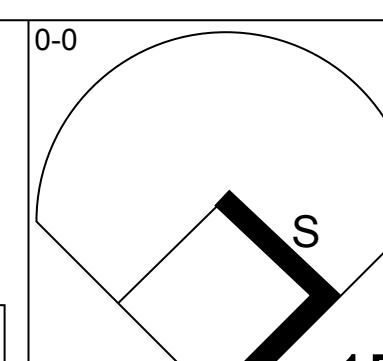
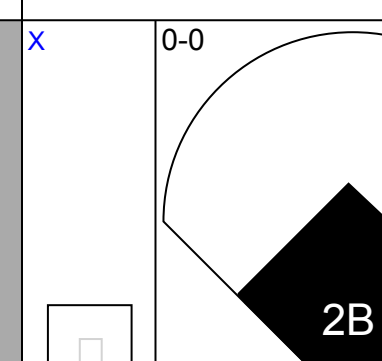
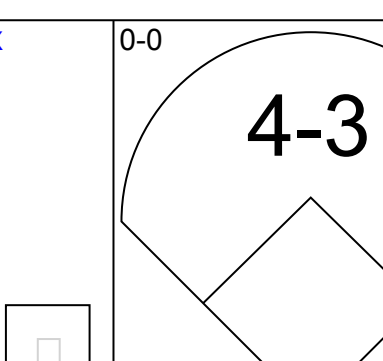
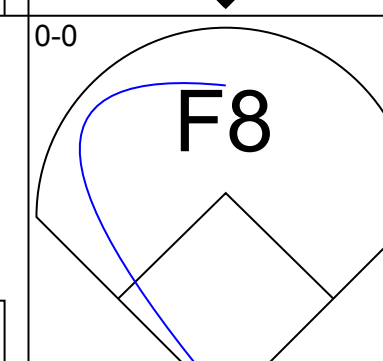
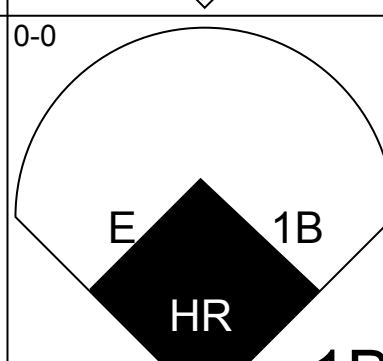
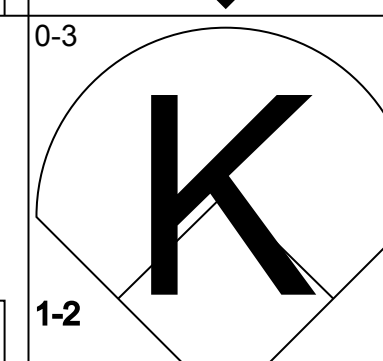
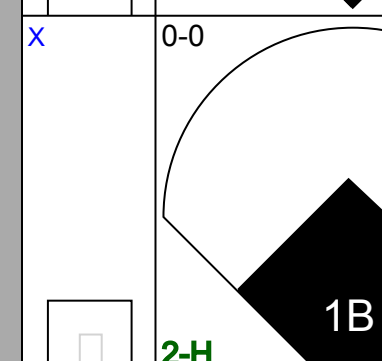
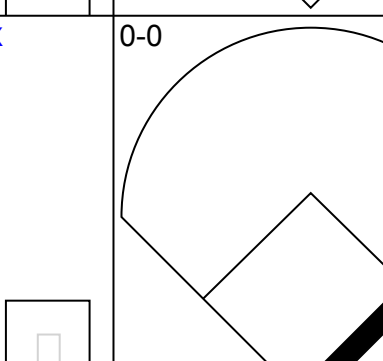
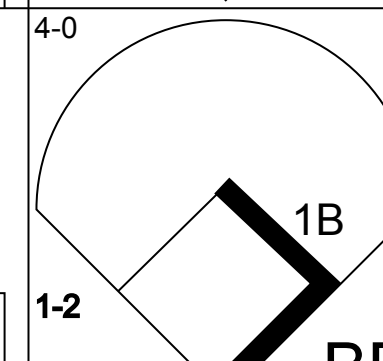
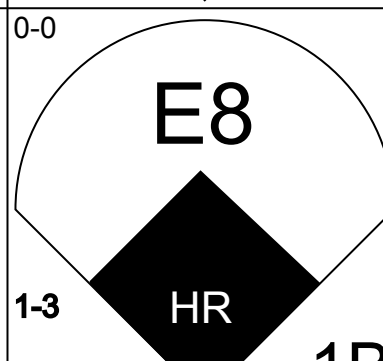

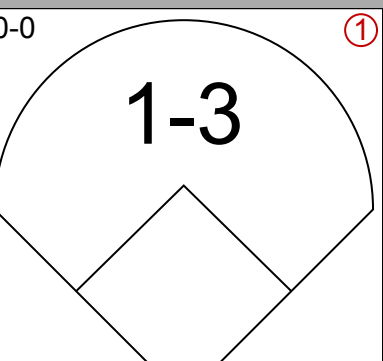
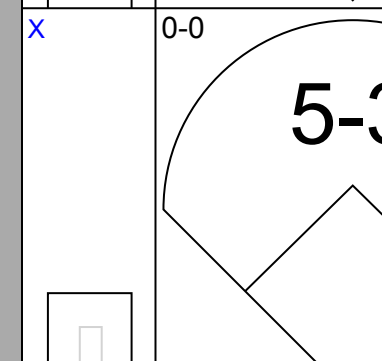
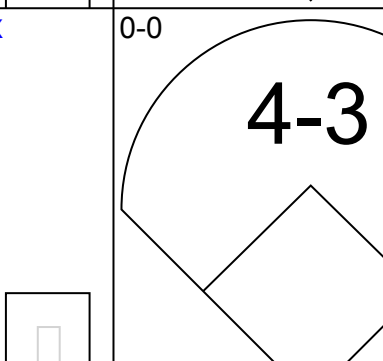
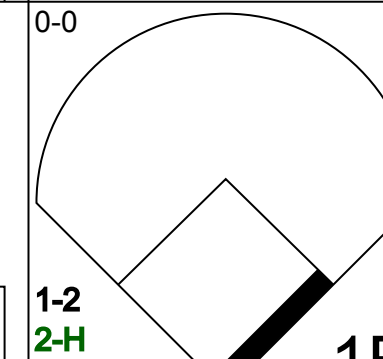
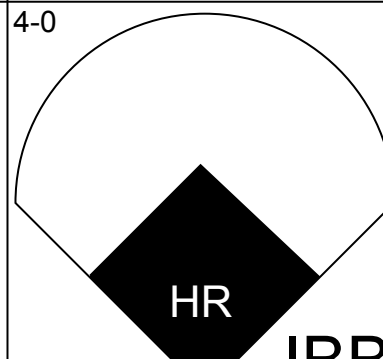

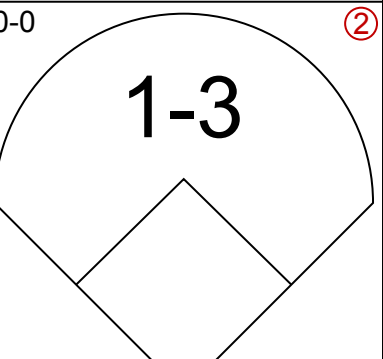
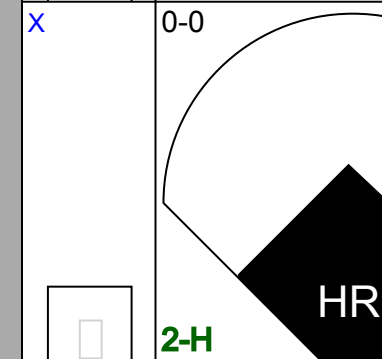

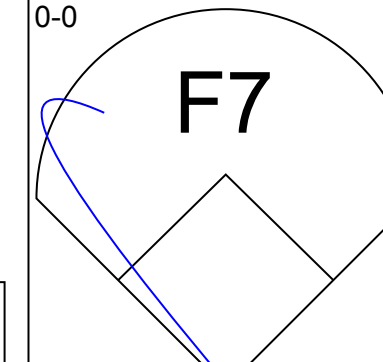
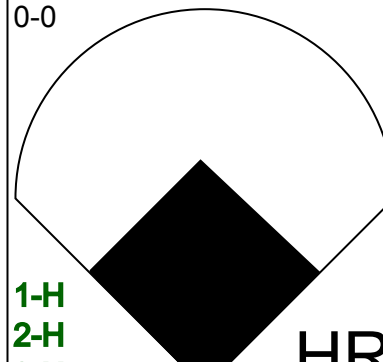

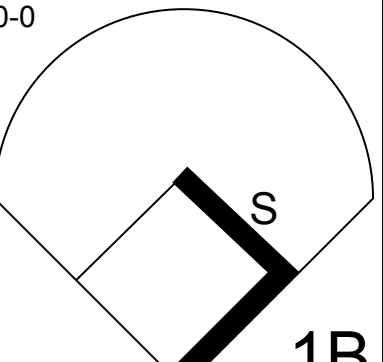
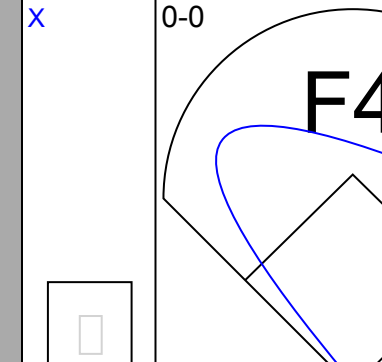

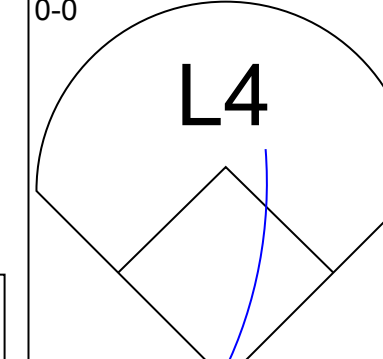
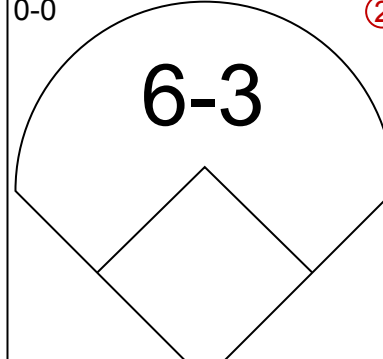

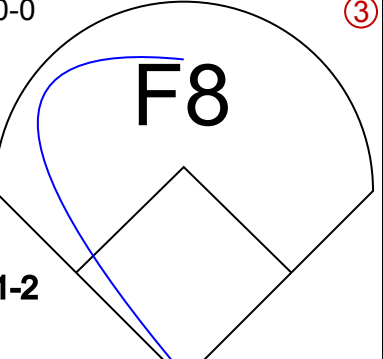
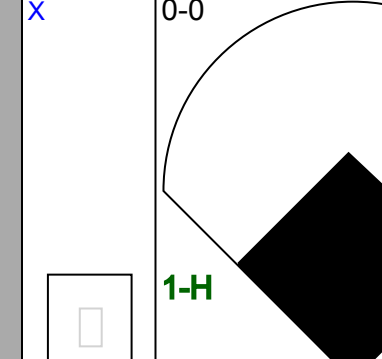


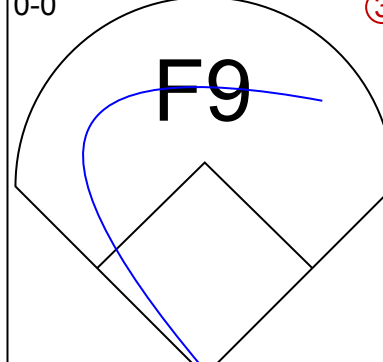


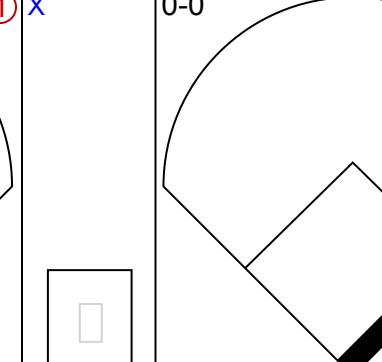

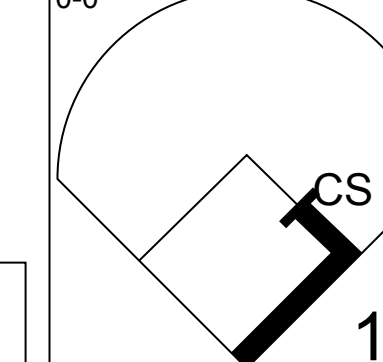


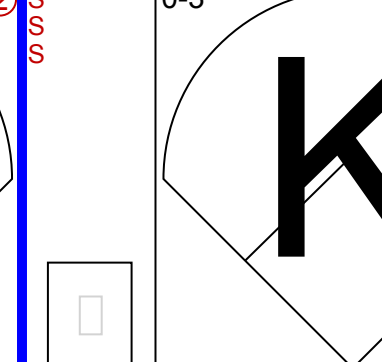

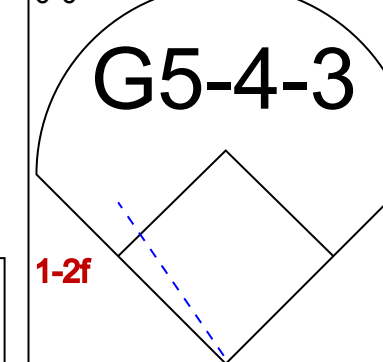
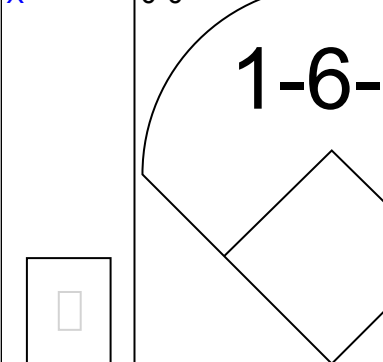

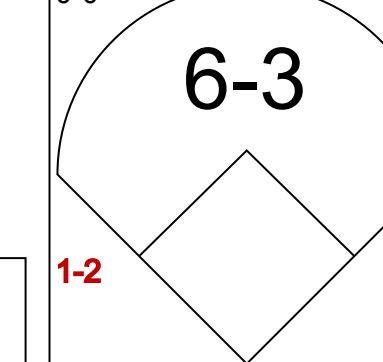
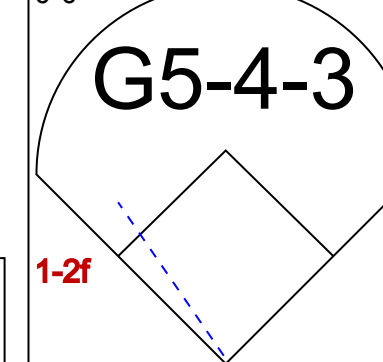
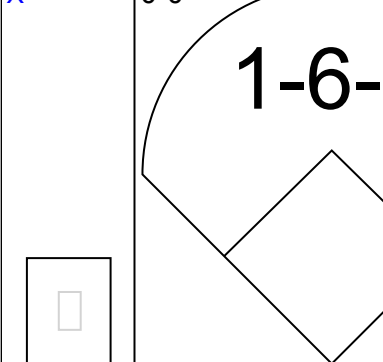

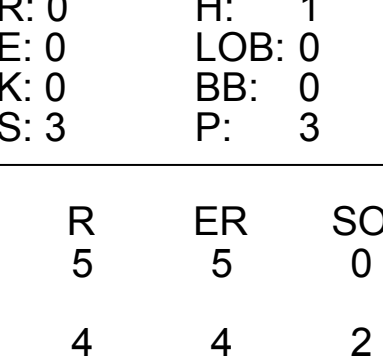
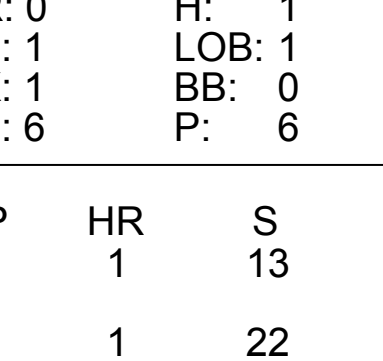
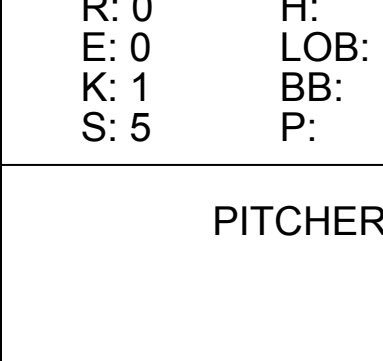
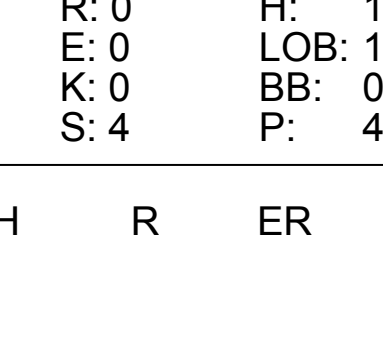
AB 47
R 8
H 15
RBI 8
BB 2
SO 8
LOB 19



Batter	1	2	3	4	5	6	7	8	9	AB	R	H	RBI	BB	SO	LOB	TOP			
Willie Randolph, R (1, 4) OBP: 0.297, SLG: 0.233	F9		F8		FC6-4			F9		4	0	0	0	0	0	2	<p>New York Yankees @ California Angels</p> <p>Anaheim Stadium, Anaheim, CA</p> <p>Wed May 02 1979, 10:05 PM EDT</p> <p>Att: 40,648 - Unknown</p>			
Thurman Munson, R (1, 2) OBP: 0.295, SLG: 0.337	G4-6-3 BB		K			1B		1B		3	0	2	0	1	1					
Reggie Jackson, L (1, 9) OBP: 0.365, SLG: 0.486	G4-6-3			4-3		K		K		4	0	0	0	0	2	3				
Graig Nettles, L (1, 5) OBP: 0.380, SLG: 0.450		5-3		G3		FC4-6 1B		K		4	0	1	0	0	1	1				
Lou Piniella, R (1, 7) OBP: 0.231, SLG: 0.347		5-3		E6		K		F9		4	0	0	0	0	1	2				
Jim Spencer, L (1, 10) OBP: 0.366, SLG: 0.568				F8		FC4-6				4	0	2	0	0	0	3				
Chris Chambliss, L (1, 3) OBP: 0.213, SLG: 0.271				F7		4-3		4-3		4	0	0	0	0	0	2				
Juan Beniquez, R (1, 8) OBP: 0.379, SLG: 0.577			K		F7			K		3	0	0	0	0	2	0				
Mickey Rivers, L (9, PH) OBP: 0.276, SLG: 0.313								G3		1	0	0	0	0	0	1				
Bucky Dent, R (1, 6) OBP: 0.358, SLG: 0.361						FC6-4 1B		F4		2	0	1	0	1	0	0				
Inning Stats	R: 0 E: 0 K: 0 S: 2	H: 0 LOB: 0 BB: 1 P: 6	R: 0 E: 0 K: 0 S: 4	H: 1 LOB: 1 BB: 0 P: 4	R: 0 E: 0 K: 2 S: 7	H: 0 LOB: 1 BB: 1 P: 11	R: 0 E: 1 K: 0 S: 4	H: 0 LOB: 1 BB: 0 P: 4	R: 0 E: 0 K: 2 S: 9	H: 2 LOB: 2 BB: 0 P: 9	R: 0 E: 0 K: 1 S: 5	H: 0 LOB: 0 BB: 0 P: 5	R: 0 E: 0 K: 2 S: 8	H: 1 LOB: 1 BB: 0 P: 8	R: 0 E: 0 K: 0 S: 4	H: 1 LOB: 1 BB: 0 P: 4	1B: 6 2B: 0 3B: 0 HR: 0	SF: 0 SAC: 0 DP: 1 HBP: 0	WP: 0 PB: 0 CS: 0	PA: 35
PITCHER Nolan Ryan, R (1, 1) ERA: 2.61	IP: 9.0 WLS: W BF: 35 H: 6 R: 0 ER: 0 SO: 7 BB: 2 IBB: 0 HBP: 0 BLK: 0 WP: 0 HR: 0 S: 47 P: 55 ERA: 0.00 WHIP: 0.889															PITCHER				

Batter	1	2	3	4	5	6	7	8	9	AB	R	H	RBI	BB	SO	LOB	BOTTOM			
Jim Anderson, R (1, 4) OBP: 0.500, SLG: 0.500	4-3 SH1-3 2-1 BB				F4			F3		3	0	1	1	1	0	2	<p>New York Yankees @ California Angels</p> <p>Anaheim Stadium, Anaheim, CA</p> <p>Wed May 02 1979, 10:05 PM EDT</p> <p>Att: 40,648 - Unknown</p>			
Mery Rettenmund, R (1, 7) OBP: 0.311, SLG: 0.111	SH1-3		2B			5-3		K		3	0	0	0	0	2	1				
Rick Miller, L (9, 8)	1-2		K							0	0	0	0	0	0	0				
Dan Ford, R (1, 8) OBP: 0.424, SLG: 0.621	4-3			6-3		K				3	0	0	0	0	1	1				
Don Baylor, R (1, 9) OBP: 0.400, SLG: 0.479	2-1	6-3								1	0	0	0	2	0	0				
Rod Carew, L (9, 3) OBP: 0.459, SLG: 0.456				G6-4-3 BB		CS BB				0	0	0	0	0	0	0				
Joe Rudi, R (1, 3) OBP: 0.294, SLG: 0.394	3H		F9		G6-4-3	CS	K			3	0	0	0	0	1	1				
Carney Lansford, R (1, 5) OBP: 0.366, SLG: 0.452		5-3					5-3			3	0	1	0	0	0	0				
Brian Downing, R (1, 10) OBP: 0.406, SLG: 0.489			K							3	0	2	0	0	1	0				
Terry Humphrey, R (1, 2) OBP: 0.400, SLG: 0.250				WP 2B			F6			3	1	1	0	0	1	3				
Orlando Ramirez, R (1, 6) OBP: 0.392, SLG: 0.644			K					K		2	0	0	0	0	2	3				
Bobby Grich, R (8, PH) OBP: 0.392, SLG: 0.644										1	0	0	0	0	1	0				
Inning Stats	R: 0 E: 0 K: 0 S: 2	H: 0 LOB: 1 BB: 1 P: 6	R: 0 E: 0 K: 0 S: 3	H: 0 LOB: 0 BB: 0 P: 3	R: 1 E: 0 K: 3 S: 11	H: 2 LOB: 1 BB: 0 P: 11	R: 0 E: 0 K: 0 S: 2	H: 0 LOB: 0 BB: 1 P: 6	R: 0 E: 0 K: 1 S: 7	H: 2 LOB: 2 BB: 0 P: 7	R: 0 E: 0 K: 1 S: 4	H: 0 LOB: 0 BB: 1 P: 8	R: 0 E: 0 K: 2 S: 8	H: 1 LOB: 1 BB: 0 P: 8	R: 0 E: 0 K: 2 S: 7	H: 0 LOB: 0 BB: 0 P: 7	1B: 3 2B: 2 3B: 0 HR: 0	SF: 0 SAC: 1 DP: 1 HBP: 0	WP: 1 PB: 0 CS: 1	PA: 30
PITCHER Ron Guidry, L (1, 1) ERA: 2.6	IP: 8.0 WLS: L BF: 30 H: 5 R: 1 ER: 1 SO: 9 BB: 3 IBB: 0 HBP: 0 BLK: 0 WP: 1 HR: 0 S: 44 P: 56 ERA: 1.12 WHIP: 1.000															PITCHER				

Batter	1	2	3	4	5	6	7	8	9	AB	R	H	RBI	BB	SO	LOB	TOP																							
Carney Lansford, R OBP: 0.353, SLG: 0.435 (1, 5)										4	0	0	0	0	1	0	California Angels @ Baltimore Orioles Memorial Stadium, Baltimore, MD Sat May 05 1979, 7:05 PM EDT Att: 20,455 - Unknown																							
Dan Ford, R OBP: 0.429, SLG: 0.613 (1, 8)										4	1	2	0	0	1	0																								
Rod Carew, L OBP: 0.469, SLG: 0.473 (1, 3)										3	0	2	0	1	0	1																								
Don Baylor, R OBP: 0.387, SLG: 0.460 (1, 9)										4	0	0	0	0	0	3																								
Willie Aikens, L OBP: 0.382, SLG: 0.582 (1, 10)										4	0	0	0	0	0	3																								
Joe Rudi, R OBP: 0.292, SLG: 0.381 (1, 7)										3	0	0	0	1	0	1																								
Brian Downing, R OBP: 0.394, SLG: 0.473 (1, 2)										3	0	0	0	0	1	3																								
Bobby Grich, R OBP: 0.380, SLG: 0.624 (1, 4)										3	0	0	0	0	1	3																								
Bert Campaneris, R OBP: 0.154, SLG: 0.083 (1, 6)										3	0	0	0	0	0	0																								
Inning Stats	R: 0 E: 0 K: 1 S: 6	H: 1 LOB: 1 BB: 0 P: 6	R: 0 E: 0 K: 0 S: 3	H: 0 LOB: 0 BB: 0 P: 3	R: 0 E: 0 K: 0 S: 3	H: 0 LOB: 0 BB: 0 P: 3	R: 1 E: 1 K: 1 S: 7	H: 1 LOB: 3 BB: 2 P: 15	R: 0 E: 0 K: 0 S: 5	H: 0 LOB: 0 BB: 0 P: 5	R: 0 E: 0 K: 1 S: 5	H: 0 LOB: 0 BB: 0 P: 5	R: 0 E: 0 K: 0 S: 3	H: 1 LOB: 0 BB: 0 P: 3	R: 0 E: 0 K: 0 S: 3	H: 0 LOB: 0 BB: 0 P: 3	1B: 3 2B: 1 3B: 0 HR: 0	SF: 0 SAC: 0 DP: 1 HBP: 0	WP: 0 PB: 0 SB: 0 CS: 0	PA: 33																				
PITCHER	IP	WLS	BF	H	R	ER	SO	BB	IBB	HBP	BLK	WP	HR	S	P	ERA	WHIP	PITCHER				IP	WLS	BF	H	R	ER	SO	BB	IBB	HBP	BLK	WP	HR	S	P	ERA	WHIP		
Jim Palmer, R ERA: 2.7 (1, 1)	8.0	W	30	4	1	0	4	2	0	0	0	0	0	0	36	44	0.00	0.750					8.0	W	30	4	1	0	4	2	0	0	0	0	0	0	0	0	0.00	0.750
Tim Stoddard, R ERA: 1.29 (9, 1)	1.0		3	0	0	0	0	0	0	0	0	0	0	0	3	3	0.00	0.000					1.0		3	0	0	0	0	0	0	0	0	0	0	0	0	0	0.00	0.000

Batter	1	2	3	4	5	6	7	8	9	AB	R	H	RBI	BB	SO	LOB	BOTTOM																							
Al Bumbry, L OBP: 0.324, SLG: 0.326 (1, 8)										4	2	2	0	1	0	0	California Angels @ Baltimore Orioles Memorial Stadium, Baltimore, MD Sat May 05 1979, 7:05 PM EDT Att: 20,455 - Unknown																							
Rich Dauer, R OBP: 0.385, SLG: 0.511 (1, 5)										5	2	3	1	0	1	2																								
Ken Singleton, S OBP: 0.442, SLG: 0.663 (1, 9)										3	1	1	0	1	0	1																								
Larry Harlow, L OBP: 0.414, SLG: 0.333 (8, 9)										1	0	0	0	0	0	1																								
Eddie Murray, S OBP: 0.416, SLG: 0.396 (1, 3)										3	2	2	2	1	0	0																								
Lee May, R OBP: 0.391, SLG: 0.552 (1, 10)										4	1	2	4	0	0	3																								
Gary Roenicke, R OBP: 0.403, SLG: 0.527 (1, 7)										4	1	1	2	0	0	3																								
Billy Smith, S OBP: 0.295, SLG: 0.341 (1, 4)										4	0	1	0	0	0	0																								
Kiko Garcia, R OBP: 0.320, SLG: 0.447 (1, 6)										3	0	1	0	0	1	0																								
Mark Belanger, R OBP: 0.197, SLG: 0.167 (7, 6)										1	0	0	0	0	1	1																								
Rick Dempsey, R OBP: 0.370, SLG: 0.342 (1, 2)										4	0	0	0	0	0	2																								
Inning Stats	R: 1 E: 0 K: 0 S: 4	H: 1 LOB: 2 BB: 2 P: 12	R: 0 E: 0 K: 0 S: 3	H: 1 LOB: 0 BB: 0 P: 3	R: 4 E: 1 K: 0 S: 6	H: 3 LOB: 0 BB: 1 P: 10	R: 0 E: 1 K: 1 S: 6	H: 1 LOB: 1 BB: 0 P: 6	R: 0 E: 0 K: 0 S: 4	H: 0 LOB: 0 BB: 0 P: 4	R: 0 E: 0 K: 1 S: 5	H: 0 LOB: 0 BB: 0 P: 5	R: 4 E: 0 K: 1 S: 10	H: 5 LOB: 1 BB: 0 P: 10	R: 0 E: 0 K: 0 S: 4	H: 1 LOB: 1 BB: 0 P: 4	1B: 9 2B: 2 3B: 0 HR: 2	SF: 0 SAC: 0 DP: 1 HBP: 0	WP: 0 PB: 0 SB: 2 CS: 1	PA: 39																				
PITCHER	IP	WLS	BF	H	R	ER	SO	BB	IBB	HBP	BLK	WP	HR	S	P	ERA	WHIP	PITCHER				IP	WLS	BF	H	R	ER	SO	BB	IBB	HBP	BLK	WP	HR	S	P	ERA	WHIP		
Don Aase, R ERA: 5.15 (1, 1)	3.0	L	16	7	4	4	2	0	0	0	0	0	0	1	22	22	9.82	1.909					3.0	L	16	7	4	4	2	0	0	0	0	0	0	0	0	0	9.82	1.909
Jim Barr, R ERA: 4.5 (4, 1)	3.2		18	7	4	4	2	0	0	0	0	0	0	1	22	22	9.82	1.909					3.2		18	7	4	4	2	0	0	0	0	0	0	0	0	0	9.82	1.909
Dyar Miller, R ERA: 2.5 (7, 1)	1.1		5	1	0	0	1	0	0	0	0	0	0	0	7	7	0.00	0.750					1.1		5	1	0	0	1	0	0	0	0	0	0	0	0	0	0.00	0.750

Batter	1	2	3	4	5	6	7	8	9	AB	R	H	RBI	BB	SO	LOB	TOP			
Rick Miller, L OBP: 0.375, SLG: 0.388 (1, 8)	4-0 3-1 4-3 BB		0-3 K			0-0 F7			0-0 6-3	3	0	0	0	1	1	0				
Dan Ford, R OBP: 0.405, SLG: 0.576 (1, 9)	0-0 4-3			0-0 E4 F9 1-3		0-3 K			0-0 F9	4	0	0	0	0	1	1				
Rod Carew, L OBP: 0.462, SLG: 0.464 (1, 3)	0-0 3-1			0-0 1-3		0-0 6-3			0-0 1B	4	0	1	0	0	0	2				
Don Baylor, R OBP: 0.390, SLG: 0.456 (1, 10)	0-0 F5			4-0 S BB					0-3 K	3	0	1	0	1	1	2				
Joe Rudi, R OBP: 0.284, SLG: 0.370 (1, 7)		0-0 F2		0-0 F9		0-0 G4-6-3			0-0 1B	3	0	0	0	0	0	3				
Camey Lansford, R OBP: 0.345, SLG: 0.423 (1, 5)		0-0 F7		0-0 F8		0-0 4-3				3	0	0	0	0	0	2				
Bobby Grich, R OBP: 0.369, SLG: 0.604 (1, 4)		0-0 1-3				0-0 G3			0-0 F7	3	0	0	0	0	0	0				
Bert Campaneris, R OBP: 0.125, SLG: 0.067 (1, 6)			0-0 B3			0-0 F9			0-0 4-3	3	0	0	0	0	0	0				
Terry Humphrey, R OBP: 0.250, SLG: 0.143 (1, 2)			0-0 F6			0-0 5-3			0-0 1-3	3	0	0	0	0	0	0				
Inning Stats	R: 0 E: 0 K: 0 S: 3	H: 0 LOB: 1 BB: 1 P: 7	R: 0 E: 0 K: 0 S: 3	H: 0 LOB: 0 BB: 0 P: 3	R: 0 E: 0 K: 1 S: 5	H: 0 LOB: 0 BB: 0 P: 5	R: 0 E: 1 K: 0 S: 4	H: 0 LOB: 2 BB: 1 P: 8	R: 0 E: 0 K: 0 S: 3	H: 0 LOB: 0 BB: 0 P: 3	R: 0 E: 0 K: 1 S: 5	H: 1 LOB: 0 BB: 0 P: 3	R: 0 E: 0 K: 0 S: 3	H: 0 LOB: 0 BB: 0 P: 3	R: 0 E: 0 K: 1 S: 6	H: 1 LOB: 1 BB: 0 P: 6	1B: 2 2B: 0 3B: 0 HR: 0	SF: 0 SAC: 0 DP: 1 HBP: 0	WP: 0 PB: 0 SB: 1 CS: 0	PA: 31
PITCHER Dennis Martinez, R ERA: 2.73 (1, 1)	IP: 9.0 WLS: W BF: 31	H: 2 R: 0 ER: 0 SO: 3	BB: 2 IBB: 0 HBP: 0 BLK: 0	WP: 0 HR: 0 S: 35 P: 43	ERA: 0.00 WHIP: 0.444															

California Angels @ Baltimore Orioles
Memorial Stadium, Baltimore, MD
Sun May 06 1979, 3:33 AM EDT
Att: 25,630 - Unknown

AB 29
R 0
H 2
RBI 0
BB 2
SO 3
LOB 10



Batter	1	2	3	4	5	6	7	8	9	AB	R	H	RBI	BB	SO	LOB	BOTTOM			
Al Bumbry, L OBP: 0.321, SLG: 0.323 (1, 8)	0-3 K	0-0 FC3-6			0-0 S 1B	0-0 G3				4	1	1	1	0	1	1				
Mark Belanger, R OBP: 0.185, SLG: 0.155 (1, 6)	0-3 K	0-0 F8			0-3 K				0-0 F9	4	0	0	0	0	2	2				
Ken Singleton, S OBP: 0.453, SLG: 0.660 (1, 9)	1-0 HR				0-0 F6				4-0 BB	2	1	1	1	1	0	0				
Larry Hartow, L OBP: 0.414, SLG: 0.333 (7, PR) (8, 9)					HBP 1-H 1B					0	0	0	0	0	0	0				
Eddie Murray, S OBP: 0.410, SLG: 0.420 (1, 3)	0-0 HR				0-0 F5				0-0 F9	4	1	1	2	0	0	2				
Lee May, R OBP: 0.347, SLG: 0.538 (1, 10)	0-3 K				0-0 HBP 1B				0-3 K	4	0	1	0	0	3	1				
Gary Roenicke, R OBP: 0.406, SLG: 0.569 (1, 7)		0-0 HR			0-0 5-3				0-3 K	3	1	1	1	0	1	0				
Rich Dauer, R OBP: 0.370, SLG: 0.489 (1, 5)		0-3 K			0-0 F9				0-0 F6	4	0	0	0	0	1	3				
Kiko Garcia, R OBP: 0.315, SLG: 0.431 (1, 4)		0-0 S 1B			0-3 K				0-3 K	4	1	1	0	0	2	0				
Dave Skaggs, R OBP: 0.250, SLG: 0.267 (1, 2)		0-0 FC3-6 1B			0-0 S 1B				0-0 F8	3	1	2	1	0	0	0				
Inning Stats	R: 2 E: 0 K: 3 S: 10	H: 1 LOB: 0 BB: 0 P: 11	R: 2 E: 0 K: 1 S: 8	H: 3 LOB: 1 BB: 0 P: 8	R: 0 E: 0 K: 1 S: 5	H: 0 LOB: 0 BB: 0 P: 5	R: 0 E: 0 K: 1 S: 5	H: 0 LOB: 0 BB: 0 P: 5	R: 2 E: 0 K: 1 S: 9	H: 4 LOB: 3 BB: 0 P: 10	R: 0 E: 0 K: 0 S: 3	H: 0 LOB: 1 BB: 1 P: 9	R: 0 E: 0 K: 2 S: 7	H: 0 LOB: 0 BB: 0 P: 7	R: 0 E: 0 K: 1 S: 5	H: 0 LOB: 0 BB: 0 P: 7	1B: 5 2B: 1 3B: 0 HR: 2	SF: 0 SAC: 0 DP: 0 HBP: 2	WP: 0 PB: 0 SB: 2 CS: 0	PA: 35
PITCHER Frank Tanana, L ERA: 3.86 (1, 1)	IP: 0.1 WLS: L	BF: 10	H: 4 R: 4 ER: 4 SO: 3	BB: 0 IBB: 0 HBP: 1 BLK: 0	WP: 0 HR: 2 S: 15 P: 16	ERA: 21.60 WHIP: 2.400														
Mike Barlow, R ERA: 7.71 (3, 1)	IP: 4.0	WLS: 17	H: 4 R: 2 ER: 2 SO: 3	BB: 0 IBB: 0 HBP: 1 BLK: 0	WP: 0 HR: 0 S: 22 P: 23	ERA: 4.50 WHIP: 1.000														
Dyar Miller, R ERA: 2.86 (7, 1)	IP: 1.0	WLS: 4	H: 0 R: 0 ER: 0 SO: 1	BB: 1 IBB: 0 HBP: 0 BLK: 0	WP: 0 HR: 0 S: 5 P: 9	ERA: 0.00 WHIP: 1.000														
Mark Clear, R ERA: 1.9 (8, 1)	IP: 1.0	WLS: 3	H: 0 R: 0 ER: 0 SO: 2	BB: 0 IBB: 0 HBP: 0 BLK: 0	WP: 0 HR: 0 S: 7 P: 7	ERA: 0.00 WHIP: 0.000														

California Angels @ Baltimore Orioles
Memorial Stadium, Baltimore, MD
Sun May 06 1979, 3:33 AM EDT
Att: 25,630 - Unknown

AB 32
R 6
H 8
RBI 6
BB 1
SO 10
LOB 9



Batter	1	2	3	4	5	6	7	8	9	AB	R	H	RBI	BB	SO	LOB	TOP					
Carney Lansford, R OBP: 0.331, SLG: 0.405 (1, 5)	F9		FC5-4		FC6-4		K		K	5	0	0	0	0	2	2						
Dan Ford, R OBP: 0.392, SLG: 0.549 (1, 8) (4, 9)	K			5-3		6-3		FC6-4 1B	F3	5	0	1	0	0	1	0						
Rod Carew, L OBP: 0.463, SLG: 0.455 (1, 3)	K			1B BB		1B HR BB		FC6-4		2	1	0	0	2	1	1						
Don Baylor, R OBP: 0.392, SLG: 0.452 Rick Miller, L OBP: 0.398, SLG: 0.402 (4, 8)		CS BB		P7		1B HR 1B		1B 1B		1	0	0	0	1	0	1						
Willie Aikens, L OBP: 0.375, SLG: 0.563 (1, 10)	P7			1B		F2		F9		4	0	1	0	0	0	4						
Joe Rudi, R OBP: 0.283, SLG: 0.394 (1, 7)	K			F8		HR		F9		4	1	1	3	0	1	4						
Brian Downing, R OBP: 0.407, SLG: 0.510 (1, 2)			6-3		FC6-4 BB	HR		FC4-6 1B		3	1	2	1	1	0	0						
Bobby Grich, R OBP: 0.355, SLG: 0.580 (1, 4)			4-3		K	5-3		FC4-6		4	0	0	0	0	1	3						
Bert Campaneris, R OBP: 0.150, SLG: 0.056 (1, 6)			FC5-4 BB		FC6-4		F2		K	3	0	0	0	1	1	1						
Inning Stats	R: 0 E: 0 K: 2 S: 7	H: 0 LOB: 0 BB: 7	R: 0 E: 0 K: 1 S: 4	H: 0 LOB: 0 BB: 1 P: 8	R: 0 E: 0 K: 0 S: 3	H: 0 LOB: 1 BB: 1 P: 7	R: 0 E: 0 K: 0 S: 4	H: 1 LOB: 2 BB: 1 P: 8	R: 0 E: 0 K: 1 S: 5	H: 0 LOB: 1 BB: 1 P: 9	R: 4 E: 0 K: 0 S: 6	H: 3 LOB: 0 BB: 1 P: 10	R: 0 E: 0 K: 1 S: 6	H: 1 LOB: 1 BB: 0 P: 6	R: 0 E: 0 K: 0 S: 5	H: 2 LOB: 2 BB: 0 P: 5	R: 0 E: 0 K: 2 S: 7	H: 0 LOB: 0 BB: 0 P: 7	1B: 5 2B: 0 3B: 0 HR: 2	SF: 0 SAC: 0 DP: 0 HBP: 0	WP: 0 PB: 0 SB: 0 CS: 1	PA: 38
PITCHER Mike Torrez, R ERA: 4.38 (1, 1)	IP: 9.0 WLS: W BF: 38 H: 7 R: 4 ER: 4 SO: 7 BB: 5 IBB: 0 HBP: 0 BLK: 0 WP: 0 HR: 2 S: 47 P: 67 ERA: 4.00 WHIP: 1.333															PITCHER						

California Angels @ Boston Red Sox
Fenway Park, Boston, MA
Mon May 07 1979, 7:05 PM EDT
Att: 23,319 - Unknown

AB	33
R	4
H	7
RBI	4
BB	5
SO	7
LOB	16



Batter	1	2	3	4	5	6	7	8	9	AB	R	H	RBI	BB	SO	LOB	BOTTOM			
Jerry Remy, L OBP: 0.339, SLG: 0.333 (1, 4)	1B		F8		P7		1-3			5	1	2	1	0	0	3				
Rick Burleson, R OBP: 0.350, SLG: 0.402 (1, 6)	1B		K		FC6			E6		5	1	1	0	0	1	5				
Fred Lynn, L OBP: 0.424, SLG: 0.663 (1, 8)	BB SF 2B 1-2 2-H	FC1-6 1B SF8 BB		L7		3B BB		G3		3	3	1	1	2	0	1				
Jim Rice, R OBP: 0.427, SLG: 0.561 (1, 10)	L9	FC1-6 1B		HR		3B		G4-6-3 BB		4	1	3	2	1	0	2				
Carl Yastrzemski, L OBP: 0.386, SLG: 0.505 Jim Dwyer, L OBP: 0.318, SLG: 0.333 (6, 7)	SF BB 2B	FC1-6		G4-6-3 BB		G3		G4-6-3		1	1	0	1	1	0	2				
George Scott, R OBP: 0.313, SLG: 0.366 (1, 3)	2B BB	SF8		G4-6-3		5-3				2	1	0	1	1	0	2				
Butch Hobson, R OBP: 0.284, SLG: 0.277 (1, 5)	1B 2B	F9		4-3		F9				4	1	1	3	0	0	2				
Dwight Evans, R OBP: 0.290, SLG: 0.452 (1, 9)	K		1B 2B		1B BB		5-3			3	0	1	0	1	1	1				
Gary Allenson, R OBP: 0.308, SLG: 0.348 (1, 2)	1B BB		1B		FC6 1B		K			3	0	2	0	1	1	0				
Inning Stats	R: 6 E: 1 K: 1 S: 11	H: 5 LOB: 2 BB: 2 P: 19	R: 1 E: 0 K: 0 S: 4	H: 1 LOB: 1 BB: 1 P: 8	R: 0 E: 0 K: 1 S: 6	H: 2 LOB: 1 BB: 0 P: 6	R: 1 E: 0 K: 0 S: 3	H: 1 LOB: 0 BB: 1 P: 7	R: 0 E: 0 K: 0 S: 4	H: 1 LOB: 2 BB: 1 P: 8	R: 1 E: 0 K: 0 S: 4	H: 1 LOB: 1 BB: 1 P: 8	R: 0 E: 0 K: 1 S: 5	H: 0 LOB: 0 BB: 0 P: 5	R: 0 E: 1 K: 0 S: 3	H: 0 LOB: 1 BB: 1 P: 7	1B: 7 2B: 2 3B: 1 HR: 1	SF: 2 SAC: 0 DP: 2 HBP: 0	WP: 0 PB: 0 SB: 0 CS: 0	PA: 41
PITCHER Nolan Ryan, R ERA: 3.49 Jim Barr, R ERA: 4.45 Mike Barlow, R ERA: 6.3 (6, 1)	IP: 0.2 WLS: L BF: 9 H: 4 R: 6 ER: 2 SO: 1 BB: 3 IBB: 0 HBP: 0 BLK: 0 WP: 0 HR: 0 S: 9 P: 17 ERA: 54.00 WHIP: 9.000															PITCHER				

California Angels @ Boston Red Sox
Fenway Park, Boston, MA
Mon May 07 1979, 7:05 PM EDT
Att: 23,319 - Unknown

AB	32
R	9
H	11
RBI	9
BB	7
SO	3
LOB	21



Batter	1	2	3	4	5	6	7	8	9	AB	R	H	RBI	BB	SO	LOB	TOP										
Rick Miller, L OBP: 0.388, SLG: 0.407 (1, 8)										4	1	1	0	1	0	1	California Angels @ Boston Red Sox Fenway Park, Boston, MA Tue May 08 1979, 7:05 PM EDT Att: 21,160 - Unknown - 70 F										
Dan Ford, R OBP: 0.381, SLG: 0.520 (1, 9)										4	0	0	1	1	0	2											
Rod Carew, L OBP: 0.452, SLG: 0.441 (1, 3)										3	1	0	1	1	1	1											
Don Baylor, R OBP: 0.400, SLG: 0.454 (1, 10) Orlando Ramirez, R (9, PR)										4	2	2	0	1	0	2											
Joe Rudi, R OBP: 0.288, SLG: 0.413 (1, 7)										5	1	1	4	0	0	2											
Brian Downing, R OBP: 0.407, SLG: 0.500 (1, 2)										4	1	1	0	1	0	1											
Carney Lansford, R OBP: 0.333, SLG: 0.455 (1, 5)										5	2	2	3	0	2	3											
Bobby Grich, R OBP: 0.351, SLG: 0.577 (1, 4)										4	1	1	0	0	0	1											
Bert Campaneris, R OBP: 0.208, SLG: 0.095 (1, 6)										3	1	1	0	0	1	2											
Inning Stats	R: 4 E: 0 K: 1 S: 7	H: 2 LOB: 0 BB: 2 P: 15	R: 2 E: 0 K: 0 S: 3	H: 1 LOB: 1 BB: 2 P: 12	R: 2 E: 0 K: 0 S: 4	H: 1 LOB: 0 BB: 1 P: 8	R: 0 E: 0 K: 1 S: 6	H: 0 LOB: 1 BB: 0 P: 6	R: 1 E: 0 K: 0 S: 4	H: 1 LOB: 1 BB: 0 P: 4	R: 0 E: 0 K: 0 S: 4	H: 1 LOB: 2 BB: 0 P: 10	R: 0 E: 0 K: 0 S: 3	H: 0 LOB: 0 BB: 0 P: 3	R: 0 E: 0 K: 0 S: 4	H: 1 LOB: 1 BB: 0 P: 4	1B: 4 2B: 3 3B: 0 HR: 3	SF: 1 SAC: 0 DP: 1 HBP: 1	WP: 1 PB: 2 SB: 0 CS: 0	PA: 43							
PITCHER	IP	WLS	BF	H	R	ER	SO	BB	IBB	HBP	BLK	WP	HR	S	P	ERA	WHIP										
Chuck Rainey, R ERA: 6.27 (1, 1)	1.0	L	9	3	6	6	1	2	0	1	0	0	1	8	17	54.00	5.000										
Jim Wright, R ERA: 3.86 (2, 1)	4.0		17	2	3	3	1	3	0	0	0	0	2	16	28	6.75	1.250										
Bill Campbell, R ERA: 3.86 (6, 1)	2.0		10	3	1	0	2	0	0	0	0	1	0	14	14	0.00	1.500										
Tom Burgmeier, L ERA: 0.93 (8, 1)	2.0		7	1	0	0	0	0	0	0	0	0	0	7	7	0.00	0.500										

Batter	1	2	3	4	5	6	7	8	9	AB	R	H	RBI	BB	SO	LOB	BOTTOM										
Jerry Remy, L OBP: 0.336, SLG: 0.331 (1, 4)										4	0	1	0	0	0	1	California Angels @ Boston Red Sox Fenway Park, Boston, MA Tue May 08 1979, 7:05 PM EDT Att: 21,160 - Unknown - 70 F										
Rick Burleson, R OBP: 0.339, SLG: 0.387 (1, 6)										4	0	0	0	0	0	1											
Fred Lynn, L OBP: 0.418, SLG: 0.643 (1, 8)										3	0	0	0	1	0	1											
Jim Rice, R OBP: 0.421, SLG: 0.549 (1, 10)										4	0	1	0	0	0	0											
Carl Yastrzemski, L OBP: 0.390, SLG: 0.520 (1, 7)										3	0	1	0	1	0	2											
George Scott, R OBP: 0.302, SLG: 0.352 (1, 3)										4	1	0	0	0	0	2											
Butch Hobson, R OBP: 0.281, SLG: 0.333 (1, 5)										4	0	2	1	0	0	1											
Dwight Evans, R OBP: 0.289, SLG: 0.477 (1, 9)										4	1	1	1	0	1	2											
Gary Allenson, R OBP: 0.309, SLG: 0.347 (1, 2)										3	0	1	0	0	0	1											
Inning Stats	R: 0 E: 0 K: 0 S: 4	H: 1 LOB: 2 BB: 1 P: 8	R: 0 E: 0 K: 0 S: 4	H: 1 LOB: 0 BB: 0 P: 4	R: 0 E: 0 K: 0 S: 3	H: 0 LOB: 0 BB: 0 P: 3	R: 0 E: 0 K: 0 S: 4	H: 1 LOB: 1 BB: 0 P: 4	R: 1 E: 0 K: 0 S: 5	H: 2 LOB: 1 BB: 0 P: 5	R: 1 E: 0 K: 0 S: 4	H: 1 LOB: 1 BB: 1 P: 8	R: 0 E: 0 K: 0 S: 3	H: 1 LOB: 0 BB: 0 P: 3	R: 0 E: 0 K: 0 S: 3	H: 0 LOB: 0 BB: 0 P: 3	R: 0 E: 0 K: 1 S: 5	H: 0 LOB: 0 BB: 0 P: 5	1B: 3 2B: 2 3B: 1 HR: 1	SF: 0 SAC: 0 DP: 1 HBP: 0	WP: 0 PB: 0 SB: 0 CS: 0	PA: 35					
PITCHER	IP	WLS	BF	H	R	ER	SO	BB	IBB	HBP	BLK	WP	HR	S	P	ERA	WHIP										
Chris Knapp, R ERA: 4.24 (1, 1)	9.0	W	35	7	2	2	1	2	0	0	0	0	1	35	43	2.00	1.000										

Batter	1	2	3	4	5	6	7	8	9	AB	R	H	RBI	BB	SO	LOB	TOP								
Rick Miller, L OBP: 0.394, SLG: 0.424 (1, 8)	L8		E3 2B 1B	K						6	1	3	1	0	1	0	California Angels @ Boston Red Sox Fenway Park, Boston, MA Wed May 09 1979, 7:05 PM EDT Att: 24,815 - Unknown - 89 F								
Dan Ford, R OBP: 0.367, SLG: 0.506 (1, 9)	6-3		1B 2B			K				6	1	1	0	0	1	5									
Rod Carew, L OBP: 0.450, SLG: 0.439 (1, 3)	1B		2B FC5-2 1B							5	1	2	1	0	0	1									
Don Baylor, R OBP: 0.415, SLG: 0.473 (1, 10)	1B		FC5-2 1B							4	0	3	1	1	0	1									
Joe Rudi, R OBP: 0.293, SLG: 0.439 (1, 7)	1B		FC5-2 2B							5	2	3	1	0	1	3									
Brian Downing, R OBP: 0.398, SLG: 0.514 (1, 2)	K		FC5-2							5	1	1	2	0	1	6									
Carney Lansford, R OBP: 0.336, SLG: 0.452 (1, 5)			FC5-2 3H							5	1	2	1	0	1	2									
Bobby Grich, R OBP: 0.336, SLG: 0.550 (1, 4)			HR							5	1	2	1	0	1	2									
Bert Campaneris, R OBP: 0.276, SLG: 0.160 (1, 6)			6-3							5	1	2	1	0	1	2									
Inning Stats	R: 1 E: 0 K: 1 S: 8	H: 3 LOB: 2 BB: 0 P: 8	R: 0 E: 0 K: 2 S: 7	H: 0 LOB: 0 BB: 0 P: 7	R: 2 E: 1 K: 1 S: 9	H: 3 LOB: 2 BB: 0 P: 9	R: 0 E: 0 K: 2 S: 7	H: 0 LOB: 0 BB: 0 P: 7	R: 0 E: 0 K: 0 S: 3	H: 0 LOB: 1 BB: 1 P: 7	R: 0 E: 0 K: 1 S: 8	H: 3 LOB: 3 BB: 0 P: 8	R: 1 E: 0 K: 0 S: 6	H: 3 LOB: 2 BB: 0 P: 6	R: 1 E: 0 K: 0 S: 5	H: 2 LOB: 1 BB: 1 P: 5	R: 2 E: 0 K: 1 S: 8	H: 3 LOB: 2 BB: 1 P: 12	1B: 12 2B: 3 3B: 1 HR: 1	SF: 0 SAC: 0 DP: 0 HBP: 0	WP: 0 PB: 0 SB: 2 CS: 0	PA: 47			
PITCHER	IP	WLS	BF	H	R	ER	SO	BB	IBB	HBP	BLK	WP	HR	S	P	ERA	WHIP								
Steve Renko, R ERA: 2.97 (1, 1)	5.2		28	9	4	3	6	1	0	0	0	0	0	39	43	4.76	1.765								
Jim Wright, R ERA: 3.75 (6, 1)	0.1		1	0	0	0	1	0	0	0	0	0	0	3	3	0.00	0.000								
Dick Drago, R ERA: 3.2 (7, 1)	2.0		13	7	4	4	0	0	0	0	0	0	1	13	13	18.00	3.500								
Bill Campbell, R ERA: 3.48 (9, 1)	1.0	W	5	1	0	0	1	1	0	0	0	0	0	6	10	0.00	2.000								

Batter	1	2	3	4	5	6	7	8	9	AB	R	H	RBI	BB	SO	LOB	BOTTOM								
Jerry Remy, L OBP: 0.331, SLG: 0.325 (1, 4)	6-3		G3 1-2							5	1	1	0	0	2	4	California Angels @ Boston Red Sox Fenway Park, Boston, MA Wed May 09 1979, 7:05 PM EDT Att: 24,815 - Unknown - 89 F								
Rick Burleson, R OBP: 0.349, SLG: 0.391 (1, 6)			FC5 2-3							4	2	2	0	1	1	4									
Fred Lynn, L OBP: 0.425, SLG: 0.699 (1, 8)	F8									5	3	3	5	0	1	1									
Jim Rice, R OBP: 0.421, SLG: 0.538 (1, 10)	L6									4	1	1	0	1	1	2									
Carl Yastrzemski, L OBP: 0.390, SLG: 0.544 (1, 7)			G3							5	1	2	2	0	1	1									
Butch Hobson, R OBP: 0.279, SLG: 0.382 (1, 5)										4	1	1	2	0	0	2									
George Scott, R OBP: 0.308, SLG: 0.346 (1, 3)										2	0	0	0	2	0	0									
Frank Duffy, R ERA: 2.51 (6, PR)										0	0	0	0	0	0	0									
Jim Dwyer, L OBP: 0.318, SLG: 0.333 (9, 3)										0	0	0	0	0	0	0									
Dwight Evans, R OBP: 0.277, SLG: 0.457 (1, 9)										4	0	0	0	0	1	4									
Bob Montgomery, R OBP: 0.514, SLG: 0.606 (1, 2)										3	0	1	0	0	2	3									
Inning Stats	R: 0 E: 0 K: 0 S: 4	H: 1 LOB: 1 BB: 0 P: 4	R: 0 E: 0 K: 0 S: 3	H: 0 LOB: 0 BB: 0 P: 3	R: 0 E: 0 K: 0 S: 4	H: 1 LOB: 1 BB: 0 P: 4	R: 2 E: 0 K: 1 S: 7	H: 2 LOB: 0 BB: 0 P: 7	R: 0 E: 0 K: 2 S: 7	H: 0 LOB: 0 BB: 0 P: 7	R: 2 E: 0 K: 2 S: 11	H: 4 LOB: 3 BB: 1 P: 15	R: 3 E: 0 K: 1 S: 7	H: 2 LOB: 0 BB: 1 P: 11	R: 0 E: 1 K: 2 S: 8	H: 0 LOB: 3 BB: 1 P: 12	R: 2 E: 0 K: 1 S: 4	H: 1 LOB: 0 BB: 1 P: 8	1B: 7 2B: 0 3B: 0 HR: 4	SF: 0 SAC: 1 DP: 0 HBP: 0	WP: 0 PB: 0 SB: 1 CS: 0	PA: 41			
PITCHER	IP	WLS	BF	H	R	ER	SO	BB	IBB	HBP	BLK	WP	HR	S	P	ERA	WHIP								
Dave Frost, R ERA: 3.91 (1, 1)	5.0		21	6	4	4	3	0	0	0	0	0	1	17	29	13.50	3.500								
Mark Clear, R ERA: 2.51 (6, 1)	2.0		14	4	3	3	3	3	0	0	0	0	1	17	29	13.50	3.500								
Dave LaRoche, L ERA: 6.92 (8, 1)	1.1	L	6	1	2	2	3	1	0	0	0	0	1	11	15	13.50	1.500								

Batter	1	2	3	4	5	6	7	8	9	AB	R	H	RBI	BB	SO	LOB	TOP										
Rick Miller, L OBP: 0.395, SLG: 0.433 (1, 8)	0-0 4-3	0-0 1B		0-0 2B	0-0 2B	0-3 K		0-0 4-3	0-0 4-3	5	0	2	1	0	1	0	California Angels @ Boston Red Sox Fenway Park, Boston, MA Thu May 10 1979, 7:05 PM EDT Att: 24,990 - Unknown - 84 F										
Dan Ford, R OBP: 0.358, SLG: 0.488 (1, 9)	0-3 K	0-3 K		0-0 1-3		0-0 6-3			0-0 1B	5	0	1	0	0	2	2											
Rod Carew, L OBP: 0.449, SLG: 0.446 (1, 3)	0-0 1B 2B		0-0 F9		0-0 4-3			0-0 P4-6-3 1B	0-0 1-3	5	1	2	0	0	0	1											
Don Baylor, R OBP: 0.424, SLG: 0.483 (1, 10)	0-0 FC5-4 1B		0-0 G3		0-0 1B BB			0-0 P4-6-3 1B		4	0	3	1	0	0	0											
Joe Rudi, R OBP: 0.299, SLG: 0.436 (1, 7)	0-0 FC5-4		0-0 HR		0-0 1B BB			0-0 P4-6-3		3	1	1	0	1	0	3											
Brian Downing, R OBP: 0.410, SLG: 0.560 (1, 2)		0-0 2B	0-0 HR		0-0 1-2 2-3 1B			0-0 6-3		4	2	3	2	0	0	0											
Carney Lansford, R OBP: 0.333, SLG: 0.454 (1, 5)		0-0 SH3 1B 2B	0-0 F9		0-3 K			0-0 5-3		4	1	1	1	0	1	3											
Bobby Grich, R OBP: 0.328, SLG: 0.536 (1, 4)		0-0 SH3		0-3 K	0-0 FC6-4			0-0 6-3		3	0	0	0	0	1	3											
Bert Campaneris, R OBP: 0.242, SLG: 0.138 (1, 6)	0-3 K		0-0 F7		0-0 6-3			0-0 6-3		4	0	0	0	0	1	1											
Inning Stats	R: 1 E: 0 K: 1 S: 7	H: 2 LOB: 1 BB: 0 P: 7	R: 2 E: 0 K: 2 S: 10	H: 3 LOB: 1 BB: 0 P: 10	R: 2 E: 0 K: 0 S: 5	H: 2 LOB: 0 BB: 0 P: 5	R: 0 E: 0 K: 1 S: 6	H: 1 LOB: 1 BB: 0 P: 6	R: 0 E: 0 K: 1 S: 7	H: 2 LOB: 3 BB: 1 P: 11	R: 0 E: 0 K: 0 S: 3	H: 2 LOB: 0 BB: 0 P: 3	R: 0 E: 0 K: 0 S: 3	H: 0 LOB: 0 BB: 0 P: 3	R: 0 E: 0 K: 0 S: 4	H: 1 LOB: 1 BB: 0 P: 4	1B: 8 2B: 4 3B: 1 HR: 1	SF: 0 SAC: 1 DP: 0 HBP: 0	WP: 0 PB: 0 SB: 0 CS: 0	PA: 39							
PITCHER	IP	WLS	BF	H	R	ER	SO	BB	IBB	HBP	BLK	WP	HR	S	P	ERA	WHIP										
Dennis Eckersley, R ERA: 4.14 (1, 1)	4.1	L	23	9	5	5	4	1	0	0	0	0	1	30	34	10.38	2.308										
Jim Wright, R ERA: 2.7 (5, 1)	4.2		16	4	0	0	2	0	0	0	0	0	0	20	20	0.00	0.857										

Batter	1	2	3	4	5	6	7	8	9	AB	R	H	RBI	BB	SO	LOB	BOTTOM										
Jerry Remy, L OBP: 0.333, SLG: 0.328 (1, 4)	0-0 4-3		0-0 G3 1B		0-0 1B		0-0 F8		0-0 F7	5	0	2	0	0	0	0	California Angels @ Boston Red Sox Fenway Park, Boston, MA Thu May 10 1979, 7:05 PM EDT Att: 24,990 - Unknown - 84 F										
Rick Burleson, R OBP: 0.344, SLG: 0.383 (1, 6)	0-0 G3		0-0 G3 1B		0-0 F8		0-0 F9		0-0 L8	5	0	1	0	0	0	1											
Fred Lynn, L OBP: 0.417, SLG: 0.676 (1, 8)	0-0 5-3		0-0 G3		0-0 G3		0-0 1B		0-3 K	5	0	1	1	0	1	3											
Jim Rice, R OBP: 0.423, SLG: 0.564 (1, 10)		0-0 2B SF7 1B	0-0 5-3		0-0 HR		0-0 F7			4	2	2	1	0	0	3											
Carl Yastrzemski, L OBP: 0.402, SLG: 0.557 (1, 7)		0-0 1B 2B	0-0 L3		0-0 1B BB			0-0 BB 1B		3	0	2	0	1	0	2											
Butch Hobson, R OBP: 0.282, SLG: 0.362 (1, 5)		0-0 SF7		0-0 L8		0-0 F8		0-0 F9		3	0	0	1	0	0	2											
George Scott, R OBP: 0.306, SLG: 0.342 (1, 3)		0-0 G5-4-3 1B		0-0 4-3		0-0 F7		0-3 K		4	0	1	0	0	1	2											
Dwight Evans, R OBP: 0.286, SLG: 0.453 (1, 9)		0-0 G5-4-3		0-0 F8		0-0 1B		0-0 BB		3	0	1	0	1	0	2											
Bob Montgomery, R OBP: 0.500, SLG: 0.583 (1, 2)			0-0 1B 1B G3 1B		0-3 K		0-0 F4		0-0 F9	3	1	1	0	0	1	2											
Jim Dwyer, L OBP: 0.304, SLG: 0.318 (8, PH)										1	0	0	0	0	0	2											
Gary Allenson, R OBP: 0.309, SLG: 0.347 (9, 2)										0	0	0	0	0	0	0											
Inning Stats	R: 0 E: 0 K: 0 S: 3	H: 0 LOB: 0 BB: 0 P: 3	R: 1 E: 0 K: 0 S: 5	H: 3 LOB: 1 BB: 0 P: 5	R: 1 E: 0 K: 0 S: 6	H: 3 LOB: 2 BB: 0 P: 6	R: 0 E: 0 K: 0 S: 3	H: 0 LOB: 0 BB: 0 P: 3	R: 0 E: 0 K: 1 S: 6	H: 1 LOB: 1 BB: 0 P: 6	R: 1 E: 0 K: 0 S: 5	H: 2 LOB: 2 BB: 1 P: 9	R: 0 E: 0 K: 0 S: 4	H: 1 LOB: 1 BB: 0 P: 4	R: 0 E: 0 K: 1 S: 6	H: 1 LOB: 2 BB: 1 P: 10	R: 0 E: 0 K: 1 S: 5	H: 0 LOB: 0 BB: 0 P: 5	1B: 9 2B: 1 3B: 0 HR: 1	SF: 1 SAC: 0 DP: 1 HBP: 0	WP: 0 PB: 0 SB: 0 CS: 0	PA: 39					
PITCHER	IP	WLS	BF	H	R	ER	SO	BB	IBB	HBP	BLK	WP	HR	S	P	ERA	WHIP										
Don Aase, R ERA: 5.18 (1, 1)	5.0	W	23	3	0	3	1	1	0	0	0	0	0	19	24	5.40	1.800										
Mark Clear, R ERA: 2.43 (6, 1)	4.0	S	16	3	0	0	2	1	0	0	0	0	0	19	23	0.00	1.000										

AB	37
R	5
H	13
RBI	5
BB	1
SO	6
LOB	13



Batter	1	2	3	4	5	6	7	8	9	AB	R	H	RBI	BB	SO	LOB	TOP								
Rick Miller, L OBP: 0.381, SLG: 0.416 (1, 8)										4	0	0	0	0	0	1	California Angels @ New York Yankees Yankee Stadium, Bronx, NY Fri May 11 1979, 7:05 PM EDT Att: 37,988 - Unknown - 69 F								
Dan Ford, R OBP: 0.343, SLG: 0.467 (1, 9)										4	1	0	0	0	1	1									
Rod Carew, L OBP: 0.450, SLG: 0.443 (1, 3)										3	1	1	0	1	0	0									
Don Baylor, R OBP: 0.427, SLG: 0.517 (1, 10)										4	2	2	3	0	0	1									
Joe Rudi, R OBP: 0.300, SLG: 0.433 (1, 7)									3	0	1	0	0	1	0	0									
Brian Downing, R OBP: 0.413, SLG: 0.558 (1, 2)									4	0	2	1	0	0	1	1									
Carney Lansford, R OBP: 0.324, SLG: 0.440 (1, 5)									4	0	0	0	0	1	2	2									
Bobby Grich, R OBP: 0.328, SLG: 0.530 (1, 4)									3	0	1	0	0	0	1	1									
Bert Campaneris, R OBP: 0.250, SLG: 0.188 (1, 6)									3	0	1	0	0	0	2	2									
Inning Stats	R: 0 E: 0 K: 1 S: 6	H: 1 LOB: 1 BB: 0 P: 6	R: 0 E: 0 K: 0 S: 3	H: 1 LOB: 0 BB: 0 P: 3	R: 0 E: 0 K: 0 S: 3	H: 1 LOB: 0 BB: 0 P: 3	R: 3 E: 1 K: 2 S: 9	H: 1 LOB: 0 BB: 1 P: 13	R: 0 E: 0 K: 0 S: 4	H: 1 LOB: 1 BB: 0 P: 4	R: 0 E: 0 K: 0 S: 4	H: 1 LOB: 1 BB: 0 P: 4	R: 0 E: 0 K: 0 S: 3	H: 0 LOB: 0 BB: 0 P: 3	R: 0 E: 0 K: 0 S: 4	H: 1 LOB: 1 BB: 0 P: 4	R: 0 E: 0 K: 0 S: 3	H: 0 LOB: 0 BB: 0 P: 3	R: 1 E: 0 K: 0 S: 4	H: 2 LOB: 0 BB: 0 P: 4	1B: 5 2B: 2 3B: 0 HR: 1	SF: 0 SAC: 1 DP: 3 HBP: 0	WP: 0 PB: 0 SB: 0 CS: 0	PA: 34	
PITCHER	IP	WLS	BF	H	R	ER	SO	BB	IBB	HBP	BLK	WP	HR	S	P	ERA	WHIP								
Caffish Hunter, R ERA: 5.46 (1, 1)	7.0	L	27	6	3	2	3	1	0	0	0	0	1	32	36	2.57	1.000								
Dick Tidrow, R ERA: 5.5 (8, 1)	2.0		7	2	1	1	0	0	0	0	0	0	0	7	7	4.50	1.000								

Batter	1	2	3	4	5	6	7	8	9	AB	R	H	RBI	BB	SO	LOB	BOTTOM								
Willie Randolph, R OBP: 0.307, SLG: 0.283 (1, 4)										4	0	0	0	0	0	2	California Angels @ New York Yankees Yankee Stadium, Bronx, NY Fri May 11 1979, 7:05 PM EDT Att: 37,988 - Unknown - 69 F								
Thurman Munson, R OBP: 0.341, SLG: 0.380 (1, 2)										3	0	1	0	1	0	0									
Graig Nettles, L OBP: 0.386, SLG: 0.423 (1, 5)										4	0	2	0	0	0	1									
Reggie Jackson, L OBP: 0.412, SLG: 0.580 (1, 9)										3	1	1	1	1	0	3									
Lou Piniella, R OBP: 0.267, SLG: 0.375 (1, 7)										4	0	0	0	0	0	2									
Jim Spencer, L OBP: 0.360, SLG: 0.552 (1, 3)										3	0	1	0	1	0	0									
Chris Chambliss, L OBP: 0.221, SLG: 0.280 (1, 10)										4	0	2	0	0	0	1									
Juan Beniquez, R OBP: 0.321, SLG: 0.426 (1, 8)										3	0	0	0	0	0	3									
Mickey Rivers, L OBP: 0.277, SLG: 0.382 (9, PH)										1	0	0	0	0	0	1									
Bucky Dent, R OBP: 0.340, SLG: 0.341 (1, 6)										3	0	1	0	0	0	0									
Inning Stats	R: 0 E: 0 K: 0 S: 3	H: 2 LOB: 1 BB: 0 P: 4	R: 0 E: 0 K: 0 S: 4	H: 0 LOB: 0 BB: 0 P: 3	R: 0 E: 0 K: 0 S: 2	H: 0 LOB: 0 BB: 1 P: 6	R: 0 E: 0 K: 0 S: 4	H: 1 LOB: 2 BB: 1 P: 8	R: 0 E: 0 K: 0 S: 4	H: 1 LOB: 1 BB: 0 P: 4	R: 0 E: 0 K: 0 S: 3	H: 0 LOB: 0 BB: 0 P: 3	R: 0 E: 0 K: 0 S: 4	H: 1 LOB: 1 BB: 0 P: 4	R: 1 E: 0 K: 0 S: 5	H: 2 LOB: 1 BB: 0 P: 5	1B: 6 2B: 1 3B: 0 HR: 1	SF: 0 SAC: 0 DP: 3 HBP: 0	WP: 0 PB: 0 SB: 0 CS: 0	PA: 35					
PITCHER	IP	WLS	BF	H	R	ER	SO	BB	IBB	HBP	BLK	WP	HR	S	P	ERA	WHIP								
Jim Barr, R ERA: 3.62 (1, 1)	9.0	W	35	8	1	1	0	3	0	0	0	0	1	32	44	1.00	1.222								

Batter	1	2	3	4	5	6	7	8	9	AB	R	H	RBI	BB	SO	LOB	TOP			
Rick Miller, L OBP: 0.390, SLG: 0.443 (1, 8)										5	1	3	1	0	0	1	California Angels @ New York Yankees Yankee Stadium, Bronx, NY Sat May 12 1979, 3:33 AM EDT Att: 28,783 - Unknown - 55 F			
Dan Ford, R OBP: 0.337, SLG: 0.447 (1, 9)										4	0	0	0	1	0	3				
Rod Carew, L OBP: 0.451, SLG: 0.462 (1, 3)										4	1	2	1	0	0	2				
Don Baylor, R OBP: 0.429, SLG: 0.524 (1, 10)										4	1	2	0	0	0	2				
Joe Rudi, R OBP: 0.306, SLG: 0.439 (1, 7)										3	0	1	1	1	1	2				
Brian Downing, R OBP: 0.408, SLG: 0.547 (1, 2)										4	0	1	1	0	1	3				
Carney Lansford, R OBP: 0.322, SLG: 0.449 (1, 5)										4	1	1	0	0	0	3				
Bobby Grich, R OBP: 0.333, SLG: 0.525 (1, 4)										3	1	1	1	1	0	1				
Jim Anderson, R OBP: 0.429, SLG: 0.400 (7, PH)										1	0	0	0	0	0	0				
Willie Davis, L OBP: 0.250, SLG: 0.143 (7, PH)										1	0	0	0	0	0	1				
Orlando Ramirez, R OBP: 0.370, SLG: 0.556 (9, PH)										0	0	0	0	0	0	0				
Willie Aikens, L OBP: 0.370, SLG: 0.556 (9, PH)										1	0	0	0	0	0	0				
Bert Campanaris, R OBP: 0.250, SLG: 0.188 (9, 6)										0	0	0	0	0	0	0				
Inning Stats	R: 2 E: 0 K: 0 S: 6	H: 3 LOB: 1 BB: 0 P: 6	R: 1 E: 0 K: 0 S: 5	H: 2 LOB: 1 BB: 0 P: 5	R: 0 E: 0 K: 1 S: 6	H: 1 LOB: 1 BB: 0 P: 6	R: 0 E: 0 K: 0 S: 3	H: 0 LOB: 0 BB: 0 P: 3	R: 0 E: 0 K: 1 S: 6	H: 1 LOB: 1 BB: 0 P: 6	R: 1 E: 0 K: 0 S: 3	H: 1 LOB: 1 BB: 2 P: 11	R: 1 E: 0 K: 0 S: 4	H: 2 LOB: 1 BB: 1 P: 8	R: 0 E: 0 K: 0 S: 3	H: 1 LOB: 0 BB: 0 P: 3	1B: 6 2B: 3 3B: 3 HR: 0	SF: 0 SAC: 1 DP: 3 HBP: 0	WP: 0 PB: 0 SB: 1 CS: 0	PA: 38
PITCHER	IP WLS BF H R ER SO BB IBB HBP BLK WP HR S P ERA WHIP																			
Luis Tiant, R ERA: 7.58 (1, 1)	6.1 29 8 4 4 2 2 0 0 0 0 0 0 31 39 5.68 1.579																			
Jim Kaat, L ERA: 5.0 (7, 1)	0.2 4 2 1 1 0 1 0 0 0 0 0 0 3 7 13.50 4.500																			
Dick Tidrow, R ERA: 4.95 (8, 1)	2.0 W 5 1 0 0 0 0 0 0 0 0 0 0 5 5 0.00 0.500																			

Batter	1	2	3	4	5	6	7	8	9	AB	R	H	RBI	BB	SO	LOB	BOTTOM			
Willie Randolph, R OBP: 0.296, SLG: 0.272 (1, 4)										5	0	0	0	0	0	5	California Angels @ New York Yankees Yankee Stadium, Bronx, NY Sat May 12 1979, 3:33 AM EDT Att: 28,783 - Unknown - 55 F			
Thurman Munson, R OBP: 0.350, SLG: 0.405 (1, 2)										5	2	3	0	0	0	0				
Graig Nettles, L OBP: 0.386, SLG: 0.431 (1, 5)										5	1	2	2	0	1	1				
Reggie Jackson, L OBP: 0.415, SLG: 0.596 (1, 9)										4	1	2	1	0	0	1				
Lou Piniella, R OBP: 0.289, SLG: 0.417 (1, 7)										4	1	3	1	0	0	1				
Jim Spencer, L OBP: 0.394, SLG: 0.551 (1, 10)										2	0	1	0	0	0	1				
Cliff Johnson, R OBP: 0.395, SLG: 0.516 (6, PH)										2	0	0	0	0	0	2				
Chris Chambliss, L OBP: 0.222, SLG: 0.311 (1, 3)										3	1	1	2	0	0	0				
Juan Beniquez, R OBP: 0.333, SLG: 0.431 (1, 8)										4	0	2	0	0	0	1				
Bucky Dent, R OBP: 0.357, SLG: 0.364 (1, 6)										3	0	2	0	1	0	0				
Inning Stats	R: 2 E: 0 K: 0 S: 6	H: 3 LOB: 1 BB: 0 P: 6	R: 0 E: 0 K: 0 S: 3	H: 0 LOB: 0 BB: 0 P: 3	R: 1 E: 0 K: 0 S: 4	H: 1 LOB: 0 BB: 0 P: 4	R: 1 E: 0 K: 0 S: 5	H: 2 LOB: 2 BB: 1 P: 9	R: 0 E: 0 K: 1 S: 6	H: 1 LOB: 1 BB: 0 P: 6	R: 1 E: 0 K: 0 S: 5	H: 3 LOB: 1 BB: 0 P: 5	R: 0 E: 0 K: 0 S: 4	H: 2 LOB: 1 BB: 0 P: 4	R: 1 E: 0 K: 0 S: 2	H: 2 LOB: 1 BB: 0 P: 2	1B: 9 2B: 4 3B: 2 HR: 1	SF: 1 SAC: 0 DP: 1 HBP: 0	WP: 0 PB: 0 SB: 1 CS: 1	PA: 39
PITCHER	IP WLS BF H R ER SO BB IBB HBP BLK WP HR S P ERA WHIP																			
Dyar Miller, R ERA: 3.81 (1, 1)	4.0 20 7 1 1 1 0 0 0 0 0 0 1 18 18 2.70 2.100																			
Dave LaRoche, L ERA: 6.09 (5, 1)	3.1 16 7 1 1 1 0 0 0 0 0 0 3 3 13.50 3.000																			
Dave Frost, R ERA: 4.15 (8, 1)	0.2 L 3 2 1 1 0 0 0 0 0 0 0 0 3 3 13.50 3.000																			

Batter	1	2	3	4	5	6	7	8	9	AB	R	H	RBI	BB	SO	LOB	TOP								
Rick Miller, L OBP: 0.398, SLG: 0.445 (1, 8)	5-3		BB		3-1		G6-4-3 1B		1B 1-2 3-H	4	1	2	1	1	0	1	California Angels @ New York Yankees Yankee Stadium, Bronx, NY Sun May 13 1979, 3:33 AM EDT Att: 30,083 - Unknown - 70 F livebaseballscorecards.com								
Carney Lansford, R OBP: 0.325, SLG: 0.448 (1, 5)	4-3		5-3			FC6-5 1B	G6-4-3 1-2		1B 1-3 2-H	5	1	2	1	0	0	2									
Rod Carew, L OBP: 0.463, SLG: 0.467 (1, 3)	4-1			S BB		FC6-5 1B	FC6-4 1B		1B 1-2 3-H	3	2	2	1	2	0	0									
Don Baylor, R OBP: 0.421, SLG: 0.512 (1, 9)		5-3		6-3		FC6-5 1B	FC6-4 1-2		1B 1-3 2-H	5	2	1	1	0	0	4									
Willie Aikens, L OBP: 0.384, SLG: 0.592 (1, 10)				K		WP 1B		G3	HR 1-H 3-H	4	2	2	4	1	1	1									
Joe Rudi, R OBP: 0.302, SLG: 0.425 (1, 7)				K		1B 1-2 3-H	1B 1-2 3-H	F9	5-3	4	0	0	0	1	1	2									
Brian Downing, R OBP: 0.410, SLG: 0.554 (1, 2)										4	0	2	1	0	0	1									
Terry Humphrey, R OBP: 0.222, SLG: 0.125 (8, 2)										1	0	0	0	0	0	0									
Bobby Grich, R OBP: 0.336, SLG: 0.528 (1, 4)			F9		K		G4-6-3 1B		1B 1-2 3-H	5	1	2	0	0	2	1									
Bert Campaneris, R OBP: 0.250, SLG: 0.194 (1, 6)			F9		F8		G4-6-3 1B		1B 2-3	4	1	1	0	0	0	4									
Inning Stats	R: 0 E: 0 K: 0 S: 3	H: 0 LOB: 0 BB: 0 P: 3	R: 0 E: 0 K: 0 S: 3	H: 0 LOB: 1 BB: 1 P: 7	R: 0 E: 0 K: 0 S: 3	H: 0 LOB: 1 BB: 1 P: 7	R: 0 E: 0 K: 2 S: 7	H: 0 LOB: 1 BB: 1 P: 11	R: 0 E: 0 K: 1 S: 6	H: 1 LOB: 1 BB: 0 P: 6	R: 3 E: 0 K: 0 S: 6	H: 4 LOB: 2 BB: 2 P: 14	R: 0 E: 0 K: 0 S: 4	H: 2 LOB: 1 BB: 0 P: 4	R: 0 E: 0 K: 0 S: 3	H: 0 LOB: 0 BB: 0 P: 3	R: 7 E: 0 K: 1 S: 12	H: 7 LOB: 0 BB: 0 P: 12	1B: 11 2B: 2 3B: 0 HR: 1	SF: 0 SAC: 0 DP: 2 HBP: 0	WP: 1 PB: 0 SB: 1 CS: 0	PA: 44			
PITCHER	IP	WLS	BF	H	R	ER	SO	BB	IBB	HBP	BLK	WP	HR	S	P	ERA	WHIP								
Jim Beattie, R ERA: 5.4 (1, 1)	5.1	W	24	3	3	3	3	5	0	0	0	1	0	25	45	5.06	1.500								
Dick Tidrow, R ERA: 6.75 (6, 1)	2.2		16	10	6	6	0	0	0	0	0	0	0	16	16	20.25	3.750								
Ken Clay, R ERA: 5.59 (9, 1)	1.0		4	1	1	1	1	0	0	0	0	0	1	6	6	9.00	1.000								

Batter	1	2	3	4	5	6	7	8	9	AB	R	H	RBI	BB	SO	LOB	BOTTOM								
Willie Randolph, R OBP: 0.306, SLG: 0.279 (1, 4)	1B HR			FC5 2-3f			G3 1B	2B 1B		4	3	2	1	0	0	2	California Angels @ New York Yankees Yankee Stadium, Bronx, NY Sun May 13 1979, 3:33 AM EDT Att: 30,083 - Unknown - 70 F livebaseballscorecards.com								
Thurman Munson, R OBP: 0.352, SLG: 0.415 (1, 2)			F8		K		SF9	1B		4	2	2	2	0	1	0									
Jerry Narron, L OBP: 0.400, SLG: 0.250 (9, 2)								1B		0	0	0	0	0	0	0									
Graig Nettles, L OBP: 0.387, SLG: 0.455 (1, 5)			G3		4-1		G3			5	1	2	5	0	0	2									
Reggie Jackson, L OBP: 0.414, SLG: 0.583 (1, 9)			F8		K		FC6-4 1B	K		4	0	1	2	1	2	1									
Lou Piniella, R OBP: 0.284, SLG: 0.404 (1, 7)		F7		1B SF8		K	FC6-4 1-2f	5-4-3		5	1	1	0	0	1	3									
Jim Spencer, L OBP: 0.383, SLG: 0.542 (1, 10)		F4				3-1				3	0	1	0	0	0	1									
Cliff Johnson, R OBP: 0.410, SLG: 0.531 (8, FH)				FC5 1B				1B WP		1	1	1	0	0	0	0									
Chris Chambliss, L OBP: 0.223, SLG: 0.308 (1, 3)			K		F2		K			4	0	1	0	0	2	3									
Juan Beniquez, R OBP: 0.311, SLG: 0.407 (1, 8)			F8		SF8		E6 SH	FC6-4 1B		3	2	0	1	0	0	1									
Bucky Dent, R OBP: 0.366, SLG: 0.367 (1, 6)		F7					SH G3	1B		2	2	1	0	1	0	0									
Inning Stats	R: 3 E: 0 K: 1 S: 8	H: 3 LOB: 1 BB: 1 P: 12	R: 0 E: 0 K: 0 S: 3	H: 0 LOB: 0 BB: 0 P: 3	R: 0 E: 0 K: 0 S: 3	H: 0 LOB: 0 BB: 0 P: 3	R: 1 E: 0 K: 0 S: 5	H: 2 LOB: 2 BB: 1 P: 9	R: 0 E: 0 K: 2 S: 7	H: 0 LOB: 0 BB: 0 P: 7	R: 0 E: 0 K: 2 S: 7	H: 0 LOB: 0 BB: 0 P: 7	R: 3 E: 2 K: 0 S: 6	H: 1 LOB: 1 BB: 0 P: 7	R: 5 E: 0 K: 1 S: 11	H: 6 LOB: 1 BB: 0 P: 11	1B: 10 2B: 1 3B: 0 HR: 1	SF: 2 SAC: 1 DP: 0 HBP: 1	WP: 2 PB: 0 SB: 0 CS: 0	PA: 41					
PITCHER	IP	WLS	BF	H	R	ER	SO	BB	IBB	HBP	BLK	WP	HR	S	P	ERA	WHIP								
Chris Knapp, R ERA: 4.46 (1, 1)	6.1	L	29	5	7	4	5	2	0	1	0	0	0	3	3	0.00	1.500								
Dave LaRoche, L ERA: 5.82 (7, 1)	0.2		3	1	0	0	0	0	0	0	0	0	0	3	3	0.00	1.500								
Mike Barlow, R ERA: 9.82 (8, 1)	1.0		9	6	5	5	1	0	0	0	0	1	0	11	11	45.00	6.000								

Batter	1	2	3	4	5	6	7	8	9	AB	R	H	RBI	BB	SO	LOB	TOP								
Paul Moltor, R (1.4) OBP: 0.328, SLG: 0.387	0-0 5-3			0-0 1-3		0-0 F8		0-0 4-3		4	0	0	0	0	0	0	Milwaukee Brewers @ California Angels Anaheim Stadium, Anaheim, CA Tue May 15 1979, 10:05 PM EDT Att: 21,235 - Unknown								
Robin Yount, R (1.6) OBP: 0.307, SLG: 0.381	0-0 F7			0-0 S 1B		4-0 BB BB		0-0 F3		3	0	1	0	1	0	0									
Cecil Cooper, L (1.3) OBP: 0.384, SLG: 0.574	0-3 K			0-0 F7		4-0 1-2 BB		0-0 S 1B		3	0	1	0	1	1	1									
Gorman Thomas, R (1.8) OBP: 0.426, SLG: 0.600		0-3 K		0-3 K		0-3 K		4-0 1-2 BB		3	0	0	0	1	3	3									
Ben Oglivie, L (1.7) OBP: 0.333, SLG: 0.520		0-3 K			0-0 HR	0-3 K		0-3 K		4	1	1	1	0	3	4									
Sixto Lezcano, R (1.9) OBP: 0.397, SLG: 0.552		0-0 F9			0-0 E6		0-3 K		0-0 F9	4	0	0	0	0	1	0									
Dick Davis, R (1.10) OBP: 0.257			0-0 6-3		0-3 K		0-3 K		0-0 F9	4	0	0	0	0	2	1									
Charlie Moore, R (1.2) OBP: 0.392, SLG: 0.391			0-0 6-3		0-0 F9		4-0 S BB		0-0 F7	3	0	0	0	1	0	1									
Jim Gantner, L (1.5) OBP: 0.250, SLG: 0.077			0-0 1-3		0-0 L7		0-0 4-3			3	0	0	0	0	0	2									
Inning Stats	R: 0 E: 0 K: 1 S: 5	H: 0 LOB: 0 BB: 0 P: 5	R: 0 E: 0 K: 2 S: 7	H: 0 LOB: 0 BB: 0 P: 7	R: 0 E: 0 K: 0 S: 3	H: 0 LOB: 0 BB: 0 P: 3	R: 0 E: 0 K: 1 S: 6	H: 1 LOB: 1 BB: 0 P: 6	R: 1 E: 1 K: 1 S: 7	H: 1 LOB: 1 BB: 0 P: 7	R: 0 E: 0 K: 2 S: 7	H: 0 LOB: 2 BB: 2 P: 15	R: 0 E: 0 K: 2 S: 7	H: 0 LOB: 1 BB: 1 P: 11	R: 0 E: 0 K: 1 S: 6	H: 1 LOB: 2 BB: 1 P: 10	R: 0 E: 0 K: 0 S: 3	H: 0 LOB: 0 BB: 0 P: 3	1B: 2 2B: 0 3B: 0 HR: 1	SF: 0 SAC: 0 DP: 0 HBP: 0	WP: 0 PB: 0 SB: 3 CS: 0	PA: 35			
PITCHER	IP WLS BF H R ER SO BB IBB HBP BLK WP HR S P ERA WHIP	6.0 W 23 2 1 1 7 2 0 0 0 0 1 35 43 1.50 0.667	3.0 W 12 1 0 0 3 2 0 0 0 0 0 16 24 0.00 1.000																						

AB	31
R	1
H	3
RBI	1
BB	4
SO	10
LOB	12



Batter	1	2	3	4	5	6	7	8	9	AB	R	H	RBI	BB	SO	LOB	BOTTOM								
Rick Miller, L (1.8) OBP: 0.394, SLG: 0.439	0-0 4-3		0-0 1B			0-0 F7		0-0 4-3		4	0	1	0	0	0	0	Milwaukee Brewers @ California Angels Anaheim Stadium, Anaheim, CA Tue May 15 1979, 10:05 PM EDT Att: 21,235 - Unknown								
Dan Ford, R (1.9) OBP: 0.324, SLG: 0.429	0-0 F8		0-0 F9		0-0 F4		0-0 L9		0-0 L9	4	0	0	0	0	1	0									
Rod Carew, L (1.3) OBP: 0.464, SLG: 0.464	0-0 WP 1B			0-0 6-3		4-0 BB		0-0 F7		3	0	1	0	1	0	0									
Don Baylor, R (1.10) OBP: 0.417, SLG: 0.526	0-0 L8			0-3 K		0-0 5-3			0-0 HR	4	1	1	1	0	1	2									
Joe Rudi, R (1.7) OBP: 0.303, SLG: 0.419		0-0 6-3		0-0 5-3		4-0 SH2-4 2B BB				2	1	0	0	1	0	0									
Carney Lansford, R (1.5) OBP: 0.320, SLG: 0.441		0-3 K			0-0 5-3		0-0 SH2-4			2	0	0	0	0	1	0									
Bobby Grich, R (1.4) OBP: 0.336, SLG: 0.532		0-3 K			0-0 F9		0-0 2B			3	0	1	1	0	1	0									
Bert Campaneris, R (1.6) OBP: 0.256, SLG: 0.205			0-0 F9		0-0 1B		0-0 G3			3	0	1	0	0	0	1									
Terry Humphrey, R (1.2) OBP: 0.167, SLG: 0.091			0-0 L7		0-0 6-3		0-0 6-3			3	0	0	0	0	0	2									
Inning Stats	R: 0 E: 0 K: 0 S: 4	H: 1 LOB: 1 BB: 0 P: 4	R: 0 E: 0 K: 2 S: 7	H: 0 LOB: 0 BB: 0 P: 7	R: 0 E: 0 K: 0 S: 4	H: 1 LOB: 0 BB: 0 P: 4	R: 0 E: 0 K: 1 S: 5	H: 0 LOB: 0 BB: 0 P: 5	R: 0 E: 0 K: 0 S: 4	H: 1 LOB: 1 BB: 1 P: 7	R: 1 E: 0 K: 0 S: 4	H: 1 LOB: 1 BB: 1 P: 8	R: 0 E: 0 K: 0 S: 3	H: 0 LOB: 0 BB: 0 P: 3	R: 1 E: 0 K: 0 S: 1	H: 1 LOB: 0 BB: 0 P: 1	1B: 3 2B: 1 3B: 0 HR: 1	SF: 0 SAC: 1 DP: 0 HBP: 0	WP: 1 PB: 0 SB: 0 CS: 0	PA: 31					
PITCHER	IP WLS BF H R ER SO BB IBB HBP BLK WP HR S P ERA WHIP	8.0 L 31 5 2 2 3 2 0 0 0 1 1 35 43 2.25 0.875																							

AB	28
R	2
H	5
RBI	2
BB	2
SO	3
LOB	6



Batter	1	2	3	4	5	6	7	8	9	10	11	AB	R	H	RBI	BB	SO	LOB	TOP						
Paul Molitor, R OBP: 0.326, SLG: 0.382 (1, 4)	K		F4		G5-4-3			SH5-3				4	0	1	0	0	1	1							
Robin Yount, R OBP: 0.303, SLG: 0.385 (1, 6)	HR	2B	6-3		3-1			SF9		F9		4	1	1	1	0	0	1							
Cecil Cooper, L OBP: 0.397, SLG: 0.600 (1, 3)	HR											4	1	3	2	1	0	0							
Sal Bando, R OBP: 0.353, SLG: 0.297 (1, 5)	K											4	0	0	0	1	2	3							
Ben Oglivie, L OBP: 0.319, SLG: 0.495 (1, 7)	G3											5	0	0	0	0	1	2							
Sixto Lezcano, R OBP: 0.369, SLG: 0.536 (1, 9)			F8									5	0	1	0	0	1	0							
Gorman Thomas, R OBP: 0.426, SLG: 0.588 (1, 8)												4	0	1	0	1	0	1							
Ray Fosse, R OBP: 0.273, SLG: 0.207 (1, 10)												4	0	0	0	1	2	3							
Charlie Moore, R OBP: 0.397, SLG: 0.412 (1, 2)												4	1	2	0	0	0	2							
Inning Stats	R: 2 E: 0 K: 2 S: 9	H: 2 LOB: 0 BB: 0 P: 9	R: 0 E: 0 K: 0 S: 3	H: 1 LOB: 1 BB: 1 P: 7	R: 0 E: 0 K: 0 S: 5	H: 0 LOB: 1 BB: 1 P: 9	R: 0 E: 0 K: 0 S: 3	H: 1 LOB: 1 BB: 0 P: 7	R: 0 E: 0 K: 0 S: 3	H: 0 LOB: 0 BB: 0 P: 3	R: 0 E: 0 K: 0 S: 3	H: 0 LOB: 0 BB: 0 P: 3	R: 1 E: 0 K: 0 S: 5	H: 2 LOB: 2 BB: 1 P: 9	R: 0 E: 0 K: 2 S: 7	H: 0 LOB: 0 BB: 0 P: 7	R: 0 E: 0 K: 0 S: 5	H: 2 LOB: 2 BB: 0 P: 5	R: 0 E: 1 K: 2 S: 8	H: 0 LOB: 1 BB: 0 P: 8	1B: 6 2B: 2 3B: 0 HR: 1	SF: 1 SAC: 1 DP: 3 HBP: 0	WP: 0 PB: 0 SB: 2 CS: 0	PA: 44	
PITCHER	IP 7.2	WLS 2.0	BF 31	H 2	R 3	ER 3	SO 3	BB 4	IBB 0	HBP 0	BLK 0	WP 0	HR 0	S 33	P 49	ERA 3.52	WHIP 1.435								
Dave Frost, R ERA: 4.01 (1, 1)																									
Dave LaRoche, L ERA: 5.21 (8, 1)																									
Mark Clear, R ERA: 2.12 (10, 1)																									

Milwaukee Brewers @ California Angels
Anaheim Stadium, Anaheim, CA
Wed May 16 1979, 10:05 PM EDT
Att: 21,533 - Unknown

AB 38
R 3
H 9
RBI 3
BB 4
SO 7
LOB 13



Batter	1	2	3	4	5	6	7	8	9	10	11	AB	R	H	RBI	BB	SO	LOB	BOTTOM						
Rick Miller, L OBP: 0.380, SLG: 0.420 (1, 8)	K		F7									5	0	0	0	0	2	0							
Dan Ford, R OBP: 0.327, SLG: 0.427 (1, 9)	F4											5	1	2	0	0	0	0							
Rod Carew, L OBP: 0.456, SLG: 0.454 (1, 3)	K											5	1	1	0	0	1	1							
Don Baylor, R OBP: 0.419, SLG: 0.533 (1, 10)												4	2	2	1	0	1	0							
Joe Rudi, R OBP: 0.308, SLG: 0.421 (1, 7)												4	0	2	1	0	1	1							
Orlando Ramirez, R (10, PR) (11, 6)												0	0	0	0	0	0	0							
Carney Lansford, R OBP: 0.327, SLG: 0.446 (1, 5)												3	0	2	1	0	0	0							
Bobby Grich, R OBP: 0.333, SLG: 0.519 (1, 4)												3	0	0	0	1	0	2							
Bert Campaneris, R OBP: 0.261, SLG: 0.214 (1, 6)												3	0	1	0	0	0	0							
Willie Alkins, L OBP: 0.384, SLG: 0.592 (10, PH) (11, 7)												0	0	0	0	0	0	0							
Merv Rettenmund, R OBP: 0.100, SLG: 0.100 (11, 7)												1	0	0	0	0	0	2							
Terry Humphrey, R OBP: 0.133, SLG: 0.071 (1, 2)												3	0	0	0	0	0	1							
Brian Downing, R OBP: 0.407, SLG: 0.549 (11, PH)												1	0	0	0	0	0	0							
Inning Stats	R: 0 E: 0 K: 2 S: 7	H: 0 LOB: 0 BB: 0 P: 7	R: 1 E: 0 K: 0 S: 4	H: 3 LOB: 0 BB: 0 P: 4	R: 0 E: 0 K: 0 S: 3	H: 0 LOB: 0 BB: 0 P: 3	R: 2 E: 0 K: 0 S: 5	H: 3 LOB: 0 BB: 0 P: 5	R: 0 E: 0 K: 0 S: 3	H: 0 LOB: 0 BB: 0 P: 3	R: 0 E: 0 K: 0 S: 3	H: 0 LOB: 0 BB: 0 P: 3	R: 0 E: 0 K: 0 S: 5	H: 0 LOB: 0 BB: 0 P: 5	R: 0 E: 0 K: 0 S: 4	H: 1 LOB: 2 BB: 1 P: 8	R: 1 E: 1 K: 0 S: 4	H: 2 LOB: 1 BB: 0 P: 4	1B: 9 2B: 1 3B: 1 HR: 0	SF: 0 SAC: 1 DP: 0 HBP: 0	WP: 0 PB: 0 SB: 2 CS: 2	PA: 40			
PITCHER	IP 9.2	WLS 1.0	BF 34	H 8	R 1	ER 3	SO 5	BB 0	IBB 1	HBP 0	BLK 0	WP 0	HR 0	S 43	P 47	ERA 2.79	WHIP 0.828								
Jim Stalon, R ERA: 2.01 (1, 1)																									
Jerry Augustine, L ERA: 2.6 (10, 1)																									

Milwaukee Brewers @ California Angels
Anaheim Stadium, Anaheim, CA
Wed May 16 1979, 10:05 PM EDT
Att: 21,533 - Unknown

AB 37
R 4
H 10
RBI 3
BB 1
SO 5
LOB 7



Batter	1	2	3	4	5	6	7	8	9	AB	R	H	RBI	BB	SO	LOB	TOP								
Robin Yount, R OBP: 0.300, SLG: 0.378 (1, 6)										5	2	1	0	0	1	4	Milwaukee Brewers @ California Angels Anaheim Stadium, Anaheim, CA Thu May 17 1979, 10:05 PM EDT Att: 22,060 - Unknown								
Sal Bando, R OBP: 0.382, SLG: 0.316 (1, 5)										3	1	1	1	2	1	1									
Cecil Cooper, L OBP: 0.398, SLG: 0.590 (1, 3)										4	1	1	0	1	0	3									
Dick Davis, R OBP: 0.268, SLG: 0.275 (1, 7)										5	0	2	1	0	0	1									
Ben Oglivie, L OBP: 0.315, SLG: 0.481 (1, 10)										5	0	1	1	0	0	3									
Sixto Lezcano, R OBP: 0.397, SLG: 0.531 (1, 9)										3	0	1	0	2	1	3									
Paul Molitor, R OBP: 0.315, SLG: 0.367 (1, 4)										5	0	0	0	0	1	6									
Gorman Thomas, R OBP: 0.432, SLG: 0.607 (1, 8)										3	1	1	1	2	0	2									
Buck Martinez, R OBP: 0.175, SLG: 0.132 Charlie Moore, R OBP: 0.405, SLG: 0.420 (8, PH) (8, 2)										3	0	0	0	0	0	3									
Inning Stats	R: 2 E: 0 K: 0 S: 6	H: 3 LOB: 2 BB: 1 P: 10	R: 0 E: 0 K: 0 S: 3	H: 0 LOB: 2 BB: 1 P: 11	R: 0 E: 0 K: 1 S: 6	H: 0 LOB: 1 BB: 0 P: 6	R: 2 E: 0 K: 1 S: 8	H: 3 LOB: 2 BB: 1 P: 12	R: 0 E: 0 K: 0 S: 4	H: 1 LOB: 2 BB: 1 P: 8	R: 0 E: 0 K: 1 S: 5	H: 0 LOB: 0 BB: 0 P: 5	R: 0 E: 0 K: 0 S: 3	H: 0 LOB: 1 BB: 1 P: 7	R: 1 E: 0 K: 0 S: 5	H: 2 LOB: 1 BB: 0 P: 5	R: 0 E: 0 K: 1 S: 5	H: 0 LOB: 1 BB: 1 P: 9	1B: 7 2B: 0 3B: 1 HR: 1	SF: 0 SAC: 0 DP: 0 HBP: 0	WP: 1 PB: 0 SB: 3 CS: 0	PA: 44			
PITCHER	IP	WLS	BF	H	R	ER	SO	BB	IBB	HBP	BLK	WP	HR	S	P	ERA	WHIP								
Don Aase, R ERA: 5.52 (1, 1)	4.0		23	6	4	4	2	4	0	0	0	1	1	23	39	9.00	2.500								
Jim Barr, R ERA: 3.54 (5, 1)	3.1	W	15	3	1	1	1	2	0	0	0	0	0	15	23	2.70	1.500								
Dave LaRoche, L ERA: 4.79 (8, 1)	1.2	S	6	0	0	0	1	1	0	0	0	0	0	7	11	0.00	0.600								

Batter	1	2	3	4	5	6	7	8	9	AB	R	H	RBI	BB	SO	LOB	BOTTOM								
Rick Miller, L OBP: 0.380, SLG: 0.419 (1, 8)										5	1	2	1	0	0	1	Milwaukee Brewers @ California Angels Anaheim Stadium, Anaheim, CA Thu May 17 1979, 10:05 PM EDT Att: 22,060 - Unknown								
Dan Ford, R OBP: 0.322, SLG: 0.417 (1, 9)										5	1	1	1	0	0	3									
Rod Carew, L OBP: 0.457, SLG: 0.455 (1, 3)										4	1	2	2	0	1	0									
Don Baylor, R OBP: 0.421, SLG: 0.532 (1, 10)										4	0	2	0	0	0	1									
Joe Rudi, R OBP: 0.307, SLG: 0.416 (1, 7)										4	0	1	1	0	0	1									
Camey Lansford, R OBP: 0.325, SLG: 0.441 (1, 5)										4	1	1	0	0	0	3									
Brian Downing, R OBP: 0.417, SLG: 0.560 (1, 2)										3	2	2	0	1	0	1									
Bobby Grich, R OBP: 0.340, SLG: 0.519 (1, 4)										2	1	1	0	1	0	1									
Bert Campaneris, R OBP: 0.260, SLG: 0.222 (1, 6)										3	1	1	3	0	1	3									
Inning Stats	R: 0 E: 0 K: 1 S: 5	H: 0 LOB: 0 BB: 0 P: 5	R: 0 E: 0 K: 0 S: 3	H: 0 LOB: 0 BB: 0 P: 3	R: 4 E: 1 K: 0 S: 8	H: 5 LOB: 2 BB: 1 P: 12	R: 1 E: 2 K: 1 S: 7	H: 2 LOB: 1 BB: 0 P: 7	R: 0 E: 0 K: 0 S: 4	H: 1 LOB: 1 BB: 0 P: 4	R: 1 E: 0 K: 0 S: 4	H: 1 LOB: 0 BB: 0 P: 4	R: 0 E: 0 K: 0 S: 3	H: 1 LOB: 0 BB: 0 P: 3	R: 2 E: 0 K: 0 S: 6	H: 3 LOB: 2 BB: 1 P: 10	1B: 12 2B: 1 3B: 0 HR: 0	SF: 1 SAC: 1 DP: 1 HBP: 0	WP: 0 PB: 0 SB: 2 CS: 0	PA: 38					
PITCHER	IP	WLS	BF	H	R	ER	SO	BB	IBB	HBP	BLK	WP	HR	S	P	ERA	WHIP								
Lary Sorensen, R ERA: 3.11 (1, 1)	3.0	L	17	7	5	5	1	1	0	0	0	0	0	18	22	15.00	2.667								
Reggie Cleveland, R ERA: 4.95 (4, 1)	4.2		20	6	3	3	1	0	1	0	0	0	0	21	25	5.79	1.286								
Bill Castro, R ERA: 1.13 (8, 1)	0.1		1	0	0	0	0	0	0	0	0	0	0	1	1	0.00	0.000								

Batter	1	2	3	4	5	6	7	8	9	AB	R	H	RBI	BB	SO	LOB	TOP			
Junior Moore, R OBP: 0.353, SLG: 0.341										5	1	1	0	0	0	2				
Claudell Washington, L OBP: 0.325, SLG: 0.450										5	1	2	0	0	2	0				
Chet Lemon, R OBP: 0.431, SLG: 0.511										5	1	1	2	0	3	1				
Eric Soderholm, R OBP: 0.357, SLG: 0.417										3	0	0	0	1	0	1				
Alan Bannister, R OBP: 0.444, SLG: 0.458										3	0	1	1	1	0	1				
Lamar Johnson, R OBP: 0.386, SLG: 0.429										2	0	0	0	2	1	3				
Wayne Nordhagen, R OBP: 0.280, SLG: 0.261										4	0	1	0	0	1	4				
Bill Nahorodny, R OBP: 0.284, SLG: 0.456										4	0	1	0	0	1	5				
Greg Pryor, R OBP: 0.333, SLG: 0.375										3	0	0	0	1	1	3				
Inning Stats	R: 3 E: 0 K: 0 S: 7	H: 4 LOB: 1 BB: 0 P: 7	R: 0 E: 0 K: 0 S: 3	H: 1 LOB: 0 BB: 0 P: 3	R: 0 E: 1 K: 1 S: 6	H: 0 LOB: 1 BB: 0 P: 6	R: 0 E: 0 K: 1 S: 5	H: 0 LOB: 2 BB: 2 P: 13	R: 0 E: 0 K: 1 S: 4	H: 1 LOB: 2 BB: 1 P: 8	R: 0 E: 0 K: 2 S: 7	H: 0 LOB: 0 BB: 0 P: 7	R: 0 E: 0 K: 2 S: 7	H: 0 LOB: 2 BB: 0 P: 15	R: 0 E: 0 K: 2 S: 8	H: 1 LOB: 1 BB: 0 P: 8	1B: 6 2B: 1 3B: 0 HR: 0	SF: 0 SAC: 0 DP: 1 HBP: 0	WP: 0 PB: 0 SB: 2 CS: 0	PA: 39
PITCHER	IP	WLS	BF	H	R	ER	SO	BB	IBB	HBP	BLK	WP	HR	S	P	ERA	WHIP			
Frank Tanana, L ERA: 4.03	(1, 1)	5.1	W	25	6	3	3	3	3	0	0	0	0	28	40	5.06	1.688			
Mark Clear, R ERA: 1.91	(6, 1)	3.2	S	14	1	0	0	6	2	0	0	0	0	24	32	0.00	0.818			

Chicago White Sox @ California Angels
Anaheim Stadium, Anaheim, CA
Fri May 18 1979, 10:05 PM EDT
Att: 25,598 - Unknown

AB 34
R 3
H 7
RBI 3
BB 5
SO 9
LOB 20



Batter	1	2	3	4	5	6	7	8	9	AB	R	H	RBI	BB	SO	LOB	BOTTOM			
Rick Miller, L OBP: 0.384, SLG: 0.417										3	1	1	1	1	1	1				
Dan Ford, R OBP: 0.311, SLG: 0.402										4	0	0	0	0	1	1				
Rod Carew, L OBP: 0.464, SLG: 0.460										3	2	2	0	1	0	0				
Don Baylor, R OBP: 0.417, SLG: 0.524										4	1	1	1	0	0	3				
Joe Rudi, R OBP: 0.312, SLG: 0.418										4	0	2	2	0	0	2				
Carney Lansford, R OBP: 0.323, SLG: 0.439										3	1	1	1	0	1	1				
Brian Downing, R OBP: 0.413, SLG: 0.550										4	1	1	0	0	1	2				
Bobby Grich, R OBP: 0.340, SLG: 0.511										2	1	0	0	1	1	0				
Bert Campaneris, R OBP: 0.269, SLG: 0.217										1	0	0	1	1	1	0				
Inning Stats	R: 3 E: 0 K: 0 S: 6	H: 3 LOB: 1 BB: 1 P: 10	R: 0 E: 0 K: 2 S: 7	H: 1 LOB: 0 BB: 0 P: 7	R: 0 E: 0 K: 0 S: 3	H: 0 LOB: 1 BB: 1 P: 7	R: 2 E: 0 K: 0 S: 3	H: 1 LOB: 0 BB: 2 P: 11	R: 1 E: 1 K: 1 S: 6	H: 2 LOB: 0 BB: 0 P: 6	R: 0 E: 1 K: 0 S: 4	H: 0 LOB: 1 BB: 0 P: 4	R: 0 E: 0 K: 1 S: 5	H: 0 LOB: 0 BB: 0 P: 5	1B: 8 2B: 1 3B: 0 HR: 0	SF: 1 SAC: 2 DP: 1 HBP: 0	WP: 0 PB: 0 SB: 3 CS: 1	PA: 36		
PITCHER	IP	WLS	BF	H	R	ER	SO	BB	IBB	HBP	BLK	WP	HR	S	P	ERA	WHIP			
Ron Schueler, R ERA: 6.94	(1, 1)	3.1	L	18	5	5	5	2	4	0	0	0	0	18	34	13.50	2.700			
Rich Hinton, L ERA: 3.86	(4, 1)	4.2		17	3	2	1	4	0	0	0	0	0	25	25	1.93	0.643			

Chicago White Sox @ California Angels
Anaheim Stadium, Anaheim, CA
Fri May 18 1979, 10:05 PM EDT
Att: 25,598 - Unknown

AB 28
R 7
H 8
RBI 6
BB 4
SO 6
LOB 10



Batter	1	2	3	4	5	6	7	8	9	AB	R	H	RBI	BB	SO	LOB	TOP																					
Ralph Garr, L (1, 7) OBP: 0.349, SLG: 0.485 Junior Moore, R (9, PH) OBP: 0.346, SLG: 0.333	F7		2B 4-3 BB		1-3		4-3		4-3	3	1	0	0	1	0	0																						
Claudell Washington, L (1, 9) OBP: 0.321, SLG: 0.479	F5		4-3 2B		G3		4-3		6-3	5	1	1	2	0	0	3																						
Chet Lemon, R (1, 8) OBP: 0.427, SLG: 0.500	FC4-6 BB		F9		E6 FC5		F7			3	0	0	0	1	0	2																						
Eric Soderholm, R (1, 5)	FC4-6		4-3		FC5				HR	4	1	1	2	0	0	3																						
Alan Bannister, R (1, 4)			F8		F4				L3	4	0	1	1	0	0	0																						
Jorge Orta, L (1, 10) OBP: 0.314, SLG: 0.233			3-H 2B		F7				1B 1B	4	1	1	0	0	1	1																						
Mike Squires, L (1, 3) OBP: 0.313, SLG: 0.333			3-1		F7				F5	4	0	0	0	0	0	1																						
Greg Pryor, R (1, 6) OBP: 0.348, SLG: 0.383			BB 2B 1B		F9				4-3 1B	3	1	2	0	1	0	0																						
Mary Foley, L (1, 2) OBP: 0.296, SLG: 0.333 Joe Gates, L (9, PR) OBP: 0.500, SLG: 1.500			1-2 2B 1B		G4-6-3				1-2 3-H 1B	4	1	2	1	0	1	1																						
										0	0	0	0	0	0	0																						
Inning Stats	R: 0 E: 0 K: 0 S: 3	H: 0 LOB: 1 BB: 1 P: 7	R: 0 E: 0 K: 1 S: 5	H: 0 LOB: 0 BB: 0 P: 5	R: 4 E: 0 K: 0 S: 7	H: 4 LOB: 1 BB: 1 P: 11	R: 0 E: 0 K: 0 S: 2	H: 0 LOB: 0 BB: 1 P: 6	R: 0 E: 1 K: 0 S: 4	H: 0 LOB: 1 BB: 0 P: 4	R: 0 E: 0 K: 0 S: 3	H: 0 LOB: 0 BB: 0 P: 3	R: 0 E: 0 K: 1 S: 5	H: 0 LOB: 2 BB: 0 P: 5	R: 1 E: 0 K: 0 S: 4	H: 1 LOB: 0 BB: 0 P: 4	R: 1 E: 0 K: 0 S: 6	H: 3 LOB: 3 BB: 0 P: 6	1B: 5 2B: 2 3B: 0 HR: 1	SF: 0 SAC: 0 DP: 1 HBP: 0	WP: 0 PA: 38 PB: 0 SB: 0 CS: 0																	
PITCHER	IP	WLS	BF	H	R	ER	SO	BB	IBB	HBP	BLK	WP	HR	S	P	ERA	WHIP	PITCHER				IP	WLS	BF	H	R	ER	SO	BB	IBB	HBP	BLK	WP	HR	S	P	ERA	WHIP
Chris Knapp, R (1, 1) ERA: 4.81	8.1	W	36	8	6	6	2	3	0	0	0	0	1	37	49	6.48	1.320																					
Dave LaRoche, L (9, 1) ERA: 4.64	0.2	S	2	0	0	0	0	0	0	0	0	0	0	2	2	0.00	0.000																					

Chicago White Sox @ California Angels
Anaheim Stadium, Anaheim, CA
Sat May 19 1979, 10:05 PM EDT
Att: 41,941 - Unknown

livebaseballscores.com

AB 35
R 6
H 8
RBI 6
BB 3
SO 2
LOB 13



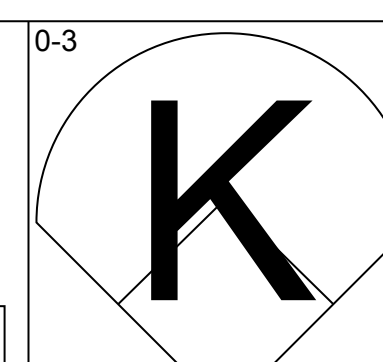
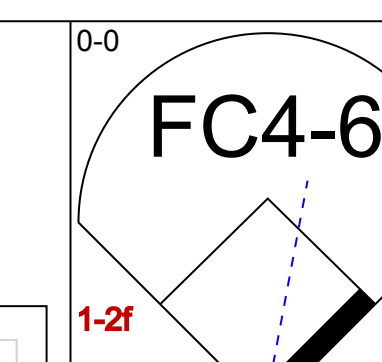
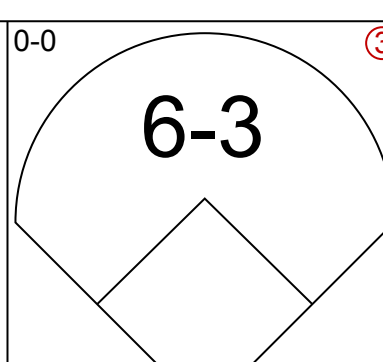
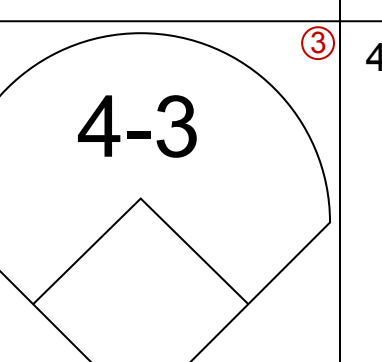
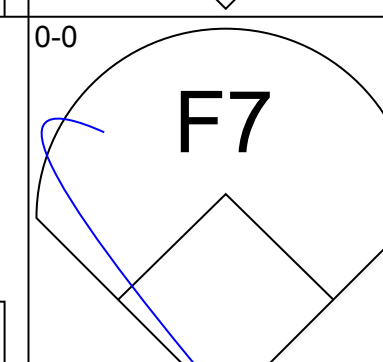
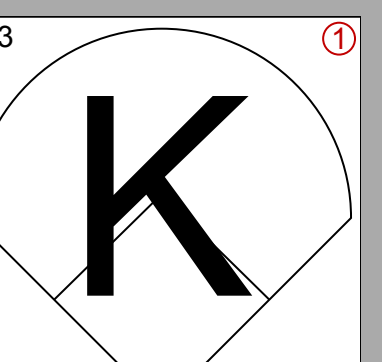
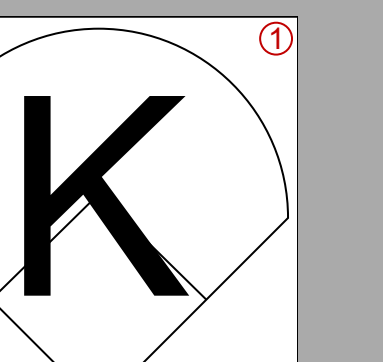
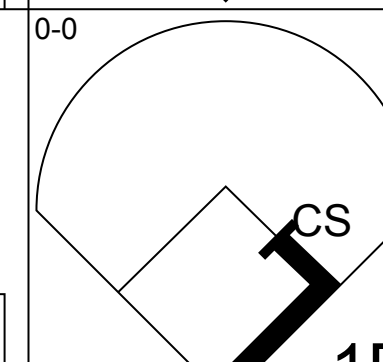
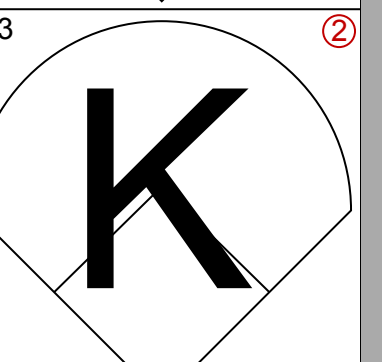
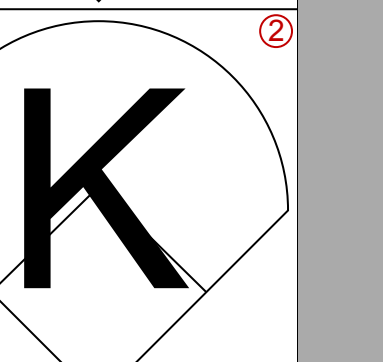
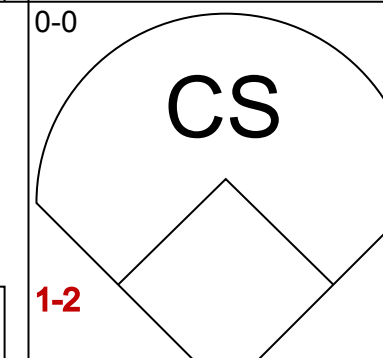
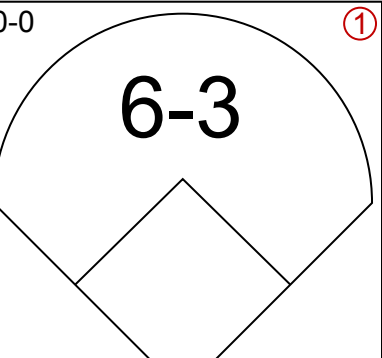

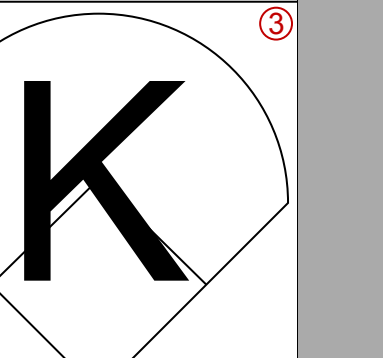
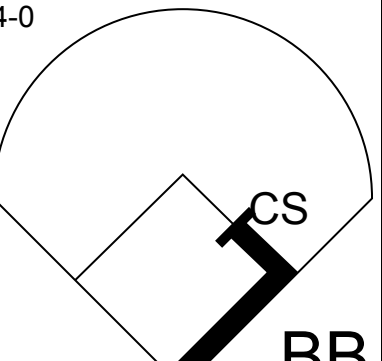
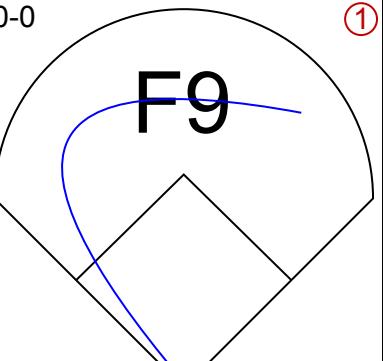
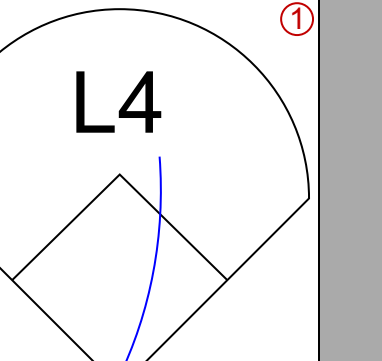
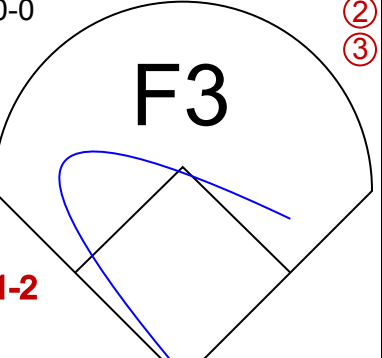
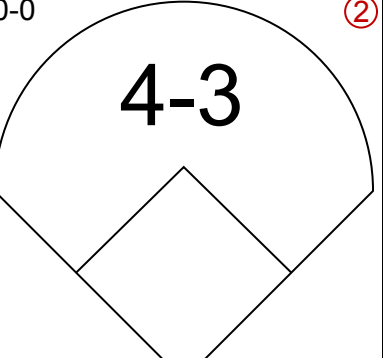
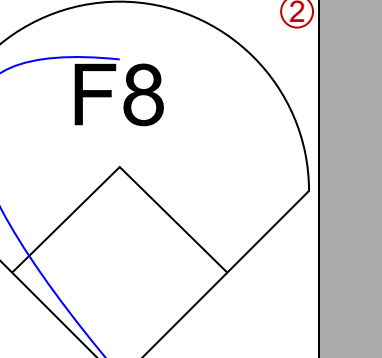
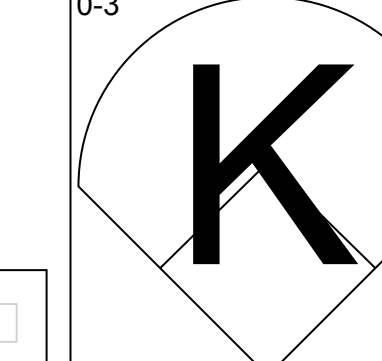
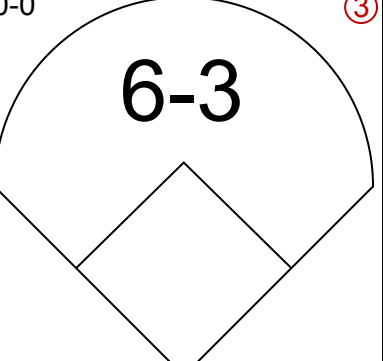
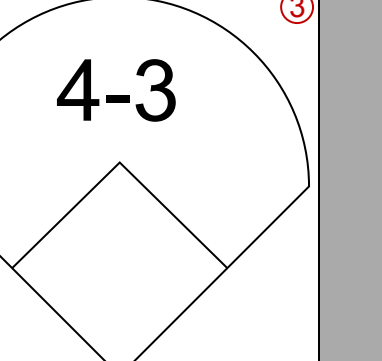
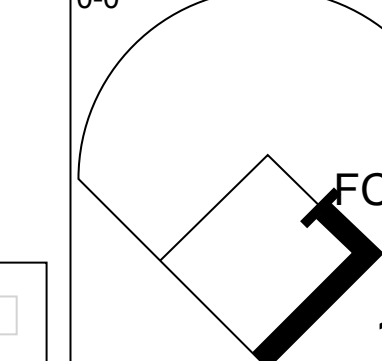
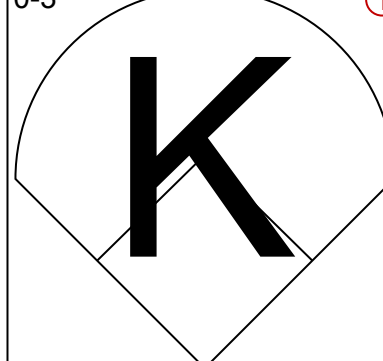
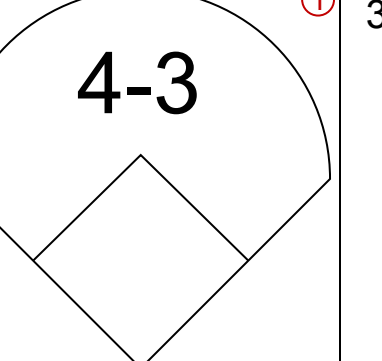
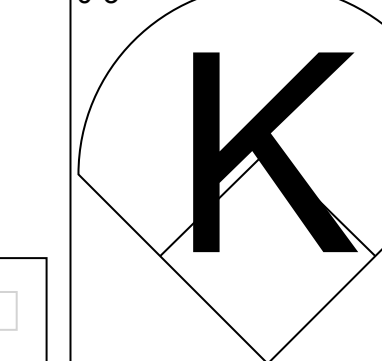
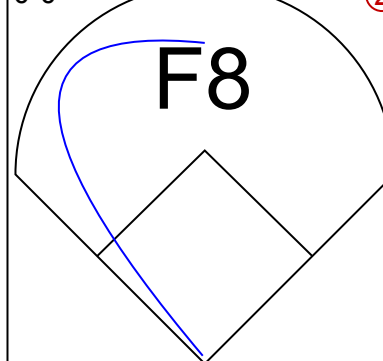
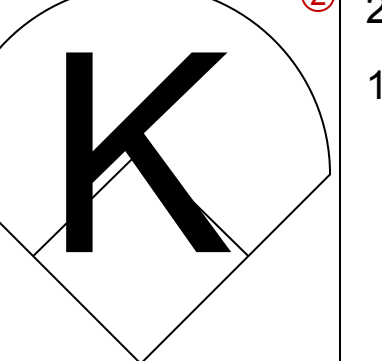
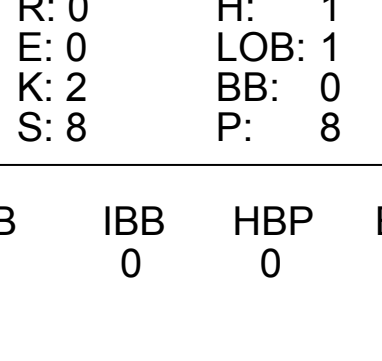

Batter	1	2	3	4	5	6	7	8	9	AB	R	H	RBI	BB	SO	LOB	BOTTOM																					
Carney Lansford, R (1, 5) OBP: 0.331, SLG: 0.463	HR			K			FC6-4 1B	BB 1B		5	2	3	1	0	1	1																						
Dan Ford, R (1, 8) OBP: 0.315, SLG: 0.397	BB FC6-4 1B	5-3		2-3			FC6-4 1B	1B BB		4	2	1	0	1	0	2																						
Rod Carew, L (1, 3) OBP: 0.468, SLG: 0.461	FC6-4 1B BB	4-3		6-3			1B SF9	1B 2-H	FC5-4 1B	4	2	2	1	1	0	1																						
Don Baylor, R (1, 10) OBP: 0.422, SLG: 0.520	FC6-4 BB			F7			S 1B	FC5-4		3	0	1	1	1	0	2																						
Joe Rudi, R (1, 7) OBP: 0.310, SLG: 0.410	FC6-4 1B	FC5-4		5-3			1-2 1B	IBB		3	1	0	1	1	0	3																						
Brian Downing, R (1, 2) OBP: 0.415, SLG: 0.546	1-2 2-3 3-H 1B			6-3			SF9			1	1	0	1	2	0	0																						
Merv Rettenmund, R (1, 9) ERA: 5.0 Rick Miller, L (6, PR) OBP: 0.381, SLG: 0.414	HR 1B			G6-3			CS 1B	F7		3	1	2	2	0	0	1																						
Bobby Grich, R (1, 4) OBP: 0.338, SLG: 0.526	1-2 2-H 3-H HR			F3			F7		L6	4	1	1	3	0	0	1																						
Bert Campaneris, R (1, 6) OBP: 0.250, SLG: 0.200	F8			E6			6-3		5-3	4	0	0	0	0	0	1																						
Inning Stats	R: 7 E: 0 K: 0 S: 7	H: 4 LOB: 0 BB: 3 P: 19	R: 0 E: 0 K: 0 S: 3	H: 0 LOB: 0 BB: 0 P: 4	R: 0 E: 0 K: 0 S: 2	H: 0 LOB: 0 BB: 1 P: 6	R: 0 E: 1 K: 1 S: 6	H: 0 LOB: 1 BB: 0 P: 6	R: 0 E: 0 K: 0 S: 3	H: 1 LOB: 1 BB: 0 P: 3	R: 2 E: 0 K: 0 S: 6	H: 3 LOB: 2 BB: 1 P: 10	R: 1 E: 0 K: 0 S: 5	H: 2 LOB: 2 BB: 1 P: 9	1B: 8 2B: 0 3B: 0 HR: 2	SF: 1 SAC: 0 DP: 1 HBP: 1	WP: 0 PA: 40 PB: 0 SB: 2 CS: 1																					
PITCHER	IP	WLS	BF	H	R	ER	SO	BB	IBB	HBP	BLK	WP	HR	S	P	ERA	WHIP	PITCHER				IP	WLS	BF	H	R	ER	SO	BB	IBB	HBP	BLK	WP	HR	S	P	ERA	WHIP
Rich Wortham, L (1, 1) ERA: 5.72	0.1	L	7	3	6	6	0	3	0	0	0	0	1	4	16	162.00	18.000																					
Randy Scarbery, R (1, 1) ERA: 5.0	5.2		20	2	1	1	1	1	0	1	0	0	1	20	25	1.59	0.529																					
Steve Trout, L (7, 1) ERA: 5.79	0.1		4	3	2	2	0	0	0	0	0	0	0	4	4	54.00	9.000																					
Mike Proly, R (7, 1) ERA: 3.51	1.0		4	0	0	0	0	0	1	0	0	0	0	3	7	0.00	0.000																					
Ron Schreier, R (8, 1) ERA: 7.3	0.2		5	2	1	1	0	1	0	0	0	0	0	4	8	13.50	4.500																					

Chicago White Sox @ California Angels
Anaheim Stadium, Anaheim, CA
Sat May 19 1979, 10:05 PM EDT
Att: 41,941 - Unknown

livebaseballscores.com

AB 32
R 10
H 10
RBI 10
BB 6
SO 1
LOB 14

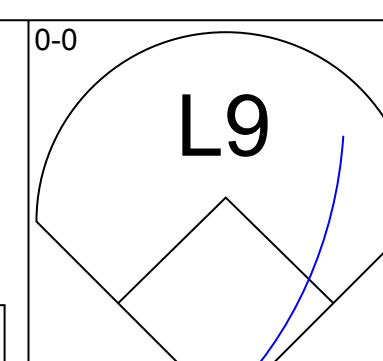
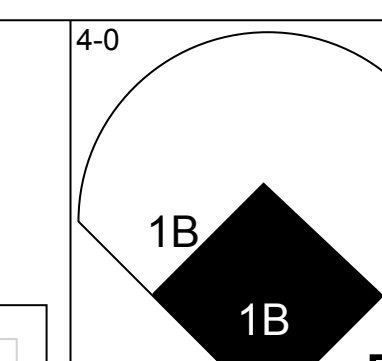
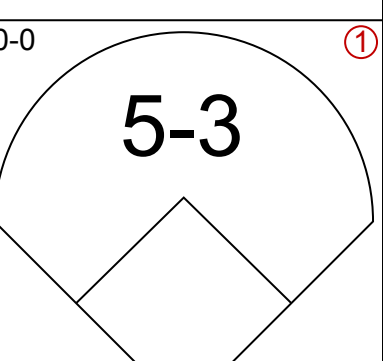
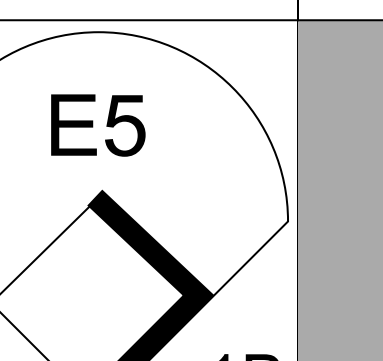
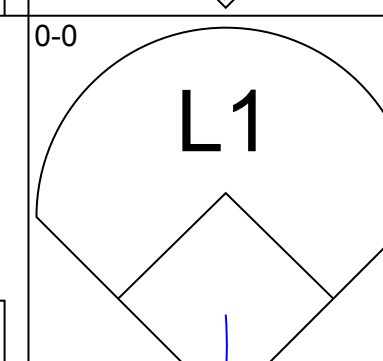
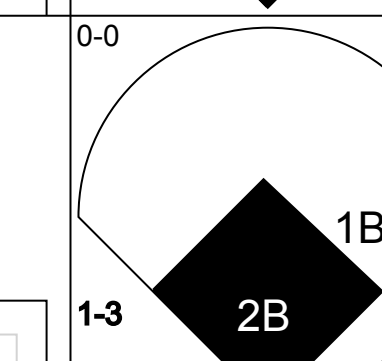
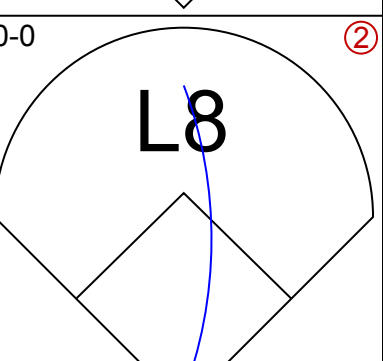
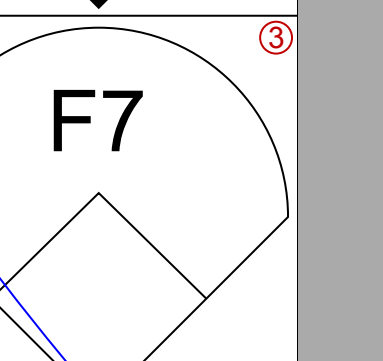
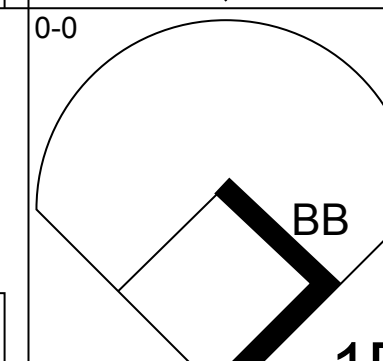
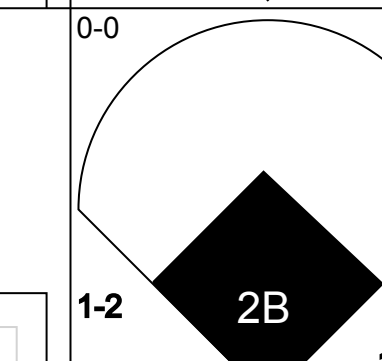
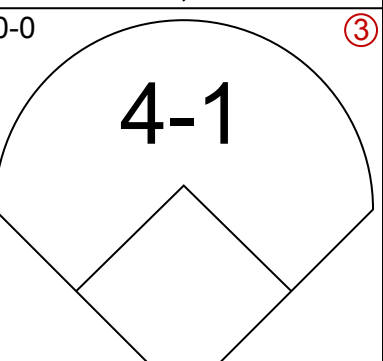
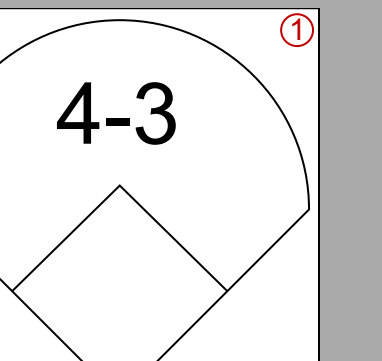
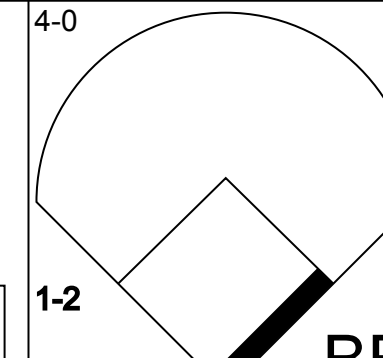
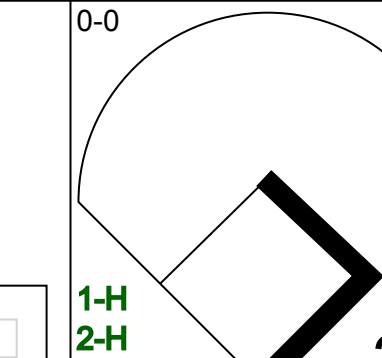
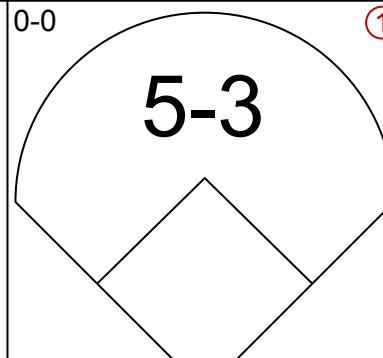
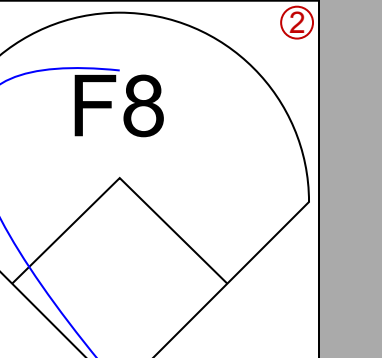
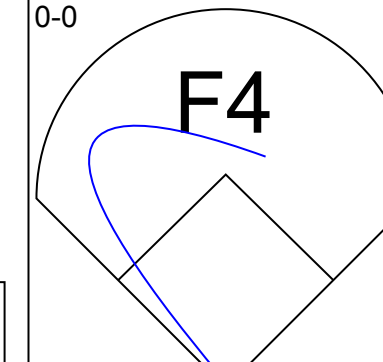
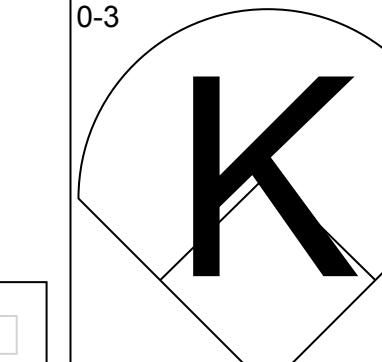
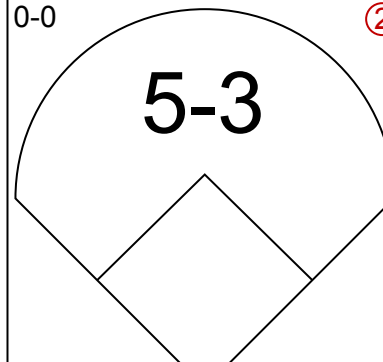
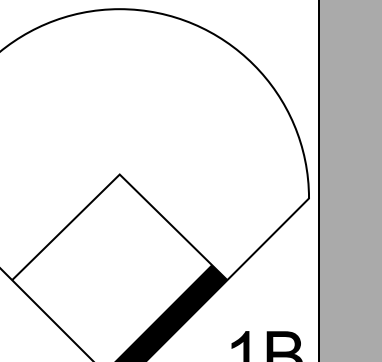
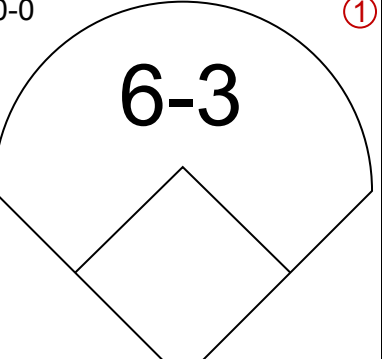
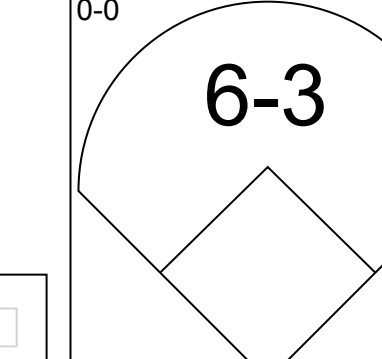
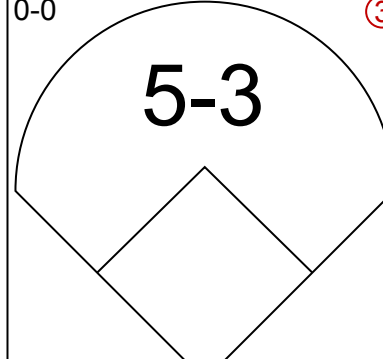
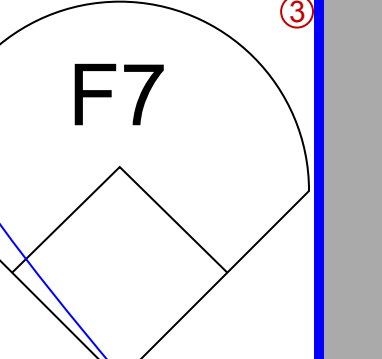

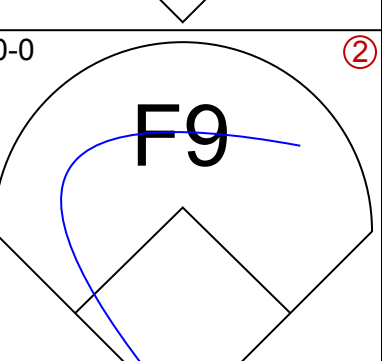

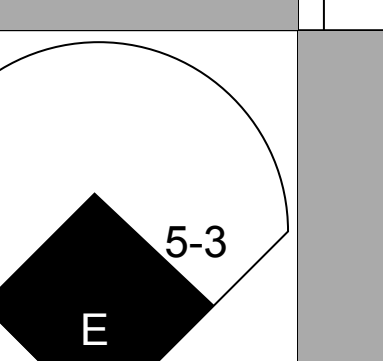
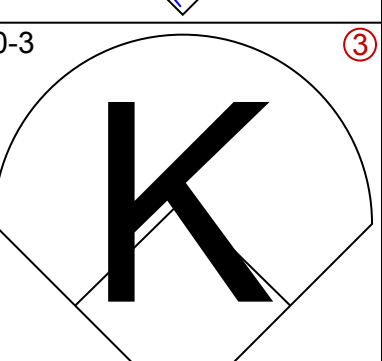
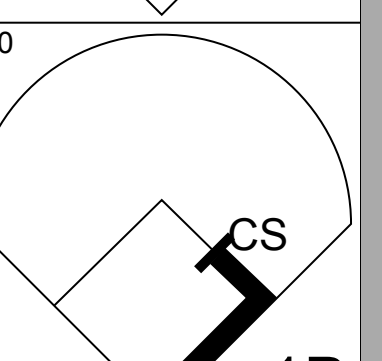
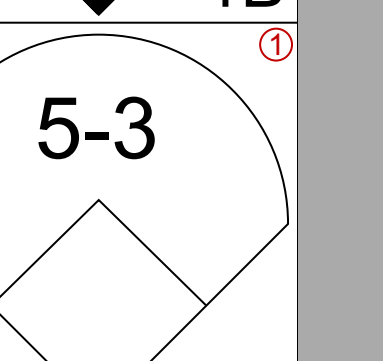
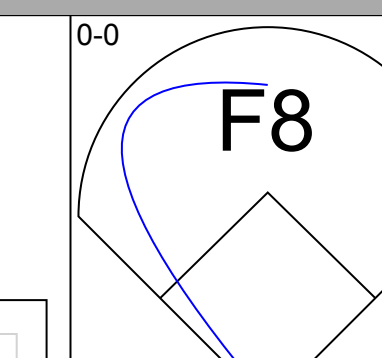
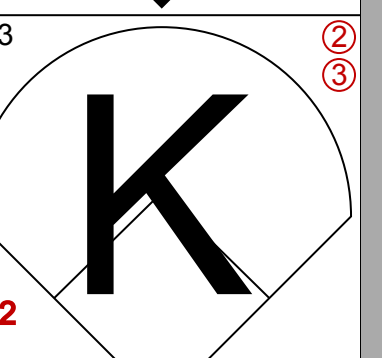
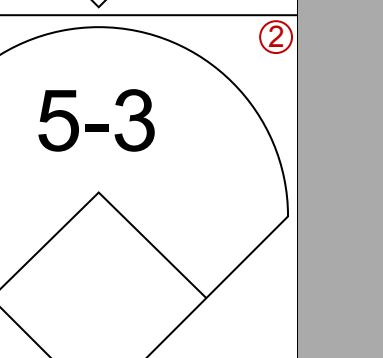


Batter	1	2	3	4	5	6	7	8	9	AB	R	H	RBI	BB	SO	LOB	TOP					
Ralph Garr, L (1,7) OBP: 0.336, SLG: 0.467										4	0	0	0	0	1	1						
Claudell Washington, L (1,9) OBP: 0.316, SLG: 0.469										3	0	0	0	0	2	0						
Chet Lemon, R (1,8) OBP: 0.425, SLG: 0.497										3	0	1	0	0	2	0						
Eric Soderholm, R (1,5) OBP: 0.347, SLG: 0.425										3	0	0	0	0	2	0						
Alan Bannister, R (1,4) OBP: 0.436, SLG: 0.452										2	0	0	0	1	0	0						
Lamar Johnson, R (1,3) OBP: 0.374, SLG: 0.413										3	0	0	0	0	0	1						
Jorge Orta, L (1,10) OBP: 0.306, SLG: 0.225										3	0	0	0	0	1	0						
Greg Pryor, R (1,6) OBP: 0.347, SLG: 0.382										3	0	1	0	0	1	0						
Mary Foley, L (1,2) OBP: 0.288, SLG: 0.323										2	0	0	0	0	1	1						
Joe Gates, L (9,PH) OBP: 0.333, SLG: 1.000										1	0	0	0	0	1	0						
Inning Stats	R: 0 E: 0 K: 1 S: 5	H: 1 LOB: 0 BB: 0 P: 5	R: 0 E: 0 K: 0 S: 2	H: 0 LOB: 0 BB: 1 P: 6	R: 0 E: 0 K: 2 S: 8	H: 1 LOB: 1 BB: 0 P: 8	R: 0 E: 0 K: 3 S: 9	H: 0 LOB: 0 BB: 0 P: 9	R: 0 E: 0 K: 0 S: 3	H: 0 LOB: 0 BB: 0 P: 3	R: 0 E: 0 K: 3 S: 9	H: 0 LOB: 0 BB: 0 P: 9	R: 0 E: 0 K: 0 S: 3	H: 0 LOB: 0 BB: 0 P: 3	R: 0 E: 0 K: 1 S: 5	H: 0 LOB: 0 BB: 0 P: 5	R: 0 E: 0 K: 1 S: 5	H: 0 LOB: 0 BB: 0 P: 5	1B: 2 2B: 0 3B: 0 HR: 0	SF: 0 SAC: 0 DP: 0 HBP: 0	WP: 0 PB: 0 SB: 0 CS: 2	PA: 29
PITCHER Nolan Ryan, R (1,1) ERA: 2.88	IP: 9.0 WLS: W BF: 28 H: 2 R: 0 ER: 0 SO: 11 BB: 1 IBB: 0 HBP: 0 BLK: 0 WP: 0 HR: 0 S: 49 P: 53 ERA: 0.00 WHIP: 0.333															PITCHER						

Chicago White Sox @ California Angels
Anaheim Stadium, Anaheim, CA
Sun May 20 1979, 6:33 AM EDT
Att: 27,189 - Unknown

AB 27
R 0
H 2
RBI 0
BB 1
SO 11
LOB 3



Batter	1	2	3	4	5	6	7	8	9	AB	R	H	RBI	BB	SO	LOB	BOTTOM			
Carney Lansford, R (1,5) OBP: 0.335, SLG: 0.460										3	1	1	0	1	0	0				
Dan Ford, R (1,8) OBP: 0.313, SLG: 0.392										4	1	1	0	0	0	1				
Rod Carew, L (1,3) OBP: 0.469, SLG: 0.462										4	1	2	1	0	0	0				
Don Baylor, R (1,10) OBP: 0.424, SLG: 0.523										3	0	1	2	1	0	0				
Joe Rudi, R (1,7) OBP: 0.309, SLG: 0.405										4	0	1	0	0	1	3				
Mery Rettenmund, R (1,9) OBP: 0.176, SLG: 0.176										4	0	0	0	0	0	2				
Rick Miller, L (9,8) OBP: 0.381, SLG: 0.414										0	0	0	0	0	0	0				
Bobby Grich, R (1,4) OBP: 0.338, SLG: 0.521										3	1	1	0	0	1	0				
Bert Campaneris, R (1,6) OBP: 0.254, SLG: 0.298										3	0	1	0	0	1	1				
Terry Humphrey, R (1,2) OBP: 0.111, SLG: 0.059										3	0	0	0	0	1	2				
Inning Stats	R: 0 E: 0 K: 0 S: 4	H: 1 LOB: 2 BB: 1 P: 8	R: 0 E: 0 K: 1 S: 5	H: 0 LOB: 0 BB: 0 P: 5	R: 3 E: 0 K: 1 S: 8	H: 3 LOB: 1 BB: 1 P: 12	R: 0 E: 0 K: 2 S: 7	H: 1 LOB: 0 BB: 0 P: 7	R: 0 E: 0 K: 0 S: 3	H: 0 LOB: 0 BB: 0 P: 3	R: 1 E: 1 K: 0 S: 5	H: 2 LOB: 1 BB: 0 P: 5	R: 0 E: 0 K: 0 S: 4	H: 1 LOB: 1 BB: 0 P: 4	R: 0 E: 0 K: 1 S: 4	H: 0 LOB: 0 BB: 0 P: 4	1B: 7 2B: 1 3B: 0 HR: 0	SF: 0 SAC: 0 DP: 0 HBP: 0	WP: 0 PB: 0 SB: 0 CS: 1	PA: 33
PITCHER Ross Baumgarten, L (1,1) ERA: 2.74	IP: 8.0 WLS: L BF: 33 H: 8 R: 4 ER: 3 SO: 4 BB: 2 IBB: 0 HBP: 0 BLK: 0 WP: 0 HR: 0 S: 39 P: 47 ERA: 3.38 WHIP: 1.250															PITCHER				

Chicago White Sox @ California Angels
Anaheim Stadium, Anaheim, CA
Sun May 20 1979, 6:33 AM EDT
Att: 27,189 - Unknown

AB 31
R 4
H 8
RBI 3
BB 2
SO 4
LOB 9

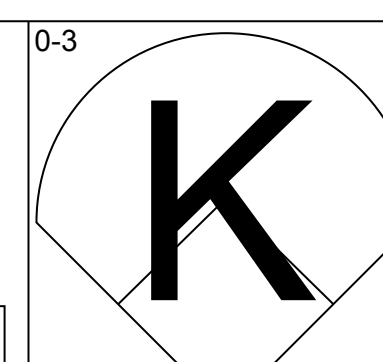
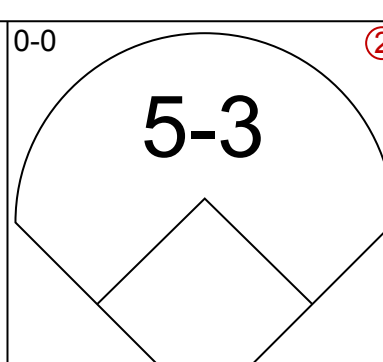
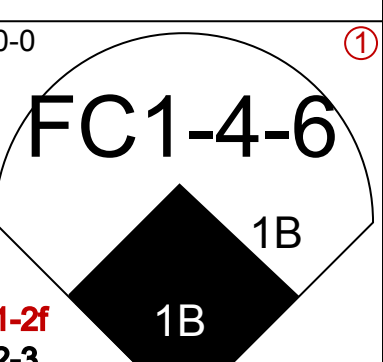
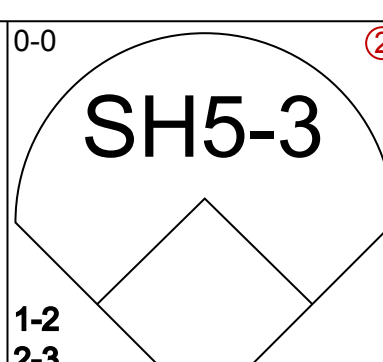
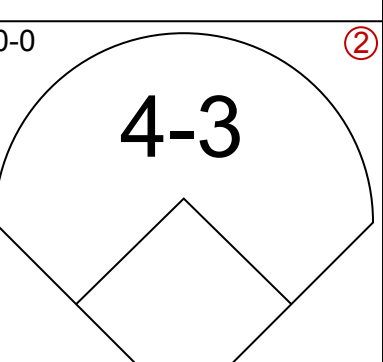
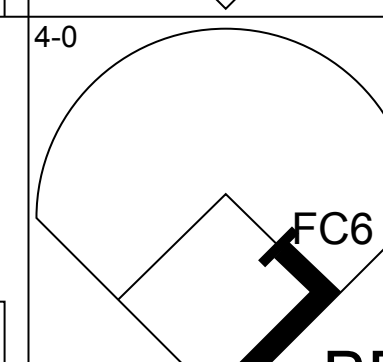
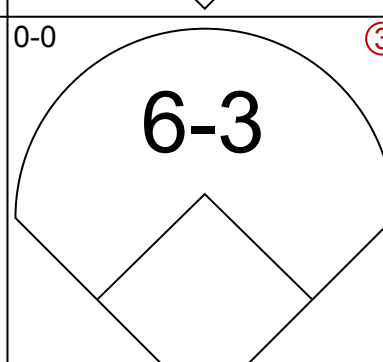
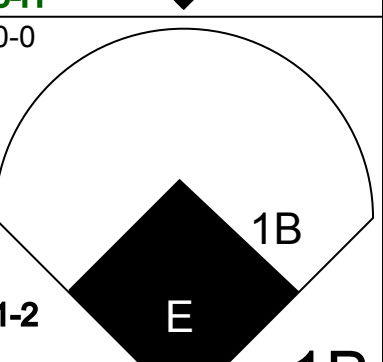
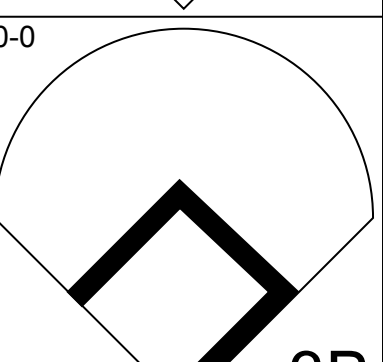
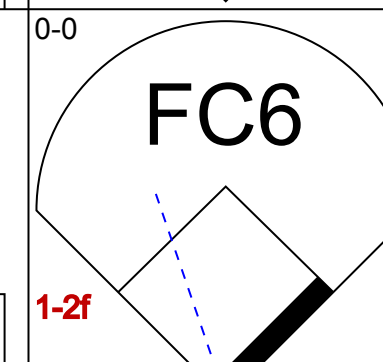
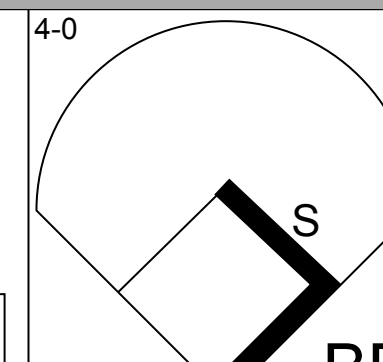
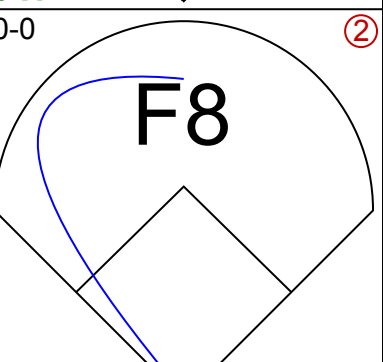
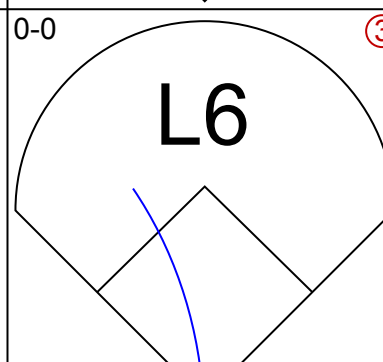
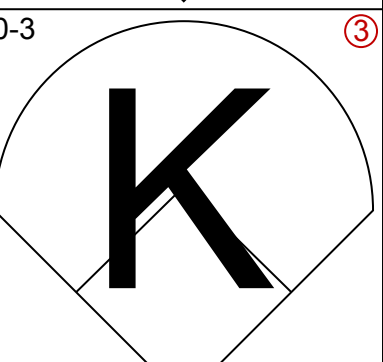
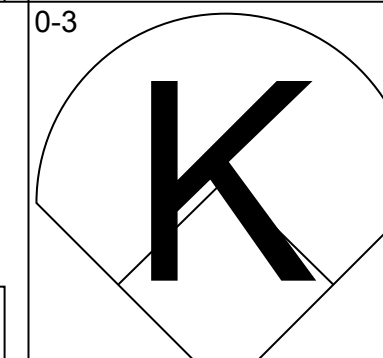
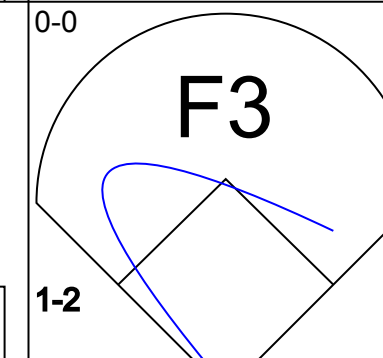
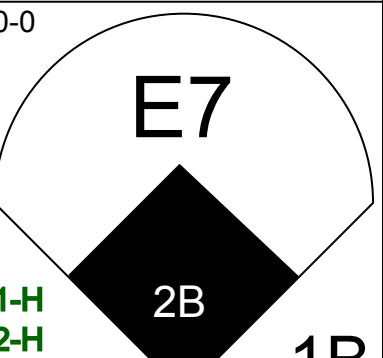
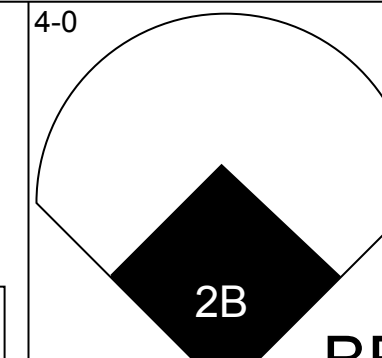
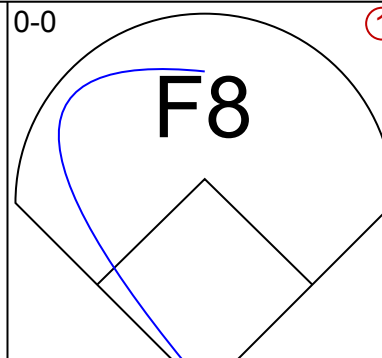
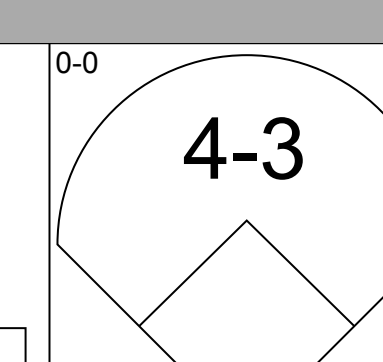
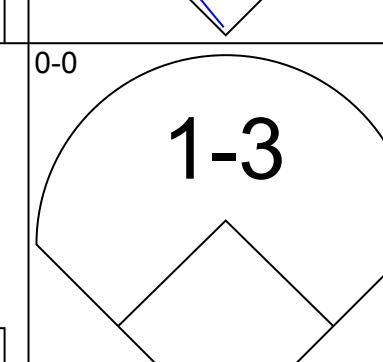
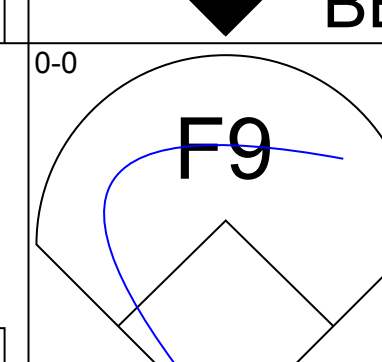
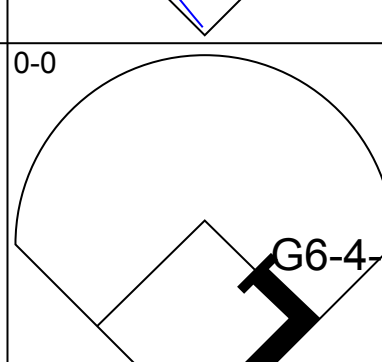
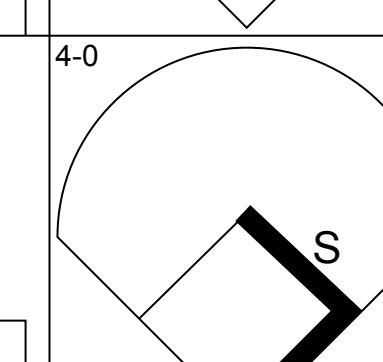
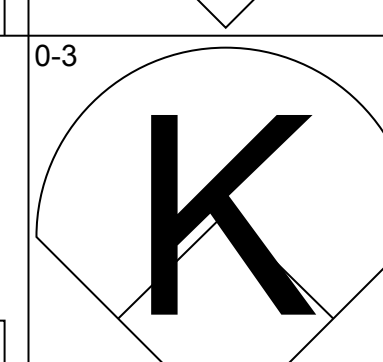
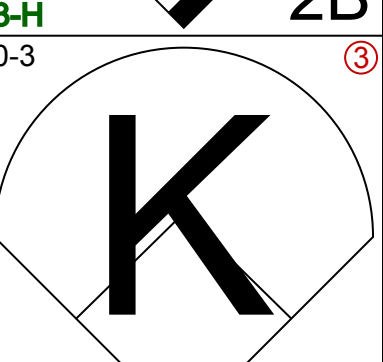
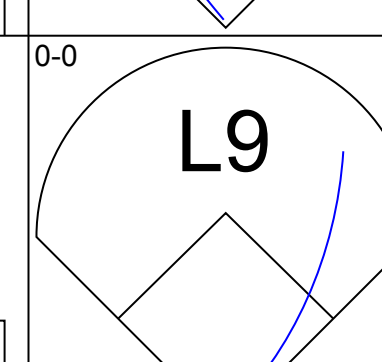
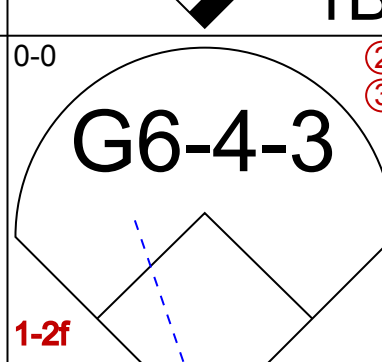
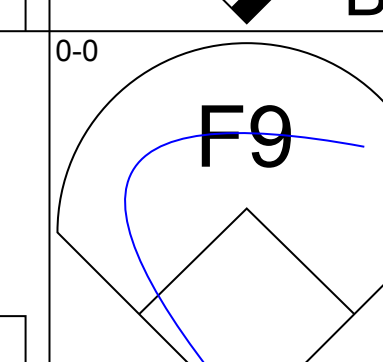
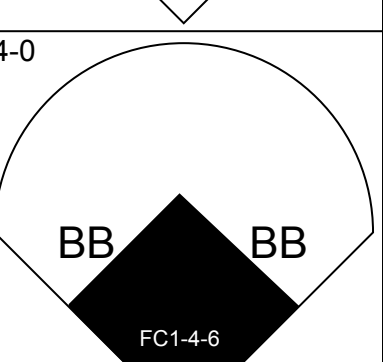
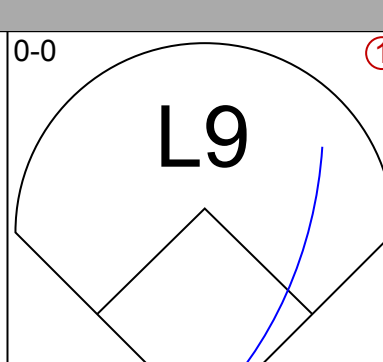
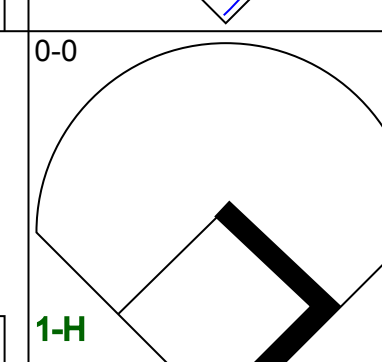
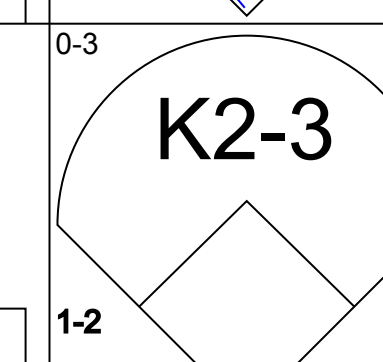
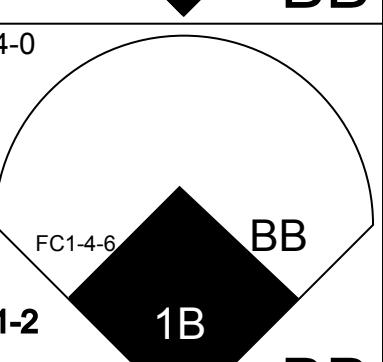
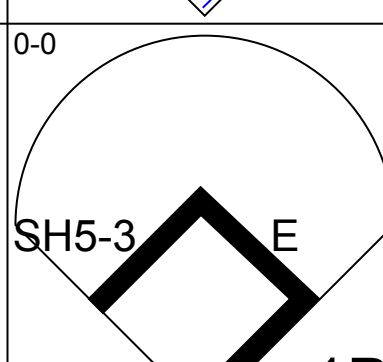
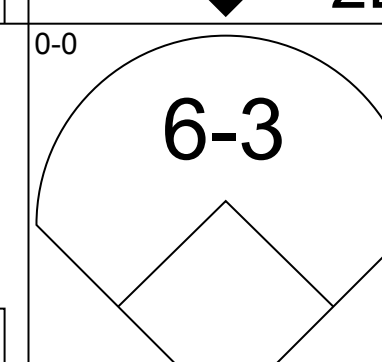
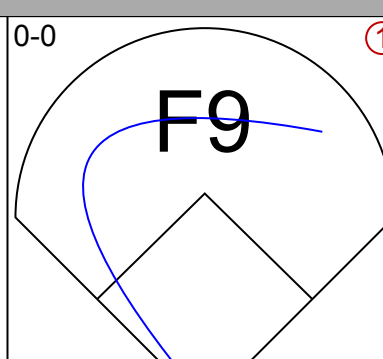
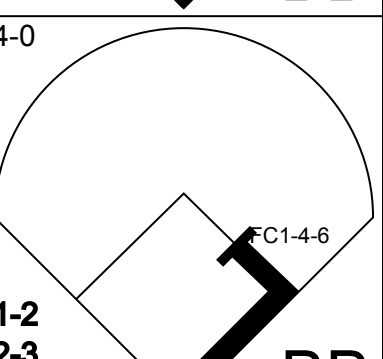
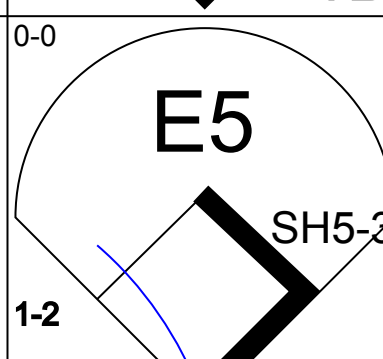
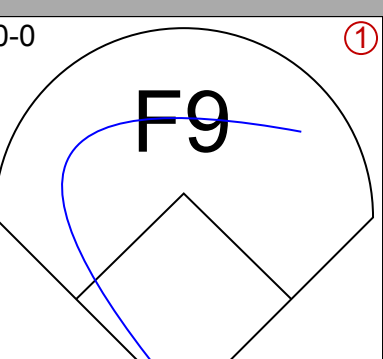


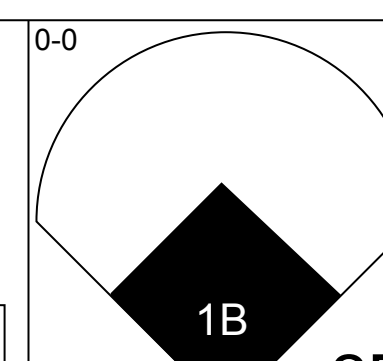
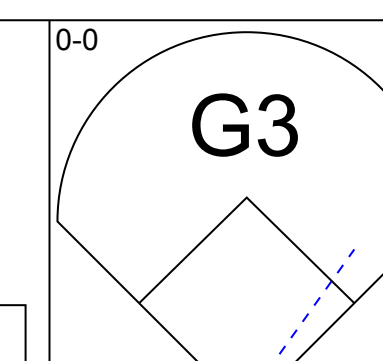
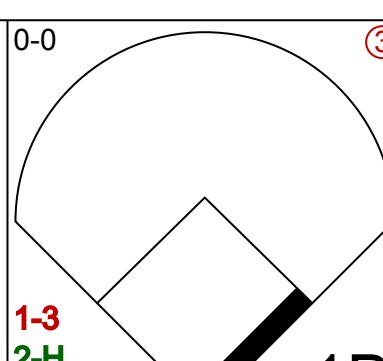
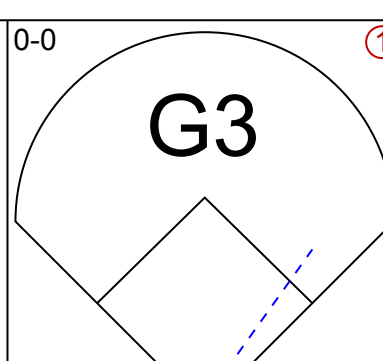
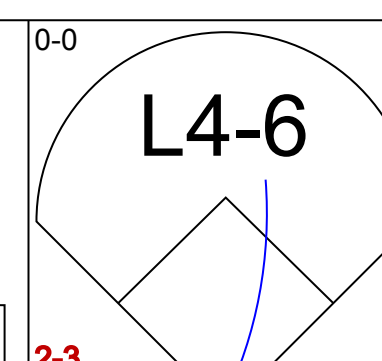
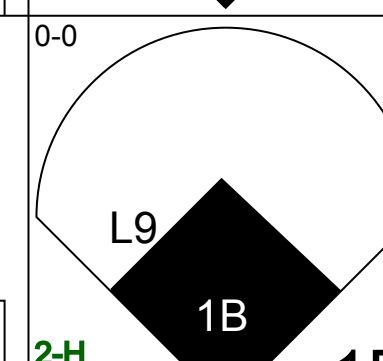
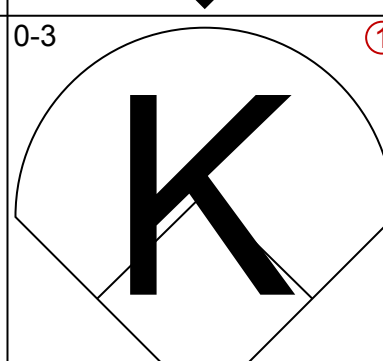
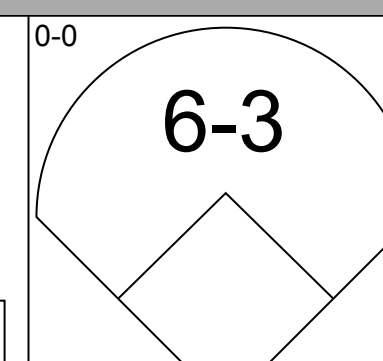
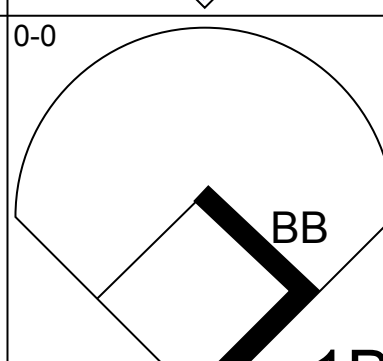
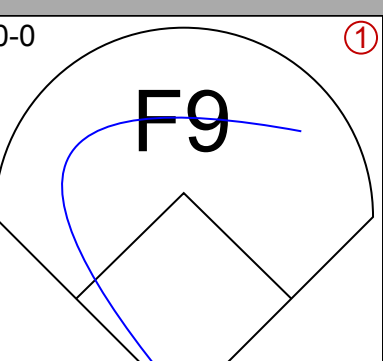
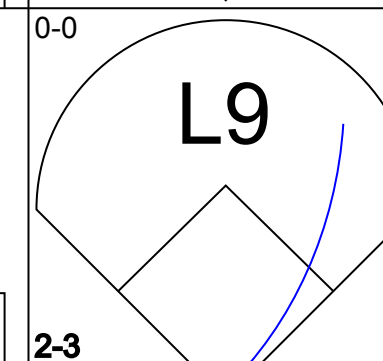
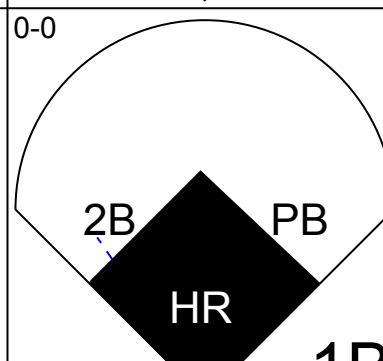
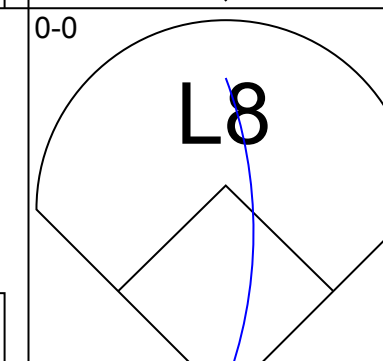
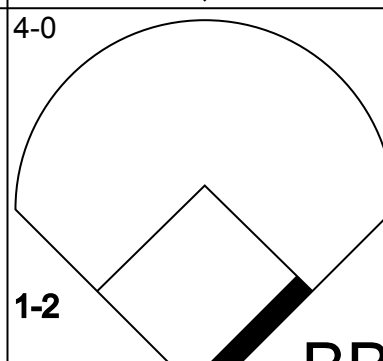
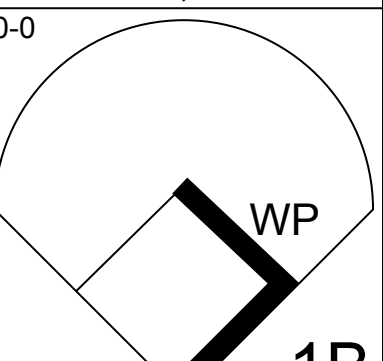
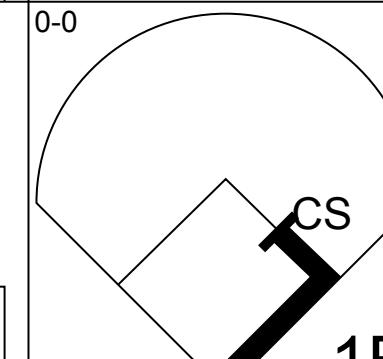
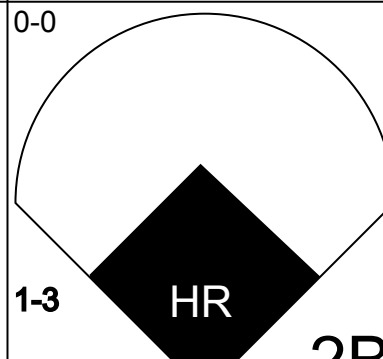
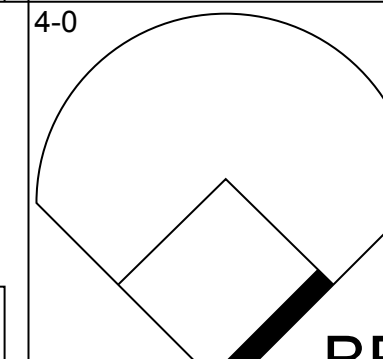
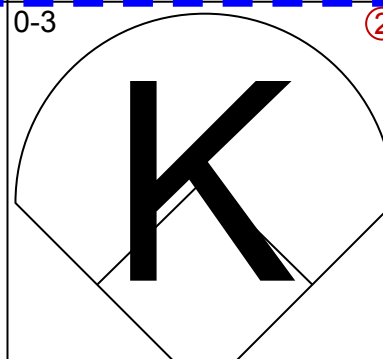
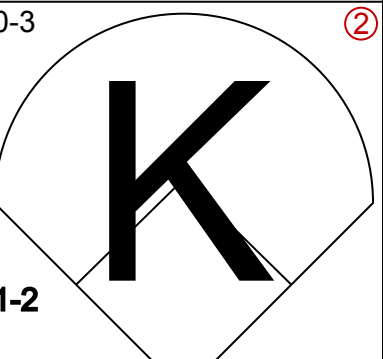
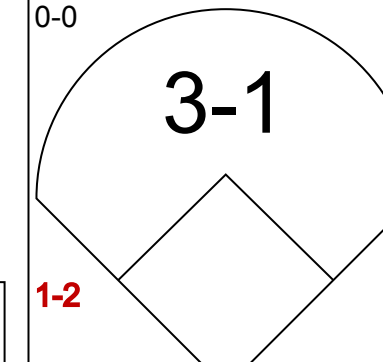
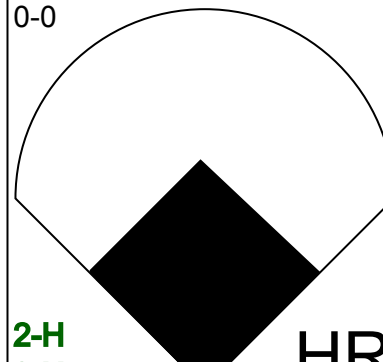
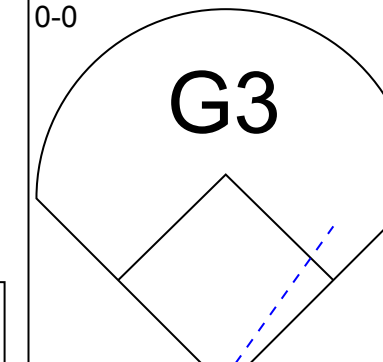
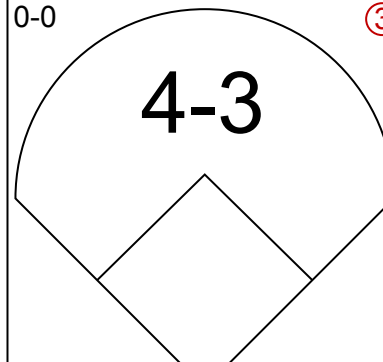
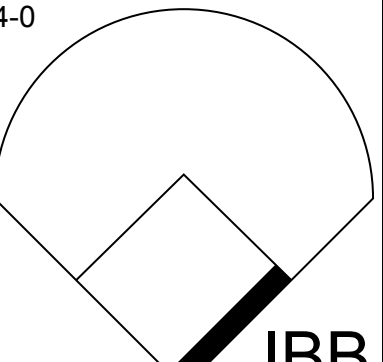
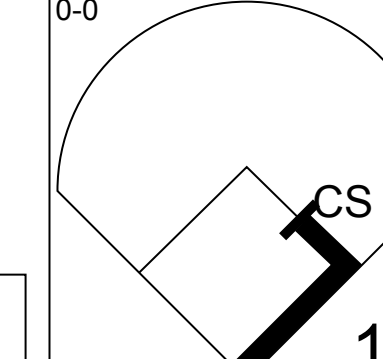
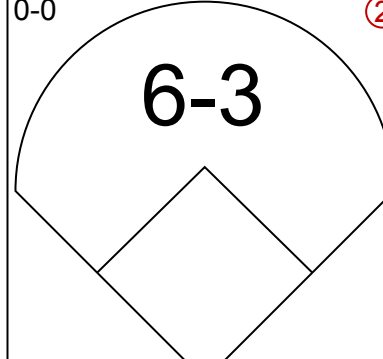
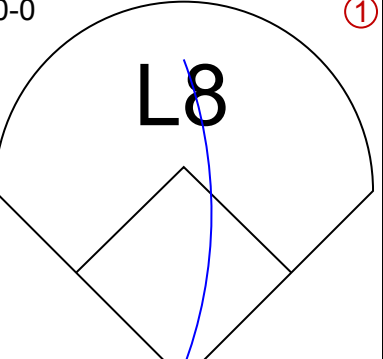
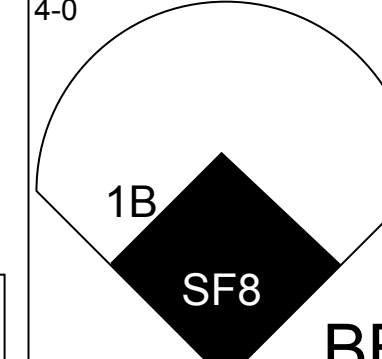
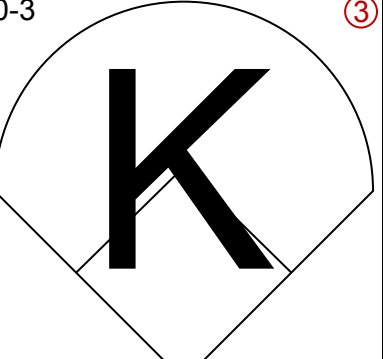
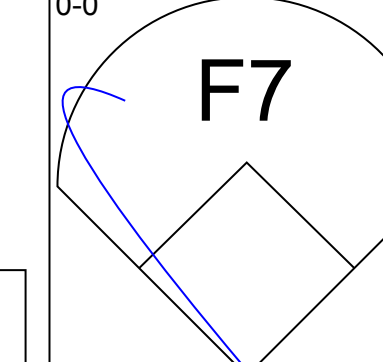
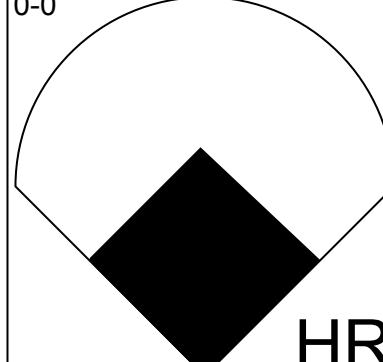
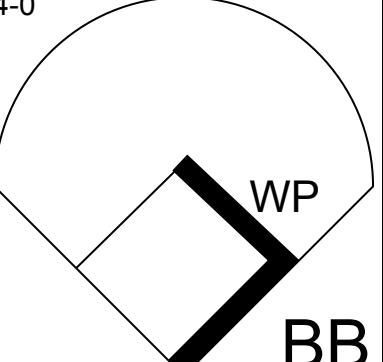
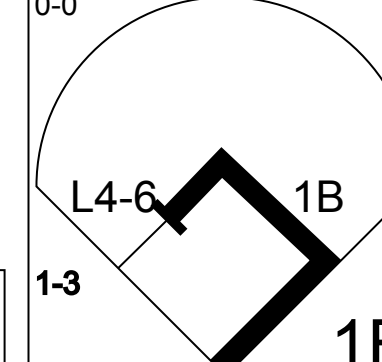
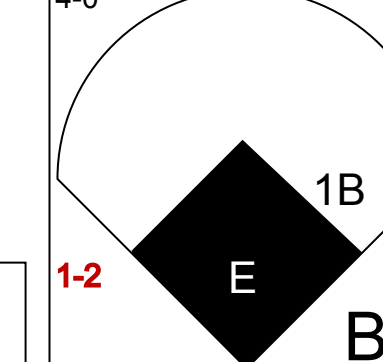
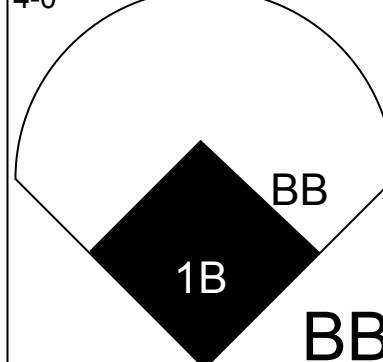
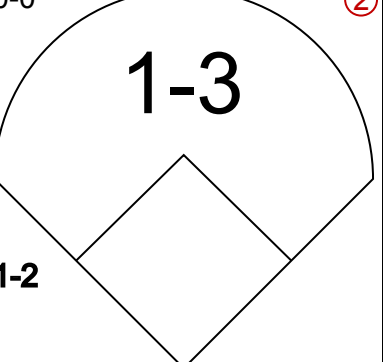
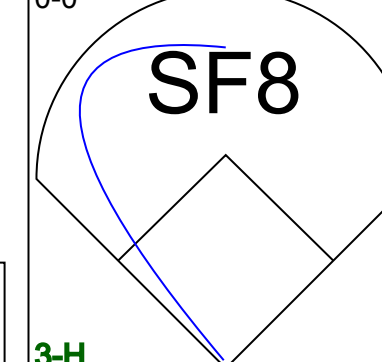
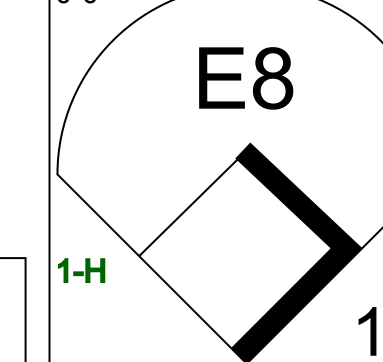
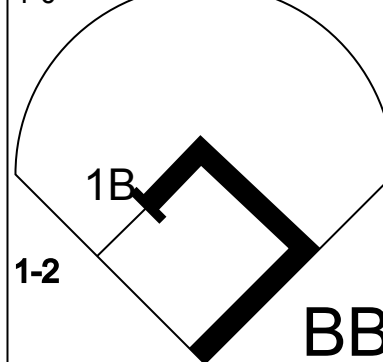
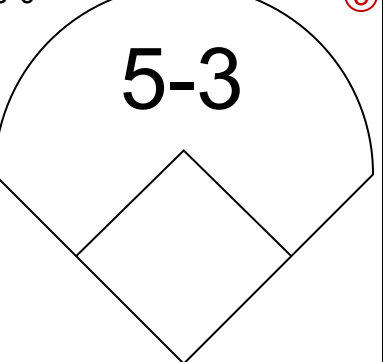
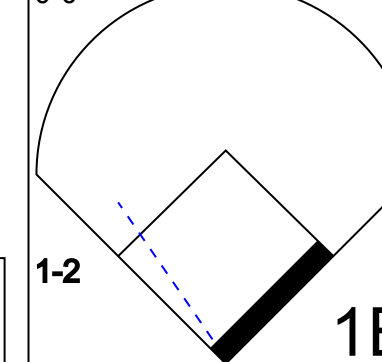
Batter	1	2	3	4	5	6	7	8	9	AB	R	H	RBI	BB	SO	LOB	TOP								
Rick Miller, L OBP: 0.377, SLG: 0.409 (1, 8)										4	1	1	0	0	1	0	California Angels @ Milwaukee Brewers Milwaukee County Stadium, Milwaukee, WI Tue May 22 1979, 8:05 PM EDT Att. 9,857 - Unknown - 53 F								
Dan Ford, R OBP: 0.333, SLG: 0.419 (1, 9)										4	0	4	1	0	0	0									
Rod Carew, L OBP: 0.466, SLG: 0.456 (1, 3)										2	0	0	0	1	1	2									
Don Baylor, R OBP: 0.414, SLG: 0.510 (1, 10)										4	0	0	0	0	0	4									
Joe Rudi, R OBP: 0.307, SLG: 0.403 (1, 7)										1	0	0	0	0	0	1									
Merv Rettenmund, R OBP: 0.150, SLG: 0.150 (1, 7)										3	0	0	0	0	0	2									
Carney Lansford, R OBP: 0.330, SLG: 0.452 (1, 5)										3	0	0	0	0	1	1									
Brian Downing, R OBP: 0.407, SLG: 0.534 (1, 2)										3	0	0	0	0	0	0									
Jim Anderson, R OBP: 0.429, SLG: 0.400 (8, 2)										0	0	0	0	0	0	0									
Bobby Grich, R OBP: 0.331, SLG: 0.510 (1, 4)										3	0	0	0	0	1	0									
Dickie Thon, R (8, 4)										0	0	0	0	0	0	0									
Bert Campaneris, R OBP: 0.242, SLG: 0.196 (1, 6)										3	0	0	0	0	0	0									
Inning Stats	R: 1 E: 0 K: 0 S: 5	H: 2 LOB: 1 BB: 0 P: 5	R: 0 E: 0 K: 1 S: 5	H: 0 LOB: 0 BB: 0 P: 5	R: 0 E: 0 K: 1 S: 5	H: 1 LOB: 0 BB: 0 P: 5	R: 0 E: 0 K: 0 S: 3	H: 0 LOB: 1 BB: 1 P: 7	R: 0 E: 0 K: 1 S: 5	H: 0 LOB: 0 BB: 0 P: 5	R: 0 E: 0 K: 0 S: 6	H: 1 LOB: 1 BB: 0 P: 6	R: 0 E: 0 K: 0 S: 3	H: 0 LOB: 0 BB: 0 P: 3	R: 0 E: 0 K: 0 S: 3	H: 0 LOB: 0 BB: 0 P: 3	R: 0 E: 0 K: 0 S: 4	H: 1 LOB: 1 BB: 0 P: 4	1B: 4 2B: 1 3B: 0 HR: 0	SF: 0 SAC: 1 DP: 0 HBP: 0	WP: 0 PB: 0 SB: 0 CS: 1	PA: 33			
PITCHER Lary Sorensen, R ERA: 2.85 (1, 1)	IP: 9.0 WLS: W BF: 32	H: 5 R: 1 ER: 1 SO: 4	BB: 1 IBB: 0 HBP: 0 BLK: 0	WP: 0 HR: 0 S: 39 P: 43	ERA: 1.00 WHIP: 0.667																				

Batter	1	2	3	4	5	6	7	8	9	AB	R	H	RBI	BB	SO	LOB	BOTTOM									
Jim Gantner, L OBP: 0.362, SLG: 0.308 (1, 5)										4	1	2	0	1	0	0	California Angels @ Milwaukee Brewers Milwaukee County Stadium, Milwaukee, WI Tue May 22 1979, 8:05 PM EDT Att. 9,857 - Unknown - 53 F									
Robin Yount, R OBP: 0.305, SLG: 0.365 (1, 6)										3	1	2	0	1	0	1										
Cecil Cooper, L OBP: 0.384, SLG: 0.537 (1, 3)										4	1	0	0	1	0	5										
Dick Davis, R OBP: 0.302, SLG: 0.443 (1, 7)										4	1	2	2	0	0	3										
Ben Oglivie, L OBP: 0.298, SLG: 0.435 (1, 9)										4	1	1	1	0	0	1										
Paul Molitor, R OBP: 0.348, SLG: 0.456 (1, 4)										4	1	3	2	0	0	0										
Sal Bando, R OBP: 0.350, SLG: 0.301 (1, 10)										4	0	2	1	0	0	1										
Gorman Thomas, R OBP: 0.407, SLG: 0.545 (1, 8)										4	0	1	1	0	1	4										
Buck Martinez, R OBP: 0.250, SLG: 0.260 (1, 2)										4	1	1	0	0	2	3										
Inning Stats	R: 0 E: 0 K: 0 S: 3	H: 0 LOB: 1 BB: 1 P: 7	R: 1 E: 0 K: 0 S: 5	H: 2 LOB: 1 BB: 0 P: 5	R: 1 E: 0 K: 0 S: 5	H: 2 LOB: 1 BB: 0 P: 5	R: 0 E: 0 K: 1 S: 5	H: 0 LOB: 0 BB: 0 P: 5	R: 5 E: 0 K: 0 S: 7	H: 5 LOB: 2 BB: 2 P: 15	R: 0 E: 0 K: 1 S: 7	H: 2 LOB: 2 BB: 0 P: 7	R: 0 E: 0 K: 1 S: 7	H: 2 LOB: 2 BB: 0 P: 7	R: 0 E: 0 K: 0 S: 3	H: 1 LOB: 0 BB: 0 P: 3		1B: 9 2B: 4 3B: 1 HR: 0	SF: 0 SAC: 1 DP: 2 HBP: 0	WP: 0 PB: 1 SB: 0 CS: 0	PA: 39					
PITCHER Dave Frost, R ERA: 5.21 (1, 1)	IP: 4.1 WLS: L	BF: 23	H: 7 R: 7 ER: 7 SO: 1	BB: 2 IBB: 1 HBP: 0 BLK: 0	WP: 0 HR: 0 S: 22 P: 34	ERA: 14.54 WHIP: 2.077																				
Jim Barr, R ERA: 3.48 (6, 1)	IP: 0.2	BF: 3	H: 2 R: 0 ER: 0 SO: 0	BB: 0 IBB: 0 HBP: 0 BLK: 0	WP: 0 HR: 0 S: 3 P: 3	ERA: 0.00 WHIP: 3.000																				
Dyar Miller, R ERA: 3.41 (6, 1)	IP: 3.0	BF: 13	H: 5 R: 0 ER: 0 SO: 2	BB: 0 IBB: 0 HBP: 0 BLK: 0	WP: 0 HR: 0 S: 17 P: 17	ERA: 0.00 WHIP: 1.667																				

Batter	1	2	3	4	5	6	7	8	9	AB	R	H	RBI	BB	SO	LOB	TOP		
Rick Miller, L OBP: 0.374, SLG: 0.404 (1, 8)	0-3 K		0-0 5-3			0-0 L7		0-0 1-2 1B		4	0	1	0	0	1	0	California Angels @ Milwaukee Brewers Milwaukee County Stadium, Milwaukee, WI Wed May 23 1979, 8:05 PM EDT Alt. 8,408 - Unknown - 47 F livebaseballscorecards.com		
Dan Ford, R OBP: 0.331, SLG: 0.409 (1, 9)	0-0 6-3			4-0 F S BB		0-0 F7		0-0 L9		3	0	0	0	1	0	2			
Rod Carew, L OBP: 0.462, SLG: 0.450 (1, 3)	0-0 2B 1B			0-3 K					0-3 K	4	0	1	0	0	2	1			
Don Baylor, R OBP: 0.416, SLG: 0.516 (1, 7)	0-0 1-H 2B			0-0 F7				0-0 1B 1B	0-0 F9	4	0	2	0	0	0	1			
Carney Lansford, R OBP: 0.328, SLG: 0.447 (1, 5)			0-0 F9			0-0 F6		1-2 G5-4-3 1B	0-0 5-3	4	0	1	0	0	0	1			
Mery Rettenmund, R OBP: 0.174, SLG: 0.174 (1, 10)			0-0 F8			0-0 L4-3 1B		0-0 G5-4-3 1-2		3	0	1	0	0	0	2			
Bobby Grich, R OBP: 0.325, SLG: 0.500 (1, 4)			0-0 5-3			0-0 L4-3 1-2			0-0 F9	3	0	0	0	0	0	1			
Bert Campaneris, R OBP: 0.231, SLG: 0.186 (1, 6)			0-0 6-3			0-0 L6			0-0 F8	3	0	0	0	0	0	0			
Jim Anderson, R OBP: 0.400, SLG: 0.286 (1, 2)			0-0 F9						0-0 F3	2	0	0	0	1	0	0			
Inning Stats	R: 0 E: 0 K: 1 S: 6	H: 2 LOB: 2 BB: 0 P: 6	R: 0 E: 0 K: 0 S: 3	H: 0 LOB: 0 BB: 0 P: 3	R: 0 E: 0 K: 0 S: 3	H: 0 LOB: 0 BB: 1 P: 9	R: 0 E: 0 K: 0 S: 3	H: 1 LOB: 0 BB: 0 P: 3	R: 0 E: 0 K: 0 S: 3	H: 0 LOB: 0 BB: 0 P: 3	R: 0 E: 0 K: 0 S: 4	H: 2 LOB: 1 BB: 0 P: 4	R: 0 E: 0 K: 0 S: 4	H: 1 LOB: 2 BB: 1 P: 8	R: 0 E: 0 K: 1 S: 5	H: 0 LOB: 0 BB: 0 P: 5	1B: 5 2B: 2 3B: 0 HR: 0	SF: 0 SAC: 0 DP: 2 HBP: 0	WP: 0 PA: 32 SB: 0 CS: 1
PITCHER Bill Travers, L ERA: 2.91 (1, 1)	IP: 9.0 WLS: W BF: 32 H: 6 R: 0 ER: 0 SO: 3 BB: 2 IBB: 0 HBP: 0 BLK: 0 WP: 0 HR: 0 S: 36 P: 44 ERA: 0.00 WHIP: 0.889																		

Batter	1	2	3	4	5	6	7	8	9	AB	R	H	RBI	BB	SO	LOB	BOTTOM		
Jim Gantner, L OBP: 0.353, SLG: 0.302 (1, 5)	0-0 G6-4-3 1B		0-0 G1-6-3 1-2			0-0 F7	0-0 F8			4	0	1	0	0	0	4	California Angels @ Milwaukee Brewers Milwaukee County Stadium, Milwaukee, WI Wed May 23 1979, 8:05 PM EDT Alt. 8,408 - Unknown - 47 F livebaseballscorecards.com		
Robin Yount, R OBP: 0.298, SLG: 0.356 (1, 6)	0-0 G6-4-3 1-2			0-0 6-3		0-0 L9		0-0 F9		4	0	0	0	0	0	1			
Cecil Cooper, L OBP: 0.376, SLG: 0.524 (1, 10)	0-0 F9			0-0 F9		0-0 F7		0-0 F7		4	0	0	0	0	0	0			
Dick Davis, R OBP: 0.313, SLG: 0.446 (1, 7)		0-3 K		0-0 WP 1B		0-0 F7		0-0 1B		4	0	2	0	0	1	0			
Ben Oglivie, L OBP: 0.297, SLG: 0.425 (1, 9)		0-0 F5		4-0 1-2 BB		0-0 4-3		0-0 L9		3	0	0	0	1	0	1			
Paul Molitor, R OBP: 0.353, SLG: 0.460 (1, 4)		0-0 S 1B		0-0 F3		0-0 BB 1B WP 1B				3	1	2	0	0	0	2			
Sal Bando, R OBP: 0.349, SLG: 0.301 (1, 3)		0-0 F9 1-2			0-3 K				0-0 WP BB 1B	3	0	1	0	0	1	1			
Gorman Thomas, R OBP: 0.412, SLG: 0.541 (1, 8)			4-0 G1-6-3 BB			0-0 F7		4-0 WP BB		1	0	0	0	2	0	0			
Buck Martinez, R OBP: 0.241, SLG: 0.250 (1, 2) Charlie Moore, R OBP: 0.432, SLG: 0.487 (7, PH) (8, 2)			0-0 F7			0-0 5-3		4-0 1-2 2-3 3-H BB		2	0	0	0	0	0	1			
Inning Stats	R: 0 E: 0 K: 0 S: 3	H: 1 LOB: 0 BB: 0 P: 3	R: 0 E: 0 K: 1 S: 6	H: 1 LOB: 1 BB: 0 P: 6	R: 0 E: 0 K: 0 S: 2	H: 0 LOB: 0 BB: 1 P: 6	R: 0 E: 0 K: 0 S: 4	H: 1 LOB: 2 BB: 1 P: 8	R: 0 E: 0 K: 1 S: 5	H: 0 LOB: 0 BB: 0 P: 5	R: 0 E: 0 K: 0 S: 3	H: 2 LOB: 3 BB: 2 P: 13	R: 0 E: 0 K: 0 S: 4	H: 1 LOB: 1 BB: 0 P: 4	R: 0 E: 0 K: 1 S: 5	H: 0 LOB: 0 BB: 0 P: 5	1B: 6 2B: 0 3B: 0 HR: 0	SF: 0 SAC: 0 DP: 2 HBP: 0	WP: 2 PA: 32 SB: 0 CS: 0
PITCHER Don Aase, R ERA: 4.86 (1, 1)	IP: 8.0 WLS: L BF: 32 H: 6 R: 1 ER: 1 SO: 2 BB: 4 IBB: 0 HBP: 0 BLK: 0 WP: 2 HR: 0 S: 32 P: 48 ERA: 1.12 WHIP: 1.250																		

Batter	1	2	3	4	5	6	7	8	9	AB	R	H	RBI	BB	SO	LOB	TOP					
Rick Miller, L OBP: 0.365, SLG: 0.393 (1, 8)										4	1	0	1	0	1	2	California Angels @ Milwaukee Brewers Milwaukee County Stadium, Milwaukee, WI Thu May 24 1979, 4:33 AM EDT Att: 16,314 - Unknown - 54 F					
Dan Ford, R OBP: 0.347, SLG: 0.431 (1, 9)									3	1	2	1	2	0	0							
Rod Carew, L OBP: 0.455, SLG: 0.439 (1, 3)										4	0	0	0	1	1	7						
Don Baylor, R OBP: 0.416, SLG: 0.509 (1, 7)										4	2	1	1	1	1	2						
Willie Aikens, L OBP: 0.385, SLG: 0.593 (1, 10)										5	0	2	1	0	0	2						
Carney Lansford, R OBP: 0.324, SLG: 0.437 (1, 5)										4	0	0	0	1	2	4						
Bobby Grich, R OBP: 0.329, SLG: 0.503 (1, 4)										3	1	1	1	1	0	1						
Tom Donohue, R OBP: 0.500, SLG: 0.333 (1, 2)										3	1	1	0	1	1	2						
Bert Campaneris, R OBP: 0.232, SLG: 0.177 (1, 6)										3	0	0	0	1	0	1						
Inning Stats	R: 0 E: 0 K: 2 S: 7	H: 0 LOB: 1 BB: 1 P: 11	R: 0 E: 0 K: 1 S: 5	H: 0 LOB: 1 BB: 1 P: 9	R: 0 E: 0 K: 0 S: 3	H: 0 LOB: 0 BB: 0 P: 3	R: 0 E: 0 K: 1 S: 5	H: 0 LOB: 1 BB: 1 P: 9	R: 5 E: 1 K: 1 S: 8	H: 3 LOB: 1 BB: 3 P: 20	R: 0 E: 0 K: 0 S: 5	H: 1 LOB: 3 BB: 1 P: 9	R: 1 E: 0 K: 0 S: 4	H: 1 LOB: 1 BB: 1 P: 8	R: 0 E: 0 K: 1 S: 6	H: 1 LOB: 0 BB: 0 P: 6	R: 0 E: 0 K: 0 S: 3	H: 1 LOB: 0 BB: 0 P: 3	1B: 4 2B: 2 3B: 1 HR: 0	SF: 0 SAC: 1 DP: 1 HBP: 0	WP: 0 PB: 0 CS: 0	PA: 42
PITCHER	IP	WLS	BF	H	R	ER	SO	BB	IBB	HBP	BLK	WP	HR	S	P	ERA	WHIP					
Moose Haas, R ERA: 5.44 (1, 1)	4.2		22	2	5	5	4	6	0	0	0	0	0	24	48	9.64	1.714					
Jerry Augustine, L ERA: 2.42 (5, 1)	4.1	W	20	5	1	1	2	2	0	0	0	0	0	22	30	2.08	1.615					

Batter	1	2	3	4	5	6	7	8	9	AB	R	H	RBI	BB	SO	LOB	BOTTOM				
Jim Gantner, L OBP: 0.397, SLG: 0.333 (1, 5)										5	1	2	1	0	0	3	California Angels @ Milwaukee Brewers Milwaukee County Stadium, Milwaukee, WI Thu May 24 1979, 4:33 AM EDT Att: 16,314 - Unknown - 54 F				
Robin Yount, R OBP: 0.301, SLG: 0.358 (1, 6)										5	1	2	1	0	1	0					
Cecil Cooper, L OBP: 0.361, SLG: 0.523 (1, 3)										4	1	2	0	1	0	1					
Dick Davis, R OBP: 0.333, SLG: 0.464 (1, 7)										4	1	2	1	1	2	3					
Ben Oglivie, L OBP: 0.300, SLG: 0.443 (1, 9)										4	1	1	3	1	0	4					
Paul Molitor, R OBP: 0.395, SLG: 0.455 (1, 4)										4	1	1	0	1	1	2					
Sal Bando, R OBP: 0.359, SLG: 0.331 (1, 10)										3	1	2	1	1	0	1					
Gorman Thomas, R OBP: 0.414, SLG: 0.537 (1, 8)										1	2	0	1	2	0	1					
Charlie Moore, R OBP: 0.446, SLG: 0.494 (1, 2)										3	0	2	0	1	0	1					
Inning Stats	R: 2 E: 0 K: 0 S: 5	H: 3 LOB: 0 BB: 0 P: 5	R: 1 E: 1 K: 0 S: 4	H: 2 LOB: 1 BB: 1 P: 8	R: 5 E: 0 K: 1 S: 9	H: 5 LOB: 2 BB: 2 P: 17	R: 0 E: 0 K: 0 S: 3	H: 0 LOB: 1 BB: 1 P: 7	R: 0 E: 0 K: 1 S: 6	H: 1 LOB: 2 BB: 1 P: 10	R: 1 E: 0 K: 0 S: 4	H: 2 LOB: 1 BB: 1 P: 8	R: 0 E: 0 K: 2 S: 8	H: 1 LOB: 2 BB: 1 P: 12	R: 0 E: 0 K: 0 S: 3	H: 1 LOB: 0 BB: 0 P: 3	1B: 10 2B: 3 3B: 0 HR: 2	SF: 1 SAC: 0 DP: 1 HBP: 0	WP: 2 PB: 1 CS: 2	PA: 42	
PITCHER	IP	WLS	BF	H	R	ER	SO	BB	IBB	HBP	BLK	WP	HR	S	P	ERA	WHIP				
Chris Knapp, R ERA: 5.61 (1, 1)	2.2	L	16	9	7	6	1	1	0	0	0	0	0	9	29	3.38	2.625				
Mike Barlow, R ERA: 8.59 (3, 1)	2.2		14	2	1	1	0	5	0	0	0	1	0	9	29	3.38	2.625				
Mark Clear, R ERA: 2.01 (6, 1)	2.2		12	3	1	1	3	1	1	0	0	1	0	16	24	3.38	1.500				

Batter	1	2	3	4	5	6	7	8	9	AB	R	H	RBI	BB	SO	LOB	TOP								
Rick Miller, L OBP: 0.354, SLG: 0.379 (1, 8)	E1 BB		K 1-2			E9 6-3 SF8		6-3	G6-3	5	1	0	0	0	1	4	California Angels @ Chicago White Sox Comiskey Park, Chicago, IL Fri May 25 1979, 8:05 PM EDT Att: 20,554 - Unknown - 54 F								
Dan Ford, R OBP: 0.351, SLG: 0.424 (1, 9)	F9					6-3		BB BB		2	0	0	0	2	0	2									
Rod Carew, L OBP: 0.455, SLG: 0.433 (1, 3)	1-2 BB		6-3			4-0 FC6-4 BB		F7		2	0	0	0	2	0	2									
Don Baylor, R OBP: 0.412, SLG: 0.503 (1, 7)	F3			5-3		0-0 SF8		1-2 BB		2	0	0	1	1	0	2									
Carney Lansford, R OBP: 0.317, SLG: 0.427 (1, 5)	K			6-3		3-H 0-0 FC6-4 1-2		L9		4	0	0	0	0	1	5									
Bobby Grich, R OBP: 0.333, SLG: 0.507 (1, 4)		1-3		K				2B		3	0	1	0	1	1	0									
Willie Aikens, L OBP: 0.379, SLG: 0.571 (1, 10)		K			K			F7		3	0	0	0	1	2	1									
Tom Donohue, R OBP: 0.286, SLG: 0.167 (1, 2)																									
Willie Davis, L OBP: 0.222, SLG: 0.125 (9, PH)		5-3			F3			F5	E6 G6-3 1-2 2-3	3	0	0	0	0	0	1									
Bert Campaneris, R OBP: 0.233, SLG: 0.169 (1, 6)								F7		1	0	0	0	0	0	2									
Bert Campaneris, R OBP: 0.233, SLG: 0.169 (1, 6)								F7		3	0	0	0	1	1	4									
Inning Stats	R: 0 E: 1 K: 1 S: 6	H: 0 LOB: 2 BB: 1 P: 10	R: 0 E: 0 K: 1 S: 5	H: 0 LOB: 0 BB: 0 P: 5	R: 0 E: 0 K: 1 S: 4	H: 0 LOB: 1 BB: 2 P: 12	R: 0 E: 0 K: 1 S: 5	H: 0 LOB: 0 BB: 0 P: 5	R: 0 E: 0 K: 1 S: 5	H: 0 LOB: 0 BB: 0 P: 5	R: 1 E: 1 K: 0 S: 4	H: 0 LOB: 1 BB: 1 P: 8	R: 0 E: 0 K: 0 S: 4	H: 1 LOB: 1 BB: 0 P: 4	R: 0 E: 0 K: 0 S: 3	H: 0 LOB: 2 BB: 2 P: 11	R: 0 E: 1 K: 1 S: 5	H: 0 LOB: 2 BB: 2 P: 13	1B: 0 2B: 1 3B: 0 HR: 0	SF: 1 SAC: 0 DP: 1 HBP: 0	WP: 0 PB: 0 CS: 0	PA: 37			
PITCHER	IP	WLS	BF	H	R	ER	SO	BB	IBB	HBP	BLK	WP	HR	S	P	ERA	WHIP								
Ross Baumgarten, L ERA: 2.35 (1, 1)	8.0	W	34	1	1	0	5	8	0	0	0	0	0	36	68	0.00	1.125								
Randy Scarbery, R ERA: 4.74 (9, 1)	1.0		3	0	0	0	1	0	0	0	0	0	0	5	5	0.00	0.000								

AB	28
R	1
H	1
RBI	1
BB	8
SO	6
LOB	23



Batter	1	2	3	4	5	6	7	8	9	AB	R	H	RBI	BB	SO	LOB	BOTTOM								
Ralph Garr, L OBP: 0.347, SLG: 0.474 (1, 7)										4	0	2	0	0	0	1	California Angels @ Chicago White Sox Comiskey Park, Chicago, IL Fri May 25 1979, 8:05 PM EDT Att: 20,554 - Unknown - 54 F								
Rusty Torres, S OBP: 0.500, SLG: 0.333 (7, 7)			6-3			4-3				0	0	0	0	0	0	0									
Claudell Washington, L OBP: 0.321, SLG: 0.471 (1, 9)	F9		K					4-3		4	0	0	0	0	2	2									
Chet Lemon, R OBP: 0.415, SLG: 0.500 (1, 8)	K		K			F8		G4-6-3 1B		4	0	1	0	0	2	2									
Eric Soderholm, R OBP: 0.350, SLG: 0.442 (1, 5)		2B 2B				L7		G4-6-3 1-2		4	2	2	0	0	0	2									
Alan Bannister, R OBP: 0.444, SLG: 0.467 (1, 4)		G3 1B 2B						6-3		3	3	2	1	1	0	0									
Jorge Orta, L OBP: 0.314, SLG: 0.253 (1, 10)		G3				F6		6-3 BB		3	0	0	0	1	0	4									
Lamar Johnson, R OBP: 0.396, SLG: 0.468 (1, 3)								6-3		3	1	3	4	0	0	0									
Mike Squires, L OBP: 0.318, SLG: 0.339 (7, 3)						S 1B 2B		6-3		1	0	0	0	0	0	1									
Bill Nahorodny, R OBP: 0.330, SLG: 0.500 (1, 2)		3-H 1B				2-H 3-H 3B		6-3		4	0	1	1	0	1	3									
Greg Pryor, R OBP: 0.331, SLG: 0.355 (1, 6)		F3				FC5-4 1B		F8		3	0	0	0	0	0	3									
Inning Stats	R: 0 E: 0 K: 1 S: 5	H: 1 LOB: 1 BB: 0 P: 5	R: 2 E: 0 K: 0 S: 6	H: 3 LOB: 1 BB: 0 P: 6	R: 0 E: 0 K: 2 S: 7	H: 0 LOB: 0 BB: 0 P: 7	R: 2 E: 0 K: 1 S: 8	H: 3 LOB: 1 BB: 0 P: 8	R: 0 E: 0 K: 1 S: 6	H: 1 LOB: 1 BB: 0 P: 6	R: 2 E: 0 K: 0 S: 5	H: 2 LOB: 1 BB: 1 P: 9	R: 0 E: 0 K: 0 S: 3	H: 1 LOB: 0 BB: 0 P: 3	R: 0 E: 0 K: 0 S: 3	H: 0 LOB: 1 BB: 1 P: 7	1B: 6 2B: 5 3B: 1 HR: 0	SF: 0 SAC: 0 DP: 2 HBP: 0	WP: 2 PB: 1 SB: 2 CS: 1	PA: 35					
PITCHER	IP	WLS	BF	H	R	ER	SO	BB	IBB	HBP	BLK	WP	HR	S	P	ERA	WHIP								
Nolan Ryan, R ERA: 3.36 (1, 1)	5.1	L	25	9	6	6	5	1	0	0	0	1	0	34	38	10.12	1.875								
Dyar Miller, R ERA: 3.13 (6, 1)	2.2		10	2	0	0	0	1	0	0	0	1	0	9	13	0.00	1.125								

AB	33
R	6
H	11
RBI	6
BB	2
SO	5
LOB	18



Batter	1	2	3	4	5	6	7	8	9	AB	R	H	RBI	BB	SO	LOB	TOP					
Rick Miller, L OBP: 0.353, SLG: 0.377 (1, 8)	G3	G3		4-3			4-3		CS	6	0	2	3	0	0	5						
Carney Lansford, R OBP: 0.320, SLG: 0.426 (1, 5)	FC6-4 1B		5-3	1B	F7			5-3	CS	5	0	2	1	0	0	1						
Rod Carew, L OBP: 0.454, SLG: 0.432 (1, 3)	FC6-4 1-2		K	FC6-4 1B			F8		BB 1B	5	0	2	0	0	1	1						
Don Baylor, R OBP: 0.412, SLG: 0.503 (1, 7)	F8 1-2		K	FC6-4 1-2			S 2B		BB 1B	4	0	1	0	1	1	3						
Willie Aikens, L OBP: 0.380, SLG: 0.552 (1, 10)		4-3		2B 1B BB	2B BB		K		F7 BB	3	2	0	0	2	1	3						
Dan Ford, R OBP: 0.353, SLG: 0.438 (1, 9)	6-3			1B 2B	PB 1B 2B		K		F7	5	2	2	1	0	1	3						
Brian Downing, R OBP: 0.413, SLG: 0.533 (1, 2)	1B HBP BB			2B 1B	K		F5		SH3 S 1B	4	2	2	2	1	1	1						
Bobby Grich, R OBP: 0.343, SLG: 0.513 (1, 4)	1B HBP			SH3 1B 2B	PB 1B BB		L8		SH3	2	2	1	1	1	0	0						
Bert Campaneris, R OBP: 0.234, SLG: 0.174 (1, 6)	1-2 2-3 1B			SH3 2-3	L9		E4		4-3	4	0	1	0	0	0	3						
Inning Stats	R: 0 E: 0 K: 0 S: 4	H: 1 LOB: 1 BB: 0 P: 4	R: 0 E: 0 K: 0 S: 4	H: 1 LOB: 3 BB: 1 P: 9	R: 0 E: 0 K: 2 S: 7	H: 0 LOB: 0 BB: 0 P: 7	R: 4 E: 0 K: 0 S: 8	H: 5 LOB: 2 BB: 1 P: 12	R: 3 E: 0 K: 1 S: 7	H: 2 LOB: 1 BB: 2 P: 15	R: 0 E: 0 K: 2 S: 8	H: 1 LOB: 1 BB: 0 P: 8	R: 0 E: 1 K: 0 S: 4	H: 0 LOB: 1 BB: 0 P: 4	R: 0 E: 0 K: 0 S: 4	H: 1 LOB: 2 BB: 1 P: 8	R: 1 E: 0 K: 0 S: 4	H: 2 LOB: 0 BB: 0 P: 4	1B: 9 2B: 4 3B: 0 HR: 0	SF: 0 SAC: 2 DP: 0 HBP: 1	WP: 0 PB: 1 SB: 3 CS: 1	PA: 47
PITCHER	IP	WLS	BF	H	R	ER	SO	BB	IBB	HBP	BLK	WP	HR	S	P	ERA	WHIP					
Fred Howard, R ERA: 10.8 (1, 1)	3.1	L	18	5	4	4	2	2	0	1	0	0	0	19	28	10.80	2.100					
Steve Trout, L ERA: 5.49 (4, 1)	5.2	S	28	8	4	3	3	3	0	0	0	0	0	31	43	4.76	1.941					

California Angels @ Chicago White Sox
Comiskey Park, Chicago, IL
Sat May 26 1979, 4:33 AM EDT
Att: 31,576 - Unknown - 60 F

AB 38
R 8
H 13
RBI 8
BB 5
SO 5
LOB 20





Batter	1	2	3	4	5	6	7	8	9	AB	R	H	RBI	BB	SO	LOB	BOTTOM					
Junior Moore, R OBP: 0.344, SLG: 0.333 (1, 7)	G1-6-3 1B				6-3				F8	3	0	1	0	0	0	2						
Ralph Garr, L OBP: 0.349, SLG: 0.475 (7, FH)		1-3					G5-4-3 1B			2	0	1	1	0	0	0						
Greg Pryor, R OBP: 0.323, SLG: 0.347 (1, 6)	K				5-3		F8			3	0	0	0	0	2	1						
Claude Washington, L OBP: 0.319, SLG: 0.468 (7, FH)			K							1	0	0	0	0	0	2						
Don Kessinger, S OBP: 0.235, SLG: 0.200 (8, 6)										0	0	0	0	0	0	0						
Chet Lemon, R OBP: 0.412, SLG: 0.491 (1, 8)	G1-6-3 1-2			G6-4-3 BB			F7	G5-4-3 1-2		3	0	0	0	1	0	3						
Eric Soderholm, R OBP: 0.353, SLG: 0.464 (1, 5)				G6-4-3 HR			6-3		1B	4	1	2	1	0	0	1						
Alan Bannister, R OBP: 0.439, SLG: 0.460 (1, 4)		B2			F9				F9	4	0	1	0	0	0	1						
Lamar Johnson, R OBP: 0.400, SLG: 0.480 (1, 3)		BB 1B					F7		F7	4	1	2	0	0	0	2						
Wayne Nordhagen, R OBP: 0.293, SLG: 0.296 (1, 10)										3	1	1	0	0	1	2						
Jorge Orta, L OBP: 0.311, SLG: 0.250 (8, FH)		F8			K				K	1	0	0	0	0	1	1						
Bill Nahorodny, R OBP: 0.337, SLG: 0.488 (1, 2)					K				F3	2	1	0	0	2	1	1						
Rusty Torres, S OBP: 0.500, SLG: 0.385 (1, 9)							F2		K	4	0	2	2	0	1	0						
Inning Stats	R: 0 E: 0 K: 1 S: 5	H: 1 LOB: 0 BB: 0 P: 5	R: 2 E: 0 K: 0 S: 6	H: 3 LOB: 2 BB: 1 P: 10	R: 0 E: 0 K: 1 S: 4	H: 0 LOB: 0 BB: 1 P: 8	R: 0 E: 0 K: 2 S: 8	H: 1 LOB: 1 BB: 0 P: 8	R: 0 E: 0 K: 0 S: 3	H: 0 LOB: 0 BB: 0 P: 3	R: 0 E: 0 K: 0 S: 4	H: 1 LOB: 1 BB: 0 P: 4	R: 2 E: 0 K: 0 S: 5	H: 3 LOB: 1 BB: 1 P: 9	R: 0 E: 0 K: 1 S: 6	H: 1 LOB: 0 BB: 0 P: 6	R: 0 E: 0 K: 1 S: 5	H: 0 LOB: 0 BB: 0 P: 5	1B: 8 2B: 1 3B: 0 HR: 1	SF: 0 SAC: 0 DP: 3 HBP: 0	WP: 0 PB: 0 SB: 0 CS: 0	PA: 37
PITCHER	IP	WLS	BF	H	R	ER	SO	BB	IBB	HBP	BLK	WP	HR	S	P	ERA	WHIP					
Frank Tanana, L ERA: 4.3 (1, 1)	6.0	W	27	8	4	4	4	3	0	0	0	0	0	32	44	6.00	1.833					
Mark Clear, R ERA: 1.87 (7, 1)	3.0	S	10	2	0	0	2	0	0	0	0	0	0	14	14	0.00	0.667					

California Angels @ Chicago White Sox
Comiskey Park, Chicago, IL
Sat May 26 1979, 4:33 AM EDT
Att: 31,576 - Unknown - 60 F

AB 34
R 4
H 10
RBI 4
BB 3
SO 6
LOB 16



Batter	1	2	3	4	5	6	7	8	9	AB	R	H	RBI	BB	SO	LOB	TOP			
Rick Miller, L OBP: 0.360, SLG: 0.377 (1, 8)	0-0 4-3		4-0 BB		0-3 K		4-0 FC5-4 BB		0-0 G5-4-3 1B	3	0	1	0	2	1	0	California Angels @ Chicago White Sox Comiskey Park, Chicago, IL Sun May 27 1979, 4:33 AM EDT Unknown - 54 F livebaseballscorecards.com			
Carney Lansford, R OBP: 0.312, SLG: 0.415 (1, 5)	0-0 5-3		0-0 L1-4			0-0 F9	0-0 FC5-4		0-0 G5-4-3	5	0	0	0	0	0	5				
Rod Carew, L OBP: 0.455, SLG: 0.430 (1, 3)	4-0 BB			0-0 F8		0-0 HBP E 1B	0-0 6-3			3	1	1	0	1	0	1				
Don Baylor, R OBP: 0.419, SLG: 0.512 (1, 7)	0-3 K			0-0 E S 1B		1-0 E 3B HBP		0-0 F9 SF7 2B		3	2	2	0	0	1	1				
Willie Aikens, L OBP: 0.375, SLG: 0.538 (1, 10)		0-0 F8		0-3 K		0-0 E8 3B 1B		0-0 F9		4	1	1	1	0	1	2				
Dan Ford, R OBP: 0.350, SLG: 0.436 (1, 9)		0-0 6-3		0-0 1B		0-0 G3		0-0 SF7		3	0	1	1	0	0	2				
Brian Downing, R OBP: 0.409, SLG: 0.539 (1, 2)		0-0 6-3		0-0 F9		0-0 3B		0-0 F8		4	0	1	2	0	0	2				
Bobby Grich, R OBP: 0.335, SLG: 0.500 (1, 4)			0-0 F9		0-0 F8	0-0 F4			0-0 6-3	4	0	0	0	0	0	1				
Bert Campaneris, R OBP: 0.247, SLG: 0.181 (1, 6)			4-0 L1-4 CS BB		0-0 6-3		0-0 6-3		0-0 1B	3	0	1	0	1	0	0	 WP: 0 PA: 38 RB: 0 SB: 1 CS: 1			
Inning Stats	R: 0 E: 0 K: 1 S: 5	H: 0 LOB: 1 BB: 1 P: 9	R: 0 E: 0 K: 0 S: 3	H: 0 LOB: 0 BB: 0 P: 3	R: 0 E: 0 K: 0 S: 2	H: 0 LOB: 1 BB: 2 P: 10	R: 0 E: 0 K: 1 S: 7	H: 2 LOB: 2 BB: 0 P: 7	R: 0 E: 0 K: 1 S: 5	H: 0 LOB: 0 BB: 0 P: 5	R: 3 E: 1 K: 0 S: 6	H: 3 LOB: 1 BB: 0 P: 7	R: 0 E: 0 K: 0 S: 3	H: 0 LOB: 1 BB: 1 P: 7	R: 1 E: 0 K: 0 S: 4	H: 1 LOB: 0 BB: 0 P: 4		R: 0 E: 0 K: 0 S: 4	H: 2 LOB: 1 BB: 0 P: 4	1B: 6 2B: 2 3B: 1 HR: 0
PITCHER Francisco Barrios, R ERA: 3.88 (1, 1)	IP: 9.0 WLS: L BF: 38 H: 8 R: 4 ER: 4 SO: 3 BB: 4 IBB: 0 HBP: 1 BLK: 0 WP: 0 HR: 0 S: 39 P: 56 ERA: 4.00 WHIP: 1.333															PITCHER				

Batter	1	2	3	4	5	6	7	8	9	AB	R	H	RBI	BB	SO	LOB	BOTTOM			
Ralph Garr, L OBP: 0.346, SLG: 0.467 (1, 7)	0-0 F7			0-0 1B 2B 1B	0-0 F8			0-0 4-3		4	1	1	0	0	0	1	California Angels @ Chicago White Sox Comiskey Park, Chicago, IL Sun May 27 1979, 4:33 AM EDT Unknown - 54 F livebaseballscorecards.com			
Rusty Torres, S OBP: 0.450, SLG: 0.353 (1, 9)	0-0 F5			0-0 2B 1-2 1B		0-3 K		0-3 K		4	1	1	0	0	2	0				
Chet Lemon, R OBP: 0.408, SLG: 0.491 (1, 8)	0-0 6-3			0-0 1B 1-3 2-H 2B		0-0 5-3		0-0 6-3		4	0	1	1	0	0	0				
Eric Soderholm, R OBP: 0.357, SLG: 0.461 (1, 5)		0-0 1-3		0-0 G5-4-3 1B		0-0 F7		4-0 4-3 BB		3	0	1	1	1	0	0				
Alan Bannister, R OBP: 0.435, SLG: 0.455 (1, 4)		0-0 L8		0-0 F4			0-0 FC4-6 1B		0-0 4-3	4	0	1	0	0	0	3				
Lamar Johnson, R OBP: 0.386, SLG: 0.461 (1, 3)		0-0 F8		0-0 G5-4-3		0-0 F6		0-3 K		4	0	0	0	0	1	4				
Jorge Orta, L OBP: 0.320, SLG: 0.248 (1, 10)			4-0 G6-4-3 BB		4-0 G3-6-3 1B BB		0-0 F5			1	0	0	0	2	0	1				
Mary Foley, L OBP: 0.289, SLG: 0.324 (1, 2)			0-0 F7		0-0 G3-6-3 1B		0-0 FC4-6			3	0	1	0	0	0	2				
Don Kessinger, S OBP: 0.222, SLG: 0.188 (1, 6) Junior Moore, R OBP: 0.339, SLG: 0.327 (8, PH) Greg Pryor, R OBP: 0.323, SLG: 0.347 (9, 6)			0-0 G6-4-3		0-0 G3-6-3		0-0 F9			2	0	0	0	0	0	3	 WP: 0 PA: 33 RB: 0 SB: 0 CS: 0			
Inning Stats	R: 0 E: 0 K: 0 S: 3	H: 0 LOB: 0 BB: 0 P: 3	R: 0 E: 0 K: 0 S: 3	H: 0 LOB: 0 BB: 0 P: 3	R: 0 E: 0 K: 0 S: 2	H: 0 LOB: 1 BB: 1 P: 6	R: 2 E: 0 K: 0 S: 6	H: 4 LOB: 1 BB: 0 P: 6	R: 0 E: 0 K: 0 S: 3	H: 1 LOB: 1 BB: 1 P: 7	R: 0 E: 0 K: 1 S: 5	H: 0 LOB: 0 BB: 0 P: 5	R: 0 E: 0 K: 0 S: 4	H: 1 LOB: 1 BB: 0 P: 4	R: 0 E: 0 K: 1 S: 5	H: 0 LOB: 0 BB: 0 P: 5		R: 0 E: 0 K: 1 S: 5	H: 0 LOB: 1 BB: 1 P: 9	1B: 5 2B: 1 3B: 0 HR: 0
PITCHER Dave Frost, R ERA: 4.6 (1, 1)	IP: 9.0 WLS: W BF: 33 H: 6 R: 2 ER: 2 SO: 3 BB: 3 IBB: 0 HBP: 0 BLK: 0 WP: 0 HR: 0 S: 36 P: 48 ERA: 2.00 WHIP: 1.000															PITCHER				

Batter	1	2	3	4	5	6	7	8	9	AB	R	H	RBI	BB	SO	LOB	TOP										
Rick Miller, L OBP: 0.353, SLG: 0.364 (1, 8)	0-3 K	0-0 G3		4-0 1B 1B BB		0-0 F8		0-0 B3		4	1	0	0	1	1	2											
Carney Lansford, R OBP: 0.321, SLG: 0.434 (1, 5)	0-0 HR		0-0 1B 6-3 1B	0-0 1B 1-3 1B		0-0 F7		0-0 F3		5	1	3	1	0	0	1											
Rod Carew, L OBP: 0.462, SLG: 0.454 (1, 3)	0-0 FC5-4 1B		0-0 6-3 1-2 1B	0-0 1-2 1-2 1B		0-0 G3		4-0 IBB		4	0	2	1	1	0	1											
Don Baylor, R OBP: 0.418, SLG: 0.549 (1, 7)	0-0 FC5-4 1-2 S		0-0 2-3 1B	0-0 F7			0-0 6-3	0-0 F6		5	0	1	0	0	0	5											
Willie Aikens, L OBP: 0.394, SLG: 0.553 Dickie Thon, R (9, PR) OBP: 0.200, SLG: 0.200	0-0 G1		4-0 1-2 IBB		4-0 FC6-5 1-3 BB		0-0 1B 2B	0-0 G5-4-3 1B		3	1	2	0	2	0	1											
Dan Ford, R OBP: 0.347, SLG: 0.427 (1, 9)		0-0 6-3	0-3 K		0-0 1-3		0-0 2B 1B	0-0 G5-4-3 1-2 1B		5	1	1	0	0	1	5											
Brian Downing, R OBP: 0.396, SLG: 0.521 (1, 2)		0-0 4-3	0-0 1-3		0-0 FC6-5 1B 2-3 1B		0-3 K	0-0 F3		5	1	0	0	0	1	7											
Bobby Grich, R OBP: 0.345, SLG: 0.512 (1, 4)		0-0 E6 2B 1B		0-0 5-3	0-0 1-3 1B		0-0 2B 1-3 3-H			4	1	3	3	0	0	0											
Bert Campaneris, R OBP: 0.259, SLG: 0.200 (1, 6)		0-0 2H 2B		0-0 6-3	0-0 K		0-0 BB			3	0	1	1	1	1	1											
Inning Stats	R: 1 E: 0 K: 1 S: 7	H: 2 LOB: 1 BB: 0 P: 7	R: 1 E: 1 K: 0 S: 5	H: 2 LOB: 1 BB: 0 P: 5	R: 0 E: 0 K: 1 S: 7	H: 2 LOB: 3 BB: 1 P: 11	R: 1 E: 0 K: 0 S: 5	H: 2 LOB: 2 BB: 1 P: 9	R: 1 E: 0 K: 1 S: 6	H: 1 LOB: 1 BB: 1 P: 10	R: 0 E: 0 K: 0 S: 3	H: 0 LOB: 0 BB: 0 P: 3	R: 2 E: 0 K: 1 S: 7	H: 3 LOB: 1 BB: 0 P: 7	R: 0 E: 0 K: 0 S: 3	H: 0 LOB: 1 BB: 2 P: 11	R: 0 E: 0 K: 0 S: 3	H: 1 LOB: 1 BB: 0 P: 3	1B: 9 2B: 3 3B: 0 HR: 1	SF: 0 SAC: 0 DP: 1 HBP: 0	WP: 0 PB: 0 SB: 3 CS: 0	PA: 43					
PITCHER	IP	WLS	BF	H	R	ER	SO	BB	IBB	HBP	BLK	WP	HR	S	P	ERA	WHIP										
Mike Parrott, R ERA: 2.94 John Montague, R ERA: 3.29	(1, 1) (5, 1)	4.2 17	L 26	9 4	4 2	3 2	2 2	2 1	1 1	0 0	0 0	0 0	1 0	27 19	39 27	5.79 4.15	2.357 1.154										

California Angels @ Seattle Mariners
The Kingdome, Seattle, WA
Tue May 29 1979, 10:05 PM EDT
Att: 4,068 - Dome

AB 38
R 6
H 13
RBI 6
BB 5
SO 4
LOB 23



Batter	1	2	3	4	5	6	7	8	9	AB	R	H	RBI	BB	SO	LOB	BOTTOM										
Julio Cruz, S OBP: 0.307, SLG: 0.265 (1, 4)	0-0 5-3		0-0 4-3		0-0 F8			0-0 4-3		4	0	0	0	0	0	0											
Ruppert Jones, L OBP: 0.354, SLG: 0.475 (1, 8)	0-0 6-3		0-0 1B 2B			0-0 HR		4-0 BB		3	2	2	1	1	0	0											
Bruce Bochte, L OBP: 0.418, SLG: 0.519 (1, 3)	0-3 K		0-0 1B		0-0 1-3 1B		0-0 1-3	0-3 K		4	0	1	0	0	2	1											
Willie Horton, R OBP: 0.346, SLG: 0.497 (1, 10)		0-0 5-3	0-0 SF8-3-6		0-0 6-3		0-0 6-3	0-0 L5		3	0	0	1	0	0	1											
Dan Meyer, L OBP: 0.342, SLG: 0.403 (1, 5)		4-0 1B 2B BB		0-0 G6-4-3 1B		0-0 4-3		0-0 BB 1B		3	1	2	0	1	0	0											
Leon Roberts, R OBP: 0.342, SLG: 0.454 (1, 9)		0-0 2B 1B		0-0 G6-4-3		0-0 5-3		0-0 F4		4	0	1	0	0	0	2											
Tom Paciorek, R OBP: 0.328, SLG: 0.484 (1, 7)		0-0 1-3 2B		0-0 F9		0-0 F8		0-3 K		4	0	1	1	0	1	1											
Bob Stinson, S OBP: 0.363, SLG: 0.393 Larry Cox, R (9, PH) OBP: 0.369, SLG: 0.443		0-3 K		0-0 G6-4-3 1B		0-0 HR		4-0 BB		3	1	2	1	0	1	2											
Mario Mendoza, R OBP: 0.209, SLG: 0.226 Larry Milbourne, S (7, PH) (8, 6)		0-0 5-3		0-0 G6-4-3		0-0 L5		0-0 F2		2	0	0	0	0	0	3											
Inning Stats	R: 0 E: 0 K: 1 S: 5	H: 0 LOB: 0 BB: 0 P: 5	R: 1 E: 0 K: 1 S: 7	H: 2 LOB: 2 BB: 1 P: 11	R: 1 E: 0 K: 0 S: 4	H: 2 LOB: 0 BB: 0 P: 4	R: 0 E: 0 K: 0 S: 3	H: 1 LOB: 0 BB: 0 P: 3	R: 0 E: 0 K: 0 S: 4	H: 1 LOB: 0 BB: 0 P: 4	R: 1 E: 0 K: 0 S: 4	H: 1 LOB: 0 BB: 0 P: 4	R: 1 E: 0 K: 1 S: 5	H: 0 LOB: 1 BB: 1 P: 9	R: 0 E: 0 K: 1 S: 6	H: 1 LOB: 2 BB: 1 P: 10	1B: 5 2B: 3 3B: 0 HR: 2	SF: 1 SAC: 0 DP: 3 HBP: 0	WP: 0 PB: 0 SB: 0 CS: 0	PA: 36							
PITCHER	IP	WLS	BF	H	R	ER	SO	BB	IBB	HBP	BLK	WP	HR	S	P	ERA	WHIP										
Jim Barr, R ERA: 3.72 Dave LaRoche, L ERA: 4.24	(1, 1) (8, 1)	7.0 2.0	W S	27 9	8 1	4 0	4 0	2 2	0 0	0 0	0 0	0 0	2 0	30 11	34 19	0.00 5.14	1.286 1.500										

California Angels @ Seattle Mariners
The Kingdome, Seattle, WA
Tue May 29 1979, 10:05 PM EDT
Att: 4,068 - Dome

AB 32
R 4
H 9
RBI 4
BB 3
SO 4
LOB 12



Batter	1	2	3	4	5	6	7	8	9	AB	R	H	RBI	BB	SO	LOB	TOP					
Bobby Grich, R OBP: 0.337, SLG: 0.500 (1, 4)	F9		SH1-3		L9		6-3		L7	4	0	0	0	0	0	2						
Carney Lansford, R OBP: 0.329, SLG: 0.435 (1, 5)	BB		5-3			SH1-3		BB		2	1	1	0	2	0	1						
Rod Carew, L OBP: 0.455, SLG: 0.446 (1, 3)	K		4-3			SH1-3		B5		3	0	0	0	0	1	3						
Don Baylor, R OBP: 0.419, SLG: 0.562 (1, 7)	L8			HR		IBB		L8		3	1	1	1	1	0	2						
Dan Ford, R OBP: 0.345, SLG: 0.422 (1, 9)		F7		FC5-4		F3		F9		4	0	1	0	0	0	3						
Brian Downing, R OBP: 0.399, SLG: 0.520 (1, 2)	K		FC5-4			1B			4-3	4	1	2	1	0	1	1						
Merv Rettenmund, R OBP: 0.188, SLG: 0.167 (1, 10)		1B		G5-4-3			6-3		4-3	4	0	1	0	0	0	2						
Bert Campaneris, R OBP: 0.258, SLG: 0.203 (1, 6)	F9				6-3		F9		SH5-4	4	0	1	1	0	0	1						
Rick Miller, L OBP: 0.358, SLG: 0.366 (1, 8)			SH1-3		F8		E1		SH5-4	2	0	1	0	1	0	0						
Inning Stats	R: 0 E: 0 K: 1 S: 5	H: 0 LOB: 1 BB: 1 P: 9	R: 0 E: 0 K: 1 S: 6	H: 1 LOB: 1 BB: 0 P: 6	R: 0 E: 0 K: 0 S: 3	H: 0 LOB: 1 BB: 1 P: 7	R: 1 E: 0 K: 0 S: 4	H: 2 LOB: 0 BB: 0 P: 4	R: 0 E: 0 K: 0 S: 3	H: 0 LOB: 0 BB: 0 P: 3	R: 1 E: 0 K: 0 S: 4	H: 2 LOB: 2 BB: 1 P: 8	R: 0 E: 1 K: 0 S: 4	H: 1 LOB: 1 BB: 0 P: 4	R: 0 E: 0 K: 0 S: 3	H: 0 LOB: 1 BB: 1 P: 7	R: 1 E: 0 K: 0 S: 5	H: 2 LOB: 1 BB: 0 P: 5	1B: 7 2B: 0 3B: 0 HR: 1	SF: 0 SAC: 3 DP: 1 HBP: 0	WP: 0 PB: 0 SB: 3 CS: 0	PA: 37
PITCHER	IP	WLS	BF	H	R	ER	SO	BB	IBB	HBP	BLK	WP	HR	S	P	ERA	WHIP					
Rick Honeycutt, L ERA: 5.29 (1, 1)	7.1		30	6	2	2	2	3	1	0	0	0	1	30	46	2.46	1.227					
Shane Rawley, L ERA: 4.87 (8, 1)	1.2	L	7	2	1	1	0	0	0	0	0	0	0	7	7	5.40	1.200					

California Angels @ Seattle Mariners
The Kingdome, Seattle, WA
Wed May 30 1979, 10:05 PM EDT
Att: 5,206 - Dome

AB 30
R 3
H 8
RBI 3
BB 4
SO 2
LOB 15



Batter	1	2	3	4	5	6	7	8	9	AB	R	H	RBI	BB	SO	LOB	BOTTOM				
Julio Cruz, S OBP: 0.306, SLG: 0.261 (1, 4)	K		4-3			K		FC4-6		3	0	0	0	1	2	0					
Ruppert Jones, L OBP: 0.352, SLG: 0.486 (1, 8)	4-3			4-3		HR		FC4-6		4	1	1	1	0	0	1					
Bruce Bochte, L OBP: 0.415, SLG: 0.509 (1, 3)	BB			6-3		K		L7		3	0	0	0	1	1	1					
Willie Horton, R OBP: 0.340, SLG: 0.487 (1, 10)	K			K		6-3			K	4	0	0	0	0	3	1					
Dan Meyer, L OBP: 0.333, SLG: 0.392 (1, 5)		K			F2	6-3			F8	4	0	0	0	0	1	0					
Leon Roberts, R OBP: 0.340, SLG: 0.466 (1, 9)	F9				K	HR			6-3	4	1	1	1	0	1	0					
Tom Paciorek, R OBP: 0.343, SLG: 0.484 (1, 7)	K				1B	BB				2	0	1	0	1	1	0					
Larry Cox, R OBP: 0.356, SLG: 0.427 (1, 2)			5-3		G3	K				3	0	0	0	0	1	2					
Mario Mendoza, R OBP: 0.207, SLG: 0.224 (1, 6)									F7	1	0	0	0	0	1	0					
Larry Milbourne, S OBP: 0.309, SLG: 0.354 (6, PH) (7, 6)			K							2	0	0	0	0	1	0					
Inning Stats	R: 0 E: 0 K: 2 S: 7	H: 0 LOB: 1 BB: 1 P: 11	R: 0 E: 0 K: 2 S: 7	H: 0 LOB: 0 BB: 0 P: 7	R: 0 E: 0 K: 1 S: 5	H: 0 LOB: 0 BB: 0 P: 5	R: 0 E: 0 K: 1 S: 5	H: 0 LOB: 0 BB: 0 P: 5	R: 0 E: 0 K: 3 S: 10	H: 1 LOB: 0 BB: 0 P: 10	R: 1 E: 0 K: 1 S: 6	H: 1 LOB: 1 BB: 1 P: 10	R: 0 E: 0 K: 0 S: 3	H: 0 LOB: 1 BB: 1 P: 7	R: 0 E: 0 K: 1 S: 5	H: 0 LOB: 0 BB: 0 P: 5	1B: 1 2B: 0 3B: 0 HR: 2	SF: 0 SAC: 0 DP: 0 HBP: 0	WP: 0 PB: 0 SB: 0 CS: 0	PA: 33	
PITCHER	IP	WLS	BF	H	R	ER	SO	BB	IBB	HBP	BLK	WP	HR	S	P	ERA	WHIP				
Nolan Ryan, R ERA: 3.18 (1, 1)	9.0	W	33	3	2	2	12	3	0	0	0	0	2	54	66	2.00	0.667				

California Angels @ Seattle Mariners
The Kingdome, Seattle, WA
Wed May 30 1979, 10:05 PM EDT
Att: 5,206 - Dome

AB 30
R 2
H 3
RBI 2
BB 3
SO 12
LOB 5



Batter	1	2	3	4	5	6	7	8	9	AB	R	H	RBI	BB	SO	LOB	TOP								
Rick Miller, L OBP: 0.359, SLG: 0.363 (1, 8)										4	1	1	0	1	0	3									
Carney Lansford, R OBP: 0.330, SLG: 0.434 (1, 5)										5	1	2	1	0	0	1									
Rod Carew, L OBP: 0.459, SLG: 0.448 (1, 3)										4	1	2	0	1	0	1									
Don Baylor, R OBP: 0.414, SLG: 0.571 (1, 7)										4	1	1	3	0	0	2									
Willie Aikens, L OBP: 0.381, SLG: 0.531 Merv Rettenmund, R OBP: 0.212, SLG: 0.167 Dickie Thorn, R OBP: 0.200, SLG: 0.200 (1, 10)										4	0	0	0	0	1	3									
Dan Ford, R OBP: 0.347, SLG: 0.414 (1, 9)										3	1	0	0	2	0	1									
Brian Downing, R OBP: 0.401, SLG: 0.516 (1, 2)										3	2	1	0	1	0	1									
Bobby Grich, R OBP: 0.351, SLG: 0.553 (1, 4)										4	3	4	5	0	0	0									
Bert Campaneris, R OBP: 0.269, SLG: 0.207 (1, 6)										3	0	1	1	1	0	0									
Inning Stats	R: 1 E: 0 K: 0 S: 5	H: 2 LOB: 1 BB: 0 P: 5	R: 1 E: 0 K: 0 S: 4	H: 2 LOB: 1 BB: 1 P: 8	R: 0 E: 0 K: 0 S: 3	H: 0 LOB: 0 BB: 0 P: 3	R: 3 E: 0 K: 0 S: 5	H: 2 LOB: 0 BB: 1 P: 9	R: 1 E: 0 K: 1 S: 6	H: 2 LOB: 1 BB: 0 P: 6	R: 2 E: 0 K: 0 S: 4	H: 1 LOB: 1 BB: 2 P: 12	R: 0 E: 0 K: 0 S: 2	H: 0 LOB: 0 BB: 1 P: 6	R: 0 E: 0 K: 0 S: 4	H: 1 LOB: 2 BB: 1 P: 8	R: 2 E: 0 K: 0 S: 4	H: 2 LOB: 1 BB: 1 P: 8	1B: 8 2B: 3 3B: 0 HR: 3	SF: 1 SAC: 0 DP: 3 HBP: 0	WP: 0 PB: 0 SB: 3 CS: 2	PA: 43			
PITCHER	IP	WLS	BF	H	R	ER	SO	BB	IBB	HBP	BLK	WP	HR	S	P	ERA	WHIP								
Glenn Abbott, R ERA: 5.37 (1, 1)	4.0		19	6	5	4	0	2	0	0	0	0	1	17	25	9.00	2.000								
John Montague, R ERA: 3.64 (5, 1)	1.1		7	3	3	3	1	1	0	0	0	0	1	8	12	20.25	3.000								
Byron McLaughlin, R ERA: 5.71 (6, 1)	3.0	W	14	3	2	2	0	3	0	0	0	0	1	11	23	6.00	2.000								
Shane Rawley, L ERA: 4.79 (9, 1)	0.2	S	2	0	0	0	0	1	0	0	0	0	0	1	5	0.00	1.500								

California Angels @ Seattle Mariners
The Kingdome, Seattle, WA
Thu May 31 1979, 10:05 PM EDT
Att: 5,266 - Dome

AB 34
R 10
H 12
RBI 10
BB 7
SO 1
LOB 12



Batter	1	2	3	4	5	6	7	8	9	AB	R	H	RBI	BB	SO	LOB	BOTTOM								
Julio Cruz, S OBP: 0.317, SLG: 0.271 (1, 4)										4	3	3	0	1	0	0									
Ruppert Jones, L OBP: 0.349, SLG: 0.489 (1, 8)										5	2	1	1	0	1	6									
Bruce Bochte, L OBP: 0.425, SLG: 0.533 (1, 3)										4	3	3	5	1	0	1									
Willie Horton, R OBP: 0.345, SLG: 0.485 (1, 10)										3	1	1	1	2	0	1									
Leon Roberts, R OBP: 0.347, SLG: 0.464 Joe Simpson, L OBP: 0.250, SLG: 0.380 (1, 9)										3	0	1	1	2	0	3									
Joe Simpson, L OBP: 0.250, SLG: 0.380 (9, 7)										0	0	0	0	0	0	0									
Dan Meyer, L OBP: 0.331, SLG: 0.411 (1, 5)										3	1	1	4	0	1	2									
Tom Paciorek, R OBP: 0.319, SLG: 0.449 John Hale, L OBP: 0.313, SLG: 0.154 (1, 7)										5	0	0	0	0	4	5									
John Hale, L OBP: 0.313, SLG: 0.154 (9, 9)										0	0	0	0	0	0	0									
Larry Cox, R OBP: 0.341, SLG: 0.407 (1, 2)										4	0	0	0	0	1	3									
Mario Mendoza, R OBP: 0.204, SLG: 0.221 Larry Milbourne, S OBP: 0.329, SLG: 0.364 (1, 6)										2	0	0	0	0	0	0									
Larry Milbourne, S OBP: 0.329, SLG: 0.364 (7, 6)										1	2	1	0	1	0	0									
Inning Stats	R: 1 E: 0 K: 0 S: 5	H: 2 LOB: 1 BB: 0 P: 5	R: 0 E: 0 K: 1 S: 5	H: 0 LOB: 0 BB: 0 P: 5	R: 0 E: 1 K: 1 S: 6	H: 0 LOB: 1 BB: 0 P: 6	R: 0 E: 0 K: 2 S: 9	H: 2 LOB: 2 BB: 0 P: 9	R: 5 E: 0 K: 1 S: 9	H: 4 LOB: 0 BB: 1 P: 13	R: 3 E: 0 K: 0 S: 5	H: 2 LOB: 0 BB: 1 P: 9	R: 0 E: 0 K: 1 S: 5	H: 0 LOB: 1 BB: 1 P: 9	R: 3 E: 0 K: 1 S: 6	H: 1 LOB: 2 BB: 4 P: 22	1B: 8 2B: 0 3B: 1 HR: 2	SF: 1 SAC: 1 DP: 0 HBP: 0	WP: 1 PB: 0 SB: 2 CS: 0	PA: 43					
PITCHER	IP	WLS	BF	H	R	ER	SO	BB	IBB	HBP	BLK	WP	HR	S	P	ERA	WHIP								
Frank Tanana, L ERA: 4.84 (1, 1)	4.1		22	7	5	5	4	1	0	0	0	1	2	17	33	21.00	3.000								
Mark Clear, R ERA: 3.11 (5, 1)	3.0	L	18	4	7	7	2	5	0	0	0	1	2	17	37	21.00	3.000								
Dyar Miller, R ERA: 3.06 (8, 1)	0.2		3	0	0	0	1	1	0	0	0	0	0	4	8	0.00	1.500								

California Angels @ Seattle Mariners
The Kingdome, Seattle, WA
Thu May 31 1979, 10:05 PM EDT
Att: 5,266 - Dome

AB 34
R 12
H 11
RBI 12
BB 7
SO 7
LOB 21




Batter	1	2	3	4	5	6	7	8	9	AB	R	H	RBI	BB	SO	LOB	TOP																	
Paul Dade, R OBP: 0.328, SLG: 0.358 (1, 7)										5	1	2	0	0	1	0	Cleveland Indians @ California Angels Anaheim Stadium, Anaheim, CA Sat Jun 02 1979, 10:05 PM EDT Att: 41,969 - Unknown livebaseballscorecards.com																	
Toby Harrah, R OBP: 0.343, SLG: 0.333 (1, 10)									2	1	0	0	3	0	0																			
Bobby Bonds, R OBP: 0.378, SLG: 0.474 (1, 9)									4	0	3	0	0	0	2																			
Andre Thornton, R OBP: 0.342, SLG: 0.417 (1, 3)									3	0	0	1	1	1	5																			
Rick Manning, L OBP: 0.315, SLG: 0.309 (1, 8)									4	0	0	0	0	1	7																			
Gary Alexander, R OBP: 0.291, SLG: 0.388 (1, 2)									3	0	1	1	1	0	0																			
Ted Cox, R OBP: 0.269, SLG: 0.210 (1, 5)									4	0	1	0	0	0	3																			
Duane Kuiper, L OBP: 0.315, SLG: 0.314 (1, 4)									4	0	2	0	0	1	0																			
Tom Verzyer, R OBP: 0.306, SLG: 0.276 (1, 6)									3	0	0	0	0	0	2																			
Jim Norris, L OBP: 0.280, SLG: 0.280 (9, PH)									1	0	0	0	0	0	0																			
Inning Stats	R: 0 E: 0 K: 1 S: 6	H: 1 LOB: 2 BB: 1 P: 10	R: 0 E: 0 K: 0 S: 3	H: 1 LOB: 1 BB: 1 P: 7	R: 0 E: 0 K: 1 S: 6	H: 1 LOB: 0 BB: 0 P: 6	R: 0 E: 0 K: 0 S: 3	H: 1 LOB: 0 BB: 0 P: 3	R: 1 E: 0 K: 0 S: 7	H: 2 LOB: 2 BB: 1 P: 11	R: 1 E: 0 K: 0 S: 5	H: 2 LOB: 3 BB: 2 P: 13	R: 0 E: 0 K: 1 S: 5	H: 0 LOB: 0 BB: 0 P: 5	R: 0 E: 0 K: 0 S: 3	H: 0 LOB: 0 BB: 0 P: 3	1B: 7 2B: 2 3B: 0 HR: 0	SF: 0 SAC: 0 DP: 2 HBP: 0	WP: 0 PB: 0 SB: 1 CS: 1	PA: 39														
PITCHER	IP WLS BF H R ER SO BB IBB HBP BLK WP HR S P ERA WHIP																																	
Don Aase, R ERA: 4.15 (1, 1)	6.2	31	9	2	2	3	5	0	0	0	0	0	0	0	32	52	2.70	2.100																
Mark Clear, R ERA: 2.96 (7, 1)	2.1	7	0	0	0	1	0	0	0	0	0	0	0	9	9	0.00	0.000																	

Batter	1	2	3	4	5	6	7	8	9	AB	R	H	RBI	BB	SO	LOB	BOTTOM																	
Bert Campaneris, R OBP: 0.270, SLG: 0.213 (1, 6)										4	1	2	0	0	0	1	Cleveland Indians @ California Angels Anaheim Stadium, Anaheim, CA Sat Jun 02 1979, 10:05 PM EDT Att: 41,969 - Unknown livebaseballscorecards.com																	
Carney Lansford, R OBP: 0.332, SLG: 0.432 (1, 5)										3	1	2	0	0	1	1																		
Dan Ford, R OBP: 0.353, SLG: 0.433 (1, 8)										4	1	2	2	0	0	3																		
Don Baylor, R OBP: 0.416, SLG: 0.577 (1, 7)										3	1	1	1	1	0	1																		
Willie Aikens, L OBP: 0.375, SLG: 0.543 (1, 3)										4	1	1	2	0	0	1																		
Joe Rudi, R OBP: 0.298, SLG: 0.390 (1, 10)										4	0	0	0	0	2	0																		
Brian Downing, R OBP: 0.400, SLG: 0.516 (1, 2)										4	0	2	0	0	0	0																		
Bobby Grich, R OBP: 0.363, SLG: 0.554 (1, 4)										3	0	1	0	1	0	1																		
Willie Davis, L OBP: 0.143, SLG: 0.077 (1, 9)										4	0	0	0	0	0	4																		
Inning Stats	R: 0 E: 1 K: 1 S: 6	H: 1 LOB: 0 BB: 0 P: 6	R: 0 E: 0 K: 0 S: 3	H: 0 LOB: 0 BB: 0 P: 3	R: 0 E: 0 K: 0 S: 5	H: 2 LOB: 2 BB: 0 P: 5	R: 0 E: 0 K: 1 S: 5	H: 0 LOB: 0 BB: 0 P: 5	R: 0 E: 0 K: 0 S: 3	H: 0 LOB: 0 BB: 0 P: 3	R: 1 E: 0 K: 0 S: 5	H: 3 LOB: 1 BB: 0 P: 5	R: 0 E: 0 K: 1 S: 6	H: 1 LOB: 1 BB: 0 P: 6	R: 4 E: 1 K: 0 S: 7	H: 4 LOB: 2 BB: 2 P: 15	1B: 8 2B: 1 3B: 0 HR: 2	SF: 0 SAC: 1 DP: 0 HBP: 0	WP: 1 PB: 0 SB: 1 CS: 0	PA: 36														
PITCHER	IP WLS BF H R ER SO BB IBB HBP BLK WP HR S P ERA WHIP																																	
Wayne Garland, R ERA: 5.66 (1, 1)	7.1	31	9	4	4	3	1	0	0	0	0	0	0	1	36	40	4.91	1.364																
Sid Monge, L ERA: 2.13 (8, 1)	0.1	3	2	1	1	0	0	0	0	0	0	1	3	3	27.00	6.000																		
Victor Cruz, R ERA: 2.89 (8, 1)	0.1	2	0	0	0	0	1	0	0	0	0	0	1	5	0.00	3.000																		

Batter	1	2	3	4	5	6	7	8	9	AB	R	H	RBI	BB	SO	LOB	TOP										
Paul Dade, R OBP: 0.326, SLG: 0.354 (1, 7)	4-3		1B SF8 1B		SH3-4		F8		5-3	4	1	1	0	0	0	1											
Toby Harrah, R OBP: 0.351, SLG: 0.339 (1, 10)	6-3 BB		1B PO		1B				F3	3	0	2	1	1	0	0											
Bobby Bonds, R OBP: 0.376, SLG: 0.472 (1, 9)	6-3		SF8		K				F5 1B	3	0	1	1	0	1	3											
Andre Thornton, R OBP: 0.335, SLG: 0.407 (1, 3)	4-3		F9		F8				F5	4	0	0	0	0	0	5											
Rick Manning, L OBP: 0.318, SLG: 0.309 (1, 8)		1B E BB	PO		F7				5-3	3	2	1	0	1	0	0											
Gary Alexander, R OBP: 0.290, SLG: 0.384 (1, 2)		1B E 1B			F8				F3	4	0	1	0	0	0	1											
Ted Cox, R OBP: 0.268, SLG: 0.200 (1, 5)		FC5 1B			F9				F8	3	1	0	0	1	0	1											
Duane Kuiper, L OBP: 0.324, SLG: 0.320 (1, 4)		G6-3 1B			SH3-4 1B BB				F7	3	1	2	2	1	0	0											
Tom Verzyer, R OBP: 0.305, SLG: 0.275 (1, 6)		G6-3			1B SH3-4 1B				5-3	4	0	1	0	0	1	3											
Inning Stats	R: 0 E: 0 K: 0 S: 3	H: 0 LOB: 1 BB: 1 P: 7	R: 1 E: 1 K: 0 S: 4	H: 2 LOB: 1 BB: 1 P: 8	R: 1 E: 0 K: 0 S: 4	H: 2 LOB: 0 BB: 0 P: 4	R: 0 E: 0 K: 0 S: 3	H: 0 LOB: 0 BB: 0 P: 3	R: 1 E: 0 K: 1 S: 7	H: 2 LOB: 2 BB: 1 P: 11	R: 0 E: 0 K: 0 S: 3	H: 0 LOB: 0 BB: 0 P: 3	R: 0 E: 0 K: 0 S: 3	H: 0 LOB: 0 BB: 0 P: 3	R: 0 E: 0 K: 0 S: 3	H: 1 LOB: 0 BB: 0 P: 3	R: 2 E: 0 K: 1 S: 7	H: 2 LOB: 1 BB: 1 P: 11	1B: 9 2B: 0 3B: 0 HR: 0	SF: 1 SAC: 1 DP: 1 HBP: 0	WP: 0 PB: 0 SB: 2 CS: 0	PA: 38					
PITCHER	IP	WLS	BF	H	R	ER	SO	BB	IBB	HBP	BLK	WP	HR	S	P	ERA	WHIP										
Jim Barr, R ERA: 3.58 (1, 1)	7.0	L	28	6	3	2	1	3	0	0	0	0	0	27	39	2.57	1.286										
Dave LaRoche, L ERA: 4.74 (8, 1)	1.1		7	3	2	2	0	0	1	0	1	0	0	6	10	13.50	2.250										
Mike Barlow, R ERA: 6.5 (9, 1)	0.2		2	0	0	0	1	0	0	0	0	0	0	4	4	0.00	0.000										
Batter	1	2	3	4	5	6	7	8	9	AB	R	H	RBI	BB	SO	LOB	BOTTOM										
Bert Campaneris, R OBP: 0.286, SLG: 0.217 (1, 6)	F7		6-3		FC5-4 BB		4-3 S 1B		2B SF8 BB	3	1	1	0	2	0	0											
Carney Lansford, R OBP: 0.333, SLG: 0.436 (1, 5)	K		S 1B		FC5-4 E S		4-3		SF8 2B	5	1	2	1	0	1	2											
Dan Ford, R OBP: 0.354, SLG: 0.431 (1, 8)	BB		E S 1B		F3		F4		SF8	3	0	1	2	1	0	2											
Don Baylor, R OBP: 0.407, SLG: 0.562 (1, 7)	F7		6-3		F2				E6 1-3 F5	5	0	0	0	0	0	4											
Willie Aikens, L OBP: 0.371, SLG: 0.528 (1, 3)		K			F8				F8	3	0	0	0	1	1	1											
Joe Rudi, R OBP: 0.291, SLG: 0.380 (1, 10)		E2 2B			F9				1-3	4	0	0	0	0	0	3											
Brian Downing, R OBP: 0.397, SLG: 0.509 (1, 2)		K			F8				6-3	4	0	1	0	0	1	2											
Bobby Grich, R OBP: 0.360, SLG: 0.553 (1, 4)					F4				F8	4	0	1	0	0	0	1											
Willie Davis, L OBP: 0.167, SLG: 0.063 (1, 9)		4-3			G3				F9	3	1	0	0	1	0	2											
Inning Stats	R: 0 E: 0 K: 1 S: 5	H: 0 LOB: 1 BB: 1 P: 9	R: 0 E: 1 K: 2 S: 9	H: 1 LOB: 2 BB: 0 P: 9	R: 1 E: 0 K: 0 S: 5	H: 2 LOB: 2 BB: 1 P: 9	R: 0 E: 0 K: 0 S: 3	H: 0 LOB: 0 BB: 0 P: 3	R: 0 E: 0 K: 0 S: 4	H: 1 LOB: 1 BB: 0 P: 4	R: 0 E: 0 K: 0 S: 4	H: 1 LOB: 1 BB: 0 P: 4	R: 0 E: 0 K: 0 S: 4	H: 0 LOB: 0 BB: 0 P: 4	R: 0 E: 0 K: 0 S: 4	H: 0 LOB: 1 BB: 2 P: 12	R: 2 E: 0 K: 0 S: 4	H: 1 LOB: 1 BB: 2 P: 12	1B: 4 2B: 2 3B: 0 HR: 0	SF: 1 SAC: 0 DP: 0 HBP: 0	WP: 0 PB: 0 SB: 4 CS: 0	PA: 40					
PITCHER	IP	WLS	BF	H	R	ER	SO	BB	IBB	HBP	BLK	WP	HR	S	P	ERA	WHIP										
Mike Paxton, R ERA: 5.65 (1, 1)	8.0	W	34	5	1	1	3	3	0	0	0	0	0	37	49	1.12	1.000										
Victor Cruz, R ERA: 3.41 (9, 1)	1.0		6	1	2	2	0	2	0	0	0	0	0	4	12	18.00	3.000										


Cleveland Indians @ California Angels
Anaheim Stadium, Anaheim, CA
Sun Jun 03 1979, 6:33 AM EDT
Att: 24,409 - Unknown

AB 31
R 5
H 9
RBI 4
BB 4
SO 2
LOB 14



Cleveland Indians @ California Angels
Anaheim Stadium, Anaheim, CA
Sun Jun 03 1979, 6:33 AM EDT
Att: 24,409 - Unknown

AB 34
R 3
H 6
RBI 3
BB 5
SO 3
LOB 17



Batter	1	2	3	4	5	6	7	8	9	AB	R	H	RBI	BB	SO	LOB	TOP										
Alfredo Griffin, S OBP: 0.353, SLG: 0.377										5	1	1	0	0	0	2	Toronto Blue Jays @ California Angels Anaheim Stadium, Anaheim, CA Mon Jun 04 1979, 10:05 PM EDT Att: 16,979 - Unknown										
Bob Bailor, R OBP: 0.306, SLG: 0.270										5	1	1	0	0	1												
Roy Howell, L OBP: 0.335, SLG: 0.408										5	0	1	0	0	2	2											
Rico Carty, R OBP: 0.332, SLG: 0.387										4	0	3	2	0	0	0											
John Mayberry, L OBP: 0.381, SLG: 0.442										3	0	0	0	0	2	3											
Rick Bosetti, R OBP: 0.296, SLG: 0.324										4	0	2	0	0	0	2											
Al Woods, L OBP: 0.313, SLG: 0.333										3	0	0	0	1	1	4											
Danny Ainge, R OBP: 0.314, SLG: 0.367										3	0	0	0	1	1	3											
Rick Cerone, R OBP: 0.301, SLG: 0.278										4	0	1	0	0	1	3											
Inning Stats	R: 1 E: 1 K: 2 S: 10	H: 2 LOB: 3 BB: 0 P: 11	R: 0 E: 0 K: 5 S: 5	H: 0 LOB: 0 BB: 0 P: 5	R: 1 E: 0 K: 2 S: 8	H: 2 LOB: 1 BB: 0 P: 8	R: 0 E: 0 K: 1 S: 6	H: 1 LOB: 1 BB: 0 P: 6	R: 0 E: 0 K: 0 S: 4	H: 2 LOB: 2 BB: 1 P: 8	R: 0 E: 0 K: 1 S: 5	H: 0 LOB: 0 BB: 0 P: 5	R: 0 E: 0 K: 1 S: 6	H: 1 LOB: 2 BB: 1 P: 10	R: 0 E: 0 K: 0 S: 3	H: 0 LOB: 0 BB: 0 P: 3	1B: 9 2B: 1 3B: 0 HR: 0	SF: 0 SAC: 0 DP: 1 HBP: 1	WP: 0 PB: 0 SB: 2 CS: 1	PA: 39							
PITCHER	IP	WLS	BF	H	R	ER	SO	BB	IBB	HBP	BLK	WP	HR	S	P	ERA	WHIP										
Chris Knapp, R ERA: 5.68	(1, 1)	1.0	7	2	1	1	2	0	0	1	0	0	0	10	11	9.00	2.000										
Mike Barlow, R ERA: 5.49	(2, 1)	5.0	21	6	1	1	4	1	0	0	0	0	0	28	32	1.80	1.400										
Mark Clear, R ERA: 2.79	(7, 1)	3.0	11	1	0	0	2	1	0	0	0	0	0	14	18	0.00	0.667										


Batter	1	2	3	4	5	6	7	8	9	AB	R	H	RBI	BB	SO	LOB	BOTTOM										
Bert Campaneris, R OBP: 0.294, SLG: 0.229										4	1	2	0	0	0	0	Toronto Blue Jays @ California Angels Anaheim Stadium, Anaheim, CA Mon Jun 04 1979, 10:05 PM EDT Att: 16,979 - Unknown										
Carney Lansford, R OBP: 0.329, SLG: 0.430										3	0	0	0	0	0	1											
Dan Ford, R OBP: 0.358, SLG: 0.450										4	1	2	1	0	2	1											
Don Baylor, R OBP: 0.404, SLG: 0.556										4	0	1	1	0	0	2											
Willie Aikens, L OBP: 0.362, SLG: 0.514										3	0	0	0	0	0	2											
Brian Downing, R OBP: 0.396, SLG: 0.506										3	0	1	0	0	0	0											
Merv Rettenmund, R OBP: 0.270, SLG: 0.324										3	1	2	1	0	1	0											
Bobby Grich, R OBP: 0.360, SLG: 0.566										3	1	1	1	0	1	2											
Willie Davis, L OBP: 0.143, SLG: 0.053										3	0	0	0	0	0	2											
Inning Stats	R: 0 E: 0 K: 1 S: 5	H: 0 LOB: 0 BB: 0 P: 5	R: 0 E: 0 K: 0 S: 3	H: 0 LOB: 0 BB: 0 P: 3	R: 1 E: 0 K: 1 S: 6	H: 1 LOB: 0 BB: 0 P: 6	R: 0 E: 0 K: 0 S: 4	H: 1 LOB: 1 BB: 0 P: 4	R: 1 E: 0 K: 0 S: 4	H: 1 LOB: 0 BB: 0 P: 4	R: 2 E: 0 K: 0 S: 5	H: 3 LOB: 0 BB: 0 P: 5	R: 0 E: 0 K: 1 S: 6	H: 2 LOB: 1 BB: 0 P: 6	R: 0 E: 0 K: 1 S: 6	H: 1 LOB: 1 BB: 0 P: 6	1B: 5 2B: 1 3B: 1 HR: 2	SF: 0 SAC: 1 DP: 1 HBP: 0	WP: 0 PB: 0 SB: 0 CS: 1	PA: 31							
PITCHER	IP	WLS	BF	H	R	ER	SO	BB	IBB	HBP	BLK	WP	HR	S	P	ERA	WHIP										
Phil Huffman, R ERA: 6.27	(1, 1)	5.1	22	6	4	4	2	0	0	0	0	0	0	26	26	6.75	1.125										
Tom Buskey, R ERA: 3.14	(6, 1)	2.2	9	3	0	0	2	0	0	0	0	0	0	13	13	0.00	1.125										

Batter	1	2	3	4	5	6	7	8	9	AB	R	H	RBI	BB	SO	LOB	TOP					
Alfredo Griffin, S OBP: 0.356, SLG: 0.379	0-0 WP 1B		0-0 F5			0-0 F7		0-0 S 1B		4	0	2	0	0	0	0	Toronto Blue Jays @ California Angels Anaheim Stadium, Anaheim, CA Tue Jun 05 1979, 10:05 PM EDT Att: 18,862 - Unknown					
Bob Bailor, R OBP: 0.303, SLG: 0.264	0-0 F7		0-0 F7			0-0 F2		0-0 F7 1-2		4	0	0	0	0	0	2						
Roy Howell, L OBP: 0.328, SLG: 0.399	0-0 F7 1-2			0-0 E6 G6-4-3 BB		0-3 K			0-0 4-3	4	0	0	0	0	1	1						
Rico Carty, R OBP: 0.330, SLG: 0.381	0-0 1-3			4-0 G6-4-3 BB			0-0 1-3		0-0 F7	3	0	0	0	1	0	1						
Otto Velez, R OBP: 0.361, SLG: 0.476		0-0 F9 2B		0-0 G6-4-3			4-0 BB		0-0 BB	3	0	2	0	1	0	2						
Bob Robertson, R OBP: 0.188, SLG: 0.207	0-0 F9 2-3		0-0 6-3			0-3 K		0-0 F7	4	0	0	0	0	1	4							
Rick Bosetti, R OBP: 0.254, SLG: 0.319	0-3 K				0-0 F4		0-0 F8			3	0	0	0	0	1	2						
Danny Ainge, R OBP: 0.296, SLG: 0.346	0-0 F7				0-0 4-3			0-0 5-3	3	0	0	0	0	0	1							
Bob Davis, R OBP: 0.125, SLG: 0.087			0-0 F7		0-0 F7			0-0 6-3	3	0	0	0	0	0	0	0						
Inning Stats	R: 0 E: 0 K: 0 S: 4	H: 1 LOB: 1 BB: 0 P: 4	R: 0 E: 0 K: 1 S: 6	H: 1 LOB: 1 BB: 0 P: 6	R: 0 E: 0 K: 0 S: 3	H: 0 LOB: 0 BB: 0 P: 3	R: 0 E: 1 K: 0 S: 3	H: 0 LOB: 1 BB: 1 P: 7	R: 0 E: 0 K: 0 S: 3	H: 0 LOB: 0 BB: 0 P: 3	R: 0 E: 0 K: 1 S: 5	H: 0 LOB: 0 BB: 0 P: 5	R: 0 E: 0 K: 1 S: 5	H: 0 LOB: 1 BB: 1 P: 9	R: 0 E: 0 K: 0 S: 4	H: 1 LOB: 1 BB: 0 P: 4	R: 0 E: 0 K: 0 S: 4	H: 1 LOB: 1 BB: 0 P: 4	1B: 3 2B: 1 3B: 0 HR: 0	SF: 0 SAC: 0 DP: 1 HBP: 0	WP: 1 PB: 0 SB: 1 CS: 0	PA: 33
PITCHER Frank Tanana, L ERA: 4.08	IP: 9.0 WLS: W BF: 33 H: 4 R: 0 ER: 0 SO: 3 BB: 2 IBB: 0 HBP: 0 BLK: 0 WP: 1 HR: 0 S: 37 P: 45 ERA: 0.00 WHIP: 0.667															PITCHER						

Batter	1	2	3	4	5	6	7	8	9	AB	R	H	RBI	BB	SO	LOB	BOTTOM			
Bert Campaneris, R OBP: 0.283, SLG: 0.220	0-0 4-3			0-0 L6			0-0 F7			4	0	0	0	0	0	3	Toronto Blue Jays @ California Angels Anaheim Stadium, Anaheim, CA Tue Jun 05 1979, 10:05 PM EDT Att: 18,862 - Unknown			
Carney Lansford, R OBP: 0.328, SLG: 0.427	0-0 BB E 1B	0-0 F8			0-0 F2		0-3 K			4	1	1	0	0	1	1				
Dan Ford, R OBP: 0.360, SLG: 0.445	4-0 E 1-2 BB		4-0 G1-6-3 BB		0-0 5-3		0-0 F9			2	0	0	0	2	0	0				
Don Baylor, R OBP: 0.406, SLG: 0.569	0-0 E1 1-3 2H		0-0 F8		0-0 BB		0-0 1B		0-0 HR	4	1	2	1	0	0	2				
Brian Downing, R OBP: 0.393, SLG: 0.506	0-3 K		0-0 G1-6-3 1-2		0-0 5-3		0-0 5-3		0-0 E K2-4-5 2B	4	0	1	0	0	1	4				
Mery Rettenmund, R OBP: 0.288, SLG: 0.297	4-0 IBB			0-0 5-3		0-0 F9		0-0 E1 2-3	3	0	0	0	1	0	1					
Willie Aikens, L OBP: 0.359, SLG: 0.513	0-0 4-3			0-0 2B		0-0 3-1		0-3 K	4	0	1	0	0	1	5					
Bobby Grich, R OBP: 0.368, SLG: 0.582		4-0 BB		4-0 BB		0-0 HR		0-3 K2-4-5 3-H	2	1	1	1	2	1	2					
Tom Donohue, R OBP: 0.214, SLG: 0.154		0-0 F8		0-3 K		0-3 K			3	0	0	0	0	2	3					
Inning Stats	R: 1 E: 1 K: 1 S: 7	H: 1 LOB: 3 BB: 2 P: 15	R: 0 E: 0 K: 0 S: 3	H: 0 LOB: 1 BB: 1 P: 7	R: 0 E: 0 K: 0 S: 2	H: 0 LOB: 0 BB: 1 P: 6	R: 0 E: 0 K: 1 S: 6	H: 1 LOB: 2 BB: 1 P: 10	R: 0 E: 0 K: 1 S: 4	H: 1 LOB: 1 BB: 0 P: 4	R: 1 E: 0 K: 1 S: 6	H: 1 LOB: 0 BB: 0 P: 6	R: 0 E: 0 K: 1 S: 5	H: 0 LOB: 0 BB: 0 P: 5	R: 1 E: 1 K: 2 S: 9	H: 2 LOB: 2 BB: 0 P: 9	1B: 2 2B: 3 3B: 0 HR: 2	SF: 0 SAC: 0 DP: 2 HBP: 0	WP: 0 PB: 0 SB: 0 CS: 0	PA: 35
PITCHER Tom Underwood, L ERA: 4.54	IP: 8.0 WLS: L BF: 35 H: 6 R: 3 ER: 2 SO: 6 BB: 4 IBB: 1 HBP: 0 BLK: 0 WP: 0 HR: 2 S: 42 P: 62 ERA: 2.25 WHIP: 1.250															PITCHER				

AB	31
R	0
H	4
RBI	0
BB	2
SO	3
LOB	13



Batter	1	2	3	4	5	6	7	8	9	AB	R	H	RBI	BB	SO	LOB	TOP								
Ron LeFlore, R OBP: 0.357, SLG: 0.389	0-3 K			0-0 BB SF7 1B		0-3 K		0-0 6-3		4	1	1	0	0	2	0									
Lou Whitaker, L OBP: 0.359, SLG: 0.432	0-0 F7			4-0 BB 1-2 BB		0-0 F7			0-0 E1 1B E	3	1	0	0	1	0	0									
Steve Kemp, L OBP: 0.433, SLG: 0.569	0-0 6-3			4-0 BB 1-2 2-3 BB		0-3 K			0-0 E 1B 1B	3	1	1	0	1	1	0									
Rusty Staub, L OBP: 0.333, SLG: 0.417		0-0 G4-6-3 1B		0-0 SF7			0-0 F8		0-0 F7	3	0	1	1	0	0	2									
Jason Thompson, L OBP: 0.385, SLG: 0.410		0-0 G4-6-3 1-2		0-3 3-H K			4-0 BB		0-0 E6 1B BB	3	1	0	0	1	1	4									
Champ Summers, L OBP: 0.373, SLG: 0.376		0-0 F8		0-0 F8			0-0 L9		4-0 1B BB	3	0	0	0	1	0	3									
Lance Parrish, R OBP: 0.383, SLG: 0.488			0-0 5-3		0-0 F8		0-0 F3		0-0 1B	4	0	1	2	0	0	1									
Aurelio Rodriguez, R OBP: 0.284, SLG: 0.331			0-0 F9		0-0 F9			0-0 F6	0-0 F9	4	0	0	0	0	0	2									
Alan Trammell, R OBP: 0.294, SLG: 0.276			0-0 4-3		0-0 6-3			0-0 G3	0-3 K	3	0	0	0	0	0	0									
John Wockenfuss, R OBP: 0.320, SLG: 0.587										1	0	0	0	0	1	2									
Inning Stats	R: 0 E: 0 K: 1 S: 5	H: 0 LOB: 0 BB: 0 P: 5	R: 0 E: 0 K: 0 S: 3	H: 1 LOB: 0 BB: 0 P: 3	R: 0 E: 0 K: 0 S: 3	H: 0 LOB: 0 BB: 0 P: 3	R: 1 E: 0 K: 1 S: 6	H: 1 LOB: 2 BB: 2 P: 14	R: 0 E: 0 K: 0 S: 3	H: 0 LOB: 0 BB: 0 P: 3	R: 0 E: 0 K: 2 S: 7	H: 0 LOB: 0 BB: 0 P: 7	R: 0 E: 0 K: 0 S: 3	H: 0 LOB: 1 BB: 1 P: 7	R: 0 E: 0 K: 0 S: 3	H: 0 LOB: 0 BB: 0 P: 3	R: 3 E: 2 K: 1 S: 9	H: 2 LOB: 2 BB: 1 P: 13	1B: 4 2B: 0 3B: 0 HR: 0	SF: 1 SAC: 0 DP: 1 HBP: 0	WP: 0 PB: 0 SB: 0 CS: 0	PA: 36			
PITCHER	IP	WLS	BF	H	R	ER	SO	BB	IBB	HBP	BLK	WP	HR	S	P	ERA	WHIP								
Don Aase, R ERA: 3.82	(1, 1)	8.1	W	33	3	4	1	4	4	0	0	0	0	37	53	1.08	0.840								
Mark Clear, R ERA: 2.72	(9, 1)	0.2	S	3	1	0	0	1	0	0	0	0	0	5	5	0.00	1.500								

Detroit Tigers @ California Angels
Anaheim Stadium, Anaheim, CA
Fri Jun 08 1979, 10:05 PM EDT
Att: 28,298 - Unknown


AB 31
R 4
H 4
RBI 3
BB 4
SO 5
LOB 14

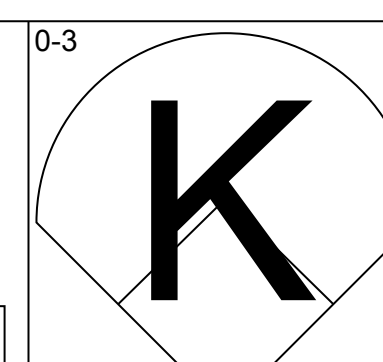
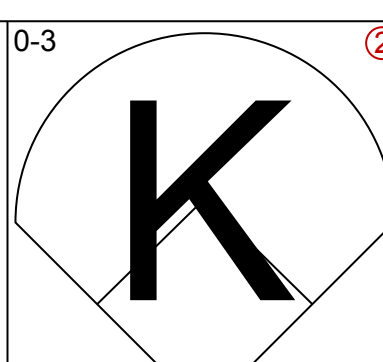
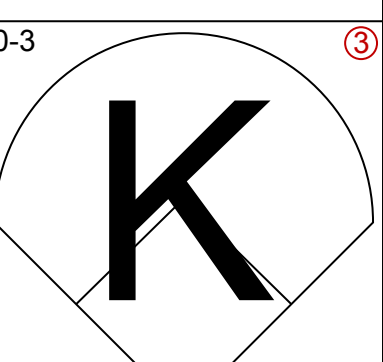
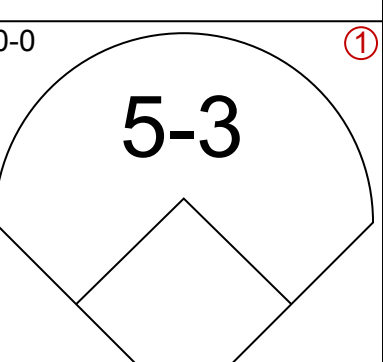
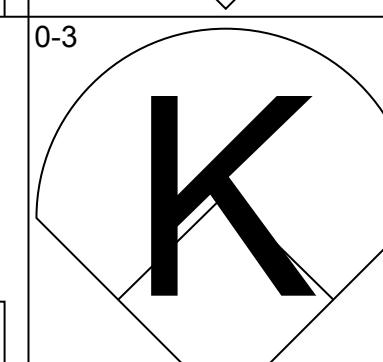
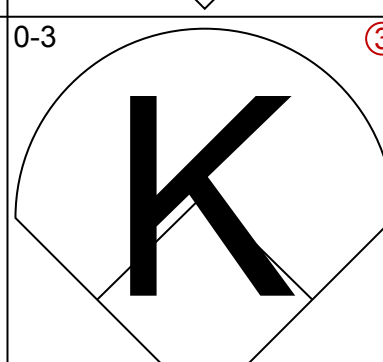
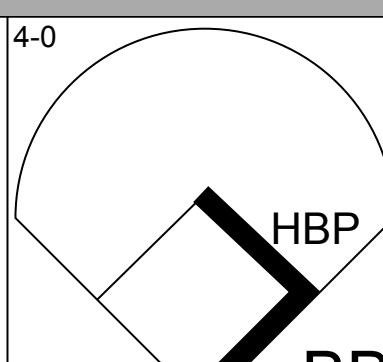
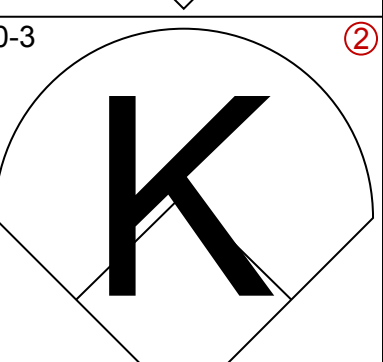
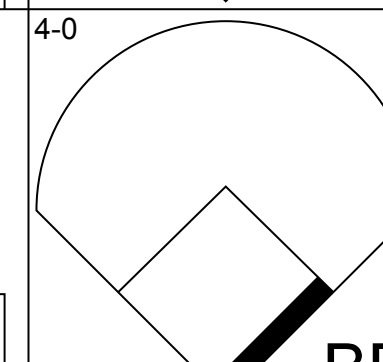
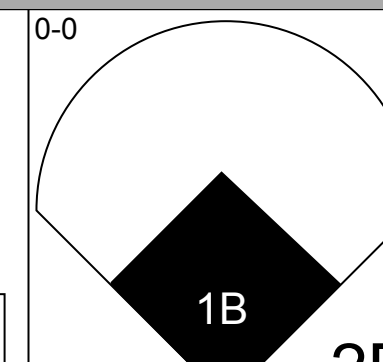
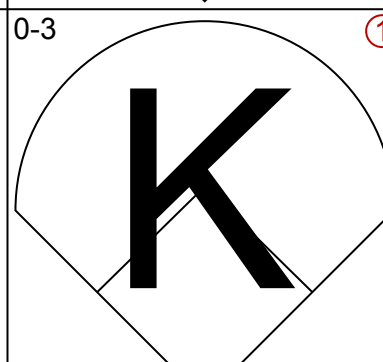
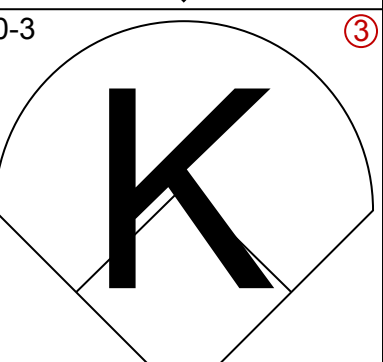
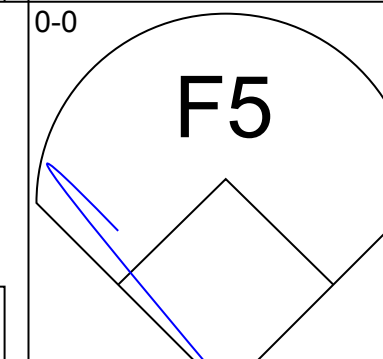
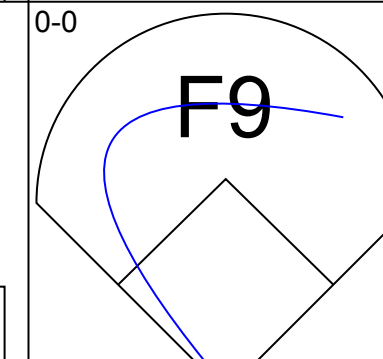
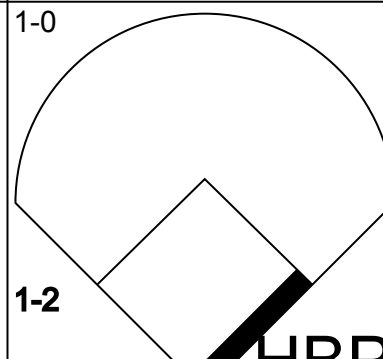
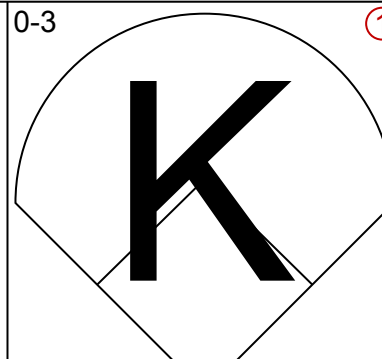
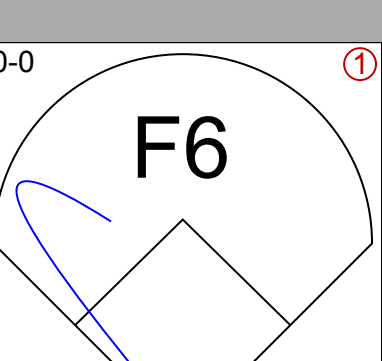
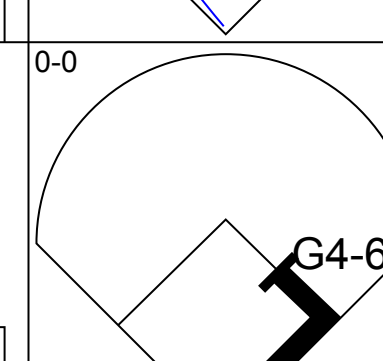
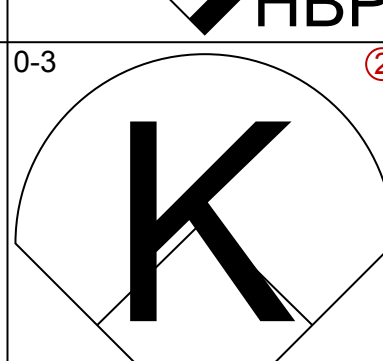
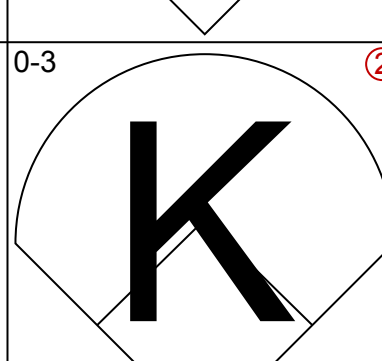
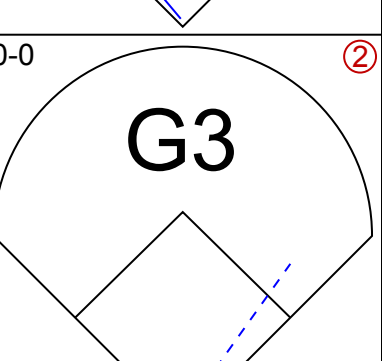
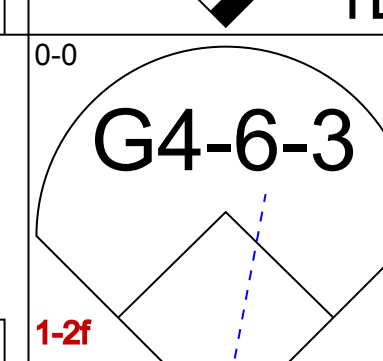
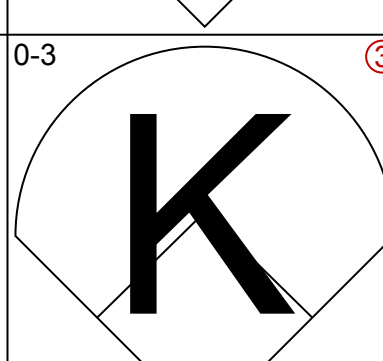
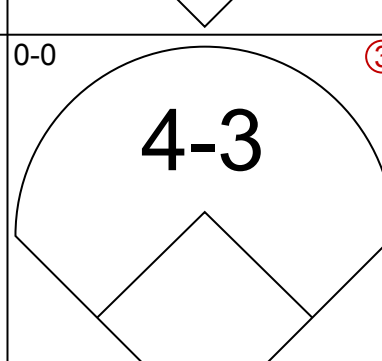
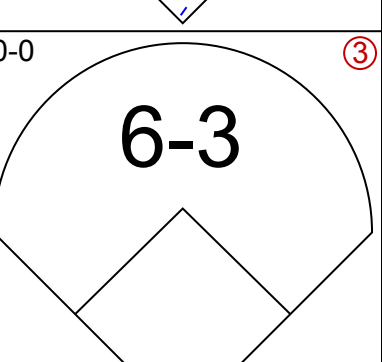
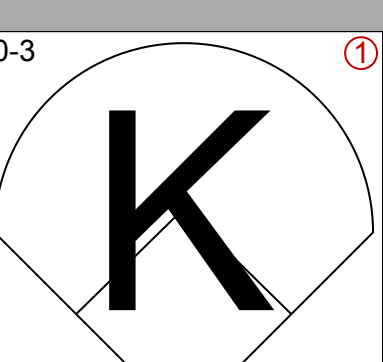
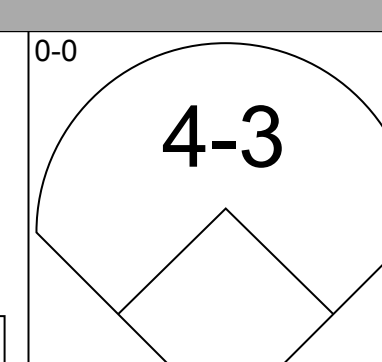
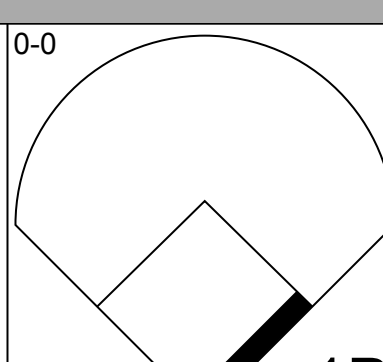
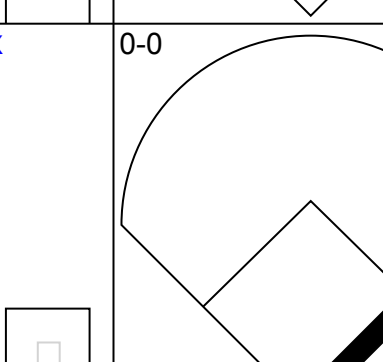
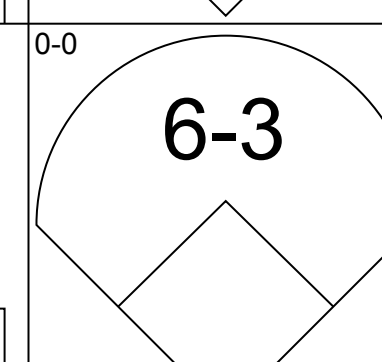
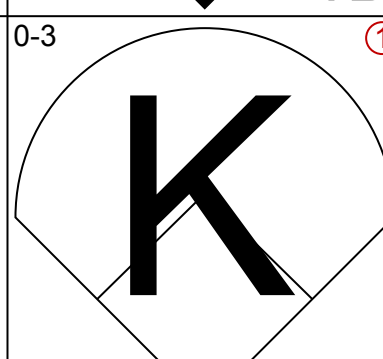
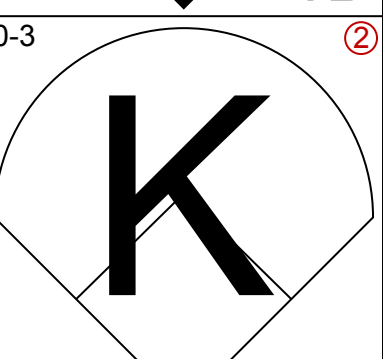
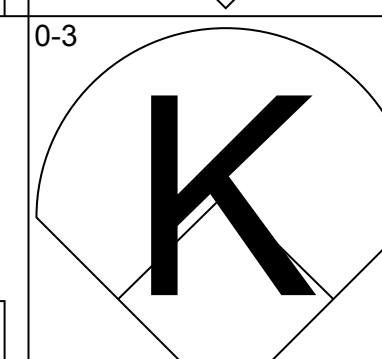


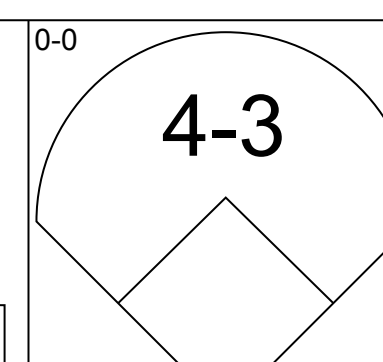
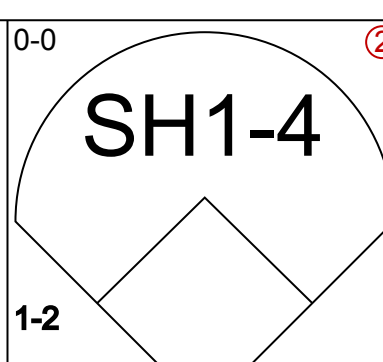
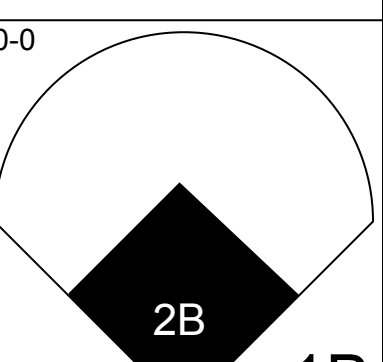
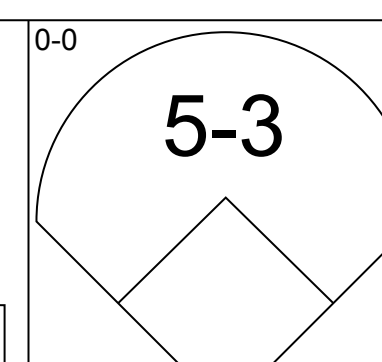
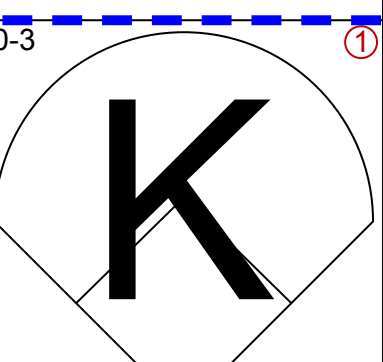
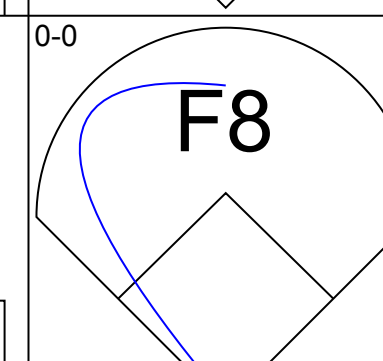
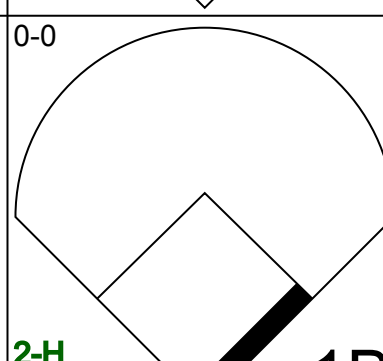
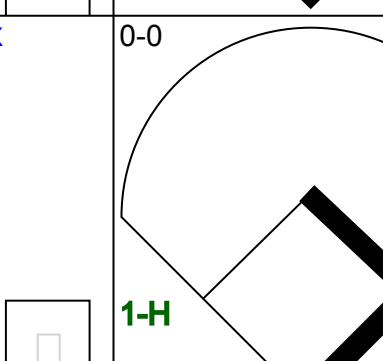
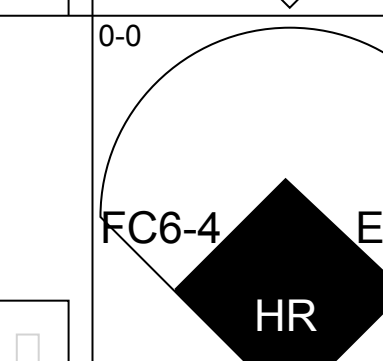
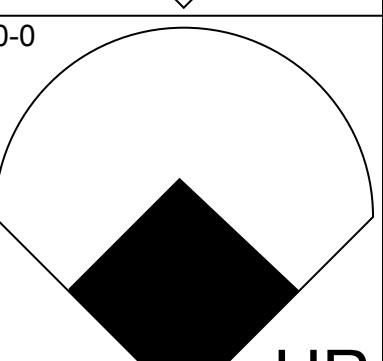
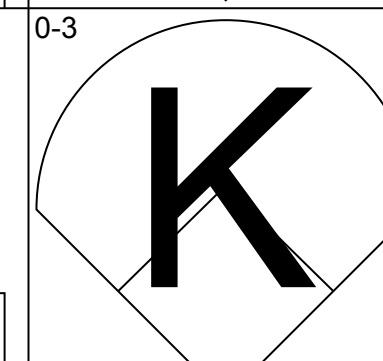
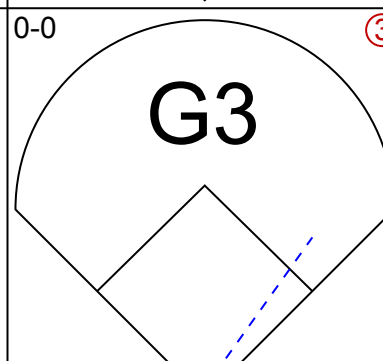
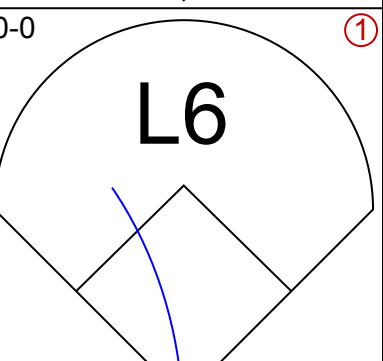
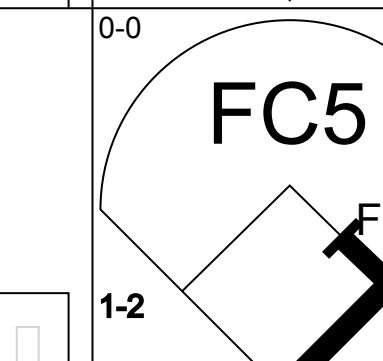
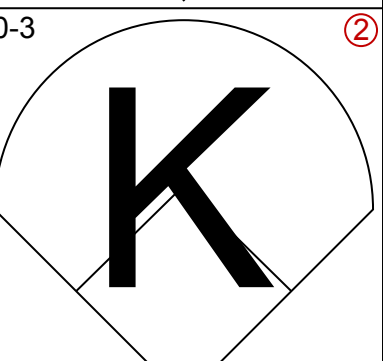
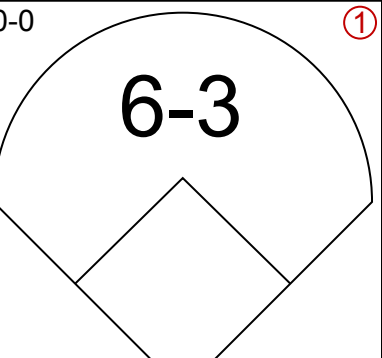
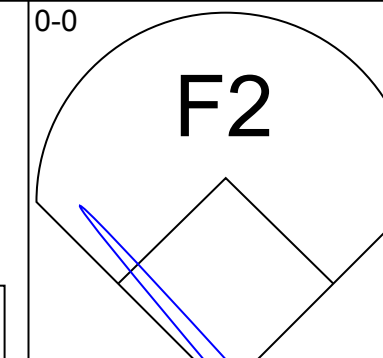
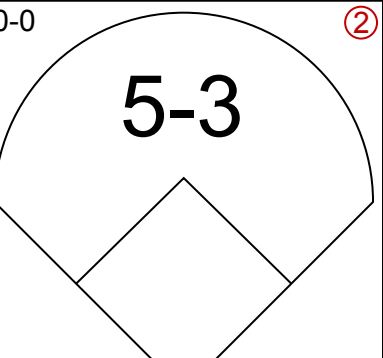
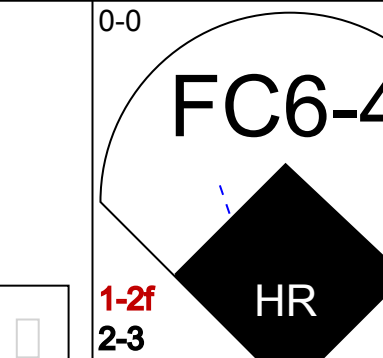
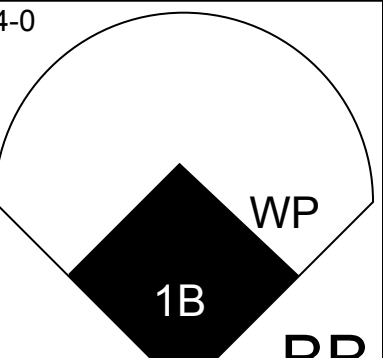

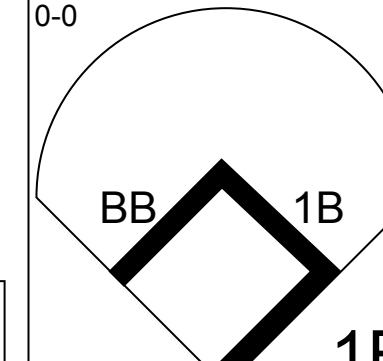
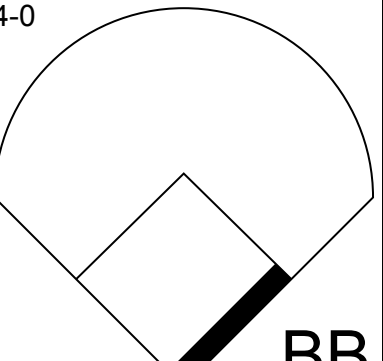
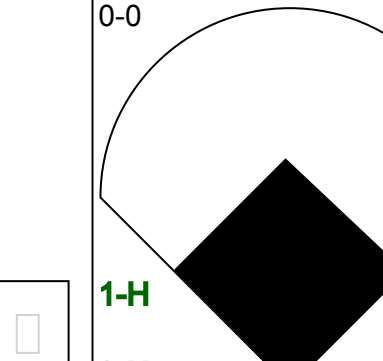
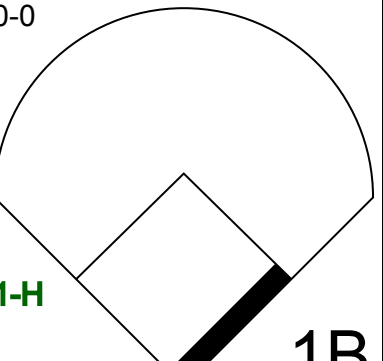

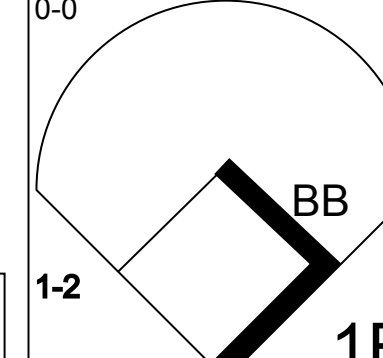
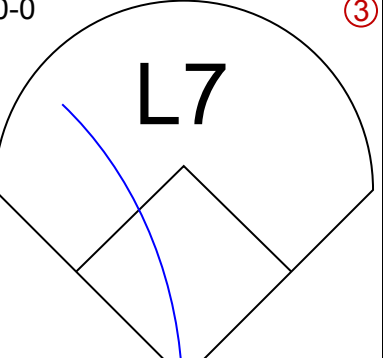
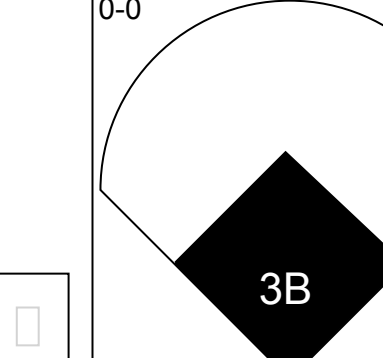
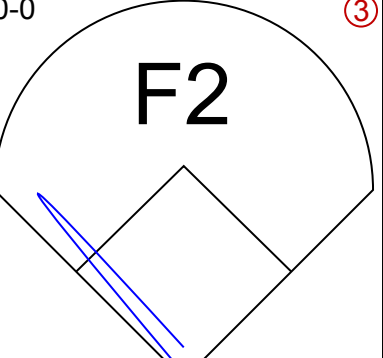

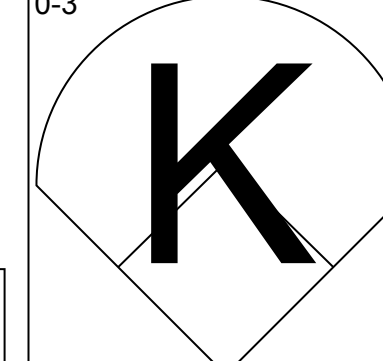
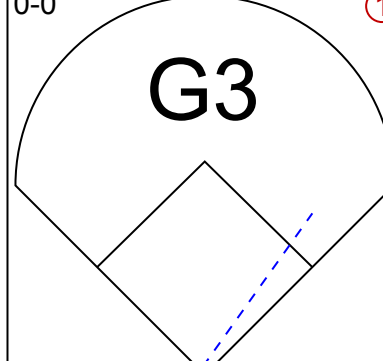
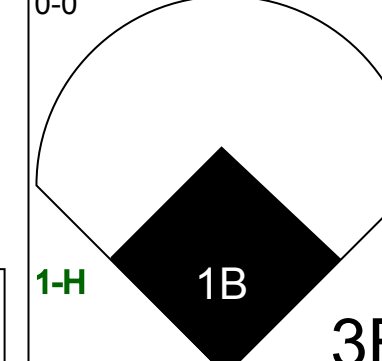
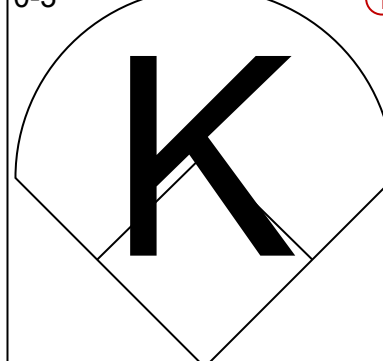
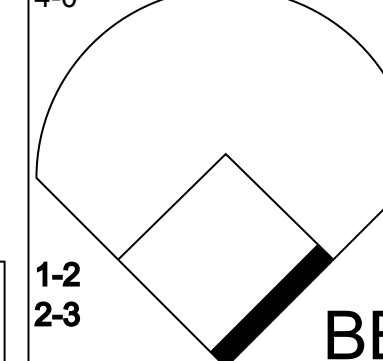

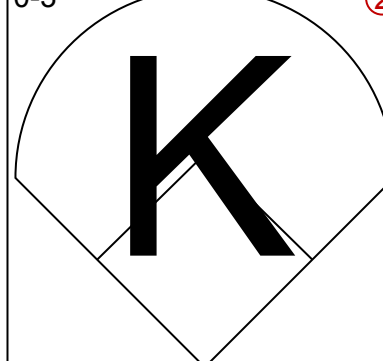
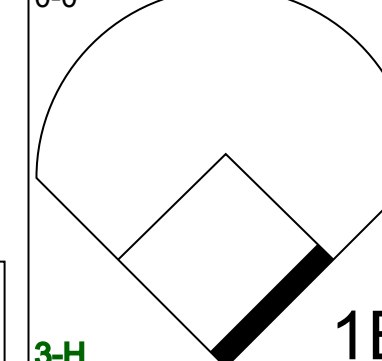
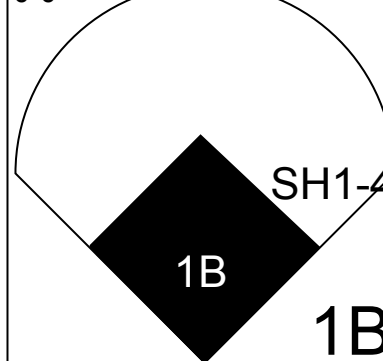
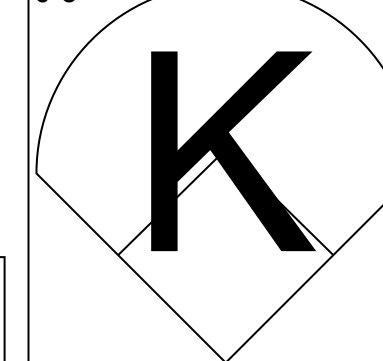
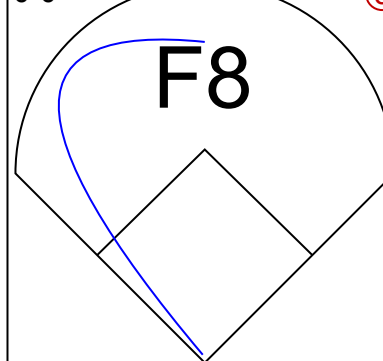
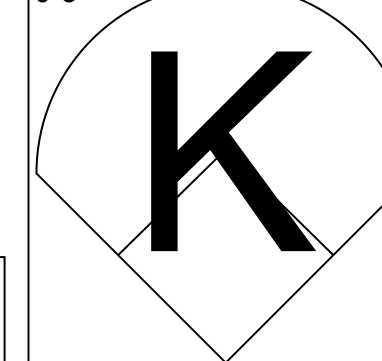
Batter	1	2	3	4	5	6	7	8	9	AB	R	H	RBI	BB	SO	LOB	BOTTOM								
Bert Campaneris, R OBP: 0.298, SLG: 0.243	0-0 1B		0-3 K		4-0 2-3 3-H BB 5-3		0-0 SH3-4	0-3 K		3	0	1	0	1	2	3									
Carney Lansford, R OBP: 0.337, SLG: 0.429	0-0 CS 1B		0-0 1-2 BB		0-0 F5		4-0 HR IBB			3	1	2	0	1	0	2									
Dan Ford, R OBP: 0.361, SLG: 0.481	0-0 F4		0-3 K		0-0 5-3		0-0 1-H 2-H 3-H HR			4	1	1	5	0	1	5									
Don Baylor, R OBP: 0.393, SLG: 0.548	0-0 F6		0-0 B4		0-0 F8		0-3 K			4	0	0	0	0	1	4									
Willie Aikens, L OBP: 0.353, SLG: 0.492		0-3 K		0-3 K		0-3 K	0-0 F2			4	0	0	0	0	3	0									
Brian Downing, R OBP: 0.387, SLG: 0.492		4-0 BB BB		0-0 6-3		0-0 3-1		0-0 6-3		3	0	0	0	1	0	0									
Larry Harlow, L OBP: 0.357, SLG: 0.271		4-0 G1-4-3 BB		0-3 K		0-3 K		0-0 2B 1B		3	0	1	0	1	2	0									
Bobby Grich, R OBP: 0.368, SLG: 0.586		0-0 G1-4-3			0-0 2B PB 1B		1-0 SH3-4 1B HR HBP	0-0 L7		3	2	1	0	0	0	3									
Willie Davis, L OBP: 0.269, SLG: 0.292			0-0 WP 1B		0-0 PB 5-3 2B		0-0 SH3-4 HR 1B	0-0 2B		4	2	4	0	0	0	0									
Inning Stats	R: 0 E: 0 K: 0 S: 4	H: 2 LOB: 1 BB: 0 P: 4	R: 0 E: 0 K: 1 S: 4	H: 0 LOB: 1 BB: 2 P: 12	R: 0 E: 0 K: 2 S: 9	H: 2 LOB: 2 BB: 0 P: 9	R: 0 E: 0 K: 2 S: 7	H: 0 LOB: 0 BB: 0 P: 7	R: 2 E: 0 K: 0 S: 5	H: 2 LOB: 1 BB: 1 P: 9	R: 0 E: 0 K: 2 S: 7	H: 0 LOB: 0 BB: 0 P: 7	R: 4 E: 0 K: 1 S: 7	H: 2 LOB: 0 BB: 1 P: 12	R: 0 E: 0 K: 1 S: 7	H: 2 LOB: 2 BB: 0 P: 7	R: 0 E: 0 K: 1 S: 7	H: 2 LOB: 2 BB: 0 P: 7	1B: 7 2B: 2 3B: 0 HR: 1	SF: 0 SAC: 1 DP: 1 HBP: 1	WP: 1 PB: 1 SB: 0 CS: 1	PA: 37			
PITCHER	IP	WLS	BF	H	R	ER	SO	BB	IBB	HBP	BLK	WP	HR	S	P	ERA	WHIP								
Milt Wilcox, R ERA: 5.37	(1, 1)	6.1	L	29	7	5	4	7	3	1	1	0	0	38	55	5.68	1.579								
John Hiller, L ERA: 3.59	(7, 1)	1.2		8	3	1	1	2	0	0	0	0	1	12	12	5.40	1.800								

Detroit Tigers @ California Angels
Anaheim Stadium, Anaheim, CA
Fri Jun 08 1979, 10:05 PM EDT
Att: 28,298 - Unknown

AB 31
R 6
H 10
RBI 5
BB 4
SO 9
LOB 17



Batter	1	2	3	4	5	6	7	8	9	AB	R	H	RBI	BB	SO	LOB	TOP					
Ron LeFlore, R (1, 8) OBP: 0.350, SLG: 0.381										4	0	0	0	0	3	2	<p>Detroit Tigers @ California Angels Anaheim Stadium, Anaheim, CA Sat Jun 09 1979, 10:05 PM EDT Att: 36,499 - Unknown</p>					
Lou Whitaker, L (1, 4) OBP: 0.397, SLG: 0.424										3	0	0	0	1	3	1						
Steve Kemp, L (1, 7) OBP: 0.434, SLG: 0.571										3	1	1	0	1	2	1						
Rusty Staub, L (1, 10) OBP: 0.331, SLG: 0.407										3	0	0	0	0	1	2						
Jason Thompson, L (1, 3) OBP: 0.383, SLG: 0.406										4	0	1	1	0	2	2						
Champ Summers, L (1, 9) OBP: 0.358, SLG: 0.360										4	0	0	0	0	1	3						
Lance Parrish, R (1, 2) John Wockenfuss, R (6, 2) OBP: 0.379, SLG: 0.483 OBP: 0.314, SLG: 0.574										2	0	0	0	0	1	0						
Aurelio Rodriguez, R (1, 5) OBP: 0.292, SLG: 0.338										3	0	2	0	0	0	0						
Alan Trammell, R (1, 6) OBP: 0.288, SLG: 0.270										3	0	0	0	0	3	2						
Inning Stats	R: 0 E: 0 K: 2 S: 7	H: 0 LOB: 1 BB: 1 P: 11	R: 0 E: 0 K: 0 S: 3	H: 0 LOB: 0 BB: 0 P: 3	R: 0 E: 0 K: 3 S: 10	H: 1 LOB: 1 BB: 0 P: 10	R: 1 E: 0 K: 0 S: 4	H: 2 LOB: 0 BB: 0 P: 4	R: 0 E: 0 K: 3 S: 10	H: 1 LOB: 1 BB: 1 P: 10	R: 0 E: 0 K: 3 S: 9	H: 0 LOB: 2 BB: 1 P: 14	R: 0 E: 0 K: 1 S: 5	H: 0 LOB: 0 BB: 0 P: 5	R: 0 E: 0 K: 2 S: 7	H: 0 LOB: 0 BB: 0 P: 7	R: 0 E: 0 K: 2 S: 7	H: 0 LOB: 0 BB: 0 P: 7	1B: 3 2B: 1 3B: 0 HR: 0	SF: 0 SAC: 0 DP: 1 HBP: 1	WP: 0 PB: 0 SB: 0 CS: 0	PA: 33
PITCHER Nolan Ryan, R (1, 1) ERA: 2.92	IP: 9.0 WLS: W BF: 33 H: 4 R: 1 ER: 1 SO: 16 BB: 2 IBB: 0 HBP: 1 BLK: 0 WP: 0 HR: 0 S: 62 P: 71 ERA: 1.00 WHIP: 0.667															PITCHER	IP: WLS: BF: H: R: ER: SO: BB: IBB: HBP: BLK: WP: HR: S: P: ERA: WHIP:					

Batter	1	2	3	4	5	6	7	8	9	AB	R	H	RBI	BB	SO	LOB	BOTTOM			
Bert Campaneris, R (1, 6) OBP: 0.296, SLG: 0.243										4	1	1	0	0	1	0	<p>Detroit Tigers @ California Angels Anaheim Stadium, Anaheim, CA Sat Jun 09 1979, 10:05 PM EDT Att: 36,499 - Unknown</p>			
Carney Lansford, R (1, 5) OBP: 0.347, SLG: 0.453										5	2	4	3	0	0	0				
Dan Ford, R (1, 9) OBP: 0.352, SLG: 0.468										5	0	0	0	0	2	3				
Don Baylor, R (1, 7) OBP: 0.389, SLG: 0.538										4	2	0	0	1	0	3				
Willie Aikens, L (1, 3) OBP: 0.368, SLG: 0.524										4	1	3	4	1	0	0				
Brian Downing, R (1, 2) OBP: 0.392, SLG: 0.495										5	1	3	0	0	0	3				
Larry Harlow, L (1, 8) OBP: 0.350, SLG: 0.308										4	1	1	1	0	1	3				
Bobby Grich, R (1, 4) OBP: 0.370, SLG: 0.582										3	0	1	1	1	2	0				
Willie Davis, L (1, 10) OBP: 0.267, SLG: 0.286										4	1	1	0	0	2	4				
Inning Stats	R: 0 E: 0 K: 1 S: 5	H: 0 LOB: 0 BB: 0 P: 5	R: 0 E: 0 K: 0 S: 4	H: 1 LOB: 1 BB: 0 P: 4	R: 1 E: 0 K: 1 S: 7	H: 2 LOB: 1 BB: 0 P: 7	R: 0 E: 0 K: 2 S: 9	H: 2 LOB: 3 BB: 1 P: 13	R: 1 E: 0 K: 0 S: 5	H: 2 LOB: 2 BB: 1 P: 9	R: 0 E: 0 K: 1 S: 5	H: 0 LOB: 0 BB: 0 P: 5	R: 5 E: 1 K: 1 S: 11	H: 5 LOB: 1 BB: 0 P: 11	R: 2 E: 0 K: 2 S: 9	H: 2 LOB: 1 BB: 1 P: 13	1B: 10 2B: 1 3B: 1 HR: 2	SF: 0 SAC: 1 DP: 0 HBP: 0	WP: 1 PB: 0 SB: 0 CS: 0	PA: 42
PITCHER Dave Rozema, R (1, 1) ERA: 3.34 Dave Tobik, R (7, 1) ERA: 1.0 Aurelio Lopez, R (8, 1) ERA: 4.11	IP: 6.2 WLS: L BF: 34 H: 11 R: 7 ER: 2 SO: 5 BB: 2 IBB: 0 HBP: 0 BLK: 0 WP: 0 HR: 1 S: 42 P: 50 ERA: 2.70 WHIP: 1.950															PITCHER	IP: WLS: BF: H: R: ER: SO: BB: IBB: HBP: BLK: WP: HR: S: P: ERA: WHIP:			

AB	30
R	1
H	4
RBI	1
BB	2
SO	16
LOB	13




AB	38
R	9
H	14
RBI	9
BB	3
SO	8
LOB	16



Batter	1	2	3	4	5	6	7	8	9	AB	R	H	RBI	BB	SO	LOB	TOP										
Ron LeFlore, R OBP: 0.352, SLG: 0.382 Lynn Jones, R OBP: 0.333, SLG: 0.346	L9		E	S		K	CS	K		5	2	2	0	0	2	0											
Lou Whitaker, L OBP: 0.392, SLG: 0.432	F8		E7	HR		BB		F7		4	2	2	2	1	0	0											
Steve Kemp, L OBP: 0.438, SLG: 0.583	B5-3		BB	HR		BB		3-1		3	2	1	2	2	0	0											
Rusty Staub, L OBP: 0.327, SLG: 0.394		G3	SF7	F6		3-1			4-3	4	0	0	0	1	0	2											
Lance Parrish, R OBP: 0.379, SLG: 0.477		HR	F6	F6				F8		4	1	1	0	1	0	3											
Jason Thompson, L OBP: 0.378, SLG: 0.396		K	SF7		K	K		L4		4	0	0	1	1	3	4											
Jerry Morales, R OBP: 0.273, SLG: 0.431		HR	SF7	4-3			F9			3	1	1	3	0	0	0											
Aurelio Rodriguez, R OBP: 0.284, SLG: 0.329		1-3	F6	4-3			F3			4	0	0	0	0	0	2											
Alan Trammell, R OBP: 0.293, SLG: 0.298			1B	K			E6			4	2	2	1	0	1	0											
Inning Stats	R: 0 E: 0 K: 0 S: 3	H: 0 LOB: 0 BB: 0 P: 3	R: 2 E: 0 K: 1 S: 7	H: 2 LOB: 0 BB: 0 P: 7	R: 4 E: 1 K: 0 S: 6	H: 3 LOB: 2 BB: 3 P: 18	R: 3 E: 0 K: 1 S: 8	H: 3 LOB: 0 BB: 0 P: 8	R: 0 E: 0 K: 1 S: 5	H: 0 LOB: 0 BB: 0 P: 5	R: 1 E: 0 K: 2 S: 8	H: 1 LOB: 3 BB: 3 P: 20	R: 0 E: 1 K: 0 S: 3	H: 0 LOB: 0 BB: 0 P: 3	R: 0 E: 0 K: 1 S: 5	H: 0 LOB: 0 BB: 0 P: 5	R: 0 E: 0 K: 0 S: 3	H: 0 LOB: 0 BB: 0 P: 3	1B: 5 2B: 1 3B: 0 HR: 3	SF: 1 SAC: 0 DP: 0 HBP: 0	WP: 1 PB: 0 SB: 1 CS: 1	PA: 43					
PITCHER	IP	WLS	BF	H	R	ER	SO	BB	IBB	HBP	BLK	WP	HR	S	P	ERA	WHIP										
Frank Tanana, L ERA: 4.85	2.0	L	12	5	6	6	1	1	0	0	0	1	1	13	17	27.00	3.000										
Dave LaRoche, L ERA: 5.7	3.1		18	4	4	4	3	4	0	0	0	0	2	20	36	10.80	2.400										
Mike Barlow, R ERA: 4.73	6.1		12	0	0	0	2	1	0	0	0	0	0	15	19	0.00	0.273										

Detroit Tigers @ California Angels
 Anaheim Stadium, Anaheim, CA
 Sun Jun 10 1979, 6:33 AM EDT
 Att: 30,229 - Unknown


AB 35
 R 10
 H 9
 RBI 9
 BB 6
 SO 6
 LOB 11



Batter	1	2	3	4	5	6	7	8	9	AB	R	H	RBI	BB	SO	LOB	BOTTOM										
Larry Harlow, L OBP: 0.369, SLG: 0.321	1B		FC5-4		G6-4-3		K		L6	4	1	2	0	0	1	0											
Camey Lansford, R OBP: 0.352, SLG: 0.461	1B		FC5-4	1B	G6-4-3		S		1-3	5	2	3	0	0	0	2											
Dan Ford, R OBP: 0.363, SLG: 0.474	1B		1B	1B	1B		1B		1-3	4	0	3	1	1	0	1											
Don Baylor, R OBP: 0.382, SLG: 0.527	G6-4-3		K		L7		F4		F7	5	0	0	0	0	1	7											
Willie Aikens, L OBP: 0.378, SLG: 0.577	HR		1B			HR		K		4	2	3	3	0	1	0											
Brian Downing, R OBP: 0.389, SLG: 0.489	F8		L4			F8		HR	1B	4	1	1	0	0	0	2											
Willie Davis, L OBP: 0.235, SLG: 0.250		G3		1-3		4-3		K		4	0	0	0	0	1	1											
Bobby Grich, R OBP: 0.373, SLG: 0.596		G5-6-3		F9		K		HR		4	1	2	2	0	1	0											
Jim Anderson, R OBP: 0.278, SLG: 0.200		G5-6-3		F7			F9		G3	4	0	0	0	0	0	1											
Inning Stats	R: 3 E: 0 K: 0 S: 5	H: 3 LOB: 0 BB: 0 P: 6	R: 0 E: 0 K: 0 S: 3	H: 1 LOB: 0 BB: 0 P: 3	R: 1 E: 0 K: 1 S: 8	H: 3 LOB: 0 BB: 0 P: 8	R: 0 E: 0 K: 0 S: 3	H: 0 LOB: 0 BB: 0 P: 3	R: 0 E: 0 K: 0 S: 4	H: 2 LOB: 1 BB: 0 P: 4	R: 1 E: 0 K: 1 S: 6	H: 1 LOB: 0 BB: 0 P: 6	R: 0 E: 0 K: 1 S: 6	H: 1 LOB: 2 BB: 1 P: 10	R: 2 E: 0 K: 2 S: 9	H: 2 LOB: 0 BB: 0 P: 9	R: 0 E: 0 K: 0 S: 4	H: 1 LOB: 1 BB: 0 P: 4	1B: 10 2B: 1 3B: 0 HR: 3	SF: 0 SAC: 0 DP: 3 HBP: 1	WP: 0 PB: 0 SB: 1 CS: 0	PA: 40					
PITCHER	IP	WLS	BF	H	R	ER	SO	BB	IBB	HBP	BLK	WP	HR	S	P	ERA	WHIP										
Jack Billingham, R ERA: 3.03	2.2		14	7	4	4	1	0	0	1	0	0	0	15	16	13.50	2.625										
Fernando Arroyo, R ERA: 3.86	5.1	W	22	6	3	3	4	1	0	0	0	0	2	29	33	5.06	1.312										
John Hiller, L ERA: 3.49	1.0	S	4	1	0	0	0	0	0	0	0	0	0	4	4	0.00	1.000										

Detroit Tigers @ California Angels
 Anaheim Stadium, Anaheim, CA
 Sun Jun 10 1979, 6:33 AM EDT
 Att: 30,229 - Unknown

AB 38
 R 7
 H 14
 RBI 6
 BB 1
 SO 5
 LOB 14



Batter	1	2	3	4	5	6	7	8	9	AB	R	H	RBI	BB	SO	LOB	TOP					
Bert Campaneris, R OBP: 0.297, SLG: 0.239 Jim Anderson, R OBP: 0.250, SLG: 0.176	F2	G5-3					FC5-4 1B BB	FC 1B	4-3 F7	3	0	0	0	1	0	3						
Carney Lansford, R OBP: 0.360, SLG: 0.463	FC6-4 1B		6-3 5-3 HBP		FC5-4 G6-4-3		1B		1B HBP BB	3	1	2	0	1	0	2						
Dan Ford, R OBP: 0.359, SLG: 0.467	FC6-4 1B		5-3		G6-4-3		K		HBP 2B 1B	5	2	1	0	0	1	5						
Don Baylor, R OBP: 0.386, SLG: 0.524	1B BB		6-3			K		SH5-4 FC1 1B	2B HBP IBB	3	1	1	0	2	1	1						
Willie Aikens, L OBP: 0.386, SLG: 0.571	1B		K			F8		BB SH5-4 BB	2B 1B HBP	3	1	1	2	1	1	1						
Willie Davis, L OBP: 0.216, SLG: 0.229 Brian Downing, R OBP: 0.392, SLG: 0.497	K				3-1		F8	SH5-4	1B 2B	3	0	0	0	0	1	2						
Larry Harlow, L OBP: 0.386, SLG: 0.322		G5-3 1B BB			K			1B 1B BB	FC1 BB 2B 1B	3	2	1	2	2	1	2						
Bobby Grich, R OBP: 0.376, SLG: 0.594					K			1B FC 1B	K 1B	4	1	2	0	1	2	1						
Tom Donohue, R OBP: 0.263, SLG: 0.389 Merv Rettenmund, R OBP: 0.286, SLG: 0.516 Terry Humphrey, R OBP: 0.111, SLG: 0.059 Dickie Thon, R OBP: 0.286, SLG: 0.429		K			E6 FC5-4 BB			FC 1B	3-1 2B	2	0	0	0	0	1	2						
Inning Stats	R: 1 E: 0 K: 1 S: 7	H: 2 LOB: 2 BB: 1 P: 11	R: 0 E: 0 K: 1 S: 5	H: 1 LOB: 1 BB: 1 P: 9	R: 0 E: 0 K: 1 S: 5	H: 0 LOB: 1 BB: 0 P: 6	R: 0 E: 0 K: 2 S: 7	H: 0 LOB: 0 BB: 0 P: 7	R: 0 E: 0 K: 0 S: 3	H: 0 LOB: 1 BB: 1 P: 7	R: 0 E: 0 K: 1 S: 5	H: 0 LOB: 0 BB: 0 P: 5	R: 2 E: 1 K: 1 S: 7	H: 3 LOB: 1 BB: 1 P: 11	R: 0 E: 0 K: 0 S: 4	H: 1 LOB: 3 BB: 2 P: 12	R: 6 E: 0 K: 1 S: 9	H: 4 LOB: 1 BB: 2 P: 18	1B: 9 2B: 2 3B: 0 HR: 0	SF: 0 SAC: 2 DP: 2 HBP: 2	WP: 0 PB: 0 SB: 0 CS: 0	PA: 46
PITCHER	IP	WLS	BF	H	R	ER	SO	BB	IBB	HBP	BLK	WP	HR	S	P	ERA	WHIP					
Eric Wilkins, R ERA: 4.53	6.1		28	5	3	3	6	4	0	1	0	0	0	35	52	4.26	1.421					
Victor Cruz, R ERA: 3.52	0.2		2	1	0	0	1	0	0	0	0	0	0	4	4	0.00	1.500					
Sid Monge, L ERA: 1.68	0.2		5	1	0	0	1	0	2	0	0	0	0	3	11	0.00	4.500					
Dan Spillner, R ERA: 5.14	0.2	L	5	1	3	3	0	1	1	0	0	0	0	3	11	40.50	3.000					
Don Hood, L ERA: 3.99	0.0		1	0	0	0	0	0	0	1	0	0	0	0	1	∞	∞					
PITCHER	IP	WLS	BF	H	R	ER	SO	BB	IBB	HBP	BLK	WP	HR	S	P	ERA	WHIP					
Mike Paxton, R ERA: 6.22	0.2		5	3	3	3	1	0	0	0	0	0	0	7	7	40.50	4.500					

California Angels @ Cleveland Indians
Cleveland Municipal Stadium, Cleveland, OH
Mon Jun 11 1979, 7:05 PM EDT
Att: 10,674 - Unknown - 62 F

AB 35
R 9
H 11
RBI 8
BB 8
SO 8
LOB 23



Batter	1	2	3	4	5	6	7	8	9	AB	R	H	RBI	BB	SO	LOB	BOTTOM					
Paul Dade, R OBP: 0.333, SLG: 0.385	4-3			F9	F8		K		F7	5	0	0	0	0	1	3						
Toby Harrah, R OBP: 0.371, SLG: 0.354	F4 1B			G3		F8		WP PB SF7 BB	S 1B	4	1	2	0	1	0	0						
Bobby Bonds, R OBP: 0.384, SLG: 0.477	F4							K	BB	4	0	2	0	1	1	2						
Andre Thornton, R OBP: 0.336, SLG: 0.408		5-3		F5		F6		SF7	F4	4	0	0	1	0	0	5						
Rick Manning, L OBP: 0.319, SLG: 0.304					F7	F5		S BLK 1B		3	0	1	0	1	0	1						
Gary Alexander, R OBP: 0.299, SLG: 0.380		G6-4-3						S BLK 1B		3	2	2	1	1	0	1						
Duane Kuiper, L OBP: 0.327, SLG: 0.333				L6				FC6-4		4	1	1	0	0	0	2						
Ted Cox, R OBP: 0.258, SLG: 0.216					6-3				K	4	0	1	1	0	1	1						
Tom Verzyer, R OBP: 0.295, SLG: 0.262 Jim Norris, L OBP: 0.299, SLG: 0.285				K					1B	3	0	1	1	0	2	1						
Inning Stats	R: 0 E: 0 K: 0 S: 3	H: 1 LOB: 0 BB: 0 P: 3	R: 0 E: 0 K: 0 S: 2	H: 0 LOB: 0 BB: 1 P: 6	R: 0 E: 0 K: 1 S: 5	H: 0 LOB: 0 BB: 0 P: 5	R: 0 E: 0 K: 0 S: 4	H: 1 LOB: 1 BB: 0 P: 4	R: 2 E: 0 K: 0 S: 6	H: 3 LOB: 1 BB: 0 P: 6	R: 0 E: 0 K: 0 S: 4	H: 1 LOB: 1 BB: 0 P: 4	R: 1 E: 0 K: 2 S: 9	H: 2 LOB: 1 BB: 0 P: 9	R: 1 E: 0 K: 1 S: 6	H: 1 LOB: 2 BB: 2 P: 14	R: 0 E: 0 K: 1 S: 7	H: 2 LOB: 3 BB: 1 P: 11	1B: 9 2B: 1 3B: 0 HR: 1	SF: 1 SAC: 0 DP: 1 HBP: 0	WP: 1 PB: 1 SB: 3 CS: 0	PA: 40
PITCHER	IP	WLS	BF	H	R	ER	SO	BB	IBB	HBP	BLK	WP	HR	S	P	ERA	WHIP					
Jim Barr, R ERA: 3.65	6.1		26	8	3	3	1	1	0	0	0	1	0	19	31	4.26	1.421					
Mark Clear, R ERA: 2.75	2.2	W	14	3	1	1	4	3	0	0	1	1	0	19	31	3.38	2.250					
PITCHER	IP	WLS	BF	H	R	ER	SO	BB	IBB	HBP	BLK	WP	HR	S	P	ERA	WHIP					

California Angels @ Cleveland Indians
Cleveland Municipal Stadium, Cleveland, OH
Mon Jun 11 1979, 7:05 PM EDT
Att: 10,674 - Unknown - 62 F

AB 35
R 4
H 11
RBI 4
BB 4
SO 5
LOB 16



Batter	1	2	3	4	5	6	7	8	9	AB	R	H	RBI	BB	SO	LOB	TOP																			
Larry Harlow, L OBP: 0.382, SLG: 0.313 (1, 8)	F8	F8	F8			5-3			1-3	5	0	1	2	1	0	3	California Angels @ Cleveland Indians Cleveland Municipal Stadium, Cleveland, OH Tue Jun 12 1979, 7:05 PM EDT Att: 9,945 - Unknown - 63 F																			
Carney Lansford, R OBP: 0.356, SLG: 0.456 (1, 5)		F3		K		F8	K		G3	6	0	1	0	0	2	5																				
Dan Ford, R OBP: 0.356, SLG: 0.457 (1, 9)	K		1-3	6-3			K	1B		4	1	0	0	1	2	1																				
Don Baylor, R OBP: 0.386, SLG: 0.530 (1, 7)	F8			F7			1B	F9		5	2	2	0	0	0	2																				
Willie Aikens, L OBP: 0.405, SLG: 0.578 (1, 3)		1B	1B	1B			BB	1B	L5-4	2	3	2	0	3	0	0																				
Brian Downing, R OBP: 0.402, SLG: 0.505 (1, 10)		4-3	1B	1B	WP	F9	1B	1B	1B	5	3	4	2	0	0	1																				
Bobby Grich, R OBP: 0.374, SLG: 0.585 (1, 4)	K		WP	1B		F6	K	L5-4		5	0	1	1	0	2	8																				
Dickie Thon, R OBP: 0.417, SLG: 0.455 (1, 6)		4-3	1B	WP		F8	1B		F9	4	1	2	1	1	0	1																				
Tom Donohue, R OBP: 0.292, SLG: 0.391 (1, 2)	4-3		K			5-3			1-3	5	0	2	3	0	1	4																				
Inning Stats	R: 0 E: 0 K: 1 S: 6	H: 1 LOB: 1 BB: 0 P: 6	R: 3 E: 0 K: 1 S: 9	H: 4 LOB: 1 BB: 0 P: 9	R: 3 E: 0 K: 1 S: 9	H: 4 LOB: 2 BB: 1 P: 13	R: 0 E: 0 K: 1 S: 5	H: 0 LOB: 0 BB: 0 P: 5	R: 0 E: 0 K: 0 S: 3	H: 0 LOB: 1 BB: 1 P: 7	R: 0 E: 0 K: 0 S: 3	H: 0 LOB: 3 BB: 3 P: 3	R: 3 E: 0 K: 3 S: 12	H: 3 LOB: 3 BB: 3 P: 24	R: 1 E: 0 K: 0 S: 4	H: 2 LOB: 1 BB: 1 P: 8	R: 0 E: 0 K: 0 S: 4	H: 1 LOB: 1 BB: 0 P: 4	1B: 13 2B: 3 3B: 0 HR: 0	SF: 0 SAC: 0 DP: 1 HBP: 0	WP: 1 PB: 1 SB: 2 CS: 0	PA: 47														
PITCHER	IP	WLS	BF	H	R	ER	SO	BB	IBB	HBP	BLK	WP	HR	S	P	ERA	WHIP	PITCHER		IP	WLS	BF	H	R	ER	SO	BB	IBB	HBP	BLK	WP	HR	S	P	ERA	WHIP
Rick Wise, R ERA: 3.72 (1, 1)	1.0		6	3	2	2	1	0	0	0	0	0	0	8	8	18.00	3.000	Don Hood, L ERA: 3.88 (8, 1)		1.2	W	5	1	0	0	0	0	0	0	0	5	5	0.00	0.600		
Mike Paxton, R ERA: 6.69 (2, 1)	1.1		10	5	4	4	1	1	0	0	0	0	0	11	15	27.00	4.500																			
Dan Spillner, R ERA: 5.06 (3, 1)	4.0		16	2	2	2	3	2	0	0	0	1	0	20	28	4.50	1.000																			
Victor Cruz, R ERA: 3.86 (7, 1)	0.1		4	2	1	1	1	1	0	0	0	0	0	5	9	27.00	9.000																			
Sid Monge, L ERA: 1.84 (7, 1)	0.2		6	2	1	1	1	2	0	0	0	0	0	6	14	13.50	6.000																			

AB	41
R	10
H	15
RBI	9
BB	6
SO	7
LOB	25



Batter	1	2	3	4	5	6	7	8	9	AB	R	H	RBI	BB	SO	LOB	BOTTOM																			
Paul Dade, R OBP: 0.322, SLG: 0.371 (1, 7)	4-3		6-3	FC6-4	F8		F9		F4	6	0	0	0	0	0	6	California Angels @ Cleveland Indians Cleveland Municipal Stadium, Cleveland, OH Tue Jun 12 1979, 7:05 PM EDT Att: 9,945 - Unknown - 63 F																			
Toby Harrah, R OBP: 0.378, SLG: 0.368 (1, 10)			1B	1B	BB	4-3	F8	5-3	HR	3	3	1	2	3	0	0																				
Bobby Bonds, R OBP: 0.391, SLG: 0.480 (1, 9)	K		1B	1-2	4-3		HBP	2B	1B	5	2	3	0	0	1	2																				
Andre Thornton, R OBP: 0.344, SLG: 0.418 (1, 3)	F4		BB	1B	BB	F8		1B	1B	5	1	3	4	1	0	2																				
Rick Manning, L OBP: 0.333, SLG: 0.308 (1, 8)			G1-4-3	1B	1-2	BB	BB	1B	BB	1	1	1	0	4	0	0																				
Gary Alexander, R OBP: 0.292, SLG: 0.370 (1, 2)	K		1-3	1-3	F9	FC6-4		F7		5	0	0	0	0	1	11																				
Duane Kuiper, L OBP: 0.324, SLG: 0.330 (1, 4)	G1-4-3			4-3	E2		F7	F7		5	1	1	2	0	0	3																				
Ted Cox, R OBP: 0.275, SLG: 0.239 Horace Speed, R OBP: 0.368, SLG: 0.143 (9, PR)			1B	FC6-4	E6		F8		5-3	4	2	2	0	1	0	0																				
Tom Verzyer, R OBP: 0.297, SLG: 0.266 (1, 6)	F4		L6						5-3	5	0	2	1	0	0	3																				
Inning Stats	R: 0 E: 0 K: 1 S: 5	H: 0 LOB: 1 BB: 1 P: 9	R: 0 E: 0 K: 1 S: 5	H: 1 LOB: 0 BB: 0 P: 5	R: 2 E: 0 K: 0 S: 6	H: 3 LOB: 3 BB: 2 P: 14	R: 0 E: 0 K: 0 S: 4	H: 1 LOB: 1 BB: 0 P: 4	R: 5 E: 2 K: 0 S: 6	H: 2 LOB: 1 BB: 3 P: 18	R: 0 E: 0 K: 0 S: 3	H: 0 LOB: 2 BB: 1 P: 8	R: 0 E: 0 K: 0 S: 4	H: 1 LOB: 1 BB: 0 P: 4	R: 1 E: 0 K: 0 S: 5	H: 2 LOB: 2 BB: 1 P: 9	R: 3 E: 0 K: 0 S: 5	H: 3 LOB: 1 BB: 1 P: 9	1B: 10 2B: 2 3B: 0 HR: 1	SF: 0 SAC: 0 DP: 1 HBP: 1	WP: 0 PB: 0 SB: 2 CS: 0	PA: 49														
PITCHER	IP	WLS	BF	H	R	ER	SO	BB	IBB	HBP	BLK	WP	HR	S	P	ERA	WHIP	PITCHER		IP	WLS	BF	H	R	ER	SO	BB	IBB	HBP	BLK	WP	HR	S	P	ERA	WHIP
Dave Frost, R ERA: 4.92 (1, 1)	4.2		25	6	6	4	2	6	0	0	0	0	0	13	18	3.38	1.875	Don Hood, L ERA: 3.88 (8, 1)		1.2	W	5	1	0	0	0	0	0	5	5	0.00	0.600				
Mike Barlow, R ERA: 4.5 (5, 1)	2.2		15	4	2	1	0	1	0	1	0	0	0	13	18	3.38	1.875																			
Dave LaRoche, L ERA: 6.03 (8, 1)	1.1		7	1	3	3	0	2	0	0	0	0	1	5	13	20.25	2.250																			
Mark Clear, R ERA: 2.91 (9, 1)	0.0	L	2	2	0	0	0	0	0	0	0	0	0	2	2	∞	∞																			



Batter	1	2	3	4	5	6	7	8	9	AB	R	H	RBI	BB	SO	LOB	TOP																							
Bert Campaneris, R OBP: 0.290, SLG: 0.233 Jim Anderson, R OBP: 0.273, SLG: 0.167	F9		F9		6-3		2B 1B BB	G6-4-3		3	0	0	0	0	0	1																								
Camey Lansford, R OBP: 0.353, SLG: 0.455	F9			F9		6-3	1B 1B 2B	K2-3		5	1	1	2	0	1	0																								
Dan Ford, R OBP: 0.365, SLG: 0.460	6-3			2B BB		BB BB	E 1B HR			3	2	2	1	2	0	0																								
Don Baylor, R OBP: 0.386, SLG: 0.525		F5		K		BB	E8 HR	G6-4-3		4	1	1	1	1	1	2																								
Brian Downing, R OBP: 0.411, SLG: 0.528		K			2B		HR			3	1	2	4	2	1	0																								
Bobby Grich, R OBP: 0.374, SLG: 0.578		K			BB		F9			4	0	1	0	1	1	3																								
Willie Aikens, L OBP: 0.399, SLG: 0.561			F7		5-3		CS BB			4	0	0	0	1	0	7																								
Tom Donohue, R OBP: 0.321, SLG: 0.481				2B		5-3				4	1	2	0	0	1	1																								
Larry Harlow, L OBP: 0.388, SLG: 0.303			K		1-3		BB 2B	G6-4-3		2	1	0	0	2	1	1																								
Inning Stats	R: 0 E: 0 K: 0 S: 3	H: 0 LOB: 0 BB: 0 P: 3	R: 0 E: 0 K: 2 S: 7	H: 0 LOB: 0 BB: 0 P: 7	R: 0 E: 0 K: 1 S: 6	H: 1 LOB: 1 BB: 0 P: 6	R: 1 E: 0 K: 1 S: 6	H: 1 LOB: 2 BB: 2 P: 14	R: 0 E: 0 K: 0 S: 3	H: 0 LOB: 0 BB: 0 P: 3	R: 0 E: 0 K: 0 S: 3	H: 0 LOB: 3 BB: 3 P: 15	R: 7 E: 1 K: 1 S: 9	H: 5 LOB: 1 BB: 3 P: 21	R: 0 E: 0 K: 1 S: 4	H: 0 LOB: 2 BB: 1 P: 8	R: 0 E: 0 K: 0 S: 4	H: 2 LOB: 2 BB: 1 P: 8	1B: 4 2B: 5 3B: 0 HR: 1	SF: 0 SAC: 0 DP: 3 HBP: 0	WP: 0 PB: 0 SB: 0 CS: 1	PA: 43																		
PITCHER	IP	WLS	BF	H	R	ER	SO	BB	IBB	HBP	BLK	WP	HR	S	P	ERA	WHIP	PITCHER					IP	WLS	BF	H	R	ER	SO	BB	IBB	HBP	BLK	WP	HR	S	P	ERA	WHIP	
Balor Moore, L ERA: 5.51	(1, 1)	6.0		28	3	4	4	4	7	0	0	0	0	0	29	57	6.00	1.667																						
Dyar Miller, R ERA: 4.17	(7, 1)	0.0		0	0	0	0	0	0	0	0	0	0	0	0	∞	∞																							
Dave Freisleben, R ERA: 5.74	(7, 1)	2.2	W	9	2	0	0	2	2	0	0	0	0	0	11	19	0.00	1.500																						

California Angels @ Toronto Blue Jays
Exhibition Stadium, Toronto, ON
Wed Jun 13 1979, 7:05 PM EDT
Unknown - 70 F

AB	33
R	8
H	9
RBI	8
BB	10
SO	6
LOB	16



Batter	1	2	3	4	5	6	7	8	9	AB	R	H	RBI	BB	SO	LOB	BOTTOM																						
Alfredo Griffin, S OBP: 0.350, SLG: 0.367 Luis Gomez, R OBP: 0.333, SLG: 0.333				4-3 1B		F6		K		2	2	1	0	1	0	2																							
Danny Ainge, R OBP: 0.321, SLG: 0.405 Tim Johnson, L OBP: 0.167, SLG: 0.091	1B BB	1-3		4-3 1B				L3		3	1	2	0	0	0	0																							
Roy Howell, L OBP: 0.326, SLG: 0.368	1B PB BB	4-3		4-3		G1				3	1	0	0	1	0	3																							
Rico Carty, R OBP: 0.332, SLG: 0.389	SF7	6-3		5-3		F9				3	0	0	2	0	0	1																							
John Mayberry, L OBP: 0.364, SLG: 0.450	PB 1B 1B		E9 2B 2B	F8		K				4	2	2	1	0	1	1																							
Rick Rosetti, R OBP: 0.280, SLG: 0.350	1B E 1B		F9 6-3 2B	K		F4				4	2	2	1	0	1	0																							
Al Woods, L OBP: 0.318, SLG: 0.338	E9 1-3 1B		F9	F7				SH1-4 2B 1B		4	1	2	1	0	0	1																							
Bob Bailor, R OBP: 0.294, SLG: 0.253	1-3 HBP		6-3	6-3				SH1-4		2	0	0	1	0	0	0																							
Rick Cerone, R OBP: 0.299, SLG: 0.284	1-3		4-3		5-3					4	0	1	1	0	0	2																							
Inning Stats	R: 5 E: 1 K: 0 S: 7	H: 4 LOB: 2 BB: 2 P: 16	R: 0 E: 0 K: 0 S: 3	H: 0 LOB: 0 BB: 0 P: 3	R: 2 E: 1 K: 0 S: 5	H: 2 LOB: 0 BB: 0 P: 5	R: 1 E: 0 K: 0 S: 5	H: 2 LOB: 1 BB: 0 P: 5	R: 0 E: 0 K: 1 S: 5	H: 0 LOB: 0 BB: 0 P: 5	R: 0 E: 0 K: 0 S: 3	H: 0 LOB: 1 BB: 1 P: 7	R: 0 E: 0 K: 1 S: 5	H: 0 LOB: 0 BB: 0 P: 5	R: 0 E: 0 K: 1 S: 7	H: 2 LOB: 1 BB: 0 P: 7	R: 1 E: 0 K: 1 S: 7	H: 2 LOB: 1 BB: 0 P: 7	1B: 7 2B: 3 3B: 0 HR: 0	SF: 1 SAC: 1 DP: 0 HBP: 1	WP: 0 PB: 1 SB: 0 CS: 0	PA: 38																	
PITCHER	IP	WLS	BF	H	R	ER	SO	BB	IBB	HBP	BLK	WP	HR	S	P	ERA	WHIP	PITCHER					IP	WLS	BF	H	R	ER	SO	BB	IBB	HBP	BLK	WP	HR	S	P	ERA	WHIP
Steve Eddy, R ERA: 10.5	(1, 1)	6.0		30	8	8	7	1	3	0	0	0	0	28	41	10.50	1.833																						
Dave LaRoche, L ERA: 5.94	(7, 1)	2.0	L	8	2	1	1	2	0	0	0	0	0	12	12	4.50	1.000																						

California Angels @ Toronto Blue Jays
Exhibition Stadium, Toronto, ON
Wed Jun 13 1979, 7:05 PM EDT
Unknown - 70 F

AB	32
R	9
H	10
RBI	7
BB	3
SO	3
LOB	12




Batter	1	2	3	4	5	6	7	8	9	AB	R	H	RBI	BB	SO	LOB	TOP								
Bert Campaneris, R OBP: 0.297, SLG: 0.248 (1, 6)	0-0 5-3	0-0 6-3	0-0 G4-6-3			0-0 1B 3B	0-0 F5			5	1	1	0	0	0	2									
Carney Lansford, R OBP: 0.357, SLG: 0.462 (1, 5)	0-0 F9		0-0 1B 2B	0-0 1B		0-0 F FC5 1B		0-0 F8		5	2	3	1	0	0	0									
Dan Ford, R OBP: 0.374, SLG: 0.466 (1, 9)	4-0 1B BB		0-0 1B 1B	0-0 1-2 1B		0-0 F9		0-0 1B		4	2	3	0	1	0	1									
Don Baylor, R OBP: 0.390, SLG: 0.523 (1, 7)	4-0 1B BB		4-0 1B HR BB	0-0 1-2 L8		0-0 FC5 E 1B		0-3 K		3	1	1	0	2	1	3									
Brian Downing, R OBP: 0.411, SLG: 0.525 (1, 10)	0-0 1-3 2H 1B		0-0 1-2 HR 1B	0-0 1-2 G6-4-3		0-0 E6 FC5		0-0 F6		5	1	2	3	0	0	5									
Bobby Grich, R OBP: 0.377, SLG: 0.577 Dickie Thon, R OBP: 0.385, SLG: 0.417 (6, 4)		0-3 K	0-0 1-2 2-3 HR 1B		0-0 1B	0-0 FC5		0-0 5-3		4	1	2	1	0	1	2									
Willie Aikens, L OBP: 0.399, SLG: 0.583 (1, 3)		0-0 WP 1B 2B	0-0 1-2 2-3 HR		0-0 1B	0-0 F9	0-3 K	0-0 E4 G5-4-3		5	2	2	4	0	1	3									
Tom Donohue, R OBP: 0.303, SLG: 0.438 (1, 2)		0-0 S 1B	0-0 F3		0-0 F8		0-0 5-3	0-0 G5-4-3		5	0	1	1	0	0	2									
Larry Harlow, L OBP: 0.381, SLG: 0.300 (1, 8)	0-0 L8		0-0 G4-6-3 1B		0-0 4-3		0-0 F8			4	0	1	0	0	0	2									
Inning Stats	R: 1 E: 0 K: 0 S: 3	H: 1 LOB: 2 BB: 2 P: 11	R: 1 E: 0 K: 1 S: 7	H: 2 LOB: 1 BB: 0 P: 7	R: 6 E: 0 K: 0 S: 8	H: 6 LOB: 0 BB: 1 P: 12	R: 0 E: 0 K: 0 S: 4	H: 2 LOB: 1 BB: 0 P: 4	R: 0 E: 0 K: 0 S: 4	H: 1 LOB: 1 BB: 0 P: 4	R: 2 E: 1 K: 1 S: 9	H: 3 LOB: 2 BB: 0 P: 9	R: 0 E: 0 K: 0 S: 3	H: 0 LOB: 0 BB: 0 P: 3	R: 0 E: 0 K: 1 S: 6	H: 1 LOB: 1 BB: 0 P: 6	R: 0 E: 1 K: 0 S: 3	H: 0 LOB: 0 BB: 0 P: 3	1B: 12 2B: 2 3B: 1 HR: 1	SF: 0 SAC: 0 DP: 3 HBP: 0	WP: 1 PB: 1 SB: 1 CS: 0	PA: 44			
PITCHER	IP	WLS	BF	H	R	ER	SO	BB	IBB	HBP	BLK	WP	HR	S	P	ERA	WHIP								
Mike Willis, L ERA: 8.74 Dyar Miller, R ERA: 4.54 Mark Lemongello, R ERA: 6.78 Tom Buskey, R ERA: 2.7	(1, 1)	2.0	L	14	6	6	1	3	0	0	0	1	0	13	25	27.00	4.500								
	(3, 1)	0.0		0	0	0	0	0	0	0	0	0	0	0	0	∞	∞								
	(4, 1)	4.0		16	4	2	1	1	0	0	0	0	0	18	18	2.25	1.000								
	(8, 1)	2.0		7	1	0	1	0	0	0	0	0	0	9	9	0.00	0.500								

California Angels @ Toronto Blue Jays
Exhibition Stadium, Toronto, ON
Wed Jun 13 1979, 7:05 PM EDT
Att: 28,577 - Unknown

livebaseballscores.com

AB 41
R 10
H 16
RBI 10
BB 3
SO 3
LOB 20




Batter	1	2	3	4	5	6	7	8	9	AB	R	H	RBI	BB	SO	LOB	BOTTOM								
Alfredo Griffin, S OBP: 0.345, SLG: 0.361 (1, 6)	0-3 K		0-0 L5			0-0 G3	0-0 G4-6-3			4	0	0	0	0	1	3									
Danny Ainge, R OBP: 0.325, SLG: 0.410 (1, 4)	0-3 K			0-0 1B 1B		0-3 K		0-0 1B G6-4-3 1B		4	1	2	0	0	2	0									
Roy Howell, L OBP: 0.329, SLG: 0.380 Tim Johnson, L OBP: 0.167, SLG: 0.091 (9, 5)	0-3 K			0-0 F8		0-0 1B 3B		0-0 G6-4-3 1B		4	1	2	0	0	1	1									
Rico Carty, R OBP: 0.331, SLG: 0.386 (1, 10)		0-0 F9		0-0 F9		0-0 1B		0-0 G6-4-3		4	0	1	1	0	0	2									
John Mayberry, L OBP: 0.366, SLG: 0.456 (1, 3)		0-0 2B		0-0 FC6-4 1B		0-0 F8		0-0 F5		4	0	2	0	0	0	1									
Rick Rosetti, R OBP: 0.280, SLG: 0.348 (1, 8)		0-0 F4		0-0 FC6-4		0-0 1B 1B		0-0 F8		4	0	1	0	0	0	3									
Al Woods, L OBP: 0.316, SLG: 0.335 (1, 7)		0-0 F8			0-0 4-3		0-0 1B BB 1B		0-0 L6	4	0	1	0	0	0	1									
Bob Davis, R OBP: 0.188, SLG: 0.200 (1, 2)			0-0 F6		0-0 6-3		0-0 G4-6-3 BB		0-0 F8	3	0	0	0	1	0	0									
Ted Wilborn, S (1, 9)			0-0 3-1		0-3 K		0-3 K			3	0	0	0	0	2	3									
Inning Stats	R: 0 E: 0 K: 3 S: 9	H: 0 LOB: 0 BB: 0 P: 9	R: 0 E: 0 K: 0 S: 4	H: 1 LOB: 1 BB: 0 P: 4	R: 0 E: 0 K: 0 S: 3	H: 0 LOB: 0 BB: 0 P: 3	R: 0 E: 0 K: 0 S: 5	H: 2 LOB: 2 BB: 0 P: 5	R: 0 E: 0 K: 1 S: 5	H: 0 LOB: 0 BB: 0 P: 5	R: 1 E: 0 K: 1 S: 7	H: 2 LOB: 1 BB: 0 P: 7	R: 0 E: 0 K: 1 S: 6	H: 2 LOB: 2 BB: 1 P: 10	R: 1 E: 0 K: 0 S: 4	H: 2 LOB: 0 BB: 0 P: 4	R: 0 E: 0 K: 0 S: 3	H: 0 LOB: 0 BB: 0 P: 3	1B: 7 2B: 1 3B: 1 HR: 0	SF: 0 SAC: 0 DP: 2 HBP: 0	WP: 0 PB: 0 SB: 0 CS: 0	PA: 35			
PITCHER	IP	WLS	BF	H	R	ER	SO	BB	IBB	HBP	BLK	WP	HR	S	P	ERA	WHIP								
Don Aase, R ERA: 3.83	(1, 1)	9.0	W	35	9	2	2	6	1	0	0	0	0	46	50	2.00	1.111								

California Angels @ Toronto Blue Jays
Exhibition Stadium, Toronto, ON
Wed Jun 13 1979, 7:05 PM EDT
Att: 28,577 - Unknown

livebaseballscores.com

AB 34
R 2
H 9
RBI 1
BB 1
SO 6
LOB 14



Batter	1	2	3	4	5	6	7	8	9	AB	R	H	RBI	BB	SO	LOB	TOP										
Bert Campaneris, R OBP: 0.284, SLG: 0.246 (1, 6)	F9	FC4	L7-4			5-3		2H		5	1	1	1	0	0	3	California Angels @ Toronto Blue Jays Exhibition Stadium, Toronto, ON Thu Jun 14 1979, 7:05 PM EDT Att: 15,097 - Unknown - 77 F										
Carney Lansford, R OBP: 0.358, SLG: 0.458 (1, 5)	BB	1B	1B			1-3		F3		4	2	1	1	1	1												
Dan Ford, R OBP: 0.375, SLG: 0.464 (1, 9)	BB	1B	1B			5-3		F7		5	1	2	1	0	1												
Don Baylor, R OBP: 0.397, SLG: 0.531 (1, 7)	HR	1B	1B						6-3	4	1	3	0	1	0	0											
Willie Aikens, L OBP: 0.399, SLG: 0.601 (1, 3)	HR	SF9				G3-6		2B		4	2	2	5	0	0	2											
Brian Downing, R OBP: 0.410, SLG: 0.527 (1, 10)	6-3	1-3						1B		5	1	2	0	0	0	2											
Larry Harlow, L OBP: 0.382, SLG: 0.311 (1, 8)	F7		FC3-5			4-3		K		4	0	1	0	1	1	3											
Bobby Grich, R OBP: 0.377, SLG: 0.573 (1, 4)		F7	FC3-5			6-3		1B		5	1	2	2	0	0	2											
Tom Donohue, R OBP: 0.289, SLG: 0.405 (1, 2)		E	E5			5-3		6-3		5	1	1	0	0	0	4											
Inning Stats	R: 4 E: 0 K: 0 S: 5	H: 2 LOB: 0 BB: 2 P: 13	R: 3 E: 1 K: 0 S: 8	H: 4 LOB: 2 BB: 0 P: 8	R: 0 E: 1 K: 0 S: 4	H: 1 LOB: 1 BB: 0 P: 4	R: 0 E: 0 K: 2 S: 8	H: 1 LOB: 1 BB: 0 P: 8	R: 0 E: 0 K: 0 S: 3	H: 0 LOB: 1 BB: 1 P: 7	R: 0 E: 0 K: 0 S: 3	H: 2 LOB: 1 BB: 0 P: 4	R: 1 E: 0 K: 0 S: 5	H: 2 LOB: 1 BB: 0 P: 5	R: 2 E: 0 K: 1 S: 8	H: 3 LOB: 1 BB: 0 P: 8	1B: 11 2B: 4 3B: 0 HR: 1	SF: 1 SAC: 0 DP: 2 HBP: 0	WP: 0 PB: 0 SB: 0 CS: 0	PA: 45							
PITCHER	IP	WLS	BF	H	R	ER	SO	BB	IBB	HBP	BLK	WP	HR	S	P	ERA	WHIP										
Phil Huffman, R ERA: 6.06 (1, 1)	1.1	L	12	5	7	5	0	2	0	0	0	0	1	10	18	33.75	5.250										
Dave Freisleben, R ERA: 5.0 (2, 1)	4.2		18	3	0	0	2	1	0	0	0	0	0	21	25	0.00	0.857										
Mike Willis, L ERA: 8.77 (7, 1)	3.0		15	7	3	3	1	0	0	0	0	0	0	17	17	9.00	2.333										

Batter	1	2	3	4	5	6	7	8	9	AB	R	H	RBI	BB	SO	LOB	BOTTOM										
Alfredo Griffin, S OBP: 0.350, SLG: 0.363 (1, 6)	2B	1B	G6-3	K				1B	4-3	4	1	2	0	1	1	2	California Angels @ Toronto Blue Jays Exhibition Stadium, Toronto, ON Thu Jun 14 1979, 7:05 PM EDT Att: 15,097 - Unknown - 77 F										
Danny Ainge, R OBP: 0.311, SLG: 0.386 (1, 4)	K		G6-3				1-3	K	5-3	5	0	0	0	0	2	3											
Rick Bosetti, R OBP: 0.283, SLG: 0.351 (1, 8)	F9		1B				5-3	1B		4	0	2	0	0	0	1											
Rico Carty, R OBP: 0.333, SLG: 0.393 (1, 10)	1H	2B					4-3	F8		4	0	2	1	0	0	2											
John Mayberry, L OBP: 0.364, SLG: 0.467 (1, 3)	G3		F4				4-3	HR		4	1	1	1	0	0	3											
Al Woods, L OBP: 0.305, SLG: 0.327 (1, 7)		K					F5	F5		4	0	0	0	0	1	0											
Bob Bailor, R OBP: 0.301, SLG: 0.262 (1, 9)		1B					1B	5-3		4	0	3	0	0	0	0											
Tim Johnson, L OBP: 0.179, SLG: 0.115 (1, 5)	F7						1B	4-3		4	0	1	0	0	0	2											
Bob Davis, R OBP: 0.173, SLG: 0.184 (1, 2)	5-3		F9				K	F9		4	0	0	0	0	1	3											
Inning Stats	R: 1 E: 0 K: 1 S: 7	H: 2 LOB: 1 BB: 0 P: 7	R: 0 E: 0 K: 1 S: 6	H: 1 LOB: 1 BB: 0 P: 6	R: 0 E: 0 K: 0 S: 4	H: 2 LOB: 2 BB: 1 P: 8	R: 0 E: 0 K: 1 S: 7	H: 2 LOB: 2 BB: 0 P: 7	R: 0 E: 0 K: 0 S: 3	H: 0 LOB: 0 BB: 0 P: 3	R: 0 E: 0 K: 2 S: 9	H: 2 LOB: 2 BB: 0 P: 9	R: 1 E: 0 K: 0 S: 4	H: 1 LOB: 0 BB: 0 P: 4	R: 0 E: 0 K: 0 S: 3	H: 0 LOB: 0 BB: 0 P: 3	1B: 9 2B: 1 3B: 0 HR: 1	SF: 0 SAC: 0 DP: 1 HBP: 0	WP: 0 PB: 0 SB: 0 CS: 0	PA: 38							
PITCHER	IP	WLS	BF	H	R	ER	SO	BB	IBB	HBP	BLK	WP	HR	S	P	ERA	WHIP										
Nolan Ryan, R ERA: 2.83 (1, 1)	9.0	W	38	11	2	2	5	1	0	0	0	0	1	47	51	2.00	1.333										

Batter	1	2	3	4	5	6	7	8	9	AB	R	H	RBI	BB	SO	LOB	TOP					
Bert Campaneris, R OBP: 0.276, SLG: 0.238 (1, 6)	F8		SH SF9	F3			K		F7	4	1	0	0	0	1	1	California Angels @ Detroit Tigers Tiger Stadium, Detroit, MI Fri Jun 15 1979, 7:05 PM EDT Att: 41,151 - Unknown					
Carney Lansford, R OBP: 0.355, SLG: 0.465 (1, 5)	F7		G3			K	HR		K	5	1	1	1	0	2	1						
Dan Ford, R OBP: 0.371, SLG: 0.474 (1, 9)	F8		SF9		6-3		K		HR	4	1	1	2	0	1	0						
Don Baylor, R OBP: 0.397, SLG: 0.526 (1, 7)		5-3	CS BB		F2		5-3		HR	4	0	1	0	1	0	0						
Willie Aikens, L OBP: 0.399, SLG: 0.589 (1, 3)	G3		CS 1-2	F8		2B BB		3-1 SH1-4 BB	G3	3	1	0	0	2	0	1						
Brian Downing, R OBP: 0.414, SLG: 0.533 (1, 10)	1B			5-3		FC6-5 1-H 2B		SH1-4		3	0	2	1	0	0	0						
Larry Harlow, L OBP: 0.376, SLG: 0.299 (1, 8)	4-3			HR		K		3-1		3	1	0	0	0	1	3						
Bobby Grich, R OBP: 0.383, SLG: 0.601 (1, 4)			HR	HR		FC6-5 2-3		IBB		3	2	2	3	1	0	1						
Tom Donohue, R OBP: 0.310, SLG: 0.400 (1, 2)			SH HBP			K		F7		3	1	1	0	0	1	3						
Inning Stats	R: 0 E: 0 K: 0 S: 3	H: 0 LOB: 0 BB: 0 P: 3	R: 0 E: 0 K: 0 S: 4	H: 1 LOB: 1 BB: 0 P: 4	R: 3 E: 1 K: 0 S: 4	H: 1 LOB: 0 BB: 1 P: 9	R: 2 E: 0 K: 0 S: 5	H: 2 LOB: 1 BB: 0 P: 6	R: 0 E: 0 K: 1 S: 5	H: 0 LOB: 0 BB: 0 P: 5	R: 1 E: 0 K: 2 S: 8	H: 1 LOB: 1 BB: 1 P: 12	R: 1 E: 0 K: 2 S: 8	H: 1 LOB: 0 BB: 0 P: 8	R: 0 E: 0 K: 0 S: 3	H: 0 LOB: 2 BB: 2 P: 11	R: 1 E: 0 K: 1 S: 7	H: 2 LOB: 1 BB: 0 P: 7	1B: 3 2B: 1 3B: 0 HR: 4	SF: 1 SAC: 2 DP: 0 HBP: 2	WP: 0 PB: 0 SB: 0 CS: 1	PA: 42
PITCHER	IP	WLS	BF	H	R	ER	SO	BB	IBB	HBP	BLK	WP	HR	S	P	ERA	WHIP					
Dave Rozema, R ERA: 3.48 (1, 1)	5.0		22	4	5	3	1	1	0	2	0	0	2	21	27	5.40	1.000					
Steve Baker, R ERA: 5.63 (6, 1)	2.0		10	2	2	2	4	2	0	0	0	0	1	16	24	9.00	2.000					
Dave Tobik, R ERA: 1.64 (8, 1)	2.0	L	9	2	1	1	1	0	1	0	0	0	1	10	14	4.50	1.000					

Batter	1	2	3	4	5	6	7	8	9	AB	R	H	RBI	BB	SO	LOB	BOTTOM					
Ron LeFlore, R OBP: 0.362, SLG: 0.398 (1, 8)	L6		4-3 SF8 1B	E6		6-3				4	1	1	0	1	0	1	California Angels @ Detroit Tigers Tiger Stadium, Detroit, MI Fri Jun 15 1979, 7:05 PM EDT Att: 41,151 - Unknown					
Rusty Staub, L OBP: 0.320, SLG: 0.390 (1, 10)	K		4-3 1-3	K		4-3				5	0	0	0	0	3	5						
Steve Kemp, L OBP: 0.435, SLG: 0.561 (1, 7)	4-3		SF8		HR 1B	1B BB			F6	3	1	1	1	1	0	0						
Jason Thompson, L OBP: 0.374, SLG: 0.401 (1, 3)		F7			HR 1B	1B BB			F7	4	1	2	2	1	0	0						
Lance Parrish, R OBP: 0.368, SLG: 0.455 (1, 2)		G3 1B	F8		K	K			K	5	1	1	0	0	3	3						
Champ Summers, L OBP: 0.378, SLG: 0.424 Dave Machemer, R (8, FR)		G3		4-3		HR			CS BB	4	2	2	1	1	0	1						
Aurelio Rodriguez, R OBP: 0.362, SLG: 0.346 (1, 5)		1B		1B		K			E8 SH1-4 FC4-2 1B	5	1	3	2	0	2	1						
Alan Trammell, R OBP: 0.292, SLG: 0.293 (1, 6)		1B		L6		SH1-4			F7	4	0	2	0	0	0	2						
Mark Wagner, R OBP: 0.362, SLG: 0.377 (1, 4)		FC5-4		E		FC4-2				4	0	1	1	0	0	4						
Inning Stats	R: 0 E: 0 K: 1 S: 5	H: 0 LOB: 0 BB: 0 P: 5	R: 1 E: 0 K: 0 S: 6	H: 3 LOB: 2 BB: 0 P: 6	R: 1 E: 0 K: 0 S: 4	H: 1 LOB: 1 BB: 1 P: 8	R: 1 E: 1 K: 1 S: 8	H: 2 LOB: 2 BB: 0 P: 8	R: 3 E: 0 K: 2 S: 11	H: 4 LOB: 1 BB: 0 P: 11	R: 0 E: 0 K: 1 S: 6	H: 1 LOB: 2 BB: 1 P: 10	R: 1 E: 1 K: 1 S: 7	H: 2 LOB: 2 BB: 1 P: 11	R: 0 E: 0 K: 1 S: 5	H: 0 LOB: 0 BB: 0 P: 5	R: 0 E: 0 K: 1 S: 4	H: 0 LOB: 1 BB: 1 P: 8	1B: 9 2B: 2 3B: 0 HR: 2	SF: 1 SAC: 1 DP: 0 HBP: 0	WP: 1 PB: 0 SB: 3 CS: 1	PA: 44
PITCHER	IP	WLS	BF	H	R	ER	SO	BB	IBB	HBP	BLK	WP	HR	S	P	ERA	WHIP					
Jim Barr, R ERA: 4.11 (1, 1)	4.0		22	8	5	5	2	1	0	0	0	0	1	25	29	11.25	2.250					
Mike Barlow, R ERA: 4.89 (5, 1)	2.0		11	4	2	2	3	1	0	0	0	0	1	16	20	9.00	2.500					
Mark Clear, R ERA: 2.76 (7, 1)	3.0	W	11	1	0	0	3	2	0	0	0	0	0	15	23	0.00	1.000					

Batter	1	2	3	4	5	6	7	8	9	AB	R	H	RBI	BB	SO	LOB	TOP				
Bert Campaneris, R OBP: 0.267, SLG: 0.230 (1, 6)	0-0 4-3		0-0 F3	0-0 F8			0-0 6-3	0-0 F4		5	0	0	0	0	0	3					
Carney Lansford, R OBP: 0.353, SLG: 0.458 (1, 5)	4-0 1B BB		0-0 5-3	0-0 F8			0-0 6-3	0-3 K		4	0	0	0	1	1	3					
Dan Ford, R OBP: 0.372, SLG: 0.470 (1, 9) (8, 8)	0-0 L5-3 1B		4-0 2B 1B BB				0-0 6-3		0-0 4-3	4	1	1	0	1	0	0					
Don Baylor, R OBP: 0.394, SLG: 0.524 (1, 7)	0-0 L5-3		0-0 1B 2B				0-0 F7		0-0 F8	5	1	1	0	0	1	2					
Willie Aikens, L OBP: 0.404, SLG: 0.587 (1, 3)		0-0 WP 4-3 1B	4-0 1B IBB				0-3 K		0-0 G3	4	1	2	0	1	1	0					
Brian Downing, R OBP: 0.415, SLG: 0.531 (1, 10)	0-0 4-3		0-0 BB 1B				0-0 F4		4-0 PB 1B BB	3	1	1	2	1	0	1					
Larry Harlow, L OBP: 0.291, SLG: 0.291 (8, PH) Joe Rudi, R OBP: 0.295, SLG: 0.384 (8, 9)	0-3 K		0-3 1-3 2-H 3-H 4-0 BB				0-3 K		0-0 1B PB 1B	2	0	0	0	1	2	1					
Bobby Grich, R OBP: 0.389, SLG: 0.600 (1, 4)	4-0 WP IBB		0-0 1-3 BB				0-0 1B		4-0 1B IBB	2	0	1	0	2	0	3					
Tom Donohue, R OBP: 0.304, SLG: 0.386 (1, 2)	0-0 4-3		0-3 K				0-3 K		0-0 1B	4	0	1	1	0	2	3					
Inning Stats	R: 0 E: 0 K: 0 S: 3	H: 1 LOB: 1 BB: 1 P: 7	R: 0 E: 0 K: 1 S: 6	H: 1 LOB: 2 BB: 1 P: 10	R: 2 E: 0 K: 0 S: 5	H: 2 LOB: 3 BB: 3 P: 17	R: 0 E: 0 K: 1 S: 5	H: 0 LOB: 0 BB: 0 P: 5	R: 0 E: 0 K: 2 S: 8	H: 1 LOB: 1 BB: 0 P: 8	R: 0 E: 0 K: 0 S: 3	H: 0 LOB: 0 BB: 0 P: 3	R: 2 E: 0 K: 2 S: 10	H: 3 LOB: 2 BB: 2 P: 18	R: 0 E: 0 K: 0 S: 3	H: 0 LOB: 0 BB: 0 P: 3	1B: 7 2B: 2 3B: 0 HR: 0	SF: 0 SAC: 0 DP: 1 HBP: 0	WP: 1 PB: 1 SB: 0 CS: 0	PA: 41	
PITCHER	IP	WLS	BF	H	R	ER	SO	BB	IBB	HBP	BLK	WP	HR	S	P	ERA	WHIP				
Jack Morris, R ERA: 3.84 John Hiller, L ERA: 3.24 Dave Tobik, R ERA: 1.42	7.1	L	33	6	4	4	6	4	2	0	0	1	0	39	63	4.91	1.364				
	0.0		3	2	0	0	0	0	1	0	0	0	0	2	6	∞	∞				
	1.2		5	0	0	0	1	0	0	0	0	0	0	7	7	0.00	0.000				

California Angels @ Detroit Tigers
Tiger Stadium, Detroit, MI
Sat Jun 16 1979, 7:05 PM EDT
Att: 39,240 - Unknown - 85 F

AB 34
R 4
H 8
RBI 4
BB 7
SO 7
LOB 16



Batter	1	2	3	4	5	6	7	8	9	AB	R	H	RBI	BB	SO	LOB	BOTTOM				
Ron LeFlore, R OBP: 0.360, SLG: 0.396 (1, 8)	0-0 L4-6 S 1B		0-0 F9				0-0 F4		0-0 L9	4	0	1	0	0	0	0					
Rusty Staub, L OBP: 0.313, SLG: 0.380 (1, 10)	0-0 L4-6		0-0 G3				0-0 L3		0-0 G3	4	0	0	0	0	0	1					
Steve Kemp, L OBP: 0.436, SLG: 0.557 (1, 7)	4-0 BB		0-0 L7				0-3 K		0-0 G6-4-3 1B	3	0	1	0	1	1	0					
Jason Thompson, L OBP: 0.376, SLG: 0.435 (1, 3)	0-3 K		0-0 HR				0-0 HR		0-0 G6-4-3	4	2	2	2	0	1	2					
Lance Parrish, R OBP: 0.363, SLG: 0.448 (1, 2)		0-0 F8		0-3 K			0-0 E1			3	0	0	0	0	1	0					
Champ Summers, L OBP: 0.366, SLG: 0.412 (1, 9)		0-0 G3					0-0 P7			3	0	0	0	0	1	1					
Aurelio Rodriguez, R OBP: 0.297, SLG: 0.340 (1, 5)		0-3 K					0-0 L4			3	0	0	0	0	1	1					
Alan Trammell, R OBP: 0.292, SLG: 0.294 (1, 6)			0-3 K				0-0 F8		0-0 G4-6-3 1B	3	0	1	0	0	1	0					
Mark Wagner, R OBP: 0.352, SLG: 0.365 Phil Mankowski, L OBP: 0.273, SLG: 0.200 Dave Machemer, R (9, 4)			0-0 6-3				0-0 4-3		0-0 G4-6-3 1B	2	0	0	0	0	0	0					
Inning Stats	R: 0 E: 0 K: 1 S: 5	H: 1 LOB: 1 BB: 1 P: 9	R: 0 E: 0 K: 1 S: 5	H: 0 LOB: 0 BB: 0 P: 5	R: 0 E: 0 K: 1 S: 5	H: 0 LOB: 0 BB: 0 P: 5	R: 1 E: 0 K: 1 S: 6	H: 1 LOB: 0 BB: 0 P: 6	R: 0 E: 0 K: 0 S: 3	H: 0 LOB: 0 BB: 0 P: 3	R: 1 E: 1 K: 1 S: 7	H: 1 LOB: 1 BB: 0 P: 7	R: 0 E: 0 K: 0 S: 3	H: 1 LOB: 0 BB: 0 P: 3	R: 0 E: 0 K: 0 S: 3	H: 1 LOB: 0 BB: 0 P: 3	1B: 3 2B: 1 3B: 0 HR: 2	SF: 0 SAC: 0 DP: 3 HBP: 0	WP: 0 PB: 0 SB: 1 CS: 0	PA: 31	
PITCHER	IP	WLS	BF	H	R	ER	SO	BB	IBB	HBP	BLK	WP	HR	S	P	ERA	WHIP				
Dave Frost, R ERA: 4.59 Dave LaRoche, L ERA: 5.82	8.1	W	30	5	2	2	6	1	0	0	0	0	0	41	45	2.16	0.720				
	0.2	S	1	0	0	0	0	0	0	0	0	0	0	1	1	0.00	0.000				

California Angels @ Detroit Tigers
Tiger Stadium, Detroit, MI
Sat Jun 16 1979, 7:05 PM EDT
Att: 39,240 - Unknown - 85 F

AB 30
R 2
H 5
RBI 2
BB 1
SO 6
LOB 6



Batter	1	2	3	4	5	6	7	8	9	AB	R	H	RBI	BB	SO	LOB	TOP			
Dickie Thon, R OBP: 0.412, SLG: 0.438 Willie Davis, L OBP: 0.237, SLG: 0.250	0-3 K	0-0 1B		0-0 F9					0-0 F8-6 1B	4	0	2	2	0	1	1				
Carney Lansford, R OBP: 0.354, SLG: 0.457	0-0 1B	1-3 2-H 3-H K		0-3 K					0-0 1B	5	0	2	0	0	2	4				
Dan Ford, R OBP: 0.369, SLG: 0.469	0-3 K			0-0 F8					0-3 K	5	0	1	0	0	2	4				
Don Baylor, R OBP: 0.391, SLG: 0.516	0-0 L4			0-0 5-3					0-0 F8-6	4	1	0	0	0	0	4				
Brian Downing, R OBP: 0.417, SLG: 0.530									0-0 F9	4	0	2	0	0	0	2				
Willie Aikens, L OBP: 0.401, SLG: 0.576									0-0 FC5-4 1B	3	1	0	0	1	1	2				
Bobby Grich, R OBP: 0.387, SLG: 0.598									0-0 FC5-4 1B	4	1	1	0	0	0	3				
Tom Donohue, R OBP: 0.300, SLG: 0.375									0-0 BB 1B	4	1	1	0	0	1	2				
Larry Harlow, L OBP: 0.380, SLG: 0.305									0-0 1B	3	0	1	1	1	1	2				
Inning Stats	R: 0 E: 0 K: 2 S: 8	H: 1 LOB: 1 BB: 0 P: 8	R: 2 E: 0 K: 1 S: 8	H: 3 LOB: 2 BB: 1 P: 12	R: 0 E: 0 K: 0 S: 4	H: 1 LOB: 1 BB: 0 P: 4	R: 1 E: 0 K: 1 S: 7	H: 2 LOB: 1 BB: 0 P: 7	R: 0 E: 0 K: 0 S: 3	H: 0 LOB: 0 BB: 0 P: 7	R: 0 E: 0 K: 0 S: 4	H: 1 LOB: 1 BB: 0 P: 4	R: 1 E: 1 K: 1 S: 6	H: 0 LOB: 2 BB: 1 P: 11	R: 0 E: 0 K: 1 S: 6	H: 2 LOB: 1 BB: 0 P: 6	1B: 8 2B: 4 3B: 0 HR: 0	SF: 0 SAC: 0 DP: 1 HBP: 1	WP: 0 PB: 0 SB: 0 CS: 1	PA: 40
PITCHER	IP WLS BF H R ER SO BB IBB HBP BLK WP HR S P ERA WHIP	IP WLS BF H R ER SO BB IBB HBP BLK WP HR S P ERA WHIP																		
Pat Underwood, L ERA: 3.62	(1, 1) 7.1 33 9 4 3 6 2 0 1 0 0 0 42 51 3.68 1.500	(8, 1) 1.2 W 7 2 0 0 2 0 0 0 0 0 0 11 11 0.00 1.200																		

California Angels @ Detroit Tigers
Tiger Stadium, Detroit, MI
Sun Jun 17 1979, 3:33 AM EDT
Att: 32,744 - Unknown - 84 F

AB	37
R	4
H	11
RBI	3
BB	2
SO	8
LOB	24

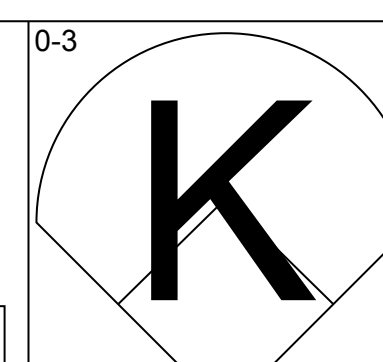
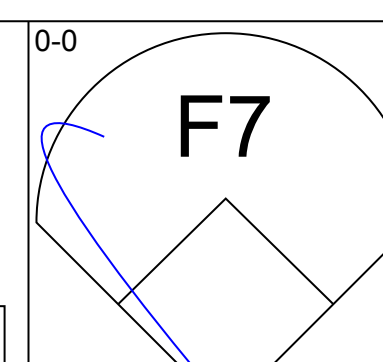
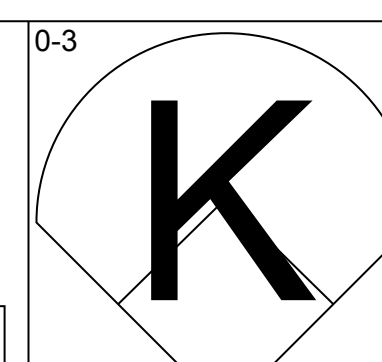
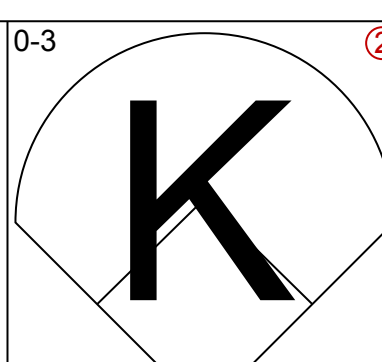

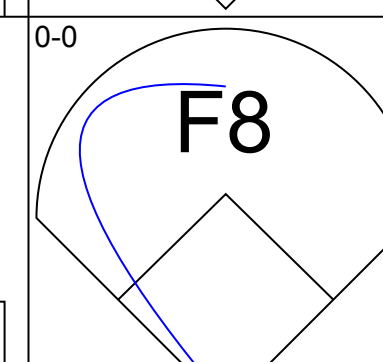
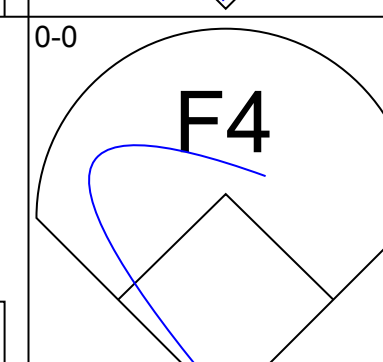
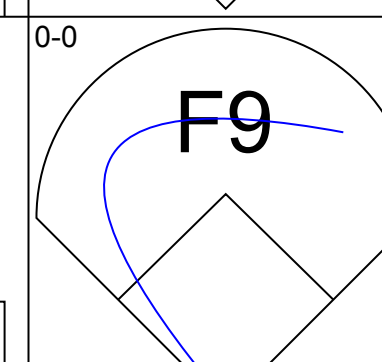
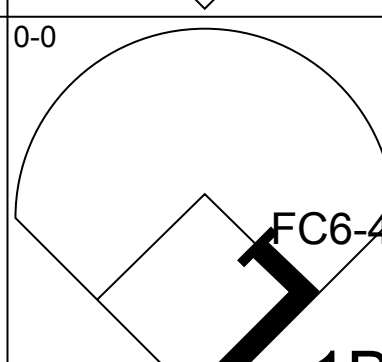
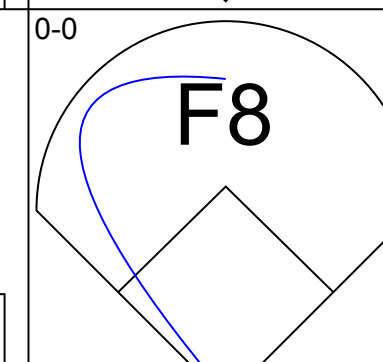
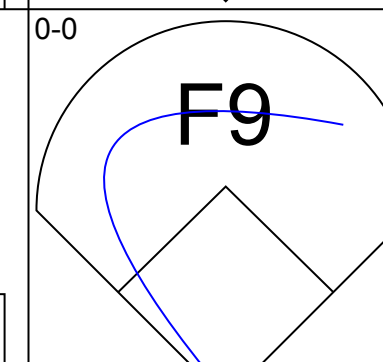
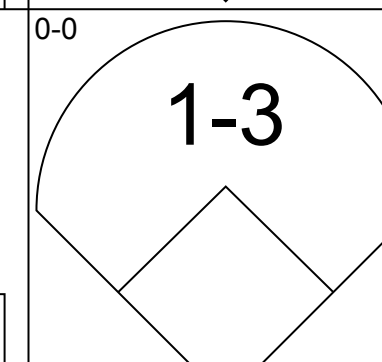
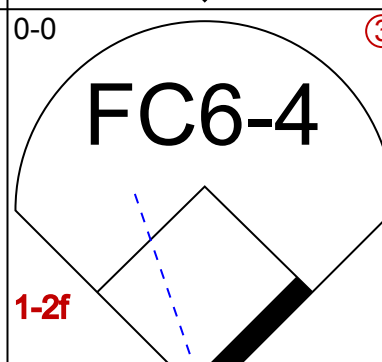
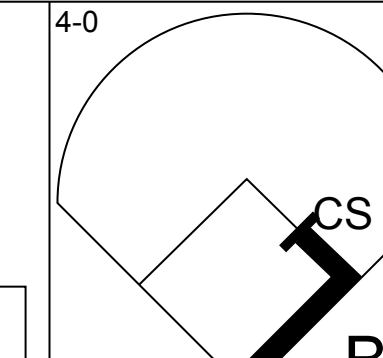
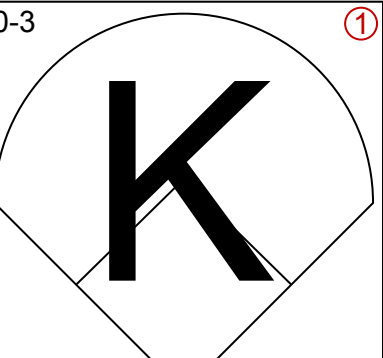
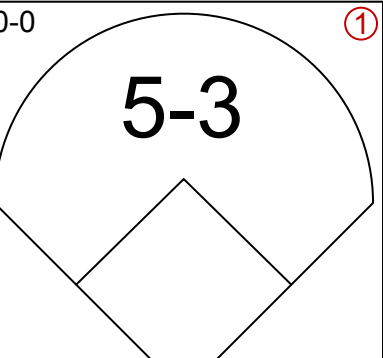
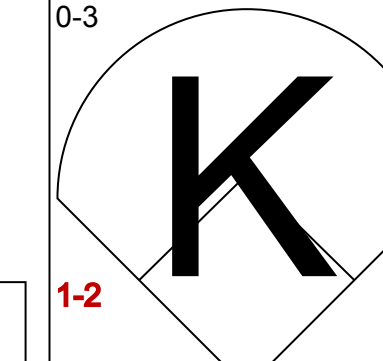
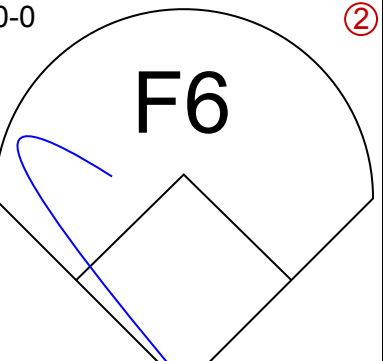
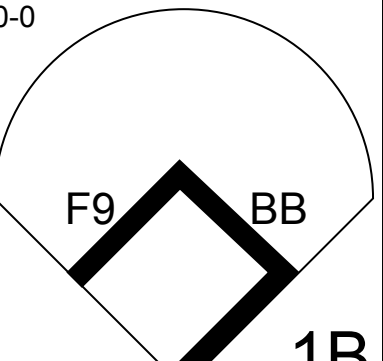

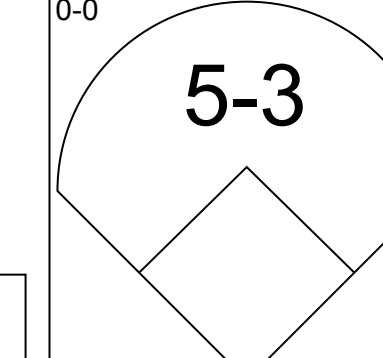
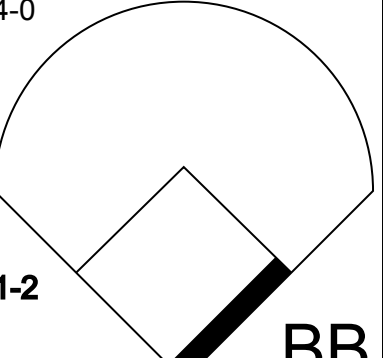
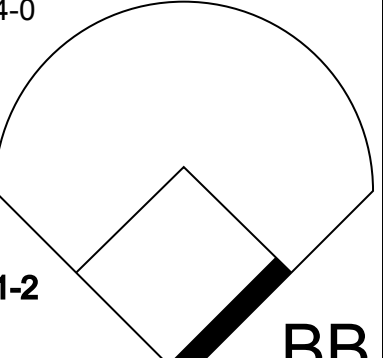
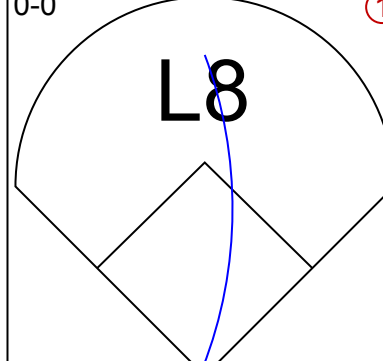
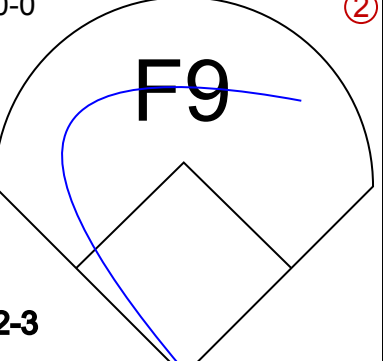
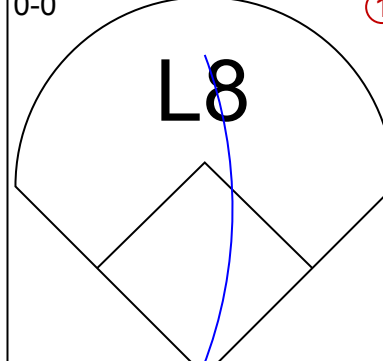
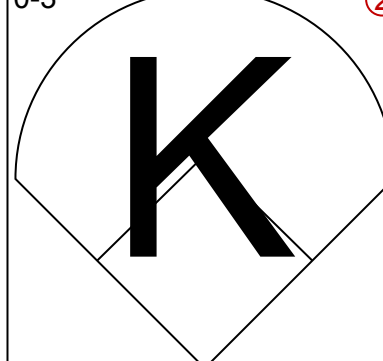
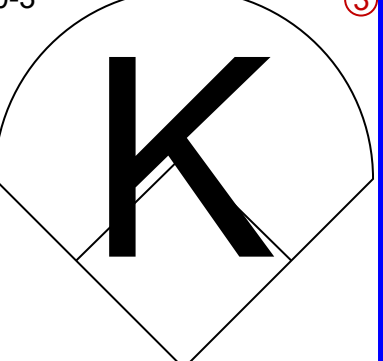
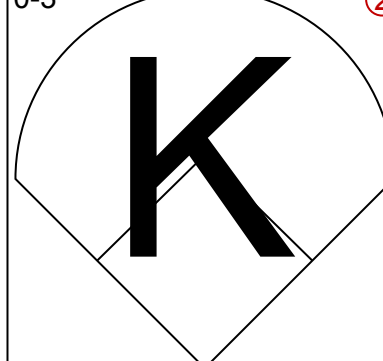


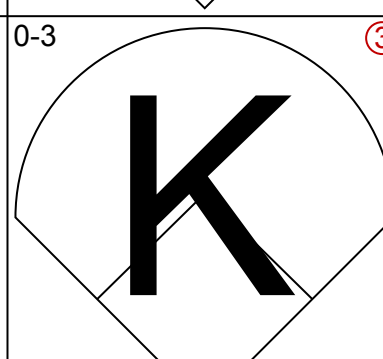
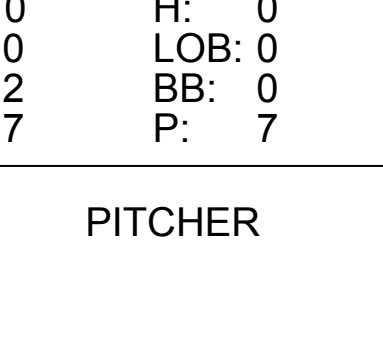
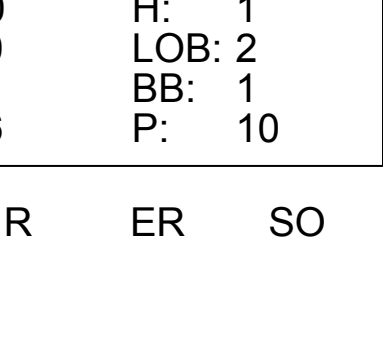
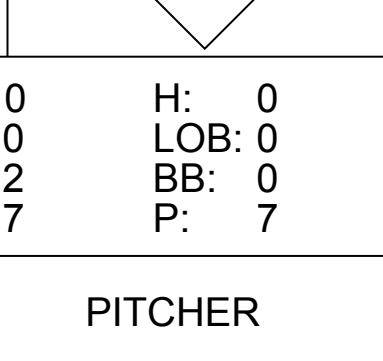




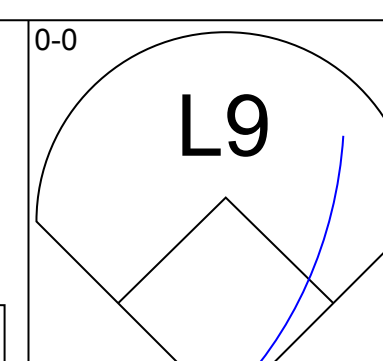
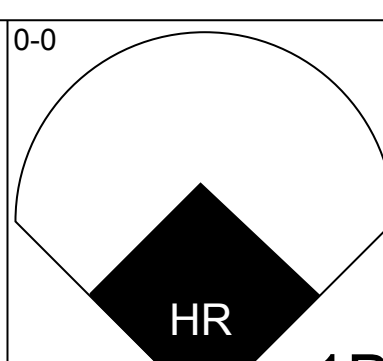
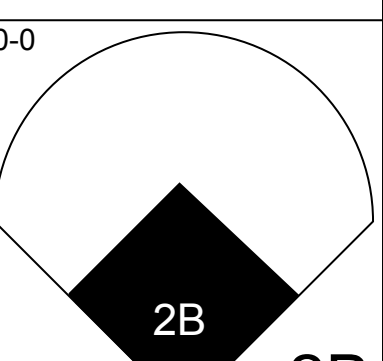
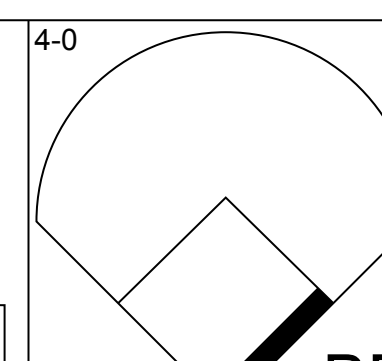

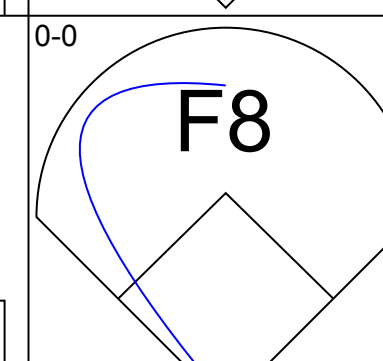
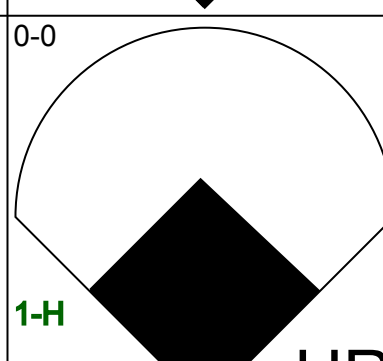
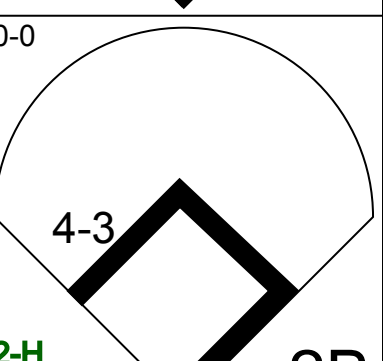
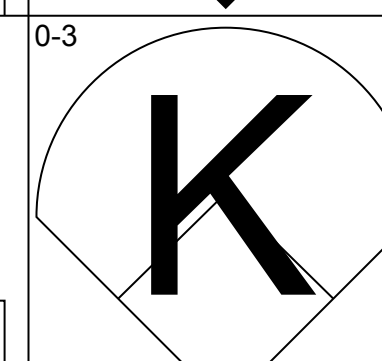
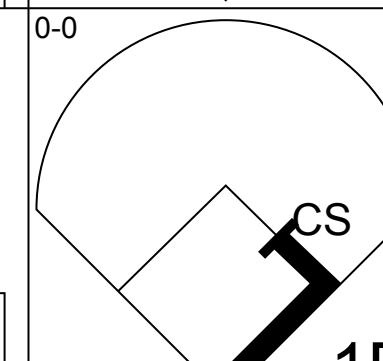
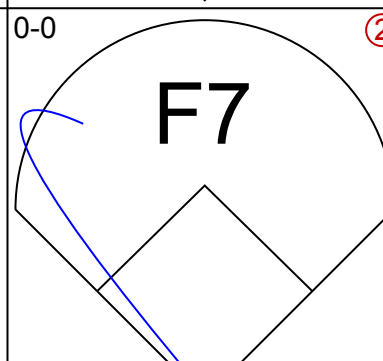
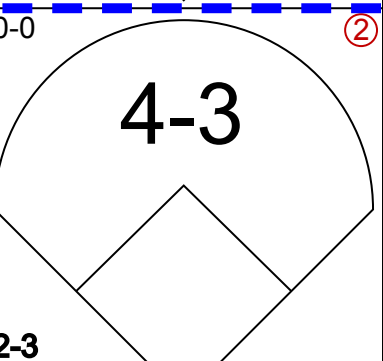
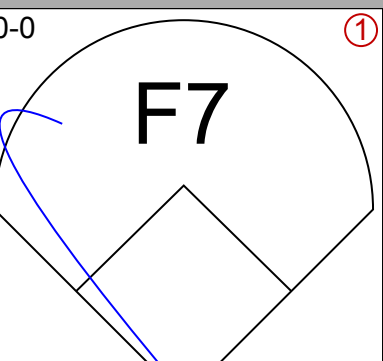
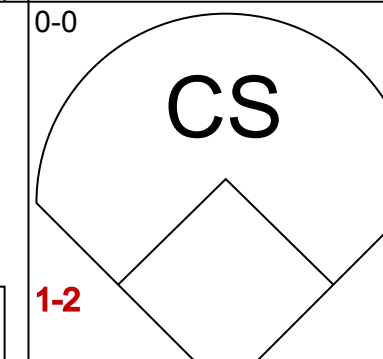
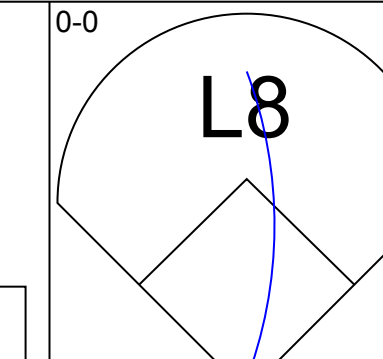
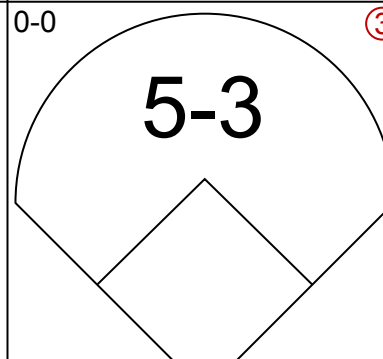
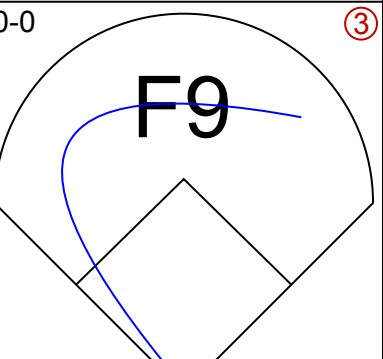
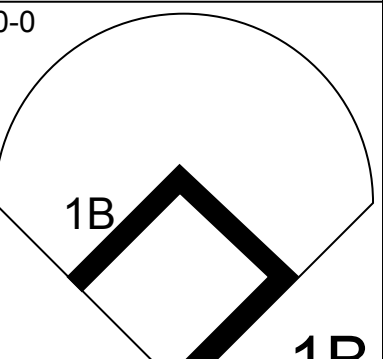
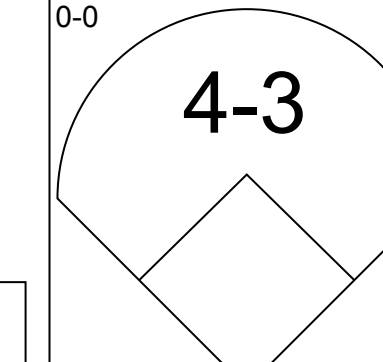
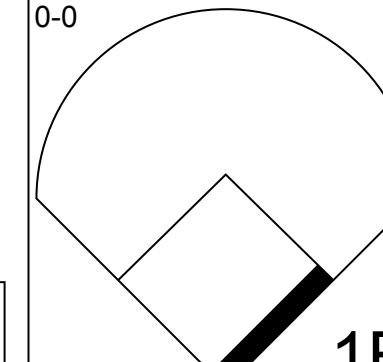
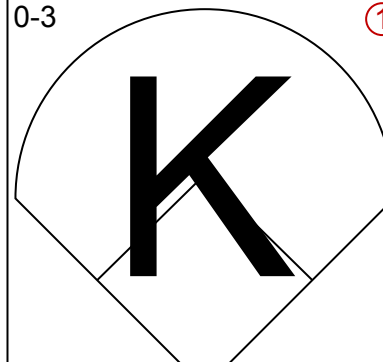
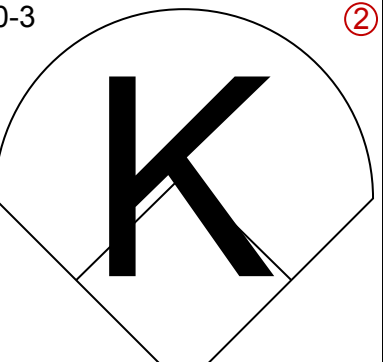
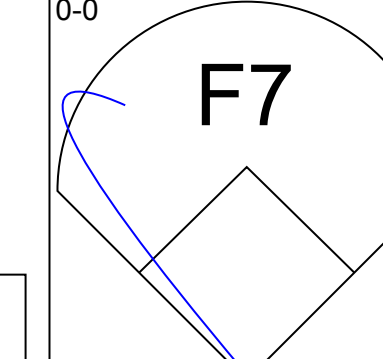
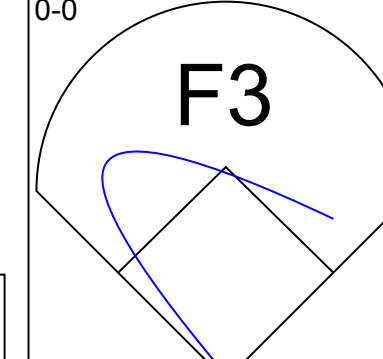
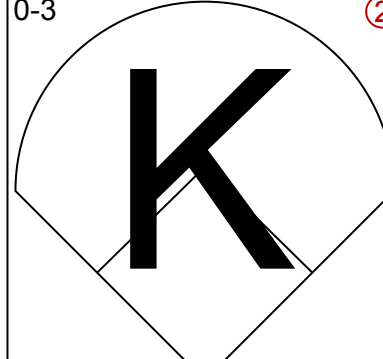
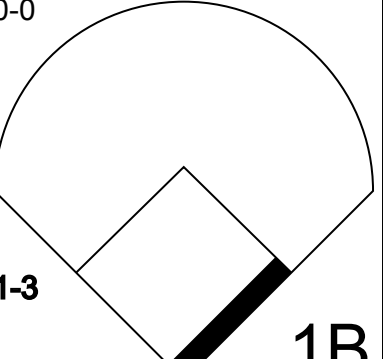
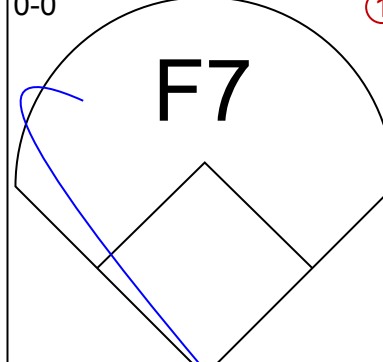
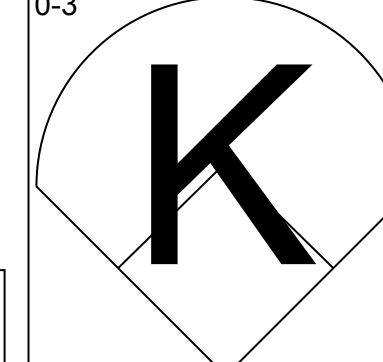
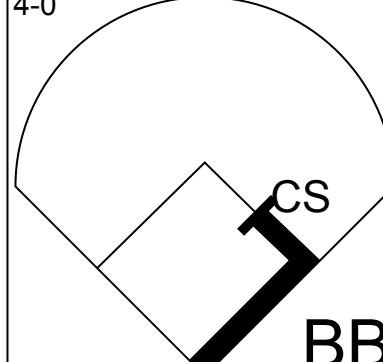
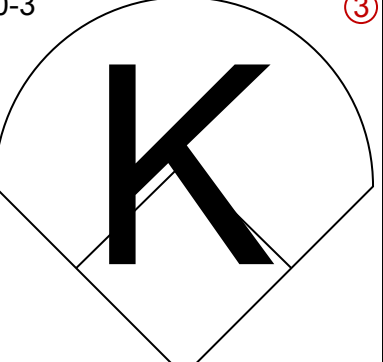
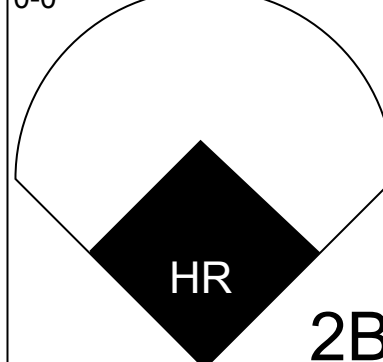
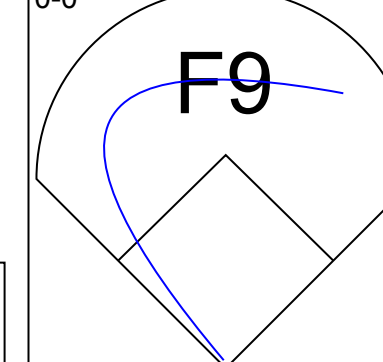
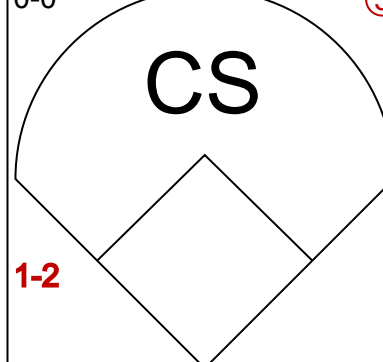
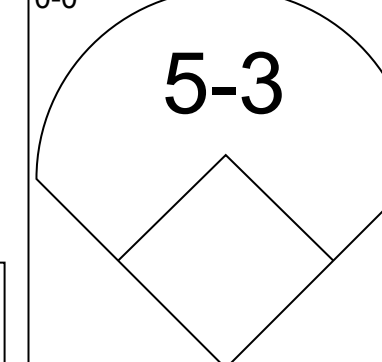
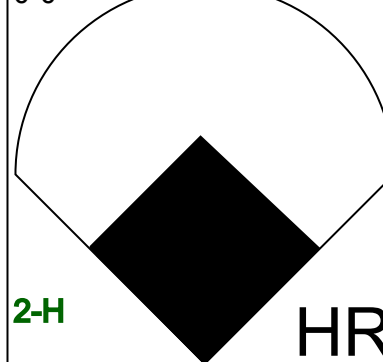
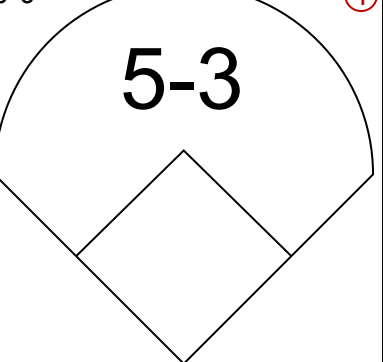
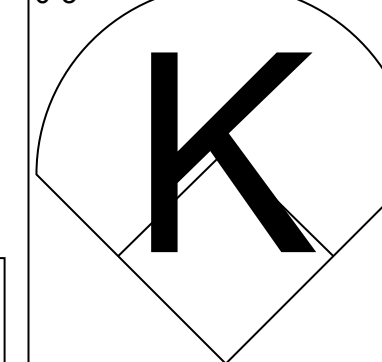
Batter	1	2	3	4	5	6	7	8	9	AB	R	H	RBI	BB	SO	LOB	BOTTOM			
Ron LeFlore, R OBP: 0.365, SLG: 0.404	0-0 F9	0-3 K		0-0 S 1B					0-0 SH3-4 2B	5	2	3	0	0	1	1				
Rusty Staub, L OBP: 0.311, SLG: 0.377 Dave Machemer, R OBP: 0.287, SLG: 0.375	0-0 G3	0-0 F3		0-3 K					0-0 SH3-4 1B	4	0	1	0	0	1	3				
Steve Kemp, L OBP: 0.444, SLG: 0.564	0-0 BB 1B			4-0 L6-3 BB					0-0 WP 2B	3	1	2	1	2	0	0				
Jason Thompson, L OBP: 0.381, SLG: 0.433	4-0 BB			0-0 L6-3					0-0 WP 1B	3	1	1	2	2	0	1				
Lance Parrish, R OBP: 0.364, SLG: 0.447	0-3 K			0-0 1B					0-0 F4	5	0	2	1	0	1	4				
Champ Summers, L OBP: 0.373, SLG: 0.419 Lynn Jones, R OBP: 0.341, SLG: 0.354				0-0 F6					0-0 SH1-4 SF8	3	1	1	0	1	1	1				
Aurelio Rodriguez, R OBP: 0.290, SLG: 0.331				0-0 E6 HR					0-0 SH1-4 2B	4	1	0	0	0	0	5				
Alan Trammell, R OBP: 0.297, SLG: 0.315				0-0 HR					0-0 SF8	2	1	1	3	1	0	0				
Mark Wagner, R OBP: 0.360, SLG: 0.373				0-0 1B					0-0 F7	4	0	2	0	0	0	0				
Inning Stats	R: 0 E: 0 K: 1 S: 6	H: 1 LOB: 2 BB: 1 P: 10	R: 2 E: 1 K: 1 S: 8	H: 2 LOB: 1 BB: 0 P: 8	R: 0 E: 0 K: 1 S: 5	H: 1 LOB: 1 BB: 1 P: 9	R: 0 E: 0 K: 1 S: 6	H: 2 LOB: 2 BB: 1 P: 10	R: 0 E: 0 K: 0 S: 3	H: 0 LOB: 0 BB: 0 P: 3	R: 1 E: 0 K: 0 S: 4	H: 1 LOB: 0 BB: 0 P: 4	R: 1 E: 0 K: 0 S: 5	H: 2 LOB: 3 BB: 2 P: 13	R: 4 E: 0 K: 0 S: 8	H: 5 LOB: 2 BB: 1 P: 12	1B: 10 2B: 4 3B: 0 HR: 1	SF: 1 SAC: 2 DP: 1 HBP: 0	WP: 1 PB: 0 SB: 1 CS: 1	PA: 43
PITCHER	IP WLS BF H R ER SO BB IBB HBP BLK WP HR S P ERA WHIP	IP WLS BF H R ER SO BB IBB HBP BLK WP HR S P ERA WHIP																		
Don Aase, R ERA: 3.72	(1, 1) 7.2 37 10 5 4 4 3 2 0 0 0 1 1 40 60 4.70 1.696	(8, 1) 0.0 3 2 1 1 0 1 0 0 0 0 0 0 2 6 - -	(8, 1) 0.1 3 2 2 2 0 0 0 0 0 0 0 0 3 3 54.00 6.000																	

California Angels @ Detroit Tigers
Tiger Stadium, Detroit, MI
Sun Jun 17 1979, 3:33 AM EDT
Att: 32,744 - Unknown - 84 F

AB	34
R	8
H	14
RBI	8
BB	6
SO	4
LOB	15



Batter	1	2	3	4	5	6	7	8	9	AB	R	H	RBI	BB	SO	LOB	TOP					
Johnny Grubb, L (1, 8) OBP: 0.330, SLG: 0.476										4	0	0	0	0	3	0	<p>Texas Rangers @ California Angels Anaheim Stadium, Anaheim, CA Mon Jun 18 1979, 10:05 PM EDT Att: 37,096 - Unknown</p> <p>livebaseballscores.com</p> <p>AB 28 R 0 H 2 RBI 0 BB 2 SO 10 LOB 6</p> 					
Bill Sample, R (1, 7) OBP: 0.374, SLG: 0.374										4	0	1	0	0	0	0						
Buddy Bell, R (1, 5) OBP: 0.316, SLG: 0.405										4	0	0	0	0	0	1						
Pat Putnam, L (1, 3) OBP: 0.314, SLG: 0.475										2	0	0	0	1	1	0						
Oscar Gamble, L (1, 10) OBP: 0.459, SLG: 0.537										3	0	1	0	0	1	1						
Richie Zisk, R (1, 9) OBP: 0.283, SLG: 0.313										2	0	0	0	1	0	0						
Jim Sundberg, R (1, 2) OBP: 0.280, SLG: 0.313										3	0	0	0	0	2							
Nelson Norman, S (1, 6) OBP: 0.260, SLG: 0.248										2	0	0	0	0	1	0						
Eric Soderholm, R (8, PH) OBP: 0.312, SLG: 0.393										1	0	0	0	0	1	2						
Larry Blanks, R (8, 6) OBP: 0.346, SLG: 0.319										0	0	0	0	0	0	0						
Bump Wills, S (1, 4) OBP: 0.318, SLG: 0.279										3	0	0	0	0	3	0						
Inning Stats	R: 0 E: 0 K: 1 S: 5	H: 0 LOB: 0 BB: 0 P: 5	R: 0 E: 0 K: 1 S: 4	H: 0 LOB: 0 BB: 1 P: 8	R: 0 E: 0 K: 1 S: 5	H: 0 LOB: 0 BB: 0 P: 5	R: 0 E: 0 K: 0 S: 3	H: 0 LOB: 0 BB: 0 P: 3	R: 0 E: 0 K: 1 S: 5	H: 0 LOB: 0 BB: 0 P: 5	R: 0 E: 0 K: 2 S: 7	H: 0 LOB: 0 BB: 0 P: 7	R: 0 E: 0 K: 1 S: 5	H: 0 LOB: 0 BB: 0 P: 5	R: 0 E: 0 K: 1 S: 6	H: 1 LOB: 2 BB: 1 P: 10	R: 0 E: 0 K: 2 S: 8	H: 1 LOB: 1 BB: 0 P: 8	1B: 2 2B: 1 3B: 0 HR: 0	SF: 0 SAC: 0 DP: 1 HBP: 0	WP: 0 PB: 0 SB: 0 CS: 1	PA: 30
PITCHER Nolan Ryan, R (1, 1) ERA: 2.56	IP: 9.0 WLS: W BF: 30	H: 2 R: 0 ER: 0 SO: 10	BB: 2 IBB: 0 HBP: 0 BLK: 0	WP: 0 HR: 0 S: 48 P: 56	ERA: 0.00 WHIP: 0.444	PITCHER										IP: 9.0 WLS: W BF: 30	H: 2 R: 0 ER: 0 SO: 10	BB: 2 IBB: 0 HBP: 0 BLK: 0	WP: 0 HR: 0 S: 48 P: 56	ERA: 0.00 WHIP: 0.444		

Batter	1	2	3	4	5	6	7	8	9	AB	R	H	RBI	BB	SO	LOB	BOTTOM			
Bert Campaneris, R (1, 6) OBP: 0.279, SLG: 0.246										3	2	2	0	1	0	0	<p>Texas Rangers @ California Angels Anaheim Stadium, Anaheim, CA Mon Jun 18 1979, 10:05 PM EDT Att: 37,096 - Unknown</p> <p>livebaseballscores.com</p> <p>AB 32 R 5 H 10 RBI 5 BB 2 SO 7 LOB 9</p> 			
Carney Lansford, R (1, 5) OBP: 0.355, SLG: 0.472										4	1	2	3	0	1	1				
Dan Ford, R (1, 9) OBP: 0.367, SLG: 0.465										4	0	1	0	0	0	1				
Don Baylor, R (1, 7) OBP: 0.389, SLG: 0.511										4	0	1	0	0	0	1				
Willie Aikens, L (1, 3) OBP: 0.398, SLG: 0.568										4	0	1	0	0	2	1				
Brian Downing, R (1, 10) OBP: 0.414, SLG: 0.525										4	0	1	0	0	1	1				
Larry Harlow, L (1, 8) OBP: 0.375, SLG: 0.294										3	0	0	0	1	2	3				
Bobby Grich, R (1, 4) OBP: 0.386, SLG: 0.599										3	1	1	0	0	0	1				
Tom Donohue, R (1, 2) OBP: 0.302, SLG: 0.431										3	1	1	2	0	1	0				
Inning Stats	R: 0 E: 0 K: 0 S: 3	H: 1 LOB: 0 BB: 0 P: 3	R: 0 E: 0 K: 0 S: 3	H: 0 LOB: 0 BB: 0 P: 3	R: 4 E: 0 K: 0 S: 7	H: 4 LOB: 0 BB: 0 P: 7	R: 0 E: 0 K: 1 S: 6	H: 1 LOB: 1 BB: 0 P: 6	R: 1 E: 0 K: 0 S: 5	H: 2 LOB: 1 BB: 0 P: 5	R: 0 E: 0 K: 2 S: 6	H: 0 LOB: 1 BB: 1 P: 10	R: 0 E: 0 K: 2 S: 7	H: 0 LOB: 1 BB: 1 P: 11	R: 0 E: 0 K: 2 S: 9	H: 2 LOB: 2 BB: 0 P: 9		1B: 5 2B: 3 3B: 0 HR: 2	SF: 0 SAC: 0 DP: 0 HBP: 0	WP: 0 PB: 0 SB: 0 CS: 2
PITCHER Fergie Jenkins, R (1, 1) ERA: 3.71	IP: 4.1 WLS: L	BF: 20 H: 8 R: 5 ER: 5 SO: 1	BB: 0 IBB: 0 HBP: 0 BLK: 0	WP: 0 HR: 2 S: 22 P: 22	ERA: 10.38 WHIP: 1.846	PITCHER										IP: 3.2 WLS: L	BF: 14 H: 2 R: 0 ER: 0 SO: 6	BB: 2 IBB: 0 HBP: 0 BLK: 0	WP: 0 HR: 0 S: 24 P: 32	ERA: 0.00 WHIP: 1.091

Batter	1	2	3	4	5	6	7	8	9	AB	R	H	RBI	BB	SO	LOB	TOP				
Bump Wills, S OBP: 0.321, SLG: 0.279 (1, 4)	4-0 CS BB		5-3				G1-4-3			3	0	1	0	1	0	1					
Johnny Grubb, L OBP: 0.323, SLG: 0.466 (1, 8)	3-1		K							4	0	0	0	0	2	3					
Buddy Bell, R OBP: 0.315, SLG: 0.402 (1, 5)	6-3									4	1	1	0	0	0	2					
Pat Putnam, L OBP: 0.318, SLG: 0.476 (1, 3)										4	0	2	0	0	1	2					
Oscar Gamble, L OBP: 0.461, SLG: 0.543 Bill Sample, R OBP: 0.374, SLG: 0.374 (9, PR) (9, 7)										3	0	2	1	0	0	0					
John Ellis, R OBP: 0.275, SLG: 0.437 (1, 10)										4	0	0	0	0	0	4					
Richie Zisk, R OBP: 0.283, SLG: 0.308 (9, 9)										3	0	0	0	1	2	3					
Jim Sundberg, R OBP: 0.284, SLG: 0.313 (1, 2)										3	1	1	0	0	1	2					
Larvell Blanks, R OBP: 0.364, SLG: 0.347 Nelson Norman, S OBP: 0.258, SLG: 0.246 (7, PR) (7, 6)										2	0	1	1	1	0	0					
Inning Stats	R: 0 E: 0 K: 0 S: 2	H: 0 LOB: 0 BB: 1 P: 6	R: 0 E: 0 K: 2 S: 9	H: 2 LOB: 2 BB: 0 P: 9	R: 0 E: 0 K: 1 S: 5	H: 0 LOB: 0 BB: 0 P: 5	R: 1 E: 0 K: 0 S: 5	H: 2 LOB: 1 BB: 0 P: 5	R: 1 E: 0 K: 1 S: 8	H: 3 LOB: 2 BB: 0 P: 8	R: 0 E: 0 K: 0 S: 5	H: 0 LOB: 1 BB: 1 P: 6	R: 0 E: 0 K: 1 S: 5	H: 0 LOB: 0 BB: 0 P: 5	R: 0 E: 0 K: 1 S: 5	H: 1 LOB: 3 BB: 1 P: 10	1B: 7 2B: 2 3B: 0 HR: 0	SF: 1 SAC: 0 DP: 2 HBP: 1	WP: 1 PB: 0 SB: 1 CS: 2	PA: 36	
PITCHER	IP	WLS	BF	H	R	ER	SO	BB	IBB	HBP	BLK	WP	HR	S	P	ERA	WHIP				
Jim Barr, R ERA: 3.89 Mark Clear, R ERA: 2.73	(1, 1)	8.1	L	34	8	2	2	6	2	1	0	0	0	43	55	2.16	1.200				
PITCHER	IP	WLS	BF	H	R	ER	SO	BB	IBB	HBP	BLK	WP	HR	S	P	ERA	WHIP				

Texas Rangers @ California Angels
Anaheim Stadium, Anaheim, CA
Tue Jun 19 1979, 10:05 PM EDT
Att: 26,553 - Unknown

AB	31
R	2
H	8
RBI	2
BB	3
SO	7
LOB	20



Batter	1	2	3	4	5	6	7	8	9	AB	R	H	RBI	BB	SO	LOB	BOTTOM					
Bert Campaneris, R OBP: 0.278, SLG: 0.241 (1, 6)	K		6-3							3	0	0	0	1	2	1						
Carney Lansford, R OBP: 0.354, SLG: 0.467 (1, 5)	K									3	0	0	0	1	2	1						
Dan Ford, R OBP: 0.365, SLG: 0.461 (1, 9)	K									4	0	1	0	0	2	2						
Don Baylor, R OBP: 0.384, SLG: 0.504 (1, 7)										4	0	0	0	0	0	2						
Brian Downing, R OBP: 0.415, SLG: 0.522 (1, 10)										3	0	1	0	1	1	0						
Bobby Grich, R OBP: 0.384, SLG: 0.606 (1, 4)										4	1	1	1	0	1	2						
Willie Aikens, L OBP: 0.390, SLG: 0.554 (1, 3)										4	0	0	0	0	2	2						
Tom Donohue, R OBP: 0.321, SLG: 0.481 (1, 2)										3	0	2	0	0	0	1						
Larry Harlow, L OBP: 0.364, SLG: 0.284 (1, 8)										3	0	0	0	0	2	2						
Inning Stats	R: 0 E: 0 K: 3 S: 9	H: 0 LOB: 0 BB: 0 P: 9	R: 0 E: 0 K: 1 S: 5	H: 0 LOB: 0 BB: 0 P: 5	R: 0 E: 0 K: 2 S: 8	H: 1 LOB: 1 BB: 0 P: 8	R: 0 E: 0 K: 1 S: 5	H: 1 LOB: 0 BB: 0 P: 5	R: 1 E: 0 K: 3 S: 11	H: 2 LOB: 1 BB: 0 P: 11	R: 0 E: 0 K: 0 S: 3	H: 0 LOB: 1 BB: 1 P: 7	R: 0 E: 0 K: 0 S: 4	H: 1 LOB: 1 BB: 0 P: 4	R: 0 E: 0 K: 2 S: 7	H: 0 LOB: 1 BB: 1 P: 11	R: 0 E: 0 K: 0 S: 3	H: 0 LOB: 1 BB: 1 P: 7	1B: 3 2B: 0 3B: 1 HR: 1	SF: 0 SAC: 0 DP: 1 HBP: 0	WP: 0 PB: 0 SB: 1 CS: 0	PA: 34
PITCHER	IP	WLS	BF	H	R	ER	SO	BB	IBB	HBP	BLK	WP	HR	S	P	ERA	WHIP					
John Henry Johnson, L ERA: 4.22 Jim Kern, R ERA: 1.69	(1, 1)	5.0	W	18	4	1	1	10	0	0	0	0	0	17	29	0.00	1.000					
PITCHER	IP	WLS	BF	H	R	ER	SO	BB	IBB	HBP	BLK	WP	HR	S	P	ERA	WHIP					

Texas Rangers @ California Angels
Anaheim Stadium, Anaheim, CA
Tue Jun 19 1979, 10:05 PM EDT
Att: 26,553 - Unknown

AB	31
R	1
H	5
RBI	1
BB	3
SO	12
LOB	13



Batter	1	2	3	4	5	6	7	8	9	AB	R	H	RBI	BB	SO	LOB	TOP								
Bump Willis, S OBP: 0.319, SLG: 0.278 (1,4)	0-0 6-3		0-0 1-3		0-0 L7		0-0 1B		0-0 P9	5	0	1	0	0	0	3									
Johnny Grubb, L OBP: 0.320, SLG: 0.458 (1,8)	0-0 G3			0-0 2B 1B	0-3 K		0-0 F6		0-0 L9	5	1	1	0	0	1	3									
Buddy Bell, R OBP: 0.314, SLG: 0.400 (1,5)	0-3 K			0-0 F8	0-0 F4				0-0 HR 1B	4	1	1	0	0	1	2									
Pat Putnam, L OBP: 0.322, SLG: 0.500 (1,3)		0-0 F7		0-0 1B 2B	0-0 3-1			0-0 HR 1B		4	2	2	2	0	0	0									
Oscar Gamble, L OBP: 0.473, SLG: 0.562 (1,9)		0-0 CS 1B		4-0 1B BB	0-0 L8 2B			0-0 L3		3	0	2	0	1	0	0									
John Ellis, R OBP: 0.297, SLG: 0.423 (1,10)	0-3 K			0-0 L6	0-0 L8			0-0 6-3		4	0	0	0	0	1	5									
Richie Zisk, R OBP: 0.282, SLG: 0.307 (1,7)			0-0 F7	0-0 FC5-4 1B		0-0 4-3		0-3 K		4	0	1	2	0	1	1									
Jim Sundberg, R OBP: 0.283, SLG: 0.312 (1,2)			0-0 F8	0-0 FC5-4			0-0 L7		0-0 1B	4	0	1	0	0	0	2									
La Rue Washington, R (9, PR)				0-0 1-2						0	0	0	0	0	0	0									
Larvell Blanks, R OBP: 0.362, SLG: 0.333 (1,6)			4-0 BB		0-0 E6		0-0 F9		0-0 F3	2	0	0	0	1	0	0									
Nelson Norman, S OBP: 0.259, SLG: 0.246 (7,6)										0	0	0	0	0	0	0									
Eric Soderholm, R OBP: 0.310, SLG: 0.392 (9, PH)										1	0	0	0	0	0	1									
Inning Stats	R: 0 E: 0 K: 1 S: 5	H: 0 LOB: 0 BB: 0 P: 5	R: 0 E: 0 K: 1 S: 5	H: 1 LOB: 1 BB: 0 P: 5	R: 0 E: 0 K: 0 S: 3	H: 0 LOB: 1 BB: 1 P: 7	R: 2 E: 0 K: 0 S: 6	H: 3 LOB: 2 BB: 1 P: 10	R: 0 E: 1 K: 1 S: 6	H: 0 LOB: 1 BB: 0 P: 6	R: 0 E: 0 K: 0 S: 4	H: 1 LOB: 1 BB: 0 P: 4	R: 0 E: 0 K: 0 S: 4	H: 1 LOB: 0 BB: 0 P: 4	R: 2 E: 0 K: 1 S: 7	H: 2 LOB: 0 BB: 0 P: 7	R: 0 E: 0 K: 0 S: 4	H: 1 LOB: 1 BB: 0 P: 4	1B: 6 2B: 3 3B: 0 HR: 1	SF: 0 SAC: 0 DP: 1 HBP: 0	WP: 0 PB: 0 SB: 0 CS: 1	PA: 38			
PITCHER	IP	WLS	BF	H	R	ER	SO	BB	IBB	HBP	BLK	WP	HR	S	P	ERA	WHIP								
Dave Frost, R ERA: 4.64 (1,1)	7.0	W	31	8	4	4	3	2	0	0	0	0	1	35	43	5.14	1.429								
Mark Clear, R ERA: 2.64 (8,1)	2.0	S	7	1	0	0	1	0	0	0	0	0	0	9	9	0.00	0.500								

Texas Rangers @ California Angels
Anaheim Stadium, Anaheim, CA
Wed Jun 20 1979, 10:05 PM EDT
Att: 26,895 - Unknown

AB 36
R 4
H 9
RBI 4
BB 2
SO 4
LOB 17



Batter	1	2	3	4	5	6	7	8	9	AB	R	H	RBI	BB	SO	LOB	BOTTOM								
Bert Campaneris, R OBP: 0.284, SLG: 0.248 (1,6)	0-0 F9		0-0 1B S		0-0 S SF7 1B	0-0 FC6-4				4	1	2	1	0	0	2									
Mery Rettenmund, R OBP: 0.394, SLG: 0.317 (1,9)	0-0 5-3		0-0 2B 1B		4-0 4-3 SF7 BB		0-3 K			3	1	1	0	1	1	0									
Larry Harlow, L OBP: 0.364, SLG: 0.284 (8,8)			1-3 2B 1B		1-3 1-3 SF7 BB		0-3 K			0	0	0	0	0	0	0									
Dan Ford, R OBP: 0.360, SLG: 0.455 (1,8)	0-0 L6		0-0 FC5-2-5 2B 1B		0-0 SF7		0-0 5-3			3	1	0	1	0	0	2									
Don Baylor, R OBP: 0.385, SLG: 0.507 (1,7)		0-0 CS 1B	0-0 1-2 3-H 2B		0-0 4-3		0-0 1-4-3			4	0	2	2	0	0	1									
Brian Downing, R OBP: 0.413, SLG: 0.531 (1,10)	0-0 F4		0-0 F4		0-0 HR		0-0 5-3		0-0 F4	4	1	1	1	0	0	2									
Bobby Grich, R OBP: 0.382, SLG: 0.598 (1,4)	4-0 BB		4-0 BB		0-3 K		0-0 5-3		0-0 F9	3	0	0	0	1	1	0									
Ike Hampton, S OBP: 0.500, SLG: 0.500 (1,3)	0-0 5-3		0-0 5-3		0-0 1B		0-0 1B		0-0 5-3	4	0	2	0	0	0	1									
Tom Donohue, R OBP: 0.322, SLG: 0.464 (1,2)			1-0 SH1-4 1B HBP		0-3 K		0-0 F8			2	1	0	0	0	1	2									
Jim Anderson, R OBP: 0.292, SLG: 0.200 (1,5)			0-0 SH1-4		0-0 5-3		0-0 FC6-4 1B			2	0	1	0	0	0	1									
Inning Stats	R: 0 E: 0 K: 0 S: 3	H: 0 LOB: 0 BB: 0 P: 3	R: 0 E: 0 K: 0 S: 3	H: 1 LOB: 1 BB: 1 P: 7	R: 3 E: 0 K: 0 S: 5	H: 3 LOB: 1 BB: 0 P: 6	R: 1 E: 0 K: 2 S: 9	H: 2 LOB: 1 BB: 0 P: 9	R: 1 E: 0 K: 0 S: 4	H: 1 LOB: 1 BB: 1 P: 8	R: 0 E: 0 K: 0 S: 5	H: 2 LOB: 2 BB: 0 P: 5	R: 0 E: 0 K: 1 S: 5	H: 0 LOB: 0 BB: 0 P: 5	R: 0 E: 0 K: 0 S: 3	H: 0 LOB: 0 BB: 0 P: 3	1B: 7 2B: 1 3B: 0 HR: 1	SF: 1 SAC: 1 DP: 0 HBP: 1	WP: 0 PB: 0 SB: 3 CS: 1	PA: 34					
PITCHER	IP	WLS	BF	H	R	ER	SO	BB	IBB	HBP	BLK	WP	HR	S	P	ERA	WHIP								
Jon Matlack, L ERA: 4.31 (1,1)	5.2	L	27	9	5	5	2	2	0	0	0	0	1	28	37	7.94	1.941								
Doc Medich, R ERA: 8.27 (6,1)	1.1		4	0	0	0	1	0	0	0	0	0	0	6	6	0.00	0.000								
Sparky Lyle, L ERA: 3.86 (8,1)	1.0		3	0	0	0	0	0	0	0	0	0	0	3	3	0.00	0.000								

Texas Rangers @ California Angels
Anaheim Stadium, Anaheim, CA
Wed Jun 20 1979, 10:05 PM EDT
Att: 26,895 - Unknown

AB 29
R 5
H 9
RBI 5
BB 2
SO 3
LOB 11



Batter	1	2	3	4	5	6	7	8	9	AB	R	H	RBI	BB	SO	LOB	TOP			
Willie Wilson, S OBP: 0.377, SLG: 0.482										5	2	4	1	0	1	1	Kansas City Royals @ California Angels Anaheim Stadium, Anaheim, CA Sat Jun 23 1979, 10:05 PM EDT Att: 41,002 - Unknown livebaseballscorecards.com			
George Brett, L OBP: 0.383, SLG: 0.545										6	1	1	1	0	1	5				
Al Cowens, R OBP: 0.379, SLG: 0.484										6	1	1	1	0	0	4				
Darrell Porter, L OBP: 0.425, SLG: 0.504										3	2	2	0	3	0	0				
George Scott, R OBP: 0.321, SLG: 0.395										5	1	4	2	0	1	2				
Ralph LaCock, L OBP: 0.335, SLG: 0.379										3	1	1	0	0	0	4				
John Wathan, R OBP: 0.269, SLG: 0.357										3	1	1	0	0	1	4				
Amos Otis, R OBP: 0.390, SLG: 0.446										5	2	3	5	1	0	0		AB 45 R 13 H 18 RBI 13 BB 7 SO 5 LOB 26		
Frank White, R OBP: 0.346, SLG: 0.480										4	1	0	0	2	0	5				
Freddie Patek, R OBP: 0.274, SLG: 0.282										5	1	1	3	1	1	1				
Inning Stats	R: 1 E: 1 K: 2 S: 9	H: 1 LOB: 2 BB: 1 P: 13	R: 0 E: 1 K: 0 S: 5	H: 1 LOB: 2 BB: 0 P: 5	R: 1 E: 0 K: 0 S: 5	H: 2 LOB: 2 BB: 1 P: 9	R: 0 E: 0 K: 0 S: 3	H: 0 LOB: 1 BB: 0 P: 4	R: 3 E: 0 K: 1 S: 8	H: 3 LOB: 3 BB: 1 P: 12	R: 0 E: 0 K: 1 S: 6	H: 1 LOB: 1 BB: 0 P: 6	R: 7 E: 0 K: 0 S: 10	H: 7 LOB: 2 BB: 2 P: 18	R: 0 E: 0 K: 0 S: 2	H: 0 LOB: 0 BB: 1 P: 6	1B: 13 2B: 3 3B: 1 HR: 1	SF: 0 SAC: 1 DP: 1 HBP: 1	WP: 0 PB: 1 SB: 5 CS: 0	PA: 54
PITCHER	IP WLS BF H R ER SO BB IBB HBP BLK WP HR S P ERA WHIP																			
Jim Barr, R ERA: 4.12	(1, 1) 4.2 L 27 7 5 4 2 3 0 0 1 0 0 1 27 40 7.71 2.143																			
Dave LaRoche, L ERA: 7.29	(5, 1) 2.2 17 7 5 5 3 0 2 0 0 0 0 0 21 29 16.88 2.625																			
Mike Barlow, R ERA: 5.4	(8, 1) 1.2 10 4 3 3 0 2 0 0 0 0 0 0 8 16 16.20 3.600																			

Batter	1	2	3	4	5	6	7	8	9	AB	R	H	RBI	BB	SO	LOB	BOTTOM			
Bert Campaneris, R OBP: 0.271, SLG: 0.233										5	0	1	0	0	0	2	Kansas City Royals @ California Angels Anaheim Stadium, Anaheim, CA Sat Jun 23 1979, 10:05 PM EDT Att: 41,002 - Unknown livebaseballscorecards.com			
Carney Lansford, R OBP: 0.353, SLG: 0.455										4	1	1	1	1	0	0				
Dan Ford, R OBP: 0.362, SLG: 0.464										5	0	1	1	0	0	3				
Don Baylor, R OBP: 0.374, SLG: 0.484										3	0	0	0	1	1	2				
Brian Downing, R OBP: 0.413, SLG: 0.534										3	1	1	0	1	0	4				
Joe Rudi, R OBP: 0.294, SLG: 0.377										3	0	0	0	1	1	2				
Bobby Grich, R OBP: 0.394, SLG: 0.602										3	1	3	2	1	0	0		AB 34 R 4 H 8 RBI 4 BB 5 SO 4 LOB 20		
Willie Aikens, L OBP: 0.386, SLG: 0.542										4	0	0	0	0	1	5				
Tom Donohue, R OBP: 0.282, SLG: 0.397										4	1	1	0	0	1	2				
Inning Stats	R: 0 E: 0 K: 0 S: 3	H: 0 LOB: 0 BB: 0 P: 3	R: 0 E: 1 K: 0 S: 2	H: 0 LOB: 0 BB: 0 P: 3	R: 0 E: 1 K: 1 S: 5	H: 0 LOB: 1 BB: 1 P: 9	R: 2 E: 0 K: 1 S: 7	H: 2 LOB: 2 BB: 2 P: 15	R: 0 E: 0 K: 0 S: 3	H: 0 LOB: 0 BB: 0 P: 3	R: 0 E: 0 K: 1 S: 6	H: 1 LOB: 1 BB: 0 P: 6	R: 2 E: 0 K: 0 S: 6	H: 3 LOB: 3 BB: 2 P: 14	R: 0 E: 0 K: 1 S: 6	H: 1 LOB: 1 BB: 0 P: 6	1B: 8 2B: 1 3B: 0 HR: 0	SF: 0 SAC: 0 DP: 2 HBP: 1	WP: 1 PB: 0 SB: 0 CS: 0	PA: 40
PITCHER	IP WLS BF H R ER SO BB IBB HBP BLK WP HR S P ERA WHIP																			
Larry Gura, L ERA: 5.5	(1, 1) 6.1 W 28 6 4 4 3 3 0 1 0 0 0 0 30 43 5.68 1.421																			
Eduardo Rodriguez, R ERA: 5.18	(7, 1) 2.2 S 12 2 0 0 1 2 0 0 0 0 0 0 12 20 0.00 1.500																			

Batter	1	2	3	4	5	6	7	8	9	AB	R	H	RBI	BB	SO	LOB	TOP					
Willie Wilson, S OBP: 0.377, SLG: 0.480 (1, 7)										5	1	2	0	0	0	4	Kansas City Royals @ California Angels Anaheim Stadium, Anaheim, CA Sun Jun 24 1979, 6:33 AM EDT Att: 32,210 - Unknown livebaseballscorecards.com					
George Brett, L OBP: 0.383, SLG: 0.556 (1, 5)										5	1	2	2	0	0	3						
Al Cowens, R OBP: 0.375, SLG: 0.477 (1, 9)										5	0	1	0	0	1	1						
Darrell Porter, L OBP: 0.428, SLG: 0.502 (1, 2)										3	0	1	0	2	0	1						
George Scott, R OBP: 0.327, SLG: 0.397 (1, 3)										4	1	2	0	1	0	2						
Ralph LaCock, L OBP: 0.329, SLG: 0.371 (1, 10)										4	0	0	0	0	1	4						
Amos Otis, R OBP: 0.395, SLG: 0.449 (1, 8)										3	2	2	0	1	0	0						
Frank White, R OBP: 0.350, SLG: 0.480 (1, 4)										4	0	2	1	0	0	1						
Freddie Patek, R OBP: 0.269, SLG: 0.277 (1, 6)										3	0	0	2	0	0	2						
Inning Stats	R: 0 E: 0 K: 0 S: 4	H: 2 LOB: 1 BB: 0 P: 4	R: 2 E: 0 K: 1 S: 7	H: 2 LOB: 1 BB: 1 P: 11	R: 0 E: 0 K: 0 S: 4	H: 1 LOB: 2 BB: 1 P: 8	R: 0 E: 1 K: 0 S: 4	H: 0 LOB: 2 BB: 1 P: 8	R: 0 E: 0 K: 0 S: 6	H: 1 LOB: 1 BB: 0 P: 6	R: 0 E: 0 K: 0 S: 2	H: 1 LOB: 0 BB: 1 P: 6	R: 0 E: 0 K: 0 S: 3	H: 0 LOB: 0 BB: 0 P: 3	R: 0 E: 0 K: 0 S: 3	H: 0 LOB: 0 BB: 0 P: 3	R: 2 E: 0 K: 0 S: 6	H: 3 LOB: 1 BB: 0 P: 6	1B: 10 2B: 1 3B: 0 HR: 1	SF: 0 SAC: 1 DP: 1 HBP: 0	WP: 1 PB: 0 SB: 1 CS: 2	PA: 41
PITCHER Dave Frost, R ERA: 4.68 (1, 1)	IP: 9.0 WLS: L BF: 41	H: 12 R: 5 ER: 5 SO: 2	BB: 4 IBB: 0 HBP: 0 BLK: 0	WP: 1 HR: 1 S: 41 P: 57	ERA: 5.00 WHIP: 1.778	PITCHER										IP: 9.0 WLS: W BF: 30	H: 3 R: 2 ER: 2 SO: 7	BB: 1 IBB: 0 HBP: 0 BLK: 0	WP: 0 HR: 1 S: 43 P: 47	ERA: 2.00 WHIP: 0.444		

Batter	1	2	3	4	5	6	7	8	9	AB	R	H	RBI	BB	SO	LOB	BOTTOM					
Larry Harlow, L OBP: 0.361, SLG: 0.276 (1, 8)										3	0	0	0	1	1	1	Kansas City Royals @ California Angels Anaheim Stadium, Anaheim, CA Sun Jun 24 1979, 6:33 AM EDT Att: 32,210 - Unknown livebaseballscorecards.com					
Carney Lansford, R OBP: 0.352, SLG: 0.455 (1, 5)										4	1	1	0	0	1	1						
Dan Ford, R OBP: 0.357, SLG: 0.457 (1, 9)										4	0	0	0	0	1	2						
Don Baylor, R OBP: 0.370, SLG: 0.479 (1, 7)										3	0	0	0	0	0	1						
Willie Aikens, L OBP: 0.386, SLG: 0.556 (1, 3)										3	1	1	2	0	0	0						
Brian Downing, R OBP: 0.408, SLG: 0.527 (1, 2)										3	0	0	0	0	1	0						
Joe Rudi, R OBP: 0.289, SLG: 0.370 (1, 10)										3	0	0	0	0	1	0						
Bobby Grich, R OBP: 0.394, SLG: 0.599 (1, 4)										3	0	1	0	0	1	0						
Bert Campaneris, R OBP: 0.270, SLG: 0.231 (1, 6)										1	0	0	0	0	0	1						
Ike Hampton, S OBP: 0.400, SLG: 0.400 (6, PH)										1	0	0	0	0	1	0						
Jim Anderson, R OBP: 0.280, SLG: 0.190 (7, 6)										1	0	0	0	0	0	0						
Inning Stats	R: 0 E: 0 K: 0 S: 2	H: 0 LOB: 0 BB: 1 P: 6	R: 0 E: 0 K: 1 S: 5	H: 0 LOB: 0 BB: 0 P: 5	R: 0 E: 0 K: 1 S: 6	H: 1 LOB: 1 BB: 0 P: 6	R: 0 E: 0 K: 1 S: 5	H: 0 LOB: 0 BB: 0 P: 5	R: 0 E: 0 K: 2 S: 7	H: 0 LOB: 0 BB: 0 P: 7	R: 2 E: 0 K: 1 S: 7	H: 2 LOB: 0 BB: 0 P: 7	R: 0 E: 0 K: 0 S: 3	H: 0 LOB: 0 BB: 0 P: 3	R: 0 E: 0 K: 0 S: 3	H: 0 LOB: 0 BB: 0 P: 3	R: 0 E: 0 K: 0 S: 3	H: 0 LOB: 0 BB: 0 P: 3	1B: 1 2B: 1 3B: 0 HR: 1	SF: 0 SAC: 0 DP: 0 HBP: 0	WP: 0 PB: 0 SB: 0 CS: 0	PA: 30
PITCHER Dennis Leonard, R ERA: 3.94 (1, 1)	IP: 9.0 WLS: W BF: 30	H: 3 R: 2 ER: 2 SO: 7	BB: 1 IBB: 0 HBP: 0 BLK: 0	WP: 0 HR: 1 S: 43 P: 47	ERA: 2.00 WHIP: 0.444	PITCHER										IP: 9.0 WLS: W BF: 30	H: 3 R: 2 ER: 2 SO: 7	BB: 1 IBB: 0 HBP: 0 BLK: 0	WP: 0 HR: 1 S: 43 P: 47	ERA: 2.00 WHIP: 0.444		



Batter	1	2	3	4	5	6	7	8	9	AB	R	H	RBI	BB	SO	LOB	TOP			
Merv Rettenmund, R OBP: 0.300, SLG: 0.295 (1, 10)	0-3 K		0-0 5-3			4-0 1B BB		0-0 5-3		3	0	0	0	1	1	0				
Carney Lansford, R OBP: 0.357, SLG: 0.462 (1, 5)	0-0 2B		0-3 K			0-0 1-2 1B		0-0 G6-4-3 1B		4	0	3	0	0	0	1	0			
Dan Ford, R OBP: 0.352, SLG: 0.450 (1, 8)	0-3 K			0-3 K		0-3 K		0-0 G6-4-3 1-2		4	0	0	0	0	0	3	4			
Don Baylor, R OBP: 0.366, SLG: 0.472 (1, 7)	0-0 F7			0-0 F4		0-3 K			0-0 6-3	4	0	0	0	0	1	3				
Brian Downing, R OBP: 0.406, SLG: 0.522 (1, 2)		0-0 F9		0-0 1-3			0-0 G3 SH3 1B		0-0 5-3	4	0	1	0	0	0	0				
Bobby Grich, R OBP: 0.396, SLG: 0.604 (1, 4)		0-3 K			0-0 G4-6-3 1B		0-0 SH3 1-2		0-0 2B	3	0	2	0	0	1	0				
Joe Rudi, R OBP: 0.288, SLG: 0.363 (1, 9)		0-3 K			0-0 F9		4-0 G3 IBB		0-0 6-3	3	0	0	0	1	1	2				
Willie Aikens, L OBP: 0.380, SLG: 0.546 (1, 3)			0-3 K		0-0 G4-6-3 1-2		0-0 G3 1-2 2-3			3	0	0	0	0	1	3				
Jim Anderson, R OBP: 0.286, SLG: 0.333 (1, 6)			0-0 HR			0-0 F9	0-0 F9			3	1	1	1	0	0	2				
Inning Stats	R: 0 E: 0 K: 2 S: 8	H: 1 LOB: 1 BB: 0 P: 8	R: 0 E: 0 K: 2 S: 7	H: 0 LOB: 0 BB: 0 P: 7	R: 1 E: 0 K: 2 S: 8	H: 1 LOB: 0 BB: 0 P: 8	R: 0 E: 0 K: 1 S: 5	H: 0 LOB: 0 BB: 0 P: 5	R: 0 E: 0 K: 2 S: 3	H: 1 LOB: 2 BB: 1 P: 3	R: 0 E: 0 K: 0 S: 4	H: 1 LOB: 2 BB: 1 P: 8	R: 0 E: 0 K: 0 S: 3	H: 1 LOB: 0 BB: 0 P: 3	R: 0 E: 0 K: 0 S: 4	H: 1 LOB: 1 BB: 0 P: 4	1B: 4 2B: 2 3B: 0 HR: 1	SF: 0 SAC: 1 DP: 2 HBP: 0	WP: 0 PB: 0 SB: 0 CS: 0	PA: 34
PITCHER	IP WLS BF H R ER SO BB IBB HBP BLK WP HR S P ERA WHIP	8.2 W 33 7 1 1 9 1 1 0 0 0 1 49 57 1.04 0.923	(9, 1) S 1 0 0 0 0 0 0 0 0 0 0 1 1 0.00 0.000	PITCHER																

California Angels @ Texas Rangers
Arlington Stadium, Arlington, TX
Tue Jun 26 1979, 8:05 PM EDT
Att: 28,695 - Unknown

AB 31
R 1
H 7
RBI 1
BB 2
SO 9
LOB 14



Batter	1	2	3	4	5	6	7	8	9	AB	R	H	RBI	BB	SO	LOB	BOTTOM			
Bump Wills, S OBP: 0.317, SLG: 0.285 (1, 4)	0-3 K	0-3 K			0-0 SH5-4 1-2 2-3		0-0 F7			3	0	0	0	0	2	2				
Buddy Bell, R OBP: 0.313, SLG: 0.393 (1, 5)	0-0 2B		0-0 F7		0-3 K		0-0 F8			4	0	1	0	0	1	2				
Oscar Gamble, L OBP: 0.522, SLG: 0.652 (1, 9)	0-3 K		0-0 F7		4-0 IBB		0-3 K			3	0	0	0	1	2	1				
John Ellis, R OBP: 0.287, SLG: 0.443 (1, 10)	0-3 K		0-3 K		0-0 F9			0-0 F4		4	0	0	0	0	2	4				
Pat Putnam, L OBP: 0.330, SLG: 0.503 (1, 3)		0-0 1B SF8 2B		4-0 L6-3 BB		0-0 SH3-4 1B		0-0 G3		3	1	2	0	1	0	0				
Bill Sample, R OBP: 0.383, SLG: 0.396 (1, 7)		0-0 G3 SF8 1B		0-0 L6-3 1-2		0-0 SH3-4 1-2		0-0 HR		3	1	2	1	0	0	1				
Johnny Grubb, L OBP: 0.312, SLG: 0.431 (1, 8)		0-0 SF8 1-2 3-H		0-3 K		0-0 L8		0-0 6-3		3	0	0	1	0	1	1				
Jim Sundberg, R OBP: 0.283, SLG: 0.301 (6, PR)		0-0 G3 BB			4-0 SH5-4 1B BB		1-0 HBP			0	0	0	0	2	0	0				
Dave Roberts, R OBP: 0.240, SLG: 0.333 (7, 2)										0	0	0	0	0	0	0				
Larvell Blanks, R OBP: 0.338, SLG: 0.313 (6, PH)		0-0 G3			0-0 SH5-4 1B		0-0 F6			2	0	1	0	0	0	2				
Al Oliver, L OBP: 0.338, SLG: 0.485 (7, 6)					0-3 K					0	0	0	0	0	0	0				
Nelson Norman, S OBP: 0.258, SLG: 0.247 (7, 6)					0-0 SH5-4 1B					0	0	0	0	0	0	0				
Inning Stats	R: 0 E: 0 K: 3 S: 10	H: 1 LOB: 1 BB: 0 P: 10	R: 1 E: 0 K: 1 S: 7	H: 2 LOB: 2 BB: 1 P: 11	R: 0 E: 0 K: 1 S: 5	H: 0 LOB: 0 BB: 0 P: 5	R: 0 E: 0 K: 1 S: 4	H: 0 LOB: 1 BB: 1 P: 8	R: 0 E: 0 K: 1 S: 6	H: 1 LOB: 3 BB: 2 P: 14	R: 0 E: 0 K: 0 S: 4	H: 1 LOB: 2 BB: 0 P: 5	R: 0 E: 0 K: 1 S: 5	H: 0 LOB: 0 BB: 0 P: 5	R: 1 E: 0 K: 0 S: 4	H: 1 LOB: 0 BB: 0 P: 4	1B: 3 2B: 3 3B: 0 HR: 1	SF: 1 SAC: 2 DP: 1 HBP: 1	WP: 0 PB: 0 SB: 0 CS: 0	PA: 34
PITCHER	IP WLS BF H R ER SO BB IBB HBP BLK WP HR S P ERA WHIP	8.0 L 34 6 2 2 8 3 1 1 0 0 1 45 62 2.25 1.125	PITCHER																	

California Angels @ Texas Rangers
Arlington Stadium, Arlington, TX
Tue Jun 26 1979, 8:05 PM EDT
Att: 28,695 - Unknown

AB 26
R 2
H 6
RBI 2
BB 4
SO 8
LOB 15



Batter	1	2	3	4	5	6	7	8	9	AB	R	H	RBI	BB	SO	LOB	TOP				
Larry Harlow, L (1, 8) OBP: 0.350, SLG: 0.265										4	0	0	0	0	1	1	California Angels @ Texas Rangers Arlington Stadium, Arlington, TX Wed Jun 27 1979, 8:05 PM EDT Att: 28,899 - Unknown				
Carney Lansford, R (1, 5) OBP: 0.358, SLG: 0.471										3	1	1	1	1	1	1					
Dan Ford, R (1, 9) OBP: 0.350, SLG: 0.447										4	1	1	0	0	0	1					
Don Baylor, R (1, 10) OBP: 0.365, SLG: 0.468										3	0	0	0	1	0	2					
Willie Aikens, L (1, 3) OBP: 0.382, SLG: 0.541										2	0	0	0	2	0	0					
Brian Downing, R (1, 2) OBP: 0.407, SLG: 0.522										4	0	2	1	0	1	1					
Joe Rudi, R (1, 7) OBP: 0.282, SLG: 0.355										4	0	0	0	0	3	4					
Bobby Grich, R (1, 4) OBP: 0.398, SLG: 0.599										2	0	0	0	2	1	1					
Jim Anderson, R (1, 6) OBP: 0.267, SLG: 0.308										2	0	0	0	0	0	3					
Inning Stats	R: 1 E: 0 K: 1 S: 5	H: 1 LOB: 0 BB: 1 P: 9	R: 0 E: 0 K: 2 S: 7	H: 0 LOB: 0 BB: 0 P: 7	R: 0 E: 0 K: 1 S: 5	H: 0 LOB: 1 BB: 1 P: 9	R: 1 E: 0 K: 1 S: 7	H: 2 LOB: 3 BB: 2 P: 15	R: 0 E: 0 K: 0 S: 3	H: 0 LOB: 0 BB: 0 P: 7	R: 0 E: 0 K: 1 S: 5	H: 0 LOB: 0 BB: 0 P: 5	R: 0 E: 0 K: 0 S: 2	H: 0 LOB: 0 BB: 1 P: 6	R: 0 E: 0 K: 1 S: 6	H: 1 LOB: 1 BB: 0 P: 6	1B: 3 2B: 0 3B: 0 HR: 1	SF: 0 SAC: 1 DP: 1 HBP: 0	WP: 0 PB: 0 SB: 0 CS: 1	PA: 36	
PITCHER	IP	WLS	BF	H	R	ER	SO	BB	IBB	HBP	BLK	WP	HR	S	P	ERA	WHIP				
Steve Comer, R (1, 1) ERA: 3.59	8.1	W	33	4	2	2	6	5	1	0	0	0	1	39	63	2.16	1.080				
Jim Kern, R (9, 1) ERA: 1.51	0.2	S	2	0	0	0	1	0	0	0	0	0	0	4	4	0.00	0.000				

Batter	1	2	3	4	5	6	7	8	9	AB	R	H	RBI	BB	SO	LOB	BOTTOM				
Bump Wills, S (1, 4) OBP: 0.319, SLG: 0.285										3	1	1	0	1	2	0	California Angels @ Texas Rangers Arlington Stadium, Arlington, TX Wed Jun 27 1979, 8:05 PM EDT Att: 28,899 - Unknown				
Buddy Bell, R (1, 5) OBP: 0.316, SLG: 0.396										3	1	1	0	1	0	2					
Oscar Gamble, L (1, 9) OBP: 0.538, SLG: 0.692										2	1	2	3	2	0	0					
Pat Putnam, L (1, 3) OBP: 0.329, SLG: 0.497										4	0	1	0	0	1	3					
Eric Soderholm, R (1, 10) OBP: 0.303, SLG: 0.377										4	0	1	0	0	0	1					
Bill Sample, R (1, 7) OBP: 0.386, SLG: 0.391										2	1	0	0	2	0	1					
Johnny Grubb, L (1, 8) OBP: 0.311, SLG: 0.433										4	0	1	1	0	1	2					
Dave Roberts, R (1, 2) OBP: 0.207, SLG: 0.286										4	0	0	0	0	2	3					
Larvell Blanks, R (1, 6) OBP: 0.329, SLG: 0.303										2	0	0	0	0	0	0					
Al Oliver, L (6, PH) OBP: 0.337, SLG: 0.483										1	0	0	0	0	0	1					
Nelson Norman, S (7, 6) OBP: 0.258, SLG: 0.247										0	0	0	0	0	0	0					
Inning Stats	R: 1 E: 1 K: 1 S: 6	H: 2 LOB: 0 BB: 0 P: 6	R: 0 E: 0 K: 0 S: 4	H: 1 LOB: 1 BB: 0 P: 4	R: 2 E: 0 K: 1 S: 7	H: 2 LOB: 1 BB: 1 P: 11	R: 0 E: 0 K: 2 S: 7	H: 0 LOB: 0 BB: 0 P: 7	R: 0 E: 0 K: 1 S: 6	H: 1 LOB: 2 BB: 1 P: 10	R: 1 E: 0 K: 1 S: 6	H: 1 LOB: 1 BB: 1 P: 10	R: 0 E: 0 K: 0 S: 2	H: 0 LOB: 2 BB: 2 P: 10	R: 0 E: 0 K: 0 S: 3	H: 0 LOB: 1 BB: 1 P: 7	1B: 3 2B: 4 3B: 0 HR: 1	SF: 0 SAC: 0 DP: 1 HBP: 0	WP: 0 PB: 0 SB: 0 CS: 0	PA: 35	
PITCHER	IP	WLS	BF	H	R	ER	SO	BB	IBB	HBP	BLK	WP	HR	S	P	ERA	WHIP				
Nolan Ryan, R (1, 1) ERA: 2.96	8.0	L	35	7	4	3	6	5	1	0	0	0	1	41	65	3.38	1.500				

Batter	1	2	3	4	5	6	7	8	9	AB	R	H	RBI	BB	SO	LOB	TOP					
Bobby Grich, R OBP: 0.399, SLG: 0.597 Dickie Thon, R OBP: 0.368, SLG: 0.389	0-3 K		4-0 FC4 BB			0-3 K		0-0 5-3		1	0	0	0	1	1	0	California Angels @ Texas Rangers Arlington Stadium, Arlington, TX Thu Jun 28 1979, 8:05 PM EDT Att: 29,101 - Unknown					
Carney Lansford, R OBP: 0.357, SLG: 0.478	0-0 P8		0-0 FC4			0-0 HR		0-0 L6		4	1	1	1	0	0	2						
Dan Ford, R OBP: 0.347, SLG: 0.442 Willie Davis, L OBP: 0.296, SLG: 0.270	0-3 K			0-0 5-3		0-3 K		0-0 2B WP 1B		3	0	0	0	0	2	0						
Don Baylor, R OBP: 0.366, SLG: 0.481		0-0 5-3		0-0 F7			0-0 HR	0-0 WP SF8 2B		4	2	2	1	0	0	0						
Willie Aikens, L OBP: 0.376, SLG: 0.532		0-0 F8		0-3 K		0-0 4-3		0-0 SF8		3	0	0	1	0	1	0						
Brian Downing, R OBP: 0.404, SLG: 0.518 Tom Donohue, R OBP: 0.274, SLG: 0.386		0-0 F3			0-3 K		0-0 F5	0-0 2B 3H 5-3		2	0	0	0	0	1	0						
Joe Rudi, R OBP: 0.277, SLG: 0.349			0-3 K		0-0 6-3		0-0 F8			3	0	0	0	0	1	0						
Larry Harlow, L OBP: 0.341, SLG: 0.257			0-0 1-3		0-3 K			0-0 G3		3	0	0	0	0	1	0						
Jim Anderson, R OBP: 0.273, SLG: 0.310			0-0 BB 1B			0-0 F4		0-0 F7		3	0	1	0	0	0	0						
Inning Stats	R: 0 E: 0 K: 2 S: 7	H: 0 LOB: 0 BB: 0 P: 7	R: 0 E: 0 K: 0 S: 3	H: 0 LOB: 0 BB: 0 P: 3	R: 0 E: 0 K: 1 S: 6	H: 1 LOB: 2 BB: 1 P: 10	R: 0 E: 0 K: 1 S: 5	H: 0 LOB: 0 BB: 0 P: 5	R: 0 E: 0 K: 2 S: 8	H: 0 LOB: 0 BB: 0 P: 8	R: 1 E: 0 K: 2 S: 8	H: 1 LOB: 0 BB: 0 P: 8	R: 1 E: 0 K: 0 S: 4	H: 1 LOB: 0 BB: 0 P: 4	R: 0 E: 0 K: 0 S: 3	H: 0 LOB: 0 BB: 0 P: 3		R: 2 E: 0 K: 0 S: 5	H: 2 LOB: 0 BB: 0 P: 5	1B: 2 2B: 1 3B: 0 HR: 2	SF: 1 SAC: 0 DP: 0 HBP: 0	WP: 1 PB: 0 SB: 0 CS: 0
PITCHER Fergie Jenkins, R ERA: 3.68	IP: 9.0 WLS: W BF: 33 H: 5 R: 4 ER: 4 SO: 8 BB: 1 IBB: 0 HBP: 0 BLK: 0 WP: 1 HR: 2 S: 48 P: 52 ERA: 4.00 WHIP: 0.667															PITCHER						

Batter	1	2	3	4	5	6	7	8	9	AB	R	H	RBI	BB	SO	LOB	BOTTOM	
Bump Willis, S OBP: 0.326, SLG: 0.298	1B 1B			4-3		3-1				6	1	4	2	0	0	2	California Angels @ Texas Rangers Arlington Stadium, Arlington, TX Thu Jun 28 1979, 8:05 PM EDT Att: 29,101 - Unknown	
Buddy Bell, R OBP: 0.313, SLG: 0.394	1B SF9	1-2 2H 1B		2-3 P7			0-3 K	0-0 SF8		4	0	1	2	0	1	3		
Oscar Gamble, L OBP: 0.533, SLG: 0.691 La Rue Washington, R OBP: 0.333, SLG: 0.333	1B F7		0-0 F8		0-0 F8		0-0 BB FC5-4 1B	0-0 F4		3	1	1	1	0	0	3		
Pat Putnam, L OBP: 0.335, SLG: 0.495	FC1-5 1B	2B E 1B		1-3			4-0 FC5-4 BB 1-2 BB			3	2	1	0	1	0	2		
Eric Soderholm, R OBP: 0.313, SLG: 0.392	1B 1B	1B 1B	1-3 E 2B		0-0 F8		4-0 FC5-4 BB			4	2	3	0	1	0	1		
Bill Sample, R OBP: 0.381, SLG: 0.385	1B 1B	1B 1B	0-0 E6		0-0 4-3		0-0 FC5-4			5	2	1	4	0	1	4		
Johnny Grubb, L OBP: 0.313, SLG: 0.432	1B 1B	1B 1B	0-0 G3			0-0 G3		0-0 F8		5	2	2	1	0	0	3		
Dave Roberts, R OBP: 0.294, SLG: 0.364	2B 1B	1B 1B			0-0 F9		0-0 FC6-4 1B	0-0 1B SF8 1B		5	2	4	2	0	0	0		
Nelson Norman, S OBP: 0.262, SLG: 0.258	2B SF9 1B		0-0 F4		0-0 4-3 2B		0-0 FC6-4	0-0 F7		5	1	2	1	0	0	4		
Inning Stats	R: 8 E: 0 K: 0 S: 12	H: 9 LOB: 1 BB: 0 P: 12	R: 4 E: 1 K: 0 S: 9	H: 5 LOB: 2 BB: 0 P: 9	R: 0 E: 0 K: 1 S: 5	H: 0 LOB: 1 BB: 0 P: 6	R: 0 E: 0 K: 0 S: 4	H: 1 LOB: 1 BB: 0 P: 4	R: 0 E: 0 K: 0 S: 4	H: 1 LOB: 1 BB: 0 P: 4	R: 1 E: 0 K: 1 S: 6	H: 1 LOB: 2 BB: 2 P: 14	R: 1 E: 0 K: 0 S: 5	H: 2 LOB: 1 BB: 0 P: 5	1B: 16 2B: 4 3B: 0 HR: 0	SF: 2 SAC: 0 DP: 0 HBP: 1		WP: 0 PB: 0 SB: 0 CS: 0
PITCHER Jim Barr, R ERA: 4.67 Ralph Goding, L ERA: 81.0 Steve Eddy, R ERA: 6.43	IP: 0.1 WLS: L BF: 6 H: 5 R: 5 ER: 5 SO: 0 BB: 0 IBB: 0 HBP: 0 BLK: 0 WP: 0 HR: 0 S: 6 P: 6 ERA: 135.00 WHIP: 15.000	IP: 0.2 WLS: L BF: 10 H: 7 R: 7 ER: 6 SO: 0 BB: 0 IBB: 0 HBP: 0 BLK: 0 WP: 0 HR: 0 S: 10 P: 10 ERA: 81.00 WHIP: 10.500	IP: 7.0 WLS: L BF: 32 H: 8 R: 2 ER: 2 SO: 2 BB: 0 IBB: 0 HBP: 1 BLK: 0 WP: 0 HR: 0 S: 33 P: 42 ERA: 2.57 WHIP: 1.429															PITCHER

Batter	1	2	3	4	5	6	7	8	9	AB	R	H	RBI	BB	SO	LOB	TOP					
Bobby Grich, R OBP: 0.399, SLG: 0.602 (1, 4)	F9							F7		4	1	1	1	1	0	0	California Angels @ Kansas City Royals Royals Stadium, Kansas City, MO Sat Jun 30 1979, 8:05 PM EDT Att: 41,451 - Unknown - 82 F					
Carney Lansford, R OBP: 0.355, SLG: 0.475 (1, 5)	K							K		5	0	0	0	0	2	1						
Dan Ford, R OBP: 0.343, SLG: 0.430 (1, 9)	K							F7		3	1	0	0	1	1	0						
Don Baylor, R OBP: 0.364, SLG: 0.485 (1, 10)								K		5	2	1	0	0	2	2						
Willie Aikens, L OBP: 0.385, SLG: 0.548 (1, 3)	K									4	3	3	2	1	1	0						
Brian Downing, R OBP: 0.411, SLG: 0.521 (1, 2)										3	1	2	1	2	0	1						
Joe Rudi, R OBP: 0.279, SLG: 0.351 (1, 7)										5	0	2	3	0	0	3						
Larry Harlow, L OBP: 0.326, SLG: 0.246 (1, 8)										4	0	1	1	0	1	3						
Jim Anderson, R OBP: 0.214, SLG: 0.237 (1, 6)										4	0	0	0	0	2	4						
Inning Stats	R: 0 E: 0 K: 2 S: 7	H: 0 LOB: 0 BB: 0 P: 7	R: 0 E: 0 K: 2 S: 8	H: 1 LOB: 1 BB: 0 P: 8	R: 0 E: 0 K: 2 S: 7	H: 0 LOB: 1 BB: 1 P: 11	R: 2 E: 0 K: 1 S: 7	H: 2 LOB: 2 BB: 2 P: 15	R: 4 E: 0 K: 0 S: 3	H: 4 LOB: 1 BB: 1 P: 11	R: 0 E: 0 K: 0 S: 3	H: 0 LOB: 0 BB: 0 P: 3	R: 2 E: 1 K: 0 S: 5	H: 2 LOB: 2 BB: 1 P: 10	R: 0 E: 0 K: 1 S: 5	H: 0 LOB: 0 BB: 0 P: 5	R: 0 E: 0 K: 1 S: 6	H: 1 LOB: 1 BB: 0 P: 6	1B: 8 2B: 0 3B: 0 HR: 2	SF: 0 SAC: 0 DP: 0 HBP: 1	WP: 0 PB: 0 SB: 0 CS: 0	PA: 43
PITCHER	IP	WLS	BF	H	R	ER	SO	BB	IBB	HBP	BLK	WP	HR	S	P	ERA	WHIP					
Rich Gale, R ERA: 5.17 (1, 1)	5.0	L	26	7	6	6	7	4	0	0	0	0	2	36	52	10.80	2.200					
Bill Paschall, R ERA: 6.43 (6, 1)	4.0		17	3	2	2	2	0	1	1	0	0	0	19	24	4.50	0.750					

Batter	1	2	3	4	5	6	7	8	9	AB	R	H	RBI	BB	SO	LOB	BOTTOM					
Willie Wilson, S OBP: 0.363, SLG: 0.460 (1, 7)	B2							6-3		5	0	1	0	0	1	0	California Angels @ Kansas City Royals Royals Stadium, Kansas City, MO Sat Jun 30 1979, 8:05 PM EDT Att: 41,451 - Unknown - 82 F					
George Brett, L OBP: 0.386, SLG: 0.543 (1, 5)	5-3							F9		5	0	1	0	0	0	1						
Amos Otis, R OBP: 0.397, SLG: 0.462 (1, 8)										5	2	3	1	0	0	0						
Darrell Porter, L OBP: 0.433, SLG: 0.498 (1, 2)										4	2	3	1	1	0	1						
Al Cowens, R OBP: 0.366, SLG: 0.465 (1, 9)										5	0	2	2	0	0	2						
George Scott, R OBP: 0.336, SLG: 0.403 (1, 3)										2	1	1	0	2	0	1						
Ralph LaCock, L OBP: 0.342, SLG: 0.386 (1, 10)										3	0	1	1	0	1	6						
John Wathan, R OBP: 0.280, SLG: 0.366 (7, PH)										1	0	1	0	0	0	0						
Frank White, R OBP: 0.335, SLG: 0.457 (1, 4)										4	0	0	0	0	0	5						
Freddie Patek, R OBP: 0.269, SLG: 0.279 (1, 6)										4	0	0	0	0	1	0						
Inning Stats	R: 1 E: 0 K: 0 S: 6	H: 3 LOB: 3 BB: 1 P: 10	R: 0 E: 0 K: 0 S: 4	H: 1 LOB: 1 BB: 0 P: 4	R: 2 E: 0 K: 0 S: 6	H: 3 LOB: 1 BB: 0 P: 6	R: 0 E: 0 K: 1 S: 5	H: 1 LOB: 0 BB: 0 P: 5	R: 0 E: 0 K: 1 S: 7	H: 1 LOB: 3 BB: 1 P: 11	R: 0 E: 0 K: 0 S: 3	H: 0 LOB: 0 BB: 0 P: 3	R: 2 E: 0 K: 0 S: 6	H: 4 LOB: 1 BB: 0 P: 6	R: 0 E: 0 K: 1 S: 5	H: 0 LOB: 0 BB: 0 P: 5	R: 0 E: 0 K: 0 S: 2	H: 0 LOB: 0 BB: 1 P: 6	1B: 9 2B: 0 3B: 2 HR: 2	SF: 0 SAC: 0 DP: 2 HBP: 0	WP: 0 PB: 0 SB: 0 CS: 1	PA: 42
PITCHER	IP	WLS	BF	H	R	ER	SO	BB	IBB	HBP	BLK	WP	HR	S	P	ERA	WHIP					
Don Aase, R ERA: 3.88 (1, 1)	6.0	W	32	12	5	5	2	2	0	0	0	0	0	10	14	0.00	0.667					
Dave LaRoche, L ERA: 6.7 (7, 1)	3.0	S	9	1	0	0	1	1	0	0	0	0	0	10	14	0.00	0.667					

Batter	1	2	3	4	5	6	7	8	9	AB	R	H	RBI	BB	SO	LOB	TOP				
Bobby Grich, R OBP: 0.392, SLG: 0.590 (1, 4)	5-3		4-3		L1-3		6-3	F8		5	0	0	0	0	0	4	California Angels @ Kansas City Royals Royals Stadium, Kansas City, MO Sun Jul 01 1979, 4:33 AM EDT Att: 32,636 - Unknown - 66 F				
Carney Lansford, R OBP: 0.362, SLG: 0.479 (1, 5)	5-3		HR					1B		4	3	2	1	0	0						
Dan Ford, R OBP: 0.347, SLG: 0.455 (1, 8) (7, 9)	F8		HR		5-3			1B		5	3	3	4	0	0	1					
Don Baylor, R OBP: 0.365, SLG: 0.503 (1, 10)		HR	5-3			5-3		1B		5	2	2	4	0	0	0					
Brian Downing, R OBP: 0.408, SLG: 0.515 (1, 2)	F8				5-3		P4	1B		5	1	1	0	0	0	0					
Joe Rudi, R OBP: 0.277, SLG: 0.347 (1, 7)	5-3				5-3		5-3	1B		5	1	1	0	0	0	0					
Merv Rettenmund, R Larry Hartow, L OBP: 0.321, SLG: 0.241 (1, 9) (7, 8)	6-3						4-3	FC1	F2	3	0	1	0	0	0	0					
Willie Aikens, L OBP: 0.381, SLG: 0.540 (1, 3)			K	K			L8	2B	F9	5	1	1	1	0	2	1					
Jim Anderson, R OBP: 0.283, SLG: 0.381 (1, 6)			4-3					F8		4	2	4	2	0	0	0					
Inning Stats	R: 0 E: 0 K: 0 S: 3	H: 0 LOB: 0 BB: 0 P: 3	R: 1 E: 0 K: 0 S: 4	H: 1 LOB: 0 BB: 0 P: 4	R: 3 E: 0 K: 1 S: 8	H: 3 LOB: 0 BB: 0 P: 8	R: 0 E: 0 K: 1 S: 6	H: 1 LOB: 1 BB: 0 P: 6	R: 0 E: 0 K: 0 S: 3	H: 0 LOB: 0 BB: 0 P: 3	R: 0 E: 0 K: 0 S: 4	H: 1 LOB: 1 BB: 0 P: 4	R: 10 E: 1 K: 0 S: 13	H: 9 LOB: 0 BB: 0 P: 13	R: 0 E: 0 K: 0 S: 3	H: 0 LOB: 0 BB: 0 P: 3		1B: 9 2B: 4 3B: 0 HR: 4	SF: 0 SAC: 0 DP: 1 HBP: 0	WP: 0 PB: 0 SB: 0 CS: 0	PA: 44
PITCHER	IP	WLS	BF	H	R	ER	SO	BB	IBB	HBP	BLK	WP	HR	S	P	ERA	WHIP				
Paul Spittorf, L ERA: 4.41 (1, 1)	7.0	L	30	9	6	6	2	1	0	0	0	0	2	33	37	7.71	1.429				
Mary Pattin, R ERA: 4.0 (8, 1)	0.0		3	3	1	1	0	0	0	0	0	0	1	3	3	∞	∞				
Al Hrabosky, L ERA: 4.24 (8, 1)	0.0		3	2	4	3	0	0	0	0	0	0	0	3	3	∞	∞				
Eduardo Rodriguez, R ERA: 5.33 (8, 1)	2.0		8	2	3	3	0	0	0	0	0	0	1	8	8	13.50	1.000				

Batter	1	2	3	4	5	6	7	8	9	AB	R	H	RBI	BB	SO	LOB	BOTTOM				
Willie Wilson, S OBP: 0.359, SLG: 0.454 John Wathan, R OBP: 0.278, SLG: 0.363 (1, 8) (8, 9)	4-3			5-3		K		5-3		3	0	0	0	0	1	1	California Angels @ Kansas City Royals Royals Stadium, Kansas City, MO Sun Jul 01 1979, 4:33 AM EDT Att: 32,636 - Unknown - 66 F				
Steve Braun, L OBP: 0.380, SLG: 0.417 (1, 7)	K					1B		F7		2	1	0	0	2	1	0					
George Brett, L OBP: 0.385, SLG: 0.539 (1, 5)	4-3					1B			5-3	4	0	1	1	0	0	1					
Darrell Porter, L OBP: 0.434, SLG: 0.496 (1, 2)		F7								3	0	1	1	1	1	1					
Ralph LaCock, L OBP: 0.336, SLG: 0.379 (1, 3)		K							K	4	0	0	0	0	2	3					
Al Cowens, R OBP: 0.364, SLG: 0.461 (1, 9) (8, 8)	4-3									4	0	1	0	0	1	0					
Jamie Quirk, L OBP: 0.391, SLG: 0.455 (1, 10)			F8						F5	4	0	0	0	0	2						
Frank White, R OBP: 0.330, SLG: 0.449 (1, 4)			K							3	0	0	0	0	3	0					
Freddie Patek, R OBP: 0.270, SLG: 0.280 (1, 6)			K						F9	3	1	1	0	0	1	0					
Inning Stats	R: 0 E: 0 K: 1 S: 5	H: 0 LOB: 0 BB: 0 P: 5	R: 0 E: 0 K: 1 S: 5	H: 0 LOB: 0 BB: 0 P: 5	R: 0 E: 0 K: 2 S: 7	H: 0 LOB: 0 BB: 0 P: 7	R: 0 E: 0 K: 1 S: 5	H: 0 LOB: 1 BB: 1 P: 9	R: 0 E: 0 K: 2 S: 10	H: 3 LOB: 2 BB: 1 P: 14	R: 0 E: 0 K: 1 S: 5	H: 0 LOB: 0 BB: 0 P: 5	R: 0 E: 0 K: 0 S: 3	H: 0 LOB: 0 BB: 0 P: 3	R: 0 E: 0 K: 1 S: 6	H: 1 LOB: 2 BB: 1 P: 10		1B: 4 2B: 0 3B: 0 HR: 0	SF: 0 SAC: 0 DP: 0 HBP: 0	WP: 0 PB: 0 SB: 1 CS: 0	PA: 34
PITCHER	IP	WLS	BF	H	R	ER	SO	BB	IBB	HBP	BLK	WP	HR	S	P	ERA	WHIP				
Nolan Ryan, R ERA: 2.89 (1, 1)	9.0	W	34	4	2	2	10	3	0	0	0	0	0	51	63	2.00	0.778				

Batter	1	2	3	4	5	6	7	8	9	AB	R	H	RBI	BB	SO	LOB	TOP					
Rickey Henderson, R OBP: 0.364, SLG: 0.308	0-0 4-3		0-0 F9		0-0 L8			0-0 L4-3 1B		4	0	1	0	0	0	1						
Dave Chalk, R OBP: 0.438, SLG: 0.380	0-0 F7		0-0 F7			0-0 2B		0-0 L4-3 1-2		4	0	1	0	0	0	1						
Wayne Gross, L OBP: 0.351, SLG: 0.403	0-0 G3			0-0 G3		0-0 G3		0-0 F7		4	0	0	0	0	0	1						
Jeff Newman, R OBP: 0.262, SLG: 0.426		0-0 E5 6-3		0-0 F4		0-0 F4			0-0 HR	4	1	1	1	0	0	1						
Jim Essian, R OBP: 0.317, SLG: 0.405		0-0 6-3 1-2		0-0 F8		0-0 6-3			0-0 G6-4-3 1B	4	0	1	0	0	0	2						
Mike Heath, R OBP: 0.388, SLG: 0.447		0-0 F7			0-0 6-3		0-0 1B		0-0 G6-4-3 1-2 1B	4	0	2	0	0	0	1						
Mike Edwards, R OBP: 0.292, SLG: 0.320		0-0 F8			0-0 F9		0-0 1B		0-0 G6-4-3 1-2 2-3	4	0	1	0	0	0	3						
Tony Armas, R OBP: 0.308, SLG: 0.411			0-0 HR		0-0 2B		0-0 1B		0-0 6-3	4	2	2	1	0	0	3						
Rob Picciolo, R OBP: 0.245, SLG: 0.333			0-0 F8		0-0 2B		0-0 G4-6-3			3	0	1	1	0	0	2						
Inning Stats	R: 0 E: 0 K: 0 S: 3	H: 0 LOB: 0 BB: 0 P: 3	R: 0 E: 1 K: 0 S: 4	H: 0 LOB: 1 BB: 0 P: 4	R: 1 E: 0 K: 0 S: 4	H: 1 LOB: 0 BB: 0 P: 4	R: 0 E: 0 K: 0 S: 3	H: 0 LOB: 0 BB: 0 P: 3	R: 1 E: 0 K: 0 S: 5	H: 2 LOB: 1 BB: 0 P: 5	R: 0 E: 0 K: 0 S: 4	H: 1 LOB: 1 BB: 0 P: 4	R: 0 E: 0 K: 0 S: 4	H: 2 LOB: 1 BB: 0 P: 4	R: 0 E: 0 K: 0 S: 3	H: 1 LOB: 0 BB: 0 P: 3	R: 1 E: 0 K: 0 S: 5	H: 3 LOB: 1 BB: 0 P: 5	1B: 6 2B: 3 3B: 0 HR: 2	SF: 0 SAC: 0 DP: 3 HBP: 0	WP: 0 PB: 0 SB: 0 CS: 0	PA: 35
PITCHER	IP WLS BF H R ER SO BB IBB HBP BLK WP HR S P ERA WHIP	8.0 W 33 10 3 3 0 0 0 0 0 0 2 33 33 3.38 1.250	1.0 2 0 0 0 0 0 0 0 0 0 0 0 2 2 0.00 0.000	PITCHER										IP WLS BF H R ER SO BB IBB HBP BLK WP HR S P ERA WHIP								
Jim Barr, R ERA: 4.55											8.0 W 33 10 3 3 0 0 0 0 0 0 2 33 33 3.38 1.250											
Mike Barlow, R ERA: 5.25											1.0 2 0 0 0 0 0 0 0 0 0 0 0 2 2 0.00 0.000											

Oakland Athletics @ California Angels
 Anaheim Stadium, Anaheim, CA
 Mon Jul 02 1979, 10:05 PM EDT
 Att: 27,639 - Unknown

AB	35
R	3
H	10
RBI	3
BB	0
SO	0
LOB	15



Batter	1	2	3	4	5	6	7	8	9	AB	R	H	RBI	BB	SO	LOB	BOTTOM					
Bobby Grich, R OBP: 0.392, SLG: 0.591	0-0 F8		0-0 1B 2B	0-0 1B 1B	0-0 L8			0-0 F4		5	2	2	0	0	0	0						
Carney Lansford, R OBP: 0.365, SLG: 0.477	0-0 CS 1B		4-0 1B BB	0-3 K		0-0 F6		4-0 G5-4-3 BB		3	1	1	0	2	1	1						
Dan Ford, R OBP: 0.348, SLG: 0.454	0-0 F4 1-2		0-0 1B FC3	0-0 1B BB	0-0 1B	0-0 1-3	0-0 1-3	0-0 G5-4-3 1-2		5	2	2	2	0	0	2						
Don Baylor, R OBP: 0.372, SLG: 0.517		4-0 CS BB	0-0 BB FC3	0-0 BB BB	0-0 1B	0-0 HR		0-0 HR		3	2	3	3	1	0	0						
Willie Aikens, L OBP: 0.379, SLG: 0.532	0-0 6-3 1-2		0-0 FC3 G6-4-3 BB	4-0 BB BB	0-0 BB	0-0 F8		0-0 F8		3	0	0	1	1	0	2						
Brian Downing, R OBP: 0.412, SLG: 0.513	0-0 1B BB	4-0 BB BB	4-0 BB BB	4-0 BB BB	4-0 BB BB	0-3 K		0-0 K		1	0	0	1	3	1	0						
Joe Rudi, R OBP: 0.281, SLG: 0.351	0-0 1B	0-0 BB	0-0 G6-4-3 1-2 2-3 3-H	0-0 K	0-0 K	0-0 FC4-6 1B		0-0 FC4-6 1B		4	0	2	0	0	1	5						
Larry Harlow, L OBP: 0.312, SLG: 0.233	0-3 K	0-3 K	0-0 3-1		0-0 4-3		0-0 FC4-6 FC6-4		0-0 FC6-4	4	0	0	0	0	1	4						
Jim Anderson, R OBP: 0.280, SLG: 0.356			4-0 2B 1B BB	0-0 L7	0-3 K		0-0 FC6-4			3	1	0	0	1	1	1						
Inning Stats	R: 0 E: 0 K: 0 S: 3	H: 1 LOB: 0 BB: 0 P: 3	R: 0 E: 0 K: 1 S: 5	H: 1 LOB: 2 BB: 2 P: 13	R: 5 E: 0 K: 0 S: 6	H: 3 LOB: 1 BB: 3 P: 18	R: 2 E: 0 K: 2 S: 10	H: 3 LOB: 3 BB: 2 P: 18	R: 0 E: 0 K: 1 S: 5	H: 0 LOB: 0 BB: 0 P: 5	R: 1 E: 0 K: 0 S: 4	H: 1 LOB: 0 BB: 0 P: 4	R: 0 E: 0 K: 1 S: 6	H: 1 LOB: 1 BB: 0 P: 6	R: 0 E: 0 K: 0 S: 2	H: 0 LOB: 0 BB: 1 P: 6	R: 0 E: 0 K: 0 S: 2	H: 0 LOB: 0 BB: 1 P: 6	1B: 8 2B: 1 3B: 0 HR: 1	SF: 0 SAC: 0 DP: 2 HBP: 0	WP: 0 PB: 0 SB: 0 CS: 2	PA: 39
PITCHER	IP WLS BF H R ER SO BB IBB HBP BLK WP HR S P ERA WHIP	3.2 L 23 7 7 7 2 6 0 0 0 0 1 18 22 2.70 0.900	4.1 13 2 1 1 3 1 0 0 0 0 0 1 18 22 2.70 0.900	8.1 3 0 0 0 0 1 0 0 0 0 0 0 2 6 0.00 1.000	PITCHER										IP WLS BF H R ER SO BB IBB HBP BLK WP HR S P ERA WHIP							
Mike Morgan, R ERA: 12.27											3.2 L 23 7 7 7 2 6 0 0 0 0 1 18 22 2.70 0.900											
Mike Norris, R ERA: 5.12											4.1 13 2 1 1 3 1 0 0 0 0 0 1 18 22 2.70 0.900											
Craig Minetto, L ERA: 5.25											8.1 3 0 0 0 0 1 0 0 0 0 0 0 2 6 0.00 1.000											

Oakland Athletics @ California Angels
 Anaheim Stadium, Anaheim, CA
 Mon Jul 02 1979, 10:05 PM EDT
 Att: 27,639 - Unknown

AB	31
R	8
H	10
RBI	7
BB	8
SO	5
LOB	15



Batter	1	2	3	4	5	6	7	8	9	AB	R	H	RBI	BB	SO	LOB	TOP			
Rickey Henderson, R OBP: 0.354, SLG: 0.302	L4			B1-3		FC5-4 1B			6-3	4	0	1	0	0	0	0				
Dave Chalk, R OBP: 0.441, SLG: 0.389	5-3			4-3 1B		FC5-4 1-2			1B	4	0	2	0	0	0	1				
Wayne Gross, L OBP: 0.347, SLG: 0.397	F5			4-3 1-2			G3		F7	4	0	0	0	0	0	2				
Jeff Newman, R OBP: 0.259, SLG: 0.422		5-3		K			F7			3	0	0	0	0	1	1				
Jim Essian, R OBP: 0.310, SLG: 0.395		K			5-3		5-3			3	0	0	0	0	1	0				
Mike Heath, R OBP: 0.368, SLG: 0.420	5-3				6-3				4-3	3	0	0	0	0	0	0				
Mike Edwards, R OBP: 0.292, SLG: 0.320			F8		4-3				G5-4-3 1B	3	0	1	0	0	0	0				
Tony Armas, R OBP: 0.300, SLG: 0.400			4-3			F8			G5-4-3 1-2	3	0	0	0	0	0	1				
Rob Picciolo, R OBP: 0.238, SLG: 0.324			5-3			6-3			6-3	3	0	0	0	0	0	0				
Inning Stats	R: 0 E: 0 K: 0 S: 3	H: 0 LOB: 0 BB: 0 P: 3	R: 0 E: 0 K: 1 S: 5	H: 0 LOB: 0 BB: 0 P: 5	R: 0 E: 0 K: 0 S: 3	H: 0 LOB: 0 BB: 0 P: 3	R: 0 E: 0 K: 1 S: 6	H: 1 LOB: 1 BB: 0 P: 6	R: 0 E: 0 K: 0 S: 3	H: 0 LOB: 0 BB: 0 P: 3	R: 0 E: 0 K: 0 S: 4	H: 1 LOB: 1 BB: 0 P: 4	R: 0 E: 0 K: 0 S: 3	H: 0 LOB: 0 BB: 0 P: 3	R: 0 E: 0 K: 0 S: 3	H: 1 LOB: 1 BB: 0 P: 4	1B: 4 2B: 0 3B: 0 HR: 0	SF: 0 SAC: 0 DP: 1 HBP: 0	WP: 0 PB: 0 SB: 0 CS: 0	PA: 30
PITCHER Dave Frost, R ERA: 4.11	IP: 9.0 WLS: W BF: 30 H: 4 R: 0 ER: 0 SO: 2 BB: 0 IBB: 0 HBP: 0 BLK: 0 WP: 0 HR: 0 S: 34 P: 34 ERA: 0.00 WHIP: 0.444															PITCHER				

Oakland Athletics @ California Angels
Anaheim Stadium, Anaheim, CA
Tue Jul 03 1979, 10:05 PM EDT
Att: 22,498 - Unknown

AB 30
R 0
H 4
RBI 0
BB 0
SO 2
LOB 5



Batter	1	2	3	4	5	6	7	8	9	AB	R	H	RBI	BB	SO	LOB	BOTTOM			
Bobby Grich, R OBP: 0.390, SLG: 0.584	K		F3		FC6-4 1-2 BB		F8			3	0	0	0	1	1	0				
Carney Lansford, R OBP: 0.361, SLG: 0.471	F4		K		FC6-4 1-2 2-3		L5			4	0	0	0	0	1	2				
Dan Ford, R OBP: 0.350, SLG: 0.455				WP PB 1B	L9-3 1-2		F4			4	1	2	0	0	0	2				
Don Baylor, R OBP: 0.373, SLG: 0.525	L6			PB WP SF9 BB		HR	F2			3	2	1	1	1	0	1				
Willie Aikens, L OBP: 0.373, SLG: 0.524		4-3		SF9 1-H 2-H		K	K			3	0	0	1	0	2	0				
Brian Downing, R OBP: 0.415, SLG: 0.513		FC6-4 BB		K			1B			2	0	1	0	1	1	0				
Joe Rudi, R OBP: 0.282, SLG: 0.347		F8		WP HBP		F7				2	0	0	0	0	0	2				
Larry Harlow, L OBP: 0.306, SLG: 0.228		FC6-4 1-2		4-3 1-2		F5				3	0	0	0	0	0	3				
Jim Anderson, R OBP: 0.283, SLG: 0.354			5-3		FC6-4 BB 1B		F8			3	0	1	0	0	0	0				
Inning Stats	R: 0 E: 0 K: 1 S: 6	H: 1 LOB: 1 BB: 0 P: 6	R: 0 E: 0 K: 0 S: 3	H: 0 LOB: 1 BB: 1 P: 7	R: 0 E: 0 K: 1 S: 5	H: 0 LOB: 0 BB: 0 P: 5	R: 2 E: 0 K: 1 S: 6	H: 1 LOB: 1 BB: 1 P: 11	R: 0 E: 0 K: 0 S: 3	H: 1 LOB: 1 BB: 1 P: 7	R: 1 E: 0 K: 1 S: 7	H: 2 LOB: 1 BB: 0 P: 7	R: 0 E: 0 K: 0 S: 3	H: 0 LOB: 0 BB: 0 P: 3	R: 0 E: 0 K: 1 S: 5	H: 0 LOB: 0 BB: 0 P: 5	1B: 4 2B: 1 3B: 0 HR: 1	SF: 1 SAC: 0 DP: 1 HBP: 1	WP: 2 PB: 1 SB: 0 CS: 0	PA: 32
PITCHER Brian Kingman, R ERA: 4.61	IP: 8.0 WLS: L BF: 32 H: 5 R: 3 ER: 3 SO: 5 BB: 3 IBB: 0 HBP: 1 BLK: 0 WP: 2 HR: 1 S: 38 P: 51 ERA: 3.38 WHIP: 1.000															PITCHER				

Oakland Athletics @ California Angels
Anaheim Stadium, Anaheim, CA
Tue Jul 03 1979, 10:05 PM EDT
Att: 22,498 - Unknown

AB 27
R 3
H 5
RBI 2
BB 3
SO 5
LOB 10



Batter	1	2	3	4	5	6	7	8	9	AB	R	H	RBI	BB	SO	LOB	TOP					
Rickey Henderson, R OBP: 0.321, SLG: 0.275 (1, 8)	E4 F7		K			F9		SH1-4 1B		4	0	1	0	0	1	0						
Dave Chalk, R OBP: 0.427, SLG: 0.367 (1, 4)	F7 1-2			F6		FC6-4 BB		SH1-4 1-2		2	0	0	0	1	0	1						
Mitchell Page, L OBP: 0.321, SLG: 0.368 (1, 10)				F9-3 1B		FC6-4 1-2		G4-6-3 IBB		3	0	2	0	1	0	1						
Jeff Newman, R OBP: 0.262, SLG: 0.418 (1, 3)	K			F9-3 1-2			2B BB	G4-6-3 1-2		3	1	0	0	1	1	4						
Wayne Gross, L OBP: 0.347, SLG: 0.398 (1, 5)		F2			F9		1-3 1-H 1B 2B	2B BB		3	2	1	1	1	0	0						
Mike Heath, R OBP: 0.344, SLG: 0.404 Larry Murray, S OBP: 0.275, SLG: 0.269 (1, 7) (7, 7)	E1 G4-3			F4		1-3 2-3		K		3	0	0	0	0	0	1						
Jim Essian, R OBP: 0.324, SLG: 0.413 (1, 2)	G4-3 1-2			1B				2B		4	0	3	2	0	0	1						
Tony Armas, R OBP: 0.297, SLG: 0.415 (1, 9)			4-3		K			1-6-3		4	0	0	0	0	2	3						
Rob Picciolo, R OBP: 0.241, SLG: 0.315 (1, 6)			G3			3-1	F9	F9		4	0	0	0	0	0	2						
Inning Stats	R: 0 E: 1 K: 1 S: 6	H: 1 LOB: 1 BB: 0 P: 6	R: 0 E: 1 K: 0 S: 3	H: 0 LOB: 0 BB: 0 P: 3	R: 0 E: 0 K: 1 S: 5	H: 0 LOB: 0 BB: 0 P: 5	R: 0 E: 0 K: 0 S: 3	H: 1 LOB: 1 BB: 0 P: 3	R: 0 E: 0 K: 1 S: 6	H: 1 LOB: 1 BB: 0 P: 6	R: 0 E: 0 K: 0 S: 3	H: 0 LOB: 1 BB: 1 P: 7	R: 2 E: 0 K: 1 S: 7	H: 2 LOB: 1 BB: 1 P: 11	R: 0 E: 0 K: 0 S: 3	H: 1 LOB: 1 BB: 1 P: 7	R: 1 E: 0 K: 1 S: 6	H: 1 LOB: 1 BB: 1 P: 10	1B: 4 2B: 4 3B: 0 HR: 0	SF: 0 SAC: 1 DP: 3 HBP: 0	WP: 0 PB: 0 SB: 0 CS: 0	PA: 36
PITCHER Nolan Ryan, R ERA: 2.9 (1, 1)	IP: 9.0 WLS: L BF: 36 H: 7 R: 3 ER: 3 SO: 5 BB: 3 IBB: 1 HBP: 0 BLK: 0 WP: 0 HR: 0 S: 42 P: 58 ERA: 3.00 WHIP: 1.111															PITCHER						

Oakland Athletics @ California Angels
Anaheim Stadium, Anaheim, CA
Thu Jul 05 1979, 10:05 PM EDT
Att: 23,793 - Unknown

AB 31
R 3
H 7
RBI 3
BB 4
SO 5
LOB 14



Batter	1	2	3	4	5	6	7	8	9	AB	R	H	RBI	BB	SO	LOB	BOTTOM			
Dickie Thon, R OBP: 0.318, SLG: 0.333 Willie Davis, L OBP: 0.250, SLG: 0.263 Bert Campaneris, R OBP: 0.270, SLG: 0.231 (1, 4) (8, FH) (9, 6)	F8		K			1-3		L9		3	0	0	0	0	1	0				
Carney Lansford, R OBP: 0.366, SLG: 0.475 Bobby Grich, R OBP: 0.385, SLG: 0.572 (1, 5) (9, 4)	F8			F2		K		F9		3	0	0	0	0	1	0				
Dan Ford, R OBP: 0.348, SLG: 0.449 (1, 9)	5-3			4-3			F7	FC6 BB		3	0	0	0	1	0	0				
Don Baylor, R OBP: 0.374, SLG: 0.532 (1, 10)		F6		K			L5	F8		4	0	0	0	1	1					
Willie Aikens, L OBP: 0.374, SLG: 0.512 (1, 3)					F7		FC6-4 BB	FC6 1-2		2	0	0	0	2	0	1				
Brian Downing, R OBP: 0.423, SLG: 0.516 (1, 2)							FC6-4 1-2			2	0	1	0	1	0	1				
Joe Rudi, R OBP: 0.290, SLG: 0.347 (1, 7)		F7			K					2	0	0	0	1	1	2				
Larry Harlow, L OBP: 0.309, SLG: 0.225 (1, 8)			K		F5			F7		3	0	0	0	0	1	2				
Jim Anderson, R OBP: 0.311, SLG: 0.352 (9, 5)			F9			5-3		K		3	0	0	0	0	1	1				
Inning Stats	R: 0 E: 0 K: 0 S: 3	H: 0 LOB: 0 BB: 2 P: 10	R: 0 E: 0 K: 2 S: 7	H: 0 LOB: 0 BB: 0 P: 7	R: 0 E: 0 K: 1 S: 5	H: 0 LOB: 0 BB: 0 P: 5	R: 0 E: 0 K: 1 S: 6	H: 1 LOB: 1 BB: 0 P: 6	R: 0 E: 0 K: 1 S: 5	H: 0 LOB: 0 BB: 0 P: 5	R: 0 E: 0 K: 0 S: 3	H: 0 LOB: 1 BB: 1 P: 7	R: 0 E: 0 K: 1 S: 5	H: 0 LOB: 1 BB: 1 P: 9	R: 0 E: 0 K: 0 S: 3	H: 0 LOB: 1 BB: 1 P: 7	1B: 1 2B: 0 3B: 0 HR: 0	SF: 0 SAC: 0 DP: 0 HBP: 0	WP: 0 PB: 0 SB: 0 CS: 1	PA: 32
PITCHER Rick Langford, R ERA: 5.55 (1, 1)	IP: 9.0 WLS: W BF: 32 H: 1 R: 0 ER: 0 SO: 6 BB: 5 IBB: 0 HBP: 0 BLK: 0 WP: 0 HR: 0 S: 39 P: 59 ERA: 0.00 WHIP: 0.667															PITCHER				

Oakland Athletics @ California Angels
Anaheim Stadium, Anaheim, CA
Thu Jul 05 1979, 10:05 PM EDT
Att: 23,793 - Unknown

AB 27
R 0
H 1
RBI 0
BB 5
SO 6
LOB 9



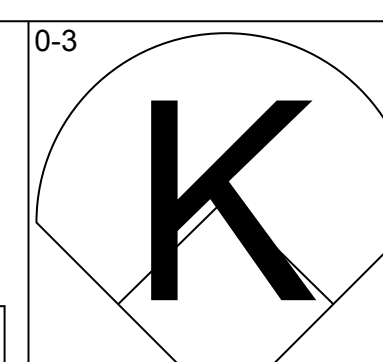
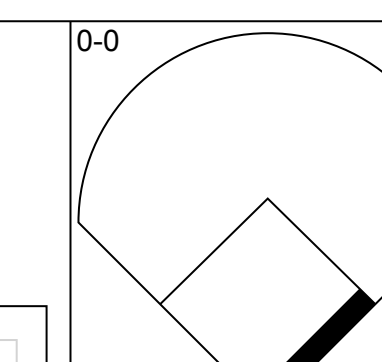
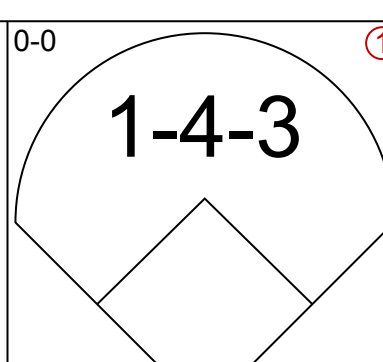
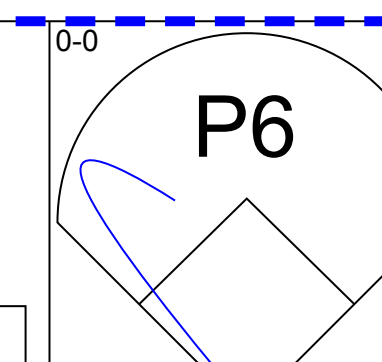
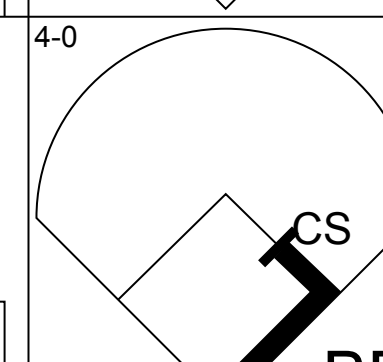
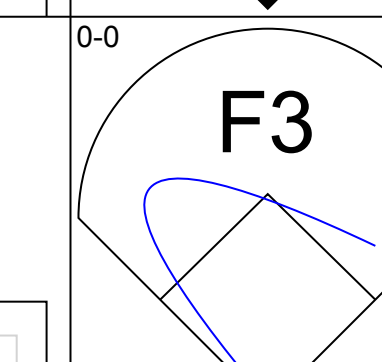
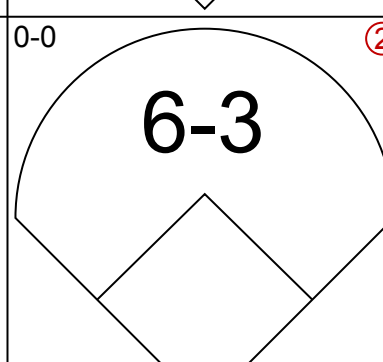
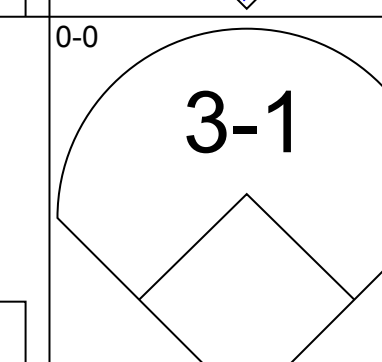
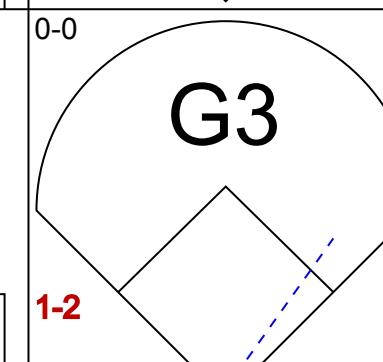
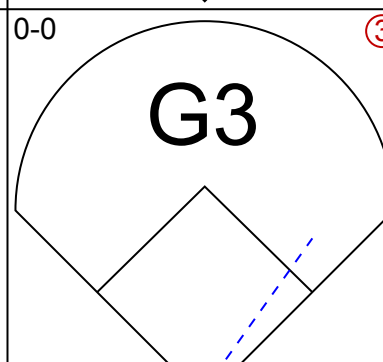
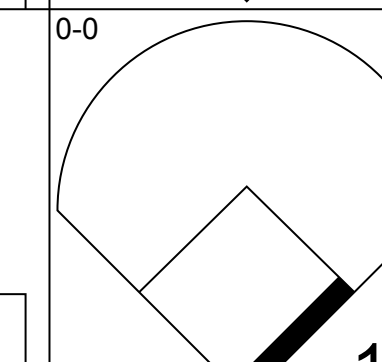
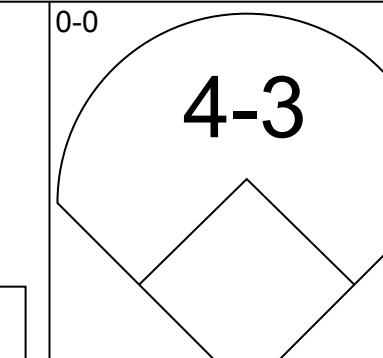
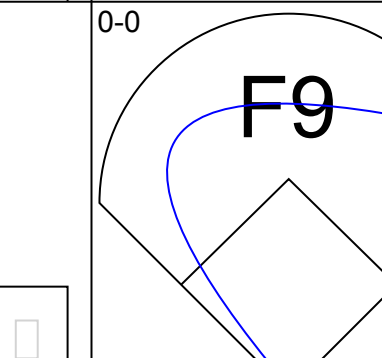
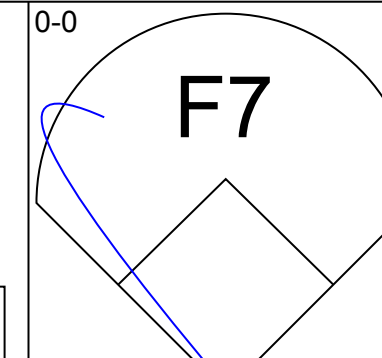
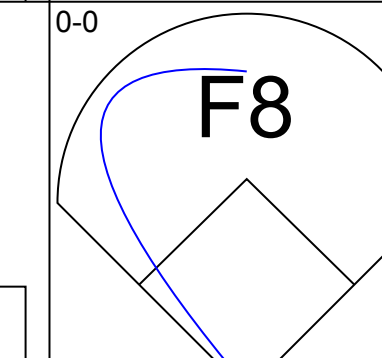
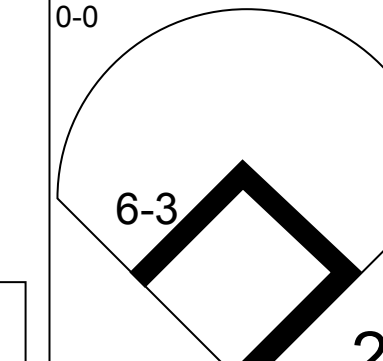
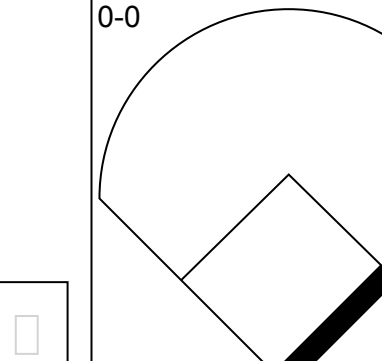
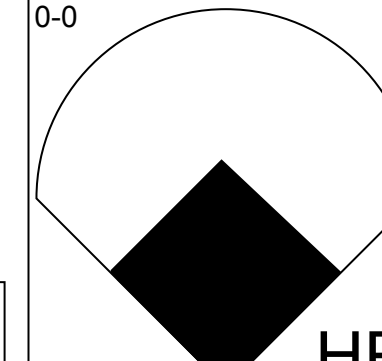
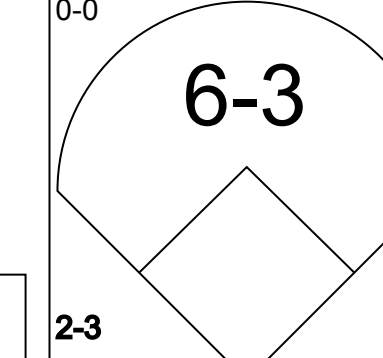
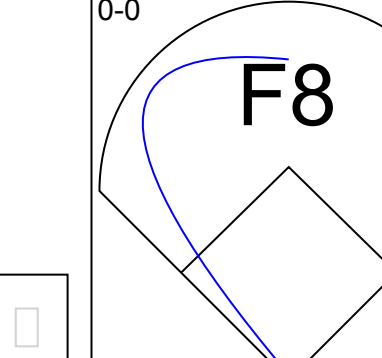
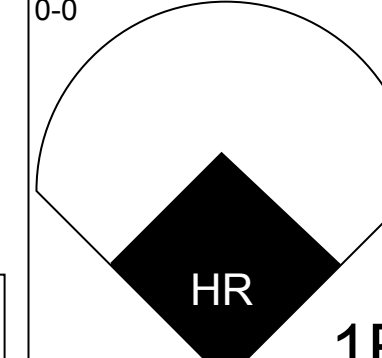

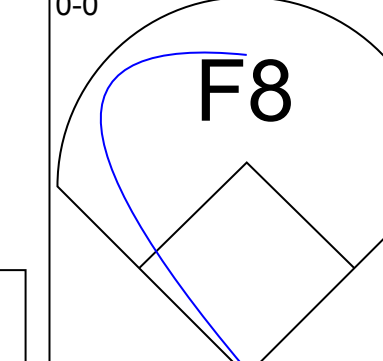

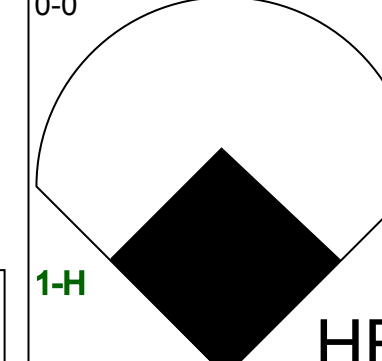
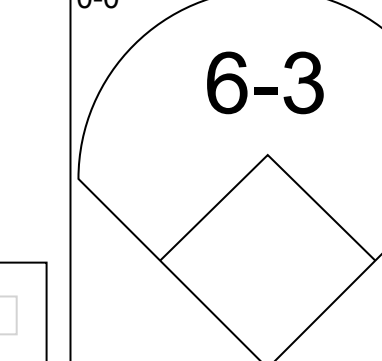
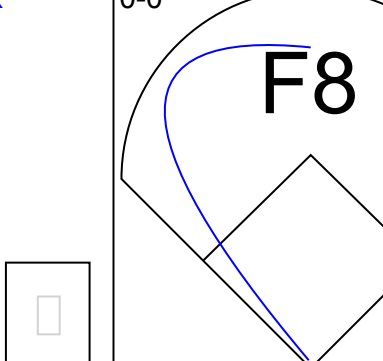
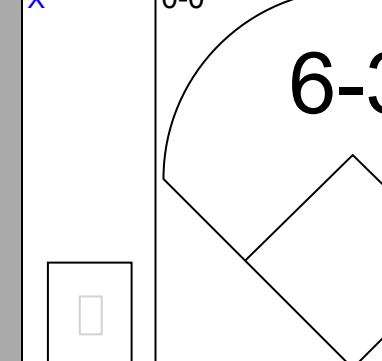
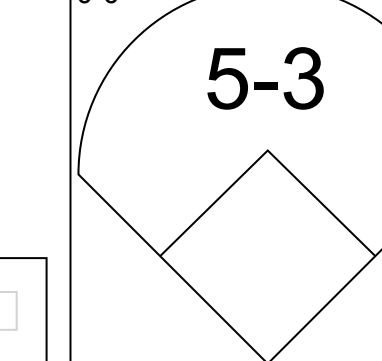
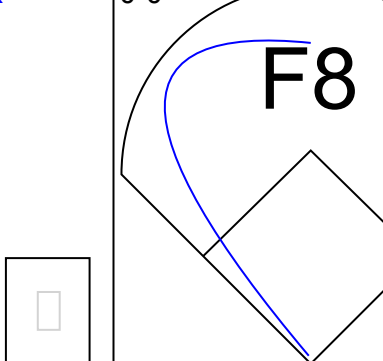
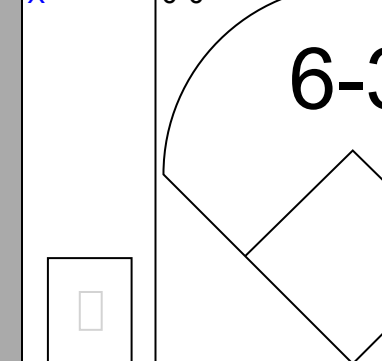
Batter	1	2	3	4	5	6	7	8	9	AB	R	H	RBI	BB	SO	LOB	TOP								
Al Bumbry, L OBP: 0.329, SLG: 0.359 (1, 8)	F7		6-3	F8			4-3		B1-3	5	0	0	0	0	0	1	Baltimore Orioles @ California Angels Anaheim Stadium, Anaheim, CA Fri Jul 06 1979, 10:05 PM EDT Att: 24,679 - Unknown livebaseballscorecards.com								
Kiko Garcia, R OBP: 0.329, SLG: 0.402 (1, 6)	BB		BLK	HR		F9	6-3		BB	4	1	2	0	1	0	0									
Ken Singleton, S OBP: 0.421, SLG: 0.537 (1, 9)	K		HR	HR		F7	F8		4-3	5	1	1	2	0	1	2									
Eddie Murray, S OBP: 0.357, SLG: 0.414 (1, 3)	BB		FC5-4	BB		FC5-4	1B		E8	2	0	2	0	2	0	0									
Gary Roenicke, R OBP: 0.416, SLG: 0.527 (1, 7)	F8		F9	FC5-4		FC5-4	1B		K	4	0	0	0	0	1	5									
Doug DeCinces, R OBP: 0.337, SLG: 0.448 (1, 5)		G4-6-3	BB	1B		HR			K	4	1	2	1	0	1	2									
Pat Kelly, L OBP: 0.468, SLG: 0.619 (1, 10)	BB	G4-6-3	BB	1B		4-3	F8		BB	2	0	0	0	2	0	0									
Rich Dauer, R OBP: 0.317, SLG: 0.375 (1, 4)																									
Terry Crowley, L OBP: 0.387, SLG: 0.480 (8, PH)		G4-6-3					F7			3	0	0	0	0	1	2									
Wayne Krenchicki, L OBP: 0.192, SLG: 0.273 (8, 4)		1-2	2-3						K	0	0	0	0	0	0	0									
Rick Dempsey, R OBP: 0.341, SLG: 0.386 (1, 2)										3	0	1	0	0	1	1									
John Lowenstein, L OBP: 0.388, SLG: 0.526 (9, PH)							6-3		F9	1	0	0	0	0	0	0									
Inning Stats	R: 0 E: 0 K: 1 S: 6	H: 1 LOB: 2 BB: 1 P: 10	R: 0 E: 0 K: 1 S: 5	H: 1 LOB: 1 BB: 1 P: 9	R: 2 E: 0 K: 0 S: 5	H: 2 LOB: 1 BB: 1 P: 9	R: 0 E: 0 K: 1 S: 6	H: 1 LOB: 1 BB: 0 P: 6	R: 0 E: 0 K: 0 S: 4	H: 1 LOB: 0 BB: 0 P: 4	R: 1 E: 0 K: 0 S: 4	H: 1 LOB: 0 BB: 0 P: 4	R: 0 E: 0 K: 0 S: 3	H: 0 LOB: 0 BB: 0 P: 3	R: 0 E: 1 K: 3 S: 10	H: 1 LOB: 2 BB: 1 P: 14	R: 0 E: 0 K: 0 S: 3	H: 0 LOB: 1 BB: 1 P: 7	1B: 6 2B: 0 3B: 0 HR: 2	SF: 0 SAC: 0 DP: 1 HBP: 0	WP: 0 PB: 0 SB: 0 CS: 0	PA: 39			
PITCHER	IP	WLS	BF	H	R	ER	SO	BB	IBB	HBP	BLK	WP	HR	S	P	ERA	WHIP								
Jim Barr, R ERA: 4.5 (1, 1)	7.0	W	30	7	3	3	3	3	0	0	1	0	2	33	45	3.86	1.429								
Mark Clear, R ERA: 2.96 (8, 1)	2.0		9	1	0	0	3	2	0	0	0	0	0	13	21	0.00	1.500								

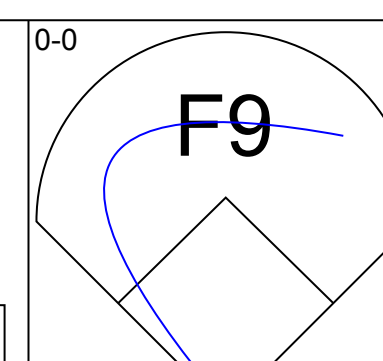
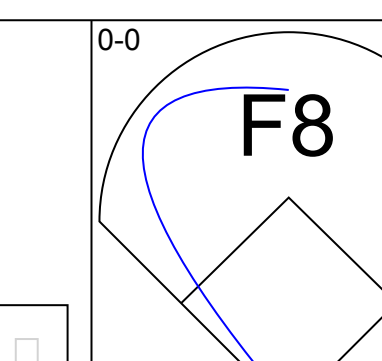
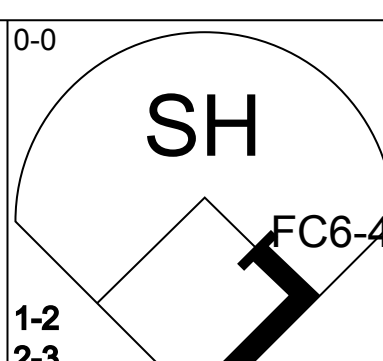
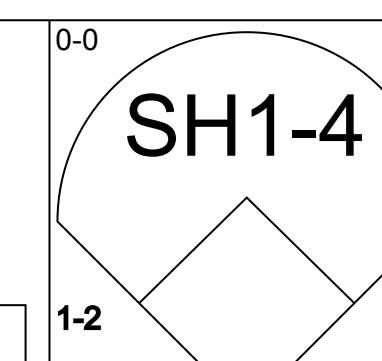
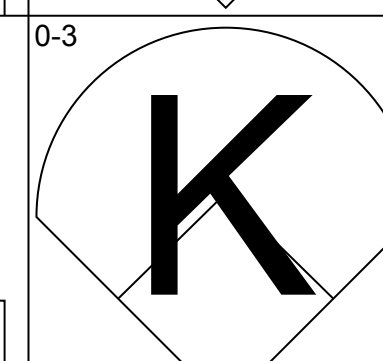
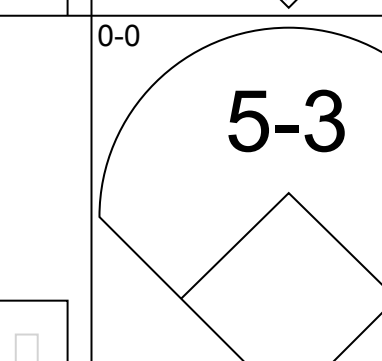
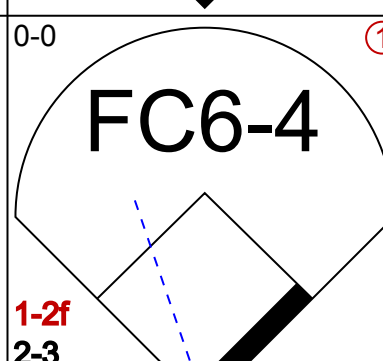
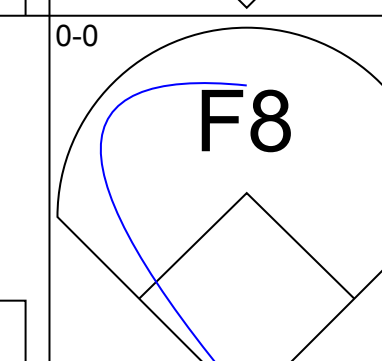
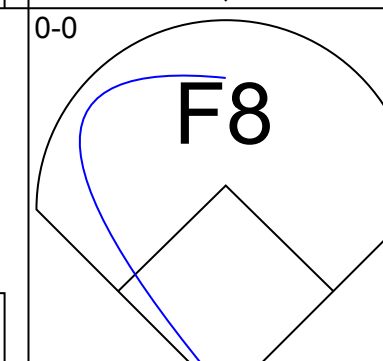
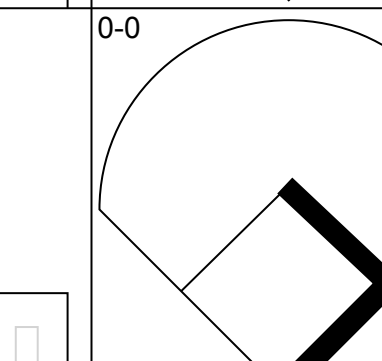
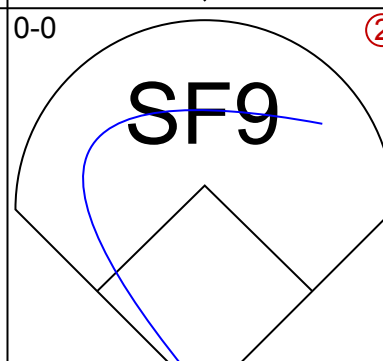
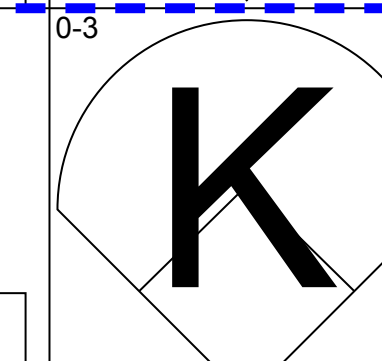
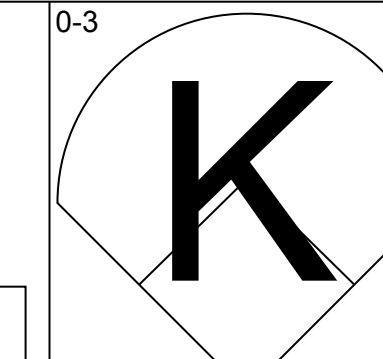
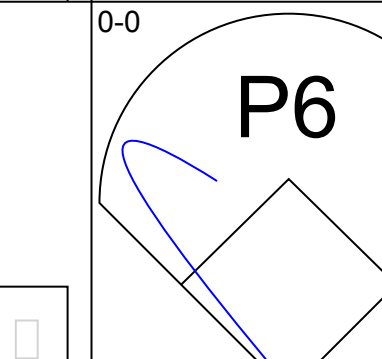
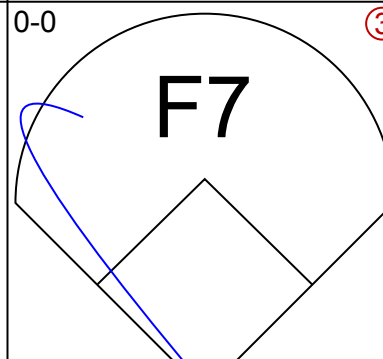
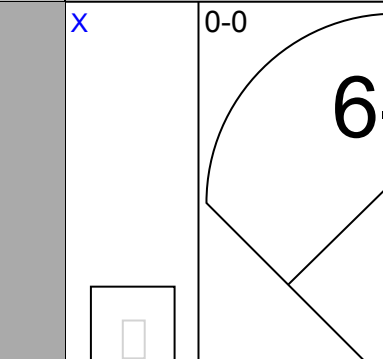
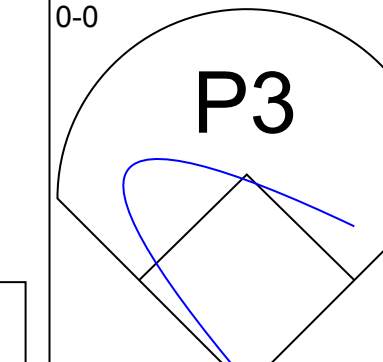
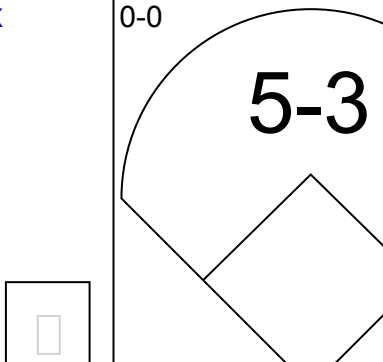
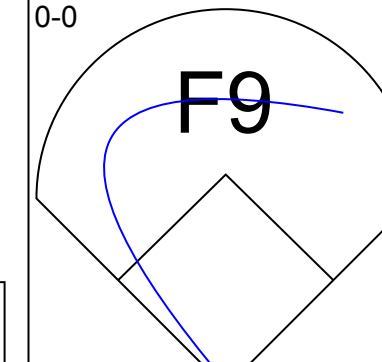
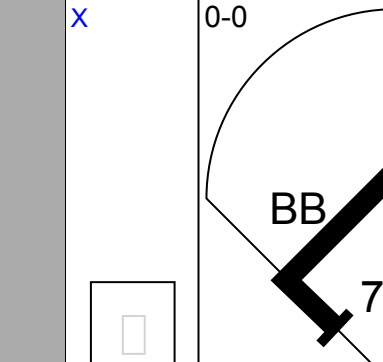
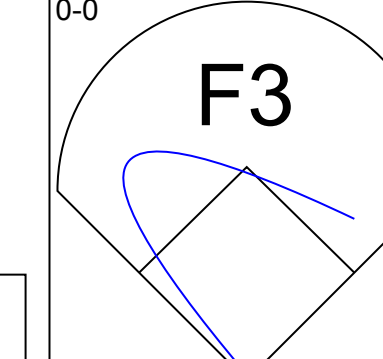
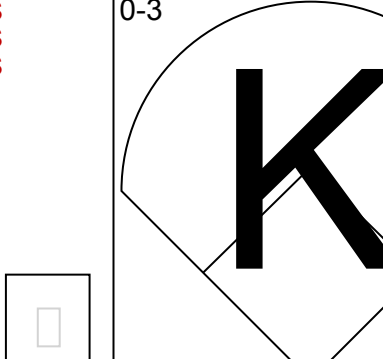
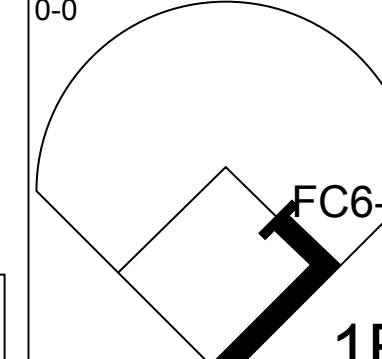
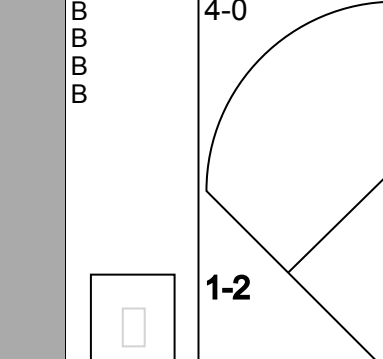

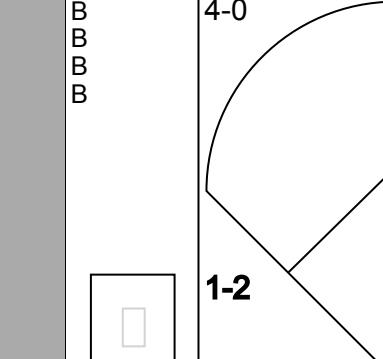
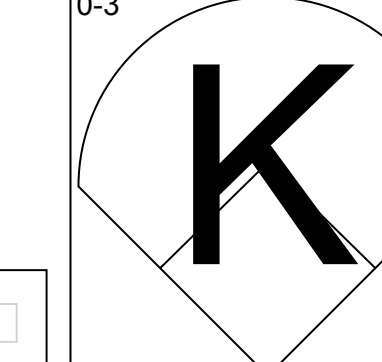
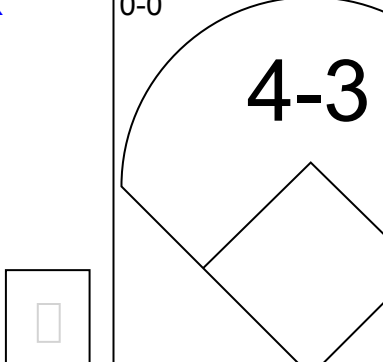
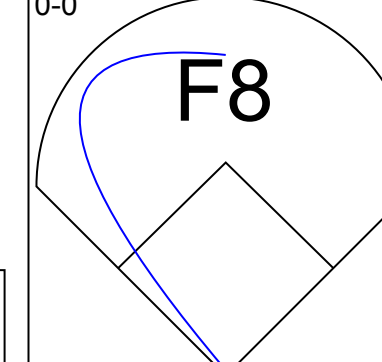

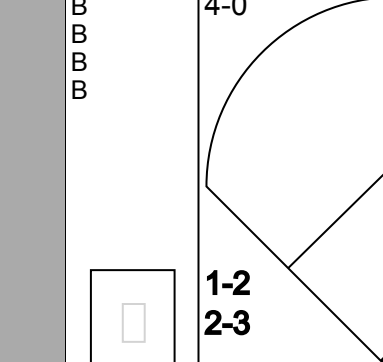
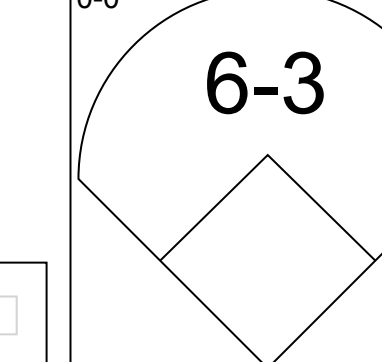
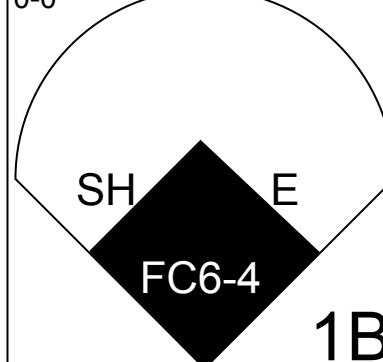
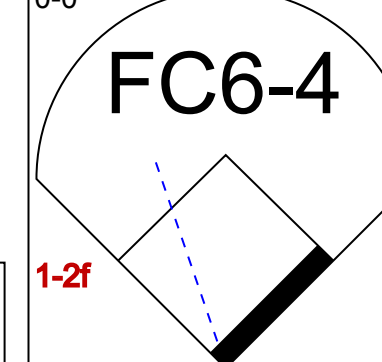
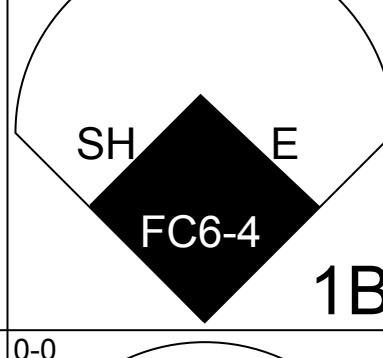
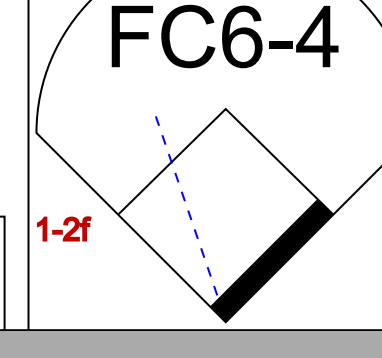
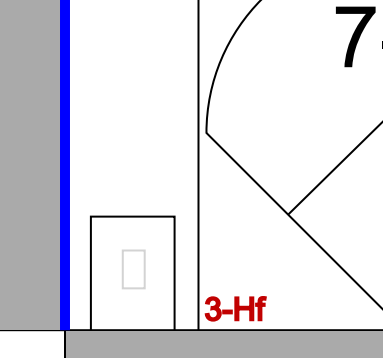
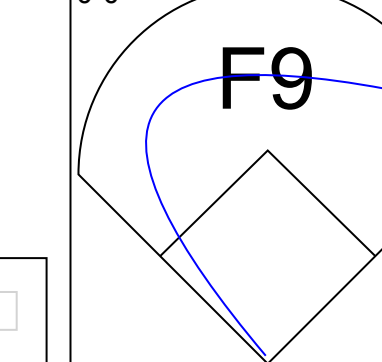
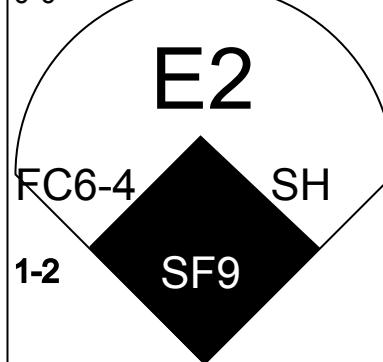
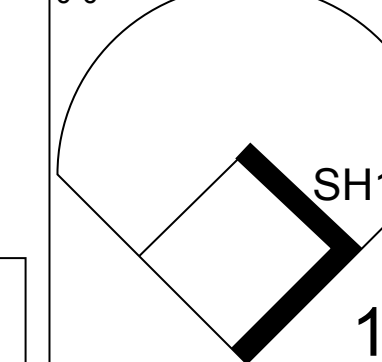
Batter	1	2	3	4	5	6	7	8	9	AB	R	H	RBI	BB	SO	LOB	BOTTOM								
Bert Campaneris, R OBP: 0.265, SLG: 0.227 (1, 6)	5-3		SH2-3		K		SH1-3	F8		3	0	0	0	0	1	0	Baltimore Orioles @ California Angels Anaheim Stadium, Anaheim, CA Fri Jul 06 1979, 10:05 PM EDT Att: 24,679 - Unknown livebaseballscorecards.com								
Bobby Grich, R OBP: 0.382, SLG: 0.576 (1, 4)	L5		K		4-3		HR	K		5	1	1	2	0	2	1									
Dan Ford, R OBP: 0.352, SLG: 0.452 (1, 9)	F8		L4				HR	1B		5	1	3	0	0	0	1									
Don Baylor, R OBP: 0.377, SLG: 0.552 (1, 10)		CS	1B		HR		F9	HR	FC5-4	5	2	3	3	0	0	2									
Willie Aikens, L OBP: 0.376, SLG: 0.516 (1, 3)	F7				BB		E8	6-3		4	0	2	0	0	0	1									
Brian Downing, R OBP: 0.421, SLG: 0.516 (1, 2)					F8		P6	BB	2B	4	0	1	0	0	1	2									
Joe Rudi, R OBP: 0.298, SLG: 0.353 (1, 7)			WP	2B	2B		K	BB	IBB	2	1	1	0	2	1	1									
Larry Harlow, L OBP: 0.314, SLG: 0.221 (1, 8)					3-1		5-3			2	0	0	0	2	0	3									
Jim Anderson, R OBP: 0.323, SLG: 0.379 (1, 5)			SH2-3	2B					K	4	1	2	2	0	2	5									
Inning Stats	R: 0 E: 0 K: 0 S: 3	H: 0 LOB: 0 BB: 0 P: 3	R: 0 E: 0 K: 1 S: 5	H: 1 LOB: 0 BB: 0 P: 5	R: 2 E: 0 K: 1 S: 7	H: 2 LOB: 1 BB: 1 P: 11	R: 1 E: 0 K: 1 S: 7	H: 2 LOB: 2 BB: 1 P: 11	R: 0 E: 0 K: 1 S: 6	H: 1 LOB: 1 BB: 0 P: 6	R: 0 E: 1 K: 1 S: 6	H: 1 LOB: 1 BB: 0 P: 6	R: 4 E: 0 K: 1 S: 10	H: 5 LOB: 3 BB: 2 P: 18	R: 0 E: 0 K: 1 S: 6	H: 1 LOB: 1 BB: 0 P: 6		1B: 6 2B: 4 3B: 0 HR: 3	SF: 0 SAC: 2 DP: 0 HBP: 0	WP: 1 PB: 0 SB: 0 CS: 1	PA: 40				
PITCHER	IP	WLS	BF	H	R	ER	SO	BB	IBB	HBP	BLK	WP	HR	S	P	ERA	WHIP								
Steve Stone, R ERA: 4.32 (1, 1)	6.1	L	31	11	7	7	5	2	0	0	0	0	3	39	47	9.95	2.053								
Tippy Martinez, L ERA: 3.6 (7, 1)	1.2		9	2	0	0	2	1	1	0	0	0	0	11	19	0.00	1.800								

Batter	1	2	3	4	5	6	7	8	9	AB	R	H	RBI	BB	SO	LOB	TOP										
Al Bumby, L OBP: 0.328, SLG: 0.358 (1, 8)										4	1	1	0	0	1	2	Baltimore Orioles @ California Angels Anaheim Stadium, Anaheim, CA Sat Jul 07 1979, 10:05 PM EDT Att: 37,382 - Unknown										
Kiko Garcia, R OBP: 0.332, SLG: 0.404 (1, 6)										4	0	2	0	0	2	1											
Ken Singleton, S OBP: 0.419, SLG: 0.533 (1, 9)										4	0	1	1	0	1	2											
Eddie Murray, S OBP: 0.353, SLG: 0.409 (1, 3)										4	0	0	0	0	3	2											
Doug DeCinces, R OBP: 0.337, SLG: 0.446 (1, 5)										3	0	1	0	0	0	1											
Wayne Krenchick, L OBP: 0.197, SLG: 0.250 (8, 5)										1	0	0	0	0	0	0											
Terry Crowley, L OBP: 0.343, SLG: 0.414 (1, 10)										4	0	0	0	0	0	2											
Gary Roenicke, R OBP: 0.412, SLG: 0.519 (1, 7)										3	0	0	0	0	0	0											
Rich Dauer, R OBP: 0.314, SLG: 0.370 (1, 4)										3	0	0	0	0	0	0											
Dave Skaggs, R OBP: 0.311, SLG: 0.284 (1, 2)										3	0	2	0	0	1	0											
Inning Stats	R: 1 E: 0 K: 2 S: 10	H: 3 LOB: 2 BB: 0 P: 10	R: 0 E: 0 K: 1 S: 5	H: 0 LOB: 0 BB: 0 P: 5	R: 0 E: 0 K: 1 S: 5	H: 0 LOB: 0 BB: 0 P: 5	R: 0 E: 0 K: 1 S: 4	H: 1 LOB: 1 BB: 0 P: 4	R: 0 E: 0 K: 2 S: 8	H: 1 LOB: 1 BB: 0 P: 8	R: 0 E: 0 K: 0 S: 3	H: 0 LOB: 0 BB: 0 P: 3	R: 0 E: 0 K: 0 S: 4	H: 2 LOB: 1 BB: 0 P: 4	R: 0 E: 0 K: 0 S: 3	H: 0 LOB: 0 BB: 0 P: 3	1B: 6 2B: 1 3B: 0 HR: 0	SF: 0 SAC: 0 DP: 1 HBP: 0	WP: 0 PB: 0 SB: 2 CS: 0	PA: 33							
PITCHER	IP	WLS	BF	H	R	ER	SO	BB	IBB	HBP	BLK	WP	HR	S	P	ERA	WHIP										
Dave Frost, R ERA: 3.86 (1, 1)	9.0	W	33	7	1	1	8	0	0	0	0	0	0	49	49	1.00	0.778										


Batter	1	2	3	4	5	6	7	8	9	AB	R	H	RBI	BB	SO	LOB	BOTTOM										
Bert Campaneris, R OBP: 0.280, SLG: 0.244 (1, 6)										5	1	4	0	0	0	1	Baltimore Orioles @ California Angels Anaheim Stadium, Anaheim, CA Sat Jul 07 1979, 10:05 PM EDT Att: 37,382 - Unknown										
Bobby Grich, R OBP: 0.383, SLG: 0.580 (1, 4)										5	1	2	1	0	1	3											
Dan Ford, R OBP: 0.350, SLG: 0.446 (1, 9)										4	0	0	0	1	2	3											
Don Baylor, R OBP: 0.380, SLG: 0.551 (1, 10)										4	1	2	1	1	0	1											
Willie Aikens, L OBP: 0.378, SLG: 0.520 (1, 3)										4	1	2	1	0	0	4											
Brian Downing, R OBP: 0.422, SLG: 0.513 (1, 2)										2	2	0	0	2	0	2											
Joe Rudi, R OBP: 0.297, SLG: 0.365 (1, 7)										4	1	1	4	0	0	1											
Larry Harlow, L OBP: 0.325, SLG: 0.239 (1, 8)										3	0	2	0	1	0	0											
Jim Anderson, R OBP: 0.338, SLG: 0.393 (1, 5)										3	1	2	3	0	0	0											
Inning Stats	R: 0 E: 0 K: 1 S: 5	H: 1 LOB: 0 BB: 0 P: 5	R: 0 E: 0 K: 0 S: 3	H: 1 LOB: 0 BB: 0 P: 3	R: 2 E: 0 K: 1 S: 9	H: 4 LOB: 3 BB: 1 P: 13	R: 1 E: 0 K: 0 S: 4	H: 2 LOB: 2 BB: 1 P: 8	R: 0 E: 0 K: 1 S: 7	H: 2 LOB: 2 BB: 0 P: 7	R: 0 E: 0 K: 0 S: 3	H: 0 LOB: 0 BB: 0 P: 3	R: 7 E: 0 K: 0 S: 7	H: 5 LOB: 0 BB: 3 P: 19	R: 0 E: 1 K: 0 S: 3	H: 0 LOB: 0 BB: 0 P: 3	1B: 11 2B: 2 3B: 1 HR: 1	SF: 0 SAC: 1 DP: 3 HBP: 0	WP: 0 PB: 1 SB: 0 CS: 1	PA: 40							
PITCHER	IP	WLS	BF	H	R	ER	SO	BB	IBB	HBP	BLK	WP	HR	S	P	ERA	WHIP										
Dennis Martinez, R ERA: 3.77 (1, 1)	6.1	L	31	12	6	6	3	3	0	0	0	0	0	34	46	8.53	2.368										
Mike Flanagan, L ERA: 4.05 (7, 1)	0.0		2	1	0	0	0	0	1	0	0	0	0	1	5	∞	∞										
Don Stanhouse, R ERA: 2.76 (7, 1)	1.2		7	2	4	4	0	1	0	0	0	0	1	6	10	21.60	1.800										



Batter	1	2	3	4	5	6	7	8	9	AB	R	H	RBI	BB	SO	LOB	TOP			
Al Bumbry, L OBP: 0.327, SLG: 0.356 (1, 8)										4	0	1	0	0	1	0	Baltimore Orioles @ California Angels Anaheim Stadium, Anaheim, CA Sun Jul 08 1979, 6:33 AM EDT Att: 29,062 - Unknown			
Kiko Garcia, R OBP: 0.331, SLG: 0.398 (1, 6)										3	0	0	0	1	0	1				
Pat Kelly, L OBP: 0.460, SLG: 0.591 (1, 10)										3	0	0	0	0	0	1				
Benny Ayala, R OBP: 0.286, SLG: 0.679 (8, PH)										1	0	1	0	0	0	0				
Ken Singleton, S OBP: 0.415, SLG: 0.525 (1, 9)										4	0	0	0	0	0	1				
Gary Roenicke, R OBP: 0.412, SLG: 0.519 (8, 7)										0	0	0	0	0	0	0				
John Lowenstein, L OBP: 0.400, SLG: 0.574 (1, 7)										4	1	3	1	0	1	0				
Eddie Murray, S OBP: 0.352, SLG: 0.407 (1, 3)										4	1	1	0	0	0	2				
Billy Smith, S OBP: 0.285, SLG: 0.371 (1, 4)										4	1	1	2	0	1	1				
Rich Dauer, R OBP: 0.311, SLG: 0.366 (1, 5)										3	0	0	0	0	0	0				
Rick Dempsey, R OBP: 0.336, SLG: 0.380 (1, 2)										3	0	0	0	0	0	0				
Inning Stats	R: 0 E: 0 K: 1 S: 4	H: 0 LOB: 0 BB: 1 P: 8	R: 0 E: 0 K: 0 S: 4	H: 1 LOB: 1 BB: 0 P: 4	R: 0 E: 0 K: 0 S: 4	H: 1 LOB: 1 BB: 0 P: 4	R: 0 E: 0 K: 0 S: 3	H: 0 LOB: 0 BB: 0 P: 3	R: 0 E: 0 K: 0 S: 3	H: 0 LOB: 0 BB: 0 P: 3	R: 3 E: 0 K: 0 S: 6	H: 3 LOB: 0 BB: 0 P: 6	R: 0 E: 0 K: 0 S: 4	H: 1 LOB: 1 BB: 0 P: 4	R: 0 E: 0 K: 2 S: 7	H: 0 LOB: 0 BB: 0 P: 7	1B: 4 2B: 1 3B: 0 HR: 2	SF: 0 SAC: 0 DP: 0 HBP: 0	WP: 0 PB: 0 SB: 0 CS: 1	PA: 34
PITCHER	IP WLS BF H R ER SO BB IBB HBP BLK WP HR S P ERA WHIP																			
Don Aase, R ERA: 3.88 (1, 1)	7.0 L 27 6 3 3 1 1 0 0 0 0 0 2 28 32 3.86 1.000																			
Dave LaRoche, L ERA: 6.39 (8, 1)	2.0 7 1 0 0 2 0 0 0 0 0 0 0 0 11 11 0.00 0.500																			

Batter	1	2	3	4	5	6	7	8	9	AB	R	H	RBI	BB	SO	LOB	BOTTOM			
Bobby Grich, R OBP: 0.380, SLG: 0.576 (1, 4)										2	0	0	0	0	0	0	Baltimore Orioles @ California Angels Anaheim Stadium, Anaheim, CA Sun Jul 08 1979, 6:33 AM EDT Att: 29,062 - Unknown			
Carney Lansford, R OBP: 0.362, SLG: 0.470 (1, 5)										4	0	0	1	0	1	3				
Dan Ford, R OBP: 0.349, SLG: 0.448 (1, 8)										3	0	1	1	0	1	1				
Don Baylor, R OBP: 0.376, SLG: 0.544 (1, 7)										4	0	0	0	0	1	2				
Brian Downing, R OBP: 0.420, SLG: 0.509 (1, 10)										4	0	1	0	0	0	0				
Joe Rudi, R OBP: 0.300, SLG: 0.365 (1, 9)										3	0	1	0	1	1	0				
Larry Harlow, L OBP: 0.325, SLG: 0.239 (8, FR)										0	0	0	0	0	0	0				
Willie Aikens, L OBP: 0.376, SLG: 0.513 (1, 3)										3	0	0	0	1	1	1				
Ike Hampton, S OBP: 0.400, SLG: 0.400 (8, PR)										0	0	0	0	0	0	0				
Tom Donohue, R OBP: 0.276, SLG: 0.384 (1, 2)										3	1	1	0	0	0	1				
Willie Davis, L OBP: 0.244, SLG: 0.256 (8, PH)										1	0	0	0	0	0	3				
Jim Anderson, R OBP: 0.338, SLG: 0.391 (1, 6)										3	1	1	0	0	0	1				
Inning Stats	R: 0 E: 0 K: 1 S: 5	H: 0 LOB: 0 BB: 0 P: 5	R: 0 E: 0 K: 1 S: 5	H: 0 LOB: 0 BB: 0 P: 5	R: 0 E: 0 K: 0 S: 4	H: 1 LOB: 1 BB: 0 P: 4	R: 0 E: 0 K: 0 S: 5	H: 0 LOB: 0 BB: 0 P: 5	R: 2 E: 2 K: 0 S: 6	H: 1 LOB: 1 BB: 0 P: 6	R: 0 E: 0 K: 0 S: 4	H: 1 LOB: 1 BB: 0 P: 4	R: 0 E: 0 K: 1 S: 6	H: 1 LOB: 1 BB: 0 P: 6	R: 0 E: 0 K: 0 S: 3	H: 1 LOB: 2 BB: 2 P: 11	1B: 4 2B: 2 3B: 0 HR: 0	SF: 1 SAC: 2 DP: 1 HBP: 0	WP: 0 PB: 0 SB: 0 CS: 0	PA: 35
PITCHER	IP WLS BF H R ER SO BB IBB HBP BLK WP HR S P ERA WHIP																			
Scott McGregor, L ERA: 3.65 (1, 1)	7.2 W 29 4 2 0 4 0 0 0 0 0 0 0 37 37 0.00 0.522																			
Sammy Stewart, R ERA: 2.74 (8, 1)	0.2 4 1 0 0 1 1 0 0 0 0 0 0 5 9 0.00 3.000																			
Don Stanhouse, R ERA: 2.72 (8, 1)	0.2 S 2 0 0 0 0 0 1 0 0 0 0 0 0 1 5 0.00 1.500																			

AB	33
R	3
H	7
RBI	3
BB	1
SO	3
LOB	6



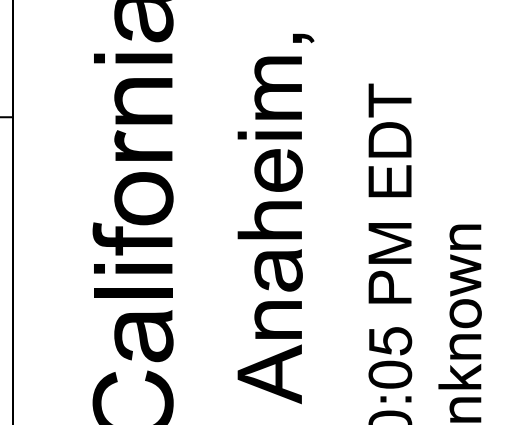
Batter	1	2	3	4	5	6	7	8	9	AB	R	H	RBI	BB	SO	LOB	TOP					
Rick Burleson, R OBP: 0.320, SLG: 0.374 (1, 6)	G3		K		4-3		G3			4	0	0	0	0	1	3	Boston Red Sox @ California Angels Anaheim Stadium, Anaheim, CA Mon Jul 09 1979, 10:05 PM EDT Att: 27,692 - Unknown					
Jack Brohamer, L OBP: 0.323, SLG: 0.360 (1, 4)	F8		F6			1B		F9		4	0	1	0	0	0	0						
Fred Lynn, L OBP: 0.398, SLG: 0.630 (1, 8)			F7			F7		G5-4-3 BB		3	0	1	0	1	0	1						
Jim Rice, R OBP: 0.385, SLG: 0.585 (1, 7)	K			K		K		G5-4-3 BB 1-2		4	0	0	0	0	3	3						
Carl Yastrzemski, L OBP: 0.392, SLG: 0.539 (1, 10)		1B BB		K		F8			F5	3	0	0	0	1	1	1						
Bob Watson, R OBP: 0.347, SLG: 0.415 (1, 3)		K		K			K		5-3	4	0	0	0	0	3	1						
Tom Poquette, L OBP: 0.311, SLG: 0.246 (1, 9)									F8	4	0	3	0	0	0	0						
Butch Hobson, R OBP: 0.297, SLG: 0.459 (1, 5)		K			K		F5			3	0	0	0	0	2	4						
Bob Montgomery, R OBP: 0.414, SLG: 0.477 (1, 2)										2	0	0	0	0	2	3						
Jim Dwyer, L OBP: 0.293, SLG: 0.351 (7, PH)										1	0	1	0	0	0	0						
Gary Allenson, R OBP: 0.282, SLG: 0.318 (7, 2)										0	0	0	0	0	0	0						
Inning Stats	R: 0 E: 0 K: 1 S: 6	H: 1 LOB: 1 BB: 0 P: 6	R: 0 E: 0 K: 3 S: 10	H: 1 LOB: 2 BB: 1 P: 14	R: 0 E: 0 K: 1 S: 5	H: 0 LOB: 0 BB: 0 P: 5	R: 0 E: 0 K: 3 S: 9	H: 0 LOB: 0 BB: 0 P: 9	R: 0 E: 0 K: 2 S: 8	H: 1 LOB: 1 BB: 0 P: 8	R: 0 E: 0 K: 1 S: 6	H: 1 LOB: 1 BB: 0 P: 6	R: 0 E: 0 K: 1 S: 7	H: 2 LOB: 2 BB: 0 P: 7	R: 0 E: 0 K: 0 S: 2	H: 0 LOB: 0 BB: 1 P: 6	R: 0 E: 0 K: 0 S: 3	H: 0 LOB: 0 BB: 0 P: 3	1B: 6 2B: 0 3B: 0 HR: 0	SF: 0 SAC: 0 DP: 1 HBP: 0	WP: 0 PB: 0 SB: 0 CS: 0	PA: 34
PITCHER Nolan Ryan, R ERA: 2.71 (1, 1)	IP: 9.0 WLS: W BF: 34 H: 6 R: 0 ER: 0 SO: 12 BB: 2 IBB: 0 HBP: 0 BLK: 0 WP: 0 HR: 0 S: 56 P: 64 ERA: 0.00 WHIP: 0.889															PITCHER						

Batter	1	2	3	4	5	6	7	8	9	AB	R	H	RBI	BB	SO	LOB	BOTTOM			
Rick Miller, L OBP: 0.375, SLG: 0.366 (1, 8)	1B BB	SH2-4			F8 SH1-3 WP 1B	4-3				2	2	1	0	2	0	1	Boston Red Sox @ California Angels Anaheim Stadium, Anaheim, CA Mon Jul 09 1979, 10:05 PM EDT Att: 27,692 - Unknown			
Carney Lansford, R OBP: 0.361, SLG: 0.470 (1, 5)	K	K			SH1-3			1-3		4	1	1	0	0	2	3				
Dan Ford, R OBP: 0.345, SLG: 0.442 (1, 9)	K	6-3			F8					4	0	0	0	0	2	4				
Don Baylor, R OBP: 0.380, SLG: 0.545 (1, 10)	BB 1B 1B				F8			FC5 BB 1B		3	1	2	1	1	0	0				
Willie Aikens, L OBP: 0.374, SLG: 0.507 (1, 3)	BB 1B BB				F8			K		3	1	0	0	1	1	2				
Brian Downing, R OBP: 0.424, SLG: 0.519 (1, 2)	1B BB				F3					2	1	1	2	2	0	0				
Joe Rudi, R OBP: 0.304, SLG: 0.367 (1, 7)	FC6-4				F7			FC5		4	0	2	2	0	0	2				
Bobby Grich, R OBP: 0.376, SLG: 0.568 (1, 4)	FC6-4				5-3					4	0	0	0	0	0	3				
Jim Anderson, R OBP: 0.333, SLG: 0.382 (1, 6)		SH2-4 1B			F8					4	0	1	0	0	0	1				
Inning Stats	R: 3 E: 0 K: 2 S: 9	H: 2 LOB: 2 BB: 3 P: 21	R: 0 E: 0 K: 1 S: 6	H: 1 LOB: 0 BB: 0 P: 6	R: 0 E: 0 K: 0 S: 3	H: 0 LOB: 0 BB: 0 P: 3	R: 0 E: 0 K: 0 S: 3	H: 0 LOB: 0 BB: 0 P: 3	R: 1 E: 0 K: 0 S: 4	H: 1 LOB: 1 BB: 1 P: 8	R: 1 E: 0 K: 0 S: 5	H: 2 LOB: 1 BB: 0 P: 5	R: 1 E: 0 K: 2 S: 9	H: 2 LOB: 2 BB: 1 P: 13	R: 0 E: 0 K: 0 S: 3	H: 0 LOB: 1 BB: 1 P: 7		1B: 6 2B: 1 3B: 0 HR: 1	SF: 0 SAC: 2 DP: 0 HBP: 0	WP: 1 PB: 0 SB: 0 CS: 0
PITCHER Mike Torrez, R ERA: 4.26 Joel Finch, R ERA: 4.15 (7, 1)	IP: 6.0 WLS: L BF: 28 H: 6 R: 5 ER: 5 SO: 3 BB: 4 IBB: 0 HBP: 0 BLK: 0 WP: 1 HR: 1 S: 30 P: 46 ERA: 7.50 WHIP: 1.667															PITCHER				

AB	32
R	0
H	6
RBI	0
BB	2
SO	12
LOB	16



AB	30
R	6
H	8
RBI	5
BB	6
SO	5
LOB	16



Batter	1	2	3	4	5	6	7	8	9	AB	R	H	RBI	BB	SO	LOB	TOP		
Rick Burleson, R OBP: 0.322, SLG: 0.374 (1, 6)										3	1	1	0	0	1	0	Boston Red Sox @ California Angels Anaheim Stadium, Anaheim, CA Tue Jul 10 1979, 10:05 PM EDT Att: 36,619 - Unknown livebaseballscores.com		
Jack Brohamer, L OBP: 0.320, SLG: 0.348 (1, 4)										3	0	0	0	1	0	2			
Fred Lynn, L OBP: 0.399, SLG: 0.627 (1, 8)										3	1	1	1	1	0	1			
Jim Rice, R OBP: 0.386, SLG: 0.584 (1, 7)										4	1	2	0	0	0	1			
Carl Yastrzemski, L OBP: 0.387, SLG: 0.531 (1, 10)										4	0	0	0	0	0	3			
Bob Watson, R OBP: 0.347, SLG: 0.418 Jim Dwyer, L OBP: 0.310, SLG: 0.351 (1, 3) (7, 3)										3	0	1	2	0	0	1			
Butch Hobson, R OBP: 0.293, SLG: 0.453 (1, 5)										3	0	0	0	0	0	3			
Dwight Evans, R OBP: 0.356, SLG: 0.461 (1, 9)										4	0	0	0	0	1	3			
Gary Allenson, R OBP: 0.277, SLG: 0.313 Tom Poquette, L OBP: 0.307, SLG: 0.242 (9, PH)										3	0	0	0	0	0	0			
Inning Stats	R: 3 E: 1 K: 1 S: 9	H: 3 LOB: 2 BB: 0 P: 10	R: 0 E: 0 K: 1 S: 5	H: 0 LOB: 1 BB: 1 P: 9	R: 0 E: 0 K: 0 S: 3	H: 0 LOB: 0 BB: 0 P: 3	R: 0 E: 0 K: 0 S: 3	H: 1 LOB: 1 BB: 0 P: 4	R: 0 E: 0 K: 0 S: 4	H: 1 LOB: 1 BB: 0 P: 4	R: 0 E: 0 K: 0 S: 2	H: 0 LOB: 1 BB: 1 P: 6	R: 0 E: 0 K: 0 S: 3	H: 0 LOB: 1 BB: 1 P: 7	1B: 4 2B: 1 3B: 0 HR: 0	SF: 0 SAC: 1 DP: 1 HBP: 1		WP: 0 PB: 0 SB: 1 CS: 0	PA: 36
PITCHER	IP WLS BF H R ER SO BB IBB HBP BLK WP HR S P ERA WHIP																		
Jim Barr, R ERA: 4.32 Mark Clear, R ERA: 2.52 (1, 1) (9, 1)	8.0 W 32 5 3 2 2 2 2 0 1 0 0 0 0 3 42 2.25 0.875																		

Batter	1	2	3	4	5	6	7	8	9	AB	R	H	RBI	BB	SO	LOB	BOTTOM		
Rick Miller, L OBP: 0.377, SLG: 0.369 (1, 8)										4	0	2	1	0	0	2	Boston Red Sox @ California Angels Anaheim Stadium, Anaheim, CA Tue Jul 10 1979, 10:05 PM EDT Att: 36,619 - Unknown livebaseballscores.com		
Camey Lansford, R OBP: 0.360, SLG: 0.467 (1, 5)										4	1	1	0	0	1	1			
Dan Ford, R OBP: 0.347, SLG: 0.443 (1, 9)										4	1	2	0	0	0	0			
Don Baylor, R OBP: 0.381, SLG: 0.545 (1, 10)										4	1	2	0	0	0	2			
Willie Aikens, L OBP: 0.372, SLG: 0.500 (1, 3)										3	0	0	0	1	0	2			
Brian Downing, R OBP: 0.425, SLG: 0.517 (1, 2)										3	0	1	2	0	0	0			
Joe Rudi, R OBP: 0.299, SLG: 0.361 (1, 7)										4	0	0	0	0	0	5			
Jim Anderson, R OBP: 0.342, SLG: 0.403 (1, 6) (8, 4)										4	1	2	0	0	0	2			
Dickie Thon, R OBP: 0.304, SLG: 0.318 Willie Davis, L OBP: 0.236, SLG: 0.250 Bert Campaneris, R OBP: 0.280, SLG: 0.244 (1, 4) (7, PH) (8, 6)										1	0	0	0	0	0	0			
Inning Stats	R: 1 E: 0 K: 0 S: 5	H: 3 LOB: 3 BB: 1 P: 10	R: 1 E: 0 K: 0 S: 4	H: 2 LOB: 0 BB: 0 P: 4	R: 0 E: 0 K: 0 S: 3	H: 1 LOB: 0 BB: 0 P: 3	R: 0 E: 0 K: 0 S: 3	H: 0 LOB: 0 BB: 0 P: 3	R: 0 E: 0 K: 0 S: 3	H: 0 LOB: 0 BB: 0 P: 3	R: 0 E: 1 K: 0 S: 5	H: 1 LOB: 2 BB: 0 P: 5	R: 2 E: 1 K: 1 S: 9	H: 3 LOB: 2 BB: 0 P: 9	1B: 9 2B: 1 3B: 0 HR: 0	SF: 0 SAC: 1 DP: 2 HBP: 1		WP: 0 PB: 0 SB: 0 CS: 0	PA: 35
PITCHER	IP WLS BF H R ER SO BB IBB HBP BLK WP HR S P ERA WHIP																		
Bob Stanley, R ERA: 3.38 Tom Burgmeier, L ERA: 1.99 Dick Drago, R ERA: 3.06 (1, 1) (8, 1) (8, 1)	7.1 L 31 4 4 0 0 0 0 1 0 0 0 0 1 1 36 3.68 1.364	0.0 1 0 0 0 0 0 0 0 0 0 0 0 1 1	0.2 3 1 0 0 0 0 0 0 0 0 0 0 3 3																

Batter	1	2	3	4	5	6	7	8	9	AB	R	H	RBI	BB	SO	LOB	TOP					
Bobby Murcer, L OBP: 0.352, SLG: 0.360 (1, 8)										4	0	0	0	0	1	4	New York Yankees @ California Angels Anaheim Stadium, Anaheim, CA Fri Jul 13 1979, 10:05 PM EDT Att: 41,805 - Unknown					
Thurman Munson, R OBP: 0.347, SLG: 0.388 (1, 2)										3	1	0	0	1	1							
Graig Nettles, L OBP: 0.322, SLG: 0.402 (1, 5)										4	0	0	0	0	2	2						
Reggie Jackson, L OBP: 0.381, SLG: 0.570 (1, 9)										4	0	1	0	0	0	0						
Lou Piniella, R OBP: 0.349, SLG: 0.443 (1, 7)										2	0	0	1	1	2	0						
Chris Chambliss, L OBP: 0.304, SLG: 0.413 (1, 3)										4	0	0	0	0	1	2						
Jim Spencer, L OBP: 0.328, SLG: 0.472 (1, 10)										3	0	0	0	0	0	0						
Willie Randolph, R OBP: 0.368, SLG: 0.357 (1, 4)										1	0	0	0	2	1	1						
Bucky Dent, R OBP: 0.297, SLG: 0.310 (1, 6)										2	0	0	0	1	1	2						
Inning Stats	R: 0 E: 0 K: 1 S: 4	H: 0 LOB: 0 BB: 1 P: 8	R: 0 E: 0 K: 1 S: 5	H: 0 LOB: 0 BB: 0 P: 5	R: 0 E: 1 K: 2 S: 7	H: 0 LOB: 1 BB: 1 P: 11	R: 0 E: 0 K: 1 S: 5	H: 0 LOB: 0 BB: 0 P: 5	R: 0 E: 0 K: 0 S: 2	H: 0 LOB: 0 BB: 1 P: 6	R: 0 E: 0 K: 0 S: 3	H: 0 LOB: 1 BB: 1 P: 7	R: 0 E: 0 K: 2 S: 7	H: 0 LOB: 0 BB: 0 P: 7	R: 0 E: 1 K: 1 S: 6	H: 0 LOB: 2 BB: 1 P: 10	R: 1 E: 1 K: 1 S: 7	H: 1 LOB: 1 BB: 0 P: 7	1B: 1 2B: 0 3B: 0 HR: 0	SF: 1 SAC: 0 DP: 1 HBP: 0	WP: 0 PB: 0 CS: 1	PA: 33
PITCHER Nolan Ryan, R ERA: 2.54 (1, 1)	IP: 9.0 WLS: W BF: 33 H: 1 R: 1 ER: 0 SO: 9 BB: 5 IBB: 0 HBP: 0 BLK: 0 WP: 0 HR: 0 S: 46 P: 66 ERA: 0.00 WHIP: 0.667																					

Batter	1	2	3	4	5	6	7	8	9	AB	R	H	RBI	BB	SO	LOB	BOTTOM			
Rick Miller, L OBP: 0.388, SLG: 0.389 (1, 8)										5	1	2	0	0	0	1	New York Yankees @ California Angels Anaheim Stadium, Anaheim, CA Fri Jul 13 1979, 10:05 PM EDT Att: 41,805 - Unknown			
Carney Lansford, R OBP: 0.355, SLG: 0.460 (1, 5)										5	0	1	0	0	1	3				
Dan Ford, R OBP: 0.351, SLG: 0.452 (1, 9)										4	2	3	2	1	0	0				
Don Baylor, R OBP: 0.385, SLG: 0.543 (1, 10)										3	1	2	1	2	0	2				
Willie Aikens, L OBP: 0.375, SLG: 0.498 (1, 3)										5	0	2	1	0	0	5				
Brian Downing, R OBP: 0.426, SLG: 0.514 (1, 2)										4	1	3	1	1	0	2				
Joe Rudi, R OBP: 0.293, SLG: 0.366 (1, 7)										4	0	0	0	0	2	7				
Bobby Grich, R OBP: 0.374, SLG: 0.564 (1, 4)										4	0	1	0	0	1	1				
Jim Anderson, R OBP: 0.322, SLG: 0.372 (1, 6)										3	1	0	1	0	1	1				
Inning Stats	R: 0 E: 0 K: 0 S: 3	H: 0 LOB: 2 BB: 2 P: 11	R: 0 E: 0 K: 2 S: 8	H: 1 LOB: 1 BB: 0 P: 8	R: 2 E: 0 K: 2 S: 11	H: 4 LOB: 2 BB: 0 P: 11	R: 0 E: 0 K: 1 S: 6	H: 1 LOB: 1 BB: 0 P: 6	R: 0 E: 0 K: 0 S: 2	H: 0 LOB: 0 BB: 1 P: 6	R: 1 E: 0 K: 0 S: 5	H: 2 LOB: 1 BB: 0 P: 5	R: 0 E: 0 K: 0 S: 5	H: 2 LOB: 3 BB: 1 P: 9	R: 3 E: 1 K: 0 S: 8	H: 4 LOB: 2 BB: 0 P: 8	1B: 12 2B: 0 3B: 2 HR: 0	SF: 1 SAC: 0 DP: 1 HBP: 0	WP: 0 PB: 0 CS: 0	PA: 42
PITCHER Luis Tiant, R ERA: 3.62 (1, 1)	IP: 7.2 WLS: L BF: 39 H: 12 R: 6 ER: 3 SO: 5 BB: 4 IBB: 0 HBP: 0 BLK: 0 WP: 0 HR: 0 S: 45 P: 61 ERA: 3.52 WHIP: 2.087																			
Ron Davis, R ERA: 2.02 (8, 1)	IP: 0.1 WLS: L BF: 3 H: 2 R: 0 ER: 0 SO: 0 BB: 0 IBB: 0 HBP: 0 BLK: 0 WP: 0 HR: 0 S: 3 P: 3 ERA: 0.00 WHIP: 6.000																			

Batter	1	2	3	4	5	6	7	8	9	10	11	12	AB	R	H	RBI	BB	SO	LOB	TOP				
Bobby Brown, S OBP: 0.289, SLG: 0.229 (1.8)	E9 G3 1B					4-3			6-3	K			6	0	3	2	0	1	1					
Thurman Munson, R OBP: 0.343, SLG: 0.383 Jerry Naron, L OBP: 0.244, SLG: 0.275 (6.2)	G3		5-3	FC6 1B		K			BB 1B		3-1		4	0	0	0	0	1	4					
Graig Nettles, L OBP: 0.323, SLG: 0.398 (1.5)	1-3			1-3			F7		1B BB		5-3		4	0	0	0	2	0	1					
Reggie Jackson, L OBP: 0.380, SLG: 0.562 (1.9)	F6			HR BB		K	F5		FC5-4 1B		K		5	1	1	1	1	2	4					
Lou Piniella, R OBP: 0.348, SLG: 0.439 (1.7)		4-0		HR BB		5-3	F3		F8		F3		5	1	1	0	1	0	2					
Chris Chambliss, L OBP: 0.304, SLG: 0.430 (10.3)	K			HR			F7		FC5-4		L9		6	2	2	4	0	1	3					
Jim Spencer, L OBP: 0.335, SLG: 0.482 Bobby Murcer, L OBP: 0.352, SLG: 0.360 Ron Davis, R (10.1)	G4-6-3			1B 2B		4-3			1B		K		5	1	3	0	0	0	1					
Willie Randolph, R OBP: 0.368, SLG: 0.358 (1.4)			6-3	1B		1-3			K				5	1	2	0	0	1	1					
Bucky Dent, R OBP: 0.295, SLG: 0.306 (1.6)			F9	FC6 1B BB		6-3			G5-4-3		F9		4	0	0	0	1	0	3					
Inning Stats	R: 0 E: 1 K: 0 S: 4	H: 1 LOB: 1 BB: 0 P: 4	R: 0 E: 0 K: 1 S: 4	H: 0 LOB: 0 BB: 1 P: 8	R: 0 E: 0 K: 0 S: 4	H: 1 LOB: 1 BB: 0 P: 4	R: 5 E: 0 K: 1 S: 10	H: 5 LOB: 3 BB: 3 P: 22	R: 1 E: 0 K: 0 S: 4	H: 1 LOB: 0 BB: 0 P: 4	R: 0 E: 0 K: 0 S: 5	H: 0 LOB: 0 BB: 0 P: 3	R: 0 E: 0 K: 0 S: 4	H: 2 LOB: 1 BB: 0 P: 4	R: 1 E: 0 K: 2 S: 8	H: 1 LOB: 1 BB: 0 P: 8	R: 0 E: 0 K: 1 S: 5	H: 0 LOB: 0 BB: 0 P: 5	R: 0 E: 0 K: 1 S: 5	H: 0 LOB: 0 BB: 0 P: 6	1B: 10 2B: 1 3B: 0 HR: 2	SF: 0 SAC: 0 DP: 2 HBP: 0	WP: 0 PB: 0 SB: 2 CS: 0	PA: 52
PITCHER	IP WLS BF H R ER SO BB IBB HBP BLK WP HR S P ERA WHIP	19 3.1 17 3 1 1 2 1 0 0 0 0 1 20 24 1.93 0.857	4.1 4.2 17 3 1 1 2 1 0 0 0 0 0 13 17 4.50 2.000	9.1 2.0 10 3 1 1 2 1 0 0 0 0 0 10 10 0.00 0.000	11.1 2.0 W 6 0 0 0 2 0 0 0 0 0 0 10 10 0.00 0.000	PITCHER	IP WLS BF H R ER SO BB IBB HBP BLK WP HR S P ERA WHIP	19 3.1 17 3 1 1 2 1 0 0 0 0 0 1 20 24 1.93 0.857	9.1 2.0 10 3 1 1 2 1 0 0 0 0 0 10 10 0.00 0.000	11.1 2.0 W 6 0 0 0 2 0 0 0 0 0 0 10 10 0.00 0.000	11.1 2.0 W 6 0 0 0 2 0 0 0 0 0 0 10 10 0.00 0.000	11.1 2.0 W 6 0 0 0 2 0 0 0 0 0 0 10 10 0.00 0.000	11.1 2.0 W 6 0 0 0 2 0 0 0 0 0 0 10 10 0.00 0.000	11.1 2.0 W 6 0 0 0 2 0 0 0 0 0 0 10 10 0.00 0.000	11.1 2.0 W 6 0 0 0 2 0 0 0 0 0 0 10 10 0.00 0.000	11.1 2.0 W 6 0 0 0 2 0 0 0 0 0 0 10 10 0.00 0.000	11.1 2.0 W 6 0 0 0 2 0 0 0 0 0 0 10 10 0.00 0.000	11.1 2.0 W 6 0 0 0 2 0 0 0 0 0 0 10 10 0.00 0.000	11.1 2.0 W 6 0 0 0 2 0 0 0 0 0 0 10 10 0.00 0.000	11.1 2.0 W 6 0 0 0 2 0 0 0 0 0 0 10 10 0.00 0.000	11.1 2.0 W 6 0 0 0 2 0 0 0 0 0 0 10 10 0.00 0.000	11.1 2.0 W 6 0 0 0 2 0 0 0 0 0 0 10 10 0.00 0.000	11.1 2.0 W 6 0 0 0 2 0 0 0 0 0 0 10 10 0.00 0.000	11.1 2.0 W 6 0 0 0 2 0 0 0 0 0 0 10 10 0.00 0.000

New York Yankees @ California Angels
Anaheim Stadium, Anaheim, CA

Sat Jul 14 1979, 10:05 PM EDT
Alt. 411,693 - Unknown

AB 47
R 7
H 13
RBI 7
BB 5
SO 7
LOB 20




Batter	1	2	3	4	5	6	7	8	9	10	11	12	AB	R	H	RBI	BB	SO	LOB	BOTTOM								
Bobby Grich, R OBP: 0.374, SLG: 0.563 (1.4)	5-3				5-3				F4		5-3		6	0	2	0	0	0	0									
Carney Lansford, R OBP: 0.356, SLG: 0.458 (1.5)	K		FC3-6 1B			E6 FC4-6	G6-4-3 1B		E HR 1B		4-3		6	1	2	0	0	1	1									
Dan Ford, R OBP: 0.351, SLG: 0.451 Rick Miller, L OBP: 0.391, SLG: 0.392 (10.8)	1B		G4-6-3			FC4-6 BB 1B	G6-4-3		E4 HR 1B				5	2	2	0	0	0	4									
Don Baylor, R OBP: 0.386, SLG: 0.557 (1.7)	5-3			F8		1B BB			HR		F7		5	3	2	4	1	0	2									
Brian Downing, R OBP: 0.427, SLG: 0.515 (1.2)		6-3		BB		1B			F7		5-3		5	1	2	1	1	0	0									
Joe Rudi, R OBP: 0.295, SLG: 0.379 (1.9)		L9		6-3		1B			HR				5	1	2	2	0	0	1									
Merv Rettenmund, R OBP: 0.339, SLG: 0.314 (1.10)		1B 1B		F9		K			G4-6-3 BB		PB BB		4	0	2	1	2	1	3									
Willie Aikens, L OBP: 0.372, SLG: 0.492 (1.3)			FC6-4 1B		1-3	K			G4-6-3		F8		5	0	1	0	0	1	4									
Jim Anderson, R OBP: 0.315, SLG: 0.363 Willie Davis, L OBP: 0.233, SLG: 0.244 Bart Campaneris, R OBP: 0.277, SLG: 0.241 (8.6)	FC6-4			6-3			F9		K		K		2	0	0	0	0	0	2									
Inning Stats	R: 0 E: 0 K: 1 S: 6	H: 1 LOB: 1 BB: 0 P: 5	R: 0 E: 0 K: 0 S: 5	H: 2 LOB: 2 BB: 0 P: 5	R: 0 E: 0 K: 0 S: 3	H: 1 LOB: 0 BB: 0 P: 3	R: 0 E: 0 K: 0 S: 3	H: 0 LOB: 1 BB: 1 P: 7	R: 0 E: 0 K: 0 S: 3	H: 0 LOB: 0 BB: 0 P: 3	R: 2 E: 1 K: 2 S: 10	H: 2 LOB: 2 BB: 1 P: 14	R: 0 E: 0 K: 0 S: 4	H: 2 LOB: 1 BB: 0 P: 8	R: 2 E: 0 K: 0 S: 4	H: 2 LOB: 0 BB: 0 P: 8	R: 3 E: 1 K: 1 S: 8	H: 3 LOB: 0 BB: 0 P: 8	R: 0 E: 0 K: 0 S: 5	H: 0 LOB: 1 BB: 1 P: 9	R: 0 E: 0 K: 0 S: 4	H: 1 LOB: 1 BB: 0 P: 4	R: 1 E: 0 K: 0 S: 3	H: 2 LOB: 1 BB: 0 P: 3	1B: 11 2B: 2 3B: 0 HR: 3	SF: 0 SAC: 1 DP: 3 HBP: 0	WP: 0 PB: 1 SB: 0 CS: 0	PA: 52
PITCHER	IP WLS BF H R ER SO BB IBB HBP BLK WP HR S P ERA WHIP	5.1 5.1 24 6 2 1 1 2 0 0 0 0 0 24 32 1.69 1.500	6.1 3.2 17 7 5 5 3 1 0 0 0 0 0 3 22 26 12.27 2.182	11.1 2.1 L 11 3 1 1 1 1 0 0 0 0 0 12 16 3.86 1.714	11.1 2.1 L 11 3 1 1 1 1 0 0 0 0 0 12 16 3.86 1.714	11.1 2.1 L 11 3 1 1 1 1 0 0 0 0 0 12 16 3.86 1.714	11.1 2.1 L 11 3 1 1 1 1 0 0 0 0 0 12 16 3.86 1.714	11.1 2.1 L 11 3 1 1 1 1 0 0 0 0 0 12 16 3.86 1.714	11.1 2.1 L 11 3 1 1 1 1 0 0 0 0 0 12 16 3.86 1.714	11.1 2.1 L 11 3 1 1 1 1 0 0 0 0 0 12 16 3.86 1.714	11.1 2.1 L 11 3 1 1 1 1 0 0 0 0 0 12 16 3.86 1.714	11.1 2.1 L 11 3 1 1 1 1 0 0 0 0 0 12 16 3.86 1.714	11.1 2.1 L 11 3 1 1 1 1 0 0 0 0 0 12 16 3.86 1.714	11.1 2.1 L 11 3 1 1 1 1 0 0 0 0 0 12 16 3.86 1.714	11.1 2.1 L 11 3 1 1 1 1 0 0 0 0 0 12 16 3.86 1.714	11.1 2.1 L 11 3 1 1 1 1 0 0 0 0 0 12 16 3.86 1.714	11.1 2.1 L 11 3 1 1 1 1 0 0 0 0 0 12 16 3.86 1.714	11.1 2.1 L 11 3 1 1 1 1 0 0 0 0 0 12 16 3.86 1.714	11.1 2.1 L 11 3 1 1 1 1 0 0 0 0 0 12 16 3.86 1.714	11.1 2.1 L 11 3 1 1 1 1 0 0 0 0 0 12 16 3.86 1.714	11.1 2.1 L 11 3 1 1 1 1 0 0 0 0 0 12 16 3.86 1.714	11.1 2.1 L 11 3 1 1 1 1 0 0 0 0 0 12 16 3.86 1.714	11.1 2.1 L 11 3 1 1 1 1 0 0 0 0 0 12 16 3.86 1.714	11.1 2.1 L 11 3 1 1 1 1 0 0 0 0 0 12 16 3.86 1.714	11.1 2.1 L 11 3 1 1 1 1 0 0 0 0 0 12 16 3.86 1.714	11.1 2.1 L 11 3 1 1 1 1 0 0 0 0 0 12 16 3.86 1.714	11.1 2.1 L 11 3 1 1 1 1 0 0 0 0 0 12 16 3.86 1.714	

New York Yankees @ California Angels
Anaheim Stadium, Anaheim, CA

Sat Jul 14 1979, 10:05 PM EDT
Alt. 411,693 - Unknown

AB 47
R 8
H 16
RBI 8
BB 4
SO 5
LOB 18



Batter	1	2	3	4	5	6	7	8	9	10	11	AB	R	H	RBI	BB	SO	LOB	TOP			
Rick Miller, L OBP: 0.396, SLG: 0.398 (1, 8)	SH3 HBP SF7 1B		G6-4-3 1B		F8			F6			E 1B	5	2	3	0	0	0	1				
Camey Lansford, R OBP: 0.352, SLG: 0.449 (1, 5)	SH3 HR HBP		G6-4-3 1-2			S BB		F7			E6 1B FC5-2	3	1	0	0	1	0	2				
Dan Ford, R OBP: 0.350, SLG: 0.449 (1, 9)	SH3		K			F8		5-3			BB FC5-2 1B	4	0	1	1	0	1	1				
Don Baylor, R OBP: 0.378, SLG: 0.545 (1, 10)	SF7				6-3			F9			FC5-2 BB 1B	4	0	0	1	0	0	3				
Willie Aikens, L OBP: 0.370, SLG: 0.494 (1, 3)	HR				F8						BB FC5-2 1B	3	1	1	2	2	1	0				
Brian Downing, R OBP: 0.451, SLG: 0.507 (1, 2)	1-3				K						BB 1B	5	0	0	0	0	3	5				
Joe Rudi, R OBP: 0.289, SLG: 0.367 (1, 7)					5-3			F7			G6-3 F8	4	0	0	0	1	0	3				
Bobby Grich, R OBP: 0.375, SLG: 0.572 (1, 4)					F7			F7			K	4	0	0	0	0	1	1				
Jim Anderson, R OBP: 0.320, SLG: 0.356 (1, 6)					G4-3 1B			5-3			L5	4	0	1	0	0	0	1				
Inning Stats	R: 3 E: 0 K: 0 S: 5	H: 2 LOB: 0 BB: 0 P: 6	R: 0 E: 0 K: 0 S: 2	H: 0 LOB: 0 BB: 1 P: 6	R: 0 E: 0 K: 1 S: 5	H: 1 LOB: 0 BB: 0 P: 5	R: 0 E: 0 K: 1 S: 5	H: 0 LOB: 0 BB: 0 P: 5	R: 0 E: 0 K: 0 S: 4	H: 0 LOB: 2 BB: 2 P: 13	R: 0 E: 0 K: 0 S: 3	H: 0 LOB: 0 BB: 0 P: 3	R: 0 E: 0 K: 1 S: 5	H: 0 LOB: 0 BB: 0 P: 5	R: 0 E: 0 K: 1 S: 5	H: 0 LOB: 0 BB: 0 P: 5	R: 0 E: 0 K: 1 S: 8	H: 2 LOB: 3 BB: 1 P: 12	1B: 5 2B: 0 3B: 0 HR: 1	SF: 1 SAC: 1 DP: 2 HBP: 1	WP: 0 PB: 0 SB: 1 CS: 0	PA: 43
PITCHER	IP ERA WLS L	BF H R ER SO	BB IBB HBP BLK	WP HR S P	ERA WHIP	PITCHER										IP WLS BF H R ER SO BB IBB HBP BLK WP HR S P ERA WHIP						
Dennis Martinez, R ERA: 3.44 (1, 1)	1.0	4	0	0	0	1	1	0	0	0	0	0	0	5	9	0.00	1.000					
Don Stanhouse, R ERA: 2.58 (11, 1)																						

California Angels @ Baltimore Orioles
Memorial Stadium, Baltimore, MD
Thu Jul 19 1979, 7:05 PM EDT
Unknown

AB 36
R 4
H 6
RBI 4
BB 4
SO 6
LOB 17



Batter	1	2	3	4	5	6	7	8	9	10	11	AB	R	H	RBI	BB	SO	LOB	BOTTOM			
Al Bumbry, L OBP: 0.319, SLG: 0.348 (1, 8)	K		4-3		F5			K			K	6	0	0	0	0	4	7				
Mark Belanger, R OBP: 0.239, SLG: 0.190 (1, 6)	5-3				E6			K			F8	3	0	0	0	0	1	0				
Terry Crowley, L OBP: 0.400, SLG: 0.485 (8, PH)												0	0	0	0	0	1	0	0			
Kiko Garcia, R OBP: 0.314, SLG: 0.375 (9, 6)								BB				2	0	0	0	0	1	4				
Ken Singleton, S OBP: 0.404, SLG: 0.534 (1, 9)					F8			F4			F9	4	0	1	0	0	0	3				
Rick Dempsey, R OBP: 0.338, SLG: 0.379 (9, 2)	FC5-4 1B					4-3						1	0	0	0	0	0	0				
Eddie Murray, S OBP: 0.361, SLG: 0.434 (1, 3)	FC5-4				K			L8			F9	5	1	1	0	0	1	2				
John Lowenstein, L OBP: 0.390, SLG: 0.533 (9, 9)					K			L8			SH1-4 E 1B	3	1	0	0	1	1	1				
Lee May, R OBP: 0.320, SLG: 0.470 (1, 10)											SH1-4 E BB	4	0	1	1	0	0	0				
Gary Roenicke, R OBP: 0.408, SLG: 0.514 (9, PR)	6-3				4-3			F9			HBP	1	1	0	0	0	0	1				
Rich Dauer, R OBP: 0.304, SLG: 0.354 (1, 5)					F7			F7			SH1-4 1B	4	0	1	0	0	0	0				
Billy Smith, S OBP: 0.297, SLG: 0.369 (1, 4)					G3						SH1-4 1B	3	0	2	2	1	0	0				
Dave Skaggs, R OBP: 0.310, SLG: 0.267 (1, 2)												1	0	0	0	1	0	0				
Pat Kelly, L OBP: 0.433, SLG: 0.547 (8, PH)					6-3			5-3			SH1-4 1B	1	0	0	0	0	0	1				
Benny Ayala, R OBP: 0.303, SLG: 0.613 (9, PH)											SH1-4 BB	0	0	0	0	2	0	0				
Inning Stats	R: 0 E: 0 K: 1 S: 6	H: 1 LOB: 1 BB: 0 P: 6	R: 0 E: 0 K: 0 S: 3	H: 0 LOB: 0 BB: 0 P: 3	R: 0 E: 0 K: 0 S: 3	H: 0 LOB: 0 BB: 0 P: 3	R: 0 E: 1 K: 2 S: 8	H: 0 LOB: 1 BB: 0 P: 8	R: 0 E: 0 K: 0 S: 4	H: 1 LOB: 2 BB: 1 P: 8	R: 0 E: 0 K: 1 S: 5	H: 0 LOB: 2 BB: 2 P: 13	R: 3 E: 1 K: 2 S: 10	H: 3 LOB: 2 BB: 2 P: 18	R: 0 E: 0 K: 0 S: 3	H: 0 LOB: 0 BB: 0 P: 4	R: 0 E: 0 K: 1 S: 6	H: 1 LOB: 2 BB: 1 P: 10	1B: 6 2B: 0 3B: 0 HR: 0	SF: 0 SAC: 2 DP: 0 HBP: 1	WP: 0 PB: 0 SB: 0 CS: 0	PA: 47
PITCHER	IP ERA WLS L	BF H R ER SO	BB IBB HBP BLK	WP HR S P	ERA WHIP	PITCHER										IP WLS BF H R ER SO BB IBB HBP BLK WP HR S P ERA WHIP						
Don Aase, R ERA: 3.89 (8, 1)	0.2	6	3	3	3	0	0	0	0	5	9	40.50	6.000									
Mark Clear, R ERA: 2.8 (9, 7)																						
Dave LaRoche, L ERA: 5.95 (9, 1)	2.2	W	12	1	0	0	3	1	1	1	0	0	0	0	15	24	0.00	0.750				

California Angels @ Baltimore Orioles
Memorial Stadium, Baltimore, MD
Thu Jul 19 1979, 7:05 PM EDT
Unknown

AB 38
R 3
H 6
RBI 3
BB 6
SO 8
LOB 19



Batter	1	2	3	4	5	6	7	8	9	AB	R	H	RBI	BB	SO	LOB	TOP			
Bert Campaneris, R OBP: 0.276, SLG: 0.241 (1, 6)	0-3 K		0-0 1B		0-0 6-3		0-3 K			4	0	1	0	0	2	0	California Angels @ Baltimore Orioles Memorial Stadium, Baltimore, MD Thu Jul 19 1979, 7:05 PM EDT Att: 33,603 - Unknown			
Carney Lansford, R OBP: 0.354, SLG: 0.450 (1, 5)	0-3 K		0-0 1B		0-0 2B		0-0 F4			4	0	2	0	0	1	0				
Dan Ford, R OBP: 0.349, SLG: 0.449 (1, 9)	0-0 F6		0-0 4-3		0-0 2B		0-0 6-3			4	0	1	0	0	0	2				
Don Baylor, R OBP: 0.377, SLG: 0.542 (1, 7)		0-0 G6-3 1B		0-0 F4		0-0 F5		0-0 5-3		4	0	1	0	0	0	2				
Joe Rudi, R OBP: 0.288, SLG: 0.365 (1, 3)		0-0 G6-3 1B		0-0 F2		0-0 F9		0-3 K		4	0	1	0	0	1	2				
Bobby Grich, R OBP: 0.375, SLG: 0.568 Jim Anderson, R OBP: 0.316, SLG: 0.352 (8, 4)		0-0 G6-3		0-0 F7			4-0 BB		0-0 F8	2	0	0	0	1	0	2				
Merv Rettenmund, R OBP: 0.364, SLG: 0.351 (1, 10)	0-3 K			0-3 K			4-0 BB			2	0	0	0	1	2	1				
Rick Miller, L OBP: 0.390, SLG: 0.392 (1, 8)			0-0 B2-3		0-0 F7		0-0 L4-3			3	0	0	0	0	0	2				
Tom Donohue, R OBP: 0.277, SLG: 0.367 (1, 2)			0-0 L6		0-0 F9		0-0 F7			3	0	0	0	0	0	1				
Inning Stats	R: 0 E: 0 K: 2 S: 7	H: 0 LOB: 0 BB: 0 P: 7	R: 0 E: 0 K: 1 S: 6	H: 2 LOB: 1 BB: 0 P: 6	R: 0 E: 0 K: 0 S: 5	H: 2 LOB: 2 BB: 0 P: 5	R: 0 E: 0 K: 0 S: 3	H: 0 LOB: 0 BB: 0 P: 3	R: 0 E: 0 K: 1 S: 5	H: 0 LOB: 2 BB: 0 P: 5	R: 0 E: 0 K: 0 S: 2	H: 0 LOB: 1 BB: 2 P: 10	R: 0 E: 0 K: 1 S: 5	H: 0 LOB: 0 BB: 0 P: 5	R: 0 E: 0 K: 1 S: 5	H: 0 LOB: 0 BB: 0 P: 5	1B: 5 2B: 2 3B: 0 HR: 0	SF: 0 SAC: 0 DP: 2 HBP: 0	WP: 0 PB: 0 SB: 0 CS: 0	PA: 33
PITCHER Mike Flanagan, L ERA: 3.6 (1, 1)	IP: 9.0 WLS: W BF: 33 H: 6 R: 0 ER: 0 SO: 6 BB: 2 IBB: 0 HBP: 0 BLK: 0 WP: 0 HR: 0 S: 43 P: 51 ERA: 0.00 WHIP: 0.889															PITCHER IP: WLS: BF: H: R: ER: SO: BB: IBB: HBP: BLK: WP: HR: S: P: ERA: WHIP:				

Batter	1	2	3	4	5	6	7	8	9	AB	R	H	RBI	BB	SO	LOB	BOTTOM			
Kiko Garcia, R OBP: 0.314, SLG: 0.373 (8, 4)	0-0 L4		0-0 G6-3		0-0 WP		0-3 K			4	0	1	0	0	1	2	California Angels @ Baltimore Orioles Memorial Stadium, Baltimore, MD Thu Jul 19 1979, 7:05 PM EDT Att: 33,603 - Unknown			
Pat Kelly, L OBP: 0.415, SLG: 0.519 (1, 10)	0-0 4-3		0-0 G3		0-0 F5		0-3 K			4	0	0	0	0	1	3				
Ken Singleton, S OBP: 0.405, SLG: 0.533 Al Bumbry, L OBP: 0.319, SLG: 0.348 (9, 8)	0-0 F7			0-0 G3		0-0 2B		0-0 CS		4	1	2	0	0	0	0				
Eddie Murray, S OBP: 0.360, SLG: 0.434 (1, 3)		0-3 K		0-0 1-3		0-0 2B		0-0 F9		4	1	1	0	0	1	1				
Doug DeCinces, R OBP: 0.339, SLG: 0.429 (1, 5)		0-0 F7		0-0 F7		0-0 F4		0-0 6-3		4	0	0	0	0	0	3				
John Lowenstein, L OBP: 0.389, SLG: 0.524 (9, 9)		4-0 BB		0-3 K		0-0 F7				2	0	0	0	1	1	2				
Gary Roenicke, R OBP: 0.411, SLG: 0.525 (9, 7)		0-0 F3		0-0 2B		0-0 2B		0-0 G3		3	1	2	2	0	0	1				
Billy Smith, S OBP: 0.297, SLG: 0.364 Mark Belanger, R OBP: 0.235, SLG: 0.190 (8, 6)			4-0 BB	0-0 G6-3 1B		0-0 F8		0-0 G3		2	0	0	0	1	0	2				
Rick Dempsey, R OBP: 0.342, SLG: 0.388 (1, 2)			0-0 G6-3 1B		0-0 1B		0-3 K			3	0	2	1	0	1	0				
Inning Stats	R: 0 E: 0 K: 0 S: 3	H: 0 LOB: 0 BB: 0 P: 3	R: 0 E: 0 K: 1 S: 5	H: 0 LOB: 1 BB: 1 P: 9	R: 0 E: 0 K: 0 S: 3	H: 0 LOB: 0 BB: 0 P: 3	R: 1 E: 0 K: 1 S: 8	H: 3 LOB: 2 BB: 0 P: 8	R: 2 E: 0 K: 0 S: 6	H: 3 LOB: 1 BB: 0 P: 6	R: 0 E: 0 K: 3 S: 9	H: 0 LOB: 0 BB: 0 P: 9	R: 0 E: 0 K: 0 S: 3	H: 1 LOB: 1 BB: 0 P: 3	R: 0 E: 0 K: 1 S: 3	H: 1 LOB: 1 BB: 0 P: 3	1B: 4 2B: 4 3B: 0 HR: 0	SF: 0 SAC: 0 DP: 1 HBP: 0	WP: 1 PB: 0 SB: 1 CS: 1	PA: 32
PITCHER Dave Frost, R ERA: 4.22 (1, 1)	IP: 8.0 WLS: L BF: 32 H: 8 R: 3 ER: 3 SO: 5 BB: 2 IBB: 0 HBP: 0 BLK: 0 WP: 1 HR: 0 S: 40 P: 48 ERA: 3.38 WHIP: 1.250															PITCHER IP: WLS: BF: H: R: ER: SO: BB: IBB: HBP: BLK: WP: HR: S: P: ERA: WHIP:				

Batter	1	2	3	4	5	6	7	8	9	AB	R	H	RBI	BB	SO	LOB	TOP			
Rick Miller, L OBP: 0.384, SLG: 0.384 (1, 8)	F8		F8		F7			K		4	0	0	0	0	1	1	California Angels @ Baltimore Orioles Memorial Stadium, Baltimore, MD Fri Jul 20 1979, 7:05 PM EDT Att: 25,682 - Unknown			
Carney Lansford, R OBP: 0.353, SLG: 0.456 (1, 5)	K			HR		G3		F4		4	1	1	1	0	1	0				
Dan Ford, R OBP: 0.346, SLG: 0.444 (1, 9)	F8			F9		F8			K	4	0	0	0	0	1	0				
Don Baylor, R OBP: 0.374, SLG: 0.536 (1, 10)		F7		F3		K			G3	4	0	0	0	0	1	0				
Brian Downing, R OBP: 0.419, SLG: 0.503 (1, 2)	6-3			1B	1B		F7		F7	4	0	1	0	0	0	0				
Joe Rudi, R OBP: 0.289, SLG: 0.364 (1, 7)	K			1B	1B		F8			3	0	1	0	0	1	0				
Willie Aikens, L OBP: 0.370, SLG: 0.496 (1, 3)			3-1	K				2B		3	0	1	0	0	1	2				
Jim Anderson, R OBP: 0.307, SLG: 0.341 (1, 6)		6-3			F6		4-3			3	0	0	0	0	0	1				
Dickie Thon, R OBP: 0.333, SLG: 0.345 (1, 4)				1B	B5-3			1-3		3	0	1	0	0	0	0				
Inning Stats	R: 0 E: 0 K: 1 S: 5	H: 0 LOB: 0 BB: 0 P: 5	R: 0 E: 0 K: 1 S: 5	H: 0 LOB: 0 BB: 0 P: 5	R: 0 E: 0 K: 0 S: 4	H: 1 LOB: 1 BB: 0 P: 4	R: 1 E: 0 K: 1 S: 8	H: 3 LOB: 2 BB: 0 P: 8	R: 0 E: 0 K: 0 S: 3	H: 0 LOB: 0 BB: 0 P: 3	R: 0 E: 0 K: 0 S: 4	H: 1 LOB: 1 BB: 0 P: 4	R: 0 E: 0 K: 1 S: 5	H: 0 LOB: 0 BB: 0 P: 5	R: 0 E: 0 K: 1 S: 5	H: 0 LOB: 0 BB: 0 P: 5	1B: 3 2B: 1 3B: 0 HR: 1	SF: 0 SAC: 0 DP: 0 HBP: 0	WP: 0 PB: 0 SB: 0 CS: 0	PA: 32
PITCHER Scott McGregor, L ERA: 3.44 (1, 1)	IP: 9.0 WLS: W BF: 32 H: 5 R: 1 ER: 1 SO: 6 BB: 0 IBB: 0 HBP: 0 BLK: 0 WP: 0 HR: 1 S: 44 P: 44 ERA: 1.00 WHIP: 0.556															PITCHER				

Batter	1	2	3	4	5	6	7	8	9	AB	R	H	RBI	BB	SO	LOB	BOTTOM			
Al Bumbry, L OBP: 0.315, SLG: 0.344 (1, 8)	4-3		F5			1-3		6-3		4	0	0	0	0	0	0	California Angels @ Baltimore Orioles Memorial Stadium, Baltimore, MD Fri Jul 20 1979, 7:05 PM EDT Att: 25,682 - Unknown			
Kiko Garcia, R OBP: 0.315, SLG: 0.374 (1, 6)				6-3		1-3		F8		2	0	1	0	0	0	0				
Mark Belanger, R OBP: 0.235, SLG: 0.186 (5, 6)				1B						2	0	0	0	0	0	0				
Ken Singleton, S OBP: 0.403, SLG: 0.539 (1, 9)					HR			F9		4	1	1	1	0	1	1				
John Lowenstein, L OBP: 0.389, SLG: 0.524 (9, 9)										0	0	0	0	0	0	0				
Eddie Murray, S OBP: 0.363, SLG: 0.435 (1, 3)										2	0	1	0	1	0	0				
Doug DeCinces, R OBP: 0.335, SLG: 0.423 (1, 5)										3	0	0	0	0	0	2				
Gary Roenicke, R OBP: 0.410, SLG: 0.522 (1, 7)										3	1	1	0	0	0	2				
Lee May, R OBP: 0.320, SLG: 0.467 (1, 10)										2	0	0	0	1	0	1				
Rich Dauer, R OBP: 0.304, SLG: 0.354 (1, 4)										3	0	1	1	0	0	0				
Rick Dempsey, R OBP: 0.337, SLG: 0.382 (1, 2)										3	0	0	0	0	0	2				
Inning Stats	R: 0 E: 0 K: 0 S: 3	H: 1 LOB: 0 BB: 0 P: 3	R: 0 E: 0 K: 0 S: 3	H: 0 LOB: 1 BB: 1 P: 7	R: 0 E: 0 K: 0 S: 3	H: 0 LOB: 0 BB: 0 P: 3	R: 1 E: 0 K: 0 S: 5	H: 2 LOB: 1 BB: 0 P: 5	R: 0 E: 0 K: 0 S: 3	H: 0 LOB: 0 BB: 0 P: 3	R: 0 E: 0 K: 1 S: 5	H: 0 LOB: 0 BB: 0 P: 5	R: 1 E: 0 K: 0 S: 5	H: 2 LOB: 2 BB: 1 P: 9	R: 0 E: 0 K: 0 S: 3	H: 0 LOB: 0 BB: 0 P: 3	1B: 4 2B: 0 3B: 0 HR: 1	SF: 0 SAC: 0 DP: 1 HBP: 0	WP: 0 PB: 0 SB: 1 CS: 0	PA: 30
PITCHER Jim Barr, R ERA: 4.06 (1, 1)	IP: 8.0 WLS: L BF: 30 H: 5 R: 2 ER: 2 SO: 1 BB: 2 IBB: 0 HBP: 0 BLK: 0 WP: 0 HR: 1 S: 30 P: 38 ERA: 2.25 WHIP: 0.875															PITCHER				

Batter	1	2	3	4	5	6	7	8	9	AB	R	H	RBI	BB	SO	LOB	TOP				
Rick Miller, L OBP: 0.385, SLG: 0.385 Larry Harlow, L OBP: 0.331, SLG: 0.237 (5, PH)	0-0 BB 1B	0-3 K	0-3 K		0-3 K		4-0 BB		4-0 BB	2	0	1	0	0	1	3	California Angels @ Baltimore Orioles Memorial Stadium, Baltimore, MD Sat Jul 21 1979, 7:05 PM EDT Att: 51,381 - Unknown				
Carney Lansford, R OBP: 0.348, SLG: 0.451	0-3 K	0-3 K			5-3		0-0 SF9		0-0 F9	4	0	0	1	0	2	6					
Rod Carew, L OBP: 0.456, SLG: 0.439	4-0 BB			0-0 F7		0-3 K		0-0 F7	3	0	0	0	2	1	2						
Don Baylor, R OBP: 0.369, SLG: 0.529	0-0 F9			0-0 F8			0-0 E5		0-0 5-3	5	0	0	0	0	1	5					
Willie Aikens, L OBP: 0.368, SLG: 0.504	0-0 4-3			0-0 6-3			0-0 F9			4	1	1	1	0	0	3					
Dan Ford, R OBP: 0.347, SLG: 0.443		4-0 BB			0-0 F3		0-0 G4-6-3		0-0 G1-4-3	3	0	1	0	1	0	1					
Brian Downing, R OBP: 0.420, SLG: 0.502		0-0 BB			4-0 BB			0-0 F8	0-0 G1-4-3	3	0	1	0	1	0	1					
Jim Anderson, R OBP: 0.305, SLG: 0.337		0-3 K			0-0 F8			0-0 BB	0-0 F3	4	1	1	0	0	1	3					
Dickie Thon, R OBP: 0.382, SLG: 0.355		4-0 BB			0-0 1-3			0-0 SF9	4-0 BB	2	0	1	0	2	0	1					
Inning Stats	R: 0 E: 0 K: 1 S: 6	H: 1 LOB: 2 BB: 1 P: 10	R: 0 E: 0 K: 3 S: 10	H: 1 LOB: 3 BB: 2 P: 18	R: 0 E: 0 K: 0 S: 3	H: 0 LOB: 0 BB: 0 P: 3	R: 0 E: 0 K: 0 S: 3	H: 0 LOB: 1 BB: 1 P: 7	R: 0 E: 0 K: 0 S: 7	H: 0 LOB: 0 BB: 0 P: 3	R: 1 E: 0 K: 0 S: 5	H: 2 LOB: 2 BB: 1 P: 9	R: 1 E: 0 K: 0 S: 4	H: 2 LOB: 0 BB: 0 P: 4	R: 0 E: 0 K: 1 S: 5	H: 0 LOB: 3 BB: 3 P: 17	1B: 5 2B: 0 3B: 0 HR: 1	SF: 1 SAC: 0 DP: 2 HBP: 0	WP: 0 PB: 0 SB: 0 CS: 0	PA: 40	
PITCHER	IP	WLS	BF	H	R	ER	SO	BB	IBB	HBP	BLK	WP	HR	S	P	ERA	WHIP				
Sammy Stewart, R ERA: 2.99	8.0	W	34	6	2	2	6	5	0	0	0	0	1	41	61	2.25	1.375				
Tim Stoddard, R ERA: 1.65	0.1		2	0	0	0	0	1	0	0	0	0	0	1	5	0.00	3.000				
Don Stanhouse, R ERA: 2.54	0.2		4	0	0	0	1	2	0	0	0	0	0	4	12	0.00	3.000				

Batter	1	2	3	4	5	6	7	8	9	AB	R	H	RBI	BB	SO	LOB	BOTTOM				
Mark Belanger, R OBP: 0.248, SLG: 0.203	0-3 K		0-0 S	0-3 K		0-0 E		0-0 2B		5	2	3	0	0	2	1	California Angels @ Baltimore Orioles Memorial Stadium, Baltimore, MD Sat Jul 21 1979, 7:05 PM EDT Att: 51,381 - Unknown				
Pat Kelly, L OBP: 0.408, SLG: 0.518 Al Bumbry, L OBP: 0.317, SLG: 0.349	0-3 K		0-0 E4		0-0 1B	0-0 FC4		0-0 3B		4	2	1	0	0	1	2					
Ken Singleton, S OBP: 0.401, SLG: 0.534 Gary Roenicke, R OBP: 0.410, SLG: 0.522	0-3 K		0-3 K		0-0 BB	0-0 G4-6-3		0-3 K		5	1	1	0	0	3	6					
Eddie Murray, S OBP: 0.368, SLG: 0.447		0-0 F6	0-0 E4		0-0 BB		0-0 HR	4-0 3B		4	2	3	3	1	0	0					
John Lowenstein, L OBP: 0.403, SLG: 0.540		4-0 S	4-0 BB		4-0 BB	4-0 G6-4-3		0-3 K	0-0 3B	2	1	1	3	3	1	0					
Lee May, R OBP: 0.318, SLG: 0.462		0-0 G1	0-0 G5-3		0-0 G6-4-3	0-0 F3		0-3 K		5	1	1	1	0	1	5					
Doug DeCinces, R OBP: 0.338, SLG: 0.421		0-0 G1		0-3 K		0-0 FC6		0-0 1B		3	0	1	0	1	1	1					
Rich Dauer, R OBP: 0.307, SLG: 0.354		0-0 1B		4-0 FC6		0-0 F9				3	0	1	1	1	0	3					
Rick Dempsey, R OBP: 0.332, SLG: 0.376		0-0 1-3		0-0 F8		0-0 F7		0-0 F7		4	0	0	0	0	0	2					
Inning Stats	R: 0 E: 0 K: 3 S: 9	H: 0 LOB: 0 BB: 0 P: 9	R: 2 E: 0 K: 0 S: 5	H: 2 LOB: 1 BB: 1 P: 9	R: 2 E: 2 K: 1 S: 7	H: 2 LOB: 1 BB: 1 P: 11	R: 0 E: 0 K: 2 S: 7	H: 0 LOB: 1 BB: 1 P: 11	R: 2 E: 0 K: 0 S: 5	H: 3 LOB: 2 BB: 2 P: 13	R: 0 E: 1 K: 0 S: 4	H: 1 LOB: 1 BB: 0 P: 4	R: 1 E: 0 K: 1 S: 7	H: 2 LOB: 1 BB: 0 P: 7	R: 3 E: 0 K: 2 S: 10	H: 3 LOB: 1 BB: 1 P: 14	1B: 9 2B: 2 3B: 1 HR: 1	SF: 0 SAC: 0 DP: 3 HBP: 0	WP: 0 PB: 0 SB: 3 CS: 0	PA: 42	
PITCHER	IP	WLS	BF	H	R	ER	SO	BB	IBB	HBP	BLK	WP	HR	S	P	ERA	WHIP				
Nolan Ryan, R ERA: 2.71	4.0	L	23	7	6	4	6	4	0	0	0	0	0	31	47	9.00	2.750				
Mike Barlow, R ERA: 4.79	2.0		7	1	0	0	0	1	0	0	0	0	0	6	10	0.00	1.000				
Ralph Botting, L ERA: 21.21	2.0		12	5	4	4	3	0	1	0	0	0	1	17	21	18.00	2.500				

AB	30
R	2
H	6
RBI	2
BB	6
SO	6
LOB	25




AB	36
R	10
H	13
RBI	8
BB	6
SO	9
LOB	20



Batter	1	2	3	4	5	6	7	8	9	AB	R	H	RBI	BB	SO	LOB	TOP								
Rod Carew, L OBP: 0.456, SLG: 0.439 (1, 10)										5	2	1	0	1	0	6	California Angels @ Boston Red Sox Fenway Park, Boston, MA Mon Jul 23 1979, 7:05 PM EDT Att: 35,024 - Unknown - 88 F								
Carney Lansford, R OBP: 0.347, SLG: 0.448 (1, 5)										4	1	1	0	1	1	5									
Dan Ford, R OBP: 0.349, SLG: 0.445 (1, 8)										5	0	3	1	0	1	1									
Don Baylor, R OBP: 0.368, SLG: 0.532 (1, 7)										4	1	1	2	0	0	2									
Willie Aikens, L OBP: 0.366, SLG: 0.494 (1, 3)										4	1	0	0	1	2	4									
Brian Downing, R OBP: 0.426, SLG: 0.502 (1, 2)										3	2	2	0	2	0	0									
Joe Rudi, R OBP: 0.283, SLG: 0.367 (1, 9)										5	1	1	4	0	0	4									
Jim Anderson, R OBP: 0.316, SLG: 0.356 (1, 6)										5	1	3	0	0	0	2									
Dickie Thon, R OBP: 0.395, SLG: 0.359 (1, 4)										4	0	2	1	1	1	2									
Inning Stats	R: 6 E: 0 K: 0 S: 7	H: 4 LOB: 0 BB: 2 P: 15	R: 1 E: 0 K: 1 S: 6	H: 1 LOB: 1 BB: 1 P: 10	R: 0 E: 0 K: 1 S: 7	H: 2 LOB: 3 BB: 1 P: 11	R: 0 E: 0 K: 1 S: 5	H: 0 LOB: 0 BB: 0 P: 5	R: 0 E: 0 K: 1 S: 6	H: 1 LOB: 1 BB: 0 P: 6	R: 0 E: 0 K: 1 S: 6	H: 1 LOB: 1 BB: 0 P: 6	R: 2 E: 1 K: 0 S: 5	H: 2 LOB: 1 BB: 1 P: 9	R: 0 E: 0 K: 0 S: 3	H: 2 LOB: 1 BB: 1 P: 7	R: 0 E: 1 K: 0 S: 5	H: 1 LOB: 2 BB: 0 P: 5	1B: 11 2B: 2 3B: 1 HR: 1	SF: 1 SAC: 0 DP: 1 HBP: 0	WP: 0 PB: 0 SB: 1 CS: 0	PA: 46			
PITCHER	IP	WLS	BF	H	R	ER	SO	BB	IBB	HBP	BLK	WP	HR	S	P	ERA	WHIP								
Joel Finch, R ERA: 5.81 (1, 1)	0.1	L	6	2	5	5	0	2	0	0	0	0	0	4	12	135.00	12.000								
Dick Drago, R ERA: 3.5 (1, 1)	2.0		12	5	2	2	1	2	0	0	0	0	1	12	20	9.00	3.500								
Allen Ripley, R ERA: 2.57 (3, 1)	6.2		28	7	2	1	4	2	0	0	0	0	0	34	42	1.35	1.350								

Batter	1	2	3	4	5	6	7	8	9	AB	R	H	RBI	BB	SO	LOB	BOTTOM								
Rick Burleson, R OBP: 0.317, SLG: 0.380 (1, 6)										4	0	0	0	0	1	0	California Angels @ Boston Red Sox Fenway Park, Boston, MA Mon Jul 23 1979, 7:05 PM EDT Att: 35,024 - Unknown - 88 F								
Jack Brohamer, L OBP: 0.333, SLG: 0.369 (1, 4)									4	0	0	0	0	2	0										
Fred Lynn, L OBP: 0.401, SLG: 0.617 Tom Poquette, L OBP: 0.291, SLG: 0.233 (1, 8) (8, 8)									3	0	0	0	0	0	0										
Jim Rice, R OBP: 0.383, SLG: 0.575 (1, 7)									3	1	1	1	0	0	0										
Carl Yastrzemski, L OBP: 0.376, SLG: 0.500 Jim Dwyer, L OBP: 0.354, SLG: 0.405 (1, 3) (9, 3)									3	0	0	0	0	0	1										
Bob Watson, R OBP: 0.396, SLG: 0.423 (1, 10)									3	0	1	0	0	0	0										
Carlton Fisk, R OBP: 0.311, SLG: 0.461 Gary Allenson, R OBP: 0.279, SLG: 0.319 (1, 2) (8, 2)									2	0	1	0	0	0	0										
Butch Hobson, R OBP: 0.288, SLG: 0.480 (1, 5)									3	1	1	1	0	0	1										
Dwight Evans, R OBP: 0.368, SLG: 0.458 (1, 9)									3	0	0	0	0	2	0										
Inning Stats	R: 0 E: 0 K: 1 S: 5	H: 0 LOB: 0 BB: 0 P: 5	R: 0 E: 1 K: 0 S: 3	H: 0 LOB: 0 BB: 0 P: 3	R: 0 E: 0 K: 0 S: 3	H: 0 LOB: 0 BB: 0 P: 3	R: 0 E: 0 K: 0 S: 3	H: 1 LOB: 0 BB: 0 P: 5	R: 0 E: 0 K: 1 S: 5	H: 0 LOB: 0 BB: 0 P: 5	R: 0 E: 0 K: 1 S: 4	H: 0 LOB: 0 BB: 0 P: 4	R: 1 E: 0 K: 2 S: 8	H: 2 LOB: 0 BB: 0 P: 8	1B: 1 2B: 2 3B: 0 HR: 2	SF: 0 SAC: 0 DP: 2 HBP: 0	WP: 0 PB: 0 SB: 0 CS: 0	PA: 29							
PITCHER	IP	WLS	BF	H	R	ER	SO	BB	IBB	HBP	BLK	WP	HR	S	P	ERA	WHIP								
Dave Frost, R ERA: 4.07 (1, 1)	9.0	W	29	4	2	2	5	0	0	0	0	0	2	39	39	2.00	0.444								

Batter	1	2	3	4	5	6	7	8	9	AB	R	H	RBI	BB	SO	LOB	TOP									
Rod Carew, L (1, 10) OBP: 0.459, SLG: 0.460	0-0 4-3		0-0 2B		0-0 HR	4-0 IBB			0-0 F7	4	2	1	1	0	0	0	California Angels @ New York Yankees Yankee Stadium, Bronx, NY Tue Jul 24 1979, 7:05 PM EDT Att: 33,497 - Unknown - 81 F AB 34 R 5 H 9 RBI 5 BB 4 SO 4 LOB 12									
Carney Lansford, R (1, 5) OBP: 0.348, SLG: 0.448	0-3 K		0-0 2B SF9		0-0 F7	0-0 G3			0-0 1B	5	1	2	0	0	1	2										
Dan Ford, R (1, 8) OBP: 0.349, SLG: 0.455	0-3 K		0-0 SF9 1-3 2-H		0-0 HR			0-0 4-3	0-0 F9	5	1	2	2	0	1	1										
Don Baylor, R (1, 7) OBP: 0.367, SLG: 0.531		0-0 F7	0-0 SF9		0-0 S BB 1B			0-0 6-3		3	0	1	1	0	0	0										
Willie Aikens, L (1, 3) OBP: 0.368, SLG: 0.504		0-0 HR	0-0 G3		4-0 S BB 1B G4-6-3			0-0 6-3		3	1	1	1	1	0	1										
Brian Downing, R (1, 2) OBP: 0.424, SLG: 0.497		4-0 BB BB	0-0 4-3		0-0 G4-6-3			0-0 6-3		3	0	0	0	1	0	3										
Joe Rudi, R (1, 9) OBP: 0.283, SLG: 0.363		4-0 1-2 BB		0-0 F7		0-0 6-3		0-0 L9		3	0	0	0	1	0	0										
Jim Anderson, R (1, 6) OBP: 0.314, SLG: 0.370	0-3 K		0-0 F9		0-0 3B			0-0 5-3		4	0	1	0	0	1	2										
Dickie Thon, R (1, 4) OBP: 0.370, SLG: 0.333	0-0 F7		0-0 K		0-0 4-3			0-0 3-1		3	0	0	0	0	1	3										
Rick Miller, L (9, PH) OBP: 0.383, SLG: 0.383										1	0	0	0	0	0	0										
Inning Stats	R: 0 E: 0 K: 2 S: 7	H: 0 LOB: 0 BB: 0 P: 7	R: 1 E: 0 K: 1 S: 6	H: 1 LOB: 2 BB: 2 P: 14	R: 2 E: 0 K: 0 S: 6	H: 3 LOB: 1 BB: 0 P: 6	R: 0 E: 0 K: 1 S: 5	H: 0 LOB: 0 BB: 0 P: 5	R: 2 E: 0 K: 0 S: 5	H: 3 LOB: 1 BB: 1 P: 9	R: 0 E: 0 K: 0 S: 4	H: 1 LOB: 2 BB: 1 P: 8	R: 0 E: 0 K: 0 S: 3	H: 0 LOB: 0 BB: 0 P: 3	R: 0 E: 0 K: 0 S: 3	H: 0 LOB: 0 BB: 0 P: 3		R: 0 E: 0 K: 0 S: 4	H: 1 LOB: 1 BB: 0 P: 4	1B: 3 2B: 2 3B: 1 HR: 3	SF: 1 SAC: 0 DP: 1 HBP: 0	WP: 0 PB: 0 SB: 2 CS: 0	PA: 39			
PITCHER	IP	WLS	BF	H	R	ER	SO	BB	IBB	HBP	BLK	WP	HR	S	P	ERA		WHIP								
Luis Tiant, R (1, 1) ERA: 3.73	4.1		23	7	5	5	4	3	0	0	0	0	3	28	16	10.38		2.308								
Ron Davis, R (5, 1) ERA: 1.77	4.0	W	13	1	0	0	0	0	1	0	0	0	0	12	16	0.00		0.250								
Jim Kaat, L (9, 1) ERA: 2.52	0.1		2	1	0	0	0	0	0	0	0	0	0	2	2	0.00		3.000								
Rich Gossage, R (9, 1) ERA: 5.06	0.1	S	1	0	0	0	0	0	0	0	0	0	0	1	1	0.00		0.000								

Batter	1	2	3	4	5	6	7	8	9	AB	R	H	RBI	BB	SO	LOB	BOTTOM									
Mickey Rivers, L (1, 8) OBP: 0.317, SLG: 0.410	0-0 6-3			0-0 4-3			0-0 B1-3	0-0 L6		5	0	1	1	0	0	3	California Angels @ New York Yankees Yankee Stadium, Bronx, NY Tue Jul 24 1979, 7:05 PM EDT Att: 33,497 - Unknown - 81 F AB 30 R 6 H 8 RBI 5 BB 6 SO 3 LOB 13									
Thurman Munson, R (1, 2) OBP: 0.349, SLG: 0.383	0-3 K	1-3 3-H 1B		4-0 BB		0-0 1B BB				2	0	0	0	1	1	2										
Jerry Narron, L (5, 2) OBP: 0.277, SLG: 0.317		FC4-6		2-3 3-H BB		0-0 1B BB				0	1	0	0	1	0	0										
Chris Chambliss, L (1, 3) OBP: 0.318, SLG: 0.449	0-3 K		0-0 F8		0-0 L8		0-0 1B 1B			4	0	1	0	0	1	2										
Reggie Jackson, L (1, 9) OBP: 0.375, SLG: 0.555		0-0 4-3	0-0 F8		0-0 F8		0-3 K			4	0	0	0	0	1	2										
Jim Spencer, L (1, 10) OBP: 0.335, SLG: 0.505		0-0 BB 1B	0-0 4-3		0-0 F9		0-0 1B			3	1	1	0	0	0	0										
Lou Piniella, R (7, PH) OBP: 0.339, SLG: 0.425		BB 1B				1-3 2-H 1B				1	0	1	1	0	0	0										
Graig Nettles, L (1, 5) OBP: 0.326, SLG: 0.396		4-0 1B BB SF8 BB		0-0 F7		0-0 L9		0-0 F5		3	2	1	0	1	0	2										
Bobby Murcer, L (1, 7) OBP: 0.350, SLG: 0.355		4-0 SF8 1B BB		0-0 F7		0-0 L9		0-0 G5-4-3 1B		3	1	1	0	1	0	1										
Willie Randolph, R (1, 4) OBP: 0.374, SLG: 0.368		0-0 1B 1B		0-0 4-3 WP		0-0 F7		0-0 G5-4-3		4	1	2	2	0	0	1										
Bucky Dent, R (1, 6) OBP: 0.295, SLG: 0.299		0-0 SF8		4-0 WP 4-3 BB		0-0 F9		4-0 BB		1	0	0	1	2	0	0										
Inning Stats	R: 0 E: 0 K: 2 S: 7	H: 0 LOB: 0 BB: 0 P: 7	R: 3 E: 0 K: 0 S: 6	H: 3 LOB: 2 BB: 2 P: 14	R: 0 E: 0 K: 0 S: 3	H: 0 LOB: 0 BB: 0 P: 3	R: 2 E: 0 K: 0 S: 5	H: 2 LOB: 2 BB: 2 P: 13	R: 0 E: 0 K: 0 S: 3	H: 0 LOB: 0 BB: 0 P: 3	R: 0 E: 0 K: 0 S: 3	H: 0 LOB: 0 BB: 0 P: 3	R: 1 E: 0 K: 1 S: 7	H: 2 LOB: 2 BB: 1 P: 11	R: 0 E: 0 K: 0 S: 3	H: 1 LOB: 1 BB: 1 P: 7	1B: 7 2B: 1 3B: 0 HR: 0	SF: 1 SAC: 0 DP: 1 HBP: 0	WP: 1 PB: 0 SB: 0 CS: 0	PA: 37						
PITCHER	IP	WLS	BF	H	R	ER	SO	BB	IBB	HBP	BLK	WP	HR	S	P	ERA	WHIP									
Don Aase, R (1, 1) ERA: 4.04	1.2		10	3	3	3	2	2	0	0	0	0	1	0	9	17	7.71	1.714								
Mike Barlow, R (2, 1) ERA: 4.93	2.1		11	2	2	2	0	2	0	0	0	1	0	9	17	7.71	1.714									
Dave LaRoche, L (5, 1) ERA: 5.87	4.0	L	16	3	1	1	1	2	0	0	0	0	0	16	24	2.25	1.250									

Batter	1	2	3	4	5	6	7	8	9	AB	R	H	RBI	BB	SO	LOB	TOP			
Rod Carew, L (1, 10) OBP: 0.451, SLG: 0.448	0-0 6-3		0-3 K			0-0 G3		0-0 F7		4	0	0	0	0	1	1				
Carney Lansford, R (1, 5) OBP: 0.341, SLG: 0.438	0-3 K2-3			0-0 F9		0-3 K			0-0 F9	4	0	0	0	0	2	0				
Dan Ford, R (1, 8) OBP: 0.349, SLG: 0.455	0-3 K			0-0 F9		0-0 F8			0-0 4-3	4	0	0	0	0	1	0				
Don Baylor, R (1, 7) OBP: 0.370, SLG: 0.531		0-0 F9		0-0 CS 1B			0-0 F3		4-0 BB	3	0	1	0	1	0	0				
Brian Downing, R (1, 2) OBP: 0.422, SLG: 0.491	0-0 F8			0-0 CS 1-2	0-0 F8		0-0 5-3		0-0 F9	4	0	0	0	0	0	1				
Joe Rudi, R (1, 9) OBP: 0.286, SLG: 0.370	0-0 1B			0-0 F9			0-0 5-3			3	0	1	0	0	0	0				
Bobby Grich, R (1, 4) OBP: 0.372, SLG: 0.564	0-0 F8			4-0 BB BB			0-0 F8 2B			2	0	1	0	1	0	1				
Willie Aikens, L (1, 3) OBP: 0.369, SLG: 0.502	0-3 K			4-0 BB BB	0-3 K FC6-4 BB			0-3 K		2	0	0	0	1	2	1				
Jim Anderson, R (1, 6) OBP: 0.306, SLG: 0.354	0-0 F9			0-0 FC6-4 1-2			0-0 F8 2-3			2	0	0	0	0	0	2				
Merv Rettenmund, R (8, PH) OBP: 0.359, SLG: 0.345										1	0	0	0	0	0	1				
Bert Campaneris, R (8, 6) OBP: 0.276, SLG: 0.241										0	0	0	0	0	0	0				
Inning Stats	R: 0 E: 0 K: 2 S: 7	H: 0 LOB: 0 BB: 0 P: 7	R: 0 E: 0 K: 0 S: 4	H: 1 LOB: 1 BB: 0 P: 4	R: 0 E: 0 K: 2 S: 7	H: 0 LOB: 0 BB: 0 P: 7	R: 0 E: 0 K: 0 S: 3	H: 1 LOB: 0 BB: 0 P: 3	R: 0 E: 0 K: 1 S: 5	H: 0 LOB: 0 BB: 0 P: 5	R: 0 E: 0 K: 0 S: 3	H: 0 LOB: 0 BB: 0 P: 3	R: 0 E: 0 K: 1 S: 6	H: 1 LOB: 1 BB: 0 P: 6	R: 0 E: 0 K: 0 S: 3	H: 0 LOB: 1 BB: 1 P: 7	1B: 2 2B: 1 3B: 0 HR: 0	SF: 0 SAC: 0 DP: 0 HBP: 0	WP: 0 PB: 0 SB: 0 CS: 1	PA: 33
PITCHER Ron Guidry, L (1, 1) ERA: 2.49	IP: 9.0 WLS: W BF: 32 H: 3 R: 0 ER: 0 SO: 6 BB: 3 IBB: 0 HBP: 0 BLK: 0 WP: 0 HR: 0 S: 41 P: 53 ERA: 0.00 WHIP: 0.667																			

California Angels @ New York Yankees
Yankee Stadium, Bronx, NY
Thu Jul 26 1979, 3:33 AM EDT
Att: 43,136 - Cloudy - 86 F

AB	29
R	0
H	3
RBI	0
BB	3
SO	6
LOB	7



Batter	1	2	3	4	5	6	7	8	9	AB	R	H	RBI	BB	SO	LOB	BOTTOM			
Bobby Murcer, L (1, 8) OBP: 0.343, SLG: 0.348	0-0 1-3			0-0 4-3			0-0 F7			4	0	0	0	0	0	2				
Mickey Rivers, L (8, 8) OBP: 0.315, SLG: 0.410		0-0 FC4-6 1-2								0	0	0	0	0	0	0				
Graig Nettles, L (1, 5) OBP: 0.327, SLG: 0.394	0-0 4-3		0-0 F8		0-0 F9		0-0 F8			4	0	0	0	0	0	0				
Chris Chambliss, L (1, 3) OBP: 0.317, SLG: 0.445	0-0 6-3		0-0 5-3 1B		0-0 G3		0-0 F9			3	0	1	0	0	0	0				
Fred Stanley, R (6, 3) OBP: 0.250, SLG: 0.206				0-0 5-3 1B						1	0	0	0	0	0	0				
Reggie Jackson, L (1, 9) OBP: 0.375, SLG: 0.550		0-0 F6	0-0 5-3 1B		0-0 FC6-4 1B			0-0 4-3		4	0	2	0	0	0	0				
Lou Piniella, R (1, 7) OBP: 0.336, SLG: 0.423		0-0 6-3	0-0 5-3		0-0 FC6-4 1-2			0-0 6-3		4	0	0	0	0	0	3				
Jim Spencer, L (1, 10) OBP: 0.351, SLG: 0.529		0-0 1B 2B	4-0 FC4-6 IBB		0-0 SH2-3 1B			0-0 F3		3	1	2	0	1	0	0				
Jerry Narron, L (1, 2) OBP: 0.264, SLG: 0.298		0-0 1B 1B	0-0 FC4-6 1-2		0-0 SH2-3					2	1	1	1	0	0	3				
Brian Doyle, L (1, 4) OBP: 0.300, SLG: 0.294		0-0 1B 1B		0-0 4-3			0-0 F8			3	0	1	0	0	0	1				
Bucky Dent, R (1, 6) OBP: 0.295, SLG: 0.299		0-0 FC4-6 1-3 2H 1B		0-0 F9		0-3 K				3	0	1	1	0	1	1				
Inning Stats	R: 0 E: 0 K: 0 S: 3	H: 0 LOB: 0 BB: 0 P: 3	R: 2 E: 0 K: 0 S: 7	H: 4 LOB: 2 BB: 0 P: 7	R: 0 E: 0 K: 0 S: 5	H: 2 LOB: 3 BB: 1 P: 9	R: 0 E: 0 K: 0 S: 3	H: 0 LOB: 0 BB: 0 P: 3	R: 0 E: 0 K: 0 S: 4	H: 1 LOB: 1 BB: 0 P: 4	R: 0 E: 0 K: 1 S: 6	H: 1 LOB: 1 BB: 0 P: 6	R: 0 E: 0 K: 0 S: 3	H: 0 LOB: 0 BB: 0 P: 3	R: 0 E: 0 K: 0 S: 3	H: 0 LOB: 0 BB: 0 P: 3	1B: 7 2B: 1 3B: 0 HR: 0	SF: 0 SAC: 1 DP: 0 HBP: 0	WP: 0 PB: 0 SB: 0 CS: 0	PA: 33
PITCHER Jim Barr, R (1, 1) ERA: 3.94	IP: 8.0 WLS: L BF: 33 H: 8 R: 2 ER: 2 SO: 1 BB: 0 IBB: 1 HBP: 0 BLK: 0 WP: 0 HR: 0 S: 34 P: 38 ERA: 2.25 WHIP: 1.000																			

California Angels @ New York Yankees
Yankee Stadium, Bronx, NY
Thu Jul 26 1979, 3:33 AM EDT
Att: 43,136 - Cloudy - 86 F

AB	31
R	2
H	8
RBI	2
BB	1
SO	1
LOB	10



Batter	1	2	3	4	5	6	7	8	9	AB	R	H	RBI	BB	SO	LOB	TOP										
Butch Wynegar, S (1, 2) OBP: 0.383, SLG: 0.368	F9		F8			F5		SH2-4		3	0	0	0	0	0	1											
Rob Wilfong, L (1, 4) OBP: 0.356, SLG: 0.463	K			F7		HR		F7		4	1	1	1	0	1	1											
Roy Smalley, S (1, 6) OBP: 0.416, SLG: 0.544	K			F4		L9		1B		3	0	0	0	1	1	0											
Ken Landreaux, L (1, 8) OBP: 0.335, SLG: 0.406		1-3		5-3				E8		4	1	1	1	0	0	0											
Glenn Adams, L (1, 7) OBP: 0.367, SLG: 0.470																											
Dave Edwards, R (9, PH) OBP: 0.361, SLG: 0.495	F3					4-3				3	0	1	1	0	0	0											
Danny Goodwin, L (1, 10) OBP: 0.455, SLG: 0.800										1	0	0	0	0	0	0											
Jose Morales, R (9, PH) OBP: 0.344, SLG: 0.357	K					2B				3	0	1	0	0	1	1											
Hosken Powell, L (1, 9) OBP: 0.416, SLG: 0.452				4-3		F9				3	0	0	0	0	0	2											
Bombo Rivera, R (9, PH) OBP: 0.337, SLG: 0.416										1	0	0	0	0	1	0											
Ron Jackson, R (1, 3) OBP: 0.333, SLG: 0.443						F2				3	0	1	0	0	0	2											
John Castillo, R (1, 5) OBP: 0.336, SLG: 0.382				K						3	1	1	0	0	2	1											
Inning Stats	R: 0 E: 0 K: 2 S: 7	H: 0 LOB: 0 BB: 0 P: 7	R: 0 E: 0 K: 1 S: 5	H: 0 LOB: 0 BB: 0 P: 5	R: 0 E: 0 K: 1 S: 6	H: 1 LOB: 1 BB: 0 P: 6	R: 0 E: 0 K: 0 S: 3	H: 0 LOB: 0 BB: 0 P: 3	R: 0 E: 0 K: 0 S: 4	H: 1 LOB: 1 BB: 0 P: 4	R: 1 E: 0 K: 0 S: 6	H: 1 LOB: 0 BB: 0 P: 6	R: 1 E: 1 K: 0 S: 5	H: 1 LOB: 1 BB: 0 P: 5	R: 1 E: 0 K: 0 S: 4	H: 2 LOB: 2 BB: 1 P: 8	R: 0 E: 0 K: 1 S: 5	H: 0 LOB: 0 BB: 0 P: 5	1B: 4 2B: 1 3B: 0 HR: 1	SF: 0 SAC: 1 DP: 0 HBP: 0	WP: 0 PB: 0 CS: 0	PA: 34					
PITCHER	IP	WLS	BF	H	R	ER	SO	BB	IBB	HBP	BLK	WP	HR	S	P	ERA	WHIP										
Dave Frost, R (1, 1) ERA: 3.97	8.0	L	31	6	3	2	5	0	1	0	0	0	1	40	44	2.25	0.750										
Dave LaRoche, L (9, 1) ERA: 5.76	1.0	S	3	0	0	0	1	0	0	0	0	0	0	5	5	0.00	0.000										

Minnesota Twins @ California Angels
Anaheim Stadium, Anaheim, CA
Fri Jul 27 1979, 10:05 PM EDT
Att: 38,945 - Unknown - 89 F

AB 32
R 3
H 6
RBI 3
BB 1
SO 6
LOB 8



Batter	1	2	3	4	5	6	7	8	9	AB	R	H	RBI	BB	SO	LOB	BOTTOM										
Rod Carew, L (1, 3) OBP: 0.447, SLG: 0.441	K		FC1-5			4-3		SH2-4		3	0	0	0	1	1	1											
Carney Lansford, R (1, 5) OBP: 0.341, SLG: 0.437	L8		6-3			FC5-6		SH2-4		3	0	1	0	0	0	1											
Dan Ford, R (1, 8) OBP: 0.345, SLG: 0.450	6-3					E6		1-3		4	0	0	0	0	0	3											
Don Baylor, R (1, 7) OBP: 0.369, SLG: 0.536		F8				FC5-6		G3		4	1	1	1	0	0	4											
Brian Downing, R (1, 2) OBP: 0.420, SLG: 0.486						G3				3	0	0	0	1	0	2											
Joe Rudi, R (1, 9) OBP: 0.282, SLG: 0.364						1-3				4	0	0	0	0	1	1											
Bobby Grich, R (1, 4) OBP: 0.371, SLG: 0.560						1-4-3				4	0	1	0	0	1	1											
Merv Rettenmund, R (1, 10) OBP: 0.357, SLG: 0.344						5-3				3	0	1	0	0	0	0											
Willie Aikens, L (9, PH) OBP: 0.365, SLG: 0.500						FC1-5		FC6		1	0	0	0	0	0	1											
Jim Anderson, R (1, 6) OBP: 0.310, SLG: 0.357						6-3				2	0	1	0	0	0	0											
Inning Stats	R: 0 E: 0 K: 1 S: 5	H: 0 LOB: 0 BB: 0 P: 5	R: 0 E: 0 K: 1 S: 5	H: 0 LOB: 1 BB: 1 P: 9	R: 0 E: 0 K: 0 S: 4	H: 1 LOB: 1 BB: 0 P: 4	R: 1 E: 0 K: 0 S: 4	H: 1 LOB: 0 BB: 0 P: 4	R: 0 E: 0 K: 0 S: 3	H: 0 LOB: 0 BB: 0 P: 3	R: 0 E: 1 K: 0 S: 5	H: 1 LOB: 2 BB: 0 P: 5	R: 0 E: 0 K: 1 S: 5	H: 0 LOB: 0 BB: 0 P: 5	R: 0 E: 0 K: 0 S: 4	H: 1 LOB: 2 BB: 1 P: 8	R: 0 E: 0 K: 0 S: 4	H: 1 LOB: 1 BB: 0 P: 4	1B: 4 2B: 0 3B: 0 HR: 1	SF: 0 SAC: 2 DP: 0 HBP: 0	WP: 0 PB: 0 CS: 0	PA: 35					
PITCHER	IP	WLS	BF	H	R	ER	SO	BB	IBB	HBP	BLK	WP	HR	S	P	ERA	WHIP										
Geoff Zahn, L (1, 1) ERA: 3.34	7.1	W	29	4	1	1	3	2	0	0	0	0	1	33	41	1.23	0.818										
Mike Marshall, R (8, 1) ERA: 2.25	1.2	S	6	1	0	0	0	0	0	0	0	0	0	6	6	0.00	0.600										

Minnesota Twins @ California Angels
Anaheim Stadium, Anaheim, CA
Fri Jul 27 1979, 10:05 PM EDT
Att: 38,945 - Unknown - 89 F

AB 31
R 1
H 5
RBI 1
BB 2
SO 3
LOB 14



Batter	1	2	3	4	5	6	7	8	9	AB	R	H	RBI	BB	SO	LOB	TOP			
Rob Wilfong, L (1,4) OBP: 0.350, SLG: 0.456	F7		F7					F5		4	0	0	0	0	0	0				
Roy Smalley, S (1,6) OBP: 0.416, SLG: 0.540	F5					FC6-4 1B		F7		4	0	1	0	0	0	0				
Glenn Adams, L (1,7) OBP: 0.362, SLG: 0.463	6-3					FC6-4 1B 1-2		F8		4	0	0	0	0	0	1				
Ken Landreaux, L (1,8) OBP: 0.337, SLG: 0.407										4	0	2	0	0	0	0				
Danny Goodwin, L (1,10) OBP: 0.480, SLG: 0.773										2	0	1	0	1	0	0				
Hosken Powell, L (1,9) OBP: 0.415, SLG: 0.450										3	0	1	0	0	0	4				
Butch Wynegar, S (1,2) OBP: 0.379, SLG: 0.364										3	0	0	0	0	0	3				
Ron Jackson, R (1,3) OBP: 0.330, SLG: 0.439										3	0	0	0	0	1	0				
John Castino, R (1,5) OBP: 0.333, SLG: 0.379										2	0	0	0	0	1	0				
Mike Cubbage, L (8,PH) OBP: 0.338, SLG: 0.316										1	0	0	0	0	0	0				
Inning Stats	R: 0 E: 0 K: 0 S: 3	H: 0 LOB: 0 BB: 0 P: 3	R: 0 E: 0 K: 0 S: 3	H: 1 LOB: 1 BB: 1 P: 7	R: 0 E: 0 K: 0 S: 3	H: 0 LOB: 0 BB: 0 P: 3	R: 0 E: 0 K: 0 S: 5	H: 3 LOB: 2 BB: 0 P: 5	R: 0 E: 0 K: 1 S: 5	H: 0 LOB: 0 BB: 0 P: 5	R: 0 E: 0 K: 0 S: 4	H: 1 LOB: 1 BB: 0 P: 4	R: 0 E: 0 K: 1 S: 5	H: 0 LOB: 0 BB: 0 P: 5	R: 0 E: 0 K: 0 S: 3	H: 0 LOB: 0 BB: 0 P: 3	1B: 5 2B: 0 3B: 0 HR: 0	SF: 0 SAC: 0 DP: 1 HBP: 0	WP: 0 PB: 0 SB: 0 CS: 0	PA: 31
PITCHER Don Aase, R (1,1) ERA: 3.8	IP: 9.0 WLS: W BF: 31 H: 5 R: 0 ER: 0 SO: 2 BB: 1 IBB: 0 HBP: 0 BLK: 0 WP: 0 HR: 0 S: 34 P: 38 ERA: 0.00 WHIP: 0.667															PITCHER				

Minnesota Twins @ California Angels
Anaheim Stadium, Anaheim, CA
Sat Jul 28 1979, 10:05 PM EDT
Att: 41,891 - Unknown - 82 F

AB 30
R 0
H 5
RBI 0
BB 1
SO 2
LOB 8



Batter	1	2	3	4	5	6	7	8	9	AB	R	H	RBI	BB	SO	LOB	BOTTOM			
Rod Carew, L (1,3) OBP: 0.448, SLG: 0.447	6-3 1B 2B									4	3	2	0	0	1	2				
Carney Lansford, R (1,5) OBP: 0.342, SLG: 0.436	6-3									3	1	1	1	1	1	3				
Dan Ford, R (1,9) OBP: 0.342, SLG: 0.445										4	0	0	0	0	1	3				
Don Baylor, R (1,10) OBP: 0.373, SLG: 0.540										3	0	2	3	1	0	0				
Brian Downing, R (1,2) OBP: 0.418, SLG: 0.482										3	0	0	0	1	1	2				
Joe Rudi, R (1,7) OBP: 0.279, SLG: 0.359										4	0	0	0	0	2	4				
Bobby Grich, R (1,4) OBP: 0.372, SLG: 0.561										3	1	1	0	1	1	0				
Rick Miller, L (1,8) OBP: 0.387, SLG: 0.388										3	0	2	0	0	0	1				
Jim Anderson, R (1,6) OBP: 0.308, SLG: 0.347										3	0	0	0	1	0	3				
Inning Stats	R: 1 E: 1 K: 2 S: 9	H: 2 LOB: 2 BB: 1 P: 13	R: 0 E: 0 K: 2 S: 8	H: 1 LOB: 2 BB: 1 P: 12	R: 0 E: 0 K: 0 S: 3	H: 0 LOB: 0 BB: 0 P: 3	R: 0 E: 0 K: 1 S: 6	H: 1 LOB: 1 BB: 0 P: 6	R: 2 E: 0 K: 0 S: 7	H: 2 LOB: 1 BB: 1 P: 11	R: 2 E: 1 K: 0 S: 4	H: 1 LOB: 1 BB: 1 P: 8	R: 0 E: 0 K: 1 S: 5	H: 0 LOB: 1 BB: 1 P: 9	R: 0 E: 0 K: 0 S: 3	H: 1 LOB: 0 BB: 0 P: 3	1B: 5 2B: 3 3B: 0 HR: 0	SF: 0 SAC: 1 DP: 1 HBP: 0	WP: 0 PB: 0 SB: 0 CS: 1	PA: 36
PITCHER Jerry Koosman, L (1,1) ERA: 4.01 Mike Bacsik, R (5,1) ERA: 4.24	IP: 4.1 WLS: L BF: 22 H: 6 R: 3 ER: 3 SO: 5 BB: 3 IBB: 0 HBP: 0 BLK: 0 WP: 0 HR: 0 S: 29 P: 41 ERA: 6.23 WHIP: 2.077															PITCHER				

Minnesota Twins @ California Angels
Anaheim Stadium, Anaheim, CA
Sat Jul 28 1979, 10:05 PM EDT
Att: 41,891 - Unknown - 82 F

AB 30
R 5
H 8
RBI 4
BB 5
SO 7
LOB 18



Batter	1	2	3	4	5	6	7	8	9	AB	R	H	RBI	BB	SO	LOB	TOP																					
Mike Cabbage, L (1, 10) OBP: 0.338, SLG: 0.313 Jose Morales, R (7, PH) OBP: 0.346, SLG: 0.360	L8	G3					K			2	0	0	0	1	0	1	Minnesota Twins @ California Angels Anaheim Stadium, Anaheim, CA Sun Jul 29 1979, 6:33 AM EDT Att: 33,510 - Unknown - 94 F livebaseballscorecards.com																					
Roy Smalley, S (1, 6) OBP: 0.414, SLG: 0.535	4-3		4-3		G4-6-3		F7		L5	4	0	0	0	1	0	3																						
Glenn Adams, L (1, 7) OBP: 0.362, SLG: 0.462 Dave Edwards, R (7, 7) OBP: 0.358, SLG: 0.491	E1				1-3				K	3	0	1	0	0	0	1																						
Ken Landreaux, L (1, 8) OBP: 0.333, SLG: 0.402	4-3		F8						L9	4	0	0	0	0	0	3																						
Danny Goodwin, L (1, 3) OBP: 0.464, SLG: 0.840 Ron Jackson, R (8, PH) OBP: 0.329, SLG: 0.438 (8, 3)	4-3		F7						L9	3	1	1	1	0	0	3																						
Hosken Powell, L (1, 9) OBP: 0.413, SLG: 0.444 Bob Randall, R (9, PH) OBP: 0.338, SLG: 0.320				4-3					F7	2	0	0	0	1	0	0																						
Rob Wilfong, L (1, 4) OBP: 0.357, SLG: 0.458 Willie Norwood, R (9, PH) OBP: 0.302, SLG: 0.408		FC3-6								3	1	2	0	0	0	1																						
Butch Wynegar, S (1, 2) OBP: 0.379, SLG: 0.364 Bombo Rivera, R (9, PH) OBP: 0.341, SLG: 0.419		1B			5-3				1B	1	1	1	0	0	0	0																						
John Castino, R (1, 5) OBP: 0.332, SLG: 0.381									L9	3	0	1	0	0	0	2																						
Inning Stats	R: 0 E: 1 K: 0 S: 4	H: 0 LOB: 2 BB: 1 P: 8	R: 1 E: 0 K: 0 S: 4	H: 2 LOB: 1 BB: 1 P: 8	R: 0 E: 0 K: 0 S: 4	H: 1 LOB: 1 BB: 0 P: 4	R: 0 E: 0 K: 0 S: 4	H: 1 LOB: 1 BB: 0 P: 4	R: 0 E: 0 K: 0 S: 2	H: 0 LOB: 0 BB: 1 P: 6	R: 0 E: 0 K: 1 S: 5	H: 0 LOB: 0 BB: 0 P: 5	R: 0 E: 0 K: 1 S: 5	H: 0 LOB: 0 BB: 0 P: 5	R: 1 E: 0 K: 0 S: 6	H: 3 LOB: 2 BB: 0 P: 6		1B: 7 2B: 1 3B: 0 HR: 1	SF: 0 SAC: 0 DP: 1 HBP: 0	WP: 0 PB: 0 SB: 0 CS: 0	PA: 38																	
PITCHER	IP	WLS	BF	H	R	ER	SO	BB	IBB	HBP	BLK	WP	HR	S	P	ERA	WHIP	PITCHER				IP	WLS	BF	H	R	ER	SO	BB	IBB	HBP	BLK	WP	HR	S	P	ERA	WHIP
Steve Eddy, R (1, 1) ERA: 4.18	6.0	W	26	6	2	2	0	3	0	0	0	0	1	23	35	3.00	1.500					6.0	W	26	6	2	2	0	3	0	0	0	0	1	23	35	3.00	1.500
Dave LaRoche, L (7, 1) ERA: 5.62	3.0	S	12	3	1	1	2	0	0	0	0	0	0	16	16	3.00	1.000					3.0	S	12	3	1	1	2	0	0	0	0	0	16	16	3.00	1.000	

Batter	1	2	3	4	5	6	7	8	9	AB	R	H	RBI	BB	SO	LOB	BOTTOM																					
Rod Carew, L (1, 3) OBP: 0.455, SLG: 0.455	HR	1B		4-3		1B		1B		5	2	4	0	0	0	1	Minnesota Twins @ California Angels Anaheim Stadium, Anaheim, CA Sun Jul 29 1979, 6:33 AM EDT Att: 33,510 - Unknown - 94 F livebaseballscorecards.com																					
Carney Lansford, R (1, 5) OBP: 0.341, SLG: 0.434	K	1B		F8		F8		K		5	0	1	1	0	2	4																						
Dan Ford, R (1, 9) OBP: 0.345, SLG: 0.455	HR	F9		F9				4-3	BB	5	2	3	2	0	0	3																						
Don Baylor, R (1, 10) OBP: 0.375, SLG: 0.547	FC9-2	3B		F7		1B		F8	4-3	4	2	2	0	1	0	2																						
Brian Downing, R (1, 2) OBP: 0.421, SLG: 0.479	BB			3B		K		4-3		2	1	0	1	3	1	3																						
Joe Rudi, R (1, 7) OBP: 0.277, SLG: 0.367	FC9-2			F7		F3		FC2-6	HR	5	1	1	3	0	0	5																						
Bobby Grich, R (1, 4) OBP: 0.375, SLG: 0.566		K		3B		FC6		1-3	L7	4	0	2	2	1	1	0																						
Rick Miller, L (1, 8) OBP: 0.380, SLG: 0.380	1-3			4-3		FC6		1-3		4	0	0	0	0	0	4																						
Jim Anderson, R (1, 6) OBP: 0.313, SLG: 0.347	1B			F8		K		F7		3	1	1	0	1	1	2																						
Inning Stats	R: 2 E: 0 K: 1 S: 7	H: 3 LOB: 1 BB: 1 P: 11	R: 1 E: 0 K: 0 S: 7	H: 2 LOB: 2 BB: 1 P: 11	R: 1 E: 0 K: 0 S: 4	H: 1 LOB: 1 BB: 1 P: 8	R: 0 E: 0 K: 0 S: 4	H: 1 LOB: 1 BB: 0 P: 4	R: 1 E: 0 K: 1 S: 7	H: 2 LOB: 1 BB: 0 P: 7	R: 0 E: 0 K: 1 S: 7	H: 2 LOB: 2 BB: 0 P: 7	R: 0 E: 0 K: 0 S: 3	H: 0 LOB: 2 BB: 2 P: 11	R: 4 E: 0 K: 1 S: 8	H: 3 LOB: 0 BB: 1 P: 12		1B: 9 2B: 2 3B: 2 HR: 2	SF: 0 SAC: 0 DP: 1 HBP: 0	WP: 0 PB: 0 SB: 1 CS: 0	PA: 43																	
PITCHER	IP	WLS	BF	H	R	ER	SO	BB	IBB	HBP	BLK	WP	HR	S	P	ERA	WHIP	PITCHER				IP	WLS	BF	H	R	ER	SO	BB	IBB	HBP	BLK	WP	HR	S	P	ERA	WHIP
Darrell Jackson, L (1, 1) ERA: 4.29	3.0	L	17	6	4	4	2	3	0	0	0	0	1	18	30	12.00	3.000					3.0	L	17	6	4	4	2	3	0	0	0	1	18	30	12.00	3.000	
Pete Redfern, R (4, 1) ERA: 2.97	4.0		19	5	1	1	2	2	0	0	0	0	0	21	29	2.25	1.750					4.0		19	5	1	1	2	2	0	0	0	0	21	29	2.25	1.750	
Mike Bacsik, R (8, 1) ERA: 4.91	1.0		7	3	4	4	1	1	0	0	0	0	1	8	12	36.00	4.000					1.0		7	3	4	4	1	1	0	0	0	1	8	12	36.00	4.000	



Batter	1	2	3	4	5	6	7	8	9	AB	R	H	RBI	BB	SO	LOB	TOP										
Larry Milbourne, S OBP: 0.322, SLG: 0.349 (1, 4)										4	0	1	0	1	1	1	Seattle Mariners @ California Angels Anaheim Stadium, Anaheim, CA Mon Jul 30 1979, 10:05 PM EDT Att: 35,584 - Unknown										
Ruppert Jones, L OBP: 0.345, SLG: 0.463 (1, 8)										4	2	2	1	1	0	2											
Dan Meyer, L OBP: 0.349, SLG: 0.500 (1, 3)										4	2	2	0	1	0	0											
Willie Horton, R OBP: 0.320, SLG: 0.454 (1, 10)										5	2	3	6	0	1	2											
Tom Paciorek, R OBP: 0.384, SLG: 0.478 Joe Simpson, L OBP: 0.270, SLG: 0.329 (1, 9) (9, 9)										5	1	4	0	0	0	1											
Bob Stinson, S OBP: 0.386, SLG: 0.374 (1, 2)										4	0	1	1	0	0	3											
Leon Roberts, R OBP: 0.342, SLG: 0.439 John Hale, L OBP: 0.342, SLG: 0.365 (1, 7) (9, 7)										4	0	1	0	0	2	2											
Bill Stein, R OBP: 0.289, SLG: 0.322 (1, 5)										4	1	1	0	0	0	3											
Mario Mendoza, R OBP: 0.218, SLG: 0.259 (1, 6)										4	0	0	0	0	1	2											
Inning Stats	R: 0 E: 0 K: 0 S: 4	H: 2 LOB: 1 BB: 0 P: 4	R: 1 E: 0 K: 1 S: 7	H: 2 LOB: 1 BB: 0 P: 7	R: 0 E: 0 K: 1 S: 2	H: 0 LOB: 0 BB: 1 P: 6	R: 0 E: 0 K: 1 S: 5	H: 1 LOB: 0 BB: 0 P: 5	R: 0 E: 0 K: 2 S: 7	H: 0 LOB: 0 BB: 0 P: 7	R: 3 E: 0 K: 1 S: 9	H: 4 LOB: 2 BB: 1 P: 13	R: 0 E: 0 K: 0 S: 3	H: 1 LOB: 0 BB: 0 P: 3	R: 1 E: 0 K: 0 S: 5	H: 2 LOB: 1 BB: 0 P: 5		R: 3 E: 0 K: 0 S: 6	H: 3 LOB: 1 BB: 1 P: 10	1B: 10 2B: 3 3B: 0 HR: 2	SF: 0 SAC: 0 DP: 3 HBP: 0	WP: 2 PB: 0 SB: 0 CS: 1	PA: 41				
PITCHER	IP	WLS	BF	H	R	ER	SO	BB	IBB	HBP	BLK	WP	HR	S	P	ERA	WHIP										
Jim Barr, R ERA: 4.05 (1, 1)	5.2	L	25	9	4	4	5	2	0	0	0	0	1	33	41	6.35	1.941										
Mike Barlow, R ERA: 4.59 (6, 1)	3.0		12	4	2	2	0	0	0	0	0	1	1	12	12	6.00	1.333										
Ralph Botting, L ERA: 12.19 (9, 1)	0.1		4	2	2	2	0	1	0	0	1	1	0	3	7	54.00	9.000										

AB	38
R	8
H	15
RBI	8
BB	3
SO	5
LOB	16



Batter	1	2	3	4	5	6	7	8	9	AB	R	H	RBI	BB	SO	LOB	BOTTOM										
Rod Carew, L OBP: 0.448, SLG: 0.447 (1, 3)										4	0	0	0	0	1	1	Seattle Mariners @ California Angels Anaheim Stadium, Anaheim, CA Mon Jul 30 1979, 10:05 PM EDT Att: 35,584 - Unknown										
Carney Lansford, R OBP: 0.338, SLG: 0.430 (1, 5)										4	0	0	0	0	1	1											
Dan Ford, R OBP: 0.342, SLG: 0.451 (1, 9)										4	0	0	0	0	1	0											
Don Baylor, R OBP: 0.376, SLG: 0.549 (1, 7)										4	0	2	0	0	0	0											
Willie Aikens, L OBP: 0.365, SLG: 0.495 (1, 10)										3	0	0	0	0	2	2											
Brian Downing, R OBP: 0.420, SLG: 0.481 (1, 2)										3	0	1	0	0	0	2											
Bobby Grich, R OBP: 0.372, SLG: 0.561 (1, 4)										3	0	0	0	0	2	2											
Rick Miller, L OBP: 0.384, SLG: 0.381 (1, 8)										2	0	1	0	1	1	0											
Jim Anderson, R OBP: 0.309, SLG: 0.341 Willie Davis, L OBP: 0.227, SLG: 0.238 Bert Campaneris, R OBP: 0.276, SLG: 0.241 (1, 6) (8, PH) (9, 6)										2	0	0	0	0	1	1											
Inning Stats	R: 0 E: 0 K: 0 S: 3	H: 0 LOB: 0 BB: 0 P: 3	R: 0 E: 0 K: 1 S: 6	H: 1 LOB: 1 BB: 0 P: 6	R: 0 E: 0 K: 3 S: 10	H: 1 LOB: 1 BB: 0 P: 10	R: 0 E: 0 K: 1 S: 6	H: 1 LOB: 1 BB: 0 P: 6	R: 0 E: 0 K: 2 S: 7	H: 0 LOB: 0 BB: 0 P: 7	R: 0 E: 0 K: 0 S: 3	H: 0 LOB: 0 BB: 0 P: 3	R: 0 E: 0 K: 1 S: 6	H: 1 LOB: 0 BB: 0 P: 6	R: 0 E: 0 K: 0 S: 2	H: 0 LOB: 0 BB: 1 P: 6		R: 0 E: 0 K: 1 S: 5	H: 0 LOB: 0 BB: 0 P: 5	1B: 2 2B: 2 3B: 0 HR: 0	SF: 0 SAC: 0 DP: 1 HBP: 0	WP: 0 PB: 0 SB: 0 CS: 0	PA: 31				
PITCHER	IP	WLS	BF	H	R	ER	SO	BB	IBB	HBP	BLK	WP	HR	S	P	ERA	WHIP										
Mike Parrott, R ERA: 3.52 (1, 1)	9.0	W	31	4	0	0	9	1	0	0	0	0	0	48	52	0.00	0.556										



Batter	1	2	3	4	5	6	7	8	9	AB	R	H	RBI	BB	SO	LOB	TOP				
Larry Milbourne, S OBP: 0.317, SLG: 0.344 (1, 4)	F7		F7		G6-4-3			K		4	0	0	0	0	1	2	Seattle Mariners @ California Angels Anaheim Stadium, Anaheim, CA Tue Jul 31 1979, 10:05 PM EDT Att: 25,198 - Unknown livebaseballscores.com				
Ruppert Jones, L OBP: 0.344, SLG: 0.460 (1, 8)	K		FC4-6 1B			4-3		F7		4	0	1	1	0	1	0					
Dan Meyer, L OBP: 0.345, SLG: 0.495 (1, 3)	F6		FC4-6			4-3			F8	4	0	0	0	0	0	1					
Willie Horton, R OBP: 0.322, SLG: 0.455 (1, 10)		FC6-4 1B		F9		L6			1B	4	0	2	0	0	0	0					
Tom Paciorek, R OBP: 0.376, SLG: 0.466 (1, 9)	L7			K			K		K	4	0	0	0	0	3	2					
Bob Stinson, S OBP: 0.394, SLG: 0.367 (1, 2)	L8			FC6-4 HBP			K		F9	3	0	0	0	0	1	2					
Leon Roberts, R OBP: 0.348, SLG: 0.436 (1, 7)	FC6-4			FC6-4						2	0	0	0	1	0	2					
Bill Stein, R OBP: 0.289, SLG: 0.322 (1, 5)			SH3-4 1B		F9			F9		3	1	1	0	0	0	1					
Mario Mendoza, R OBP: 0.221, SLG: 0.261 (8, PH)			SH3-4							1	0	1	0	0	0	0					
Joe Simpson, L OBP: 0.299, SLG: 0.327 (8, PH)										1	0	0	0	0	0	0					
Bobby Valentine, R OBP: 0.358, SLG: 0.316 (8, 6)					G6-4-3 1B			F5		0	0	0	0	0	0	0					
Inning Stats	R: 0 E: 0 K: 1 S: 5	H: 0 LOB: 0 BB: 0 P: 5	R: 0 E: 0 K: 0 S: 4	H: 1 LOB: 1 BB: 0 P: 4	R: 1 E: 0 K: 0 S: 5	H: 2 LOB: 1 BB: 0 P: 5	R: 0 E: 0 K: 1 S: 5	H: 0 LOB: 1 BB: 0 P: 6	R: 0 E: 0 K: 0 S: 3	H: 0 LOB: 0 BB: 0 P: 3	R: 0 E: 0 K: 2 S: 7	H: 0 LOB: 1 BB: 1 P: 11	R: 0 E: 0 K: 1 S: 5	H: 0 LOB: 0 BB: 0 P: 5	R: 0 E: 0 K: 1 S: 6	H: 1 LOB: 1 BB: 0 P: 6		1B: 5 2B: 0 3B: 0 HR: 0	SF: 0 SAC: 1 DP: 1 HBP: 1	WP: 0 PB: 0 SB: 0 CS: 0	PA: 33
PITCHER Dave Frost, R ERA: 3.8 (1, 1)	IP: 9.0 WLS: W BF: 33 H: 5 R: 1 ER: 1 SO: 6 BB: 1 IBB: 0 HBP: 1 BLK: 0 WP: 0 HR: 0 S: 43 P: 48 ERA: 1.00 WHIP: 0.667															PITCHER					

Batter	1	2	3	4	5	6	7	8	9	AB	R	H	RBI	BB	SO	LOB	BOTTOM										
Rod Carew, L OBP: 0.453, SLG: 0.450 (1, 3)	FC9-6 1B		5-3		SH1-3		SH1-4 1B			3	1	2	0	1	0	0	Seattle Mariners @ California Angels Anaheim Stadium, Anaheim, CA Tue Jul 31 1979, 10:05 PM EDT Att: 25,198 - Unknown livebaseballscores.com										
Camey Lansford, R OBP: 0.337, SLG: 0.428 (1, 5)	FC9-6 1B		1B		5-3		SH1-4 1B			4	0	1	0	0	0	5											
Dan Ford, R OBP: 0.345, SLG: 0.463 (1, 9)	K		1B		4-3		1B			5	2	3	2	0	1	2											
Don Baylor, R OBP: 0.376, SLG: 0.548 (1, 7)	K		F9			WP 1B	1B	2B	F6	4	2	1	0	1	1	3											
Willie Aikens, L OBP: 0.362, SLG: 0.490 (1, 10)		F7		G3		F7	1B	1B	6-3	5	1	1	1	0	0	1											
Brian Downing, R OBP: 0.422, SLG: 0.481 (1, 2)	1-3		G3 1B			WP 1B	1B	1B	K	4	2	2	1	1	1	0											
Rick Miller, L OBP: 0.386, SLG: 0.384 (1, 8)		1B		G3		F7	BB 1B	1B		4	0	2	1	0	0	3											
Bobby Grich, R OBP: 0.374, SLG: 0.561 (9, 6)	G3		F6				BB 1B	1B		4	0	2	3	0	0	2											
Bert Campaneris, R OBP: 0.276, SLG: 0.241 (9, 6)							1B	1B		0	0	0	0	0	0	0											
Jim Anderson, R OBP: 0.307, SLG: 0.339 (9, 4)			6-3		SH1-3 1B		L5	F4		4	0	1	0	0	0	3											
Inning Stats	R: 0 E: 0 K: 2 S: 8	H: 1 LOB: 1 BB: 0 P: 8	R: 0 E: 0 K: 0 S: 4	H: 1 LOB: 1 BB: 0 P: 4	R: 0 E: 0 K: 0 S: 5	H: 2 LOB: 2 BB: 0 P: 5	R: 0 E: 0 K: 0 S: 4	H: 1 LOB: 1 BB: 0 P: 4	R: 0 E: 0 K: 0 S: 4	H: 1 LOB: 1 BB: 0 P: 4	R: 2 E: 0 K: 0 S: 5	H: 2 LOB: 3 BB: 2 P: 17	R: 1 E: 0 K: 1 S: 6	H: 1 LOB: 0 BB: 0 P: 6	R: 0 E: 0 K: 1 S: 6	H: 0 LOB: 0 BB: 0 P: 6		1B: 12 2B: 2 3B: 0 HR: 1	SF: 0 SAC: 2 DP: 0 HBP: 0	WP: 1 PB: 0 SB: 2 CS: 0	PA: 42						
PITCHER Rob Dressler, R ERA: 5.68 (1, 1)	IP: 5.2 WLS: L BF: 25 H: 7 R: 2 ER: 2 SO: 2 BB: 1 IBB: 0 HBP: 0 BLK: 0 WP: 1 HR: 0 S: 28 P: 32 ERA: 3.18 WHIP: 1.412															PITCHER											
Byron McLaughlin, R ERA: 5.35 (6, 1)	0.2	7	4	4	4	0	0	1	0	6	10	54.00	6.000														
Randy Stein, R ERA: 6.6 (7, 1)	0.0	1	1	0	0	0	0	0	0	1	1	∞	∞														
Rich Hinton, L ERA: 6.19 (7, 1)	0.1	4	2	1	1	0	1	0	0	3	7	27.00	9.000														
John Montague, R ERA: 5.6 (7, 1)	1.1	5	1	1	1	1	0	0	0	7	7	6.75	0.750														

Batter	1	2	3	4	5	6	7	8	9	AB	R	H	RBI	BB	SO	LOB	TOP										
Larry Milbourne, S OBP: 0.312, SLG: 0.337 (1, 4)	0-0 6-3	0-0 G4-6-3		0-0 4-3		0-0 F8			0-0 6-3	5	0	0	0	0	0	2											
Ruppert Jones, L OBP: 0.349, SLG: 0.468 (1, 8)	4-0 2B	0-0 2B		0-0 1B		0-0 1B			0-0 G3	4	2	3	1	1	0	0											
Dan Meyer, L OBP: 0.351, SLG: 0.508 (1, 3)	0-0 1B	0-0 F9		0-0 1B		0-0 CS			4-0 CS	4	2	3	3	1	0	1											
Willie Horton, R OBP: 0.323, SLG: 0.455 (1, 10)	0-0 1B			0-0 1B		0-0 FC4-6			0-0 CS	4	1	2	1	0	1	1											
Tom Paciorek, R OBP: 0.373, SLG: 0.461 Joe Simpson, L OBP: 0.269, SLG: 0.327 (1, 9) (8, 9)	0-0 1B			0-3 K		0-3 K			0-0 F2	4	0	1	0	0	2	1											
Bob Stinson, S OBP: 0.362, SLG: 0.365 (1, 2)	0-0 1B			0-0 F7		0-0 6-3			0-0 F5	0	0	0	0	0	0	0											
Leon Roberts, R OBP: 0.345, SLG: 0.431 John Hale, L OBP: 0.342, SLG: 0.365 (1, 7) (9, 7)	0-0 F8			0-0 L4		0-0 4-3			0-0 6-3	4	0	0	0	0	0	3											
Bill Stein, R OBP: 0.294, SLG: 0.342 (1, 5)	0-0 F9			0-0 SH1-4		0-0 HR			0-3 K	4	2	2	1	0	1	2											
Mario Mendoza, R OBP: 0.222, SLG: 0.262 (1, 6)		0-0 1B		0-0 SH1-4		0-3 K			0-0 4-3	3	0	1	0	0	1	0											
Inning Stats	R: 3 E: 0 K: 0 S: 7	H: 4 LOB: 2 BB: 1 P: 11	R: 0 E: 0 K: 0 S: 4	H: 2 LOB: 1 BB: 0 P: 4	R: 0 E: 0 K: 1 S: 6	H: 1 LOB: 1 BB: 0 P: 6	R: 2 E: 0 K: 0 S: 6	H: 3 LOB: 1 BB: 0 P: 6	R: 0 E: 0 K: 1 S: 5	H: 0 LOB: 0 BB: 0 P: 5	R: 1 E: 0 K: 1 S: 6	H: 2 LOB: 0 BB: 0 P: 6	R: 1 E: 0 K: 1 S: 6	H: 1 LOB: 0 BB: 0 P: 6	R: 0 E: 0 K: 1 S: 5	H: 0 LOB: 0 BB: 0 P: 5	R: 0 E: 0 K: 0 S: 2	H: 0 LOB: 0 BB: 1 P: 6	1B: 8 2B: 3 3B: 0 HR: 2	SF: 0 SAC: 1 DP: 1 HBP: 0	WP: 0 PB: 0 SB: 0 CS: 2	PA: 41					
PITCHER	IP	WLS	BF	H	R	ER	SO	BB	IBB	HBP	BLK	WP	HR	S	P	ERA	WHIP										
Don Aase, R ERA: 3.97 (1, 1)	0.1		6	4	3	3	0	1	0	0	0	0	0	5	9	81.00	15.000										
Mike Barlow, R ERA: 5.01 (1, 1)	3.1		14	5	2	2	1	0	0	0	0	0	0	16	16	5.40	1.500										
Dave LaRoche, L ERA: 5.7 (4, 1)	2.1	L	10	4	2	2	2	0	0	0	0	0	2	14	14	7.71	1.714										
Mark Clear, R ERA: 3.14 (7, 1)	3.0		9	0	0	0	2	1	0	0	0	0	0	12	16	0.00	0.333										

Seattle Mariners @ California Angels
Anaheim Stadium, Anaheim, CA
Wed Aug 01 1979, 10:05 PM EDT
Att: 29,446 - Unknown

AB 36
R 7
H 13
RBI 7
BB 2
SO 5
LOB 11



Batter	1	2	3	4	5	6	7	8	9	AB	R	H	RBI	BB	SO	LOB	BOTTOM										
Rick Miller, L OBP: 0.386, SLG: 0.381 (1, 8)	0-0 FC5-4	0-3 K		0-0 G4-6-3		4-0 2B			0-0 6-3	4	1	1	0	1	1	3											
Camey Lansford, R OBP: 0.338, SLG: 0.432 (1, 5)	0-0 FC5-4			0-0 6-3		0-0 2B			0-0 6-3	5	0	2	2	0	0	1											
Dan Ford, R OBP: 0.343, SLG: 0.459 (1, 9)	0-0 F9			0-0 1B		0-0 F7			0-3 K	5	1	1	0	0	1	3											
Don Baylor, R OBP: 0.377, SLG: 0.546 (1, 7)	0-3 K			0-0 2B		0-0 5-3			0-0 F9	5	1	2	0	0	1	2											
Brian Downing, R OBP: 0.419, SLG: 0.479 (1, 2)		0-0 E1		0-0 SF9		0-0 F7			0-0 5-3	4	1	1	1	0	0	2											
Joe Rudi, R OBP: 0.276, SLG: 0.367 (1, 3)		0-3 K		0-0 2B		0-0 6-3			0-3 K	5	0	1	1	0	3	3											
Bobby Grich, R OBP: 0.378, SLG: 0.559 (1, 4)		4-0 FC5-4		0-0 6-3		4-0 2B			4-0 2B	1	1	0	0	3	0	1											
Merv Rettenmund, R OBP: 0.370, SLG: 0.375 Willie Aikens, L OBP: 0.361, SLG: 0.488 (1, 10) (7, PH)	0-0 FC5-4	0-0 1B		0-0 F9		0-0 5-3			0-0 F7	3	1	2	1	0	0	0											
Jim Anderson, R OBP: 0.308, SLG: 0.338 Willie Davis, L OBP: 0.222, SLG: 0.233 Bert Campaneris, R OBP: 0.276, SLG: 0.241 (1, 6) (8, PH) (9, 6)	0-0 FC5-4	0-0 1B		0-0 F9		0-0 5-3			0-0 4-3	3	0	1	1	0	0	3											
Inning Stats	R: 0 E: 0 K: 1 S: 6	H: 1 LOB: 1 BB: 0 P: 6	R: 1 E: 1 K: 2 S: 9	H: 1 LOB: 2 BB: 1 P: 13	R: 2 E: 0 K: 0 S: 6	H: 3 LOB: 1 BB: 0 P: 6	R: 0 E: 0 K: 0 S: 3	H: 1 LOB: 0 BB: 0 P: 3	R: 0 E: 0 K: 0 S: 4	H: 1 LOB: 1 BB: 0 P: 4	R: 3 E: 0 K: 0 S: 5	H: 2 LOB: 1 BB: 2 P: 13	R: 0 E: 1 K: 1 S: 6	H: 1 LOB: 2 BB: 1 P: 10	R: 0 E: 0 K: 0 S: 3	H: 0 LOB: 0 BB: 0 P: 3	R: 0 E: 0 K: 2 S: 8	H: 1 LOB: 1 BB: 0 P: 8	1B: 7 2B: 4 3B: 0 HR: 0	SF: 1 SAC: 0 DP: 1 HBP: 0	WP: 0 PB: 0 SB: 0 CS: 0	PA: 42					
PITCHER	IP	WLS	BF	H	R	ER	SO	BB	IBB	HBP	BLK	WP	HR	S	P	ERA	WHIP										
Rick Honeycutt, L ERA: 3.77 (1, 1)	5.2		28	8	6	5	3	3	0	0	0	0	0	31	43	7.94	1.941										
Randy Stein, R ERA: 5.4 (6, 1)	3.1	W	14	3	0	0	3	1	0	0	0	0	0	19	23	0.00	1.200										

Seattle Mariners @ California Angels
Anaheim Stadium, Anaheim, CA
Wed Aug 01 1979, 10:05 PM EDT
Att: 29,446 - Unknown

AB 37
R 6
H 11
RBI 6
BB 4
SO 6
LOB 20



Batter	1	2	3	4	5	6	7	8	9	AB	R	H	RBI	BB	SO	LOB	TOP					
Rick Miller, L OBP: 0.388, SLG: 0.383 (1, 8)										4	0	2	0	0	0	0						
Carney Lansford, R OBP: 0.337, SLG: 0.435 (1, 5)										4	1	1	0	0	3	2						
Dan Ford, R OBP: 0.340, SLG: 0.455 (1, 9)										4	0	0	1	0	0	2						
Don Baylor, R OBP: 0.378, SLG: 0.546 (1, 7)										4	0	2	0	0	1	2						
Brian Downing, R OBP: 0.425, SLG: 0.481 (1, 2)										2	0	2	0	2	0	0						
Joe Rudi, R OBP: 0.276, SLG: 0.366 (1, 3)										4	0	1	0	0	0	5						
Bobby Grich, R OBP: 0.376, SLG: 0.556 (1, 4)										4	0	1	0	0	2	6						
Merv Rettenmund, R OBP: 0.355, SLG: 0.358 (1, 10)										3	0	0	0	0	1	4						
Rod Carew, L OBP: 0.451, SLG: 0.448 (9, PH)										1	0	0	0	0	1	1						
Jim Anderson, R OBP: 0.301, SLG: 0.331 (1, 6)										3	0	0	0	0	1	3						
Willie Aikens, L OBP: 0.360, SLG: 0.486 (9, PH)										1	0	0	0	0	0	1						
Inning Stats	R: 0 E: 0 K: 1 S: 5	H: 1 LOB: 0 BB: 0 P: 5	R: 0 E: 0 K: 2 S: 9	H: 2 LOB: 3 BB: 1 P: 13	R: 0 E: 0 K: 2 S: 8	H: 1 LOB: 1 BB: 0 P: 8	R: 0 E: 0 K: 1 S: 6	H: 1 LOB: 1 BB: 0 P: 6	R: 0 E: 0 K: 1 S: 5	H: 0 LOB: 0 BB: 1 P: 5	R: 0 E: 1 K: 0 S: 4	H: 0 LOB: 2 BB: 1 P: 8	R: 0 E: 0 K: 1 S: 5	H: 0 LOB: 0 BB: 0 P: 5	R: 1 E: 0 K: 0 S: 5	H: 3 LOB: 1 BB: 0 P: 5	R: 0 E: 0 K: 1 S: 5	H: 1 LOB: 0 BB: 0 P: 5	1B: 8 2B: 0 3B: 1 HR: 0	SF: 0 SAC: 0 DP: 2 HBP: 0	WP: 0 PB: 0 SB: 0 CS: 1	PA: 36
PITCHER	IP	WLS	BF	H	R	ER	SO	BB	IBB	HBP	BLK	WP	HR	S	P	ERA	WHIP					
Jerry Kosman, L ERA: 3.89 (1, 1)	7.1	W	32	8	1	1	8	2	0	0	0	0	0	46	54	1.23	1.364					
Mike Marshall, R ERA: 2.38 (8, 1)	1.2	S	4	1	0	0	1	0	0	0	0	0	0	6	6	0.00	0.600					

California Angels @ Minnesota Twins
Metropolitan Stadium, Bloomington, MI

AB 34
R 1
H 9
RBI 1
BB 2
SO 9
LOB 26



WP: 0 PA: 36
PB: 0
SB: 0
CS: 1

Batter	1	2	3	4	5	6	7	8	9	AB	R	H	RBI	BB	SO	LOB	BOTTOM				
Hosken Powell, L OBP: 0.406, SLG: 0.444 (1, 9)										4	1	2	0	0	0	0					
Rob Wilfong, L OBP: 0.356, SLG: 0.455 (1, 4)										2	1	1	1	0	0	0					
Ken Landreaux, L OBP: 0.340, SLG: 0.409 (1, 8)										4	1	2	0	0	0	2					
Danny Goodwin, L OBP: 0.419, SLG: 0.658 (1, 10)										4	0	2	1	0	1	0					
Ron Jackson, R OBP: 0.325, SLG: 0.431 (1, 3)										4	0	0	0	0	0	3					
Glenn Adams, L OBP: 0.355, SLG: 0.448 (1, 7)										3	0	0	0	0	0	1					
Dave Edwards, R OBP: 0.355, SLG: 0.486 (8, PH) (9, 7)										1	0	0	0	0	0	2					
Roy Smalley, S OBP: 0.403, SLG: 0.526 (1, 6)										3	1	1	1	0	0	0					
Butch Wynegar, S OBP: 0.370, SLG: 0.353 (1, 2)										3	0	0	0	0	0	0					
John Castino, R OBP: 0.327, SLG: 0.371 (1, 5)										3	0	0	0	0	2	0					
Inning Stats	R: 2 E: 1 K: 0 S: 6	H: 3 LOB: 1 BB: 0 P: 6	R: 0 E: 0 K: 0 S: 3	H: 0 LOB: 0 BB: 0 P: 3	R: 1 E: 0 K: 0 S: 4	H: 1 LOB: 0 BB: 0 P: 4	R: 0 E: 0 K: 0 S: 3	H: 0 LOB: 0 BB: 0 P: 3	R: 0 E: 0 K: 1 S: 6	H: 1 LOB: 2 BB: 0 P: 7	R: 0 E: 0 K: 1 S: 5	H: 0 LOB: 0 BB: 0 P: 5	R: 1 E: 0 K: 1 S: 6	H: 1 LOB: 0 BB: 0 P: 6	R: 0 E: 0 K: 0 S: 5	H: 2 LOB: 2 BB: 0 P: 5	1B: 5 2B: 1 3B: 1 HR: 1	SF: 1 SAC: 0 DP: 0 HBP: 1	WP: 0 PB: 0 SB: 0 CS: 0	PA: 33	
PITCHER	IP	WLS	BF	H	R	ER	SO	BB	IBB	HBP	BLK	WP	HR	S	P	ERA	WHIP				
Jim Barr, R ERA: 4.08 (1, 1)	8.0	L	33	8	4	4	3	0	0	1	0	0	1	38	39	4.50	1.000				

California Angels @ Minnesota Twins
Metropolitan Stadium, Bloomington, MI

AB 31
R 4
H 8
RBI 3
BB 0
SO 3
LOB 8



WP: 0 PA: 33
PB: 0
SB: 0
CS: 0

Batter	1	2	3	4	5	6	7	8	9	AB	R	H	RBI	BB	SO	LOB	TOP										
Rick Miller, L OBP: 0.392, SLG: 0.394 (1, 8)	4-0 FC5-4 BB	0-0 1-3		0-0 6-3			0-0 2B		0-0 HR 2B	4	1	2	1	1	0	2											
Carney Lansford, R OBP: 0.335, SLG: 0.439 (1, 5)	0-0 FC5-4 BB 1B 4-3		0-0 5-3		0-3 K		0-3 K		0-0 HR	5	2	1	2	0	2	2											
Dan Ford, R OBP: 0.339, SLG: 0.452 (1, 9)	0-0 4-3 BB 1B		0-0 E6 4-3 S		0-0 6-3		0-0 5-3		0-0 F9	5	1	1	0	0	0	1											
Don Baylor, R OBP: 0.376, SLG: 0.541 (1, 10)	4-0 4-3 1B BB		0-0 4-3		0-0 F8			0-0 G3	0-0 F6	4	1	0	0	1	0	1											
Willie Aikens, L OBP: 0.356, SLG: 0.479 (1, 3)	0-0 4-3		0-3 K		0-0 6-3			0-0 F8		4	0	0	1	0	1	3											
Brian Downing, R OBP: 0.428, SLG: 0.483 (1, 2)	0-0 1B		0-0 F9		0-0 G5-4-3 BB			0-0 3B 1B		3	1	2	2	1	0	0											
Joe Rudi, R OBP: 0.278, SLG: 0.375 (1, 7)	0-3 K		0-0 1B 1B		0-0 G5-4-3 1-2			0-0 3B 1B		4	0	2	1	0	1	2											
Bobby Grich, R OBP: 0.373, SLG: 0.549 (1, 4)		0-0 4-3		0-0 F9			0-0 6-3	0-0 5-3		4	0	0	0	0	0	2											
Bert Campaneris, R OBP: 0.281, SLG: 0.258 (1, 6)		0-0 6-3		0-0 S 1B			0-0 2B 3B	0-0 B1-3		4	1	2	0	0	0	0											
Inning Stats	R: 3 E: 0 K: 1 S: 7	H: 2 LOB: 1 BB: 2 P: 15	R: 0 E: 0 K: 0 S: 3	H: 0 LOB: 0 BB: 0 P: 3	R: 0 E: 1 K: 1 S: 6	H: 0 LOB: 1 BB: 0 P: 6	R: 0 E: 0 K: 0 S: 5	H: 2 LOB: 2 BB: 0 P: 5	R: 0 E: 0 K: 1 S: 5	H: 0 LOB: 0 BB: 0 P: 5	R: 1 E: 0 K: 1 S: 7	H: 2 LOB: 1 BB: 0 P: 7	R: 1 E: 0 K: 0 S: 5	H: 2 LOB: 1 BB: 0 P: 5	R: 2 E: 0 K: 0 S: 5	H: 2 LOB: 0 BB: 0 P: 5	1B: 5 2B: 2 3B: 2 HR: 1	SF: 0 SAC: 0 DP: 1 HBP: 0	WP: 0 PB: 0 SB: 2 CS: 0	PA: 40							
PITCHER	IP	WLS	BF	H	R	ER	SO	BB	IBB	HBP	BLK	WP	HR	S	P	ERA	WHIP										
Dave Goltz, R ERA: 4.19 (1, 1)	8.0	L	35	8	5	5	4	3	0	0	0	0	0	40	52	5.62	1.375										
Mike Bacsik, R ERA: 5.18 (9, 1)	1.0	S	5	2	2	2	0	0	0	0	0	0	1	5	5	18.00	2.000										

California Angels @ Minnesota Twins
Metropolitan Stadium, Bloomington, MI

AB 37
R 7
H 10
RBI 7
BB 3
SO 4
LOB 13



Sat Aug 04 1979, 4:33 AM EDT
Att: 26,084 - Unknown - 80 F

Batter	1	2	3	4	5	6	7	8	9	AB	R	H	RBI	BB	SO	LOB	BOTTOM										
Hosken Powell, L OBP: 0.403, SLG: 0.445 (1, 9)	0-0 F7		0-0 F8			0-0 4-3		0-0 1-3 2B		4	0	1	0	0	0	0											
Rob Wilfong, L OBP: 0.355, SLG: 0.449 (1, 4)	4-0 4-3 BB		0-0 L5		0-0 F5		0-3 K			3	0	0	0	1	1	2											
Ken Landreaux, L OBP: 0.341, SLG: 0.410 (1, 8)	0-0 4-3 1-2		0-0 S 1B		0-0 K		0-0 1B SF7	0-0 F8		4	1	2	0	0	0	3											
Danny Goodwin, L OBP: 0.426, SLG: 0.643 (1, 10)	0-3 K		0-3 K		0-3 K		0-0 1B	0-0 1B		4	0	2	0	0	2	2											
Ron Jackson, R OBP: 0.322, SLG: 0.427 (1, 3)		0-0 5-3		0-0 1-6-3		0-0 F4		0-0 F7		4	0	0	0	0	0	4											
Glenn Adams, L OBP: 0.350, SLG: 0.443 (1, 7)		0-0 F7		0-3 K		0-0 SF7		0-0 F8		3	0	0	1	0	1	1											
Roy Smalley, S OBP: 0.406, SLG: 0.521 (1, 6)		0-0 F4		0-0 F8		0-0 F8		0-0 F6		4	0	0	0	0	0	2											
Butch Wynegar, S OBP: 0.368, SLG: 0.349 (1, 2)			0-0 F7		0-0 G3		0-0 F9			3	0	0	0	0	0	0											
John Castino, R OBP: 0.325, SLG: 0.369 Mike Cabbage, L OBP: 0.338, SLG: 0.319 (6, PH) (7, 5)			0-0 F9		0-3 K		0-0 2B 1B			1	0	0	0	0	0	0											
Inning Stats	R: 0 E: 0 K: 1 S: 5	H: 0 LOB: 1 BB: 1 P: 9	R: 0 E: 0 K: 0 S: 3	H: 0 LOB: 0 BB: 0 P: 3	R: 0 E: 0 K: 1 S: 6	H: 1 LOB: 1 BB: 0 P: 6	R: 0 E: 0 K: 1 S: 5	H: 0 LOB: 0 BB: 0 P: 5	R: 1 E: 0 K: 0 S: 5	H: 2 LOB: 1 BB: 0 P: 5	R: 0 E: 0 K: 1 S: 7	H: 2 LOB: 2 BB: 0 P: 7	R: 0 E: 0 K: 0 S: 4	H: 1 LOB: 1 BB: 0 P: 4	1B: 5 2B: 1 3B: 0 HR: 0	SF: 1 SAC: 0 DP: 0 HBP: 0	WP: 0 PB: 0 SB: 1 CS: 0	PA: 34									
PITCHER	IP	WLS	BF	H	R	ER	SO	BB	IBB	HBP	BLK	WP	HR	S	P	ERA	WHIP										
Dave Frost, R ERA: 3.88 (1, 1)	7.1	W	28	5	1	1	4	5	1	0	0	0	0	35	39	1.23	0.818										
Mark Clear, R ERA: 3.07 (8, 1)	1.2	S	6	1	0	0	1	0	0	0	0	0	0	8	8	0.00	0.600										

California Angels @ Minnesota Twins
Metropolitan Stadium, Bloomington, MI

AB 32
R 1
H 6
RBI 1
BB 1
SO 5
LOB 14



Sat Aug 04 1979, 4:33 AM EDT
Att: 26,084 - Unknown - 80 F

Batter	1	2	3	4	5	6	7	8	9	AB	R	H	RBI	BB	SO	LOB	TOP					
Rick Miller, L OBP: 0.396, SLG: 0.398 (1, 8)	G3			FC5-4 1B	FC4-6 1-2 SF8 1B	2-H 3-H 1B		G1		5	1	3	2	0	0	1						
Carney Lansford, R OBP: 0.334, SLG: 0.437 (1, 5)	5-3			FC5-4 HR	FC4-6 1-2 2-3 1B			1-3		5	1	1	0	0	1	3						
Dan Ford, R OBP: 0.339, SLG: 0.458 (1, 9)	6-3			HR	FC4-6 1-2 2-3 CS 1B					5	1	2	4	0	1	3						
Don Baylor, R OBP: 0.376, SLG: 0.540 (1, 10)		CS 1B		BB 1B	SF8 3-H			1-6-3		4	1	2	1	0	0	0						
Brian Downing, R OBP: 0.425, SLG: 0.478 (1, 2)	K			1B BB	CS 1-2		L6	4-3		4	0	0	0	1	1	1						
Joe Rudi, R OBP: 0.283, SLG: 0.382 (1, 7)	F8			1-2 2-H 1B			E8 1B	1B		5	2	3	1	0	0	0						
Bobby Grich, R OBP: 0.374, SLG: 0.549 (1, 4)			G3	F9			BB E 1B	2-H 1B		4	1	2	2	0	0	2						
Willie Aikens, L OBP: 0.355, SLG: 0.475 (1, 3)			K	L4			E 1B BB	L6		3	1	0	0	1	1	3						
Bert Campaneris, R OBP: 0.285, SLG: 0.275 (1, 6)			F8		1B FC4-6 1B		E6 1-3 2-H 1B	3B		4	3	2	0	0	0	1						
Inning Stats	R: 0 E: 0 K: 0 S: 3	H: 0 LOB: 0 BB: 0 P: 3	R: 0 E: 0 K: 1 S: 5	H: 1 LOB: 0 BB: 0 P: 5	R: 0 E: 0 K: 1 S: 5	H: 0 LOB: 0 BB: 0 P: 5	R: 3 E: 0 K: 0 S: 7	H: 4 LOB: 2 BB: 1 P: 11	R: 2 E: 0 K: 0 S: 5	H: 3 LOB: 0 BB: 1 P: 5	R: 4 E: 2 K: 2 S: 11	H: 3 LOB: 1 BB: 1 P: 15	R: 1 E: 0 K: 0 S: 5	H: 2 LOB: 1 BB: 0 P: 5	R: 1 E: 0 K: 0 S: 4	H: 2 LOB: 1 BB: 0 P: 4	R: 0 E: 0 K: 0 S: 3	H: 0 LOB: 0 BB: 0 P: 3	1B: 12 2B: 2 3B: 1 HR: 1	SF: 1 SAC: 0 DP: 1 HBP: 0	WP: 0 PB: 0 SB: 0 CS: 2	PA: 43
PITCHER	IP	WLS	BF	H	R	ER	SO	BB	IBB	HBP	BLK	WP	HR	S	P	ERA	WHIP					
Geoff Zahn, L ERA: 3.55 (1, 1)	4.0		20	8	5	5	2	1	0	0	0	0	1	23	27	11.25	2.250					
Roger Erickson, R ERA: 7.45 (5, 1)	3.0	L	15	5	5	4	2	1	0	0	0	0	0	18	22	12.00	2.000					
Gary Serum, R ERA: 6.25 (8, 1)	2.0		7	2	1	1	0	0	0	0	0	0	0	7	7	4.50	1.000					

California Angels @ Minnesota Twins
Metropolitan Stadium, Bloomington, MI
Sun Aug 05 1979, 4:33 AM EDT
Unknown - 80 F

AB	39
R	11
H	15
RBI	10
BB	2
SO	4
LOB	14





Batter	1	2	3	4	5	6	7	8	9	AB	R	H	RBI	BB	SO	LOB	BOTTOM					
Hosken Powell, L OBP: 0.403, SLG: 0.444 (1, 9)	SH5-3 1B	L8		B1-3		L4		2-3 1B		5	1	2	0	0	0	2						
Rob Wilfong, L OBP: 0.357, SLG: 0.461 (1, 4)	SH5-3 1-2		HR		1B 1B		4-3	F9		4	2	2	1	0	0	2						
Ken Landreaux, L OBP: 0.347, SLG: 0.413 (1, 8)	FC6-4 2-H 1B		F6		1B 1-2 1B		2B 1B	5-3 BB		4	1	3	1	1	0	0						
Danny Goodwin, L OBP: 0.429, SLG: 0.659 (1, 3)	FC6-4 HR		1B 2B		K		1-H 2B	5-3		2	2	1	0	0	0	1						
Ron Jackson, R OBP: 0.344, SLG: 0.429 (6, PH) (6, 3)	1-2 HR		1B 2B		K		1-H 2B	5-3		3	0	1	1	0	1	3						
Roy Smalley, S OBP: 0.402, SLG: 0.529 (1, 6)	1-H HR		2-H 1B		1-3 2-H 1B		F6	L6		5	1	3	4	0	0	2						
Glenn Adams, L OBP: 0.348, SLG: 0.442 (1, 7)			5-3		F9		4-3	F2		1	0	0	0	0	1	0						
Dave Edwards, R OBP: 0.344, SLG: 0.468 (3, PH) (4, 7)	K		5-3		F9		4-3	F2		4	0	0	0	0	0	4						
Mike Cabbage, L OBP: 0.336, SLG: 0.317 (1, 10)		F6		K		1-3 1B		1B S BB		1	0	0	0	0	0	0						
Willie Norwood, R OBP: 0.302, SLG: 0.405 (3, PH)		F6		K		1-3 1B		1B S BB		2	0	0	0	1	1	1						
Butch Wynegar, S OBP: 0.366, SLG: 0.348 (1, 2)		1B		L8		F7		K		4	0	1	0	0	1	1						
John Castino, R OBP: 0.326, SLG: 0.373 (1, 5)		1B		F3		F3		K		3	0	1	0	0	0	1						
Jose Morales, R OBP: 0.344, SLG: 0.357 (8, PH)		F3		F3		F3		K		1	0	0	0	0	1	1						
Bob Randall, R OBP: 0.338, SLG: 0.320 (9, 5)		F3		F3		F3		K		0	0	0	0	0	0	0						
Inning Stats	R: 3 E: 0 K: 1 S: 8	H: 3 LOB: 0 BB: 0 P: 8	R: 0 E: 0 K: 0 S: 4	H: 1 LOB: 1 BB: 0 P: 4	R: 2 E: 0 K: 1 S: 8	H: 3 LOB: 1 BB: 0 P: 8	R: 0 E: 0 K: 0 S: 3	H: 0 LOB: 0 BB: 0 P: 3	R: 1 E: 0 K: 1 S: 7	H: 3 LOB: 1 BB: 0 P: 7	R: 0 E: 0 K: 0 S: 4	H: 1 LOB: 1 BB: 0 P: 4	R: 1 E: 0 K: 0 S: 5	H: 2 LOB: 1 BB: 0 P: 5	R: 0 E: 0 K: 2 S: 8	H: 1 LOB: 2 BB: 1 P: 12	R: 0 E: 0 K: 0 S: 3	H: 0 LOB: 1 BB: 1 P: 7	1B: 9 2B: 3 3B: 0 HR: 2	SF: 0 SAC: 1 DP: 0 HBP: 0	WP: 0 PB: 0 SB: 1 CS: 0	PA: 42
PITCHER	IP	WLS	BF	H	R	ER	SO	BB	IBB	HBP	BLK	WP	HR	S	P	ERA	WHIP					
Don Aase, R ERA: 4.2 (1, 1)	2.1		14	7	5	5	1	0	0	0	0	0	0	2	16	16	19.29	3.000				
Dave LaRoche, L ERA: 5.63 (3, 1)	4.0	W	17	6	2	2	2	0	0	0	0	0	0	21	21	4.50	1.500					
Mark Clear, R ERA: 2.98 (7, 1)	2.2	S	11	1	0	0	2	2	0	0	0	0	0	13	21	0.00	1.125					


California Angels @ Minnesota Twins
Metropolitan Stadium, Bloomington, MI
Sun Aug 05 1979, 4:33 AM EDT
Unknown - 80 F


AB	39
R	7
H	14
RBI	7
BB	2
SO	5
LOB	18





Batter	1	2	3	4	5	6	7	8	9	AB	R	H	RBI	BB	SO	LOB	TOP										
Rick Miller, L OBP: 0.396, SLG: 0.393 (1, 8)	4-0 G6-3 BB		0-0 6-3		4-0 BB BB		0-0 F7		0-0 F7	3	0	0	0	2	0	1	California Angels @ Minnesota Twins Metropolitan Stadium, Bloomington, MI Sun Aug 05 1979, 4:38 AM EDT Att: 41,182 - Unknown AB 32 R 1 H 6 RBI 1 BB 7 SO 12 LOB 23 										
Carney Lansford, R OBP: 0.335, SLG: 0.437 (1, 5)	0-3 K		0-0 F8		0-3 K		0-0 2B		4-0 FC5-4 BB	4	0	1	0	1	2	2											
Dan Ford, R OBP: 0.338, SLG: 0.454 (1, 9)	0-0 G6-3 1-2		1-0 HBP		0-3 K		0-0 5-3		0-0 FC5-4 FC6-4 1-2	4	0	0	0	0	1	5											
Don Baylor, R OBP: 0.376, SLG: 0.537 (1, 10)		0-0 G3	0-0 F5		4-0 1-2 BB		4-0 BB		0-0 FC6-4 1-2	3	0	0	0	2	0	3											
Willie Aikens, L OBP: 0.353, SLG: 0.472 (1, 3)		0-0 BB 1B		0-0 4-3		0-3 K		0-3 K		4	1	1	0	0	2	4											
Joe Rudi, R OBP: 0.286, SLG: 0.381 (1, 7)		4-0 1B 1-2 BB		0-0 1B		0-3 K		0-3 K		3	0	1	0	1	2	0											
Tom Donohue, R OBP: 0.287, SLG: 0.354 (8, PH)		0-3 K		0-3 K		0-3 K		0-0 F9		3	0	0	0	0	3	3											
Brian Downing, R OBP: 0.424, SLG: 0.476 (8, 2)										1	0	0	0	0	0	0											
Dickie Thon, R OBP: 0.400, SLG: 0.370 (1, 4)		0-0 1-2 2H 1B		0-0 1-2 1B		0-0 1B		0-0 B1		4	0	3	1	0	0	0											
Jim Anderson, R OBP: 0.295, SLG: 0.324 (9, PH)		0-3 K		0-0 F8		0-3 K		4-0 BB BB		3	0	0	0	0	2	5											
Rod Carew, L OBP: 0.453, SLG: 0.448 (9, PH)										0	0	0	0	1	0	0											
Inning Stats	R: 0 E: 0 K: 1 S: 4	H: 0 LOB: 0 BB: 1 P: 8	R: 1 E: 0 K: 2 S: 9	H: 2 LOB: 2 BB: 1 P: 13	R: 0 E: 0 K: 0 S: 3	H: 0 LOB: 1 BB: 0 P: 4	R: 0 E: 0 K: 1 S: 7	H: 2 LOB: 2 BB: 0 P: 7	R: 0 E: 0 K: 3 S: 9	H: 1 LOB: 1 BB: 0 P: 10	R: 0 E: 0 K: 1 S: 6	H: 1 LOB: 2 BB: 1 P: 10	R: 0 E: 0 K: 1 S: 5	H: 0 LOB: 0 BB: 2 P: 5	R: 0 E: 0 K: 0 S: 3	H: 0 LOB: 2 BB: 2 P: 11	1B: 5 2B: 1 3B: 0 HR: 0	SF: 0 SAC: 0 DP: 1 HBP: 1	WP: 0 PB: 0 SB: 0 CS: 0	PA: 40							
PITCHER	IP	WLS	BF	H	R	ER	SO	BB	IBB	HBP	BLK	WP	HR	S	P	ERA	WHIP										
Pete Redfern, R ERA: 2.84 (1, 1)	6.1	W	29	6	1	1	10	4	0	1	0	0	0	44	61	1.42	1.579										
Mike Marshall, R ERA: 2.32 (7, 1)	2.2	S	11	0	0	0	2	3	0	0	0	0	0	12	24	0.00	1.125										

Batter	1	2	3	4	5	6	7	8	9	AB	R	H	RBI	BB	SO	LOB	BOTTOM										
Hosken Powell, L OBP: 0.407, SLG: 0.442 (1, 9)	4-0 FC3-6 SH1-3 BB			0-0 BB 1B	0-0 FC4-6 1-2 2-3 3H			0-0 E6 SH1-4 3B		3	2	1	1	2	0	2	California Angels @ Minnesota Twins Metropolitan Stadium, Bloomington, MI Sun Aug 05 1979, 4:38 AM EDT Att: 41,182 - Unknown AB 27 R 7 H 6 RBI 6 BB 12 SO 2 LOB 20 										
Rob Wilfong, L OBP: 0.356, SLG: 0.458 (1, 4)	0-0 SH1-3 1-2		0-0 3-1	4-0 1B 1-2 BB	0-0 F4			0-0 SH1-4		2	1	0	0	1	0	4											
Ken Landreaux, L OBP: 0.352, SLG: 0.415 (1, 8)	4-0 FC3-6 BB		0-0 S 1B	0-0 1B 1-2 2H	0-0 1B 1-2 2H		0-0 L8	4-0 3B IBB		3	1	2	1	2	0	0											
Danny Goodwin, L OBP: 0.444, SLG: 0.688 (1, 10)	0-0 FC3-6 1-2 2-3		0-0 F9	0-0 FC5-4 1B	4-0 6-3 BB			0-0 WP 3B		4	1	2	3	1	0	3											
Roy Smalley, S OBP: 0.401, SLG: 0.528 (1, 6)	0-3 K		0-3 K	0-0 FC5-4 1-2	0-0 6-3			4-0 BB		1	0	0	0	0	1	2											
John Castino, R OBP: 0.324, SLG: 0.368 (2, 6)				1-2 K	0-0 FC5-4 1-2			4-0 BB		3	0	0	0	1	1	4											
Glenn Adams, L OBP: 0.351, SLG: 0.438 (1, 7)										2	1	0	0	2	0	1											
Dave Edwards, R OBP: 0.341, SLG: 0.464 (7, 7)		4-0 SH1-4 BB SF8 BB		4-0 BB			0-0 G3	0-0 G3		1	0	0	0	0	0	1											
Mike Cabbage, L OBP: 0.338, SLG: 0.312 (1, 5)		4-0 SH1-4 1-2 BB		0-0 3-1	4-0 1B BB FC4-6 BB			0-0 G3		3	1	0	0	2	0	3											
Butch Wynegar, S OBP: 0.366, SLG: 0.346 (1, 2)		0-0 SH1-4 1-2 2-3		0-0 F9	4-0 FC4-6 1B 1-2 BB			0-0 4-3		2	0	0	0	1	0	0											
Ron Jackson, R OBP: 0.321, SLG: 0.428 (1, 3)		0-0 SF8 3H		0-0 F6	0-0 FC4-6 1B			0-0 5-3		3	0	1	1	0	0	0											
Inning Stats	R: 0 E: 0 K: 1 S: 5	H: 0 LOB: 2 BB: 2 P: 13	R: 1 E: 0 K: 0 S: 3	H: 0 LOB: 2 BB: 3 P: 15	R: 0 E: 0 K: 1 S: 6	H: 1 LOB: 2 BB: 1 P: 10	R: 2 E: 0 K: 0 S: 6	H: 3 LOB: 2 BB: 1 P: 10	R: 1 E: 0 K: 0 S: 4	H: 1 LOB: 2 BB: 2 P: 12	R: 0 E: 0 K: 0 S: 3	H: 0 LOB: 1 BB: 1 P: 7	R: 0 E: 0 K: 0 S: 3	H: 0 LOB: 0 BB: 0 P: 3	R: 3 E: 1 K: 0 S: 5	H: 1 LOB: 1 BB: 2 P: 13	1B: 5 2B: 0 3B: 1 HR: 0	SF: 1 SAC: 3 DP: 0 HBP: 0	WP: 1 PB: 0 SB: 1 CS: 0	PA: 43							
PITCHER	IP	WLS	BF	H	R	ER	SO	BB	IBB	HBP	BLK	WP	HR	S	P	ERA	WHIP										
Steve Eddy, R ERA: 4.73 (1, 1)	4.1	L	26	4	4	4	2	9	0	0	0	1	0	21	57	8.31	3.000										
Mike Barlow, R ERA: 5.01 (5, 1)	3.2		17	2	3	2	0	2	1	0	0	1	0	14	26	4.91	1.091										

Batter	1	2	3	4	5	6	7	8	9	AB	R	H	RBI	BB	SO	LOB	TOP										
Rick Miller, L OBP: 0.388, SLG: 0.385 (1, 8)	L6	L7		3-1		G1		1-3		5	0	0	0	0	0	1	California Angels @ Oakland Athletics Oakland-Alameda County Coliseum, Oakland, CA Mon Aug 06 1979, 7:05 PM PDT Att: 8,160 - Unknown AB 35 R 5 H 8 RBI 5 BB 6 SO 3 LOB 16 										
Carney Lansford, R OBP: 0.336, SLG: 0.436 Jim Anderson, R OBP: 0.293, SLG: 0.321 (6, 5)		FC6-4		F3		FC6-4 BB		F9		3	0	1	0	1	0	1											
Dan Ford, R OBP: 0.334, SLG: 0.448 (1, 9)	K		F8	6-3		FC6-4 WP		4-3		5	0	0	0	0	1	2											
Don Baylor, R OBP: 0.376, SLG: 0.533 (1, 10)	F8			1B 2B BB		F6		6-3		3	1	0	0	2	0	1											
Rod Carew, L OBP: 0.452, SLG: 0.447 (1, 3)		E7 HR 1B		2B 1-2 1B		5-3		1-3		5	1	2	0	0	0	2											
Brian Downing, R OBP: 0.425, SLG: 0.474 (1, 2)		HR BB		F9		1B S 2B BB		5-3		2	2	0	0	2	0	2											
Joe Rudi, R OBP: 0.289, SLG: 0.386 (1, 7)		K		1-3 2-H 2B		2B 1-3 1B		6-3		4	0	2	1	0	1	2											
Bobby Grich, R OBP: 0.377, SLG: 0.561 (1, 4)		HR		HR		1-3 2B		K		3	1	2	4	1	1	0											
Bert Campaneris, R OBP: 0.284, SLG: 0.274 (1, 6)		FC6-4 1B		F9		6-3		L4		4	0	1	0	0	0	5											
Inning Stats	R: 0 E: 0 K: 1 S: 6	H: 1 LOB: 1 BB: 0 P: 6	R: 3 E: 1 K: 1 S: 8	H: 3 LOB: 1 BB: 1 P: 12	R: 1 E: 0 K: 0 S: 5	H: 2 LOB: 3 BB: 2 P: 13	R: 0 E: 0 K: 0 S: 3	H: 0 LOB: 0 BB: 0 P: 3	R: 1 E: 0 K: 0 S: 5	H: 2 LOB: 2 BB: 1 P: 9	R: 0 E: 0 K: 0 S: 3	H: 0 LOB: 0 BB: 0 P: 5	R: 0 E: 0 K: 0 S: 3	H: 0 LOB: 0 BB: 0 P: 3	R: 0 E: 0 K: 0 S: 3	H: 0 LOB: 0 BB: 0 P: 3	1B: 5 2B: 2 3B: 0 HR: 1	SF: 0 SAC: 0 DP: 0 HBP: 0	WP: 1 PB: 0 SB: 1 CS: 0	PA: 41							
PITCHER	IP	WLS	BF	H	R	ER	SO	BB	IBB	HBP	BLK	WP	HR	S	P	ERA	WHIP										
Steve McCatty, R ERA: 4.03 (1, 1)	4.2	L	26	8	5	5	2	3	1	0	0	0	1	26	42	9.64	2.357										
Jim Todd, R ERA: 9.24 (5, 1)	3.1		12	0	0	0	1	2	0	0	0	1	0	12	20	0.00	0.600										
Dave Heaverlo, R ERA: 4.2 (9, 1)	1.0		3	0	0	0	0	0	0	0	0	0	0	3	3	0.00	0.000										

Batter	1	2	3	4	5	6	7	8	9	AB	R	H	RBI	BB	SO	LOB	BOTTOM										
Rickey Henderson, R OBP: 0.311, SLG: 0.309 (1, 7)	F6		FC6-4			G4-6-3 BB		FC4-6 BB		3	0	0	1	1	0	3	California Angels @ Oakland Athletics Oakland-Alameda County Coliseum, Oakland, CA Mon Aug 06 1979, 7:05 PM PDT Att: 8,160 - Unknown AB 28 R 2 H 4 RBI 2 BB 5 SO 5 LOB 9 										
Dwaine Murphy, L OBP: 0.411, SLG: 0.384 (1, 8)	K				G3	G4-6-3 BB		1-2 2-3 3-H BB		3	0	0	0	1	1	1											
Jeff Newman, R OBP: 0.263, SLG: 0.422 (1, 2)	L8				F4			F6		4	0	0	0	0	0	3											
Dave Revering, L OBP: 0.324, SLG: 0.482 (1, 3)		K			BB			1-3		3	1	1	1	1	1	0											
Tony Armas, R OBP: 0.294, SLG: 0.427 (1, 9)		F9			F3			K		4	0	1	0	0	1	1											
Mitchell Page, L OBP: 0.324, SLG: 0.360 (1, 10)		CS 1B			F7			1-3		4	0	1	0	0	1	0											
Dave Chalk, R OBP: 0.331, SLG: 0.279 (1, 4)		CS		F3		F7		HBP 1B FC4-6 BB		3	1	0	0	1	0	0											
Wayne Gross, L OBP: 0.340, SLG: 0.371 (1, 5)					FC6-4 BB			FC4-6 HBP 1B		2	0	1	0	1	1	0											
Rob Piccolo, R OBP: 0.253, SLG: 0.303 (1, 6)					F8			4-3 FC4-6 HBP		2	0	0	0	0	0	1											
Inning Stats	R: 0 E: 0 K: 1 S: 5	H: 0 LOB: 0 BB: 0 P: 5	R: 0 E: 0 K: 1 S: 5	H: 1 LOB: 0 BB: 0 P: 5	R: 0 E: 0 K: 0 S: 3	H: 0 LOB: 1 BB: 1 P: 7	R: 0 E: 0 K: 0 S: 3	H: 0 LOB: 1 BB: 1 P: 7	R: 0 E: 0 K: 0 S: 2	H: 0 LOB: 0 BB: 1 P: 6	R: 0 E: 0 K: 0 S: 3	H: 1 LOB: 1 BB: 0 P: 3	R: 1 E: 0 K: 0 S: 4	H: 1 LOB: 3 BB: 2 P: 13	R: 1 E: 0 K: 2 S: 8	H: 1 LOB: 0 BB: 0 P: 8	1B: 3 2B: 0 3B: 0 HR: 1	SF: 0 SAC: 0 DP: 1 HBP: 1	WP: 0 PB: 0 SB: 0 CS: 1	PA: 35							
PITCHER	IP	WLS	BF	H	R	ER	SO	BB	IBB	HBP	BLK	WP	HR	S	P	ERA	WHIP										
Ralph Botting, L ERA: 7.5 (1, 1)	7.2		29	3	1	1	3	5	0	1	0	0	0	29	50	1.17	1.043										
Mark Clear, R ERA: 3.03 (8, 1)	1.1	S	5	1	1	1	2	0	0	0	0	0	1	9	9	6.75	0.750										

Batter	1	2	3	4	5	6	7	8	9	AB	R	H	RBI	BB	SO	LOB	TOP					
Rick Miller, L OBP: 0.389, SLG: 0.386 (1, 8)	F7	4-3						F8		5	2	2	0	0	0	3	California Angels @ Oakland Athletics Oakland-Alameda County Coliseum, Oakland, CA Tue Aug 07 1979, 7:05 PM PDT Att: 2,905 - Unknown 					
Bert Campaneris, R OBP: 0.290, SLG: 0.280 (1, 6)	1B		F9				SH SF9 1B	SH1-4 1B	G6-4-3 1B WP	3	1	2	0	0	0	0						
Dan Ford, R OBP: 0.335, SLG: 0.449 (1, 9)	1B		5-3				SF9	6-3	G6-4-3 1B	4	0	2	1	0	0	1						
Don Baylor, R OBP: 0.375, SLG: 0.529 (1, 10)	K		K				F2	FC4-6 1B	G6-4-3 1B	5	0	1	1	0	2	5						
Rod Carew, L OBP: 0.451, SLG: 0.444 (1, 3)	F7						FC4-6 1B	FC4-6 1B	L7	4	0	1	0	1	0	3						
Brian Downing, R OBP: 0.426, SLG: 0.481 (1, 2)							5-3 1B	BB	1B BB	3	1	1	1	1	1	3						
Joe Rudi, R OBP: 0.285, SLG: 0.381 (1, 7)							F6	K	F8	4	0	0	0	0	1	2						
Bobby Grich, R OBP: 0.374, SLG: 0.555 (1, 4)							K	L9	F8	4	0	0	0	0	1	2						
Jim Anderson, R OBP: 0.301, SLG: 0.329 (1, 5)										3	1	2	0	0	0	0						
Willie Aikens, L OBP: 0.355, SLG: 0.473 (8, PH)										1	0	1	0	0	0	0						
Dickie Thon, R OBP: 0.400, SLG: 0.370 (8, 5)										0	0	0	0	0	0	0						
Inning Stats	R: 0 E: 0 K: 1 S: 7	H: 2 LOB: 2 BB: 0 P: 7	R: 1 E: 0 K: 0 S: 5	H: 2 LOB: 1 BB: 0 P: 5	R: 0 E: 0 K: 1 S: 5	H: 0 LOB: 0 BB: 0 P: 5	R: 0 E: 0 K: 1 S: 6	H: 1 LOB: 1 BB: 0 P: 6	R: 2 E: 1 K: 1 S: 8	H: 2 LOB: 2 BB: 1 P: 12	R: 0 E: 0 K: 1 S: 5	H: 0 LOB: 0 BB: 0 P: 5	R: 1 E: 0 K: 0 S: 5	H: 2 LOB: 1 BB: 0 P: 5	R: 0 E: 0 K: 0 S: 4	H: 1 LOB: 2 BB: 1 P: 8	R: 1 E: 0 K: 0 S: 4	H: 2 LOB: 0 BB: 0 P: 4	1B: 11 2B: 0 3B: 0 HR: 1	SF: 1 SAC: 2 DP: 1 HBP: 0	WP: 1 PB: 0 SB: 0 CS: 0	PA: 41
PITCHER Rick Langford, R ERA: 4.47 (1, 1)	IP: 9.0 WLS: W BF: 41 H: 12 R: 5 ER: 4 SO: 5 BB: 2 IBB: 0 HBP: 0 BLK: 0 WP: 1 HR: 1 S: 49 P: 57 ERA: 4.00 WHIP: 1.556															PITCHER						

Batter	1	2	3	4	5	6	7	8	9	AB	R	H	RBI	BB	SO	LOB	BOTTOM			
Rickey Henderson, R OBP: 0.308, SLG: 0.305 (1, 7) (8, 8)	B1-3		4-3					4-3		5	1	1	1	0	1	2	California Angels @ Oakland Athletics Oakland-Alameda County Coliseum, Oakland, CA Tue Aug 07 1979, 7:05 PM PDT Att: 2,905 - Unknown 			
Dwayne Murphy, L OBP: 0.407, SLG: 0.379 (1, 8)										3	0	0	0	0	2	1				
Mike Heath, R OBP: 0.338, SLG: 0.366 (7, PH)	K		4-3							1	1	1	2	0	0	0				
Larry Murray, S OBP: 0.283, SLG: 0.268 (8, 7)										0	0	0	0	0	0	0				
Wayne Gross, L OBP: 0.336, SLG: 0.368 (1, 5)	G3		F7							3	0	0	1	0	0	0				
Dave Revering, L OBP: 0.323, SLG: 0.488 (1, 3)										4	1	1	2	0	0	0				
Mitchell Page, L OBP: 0.328, SLG: 0.362 (1, 10)										3	1	2	0	1	0	0				
Tony Armas, R OBP: 0.289, SLG: 0.419 (1, 9)										4	0	0	0	0	2	3				
Jim Essian, R OBP: 0.322, SLG: 0.454 (1, 2)										4	3	3	0	0	0	0				
Dave Chalk, R OBP: 0.335, SLG: 0.286 (1, 4)										4	1	2	0	0	2	2				
Rob Picciolo, R OBP: 0.263, SLG: 0.313 (1, 6)										4	1	3	3	0	0	1				
Inning Stats	R: 0 E: 0 K: 1 S: 5	H: 0 LOB: 0 BB: 0 P: 5	R: 2 E: 1 K: 1 S: 8	H: 3 LOB: 2 BB: 0 P: 8	R: 0 E: 0 K: 0 S: 3	H: 0 LOB: 0 BB: 0 P: 3	R: 0 E: 0 K: 0 S: 2	H: 0 LOB: 0 BB: 1 P: 6	R: 1 E: 0 K: 2 S: 9	H: 2 LOB: 1 BB: 0 P: 9	R: 0 E: 0 K: 0 S: 4	H: 1 LOB: 1 BB: 0 P: 4	R: 6 E: 0 K: 1 S: 11	H: 6 LOB: 0 BB: 0 P: 11	R: 0 E: 0 K: 0 S: 4	H: 1 LOB: 1 BB: 0 P: 4	1B: 12 2B: 1 3B: 0 HR: 1	SF: 1 SAC: 0 DP: 1 HBP: 0	WP: 0 PB: 0 SB: 0 CS: 0	PA: 37
PITCHER Jim Barr, R ERA: 4.22 Dave LaRoche, L ERA: 5.73 (1, 1) (7, 1)	IP: 6.0 WLS: L BF: 28 H: 10 R: 7 ER: 5 SO: 4 BB: 1 IBB: 0 HBP: 0 BLK: 0 WP: 0 HR: 0 S: 35 P: 39 ERA: 7.50 WHIP: 1.833															PITCHER				

Batter	1	2	3	4	5	6	7	8	9	AB	R	H	RBI	BB	SO	LOB	TOP					
Rick Miller, L OBP: 0.391, SLG: 0.396 (1, 8)	4-3		1B	G3		K		E5	1B	6	2	3	0	0	1	2						
Bert Campaneris, R OBP: 0.296, SLG: 0.287 (1, 6)	F8		1B			K		L4	1B	6	1	3	2	0	1	0						
Dan Ford, R OBP: 0.342, SLG: 0.454 (1, 9)	FC5-4		HR			2B		1B	1B	4	2	4	0	0	0	0						
Don Baylor, R OBP: 0.379, SLG: 0.541 (1, 10)	FC5-4		HR					2B	1B	5	1	4	3	0	0	1						
Rod Carew, L OBP: 0.450, SLG: 0.444 (1, 3)		3-1	4-3							4	0	1	1	1	0	2						
Brian Downing, R OBP: 0.423, SLG: 0.477 (1, 2)	F8					L7				5	0	1	0	0	0	5						
Joe Rudi, R OBP: 0.287, SLG: 0.394 (1, 7)				K		K		HR	6-3	5	1	2	1	0	2	4						
Bobby Grich, R OBP: 0.374, SLG: 0.561 (1, 4)	6-3							HR	F3	5	1	2	1	0	0	1						
Jim Anderson, R OBP: 0.304, SLG: 0.333 (1, 5)			CS	FC5-2		F9		4-3	1B	4	0	1	0	1	0	2						
Inning Stats	R: 0 E: 0 K: 0 S: 4	H: 1 LOB: 1 BB: 0 P: 4	R: 0 E: 0 K: 0 S: 4	H: 1 LOB: 1 BB: 0 P: 4	R: 3 E: 0 K: 0 S: 6	H: 5 LOB: 0 BB: 0 P: 6	R: 0 E: 0 K: 1 S: 7	H: 2 LOB: 2 BB: 0 P: 7	R: 0 E: 0 K: 2 S: 8	H: 1 LOB: 3 BB: 1 P: 13	R: 0 E: 0 K: 1 S: 5	H: 0 LOB: 0 BB: 0 P: 5	R: 0 E: 0 K: 0 S: 4	H: 2 LOB: 1 BB: 0 P: 4	R: 5 E: 1 K: 0 S: 10	H: 7 LOB: 2 BB: 0 P: 10	R: 0 E: 0 K: 0 S: 4	H: 2 LOB: 2 BB: 1 P: 8	1B: 13 2B: 4 3B: 1 HR: 3	SF: 0 SAC: 0 DP: 1 HBP: 1	WP: 0 PB: 0 SB: 0 CS: 1	PA: 47
PITCHER	IP	WLS	BF	H	R	ER	SO	BB	IBB	HBP	BLK	WP	HR	S	P	ERA	WHIP					
Matt Keough, R ERA: 5.75 (1, 1)	3.1	L	17	9	3	3	1	0	0	0	0	0	1	19	19	8.10	2.700					
Mike Norris, R ERA: 5.24 (4, 1)	2.2		11	1	0	0	3	0	1	1	0	0	0	15	20	0.00	0.375					
Jim Todd, R ERA: 6.62 (7, 1)	1.2		10	6	4	4	0	0	0	0	0	0	2	10	10	21.60	3.600					
Dave Heaverlo, R ERA: 4.25 (8, 1)	1.1		9	5	1	1	0	1	0	0	0	0	0	8	12	6.75	4.500					

California Angels @ Oakland Athletics
Oakland-Alameda County Coliseum, Oakland, CA
Wed Aug 08 1979, 3:33 AM PDT
Att: 3,463 - Unknown

AB 44
R 8
H 21
RBI 8
BB 2
SO 4
LOB 17

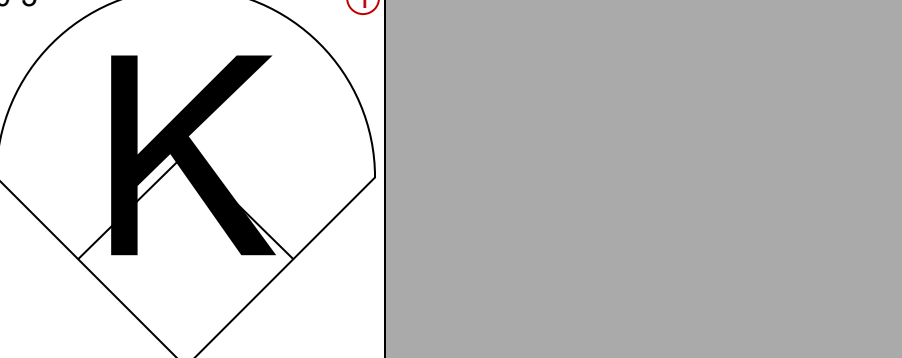
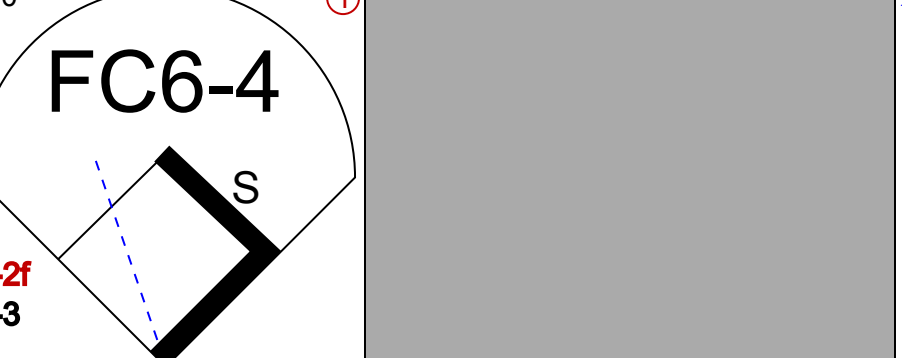
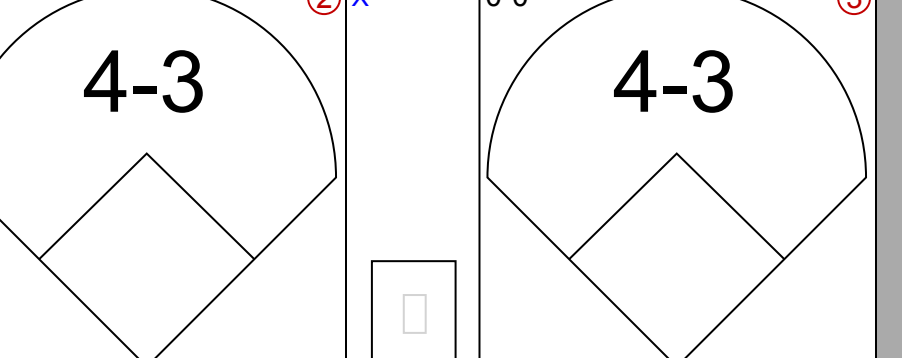


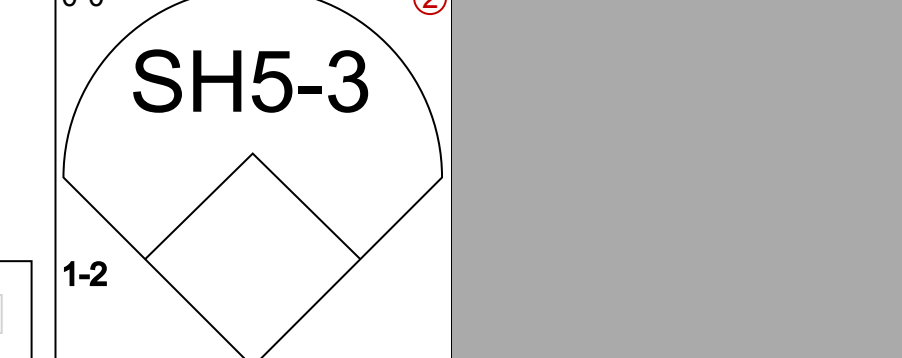
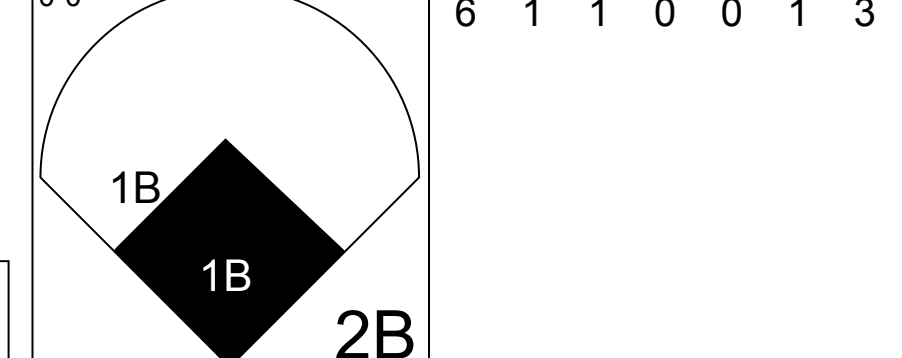
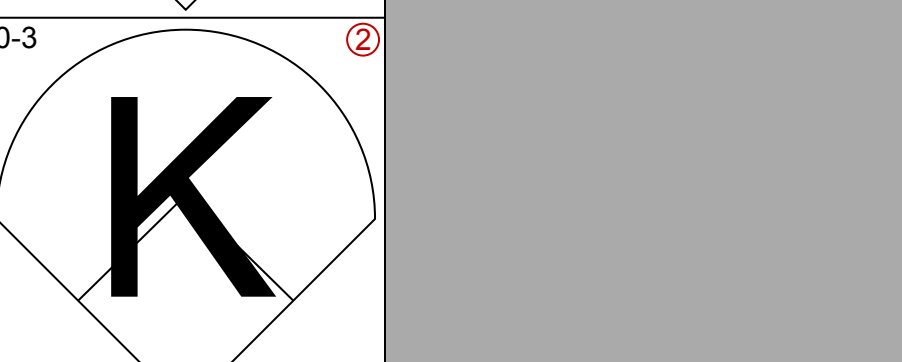
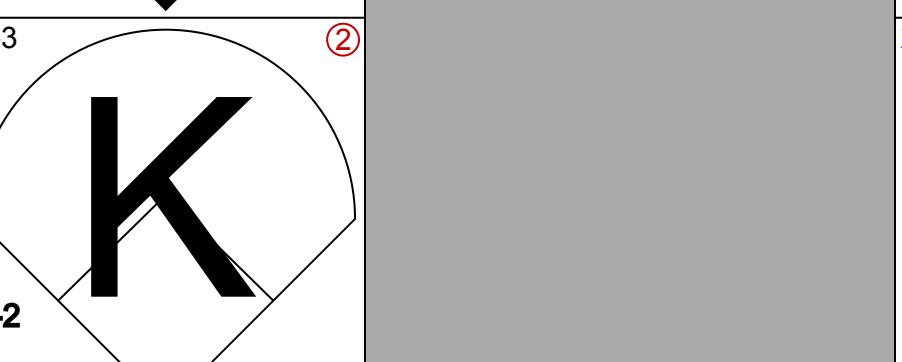
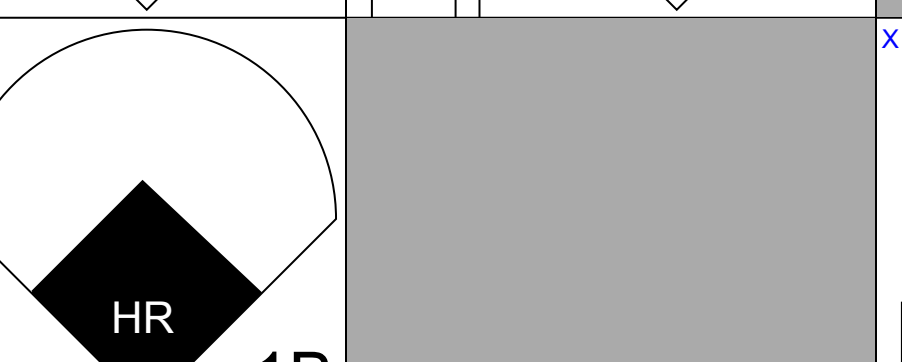
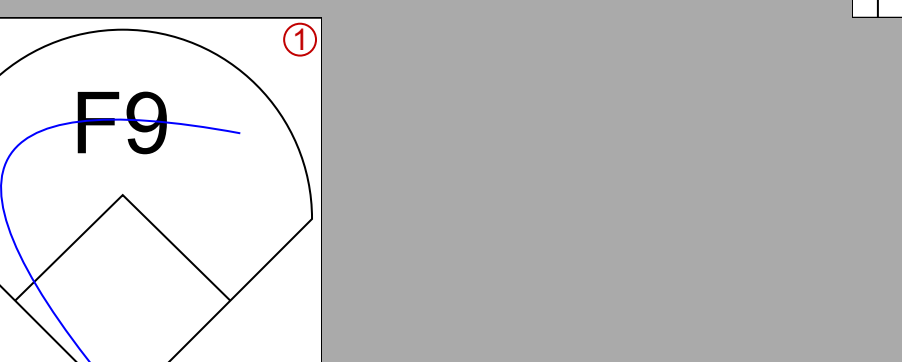
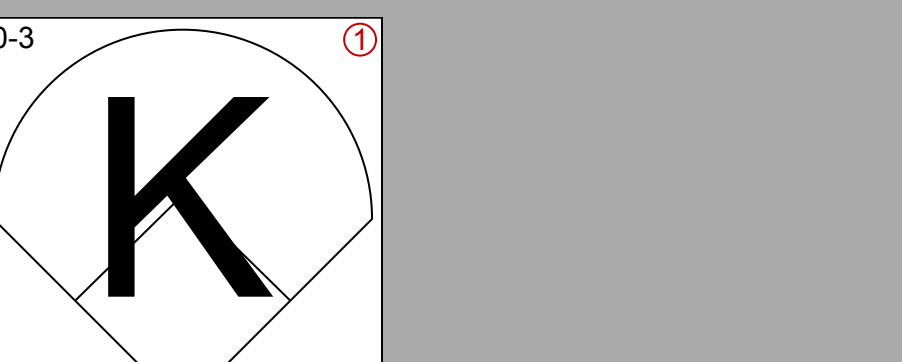

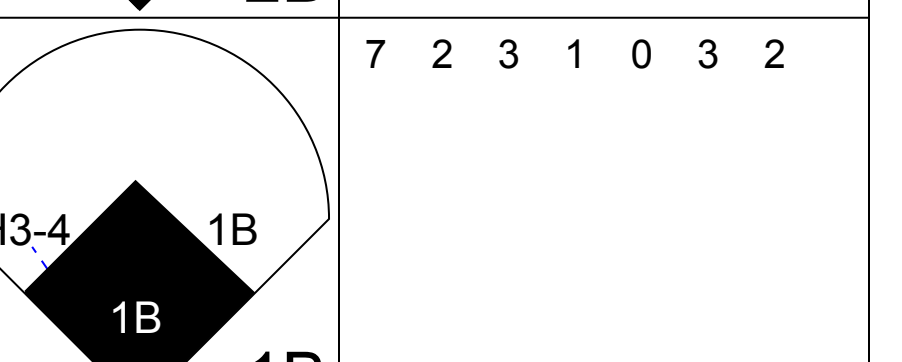
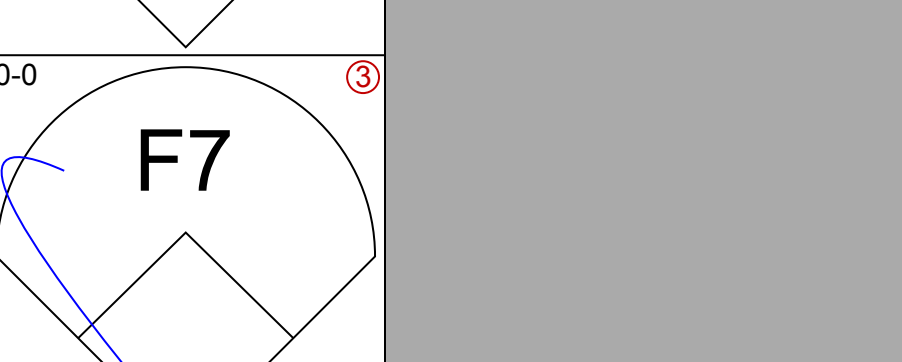
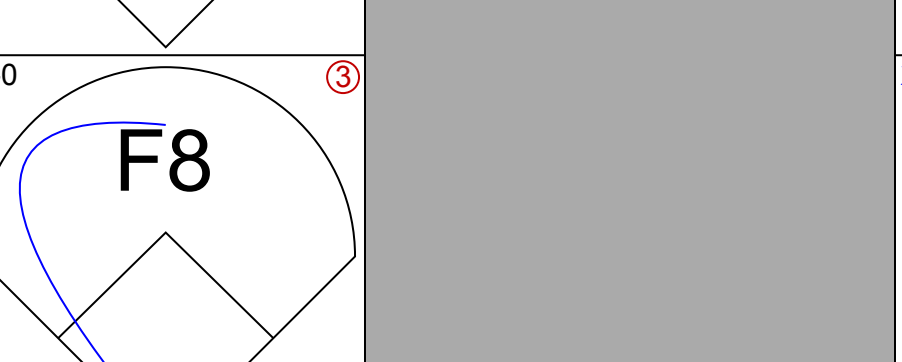
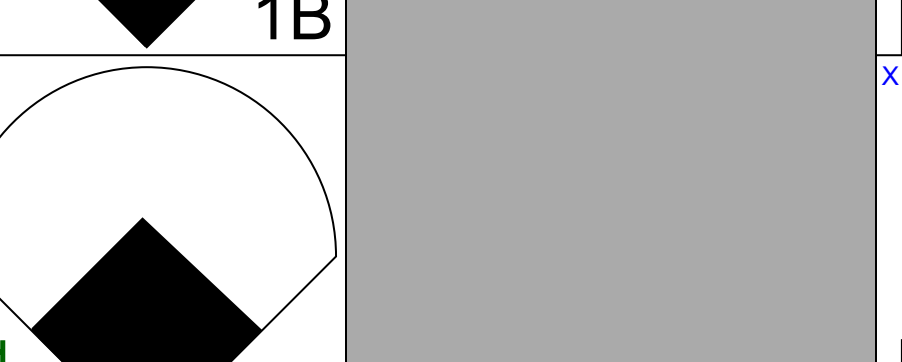
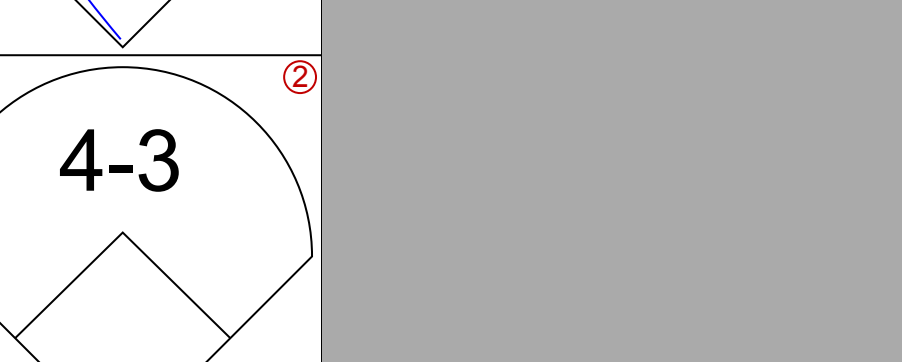
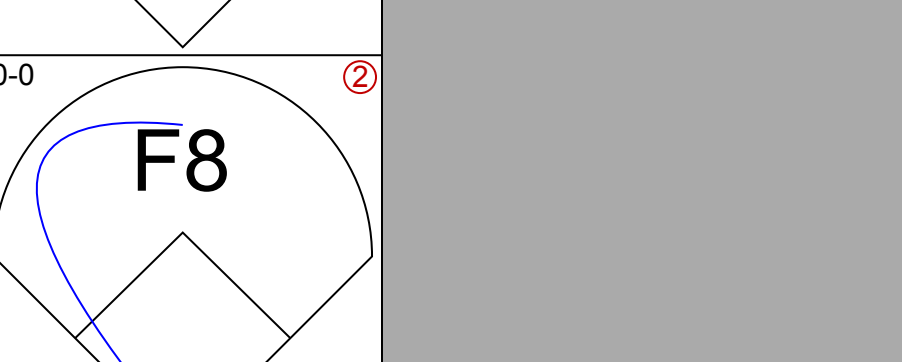
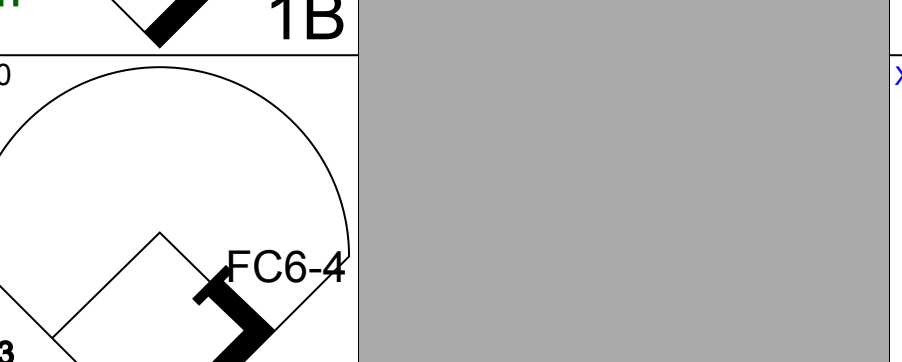
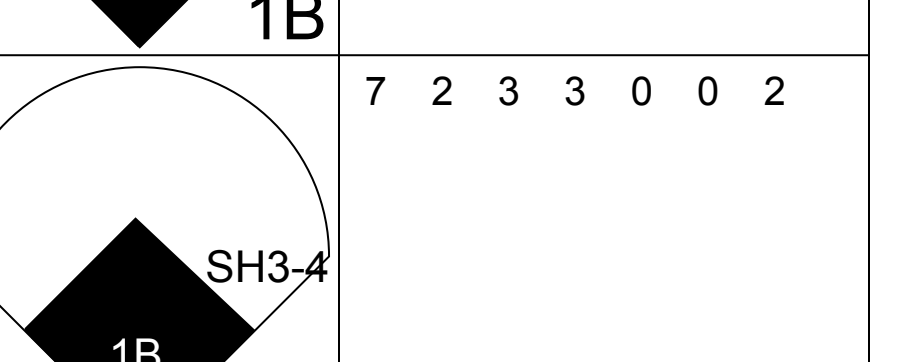
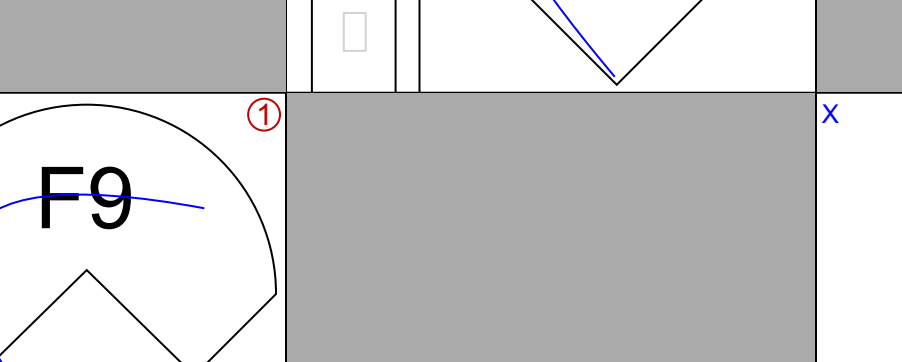
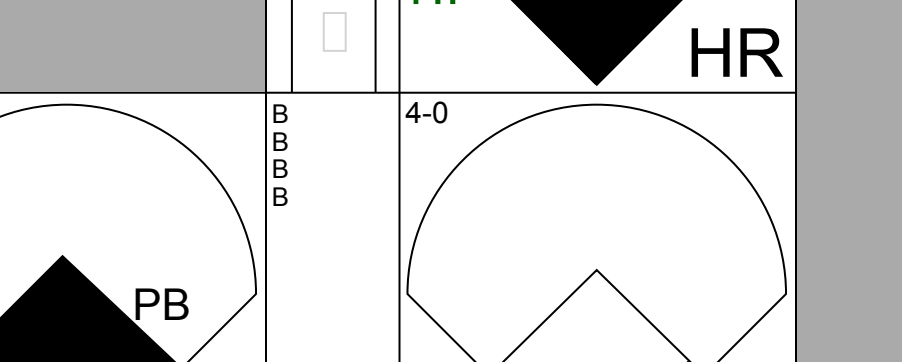
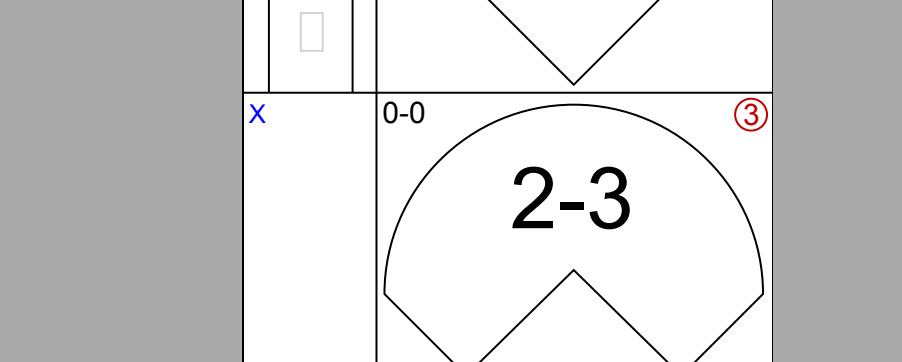

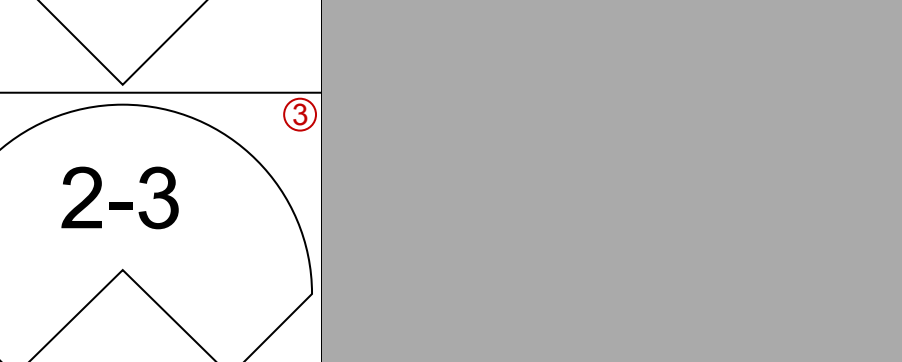
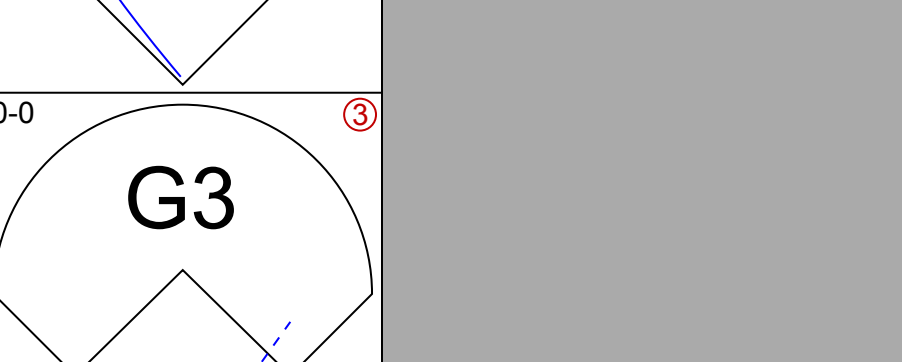
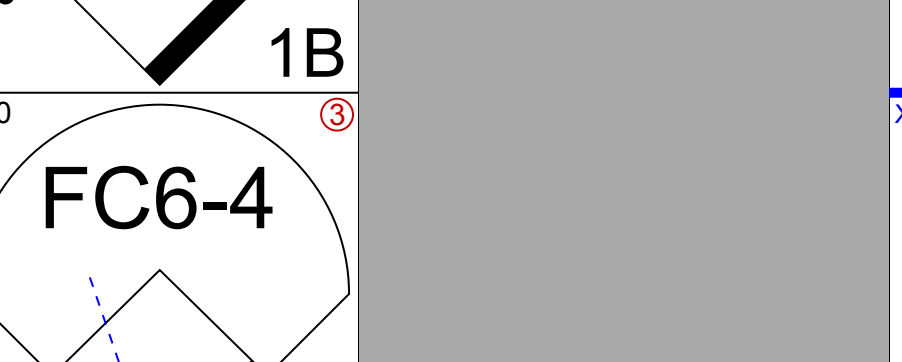
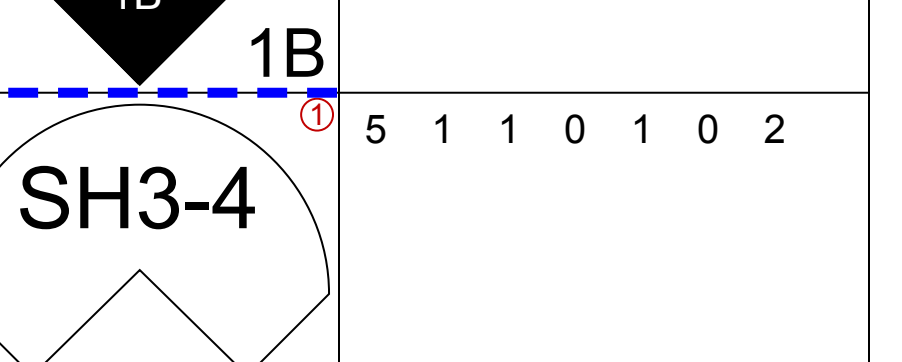

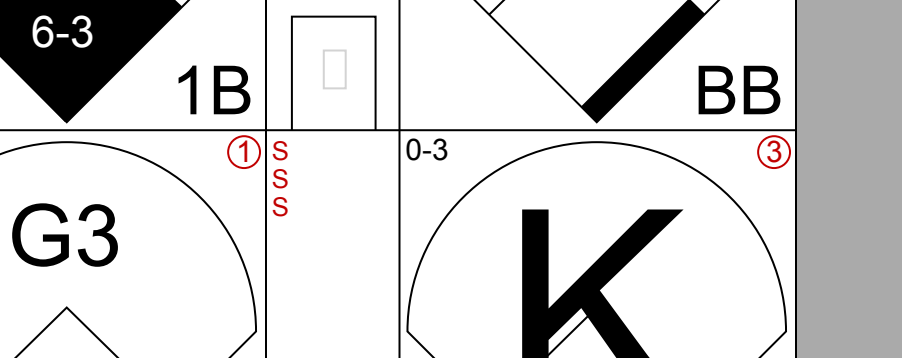
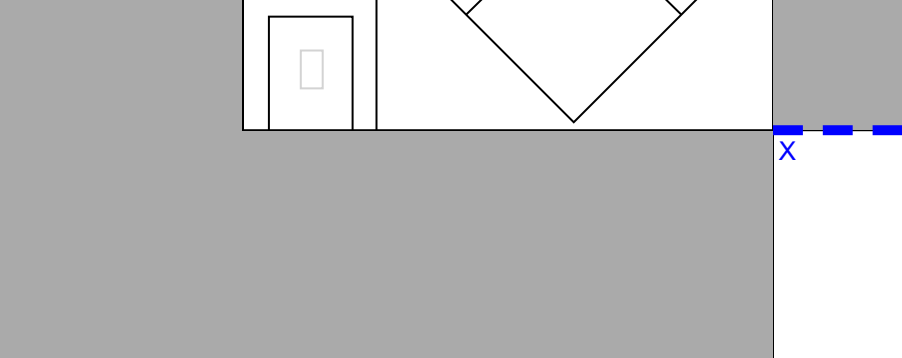
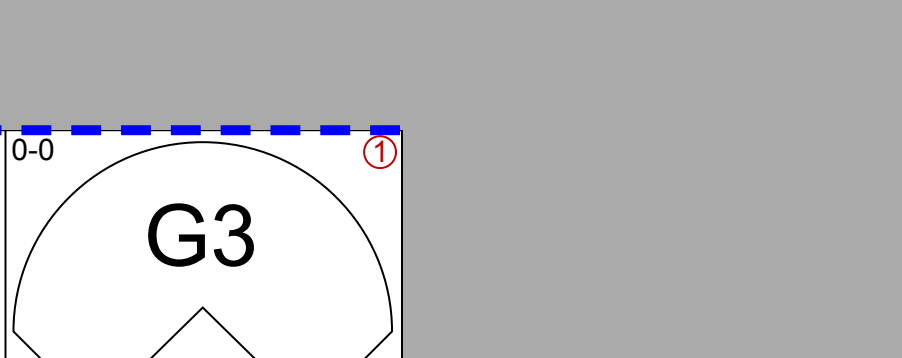

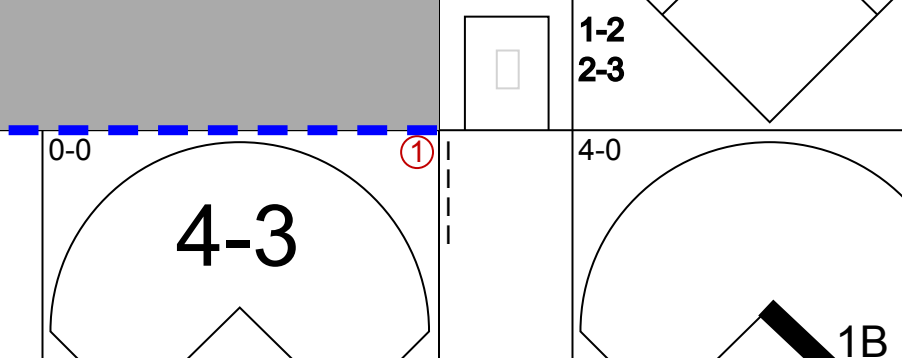
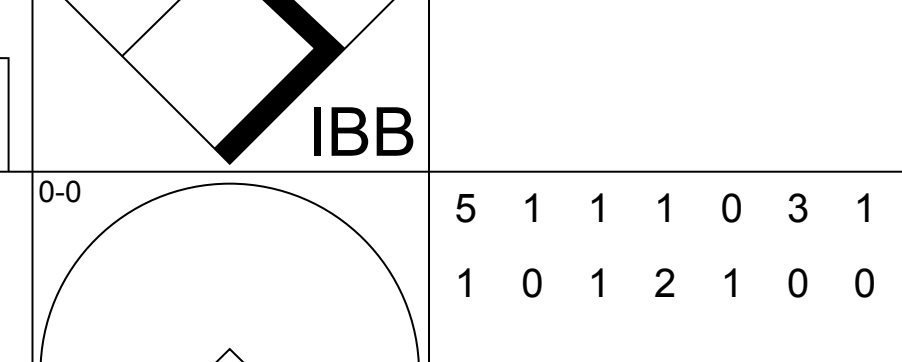

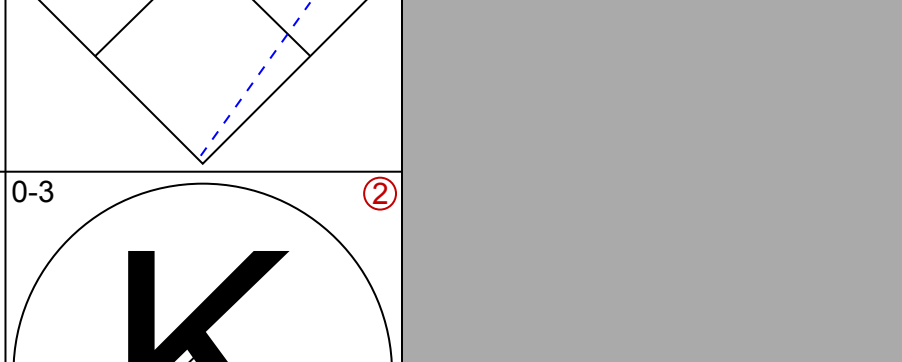
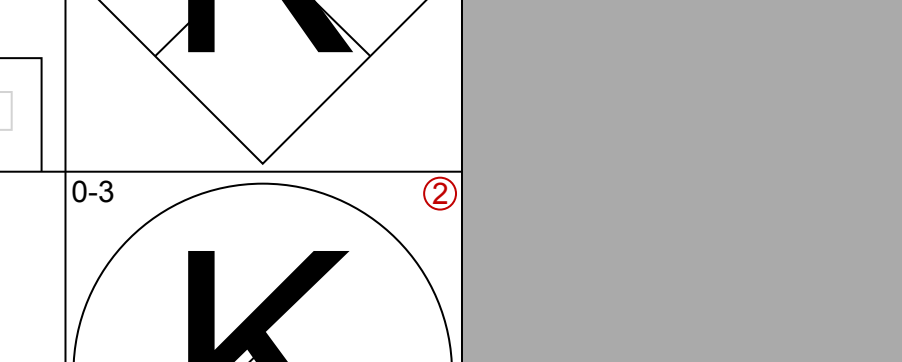
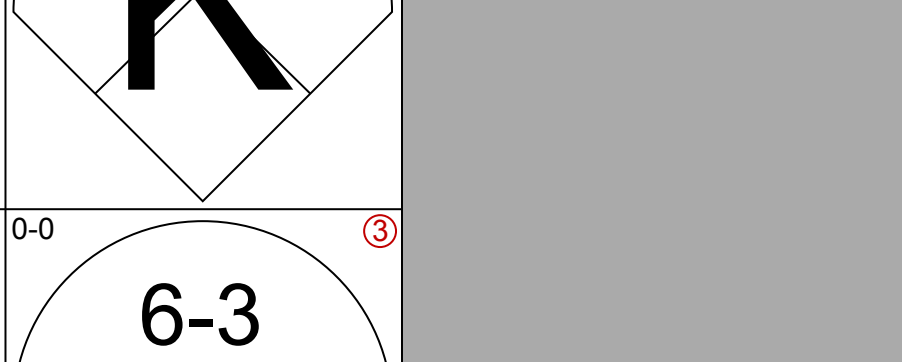
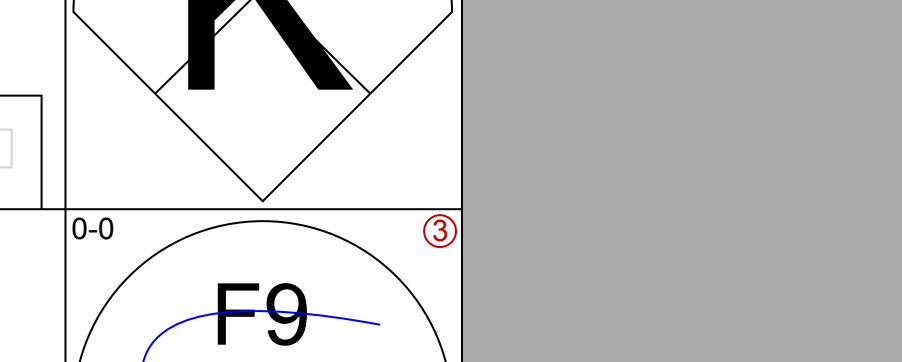
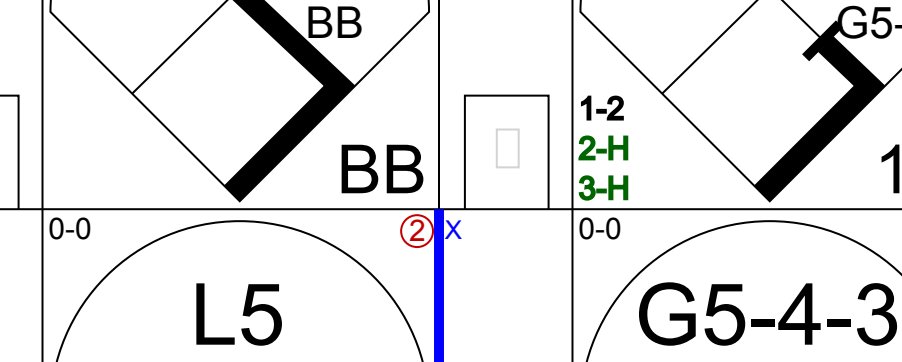
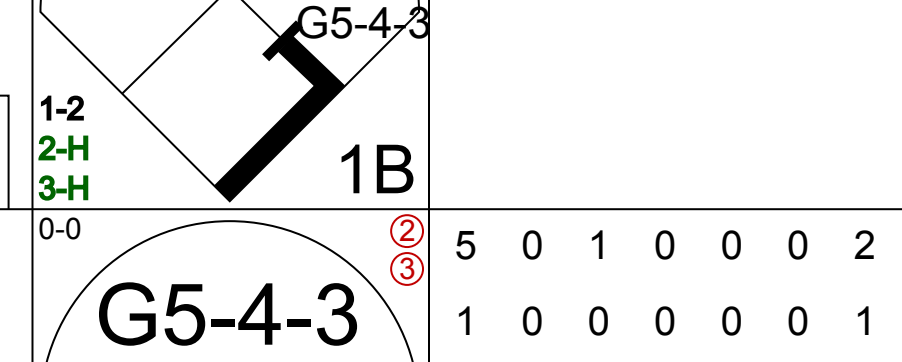

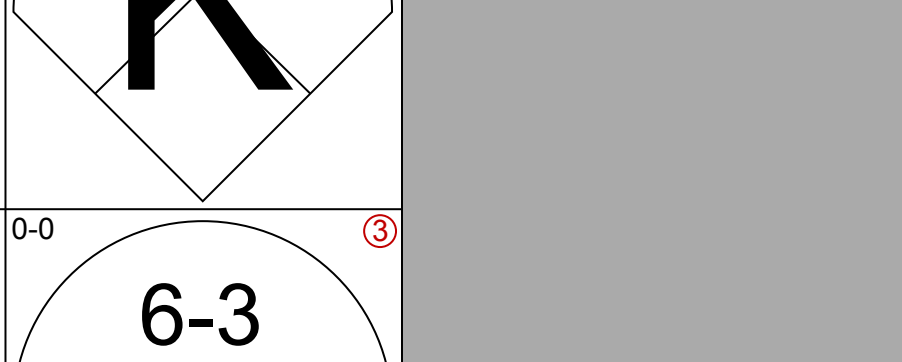
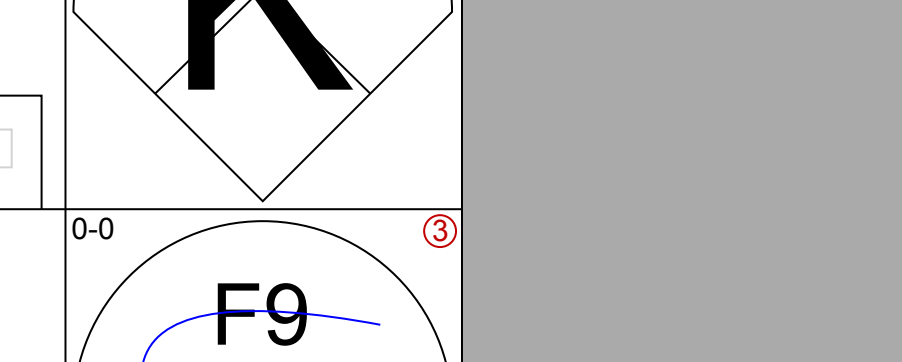
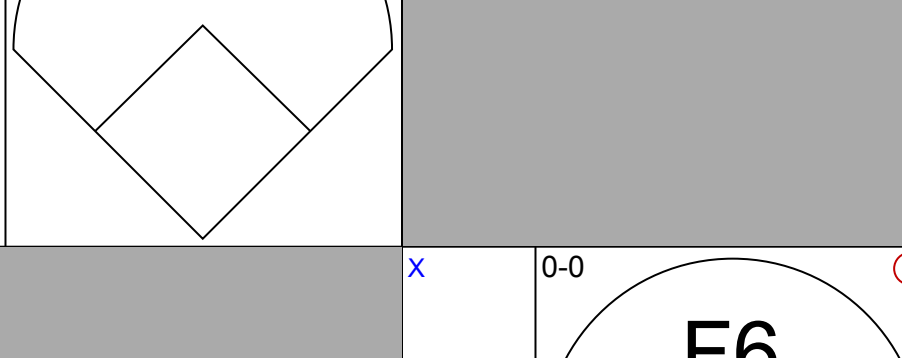
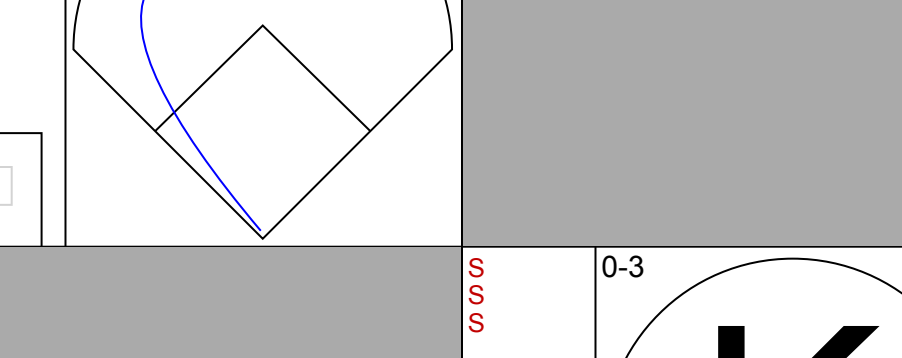
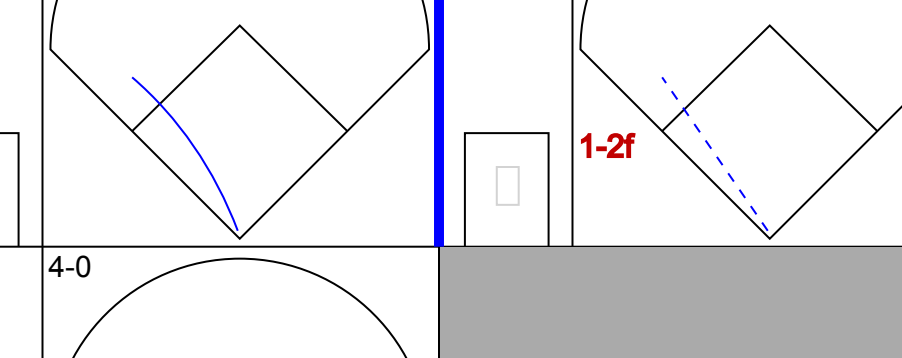
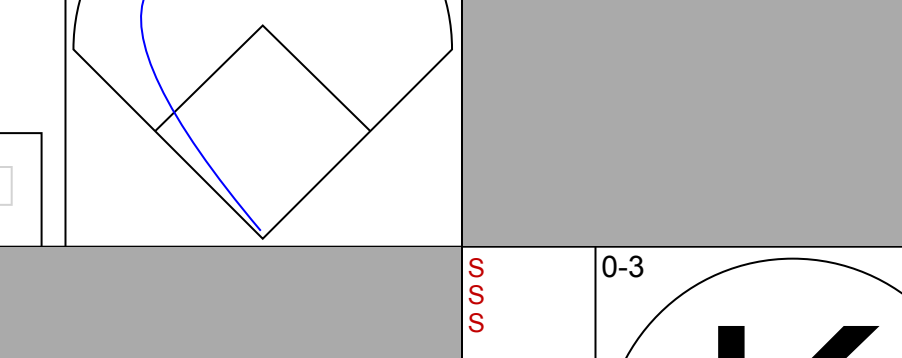
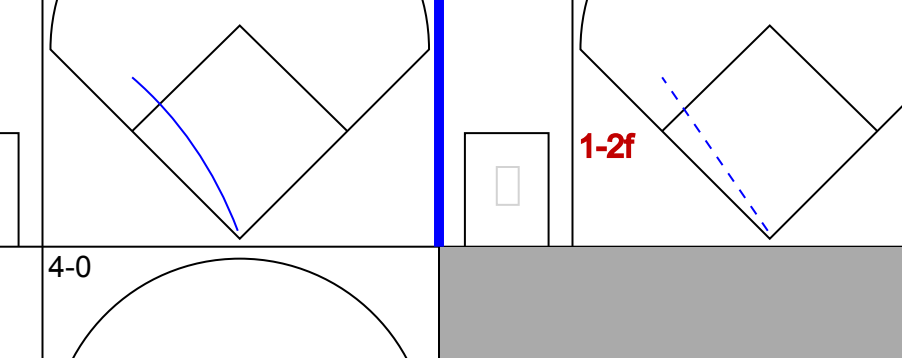
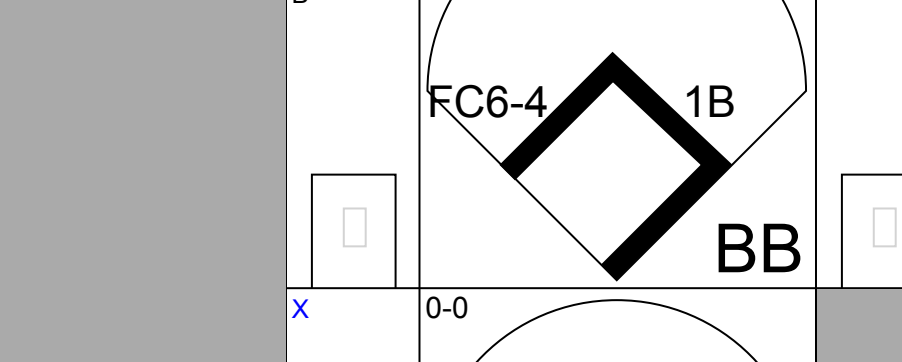
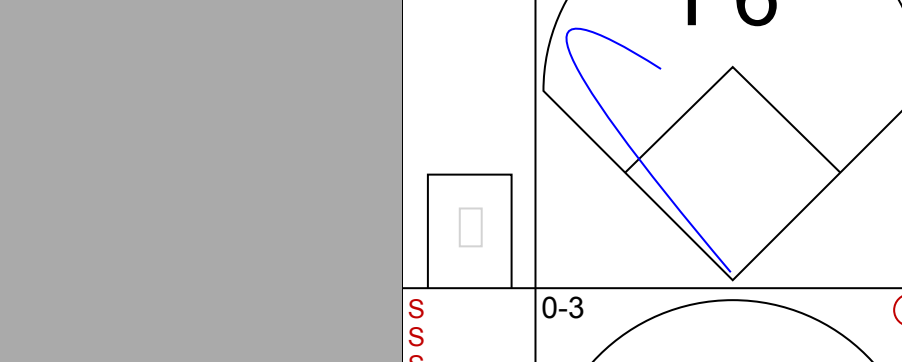
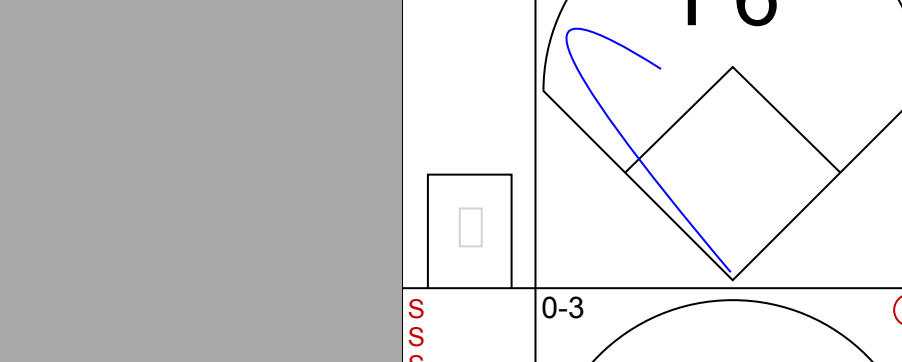
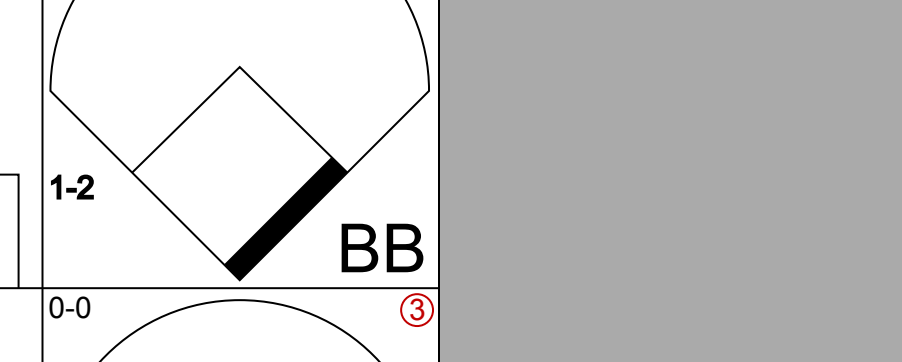
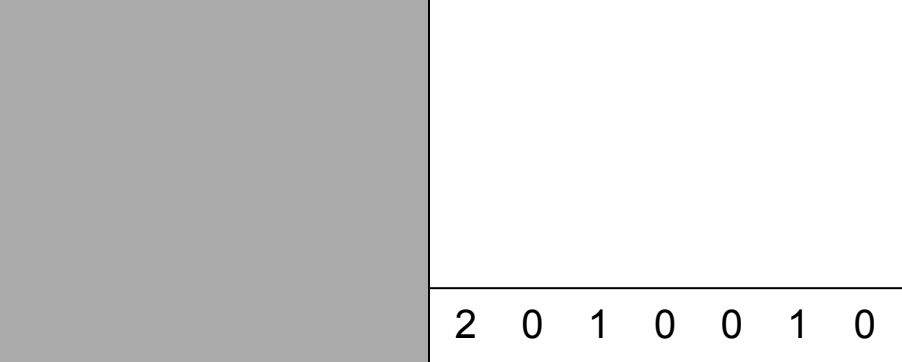
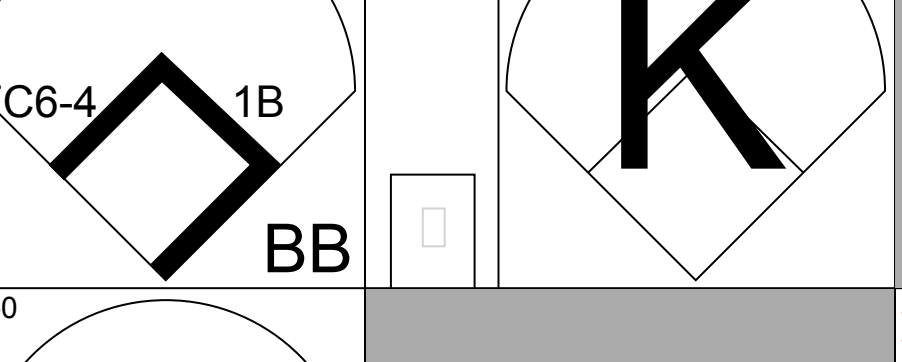
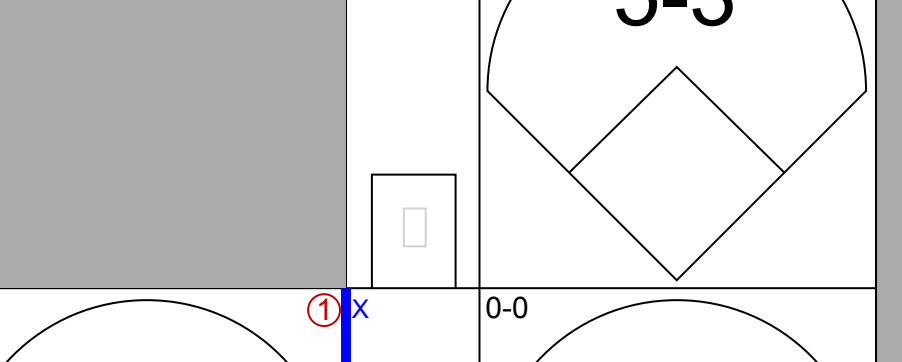
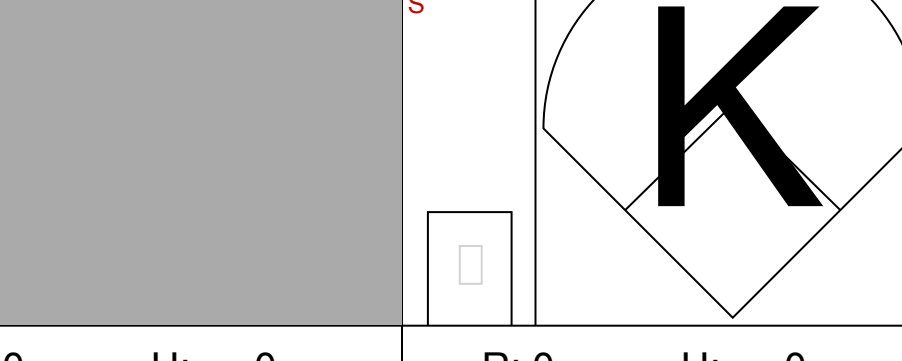
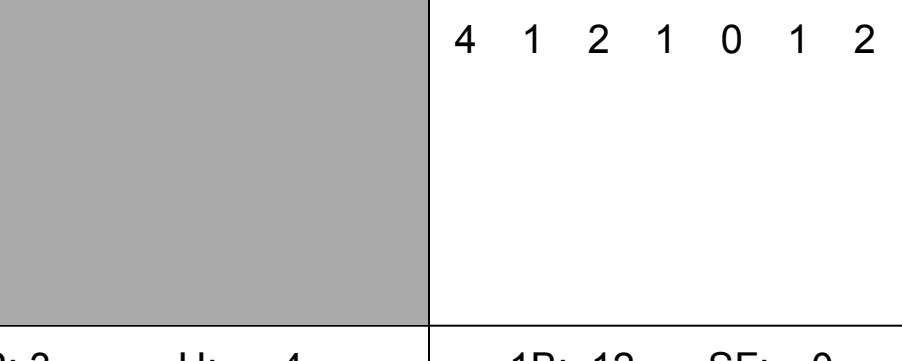

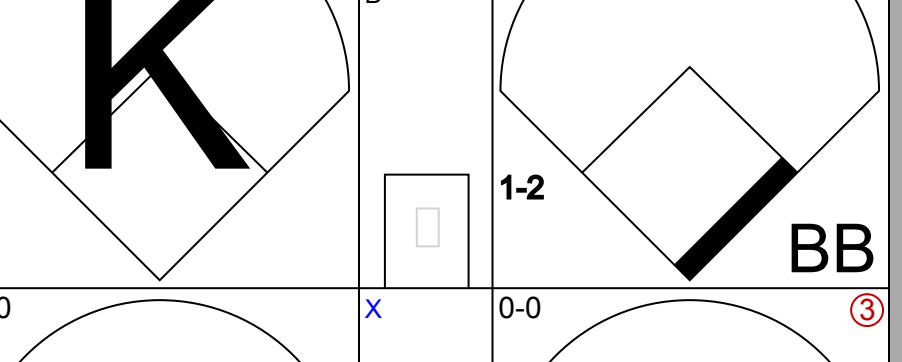
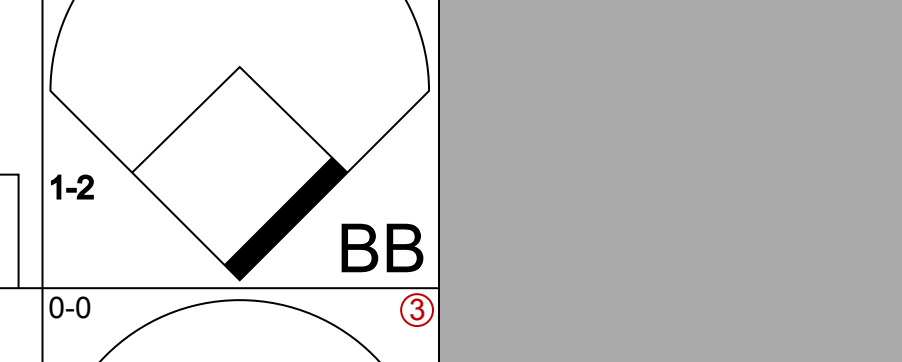
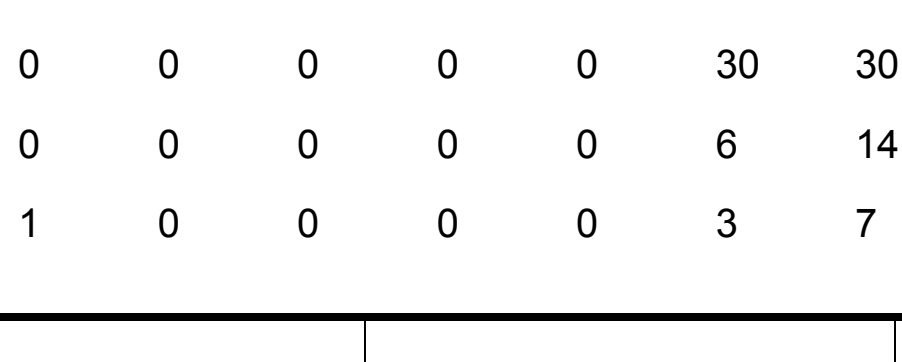

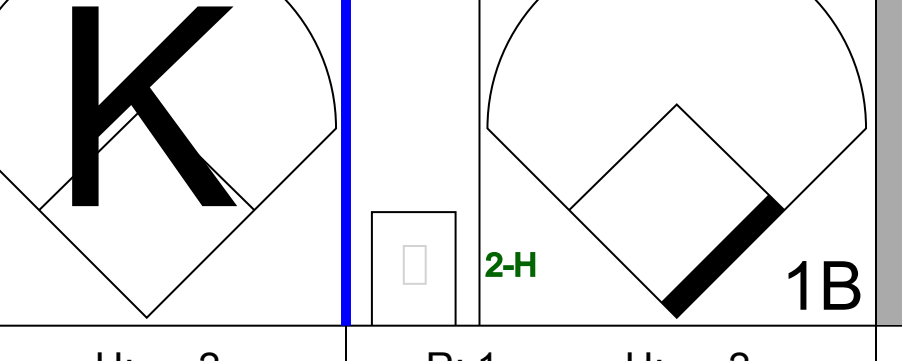


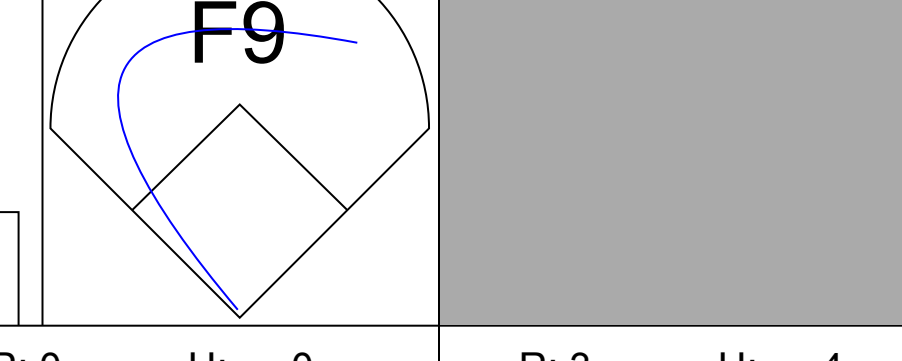
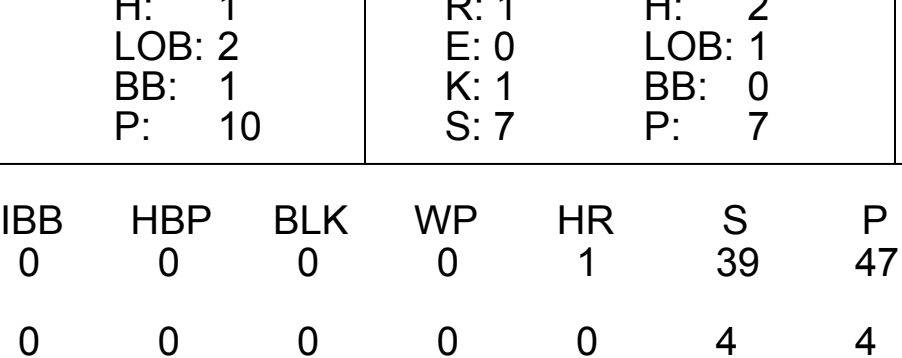
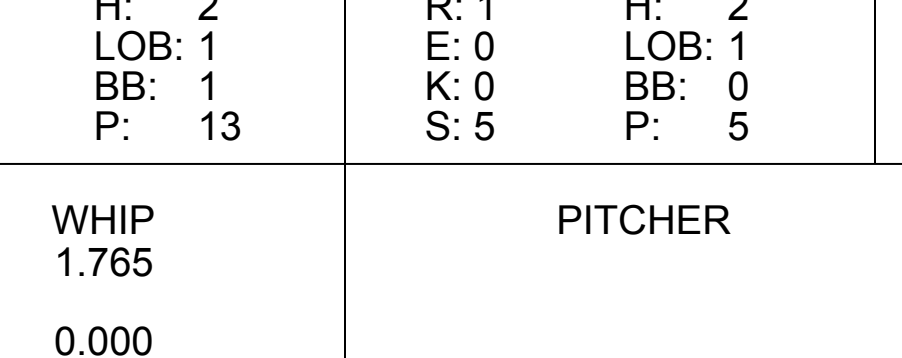
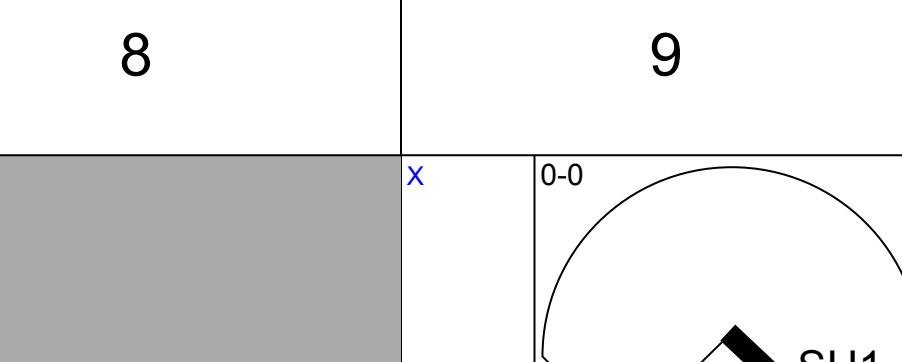
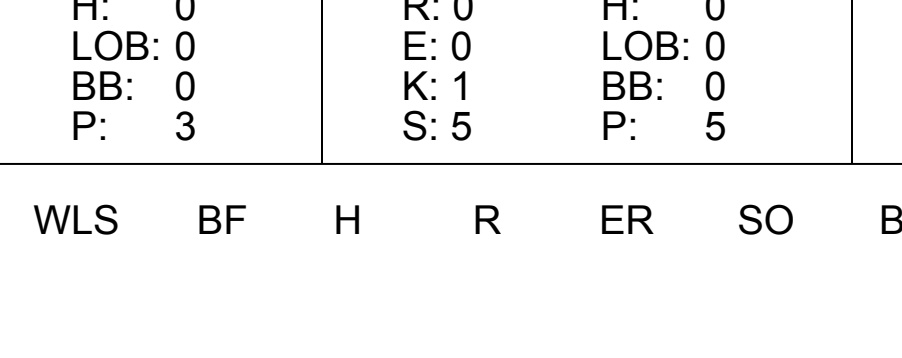
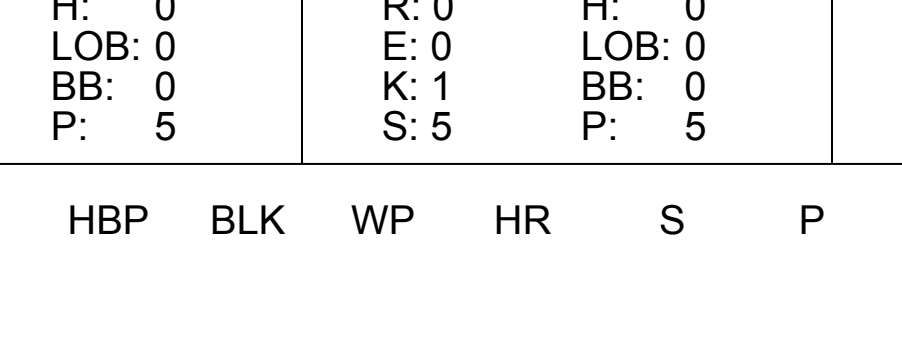


Batter	1	2	3	4	5	6	7	8	9	AB	R	H	RBI	BB	SO	LOB	BOTTOM				
Rickey Henderson, R OBP: 0.301, SLG: 0.298 (1, 7)	4-3			B1-3		5-3		F6		4	0	0	0	0	0	0					
Dwayne Murphy, L OBP: 0.408, SLG: 0.391 (1, 8)	F8			B2-3		1B		HR		3	1	1	1	1	0	0					
Wayne Gross, L OBP: 0.338, SLG: 0.372 (1, 5)	L9			F4				2B		4	0	2	0	0	0	0					
Dave Revering, L OBP: 0.322, SLG: 0.484 (1, 3)		F8			F3	F2		F2		3	0	0	0	1	0	3					
Mitchell Page, L OBP: 0.328, SLG: 0.362 (1, 10)		F7								3	0	1	0	1	0	0					
Mike Heath, R OBP: 0.328, SLG: 0.355 (1, 9)		5-3						F4		4	0	0	0	0	0	3					
Jeff Newman, R OBP: 0.283, SLG: 0.420 (1, 2)				K						4	0	1	0	0	1	3					
Dave Chalk, R OBP: 0.335, SLG: 0.287 (1, 4)					FC6-4					3	0	1	0	0	0	3					
Rob Picciolo, R OBP: 0.259, SLG: 0.308 (1, 6)				G4-6-3						3	0	0	0	0	1	1					
Inning Stats	R: 0 E: 0 K: 0 S: 3	H: 0 LOB: 0 BB: 0 P: 3	R: 0 E: 0 K: 0 S: 3	H: 0 LOB: 0 BB: 0 P: 3	R: 0 E: 0 K: 1 S: 5	H: 1 LOB: 0 BB: 0 P: 5	R: 0 E: 0 K: 0 S: 3	H: 0 LOB: 0 BB: 0 P: 3	R: 0 E: 0 K: 0 S: 4	H: 1 LOB: 2 BB: 1 P: 8	R: 0 E: 0 K: 0 S: 4	H: 1 LOB: 1 BB: 0 P: 4	R: 1 E: 0 K: 1 S: 7	H: 2 LOB: 1 BB: 0 P: 7	R: 0 E: 0 K: 0 S: 2	H: 0 LOB: 0 BB: 1 P: 6	1B: 4 2B: 1 3B: 0 HR: 1	SF: 0 SAC: 0 DP: 2 HBP: 0	WP: 0 PB: 0 SB: 0 CS: 0	PA: 34	
PITCHER	IP	WLS	BF	H	R	ER	SO	BB	IBB	HBP	BLK	WP	HR	S	P	ERA	WHIP				
Dave Frost, R ERA: 3.54 (1, 1)	9.0	W	34	6	1	1	2	3	0	0	0	0	1	35	47	1.00	1.000				

California Angels @ Oakland Athletics
Oakland-Alameda County Coliseum, Oakland, CA
Wed Aug 08 1979, 3:33 AM PDT
Att: 3,463 - Unknown


AB 31
R 1
H 6
RBI 1
BB 3
SO 2
LOB 13

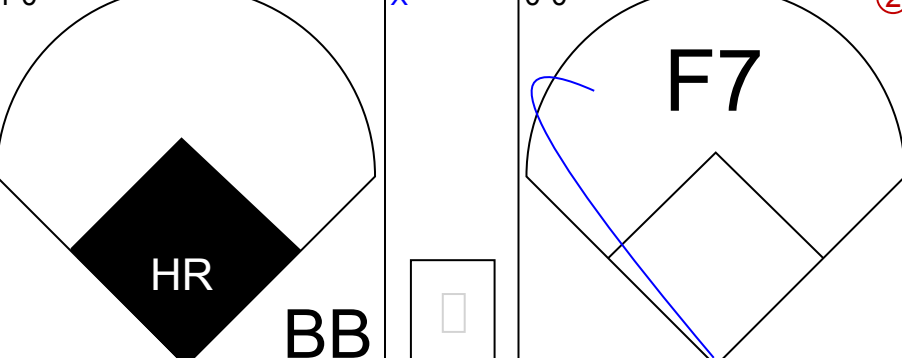
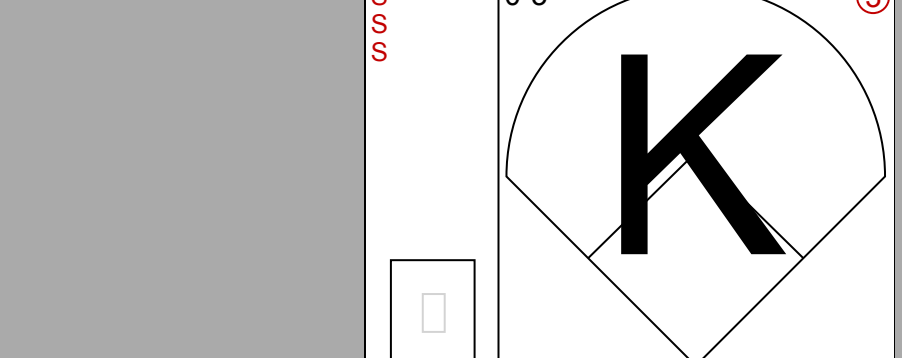
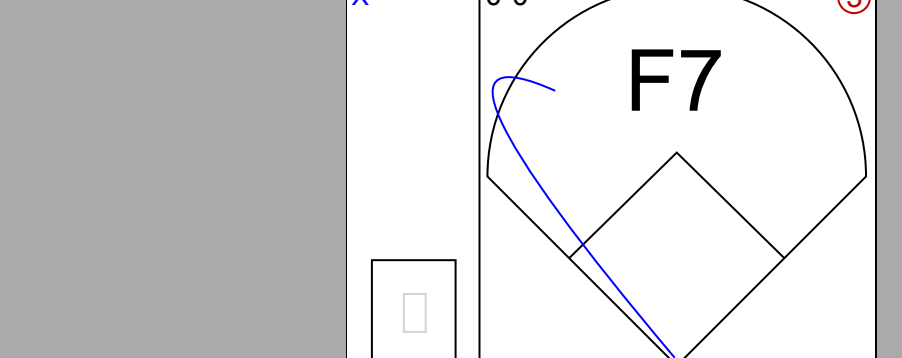



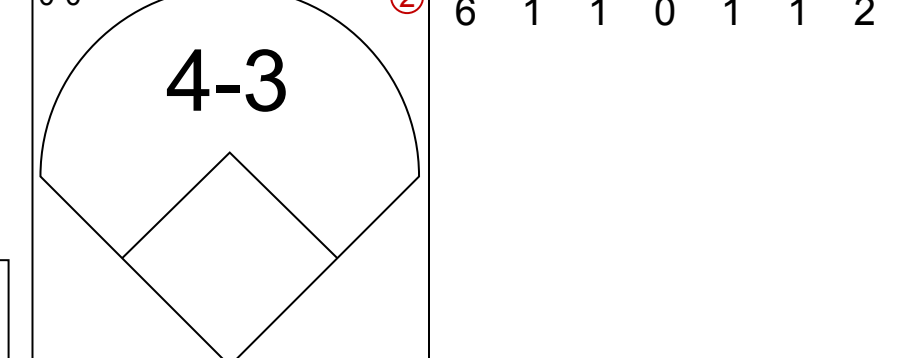
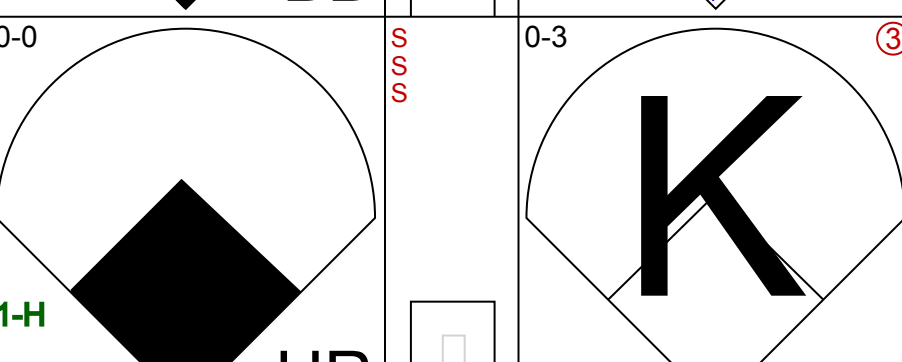

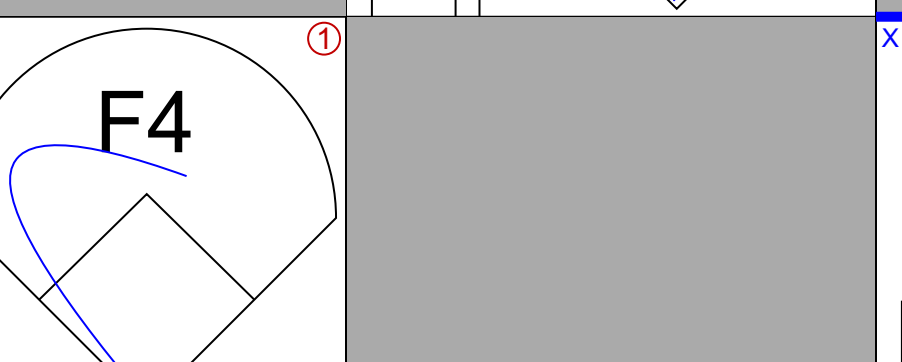
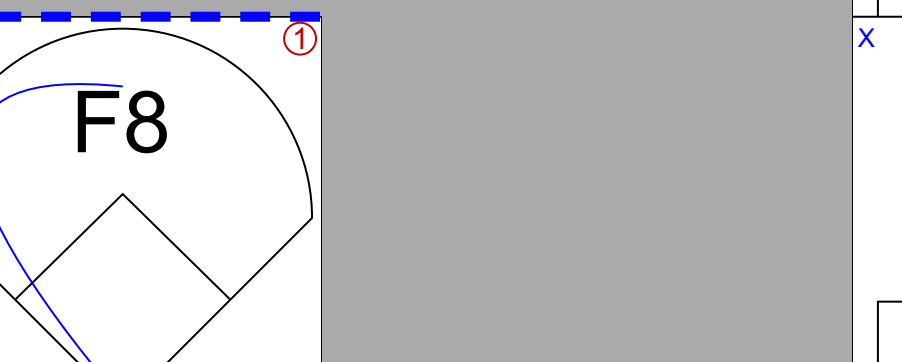
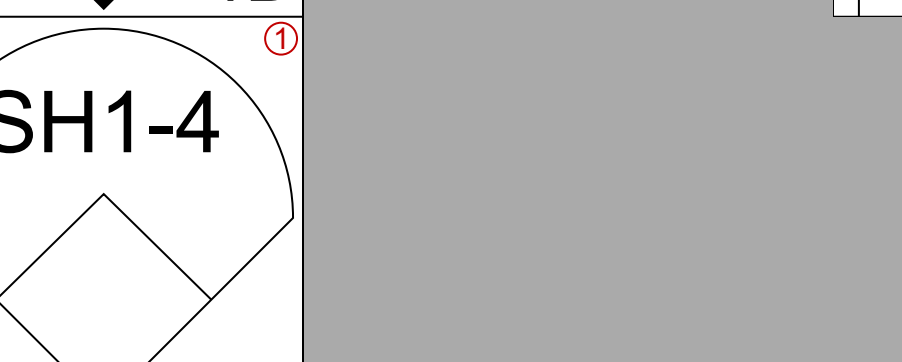
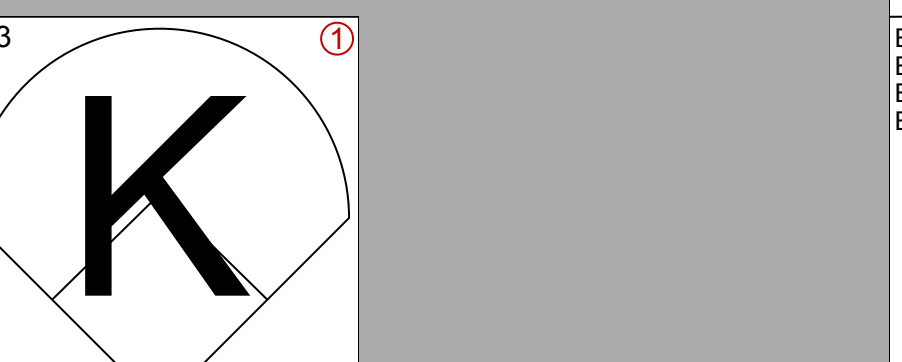
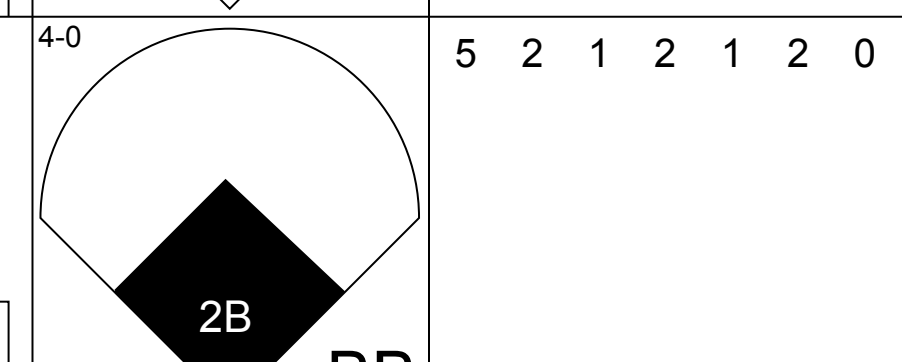
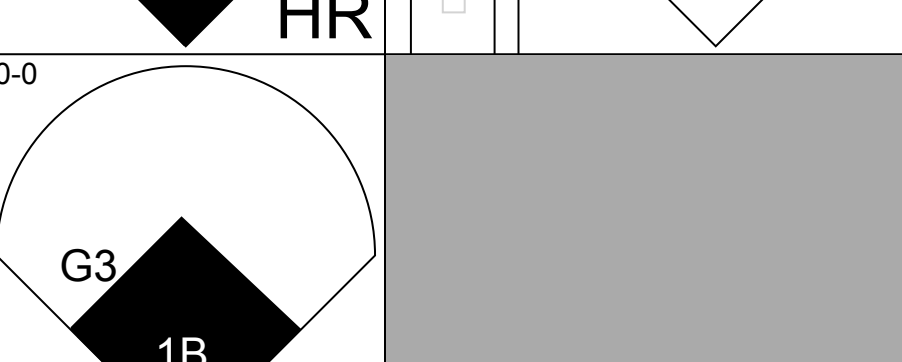
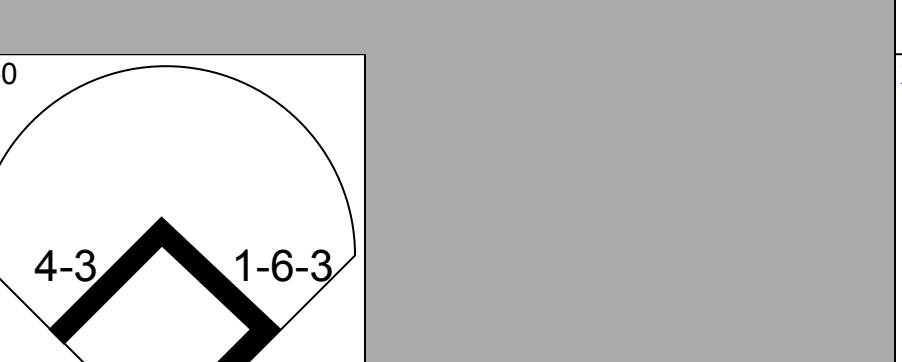
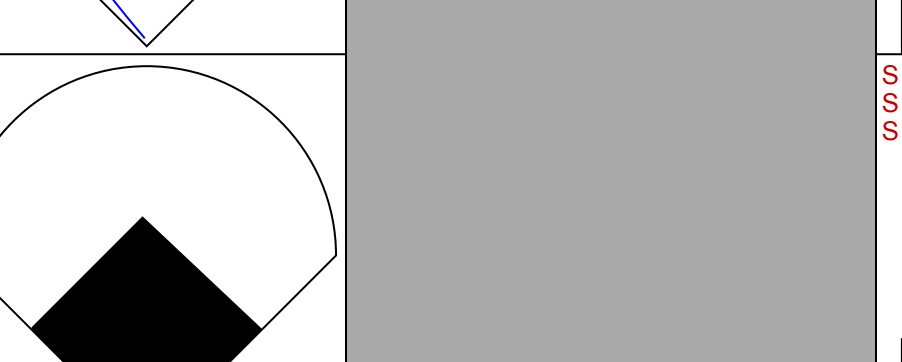
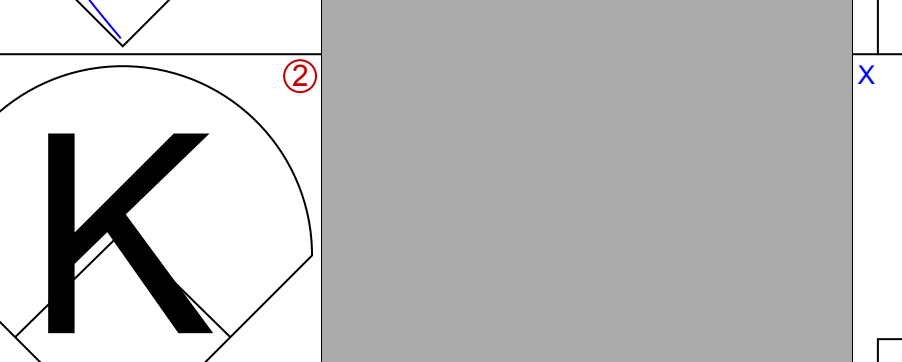
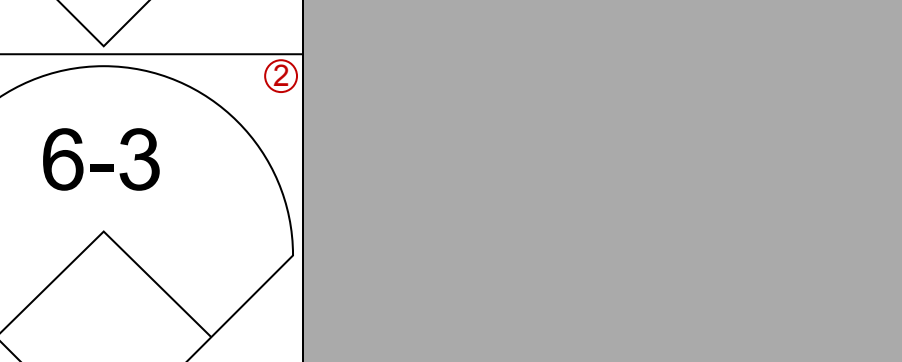
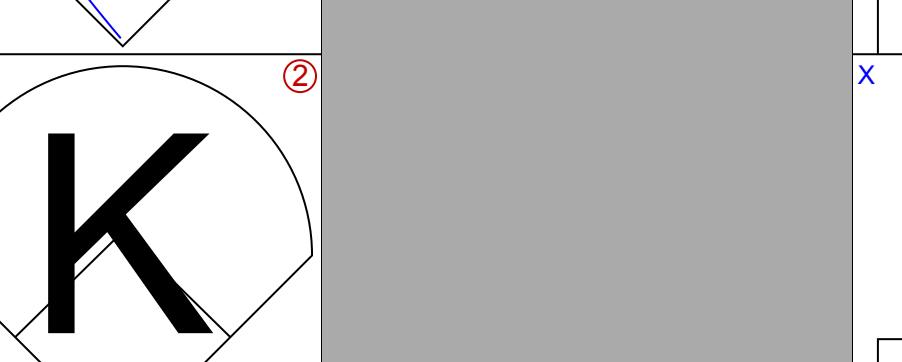

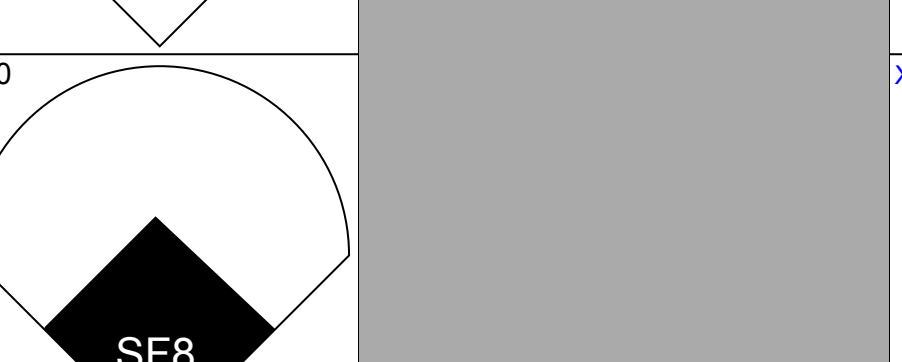
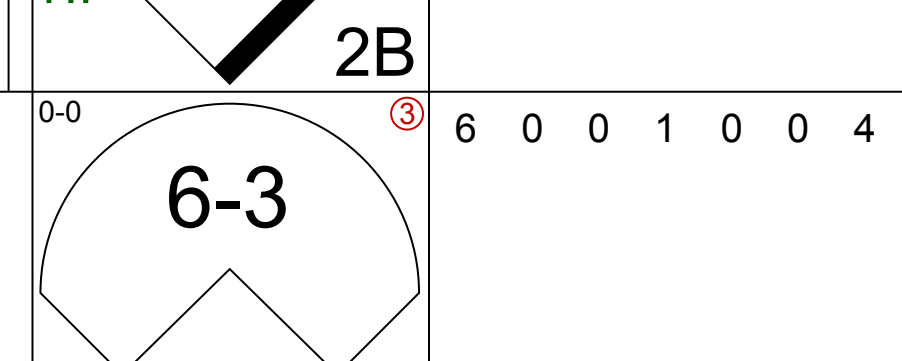
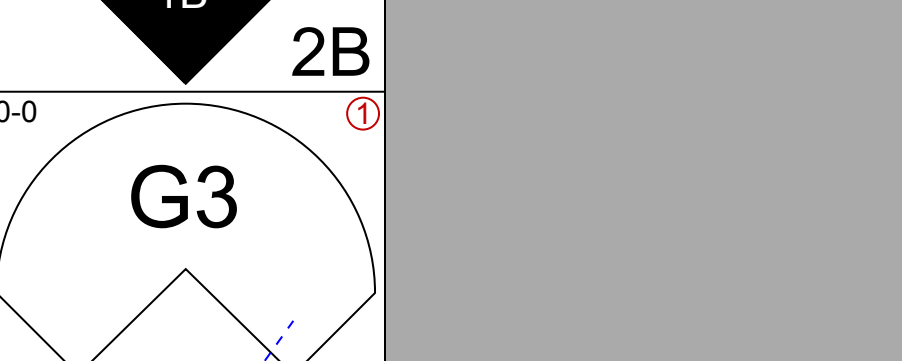
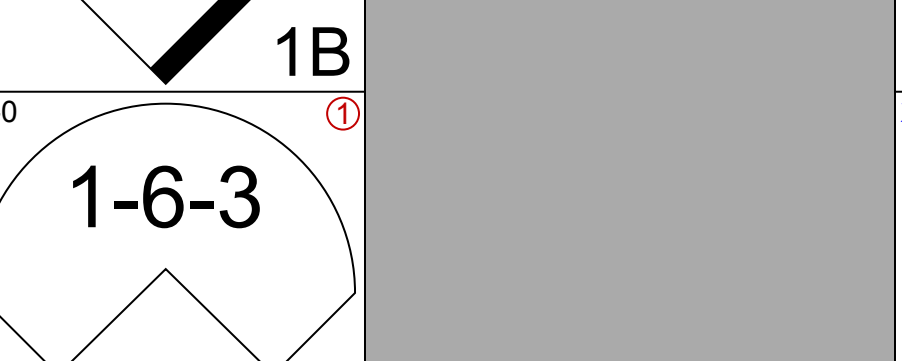
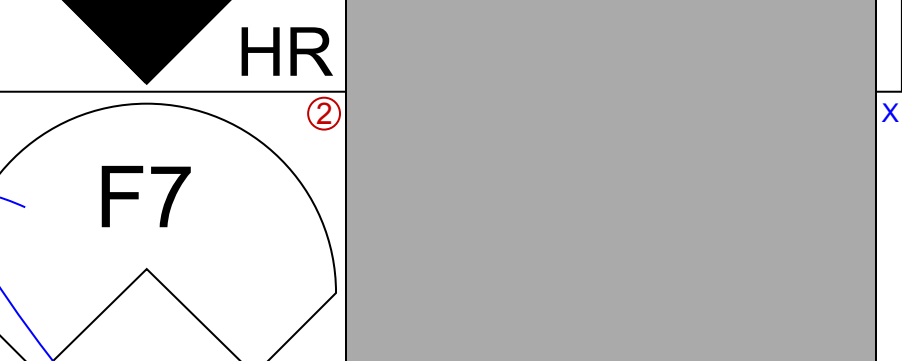
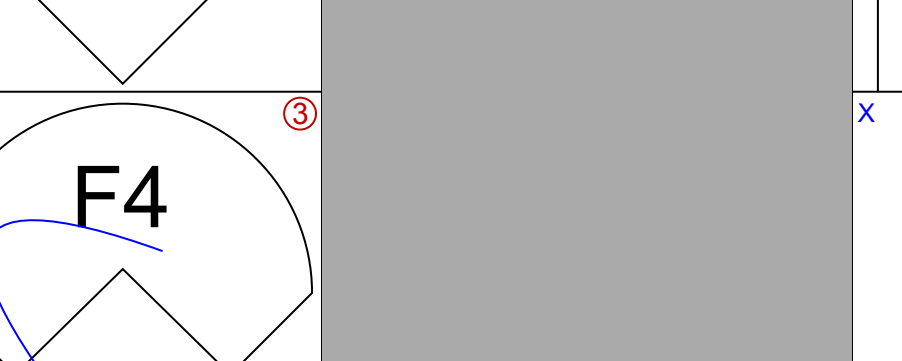
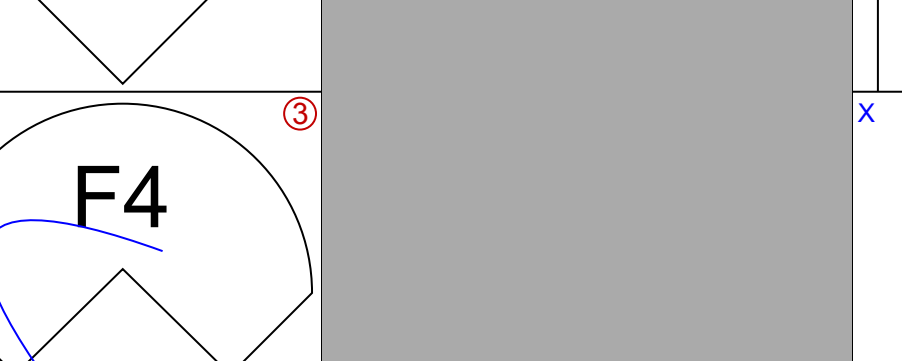
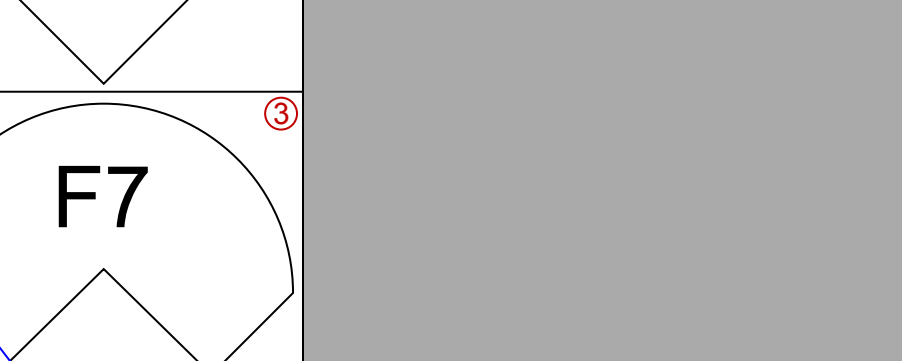
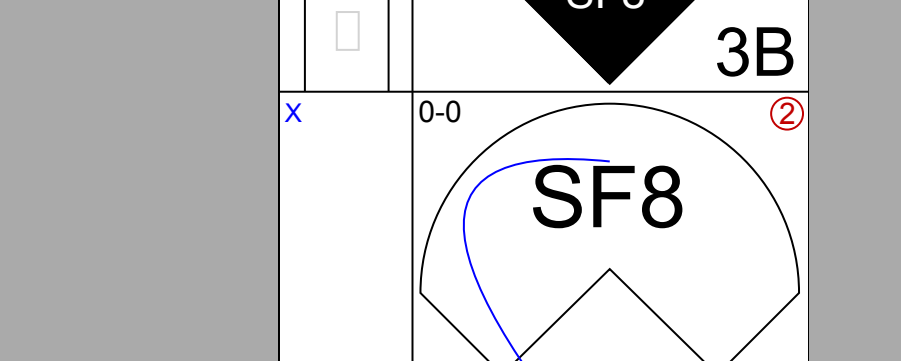
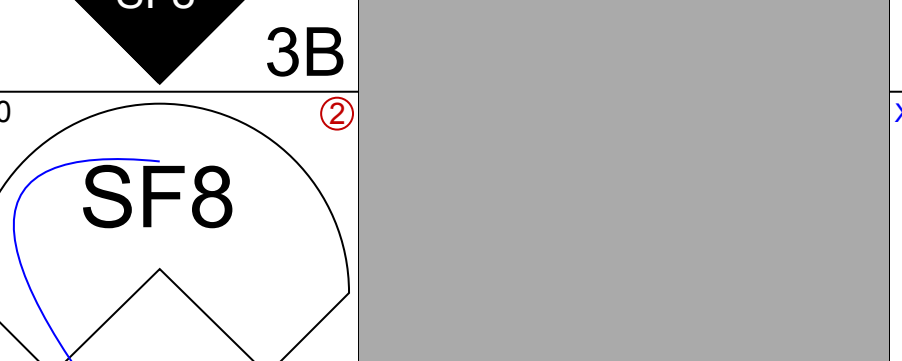
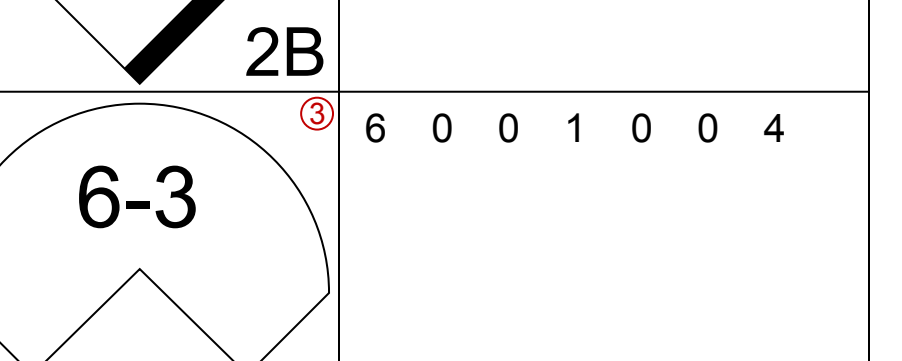
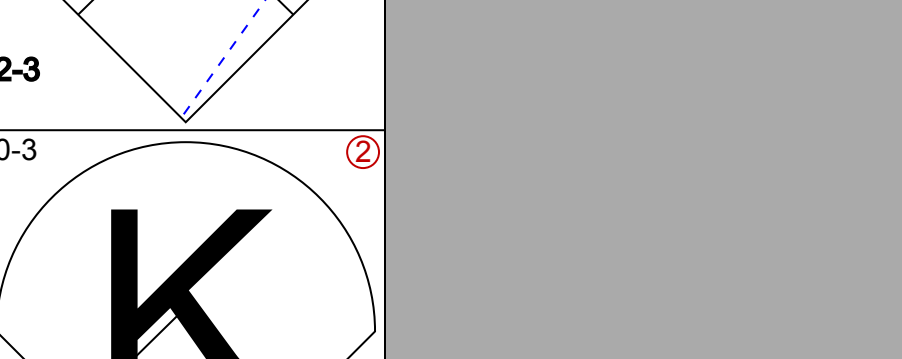
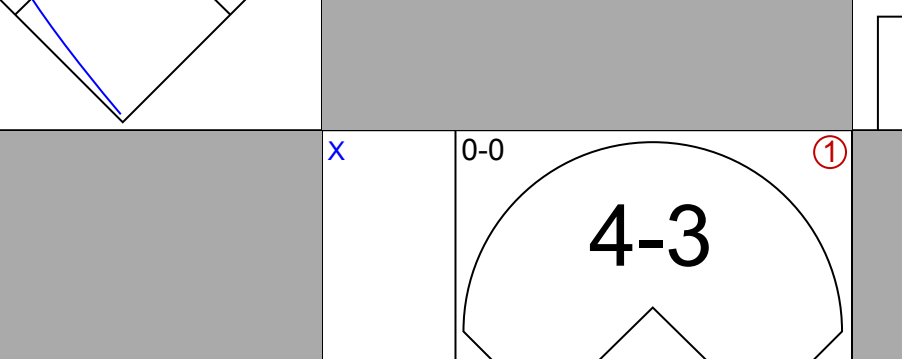
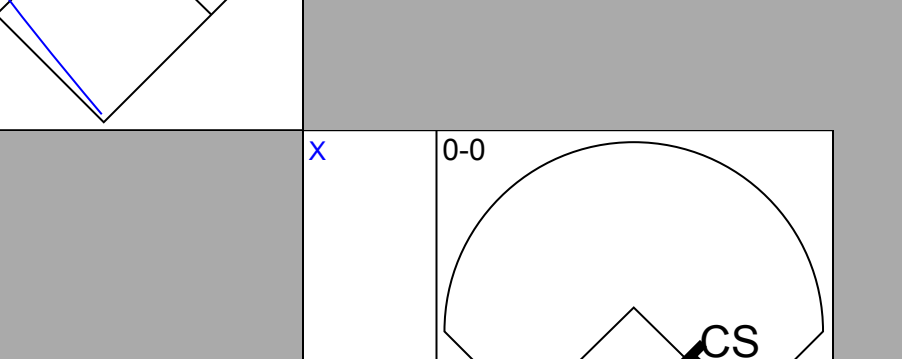
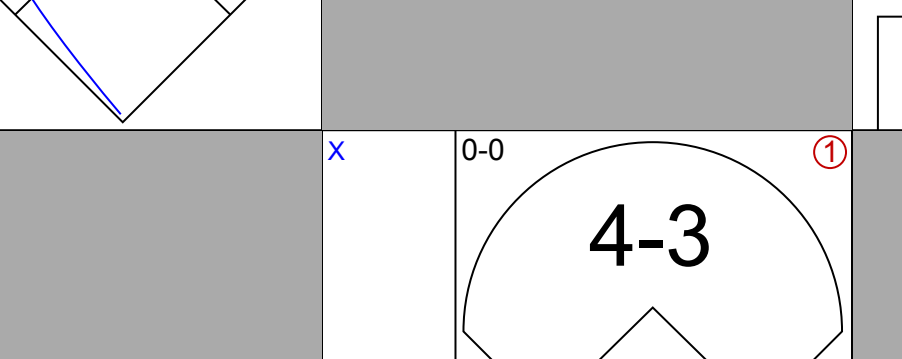
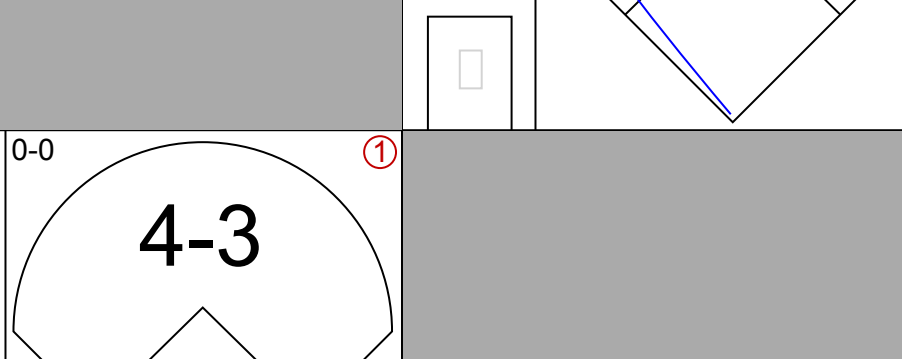

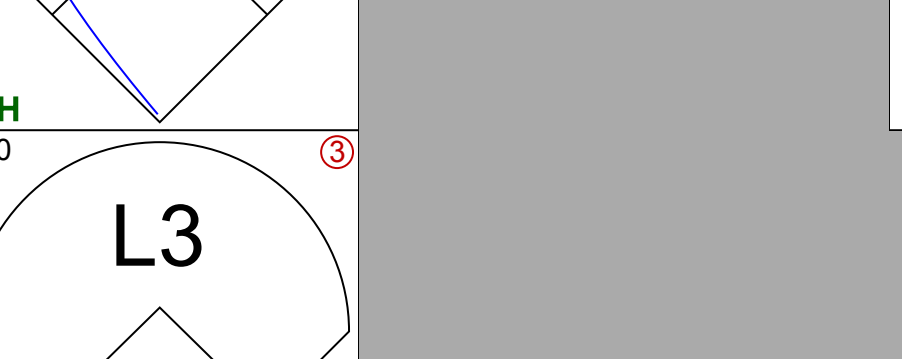
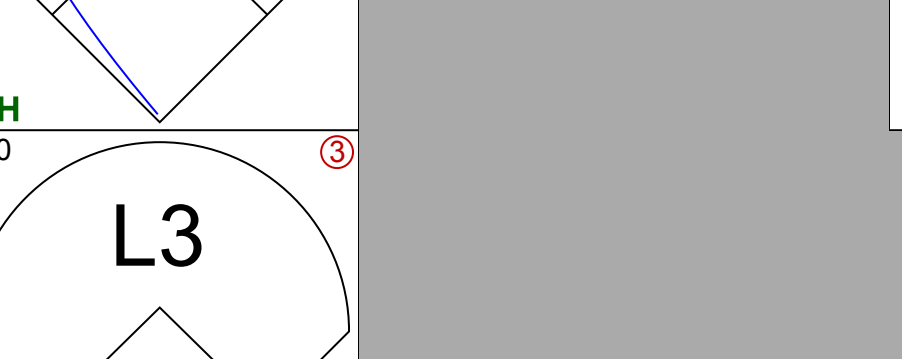
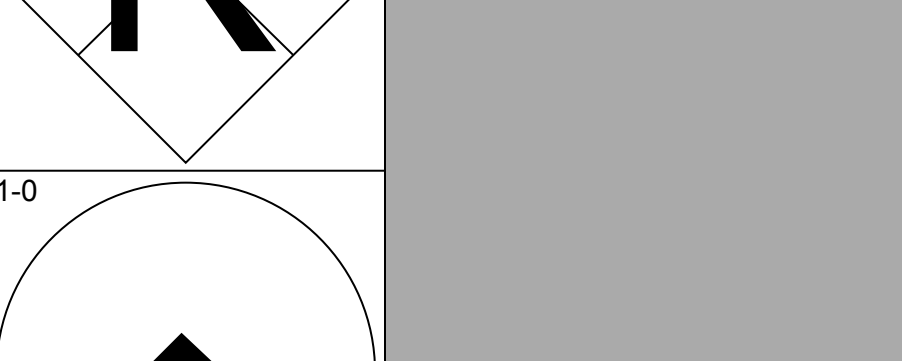
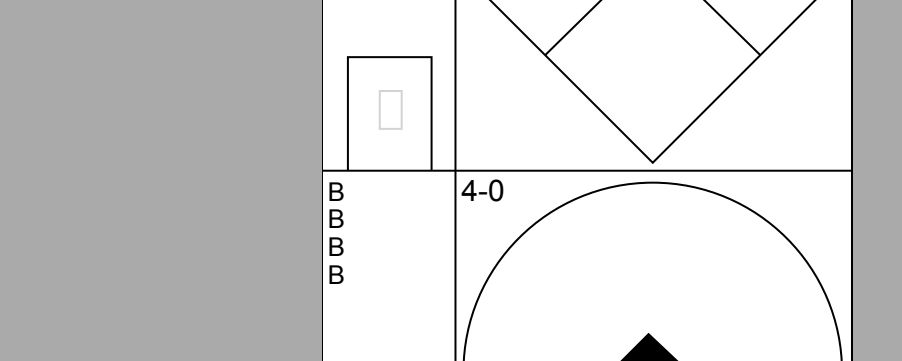
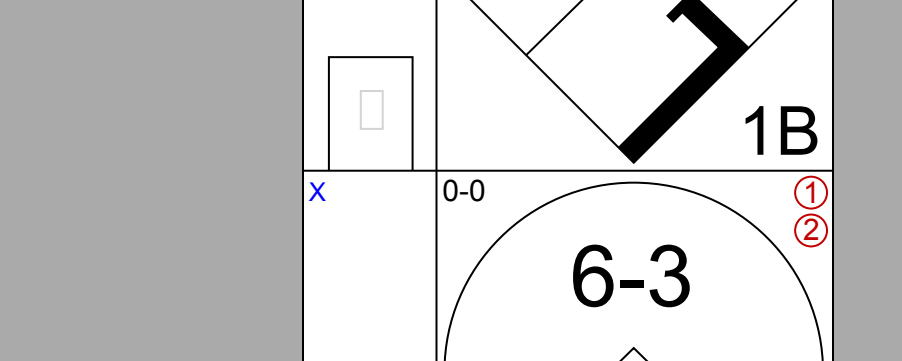
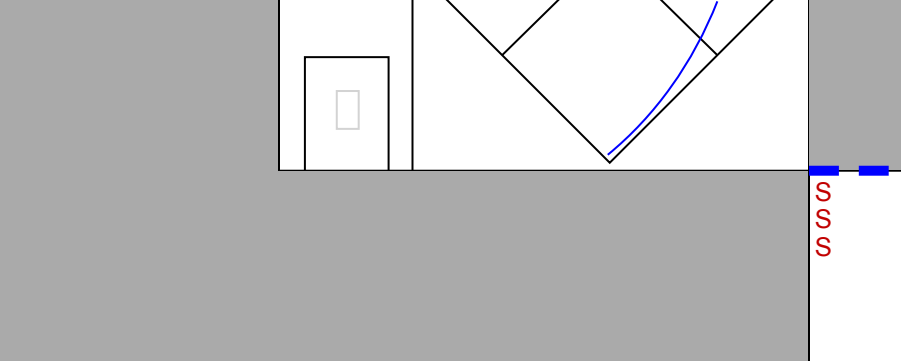
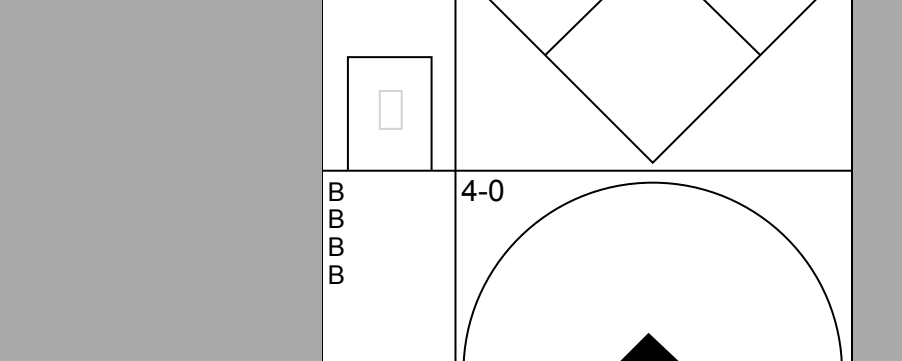
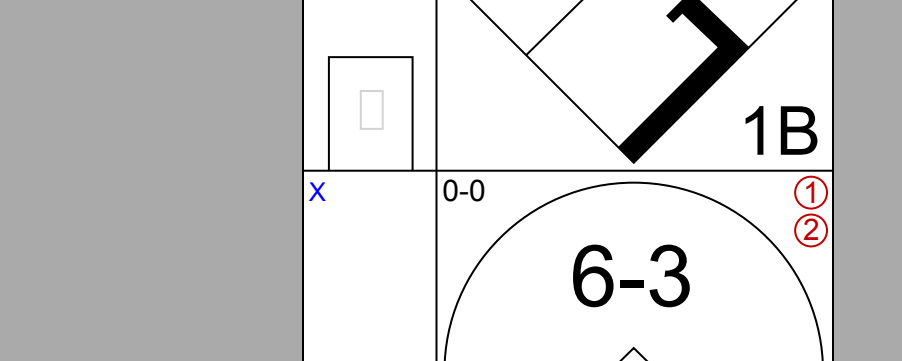
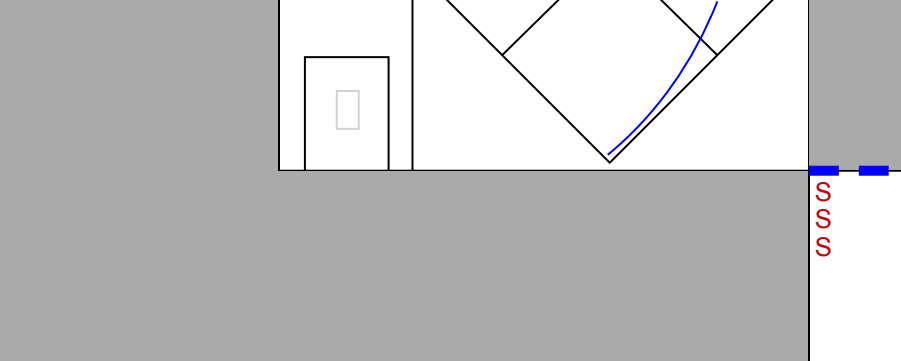
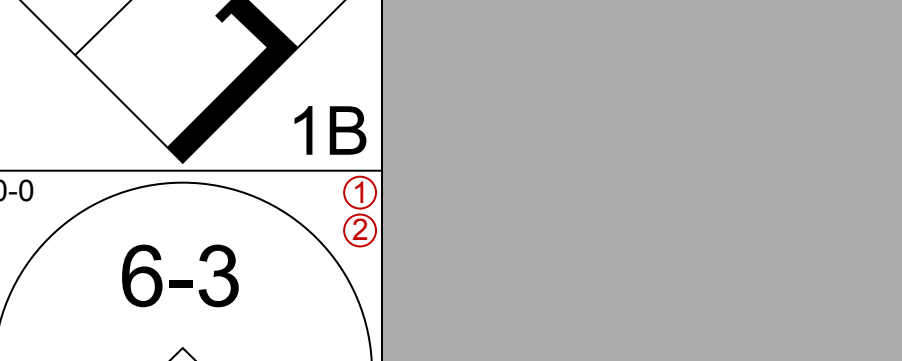
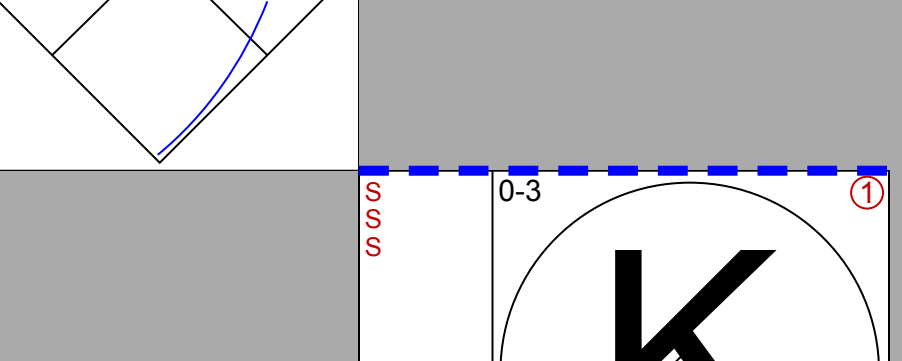
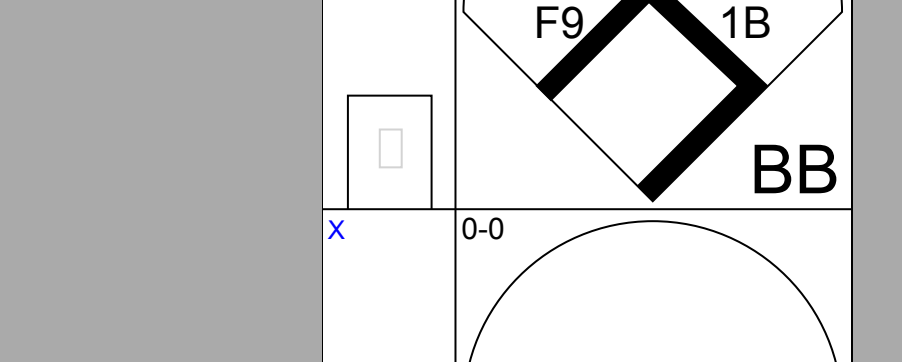
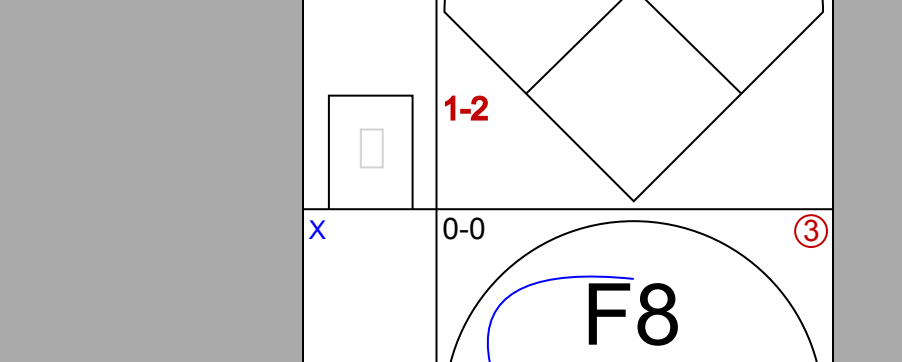

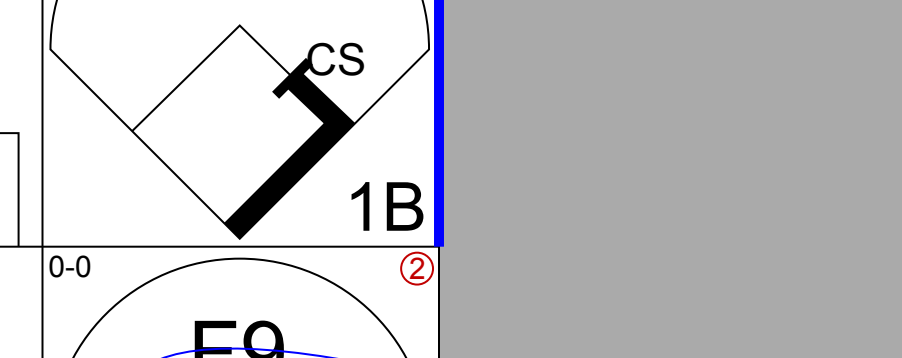
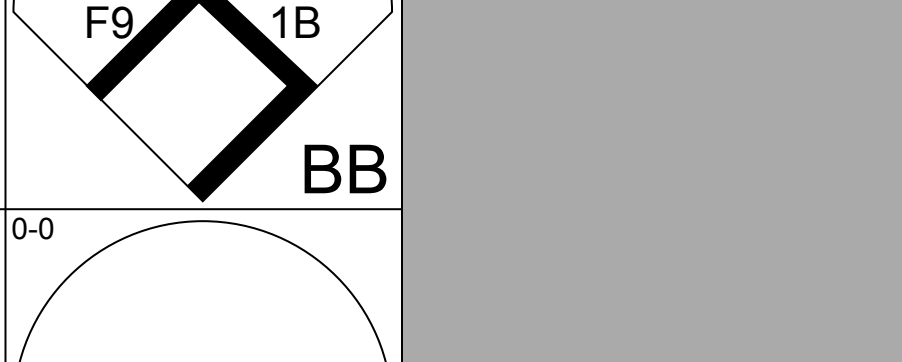
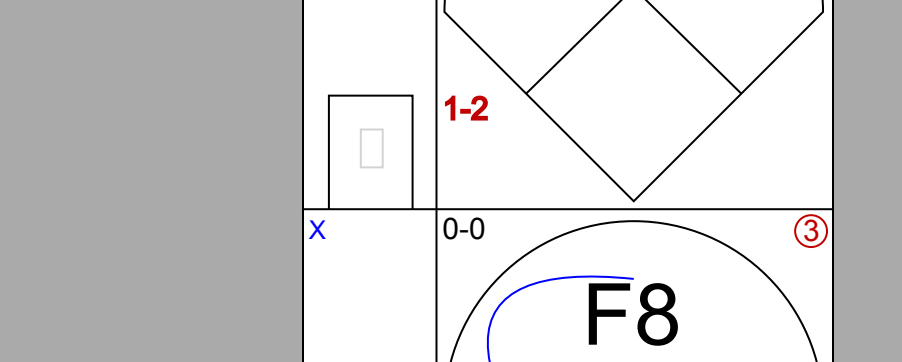
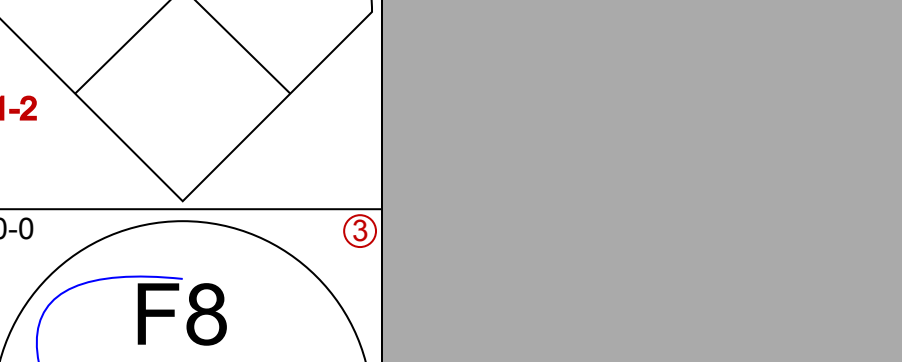
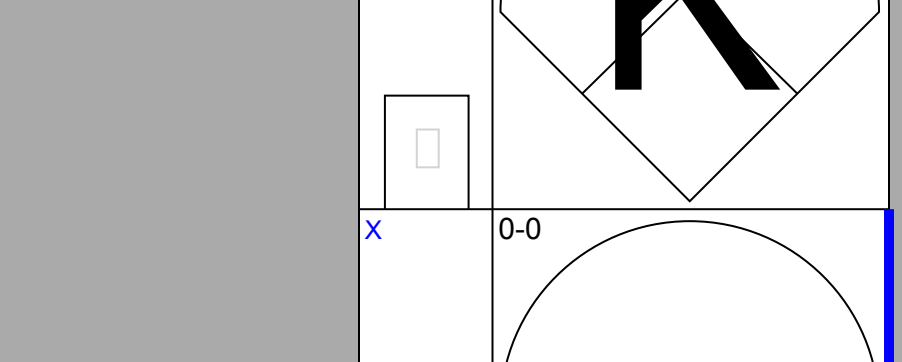
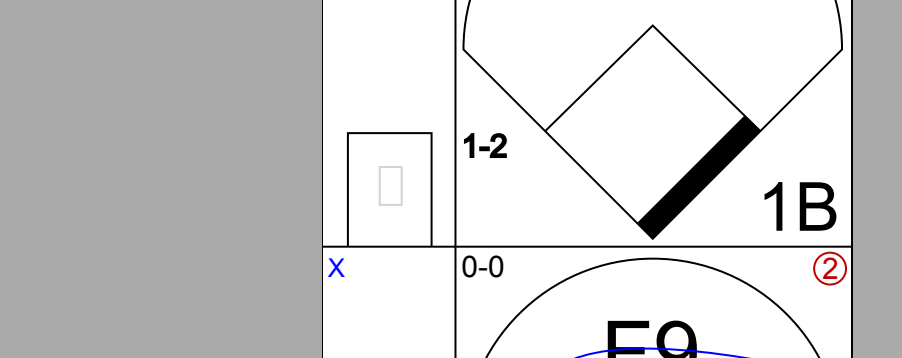
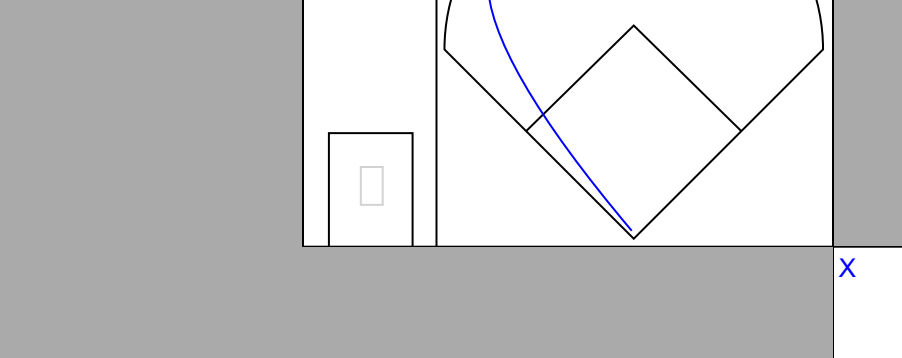

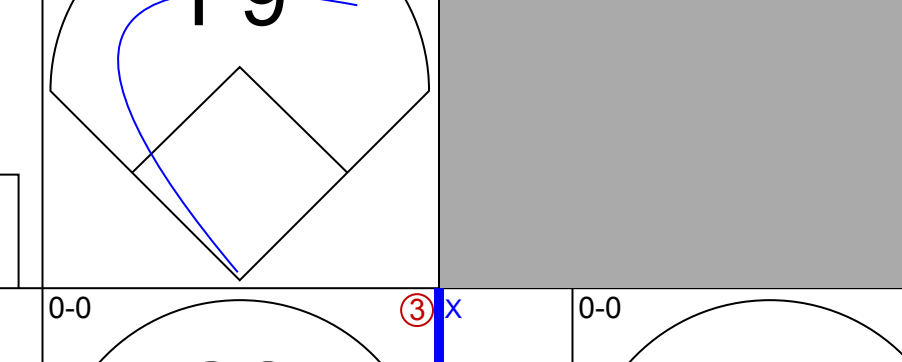
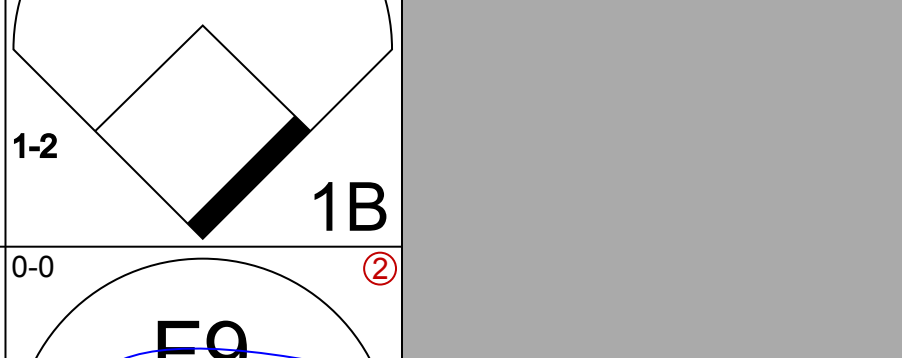
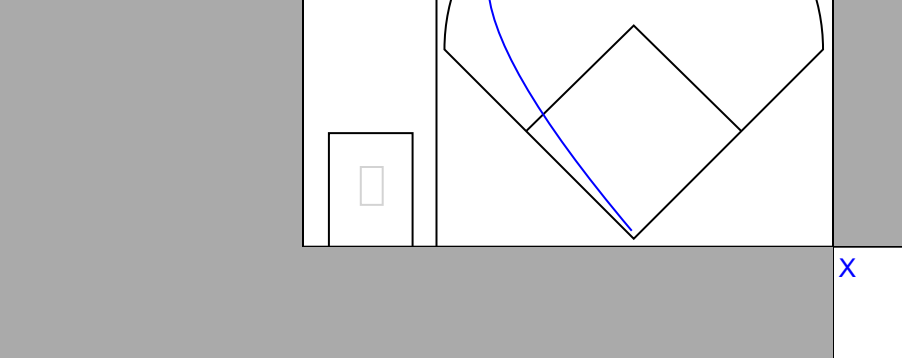
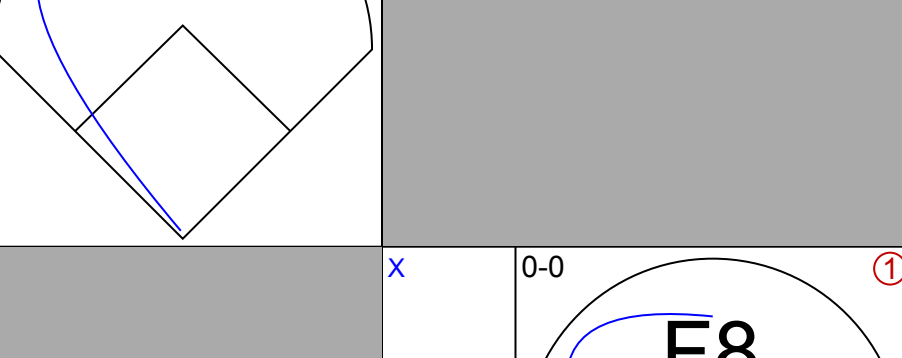
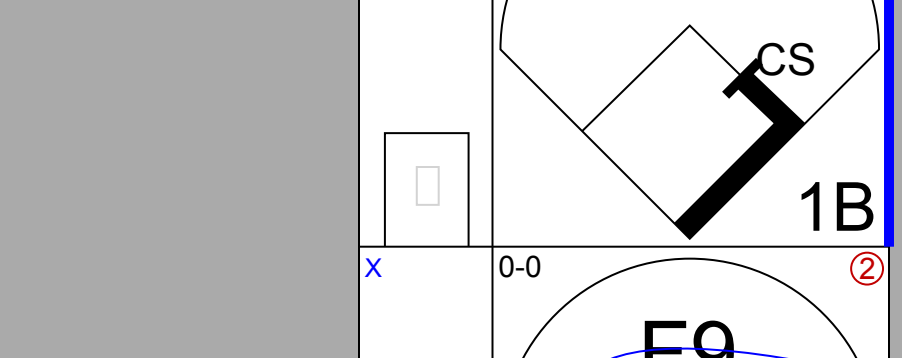
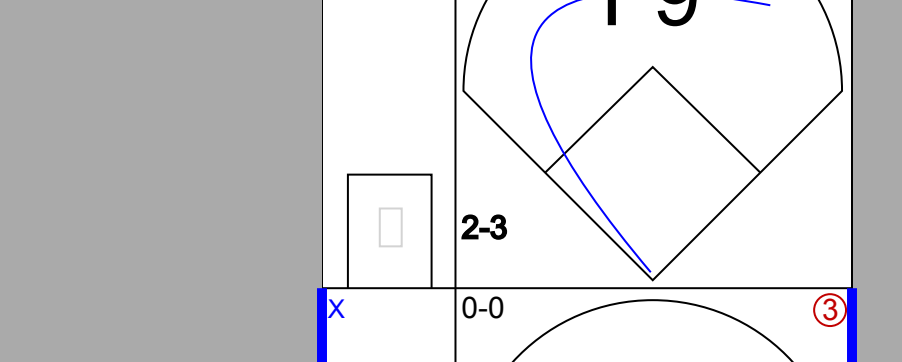


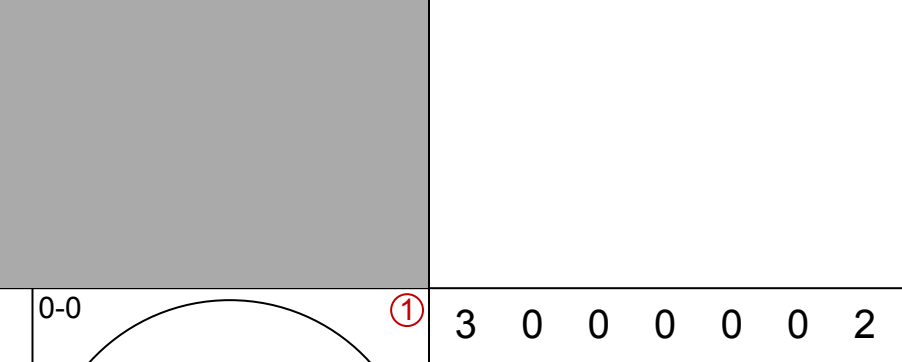
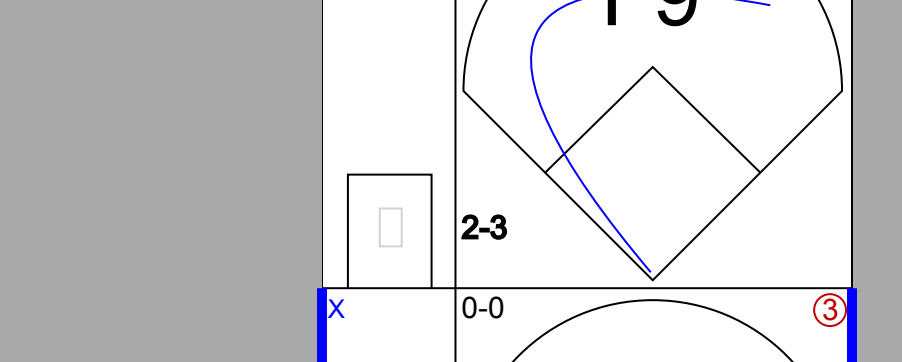

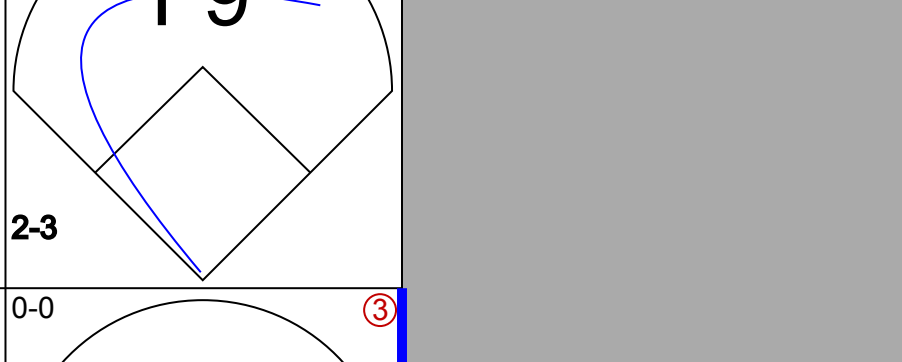
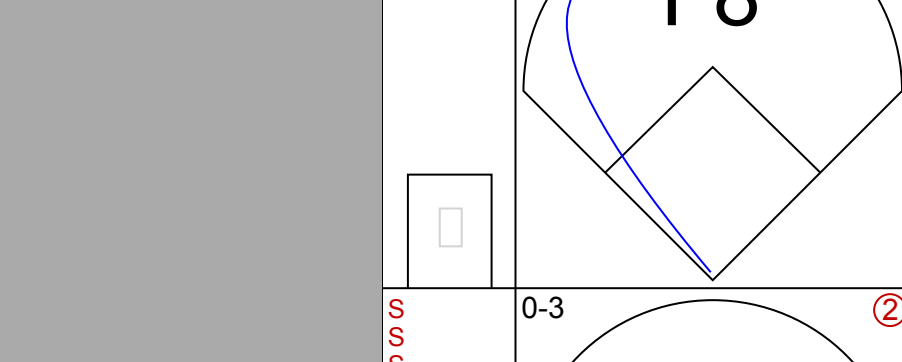

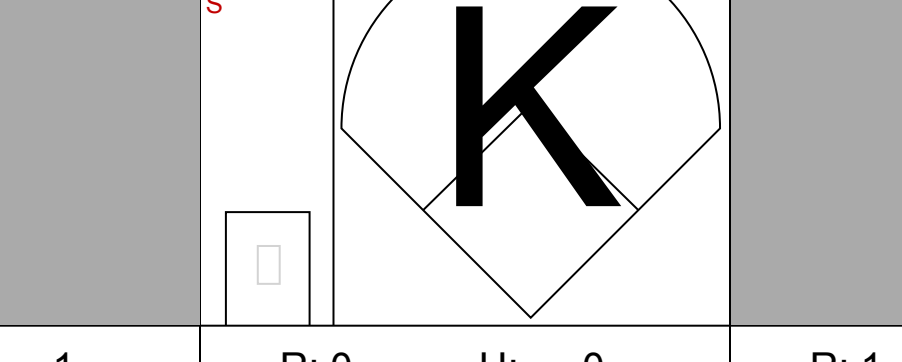
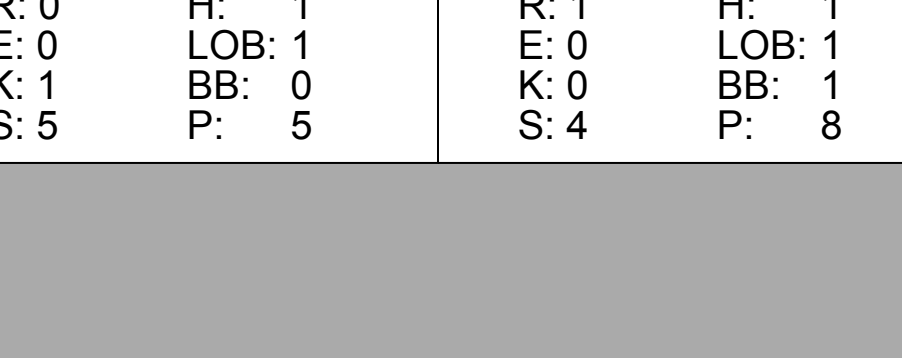
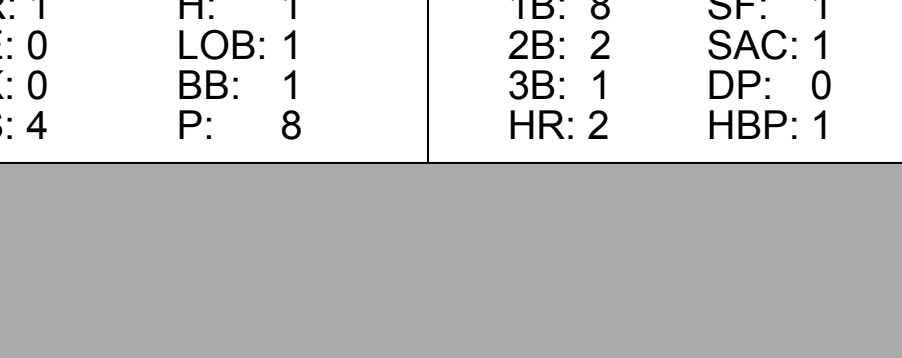
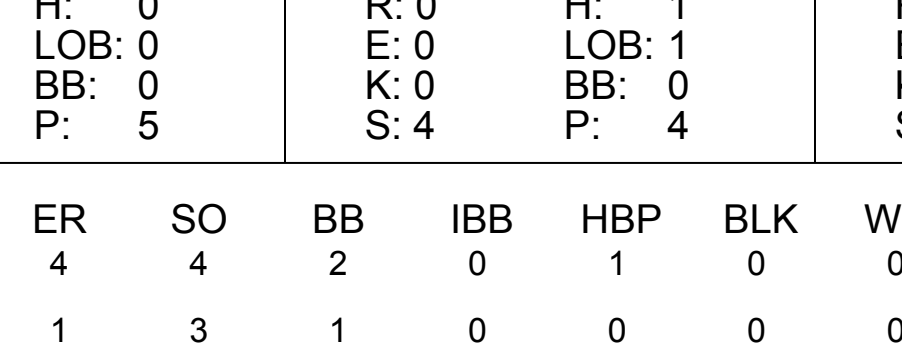
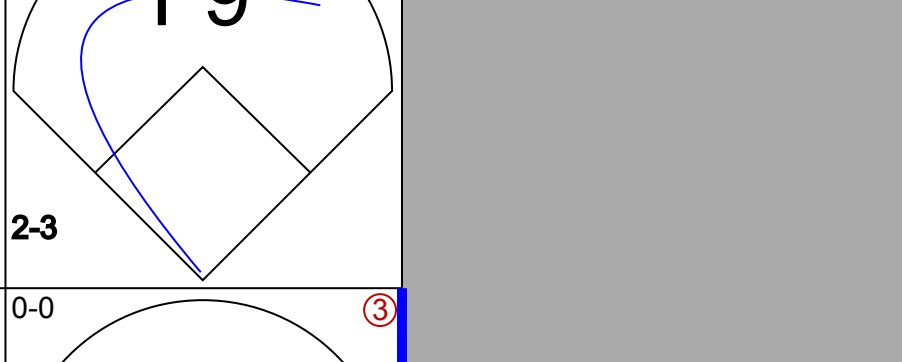

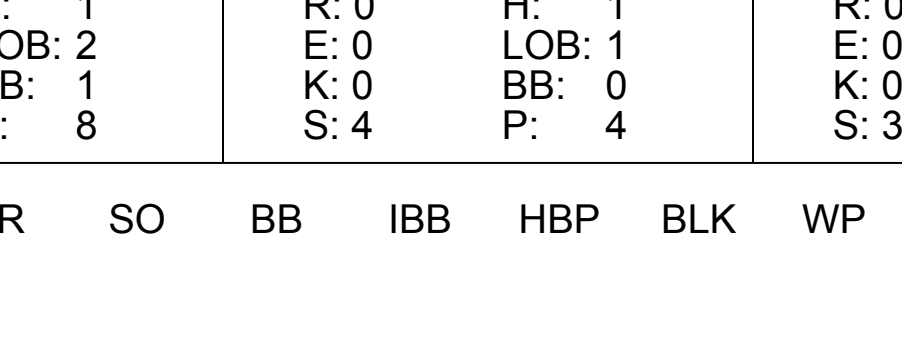
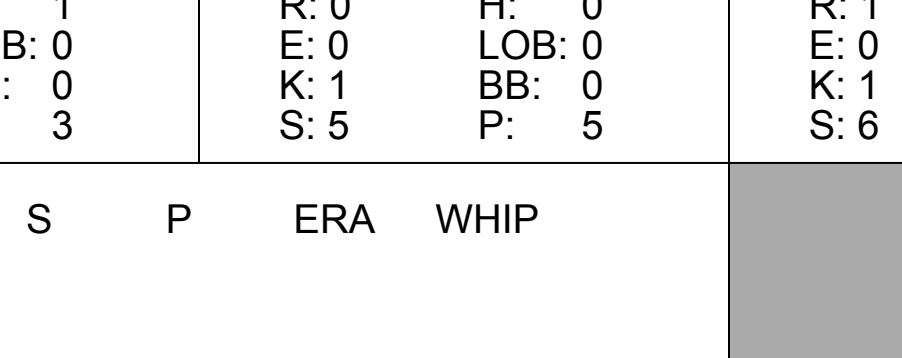




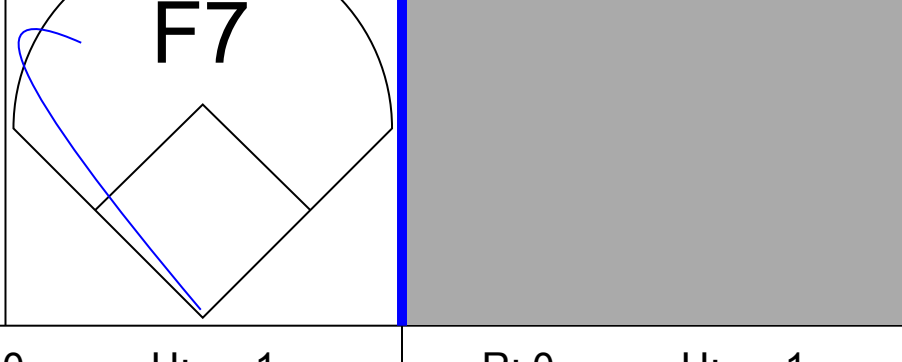

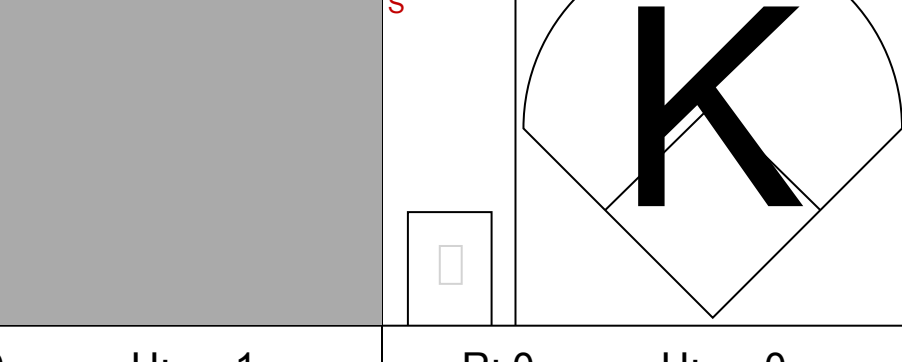
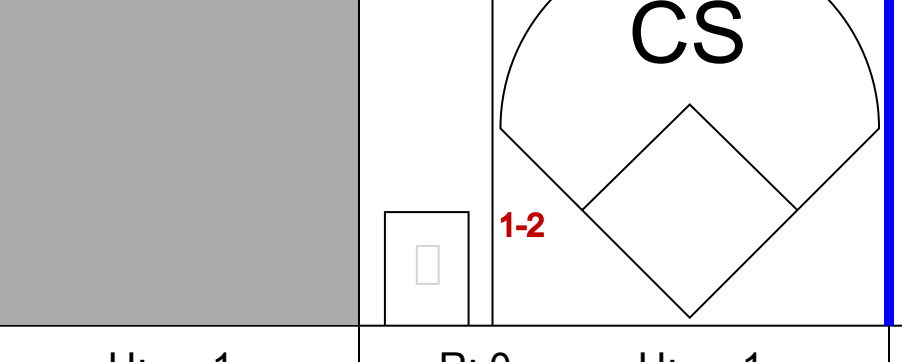
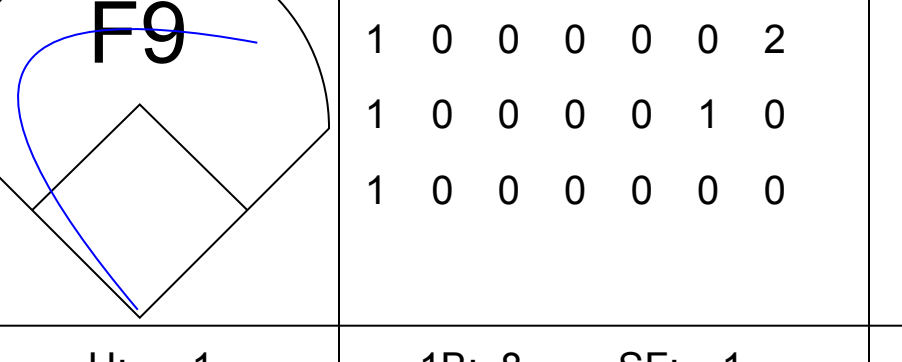
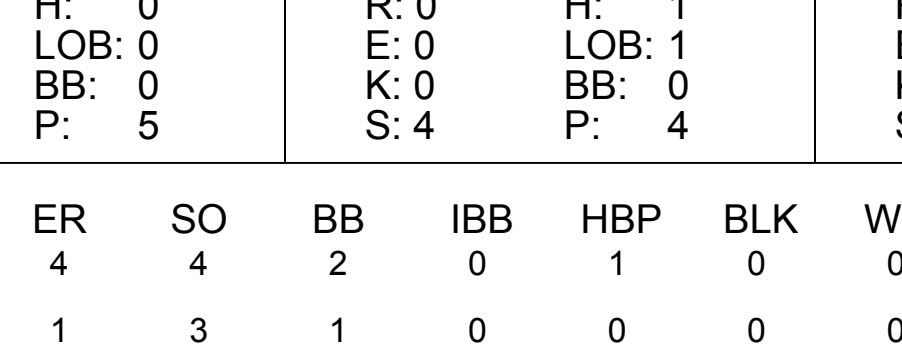
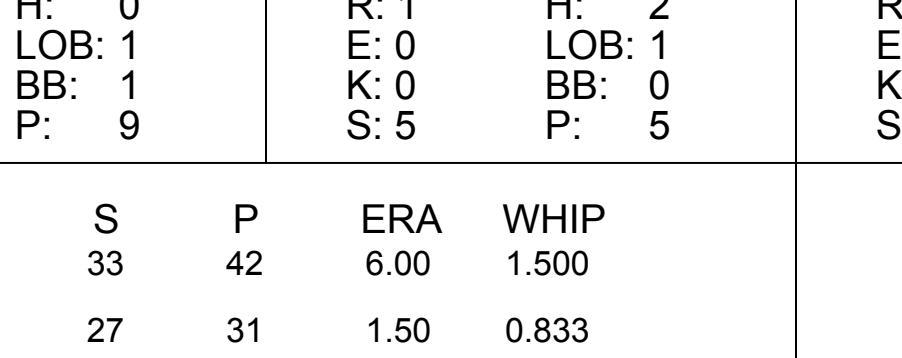
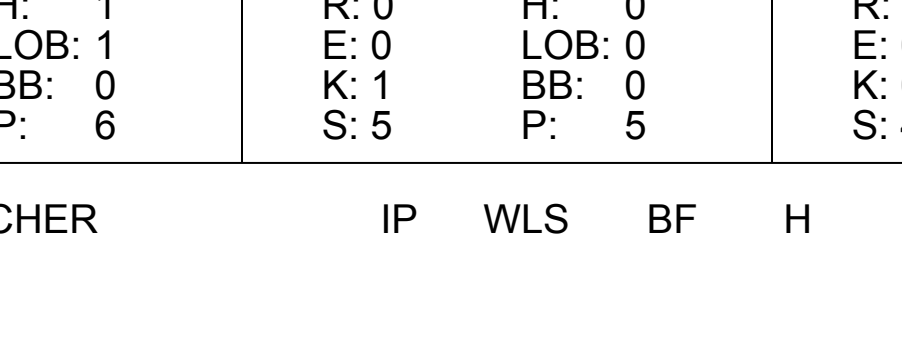
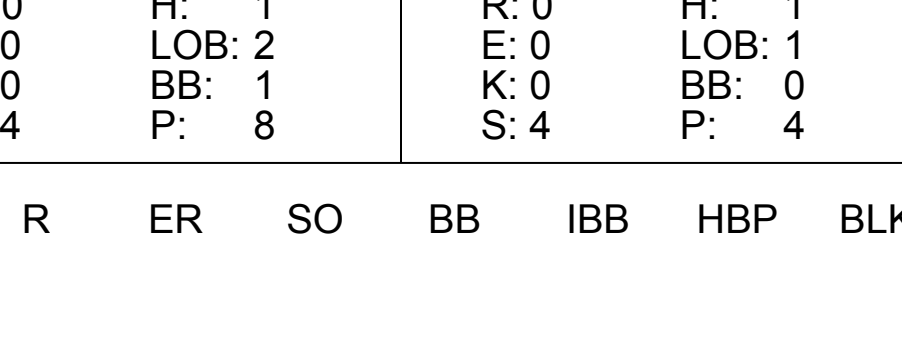
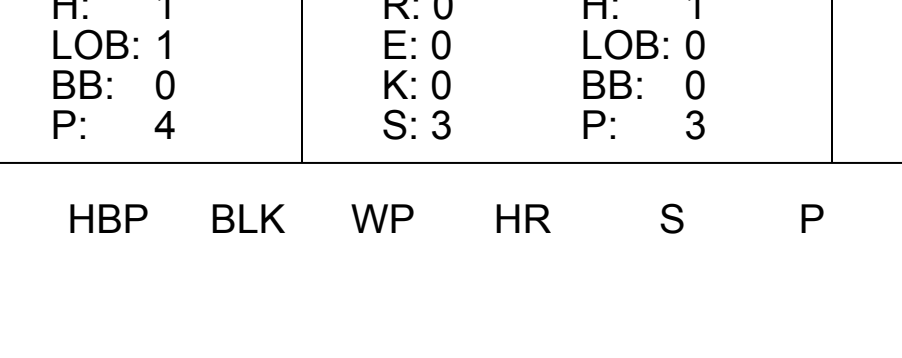
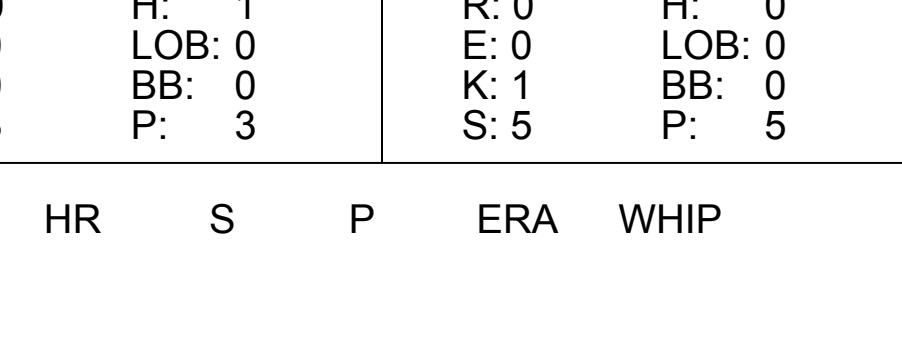
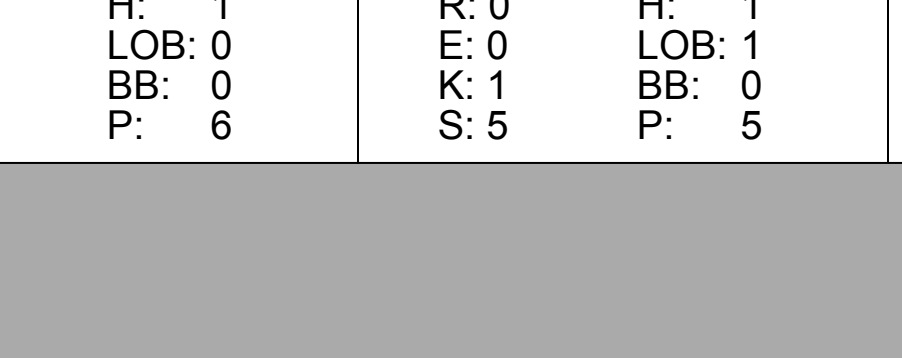
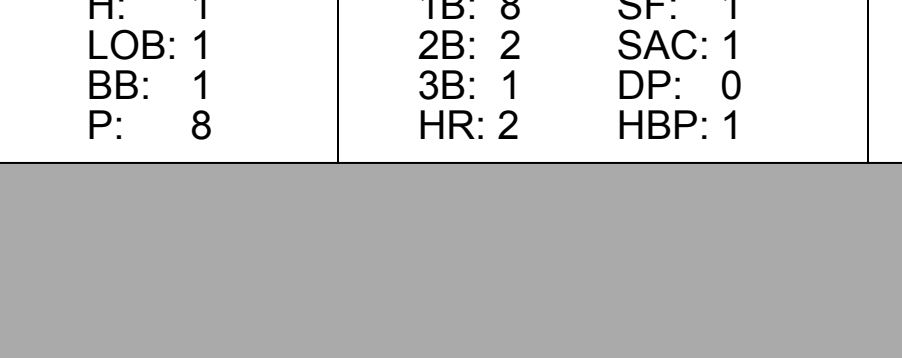










Batter	1	2	3	4	5	6	7	8	9	10	11	12	13	14	AB	R	H	RBI	BB	SO	LOB	TOP												
Julio Cruz, S OBP: 0.341, SLG: 0.292 (1.4)															6	1	1	0	0	1	3													
Ruggert Jones, L OBP: 0.356, SLG: 0.469 (1.8)															7	2	3	1	0	3	2													
Bruce Bochte, L OBP: 0.397, SLG: 0.509 (1.3)															7	2	3	3	0	0	2													
Willie Horton, R OBP: 0.319, SLG: 0.440 (1.10)																5	1	1	0	1	0	2												
Dan Meyer, L OBP: 0.338, SLG: 0.496 (1.5)															6	0	1	0	1	2	2													
Tom Paciorek, R OBP: 0.379, SLG: 0.476 (1.9)															5	1	1	1	0	3	1													
Joe Simpson, L OBP: 0.278, SLG: 0.331 (12.9)															1	0	1	2	1	0	0													
Bob Stinson, S OBP: 0.368, SLG: 0.355 (1.2)															5	0	1	0	0	0	2													
Bill Stein, R OBP: 0.290, SLG: 0.342 (13. PH)															1	0	0	0	0	0	1													
Larry Cox, R OBP: 0.285, SLG: 0.330 (13.2)															1	0	0	0	0	0	2													
Leon Roberts, R OBP: 0.350, SLG: 0.443 (1.7)															4	0	0	0	2	2	2													
Mario Mendoza, R OBP: 0.218, SLG: 0.256 (1.6)															2	0	1	0	0	1	0													
Larry Milbourne, S OBP: 0.319, SLG: 0.344 (6. PH)															4	1	2	1	0	1	2													
Inning Stats	R: 0 E: 0 K: 2 S: 7	H: 0 LOB: 0 BB: 0 P: 7	R: 0 E: 0 K: 1 S: 6	H: 1 LOB: 1 BB: 0 P: 6	R: 0 E: 0 K: 1 S: 6	H: 1 LOB: 1 BB: 1 P: 10	R: 0 E: 0 K: 1 S: 5	H: 2 LOB: 1 BB: 0 P: 7	R: 1 E: 0 K: 1 S: 7	H: 2 LOB: 1 BB: 1 P: 13	R: 2 E: 0 K: 0 S: 9	H: 2 LOB: 1 BB: 0 P: 5	R: 0 E: 0 K: 0 S: 3	H: 0 LOB: 0 BB: 0 P: 5	R: 0 E: 0 K: 1 S: 5	H: 0 LOB: 0 BB: 0 P: 5	R: 0 E: 0 K: 1 S: 7	H: 0 LOB: 2 BB: 2 P: 11	R: 0 E: 0 K: 0 S: 3	H: 0 LOB: 2 BB: 2 P: 11	R: 3 E: 0 K: 0 S: 6	H: 3 LOB: 2 BB: 1 P: 8	R: 0 E: 0 K: 1 S: 5	H: 0 LOB: 2 BB: 0 P: 5	R: 0 E: 0 K: 1 S: 5	H: 3 LOB: 2 BB: 0 P: 8	R: 0 E: 0 K: 0 S: 3	H: 0 LOB: 2 BB: 2 P: 11	R: 3 E: 0 K: 0 S: 6	H: 4 LOB: 1 BB: 1 P: 10	1B: 12 2B: 2 3B: 0 HR: 1	SF: 0 SAC: 2 DP: 1 HBP: 0	WP: 0 PB: 1 SB: 1 CS: 0	PA: 61
PITCHER	IP	WLS	BF	H	R	ER	SO	BB	IBB	HBP	BLK	WP	HR	S	P	ERA	WHIP																	
Don Aase, R ERA: 4.28 (6.1)	5.2		27	8	4	4	7	2	0	0	0	0	0	4	4	0.00	0.000																	
Chris Knapp, R ERA: 4.53 (8.1)	1.1		4	0	0	0	0	0	0	0	0	0	0	4	4	0.00	0.000																	
Mark Clear, R ERA: 2.97 (13.1)	5.0	L	18	3	1	1	6	0	0	0	0	0	0	30	30	1.80	0.600																	
Dave LaRoche, L ERA: 6.04 (14.1)	1.0		8	3	3	3	0	2	0	0	0	0	0	6	14	27.00	5.000																	
Mike Barlow, R ERA: 4.92 (14.1)	1.0		4	1	0	0	0	0	1	0	0	0	0	3	7	0.00	1.000																	

Seattle Mariners @ California Angels
Anaheim Stadium, Anaheim, CA
Fri Aug 10 1979, 10:05 PM EDT
Att. 28,969 - Unknown

AB 54
R 8
H 15
RBI 8
BB 5
SO 13
LOB 21



Batter	1	2	3	4	5	6	7	8	9	10	11	12	13	14	AB	R	H	RBI	BB	SO	LOB	BOTTOM	
Rick Miller, L OBP: 0.389, SLG: 0.391 (1.8)															6	1	1	0	1	1	2		
Carney Lansford, R OBP: 0.336, SLG: 0.440 (1.5)															5	2	1	2	1	2	0		
Dan Ford, R OBP: 0.347, SLG: 0.475 (1.9)															7	3	5	2	0	1	1		
Don Baylor, R OBP: 0.374, SLG: 0.534 (1.10)																6	0	0	1	0	0	4	
Rod Carew, L OBP: 0.448, SLG: 0.442 (1.3)															6	0	2	0	0	1	2		
Brian Downing, R OBP: 0.422, SLG: 0.472 (1.2)															4	0	0	0	1	1	3		
Joe Rudi, R OBP: 0.291, SLG: 0.396 (1.7)															6	0	3	1	0	1	0		
Larry Harlow, L OBP: 0.331, SLG: 0.237 (14.7)															0	0	0	0	0	0	0		
Bobby Grich, R OBP: 0.374, SLG: 0.556 (1.4)															5	0	1	0	1	0	5		
Bert Campaneris, R OBP: 0.292, SLG: 0.293 (8. PH)																3	0	0	0	0	0	2	
Willie Aikens, L OBP: 0.354, SLG: 0.472 (9.6)																1	0	0	0	0	2		
Jim Anderson, R OBP: 0.302, SLG: 0.331 (9.6)																1	0	0	0	0	1		
Willie Davis, L OBP: 0.217, SLG: 0.227 (14. PH)																1	0	0	0	0	0		
Inning Stats	R: 3 E: 0 K: 1 S: 8	H: 3 LOB: 2 BB: 1 P: 13	R: 0 E: 0 K: 1 S: 5	H: 0 LOB: 0 BB: 0 P: 5	R: 0 E: 0 K: 0 S: 4	H: 1 LOB: 1 BB: 0 P: 4	R: 0 E: 0 K: 0 S: 4	H: 1 LOB: 1 BB: 1 P: 9	R: 0 E: 0 K: 1 S: 5	H: 0 LOB: 0 BB: 0 P: 5	R: 1 E: 0 K: 0 S: 5	H: 2 LOB: 1 BB: 0 P: 5	R: 0 E: 0 K: 0 S: 3	H: 0 LOB: 0 BB: 0 P: 3	R: 0 E: 0 K: 1 S: 5	H: 1 LOB: 1 BB: 0 P: 6	R: 0 E: 0 K: 1 S: 5	H: 1 LOB: 1 BB: 0 P: 5	R: 0 E: 0 K: 0 S: 3	H: 1 LOB: 1 BB: 0 P: 5	R: 0 E: 0 K:		

Batter	1	2	3	4	5	6	7	8	9	AB	R	H	RBI	BB	SO	LOB	TOP							
Julio Cruz, S OBP: 0.347, SLG: 0.300 (1,4)										4	0	3	0	0	0	1	Seattle Mariners @ California Angels Anaheim Stadium, Anaheim, CA Sat Aug 11 1979, 10:05 PM EDT Att: 41,940 - Unknown livebaseballscorecards.com							
Ruppert Jones, L OBP: 0.353, SLG: 0.466 (1,8)										3	0	0	1	0	0	4								
Bruce Bochte, L OBP: 0.394, SLG: 0.504 Charlie Beamon, L OBP: 0.118, SLG: 0.176 (8,3)										4	0	0	0	0	1	3								
Willie Horton, R OBP: 0.318, SLG: 0.438 (1,10)										4	0	1	0	0	0	0								
Dan Meyer, L OBP: 0.337, SLG: 0.494 (1,5)										4	0	1	0	0	0	1								
Tom Paciorek, R OBP: 0.376, SLG: 0.472 (1,7)										4	0	1	0	0	1	2								
Larry Milbourne, S OBP: 0.315, SLG: 0.339 (1,6)										4	0	0	0	0	0	3								
Joe Simpson, L OBP: 0.289, SLG: 0.342 (1,9)										4	1	3	0	0	0	0								
Larry Cox, R OBP: 0.281, SLG: 0.325 (1,2)										3	0	0	0	0	1	3								
Inning Stats	R: 0 E: 0 K: 0 S: 3	H: 1 LOB: 0 BB: 0 P: 3	R: 0 E: 0 K: 0 S: 4	H: 1 LOB: 1 BB: 0 P: 4	R: 1 E: 0 K: 1 S: 7	H: 2 LOB: 1 BB: 0 P: 7	R: 0 E: 0 K: 0 S: 4	H: 1 LOB: 1 BB: 0 P: 4	R: 0 E: 0 K: 1 S: 5	H: 2 LOB: 2 BB: 0 P: 5	R: 0 E: 0 K: 1 S: 6	H: 1 LOB: 1 BB: 0 P: 6	R: 0 E: 0 K: 1 S: 6	H: 1 LOB: 1 BB: 0 P: 6	R: 0 E: 0 K: 0 S: 3	H: 0 LOB: 0 BB: 0 P: 3		R: 0 E: 0 K: 0 S: 3	H: 0 LOB: 0 BB: 0 P: 3	1B: 9 2B: 0 3B: 0 HR: 0	SF: 1 SAC: 0 DP: 1 HBP: 0	WP: 0 PB: 0 SB: 1 CS: 0	PA: 35	
PITCHER Jim Barr, R ERA: 4.03 (1,1)	IP: 9.0 WLS: W BF: 35	H: 9 R: 1 ER: 1 SO: 3	BB: 0 IBB: 0 HBP: 0 BLK: 0	WP: 0 HR: 0 S: 41 P: 41	ERA: 1.00 WHIP: 1.000	PITCHER														IP: 9.0 WLS: W BF: 35	H: 9 R: 1 ER: 1 SO: 3	BB: 0 IBB: 0 HBP: 0 BLK: 0	WP: 0 HR: 0 S: 41 P: 41	ERA: 1.00 WHIP: 1.000

Batter	1	2	3	4	5	6	7	8	9	AB	R	H	RBI	BB	SO	LOB	BOTTOM									
Rod Carew, L OBP: 0.449, SLG: 0.440 (1,3)										1	2	0	1	2	0	0	Seattle Mariners @ California Angels Anaheim Stadium, Anaheim, CA Sat Aug 11 1979, 10:05 PM EDT Att: 41,940 - Unknown livebaseballscorecards.com									
Carney Lansford, R OBP: 0.335, SLG: 0.439 (1,5)										4	1	1	1	0	0	3										
Dan Ford, R OBP: 0.351, SLG: 0.478 (1,9)										3	1	2	3	1	0	1										
Don Baylor, R OBP: 0.373, SLG: 0.538 (1,10)										4	1	1	2	0	2	4										
Brian Downing, R OBP: 0.425, SLG: 0.473 (1,2)										3	0	2	0	1	1	0										
Joe Rudi, R OBP: 0.290, SLG: 0.394 (1,7)										4	0	1	0	0	0	2										
Bobby Grich, R OBP: 0.372, SLG: 0.553 (1,4)										4	0	1	0	0	0	2										
Rick Miller, L OBP: 0.387, SLG: 0.389 (1,8)										4	1	1	0	0	1	1										
Bert Campaneris, R OBP: 0.291, SLG: 0.282 (1,6)										4	2	1	0	0	0	0										
Inning Stats	R: 1 E: 0 K: 1 S: 6	H: 2 LOB: 2 BB: 1 P: 10	R: 0 E: 0 K: 1 S: 5	H: 1 LOB: 0 BB: 0 P: 5	R: 0 E: 0 K: 0 S: 4	H: 2 LOB: 1 BB: 0 P: 4	R: 0 E: 0 K: 0 S: 4	H: 2 LOB: 1 BB: 0 P: 4	R: 5 E: 3 K: 0 S: 7	H: 2 LOB: 0 BB: 1 P: 11	R: 2 E: 0 K: 1 S: 8	H: 3 LOB: 1 BB: 0 P: 8	R: 0 E: 0 K: 1 S: 5	H: 0 LOB: 0 BB: 0 P: 5	R: 0 E: 0 K: 0 S: 3	H: 0 LOB: 0 BB: 0 P: 3		1B: 8 2B: 1 3B: 0 HR: 1	SF: 1 SAC: 1 DP: 3 HBP: 0	WP: 0 PB: 0 SB: 0 CS: 0	PA: 37					
PITCHER Rick Honeycutt, L ERA: 3.76 (1,1)	IP: 4.0 WLS: L	BF: 23	H: 7 R: 6 ER: 1 SO: 2	BB: 4 IBB: 0 HBP: 0 BLK: 0	WP: 0 HR: 1 S: 23 P: 39	ERA: 2.25 WHIP: 2.750	PITCHER														IP: 4.0 WLS: L	BF: 23	H: 7 R: 6 ER: 1 SO: 2	BB: 4 IBB: 0 HBP: 0 BLK: 0	WP: 0 HR: 1 S: 23 P: 39	ERA: 4.50 WHIP: 0.750


Batter	1	2	3	4	5	6	7	8	9	AB	R	H	RBI	BB	SO	LOB	TOP					
Julio Cruz, S OBP: 0.349, SLG: 0.303 (1,4)	B1-3		6-3			2B SF7 1B		2B 1B		4	2	2	0	0	0	0	Seattle Mariners @ California Angels Anaheim Stadium, Anaheim, CA Sun Aug 12 1979, 6:33 AM EDT Att: 27,345 - Unknown livebaseballscorecards.com					
Ruppert Jones, L OBP: 0.354, SLG: 0.471 (1,8)	L9		F7			SF7 1B 2B		1-H 2B		4	1	2	1	0	0	0						
Bruce Bochte, L OBP: 0.397, SLG: 0.505 (1,3)	BB 1B			G6-4-3 BB		SF7 2-3 3-H		IBB		1	0	1	1	2	0	0						
Willie Horton, R OBP: 0.319, SLG: 0.437 (1,10)	1-2 BB		G6-4-3	1-2		3-H 1B		F3		3	0	1	1	1	0	3						
Dan Meyer, L OBP: 0.334, SLG: 0.489 (1,7) Leon Roberts, R OBP: 0.350, SLG: 0.443 (8,7)	4-3		F7			F8		F9		4	0	0	0	0	0	5						
Joe Simpson, L OBP: 0.294, SLG: 0.346 (1,9)		G5-4-3 1B			B3					4	0	2	0	0	0	0						
Bob Stinson, S OBP: 0.355, SLG: 0.350 (1,2)	F8				K			SH3-4 1B		3	0	0	0	0	1	1						
Bill Stein, R OBP: 0.284, SLG: 0.335 (1,5)	G5-4-3 1-2				K			F9		4	0	0	0	0	1	2						
Mario Mendoza, R OBP: 0.215, SLG: 0.252 (1,6)			6-3			F6		4-3	5-3	4	0	0	0	0	0	1						
Inning Stats	R: 0 E: 0 K: 0 S: 4	H: 1 LOB: 2 BB: 1 P: 8	R: 0 E: 0 K: 0 S: 3	H: 1 LOB: 0 BB: 0 P: 3	R: 0 E: 0 K: 0 S: 3	H: 0 LOB: 0 BB: 0 P: 3	R: 0 E: 0 K: 2 S: 2	H: 0 LOB: 0 BB: 1 P: 6	R: 0 E: 0 K: 0 S: 7	H: 0 LOB: 0 BB: 0 P: 7	R: 2 E: 0 K: 0 S: 6	H: 3 LOB: 1 BB: 0 P: 6	R: 0 E: 0 K: 0 S: 3	H: 0 LOB: 0 BB: 0 P: 3	R: 1 E: 0 K: 0 S: 5	H: 2 LOB: 2 BB: 1 P: 9	R: 0 E: 0 K: 0 S: 4	H: 1 LOB: 1 BB: 0 P: 4	1B: 6 2B: 2 3B: 0 HR: 0	SF: 1 SAC: 1 DP: 2 HBP: 0	WP: 0 PB: 0 SB: 0 CS: 0	PA: 36
PITCHER Dave Frost, R ERA: 3.51 (1,1)	IP: 9.0 WLS: W BF: 36 H: 8 R: 3 ER: 3 SO: 2 BB: 2 IBB: 1 HBP: 0 BLK: 0 WP: 0 HR: 0 S: 37 P: 49 ERA: 3.00 WHIP: 1.111															PITCHER						

Batter	1	2	3	4	5	6	7	8	9	AB	R	H	RBI	BB	SO	LOB	BOTTOM			
Rod Carew, L OBP: 0.444, SLG: 0.435 (1,3)	4-3		4-3		G3			G3	1-3 2-H 3-H 1B	5	0	1	2	0	0	1	Seattle Mariners @ California Angels Anaheim Stadium, Anaheim, CA Sun Aug 12 1979, 6:33 AM EDT Att: 27,345 - Unknown livebaseballscorecards.com			
Carney Lansford, R OBP: 0.337, SLG: 0.439 (1,5)	1B		6-3			6-3		G5-4-3 1B		4	0	2	0	0	0	0				
Dan Ford, R OBP: 0.350, SLG: 0.476 (1,9)	L6			6-3		1B		G5-4-3 1-2		4	0	1	0	0	0	2				
Don Baylor, R OBP: 0.372, SLG: 0.536 (1,7)	F4			5-3		F7		1B 1B		4	1	1	0	0	0	2				
Willie Aikens, L OBP: 0.359, SLG: 0.474 (1,10) Larry Harlow, L OBP: 0.331, SLG: 0.237 (9, PR)	1B BB			FC4 1B		K		1B E 1B		3	0	2	0	1	1	1				
Brian Downing, R OBP: 0.426, SLG: 0.474 (1,2)	G4-6-3 1B			FC4 1-2		F9		E 1B 1B		4	1	2	1	0	0	1				
Rick Miller, L OBP: 0.382, SLG: 0.383 (1,8)	K				4-3			E4 1B		4	1	0	1	0	1	3				
Bobby Grich, R OBP: 0.371, SLG: 0.552 (1,4)	G4-6-3 1-2				F4			F8		4	0	1	0	0	0	4				
Bert Campaneris, R OBP: 0.291, SLG: 0.283 (1,6) Joe Rudi, R OBP: 0.292, SLG: 0.394 (9, PH) Jim Anderson, R OBP: 0.302, SLG: 0.331 (9, PR)	4-3							1B BB		3	0	1	0	0	1	1				
Inning Stats	R: 0 E: 0 K: 0 S: 4	H: 1 LOB: 1 BB: 0 P: 4	R: 0 E: 0 K: 1 S: 5	H: 1 LOB: 1 BB: 1 P: 9	R: 0 E: 0 K: 0 S: 3	H: 0 LOB: 0 BB: 0 P: 3	R: 0 E: 0 K: 0 S: 4	H: 1 LOB: 1 BB: 0 P: 4	R: 0 E: 0 K: 1 S: 6	H: 1 LOB: 1 BB: 0 P: 6	R: 0 E: 0 K: 1 S: 6	H: 1 LOB: 1 BB: 0 P: 6	R: 0 E: 0 K: 0 S: 3	H: 1 LOB: 0 BB: 0 P: 3	R: 4 E: 1 K: 0 S: 6	H: 4 LOB: 2 BB: 1 P: 10	1B: 10 2B: 1 3B: 0 HR: 0	SF: 0 SAC: 0 DP: 2 HBP: 0	WP: 0 PB: 0 SB: 0 CS: 0	PA: 37
PITCHER Rob Dressler, R ERA: 5.63 (1,1) Randy Stein, R ERA: 6.56 (9,1)	IP: 8.0 WLS: L BF: 5 H: 2 R: 2 ER: 1 SO: 3 BB: 1 IBB: 0 HBP: 0 BLK: 0 WP: 0 HR: 0 S: 37 P: 41 ERA: 2.25 WHIP: 1.250															PITCHER				

Batter	1	2	3	4	5	6	7	8	9	AB	R	H	RBI	BB	SO	LOB	TOP					
Lou Whitaker, L (1, 4) OBP: 0.392, SLG: 0.376										3	0	3	3	2	0	0						
Alan Trammell, R (1, 6) OBP: 0.327, SLG: 0.343										4	0	1	0	1	1	4						
Ron LeFlore, R (1, 8) OBP: 0.348, SLG: 0.379										4	0	1	1	1	0	5						
Steve Kemp, L (1, 7) OBP: 0.405, SLG: 0.543										5	0	0	0	0	1	5						
Jason Thompson, L (1, 3) OBP: 0.349, SLG: 0.366										4	1	1	0	1	2	1						
Champ Summers, L (1, 10) OBP: 0.396, SLG: 0.519										4	1	1	0	0	0	2						
Lynn Jones, R (9, PH) OBP: 0.329, SLG: 0.376										1	0	0	0	0	0	0						
Jerry Morales, R (1, 9) OBP: 0.269, SLG: 0.384										5	2	2	0	0	0	1						
Lance Parrish, R (1, 2) OBP: 0.343, SLG: 0.447										3	0	0	1	0	2	1						
Tom Brookens, R (1, 5) OBP: 0.294, SLG: 0.379										3	1	1	0	0	1	1						
Inning Stats	R: 0 E: 0 K: 0 S: 4	H: 1 LOB: 1 BB: 0 P: 4	R: 0 E: 0 K: 0 S: 3	H: 0 LOB: 0 BB: 0 P: 3	R: 0 E: 0 K: 1 S: 7	H: 2 LOB: 2 BB: 0 P: 7	R: 0 E: 0 K: 0 S: 3	H: 0 LOB: 1 BB: 1 P: 7	R: 0 E: 0 K: 0 S: 4	H: 1 LOB: 2 BB: 1 P: 8	R: 4 E: 0 K: 2 S: 11	H: 4 LOB: 1 BB: 0 P: 12	R: 0 E: 1 K: 1 S: 6	H: 1 LOB: 1 BB: 0 P: 6	R: 1 E: 0 K: 2 S: 8	H: 1 LOB: 3 BB: 3 P: 20	R: 0 E: 0 K: 1 S: 5	H: 0 LOB: 0 BB: 0 P: 5	1B: 9 2B: 1 3B: 0 HR: 0	SF: 1 SAC: 0 DP: 0 HBP: 1	WP: 0 PB: 0 SB: 3 CS: 0	PA: 43
PITCHER	IP WLS BF H R ER SO BB IBB HBP BLK WP HR S P ERA WHIP																					
Nolan Ryan, R (1, 1) ERA: 2.83	5.2 L 27 7 4 4 2 2 0 0 1 0 0 0 28 37 6.35 1.588																					
Mark Clear, R (6, 1) ERA: 3.0	2.0 12 3 1 1 4 3 0 0 0 0 0 0 17 29 4.50 3.000																					
Ralph Botting, L (8, 1) ERA: 6.98	1.1 4 0 0 0 1 0 0 0 0 0 0 0 6 6 0.00 0.000																					

Detroit Tigers @ California Angels
Anaheim Stadium, Anaheim, CA
Mon Aug 13 1979, 10:05 PM EDT
Att: 34,032 - Unknown


AB 36
R 5
H 10
RBI 5
BB 5
SO 7
LOB 20



Batter	1	2	3	4	5	6	7	8	9	AB	R	H	RBI	BB	SO	LOB	BOTTOM					
Rod Carew, L (1, 3) OBP: 0.445, SLG: 0.444										4	0	2	0	0	0	1						
Carney Lansford, R (1, 5) OBP: 0.336, SLG: 0.436										3	0	0	0	1	2	1						
Dan Ford, R (1, 9) OBP: 0.349, SLG: 0.474										2	1	0	1	1	0	1						
Don Baylor, R (1, 7) OBP: 0.373, SLG: 0.542										4	1	2	2	0	0	3						
Willie Aikens, L (1, 10) OBP: 0.358, SLG: 0.471										4	0	1	0	0	2	3						
Brian Downing, R (1, 2) OBP: 0.424, SLG: 0.471										4	0	1	0	0	1	0						
Rick Miller, L (1, 8) OBP: 0.380, SLG: 0.379										3	0	0	0	1	1	2						
Bobby Grich, R (1, 4) OBP: 0.368, SLG: 0.546										4	0	0	0	0	1	2						
Bert Campaneris, R (1, 6) OBP: 0.293, SLG: 0.285										2	0	1	0	0	0	0						
Jim Anderson, R (6, 6) OBP: 0.302, SLG: 0.331										0	0	0	0	0	0	0						
Willie Davis, L (9, PH) OBP: 0.234, SLG: 0.227										0	1	0	0	1	0	0						
Dickie Thon, R (9, 6) OBP: 0.400, SLG: 0.370										0	0	0	0	0	0	0						
Joe Rudi, R (9, PH) OBP: 0.291, SLG: 0.393										1	0	0	0	0	1							
Inning Stats	R: 0 E: 0 K: 0 S: 4	H: 1 LOB: 1 BB: 0 P: 4	R: 0 E: 0 K: 0 S: 4	H: 2 LOB: 1 BB: 0 P: 4	R: 0 E: 0 K: 1 S: 5	H: 0 LOB: 0 BB: 0 P: 5	R: 2 E: 0 K: 2 S: 8	H: 1 LOB: 0 BB: 1 P: 12	R: 0 E: 0 K: 0 S: 3	H: 1 LOB: 0 BB: 0 P: 3	R: 0 E: 0 K: 2 S: 8	H: 1 LOB: 1 BB: 0 P: 8	R: 0 E: 0 K: 0 S: 3	H: 0 LOB: 0 BB: 0 P: 3	R: 1 E: 0 K: 0 S: 4	H: 1 LOB: 2 BB: 2 P: 12	R: 0 E: 0 K: 2 S: 7	H: 0 LOB: 1 BB: 1 P: 11	1B: 4 2B: 2 3B: 0 HR: 1	SF: 1 SAC: 0 DP: 2 HBP: 0	WP: 0 PB: 0 SB: 1 CS: 0	PA: 36
PITCHER	IP WLS BF H R ER SO BB IBB HBP BLK WP HR S P ERA WHIP																					
Jack Morris, R (1, 1) ERA: 3.85	7.0 W 28 7 3 3 5 2 0 0 0 0 0 0 36 44 3.86 1.286																					
Aurelio Lopez, R (8, 1) ERA: 2.62	2.0 S 8 0 0 0 2 2 0 0 0 0 0 0 10 18 0.00 1.000																					

Detroit Tigers @ California Angels
Anaheim Stadium, Anaheim, CA
Mon Aug 13 1979, 10:05 PM EDT
Att: 34,032 - Unknown

AB 31
R 3
H 7
RBI 3
BB 4
SO 7
LOB 14



Batter	1	2	3	4	5	6	7	8	9	AB	R	H	RBI	BB	SO	LOB	TOP					
Lou Whitaker, L (1, 4) OBP: 0.392, SLG: 0.380										5	1	2	0	0	0	0						
Alan Trammell, R (1, 6) OBP: 0.326, SLG: 0.342										4	1	1	0	0	1	1						
Ron LeFlore, R (1, 8) OBP: 0.349, SLG: 0.379										3	1	1	1	1	1	1						
Champ Summers, L (1, 9) OBP: 0.398, SLG: 0.523										4	1	2	1	0	0	2						
Jason Thompson, L (1, 3)										3	1	2	3	1	0	1						
Jerry Morales, R (1, 7) OBP: 0.286, SLG: 0.379										4	0	0	0	0	0	4						
Al Greene, L (1, 10) OBP: 0.244, SLG: 0.237										4	0	0	0	0	0	4						
Lance Parrish, R (1, 2) OBP: 0.342, SLG: 0.453										4	1	1	1	0	1	0						
Aurelio Rodriguez, R (1, 5) OBP: 0.275, SLG: 0.370										4	0	0	0	0	1	0						
Inning Stats	R: 0 E: 0 K: 2 S: 8	H: 1 LOB: 1 BB: 0 P: 8	R: 0 E: 0 K: 0 S: 3	H: 1 LOB: 0 BB: 0 P: 3	R: 0 E: 0 K: 0 S: 3	H: 0 LOB: 0 BB: 0 P: 3	R: 2 E: 0 K: 0 S: 5	H: 2 LOB: 0 BB: 0 P: 5	R: 0 E: 0 K: 0 S: 3	H: 0 LOB: 0 BB: 0 P: 3	R: 2 E: 0 K: 0 S: 6	H: 3 LOB: 2 BB: 1 P: 10	R: 1 E: 0 K: 1 S: 6	H: 1 LOB: 0 BB: 0 P: 6	R: 1 E: 0 K: 0 S: 4	H: 1 LOB: 1 BB: 1 P: 8	R: 0 E: 0 K: 1 S: 5	H: 0 LOB: 0 BB: 0 P: 5	1B: 5 2B: 2 3B: 0 HR: 2	SF: 0 SAC: 0 DP: 1 HBP: 0	WP: 0 PB: 0 SB: 2 CS: 0	PA: 37
PITCHER	IP WLS BF H R ER SO BB IBB HBP BLK WP HR S P ERA WHIP																					
Don Aase, R (1, 1) ERA: 4.36	5.1 L 23 7 4 4 2 0 0 1 0 0 0 1 26 30 6.75 1.312																					
Chris Knapp, R (6, 1) ERA: 5.49	3.2 14 2 2 2 2 1 0 0 0 0 0 1 17 21 4.91 0.818																					

Detroit Tigers @ California Angels
Anaheim Stadium, Anaheim, CA
Tue Aug 14 1979, 10:05 PM EDT
Att: 29,465 - Unknown

AB	35
R	6
H	9
RBI	6
BB	2
SO	4
LOB	13



Batter	1	2	3	4	5	6	7	8	9	AB	R	H	RBI	BB	SO	LOB	BOTTOM					
Rod Carew, L (1, 3) OBP: 0.444, SLG: 0.439										3	1	0	0	2	0	1						
Carney Lansford, R (1, 5) OBP: 0.339, SLG: 0.438										5	1	3	1	0	1	0						
Dan Ford, R (1, 9) OBP: 0.346, SLG: 0.471										3	0	0	1	0	0	4						
Don Baylor, R (1, 10) OBP: 0.374, SLG: 0.540										3	0	1	1	1	0	2						
Joe Rudi, R (1, 7) OBP: 0.294, SLG: 0.394										4	0	2	0	0	1	0						
Bobby Grich, R (1, 4) OBP: 0.384, SLG: 0.541										4	0	0	0	0	0	4						
Tom Donohue, R (1, 2) OBP: 0.267, SLG: 0.349										4	0	1	0	0	1	2						
Rick Miller, L (1, 8) OBP: 0.375, SLG: 0.373										4	0	0	0	0	0	3						
Jim Anderson, R (1, 6) OBP: 0.309, SLG: 0.345										3	1	2	0	0	1	0						
Willie Aikens, L (9, PH) OBP: 0.357, SLG: 0.469										1	0	0	0	0	1	0						
Inning Stats	R: 2 E: 1 K: 0 S: 5	H: 3 LOB: 1 BB: 1 P: 9	R: 0 E: 0 K: 1 S: 5	H: 0 LOB: 0 BB: 0 P: 5	R: 0 E: 0 K: 0 S: 3	H: 0 LOB: 0 BB: 0 P: 3	R: 0 E: 0 K: 1 S: 5	H: 0 LOB: 0 BB: 0 P: 5	R: 1 E: 0 K: 0 S: 5	H: 2 LOB: 2 BB: 1 P: 9	R: 0 E: 0 K: 1 S: 6	H: 1 LOB: 2 BB: 1 P: 10	R: 0 E: 0 K: 0 S: 5	H: 2 LOB: 2 BB: 0 P: 5	R: 0 E: 0 K: 0 S: 4	H: 1 LOB: 1 BB: 0 P: 4	R: 0 E: 0 K: 2 S: 7	H: 0 LOB: 0 BB: 0 P: 7	1B: 8 2B: 1 3B: 0 HR: 0	SF: 1 SAC: 0 DP: 1 HBP: 0	WP: 0 PB: 0 SB: 0 CS: 0	PA: 38
PITCHER	IP WLS BF H R ER SO BB IBB HBP BLK WP HR S P ERA WHIP																					
Bruce Robbins, L (1, 1) ERA: 3.85	6.0 W 26 6 3 3 3 3 0 0 0 0 0 0 29 41 4.50 1.500																					
Jack Billingham, R (7, 1) ERA: 3.5	3.0 S 12 3 0 0 2 0 0 0 0 0 0 0 16 16 0.00 1.000																					

Detroit Tigers @ California Angels
Anaheim Stadium, Anaheim, CA
Tue Aug 14 1979, 10:05 PM EDT
Att: 29,465 - Unknown


AB	34
R	3
H	9
RBI	3
BB	3
SO	5
LOB	16



Batter	1	2	3	4	5	6	7	8	9	AB	R	H	RBI	BB	SO	LOB	TOP								
Lou Whitaker, L (1.4) OBP: 0.393, SLG: 0.378										4	0	1	0	1	1	2									
Alan Trammell, R (1.6) OBP: 0.328, SLG: 0.342										3	2	1	0	1	0	2									
Ron LeFlore, R (1.8) OBP: 0.353, SLG: 0.381										3	1	2	0	1	0	0									
Champ Summers, L (1.9) Lynn Jones, R (6.9) OBP: 0.401, SLG: 0.538 OBP: 0.329, SLG: 0.376										3	1	2	2	0	0	1									
Jason Thompson, L (1.3) OBP: 0.319, SLG: 0.383										4	1	1	2	0	1	1									
Jerry Morales, R (1.7) OBP: 0.283, SLG: 0.375										4	0	0	0	0	1	1									
John Wockenfuss, R (1.10) OBP: 0.319, SLG: 0.603										3	0	0	0	1	0	0									
Lance Parrish, R (1.2) OBP: 0.343, SLG: 0.456										4	1	2	0	0	0	0									
Aurelio Rodriguez, R (1.5) OBP: 0.275, SLG: 0.368										4	0	1	1	0	0	2									
Inning Stats	R: 0 E: 0 K: 0 S: 3	H: 1 LOB: 1 BB: 1 P: 7	R: 0 E: 0 K: 0 S: 3	H: 0 LOB: 0 BB: 0 P: 3	R: 0 E: 0 K: 0 S: 3	H: 0 LOB: 0 BB: 0 P: 3	R: 3 E: 0 K: 0 S: 6	H: 4 LOB: 0 BB: 0 P: 6	R: 0 E: 0 K: 0 S: 3	H: 0 LOB: 1 BB: 0 P: 7	R: 1 E: 0 K: 0 S: 4	H: 1 LOB: 0 BB: 0 P: 4	R: 1 E: 0 K: 2 S: 8	H: 2 LOB: 0 BB: 0 P: 6	R: 1 E: 0 K: 2 S: 8	H: 1 LOB: 1 BB: 1 P: 12	R: 0 E: 0 K: 0 S: 3	H: 1 LOB: 1 BB: 1 P: 7	1B: 7 2B: 2 3B: 0 HR: 2	SF: 0 SAC: 1 DP: 1 HBP: 0	WP: 1 PB: 0 SB: 2 CS: 2	PA: 37			
PITCHER	IP	WLS	BF	H	R	ER	SO	BB	IBB	HBP	BLK	WP	HR	S	P	ERA	WHIP								
Jim Barr, R (1.1) ERA: 4.15	6.1	L	27	8	5	5	0	2	0	0	0	0	2	25	33	7.11	1.579								
Ralph Botting, L (7.1) ERA: 6.95	1.2		6	1	1	1	3	1	0	0	0	1	0	11	15	5.40	1.200								
Mike Barlow, R (9.1) ERA: 4.84	1.0		4	1	0	0	0	1	0	0	0	0	0	3	7	0.00	2.000								

Detroit Tigers @ California Angels
Anaheim Stadium, Anaheim, CA
Wed Aug 15 1979, 10:05 PM EDT
Att: 31,885 - Unknown


AB	32
R	6
H	10
RBI	5
BB	4
SO	3
LOB	9



Batter	1	2	3	4	5	6	7	8	9	AB	R	H	RBI	BB	SO	LOB	BOTTOM								
Rick Miller, L (1.8) OBP: 0.370, SLG: 0.368										4	0	0	0	0	2	0									
Carney Lansford, R (1.5) OBP: 0.338, SLG: 0.435										3	1	0	0	1	1	0									
Dan Ford, R (1.9) OBP: 0.345, SLG: 0.469										4	0	1	0	0	0	1									
Don Baylor, R (1.10) OBP: 0.377, SLG: 0.539										1	0	0	0	2	0	0									
Rod Carew, L (1.3) OBP: 0.439, SLG: 0.432										4	0	0	0	0	2	4									
Joe Rudi, R (1.7) OBP: 0.294, SLG: 0.394										3	0	1	0	0	0	1									
Larry Harlow, L (9.7) OBP: 0.331, SLG: 0.237										0	0	0	0	0	0	0									
Merv Rettenmund, R (9. PH) OBP: 0.351, SLG: 0.353										1	0	0	0	0	0	1									
Bobby Grich, R (1.4) OBP: 0.366, SLG: 0.538										2	0	0	0	2	0	2									
Jim Anderson, R (1.6) OBP: 0.303, SLG: 0.338										3	0	0	0	0	0	4									
Tom Donohue, R (1.2) OBP: 0.258, SLG: 0.337										3	0	0	0	0	0	1									
Inning Stats	R: 0 E: 0 K: 2 S: 7	H: 0 LOB: 0 BB: 0 P: 7	R: 0 E: 0 K: 1 S: 5	H: 0 LOB: 2 BB: 1 P: 10	R: 1 E: 2 K: 0 S: 5	H: 1 LOB: 2 BB: 1 P: 9	R: 0 E: 0 K: 0 S: 2	H: 0 LOB: 0 BB: 1 P: 6	R: 0 E: 0 K: 1 S: 5	H: 0 LOB: 0 BB: 0 P: 5	R: 0 E: 0 K: 0 S: 3	H: 0 LOB: 0 BB: 0 P: 3	R: 0 E: 0 K: 0 S: 4	H: 1 LOB: 1 BB: 0 P: 4	R: 0 E: 0 K: 0 S: 2	H: 0 LOB: 1 BB: 1 P: 6	R: 0 E: 0 K: 1 S: 5	H: 0 LOB: 1 BB: 1 P: 9	1B: 2 2B: 0 3B: 0 HR: 0	SF: 0 SAC: 0 DP: 2 HBP: 1	WP: 0 PB: 0 SB: 1 CS: 0	PA: 34			
PITCHER	IP	WLS	BF	H	R	ER	SO	BB	IBB	HBP	BLK	WP	HR	S	P	ERA	WHIP								
Dan Petry, R (1.1) ERA: 2.98	8.0	W	31	2	1	0	4	4	1	0	0	0	0	33	54	0.00	0.750								
Pat Underwood, L (9.1) ERA: 4.76	1.0		3	0	0	0	1	0	0	0	0	0	0	5	5	0.00	0.000								

Detroit Tigers @ California Angels
Anaheim Stadium, Anaheim, CA
Wed Aug 15 1979, 10:05 PM EDT
Att: 31,885 - Unknown

AB	28
R	1
H	2
RBI	0
BB	5
SO	5
LOB	14



Batter	1	2	3	4	5	6	7	8	9	AB	R	H	RBI	BB	SO	LOB	TOP										
Alfredo Griffin, S OBP: 0.321, SLG: 0.330 (1, 6)										3	0	1	2	0	1	2											
Joe Cannon, L OBP: 0.256, SLG: 0.322 (1, 9) (9, 7)										5	1	2	0	0	2	2											
Roy Howell, L OBP: 0.309, SLG: 0.390 (1, 5)										5	0	0	0	0	2	3											
John Mayberry, L OBP: 0.377, SLG: 0.472 (1, 3)										3	1	1	1	1	0	0											
Tony Solaita, L OBP: 0.430, SLG: 0.400 (1, 10)										3	0	0	0	1	0	1											
Rick Bosetti, R OBP: 0.294, SLG: 0.359 (1, 8)										4	1	1	0	0	0	2											
Al Woods, L OBP: 0.336, SLG: 0.387 Bob Bailor, R OBP: 0.297, SLG: 0.261 (1, 7) (9, 9)										3	2	1	0	0	1	1											
Rick Cerone, R OBP: 0.290, SLG: 0.320 (1, 2)										3	1	2	0	0	0	0											
Danny Ainge, R OBP: 0.281, SLG: 0.285 Rico Carty, R OBP: 0.330, SLG: 0.386 Tim Johnson, L OBP: 0.250, SLG: 0.170 (1, 4) (9, PH) (9, PR) (9, 4)										2	0	1	0	0	0	2											
Inning Stats	R: 0 E: 0 K: 1 S: 5	H: 1 LOB: 0 BB: 0 P: 5	R: 0 E: 0 K: 1 S: 5	H: 0 LOB: 1 BB: 1 P: 9	R: 1 E: 0 K: 1 S: 6	H: 1 LOB: 0 BB: 0 P: 6	R: 1 E: 0 K: 0 S: 4	H: 1 LOB: 0 BB: 0 P: 4	R: 0 E: 0 K: 0 S: 4	H: 1 LOB: 1 BB: 1 P: 8	R: 1 E: 0 K: 1 S: 6	H: 1 LOB: 0 BB: 0 P: 7	R: 0 E: 0 K: 0 S: 3	H: 0 LOB: 0 BB: 0 P: 3	R: 2 E: 0 K: 2 S: 11	H: 4 LOB: 2 BB: 0 P: 11	1B: 8 2B: 1 3B: 0 HR: 1	SF: 2 SAC: 2 DP: 1 HBP: 1	WP: 2 PA: 39 PB: 0 SB: 1 CS: 0								
PITCHER	IP	WLS	BF	H	R	ER	SO	BB	IBB	HBP	BLK	WP	HR	S	P	ERA	WHIP										
Dave Frost, R ERA: 3.57 Mark Clear, R ERA: 3.13 (1, 1) (8, 1)	7.0	L	29	6	4	4	4	2	0	1	0	1	1	34	43	5.14	1.143										

Toronto Blue Jays @ California Angels
Anaheim Stadium, Anaheim, CA
Fri Aug 17 1979, 10:05 PM EDT
Att: 25,050 - Unknown


AB	32
R	6
H	10
RBI	5
BB	2
SO	6
LOB	13



Batter	1	2	3	4	5	6	7	8	9	AB	R	H	RBI	BB	SO	LOB	BOTTOM										
Rod Carew, L OBP: 0.437, SLG: 0.428 (1, 3)										3	0	0	0	1	0	1											
Camey Lansford, R OBP: 0.341, SLG: 0.438 (1, 5)										4	1	3	1	0	0	1											
Dan Ford, R OBP: 0.343, SLG: 0.465 (1, 9)										4	0	0	0	0	2	2											
Don Baylor, R OBP: 0.377, SLG: 0.537 (1, 7)										2	1	0	0	1	1	1											
Willie Aikens, L OBP: 0.358, SLG: 0.473 (1, 10)										4	2	2	0	0	0	1											
Brian Downing, R OBP: 0.421, SLG: 0.468 Tom Donohue, R OBP: 0.255, SLG: 0.333 (1, 2) (7, 2)										3	0	0	0	0	1	3											
Bobby Grich, R OBP: 0.367, SLG: 0.538 (1, 4)										4	0	2	3	0	0	0											
Rick Miller, L OBP: 0.366, SLG: 0.363 (1, 8)										4	0	0	0	0	0	2											
Jim Anderson, R OBP: 0.304, SLG: 0.344 Willie Davis, L OBP: 0.250, SLG: 0.289 (1, 6) (9, PH)										3	1	1	0	0	0	0											
Inning Stats	R: 1 E: 0 K: 0 S: 4	H: 1 LOB: 1 BB: 1 P: 8	R: 0 E: 0 K: 0 S: 3	H: 0 LOB: 0 BB: 0 P: 3	R: 0 E: 0 K: 2 S: 3	H: 1 LOB: 0 BB: 0 P: 3	R: 2 E: 0 K: 2 S: 9	H: 2 LOB: 1 BB: 0 P: 10	R: 0 E: 1 K: 1 S: 5	H: 0 LOB: 1 BB: 1 P: 9	R: 1 E: 0 K: 0 S: 5	H: 2 LOB: 1 BB: 0 P: 5	R: 1 E: 0 K: 1 S: 7	H: 2 LOB: 1 BB: 0 P: 7	R: 0 E: 0 K: 1 S: 5	H: 0 LOB: 0 BB: 0 P: 5	R: 0 E: 0 K: 0 S: 3	H: 1 LOB: 0 BB: 0 P: 3	1B: 6 2B: 3 3B: 1 HR: 0	SF: 0 SAC: 1 DP: 1 HBP: 1	WP: 0 PA: 38 PB: 1 SB: 2 CS: 1						
PITCHER	IP	WLS	BF	H	R	ER	SO	BB	IBB	HBP	BLK	WP	HR	S	P	ERA	WHIP										
Dave Stieb, R ERA: 3.74 (1, 1)	9.0	W	37	9	5	4	5	2	0	1	0	0	0	44	53	4.00	1.222										

Toronto Blue Jays @ California Angels
Anaheim Stadium, Anaheim, CA
Fri Aug 17 1979, 10:05 PM EDT
Att: 25,050 - Unknown

AB	33
R	5
H	9
RBI	4
BB	2
SO	5
LOB	11



Batter	1	2	3	4	5	6	7	8	9	AB	R	H	RBI	BB	SO	LOB	TOP								
Alfredo Griffin, S (1, 6) OBP: 0.318, SLG: 0.328	F8		SF7		G4-6-3			K		3	0	0	1	0	1	1									
Joe Cannon, L (1, 9) OBP: 0.245, SLG: 0.309	K		4-3				K		F7	4	0	0	0	0	2	0									
Roy Howell, L (1, 5) OBP: 0.311, SLG: 0.392	5-3			1B SF8 1B		K		1B WP 1B		4	2	2	0	0	1	0									
Rico Carty, R (1, 10) Luis Gomez, R (9, PR) OBP: 0.331, SLG: 0.386 OBP: 0.262, SLG: 0.263		F9		1B		6-3		1B 1B		3	0	1	0	1	0	0									
John Mayberry, L (1, 3) Bob Bailor, R (9, PR) OBP: 0.378, SLG: 0.470 OBP: 0.297, SLG: 0.261		F8		1B		K		BB 1B		3	0	1	1	1	1	2									
Rick Rosetti, R (1, 8) OBP: 0.291, SLG: 0.357		F8		SF8		G6-4-3		BB 1B		3	0	0	1	0	0	3									
Al Woods, L (1, 7) OBP: 0.340, SLG: 0.387				3B BB		F4		F9		3	1	1	1	1	0	1									
Rick Cerone, R (1, 2) Tony Solaita, L (9, PH) Tim Johnson, L (9, PR) OBP: 0.293, SLG: 0.326 OBP: 0.438, SLG: 0.400 OBP: 0.250, SLG: 0.170				SF7 3B		G4-6-3		F2		2	1	1	1	1	0	0									
Danny Ainge, R (1, 4) Craig Kusick, R (9, PH) OBP: 0.276, SLG: 0.282 OBP: 0.284, SLG: 0.427			L6		K			K		3	0	0	0	0	2	2									
Inning Stats	R: 0 E: 0 K: 1 S: 5	H: 0 LOB: 0 BB: 0 P: 5	R: 0 E: 0 K: 0 S: 3	H: 0 LOB: 0 BB: 0 P: 3	R: 2 E: 0 K: 0 S: 4	H: 1 LOB: 0 BB: 1 P: 8	R: 1 E: 0 K: 1 S: 7	H: 2 LOB: 1 BB: 0 P: 7	R: 0 E: 0 K: 2 S: 4	H: 0 LOB: 0 BB: 1 P: 8	R: 0 E: 0 K: 0 S: 2	H: 0 LOB: 0 BB: 1 P: 6	R: 0 E: 0 K: 2 S: 7	H: 0 LOB: 0 BB: 0 P: 7	R: 0 E: 0 K: 0 S: 6	H: 0 LOB: 0 BB: 2 P: 14	R: 2 E: 0 K: 0 S: 6	H: 3 LOB: 3 BB: 2 P: 14	1B: 5 2B: 1 3B: 1 HR: 0	SF: 2 SAC: 0 DP: 2 HBP: 0	WP: 1 PB: 0 SB: 0 CS: 0	PA: 36			
PITCHER	IP	WLS	BF	H	R	ER	SO	BB	IBB	HBP	BLK	WP	HR	S	P	ERA	WHIP								
Nolan Ryan, R (1, 1) ERA: 2.95	8.2	W	34	6	5	5	7	4	0	0	0	1	0	44	60	5.19	1.154								
Mark Clear, R (9, 1) ERA: 3.12	0.1	S	2	0	0	0	0	1	0	0	0	0	0	1	5	0.00	3.000								

Toronto Blue Jays @ California Angels
Anaheim Stadium, Anaheim, CA
Sat Aug 18 1979, 10:05 PM EDT
Att: 30,361 - Unknown


AB	29
R	5
H	6
RBI	5
BB	5
SO	7
LOB	12



Batter	1	2	3	4	5	6	7	8	9	AB	R	H	RBI	BB	SO	LOB	BOTTOM								
Rod Carew, L (1, 3) OBP: 0.433, SLG: 0.434	K		G6-4-3		L7			6-3		5	1	1	2	0	1	1									
Camey Lansford, R (1, 5) OBP: 0.342, SLG: 0.438	K		6-3		FC5 1B		S 1B	6-3		5	0	2	0	0	1	0									
Dan Ford, R (1, 9) OBP: 0.344, SLG: 0.471				BB 1-3 HBP 1B	L7		1-3			4	2	2	1	0	0	2									
Don Baylor, R (1, 7) OBP: 0.377, SLG: 0.535		F9		1-3				4-3		4	0	1	0	0	0	1									
Brian Downing, R (1, 2) OBP: 0.418, SLG: 0.463		L9		1-3		FC5		4-3		4	0	0	0	0	0	3									
Bobby Grich, R (1, 4) OBP: 0.370, SLG: 0.554		K		HBP BB BB				HR		3	2	2	2	1	1	0									
Merv Rettenmund, R (1, 10) Willie Aikens, L (7, PH) Bert Campaneris, R (7, PR) OBP: 0.363, SLG: 0.348 OBP: 0.360, SLG: 0.478 OBP: 0.293, SLG: 0.285		K		HBP BB				HR		1	1	0	0	1	1	0									
Rick Miller, L (1, 8) Larry Harlow, L (9, 8) OBP: 0.367, SLG: 0.362 OBP: 0.331, SLG: 0.237				1-2 2-3 BB				HR HBP		0	0	0	0	0	0	0									
Jim Anderson, R (1, 6) OBP: 0.298, SLG: 0.338			SH G6-4-3 1B		5-3			6-3		3	0	0	0	0	0	4									
Inning Stats	R: 1 E: 0 K: 2 S: 8	H: 1 LOB: 0 BB: 0 P: 8	R: 0 E: 0 K: 2 S: 7	H: 0 LOB: 0 BB: 0 P: 7	R: 1 E: 1 K: 0 S: 4	H: 1 LOB: 0 BB: 0 P: 4	R: 1 E: 0 K: 0 S: 4	H: 1 LOB: 3 BB: 2 P: 13	R: 0 E: 0 K: 0 S: 5	H: 2 LOB: 2 BB: 0 P: 5	R: 3 E: 0 K: 0 S: 6	H: 3 LOB: 1 BB: 0 P: 7	R: 1 E: 0 K: 0 S: 5	H: 2 LOB: 1 BB: 0 P: 5	R: 0 E: 0 K: 0 S: 3	H: 0 LOB: 0 BB: 0 P: 3	R: 0 E: 0 K: 0 S: 3	R: 0 E: 0 K: 0 S: 3	1B: 5 2B: 1 3B: 0 HR: 4	SF: 0 SAC: 1 DP: 1 HBP: 2	WP: 0 PB: 0 SB: 1 CS: 0	PA: 38			
PITCHER	IP	WLS	BF	H	R	ER	SO	BB	IBB	HBP	BLK	WP	HR	S	P	ERA	WHIP								
Tom Underwood, L (1, 1) ERA: 3.88	5.2	L	28	7	6	5	4	2	0	0	0	0	3	32	42	7.94	1.588								
Jackson Todd, R (6, 1) ERA: 6.17	2.1		10	3	1	1	0	0	0	0	0	0	1	10	10	3.86	1.286								

Toronto Blue Jays @ California Angels
Anaheim Stadium, Anaheim, CA
Sat Aug 18 1979, 10:05 PM EDT
Att: 30,361 - Unknown

AB	33
R	7
H	10
RBI	6
BB	2
SO	4
LOB	13



Batter	1	2	3	4	5	6	7	8	9	AB	R	H	RBI	BB	SO	LOB	TOP										
Alfredo Griffin, S OBP: 0.318, SLG: 0.327 (1, 6)										4	0	1	0	0	1	1	Toronto Blue Jays @ California Angels Anaheim Stadium, Anaheim, CA Sun Aug 19 1979, 6:33 AM EDT Att: 23,814 - Unknown										
Joe Cannon, L OBP: 0.240, SLG: 0.302 (1, 9) Bob Bailor, R OBP: 0.298, SLG: 0.266 (6, 9)										2	0	0	0	0	1	1											
Roy Howell, L OBP: 0.310, SLG: 0.390 (1, 5)										4	1	1	0	0	0	1											
Rico Carty, R OBP: 0.330, SLG: 0.384 (1, 10)										4	0	1	1	0	1	1											
John Mayberry, L OBP: 0.377, SLG: 0.468 (1, 3)										4	0	1	0	0	1	2											
Rick Rosetti, R OBP: 0.293, SLG: 0.358 (1, 8)										3	0	2	1	0	0	1											
Al Woods, L OBP: 0.336, SLG: 0.382 (1, 7)										4	0	0	0	0	0	3											
Danny Ainge, R OBP: 0.276, SLG: 0.285 (1, 4)										4	0	1	0	0	0	2											
Bob Davis, R OBP: 0.185, SLG: 0.208 (1, 2)										3	0	0	0	0	0	1											
Inning Stats	R: 0 E: 0 K: 1 S: 6	H: 1 LOB: 1 BB: 0 P: 6	R: 0 E: 0 K: 0 S: 4	H: 1 LOB: 1 BB: 0 P: 4	R: 0 E: 0 K: 1 S: 5	H: 0 LOB: 0 BB: 0 P: 5	R: 0 E: 0 K: 1 S: 6	H: 1 LOB: 1 BB: 0 P: 6	R: 0 E: 0 K: 0 S: 4	H: 1 LOB: 1 BB: 0 P: 4	R: 2 E: 0 K: 1 S: 8	H: 3 LOB: 1 BB: 0 P: 8	R: 0 E: 0 K: 0 S: 3	H: 0 LOB: 0 BB: 0 P: 3	R: 0 E: 0 K: 0 S: 4	H: 1 LOB: 1 BB: 0 P: 4	1B: 6 2B: 2 3B: 0 HR: 0	SF: 1 SAC: 0 DP: 0 HBP: 0	WP: 0 PB: 0 SB: 2 CS: 0	PA: 35							
PITCHER	IP	WLS	BF	H	R	ER	SO	BB	IBB	HBP	BLK	WP	HR	S	P	ERA	WHIP										
Chris Knapp, R ERA: 5.05 (1, 1)	5.0		19	4	0	0	3	0	0	0	0	0	0	25	25	0.00	0.800										
Ralph Botting, L ERA: 7.59 (6, 1)	0.1		4	3	2	2	1	0	0	0	0	0	0	6	6	54.00	9.000										
Don Aase, R ERA: 4.27 (6, 1)	3.2	W	12	1	0	0	0	0	0	0	0	0	0	12	12	0.00	0.273										

Batter	1	2	3	4	5	6	7	8	9	AB	R	H	RBI	BB	SO	LOB	BOTTOM										
Rod Carew, L OBP: 0.432, SLG: 0.430 (1, 3)										3	1	0	0	2	0	0	Toronto Blue Jays @ California Angels Anaheim Stadium, Anaheim, CA Sun Aug 19 1979, 6:33 AM EDT Att: 23,814 - Unknown										
Carney Lansford, R OBP: 0.340, SLG: 0.435 (1, 5)										5	0	1	0	0	0	5											
Dan Ford, R OBP: 0.345, SLG: 0.471 (1, 9)										3	1	1	0	1	0	1											
Don Baylor, R OBP: 0.376, SLG: 0.532 (1, 7)										4	0	1	1	0	0	1											
Brian Downing, R OBP: 0.420, SLG: 0.464 (1, 2)										3	1	2	0	1	0	3											
Bobby Grich, R OBP: 0.374, SLG: 0.563 (1, 4)										4	1	3	3	0	0	0											
Merv Rettenmund, R OBP: 0.349, SLG: 0.333 (1, 10) Willie Aikens, L OBP: 0.362, SLG: 0.478 (8, PH) Bert Campaneris, R OBP: 0.293, SLG: 0.285 (8, FR)										3	0	0	0	0	0	4											
Rick Miller, L OBP: 0.363, SLG: 0.357 (1, 8)										4	0	0	0	0	0	3											
Jim Anderson, R OBP: 0.303, SLG: 0.348 (1, 6)										4	0	2	0	0	0	0											
Inning Stats	R: 0 E: 0 K: 0 S: 3	H: 1 LOB: 1 BB: 0 P: 3	R: 0 E: 0 K: 0 S: 5	H: 2 LOB: 2 BB: 0 P: 5	R: 0 E: 0 K: 0 S: 3	H: 0 LOB: 0 BB: 0 P: 3	R: 2 E: 0 K: 0 S: 4	H: 1 LOB: 1 BB: 1 P: 8	R: 0 E: 0 K: 0 S: 3	H: 0 LOB: 0 BB: 0 P: 3	R: 1 E: 0 K: 0 S: 6	H: 3 LOB: 2 BB: 0 P: 6	R: 1 E: 1 K: 0 S: 5	H: 2 LOB: 3 BB: 2 P: 13	R: 0 E: 0 K: 0 S: 4	H: 1 LOB: 3 BB: 2 P: 12	1B: 8 2B: 1 3B: 0 HR: 1	SF: 0 SAC: 0 DP: 0 HBP: 0	WP: 0 PB: 0 SB: 0 CS: 0	PA: 38							
PITCHER	IP	WLS	BF	H	R	ER	SO	BB	IBB	HBP	BLK	WP	HR	S	P	ERA	WHIP										
Balor Moore, L ERA: 4.15 (1, 1)	6.1	L	28	8	4	3	0	2	0	0	0	0	0	26	34	4.26	1.579										
Dave Freisleben, R ERA: 4.79 (7, 1)	1.2		10	2	0	0	0	2	1	0	0	0	0	7	19	0.00	2.400										

Batter	1	2	3	4	5	6	7	8	9	AB	R	H	RBI	BB	SO	LOB	TOP								
Mike Hargrove, L OBP: 0.387, SLG: 0.415 (1, 7)										3	2	0	0	2	1	2	Cleveland Indians @ California Angels Anaheim Stadium, Anaheim, CA Mon Aug 20 1979, 10:05 PM EDT Att: 35,497 - Unknown								
Rick Manning, L OBP: 0.327, SLG: 0.300 (1, 8)										1	1	0	0	3	1	0									
Bobby Bonds, R OBP: 0.367, SLG: 0.450 (1, 9)										3	0	0	1	1	0	3									
Toby Harrah, R OBP: 0.385, SLG: 0.410 (1, 5)										3	0	0	1	1	0	2									
Cliff Johnson, R OBP: 0.339, SLG: 0.481 (1, 10)										4	1	1	3	0	0	3									
Andre Thornton, R OBP: 0.342, SLG: 0.432 (1, 3)										4	0	1	0	0	1	0									
Ron Hassey, L OBP: 0.314, SLG: 0.340 (8, PR)										3	0	1	0	0	1	0									
Dave Rosello, R OBP: 0.300, SLG: 0.571 (8, 5)										0	0	0	0	0	0	0									
Duane Kuiper, L OBP: 0.322, SLG: 0.300 (1, 4)										4	1	2	0	0	0	1									
Tom Verzyer, R OBP: 0.278, SLG: 0.246 (1, 6)										2	0	0	0	0	0	1									
Jim Norris, L OBP: 0.326, SLG: 0.353 (8, PH)										1	0	0	0	0	1	1									
Gary Alexander, R OBP: 0.299, SLG: 0.386 (8, 2)										1	0	0	0	0	1	2									
Inning Stats	R: 3 E: 0 K: 0 S: 4	H: 1 LOB: 0 BB: 2 P: 12	R: 0 E: 0 K: 1 S: 5	H: 0 LOB: 0 BB: 0 P: 5	R: 0 E: 0 K: 0 S: 2	H: 0 LOB: 0 BB: 1 P: 6	R: 0 E: 0 K: 0 S: 3	H: 0 LOB: 0 BB: 0 P: 3	R: 0 E: 0 K: 0 S: 3	H: 1 LOB: 0 BB: 0 P: 3	R: 0 E: 0 K: 1 S: 5	H: 0 LOB: 0 BB: 0 P: 5	R: 0 E: 0 K: 1 S: 5	H: 0 LOB: 0 BB: 0 P: 5	R: 2 E: 0 K: 1 S: 6	H: 1 LOB: 3 BB: 4 P: 22	R: 0 E: 0 K: 2 S: 9	H: 2 LOB: 2 BB: 0 P: 9	1B: 4 2B: 0 3B: 0 HR: 1	SF: 0 SAC: 1 DP: 2 HBP: 0	WP: 0 PB: 0 SB: 0 CS: 0	PA: 37			
PITCHER	IP	WLS	BF	H	R	ER	SO	BB	IBB	HBP	BLK	WP	HR	S	P	ERA	WHIP								
Jim Barr, R ERA: 4.23 (1, 1)	7.2		28	3	5	5	4	4	0	0	0	0	1	32	48	5.87	0.913								
Mark Clear, R ERA: 3.12 (8, 1)	0.0		3	0	0	0	0	3	0	0	0	0	0	0	12	∞	∞								
Dave LaRoche, L ERA: 5.93 (8, 1)	1.1	W	6	2	0	0	2	0	0	0	0	0	0	10	10	0.00	1.500								

AB	29
R	5
H	5
RBI	5
BB	7
SO	6
LOB	15



Batter	1	2	3	4	5	6	7	8	9	AB	R	H	RBI	BB	SO	LOB	BOTTOM								
Rod Carew, L OBP: 0.438, SLG: 0.430 (1, 3)										2	1	1	1	3	0	0	Cleveland Indians @ California Angels Anaheim Stadium, Anaheim, CA Mon Aug 20 1979, 10:05 PM EDT Att: 35,497 - Unknown								
Carney Lansford, R OBP: 0.340, SLG: 0.434 (1, 5)										4	0	1	0	0	0	3									
Dan Ford, R OBP: 0.346, SLG: 0.469 (1, 9)										4	1	1	2	1	0	3									
Don Baylor, R OBP: 0.378, SLG: 0.534 (1, 7)									2	1	1	1	2	1	1										
Willie Aikens, L OBP: 0.366, SLG: 0.478 (7, PR)									2	0	1	0	2	0	2										
Bert Campaneris, R OBP: 0.293, SLG: 0.285 (7, PR)									0	0	0	0	0	0	0	0									
Bobby Grich, R OBP: 0.373, SLG: 0.560 (1, 4)									4	0	1	0	0	1	3										
Rick Miller, L OBP: 0.361, SLG: 0.356 (1, 8)									4	0	1	0	0	1	5										
Jim Anderson, R OBP: 0.302, SLG: 0.345 (1, 6)										4	1	1	0	0	0	3									
Tom Donohue, R OBP: 0.265, SLG: 0.372 (1, 2)										4	2	2	1	0	2	3									
Inning Stats	R: 0 E: 0 K: 1 S: 5	H: 0 LOB: 1 BB: 1 P: 9	R: 0 E: 0 K: 1 S: 7	H: 2 LOB: 2 BB: 0 P: 7	R: 0 E: 0 K: 0 S: 2	H: 0 LOB: 3 BB: 3 P: 14	R: 0 E: 0 K: 1 S: 6	H: 1 LOB: 1 BB: 0 P: 6	R: 0 E: 0 K: 0 S: 3	H: 1 LOB: 0 BB: 0 P: 3	R: 0 E: 0 K: 0 S: 2	H: 0 LOB: 1 BB: 2 P: 10	R: 5 E: 1 K: 2 S: 12	H: 5 LOB: 2 BB: 1 P: 16	R: 1 E: 0 K: 0 S: 4	H: 1 LOB: 1 BB: 1 P: 8	1B: 8 2B: 1 3B: 0 HR: 1	SF: 0 SAC: 1 DP: 3 HBP: 0	WP: 3 PB: 0 SB: 2 CS: 0	PA: 39					
PITCHER	IP	WLS	BF	H	R	ER	SO	BB	IBB	HBP	BLK	WP	HR	S	P	ERA	WHIP								
Len Barker, R ERA: 4.56 (7, 1)	6.0		28	7	3	3	3	6	0	0	0	0	0	3	3	27.00	6.000								
Victor Cruz, R ERA: 3.77 (7, 1)	0.1		3	2	1	1	0	0	0	0	0	0	0	3	3	27.00	6.000								
Sid Monge, L ERA: 2.43 (7, 1)	1.2	L	8	1	2	1	2	2	0	0	0	0	1	10	18	5.40	1.800								

AB	30
R	6
H	10
RBI	5
BB	8
SO	5
LOB	23



Batter	1	2	3	4	5	6	7	8	9	AB	R	H	RBI	BB	SO	LOB	TOP										
Mike Hargrove, L (1, 7) Dell Alston, L (7, 7) OBP: 0.394, SLG: 0.422 OBP: 0.365, SLG: 0.400	F8				F9					5	2	3	2	0	0	0	Cleveland Indians @ California Angels Anaheim Stadium, Anaheim, CA Wed Aug 22 1979, 6:33 AM EDT Att: 30,625 - Unknown										
Rick Manning, L (1, 8) OBP: 0.332, SLG: 0.309	F6	F5							F5	6	3	3	0	0	0	3											
Bobby Bonds, R (1, 9) Jim Norris, L (7, 9) OBP: 0.375, SLG: 0.456 OBP: 0.326, SLG: 0.352									F8	3	3	3	3	2	0	0											
Toby Harrah, R (1, 5) Ted Cox, R (7, 5) OBP: 0.275, SLG: 0.308									5-3	3	2	3	2	2	0	0											
Cliff Johnson, R (1, 10) OBP: 0.341, SLG: 0.491	CS									3	1	1	1	1	0	4											
Andre Thornton, R (1, 3) OBP: 0.343, SLG: 0.431										3	1	1	0	2	0	4											
Ron Hassey, L (1, 2) OBP: 0.313, SLG: 0.338										5	0	2	2	0	1	5											
Duane Kuiper, L (1, 4) OBP: 0.325, SLG: 0.303										4	1	1	0	1	0	1											
Tom Verzyer, R (1, 6) OBP: 0.272, SLG: 0.241										3	0	0	1	0	1	0											
Inning Stats	R: 0 E: 0 K: 0 S: 3	H: 1 LOB: 1 BB: 1 P: 7	R: 2 E: 0 K: 1 S: 6	H: 1 LOB: 2 BB: 3 P: 18	R: 2 E: 0 K: 0 S: 3	H: 1 LOB: 1 BB: 2 P: 11	R: 5 E: 0 K: 0 S: 9	H: 6 LOB: 1 BB: 0 P: 9	R: 0 E: 0 K: 1 S: 5	H: 0 LOB: 0 BB: 0 P: 5	R: 1 E: 0 K: 0 S: 4	H: 2 LOB: 2 BB: 2 P: 12	R: 3 E: 0 K: 0 S: 8	H: 5 LOB: 2 BB: 0 P: 8	R: 0 E: 0 K: 0 S: 3	H: 1 LOB: 1 BB: 0 P: 3		R: 0 E: 0 K: 0 S: 4	H: 1 LOB: 1 BB: 0 P: 4	1B: 15 2B: 3 3B: 0 HR: 0	SF: 2 SAC: 1 DP: 2 HBP: 0	WP: 1 PB: 0 SB: 2 CS: 1	PA: 50				
PITCHER	IP	WLS	BF	H	R	ER	SO	BB	IBB	HBP	BLK	WP	HR	S	P	ERA	WHIP										
Nolan Ryan, R (1, 1) ERA: 3.21	3.1	L	19	5	6	6	1	6	0	0	0	0	0	15	39	16.20	3.300										
Ralph Botting, L (4, 1) ERA: 8.51	1.2		12	6	4	4	1	1	0	0	0	1	0	13	17	21.60	4.200										
Mike Barlow, R (6, 1) ERA: 5.14	4.0		18	7	3	3	0	1	0	0	0	0	0	17	21	6.75	2.000										

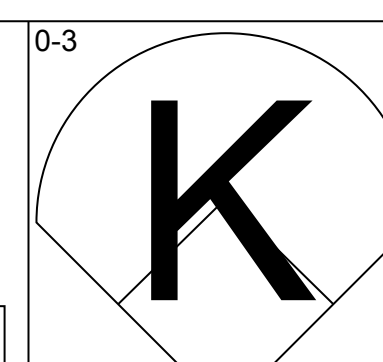
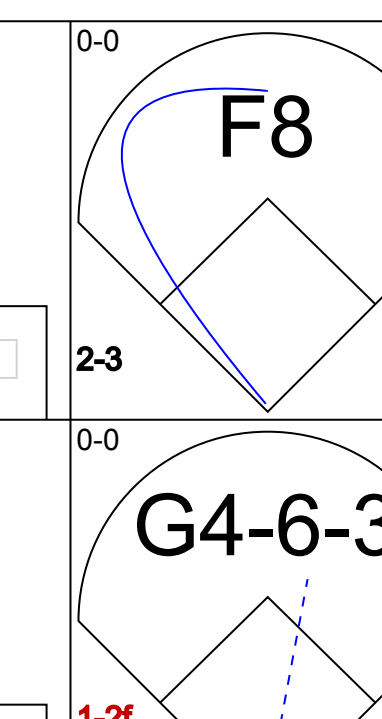
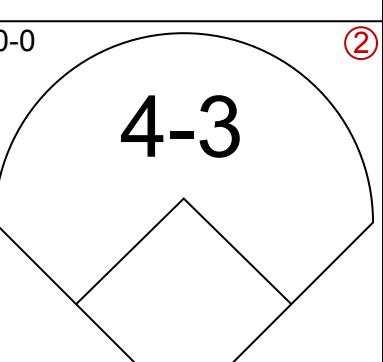
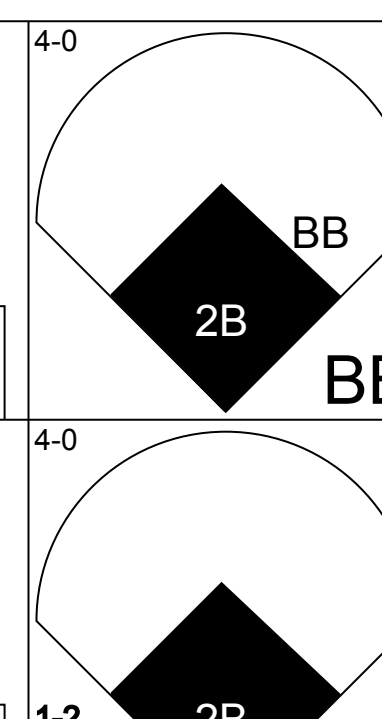
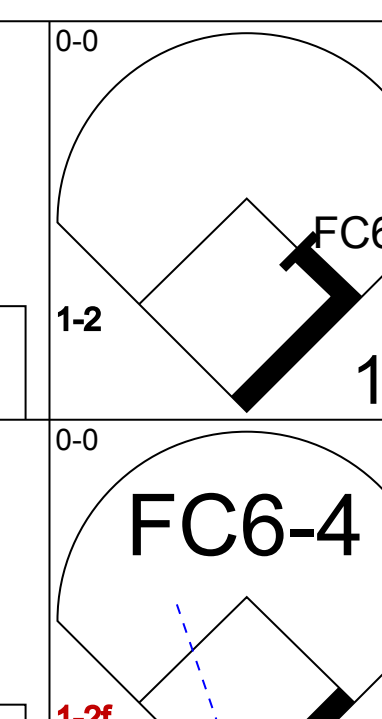
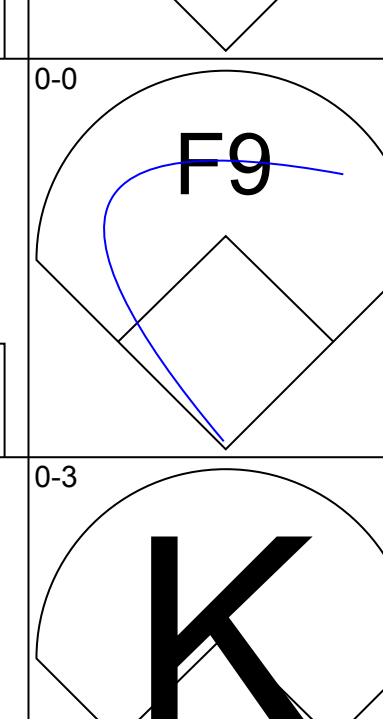
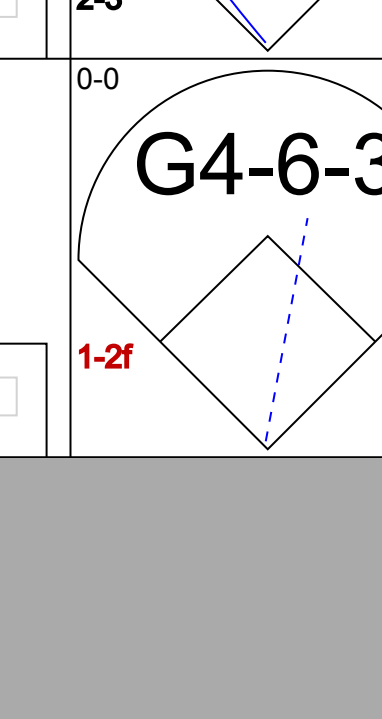
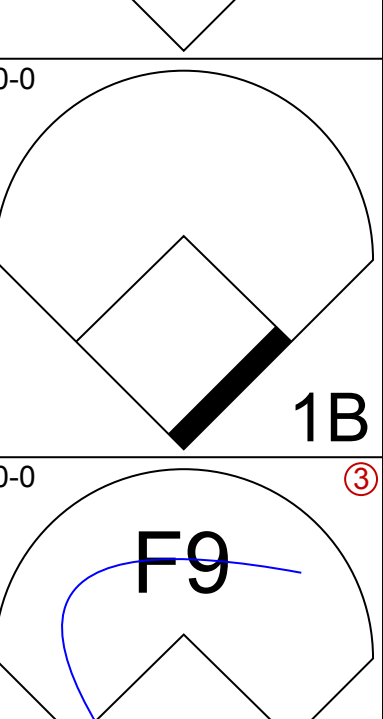
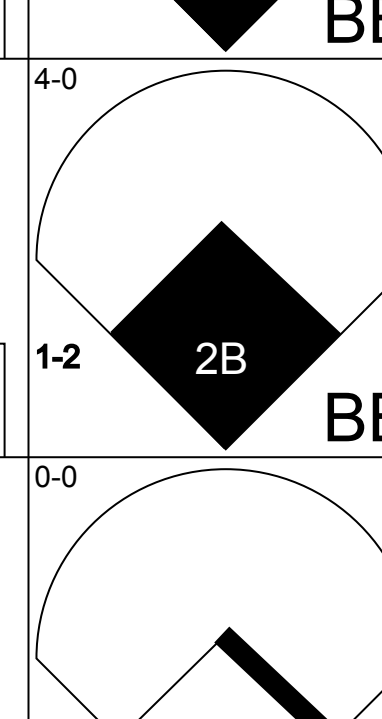
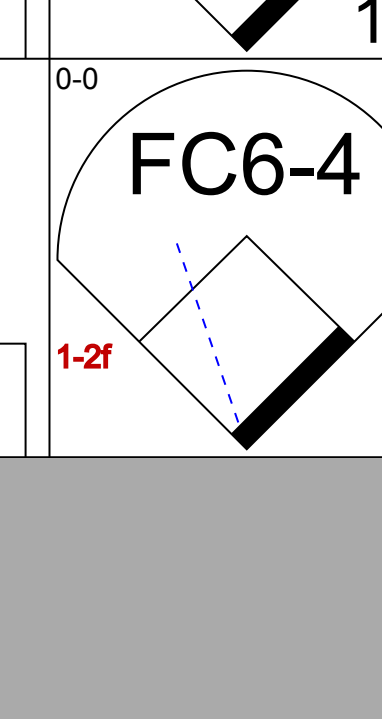
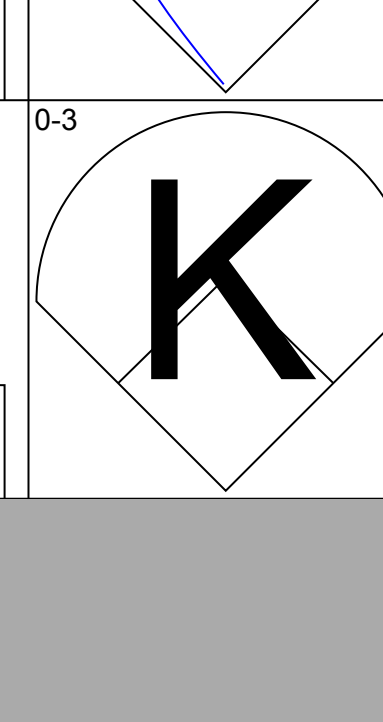
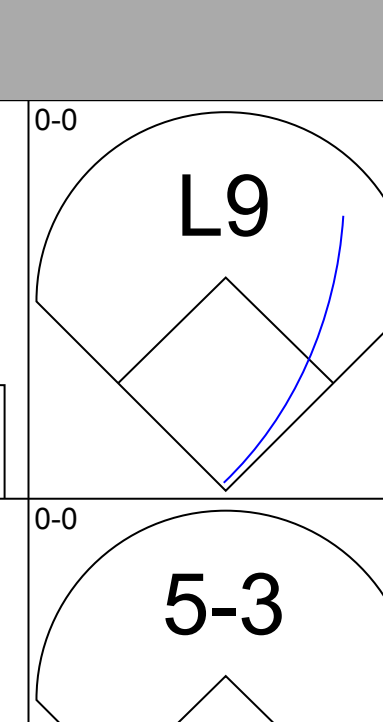
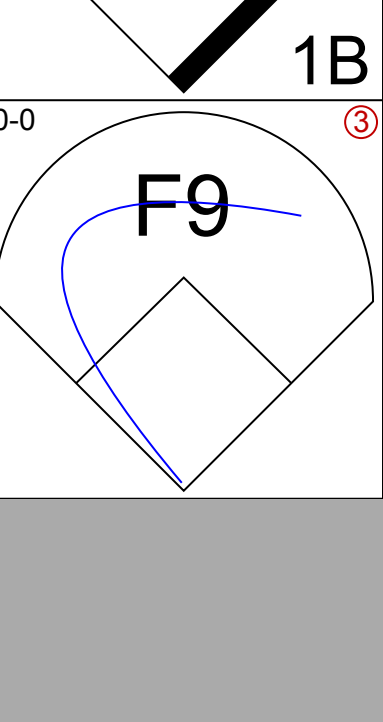
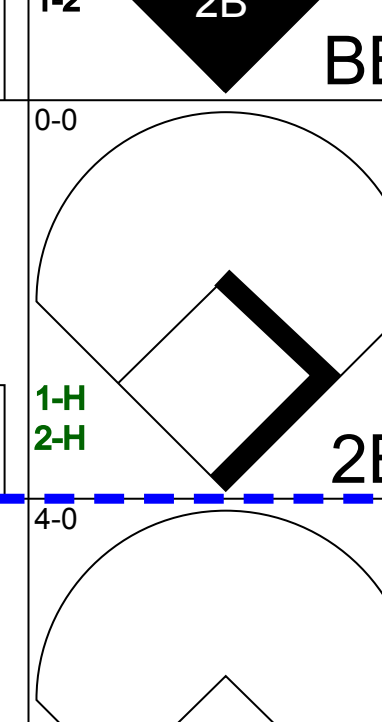
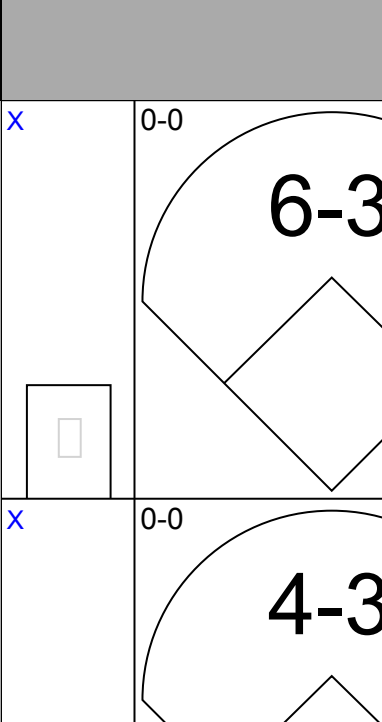
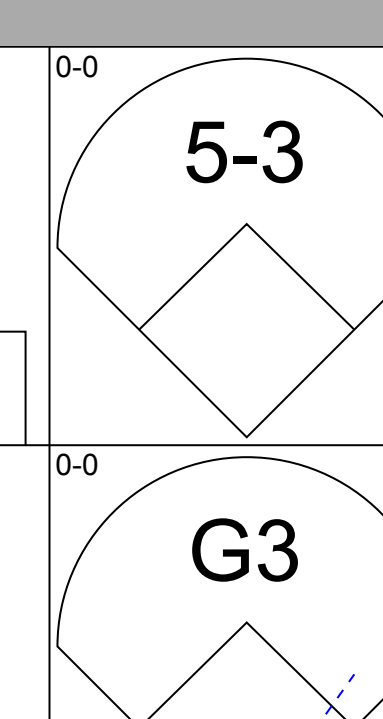
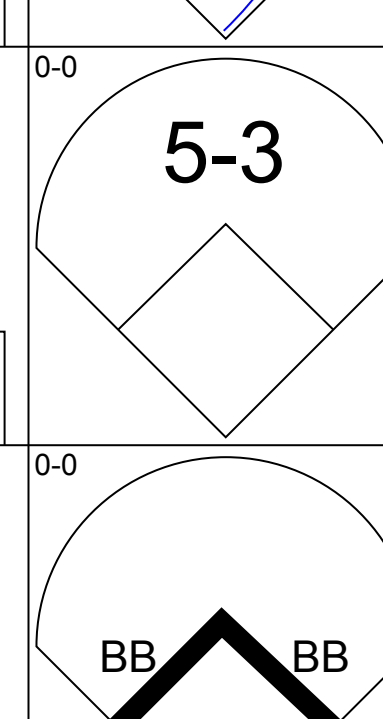
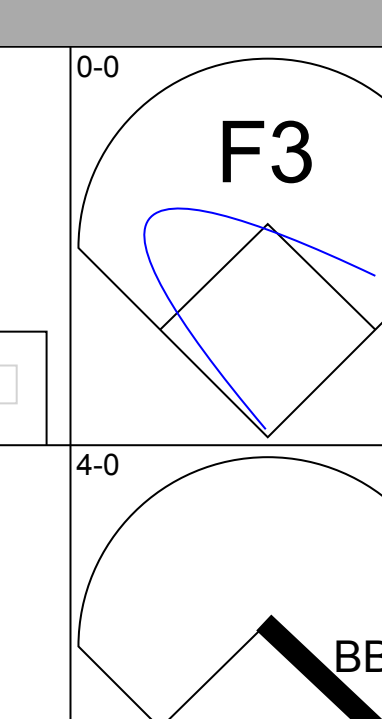
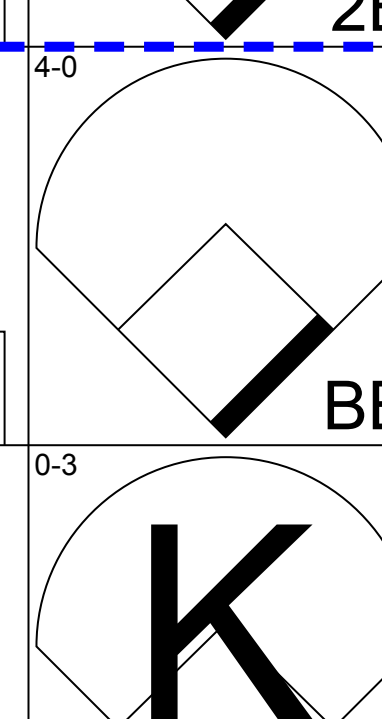
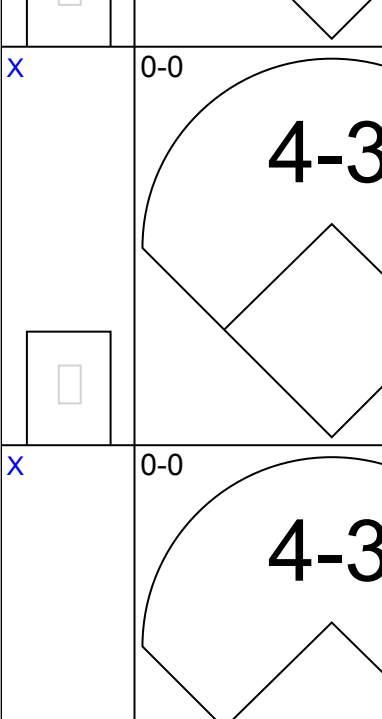

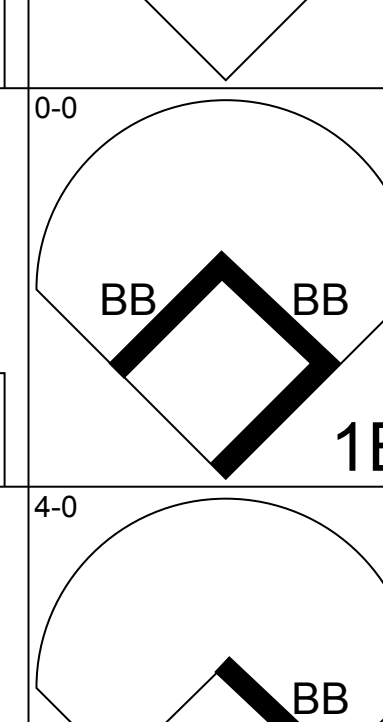
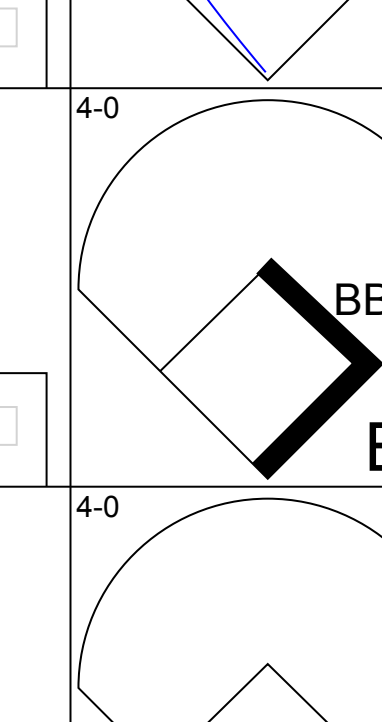
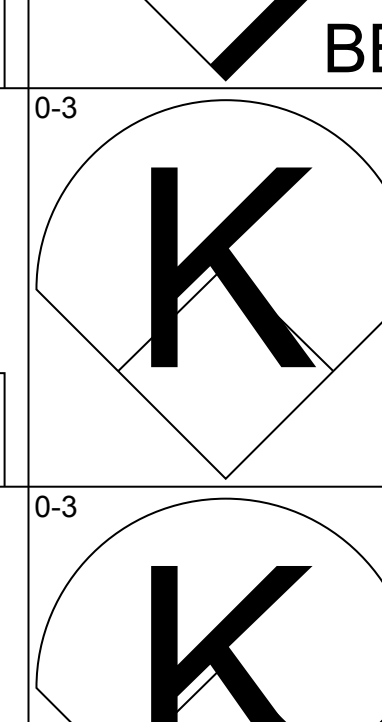
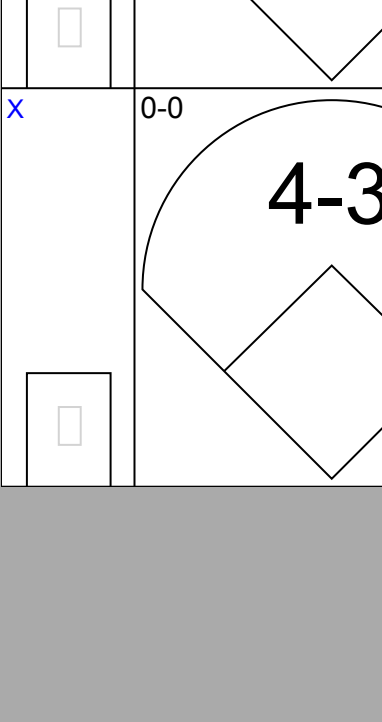

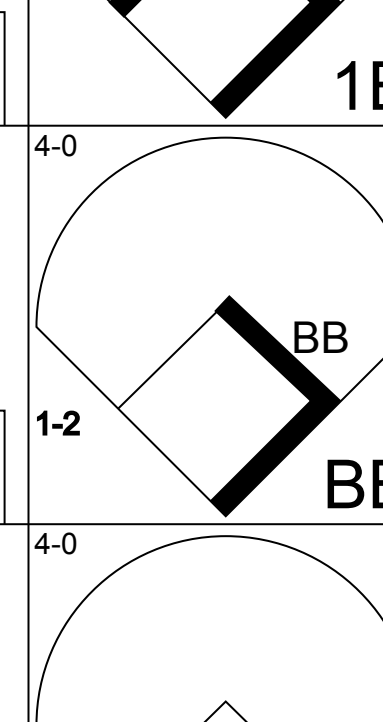
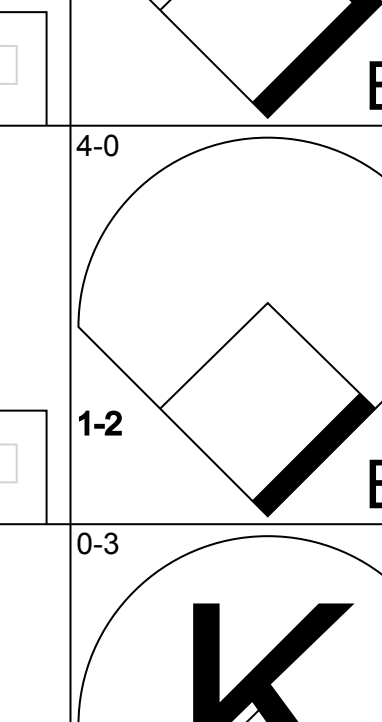
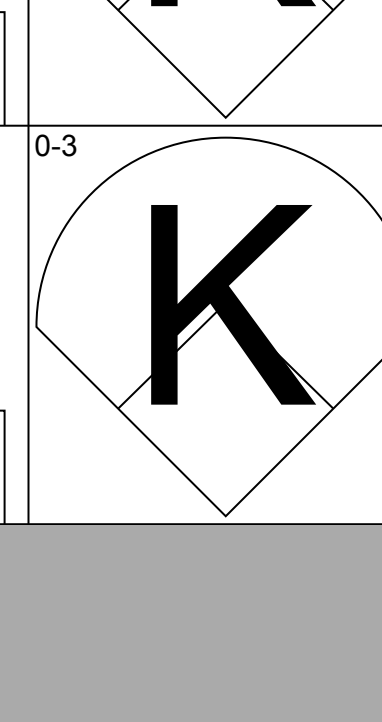
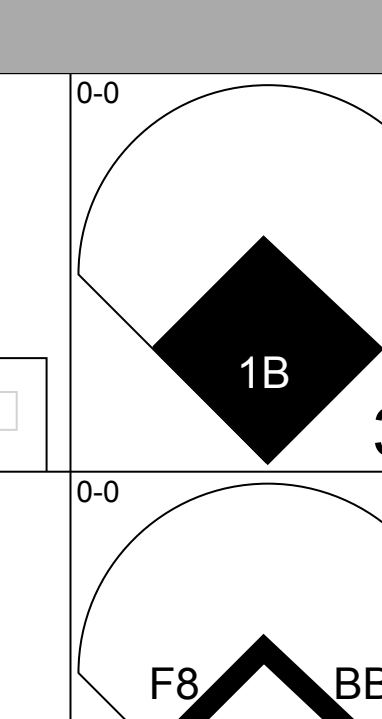
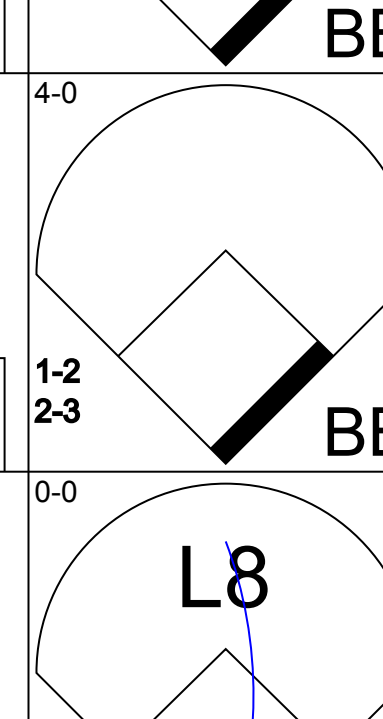
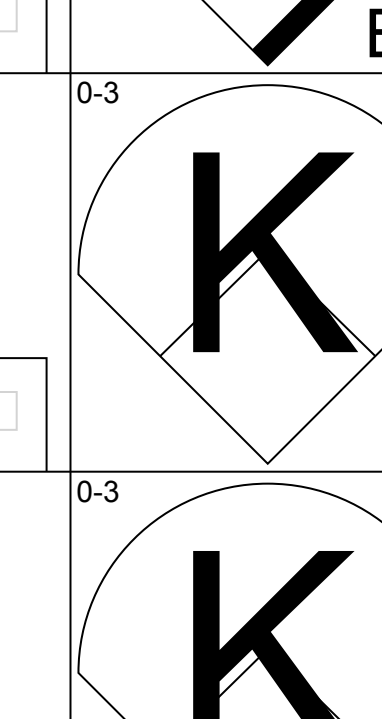
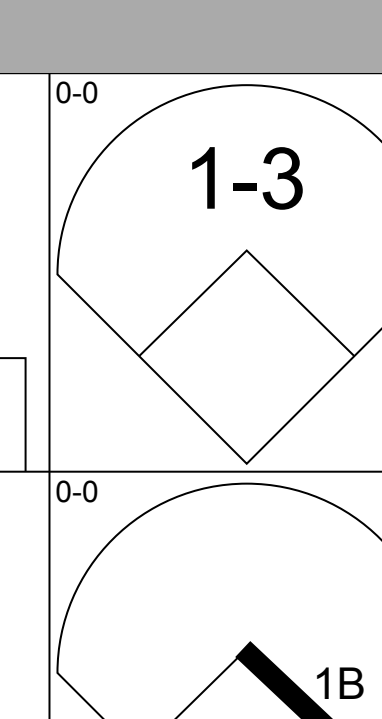
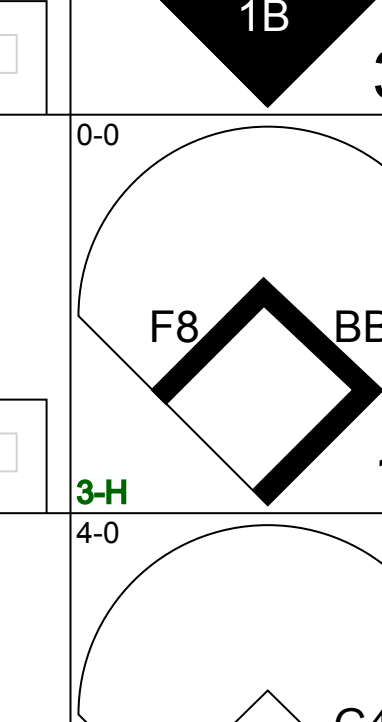
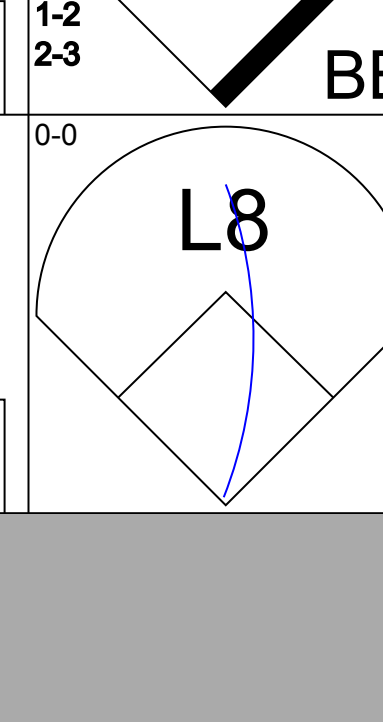
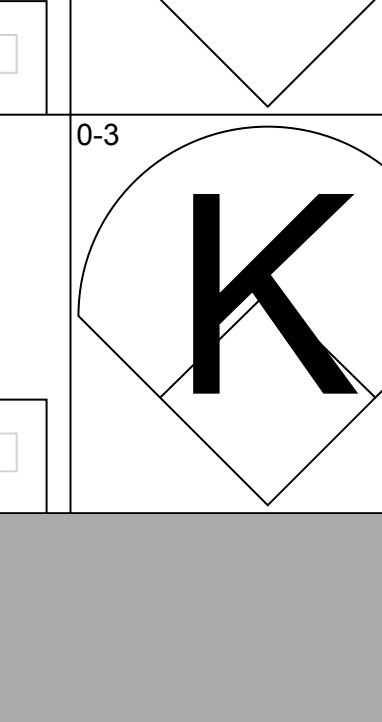
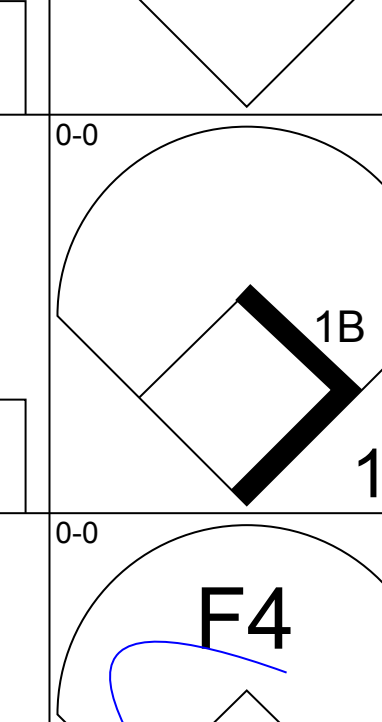
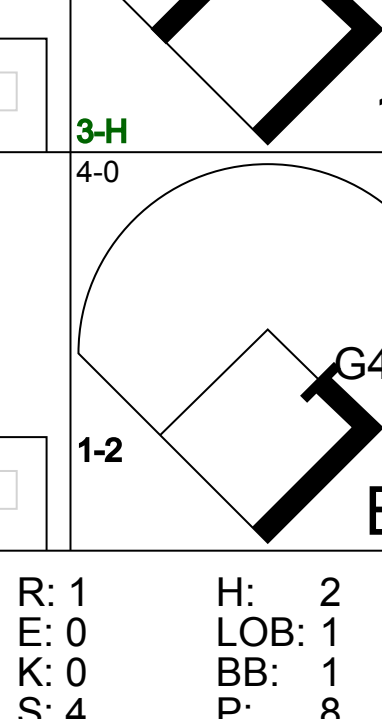
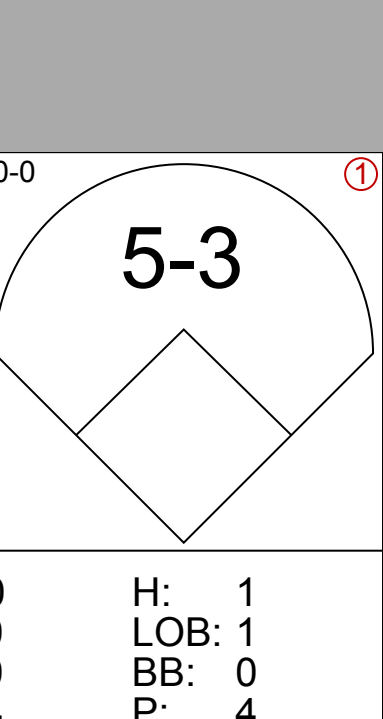
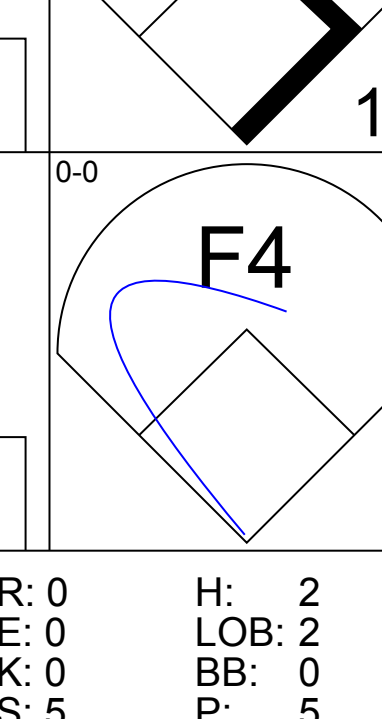
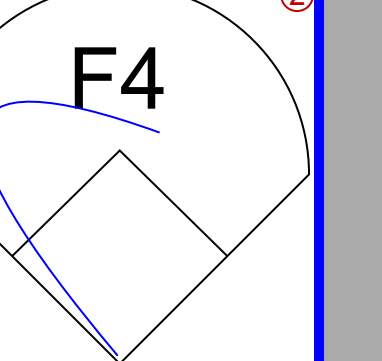
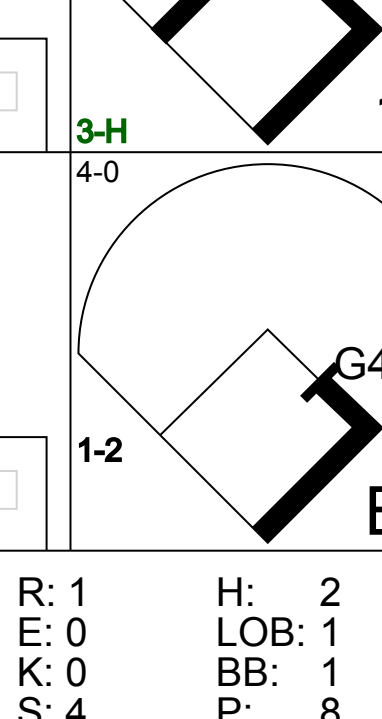
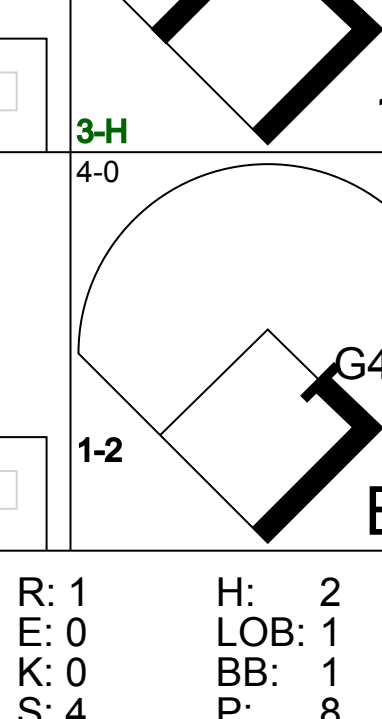
AB	38
R	13
H	18
RBI	11
BB	8
SO	2
LOB	19



Batter	1	2	3	4	5	6	7	8	9	AB	R	H	RBI	BB	SO	LOB	BOTTOM										
Rick Miller, L (1, 8) Tom Donohue, R (7, 2) OBP: 0.362, SLG: 0.366 OBP: 0.272, SLG: 0.378	F6									3	1	2	1	0	0	0	Cleveland Indians @ California Angels Anaheim Stadium, Anaheim, CA Wed Aug 22 1979, 6:33 AM EDT Att: 30,625 - Unknown										
Carney Lansford, R (1, 5) OBP: 0.338, SLG: 0.430	F3									4	0	0	0	0	2	1											
Rod Carew, L (1, 3) OBP: 0.435, SLG: 0.425	5-3									4	0	0	0	0	0	1											
Don Baylor, R (1, 7) OBP: 0.378, SLG: 0.533										4	1	0	0	0	1	2											
Willie Aikens, L (1, 10) OBP: 0.370, SLG: 0.498										4	1	2	2	0	1	0											
Brian Downing, R (1, 2) Bobby Clark, R (7, 8) OBP: 0.419, SLG: 0.462 OBP: 0.500, SLG: 0.500										2	0	0	0	0	0	1											
Bobby Grich, R (1, 4) Dickie Thon, R (8, 4) OBP: 0.371, SLG: 0.554 OBP: 0.385, SLG: 0.354										2	0	0	0	1	0	2											
Larry Harlow, L (1, 9) OBP: 0.327, SLG: 0.232										3	0	0	0	0	0	2											
Bert Campaneris, R (1, 6) OBP: 0.289, SLG: 0.281										3	0	0	0	0	0	1											
Inning Stats	R: 0 E: 0 K: 0 S: 3	H: 0 LOB: 0 BB: 0 P: 3	R: 0 E: 0 K: 0 S: 4	H: 1 LOB: 1 BB: 0 P: 4	R: 1 E: 0 K: 1 S: 6	H: 1 LOB: 0 BB: 0 P: 6	R: 0 E: 0 K: 1 S: 5	H: 0 LOB: 0 BB: 0 P: 5	R: 0 E: 0 K: 1 S: 6	H: 1 LOB: 1 BB: 0 P: 6	R: 0 E: 0 K: 1 S: 6	H: 1 LOB: 1 BB: 0 P: 6	R: 0 E: 0 K: 1 S: 5	H: 0 LOB: 0 BB: 0 P: 5	R: 2 E: 1 K: 1 S: 7	H: 1 LOB: 0 BB: 0 P: 7		1B: 3 2B: 0 3B: 0 HR: 2	SF: 0 SAC: 0 DP: 0 HBP: 0	WP: 0 PB: 0 SB: 0 CS: 0	PA: 34						
PITCHER	IP	WLS	BF	H	R	ER	SO	BB	IBB	HBP	BLK	WP	HR	S	P	ERA	WHIP										
Dan Spillner, R (1, 1) ERA: 4.13	9.0	W	34	5	3	2	6	1	0	0	0	0	2	45	49	2.00	0.667										

AB	33
R	3
H	5
RBI	3
BB	1
SO	6
LOB	10

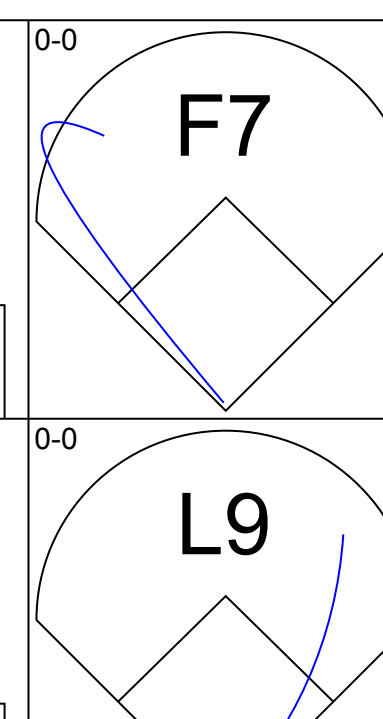
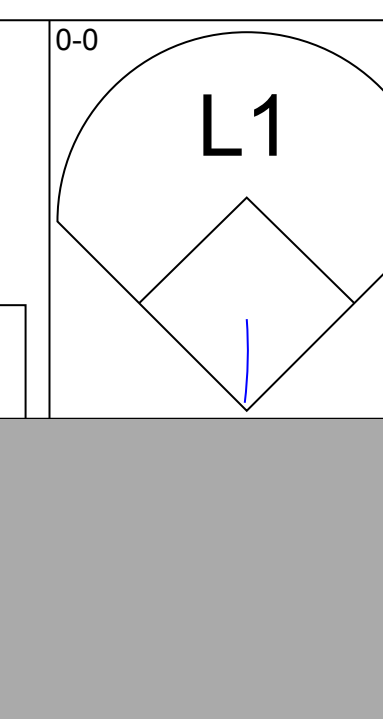
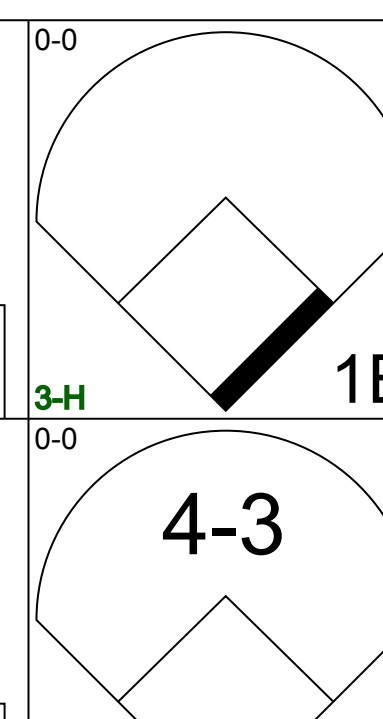
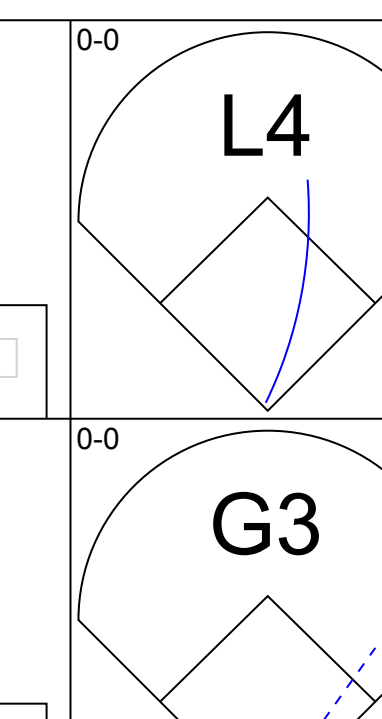
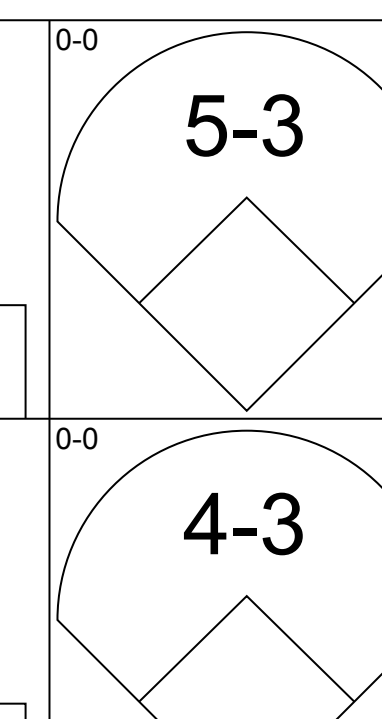
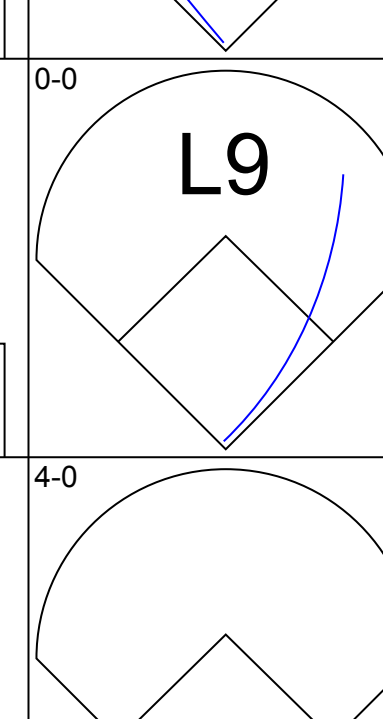
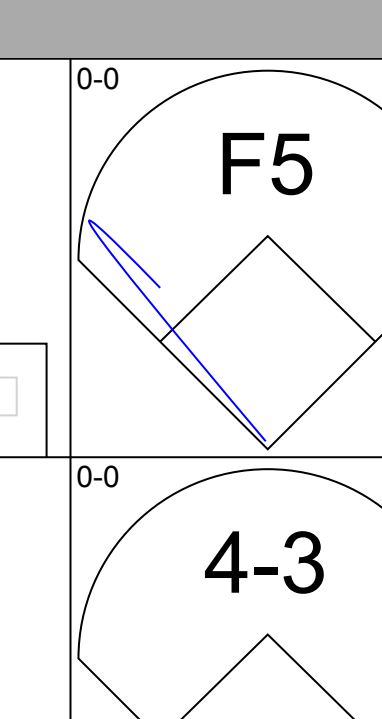
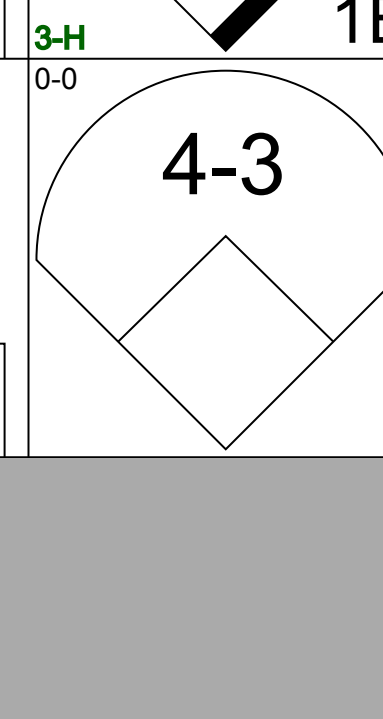
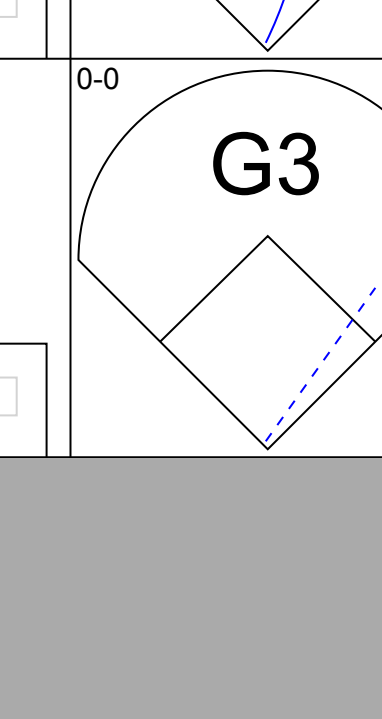
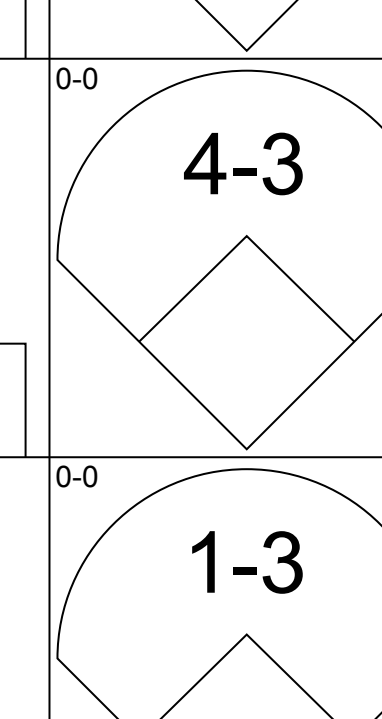
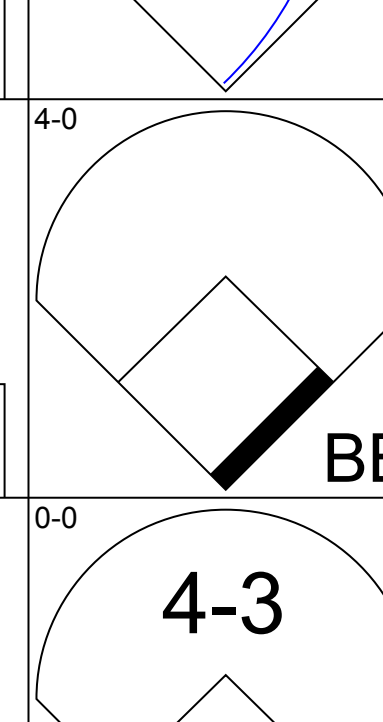
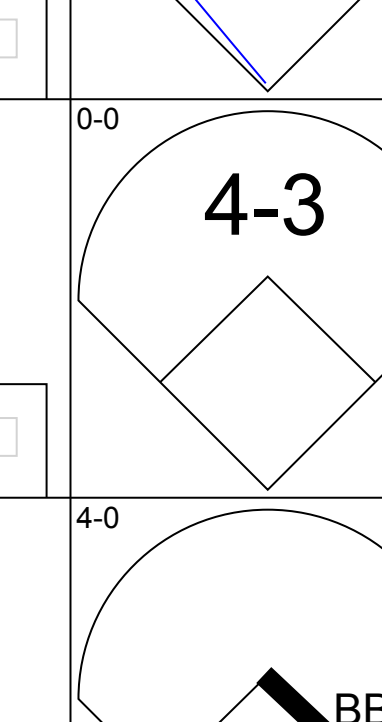
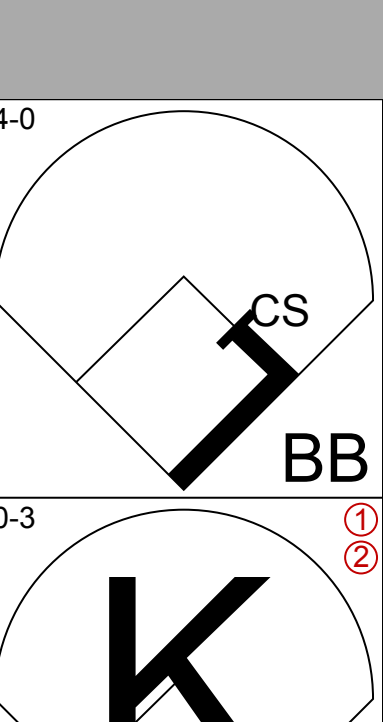
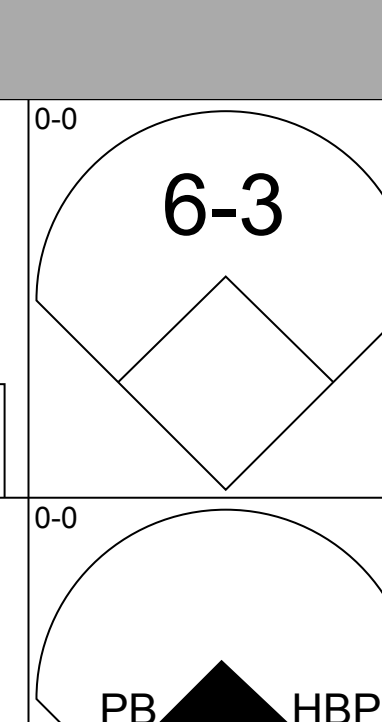
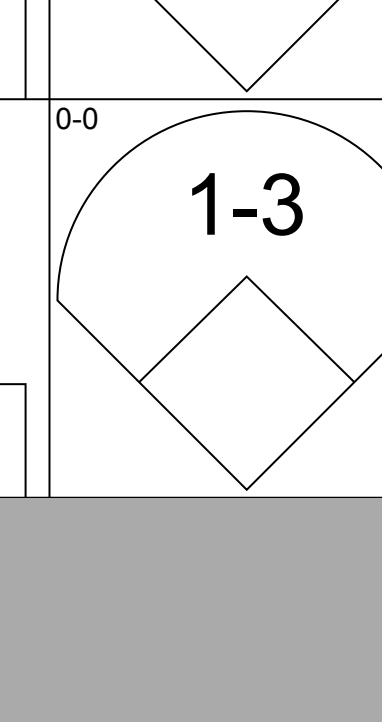
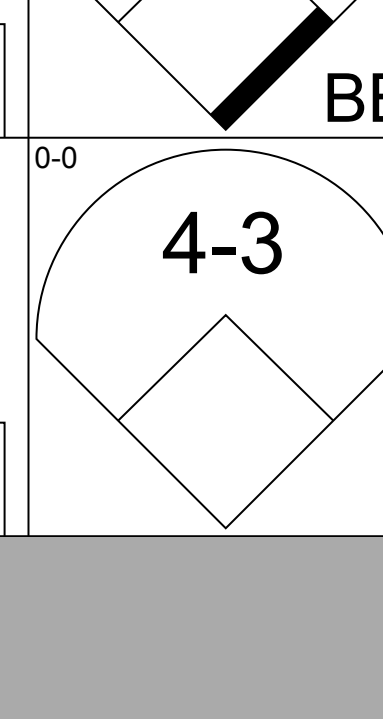
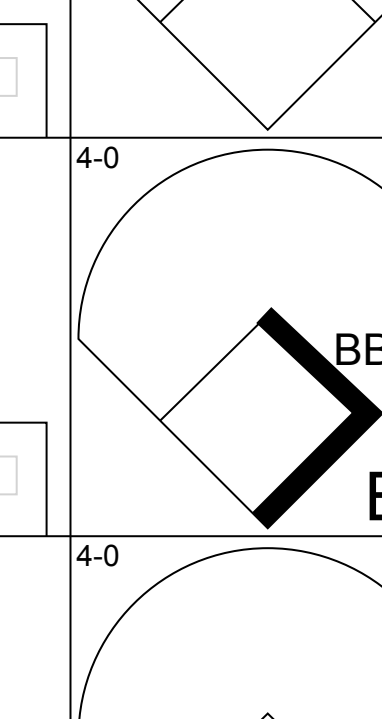


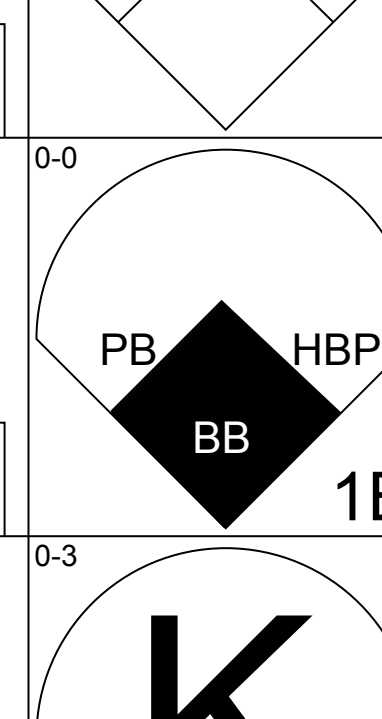
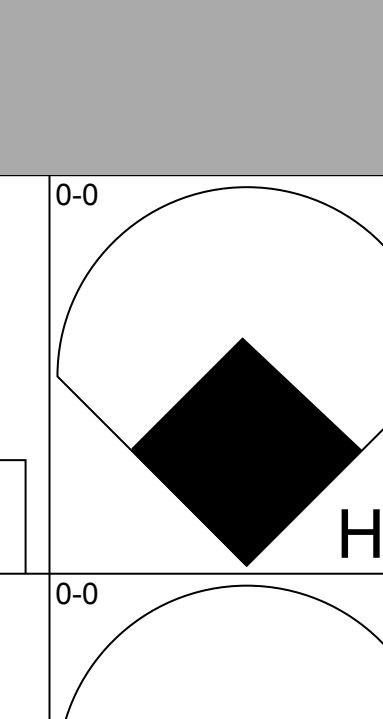
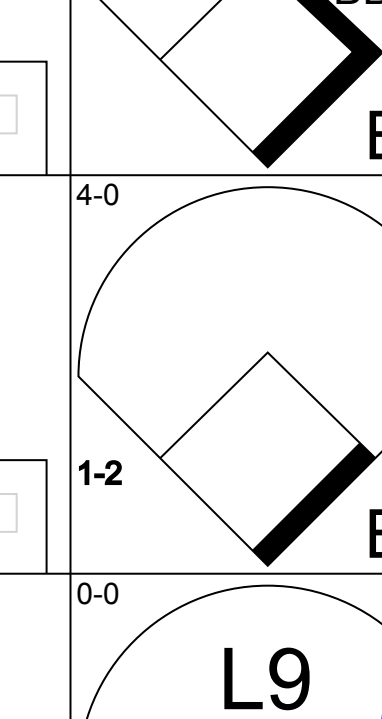
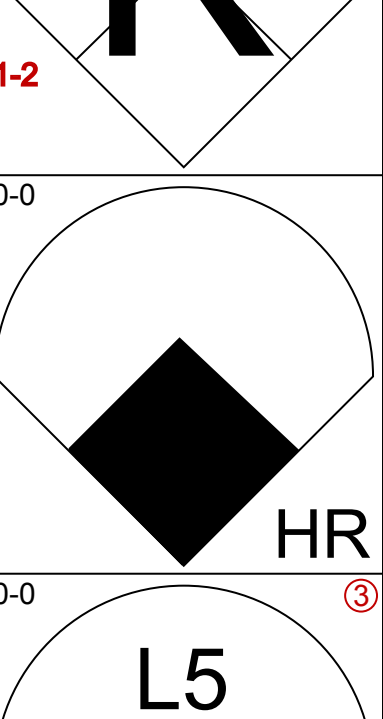
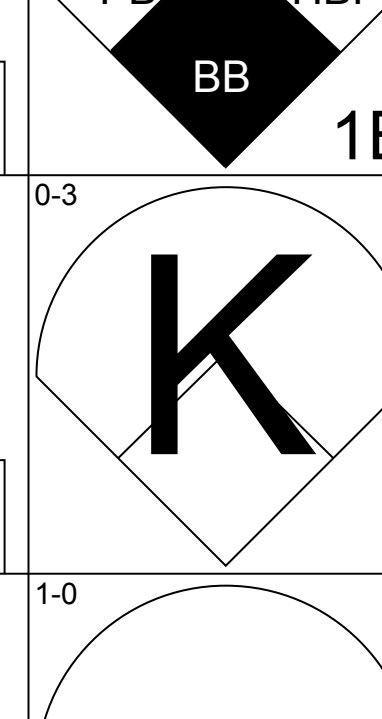
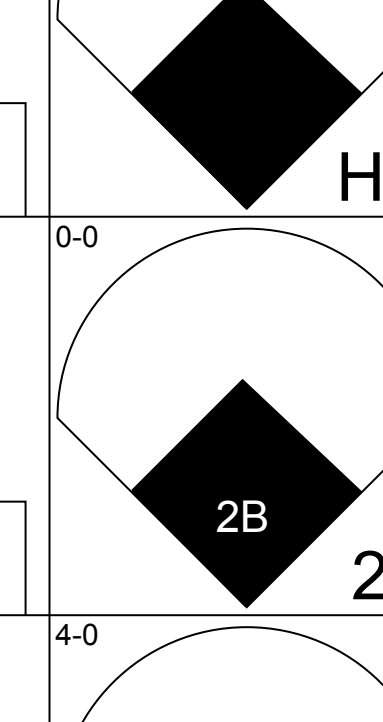
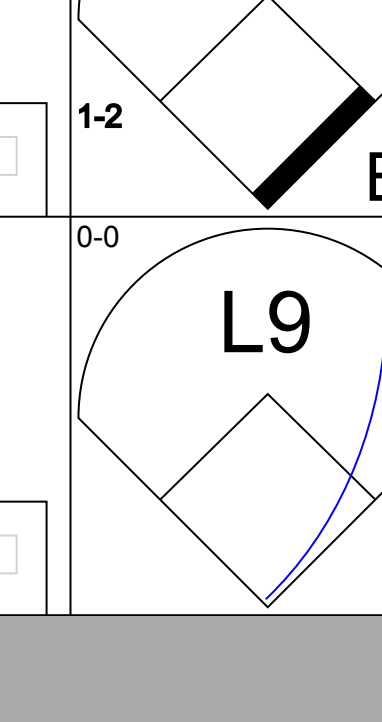
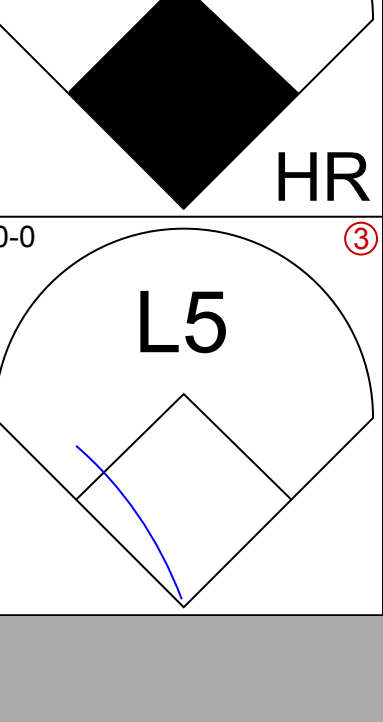
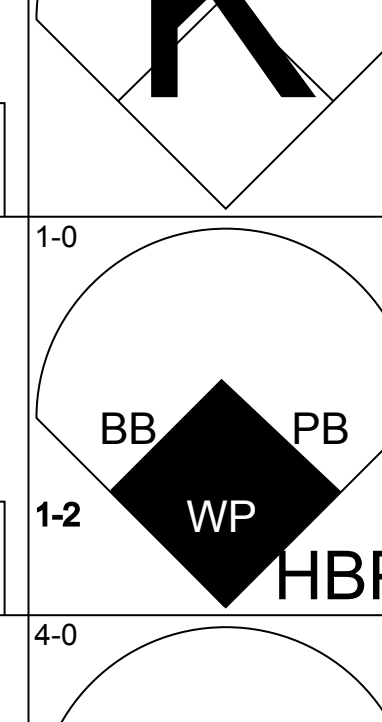
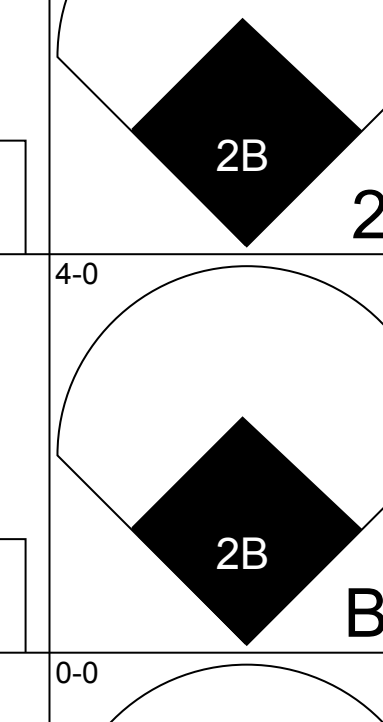
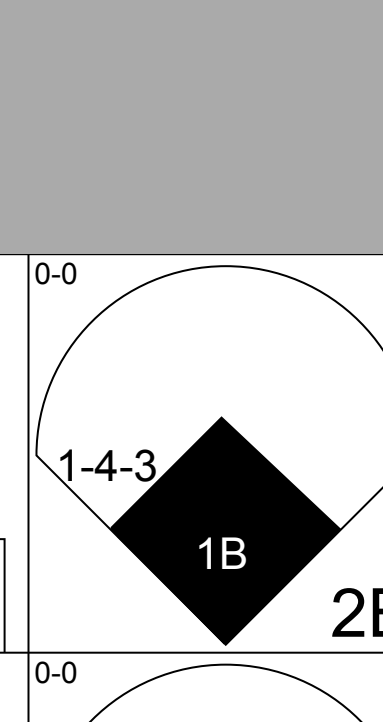
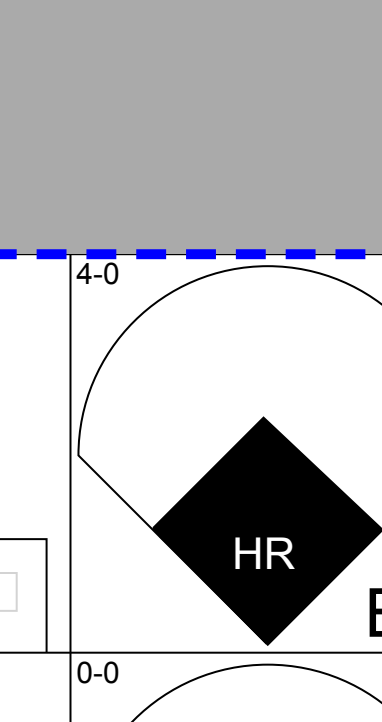
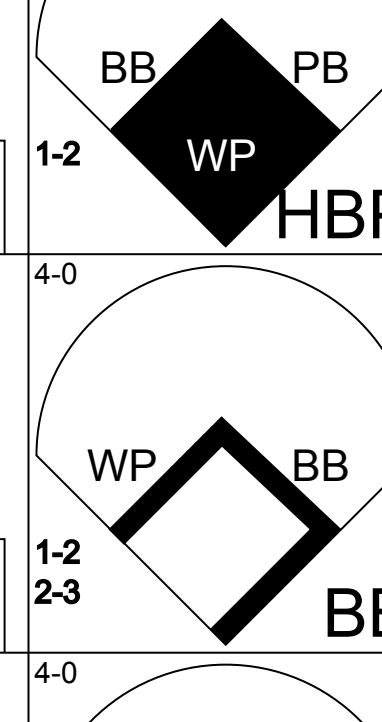
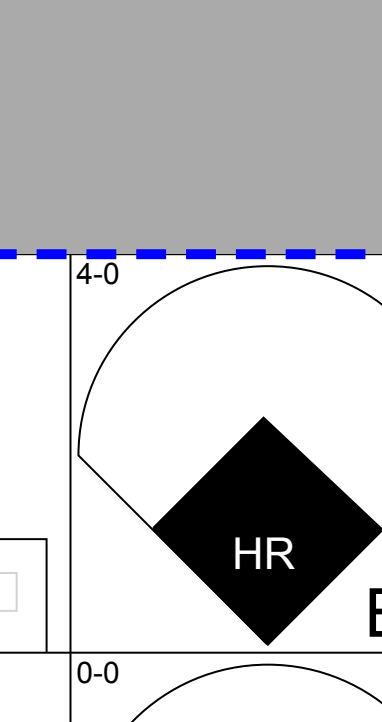
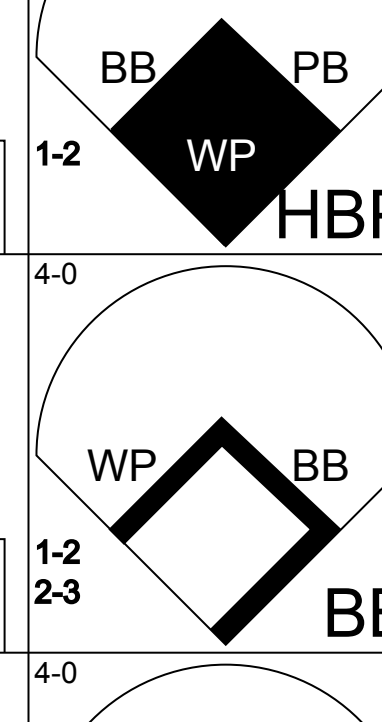
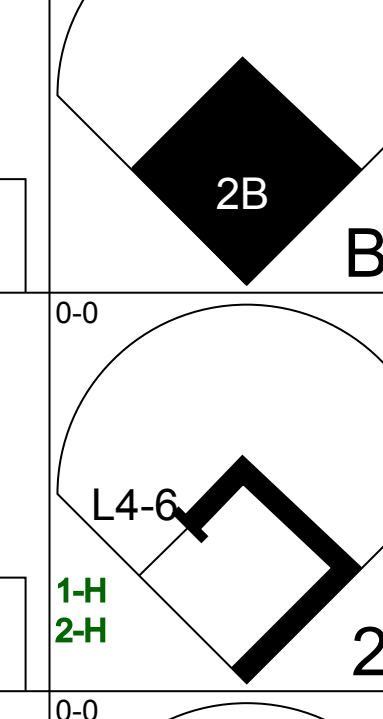


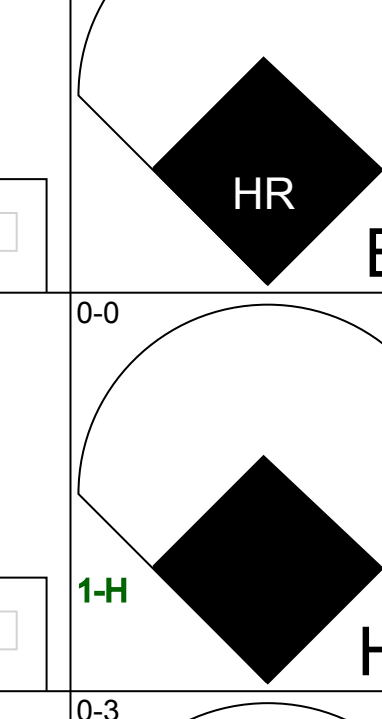
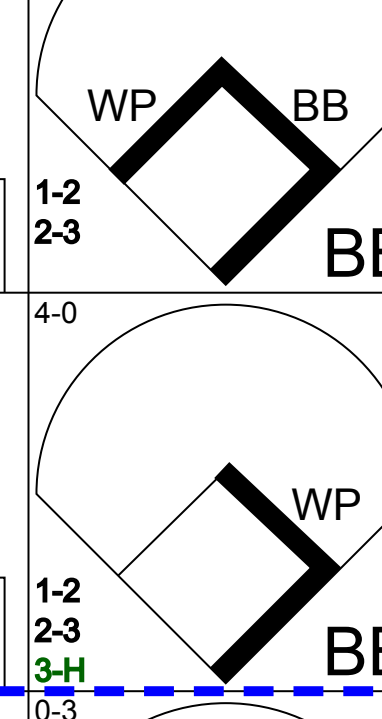
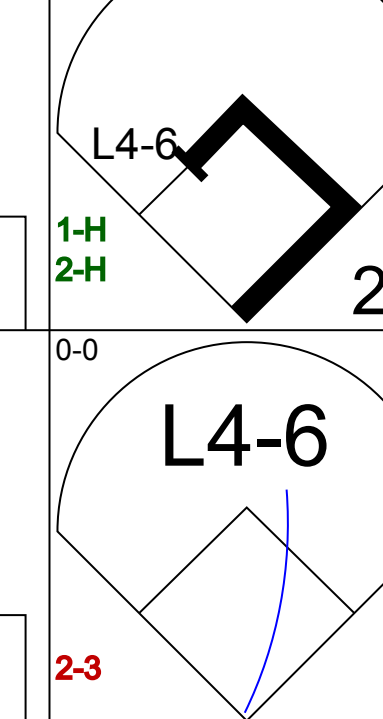
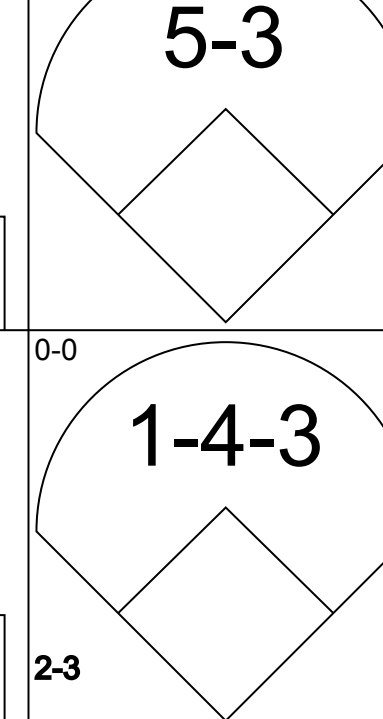
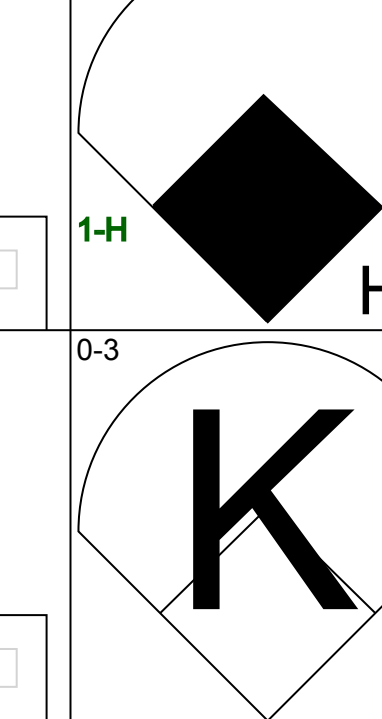
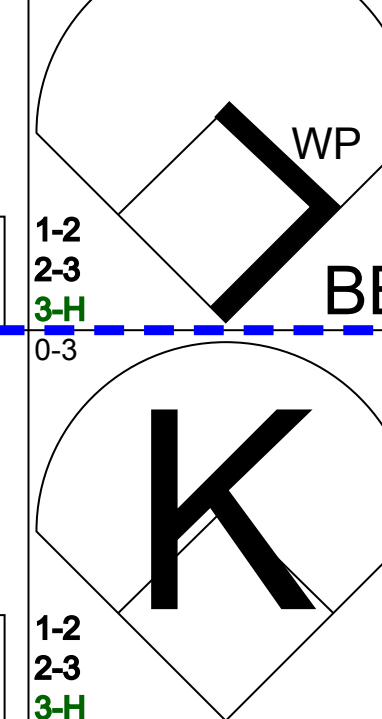



Batter	1	2	3	4	5	6	7	8	9	AB	R	H	RBI	BB	SO	LOB	TOP			
Rod Carew, L OBP: 0.434, SLG: 0.419 (1, 3)										4	1	1	0	1	1	2				
Carney Lansford, R OBP: 0.340, SLG: 0.435 (1, 5)										4	1	1	0	1	0	4				
Dan Ford, R OBP: 0.344, SLG: 0.474 (1, 9)										5	0	1	2	0	1	1				
Don Baylor, R OBP: 0.374, SLG: 0.536 (1, 7)										4	0	0	0	1	0	0				
Willie Aikens, L OBP: 0.370, SLG: 0.494 (1, 10)										4	0	1	0	1	1	2				
Brian Downing, R OBP: 0.427, SLG: 0.472 (1, 2)										2	0	0	0	2	1	2				
Bobby Grich, R OBP: 0.376, SLG: 0.566 (1, 4)										3	1	1	0	1	1	2				
Rick Miller, L OBP: 0.367, SLG: 0.373 (1, 8)										4	0	2	1	0	1	5				
Jim Anderson, R OBP: 0.306, SLG: 0.339 (1, 6)										2	0	0	0	1	0	0				
Willie Davis, L OBP: 0.245, SLG: 0.283 (8, PH)										1	0	0	0	0	0	1				
Dickie Thon, R OBP: 0.396, SLG: 0.388 (8, 6)										0	0	0	0	0	0	0				
Inning Stats	R: 0 E: 0 K: 2 S: 7	H: 0 LOB: 0 BB: 0 P: 7	R: 0 E: 0 K: 0 S: 3	H: 0 LOB: 0 BB: 0 P: 3	R: 1 E: 0 K: 0 S: 4	H: 2 LOB: 1 BB: 1 P: 8	R: 0 E: 0 K: 0 S: 4	H: 1 LOB: 3 BB: 2 P: 12	R: 0 E: 0 K: 2 S: 7	H: 0 LOB: 2 BB: 2 P: 15	R: 2 E: 0 K: 2 S: 8	H: 1 LOB: 2 BB: 3 P: 20	R: 0 E: 0 K: 0 S: 5	H: 2 LOB: 2 BB: 0 P: 5	R: 0 E: 0 K: 0 S: 3	H: 0 LOB: 0 BB: 0 P: 3	1B: 5 2B: 1 3B: 1 HR: 0	SF: 0 SAC: 0 DP: 1 HBP: 0	WP: 0 PB: 0 SB: 0 CS: 0	PA: 41
PITCHER	IP WLS BF H R ER SO BB IBB HBP BLK WP HR S P ERA WHIP																			
Butch Edge, R ERA: 5.29 (1, 1)	6.1 W 30 5 3 3 4 7 0 0 0 0 0 0 31 59 4.26 1.895																			
Tom Buskey, R ERA: 2.09 (7, 1)	2.2 11 2 0 0 2 1 0 0 0 0 0 0 14 18 0.00 1.125																			

California Angels @ Toronto Blue Jays
Exhibition Stadium, Toronto, ON
Sun Aug 26 1979, 3:33 AM EDT
Att: 22,619 - Unknown - 70 F

AB	33
R	3
H	7
RBI	3
BB	8
SO	6
LOB	19



Batter	1	2	3	4	5	6	7	8	9	AB	R	H	RBI	BB	SO	LOB	BOTTOM			
Alfredo Griffin, S OBP: 0.320, SLG: 0.325 (1, 6)										2	0	0	0	0	0	0				
Luis Gomez, R OBP: 0.264, SLG: 0.264 (4, 6)										3	0	1	1	0	0	0				
Joe Cannon, L OBP: 0.235, SLG: 0.281 (1, 9)										5	0	0	0	0	0	1				
Roy Howell, L OBP: 0.306, SLG: 0.379 (1, 5)										3	0	0	0	2	0	0				
Tony Solaita, L OBP: 0.440, SLG: 0.414 (1, 10)										3	1	1	0	1	1	2				
John Mayberry, L OBP: 0.382, SLG: 0.482 (1, 3)										3	2	2	2	1	1	1				
Rick Rosetti, R OBP: 0.291, SLG: 0.353 (1, 8)										3	2	1	0	0	0	2				
Al Woods, L OBP: 0.341, SLG: 0.385 (1, 7)										1	3	1	0	3	0	0				
Bob Bailor, R OBP: 0.298, SLG: 0.276 (8, 9)										0	0	0	0	0	0	0				
Rick Cerone, R OBP: 0.302, SLG: 0.346 (1, 2)										3	1	2	5	1	0	1				
Danny Ainge, R OBP: 0.276, SLG: 0.290 (1, 4)										4	0	0	0	0	2	4				
Inning Stats	R: 0 E: 0 K: 0 S: 3	H: 0 LOB: 1 BB: 1 P: 7	R: 3 E: 0 K: 0 S: 5	H: 3 LOB: 0 BB: 1 P: 9	R: 0 E: 0 K: 0 S: 3	H: 0 LOB: 2 BB: 2 P: 11	R: 1 E: 0 K: 0 S: 5	H: 2 LOB: 1 BB: 0 P: 5	R: 1 E: 0 K: 1 S: 5	H: 1 LOB: 0 BB: 1 P: 9	R: 2 E: 0 K: 2 S: 8	H: 1 LOB: 2 BB: 2 P: 17	R: 0 E: 0 K: 0 S: 3	H: 0 LOB: 0 BB: 0 P: 3	R: 0 E: 0 K: 0 S: 3	H: 0 LOB: 0 BB: 0 P: 3	1B: 2 2B: 5 3B: 0 HR: 3	SF: 0 SAC: 0 DP: 2 HBP: 1	WP: 1 PB: 1 SB: 0 CS: 1	PA: 39
PITCHER	IP WLS BF H R ER SO BB IBB HBP BLK WP HR S P ERA WHIP																			
Nolan Ryan, R ERA: 3.38 (1, 1)	5.0 L 24 6 5 5 1 5 0 0 0 0 0 1 21 41 9.00 2.200																			
Mark Clear, R ERA: 3.43 (6, 1)	1.2 11 2 4 4 2 3 0 1 0 0 0 1 11 24 21.60 3.000																			
Mike Barlow, R ERA: 5.04 (7, 1)	1.1 4 0 0 0 0 1 0 0 0 0 0 1 6 6 0.00 0.000																			

California Angels @ Toronto Blue Jays
Exhibition Stadium, Toronto, ON
Sun Aug 26 1979, 3:33 AM EDT
Att: 22,619 - Unknown - 70 F

AB	30
R	9
H	8
RBI	8
BB	8
SO	4
LOB	11



Batter	1	2	3	4	5	6	7	8	9	AB	R	H	RBI	BB	SO	LOB	TOP																					
Rod Carew, L OBP: 0.432, SLG: 0.416 (1, 3)	1-3		1B		G3		FC6-2			4	0	1	0	0	0	1	California Angels @ Detroit Tigers Tiger Stadium, Detroit, MI Mon Aug 27 1979, 7:05 PM EDT Att: 22,874 - Unknown																					
Carney Lansford, R OBP: 0.342, SLG: 0.434 (1, 5)	1B		1-2		6-3		5-3			3	0	1	0	1	0	1																						
Dan Ford, R OBP: 0.342, SLG: 0.470 (1, 9)	K		4-3						K	4	0	0	0	0	3	3																						
Don Baylor, R OBP: 0.373, SLG: 0.534 (1, 7)	L6								K	4	1	1	0	0	0	1																						
Willie Aikens, L OBP: 0.369, SLG: 0.489 (1, 10)		F7			F8				F9	3	0	0	0	1	0	1																						
Brian Downing, R OBP: 0.424, SLG: 0.467 (1, 2)		F8			F5				F8	4	0	0	0	0	1	2																						
Bobby Grich, R OBP: 0.375, SLG: 0.562 (1, 4)										3	0	0	0	1	1	0																						
Rick Miller, L OBP: 0.369, SLG: 0.373 (1, 8)			F8		4-3					3	1	1	0	1	0	1																						
Bert Campaneris, R OBP: 0.288, SLG: 0.288 (1, 6)			5-3						K	4	0	1	1	0	1	1																						
Inning Stats	R: 0 E: 0 K: 1 S: 6	H: 1 LOB: 1 BB: 0 P: 6	R: 0 E: 0 K: 1 S: 5	H: 0 LOB: 0 BB: 0 P: 5	R: 0 E: 0 K: 0 S: 4	H: 1 LOB: 2 BB: 1 P: 8	R: 1 E: 0 K: 0 S: 4	H: 1 LOB: 1 BB: 1 P: 8	R: 0 E: 0 K: 2 S: 7	H: 0 LOB: 1 BB: 1 P: 11	R: 1 E: 0 K: 0 S: 5	H: 2 LOB: 1 BB: 0 P: 5	R: 0 E: 0 K: 1 S: 5	H: 0 LOB: 1 BB: 1 P: 9	R: 0 E: 0 K: 1 S: 5	H: 0 LOB: 1 BB: 1 P: 9	1B: 4 2B: 0 3B: 1 HR: 0	SF: 0 SAC: 0 DP: 0 HBP: 0	WP: 2 PB: 0 SB: 2 CS: 0	PA: 36																		
PITCHER	IP	WLS	BF	H	R	ER	SO	BB	IBB	HBP	BLK	WP	HR	S	P	ERA	WHIP	PITCHER				IP	WLS	BF	H	R	ER	SO	BB	IBB	HBP	BLK	WP	HR	S	P	ERA	WHIP
Jack Billingham, R ERA: 3.62 (1, 1)	7.0	W	29	5	2	2	4	2	1	0	0	1	0	34	46	2.57	1.000					7.0	W	29	5	2	2	4	2	1	0	0	1	0	34	46	2.57	1.000
Aurelio Lopez, R ERA: 2.41 (8, 1)	2.0	S	7	0	0	0	2	1	0	0	0	0	0	10	14	0.00	0.500					2.0	S	7	0	0	0	2	1	0	0	0	10	14	0.00	0.500		


AB 32
R 2
H 5
RBI 1
BB 4
SO 6
LOB 11



Batter	1	2	3	4	5	6	7	8	9	AB	R	H	RBI	BB	SO	LOB	BOTTOM																					
Lou Whitaker, L OBP: 0.386, SLG: 0.369 (1, 4)	5-3		SH5-4		K					3	0	0	0	0	1	0	California Angels @ Detroit Tigers Tiger Stadium, Detroit, MI Mon Aug 27 1979, 7:05 PM EDT Att: 22,874 - Unknown																					
Alan Trammell, R OBP: 0.324, SLG: 0.340 (1, 6)	5-3		1B		1B					4	0	2	1	0	0	0																						
Ron LeFlore, R OBP: 0.346, SLG: 0.370 (1, 8)	F8		G6-4-3		F9					3	0	0	0	1	0	2																						
Steve Kemp, L OBP: 0.406, SLG: 0.559 (1, 7)										3	1	1	0	1	2	1																						
Jason Thompson, L OBP: 0.351, SLG: 0.396 (1, 3)		K			3-1					3	0	0	0	0	1	2																						
Champ Summers, L OBP: 0.390, SLG: 0.545 (1, 10)		FC4-6			4-3					3	0	0	1	0	1	1																						
Jerry Morales, R OBP: 0.263, SLG: 0.360 (1, 9)		FC6-4								3	0	2	0	0	0	1																						
John Wockenfuss, R OBP: 0.332, SLG: 0.575 Lance Parrish, R OBP: 0.339, SLG: 0.457 (1, 2)										3	1	1	0	0	0	2																						
Tom Brookens, R OBP: 0.319, SLG: 0.398 (1, 5)										3	1	1	1	0	0	0																						
Inning Stats	R: 0 E: 0 K: 0 S: 3	H: 0 LOB: 0 BB: 0 P: 3	R: 0 E: 0 K: 1 S: 5	H: 0 LOB: 1 BB: 1 P: 9	R: 2 E: 0 K: 0 S: 5	H: 3 LOB: 0 BB: 0 P: 5	R: 1 E: 0 K: 0 S: 5	H: 2 LOB: 1 BB: 0 P: 5	R: 0 E: 0 K: 1 S: 6	H: 1 LOB: 1 BB: 0 P: 6	R: 0 E: 0 K: 2 S: 7	H: 0 LOB: 0 BB: 0 P: 7	R: 0 E: 0 K: 0 S: 3	H: 1 LOB: 0 BB: 0 P: 3	R: 0 E: 0 K: 1 S: 5	H: 0 LOB: 1 BB: 1 P: 9	1B: 4 2B: 3 3B: 0 HR: 0	SF: 0 SAC: 1 DP: 2 HBP: 0	WP: 0 PB: 0 SB: 2 CS: 0	PA: 31																		
PITCHER	IP	WLS	BF	H	R	ER	SO	BB	IBB	HBP	BLK	WP	HR	S	P	ERA	WHIP	PITCHER				IP	WLS	BF	H	R	ER	SO	BB	IBB	HBP	BLK	WP	HR	S	P	ERA	WHIP
Jim Barr, R ERA: 4.25 (1, 1)	3.2	L	16	5	3	2	1	1	0	0	0	0	0	17	21	4.91	1.636					3.2	L	16	5	3	2	1	1	0	0	0	0	17	21	4.91	1.636	
Mike Barlow, R ERA: 4.79 (4, 1)	4.0		14	2	0	0	3	1	0	0	0	0	0	19	23	0.00	0.750					4.0		14	2	0	0	3	1	0	0	0	0	19	23	0.00	0.750	
Dave LaRoche, L ERA: 5.73 (8, 1)	0.1		1	0	0	0	1	0	0	0	0	0	0	3	3	0.00	0.000					0.1		1	0	0	0	1	0	0	0	0	3	3	0.00	0.000		

AB 28
R 3
H 7
RBI 3
BB 2
SO 5
LOB 9



Batter	1	2	3	4	5	6	7	8	9	AB	R	H	RBI	BB	SO	LOB	TOP	
Rod Carew, L OBP: 0.431, SLG: 0.413 Larry Harlow, L OBP: 0.330, SLG: 0.238	1-3		F8		K		1B		4-3	3	0	0	0	0	1	0	California Angels @ Detroit Tigers Tiger Stadium, Detroit, MI Wed Aug 29 1979, 7:05 PM EDT Att: 19,880 - Unknown	
Carney Lansford, R OBP: 0.339, SLG: 0.430	5-3		F8		K		F8			4	0	0	0	0	1	1		
Dan Ford, R OBP: 0.340, SLG: 0.465	F8				F8				1B	3	0	1	0	1	0	0		
Don Baylor, R OBP: 0.375, SLG: 0.535		WP G6-4-3	F7				5-3		1B	4	1	2	0	0	0	1		
Willie Aikens, L OBP: 0.370, SLG: 0.488		G6-4-3 BB			PB 4-3		4-3		K	3	0	1	0	1	1	2		
Brian Downing, R OBP: 0.421, SLG: 0.463		G6-4-3			4-3		FC6-4 1B		L8	4	0	1	0	0	0	4		
Bobby Grich, R OBP: 0.373, SLG: 0.558 Dickie Thon, R OBP: 0.382, SLG: 0.373 Merv Rettenmund, R OBP: 0.345, SLG: 0.329 Jim Anderson, R OBP: 0.306, SLG: 0.339	1B				K		FC6-4		F9	2	0	1	0	0	1	1		AB 34 R 1 H 8 RBI 0 BB 3 SO 5 LOB 16
Rick Miller, L OBP: 0.367, SLG: 0.369							1-4-3		K	3	0	1	0	1	1	0		
Bert Campaneris, R OBP: 0.283, SLG: 0.285 Willie Davis, L OBP: 0.240, SLG: 0.277	1-3				FC4-6		5-3		F2	3	0	0	0	0	0	4		
Inning Stats	R: 0 E: 0 K: 0 S: 3	H: 0 LOB: 0 BB: 0 P: 3	R: 1 E: 0 K: 0 S: 5	H: 3 LOB: 2 BB: 1 P: 9	R: 0 E: 0 K: 0 S: 3	H: 0 LOB: 1 BB: 1 P: 7	R: 0 E: 0 K: 1 S: 6	H: 1 LOB: 2 BB: 1 P: 10	R: 0 E: 0 K: 0 S: 4	H: 0 LOB: 0 BB: 0 P: 7	R: 0 E: 0 K: 0 S: 4	H: 1 LOB: 1 BB: 0 P: 4	R: 0 E: 0 K: 1 S: 4	H: 1 LOB: 2 BB: 0 P: 7	R: 0 E: 0 K: 1 S: 5	H: 0 LOB: 0 BB: 0 P: 5		1B: 7 SF: 0 2B: 1 SAC: 0 3B: 0 DP: 1 HR: 0 HBP: 0
PITCHER	IP WLS BF H R ER SO BB IBB HBP BLK WP HR S P ERA WHIP																	
Jack Morris, R ERA: 3.41 Aurelio Lopez, R ERA: 2.36	(1, 1) 7.0 W 31 8 1 1 3 3 3 0 0 0 1 0 0 34 46 1.29 1.571																	
(8, 1) 2.0 S 6 0 0 0 2 0 0 0 0 0 0 0 0 10 10 0.00 0.000																		

Batter	1	2	3	4	5	6	7	8	9	AB	R	H	RBI	BB	SO	LOB	BOTTOM	
Lou Whitaker, L OBP: 0.392, SLG: 0.373	4-3		4-3			SH1-4 1B	1-2 2-3 BB			3	1	1	0	1	0	0	California Angels @ Detroit Tigers Tiger Stadium, Detroit, MI Wed Aug 29 1979, 7:05 PM EDT Att: 19,880 - Unknown	
Alan Trammell, R OBP: 0.324, SLG: 0.345	1-3		5-3			SH1-4	F4			3	0	0	0	0	3	3		
Steve Kemp, L OBP: 0.405, SLG: 0.553	4-3		4-3			1B			F3	4	0	1	1	0	0	0		
Jason Thompson, L OBP: 0.352, SLG: 0.403		BB FC4-6 1B			4-3		G4-6-3 1B		6-3	4	1	2	0	0	0	0		
Champ Summers, L OBP: 0.398, SLG: 0.554		FC4-6 BB				G4-6-3			F6	2	0	0	0	2	2	2		
Ron LeFlore, R OBP: 0.346, SLG: 0.373		FC4-6 BB			4-3				6-3	2	0	0	0	1	0	1		
Jerry Morales, R OBP: 0.283, SLG: 0.360		FC4-6				F8			F7	3	0	0	1	0	2	2		AB 27 R 2 H 6 RBI 2 BB 4 SO 2 LOB 12
John Wockenfuss, R OBP: 0.332, SLG: 0.565 Lance Parrish, R OBP: 0.341, SLG: 0.458			K			F8			BB 1B	2	0	0	0	0	1	2		
Tom Brookens, R OBP: 0.317, SLG: 0.392			K			4-3			BB 1B	3	0	1	0	0	1	2		
Inning Stats	R: 0 E: 0 K: 0 S: 3	H: 0 LOB: 0 BB: 0 P: 3	R: 1 E: 0 K: 2 S: 8	H: 1 LOB: 2 BB: 2 P: 16	R: 0 E: 0 K: 0 S: 2	H: 0 LOB: 0 BB: 1 P: 6	R: 0 E: 0 K: 0 S: 3	H: 0 LOB: 0 BB: 0 P: 3	R: 1 E: 0 K: 0 S: 5	H: 3 LOB: 1 BB: 0 P: 5	R: 0 E: 0 K: 0 S: 5	H: 2 LOB: 3 BB: 1 P: 9	R: 0 E: 0 K: 0 S: 3	H: 0 LOB: 0 BB: 0 P: 3	R: 0 E: 0 K: 1 S: 3	H: 0 LOB: 0 BB: 0 P: 3		1B: 6 SF: 0 2B: 0 SAC: 1 3B: 0 DP: 1 HR: 0 HBP: 0
PITCHER	IP WLS BF H R ER SO BB IBB HBP BLK WP HR S P ERA WHIP																	
Dave Frost, R ERA: 3.48 Dave LaRoche, L ERA: 5.65	(1, 1) 7.0 L 29 6 2 2 2 4 4 0 0 0 0 0 0 29 45 2.57 1.429																	
(8, 1) 1.0 3 0 0 0 0 0 0 0 0 0 0 0 3 3 0.00 0.000																		

Batter	1	2	3	4	5	6	7	8	9	AB	R	H	RBI	BB	SO	LOB	TOP	
Rod Carew, L (1, 3) OBP: 0.426, SLG: 0.408	F8		F7			F7		F7		4	0	0	0	0	0	0	California Angels @ Cleveland Indians Cleveland Municipal Stadium, Cleveland, OH Thu Aug 30 1979, 7:05 PM EDT Att: 8,647 - Unknown - 77 F	
Carney Lansford, R (1, 5) OBP: 0.340, SLG: 0.430	F		4-3			WP		K		4	0	2	0	0	1	0		
Dan Ford, R (1, 9) OBP: 0.338, SLG: 0.461	F8		4-3			6-3				4	0	0	0	0	0	2		
Don Baylor, R (1, 7) OBP: 0.376, SLG: 0.536	E9				F8			F8		4	0	2	0	0	0	1		
Willie Aikens, L (1, 10) OBP: 0.366, SLG: 0.482	K				4-3			K		4	0	0	0	0	3	3		
Brian Downing, R (1, 2) OBP: 0.422, SLG: 0.462					F3					3	1	1	0	1	1	1		
Bobby Grich, R (1, 4) OBP: 0.373, SLG: 0.556										3	0	1	0	0	2	1		
Rick Miller, L (1, 8) OBP: 0.367, SLG: 0.367										2	0	0	0	1	0	2		
Bert Campaneris, R (1, 6) OBP: 0.281, SLG: 0.283										2	0	0	0	0	0	1		
Willie Davis, L (8, PH) OBP: 0.235, SLG: 0.271										1	0	0	0	0	1	0		
Dickie Thon, R (8, 6) OBP: 0.382, SLG: 0.373										0	0	0	0	0	0	0		
Inning Stats	R: 0 E: 1 K: 1 S: 7	H: 2 LOB: 2 BB: 0 P: 7	R: 1 E: 0 K: 0 S: 4	H: 2 LOB: 0 BB: 0 P: 4	R: 0 E: 0 K: 0 S: 3	H: 0 LOB: 0 BB: 0 P: 3	R: 0 E: 0 K: 1 S: 4	H: 0 LOB: 0 BB: 1 P: 8	R: 0 E: 0 K: 2 S: 7	H: 0 LOB: 1 BB: 1 P: 11	R: 0 E: 0 K: 2 S: 8	H: 0 LOB: 0 BB: 0 P: 7	R: 0 E: 0 K: 2 S: 8	H: 1 LOB: 1 BB: 0 P: 8	1B: 5 2B: 1 3B: 0 HR: 0	SF: 0 SAC: 0 DP: 2 HBP: 0	WP: 1 PB: 0 SB: 0 CS: 0	PA: 33
PITCHER Len Barker, R (1, 1) ERA: 4.19	IP: 9.0 WLS: W BF: 33 H: 6 R: 1 ER: 1 SO: 8 BB: 2 IBB: 0 HBP: 0 BLK: 0 WP: 1 HR: 0 S: 47 P: 55 ERA: 1.00 WHIP: 0.889											PITCHER	IP: 9.0 WLS: W BF: 33 H: 6 R: 1 ER: 1 SO: 8 BB: 2 IBB: 0 HBP: 0 BLK: 0 WP: 1 HR: 0 S: 47 P: 55 ERA: 1.00 WHIP: 0.889					

Batter	1	2	3	4	5	6	7	8	9	AB	R	H	RBI	BB	SO	LOB	BOTTOM	
Mike Hargrove, L (1, 3) OBP: 0.393, SLG: 0.419	2B	6-3		G3	F8		G3-6-3			4	1	1	0	1	0	3	California Angels @ Cleveland Indians Cleveland Municipal Stadium, Cleveland, OH Thu Aug 30 1979, 7:05 PM EDT Att: 8,647 - Unknown - 77 F	
Rick Manning, L (1, 8) OBP: 0.332, SLG: 0.316	2B		WP	G3		4-3		1-3		5	1	3	0	0	0	2		
Bobby Bonds, R (1, 9) OBP: 0.466	K		K	K		HR		F5		5	1	1	0	0	3	6		
Dell Alton, L (9, 9) OBP: 0.356, SLG: 0.373										0	0	0	0	0	0	0		
Toby Harrah, R (1, 5) OBP: 0.394, SLG: 0.446	2B		F7		E4		1-3			4	3	1	2	1	0	2		
Andre Thornton, R (1, 10) OBP: 0.349, SLG: 0.435	F5		WP	BB	BB	6-3		K		3	1	0	0	2	1	4		
Ron Hassey, L (1, 2) OBP: 0.306, SLG: 0.355					K					3	0	2	3	1	1	2		
Jim Norris, L (1, 7) OBP: 0.323, SLG: 0.344	F8		K							3	0	0	0	1	1	5		
Duane Kuiper, L (1, 4) OBP: 0.323, SLG: 0.303		4-3		FC1-6			6-3			4	0	2	2	0	0	0		
Tom Verzyer, R (1, 6) OBP: 0.269, SLG: 0.239		5-3		FC1-6						4	0	1	0	0	1	3		
Inning Stats	R: 3 E: 0 K: 1 S: 8	H: 3 LOB: 1 BB: 1 P: 12	R: 0 E: 0 K: 0 S: 3	H: 0 LOB: 0 BB: 0 P: 3	R: 0 E: 0 K: 2 S: 8	H: 1 LOB: 2 BB: 2 P: 16	R: 0 E: 0 K: 1 S: 6	H: 1 LOB: 2 BB: 1 P: 10	R: 2 E: 1 K: 2 S: 9	H: 3 LOB: 1 BB: 0 P: 6	R: 0 E: 0 K: 0 S: 3	H: 1 LOB: 1 BB: 0 P: 3	R: 0 E: 0 K: 1 S: 6	H: 1 LOB: 1 BB: 0 P: 6	1B: 7 2B: 3 3B: 0 HR: 1	SF: 0 SAC: 0 DP: 1 HBP: 0	WP: 2 PB: 0 SB: 1 CS: 0	PA: 41
PITCHER Nolan Ryan, R (1, 1) ERA: 3.5	IP: 4.1 WLS: L BF: 26 H: 6 R: 5 ER: 4 SO: 4 BB: 6 IBB: 0 HBP: 0 BLK: 0 WP: 2 HR: 0 S: 30 P: 54 ERA: 8.31 WHIP: 2.769											PITCHER	IP: 4.1 WLS: L BF: 26 H: 6 R: 5 ER: 4 SO: 4 BB: 6 IBB: 0 HBP: 0 BLK: 0 WP: 2 HR: 0 S: 30 P: 54 ERA: 8.31 WHIP: 2.769					
John Montague, R (5, 1) ERA: 5.6	2.2 11 4 2 2 1 0 0 0 0 0 0 1 13 13 6.75 1.500											PITCHER	IP: 2.2 WLS: L BF: 11 H: 4 R: 2 ER: 2 SO: 1 BB: 0 IBB: 0 HBP: 0 BLK: 0 WP: 0 HR: 1 S: 13 P: 13 ERA: 6.75 WHIP: 1.500					
Mark Clear, R (8, 1) ERA: 3.4	1.0 4 1 0 0 1 0 0 0 0 0 0 0 6 6 0.00 1.000											PITCHER	IP: 1.0 WLS: L BF: 4 H: 1 R: 0 ER: 0 SO: 1 BB: 0 IBB: 0 HBP: 0 BLK: 0 WP: 0 HR: 0 S: 6 P: 6 ERA: 0.00 WHIP: 1.000					

Batter	1	2	3	4	5	6	7	8	9	AB	R	H	RBI	BB	SO	LOB	TOP								
Rick Miller, L OBP: 0.365, SLG: 0.368 (1, 8)	F7	F7		1-3		4-3				5	0	1	1	0	0	2	California Angels @ Cleveland Indians Cleveland Municipal Stadium, Cleveland, OH Sat Sep 01 1979, 7:05 PM EDT Att: 22,804 - Unknown - 83 F								
Carney Lansford, R OBP: 0.339, SLG: 0.444 (1, 5)	HR		HR		HR		F6	F3		5	3	3	3	0	0	2									
Dan Ford, R OBP: 0.339, SLG: 0.465 (1, 9)	F9		HR		1-3		K		5-3	5	1	1	1	0	1	0									
Don Baylor, R OBP: 0.376, SLG: 0.532 (1, 10)	S		F7		1B		F7		E7	3	1	1	0	2	0	0									
Willie Aikens, L OBP: 0.374, SLG: 0.496 (1, 3)	1-2		K		S			WP	1B	3	1	2	1	2	1	0									
Brian Downing, R OBP: 0.420, SLG: 0.462 (1, 2)	K		F9		K		SH	1B	F8	4	1	0	0	0	2	5									
Bobby Grich, R OBP: 0.371, SLG: 0.557 (1, 4)			F9		F9		B3			5	0	1	0	0	0	3									
Larry Harlow, L OBP: 0.324, SLG: 0.239 (1, 7)			F8		F8		F8		4-3	4	0	0	0	1	0	3									
Bert Campaneris, R OBP: 0.286, SLG: 0.285 (1, 6)		FC4-6			S		K		E5	4	0	2	0	0	1	1									
Inning Stats	R: 1 E: 0 K: 1 S: 6	H: 1 LOB: 2 BB: 2 P: 14	R: 0 E: 0 K: 0 S: 3	H: 0 LOB: 1 BB: 1 P: 7	R: 2 E: 0 K: 1 S: 7	H: 2 LOB: 0 BB: 0 P: 7	R: 0 E: 0 K: 0 S: 4	H: 1 LOB: 1 BB: 0 P: 4	R: 1 E: 0 K: 1 S: 7	H: 2 LOB: 2 BB: 1 P: 11	R: 0 E: 0 K: 1 S: 5	H: 0 LOB: 0 BB: 0 P: 5	R: 0 E: 0 K: 1 S: 5	H: 0 LOB: 0 BB: 0 P: 5	R: 2 E: 2 K: 0 S: 6	H: 2 LOB: 2 BB: 1 P: 10	R: 1 E: 1 K: 0 S: 6	H: 3 LOB: 2 BB: 0 P: 6	1B: 7 2B: 0 3B: 0 HR: 4	SF: 0 SAC: 1 DP: 0 HBP: 0	WP: 1 PB: 0 SB: 3 CS: 0	PA: 44			
PITCHER	IP	WLS	BF	H	R	ER	SO	BB	IBB	HBP	BLK	WP	HR	S	P	ERA	WHIP								
Dan Spillner, R ERA: 4.44 (1, 1)	4.1		23	6	4	4	2	4	0	0	0	0	4	23	39	8.31	2.308								
Wayne Garland, R ERA: 4.93 (5, 1)	4.1	L	20	5	3	1	3	1	0	0	0	1	0	25	29	2.08	1.385								
Victor Cruz, R ERA: 4.02 (9, 1)	0.1		1	0	0	0	0	0	0	0	0	0	0	1	1	0.00	0.000								

AB	38
R	7
H	11
RBI	6
BB	5
SO	5
LOB	16



Batter	1	2	3	4	5	6	7	8	9	AB	R	H	RBI	BB	SO	LOB	BOTTOM								
Mike Hargrove, L OBP: 0.392, SLG: 0.416 (1, 10)	6-3			BB		BB				3	1	1	0	1	1	2	California Angels @ Cleveland Indians Cleveland Municipal Stadium, Cleveland, OH Sat Sep 01 1979, 7:05 PM EDT Att: 22,804 - Unknown - 83 F								
Rick Manning, L OBP: 0.334, SLG: 0.318 (1, 8)	6-3			K		HR		F8		4	1	1	0	0	1	3									
Bobby Bonds, R OBP: 0.370, SLG: 0.458 (1, 9)	1-3			L6-4		F9		K		3	0	0	0	1	1	2									
Toby Harrah, R OBP: 0.395, SLG: 0.444 (1, 5)		F7		BB		HR		FC6-4		1	1	0	0	3	0	0									
Andre Thornton, R OBP: 0.347, SLG: 0.441 (1, 3)		K		L6-4		HR		F8		4	1	1	4	0	1	4									
Ron Hassey, L OBP: 0.309, SLG: 0.348 (1, 2)		F7				F7		FC6-4		4	0	0	0	0	0	1									
Jim Norris, L OBP: 0.325, SLG: 0.342 (1, 7)				4-3		6-3			4-3	3	0	0	0	1	0	0									
Duane Kuiper, L OBP: 0.320, SLG: 0.300 (1, 4)				F7		5-3		B3		4	0	0	0	0	0	1									
Tom Verzyer, R OBP: 0.273, SLG: 0.239 (1, 6)				6-3					F6	2	0	1	0	1	0	0									
Dell Alston, L OBP: 0.350, SLG: 0.365 (9, PH)						1B				1	0	0	0	0	0	0									
Inning Stats	R: 0 E: 0 K: 0 S: 3	H: 0 LOB: 0 BB: 0 P: 3	R: 0 E: 0 K: 1 S: 5	H: 0 LOB: 0 BB: 0 P: 5	R: 0 E: 0 K: 1 S: 3	H: 0 LOB: 2 BB: 3 P: 16	R: 0 E: 0 K: 0 S: 5	H: 3 LOB: 0 BB: 2 P: 13	R: 0 E: 0 K: 1 S: 6	H: 1 LOB: 2 BB: 1 P: 10	R: 0 E: 0 K: 1 S: 5	H: 0 LOB: 1 BB: 1 P: 9	R: 0 E: 0 K: 0 S: 3	H: 0 LOB: 0 BB: 0 P: 3	1B: 3 2B: 1 3B: 0 HR: 1	SF: 0 SAC: 0 DP: 1 HBP: 0	WP: 0 PB: 0 SB: 0 CS: 0	PA: 36							
PITCHER	IP	WLS	BF	H	R	ER	SO	BB	IBB	HBP	BLK	WP	HR	S	P	ERA	WHIP								
Jim Barr, R ERA: 4.31 (1, 1)	6.0		24	3	4	4	2	5	0	0	0	0	1	23	43	6.00	1.333								
Dave LaRoche, L ERA: 5.91 (7, 1)	1.0	W	5	1	0	0	1	1	0	0	0	0	0	6	10	0.00	2.000								
John Montague, R ERA: 5.46 (8, 1)	2.0	S	7	0	0	0	1	1	0	0	0	0	0	8	12	0.00	0.500								



Batter	1	2	3	4	5	6	7	8	9	AB	R	H	RBI	BB	SO	LOB	TOP								
Rick Miller, L OBP: 0.363, SLG: 0.365 (1, 8)	0-0 4-3		0-3 K		0-0 2H 1B			0-0 F8	0-0 F9	5	0	1	1	0	1	3									
Carney Lansford, R OBP: 0.340, SLG: 0.448 (1, 5)	0-0 6-3			0-0 6-3 1B 2B			0-0 F9			4	1	2	0	0	0	0									
Dan Ford, R OBP: 0.336, SLG: 0.461 (1, 9)	0-0 6-3			0-0 6-3			0-0 5-3		0-0 F7	4	0	0	0	0	0	2									
Don Baylor, R OBP: 0.377, SLG: 0.537 (1, 10)		0-0 5-3		0-0 BB 1B			0-0 HR		0-0 4-3	4	2	2	2	0	0	1									
Brian Downing, R OBP: 0.423, SLG: 0.462 (1, 2)	0-0 6-3			3-H 1B BB			4-0 G6-4-3 BB		0-0 SH1-4 1B	2	1	1	0	2	0	0									
Bobby Grich, R OBP: 0.371, SLG: 0.556 (1, 4)	0-0 5-3			0-0 G5-4-3 1B			0-0 G6-4-3 BB		0-0 SH1-4	3	0	1	1	0	0	1									
Bobby Clark, R OBP: 0.350, SLG: 0.737 (1, 7)			0-0 6-3	0-0 G5-4-3			0-3 K		0-3 K	4	0	0	0	0	2	3									
Willie Aikens, L OBP: 0.376, SLG: 0.496 (1, 3)			0-0 4-3				0-0 SH1-4 1B		0-0 1B	4	1	2	1	0	0	0									
Bert Campaneris, R OBP: 0.291, SLG: 0.287 (1, 6)			4-0 S BB				0-0 SH1-4		0-0 1-3	2	0	1	0	1	0	0									
Inning Stats	R: 0 E: 0 K: 0 S: 3	H: 0 LOB: 0 BB: 0 P: 3	R: 0 E: 0 K: 0 S: 3	H: 0 LOB: 0 BB: 0 P: 3	R: 0 E: 0 K: 1 S: 5	H: 0 LOB: 1 BB: 1 P: 9	R: 2 E: 0 K: 0 S: 5	H: 3 LOB: 1 BB: 1 P: 9	R: 1 E: 0 K: 0 S: 4	H: 2 LOB: 0 BB: 0 P: 4	R: 1 E: 0 K: 0 S: 3	H: 1 LOB: 0 BB: 1 P: 7	R: 0 E: 0 K: 1 S: 5	H: 0 LOB: 0 BB: 0 P: 5	R: 0 E: 0 K: 0 S: 4	H: 1 LOB: 1 BB: 0 P: 4	R: 1 E: 0 K: 1 S: 8	H: 3 LOB: 2 BB: 0 P: 8	1B: 7 2B: 2 3B: 0 HR: 1	SF: 0 SAC: 2 DP: 2 HBP: 0	WP: 0 PB: 0 SB: 1 CS: 0	PA: 37			
PITCHER	IP	WLS	BF	H	R	ER	SO	BB	IBB	HBP	BLK	WP	HR	S	P	ERA	WHIP								
Rick Waits, L ERA: 4.6 (1, 1)	7.1	L	29	7	4	4	2	3	0	0	0	0	1	30	42	4.91	1.364								
Paul Reuschel, R ERA: 7.34 (8, 1)	1.1		7	3	1	1	1	0	0	0	0	0	0	9	9	6.75	2.250								
Victor Cruz, R ERA: 4.0 (9, 1)	0.1		1	0	0	0	0	0	0	0	0	0	0	1	1	0.00	0.000								

California Angels @ Cleveland Indians
Cleveland Municipal Stadium, Cleveland, OH

Sun Sep 02 1979, 3:33 AM EDT
Att. 6,359 - Unknown - 75 F

AB 32
R 5
H 10
RBI 5
BB 3
SO 3
LOB 10



Batter	1	2	3	4	5	6	7	8	9	AB	R	H	RBI	BB	SO	LOB	BOTTOM								
Mike Hargrove, L OBP: 0.388, SLG: 0.410 (1, 7)	0-0 1-3		0-0 F8		0-0 4-3		0-0 F8		0-0 F6	5	0	0	0	0	0	2									
Rick Manning, L OBP: 0.335, SLG: 0.318 (1, 8)	4-0 BB		0-0 F8		0-0 FC5-4 1B		0-0 4-3			3	0	1	0	1	0	2									
Bobby Bonds, R OBP: 0.371, SLG: 0.457 (1, 10)	0-0 F4			0-0 FC6-4 2B S 1B	0-0 FC5-4			4-0 2B WP BB		3	2	1	0	1	0	2									
Toby Harrah, R OBP: 0.394, SLG: 0.441 (1, 5)	0-3 K			4-0 FC6-4 BB		0-0 5-3		0-0 F8		3	0	0	0	1	1	2									
Andre Thornton, R OBP: 0.349, SLG: 0.442 (1, 3)		0-3 K		0-0 FC6-4 2B	0-0 FC1-6 BB		4-0 FC1-6 BB		0-0 WP 2B	3	0	1	0	1	1	2									
Dell Alton, L OBP: 0.333, SLG: 0.345 (1, 9)		0-0 B1-3		0-0 F5		0-0 FC1-6		0-3 K		3	0	0	0	0	0	3									
Jim Norris, L OBP: 0.324, SLG: 0.341 (8, PH) (9, 9)						0-0 FC1-6		0-0 K		1	0	0	0	0	1	1									
Gary Alexander, R OBP: 0.304, SLG: 0.396 (1, 2)	0-0 4-3			0-0 1-3 2B		0-0 F8		0-0 F4		4	0	1	1	0	0	2									
Duane Kuiper, L OBP: 0.317, SLG: 0.297 (1, 4)			0-3 K		0-0 4-3		0-0 F8		0-0 F7	4	0	0	0	0	1	2									
Tom Verzyer, R OBP: 0.276, SLG: 0.240 (1, 6)					0-0 B3		4-0 BB		0-3 K	2	0	1	0	1	0	0									
Ron Hassey, L OBP: 0.308, SLG: 0.346 (9, PH)					1B					1	0	0	0	0	1	0									
Inning Stats	R: 0 E: 0 K: 1 S: 5	H: 0 LOB: 1 BB: 1 P: 9	R: 0 E: 0 K: 1 S: 5	H: 0 LOB: 0 BB: 0 P: 5	R: 0 E: 0 K: 1 S: 6	H: 1 LOB: 1 BB: 0 P: 6	R: 1 E: 0 K: 0 S: 5	H: 2 LOB: 2 BB: 1 P: 9	R: 0 E: 0 K: 0 S: 4	H: 1 LOB: 1 BB: 0 P: 4	R: 0 E: 0 K: 0 S: 3	H: 0 LOB: 1 BB: 1 P: 7	R: 0 E: 0 K: 0 S: 3	H: 0 LOB: 1 BB: 1 P: 7	R: 0 E: 0 K: 1 S: 6	H: 1 LOB: 1 BB: 1 P: 10	R: 0 E: 0 K: 1 S: 5	H: 0 LOB: 0 BB: 0 P: 5	1B: 3 2B: 2 3B: 0 HR: 0	SF: 0 SAC: 0 DP: 0 HBP: 0	WP: 1 PB: 0 SB: 1 CS: 0	PA: 37			
PITCHER	IP	WLS	BF	H	R	ER	SO	BB	IBB	HBP	BLK	WP	HR	S	P	ERA	WHIP								
Dave Frost, R ERA: 3.45 (1, 1)	7.0	W	30	4	2	2	3	5	0	0	0	0	0	31	51	2.57	1.286								
Mark Clear, R ERA: 3.39 (8, 1)	2.0	S	7	1	0	0	2	0	0	0	0	1	0	11	11	0.00	0.500								

California Angels @ Cleveland Indians
Cleveland Municipal Stadium, Cleveland, OH

Sun Sep 02 1979, 3:33 AM EDT
Att. 6,359 - Unknown - 75 F

AB 32
R 2
H 5
RBI 1
BB 5
SO 5
LOB 18



Batter	1	2	3	4	5	6	7	8	9	AB	R	H	RBI	BB	SO	LOB	TOP								
Jim Morrison, R OBP: 0.306, SLG: 0.486 (1, 4)	F6		CS HBP		F6	FC5-4		F7		4	0	0	0	0	0	5	Chicago White Sox @ California Angels Anaheim Stadium, Anaheim, CA Mon Sep 03 1979, 6:33 AM EDT Att: 34,684 - Unknown livebaseballscorecards.com								
Thad Bosley, L OBP: 0.357, SLG: 0.280 (1, 7)	K		CS	1B	G3		G3	G6-4-3		3	2	2	0	2	1	0									
Mike Squires, L OBP: 0.333, SLG: 0.347 Junior Moore, R OBP: 0.305, SLG: 0.335 (9, PH)	FC6-4			1B	G3		E4	F9		3	1	2	0	1	0	2									
Lamar Johnson, R OBP: 0.350, SLG: 0.436 (1, 10)	FC6-4			1B	G3		G3	G6-4-3		5	0	1	1	0	0	5									
Chet Lemon, R OBP: 0.378, SLG: 0.488 (1, 8)	K			K		6-3	SF9			3	0	0	1	0	2	3									
Claudell Washington, L OBP: 0.369, SLG: 0.440 (1, 9)	F8			SF8			3-1			3	1	1	1	0	0	0									
Milt May, L OBP: 0.310, SLG: 0.422 Alan Bannister, R OBP: 0.349, SLG: 0.388 (8, PR)	F7			F9		SF9		F9		2	0	0	1	1	0	2									
Mike Colbern, R OBP: 0.244, SLG: 0.250 (8, 2)								SF9		0	0	0	0	0	0	0									
Kevin Bell, R OBP: 0.291, SLG: 0.403 (8, PH)								F9		2	1	1	1	1	0	0									
Jorge Orta, L OBP: 0.345, SLG: 0.433 (8, 4)			5-3					F9		1	0	0	0	0	0	1									
Harry Chappas, S OBP: 0.304, SLG: 0.317 (1, 6)	F7							6-3		2	0	0	0	2	0	2									
Inning Stats	R: 0 E: 0 K: 1 S: 5	H: 0 LOB: 1 BB: 1 P: 9	R: 0 E: 0 K: 1 S: 5	H: 0 LOB: 0 BB: 0 P: 5	R: 0 E: 0 K: 0 S: 2	H: 0 LOB: 0 BB: 0 P: 3	R: 1 E: 0 K: 1 S: 8	H: 3 LOB: 2 BB: 0 P: 8	R: 1 E: 0 K: 0 S: 4	H: 1 LOB: 2 BB: 2 P: 12	R: 2 E: 1 K: 0 S: 4	H: 1 LOB: 0 BB: 1 P: 8	R: 0 E: 0 K: 0 S: 3	H: 0 LOB: 2 BB: 1 P: 7	R: 0 E: 0 K: 0 S: 3	H: 1 LOB: 0 BB: 0 P: 3	1B: 5 2B: 0 3B: 1 HR: 1	SF: 3 SAC: 0 DP: 1 HBP: 1	WP: 0 PB: 0 SB: 1 CS: 1	PA: 41					
PITCHER	IP	WLS	BF	H	R	ER	SO	BB	IBB	HBP	BLK	WP	HR	S	P	ERA	WHIP								
Nolan Ryan, R ERA: 3.58	6.0	W	30	6	5	4	3	6	0	1	0	0	1	29	54	6.00	2.000								
Mark Clear, R ERA: 3.32	2.0		8	1	0	0	0	1	0	0	0	0	0	7	11	0.00	1.000								
Dave LaRoche, L ERA: 5.79	0.1	S	1	0	0	0	0	0	0	0	0	0	0	1	1	0.00	0.000								
John Montague, R ERA: 5.43	0.2		1	0	0	0	0	0	0	0	0	0	0	1	1	0.00	0.000								

Batter	1	2	3	4	5	6	7	8	9	AB	R	H	RBI	BB	SO	LOB	BOTTOM								
Rick Miller, L OBP: 0.362, SLG: 0.364 (1, 8)	6-3		F7				F7			4	1	1	0	0	0	0	Chicago White Sox @ California Angels Anaheim Stadium, Anaheim, CA Mon Sep 03 1979, 6:33 AM EDT Att: 34,684 - Unknown livebaseballscorecards.com								
Carney Lansford, R OBP: 0.339, SLG: 0.446 (1, 5)	HR		K		E7		5-3			3	1	0	0	1	1	1									
Dan Ford, R OBP: 0.336, SLG: 0.461 (1, 9)	HR		F9		SF9		F7			3	1	1	1	0	0	0									
Don Baylor, R OBP: 0.376, SLG: 0.541 (1, 10)	HR			F7	F3			F5		4	1	1	3	0	0	1									
Brian Downing, R OBP: 0.421, SLG: 0.460 (1, 2)	F8			F7		F3		1B		4	0	1	0	0	0	0									
Bobby Grich, R OBP: 0.372, SLG: 0.562 (1, 4)	6-3			HR		5-3		K		4	2	2	1	0	1	1									
Bobby Clark, R OBP: 0.375, SLG: 0.696 (1, 7)		L5			1B	5-3				4	0	2	0	0	0	1									
Willie Aikens, L OBP: 0.374, SLG: 0.496 (1, 3)	F8			6-3				F7		4	0	1	1	0	0	3									
Bert Campaneris, R OBP: 0.287, SLG: 0.283 (1, 6)	F9				5-3		F9			3	0	0	0	0	0	1									
Inning Stats	R: 3 E: 0 K: 0 S: 5	H: 2 LOB: 0 BB: 1 P: 9	R: 0 E: 0 K: 0 S: 3	H: 0 LOB: 0 BB: 0 P: 3	R: 0 E: 0 K: 1 S: 5	H: 0 LOB: 0 BB: 0 P: 5	R: 1 E: 0 K: 0 S: 5	H: 2 LOB: 1 BB: 0 P: 5	R: 1 E: 0 K: 0 S: 5	H: 1 LOB: 1 BB: 0 P: 5	R: 0 E: 0 K: 0 S: 3	H: 0 LOB: 0 BB: 0 P: 3	R: 0 E: 0 K: 1 S: 7	H: 2 LOB: 2 BB: 0 P: 7	R: 0 E: 0 K: 0 S: 0	H: 0 LOB: 0 BB: 0 P: 0		1B: 6 2B: 1 3B: 0 HR: 2	SF: 1 SAC: 0 DP: 0 HBP: 0	WP: 0 PB: 0 SB: 0 CS: 0	PA: 35				
PITCHER	IP	WLS	BF	H	R	ER	SO	BB	IBB	HBP	BLK	WP	HR	S	P	ERA	WHIP								
Ross Baumgarten, L ERA: 3.8	6.0	L	27	7	6	5	1	1	0	0	0	0	2	28	32	7.50	1.333								
Randy Scarbery, R ERA: 4.39	1.0		3	0	0	0	0	0	0	0	0	0	0	3	3	0.00	0.000								
Ed Farmer, R ERA: 3.13	1.0		5	2	0	0	1	0	0	0	0	0	0	7	7	0.00	2.000								

Batter	1	2	3	4	5	6	7	8	9	AB	R	H	RBI	BB	SO	LOB	TOP	
Jim Morrison, R OBP: 0.303, SLG: 0.477 (1, 4)	F7	6-3			4-3	E S 1B		F8		5	0	1	2	0	0	3	Chicago White Sox @ California Angels Anaheim Stadium, Anaheim, CA Tue Sep 04 1979, 10:05 PM EDT Att: 26,036 - Unknown	
Greg Pryor, R OBP: 0.327, SLG: 0.352 (1, 6)	1B	2B	G5-4-3 1B		G4-6-3 1B	L9-4-6 2-3		1B		5	1	4	1	0	0	2		
Junior Moore, R OBP: 0.302, SLG: 0.332 Ralph Garr, L OBP: 0.320, SLG: 0.416 (5, PH)	L6		G5-4-3 1-2		G4-6-3 1-2	3-1		F9		2	0	0	0	0	0	2		
Lamar Johnson, R OBP: 0.355, SLG: 0.441 Mike Squires, L OBP: 0.333, SLG: 0.347 (9, PR)	2H	1B	L5			2B	CS 1B	HR	1B	5	1	4	1	0	0	0		
Chet Lemon, R OBP: 0.380, SLG: 0.500 (1, 8)	F5					2B	L4	HR		5	2	3	2	0	0	2		
Wayne Nordhagen, R OBP: 0.316, SLG: 0.431 Claudell Washington, L OBP: 0.312, SLG: 0.444 (6, PH)			FC5-4 1B		F8	1B	FC 2B	CS 1B		2	0	1	0	0	0	1		
Kevin Bell, R OBP: 0.288, SLG: 0.395 (1, 5)		FC5-4 1-2 2B		5-3		1B	FC 1B	F5	E5	5	2	1	0	0	0	3		
Mike Colbern, R OBP: 0.277, SLG: 0.289 Milt May, L OBP: 0.312, SLG: 0.423 (6, PH)						FC	1B	F9		1	0	1	1	1	0	0		
Alan Bannister, R OBP: 0.349, SLG: 0.388 Bill Nahorodny, R OBP: 0.327, SLG: 0.420 Rusty Kuntz, R (1, 9)	1-H	2B				1-2 3-H 1B	1B	BB 1B		2	1	1	1	0	0	1		
Thad Bosley, L OBP: 0.387, SLG: 0.296 (6, PH)		K				L9-4-6 1-2 2-3 1B	1B	F7		0	1	0	0	0	0	1		
Inning Stats	R: 1 E: 0 K: 0 S: 5	H: 2 LOB: 1 BB: 0 P: 5	R: 1 E: 0 K: 1 S: 7	H: 2 LOB: 1 BB: 0 P: 7	R: 0 E: 0 K: 1 S: 3	H: 1 LOB: 2 BB: 1 P: 3	R: 0 E: 0 K: 1 S: 6	H: 1 LOB: 2 BB: 1 P: 10	R: 0 E: 0 K: 0 S: 3	H: 1 LOB: 0 BB: 0 P: 3	R: 1 E: 0 K: 0 S: 5	H: 2 LOB: 2 BB: 1 P: 9	R: 2 E: 1 K: 0 S: 6	H: 3 LOB: 1 BB: 0 P: 6	1B: 13 2B: 6 3B: 0 HR: 1	SF: 0 SAC: 0 DP: 3 HBP: 0	WP: 0 PB: 0 SB: 1 CS: 2	PA: 45
PITCHER	IP WLS BF H R ER SO BB IBB HBP BLK WP HR S P ERA WHIP																	
Frank Tanana, L ERA: 4.83 (1, 1)	4.0	18	6	2	2	2	1	0	0	0	0	0	0	0	21	25	4.50	1.750
Don Aase, R ERA: 4.84 (5, 1)	1.0	8	5	5	5	0	0	0	0	0	0	8	8	45.00	5.000			
Jim Barr, R ERA: 4.3 (6, 1)	2.2	L 12	5	1	1	0	1	0	0	0	0	11	15	3.38	2.250			
Dave LaRoche, L ERA: 5.92 (8, 1)	1.1	7	3	2	2	0	0	0	0	0	1	7	7	13.50	2.250			

Batter	1	2	3	4	5	6	7	8	9	AB	R	H	RBI	BB	SO	LOB	BOTTOM			
Rick Miller, L OBP: 0.362, SLG: 0.363 (1, 8)	1B	1B	FC6-4 1-2 2-3			F8		K		4	2	1	0	1	1	4	Chicago White Sox @ California Angels Anaheim Stadium, Anaheim, CA Tue Sep 04 1979, 10:05 PM EDT Att: 26,036 - Unknown			
Carney Lansford, R OBP: 0.340, SLG: 0.445 (1, 5)	E	E	F8			6-3		K		5	2	2	0	0	1	4				
Rod Carew, L OBP: 0.426, SLG: 0.408 (1, 3)	E5	E			L8	4-3			4-3	5	2	2	1	0	0	0				
Don Baylor, R OBP: 0.375, SLG: 0.537 (1, 7)	2B	E5			F8		F5		3-1	4	1	0	0	1	0	2				
Willie Aikens, L OBP: 0.379, SLG: 0.503 Willie Davis, L OBP: 0.235, SLG: 0.271 (9, PR)	SF8						G6-4-3 1B		FC6-4 BB	3	0	3	3	1	0	0				
Brian Downing, R OBP: 0.421, SLG: 0.461 (1, 2)		6-3				G6-4-3 1-2			FC6-4	5	0	2	2	0	0	3				
Bobby Grich, R OBP: 0.369, SLG: 0.557 (1, 4)	5-3		K			6-3		6-3		4	0	0	0	0	1	1				
Larry Harlow, L OBP: 0.328, SLG: 0.252 (1, 9)	G3		FC6-4 BB			6-3		WP	2B	4	0	2	0	0	0	1				
Bert Campaneris, R OBP: 0.288, SLG: 0.281 Dan Ford, R OBP: 0.335, SLG: 0.460 Jim Anderson, R OBP: 0.310, SLG: 0.359 (9, 6)		5-3				F9		E5		2	0	0	0	1	0	0				
Inning Stats	R: 4 E: 1 K: 0 S: 6	H: 3 LOB: 2 BB: 2 P: 14	R: 3 E: 1 K: 0 S: 7	H: 4 LOB: 1 BB: 0 P: 7	R: 0 E: 0 K: 1 S: 6	H: 1 LOB: 2 BB: 1 P: 10	R: 0 E: 0 K: 0 S: 4	H: 2 LOB: 2 BB: 0 P: 4	R: 0 E: 0 K: 0 S: 3	H: 0 LOB: 0 BB: 0 P: 3	R: 0 E: 0 K: 0 S: 3	H: 1 LOB: 0 BB: 0 P: 3	R: 0 E: 1 K: 2 S: 9	H: 1 LOB: 3 BB: 0 P: 9	R: 0 E: 0 K: 0 S: 3	H: 0 LOB: 1 BB: 1 P: 7		1B: 9 2B: 3 3B: 0 HR: 0	SF: 1 SAC: 0 DP: 1 HBP: 0	WP: 1 PB: 0 SB: 0 CS: 0
PITCHER	IP WLS BF H R ER SO BB IBB HBP BLK WP HR S P ERA WHIP																			
Richard Dotson, R ERA: 33.75 (1, 1)	1.1	11	5	6	5	0	2	0	0	0	9	9	17	33.75	5.250					
Britt Burns, L ERA: (2, 1)	0.1	3	2	1	0	0	0	0	0	0	3	3	0.00	6.000						
Mike Proly, R ERA: 4.48 (2, 1)	5.2	W 21	5	0	0	1	1	0	0	0	22	26	0.00	1.059						
Ed Farmer, R ERA: 3.08 (8, 1)	1.2	S 7	0	0	0	2	1	0	0	0	10	14	0.00	0.600						

Batter	1	2	3	4	5	6	7	8	9	AB	R	H	RBI	BB	SO	LOB	TOP																	
Jim Morrison, R OBP: 0.298, SLG: 0.471 (1, 4)										6	1	1	0	0	3	5	<p>Chicago White Sox @ California Angels Anaheim Stadium, Anaheim, CA Wed Sep 05 1979, 10:05 PM EDT Att: 23,705 - Unknown</p> <p>livebaseballscorecards.com</p> <p>AB 40 R 8 H 14 RBI 8 BB 6 SO 4 LOB 27</p>																	
Thad Bosley, L OBP: 0.417, SLG: 0.300 (1, 7)										3	2	1	0	2	0	1																		
Mike Squires, L OBP: 0.339, SLG: 0.347 (1, 3)										3	1	1	0	2	0	3																		
Lamar Johnson, R OBP: 0.358, SLG: 0.450 (1, 10)										5	1	3	4	0	0	4																		
Chet Lemon, R OBP: 0.378, SLG: 0.497 (1, 8)										5	1	1	0	0	0	7																		
Claudell Washington, L OBP: 0.313, SLG: 0.443 (1, 9)										5	0	2	2	0	0	0																		
Milt May, L OBP: 0.314, SLG: 0.434 (1, 2)										4	1	1	1	1	0	1																		
Greg Pryor, R OBP: 0.329, SLG: 0.356 (9, PH)										4	1	2	0	0	0	3																		
Ralph Garr, L OBP: 0.322, SLG: 0.421 (9, PH)										1	0	1	0	0	0	0																		
Kevin Bell, R OBP: 0.294, SLG: 0.402 (9, PH)										3	0	1	1	1	1	2																		
Jorge Orta, L OBP: 0.345, SLG: 0.433 (9, PH)										0	0	0	0	0	0	0																		
Junior Moore, R OBP: 0.300, SLG: 0.330 (9, PH)										1	0	0	0	0	0	1																		
Inning Stats	R: 0 E: 1 K: 1 S: 7	H: 1 LOB: 2 BB: 0 P: 7	R: 0 E: 0 K: 0 S: 3	H: 0 LOB: 0 BB: 0 P: 3	R: 2 E: 0 K: 0 S: 6	H: 3 LOB: 1 BB: 0 P: 6	R: 1 E: 0 K: 0 S: 5	H: 2 LOB: 1 BB: 0 P: 5	R: 1 E: 0 K: 0 S: 4	H: 1 LOB: 3 BB: 3 P: 16	R: 0 E: 0 K: 1 S: 4	H: 0 LOB: 0 BB: 1 P: 8	R: 3 E: 1 K: 1 S: 9	H: 4 LOB: 2 BB: 1 P: 13	R: 0 E: 0 K: 0 S: 3	H: 1 LOB: 1 BB: 0 P: 7		R: 1 E: 0 K: 1 S: 7	H: 2 LOB: 1 BB: 0 P: 7	1B: 8 2B: 4 3B: 0 HR: 2	SF: 0 SAC: 0 DP: 2 HBP: 0	WP: 0 PB: 0 SB: 0 CS: 0	PA: 46											
PITCHER	IP WLS BF H R ER SO BB IBB HBP BLK WP HR S P ERA WHIP																																	
Chris Knapp, R ERA: 5.65 (1, 1)	6.0	W	29	7	4	4	2	3	1	0	0	0	0	0	29	45	6.00	1.667																
John Montague, R ERA: 5.53 (7, 1)	1.0	L	10	5	3	2	1	2	0	0	0	0	0	1	10	18	18.00	7.000																
Mike Barlow, R ERA: 4.8 (8, 1)	1.1	S	5	2	1	1	0	0	0	0	0	0	0	1	5	5	6.75	1.500																
Dave LaRoche, L ERA: 5.87 (9, 1)	0.2	S	2	0	0	0	1	0	0	0	0	0	0	0	4	4	0.00	0.000																

Batter	1	2	3	4	5	6	7	8	9	AB	R	H	RBI	BB	SO	LOB	BOTTOM																
Rod Carew, L OBP: 0.423, SLG: 0.403 (1, 3)										4	2	0	0	1	2	2	<p>Chicago White Sox @ California Angels Anaheim Stadium, Anaheim, CA Wed Sep 05 1979, 10:05 PM EDT Att: 23,705 - Unknown</p> <p>livebaseballscorecards.com</p> <p>AB 34 R 9 H 9 RBI 9 BB 6 SO 8 LOB 10</p>																
Camey Lansford, R OBP: 0.338, SLG: 0.443 (1, 5)										5	1	1	0	0	2	1																	
Dan Ford, R OBP: 0.337, SLG: 0.471 (1, 9)										5	2	3	4	0	1	0																	
Don Baylor, R OBP: 0.375, SLG: 0.535 (1, 10)										4	0	1	0	1	0	1																	
Brian Downing, R OBP: 0.422, SLG: 0.460 (1, 2)										3	1	1	0	1	0	3																	
Bobby Grich, R OBP: 0.370, SLG: 0.554 (1, 4)										2	2	0	0	2	0	2																	
Bobby Clark, R OBP: 0.346, SLG: 0.640 (7, PH)										2	0	0	0	0	1	0																	
Larry Harlow, L OBP: 0.335, SLG: 0.267 (6, 7)										2	1	2	3	0	0	0																	
Rick Miller, L OBP: 0.361, SLG: 0.360 (1, 8)										3	0	0	0	1	1	1																	
Bert Campaneris, R OBP: 0.285, SLG: 0.277 (7, PH)										3	0	0	0	0	1	0																	
Merv Rettenmund, R OBP: 0.360, SLG: 0.338 (7, PR)										1	0	1	2	0	0	0																	
Jim Anderson, R OBP: 0.310, SLG: 0.359 (8, 6)										0	0	0	0	0	0	0																	
Inning Stats	R: 0 E: 0 K: 2 S: 8	H: 1 LOB: 2 BB: 1 P: 12	R: 0 E: 0 K: 0 S: 3	H: 0 LOB: 0 BB: 0 P: 3	R: 2 E: 1 K: 0 S: 6	H: 2 LOB: 2 BB: 1 P: 10	R: 0 E: 0 K: 3 S: 9	H: 0 LOB: 0 BB: 0 P: 9	R: 4 E: 0 K: 0 S: 6	H: 3 LOB: 1 BB: 2 P: 14	R: 0 E: 0 K: 1 S: 5	H: 0 LOB: 0 BB: 0 P: 5	R: 3 E: 1 K: 1 S: 8	H: 3 LOB: 2 BB: 2 P: 16	R: 0 E: 0 K: 1 S: 5	H: 0 LOB: 0 BB: 0 P: 5		1B: 5 2B: 3 3B: 0 HR: 1	SF: 0 SAC: 0 DP: 0 HBP: 0	WP: 1 PB: 0 SB: 1 CS: 0	PA: 40												
PITCHER	IP WLS BF H R ER SO BB IBB HBP BLK WP HR S P ERA WHIP																																
Rich Wortham, L ERA: 4.41 (1, 1)	4.0	L	21	5	5	3	5	3	0	0	0	0	0	28	40	6.75	2.000																
Randy Scarbery, R ERA: 4.64 (5, 1)	2.2	L	13	3	4	4	1	1	1	0	0	0	0	13	21	13.50	1.500																
Guy Hoffman, L ERA: 6.0 (7, 1)	0.1	S	3	1	0	0	1	1	0	0	0	0	0	4	8	0.00	6.000																
Dewey Robinson, R ERA: 5.27 (8, 1)	1.0	S	3	0	0	0	1	0	0	0	0	0	0	5	5	0.00	0.000																

Batter	1	2	3	4	5	6	7	8	9	AB	R	H	RBI	BB	SO	LOB	TOP								
Mike Squires, L (1, 3) OBP: 0.339, SLG: 0.346										6	2	2	0	0	1	3	Chicago White Sox @ California Angels Anaheim Stadium, Anaheim, CA Thu Sep 06 1979, 10:05 PM EDT Att: 20,930 - Unknown								
Alan Bannister, R (1, 7) OBP: 0.349, SLG: 0.387										4	0	1	1	1	0	1									
Claudell Washington, L (1, 9) OBP: 0.316, SLG: 0.448										5	1	3	2	0	0	3									
Lamar Johnson, R (1, 10) OBP: 0.358, SLG: 0.447										3	0	0	0	2	0	5									
Chet Lemon, R (1, 8) OBP: 0.380, SLG: 0.500										5	1	3	1	0	0	0									
Milt May, L (1, 2) OBP: 0.308, SLG: 0.426										4	0	0	1	0	0	7									
Mike Colbern, R (6, 2) OBP: 0.277, SLG: 0.289										0	0	0	0	0	0	0									
Ralph Garr, L (6, PH) OBP: 0.321, SLG: 0.419										1	0	0	0	0	0	0									
Bill Nahorodny, R (6, 2) OBP: 0.327, SLG: 0.420										0	0	0	0	0	0	0									
Jim Morrison, R (1, 4) OBP: 0.301, SLG: 0.475										5	1	2	1	0	0	0									
Greg Pryor, R (1, 6) OBP: 0.330, SLG: 0.355										3	2	1	0	1	0	1									
Thad Bosley, L (9, PH) OBP: 0.405, SLG: 0.290										1	0	0	0	0	0	0									
Kevin Bell, R (1, 5) OBP: 0.307, SLG: 0.412										4	2	3	1	0	1	0									
Jorge Orta, L (9, PH) OBP: 0.344, SLG: 0.432										1	0	0	0	0	0	0									
Inning Stats	R: 0 E: 0 K: 1 S: 7	H: 2 LOB: 3 BB: 1 P: 11	R: 2 E: 0 K: 0 S: 7	H: 4 LOB: 2 BB: 0 P: 7	R: 0 E: 0 K: 0 S: 3	H: 0 LOB: 0 BB: 0 P: 3	R: 2 E: 1 K: 0 S: 7	H: 3 LOB: 3 BB: 1 P: 11	R: 2 E: 0 K: 0 S: 4	H: 2 LOB: 0 BB: 1 P: 8	R: 2 E: 0 K: 0 S: 6	H: 3 LOB: 1 BB: 0 P: 6	R: 1 E: 2 K: 1 S: 6	H: 1 LOB: 1 BB: 1 P: 10	R: 0 E: 0 K: 0 S: 3	H: 0 LOB: 0 BB: 0 P: 3	R: 0 E: 0 K: 0 S: 3	H: 0 LOB: 0 BB: 0 P: 3	1B: 12 2B: 3 3B: 0 HR: 0	SF: 0 SAC: 0 DP: 2 HBP: 0	WP: 1 PB: 0 SB: 4 CS: 0	PA: 46			
PITCHER	IP	WLS	BF	H	R	ER	SO	BB	IBB	HBP	BLK	WP	HR	S	P	ERA	WHIP								
Dave Frost, R (1, 1) ERA: 3.59	4.0		26	10	6	5	1	3	0	0	0	0	0	25	37	11.25	3.250								
Mike Barlow, R (5, 1) ERA: 4.91	2.0		9	4	2	2	0	0	0	0	0	0	0	9	9	9.00	2.000								
John Montague, R (7, 1) ERA: 5.4	3.0	W	11	1	1	0	1	1	0	0	0	1	0	12	16	0.00	0.667								

Batter	1	2	3	4	5	6	7	8	9	AB	R	H	RBI	BB	SO	LOB	BOTTOM								
Rod Carew, L (1, 3) OBP: 0.425, SLG: 0.404										4	1	2	3	1	0	2	Chicago White Sox @ California Angels Anaheim Stadium, Anaheim, CA Thu Sep 06 1979, 10:05 PM EDT Att: 20,930 - Unknown								
Camey Lansford, R (1, 5) OBP: 0.338, SLG: 0.441										5	0	1	1	0	1	7									
Dan Ford, R (1, 9) OBP: 0.338, SLG: 0.470										5	2	2	0	0	2	4									
Don Baylor, R (1, 10) OBP: 0.377, SLG: 0.535										4	3	2	0	1	1	1									
Brian Downing, R (1, 2) OBP: 0.422, SLG: 0.463										4	0	2	2	0	0	2									
Bobby Grich, R (1, 4) OBP: 0.371, SLG: 0.554										4	1	2	1	0	0	2									
Dickie Thon, R (7, 4) OBP: 0.393, SLG: 0.404										1	0	1	1	0	0	0									
Bobby Clark, R (1, 7) OBP: 0.387, SLG: 0.621										4	1	2	0	1	0	2									
Rick Miller, L (1, 8) OBP: 0.364, SLG: 0.362										3	1	2	1	1	0	1									
Bert Campaneris, R (1, 6) OBP: 0.289, SLG: 0.279										2	1	1	0	0	0	2									
Jim Anderson, R (7, 6) OBP: 0.308, SLG: 0.357										1	0	0	0	0	1	2									
Inning Stats	R: 2 E: 0 K: 0 S: 6	H: 3 LOB: 1 BB: 0 P: 6	R: 3 E: 1 K: 2 S: 11	H: 4 LOB: 1 BB: 0 P: 11	R: 0 E: 0 K: 0 S: 3	H: 1 LOB: 0 BB: 0 P: 3	R: 0 E: 0 K: 1 S: 5	H: 1 LOB: 1 BB: 0 P: 6	R: 2 E: 1 K: 0 S: 7	H: 3 LOB: 2 BB: 2 P: 15	R: 0 E: 0 K: 0 S: 4	H: 1 LOB: 1 BB: 0 P: 4	R: 0 E: 0 K: 1 S: 7	H: 2 LOB: 3 BB: 1 P: 11	R: 1 E: 0 K: 1 S: 7	H: 2 LOB: 2 BB: 1 P: 11	1B: 15 2B: 2 3B: 0 HR: 0	SF: 1 SAC: 2 DP: 1 HBP: 1	WP: 0 PB: 0 SB: 2 CS: 1	PA: 45					
PITCHER	IP	WLS	BF	H	R	ER	SO	BB	IBB	HBP	BLK	WP	HR	S	P	ERA	WHIP								
Steve Trout, L (1, 1) ERA: 4.43	1.1		11	7	5	5	0	0	0	0	0	0	0	11	11	33.75	5.250								
Randy Scarbery, R (2, 1) ERA: 4.52	2.2		9	2	0	0	3	0	0	1	0	0	0	14	15	0.00	0.750								
Dewey Robinson, R (5, 1) ERA: 6.43	0.1		5	2	4	2	0	2	0	0	0	0	0	3	11	54.00	12.000								
Britt Burns, L (5, 1) ERA: 4.52	0.1		3	1	0	0	0	0	0	0	0	0	0	3	3	0.00	3.000								
Fred Howard, R (5, 1) ERA: 3.57	1.0		4	1	0	0	0	0	0	0	0	0	0	4	4	0.00	1.000								
PITCHER	IP	WLS	BF	H	R	ER	SO	BB	IBB	HBP	BLK	WP	HR	S	P	ERA	WHIP								
Ed Farmer, R (6, 1) ERA: 3.1	2.1		13	4	1	1	2	0	2	0	0	0	0	15	23	3.86	1.714								

Batter	1	2	3	4	5	6	7	8	9	AB	R	H	RBI	BB	SO	LOB	TOP			
Paul Moltitor, R OBP: 0.365, SLG: 0.458 (1, 4)	5-3		1B BB				F4		K	4	0	1	0	1	1	0				
Sal Bando, R OBP: 0.335, SLG: 0.352 (1, 10)	F3		F4				F9			3	0	0	0	1	0	1				
Cecil Cooper, L OBP: 0.367, SLG: 0.506 (1, 3)	WP HR 1B		1-2 1B				SF7		4-3	3	1	2	1	0	0	0				
Gorman Thomas, R OBP: 0.351, SLG: 0.531 (1, 8)	1-H HR		K				3-H 4-0 1-2 2-3 BB		F7	3	1	1	2	1	1	2				
Ben Oglivie, L OBP: 0.323, SLG: 0.490 (1, 7)	3-1						K		5-3 BB	3	0	0	0	1	2	3				
Sixto Lezcano, R OBP: 0.417, SLG: 0.579 (1, 9)			F6				F2		FC6-4 BB	3	0	0	0	1	0	1				
Don Money, R OBP: 0.310, SLG: 0.357 (1, 5)			F8				F9		L7	4	0	0	0	0	0	2				
Robin Yount, R OBP: 0.299, SLG: 0.370 (1, 6)			5-3				4-0 BB SF7 BB		FC6-4 S	3	1	0	0	1	0	1				
Buck Martinez, R OBP: 0.277, SLG: 0.355 (1, 2)							B3		6-3	3	0	0	0	0	0	2				
Charlie Moore, R OBP: 0.358, SLG: 0.416 (9, PH)			6-3				B3		6-3	1	0	0	0	0	1	0				
Inning Stats	R: 2 E: 0 K: 0 S: 5	H: 2 LOB: 0 BB: 0 P: 5	R: 0 E: 0 K: 0 S: 3	H: 0 LOB: 0 BB: 0 P: 3	R: 0 E: 0 K: 1 S: 6	H: 1 LOB: 2 BB: 1 P: 10	R: 0 E: 0 K: 1 S: 5	H: 0 LOB: 0 BB: 0 P: 5	R: 1 E: 0 K: 1 S: 6	H: 1 LOB: 3 BB: 3 P: 18	R: 0 E: 0 K: 0 S: 3	H: 0 LOB: 1 BB: 1 P: 7	R: 0 E: 0 K: 0 S: 3	H: 0 LOB: 0 BB: 0 P: 3	R: 0 E: 0 K: 2 S: 7	H: 0 LOB: 0 BB: 0 P: 7	1B: 3 2B: 0 3B: 0 HR: 1	SF: 1 SAC: 0 DP: 0 HBP: 0	WP: 1 PB: 0 SB: 1 CS: 0	PA: 37
PITCHER Nolan Ryan, R ERA: 3.56 (1, 1)	IP: 9.0 WLS: W BF: 37 H: 4 R: 3 ER: 3 SO: 5 BB: 6 IBB: 0 HBP: 0 BLK: 0 WP: 1 HR: 1 S: 41 P: 65 ERA: 3.00 WHIP: 1.111															PITCHER				

Milwaukee Brewers @ California Angels
Anaheim Stadium, Anaheim, CA
Fri Sep 07 1979, 10:05 PM EDT
Att: 30,685 - Unknown

AB	30
R	3
H	4
RBI	3
BB	6
SO	5
LOB	12



Batter	1	2	3	4	5	6	7	8	9	AB	R	H	RBI	BB	SO	LOB	BOTTOM	
Rod Carew, L OBP: 0.425, SLG: 0.404 (1, 3)	1-3		1B 1B				4-3		FC3-6 1B	5	1	2	0	0	0	1		
Carney Lansford, R OBP: 0.338, SLG: 0.441 (1, 5)	F9		1B E				5-3		FC3-6	5	2	2	0	0	0	2		
Dan Ford, R OBP: 0.341, SLG: 0.478 (1, 9)			E8 4-3 1-H 3-H 1B				4-3		HR	4	2	3	3	0	0	0		
Don Baylor, R OBP: 0.378, SLG: 0.534 (1, 10)	F9		4-3				4-6-3 1B		S 1B	4	1	2	0	0	0	2		
Brian Downing, R OBP: 0.423, SLG: 0.462 (1, 2)			FC6-4 BB				G4-6-3 1B		5-3	3	0	1	1	1	0	2		
Bobby Grich, R OBP: 0.372, SLG: 0.552 (1, 4)	F9		F8				SH1-3 BB		2-H 1B	3	0	1	1	1	0	2		
Bobby Clark, R OBP: 0.353, SLG: 0.563 (1, 7)	FC6-4 1B		F4				SH1-3		F4	3	0	0	0	0	0	3		
Rick Miller, L OBP: 0.365, SLG: 0.364 (1, 8)							L4		K	4	0	2	0	0	1	1		
Jim Anderson, R OBP: 0.303, SLG: 0.351 (1, 6)	L4						F9		6-3	3	0	0	0	0	0	3		
Inning Stats	R: 0 E: 0 K: 0 S: 4	H: 1 LOB: 1 BB: 0 P: 4	R: 0 E: 0 K: 0 S: 4	H: 1 LOB: 2 BB: 1 P: 8	R: 3 E: 1 K: 0 S: 7	H: 4 LOB: 1 BB: 0 P: 7	R: 0 E: 0 K: 0 S: 4	H: 1 LOB: 1 BB: 0 P: 4	R: 0 E: 0 K: 0 S: 3	H: 0 LOB: 1 BB: 1 P: 7	R: 3 E: 0 K: 0 S: 7	H: 4 LOB: 1 BB: 0 P: 7	R: 0 E: 0 K: 1 S: 6	H: 1 LOB: 1 BB: 0 P: 6	1B: 12 2B: 0 3B: 0 HR: 1	SF: 0 SAC: 2 DP: 1 HBP: 0	WP: 0 PB: 0 SB: 1 CS: 0	PA: 38
PITCHER Bill Travers, L ERA: 3.98 (1, 1)	IP: 6.1 WLS: L BF: 31 H: 11 R: 6 ER: 5 SO: 6 BB: 2 IBB: 0 HBP: 0 BLK: 0 WP: 0 HR: 1 S: 29 P: 37 ERA: 7.11 WHIP: 2.053															PITCHER		
Bob Galasso, R ERA: 4.1 (7, 1)	IP: 1.2 WLS: L BF: 7 H: 2 R: 0 ER: 0 SO: 1 BB: 0 IBB: 0 HBP: 0 BLK: 0 WP: 0 HR: 0 S: 9 P: 9 ERA: 0.00 WHIP: 1.200															PITCHER		

Milwaukee Brewers @ California Angels
Anaheim Stadium, Anaheim, CA
Fri Sep 07 1979, 10:05 PM EDT
Att: 30,685 - Unknown

AB	34
R	6
H	13
RBI	5
BB	2
SO	1
LOB	16



Batter	1	2	3	4	5	6	7	8	9	AB	R	H	RBI	BB	SO	LOB	TOP								
Jim Gantner, L (1,4) OBP: 0.326, SLG: 0.366	F8		SF7			HR		6-3 1B		3	1	2	2	0	0	0	Milwaukee Brewers @ California Angels Anaheim Stadium, Anaheim, CA Sat Sep 08 1979, 10:05 PM EDT Att: 37,624 - Unknown								
Sal Bando, R (1,5) OBP: 0.332, SLG: 0.349	K		F4			F8		6-3		4	0	0	0	0	1	2									
Cecil Cooper, L (1,3) OBP: 0.366, SLG: 0.503	K		L7			3-1		IBB		3	0	0	0	1	1	1									
Gorman Thomas, R (1,8) OBP: 0.348, SLG: 0.527		K		F9		K		F9		4	0	0	0	0	2	2									
Ben Oglivie, L (1,7) OBP: 0.321, SLG: 0.486		F9		F7			F5	F8		4	0	0	0	0	0	2									
Sixto Lezcano, R (1,9) OBP: 0.418, SLG: 0.578				1-3			1B	1B	6-3	4	0	2	0	0	0	0									
Dick Davis, R (1,10) OBP: 0.301, SLG: 0.434		L7			G1-6-3 1B		F9		F7	4	0	1	0	0	0	2									
Robin Yount, R (1,6) OBP: 0.298, SLG: 0.369			E4 1B SF7		G1-6-3 1-2				L8	4	1	1	0	0	0	1									
Buck Martinez, R (1,2) OBP: 0.278, SLG: 0.355					F9		F8			3	0	1	0	0	0	2									
Inning Stats	R: 0 E: 0 K: 2 S: 7	H: 0 LOB: 0 BB: 0 P: 7	R: 0 E: 0 K: 1 S: 6	H: 1 LOB: 1 BB: 0 P: 6	R: 1 E: 1 K: 0 S: 5	H: 1 LOB: 1 BB: 0 P: 5	R: 0 E: 0 K: 0 S: 3	H: 0 LOB: 0 BB: 0 P: 3	R: 0 E: 0 K: 0 S: 3	H: 1 LOB: 0 BB: 0 P: 3	R: 1 E: 0 K: 1 S: 6	H: 1 LOB: 0 BB: 0 P: 6	R: 0 E: 0 K: 0 S: 5	H: 2 LOB: 2 BB: 0 P: 5	R: 0 E: 0 K: 0 S: 4	H: 1 LOB: 2 BB: 1 P: 8	R: 0 E: 0 K: 0 S: 3	H: 0 LOB: 0 BB: 0 P: 3	1B: 6 2B: 0 3B: 0 HR: 1	SF: 1 SAC: 0 DP: 1 HBP: 0	WP: 0 PB: 0 SB: 0 CS: 0	PA: 35			
PITCHER	IP	WLS	BF	H	R	ER	SO	BB	IBB	HBP	BLK	WP	HR	S	P	ERA	WHIP								
Jim Barr, R (1,1) ERA: 4.16	8.0	W	32	7	2	1	4	0	1	0	0	0	1	39	43	1.12	0.875								
John Montague, R (9,1) ERA: 5.36	1.0	S	3	0	0	0	0	0	0	0	0	0	0	3	3	0.00	0.000								

Batter	1	2	3	4	5	6	7	8	9	AB	R	H	RBI	BB	SO	LOB	BOTTOM								
Rod Carew, L (1,3) OBP: 0.426, SLG: 0.404	G3			4-3				FC3-6 BB		3	0	1	0	1	0	0	Milwaukee Brewers @ California Angels Anaheim Stadium, Anaheim, CA Sat Sep 08 1979, 10:05 PM EDT Att: 37,624 - Unknown								
Carney Lansford, R (1,5) OBP: 0.338, SLG: 0.439	1-3			G6-3 1B		F9		FC3-6 1B 1-2 2-3 3-H		4	1	1	1	0	0	3									
Dan Ford, R (1,9) OBP: 0.340, SLG: 0.476	K			G6-3 1-2			F8	1B 1-3 3-H	1B	4	0	1	1	0	1	1									
Don Baylor, R (1,7) OBP: 0.378, SLG: 0.534		K			6-3					4	0	2	1	0	1	0									
Dickie Thon, R (9,6) OBP: 0.393, SLG: 0.404										0	0	0	0	0	0	0									
Willie Aikens, L (1,10) OBP: 0.376, SLG: 0.497		L8			F9		F9	K		4	0	0	0	0	1	3									
Brian Downing, R (1,2) OBP: 0.422, SLG: 0.461		6-3				FC5-4 1B		F7		3	0	1	0	0	0	1									
Bobby Grich, R (1,4) OBP: 0.372, SLG: 0.551			F7		FC5-4 1-2			WP FC3-6 4-3 1B		3	1	1	0	0	0	1									
Rick Miller, L (1,8) OBP: 0.363, SLG: 0.361			F8			2-3		4-3		3	0	0	0	0	0	1									
Jim Anderson, R (1,6) OBP: 0.300, SLG: 0.348			6-3			L5		FC3-6 BB 1B BB		2	0	0	0	0	0	0									
Larry Harlow, L (8,PH) OBP: 0.339, SLG: 0.267										0	1	0	0	1	0	0									
Inning Stats	R: 0 E: 0 K: 1 S: 5	H: 0 LOB: 0 BB: 0 P: 5	R: 0 E: 0 K: 1 S: 5	H: 0 LOB: 0 BB: 0 P: 5	R: 0 E: 0 K: 0 S: 3	H: 0 LOB: 0 BB: 0 P: 3	R: 0 E: 0 K: 0 S: 3	H: 1 LOB: 0 BB: 0 P: 3	R: 0 E: 0 K: 0 S: 4	H: 1 LOB: 1 BB: 0 P: 4	R: 0 E: 0 K: 0 S: 4	H: 1 LOB: 1 BB: 0 P: 4	R: 0 E: 0 K: 0 S: 4	H: 1 LOB: 1 BB: 0 P: 4	R: 3 E: 0 K: 1 S: 8	H: 3 LOB: 2 BB: 2 P: 16	R: 0 E: 0 K: 0 S: 3	H: 0 LOB: 0 BB: 0 P: 3	1B: 7 2B: 0 3B: 0 HR: 0	SF: 0 SAC: 0 DP: 1 HBP: 0	WP: 1 PB: 0 SB: 0 CS: 0	PA: 32			
PITCHER	IP	WLS	BF	H	R	ER	SO	BB	IBB	HBP	BLK	WP	HR	S	P	ERA	WHIP								
Lary Sorensen, R (1,1) ERA: 3.82	7.1	L	27	5	2	2	2	1	0	0	0	0	0	30	34	2.46	0.818								
Jerry Augustine, L (8,1) ERA: 3.69	0.0	L	1	0	0	0	0	1	0	0	0	0	0	0	4	∞	∞								
Bill Castro, R (8,1) ERA: 1.9	0.1		3	2	1	1	0	0	0	0	0	0	0	3	3	27.00	6.000								
Bob McClure, L (8,1) ERA: 4.15	0.1		1	0	0	0	1	0	0	0	0	0	0	3	3	0.00	0.000								

Batter	1	2	3	4	5	6	7	8	9	AB	R	H	RBI	BB	SO	LOB	TOP					
Paul Moltzer, R OBP: 0.365, SLG: 0.463 (1, 4)										5	1	2	1	0	0	4						
Sal Bando, R OBP: 0.326, SLG: 0.345 (1, 5)										5	0	0	0	0	0	3						
Cecil Cooper, L OBP: 0.363, SLG: 0.499 (1, 10)										4	0	0	0	0	2	1						
Gorman Thomas, R OBP: 0.351, SLG: 0.534 (1, 8)										3	1	2	1	1	1	0						
Dick Davis, R OBP: 0.301, SLG: 0.431 (1, 7)										4	0	1	0	0	0	3						
Don Money, R OBP: 0.315, SLG: 0.365 (1, 3)										4	0	3	0	0	0	1						
Jim Wohlford, R OBP: 0.305, SLG: 0.384 (1, 9)										4	0	1	0	0	1	2	AB 36					
Robin Yount, R OBP: 0.298, SLG: 0.368 (1, 6)										4	0	1	0	0	0	3	R 2					
Charlie Moore, R OBP: 0.357, SLG: 0.412 (1, 2)										3	0	0	0	1	1	3	H 10					
Inning Stats	R: 0 E: 0 K: 1 S: 5	H: 0 LOB: 0 BB: 0 P: 5	R: 0 E: 0 K: 2 S: 8	H: 1 LOB: 1 BB: 0 P: 8	R: 1 E: 0 K: 1 S: 6	H: 1 LOB: 0 BB: 0 P: 6	R: 0 E: 0 K: 0 S: 3	H: 1 LOB: 0 BB: 0 P: 3	R: 0 E: 0 K: 0 S: 4	H: 1 LOB: 2 BB: 1 P: 4	R: 0 E: 0 K: 0 S: 4	H: 2 LOB: 2 BB: 0 P: 8	R: 0 E: 0 K: 1 S: 7	H: 2 LOB: 1 BB: 0 P: 7	R: 0 E: 0 K: 0 S: 4	H: 1 LOB: 2 BB: 1 P: 8	1B: 7 2B: 1 3B: 0 HR: 2	SF: 0 SAC: 0 DP: 1 HBP: 0	WP: 1 PA: 38 PB: 0 SB: 0 CS: 0			
PITCHER	IP WLS BF H R ER SO BB IBB HBP BLK WP HR S P ERA WHIP																					
Frank Tanana, L ERA: 4.57 (1, 1)	5.2 W 22	H 5 R 1 ER 1 SO 4	BB 1 IBB 0 HBP 0 BLK 0	WP 0 HR 1 S 29 P 33	ERA 1.59 WHIP 1.059																	
Dave LaRoche, L ERA: 5.79 (6, 1)	2.2	W 14	H 5 R 1 ER 1 SO 1	BB 0 IBB 0 HBP 0 BLK 0	WP 0 HR 1 S 15 P 19	ERA 3.38 WHIP 2.250																
John Montague, R ERA: 5.33 (9, 1)	0.2 S 2	H 0 R 0 ER 0 SO 0	BB 0 IBB 0 HBP 0 BLK 0	WP 1 HR 0 S 2 P 2	ERA 0.00 WHIP 0.000																	

Milwaukee Brewers @ California Angels
 Anaheim Stadium, Anaheim, CA
 Sun Sep 09 1979, 6:33 AM EDT
 Att: 27,341 - Unknown

AB 36
 R 2
 H 10
 RBI 2
 BB 2
 SO 5
 LOB 20



Batter	1	2	3	4	5	6	7	8	9	AB	R	H	RBI	BB	SO	LOB	BOTTOM					
Rod Carew, L OBP: 0.424, SLG: 0.402 (1, 3)										4	1	1	0	0	1	4						
Carney Lansford, R OBP: 0.339, SLG: 0.443 (1, 5)										4	2	2	1	0	0	0						
Dan Ford, R OBP: 0.340, SLG: 0.476 (1, 9)										4	0	1	2	0	1	1						
Don Baylor, R OBP: 0.378, SLG: 0.532 (1, 7)										4	0	1	1	0	0	1						
Larry Harlow, L OBP: 0.339, SLG: 0.267 (8, 7)										0	0	0	0	0	0	0						
Willie Aikens, L OBP: 0.375, SLG: 0.495 (1, 10)										4	0	1	0	0	0	2						
Willie Davis, L OBP: 0.235, SLG: 0.271 (8, PR)										0	0	0	0	0	0	0						
Brian Downing, R OBP: 0.421, SLG: 0.458 (1, 2)										3	0	0	0	1	2	2						
Bobby Grich, R OBP: 0.372, SLG: 0.552 (1, 4)										3	0	1	0	0	0	1	AB 32					
Rick Miller, L OBP: 0.367, SLG: 0.367 (1, 8)										2	1	2	0	1	0	0	R 5					
Jim Anderson, R OBP: 0.300, SLG: 0.346 (1, 6)										4	1	1	0	0	2	5	H 10					
Inning Stats	R: 2 E: 0 K: 1 S: 8	H: 3 LOB: 1 BB: 0 P: 8	R: 0 E: 0 K: 1 S: 6	H: 1 LOB: 1 BB: 0 P: 6	R: 0 E: 0 K: 0 S: 3	H: 0 LOB: 0 BB: 0 P: 3	R: 0 E: 0 K: 1 S: 5	H: 0 LOB: 0 BB: 0 P: 5	R: 3 E: 1 K: 0 S: 7	H: 4 LOB: 1 BB: 0 P: 7	R: 0 E: 0 K: 1 S: 5	H: 0 LOB: 2 BB: 2 P: 13	R: 0 E: 0 K: 1 S: 7	H: 2 LOB: 2 BB: 0 P: 7	R: 0 E: 0 K: 1 S: 4	H: 1 LOB: 2 BB: 1 P: 8	1B: 5 2B: 5 3B: 0 HR: 0	SF: 0 SAC: 2 DP: 0 HBP: 0	WP: 0 PA: 36 PB: 0 SB: 0 CS: 0			
PITCHER	IP WLS BF H R ER SO BB IBB HBP BLK WP HR S P ERA WHIP																					
Moose Haas, R ERA: 5.12 (1, 1)	4.2 L 22	H 8 R 5 ER 5 SO 3	BB 0 IBB 0 HBP 0 BLK 0	WP 0 HR 0 S 28 P 28	ERA 9.64 WHIP 1.714																	
Dan Boitano, R ERA: (5, 1)	3.1	W 14	H 2 R 0 ER 0 SO 3	BB 2 IBB 0 HBP 0 BLK 0	WP 0 HR 0 S 18 P 26	ERA 0.00 WHIP 1.200																

Milwaukee Brewers @ California Angels
 Anaheim Stadium, Anaheim, CA
 Sun Sep 09 1979, 6:33 AM EDT
 Att: 27,341 - Unknown

AB 32
 R 5
 H 10
 RBI 4
 BB 2
 SO 6
 LOB 16



Batter	1	2	3	4	5	6	7	8	9	AB	R	H	RBI	BB	SO	LOB	TOP										
Rod Carew, L OBP: 0.424, SLG: 0.402	F7		FC5-4 1B	6-3		1-3 3-H 1B			4-3	5	0	2	2	0	0	1	California Angels @ Chicago White Sox Comiskey Park, Chicago, IL Tue Sep 11 1979, 8:05 PM EDT Att: 6,858 - Unknown - 81 F										
Carney Lansford, R OBP: 0.338, SLG: 0.441	K		FC5-4 1B HR		5-3	F3			1B	5	1	1	0	0	1	4											
Dan Ford, R OBP: 0.338, SLG: 0.474	K		HR 1B		F8				G3	5	1	1	1	0	1	1											
Don Baylor, R OBP: 0.377, SLG: 0.535		F8	HR		5-3					4	1	1	3	0	0	0											
Brian Downing, R OBP: 0.422, SLG: 0.464		6-3	WP BB			HR			4-3	3	1	1	1	1	0	0											
Bobby Grich, R OBP: 0.371, SLG: 0.549	F8		K 1B			K 1B 1B			K	4	1	1	0	0	2	1											
Bobby Clark, R OBP: 0.366, SLG: 0.543			1B BB		F8	1B 1-2 1B			6-3	3	1	1	0	1	0	0											
Rick Miller, L OBP: 0.366, SLG: 0.364			F9 1B BB		WP BB	K 2-3			F8	3	0	0	0	1	1	3											
Jim Anderson, R OBP: 0.301, SLG: 0.347			FC5-4 1B 1B		F8	F9			3-1	2	1	1	0	0	0	1											
Willie Aikens, L OBP: 0.374, SLG: 0.493					F8					1	0	0	0	0	0	2											
Bert Campaneris, R OBP: 0.289, SLG: 0.279										0	0	0	0	0	0	0											
Larry Harlow, L OBP: 0.337, SLG: 0.265										1	0	0	0	0	0	0											
Inning Stats	R: 0 E: 0 K: 2 S: 7	H: 0 LOB: 0 BB: 0 P: 7	R: 0 E: 0 K: 0 S: 3	H: 0 LOB: 0 BB: 0 P: 3	R: 5 E: 0 K: 1 S: 9	H: 4 LOB: 1 BB: 2 P: 17	R: 0 E: 0 K: 0 S: 3	H: 0 LOB: 0 BB: 1 P: 7	R: 0 E: 0 K: 0 S: 3	H: 0 LOB: 0 BB: 0 P: 3	R: 0 E: 0 K: 1 S: 9	H: 4 LOB: 2 BB: 0 P: 9	R: 0 E: 0 K: 0 S: 3	H: 0 LOB: 0 BB: 0 P: 3	R: 0 E: 0 K: 1 S: 5	H: 1 LOB: 1 BB: 0 P: 5	R: 0 E: 0 K: 0 S: 4	H: 1 LOB: 1 BB: 0 P: 4	1B: 7 2B: 0 3B: 0 HR: 2	SF: 0 SAC: 0 DP: 0 HBP: 0	WP: 2 PB: 0 SB: 0 CS: 0	PA: 39					
PITCHER	IP	WLS	BF	H	R	ER	SO	BB	IBB	HBP	BLK	WP	HR	S	P	ERA	WHIP										
Rich Wortham, L ERA: 4.58	(1, 1)	2.2	13	4	5	5	2	1	0	0	0	0	1	16	20	16.88	1.875										
Gilberto Rondon, R ERA: 3.95	(3, 1)	2.1	12	3	2	1	1	2	0	0	0	2	1	12	20	3.86	2.143										
Guy Hoffman, L ERA: 5.92	(6, 1)	0.1	1	0	0	0	1	0	0	0	0	0	0	3	3	0.00	0.000										
Ed Farmer, R ERA: 2.99	(6, 1)	3.2	W	13	2	0	0	1	0	0	0	0	0	15	15	0.00	0.545										

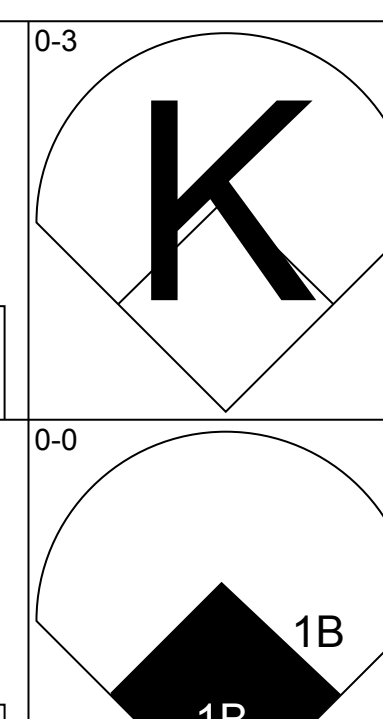
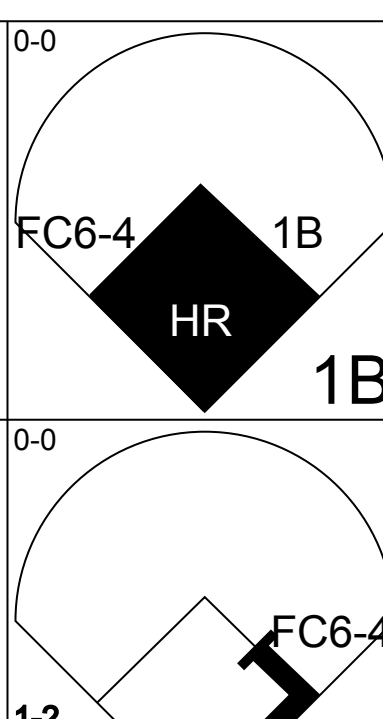
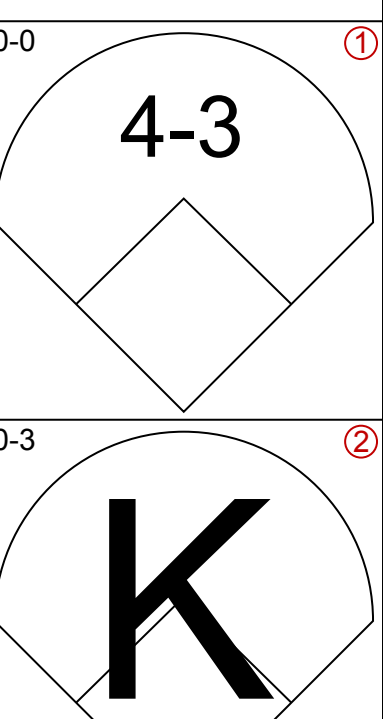
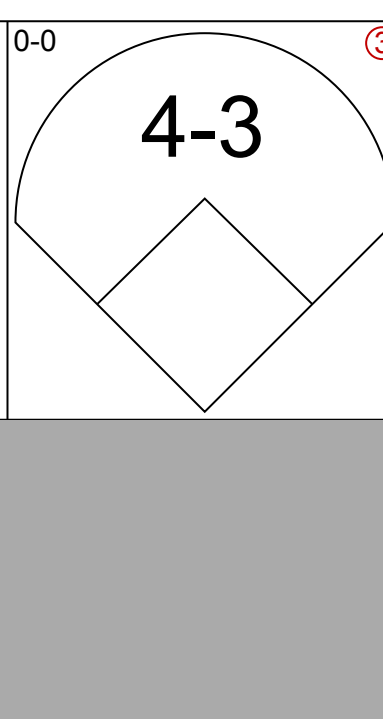
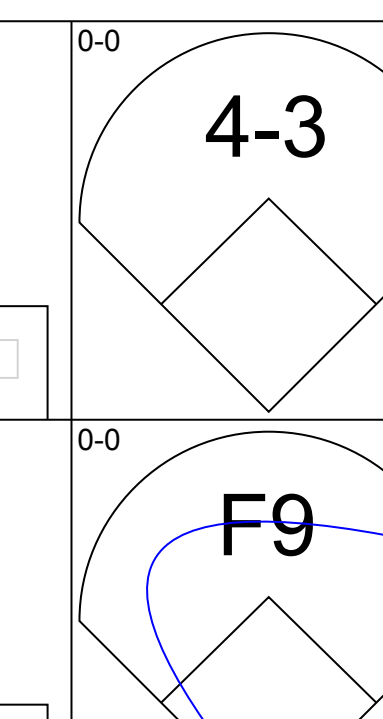
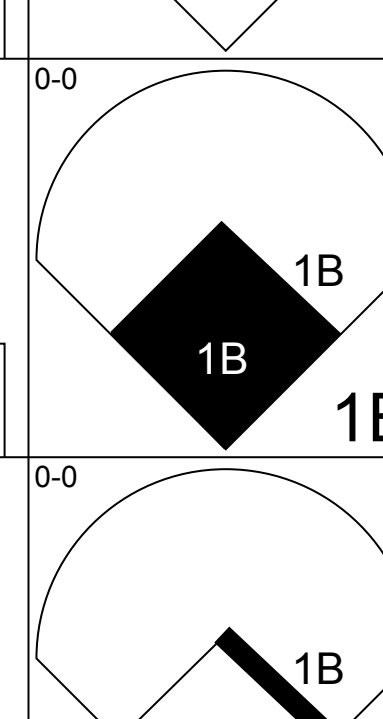
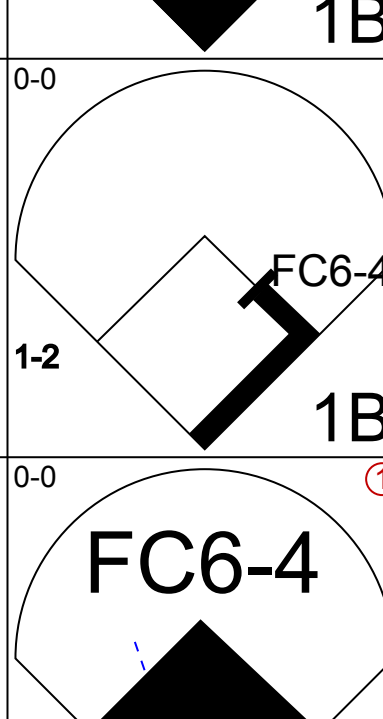
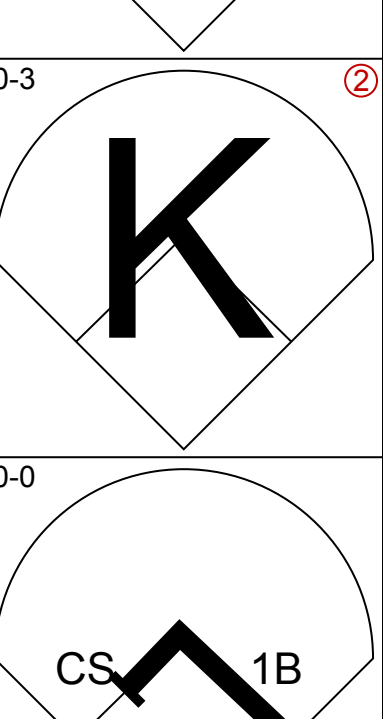
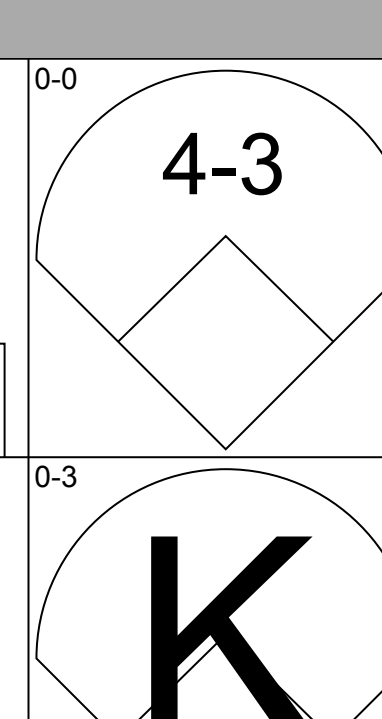
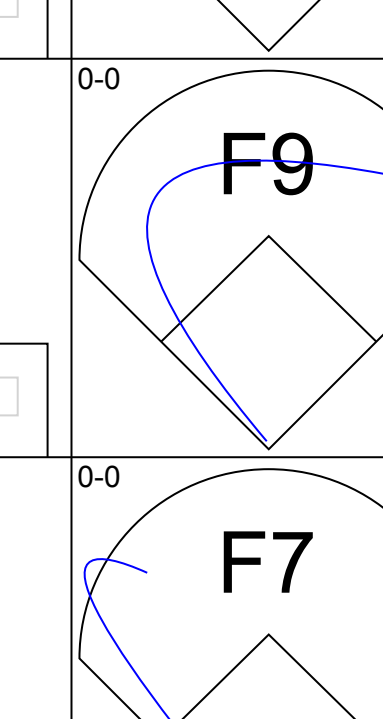
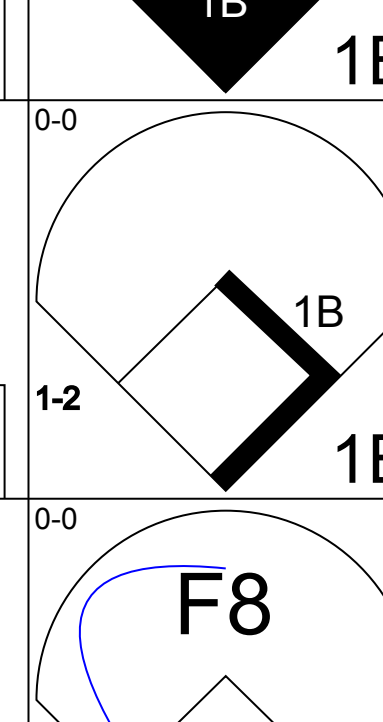
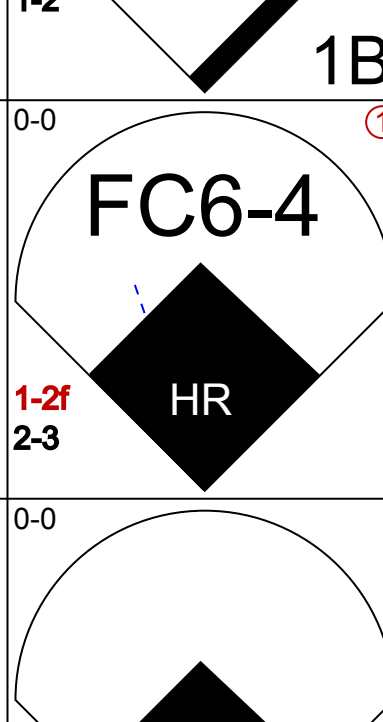
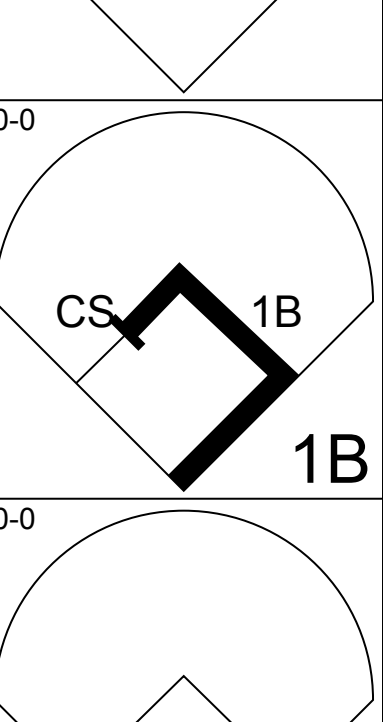
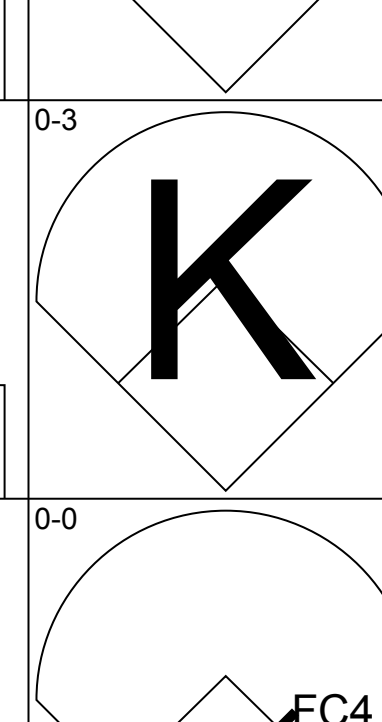
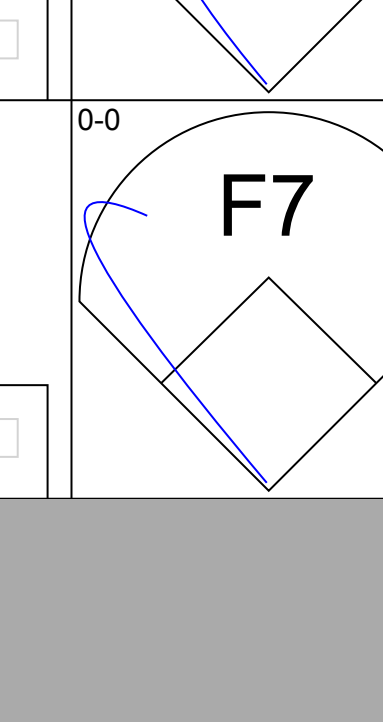
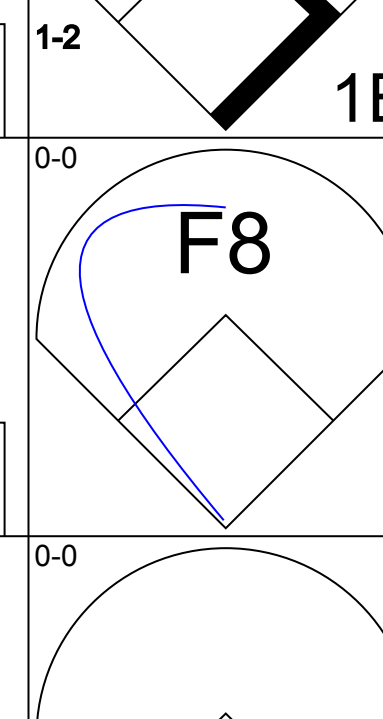
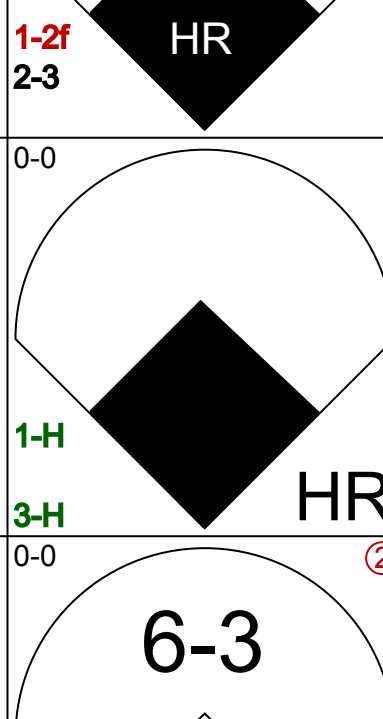
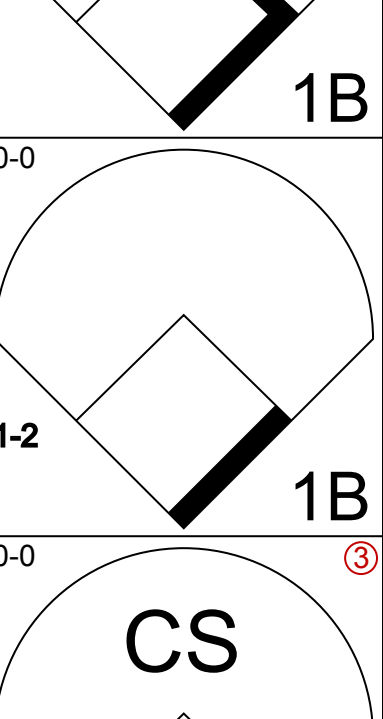
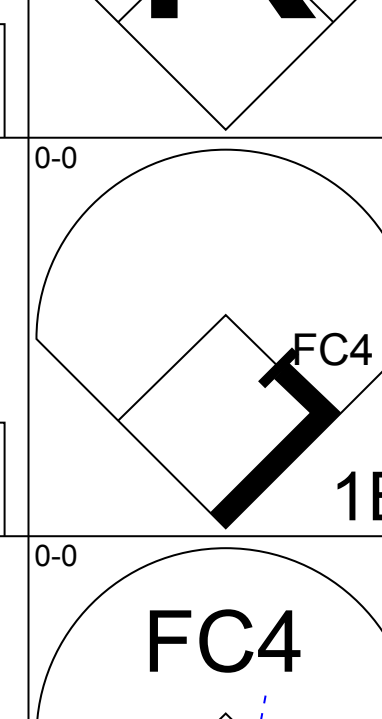
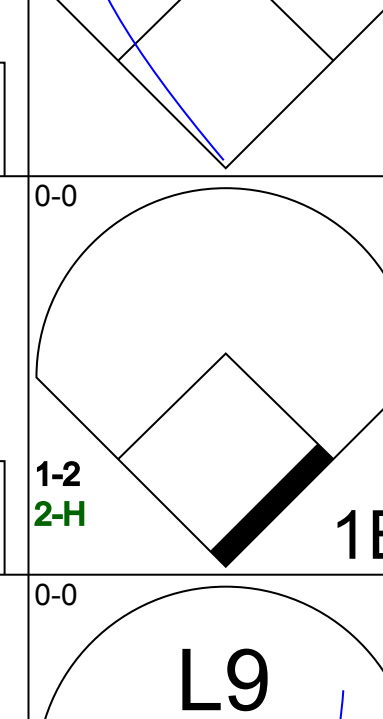
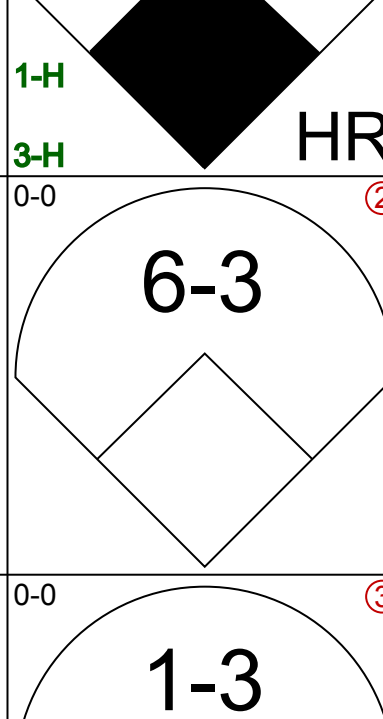
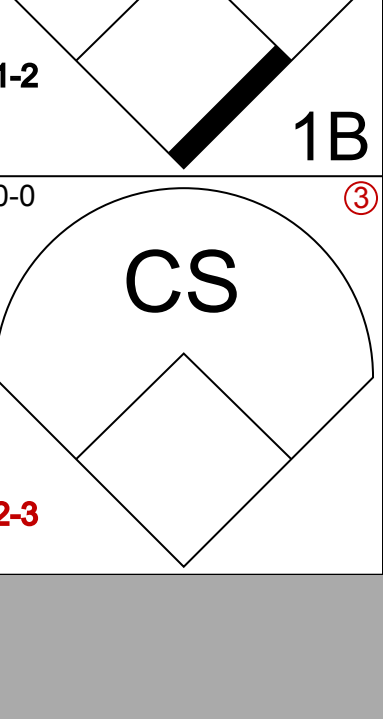
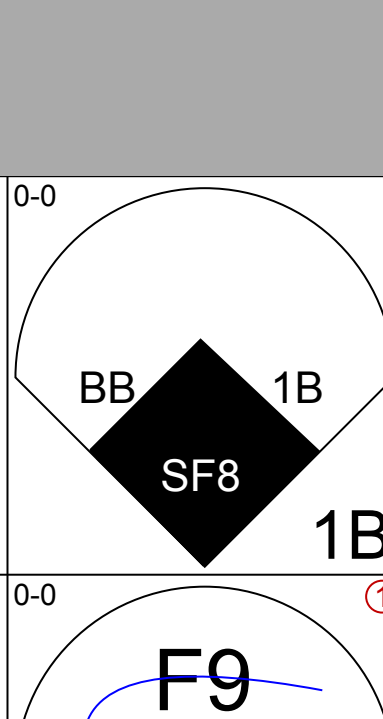
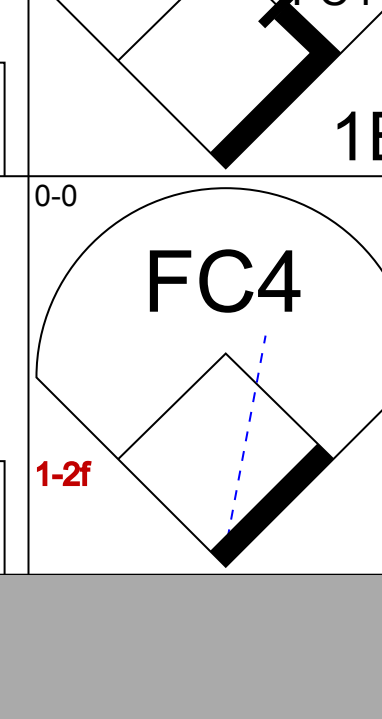
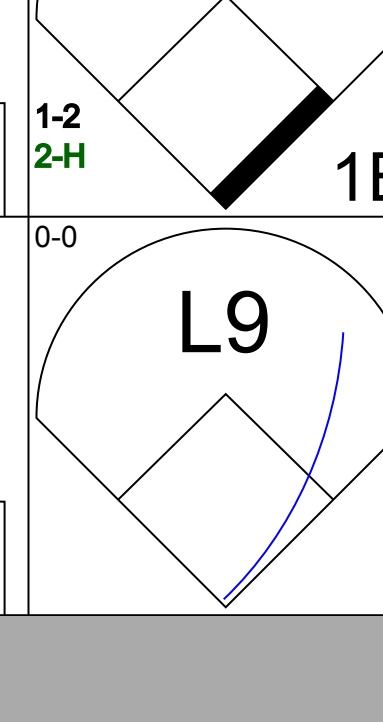
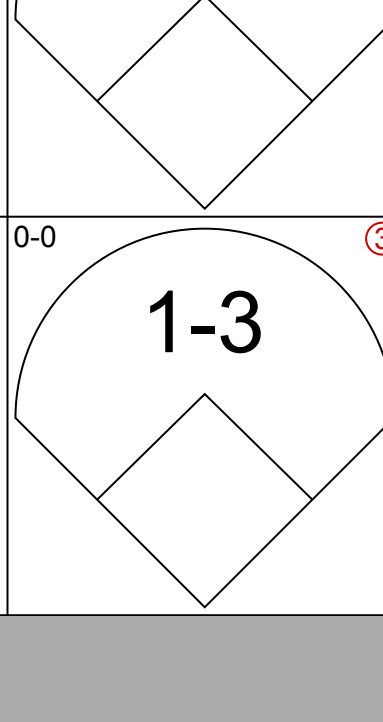
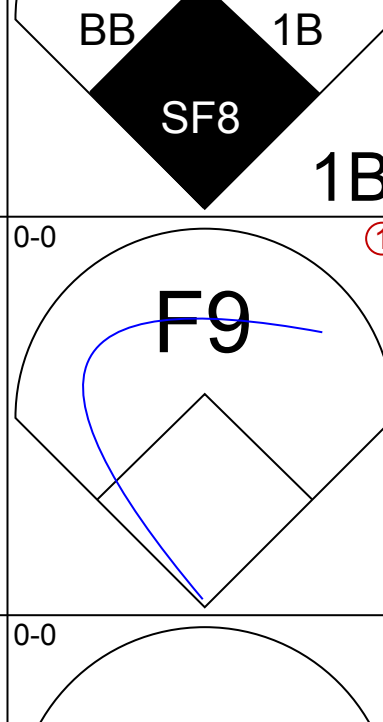
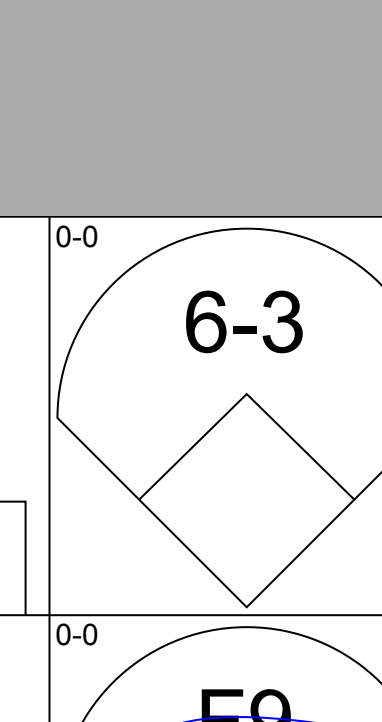
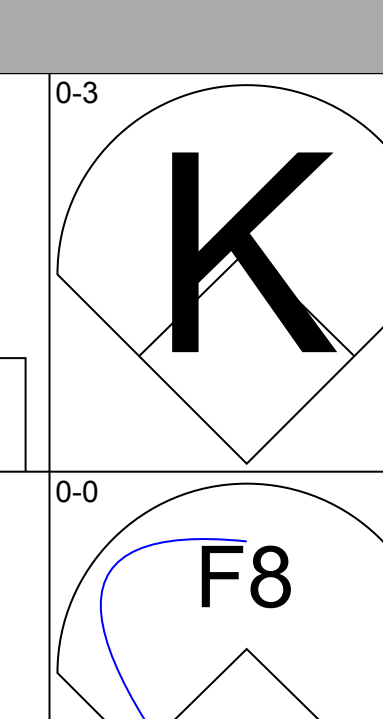
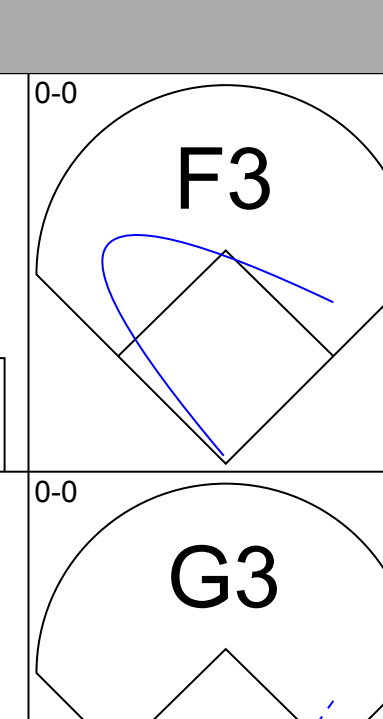
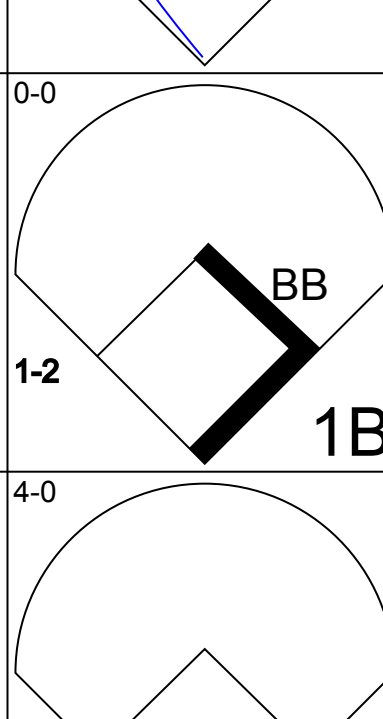
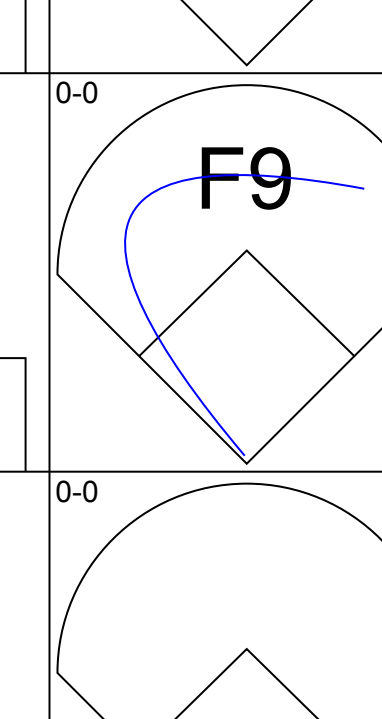
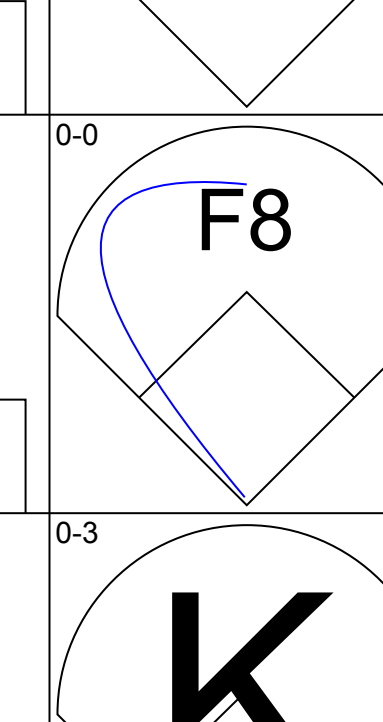
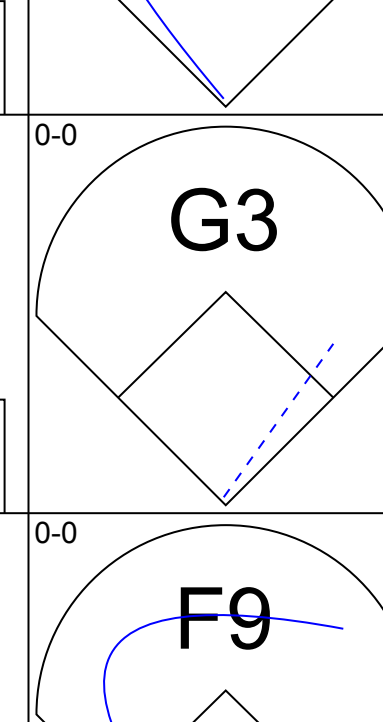
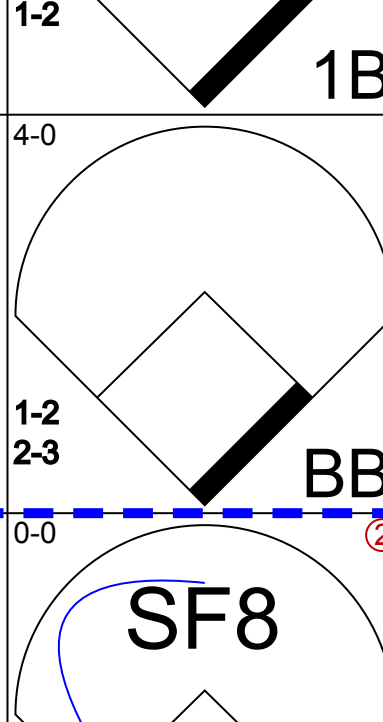
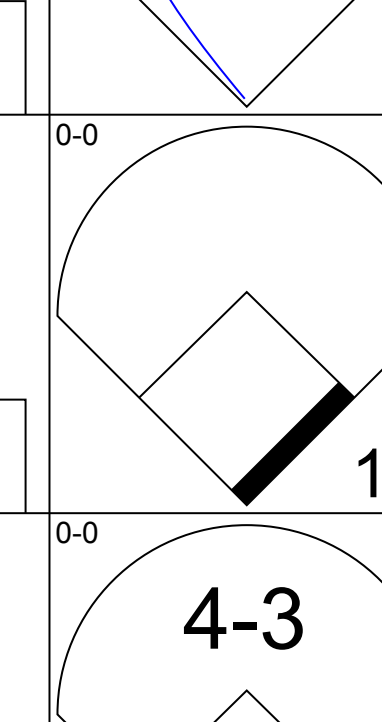
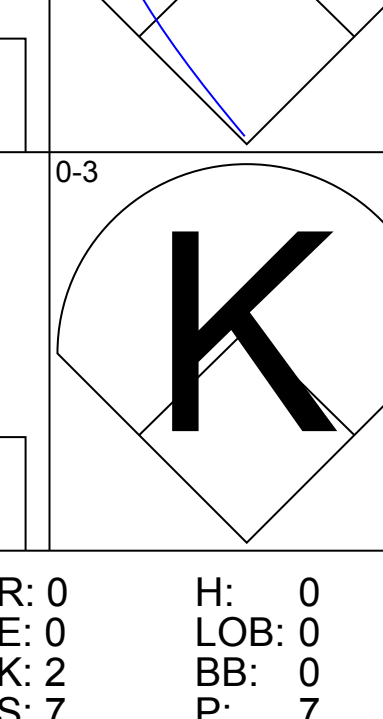
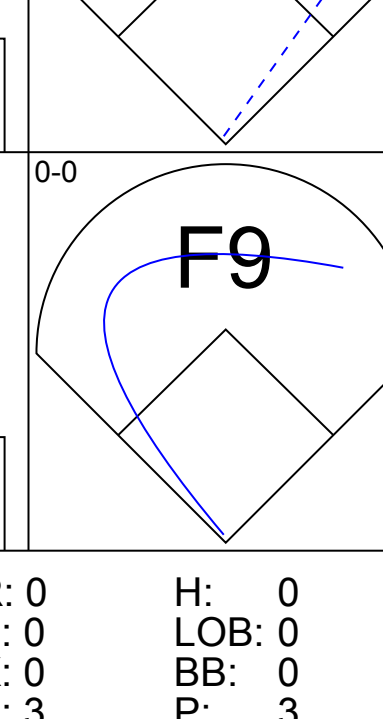
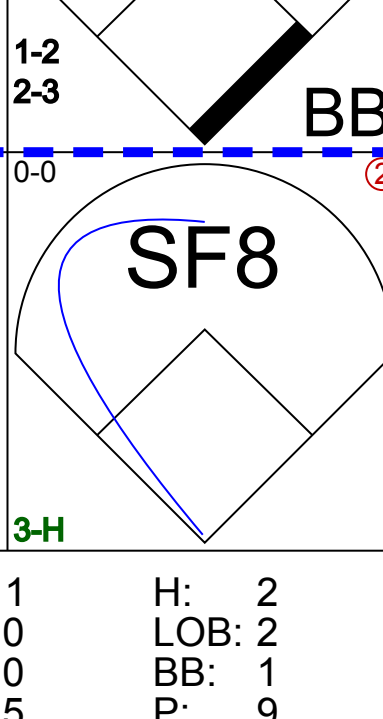
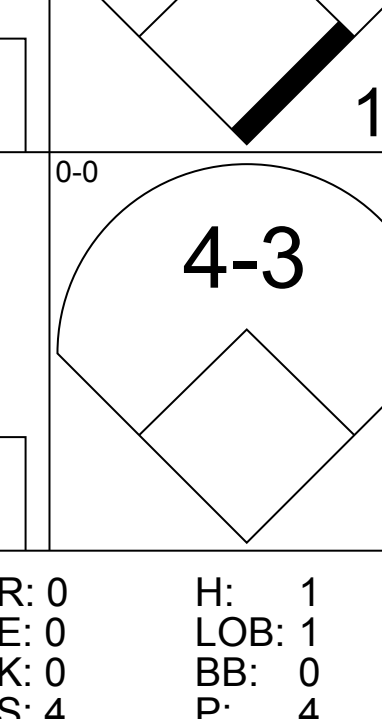
Batter	1	2	3	4	5	6	7	8	9	AB	R	H	RBI	BB	SO	LOB	BOTTOM										
Mike Squires, L OBP: 0.336, SLG: 0.343	2B 1B	F9		G1-6-3		1-4-3 1B			4-3	5	1	2	0	0	0	2	California Angels @ Chicago White Sox Comiskey Park, Chicago, IL Tue Sep 11 1979, 8:05 PM EDT Att: 6,858 - Unknown - 81 F										
Alan Bannister, R OBP: 0.350, SLG: 0.389	F2	K		S 1B		1-4-3 1B			1B	5	0	3	1	0	1	2											
Claudell Washington, L OBP: 0.323, SLG: 0.449	1H 1B 2B	F5		4-3		1-4-3				4	1	1	1	0	0	4											
Lamar Johnson, R OBP: 0.354, SLG: 0.441	1B E BB			SH3 1B 2B		F5 F8				3	2	1	0	1	0	2											
Chet Lemon, R OBP: 0.382, SLG: 0.497	E8 1H 2H WP 1B			SH3		6-3			F7	3	1	1	1	0	0	0											
Jim Morrison, R OBP: 0.310, SLG: 0.503				K					1B	4	2	3	2	0	1	1											
Mike Colbern, R OBP: 0.317, SLG: 0.333	3H K					K HR			1B	4	0	2	1	0	2	0											
Greg Pryor, R OBP: 0.324, SLG: 0.348	K								G1-6-3 1B	4	0	0	0	0	1	3											
Kevin Bell, R OBP: 0.316, SLG: 0.393						1B 1B BB			5-3	2	1	1	0	2	0	0											
Inning Stats	R: 5 E: 1 K: 2 S: 11	H: 4 LOB: 0 BB: 1 P: 15	R: 0 E: 0 K: 1 S: 5	H: 0 LOB: 1 BB: 1 P: 9	R: 1 E: 0 K: 1 S: 7	H: 2 LOB: 1 BB: 0 P: 7	R: 0 E: 0 K: 0 S: 4	H: 2 LOB: 1 BB: 0 P: 4	R: 1 E: 0 K: 0 S: 6	H: 1 LOB: 0 BB: 0 P: 6	R: 1 E: 0 K: 0 S: 5	H: 2 LOB: 2 BB: 1 P: 9	R: 0 E: 0 K: 0 S: 4	H: 2 LOB: 1 BB: 0 P: 4	R: 0 E: 0 K: 0 S: 3	H: 1 LOB: 1 BB: 0 P: 3		1B: 10 2B: 2 3B: 0 HR: 2	SF: 0 SAC: 1 DP: 2 HBP: 0	WP: 1 PB: 0 SB: 1 CS: 0	PA: 38						
PITCHER	IP	WLS	BF	H	R	ER	SO	BB	IBB	HBP	BLK	WP	HR	S	P	ERA	WHIP										
Nolan Ryan, R ERA: 3.78	(1, 1)	0.1						1	0	0	0	0	1	5	9	135.00	15.000										
Don Asase, R ERA: 4.85	(1, 1)	5.0	L	21	5	3	3	5	2	0	0	0	1	29	37	5.40	1.400										
Dave LaRoche, L ERA: 5.76	(6, 1)	0.1							0	0	0	0	0	3	3	0.00	6.000										
Mike Barlow, R ERA: 4.76	(6, 1)	2.1							0	0	0	0	0	8	8	0.00	1.286										

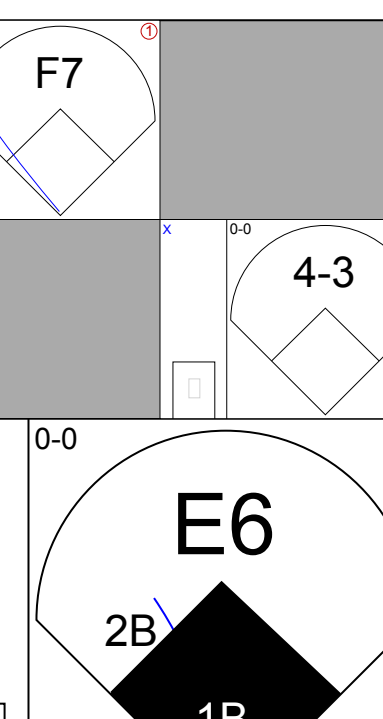
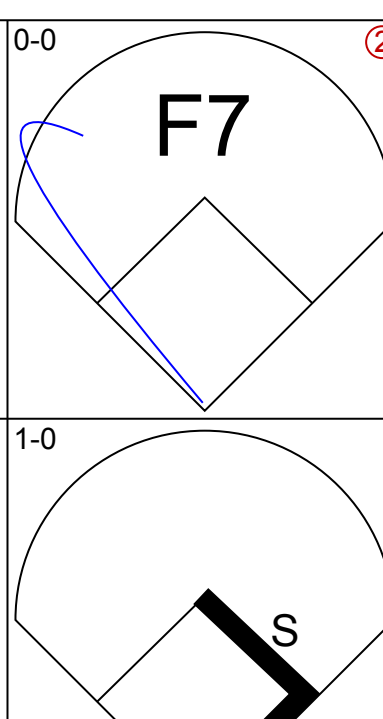
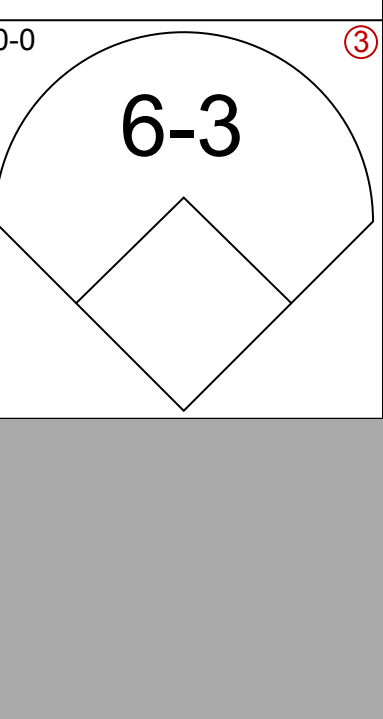
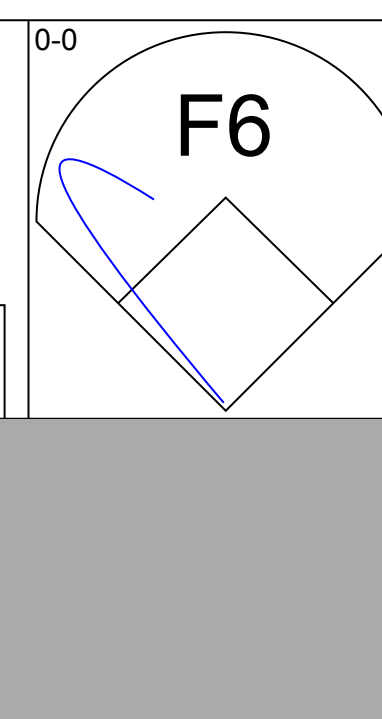
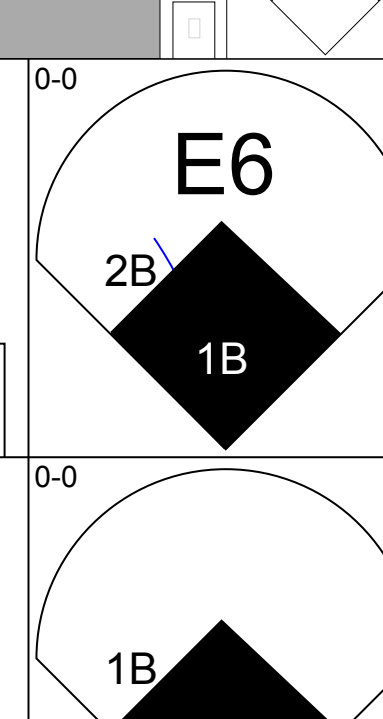
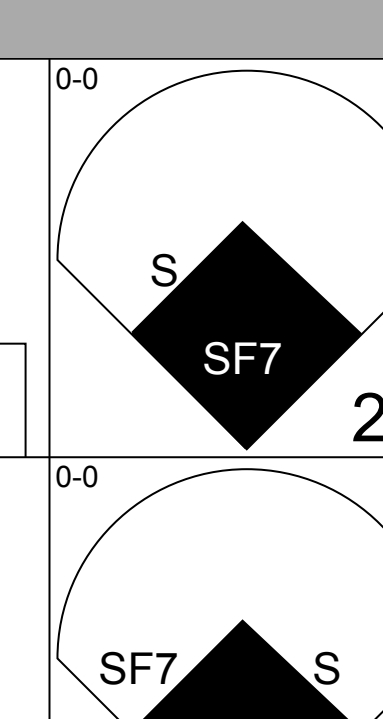
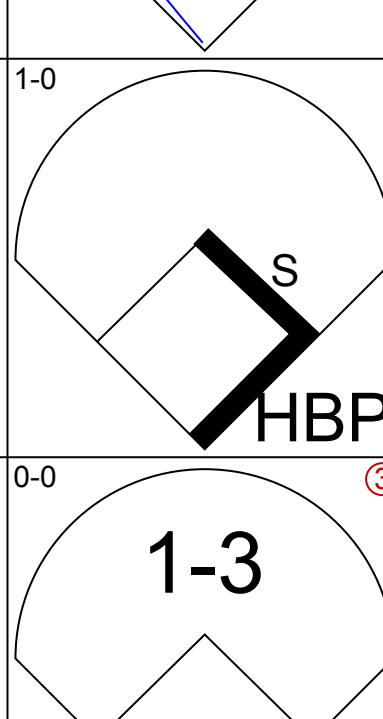
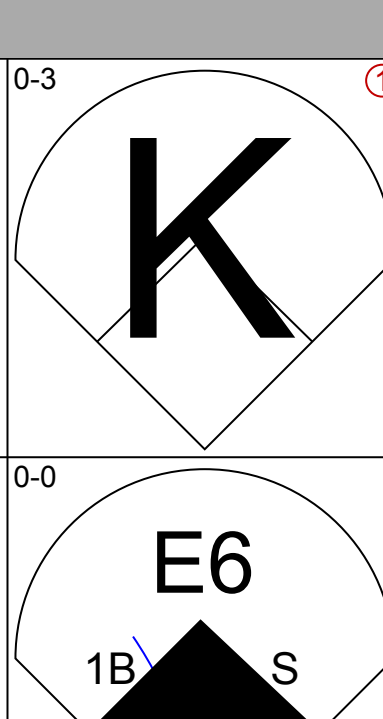
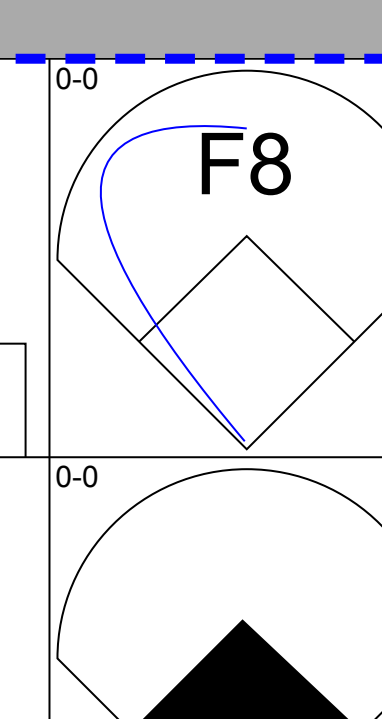
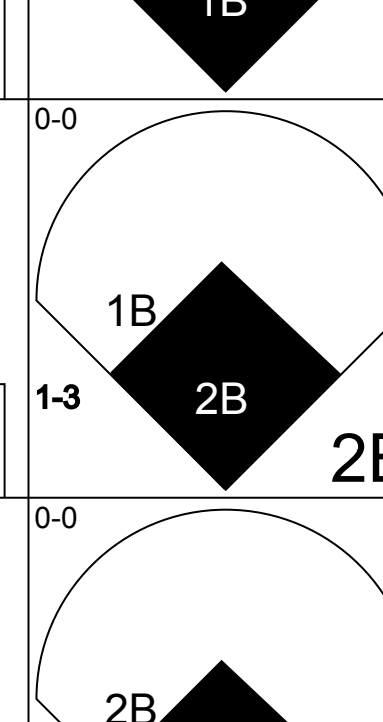
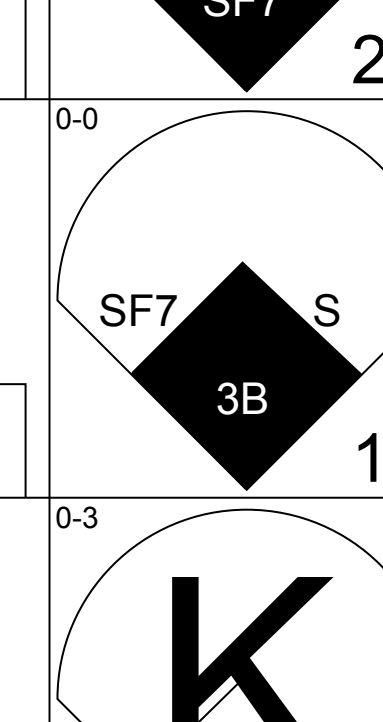
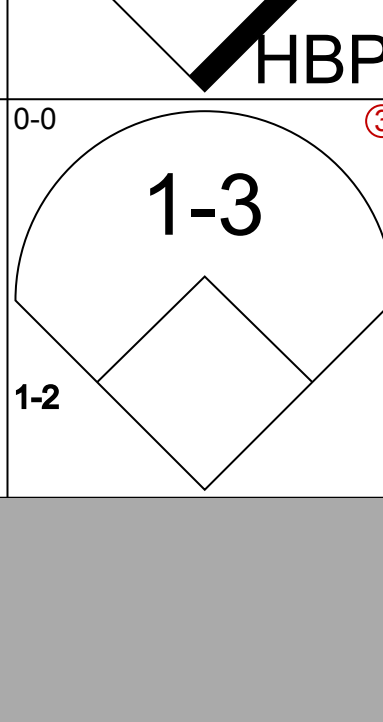
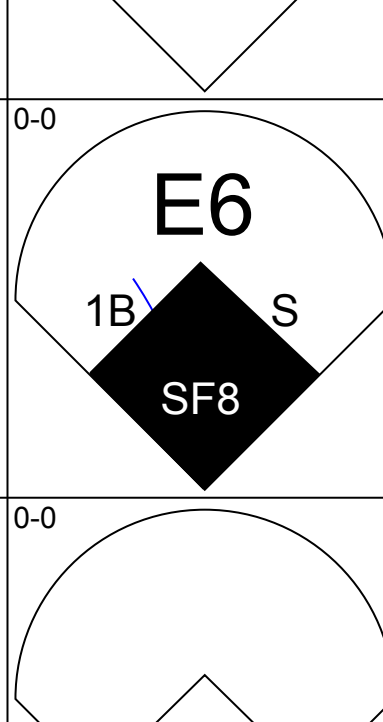
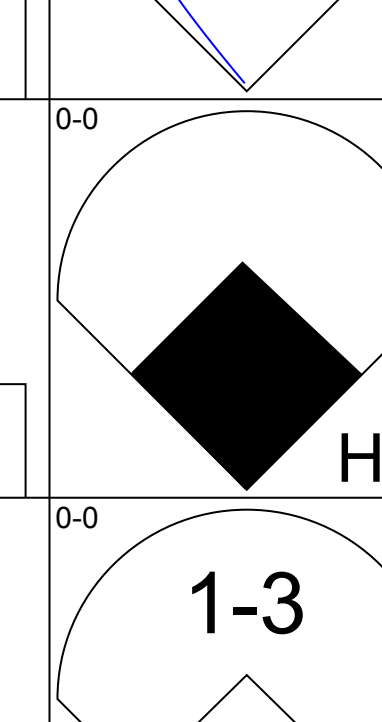
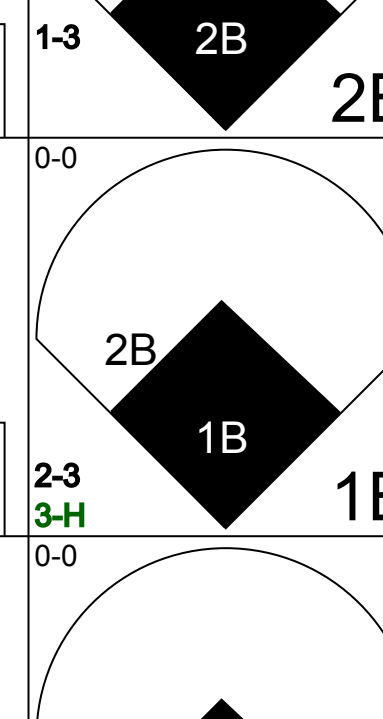
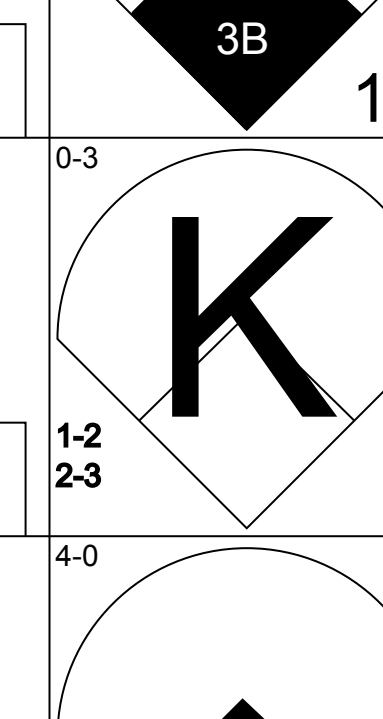
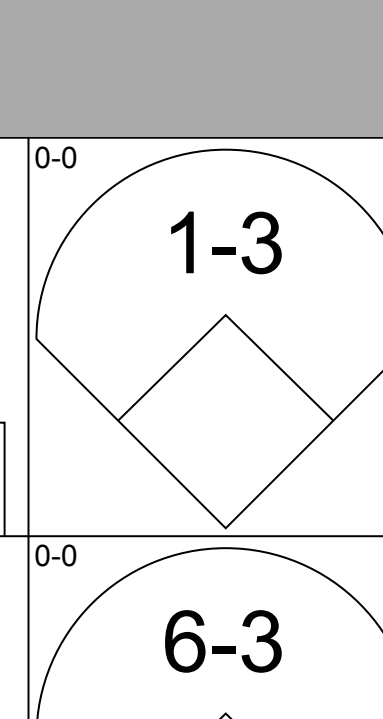
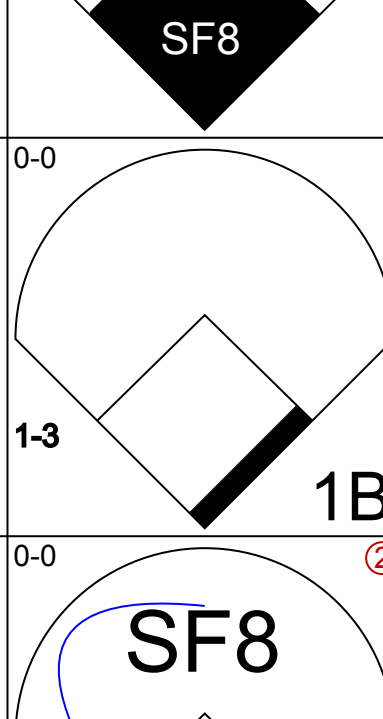
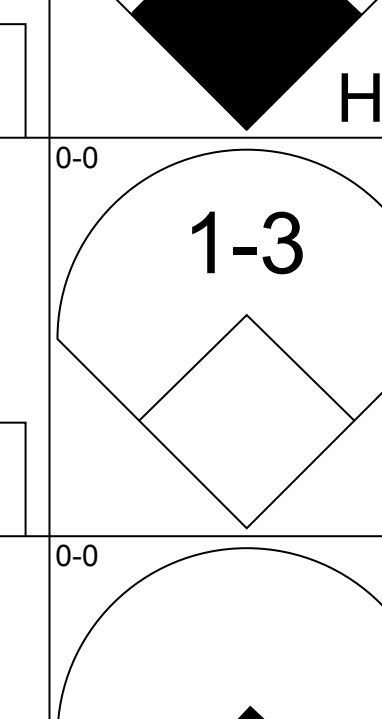
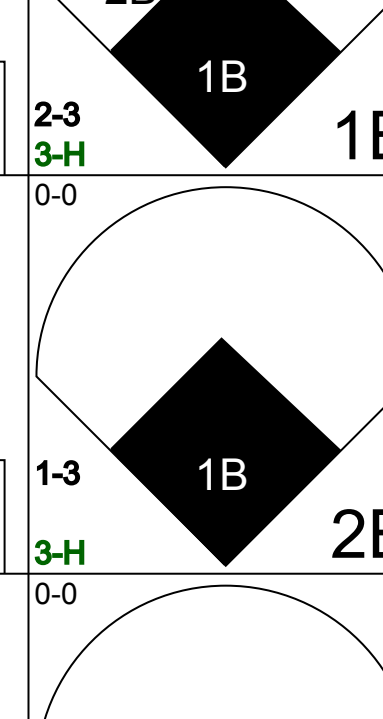
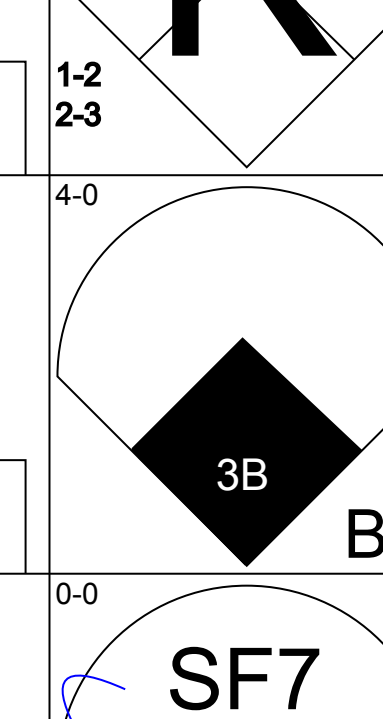
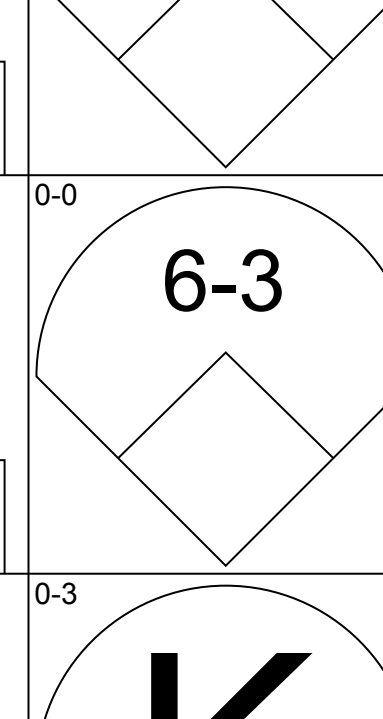
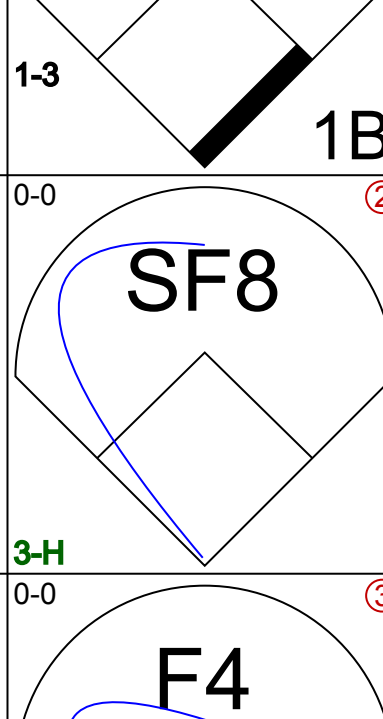
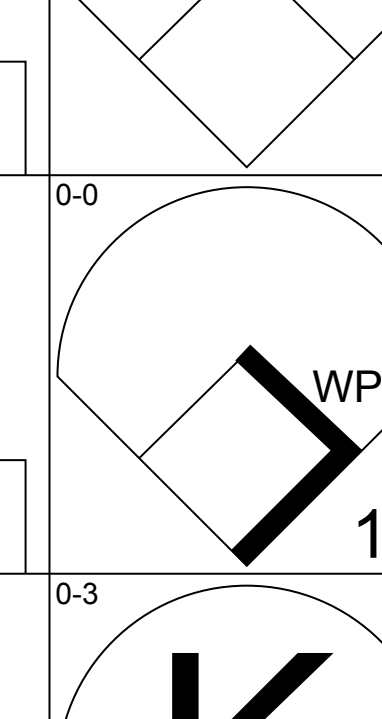
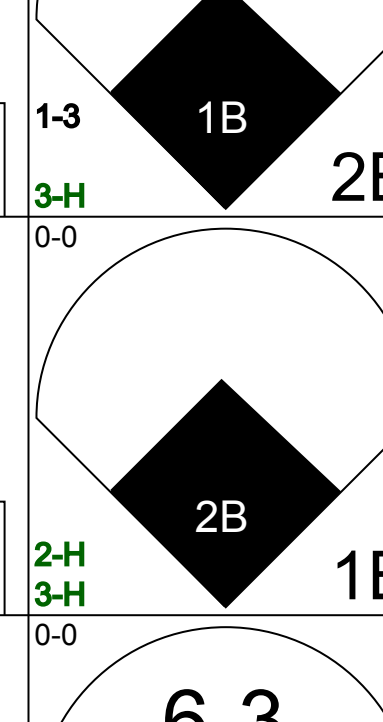
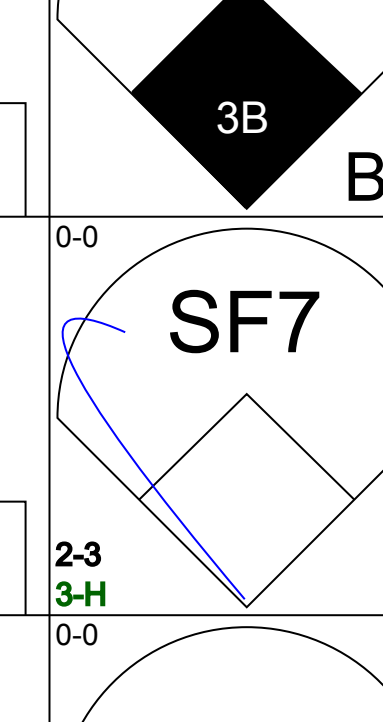
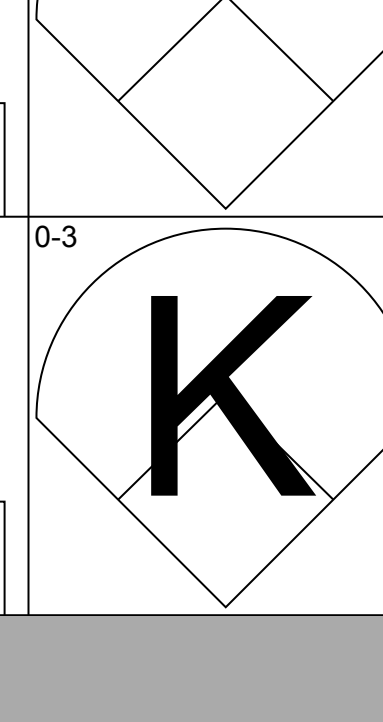
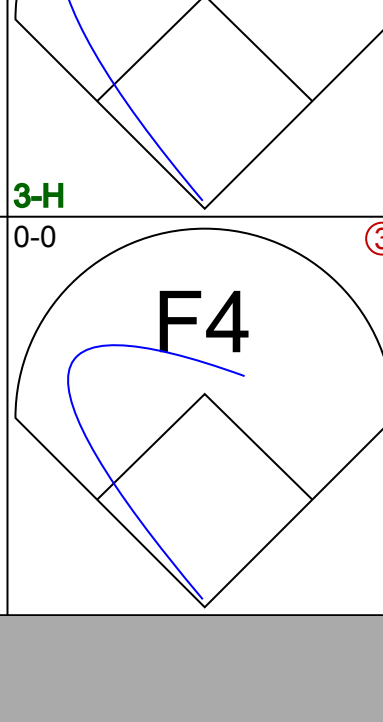
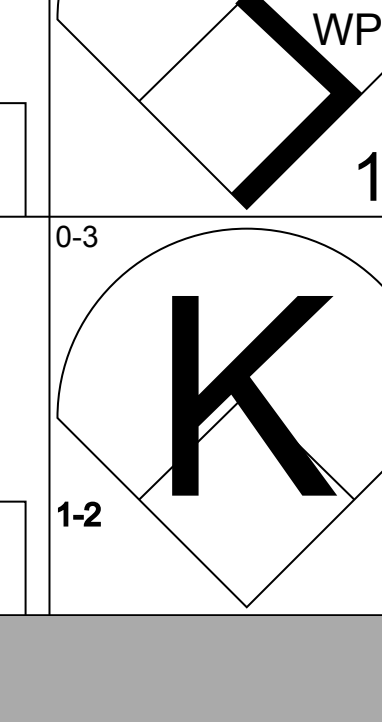
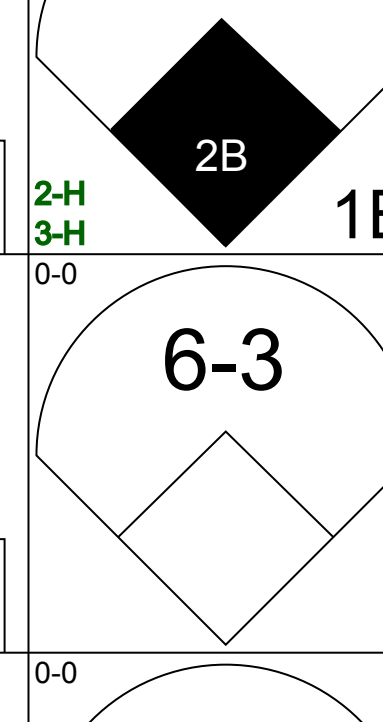
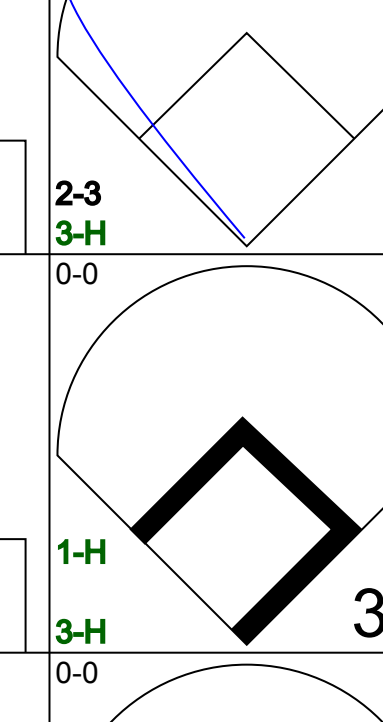
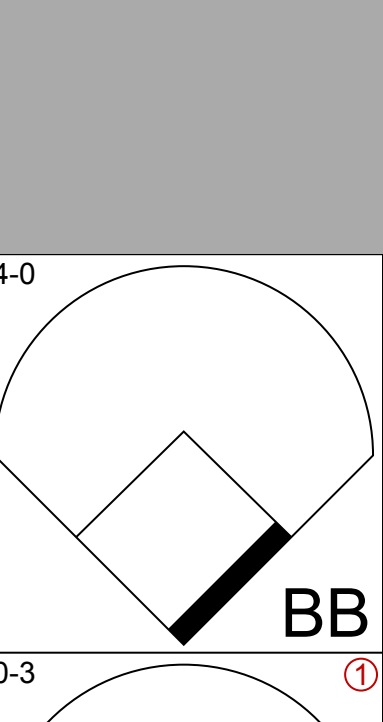
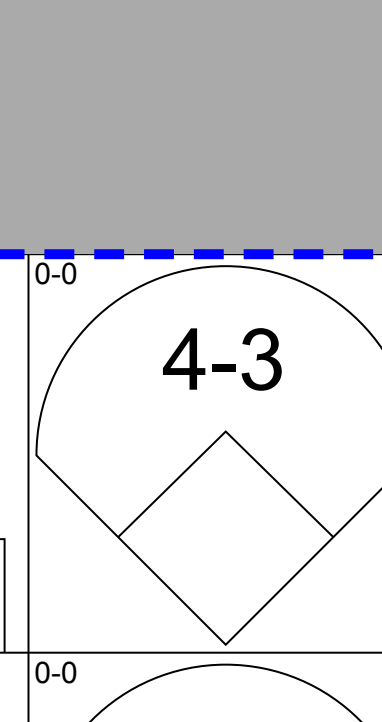
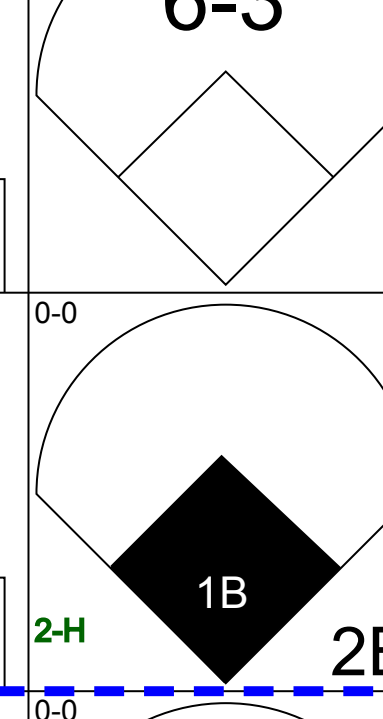
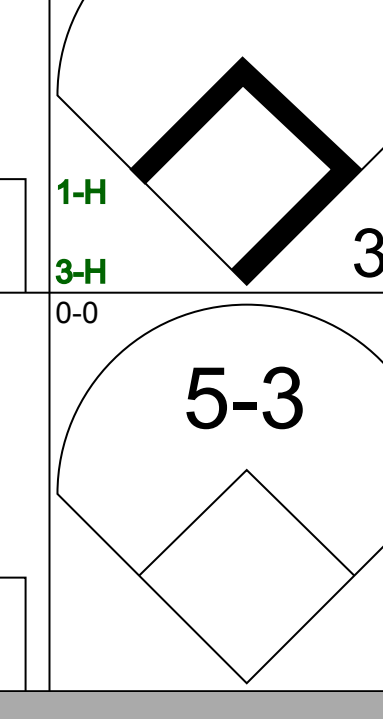
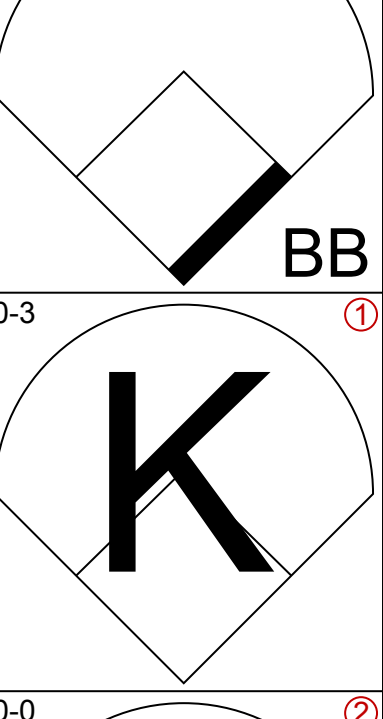
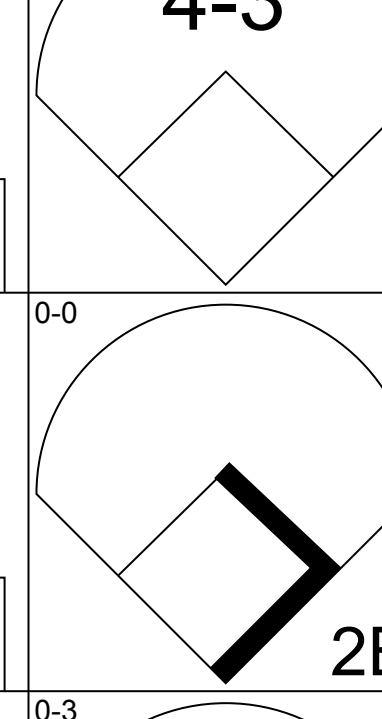
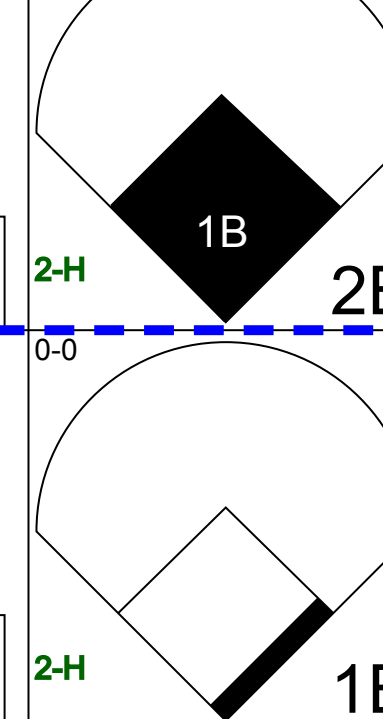
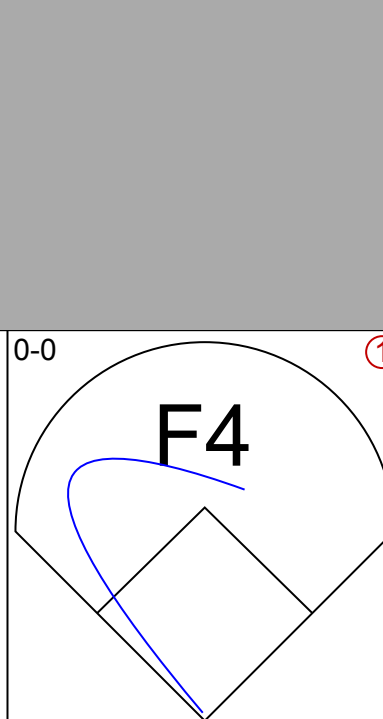
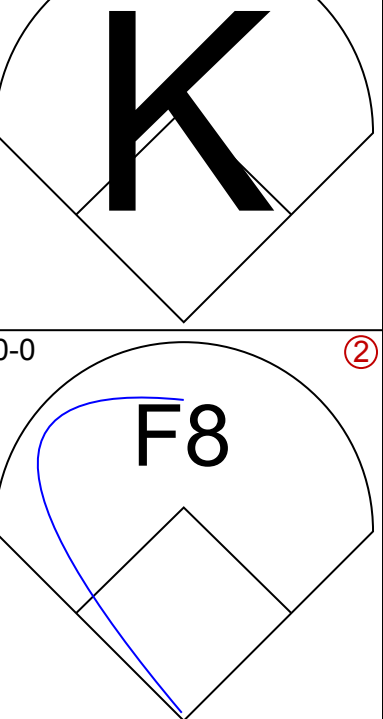
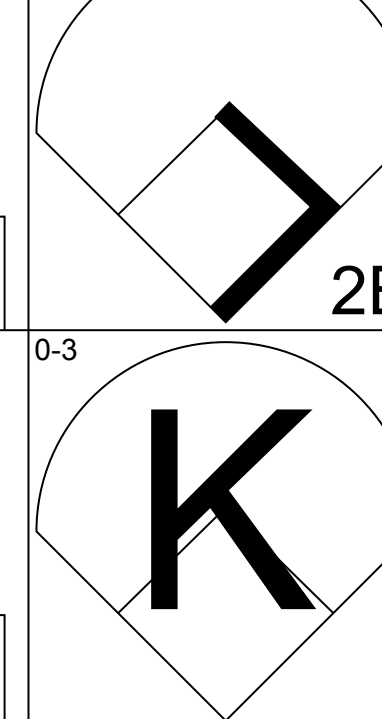
AB 36
R 7
H 9
RBI 7
BB 3
SO 5
LOB 13



AB 34
R 8
H 14
RBI 6
BB 3
SO 5
LOB 14



Batter	1	2	3	4	5	6	7	8	9	AB	R	H	RBI	BB	SO	LOB	TOP				
Rod Carew, L OBP: 0.421, SLG: 0.399										5	1	1	0	0	1	2	California Angels @ Chicago White Sox Comiskey Park, Chicago, IL Wed Sep 12 1979, 8:05 PM EDT Att. 7,511 - Unknown - 80 F				
Carney Lansford, R OBP: 0.338, SLG: 0.441										5	1	2	0	0	1	0					
Dan Ford, R OBP: 0.339, SLG: 0.473										5	1	2	0	0	1	2					
Don Baylor, R OBP: 0.379, SLG: 0.542										4	1	3	3	0	0	2					
Brian Downing, R OBP: 0.422, SLG: 0.464										4	1	2	1	0	0	1					
Bobby Grich, R OBP: 0.388, SLG: 0.545										4	0	0	0	0	0	3					
Bobby Clark, R OBP: 0.357, SLG: 0.513										4	0	1	0	0	1	0					
Rick Miller, L OBP: 0.368, SLG: 0.364										3	0	1	0	1	0	0					
Bert Campaneris, R OBP: 0.287, SLG: 0.277										2	0	0	0	0	1	0					
Willie Aikens, L OBP: 0.373, SLG: 0.493										0	0	0	1	0	0	0					
Jim Anderson, R OBP: 0.301, SLG: 0.347										0	0	0	0	0	0	0					
Larry Harlow, L OBP: 0.335, SLG: 0.264										1	0	0	0	0	0	1					
Rance Mulliniks, L OBP: 0.197, SLG: 0.197										0	0	0	0	0	0	0					
Inning Stats	R: 1 E: 0 K: 1 S: 8	H: 3 LOB: 2 BB: 0 P: 8	R: 0 E: 0 K: 2 S: 7	H: 0 LOB: 0 BB: 0 P: 7	R: 3 E: 0 K: 0 S: 6	H: 3 LOB: 0 BB: 0 P: 6	R: 0 E: 0 K: 0 S: 3	H: 0 LOB: 0 BB: 0 P: 3	R: 0 E: 0 K: 1 S: 6	H: 2 LOB: 1 BB: 0 P: 6	R: 0 E: 0 K: 0 S: 5	H: 2 LOB: 2 BB: 1 P: 9	R: 0 E: 0 K: 1 S: 6	H: 1 LOB: 1 BB: 0 P: 6	R: 0 E: 0 K: 0 S: 4	H: 1 LOB: 1 BB: 0 P: 4	R: 0 E: 0 K: 0 S: 3	H: 0 LOB: 0 BB: 0 P: 3	1B: 11 2B: 0 3B: 0 HR: 1	SF: 1 SAC: 0 DP: 0 HBP: 0	WP: 0 PA: 40
PITCHER	IP WLS BF H R ER SO BB IBB HBP BLK WP HR S P ERA WHIP																				
Ken Kravec, L ERA: 4.06	(1, 1)	5.1 W 26 10 5 5 4 1 0 0 0 0 1 33 37 8.44 2.062																			
Mike Proly, R ERA: 4.19	(6, 1)	3.2 S 13 2 0 0 1 0 0 0 0 0 0 0 15 15 0.00 0.545																			

Batter	1	2	3	4	5	6	7	8	9	AB	R	H	RBI	BB	SO	LOB	BOTTOM		
Mike Squires, L OBP: 0.330, SLG: 0.336										5	0	0	0	0	0	3	California Angels @ Chicago White Sox Comiskey Park, Chicago, IL Wed Sep 12 1979, 8:05 PM EDT Att. 7,511 - Unknown - 80 F		
Alan Bannister, R OBP: 0.350, SLG: 0.390										4	2	1	0	0	1	0			
Thad Bosley, L OBP: 0.431, SLG: 0.432										5	4	3	1	0	0	1			
Lamar Johnson, R OBP: 0.355, SLG: 0.441										5	1	2	1	0	1	2			
Chet Lemon, R OBP: 0.384, SLG: 0.500										3	2	2	2	1	0	0			
Jim Morrison, R OBP: 0.307, SLG: 0.497										4	1	1	3	0	2	2			
Mike Colbern, R OBP: 0.328, SLG: 0.367										3	0	1	2	1	0	1			
Greg Pryor, R OBP: 0.326, SLG: 0.354										4	1	2	1	0	1	2			
Kevin Bell, R OBP: 0.315, SLG: 0.389										4	0	1	1	0	1	2			
Inning Stats	R: 6 E: 1 K: 0 S: 10	H: 6 LOB: 1 BB: 0 P: 10	R: 3 E: 0 K: 1 S: 8	H: 3 LOB: 1 BB: 1 P: 12	R: 0 E: 0 K: 1 S: 5	H: 0 LOB: 0 BB: 0 P: 5	R: 0 E: 0 K: 1 S: 5	H: 0 LOB: 1 BB: 1 P: 9	R: 1 E: 1 K: 1 S: 7	H: 1 LOB: 1 BB: 0 P: 7	R: 0 E: 0 K: 1 S: 6	H: 1 LOB: 1 BB: 0 P: 6	R: 1 E: 0 K: 1 S: 7	H: 2 LOB: 1 BB: 0 P: 7	R: 0 E: 0 K: 0 S: 3	H: 0 LOB: 0 BB: 0 P: 3		1B: 6 2B: 5 3B: 1 HR: 1	SF: 2 SAC: 0 DP: 0 HBP: 1
PITCHER	IP WLS BF H R ER SO BB IBB HBP BLK WP HR S P ERA WHIP																		
Chris Knapp, R ERA: 5.95	(1, 1)	0.2 L 8 5 6 3 0 0 0 0 0 0 0 0 30 39 40.50 7.500																	
Mike Barlow, R ERA: 4.79	(1, 1)	5.1 25 5 4 3 4 2 0 1 0 0 0 0 30 39 5.06 1.312																	
Dave LaRoche, L ERA: 5.69	(7, 1)	1.0 4 1 0 0 1 0 0 0 0 0 0 0 6 6 0.00 1.000																	
Bob Ferris, R ERA: 9.0	(8, 1)	1.0 5 2 1 1 1 0 0 0 0 0 1 1 7 7 9.00 2.000																	

Batter	1	2	3	4	5	6	7	8	9	AB	R	H	RBI	BB	SO	LOB	TOP										
Rod Carew, L OBP: 0.417, SLG: 0.396 (1, 3)	F7	4-3		G3		4-3		SF8		5	1	1	2	0	0	2	California Angels @ Milwaukee Brewers Milwaukee County Stadium, Milwaukee, WI Fri Sep 14 1979, 8:05 PM EDT Att: 17,840 - Unknown										
Carney Lansford, R OBP: 0.340, SLG: 0.444 (1, 5)	6-3		3B	4-3			5-3	BB	F8	5	2	2	1	1	0	2											
Dan Ford, R OBP: 0.341, SLG: 0.477 Larry Hartow, L OBP: 0.337, SLG: 0.262 (7, PH) (7, 9)	6-3			3B		5-3	1B	BB		2	1	1	1	1	0	1											
Don Baylor, R OBP: 0.379, SLG: 0.544 Bobby Clark, R OBP: 0.357, SLG: 0.513 (1, 7) (8, 7)				F5		5-3		SF8		4	0	2	2	0	0	2											
Willie Aikens, L OBP: 0.378, SLG: 0.492 (1, 10)	L4			HBP		1B		FC6-4		1	0	0	0	4	0	1											
Brian Downing, R OBP: 0.423, SLG: 0.463 Tom Donohue, R OBP: 0.274, SLG: 0.376 (1, 2) (3, 2)		5-3		G6-4-3		1B		FC6-4		1	0	0	0	0	0	0											
Bobby Grich, R OBP: 0.368, SLG: 0.543 (1, 4)	E5		G6-4-3			K				5	3	2	0	0	1	4											
Rick Miller, L OBP: 0.366, SLG: 0.363 (1, 8)	F7			G3			F7	B3	SH1-4	4	0	1	0	0	0	2											
Bert Campaneris, R OBP: 0.290, SLG: 0.278 Merv Rettenmund, R OBP: 0.368, SLG: 0.338 Jim Anderson, R OBP: 0.301, SLG: 0.347 (1, 6) (9, PH) (9, PR) (9, 6)				G3		B1-3		1B		3	1	1	1	1	0	1											
Inning Stats	R: 1 E: 0 K: 0 S: 5	H: 2 LOB: 1 BB: 0 P: 5	R: 1 E: 1 K: 0 S: 5	H: 1 LOB: 1 BB: 0 P: 5	R: 1 E: 0 K: 0 S: 3	H: 1 LOB: 2 BB: 2 P: 12	R: 0 E: 0 K: 0 S: 4	H: 1 LOB: 1 BB: 2 P: 4	R: 1 E: 0 K: 1 S: 5	H: 1 LOB: 1 BB: 2 P: 13	R: 0 E: 0 K: 0 S: 3	H: 0 LOB: 0 BB: 0 P: 3	R: 0 E: 0 K: 1 S: 6	H: 1 LOB: 2 BB: 1 P: 10	R: 3 E: 0 K: 0 S: 6	H: 3 LOB: 3 BB: 3 P: 18		R: 1 E: 0 K: 0 S: 4	H: 1 LOB: 1 BB: 1 P: 8	1B: 7 2B: 3 3B: 1 HR: 0	SF: 2 SAC: 1 DP: 1 HBP: 1	WP: 1 PB: 1 SB: 0 CS: 0	PA: 47				
PITCHER	IP	WLS	BF	H	R	ER	SO	BB	IBB	HBP	BLK	WP	HR	S	P	ERA	WHIP										
Lary Sorensen, R ERA: 3.83 (1, 1)	6.1		29	6	4	3	1	2	2	1	0	0	0	26	43	4.26	1.263										
Bob Galasso, R ERA: 4.56 (7, 1)	1.0		9	4	3	3	1	1	1	0	0	0	0	9	17	27.00	5.000										
Bob McClure, L ERA: 4.15 (8, 1)	0.0		1	0	0	0	0	1	0	0	0	0	0	4		∞	∞										
Bill Castro, R ERA: 2.06 (8, 1)	1.0	L	6	1	1	1	0	2	0	0	0	1	0	4	12	9.00	3.000										
Jerry Augustine, L ERA: 3.64 (9, 1)	0.2		2	0	0	0	0	0	0	0	0	0	0	2	2	0.00	0.000										
Batter	1	2	3	4	5	6	7	8	9	AB	R	H	RBI	BB	SO	LOB	BOTTOM										
Paul Molitor, R OBP: 0.366, SLG: 0.466 (1, 4)	F8	6-3		F3			K	BB		5	0	1	1	0	1	1	California Angels @ Milwaukee Brewers Milwaukee County Stadium, Milwaukee, WI Fri Sep 14 1979, 8:05 PM EDT Att: 17,840 - Unknown										
Don Money, R OBP: 0.314, SLG: 0.357 (1, 10)	F4		6-3	K			FC6-4	BB		3	0	0	0	2	1	1											
Cecil Cooper, L OBP: 0.365, SLG: 0.511 (1, 3)				2B			FC6-4	SF9		4	0	3	1	0	0	1											
Gorman Thomas, R OBP: 0.348, SLG: 0.524 (1, 8)	K			F8			F9			4	0	1	0	1	1	3											
Ben Oglivie, L OBP: 0.324, SLG: 0.503 (1, 7)		1B		P8			G1-6-3			5	2	2	0	0	0	6											
Sixto Lezcano, R OBP: 0.418, SLG: 0.576 (1, 9)		2B		IBB			F8			4	1	2	0	1	0	1											
Robin Yount, R OBP: 0.306, SLG: 0.379 (1, 6)		1B		K				SH5-4		4	2	3	2	0	1	3											
Jim Gantner, L OBP: 0.326, SLG: 0.368 Dick Davis, R OBP: 0.236, SLG: 0.424 (1, 5) (9, PH)		2B		1B			1-3			3	1	0	0	1	0	3											
Buck Martinez, R OBP: 0.280, SLG: 0.354 Charlie Moore, R OBP: 0.364, SLG: 0.419 (1, 2) (8, PH) (9, 2)		1B		SH3-4			5-3			2	0	1	2	0	0	1											
Inning Stats	R: 0 E: 0 K: 1 S: 6	H: 1 LOB: 1 BB: 0 P: 6	R: 3 E: 0 K: 0 S: 6	H: 4 LOB: 0 BB: 0 P: 6	R: 0 E: 1 K: 1 S: 7	H: 2 LOB: 3 BB: 1 P: 11	R: 0 E: 1 K: 1 S: 6	H: 0 LOB: 1 BB: 0 P: 6	R: 0 E: 0 K: 0 S: 3	H: 1 LOB: 0 BB: 0 P: 3	R: 0 E: 0 K: 0 S: 4	H: 1 LOB: 1 BB: 0 P: 4	R: 0 E: 0 K: 1 S: 5	H: 0 LOB: 1 BB: 1 P: 9	R: 4 E: 0 K: 0 S: 7	H: 4 LOB: 3 BB: 3 P: 19		R: 0 E: 0 K: 0 S: 4	H: 1 LOB: 1 BB: 0 P: 4	1B: 9 2B: 5 3B: 0 HR: 0	SF: 1 SAC: 2 DP: 1 HBP: 0	WP: 0 PB: 1 SB: 0 CS: 0	PA: 45				
PITCHER	IP	WLS	BF	H	R	ER	SO	BB	IBB	HBP	BLK	WP	HR	S	P	ERA	WHIP										
Jim Barr, R ERA: 4.17 (1, 1)	6.0		27	9	3	3	3	0	0	0	0	0	0	10	22	27.00	5.250										
John Montague, R ERA: 5.55 (7, 1)	1.1		11	4	4	4	1	3	0	0	0	0	0	4	8	0.00	2.000										
Dave LaRoche, L ERA: 5.62 (8, 1)	1.0	W	5	1	0	0	0	1	0	0	0	0	0	4	8	0.00	2.000										
Don Aase, R ERA: 4.84 (9, 1)	0.2	S	2	0	0	0	0	0	0	0	0	0	0	2	2	0.00	0.000										

Batter	1	2	3	4	5	6	7	8	9	AB	R	H	RBI	BB	SO	LOB	TOP			
Rod Carew, L (1,3) OBP: 0.418, SLG: 0.397			G3					F9		4	0	2	0	0	0	3	California Angels @ Milwaukee Brewers Milwaukee County Stadium, Milwaukee, WI Sat Sep 15 1979, 8:05 PM EDT Att: 45,732 - Unknown - 69 F			
Carney Lansford, R (1,5) OBP: 0.339, SLG: 0.446			K					CS		4	1	1	1	0	1	3				
Dan Ford, R (1,9) OBP: 0.338, SLG: 0.474								SF8		3	0	0	1	0	2	1				
Don Baylor, R (1,7) OBP: 0.378, SLG: 0.542										4	0	1	0	0	1	0				
Jim Anderson, R (8,6) OBP: 0.301, SLG: 0.347										0	0	0	0	0	0	0				
Willie Aikens, L (1,10) OBP: 0.377, SLG: 0.488										3	0	0	0	1	1	0				
Brian Downing, R (1,2) OBP: 0.421, SLG: 0.462										4	0	1	0	0	0	0				
Bobby Grich, R (1,4) OBP: 0.366, SLG: 0.539										4	0	0	0	0	0	2				
Rick Miller, L (1,8) OBP: 0.366, SLG: 0.362										3	0	1	0	0	1	1				
Bert Campaneris, R (1,6) OBP: 0.292, SLG: 0.279										2	0	1	0	0	1	0				
Larry Harlow, L (8,PH) OBP: 0.340, SLG: 0.267										1	1	1	0	0	0	0				
Inning Stats	R: 0 E: 0 K: 1 S: 5	H: 1 LOB: 0 BB: 0 P: 5	R: 0 E: 0 K: 1 S: 5	H: 0 LOB: 0 BB: 0 P: 5	R: 0 E: 0 K: 1 S: 7	H: 2 LOB: 2 BB: 0 P: 7	R: 0 E: 0 K: 0 S: 4	H: 1 LOB: 2 BB: 1 P: 8	R: 0 E: 0 K: 1 S: 5	H: 1 LOB: 0 BB: 0 P: 5	R: 0 E: 0 K: 1 S: 6	H: 0 LOB: 1 BB: 0 P: 6	R: 2 E: 0 K: 0 S: 5	H: 2 LOB: 0 BB: 0 P: 5	R: 0 E: 0 K: 1 S: 5	H: 0 LOB: 0 BB: 0 P: 5	1B: 7 2B: 0 3B: 1 HR: 0	SF: 1 SAC: 0 DP: 0 HBP: 0	WP: 1 PB: 0 SB: 0 CS: 1	PA: 35
PITCHER Moose Haas, R (1,1) ERA: 4.95	IP: 9.0 WLS: W BF: 35 H: 8 R: 2 ER: 2 SO: 7 BB: 1 IBB: 0 HBP: 0 BLK: 0 WP: 1 HR: 0 S: 47 P: 51 ERA: 2.00 WHIP: 1.000															PITCHER				

Batter	1	2	3	4	5	6	7	8	9	AB	R	H	RBI	BB	SO	LOB	BOTTOM			
Paul Molitor, R (1,4) OBP: 0.365, SLG: 0.464			K							4	0	1	0	0	2	1	California Angels @ Milwaukee Brewers Milwaukee County Stadium, Milwaukee, WI Sat Sep 15 1979, 8:05 PM EDT Att: 45,732 - Unknown - 69 F			
Don Money, R (1,10) OBP: 0.316, SLG: 0.355										2	1	0	0	2	1	1				
Cecil Cooper, L (1,3) OBP: 0.365, SLG: 0.510										3	0	1	0	0	1	1				
Gorman Thomas, R (1,8) OBP: 0.349, SLG: 0.529										3	1	1	2	1	1	1				
Ben Oglivie, L (1,7) OBP: 0.323, SLG: 0.501										4	0	1	0	0	1	1				
Sixto Lezcano, R (1,9) OBP: 0.419, SLG: 0.574										1	0	0	0	0	1	1				
Dick Davis, R (6,7) OBP: 0.299, SLG: 0.434										2	1	1	1	0	0	1				
Robin Yount, R (1,6) OBP: 0.304, SLG: 0.377										3	0	0	0	0	0	2				
Jim Gantner, L (1,5) OBP: 0.326, SLG: 0.373										3	0	1	0	0	2	1				
Charlie Moore, R (1,2) OBP: 0.361, SLG: 0.415										3	0	0	0	0	1	1				
Inning Stats	R: 0 E: 0 K: 2 S: 8	H: 1 LOB: 1 BB: 0 P: 8	R: 0 E: 1 K: 2 S: 8	H: 0 LOB: 1 BB: 0 P: 8	R: 0 E: 0 K: 1 S: 5	H: 0 LOB: 1 BB: 1 P: 9	R: 0 E: 0 K: 1 S: 4	H: 0 LOB: 1 BB: 1 P: 9	R: 0 E: 0 K: 2 S: 7	H: 1 LOB: 0 BB: 0 P: 7	R: 3 E: 0 K: 0 S: 5	H: 2 LOB: 0 BB: 1 P: 9	R: 0 E: 0 K: 1 S: 6	H: 1 LOB: 1 BB: 0 P: 6	R: 0 E: 0 K: 1 S: 6	H: 1 LOB: 1 BB: 0 P: 6	1B: 3 2B: 2 3B: 0 HR: 2	SF: 0 SAC: 1 DP: 1 HBP: 1	WP: 0 PB: 0 SB: 3 CS: 2	PA: 33
PITCHER Nolan Ryan, R (1,1) ERA: 3.77	IP: 8.0 WLS: L BF: 33 H: 6 R: 3 ER: 3 SO: 10 BB: 3 IBB: 0 HBP: 1 BLK: 0 WP: 0 HR: 2 S: 49 P: 62 ERA: 3.38 WHIP: 1.125															PITCHER				

Batter	1	2	3	4	5	6	7	8	9	AB	R	H	RBI	BB	SO	LOB	TOP		
Rod Carew, L OBP: 0.419, SLG: 0.398										4	1	2	0	0	0	1			
Carney Lansford, R OBP: 0.338, SLG: 0.445										4	0	1	0	0	0	3			
Dan Ford, R OBP: 0.338, SLG: 0.473										4	0	1	0	0	0	3			
Don Baylor, R OBP: 0.378, SLG: 0.540										4	0	1	1	0	0	1			
Willie Aikens, L OBP: 0.373, SLG: 0.483										4	0	0	0	0	0	1			
Brian Downing, R OBP: 0.421, SLG: 0.461										3	0	1	0	0	1	0			
Bobby Grich, R OBP: 0.365, SLG: 0.537										2	0	0	0	1	0	1	AB 30		
Rick Miller, L OBP: 0.364, SLG: 0.360										3	0	0	0	0	0	1	R 1		
Jim Anderson, R OBP: 0.307, SLG: 0.349										2	0	1	0	1	0	0	H 7		
Inning Stats	R: 1 E: 0 K: 0 S: 5	H: 3 LOB: 1 BB: 0 P: 5	R: 0 E: 0 K: 0 S: 2	H: 0 LOB: 0 BB: 1 P: 6	R: 0 E: 0 K: 0 S: 3	H: 0 LOB: 0 BB: 0 P: 3	R: 0 E: 0 K: 0 S: 3	H: 0 LOB: 0 BB: 0 P: 3	R: 0 E: 0 K: 1 S: 5	H: 2 LOB: 1 BB: 0 P: 4	R: 0 E: 0 K: 0 S: 4	H: 1 LOB: 1 BB: 0 P: 4	R: 0 E: 0 K: 0 S: 3	H: 0 LOB: 1 BB: 1 P: 7	R: 0 E: 0 K: 0 S: 3	H: 1 LOB: 0 BB: 0 P: 3	1B: 7 2B: 1 3B: 0 HR: 0	SF: 0 SAC: 0 DP: 4 HBP: 0	WP: 0 PA: 32
PITCHER Jim Slaton, R ERA: 3.33	IP: 9.0 WLS: W BF: 32	H: 7 R: 1 ER: 1 SO: 1	BB: 2 IBB: 0 HBP: 0 BLK: 0	WP: 0 HR: 0 S: 32 P: 40	ERA: 1.00 WHIP: 1.000											PITCHER	IP: WLS: BF: H: R: ER: SO: BB: IBB: HBP: BLK: WP: HR: S: P: ERA: WHIP		

California Angels @ Milwaukee Brewers
Milwaukee County Stadium, Milwaukee, WI
Sun Sep 16 1979, 4:33 AM EDT
Att: 19,906 - Unknown - 75 F

AB 30
R 1
H 7
RBI 1
BB 2
SO 1
LOB 11



Batter	1	2	3	4	5	6	7	8	9	AB	R	H	RBI	BB	SO	LOB	BOTTOM
Paul Molitor, R OBP: 0.366, SLG: 0.466										3	0	1	1	0	0	1	
Sal Bando, R OBP: 0.326, SLG: 0.341										4	0	1	0	0	0	3	
Dick Davis, R OBP: 0.295, SLG: 0.429										4	0	0	0	0	0	2	
Gorman Thomas, R OBP: 0.350, SLG: 0.536										4	1	2	1	0	1	1	
Don Money, R OBP: 0.316, SLG: 0.351										3	0	0	0	1	0	1	
Robin Yount, R OBP: 0.304, SLG: 0.376										4	0	1	0	0	0	2	
Jim Wohlford, R OBP: 0.300, SLG: 0.377										3	0	0	0	0	0	1	AB 30
Charlie Moore, R OBP: 0.361, SLG: 0.413										2	1	0	0	1	0	1	R 2
Lenn Sakata, R OBP: 0.667, SLG: 0.667										3	0	2	0	0	0	0	H 7
Inning Stats	R: 0 E: 0 K: 1 S: 6	H: 1 LOB: 1 BB: 0 P: 6	R: 0 E: 0 K: 0 S: 4	H: 1 LOB: 1 BB: 0 P: 4	R: 0 E: 0 K: 0 S: 3	H: 0 LOB: 0 BB: 0 P: 4	R: 1 E: 0 K: 0 S: 4	H: 1 LOB: 0 BB: 0 P: 4	R: 0 E: 0 K: 0 S: 4	H: 1 LOB: 1 BB: 0 P: 4	R: 0 E: 0 K: 0 S: 4	H: 2 LOB: 1 BB: 1 P: 8	R: 0 E: 0 K: 0 S: 3	H: 0 LOB: 1 BB: 1 P: 7	1B: 4 2B: 2 3B: 0 HR: 1	SF: 0 SAC: 0 DP: 0 HBP: 1	WP: 2 PA: 33
PITCHER Frank Tanana, L ERA: 4.4	IP: 6.2 WLS: L BF: 28	H: 7 R: 2 ER: 2 SO: 1	BB: 1 IBB: 0 HBP: 1 BLK: 0	WP: 1 HR: 1 S: 28 P: 33	ERA: 2.70 WHIP: 1.200											PITCHER	IP: WLS: BF: H: R: ER: SO: BB: IBB: HBP: BLK: WP: HR: S: P: ERA: WHIP
John Montague, R ERA: 5.5	IP: 1.1 WLS: L BF: 5	H: 0 R: 0 ER: 0 SO: 0	BB: 1 IBB: 0 HBP: 0 BLK: 0	WP: 0 HR: 0 S: 4 P: 8	ERA: 0.00 WHIP: 0.750											PITCHER	IP: WLS: BF: H: R: ER: SO: BB: IBB: HBP: BLK: WP: HR: S: P: ERA: WHIP

California Angels @ Milwaukee Brewers
Milwaukee County Stadium, Milwaukee, WI
Sun Sep 16 1979, 4:33 AM EDT
Att: 19,906 - Unknown - 75 F

AB 30
R 2
H 7
RBI 2
BB 2
SO 1
LOB 12



Batter	1	2	3	4	5	6	7	8	9	AB	R	H	RBI	BB	SO	LOB	TOP									
Rod Carew, L OBP: 0.421, SLG: 0.399	0-0 FC4-6 1B		0-3 K			4-0 HBP 1B BB	0-0 1-2 1B		0-0 4-3	4	1	2	0	1	1	0										
Carney Lansford, R OBP: 0.337, SLG: 0.442	0-0 FC4-6 1-2			0-0 6-3		1-0 1B HBP	0-0 F9		0-0 6-3	4	0	0	0	0	0	3										
Dan Ford, R OBP: 0.366, SLG: 0.471 Larry Hartow, L OBP: 0.338, SLG: 0.265	0-3 K			0-0 F7		0-0 1B		0-0 6-3	0-0 F7	4	0	1	2	0	1	1										
Don Baylor, R OBP: 0.377, SLG: 0.539	0-0 F2			0-0 P4		0-0 F4				4	1	1	0	0	0	2										
Willie Aikens, L OBP: 0.374, SLG: 0.489		0-0 5-3			0-0 4-3	4-0 BB		0-0 HR		3	1	1	2	1	0	0										
Brian Downing, R OBP: 0.420, SLG: 0.458 Tom Donohue, R OBP: 0.274, SLG: 0.376		0-0 P6			0-0 5-3	0-0 L8		4-0 BB		3	0	0	0	1	0	2										
Bobby Grich, R OBP: 0.393, SLG: 0.536 Dickie Thon, R OBP: 0.393, SLG: 0.404		0-3 K			0-0 1B		0-0 FC5-4 1B	0-0 F7		4	0	2	0	0	1	1										
Rick Miller, L OBP: 0.363, SLG: 0.357			0-3 K		0-3 K		0-3 K	4-0 1-2 BB		3	0	0	0	1	3	2										
Jim Anderson, R OBP: 0.306, SLG: 0.352			0-0 P3			0-0 HBP 1B 2B	0-0 FC5-4 1B	0-0 F7		4	1	1	0	0	0	3										
Inning Stats	R: 0 E: 0 K: 1 S: 6	H: 1 LOB: 1 BB: 0 P: 6	R: 0 E: 0 K: 1 S: 5	H: 0 LOB: 0 BB: 0 P: 5	R: 0 E: 0 K: 2 S: 7	H: 0 LOB: 0 BB: 0 P: 7	R: 0 E: 0 K: 0 S: 3	H: 0 LOB: 0 BB: 0 P: 3	R: 0 E: 0 K: 1 S: 6	H: 1 LOB: 1 BB: 0 P: 6	R: 2 E: 0 K: 0 S: 4	H: 2 LOB: 2 BB: 2 P: 13	R: 0 E: 0 K: 1 S: 7	H: 2 LOB: 2 BB: 0 P: 7	R: 2 E: 0 K: 0 S: 5	H: 2 LOB: 2 BB: 2 P: 13	R: 0 E: 0 K: 0 S: 3	H: 0 LOB: 0 BB: 0 P: 3	1B: 5 2B: 2 3B: 0 HR: 1	SF: 0 SAC: 0 DP: 0 HBP: 1	WP: 0 PB: 0 SB: 1 CS: 0	PA: 39				
PITCHER	IP	WLS	BF	H	R	ER	SO	BB	IBB	HBP	BLK	WP	HR	S	P	ERA	WHIP									
Dennis Leonard, R ERA: 4.24	(1, 1)	7.1	W	33	8	4	4	6	3	0	1	0	0	1	41	54	4.91	1.500								
Eduardo Rodriguez, R ERA: 4.84	(8, 1)	1.2		6	0	0	0	0	1	0	0	0	0	0	5	9	0.00	0.600								

California Angels @ Kansas City Royals
 Royals Stadium, Kansas City, MO
 Mon Sep 17 1979, 8:05 PM EDT
 Att: 38,327 - Unknown - 76 F

AB 34
 R 4
 H 8
 RBI 4
 BB 4
 SO 6
 LOB 14



Batter	1	2	3	4	5	6	7	8	9	AB	R	H	RBI	BB	SO	LOB	BOTTOM									
Willie Wilson, S OBP: 0.350, SLG: 0.429	0-0 P6	0-0 L8		0-0 L4		0-0 1B SF8 1B	0-0 1B 1B	0-0 6-3		6	2	2	0	0	0	1										
Hal McRae, R OBP: 0.347, SLG: 0.466	4-0 1B BB		0-0 E8 3B		0-0 1B 1B	0-0 WP S 3B 1B	0-0 HR 1B			4	4	3	1	1	0	0										
Amos Otis, R OBP: 0.372, SLG: 0.446	0-3 K		0-0 F3		0-0 1B SF9 1B	0-3 K	0-0 HR 1B			5	2	2	1	0	2	4										
George Brett, L OBP: 0.377, SLG: 0.564	0-0 1-2 1B		0-0 1B 3B		0-0 L3	0-0 SF8	0-0 F7			4	1	2	2	0	0	4										
Darrell Porter, L OBP: 0.414, SLG: 0.493 John Wathan, R OBP: 0.228, SLG: 0.295	0-0 4-3		0-0 G3		0-0 HR 1B	0-0 WP 3B BB	0-0 HR			4	3	2	4	1	0	3										
Al Cowens, R OBP: 0.352, SLG: 0.424		0-0 1-3		0-0 1B		0-0 SF9	0-0 6-3			4	0	2	4	0	0	0										
Ralph LaCock, L OBP: 0.344, SLG: 0.398		0-0 2B SF8 1B		0-0 4-3		0-0 F7		0-0 6-3 WP SF9 1B		5	3	3	2	0	0	2										
Frank White, R OBP: 0.287, SLG: 0.382		0-0 1-3 2B		0-0 5-3		4-0 S BB		0-0 G3	0-0 6-3	4	0	1	0	1	0	1										
U L Washington, S OBP: 0.286, SLG: 0.335		0-0 SF8		0-0 F9		0-0 F8		0-0 1B 1B	0-0 SF9	3	1	1	2	0	0	1										
Inning Stats	R: 0 E: 0 K: 1 S: 6	H: 1 LOB: 2 BB: 1 P: 10	R: 1 E: 0 K: 0 S: 5	H: 2 LOB: 1 BB: 0 P: 5	R: 2 E: 1 K: 0 S: 6	H: 2 LOB: 1 BB: 0 P: 6	R: 0 E: 0 K: 0 S: 3	H: 0 LOB: 0 BB: 0 P: 3	R: 4 E: 0 K: 0 S: 7	H: 4 LOB: 1 BB: 1 P: 11	R: 3 E: 0 K: 1 S: 8	H: 3 LOB: 1 BB: 1 P: 12	R: 5 E: 0 K: 0 S: 8	H: 5 LOB: 0 BB: 0 P: 8	R: 1 E: 0 K: 0 S: 4	H: 1 LOB: 0 BB: 0 P: 4	1B: 13 2B: 1 3B: 2 HR: 2	SF: 4 SAC: 0 DP: 0 HBP: 0	WP: 2 PB: 0 SB: 2 CS: 0	PA: 46						
PITCHER	IP	WLS	BF	H	R	ER	SO	BB	IBB	HBP	BLK	WP	HR	S	P	ERA	WHIP									
Chris Knapp, R ERA: 6.07	(1, 1)	4.1	L	23	8	6	4	1	1	0	0	0	0	0	24	28	8.31	2.077								
Mark Clear, R ERA: 3.44	(5, 1)	1.2		11	4	4	2	1	2	0	0	0	1	1	11	19	10.80	3.600								
Mike Barlow, R ERA: 5.19	(7, 1)	0.1		5	4	4	4	0	0	0	0	0	0	0	5	5	108.00	12.000								
Dave Schuler, L ERA: 10.8	(7, 1)	1.2		7	2	2	2	0	0	0	0	0	1	1	7	7	10.80	1.200								

California Angels @ Kansas City Royals
 Royals Stadium, Kansas City, MO
 Mon Sep 17 1979, 8:05 PM EDT
 Att: 38,327 - Unknown - 76 F

AB 39
 R 16
 H 18
 RBI 16
 BB 3
 SO 2
 LOB 16



Batter	1	2	3	4	5	6	7	8	9	AB	R	H	RBI	BB	SO	LOB	TOP										
Rod Carew, L OBP: 0.419, SLG: 0.395 (1, 3)	4-0 BB 1B BB	0-0 F7				0-0 6-3	0-0 4-3		0-3 K	4	1	0	0	1	1	2	California Angels @ Kansas City Royals Royals Stadium, Kansas City, MO Tue Sep 18 1979, 8:05 PM EDT Att: 29,733 - Unknown - 79 F										
Carney Lansford, R OBP: 0.338, SLG: 0.442 (1, 5)	4-0 1B SF9 BB	0-0 2B				0-0 5-3	0-0 5-3		0-0 6-3	4	1	1	0	1	0	0											
Dan Ford, R OBP: 0.337, SLG: 0.470 (1, 9)	0-0 2B 1B	0-3 K				0-0 F8	0-0 3-1			4	1	1	1	0	1	1											
Don Baylor, R OBP: 0.376, SLG: 0.542 (1, 7)	0-0 SF9				0-0 6-3					3	1	1	1	0	0	0											
Rick Miller, L OBP: 0.353, SLG: 0.357 (9, 8)						0-0 1B 3B	0-0 5-3			0	0	0	0	0	0	0											
Willie Aikens, L OBP: 0.376, SLG: 0.493 (1, 10)	3-H 1B 2B				0-0 L6				0-0 F9	1	0	1	1	0	0	0											
Willie Davis, L OBP: 0.241, SLG: 0.275 (1, PR)	2-H 1B 2B				0-0 L6				0-0 F9	3	2	1	1	0	0	0											
Brian Downing, R OBP: 0.420, SLG: 0.458 (1, 2)	0-3 K				0-0 4-3				0-0 WP 1B	4	0	2	0	0	1	1											
Bobby Grich, R OBP: 0.367, SLG: 0.535 (1, 4)	0-0 WP 1B				0-0 F3				0-0 E6 G4-6-3	3	0	1	1	1	0	1											
Larry Harlow, L OBP: 0.332, SLG: 0.259 (1, 8)	0-0 4-3				0-0 6-3				0-0 G4-6-3	4	0	0	0	0	1	7											
Jim Anderson, R OBP: 0.300, SLG: 0.347 (1, 6)					0-0 F9				0-3 K	3	0	0	1	0	1	0											
Inning Stats	R: 4 E: 0 K: 1 S: 8	H: 3 LOB: 1 BB: 2 P: 16	R: 0 E: 0 K: 1 S: 6	H: 1 LOB: 1 BB: 0 P: 6	R: 0 E: 0 K: 0 S: 3	H: 0 LOB: 0 BB: 0 P: 3	R: 0 E: 0 K: 0 S: 3	H: 0 LOB: 0 BB: 0 P: 3	R: 0 E: 0 K: 0 S: 3	H: 0 LOB: 0 BB: 0 P: 3	R: 2 E: 0 K: 1 S: 8	H: 3 LOB: 2 BB: 1 P: 12	R: 0 E: 0 K: 0 S: 3	H: 0 LOB: 0 BB: 0 P: 3	R: 0 E: 1 K: 0 S: 4	H: 1 LOB: 1 BB: 0 P: 4	R: 0 E: 0 K: 2 S: 7	H: 0 LOB: 0 BB: 0 P: 7	1B: 5 2B: 2 3B: 1 HR: 0	SF: 2 SAC: 0 DP: 1 HBP: 0	WP: 2 PB: 2 SB: 0 CS: 0	PA: 38					
PITCHER	IP	WLS	BF	H	R	ER	SO	BB	IBB	HBP	BLK	WP	HR	S	P	ERA	WHIP										
Rich Gale, R ERA: 5.65 (1, 1)	0.1	L	5	2	4	4	0	2	0	0	0	0	0	3	11	108.00	12.000										
Marty Pattin, R ERA: 4.74 (1, 1)	4.2		19	5	2	2	2	0	0	0	0	1	0	23	23	3.86	1.071										
Renie Martin, R ERA: 5.86 (6, 1)	4.0		14	1	0	0	3	1	0	0	0	1	0	19	23	0.00	0.500										

Batter	1	2	3	4	5	6	7	8	9	AB	R	H	RBI	BB	SO	LOB	BOTTOM										
Willie Wilson, S OBP: 0.349, SLG: 0.426 (1, 7)	0-0 1B S 1B	0-0 FC5				0-0 3-1			0-0 L6	5	0	1	0	0	0	6	California Angels @ Kansas City Royals Royals Stadium, Kansas City, MO Tue Sep 18 1979, 8:05 PM EDT Att: 29,733 - Unknown - 79 F										
Hal McRae, R OBP: 0.342, SLG: 0.460 (1, 10)	0-0 F9				0-0 6-3				0-0 F9	5	0	0	0	0	0	1											
Amos Otis, R OBP: 0.372, SLG: 0.449 (1, 8)	0-3 K				0-0 1-3				0-0 2B 1B 2B	5	2	2	0	0	1	1											
George Brett, L OBP: 0.380, SLG: 0.566 (1, 5)	0-0 1B				0-0 S E 1B				0-0 2B 1B 2B	4	2	3	0	1	0	1											
Darrell Porter, L OBP: 0.415, SLG: 0.496 (1, 2)	0-0 P4				0-0 F8				0-0 FC6-4 1B	5	0	3	3	0	0	2											
Al Cowens, R OBP: 0.348, SLG: 0.419 (1, 9)					0-0 L7				0-0 F5	5	0	0	0	0	0	4											
Ralph LaCock, L OBP: 0.342, SLG: 0.396 (1, 3)					0-0 5-3				0-0 FC6-4 1B	5	0	1	0	0	0	1											
Frank White, R OBP: 0.291, SLG: 0.386 (1, 4)					0-0 FC5 S 1B				0-0 F7	4	0	3	0	0	0	1											
U L Washington, S OBP: 0.290, SLG: 0.333 (1, 6)					4-0 1B				0-0 1B	1	0	0	0	2	0	1											
Jamie Quirk, L OBP: 0.333, SLG: 0.382 (8, PH)					4-0 1B				0-0 K	1	0	0	0	0	1	1											
Todd Cruz, R OBP: 0.232, SLG: 0.330 (9, 6)					1-2 BB					0	0	0	0	0	0	0											
Inning Stats	R: 0 E: 0 K: 1 S: 7	H: 2 LOB: 2 BB: 0 P: 7	R: 0 E: 0 K: 0 S: 4	H: 1 LOB: 2 BB: 1 P: 8	R: 1 E: 0 K: 0 S: 4	H: 1 LOB: 0 BB: 0 P: 4	R: 0 E: 0 K: 0 S: 4	H: 1 LOB: 2 BB: 1 P: 8	R: 0 E: 0 K: 0 S: 4	H: 1 LOB: 1 BB: 0 P: 4	R: 1 E: 0 K: 0 S: 5	H: 2 LOB: 1 BB: 0 P: 5	R: 0 E: 0 K: 1 S: 6	H: 1 LOB: 1 BB: 0 P: 6	R: 2 E: 0 K: 0 S: 6	H: 3 LOB: 1 BB: 0 P: 6	1B: 9 2B: 4 3B: 0 HR: 0	SF: 0 SAC: 0 DP: 0 HBP: 0	WP: 0 PB: 0 SB: 0 CS: 0	PA: 43							
PITCHER	IP	WLS	BF	H	R	ER	SO	BB	IBB	HBP	BLK	WP	HR	S	P	ERA	WHIP										
Dave Frost, R ERA: 3.58 (1, 1)	8.1	W	41	13	4	3	2	3	0	0	0	0	0	42	54	3.24	1.920										
John Montague, R ERA: 5.47 (9, 1)	0.2	S	2	0	0	0	0	0	0	0	0	0	0	2	2	0.00	0.000										

Batter	1	2	3	4	5	6	7	8	9	AB	R	H	RBI	BB	SO	LOB	TOP											
Rod Carew, L OBP: 0.415, SLG: 0.391	F5		F7			F7		FC4-6		4	0	0	1	0	0	2	California Angels @ Kansas City Royals Royals Stadium, Kansas City, MO Wed Sep 19 1979, 8:05 PM EDT Att: 31,412 - Unknown - 78 F											
Carney Lansford, R OBP: 0.336, SLG: 0.440	6-3			K		K		SF8		3	0	0	1	0	2	0												
Dan Ford, R OBP: 0.335, SLG: 0.467 Larry Hartow, L OBP: 0.330, SLG: 0.257	F8			4-3		4-3		G3		3	0	0	0	0	0	0												
Don Baylor, R OBP: 0.374, SLG: 0.538		F8		6-3				P4		4	0	0	0	0	0	0												
Brian Downing, R OBP: 0.419, SLG: 0.463		F7						5-3		4	1	1	1	0	1	0												
Bobby Grich, R OBP: 0.387, SLG: 0.532		F8						6-3		3	0	0	0	1	0	0												
Bobby Clark, R OBP: 0.378, SLG: 0.524										3	1	2	0	0	0	1												
Rick Miller, L OBP: 0.362, SLG: 0.357										3	1	1	0	0	1	2												
Jim Anderson, R OBP: 0.305, SLG: 0.366										3	1	2	1	0	0	1												
Inning Stats	R: 0 E: 0 K: 0 S: 3	H: 0 LOB: 0 BB: 0 P: 3	R: 0 E: 0 K: 0 S: 3	H: 0 LOB: 0 BB: 0 P: 3	R: 1 E: 0 K: 1 S: 6	H: 2 LOB: 0 BB: 0 P: 6	R: 0 E: 0 K: 1 S: 5	H: 0 LOB: 0 BB: 0 P: 5	R: 1 E: 0 K: 0 S: 4	H: 1 LOB: 1 BB: 1 P: 8	R: 0 E: 0 K: 0 S: 5	H: 0 LOB: 0 BB: 0 P: 5	R: 0 E: 0 K: 0 S: 3	H: 0 LOB: 0 BB: 0 P: 3	R: 2 E: 0 K: 0 S: 6	H: 3 LOB: 1 BB: 0 P: 6	R: 0 E: 0 K: 1 S: 5	H: 0 LOB: 0 BB: 0 P: 5	1B: 4 2B: 0 3B: 0 HR: 2	SF: 1 SAC: 0 DP: 0 HBP: 0	WP: 0 PB: 0 SB: 0 CS: 1	PA: 33						
PITCHER	IP	WLS	BF	H	R	ER	SO	BB	IBB	HBP	BLK	WP	HR	S	P	ERA	WHIP											
Larry Gura, L ERA: 4.61	(1, 1)	7.0	W	27	6	4	4	3	1	0	0	0	0	2	32	36	5.14	1.000										
Al Hrabosky, L ERA: 3.75	(8, 1)	0.1		1	0	0	0	0	0	0	0	0	0	1	1	0.00	0.000											
Dan Quisenberry, R ERA: 2.57	(8, 1)	1.2	S	5	0	0	0	1	0	0	0	0	0	7	7	0.00	0.000											

Batter	1	2	3	4	5	6	7	8	9	AB	R	H	RBI	BB	SO	LOB	BOTTOM										
Willie Wilson, S OBP: 0.349, SLG: 0.426	6-3					5-3		K		5	1	2	0	0	1	0	California Angels @ Kansas City Royals Royals Stadium, Kansas City, MO Wed Sep 19 1979, 8:05 PM EDT Att: 31,412 - Unknown - 78 F										
Hal McRae, R OBP: 0.348, SLG: 0.467										3	3	3	0	1	0	0											
George Brett, L OBP: 0.381, SLG: 0.566										4	2	2	1	0	1	3											
Darrell Porter, L OBP: 0.414, SLG: 0.495										3	0	1	3	0	0	1											
Ralph LaCock, L OBP: 0.344, SLG: 0.395										3	0	1	1	1	0	0											
Al Cowens, R OBP: 0.351, SLG: 0.421										3	0	2	0	1	0	1											
Amos Otis, R OBP: 0.370, SLG: 0.446										4	0	0	0	0	2	5											
Frank White, R OBP: 0.289, SLG: 0.382										4	0	0	0	0	1	0											
U.L. Washington, S OBP: 0.286, SLG: 0.328										4	0	0	0	0	4	0											
Inning Stats	R: 1 E: 0 K: 0 S: 5	H: 2 LOB: 3 BB: 2 P: 13	R: 0 E: 0 K: 2 S: 9	H: 2 LOB: 2 BB: 0 P: 9	R: 0 E: 0 K: 1 S: 6	H: 1 LOB: 1 BB: 0 P: 6	R: 3 E: 1 K: 1 S: 8	H: 3 LOB: 1 BB: 0 P: 8	R: 0 E: 0 K: 0 S: 2	H: 0 LOB: 0 BB: 1 P: 6	R: 0 E: 0 K: 2 S: 7	H: 0 LOB: 0 BB: 0 P: 7	R: 2 E: 0 K: 1 S: 8	H: 3 LOB: 1 BB: 0 P: 8	R: 0 E: 0 K: 2 S: 7	H: 0 LOB: 0 BB: 0 P: 7	1B: 10 2B: 1 3B: 0 HR: 0	SF: 1 SAC: 0 DP: 1 HBP: 0	WP: 0 PB: 0 SB: 2 CS: 0	PA: 37							
PITCHER	IP	WLS	BF	H	R	ER	SO	BB	IBB	HBP	BLK	WP	HR	S	P	ERA	WHIP										
Nolan Ryan, R ERA: 3.75	(1, 1)	8.0	L	37	11	6	3	9	3	0	0	0	0	52	64	3.38	1.750										

AB	31
R	4
H	6
RBI	4
BB	1
SO	4
LOB	7



Batter	1	2	3	4	5	6	7	8	9	AB	R	H	RBI	BB	SO	LOB	TOP								
Rick Miller, L OBP: 0.364, SLG: 0.357 (1, 8)	F8		K				FC5-6 1-3 1B		BB	5	1	2	0	1	1	2	California Angels @ Kansas City Royals Royals Stadium, Kansas City, MO Thu Sep 20 1979, 8:05 PM EDT Att: 32,659 - Unknown								
Carney Lansford, R OBP: 0.336, SLG: 0.438 (1, 5)	K		5-3		F8		1-2 2-3 1B	P4	BB	5	1	1	1	1	1	4									
Ralph Carr, L OBP: 0.315, SLG: 0.409 (1, 10)	P6					G3	1-3	4-3	F7	6	0	1	0	0	0	7									
Don Baylor, R OBP: 0.374, SLG: 0.542 (1, 7)		HR			P6		K		5-3	5	2	2	3	0	1	1									
Rod Carew, L OBP: 0.417, SLG: 0.395 (1, 3)	F8				F7				5-3 HR	4	2	2	0	1	0	1									
Brian Downing, R OBP: 0.419, SLG: 0.467 (1, 2)	F7				F2				5-3	4	1	1	3	1	0	2									
Bobby Grich, R OBP: 0.367, SLG: 0.536 (1, 4)	K						1B		HR	5	1	2	2	0	2	2									
Larry Harlow, L OBP: 0.341, SLG: 0.284 (1, 9)			SF8 3B		F8		FC5-6 SH	1B	2B	5	2	4	0	0	0	1									
Jim Anderson, R OBP: 0.304, SLG: 0.370 (1, 6)			SF8		F9		SH FC5-6 1B	K	BB 2B	3	1	1	2	0	1	2									
Inning Stats	R: 0 E: 0 K: 1 S: 5	H: 0 LOB: 0 BB: 0 P: 5	R: 1 E: 0 K: 1 S: 6	H: 1 LOB: 0 BB: 0 P: 6	R: 1 E: 0 K: 1 S: 6	H: 1 LOB: 0 BB: 0 P: 6	R: 0 E: 0 K: 0 S: 4	H: 1 LOB: 1 BB: 0 P: 4	R: 0 E: 0 K: 0 S: 5	H: 2 LOB: 2 BB: 0 P: 5	R: 0 E: 0 K: 0 S: 8	H: 1 LOB: 2 BB: 1 P: 12	R: 6 E: 1 K: 0 S: 8	H: 4 LOB: 0 BB: 1 P: 12	R: 0 E: 0 K: 1 S: 7	H: 2 LOB: 2 BB: 0 P: 7	R: 3 E: 0 K: 0 S: 7	H: 4 LOB: 3 BB: 2 P: 15	1B: 10 2B: 2 3B: 1 HR: 3	SF: 1 SAC: 1 DP: 0 HBP: 0	WP: 0 PB: 0 SB: 0 CS: 0	PA: 48			
PITCHER	IP	WLS	BF	H	R	ER	SO	BB	IBB	HBP	BLK	WP	HR	S	P	ERA	WHIP								
Craig Chamberlain, R ERA: 3.42 (1, 1)	6.1	L	29	8	5	5	5	1	0	0	0	0	1	38	42	7.11	1.421								
Gary Christenson, L ERA: 3.38 (7, 1)	0.1		1	0	0	0	0	0	0	0	0	0	0	1	1	0.00	0.000								
Renie Martin, R ERA: 6.51 (7, 1)	0.0		2	1	0	0	0	0	1	0	0	0	0	1	5	∞	∞								
Dan Quisenberry, R ERA: 3.41 (7, 1)	2.0		13	7	6	6	1	0	0	0	0	0	2	15	15	27.00	3.500								
Al Hrabosky, L ERA: 3.74 (9, 1)	0.1		3	0	0	0	0	2	0	0	0	0	0	1	9	0.00	6.000								

Batter	1	2	3	4	5	6	7	8	9	AB	R	H	RBI	BB	SO	LOB	BOTTOM									
Willie Wilson, S OBP: 0.348, SLG: 0.424 (1, 7)	4-3		S 1B				P4		6-3	5	1	1	1	0	1	2	California Angels @ Kansas City Royals Royals Stadium, Kansas City, MO Thu Sep 20 1979, 8:05 PM EDT Att: 32,659 - Unknown									
Hal McRae, R OBP: 0.350, SLG: 0.467 (1, 10)	K		FC4-6 1B			K		HR		4	1	2	2	0	2	0										
George Brett, L OBP: 0.382, SLG: 0.570 (1, 5)	K		FC4-6			1B		HR		4	1	2	3	0	1	1										
Darrell Porter, L OBP: 0.418, SLG: 0.498 (1, 2)			CS 1B		G1-6-3 BB		G4-6-3 1B	1B	1B	3	0	3	0	1	0	0										
Ralph LaCock, L OBP: 0.341, SLG: 0.392 (1, 3)	6-3				F7		G4-6-3	F5		3	0	0	0	0	0	3										
John Wathan, R OBP: 0.228, SLG: 0.295 (8, PH)										0	0	0	0	0	0	0										
Jim Nettles, L OBP: 0.250, SLG: 0.100 (9, 3)										1	0	0	0	0	0	1										
Amos Otis, R OBP: 0.371, SLG: 0.446 (1, 8)	6-3				G1-6-3		FC4-6 1B	1B		4	0	2	0	0	0	1										
Al Cowens, R OBP: 0.349, SLG: 0.417 (1, 9)			F9				FC4-6	4-3		4	0	0	0	0	0	3										
Frank White, R OBP: 0.292, SLG: 0.389 (8, PH)										2	1	2	0	0	0	0										
Steve Braun, L OBP: 0.322, SLG: 0.386 (8, FR)			S 1B							1	0	1	0	0	0	0										
Jerry Terrell, R OBP: 0.324, SLG: 0.485 (9, 4)										0	1	0	0	0	0	0										
Clint Hurdle, L OBP: 0.326, SLG: 0.368 (9, PH)			1B					1B		1	0	0	0	0	0	0										
U L Washington, S OBP: 0.284, SLG: 0.325 (8, PH)										2	0	0	0	0	0	2										
Jamie Quirk, L OBP: 0.338, SLG: 0.386 (8, PH)			1-3		F8			1B	L6	2	1	1	0	0	0	0										
Inning Stats	R: 0 E: 0 K: 2 S: 7	H: 0 LOB: 0 BB: 0 P: 7	R: 0 E: 0 K: 0 S: 3	H: 1 LOB: 0 BB: 0 P: 3	R: 2 E: 0 K: 0 S: 6	H: 3 LOB: 1 BB: 0 P: 6	R: 0 E: 0 K: 0 S: 2	H: 0 LOB: 0 BB: 1 P: 6	R: 0 E: 0 K: 0 S: 3	H: 1 LOB: 0 BB: 0 P: 3	R: 0 E: 0 K: 1 S: 5	H: 1 LOB: 1 BB: 0 P: 5	R: 0 E: 0 K: 0 S: 4	H: 2 LOB: 1 BB: 0 P: 4	R: 4 E: 0 K: 1 S: 11	H: 6 LOB: 2 BB: 0 P: 11	R: 0 E: 0 K: 0 S: 3	H: 0 LOB: 0 BB: 0 P: 3	1B: 12 2B: 0 3B: 1 HR: 1	SF: 0 SAC: 0 DP: 2 HBP: 0	WP: 0 PB: 0 SB: 2 CS: 1	PA: 37				
PITCHER	IP	WLS	BF	H	R	ER	SO	BB	IBB	HBP	BLK	WP	HR	S	P	ERA	WHIP									
Jim Barr, R ERA: 4.2 (1, 1)	7.0	W	27	10	4	4	3	1	0	0	0	0	0	1	5	5	54.00	6.000								
John Montague, R ERA: 5.59 (8, 1)	0.1		3	2	2	2	1	0	0	0	0	0	0	1	5	5	∞	∞								
Dave LaRoche, L ERA: 5.62 (8, 1)	0.0		1	1	0	0	0	0	0	0	0	0	0	1	1	∞	∞									
Don Aase, R ERA: 4.79 (8, 1)	1.2	S	6	1	0	0	0	0	0	0	0	0	0	6	6	0.00	0.600									



Batter	1	2	3	4	5	6	7	8	9	AB	R	H	RBI	BB	SO	LOB	TOP										
Mickey Rivers, L OBP: 0.321, SLG: 0.425	F9		CS 1B		FC3-6 BB 2-3 1B		SH1-3 2B BB	L9		4	1	2	0	1	0	0											
Bump Wills, S OBP: 0.342, SLG: 0.347	2B		CS	F4	FC3-6 BB		SH1-3	L3		3	0	1	0	1	0	0											
Al Oliver, L OBP: 0.371, SLG: 0.478	K			6-3	FC3-6 FC4-6		2B IBB	F8		4	0	0	1	1	1	3											
Buddy Bell, R OBP: 0.331, SLG: 0.460	L9			BB 1B	FC4-6		2B	E6		5	0	2	2	0	0	3											
John Ellis, R OBP: 0.321, SLG: 0.442		F7		BB 1B		4-3				4	0	2	0	0	0	0											
Bill Sample, R OBP: 0.365, SLG: 0.417				1B				IBB		0	0	0	0	0	0	0											
Pat Putnam, L OBP: 0.329, SLG: 0.474				BB						0	0	0	0	1	0	0											
Richie Zisk, R OBP: 0.341, SLG: 0.421	L7			BB		6-3	K	F8		4	0	0	0	1	1	5											
Willie Montanez, L OBP: 0.291, SLG: 0.360	CS 1B		F7				K			4	0	2	0	0	1	6											
Jim Sundberg, R OBP: 0.338, SLG: 0.369	CS		F7		1B SH2-4 FC3-6 BB	K		4-3		3	1	0	0	1	1												
Nelson Norman, S OBP: 0.253, SLG: 0.262			1-3		SH2-4		SH1-3 BB 2B 1B	F7		3	1	1	0	0	0	0											
Inning Stats	R: 0 E: 0 K: 1 S: 6	H: 1 LOB: 1 BB: 0 P: 6	R: 0 E: 0 K: 0 S: 3	H: 1 LOB: 0 BB: 0 P: 3	R: 0 E: 0 K: 0 S: 3	H: 1 LOB: 0 BB: 0 P: 3	R: 0 E: 0 K: 0 S: 5	H: 2 LOB: 3 BB: 1 P: 9	R: 1 E: 0 K: 1 S: 4	H: 1 LOB: 1 BB: 0 P: 6	R: 2 E: 0 K: 2 S: 10	H: 3 LOB: 3 BB: 2 P: 18	R: 0 E: 0 K: 0 S: 3	H: 0 LOB: 0 BB: 0 P: 3	R: 0 E: 1 K: 0 S: 4	H: 0 LOB: 2 BB: 1 P: 8	1B: 8 2B: 2 3B: 0 HR: 0	SF: 0 SAC: 2 DP: 0 HBP: 0	WP: 0 PB: 0 SB: 0 CS: 2	PA: 44							
PITCHER	IP	WLS	BF	H	R	ER	SO	BB	IBB	HBP	BLK	WP	HR	S	P	ERA	WHIP										
Frank Tanana, L ERA: 4.2	3.2		14	5	0	0	1	0	0	0	0	0	0	16	16	0.00	1.364										
Mark Clear, R ERA: 3.92	2.1	L	14	3	3	3	1	4	0	0	0	0	0	12	28	11.57	3.000										
Don Aase, R ERA: 4.71	3.0		14	2	0	0	2	0	2	0	0	0	0	16	24	0.00	0.667										

Texas Rangers @ California Angels
Anaheim Stadium, Anaheim, CA
Fri Sep 21 1979, 10:05 PM EDT
Att: 37,450 - Unknown


AB 34
R 3
H 10
RBI 3
BB 6
SO 4
LOB 18



Batter	1	2	3	4	5	6	7	8	9	AB	R	H	RBI	BB	SO	LOB	BOTTOM										
Rick Miller, L OBP: 0.365, SLG: 0.361	2B		G3		SH1-4		1B		FC5 FC6-4	4	0	2	0	0	0	2											
Camey Lansford, R OBP: 0.333, SLG: 0.435	F9		K		1-3		K		FC6-4	5	0	0	0	0	2	6											
Ralph Garr, L OBP: 0.312, SLG: 0.404	6-3		L5		4-3					4	0	0	0	0	1	2											
Don Baylor, R OBP: 0.372, SLG: 0.538	F8			F3		F4		K		4	0	0	0	0	1	1											
Rod Carew, L OBP: 0.418, SLG: 0.394		4-3		1B E 1B		F8		BB		3	1	1	0	1	0	0											
Brian Downing, R OBP: 0.418, SLG: 0.465		4-3		E8 1B		K		K		4	0	1	0	0	2	1											
Bobby Grich, R OBP: 0.368, SLG: 0.535		BB BB		K			1-6-3		FC5 1B	3	0	1	0	1	1	1											
Larry Harlow, L OBP: 0.340, SLG: 0.279		FC6-4 BB		G3			4-3		K	3	0	0	0	1	1	2											
Jim Anderson, R OBP: 0.309, SLG: 0.374									FC5 1B	3	0	2	0	0	0	2											
Willie Davis, L OBP: 0.255, SLG: 0.288			FC6-4		SH1-4 1B		1B		FC5 1B	1	0	1	0	0	0	0											
Inning Stats	R: 0 E: 0 K: 0 S: 4	H: 1 LOB: 1 BB: 0 P: 4	R: 0 E: 0 K: 0 S: 3	H: 0 LOB: 2 BB: 2 P: 11	R: 0 E: 0 K: 1 S: 5	H: 0 LOB: 0 BB: 0 P: 5	R: 1 E: 1 K: 1 S: 7	H: 2 LOB: 1 BB: 0 P: 7	R: 0 E: 0 K: 0 S: 4	H: 1 LOB: 1 BB: 0 P: 4	R: 0 E: 0 K: 1 S: 5	H: 0 LOB: 0 BB: 0 P: 5	R: 0 E: 0 K: 1 S: 7	H: 2 LOB: 2 BB: 0 P: 7	R: 0 E: 0 K: 3 S: 9	H: 0 LOB: 1 BB: 1 P: 13	R: 0 E: 0 K: 1 S: 7	H: 2 LOB: 2 BB: 0 P: 7	1B: 7 2B: 1 3B: 0 HR: 0	SF: 0 SAC: 1 DP: 0 HBP: 0	WP: 0 PB: 0 SB: 0 CS: 0	PA: 38					
PITCHER	IP	WLS	BF	H	R	ER	SO	BB	IBB	HBP	BLK	WP	HR	S	P	ERA	WHIP										
Doc Medich, R ERA: 4.08	6.2	W	27	5	1	0	3	2	0	0	0	0	0	31	39	0.00	1.050										
Jim Kern, R ERA: 1.6	2.1	S	11	3	0	0	5	1	0	0	0	0	0	20	24	0.00	1.714										


Texas Rangers @ California Angels
Anaheim Stadium, Anaheim, CA
Fri Sep 21 1979, 10:05 PM EDT
Att: 37,450 - Unknown


AB 34
R 1
H 8
RBI 0
BB 3
SO 8
LOB 17



Batter	1	2	3	4	5	6	7	8	9	AB	R	H	RBI	BB	SO	LOB	TOP			
Mickey Rivers, L (1, 8) OBP: 0.320, SLG: 0.423										4	0	1	0	0	1	0	<p>Texas Rangers @ California Angels Anaheim Stadium, Anaheim, CA Sat Sep 22 1979, 6:33 AM EDT Att: 33,730 - Unknown</p>			
Bump Wills, S (1, 4) OBP: 0.341, SLG: 0.346										4	0	1	0	0	0	1				
Al Oliver, L (1, 7) OBP: 0.370, SLG: 0.476										4	0	1	0	0	0	1				
Buddy Bell, R (1, 5) OBP: 0.329, SLG: 0.457										4	0	0	0	0	1	2				
Willie Montanez, L (1, 3) OBP: 0.292, SLG: 0.368									4	1	2	1	0	1	2					
Pat Putnam, L (1, 10) OBP: 0.326, SLG: 0.469									4	0	0	0	0	0	1					
Richie Zisk, R (1, 9) OBP: 0.341, SLG: 0.419										2	0	0	0	1	1	0				
Jim Sundberg, R (1, 2) OBP: 0.336, SLG: 0.367										3	0	0	0	0	0	2				
Nelson Norman, S (1, 6) OBP: 0.251, SLG: 0.260									2	0	0	0	0	0	0	0				
Mike Jorgensen, L (8, PH) OBP: 0.300, SLG: 0.392									1	0	0	0	0	0	0	0				
Eric Soderholm, R (8, 5) OBP: 0.315, SLG: 0.393									0	0	0	0	0	0	0	0				
Inning Stats	R: 0 E: 0 K: 0 S: 5	H: 2 LOB: 2 BB: 0 P: 5	R: 0 E: 0 K: 1 S: 5	H: 0 LOB: 0 BB: 0 P: 5	R: 0 E: 0 K: 0 S: 3	H: 0 LOB: 0 BB: 0 P: 3	R: 1 E: 0 K: 1 S: 6	H: 1 LOB: 0 BB: 0 P: 6	R: 0 E: 0 K: 0 S: 3	H: 0 LOB: 0 BB: 0 P: 3	R: 0 E: 0 K: 1 S: 4	H: 1 LOB: 2 BB: 1 P: 8	R: 0 E: 0 K: 0 S: 4	H: 1 LOB: 1 BB: 0 P: 4	R: 0 E: 0 K: 1 S: 5	H: 0 LOB: 0 BB: 0 P: 5	1B: 3 2B: 1 3B: 0 HR: 1	SF: 0 SAC: 0 DP: 0 HBP: 0	WP: 0 PB: 0 SB: 0 CS: 0	PA: 33
PITCHER Chris Knapp, R (1, 1) ERA: 5.88	IP: 9.0 WLS: W BF: 33	H: 5 R: 1 ER: 1 SO: 4	BB: 1 IBB: 0 HBP: 0 BLK: 0	WP: 0 HR: 1 S: 40 P: 44	ERA: 1.00 WHIP: 0.667	PITCHER										IP: 9.0 WLS: W BF: 33	H: 5 R: 1 ER: 1 SO: 4	BB: 1 IBB: 0 HBP: 0 BLK: 0	WP: 0 HR: 1 S: 40 P: 44	ERA: 1.00 WHIP: 0.667

Batter	1	2	3	4	5	6	7	8	9	AB	R	H	RBI	BB	SO	LOB	BOTTOM			
Rick Miller, L (1, 8) OBP: 0.364, SLG: 0.363										4	0	1	0	0	1	3	<p>Texas Rangers @ California Angels Anaheim Stadium, Anaheim, CA Sat Sep 22 1979, 6:33 AM EDT Att: 33,730 - Unknown</p>			
Camey Lansford, R (1, 5) OBP: 0.332, SLG: 0.432										3	0	0	0	0	0	2				
Ralph Garr, L (1, 10) OBP: 0.309, SLG: 0.400										3	0	0	0	0	1	1				
Merv Rettenmund, R (7, PH) OBP: 0.364, SLG: 0.333										1	0	0	0	0	0	1				
Don Baylor, R (1, 7) OBP: 0.373, SLG: 0.538										4	0	2	0	0	0	2				
Bobby Clark, R (9, 7) OBP: 0.376, SLG: 0.524										0	0	0	0	0	0	0				
Rod Carew, L (1, 3) OBP: 0.416, SLG: 0.393										4	0	1	0	0	0	2				
Brian Downing, R (1, 2) OBP: 0.416, SLG: 0.466										4	1	1	0	0	0	2				
Bobby Grich, R (1, 4) OBP: 0.369, SLG: 0.543										4	1	2	1	0	0	1				
Larry Harlow, L (1, 9) OBP: 0.344, SLG: 0.282										2	1	1	0	1	0	0				
Jim Anderson, R (1, 6) OBP: 0.308, SLG: 0.369										3	0	0	1	0	0	3				
Inning Stats	R: 0 E: 0 K: 0 S: 5	H: 2 LOB: 2 BB: 0 P: 5	R: 0 E: 0 K: 0 S: 3	H: 0 LOB: 0 BB: 0 P: 3	R: 0 E: 0 K: 1 S: 5	H: 0 LOB: 0 BB: 0 P: 5	R: 1 E: 1 K: 0 S: 5	H: 1 LOB: 1 BB: 0 P: 5	R: 0 E: 0 K: 0 S: 5	H: 2 LOB: 2 BB: 0 P: 5	R: 2 E: 1 K: 1 S: 7	H: 1 LOB: 2 BB: 1 P: 12	R: 0 E: 0 K: 0 S: 5	H: 2 LOB: 2 BB: 0 P: 5	R: 0 E: 0 K: 1 S: 5	H: 0 LOB: 0 BB: 0 P: 5	1B: 4 2B: 3 3B: 0 HR: 1	SF: 0 SAC: 2 DP: 0 HBP: 1	WP: 0 PB: 0 SB: 0 CS: 0	PA: 36
PITCHER Steve Comer, R (1, 1) ERA: 3.63	IP: 6.0 WLS: L BF: 27	H: 6 R: 3 ER: 1 SO: 1	BB: 1 IBB: 0 HBP: 1 BLK: 0	WP: 0 HR: 1 S: 27 P: 32	ERA: 1.50 WHIP: 1.167	PITCHER										IP: 6.0 WLS: L BF: 27	H: 6 R: 3 ER: 1 SO: 1	BB: 1 IBB: 0 HBP: 1 BLK: 0	WP: 0 HR: 1 S: 27 P: 32	ERA: 1.50 WHIP: 1.167
Sparky Lyle, L (7, 1) ERA: 2.99	IP: 2.0 WLS: L BF: 9	H: 2 R: 0 ER: 0 SO: 1	BB: 0 IBB: 0 HBP: 0 BLK: 0	WP: 0 HR: 0 S: 11 P: 11	ERA: 0.00 WHIP: 1.000	PITCHER										IP: 2.0 WLS: L BF: 9	H: 2 R: 0 ER: 0 SO: 1	BB: 0 IBB: 0 HBP: 0 BLK: 0	WP: 0 HR: 0 S: 11 P: 11	ERA: 0.00 WHIP: 1.000

Batter	1	2	3	4	5	6	7	8	9	AB	R	H	RBI	BB	SO	LOB	TOP			
Mickey Rivers, L OBP: 0.320, SLG: 0.422	0-0 4-3			0-0 F6		0-0 G3		0-0 1B		4	0	1	0	0	0	0	<p>Texas Rangers @ California Angels Anaheim Stadium, Anaheim, CA</p> <p>Sun Sep 23 1979, 6:33 AM EDT Att: 41,498 - Unknown</p> <p>livebaseballscorecards.com</p> <p>AB 31 R 1 H 6 RBI 1 BB 0 SO 5 LOB 8</p> 			
Bump Willis, S OBP: 0.341, SLG: 0.347	0-0 F7			0-0 B1-3			0-0 1B SF8 2B	0-3 K		4	1	1	0	0	1	2				
Al Oliver, L OBP: 0.373, SLG: 0.478	0-0 4-3			0-0 FC4-6 1B			0-0 2-3 1B		0-0 G4-6-3 1B	4	0	3	0	0	0	0				
Buddy Bell, R OBP: 0.328, SLG: 0.454		0-0 F9		0-0 FC4-6 1-2			0-0 L6		0-0 F7	4	0	0	0	0	0	4				
Willie Montanez, L OBP: 0.290, SLG: 0.366		0-0 6-3			0-0 F7		0-0 SF8		0-0 G4-6-3 1-2	3	0	0	1	0	0	1				
John Ellis, R OBP: 0.318, SLG: 0.438		0-3 K			0-3 K		3-H 0-3 K			3	0	0	0	0	3	1				
Bill Sample, R OBP: 0.362, SLG: 0.413			0-0 5-3		0-0 G3			0-0 4-3		3	0	0	0	0	0	0				
Jim Sundberg, R OBP: 0.335, SLG: 0.364			0-3 K			0-0 6-3		0-0 F7		3	0	0	0	0	1	0				
Nelson Norman, S OBP: 0.252, SLG: 0.261			0-0 F8			0-0 4-3		0-0 1B 1B		3	0	1	0	0	0	0				
Inning Stats	R: 0 E: 0 K: 0 S: 3	H: 0 LOB: 0 BB: 0 P: 3	R: 0 E: 0 K: 1 S: 5	H: 0 LOB: 0 BB: 0 P: 5	R: 0 E: 0 K: 1 S: 5	H: 1 LOB: 1 BB: 0 P: 4	R: 0 E: 0 K: 1 S: 5	H: 0 LOB: 0 BB: 0 P: 5	R: 0 E: 0 K: 0 S: 3	H: 0 LOB: 0 BB: 0 P: 3	R: 1 E: 0 K: 1 S: 7	H: 2 LOB: 1 BB: 0 P: 7	R: 0 E: 0 K: 1 S: 7	H: 2 LOB: 2 BB: 0 P: 7	R: 0 E: 0 K: 0 S: 3	H: 1 LOB: 0 BB: 0 P: 3	1B: 5 2B: 1 3B: 0 HR: 0	SF: 1 SAC: 0 DP: 1 HBP: 0	WP: 0 PB: 0 CS: 0	PA: 32
PITCHER Dave Frost, R ERA: 3.48	IP: 9.0 WLS: W BF: 32 H: 6 R: 1 ER: 1 SO: 5 BB: 0 IBB: 0 HBP: 0 BLK: 0 WP: 0 HR: 0 S: 42 P: 42 ERA: 1.00 WHIP: 0.667															PITCHER				

Batter	1	2	3	4	5	6	7	8	9	AB	R	H	RBI	BB	SO	LOB	BOTTOM			
Rick Miller, L OBP: 0.363, SLG: 0.361	0-0 F7		0-3 K		0-0 HR 1B	0-3 K				4	1	1	0	0	2	1	<p>Texas Rangers @ California Angels Anaheim Stadium, Anaheim, CA</p> <p>Sun Sep 23 1979, 6:33 AM EDT Att: 41,498 - Unknown</p> <p>livebaseballscorecards.com</p> <p>AB 31 R 6 H 6 RBI 6 BB 3 SO 11 LOB 11</p> 			
Carney Lansford, R OBP: 0.331, SLG: 0.436	0-0 5-3			0-0 E5	0-0 HR	0-3 K				4	1	1	3	0	1	0				
Ralph Garr, L OBP: 0.305, SLG: 0.395	0-0 G3			0-3 K	0-0 F8		0-0 F9			4	0	0	0	0	1	1				
Don Baylor, R OBP: 0.373, SLG: 0.536		0-0 4-3		4-0 1-2 BB	4-0 HBP FC6-4 BB		0-0 F7			2	1	0	0	2	0	0				
Rod Carew, L OBP: 0.415, SLG: 0.390		0-0 F8		0-3 K	4-0 FC6-4 HBP 1-2 BB		0-0 F7			3	0	0	0	1	1	2				
Brian Downing, R OBP: 0.415, SLG: 0.463		0-0 F9		0-3 K	1-6 FC6-4 HBP		0-0 F3			3	0	0	0	0	1	2				
Bobby Grich, R OBP: 0.368, SLG: 0.542			0-0 F9		0-0 2B FC6-4		0-3 K			4	1	1	1	0	1	2				
Larry Harlow, L OBP: 0.347, SLG: 0.286			0-0 1B		0-0 K		0-3 K			4	1	2	1	0	2	2				
Jim Anderson, R OBP: 0.308, SLG: 0.369			0-3 K		0-0 1B HR 1B	0-3 K				3	1	1	1	0	2	1				
Inning Stats	R: 0 E: 0 K: 0 S: 3	H: 0 LOB: 0 BB: 0 P: 3	R: 0 E: 0 K: 2 S: 8	H: 1 LOB: 1 BB: 0 P: 8	R: 0 E: 1 K: 3 S: 10	H: 0 LOB: 2 BB: 1 P: 14	R: 6 E: 0 K: 1 S: 10	H: 5 LOB: 2 BB: 2 P: 19	R: 0 E: 0 K: 3 S: 9	H: 0 LOB: 0 BB: 0 P: 9	R: 0 E: 0 K: 0 S: 3	H: 0 LOB: 0 BB: 0 P: 3	R: 0 E: 0 K: 2 S: 7	H: 0 LOB: 0 BB: 0 P: 7	R: 0 E: 0 K: 0 S: 3	H: 0 LOB: 0 BB: 0 P: 3	1B: 4 2B: 1 3B: 0 HR: 1	SF: 0 SAC: 0 DP: 0 HBP: 1	WP: 0 PB: 1 CS: 0	PA: 35
PITCHER Fergie Jenkins, R ERA: 4.21 Dave Rajsich, L ERA: 3.91 Danny Darwin, R ERA: 3.84	IP: 4.0 WLS: L BF: 20 H: 6 R: 5 ER: 5 SO: 5 BB: 1 IBB: 0 HBP: 0 BLK: 0 WP: 0 HR: 1 S: 29 P: 33 ERA: 11.25 WHIP: 1.750															PITCHER				

Batter	1	2	3	4	5	6	7	8	9	AB	R	H	RBI	BB	SO	LOB	TOP					
Willie Wilson, S (1, 7) OBP: 0.350, SLG: 0.425										4	0	1	0	0	1	4	Kansas City Royals @ California Angels Anaheim Stadium, Anaheim, CA Mon Sep 24 1979, 10:05 PM EDT Att: 40,423 - Unknown livebaseballscorecards.com					
Hal McRae, R (1, 10) OBP: 0.353, SLG: 0.473										4	0	1	1	0	2	3						
George Brett, L (1, 5) OBP: 0.376, SLG: 0.563										4	0	0	0	0	0	3						
Darrell Porter, L (1, 2) OBP: 0.418, SLG: 0.489										3	0	0	0	0	1	1						
Ralph LaCock, L (1, 3) OBP: 0.334, SLG: 0.380										4	0	0	0	0	0	1						
Amos Otis, R (1, 8) OBP: 0.366, SLG: 0.442										4	1	1	0	0	1	0						
Al Cowens, R (1, 9) OBP: 0.346, SLG: 0.412										3	1	1	0	1	2	0						
Frank White, R (1, 4) OBP: 0.297, SLG: 0.391										2	1	0	0	1	1	1						
Steve Braun, L (9, PH) OBP: 0.397, SLG: 0.391										1	0	1	0	0	0	0						
German Barranca, L (9, FR)										0	0	0	0	0	0	0						
U L Washington, S (1, 6) OBP: 0.302, SLG: 0.359										1	0	0	0	1	0	1						
Jamie Quirk, L (9, PH) OBP: 0.333, SLG: 0.380										1	0	0	0	0	0	1						
Inning Stats	R: 0 E: 0 K: 2 S: 8	H: 1 LOB: 1 BB: 0 P: 8	R: 3 E: 2 K: 0 S: 7	H: 3 LOB: 2 BB: 1 P: 11	R: 0 E: 0 K: 0 S: 3	H: 0 LOB: 0 BB: 0 P: 3	R: 0 E: 0 K: 1 S: 5	H: 0 LOB: 2 BB: 2 P: 13	R: 0 E: 0 K: 0 S: 3	H: 0 LOB: 0 BB: 0 P: 3	R: 0 E: 0 K: 3 S: 10	H: 0 LOB: 1 BB: 0 P: 10	R: 0 E: 0 K: 1 S: 5	H: 0 LOB: 0 BB: 0 P: 5	R: 0 E: 0 K: 0 S: 2	H: 0 LOB: 0 BB: 0 P: 3	R: 0 E: 0 K: 1 S: 5	H: 1 LOB: 1 BB: 0 P: 5	1B: 5 2B: 0 3B: 0 HR: 0	SF: 0 SAC: 1 DP: 1 HBP: 1	WP: 1 PB: 0 SB: 1 CS: 0	PA: 37
PITCHER Nolan Ryan, R (1, 1) ERA: 3.6	IP: 9.0 WLS: W BF: 36	H: 5 R: 3 ER: 0 SO: 8	BB: 3 IBB: 0 HBP: 1 BLK: 0	WP: 1 HR: 0 S: 48 P: 61	ERA: 0.00 WHIP: 0.889	PITCHER										IP: 9.0 WLS: W BF: 36	H: 5 R: 3 ER: 0 SO: 8	BB: 3 IBB: 0 HBP: 1 BLK: 0	WP: 1 HR: 0 S: 48 P: 61	ERA: 0.00 WHIP: 0.889		

Batter	1	2	3	4	5	6	7	8	9	AB	R	H	RBI	BB	SO	LOB	BOTTOM			
Rod Carew, L (1, 3) OBP: 0.418, SLG: 0.389										1	2	0	0	3	0	0	Kansas City Royals @ California Angels Anaheim Stadium, Anaheim, CA Mon Sep 24 1979, 10:05 PM EDT Att: 40,423 - Unknown livebaseballscorecards.com			
Carney Lansford, R (1, 5) OBP: 0.330, SLG: 0.435										2	0	0	0	0	1	2				
Dan Ford, R (1, 9) OBP: 0.334, SLG: 0.467										2	0	1	4	0	0	0				
Don Baylor, R (1, 10) OBP: 0.371, SLG: 0.533										4	0	0	0	0	0	3				
Brian Downing, R (1, 2) OBP: 0.412, SLG: 0.459										4	0	0	0	0	0	0				
Bobby Grich, R (1, 4) OBP: 0.387, SLG: 0.540										4	0	1	0	0	1	0				
Bobby Clark, R (1, 7) OBP: 0.388, SLG: 0.543										4	1	2	0	0	0	1				
Rick Miller, L (1, 8) OBP: 0.363, SLG: 0.361										3	0	1	0	0	2	2				
Jim Anderson, R (1, 6) OBP: 0.308, SLG: 0.368										3	1	1	0	0	0	3				
Inning Stats	R: 0 E: 0 K: 1 S: 5	H: 0 LOB: 0 BB: 0 P: 5	R: 0 E: 0 K: 0 S: 3	H: 0 LOB: 0 BB: 0 P: 3	R: 2 E: 1 K: 1 S: 8	H: 2 LOB: 2 BB: 1 P: 12	R: 0 E: 0 K: 1 S: 6	H: 1 LOB: 1 BB: 0 P: 6	R: 1 E: 0 K: 0 S: 4	H: 1 LOB: 1 BB: 1 P: 8	R: 0 E: 0 K: 0 S: 5	H: 2 LOB: 2 BB: 0 P: 5	R: 1 E: 0 K: 0 S: 3	H: 0 LOB: 0 BB: 1 P: 7	R: 0 E: 0 K: 1 S: 5	H: 0 LOB: 0 BB: 0 P: 5		1B: 5 2B: 1 3B: 0 HR: 0	SF: 2 SAC: 2 DP: 0 HBP: 0	WP: 1 PB: 0 SB: 1 CS: 0
PITCHER Larry Gura, L (1, 1) ERA: 4.57	IP: 6.0 WLS: L BF: 28	H: 6 R: 4 ER: 2 SO: 3	BB: 3 IBB: 0 HBP: 0 BLK: 0	WP: 0 HR: 0 S: 31 P: 43	ERA: 3.00 WHIP: 1.500	PITCHER										IP: 6.0 WLS: L BF: 28	H: 6 R: 4 ER: 2 SO: 3	BB: 3 IBB: 0 HBP: 0 BLK: 0	WP: 0 HR: 0 S: 31 P: 43	ERA: 3.00 WHIP: 1.500
PITCHER Rene Martin, R (7, 1) ERA: 5.74	IP: 2.0 WLS: L BF: 6	H: 0 R: 0 ER: 0 SO: 1	BB: 0 IBB: 0 HBP: 0 BLK: 0	WP: 1 HR: 0 S: 8 P: 8	ERA: 0.00 WHIP: 0.000	PITCHER										IP: 2.0 WLS: L BF: 6	H: 0 R: 0 ER: 0 SO: 1	BB: 0 IBB: 0 HBP: 0 BLK: 0	WP: 1 HR: 0 S: 8 P: 8	ERA: 0.00 WHIP: 0.000

Batter	1	2	3	4	5	6	7	8	9	AB	R	H	RBI	BB	SO	LOB	TOP		
Willie Wilson, S (1, 7) OBP: 0.348, SLG: 0.422	0-0 6-3			0-0 F8	0-0 F8			0-3 K		4	0	0	0	0	1	2	<p>Kansas City Royals @ California Angels Anaheim Stadium, Anaheim, CA</p> <p>Tue Sep 25 1979, 10:05 PM EDT Att: 40,631 - Unknown</p> <p>livebaseballscorecards.com</p>		
Frank White, R (1, 4) OBP: 0.297, SLG: 0.389	0-0 F7			0-0 1B HBP				0-0 FC5		4	1	1	0	0	0	1			
Hal McRae, R (1, 10) OBP: 0.350, SLG: 0.468	0-0 6-3			0-0 P9				0-0 2-3		4	0	0	0	0	0	1			
Amos Otis, R (1, 8) OBP: 0.369, SLG: 0.442		0-0 4-3		1-0 WP 1B HBP				0-0 FC4-6 1B		3	0	1	0	0	0	0			
Al Cowens, R (1, 9) OBP: 0.346, SLG: 0.411	0-0 6-3			0-0 WP 1B				0-0 FC4-6 1B		4	0	1	1	0	0	1			
Darrell Porter, L (1, 2) OBP: 0.416, SLG: 0.486	0-3 K			0-0 F8				0-3 K		4	0	0	0	0	2	3			
John Wathan, R (1, 3) OBP: 0.223, SLG: 0.289			0-0 5-3		0-0 L5			0-0 F2		3	0	0	0	0	0	0			
U L Washington, S (1, 6) OBP: 0.306, SLG: 0.362			0-0 P6					0-0 FC5 4-3 1B		3	0	2	0	0	0	0			
Todd Cruz, R (1, 5) OBP: 0.226, SLG: 0.321	0-0 F8			0-0 K				0-0 4-3		3	0	0	0	0	1	2			
Inning Stats	R: 0 E: 0 K: 0 S: 3	H: 0 LOB: 0 BB: 0 P: 3	R: 0 E: 0 K: 1 S: 5	H: 0 LOB: 0 BB: 0 P: 5	R: 0 E: 0 K: 0 S: 3	H: 0 LOB: 0 BB: 0 P: 3	R: 1 E: 0 K: 0 S: 5	H: 2 LOB: 2 BB: 0 P: 6	R: 0 E: 0 K: 1 S: 6	H: 1 LOB: 1 BB: 0 P: 6	R: 0 E: 0 K: 1 S: 5	H: 0 LOB: 0 BB: 0 P: 5	R: 0 E: 0 K: 1 S: 6	H: 1 LOB: 1 BB: 0 P: 6	R: 0 E: 0 K: 0 S: 4	H: 1 LOB: 1 BB: 0 P: 4	1B: 5 2B: 0 3B: 0 HR: 0	SF: 0 SAC: 0 DP: 0 HBP: 1	WP: 1 PA: 33 CS: 0
PITCHER Frank Tanana, L (1, 1) ERA: 3.87	IP: 9.0 WLS: W BF: 33 H: 5 R: 1 ER: 1 SO: 4 BB: 0 IBB: 0 HBP: 1 BLK: 0 WP: 1 HR: 0 S: 40 P: 41 ERA: 1.00 WHIP: 0.556															PITCHER			

Batter	1	2	3	4	5	6	7	8	9	AB	R	H	RBI	BB	SO	LOB	BOTTOM		
Rick Miller, L (1, 8) OBP: 0.366, SLG: 0.364	0-0 F9			0-0 4-3				0-0 1B		5	0	3	0	0	0	0	<p>Kansas City Royals @ California Angels Anaheim Stadium, Anaheim, CA</p> <p>Tue Sep 25 1979, 10:05 PM EDT Att: 40,631 - Unknown</p> <p>livebaseballscorecards.com</p>		
Carney Lansford, R (1, 5) OBP: 0.328, SLG: 0.431	0-0 P4				0-0 P6			0-0 1B		5	0	0	0	0	0	4			
Dan Ford, R (1, 9) OBP: 0.334, SLG: 0.466	0-0 4-3			0-0 4-3				0-0 1B		4	1	1	0	0	0	1			
Don Baylor, R (1, 10) OBP: 0.372, SLG: 0.532		4-0 1B BB		0-0 F8				0-0 CS 1B		3	1	1	0	1	0	1			
Rod Carew, L (1, 3) OBP: 0.420, SLG: 0.392		0-0 1B WP		0-0 PB S				0-0 F7		4	1	3	0	0	0	1			
Brian Downing, R (1, 2) OBP: 0.416, SLG: 0.462		0-0 1B WP		4-0 1B BB				0-0 CS 1B		3	1	3	2	1	0	0			
Bobby Grich, R (1, 4) OBP: 0.366, SLG: 0.537		0-0 5-3		0-0 F9				0-0 L9		3	0	0	0	1	0	5			
Larry Harlow, L (1, 7) OBP: 0.345, SLG: 0.286		0-0 1B 2H		0-0 B3				0-0 F7		4	0	1	1	0	0	3			
Jim Anderson, R (1, 6) OBP: 0.303, SLG: 0.362	0-0 F9			0-0 F7				0-0 6-3		4	0	0	0	0	0	1			
Inning Stats	R: 0 E: 0 K: 0 S: 3	H: 0 LOB: 0 BB: 0 P: 3	R: 3 E: 0 K: 0 S: 7	H: 4 LOB: 2 BB: 1 P: 11	R: 0 E: 0 K: 0 S: 4	H: 1 LOB: 2 BB: 1 P: 8	R: 0 E: 0 K: 0 S: 3	H: 0 LOB: 0 BB: 0 P: 3	R: 1 E: 0 K: 0 S: 6	H: 3 LOB: 3 BB: 1 P: 10	R: 0 E: 0 K: 0 S: 4	H: 1 LOB: 1 BB: 0 P: 4	R: 0 E: 0 K: 0 S: 4	H: 2 LOB: 1 BB: 0 P: 4	R: 0 E: 0 K: 0 S: 4	H: 1 LOB: 1 BB: 0 P: 4	1B: 12 2B: 0 3B: 0 HR: 0	SF: 0 SAC: 0 DP: 0 HBP: 0	WP: 1 PA: 38 CS: 2
PITCHER Craig Chamberlain, R (1, 1) ERA: 3.75 Paul Spittorf, L (2, 1) ERA: 4.26 Dan Quisenberry, R (6, 1) ERA: 3.15	IP: 1.1 WLS: L BF: 8 H: 3 R: 3 ER: 3 SO: 3 BB: 1 IBB: 0 HBP: 0 BLK: 0 WP: 0 HR: 0 S: 7 P: 11 ERA: 20.25 WHIP: 3.000															PITCHER			

Batter	1	2	3	4	5	6	7	8	9	AB	R	H	RBI	BB	SO	LOB	TOP			
Willie Wilson, S (1, 8) OBP: 0.347, SLG: 0.420	1-3		HR		F7		P3		F8	5	1	1	0	0	0	0	Kansas City Royals @ California Angels Anaheim Stadium, Anaheim, CA Wed Sep 26 1979, 10:05 PM EDT Att: 40,565 - Unknown livebaseballscores.com			
U L Washington, S (1, 6) OBP: 0.300, SLG: 0.355	K		K		4-3		F8		4-3	5	0	0	0	0	2	1				
Frank White, R (1, 4) OBP: 0.302, SLG: 0.407	E		HR				F8		E8	5	2	4	2	0	0	0				
Hal McRae, R (1, 10) OBP: 0.351, SLG: 0.466	E3		P4						E6	4	1	1	0	1	0	1				
Darrell Porter, L (1, 2) OBP: 0.414, SLG: 0.482	K		F9						P6	4	0	0	0	1	1	5				
John Wathan, R (1, 3) OBP: 0.222, SLG: 0.287		K			6-3		L6		SH1-3	1	0	0	0	0	1	0				
Ralph LaCock, L (4, PH) OBP: 0.333, SLG: 0.378										2	0	0	0	0	0	0				
Clint Hurdle, L (1, 9) OBP: 0.337, SLG: 0.373		FC4-6					L5		G3	2	0	1	0	1	0	0				
Jim Nettles, L (1, 7) OBP: 0.250, SLG: 0.143		F8			F8				G3	4	0	1	1	0	0	4				
Jerry Terrell, R (1, 5) OBP: 0.297, SLG: 0.444		FC4-6					G3		P6	3	0	0	0	0	1	3				
Jamie Quirk, L (8, PH) OBP: 0.329, SLG: 0.375					K					1	0	0	0	0	0	2				
Todd Cruz, R (8, 5) OBP: 0.226, SLG: 0.321										0	0	0	0	0	0	0				
Inning Stats	R: 0 E: 1 K: 2 S: 9	H: 1 LOB: 2 BB: 0 P: 9	R: 0 E: 0 K: 1 S: 5	H: 0 LOB: 1 BB: 0 P: 6	R: 2 E: 0 K: 1 S: 7	H: 2 LOB: 0 BB: 0 P: 7	R: 0 E: 0 K: 1 S: 6	H: 1 LOB: 1 BB: 0 P: 6	R: 0 E: 0 K: 0 S: 4	H: 1 LOB: 2 BB: 1 P: 8	R: 0 E: 0 K: 0 S: 3	H: 0 LOB: 0 BB: 0 P: 3	R: 1 E: 1 K: 0 S: 4	H: 0 LOB: 2 BB: 2 P: 12	R: 1 E: 1 K: 0 S: 5	H: 2 LOB: 1 BB: 0 P: 5	1B: 5 2B: 1 3B: 1 HR: 1	SF: 0 SAC: 1 DP: 0 HBP: 1	WP: 0 PB: 0 SB: 2 CS: 0	PA: 41
PITCHER	IP WLS BF H R ER SO BB IBB HBP BLK WP HR S P ERA WHIP																			
Dave LaRoche, L (1, 1) ERA: 5.63	3.0 L 14 3 2 2 4 0 0 1 0 0 1 21 22 6.00 1.000																			
Bob Ferris, R (4, 1) ERA: 1.5	5.0 22 3 1 0 1 2 1 0 0 0 0 21 33 0.00 1.000																			
Ralph Botting, L (9, 1) ERA: 8.8	1.0 5 2 1 1 0 0 0 0 0 0 0 5 5 9.00 2.000																			

Batter	1	2	3	4	5	6	7	8	9	AB	R	H	RBI	BB	SO	LOB	BOTTOM			
Rick Miller, L (1, 8) OBP: 0.366, SLG: 0.364	6-3					F8				3	0	1	0	0	0	0	Kansas City Royals @ California Angels Anaheim Stadium, Anaheim, CA Wed Sep 26 1979, 10:05 PM EDT Att: 40,565 - Unknown livebaseballscores.com			
Willie Davis, L (7, 7) OBP: 0.250, SLG: 0.283			1B					K		1	0	0	0	0	1	0				
Carney Lansford, R (1, 5) OBP: 0.329, SLG: 0.432						F3		K		1	0	1	0	0	0	0				
Rance Mulliniks, L (1, PR) OBP: 0.189, SLG: 0.188	4-3		F7							3	0	0	0	0	1	1				
Dan Ford, R (1, 9) OBP: 0.333, SLG: 0.465					6-3				F8	1	0	0	0	0	0	1				
Bobby Clark, R (2, 9) OBP: 0.365, SLG: 0.510	4-3									3	0	0	0	0	0	0				
Don Baylor, R (1, 7) OBP: 0.371, SLG: 0.530										2	0	0	0	0	1	2				
Larry Harlow, L (5, 7) OBP: 0.342, SLG: 0.283	6-3				K				K	2	0	0	0	0	1	0				
Rod Carew, L (1, 3) OBP: 0.421, SLG: 0.393		K								2	0	1	0	0	1	0				
John Harris, L (4, PR) (5, 3)								F7	4-3	2	0	0	0	0	0	0				
Ralph Carr, L (1, 10) OBP: 0.308, SLG: 0.398						F2				3	0	2	0	0	0	1				
Bobby Grich, R (1, 4) OBP: 0.366, SLG: 0.537										0	0	0	0	0	0	0				
Dickie Thon, R (2, 4) OBP: 0.390, SLG: 0.389		G5-4-3				F8				2	0	0	0	1	0	1				
Brian Downing, R (1, 2) OBP: 0.416, SLG: 0.462										0	0	0	0	0	0	0				
Tom Donohue, R (1, 2) OBP: 0.266, SLG: 0.365					P3					3	0	0	0	0	1	2				
Jim Anderson, R (1, 6) OBP: 0.300, SLG: 0.357										3	0	0	0	0	2	0				
Inning Stats	R: 0 E: 0 K: 0 S: 4	H: 1 LOB: 2 BB: 0 P: 4	R: 0 E: 0 K: 1 S: 5	H: 1 LOB: 0 BB: 0 P: 5	R: 0 E: 0 K: 1 S: 6	H: 1 LOB: 1 BB: 0 P: 6	R: 0 E: 0 K: 1 S: 6	H: 1 LOB: 1 BB: 0 P: 6	R: 0 E: 0 K: 0 S: 3	H: 0 LOB: 0 BB: 0 P: 3	R: 0 E: 0 K: 0 S: 3	H: 0 LOB: 0 BB: 0 P: 3	R: 0 E: 0 K: 3 S: 9	H: 0 LOB: 0 BB: 0 P: 9	R: 0 E: 0 K: 1 S: 5	H: 0 LOB: 0 BB: 0 P: 5	1B: 5 2B: 0 3B: 0 HR: 0	SF: 0 SAC: 0 DP: 1 HBP: 0	WP: 0 PB: 0 SB: 0 CS: 0	PA: 32
PITCHER	IP WLS BF H R ER SO BB IBB HBP BLK WP HR S P ERA WHIP																			
Dennis Leonard, R (1, 1) ERA: 4.0	9.0 W 32 5 0 0 8 1 0 0 0 0 0 47 51 0.00 0.667																			

Batter	1	2	3	4	5	6	7	8	9	AB	R	H	RBI	BB	SO	LOB	TOP			
Rick Miller, L (1, 8) OBP: 0.365, SLG: 0.363	G3			G3			G3		FC5 1B	4	0	1	0	0	0	0	California Angels @ Texas Rangers Arlington Stadium, Arlington, TX Fri Sep 28 1979, 8:05 PM EDT Att: 11,965 - Unknown			
Carney Lansford, R (1, 5) OBP: 0.329, SLG: 0.431	K			6-3			4-3 1B		FC5 1B	4	0	1	0	0	1	2				
Ralph Carr, L (1, 10) OBP: 0.305, SLG: 0.393	G3			G3			4-3 1-2		6-3	4	0	0	0	0	0	3				
Don Baylor, R (1, 7) OBP: 0.369, SLG: 0.527					K		F3			3	0	0	0	0	1	1				
Rod Carew, L (1, 3) OBP: 0.420, SLG: 0.393					F7				4-3	3	0	1	0	0	0	0				
Brian Downing, R (1, 2) OBP: 0.416, SLG: 0.460									4-0 BB	2	0	0	0	1	0	1				
Bobby Grich, R (1, 4) OBP: 0.354, SLG: 0.534					6-3				G6-4-3 BB	3	0	0	0	0	0	1				
Dickie Thon, R (8, 4) OBP: 0.390, SLG: 0.389									G6-4-3 1-2	0	0	0	0	0	0	0				
Larry Harlow, L (1, 9) OBP: 0.342, SLG: 0.284							B2-3		F7	3	0	1	0	0	0	0				
Jim Anderson, R (1, 6) OBP: 0.297, SLG: 0.354										2	0	0	0	0	0	1				
Willie Davis, L (9, PH) OBP: 0.263, SLG: 0.296									FC5 1B	1	0	1	0	0	0	0				
Inning Stats	R: 0 E: 0 K: 1 S: 5	H: 0 LOB: 0 BB: 0 P: 5	R: 0 E: 0 K: 0 S: 3	H: 1 LOB: 0 BB: 0 P: 3	R: 0 E: 0 K: 0 S: 3	H: 1 LOB: 0 BB: 0 P: 3	R: 0 E: 0 K: 0 S: 3	H: 0 LOB: 0 BB: 0 P: 3	R: 0 E: 0 K: 1 S: 5	H: 0 LOB: 0 BB: 0 P: 5	R: 0 E: 0 K: 0 S: 4	H: 1 LOB: 1 BB: 0 P: 4	R: 0 E: 0 K: 0 S: 2	H: 0 LOB: 0 BB: 1 P: 6	R: 0 E: 0 K: 0 S: 5	H: 2 LOB: 2 BB: 0 P: 5	1B: 5 2B: 1 3B: 0 HR: 0	SF: 0 SAC: 0 DP: 3 HBP: 0	WP: 0 PB: 0 SB: 0 CS: 0	PA: 30
PITCHER Fergie Jenkins, R (1, 1) ERA: 4.07	IP: 9.0 WLS: W BF: 30 H: 5 R: 0 ER: 0 SO: 2 BB: 1 IBB: 0 HBP: 0 BLK: 0 WP: 0 HR: 0 S: 33 P: 37 ERA: 0.00 WHIP: 0.667																			

Batter	1	2	3	4	5	6	7	8	9	AB	R	H	RBI	BB	SO	LOB	BOTTOM			
Mickey Rivers, L (1, 8) OBP: 0.318, SLG: 0.422	L6			K			FC5-4 1B			4	1	0	0	0	1	3	California Angels @ Texas Rangers Arlington Stadium, Arlington, TX Fri Sep 28 1979, 8:05 PM EDT Att: 11,965 - Unknown			
Bump Wills, S (1, 4) OBP: 0.341, SLG: 0.348	2B			F8			2B			4	2	2	1	0	1	1				
Al Oliver, L (1, 7) OBP: 0.367, SLG: 0.470	1B			K			L9			2	1	1	1	0	1	0				
Johnny Grubb, L (4, 7) OBP: 0.349, SLG: 0.425	2B						2B			2	0	1	2	0	0	0				
Buddy Bell, R (1, 5) OBP: 0.326, SLG: 0.450	BB						4-3			4	0	1	1	0	0	1				
Willie Montanez, L (1, 3) OBP: 0.293, SLG: 0.363	BB						G3			2	0	1	0	2	0	0				
Richie Zisk, R (1, 9) OBP: 0.339, SLG: 0.419	BB						BB			4	0	0	0	0	2	4				
Bill Sample, R (9, 9) OBP: 0.362, SLG: 0.413	G5-4-3						K			0	0	0	0	0	0	0				
Pat Putnam, L (1, 10) OBP: 0.321, SLG: 0.458							F6			4	0	0	0	0	0	1				
Jim Sundberg, R (1, 2) OBP: 0.342, SLG: 0.367							F5			2	1	1	0	1	0	0				
Nelson Norman, S (1, 6) OBP: 0.255, SLG: 0.264							6-3			2	0	1	0	0	0	0				
Inning Stats	R: 2 E: 0 K: 0 S: 5	H: 3 LOB: 1 BB: 1 P: 9	R: 0 E: 0 K: 0 S: 3	H: 0 LOB: 0 BB: 0 P: 3	R: 0 E: 0 K: 2 S: 7	H: 0 LOB: 0 BB: 0 P: 7	R: 0 E: 0 K: 1 S: 5	H: 0 LOB: 1 BB: 1 P: 9	R: 0 E: 0 K: 1 S: 6	H: 1 LOB: 1 BB: 0 P: 6	R: 3 E: 0 K: 0 S: 7	H: 4 LOB: 1 BB: 0 P: 7	R: 0 E: 0 K: 0 S: 3	H: 0 LOB: 0 BB: 0 P: 3	R: 0 E: 0 K: 0 S: 5	H: 0 LOB: 0 BB: 0 P: 3	1B: 5 2B: 2 3B: 1 HR: 0	SF: 0 SAC: 1 DP: 1 HBP: 0	WP: 0 PB: 0 SB: 0 CS: 0	PA: 34
PITCHER Nolan Ryan, R (1, 1) ERA: 3.6	IP: 5.0 WLS: L BF: 20 H: 3 R: 2 ER: 2 SO: 4 BB: 3 IBB: 0 HBP: 0 BLK: 0 WP: 0 HR: 0 S: 25 P: 37 ERA: 3.60 WHIP: 1.200																			
Don Asase, R (6, 1) ERA: 4.81	IP: 2.0 WLS: L BF: 11 H: 5 R: 3 ER: 3 SO: 1 BB: 0 IBB: 0 HBP: 0 BLK: 0 WP: 0 HR: 0 S: 13 P: 13 ERA: 13.50 WHIP: 2.500																			
John Montague, R (8, 1) ERA: 5.55	IP: 1.0 WLS: L BF: 3 H: 0 R: 0 ER: 0 SO: 0 BB: 0 IBB: 0 HBP: 0 BLK: 0 WP: 0 HR: 0 S: 3 P: 3 ERA: 0.00 WHIP: 0.000																			

Batter	1	2	3	4	5	6	7	8	9	AB	R	H	RBI	BB	SO	LOB	TOP										
Rick Miller, L OBP: 0.366, SLG: 0.364 (1, 8)										4	0	2	0	0	0	2											
Carney Lansford, R OBP: 0.329, SLG: 0.433 Jim Anderson, R OBP: 0.300, SLG: 0.357 (1, 5) (7, 5)										4	1	2	1	0	0	2											
Dan Ford, R OBP: 0.333, SLG: 0.464 Larry Hartow, L OBP: 0.345, SLG: 0.292 Merv Rettenmund, R OBP: 0.360, SLG: 0.329 Bobby Clark, R OBP: 0.370, SLG: 0.500 (1, 9) (2, 9) (4, FH) (4, 9)										1	0	0	0	0	0	1											
Don Baylor, R OBP: 0.368, SLG: 0.524 (1, 7)										4	0	0	0	0	0	6											
Rod Carew, L OBP: 0.419, SLG: 0.391 (1, 3)										4	0	1	1	0	1	1											
Bobby Grich, R OBP: 0.385, SLG: 0.533 Dickie Thon, R OBP: 0.390, SLG: 0.389 (1, 4) (8, 4)										3	0	1	1	1	1	2											
Rance Mulliniks, L OBP: 0.192, SLG: 0.191 (1, 6)										4	0	1	0	0	0	2											
Willie Davis, L OBP: 0.288, SLG: 0.321 Brian Harper, R (6, FH)										2	1	2	0	0	0	0											
Tom Donohue, R OBP: 0.259, SLG: 0.355 (1, 2)										3	0	0	0	0	0	2											
Inning Stats	R: 1 E: 0 K: 0 S: 5	H: 3 LOB: 2 BB: 0 P: 6	R: 0 E: 0 K: 0 S: 5	H: 2 LOB: 2 BB: 0 P: 5	R: 1 E: 0 K: 0 S: 5	H: 2 LOB: 1 BB: 0 P: 5	R: 1 E: 1 K: 1 S: 8	H: 2 LOB: 2 BB: 0 P: 8	R: 0 E: 0 K: 1 S: 4	H: 0 LOB: 0 BB: 1 P: 8	R: 0 E: 0 K: 1 S: 5	H: 0 LOB: 0 BB: 0 P: 5	R: 0 E: 0 K: 1 S: 5	H: 0 LOB: 0 BB: 0 P: 5	R: 0 E: 0 K: 1 S: 5	H: 2 LOB: 3 BB: 1 P: 9	1B: 9 2B: 2 3B: 0 HR: 0	SF: 0 SAC: 2 DP: 1 HBP: 1	WP: 0 PB: 0 SB: 0 CS: 0	PA: 40							
PITCHER	IP	WLS	BF	H	R	ER	SO	BB	IBB	HBP	BLK	WP	HR	S	P	ERA	WHIP										
Doc Medich, R ERA: 4.17 (1, 1)	3.1		20	9	3	3	0	0	0	0	0	0	0	19	20	8.10	2.700										
Dave Rajsich, L ERA: 3.52 (4, 1)	5.1	W	18	2	0	0	5	1	0	0	0	0	0	27	31	0.00	0.562										
Jim Kern, R ERA: 1.57 (9, 1)	0.1	S	2	0	0	0	0	1	0	0	0	0	0	1	5	0.00	3.000										

California Angels @ Texas Rangers
Arlington Stadium, Arlington, TX
Sat Sep 29 1979, 8:05 PM EDT
Att: 19,167 - Unknown

AB 35
R 3
H 11
RBI 3
BB 2
SO 5
LOB 20



Batter	1	2	3	4	5	6	7	8	9	AB	R	H	RBI	BB	SO	LOB	BOTTOM										
Mickey Rivers, L OBP: 0.319, SLG: 0.424 (1, 8)										5	1	2	2	0	2	2											
Bump Wills, S OBP: 0.341, SLG: 0.351 (1, 4)										4	0	1	1	1	1	1											
Buddy Bell, R OBP: 0.327, SLG: 0.450 (1, 5)										5	0	2	0	0	0	4											
Willie Montanez, L OBP: 0.297, SLG: 0.372 (1, 3)										3	2	3	1	0	0	0											
Richie Zisk, R OBP: 0.338, SLG: 0.418 (1, 9)										4	1	1	0	0	1	3											
Johnny Grubb, L OBP: 0.349, SLG: 0.422 Bill Sample, R OBP: 0.361, SLG: 0.412 (1, 7) (7, FH) (8, 7)										2	0	0	0	1	0	0											
Pat Putnam, L OBP: 0.318, SLG: 0.454 (1, 10)										4	0	0	0	0	1	2											
Jim Sundberg, R OBP: 0.345, SLG: 0.368 (1, 2)										2	1	1	1	2	0	0											
Nelson Norman, S OBP: 0.258, SLG: 0.265 (1, 6)										3	1	1	0	1	1	1											
Inning Stats	R: 0 E: 0 K: 1 S: 5	H: 0 LOB: 0 BB: 0 P: 5	R: 1 E: 0 K: 1 S: 6	H: 1 LOB: 0 BB: 0 P: 6	R: 1 E: 0 K: 0 S: 5	H: 2 LOB: 1 BB: 0 P: 5	R: 2 E: 0 K: 1 S: 7	H: 3 LOB: 1 BB: 1 P: 11	R: 0 E: 0 K: 1 S: 6	H: 1 LOB: 2 BB: 0 P: 7	R: 2 E: 1 K: 1 S: 6	H: 1 LOB: 1 BB: 2 P: 14	R: 0 E: 0 K: 0 S: 4	H: 2 LOB: 1 BB: 0 P: 4	R: 0 E: 0 K: 1 S: 6	H: 1 LOB: 3 BB: 2 P: 14	1B: 8 2B: 1 3B: 1 HR: 1	SF: 0 SAC: 0 DP: 1 HBP: 1	WP: 0 PB: 1 SB: 0 CS: 0	PA: 39							
PITCHER	IP	WLS	BF	H	R	ER	SO	BB	IBB	HBP	BLK	WP	HR	S	P	ERA	WHIP										
Dave Frost, R ERA: 3.57 (1, 1)	4.0	L	18	6	4	4	3	1	0	0	0	0	0	12	21	4.50	2.000										
Mark Clear, R ERA: 3.63 (5, 1)	2.0		11	2	2	1	2	2	0	1	0	0	0	4	4	0.00	2.000										
Dave LaRoche, L ERA: 5.57 (7, 1)	1.0		4	2	0	0	0	0	0	0	0	0	0	4	4	0.00	2.000										
Mike Barlow, R ERA: 5.13 (8, 1)	1.0		6	1	0	0	1	2	0	0	0	0	0	6	14	0.00	3.000										

California Angels @ Texas Rangers
Arlington Stadium, Arlington, TX
Sat Sep 29 1979, 8:05 PM EDT
Att: 19,167 - Unknown

AB 33
R 6
H 11
RBI 5
BB 5
SO 6
LOB 14



Batter	1	2	3	4	5	6	7	8	9	AB	R	H	RBI	BB	SO	LOB	TOP								
Rick Miller, L OBP: 0.367, SLG: 0.365 (1, 8)	4-0 HR BB	0-0 2H 2B		0-0 L7		0-0 F7	0-0 6-3		4-0 FC6-4 BB	4	1	1	1	2	0	1									
Carney Lansford, R OBP: 0.329, SLG: 0.436 Bert Campaneris, R OBP: 0.290, SLG: 0.278 (1, 5) (8, 6)	0-0 HR	0-0 3-1			0-0 L9	0-0 L5		0-0 6-3	0-0 FC6-4 BB	5	1	1	2	0	0	1									
Rod Carew, L OBP: 0.419, SLG: 0.391 (1, 3)	0-0 4-3		0-0 6-3		0-0 FC6-4 1B HR 1B		0-0 E3 BB 1B			5	2	2	0	0	0	0									
Don Baylor, R OBP: 0.371, SLG: 0.530 (1, 10)	0-0 5-3		0-0 HR		0-0 FC6-4 1B		4-0 1B BB 1B	0-0 1B BB 1B		4	2	3	1	1	0	0									
Brian Downing, R OBP: 0.418, SLG: 0.462 Willie Davis, L OBP: 0.300, SLG: 0.321 Tom Donohue, R OBP: 0.259, SLG: 0.355 (1, 2) (8, PH) (8, 2)	4-0 BB		0-0 FC6-4 1B		0-0 FC6-4 HR		0-0 1B BB 1B	4-0 1B BB 1B		3	2	2	1	1	0	2									
Bobby Grich, R OBP: 0.385, SLG: 0.537 Dickie Thon, R OBP: 0.393, SLG: 0.393 (1, 4) (6, 4)	0-0 5-3		0-0 FC6-4 1B		0-0 HR		0-0 1B BB 1B	0-0 F4 BB		3	1	1	3	0	0	2									
Larry Harlow, L OBP: 0.350, SLG: 0.305 (1, 9)		0-0 2B	0-0 4-3		0-0 HR 1B		0-0 G5-4-3 BB 1B		0-0 3-1	5	1	3	1	0	0	1									
Bobby Clark, R OBP: 0.356, SLG: 0.463 (1, 7)		0-0 6-3		0-3 K	0-0 F8		4-0 G5-4-3 BB		0-0 5-3	4	0	0	0	1	1	2									
Jim Anderson, R OBP: 0.298, SLG: 0.350 (8, 5)		0-0 6-3		0-0 5-3		0-0 F8	0-0 G5-4-3		4-0 BB BB	4	0	0	0	1	0	3									
Inning Stats	R: 2 E: 0 K: 0 S: 4	H: 1 LOB: 1 BB: 2 P: 12	R: 1 E: 0 K: 0 S: 5	H: 2 LOB: 1 BB: 0 P: 5	R: 1 E: 0 K: 0 S: 5	H: 2 LOB: 1 BB: 0 P: 5	R: 0 E: 0 K: 1 S: 5	H: 0 LOB: 0 BB: 0 P: 5	R: 3 E: 0 K: 0 S: 7	H: 4 LOB: 1 BB: 0 P: 7	R: 0 E: 0 K: 0 S: 3	H: 0 LOB: 0 BB: 0 P: 3	R: 4 E: 1 K: 0 S: 6	H: 3 LOB: 1 BB: 2 P: 14	R: 0 E: 0 K: 0 S: 4	H: 2 LOB: 2 BB: 1 P: 8	R: 0 E: 0 K: 0 S: 3	H: 0 LOB: 2 BB: 2 P: 11	1B: 9 2B: 2 3B: 0 HR: 3	SF: 0 SAC: 0 DP: 1 HBP: 0	WP: 0 PB: 0 SB: 0 CS: 0	PA: 47			
PITCHER	IP	WLS	BF	H	R	ER	SO	BB	IBB	HBP	BLK	WP	HR	S	P	ERA	WHIP								
Steve Comer, R ERA: 3.68 (1, 1)	3.0	L	16	5	4	4	0	2	0	0	0	0	2	14	22	12.00	2.333								
Danny Darwin, R ERA: 4.04 (4, 1)	3.0		13	4	3	3	1	0	0	0	0	0	1	15	15	9.00	1.333								
John Henry Johnson, L ERA: 4.63 (7, 1)	0.0		6	3	4	2	0	2	0	0	0	0	0	4	12	∞	∞								
Brian Allard, R ERA: 4.32 (7, 1)	3.0		12	2	0	0	0	3	0	0	0	0	0	9	21	0.00	1.667								
Batter	1	2	3	4	5	6	7	8	9	AB	R	H	RBI	BB	SO	LOB	BOTTOM								
Bump Willis, S OBP: 0.340, SLG: 0.350 Larvell Blanks, R OBP: 0.259, SLG: 0.267 (1, 4) (5, PH) (6, 4)	0-0 B2		0-0 B1-3		0-0 F6		0-0 E9 1B	0-0 FC5 2H		2	0	0	0	0	0	1									
Johnny Grubb, L OBP: 0.350, SLG: 0.426 La Rue Washington, R OBP: 0.409, SLG: 0.278 (1, 7) (6, 8)	0-0 2B		0-0 G3		4-0 2B BB	4-0 1B BB		4-0 BB BB		2	0	1	0	0	0	1									
Buddy Bell, R OBP: 0.327, SLG: 0.451 Eric Soderholm, R OBP: 0.318, SLG: 0.395 (1, 5) (6, PR) (7, 5)	0-0 F8		0-0 F8		0-0 F8		0-0 3B 2B	0-0 F9		3	0	1	1	0	0	1									
Richie Zisk, R OBP: 0.336, SLG: 0.416 Greg Mahlberg, R OBP: 0.211, SLG: 0.294 (1, 9) (7, 2)	0-0 6-3		0-0 F7		0-0 F7		0-0 5-3 K	0-0 F7		3	0	0	0	0	0	2									
Pat Putnam, L OBP: 0.319, SLG: 0.458 (1, 10)		0-0 G5-4-3 1B		0-0 F6		0-0 2H 3B		0-0 L4	0-0 L4	5	0	2	1	0	0	1									
Bill Sample, R OBP: 0.385, SLG: 0.415 (1, 8) (6, 7)		0-0 G5-4-3		0-0 1-3 1B 2B		4-0 BB		4-0 4-3 1B BB		2	2	1	0	2	0	1									
Mike Jorgensen, L OBP: 0.293, SLG: 0.382 (1, 3)		0-0 4-3		0-0 1-3		0-0 F4		0-0 4-3		4	0	0	0	0	0	5									
Dave Roberts, R OBP: 0.319, SLG: 0.417 (1, 2) (7, 9)			0-0 F6		0-0 F2		0-0 F6		0-0 FC5 BB 2H 1B	4	0	1	1	0	0	4									
Nelson Norman, S OBP: 0.260, SLG: 0.265 (1, 6)			0-0 E6 B1-3		0-0 3H 1B		0-0 F7		4-0 BB	3	0	1	1	1	0	0									
Inning Stats	R: 0 E: 0 K: 0 S: 4	H: 1 LOB: 0 BB: 0 P: 4	R: 0 E: 0 K: 0 S: 3	H: 1 LOB: 0 BB: 0 P: 3	R: 0 E: 1 K: 0 S: 4	H: 0 LOB: 1 BB: 0 P: 4	R: 0 E: 0 K: 0 S: 3	H: 0 LOB: 0 BB: 0 P: 3	R: 2 E: 0 K: 0 S: 5	H: 2 LOB: 3 BB: 2 P: 13	R: 1 E: 1 K: 1 S: 6	H: 1 LOB: 1 BB: 1 P: 10	R: 1 E: 0 K: 0 S: 4	H: 1 LOB: 2 BB: 2 P: 12	R: 0 E: 0 K: 0 S: 3	H: 0 LOB: 1 BB: 1 P: 7	1B: 4 2B: 3 3B: 1 HR: 0	SF: 0 SAC: 0 DP: 1 HBP: 0	WP: 0 PB: 0 SB: 0 CS: 0	PA: 41					
PITCHER	IP	WLS	BF	H	R	ER	SO	BB	IBB	HBP	BLK	WP	HR	S	P	ERA	WHIP								
Chris Knapp, R ERA: 5.51 (1, 1)	6.0	W	26	6	3	3	0	2	0	0	0	0	0	24	32	4.50	1.333								
Frank Tanana, L ERA: 3.69 (7, 1)	2.0		11	2	2	1	1	3	0	0	0	0	0	10	22	4.50	2.500								
John Montague, R ERA: 5.51 (9, 1)	1.0		4	0	0	0	0	1	0	0	0	0	0	3	7	0.00	1.000								

California Angels @ Texas Rangers
Arlington Stadium, Arlington, TX
Sun Sep 30 1979, 4:33 AM EDT
Att: 9,086 - Unknown

AB 40
R 11
H 14
RBI 10
BB 7
SO 1
LOB 16



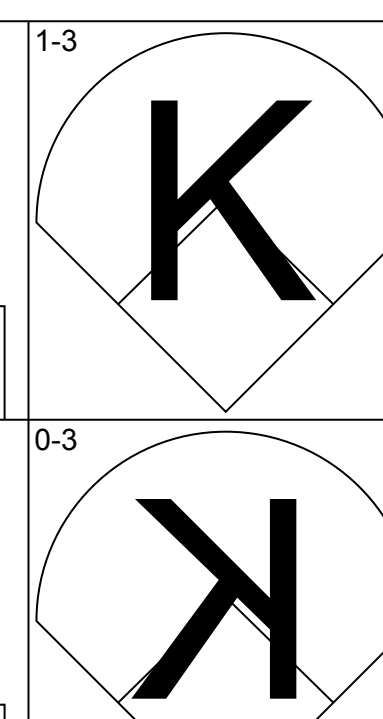
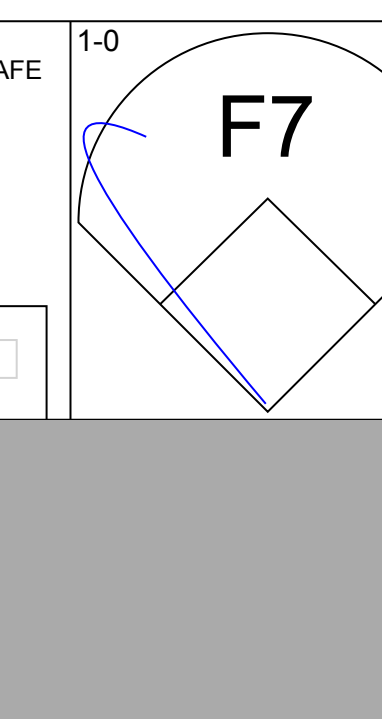
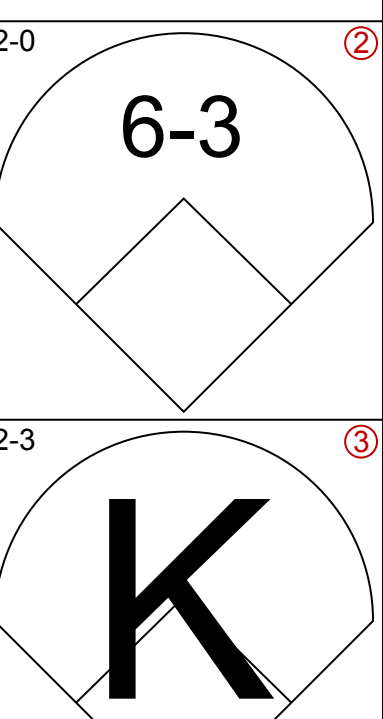
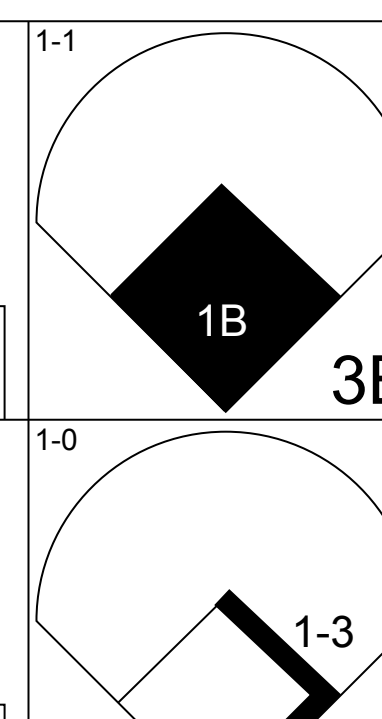
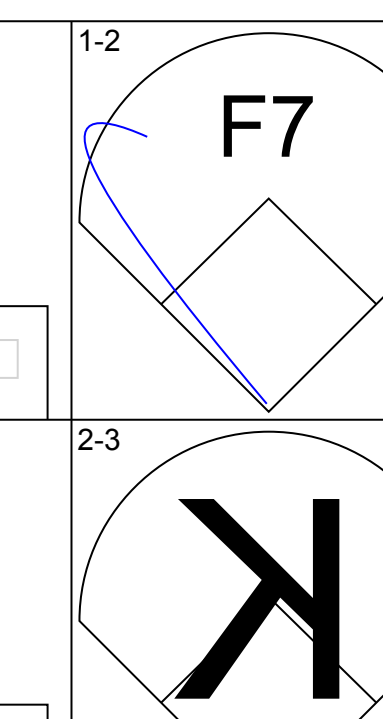
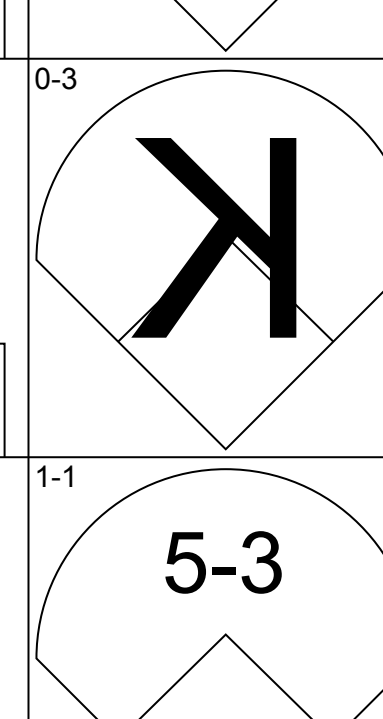
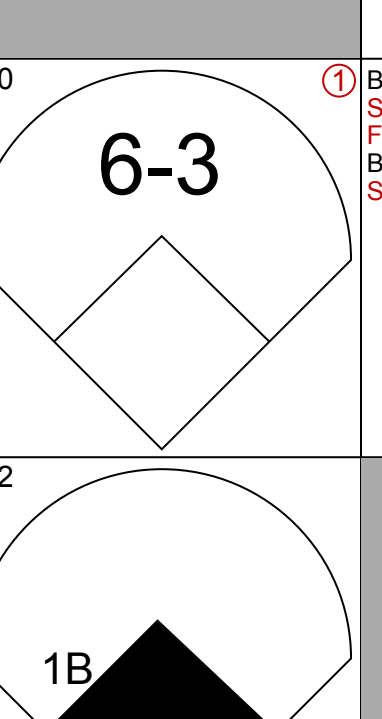
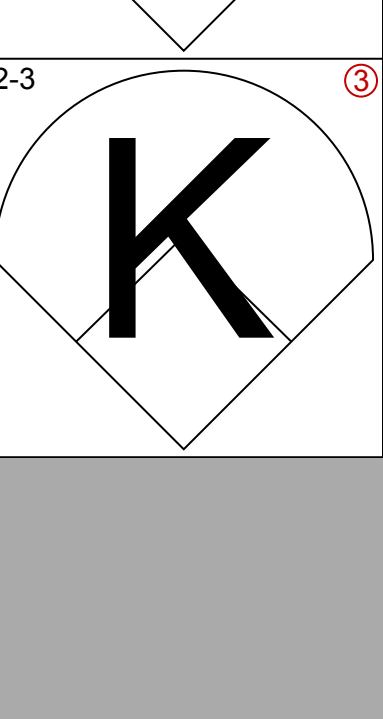
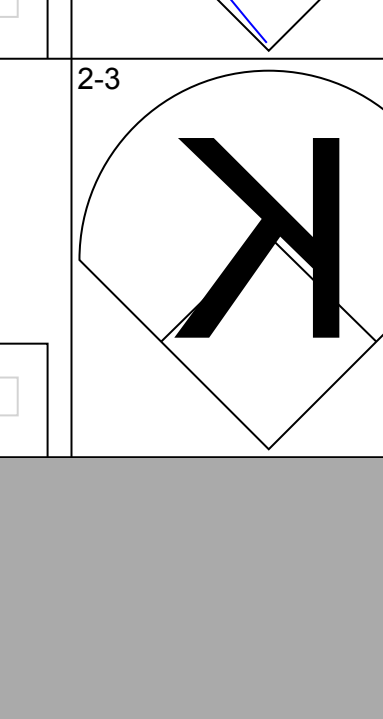
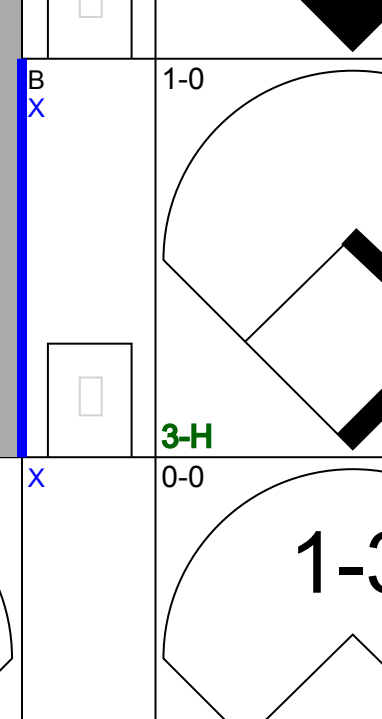
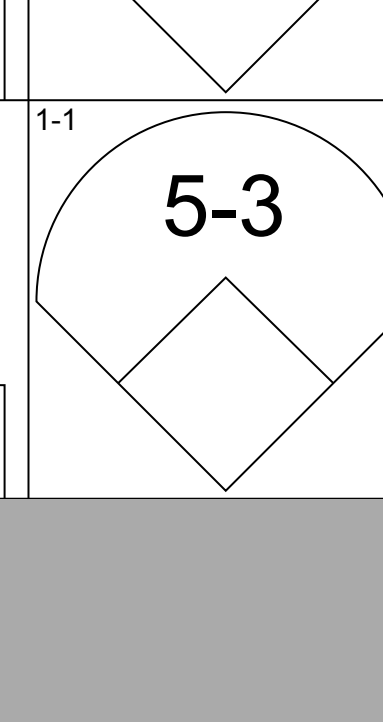
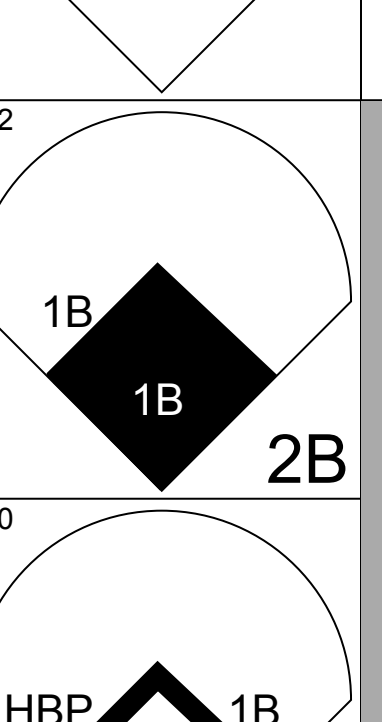
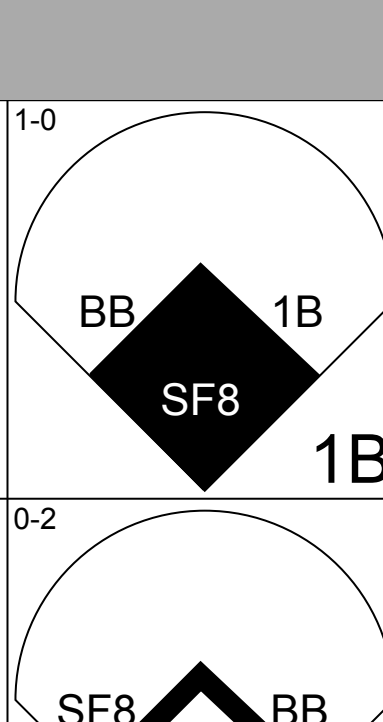
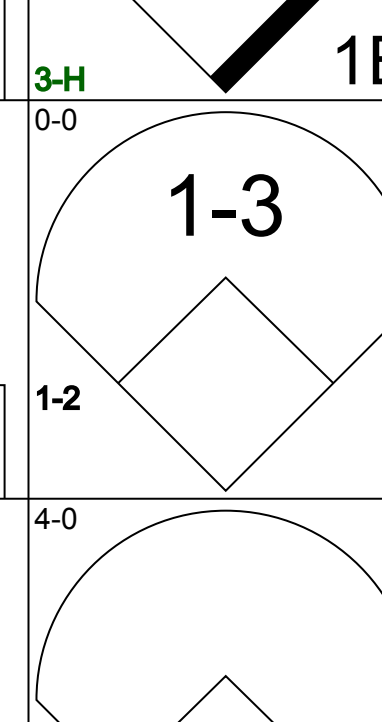
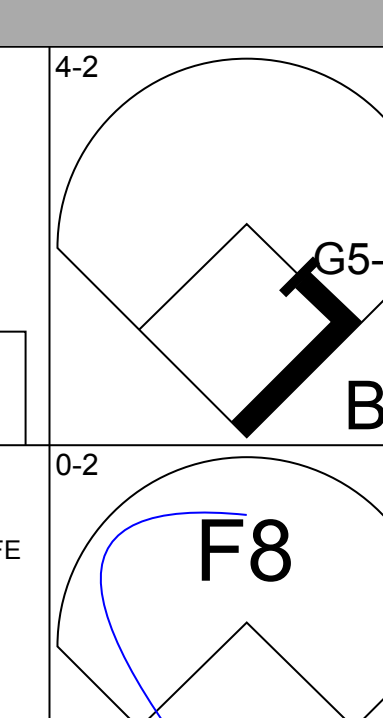
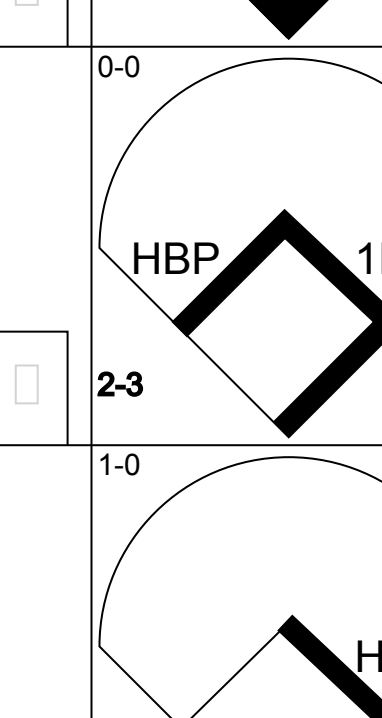

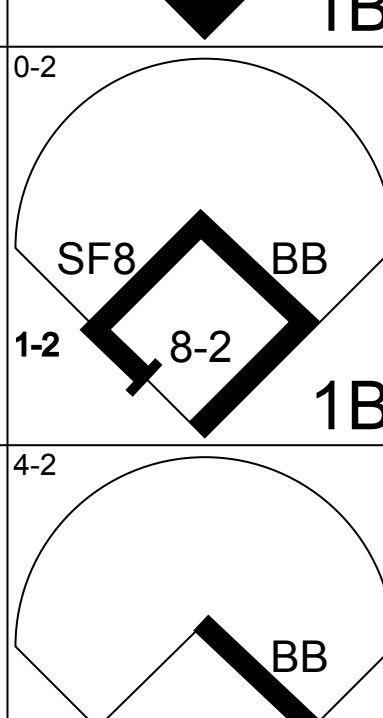

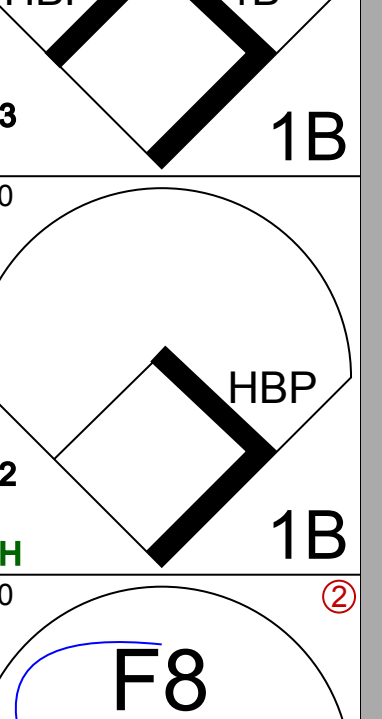
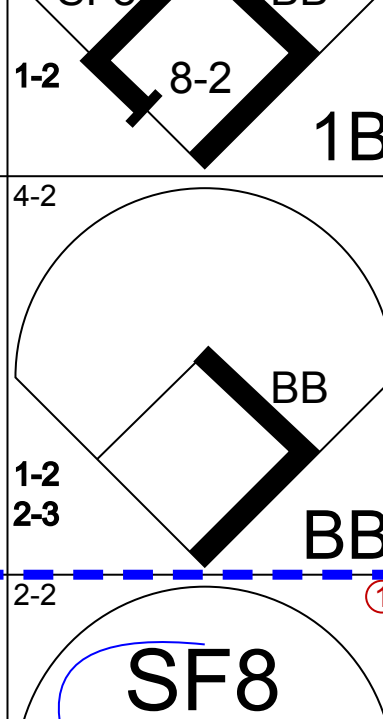
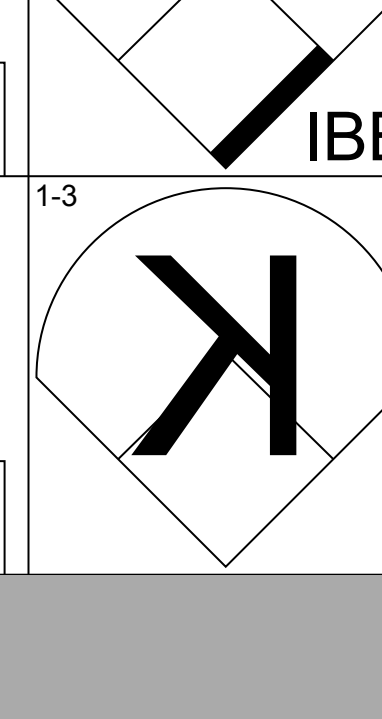

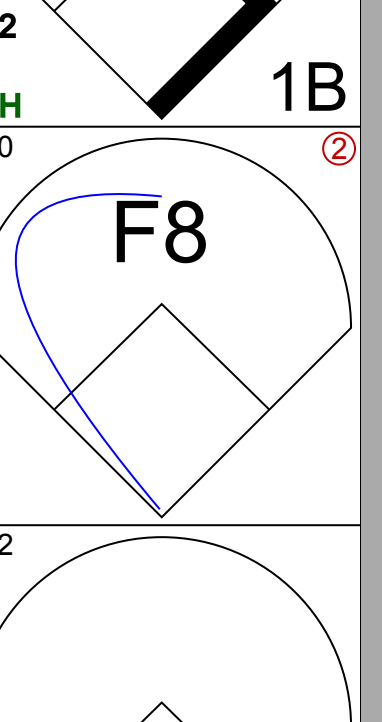
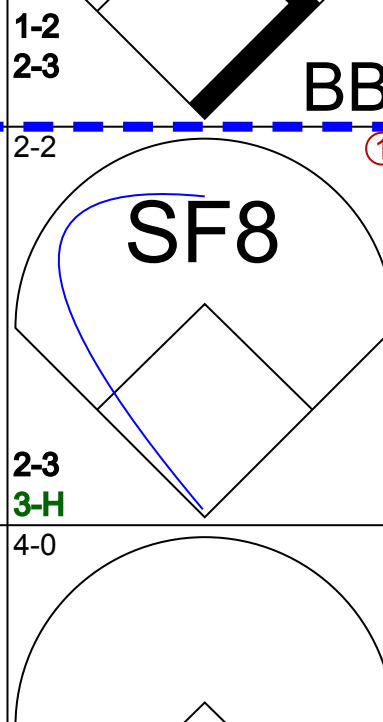
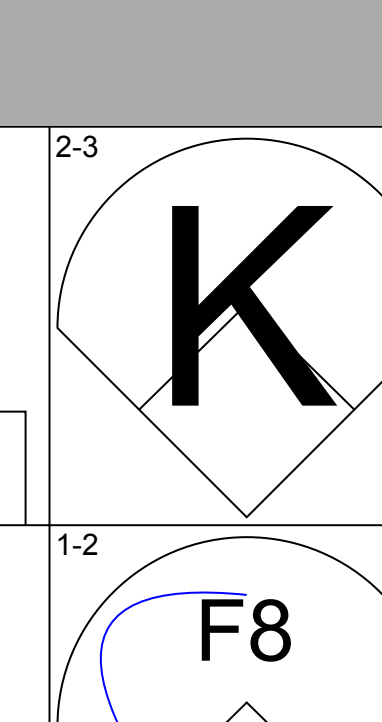
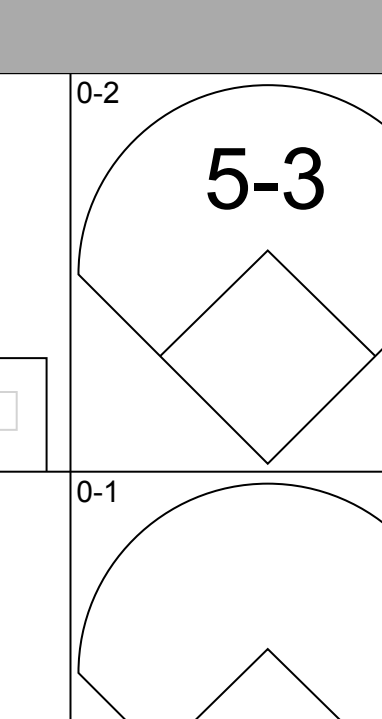
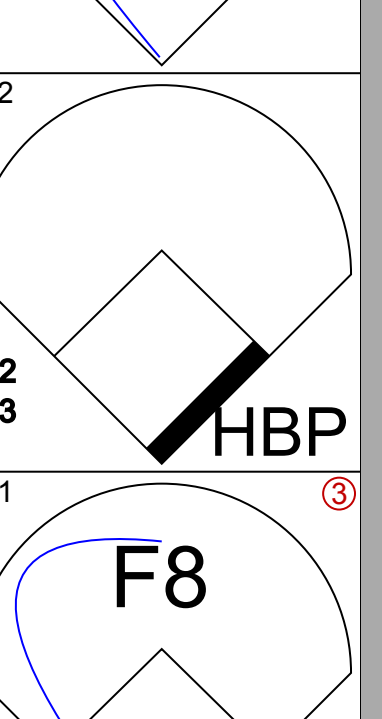
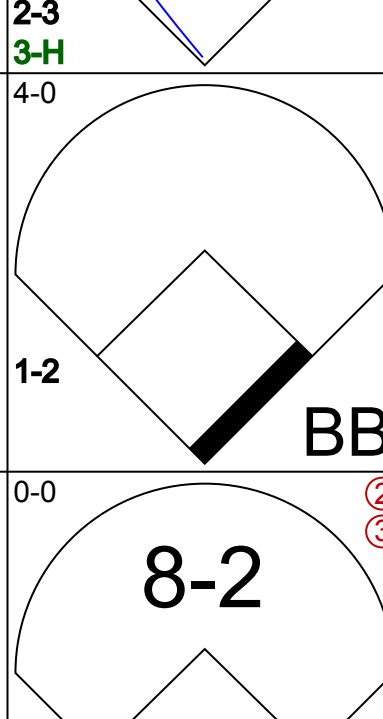
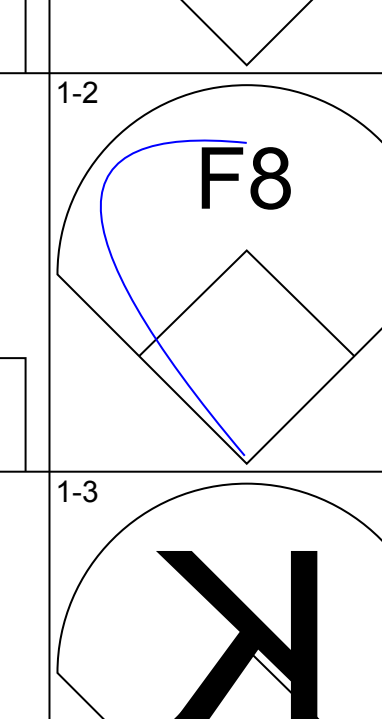
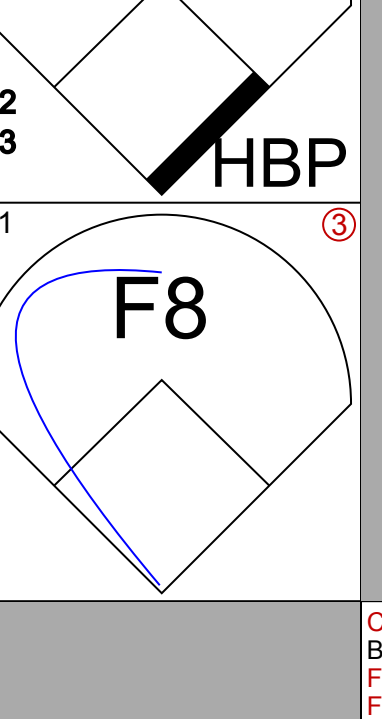
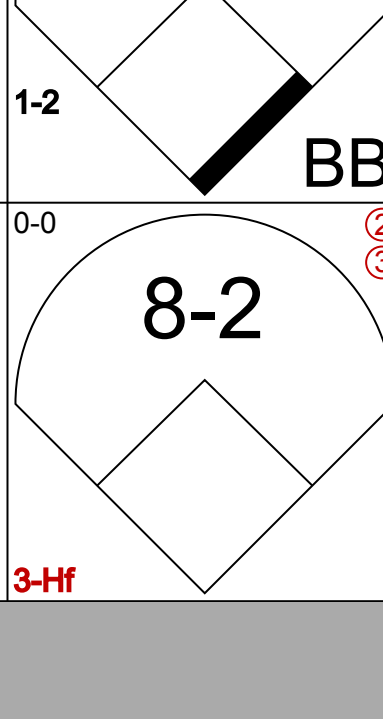
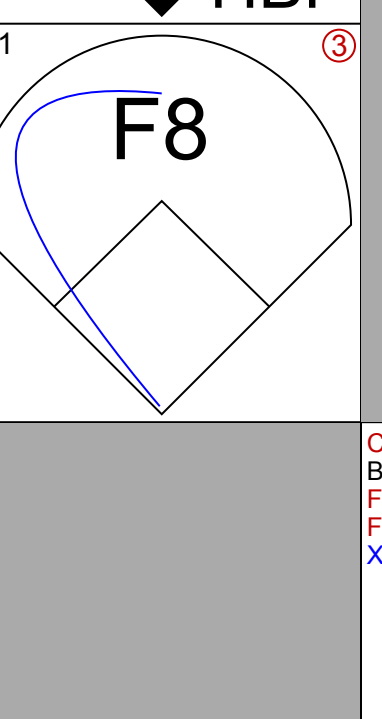
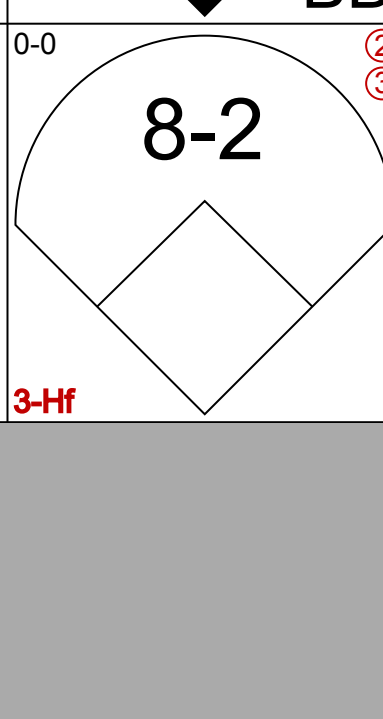
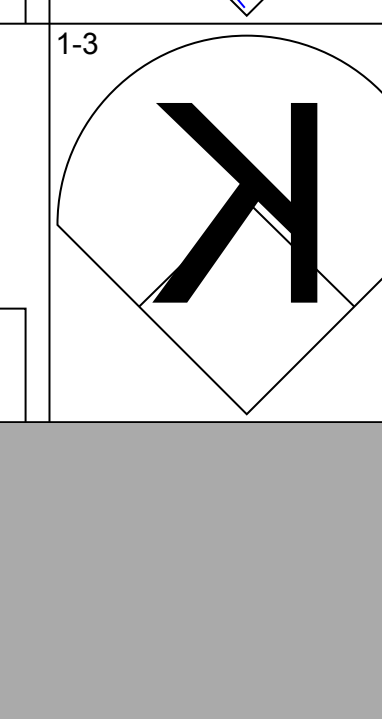

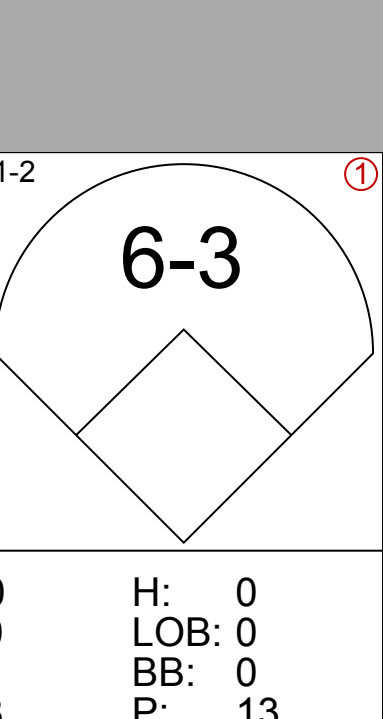
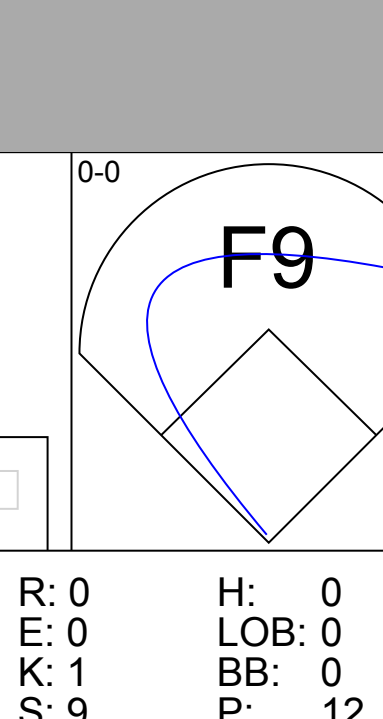

California Angels @ Texas Rangers
Arlington Stadium, Arlington, TX
Sun Sep 30 1979, 4:33 AM EDT
Att: 9,086 - Unknown

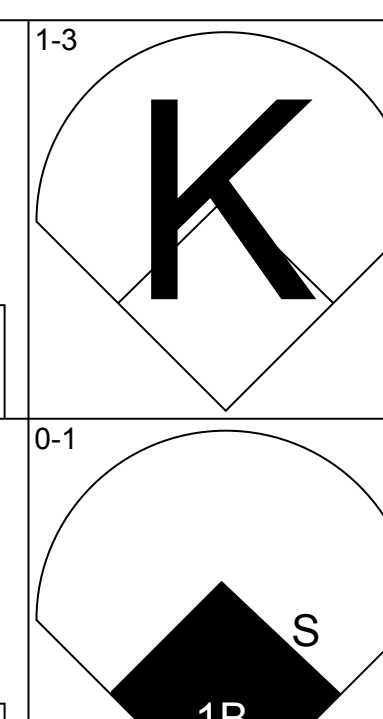
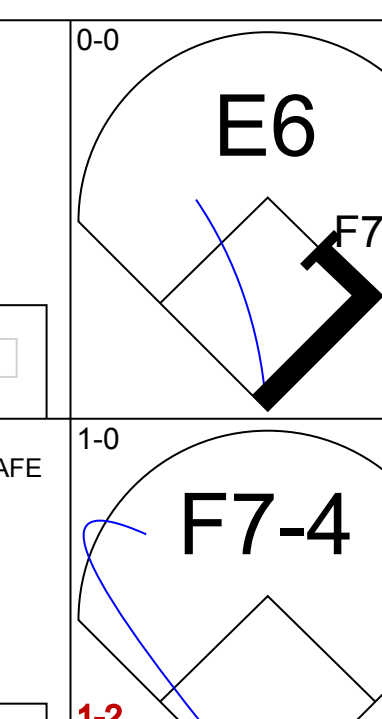
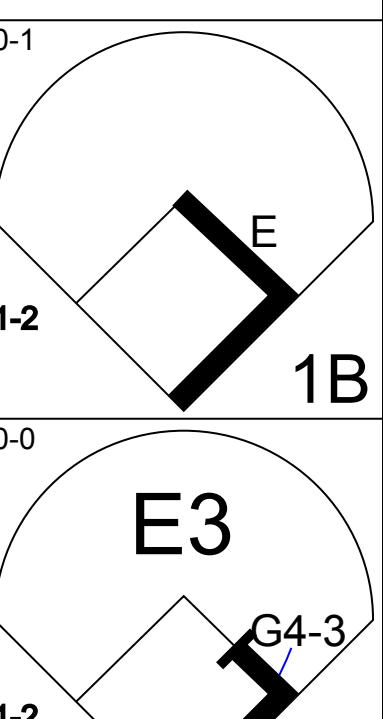
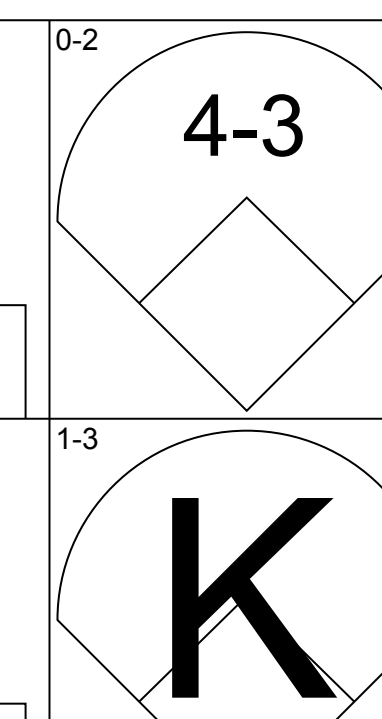
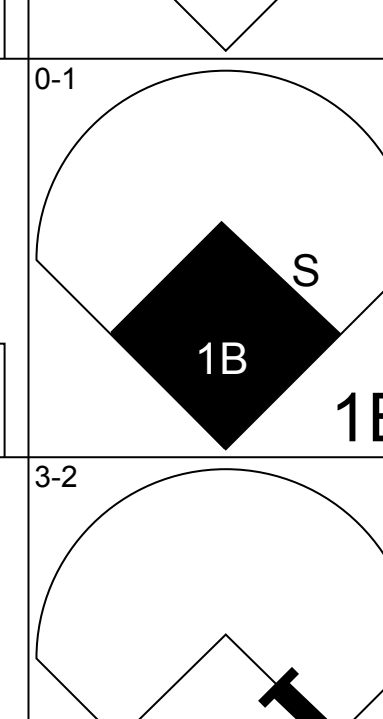
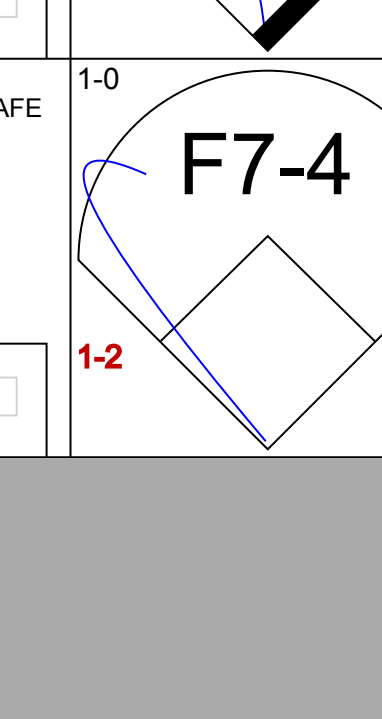
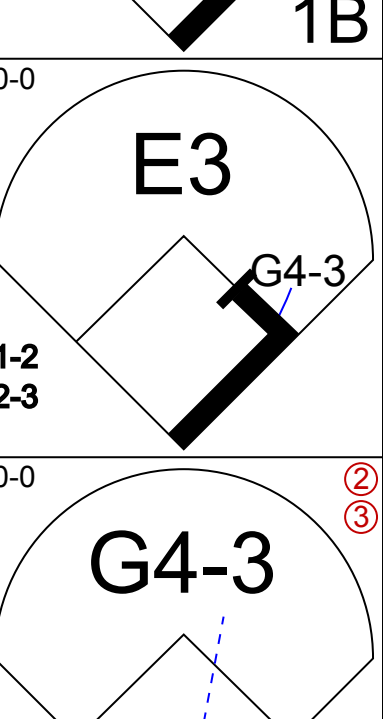
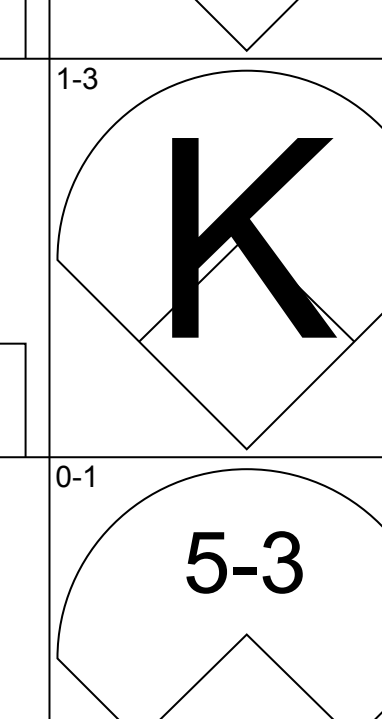
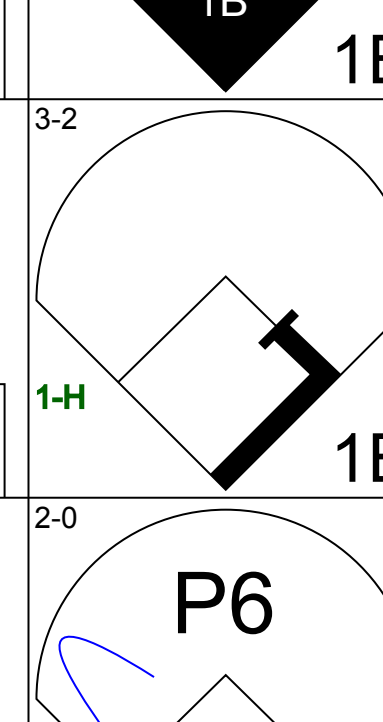
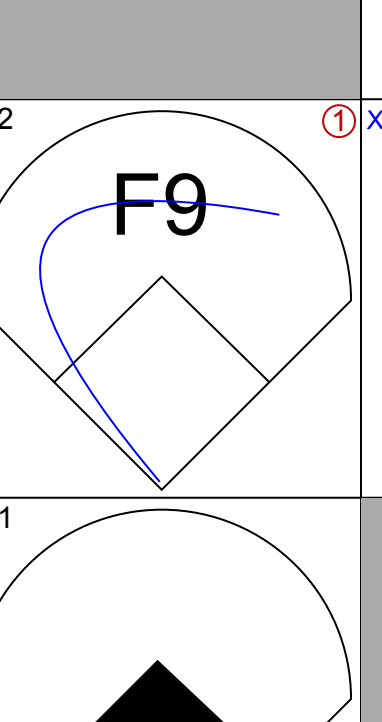
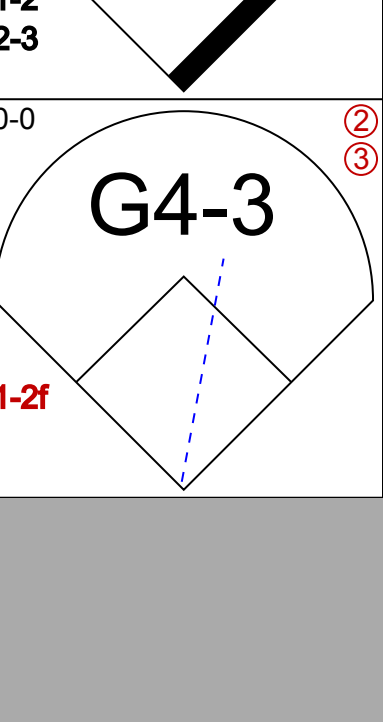
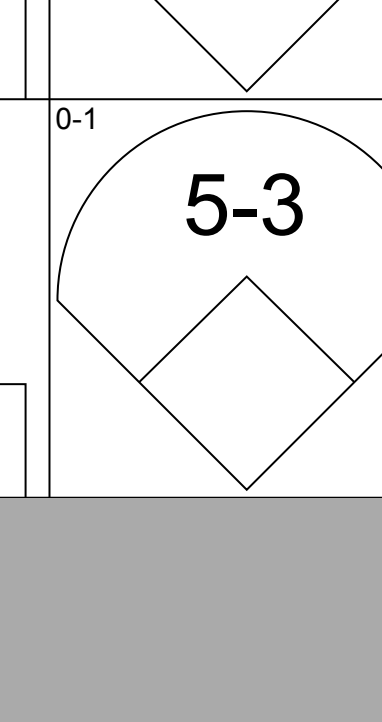
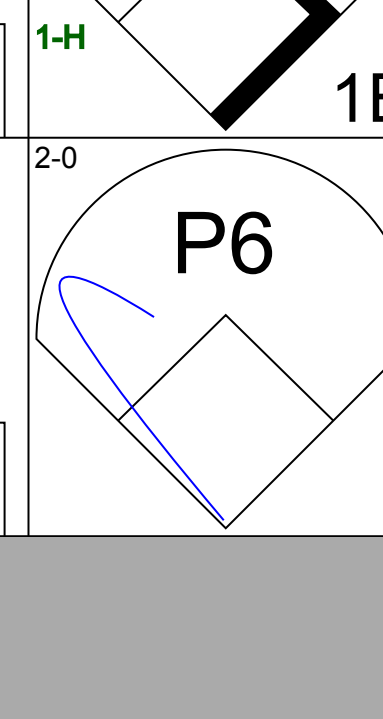
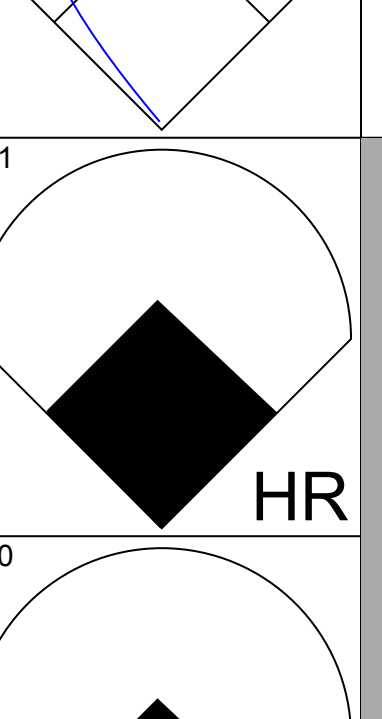
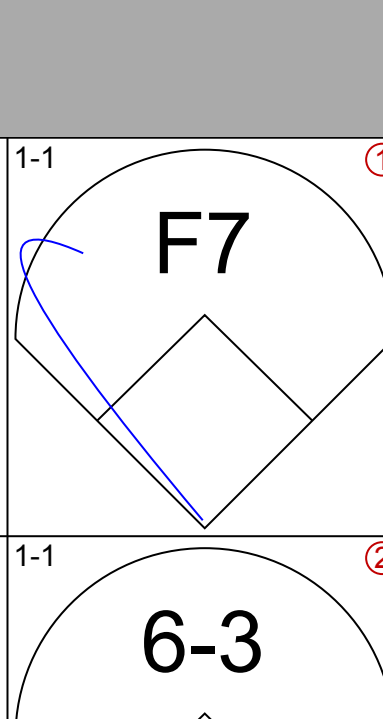
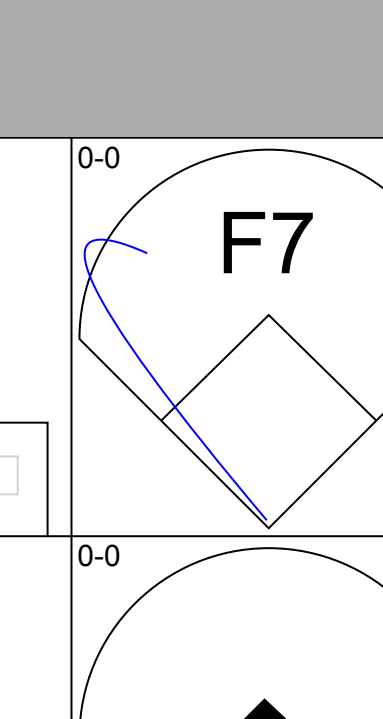
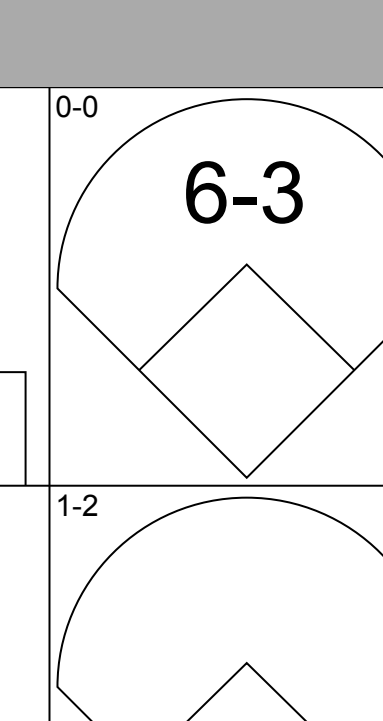
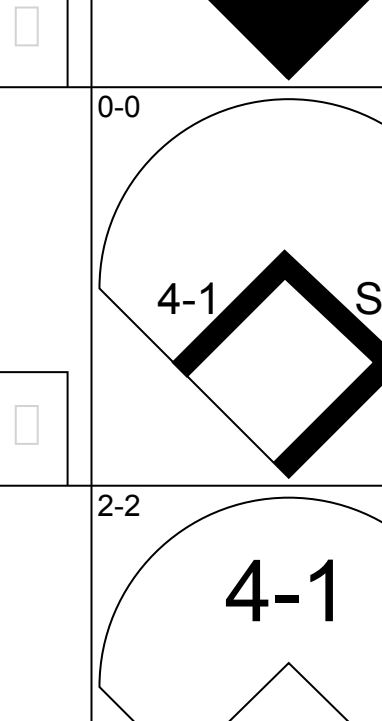
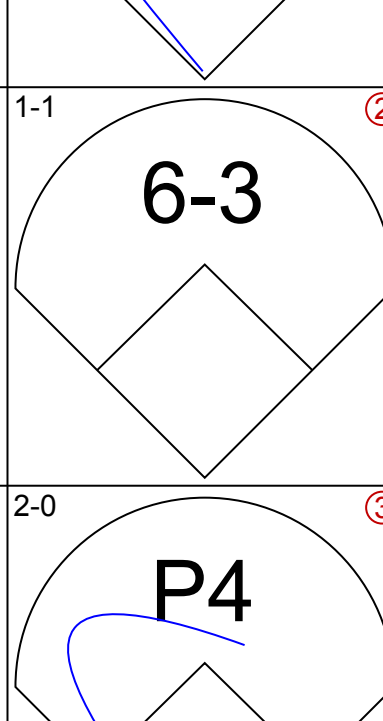
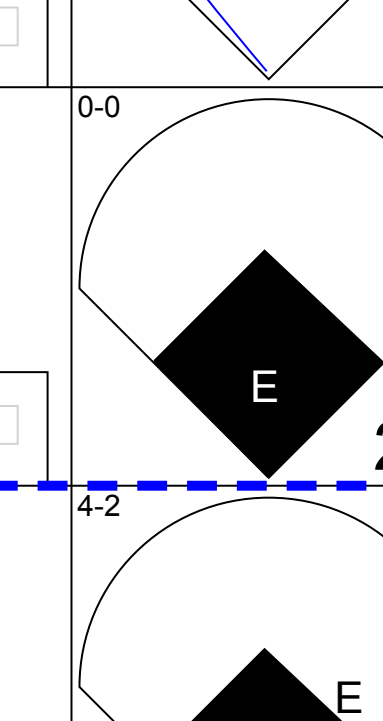
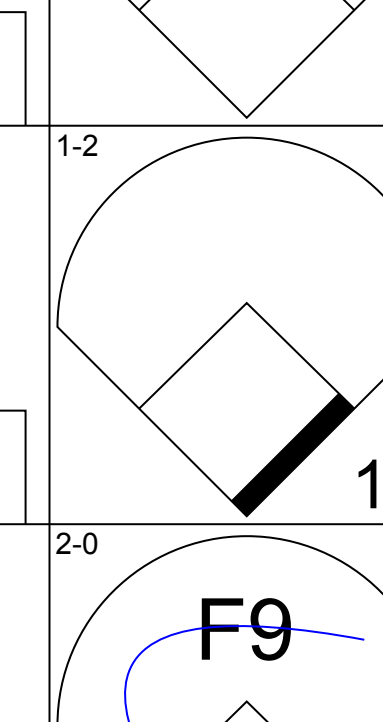
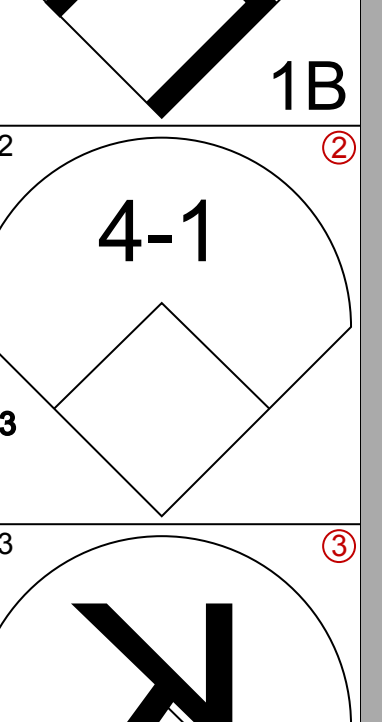
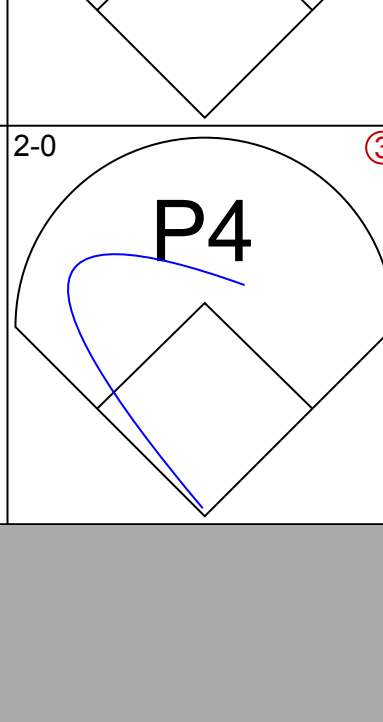
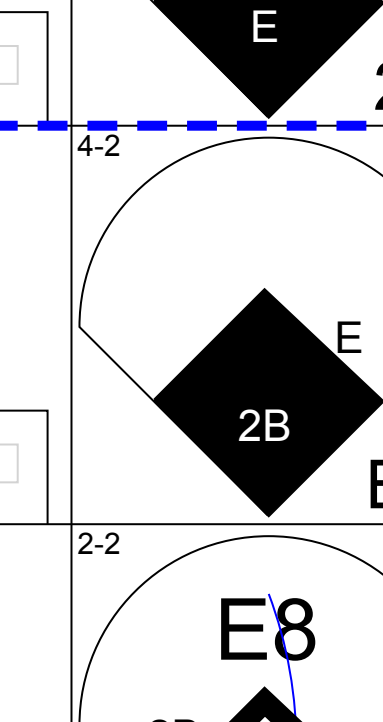

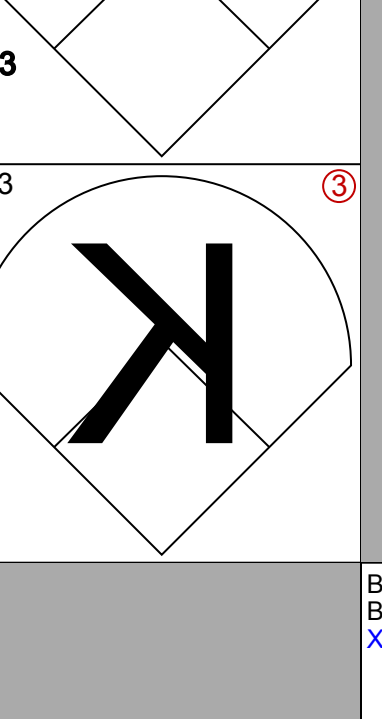
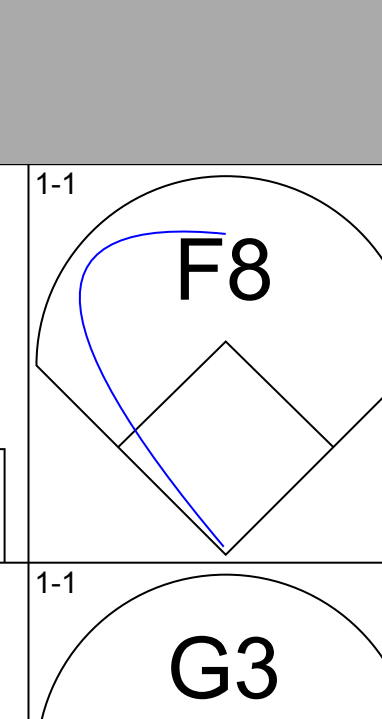
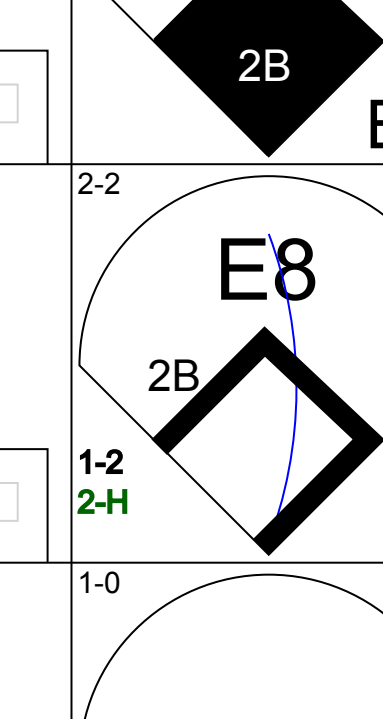

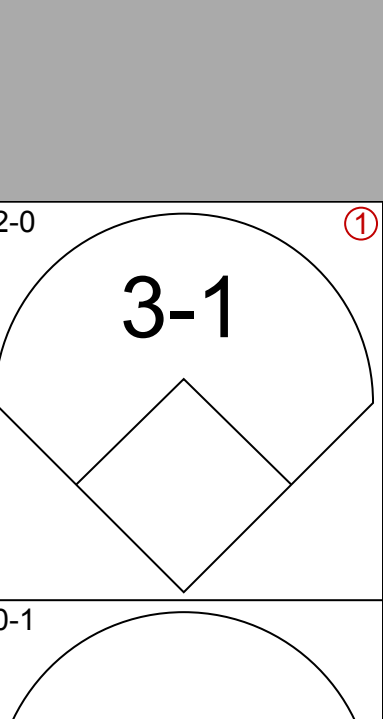
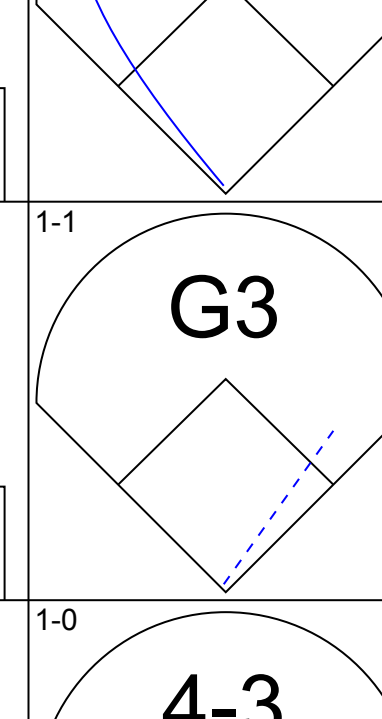
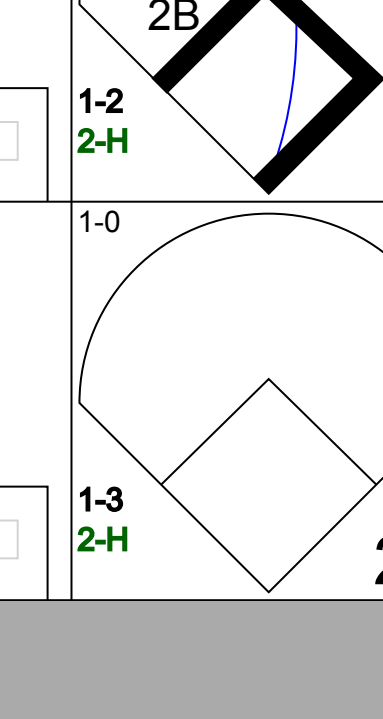
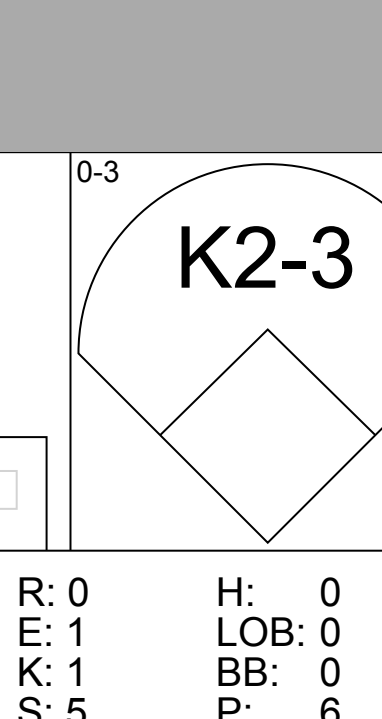
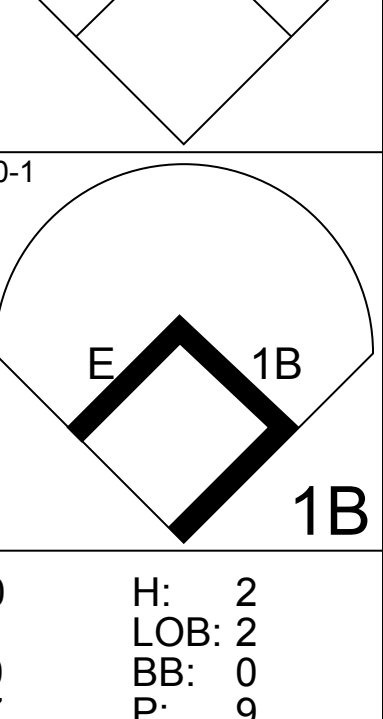
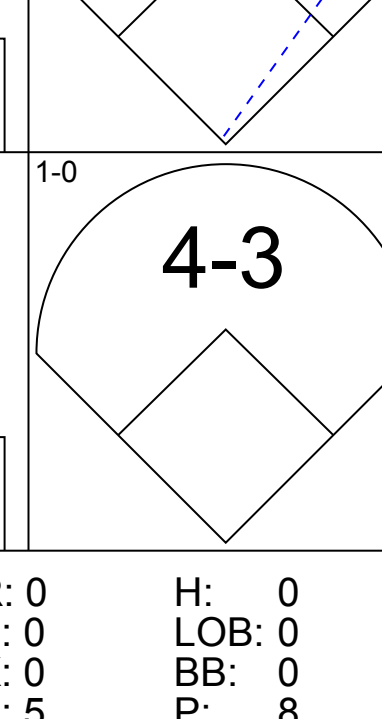
AB 35
R 5
H 8
RBI 5
BB 6
SO 1
LOB 22



Batter	1	2	3	4	5	6	7	8	9	AB	R	H	RBI	BB	SO	LOB	TOP						
Rod Carew, L (1, 3) OBP: 0.444, SLG: 0.667	6-3		4-3					E3	4-3	5	2	1	1	0	0	2	California Angels @ Baltimore Orioles Memorial Stadium, Baltimore, MD Thu Oct 04 1979, 3:33 AM EDT Att: 52,108 - Unknown livebaseballscorecards.com						
Carney Lansford, R (1, 5) OBP: 0.400, SLG: 0.333	4-3				5-3			1B	1B	5	1	3	3	0	0	0							
Dan Ford, R (1, 9) OBP: 0.444, SLG: 1.222	HR				6-3			L4	1B	5	1	2	1	0	0	3							
Don Baylor, R (1, 10) OBP: 0.333, SLG: 0.250	F8				6-3			1B	1B	4	1	2	1	1	0	0							
Brian Downing, R (1, 2) OBP: 0.111, SLG: 0.125		6-3				F7		SF7	FC5	4	0	1	1	0	0	3							
Bobby Grich, R (1, 4) OBP: 0.250, SLG: 0.333		6-3				F8		4-3		3	0	0	1	0	0	1							
Bobby Clark, R (1, 7) Larry Harlow, L (9, PH)						K		FC6-4		3	0	0	0	0	2	1							
Rick Miller, L (1, 8) OBP: 0.111, SLG: 0.111						6-3		FC6-4	FC4-6	4	1	0	0	0	0	2							
Jim Anderson, R (1, 6) Merv Rettenmund, R (8, PH) Dickie Thon, R (8, 6) Willie Davis, L (9, PH)						6-3		F6	E	2	0	0	0	0	0	0							
Inning Stats	R: 1 E: 0 K: 0 S: 11	H: 1 LOB: 0 BB: 0 P: 21	R: 0 E: 0 K: 1 S: 8	H: 0 LOB: 0 BB: 0 P: 12	R: 0 E: 0 K: 1 S: 8	H: 0 LOB: 0 BB: 0 P: 11	R: 0 E: 0 K: 0 S: 4	H: 0 LOB: 0 BB: 0 P: 5	R: 0 E: 0 K: 1 S: 8	H: 0 LOB: 0 BB: 0 P: 13	R: 1 E: 0 K: 0 S: 12	H: 2 LOB: 1 BB: 0 P: 16	R: 1 E: 0 K: 0 S: 7	H: 2 LOB: 1 BB: 0 P: 12	R: 3 E: 1 K: 0 S: 14	H: 2 LOB: 1 BB: 1 P: 24		R: 2 E: 0 K: 0 S: 10	H: 3 LOB: 3 BB: 2 P: 23	1B: 7 2B: 2 3B: 0 HR: 1	SF: 2 SAC: 0 DP: 0 HBP: 0	WP: 0 PB: 0 SB: 0 CS: 0	PA: 41
PITCHER	IP	WLS	BF	H	R	ER	SO	BB	IBB	HBP	BLK	WP	HR	S	P	ERA		WHIP					
Mike Flanagan, L (1, 1) ERA: 5.14	7.0	W	29	6	6	4	2	1	0	0	0	0	1	66	104	5.14		1.000					
Don Stanhouse, R (8, 1) ERA: 6.0	2.0		12	4	2	2	0	1	1	0	0	0	0	16	33	9.00	2.500						

Batter	1	2	3	4	5	6	7	8	9	AB	R	H	RBI	BB	SO	LOB	BOTTOM					
Al Bumbry, L (1, 8) OBP: 0.500, SLG: 0.375	G6-4-3		1B			6-3				4	2	3	0	1	0	0	California Angels @ Baltimore Orioles Memorial Stadium, Baltimore, MD Thu Oct 04 1979, 3:33 AM EDT Att: 52,108 - Unknown livebaseballscorecards.com					
Kiko Garcia, R (1, 6) OBP: 0.900, SLG: 0.667	G6-4-3		1B			4-3		K		3	1	2	2	2	1	2						
Ken Singleton, S (1, 9) OBP: 0.222, SLG: 0.125	G6-4-3		F7			4-3		K		5	1	1	0	0	1	7						
Eddie Murray, S (1, 3) OBP: 0.500, SLG: 0.833	1B					G3				4	2	2	4	0	0	1						
John Lowenstein, L (1, 7) OBP: 0.400, SLG: 1.000	1B					G3				3	1	0	0	1	2	0						
Pat Kelly, L (1, 10) OBP: 0.375, SLG: 0.286	1B					F8				4	1	1	1	0	1	0						
Doug DeCinces, R (1, 5) OBP: 0.375, SLG: 0.333	E9					6-3				3	1	1	1	1	0	0						
Rich Dauer, R (1, 4) OBP: 0.143, SLG: 0.143	5-3					F7		G3		4	0	0	0	0	2							
Rick Dempsey, R (1, 2) OBP: 0.286, SLG: 0.429		G3				F6		1B		4	0	1	0	0	0	1						
Inning Stats	R: 4 E: 1 K: 0 S: 13	H: 4 LOB: 1 BB: 2 P: 27	R: 4 E: 0 K: 2 S: 14	H: 3 LOB: 0 BB: 1 P: 27	R: 1 E: 0 K: 0 S: 9	H: 2 LOB: 2 BB: 1 P: 18	R: 0 E: 0 K: 1 S: 6	H: 0 LOB: 0 BB: 0 P: 7	R: 0 E: 0 K: 0 S: 6	H: 0 LOB: 0 BB: 0 P: 10	R: 0 E: 0 K: 0 S: 9	H: 0 LOB: 1 BB: 1 P: 19	R: 0 E: 0 K: 0 S: 4	H: 0 LOB: 0 BB: 0 P: 6	R: 0 E: 0 K: 2 S: 12	H: 2 LOB: 2 BB: 0 P: 18		1B: 10 2B: 0 3B: 0 HR: 1	SF: 0 SAC: 0 DP: 1 HBP: 0	WP: 1 PB: 0 SB: 2 CS: 0	PA: 39	
PITCHER	IP	WLS	BF	H	R	ER	SO	BB	IBB	HBP	BLK	WP	HR	S	P	ERA		WHIP				
Dave Frost, R (1, 1) ERA: 33.75	1.1	L	11	5	6	5	0	3	0	0	0	0	1	17	38	33.75		6.000				
Mark Clear, R (2, 1) ERA: 4.75	5.2		23	4	3	3	3	2	0	0	0	1	1	44	76	4.76	1.059					
Don Aase, R (8, 1) ERA:	1.0		5	2	0	0	2	0	0	0	0	0	0	12	18	0.00	2.000					

Batter	1	2	3	4	5	6	7	8	9	AB	R	H	RBI	BB	SO	LOB	TOP								
Al Bumbry, L OBP: 0.400, SLG: 0.462 (1, 8)										5	1	1	0	0	1	1	Baltimore Orioles @ California Angels Anaheim Stadium, Anaheim, CA Fri Oct 05 1979, 6:33 AM EDT Att: 43,199 - Unknown								
Kiko Garcia, R OBP: 0.500, SLG: 0.333 (1, 6)										3	0	0	0	0	2	0									
Terry Crowley, L OBP: 0.500, SLG: 0.500 (7, PH)										1	0	1	1	0	0	0									
Mark Belanger, R OBP: 0.200, SLG: 0.200 (7, PR)										1	0	0	0	0	1	0									
Ken Singleton, S OBP: 0.308, SLG: 0.333 (1, 9)										4	2	2	0	0	0	1									
Eddie Murray, S OBP: 0.667, SLG: 0.875 (1, 3)										2	0	2	0	2	0	0									
Lee May, R OBP: 0.250, SLG: 0.143 (1, 10)										3	0	1	1	1	1	3									
Doug DeCinces, R OBP: 0.250, SLG: 0.222 (1, 5)										3	0	0	1	0	1	3									
Gary Roenicke, R OBP: 0.429, SLG: 0.800 (6, PH)										1	0	0	0	0	0	0									
John Lowenstein, L OBP: 0.429, SLG: 0.800 (6, 7)										1	0	0	0	1	0	0									
Rich Dauer, R OBP: 0.182, SLG: 0.182 (1, 4)										4	0	1	0	0	1	6									
Dave Skaggs, R (1, 2)										4	0	0	0	0	0	1									
Inning Stats	R: 0 E: 0 K: 2 S: 8	H: 0 LOB: 0 BB: 0 P: 10	R: 0 E: 0 K: 0 S: 11	H: 0 LOB: 0 BB: 1 P: 15	R: 0 E: 0 K: 0 S: 9	H: 1 LOB: 1 BB: 0 P: 10	R: 1 E: 0 K: 0 S: 12	H: 3 LOB: 3 BB: 0 P: 15	R: 0 E: 0 K: 1 S: 8	H: 0 LOB: 0 BB: 0 P: 13	R: 1 E: 0 K: 0 S: 11	H: 2 LOB: 2 BB: 2 P: 22	R: 1 E: 0 K: 1 S: 11	H: 2 LOB: 2 BB: 1 P: 21	R: 0 E: 0 K: 2 S: 12	H: 0 LOB: 0 BB: 0 P: 16		R: 0 E: 0 K: 1 S: 9	H: 0 LOB: 0 BB: 0 P: 12	1B: 6 2B: 2 3B: 1 HR: 0	SF: 1 SAC: 0 DP: 2 HBP: 1	WP: 0 PB: 0 SB: 0 CS: 0	PA: 38		
PITCHER	IP	WLS	BF	H	R	ER	SO	BB	IBB	HBP	BLK	WP	HR	S	P	ERA	WHIP								
Frank Tanana, L ERA: 3.6 (1, 1)	5.0		23	6	2	2	3	2	0	1	0	0	0	55	75	3.60	1.600								
Don Aase, R ERA: 1.6 (6, 1)	4.0	W	15	2	1	1	4	1	1	0	0	0	0	36	59	2.25	0.750								

Batter	1	2	3	4	5	6	7	8	9	AB	R	H	RBI	BB	SO	LOB	BOTTOM								
Rick Miller, L OBP: 0.154, SLG: 0.154 (1, 8)										4	0	1	0	0	1	0	Baltimore Orioles @ California Angels Anaheim Stadium, Anaheim, CA Fri Oct 05 1979, 6:33 AM EDT Att: 43,199 - Unknown								
Carney Lansford, R OBP: 0.357, SLG: 0.308 (1, 5)										4	1	1	0	0	1	3									
Dan Ford, R OBP: 0.385, SLG: 0.923 (1, 9)										4	0	1	1	0	0	3									
Don Baylor, R OBP: 0.308, SLG: 0.500 (1, 10)										4	1	1	1	0	0	0									
Rod Carew, L OBP: 0.462, SLG: 0.692 (1, 3)										4	1	2	0	0	0	0									
Brian Downing, R OBP: 0.231, SLG: 0.182 (1, 2)										3	1	1	0	1	0	1									
Bobby Grich, R OBP: 0.167, SLG: 0.200 (1, 4)										4	0	0	0	0	1	3									
Larry Harlow, L OBP: 0.222, SLG: 0.250 (1, 7)										4	0	1	1	0	0	1									
Jim Anderson, R OBP: 0.125, SLG: 0.125 (1, 6)										3	0	1	0	0	1	0									
Inning Stats	R: 1 E: 0 K: 1 S: 9	H: 2 LOB: 0 BB: 0 P: 15	R: 0 E: 0 K: 0 S: 6	H: 1 LOB: 1 BB: 0 P: 11	R: 0 E: 1 K: 1 S: 5	H: 0 LOB: 0 BB: 0 P: 6	R: 1 E: 0 K: 1 S: 12	H: 2 LOB: 1 BB: 0 P: 18	R: 0 E: 1 K: 0 S: 7	H: 2 LOB: 2 BB: 0 P: 9	R: 0 E: 0 K: 0 S: 5	H: 0 LOB: 0 BB: 0 P: 9	R: 0 E: 0 K: 0 S: 5	H: 0 LOB: 0 BB: 0 P: 8	R: 0 E: 0 K: 1 S: 8	H: 0 LOB: 0 BB: 0 P: 9		R: 2 E: 1 K: 0 S: 10	H: 2 LOB: 2 BB: 1 P: 17	1B: 6 2B: 3 3B: 0 HR: 1	SF: 0 SAC: 0 DP: 2 HBP: 0	WP: 0 PB: 0 SB: 0 CS: 0	PA: 35		
PITCHER	IP	WLS	BF	H	R	ER	SO	BB	IBB	HBP	BLK	WP	HR	S	P	ERA	WHIP								
Dennis Martinez, R ERA: 3.24 (1, 1)	8.1		32	8	3	3	4	0	0	0	0	0	0	59	87	3.24	0.960								
Don Stanhouse, R ERA: 6.0 (9, 1)	0.0	L	3	1	1	0	0	1	0	0	0	0	0	8	15	∞	∞								

AB	32
R	3
H	8
RBI	3
BB	4
SO	7
LOB	15



AB	34
R	4
H	9
RBI	3
BB	1
SO	4
LOB	11



Batter	1	2	3	4	5	6	7	8	9	AB	R	H	RBI	BB	SO	LOB	TOP		
Al Bumbry, L OBP: 0.300, SLG: 0.375 (1, 8)	4-3		1B	FC4-6			P3	1-3		3	1	0	0	2	0	1	Baltimore Orioles @ California Angels Anaheim Stadium, Anaheim, CA Sat Oct 06 1979, 6:33 AM EDT Att: 43,199 - Unknown		
Kiko Garcia, R OBP: 0.385, SLG: 0.273 (1, 6)	F9		1B	FC4-6			K	6-3		5	0	1	0	0	1	3			
Mark Belanger, R OBP: 0.200, SLG: 0.200 (8, 6)			1B	FC4-6						0	0	0	0	0	0	0			
Ken Singleton, S OBP: 0.389, SLG: 0.500 (1, 9)	1B		SF7				1B		4-3	4	1	3	2	0	0	0			
Eddie Murray, S OBP: 0.588, SLG: 0.667 (1, 3)	P5		1B	F7			1B	HR	L5	4	1	1	1	1	0	2			
John Lowenstein, L OBP: 0.375, SLG: 0.667 (3, PH)			G6-4-3				1B	HR	4-3	1	0	0	0	0	0	0			
Gary Roenicke, R OBP: 0.333, SLG: 0.200 (3, 7)			G6-4-3				HR	1B	4-3	4	1	1	1	0	0	3			
Pat Kelly, L OBP: 0.417, SLG: 0.636 (1, 10)	F8			K			F7	HR		4	1	2	3	0	1	0			
Doug DeCinces, R OBP: 0.313, SLG: 0.385 (1, 5)	F8			2B			6-3			4	1	2	0	0	0	1			
Billy Smith, S OBP: 0.182, SLG: 0.182 (7, 4)	F2			F8			F7	K		4	0	0	0	0	1	3			
Rich Dauer, R OBP: 0.182, SLG: 0.182 (7, 4)										0	0	0	0	0	0	0			
Rick Dempsey, R OBP: 0.455, SLG: 0.600 (1, 2)			1B	2B			WP	F8		3	2	2	1	1	0	0			
Inning Stats	R: 0 E: 0 K: 0 S: 10	H: 1 LOB: 1 BB: 0 P: 19	R: 0 E: 0 K: 0 S: 17	H: 1 LOB: 1 BB: 0 P: 24	R: 2 E: 0 K: 0 S: 13	H: 3 LOB: 1 BB: 1 P: 23	R: 1 E: 0 K: 1 S: 13	H: 2 LOB: 2 BB: 1 P: 22	R: 0 E: 0 K: 0 S: 7	H: 0 LOB: 0 BB: 0 P: 10	R: 5 E: 0 K: 2 S: 20	H: 4 LOB: 1 BB: 2 P: 41	R: 0 E: 0 K: 0 S: 7	H: 0 LOB: 0 BB: 0 P: 10	R: 0 E: 0 K: 0 S: 6	H: 0 LOB: 0 BB: 0 P: 8	1B: 8 2B: 4 3B: 0 HR: 1	SF: 1 SAC: 0 DP: 2 HBP: 0	WP: 1 PA: 41 PB: 0 SB: 2 CS: 0
PITCHER	IP WLS BF H R ER SO BB IBB HBP BLK WP HR S P ERA WHIP																		
Chris Knapp, R ERA: 7.71 (1, 1)	2.1 L 13 5 2 2 0 1 0 0 0 0 0 0 38 62 7.71 2.571																		
Dave LaRoche, L ERA: 6.75 (3, 1)	1.1 6 2 1 1 1 1 0 0 0 0 0 0 12 21 6.75 2.250																		
Dave Frost, R ERA: 18.69 (4, 1)	3.0 13 3 4 4 1 1 0 0 0 0 1 0 30 59 12.00 1.333																		
John Montague, R ERA: 9.0 (7, 1)	1.1 6 2 1 1 1 0 0 0 0 0 0 1 14 22 6.75 1.500																		
Mike Barlow, R ERA: (9, 1)	1.0 3 0 0 0 0 0 0 0 0 0 0 0 6 8 0.00 0.000																		

AB	36
R	8
H	12
RBI	8
BB	4
SO	3
LOB	13



Batter	1	2	3	4	5	6	7	8	9	AB	R	H	RBI	BB	SO	LOB	BOTTOM		
Rod Carew, L OBP: 0.412, SLG: 0.588 (1, 3)	L6		6-3			G6-4-3		FC6-4		4	0	1	0	0	0	1	Baltimore Orioles @ California Angels Anaheim Stadium, Anaheim, CA Sat Oct 06 1979, 6:33 AM EDT Att: 43,199 - Unknown		
Carney Lansford, R OBP: 0.333, SLG: 0.294 (1, 5)	5-3			G3		G6-4-3				4	0	1	0	0	0	1			
Dan Ford, R OBP: 0.294, SLG: 0.706 (1, 9)	F9			F9		F3			L5	4	0	0	0	0	0	1			
Don Baylor, R OBP: 0.235, SLG: 0.375 (1, 7)		P3		K			K		F8	4	0	0	0	0	2	1			
Brian Downing, R OBP: 0.235, SLG: 0.200 (1, 2)		E6			BB	1B		F8		4	0	1	0	0	1	1			
Bobby Grich, R OBP: 0.200, SLG: 0.231 (1, 4)		6-3			G5-3	BB		6-3		3	0	1	0	0	0	1			
Merv Rettenmund, R OBP: 0.200, SLG: 0.231 (1, 4)																			
Merv Rettenmund, R OBP: 0.200, SLG: 0.231 (1, 10)		F7							K	2	0	0	0	1	1	1			
Rick Miller, L OBP: 0.250, SLG: 0.250 (1, 8)										3	0	2	0	0	0	3			
Jim Anderson, R OBP: 0.091, SLG: 0.091 (1, 6)				G4-6-3					F8	3	0	0	0	0	0	5			
Inning Stats	R: 0 E: 0 K: 0 S: 7	H: 0 LOB: 0 BB: 0 P: 10	R: 0 E: 1 K: 0 S: 11	H: 0 LOB: 1 BB: 0 P: 21	R: 0 E: 0 K: 0 S: 4	H: 1 LOB: 0 BB: 0 P: 9	R: 0 E: 0 K: 1 S: 8	H: 0 LOB: 0 BB: 0 P: 11	R: 0 E: 0 K: 0 S: 10	H: 2 LOB: 2 BB: 1 P: 16	R: 0 E: 0 K: 0 S: 6	H: 1 LOB: 0 BB: 0 P: 8	R: 0 E: 0 K: 1 S: 12	H: 1 LOB: 1 BB: 0 P: 18	R: 0 E: 0 K: 1 S: 13	H: 1 LOB: 1 BB: 0 P: 17	1B: 6 2B: 0 3B: 0 HR: 0	SF: 0 SAC: 0 DP: 3 HBP: 0	WP: 0 PA: 32 PB: 0 SB: 0 CS: 0
PITCHER	IP WLS BF H R ER SO BB IBB HBP BLK WP HR S P ERA WHIP																		
Scott McGregor, L ERA: (1, 1)	9.0 W 32 6 0 0 4 1 0 0 0 0 0 0 77 119 0.00 0.778																		

AB	31
R	0
H	6
RBI	0
BB	1
SO	4
LOB	15

