California Angels - 1980

Cleveland Indians @ California Angels

Anaheim Stadium, Anaheim, CA

Fri Apr 11 1980, 9:05 PM EST
Att. 37,085 - Unknown

livebaseballscorecards.com

Batter	1	2	3	4	5	6	7	8	9	AB	R	H	RBI	BB	SO	LOB
Rick Manning, L (1, 8) OBP: 0.500, SLG: 0.333	0-0 S 1B		4-0 S BB			0-0 E6		0-0 4-3		3	0	1	0	1	0	0
Toby Harrah, R (1, 5)	4-0 L3 1-2 BB		0-0 P4 1-2			0-3 K		0-0 6-3		3	0	0	0	1	1	2
Mike Hargrove, L (1, 3)	0-0 L3 1-2			0-0 G3		0-0 F7		0-0 F9		4	0	0	0	0	0	3
Gary Alexander, R (1, 10) OBP: 0.250, SLG: 0.500	0-0 L3			0-0 L9		0-0 F3			0-0 4-3 1B 2B	4	1	1	0	0	0	2
Jorge Orta, L (1, 9)		0-0 5-3		0-0 F8			0-0 F7		0-0 4-3 2-3	4	0	0	0	0	0	1
Ron Hassey, L (1, 2) OBP: 0.500, SLG: 0.500		0-0 4-3			0-0 4-3		0-0 1B 4-3 1B		0-0 1B 1B 3-H	4	0	2	1	0	0	0
Joe Charboneau, R (1, 7) OBP: 0.250, SLG: 1.000		0-0 5-3			0-0 HR		0-0 4-3 1-2		0-3 K	4	1	1	1	0	1	2
Duane Kuiper, L (1, 4) OBP: 0.500, SLG: 0.500			0-0 1-3		0-0 L4		0-0 2-3 1B		0-0 1-2 1B	4	0	2	0	0	0	0
Tom Veryzer, R (1, 6)			0-3 K		0-0 6-3		0-0 5-3		0-3 K	2	0	0	0	0	1	0
Ron Pruitt, R (7, PH)										1	0	0	0	0	0	2
Jerry Dybzinski, R (7, 6)										1	0	0	0	0	1	2

Inning Stats	1	2	3	4	5	6	7	8	9	1B: 5	SF: 0	WP: 0	PA: 36
	R: 0	R: 0	R: 0	R: 0	R: 1	R: 0	R: 0	R: 0	R: 1	2B: 2	SAC: 0	PB: 0	
	E: 0	E: 0	E: 0	E: 0	E: 0	E: 1	E: 0	E: 0	E: 0	3B: 0	DP: 1	SB: 2	
	K: 0	K: 0	K: 1	K: 0	K: 0	K: 1	K: 0	K: 0	K: 2	HR: 1	HBP: 0	CS: 0	
	S: 3	S: 3	S: 5	S: 3	S: 4	S: 6	S: 5	S: 3	S: 10				

PITCHER		IP	WLS	BF	H	R	ER	SO	BB	IBB	HBP	BLK	WP	HR	S	P	ERA	WHIP
Dave Frost, R ERA: 2.16	(1, 1)	8.1	W	33	6	2	2	2	2	0	0	0	0	1	35	43	2.16	0.960
Mark Clear, R ERA:	(9, 1)	0.2		3	1	0	0	2	0	0	0	0	0	0	7	7	0.00	1.500

PITCHER	IP	WLS	BF	H	R	ER	SO	BB	IBB	HBP	BLK	WP	HR	S	P	ERA	WHIP

Batter	1	2	3	4	5	6	7	8	9	AB	R	H	RBI	BB	SO	LOB
Al Cowens, R (1, 8) (8, 9) OBP: 0.200, SLG: 0.200	F9 S 1B 1B	F9	FC5-4 1-2f		K 1-2		K			5	1	1	0	0	2	6
Carney Lansford, R (1, 5) OBP: 0.400, SLG: 0.400	K 1-2	K		3-1 5-3 1B 1B	2B 2-H 1B		1-3			5	1	2	1	0	2	4
Dan Ford, R (1, 9) OBP: 0.500, SLG: 1.500 Rick Miller, L (8, 8) OBP: 1.000, SLG: 1.000	F9 2-3		HR	5-3 1-2	2B 1-3			BB HR 1B		4 1	1 1	2 1	1 0	0 0	0 0	2 0
Don Baylor, R (1, 10) OBP: 0.400, SLG: 0.250	1B 1B 3-H		1B 1B BB	3-1 2-3	F7			K		4	1	1	1	1	1	4
Rod Carew, L (1, 3) OBP: 0.600, SLG: 0.600	1-3		BB 1B SF9 1-2	S 3-H 1B		6-3		F7		5	1	3	1	0	0	1
Brian Downing, R (1, 2) OBP: 0.400, SLG: 0.250	K		BB 1-2 2-H 1B	F9 1-2		3-1		HR 1-2 BB		4	1	1	1	1	1	3
Joe Rudi, R (1, 7) OBP: 0.400, SLG: 1.600		F5	L5		HR	K		HR 1-H 2-H		5	2	2	4	0	1	2
Bobby Grich, R (1, 4)		1B HBP	FC5-4 1-2 2-3 BB		6-3		K	K		3	0	0	0	1	2	0
Freddie Patek, R (1, 6) OBP: 0.750, SLG: 2.000	1-2 1B	SF9 3-H			S 1B BB		K 3B			2	1	2	1	1	0	0
Inning Stats	R: 1 E: 0 K: 2 S: 10 H: 3 LOB: 2 BB: 0 P: 10	R: 0 E: 0 K: 1 S: 6 H: 1 LOB: 2 BB: 0 P: 7	R: 3 E: 0 K: 0 S: 6 H: 3 LOB: 2 BB: 2 P: 14	R: 1 E: 0 K: 0 S: 5 H: 2 LOB: 1 BB: 0 P: 5	R: 2 E: 0 K: 1 S: 8 H: 3 LOB: 2 BB: 1 P: 12	R: 0 E: 0 K: 1 S: 5 H: 0 LOB: 0 BB: 0 P: 5	R: 0 E: 0 K: 2 S: 8 H: 1 LOB: 1 BB: 0 P: 8	R: 3 E: 0 K: 2 S: 9 H: 2 LOB: 0 BB: 1 P: 13		1B: 10 2B: 1 3B: 1 HR: 3 SF: 1 SAC: 0 DP: 0 HBP: 1						

BOTTOM

Cleveland Indians @ California Angels

Anaheim Stadium, Anaheim, CA

Fri Apr 11 1980, 9:05 PM EST

Att. 37,085 - Unknown

livebaseballscorecards.com

AB	38
R	10
H	15
RBI	10
BB	4
SO	9
LOB	22

WP: 0 PB: 0 SB: 3 CS: 0 PA: 44

PITCHER		IP	WLS	BF	H	R	ER	SO	BB	IBB	HBP	BLK	WP	HR	S	P	ERA	WHIP
Dan Spillner, R ERA: 15.43	(1, 1)	2.1	L	17	7	4	4	3	2	0	1	0	0	1	20	29	15.43	3.857
Mike Paxton, R ERA: 7.36	(3, 1)	3.2		17	5	3	3	2	1	0	0	0	0	1	20	24	7.36	1.636
Mike Stanton, R ERA:	(7, 1)	1.0		4	1	0	0	2	0	0	0	0	0	0	8	8	0.00	1.000
Victor Cruz, R ERA: 27.0	(8, 1)	1.0		6	2	3	3	2	1	0	0	0	0	1	9	13	27.00	3.000

PITCHER	IP	WLS	BF	H	R	ER	SO	BB	IBB	HBP	BLK	WP	HR	S	P	ERA	WHIP

Batter	1	2	3	4	5	6	7	8	9	AB	R	H	RBI	BB	SO	LOB
Rick Manning, L (1, 8) OBP: 0.375, SLG: 0.286	0-0 G6-4-3 1B	0-0 4-3			0-0 6-3		0-0 SH2-4 1-2 2-3		0-0 F7	4	0	1	0	0	0	1
Toby Harrah, R (1, 5)	0-0 G6-4-3 1-2f		0-0 F2		4-0 BB		0-0 L5		0-0 6-3	4	0	0	0	1	0	3
Mike Hargrove, L (1, 3)	4-0 BB 1B BB		0-0 5-3		0-0 P6		4-0 IBB			2	0	0	0	2	0	1
Gary Alexander, R (1, 10) OBP: 0.250, SLG: 0.375	0-0 BB 1-2 1B		0-3 K		0-3 K		0-3 K			4	0	1	0	0	3	4
Jorge Orta, L (1, 9) OBP: 0.500, SLG: 0.333	4-0 1-2 2-3 BB			0-0 E 1B		0-0 G3-6-3 1B		4-0 FC1-2-6 BB		2	1	2	0	2	0	0
Joe Charboneau, R (1, 7) OBP: 0.143, SLG: 0.571	0-0 5-3			0-0 SH 1-H 4-3		0-0 P3		0-0 FC1-2-6 1-2f 4-6-3		3	1	0	0	0	0	5
Ron Hassey, L (1, 2) OBP: 0.250, SLG: 0.250		0-0 F9		0-0 4-3		0-0 G3-6-3 1-2f		0-0 4-6-3 1-2		4	0	0	1	0	0	2
Duane Kuiper, L (1, 4) OBP: 0.500, SLG: 0.429		0-0 1B		0-0 4-3			4-0 SH2-4 HBP BB	0-0 F7		3	0	1	0	1	0	1
Tom Veryzer, R (1, 6)		0-0 L9		0-3 K			1-0 1-2 SH2-4 HBP		0-0 5-3	3	0	0	0	0	1	1

TOP

Cleveland Indians @ California Angels

Anaheim Stadium, Anaheim, CA

Sat Apr 12 1980, 9:05 PM EST

Att. 32,353 - Unknown

livebaseballscorecards.com

AB	29
R	2
H	5
RBI	1
BB	6
SO	4
LOB	18

Inning Stats	1	2	3	4	5	6	7	8	9
	R: 0 E: 0 K: 0 S: 4	R: 0 E: 0 K: 0 S: 4	R: 0 E: 0 K: 1 S: 5	R: 2 E: 1 K: 1 S: 7	R: 0 E: 0 K: 1 S: 5	R: 0 E: 0 K: 0 S: 3	R: 0 E: 0 K: 1 S: 5	R: 0 E: 0 K: 0 S: 3	R: 0 E: 0 K: 0 S: 3
	H: 2 LOB: 3 BB: 2 P: 12	H: 1 LOB: 1 BB: 0 P: 4	H: 0 LOB: 0 BB: 0 P: 5	H: 1 LOB: 0 BB: 0 P: 7	H: 0 LOB: 1 BB: 1 P: 9	H: 1 LOB: 0 BB: 0 P: 3	H: 0 LOB: 3 BB: 2 P: 14	H: 0 LOB: 1 BB: 1 P: 7	H: 0 LOB: 0 BB: 0 P: 3

1B: 5	SF: 0	WP: 0
2B: 0	SAC: 2	PB: 0
3B: 0	DP: 2	SB: 0
HR: 0	HBP: 1	CS: 0
		PA: 38

PITCHER		IP	WLS	BF	H	R	ER	SO	BB	IBB	HBP	BLK	WP	HR	S	P	ERA	WHIP
Bruce Kison, R ERA:	(1, 1)	7.0	L	31	5	2	0	4	4	1	1	0	0	0	33	54	0.00	1.286
Dave LaRoche, L ERA:	(8, 1)	2.0		7	0	0	0	0	1	0	0	0	0	0	6	10	0.00	0.500

PITCHER		IP	WLS	BF	H	R	ER	SO	BB	IBB	HBP	BLK	WP	HR	S	P	ERA	WHIP

Batter	1	2	3	4	5	6	7	8	9	AB	R	H	RBI	BB	SO	LOB
Al Cowens, R (1, 8) OBP: 0.111, SLG: 0.111	L7		F8		F9			K		4	0	0	0	0	1	2
Carney Lansford, R (1, 5) OBP: 0.444, SLG: 0.375	2-3 BB			S 1B		F9		K		3	0	1	0	1	1	0
Dan Ford, R (1, 9) OBP: 0.375, SLG: 0.857	2-3 (1-2)			K (1-2)		K		BB		3	0	0	0	1	2	2
Don Baylor, R (1, 10) OBP: 0.333, SLG: 0.250	4-3			F9		1B		K		4	0	1	0	0	1	3
Rod Carew, L (1, 3) OBP: 0.444, SLG: 0.556		2B		L8		L8			F7	4	0	1	0	0	0	2
Brian Downing, R (1, 2) OBP: 0.333, SLG: 0.143		5-3			E BB		L4		G3	3	0	0	0	1	0	0
Joe Rudi, R (1, 7) OBP: 0.333, SLG: 1.333		K			F7		F7		HR	4	1	1	1	0	1	1
Bobby Grich, R (1, 4) OBP: 0.556, SLG: 0.429			G5-6-3 1B		K		FC6-4 1B		1B	4	0	3	0	0	1	1
Freddie Patek, R (1, 6) OBP: 0.429, SLG: 0.800			G5-6-3 (1-2f)		E7 (1-2)		FC6-4 (1-2f)		F9	3	0	0	0	0	0	3
Ralph Garr, L (9, PH)										1	0	0	0	0	0	1
Inning Stats	R: 0 H: 0 E: 0 LOB: 1 K: 0 BB: 1 S: 3 P: 7	R: 0 H: 1 E: 0 LOB: 0 K: 1 BB: 0 S: 5 P: 5	R: 0 H: 1 E: 0 LOB: 0 K: 0 BB: 0 S: 3 P: 3	R: 0 H: 1 E: 0 LOB: 1 K: 1 BB: 0 S: 6 P: 6	R: 0 H: 0 E: 1 LOB: 2 K: 1 BB: 1 S: 6 P: 10	R: 0 H: 1 E: 0 LOB: 1 K: 1 BB: 0 S: 6 P: 6	R: 0 H: 1 E: 0 LOB: 1 K: 0 BB: 0 S: 4 P: 4	R: 0 H: 0 E: 0 LOB: 1 K: 3 BB: 1 S: 9 P: 13	R: 1 H: 2 E: 0 LOB: 1 K: 0 BB: 0 S: 5 P: 5	1B: 5 SF: 0 2B: 1 SAC: 0 3B: 0 DP: 1 HR: 1 HBP: 0				WP: 0 PA: 36 PB: 0 SB: 1 CS: 0		

PITCHER		IP	WLS	BF	H	R	ER	SO	BB	IBB	HBP	BLK	WP	HR	S	P	ERA	WHIP
Len Barker, R ERA: 1.04	(1, 1)	8.2	W	35	7	1	1	7	3	0	0	0	0	1	46	58	1.04	1.154
Sid Monge, L ERA:	(9, 1)	0.1	S	1	0	0	0	0	0	0	0	0	0	0	1	1	0.00	0.000

PITCHER	IP	WLS	BF	H	R	ER	SO	BB	IBB	HBP	BLK	WP	HR	S	P	ERA	WHIP

BOTTOM

Cleveland Indians @ California Angels

Anaheim Stadium, Anaheim, CA

Sat Apr 12 1980, 9:05 PM EST

Att. 32,353 - Unknown

livebaseballscorecards.com

AB	33
R	1
H	7
RBI	1
BB	3
SO	7
LOB	15

Batter	1	2	3	4	5	6	7	8	9	AB	R	H	RBI	BB	SO	LOB
Rick Manning, L (1, 8) OBP: 0.462, SLG: 0.455	6-3		BBBB 4-0 FC5 1B BB		0-0 2-3 1B	0-0 FC6-4 1-2f			0-0 1B 2B	4	1	2	0	1	0	3
Toby Harrah, R (1, 5) OBP: 0.214, SLG: 0.091	SSS 0-3 K		0-0 1-2 1B		0-0 SF8 3-H		0-0 E5 G4-6-3		0-0 F8	4	0	1	1	0	1	1
Mike Hargrove, L (1, 3) OBP: 0.231, SLG: 0.091	0-0 F7		0-0 F7		0-0 F7		0-0 G4-6-3 1-2f		0-0 2-H 1B	5	0	1	1	0	0	4
Gary Alexander, R (1, 10) OBP: 0.154, SLG: 0.231		SSS 0-3 K	0-0 FC5 2-3f		SSS 0-3 K		0-0 F7		0-0 P6	5	0	0	0	0	2	4
Jorge Orta, L (1, 9) OBP: 0.538, SLG: 0.333		0-0 S 1B		0-0 F7		BBBB 4-0 1B 1B BB		BBBB 4-0 FC4-6 1B BB	0-0 F7	3	0	1	0	2	0	1
Joe Charboneau, R (1, 7) OBP: 0.182, SLG: 0.455		SSS 0-3 K		SSS 0-3 K		0-0 P4		0-0 1-2 FC4-6 1B		4	0	1	0	0	2	2
Ron Hassey, L (1, 2) OBP: 0.333, SLG: 0.273		BBBB 4-0 1-2 FC6-4 BB		SSS 0-3 K		0-0 1-2 1B		SSS 0-3 K		3	0	1	0	1	2	2
Duane Kuiper, L (1, 4) OBP: 0.500, SLG: 0.455		0-0 1-2f FC6-4			0-0 2B 1B	0-0 1-2 2-3 FC6-4 1B		0-0 1-2f 2-3 FC4-6		4	1	2	0	0	0	4
Tom Veryzer, R (1, 6) OBP: 0.250, SLG: 0.286			0-0 1-3		0-0 1-H 1B SF8 2B	0-0 P4		0-0 5-3		2	1	1	1	0	0	0
Andres Mora, R (6, PH)										1	0	0	0	0	0	3
Jerry Dybzinski, R (6, 6)										1	0	0	0	0	0	2

TOP

Cleveland Indians @ California Angels

Anaheim Stadium, Anaheim, CA

Sun Apr 13 1980, 6:33 AM EST

Att. 33,628 - Unknown

livebaseballscorecards.com

AB	36
R	3
H	10
RBI	3
BB	4
SO	7
LOB	26

Inning Stats	1	2	3	4	5	6	7	8	9
	R: 0 E: 0 K: 1 S: 5	R: 0 E: 0 K: 2 S: 8	R: 0 E: 0 K: 0 S: 4	R: 0 E: 0 K: 2 S: 7	R: 2 E: 0 K: 1 S: 8	R: 0 E: 0 K: 0 S: 5	R: 0 E: 1 K: 0 S: 3	R: 0 E: 0 K: 1 S: 6	R: 1 E: 0 K: 0 S: 5
	H: 0 LOB: 0 BB: 0 P: 5	H: 1 LOB: 2 BB: 1 P: 12	H: 1 LOB: 2 BB: 1 P: 8	H: 0 LOB: 0 BB: 0 P: 7	H: 3 LOB: 1 BB: 0 P: 8	H: 2 LOB: 3 BB: 1 P: 9	H: 0 LOB: 0 BB: 0 P: 3	H: 1 LOB: 2 BB: 1 P: 10	H: 2 LOB: 1 BB: 0 P: 5

1B: 8 SF: 1
2B: 2 SAC: 0
3B: 0 DP: 1
HR: 0 HBP: 0

WP: 0 PA: 41
PB: 0
SB: 1
CS: 0

PITCHER	IP	WLS	BF	H	R	ER	SO	BB	IBB	HBP	BLK	WP	HR	S	P	ERA	WHIP
Don Aase, R (1, 1) ERA: 3.38	5.1	W	26	7	2	2	6	3	0	0	0	0	0	35	47	3.38	1.875
John Montague, R (6, 1) ERA: 2.45	3.2	S	15	3	1	1	1	1	0	0	0	0	0	16	20	2.46	1.091

PITCHER	IP	WLS	BF	H	R	ER	SO	BB	IBB	HBP	BLK	WP	HR	S	P	ERA	WHIP

Batter	1	2	3	4	5	6	7	8	9	AB	R	H	RBI	BB	SO	LOB
Rick Miller, L (1, 8) OBP: 0.500, SLG: 0.400	x 0-0 ① G3		x 0-0 ② 5-3	BBBB 4-0 E2 1B BB		x 0-0 1B	0-0 ③ CS 3-H	SSS 0-3 ① K		4	1	1	0	1	1	0
Al Cowens, R (1, 9) OBP: 0.214, SLG: 0.083	SSS 0-3 ② K		H 1-0 1B 2B HBP	BBBB 4-0 1B 1B BB		x 0-0 ③ F9		x 0-0 ② 2-3		3	2	0	0	1	1	1
Carney Lansford, R (1, 5) OBP: 0.500, SLG: 0.538	x 0-0 ③ 6-3		x 0-0 2B BB 1B 1-2	x 0-0 1B 1B 1B 1-3 3-H			x 0-0 1B 1B 2B	x 0-0 ③ F9		5	2	3	1	0	0	0
Don Baylor, R (1, 10) OBP: 0.462, SLG: 0.455		x 0-0 ① 6-3	x 0-0 BB 2B 1-3 2-H	x 0-0 ③ 1B 1-3 3-H			BBBB 4-0 1B 1B BB			3	1	2	2	1	0	0
Rod Carew, L (1, 3) OBP: 0.538, SLG: 0.545		BBBB 4-0 S 2B BB	IIII 4-0 BB IBB		x 0-0 ① 3-1		x 0-0 S 1B FC6-2 1B 1-2 2-3			2	1	1	0	2	0	0
Joe Rudi, R (1, 7) OBP: 0.385, SLG: 1.083		SSS 0-3 ② K 1-2	BBB 4-0 BB 1-2 2-3 3-H		SSS 0-3 ② K		x 0-0 FC6-2 S 1B 1-2 2-H 3-H			3	1	1	3	1	2	1
Bobby Grich, R (1, 4) OBP: 0.462, SLG: 0.455	x 0-0 2B 2-H	SSS 0-3 ③ K			x 0-0 ③ 5-3		SSS 0-3 ① K 1-2 2-3			4	0	1	1	0	2	5
Freddie Patek, R (1, 6) OBP: 0.273, SLG: 0.444		SSS 0-3 ③ K	x 0-0 ① 5-3			SSS 0-3 ① K	x 0-0 ② FC6-2 1B CS 2-3 3-H			4	0	0	0	0	2	3
Tom Donohue, R (1, 2) OBP: 0.250, SLG: 0.250			SSS 0-3 ① K	x 0-0 ② 5-3		SSS 0-3 ② K	x 0-0 1B 1-3 3-H			4	0	1	1	0	2	0
Inning Stats	R: 0 E: 0 K: 1 S: 5 H: 0 LOB: 0 BB: 0 P: 5	R: 1 E: 0 K: 2 S: 8 H: 1 LOB: 1 BB: 1 P: 12	R: 2 E: 0 K: 2 S: 9 H: 2 LOB: 3 BB: 2 P: 18	R: 2 E: 1 K: 0 S: 4 H: 2 LOB: 2 BB: 2 P: 12	R: 0 E: 0 K: 1 S: 5 H: 0 LOB: 0 BB: 0 P: 5	R: 0 E: 0 K: 2 S: 8 H: 1 LOB: 1 BB: 0 P: 8	R: 3 E: 0 K: 1 S: 8 H: 4 LOB: 1 BB: 1 P: 12	R: 0 E: 0 K: 1 S: 5 H: 0 LOB: 0 BB: 0 P: 5		1B: 7 2B: 3 3B: 0 HR: 0 SF: 0 SAC: 0 DP: 0 HBP: 1						

BOTTOM

Cleveland Indians @ California Angels

Anaheim Stadium, Anaheim, CA

Sun Apr 13 1980, 6:33 AM EST

Att. 33,628 - Unknown

livebaseballscorecards.com

AB	32
R	8
H	10
RBI	8
BB	6
SO	10
LOB	10

WP: 0 PB: 0 SB: 3 CS: 1 PA: 40

PITCHER		IP	WLS	BF	H	R	ER	SO	BB	IBB	HBP	BLK	WP	HR	S	P	ERA	WHIP
John Denny, R ERA: 10.5	(1, 1)	6.0	L	31	7	7	7	8	5	1	1	0	0	0	40	65	10.50	2.000
Mike Stanton, R ERA: 3.0	(7, 1)	2.0		8	3	1	1	2	0	0	0	0	0	0	12	12	4.50	1.500

PITCHER	IP	WLS	BF	H	R	ER	SO	BB	IBB	HBP	BLK	WP	HR	S	P	ERA	WHIP

Batter	1	2	3	4	5	6	7	8	9	AB	R	H	RBI	BB	SO	LOB
Mike Cubbage, L (1, 3) OBP: 0.188, SLG: 0.188	x 0-0 ① F8		x 0-0 ③ 4-3			x 0-0 ① P6		x 0-0 ① 4-3	x 0-0 1-3 2-H HR 1B	5	0	1	1	0	0	1
Willie Norwood, R (9, PR) OBP: 1.000, SLG: 1.000										0	1	0	0	0	0	0
Ron Jackson, R (9, 3)										0	0	0	0	0	0	0
Rob Wilfong, L (1, 4) OBP: 0.200, SLG: 0.167	S S S 0-3 ② K			x 0-0 ① P5		S S S 0-3 ② K		x 0-0 1B 2B	S S S 0-3 ② K	5	1	1	0	0	3	3
Roy Smalley, S (1, 6) OBP: 0.375, SLG: 0.526	B B B B 4-0 BB			x 0-0 ② F9		B B B B 4-0 1-2 1B BB		B B B B 4-0 1B BB	x 0-0 1-H 3-H HR	2	1	1	3	3	0	0
Ken Landreaux, L (1, 7) OBP: 0.375, SLG: 0.591	x 0-0 ③ P4			x 0-0 ③ L7		x 0-0 1-2 2-3 1B		S S S 0-3 ② K	S S S 0-3 ③ K	5	0	1	0	0	2	4
Butch Wynegar, S (1, 2) OBP: 0.200, SLG: 0.200		x 0-0 ① G3			x 0-0 ① P5	x 0-0 ③ F8		x 0-0 1-3 2-H 1B		4	0	1	1	0	0	3
Rick Sofield, L (1, 8) OBP: 0.190, SLG: 0.333		S S S 0-3 ② K			x 0-0 ② F7		x 0-0 ① F9	x 0-0 ③ F8		4	0	0	0	0	1	2
Danny Goodwin, L (1, 10) OBP: 0.182, SLG: 0.100		x 0-0 ③ 4-3			x 0-0 1B	S S S 0-3 ② K			B B B B 4-0 FC1-5 1B BB	3	0	1	0	1	1	0
Hosken Powell, L (1, 9) OBP: 0.412, SLG: 0.429			x 0-0 ① B2		S S S 0-3 ③ K		B B B B 4-0 BB		x 0-0 1-2 FC1-5 1B 1B	3	1	1	0	1	1	1
John Castino, R (1, 5) OBP: 0.353, SLG: 0.600			x 0-0 ② F2			B B B B 4-0 1B BB BB	x 0-0 ③ F8		x 0-0 ① FC1-5 1B 1-2 2-3f HR	3	1	0	0	1	0	3
Inning Stats	R: 0 E: 0 K: 1 S: 5 H: 0 LOB: 1 BB: 1 P: 9	R: 0 E: 0 K: 1 S: 5 H: 0 LOB: 0 BB: 0 P: 5	R: 0 E: 0 K: 0 S: 3 H: 0 LOB: 0 BB: 0 P: 3	R: 0 E: 0 K: 0 S: 3 H: 0 LOB: 0 BB: 0 P: 3	R: 0 E: 0 K: 1 S: 6 H: 1 LOB: 1 BB: 0 P: 6	R: 0 E: 0 K: 1 S: 6 H: 1 LOB: 3 BB: 2 P: 14	R: 0 E: 0 K: 1 S: 5 H: 0 LOB: 1 BB: 1 P: 9	R: 1 E: 0 K: 1 S: 7 H: 2 LOB: 2 BB: 1 P: 11	R: 4 E: 0 K: 2 S: 10 H: 3 LOB: 1 BB: 1 P: 14	1B: 5 2B: 1 3B: 0 HR: 1 SF: 0 SAC: 0 DP: 0 HBP: 0							

PITCHER		IP	WLS	BF	H	R	ER	SO	BB	IBB	HBP	BLK	WP	HR	S	P	ERA	WHIP
Chris Knapp, R ERA:	(1, 1)	7.0		27	2	0	0	5	4	0	0	0	0	0	33	49	0.00	0.857
Mark Clear, R ERA: 18.0	(8, 1)	1.1	L	10	4	4	4	1	2	0	0	0	0	0	10	18	27.00	4.500
Dave LaRoche, L ERA: 3.38	(9, 1)	0.2		3	1	1	1	2	0	0	0	0	0	1	7	7	13.50	1.500

PITCHER	IP	WLS	BF	H	R	ER	SO	BB	IBB	HBP	BLK	WP	HR	S	P	ERA	WHIP

TOP

Minnesota Twins @ California Angels

Anaheim Stadium, Anaheim, CA

Mon Apr 14 1980, 9:05 PM EST

Att. 24,944 - Unknown - 64 F

livebaseballscorecards.com

AB	34
R	5
H	7
RBI	5
BB	6
SO	8
LOB	17

1B: 5	SF: 0	WP: 0	PA: 40
2B: 1	SAC: 0	PB: 0	
3B: 0	DP: 0	SB: 0	
HR: 1	HBP: 0	CS: 0	

Batter	1	2	3	4	5	6	7	8	9	AB	R	H	RBI	BB	SO	LOB
Al Cowens, R (1, 8) (9, 9) OBP: 0.222, SLG: 0.125	S S S 0-3 K ①		x 0-0 P5 ② S S S 0-3 K ③		x 0-0 CS 1B 0-0 CS ③ 1-2			S S S 0-3 K ① S S S 0-3 K ②		4	0	1	0	0	2	0
Carney Lansford, R (1, 5) OBP: 0.389, SLG: 0.412	x 0-0 P4 ②					x 0-0 6-3 ①				4	0	0	0	0	2	0
Dan Ford, R (1, 9) OBP: 0.417, SLG: 0.800 Rick Miller, L (9, 8) OBP: 0.500, SLG: 0.400	B B B B 4-0 1B BB			x 0-0 1B 2B		x 0-0 L7 ② x 0-0 6-3 ③		x 0-0 5-3 ③		3 0	1 0	1 0	0 0	1 0	0 0	0 0
Don Baylor, R (1, 10) OBP: 0.529, SLG: 0.533	x 0-0 1-2 1B			x 0-0 2-H 1B					x 0-0 G4-3 BB 1B	4	0	3	1	0	0	0
Rod Carew, L (1, 3) OBP: 0.471, SLG: 0.429	x 0-0 F7 ③			x 0-0 F7 ①			x 0-0 F7 ①		B B B B 4-0 1-2 G4-3 BB	3	0	0	0	1	0	3
Brian Downing, R (1, 2) OBP: 0.231, SLG: 0.091		x 0-0 P3 ①		x 0-0 L9 ②			x 0-0 P6 ②		x 0-0 ①② G4-3 1-2f 2-3	4	0	0	0	0	0	3
Joe Rudi, R (1, 7) OBP: 0.353, SLG: 0.875		S S S 0-3 K ②		x 0-0 5-3 ③			x 0-0 HR 1B		S S S 0-3 K ③	4	1	1	0	0	2	2
Bobby Grich, R (1, 4) OBP: 0.438, SLG: 0.643		x 0-0 F8 ③			x 0-0 6-3 ①		x 0-0 1-H HR			3	1	1	2	0	0	0
Freddie Patek, R (1, 6) OBP: 0.214, SLG: 0.333			x 0-0 L7 ①		x 0-0 6-3 ②		x 0-0 6-3 ③			3	0	0	0	0	0	0
Inning Stats	R: 0 H: 1 E: 0 LOB: 2 K: 1 BB: 1 S: 6 P: 10	R: 0 H: 0 E: 0 LOB: 0 K: 1 BB: 0 S: 5 P: 5	R: 0 H: 0 E: 0 LOB: 0 K: 1 BB: 0 S: 5 P: 5	R: 1 H: 2 E: 0 LOB: 1 K: 0 BB: 0 S: 5 P: 5	R: 0 H: 1 E: 0 LOB: 0 K: 0 BB: 0 S: 3 P: 3	R: 0 H: 0 E: 0 LOB: 0 K: 0 BB: 0 S: 3 P: 3	R: 2 H: 2 E: 0 LOB: 0 K: 0 BB: 0 S: 5 P: 5	R: 0 H: 0 E: 0 LOB: 0 K: 2 BB: 0 S: 7 P: 7	R: 0 H: 1 E: 0 LOB: 1 K: 1 BB: 1 S: 5 P: 9	1B: 5 SF: 0 2B: 1 SAC: 0 3B: 0 DP: 1 HR: 1 HBP: 0						WP: 0 PA: 35 PB: 0 SB: 0 CS: 1	

PITCHER		IP	WLS	BF	H	R	ER	SO	BB	IBB	HBP	BLK	WP	HR	S	P	ERA	WHIP
Terry Felton, R ERA: 3.86	(1, 1)	7.0		27	6	3	3	3	1	0	0	0	0	1	32	36	3.86	1.000
Doug Corbett, R ERA:	(8, 1)	2.0	W	7	1	0	0	3	1	0	0	0	0	0	12	16	0.00	1.000

PITCHER	IP	WLS	BF	H	R	ER	SO	BB	IBB	HBP	BLK	WP	HR	S	P	ERA	WHIP

BOTTOM

Minnesota Twins @ California Angels

Anaheim Stadium, Anaheim, CA

Mon Apr 14 1980, 9:05 PM EST

Att. 24,944 - Unknown - 64 F

livebaseballscorecards.com

AB	32
R	3
H	7
RBI	3
BB	2
SO	6
LOB	8

Minnesota Twins @ California Angels

Anaheim Stadium, Anaheim, CA

Tue Apr 15 1980, 9:05 PM EST
Att. 26,105 - Unknown - 63 F

livebaseballscorecards.com

Batter	1	2	3	4	5	6	7	8	9	AB	R	H	RBI	BB	SO	LOB
Ron Jackson, R (1, 3)	6-3		5-3		K		BB		L7	4	0	0	0	1	1	2
Pete Mackanin, R (1, 4) OBP: 0.333, SLG: 0.333	G4-6-3 1B		L6			F2	P4			4	0	1	0	0	0	2
Roy Smalley, S (1, 6) OBP: 0.321, SLG: 0.435	G4-6-3 1-2f			P6		5-3		F7		4	0	0	0	0	0	1
Bombo Rivera, R (1, 9) OBP: 0.333, SLG: 0.333		F9		1B 1B		BLK 1B		L9		4	0	2	0	0	0	0
John Castino, R (1, 5) OBP: 0.333, SLG: 0.579		S 2B		P3		F8 1-2		5-3		4	0	1	0	0	0	2
Jose Morales, R (1, 10) OBP: 0.571, SLG: 0.500		BB 2-3		1-2 1B			L8		FC5-4 1B	3	0	2	0	1	0	0
Ken Landreaux, L (1, 7) OBP: 0.357, SLG: 0.577		F4		F2			1B 2B		P5	4	1	1	0	0	0	5
Willie Norwood, R (1, 8) OBP: 0.200, SLG: 0.200		P4			P4		K		FC5-4 BB 1-2f	4	0	0	0	0	1	4
Butch Wynegar, S (1, 2) OBP: 0.250, SLG: 0.217			5-3		6-3		BB 2-H 1B		BB 1-2	3	0	1	1	1	0	0
Rob Wilfong, L (9, PR) OBP: 0.200, SLG: 0.167										0	0	0	0	0	0	0

Inning Stats	1	2	3	4	5	6	7	8	9	
	R: 0 H: 1	R: 0 H: 1	R: 0 H: 0	R: 0 H: 2	R: 0 H: 0	R: 0 H: 1	R: 1 H: 2	R: 0 H: 0	R: 0 H: 1	1B: 6 SF: 0
	E: 0 LOB: 0	E: 0 LOB: 2	E: 0 LOB: 0	E: 0 LOB: 2	E: 0 LOB: 0	E: 0 LOB: 1	E: 0 LOB: 2	E: 0 LOB: 0	E: 0 LOB: 2	2B: 2 SAC: 0
	K: 0 BB: 0	K: 0 BB: 1	K: 0 BB: 0	K: 0 BB: 0	K: 1 BB: 0	K: 0 BB: 0	K: 1 BB: 1	K: 0 BB: 0	K: 0 BB: 1	3B: 0 DP: 1
	S: 3 P: 3	S: 4 P: 8	S: 3 P: 3	S: 5 P: 5	S: 5 P: 5	S: 4 P: 4	S: 7 P: 11	S: 3 P: 3	S: 4 P: 8	HR: 0 HBP: 0

WP: 0 PA: 37
PB: 0
SB: 1
CS: 0

PITCHER	IP	WLS	BF	H	R	ER	SO	BB	IBB	HBP	BLK	WP	HR	S	P	ERA	WHIP
Frank Tanana, L (1, 1) ERA: 1.0	9.0	W	37	8	1	1	2	3	0	0	1	0	0	38	50	1.00	1.222

PITCHER	IP	WLS	BF	H	R	ER	SO	BB	IBB	HBP	BLK	WP	HR	S	P	ERA	WHIP

AB	34
R	1
H	8
RBI	1
BB	3
SO	2
LOB	16

Batter	1	2	3	4	5	6	7	8	9	AB	R	H	RBI	BB	SO	LOB
Al Cowens, R (1, 8) (9, 9) OBP: 0.227, SLG: 0.105	F3		BBB 4-0 CS BB		E6 E 1-2 FC3-2		F8			3	0	0	0	1	0	1
Rod Carew, L (1, 3) OBP: 0.429, SLG: 0.389	4-3		6-3 1-2		E9 FC3-2 1-3 2-H 1B		L4			4	0	1	1	0	0	1
Dan Ford, R (1, 9) OBP: 0.375, SLG: 0.714	1B 2B		4-3		FC3-2 2-3 3-H			SSS K		4	0	1	0	0	1	2
Rick Miller, L (9, 8) OBP: 0.500, SLG: 0.400										0	0	0	0	0	0	0
Don Baylor, R (1, 10) OBP: 0.476, SLG: 0.474	2-H 1B			P4	SSS K			F8		4	0	1	0	0	1	2
Carney Lansford, R (1, 5) OBP: 0.409, SLG: 0.429		HR 1B		E3 1B		5-3		F9		4	1	2	0	0	0	0
Brian Downing, R (1, 2) OBP: 0.313, SLG: 0.385		1-H HR		SSS K		BBB 4-0 FC6-4 BB				2	1	1	2	1	1	1
Joe Rudi, R (1, 7) OBP: 0.300, SLG: 0.737		1-3		F3		SSS K				3	0	0	0	0	1	2
Bobby Grich, R (1, 4) OBP: 0.368, SLG: 0.529		6-3			SSS K	FC6-4 1-2f				3	0	0	0	0	1	1
Freddie Patek, R (1, 6) OBP: 0.235, SLG: 0.333		F9			E E 1B		SSS K			3	1	1	0	0	1	0
Inning Stats	R: 0 H: 2 E: 0 LOB: 2 K: 0 BB: 0 S: 4 P: 4	R: 2 H: 2 E: 0 LOB: 0 K: 0 BB: 0 S: 5 P: 5	R: 0 H: 0 E: 0 LOB: 0 K: 0 BB: 1 S: 2 P: 6	R: 0 H: 1 E: 1 LOB: 1 K: 1 BB: 0 S: 6 P: 6	R: 1 H: 2 E: 2 LOB: 2 K: 2 BB: 0 S: 10 P: 10	R: 0 H: 0 E: 0 LOB: 1 K: 1 BB: 1 S: 5 P: 9	R: 0 H: 0 E: 0 LOB: 0 K: 1 BB: 0 S: 5 P: 5	R: 0 H: 0 E: 0 LOB: 0 K: 1 BB: 0 S: 5 P: 5		1B: 5 SF: 0 2B: 1 SAC: 0 3B: 0 DP: 0 HR: 1 HBP: 0						

PITCHER		IP	WLS	BF	H	R	ER	SO	BB	IBB	HBP	BLK	WP	HR	S	P	ERA	WHIP
Jerry Koosman, L ERA: 4.91	(1, 1)	4.1	L	20	7	3	2	2	1	0	0	0	0	1	23	27	4.15	1.846
John Verhoeven, R ERA:	(5, 1)	3.2		12	0	0	0	4	1	0	0	0	0	0	19	23	0.00	0.273

PITCHER	IP	WLS	BF	H	R	ER	SO	BB	IBB	HBP	BLK	WP	HR	S	P	ERA	WHIP

BOTTOM

Minnesota Twins @ California Angels

Anaheim Stadium, Anaheim, CA

Tue Apr 15 1980, 9:05 PM EST

Att. 26,105 - Unknown - 63 F

livebaseballscorecards.com

AB	30
R	3
H	7
RBI	3
BB	2
SO	6
LOB	10

WP: 0	PA: 32		
PB: 0			
SB: 0			
CS: 1			

Batter	1	2	3	4	5	6	7	8	9	10	AB	R	H	RBI	BB	SO	LOB
Rob Wilfong, L (1, 4) OBP: 0.250, SLG: 0.227	1-3		S 1B 1-3			F9			G3 1B		4	0	2	0	0	0	0
Roy Smalley, S (1, 6) OBP: 0.281, SLG: 0.385	4-3		SF7 1-2 3-H			F8			F8		3	0	0	1	0	0	1
Ken Landreaux, L (1, 7) OBP: 0.344, SLG: 0.533	1B		F8			F8			G3 1-2		4	0	1	0	0	0	2
Danny Goodwin, L (1, 10) OBP: 0.133, SLG: 0.071	S S S K			F7			G3		4-3		4	0	0	0	0	1	2
Mike Cubbage, L (1, 3) OBP: 0.200, SLG: 0.200 Bombo Rivera, R (10, PR) OBP: 0.333, SLG: 0.333 Ron Jackson, R (10, 3) (10, 8)		4-3		4-3			4-3			SH2-4 1B	4 0 0	0 0 0	1 0 0	0 0 0	0 0 0	0 0 0	0 0 0
Butch Wynegar, S (1, 2) OBP: 0.222, SLG: 0.192		G3		G3			P6			SH2-4 1-2	3	0	0	0	0	0	0
Hosken Powell, L (1, 9) OBP: 0.381, SLG: 0.353		F9			5-3			L9		L3 IBB	3	0	0	0	1	0	0
Rick Sofield, L (1, 8) OBP: 0.160, SLG: 0.280 Pete Mackanin, R (10, 3) OBP: 0.333, SLG: 0.333			S S S K		F8			6-3		L3 1-2	4 0	0 0	0 0	0 0	0 0	1 0	2 0
John Castino, R (1, 5) OBP: 0.333, SLG: 0.524			B B B B 1B SF7 BB		6-3			5-3			2	1	0	0	1	0	0

TOP

Minnesota Twins @ California Angels

Anaheim Stadium, Anaheim, CA

Wed Apr 16 1980, 9:05 PM EST

Att. 27,575 - Unknown

livebaseballscorecards.com

AB	31
R	1
H	4
RBI	1
BB	2
SO	2
LOB	7

Inning Stats	1	2	3	4	5	6	7	8	9	10
R	0	0	1	0	0	0	0	0	0	0
E	0	0	0	0	0	0	0	0	0	0
K	1	0	1	0	0	0	0	0	0	0
S	6	3	6	3	3	3	3	3	4	3
H	1	0	1	0	0	0	0	0	1	1
LOB	1	0	1	0	0	0	0	0	1	2
BB	0	0	1	0	0	0	0	0	0	1
P	6	3	10	3	3	3	3	3	4	7

1B	4
2B	1
3B	0
HR	0
SF	1
SAC	1
DP	1
HBP	0
WP	0
PB	0
SB	1
CS	0
PA	35

PITCHER	IP	WLS	BF	H	R	ER	SO	BB	IBB	HBP	BLK	WP	HR	S	P	ERA	WHIP
Dave Frost, R (1, 1) ERA: 1.47	10.0	W	35	4	1	1	2	1	1	0	0	0	0	37	45	0.90	0.500

Minnesota Twins @ California Angels

Anaheim Stadium, Anaheim, CA

Wed Apr 16 1980, 9:05 PM EST

Att. 27,575 - Unknown

Batter	1	2	3	4	5	6	7	8	9	10	AB	R	H	RBI	BB	SO	LOB
Al Cowens, R (1, 8) OBP: 0.259, SLG: 0.167	E 1B 1B	L7			F9			K		1B SH3-4 SF7 1B	5	1	2	0	0	1	1
Carney Lansford, R (1, 5) OBP: 0.385, SLG: 0.400	E 1-2 1B		6-3		1-3			K		SH3-4 1-2	4	0	1	0	0	1	0
Dan Ford, R (1, 9) OBP: 0.333, SLG: 0.579 Rick Miller, L (10, PR) OBP: 0.500, SLG: 0.400	K		K		P5			F9		2-3 1B	5 0	0 0	1 0	0 0	0 0	2 0	2 0
Don Baylor, R (1, 10) OBP: 0.423, SLG: 0.435	L9		E7			F9			SH3-4 1B SF9 1B	SF7 3-H	4	1	1	1	0	0	2
Rod Carew, L (1, 3) OBP: 0.400, SLG: 0.364	E4 1-2 2-3		G3			F8			SF9 SH3-4 1-2 1B		4	0	1	0	0	0	3
Brian Downing, R (1, 2) OBP: 0.263, SLG: 0.313	P6			F8		F3			SH3-4 1-2 2-3		3	0	0	0	0	0	3
Joe Rudi, R (1, 7) OBP: 0.292, SLG: 0.636 Larry Harlow, L (9, PR) (10, 7)		K		F7			K		IBB		3 0	0 0	0 0	0 0	1 0	2 0	0 0
Bobby Grich, R (1, 4) OBP: 0.348, SLG: 0.500		6-3		1B			G1		SF9 2-3 3-H		3	0	1	1	0	0	0
Freddie Patek, R (1, 6) OBP: 0.250, SLG: 0.333 Ralph Garr, L (9, PH) Todd Cruz, R (10, 6)		1B		K			6-3		2-3		3 1 0	0 0 0	1 0 0	0 0 0	0 0 0	1 0 0	1 2 0
Inning Stats	R: 0 E: 1 K: 1 S: 8 H: 2 LOB: 3 BB: 0 P: 8	R: 0 E: 0 K: 1 S: 6 H: 1 LOB: 1 BB: 0 P: 6	R: 0 E: 1 K: 1 S: 6 H: 0 LOB: 1 BB: 0 P: 6	R: 0 E: 0 K: 1 S: 6 H: 1 LOB: 1 BB: 0 P: 6	R: 0 E: 0 K: 0 S: 3 H: 0 LOB: 0 BB: 0 P: 3	R: 0 E: 0 K: 0 S: 3 H: 0 LOB: 0 BB: 0 P: 3	R: 0 E: 0 K: 1 S: 5 H: 0 LOB: 0 BB: 0 P: 5	R: 0 E: 0 K: 2 S: 7 H: 0 LOB: 0 BB: 0 P: 7	R: 1 E: 0 K: 0 S: 5 H: 2 LOB: 2 BB: 1 P: 9	R: 1 E: 0 K: 0 S: 4 H: 2 LOB: 1 BB: 0 P: 4	1B: 8 2B: 0 3B: 0 HR: 0	SF: 2 SAC: 2 DP: 0 HBP: 0					

PITCHER	IP	WLS	BF	H	R	ER	SO	BB	IBB	HBP	BLK	WP	HR	S	P	ERA	WHIP
Pete Redfern, R (1, 1) ERA: 1.13	8.0		32	6	1	1	7	0	0	0	0	0	0	46	46	1.12	0.750
Mike Marshall, R (9, 1) ERA: 18.0	1.2	L	8	2	1	1	0	0	1	0	0	0	0	7	11	5.40	1.200

PITCHER	IP	WLS	BF	H	R	ER	SO	BB	IBB	HBP	BLK	WP	HR	S	P	ERA	WHIP

BOTTOM

livebaseballscorecards.com

AB	35
R	2
H	8
RBI	2
BB	1
SO	7
LOB	14

WP: 0 PB: 0 SB: 0 CS: 0 PA: 40

Batter	1	2	3	4	5	6	7	8	9	AB	R	H	RBI	BB	SO	LOB
Al Cowens, R (1, 8) (4, 9) OBP: 0.258, SLG: 0.179	6-3	1B; 1-3 2-H 3-H 1B		F9			L9			4	0	1	2	0	0	2
Carney Lansford, R (1, 5) OBP: 0.433, SLG: 0.429	6-3 1B	CS 1B; 1-2 3-H			BBBB 4-0 CS BB		F8			3	0	2	1	1	0	1
Dan Ford, R (1, 9) OBP: 0.304, SLG: 0.524	6-3; 1-2	CS; 1-2	F7		F5			3-1		2	0	0	0	0	0	1
Rick Miller, L (4, 8) OBP: 0.375, SLG: 0.286										2	0	0	0	0	0	1
Don Baylor, R (1, 10) OBP: 0.400, SLG: 0.385	5-3		BBBB BB		SSS K; 1-2			SSS K		3	0	0	0	1	2	2
Rod Carew, L (1, 3) OBP: 0.379, SLG: 0.385		F7	F8			3-1		2B		4	0	1	0	0	0	1
Brian Downing, R (1, 2) OBP: 0.217, SLG: 0.250		SSS K	F7			F3		5-3		4	0	0	0	0	1	2
Joe Rudi, R (1, 7) OBP: 0.321, SLG: 0.600		1B BB 1B 1B		G3 HBP		F8			F8	3	1	1	0	0	0	0
Bobby Grich, R (1, 4) OBP: 0.333, SLG: 0.435		BBBB 1B 1B; 1-2 BB		G3; 1-2			F9		SSS K	3	1	0	0	1	1	1
Freddie Patek, R (1, 6) OBP: 0.292, SLG: 0.364		1B 1B; 1-2 2-3		P5			1B		4-3	4	1	2	0	0	0	1
Inning Stats	R: 0 E: 0 K: 0 S: 4 H: 1 LOB: 1 BB: 0 P: 4	R: 3 E: 0 K: 1 S: 8 H: 4 LOB: 1 BB: 1 P: 12	R: 0 E: 0 K: 0 S: 3 H: 0 LOB: 1 BB: 1 P: 7	R: 0 E: 0 K: 0 S: 3 H: 0 LOB: 1 BB: 0 P: 4	R: 0 E: 0 K: 1 S: 4 H: 0 LOB: 0 BB: 1 P: 8	R: 0 E: 0 K: 0 S: 3 H: 0 LOB: 0 BB: 0 P: 3	R: 0 E: 0 K: 0 S: 4 H: 1 LOB: 1 BB: 0 P: 4	R: 0 E: 0 K: 1 S: 6 H: 1 LOB: 1 BB: 0 P: 6	R: 0 E: 0 K: 1 S: 5 H: 0 LOB: 0 BB: 0 P: 5	1B: 6 2B: 1 3B: 0 HR: 0 SF: 0 SAC: 0 DP: 0 HBP: 1						

California Angels @ Oakland Athletics

Oakland-Alameda County Coliseum, Oakland, CA

Fri Apr 18 1980, 6:05 PM PST
Att. 6,570 - Unknown - 57 F

TOP

livebaseballscorecards.com

AB	32
R	3
H	7
RBI	3
BB	3
SO	4
LOB	12

PITCHER	IP	WLS	BF	H	R	ER	SO	BB	IBB	HBP	BLK	WP	HR	S	P	ERA	WHIP
Brian Kingman, R (1, 1) ERA: 3.77	9.0	W	36	7	3	3	4	3	0	1	0	0	0	40	53	3.00	1.111

PITCHER	IP	WLS	BF	H	R	ER	SO	BB	IBB	HBP	BLK	WP	HR	S	P	ERA	WHIP

WP: 0 PB: 0 SB: 0 CS: 2 PA: 37

Batter	1	2	3	4	5	6	7	8	9	AB	R	H	RBI	BB	SO	LOB
Rickey Henderson, R (1, 7) OBP: 0.286, SLG: 0.400	SSS 0-3 ① K		x 0-0 E5 SH3 S SF8		BBB 4-0 1B 1B BB	SSS 0-3 ③ K 1-3				3	2	0	0	1	2	1
Dwayne Murphy, L (1, 8) OBP: 0.375, SLG: 0.414	SSS 0-3 ② K		x 0-0 ① SH3 1-3		x 0-0 1B 1B 1-2 3-H 1B		x 0-0 ① F7			3	1	1	1	0	1	0
Mitchell Page, L (1, 10) OBP: 0.520, SLG: 0.412	x 0-0 ③ F7		x 0-0 ② SF8 3-H		x 0-0 1B 1B 1-3 2-H 1B		BBB 4-0 S BB			2	1	1	2	1	0	0
Dave Revering, L (1, 3) OBP: 0.370, SLG: 0.560		x 0-0 ① F7	x 0-0 ③ F9		x 0-0 1B 1-3 3-H 1B		x 0-0 ② F7			4	0	1	1	0	0	1
Wayne Gross, L (1, 5) OBP: 0.522, SLG: 0.824		x 0-0 HR		x 0-0 ① G3	x 0-0 G6-4-3 1-2 3-H 1B		BBB 4-0 FC6-4 1-2 BB			3	1	2	2	1	0	0
Mickey Klutts, R (9, 5) OBP: 0.167, SLG: 0.167										0	0	0	0	0	0	0
Jeff Newman, R (1, 2) OBP: 0.105, SLG: 0.056		x 0-0 2B 1B		x 0-0 ② P6	x 0-0 ② ③ G6-4-3 1-2f		x 0-0 ③ FC6-4 1-2f			4	0	1	0	0	0	4
Tony Armas, R (1, 9) OBP: 0.313, SLG: 0.375		x 0-0 ② F8		x 0-0 ③ 5-3		x 0-0 ① F8		SSS 0-3 ① K		4	0	0	0	0	1	1
Mario Guerrero, R (1, 6) OBP: 0.214, SLG: 0.321		x 0-0 2B 1-3			x 0-0 SH5-4 1B 2B	x 0-0 ② 4-3		x 0-0 ② F3		4	1	2	0	0	0	0
Rob Picciolo, R (1, 4) OBP: 0.174, SLG: 0.174		x 0-0 ③ L4			x 0-0 ① SH5-4 2-3	x 0-0 E 1B		x 0-0 ③ F7		3	0	1	0	0	0	2
Inning Stats	R: 0 E: 0 K: 2 S: 7 H: 0 LOB: 0 BB: 0 P: 7	R: 1 E: 0 K: 0 S: 6 H: 3 LOB: 2 BB: 0 P: 6	R: 1 E: 1 K: 0 S: 4 H: 0 LOB: 0 BB: 0 P: 4	R: 0 E: 0 K: 0 S: 3 H: 0 LOB: 0 BB: 0 P: 3	R: 4 E: 0 K: 0 S: 7 H: 5 LOB: 1 BB: 1 P: 11	R: 0 E: 1 K: 1 S: 6 H: 1 LOB: 1 BB: 0 P: 6	R: 0 E: 0 K: 0 S: 3 H: 0 LOB: 2 BB: 2 P: 11	R: 0 E: 0 K: 1 S: 5 H: 0 LOB: 0 BB: 0 P: 5		1B: 6 2B: 2 3B: 0 HR: 1	SF: 1 SAC: 2 DP: 1 HBP: 0					

BOTTOM

California Angels @ Oakland Athletics

Oakland-Alameda County Coliseum, Oakland, CA

Fri Apr 18 1980, 6:05 PM PST

Att. 6,570 - Unknown - 57 F

livebaseballscorecards.com

AB	30
R	6
H	9
RBI	6
BB	3
SO	4
LOB	9

WP: 0 PB: 0 SB: 2 CS: 0 PA: 36

PITCHER		IP	WLS	BF	H	R	ER	SO	BB	IBB	HBP	BLK	WP	HR	S	P	ERA	WHIP
Bruce Kison, R ERA: 3.97	(1, 1)	4.1	L	21	6	6	5	2	1	0	0	0	0	1	24	28	10.38	1.615
Jim Barr, R ERA:	(5, 1)	3.2		15	3	0	0	2	2	0	0	0	0	0	17	25	0.00	1.364

PITCHER	IP	WLS	BF	H	R	ER	SO	BB	IBB	HBP	BLK	WP	HR	S	P	ERA	WHIP

California Angels @ Oakland Athletics

Oakland-Alameda County Coliseum, Oakland, CA

Sat Apr 19 1980, 3:33 AM PST

Att. 5,239 - Sunny - 64 F

TOP

livebaseballscorecards.com

Batter	1	2	3	4	5	6	7	8	9	AB	R	H	RBI	BB	SO	LOB
Rick Miller, L (1, 8) OBP: 0.417, SLG: 0.364	BB BB 1B		FC5-4 1B		4-3			4-3 1-2		4	0	2	0	0	0	1
Al Cowens, R (1, 9) OBP: 0.286, SLG: 0.226	B B B B 4-0 BB 1-2 BB		FC5-4 G6-4-3 1-2f			5-3		0-0 2-H 2B		3	0	1	1	1	0	1
Carney Lansford, R (1, 5) OBP: 0.382, SLG: 0.375	S S S 0-3 K		G6-4-3 1-2f			6-3		F7		4	0	0	0	0	1	4
Don Baylor, R (1, 10) OBP: 0.353, SLG: 0.333	F7			P5		F7			6-3	4	0	0	0	0	0	2
Rod Carew, L (1, 3) OBP: 0.394, SLG: 0.357	B B B B 4-0 1-2 2-3 BB			4-3			F8		B B B B 4-0 4-3 BB	2	0	0	0	2	0	0
Joe Rudi, R (1, 7) OBP: 0.313, SLG: 0.536	F3			B B B B 4-0 FC6-4 BB			F7		4-3 1-2	3	0	0	0	1	0	4
Bobby Grich, R (1, 4) OBP: 0.290, SLG: 0.370		4-3	FC6-4 1-2f				6-3	S S S 0-3 K		4	0	0	0	0	1	2
Freddie Patek, R (1, 6) OBP: 0.296, SLG: 0.360		F9			S S S 0-3 K			4-3 2B 1B		3	1	1	0	0	1	0
Tom Donohue, R (1, 2) OBP: 0.167, SLG: 0.167		S S S 0-3 K			F8			P4		2	0	0	0	0	1	0
Brian Downing, R (8, PH) OBP: 0.208, SLG: 0.238 (8, 2)										1	0	0	0	0	0	1
Inning Stats	R: 0 H: 1 E: 0 LOB: 3 K: 1 BB: 2 S: 6 P: 14	R: 0 H: 0 E: 0 LOB: 0 K: 1 BB: 0 S: 5 P: 5	R: 0 H: 1 E: 0 LOB: 0 K: 0 BB: 0 S: 3 P: 3	R: 0 H: 0 E: 0 LOB: 1 K: 0 BB: 1 S: 3 P: 7	R: 0 H: 0 E: 0 LOB: 0 K: 1 BB: 0 S: 5 P: 5	R: 0 H: 0 E: 0 LOB: 0 K: 0 BB: 0 S: 3 P: 3	R: 0 H: 0 E: 0 LOB: 0 K: 0 BB: 0 S: 3 P: 3	R: 1 H: 2 E: 0 LOB: 1 K: 0 BB: 0 S: 5 P: 5	R: 0 H: 0 E: 0 LOB: 1 K: 1 BB: 1 S: 5 P: 9	1B: 3 SF: 0 2B: 1 SAC: 0 3B: 0 DP: 1 HR: 0 HBP: 0						

	AB	30
	R	1
	H	4
	RBI	1
	BB	4
	SO	4
	LOB	15

WP: 0 PA: 34
PB: 0
SB: 0
CS: 0

PITCHER		IP	WLS	BF	H	R	ER	SO	BB	IBB	HBP	BLK	WP	HR	S	P	ERA	WHIP
Mike Norris, R ERA: 0.52	(1, 1)	8.1	W	31	4	1	1	3	3	0	0	0	0	0	34	46	1.08	0.840
Dave Hamilton, L ERA: 4.05	(9, 1)	0.0		1	0	0	0	0	1	0	0	0	0	0	0	4	∞	∞
Jeff Jones, R ERA:	(9, 1)	0.2	S	2	0	0	0	1	0	0	0	0	0	0	4	4	0.00	0.000

PITCHER	IP	WLS	BF	H	R	ER	SO	BB	IBB	HBP	BLK	WP	HR	S	P	ERA	WHIP

BOTTOM

California Angels @ Oakland Athletics

Oakland-Alameda County Coliseum, Oakland, CA

Sat Apr 19 1980, 3:33 AM PST

Att. 5,239 - Sunny - 64 F

livebaseballscorecards.com

Batter	1	2	3	4	5	6	7	8	9	AB	R	H	RBI	BB	SO	LOB
Rickey Henderson, R (1, 7) OBP: 0.308, SLG: 0.394	4-3		BB		1B		K			3	0	1	0	1	1	0
Dwayne Murphy, L (1, 8) OBP: 0.333, SLG: 0.364	F7		F5		G3		F8			4	0	0	0	0	0	3
Mitchell Page, L (1, 10) OBP: 0.517, SLG: 0.400	2B BB			F7		6-3		SH5-4 1B		3	1	1	0	1	0	0
Dave Revering, L (1, 3) OBP: 0.400, SLG: 0.643	1-H 2B			6-3		2B 2B		SH5-4 1-2		3	1	2	1	0	0	0
Wayne Gross, L (1, 5) OBP: 0.500, SLG: 0.800 Mike Edwards, R (6, PR) Mickey Klutts, R (7, 5) OBP: 0.143, SLG: 0.143		F8		4-3		2-H 2B		F7		3 0 1	0 0 0	1 0 0	1 0 0	0 0 0	0 0 0	0 0 1
Jim Essian, R (1, 2) OBP: 0.294, SLG: 0.353 Mike Heath, R (4, 2) OBP: 0.200, SLG: 0.143		6-3			1-3 1B	F9		F7		1 3	0 1	0 1	0 0	0 0	0 0	0 2
Tony Armas, R (1, 9) OBP: 0.316, SLG: 0.333		6-3			K	BB				2	0	0	0	1	1	1
Mario Guerrero, R (1, 6) OBP: 0.194, SLG: 0.290			K		1-3 1-2	F8				3	0	0	0	0	1	3
Rob Picciolo, R (1, 4) OBP: 0.192, SLG: 0.192			K		2-H 1B		K			3	0	1	1	0	2	0
Inning Stats	R: 1 H: 1 E: 0 LOB: 1 K: 0 BB: 1 S: 3 P: 7	R: 0 H: 0 E: 0 LOB: 0 K: 0 BB: 0 S: 3 P: 3	R: 0 H: 0 E: 0 LOB: 1 K: 2 BB: 1 S: 7 P: 11	R: 0 H: 0 E: 0 LOB: 0 K: 0 BB: 0 S: 3 P: 3	R: 1 H: 3 E: 0 LOB: 2 K: 1 BB: 0 S: 8 P: 8	R: 1 H: 2 E: 0 LOB: 2 K: 0 BB: 1 S: 5 P: 9	R: 0 H: 0 E: 0 LOB: 0 K: 2 BB: 0 S: 7 P: 7	R: 0 H: 1 E: 0 LOB: 1 K: 0 BB: 0 S: 4 P: 4		1B: 4 SF: 0 2B: 3 SAC: 1 3B: 0 DP: 0 HR: 0 HBP: 0						WP: 0 PA: 33 PB: 0 SB: 0 CS: 0

	AB	29
	R	3
	H	7
	RBI	3
	BB	3
	SO	5
	LOB	10

PITCHER	IP	WLS	BF	H	R	ER	SO	BB	IBB	HBP	BLK	WP	HR	S	P	ERA	WHIP
Don Aase, R (1, 1) ERA: 4.22	5.1	L	23	6	3	3	3	2	0	0	0	0	0	27	35	5.06	1.500
Mark Clear, R (6, 1) ERA: 9.82	1.2		6	0	0	0	2	1	0	0	0	0	0	9	13	0.00	0.600
Dave LaRoche, L (8, 1) ERA: 2.45	1.0		4	1	0	0	0	0	0	0	0	0	0	4	4	0.00	1.000

PITCHER	IP	WLS	BF	H	R	ER	SO	BB	IBB	HBP	BLK	WP	HR	S	P	ERA	WHIP

Batter	1	2	3	4	5	6	7	8	9	AB	R	H	RBI	BB	SO	LOB
Al Cowens, R (1, 8) (2, 9) OBP: 0.282, SLG: 0.206	BBBB 4-0 BB		x 0-0 ②③ L3 1-2			SSS 0-3 ① K		x 0-0 ① P8		3	0	0	0	1	1	1
Carney Lansford, R (1, 5) OBP: 0.395, SLG: 0.417	x 0-0 ① P6			x 0-0 1B 4-3 2B		x 0-0 ② 5-3		x 0-0 1B 1B		4	1	2	0	0	0	1
Dan Ford, R (1, 9) OBP: 0.292, SLG: 0.500	SSS 0-3 ② K			x 0-0 2-3 4-3 1B		x 0-0 ③ 3-1		x 0-0 ② F7		1	0	0	0	0	1	1
Larry Harlow, L (2, 8) OBP: 0.333, SLG: 0.333										3	0	1	0	0	0	1
Don Baylor, R (1, 10) OBP: 0.368, SLG: 0.333	x 0-0 ③ L8			x 0-0 ① 1-2 3-H 4-3			H 1-0 2B HBP	x 0-0 1-2 FC6-4 1B		3	0	1	1	0	0	2
Rod Carew, L (1, 3) OBP: 0.405, SLG: 0.387		x 0-0 ① 4-3		BBBB 4-0 G6-4-3 BB			x 0-0 1-3 2B	x 0-0 ③ FC6-4 1-2f		3	0	1	0	1	0	2
Brian Downing, R (1, 2) OBP: 0.179, SLG: 0.200		x 0-0 ② F8		x 0-0 ②③ G6-4-3 1-2f			SSS 0-3 ① K		x 0-0 ① 4-3	4	0	0	0	0	1	4
Joe Rudi, R (1, 7) OBP: 0.278, SLG: 0.469		x 0-0 ③ F7			x 0-0 ① 5-3		x 0-0 ② F7		x 0-0 ② 6-3	4	0	0	0	0	0	2
Bobby Grich, R (1, 4) OBP: 0.314, SLG: 0.345			BBBB 4-0 FC4-6 BB		x 0-0 ② 5-3		BBBB 4-0 BB		SSS 0-3 ③ K	2	0	0	0	2	1	0
Freddie Patek, R (1, 6) OBP: 0.276, SLG: 0.333			x 0-0 ① FC4-6 L3 1-2f		x 0-0 ③ F8		x 0-0 ③ F7			2	0	0	0	0	0	1
Ralph Garr, L (7, PH)										1	0	0	0	0	0	3
Todd Cruz, R (7, 6)										0	0	0	0	0	0	0
Inning Stats	R: 0 H: 0 E: 0 LOB: 1 K: 1 BB: 1 S: 5 P: 9	R: 0 H: 0 E: 0 LOB: 0 K: 0 BB: 0 S: 3 P: 3	R: 0 H: 0 E: 0 LOB: 0 K: 0 BB: 1 S: 2 P: 6	R: 1 H: 2 E: 0 LOB: 1 K: 0 BB: 1 S: 4 P: 8	R: 0 H: 0 E: 0 LOB: 0 K: 0 BB: 0 S: 3 P: 3	R: 0 H: 0 E: 0 LOB: 0 K: 1 BB: 0 S: 5 P: 5	R: 0 H: 1 E: 0 LOB: 3 K: 1 BB: 1 S: 6 P: 11	R: 0 H: 2 E: 0 LOB: 2 K: 0 BB: 0 S: 5 P: 5	R: 0 H: 0 E: 0 LOB: 0 K: 1 BB: 0 S: 5 P: 5							

TOP

California Angels @ Oakland Athletics

Oakland-Alameda County Coliseum, Oakland, CA

Sun Apr 20 1980, 3:33 AM PST

Unknown - 54 F

livebaseballscorecards.com

AB	30
R	1
H	5
RBI	1
BB	4
SO	4
LOB	18

1B: 3	SF: 0	WP: 0	PA: 35
2B: 3	SAC: 0	PB: 0	
3B: 0	DP: 2	SB: 0	
HR: 0	HBP: 1	CS: 0	

PITCHER	IP	WLS	BF	H	R	ER	SO	BB	IBB	HBP	BLK	WP	HR	S	P	ERA	WHIP
Matt Keough, R (1, 1) ERA: 0.67	9.0	W	35	5	1	1	4	4	0	1	0	0	0	38	55	1.00	1.000

PITCHER	IP	WLS	BF	H	R	ER	SO	BB	IBB	HBP	BLK	WP	HR	S	P	ERA	WHIP

Batter	1	2	3	4	5	6	7	8	9	AB	R	H	RBI	BB	SO	LOB
Rickey Henderson, R (1, 7) OBP: 0.364, SLG: 0.382	5-3	1B 1-2 BB	BB 1-2 2-3 BB		S BB		 1-3 BB			1	0	0	0	4	0	0
Dwayne Murphy, L (1, 8) OBP: 0.366, SLG: 0.405	2B 2B	 1-3 2-H 1B	PO 1-2 2-3 3-H BB		G3 1-2		K			4	1	2	2	1	1	3
Mitchell Page, L (1, 10) OBP: 0.471, SLG: 0.333	K	F7	PO 1-2	4-3		FC1-6 BB		K 1B		4	0	0	0	1	2	3
Dave Revering, L (1, 3) OBP: 0.429, SLG: 0.656	E 2-H 2B		P6 1B	1B BB		FC1-6 FC4-6 1-2f		1B		4	1	2	1	1	0	1
Wayne Gross, L (1, 5) OBP: 0.500, SLG: 0.750 Mickey Klutts, R (6, PR) OBP: 0.125, SLG: 0.125 (7, 5)	E9 2-H		2-3 E 1B	 1-2 1B		FC4-6 1-2f		F8		4 1	1 0	2 0	0 0	0 0	0 0	1 1
Jeff Newman, R (1, 2) OBP: 0.083, SLG: 0.043	K		2-3 1-2	K		G3		1-3		5	0	0	0	0	2	6
Tony Armas, R (1, 9) OBP: 0.348, SLG: 0.364		K	E7 1B 2-H 1B	L8			E 1B			4	1	2	1	0	1	2
Mario Guerrero, R (1, 6) OBP: 0.229, SLG: 0.294		BB 1B 1B	BB 1B BB BB		6-3		F9			3	2	1	0	1	0	1
Rob Picciolo, R (1, 4) OBP: 0.200, SLG: 0.200		P6	BB BB 1-2 2-H 1B		F8		F7			4	0	1	1	0	0	2
Inning Stats	R: 2 E: 1 K: 2 S: 10 H: 2 LOB: 1 BB: 0 P: 10	R: 1 E: 0 K: 1 S: 7 H: 2 LOB: 2 BB: 1 P: 11	R: 3 E: 1 K: 0 S: 5 H: 3 LOB: 2 BB: 3 P: 17	R: 0 E: 0 K: 1 S: 6 H: 1 LOB: 2 BB: 1 P: 10	R: 0 E: 0 K: 0 S: 3 H: 0 LOB: 1 BB: 1 P: 7	R: 0 E: 0 K: 0 S: 3 H: 0 LOB: 1 BB: 1 P: 7	R: 0 E: 1 K: 1 S: 6 H: 1 LOB: 2 BB: 1 P: 10	R: 0 E: 0 K: 1 S: 6 H: 1 LOB: 1 BB: 0 P: 6		1B: 8 2B: 2 3B: 0 HR: 0 SF: 0 SAC: 0 DP: 0 HBP: 0						

PITCHER		IP	WLS	BF	H	R	ER	SO	BB	IBB	HBP	BLK	WP	HR	S	P	ERA	WHIP
Chris Knapp, R ERA: 4.66	(1, 1)	2.2	L	18	7	6	5	3	2	0	0	0	0	0	22	30	16.88	3.375
Freddie Martinez, R ERA:	(3, 1)	3.1		15	1	0	0	1	5	0	0	0	0	0	12	32	0.00	1.800
Dave LaRoche, L ERA: 1.93	(7, 1)	1.0		5	1	0	0	1	1	0	0	0	0	0	6	10	0.00	2.000
John Montague, R ERA: 1.93	(8, 1)	1.0		4	1	0	0	1	0	0	0	0	0	0	6	6	0.00	1.000

PITCHER	IP	WLS	BF	H	R	ER	SO	BB	IBB	HBP	BLK	WP	HR	S	P	ERA	WHIP

BOTTOM

California Angels @ Oakland Athletics

Oakland-Alameda County Coliseum, Oakland, CA

Sun Apr 20 1980, 3:33 AM PST

Unknown - 54 F

livebaseballscorecards.com

AB	34
R	6
H	10
RBI	5
BB	8
SO	6
LOB	20

WP: 0 PA: 43
PB: 0
SB: 1
CS: 0

California Angels @ Oakland Athletics

Oakland-Alameda County Coliseum, Oakland, CA

Sun Apr 20 1980, 6:05 PM PST

Att. 9,014 - Unknown

TOP

livebaseballscorecards.com

Batter	1	2	3	4	5	6	7	8	9	AB	R	H	RBI	BB	SO	LOB
Rick Miller, L (1, 8) OBP: 0.438, SLG: 0.357	0-0 5-3 1B 1B		BBB 4-0 FC1-4 BB		0-0 F8			0-0 F8		3	1	1	0	1	0	2
Al Cowens, R (1, 9) OBP: 0.256, SLG: 0.184	0-0 5-3 1-2		0-0 FC1-4 1-2f		0-0 F3			0-0 5-3		4	0	0	0	0	0	4
Carney Lansford, R (1, 5) OBP: 0.381, SLG: 0.400	0-0 6-3		0-0 F3		0-0 1-2 2-H 1B			SSS 0-3 K		4	0	1	0	0	1	2
Don Baylor, R (1, 7) OBP: 0.381, SLG: 0.333	0-0 2-H 1B			BBB 4-0 4-3 BB		0-0 P4			0-0 P5	3	0	1	1	1	0	0
Rod Carew, L (1, 3) OBP: 0.366, SLG: 0.343	0-0 F9			0-0 L8		0-0 G3			0-0 L6	4	0	0	0	0	0	2
Ralph Garr, L (1, 10) OBP: 0.143, SLG: 0.286		0-0 F8		0-0 4-3 1-2		0-0 F8			0-0 1B 2B	4	1	1	0	0	0	1
Brian Downing, R (1, 2) OBP: 0.172, SLG: 0.192		0-0 4-3		SSS 0-3 K			0-0 F3		0-0 2-H 1B	1	0	0	0	0	0	0
Tom Donohue, R (2, 2) OBP: 0.125, SLG: 0.125										2	0	0	0	0	1	1
Larry Harlow, L (9, PH) OBP: 0.500, SLG: 0.500										1	0	1	1	0	0	0
Bert Campaneris, R (1, 6) OBP: 0.250, SLG: 0.250		0-0 F8			0-0 1B 1B 1B		0-0 6-3		0-0 4-3	4	0	1	0	0	0	1
Todd Cruz, R (1, 4) OBP: 0.333, SLG: 0.333			SSS 0-3 K		0-0 1-2 1B 1B		0-0 5-3			3	0	1	0	0	1	0

AB	33
R	2
H	7
RBI	2
BB	2
SO	3
LOB	13

Inning Stats	1	2	3	4	5	6	7	8	9
	R: 1 E: 0 K: 0 S: 5	R: 0 E: 0 K: 0 S: 3	R: 0 E: 1 K: 1 S: 5	R: 0 E: 0 K: 1 S: 5	R: 0 E: 0 K: 0 S: 5	R: 0 E: 0 K: 0 S: 3	R: 0 E: 0 K: 0 S: 3	R: 0 E: 0 K: 1 S: 5	R: 1 E: 0 K: 0 S: 5
	H: 2 LOB: 1 BB: 0 P: 5	H: 0 LOB: 0 BB: 0 P: 3	H: 0 LOB: 1 BB: 1 P: 9	H: 0 LOB: 1 BB: 1 P: 9	H: 3 LOB: 2 BB: 0 P: 5	H: 0 LOB: 0 BB: 0 P: 3	H: 0 LOB: 0 BB: 0 P: 3	H: 0 LOB: 0 BB: 0 P: 5	H: 2 LOB: 1 BB: 0 P: 5

1B: 6	SF: 0
2B: 1	SAC: 0
3B: 0	DP: 0
HR: 0	HBP: 0

WP: 0	PA: 35
PB: 0	
SB: 0	
CS: 0	

PITCHER	IP	WLS	BF	H	R	ER	SO	BB	IBB	HBP	BLK	WP	HR	S	P	ERA	WHIP
Steve McCatty, R (1, 1) ERA: 5.31	9.0	W	35	7	2	2	3	2	0	0	0	0	0	39	47	2.00	1.000

PITCHER	IP	WLS	BF	H	R	ER	SO	BB	IBB	HBP	BLK	WP	HR	S	P	ERA	WHIP

BOTTOM

California Angels @ Oakland Athletics

Oakland-Alameda County Coliseum, Oakland, CA

Sun Apr 20 1980, 6:05 PM PST

Att. 9,014 - Unknown

livebaseballscorecards.com

Batter	1	2	3	4	5	6	7	8	9	AB	R	H	RBI	BB	SO	LOB
Rickey Henderson, R (1, 7) OBP: 0.388, SLG: 0.462	SH5-3 S 1B		1B 3B 1-H 2-H	FC6-4 1B 1-2	F8 ②		1-3 ③			5	2	3	2	0	0	3
Dwayne Murphy, L (1, 8) OBP: 0.356, SLG: 0.390	SH5-3 ① 1-3		2B 2B 1B 3-H	FC6-4 S 1B SF8 ① 1-2f 2-3	S S S K ③			3-1 ①		4	2	1	1	0	1	4
Mike Heath, R (1, 2) OBP: 0.250, SLG: 0.263	S S S K ②		2B 2B 1-3	S 1B 1-2 3-H		F8 ①		5-3 ②		5	1	2	1	0	1	1
Jeff Newman, R (1, 3) OBP: 0.103, SLG: 0.111	5-3 ③ 3-H		2B 2-H 3-H	SF8 ② 1-2 2-H		5-3 ②		F7 ③		4	0	1	3	0	0	0
Tony Armas, R (1, 9) OBP: 0.333, SLG: 0.320		S S S S K ①	5-3 ① H	FC6-4 HBP 1-0		E6				3	0	0	0	0	1	1
Mickey Klutts, R (1, 5) OBP: 0.182, SLG: 0.273		2B ②	P6 ②	FC6-4 ③ 1-2f		F8 ③				3	0	1	0	0	0	3
Wayne Gross, L (6, PH) OBP: 0.484, SLG: 0.720 (7, 5)										1	0	0	0	0	0	1
Dave McKay, S (1, 4) OBP: 0.333, SLG: 0.200		5-3 ③	HBP H 1-0		BB 1B		S S S K ①			3	0	1	0	0	1	0
Mike Edwards, R (1, 10)			E4 3B 1B							1	1	0	0	0	0	0
Mitchell Page, L (3, PH) OBP: 0.486, SLG: 0.346			F8		B B B B BB 1B 1-2		1B			2	0	1	0	1	0	2
Rob Picciolo, R (1, 6) OBP: 0.235, SLG: 0.235			3B 1B 1-2	FC6-4 1B 1B	F7 ①		P5 ②			4	2	2	0	0	0	3

Inning Stats																								
	R: 1	H: 1	R: 0	H: 1	R: 5	H: 5	R: 2	H: 3	R: 0	H: 1	R: 0	H: 0	R: 0	H: 1	R: 0	H: 0	1B: 8	SF: 1	WP: 0	PA: 40
	E: 0	LOB: 0	E: 0	LOB: 0	E: 1	LOB: 2	E: 0	LOB: 2	E: 0	LOB: 2	E: 1	LOB: 1	E: 0	LOB: 1	E: 0	LOB: 0	2B: 3	SAC: 1	PB: 0	
	K: 1	BB: 0	K: 1	BB: 0	K: 0	BB: 0	K: 0	BB: 0	K: 1	BB: 1	K: 0	BB: 0	K: 1	BB: 0	K: 0	BB: 0	3B: 1	DP: 0	SB: 3	
	S: 6	P: 6	S: 5	P: 5	S: 9	P: 10	S: 6	P: 7	S: 6	P: 10	S: 4	P: 4	S: 6	P: 6	S: 3	P: 3	HR: 0	HBP: 2	CS: 0	

PITCHER		IP	WLS	BF	H	R	ER	SO	BB	IBB	HBP	BLK	WP	HR	S	P	ERA	WHIP
Frank Tanana, L ERA: 4.63	(1, 1)	2.2	L	16	7	6	5	2	0	0	1	0	0	0	19	20	16.88	2.625
Jim Barr, R ERA: 2.25	(3, 1)	4.1		21	5	2	2	2	1	0	1	0	0	0	23	28	4.15	1.385
Mark Clear, R ERA: 7.71	(8, 1)	1.0		3	0	0	0	0	0	0	0	0	0	0	3	3	0.00	0.000

PITCHER	IP	WLS	BF	H	R	ER	SO	BB	IBB	HBP	BLK	WP	HR	S	P	ERA	WHIP

Batter	1	2	3	4	5	6	7	8	9	AB	R	H	RBI	BB	SO	LOB
Freddie Patek, R (1, 6) OBP: 0.303, SLG: 0.387	SH5-3 6-3 2B		5-3			1B 1B		G4-6-3 1-2f		4	1	2	0	0	0	1
Rod Carew, L (1, 3) OBP: 0.341, SLG: 0.316	SH5-3 2-3		1-3			F7		4-3		3	0	0	0	0	0	1
Dan Ford, R (1, 9) OBP: 0.286, SLG: 0.462	6-3 3-H			6-3		1-2 1B			F2	4	0	1	1	0	0	0
Don Baylor, R (1, 10) OBP: 0.370, SLG: 0.325	FC5-4 1B			L6		P5			F9	4	0	1	0	0	0	2
Al Cowens, R (1, 8) OBP: 0.234, SLG: 0.167	FC5-4 1-2f			6-3			6-3		6-3	4	0	0	0	0	0	1
Joe Rudi, R (1, 7) OBP: 0.256, SLG: 0.429		F9			4-3		F9			3	0	0	0	0	0	0
Bobby Grich, R (1, 4) OBP: 0.316, SLG: 0.344		6-3			K		FC4-6 1B			3	0	1	0	0	1	0
Tom Donohue, R (1, 2) OBP: 0.091, SLG: 0.091		F8			F8		FC4-6 1-2f			3	0	0	0	0	0	1
Todd Cruz, R (1, 5) OBP: 0.333, SLG: 0.333			K			K		G4-6-3 1B		3	0	1	0	0	2	0
Inning Stats	R: 1 H: 2 E: 0 LOB: 1 K: 0 BB: 0 S: 5 P: 5	R: 0 H: 0 E: 0 LOB: 0 K: 0 BB: 0 S: 3 P: 3	R: 0 H: 0 E: 0 LOB: 0 K: 1 BB: 0 S: 5 P: 5	R: 0 H: 0 E: 0 LOB: 0 K: 0 BB: 0 S: 3 P: 3	R: 0 H: 0 E: 0 LOB: 0 K: 1 BB: 0 S: 5 P: 5	R: 0 H: 2 E: 0 LOB: 2 K: 1 BB: 0 S: 7 P: 7	R: 0 H: 1 E: 0 LOB: 1 K: 0 BB: 0 S: 4 P: 4	R: 0 H: 1 E: 0 LOB: 0 K: 0 BB: 0 S: 3 P: 3	R: 0 H: 0 E: 0 LOB: 0 K: 0 BB: 0 S: 3 P: 3	1B: 5 SF: 0 2B: 1 SAC: 1 3B: 0 DP: 1 HR: 0 HBP: 0						

TOP

California Angels @ Minnesota Twins

Metropolitan Stadium, Bloomington , MI

Tue Apr 22 1980, 4:33 AM EST

Att. 36,268 - Unknown - 89 F

livebaseballscorecards.com

AB	31
R	1
H	6
RBI	1
BB	0
SO	3
LOB	6

WP: 0 PA: 32
PB: 0
SB: 0
CS: 0

PITCHER	IP	WLS	BF	H	R	ER	SO	BB	IBB	HBP	BLK	WP	HR	S	P	ERA	WHIP
Geoff Zahn, L (1, 1) ERA: 1.37	9.0	W	32	6	1	1	3	0	0	0	0	0	0	38	38	1.00	0.667

PITCHER	IP	WLS	BF	H	R	ER	SO	BB	IBB	HBP	BLK	WP	HR	S	P	ERA	WHIP

BOTTOM

California Angels @ Minnesota Twins

Metropolitan Stadium, Bloomington , MI

Tue Apr 22 1980, 4:33 AM EST
Att. 36,268 - Unknown - 89 F

Batter	1	2	3	4	5	6	7	8	9	AB	R	H	RBI	BB	SO	LOB
Hosken Powell, L (1, 9) OBP: 0.474, SLG: 0.656	0-0 FC3-6 1B	0-0 4-3 1-2 3-H			0-0 HR	4-0 2B 1-2 2-3 BB		0-0 FC5-4 1B		4	1	3	2	1	0	1
Rob Wilfong, L (1, 4) OBP: 0.267, SLG: 0.442	0-0 FC3-6 1-2f HR	0-0 F8			0-0 F9	0-0 1-3 2-H 3-H 2B		0-0 F2		5	1	1	2	0	0	3
Roy Smalley, S (1, 6) OBP: 0.345, SLG: 0.563	0-0 1-H HR		0-3 K		4-0 BB	4-0 IBB		0-0 FC5-4 1-2f		3	1	1	2	2	1	1
Ken Landreaux, L (1, 7) OBP: 0.321, SLG: 0.423	0-3 K		0-0 F2		0-0 F9	0-0 F2				4	0	0	0	0	1	4
Rick Sofield, L (1, 8) OBP: 0.150, SLG: 0.250	0-0 1B		0-0 L7			0-0 1B 2B	0-0 F9			4	1	2	0	0	0	0
Butch Wynegar, S (1, 2) OBP: 0.304, SLG: 0.279	0-0 4-3			0-0 G3-6 1B		0-0 E 1B 2-H 1B	0-0 1-3			4	0	2	1	0	0	1
Glenn Adams, L (1, 10) OBP: 0.286, SLG: 0.286		0-0 1B 4-3 1B		0-0 G3-6 1-2f		0-0 E6 BB 1B 1-2 2B	0-0 G3			2	1	1	0	0	0	1
Jose Morales, R (6, PH) OBP: 0.353, SLG: 0.267										2	1	0	0	0	0	1
Mike Cubbage, L (1, 3) OBP: 0.333, SLG: 0.406		0-0 4-3 1-3 1B		0-0 P6		0-0 P6		0-0 HR		2	0	1	0	0	0	0
Ron Jackson, R (6, PH) OBP: 0.125, SLG: 0.182 (7, 3)										2	1	1	1	0	0	2
John Castino, R (1, 5) OBP: 0.255, SLG: 0.333		0-3 K			0-3 K	0-0 BB 2B 1-2 2-H 1B		0-3 K		4	1	1	0	0	3	2
Inning Stats	R: 2 E: 0 K: 1 S: 8 H: 3 LOB: 1 BB: 0 P: 8	R: 1 E: 0 K: 1 S: 7 H: 2 LOB: 1 BB: 0 P: 7	R: 0 E: 0 K: 1 S: 5 H: 0 LOB: 0 BB: 0 P: 5	R: 0 E: 0 K: 0 S: 3 H: 1 LOB: 0 BB: 0 P: 3	R: 1 E: 0 K: 1 S: 6 H: 1 LOB: 1 BB: 1 P: 10	R: 3 E: 1 K: 0 S: 7 H: 4 LOB: 3 BB: 2 P: 15	R: 0 E: 0 K: 0 S: 3 H: 0 LOB: 0 BB: 0 P: 3	R: 1 E: 0 K: 1 S: 7 H: 2 LOB: 1 BB: 0 P: 7		1B: 8 2B: 2 3B: 0 HR: 3	SF: 0 SAC: 0 DP: 1 HBP: 0						

	AB	36
	R	8
	H	13
	RBI	8
	BB	3
	SO	5
	LOB	16

WP: 0 PB: 0 SB: 0 CS: 0 PA: 39

livebaseballscorecards.com

PITCHER	IP	WLS	BF	H	R	ER	SO	BB	IBB	HBP	BLK	WP	HR	S	P	ERA	WHIP
Dave Frost, R (1, 1) ERA: 3.09	5.0	L	24	9	6	5	4	1	0	0	0	0	2	31	35	9.00	2.000
Dave LaRoche, L (6, 1) ERA: 2.35	3.0		15	4	2	1	1	1	1	0	0	0	1	15	23	3.00	1.667

PITCHER	IP	WLS	BF	H	R	ER	SO	BB	IBB	HBP	BLK	WP	HR	S	P	ERA	WHIP

California Angels @ Minnesota Twins

Metropolitan Stadium, Bloomington , MI

Wed Apr 23 1980, 4:33 AM EST

Att. 4,772 - Unknown - 60 F

TOP

livebaseballscorecards.com

Batter	1	2	3	4	5	6	7	8	9	AB	R	H	RBI	BB	SO	LOB
Rick Miller, L (1, 8) OBP: 0.455, SLG: 0.368	0-0 1B BB 2B 1B	0-3 K		0-0 2B 1B		0-0 FC3-6 FC6-4 1-2f	0-0 1-3		4-0 WP 1B BB	5	3	2	0	1	1	3
Freddie Patek, R (1, 6) OBP: 0.359, SLG: 0.444	4-0 1B 1-2 2B BB	0-0 4-3 E 1B		0-0 1-H 1B 2B		0-0 FC6-4 1-2f	0-0 5-3		HBP 1B 1-H 2-H 2B 1B	5	4	3	3	1	0	3
Al Cowens, R (1, 9) OBP: 0.264, SLG: 0.208	0-0 1-2 2-3 2B 1B	0-0 4-3 1-2		0-0 G5-4-3 2-H 1B		0-0 6-3		0-3 K	0-0 HBP 1-2 2B 1B	6	2	3	1	0	1	2
Don Baylor, R (1, 10) OBP: 0.385, SLG: 0.341	0-0 1-H 2-H 3-H SF7 2B	0-0 E5 BB 2-H		0-0 G5-4-3 1-2f			4-0 2B 1B BB	0-0 5-3	1-0 1-2 2-3 2B HBP	4	3	1	3	1	0	1
Rod Carew, L (1, 3) OBP: 0.360, SLG: 0.372	0-3 K	4-0 FC4-6 1-2 BB		0-0 F7			0-0 1B 1-3 1B 2B	0-0 4-3	0-0 1-H 2-H 3-H 1B 2B	5	2	2	3	1	1	1
Bobby Grich, R (1, 4) OBP: 0.318, SLG: 0.351	0-0 SF7 3-H	0-0 FC4-6 1-2f			0-3 K		0-0 1B 1B E 2-3 3-H 1B		F8 1B	5	1	2	3	0	1	2
Joe Rudi, R (1, 7) OBP: 0.273, SLG: 0.410	1-0 FC5 BB HBP		0-0 5-3		0-3 K		0-0 E 1-2 1B 3-H 1B		0-0 E6 2B	4	1	1	1	0	1	0
Tom Donohue, R (1, 2) OBP: 0.250, SLG: 0.200	4-0 1-2 BB		0-0 CS 1B		0-0 L6		0-0 E7 1B 1-2 2-H 1B		0-3 K	4	0	2	0	1	1	1
Todd Cruz, R (1, 5) OBP: 0.455, SLG: 0.500	0-0 FC5 2-3f		0-0 1-4-3 1-2			4-0 FC3-6 BB	0-0 1-3 2-H 1B		0-0 WP 1-H 1B 2B	4	1	2	1	1	0	3
Inning Stats	R: 4 E: 0 K: 1 S: 8 H: 3 LOB: 2 BB: 2 P: 17	R: 1 E: 1 K: 1 S: 7 H: 1 LOB: 2 BB: 1 P: 11	R: 0 E: 0 K: 0 S: 3 H: 1 LOB: 0 BB: 0 P: 3	R: 2 E: 0 K: 0 S: 5 H: 3 LOB: 0 BB: 0 P: 5	R: 0 E: 0 K: 2 S: 7 H: 0 LOB: 0 BB: 0 P: 7	R: 0 E: 0 K: 0 S: 3 H: 0 LOB: 1 BB: 1 P: 7	R: 3 E: 1 K: 0 S: 7 H: 5 LOB: 2 BB: 1 P: 11	R: 0 E: 0 K: 1 S: 5 H: 0 LOB: 0 BB: 0 P: 5	R: 7 E: 1 K: 1 S: 10 H: 5 LOB: 1 BB: 1 P: 15	1B: 13 2B: 5 3B: 0 HR: 0 SF: 1 SAC: 0 DP: 1 HBP: 2							WP: 1 PB: 0 SB: 0 CS: 1 PA: 51

	AB	42
	R	17
	H	18
	RBI	15
	BB	6
	SO	6
	LOB	16

PITCHER		IP	WLS	BF	H	R	ER	SO	BB	IBB	HBP	BLK	WP	HR	S	P	ERA	WHIP
Terry Felton, R ERA: 6.92	(1, 1)	0.2	L	8	3	4	4	1	2	0	1	0	0	0	7	16	54.00	7.500
John Verhoeven, R ERA: 2.7	(1, 1)	3.1		15	5	3	2	1	1	0	0	0	0	0	16	20	5.40	1.800
Mike Marshall, R ERA: 9.95	(5, 1)	3.0		15	5	3	3	2	2	0	0	0	0	0	17	25	9.00	2.333
Roger Erickson, R ERA: 3.86	(8, 1)	1.2		12	4	7	0	2	1	0	1	0	1	0	14	19	0.00	3.000
Doug Corbett, R ERA:	(9, 1)	0.1		1	1	0	0	0	0	0	0	0	0	0	1	1	0.00	3.000

PITCHER	IP	WLS	BF	H	R	ER	SO	BB	IBB	HBP	BLK	WP	HR	S	P	ERA	WHIP

BOTTOM

Batter	1	2	3	4	5	6	7	8	9	AB	R	H	RBI	BB	SO	LOB
Hosken Powell, L (1, 9) OBP: 0.429, SLG: 0.583	4-3		E5			1-3		4-3 1-2		4	0	0	0	0	0	1
Rob Wilfong, L (1, 4) OBP: 0.245, SLG: 0.404	G3		3-1			4-3		F9		4	0	0	0	0	0	2
Roy Smalley, S (1, 6) OBP: 0.355, SLG: 0.540	BBBB 4-0 S BB			F8		BBBB 4-0 BB			P3	2	0	0	0	2	0	0
Ken Landreaux, L (1, 7) OBP: 0.317, SLG: 0.429	F8 1-2			F8		4-3			2B	4	0	1	0	0	0	2
Rick Sofield, L (1, 8) OBP: 0.136, SLG: 0.227		6-3		F2			F7		L9	4	0	0	0	0	0	1
Butch Wynegar, S (1, 2) OBP: 0.280, SLG: 0.255		F9			G3		P4		F9	4	0	0	0	0	0	1
Glenn Adams, L (1, 10) OBP: 0.250, SLG: 0.250	SSS 0-3 K				4-3		G3			3	0	0	0	0	1	0
Mike Cubbage, L (1, 3) OBP: 0.361, SLG: 0.394			F7		BBBB 4-0 BB			BBBB 4-0 4-3 BB		1	0	0	0	2	0	0
John Castino, R (1, 5) OBP: 0.240, SLG: 0.311			5-3		F9			F8		3	0	0	0	0	0	2
Inning Stats	R: 0 H: 0 E: 0 LOB: 1 K: 0 BB: 1 S: 3 P: 7	R: 0 H: 0 E: 0 LOB: 0 K: 1 BB: 0 S: 5 P: 5	R: 0 H: 0 E: 1 LOB: 1 K: 0 BB: 0 S: 4 P: 4	R: 0 H: 0 E: 0 LOB: 0 K: 0 BB: 0 S: 3 P: 3	R: 0 H: 0 E: 0 LOB: 1 K: 0 BB: 1 S: 3 P: 7	R: 0 H: 0 E: 0 LOB: 1 K: 0 BB: 1 S: 3 P: 7	R: 0 H: 0 E: 0 LOB: 0 K: 0 BB: 0 S: 3 P: 3	R: 0 H: 0 E: 0 LOB: 1 K: 0 BB: 1 S: 3 P: 7	R: 0 H: 1 E: 0 LOB: 1 K: 0 BB: 0 S: 4 P: 4	1B: 0 SF: 0 2B: 1 SAC: 0 3B: 0 DP: 0 HR: 0 HBP: 0						

PITCHER	IP	WLS	BF	H	R	ER	SO	BB	IBB	HBP	BLK	WP	HR	S	P	ERA	WHIP
Bruce Kison, R (1, 1) ERA: 2.21	9.0	W	33	1	0	0	1	4	0	0	0	0	0	31	47	0.00	0.556

PITCHER	IP	WLS	BF	H	R	ER	SO	BB	IBB	HBP	BLK	WP	HR	S	P	ERA	WHIP

California Angels @ Minnesota Twins

Metropolitan Stadium, Bloomington , MI

Wed Apr 23 1980, 4:33 AM EST

Att. 4,772 - Unknown - 60 F

livebaseballscorecards.com

AB	29
R	0
H	1
RBI	0
BB	4
SO	1
LOB	9

1B: 0	SF: 0	WP: 0	PA: 33
2B: 1	SAC: 0	PB: 0	
3B: 0	DP: 0	SB: 1	
HR: 0	HBP: 0	CS: 0	

Batter	1	2	3	4	5	6	7	8	9	AB	R	H	RBI	BB	SO	LOB
Rick Miller, L (1, 8) OBP: 0.462, SLG: 0.364	BBBB 4-0 G4-6-3 BB		x 0-0 5-3 1B		x 0-0 ① F7		x 0-0 ① SH1-4 1-2		x 0-0 ③ 4-3	3	0	1	0	1	0	1
Freddie Patek, R (1, 6) OBP: 0.349, SLG: 0.425	x 0-0 ① ② G4-6-3 1-2f		x 0-0 ① P4		x 0-0 P6-3 1-3 1B		x 0-0 ② 5-3			4	0	1	0	0	0	3
Carney Lansford, R (1, 5) OBP: 0.370, SLG: 0.386	x 0-0 ③ F7		x 0-0 ② 5-3 1-2		x 0-0 ② ③ P6-3 1-2f		x 0-0 BLK 2-H 1B			4	0	1	1	0	0	3
Don Baylor, R (1, 10) OBP: 0.411, SLG: 0.370		x 0-0 1B 2B	BBBB 4-0 BB			BBBB 4-0 S HR BB	x 0-0 ③ 4-3 1-2			2	2	1	0	2	0	1
Rod Carew, L (1, 3) OBP: 0.333, SLG: 0.340		x 0-0 ① F7	x 0-0 ③ L6			x 0-0 ① F8		x 0-0 ① 3-1		4	0	0	0	0	0	4
Al Cowens, R (1, 9) OBP: 0.263, SLG: 0.212		x 0-0 ② 5-3		x 0-0 ① 6-3		x 0-0 ② L9 1-2		x 0-0 G5-4-3 1B		4	0	1	0	0	0	2
Joe Rudi, R (1, 7) OBP: 0.292, SLG: 0.488		x 0-0 1B 2-H 1B		x 0-0 ② 6-3		x 0-0 2-H HR		x 0-0 ② ③ G5-4-3 1-2f		4	1	2	3	0	0	1
Bobby Grich, R (1, 4) OBP: 0.313, SLG: 0.341		x 0-0 1-2 1B		x 0-0 ③ F9		x 0-0 ③ 1-3			SSS 0-3 ① K	4	0	1	0	0	1	0
Tom Donohue, R (1, 2) OBP: 0.300, SLG: 0.263		SSS 0-3 ③ K			x 0-0 1B 1B		x 0-0 SH1-4 1B 1B		x 0-0 ② F3	4	1	2	0	0	1	2
Inning Stats	R: 0 H: 0 E: 0 LOB: 0 K: 0 BB: 1 S: 2 P: 6	R: 1 H: 3 E: 0 LOB: 2 K: 1 BB: 0 S: 8 P: 8	R: 0 H: 1 E: 0 LOB: 2 K: 0 BB: 1 S: 4 P: 8	R: 0 H: 0 E: 0 LOB: 0 K: 0 BB: 0 S: 3 P: 3	R: 0 H: 2 E: 0 LOB: 1 K: 0 BB: 0 S: 4 P: 4	R: 2 H: 1 E: 0 LOB: 0 K: 0 BB: 1 S: 4 P: 8	R: 1 H: 2 E: 0 LOB: 1 K: 0 BB: 0 S: 5 P: 5	R: 0 H: 1 E: 0 LOB: 0 K: 0 BB: 0 S: 3 P: 3	R: 0 H: 0 E: 0 LOB: 0 K: 1 BB: 0 S: 5 P: 5	1B: 8 SF: 0 2B: 2 SAC: 1 3B: 0 DP: 3 HR: 1 HBP: 0						WP: 0 PA: 37 PB: 0 SB: 1 CS: 0	

PITCHER		IP	WLS	BF	H	R	ER	SO	BB	IBB	HBP	BLK	WP	HR	S	P	ERA	WHIP
Mike Parrott, R ERA: 5.13	(1, 1)	6.2	L	30	9	4	4	1	3	0	0	0	0	1	29	41	5.40	1.800
Dave Heaverlo, R ERA: 3.38	(7, 1)	2.1		7	1	0	0	1	0	0	0	1	0	0	9	9	0.00	0.429

PITCHER	IP	WLS	BF	H	R	ER	SO	BB	IBB	HBP	BLK	WP	HR	S	P	ERA	WHIP

TOP

California Angels @ Seattle Mariners

The Kingdome, Seattle, WA

Fri Apr 25 1980, 9:05 PM EST

Att. 9,083 - Dome

livebaseballscorecards.com

AB	33
R	4
H	10
RBI	4
BB	3
SO	2
LOB	17

Batter	1	2	3	4	5	6	7	8	9	AB	R	H	RBI	BB	SO	LOB
Joe Simpson, L (1, 8) OBP: 0.405, SLG: 0.472	4-3	G3		F8			P5		E E 2B 1B	5	1	1	0	0	0	3
Jim Anderson, R (1, 6) OBP: 0.297, SLG: 0.343	6-3		6-3		5-3		5-3		E1 E 2B 1-2	5	1	0	0	0	0	1
Dan Meyer, L (1, 7) OBP: 0.368, SLG: 0.400	1B		WP 1-3 BB B B B		4-3		2B 1B		F7	4	0	2	0	1	0	2
Bruce Bochte, L (1, 3) OBP: 0.476, SLG: 0.714 Rod Craig, S (9, PR) OBP: 0.277, SLG: 0.410	F8		1-3 1-2		F7		1-3 2B		1-H 2-H 2B	5 0	0 0	2 0	2 0	0 0	0 0	2 0
Willie Horton, R (1, 10) OBP: 0.333, SLG: 0.173		1-3	WP BB B B B B			FC1-5 1B 1B B B B	BB		F8	3	0	1	0	2	0	1
Leon Roberts, R (1, 9) OBP: 0.344, SLG: 0.643		1B S SF7 BB B B B	F7 1-2 2-3			FC1-5 1-2 1B	P4		F8	4	1	1	0	1	0	6
Bill Stein, R (1, 5) OBP: 0.389, SLG: 0.469		1B 1-3 1B		1B		FC1-5 FC6-4 1-2 2-3f		F7		4	0	2	0	0	0	2
Larry Milbourne, S (1, 4) OBP: 0.038, SLG: 0.040		SF7 3-H		F8		F8		F9		3	0	0	1	0	0	3
Larry Cox, R (1, 2) OBP: 0.333, SLG: 0.214 Bob Stinson, S (8, PH) OBP: 0.083, SLG: 0.083 (9, 2)		1-3 1B		P4		FC6-4 1-2f		F3		3 1	0 0	1 0	0 0	0 0	0 0	3 0
Inning Stats	R: 0 H: 1 E: 0 LOB: 1 K: 0 BB: 0 S: 4 P: 4	R: 1 H: 2 E: 0 LOB: 2 K: 0 BB: 1 S: 5 P: 9	R: 0 H: 0 E: 0 LOB: 2 K: 0 BB: 2 S: 3 P: 11	R: 0 H: 1 E: 0 LOB: 1 K: 0 BB: 0 S: 4 P: 4	R: 0 H: 0 E: 0 LOB: 0 K: 0 BB: 0 S: 3 P: 3	R: 0 H: 2 E: 0 LOB: 2 K: 0 BB: 0 S: 5 P: 5	R: 0 H: 2 E: 0 LOB: 3 K: 0 BB: 1 S: 5 P: 9	R: 0 H: 0 E: 0 LOB: 0 K: 0 BB: 0 S: 3 P: 3	R: 2 H: 2 E: 2 LOB: 1 K: 0 BB: 0 S: 6 P: 6	1B: 8 SF: 1 2B: 2 SAC: 0 3B: 0 DP: 0 HR: 0 HBP: 0						

PITCHER	IP	WLS	BF	H	R	ER	SO	BB	IBB	HBP	BLK	WP	HR	S	P	ERA	WHIP
Don Aase, R (1, 1) ERA: 3.32	8.1	W	40	10	3	2	0	4	0	0	0	1	0	36	52	2.16	1.680
John Montague, R (9, 1) ERA: 1.69	0.2	S	2	0	0	0	0	0	0	0	0	0	0	2	2	0.00	0.000

PITCHER	IP	WLS	BF	H	R	ER	SO	BB	IBB	HBP	BLK	WP	HR	S	P	ERA	WHIP

BOTTOM

California Angels @ Seattle Mariners

The Kingdome, Seattle, WA

Fri Apr 25 1980, 9:05 PM EST

Att. 9,083 - Dome

livebaseballscorecards.com

AB	37
R	3
H	10
RBI	3
BB	4
SO	0
LOB	23

WP: 1 PA: 42
PB: 0
SB: 1
CS: 0

Batter	1	2	3	4	5	6	7	8	9	AB	R	H	RBI	BB	SO	LOB
Rick Miller, L (1, 8) OBP: 0.452, SLG: 0.346	3-1	1B 2-H 3-H 1B		K	5-3			FC5-4 IBB		4	1	1	2	1	1	0
Freddie Patek, R (1, 6) OBP: 0.354, SLG: 0.409	S BB	S 2-H 1B		6-3			K	F8 2-3		4	0	1	1	1	1	2
Carney Lansford, R (1, 5) OBP: 0.373, SLG: 0.375	P5	FC6-4 1-2 BB			5-3		1B FC6-4 1B	FC5-4 1-2f		4	1	1	0	1	0	3
Don Baylor, R (1, 10) OBP: 0.410, SLG: 0.373	4-3 1-2	FC6-4 1-2f			CS BB 1B		BB E 1-3 1B		F9	5	1	2	0	0	0	3
Rod Carew, L (1, 3) OBP: 0.373, SLG: 0.347		2B 1B	1B S BB		1-2 BB		FC6-4 1-2 BB		K	2	1	1	0	3	1	0
Al Cowens, R (1, 9) OBP: 0.258, SLG: 0.228		1B 1B 1-H 2B	K 1-2		K 2-3		FC6-4 1-2f 2-H 3-H		K	5	1	1	2	0	3	4
Joe Rudi, R (1, 7) OBP: 0.308, SLG: 0.553		K	G1-6-3 2-3 1B			HR	P6			4	1	2	1	0	1	2
Bobby Grich, R (1, 4) OBP: 0.327, SLG: 0.341		S 1B 2-3 1B	G1-6-3 1-2f			4-3		F8 SH3-4 BB		3	1	1	0	1	0	2
Tom Donohue, R (1, 2) OBP: 0.261, SLG: 0.227		F8 1-2		5-3		6-3		SH3-4 1-2		3	0	0	0	0	0	2
Inning Stats	R: 0 E: 0 K: 0 S: 3 H: 0 LOB: 1 BB: 1 P: 7	R: 4 E: 0 K: 1 S: 10 H: 5 LOB: 2 BB: 1 P: 14	R: 0 E: 0 K: 1 S: 5 H: 1 LOB: 1 BB: 1 P: 9	R: 0 E: 0 K: 1 S: 5 H: 0 LOB: 0 BB: 0 P: 5	R: 0 E: 0 K: 1 S: 5 H: 1 LOB: 2 BB: 1 P: 9	R: 1 E: 0 K: 0 S: 4 H: 1 LOB: 0 BB: 0 P: 4	R: 2 E: 1 K: 1 S: 7 H: 2 LOB: 1 BB: 1 P: 11	R: 0 E: 0 K: 0 S: 3 H: 0 LOB: 2 BB: 2 P: 11	R: 0 E: 0 K: 2 S: 7 H: 0 LOB: 0 BB: 0 P: 7	1B: 8 2B: 2 3B: 0 HR: 1 SF: 0 SAC: 1 DP: 2 HBP: 0				WP: 0 PB: 0 SB: 4 CS: 1	PA: 42	

PITCHER		IP	WLS	BF	H	R	ER	SO	BB	IBB	HBP	BLK	WP	HR	S	P	ERA	WHIP
Jim Beattie, R ERA: 6.38	(1, 1)	1.2		11	5	4	4	1	1	0	0	0	0	0	12	16	21.60	3.600
Rob Dressler, R ERA: 5.09	(2, 1)	4.2	L	20	5	3	2	4	3	0	0	0	0	1	25	37	3.86	1.714
Shane Rawley, L ERA: 7.11	(7, 1)	0.0		1	0	0	0	0	1	0	0	0	0	0	0	4	∞	∞
Byron McLaughlin, R ERA: 6.59	(7, 1)	2.2		10	0	0	0	2	1	1	0	0	0	0	12	20	0.00	0.375

PITCHER	IP	WLS	BF	H	R	ER	SO	BB	IBB	HBP	BLK	WP	HR	S	P	ERA	WHIP

California Angels @ Seattle Mariners

The Kingdome, Seattle, WA

Sat Apr 26 1980, 10:05 PM EST

Att. 20,152 - Dome

TOP

livebaseballscorecards.com

AB	34
R	7
H	10
RBI	6
BB	7
SO	7
LOB	18

BOTTOM

California Angels @ Seattle Mariners

The Kingdome, Seattle, WA

Sat Apr 26 1980, 10:05 PM EST

Att. 20,152 - Dome

livebaseballscorecards.com

Batter	1	2	3	4	5	6	7	8	9	AB	R	H	RBI	BB	SO	LOB
Joe Simpson, L (1, 8) OBP: 0.447, SLG: 0.525	SH3-4 1B		2B WP 1B 1-2	HR 2B		F7			BBB 4-0 SH3-4 BB	4	2	3	0	1	0	0
Jim Anderson, R (1, 6) OBP: 0.350, SLG: 0.500	SH3-4 1-2		WP 2B 2B 1-3 2-H	2-H HR			3-4-1 SH3 1B		SH3-4 1-2	3	2	3	3	0	0	0
Dan Meyer, L (1, 7) OBP: 0.393, SLG: 0.421	F7		1B SF7 2B 2-H 3-H	BBB 4-0 BB			SH3 1-2		BBB 4-0 CS BB	2	1	1	1	2	0	1
Bruce Bochte, L (1, 3) OBP: 0.456, SLG: 0.672	4-3		1B 1B 2-3	F8			3-4-1 2-3		SSS 0-3 K 1-2	5	0	1	0	0	1	5
Willie Horton, R (1, 10) OBP: 0.329, SLG: 0.182		1-3 1B	SF7 3-H	SSS K			SSS K			3	0	1	1	0	2	1
Leon Roberts, R (1, 9) OBP: 0.361, SLG: 0.613		1-3 1-2	G5-4-3 1B 1-2	F8				BBB 4-0 SH3 BB		3	0	1	0	1	0	1
Bill Stein, R (1, 5) OBP: 0.359, SLG: 0.429		5-3	G5-4-3 1-2f	F3				SH3 1-2		3	0	0	0	0	0	3
Larry Milbourne, S (1, 4) OBP: 0.033, SLG: 0.034		4-3		G3		5-3		F8		4	0	0	0	0	0	2
Bob Stinson, S (1, 2) OBP: 0.115, SLG: 0.080			BBB 4-0 1B 2B BB	F8		SSS 0-3 K		F9		1	1	0	0	1	0	0
Tom Paciorek, R (6, PH)										1	0	0	0	0	1	0
Larry Cox, R (7, 2) OBP: 0.333, SLG: 0.214										0	0	0	0	0	0	0
Jerry Narron, L (8, PH) (9, 2)										1	0	0	0	0	0	1

Inning Stats										
	R: 0 E: 0 K: 0 S: 4	H: 1 LOB: 1 BB: 0 P: 4	R: 0 E: 0 K: 0 S: 4	H: 1 LOB: 1 BB: 0 P: 4	R: 4 E: 0 K: 0 S: 7	H: 5 LOB: 1 BB: 1 P: 11	R: 2 E: 0 K: 0 S: 5	H: 2 LOB: 1 BB: 1 P: 9	R: 0 E: 0 K: 1 S: 5	H: 0 LOB: 0 BB: 0 P: 5
	R: 0 E: 0 K: 1 S: 5	H: 0 LOB: 0 BB: 0 P: 5	R: 0 E: 0 K: 1 S: 6	H: 1 LOB: 1 BB: 0 P: 6	R: 0 E: 0 K: 0 S: 3	H: 0 LOB: 1 BB: 1 P: 7	R: 0 E: 0 K: 1 S: 4	H: 0 LOB: 2 BB: 2 P: 12		

	AB	30
	R	6
	H	10
	RBI	5
	BB	5
	SO	4
	LOB	14

1B: 6	SF: 1	WP: 1
2B: 4	SAC: 4	PB: 0
3B: 0	DP: 2	SB: 0
HR: 1	HBP: 0	CS: 1

PA: 40

PITCHER		IP	WLS	BF	H	R	ER	SO	BB	IBB	HBP	BLK	WP	HR	S	P	ERA	WHIP
Chris Knapp, R ERA: 6.94	(1, 1)	2.0		12	5	4	4	0	1	0	0	0	1	0	11	15	18.00	3.000
Jim Barr, R ERA: 3.72	(3, 1)	1.2		9	4	2	2	0	1	0	0	0	0	1	8	12	10.80	3.000
Dave LaRoche, L ERA: 1.69	(4, 1)	3.0	W	10	1	0	0	2	0	0	0	0	0	0	14	14	0.00	0.333
Mark Clear, R ERA: 5.14	(7, 1)	2.1	S	9	0	0	0	2	3	0	0	0	0	0	10	22	0.00	1.286

PITCHER	IP	WLS	BF	H	R	ER	SO	BB	IBB	HBP	BLK	WP	HR	S	P	ERA	WHIP

Batter	1	2	3	4	5	6	7	8	9	AB	R	H	RBI	BB	SO	LOB
Rick Miller, L (1, 8) OBP: 0.429, SLG: 0.333	4-3	F7			F8		1B			4	0	1	0	0	0	0
Freddie Patek, R (1, 6) OBP: 0.346, SLG: 0.417	4-3 1B 2B		F7			F8	4-3			4	1	1	0	0	0	1
Carney Lansford, R (1, 5) OBP: 0.345, SLG: 0.346	4-3 2-3		F8			6-3		5-3		4	0	0	0	0	0	1
Don Baylor, R (1, 10) OBP: 0.415, SLG: 0.370	B B B 1B BB		F7			1B 1B		F8		3	0	1	0	1	0	0
Rod Carew, L (1, 3) OBP: 0.381, SLG: 0.358	1-2 3-H 1B			4-3		1-2 1B		4-3		4	0	2	1	0	0	0
Al Cowens, R (1, 9) OBP: 0.242, SLG: 0.213	F8			F7		6-3			6-3	4	0	0	0	0	0	4
Joe Rudi, R (1, 7) OBP: 0.304, SLG: 0.588		HR		K			K		K	4	1	1	1	0	3	0
Bobby Grich, R (1, 4) OBP: 0.339, SLG: 0.417		6-3			K		HR		1B	4	1	2	1	0	1	0
Tom Donohue, R (1, 2) OBP: 0.231, SLG: 0.200		F8			F5		5-3		K	3	0	0	0	0	0	0
Ralph Garr, L (9, PH) OBP: 0.125, SLG: 0.250										1	0	0	0	0	1	1
Inning Stats	R: 1 E: 0 K: 0 S: 5 H: 2 LOB: 2 BB: 1 P: 9	R: 1 E: 0 K: 0 S: 4 H: 1 LOB: 0 BB: 0 P: 4	R: 0 E: 0 K: 0 S: 3 H: 0 LOB: 0 BB: 0 P: 3	R: 0 E: 0 K: 1 S: 5 H: 0 LOB: 0 BB: 0 P: 5	R: 0 E: 0 K: 1 S: 5 H: 0 LOB: 0 BB: 0 P: 5	R: 0 E: 0 K: 0 S: 5 H: 2 LOB: 2 BB: 0 P: 5	R: 1 E: 0 K: 1 S: 7 H: 2 LOB: 1 BB: 0 P: 7	R: 0 E: 0 K: 0 S: 3 H: 0 LOB: 0 BB: 0 P: 3	R: 0 E: 0 K: 2 S: 8 H: 1 LOB: 1 BB: 0 P: 8	1B: 5 2B: 1 3B: 0 HR: 2	SF: 0 SAC: 0 DP: 0 HBP: 0						

TOP

California Angels @ Seattle Mariners

The Kingdome, Seattle, WA

Sun Apr 27 1980, 6:33 AM EDT

Att. 6,109 - Dome

livebaseballscorecards.com

AB	35
R	3
H	8
RBI	3
BB	1
SO	5
LOB	7

PITCHER		IP	WLS	BF	H	R	ER	SO	BB	IBB	HBP	BLK	WP	HR	S	P	ERA	WHIP
Glenn Abbott, R ERA: 4.05	(1, 1)	9.0	W	36	8	3	3	5	1	0	0	0	0	2	45	49	3.00	1.000

PITCHER	IP	WLS	BF	H	R	ER	SO	BB	IBB	HBP	BLK	WP	HR	S	P	ERA	WHIP

Batter	1	2	3	4	5	6	7	8	9	AB	R	H	RBI	BB	SO	LOB
Joe Simpson, L (1, 8) OBP: 0.451, SLG: 0.512	1-3		1B SF7 1B		3-1	BBB 4-0 CS BB				3	1	1	0	1	0	1
Jim Anderson, R (1, 6) OBP: 0.386, SLG: 0.512	BBBB 4-0 BB		0-0 1-3 SF7 1B 1B		0-0 E5 HR 3-H 1B	0-0 CS 1-2 3-H	0-0 F8			3	2	2	0	1	0	0
Dan Meyer, L (1, 7) OBP: 0.400, SLG: 0.475	0-0 F7		0-0 SF7 1-2 3-H		0-0 HR 2-H		BBBB 4-0 6-3 WP BB			2	1	1	3	1	0	1
Bruce Bochte, L (1, 3) OBP: 0.444, SLG: 0.646	SSS 0-3 K		0-0 2-H 1B		0-0 4-3		0-0 6-3 1-3			4	0	1	1	0	1	2
Willie Horton, R (1, 10) OBP: 0.324, SLG: 0.203		0-0 F7	0-0 P4		0-0 2B		0-0 1-3			4	0	1	0	0	0	1
Leon Roberts, R (1, 9) OBP: 0.350, SLG: 0.571		0-0 WP 1B 1B		0-0 F9	0-0 4-3			0-0 F9		4	1	1	0	0	0	1
Bill Stein, R (1, 4) OBP: 0.326, SLG: 0.385		0-0 6-3 1-2		0-0 P4		0-0 F8		0-0 6-3		4	0	0	0	0	0	1
Ted Cox, R (1, 5) OBP: 0.258, SLG: 0.231		0-0 2-H 1B		0-0 6-3		0-0 4-3 WP CS 1B		0-0 L5		4	1	2	1	0	0	0
Larry Cox, R (1, 2) OBP: 0.333, SLG: 0.258		0-0 F3			0-0 3-1 E 2B	0-0 4-3 1-3				3	1	1	0	0	0	2
Inning Stats	R: 0 H: 0 E: 0 LOB: 1 K: 1 BB: 1 S: 5 P: 9	R: 1 H: 2 E: 0 LOB: 1 K: 0 BB: 0 S: 5 P: 5	R: 2 H: 3 E: 0 LOB: 0 K: 0 BB: 0 S: 5 P: 5	R: 0 H: 0 E: 0 LOB: 0 K: 0 BB: 0 S: 3 P: 3	R: 3 H: 4 E: 1 LOB: 1 K: 0 BB: 0 S: 7 P: 7	R: 1 H: 1 E: 0 LOB: 0 K: 0 BB: 1 S: 3 P: 7	R: 0 H: 0 E: 0 LOB: 1 K: 0 BB: 1 S: 3 P: 7	R: 0 H: 0 E: 0 LOB: 0 K: 0 BB: 0 S: 3 P: 3		1B: 7 SF: 1 2B: 2 SAC: 0 3B: 0 DP: 0 HR: 1 HBP: 0						

PITCHER		IP	WLS	BF	H	R	ER	SO	BB	IBB	HBP	BLK	WP	HR	S	P	ERA	WHIP
Dave Frost, R ERA: 4.5	(1, 1)	4.2	L	23	9	6	6	1	1	0	0	0	1	1	24	28	11.57	2.143
Freddie Martinez, R ERA: 1.35	(5, 1)	3.1		12	1	1	1	0	2	0	0	0	2	0	10	18	2.70	0.900

PITCHER	IP	WLS	BF	H	R	ER	SO	BB	IBB	HBP	BLK	WP	HR	S	P	ERA	WHIP

BOTTOM

California Angels @ Seattle Mariners

The Kingdome, Seattle, WA

Sun Apr 27 1980, 6:33 AM EDT

Att. 6,109 - Dome

livebaseballscorecards.com

AB	31
R	7
H	10
RBI	5
BB	3
SO	1
LOB	9

WP: 3 PA: 36
PB: 0
SB: 0
CS: 2

Oakland Athletics @ California Angels

Anaheim Stadium, Anaheim, CA

Mon Apr 28 1980, 10:05 PM EDT

Att. 30,889 - Unknown

TOP

livebaseballscorecards.com

Batter	1	2	3	4	5	6	7	8	9	AB	R	H	RBI	BB	SO	LOB
Rickey Henderson, R (1, 7) OBP: 0.429, SLG: 0.424	2B		BB		B5	FC1-5-6		F9		4	1	1	0	1	0	3
Dwayne Murphy, L (1, 8) OBP: 0.410, SLG: 0.433	P5		BB		HR	F9			BB	3	2	1	2	2	0	2
Mitchell Page, L (1, 10) OBP: 0.404, SLG: 0.256	BB		1B		BB		K		K	3	1	1	1	2	2	1
Dave Revering, L (1, 3) OBP: 0.407, SLG: 0.635	P6		P6		2B		HR		F8	5	2	2	2	0	0	5
Wayne Gross, L (1, 5) OBP: 0.380, SLG: 0.571	F8		G3		2B		K		F8	4	0	1	2	0	1	3
Mickey Klutts, R (7, 5) OBP: 0.280, SLG: 0.261										1	0	0	0	0	0	1
Mike Heath, R (1, 2) OBP: 0.239, SLG: 0.295		5-3	2-5	5-3	P4		F3			4	0	0	0	0	0	1
Tony Armas, R (1, 9) OBP: 0.375, SLG: 0.429		HR		F9	F8			F8		4	1	1	1	0	0	1
Mario Guerrero, R (1, 6) OBP: 0.295, SLG: 0.383		4-3		6-3		F9		F9		4	0	0	0	0	0	0
Rob Picciolo, R (1, 4) OBP: 0.286, SLG: 0.429		6-3			HR	FC1-5-6				4	1	3	0	0	0	0
Inning Stats	R: 0 E: 0 K: 0 S: 4 H: 1 LOB: 2 BB: 1 P: 8	R: 1 E: 0 K: 0 S: 4 H: 1 LOB: 0 BB: 0 P: 4	R: 2 E: 0 K: 0 S: 3 H: 1 LOB: 1 BB: 2 P: 11	R: 0 E: 0 K: 0 S: 3 H: 0 LOB: 0 BB: 0 P: 3	R: 4 E: 0 K: 0 S: 7 H: 4 LOB: 1 BB: 1 P: 11	R: 0 E: 0 K: 0 S: 4 H: 1 LOB: 1 BB: 0 P: 4	R: 1 E: 0 K: 2 S: 8 H: 1 LOB: 0 BB: 0 P: 8	R: 0 E: 0 K: 0 S: 4 H: 1 LOB: 1 BB: 0 P: 4	R: 0 E: 0 K: 1 S: 5 H: 0 LOB: 1 BB: 1 P: 9	1B: 3 2B: 4 3B: 0 HR: 3	SF: 0 SAC: 0 DP: 0 HBP: 0						

AB	36
R	8
H	10
RBI	8
BB	5
SO	3
LOB	17

WP: 0 PB: 0 SB: 0 CS: 0 PA: 41

PITCHER	IP	WLS	BF	H	R	ER	SO	BB	IBB	HBP	BLK	WP	HR	S	P	ERA	WHIP
Bruce Kison, R (1, 1) ERA: 4.01	4.1	L	22	5	6	6	0	4	0	0	1	0	2	17	33	12.46	2.077
Jim Barr, R (5, 1) ERA: 4.05	3.2		16	5	2	2	2	0	0	0	0	0	1	20	20	4.91	1.364
Dave LaRoche, L (9, 1) ERA: 1.54	1.0		4	0	0	0	1	1	0	0	0	0	0	5	9	0.00	1.000

Oakland Athletics @ California Angels

Anaheim Stadium, Anaheim, CA

Mon Apr 28 1980, 10:05 PM EDT

Att. 30,889 - Unknown

BOTTOM

Batter	1	2	3	4	5	6	7	8	9	AB	R	H	RBI	BB	SO	LOB
Rick Miller, L (1, 8) OBP: 0.400, SLG: 0.314	L7		FC5-4 1B		L6		F7		F8	5	0	1	0	0	0	2
Freddie Patek, R (1, 6) OBP: 0.339, SLG: 0.404	4-3		FC5-4 1-2f		F8		E9 1B			4	0	1	0	0	0	3
Carney Lansford, R (1, 5) OBP: 0.339, SLG: 0.339	P9		4-3			BB 1B 1B	F8			4	0	1	0	0	0	2
Don Baylor, R (1, 10) OBP: 0.391, SLG: 0.345		K		P6		K		F7		4	0	0	0	0	2	1
Rod Carew, L (1, 3) OBP: 0.388, SLG: 0.357		FC5-4 1B		4-3		F8		FC6-4 BB		3	0	1	0	1	0	1
Joe Rudi, R (1, 7) OBP: 0.300, SLG: 0.564		FC5-4 BB 1-2f		P6		BB 1-2 1B		F7		4	0	1	0	0	0	2
Bobby Grich, R (1, 4) OBP: 0.367, SLG: 0.420		BBBB 1-2 BB			1B 1B	BBBB FC6-4 1-2 2-3 BB		FC6-4 1-2f		2	0	1	0	2	0	1
Al Cowens, R (1, 9) OBP: 0.243, SLG: 0.215		F9			1-2 1B	FC6-4 1-2f			K	4	0	1	0	0	1	5
Tom Donohue, R (1, 2) OBP: 0.207, SLG: 0.179 Larry Harlow, L (9, PH) OBP: 0.400, SLG: 0.400			L7		K		5-3		F7	3 1	0 0	0 0	0 0	0 0	1 0	2 0
Inning Stats	R: 0 E: 0 K: 0 S: 3 H: 0 LOB: 0 BB: 0 P: 3	R: 0 E: 0 K: 1 S: 6 H: 1 LOB: 2 BB: 1 P: 10	R: 0 E: 0 K: 0 S: 4 H: 1 LOB: 1 BB: 0 P: 4	R: 0 E: 0 K: 0 S: 3 H: 0 LOB: 0 BB: 0 P: 3	R: 0 E: 0 K: 1 S: 7 H: 2 LOB: 2 BB: 0 P: 7	R: 0 E: 0 K: 1 S: 7 H: 2 LOB: 3 BB: 1 P: 11	R: 0 E: 1 K: 0 S: 4 H: 1 LOB: 1 BB: 0 P: 4	R: 0 E: 0 K: 0 S: 3 H: 0 LOB: 1 BB: 1 P: 7	R: 0 E: 0 K: 1 S: 5 H: 0 LOB: 0 BB: 0 P: 5	1B: 7 2B: 0 3B: 0 HR: 0	SF: 0 SAC: 0 DP: 0 HBP: 0			WP: 0 PB: 0 SB: 0 CS: 0		PA: 37	

livebaseballscorecards.com

	AB	34
	R	0
	H	7
	RBI	0
	BB	3
	SO	4
	LOB	19

PITCHER		IP	WLS	BF	H	R	ER	SO	BB	IBB	HBP	BLK	WP	HR	S	P	ERA	WHIP
Rick Langford, R ERA: 3.0	(1, 1)	9.0	W	37	7	0	0	4	3	0	0	0	0	0	42	54	0.00	1.111

PITCHER		IP	WLS	BF	H	R	ER	SO	BB	IBB	HBP	BLK	WP	HR	S	P	ERA	WHIP

Batter	1	2	3	4	5	6	7	8	9	AB	R	H	RBI	BB	SO	LOB
Rickey Henderson, R (1, 7) OBP: 0.443, SLG: 0.435	FC4-6 1B		BBBB 4-0 1B 1B BB		F7		CS 1B			3	1	2	0	1	0	0
Dwayne Murphy, L (1, 8) OBP: 0.402, SLG: 0.423	FC4-6 G3 1-2f		1-H 1B		F8		SSS 0-3 K 1-2			4	0	1	1	0	1	2
Jim Essian, R (1, 10) OBP: 0.261, SLG: 0.273 Mitchell Page, L (8, PH) OBP: 0.397, SLG: 0.250	G3 1-2		P4			F8	SSS 0-3 K			3 1	0 0	0 0	0 0	0 0	0 1	2 0
Jeff Newman, R (1, 3) OBP: 0.281, SLG: 0.404	F8		P3			1B 1B 1B	F8			4	1	1	0	0	0	2
Tony Armas, R (1, 9) OBP: 0.367, SLG: 0.415		2B SF7 1B		F9		F9		5-3		4	1	1	0	0	0	1
Mario Guerrero, R (1, 6) OBP: 0.308, SLG: 0.406		CS 1-3 2B		F2		1B 1-2 1B			F8	4	1	2	0	0	0	0
Mike Heath, R (1, 2) OBP: 0.280, SLG: 0.326		SF7 3-H	BBB 4-0 BB			1B CS 1-2 2-3 1B			1B	2	0	2	1	1	0	0
Mickey Klutts, R (1, 5) OBP: 0.286, SLG: 0.269 Dave McKay, S (8, 5) OBP: 0.333, SLG: 0.625	SSS 0-3 K 2-3		F7			1-3 2-H 3-H 1B	SSS 0-3 K			3 1	0 0	1 0	2 0	0 0	1 1	2 1
Rob Picciolo, R (1, 4) OBP: 0.267, SLG: 0.400			6-3	1-3	1-3	CS 3-H	1-3		SSS 0-3 K	4	0	0	0	0	1	1
Inning Stats	R: 0 E: 0 K: 0 S: 4 H: 1 LOB: 1 BB: 0 P: 4	R: 1 E: 0 K: 1 S: 6 H: 2 LOB: 0 BB: 0 P: 6	R: 1 E: 0 K: 0 S: 4 H: 1 LOB: 1 BB: 1 P: 8	R: 0 E: 0 K: 0 S: 3 H: 0 LOB: 1 BB: 1 P: 7	R: 0 E: 0 K: 0 S: 3 H: 0 LOB: 0 BB: 0 P: 3	R: 2 E: 0 K: 0 S: 6 H: 4 LOB: 1 BB: 0 P: 6	R: 0 E: 0 K: 1 S: 5 H: 1 LOB: 0 BB: 0 P: 5	R: 0 E: 0 K: 1 S: 5 H: 0 LOB: 0 BB: 0 P: 5	R: 0 E: 0 K: 2 S: 8 H: 1 LOB: 1 BB: 0 P: 8	1B: 9 2B: 1 3B: 0 HR: 0 SF: 1 SAC: 0 DP: 0 HBP: 0						

PITCHER		IP	WLS	BF	H	R	ER	SO	BB	IBB	HBP	BLK	WP	HR	S	P	ERA	WHIP
Frank Tanana, L ERA: 5.19	(1, 1)	5.2	L	26	8	4	4	1	2	0	0	0	0	0	26	34	6.35	1.765
Mark Clear, R ERA: 3.48	(6, 1)	3.1		10	2	0	0	4	0	0	0	0	0	0	18	18	0.00	0.600

PITCHER	IP	WLS	BF	H	R	ER	SO	BB	IBB	HBP	BLK	WP	HR	S	P	ERA	WHIP

TOP

Oakland Athletics @ California Angels

Anaheim Stadium, Anaheim, CA

Tue Apr 29 1980, 10:05 PM EDT

Att. 32,334 - Unknown

livebaseballscorecards.com

AB	33
R	4
H	10
RBI	4
BB	2
SO	5
LOB	11

PA: 37

WP: 0
PB: 0
SB: 0
CS: 3

BOTTOM

Oakland Athletics @ California Angels

Anaheim Stadium, Anaheim, CA

Tue Apr 29 1980, 10:05 PM EDT

Att. 32,334 - Unknown

Batter	1	2	3	4	5	6	7	8	9	AB	R	H	RBI	BB	SO	LOB
Rick Miller, L (1, 8) OBP: 0.356, SLG: 0.275	4-3		K		F2		K 1-2		F7	5	0	0	0	0	2	2
Carney Lansford, R (1, 5) OBP: 0.344, SLG: 0.344	K		S 1B		F9		E5 2-H 1B		5-3	5	0	2	0	0	1	1
Rod Carew, L (1, 3) OBP: 0.380, SLG: 0.339	PB S BB		K 1-2		3-1 1-2		6-3			3	0	0	0	1	1	3
Don Baylor, R (1, 7) OBP: 0.397, SLG: 0.361	PB 1-2 BB			4-3 1B 2B		P6		6-3		3	1	1	0	1	0	0
Dan Ford, R (1, 9) OBP: 0.313, SLG: 0.448	L5 1-2 2-3			K		FC4 BB		BB 1B		3	0	1	0	1	1	3
Ralph Garr, L (1, 10) OBP: 0.083, SLG: 0.167		4-3		4-3 2-3		FC4 1-2f		F9		4	0	0	0	0	0	3
Bobby Grich, R (1, 4) OBP: 0.375, SLG: 0.415		F9		1B 3-H		F9		BB 1-2		3	0	1	1	1	0	1
Freddie Patek, R (1, 6) OBP: 0.333, SLG: 0.382		5-3		F7			S E BB	F8		3	1	0	0	1	0	3
Tom Donohue, R (1, 2) OBP: 0.188, SLG: 0.161 Larry Harlow, L (9, PH) OBP: 0.333, SLG: 0.333			1-3		E6 S		F9		K	3 1	0 0	0 0	0 0	0 1	0 0	1 0
Inning Stats	R: 0 E: 0 K: 1 S: 5 H: 0 LOB: 2 BB: 2 P: 13	R: 0 E: 0 K: 0 S: 3 H: 0 LOB: 0 BB: 0 P: 3	R: 0 E: 0 K: 2 S: 8 H: 1 LOB: 1 BB: 0 P: 8	R: 1 E: 0 K: 1 S: 7 H: 2 LOB: 1 BB: 0 P: 7	R: 0 E: 1 K: 0 S: 4 H: 0 LOB: 1 BB: 0 P: 4	R: 0 E: 0 K: 0 S: 3 H: 0 LOB: 1 BB: 1 P: 7	R: 1 E: 1 K: 1 S: 6 H: 1 LOB: 1 BB: 1 P: 10	R: 0 E: 0 K: 0 S: 4 H: 1 LOB: 2 BB: 1 P: 8	R: 0 E: 0 K: 1 S: 5 H: 0 LOB: 0 BB: 0 P: 5	1B: 4 2B: 1 3B: 0 HR: 0	SF: 0 SAC: 0 DP: 0 HBP: 0						

	AB	33
	R	2
	H	5
	RBI	1
	BB	5
	SO	6
	LOB	17

WP: 0 PB: 1 SB: 4 CS: 0 PA: 38

livebaseballscorecards.com

PITCHER	IP	WLS	BF	H	R	ER	SO	BB	IBB	HBP	BLK	WP	HR	S	P	ERA	WHIP
Mike Norris, R (1, 1) ERA: 0.56	9.0	W	38	5	2	1	6	5	0	0	0	0	0	45	65	1.00	1.111

PITCHER	IP	WLS	BF	H	R	ER	SO	BB	IBB	HBP	BLK	WP	HR	S	P	ERA	WHIP

Oakland Athletics @ California Angels

Anaheim Stadium, Anaheim, CA

Wed Apr 30 1980, 10:05 PM EDT

Att. 22,551 - Unknown

livebaseballscorecards.com

Batter	1	2	3	4	5	6	7	8	9	AB	R	H	RBI	BB	SO	LOB
Rickey Henderson, R (1, 7) OBP: 0.435, SLG: 0.425	x 0-0 CS 1B		x 0-0 1-3 ③		x 0-0 4-3 ③			x 0-0 P4 ②		4	0	1	0	0	0	1
Dwayne Murphy, L (1, 8) OBP: 0.419, SLG: 0.417	B B B B 4-0 1-2 BB ①			x 0-0 G3 ①		B B B B 4-0 F8 SH3 BB		B B B B 4-0 BB		1	0	0	0	3	0	0
Mitchell Page, L (1, 10) OBP: 0.377, SLG: 0.234	S S S 0-3 K ②			S S S 0-3 K ②		x 0-0 SH3 1-2 ①		x 0-0 F7 ③		3	0	0	0	0	2	2
Dave Revering, L (1, 3) OBP: 0.397, SLG: 0.607	x 0-0 F7 ③			x 0-0 1B		x 0-0 F8 2-3 ②			x 0-0 1-3 ①	4	0	1	0	0	0	2
Wayne Gross, L (1, 5) OBP: 0.358, SLG: 0.533		x 0-0 F7 ①		x 0-0 P4 ③		x 0-0 G3 ③			S S S 0-3 K ②	3	0	0	0	0	0	2
Dave McKay, S (7, 5) OBP: 0.300, SLG: 0.556										1	0	0	0	0	1	0
Jeff Newman, R (1, 2) OBP: 0.262, SLG: 0.375		x 0-0 6-3 ②			x 0-0 F9 ①		S S S 0-3 K ①		x 0-0 F9 ③	4	0	0	0	0	1	0
Tony Armas, R (1, 9) OBP: 0.365, SLG: 0.411		x 0-0 6-3 ③			x 0-0 1B E 1B		x 0-0 6-3 ②			3	1	1	0	0	0	0
Mario Guerrero, R (1, 6) OBP: 0.294, SLG: 0.388			x 0-0 4-3 ①		x 0-0 F9 ②		x 0-0 4-3 ③			3	0	0	0	0	0	1
Rob Picciolo, R (1, 4) OBP: 0.274, SLG: 0.403			S S S 0-3 K ②		x 0-0 E8 1-H 1B			x 0-0 4-3 ①		2	0	1	0	0	1	0
Ray Cosey, L (8, PH) OBP: 0.200, SLG: 0.200										1	0	0	0	0	0	0
Mike Edwards, R (8, 4) OBP: 0.300, SLG: 0.300										0	0	0	0	0	0	0

Inning Stats	1	2	3	4	5	6	7	8	9	1B	SF	WP	PA
	R: 0 H: 1 E: 0 LOB: 1 K: 1 BB: 1 S: 5 P: 9	R: 0 H: 0 E: 0 LOB: 0 K: 0 BB: 0 S: 3 P: 3	R: 0 H: 0 E: 0 LOB: 0 K: 1 BB: 0 S: 5 P: 5	R: 0 H: 1 E: 0 LOB: 1 K: 1 BB: 0 S: 6 P: 6	R: 1 H: 2 E: 1 LOB: 1 K: 0 BB: 0 S: 5 P: 5	R: 0 H: 0 E: 0 LOB: 1 K: 0 BB: 1 S: 3 P: 7	R: 0 H: 0 E: 0 LOB: 0 K: 1 BB: 0 S: 5 P: 5	R: 0 H: 0 E: 0 LOB: 1 K: 0 BB: 1 S: 3 P: 7	R: 0 H: 0 E: 0 LOB: 0 K: 1 BB: 0 S: 5 P: 5	1B: 4 2B: 0 3B: 0 HR: 0	SF: 0 SAC: 1 DP: 0 HBP: 0	WP: 0 PB: 0 SB: 0 CS: 1	PA: 33

PITCHER	IP	WLS	BF	H	R	ER	SO	BB	IBB	HBP	BLK	WP	HR	S	P	ERA	WHIP
Don Aase, R (1, 1) ERA: 2.25	9.0	W	33	4	1	0	5	3	0	0	0	0	0	40	52	0.00	0.778

PITCHER	IP	WLS	BF	H	R	ER	SO	BB	IBB	HBP	BLK	WP	HR	S	P	ERA	WHIP

AB	29
R	1
H	4
RBI	0
BB	3
SO	5
LOB	8

Batter	1	2	3	4	5	6	7	8	9	AB	R	H	RBI	BB	SO	LOB
Rick Miller, L (1, 8) OBP: 0.347, SLG: 0.262	F7		SF7 3-H		1-2 2-3 BB		K 1-2			2	0	0	1	1	1	1
Carney Lansford, R (1, 5) OBP: 0.338, SLG: 0.338	F9		5-3		F8			FC4-6 1B		4	0	1	0	0	0	4
Rod Carew, L (1, 3) OBP: 0.373, SLG: 0.323	CS BB			L8		F9		FC4-6 FC4-6 1-2f		3	0	0	0	1	0	1
Don Baylor, R (1, 10) OBP: 0.390, SLG: 0.344	CS 1-2	K		P4		F7		FC4-6 IBB		3	0	0	0	1	1	0
Dan Ford, R (1, 9) OBP: 0.278, SLG: 0.394		4-3		F8		F8		FC4-6 BB 1-2f 2-3		4	0	0	0	0	0	2
Bobby Grich, R (1, 4) OBP: 0.382, SLG: 0.400		5-3			BB HBP BB		K 1-2	1-2 BB		2	0	0	0	2	1	0
Larry Harlow, L (1, 7) OBP: 0.300, SLG: 0.300			2B SF7 1B		F8		2-3	F8		4	1	1	0	0	0	4
Freddie Patek, R (1, 6) OBP: 0.333, SLG: 0.414			F8		F8		1B 3B			3	1	1	0	0	0	2
Tom Donohue, R (1, 2) OBP: 0.257, SLG: 0.242			1-3 2B		BB 1-2 HBP		S 3-H 1B			2	0	2	1	0	0	0
Inning Stats	R: 0 E: 0 K: 0 S: 2 H: 0 LOB: 0 BB: 1 P: 6	R: 0 E: 0 K: 1 S: 5 H: 0 LOB: 0 BB: 0 P: 5	R: 1 E: 0 K: 0 S: 5 H: 2 LOB: 1 BB: 0 P: 5	R: 0 E: 0 K: 0 S: 3 H: 0 LOB: 0 BB: 0 P: 3	R: 0 E: 0 K: 0 S: 3 H: 0 LOB: 3 BB: 2 P: 12	R: 0 E: 0 K: 0 S: 3 H: 0 LOB: 0 BB: 0 P: 3	R: 1 E: 0 K: 2 S: 9 H: 2 LOB: 1 BB: 0 P: 9	R: 0 E: 1 K: 0 S: 4 H: 1 LOB: 3 BB: 2 P: 12		1B: 3 2B: 1 3B: 1 HR: 0 SF: 1 SAC: 0 DP: 0 HBP: 1						

PITCHER	IP	WLS	BF	H	R	ER	SO	BB	IBB	HBP	BLK	WP	HR	S	P	ERA	WHIP
Matt Keough, R (1, 1) ERA: 2.02	8.0	L	34	5	2	2	3	4	1	1	0	0	0	34	55	2.25	1.125

PITCHER	IP	WLS	BF	H	R	ER	SO	BB	IBB	HBP	BLK	WP	HR	S	P	ERA	WHIP

BOTTOM

Oakland Athletics @ California Angels

Anaheim Stadium, Anaheim, CA

Wed Apr 30 1980, 10:05 PM EDT

Att. 22,551 - Unknown

livebaseballscorecards.com

AB	27
R	2
H	5
RBI	2
BB	5
SO	3
LOB	14

WP: 0 PB: 0 SB: 1 CS: 1 PA: 35

Batter	1	2	3	4	5	6	7	8	9	AB	R	H	RBI	BB	SO	LOB
Joe Simpson, L (1, 8) OBP: 0.415, SLG: 0.444	4-3		P6		K		IBB			3	0	0	0	1	1	2
Jim Anderson, R (1, 6) OBP: 0.333, SLG: 0.439	K			6-3	F8		FC1-5 2-3f			4	0	0	0	0	1	5
Dan Meyer, L (1, 7) OBP: 0.359, SLG: 0.431	F7			2B		F9		4-3		4	0	1	0	0	0	0
Bruce Bochte, L (1, 3) OBP: 0.427, SLG: 0.577		L8		P5		K		F7		4	0	0	0	0	1	1
Willie Horton, R (1, 10) OBP: 0.297, SLG: 0.213		5-3		F8		1-3		F3		4	0	0	0	0	0	1
Leon Roberts, R (1, 9) OBP: 0.368, SLG: 0.596		2B			1B 2B		1B SH3 FC3-2-5-3 1B		F9	4	1	3	0	0	0	0
Bill Stein, R (1, 4) OBP: 0.397, SLG: 0.491 Larry Milbourne, S (9, PR) OBP: 0.033, SLG: 0.034		F9			1B 2-H 1B		SH3 1-2		1B	3 0	0 0	2 0	1 0	0 0	0 0	1 0
Ted Cox, R (1, 5) OBP: 0.277, SLG: 0.293			6-3		SH3 2-3 1B		FC3-2-5-3 2-3 1B		F8	4	0	2	0	0	0	1
Larry Cox, R (1, 2) OBP: 0.298, SLG: 0.268 Jerry Narron, L (9, PH)			F8		SH3 1-2		FC3-2-5-3 FC1-5 1-3 3-H		1-3	2 1	0 0	0 0	0 0	0 0	0 0	2 1
Inning Stats	R: 0 H: 0 E: 0 LOB: 0 K: 1 BB: 0 S: 5 P: 5	R: 0 H: 1 E: 0 LOB: 1 K: 0 BB: 0 S: 4 P: 4	R: 0 H: 0 E: 0 LOB: 0 K: 0 BB: 0 S: 3 P: 3	R: 0 H: 1 E: 0 LOB: 1 K: 0 BB: 0 S: 4 P: 4	R: 1 H: 3 E: 0 LOB: 2 K: 1 BB: 0 S: 8 P: 8	R: 0 H: 0 E: 0 LOB: 0 K: 1 BB: 0 S: 5 P: 5	R: 0 H: 2 E: 0 LOB: 3 K: 0 BB: 1 S: 5 P: 9	R: 0 H: 0 E: 0 LOB: 0 K: 0 BB: 0 S: 3 P: 3	R: 0 H: 1 E: 0 LOB: 1 K: 0 BB: 0 S: 4 P: 4	1B: 5 SF: 0 2B: 3 SAC: 2 3B: 0 DP: 0 HR: 0 HBP: 0						WP: 0 PA: 36 PB: 0 SB: 0 CS: 0	

PITCHER		IP	WLS	BF	H	R	ER	SO	BB	IBB	HBP	BLK	WP	HR	S	P	ERA	WHIP
Chris Knapp, R ERA: 4.91	(1, 1)	6.2		28	7	1	1	3	0	1	0	0	0	0	33	37	1.35	1.050
John Montague, R ERA: 1.17	(7, 1)	2.1	W	8	1	0	0	0	0	0	0	0	0	0	8	8	0.00	0.429

PITCHER	IP	WLS	BF	H	R	ER	SO	BB	IBB	HBP	BLK	WP	HR	S	P	ERA	WHIP

TOP

Seattle Mariners @ California Angels

Anaheim Stadium, Anaheim, CA

Thu May 01 1980, 10:05 PM EDT

Att. 22,260 - Unknown

livebaseballscorecards.com

AB	33
R	1
H	8
RBI	1
BB	1
SO	3
LOB	14

Batter	1	2	3	4	5	6	7	8	9	AB	R	H	RBI	BB	SO	LOB
Rick Miller, L (1, 8) OBP: 0.365, SLG: 0.273	BBB 4-0 SH5-3 1B BB		x 0-0 ① 1-3		x 0-0 1-2 1B		4-0 FC4 IBB IBB			2	0	1	0	1	0	0
Joe Rudi, R (7, PH) OBP: 0.311, SLG: 0.564										0	0	0	0	1	0	0
Larry Harlow, L (7, PR) OBP: 0.300, SLG: 0.300 (8, 8)										0	0	0	0	0	0	0
Carney Lansford, R (1, 5) OBP: 0.347, SLG: 0.338	x 0-0 SH5-3 1-2 1B		x 0-0 ② P4		x 0-0 ③ L1		4-0 FC4 1-2 IBB			3	0	1	0	1	0	2
Rod Carew, L (1, 3) OBP: 0.372, SLG: 0.323	x 0-0 ① SH5-3 1-2 2-3		x 0-0 ③ 6-3			x 0-0 2B G6-4-3 1B	x 0-0 ② FC4 1-2f 2-3 3-H			3	1	1	1	0	0	2
Don Baylor, R (1, 10) OBP: 0.407, SLG: 0.364	IIII 4-0 G4-6-3 IBB			BBBB 4-0 CS BB		x 0-0 G6-4-3 1-3 2B	x 0-0 ③ F9			2	0	1	0	2	0	2
Dan Ford, R (1, 9) OBP: 0.300, SLG: 0.371	x 0-0 ②③ G4-6-3 1-2f			SSS 0-3 ①② K 1-2		IIII 4-0 G6-4-3 IBB		BBBB 4-0 G6-4-3 BB		2	0	0	0	2	1	4
Bobby Grich, R (1, 4) OBP: 0.375, SLG: 0.379		BBBB 4-0 G6-4-3 BB BB		SSS 0-3 ③ K		x 0-0 ①② G6-4-3 1-2f 2-3 3-H		x 0-0 ①② G6-4-3 1-2f		3	0	0	0	1	1	3
Al Cowens, R (1, 7) OBP: 0.257, SLG: 0.209		BBBB 4-0 G6-4-3 1-2 BB			BBBB 4-0 L5-3 BB	x 0-0 ③ G3		x 0-0 ③ F8		2	0	0	0	2	0	1
Freddie Patek, R (1, 6) OBP: 0.333, SLG: 0.410	x 0-0 ①② G6-4-3 1-2f 2-3				x 0-0 ①② L5-3 1-2		x 0-0 WP FC4 1B			3	0	1	0	0	0	3
Bert Campaneris, R (7, PR) OBP: 0.250, SLG: 0.250 (8, 6)										0	1	0	0	0	0	0
Tom Donohue, R (1, 2) OBP: 0.263, SLG: 0.229		SSS 0-3 ③ K			BBBB 4-0 1B BB		SSS 0-3 ① K 1-3			2	0	0	0	1	2	2
Inning Stats	R: 0 H: 1 E: 0 LOB: 2 K: 0 BB: 2 S: 3 P: 11	R: 0 H: 0 E: 0 LOB: 1 K: 1 BB: 2 S: 4 P: 12	R: 0 H: 0 E: 0 LOB: 0 K: 0 BB: 0 S: 3 P: 3	R: 0 H: 0 E: 0 LOB: 0 K: 2 BB: 1 S: 6 P: 10	R: 0 H: 1 E: 0 LOB: 2 K: 0 BB: 2 S: 3 P: 11	R: 1 H: 2 E: 0 LOB: 1 K: 0 BB: 1 S: 4 P: 8	R: 1 H: 1 E: 0 LOB: 2 K: 1 BB: 2 S: 6 P: 14	R: 0 H: 0 E: 0 LOB: 0 K: 0 BB: 1 S: 2 P: 6		1B: 4 SF: 0 2B: 2 SAC: 1 3B: 0 DP: 5 HR: 0 HBP: 0						

PITCHER		IP	WLS	BF	H	R	ER	SO	BB	IBB	HBP	BLK	WP	HR	S	P	ERA	WHIP
Jim Beattie, R ERA: 5.47	(1, 1)	6.1	L	27	5	2	2	4	6	2	0	0	1	0	27	59	2.84	1.737
Shane Rawley, L ERA: 4.66	(7, 1)	1.2		7	0	0	0	0	1	2	0	0	0	0	4	16	0.00	0.600

PITCHER	IP	WLS	BF	H	R	ER	SO	BB	IBB	HBP	BLK	WP	HR	S	P	ERA	WHIP

BOTTOM

Seattle Mariners @ California Angels

Anaheim Stadium, Anaheim, CA

Thu May 01 1980, 10:05 PM EDT

Att. 22,260 - Unknown

livebaseballscorecards.com

AB	22
R	2
H	5
RBI	1
BB	11
SO	4
LOB	19

Batter	1	2	3	4	5	6	7	8	9	AB	R	H	RBI	BB	SO	LOB
Joe Simpson, L (1, 8) OBP: 0.406, SLG: 0.421	B4-3		BB G4-6-3			F7			4-3	3	0	0	0	1	0	0
Jim Anderson, R (1, 6) OBP: 0.328, SLG: 0.417	K		G4-6-3 1-2f			BB			F7	3	0	0	0	1	1	1
Dan Meyer, L (1, 7) OBP: 0.354, SLG: 0.421	K			F9		F8			1B	4	0	1	0	0	1	1
Bruce Bochte, L (1, 3) OBP: 0.419, SLG: 0.561		P6		G6-3 1B			4-3		6-3	4	0	1	0	0	0	1
Leon Roberts, R (1, 9) OBP: 0.367, SLG: 0.582		2B 1B 1B		G6-3 1-2f			K			3	1	1	0	0	1	1
Willie Horton, R (1, 10) OBP: 0.298, SLG: 0.231		1-3 2B			1-3		P6			3	0	1	0	0	0	0
Bill Stein, R (1, 4) OBP: 0.377, SLG: 0.464		F8			5-3			K		3	0	0	0	0	1	2
Ted Cox, R (1, 5) OBP: 0.280, SLG: 0.295		3-H 1B			F9			L4		3	0	1	1	0	0	0
Larry Cox, R (1, 2) OBP: 0.286, SLG: 0.256 Bob Stinson, S (8, PH) OBP: 0.111, SLG: 0.077 (8, 2)			6-3			F9		L4		2 1	0 0	0 0	0 0	0 0	0 0	0 0

Seattle Mariners @ California Angels

Anaheim Stadium, Anaheim, CA

Fri May 02 1980, 10:05 PM EDT

Att. 29,674 - Unknown

TOP

livebaseballscorecards.com

	AB	R	H	RBI	BB	SO	LOB
	29	1	5	1	2	4	6

Inning Stats	1	2	3	4	5	6	7	8	9	1B	SF	WP	PA
R	0	1	0	0	0	0	0	0	0	4	0	0	31
E	0	0	0	0	0	0	0	0	0	2B: 1	SAC: 0	PB: 0	
K	2	0	0	0	0	1	1	1	0	3B: 0	DP: 2	SB: 0	
S	7	5	2	3	3	3	5	5	4	HR: 0	HBP: 0	CS: 0	
H	0	3	0	1	0	0	0	0	1				
LOB	0	2	0	0	0	1	0	1	0				
BB	0	0	1	0	0	1	0	0	0				
P	7	5	6	3	3	7	5	5	4				

PITCHER	IP	WLS	BF	H	R	ER	SO	BB	IBB	HBP	BLK	WP	HR	S	P	ERA	WHIP
Dave Frost, R (1, 1) ERA: 3.65	9.0	W	31	5	1	1	4	2	0	0	0	0	0	37	45	1.00	0.778

Batter	1	2	3	4	5	6	7	8	9	AB	R	H	RBI	BB	SO	LOB
Rick Miller, L (1, 8) OBP: 0.368, SLG: 0.286	0-0 2-3 1B		0-0 6-3		0-0 SH1-3 1B		0-0 G3 2-3	0-3 K		5	0	2	0	0	1	3
Carney Lansford, R (1, 5) OBP: 0.347, SLG: 0.338	0-0 2-3 1-2		0-0 1B 1B		0-0 SH1-3 1-2		0-3 K			3	0	1	0	0	1	2
Rod Carew, L (1, 3) OBP: 0.378, SLG: 0.333	0-0 F7		0-0 1-3 1B		0-0 F7		0-0 1B 3-H			4	0	2	1	0	0	2
Don Baylor, R (1, 10) OBP: 0.400, SLG: 0.348	0-3 K		0-0 F9		4-0 IBB		0-0 F8			3	0	0	0	1	1	4
Dan Ford, R (1, 9) OBP: 0.295, SLG: 0.385		0-3 K	0-0 2-3	0-3 K				0-0 SH1-4 1B 2B		4	1	1	0	0	2	2
Bobby Grich, R (1, 4) OBP: 0.360, SLG: 0.361		0-3 K	0-3 K		0-0 F8			0-0 SH1-4 2-3		3	0	0	0	0	2	0
Al Cowens, R (1, 7) OBP: 0.282, SLG: 0.229		4-0 FC6-4 BB	0-0 2B E 1B		0-0 4-3			0-0 FC4-6 3-H 1B		3	1	2	1	1	0	0
Todd Cruz, R (1, 6) OBP: 0.400, SLG: 0.500		0-0 FC6-4 1-2f	0-0 E7 1-H 2B		0-0 P4			0-0 FC4-6 1B 1-2f		4	0	1	0	0	0	2
Tom Donohue, R (1, 2) OBP: 0.286, SLG: 0.282			0-3 K	0-3 K			0-0 G3 1B 2B	0-0 1-2 1B		4	1	2	0	0	2	1
Inning Stats	R: 0 E: 0 K: 1 S: 6 H: 1 LOB: 1 BB: 0 P: 6	R: 0 E: 0 K: 2 S: 7 H: 0 LOB: 1 BB: 1 P: 11	R: 0 E: 0 K: 1 S: 7 H: 2 LOB: 2 BB: 0 P: 7	R: 1 E: 1 K: 2 S: 9 H: 2 LOB: 1 BB: 0 P: 9	R: 0 E: 0 K: 1 S: 6 H: 1 LOB: 2 BB: 1 P: 10	R: 0 E: 0 K: 0 S: 3 H: 0 LOB: 0 BB: 0 P: 3	R: 1 E: 0 K: 1 S: 7 H: 2 LOB: 1 BB: 0 P: 7	R: 1 E: 0 K: 1 S: 8 H: 3 LOB: 2 BB: 0 P: 8		1B: 8 2B: 3 3B: 0 HR: 0	SF: 0 SAC: 2 DP: 0 HBP: 0			WP: 0 PB: 0 SB: 0 CS: 0	PA: 37	

PITCHER	IP	WLS	BF	H	R	ER	SO	BB	IBB	HBP	BLK	WP	HR	S	P	ERA	WHIP
Glenn Abbott, R (1, 1) ERA: 3.58	7.2	L	36	11	3	2	8	1	1	0	0	0	0	50	58	2.35	1.565
Dave Heaverlo, R (8, 1) ERA: 2.45	0.1		1	0	0	0	1	0	0	0	0	0	0	3	3	0.00	0.000

PITCHER	IP	WLS	BF	H	R	ER	SO	BB	IBB	HBP	BLK	WP	HR	S	P	ERA	WHIP

BOTTOM

Seattle Mariners @ California Angels

Anaheim Stadium, Anaheim, CA

Fri May 02 1980, 10:05 PM EDT

Att. 29,674 - Unknown

livebaseballscorecards.com

AB	33
R	3
H	11
RBI	2
BB	2
SO	9
LOB	16

Seattle Mariners @ California Angels

Anaheim Stadium, Anaheim, CA

Sat May 03 1980, 10:05 PM EDT

Att. 40,376 - Unknown

TOP

livebaseballscorecards.com

Batter	1	2	3	4	5	6	7	8	9	AB	R	H	RBI	BB	SO	LOB
Rod Craig, S (1, 8) OBP: 0.270, SLG: 0.400	B1-3		G4-6-3, 1B			F7		FC6-5-4-6, 2B	G3	5	0	2	0	0	0	2
Jim Anderson, R (1, 6) Mario Mendoza, R (8, 6) OBP: 0.324, SLG: 0.406 OBP: 0.222, SLG: 0.353	K		G4-6-3 1-2f			1B		FC6-5-4-6, 1B 2-H		4 0	1 0	1 0	0 0	0 0	1 0	2 0
Dan Meyer, L (1, 7) Joe Simpson, L (8, 7) OBP: 0.360, SLG: 0.425 OBP: 0.406, SLG: 0.421	1B, 1B			F9		4-3		S, 1B 2-H		4 0	0 0	2 0	1 0	0 0	0 0	1 0
Bruce Bochte, L (1, 3) OBP: 0.433, SLG: 0.565	1-3, 1B			G6-4-3, 1B			K	1-2, IBB		3	0	2	0	1	1	0
Leon Roberts, R (1, 9) OBP: 0.344, SLG: 0.542	F9			G6-4-3 1-2f			K	F8		4	0	0	0	0	1	5
Willie Horton, R (1, 10) Tom Paciorek, R (9, PR) OBP: 0.306, SLG: 0.247		5-3			F7		E, BB		SH1-4, 1B, 2B	3 0	0 1	1 0	0 0	1 0	0 0	0 0
Bill Stein, R (1, 4) (8, 5) OBP: 0.359, SLG: 0.441		F8			P4		E6, S 1-3		SH1-4 2-3	3	0	0	0	0	0	1
Ted Cox, R (1, 5) Larry Milbourne, S (8, 4) OBP: 0.264, SLG: 0.277 OBP: 0.032, SLG: 0.033		F9			6-3		6-3 1-2		4-3	3 1	0 0	0 0	0 0	0 0	0 0	2 2
Larry Cox, R (1, 2) OBP: 0.283, SLG: 0.255			K			P6		F7	3-H, 1B	4	0	1	1	0	1	0
Inning Stats	R: 0 E: 0 K: 1 S: 7 H: 2 LOB: 2 BB: 0 P: 7	R: 0 E: 0 K: 0 S: 3 H: 0 LOB: 0 BB: 0 P: 3	R: 0 E: 0 K: 1 S: 5 H: 1 LOB: 0 BB: 0 P: 5	R: 0 E: 0 K: 0 S: 3 H: 1 LOB: 0 BB: 0 P: 3	R: 0 E: 0 K: 0 S: 3 H: 0 LOB: 0 BB: 0 P: 3	R: 0 E: 0 K: 0 S: 4 H: 1 LOB: 1 BB: 0 P: 4	R: 0 E: 1 K: 2 S: 8 H: 0 LOB: 2 BB: 1 P: 12	R: 1 E: 0 K: 0 S: 5 H: 2 LOB: 2 BB: 1 P: 9	R: 1 E: 0 K: 0 S: 5 H: 2 LOB: 2 BB: 0 P: 5	1B: 7 2B: 2 3B: 0 HR: 0 SF: 0 SAC: 1 DP: 2 HBP: 0							

	AB	34
	R	2
	H	9
	RBI	2
	BB	2
	SO	4
	LOB	15

WP: 0 PB: 0 SB: 2 CS: 0 — PA: 37

PITCHER	IP	WLS	BF	H	R	ER	SO	BB	IBB	HBP	BLK	WP	HR	S	P	ERA	WHIP
Bruce Kison, R (1, 1) ERA: 3.48	9.0	L	37	9	2	2	4	1	1	0	0	0	0	43	51	2.00	1.111

PITCHER	IP	WLS	BF	H	R	ER	SO	BB	IBB	HBP	BLK	WP	HR	S	P	ERA	WHIP

Batter	1	2	3	4	5	6	7	8	9	AB	R	H	RBI	BB	SO	LOB
Rod Carew, L (1, 3) OBP: 0.372, SLG: 0.329	6-3		3-1			G4-6-3		G1		4	0	1	0	0	0	1
Al Cowens, R (1, 8) OBP: 0.268, SLG: 0.216	6-3		F7			G4-6-3			6-3	4	0	0	0	0	0	1
Carney Lansford, R (1, 5) OBP: 0.354, SLG: 0.360	2B			G5-4-3		F9			6-3	4	0	2	0	0	0	0
Don Baylor, R (1, 7) OBP: 0.382, SLG: 0.329	5-3			G5-4-3			6-3		P6	4	0	0	0	0	0	2
Dan Ford, R (1, 9) OBP: 0.277, SLG: 0.357		6-3		K			6-3			3	0	0	0	0	1	0
Joe Rudi, R (1, 10) OBP: 0.313, SLG: 0.569		2B			4-3		F9			3	0	1	0	0	0	0
Bobby Grich, R (1, 4) OBP: 0.359, SLG: 0.349		5-3			F8 BB			K		2	0	0	0	1	1	1
Todd Cruz, R (1, 6) OBP: 0.333, SLG: 0.412		5-3			F8			5-3		3	0	0	0	0	0	2
Tom Donohue, R (1, 2) OBP: 0.289, SLG: 0.286			5-3		F9			1B		3	0	1	0	0	0	1
Inning Stats	R: 0 E: 0 K: 0 S: 4 H: 1 LOB: 1 BB: 0 P: 4	R: 0 E: 0 K: 0 S: 4 H: 1 LOB: 1 BB: 0 P: 4	R: 0 E: 0 K: 0 S: 3 H: 0 LOB: 0 BB: 0 P: 3	R: 0 E: 0 K: 1 S: 5 H: 1 LOB: 0 BB: 0 P: 5	R: 0 E: 0 K: 0 S: 3 H: 0 LOB: 1 BB: 1 P: 7	R: 0 E: 0 K: 0 S: 3 H: 1 LOB: 0 BB: 0 P: 3	R: 0 E: 0 K: 0 S: 3 H: 0 LOB: 0 BB: 0 P: 3	R: 0 E: 0 K: 1 S: 6 H: 1 LOB: 1 BB: 0 P: 6	R: 0 E: 0 K: 0 S: 3 H: 0 LOB: 0 BB: 0 P: 3	1B: 3 2B: 2 3B: 0 HR: 0 SF: 0 SAC: 0 DP: 2 HBP: 0						

PITCHER	IP	WLS	BF	H	R	ER	SO	BB	IBB	HBP	BLK	WP	HR	S	P	ERA	WHIP
Rick Honeycutt, L (1, 1) ERA: 2.55	9.0	W	31	5	0	0	2	1	0	0	0	0	0	34	38	0.00	0.667

PITCHER	IP	WLS	BF	H	R	ER	SO	BB	IBB	HBP	BLK	WP	HR	S	P	ERA	WHIP

BOTTOM

Seattle Mariners @ California Angels

Anaheim Stadium, Anaheim, CA

Sat May 03 1980, 10:05 PM EDT

Att. 40,376 - Unknown

livebaseballscorecards.com

AB	30
R	0
H	5
RBI	0
BB	1
SO	2
LOB	8

Seattle Mariners @ California Angels

Anaheim Stadium, Anaheim, CA

Sun May 04 1980, 6:33 AM EDT

Att. 27,584 - Unknown

TOP

livebaseballscorecards.com

Batter	1	2	3	4	5	6	7	8	9	AB	R	H	RBI	BB	SO	LOB
Rod Craig, S (1, 8) OBP: 0.269, SLG: 0.405	K		5-3		5-3		2B			4	1	1	0	0	1	3
Jim Anderson, R (1, 6) OBP: 0.319, SLG: 0.412	6-3		F7		L6		2B			4	0	1	2	0	0	3
Leon Roberts, R (1, 9) OBP: 0.338, SLG: 0.571	6-3			HR		K	K			4	1	1	1	0	2	1
Bruce Bochte, L (1, 3) OBP: 0.426, SLG: 0.545		F8		F2		BB		P1		3	0	0	0	1	0	0
Willie Horton, R (1, 10) OBP: 0.294, SLG: 0.235		K		F9		K		F7		4	0	0	0	0	2	1
Bill Stein, R (1, 4) OBP: 0.353, SLG: 0.429		1B		G3		F9		4-3		4	0	1	0	0	0	1
Ted Cox, R (1, 5) OBP: 0.281, SLG: 0.280		6-3			SH3-4 1B BB		2B 2B 1B		K	3	1	1	0	1	1	1
Tom Paciorek, R (1, 7) OBP: 0.188, SLG: 0.200 Larry Milbourne, S (9, PH) OBP: 0.031, SLG: 0.032			2B		SH3-4 1-2 1B		F9		4-3	3 1	0 0	2 0	0 0	0 0	0 0	1 0
Larry Cox, R (1, 2) OBP: 0.273, SLG: 0.245 Dan Meyer, L (9, PH) OBP: 0.356, SLG: 0.420			K		SH3-4 1-2 2-3		P6		F7	2 1	0 0	0 0	0 0	0 0	1 0	2 0
Inning Stats	R: 0 E: 0 K: 1 S: 5 H: 0 LOB: 0 BB: 0 P: 5	R: 0 E: 0 K: 1 S: 6 H: 1 LOB: 1 BB: 0 P: 6	R: 0 E: 0 K: 1 S: 6 H: 1 LOB: 1 BB: 0 P: 6	R: 1 E: 0 K: 0 S: 4 H: 1 LOB: 0 BB: 0 P: 4	R: 0 E: 0 K: 0 S: 4 H: 1 LOB: 2 BB: 1 P: 8	R: 0 E: 0 K: 2 S: 7 H: 0 LOB: 1 BB: 1 P: 11	R: 2 E: 0 K: 1 S: 8 H: 3 LOB: 1 BB: 0 P: 8	R: 0 E: 0 K: 0 S: 3 H: 0 LOB: 0 BB: 0 P: 3	R: 0 E: 0 K: 1 S: 5 H: 0 LOB: 0 BB: 0 P: 5	1B: 3 2B: 3 3B: 0 HR: 1 SF: 0 SAC: 1 DP: 0 HBP: 0						

	AB	33
	R	3
	H	7
	RBI	3
	BB	2
	SO	7
	LOB	13

WP: 0 PB: 0 SB: 0 CS: 0 PA: 36

PITCHER		IP	WLS	BF	H	R	ER	SO	BB	IBB	HBP	BLK	WP	HR	S	P	ERA	WHIP
Frank Tanana, L ERA: 4.88	(1, 1)	6.2	W	28	6	3	3	5	2	0	0	0	0	1	36	44	4.05	1.200
Mark Clear, R ERA: 2.84	(7, 1)	2.1	S	8	1	0	0	2	0	0	0	0	0	0	12	12	0.00	0.429

PITCHER	IP	WLS	BF	H	R	ER	SO	BB	IBB	HBP	BLK	WP	HR	S	P	ERA	WHIP

BOTTOM

Seattle Mariners @ California Angels

Anaheim Stadium, Anaheim, CA

Sun May 04 1980, 6:33 AM EDT

Att. 27,584 - Unknown

livebaseballscorecards.com

Batter	1	2	3	4	5	6	7	8	9	AB	R	H	RBI	BB	SO	LOB
Rick Miller, L (1, 8) OBP: 0.361, SLG: 0.283	0-0 1B 2B 1B	0-0 B2-3		S S S 0-3 K		S S S 0-3 K				4	1	1	0	0	2	1
Rod Carew, L (1, 3) OBP: 0.367, SLG: 0.325	0-0 2B SF8 1B 1-3	0-0 E6			0-0 E4 S 2B	0-0 F7				4	2	1	0	0	0	0
Carney Lansford, R (1, 5) OBP: 0.361, SLG: 0.392	0-0 SF8 1B 2B 1-3 3-H	0-0 L5			0-0 6-3 2B 1-H		0-0 F7			4	1	2	2	0	0	1
Don Baylor, R (1, 10) OBP: 0.366, SLG: 0.316	0-0 SF8 2-3 3-H		0-0 P4		0-0 5-3		0-0 L9			3	0	0	1	0	0	1
Joe Rudi, R (1, 7) OBP: 0.324, SLG: 0.565	0-0 1B 1B 3-H		0-0 F7		0-0 6-3 1B		0-0 F8			4	0	2	1	0	0	0
Bobby Grich, R (1, 4) OBP: 0.341, SLG: 0.328	S S S 0-3 K		0-0 5-3		0-0 6-3 1-2 2-3			0-0 6-3		4	0	0	0	0	1	3
Al Cowens, R (1, 9) OBP: 0.291, SLG: 0.224	0-0 1B 1-2			B B B 4-0 BB	I I I 4-0 FC6-4 IBB			S S S 0-3 K		2	0	1	0	2	1	0
Todd Cruz, R (1, 6) OBP: 0.273, SLG: 0.333	0-0 F9			S S S 0-3 K	0-0 FC6-4 1-2f			0-0 4-3		4	0	0	0	0	1	6
Tom Donohue, R (1, 2) OBP: 0.271, SLG: 0.267		0-0 6-3		0-0 F9		S S S 0-3 K				3	0	0	0	0	1	1
Inning Stats	R: 3 E: 0 K: 1 S: 10 H: 5 LOB: 2 BB: 0 P: 10	R: 0 E: 1 K: 0 S: 4 H: 0 LOB: 1 BB: 0 P: 4	R: 0 E: 0 K: 0 S: 3 H: 0 LOB: 0 BB: 0 P: 3	R: 0 E: 0 K: 2 S: 7 H: 0 LOB: 1 BB: 1 P: 11	R: 1 E: 1 K: 0 S: 6 H: 2 LOB: 3 BB: 1 P: 10	R: 0 E: 0 K: 2 S: 7 H: 0 LOB: 0 BB: 0 P: 7	R: 0 E: 0 K: 0 S: 3 H: 0 LOB: 0 BB: 0 P: 3	R: 0 E: 0 K: 1 S: 5 H: 0 LOB: 0 BB: 0 P: 5		1B: 5 2B: 2 3B: 0 HR: 0 SF: 1 SAC: 0 DP: 0 HBP: 0						

PITCHER	IP	WLS	BF	H	R	ER	SO	BB	IBB	HBP	BLK	WP	HR	S	P	ERA	WHIP
Floyd Bannister, L (1, 1) ERA: 1.67	8.0	L	35	7	4	3	6	1	1	0	0	0	0	45	53	3.38	1.000

PITCHER	IP	WLS	BF	H	R	ER	SO	BB	IBB	HBP	BLK	WP	HR	S	P	ERA	WHIP

AB	32
R	4
H	7
RBI	4
BB	2
SO	6
LOB	13

WP: 0 PB: 0 SB: 1 CS: 0 PA: 35

Batter	1	2	3	4	5	6	7	8	9	AB	R	H	RBI	BB	SO	LOB
Alfredo Griffin, S (1, 6) OBP: 0.268, SLG: 0.362	F7		4-3			B4		G3		4	0	0	0	0	0	0
Rick Bosetti, R (1, 8) OBP: 0.256, SLG: 0.366	6-3		5-3			BBBB 4-0 1B BB		6-3		3	0	0	0	1	0	0
Barry Bonnell, R (1, 9) OBP: 0.314, SLG: 0.532	S 1B		4-3			1-2 G6-4-3 1B		1B 1B		4	0	3	0	0	0	0
Otto Velez, R (1, 10) OBP: 0.375, SLG: 0.573	4-3 1-2			F9		G6-4-3 1-2f		1-3 1B		4	0	1	0	0	0	3
John Mayberry, L (1, 3) OBP: 0.333, SLG: 0.465		HR		F8			SSS K	F9		4	1	1	1	0	1	2
Al Woods, L (1, 7) OBP: 0.333, SLG: 0.389		F9		F7			6-3		5-3	4	0	0	0	0	0	0
Damaso Garcia, R (1, 4) OBP: 0.253, SLG: 0.388		SSS K			E6 G4-6-3		HR 1B		F9	4	1	1	0	0	1	0
Bob Bailor, R (1, 5) OBP: 0.262, SLG: 0.167 Roy Howell, L (7, PH) (7, 5) OBP: 0.354, SLG: 0.423	BBBB BB				F7		1-H HR		BBBB BB	1 1	0 1	0 1	0 2	1 1	0 0	1 0
Ernie Whitt, L (1, 2) OBP: 0.368, SLG: 0.273		4-3			G4-6-3 1-2f		F8		F9	4	0	0	0	0	0	3
Inning Stats	R: 0 H: 1 E: 0 LOB: 1 K: 0 BB: 0 S: 4 P: 4	R: 1 H: 1 E: 0 LOB: 1 K: 1 BB: 1 S: 6 P: 10	R: 0 H: 0 E: 0 LOB: 0 K: 0 BB: 0 S: 3 P: 3	R: 0 H: 0 E: 0 LOB: 0 K: 0 BB: 0 S: 3 P: 3	R: 0 H: 0 E: 1 LOB: 0 K: 0 BB: 0 S: 3 P: 3	R: 0 H: 1 E: 0 LOB: 1 K: 0 BB: 1 S: 3 P: 7	R: 2 H: 2 E: 0 LOB: 0 K: 1 BB: 0 S: 7 P: 7	R: 0 H: 2 E: 0 LOB: 2 K: 0 BB: 0 S: 5 P: 5	R: 0 H: 0 E: 0 LOB: 1 K: 0 BB: 1 S: 3 P: 7	1B: 5 SF: 0 2B: 0 SAC: 0 3B: 0 DP: 2 HR: 2 HBP: 0						WP: 0 PA: 36 PB: 0 SB: 1 CS: 0

PITCHER	IP	WLS	BF	H	R	ER	SO	BB	IBB	HBP	BLK	WP	HR	S	P	ERA	WHIP
Don Aase, R (1, 1) ERA: 2.43	9.0	L	36	7	3	3	2	3	0	0	0	0	2	37	49	3.00	1.111

PITCHER	IP	WLS	BF	H	R	ER	SO	BB	IBB	HBP	BLK	WP	HR	S	P	ERA	WHIP

TOP

Toronto Blue Jays @ California Angels

Anaheim Stadium, Anaheim, CA

Tue May 06 1980, 10:05 PM EDT

Att. 23,804 - Unknown

livebaseballscorecards.com

AB	33
R	3
H	7
RBI	3
BB	3
SO	2
LOB	9

Batter	1	2	3	4	5	6	7	8	9	AB	R	H	RBI	BB	SO	LOB
Rick Miller, L (1, 8) OBP: 0.348, SLG: 0.276	G3	F7			4-3			SH1-4 1-2 1B	F8	5	0	1	0	0	0	4
Carney Lansford, R (1, 5) OBP: 0.360, SLG: 0.427	HR		F9			F9		SH1-4 1-2 2-3		3	1	1	1	0	0	0
Rod Carew, L (1, 3) OBP: 0.383, SLG: 0.329	BB S 2B		F7			S 1B		G4-6-3 IBB		2	1	1	0	2	0	0
Don Baylor, R (1, 10) OBP: 0.361, SLG: 0.325	1-H 2B		F7			L7 1-2		G4-6-3 1-2f		4	0	1	1	0	0	4
Dan Ford, R (1, 9) OBP: 0.275, SLG: 0.348 Bert Campaneris, R (9, PR) OBP: 0.250, SLG: 0.250	K			P4		F8			BB SH1-4 1B	4 0	0 0	1 0	0 0	0 0	1 0	2 0
Joe Rudi, R (1, 7) OBP: 0.310, SLG: 0.538	F7			5-3			F8		SH1-4 1-2	3	0	0	0	0	0	1
Bobby Grich, R (1, 4) OBP: 0.349, SLG: 0.329		BB CS		F8			G6-3 1B		1-3	3	0	1	0	1	0	2
Freddie Patek, R (1, 6) OBP: 0.319, SLG: 0.391 Larry Harlow, L (9, PH) OBP: 0.364, SLG: 0.300		F7 1-2			F8		G6-3 1-2f		BB BB	3 0	0 0	0 0	0 0	0 1	0 0	2 0
Tom Donohue, R (1, 2) OBP: 0.280, SLG: 0.277 Ralph Garr, L (8, PH) OBP: 0.154, SLG: 0.167 Stan Cliburn, R (9, 2) Al Cowens, R (9, PH) OBP: 0.299, SLG: 0.224		1B			F7			SH1-4 1B BB	BB 1-2 2-3 BB	2 0 0 0	0 0 0 0	1 0 0 0	0 0 0 0	0 1 0 1	0 0 0 0	0 0 0 0
Inning Stats	R: 2 H: 2 E: 0 LOB: 1 K: 1 BB: 1 S: 7 P: 11	R: 0 H: 1 E: 0 LOB: 1 K: 0 BB: 1 S: 3 P: 7	R: 0 H: 0 E: 0 LOB: 0 K: 0 BB: 0 S: 3 P: 3	R: 0 H: 0 E: 0 LOB: 0 K: 0 BB: 0 S: 3 P: 3	R: 0 H: 0 E: 0 LOB: 0 K: 0 BB: 0 S: 3 P: 3	R: 0 H: 1 E: 0 LOB: 1 K: 0 BB: 0 S: 4 P: 4	R: 0 H: 1 E: 0 LOB: 0 K: 0 BB: 0 S: 3 P: 3	R: 0 H: 1 E: 0 LOB: 2 K: 0 BB: 2 S: 3 P: 11	R: 0 H: 1 E: 0 LOB: 3 K: 0 BB: 2 S: 4 P: 12	1B: 5 2B: 1 3B: 0 HR: 1	SF: 0 SAC: 2 DP: 2 HBP: 0						

PITCHER		IP	WLS	BF	H	R	ER	SO	BB	IBB	HBP	BLK	WP	HR	S	P	ERA	WHIP
Dave Lemanczyk, R ERA: 4.31	(1, 1)	7.1	W	29	6	2	2	1	3	0	0	0	0	1	28	40	2.46	1.227
Joey McLaughlin, R ERA: 4.82	(8, 1)	1.1		7	1	0	0	0	2	1	0	0	0	0	4	16	0.00	2.250
Jerry Garvin, L ERA: 3.68	(9, 1)	0.1	S	1	0	0	0	0	0	0	0	0	0	0	1	1	0.00	0.000

PITCHER	IP	WLS	BF	H	R	ER	SO	BB	IBB	HBP	BLK	WP	HR	S	P	ERA	WHIP

BOTTOM

Toronto Blue Jays @ California Angels

Anaheim Stadium, Anaheim, CA

Tue May 06 1980, 10:05 PM EDT

Att. 23,804 - Unknown

livebaseballscorecards.com

AB	29
R	2
H	7
RBI	2
BB	6
SO	1
LOB	15

WP: 0 PA: 37
PB: 0
SB: 2
CS: 1

Batter	1	2	3	4	5	6	7	8	9	AB	R	H	RBI	BB	SO	LOB
Alfredo Griffin, S (1, 6) OBP: 0.265, SLG: 0.354	4-3		CS 1B		5-3		P6		P6	5	0	1	0	0	0	0
Rick Bosetti, R (1, 8) OBP: 0.275, SLG: 0.384	HR 2B		1-2 HR BB		6-3		1B SF4 1B		K	4	3	2	0	1	1	0
Al Woods, L (1, 7) OBP: 0.372, SLG: 0.525	2-H HR		F7			1B 1B 2B	1-3 SF4 1B			4	2	3	2	0	0	1
Otto Velez, R (1, 10) OBP: 0.370, SLG: 0.603	P5		1-H HR			L7	1-2 3-H SF4			3	1	1	3	0	0	1
Roy Howell, L (1, 5) OBP: 0.337, SLG: 0.400	4-3		4-3			F7	F7			4	0	0	0	0	0	2
John Mayberry, L (1, 3) OBP: 0.352, SLG: 0.480		G5-4-3 1B		5-3		2-3 BB 1B		G5-4-3 1B		4	1	3	0	0	0	0
Barry Bonnell, R (1, 9) OBP: 0.311, SLG: 0.513		G5-4-3 1-2f		F7		B B B B 1B 1-2 BB		G5-4-3 1-2f		3	0	0	0	1	0	2
Damaso Garcia, R (1, 4) OBP: 0.264, SLG: 0.393		1B		F8		1-3 2-H 3-H S 1B		6-3		4	0	2	2	0	0	0
Ernie Whitt, L (1, 2) OBP: 0.333, SLG: 0.243		F8			5-3	1-2 3-1			6-3	4	0	0	0	0	0	3
Inning Stats	R: 2 E: 0 K: 0 S: 5 H: 2 LOB: 0 BB: 0 P: 5	R: 0 E: 0 K: 0 S: 4 H: 2 LOB: 1 BB: 0 P: 4	R: 2 E: 0 K: 0 S: 4 H: 2 LOB: 0 BB: 1 P: 8	R: 0 E: 0 K: 0 S: 3 H: 0 LOB: 0 BB: 0 P: 3	R: 0 E: 0 K: 0 S: 3 H: 0 LOB: 0 BB: 0 P: 3	R: 2 E: 0 K: 0 S: 6 H: 3 LOB: 2 BB: 1 P: 10	R: 1 E: 0 K: 0 S: 5 H: 2 LOB: 1 BB: 0 P: 5	R: 0 E: 0 K: 0 S: 3 H: 1 LOB: 0 BB: 0 P: 3	R: 0 E: 0 K: 1 S: 5 H: 0 LOB: 0 BB: 0 P: 5	1B: 8 2B: 2 3B: 0 HR: 2 SF: 1 SAC: 0 DP: 2 HBP: 0							

TOP

Toronto Blue Jays @ California Angels

Anaheim Stadium, Anaheim, CA

Wed May 07 1980, 10:05 PM EDT

Att. 21,733 - Unknown

livebaseballscorecards.com

AB	35
R	7
H	12
RBI	7
BB	2
SO	1
LOB	9

WP: 0 PB: 0 SB: 1 CS: 1 PA: 38

PITCHER		IP	WLS	BF	H	R	ER	SO	BB	IBB	HBP	BLK	WP	HR	S	P	ERA	WHIP
Chris Knapp, R ERA: 5.91	(1, 1)	3.0	L	14	6	4	4	0	1	0	0	0	0	2	13	17	12.00	2.333
Dave LaRoche, L ERA: 2.45	(4, 1)	3.0		13	3	2	2	0	1	0	0	0	0	0	12	16	6.00	1.333
Jim Barr, R ERA: 4.11	(7, 1)	2.0		8	3	1	1	0	0	0	0	0	0	0	8	8	4.50	1.500
Freddie Martinez, R ERA: 1.17	(9, 1)	1.0		3	0	0	0	1	0	0	0	0	0	0	5	5	0.00	0.000

PITCHER	IP	WLS	BF	H	R	ER	SO	BB	IBB	HBP	BLK	WP	HR	S	P	ERA	WHIP

Batter	1	2	3	4	5	6	7	8	9	AB	R	H	RBI	BB	SO	LOB
Rick Miller, L (1, 8) OBP: 0.371, SLG: 0.323	SH1 BLK WP 1B		4-3			G4-6-3 1B			1B 2B	4	2	3	0	0	0	0
Carney Lansford, R (1, 5) OBP: 0.360, SLG: 0.424	SH1 1-3		5-3			G4-6-3 1-2f			G1-6-3 1B 1B	3	0	1	0	0	0	1
Rod Carew, L (1, 3) OBP: 0.388, SLG: 0.337	G3 3-H			G4-6-3 1B			5-3		1-2 2-H G1-6-3 1B	4	0	2	1	0	0	0
Don Baylor, R (1, 10) OBP: 0.366, SLG: 0.333	1B			F3			G6-3 1B		G1-6-3 1-2f 2-3	4	0	2	0	0	0	3
Dan Ford, R (1, 9) OBP: 0.255, SLG: 0.320	K			G4-6-3 1-2f			G6-3 1-2f		6-3	4	0	0	0	0	1	4
Joe Rudi, R (1, 7) OBP: 0.311, SLG: 0.574		4-3			P4			HR		3	1	1	1	0	0	0
Bobby Grich, R (1, 4) OBP: 0.348, SLG: 0.329		L7			G1-6-3 1B			F9		3	0	1	0	0	0	0
Freddie Patek, R (1, 6) OBP: 0.306, SLG: 0.373		4-3			G1-6-3 1-2f			6-3		3	0	0	0	0	0	1
Tom Donohue, R (1, 2) OBP: 0.264, SLG: 0.260			6-3			K		F9		3	0	0	0	0	1	0
Inning Stats	R: 1 E: 0 K: 1 S: 7 H: 2 LOB: 1 BB: 0 P: 7	R: 0 E: 0 K: 0 S: 3 H: 0 LOB: 0 BB: 0 P: 3	R: 0 E: 0 K: 0 S: 3 H: 0 LOB: 0 BB: 0 P: 3	R: 0 E: 0 K: 0 S: 3 H: 1 LOB: 0 BB: 0 P: 3	R: 0 E: 0 K: 0 S: 3 H: 1 LOB: 0 BB: 0 P: 3	R: 0 E: 0 K: 1 S: 5 H: 1 LOB: 0 BB: 0 P: 5	R: 0 E: 0 K: 0 S: 3 H: 1 LOB: 0 BB: 0 P: 3	R: 1 E: 0 K: 0 S: 4 H: 1 LOB: 0 BB: 0 P: 4	R: 1 E: 0 K: 0 S: 5 H: 3 LOB: 1 BB: 0 P: 5	1B: 8 2B: 1 3B: 0 HR: 1 SF: 0 SAC: 1 DP: 5 HBP: 0							

PITCHER	IP	WLS	BF	H	R	ER	SO	BB	IBB	HBP	BLK	WP	HR	S	P	ERA	WHIP
Dave Stieb, R (1, 1) ERA: 2.23	9.0	W	32	10	3	3	2	0	0	0	1	1	1	36	36	3.00	1.111

PITCHER	IP	WLS	BF	H	R	ER	SO	BB	IBB	HBP	BLK	WP	HR	S	P	ERA	WHIP

BOTTOM

Toronto Blue Jays @ California Angels

Anaheim Stadium, Anaheim, CA

Wed May 07 1980, 10:05 PM EDT

Att. 21,733 - Unknown

livebaseballscorecards.com

AB	31
R	3
H	10
RBI	2
BB	0
SO	2
LOB	9

1B: 8	SF: 0	WP: 1	PA: 32
2B: 1	SAC: 1	PB: 0	
3B: 0	DP: 5	SB: 0	
HR: 1	HBP: 0	CS: 0	

TOP

Toronto Blue Jays @ California Angels

Anaheim Stadium, Anaheim, CA

Thu May 08 1980, 10:05 PM EDT

Att. 23,006 - Unknown

livebaseballscorecards.com

Batter	1	2	3	4	5	6	7	8	9	AB	R	H	RBI	BB	SO	LOB
Alfredo Griffin, S (1, 6) OBP: 0.262, SLG: 0.346	F7		FC4-2 S 3-H		HBP 1B	F7		6-3		5	1	1	0	0	0	1
Rick Bosetti, R (1, 8) OBP: 0.281, SLG: 0.378	CS 1B		6-3 1-2		1B WP 1-2 HBP	F7			F7	4	1	1	0	0	0	1
Al Woods, L (1, 7) OBP: 0.396, SLG: 0.600	K			2B 3B	1-3 2-H 1B		F7		1B 1B 2B	5	2	3	1	0	1	1
Otto Velez, R (1, 10) OBP: 0.402, SLG: 0.634 Joe Cannon, L (9, PR)	CS 1-2	1B		BB 2B BB	1B FC5 3-H 2B		HR 1B		1B 5-3 2-3 1B	4 0	3 1	4 0	0 0	1 0	0 0	0 0
Roy Howell, L (1, 5) OBP: 0.341, SLG: 0.392		F8		F3 BB	FC5 1B BB		F7		5-3 BB 1-3 3-H 1B	4	0	1	1	1	0	4
John Mayberry, L (1, 3) OBP: 0.376, SLG: 0.526		F7		2B 1-2 BB	FC5 1-2 2-3 1B		1-H HR		5-3 1-2 BB	3	1	2	2	2	0	1
Barry Bonnell, R (1, 9) OBP: 0.295, SLG: 0.482		6-3		L5	FC5 1-2 2-3f 3-H		6-3		5-3 1-2 2-3 3-H	5	0	0	2	0	0	8
Damaso Garcia, R (1, 4) OBP: 0.272, SLG: 0.404			SH5-3 FC4-2 1B	1-3 2-H 3-H 2B	F7			6-3	6-3	5	0	2	2	0	0	5
Bob Davis, R (1, 2) OBP: 0.278, SLG: 0.242			SH5-3 1-3	1-3		K		K		3	0	0	0	0	2	2

	AB	R	H	RBI	BB	SO	LOB
	38	9	14	8	4	3	23

Inning Stats	1	2	3	4	5	6	7	8	9			
	R: 0 E: 0 K: 1 S: 5	H: 1 LOB: 0 BB: 0 P: 5	R: 0 E: 0 K: 0 S: 4	H: 1 LOB: 1 BB: 0 P: 4	R: 0 E: 0 K: 0 S: 4	H: 1 LOB: 1 BB: 0 P: 4	R: 2 E: 0 K: 0 S: 5	H: 2 LOB: 2 BB: 2 P: 13	R: 3 E: 0 K: 0 S: 6	H: 4 LOB: 2 BB: 1 P: 11	R: 0 E: 0 K: 1 S: 5	H: 0 LOB: 0 BB: 0 P: 5
	R: 2 E: 0 K: 0 S: 5	H: 2 LOB: 0 BB: 0 P: 5	R: 0 E: 0 K: 1 S: 5	H: 0 LOB: 0 BB: 0 P: 5	R: 2 E: 0 K: 0 S: 6	H: 3 LOB: 3 BB: 1 P: 10	1B: 9 2B: 3 3B: 1 HR: 1	SF: 0 SAC: 1 DP: 0 HBP: 1	WP: 1 PB: 0 SB: 1 CS: 1	PA: 45		

PITCHER		IP	WLS	BF	H	R	ER	SO	BB	IBB	HBP	BLK	WP	HR	S	P	ERA	WHIP
Dave Frost, R ERA: 4.35	(1, 1)	4.1	L	22	8	5	5	1	2	0	1	0	1	0	21	30	10.38	2.308
Mark Clear, R ERA: 2.51	(5, 1)	1.2		7	1	0	0	1	1	0	0	0	0	0	8	12	0.00	1.200
Freddie Martinez, R ERA: 2.79	(7, 1)	2.0		8	2	2	2	1	0	0	0	0	0	1	10	10	9.00	1.000
John Montague, R ERA: 3.12	(9, 1)	1.0		7	3	2	2	0	1	0	0	0	0	0	6	10	18.00	4.000

PITCHER		IP	WLS	BF	H	R	ER	SO	BB	IBB	HBP	BLK	WP	HR	S	P	ERA	WHIP

BOTTOM

Toronto Blue Jays @ California Angels

Anaheim Stadium, Anaheim, CA

Thu May 08 1980, 10:05 PM EDT

Att. 23,006 - Unknown

Batter	1	2	3	4	5	6	7	8	9	AB	R	H	RBI	BB	SO	LOB
Rod Carew, L (1, 3) OBP: 0.392, SLG: 0.356	CS 1B		5-3			6-3		1B 2B 1-3		4	1	2	0	0	0	1
Al Cowens, R (1, 8) OBP: 0.297, SLG: 0.225	K			5-3		P4		1B 2-H 3-H		4	0	1	2	0	1	1
Carney Lansford, R (1, 5) OBP: 0.355, SLG: 0.427	F3			F8			2B	F7		4	0	1	0	0	0	2
Don Baylor, R (1, 10) OBP: 0.362, SLG: 0.330	CS 1-2	F8		6-3			F7		L9-3 1B	4	0	1	0	0	0	1
Joe Rudi, R (1, 7) OBP: 0.295, SLG: 0.542		F9			F7		F8		K	4	0	0	0	0	1	2
Dan Ford, R (1, 9) OBP: 0.237, SLG: 0.296		6-3			4-3		F9		L9-3 1-2	4	0	0	0	0	0	2
Bobby Grich, R (1, 4) OBP: 0.348, SLG: 0.320			K		FC5-4 BB			6-3		2	0	0	0	1	1	0
Freddie Patek, R (1, 6) OBP: 0.320, SLG: 0.377			1-6-3 1B		FC5-4 1-2f			2B 1B BB		2	1	1	0	1	0	1
Tom Donohue, R (1, 2) OBP: 0.250, SLG: 0.245			1-6-3 1-2			K		F8		3	0	0	0	0	1	2
Inning Stats	R: 0 H: 1 E: 0 LOB: 0 K: 1 BB: 0 S: 5 P: 5	R: 0 H: 0 E: 0 LOB: 0 K: 0 BB: 0 S: 3 P: 3	R: 0 H: 1 E: 0 LOB: 1 K: 1 BB: 0 S: 6 P: 6	R: 0 H: 0 E: 0 LOB: 0 K: 0 BB: 0 S: 3 P: 3	R: 0 H: 0 E: 0 LOB: 1 K: 0 BB: 1 S: 3 P: 7	R: 0 H: 0 E: 0 LOB: 0 K: 1 BB: 0 S: 5 P: 5	R: 0 H: 1 E: 0 LOB: 1 K: 0 BB: 0 S: 4 P: 4	R: 2 H: 2 E: 0 LOB: 1 K: 0 BB: 1 S: 5 P: 9	R: 0 H: 1 E: 0 LOB: 0 K: 1 BB: 0 S: 5 P: 5	1B: 4 2B: 3 3B: 0 HR: 0	SF: 0 SAC: 0 DP: 1 HBP: 0						

AB	31
R	2
H	6
RBI	2
BB	2
SO	4
LOB	12

WP: 0 PA: 34
PB: 0
SB: 0
CS: 1

PITCHER		IP	WLS	BF	H	R	ER	SO	BB	IBB	HBP	BLK	WP	HR	S	P	ERA	WHIP
Paul Mirabella, L ERA: 1.93	(1, 1)	8.0	W	30	5	2	2	3	2	0	0	0	0	0	34	42	2.25	0.875
Joey McLaughlin, R ERA: 4.58	(9, 1)	1.0		3	1	0	0	1	0	0	0	0	0	0	5	5	0.00	1.000

PITCHER	IP	WLS	BF	H	R	ER	SO	BB	IBB	HBP	BLK	WP	HR	S	P	ERA	WHIP

livebaseballscorecards.com

Detroit Tigers @ California Angels

Anaheim Stadium, Anaheim, CA

Fri May 09 1980, 10:05 PM EDT

Att. 27,269 - Unknown

TOP

livebaseballscorecards.com

Batter	1	2	3	4	5	6	7	8	9	10	AB	R	H	RBI	BB	SO	LOB
Lou Whitaker, L (1, 4) OBP: 0.432, SLG: 0.289	BBBB 4-0 1B 1B 2B BB	BBBB 4-0 G3 BB		BBB 4-0 1-2 BB			x 0-0 ① 1-3	BBBB 4-0 1B PB BB	x 0-0 FC4-6 1-3 1B		2	1	1	0	3	0	0
Alan Trammell, R (1, 6) OBP: 0.418, SLG: 0.416	x 0-0 1B 1-2 2B 1B	x 0-0 ② G3 1-2 2-3		x 0-0 ③ L5			BBBB 4-0 1B PB BB		x 0-0 ① SF8 3-H		3	2	1	1	1	0	4
Kirk Gibson, L (1, 8) OBP: 0.309, SLG: 0.461	x 0-0 1-2 2-3 2B 1B	x 0-0 ③ P5			x 0-0 ① 1-3		x 0-0 ② 1-3 1B		x 0-0 ② FC4-6 S 1-2f		5	1	2	0	0	0	3
Richie Hebner, L (1, 5) Tom Brookens, R (5, PR) (5, 5) Tim Corcoran, L (7, PH) Jack Morris, R (7, PR) Mark Wagner, R (7, 5)	x 0-0 ① 1-H 2-H 3-H 2B		SSS 0-3 ① K		H 1-0 S HBP		BBBB 4-0 3-H BB		x 0-0 ③ 6-3 1-2		2 0 0 0 1	0 0 0 0 0	1 0 0 0 0	3 0 0 0 0	0 0 1 0 0	1 0 0 0 0	0 0 0 0 1
Champ Summers, L (1, 10) OBP: 0.429, SLG: 0.500	x 0-0 ② L4		x 0-0 ② F5		x 0-0 ② F8 1-2		x 0-0 ③ F7			x 0-0 ① P4	5	0	0	0	0	0	2
Jason Thompson, L (1, 3) OBP: 0.323, SLG: 0.449	H 1-0 HBP		SSS 0-3 ③ K		SSS 0-3 ③ K			x 0-0 ① 5-3		x 0-0 HR	4	1	1	1	0	2	2
Lance Parrish, R (1, 2) OBP: 0.298, SLG: 0.465	x 0-0 ③ F7			x 0-0 ① 5-3		SSS 0-3 ① K		SSS 0-3 ② K		x 0-0 ② G3	5	0	0	0	0	2	1
Rick Peters, S (1, 7) OBP: 0.265, SLG: 0.209		x 0-0 G3 1-3 1B		x 0-0 ② L9		SSS 0-3 ② K		SSS 0-3 ③ K		x 0-0 ③ 5-3	5	0	1	0	0	2	0
Dave Stegman, R (1, 9) OBP: 0.378, SLG: 0.355		x 0-0 ① 1-3 1-2		x 0-0 BB 1B		SSS 0-3 ③ K			BBBB 4-0 1B S SF8 BB		3	1	1	0	1	1	1
Inning Stats	R: 3 E: 0 K: 0 S: 5 H: 3 LOB: 1 BB: 1 P: 10	R: 0 E: 0 K: 0 S: 4 H: 1 LOB: 2 BB: 1 P: 8	R: 0 E: 0 K: 2 S: 7 H: 0 LOB: 0 BB: 0 P: 7	R: 0 E: 0 K: 0 S: 4 H: 1 LOB: 2 BB: 1 P: 8	R: 0 E: 0 K: 1 S: 5 H: 0 LOB: 2 BB: 0 P: 6	R: 0 E: 0 K: 3 S: 9 H: 0 LOB: 0 BB: 0 P: 9	R: 1 E: 0 K: 0 S: 3 H: 1 LOB: 1 BB: 2 P: 11	R: 0 E: 0 K: 2 S: 7 H: 0 LOB: 0 BB: 0 P: 7	R: 1 E: 0 K: 0 S: 4 H: 1 LOB: 1 BB: 1 P: 8	R: 1 E: 0 K: 0 S: 4 H: 1 LOB: 0 BB: 0 P: 4	1B: 6 2B: 1 3B: 0 HR: 1	SF: 1 SAC: 0 DP: 0 HBP: 2					

PITCHER		IP	WLS	BF	H	R	ER	SO	BB	IBB	HBP	BLK	WP	HR	S	P	ERA	WHIP
Bruce Kison, R ERA: 4.11	(1, 1)	1.1		10	4	3	3	0	2	0	1	0	0	0	7	16	20.25	4.500
Dave LaRoche, L ERA: 1.96	(2, 1)	3.2		14	1	0	0	3	1	0	1	0	0	0	18	23	0.00	0.545
Mark Clear, R ERA: 2.6	(6, 1)	3.0		12	1	2	1	5	3	0	0	0	0	0	19	31	3.00	1.333
John Montague, R ERA: 3.38	(9, 1)	2.0	L	8	2	1	1	0	0	0	0	0	0	1	8	8	4.50	1.000

PITCHER	IP	WLS	BF	H	R	ER	SO	BB	IBB	HBP	BLK	WP	HR	S	P	ERA	WHIP

AB	35
R	6
H	8
RBI	5
BB	6
SO	8
LOB	14

WP: 0 PB: 1 SB: 3 CS: 0 PA: 44

Detroit Tigers @ California Angels

Anaheim Stadium, Anaheim, CA

Fri May 09 1980, 10:05 PM EDT

Att. 27,269 - Unknown

BOTTOM

Batter	1	2	3	4	5	6	7	8	9	10	AB	R	H	RBI	BB	SO	LOB
Rick Miller, L (1, 8) OBP: 0.360, SLG: 0.303	F7		G3		HR 1-2 BB		6-3		B5-3		4	1	0	0	1	0	3
Carney Lansford, R (1, 5) OBP: 0.357, SLG: 0.452	E6 6-3		K		HR 1-H 2-H			F3		F8 SH5-4 BB	4	1	1	3	1	1	0
Rod Carew, L (1, 3) OBP: 0.387, SLG: 0.352	6-3 1-2		F8		G3			1B		SH5-4 1-2	4	0	1	0	0	0	1
Don Baylor, R (1, 10) OBP: 0.355, SLG: 0.315	1-6-3			F5	CS HBP			F2		F8 2-3	4	0	0	0	0	0	3
Joe Rudi, R (1, 7) OBP: 0.277, SLG: 0.506		5-3		P4	P6			6-3		K	5	0	0	0	0	1	3
Dan Ford, R (1, 9) OBP: 0.238, SLG: 0.310 Bert Campaneris, R (9, PR) OBP: 0.250, SLG: 0.250 Larry Harlow, L (10, 9) OBP: 0.364, SLG: 0.300		1-3		K	F9				1B 2B		4 0 0	0 1 0	1 0 0	0 0 0	0 0 0	1 0 0	1 0 0
Bobby Grich, R (1, 4) OBP: 0.375, SLG: 0.405	HR				FC6-4 1B	CS 1-2	SH1-4 2B		SH1-4 2-H 1B		4	1	4	2	0	0	0
Freddie Patek, R (1, 6) OBP: 0.325, SLG: 0.380	1B				L3		SH1-4 2-3		SH1-4 2-3		2	0	1	0	0	0	1
Tom Donohue, R (1, 2) OBP: 0.241, SLG: 0.236 Ralph Garr, L (7, PH) OBP: 0.143, SLG: 0.154 Stan Cliburn, R (8, 2)	F8				FC6-4 S HR 1-2f		G3		5-3		2 1 1	1 0 0	0 0 0	0 0 0	0 0 0	0 0 0	2 1 2
Inning Stats	R: 0 H: 0 E: 1 LOB: 1 K: 0 BB: 0 S: 4 P: 4	R: 1 H: 2 E: 0 LOB: 1 K: 0 BB: 0 S: 5 P: 5	R: 0 H: 0 E: 0 LOB: 0 K: 1 BB: 0 S: 5 P: 5	R: 0 H: 0 E: 0 LOB: 0 K: 1 BB: 0 S: 5 P: 5	R: 3 H: 2 E: 0 LOB: 0 K: 0 BB: 1 S: 5 P: 9	R: 0 H: 0 E: 0 LOB: 0 K: 0 BB: 0 S: 2 P: 3	R: 0 H: 1 E: 0 LOB: 1 K: 0 BB: 0 S: 4 P: 4	R: 0 H: 1 E: 0 LOB: 1 K: 0 BB: 0 S: 4 P: 4	R: 1 H: 2 E: 0 LOB: 2 K: 0 BB: 0 S: 5 P: 5	R: 0 H: 0 E: 0 LOB: 1 K: 1 BB: 1 S: 5 P: 9	1B: 4 SF: 0 2B: 2 SAC: 3 3B: 0 DP: 0 HR: 2 HBP: 1						

livebaseballscorecards.com

AB	35
R	5
H	8
RBI	5
BB	2
SO	3
LOB	17

WP: 0 PA: 42
PB: 0
SB: 1
CS: 1

PITCHER		IP	WLS	BF	H	R	ER	SO	BB	IBB	HBP	BLK	WP	HR	S	P	ERA	WHIP
Milt Wilcox, R ERA: 5.6	(1, 1)	5.0		22	4	4	4	2	1	0	1	0	0	2	24	29	7.20	1.000
Dave Tobik, R ERA: 4.42	(6, 1)	3.0		11	3	1	1	0	0	0	0	0	0	0	11	11	3.00	1.000
Aurelio Lopez, R ERA: 5.82	(9, 1)	2.0	W	8	1	0	0	1	1	0	0	0	0	0	9	13	0.00	1.000

PITCHER	IP	WLS	BF	H	R	ER	SO	BB	IBB	HBP	BLK	WP	HR	S	P	ERA	WHIP

Batter	1	2	3	4	5	6	7	8	9	AB	R	H	RBI	BB	SO	LOB
Lou Whitaker, L (1, 4) OBP: 0.414, SLG: 0.273	x 0-0 ① F7		x 0-0 ② 4-3 1-3		x 0-0 ② 4-3		S S S 0-3 ① K		S S S 0-3 ① K	5	0	0	0	0	2	3
Alan Trammell, R (1, 6) OBP: 0.427, SLG: 0.413	x 0-0 ② P4		B B B B 4-0 1B BB		B B B B 4-0 S 2B BB		x 0-0 1B WP 1-2 1B		x 0-0 ② F9	3	2	1	0	2	0	1
Lance Parrish, R (1, 10) OBP: 0.321, SLG: 0.486	B B B B 4-0 CS BB		x 0-0 1-2 3-H 1B		x 0-0 WP 1-H 1B 2B		x 0-0 WP 1-3 2-H 1B		x 0-0 ③ F9	4	1	3	3	1	0	1
John Wockenfuss, R (1, 9) OBP: 0.333, SLG: 0.404 Tim Corcoran, L (7, 9) OBP: 0.321, SLG: 0.174	0-0 ③ CS 1-2	x 0-0 WP 1B	x 0-0 ③ F9		x 0-0 2-H 1B		x 0-0 ② F8 1-2 3-H			4 0	0 0	2 0	1 0	0 0	0 0	3 0
Tom Brookens, R (1, 5) OBP: 0.244, SLG: 0.279		x 0-0 ① F9 1-2		S S S 0-3 ① K	x 0-0 ③ F8		x 0-0 ③ F9			4	0	0	0	0	1	3
Jason Thompson, L (1, 3) OBP: 0.311, SLG: 0.430		x 0-0 ② F7		x 0-0 ② F8		x 0-0 ① 4-3		x 0-0 ① F5		4	0	0	0	0	0	1
Dave Stegman, R (1, 8) OBP: 0.366, SLG: 0.429		S S S 0-3 ③ K		x 0-0 HR		x 0-0 ② 4-3		x 0-0 ② F7		4	1	1	1	0	1	1
Duffy Dyer, R (1, 2) OBP: 0.111, SLG: 0.167			x 0-0 ① F8	x 0-0 ③ 5-3		S S S 0-3 ③ K		S S S 0-3 ③ K		4	0	0	0	0	2	0
Rick Peters, S (1, 7) OBP: 0.302, SLG: 0.222			B B B B 4-0 4-3 S 1B BB		S S S 0-3 ① K		B B B B 4-0 1B 1B BB		x 0-0 1B	2	2	1	0	2	1	0
Inning Stats	R: 0 E: 0 K: 0 S: 2 H: 0 LOB: 0 BB: 1 P: 6	R: 0 E: 0 K: 1 S: 6 H: 1 LOB: 1 BB: 0 P: 6	R: 1 E: 0 K: 0 S: 4 H: 1 LOB: 2 BB: 2 P: 12	R: 1 E: 0 K: 1 S: 6 H: 1 LOB: 0 BB: 0 P: 6	R: 2 E: 0 K: 1 S: 7 H: 2 LOB: 1 BB: 1 P: 11	R: 0 E: 0 K: 1 S: 5 H: 0 LOB: 0 BB: 0 P: 5	R: 2 E: 0 K: 1 S: 7 H: 2 LOB: 1 BB: 1 P: 11	R: 0 E: 0 K: 1 S: 5 H: 0 LOB: 0 BB: 0 P: 5	R: 0 E: 0 K: 1 S: 6 H: 1 LOB: 1 BB: 0 P: 6	1B: 6 2B: 1 3B: 0 HR: 1 SF: 0 SAC: 0 DP: 0 HBP: 0						

PITCHER		IP	WLS	BF	H	R	ER	SO	BB	IBB	HBP	BLK	WP	HR	S	P	ERA	WHIP
Frank Tanana, L ERA: 5.28	(1, 1)	5.0	L	23	5	4	4	3	4	0	0	0	2	1	25	41	7.20	1.800
Jim Barr, R ERA: 4.19	(6, 1)	4.0		16	3	2	2	4	1	0	0	0	1	0	23	27	4.50	1.000

PITCHER	IP	WLS	BF	H	R	ER	SO	BB	IBB	HBP	BLK	WP	HR	S	P	ERA	WHIP

Detroit Tigers @ California Angels

Anaheim Stadium, Anaheim, CA

Sat May 10 1980, 10:05 PM EDT

Att. 35,007 - Unknown

TOP

livebaseballscorecards.com

AB	34
R	6
H	8
RBI	5
BB	5
SO	7
LOB	13

WP: 3	PA: 40					
PB: 0						
SB: 2						
CS: 1						

Batter	1	2	3	4	5	6	7	8	9	AB	R	H	RBI	BB	SO	LOB
Freddie Patek, R (1, 6) OBP: 0.321, SLG: 0.373	CS 1B	L5			F7			1-3		4	0	1	0	0	0	1
Rod Carew, L (1, 3) OBP: 0.373, SLG: 0.337	F7 1-2	K				3-1		F7		4	0	0	0	0	1	1
Carney Lansford, R (1, 5) OBP: 0.353, SLG: 0.438	HBP 1B BB	P5				5-3			5-3	3	1	0	0	1	0	0
Dan Ford, R (1, 10) OBP: 0.254, SLG: 0.311	1B 1-2 HBP	G3				1B			4-3	3	0	1	0	0	0	0
Bobby Grich, R (1, 4) OBP: 0.370, SLG: 0.398	1-2 2-H 1B			K		F9			K	4	0	1	1	0	2	1
Joe Rudi, R (1, 7) OBP: 0.279, SLG: 0.500	F7			1-3			L3 1B			3	0	1	0	0	0	2
Al Cowens, R (1, 9) OBP: 0.298, SLG: 0.229		SH5-4 1B		F7			L3 1-2			3	0	1	0	0	0	1
Larry Harlow, L (1, 8) OBP: 0.308, SLG: 0.250		SH5-4 1-2			F7		K			2	0	0	0	0	1	0
Tom Donohue, R (1, 2) OBP: 0.230, SLG: 0.224		K			K			5-3		3	0	0	0	0	2	1
Inning Stats	R: 1 E: 0 K: 0 S: 4 H: 2 LOB: 2 BB: 1 P: 9	R: 0 E: 0 K: 1 S: 6 H: 1 LOB: 1 BB: 0 P: 6	R: 0 E: 0 K: 1 S: 5 H: 0 LOB: 0 BB: 0 P: 5	R: 0 E: 0 K: 1 S: 5 H: 0 LOB: 0 BB: 0 P: 5	R: 0 E: 0 K: 1 S: 5 H: 0 LOB: 0 BB: 0 P: 5	R: 0 E: 0 K: 0 S: 4 H: 1 LOB: 1 BB: 0 P: 4	R: 0 E: 0 K: 1 S: 5 H: 1 LOB: 0 BB: 0 P: 5	R: 0 E: 0 K: 0 S: 3 H: 0 LOB: 0 BB: 0 P: 3	R: 0 E: 0 K: 1 S: 5 H: 0 LOB: 0 BB: 0 P: 5	1B: 5 2B: 1 3B: 0 HR: 0 SF: 0 SAC: 1 DP: 1 HBP: 1						

PITCHER	IP	WLS	BF	H	R	ER	SO	BB	IBB	HBP	BLK	WP	HR	S	P	ERA	WHIP
Dan Schatzeder, L (1, 1) ERA: 5.36	7.0	W	26	5	1	1	5	1	0	1	0	0	0	34	39	1.29	0.857
Dave Rozema, R (8, 1) ERA: 5.35	2.0		6	0	0	0	1	0	0	0	0	0	0	8	8	0.00	0.000

PITCHER	IP	WLS	BF	H	R	ER	SO	BB	IBB	HBP	BLK	WP	HR	S	P	ERA	WHIP

BOTTOM

Detroit Tigers @ California Angels

Anaheim Stadium, Anaheim, CA

Sat May 10 1980, 10:05 PM EDT

Att. 35,007 - Unknown

livebaseballscorecards.com

AB	29
R	1
H	5
RBI	1
BB	1
SO	6
LOB	7

WP: 0 PA: 32
PB: 0
SB: 0
CS: 1

Batter	1	2	3	4	5	6	7	8	9	AB	R	H	RBI	BB	SO	LOB
Lou Whitaker, L (1, 4) OBP: 0.421, SLG: 0.283	BBBB 4-0 CS BB	x 0-0 F7 ③			x 0-0 1B 1B 1B		x 0-0 E S SF9 1B		SSS 0-3 K ②	4	2	2	0	1	1	2
Alan Trammell, R (1, 6) OBP: 0.416, SLG: 0.405	SSS 0-3 K ①② 1-2		x 0-0 E6 F8 S		x 0-0 1B 1-3 1B		x 0-0 SF9 ② 1-H		x 0-0 F9 ③	4	0	1	1	0	1	1
Kirk Gibson, L (1, 8) OBP: 0.306, SLG: 0.452	SSS 0-3 K ③		SSS 0-3 K ① 1-2		x 0-0 1-2 3-H 1B		x 0-0 B1-3 ③			4	0	1	1	0	2	1
Richie Hebner, L (1, 5) OBP: 0.360, SLG: 0.358		BBBB 4-0 1B 1B BB	x 0-0 F8 ② 2-3		SSS 0-3 K ②			x 0-0 1B 1B		2	1	0	0	1	1	3
Tom Brookens, R (8, PH) OBP: 0.261, SLG: 0.295 (8, 5)										1	0	1	0	0	0	0
Champ Summers, L (1, 10) OBP: 0.420, SLG: 0.488		x 0-0 1B 1-3 G6-4-3 1B	SSS 0-3 K ③		x 0-0 F8 ③			x 0-0 F2 ①		4	1	1	0	0	1	4
Jason Thompson, L (1, 3) OBP: 0.318, SLG: 0.427		x 0-0 G6-4-3 1-3 3-H 1B		x 0-0 4-3 ①		BBBB 4-0 9-3 1B BB		x 0-0 F9 ②		3	0	1	1	1	0	1
Lance Parrish, R (1, 2) OBP: 0.336, SLG: 0.491		x 0-0 G6-4-3 ①② 1-2f 3-H		BBB 4-0 G6-4-3 BB	x 0-0 9-3 1-2 1B			x 0-0 FC6-4 1-2 1B		3	0	2	0	1	0	1
Tim Corcoran, L (1, 9) OBP: 0.333, SLG: 0.200		x 0-0 BB 1B		x 0-0 G6-4-3 ②③ 1-2f	x 0-0 9-3 ①②③ 1-2f 2-3			x 0-0 FC6-4 ③ 1-2f		2	0	1	0	0	0	1
Dave Stegman, R (6, PH) OBP: 0.349, SLG: 0.405 (6, 9)										2	0	0	0	0	0	4
Rick Peters, S (1, 7) OBP: 0.298, SLG: 0.208		BBBB 4-0 1-2 BB			x 0-0 F7 ①		x 0-0 5-3 ①		x 0-0 6-3 ①	3	0	0	0	1	0	0
Inning Stats	R: 0 E: 0 K: 2 S: 6 H: 0 LOB: 0 BB: 1 P: 10	R: 2 E: 0 K: 0 S: 5 H: 3 LOB: 2 BB: 2 P: 13	R: 0 E: 1 K: 2 S: 8 H: 0 LOB: 1 BB: 0 P: 8	R: 0 E: 0 K: 0 S: 2 H: 0 LOB: 0 BB: 1 P: 6	R: 1 E: 0 K: 1 S: 8 H: 3 LOB: 2 BB: 0 P: 8	R: 0 E: 0 K: 0 S: 2 H: 1 LOB: 0 BB: 1 P: 6	R: 1 E: 0 K: 0 S: 4 H: 1 LOB: 0 BB: 0 P: 4	R: 0 E: 0 K: 0 S: 5 H: 2 LOB: 2 BB: 0 P: 5	R: 0 E: 0 K: 1 S: 5 H: 0 LOB: 0 BB: 0 P: 5	1B: 10 2B: 1 3B: 0 HR: 0	SF: 1 SAC: 0 DP: 3 HBP: 0						

PITCHER	IP	WLS	BF	H	R	ER	SO	BB	IBB	HBP	BLK	WP	HR	S	P	ERA	WHIP
Don Aase, R (1, 1) ERA: 2.79	5.0	L	25	7	3	3	5	5	0	0	0	0	0	30	50	5.40	2.400
Dave LaRoche, L (6, 1) ERA: 1.71	2.2		9	3	1	0	0	0	0	0	0	0	0	9	9	0.00	1.125
John Montague, R (8, 1) ERA: 3.0	1.1		4	0	0	0	1	0	0	0	0	0	0	6	6	0.00	0.000

PITCHER	IP	WLS	BF	H	R	ER	SO	BB	IBB	HBP	BLK	WP	HR	S	P	ERA	WHIP

TOP

Detroit Tigers @ California Angels

Anaheim Stadium, Anaheim, CA

Sun May 11 1980, 6:33 AM EDT

Att. 31,089 - Cloudy - 65 F

livebaseballscorecards.com

AB	32
R	4
H	10
RBI	3
BB	5
SO	6
LOB	18

1B: 10	SF: 1	WP: 0	PA: 38
2B: 1	SAC: 0	PB: 0	
3B: 0	DP: 3	SB: 2	
HR: 0	HBP: 0	CS: 1	

Detroit Tigers @ California Angels

Anaheim Stadium, Anaheim, CA

Sun May 11 1980, 6:33 AM EDT

Att. 31,089 - Cloudy - 65 F

BOTTOM

Batter	1	2	3	4	5	6	7	8	9	AB	R	H	RBI	BB	SO	LOB
Rick Miller, L (1, 8) OBP: 0.342, SLG: 0.286	E4 6-4-3		K		G3			6-3		4	0	0	0	0	1	0
Carney Lansford, R (1, 5) OBP: 0.358, SLG: 0.444	6-4-3 1-2		5-3			WP G3 BB		2B		3	0	1	0	1	0	1
Ralph Garr, L (1, 10) OBP: 0.111, SLG: 0.118	F8			K		G3 1-2		K		4	0	0	0	0	2	3
Joe Rudi, R (1, 3) OBP: 0.267, SLG: 0.476	P4			K		F8			F2	4	0	0	0	0	1	2
Bobby Grich, R (1, 4) OBP: 0.375, SLG: 0.402		FC6-4 1B		2B 1B		F8 2-3			K	4	0	2	0	0	1	1
Al Cowens, R (1, 7) OBP: 0.296, SLG: 0.241		FC6-4 FC6-4 1-2f		 1-3 2B			F9		K	4	0	1	0	0	1	1
Larry Harlow, L (1, 9) OBP: 0.250, SLG: 0.200		K		4-3			4-3			3	0	0	0	0	1	3
Todd Cruz, R (1, 6) OBP: 0.280, SLG: 0.304		FC6-4 1-2f			G1-4-3 BB		P4			2	0	0	0	1	0	1
Stan Cliburn, R (1, 2) Freddie Patek, R (8, PH) OBP: 0.317, SLG: 0.368 Tom Donohue, R (9, 2) OBP: 0.230, SLG: 0.224			4-3		G1-4-3 1-2f			L4		2 1 0	0 0 0	0 0 0	0 0 0	0 0 0	0 0 0	1 0 0
Inning Stats	R: 0 H: 0 E: 1 LOB: 1 K: 0 BB: 0 S: 4 P: 4	R: 0 H: 1 E: 0 LOB: 1 K: 1 BB: 0 S: 6 P: 6	R: 0 H: 0 E: 0 LOB: 0 K: 1 BB: 0 S: 5 P: 5	R: 0 H: 2 E: 0 LOB: 2 K: 2 BB: 0 S: 9 P: 9	R: 0 H: 0 E: 0 LOB: 0 K: 0 BB: 1 S: 2 P: 6	R: 0 H: 0 E: 0 LOB: 1 K: 0 BB: 1 S: 3 P: 7	R: 0 H: 0 E: 0 LOB: 0 K: 0 BB: 0 S: 3 P: 3	R: 0 H: 1 E: 0 LOB: 1 K: 1 BB: 0 S: 6 P: 6	R: 0 H: 0 E: 0 LOB: 0 K: 2 BB: 0 S: 7 P: 7	1B: 2 SF: 0 2B: 2 SAC: 0 3B: 0 DP: 1 HR: 0 HBP: 0						

PITCHER	IP	WLS	BF	H	R	ER	SO	BB	IBB	HBP	BLK	WP	HR	S	P	ERA	WHIP
Dan Petry, R (1, 1) ERA: 2.0	9.0	W	33	4	0	0	7	2	0	0	0	1	0	45	53	0.00	0.667

PITCHER	IP	WLS	BF	H	R	ER	SO	BB	IBB	HBP	BLK	WP	HR	S	P	ERA	WHIP

AB	31
R	0
H	4
RBI	0
BB	2
SO	7
LOB	13

PA: 33

WP: 1
PB: 0
SB: 0
CS: 0

livebaseballscorecards.com

Batter	1	2	3	4	5	6	7	8	9	AB	R	H	RBI	BB	SO	LOB
Larry Harlow, L (1, 8) OBP: 0.333, SLG: 0.350	F8	E2 1-H	BB 1B 1-2 2-H		6-3		1B			5	1	3	1	0	0	0
Carney Lansford, R (1, 5) OBP: 0.351, SLG: 0.427	F3	K	1B 1B 1-2 2-3 BB		5-3		F8			4	1	0	0	1	1	2
Rod Carew, L (1, 3) OBP: 0.374, SLG: 0.340	K	1B E 1B E 1B 1-2 2-H 3-H 1B				F8		F7		5	1	2	2	0	1	0
Dan Ford, R (1, 10) OBP: 0.264, SLG: 0.318		6-3	E 1-3 1B 1B E7 1-3 2-H 1B			F9		K		5	1	2	1	0	1	0
Joe Rudi, R (1, 7) OBP: 0.263, SLG: 0.472		2B 2B	E3 1-3 3-H 1B G3			6-3		K		5	2	1	0	0	1	3
Bobby Grich, R (1, 4) OBP: 0.367, SLG: 0.385		2B BB	K	4-3			6-3		K	4	1	0	0	1	2	2
Al Cowens, R (1, 9) OBP: 0.291, SLG: 0.231		F6	K	6-3			1-3		BB	4	0	0	0	1	1	4
Freddie Patek, R (1, 6) OBP: 0.333, SLG: 0.388		1B 1-H 2-H 2B	1B 1B IBB	G3			HR 1B		F4	4	3	2	2	1	0	1
Dave Skaggs, R (1, 2) OBP: 0.400, SLG: 0.700		2B E 2-H 1B	BB 1B 1B 1-2 2-H 3-H		6-3		HR 1-H		F9	5	3	3	5	0	0	1
Inning Stats	R: 0 E: 0 K: 1 S: 5 H: 0 LOB: 0 BB: 0 P: 5	R: 4 E: 1 K: 1 S: 9 H: 4 LOB: 1 BB: 1 P: 13	R: 7 E: 2 K: 2 S: 14 H: 6 LOB: 2 BB: 2 P: 22	R: 0 E: 0 K: 0 S: 3 H: 0 LOB: 0 BB: 0 P: 3	R: 0 E: 0 K: 0 S: 3 H: 0 LOB: 0 BB: 0 P: 3	R: 0 E: 0 K: 0 S: 3 H: 0 LOB: 0 BB: 0 P: 3	R: 2 E: 0 K: 0 S: 6 H: 3 LOB: 1 BB: 0 P: 6	R: 0 E: 0 K: 2 S: 7 H: 0 LOB: 0 BB: 0 P: 7	R: 0 E: 0 K: 1 S: 5 H: 0 LOB: 1 BB: 1 P: 9	1B: 9 2B: 3 3B: 0 HR: 1 SF: 0 SAC: 0 DP: 0 HBP: 0	WP: 0 PB: 0 SB: 0 CS: 0 PA: 45					

TOP

California Angels @ Cleveland Indians

Cleveland Municipal Stadium, Cleveland, OH

Wed May 14 1980, 7:05 PM EDT
Att. 4,976 - Unknown

livebaseballscorecards.com

AB	41
R	13
H	13
RBI	11
BB	4
SO	7
LOB	13

PITCHER		IP	WLS	BF	H	R	ER	SO	BB	IBB	HBP	BLK	WP	HR	S	P	ERA	WHIP
Dan Spillner, R ERA: 6.28	(1, 1)	2.2	L	18	7	9	8	4	1	1	0	0	0	0	24	32	27.00	3.000
Wayne Garland, R ERA: 5.56	(3, 1)	4.1		20	6	4	4	0	1	0	0	0	0	1	19	23	8.31	1.615
Mike Stanton, R ERA: 4.2	(8, 1)	2.0		7	0	0	0	3	1	0	0	0	0	0	12	16	0.00	0.500

PITCHER	IP	WLS	BF	H	R	ER	SO	BB	IBB	HBP	BLK	WP	HR	S	P	ERA	WHIP

Batter	1	2	3	4	5	6	7	8	9	AB	R	H	RBI	BB	SO	LOB
Miguel Dilone, S (1, 8) OBP: 0.400, SLG: 0.474	B5-3	1B 3B 1-H		1-4-3		4-3		4-3		5	1	1	1	0	0	0
Duane Kuiper, L (1, 4) OBP: 0.343, SLG: 0.316	4-3	1B 3-H			F8	F8		BB		4	0	1	1	1	0	0
Mike Hargrove, L (1, 3) OBP: 0.452, SLG: 0.480	BB	F8			1B 1B BB	1B		G3		3	0	1	0	2	0	2
Jorge Orta, L (1, 9) OBP: 0.388, SLG: 0.366	K		F8		F8 1-2	F8			G6-4-3 1B	5	0	2	0	0	1	2
Ron Hassey, L (1, 2) OBP: 0.378, SLG: 0.444		FC5-4 1B 1B BB	F2		F7		G5-4-3 1B BB		F8	3	1	0	0	2	0	3
Cliff Johnson, R (1, 10) OBP: 0.267, SLG: 0.274		FC5-4 1B 1-2	F7		1B 1-2 2-3		G5-4-3 1B 1-2		G6-4-3 1-2f	5	0	3	0	0	0	1
Toby Harrah, R (1, 5) OBP: 0.317, SLG: 0.311		FC5-4 1B SF9 1-2f 2-3		HR	F6		G5-4-3 1-2f 2-3			4	2	1	1	0	0	7
Joe Charboneau, R (1, 7) OBP: 0.373, SLG: 0.460		3B 1B 1-3 3-H		F8		HR HBP H	F3			3	2	1	1	0	0	1
Tom Veryzer, R (1, 6) OBP: 0.383, SLG: 0.432		SF9 3-H		5-3		HR 1-H		L4		3	1	1	3	0	0	0
Inning Stats	R: 0 E: 0 K: 1 S: 5 H: 0 LOB: 1 BB: 1 P: 9	R: 4 E: 0 K: 0 S: 7 H: 4 LOB: 1 BB: 1 P: 11	R: 0 E: 0 K: 0 S: 3 H: 0 LOB: 0 BB: 0 P: 3	R: 1 E: 0 K: 0 S: 4 H: 1 LOB: 0 BB: 0 P: 4	R: 0 E: 0 K: 0 S: 5 H: 2 LOB: 3 BB: 1 P: 9	R: 2 E: 0 K: 0 S: 5 H: 2 LOB: 1 BB: 0 P: 6	R: 0 E: 0 K: 0 S: 3 H: 1 LOB: 1 BB: 1 P: 7	R: 0 E: 0 K: 0 S: 3 H: 0 LOB: 1 BB: 1 P: 7	R: 0 E: 0 K: 0 S: 3 H: 1 LOB: 0 BB: 0 P: 3	1B: 8 2B: 0 3B: 1 HR: 2 SF: 1 SAC: 0 DP: 2 HBP: 1						

PITCHER		IP	WLS	BF	H	R	ER	SO	BB	IBB	HBP	BLK	WP	HR	S	P	ERA	WHIP
Dave Frost, R ERA: 5.02	(1, 1)	1.2		11	4	4	4	1	2	0	0	0	0	0	11	19	21.60	3.600
Chris Knapp, R ERA: 5.47	(2, 1)	3.1	W	14	3	1	1	0	1	0	0	0	0	1	13	17	2.70	1.200
Jim Barr, R ERA: 4.24	(6, 1)	4.0	S	17	4	2	2	0	2	0	1	0	0	1	14	23	4.50	1.500

PITCHER	IP	WLS	BF	H	R	ER	SO	BB	IBB	HBP	BLK	WP	HR	S	P	ERA	WHIP

BOTTOM

California Angels @ Cleveland Indians

Cleveland Municipal Stadium, Cleveland, OH

Wed May 14 1980, 7:05 PM EDT

Att. 4,976 - Unknown

livebaseballscorecards.com

AB	35
R	7
H	11
RBI	7
BB	5
SO	1
LOB	16

WP: 0	PA: 42		
PB: 0			
SB: 0			
CS: 0			

California Angels @ Kansas City Royals

Royals Stadium, Kansas City, MO

Fri May 16 1980, 8:05 PM EDT

Att. 22,264 - Unknown

TOP

livebaseballscorecards.com

Batter	1	2	3	4	5	6	7	8	9	AB	R	H	RBI	BB	SO	LOB
Larry Harlow, L (1, 8) OBP: 0.407, SLG: 0.538	2B		1B 1B		FC4-6 BB 1-2f 2-3		3B		K	6	2	4	2	0	1	3
Carney Lansford, R (1, 5) OBP: 0.350, SLG: 0.411	K		F4	FC6-4 BB	1B BB 1-2		F6		FC6-4 1-2f	4	0	0	0	2	1	5
Rod Carew, L (1, 3) OBP: 0.380, SLG: 0.349	F8		S 1-3 3B 1B 1-3 2-H	FC6-4 1-3 3B 1-2f	1B 1-2 2-H 3-H			FC6-4 1B	1-3	6	2	3	3	0	0	3
Dan Ford, R (1, 10) OBP: 0.260, SLG: 0.300	BB		1-3 1-2 3-H	1-3 1-2	K			FC6-4 1B 1B 1-2f		4	0	0	1	1	1	5
Joe Rudi, R (1, 7) OBP: 0.280, SLG: 0.489	K		3B BB 2-3	3B 2-H		G6-4-3 BB		F7		3	1	1	1	2	1	3
Bobby Grich, R (1, 4) OBP: 0.368, SLG: 0.406 Bert Campaneris, R (9, 4) OBP: 0.250, SLG: 0.250		K	E 3B 1-H 3-H	K		G6-4-3 1-2f		1B 1B 1-2		5 0	1 0	2 0	2 0	0 0	2 0	2 0
Al Cowens, R (1, 9) OBP: 0.306, SLG: 0.242		G5-4-3 BB	E7 1B 3-H		F7	L7		FC6-4 1-2 2-3		4	1	2	1	1	0	0
Freddie Patek, R (1, 6) OBP: 0.337, SLG: 0.381 Todd Cruz, R (9, 6) OBP: 0.280, SLG: 0.304		G5-4-3 1-2f	1B 1B 2-H		FC4-6 1B 1B BB		L5	FC6-4 1-2f		4 0	2 0	1 0	1 0	1 0	0 0	4 0
Dave Skaggs, R (1, 2) OBP: 0.533, SLG: 0.714			1B 1B		FC4-6 1B 1-2		L8		FC6-4 BB	4	2	3	0	1	0	0

Inning Stats	1	2	3	4	5	6	7	8	9
	R: 0 E: 0 K: 2 S: 8	H: 1 LOB: 2 BB: 1 P: 12	R: 0 E: 0 K: 1 S: 4	H: 0 LOB: 0 BB: 1 P: 8	R: 8 E: 1 K: 0 S: 10	H: 8 LOB: 1 BB: 1 P: 14	R: 1 E: 0 K: 1 S: 6	H: 1 LOB: 1 BB: 1 P: 10	R: 2 E: 0 K: 1 S: 7	H: 2 LOB: 2 BB: 2 P: 15	R: 0 E: 0 K: 0 S: 2	H: 0 LOB: 0 BB: 1 P: 6	R: 0 E: 0 K: 0 S: 4	H: 1 LOB: 1 BB: 0 P: 4	R: 0 E: 0 K: 0 S: 6	H: 3 LOB: 3 BB: 0 P: 6	R: 0 E: 0 K: 1 S: 5	H: 0 LOB: 1 BB: 1 P: 9

1B: 12	SF: 0	WP: 0	PA: 48
2B: 1	SAC: 0	PB: 0	
3B: 3	DP: 2	SB: 1	
HR: 0	HBP: 0	CS: 0	

AB	40
R	11
H	16
RBI	11
BB	8
SO	6
LOB	25

PITCHER		IP	WLS	BF	H	R	ER	SO	BB	IBB	HBP	BLK	WP	HR	S	P	ERA	WHIP
Rich Gale, R ERA: 6.89	(1, 1)	2.2	L	16	6	6	6	3	3	0	0	0	0	0	19	31	20.25	3.375
Marty Pattin, R ERA: 3.57	(3, 1)	2.1		15	6	5	5	2	3	0	0	0	0	0	16	28	19.29	3.857
Steve Busby, R ERA: 9.0	(6, 1)	3.0		13	4	0	0	0	1	0	0	0	0	0	12	16	0.00	1.667
Gary Christenson, L ERA: 4.41	(9, 1)	1.0		4	0	0	0	1	1	0	0	0	0	0	5	9	0.00	1.000

PITCHER		IP	WLS	BF	H	R	ER	SO	BB	IBB	HBP	BLK	WP	HR	S	P	ERA	WHIP

Batter	1	2	3	4	5	6	7	8	9	AB	R	H	RBI	BB	SO	LOB
Willie Wilson, S (1, 8) OBP: 0.324, SLG: 0.406	F6		K		1B		BB			3	0	1	0	1	1	1
Frank White, R (1, 4) OBP: 0.331, SLG: 0.378	F2		F6		F6		1B			4	0	1	1	0	0	3
George Brett, L (1, 5) OBP: 0.378, SLG: 0.535	G3			2B		1B	L8			4	0	2	0	0	0	2
Darrell Porter, L (1, 10) OBP: 0.275, SLG: 0.444		3-1		K		F5		BB		3	0	0	0	1	1	2
Willie Aikens, L (1, 3) OBP: 0.355, SLG: 0.356		4-3		BB		K		G6-4-3		3	0	0	0	1	1	2
John Wathan, R (1, 2) OBP: 0.424, SLG: 0.419		BB		FC4-6-5		6-3		K		3	0	0	0	1	1	3
Rusty Torres, S (1, 7) OBP: 0.375, SLG: 0.167		F3			4-3		BB		F7	3	1	0	0	1	0	1
Clint Hurdle, L (1, 9) OBP: 0.333, SLG: 0.521			1B		L8		G4-6-3		F7	4	0	2	0	0	0	0
U L Washington, S (1, 6) OBP: 0.370, SLG: 0.396			F8		1B		G4-6-3		L5	4	0	1	0	0	0	3
Inning Stats	R: 0 H: 0 E: 0 LOB: 0 K: 0 BB: 0 S: 3 P: 3	R: 0 H: 0 E: 0 LOB: 1 K: 0 BB: 1 S: 3 P: 7	R: 0 H: 1 E: 0 LOB: 1 K: 1 BB: 0 S: 6 P: 6	R: 0 H: 1 E: 0 LOB: 1 K: 1 BB: 1 S: 5 P: 9	R: 0 H: 2 E: 0 LOB: 2 K: 0 BB: 0 S: 5 P: 5	R: 0 H: 1 E: 0 LOB: 1 K: 1 BB: 0 S: 6 P: 6	R: 1 H: 2 E: 0 LOB: 2 K: 0 BB: 2 S: 4 P: 12	R: 0 H: 0 E: 0 LOB: 0 K: 1 BB: 1 S: 4 P: 8	R: 0 H: 0 E: 0 LOB: 0 K: 0 BB: 0 S: 3 P: 3	1B: 6 SF: 0 2B: 2 SAC: 0 3B: 0 DP: 3 HR: 0 HBP: 0						WP: 0 PA: 36 PB: 0 SB: 0 CS: 0	

PITCHER		IP	WLS	BF	H	R	ER	SO	BB	IBB	HBP	BLK	WP	HR	S	P	ERA	WHIP
Bruce Kison, R ERA: 3.67	(1, 1)	6.2	W	29	7	1	1	3	4	0	0	0	0	0	31	47	1.35	1.650
Dave LaRoche, L ERA: 1.61	(7, 1)	1.1		4	0	0	0	1	1	0	0	0	0	0	5	9	0.00	0.750
John Montague, R ERA: 2.77	(9, 1)	1.0		3	0	0	0	0	0	0	0	0	0	0	3	3	0.00	0.000

PITCHER	IP	WLS	BF	H	R	ER	SO	BB	IBB	HBP	BLK	WP	HR	S	P	ERA	WHIP

BOTTOM

California Angels @ Kansas City Royals

Royals Stadium, Kansas City, MO

Fri May 16 1980, 8:05 PM EDT

Att. 22,264 - Unknown

livebaseballscorecards.com

AB	31
R	1
H	7
RBI	1
BB	5
SO	4
LOB	17

Batter	1	2	3	4	5	6	7	8	9	10	AB	R	H	RBI	BB	SO	LOB
Freddie Patek, R (1, 6) OBP: 0.330, SLG: 0.371	G4-6-3 1B	5-3			F9		F5		FC5-4 1-2f		5	0	1	0	0	0	5
Rod Carew, L (1, 3) OBP: 0.373, SLG: 0.336	G4-6-3 1-2f		G3			F8		BBBB 4-0 5-3 SH1-4 BB		F8	4	0	0	0	1	0	1
Carney Lansford, R (1, 5) OBP: 0.355, SLG: 0.441	HR		5-3			F7		SH1-4 1-2		FC6-4 1B	4	1	2	1	0	0	0
Dan Ford, R (1, 10) OBP: 0.268, SLG: 0.307	1B 1B		5-3			1B		5-3 2-3		F4	5	0	2	0	0	0	2
Joe Rudi, R (1, 7) OBP: 0.276, SLG: 0.474	FC6-4 1-3 1B			SSS K		6-3		F7		FC6-4 1-2f	5	0	1	0	0	1	3
Bobby Grich, R (1, 4) OBP: 0.364, SLG: 0.394	FC6-4 1-2f			SSS K			4-3		BBBB 4-0 G5-4-3 BB		3	0	0	0	1	1	2
Al Cowens, R (1, 9) OBP: 0.304, SLG: 0.253		6-3		5-3			2B		G5-4-3 1-2f		4	0	1	0	0	0	1
Dave Skaggs, R (1, 2) OBP: 0.526, SLG: 0.647 Tom Donohue, R (9, PR) OBP: 0.230, SLG: 0.224 (9, 2)		5-3			4-3		BBBB 4-0 BB		E 1B		3 0	0 0	1 0	0 0	1 0	0 0	0 0
Larry Harlow, L (1, 8) OBP: 0.387, SLG: 0.567		3B			SSS K2-3		SSS K			E6 FC5-4 1-2	4	0	1	0	0	2	3
Inning Stats	R: 1 H: 4 E: 0 LOB: 2 K: 0 BB: 0 S: 6 P: 6	R: 0 H: 1 E: 0 LOB: 1 K: 0 BB: 0 S: 4 P: 4	R: 0 H: 0 E: 0 LOB: 0 K: 0 BB: 0 S: 3 P: 3	R: 0 H: 0 E: 0 LOB: 0 K: 2 BB: 0 S: 7 P: 7	R: 0 H: 0 E: 0 LOB: 0 K: 1 BB: 0 S: 5 P: 5	R: 0 H: 1 E: 0 LOB: 1 K: 0 BB: 0 S: 4 P: 4	R: 0 H: 1 E: 0 LOB: 2 K: 1 BB: 1 S: 6 P: 10	R: 0 H: 0 E: 0 LOB: 1 K: 0 BB: 1 S: 3 P: 7	R: 0 H: 1 E: 1 LOB: 2 K: 0 BB: 1 S: 4 P: 8	R: 0 H: 1 E: 0 LOB: 1 K: 0 BB: 0 S: 4 P: 4	1B: 6 SF: 0 2B: 1 SAC: 1 3B: 1 DP: 2 HR: 1 HBP: 0						

PITCHER	IP	WLS	BF	H	R	ER	SO	BB	IBB	HBP	BLK	WP	HR	S	P	ERA	WHIP
Larry Gura, L (1, 1) ERA: 1.96	10.0	W	41	9	1	1	4	3	0	0	0	0	1	46	58	0.90	1.200

PITCHER	IP	WLS	BF	H	R	ER	SO	BB	IBB	HBP	BLK	WP	HR	S	P	ERA	WHIP

TOP

California Angels @ Kansas City Royals

Royals Stadium, Kansas City, MO

Sat May 17 1980, 8:05 PM EDT

Att. 30,326 - Unknown

livebaseballscorecards.com

AB	37
R	1
H	9
RBI	1
BB	3
SO	4
LOB	17

WP: 0 PA: 41
PB: 0
SB: 0
CS: 0

Batter	1	2	3	4	5	6	7	8	9	10	AB	R	H	RBI	BB	SO	LOB
Willie Wilson, S (1, 8) OBP: 0.333, SLG: 0.409	4-3		G6-4-3 1B 1-2		F5			G3 S WP 1B		FC5 S 1B IBB	4	2	2	0	1	0	2
Frank White, R (1, 4) OBP: 0.328, SLG: 0.374 Steve Braun, L (10, PH) OBP: 0.130, SLG: 0.048	G4-6-3 1B		G6-4-3 1-2f		F8			G3 1-3		FC5 1B IBB 1-3 3-H	4 1	0 0	1 0	0 0	0 0	0 0	5 3
George Brett, L (1, 5) OBP: 0.368, SLG: 0.507	G4-6-3 1-2f			K		F9		F8 3-H		1B IBB 1-2	4	0	0	0	1	1	1
Darrell Porter, L (1, 10) OBP: 0.321, SLG: 0.520		3-1 2B		F8 2B		F7			1B	1B 1-2 2-3 3-H	5	0	4	1	0	0	0
Willie Aikens, L (1, 3) OBP: 0.344, SLG: 0.343		K		F8 2-3		F9			K		4	0	0	0	0	2	3
John Wathan, R (1, 2) OBP: 0.408, SLG: 0.400		3-1 2-3		5-3			G3		F9		4	0	0	0	0	0	3
Ralph LaCock, L (1, 7) OBP: 0.148, SLG: 0.171		6-3			SH3-4 2B		F5		4-3		4	0	1	0	0	0	2
Clint Hurdle, L (1, 9) OBP: 0.354, SLG: 0.534 Rusty Torres, S (10, PR) OBP: 0.375, SLG: 0.167			BBB 1B BB	BBB SH3-4 BB			F8			SH1-4 FC5 2B	2 0	0 0	1 0	0 0	2 0	0 0	0 0
U L Washington, S (1, 6) OBP: 0.363, SLG: 0.387			F8		SH3-4 1-2 2-3			F7		SH1-4 2-3	2	0	0	0	0	0	1
Inning Stats	R: 0 H: 1 E: 0 LOB: 0 K: 0 BB: 0 S: 3 P: 3	R: 0 H: 1 E: 0 LOB: 1 K: 1 BB: 0 S: 6 P: 6	R: 0 H: 1 E: 0 LOB: 1 K: 0 BB: 1 S: 3 P: 7	R: 0 H: 1 E: 0 LOB: 1 K: 1 BB: 0 S: 6 P: 6	R: 0 H: 1 E: 0 LOB: 2 K: 0 BB: 1 S: 4 P: 8	R: 0 H: 0 E: 0 LOB: 0 K: 0 BB: 0 S: 3 P: 3	R: 0 H: 0 E: 0 LOB: 0 K: 0 BB: 0 S: 3 P: 3	R: 1 H: 1 E: 0 LOB: 0 K: 0 BB: 0 S: 4 P: 4	R: 0 H: 1 E: 0 LOB: 1 K: 1 BB: 0 S: 6 P: 6	R: 1 H: 2 E: 0 LOB: 3 K: 0 BB: 2 S: 4 P: 12	1B: 5 SF: 0 2B: 4 SAC: 2 3B: 0 DP: 2 HR: 0 HBP: 0						

PITCHER	IP	WLS	BF	H	R	ER	SO	BB	IBB	HBP	BLK	WP	HR	S	P	ERA	WHIP
Don Aase, R (1, 1) ERA: 2.47	9.0		34	7	1	1	3	2	0	0	0	1	0	38	46	1.00	1.000
Mark Clear, R (10, 1) ERA: 3.0	0.2	L	6	2	1	1	0	0	2	0	0	0	0	4	12	13.50	3.000

PITCHER	IP	WLS	BF	H	R	ER	SO	BB	IBB	HBP	BLK	WP	HR	S	P	ERA	WHIP

BOTTOM

California Angels @ Kansas City Royals

Royals Stadium, Kansas City, MO

Sat May 17 1980, 8:05 PM EDT

Att. 30,326 - Unknown

livebaseballscorecards.com

AB	34
R	2
H	9
RBI	1
BB	4
SO	3
LOB	20

1B: 5	SF: 0	WP: 1	PA: 40
2B: 4	SAC: 2	PB: 0	
3B: 0	DP: 2	SB: 2	
HR: 0	HBP: 0	CS: 0	

California Angels @ Kansas City Royals

Royals Stadium, Kansas City, MO

Sun May 18 1980, 4:33 AM EDT

Att. 25,382 - Unknown - 62 F

TOP

livebaseballscorecards.com

Batter	1	2	3	4	5	6	7	8	9	AB	R	H	RBI	BB	SO	LOB
Larry Harlow, L (1, 8) OBP: 0.417, SLG: 0.647	G3	BB			G1-4-3 1B		1-H HR		G3	4	1	2	2	1	0	1
Carney Lansford, R (1, 5) OBP: 0.344, SLG: 0.426	5-3	P6			F8		K			4	0	0	0	0	1	3
Rod Carew, L (1, 3) OBP: 0.385, SLG: 0.345	S BB		1B		G1-4-3 1-2f			G6-4-3 1B		3	0	2	0	1	0	1
Dan Ford, R (1, 10) OBP: 0.267, SLG: 0.295	1-2 BB		F9			F9		G6-4-3 1-2f		3	0	0	0	1	0	2
Joe Rudi, R (1, 7) OBP: 0.275, SLG: 0.475	K		F3			F8		2B		4	0	1	0	0	1	3
Bobby Grich, R (1, 4) OBP: 0.361, SLG: 0.382		FC4-6 BB	F8			6-3		6-3		3	0	0	0	1	0	2
Ralph Garr, L (1, 9) OBP: 0.136, SLG: 0.100		FC4-6 1-2f 3B		F7			F5		B B B B FC6-4 BB	3	1	0	0	1	0	1
Freddie Patek, R (1, 6) OBP: 0.327, SLG: 0.387		1-H FC5 3B		F9			E5 HR		FC6-4 1-2f FC5-4	4	1	1	1	0	0	1
Tom Donohue, R (1, 2) OBP: 0.219, SLG: 0.213		FC5 BB 3-H		K			F8		FC5-4 1-2f	3	0	0	0	0	1	2
Al Cowens, R (9, PH) OBP: 0.301, SLG: 0.250										1	0	0	0	0	0	1

	AB	32
	R	3
	H	6
	RBI	3
	BB	5
	SO	3
	LOB	17

Inning Stats	1	2	3	4	5	6	7	8	9	1B: 3	SF: 0	WP: 0	PA: 37
	R: 0 E: 0 K: 1 S: 5	H: 0 LOB: 2 BB: 2 P: 13	R: 1 E: 0 K: 0 S: 4	H: 1 LOB: 2 BB: 2 P: 12	R: 0 E: 0 K: 0 S: 4	H: 1 LOB: 1 BB: 0 P: 4	R: 0 E: 0 K: 1 S: 5	H: 0 LOB: 0 BB: 0 P: 5	R: 0 E: 0 K: 0 S: 3	H: 1 LOB: 0 BB: 0 P: 3	R: 0 E: 0 K: 0 S: 3	H: 0 LOB: 0 BB: 0 P: 3	R: 2 E: 1 K: 1 S: 7	H: 1 LOB: 0 BB: 0 P: 7	R: 0 E: 0 K: 0 S: 4	H: 2 LOB: 1 BB: 0 P: 4	R: 0 E: 0 K: 0 S: 3	H: 0 LOB: 1 BB: 1 P: 7	2B: 1 HR: 1	SAC: 0 HBP: 0	PB: 0 SB: 1 CS: 0

PITCHER		IP	WLS	BF	H	R	ER	SO	BB	IBB	HBP	BLK	WP	HR	S	P	ERA	WHIP
Renie Martin, R ERA: 3.25	(1, 1)	7.0	W	30	5	3	1	3	4	0	0	0	0	1	32	48	1.29	1.286
Dan Quisenberry, R ERA: 1.75	(8, 1)	2.0	S	7	1	0	0	0	1	0	0	0	0	0	6	10	0.00	1.000

PITCHER	IP	WLS	BF	H	R	ER	SO	BB	IBB	HBP	BLK	WP	HR	S	P	ERA	WHIP

BOTTOM

Batter	1	2	3	4	5	6	7	8	9	AB	R	H	RBI	BB	SO	LOB
Willie Wilson, S (1, 8) OBP: 0.331, SLG: 0.411	WP 3B 2B	L4			4-3		K			4	1	1	0	0	1	0
U L Washington, S (1, 6) OBP: 0.358, SLG: 0.402	2-H E 3B	5-3			4-3		K			4	1	1	1	0	1	0
George Brett, L (1, 5) OBP: 0.374, SLG: 0.519	E9 2B 1B 3-H	F2			2B			F3		4	1	2	1	0	0	0
Darrell Porter, L (1, 10) OBP: 0.333, SLG: 0.528	3B 2B 2-H		4-3		FC6-4 IBB			P5		3	1	1	1	1	0	0
John Wathan, R (1, 2) OBP: 0.402, SLG: 0.415	SF8 3B 2-H		6-3		FC6-4 1-2f			L4		4	1	1	1	0	0	2
Frank White, R (1, 4) OBP: 0.328, SLG: 0.376	SF8 3-H		CS 1B			L9				2	0	1	1	0	0	0
Willie Aikens, L (1, 3) OBP: 0.344, SLG: 0.336	BB FC6-4 BB		CS 1-2	F7		F7				2	0	0	0	1	0	0
Ralph LaCock, L (9, 3) OBP: 0.148, SLG: 0.171										0	0	0	0	0	0	0
Clint Hurdle, L (1, 9) OBP: 0.341, SLG: 0.513	P4			4-3		F9				3	0	0	0	0	0	1
Rusty Torres, S (1, 7) OBP: 0.273, SLG: 0.111	FC6-4 1-2f			F5			F3			3	0	0	0	0	0	1
Inning Stats	R: 5 E: 1 K: 0 S: 8 H: 5 LOB: 1 BB: 1 P: 12	R: 0 E: 0 K: 0 S: 3 H: 0 LOB: 0 BB: 0 P: 3	R: 0 E: 0 K: 0 S: 3 H: 1 LOB: 0 BB: 0 P: 3	R: 0 E: 0 K: 0 S: 3 H: 0 LOB: 0 BB: 0 P: 3	R: 0 E: 0 K: 0 S: 4 H: 1 LOB: 2 BB: 1 P: 8	R: 0 E: 0 K: 0 S: 3 H: 0 LOB: 0 BB: 0 P: 3	R: 0 E: 0 K: 2 S: 7 H: 0 LOB: 0 BB: 0 P: 7	R: 0 E: 0 K: 0 S: 3 H: 0 LOB: 0 BB: 0 P: 3		1B: 2 2B: 3 3B: 2 HR: 0	SF: 1 SAC: 0 DP: 0 HBP: 0						

California Angels @ Kansas City Royals

Royals Stadium, Kansas City, MO

Sun May 18 1980, 4:33 AM EDT

Att. 25,382 - Unknown - 62 F

livebaseballscorecards.com

AB	29
R	5
H	7
RBI	5
BB	2
SO	2
LOB	4

WP: 1 PB: 0 SB: 0 CS: 1 PA: 33

PITCHER		IP	WLS	BF	H	R	ER	SO	BB	IBB	HBP	BLK	WP	HR	S	P	ERA	WHIP
Frank Tanana, L ERA: 6.83	(1, 1)	0.0	L	5	5	5	5	0	0	0	0	0	1	0	5	5	∞	∞
Jim Barr, R ERA: 3.38	(1, 1)	6.0		21	2	0	0	0	1	1	0	0	0	0	19	27	0.00	0.500
Dave LaRoche, L ERA: 1.48	(7, 1)	2.0		6	0	0	0	2	0	0	0	0	0	0	10	10	0.00	0.000

PITCHER	IP	WLS	BF	H	R	ER	SO	BB	IBB	HBP	BLK	WP	HR	S	P	ERA	WHIP

Batter	1	2	3	4	5	6	7	8	9	10	11	12	13	AB	R	H	RBI	BB	SO	LOB
Larry Harlow, L OBP: 0.381, SLG: 0.575 (1, 8) (9, 7) (13, 8)	4-3			3-1	G3			S 1B		F6		F7		6	0	1	0	0	0	1
Carney Lansford, R OBP: 0.328, SLG: 0.405 (1, 5)	K			K		1-3		K 1-2		1-3		4-3		6	0	0	0	0	3	1
Rod Carew, L OBP: 0.397, SLG: 0.364 (1, 3)	L6			HBP BB 1B		CS 1B		G6-3 IBB		5-3			SH2-3 2B 2B	5	1	3	0	1	0	0
Dan Ford, R OBP: 0.275, SLG: 0.284 (1, 9)		K		HBP 1-2 BB		6-3 1-2		G6-3 1-2f			F9 SH5-4 BB		SH2-3 2-3	3	0	0	0	2	1	3
Joe Rudi, R OBP: 0.292, SLG: 0.476 (1, 7) Rick Miller, L OBP: 0.342, SLG: 0.286 (9, PR) (9, 8) Todd Cruz, R OBP: 0.308, SLG: 0.375 (13, PH) (13, 7)		5-3		1-2 2-3 HBP			HR 1B		SH3-4 BB		SH5-4 1-2		E7 3-H 2B	2 0 1	1 0 0	1 0 1	0 0 1	1 0 1	0 0 0	0 0 0
Bobby Grich, R OBP: 0.362, SLG: 0.411 (1, 4)		1-3		F8			1-H HR		SH3-4 1-2		F9 2-3		FC6-4 1B	5	1	2	2	0	0	4
Ralph Garr, L OBP: 0.179, SLG: 0.083 (1, 10)			L9		K		4-3		IBB		IBB		FC6-4 1-2f	4	0	0	0	2	1	1
Freddie Patek, R OBP: 0.330, SLG: 0.400 (1, 6) Bert Campaneris, R OBP: 0.143, SLG: 0.143 (6, 6)			K		2B		F8		F4		F9			2 3	0 0	1 0	0 0	0 0	1 0	0 4
Tom Donohue, R OBP: 0.203, SLG: 0.197 (1, 2)			K		K		K		K			F2		5	0	0	0	0	4	3
Inning Stats	R: 0 E: 0 K: 1 S: 5 H: 0 LOB: 0 BB: 0 P: 5	R: 0 E: 0 K: 1 S: 5 H: 0 LOB: 0 BB: 0 P: 5	R: 0 E: 0 K: 2 S: 7 H: 0 LOB: 0 BB: 0 P: 7	R: 0 E: 0 K: 1 S: 6 H: 1 LOB: 3 BB: 1 P: 11	R: 0 E: 0 K: 2 S: 8 H: 1 LOB: 1 BB: 0 P: 8	R: 0 E: 0 K: 0 S: 3 H: 1 LOB: 0 BB: 0 P: 3	R: 2 E: 0 K: 1 S: 7 H: 2 LOB: 0 BB: 0 P: 7	R: 0 E: 0 K: 1 S: 5 H: 1 LOB: 1 BB: 1 P: 9	R: 0 E: 0 K: 1 S: 5 H: 0 LOB: 2 BB: 2 P: 13	R: 0 E: 0 K: 0 S: 3 H: 0 LOB: 0 BB: 0 P: 3	R: 0 E: 0 K: 0 S: 3 H: 0 LOB: 2 BB: 2 P: 11	R: 0 E: 0 K: 0 S: 3 H: 0 LOB: 0 BB: 0 P: 3	R: 1 E: 1 K: 0 S: 5 H: 3 LOB: 1 BB: 0 P: 5	1B: 5 2B: 3 3B: 0 HR: 1 SF: 0 SAC: 3 DP: 1 HBP: 1						

PITCHER		IP	WLS	BF	H	R	ER	SO	BB	IBB	HBP	BLK	WP	HR	S	P	ERA	WHIP
Gaylord Perry, R ERA: 3.12	(1, 1)	7.0		28	6	2	2	8	1	0	1	0	0	1	42	47	2.57	1.000
Jim Kern, R ERA: 3.66	(8, 1)	5.1	L	21	1	1	1	2	2	3	0	0	0	0	20	40	1.69	0.562
Dave Rajsich, L ERA: 5.79	(13, 1)	0.2		3	2	0	0	0	0	0	0	0	0	0	3	3	0.00	3.000

PITCHER	IP	WLS	BF	H	R	ER	SO	BB	IBB	HBP	BLK	WP	HR	S	P	ERA	WHIP

TOP

California Angels @ Texas Rangers

Arlington Stadium, Arlington, TX

Mon May 19 1980, 8:05 PM EDT

Att. 15,833 - Unknown

livebaseballscorecards.com

AB	42
R	3
H	9
RBI	3
BB	6
SO	10
LOB	17

WP: 0 PB: 0 SB: 1 CS: 1 PA: 52

BOTTOM

California Angels @ Texas Rangers

Arlington Stadium, Arlington, TX

Mon May 19 1980, 8:05 PM EDT

Att. 15,833 - Unknown

livebaseballscorecards.com

Batter	1	2	3	4	5	6	7	8	9	10	11	12	13	AB	R	H	RBI	BB	SO	LOB
Mickey Rivers, L (1, 8) OBP: 0.325, SLG: 0.387	G4-6-3 1B		E6 2B 1B		FC3-2 1-3 1B		L3		K			1B		6	1	3	0	0	1	1
Bump Wills, S (1, 4) OBP: 0.331, SLG: 0.333	G4-6-3 1-2f		1B 1-3 2B		FC3-2 1-2 3-H		G3			1B		F8		6	1	2	0	0	0	4
Al Oliver, L (1, 7) OBP: 0.344, SLG: 0.461	BB		S 2-H 3-H 1B		F5			F8		1B			1B	5	0	3	2	1	0	2
Buddy Bell, R (1, 5) OBP: 0.400, SLG: 0.496	F7		F9		F6			1B		1-6-3 1-2			B3	6	0	1	0	0	0	6
Pat Putnam, L (1, 3) OBP: 0.320, SLG: 0.351		1B 1B	4-3 1-2			G3		F5			L4-3 1B		F5	6	0	2	0	0	0	3
Richie Zisk, R (1, 10) OBP: 0.284, SLG: 0.450		F2		5-3		FC6-4 1B		L4			K		K	6	0	1	0	0	2	4
Jim Norris, L (1, 9) OBP: 0.238, SLG: 0.250		G6-4-3 1-2 1B		G3		FC6-4 S 1-2f			F7		L4-3 1-2			5	0	1	0	0	0	2
Jim Sundberg, R (1, 2) OBP: 0.373, SLG: 0.505		G6-4-3 1-2f		F9		F9 1-2			K			F9		5	0	0	0	0	1	3
Pepe Frias, R (1, 6) OBP: 0.267, SLG: 0.310			F9		1B FC3-2 1B		F7		BB			K		2	0	1	0	0	0	0
Danny Walton, R (7, PH) OBP: 0.333, SLG: 0.143														1	0	0	0	0	0	0
Bud Harrelson, S (8, 6)														1	0	0	0	1	1	0
Inning Stats	R: 0 E: 0 K: 0 S: 3 H: 1 LOB: 1 BB: 1 P: 7	R: 0 E: 0 K: 0 S: 4 H: 2 LOB: 1 BB: 0 P: 4	R: 2 E: 1 K: 0 S: 6 H: 2 LOB: 1 BB: 0 P: 6	R: 0 E: 0 K: 0 S: 3 H: 0 LOB: 0 BB: 0 P: 3	R: 0 E: 0 K: 0 S: 5 H: 2 LOB: 2 BB: 0 P: 5	R: 0 E: 0 K: 0 S: 4 H: 1 LOB: 1 BB: 0 P: 4	R: 0 E: 0 K: 0 S: 3 H: 0 LOB: 0 BB: 0 P: 3	R: 0 E: 0 K: 0 S: 4 H: 1 LOB: 1 BB: 0 P: 4	R: 0 E: 0 K: 2 S: 7 H: 0 LOB: 1 BB: 1 P: 11	R: 0 E: 0 K: 0 S: 3 H: 2 LOB: 0 BB: 0 P: 3	R: 0 E: 0 K: 1 S: 5 H: 1 LOB: 0 BB: 0 P: 5	R: 0 E: 0 K: 1 S: 6 H: 1 LOB: 1 BB: 0 P: 6	R: 0 E: 0 K: 1 S: 6 H: 1 LOB: 1 BB: 0 P: 6	1B: 13 2B: 2 3B: 0 HR: 0 SF: 0 SAC: 0 DP: 3 HBP: 0	WP: 0 PB: 0 SB: 2 CS: 1 PA: 51						

	AB	49
	R	2
	H	14
	RBI	2
	BB	2
	SO	5
	LOB	25

PITCHER		IP	WLS	BF	H	R	ER	SO	BB	IBB	HBP	BLK	WP	HR	S	P	ERA	WHIP
Dave Frost, R ERA: 4.59	(1, 1)	6.0		26	8	2	1	0	1	0	0	0	0	0	25	29	1.50	1.500
John Montague, R ERA: 2.3	(7, 1)	2.2		10	1	0	0	1	1	0	0	0	0	0	11	15	0.00	0.750
Dave LaRoche, L ERA: 1.44	(9, 1)	0.2		3	2	0	0	1	0	0	0	0	0	0	5	5	0.00	3.000
Mark Clear, R ERA: 2.49	(10, 1)	3.2	W	12	3	0	0	3	0	0	0	0	0	0	18	18	0.00	0.818

PITCHER	IP	WLS	BF	H	R	ER	SO	BB	IBB	HBP	BLK	WP	HR	S	P	ERA	WHIP

California Angels @ Texas Rangers

Arlington Stadium, Arlington, TX

Tue May 20 1980, 8:05 PM EDT

Att. 16,803 - Unknown

TOP

livebaseballscorecards.com

Batter	1	2	3	4	5	6	7	8	9	AB	R	H	RBI	BB	SO	LOB
Larry Harlow, L (1, 8) OBP: 0.348, SLG: 0.523	1-3		6-3		K	G4-3 1-2f				4	0	0	0	0	1	2
Carney Lansford, R (1, 5) OBP: 0.319, SLG: 0.392	5-3		6-3		L4		K			4	0	0	0	0	1	0
Rod Carew, L (1, 3) OBP: 0.393, SLG: 0.355	5-3		BB 1B		L6		1-3			3	0	0	0	1	0	0
Dan Ford, R (1, 9) OBP: 0.284, SLG: 0.294		E6 2B	1B 1-3			HR 1B	4-3			4	2	2	0	0	0	0
Joe Rudi, R (1, 7) OBP: 0.293, SLG: 0.481		2B 3-1 1-H	5-3			P6				3	1	1	1	0	0	3
Bobby Grich, R (1, 4) OBP: 0.362, SLG: 0.436		3-1 2-3		P2		HR 1-H				3	1	1	2	0	0	1
Ralph Garr, L (1, 10) OBP: 0.258, SLG: 0.185		1B 3-H		FC6-4 1B		1B 1B				3	1	3	1	0	0	0
Todd Cruz, R (1, 6) OBP: 0.310, SLG: 0.370		P6		K		E 1B 1-2				3	0	1	0	0	1	2
Tom Donohue, R (1, 2) OBP: 0.208, SLG: 0.203		K		FC6-4 1-2f		E9 G4-3 1-3 2-H				3	0	1	1	0	1	2
Inning Stats	R: 0 E: 0 K: 0 S: 3 H: 0 LOB: 0 BB: 0 P: 3	R: 2 E: 1 K: 1 S: 8 H: 2 LOB: 1 BB: 0 P: 8	R: 0 E: 0 K: 0 S: 4 H: 1 LOB: 2 BB: 1 P: 8	R: 0 E: 0 K: 1 S: 6 H: 1 LOB: 1 BB: 0 P: 6	R: 0 E: 0 K: 1 S: 5 H: 0 LOB: 0 BB: 0 P: 5	R: 3 E: 1 K: 0 S: 7 H: 5 LOB: 1 BB: 0 P: 7	R: 0 E: 0 K: 1 S: 5 H: 0 LOB: 0 BB: 0 P: 5			1B: 7 2B: 1 3B: 0 HR: 1 SF: 0 SAC: 0 DP: 1 HBP: 0						

	AB	30
	R	5
	H	9
	RBI	5
	BB	1
	SO	4
	LOB	10

WP: 0 PA: 31
PB: 0
SB: 0
CS: 0

PITCHER	IP	WLS	BF	H	R	ER	SO	BB	IBB	HBP	BLK	WP	HR	S	P	ERA	WHIP
Doc Medich, R (1, 1) ERA: 4.89	5.1	L	26	8	5	4	3	1	0	0	0	0	1	31	35	6.75	1.688
Danny Darwin, R (6, 1) ERA: 2.57	1.2		5	1	0	0	1	0	0	0	0	0	0	7	7	0.00	0.600

PITCHER	IP	WLS	BF	H	R	ER	SO	BB	IBB	HBP	BLK	WP	HR	S	P	ERA	WHIP

Batter	1	2	3	4	5	6	7	8	9	AB	R	H	RBI	BB	SO	LOB
Mickey Rivers, L (1, 8) OBP: 0.317, SLG: 0.377	5-3		4-3		F8		6-3			4	0	0	0	0	0	1
Bump Wills, S (1, 4) OBP: 0.335, SLG: 0.328	1-3			F8 1B, 1B HBP	BB 1-2		F7			2	1	0	0	1	0	0
Al Oliver, L (1, 7) OBP: 0.342, SLG: 0.455	4-3			G3 1B, 1-2 1B	G3		K			4	0	1	0	0	1	2
Buddy Bell, R (1, 5) OBP: 0.399, SLG: 0.492		G5-4-3 1B		F8, 2-3		L4				3	0	1	0	0	0	2
John Ellis, R (1, 10) OBP: 0.357, SLG: 0.342		G5-4-3, 1-2f		G3, 1-2, 3-H 1B		6-3				3	0	1	1	0	0	1
Pat Putnam, L (1, 3) OBP: 0.321, SLG: 0.351		1B		G3, 1-2, 2-3		P3				3	0	1	0	0	0	2
Johnny Grubb, L (1, 9) OBP: 0.308, SLG: 0.244		K		F7			BB HR 1B			3	1	1	0	0	1	3
Jim Sundberg, R (1, 2) OBP: 0.372, SLG: 0.495			F9		1-3		BB 1-2 HR			2	1	0	0	1	0	0
Pepe Frias, R (1, 6) OBP: 0.274, SLG: 0.317			4-3		BB		HR 1-H, 2-H			2	0	1	0	0	0	0
Jim Norris, L (7, PH) OBP: 0.238, SLG: 0.250										0	0	0	0	0	0	0
Richie Zisk, R (7, PH) OBP: 0.291, SLG: 0.482										1	1	1	3	0	0	0
Inning Stats	R: 0 E: 0 K: 0 S: 3 H: 0 LOB: 0 BB: 0 P: 3	R: 0 E: 0 K: 1 S: 6 H: 2 LOB: 1 BB: 0 P: 6	R: 0 E: 0 K: 0 S: 3 H: 0 LOB: 0 BB: 0 P: 3	R: 1 E: 0 K: 0 S: 5 H: 2 LOB: 2 BB: 0 P: 6	R: 0 E: 0 K: 0 S: 4 H: 1 LOB: 2 BB: 1 P: 8	R: 0 E: 0 K: 0 S: 3 H: 0 LOB: 0 BB: 0 P: 3	R: 3 E: 0 K: 1 S: 7 H: 2 LOB: 0 BB: 1 P: 11			1B: 6 2B: 0 3B: 0 HR: 1	SF: 0 SAC: 0 DP: 1 HBP: 1					

PITCHER		IP	WLS	BF	H	R	ER	SO	BB	IBB	HBP	BLK	WP	HR	S	P	ERA	WHIP
Freddie Martinez, R ERA: 3.45	(1, 1)	6.0	W	26	6	3	3	1	2	0	1	0	0	0	25	34	4.50	1.333
Dave LaRoche, L ERA: 1.73	(7, 1)	1.0	S	4	1	1	1	1	0	0	0	0	0	1	6	6	9.00	1.000

PITCHER		IP	WLS	BF	H	R	ER	SO	BB	IBB	HBP	BLK	WP	HR	S	P	ERA	WHIP

BOTTOM

California Angels @ Texas Rangers

Arlington Stadium, Arlington, TX

Tue May 20 1980, 8:05 PM EDT

Att. 16,803 - Unknown

livebaseballscorecards.com

AB	27
R	4
H	7
RBI	4
BB	2
SO	2
LOB	11

1B: 6	SF: 0	WP: 0	PA: 30
2B: 0	SAC: 0	PB: 0	
3B: 0	DP: 1	SB: 0	
HR: 1	HBP: 1	CS: 0	

California Angels @ Texas Rangers

Arlington Stadium, Arlington, TX

Wed May 21 1980, 8:05 PM EDT

Att. 16,232 - Unknown

TOP

livebaseballscorecards.com

Batter	1	2	3	4	5	6	7	8	9	AB	R	H	RBI	BB	SO	LOB
Larry Harlow, L (1, 8) OBP: 0.373, SLG: 0.583	HR		B5-3		1B BB	K		1B		4	2	2	1	1	1	0
Carney Lansford, R (1, 5) OBP: 0.314, SLG: 0.385	6-3		F8		1B 1-2 1B		5-3	F8		5	0	1	0	0	0	1
Rod Carew, L (1, 3) OBP: 0.400, SLG: 0.365	2B 1B		1B		1B 1-3 2-H 1B		K	L6		5	1	3	1	0	1	1
Dan Ford, R (1, 9) OBP: 0.290, SLG: 0.333	F7		K		1B 2-3 1B		HR		F9	5	1	2	1	0	1	2
Joe Rudi, R (1, 7) OBP: 0.306, SLG: 0.495	1-H 2B			K	1-2 3-H 1B		E6 WP HR		G6-4-3 1B	5	1	3	1	0	1	0
Bobby Grich, R (1, 4) OBP: 0.370, SLG: 0.434		3-1 1B		FC5-4 BB	F7		1-2 HR BB		G6-4-3 1-2f	3	1	1	0	2	0	3
Ralph Garr, L (1, 10) OBP: 0.235, SLG: 0.167		3-1 1-2		FC5-4 1-2f HR	K		1-H 2-H HR			3	1	0	0	0	1	4
Al Cowens, R (7, PH) OBP: 0.307, SLG: 0.287										1	1	1	3	0	0	0
Todd Cruz, R (1, 6) OBP: 0.303, SLG: 0.452		6-3		1-H HR		6-3	5-3			4	1	1	2	0	0	1
Tom Donohue, R (1, 2) OBP: 0.197, SLG: 0.192		F2		L5		F7		K		4	0	0	0	0	1	1
Inning Stats	R: 1 E: 0 K: 0 S: 5 H: 3 LOB: 2 BB: 0 P: 5	R: 0 E: 0 K: 0 S: 4 H: 1 LOB: 1 BB: 0 P: 4	R: 0 E: 0 K: 1 S: 6 H: 1 LOB: 1 BB: 0 P: 6	R: 2 E: 0 K: 1 S: 6 H: 1 LOB: 0 BB: 1 P: 10	R: 2 E: 0 K: 1 S: 8 H: 4 LOB: 2 BB: 1 P: 12	R: 0 E: 0 K: 1 S: 5 H: 0 LOB: 0 BB: 0 P: 5	R: 4 E: 1 K: 1 S: 8 H: 2 LOB: 0 BB: 1 P: 12	R: 0 E: 0 K: 1 S: 6 H: 1 LOB: 1 BB: 0 P: 6	R: 0 E: 0 K: 0 S: 3 H: 1 LOB: 0 BB: 0 P: 3	1B: 9 2B: 1 3B: 0 HR: 4	SF: 0 SAC: 0 DP: 1 HBP: 0						

	AB	39
	R	9
	H	14
	RBI	9
	BB	3
	SO	6
	LOB	13

WP: 1 PB: 0 SB: 0 CS: 0 PA: 42

PITCHER		IP	WLS	BF	H	R	ER	SO	BB	IBB	HBP	BLK	WP	HR	S	P	ERA	WHIP
Steve Comer, R ERA: 9.67	(1, 1)	4.0		19	6	4	4	2	2	0	0	0	0	2	21	29	9.00	2.000
Adrian Devine, R ERA: 2.2	(5, 1)	0.2		5	4	1	1	0	0	0	0	0	0	0	5	5	13.50	6.000
Dave Rajsich, L ERA: 5.66	(5, 1)	2.0		7	1	1	1	3	0	0	0	0	0	1	13	13	4.50	0.500
Jim Kern, R ERA: 3.66	(7, 1)	0.0	L	2	0	0	0	0	1	0	0	0	1	0	1	5	∞	∞
Sparky Lyle, L ERA: 2.89	(7, 1)	2.1		9	3	3	1	1	0	0	0	0	0	1	11	11	3.86	1.286

PITCHER	IP	WLS	BF	H	R	ER	SO	BB	IBB	HBP	BLK	WP	HR	S	P	ERA	WHIP

BOTTOM

California Angels @ Texas Rangers

Arlington Stadium, Arlington, TX

Wed May 21 1980, 8:05 PM EDT

Att. 16,232 - Unknown

Batter	1	2	3	4	5	6	7	8	9	AB	R	H	RBI	BB	SO	LOB
Mickey Rivers, L (1, 8) OBP: 0.317, SLG: 0.375	4-3		F9		2B 1B (2-3)	E 1B (1-3, 2-H) 1B	K		4-3 (1-2)	6	2	2	1	0	1	2
Bump Wills, S (1, 4) OBP: 0.350, SLG: 0.355	1B		2B		2B (1-H, 3-H) 2B	E6 BB 1B (1-3, 3-H)		4-3 S BB		4	2	3	2	1	0	1
Al Oliver, L (1, 7) OBP: 0.344, SLG: 0.456	F7		K		2B (2-H) 2B	1B (1-2) BB		4-3 (1-3)		4	0	1	1	1	1	3
Buddy Bell, R (1, 5) OBP: 0.392, SLG: 0.481	F7		F8		K	1B (1-3, 2-H, 3-H)		F7		5	0	1	2	0	1	4
Pat Putnam, L (1, 3) OBP: 0.315, SLG: 0.337		F7		4-3	4-3	G3		BB		4	0	0	0	1	0	3
Richie Zisk, R (1, 10) OBP: 0.295, SLG: 0.504		6-3		5-3		1B FC1-2 1B		K		5	1	2	1	0	1	2
Johnny Grubb, L (1, 9) OBP: 0.327, SLG: 0.271		1B 1B		F6		FC1-2 1B (1-3) 1B	F9		F8	3	1	2	0	0	0	0
Bill Sample, R (7, PH) (8, 9) OBP: 0.314, SLG: 0.279										2	0	0	0	0	0	0
Jim Sundberg, R (1, 2) OBP: 0.381, SLG: 0.505		1B (1-2) 1B			1B 2B 2B	F4	BB		F6	4	1	2	0	1	0	2
Bud Harrelson, S (1, 6)		K			K	FC1-2 1B E (1-2, 3-H)	K		HBP	1	0	0	0	0	1	2
Danny Walton, R (5, PH) OBP: 0.300, SLG: 0.125										1	0	0	0	0	1	1
Pepe Frias, R (6, 6) OBP: 0.274, SLG: 0.317										0	0	0	0	0	0	0
Jim Norris, L (6, PH) OBP: 0.233, SLG: 0.244										1	1	0	0	0	0	2
Dave Roberts, R (7, 6) OBP: 0.303, SLG: 0.321										1	0	0	0	0	1	1
John Ellis, R (9, PH) OBP: 0.372, SLG: 0.342										0	0	0	0	0	0	0
Inning Stats	R: 0 E: 0 K: 0 S: 4 H: 1 LOB: 1 BB: 0 P: 4	R: 0 E: 0 K: 1 S: 7 H: 2 LOB: 2 BB: 0 P: 7	R: 0 E: 0 K: 1 S: 6 H: 1 LOB: 1 BB: 0 P: 6	R: 0 E: 0 K: 0 S: 3 H: 0 LOB: 0 BB: 0 P: 3	R: 3 E: 0 K: 2 S: 11 H: 4 LOB: 1 BB: 0 P: 11	R: 4 E: 1 K: 0 S: 8 H: 4 LOB: 2 BB: 1 P: 12	R: 1 E: 0 K: 2 S: 8 H: 1 LOB: 1 BB: 1 P: 12	R: 0 E: 0 K: 1 S: 5 H: 0 LOB: 2 BB: 2 P: 13	R: 0 E: 0 K: 0 S: 3 H: 0 LOB: 1 BB: 0 P: 4	1B: 8 2B: 4 3B: 0 HR: 1	SF: 0 SAC: 0 DP: 0 HBP: 1						

	AB	41
	R	8
	H	13
	RBI	7
	BB	4
	SO	7
	LOB	23

livebaseballscorecards.com

PITCHER		IP	WLS	BF	H	R	ER	SO	BB	IBB	HBP	BLK	WP	HR	S	P	ERA	WHIP
Bruce Kison, R ERA: 4.05	(1, 1)	5.0		25	10	5	4	4	0	0	0	0	0	0	33	33	7.20	2.000
John Montague, R ERA: 2.2	(6, 1)	0.2		6	2	2	0	0	1	0	0	0	0	0	5	9	0.00	4.500
Dave LaRoche, L ERA: 2.03	(6, 1)	0.2		4	1	1	1	0	1	0	0	0	0	1	3	7	13.50	3.000
Mark Clear, R ERA: 2.22	(7, 1)	2.2	W	11	0	0	0	3	2	0	1	0	0	0	14	23	0.00	0.750

PITCHER	IP	WLS	BF	H	R	ER	SO	BB	IBB	HBP	BLK	WP	HR	S	P	ERA	WHIP

California Angels @ Texas Rangers

Arlington Stadium, Arlington, TX

Thu May 22 1980, 8:05 PM EDT

Att. 15,308 - Unknown

TOP

Batter	1	2	3	4	5	6	7	8	9	AB	R	H	RBI	BB	SO	LOB
Larry Harlow, L (1, 8) OBP: 0.357, SLG: 0.538	SSS 0-3 ① K		SSS 0-3 ① K	SSS 0-3 ② K		x 0-0 ②③ G4-6-3 1-2f			BBBB 4-0 1B BB	4	0	0	0	1	3	3
Bert Campaneris, R (1, 6) OBP: 0.250, SLG: 0.182	BBBB 4-0 S 1B BB		x 0-0 1B 1-2 SF9 1B	x 0-0 ③ G3			SSS 0-3 ① K		x 0-0 ① F8	4	2	1	0	1	1	1
Rod Carew, L (1, 3) OBP: 0.403, SLG: 0.364 Ralph Garr, L (7, 7) OBP: 0.229, SLG: 0.161	SSS 0-3 ② K		x 0-0 E S 2B 1-3 2-H 1B		BBBB 4-0 S BB		x 0-0 ② F7		x 0-0 ② F9	3 1	1 0	1 0	1 0	1 0	1 0	1 1
Dan Ford, R (1, 10) OBP: 0.314, SLG: 0.362	x 0-0 ③ 1-H 1B		BBBB 4-0 E 2B 1-2 BB		SSS 0-3 ① K 1-2		x 0-0 2B		x 0-0 1-2 1B	4	1	3	1	1	1	1
Joe Rudi, R (1, 7) (7, 3) OBP: 0.294, SLG: 0.478		x 0-0 ① 6-3	x 0-0 ② SF9 3-H		SSS 0-3 ② K		SSS 0-3 ③ K		x 0-0 ③ F7	4	0	0	1	0	2	4
Bobby Grich, R (1, 4) OBP: 0.374, SLG: 0.431		SSS 0-3 ② K	BBBB 4-0 2B 1-2 2-3 BB		SSS 0-3 ③ K			x 0-0 1B 1B		3	1	1	0	1	2	1
Al Cowens, R (1, 9) OBP: 0.322, SLG: 0.314		x 0-0 1B	x 0-0 1-H 2-H 3-H 2B			x 0-0 1B 1B		SSS 0-3 ① K		4	0	3	3	0	1	1
Todd Cruz, R (1, 5) OBP: 0.297, SLG: 0.429	SSS 0-3 ③ K	SSS 0-3 ③ K				SSS 0-3 ① K		x 0-0 1-3 L4-3 1B		4	0	1	0	0	3	3
Stan Cliburn, R (1, 2) OBP: 0.286, SLG: 0.286			x 0-0 1B 1B 1B	SSS 0-3 ① K		x 0-0 G4-6-3 1-2 1B		x 0-0 ②③ L4-3 1-2		4	1	2	0	0	1	2
Inning Stats	R: 1 E: 0 K: 2 S: 7 H: 1 LOB: 1 BB: 1 P: 11	R: 0 E: 0 K: 2 S: 8 H: 1 LOB: 1 BB: 0 P: 8	R: 5 E: 1 K: 2 S: 11 H: 4 LOB: 1 BB: 2 P: 19	R: 0 E: 0 K: 2 S: 7 H: 0 LOB: 0 BB: 0 P: 7	R: 0 E: 0 K: 3 S: 9 H: 0 LOB: 1 BB: 1 P: 13	R: 0 E: 0 K: 1 S: 6 H: 2 LOB: 1 BB: 0 P: 6	R: 0 E: 0 K: 2 S: 8 H: 1 LOB: 1 BB: 0 P: 8	R: 0 E: 0 K: 1 S: 6 H: 2 LOB: 1 BB: 0 P: 6	R: 0 E: 0 K: 0 S: 4 H: 1 LOB: 2 BB: 1 P: 8	1B: 10 2B: 3 3B: 0 HR: 0	SF: 1 SAC: 0 DP: 2 HBP: 0						

livebaseballscorecards.com

AB	35
R	6
H	12
RBI	6
BB	5
SO	15
LOB	18

		WP: 0	PB: 0	SB: 3	CS: 0	PA: 41

PITCHER		IP	WLS	BF	H	R	ER	SO	BB	IBB	HBP	BLK	WP	HR	S	P	ERA	WHIP
Jon Matlack, L ERA: 3.02	(1, 1)	2.2		16	6	6	6	5	3	0	0	0	0	0	23	35	20.25	3.375
Danny Darwin, R ERA: 1.98	(3, 1)	6.1	W	25	6	0	0	10	2	0	0	0	0	0	43	51	0.00	1.263

PITCHER		IP	WLS	BF	H	R	ER	SO	BB	IBB	HBP	BLK	WP	HR	S	P	ERA	WHIP

California Angels @ Texas Rangers

Arlington Stadium, Arlington, TX

Thu May 22 1980, 8:05 PM EDT

Att. 15,308 - Unknown

livebaseballscorecards.com

Batter	1	2	3	4	5	6	7	8	9	AB	R	H	RBI	BB	SO	LOB
Mickey Rivers, L (1, 8) OBP: 0.320, SLG: 0.382	L4	2B		HR 1B	4-3		K			5	1	2	4	0	1	0
Bump Wills, S (1, 4) OBP: 0.357, SLG: 0.393	4-3 BLK 1B BB	F6		HR	4-3		SF8 3B			4	3	2	2	1	0	1
Al Oliver, L (1, 7) OBP: 0.341, SLG: 0.451	4-3	4-3		HR 1B	4-3		SF8			4	1	1	0	0	0	2
Jim Norris, L (6, 7) OBP: 0.227, SLG: 0.244										0	0	0	1	0	0	0
Buddy Bell, R (1, 5) OBP: 0.405, SLG: 0.536	1B		1B 1B	HR		HR	F9			5	2	4	4	0	0	0
John Ellis, R (1, 3) OBP: 0.362, SLG: 0.333	K		FC1-4 1B	K		F9		P3		4	0	1	0	0	2	1
Pat Putnam, L (7, 3) OBP: 0.313, SLG: 0.333										1	0	0	0	0	0	0
Richie Zisk, R (1, 10) OBP: 0.307, SLG: 0.504		2B 2B 1B	FC1-4 G4-6-3	HBP 1B BB		1B 1B		F7		4	2	2	0	1	0	2
Johnny Grubb, L (1, 9) OBP: 0.350, SLG: 0.308		2B 2B	G4-6-3	1B HBP		1B		F5		4	1	2	0	0	0	2
Jim Sundberg, R (1, 2) OBP: 0.392, SLG: 0.518		2B BB		4-3 1B 2B; 1B		F9				3	2	2	1	1	0	2
Pepe Frias, R (1, 6) OBP: 0.258, SLG: 0.297		F4		4-3; L6		K				4	0	0	0	0	1	8

Inning Stats	1	2	3	4	5	6	7	8	9	
	R: 1 H: 1 E: 0 LOB: 1 K: 1 BB: 1 S: 6 P: 10	R: 3 H: 3 E: 0 LOB: 1 K: 0 BB: 1 S: 6 P: 10	R: 0 H: 2 E: 0 LOB: 1 K: 0 BB: 0 S: 4 P: 4	R: 6 H: 6 E: 0 LOB: 2 K: 1 BB: 1 S: 11 P: 16	R: 0 H: 0 E: 0 LOB: 0 K: 0 BB: 0 S: 3 P: 3	R: 1 H: 3 E: 0 LOB: 2 K: 1 BB: 0 S: 8 P: 8	R: 1 H: 1 E: 0 LOB: 0 K: 1 BB: 0 S: 6 P: 6	R: 0 H: 0 E: 0 LOB: 0 K: 0 BB: 0 S: 3 P: 3		1B: 9 SF: 1 2B: 3 SAC: 0 3B: 1 DP: 1 HR: 3 HBP: 1	WP: 0 PA: 43 PB: 0 SB: 0 CS: 0

PITCHER	IP	WLS	BF	H	R	ER	SO	BB	IBB	HBP	BLK	WP	HR	S	P	ERA	WHIP
Don Aase, R (1, 1) ERA: 3.64	3.1	L	21	10	8	8	1	2	0	0	1	0	1	21	29	21.60	3.600
Jim Barr, R (4, 1) ERA: 3.94	2.2		15	5	3	3	2	1	0	1	0	0	2	17	22	10.12	2.250
Chris Knapp, R (7, 1) ERA: 5.4	2.0		7	1	1	1	1	0	0	0	0	0	0	9	9	4.50	0.500

PITCHER	IP	WLS	BF	H	R	ER	SO	BB	IBB	HBP	BLK	WP	HR	S	P	ERA	WHIP

Kansas City Royals @ California Angels

Anaheim Stadium, Anaheim, CA

Fri May 23 1980, 10:05 PM EDT

Att. 26,270 - Unknown

TOP

livebaseballscorecards.com

Batter	1	2	3	4	5	6	7	8	9	AB	R	H	RBI	BB	SO	LOB
Willie Wilson, S (1, 8) OBP: 0.335, SLG: 0.395	K	1B	HBP	FC6-4 1B		G1			4-3	5	1	2	2	0	1	1
U L Washington, S (1, 6) OBP: 0.353, SLG: 0.380	E S BB 1B	F9	SF8	FC6-4		4-3			K	5	1	1	1	0	1	4
Frank White, R (1, 4) OBP: 0.307, SLG: 0.354	E6	1B 2B 1B	F7		K		F8		BB	5	2	1	0	0	1	3
Rance Mulliniks, L (7, 4) OBP: 0.333, SLG: 0.143									2B	0	0	0	0	1	0	0
George Brett, L (1, 5) OBP: 0.347, SLG: 0.481	K	2B 1B	1-3		F8		6-3		2B	6	1	2	2	0	1	4
John Wathan, R (1, 2) OBP: 0.406, SLG: 0.454	E6	WP 2B		8-4 1B	FC6-4 1B		1-3		L9	6	1	3	2	0	0	4
Willie Aikens, L (1, 3) OBP: 0.368, SLG: 0.370	BB 1B BB	K		8-4	FC6-4			L5		4	1	0	1	1	1	3
Ralph LaCock, L (8, 3) OBP: 0.160, SLG: 0.161										0	0	0	0	0	0	0
Dave Chalk, R (1, 10) OBP: 0.340, SLG: 0.395	1B BB	P4		BB 1B 1B		HR 2B		5-3		4	2	2	1	1	0	1
Clint Hurdle, L (1, 9) OBP: 0.350, SLG: 0.533	1B		HBP 1B SF8 HBP	BB 1B 1B		HR 2B		4-3		4	3	3	4	0	0	0
Rusty Torres, S (1, 7) OBP: 0.421, SLG: 0.267	F8		HBP 1B	1B BB		1-3			WP 4-3 2B 1B	4	1	2	0	1	0	2

	AB	R	H	RBI	BB	SO	LOB
	43	13	16	13	4	5	22

Inning Stats																														
	R: 4	E: 2	K: 2	S: 11	H: 2	LOB: 2	BB: 2	P: 19	R: 3	E: 0	K: 1	S: 9	H: 4	LOB: 1	BB: 0	P: 9	R: 1	E: 0	K: 0	S: 4	H: 1	LOB: 2	BB: 0	P: 6	R: 2	E: 0	K: 0	S: 6	H: 4	LOB: 2	BB: 1	P: 10
	R: 0	E: 0	K: 1	S: 6	H: 1	LOB: 1	BB: 0	P: 6	R: 2	E: 0	K: 0	S: 5	H: 2	LOB: 0	BB: 0	P: 5	R: 0	E: 0	K: 0	S: 3	H: 0	LOB: 0	BB: 0	P: 3	R: 0	E: 0	K: 0	S: 3	H: 0	LOB: 0	BB: 0	P: 3
	R: 1	E: 0	K: 1	S: 7	H: 2	LOB: 2	BB: 1	P: 11	1B: 12	2B: 4	3B: 0	HR: 1	SF: 1	SAC: 0	DP: 1	HBP: 2	WP: 2	PB: 0	SB: 1	CS: 0	PA: 50											

PITCHER		IP	WLS	BF	H	R	ER	SO	BB	IBB	HBP	BLK	WP	HR	S	P	ERA	WHIP
Frank Tanana, L ERA: 7.42	(1, 1)	1.1	L	14	6	7	3	2	2	0	0	0	0	0	16	24	20.25	6.000
Chris Knapp, R ERA: 5.85	(2, 1)	5.2		27	8	5	5	2	1	0	2	0	1	1	28	34	7.94	1.588
John Montague, R ERA: 2.45	(8, 1)	2.0		9	2	1	1	1	1	0	0	0	1	0	10	14	4.50	1.500

PITCHER	IP	WLS	BF	H	R	ER	SO	BB	IBB	HBP	BLK	WP	HR	S	P	ERA	WHIP

Batter	1	2	3	4	5	6	7	8	9	AB	R	H	RBI	BB	SO	LOB
Larry Harlow, L (1, 8) OBP: 0.377, SLG: 0.579	6-3		1-3 3B 1B		3-1		1-2 1B		1B 3B	5	2	3	0	0	0	0
Carney Lansford, R (1, 5) OBP: 0.324, SLG: 0.407	1B		1-H 7-2 3-H 3B			P5	L8		FC4-6 3-H 1B	5	0	3	3	0	0	2
Rod Carew, L (1, 3) OBP: 0.403, SLG: 0.366	F9		7-2 3-Hf			G1-4-3 1B		CS 1B	FC4-6 6-3 1-2f	5	0	2	0	0	0	3
Dan Ford, R (1, 10) OBP: 0.309, SLG: 0.354	L8			L7		G1-4-3 1-2f		1-2 HR 1B	6-3 1-2	5	1	1	0	0	0	3
Joe Rudi, R (1, 7) OBP: 0.305, SLG: 0.533		K		HR			1B 1B 1B	1-H HR	6-3	5	3	3	3	0	1	1
Bobby Grich, R (1, 4) OBP: 0.371, SLG: 0.425		5-3		K			F9	1B		4	0	1	0	0	1	1
Al Cowens, R (1, 9) OBP: 0.320, SLG: 0.312		K		5-3			1B 1-2 SF7 1B	F9		4	1	1	0	0	1	1
Todd Cruz, R (1, 6) OBP: 0.317, SLG: 0.436			1B 3B 1B		F7		1-3 2-H 1B	L7		4	1	2	1	0	0	1
Tom Donohue, R (1, 2) OBP: 0.200, SLG: 0.237			L7		F8		SF7 3-H		HR	3	1	1	2	0	0	1
Inning Stats	R: 0 H: 1 E: 0 LOB: 1 K: 0 BB: 0 S: 4 P: 4	R: 0 H: 0 E: 0 LOB: 0 K: 2 BB: 0 S: 7 P: 7	R: 2 H: 3 E: 0 LOB: 0 K: 0 BB: 0 S: 5 P: 5	R: 1 H: 1 E: 0 LOB: 0 K: 1 BB: 0 S: 6 P: 6	R: 0 H: 0 E: 0 LOB: 0 K: 0 BB: 0 S: 3 P: 3	R: 0 H: 1 E: 0 LOB: 0 K: 0 BB: 0 S: 3 P: 3	R: 2 H: 4 E: 0 LOB: 2 K: 0 BB: 0 S: 7 P: 7	R: 2 H: 4 E: 0 LOB: 1 K: 0 BB: 0 S: 6 P: 6	R: 2 H: 3 E: 0 LOB: 1 K: 0 BB: 0 S: 6 P: 6	1B: 12 SF: 1 2B: 1 SAC: 0 3B: 2 DP: 2 HR: 3 HBP: 0							WP: 0 PA: 41 PB: 0 SB: 0 CS: 1

PITCHER		IP	WLS	BF	H	R	ER	SO	BB	IBB	HBP	BLK	WP	HR	S	P	ERA	WHIP
Dennis Leonard, R ERA: 6.46	(1, 1)	7.0	W	29	10	5	5	3	0	0	0	0	0	1	35	35	6.43	1.429
Marty Pattin, R ERA: 4.01	(8, 1)	1.0		6	4	2	2	0	0	0	0	0	0	1	6	6	18.00	4.000
Gary Christenson, L ERA: 5.4	(9, 1)	0.1		4	3	2	2	0	0	0	0	0	0	1	4	4	54.00	9.000
Dan Quisenberry, R ERA: 2.25	(9, 1)	0.2		2	0	0	0	0	0	0	0	0	0	0	2	2	0.00	0.000

PITCHER	IP	WLS	BF	H	R	ER	SO	BB	IBB	HBP	BLK	WP	HR	S	P	ERA	WHIP

BOTTOM

Kansas City Royals @ California Angels

Anaheim Stadium, Anaheim, CA

Fri May 23 1980, 10:05 PM EDT

Att. 26,270 - Unknown

livebaseballscorecards.com

AB	40
R	9
H	17
RBI	9
BB	0
SO	3
LOB	13

Batter	1	2	3	4	5	6	7	8	9	10	AB	R	H	RBI	BB	SO	LOB
Willie Wilson, S (1, 8) OBP: 0.331, SLG: 0.386	BBBB 4-0 1B 4-3 BB		x 0-0 ② 4-3			x 0-0 ① F8 1-3		SSS 0-3 ① K	x 0-0 E6 S		4	1	0	0	1	1	1
Frank White, R (1, 4) OBP: 0.310, SLG: 0.362	x 0-0 ③ 4-3 1-3 1-3 1B		x 0-0 ③ P5			x 0-0 ② 6-3		x 0-0 WP 1B 2B	SSS 0-3 ③ K 1-2		5	1	2	0	0	1	2
George Brett, L (1, 5) OBP: 0.350, SLG: 0.472	x 0-0 ① 1-3 1-2			x 0-0 ① 5-3		x 0-0 3-H 1B		4-0 WP 1B IBB		x 0-0 ① F5	4	1	1	1	1	0	2
Willie Aikens, L (1, 10) OBP: 0.369, SLG: 0.371 Jerry Terrell, R (10, PR) OBP: 0.091, SLG: 0.091	x 0-0 ② 4-3 2-3 3-H			x 0-0 ② F7		x 0-0 ③ L8		x 0-0 1B 1-H 2-H 1B		x 0-0 1B 1B	5 0	0 1	2 0	3 0	0 0	0 0	2 0
John Wathan, R (1, 2) OBP: 0.406, SLG: 0.452	SSS 0-3 ③ K			x 0-0 ③ P4			x 0-0 1B SF7 1B	x 0-0 ② F9		x 0-0 1B 1-3 1B	5	1	2	0	0	1	2
Ralph LaCock, L (1, 3) OBP: 0.182, SLG: 0.185		x 0-0 ① L7			x 0-0 ① L8		x 0-0 1-3 G3 1B	x 0-0 1-3 1B		x 0-0 1-3 3-H 1B	5	0	3	1	0	0	0
Clint Hurdle, L (1, 9) OBP: 0.343, SLG: 0.516		SSS 0-3 ② K			BBB 4-0 E3 BB		x 0-0 ① SF7 3-H	SSS 0-3 ③ K		x 0-0 ② P5	3	0	0	1	1	2	4
Rusty Torres, S (1, 7) OBP: 0.333, SLG: 0.200		x 0-0 ③ 1-3			x 0-0 ② E3 CS 1-2		x 0-0 ② G3 1-2		x 0-0 ① L9	x 0-0 ③ 6-3	5	0	0	0	0	0	4
U L Washington, S (1, 6) OBP: 0.350, SLG: 0.371			x 0-0 ① F9		0-0 ③ CS 1-2	BBB 4-0 F8 S 1B BB	SSS 0-3 ③ K		x 0-0 ② F7		3	1	0	0	1	1	1
Inning Stats	R: 1 E: 0 K: 1 S: 6 H: 1 LOB: 1 BB: 1 P: 10	R: 0 E: 0 K: 1 S: 5 H: 0 LOB: 0 BB: 0 P: 5	R: 0 E: 0 K: 0 S: 3 H: 0 LOB: 0 BB: 0 P: 3	R: 0 E: 0 K: 0 S: 3 H: 0 LOB: 0 BB: 0 P: 3	R: 0 E: 1 K: 0 S: 2 H: 0 LOB: 0 BB: 1 P: 6	R: 1 E: 0 K: 0 S: 4 H: 1 LOB: 1 BB: 1 P: 8	R: 1 E: 0 K: 1 S: 7 H: 2 LOB: 1 BB: 0 P: 7	R: 2 E: 0 K: 2 S: 10 H: 3 LOB: 2 BB: 1 P: 14	R: 0 E: 1 K: 1 S: 6 H: 0 LOB: 1 BB: 0 P: 6	R: 1 E: 0 K: 0 S: 6 H: 3 LOB: 2 BB: 0 P: 6	1B: 9 2B: 1 3B: 0 HR: 0	SF: 1 SAC: 0 DP: 0 HBP: 0					

PITCHER		IP	WLS	BF	H	R	ER	SO	BB	IBB	HBP	BLK	WP	HR	S	P	ERA	WHIP
Freddie Martinez, R ERA: 3.57	(1, 1)	7.0		27	4	3	3	3	3	0	0	0	0	0	30	42	3.86	1.000
Mark Clear, R ERA: 2.96	(8, 1)	3.0	L	17	6	3	3	3	0	1	0	0	1	0	22	26	9.00	2.000

PITCHER	IP	WLS	BF	H	R	ER	SO	BB	IBB	HBP	BLK	WP	HR	S	P	ERA	WHIP

TOP

Kansas City Royals @ California Angels

Anaheim Stadium, Anaheim, CA

Sat May 24 1980, 10:05 PM EDT

Att. 34,938 - Unknown

livebaseballscorecards.com

AB	39
R	6
H	10
RBI	6
BB	4
SO	6
LOB	18

WP: 1		PA:	45
PB: 0			
SB: 2			
CS: 1			

Batter	1	2	3	4	5	6	7	8	9	10	AB	R	H	RBI	BB	SO	LOB
Larry Harlow, L (1, 8) OBP: 0.369, SLG: 0.550	4-3		SH5-3 1-2			5-3		BB BB G5-3 BB	4-3		3	1	0	0	1	0	0
Carney Lansford, R (1, 5) OBP: 0.333, SLG: 0.406	L9 1B BB		K			1B 1B		G5-3 BB 1-2 BB	F7		3	1	1	0	2	1	1
Rod Carew, L (1, 3) OBP: 0.409, SLG: 0.370	1-2 1B		5-3			1B 1-2 1B		G5-3 1B 1-2 2-3 BB	4-3		4	1	2	0	1	0	1
Dan Ford, R (1, 10) OBP: 0.313, SLG: 0.356	L9 2-3			F7		1-2 2-H 1B		G5-3 1-2 2-3f 3-H		FC5 1B 1B	5	0	2	1	0	0	4
Joe Rudi, R (1, 7) OBP: 0.309, SLG: 0.528	K			G5-4-3 1B		L7		1B 1B 2-H 1B		P6	5	1	2	1	0	1	5
Bobby Grich, R (1, 4) OBP: 0.372, SLG: 0.424		F8		G5-4-3 1-2f		K		1B 1B 1-2 1B		FC5 1-2 1B	5	1	2	0	0	1	3
Al Cowens, R (1, 9) OBP: 0.315, SLG: 0.307	1-3				K		F7	1B 1-2 2-H 1B		FC5 1-2 2-3f	5	0	1	1	0	1	2
Bert Campaneris, R (1, 6) OBP: 0.200, SLG: 0.143	K				F8		F7	1-3 2-H 1B		F3	3	0	0	0	0	1	0
Ralph Garr, L (8, PH) OBP: 0.250, SLG: 0.188											1	0	1	1	0	0	0
Todd Cruz, R (9, 6) OBP: 0.310, SLG: 0.425											1	0	0	0	0	0	2
Tom Donohue, R (1, 2) OBP: 0.202, SLG: 0.228			SH5-3 BB		6-3		F8	K			3	0	0	0	1	1	2
Inning Stats	R: 0 H: 1 E: 0 LOB: 2 K: 1 BB: 1 S: 6 P: 10	R: 0 H: 0 E: 0 LOB: 0 K: 1 BB: 0 S: 5 P: 5	R: 0 H: 0 E: 0 LOB: 1 K: 1 BB: 1 S: 5 P: 9	R: 0 H: 1 E: 0 LOB: 0 K: 0 BB: 0 S: 3 P: 3	R: 0 H: 0 E: 0 LOB: 0 K: 1 BB: 0 S: 5 P: 5	R: 1 H: 3 E: 0 LOB: 2 K: 1 BB: 0 S: 8 P: 8	R: 0 H: 0 E: 0 LOB: 0 K: 0 BB: 0 S: 3 P: 3	R: 4 H: 4 E: 0 LOB: 2 K: 1 BB: 3 S: 8 P: 20	R: 0 H: 0 E: 0 LOB: 0 K: 0 BB: 0 S: 3 P: 3	R: 0 H: 2 E: 0 LOB: 2 K: 0 BB: 0 S: 5 P: 5	1B: 11 SF: 0 2B: 0 SAC: 1 3B: 0 DP: 2 HR: 0 HBP: 0						

PITCHER	IP	WLS	BF	H	R	ER	SO	BB	IBB	HBP	BLK	WP	HR	S	P	ERA	WHIP
Rich Gale, R (1, 1) ERA: 5.78	7.0		28	5	2	2	5	3	0	0	0	0	0	35	47	2.57	1.143
Dan Quisenberry, R (8, 1) ERA: 2.57	3.0	W	16	6	3	3	1	2	0	0	0	0	0	16	24	9.00	2.667

PITCHER	IP	WLS	BF	H	R	ER	SO	BB	IBB	HBP	BLK	WP	HR	S	P	ERA	WHIP

BOTTOM

Kansas City Royals @ California Angels

Anaheim Stadium, Anaheim, CA

Sat May 24 1980, 10:05 PM EDT

Att. 34,938 - Unknown

livebaseballscorecards.com

AB	38
R	5
H	11
RBI	4
BB	5
SO	6
LOB	20

Batter	1	2	3	4	5	6	7	8	9	AB	R	H	RBI	BB	SO	LOB
Willie Wilson, S (1, 7) OBP: 0.344, SLG: 0.398	4-3		CS 1B (1-2)			1B 2B 1B	PB 1B (1-2)	1B (1-2)		5	2	4	0	0	0	0
U L Washington, S (1, 6) OBP: 0.345, SLG: 0.364	K		K (1-2)			2B 1B (1-2)	P7 (1-2, 2-3)	L8		5	1	1	0	0	2	5
Frank White, R (1, 4) OBP: 0.319, SLG: 0.369	2B 1B			K		P6	HR (2-H, 3-H) 1B		BB S 1B	5	1	3	2	0	1	2
George Brett, L (1, 5) OBP: 0.359, SLG: 0.522	2B (1-3)			F9		1B 1B 2B (1-3, 2-H)	HR (1-H)		F8	5	2	3	3	0	0	1
John Wathan, R (1, 2) OBP: 0.413, SLG: 0.453	5-3			1B		WP 1B (2-3, 3-H) 1B	6-3		BB (1-2)	4	0	2	1	1	0	2
Amos Otis, R (1, 8) OBP: 0.200, SLG: 0.200		F7		F9		WP (1-2, 3-H) 1B	5-3		K	5	0	1	1	0	1	3
Willie Aikens, L (1, 3) OBP: 0.360, SLG: 0.360		K	4-3			K		K	BB (1-2, 2-3)	4	0	0	0	0	3	2
Ralph LaCock, L (8, 3) OBP: 0.190, SLG: 0.185										0	0	0	0	1	0	0
Dave Chalk, R (1, 10) OBP: 0.327, SLG: 0.375		F7	K			5-3 (1-2, 2-3)		1B 1B	F8	5	0	1	0	0	1	5
Rusty Torres, S (1, 9) OBP: 0.357, SLG: 0.217			CS BB		6-3		PB 1B 1B 1B	F7		3	1	1	0	1	0	1
Inning Stats	R: 0 E: 0 K: 1 S: 7 H: 2 LOB: 2 BB: 0 P: 7	R: 0 E: 0 K: 1 S: 5 H: 0 LOB: 0 BB: 0 P: 5	R: 0 E: 0 K: 1 S: 4 H: 1 LOB: 0 BB: 1 P: 8	R: 0 E: 0 K: 1 S: 6 H: 1 LOB: 1 BB: 0 P: 6	R: 0 E: 0 K: 1 S: 5 H: 0 LOB: 0 BB: 0 P: 5	R: 3 E: 0 K: 1 S: 10 H: 5 LOB: 2 BB: 0 P: 10	R: 4 E: 0 K: 0 S: 7 H: 4 LOB: 0 BB: 0 P: 7	R: 0 E: 0 K: 1 S: 7 H: 2 LOB: 2 BB: 0 P: 7	R: 0 E: 0 K: 1 S: 6 H: 1 LOB: 3 BB: 2 P: 14	1B: 13 2B: 2 3B: 0 HR: 1 SF: 0 SAC: 0 DP: 0 HBP: 0							

PITCHER		IP	WLS	BF	H	R	ER	SO	BB	IBB	HBP	BLK	WP	HR	S	P	ERA	WHIP
Dave LaRoche, L ERA: 2.53	(1, 1)	5.1	L	22	7	3	3	5	1	0	0	0	0	0	31	35	5.06	1.500
John Montague, R ERA: 3.68	(6, 1)	3.2		22	9	4	4	3	2	0	0	0	1	1	26	34	9.82	3.000

PITCHER	IP	WLS	BF	H	R	ER	SO	BB	IBB	HBP	BLK	WP	HR	S	P	ERA	WHIP

TOP

Kansas City Royals @ California Angels

Anaheim Stadium, Anaheim, CA

Sun May 25 1980, 6:33 AM EDT

Att. 30,325 - Unknown

livebaseballscorecards.com

AB	41
R	7
H	16
RBI	7
BB	3
SO	8
LOB	21



WP: 1	PB: 1	SB: 1	CS: 2

PA: 44

Batter	1	2	3	4	5	6	7	8	9	AB	R	H	RBI	BB	SO	LOB
Larry Harlow, L (1, 8) OBP: 0.348, SLG: 0.516	4-3		K			F9		K		4	0	0	0	0	2	0
Carney Lansford, R (1, 5) OBP: 0.331, SLG: 0.401	5-3		F9			1B SF8 1B		5-3		4	1	1	0	0	0	0
Rod Carew, L (1, 3) OBP: 0.411, SLG: 0.373	BB E 1B			1-3		1-3 1B		L6		4	1	2	0	0	0	0
Dan Ford, R (1, 10) OBP: 0.311, SLG: 0.349	1-2 E8 BB			K		SF8 3-H			F7	2	0	0	1	1	1	0
Joe Rudi, R (1, 7) OBP: 0.307, SLG: 0.543	E8 1-H 2-H			P4		P4			HR	4	1	1	1	0	0	2
Bobby Grich, R (1, 4) OBP: 0.375, SLG: 0.422		F9			1B		FC1-4 BB		6-3	3	0	1	0	1	0	0
Al Cowens, R (1, 9) OBP: 0.305, SLG: 0.297		K			P6		F9		6-3	4	0	0	0	0	1	2
Bert Campaneris, R (1, 6) OBP: 0.167, SLG: 0.118		B2			F8		K			3	0	0	0	0	1	2
Tom Donohue, R (1, 2) OBP: 0.195, SLG: 0.220			K		K		FC1-4 1-2f			3	0	0	0	0	2	2
Inning Stats	R: 1 H: 1 E: 1 LOB: 1 K: 0 BB: 1 S: 4 P: 8	R: 0 H: 0 E: 0 LOB: 0 K: 1 BB: 0 S: 5 P: 5	R: 0 H: 0 E: 0 LOB: 0 K: 2 BB: 0 S: 7 P: 7	R: 0 H: 0 E: 0 LOB: 0 K: 1 BB: 0 S: 5 P: 5	R: 0 H: 1 E: 0 LOB: 1 K: 1 BB: 0 S: 6 P: 6	R: 1 H: 2 E: 0 LOB: 1 K: 0 BB: 0 S: 5 P: 5	R: 0 H: 0 E: 0 LOB: 1 K: 1 BB: 1 S: 5 P: 9	R: 0 H: 0 E: 0 LOB: 0 K: 1 BB: 0 S: 5 P: 5	R: 1 H: 1 E: 0 LOB: 0 K: 0 BB: 0 S: 4 P: 4	1B: 4 SF: 1 2B: 0 SAC: 0 3B: 0 DP: 0 HR: 1 HBP: 0						

PITCHER	IP	WLS	BF	H	R	ER	SO	BB	IBB	HBP	BLK	WP	HR	S	P	ERA	WHIP
Larry Gura, L (1, 1) ERA: 1.87	9.0	W	34	5	3	2	7	2	0	0	0	0	1	46	54	2.00	0.778

PITCHER	IP	WLS	BF	H	R	ER	SO	BB	IBB	HBP	BLK	WP	HR	S	P	ERA	WHIP

BOTTOM

Kansas City Royals @ California Angels

Anaheim Stadium, Anaheim, CA

Sun May 25 1980, 6:33 AM EDT

Att. 30,325 - Unknown

livebaseballscorecards.com

AB	31
R	3
H	5
RBI	2
BB	2
SO	7
LOB	8

Batter	1	2	3	4	5	6	7	8	9	AB	R	H	RBI	BB	SO	LOB
Mickey Rivers, L (1, 8) OBP: 0.333, SLG: 0.407	SF9 3B		4-3 2-H 1B		4-3			BB E 1-2 2-3 1B		4	2	3	1	0	0	1
Bump Wills, S (1, 4) OBP: 0.342, SLG: 0.365	K		4-3 1-2			F8		E 1-2 2-3 3-H BB		3	1	0	1	1	1	2
Al Oliver, L (1, 7) OBP: 0.346, SLG: 0.434	SF9 3-H		4-3			F7		F8		3	0	0	1	0	0	4
Buddy Bell, R (1, 5) OBP: 0.394, SLG: 0.506 Dave Roberts, R (6, 5) OBP: 0.316, SLG: 0.313	F4			G5-4-3 1B		F8		K		3 1	0 0	1 0	0 0	0 0	0 1	0 3
John Ellis, R (1, 3) OBP: 0.375, SLG: 0.379 Pat Putnam, L (7, PR) OBP: 0.289, SLG: 0.306 (7, 3)		5-3		G5-4-3 1-2f			G6-4-3 1B	E9 1-H 2-H 3-H		3 1	0 0	1 0	0 0	0 0	0 0	1 0
Richie Zisk, R (1, 10) OBP: 0.298, SLG: 0.488		K		5-3			G6-4-3 1-2f	K		4	0	0	0	0	2	3
Jim Norris, L (1, 9) OBP: 0.250, SLG: 0.250		1-3			F8		L9		K	4	0	0	0	0	1	1
Jim Sundberg, R (1, 2) OBP: 0.392, SLG: 0.496			K		SH1-3 BB			1B BB HBP 1B	F8	3	1	1	0	1	1	0
Bud Harrelson, S (1, 6) OBP: 0.429, SLG: 0.300 Johnny Grubb, L (8, PH) OBP: 0.333, SLG: 0.274 Pepe Frias, R (8, PR) OBP: 0.247, SLG: 0.282 (8, 6)			1B 2B		SH1-3 1-2			BB 1B 1-2 E HBP	K	1 0 1	1 0 1	1 0 0	0 0 0	0 0 0	0 0 1	0 0 0
Inning Stats	R: 1 E: 0 K: 1 S: 6 H: 1 LOB: 0 BB: 0 P: 6	R: 0 E: 0 K: 1 S: 5 H: 0 LOB: 0 BB: 0 P: 5	R: 1 E: 0 K: 1 S: 7 H: 2 LOB: 1 BB: 0 P: 7	R: 0 E: 0 K: 0 S: 3 H: 1 LOB: 0 BB: 0 P: 3	R: 0 E: 0 K: 0 S: 3 H: 0 LOB: 1 BB: 1 P: 7	R: 0 E: 0 K: 0 S: 3 H: 0 LOB: 0 BB: 0 P: 3	R: 0 E: 0 K: 0 S: 3 H: 1 LOB: 1 BB: 0 P: 3	R: 4 E: 1 K: 2 S: 10 H: 2 LOB: 2 BB: 1 P: 15	R: 0 E: 0 K: 2 S: 7 H: 0 LOB: 0 BB: 0 P: 7	1B: 5 2B: 1 3B: 1 HR: 0 SF: 1 SAC: 1 DP: 2 HBP: 1						

PITCHER		IP	WLS	BF	H	R	ER	SO	BB	IBB	HBP	BLK	WP	HR	S	P	ERA	WHIP
Bruce Kison, R ERA: 4.02	(1, 1)	7.0		27	6	4	3	3	1	0	1	0	0	0	31	36	3.86	1.000
Mark Clear, R ERA: 2.76	(8, 1)	2.0	L	9	1	2	0	4	1	0	0	0	0	0	16	20	0.00	1.000

PITCHER	IP	WLS	BF	H	R	ER	SO	BB	IBB	HBP	BLK	WP	HR	S	P	ERA	WHIP

TOP

Texas Rangers @ California Angels

Anaheim Stadium, Anaheim, CA

Mon May 26 1980, 6:33 AM EDT

Att. 34,708 - Unknown

livebaseballscorecards.com

AB	31
R	6
H	7
RBI	3
BB	2
SO	7
LOB	15

WP: 0	PA: 36
PB: 0	
SB: 0	
CS: 0	

Texas Rangers @ California Angels

Anaheim Stadium, Anaheim, CA

Mon May 26 1980, 6:33 AM EDT

Att. 34,708 - Unknown

BOTTOM

Batter	1	2	3	4	5	6	7	8	9	AB	R	H	RBI	BB	SO	LOB
Larry Harlow, L (1, 8) OBP: 0.338, SLG: 0.493	CS 1B		1-3			B1	K		6-3	5	0	1	0	0	1	1
Carney Lansford, R (1, 5) OBP: 0.340, SLG: 0.425	K 1-2			1B		E S 1B BB	2-H HR		F8	4	2	2	2	1	1	1
Rod Carew, L (1, 3) OBP: 0.405, SLG: 0.374	F7			F7		K 1-3	WP 2B		4-3	5	0	1	0	0	1	2
Dan Ford, R (1, 9) OBP: 0.309, SLG: 0.345		K		K		3-H 1B	2-3			4	0	1	1	0	2	2
Joe Rudi, R (1, 7) OBP: 0.313, SLG: 0.541		5-3		1-2 1B		F6		G6-4-3 1B		4	0	2	0	0	0	1
Bobby Grich, R (1, 4) OBP: 0.378, SLG: 0.427		BB		K			1B 2B	G6-4-3 1-2f		3	1	1	0	1	1	3
Ralph Garr, L (1, 10) OBP: 0.275, SLG: 0.222		4-3			F9		2-H 1B 1B	BB 1B		4	1	2	1	0	0	1
Bert Campaneris, R (1, 6) OBP: 0.182, SLG: 0.100			6-3		2-3		B1	1-2 BB		3	0	0	0	1	0	1
Tom Donohue, R (1, 2) OBP: 0.200, SLG: 0.224			K		4-3		2-H HR 1B	F6		3	1	1	1	0	1	0
Al Cowens, R (8, PH) OBP: 0.303, SLG: 0.294										1	0	0	0	0	0	2
Stan Cliburn, R (9, 2) OBP: 0.286, SLG: 0.286										0	0	0	0	0	0	0
Inning Stats	R: 0 H: 1 E: 0 LOB: 0 K: 1 BB: 0 S: 5 P: 5	R: 0 H: 0 E: 0 LOB: 1 K: 1 BB: 1 S: 5 P: 9	R: 0 H: 0 E: 0 LOB: 0 K: 1 BB: 0 S: 5 P: 5	R: 0 H: 2 E: 0 LOB: 2 K: 2 BB: 0 S: 9 P: 9	R: 0 H: 0 E: 0 LOB: 0 K: 0 BB: 0 S: 3 P: 3	R: 1 H: 1 E: 0 LOB: 1 K: 1 BB: 1 S: 6 P: 10	R: 4 H: 5 E: 0 LOB: 1 K: 1 BB: 0 S: 10 P: 10	R: 0 H: 2 E: 0 LOB: 2 K: 0 BB: 1 S: 4 P: 8	R: 0 H: 0 E: 0 LOB: 0 K: 0 BB: 0 S: 3 P: 3							

livebaseballscorecards.com

AB	36
R	5
H	11
RBI	5
BB	3
SO	7
LOB	14

1B: 8 SF: 0
2B: 2 SAC: 0
3B: 0 DP: 1
HR: 1 HBP: 0

WP: 1 PA: 39
PB: 0
SB: 1
CS: 1

PITCHER		IP	WLS	BF	H	R	ER	SO	BB	IBB	HBP	BLK	WP	HR	S	P	ERA	WHIP
Danny Darwin, R ERA: 2.14	(1, 1)	6.1		26	6	3	2	6	2	0	0	0	0	0	36	44	2.84	1.263
Jim Kern, R ERA: 3.97	(7, 1)	0.1		4	3	2	2	1	0	0	0	0	0	1	6	6	54.00	9.000
Bob Babcock, R ERA:	(7, 1)	0.0		0	0	0	0	0	0	0	0	0	0	0	0	0	∞	∞
Adrian Devine, R ERA: 4.66	(7, 1)	1.0	W	5	2	0	0	0	1	0	0	0	1	0	4	8	0.00	3.000
Sparky Lyle, L ERA: 2.67	(8, 1)	1.1	S	4	0	0	0	0	0	0	0	0	0	0	4	4	0.00	0.000

PITCHER	IP	WLS	BF	H	R	ER	SO	BB	IBB	HBP	BLK	WP	HR	S	P	ERA	WHIP

Batter	1	2	3	4	5	6	7	8	9	AB	R	H	RBI	BB	SO	LOB
Mickey Rivers, L (1, 8) OBP: 0.332, SLG: 0.403	6-3		F8			F8		1B		4	0	1	0	0	0	1
Bump Wills, S (1, 4) OBP: 0.340, SLG: 0.368	K			1-3		2B		F9		4	0	1	0	0	1	1
Al Oliver, L (1, 7) OBP: 0.344, SLG: 0.426	1-3			BB		F7			L7	3	0	0	0	1	0	1
Buddy Bell, R (1, 5) OBP: 0.391, SLG: 0.500		F9		F9			1B		6-3	4	0	1	0	0	0	1
John Ellis, R (1, 3) OBP: 0.368, SLG: 0.361 Dave Roberts, R (9, PR) OBP: 0.316, SLG: 0.313		K		F9			K		BB	3 0	0 0	0 0	0 0	1 0	2 0	2 0
Richie Zisk, R (1, 10) OBP: 0.296, SLG: 0.480		F8			6-3		G6-4-3 1-3 1B		1-3	4	0	1	0	0	0	1
Jim Norris, L (1, 9) OBP: 0.255, SLG: 0.240			K		G6-4-3 BB	G6-4-3 1-2f				2	0	0	0	1	1	2
Jim Sundberg, R (1, 2) OBP: 0.390, SLG: 0.488			SH1-3 BB		G6-4-3 1-2f			F8		2	0	0	0	1	0	1
Bud Harrelson, S (1, 6) OBP: 0.400, SLG: 0.273 Pat Putnam, L (8, PH) OBP: 0.287, SLG: 0.304 Pepe Frias, R (8, 6) OBP: 0.247, SLG: 0.282			SH1-3 1-2			5-3		F5		1 1 0	0 0 0	0 0 0	0 0 0	0 0 0	0 0 0	0 0 0
Inning Stats	R: 0 E: 0 K: 1 S: 5 H: 0 LOB: 0 BB: 0 P: 5	R: 0 E: 0 K: 1 S: 5 H: 0 LOB: 0 BB: 0 P: 5	R: 0 E: 0 K: 1 S: 5 H: 0 LOB: 0 BB: 1 P: 9	R: 0 E: 0 K: 0 S: 3 H: 0 LOB: 1 BB: 1 P: 7	R: 0 E: 0 K: 0 S: 2 H: 0 LOB: 0 BB: 1 P: 6	R: 0 E: 0 K: 0 S: 4 H: 1 LOB: 1 BB: 0 P: 4	R: 0 E: 0 K: 1 S: 6 H: 2 LOB: 1 BB: 0 P: 6	R: 0 E: 0 K: 0 S: 4 H: 1 LOB: 1 BB: 0 P: 4	R: 0 E: 0 K: 0 S: 3 H: 0 LOB: 1 BB: 1 P: 7	1B: 3 2B: 1 3B: 0 HR: 0 SF: 0 SAC: 1 DP: 2 HBP: 0						

PITCHER	IP	WLS	BF	H	R	ER	SO	BB	IBB	HBP	BLK	WP	HR	S	P	ERA	WHIP
Don Aase, R (1, 1) ERA: 3.13	9.0	W	33	4	0	0	4	4	0	0	0	0	0	37	53	0.00	0.889

PITCHER	IP	WLS	BF	H	R	ER	SO	BB	IBB	HBP	BLK	WP	HR	S	P	ERA	WHIP

TOP

Texas Rangers @ California Angels

Anaheim Stadium, Anaheim, CA

Tue May 27 1980, 10:05 PM EDT

Att. 22,935 - Unknown

livebaseballscorecards.com

AB	28
R	0
H	4
RBI	0
BB	4
SO	4
LOB	10

Batter	1	2	3	4	5	6	7	8	9	AB	R	H	RBI	BB	SO	LOB
Larry Harlow, L (1, 8) OBP: 0.346, SLG: 0.493	0-0 2B G5-4-3 1B		0-0 FC5 BB 1B		0-0 ① 1-3			0-0 ① 5-3		4	1	2	0	0	0	0
Carney Lansford, R (1, 5) OBP: 0.344, SLG: 0.433	0-0 G5-4-3 1-3 2B		0-0 ① L8		0-0 ② F4			0-0 1B FC 1B		4	1	2	0	0	0	1
Rod Carew, L (1, 3) OBP: 0.413, SLG: 0.376	4-0 G5-4-3 IBB		BBBB 4-0 FC5 1-2 BB		0-0 ③ 1-3			0-0 FC 1-3 1B		2	0	1	0	2	0	0
Dan Ford, R (1, 9) OBP: 0.299, SLG: 0.333	0-0 ①② G5-4-3 1-2f 2-3 3-H		0-0 ② FC5 1-2 2-3f			0-0 ① 1-3		0-0 FC 1-2 3-H		4	0	0	1	0	0	5
Joe Rudi, R (1, 7) OBP: 0.304, SLG: 0.526	0-0 ③ P9		0-0 ③ F9			0-0 ② F7		0-0 ② F8		4	0	0	0	0	0	5
Bobby Grich, R (1, 4) OBP: 0.369, SLG: 0.415		0-0 ① F2		0-0 ① 5-3		0-0 ③ 4-3		0-0 ③ F7		4	0	0	0	0	0	2
Ralph Garr, L (1, 10) OBP: 0.279, SLG: 0.231		0-0 6-3 1B		0-0 E6 FC5-4			0-0 ① 4-3			3	0	1	0	0	0	0
Bert Campaneris, R (1, 6) OBP: 0.160, SLG: 0.087		0-0 ② 6-3 1-2		0-0 ② FC5-4 1-2f			SSS 0-3 ② K			3	0	0	0	0	1	2
Tom Donohue, R (1, 2) OBP: 0.194, SLG: 0.216		SSS 0-3 ③ K		0-0 ③ F5			SSS 0-3 ③ K			3	0	0	0	0	2	2
Inning Stats	R: 1 H: 2 E: 0 LOB: 1 K: 0 BB: 1 S: 4 P: 8	R: 0 H: 1 E: 0 LOB: 1 K: 1 BB: 0 S: 6 P: 6	R: 0 H: 1 E: 0 LOB: 2 K: 0 BB: 1 S: 4 P: 8	R: 0 H: 0 E: 1 LOB: 1 K: 0 BB: 0 S: 4 P: 4	R: 0 H: 0 E: 0 LOB: 0 K: 0 BB: 0 S: 3 P: 3	R: 0 H: 0 E: 0 LOB: 0 K: 0 BB: 0 S: 3 P: 3	R: 0 H: 0 E: 0 LOB: 0 K: 2 BB: 0 S: 7 P: 7	R: 1 H: 2 E: 0 LOB: 2 K: 0 BB: 0 S: 6 P: 6		1B: 5 SF: 0 2B: 1 SAC: 0 3B: 0 DP: 1 HR: 0 HBP: 0						WP: 0 PA: 33 PB: 0 SB: 0 CS: 0

PITCHER	IP	WLS	BF	H	R	ER	SO	BB	IBB	HBP	BLK	WP	HR	S	P	ERA	WHIP
Fergie Jenkins, R (1, 1) ERA: 3.46	5.0	L	21	4	1	1	1	1	1	0	0	0	0	21	29	1.80	1.000
Bob Babcock, R (6, 1) ERA: 3.0	3.0		12	2	1	1	2	0	0	0	0	0	0	16	16	3.00	0.667

PITCHER	IP	WLS	BF	H	R	ER	SO	BB	IBB	HBP	BLK	WP	HR	S	P	ERA	WHIP

BOTTOM

Texas Rangers @ California Angels

Anaheim Stadium, Anaheim, CA

Tue May 27 1980, 10:05 PM EDT

Att. 22,935 - Unknown

livebaseballscorecards.com

AB	31
R	2
H	6
RBI	1
BB	2
SO	3
LOB	17

Batter	1	2	3	4	5	6	7	8	9	AB	R	H	RBI	BB	SO	LOB
Mickey Rivers, L (1, 8) OBP: 0.323, SLG: 0.393	5-3		4-3		FC4-6 1B 1-2f 3-H	4-3			K	5	0	0	1	0	1	3
Bump Wills, S (1, 4) OBP: 0.342, SLG: 0.365	F8		F8		1-3 1B	6-3			2B BB	4	1	1	0	1	0	0
Al Oliver, L (1, 7) OBP: 0.345, SLG: 0.437	2B		F8		4-3	K			BB 1-H 1B 2B	5	1	2	1	0	1	2
Buddy Bell, R (1, 5) OBP: 0.385, SLG: 0.491	6-3			F6		BB 1B 1B 1B	F8		F7	5	1	1	0	0	0	2
Richie Zisk, R (1, 10) OBP: 0.309, SLG: 0.485 Dave Roberts, R (8, PR) OBP: 0.316, SLG: 0.313 Danny Walton, R (9, PH) OBP: 0.333, SLG: 0.111		G4-6-3 BB		6-3		1B BB 1-2 1B 1B		SH5-4 1B	BB 1B BB	3 0 0	1 0 1	2 0 0	0 0 0	1 0 0	0 0 0	0 0 0
Pat Putnam, L (1, 3) OBP: 0.294, SLG: 0.298 Bill Sample, R (9, PR) OBP: 0.308, SLG: 0.273		G4-6-3 1-2f		F7		1B 1B 1-2 2-3 CS BB		SH5-4 1-2	CS 1B 1-2 2-3 BB	2 0	0 0	0 0	0 0	2 0	0 0	1 0
Jim Sundberg, R (1, 2) OBP: 0.404, SLG: 0.500		2B 1B			1B FC4-6 1B	CS 1B 1-2 2-3 3-H 1B		K	1-2 2-H 3-H 1B	5	1	4	3	0	1	2
Jim Norris, L (1, 9) OBP: 0.305, SLG: 0.302		1-3 2B			1-3 FC4-6 1B	CS 1-2 2-3 3-H 1B		IBB	CS 2-3	3	0	3	1	1	0	0
Bud Harrelson, S (1, 6) OBP: 0.333, SLG: 0.214 John Ellis, R (8, PH) OBP: 0.362, SLG: 0.355 Pepe Frias, R (8, 6) OBP: 0.247, SLG: 0.282		K			F5	K 1-2 2-3 3-H		K		3 1 0	0 0 0	0 0 0	0 0 0	0 0 0	2 1 0	7 2 0
Inning Stats	R: 0 E: 0 K: 0 S: 4 H: 1 LOB: 1 BB: 0 P: 4	R: 0 E: 0 K: 1 S: 6 H: 2 LOB: 2 BB: 1 P: 10	R: 0 E: 0 K: 0 S: 3 H: 0 LOB: 0 BB: 0 P: 3	R: 0 E: 0 K: 0 S: 3 H: 0 LOB: 0 BB: 0 P: 3	R: 1 E: 0 K: 0 S: 6 H: 3 LOB: 2 BB: 0 P: 6	R: 2 E: 0 K: 1 S: 8 H: 4 LOB: 2 BB: 1 P: 12	R: 0 E: 0 K: 1 S: 5 H: 0 LOB: 0 BB: 0 P: 5	R: 0 E: 0 K: 2 S: 8 H: 1 LOB: 2 BB: 1 P: 12	R: 3 E: 0 K: 1 S: 6 H: 2 LOB: 1 BB: 3 P: 18	1B: 10 2B: 4 3B: 0 HR: 0 SF: 0 SAC: 1 DP: 2 HBP: 0						

PITCHER		IP	WLS	BF	H	R	ER	SO	BB	IBB	HBP	BLK	WP	HR	S	P	ERA	WHIP
Freddie Martinez, R ERA: 3.9	(1, 1)	5.0		24	8	3	3	1	2	0	0	0	0	0	24	32	5.40	2.000
John Montague, R ERA: 3.68	(6, 1)	0.0		2	2	0	0	0	0	0	0	0	0	0	2	2	∞	∞
Dave LaRoche, L ERA: 2.36	(6, 1)	2.1		7	1	0	0	2	0	0	0	0	0	0	11	11	0.00	0.429
Mark Clear, R ERA: 3.52	(8, 1)	1.1	W	9	1	3	3	3	3	1	0	0	0	0	11	27	20.25	3.000
Chris Knapp, R ERA: 5.79	(9, 1)	0.1	S	1	1	0	0	0	0	0	0	0	0	0	1	1	0.00	3.000

PITCHER	IP	WLS	BF	H	R	ER	SO	BB	IBB	HBP	BLK	WP	HR	S	P	ERA	WHIP

TOP

Texas Rangers @ California Angels

Anaheim Stadium, Anaheim, CA

Wed May 28 1980, 10:05 PM EDT

Att. 24,531 - Unknown

livebaseballscorecards.com

AB	36
R	6
H	13
RBI	6
BB	6
SO	6
LOB	19

WP: 0 PB: 0 SB: 0 CS: 4 PA: 44

Texas Rangers @ California Angels

Anaheim Stadium, Anaheim, CA

Wed May 28 1980, 10:05 PM EDT

Att. 24,531 - Unknown

livebaseballscorecards.com

BOTTOM

Batter	1	2	3	4	5	6	7	8	9	AB	R	H	RBI	BB	SO	LOB
Dickie Thon, R (1, 10) OBP: 1.000, SLG: 1.200	CS 1B		1B 1B		2B		BB BB 1B	E6 1B		5	1	5	0	0	0	0
Carney Lansford, R (1, 5) OBP: 0.345, SLG: 0.429	K		G5-3 1B		4-3		BB	F8		4	0	1	0	1	1	3
Rod Carew, L (1, 3) OBP: 0.420, SLG: 0.377	BB		1B			F6	BB			2	0	1	2	2	0	0
Dan Ford, R (1, 9) OBP: 0.290, SLG: 0.322	L6		G5-3			K	1-3			4	0	0	0	0	1	6
Joe Rudi, R (1, 7) OBP: 0.309, SLG: 0.543		6-3		K		HR		BB		3	1	1	1	1	1	0
Rick Miller, L (8, PR) OBP: 0.342, SLG: 0.286 (9, 8)										0	1	0	0	0	0	0
Bobby Grich, R (1, 4) OBP: 0.362, SLG: 0.406		3-1		4-3		5-3		SH1-4		3	0	0	0	0	0	0
Bert Campaneris, R (1, 6) OBP: 0.214, SLG: 0.192		2B		K			BB	IBB		3	1	2	0	0	1	0
Ralph Garr, L (8, PH) OBP: 0.279, SLG: 0.231										0	0	0	0	0	0	0
Todd Cruz, R (8, PH) OBP: 0.326, SLG: 0.425 (9, 6)										0	1	0	0	1	0	0
Larry Harlow, L (1, 8) OBP: 0.346, SLG: 0.487 (9, 7)		4-3			K		SH5-4	2B 1B		3	1	1	0	0	1	1
Tom Donohue, R (1, 2) OBP: 0.188, SLG: 0.209			B1-3		K		K	E 2B		3	0	0	0	0	2	1
Jason Thompson, L (8, PH) OBP: 0.294, SLG: 0.362										1	1	1	3	0	0	0
Stan Cliburn, R (9, 2) OBP: 0.286, SLG: 0.286										0	0	0	0	0	0	0

Inning Stats																															
	R: 0	H: 1		R: 0	H: 1		R: 1	H: 3		R: 0	H: 0		R: 0	H: 1		R: 1	H: 1		R: 1	H: 2		R: 4	H: 3		1B: 8	SF: 0		WP: 0	PA: 38	
	E: 0	LOB: 1		E: 0	LOB: 1		E: 0	LOB: 1		E: 0	LOB: 0		E: 0	LOB: 1		E: 0	LOB: 0		E: 0	LOB: 3		E: 1	LOB: 1		2B: 3	SAC: 2		PB: 0		
	K: 1	BB: 1		K: 0	BB: 0		K: 0	BB: 0		K: 0	BB: 0		K: 2	BB: 0		K: 1	BB: 0		K: 1	BB: 2		K: 0	BB: 2		3B: 0	DP: 1		SB: 0		
	S: 5	P: 9		S: 4	P: 4		S: 5	P: 5		S: 7	P: 7		S: 8	P: 8		S: 6	P: 6		S: 7	P: 15		S: 5	P: 13		HR: 1	HBP: 0		CS: 1		

PITCHER		IP	WLS	BF	H	R	ER	SO	BB	IBB	HBP	BLK	WP	HR	S	P	ERA	WHIP
Jon Matlack, L ERA: 3.11	(1, 1)	6.2		28	9	3	3	7	1	0	0	0	0	1	41	45	4.05	1.500
Jim Kern, R ERA: 4.24	(7, 1)	0.2	L	5	0	2	2	0	3	0	0	0	0	0	2	14	27.00	4.500
Sparky Lyle, L ERA: 3.19	(8, 1)	0.2		5	3	2	1	0	0	1	0	0	0	0	4	8	13.50	4.500

PITCHER	IP	WLS	BF	H	R	ER	SO	BB	IBB	HBP	BLK	WP	HR	S	P	ERA	WHIP

California Angels @ Detroit Tigers

Tiger Stadium, Detroit, MI

Fri May 30 1980, 7:05 PM EDT

Att. 22,163 - Unknown

TOP

Batter	1	2	3	4	5	6	7	8	9	AB	R	H	RBI	BB	SO	LOB
Dickie Thon, R (1, 6) OBP: 0.556, SLG: 0.667	5-3		K		F7		FC6-4 1-2f			4	0	0	0	0	1	1
Carney Lansford, R (1, 5) OBP: 0.349, SLG: 0.427	F8			BB 1B BB BB	F7			FC4-6 1B		3	1	1	0	1	0	0
Rod Carew, L (1, 3) OBP: 0.422, SLG: 0.390	K			BB 1B 1-2 BB		3B		FC4-6 1-2f		3	0	1	0	1	1	1
Jason Thompson, L (1, 10) OBP: 0.293, SLG: 0.359		F7		BB 1-2 2-3 1B		K		F8		4	0	1	0	0	1	2
Joe Rudi, R (1, 7) OBP: 0.308, SLG: 0.535		BB 1B		F4		F3		F9		4	0	1	0	0	0	5
Bobby Grich, R (1, 4) OBP: 0.365, SLG: 0.400		G5-4-3 1-2 BB		1-2 2-3 3-H BB		K			4-3	2	0	0	1	2	1	1
Larry Harlow, L (1, 9) OBP: 0.329, SLG: 0.463		G5-4-3 1-2f		K			4-3		F7	4	0	0	0	0	1	5
Rick Miller, L (1, 8) OBP: 0.337, SLG: 0.297			6-3	K			F7		2B	4	0	1	0	0	1	3
Tom Donohue, R (1, 2) OBP: 0.192, SLG: 0.213			F9		F3		FC6-4 1B		K	3	0	1	0	0	0	0
Ralph Garr, L (9, PH) OBP: 0.273, SLG: 0.225										1	0	0	0	0	1	1
Inning Stats	R: 0 E: 0 K: 1 S: 5 H: 0 LOB: 0 BB: 0 P: 5	R: 0 E: 0 K: 0 S: 3 H: 1 LOB: 1 BB: 1 P: 7	R: 0 E: 0 K: 1 S: 5 H: 0 LOB: 0 BB: 0 P: 5	R: 1 E: 0 K: 2 S: 8 H: 1 LOB: 3 BB: 3 P: 20	R: 0 E: 0 K: 0 S: 3 H: 0 LOB: 0 BB: 0 P: 3	R: 0 E: 0 K: 2 S: 8 H: 1 LOB: 1 BB: 0 P: 8	R: 0 E: 0 K: 0 S: 4 H: 1 LOB: 1 BB: 0 P: 4	R: 0 E: 0 K: 0 S: 4 H: 1 LOB: 1 BB: 0 P: 4	R: 0 E: 0 K: 1 S: 6 H: 1 LOB: 1 BB: 0 P: 6	1B: 4 2B: 1 3B: 1 HR: 0 SF: 0 SAC: 0 DP: 1 HBP: 0						

livebaseballscorecards.com

AB	32
R	1
H	6
RBI	1
BB	4
SO	7
LOB	19

WP: 0 PB: 0 SB: 0 CS: 0 PA: 36

PITCHER	IP	WLS	BF	H	R	ER	SO	BB	IBB	HBP	BLK	WP	HR	S	P	ERA	WHIP
Milt Wilcox, R (1, 1) ERA: 4.35	9.0	W	36	6	1	1	7	4	0	0	0	0	0	46	62	1.00	1.111

PITCHER	IP	WLS	BF	H	R	ER	SO	BB	IBB	HBP	BLK	WP	HR	S	P	ERA	WHIP

Batter	1	2	3	4	5	6	7	8	9	AB	R	H	RBI	BB	SO	LOB
Tom Brookens, R (1, 5) OBP: 0.297, SLG: 0.329	1B 1B 2B		FC5-4 HBP 1B	FC5-4 1B	L4	5-3				5	1	3	0	0	0	3
Alan Trammell, R (1, 6) OBP: 0.411, SLG: 0.421	1B G5-4-3 1B 2-3		F8 ①	FC5-4 ② 1-2f		HR 2B	F4 ①			5	2	2	0	0	0	2
Steve Kemp, L (1, 10) OBP: 0.368, SLG: 0.496 Dan Gonzales, L (6, PH) OBP: 0.143, SLG: 0.143	G5-4-3 1-3 3-H 1B		FC5-4 1-2 HBP	K ③		F7 ①	K ②			2 2	0 0	1 0	1 0	0 0	1 1	1 1
Lance Parrish, R (1, 2) OBP: 0.328, SLG: 0.497	G5-4-3 ①② 1-2f 3-H		FC5-4 ② 1-2f 2-3		6-3 ①	HR 2-H	F8 ③			5	1	1	2	0	0	3
Al Cowens, R (1, 9) OBP: 0.307, SLG: 0.298	K ③		F9 ③		2B SF8 1B	F9 ②		1B		5	1	2	0	0	1	2
John Wockenfuss, R (1, 7) OBP: 0.357, SLG: 0.471 Champ Summers, L (5, PH) OBP: 0.400, SLG: 0.491 (6, 7)	BB			F7 ①	SF8 1-3 1B 2B	HR 1B		F5 ①		1 3	0 2	0 2	0 0	1 0	0 0	0 1
Richie Hebner, L (1, 3) OBP: 0.357, SLG: 0.464 Tim Corcoran, L (7, 3) OBP: 0.313, SLG: 0.200	K ①			HR	1B IBB	1-H HR		F9 ②		3 1	2 0	2 0	3 0	1 0	1 0	1 1
Kirk Gibson, L (1, 8) OBP: 0.284, SLG: 0.425		F9 ②		HR 1B	SF8 ② 2-3 3-H	HR		F8 ③		4	2	2	2	0	0	2
Stan Papi, R (1, 4) OBP: 0.750, SLG: 2.000		K ③		1-H HR	1-2 3-H 1B	3B				4	1	3	3	0	1	1
Inning Stats	R: 2 E: 0 K: 1 S: 7 H: 3 LOB: 0 BB: 0 P: 7	R: 0 E: 0 K: 2 S: 7 H: 0 LOB: 1 BB: 1 P: 11	R: 0 E: 0 K: 0 S: 4 H: 1 LOB: 2 BB: 0 P: 5	R: 3 E: 0 K: 1 S: 9 H: 4 LOB: 1 BB: 0 P: 9	R: 2 E: 0 K: 0 S: 6 H: 3 LOB: 2 BB: 1 P: 10	R: 5 E: 0 K: 0 S: 9 H: 6 LOB: 1 BB: 0 P: 9	R: 0 E: 0 K: 1 S: 5 H: 0 LOB: 0 BB: 0 P: 5	R: 0 E: 0 K: 0 S: 4 H: 1 LOB: 1 BB: 0 P: 4		1B: 9 2B: 3 3B: 1 HR: 5 SF: 1 SAC: 0 DP: 1 HBP: 1						

PITCHER		IP	WLS	BF	H	R	ER	SO	BB	IBB	HBP	BLK	WP	HR	S	P	ERA	WHIP
Frank Tanana, L ERA: 7.86	(1, 1)	4.0	L	21	8	5	5	4	1	0	1	0	0	2	27	32	11.25	2.250
Jim Barr, R ERA: 5.56	(5, 1)	2.0		16	9	7	7	0	0	1	0	0	0	3	15	19	31.50	4.500
Chris Knapp, R ERA: 5.45	(7, 1)	2.0		7	1	0	0	1	0	0	0	0	0	0	9	9	0.00	0.500

PITCHER	IP	WLS	BF	H	R	ER	SO	BB	IBB	HBP	BLK	WP	HR	S	P	ERA	WHIP

California Angels @ Detroit Tigers

Tiger Stadium, Detroit, MI

Fri May 30 1980, 7:05 PM EDT

Att. 22,163 - Unknown

BOTTOM

livebaseballscorecards.com

AB	40
R	12
H	18
RBI	11
BB	2
SO	5
LOB	18

1B: 9	SF: 1	WP: 0	PA: 44
2B: 3	SAC: 0	PB: 0	
3B: 1	DP: 1	SB: 0	
HR: 5	HBP: 1	CS: 0	

Batter	1	2	3	4	5	6	7	8	9	AB	R	H	RBI	BB	SO	LOB
Rick Miller, L (1, 8) OBP: 0.341, SLG: 0.295	BBBB 4-0 2B 4-3 BB	x 0-0 ③ F7		x 0-0 ③ FC4-6 1-2f			x 0-0 ②③ G4-3 1-2f		x 0-0 ③ 2-H 1B	4	1	1	1	1	0	3
Dickie Thon, R (1, 10) OBP: 0.462, SLG: 0.615	x 0-0 4-3 1-3 2B		x 0-0 ① F9		x 0-0 ① F7			SSS 0-3 ① K		4	0	1	0	0	1	0
Rod Carew, L (1, 3) OBP: 0.413, SLG: 0.380	SSS 0-3 ① K		SSS 0-3 ② K		x 0-0 ② B5-3			x 0-0 ② 4-3		4	0	0	0	0	2	2
Carney Lansford, R (1, 5) OBP: 0.347, SLG: 0.429	x 0-0 ② 4-3 2-3 3-H		x 0-0 2B		x 0-0 ③ 6-3			SSS 0-3 ③ K		4	0	1	1	0	1	1
Joe Rudi, R (1, 7) OBP: 0.300, SLG: 0.520	SSS 0-3 ③ K		SSS 0-3 ③ K			x 0-0 ① 6-3			SSS 0-3 ① K	4	0	0	0	0	3	2
Bobby Grich, R (1, 4) OBP: 0.368, SLG: 0.394		x 0-0 ① L4		BBBB 4-0 CS BB		x 0-0 ② 4-3			BBBB 4-0 HR BB	2	1	0	0	2	0	0
Bert Campaneris, R (1, 6) OBP: 0.219, SLG: 0.300		x 0-0 ② F8		x 0-0 ①② F9 1-2		x 0-0 ③ F9			x 0-0 1-H HR	4	1	1	2	0	0	1
Larry Harlow, L (1, 9) OBP: 0.348, SLG: 0.488		x 0-0 HR 1B		x 0-0 E5 1B			SSS 0-3 ① K		x 0-0 1B 2B	4	2	3	0	0	1	0
Tom Donohue, R (1, 2) OBP: 0.214, SLG: 0.258		x 0-0 1-H HR		BBBB 4-0 FC4-6 BB			x 0-0 G4-3 1B		SSS 0-3 ② K	3	1	2	2	1	1	1
Inning Stats	R: 1 H: 1 E: 0 LOB: 1 K: 2 BB: 1 S: 8 P: 12	R: 2 H: 2 E: 0 LOB: 0 K: 0 BB: 0 S: 5 P: 5	R: 0 H: 1 E: 0 LOB: 1 K: 2 BB: 0 S: 8 P: 8	R: 0 H: 1 E: 1 LOB: 2 K: 0 BB: 2 S: 3 P: 11	R: 0 H: 0 E: 0 LOB: 0 K: 0 BB: 0 S: 3 P: 3	R: 0 H: 0 E: 0 LOB: 0 K: 0 BB: 0 S: 3 P: 3	R: 0 H: 1 E: 0 LOB: 0 K: 1 BB: 0 S: 5 P: 5	R: 0 H: 0 E: 0 LOB: 0 K: 2 BB: 0 S: 7 P: 7	R: 3 H: 3 E: 0 LOB: 1 K: 2 BB: 1 S: 9 P: 13	1B: 4 SF: 0 2B: 3 SAC: 0 3B: 0 DP: 1 HR: 2 HBP: 0						

PITCHER		IP	WLS	BF	H	R	ER	SO	BB	IBB	HBP	BLK	WP	HR	S	P	ERA	WHIP
Pat Underwood, L ERA: 5.06	(1, 1)	7.0	L	28	6	3	3	5	3	0	0	0	0	1	35	47	3.86	1.286
Aurelio Lopez, R ERA: 5.46	(8, 1)	2.0		9	3	3	3	4	1	0	0	0	0	1	16	20	13.50	2.000

PITCHER	IP	WLS	BF	H	R	ER	SO	BB	IBB	HBP	BLK	WP	HR	S	P	ERA	WHIP

California Angels @ Detroit Tigers

Tiger Stadium, Detroit, MI

Sat May 31 1980, 3:33 AM EDT

Att. 23,350 - Unknown

TOP

livebaseballscorecards.com

AB	33
R	6
H	9
RBI	6
BB	4
SO	9
LOB	10

WP: 0	PA: 37					
PB: 0						
SB: 0						
CS: 1						

BOTTOM

Batter	1	2	3	4	5	6	7	8	9	AB	R	H	RBI	BB	SO	LOB
Lou Whitaker, L (1, 4) OBP: 0.367, SLG: 0.252	F9		F8			FC6 1-2f 3B		5-3		4	1	0	0	0	0	2
Alan Trammell, R (1, 6) OBP: 0.407, SLG: 0.430	F8			F8		1-H 3B		F9		4	0	1	1	0	0	1
Steve Kemp, L (1, 10) OBP: 0.364, SLG: 0.488	1B			1-3		SSS K			L9	4	0	1	0	0	1	1
Richie Hebner, L (1, 3) OBP: 0.347, SLG: 0.450	F8			4-3			F8		F7	4	0	0	0	0	0	1
Al Cowens, R (1, 9) OBP: 0.305, SLG: 0.297		6-3			F3		1B		F7	4	0	1	0	0	0	0
Champ Summers, L (1, 7) OBP: 0.390, SLG: 0.478		4-3			F5		F8			3	0	0	0	0	0	1
Lance Parrish, R (1, 2) OBP: 0.322, SLG: 0.488		F6			SSS K		SSS K			3	0	0	0	0	2	1
Kirk Gibson, L (1, 8) OBP: 0.285, SLG: 0.419			L9			BBBB FC6 BB		F8		2	0	0	0	1	0	0
Tom Brookens, R (1, 5) OBP: 0.298, SLG: 0.341			1-3			F6		2B		3	0	1	0	0	0	1
Inning Stats	R: 0 H: 1 E: 0 LOB: 1 K: 0 BB: 0 S: 4 P: 4	R: 0 H: 0 E: 0 LOB: 0 K: 0 BB: 0 S: 3 P: 3	R: 0 H: 0 E: 0 LOB: 0 K: 0 BB: 0 S: 3 P: 3	R: 0 H: 0 E: 0 LOB: 0 K: 0 BB: 0 S: 3 P: 3	R: 0 H: 0 E: 0 LOB: 0 K: 1 BB: 0 S: 5 P: 5	R: 1 H: 1 E: 0 LOB: 1 K: 1 BB: 1 S: 6 P: 10	R: 0 H: 1 E: 0 LOB: 1 K: 1 BB: 0 S: 6 P: 6	R: 0 H: 1 E: 0 LOB: 1 K: 0 BB: 0 S: 4 P: 4	R: 0 H: 0 E: 0 LOB: 0 K: 0 BB: 0 S: 3 P: 3	1B: 2 SF: 0 2B: 1 SAC: 0 3B: 1 DP: 0 HR: 0 HBP: 0						WP: 0 PA: 32 PB: 0 SB: 0 CS: 0	

PITCHER	IP	WLS	BF	H	R	ER	SO	BB	IBB	HBP	BLK	WP	HR	S	P	ERA	WHIP
Bruce Kison, R (1, 1) ERA: 3.71	7.0	W	25	3	1	1	3	1	0	0	0	0	0	30	34	1.29	0.571
Dave LaRoche, L (8, 1) ERA: 2.23	2.0	S	7	1	0	0	0	0	0	0	0	0	0	7	7	0.00	0.500

PITCHER	IP	WLS	BF	H	R	ER	SO	BB	IBB	HBP	BLK	WP	HR	S	P	ERA	WHIP

California Angels @ Detroit Tigers

Tiger Stadium, Detroit, MI

Sat May 31 1980, 3:33 AM EDT

Att. 23,350 - Unknown

livebaseballscorecards.com

AB	31
R	1
H	4
RBI	1
BB	1
SO	3
LOB	8

Batter	1	2	3	4	5	6	7	8	9	AB	R	H	RBI	BB	SO	LOB
Rick Miller, L (1, 8) OBP: 0.344, SLG: 0.313	2B 2B	4-3 SF8 1-3 1B		L6-3 1-2		L7			G3	5	1	2	0	0	0	1
Carney Lansford, R (1, 5) OBP: 0.354, SLG: 0.442	1B 1B 2-H 2B	SF8 1-2 3-H			SH5-3 HR 1B	L7			G4-3 1B	4	2	3	2	0	0	0
Rod Carew, L (1, 3) OBP: 0.410, SLG: 0.377	1B 2B 2-3 1B	4-3 2-3			SH5-3 1-2		5-3		G4-3 1-2f	4	1	1	0	0	0	2
Jason Thompson, L (1, 10) OBP: 0.298, SLG: 0.385	1-2 3-H 1B	3-1			2-H HR		S S S K			4	1	2	3	0	1	1
Joe Rudi, R (1, 7) OBP: 0.305, SLG: 0.526	1B 2-H 2B		G6-4-3 1B		1-3		S S S K			4	0	2	1	0	1	0
Bobby Grich, R (1, 4) OBP: 0.371, SLG: 0.393	B B B B 1B BB		G6-4-3 1-2f		1B 1B			6-3		3	0	1	0	1	0	1
Larry Harlow, L (1, 9) OBP: 0.355, SLG: 0.489	1-2 2-H 1B		6-3		1-3 1B			S S S K		4	0	2	0	0	1	0
Bert Campaneris, R (1, 6) OBP: 0.250, SLG: 0.303	4-3			FC6-4 1B	F7			B B B B BB		3	0	1	0	1	0	4
Tom Donohue, R (1, 2) OBP: 0.215, SLG: 0.257		1B SF8 1B		FC6-4 1-2f L6-3		S S S K		F8		4	1	1	0	0	1	2

TOP

California Angels @ Toronto Blue Jays

Exhibition Stadium, Toronto, ON

Mon Jun 02 1980, 7:05 PM EDT

Att. 15,079 - Unknown - 70 F

livebaseballscorecards.com

AB	35
R	6
H	15
RBI	6
BB	2
SO	4
LOB	11

Inning Stats	1	2	3	4	5	6	7	8	9	1B	SF	WP	PA
R	3	1	0	0	2	0	0	0	0	11	1	0	39
E	0	0	0	0	0	0	0	0	0	2B: 4	SAC: 1	PB: 0	
K	0	0	0	0	1	0	2	1	0	3B: 0	DP: 3	SB: 0	
S	7	5	3	3	7	5	7	5	3	HR: 1	HBP: 0	CS: 0	
H	6	2	1	1	4	0	0	0	1				
LOB	2	1	0	1	2	0	0	1	0				
BB	1	0	0	0	0	0	0	1	0				
P	11	5	3	3	7	5	7	9	3				

PITCHER		IP	WLS	BF	H	R	ER	SO	BB	IBB	HBP	BLK	WP	HR	S	P	ERA	WHIP
Luis Leal, R ERA: 6.75	(1, 1)	0.1	L	5	5	3	3	0	0	0	0	0	0	0	5	5	81.00	15.000
Balor Moore, L ERA: 6.18	(1, 1)	4.0		17	7	3	3	0	1	0	0	0	0	1	16	20	6.75	2.000
Jesse Jefferson, R ERA: 4.47	(5, 1)	4.2		17	3	0	0	4	1	0	0	0	0	0	24	28	0.00	0.857

PITCHER	IP	WLS	BF	H	R	ER	SO	BB	IBB	HBP	BLK	WP	HR	S	P	ERA	WHIP

Batter	1	2	3	4	5	6	7	8	9	AB	R	H	RBI	BB	SO	LOB
Alfredo Griffin, S (1, 6) OBP: 0.286, SLG: 0.386	H 1-0 BB BB 1B HBP	x 0-0 ② G3 1-2			x 0-0 ① 4-3		x 0-0 ② 4-3		x 0-0 SF9 1-3 2B	4	1	1	0	0	0	1
Al Woods, L (1, 7) OBP: 0.355, SLG: 0.509	B B B B 4-0 1B BB 1-2 BB	x 0-0 ③ F8			x 0-0 ② F9		x 0-0 ③ F5		x 0-0 ② SF9 2-3 3-H	3	0	0	1	1	0	1
Roy Howell, L (1, 5) OBP: 0.331, SLG: 0.407	x 0-0 ① L9		x 0-0 ① G3		x 0-0 ③ F5			x 0-0 ① 6-3	x 0-0 ③ 4-3	5	0	0	0	0	0	3
Otto Velez, R (1, 10) OBP: 0.434, SLG: 0.636	B B B B 4-0 1B 1-2 2-3 BB		S S S 0-3 ② K			x 0-0 ① 5-3		x 0-0 HR		3	1	1	1	1	1	0
John Mayberry, L (1, 3) OBP: 0.339, SLG: 0.470	x 0-0 ② F3		x 0-0 1B			x 0-0 ② F8		x 0-0 1B		4	0	2	0	0	0	3
Lloyd Moseby, L (1, 9) OBP: 0.345, SLG: 0.607	x 0-0 1-2 2-3 3-H 1B		S S S 0-3 ③ K			x 0-0 1B		x 0-0 ② F9		4	0	2	1	0	1	2
Rick Bosetti, R (1, 8) OBP: 0.276, SLG: 0.302	x 0-0 ③ L3			x 0-0 ① F9		x 0-0 1-2 1B		S S S 0-3 ③ K		4	0	1	0	0	1	4
Damaso Garcia, R (1, 4) OBP: 0.281, SLG: 0.413		x 0-0 G3 1B		x 0-0 ② F2		x 0-0 ③ 6-3			x 0-0 2B SF9 1B	4	1	2	0	0	0	2
Bob Davis, R (1, 2) OBP: 0.260, SLG: 0.300 Joe Cannon, L (7, PH) Ernie Whitt, L (8, 2) OBP: 0.300, SLG: 0.238		x 0-0 ① F9		x 0-0 ③ 4-3			x 0-0 ① F3		S S S 0-3 ① K	2	0	0	0	0	0	1
										1	0	0	0	0	0	0
										1	0	0	0	0	1	1
Inning Stats	R: 1 E: 0 K: 0 S: 4 H: 1 LOB: 3 BB: 2 P: 13	R: 0 E: 0 K: 0 S: 4 H: 1 LOB: 1 BB: 0 P: 4	R: 0 E: 0 K: 2 S: 8 H: 1 LOB: 1 BB: 0 P: 8	R: 0 E: 0 K: 0 S: 3 H: 0 LOB: 0 BB: 0 P: 3	R: 0 E: 0 K: 0 S: 3 H: 0 LOB: 0 BB: 0 P: 3	R: 0 E: 0 K: 0 S: 5 H: 2 LOB: 2 BB: 0 P: 5	R: 0 E: 0 K: 0 S: 3 H: 0 LOB: 0 BB: 0 P: 3	R: 1 E: 0 K: 1 S: 7 H: 2 LOB: 1 BB: 0 P: 7	R: 1 E: 0 K: 1 S: 7 H: 2 LOB: 1 BB: 0 P: 7	1B: 7 2B: 1 3B: 0 HR: 1 SF: 1 SAC: 0 DP: 0 HBP: 1							

PITCHER		IP	WLS	BF	H	R	ER	SO	BB	IBB	HBP	BLK	WP	HR	S	P	ERA	WHIP
Dave Frost, R ERA: 4.25	(1, 1)	6.0	W	26	5	1	1	2	2	0	1	0	0	0	27	36	1.50	1.167
John Montague, R ERA: 4.07	(7, 1)	2.1		11	4	2	2	2	0	0	0	0	0	1	15	15	7.71	1.714
Dave LaRoche, L ERA: 2.19	(9, 1)	0.2	S	2	0	0	0	0	0	0	0	0	0	0	2	2	0.00	0.000

PITCHER	IP	WLS	BF	H	R	ER	SO	BB	IBB	HBP	BLK	WP	HR	S	P	ERA	WHIP

BOTTOM

California Angels @ Toronto Blue Jays

Exhibition Stadium, Toronto, ON

Mon Jun 02 1980, 7:05 PM EDT

Att. 15,079 - Unknown - 70 F

livebaseballscorecards.com

AB	35
R	3
H	9
RBI	3
BB	2
SO	4
LOB	18

PA:	39		
WP:	0	1B:	7
PB:	0	2B:	1
SB:	0	3B:	0
CS:	0	HR:	1
		SF:	1
		SAC:	0
		DP:	0
		HBP:	1

Batter	1	2	3	4	5	6	7	8	9	10	11	AB	R	H	RBI	BB	SO	LOB
Rick Miller, L (1, 8) OBP: 0.343, SLG: 0.299	1-3		2B 1B BB	6-3			3-1		BB		K	4	1	0	0	2	1	2
Carney Lansford, R (1, 5) OBP: 0.349, SLG: 0.435	F4		P4	K			1B		4-3			5	0	1	0	0	1	2
Rod Carew, L (1, 3) OBP: 0.415, SLG: 0.395	5-3		1B 2B		FC4-6 1B		F7			5-3-5 2B		5	1	3	0	0	0	1
Jason Thompson, L (1, 10) OBP: 0.295, SLG: 0.374		4-3	BB 1B 1B IBB		FC4-6 G5-4-3		F7			K		4	1	0	0	1	1	3
Joe Rudi, R (1, 7) OBP: 0.302, SLG: 0.516		5-3	BB 1B 1B		G5-4-3			1-3		5-3-5		5	1	1	2	0	0	2
Bobby Grich, R (1, 4) OBP: 0.379, SLG: 0.397 Dickie Thon, R (5, 4) OBP: 0.438, SLG: 0.533	1B 1B		1B BB			E5 G3		L6			SH1-4 SH FC4-2 BB	1 2	1 0	1 0	0 0	1 1	0 0	0 0
Larry Harlow, L (1, 9) OBP: 0.361, SLG: 0.489	1B E 1B		1B			G3		L5			SH FC4-2 SH1-4	4	1	2	2	0	0	1
Freddie Patek, R (1, 6) OBP: 0.327, SLG: 0.394	E8 1B		5-3			F8			P4		SH1-4	4	0	1	1	0	0	2
Tom Donohue, R (1, 2) OBP: 0.207, SLG: 0.248 Ralph Garr, L (11, PH) OBP: 0.267, SLG: 0.220 Stan Cliburn, R (11, 2) OBP: 0.286, SLG: 0.286		1-3		K		F7			4-3		FC4-2	4 1 0	0 0 0	0 0 0	0 0 0	0 0 0	1 0 0	2 2 0
Inning Stats	R: 0 E: 0 K: 0 S: 3 H: 0 LOB: 0 BB: 0 P: 3	R: 2 E: 1 K: 0 S: 6 H: 3 LOB: 1 BB: 0 P: 6	R: 4 E: 0 K: 0 S: 5 H: 3 LOB: 1 BB: 3 P: 17	R: 0 E: 0 K: 2 S: 7 H: 0 LOB: 0 BB: 0 P: 7	R: 0 E: 0 K: 0 S: 3 H: 1 LOB: 0 BB: 0 P: 3	R: 0 E: 1 K: 0 S: 4 H: 0 LOB: 1 BB: 0 P: 4	R: 0 E: 0 K: 0 S: 4 H: 1 LOB: 1 BB: 0 P: 4	R: 0 E: 0 K: 0 S: 3 H: 0 LOB: 0 BB: 0 P: 3	R: 0 E: 0 K: 0 S: 3 H: 0 LOB: 1 BB: 1 P: 7	R: 0 E: 0 K: 1 S: 5 H: 1 LOB: 0 BB: 0 P: 5	R: 0 E: 0 K: 1 S: 6 H: 0 LOB: 2 BB: 1 P: 10	1B: 7 2B: 3 3B: 0 HR: 0	SF: 0 SAC: 2 DP: 2 HBP: 0					

PITCHER	IP	WLS	BF	H	R	ER	SO	BB	IBB	HBP	BLK	WP	HR	S	P	ERA	WHIP
Dave Stieb, R (1, 1) ERA: 2.96	2.1		14	5	6	5	0	1	1	0	0	0	0	12	20	19.29	2.571
Tom Buskey, R (3, 1) ERA: 3.9	3.2		13	2	0	0	2	1	0	0	0	0	0	16	20	0.00	0.818
Jerry Garvin, L (7, 1) ERA: 2.41	2.0		7	1	0	0	0	0	0	0	0	0	0	7	7	0.00	0.500
Joey McLaughlin, R (9, 1) ERA: 4.54	3.0	W	12	1	0	0	2	2	0	0	0	0	0	14	22	0.00	1.000

PITCHER	IP	WLS	BF	H	R	ER	SO	BB	IBB	HBP	BLK	WP	HR	S	P	ERA	WHIP

TOP

California Angels @ Toronto Blue Jays

Exhibition Stadium, Toronto, ON

Tue Jun 03 1980, 7:05 PM EDT

Att. 15,589 - Unknown - 66 F

livebaseballscorecards.com

AB	39
R	6
H	9
RBI	5
BB	5
SO	4
LOB	17
PA	46

WP: 0	PB: 0	SB: 0	CS: 0

Batter	1	2	3	4	5	6	7	8	9	10	11	AB	R	H	RBI	BB	SO	LOB
Alfredo Griffin, S (1, 6) OBP: 0.297, SLG: 0.394	x 0-0 F7 ①		x 0-0 4-3 2-H 2B	x 0-0 B3 ③		H 1-0 1-2 2-3 HBP			B B B B 4-0 S 1B BB		x 0-0 F8 SH5-4 1B 1B	4	2	2	1	1	0	0
Al Woods, L (1, 7) OBP: 0.349, SLG: 0.496	x 0-0 G3 ②		x 0-0 4-3 ① 2-3		x 0-0 1B	x 0-0 F9 ③			S S S 0-3 K ① 1-2		x 0-0 SH5-4 ① 1-2	5	0	1	0	0	1	5
Roy Howell, L (1, 5) OBP: 0.326, SLG: 0.397	x 0-0 4-3 ③		x 0-0 P4 ②		x 0-0 P4 ①		S S S 0-3 K ①		x 0-0 2B ② 2-H 1B		x 0-0 F8 ② 2-3	6	1	1	1	0	1	3
Otto Velez, R (1, 10) OBP: 0.430, SLG: 0.626		x 0-0 P6 ①	x 0-0 F9 ③		x 0-0 F9 ②		S S S 0-3 K ②		x 0-0 ② 1-H 2B		I I I 4-0 1B IBB	5	0	1	1	1	1	2
John Mayberry, L (1, 3) OBP: 0.344, SLG: 0.474		B B B B 4-0 1B BB		x 0-0 1B 2B 2B	x 0-0 4-3 ③		S S S 0-3 K ③		x 0-0 G3 ③		x 0-0 1-2 3-H 1B	5	1	2	1	1	1	1
Lloyd Moseby, L (1, 9) OBP: 0.382, SLG: 0.594		x 0-0 FC6-4 1-2 1B	x 0-0 2-3 2B 1B			x 0-0 4-3 ①		H 1-0 S HBP		x 0-0 5-3 ①		4	1	2	0	0	0	0
Rick Bosetti, R (1, 8) OBP: 0.274, SLG: 0.305		x 0-0 F9 ②	x 0-0 1-H SF7 3-H 2B			x 0-0 L1 ②		S S S 0-3 K ① 1-2		x 0-0 P4 ②		5	1	1	2	0	1	3
Damaso Garcia, R (1, 4) OBP: 0.278, SLG: 0.409		x 0-0 FC6-4 ③ 1-2f		x 0-0 SF7 ① 3-H		x 0-0 E4 HBP BB		x 0-0 L1 ②		x 0-0 1B		4	0	1	1	0	0	3
Bob Davis, R (1, 2) OBP: 0.276, SLG: 0.319			x 0-0 2B 2B	x 0-0 6-3 ②		B B B B 4-0 1-2 HBP BB		x 0-0 L7 ③		x 0-0 6-3 ③		2	1	1	0	1	0	0
Joe Cannon, L (6, PR)												0	0	0	0	0	0	0
Ernie Whitt, L (7, 2) OBP: 0.300, SLG: 0.238												0	0	0	0	0	0	0
Barry Bonnell, R (8, PH) OBP: 0.284, SLG: 0.397												1	0	0	0	0	0	1
Pat Kelly, R (9, 2) OBP: 0.286, SLG: 0.286												1	0	0	0	0	0	1
Inning Stats	R: 0 H: 0 E: 0 LOB: 0 K: 0 BB: 0 S: 3 P: 3	R: 0 H: 1 E: 0 LOB: 2 K: 0 BB: 1 S: 4 P: 8	R: 1 H: 2 E: 0 LOB: 1 K: 0 BB: 0 S: 5 P: 5	R: 3 H: 3 E: 0 LOB: 0 K: 0 BB: 0 S: 6 P: 6	R: 0 H: 1 E: 0 LOB: 1 K: 0 BB: 0 S: 4 P: 4	R: 0 H: 0 E: 1 LOB: 3 K: 0 BB: 1 S: 4 P: 9	R: 0 H: 0 E: 0 LOB: 0 K: 3 BB: 0 S: 9 P: 9	R: 0 H: 0 E: 0 LOB: 1 K: 1 BB: 0 S: 5 P: 6	R: 2 H: 2 E: 0 LOB: 0 K: 1 BB: 1 S: 6 P: 10	R: 0 H: 1 E: 0 LOB: 1 K: 0 BB: 0 S: 4 P: 4	R: 1 H: 2 E: 0 LOB: 2 K: 0 BB: 1 S: 4 P: 8	1B: 7 SF: 1 2B: 5 SAC: 1 3B: 0 DP: 0 HR: 0 HBP: 2						

PITCHER		IP	WLS	BF	H	R	ER	SO	BB	IBB	HBP	BLK	WP	HR	S	P	ERA	WHIP
Don Aase, R ERA: 3.39	(1, 1)	5.2		27	7	4	4	0	2	0	0	0	0	0	25	33	6.35	1.588
Mark Clear, R ERA: 3.74	(6, 1)	3.0		13	2	2	2	5	1	0	2	0	0	0	20	26	6.00	1.000
Dave LaRoche, L ERA: 2.31	(9, 1)	2.0	L	10	3	1	1	0	0	1	0	0	0	0	9	13	4.50	1.500

PITCHER	IP	WLS	BF	H	R	ER	SO	BB	IBB	HBP	BLK	WP	HR	S	P	ERA	WHIP

BOTTOM

California Angels @ Toronto Blue Jays

Exhibition Stadium, Toronto, ON

Tue Jun 03 1980, 7:05 PM EDT

Att. 15,589 - Unknown - 66 F

livebaseballscorecards.com

AB	42
R	7
H	12
RBI	7
BB	4
SO	5
LOB	19

WP: 0 PA: 50
PB: 0
SB: 2
CS: 0

Batter	1	2	3	4	5	6	7	8	9	AB	R	H	RBI	BB	SO	LOB
Rick Miller, L (1, 8) OBP: 0.356, SLG: 0.300	0-0 S 1B		0-0 4-3 ②		0-0 L3 ③		4-0 BB BB		4-0 BB	3	0	1	0	2	0	1
Dickie Thon, R (1, 4) OBP: 0.476, SLG: 0.556	0-3 K ① 1-2		0-0 2B			4-0 1B SF7 BB	4-0 1-2 BB		0-3 K ③	3	1	1	0	2	2	2
Rod Carew, L (1, 3) OBP: 0.406, SLG: 0.386	0-0 6-3 ②		0-3 K ③			0-0 F7 ①	0-0 F7 ②			4	0	0	0	0	1	5
Jason Thompson, L (1, 10) OBP: 0.306, SLG: 0.380	4-0 BB			0-0 G4-3 1B		0-0 1-3 2B 1B	0-3 K ③			3	1	2	0	1	1	2
Carney Lansford, R (1, 5) OBP: 0.342, SLG: 0.428	0-3 K ③			0-0 ① ② G4-3 1-2f		0-0 ② SF7 3-H		0-0 ① 6-3		3	0	0	1	0	1	3
Joe Rudi, R (1, 7) OBP: 0.301, SLG: 0.516		0-0 ① F3		0-0 ③ F9		0-0 1-H 2B		0-0 ② 5-3		4	0	1	1	0	0	0
Larry Harlow, L (1, 9) OBP: 0.356, SLG: 0.474		0-3 K ②			0-3 K ①	4-0 BB		0-0 ③ F9		3	0	0	0	1	2	0
Freddie Patek, R (1, 6) OBP: 0.315, SLG: 0.379		0-3 K ③			0-0 E5	0-0 ③ F8			0-0 ① P6	4	0	0	0	0	1	2
Tom Donohue, R (1, 2) OBP: 0.202, SLG: 0.241			0-0 ① 6-3		0-0 ② P4		0-0 ① 5-3		0-0 ② 4-3	3	0	0	0	0	0	1
Ralph Garr, L (9, PH) OBP: 0.261, SLG: 0.214										1	0	0	0	0	0	0
Inning Stats	R: 0 H: 1 E: 0 LOB: 2 K: 2 BB: 1 S: 8 P: 12	R: 0 H: 0 E: 0 LOB: 0 K: 2 BB: 0 S: 7 P: 7	R: 0 H: 1 E: 0 LOB: 1 K: 1 BB: 0 S: 6 P: 6	R: 0 H: 1 E: 0 LOB: 0 K: 0 BB: 0 S: 3 P: 3	R: 0 H: 0 E: 1 LOB: 1 K: 1 BB: 0 S: 6 P: 6	R: 2 H: 2 E: 0 LOB: 2 K: 0 BB: 2 S: 5 P: 13	R: 0 H: 0 E: 0 LOB: 2 K: 1 BB: 2 S: 5 P: 13	R: 0 H: 0 E: 0 LOB: 0 K: 0 BB: 0 S: 3 P: 3	R: 0 H: 0 E: 0 LOB: 1 K: 1 BB: 1 S: 5 P: 9	1B: 3 SF: 1 2B: 2 SAC: 0 3B: 0 DP: 1 HR: 0 HBP: 0						

TOP

California Angels @ Toronto Blue Jays

Exhibition Stadium, Toronto, ON

Wed Jun 04 1980, 7:05 PM EDT

Att. 16,677 - Unknown - 65 F

livebaseballscorecards.com

AB	31
R	2
H	5
RBI	2
BB	6
SO	8
LOB	16

WP: 0 PA: 38
PB: 0
SB: 1
CS: 0

PITCHER	IP	WLS	BF	H	R	ER	SO	BB	IBB	HBP	BLK	WP	HR	S	P	ERA	WHIP
Jim Clancy, R (1, 1) ERA: 2.69	9.0	W	38	5	2	2	8	6	0	0	0	0	0	48	72	2.00	1.222

PITCHER	IP	WLS	BF	H	R	ER	SO	BB	IBB	HBP	BLK	WP	HR	S	P	ERA	WHIP

Batter	1	2	3	4	5	6	7	8	9	AB	R	H	RBI	BB	SO	LOB
Alfredo Griffin, S (1, 6) OBP: 0.295, SLG: 0.394	0-0 1B 1B 2B		0-3 K	0-0 P6		0-0 P7		0-0 F7		5	1	1	0	0	1	0
Al Woods, L (1, 7) OBP: 0.351, SLG: 0.500	0-0 G3 1B 2-3 1B		0-0 P4		0-0 1B 2B	0-0 F8		0-0 3-1		5	2	2	0	0	0	0
Roy Howell, L (1, 5) OBP: 0.335, SLG: 0.419	0-0 G3 1-2		0-0 1B		0-0 BB 5-3 2-H 1B		0-0 HR 3B			4	1	3	1	0	0	2
Otto Velez, R (1, 10) OBP: 0.425, SLG: 0.638	0-3 K		0-0 F8		0-0 5-3 1-2		0-0 HR 3-H			4	1	1	2	0	1	4
John Mayberry, L (1, 3) OBP: 0.353, SLG: 0.478	0-0 2-H 3-H 1B			0-0 FC5-4 1B	4-0 BB		0-3 K			3	0	2	2	1	1	0
Lloyd Moseby, L (1, 9) OBP: 0.342, SLG: 0.528	0-0 P6			0-3 K	0-0 P6		0-0 4-3			4	0	0	0	0	1	4
Rick Bosetti, R (1, 8) OBP: 0.273, SLG: 0.299			0-0 5-3	0-0 FC5-4 1B 1-2f E	4-0 FC6-4 1-2 2-3 BB		0-3 K			3	1	0	0	1	1	1
Damaso Garcia, R (1, 4) OBP: 0.284, SLG: 0.411			0-0 CS 1B	0-0 S HR 1-3 1B	0-0 FC6-4 1-2f		0-0 6-3			4	1	2	0	0	0	4
Bob Davis, R (1, 2) OBP: 0.275, SLG: 0.355			0-0 F5 1-2	0-0 1-H 3-H HR		0-0 5-3		0-0 F8		4	1	1	2	0	0	1
Inning Stats	R: 2 E: 0 K: 1 S: 8 H: 3 LOB: 1 BB: 0 P: 8		R: 0 E: 0 K: 0 S: 3 H: 1 LOB: 0 BB: 0 P: 3	R: 0 E: 0 K: 1 S: 6 H: 1 LOB: 1 BB: 0 P: 6	R: 3 E: 0 K: 1 S: 8 H: 3 LOB: 0 BB: 0 P: 8	R: 1 E: 0 K: 0 S: 5 H: 2 LOB: 3 BB: 2 P: 13	R: 0 E: 0 K: 0 S: 3 H: 0 LOB: 0 BB: 0 P: 3	R: 2 E: 0 K: 2 S: 10 H: 2 LOB: 1 BB: 0 P: 10	R: 0 E: 0 K: 0 S: 3 H: 0 LOB: 0 BB: 0 P: 3		1B: 7 2B: 2 3B: 1 HR: 2	SF: 0 SAC: 0 DP: 0 HBP: 0		WP: 0 PB: 1 SB: 1 CS: 1	PA: 38		

PITCHER		IP	WLS	BF	H	R	ER	SO	BB	IBB	HBP	BLK	WP	HR	S	P	ERA	WHIP
Freddie Martinez, R ERA: 4.83	(1, 1)	4.0	L	19	8	5	5	3	0	0	0	0	0	1	25	25	11.25	2.000
Chris Knapp, R ERA: 5.4	(5, 1)	2.0		10	2	1	1	0	2	0	0	0	0	0	8	16	4.50	2.000
Frank Tanana, L ERA: 7.93	(7, 1)	2.0		9	2	2	2	2	0	0	0	0	0	1	13	13	9.00	1.000

PITCHER	IP	WLS	BF	H	R	ER	SO	BB	IBB	HBP	BLK	WP	HR	S	P	ERA	WHIP

BOTTOM

California Angels @ Toronto Blue Jays

Exhibition Stadium, Toronto, ON

Wed Jun 04 1980, 7:05 PM EDT
Att. 16,677 - Unknown - 65 F

livebaseballscorecards.com

AB	36
R	8
H	12
RBI	7
BB	2
SO	5
LOB	16

Baltimore Orioles @ California Angels

Anaheim Stadium, Anaheim, CA

Fri Jun 06 1980, 10:05 PM EDT

Att. 28,985 - Unknown

TOP

livebaseballscorecards.com

Batter	1	2	3	4	5	6	7	8	9	AB	R	H	RBI	BB	SO	LOB
Al Bumbry, L (1, 8) OBP: 0.433, SLG: 0.467	4-3	6-3			1-3		6-3	P5		5	0	0	0	0	0	2
Pat Kelly, L (1, 7) OBP: 0.370, SLG: 0.400	2B 1B		1-3		1-3		1B 1B BB		G5-4-3 1B	4	2	2	0	1	0	0
Ken Singleton, S (1, 9) OBP: 0.323, SLG: 0.436	4-3 1B 1-H 2B		F8		G3		1B 1-3 1B		G5-4-3 1-2f	4	1	2	1	0	0	0
Gary Roenicke, R (7, PR) OBP: 0.326, SLG: 0.333 (7, 9)										1	0	0	0	0	0	1
Eddie Murray, S (1, 3) OBP: 0.347, SLG: 0.457	4-3 2-3		F5			1B	1-2 3-H 1B		1B 1B	5	0	3	1	0	0	1
Terry Crowley, L (1, 10) OBP: 0.462, SLG: 0.622	3-H 1B			E 1B BB		1B 1B 1B	F9		1-2 1B	4	2	3	1	1	0	2
Dan Graham, L (1, 2) OBP: 0.324, SLG: 0.415	F8			E9 L6-4 E 1-H 1B		1-2 1B 1B	F8		3-1	5	1	2	0	0	0	5
Doug DeCinces, R (1, 5) OBP: 0.324, SLG: 0.411		K		L6-4 1-3		1B 1-2 2-3 1B		F8		4	0	1	0	0	1	1
Mark Belanger, R (1, 6) OBP: 0.195, SLG: 0.191		4-3		BB		1-3 2-H 3-H 1B		F9		3	0	1	2	1	0	0
Rich Dauer, R (1, 4) OBP: 0.349, SLG: 0.313		BB		6-3		F5		2B		3	0	1	0	1	0	2
Inning Stats	R: 2 E: 0 K: 0 S: 6 H: 3 LOB: 1 BB: 0 P: 6	R: 0 E: 0 K: 1 S: 5 H: 0 LOB: 1 BB: 1 P: 9	R: 0 E: 0 K: 0 S: 3 H: 0 LOB: 0 BB: 0 P: 3	R: 1 E: 2 K: 0 S: 3 H: 1 LOB: 1 BB: 2 P: 11	R: 0 E: 0 K: 0 S: 3 H: 0 LOB: 0 BB: 0 P: 3	R: 2 E: 0 K: 0 S: 6 H: 5 LOB: 1 BB: 0 P: 6	R: 1 E: 0 K: 0 S: 5 H: 2 LOB: 2 BB: 1 P: 9	R: 0 E: 0 K: 0 S: 4 H: 1 LOB: 1 BB: 0 P: 4	R: 0 E: 0 K: 0 S: 5 H: 3 LOB: 2 BB: 0 P: 5	1B: 13 2B: 3 3B: 0 HR: 0	SF: 0 SAC: 0 DP: 2 HBP: 0						

	AB	38
	R	6
	H	15
	RBI	5
	BB	4
	SO	1
	LOB	14

WP: 0 PB: 0 SB: 0 CS: 0 PA: 42

PITCHER	IP	WLS	BF	H	R	ER	SO	BB	IBB	HBP	BLK	WP	HR	S	P	ERA	WHIP
Bruce Kison, R (1, 1) ERA: 4.09	5.1	L	25	8	5	5	1	3	0	0	0	0	0	24	36	8.44	2.062
John Montague, R (6, 1) ERA: 3.86	3.2		17	7	1	1	0	1	0	0	0	0	0	16	20	2.46	2.182

PITCHER	IP	WLS	BF	H	R	ER	SO	BB	IBB	HBP	BLK	WP	HR	S	P	ERA	WHIP

Batter	1	2	3	4	5	6	7	8	9	AB	R	H	RBI	BB	SO	LOB
Freddie Patek, R (1, 6) OBP: 0.313, SLG: 0.368	BBBB 4-0 S 1B BB		x 0-0 F9 ①			x 0-0 6-3 ①		x 0-0 F7 ③		3	1	0	0	1	0	0
Dickie Thon, R (1, 10) OBP: 0.520, SLG: 0.636	x 0-0 FC6-4 1-H 1B		x 0-0 F8 ②			x 0-0 1B			x 0-0 2B	4	0	3	1	0	0	0
Rod Carew, L (1, 3) OBP: 0.398, SLG: 0.377	x 0-0 F8 ①		x 0-0 4-3 ③			x 0-0 F9 ②			x 0-0 F8 ①	4	0	0	0	0	0	3
Carney Lansford, R (1, 5) OBP: 0.335, SLG: 0.418	x 0-0 FC6-4 ② 1-2f			x 0-0 F7 ①		x 0-0 F7 ③			SSS 0-3 K ②	4	0	0	0	0	1	3
Joe Rudi, R (1, 7) OBP: 0.294, SLG: 0.503	SSS 0-3 K ③			SSS 0-3 K ②			x 0-0 F9 ①		x 0-0 L5 ③	4	0	0	0	0	2	2
Bobby Grich, R (1, 4) OBP: 0.372, SLG: 0.389		SSS 0-3 K ①		SSS 0-3 K ③			SSS 0-3 K ②			3	0	0	0	0	3	0
Bobby Clark, R (1, 8)		x 0-0 F9 ②			x 0-0 6-3 ①		x 0-0 P4 ③			3	0	0	0	0	0	0
Rick Miller, L (1, 9) OBP: 0.355, SLG: 0.301		x 0-0 1B			x 0-0 F8 ②			x 0-0 F8 ①		3	0	1	0	0	0	0
Tom Donohue, R (1, 2) OBP: 0.197, SLG: 0.234		x 0-0 F7 ③			x 0-0 F8 ③			SSS 0-3 K ②		3	0	0	0	0	1	1
Inning Stats	R: 1 H: 1 E: 0 LOB: 1 K: 1 BB: 1 S: 6 P: 10	R: 0 H: 1 E: 0 LOB: 1 K: 1 BB: 0 S: 6 P: 6	R: 0 H: 0 E: 0 LOB: 0 K: 0 BB: 0 S: 3 P: 3	R: 0 H: 0 E: 0 LOB: 0 K: 2 BB: 0 S: 7 P: 7	R: 0 H: 0 E: 0 LOB: 0 K: 0 BB: 0 S: 3 P: 3	R: 0 H: 1 E: 0 LOB: 1 K: 0 BB: 0 S: 4 P: 4	R: 0 H: 0 E: 0 LOB: 0 K: 1 BB: 0 S: 5 P: 5	R: 0 H: 0 E: 0 LOB: 0 K: 1 BB: 0 S: 5 P: 5	R: 0 H: 1 E: 0 LOB: 1 K: 1 BB: 0 S: 6 P: 6	1B: 3 SF: 0 2B: 1 SAC: 0 3B: 0 DP: 0 HR: 0 HBP: 0						

PITCHER	IP	WLS	BF	H	R	ER	SO	BB	IBB	HBP	BLK	WP	HR	S	P	ERA	WHIP
Scott McGregor, L (1, 1) ERA: 2.84	9.0	W	32	4	1	1	7	1	0	0	0	0	0	45	49	1.00	0.556

PITCHER	IP	WLS	BF	H	R	ER	SO	BB	IBB	HBP	BLK	WP	HR	S	P	ERA	WHIP

BOTTOM

Baltimore Orioles @ California Angels

Anaheim Stadium, Anaheim, CA

Fri Jun 06 1980, 10:05 PM EDT

Att. 28,985 - Unknown

livebaseballscorecards.com

AB	31
R	1
H	4
RBI	1
BB	1
SO	7
LOB	9

WP: 0	PA: 32		
PB: 0			
SB: 1			
CS: 0			

Baltimore Orioles @ California Angels

Anaheim Stadium, Anaheim, CA

Sat Jun 07 1980, 10:05 PM EDT

Att. 37,266 - Unknown

TOP

livebaseballscorecards.com

Batter	1	2	3	4	5	6	7	8	9	AB	R	H	RBI	BB	SO	LOB
Al Bumbry, L (1, 8) OBP: 0.432, SLG: 0.463	K2-3		1-3		E 1B 1B 1B	F5		BB		4	1	1	0	1	1	1
Rich Dauer, R (1, 4) OBP: 0.350, SLG: 0.323	2B		F8		E 1-2 1B 1B	F9		F9		5	1	2	0	0	0	2
Ken Singleton, S (1, 9) OBP: 0.315, SLG: 0.424	K		F7		K	3-1			6-3	5	0	0	0	0	2	4
Eddie Murray, S (1, 3) OBP: 0.344, SLG: 0.450	F7			1B 1B FC6-4 1B	E6 1B 1-2 2-3 1B		P5		K	5	2	1	0	0	1	3
Terry Crowley, L (1, 10) OBP: 0.482, SLG: 0.625 Lee May, R (9, PH) OBP: 0.275, SLG: 0.415		L6 1B 1B		FC6-4 1B 1-2 1B	K		2B BB		G3	3 1	1 0	2 0	0 0	1 0	1 0	3 0
Doug DeCinces, R (1, 5) OBP: 0.328, SLG: 0.420		F5		F2	WP 1B E 1-2 2-H 3-H 1B		1-H 2B			4	1	2	3	0	0	3
Gary Roenicke, R (1, 7) OBP: 0.338, SLG: 0.346		1-2 1B		FC6-4 1-2 2-3 1B	E WP 1-2 2-H 1B		F8			4	0	3	1	0	0	0
Rick Dempsey, R (1, 2) OBP: 0.316, SLG: 0.459		L6 2-3		FC6-4 1-2f 2-3 3-H	E5 S 1-3 2-H			P1		4	0	0	1	0	0	5
Mark Belanger, R (1, 6) OBP: 0.197, SLG: 0.193			1-3 1B	F7	F9 1-2			F9		4	0	1	0	0	0	4

AB	39
R	6
H	12
RBI	5
BB	2
SO	5
LOB	25

Inning Stats																		
	R: 0 E: 0 K: 2 S: 8	H: 1 LOB: 1 BB: 0 P: 8	R: 0 E: 0 K: 0 S: 4	H: 2 LOB: 1 BB: 0 P: 4	R: 0 E: 0 K: 0 S: 4	H: 1 LOB: 1 BB: 0 P: 4	R: 1 E: 0 K: 0 S: 6	H: 3 LOB: 2 BB: 0 P: 6	R: 4 E: 2 K: 2 S: 13	H: 4 LOB: 2 BB: 0 P: 13	R: 0 E: 0 K: 0 S: 3	H: 0 LOB: 0 BB: 0 P: 3	R: 1 E: 0 K: 0 S: 3	H: 1 LOB: 0 BB: 1 P: 7	R: 0 E: 0 K: 0 S: 3	H: 0 LOB: 1 BB: 1 P: 7	R: 0 E: 0 K: 1 S: 5	H: 0 LOB: 0 BB: 0 P: 5	1B: 10 2B: 3 3B: 0 HR: 0	SF: 0 SAC: 0 DP: 1 HBP: 0	WP: 1 PB: 0 SB: 1 CS: 0	PA: 41

PITCHER		IP	WLS	BF	H	R	ER	SO	BB	IBB	HBP	BLK	WP	HR	S	P	ERA	WHIP
Dave Frost, R ERA: 4.07	(1, 1)	4.2	L	24	10	5	1	4	0	0	0	0	0	0	32	32	1.93	2.143
Dave Lemanczyk, R ERA: 5.32	(5, 1)	2.1		10	2	1	1	0	1	0	0	0	1	0	9	13	3.86	1.286
Dave LaRoche, L ERA: 2.2	(8, 1)	2.0		7	0	0	0	1	1	0	0	0	0	0	8	12	0.00	0.500

PITCHER	IP	WLS	BF	H	R	ER	SO	BB	IBB	HBP	BLK	WP	HR	S	P	ERA	WHIP

BOTTOM

Baltimore Orioles @ California Angels

Anaheim Stadium, Anaheim, CA

Sat Jun 07 1980, 10:05 PM EDT

Att. 37,266 - Unknown

livebaseballscorecards.com

Batter	1	2	3	4	5	6	7	8	9	AB	R	H	RBI	BB	SO	LOB
Rick Miller, L (1, 8) OBP: 0.357, SLG: 0.320	BB 4-0 1B 1B BB	0-0 1-H FC1-5 3B		0-0 ③ 4-3		0-0 ③ 6-3		0-0 ③ 6-3		4	1	1	1	1	0	4
Dickie Thon, R (1, 4) OBP: 0.500, SLG: 0.593	0-0 1B 1B 1-3 1B	0-0 ② ③ FC1-5 3-H			0-0 ① 5-3		0-0 E S 4-3 1B		0-0 ① 4-3	5	2	2	0	0	0	1
Rod Carew, L (1, 3) OBP: 0.398, SLG: 0.383	0-0 1B 1-2 3-H 1B		0-0 ① F7		0-0 1B 2B		SSS 0-3 ① K 1-3		0-0 ② L5	5	1	2	1	0	1	1
Jason Thompson, L (1, 10) OBP: 0.309, SLG: 0.388	0-0 1-2 2-H 1B		0-0 2B		0-0 ② F7		0-0 ② 4-3 3-H		0-0 ③ L4	5	0	2	2	0	0	1
Carney Lansford, R (1, 5) OBP: 0.333, SLG: 0.414	SSS 0-3 ① K		0-0 ② F8		0-0 FC6-4 2-H 1B		0-0 ③ P4			4	0	1	1	0	1	3
Joe Rudi, R (1, 7) OBP: 0.287, SLG: 0.491	0-0 ② F7		0-0 ③ 5-3		0-0 ③ FC6-4 1-2f			0-0 ① 5-3		4	0	0	0	0	0	4
Larry Harlow, L (1, 9) OBP: 0.343, SLG: 0.455	SSS 0-3 ③ K			0-0 ① 4-3		0-0 ① 6-3		0-0 ② 6-3		4	0	0	0	0	1	2
Freddie Patek, R (1, 6) OBP: 0.319, SLG: 0.367		0-0 E6 FC1-6		BBBB 4-0 6-4-3 BB		0-0 ② 4-3		0-0 BB 1B		3	0	1	0	1	0	0
Tom Donohue, R (1, 2) OBP: 0.200, SLG: 0.254 Bobby Grich, R (8, PH) OBP: 0.376, SLG: 0.389 Stan Cliburn, R (9, 2) OBP: 0.286, SLG: 0.286		0-0 ① FC1-6 S 1-2f 3B		0-0 ② 6-4-3 1-2		0-0 3B		BBBB 4-0 1-2 BB		3 0 0	1 0 0	1 0 0	0 0 0	0 1 0	0 0 0	2 0 0
Inning Stats	R: 2 H: 3 E: 0 LOB: 2 K: 2 BB: 1 S: 10 P: 14	R: 1 H: 1 E: 1 LOB: 0 K: 0 BB: 0 S: 4 P: 4	R: 0 H: 1 E: 0 LOB: 1 K: 0 BB: 0 S: 4 P: 4	R: 0 H: 0 E: 0 LOB: 1 K: 0 BB: 1 S: 3 P: 7	R: 1 H: 2 E: 0 LOB: 1 K: 0 BB: 0 S: 5 P: 5	R: 0 H: 1 E: 0 LOB: 1 K: 0 BB: 0 S: 4 P: 4	R: 1 H: 1 E: 0 LOB: 0 K: 1 BB: 0 S: 6 P: 6	R: 0 H: 1 E: 0 LOB: 2 K: 0 BB: 1 S: 4 P: 8	R: 0 H: 0 E: 0 LOB: 0 K: 0 BB: 0 S: 3 P: 3	1B: 6 2B: 3 3B: 2 HR: 0	SF: 0 SAC: 0 DP: 1 HBP: 0			WP: 0 PB: 0 SB: 2 CS: 0	PA: 40		

	AB	37
	R	5
	H	10
	RBI	5
	BB	3
	SO	3
	LOB	18

PITCHER		IP	WLS	BF	H	R	ER	SO	BB	IBB	HBP	BLK	WP	HR	S	P	ERA	WHIP
Jim Palmer, R ERA: 3.92	(1, 1)	6.0	W	29	9	5	3	2	2	0	0	0	0	0	31	39	4.50	1.833
Tim Stoddard, R ERA: 2.36	(7, 1)	3.0	S	11	1	0	0	1	1	0	0	0	0	0	12	16	0.00	0.667

PITCHER	IP	WLS	BF	H	R	ER	SO	BB	IBB	HBP	BLK	WP	HR	S	P	ERA	WHIP

Baltimore Orioles @ California Angels

Anaheim Stadium, Anaheim, CA

Sun Jun 08 1980, 6:33 AM EDT

Att. 34,163 - Unknown

TOP

livebaseballscorecards.com

Batter	1	2	3	4	5	6	7	8	9	AB	R	H	RBI	BB	SO	LOB
Al Bumbry, L (1, 8) OBP: 0.438, SLG: 0.474	G9-4-6 1B	1-3 2-H 3-H 1B		F7	1-2 3-H 1B	2-H 3-H 2B			L6	6	0	4	5	0	0	2
Rich Dauer, R (1, 4) (7, 5) OBP: 0.344, SLG: 0.317	G9-4-6 1-2f	P3			F7 1-2 2-H 1B	F8			F8	6	0	1	1	0	0	5
Ken Singleton, S (1, 9) OBP: 0.317, SLG: 0.420 Dan Graham, L (7, 2) OBP: 0.319, SLG: 0.409	2B 1B	F5			FC4-8 BB 6-3		6-3		F8	4 1	1 0	1 0	0 0	1 0	0 0	4 1
Eddie Murray, S (1, 3) OBP: 0.345, SLG: 0.454	1-H 2B		P5		FC4-6 BB BB BB 1-2f	G3	G4-6-3 1B			5	1	2	1	0	0	1
Pat Kelly, L (1, 7) OBP: 0.372, SLG: 0.381 Gary Roenicke, R (7, 7) OBP: 0.338, SLG: 0.346	G3		K		BB BB BB 1-2 BB	E S 1B BB	G4-6-3 1-2f			3 0	2 0	0 0	0 0	2 0	1 0	2 0
Terry Crowley, L (1, 10) OBP: 0.475, SLG: 0.588		L5	F7		BB BB 1B 1-2 2-3 BB	BB 1B 1-3 BB		6-3		3	2	0	0	2	0	0
Doug DeCinces, R (1, 5) OBP: 0.331, SLG: 0.415 Lenn Sakata, R (7, 4) OBP: 0.316, SLG: 0.471	BB BB 1B BB			F7	BB 1B 1-2 2-3 3-H BB	K		F9		2 1	2 0	0 0	1 0	2 0	1 0	2 0
Rick Dempsey, R (1, 2) (7, 9) OBP: 0.333, SLG: 0.455	BB 1-2 1B BB			HBP	1B 1B 1-2 2-3 3-H BB	1B 1-2 2B BB		F7		1	3	0	1	3	0	0
Kiko Garcia, R (1, 6) OBP: 0.280, SLG: 0.222	1B 1-2 2-3 BB			P6	1B 1B 1-3 2-H 3-H 1B	1-3 2-H 3-H 2B 1B			2B	4	2	3	4	1	0	1

	AB	36
	R	13
	H	11
	RBI	13
	BB	11
	SO	2
	LOB	18

Inning Stats	1	2	3	4	5	6	7	8	9
	R: 1 E: 0 K: 0 S: 5	R: 2 E: 0 K: 0 S: 4	R: 0 E: 0 K: 1 S: 5	R: 0 E: 0 K: 0 S: 3	R: 6 E: 0 K: 0 S: 6	R: 4 E: 0 K: 1 S: 7	R: 0 E: 0 K: 0 S: 3	R: 0 E: 0 K: 0 S: 3	R: 0 E: 0 K: 0 S: 4
	H: 3 LOB: 1 BB: 0 P: 5	H: 1 LOB: 2 BB: 3 P: 16	H: 0 LOB: 0 BB: 0 P: 5	H: 0 LOB: 1 BB: 0 P: 4	H: 3 LOB: 2 BB: 5 P: 26	H: 2 LOB: 1 BB: 3 P: 19	H: 1 LOB: 0 BB: 0 P: 3	H: 0 LOB: 0 BB: 0 P: 3	H: 1 LOB: 1 BB: 0 P: 4

| | | |

Batter	1	2	3	4	5	6	7	8	9	AB	R	H	RBI	BB	SO	LOB
Rick Miller, L (1, 8) OBP: 0.359, SLG: 0.353	2B	G3		3B		K		F8		5	1	2	1	0	1	1
Dickie Thon, R (1, 4) OBP: 0.429, SLG: 0.500	6-3		6-3	F8		F8			F7	5	0	0	0	0	0	2
Rod Carew, L (1, 10) OBP: 0.393, SLG: 0.375	P6		1B SF8 BB	F8			4-3		4-3	4	1	0	0	1	0	2
Jason Thompson, L (1, 3) OBP: 0.324, SLG: 0.400	1B 2B		1-3 1B	F7 1B BB			F9		BB HR BB	3	2	2	1	2	0	0
Carney Lansford, R (1, 5) OBP: 0.338, SLG: 0.421 Todd Cruz, R (6, 5) OBP: 0.356, SLG: 0.425	S 1B		SF8	F8 BB 1B			BB		HR BB	2 0	0 1	2 0	2 0	0 2	0 0	0 0
Bobby Clark, R (1, 7) OBP: 0.250, SLG: 0.571	K		K	F7			BB		HR	4	1	1	3	1	2	4
Larry Harlow, L (1, 9) OBP: 0.355, SLG: 0.451		FC5-4 1B		2B BB	1-2 BB		K		F7	3	1	1	0	2	1	2
Freddie Patek, R (1, 6) OBP: 0.317, SLG: 0.372		F9		3B 2B	F8			F9		4	1	1	1	0	0	4
Tom Donohue, R (1, 2) OBP: 0.195, SLG: 0.248 Stan Cliburn, R (8, PH) (9, 2) OBP: 0.250, SLG: 0.250		FC5-4		K		K		5-3		3 1	0 0	0 0	0 0	0 0	2 0	2 0
Inning Stats	R: 2 E: 0 K: 1 S: 8 H: 3 LOB: 1 BB: 0 P: 8	R: 0 E: 0 K: 0 S: 4 H: 1 LOB: 1 BB: 0 P: 4	R: 1 E: 0 K: 1 S: 6 H: 1 LOB: 1 BB: 1 P: 10	R: 2 E: 0 K: 1 S: 7 H: 2 LOB: 1 BB: 1 P: 11	R: 0 E: 0 K: 0 S: 3 H: 1 LOB: 2 BB: 2 P: 11	R: 0 E: 0 K: 2 S: 7 H: 0 LOB: 0 BB: 0 P: 7	R: 0 E: 0 K: 1 S: 5 H: 0 LOB: 2 BB: 2 P: 13	R: 0 E: 0 K: 0 S: 3 H: 0 LOB: 0 BB: 0 P: 3	R: 3 E: 0 K: 0 S: 4 H: 1 LOB: 0 BB: 2 P: 12	1B: 4 2B: 3 3B: 1 HR: 1	SF: 1 SAC: 0 DP: 0 HBP: 0			WP: 0 PB: 0 SB: 1 CS: 0	PA: 43		

PITCHER		IP	WLS	BF	H	R	ER	SO	BB	IBB	HBP	BLK	WP	HR	S	P	ERA	WHIP
Steve Stone, R ERA: 4.41	(1, 1)	3.0		17	6	5	5	2	2	0	0	0	0	0	19	27	15.00	2.667
Sammy Stewart, R ERA: 3.97	(4, 1)	6.0	W	26	3	3	3	4	6	0	0	0	0	1	28	52	4.50	1.500

PITCHER	IP	WLS	BF	H	R	ER	SO	BB	IBB	HBP	BLK	WP	HR	S	P	ERA	WHIP

BOTTOM

Baltimore Orioles @ California Angels

Anaheim Stadium, Anaheim, CA

Sun Jun 08 1980, 6:33 AM EDT

Att. 34,163 - Unknown

livebaseballscorecards.com

AB	34
R	8
H	9
RBI	8
BB	8
SO	6
LOB	17

Batter	1	2	3	4	5	6	7	8	9	10	AB	R	H	RBI	BB	SO	LOB
Willie Randolph, R (1, 4) OBP: 0.432, SLG: 0.457	4-0 5-3 BB		4-0 FC1-5 S BB		4-0 E BB		0-0 E6 2B 2B 1-2	0-0 S 1B 3-H		4-0 FC6 BB	2	1	1	1	4	0	1
Bobby Brown, S (1, 8) OBP: 0.323, SLG: 0.500	0-0 ① 5-3 1-2		0-0 ① FC1-5 CS 1-3		0-0 ② F5 1-2		0-0 ② F8	0-0 ③ 5-3 1-2		0-0 ② FC6 S 1B 1-2f	6	1	0	0	0	0	7
Jim Spencer, L (1, 3) OBP: 0.325, SLG: 0.371 Bob Watson, R (9, PH) OBP: 0.368, SLG: 0.409 (9, 3) Dennis Werth, R (10, PR) OBP: 0.543, SLG: 0.750 (10, 3)	0-3 ② K		0-0 ② 1B 1-2		0-0 ③ P3		0-0 2B 2B 1-3 2-H		0-0 ① 4-3	0-0 1B 1B 1-H	4 2 0	1 0 0	2 1 0	1 1 0	0 0 0	1 0 0	2 0 0
Reggie Jackson, L (1, 10) OBP: 0.335, SLG: 0.533	0-0 ③ 4-3		0-0 ③ 4-3			0-0 ① F8	0-0 2B 2B 2-H 3-H		0-0 HR	0-0 1B 1B 1-3	6	1	3	3	0	0	2
Graig Nettles, L (1, 5) OBP: 0.358, SLG: 0.409		0-0 1B 1B		4-0 1B BB		0-3 ② K	0-0 ③ F7		0-3 ② K	0-0 ③ 4-3	5	0	1	0	1	2	3
Lou Piniella, R (1, 7) OBP: 0.314, SLG: 0.330 Paul Blair, R (10, 7)		0-0 ① L8		0-0 ① P9		0-0 ③ L6		0-0 FC1-6 1B	0-0 BLK 2B		5 0	0 0	2 0	0 0	0 0	0 0	2 0
Joe Lefebvre, L (1, 9) OBP: 0.404, SLG: 0.571		0-0 1-2 1B		0-0 G5-4-3 1-3 1B			0-0 HR	0-0 ① FC1-6 5-3 1-2f 3B	4-0 BLK IBB		4	2	3	1	1	0	1
Rick Cerone, R (1, 2) OBP: 0.276, SLG: 0.390	0-3 ② K		0-0 ② ③ G5-4-3 1-2f				4-0 FC6-5 WP BB	0-0 ② 5-3 1-2	0-0 ③ 6-3 1-2 2-3		4	0	0	0	1	1	7
Bucky Dent, R (1, 6) OBP: 0.328, SLG: 0.388	0-0 ③ P4				0-0 ① F9		0-0 ① FC6-5 E 2B 1-3	0-0 1B 3B 2-H		0-0 ① P6	5	2	1	1	0	0	3
Inning Stats	R: 0 H: 0 E: 0 LOB: 1 K: 1 BB: 1 S: 5 P: 9	R: 0 H: 2 E: 0 LOB: 2 K: 1 BB: 0 S: 7 P: 7	R: 0 H: 1 E: 0 LOB: 1 K: 0 BB: 1 S: 3 P: 7	R: 0 H: 1 E: 0 LOB: 1 K: 0 BB: 1 S: 3 P: 7	R: 0 H: 0 E: 1 LOB: 1 K: 0 BB: 1 S: 3 P: 7	R: 0 H: 0 E: 0 LOB: 0 K: 1 BB: 0 S: 5 P: 5	R: 4 H: 3 E: 1 LOB: 1 K: 0 BB: 1 S: 7 P: 11	R: 2 H: 3 E: 0 LOB: 1 K: 0 BB: 0 S: 6 P: 6	R: 1 H: 2 E: 0 LOB: 2 K: 1 BB: 1 S: 7 P: 11	R: 1 H: 2 E: 0 LOB: 2 K: 0 BB: 1 S: 5 P: 9	1B: 8 2B: 3 3B: 1 HR: 2	SF: 0 SAC: 0 DP: 1 HBP: 0						

PITCHER		IP	WLS	BF	H	R	ER	SO	BB	IBB	HBP	BLK	WP	HR	S	P	ERA	WHIP
Freddie Martinez, R ERA: 4.23	(1, 1)	6.2		30	6	4	1	3	5	0	0	0	1	1	31	51	1.35	1.650
Dave LaRoche, L ERA: 2.72	(7, 1)	2.0		11	5	3	3	1	0	0	0	0	0	1	13	13	13.50	2.500
Dave Lemanczyk, R ERA: 5.36	(9, 1)	1.1	L	9	3	1	1	0	1	1	0	1	0	0	7	15	6.75	3.000

TOP

New York Yankees @ California Angels

Anaheim Stadium, Anaheim, CA

Mon Jun 09 1980, 10:05 PM EDT

Att. 30,126 - Unknown

livebaseballscorecards.com

AB	43
R	8
H	14
RBI	8
BB	7
SO	4
LOB	28

1B: 8	SF: 0																	
2B: 3	SAC: 0																	
3B: 1	DP: 1																	
HR: 2	HBP: 0																	

WP: 1	PA: 50
PB: 0	
SB: 3	
CS: 1	

Batter	1	2	3	4	5	6	7	8	9	10	AB	R	H	RBI	BB	SO	LOB
Rick Miller, L (1, 8) OBP: 0.369, SLG: 0.364	FC5-4 1B		G6-4-3 1B		4-1 1-2 2-3			E 1B	L7		5	1	3	0	0	0	3
Carney Lansford, R (1, 5) OBP: 0.340, SLG: 0.436	FC5-4 1B 1-2f 1B		G6-4-3 1-2f		HR 2-H 3-H			E1 1-H 2B 1B		F7	5	3	2	3	0	0	2
Rod Carew, L (1, 10) OBP: 0.398, SLG: 0.386	1B 1-2 1B		F7		F7			SH5-3 SF7 3-H 2B		L6-3 1B	5	1	3	1	0	0	0
Jason Thompson, L (1, 3) OBP: 0.328, SLG: 0.403	1-2 2-H 1B			3-1		G1-4-3 1B		SH5-3 2-3		L6-3 1-2	4	0	2	1	0	0	1
Joe Rudi, R (1, 7) OBP: 0.281, SLG: 0.483	K			6-3		G1-4-3 1-2f		SF7 3-H			3	0	0	1	0	1	3
Bobby Grich, R (1, 4) OBP: 0.368, SLG: 0.379	K			F8		K		K			4	0	0	0	0	3	2
Larry Harlow, L (1, 9) OBP: 0.360, SLG: 0.453		1-3			FC4-6 1B		6-3		SH2-4 1B		4	0	2	0	0	0	0
Freddie Patek, R (1, 6) OBP: 0.310, SLG: 0.362		F8			FC4-6 4-1 1B 1-2f HR		F8		SH2-4 1-2		3	1	0	0	0	0	1
Tom Donohue, R (1, 2) OBP: 0.198, SLG: 0.250 Dickie Thon, R (9, PH) OBP: 0.417, SLG: 0.485 Stan Cliburn, R (10, 2) OBP: 0.250, SLG: 0.250		P5			4-1 1-2 HR 1B		K			6-3	3 1 0	1 0 0	1 0 0	0 0 0	0 0 0	1 0 0	0 1 0
Inning Stats	R: 1 H: 3 E: 0 LOB: 2 K: 2 BB: 0 S: 10 P: 10	R: 0 H: 0 E: 0 LOB: 0 K: 0 BB: 0 S: 3 P: 3	R: 0 H: 1 E: 0 LOB: 0 K: 0 BB: 0 S: 3 P: 3	R: 0 H: 0 E: 0 LOB: 0 K: 0 BB: 0 S: 3 P: 3	R: 3 H: 3 E: 0 LOB: 0 K: 0 BB: 0 S: 6 P: 6	R: 0 H: 1 E: 0 LOB: 0 K: 1 BB: 0 S: 5 P: 5	R: 0 H: 0 E: 0 LOB: 0 K: 1 BB: 0 S: 5 P: 5	R: 3 H: 3 E: 1 LOB: 0 K: 1 BB: 0 S: 8 P: 8	R: 0 H: 1 E: 0 LOB: 1 K: 0 BB: 0 S: 4 P: 4	R: 0 H: 1 E: 0 LOB: 0 K: 0 BB: 0 S: 3 P: 3	1B: 11 SF: 1 2B: 2 SAC: 2 3B: 0 DP: 3 HR: 1 HBP: 0						

PITCHER		IP	WLS	BF	H	R	ER	SO	BB	IBB	HBP	BLK	WP	HR	S	P	ERA	WHIP
Mike Griffin, R ERA: 4.39	(1, 1)	5.0		21	7	4	4	2	0	0	0	0	0	1	25	25	7.20	1.400
Rudy May, L ERA: 2.48	(6, 1)	2.1		10	4	3	2	2	0	0	0	0	0	0	14	14	7.71	1.714
Rich Gossage, R ERA: 3.77	(8, 1)	2.2	W	9	2	0	0	1	0	0	0	0	0	0	11	11	0.00	0.750

PITCHER	IP	WLS	BF	H	R	ER	SO	BB	IBB	HBP	BLK	WP	HR	S	P	ERA	WHIP

BOTTOM

New York Yankees @ California Angels

Anaheim Stadium, Anaheim, CA

Mon Jun 09 1980, 10:05 PM EDT

Att. 30,126 - Unknown

livebaseballscorecards.com

AB	37
R	7
H	13
RBI	6
BB	0
SO	5
LOB	13

WP: 0 PA: 40
PB: 0
SB: 0
CS: 0

Batter	1	2	3	4	5	6	7	8	9	AB	R	H	RBI	BB	SO	LOB
Willie Randolph, R (1, 4) OBP: 0.443, SLG: 0.473	5-3 1B		S 1B		1B 1B		E7 SH1 1-H SF7 2B	BBB 4-0 BB		4	2	4	0	1	0	0
Lou Piniella, R (1, 7) OBP: 0.312, SLG: 0.327	5-3 1-2		1-H 1B		F8		SH1 2-3	F9		4	0	1	1	0	0	5
Bob Watson, R (1, 3) OBP: 0.364, SLG: 0.405	5-3		4-3		FC4-6 1-3 1B		SF7 3-H		SSS K	4	0	1	1	0	1	2
Reggie Jackson, L (1, 9) OBP: 0.325, SLG: 0.516	L7			3-1	FC4-6 1-2f		4-3		SSS K	5	0	0	0	0	1	3
Eric Soderholm, R (1, 10) OBP: 0.416, SLG: 0.573 Dennis Werth, R (8, PR) OBP: 0.543, SLG: 0.750 Jim Spencer, L (9, PH) OBP: 0.322, SLG: 0.368		F8		F9		BBB B1-3 BB		1B 1B	4-3	3 0 1	0 1 0	1 0 0	0 0 0	1 0 0	0 0 0	0 0 0
Graig Nettles, L (1, 5) OBP: 0.355, SLG: 0.405		F9		E4 E		SSS K		SH5-4 1-2 1B		4	0	1	0	0	1	1
Bobby Brown, S (1, 8) OBP: 0.321, SLG: 0.492		SSS K2-3		E6 1-2		B1-3 1-2		SH5-4 1-2 2-H 1B		4	0	1	1	0	1	2
Rick Cerone, R (1, 2) OBP: 0.271, SLG: 0.384			3-1	P5		4-3		SH5-4 1-2 2-3		3	0	0	0	0	0	3
Bucky Dent, R (1, 6) OBP: 0.326, SLG: 0.385			F7		5-3		2B E 1B	F9		4	1	1	0	0	0	2
Inning Stats	R: 0 E: 0 K: 0 S: 4 H: 1 LOB: 1 BB: 0 P: 4	R: 0 E: 0 K: 1 S: 5 H: 0 LOB: 0 BB: 0 P: 5	R: 1 E: 0 K: 0 S: 5 H: 2 LOB: 1 BB: 0 P: 5	R: 0 E: 2 K: 0 S: 5 H: 0 LOB: 2 BB: 0 P: 5	R: 0 E: 0 K: 0 S: 5 H: 2 LOB: 2 BB: 0 P: 5	R: 0 E: 0 K: 1 S: 5 H: 0 LOB: 1 BB: 1 P: 9	R: 2 E: 1 K: 0 S: 5 H: 2 LOB: 0 BB: 0 P: 5	R: 1 E: 0 K: 0 S: 6 H: 3 LOB: 3 BB: 1 P: 10	R: 0 E: 0 K: 2 S: 7 H: 0 LOB: 0 BB: 0 P: 7	1B: 9 2B: 1 3B: 0 HR: 0	SF: 1 SAC: 2 DP: 0 HBP: 0						

TOP

New York Yankees @ California Angels

Anaheim Stadium, Anaheim, CA

Tue Jun 10 1980, 10:05 PM EDT

Att. 38,996 - Unknown

livebaseballscorecards.com

AB	36
R	4
H	10
RBI	3
BB	2
SO	4
LOB	18

WP: 0 PB: 0 SB: 1 CS: 0 PA: 41

PITCHER		IP	WLS	BF	H	R	ER	SO	BB	IBB	HBP	BLK	WP	HR	S	P	ERA	WHIP
Frank Tanana, L ERA: 7.27	(1, 1)	7.0		33	9	4	3	2	1	0	0	0	0	0	36	40	3.86	1.429
Mark Clear, R ERA: 4.91	(8, 1)	2.0	W	8	1	0	0	2	1	0	0	0	0	0	11	15	0.00	1.000

PITCHER	IP	WLS	BF	H	R	ER	SO	BB	IBB	HBP	BLK	WP	HR	S	P	ERA	WHIP

Batter	1	2	3	4	5	6	7	8	9	AB	R	H	RBI	BB	SO	LOB
Rick Miller, L (1, 8) (9, 9) OBP: 0.378, SLG: 0.369	FC5-2 1B	BB		K		G3		E 1B 1-2 1B		4	0	2	0	1	1	0
Carney Lansford, R (1, 5) OBP: 0.332, SLG: 0.425	K 1-3	F9		F8		6-3		K		5	0	0	0	0	2	5
Rod Carew, L (1, 10) OBP: 0.403, SLG: 0.397	FC5-2 S 3-H		1B 2B	BB 1B			F7	E7 1-3 2-H 1B		5	1	3	1	0	0	1
Jason Thompson, L (1, 3) OBP: 0.341, SLG: 0.400	BB 1-2		1B 1B BB	BB 1-2			K	IBB		1	0	0	0	4	1	0
Joe Rudi, R (1, 7) OBP: 0.279, SLG: 0.475	F8		1B 1-2 2-H 1B	6-3			6-3	F8		5	0	1	1	0	0	7
Bobby Grich, R (1, 4) OBP: 0.370, SLG: 0.382		BB 1B 1B	FC5-4 1-2 2-3 1B		F7			6-3		4	1	2	0	0	0	0
Larry Harlow, L (1, 9) OBP: 0.359, SLG: 0.444 Bobby Clark, R (8, PH) (9, 8) OBP: 0.333, SLG: 0.625		1B BB 1-2	K		1-3			HR 1B		2 1	0 1	0 1	0 0	1 0	1 0	3 0
Freddie Patek, R (1, 6) OBP: 0.315, SLG: 0.392		1B 1-3 2-H	P4		4-3			1-H HR		4	1	2	3	0	0	3
Tom Donohue, R (1, 2) OBP: 0.200, SLG: 0.250		5-3	FC5-4 1-2f			F9		1B 1B 1B		4	1	1	0	0	0	4
Inning Stats	R: 0 E: 0 K: 1 S: 6 H: 1 LOB: 2 BB: 1 P: 10	R: 1 E: 0 K: 0 S: 4 H: 2 LOB: 2 BB: 2 P: 12	R: 1 E: 0 K: 1 S: 8 H: 3 LOB: 3 BB: 1 P: 12	R: 0 E: 0 K: 1 S: 6 H: 1 LOB: 2 BB: 1 P: 10	R: 0 E: 0 K: 0 S: 3 H: 0 LOB: 0 BB: 0 P: 3	R: 0 E: 0 K: 0 S: 3 H: 0 LOB: 0 BB: 0 P: 3	R: 0 E: 0 K: 1 S: 5 H: 0 LOB: 0 BB: 0 P: 5	R: 3 E: 1 K: 1 S: 10 H: 5 LOB: 3 BB: 1 P: 14		1B: 10 2B: 1 3B: 0 HR: 1 SF: 0 SAC: 0 DP: 0 HBP: 0						

BOTTOM

New York Yankees @ California Angels

Anaheim Stadium, Anaheim, CA

Tue Jun 10 1980, 10:05 PM EDT

Att. 38,996 - Unknown

livebaseballscorecards.com

AB	35
R	5
H	12
RBI	5
BB	6
SO	5
LOB	23

1B: 10 SF: 0
2B: 1 SAC: 0
3B: 0 DP: 0
HR: 1 HBP: 0

WP: 0 PA: 41
PB: 0
SB: 2
CS: 0

PITCHER		IP	WLS	BF	H	R	ER	SO	BB	IBB	HBP	BLK	WP	HR	S	P	ERA	WHIP
Luis Tiant, R ERA: 6.13	(1, 1)	2.0		15	6	2	2	1	4	0	0	0	0	0	13	29	9.00	5.000
Rudy May, L ERA: 2.81	(3, 1)	5.1	L	22	5	3	3	3	1	0	0	0	0	1	27	31	5.06	1.125
Rich Gossage, R ERA: 3.68	(8, 1)	0.2		4	1	0	0	1	0	1	0	0	0	0	5	9	0.00	1.500

PITCHER	IP	WLS	BF	H	R	ER	SO	BB	IBB	HBP	BLK	WP	HR	S	P	ERA	WHIP

Batter	1	2	3	4	5	6	7	8	9	10	11	AB	R	H	RBI	BB	SO	LOB
Willie Randolph, R (1, 4) OBP: 0.448, SLG: 0.468	BBBB 4-0 S 1B BB	x 0-0 ③ 4-3		BBBB 4-0 S 3-H BB		BBBB 4-0 BB			x 0-0 ① F2		BBBB 4-0 E S 1B BB	2	2	0	0	4	0	1
Joe Lefebvre, L (1, 7) (10, 9) (11, 8) OBP: 0.397, SLG: 0.537	x 0-0 ① F9		x 0-0 HR 1B	SSS 0-3 ② K 1-2		x 0-0 ③ F9			x 0-0 ② F9		IIII 4-0 E 1B 1-2 IBB	5	2	1	0	1	1	3
Bob Watson, R (1, 10) OBP: 0.363, SLG: 0.439	x 0-0 ② P2		x 0-0 1-H HR	x 0-0 ③ F8			x 0-0 ① F8		x 0-0 HR		x 0-0 E5 BB 1B 1-2 2-3	6	2	2	3	0	0	4
Reggie Jackson, L (1, 9) OBP: 0.333, SLG: 0.535 Paul Blair, R (9, PR) (9, 9) Bobby Murcer, L (10, 8) (11, PH) (11, 9) OBP: 0.306, SLG: 0.453	x 0-0 BB 1-H 1B		x 0-0 ① 5-3		x 0-0 HR		SSS 0-3 ② K		BBBB 4-0 BB		x 0-0 BB 1-2 2-H 3-H 1B	4 0	1 0	2 0	2 0	1 0	1 0	0 0
												1	0	1	2	0	0	0
Graig Nettles, L (1, 5) OBP: 0.350, SLG: 0.393	BBBB 4-0 1-2 BB		x 0-0 ② G3		x 0-0 ① F8		x 0-0 ③ F2		SSS 0-3 ③ K		x 0-0 ② F8	5	0	0	0	1	1	3
Jim Spencer, L (1, 3) OBP: 0.312, SLG: 0.355 Dennis Werth, R (10, PH) (10, 3) OBP: 0.541, SLG: 0.724	SSS 0-3 ③ K		x 0-0 ③ G3		x 0-0 ② F7			x 0-0 ① F9		x 0-0 ① F7	BBBB 4-0 1-2 2-3 BB	4 1	0 0	0 0	0 0	0 1	1 0	2 0
Bobby Brown, S (1, 8) OBP: 0.317, SLG: 0.477 Lou Piniella, R (10, 7) OBP: 0.310, SLG: 0.325		BBB 4-0 F9 S BB		SSS 0-3 ① K	SSS 0-3 ③ K			SSS 0-3 ② K		SSS 0-3 ② K	x 0-0 ③ 4-3	4 1	0 0	0 0	0 0	1 0	4 0	0 3
Bucky Dent, R (1, 6) OBP: 0.328, SLG: 0.382	x 0-0 ① F9 1-2			BBB 4-0 1B E BB		SSS 0-3 ① K		x 0-0 1B		SSS 0-3 ③ K		4	1	1	0	1	2	1
Johnny Oates, L (1, 2) OBP: 0.091, SLG: 0.091	x 0-0 ② F9 2-3			x 0-0 E9 1-H BLK 1B		x 0-0 ② 1-6-3		x 0-0 ③ F9			x 0-0 ① B1	5	1	1	0	0	0	2
Inning Stats	R: 1 E: 0 K: 1 S: 6 H: 1 LOB: 2 BB: 2 P: 14	R: 0 E: 0 K: 0 S: 3 H: 0 LOB: 1 BB: 1 P: 7	R: 2 E: 0 K: 0 S: 5 H: 2 LOB: 0 BB: 0 P: 5	R: 2 E: 1 K: 2 S: 8 H: 1 LOB: 1 BB: 2 P: 16	R: 1 E: 0 K: 1 S: 6 H: 1 LOB: 0 BB: 0 P: 6	R: 0 E: 0 K: 1 S: 5 H: 0 LOB: 1 BB: 1 P: 9	R: 0 E: 0 K: 1 S: 5 H: 0 LOB: 0 BB: 0 P: 5	R: 0 E: 0 K: 1 S: 6 H: 1 LOB: 1 BB: 0 P: 6	R: 1 E: 0 K: 1 S: 6 H: 1 LOB: 1 BB: 1 P: 10	R: 0 E: 0 K: 2 S: 7 H: 0 LOB: 0 BB: 0 P: 7	R: 2 E: 1 K: 0 S: 5 H: 1 LOB: 3 BB: 3 P: 17							

PITCHER		IP	WLS	BF	H	R	ER	SO	BB	IBB	HBP	BLK	WP	HR	S	P	ERA	WHIP
Bruce Kison, R ERA: 4.41	(1, 1)	3.1		18	4	5	4	2	4	0	0	0	0	1	18	34	10.80	2.400
Chris Knapp, R ERA: 5.44	(4, 1)	4.2		18	2	1	1	5	2	0	0	1	0	1	26	34	1.93	0.857
John Montague, R ERA: 4.08	(9, 1)	0.2		4	1	1	1	0	1	0	0	0	0	1	3	7	13.50	3.000
Dave LaRoche, L ERA: 2.7	(9, 1)	0.1		1	0	0	0	1	0	0	0	0	0	0	3	3	0.00	0.000
Mark Clear, R ERA: 4.89	(10, 1)	2.0	L	11	1	2	1	2	2	1	0	0	0	0	12	24	4.50	1.500

PITCHER	IP	WLS	BF	H	R	ER	SO	BB	IBB	HBP	BLK	WP	HR	S	P	ERA	WHIP

TOP

New York Yankees @ California Angels

Anaheim Stadium, Anaheim, CA

Wed Jun 11 1980, 10:05 PM EDT

Att. 39,593 - Unknown

livebaseballscorecards.com

AB	42
R	9
H	8
RBI	7
BB	10
SO	10
LOB	19

1B: 5	SF: 0	WP: 0	PA: 52
2B: 0	SAC: 0	PB: 0	
3B: 0	DP: 0	SB: 4	
HR: 3	HBP: 0	CS: 0	

New York Yankees @ California Angels

Anaheim Stadium, Anaheim, CA

Wed Jun 11 1980, 10:05 PM EDT

Att. 39,593 - Unknown

livebaseballscorecards.com

BOTTOM

Batter	1	2	3	4	5	6	7	8	9	10	11	AB	R	H	RBI	BB	SO	LOB
Dickie Thon, R (1, 5) OBP: 0.390, SLG: 0.447	6-3		G6-3 1-2f 2-3			2B HR 1B	G3		P4			5	1	1	0	0	0	5
Freddie Patek, R (1, 6) OBP: 0.319, SLG: 0.400	4-3		6-3			HR 1-3 2B	F5		CS 1-3 2-H 3-H 1B			5	1	2	2	0	0	1
Rod Carew, L (1, 10) OBP: 0.407, SLG: 0.419	K S S S			L1-3 1B		HR 2-H 3-H		G5-4-3 1B	SF8 3-H			4	1	3	4	0	1	0
Joe Rudi, R (1, 7) OBP: 0.277, SLG: 0.467		5-3		L1-3 1-2		BB BB 1B		G5-4-3 1-2f	CS 1-2	K S S S		5	0	1	0	0	1	2
Bobby Grich, R (1, 4) OBP: 0.376, SLG: 0.385		G4-6-3 1B		K S S S		BB 1-2 BB B B B		1B		K S S S		4	0	2	0	1	2	0
Jason Thompson, L (1, 3) OBP: 0.337, SLG: 0.390		G4-6-3 1-2f			G3	BB 1-2 2-3 B B B B		4-3		F5		4	0	0	0	1	0	2
Bobby Clark, R (1, 8) OBP: 0.357, SLG: 0.583			1B 1B 2B		F9	P4			1B 1B BB B B B B		F8	4	2	1	0	1	0	3
Rick Miller, L (1, 9) OBP: 0.386, SLG: 0.374			G6-3 1B 2-3 1B		1-3	F7			BB 1-3 1B 1B		G5-4-3 BB B B B B	4	1	2	0	1	0	3
Tom Donohue, R (1, 2) OBP: 0.203, SLG: 0.252			G6-3 1-2 3-H 1B			F9	K S S S		1B 1-2 SF8 BB B B B B		G5-4-3 1-2f	3	0	1	1	0	1	0
Larry Harlow, L (9, PH) OBP: 0.364, SLG: 0.444												0	1	0	0	1	0	0
Stan Cliburn, R (10, 2) OBP: 0.250, SLG: 0.250												0	0	0	0	0	0	0
Bert Campaneris, R (11, PH) OBP: 0.243, SLG: 0.294												1	0	0	0	0	0	1
Inning Stats	R: 0 E: 0 K: 1 S: 5 H: 0 LOB: 0 BB: 0 P: 5	R: 0 E: 0 K: 0 S: 3 H: 1 LOB: 0 BB: 0 P: 3	R: 1 E: 0 K: 0 S: 5 H: 3 LOB: 1 BB: 0 P: 5	R: 0 E: 0 K: 1 S: 5 H: 1 LOB: 0 BB: 0 P: 5	R: 0 E: 0 K: 0 S: 3 H: 0 LOB: 0 BB: 0 P: 3	R: 3 E: 0 K: 0 S: 7 H: 4 LOB: 3 BB: 2 P: 15	R: 0 E: 0 K: 1 S: 5 H: 0 LOB: 0 BB: 0 P: 5	R: 0 E: 0 K: 0 S: 4 H: 2 LOB: 1 BB: 0 P: 4	R: 3 E: 0 K: 0 S: 4 H: 2 LOB: 0 BB: 2 P: 12	R: 0 E: 0 K: 2 S: 7 H: 0 LOB: 0 BB: 0 P: 7	R: 0 E: 0 K: 0 S: 2 H: 0 LOB: 0 BB: 1 P: 6	1B: 10 2B: 3 3B: 0 HR: 1 SF: 1 SAC: 0 DP: 5 HBP: 0						

	AB	39
	R	7
	H	13
	RBI	7
	BB	5
	SO	5
	LOB	17

WP: 0 PB: 0 SB: 0 CS: 1 PA: 46

PITCHER		IP	WLS	BF	H	R	ER	SO	BB	IBB	HBP	BLK	WP	HR	S	P	ERA	WHIP
Tommy John, L ERA: 3.14	(1, 1)	5.1		24	9	4	4	2	2	0	0	0	0	0	26	34	6.75	2.062
Ron Davis, R ERA: 2.81	(6, 1)	2.2		11	3	2	2	1	1	0	0	0	0	0	12	16	6.75	1.500
Rich Gossage, R ERA: 3.62	(9, 1)	3.0	W	10	1	1	1	2	2	0	0	0	0	0	12	20	3.00	1.000

PITCHER	IP	WLS	BF	H	R	ER	SO	BB	IBB	HBP	BLK	WP	HR	S	P	ERA	WHIP

Boston Red Sox @ California Angels

Anaheim Stadium, Anaheim, CA

Thu Jun 12 1980, 10:05 PM EDT

Att. 27,960 - Unknown

TOP

livebaseballscorecards.com

Batter	1	2	3	4	5	6	7	8	9	AB	R	H	RBI	BB	SO	LOB
Rick Burleson, R (1, 6) OBP: 0.341, SLG: 0.406	5-3		S 1B	6-3		6-3	F3		K	4	0	1	0	0	0	0
Glenn Hoffman, R (6, 6) OBP: 0.240, SLG: 0.383										2	0	0	0	0	1	2
Jerry Remy, L (1, 4) OBP: 0.352, SLG: 0.401	S 1B 1B		F8	4-3		K	1B		FC6-4 1-2f	6	1	2	0	0	1	3
Fred Lynn, L (1, 8) OBP: 0.358, SLG: 0.473	K 1-2		F8		F9 BB 2B 1B	K	F7			5	1	1	0	0	2	3
Tony Perez, R (1, 3) OBP: 0.342, SLG: 0.484	1B 2-H		L1 1-2		2B 2B BB 1-2		1B 1B BB	1-3		2	1	1	1	1	0	1
Dwight Evans, R (6, 9) OBP: 0.311, SLG: 0.387										1	1	0	0	1	0	0
Jim Rice, R (1, 7) OBP: 0.292, SLG: 0.434	K			HR	F9 2-3		1B HR 1B 1-2	1-3		5	2	2	1	0	1	3
Carlton Fisk, R (1, 2) OBP: 0.389, SLG: 0.566		5-3		5-3	2B 2B 1-3 3-H		HR 1B 1-2 2-H	K		4	2	2	2	0	0	0
Gary Allenson, R (7, 2) OBP: 0.333, SLG: 0.400										1	0	0	0	0	1	0
Carl Yastrzemski, L (1, 10) OBP: 0.337, SLG: 0.425		F7		1B HR 1B	4-3 2B 2-H 3-H		HR 1-H 2-H		1B 1B	3	1	2	2	0	0	0
Dave Stapleton, R (7, PH) OBP: 0.265, SLG: 0.588										2	1	2	3	0	0	0
Jim Dwyer, L (1, 9) OBP: 0.410, SLG: 0.540		1B		HR 1B 1-2	4-3 2-3		G3		F4	5	1	2	0	0	0	2
(6, 3)																
Butch Hobson, R (1, 5) OBP: 0.298, SLG: 0.448		F7		HR 1-H 2-H	F9		HR		FC6-4 1-3 1B	5	2	3	4	0	0	2

| | | | | | | | | | | | | | | | |

BOTTOM

Boston Red Sox @ California Angels

Anaheim Stadium, Anaheim, CA

Thu Jun 12 1980, 10:05 PM EDT

Att. 27,960 - Unknown

Batter	1	2	3	4	5	6	7	8	9	AB	R	H	RBI	BB	SO	LOB
Rick Miller, L (1, 8) OBP: 0.375, SLG: 0.361	F7		G3			F9		4-3		4	0	0	0	0	0	0
Dickie Thon, R (1, 5) OBP: 0.378, SLG: 0.429	5-3			6-3		K		BB, 1B		4	0	1	0	0	1	0
Rod Carew, L (1, 10) OBP: 0.409, SLG: 0.418	F7			4-3		BB		1-2: BB, 1B		3	0	1	0	1	0	0
Jason Thompson, L (1, 3) OBP: 0.340, SLG: 0.389		4-3		1B		6-3		1-2, 2-3: BB		3	0	1	0	1	0	1
Joe Rudi, R (1, 7) OBP: 0.271, SLG: 0.457		F7		F7			K	K		4	0	0	0	0	2	4
Bobby Grich, R (1, 4) OBP: 0.374, SLG: 0.382		4-3			6-3		3-1, 1B	5-3		4	1	1	0	0	0	3
Larry Harlow, L (1, 9) OBP: 0.369, SLG: 0.464			SF7, 3B		FC5-4, 1B		3-1		F7	4	1	2	0	0	0	1
Freddie Patek, R (1, 6) OBP: 0.319, SLG: 0.402 Bert Campaneris, R (7, PR) OBP: 0.237, SLG: 0.286 (8, 6)			SF7 3-H		F8		S 2-H		K	2 1	0 0	1 0	2 0	0 0	0 1	1 0
Tom Donohue, R (1, 2) OBP: 0.197, SLG: 0.244			1-3		FC5-4 1-2f		F9 1-2		P1	4	0	0	0	0	0	2
Inning Stats	R: 0 E: 0 K: 0 S: 3 H: 0 LOB: 0 BB: 0 P: 3	R: 0 E: 0 K: 0 S: 3 H: 0 LOB: 0 BB: 0 P: 3	R: 1 E: 0 K: 0 S: 4 H: 1 LOB: 0 BB: 0 P: 4	R: 0 E: 0 K: 0 S: 4 H: 1 LOB: 1 BB: 0 P: 4	R: 0 E: 0 K: 0 S: 4 H: 1 LOB: 1 BB: 0 P: 4	R: 0 E: 0 K: 1 S: 5 H: 0 LOB: 1 BB: 1 P: 9	R: 1 E: 0 K: 1 S: 7 H: 2 LOB: 2 BB: 0 P: 7	R: 0 E: 0 K: 1 S: 7 H: 2 LOB: 3 BB: 1 P: 11	R: 0 E: 0 K: 1 S: 5 H: 0 LOB: 0 BB: 0 P: 5	1B: 6 2B: 0 3B: 1 HR: 0 SF: 1 SAC: 0 DP: 0 HBP: 0			WP: 0 PB: 0 SB: 1 CS: 0 PA: 36			

livebaseballscorecards.com

	AB	33
	R	2
	H	7
	RBI	2
	BB	2
	SO	4
	LOB	12

PITCHER		IP	WLS	BF	H	R	ER	SO	BB	IBB	HBP	BLK	WP	HR	S	P	ERA	WHIP
Mike Torrez, R ERA: 4.35	(1, 1)	6.2	W	26	5	2	2	2	1	0	0	0	0	0	29	33	2.70	0.900
Keith MacWhorter, R ERA: 9.45	(7, 1)	2.1		10	2	0	0	2	1	0	0	0	0	0	13	17	0.00	1.286

PITCHER		IP	WLS	BF	H	R	ER	SO	BB	IBB	HBP	BLK	WP	HR	S	P	ERA	WHIP

Batter	1	2	3	4	5	6	7	8	9	AB	R	H	RBI	BB	SO	LOB
Rick Burleson, R (1, 6) OBP: 0.342, SLG: 0.406	6-3		FC5-4 1B		F9		1-2 1B		K	5	0	2	0	0	1	2
Jerry Remy, L (1, 4) OBP: 0.344, SLG: 0.392	5-3		FC5-4 1B 1-2f		F7 1-2		F7			4	0	0	0	0	0	4
Fred Lynn, L (1, 8) OBP: 0.356, SLG: 0.468	F8		FC1-4 1B 1-3			F5		5-3		4	0	1	0	0	0	0
Tony Perez, R (1, 3) OBP: 0.340, SLG: 0.479		5-3	FC1-4 1-2f			F8		1B		4	0	1	0	0	0	2
Jim Rice, R (1, 7) OBP: 0.296, SLG: 0.435		G5-4-3 1B		F2		5-3		G6-4-3 1B 1-2		4	0	2	0	0	0	0
Carlton Fisk, R (1, 2) OBP: 0.380, SLG: 0.552		G5-4-3 1-2f		F7			F7	G6-4-3 1-2f		4	0	0	0	0	0	3
Carl Yastrzemski, L (1, 10) OBP: 0.340, SLG: 0.444			F8	K			HR	5-3 1B		4	1	2	1	0	1	0
Jim Dwyer, L (1, 9) OBP: 0.404, SLG: 0.527			HR 1B	F7			F6	F6		4	1	1	0	0	0	1
Butch Hobson, R (1, 5) OBP: 0.309, SLG: 0.476 Glenn Hoffman, R (7, 5) OBP: 0.235, SLG: 0.375			HR 1-H	S 1B			1B 1B	5-3 1-2		3 1	1 0	3 0	2 0	0 0	0 0	0 1
Inning Stats	R: 0 E: 0 K: 0 S: 3 H: 0 LOB: 0 BB: 0 P: 3	R: 0 E: 0 K: 0 S: 3 H: 1 LOB: 0 BB: 0 P: 3	R: 2 E: 0 K: 0 S: 7 H: 4 LOB: 2 BB: 0 P: 7	R: 0 E: 0 K: 1 S: 5 H: 0 LOB: 0 BB: 0 P: 5	R: 0 E: 0 K: 0 S: 4 H: 1 LOB: 1 BB: 0 P: 4	R: 0 E: 0 K: 0 S: 3 H: 0 LOB: 0 BB: 0 P: 3	R: 1 E: 0 K: 0 S: 6 H: 3 LOB: 2 BB: 0 P: 6	R: 0 E: 0 K: 0 S: 4 H: 2 LOB: 1 BB: 0 P: 4	R: 0 E: 0 K: 1 S: 6 H: 1 LOB: 1 BB: 0 P: 6	1B: 10 2B: 0 3B: 0 HR: 2 SF: 0 SAC: 0 DP: 2 HBP: 0						

PITCHER	IP	WLS	BF	H	R	ER	SO	BB	IBB	HBP	BLK	WP	HR	S	P	ERA	WHIP
Don Aase, R (1, 1) ERA: 3.63	9.0	L	37	12	3	3	2	0	0	0	0	0	2	41	41	3.00	1.333

PITCHER	IP	WLS	BF	H	R	ER	SO	BB	IBB	HBP	BLK	WP	HR	S	P	ERA	WHIP

TOP

Boston Red Sox @ California Angels

Anaheim Stadium, Anaheim, CA

Fri Jun 13 1980, 10:05 PM EDT

Att. 32,161 - Unknown

livebaseballscorecards.com

AB	37
R	3
H	12
RBI	3
BB	0
SO	2
LOB	13

Batter	1	2	3	4	5	6	7	8	9	AB	R	H	RBI	BB	SO	LOB
Rick Miller, L (1, 8) OBP: 0.364, SLG: 0.350	F7		F8			4-3		K		4	0	0	0	0	1	1
Stan Cliburn, R (9, 2) OBP: 0.250, SLG: 0.250										0	0	0	0	0	0	0
Dickie Thon, R (1, 5) OBP: 0.367, SLG: 0.413	K		F6			1-3		G6-3 1-2 1B		4	0	1	0	0	1	0
Rod Carew, L (1, 10) OBP: 0.406, SLG: 0.420	F7			P7		2B		G6-3 1-2f		4	0	1	0	0	0	2
Jason Thompson, L (1, 3) OBP: 0.344, SLG: 0.392		1B		1B		F6			F2	4	0	2	0	0	0	1
Joe Rudi, R (1, 7) OBP: 0.286, SLG: 0.474		1B 1-2		G4-6-3 1-2 1B			2B		1B	4	0	4	0	0	0	0
Larry Harlow, L (1, 9) OBP: 0.365, SLG: 0.457		K		G4-6-3 1-2f			F9		FC5 HBP 1-3 1B	4	0	1	0	0	1	5
Bobby Grich, R (1, 4) OBP: 0.371, SLG: 0.375		F5			K		F6		HBP 1-2	3	0	0	0	0	1	3
Freddie Patek, R (1, 6) OBP: 0.310, SLG: 0.389		K			F7		K		F3	4	0	0	0	0	2	6
Tom Donohue, R (1, 2) OBP: 0.194, SLG: 0.241			1-3		5-3			HBP 1B	FC5 2-3f	2	0	0	0	0	0	0
Bobby Clark, R (8, PH) (9, 8) OBP: 0.375, SLG: 0.538										1	0	0	0	0	0	3
Inning Stats	R: 0 H: 0 E: 0 LOB: 0 K: 1 BB: 0 S: 5 P: 5	R: 0 H: 2 E: 0 LOB: 2 K: 2 BB: 0 S: 9 P: 9	R: 0 H: 0 E: 0 LOB: 0 K: 0 BB: 0 S: 3 P: 3	R: 0 H: 2 E: 0 LOB: 1 K: 0 BB: 0 S: 4 P: 4	R: 0 H: 0 E: 0 LOB: 0 K: 1 BB: 0 S: 5 P: 5	R: 0 H: 1 E: 0 LOB: 1 K: 0 BB: 0 S: 4 P: 4	R: 0 H: 1 E: 0 LOB: 1 K: 1 BB: 0 S: 6 P: 6	R: 0 H: 1 E: 0 LOB: 1 K: 1 BB: 0 S: 5 P: 6	R: 0 H: 2 E: 0 LOB: 3 K: 0 BB: 0 S: 5 P: 6	1B: 7 2B: 2 3B: 0 HR: 0	SF: 0 SAC: 0 DP: 2 HBP: 2			WP: 0 PB: 0 SB: 0 CS: 0	PA: 36		

PITCHER		IP	WLS	BF	H	R	ER	SO	BB	IBB	HBP	BLK	WP	HR	S	P	ERA	WHIP
Dennis Eckersley, R ERA: 5.24	(1, 1)	7.0	W	27	6	0	0	5	0	0	1	0	0	0	36	37	0.00	0.857
Tom Burgmeier, L ERA: 2.96	(8, 1)	1.1		6	3	0	0	1	0	0	0	0	0	0	8	8	0.00	2.250
Dick Drago, R ERA: 4.28	(9, 1)	0.2	S	3	0	0	0	0	0	0	1	0	0	0	2	3	0.00	0.000

PITCHER	IP	WLS	BF	H	R	ER	SO	BB	IBB	HBP	BLK	WP	HR	S	P	ERA	WHIP

BOTTOM

Boston Red Sox @ California Angels

Anaheim Stadium, Anaheim, CA

Fri Jun 13 1980, 10:05 PM EDT

Att. 32,161 - Unknown

AB	34
R	0
H	9
RBI	0
BB	0
SO	6
LOB	21

livebaseballscorecards.com

Boston Red Sox @ California Angels

Anaheim Stadium, Anaheim, CA

Sat Jun 14 1980, 6:33 AM EDT

Att. 32,133 - Unknown

TOP

livebaseballscorecards.com

Batter	1	2	3	4	5	6	7	8	9	AB	R	H	RBI	BB	SO	LOB
Rick Burleson, R (1, 6) OBP: 0.344, SLG: 0.403	4-3	F8		1B		BBB 4-0 WP 1-2 BB		1-6-3		4	0	1	0	1	0	3
Jerry Remy, L (1, 4) OBP: 0.351, SLG: 0.394	BBBB 4-0 S 1B BB	F5		S 1-3 1B		P8 1-2 2-3			S S SF9 1B	4	2	2	0	1	0	4
Fred Lynn, L (1, 8) OBP: 0.357, SLG: 0.460	F8		BBBB 4-0 WP HR BB	4-3 1-2			4-3		SF9 S 1-2 E BB	3	2	0	0	2	0	3
Tony Perez, R (1, 3) OBP: 0.337, SLG: 0.475	1-H 1B		L7		SSS K		L3		SF9 1-3 2-H	4	0	1	2	0	1	1
Jim Rice, R (1, 7) OBP: 0.294, SLG: 0.430	F4		6-3 1-2		F9		F3		E5 1B 3-H	5	0	1	0	0	0	2
Carl Yastrzemski, L (1, 10) OBP: 0.342, SLG: 0.457		BBBB 4-0 3-4-3 1B BB	2-H HR		F2			G3	SSS K	4	2	1	2	1	1	1
Jim Dwyer, L (1, 9) OBP: 0.389, SLG: 0.505		3-4-3 1-2	6-3			F9		F9	F9	4	0	0	0	0	0	1
Dwight Evans, R (8, 9) OBP: 0.309, SLG: 0.384										1	0	0	0	0	0	1
Butch Hobson, R (1, 5) OBP: 0.314, SLG: 0.476		BB 2-H 1B		SSS K		F4		E8 1B		4	1	2	1	0	1	0
Glenn Hoffman, R (8, 5) OBP: 0.235, SLG: 0.375										0	0	0	0	0	0	0
Dave Rader, L (1, 2) OBP: 0.386, SLG: 0.452		BBBB 4-0 1-2 BB		G3		WP BB 1B		2-H 1B		3	0	2	1	1	0	0

	AB	36
	R	7
	H	10
	RBI	6
	BB	6
	SO	3
	LOB	16

Inning Stats																		
	R: 1	H: 1	R: 1	H: 1	R: 2	H: 1	R: 0	H: 2	R: 0	H: 0	R: 0	H: 1	R: 0	H: 0	R: 1	H: 2	R: 2	H: 2
	E: 0	LOB: 1	E: 0	LOB: 2	E: 0	LOB: 0	E: 0	LOB: 2	E: 0	LOB: 0	E: 0	LOB: 2	E: 0	LOB: 0	E: 1	LOB: 1	E: 1	LOB: 1
	K: 0	BB: 1	K: 0	BB: 2	K: 0	BB: 1	K: 1	BB: 0	K: 1	BB: 0	K: 0	BB: 1	K: 0	BB: 0	K: 0	BB: 0	K: 1	BB: 1
	S: 4	P: 8	S: 4	P: 12	S: 4	P: 8	S: 7	P: 7	S: 5	P: 5	S: 4	P: 8	S: 3	P: 3	S: 5	P: 5	S: 7	P: 11

	1B: 9	SF: 1
	2B: 0	SAC: 0
	3B: 0	DP: 0
	HR: 1	HBP: 0

	WP: 2	PA: 43
	PB: 0	
	SB: 5	
	CS: 0	

PITCHER		IP	WLS	BF	H	R	ER	SO	BB	IBB	HBP	BLK	WP	HR	S	P	ERA	WHIP
Freddie Martinez, R ERA: 4.79	(1, 1)	3.0	L	16	3	4	4	0	4	0	0	0	1	1	12	28	12.00	2.333
Dave Lemanczyk, R ERA: 4.88	(4, 1)	4.2		20	5	1	0	2	1	0	0	0	1	0	23	27	0.00	1.286
Mark Clear, R ERA: 5.03	(8, 1)	0.2		5	2	2	1	0	1	0	0	0	0	0	4	8	13.50	4.500
Andy Hassler, L ERA: 6.28	(9, 1)	0.2		2	0	0	0	1	0	0	0	0	0	0	4	4	0.00	0.000

PITCHER	IP	WLS	BF	H	R	ER	SO	BB	IBB	HBP	BLK	WP	HR	S	P	ERA	WHIP

Batter	1	2	3	4	5	6	7	8	9	AB	R	H	RBI	BB	SO	LOB
Rick Miller, L (1, 9) OBP: 0.354, SLG: 0.339	1-3		G3-6 1-2f		K		G3			4	0	0	0	0	1	1
Dickie Thon, R (1, 4) OBP: 0.358, SLG: 0.400	5-3			4-3 HR 1B	K		1-3			4	1	1	0	0	1	0
Rod Carew, L (1, 10) OBP: 0.403, SLG: 0.421	S 2B			F7	1-3			F5		4	0	1	0	0	0	1
Jason Thompson, L (1, 3) OBP: 0.337, SLG: 0.382	4-3 2-3			4-3 1-2		4-3		6-3		4	0	0	0	0	0	2
Carney Lansford, R (1, 5) OBP: 0.330, SLG: 0.437		F7		HR 2-H		F8		K		4	1	1	2	0	1	0
Joe Rudi, R (1, 7) OBP: 0.290, SLG: 0.474		K		1B 1B 1B		3B 1B			F8	4	1	2	0	0	1	0
Bobby Clark, R (1, 8) OBP: 0.400, SLG: 0.647		L6		1B 1-2 1B		1-H 3B			1-3	4	0	2	1	0	0	0
Freddie Patek, R (1, 6) OBP: 0.315, SLG: 0.393			FC6-4 1B	1-2 2-3 1B		K			K	4	0	2	0	0	2	1
Tom Donohue, R (1, 2) OBP: 0.190, SLG: 0.235			FC6-4 G3-6 1-2f	F8			1-3			3	0	0	0	0	0	4
Inning Stats	R: 0 E: 0 K: 0 S: 4 H: 1 LOB: 1 BB: 0 P: 4	R: 0 E: 0 K: 1 S: 5 H: 0 LOB: 0 BB: 0 P: 5	R: 0 E: 0 K: 0 S: 3 H: 1 LOB: 0 BB: 0 P: 3	R: 2 E: 0 K: 0 S: 8 H: 5 LOB: 3 BB: 0 P: 8	R: 0 E: 0 K: 2 S: 7 H: 0 LOB: 0 BB: 0 P: 7	R: 1 E: 0 K: 1 S: 7 H: 2 LOB: 1 BB: 0 P: 7	R: 0 E: 0 K: 0 S: 3 H: 0 LOB: 0 BB: 0 P: 3	R: 0 E: 0 K: 1 S: 5 H: 0 LOB: 0 BB: 0 P: 5	R: 0 E: 0 K: 1 S: 5 H: 0 LOB: 0 BB: 0 P: 5	1B: 6 2B: 1 3B: 1 HR: 1	SF: 0 SAC: 0 DP: 1 HBP: 0						

PITCHER	IP	WLS	BF	H	R	ER	SO	BB	IBB	HBP	BLK	WP	HR	S	P	ERA	WHIP
Bob Stanley, R (1, 1) ERA: 4.24	6.0	W	26	9	3	3	4	0	0	0	0	0	1	34	34	4.50	1.500
Tom Burgmeier, L (7, 1) ERA: 2.79	3.0	S	9	0	0	0	2	0	0	0	0	0	0	13	13	0.00	0.000

PITCHER	IP	WLS	BF	H	R	ER	SO	BB	IBB	HBP	BLK	WP	HR	S	P	ERA	WHIP

BOTTOM

Boston Red Sox @ California Angels

Anaheim Stadium, Anaheim, CA

Sat Jun 14 1980, 6:33 AM EDT

Att. 32,133 - Unknown

livebaseballscorecards.com

AB	35
R	3
H	9
RBI	3
BB	0
SO	6
LOB	9

Batter	1	2	3	4	5	6	7	8	9	AB	R	H	RBI	BB	SO	LOB
Rick Burleson, R (1, 6) OBP: 0.352, SLG: 0.412	1B		2B 1-2 1B		5-3		G6-4-3 1B		1B 2B 1B	5	1	4	0	0	0	0
Dave Stapleton, R (1, 4) OBP: 0.308, SLG: 0.615	1-3 1B		1-3 2-H 2B		5-3		G6-4-3 1-2f		1-2 2B 1B	5	1	3	1	0	0	1
Jim Rice, R (1, 7) OBP: 0.300, SLG: 0.444	K		BBBB G6-4-3 BB			HR		1B 1B 1B	F8	4	2	2	1	1	1	4
Tony Perez, R (1, 3) OBP: 0.339, SLG: 0.476	K		K			BBBB BB		F9	1-H 2-H 2B	4	0	1	2	1	2	6
Carlton Fisk, R (1, 2) OBP: 0.376, SLG: 0.542	F4		G6-4-3 1-2f			P1		1-3 1B	F3	5	0	1	0	0	0	7
Butch Hobson, R (1, 10) OBP: 0.312, SLG: 0.471		K		F8		F7		1-2 3-H 1B		4	0	1	1	0	1	1
Dwight Evans, R (1, 9) OBP: 0.301, SLG: 0.373		K		5-3		1-3		F5		4	0	0	0	0	1	3
Jim Dwyer, L (1, 8) OBP: 0.387, SLG: 0.520 Fred Lynn, L (7, 8) OBP: 0.355, SLG: 0.458		G3		4-3			SF7 3B	F8		3 1	1 0	1 0	0 0	0 0	0 0	0 2
Glenn Hoffman, R (1, 5) OBP: 0.236, SLG: 0.373			1B 2B 1B		5-3		SF7 3-H		K	3	1	1	1	0	1	0
Inning Stats	R: 0 E: 0 K: 2 S: 9 H: 2 LOB: 2 BB: 0 P: 9	R: 0 E: 0 K: 2 S: 7 H: 0 LOB: 0 BB: 0 P: 7	R: 1 E: 0 K: 1 S: 7 H: 3 LOB: 2 BB: 1 P: 11	R: 0 E: 0 K: 0 S: 3 H: 0 LOB: 0 BB: 0 P: 3	R: 0 E: 0 K: 0 S: 3 H: 0 LOB: 0 BB: 0 P: 3	R: 1 E: 0 K: 0 S: 4 H: 1 LOB: 1 BB: 1 P: 8	R: 1 E: 0 K: 0 S: 4 H: 2 LOB: 0 BB: 0 P: 4	R: 1 E: 0 K: 0 S: 6 H: 3 LOB: 2 BB: 0 P: 6	R: 2 E: 0 K: 1 S: 8 H: 3 LOB: 1 BB: 0 P: 8	1B: 10 2B: 2 3B: 1 HR: 1 SF: 1 SAC: 0 DP: 2 HBP: 0						

PITCHER		IP	WLS	BF	H	R	ER	SO	BB	IBB	HBP	BLK	WP	HR	S	P	ERA	WHIP
Frank Tanana, L ERA: 6.79	(1, 1)	7.0	L	29	8	3	3	5	2	0	0	0	0	1	37	45	3.86	1.429
John Montague, R ERA: 4.34	(8, 1)	0.1		4	3	1	1	0	0	0	0	0	0	0	4	4	27.00	9.000
Dave LaRoche, L ERA: 3.02	(8, 1)	1.1		7	3	2	2	1	0	0	0	0	0	0	9	9	13.50	2.250
Jim Barr, R ERA: 4.69	(9, 1)	0.1		1	0	0	0	0	0	0	0	0	0	0	1	1	0.00	0.000

PITCHER	IP	WLS	BF	H	R	ER	SO	BB	IBB	HBP	BLK	WP	HR	S	P	ERA	WHIP

TOP

Boston Red Sox @ California Angels

Anaheim Stadium, Anaheim, CA

Sun Jun 15 1980, 6:33 AM EDT

Att. 40,261 - Unknown - 90 F

livebaseballscorecards.com

AB	38
R	6
H	14
RBI	6
BB	2
SO	6
LOB	24

WP: 0	PB: 0	SB: 0	CS: 0	PA: 41		

BOTTOM

Batter	1	2	3	4	5	6	7	8	9	AB	R	H	RBI	BB	SO	LOB
Larry Harlow, L (1, 9) OBP: 0.354, SLG: 0.442 Stan Cliburn, R (8, 2) OBP: 0.250, SLG: 0.250 Dickie Thon, R (9, PH) OBP: 0.370, SLG: 0.412	4-3	K			F6		G3		1B 2B 1B 1-2	4 0 1	0 0 1	0 0 1	0 0 1	0 0 0	1 0 0	3 0 0
Freddie Patek, R (1, 6) OBP: 0.325, SLG: 0.396	1B 1B		6-3			K		BB 2B BB	2B 1B 1-3 2-H	4	1	2	1	1	1	0
Rod Carew, L (1, 10) OBP: 0.407, SLG: 0.427	G3-6-3 1B 1-2		6-3			F6		2B BB 1-2	2B 1-3 3-H	4	0	2	1	1	0	0
Jason Thompson, L (1, 3) OBP: 0.343, SLG: 0.387	G3-6-3 1-2f		K			BB		2B 1-H 2-H	IBB	3	0	1	1	2	1	2
Carney Lansford, R (1, 5) OBP: 0.323, SLG: 0.426		6-3		F8		K		6-3	F8	5	0	0	0	0	1	5
Joe Rudi, R (1, 7) OBP: 0.289, SLG: 0.485		K		K				HR	F8	4	1	1	1	0	2	1
Bobby Grich, R (1, 4) OBP: 0.369, SLG: 0.368		1B 1B BB		K				F8	6-3	3	1	0	0	1	1	0
Bobby Clark, R (1, 8) OBP: 0.417, SLG: 0.667		1B 1-2 1B			F7			F9 2B	F7	4	0	2	0	0	0	0
Tom Donohue, R (1, 2) OBP: 0.194, SLG: 0.239 Rick Miller, L (7, PH) OBP: 0.356, SLG: 0.341 (8, 9)		1-3 2-H 1B			K		F9 2-3		1B 1B 1B	2 2	0 1	1 1	1 0	0 0	1 0	0 1
Inning Stats	R: 0 H: 2 E: 0 LOB: 1 K: 0 BB: 0 S: 4 P: 4	R: 1 H: 2 E: 0 LOB: 2 K: 2 BB: 1 S: 9 P: 13	R: 0 H: 0 E: 0 LOB: 0 K: 1 BB: 0 S: 5 P: 5	R: 0 H: 0 E: 0 LOB: 0 K: 2 BB: 0 S: 7 P: 7	R: 0 H: 0 E: 0 LOB: 0 K: 1 BB: 0 S: 5 P: 5	R: 0 H: 0 E: 0 LOB: 1 K: 2 BB: 1 S: 7 P: 11	R: 1 H: 2 E: 0 LOB: 1 K: 0 BB: 0 S: 5 P: 5	R: 1 H: 1 E: 0 LOB: 1 K: 0 BB: 2 S: 3 P: 11	R: 2 H: 4 E: 0 LOB: 3 K: 0 BB: 1 S: 7 P: 11	1B: 7 SF: 0 2B: 3 SAC: 0 3B: 0 DP: 1 HR: 1 HBP: 0						WP: 0 PA: 41 PB: 0 SB: 0 CS: 0	

PITCHER		IP	WLS	BF	H	R	ER	SO	BB	IBB	HBP	BLK	WP	HR	S	P	ERA	WHIP
Steve Renko, R ERA: 3.1	(1, 1)	7.0	W	28	6	2	2	8	2	0	0	0	0	1	42	50	2.57	1.143
Dick Drago, R ERA: 4.75	(8, 1)	1.2		11	5	3	3	0	2	0	0	0	0	0	9	17	16.20	4.200
Skip Lockwood, R ERA: 5.47	(9, 1)	0.1	S	2	0	0	0	0	0	1	0	0	0	0	1	5	0.00	0.000

PITCHER	IP	WLS	BF	H	R	ER	SO	BB	IBB	HBP	BLK	WP	HR	S	P	ERA	WHIP

Boston Red Sox @ California Angels

Anaheim Stadium, Anaheim, CA

Sun Jun 15 1980, 6:33 AM EDT

Att. 40,261 - Unknown - 90 F

livebaseballscorecards.com

AB	36
R	5
H	11
RBI	5
BB	5
SO	8
LOB	12

Batter	1	2	3	4	5	6	7	8	9	AB	R	H	RBI	BB	SO	LOB
Rick Miller, L (1, 9) OBP: 0.351, SLG: 0.331	S S S 0-3 ① K		B B B 4-0 BB BB		S S S 0-3 ① K		x 0-0 ③ F9		x 0-0 ③ 6-3	4	0	0	0	1	2	1
Freddie Patek, R (1, 6) OBP: 0.316, SLG: 0.385	x 0-0 ② 1-3		x 0-0 ① F9		x 0-0 ② 1-3			x 0-0 ① F8		4	0	0	0	0	0	1
Rod Carew, L (1, 10) OBP: 0.409, SLG: 0.426	x 0-0 ③ 6-3		B B B 4-0 1-2 BB		x 0-0 ③ 4-3			x 0-0 F9 BB 2B 1B		3	1	1	0	1	0	0
Jason Thompson, L (1, 3) OBP: 0.346, SLG: 0.386		x 0-0 BB 1B 1B	S S S 0-3 ② K			x 0-0 ① 6-3		B B B 4-0 2B 1-2 BB		3	1	1	0	1	1	2
Carney Lansford, R (1, 5) OBP: 0.321, SLG: 0.420		B B B B 4-0 G4-6-3 1B 1-2 BB	x 0-0 ③ P6			x 0-0 ② F8		x 0-0 ② F9 2-3		3	0	0	0	1	0	4
Joe Rudi, R (1, 7) OBP: 0.293, SLG: 0.490		x 0-0 G4-6-3 1-2 2-H 1B		x 0-0 ① F2		x 0-0 ③ 5-3		x 0-0 1-3 3-H 2B		4	0	2	2	0	0	0
Bobby Grich, R (1, 4) OBP: 0.367, SLG: 0.366		x 0-0 ① ② G4-6-3 1-2f 2-3		x 0-0 1B			x 0-0 ① 6-3	x 0-0 ③ 6-3		4	0	1	0	0	0	4
Bobby Clark, R (1, 8) OBP: 0.393, SLG: 0.583		B B B B 4-0 BB	S S S 0-3 ② K				S S S 0-3 ② K		x 0-0 ① 5-3	3	0	0	0	1	2	1
Tom Donohue, R (1, 2) OBP: 0.197, SLG: 0.241 Larry Harlow, L (9, PH) OBP: 0.351, SLG: 0.438		S S S 0-3 ③ K		x 0-0 ③ F7			x 0-0 1B		S S S 0-3 ② K	3 1	0 0	1 0	0 0	0 0	1 1	3 0
Inning Stats	R: 0 H: 0 E: 0 LOB: 0 K: 1 BB: 0 S: 5 P: 5	R: 1 H: 2 E: 0 LOB: 2 K: 1 BB: 2 S: 6 P: 14	R: 0 H: 0 E: 0 LOB: 2 K: 1 BB: 2 S: 5 P: 13	R: 0 H: 1 E: 0 LOB: 1 K: 1 BB: 0 S: 6 P: 6	R: 0 H: 0 E: 0 LOB: 0 K: 1 BB: 0 S: 5 P: 5	R: 0 H: 0 E: 0 LOB: 0 K: 0 BB: 0 S: 3 P: 3	R: 0 H: 1 E: 0 LOB: 1 K: 1 BB: 0 S: 6 P: 6	R: 1 H: 2 E: 0 LOB: 2 K: 0 BB: 1 S: 5 P: 9	R: 0 H: 0 E: 0 LOB: 0 K: 1 BB: 0 S: 5 P: 5	1B: 5 SF: 0 2B: 1 SAC: 0 3B: 0 DP: 1 HR: 0 HBP: 0						WP: 0 PA: 37 PB: 0 SB: 0 CS: 0	

PITCHER		IP	WLS	BF	H	R	ER	SO	BB	IBB	HBP	BLK	WP	HR	S	P	ERA	WHIP
Jim Palmer, R ERA: 3.66	(1, 1)	7.2	W	32	5	2	2	6	5	0	0	0	0	0	39	59	2.35	1.304
Tim Stoddard, R ERA: 1.89	(8, 1)	1.1	S	5	1	0	0	1	0	0	0	0	0	0	7	7	0.00	0.750

PITCHER	IP	WLS	BF	H	R	ER	SO	BB	IBB	HBP	BLK	WP	HR	S	P	ERA	WHIP

TOP

California Angels @ Baltimore Orioles

Memorial Stadium, Baltimore, MD

Mon Jun 16 1980, 7:05 PM EDT
Att. 18,683 - Unknown - 66 F

livebaseballscorecards.com

AB	32
R	2
H	6
RBI	2
BB	5
SO	7
LOB	16

BOTTOM

California Angels @ Baltimore Orioles

Memorial Stadium, Baltimore, MD

Mon Jun 16 1980, 7:05 PM EDT

Att. 18,683 - Unknown - 66 F

livebaseballscorecards.com

Batter	1	2	3	4	5	6	7	8	9	AB	R	H	RBI	BB	SO	LOB
Al Bumbry, L (1, 8) OBP: 0.410, SLG: 0.446	K	K		4-3			6-3	K		5	0	0	0	0	3	3
Rich Dauer, R (1, 4) OBP: 0.318, SLG: 0.303	F9	K	K		K		6-3	F3		5	0	0	0	0	2	2
Ken Singleton, S (1, 9) OBP: 0.342, SLG: 0.460	BB	1B	1B		BB		FC6-4			2	1	2	0	2	0	0
Eddie Murray, S (1, 3) OBP: 0.346, SLG: 0.473	1B	K	K		F8		FC6-4			4	1	1	0	0	1	3
Pat Kelly, L (1, 7) OBP: 0.389, SLG: 0.423	2B	1B	1B		F7			BB		3	1	2	1	0	0	1
Mark Corey, R (8, 7) OBP: 0.273, SLG: 0.300										0	1	0	0	1	0	0
Terry Crowley, L (1, 10) OBP: 0.446, SLG: 0.587	1B	F8		F9				5-3		3	0	1	2	0	0	2
Benny Ayala, R (8, PH) OBP: 0.429, SLG: 0.791										1	0	0	0	0	0	1
Doug DeCinces, R (1, 5) OBP: 0.317, SLG: 0.374	P4			L7		5-3		IBB		2	1	0	0	2	0	1
Rick Dempsey, R (1, 2) OBP: 0.329, SLG: 0.448		F7		S		5-3		1B		3	0	1	0	1	0	1
Kiko Garcia, R (1, 6) OBP: 0.281, SLG: 0.260		K		K		F9		1B		4	0	1	2	0	2	2
Inning Stats	R: 3 E: 0 K: 1 S: 8 H: 3 LOB: 1 BB: 1 P: 12	R: 0 E: 0 K: 2 S: 7 H: 0 LOB: 0 BB: 0 P: 7	R: 0 E: 0 K: 2 S: 9 H: 2 LOB: 2 BB: 0 P: 9	R: 0 E: 0 K: 1 S: 6 H: 1 LOB: 1 BB: 0 P: 6	R: 0 E: 0 K: 1 S: 5 H: 0 LOB: 1 BB: 1 P: 9	R: 0 E: 0 K: 0 S: 3 H: 0 LOB: 1 BB: 1 P: 7	R: 0 E: 0 K: 0 S: 4 H: 1 LOB: 1 BB: 0 P: 4	R: 2 E: 0 K: 1 S: 6 H: 1 LOB: 2 BB: 3 P: 18		1B: 7 2B: 1 3B: 0 HR: 0 SF: 0 SAC: 0 DP: 0 HBP: 0				WP: 0 PB: 0 SB: 1 CS: 0 PA: 38		

		AB	32
		R	5
		H	8
		RBI	5
		BB	6
		SO	8
		LOB	16

PITCHER		IP	WLS	BF	H	R	ER	SO	BB	IBB	HBP	BLK	WP	HR	S	P	ERA	WHIP
Chris Knapp, R ERA: 5.33	(1, 1)	6.0	L	27	6	3	3	7	3	0	0	0	0	0	38	50	4.50	1.500
Andy Hassler, L ERA: 6.89	(7, 1)	1.1		7	1	2	2	0	1	1	0	0	0	0	5	13	13.50	1.500
Mark Clear, R ERA: 5.03	(8, 1)	0.0		2	1	0	0	0	1	0	0	0	0	0	1	5	∞	∞
Dave LaRoche, L ERA: 2.98	(8, 1)	0.2		2	0	0	0	1	0	0	0	0	0	0	4	4	0.00	0.000

PITCHER	IP	WLS	BF	H	R	ER	SO	BB	IBB	HBP	BLK	WP	HR	S	P	ERA	WHIP

Batter	1	2	3	4	5	6	7	8	9	AB	R	H	RBI	BB	SO	LOB
Rick Miller, L (1, 9) OBP: 0.348, SLG: 0.328	0-0 BB S SF8 1B		0-3 ① K	0-0 ③ F7			0-0 ③ F7			4	1	1	0	0	1	3
Freddie Patek, R (1, 6) OBP: 0.314, SLG: 0.377	4-0 SF8 BB 1-2 BB		0-0 ② P6		0-0 ① 6-3			0-0 ① 5-3		3	0	0	0	1	0	0
Rod Carew, L (1, 10) OBP: 0.410, SLG: 0.429	4-0 1-2 2-3 BB		0-0 ③ 4-3		0-0 ② F8			0-0 E9 4-3 2B		3	1	1	0	1	0	0
Jason Thompson, L (1, 3) OBP: 0.340, SLG: 0.378	0-3 ① K			0-3 ① K	0-0 ③ G3			0-0 ② 4-3 3-H		4	0	0	1	0	2	3
Carney Lansford, R (1, 5) OBP: 0.320, SLG: 0.415	0-0 ② SF8 2-3 3-H			4-0 BB 1B 1B BB		0-0 ① F7		0-3 ③ K		2	1	0	1	1	1	0
Joe Rudi, R (1, 7) OBP: 0.292, SLG: 0.485	0-0 ③ F3			0-0 1B BB 1-2 1B		0-3 ② K			0-0 ① F8	4	0	1	0	0	1	2
Bobby Grich, R (1, 4) OBP: 0.369, SLG: 0.365		0-0 G5-4-3 1B		4-0 1B 1-2 2-3 BB		0-3 ③ K			0-3 ② K	3	0	1	0	1	2	0
Bobby Clark, R (1, 8) OBP: 0.344, SLG: 0.500		0-0 ① ② G5-4-3 1-2f		0-3 ② K			0-3 ① K		0-3 ③ K	4	0	0	0	0	3	4
Tom Donohue, R (1, 2) OBP: 0.200, SLG: 0.243		0-3 ③ K		0-0 1-2 2-3 3-H 1B			0-0 ② L5			3	0	1	1	0	1	0

TOP

California Angels @ Baltimore Orioles

Memorial Stadium, Baltimore, MD

Tue Jun 17 1980, 7:05 PM EDT
Att. 17,549 - Unknown - 71 F

livebaseballscorecards.com

	AB	R	H	RBI	BB	SO	LOB
	30	3	5	3	4	11	12

Inning Stats	1	2	3	4	5	6	7	8	9
	R: 1 E: 0 K: 1 S: 6	R: 0 E: 0 K: 1 S: 5	R: 0 E: 0 K: 1 S: 5	R: 1 E: 0 K: 2 S: 9	R: 0 E: 0 K: 0 S: 3	R: 0 E: 0 K: 2 S: 7	R: 0 E: 0 K: 1 S: 5	R: 1 E: 1 K: 1 S: 6	R: 0 E: 0 K: 2 S: 7
	H: 1 LOB: 2 BB: 2 P: 14	H: 1 LOB: 0 BB: 0 P: 5	H: 0 LOB: 0 BB: 0 P: 5	H: 2 LOB: 3 BB: 2 P: 17	H: 0 LOB: 0 BB: 0 P: 3	H: 0 LOB: 0 BB: 0 P: 7	H: 0 LOB: 0 BB: 0 P: 5	H: 1 LOB: 0 BB: 0 P: 6	H: 0 LOB: 0 BB: 0 P: 7

	1B	SF	WP	PA
	4	1	0	35
	2B	SAC	PB	
	1	0	0	
	3B	DP	SB	
	0	1	1	
	HR	HBP	CS	
	0	0	0	

PITCHER	IP	WLS	BF	H	R	ER	SO	BB	IBB	HBP	BLK	WP	HR	S	P	ERA	WHIP
Steve Stone, R (1, 1) ERA: 3.81	9.0	W	35	5	3	2	11	4	0	0	0	0	0	53	69	2.00	1.000

PITCHER	IP	WLS	BF	H	R	ER	SO	BB	IBB	HBP	BLK	WP	HR	S	P	ERA	WHIP

BOTTOM

California Angels @ Baltimore Orioles

Memorial Stadium, Baltimore, MD

Tue Jun 17 1980, 7:05 PM EDT

Att. 17,549 - Unknown - 71 F

Batter	1	2	3	4	5	6	7	8	9	AB	R	H	RBI	BB	SO	LOB
Al Bumbry, L (1, 8) OBP: 0.411, SLG: 0.460	F9		WP, 1B 1-2 1B		G4-6-3 1-2f		1-H HR			4	2	2	2	0	0	1
Kiko Garcia, R (1, 6) OBP: 0.288, SLG: 0.262	4-3		5-3 1-2 2-3		1B		BBBB 4-0 BB			3	0	1	0	1	0	2
Ken Singleton, S (1, 9) OBP: 0.344, SLG: 0.460	1B		FC3-6 2-H 3-H 1B		6-3		SSS 0-3 K			4	0	2	2	0	1	2
Eddie Murray, S (1, 3) OBP: 0.345, SLG: 0.482	F8		FC3-6 1-2f			HR	3-1			4	1	1	1	0	0	3
Terry Crowley, L (1, 10) OBP: 0.423, SLG: 0.552		G3	4-3			P6		F9		4	0	0	0	0	0	1
Pat Kelly, L (1, 7) OBP: 0.384, SLG: 0.415 Mark Corey, R (9, 7) OBP: 0.273, SLG: 0.300	SSS K			4-3		G1-4-3 1B		1-3		4 0	0 0	1 0	0 0	0 0	1 0	0 0
Doug DeCinces, R (1, 5) OBP: 0.321, SLG: 0.374	S 1B			BBBB CS BB		G1-4-3 1-2f		5-3		3	0	1	0	1	0	1
Rick Dempsey, R (1, 2) OBP: 0.323, SLG: 0.439	4-3 1-2			SSS K			F9			3	0	0	0	0	1	2
Rich Dauer, R (1, 4) OBP: 0.323, SLG: 0.305			E6 WP 1B 1B	CS 1-2	G4-6-3 1B		BBBB HR BB			2	2	1	0	1	0	0
Inning Stats	R: 0 E: 0 K: 0 S: 4 H: 1 LOB: 1 BB: 0 P: 4	R: 0 E: 0 K: 1 S: 6 H: 1 LOB: 1 BB: 0 P: 6	R: 2 E: 1 K: 0 S: 6 H: 2 LOB: 1 BB: 0 P: 6	R: 0 E: 0 K: 1 S: 4 H: 0 LOB: 0 BB: 1 P: 8	R: 0 E: 0 K: 0 S: 4 H: 2 LOB: 1 BB: 0 P: 4	R: 1 E: 0 K: 0 S: 4 H: 2 LOB: 0 BB: 0 P: 4	R: 2 E: 0 K: 1 S: 6 H: 1 LOB: 1 BB: 2 P: 14	R: 0 E: 0 K: 0 S: 3 H: 0 LOB: 0 BB: 0 P: 3		1B: 7 2B: 0 3B: 0 HR: 2 SF: 0 SAC: 0 DP: 2 HBP: 0						

livebaseballscorecards.com

	AB	31
	R	5
	H	9
	RBI	5
	BB	3
	SO	3
	LOB	12

WP: 1 PB: 0 SB: 1 CS: 1 PA: 35

PITCHER		IP	WLS	BF	H	R	ER	SO	BB	IBB	HBP	BLK	WP	HR	S	P	ERA	WHIP
Dave Frost, R ERA: 4.86	(1, 1)	6.1	L	27	8	4	3	2	2	0	0	0	1	1	29	37	4.26	1.579
Jim Barr, R ERA: 4.71	(7, 1)	1.2		7	1	1	1	1	1	0	0	0	0	1	8	12	5.40	1.200

PITCHER	IP	WLS	BF	H	R	ER	SO	BB	IBB	HBP	BLK	WP	HR	S	P	ERA	WHIP

California Angels @ New York Yankees

Yankee Stadium, Bronx, NY

Wed Jun 18 1980, 7:05 PM EDT

Att. 30,876 - Unknown - 67 F

TOP

livebaseballscorecards.com

Batter	1	2	3	4	5	6	7	8	9	AB	R	H	RBI	BB	SO	LOB
Bert Campaneris, R (1, 6) OBP: 0.238, SLG: 0.282	6-3		FC6-4 1B			F3		F7		4	0	1	0	0	0	0
Dickie Thon, R (1, 4) OBP: 0.362, SLG: 0.400	1B		FC6-4 1-2f			F8		F9		4	0	1	0	0	0	1
Carney Lansford, R (1, 5) OBP: 0.323, SLG: 0.417	K			5-3		1B		1B		4	0	2	0	0	1	1
Joe Rudi, R (1, 7) OBP: 0.287, SLG: 0.476	K			6-3		K		P4		4	0	0	0	0	2	3
Bobby Grich, R (1, 3) OBP: 0.362, SLG: 0.357		F7		6-3			K		F9	4	0	0	0	0	1	0
Merv Rettenmund, R (1, 10) OBP: 0.500, SLG: 0.333		P5			4-3 BB		PB 1B		K	3	0	1	0	1	1	0
Bobby Clark, R (1, 8) OBP: 0.333, SLG: 0.469		6-3			F9		6-3 1-2		1B	4	0	1	0	0	0	2
Rick Miller, L (1, 9) OBP: 0.346, SLG: 0.321			F8		4-3 1-2		BB		K	3	0	0	0	1	1	2
Tom Donohue, R (1, 2) OBP: 0.197, SLG: 0.240			6-3		K		K			2	0	0	0	0	1	1
Freddie Patek, R (7, PH) OBP: 0.313, SLG: 0.374										1	0	0	0	0	1	2
Stan Cliburn, R (7, 2) OBP: 0.250, SLG: 0.250										0	0	0	0	0	0	0

	AB	33
	R	0
	H	6
	RBI	0
	BB	2
	SO	8
	LOB	12

Inning Stats	1	2	3	4	5	6	7	8	9	1B: 6	SF: 0	WP: 0	PA: 35
R:	0	0	0	0	0	0	0	0	0	2B: 0	SAC: 0	PB: 1	
E:	0	0	0	0	0	1	0	0	0	3B: 0	DP: 0	SB: 0	
K:	2	0	0	0	1	1	2	0	2	HR: 0	HBP: 0	CS: 0	
S:	8	3	4	3	5	6	8	4	8				
H:	1	0	1	0	0	1	1	1	1				
LOB:	1	0	1	0	1	1	2	1	1				
BB:	0	0	0	0	1	0	1	0	0				
P:	8	3	4	3	9	6	12	4	8				

PITCHER		IP	WLS	BF	H	R	ER	SO	BB	IBB	HBP	BLK	WP	HR	S	P	ERA	WHIP
Ron Guidry, L ERA: 3.22	(1, 1)	9.0	W	35	6	0	0	8	2	0	0	0	0	0	49	57	0.00	0.889

PITCHER	IP	WLS	BF	H	R	ER	SO	BB	IBB	HBP	BLK	WP	HR	S	P	ERA	WHIP

BOTTOM

California Angels @ New York Yankees

Yankee Stadium, Bronx, NY

Wed Jun 18 1980, 7:05 PM EDT

Att. 30,876 - Unknown - 67 F

livebaseballscorecards.com

Batter	1	2	3	4	5	6	7	8	9	AB	R	H	RBI	BB	SO	LOB
Willie Randolph, R (1, 4) OBP: 0.439, SLG: 0.446	6-3	4-3			L9		F8			4	0	0	0	0	0	0
Bobby Murcer, L (1, 7) OBP: 0.374, SLG: 0.538	BB, 1B 1B		BB 1B		HR BB		F7			3	2	2	0	1	0	0
Graig Nettles, L (1, 5) OBP: 0.355, SLG: 0.426	1B, SF7 1-2 BB		P4		1-H HR			F8		3	2	1	2	1	0	1
Reggie Jackson, L (1, 9) OBP: 0.348, SLG: 0.571	BB 1-3 2-H 1B		G4-6-3 1-2 BB		K			1-3		3	0	1	1	1	1	0
Paul Blair, R (9, 9)										0	0	0	0	0	0	0
Bob Watson, R (1, 10) OBP: 0.364, SLG: 0.425	1-2 BB		G4-6-3 1-2f		K			5-3		3	0	0	0	1	1	2
Jim Spencer, L (1, 3) OBP: 0.301, SLG: 0.339	SF7 3-H			G3		K				2	0	0	1	0	1	0
Bobby Brown, S (1, 8) OBP: 0.302, SLG: 0.468	F8			HR		F7				3	1	1	1	0	0	2
Rick Cerone, R (1, 2) OBP: 0.267, SLG: 0.366		4-3		1-3		5-3				3	0	0	0	0	0	0
Brian Doyle, L (1, 6)		G3		F2			F7			3	0	0	0	0	0	0
Inning Stats	R: 2 E: 0 K: 0 S: 5 H: 2 LOB: 2 BB: 2 P: 13	R: 0 E: 0 K: 0 S: 3 H: 0 LOB: 0 BB: 0 P: 3	R: 0 E: 0 K: 0 S: 3 H: 1 LOB: 1 BB: 1 P: 7	R: 1 E: 0 K: 0 S: 4 H: 1 LOB: 0 BB: 0 P: 4	R: 2 E: 0 K: 2 S: 8 H: 1 LOB: 0 BB: 1 P: 12	R: 0 E: 0 K: 1 S: 5 H: 0 LOB: 0 BB: 0 P: 5	R: 0 E: 0 K: 0 S: 3 H: 0 LOB: 0 BB: 0 P: 3	R: 0 E: 0 K: 0 S: 3 H: 0 LOB: 0 BB: 0 P: 3		1B: 3 2B: 0 3B: 0 HR: 2	SF: 1 SAC: 0 DP: 1 HBP: 0					

AB	27
R	5
H	5
RBI	5
BB	4
SO	3
LOB	5

WP: 0 PB: 0 SB: 0 CS: 0 PA: 32

PITCHER		IP	WLS	BF	H	R	ER	SO	BB	IBB	HBP	BLK	WP	HR	S	P	ERA	WHIP
Don Aase, R ERA: 3.98	(1, 1)	4.1	L	21	5	5	5	0	4	0	0	0	0	2	17	33	10.38	2.077
Andy Hassler, L ERA: 5.59	(5, 1)	3.2		11	0	0	0	3	0	0	0	0	0	0	17	17	0.00	0.000

PITCHER	IP	WLS	BF	H	R	ER	SO	BB	IBB	HBP	BLK	WP	HR	S	P	ERA	WHIP

Batter	1	2	3	4	5	6	7	8	9	AB	R	H	RBI	BB	SO	LOB
Rick Miller, L (1, 8) (8, 9) OBP: 0.360, SLG: 0.333	BBBB 4-0 1B E 1B BB	x 0-0 E7 2-H 1B		x 0-0 1B 1B		x 0-0 L3-6 SH1-4 1B		SSS 0-3 ② K		4	1	3	0	1	1	2
Dickie Thon, R (1, 4) OBP: 0.355, SLG: 0.390	x 0-0 1B 1B 1-3 1B	x 0-0 ③ F8		x 0-0 ② F3		x 0-0 ① SH1-4 1-2		SSS 0-3 ③ K		4	1	1	0	0	1	4
Stan Cliburn, R (8, 2) OBP: 0.250, SLG: 0.250										0	0	0	0	0	0	0
Rod Carew, L (1, 10) OBP: 0.414, SLG: 0.433	x 0-0 1B 1-3 3-H 1B		x 0-0 G6-3 1B	x 0-0 1-3 1B		x 0-0 ② ③ L3-6 2-3			SSS 0-3 ① K	5	0	3	1	0	1	1
Jason Thompson, L (1, 3) OBP: 0.332, SLG: 0.368	x 0-0 ① L5		x 0-0 ① ② G6-3 1-2f	x 0-0 ③ F8			x 0-0 ① F8		x 0-0 ② 4-3	5	0	0	0	0	0	5
Carney Lansford, R (1, 5) OBP: 0.325, SLG: 0.417	x 0-0 G1-4-3 2-3 3-H 1B		x 0-0 1B 1B 1B		x 0-0 ① F8		SSS 0-3 ② K		SSS 0-3 ③ K	5	1	2	1	0	2	0
Joe Rudi, R (1, 7) OBP: 0.291, SLG: 0.481	x 0-0 ② ③ G1-4-3 1-2f		x 0-0 1B 1-2 1B		x 0-0 3B 2B		SSS 0-3 ③ K			4	1	2	0	0	1	2
Larry Harlow, L (1, 9) OBP: 0.351, SLG: 0.435		x 0-0 ① 6-3	x 0-0 1-3 2-H 1B		x 0-0 ② F7			X 0-0 BB 1B		3	0	1	1	0	0	1
Bobby Clark, R (8, PH) (8, 8) OBP: 0.351, SLG: 0.485										1	0	1	0	0	0	0
Freddie Patek, R (1, 6) OBP: 0.323, SLG: 0.393		x 0-0 1-3 E 1B	x 0-0 ③ 5-3		x 0-0 2-H 3B			BBBB 4-0 1-2 BB		3	1	2	1	1	0	2
Tom Donohue, R (1, 2) OBP: 0.194, SLG: 0.235		x 0-0 ② 1-3 1-2		x 0-0 ① 5-3	SSS 0-3 ③ K			SSS 0-3 ① K		3	0	0	0	0	1	2
Bobby Grich, R (8, PH) (8, 4) OBP: 0.361, SLG: 0.355										1	0	0	0	0	1	2
Inning Stats	R: 2 E: 1 K: 0 S: 5 H: 3 LOB: 1 BB: 1 P: 9	R: 1 E: 1 K: 0 S: 5 H: 2 LOB: 1 BB: 0 P: 5	R: 1 E: 0 K: 0 S: 6 H: 4 LOB: 2 BB: 0 P: 6	R: 0 E: 0 K: 0 S: 5 H: 2 LOB: 2 BB: 0 P: 5	R: 1 E: 0 K: 1 S: 7 H: 2 LOB: 1 BB: 0 P: 7	R: 0 E: 0 K: 0 S: 3 H: 1 LOB: 0 BB: 0 P: 3	R: 0 E: 0 K: 2 S: 7 H: 0 LOB: 0 BB: 0 P: 7	R: 0 E: 0 K: 3 S: 10 H: 1 LOB: 2 BB: 1 P: 14	R: 0 E: 0 K: 2 S: 7 H: 0 LOB: 0 BB: 0 P: 7	1B: 13 2B: 2 3B: 1 HR: 0	SF: 0 SAC: 1 DP: 3 HBP: 0						

TOP

California Angels @ New York Yankees

Yankee Stadium, Bronx, NY

Thu Jun 19 1980, 7:05 PM EDT

Att. 24,143 - Unknown - 67 F

livebaseballscorecards.com

AB	38
R	5
H	15
RBI	4
BB	2
SO	8
LOB	21

WP: 0 PB: 0 SB: 0 CS: 0 PA: 41

PITCHER		IP	WLS	BF	H	R	ER	SO	BB	IBB	HBP	BLK	WP	HR	S	P	ERA	WHIP
Ed Figueroa, R ERA: 4.78	(1, 1)	2.2		15	8	4	3	0	1	0	0	0	0	0	14	18	10.12	3.375
Mike Griffin, R ERA: 4.4	(3, 1)	2.0		11	5	1	1	0	0	0	0	0	0	0	11	11	4.50	2.500
Rudy May, L ERA: 2.49	(5, 1)	4.1	W	15	2	0	0	8	1	0	0	0	0	0	30	34	0.00	0.692

PITCHER	IP	WLS	BF	H	R	ER	SO	BB	IBB	HBP	BLK	WP	HR	S	P	ERA	WHIP

Batter	1	2	3	4	5	6	7	8	9	AB	R	H	RBI	BB	SO	LOB
Willie Randolph, R (1, 4) OBP: 0.445, SLG: 0.446	BBBB 4-0 HR BB	x 0-0 CS 1-3 1B		BBBB 4-0 BB		BBBB 4-0 1-2 2B BB		x 0-0 ① F3		2	2	1	0	3	0	0
Bobby Murcer, L (1, 7) OBP: 0.362, SLG: 0.519	x 0-0 ① F9	x 0-0 ②③ B1-3 1-2		x 0-0 ③ F9		x 0-0 1-H 2-H 2B		SSS 0-3 ② K		3	0	0	0	0	0	4
Lou Piniella, R (6, PH) OBP: 0.306, SLG: 0.331 (7, 7)										2	0	1	2	0	1	0
Graig Nettles, L (1, 5) OBP: 0.352, SLG: 0.436	x 0-0 1-H HR		x 0-0 ① 4-3		x 0-0 ① P3	x 0-0 ③ F8		x 0-0 ③ 4-3		5	1	1	2	0	0	1
Reggie Jackson, L (1, 10) OBP: 0.361, SLG: 0.594	x 0-0 1B	x 0-0 HR			BBBB 4-0 FC3-6 BB		x 0-0 2B 1B 1B			3	2	3	1	1	0	0
Jim Spencer, L (1, 3) OBP: 0.295, SLG: 0.331	x 0-0 ② F8	x 0-0 ② L9			x 0-0 ② FC3-6 1-2f		x 0-0 1-3 1B 2B			3	0	0	0	0	0	2
Bob Watson, R (7, PH) OBP: 0.367, SLG: 0.433 (8, 3)										1	0	1	0	0	0	0
Joe Lefebvre, L (1, 9) OBP: 0.371, SLG: 0.427	x 0-0 ③ F9		BBBB 4-0 BB		x 0-0 ③ 4-3		SSS 0-3 ① K			2	0	0	0	1	0	2
Dennis Werth, R (7, PH) OBP: 0.512, SLG: 0.657										1	0	0	0	0	1	2
Paul Blair, R (8, 9)										0	0	0	0	0	0	0
Bobby Brown, S (1, 8) OBP: 0.301, SLG: 0.460		x 0-0 ① P6	x 0-0 ③ F5			x 0-0 ① F8	4-0 1B IBB			3	0	0	0	1	0	1
Rick Cerone, R (1, 2) OBP: 0.271, SLG: 0.383		x 0-0 HR		x 0-0 ① L7		x 0-0 BB 2B 1B	SSS 0-3 ② K			4	2	2	1	0	1	3
Brian Doyle, L (1, 6) OBP: 0.222, SLG: 0.222		x 0-0 1B 1B		x 0-0 ② F9		x 0-0 ② F3	x 0-0 ③ 1-2 2-H 3-H 1B			4	0	2	1	0	0	1
Inning Stats	R: 2 E: 0 K: 0 S: 5 H: 2 LOB: 1 BB: 1 P: 9	R: 1 E: 0 K: 0 S: 5 H: 3 LOB: 1 BB: 0 P: 5	R: 1 E: 0 K: 0 S: 4 H: 1 LOB: 1 BB: 1 P: 8	R: 0 E: 0 K: 0 S: 3 H: 0 LOB: 1 BB: 1 P: 7	R: 0 E: 0 K: 0 S: 3 H: 0 LOB: 1 BB: 1 P: 7	R: 2 E: 0 K: 0 S: 5 H: 2 LOB: 1 BB: 1 P: 9	R: 1 E: 0 K: 2 S: 9 H: 3 LOB: 2 BB: 1 P: 13	R: 0 E: 0 K: 1 S: 5 H: 0 LOB: 0 BB: 0 P: 5		1B: 6 2B: 2 3B: 0 HR: 3	SF: 0 SAC: 0 DP: 0 HBP: 0					

PITCHER		IP	WLS	BF	H	R	ER	SO	BB	IBB	HBP	BLK	WP	HR	S	P	ERA	WHIP
Freddie Martinez, R ERA: 5.27	(1, 1)	1.1		9	4	3	3	0	1	0	0	0	0	2	8	12	20.25	3.750
Dave Lemanczyk, R ERA: 4.98	(2, 1)	4.1	L	19	3	3	3	0	4	0	0	0	0	1	15	31	6.23	1.615
Dave LaRoche, L ERA: 3.15	(6, 1)	0.1		4	3	1	1	0	0	0	0	0	0	0	4	4	27.00	9.000
Mark Clear, R ERA: 4.79	(7, 1)	2.0		7	1	0	0	3	0	1	0	0	0	0	12	16	0.00	0.500

PITCHER	IP	WLS	BF	H	R	ER	SO	BB	IBB	HBP	BLK	WP	HR	S	P	ERA	WHIP

BOTTOM

California Angels @ New York Yankees

Yankee Stadium, Bronx, NY

Thu Jun 19 1980, 7:05 PM EDT
Att. 24,143 - Unknown - 67 F

livebaseballscorecards.com

AB	33
R	7
H	11
RBI	7
BB	6
SO	3
LOB	16

1B: 6	SF: 0	WP: 0	PA: 39
2B: 2	SAC: 0	PB: 0	
3B: 0	DP: 0	SB: 0	
HR: 3	HBP: 0	CS: 1	

California Angels @ Boston Red Sox

Fenway Park, Boston, MA

Fri Jun 20 1980, 7:05 PM EDT

Att. 28,780 - Unknown - 64 F

TOP

livebaseballscorecards.com

Batter	1	2	3	4	5	6	7	8	9	AB	R	H	RBI	BB	SO	LOB
Rick Miller, L (1, 8) OBP: 0.359, SLG: 0.353	F8	F7 1-2	L7		1-H HR	4-3		1-2 HR 1B		6	2	2	2	0	0	2
Carney Lansford, R (1, 5) OBP: 0.325, SLG: 0.428	6-3	2-H 3B 1B	5-3		F8		6-3	1-H 2-H HR		6	2	2	4	0	0	0
Rod Carew, L (1, 10) OBP: 0.416, SLG: 0.443	CS 1B	1-H 1B 3B		1-4-3	1-3		BB 1B	5-3		6	1	3	1	0	0	0
Jason Thompson, L (1, 3) OBP: 0.345, SLG: 0.397	CS 1-2	BB 1B SF7 3-H 1B		F5	HR		G6-4-3 1-2 BB	2B		4	2	3	2	2	0	0
Joe Rudi, R (1, 7) OBP: 0.292, SLG: 0.477	1-2 2B 1B 1B F2			2B 1B	L1		G6-4-3 1-2f	5-3		6	1	2	0	0	0	4
Bobby Grich, R (1, 4) OBP: 0.373, SLG: 0.378		2B 1-2 2-3 1B 1B	BBB 2B HR BB	1-3 2B		1B G4-6-3 2B		FC6 1B	6-3	5	3	4	0	1	0	0
Larry Harlow, L (1, 9) OBP: 0.357, SLG: 0.450		SF7 3-H	1-3 HR 2B	4-3		G4-6-3 2-3 1B		FC6 1-2f HR	1B	5	2	3	1	0	0	3
Freddie Patek, R (1, 6) OBP: 0.335, SLG: 0.468		1-3 2-H 1B 2B	2-H 3-H HR		HR	G4-6-3 1-2f 3-H		1-H HR	K	6	4	4	7	0	1	2
Tom Donohue, R (1, 2) OBP: 0.211, SLG: 0.253		S 2-H 3-H 1B 1B	K		BB HR	2B		1B HR 1B	K	5	3	3	2	1	2	1

Inning Stats	R: 0 E: 0 K: 0 S: 3	H: 1 LOB: 0 BB: 0 P: 3	R: 7 E: 0 K: 0 S: 10	H: 7 LOB: 1 BB: 1 P: 14	R: 3 E: 0 K: 1 S: 7	H: 2 LOB: 0 BB: 1 P: 11	R: 0 E: 0 K: 0 S: 5	H: 2 LOB: 2 BB: 0 P: 5	R: 4 E: 0 K: 0 S: 6	H: 3 LOB: 0 BB: 1 P: 10	R: 1 E: 0 K: 0 S: 5	H: 3 LOB: 1 BB: 0 P: 5	R: 0 E: 0 K: 0 S: 3	H: 1 LOB: 1 BB: 1 P: 7	R: 5 E: 0 K: 0 S: 9	H: 6 LOB: 1 BB: 0 P: 9	R: 0 E: 0 K: 2 S: 8	H: 1 LOB: 1 BB: 0 P: 8	1B: 13 2B: 6 3B: 1 HR: 6	SF: 1 SAC: 0 DP: 2 HBP: 0	WP: 0 PB: 0 SB: 1 CS: 1	PA: 55

	AB	49
	R	20
	H	26
	RBI	19
	BB	4
	SO	3
	LOB	12

PITCHER		IP	WLS	BF	H	R	ER	SO	BB	IBB	HBP	BLK	WP	HR	S	P	ERA	WHIP
Steve Renko, R ERA: 3.88	(1, 1)	1.2	L	11	6	6	6	0	1	0	0	0	0	0	10	14	32.40	4.200
Dick Drago, R ERA: 5.93	(2, 1)	2.1		17	8	7	7	1	2	0	0	0	0	3	17	25	27.00	4.286
Jack Billingham, R ERA: 9.95	(5, 1)	3.1		19	10	7	7	0	1	0	0	0	0	3	18	22	18.90	3.300
Bill Campbell, R ERA:	(8, 1)	1.2		7	2	0	0	2	0	0	0	0	0	0	11	11	0.00	1.200

PITCHER		IP	WLS	BF	H	R	ER	SO	BB	IBB	HBP	BLK	WP	HR	S	P	ERA	WHIP

BOTTOM

California Angels @ Boston Red Sox
Fenway Park, Boston, MA
Fri Jun 20 1980, 7:05 PM EDT
Att. 28,780 - Unknown - 64 F

livebaseballscorecards.com

Batter	1	2	3	4	5	6	7	8	9	AB	R	H	RBI	BB	SO	LOB
Rick Burleson, R (1, 6) OBP: 0.353, SLG: 0.415	1-3		L8			F5			2B	4	1	1	0	0	0	0
Dave Stapleton, R (1, 4) OBP: 0.326, SLG: 0.628	E6 F9 1B		F7			F6			4-3 4-3 2B 2-H	4	1	2	1	0	0	0
Fred Lynn, L (1, 8) OBP: 0.370, SLG: 0.502	F9 2-3			1-3		G3			4-3 2-3	4	0	0	0	0	0	2
Tony Perez, R (1, 3) OBP: 0.333, SLG: 0.465 Jim Dwyer, L (7, 3) OBP: 0.370, SLG: 0.473	BBBB 4-0 BB			E 1B 1B			F8		4-3 3-H	1 2	0 0	1 0	0 1	1 0	0 0	0 0
Jim Rice, R (1, 7) OBP: 0.309, SLG: 0.469	SSS 0-3 K			E8 1-3 1B			SSS 0-3 K		F9	4	0	1	0	0	2	2
Butch Hobson, R (1, 10) OBP: 0.317, SLG: 0.463		SSS 0-3 K		L8			F8			3	0	0	0	0	1	1
Dwight Evans, R (1, 9) OBP: 0.294, SLG: 0.363		F5			6-3			5-3		3	0	0	0	0	0	0
Glenn Hoffman, R (1, 5) OBP: 0.220, SLG: 0.345		P9			SSS 0-3 K			SSS 0-3 K		3	0	0	0	0	2	0
Gary Allenson, R (1, 2) OBP: 0.267, SLG: 0.308			F7		F7			P7		3	0	0	0	0	0	0

AB	31
R	2
H	5
RBI	2
BB	1
SO	5
LOB	5

Inning Stats	1	2	3	4	5	6	7	8	9
	R: 0 H: 1 E: 1 LOB: 2 K: 1 BB: 1 S: 6 P: 10	R: 0 H: 0 E: 0 LOB: 0 K: 1 BB: 0 S: 5 P: 5	R: 0 H: 0 E: 0 LOB: 0 K: 0 BB: 0 S: 3 P: 3	R: 0 H: 2 E: 1 LOB: 1 K: 0 BB: 0 S: 4 P: 4	R: 0 H: 0 E: 0 LOB: 0 K: 1 BB: 0 S: 5 P: 5	R: 0 H: 0 E: 0 LOB: 0 K: 0 BB: 0 S: 3 P: 3	R: 0 H: 0 E: 0 LOB: 0 K: 1 BB: 0 S: 5 P: 5	R: 0 H: 0 E: 0 LOB: 0 K: 1 BB: 0 S: 5 P: 5	R: 2 H: 2 E: 0 LOB: 0 K: 0 BB: 0 S: 5 P: 5

1B: 3	SF: 0
2B: 2	SAC: 0
3B: 0	DP: 0
HR: 0	HBP: 0

WP: 0	PA: 32
PB: 0	
SB: 0	
CS: 0	

PITCHER	IP	WLS	BF	H	R	ER	SO	BB	IBB	HBP	BLK	WP	HR	S	P	ERA	WHIP
Frank Tanana, L (1, 1) ERA: 6.07	9.0	W	32	5	2	2	5	1	0	0	0	0	0	41	45	2.00	0.667

PITCHER	IP	WLS	BF	H	R	ER	SO	BB	IBB	HBP	BLK	WP	HR	S	P	ERA	WHIP

California Angels @ Boston Red Sox

Fenway Park, Boston, MA

Sat Jun 21 1980, 3:33 AM EDT

Att. 33,442 - Unknown - 70 F

TOP

livebaseballscorecards.com

Batter	1	2	3	4	5	6	7	8	9	AB	R	H	RBI	BB	SO	LOB
Rick Miller, L (1, 8) OBP: 0.354, SLG: 0.344	4-3		3-1	WP, BB			4-3		4-3	4	0	0	0	1	0	0
Carney Lansford, R (1, 5) OBP: 0.324, SLG: 0.425	K		2B, 1B	K			6-3			4	1	1	0	0	2	2
Rod Carew, L (1, 10) OBP: 0.421, SLG: 0.453	1B, 1B		1-H: 2B, 2B		4-3			SH5-3, 1B, 1B		4	2	3	1	0	0	0
Jason Thompson, L (1, 3) OBP: 0.350, SLG: 0.398	1-3: 1B		BB, 2B		F7			SH5-3, 1-2		2	1	1	0	1	0	0
Joe Rudi, R (1, 7) OBP: 0.295, SLG: 0.482	K		1-H, 2-H: 2B		F7			FC6-4, 2-H: 1B		4	0	2	3	0	1	2
Bobby Grich, R (1, 4) OBP: 0.371, SLG: 0.375		F4	F2			G6-4-3, 1B		FC6-4, 1-2f		4	0	1	0	0	0	2
Larry Harlow, L (1, 9) OBP: 0.347, SLG: 0.436		B5-3		6-3		F7		4-3		4	0	0	0	0	0	2
Freddie Patek, R (1, 6) OBP: 0.333, SLG: 0.463		K		WP, BB, 1B		G6-4-3, 1-2f			K	4	0	1	0	0	2	1
Tom Donohue, R (1, 2) OBP: 0.206, SLG: 0.247			K	F8			L3		6-3	4	0	0	0	0	1	1

	AB	34
	R	4
	H	9
	RBI	4
	BB	2
	SO	6
	LOB	10

Inning Stats																		
	R: 0	H: 2	R: 0	H: 0	R: 3	H: 3	R: 0	H: 1	R: 0	H: 0	R: 0	H: 1	R: 0	H: 0	R: 1	H: 2	R: 0	H: 0
	E: 0	LOB: 2	E: 0	LOB: 0	E: 0	LOB: 1	E: 0	LOB: 2	E: 0	LOB: 0	E: 0	LOB: 0	E: 0	LOB: 0	E: 0	LOB: 1	E: 0	LOB: 0
	K: 2	BB: 0	K: 1	BB: 0	K: 1	BB: 1	K: 1	BB: 1	K: 0	BB: 0	K: 0	BB: 0	K: 0	BB: 0	K: 0	BB: 0	K: 1	BB: 0
	S: 9	P: 9	S: 5	P: 5	S: 8	P: 12	S: 6	P: 10	S: 3	P: 3	S: 3	P: 3	S: 3	P: 3	S: 5	P: 5	S: 5	P: 5

	1B: 7	SF: 0
	2B: 2	SAC: 1
	3B: 0	DP: 1
	HR: 0	HBP: 0

	WP: 1	PA: 37
	PB: 0	
	SB: 0	
	CS: 0	

PITCHER		IP	WLS	BF	H	R	ER	SO	BB	IBB	HBP	BLK	WP	HR	S	P	ERA	WHIP
Chuck Rainey, R (1, 1) ERA: 4.97		4.0	L	20	6	3	3	5	2	0	0	0	1	0	28	36	6.75	2.000
Win Remmerswaal, R (5, 1) ERA: 1.8		5.0		17	3	1	1	1	0	0	0	0	0	0	19	19	1.80	0.600

PITCHER	IP	WLS	BF	H	R	ER	SO	BB	IBB	HBP	BLK	WP	HR	S	P	ERA	WHIP

Batter	1	2	3	4	5	6	7	8	9	AB	R	H	RBI	BB	SO	LOB
Rick Burleson, R (1, 6) OBP: 0.354, SLG: 0.413	BBBB 4-0 G3 SF9 1B BB	x 0-0 ③ F9		x 0-0 ③ F8			x 0-0 SH1-4 1B	x 0-0 ③ F2		4	1	1	0	1	0	4
Jerry Remy, L (1, 4) OBP: 0.338, SLG: 0.373	x 0-0 SF9 G3 1-2 1B		x 0-0 ① F8		x 0-0 ① F4		x 0-0 ① SH1-4 1-2		BBBB 4-0 WP BB	3	0	1	0	1	0	0
Fred Lynn, L (1, 8) OBP: 0.371, SLG: 0.498	x 0-0 ① G3 1-2 2-3		x 0-0 ② F7		x 0-0 S 1B		BBBB 4-0 BB		x 0-0 ① F4	4	0	1	0	1	0	3
Tony Perez, R (1, 10) OBP: 0.335, SLG: 0.464 Dwight Evans, R (9, PR) OBP: 0.294, SLG: 0.363	x 0-0 ② SF9 2-3 3-H		x 0-0 HBP 1B		x 0-0 ② L6		x 0-0 ② F4		BBBB 4-0 1-2 BB	3 0	0 0	1 0	1 0	1 0	0 0	3 0
Jim Rice, R (1, 7) OBP: 0.307, SLG: 0.462	SSS 0-3 ③ K		H 1-0 1-2 HBP		SSS 0-3 ③ K 1-2		x 0-0 ③ F8		SSS 0-3 ② K	4	0	0	0	0	3	6
Carl Yastrzemski, L (1, 3) OBP: 0.327, SLG: 0.420		SSS 0-3 ① K	x 0-0 ③ G3			BBBB 4-0 BB		x 0-0 ① F9	x 0-0 ③ F9	4	0	0	0	1	1	4
Jim Dwyer, L (1, 9) OBP: 0.359, SLG: 0.457		x 0-0 ② F2		x 0-0 ① F6		x 0-0 ① F9		x 0-0 ② F8		4	0	0	0	0	0	1
Butch Hobson, R (1, 5) OBP: 0.325, SLG: 0.464		x 0-0 2B 1B		BBBB 4-0 G3 BB		SSS 0-3 ② K		BBBB 4-0 BB BB		2	1	1	0	2	1	1
Dave Rader, L (1, 2) OBP: 0.385, SLG: 0.469		x 0-0 1-H 2B		x 0-0 ② G3 1-2		x 0-0 ③ F5		BBBB 4-0 1-2 BB		3	0	1	1	1	0	2
Inning Stats	R: 1 H: 1 E: 0 LOB: 1 K: 1 BB: 1 S: 6 P: 10	R: 1 H: 2 E: 0 LOB: 1 K: 1 BB: 0 S: 7 P: 7	R: 0 H: 1 E: 0 LOB: 2 K: 0 BB: 0 S: 4 P: 5	R: 0 H: 0 E: 0 LOB: 1 K: 0 BB: 1 S: 3 P: 7	R: 0 H: 1 E: 0 LOB: 1 K: 1 BB: 0 S: 6 P: 6	R: 0 H: 0 E: 0 LOB: 1 K: 1 BB: 1 S: 5 P: 9	R: 0 H: 1 E: 0 LOB: 2 K: 0 BB: 1 S: 4 P: 8	R: 0 H: 0 E: 0 LOB: 2 K: 0 BB: 2 S: 3 P: 11	R: 0 H: 0 E: 0 LOB: 2 K: 1 BB: 2 S: 5 P: 13	1B: 5 SF: 1 2B: 1 SAC: 1 3B: 0 DP: 0 HR: 0 HBP: 1						

PITCHER		IP	WLS	BF	H	R	ER	SO	BB	IBB	HBP	BLK	WP	HR	S	P	ERA	WHIP
Chris Knapp, R ERA: 4.94	(1, 1)	7.2	W	36	6	2	2	4	6	0	1	0	0	0	37	62	2.35	1.565
Mark Clear, R ERA: 4.68	(8, 1)	1.0		5	0	0	0	1	2	0	0	0	1	0	5	13	0.00	2.000
Andy Hassler, L ERA: 5.49	(9, 1)	0.1	S	1	0	0	0	0	0	0	0	0	0	0	1	1	0.00	0.000

PITCHER	IP	WLS	BF	H	R	ER	SO	BB	IBB	HBP	BLK	WP	HR	S	P	ERA	WHIP

BOTTOM

California Angels @ Boston Red Sox

Fenway Park, Boston, MA

Sat Jun 21 1980, 3:33 AM EDT
Att. 33,442 - Unknown - 70 F

livebaseballscorecards.com

AB	31
R	2
H	6
RBI	2
BB	8
SO	5
LOB	24

WP: 1	PA: 42		
PB: 0			
SB: 1			
CS: 0			

Batter	1	2	3	4	5	6	7	8	9	AB	R	H	RBI	BB	SO	LOB
Rick Miller, L (1, 8) OBP: 0.352, SLG: 0.344	F7	SF7 3-H		4-3 2-3		BB 1B 1-2 1B	K			3	0	1	1	0	0	1
Bobby Clark, R (7, PH) OBP: 0.342, SLG: 0.471 (7, 8)										1	0	0	0	0	1	2
Carney Lansford, R (1, 5) OBP: 0.321, SLG: 0.420	6-3	K		L9		BB 1-2 2-3 1B	6-3			5	0	1	0	0	1	4
Stan Cliburn, R (7, 2) OBP: 0.250, SLG: 0.250										0	0	0	0	0	0	0
Rod Carew, L (1, 10) OBP: 0.428, SLG: 0.460	2B		F9-6 1B 1B	FC1-6 BB		FC5-4 1-2 2-3 3-H BB		K		3	0	2	1	2	1	0
Jason Thompson, L (1, 3) OBP: 0.351, SLG: 0.395	BB		BB 1B 1-2 1B	FC1-6 1-2f		K		6-3		4	0	1	0	1	1	5
Joe Rudi, R (1, 7) OBP: 0.289, SLG: 0.472	6-3		F9-6 2-3		6-3	K		K		5	0	0	0	0	2	7
Bobby Grich, R (1, 4) OBP: 0.372, SLG: 0.376		1B 1B 1B	BB 1-2 1B		F3	FC5-4 1-2f			L9	5	1	2	0	0	0	3
Larry Harlow, L (1, 9) OBP: 0.365, SLG: 0.444		1B SF7 1-2 1B	BB 1-2 2-3 BB		1B		BB 1B BB		6-3	2	1	2	0	2	0	0
Merv Rettenmund, R (9, PH) OBP: 0.400, SLG: 0.250										1	0	0	0	0	0	0
Freddie Patek, R (1, 6) OBP: 0.330, SLG: 0.455		1B 1-3 2-H	4-3		K		K		F9	5	0	1	1	0	2	5
Tom Donohue, R (1, 2) OBP: 0.214, SLG: 0.261		K		2B		1B 1B BB 1B	1B			3	1	2	0	0	1	2
Dickie Thon, R (7, PH) OBP: 0.365, SLG: 0.400 (7, 5)										1	0	1	0	0	0	0
Inning Stats	R: 0 E: 0 K: 0 S: 4 H: 1 LOB: 2 BB: 1 P: 8	R: 2 E: 0 K: 2 S: 10 H: 3 LOB: 1 BB: 0 P: 10	R: 0 E: 0 K: 0 S: 5 H: 3 LOB: 3 BB: 1 P: 9	R: 0 E: 0 K: 0 S: 4 H: 1 LOB: 2 BB: 1 P: 8	R: 0 E: 0 K: 1 S: 6 H: 1 LOB: 1 BB: 0 P: 6	R: 1 E: 0 K: 2 S: 10 H: 3 LOB: 3 BB: 1 P: 14	R: 0 E: 0 K: 2 S: 8 H: 1 LOB: 2 BB: 1 P: 12	R: 0 E: 0 K: 2 S: 7 H: 0 LOB: 0 BB: 0 P: 7	R: 0 E: 0 K: 0 S: 3 H: 0 LOB: 0 BB: 0 P: 3	1B: 11 2B: 3 3B: 0 HR: 0 SF: 1 SAC: 0 DP: 1 HBP: 0	WP: 0 PB: 0 SB: 0 CS: 0 PA: 44					

PITCHER		IP	WLS	BF	H	R	ER	SO	BB	IBB	HBP	BLK	WP	HR	S	P	ERA	WHIP
Mike Torrez, R ERA: 4.13	(1, 1)	6.1	W	36	13	3	3	6	5	0	0	0	0	0	43	63	4.26	2.842
Tom Burgmeier, L ERA: 2.65	(7, 1)	2.2	S	8	0	0	0	3	0	0	0	0	0	0	14	14	0.00	0.000

PITCHER	IP	WLS	BF	H	R	ER	SO	BB	IBB	HBP	BLK	WP	HR	S	P	ERA	WHIP

TOP

California Angels @ Boston Red Sox

Fenway Park, Boston, MA

Sun Jun 22 1980, 3:33 AM EDT
Att. 30,938 - Unknown - 80 F

livebaseballscorecards.com

AB	38
R	3
H	13
RBI	3
BB	5
SO	9
LOB	29

California Angels @ Boston Red Sox

Fenway Park, Boston, MA

Sun Jun 22 1980, 3:33 AM EDT

Att. 30,938 - Unknown - 80 F

BOTTOM

Batter	1	2	3	4	5	6	7	8	9	AB	R	H	RBI	BB	SO	LOB
Rick Burleson, R (1, 6) OBP: 0.349, SLG: 0.407	4-3	F8		F9		6-3 1-2				4	0	0	0	0	0	2
Jerry Remy, L (1, 4) OBP: 0.336, SLG: 0.371	3B 1B		4-3	L5			F8			4	1	1	0	0	0	1
Fred Lynn, L (1, 8) OBP: 0.373, SLG: 0.507	1-H 1B 3B		HR 1B		L4		4-3			4	2	2	1	0	0	0
Tony Perez, R (1, 3) OBP: 0.337, SLG: 0.476	FC4-6 3-H 1B		1-H HR		F6		F9			4	1	2	3	0	0	0
Carl Yastrzemski, L (1, 7) OBP: 0.322, SLG: 0.411	FC4-6 BB 1-2f		6-3		F4			F2		4	0	0	0	0	0	1
Jim Dwyer, L (1, 10) OBP: 0.363, SLG: 0.454	B B B B 1-2 BB		F8			F4		1B		3	0	1	0	1	0	0
Dave Rader, L (1, 2) OBP: 0.393, SLG: 0.547	1-3			1B 2B		HR		F9		4	2	2	1	0	0	3
Dwight Evans, R (1, 9) OBP: 0.293, SLG: 0.360		S S S K		S 2-H 1B		F3		F8		4	0	1	1	0	1	1
Glenn Hoffman, R (1, 5) OBP: 0.226, SLG: 0.345		L5		S S S K 1-2		S 1B				3	0	1	0	0	1	1
Inning Stats	R: 2 E: 0 K: 0 S: 6 H: 3 LOB: 2 BB: 1 P: 10	R: 0 E: 0 K: 1 S: 5 H: 0 LOB: 0 BB: 0 P: 5	R: 2 E: 0 K: 0 S: 5 H: 2 LOB: 0 BB: 0 P: 5	R: 1 E: 0 K: 1 S: 7 H: 2 LOB: 1 BB: 0 P: 7	R: 0 E: 0 K: 0 S: 3 H: 0 LOB: 0 BB: 0 P: 3	R: 1 E: 0 K: 0 S: 5 H: 2 LOB: 1 BB: 0 P: 5	R: 0 E: 0 K: 0 S: 3 H: 0 LOB: 0 BB: 0 P: 3	R: 0 E: 0 K: 0 S: 4 H: 1 LOB: 1 BB: 0 P: 4		1B: 6 2B: 1 3B: 1 HR: 2	SF: 0 SAC: 0 DP: 0 HBP: 0						

livebaseballscorecards.com

	AB	34
	R	6
	H	10
	RBI	6
	BB	1
	SO	2
	LOB	9

WP: 0 PB: 0 SB: 2 CS: 0 PA: 35

PITCHER		IP	WLS	BF	H	R	ER	SO	BB	IBB	HBP	BLK	WP	HR	S	P	ERA	WHIP
Jim Barr, R ERA: 5.4	(1, 1)	3.0	L	17	7	5	5	1	1	0	0	0	0	1	18	22	15.00	2.667
Dave LaRoche, L ERA: 3.19	(4, 1)	2.1		8	1	1	1	1	0	0	0	0	0	1	10	10	3.86	0.429
John Montague, R ERA: 3.98	(6, 1)	2.2		10	2	0	0	0	0	0	0	0	0	0	10	10	0.00	0.750

PITCHER	IP	WLS	BF	H	R	ER	SO	BB	IBB	HBP	BLK	WP	HR	S	P	ERA	WHIP

Batter	1	2	3	4	5	6	7	8	9	AB	R	H	RBI	BB	SO	LOB
Thad Bosley, L (1, 7) OBP: 0.321, SLG: 0.355	S S S 0-3 ① K	x 0-0 ③ FC6-4 1-2f		x 0-0 E 1B 3-H		S S S 0-3 ③ K		4-0 1-2 IBB		4	0	1	1	1	2	3
Todd Cruz, R (1, 6) OBP: 0.333, SLG: 0.383	x 0-0 ② F7		x 0-0 ① 1-3	x 0-0 ② P4			x 0-0 SH1-4 1B 1B	x 0-0 ③ 6-3		5	0	1	0	0	0	3
Harold Baines, L (1, 9) OBP: 0.308, SLG: 0.429	x 0-0 ③ 3-1		x 0-0 BB 1B 1B	x 0-0 ③ 4-3 1-2			x 0-0 SH1-4 ① 1-2 1B		x 0-0 ① 6-3	5	0	2	0	0	0	1
Lamar Johnson, R (1, 3) OBP: 0.327, SLG: 0.441 Mike Squires, L (7, 3) OBP: 0.350, SLG: 0.355		x 0-0 ① P5	x 0-0 BB 1-2 1B		x 0-0 ① P5		x 0-0 ① SH1-4 1-2 2-3		x 0-0 ② 5-3	3 1	0 0	1 0	0 0	0 0	0 0	0 0
Wayne Nordhagen, R (1, 10) OBP: 0.338, SLG: 0.556		x 0-0 ② BB 1B BB 1B	x 0-0 ② P4		x 0-0 ② F8		4-0 G6-4-3 IBB		x 0-0 ③ 5-3	4	1	1	0	1	0	2
Chet Lemon, R (1, 8) OBP: 0.342, SLG: 0.406		x 0-0 ② F9	B B B B 4-0 1-2 2-3 BB		x 0-0 1B		x 0-0 ② ③ G6-4-3 1-2f			3	0	1	0	1	0	4
Jim Morrison, R (1, 4) OBP: 0.315, SLG: 0.422		x 0-0 BB BB 1-2 1B	S S S 0-3 ③ K		x 0-0 ③ F8			x 0-0 ① 5-3		4	0	1	0	0	1	4
Bruce Kimm, R (1, 2) OBP: 0.335, SLG: 0.340		B B B B 4-0 1-2 2-3 BB BB		x 0-0 SH1-4 1B 2B		x 0-0 ① F9		x 0-0 ② F7		3	1	1	0	1	0	0
Greg Pryor, R (1, 5) OBP: 0.274, SLG: 0.341		B B B B 4-0 1-2 2-3 3-H FC6-4 BB		x 0-0 ① SH1-4 2-3		x 0-0 ② F7		x 0-0 E 1B		2	0	1	1	1	0	0
Inning Stats	R: 0 H: 0 E: 0 LOB: 0 K: 1 BB: 0 S: 5 P: 5	R: 1 H: 2 E: 0 LOB: 3 K: 0 BB: 2 S: 5 P: 13	R: 0 H: 2 E: 0 LOB: 3 K: 1 BB: 1 S: 7 P: 11	R: 1 H: 2 E: 1 LOB: 1 K: 0 BB: 0 S: 5 P: 5	R: 0 H: 1 E: 0 LOB: 1 K: 0 BB: 0 S: 4 P: 4	R: 0 H: 0 E: 0 LOB: 0 K: 1 BB: 0 S: 5 P: 5	R: 0 H: 2 E: 0 LOB: 2 K: 0 BB: 1 S: 4 P: 8	R: 0 H: 1 E: 1 LOB: 2 K: 0 BB: 1 S: 4 P: 8	R: 0 H: 0 E: 0 LOB: 0 K: 0 BB: 0 S: 3 P: 3	1B: 9 2B: 1 3B: 0 HR: 0	SF: 0 SAC: 2 DP: 1 HBP: 0					

PITCHER	IP	WLS	BF	H	R	ER	SO	BB	IBB	HBP	BLK	WP	HR	S	P	ERA	WHIP
Don Aase, R (1, 1) ERA: 3.79	9.0	L	41	10	2	2	3	3	2	0	0	0	0	42	62	2.00	1.444

PITCHER	IP	WLS	BF	H	R	ER	SO	BB	IBB	HBP	BLK	WP	HR	S	P	ERA	WHIP

TOP

Chicago White Sox @ California Angels

Anaheim Stadium, Anaheim, CA

Tue Jun 24 1980, 10:05 PM EDT

Att. 25,142 - Unknown

livebaseballscorecards.com

AB	34
R	2
H	10
RBI	2
BB	5
SO	3
LOB	17

WP: 0 PA: 41
PB: 0
SB: 0
CS: 0

Batter	1	2	3	4	5	6	7	8	9	AB	R	H	RBI	BB	SO	LOB
Dickie Thon, R (1, 10) OBP: 0.343, SLG: 0.375	E5 FC3-6		F9			F9		L3		4	0	0	0	0	0	0
Freddie Patek, R (1, 6) OBP: 0.328, SLG: 0.450	FC3-6 FC4-6 1-2f		6-3			4-3		FC5 1B 1B		4	0	1	0	0	0	1
Stan Cliburn, R (9, 2) OBP: 0.250, SLG: 0.250										0	0	0	0	0	0	0
Rod Carew, L (1, 3) OBP: 0.425, SLG: 0.456	FC4-6 1-2f		K			5-3		1-2 1B		4	0	1	0	0	1	1
Carney Lansford, R (1, 5) OBP: 0.320, SLG: 0.417	F9			F9			2B 4-3 1B	FC5 2-3f		4	1	1	0	0	0	3
Joe Rudi, R (1, 7) OBP: 0.293, SLG: 0.476		BB 1B		G3			4-3 1-3 2B		K	4	0	2	0	0	1	0
Bobby Grich, R (1, 4) OBP: 0.370, SLG: 0.370		FC3-6 1-2 BB		6-3			4-3 2-3 3-H		6-3	3	0	0	1	1	0	1
Bobby Clark, R (1, 8) OBP: 0.317, SLG: 0.432		F8			P2		P6		4-3	3	0	0	0	0	0	3
Jason Thompson, L (9, PH) OBP: 0.349, SLG: 0.393										1	0	0	0	0	0	0
Rick Miller, L (1, 9) OBP: 0.346, SLG: 0.338		FC3-6 1-2f			4-3		K			3	0	0	0	0	1	3
Tom Donohue, R (1, 2) OBP: 0.212, SLG: 0.258		L4			K			P4		2	0	0	0	0	1	2
Bert Campaneris, R (8, PH) OBP: 0.233, SLG: 0.275										1	0	0	0	0	0	0
(9, 6)																
Inning Stats	R: 0 E: 1 K: 0 S: 4 H: 0 LOB: 1 BB: 0 P: 4	R: 0 E: 0 K: 0 S: 4 H: 1 LOB: 2 BB: 1 P: 8	R: 0 E: 0 K: 1 S: 5 H: 0 LOB: 0 BB: 0 P: 5	R: 0 E: 0 K: 0 S: 3 H: 0 LOB: 0 BB: 0 P: 3	R: 0 E: 0 K: 1 S: 5 H: 0 LOB: 0 BB: 0 P: 5	R: 0 E: 0 K: 0 S: 3 H: 0 LOB: 0 BB: 0 P: 3	R: 1 E: 0 K: 1 S: 7 H: 2 LOB: 1 BB: 0 P: 7	R: 0 E: 0 K: 0 S: 5 H: 2 LOB: 2 BB: 0 P: 5	R: 0 E: 0 K: 1 S: 5 H: 0 LOB: 0 BB: 0 P: 5	1B: 4 2B: 1 3B: 0 HR: 0	SF: 0 SAC: 0 DP: 0 HBP: 0						

PITCHER	IP	WLS	BF	H	R	ER	SO	BB	IBB	HBP	BLK	WP	HR	S	P	ERA	WHIP
Britt Burns, L (1, 1) ERA: 2.16	7.2	W	30	5	1	1	3	1	0	0	0	0	0	35	39	1.17	0.783
Ed Farmer, R (8, 1) ERA: 2.66	1.1	S	4	0	0	0	1	0	0	0	0	0	0	6	6	0.00	0.000

PITCHER	IP	WLS	BF	H	R	ER	SO	BB	IBB	HBP	BLK	WP	HR	S	P	ERA	WHIP

BOTTOM

Chicago White Sox @ California Angels

Anaheim Stadium, Anaheim, CA

Tue Jun 24 1980, 10:05 PM EDT

Att. 25,142 - Unknown

livebaseballscorecards.com

AB	33
R	1
H	5
RBI	1
BB	1
SO	4
LOB	14

1B: 4 SF: 0
2B: 1 SAC: 0
3B: 0 DP: 0
HR: 0 HBP: 0

WP: 0 PA: 34
PB: 0
SB: 0
CS: 0

Batter	1	2	3	4	5	6	7	8	9	AB	R	H	RBI	BB	SO	LOB
Thad Bosley, L (1, 7) OBP: 0.314, SLG: 0.338	6-3		4-3		BB	G3			F8	4	0	0	0	1	0	3
Todd Cruz, R (1, 6) OBP: 0.337, SLG: 0.384	1B		L8		P4		FC4-6 1B		4-3	5	0	2	0	0	0	2
Harold Baines, L (1, 9) OBP: 0.303, SLG: 0.420	K		4-3			P6	FC4-6 0-6 1-2f			4	0	0	0	0	1	2
Lamar Johnson, R (1, 3) OBP: 0.321, SLG: 0.433	F7			K		F2	9-6 1-2f			4	0	0	0	0	1	2
Mike Squires, L (7, 3) OBP: 0.350, SLG: 0.355										0	0	0	0	0	0	0
Wayne Nordhagen, R (1, 10) OBP: 0.348, SLG: 0.580		HR 1B		K		1B 2B 1B		HR		4	3	3	1	0	1	0
Chet Lemon, R (1, 8) OBP: 0.344, SLG: 0.420		1-H HR		F8		1-2 2B 1B		K		4	2	2	2	0	1	0
Jim Morrison, R (1, 4) OBP: 0.318, SLG: 0.431		K			2B	BB 1-H 2-H 2B		5-3		4	0	2	2	0	1	0
Marv Foley, L (1, 2) OBP: 0.260, SLG: 0.359		4-3			K	BB HBP		K		3	0	0	0	0	2	1
Kevin Bell, R (1, 5) OBP: 0.245, SLG: 0.114		K			F9	1-2 2-3 BB			6-3	3	0	0	0	1	1	1
Inning Stats	R: 0 E: 0 K: 1 S: 6 H: 1 LOB: 1 BB: 0 P: 6	R: 2 E: 0 K: 2 S: 9 H: 2 LOB: 0 BB: 0 P: 9	R: 0 E: 0 K: 0 S: 3 H: 0 LOB: 0 BB: 0 P: 3	R: 0 E: 0 K: 2 S: 7 H: 0 LOB: 0 BB: 0 P: 7	R: 0 E: 0 K: 1 S: 6 H: 1 LOB: 2 BB: 1 P: 10	R: 2 E: 0 K: 0 S: 6 H: 3 LOB: 3 BB: 1 P: 11	R: 0 E: 0 K: 0 S: 3 H: 1 LOB: 0 BB: 0 P: 3	R: 1 E: 0 K: 2 S: 8 H: 1 LOB: 0 BB: 0 P: 8	R: 0 E: 0 K: 0 S: 3 H: 0 LOB: 0 BB: 0 P: 3	1B: 5 2B: 3 3B: 0 HR: 2	SF: 0 SAC: 0 DP: 1 HBP: 1			WP: 0 PB: 0 SB: 0 CS: 0	PA: 38	

PITCHER		IP	WLS	BF	H	R	ER	SO	BB	IBB	HBP	BLK	WP	HR	S	P	ERA	WHIP
Dave Frost, R ERA: 4.79	(1, 1)	1.0		4	1	0	0	1	0	0	0	0	0	0	6	6	0.00	1.000
Dave Lemanczyk, R ERA: 5.19	(2, 1)	4.2	L	21	6	4	4	5	1	0	0	0	0	1	30	34	7.71	1.500
Andy Hassler, L ERA: 5.09	(6, 1)	3.1		13	2	1	1	2	1	0	1	0	0	1	15	20	2.70	0.900

PITCHER	IP	WLS	BF	H	R	ER	SO	BB	IBB	HBP	BLK	WP	HR	S	P	ERA	WHIP

Chicago White Sox @ California Angels

Anaheim Stadium, Anaheim, CA

Wed Jun 25 1980, 10:05 PM EDT

Att. 25,372 - Unknown

TOP

livebaseballscorecards.com

AB	35
R	5
H	9
RBI	5
BB	2
SO	8
LOB	11

Batter	1	2	3	4	5	6	7	8	9	AB	R	H	RBI	BB	SO	LOB
Rick Miller, L (1, 8) OBP: 0.342, SLG: 0.329	x 0-0 G3 ①		x 0-0 F7 ②		S S S 0-3 K ②		B B B B 4-0 B1-3 1B BB	S S S 0-3 K ③		4	1	0	0	1	2	1
Carney Lansford, R (1, 5) OBP: 0.318, SLG: 0.410	S S S 0-3 K ②		x 0-0 F7 ③		B B B B 4-0 S BB		x 0-0 B1-3 ② 1-2		x 0-0 F8 ①	4	0	0	0	1	1	1
Rod Carew, L (1, 10) OBP: 0.425, SLG: 0.453	x 0-0 G3 ③			x 0-0 1-3 ①	H 1-0 1-2 HBP		x 0-0 1B 1B 2-H 1B		x 0-0 6-3 ②	4	1	1	1	0	0	0
Jason Thompson, L (1, 3) OBP: 0.350, SLG: 0.390		S S S 0-3 K ①		B B B B 4-0 BB BB BB	x 0-0 F7 ③		x 0-0 1B 1-2 1B		x 0-0 E4	4	0	1	0	1	1	2
Joe Rudi, R (1, 7) OBP: 0.295, SLG: 0.473		x 0-0 E6 BB		B B B B 4-0 1-2 BB		S S S 0-3 K ①	x 0-0 1-3 2-H 1B		x 0-0 F8 ③	4	0	1	1	1	1	1
Bobby Grich, R (1, 4) OBP: 0.368, SLG: 0.365		S S S 0-3 K ②		B B B B 4-0 1-2 2-3 FC6-4 BB		x 0-0 F7 ②	S S S 0-3 K ③			3	0	0	0	1	2	3
Larry Harlow, L (1, 9) OBP: 0.368, SLG: 0.449		B B B B 4-0 1-2 BB		S S S 0-3 K ②		x 0-0 2B		S S S 0-3 K ①		3	0	1	0	1	2	3
Freddie Patek, R (1, 6) OBP: 0.326, SLG: 0.445		x 0-0 F8 ③		x 0-0 FC6-4 ③ 1-2f		x 0-0 4-3 ③		x 0-0 1B		4	0	1	0	0	0	6
Stan Cliburn, R (1, 2) OBP: 0.182, SLG: 0.182 Dickie Thon, R (8, PH) OBP: 0.338, SLG: 0.369 Tom Donohue, R (9, 2) OBP: 0.212, SLG: 0.258			S S S 0-3 K ①		x 0-0 5-3 ①		x 0-0 5-3 ①	x 0-0 F7 ②		3 1 0	0 0 0	0 0 0	0 0 0	0 0 0	1 0 0	0 1 0
Inning Stats	R: 0 H: 0 E: 0 LOB: 0 K: 1 BB: 0 S: 5 P: 5	R: 0 H: 0 E: 1 LOB: 2 K: 2 BB: 1 S: 8 P: 12	R: 0 H: 0 E: 0 LOB: 0 K: 1 BB: 0 S: 5 P: 5	R: 0 H: 0 E: 0 LOB: 3 K: 1 BB: 3 S: 5 P: 17	R: 0 H: 0 E: 0 LOB: 2 K: 1 BB: 1 S: 5 P: 10	R: 0 H: 1 E: 0 LOB: 1 K: 1 BB: 0 S: 6 P: 6	R: 2 H: 3 E: 0 LOB: 2 K: 1 BB: 1 S: 8 P: 12	R: 0 H: 1 E: 0 LOB: 1 K: 2 BB: 0 S: 8 P: 8	R: 0 H: 0 E: 1 LOB: 1 K: 0 BB: 0 S: 4 P: 4	1B: 4 SF: 0 2B: 1 SAC: 0 3B: 0 DP: 0 HR: 0 HBP: 1						WP: 0 PA: 41 PB: 0 SB: 1 CS: 0

PITCHER		IP	WLS	BF	H	R	ER	SO	BB	IBB	HBP	BLK	WP	HR	S	P	ERA	WHIP
Richard Dotson, R ERA: 3.6	(1, 1)	6.2	W	31	3	2	2	7	6	0	1	0	0	0	38	63	2.70	1.350
Ed Farmer, R ERA: 2.55	(7, 1)	2.1	S	10	2	0	0	3	0	0	0	0	0	0	16	16	0.00	0.857

PITCHER	IP	WLS	BF	H	R	ER	SO	BB	IBB	HBP	BLK	WP	HR	S	P	ERA	WHIP

BOTTOM

Chicago White Sox @ California Angels

Anaheim Stadium, Anaheim, CA

Wed Jun 25 1980, 10:05 PM EDT

Att. 25,372 - Unknown

livebaseballscorecards.com

AB	34
R	2
H	5
RBI	2
BB	6
SO	10
LOB	18

Chicago White Sox @ California Angels

Anaheim Stadium, Anaheim, CA

Thu Jun 26 1980, 10:05 PM EDT

Att. 24,755 - Unknown

TOP

livebaseballscorecards.com

Batter	1	2	3	4	5	6	7	8	9	AB	R	H	RBI	BB	SO	LOB
Thad Bosley, L (1, 7) OBP: 0.297, SLG: 0.318	1-4-3	FC3-6 S 1-2f 3-H		5-3		K			B2	5	0	0	1	0	1	2
Todd Cruz, R (1, 6) OBP: 0.330, SLG: 0.374	1B 1B	P6 1-2		K			3-1		F7	5	0	1	0	0	1	1
Jim Morrison, R (1, 4) OBP: 0.319, SLG: 0.430	FC6-4 1-2 1B		5-3		K		FC6-4 1B		6-3	5	0	2	0	0	1	0
Lamar Johnson, R (1, 3) OBP: 0.320, SLG: 0.434 Mike Squires, L (7, 3) OBP: 0.350, SLG: 0.355	P2	1B 2B 2B		P4		L8				4 0	1 0	1 0	0 0	0 0	0 0	3 0
Wayne Nordhagen, R (1, 9) OBP: 0.351, SLG: 0.578 Harold Baines, L (9, 9) OBP: 0.303, SLG: 0.420	FC6-4 1-2f	2B 2-3 1B		1B		FC6-4 1-2f				4 0	1 0	2 0	0 0	0 0	0 0	3 0
Chet Lemon, R (1, 8) OBP: 0.347, SLG: 0.423	BBBB 1B E BB	1B 1-H 3-H 2B		L5				E5 F8 SH1-4		3	2	1	2	1	0	1
Ron Pruitt, R (1, 10) OBP: 0.356, SLG: 0.325	P4	G4-3 2-H 1B				5-3		SH1-4 1-2		3	0	1	1	0	0	1
Bruce Kimm, R (1, 2) OBP: 0.333, SLG: 0.338	E FC3-6 1-2 1B	G4-3 1-2f				K		F8 2-3		4	1	1	0	0	1	2
Kevin Bell, R (1, 5) OBP: 0.246, SLG: 0.125	E5 FC3-6 1-3 2-H			F8		1B		F7		4	0	1	0	0	0	2
Inning Stats	R: 0 E: 0 K: 0 S: 5 H: 2 LOB: 2 BB: 0 P: 5	R: 2 E: 1 K: 0 S: 5 H: 1 LOB: 1 BB: 1 P: 9	R: 3 E: 0 K: 0 S: 6 H: 4 LOB: 0 BB: 0 P: 6	R: 0 E: 0 K: 1 S: 5 H: 0 LOB: 0 BB: 0 P: 5	R: 0 E: 0 K: 1 S: 6 H: 1 LOB: 1 BB: 0 P: 6	R: 0 E: 0 K: 2 S: 8 H: 1 LOB: 1 BB: 0 P: 8	R: 0 E: 0 K: 0 S: 4 H: 1 LOB: 1 BB: 0 P: 4	R: 0 E: 1 K: 0 S: 4 H: 0 LOB: 1 BB: 0 P: 4	R: 0 E: 0 K: 0 S: 3 H: 0 LOB: 0 BB: 0 P: 3	1B: 8 2B: 2 3B: 0 HR: 0 SF: 0 SAC: 1 DP: 1 HBP: 0						

AB	37
R	5
H	10
RBI	4
BB	1
SO	4
LOB	15

WP: 0	PA: 39
PB: 0	
SB: 1	
CS: 0	

PITCHER		IP	WLS	BF	H	R	ER	SO	BB	IBB	HBP	BLK	WP	HR	S	P	ERA	WHIP
Frank Tanana, L ERA: 5.75	(1, 1)	8.0	L	36	10	5	3	4	1	0	0	0	0	0	43	47	3.38	1.375
Dave LaRoche, L ERA: 3.12	(9, 1)	1.0		3	0	0	0	0	0	0	0	0	0	0	3	3	0.00	0.000

PITCHER	IP	WLS	BF	H	R	ER	SO	BB	IBB	HBP	BLK	WP	HR	S	P	ERA	WHIP

Batter	1	2	3	4	5	6	7	8	9	AB	R	H	RBI	BB	SO	LOB
Dickie Thon, R (1, 4) OBP: 0.333, SLG: 0.362	5-3		F8		FC6-4 1-2f			FC5-4 1-2 1B		4	0	1	0	0	0	1
Tom Donohue, R (9, 2) OBP: 0.212, SLG: 0.258										0	0	0	0	0	0	0
Freddie Patek, R (1, 6) OBP: 0.325, SLG: 0.441	6-3 S 1B			E6 3B		F8		FC5-4 G4-6-3 1-2f		4	1	1	0	0	0	2
Rod Carew, L (1, 3) OBP: 0.426, SLG: 0.466	6-3 1-3			SF9 1-H 3B		2B		G4-6-3 1-2f		4	1	2	1	0	0	3
Don Baylor, R (1, 10) OBP: 0.342, SLG: 0.305	6-3			SF9 3-H		K			F7	3	0	0	1	0	1	2
Carney Lansford, R (1, 5) OBP: 0.313, SLG: 0.403		5-3		F7		4-3			L5	4	0	0	0	0	0	1
Joe Rudi, R (1, 7) OBP: 0.290, SLG: 0.465		P2		6-3			4-3		G3	4	0	0	0	0	0	0
Bobby Clark, R (1, 8) OBP: 0.295, SLG: 0.400		F8			F7		5-3			3	0	0	0	0	0	0
Rick Miller, L (1, 9) OBP: 0.337, SLG: 0.323			6-3		K		F7			3	0	0	0	0	1	0
Stan Cliburn, R (1, 2) OBP: 0.231, SLG: 0.231			P4		FC6-4 1B			1B 1B		2	0	1	0	0	0	0
Bobby Grich, R (8, PH) OBP: 0.370, SLG: 0.368										1	0	1	0	0	0	0
										1	0	1	0	0	0	0
Inning Stats	R: 0 H: 1 E: 0 LOB: 1 K: 0 BB: 0 S: 4 P: 4	R: 0 H: 0 E: 0 LOB: 0 K: 0 BB: 0 S: 3 P: 3	R: 0 H: 0 E: 0 LOB: 0 K: 0 BB: 0 S: 3 P: 3	R: 2 H: 1 E: 1 LOB: 0 K: 0 BB: 0 S: 5 P: 5	R: 0 H: 1 E: 0 LOB: 1 K: 1 BB: 0 S: 6 P: 6	R: 0 H: 1 E: 0 LOB: 1 K: 1 BB: 0 S: 6 P: 6	R: 0 H: 0 E: 0 LOB: 0 K: 0 BB: 0 S: 3 P: 3	R: 0 H: 2 E: 0 LOB: 1 K: 0 BB: 0 S: 4 P: 4	R: 0 H: 0 E: 0 LOB: 0 K: 0 BB: 0 S: 3 P: 3	1B: 4 SF: 1 2B: 1 SAC: 0 3B: 1 DP: 1 HR: 0 HBP: 0						WP: 0 PA: 33 PB: 0 SB: 1 CS: 0	

PITCHER		IP	WLS	BF	H	R	ER	SO	BB	IBB	HBP	BLK	WP	HR	S	P	ERA	WHIP
Steve Trout, L ERA: 4.19	(1, 1)	7.0	W	28	6	2	1	2	0	0	0	0	0	0	32	32	1.29	0.857
Mike Proly, R ERA: 2.66	(8, 1)	2.0	S	5	0	0	0	0	0	0	0	0	0	0	5	5	0.00	0.000

PITCHER	IP	WLS	BF	H	R	ER	SO	BB	IBB	HBP	BLK	WP	HR	S	P	ERA	WHIP

BOTTOM

Chicago White Sox @ California Angels

Anaheim Stadium, Anaheim, CA

Thu Jun 26 1980, 10:05 PM EDT

Att. 24,755 - Unknown

livebaseballscorecards.com

AB	32
R	2
H	6
RBI	2
BB	0
SO	2
LOB	9

Batter	1	2	3	4	5	6	7	8	9	AB	R	H	RBI	BB	SO	LOB
Jim Gantner, L (1, 4) OBP: 0.303, SLG: 0.329	F9	L1-3 1-2			BB		6-3			3	0	0	0	1	0	3
Sal Bando, R (1, 5) OBP: 0.282, SLG: 0.281	F7		F9		6-3			K		4	0	0	0	0	1	1
Cecil Cooper, L (1, 3) OBP: 0.365, SLG: 0.512	K		F8			F8		6-3		4	0	0	0	0	1	0
Gorman Thomas, R (1, 8) OBP: 0.287, SLG: 0.431		HR	6-3			K		HR		4	2	2	2	0	1	0
Ben Oglivie, L (1, 7) OBP: 0.393, SLG: 0.630		HR		F8		HR		F9		4	2	2	2	0	0	0
Sixto Lezcano, R (1, 9) OBP: 0.323, SLG: 0.450		1B 1B 2B		L5		K			5-3	4	1	1	0	0	1	0
Mark Brouhard, R (1, 10) OBP: 0.306, SLG: 0.500		FC1-5 1B 2-3 1B		F8			SH3-4 1B		P4	4	0	2	0	0	0	0
Ed Romero, R (1, 6) OBP: 0.286, SLG: 0.289		FC1-5 1-2 3-H 1B	P3				SH3-4 1-2		F4	3	0	1	1	0	0	0
Buck Martinez, R (1, 2) OBP: 0.252, SLG: 0.300		FC1-5 L1-3 1-2 2-3f	F8				K			3	0	0	0	0	1	3
Inning Stats	R: 0 E: 0 K: 1 S: 5 H: 0 LOB: 0 BB: 0 P: 5	R: 3 E: 0 K: 0 S: 7 H: 5 LOB: 1 BB: 0 P: 7	R: 0 E: 0 K: 0 S: 3 H: 0 LOB: 0 BB: 0 P: 3	R: 0 E: 0 K: 0 S: 3 H: 0 LOB: 0 BB: 0 P: 3	R: 0 E: 0 K: 0 S: 3 H: 0 LOB: 1 BB: 1 P: 7	R: 1 E: 0 K: 2 S: 8 H: 1 LOB: 0 BB: 0 P: 8	R: 0 E: 0 K: 1 S: 6 H: 1 LOB: 1 BB: 0 P: 6	R: 1 E: 0 K: 1 S: 6 H: 1 LOB: 0 BB: 0 P: 6	R: 0 E: 0 K: 0 S: 3 H: 0 LOB: 0 BB: 0 P: 3	1B: 3 2B: 2 3B: 0 HR: 4 SF: 0 SAC: 1 DP: 1 HBP: 0						

PITCHER		IP	WLS	BF	H	R	ER	SO	BB	IBB	HBP	BLK	WP	HR	S	P	ERA	WHIP
Chris Knapp, R ERA: 5.31	(1, 1)	1.0		7	4	3	3	1	0	0	0	0	0	2	9	9	27.00	4.000
John Montague, R ERA: 3.68	(2, 1)	5.0		17	2	1	1	2	1	0	0	0	0	1	20	24	1.80	0.600
Mark Clear, R ERA: 4.57	(7, 1)	3.0	W	11	2	1	1	2	0	0	0	0	0	1	15	15	3.00	0.667

PITCHER	IP	WLS	BF	H	R	ER	SO	BB	IBB	HBP	BLK	WP	HR	S	P	ERA	WHIP

TOP

Milwaukee Brewers @ California Angels

Anaheim Stadium, Anaheim, CA

Fri Jun 27 1980, 10:05 PM EDT

Att. 27,389 - Unknown

livebaseballscorecards.com

AB	33
R	5
H	8
RBI	5
BB	1
SO	5
LOB	7

Batter	1	2	3	4	5	6	7	8	9	AB	R	H	RBI	BB	SO	LOB
Rick Miller, L (1, 8) OBP: 0.333, SLG: 0.316	4-3		F7		F7		F7		BB	4	1	0	0	1	0	1
Dickie Thon, R (1, 4) OBP: 0.329, SLG: 0.356	6-3		1-2 1B		1-3		P4		1-2 SF7	4	0	1	0	0	0	0
Bert Campaneris, R (9, 6) OBP: 0.250, SLG: 0.293										1	1	1	0	0	0	0
Rod Carew, L (1, 10) OBP: 0.422, SLG: 0.461	4-3		F7		1-3			F6	1-2 2-3 BB	5	0	1	0	0	0	2
Don Baylor, R (1, 7) OBP: 0.345, SLG: 0.303		6-3		6-3		6-3		1B	1-2 2-3 3-H BB	4	1	1	1	1	0	0
Jason Thompson, L (1, 3) OBP: 0.351, SLG: 0.392		4-3		1B		4-3		1-2 E	SF7	4	2	2	1	0	0	0
Carney Lansford, R (1, 5) OBP: 0.323, SLG: 0.417		1B		1-2 SF8		2B		1-2 2-H		4	1	4	1	0	0	0
Larry Harlow, L (1, 9) OBP: 0.372, SLG: 0.447		6-3		SF8		FC6-4		K		3	0	1	0	1	1	3
Freddie Patek, R (1, 6) OBP: 0.325, SLG: 0.439			G3			FC6-4		E2		3	0	1	1	0	0	2
Joe Rudi, R (8, PH) OBP: 0.293, SLG: 0.467						1-2f		1-3 2-H		1	0	1	0	0	0	0
Tom Donohue, R (8, PR) OBP: 0.212, SLG: 0.258										0	0	0	0	0	0	0
(9, 2)																
Stan Cliburn, R (1, 2) OBP: 0.250, SLG: 0.267			1B	SF8			5-3	G3		2	0	1	1	0	0	0
Bobby Grich, R (8, PH) OBP: 0.369, SLG: 0.366										1	0	0	0	0	0	2
(9, 4)																
Inning Stats	R: 0 E: 0 K: 0 S: 3 H: 0 LOB: 0 BB: 0 P: 3	R: 0 E: 0 K: 0 S: 4 H: 1 LOB: 1 BB: 0 P: 4	R: 0 E: 0 K: 0 S: 5 H: 2 LOB: 2 BB: 0 P: 5	R: 2 E: 0 K: 0 S: 6 H: 4 LOB: 2 BB: 0 P: 6	R: 0 E: 0 K: 0 S: 3 H: 0 LOB: 0 BB: 0 P: 3	R: 0 E: 0 K: 0 S: 4 H: 1 LOB: 2 BB: 1 P: 8	R: 0 E: 0 K: 0 S: 3 H: 0 LOB: 0 BB: 0 P: 3	R: 2 E: 1 K: 1 S: 9 H: 4 LOB: 2 BB: 0 P: 9	R: 2 E: 0 K: 0 S: 3 H: 2 LOB: 2 BB: 2 P: 11	1B: 13 2B: 1 3B: 0 HR: 0	SF: 2 SAC: 0 DP: 0 HBP: 0						

PITCHER		IP	WLS	BF	H	R	ER	SO	BB	IBB	HBP	BLK	WP	HR	S	P	ERA	WHIP
Lary Sorensen, R ERA: 3.62	(1, 1)	7.1		32	10	4	3	0	1	0	0	0	0	0	31	35	3.68	1.500
Bill Castro, R ERA: 2.33	(8, 1)	0.2	L	6	3	2	2	1	1	0	0	0	0	0	7	11	27.00	6.000
Bob McClure, L ERA: 2.42	(9, 1)	0.1		3	1	0	0	0	1	0	0	0	0	0	2	6	0.00	6.000

PITCHER	IP	WLS	BF	H	R	ER	SO	BB	IBB	HBP	BLK	WP	HR	S	P	ERA	WHIP

BOTTOM

Milwaukee Brewers @ California Angels

Anaheim Stadium, Anaheim, CA

Fri Jun 27 1980, 10:05 PM EDT

Att. 27,389 - Unknown

livebaseballscorecards.com

AB	36
R	6
H	14
RBI	5
BB	3
SO	1
LOB	10

WP: 0 PB: 0 SB: 0 CS: 0 PA: 41

Batter	1	2	3	4	5	6	7	8	9	AB	R	H	RBI	BB	SO	LOB
Jim Gantner, L (1, 4) OBP: 0.304, SLG: 0.325	BBBB 4-0 E S SF8 BB	x 0-0 E3 2-H 1B		x 0-0 S 1B 1B	SSS 0-3 ③ K 1-2		x 0-0 ② F8		x 0-0 ② F7	5	3	1	0	1	1	4
Robin Yount, R (1, 6) OBP: 0.360, SLG: 0.584	x 0-0 ① F8 1-2	x 0-0 S 2-H 1B		x 0-0 E 1-H 2B 1B		x 0-0 ① P5	x 0-0 ③ F7		x 0-0 1B 1-2 2-H 1B	6	1	3	3	0	0	2
Cecil Cooper, L (1, 3) OBP: 0.371, SLG: 0.516	x 0-0 E5 E 2-3	BBBB 4-0 1-2 BB		x 0-0 1B 1-H 1B 2B		BBBB 4-0 HR BB		x 0-0 ① F9	x 0-0 1-3 2-H 1B	4	2	2	2	2	0	1
Gorman Thomas, R (1, 8) OBP: 0.288, SLG: 0.442	x 0-0 ② SF8 3-H	SSS 0-3 ③ K		x 0-0 ① 1B 2-H 1B		x 0-0 1-H HR		x 0-0 ② F8	x 0-0 ③ F7	5	1	2	4	0	1	4
Ben Oglivie, L (1, 7) OBP: 0.396, SLG: 0.632	x 0-0 ③ F7 1-2		BBBB 4-0 1-3 BB	x 0-0 ② F8		x 0-0 2B		x 0-0 1B		4	0	2	0	1	0	1
Sixto Lezcano, R (1, 9) OBP: 0.321, SLG: 0.457		x 0-0 HR	x 0-0 ① 1-3 1-2	SSS 0-3 ③ K		x 0-0 ② 5-3		x 0-0 ③ P6		5	1	1	1	0	1	3
Mark Brouhard, R (1, 10) OBP: 0.299, SLG: 0.477		x 0-0 ① SSS F7	0-3 ② K		x 0-0 ① F7	SSS 0-3 ③ K			x 0-0 BB 1B 1B	5	1	1	0	0	2	2
Vic Harris, S (1, 5) OBP: 0.625, SLG: 0.250 Ed Romero, R (5, 5) OBP: 0.314, SLG: 0.289		BBBB 4-0 S E BB	BBBB 4-0 BB		BBBB 4-0 S BB		BBBB 4-0 BB		BBBB 4-0 1B 1-2 1B BB	0 1 0 0 3 0 0 0 1 0 0 2 0 0						
Charlie Moore, R (1, 2) OBP: 0.303, SLG: 0.306		x 0-0 ② F9 1-2	x 0-0 ③ F8		x 0-0 ② F7		x 0-0 ① L7		SSS 0-3 ① K	5	0	0	0	0	1	7
Inning Stats	R: 1 E: 2 K: 0 S: 4 H: 0 LOB: 1 BB: 1 P: 8	R: 3 E: 1 K: 1 S: 8 H: 2 LOB: 2 BB: 2 P: 16	R: 0 E: 0 K: 1 S: 5 H: 0 LOB: 2 BB: 2 P: 13	R: 3 E: 1 K: 1 S: 8 H: 4 LOB: 0 BB: 0 P: 8	R: 0 E: 0 K: 1 S: 5 H: 0 LOB: 1 BB: 1 P: 9	R: 2 E: 0 K: 1 S: 7 H: 2 LOB: 1 BB: 1 P: 11	R: 0 E: 0 K: 0 S: 3 H: 0 LOB: 1 BB: 1 P: 7	R: 0 E: 0 K: 0 S: 4 H: 1 LOB: 1 BB: 0 P: 4	R: 2 E: 0 K: 1 S: 8 H: 3 LOB: 2 BB: 1 P: 12	1B: 8 2B: 2 3B: 0 HR: 2 SF: 1 SAC: 0 DP: 0 HBP: 0						

PITCHER		IP	WLS	BF	H	R	ER	SO	BB	IBB	HBP	BLK	WP	HR	S	P	ERA	WHIP
Ed Halicki, R ERA: 5.4	(1, 1)	1.2	L	12	2	4	1	0	3	0	0	0	0	1	9	21	5.40	3.000
Freddie Martinez, R ERA: 5.68	(2, 1)	1.2		10	4	3	3	2	2	0	0	0	0	0	12	20	16.20	3.600
Dave LaRoche, L ERA: 3.25	(4, 1)	3.2		16	2	2	2	3	3	0	0	0	0	1	19	31	4.91	1.364
Andy Hassler, L ERA: 5.4	(8, 1)	2.0		11	4	2	2	1	1	0	0	0	0	0	12	16	9.00	2.500

PITCHER		IP	WLS	BF	H	R	ER	SO	BB	IBB	HBP	BLK	WP	HR	S	P	ERA	WHIP

TOP

Milwaukee Brewers @ California Angels

Anaheim Stadium, Anaheim, CA

Sat Jun 28 1980, 10:05 PM EDT

Att. 40,528 - Unknown - 93 F

livebaseballscorecards.com

AB	39
R	11
H	12
RBI	10
BB	9
SO	6
LOB	24

WP: 0 PA: 49
PB: 0
SB: 5
CS: 0

Batter	1	2	3	4	5	6	7	8	9	AB	R	H	RBI	BB	SO	LOB
Dickie Thon, R (1, 10) OBP: 0.325, SLG: 0.355	F9 ①		SF8 ②		1-H 1B		FC5-4 ③ 1-2f		G4-6-3 ①② 1-2f 2-3	3	0	1	2	0	0	1
Jason Thompson, L (9, PH) OBP: 0.350, SLG: 0.390			3-H							1	0	0	0	0	0	2
Rod Carew, L (1, 3) OBP: 0.422, SLG: 0.463	6-3 ②		2-H 2B		F7 ③			HR 1B	F7 ③	5	1	2	1	0	0	2
Carney Lansford, R (1, 5) OBP: 0.326, SLG: 0.430	4-3 ③		6-3 ③			1B		1-H HR		4	1	2	2	0	0	1
Don Baylor, R (1, 9) OBP: 0.333, SLG: 0.291		5-3 ①		F8 ①		L7 ①		F7 ①		4	0	0	0	0	0	1
Joe Rudi, R (1, 7) OBP: 0.292, SLG: 0.463		K ②		F7 ②		K ②		1B		4	0	1	0	0	2	1
Bobby Grich, R (1, 4) OBP: 0.363, SLG: 0.359		6-3 ③		F8 ③		K ③		F9 ②		4	0	0	0	0	1	2
Bobby Clark, R (1, 8) OBP: 0.271, SLG: 0.364			6-3 ①		F8 ①		F7 ①	3-1 ③		4	0	0	0	0	0	1
Freddie Patek, R (1, 6) OBP: 0.338, SLG: 0.451			2B SF8 1B		BLK 1B 1B		FC5-4 1B		G4-6-3 BB 1B	4	2	4	0	0	0	0
Stan Cliburn, R (1, 2) OBP: 0.263, SLG: 0.333			1-3 2B 2B		F9 ②		K ②		G4-6-3 BB 1-2	3	1	1	0	0	1	2
Larry Harlow, L (9, PH) OBP: 0.376, SLG: 0.447										0	0	0	0	1	0	0
Inning Stats	R: 0 E: 0 K: 0 S: 3 H: 0 LOB: 0 BB: 0 P: 3	R: 0 E: 0 K: 1 S: 5 H: 0 LOB: 0 BB: 0 P: 5	R: 2 E: 0 K: 0 S: 6 H: 3 LOB: 1 BB: 0 P: 6	R: 0 E: 0 K: 0 S: 3 H: 0 LOB: 0 BB: 0 P: 3	R: 1 E: 0 K: 0 S: 5 H: 2 LOB: 1 BB: 0 P: 5	R: 0 E: 0 K: 2 S: 8 H: 1 LOB: 1 BB: 0 P: 8	R: 0 E: 0 K: 1 S: 6 H: 1 LOB: 1 BB: 0 P: 6	R: 2 E: 0 K: 0 S: 6 H: 3 LOB: 1 BB: 0 P: 6	R: 0 E: 0 K: 0 S: 3 H: 1 LOB: 1 BB: 1 P: 7	1B: 8 2B: 2 3B: 0 HR: 1 SF: 1 SAC: 0 DP: 1 HBP: 0						

PITCHER		IP	WLS	BF	H	R	ER	SO	BB	IBB	HBP	BLK	WP	HR	S	P	ERA	WHIP
Mike Caldwell, L ERA: 3.63	(1, 1)	7.1	W	32	10	5	5	4	0	0	0	1	0	1	40	40	6.14	1.364
John Flinn, R ERA: 2.57	(8, 1)	1.2		6	1	0	0	0	1	0	0	0	0	0	5	9	0.00	1.200

PITCHER	IP	WLS	BF	H	R	ER	SO	BB	IBB	HBP	BLK	WP	HR	S	P	ERA	WHIP

BOTTOM

Milwaukee Brewers @ California Angels

Anaheim Stadium, Anaheim, CA

Sat Jun 28 1980, 10:05 PM EDT

Att. 40,528 - Unknown - 93 F

livebaseballscorecards.com

AB	36
R	5
H	11
RBI	5
BB	1
SO	4
LOB	13

PA: 38

Batter	1	2	3	4	5	6	7	8	9	AB	R	H	RBI	BB	SO	LOB
Robin Yount, R (1, 6) OBP: 0.361, SLG: 0.584	BB SF7 2B	1B		F9 1-2		F7		F7		5	1	2	0	0	0	1
Don Money, R (1, 5) OBP: 0.365, SLG: 0.568	K	F9			6-3	2-3		G6-4-3 1B		5	0	1	0	0	1	3
Cecil Cooper, L (1, 3) OBP: 0.372, SLG: 0.512	BB 1B BB	F7			4-3		4-3 2B 1B	G6-4-3 1-2f		4	1	1	0	1	0	3
Gorman Thomas, R (1, 8) OBP: 0.290, SLG: 0.442	1B 1-2 2-3 BB		K		2B 2B		4-3 1-2		F7	4	1	1	0	1	1	1
Ben Oglivie, L (1, 7) OBP: 0.400, SLG: 0.635	SF7 3-H		3-1		2B BB		2B IBB		2B	2	0	1	1	2	0	0
Mark Brouhard, R (1, 10) OBP: 0.306, SLG: 0.486	1-2 2-H 1B		L8		1-3 2-H 2B		P5		F8	5	0	2	1	0	0	3
Vic Harris, S (1, 9) OBP: 0.538, SLG: 0.556		F8 2B 2B		F7	6-3		1-3 2-H 2B		F9	5	1	2	1	0	0	3
Jim Gantner, L (1, 4) OBP: 0.315, SLG: 0.351		F8 2-3		S 1B		HR	BB			3	1	2	1	1	0	1
Charlie Moore, R (1, 2) OBP: 0.302, SLG: 0.311		3-H 2B		F8		L6	F8			4	0	1	1	0	0	4
Inning Stats	R: 1 E: 0 K: 1 S: 6 H: 2 LOB: 2 BB: 2 P: 14	R: 1 E: 0 K: 0 S: 6 H: 3 LOB: 2 BB: 0 P: 6	R: 0 E: 0 K: 1 S: 5 H: 0 LOB: 0 BB: 0 P: 5	R: 0 E: 0 K: 0 S: 4 H: 1 LOB: 1 BB: 0 P: 4	R: 1 E: 0 K: 0 S: 5 H: 2 LOB: 2 BB: 1 P: 9	R: 1 E: 0 K: 0 S: 4 H: 1 LOB: 0 BB: 0 P: 4	R: 1 E: 0 K: 0 S: 5 H: 2 LOB: 3 BB: 2 P: 13	R: 0 E: 0 K: 0 S: 3 H: 1 LOB: 0 BB: 0 P: 3	R: 0 E: 0 K: 0 S: 4 H: 1 LOB: 1 BB: 0 P: 4	1B: 5 2B: 7 3B: 0 HR: 1 SF: 1 SAC: 0 DP: 1 HBP: 0						

TOP

Milwaukee Brewers @ California Angels

Anaheim Stadium, Anaheim, CA

Sun Jun 29 1980, 6:33 AM EDT

Att. 27,838 - Unknown

livebaseballscorecards.com

AB	37
R	5
H	13
RBI	5
BB	5
SO	2
LOB	19

WP: 0 PB: 0 SB: 1 CS: 0 PA: 43

PITCHER		IP	WLS	BF	H	R	ER	SO	BB	IBB	HBP	BLK	WP	HR	S	P	ERA	WHIP
Don Aase, R ERA: 3.95	(1, 1)	5.1	L	27	9	4	4	2	3	0	0	0	0	1	28	40	6.75	2.250
Dave Lemanczyk, R ERA: 5.04	(6, 1)	3.2		16	4	1	1	0	1	1	0	0	0	0	14	22	2.46	1.364

PITCHER	IP	WLS	BF	H	R	ER	SO	BB	IBB	HBP	BLK	WP	HR	S	P	ERA	WHIP

Batter	1	2	3	4	5	6	7	8	9	AB	R	H	RBI	BB	SO	LOB
Rick Miller, L (1, 8) OBP: 0.342, SLG: 0.322	BBBB 4-0 4-3 S BB		x 0-0 SH2-3 1B 1B		x 0-0 2B 1B		x 0-0 ③ 3-1			3	1	2	0	1	0	0
Dickie Thon, R (1, 4) OBP: 0.325, SLG: 0.367	x 0-0 ① F8 1-2		x 0-0 ① SH2-3 1-2		x 0-0 1-3 2B			x 0-0 ① F7		3	0	1	0	0	0	1
Rod Carew, L (1, 10) OBP: 0.416, SLG: 0.456	x 0-0 ② 4-3 2-3		x 0-0 ② P6		x 0-0 ③ 6-3			x 0-0 ② 3-1		4	0	0	0	0	0	4
Don Baylor, R (1, 7) OBP: 0.346, SLG: 0.302	H 1-0 HBP		x 0-0 ③ 2-H 1B			x 0-0 ① F7		x 0-0 1B		3	0	2	1	0	0	0
Jason Thompson, L (1, 3) OBP: 0.344, SLG: 0.383	x 0-0 ③ F7			x 0-0 ① G3		x 0-0 ② 4-3		x 0-0 ③ G3		4	0	0	0	0	0	3
Carney Lansford, R (1, 5) OBP: 0.329, SLG: 0.435		x 0-0 1B 2B		x 0-0 ② 5-3		x 0-0 1B			x 0-0 ① F3	4	1	2	0	0	0	0
Larry Harlow, L (1, 9) OBP: 0.366, SLG: 0.434		S S S 0-3 ① K		x 0-0 ③ F8		x 0-0 ③ G3			x 0-0 ② L4	4	0	0	0	0	1	2
Freddie Patek, R (1, 6) OBP: 0.332, SLG: 0.441		x 0-0 ② 1-3			x 0-0 ① 5-3		x 0-0 ① 4-3		x 0-0 ③ 6-3	4	0	0	0	0	0	1
Tom Donohue, R (1, 2) OBP: 0.214, SLG: 0.259		x 0-0 ③ 2-H 1B			x 0-0 ② P4		S S S 0-3 ② K			3	0	1	1	0	1	0
Inning Stats	R: 0 H: 0 E: 0 LOB: 2 K: 0 BB: 1 S: 3 P: 8	R: 1 H: 2 E: 0 LOB: 1 K: 1 BB: 0 S: 6 P: 6	R: 1 H: 2 E: 0 LOB: 1 K: 0 BB: 0 S: 4 P: 4	R: 0 H: 0 E: 0 LOB: 0 K: 0 BB: 0 S: 3 P: 3	R: 0 H: 2 E: 0 LOB: 2 K: 0 BB: 0 S: 5 P: 5	R: 0 H: 1 E: 0 LOB: 1 K: 0 BB: 0 S: 4 P: 4	R: 0 H: 0 E: 0 LOB: 0 K: 1 BB: 0 S: 5 P: 5	R: 0 H: 1 E: 0 LOB: 1 K: 0 BB: 0 S: 4 P: 4	R: 0 H: 0 E: 0 LOB: 0 K: 0 BB: 0 S: 3 P: 3	1B: 6 2B: 2 3B: 0 HR: 0	SF: 0 SAC: 1 DP: 0 HBP: 1			WP: 0 PB: 0 SB: 1 CS: 0	PA: 35		

PITCHER	IP	WLS	BF	H	R	ER	SO	BB	IBB	HBP	BLK	WP	HR	S	P	ERA	WHIP
Reggie Cleveland, R (1, 1) ERA: 3.38	9.0	W	35	8	2	2	2	1	0	1	0	0	0	37	42	2.00	1.000

PITCHER	IP	WLS	BF	H	R	ER	SO	BB	IBB	HBP	BLK	WP	HR	S	P	ERA	WHIP

BOTTOM

Milwaukee Brewers @ California Angels

Anaheim Stadium, Anaheim, CA

Sun Jun 29 1980, 6:33 AM EDT

Att. 27,838 - Unknown

livebaseballscorecards.com

AB	32
R	2
H	8
RBI	2
BB	1
SO	2
LOB	11

Batter	1	2	3	4	5	6	7	8	9	AB	R	H	RBI	BB	SO	LOB
Rick Miller, L (1, 8) OBP: 0.341, SLG: 0.322	S S S 0-3 K ①		x 0-0 F7 ①	x 0-0 G6-4-3 2-H 1B		x 0-0 E SH SF7 1B		x 0-0 F8 ①	x 0-0 F7 ②	6	1	2	1	0	1	1
Dickie Thon, R (1, 4) OBP: 0.307, SLG: 0.345 Tom Donohue, R (9, 2) OBP: 0.214, SLG: 0.259	S S S 0-3 K ②		x 0-0 P3 ②	x 0-0 G6-4-3 ② ③ 1-2f		x 0-0 SH S 1-2		x 0-0 L5 ②	x 0-0 FC6-4 ③ 1-2f	5 0	0 0	0 0	0 0	0 0	1 0	2 0
Rod Carew, L (1, 10) OBP: 0.419, SLG: 0.459	B B B B 4-0 S 2B BB		x 0-0 BB BB 1B		x 0-0 HBP 1B 1B	x 0-0 SF7 ① 2-H		x 0-0 L3 ③		3	2	2	1	1	0	0
Don Baylor, R (1, 7) OBP: 0.364, SLG: 0.315	x 0-0 1-H 2B		B B B B 4-0 BB 1-2 BB	H 1-0 1B 1-2 SF7 HBP	x 0-0 P4 ②				B B B B 4-0 FC3-6 BB	2	1	1	1	2	0	1
Jason Thompson, L (1, 3) OBP: 0.349, SLG: 0.382 Bert Campaneris, R (9, PR) OBP: 0.250, SLG: 0.293 (9, 6)	x 0-0 F9 ③		B B B B B 4-0 1-2 2-3 BB	x 0-0 1B 1-3 2-H 1B	x 4-0 1-2 IBB				x 0-0 FC3-6 ① BB 1B 1-2f 1B	3 0	0 1	1 0	1 0	2 0	0 0	2 0
Carney Lansford, R (1, 5) OBP: 0.326, SLG: 0.432		x 0-0 6-3 ①	S S S 0-3 K ③	x 0-0 SF7 ① 3-H	x 0-0 6-3 ③				x 0-0 BB 1-2 1B	4	1	1	1	0	1	5
Larry Harlow, L (1, 9) OBP: 0.373, SLG: 0.432		x 0-0 F8 ②		B B B B 4-0 S E BB	x 0-0 1-2 1B		x 0-0 F7 ①		B B B B 4-0 E 1B 1-2 2-3 1B BB	3	2	1	0	2	0	0
Freddie Patek, R (1, 6) OBP: 0.335, SLG: 0.443 Joe Rudi, R (9, PH) OBP: 0.295, SLG: 0.466 (9, 3)		x 0-0 1B	x 0-0 E8 1-H 1B 1B	S S S 0-3 K ② 1B		x 0-0 F8 ②		x 0-0 E8 1-3 2-H 3-H 1B 1B	4 1	1 1	2 1	1 2	0 0	1 0	2 0
Stan Cliburn, R (1, 2) OBP: 0.217, SLG: 0.273 Bobby Grich, R (9, PH) OBP: 0.365, SLG: 0.362 (9, 4)		x 0-0 F7 ③	S S S 0-3 K ①	x 0-0 P4 ③		x 0-0 1-4-3 ③		x 0-0 FC6-4 2-H 3-H 1B	4 1	0 0	0 1	0 2	0 0	1 0	4 0
Inning Stats	R: 1 E: 0 K: 2 S: 8 H: 1 LOB: 1 BB: 1 P: 12	R: 0 E: 0 K: 0 S: 4 H: 1 LOB: 1 BB: 0 P: 4	R: 0 E: 0 K: 1 S: 6 H: 1 LOB: 3 BB: 2 P: 14	R: 2 E: 1 K: 1 S: 6 H: 2 LOB: 0 BB: 1 P: 10	R: 2 E: 0 K: 1 S: 8 H: 3 LOB: 2 BB: 0 P: 9	R: 1 E: 2 K: 0 S: 5 H: 1 LOB: 2 BB: 1 P: 9	R: 0 E: 0 K: 0 S: 3 H: 0 LOB: 0 BB: 0 P: 3	R: 0 E: 0 K: 0 S: 3 H: 0 LOB: 0 BB: 0 P: 3	R: 4 E: 1 K: 0 S: 6 H: 3 LOB: 1 BB: 2 P: 14	1B: 11 2B: 1 3B: 0 HR: 0 SF: 2 SAC: 1 DP: 1 HBP: 1						

PITCHER	IP	WLS	BF	H	R	ER	SO	BB	IBB	HBP	BLK	WP	HR	S	P	ERA	WHIP
Richard Dotson, R (1, 1) ERA: 3.69	3.0		17	4	3	2	3	4	0	0	0	0	0	19	35	6.00	2.667
LaMarr Hoyt, R (4, 1) ERA: 1.98	5.0		22	5	3	2	2	0	1	1	0	0	0	24	29	3.60	1.000
Ed Farmer, R (9, 1) ERA: 3.11	0.1	L	6	3	4	4	0	2	0	0	0	0	0	4	12	108.00	15.000
Guy Hoffman, L (9, 1) ERA: 4.5	0.2		2	0	0	0	0	0	0	0	0	0	0	2	2	0.00	0.000

PITCHER	IP	WLS	BF	H	R	ER	SO	BB	IBB	HBP	BLK	WP	HR	S	P	ERA	WHIP

TOP

California Angels @ Chicago White Sox

Comiskey Park, Chicago, IL

Mon Jun 30 1980, 8:05 PM EDT

Att. 17,678 - Sunny - 66 F

livebaseballscorecards.com

AB	36
R	10
H	12
RBI	10
BB	7
SO	5
LOB	17

WP: 0 PB: 0 SB: 3 CS: 0 PA: 47

BOTTOM

California Angels @ Chicago White Sox

Comiskey Park, Chicago, IL

Mon Jun 30 1980, 8:05 PM EDT

Att. 17,678 - Sunny - 66 F

livebaseballscorecards.com

Batter	1	2	3	4	5	6	7	8	9	AB	R	H	RBI	BB	SO	LOB
Bob Molinaro, L (1, 7) OBP: 0.380, SLG: 0.432	HBP	1B			2B		1B		K ②	2	2	2	1	0	0	0
Junior Moore, R (7, PH) (8, 7) OBP: 0.291, SLG: 0.333		1B								2	0	1	0	0	1	1
Todd Cruz, R (1, 6) OBP: 0.319, SLG: 0.343	F9 ①	BB			SH1-4 ①		FC5-6 ①		P5 ③	2	0	0	0	1	0	2
Mike Squires, L (9, PH) OBP: 0.344, SLG: 0.349		G6-4-3								1	0	0	0	0	0	1
Harold Baines, L (1, 9) OBP: 0.303, SLG: 0.419	HR 1B	G6-4-3 ② ③			SF		F8 ②			3	1	1	1	0	0	3
Lamar Johnson, R (1, 3) OBP: 0.323, SLG: 0.449	HR 2B	G6-4-3 1B			6-3 ②		F9 ③			4	1	2	1	0	0	2
Wayne Nordhagen, R (1, 10) OBP: 0.332, SLG: 0.554	HR	K ①			4-3 ③			K ①		4	1	1	3	0	2	2
Jim Morrison, R (1, 4) OBP: 0.316, SLG: 0.421	2-3 ②	G6-4-3 ② ③				S 2B		K ②		4	0	1	0	0	1	1
Thad Bosley, L (1, 8) OBP: 0.259, SLG: 0.275	L7 ③		L6 ①			K ①		F9 ③		4	0	0	0	0	1	1
Marv Foley, L (1, 2) OBP: 0.253, SLG: 0.348		SH1-4 1B	4-3 ②			K ②			K ①	2	1	1	0	0	0	0
Ron Pruitt, R (6, PH) (7, 2) OBP: 0.340, SLG: 0.310										2	0	0	0	0	2	1
Greg Pryor, R (1, 5) OBP: 0.276, SLG: 0.344		SH1-4 ①	1-3 ③			K ③			1B	3	0	1	0	0	1	1
Inning Stats	R: 4 E: 0 K: 0 S: 6 H: 3 LOB: 0 BB: 0 P: 7	R: 1 E: 0 K: 0 S: 4 H: 2 LOB: 1 BB: 1 P: 8	R: 0 E: 0 K: 1 S: 5 H: 1 LOB: 0 BB: 0 P: 5	R: 0 E: 0 K: 0 S: 3 H: 0 LOB: 0 BB: 0 P: 3	R: 1 E: 1 K: 0 S: 5 H: 1 LOB: 1 BB: 0 P: 5	R: 0 E: 0 K: 3 S: 10 H: 1 LOB: 1 BB: 0 P: 10	R: 0 E: 0 K: 0 S: 4 H: 1 LOB: 1 BB: 0 P: 4	R: 0 E: 0 K: 2 S: 7 H: 0 LOB: 0 BB: 0 P: 7	R: 0 E: 0 K: 2 S: 8 H: 1 LOB: 1 BB: 0 P: 8	1B: 6 2B: 3 3B: 0 HR: 1	SF: 1 SAC: 2 DP: 2 HBP: 1						

	AB	33
	R	6
	H	10
	RBI	6
	BB	1
	SO	8
	LOB	15

WP: 0 PB: 0 SB: 3 CS: 0 PA: 38

PITCHER		IP	WLS	BF	H	R	ER	SO	BB	IBB	HBP	BLK	WP	HR	S	P	ERA	WHIP
Chris Knapp, R ERA: 5.93	(1, 1)	1.1		10	5	5	5	0	0	0	1	0	0	1	9	10	33.75	3.750
John Montague, R ERA: 3.57	(2, 1)	3.2		14	3	1	1	1	1	0	0	0	0	0	15	19	2.46	1.091
Andy Hassler, L ERA: 5.06	(6, 1)	1.2		6	1	0	0	3	0	0	0	0	0	0	12	12	0.00	0.600
Mark Clear, R ERA: 4.34	(7, 1)	2.1	W	8	1	0	0	4	0	0	0	0	0	0	16	16	0.00	0.429

PITCHER		IP	WLS	BF	H	R	ER	SO	BB	IBB	HBP	BLK	WP	HR	S	P	ERA	WHIP

California Angels @ Chicago White Sox

Comiskey Park, Chicago, IL

Tue Jul 01 1980, 8:05 PM EDT

Att. 17,116 - Cloudy - 72 F

Batter	1	2	3	4	5	6	7	8	9	AB	R	H	RBI	BB	SO	LOB
Dickie Thon, R (1, 10) OBP: 0.315, SLG: 0.345	0-0 E 1B 1B	0-0 E6 1B E		4-0 G4-6-3 BB			0-0 4-3			3	2	1	0	1	0	0
Rod Carew, L (1, 3) OBP: 0.417, SLG: 0.456	0-0 E5 BLK 1B E 1-2	0-0 E2 1-H 1B 1B		0-0 G4-6-3 1-2f			0-3 K			4	2	1	0	0	1	2
Carney Lansford, R (1, 5) OBP: 0.332, SLG: 0.437	0-0 E BLK 4-3 1-2 2-H 1B	0-0 1B 2-H 1B			0-0 G6-4-3 1B			0-0 6-3		4	1	3	2	0	0	0
Don Baylor, R (1, 9) OBP: 0.360, SLG: 0.313	0-0 5-3 1-3 2-H	0-0 2-H 1B			0-0 G6-4-3 1-2f			0-0 6-3		4	0	1	0	0	0	2
Joe Rudi, R (1, 7) OBP: 0.291, SLG: 0.458	0-0 4-3 3-H		0-0 5-3		0-0 F9			0-3 K		4	0	0	1	0	1	0
Bobby Grich, R (1, 4) OBP: 0.368, SLG: 0.358	4-0 FC6-4 BB		4-0 BB			0-0 F9			0-0 6-3	2	0	0	0	2	0	0
Bobby Clark, R (1, 8) OBP: 0.250, SLG: 0.333	0-0 FC6-4 1-2f		0-3 K			0-0 P3			0-0 F8	4	0	0	0	0	1	2
Bert Campaneris, R (1, 6) OBP: 0.229, SLG: 0.267		0-0 5-3	0-0 6-3			0-0 P4			0-0 5-3	4	0	0	0	0	0	1
Stan Cliburn, R (1, 2) OBP: 0.192, SLG: 0.240		0-3 K		0-0 5-3			0-3 K			3	0	0	0	0	2	0

Inning Stats	1	2	3	4	5	6	7	8	9	
	R: 3 H: 2 E: 2 LOB: 1 K: 0 BB: 1 S: 6 P: 10	R: 2 H: 3 E: 2 LOB: 2 K: 1 BB: 0 S: 8 P: 8	R: 0 H: 0 E: 0 LOB: 1 K: 1 BB: 1 S: 5 P: 9	R: 0 H: 0 E: 0 LOB: 0 K: 0 BB: 1 S: 2 P: 6	R: 0 H: 1 E: 0 LOB: 0 K: 0 BB: 0 S: 3 P: 3	R: 0 H: 0 E: 0 LOB: 0 K: 0 BB: 0 S: 3 P: 3	R: 0 H: 0 E: 0 LOB: 0 K: 2 BB: 0 S: 7 P: 7	R: 0 H: 0 E: 0 LOB: 0 K: 1 BB: 0 S: 5 P: 5	R: 0 H: 0 E: 0 LOB: 0 K: 0 BB: 0 S: 3 P: 3	1B: 6 SF: 0 2B: 0 SAC: 0 3B: 0 DP: 2 HR: 0 HBP: 0	WP: 0 PA: 35 PB: 0 SB: 0 CS: 0

PITCHER	IP	WLS	BF	H	R	ER	SO	BB	IBB	HBP	BLK	WP	HR	S	P	ERA	WHIP
Steve Trout, L (1, 1) ERA: 3.87	9.0	L	35	6	5	1	5	3	0	0	1	0	0	42	54	1.00	1.000

PITCHER	IP	WLS	BF	H	R	ER	SO	BB	IBB	HBP	BLK	WP	HR	S	P	ERA	WHIP

TOP

livebaseballscorecards.com

AB	32
R	5
H	6
RBI	3
BB	3
SO	5
LOB	7

Batter	1	2	3	4	5	6	7	8	9	AB	R	H	RBI	BB	SO	LOB
Bob Molinaro, L (1, 10) OBP: 0.379, SLG: 0.430	S 1B		L4		P4			BBBB 4-0 G6-4-3 BB		3	0	1	0	0	0	1
Junior Moore, R (8, PH) OBP: 0.297, SLG: 0.333										0	0	0	0	1	0	0
Bruce Kimm, R (1, 2) OBP: 0.337, SLG: 0.341	6-3 1-2			BBBB 4-0 3B BB		P2		F7		1	0	0	0	0	0	1
Marv Foley, L (4, 2) OBP: 0.259, SLG: 0.343										1	1	0	0	1	0	0
Ron Pruitt, R (8, PH) OBP: 0.333, SLG: 0.302 (9, 2)										1	0	0	0	0	0	1
Harold Baines, L (1, 9) OBP: 0.303, SLG: 0.425	3-1			1-H 6-3 3B		F8		G6-4-3 1-2f		4	1	1	1	0	0	2
Lamar Johnson, R (1, 3) OBP: 0.319, SLG: 0.441	6-3			3-H 6-3		P3			SSS K	4	0	0	1	0	1	1
Wayne Nordhagen, R (1, 7) OBP: 0.324, SLG: 0.541		6-3		L7			6-3		P5	4	0	0	0	0	0	0
Chet Lemon, R (1, 8) OBP: 0.348, SLG: 0.427		5-3		F7			2B		P2	4	0	1	0	0	0	0
Jim Morrison, R (1, 4) OBP: 0.313, SLG: 0.416		5-3			P5		5-3			3	0	0	0	0	0	1
Greg Pryor, R (1, 5) OBP: 0.278, SLG: 0.345			P4		FC5-4 1B		BBBB 4-0 BB			2	0	1	0	0	0	0
Thad Bosley, L (7, PH) OBP: 0.266, SLG: 0.275										0	0	0	0	1	0	0
Kevin Bell, R (8, 5) OBP: 0.246, SLG: 0.125										0	0	0	0	0	0	0
Todd Cruz, R (1, 6) OBP: 0.310, SLG: 0.333			P6		FC5-4 1-2f		SSS 0-3 K			3	0	0	0	0	1	3
Inning Stats	R: 0 H: 1 E: 0 LOB: 1 K: 0 BB: 0 S: 4 P: 4	R: 0 H: 0 E: 0 LOB: 0 K: 0 BB: 0 S: 3 P: 3	R: 0 H: 0 E: 0 LOB: 0 K: 0 BB: 0 S: 3 P: 3	R: 2 H: 1 E: 0 LOB: 0 K: 0 BB: 1 S: 4 P: 8	R: 0 H: 1 E: 0 LOB: 1 K: 0 BB: 0 S: 4 P: 4	R: 0 H: 0 E: 0 LOB: 0 K: 0 BB: 0 S: 3 P: 3	R: 0 H: 1 E: 0 LOB: 2 K: 1 BB: 1 S: 6 P: 10	R: 0 H: 0 E: 0 LOB: 0 K: 0 BB: 1 S: 2 P: 6	R: 0 H: 0 E: 0 LOB: 0 K: 1 BB: 0 S: 5 P: 5	1B: 2 SF: 0 2B: 1 SAC: 0 3B: 1 DP: 1 HR: 0 HBP: 0						

PITCHER		IP	WLS	BF	H	R	ER	SO	BB	IBB	HBP	BLK	WP	HR	S	P	ERA	WHIP
Ed Halicki, R ERA: 4.81	(1, 1)	7.0	W	27	4	2	2	1	2	0	0	0	0	0	27	35	2.57	0.857
Dave LaRoche, L ERA: 3.19	(8, 1)	1.0		3	0	0	0	0	1	0	0	0	0	0	2	6	0.00	1.000
Mark Clear, R ERA: 4.25	(9, 1)	1.0	S	3	0	0	0	1	0	0	0	0	0	0	5	5	0.00	0.000

PITCHER	IP	WLS	BF	H	R	ER	SO	BB	IBB	HBP	BLK	WP	HR	S	P	ERA	WHIP

BOTTOM

California Angels @ Chicago White Sox

Comiskey Park, Chicago, IL

Tue Jul 01 1980, 8:05 PM EDT

Att. 17,116 - Cloudy - 72 F

livebaseballscorecards.com

AB	30
R	2
H	4
RBI	2
BB	3
SO	2
LOB	10

PA: 33

WP: 0 PB: 0 SB: 1 CS: 0

Batter	1	2	3	4	5	6	7	8	9	AB	R	H	RBI	BB	SO	LOB
Dickie Thon, R (1, 10) OBP: 0.302, SLG: 0.330	B5-3			L4		1-3			F9	4	0	0	0	0	0	1
Rod Carew, L (1, 3) OBP: 0.415, SLG: 0.453	F7			F8			FC2-6, 1B		1-4-3	4	0	1	0	0	0	0
Carney Lansford, R (1, 5) OBP: 0.329, SLG: 0.432	5-3			K			FC2-6, WP 1-2f			3	0	0	0	0	1	1
Don Baylor, R (1, 9) OBP: 0.353, SLG: 0.304		5-3			F7		F8 1-2			3	0	0	0	0	0	1
Joe Rudi, R (1, 7) OBP: 0.287, SLG: 0.453		F7			K		P3			3	0	0	0	0	1	1
Bobby Grich, R (1, 4) OBP: 0.363, SLG: 0.353		5-3			K			K		3	0	0	0	0	2	0
Bobby Clark, R (1, 8) OBP: 0.236, SLG: 0.314			F7			5-3		P3		3	0	0	0	0	0	0
Bert Campaneris, R (1, 6) OBP: 0.216, SLG: 0.250			6-3			6-3		B1-3		3	0	0	0	0	0	0
Tom Donohue, R (1, 2) OBP: 0.217, SLG: 0.257			P6			BB			K	1	0	0	0	1	0	0
Jason Thompson, L (9, PH) OBP: 0.348, SLG: 0.380										1	0	0	0	0	1	0
Inning Stats	R: 0 E: 0 K: 0 S: 3 H: 0 LOB: 0 BB: 0 P: 3	R: 0 E: 0 K: 0 S: 3 H: 0 LOB: 0 BB: 0 P: 3	R: 0 E: 0 K: 0 S: 3 H: 0 LOB: 0 BB: 0 P: 3	R: 0 E: 0 K: 1 S: 5 H: 0 LOB: 0 BB: 0 P: 5	R: 0 E: 0 K: 2 S: 7 H: 0 LOB: 0 BB: 0 P: 7	R: 0 E: 0 K: 0 S: 3 H: 0 LOB: 1 BB: 1 P: 7	R: 0 E: 0 K: 0 S: 4 H: 1 LOB: 1 BB: 0 P: 4	R: 0 E: 0 K: 1 S: 5 H: 0 LOB: 0 BB: 0 P: 5	R: 0 E: 0 K: 1 S: 5 H: 0 LOB: 0 BB: 0 P: 5	1B: 1 2B: 0 3B: 0 HR: 0 SF: 0 SAC: 0 DP: 0 HBP: 0						

PITCHER	IP	WLS	BF	H	R	ER	SO	BB	IBB	HBP	BLK	WP	HR	S	P	ERA	WHIP
Ross Baumgarten, L (1, 1) ERA: 3.08	9.0	W	29	1	0	0	5	1	0	0	0	1	0	38	42	0.00	0.222

PITCHER	IP	WLS	BF	H	R	ER	SO	BB	IBB	HBP	BLK	WP	HR	S	P	ERA	WHIP

TOP

California Angels @ Chicago White Sox

Comiskey Park, Chicago, IL

Wed Jul 02 1980, 8:05 PM EDT

Att. 11,653 - Sunny - 65 F

livebaseballscorecards.com

AB	28
R	0
H	1
RBI	0
BB	1
SO	5
LOB	4

WP: 1 PA: 29
PB: 0
SB: 0
CS: 0

Batter	1	2	3	4	5	6	7	8	9	AB	R	H	RBI	BB	SO	LOB
Todd Cruz, R (1, 6) OBP: 0.300, SLG: 0.321	F7		P2		5-3		L3			4	0	0	0	0	0	1
Kevin Bell, R (1, 10) OBP: 0.262, SLG: 0.173	2B		1B		L7			K		4	0	2	0	0	1	0
Jim Morrison, R (1, 4) OBP: 0.309, SLG: 0.410	F8		F9			E5 G6-4-3		F7		4	0	0	0	0	0	2
Lamar Johnson, R (1, 3) OBP: 0.314, SLG: 0.434	K			P3		F7		6-3		4	0	0	0	0	1	2
Mike Squires, L (9, 3) OBP: 0.344, SLG: 0.349										0	0	0	0	0	0	0
Wayne Nordhagen, R (1, 7) (8, 9) OBP: 0.325, SLG: 0.543		2B		G3		G6-4-3 1-2f				3	0	1	0	0	0	1
Chet Lemon, R (1, 8) OBP: 0.351, SLG: 0.426		B1-3		1B BB				E SH1 4-3 HBP		1	1	0	0	1	0	1
Bruce Kimm, R (1, 2) OBP: 0.339, SLG: 0.343		5-3		1-3 1B				SH1 1-2		2	0	1	0	0	0	1
Harold Baines, L (1, 9) OBP: 0.300, SLG: 0.421		1-3		1-3						2	0	0	0	0	0	3
Junior Moore, R (7, PH) (8, 7) OBP: 0.295, SLG: 0.331								E6 4-3 2-3		1	0	0	0	0	0	1
Greg Pryor, R (1, 5) OBP: 0.274, SLG: 0.340			6-3		F8			4-3 1-2 3-H		3	0	0	1	0	0	1
Inning Stats	R: 0 E: 0 K: 1 S: 6 H: 1 LOB: 1 BB: 0 P: 6	R: 0 E: 0 K: 0 S: 4 H: 1 LOB: 1 BB: 0 P: 4	R: 0 E: 0 K: 0 S: 4 H: 1 LOB: 1 BB: 0 P: 4	R: 0 E: 0 K: 0 S: 4 H: 1 LOB: 2 BB: 1 P: 8	R: 0 E: 0 K: 0 S: 3 H: 0 LOB: 0 BB: 0 P: 3	R: 0 E: 1 K: 0 S: 3 H: 0 LOB: 0 BB: 0 P: 3	R: 1 E: 1 K: 0 S: 4 H: 0 LOB: 1 BB: 0 P: 5	R: 0 E: 0 K: 1 S: 5 H: 0 LOB: 0 BB: 0 P: 5		1B: 2 2B: 2 3B: 0 HR: 0	SF: 0 SAC: 1 DP: 1 HBP: 1					

PITCHER	IP	WLS	BF	H	R	ER	SO	BB	IBB	HBP	BLK	WP	HR	S	P	ERA	WHIP
Frank Tanana, L (1, 1) ERA: 5.14	8.0	L	31	4	1	0	2	1	0	1	0	0	0	33	38	0.00	0.625

PITCHER	IP	WLS	BF	H	R	ER	SO	BB	IBB	HBP	BLK	WP	HR	S	P	ERA	WHIP

BOTTOM

California Angels @ Chicago White Sox

Comiskey Park, Chicago, IL

Wed Jul 02 1980, 8:05 PM EDT

Att. 11,653 - Sunny - 65 F

livebaseballscorecards.com

AB	28
R	1
H	4
RBI	1
BB	1
SO	2
LOB	13

1B: 2 2B: 2 3B: 0 HR: 0 SF: 0 SAC: 1 DP: 1 HBP: 1

WP: 0 PB: 0 SB: 0 CS: 0 PA: 31

California Angels @ Chicago White Sox

Comiskey Park, Chicago, IL

Thu Jul 03 1980, 8:05 PM EDT

Att. 32,506 - Unknown - 67 F

TOP

livebaseballscorecards.com

Batter	1	2	3	4	5	6	7	8	9	AB	R	H	RBI	BB	SO	LOB
Dickie Thon, R (1, 10) OBP: 0.307, SLG: 0.354	F8		1B SH2-4 1B	5-3		F9		CS 3B		5	1	2	0	0	0	0
Freddie Patek, R (1, 6) OBP: 0.333, SLG: 0.439	5-3		SH2-4 1-2	1B		P3		P2 3-H		4	0	1	0	0	0	1
Carney Lansford, R (1, 5) OBP: 0.330, SLG: 0.433	WP BB B B B B		F7	L5			6-3		3B 2B	4	1	1	0	1	0	2
Don Baylor, R (1, 9) (8, 7) OBP: 0.368, SLG: 0.342	K S S S 1-2		BB S 1B 1B 2-H		F9 S 1B		E E 1B		3B 2B 2-H	5	2	4	2	0	1	1
Joe Rudi, R (1, 7) OBP: 0.294, SLG: 0.455 Rick Miller, L (8, 9) OBP: 0.340, SLG: 0.320		4-3 6-3 2B 1B	1B BB E BB B B B B 1-2		K S S S		E8 WP 1B 1B 1-H		4-3	3 1	3 0	2 0	0 0	1 0	1 0	1 1
Bobby Grich, R (1, 4) OBP: 0.364, SLG: 0.349		6-3 1-2	E BB B B B B 1-2 2-3		F9 1-3		G3 2-3		IBB	3	0	0	0	2	0	3
Jason Thompson, L (1, 3) OBP: 0.353, SLG: 0.382		4-3 2-3	E4 1B 1-3 2-H 3-H B B B B	BB	4-0		FC6-4 1B 3-H		K S S S	4	0	2	2	1	1	3
Bobby Clark, R (1, 8) OBP: 0.233, SLG: 0.321		2B 3-H	5-3		L1-6		FC6-4 1-2f		K S S S	5	0	1	1	0	1	7
Tom Donohue, R (1, 2) OBP: 0.212, SLG: 0.251		1-6-3		F7		P3		6-3		4	0	0	0	0	0	1

Inning Stats																						
	R: 0	H: 0	R: 1	H: 2	R: 3	H: 3	R: 0	H: 1	R: 0	H: 1	R: 0	H: 0	R: 2	H: 3	R: 0	H: 1	R: 1	H: 2	1B: 9	SF: 0	WP: 2	PA: 44
	E: 0	LOB: 1	E: 0	LOB: 1	E: 1	LOB: 2	E: 0	LOB: 1	E: 0	LOB: 2	E: 0	LOB: 0	E: 1	LOB: 1	E: 0	LOB: 2	E: 0	LOB: 2	2B: 2	SAC: 1	PB: 0	
	K: 1	BB: 1	K: 0	BB: 0	K: 0	BB: 2	K: 0	BB: 1	K: 0	BB: 0	K: 1	BB: 0	K: 0	BB: 0	K: 0	BB: 0	K: 2	BB: 1	3B: 2	DP: 0	SB: 2	
	S: 5	P: 9	S: 5	P: 5	S: 6	P: 14	S: 4	P: 4	S: 6	P: 10	S: 3	P: 3	S: 6	P: 6	S: 3	P: 3	S: 9	P: 13	HR: 0	HBP: 0	CS: 1	

PITCHER		IP	WLS	BF	H	R	ER	SO	BB	IBB	HBP	BLK	WP	HR	S	P	ERA	WHIP
Rich Wortham, L ERA: 4.36	(1, 1)	1.0	L	5	1	1	1	1	1	0	0	0	1	0	6	10	9.00	2.000
Mike Proly, R ERA: 2.58	(2, 1)	4.0		21	6	3	2	1	3	0	0	0	0	0	20	32	4.50	2.250
LaMarr Hoyt, R ERA: 3.24	(6, 1)	3.0		14	6	3	3	0	0	0	0	0	1	0	14	14	9.00	2.000
Guy Hoffman, L ERA: 3.6	(9, 1)	1.0		4	0	0	0	2	0	1	0	0	0	0	7	11	0.00	0.000

PITCHER	IP	WLS	BF	H	R	ER	SO	BB	IBB	HBP	BLK	WP	HR	S	P	ERA	WHIP

AB	38
R	7
H	13
RBI	5
BB	5
SO	4
LOB	20

BOTTOM

California Angels @ Chicago White Sox

Comiskey Park, Chicago, IL

Thu Jul 03 1980, 8:05 PM EDT

Att. 32,506 - Unknown - 67 F

livebaseballscorecards.com

Batter	1	2	3	4	5	6	7	8	9	AB	R	H	RBI	BB	SO	LOB
Bob Molinaro, L (1, 10) OBP: 0.384, SLG: 0.455	P2		1-H L7-2 3B		1-3 2B		5-3		P3	3	0	2	1	0	0	0
Ron Pruitt, R (7, PH) OBP: 0.320, SLG: 0.289										2	0	0	0	0	0	1
Kevin Bell, R (1, 5) OBP: 0.262, SLG: 0.164	6-3		L7-2 3-H		P3		BBBB 4-0 5-3 BB		F9	3	0	0	0	1	0	3
Thad Bosley, L (9, PH) OBP: 0.264, SLG: 0.272										1	0	0	0	0	0	1
Harold Baines, L (1, 9) OBP: 0.295, SLG: 0.414	6-3			F7	P5		5-3 1-2			4	0	0	0	0	0	3
Wayne Nordhagen, R (1, 7) OBP: 0.323, SLG: 0.553		6-3		F8		HR	6-3			4	1	1	1	0	0	1
Lamar Johnson, R (1, 3) OBP: 0.320, SLG: 0.443		1B 1B		1B 2B		SH5-4 BB 1B		L7		4	1	3	0	0	0	0
Chet Lemon, R (1, 8) OBP: 0.356, SLG: 0.429		1-3 1B		2-H FC4-6 1B		BBB 4-0 SH5-4 1-2 BB		6-3		3	0	2	1	1	0	0
Jim Morrison, R (1, 4) OBP: 0.306, SLG: 0.406	SSS 0-3 K			1-2f FC4-6		SH5-4 1-2 2-3		5-3		3	0	0	0	0	1	2
Marv Foley, L (1, 2) OBP: 0.253, SLG: 0.333			F8		F7	G3			BBBB 4-0 DI BB	2	0	0	0	0	0	0
Bruce Kimm, R (6, PH) OBP: 0.337, SLG: 0.341										1	0	0	0	0	0	2
(7, 2)																
Mike Squires, L (9, PH) OBP: 0.350, SLG: 0.349										0	0	0	0	1	0	0
Todd Cruz, R (1, 6) OBP: 0.306, SLG: 0.328			3B 1B		2B 1B	4-3			P5 1-2	4	1	2	0	0	0	3

AB	34
R	3
H	10
RBI	3
BB	3
SO	1
LOB	16

Inning Stats	1	2	3	4	5	6	7	8	9
	R: 0 H: 0 E: 0 LOB: 0 K: 0 BB: 0 S: 3 P: 3	R: 0 H: 2 E: 0 LOB: 1 K: 1 BB: 0 S: 6 P: 6	R: 1 H: 2 E: 0 LOB: 0 K: 0 BB: 0 S: 4 P: 4	R: 1 H: 2 E: 0 LOB: 1 K: 0 BB: 0 S: 5 P: 5	R: 0 H: 2 E: 0 LOB: 2 K: 0 BB: 0 S: 5 P: 5	R: 1 H: 2 E: 0 LOB: 2 K: 0 BB: 1 S: 5 P: 9	R: 0 H: 0 E: 0 LOB: 1 K: 0 BB: 1 S: 3 P: 7	R: 0 H: 0 E: 0 LOB: 0 K: 0 BB: 0 S: 3 P: 3	R: 0 H: 0 E: 0 LOB: 1 K: 0 BB: 1 S: 3 P: 7

1B: 6	SF: 0	WP: 0	PA: 38
2B: 3	SAC: 1	PB: 0	
3B: 1	DP: 1	SB: 0	
HR: 1	HBP: 0	CS: 0	

PITCHER	IP	WLS	BF	H	R	ER	SO	BB	IBB	HBP	BLK	WP	HR	S	P	ERA	WHIP
Dave Lemanczyk, R (1, 1) ERA: 5.06	5.0	W	22	9	3	3	1	0	0	0	0	0	1	24	24	5.40	1.800
John Montague, R (6, 1) ERA: 3.54	0.1		3	1	0	0	0	1	0	0	0	0	0	2	6	0.00	6.000
Andy Hassler, L (6, 1) ERA: 4.82	1.1		5	0	0	0	0	1	0	0	0	0	0	4	8	0.00	0.750
Mark Clear, R (7, 1) ERA: 4.06	2.1	S	8	0	0	0	0	1	0	0	0	0	0	7	11	0.00	0.429

PITCHER	IP	WLS	BF	H	R	ER	SO	BB	IBB	HBP	BLK	WP	HR	S	P	ERA	WHIP

California Angels @ Milwaukee Brewers

Milwaukee County Stadium, Milwaukee, WI

Fri Jul 04 1980, 4:33 AM EDT
Att. 21,198 - Unknown - 78 F

livebaseballscorecards.com

Batter	1	2	3	4	5	6	7	8	9	AB	R	H	RBI	BB	SO	LOB
Rick Miller, L (1, 8) OBP: 0.343, SLG: 0.324	F5		G3 1-2			SH1-3 S SF7 1B		2B E 1B		4	2	2	0	0	0	1
Bobby Grich, R (1, 4) OBP: 0.367, SLG: 0.362	2B		4-3 2-3			SH1-3 1-3		E7 S 1-H 2B		3	0	2	0	0	0	1
Carney Lansford, R (1, 5) OBP: 0.326, SLG: 0.429	F8		F8			SF7 3-H		K 2-3		3	0	0	1	0	1	3
Don Baylor, R (1, 10) OBP: 0.358, SLG: 0.331	K			F7		L7		6-3		4	0	0	0	0	1	2
Jason Thompson, L (1, 3) OBP: 0.351, SLG: 0.377		4-3		K			FC3-6 BB		3-1	3	0	0	0	1	1	0
Joe Rudi, R (1, 7) OBP: 0.290, SLG: 0.448		K		F3			F2		5-3	4	0	0	0	0	1	1
Larry Harlow, L (1, 9) OBP: 0.371, SLG: 0.424		BB			F7		FC3-6 1-2f		P6	3	0	0	0	1	0	1
Freddie Patek, R (1, 6) OBP: 0.329, SLG: 0.432		F9			6-3		F8			3	0	0	0	0	0	2
Tom Donohue, R (1, 2) OBP: 0.217, SLG: 0.256			4-3 G3 1B		K			F8		1	0	1	0	0	0	0
Stan Cliburn, R (3, PR) OBP: 0.179, SLG: 0.222 (3, 2)										2	0	0	0	0	1	0

Inning Stats	1	2	3	4	5	6	7	8	9	
	R: 0 H: 1 E: 0 LOB: 1 K: 1 BB: 0 S: 6 P: 6	R: 0 H: 0 E: 0 LOB: 1 K: 1 BB: 1 S: 5 P: 9	R: 0 H: 1 E: 0 LOB: 1 K: 0 BB: 0 S: 4 P: 4	R: 0 H: 0 E: 0 LOB: 0 K: 1 BB: 0 S: 5 P: 5	R: 0 H: 0 E: 0 LOB: 0 K: 1 BB: 0 S: 5 P: 5	R: 1 H: 1 E: 0 LOB: 0 K: 0 BB: 0 S: 4 P: 4	R: 0 H: 0 E: 0 LOB: 1 K: 0 BB: 1 S: 3 P: 7	R: 1 H: 2 E: 1 LOB: 1 K: 1 BB: 0 S: 7 P: 7	R: 0 H: 0 E: 0 LOB: 0 K: 0 BB: 0 S: 3 P: 3	1B: 3 SF: 1 2B: 2 SAC: 1 3B: 0 DP: 0 HR: 0 HBP: 0

WP: 0 PA: 34
PB: 0
SB: 2
CS: 0

PITCHER	IP	WLS	BF	H	R	ER	SO	BB	IBB	HBP	BLK	WP	HR	S	P	ERA	WHIP
Reggie Cleveland, R (1, 1) ERA: 3.08	9.0	L	34	5	2	1	5	2	0	0	0	0	0	42	50	1.00	0.778

PITCHER	IP	WLS	BF	H	R	ER	SO	BB	IBB	HBP	BLK	WP	HR	S	P	ERA	WHIP

AB	30
R	2
H	5
RBI	1
BB	2
SO	5
LOB	11

BOTTOM

California Angels @ Milwaukee Brewers

Milwaukee County Stadium, Milwaukee, WI

Fri Jul 04 1980, 4:33 AM EDT

Att. 21,198 - Unknown - 78 F

Batter	1	2	3	4	5	6	7	8	9	AB	R	H	RBI	BB	SO	LOB
Jim Gantner, L (1, 4) OBP: 0.309, SLG: 0.337 Dick Davis, R (8, PH) OBP: 0.325, SLG: 0.419 Ed Romero, R (8, PR) OBP: 0.314, SLG: 0.289 (9, 4)	F9		P6 1-2			SH3-4 1-2		BBBB BB		2 0 0	0 0 0	0 0 0	0 0 0	0 1 0	0 0 0	1 0 0
Robin Yount, R (1, 6) OBP: 0.353, SLG: 0.582	E6 1B		F3			6-3 2-3		SSS K		4	0	0	0	0	1	4
Cecil Cooper, L (1, 3) OBP: 0.366, SLG: 0.496	1-2 1B			6-3		4-3		F8		4	0	1	0	0	0	4
Gorman Thomas, R (1, 8) OBP: 0.288, SLG: 0.458	SSS K			F9			P5		F9	4	0	0	0	0	1	2
Ben Oglivie, L (1, 10) OBP: 0.398, SLG: 0.627	L4			SSS K			F8		P6	4	0	0	0	0	1	2
Sixto Lezcano, R (1, 9) OBP: 0.309, SLG: 0.442		BBBB G6-4-3 BB			F9		L7		SSS K	3	0	0	0	1	1	0
Don Money, R (1, 5) OBP: 0.365, SLG: 0.566		F7			5-3			SH5-4 1B		3	0	1	0	0	0	1
Mark Brouhard, R (1, 7) OBP: 0.319, SLG: 0.483		G6-4-3 1-2f			6-3			SH5-4 1-2 1B		3	0	1	0	0	0	1
Charlie Moore, R (1, 2) OBP: 0.327, SLG: 0.333			CS 1B			6-3 SH3-4 1B		SH5-4 1-2 2-3		2	0	2	0	0	0	0
Inning Stats	R: 0 H: 1 E: 1 LOB: 2 K: 1 BB: 0 S: 7 P: 7	R: 0 H: 0 E: 0 LOB: 0 K: 0 BB: 1 S: 2 P: 6	R: 0 H: 1 E: 0 LOB: 0 K: 0 BB: 0 S: 3 P: 3	R: 0 H: 0 E: 0 LOB: 0 K: 1 BB: 0 S: 5 P: 5	R: 0 H: 0 E: 0 LOB: 0 K: 0 BB: 0 S: 3 P: 3	R: 0 H: 1 E: 0 LOB: 1 K: 0 BB: 0 S: 4 P: 4	R: 0 H: 0 E: 0 LOB: 0 K: 0 BB: 0 S: 3 P: 3	R: 0 H: 2 E: 0 LOB: 3 K: 1 BB: 1 S: 7 P: 11	R: 0 H: 0 E: 0 LOB: 0 K: 1 BB: 0 S: 5 P: 5	1B: 5 SF: 0 2B: 0 SAC: 2 3B: 0 DP: 1 HR: 0 HBP: 0						

livebaseballscorecards.com

	AB	29
	R	0
	H	5
	RBI	0
	BB	2
	SO	4
	LOB	15

WP: 0 PB: 0 SB: 0 CS: 1 PA: 33

PITCHER		IP	WLS	BF	H	R	ER	SO	BB	IBB	HBP	BLK	WP	HR	S	P	ERA	WHIP
Don Aase, R ERA: 3.67	(1, 1)	7.1	W	27	5	0	0	2	1	0	0	0	0	0	30	34	0.00	0.818
Andy Hassler, L ERA: 4.82	(8, 1)	0.0		1	0	0	0	0	1	0	0	0	0	0	0	4	∞	∞
Mark Clear, R ERA: 3.93	(8, 1)	1.2	S	5	0	0	0	2	0	0	0	0	0	0	9	9	0.00	0.000

PITCHER	IP	WLS	BF	H	R	ER	SO	BB	IBB	HBP	BLK	WP	HR	S	P	ERA	WHIP

Batter	1	2	3	4	5	6	7	8	9	AB	R	H	RBI	BB	SO	LOB
Dickie Thon, R (1, 10) OBP: 0.314, SLG: 0.360	6-3		F9			E S 1B 1B		FC1-5 BB 1B 2-H		4	1	2	1	0	0	0
Bobby Grich, R (1, 4) OBP: 0.369, SLG: 0.359	6-3		BBBB CS BB			SSS K		BBBB 4-0 FC1-5 BB 1-2		2	0	0	0	2	1	1
Carney Lansford, R (1, 5) OBP: 0.328, SLG: 0.428	BBBB 4-0 BB		CS 1-2	FC6-4 1B		F8		FC1-5 1-2 2-3f		3	0	1	0	1	0	3
Don Baylor, R (1, 9) OBP: 0.355, SLG: 0.328	F9			L7		1-H 1B		P4		4	0	1	1	0	0	4
Joe Rudi, R (1, 7) OBP: 0.289, SLG: 0.457		HR		F8		L7		F9		4	1	1	1	0	0	4
Bobby Clark, R (1, 8) OBP: 0.222, SLG: 0.305 Rick Miller, L (9, PH) OBP: 0.341, SLG: 0.323		F8		FC6-4 1-2f			SSS K		1-3	3 1	0 0	0 0	0 0	0 0	1 0	1 0
Jason Thompson, L (1, 3) OBP: 0.350, SLG: 0.375		SSS K			G5-4-3 1B		F5		F8	4	0	1	0	0	1	0
Freddie Patek, R (1, 6) OBP: 0.324, SLG: 0.426 Rod Carew, L (9, PH) OBP: 0.413, SLG: 0.451		6-3			G5-4-3 1-2f		F2		SSS K	3 1	0 0	0 0	0 0	0 0	0 1	1 0
Stan Cliburn, R (1, 2) OBP: 0.194, SLG: 0.267			5-3		P4			1B 2B		3	1	1	0	0	0	0
Inning Stats	R: 0 H: 0 E: 0 LOB: 1 K: 0 BB: 1 S: 3 P: 7	R: 1 H: 1 E: 0 LOB: 0 K: 1 BB: 0 S: 6 P: 6	R: 0 H: 0 E: 0 LOB: 0 K: 0 BB: 1 S: 2 P: 6	R: 0 H: 1 E: 0 LOB: 1 K: 0 BB: 0 S: 4 P: 4	R: 0 H: 1 E: 0 LOB: 0 K: 0 BB: 0 S: 3 P: 3	R: 1 H: 2 E: 0 LOB: 1 K: 1 BB: 0 S: 7 P: 7	R: 0 H: 0 E: 0 LOB: 0 K: 1 BB: 0 S: 5 P: 5	R: 1 H: 2 E: 0 LOB: 2 K: 0 BB: 1 S: 5 P: 9	R: 0 H: 0 E: 0 LOB: 0 K: 1 BB: 0 S: 5 P: 5	1B: 5 SF: 0 2B: 1 SAC: 0 3B: 0 DP: 1 HR: 1 HBP: 0						

TOP

California Angels @ Milwaukee Brewers

Milwaukee County Stadium, Milwaukee, WI

Sat Jul 05 1980, 8:05 PM EDT

Att. 34,524 - Unknown - 62 F

livebaseballscorecards.com

AB	32
R	3
H	7
RBI	3
BB	3
SO	4
LOB	14

WP: 0 PA: 36
PB: 0
SB: 1
CS: 1

PITCHER		IP	WLS	BF	H	R	ER	SO	BB	IBB	HBP	BLK	WP	HR	S	P	ERA	WHIP
Bill Travers, L ERA: 3.15	(1, 1)	7.0	W	28	7	3	3	3	2	0	0	0	0	1	32	40	3.86	1.286
John Flinn, R ERA: 1.93	(8, 1)	2.0	S	7	0	0	0	1	1	0	0	0	0	0	8	12	0.00	0.500

PITCHER	IP	WLS	BF	H	R	ER	SO	BB	IBB	HBP	BLK	WP	HR	S	P	ERA	WHIP

Batter	1	2	3	4	5	6	7	8	9	AB	R	H	RBI	BB	SO	LOB
Robin Yount, R (1, 6) OBP: 0.355, SLG: 0.583	SH1-3 1B 2B		S 2B HBP		F2			F9		3	2	1	0	0	0	0
Don Money, R (1, 5) OBP: 0.365, SLG: 0.568	SH1-3 2-3		1-H HR 2B		P5			L7		3	1	1	1	0	0	0
Cecil Cooper, L (1, 3) OBP: 0.368, SLG: 0.507	3-H 1B		2-H HR		6-3			L9		4	1	2	3	0	0	0
Gorman Thomas, R (1, 8) OBP: 0.286, SLG: 0.455 Vic Harris, S (4, 8) OBP: 0.400, SLG: 0.375	K		4-3			K				2 1	0 0	0 0	0 0	0 0	1 1	1 0
Ben Oglivie, L (1, 7) OBP: 0.394, SLG: 0.620	P3		F8			L3				3	0	0	0	0	0	1
Sixto Lezcano, R (1, 9) OBP: 0.309, SLG: 0.441		1B	4-3			P4				3	0	1	0	0	0	0
Dick Davis, R (1, 10) OBP: 0.325, SLG: 0.418		F7		G5-4-3 1B			F7			3	0	1	0	0	0	1
Jim Gantner, L (1, 4) OBP: 0.304, SLG: 0.331		F8		F7			G3			3	0	0	0	0	0	2
Charlie Moore, R (1, 2) OBP: 0.322, SLG: 0.327		F3		G5-4-3 1-2f			6-3			3	0	0	0	0	0	2
Inning Stats	R: 1 H: 2 E: 0 LOB: 1 K: 1 BB: 0 S: 7 P: 7	R: 0 H: 1 E: 0 LOB: 1 K: 0 BB: 0 S: 4 P: 4	R: 3 H: 2 E: 0 LOB: 0 K: 0 BB: 0 S: 5 P: 6	R: 0 H: 1 E: 0 LOB: 0 K: 0 BB: 0 S: 3 P: 3	R: 0 H: 0 E: 0 LOB: 0 K: 0 BB: 0 S: 3 P: 3	R: 0 H: 0 E: 0 LOB: 0 K: 1 BB: 0 S: 5 P: 5	R: 0 H: 0 E: 0 LOB: 0 K: 0 BB: 0 S: 3 P: 3	R: 0 H: 0 E: 0 LOB: 0 K: 0 BB: 0 S: 3 P: 3		1B: 3 SF: 0 2B: 2 SAC: 1 3B: 0 DP: 1 HR: 1 HBP: 1						

PITCHER	IP	WLS	BF	H	R	ER	SO	BB	IBB	HBP	BLK	WP	HR	S	P	ERA	WHIP
Chris Knapp, R (1, 1) ERA: 5.77	8.0	L	30	6	4	4	2	0	0	1	0	0	1	33	34	4.50	0.750

PITCHER	IP	WLS	BF	H	R	ER	SO	BB	IBB	HBP	BLK	WP	HR	S	P	ERA	WHIP

BOTTOM

California Angels @ Milwaukee Brewers

Milwaukee County Stadium, Milwaukee, WI

Sat Jul 05 1980, 8:05 PM EDT

Att. 34,524 - Unknown - 62 F

livebaseballscorecards.com

AB	28
R	4
H	6
RBI	4
BB	0
SO	2
LOB	7

Batter	1	2	3	4	5	6	7	8	9	AB	R	H	RBI	BB	SO	LOB
Rick Miller, L (1, 8) OBP: 0.340, SLG: 0.321	F7		L9-3 1B		F8			K		4	0	1	0	0	1	1
Carney Lansford, R (1, 5) OBP: 0.327, SLG: 0.423	F8		L9-3 1-2			BBBB L7-4-3 BB			4-3	3	0	0	0	1	0	1
Rod Carew, L (1, 10) OBP: 0.408, SLG: 0.444	6-3		F8			L7-4-3 1-2			B2-3	4	0	0	0	0	0	1
Don Baylor, R (1, 9) OBP: 0.346, SLG: 0.318		F7		K		K			4-3	4	0	0	0	0	2	0
Jason Thompson, L (1, 3) OBP: 0.350, SLG: 0.388		HR		K			K			3	1	1	1	0	2	0
Joe Rudi, R (1, 7) OBP: 0.290, SLG: 0.459		2B 2B		P6			F8			3	1	1	0	0	0	0
Bobby Grich, R (1, 4) OBP: 0.373, SLG: 0.367		2-H 2B			SH1-4 1B		6-3			3	0	2	1	0	0	0
Freddie Patek, R (1, 6) OBP: 0.321, SLG: 0.422		K			SH1-4 1-2			F9		2	0	0	0	0	1	1
Stan Cliburn, R (1, 2) OBP: 0.176, SLG: 0.242		4-3			6-3			L8		3	0	0	0	0	0	2
Inning Stats	R: 0 E: 0 K: 0 S: 3 H: 0 LOB: 0 BB: 0 P: 3	R: 2 E: 0 K: 1 S: 8 H: 3 LOB: 1 BB: 0 P: 8	R: 0 E: 0 K: 0 S: 3 H: 1 LOB: 0 BB: 0 P: 3	R: 0 E: 0 K: 2 S: 7 H: 0 LOB: 0 BB: 0 P: 7	R: 0 E: 0 K: 0 S: 4 H: 1 LOB: 1 BB: 0 P: 4	R: 0 E: 0 K: 1 S: 4 H: 0 LOB: 0 BB: 1 P: 8	R: 0 E: 0 K: 1 S: 5 H: 0 LOB: 0 BB: 0 P: 5	R: 0 E: 0 K: 1 S: 5 H: 0 LOB: 0 BB: 0 P: 5	R: 0 E: 0 K: 0 S: 3 H: 0 LOB: 0 BB: 0 P: 3	1B: 2 2B: 4 3B: 0 HR: 1	SF: 0 SAC: 1 DP: 2 HBP: 0						

TOP

California Angels @ Milwaukee Brewers

Milwaukee County Stadium, Milwaukee, WI

Sun Jul 06 1980, 4:33 AM EDT

Att. 34,200 - Unknown - 69 F

livebaseballscorecards.com

AB	29
R	2
H	5
RBI	2
BB	1
SO	6
LOB	6

PITCHER		IP	WLS	BF	H	R	ER	SO	BB	IBB	HBP	BLK	WP	HR	S	P	ERA	WHIP
Moose Haas, R ERA: 2.95	(1, 1)	9.0	L	31	5	2	2	6	1	0	0	0	0	1	42	46	2.00	0.667

PITCHER	IP	WLS	BF	H	R	ER	SO	BB	IBB	HBP	BLK	WP	HR	S	P	ERA	WHIP

BOTTOM

Batter	1	2	3	4	5	6	7	8	9	AB	R	H	RBI	BB	SO	LOB
Robin Yount, R (1, 6) OBP: 0.354, SLG: 0.582	K		F8			6-3			2B	4	0	1	0	0	1	0
Jim Gantner, L (1, 4) OBP: 0.299, SLG: 0.326	4-3			3-1			K		K	3	0	0	0	0	1	0
Don Money, R (9, PH) OBP: 0.363, SLG: 0.564										1	0	0	0	0	1	1
Cecil Cooper, L (1, 3) OBP: 0.366, SLG: 0.503	S 1B			L7			F7		6-3	4	0	1	0	0	0	1
Gorman Thomas, R (1, 8) OBP: 0.283, SLG: 0.451	F8 1-2			5-3			K			3	0	0	0	0	1	1
Ben Oglivie, L (1, 7) OBP: 0.390, SLG: 0.613		K			L8			G3		3	0	0	0	0	1	0
Sixto Lezcano, R (1, 9) OBP: 0.310, SLG: 0.438		5-3			L9			BB		2	0	0	0	1	0	0
Dick Davis, R (1, 10) OBP: 0.320, SLG: 0.410		F7			5-3			K		3	0	0	0	0	1	1
Sal Bando, R (1, 5) OBP: 0.277, SLG: 0.275			L7			F7		F7		3	0	0	0	0	0	1
Buck Martinez, R (1, 2) OBP: 0.265, SLG: 0.303			K			F8			K	2	0	0	0	0	1	0
Charlie Moore, R (9, PH) OBP: 0.320, SLG: 0.325										1	0	0	0	0	1	0
Inning Stats	R: 0 E: 0 K: 1 S: 6 H: 1 LOB: 1 BB: 0 P: 6	R: 0 E: 0 K: 1 S: 5 H: 0 LOB: 0 BB: 0 P: 5	R: 0 E: 0 K: 1 S: 5 H: 0 LOB: 0 BB: 0 P: 5	R: 0 E: 0 K: 0 S: 3 H: 0 LOB: 0 BB: 0 P: 3	R: 0 E: 0 K: 0 S: 3 H: 0 LOB: 0 BB: 0 P: 3	R: 0 E: 0 K: 0 S: 3 H: 0 LOB: 0 BB: 0 P: 3	R: 0 E: 0 K: 2 S: 7 H: 0 LOB: 0 BB: 0 P: 7	R: 0 E: 0 K: 1 S: 5 H: 0 LOB: 1 BB: 1 P: 9	R: 0 E: 0 K: 2 S: 8 H: 1 LOB: 1 BB: 0 P: 8	1B: 1 2B: 1 3B: 0 HR: 0 SF: 0 SAC: 0 DP: 0 HBP: 0	WP: 0 PB: 0 SB: 1 CS: 0 PA: 30					

PITCHER	IP	WLS	BF	H	R	ER	SO	BB	IBB	HBP	BLK	WP	HR	S	P	ERA	WHIP
Ed Halicki, R (1, 1) ERA: 3.86	8.1	W	28	2	0	0	7	1	0	0	0	0	0	41	45	0.00	0.360
Mark Clear, R (9, 1) ERA: 3.88	0.2	S	2	0	0	0	1	0	0	0	0	0	0	4	4	0.00	0.000

PITCHER	IP	WLS	BF	H	R	ER	SO	BB	IBB	HBP	BLK	WP	HR	S	P	ERA	WHIP

California Angels @ Milwaukee Brewers

Milwaukee County Stadium, Milwaukee, WI

Sun Jul 06 1980, 4:33 AM EDT

Att. 34,200 - Unknown - 69 F

livebaseballscorecards.com

AB	29
R	0
H	2
RBI	0
BB	1
SO	8
LOB	5

Batter	1	2	3	4	5	6	7	8	9	AB	R	H	RBI	BB	SO	LOB
Rick Miller, L (1, 8) OBP: 0.339, SLG: 0.318	F7		3-1			SH3-4 1-2		BB 1B 1B		2	1	0	0	1	0	0
Carney Lansford, R (1, 5) OBP: 0.332, SLG: 0.426	BB CS			F3		CS 2-H 1B		1B E 1-2 1B		3	1	2	1	1	0	0
Rod Carew, L (1, 10) OBP: 0.409, SLG: 0.443	F8 1-2			BB		K 1-2		E8 HR 1-H 2-H 1B		3	1	1	1	1	1	2
Don Baylor, R (1, 9) OBP: 0.350, SLG: 0.341		F9		F6			SH1-4 FC5-2 BB	HR 3-H		3	1	1	2	1	0	1
Larry Harlow, L (8, 9) OBP: 0.371, SLG: 0.424										0	0	0	0	0	0	0
Jason Thompson, L (1, 3) OBP: 0.348, SLG: 0.383		6-3		K			FC5-2 SH1-4 1-2 BB	F8		3	0	0	0	1	1	1
Joe Rudi, R (1, 7) OBP: 0.290, SLG: 0.458		FC6-4 1B			F7		SH1-4 1-2 2-3	F7		3	0	1	0	0	0	0
Bobby Grich, R (1, 4) OBP: 0.371, SLG: 0.362		FC6-4 1-2f			CS BB		FC5-2 2-3 3-H		F8	3	0	0	0	1	0	3
Freddie Patek, R (1, 6) OBP: 0.315, SLG: 0.413			F9		6-3 1-2		P4		F8	4	0	0	0	0	0	3
Tom Donohue, R (1, 2) OBP: 0.212, SLG: 0.250			5-3			E5 SH3-4 1B		K	K	4	1	0	0	0	2	0
Inning Stats	R: 0 E: 0 K: 0 S: 2 H: 0 LOB: 0 BB: 1 P: 6	R: 0 E: 0 K: 0 S: 4 H: 1 LOB: 1 BB: 0 P: 4	R: 0 E: 0 K: 0 S: 3 H: 0 LOB: 0 BB: 0 P: 3	R: 0 E: 0 K: 1 S: 5 H: 0 LOB: 1 BB: 1 P: 9	R: 0 E: 0 K: 0 S: 2 H: 0 LOB: 0 BB: 1 P: 6	R: 1 E: 1 K: 1 S: 6 H: 1 LOB: 0 BB: 0 P: 6	R: 0 E: 0 K: 0 S: 3 H: 0 LOB: 2 BB: 2 P: 11	R: 4 E: 1 K: 1 S: 8 H: 3 LOB: 0 BB: 1 P: 12	R: 0 E: 0 K: 1 S: 5 H: 0 LOB: 0 BB: 0 P: 5	1B: 4 2B: 0 3B: 0 HR: 1 SF: 0 SAC: 2 DP: 0 HBP: 0				WP: 0 PB: 0 SB: 0 CS: 3		PA: 36

PITCHER	IP	WLS	BF	H	R	ER	SO	BB	IBB	HBP	BLK	WP	HR	S	P	ERA	WHIP
Matt Keough, R (1, 1) ERA: 3.3	9.0	L	36	5	5	4	4	6	0	0	0	0	1	38	62	4.00	1.222

PITCHER	IP	WLS	BF	H	R	ER	SO	BB	IBB	HBP	BLK	WP	HR	S	P	ERA	WHIP

TOP

California Angels @ Oakland Athletics

Oakland-Alameda County Coliseum, Oakland, CA

Thu Jul 10 1980, 7:05 PM PDT

Unknown

livebaseballscorecards.com

AB	28
R	5
H	5
RBI	4
BB	6
SO	4
LOB	10

Batter	1	2	3	4	5	6	7	8	9	AB	R	H	RBI	BB	SO	LOB
Rickey Henderson, R (1, 7) OBP: 0.410, SLG: 0.413	F9		K			5-3		P3		4	0	0	0	0	1	0
Dwayne Murphy, L (1, 8) OBP: 0.406, SLG: 0.431	K		4-3			1B			4-3	4	0	1	0	0	1	0
Tony Armas, R (1, 9) OBP: 0.310, SLG: 0.456	1B			5-3		K2-3			HR	4	1	2	1	0	1	1
Dave Revering, L (1, 3) OBP: 0.348, SLG: 0.485	F5			K			K		4-3	4	0	0	0	0	2	1
Jeff Newman, R (1, 10) OBP: 0.265, SLG: 0.391		E9		P1			1B 1B		L7	4	0	1	0	0	0	0
Mike Heath, R (1, 2) OBP: 0.255, SLG: 0.286		5-3			F7		G6-4-3 1-2 1B			3	0	1	0	0	0	1
Jeff Cox, R (1, 4) OBP: 0.379, SLG: 0.333		F8			K		G6-4-3 1-2f			3	0	0	0	0	1	3
Dave McKay, S (1, 5) OBP: 0.236, SLG: 0.269		F3			K			P9		3	0	0	0	0	1	1
Rob Picciolo, R (1, 6) OBP: 0.264, SLG: 0.356			6-3			6-3		3-1		3	0	0	0	0	0	0
Inning Stats	R: 0 E: 0 K: 1 S: 6 H: 1 LOB: 1 BB: 0 P: 6	R: 0 E: 1 K: 0 S: 4 H: 0 LOB: 1 BB: 0 P: 4	R: 0 E: 0 K: 1 S: 5 H: 0 LOB: 0 BB: 0 P: 5	R: 0 E: 0 K: 1 S: 5 H: 0 LOB: 0 BB: 0 P: 5	R: 0 E: 0 K: 2 S: 7 H: 0 LOB: 0 BB: 0 P: 7	R: 0 E: 0 K: 1 S: 6 H: 1 LOB: 1 BB: 0 P: 6	R: 0 E: 0 K: 1 S: 6 H: 2 LOB: 1 BB: 0 P: 6	R: 0 E: 0 K: 0 S: 3 H: 0 LOB: 0 BB: 0 P: 3	R: 1 E: 0 K: 0 S: 4 H: 1 LOB: 0 BB: 0 P: 4	1B: 4 2B: 0 3B: 0 HR: 1 SF: 0 SAC: 0 DP: 1 HBP: 0						

PITCHER	IP	WLS	BF	H	R	ER	SO	BB	IBB	HBP	BLK	WP	HR	S	P	ERA	WHIP
Frank Tanana, L (1, 1) ERA: 4.7	9.0	W	32	5	1	1	7	0	0	0	0	0	1	46	46	1.00	0.556

PITCHER	IP	WLS	BF	H	R	ER	SO	BB	IBB	HBP	BLK	WP	HR	S	P	ERA	WHIP

BOTTOM

California Angels @ Oakland Athletics

Oakland-Alameda County Coliseum, Oakland, CA

Thu Jul 10 1980, 7:05 PM PDT

Unknown

livebaseballscorecards.com

AB	32
R	1
H	5
RBI	1
BB	0
SO	7
LOB	7

WP: 0 PA: 32
PB: 0
SB: 0
CS: 0

California Angels @ Oakland Athletics

Oakland-Alameda County Coliseum, Oakland, CA

Thu Jul 10 1980, 7:05 PM PDT

Att. 11,337 - Unknown

TOP

livebaseballscorecards.com

Batter	1	2	3	4	5	6	7	8	9	AB	R	H	RBI	BB	SO	LOB
Rick Miller, L (1, 8) OBP: 0.338, SLG: 0.316	S S S 0-3 ① K		x 0-0 ③ F8			x 0-0 FC8-5 1-2 1B	x 0-0 ③ 6-3		x 0-0 ③ 5-3	4	0	1	0	0	1	2
Tom Donohue, R (7, 2) OBP: 0.212, SLG: 0.250										0	0	0	0	0	0	0
Dickie Thon, R (9, PH) OBP: 0.311, SLG: 0.356										1	0	0	0	0	0	1
Carney Lansford, R (1, 5) OBP: 0.331, SLG: 0.423	x 0-0 ② F7			x 0-0 L4 G3 1B		x 0-0 ② FC8-5 1-2 2-3f		x 0-0 ① P3		4	0	1	0	0	0	2
Rod Carew, L (1, 3) OBP: 0.404, SLG: 0.437	x 0-0 ③ 6-3			x 0-0 ① G3 1-2		S S S 0-3 ③ K2-3		x 0-0 ② F7		4	0	0	0	0	1	3
Don Baylor, R (1, 9) OBP: 0.354, SLG: 0.348		x 0-0 ① 4-3		x 0-0 ② ③ L4 2-3			B B B B 4-0 F9 1B 1B BB	x 0-0 1B 2B		3	2	1	0	1	0	1
Jason Thompson, L (1, 10) OBP: 0.350, SLG: 0.385		x 0-0 ② 4-3			x 0-0 ① 4-3		x 0-0 1B 1-2 2B 1B	x 0-0 2-H 1B		4	1	2	1	0	0	0
Bert Campaneris, R (8, PR) OBP: 0.216, SLG: 0.250										0	0	0	0	0	0	0
Joe Rudi, R (1, 7) OBP: 0.286, SLG: 0.451		x 0-0 ③ F9			x 0-0 ② 6-3		x 0-0 ① P6	x 0-0 ③ F7		4	0	0	0	0	0	3
Bobby Grich, R (1, 4) OBP: 0.369, SLG: 0.365			x 0-0 2B		x 0-0 ③ F9		x 0-0 ② F9 2-3		x 0-0 ① 1-3	4	0	1	0	0	0	2
Freddie Patek, R (1, 6) OBP: 0.319, SLG: 0.415			x 0-0 ① 2-3			x 0-0 FC6-4 1B	x 0-0 1-2 2B 1B 3-H		x 0-0 ② F7	4	1	2	1	0	0	1
Stan Cliburn, R (1, 2) OBP: 0.167, SLG: 0.229			x 0-0 ② F9			x 0-0 ① FC6-4 FC8-5 1B 1-2f	x 0-0 1-H 2-H 2B		B B B B 4-0 BB	2	0	0	0	0	0	2
Larry Harlow, L (7, PH) OBP: 0.378, SLG: 0.434 (7, 8)										1	0	1	2	1	0	0

	AB	35
	R	4
	H	9
	RBI	4
	BB	2
	SO	2
	LOB	17

Inning Stats																				
	R: 0	H: 0	R: 0	H: 0	R: 0	H: 1	R: 0	H: 1	R: 0	H: 0	R: 0	H: 2	R: 3	H: 3	R: 1	H: 2	R: 0	H: 0	1B: 6	SF: 0	WP: 0	PA: 37
	E: 0	LOB: 0	E: 0	LOB: 0	E: 0	LOB: 1	E: 0	LOB: 0	E: 0	LOB: 0	E: 0	LOB: 2	E: 0	LOB: 1	E: 0	LOB: 1	E: 0	LOB: 1	2B: 4	SAC: 0	PB: 0	
	K: 1	BB: 0	K: 0	BB: 0	K: 0	BB: 0	K: 0	BB: 0	K: 0	BB: 0	K: 1	BB: 0	K: 0	BB: 1	K: 0	BB: 0	K: 0	BB: 1	3B: 0	DP: 1	SB: 0	
	S: 5	P: 5	S: 3	P: 3	S: 4	P: 4	S: 3	P: 3	S: 3	P: 3	S: 7	P: 7	S: 6	P: 10	S: 5	P: 5	S: 3	P: 7	HR: 0	HBP: 0	CS: 0	

PITCHER	IP	WLS	BF	H	R	ER	SO	BB	IBB	HBP	BLK	WP	HR	S	P	ERA	WHIP
Rick Langford, R (1, 1) ERA: 3.38	9.0	W	37	9	4	4	2	2	0	0	0	0	0	39	47	4.00	1.222

PITCHER	IP	WLS	BF	H	R	ER	SO	BB	IBB	HBP	BLK	WP	HR	S	P	ERA	WHIP

Batter	1	2	3	4	5	6	7	8	9	AB	R	H	RBI	BB	SO	LOB
Rickey Henderson, R (1, 7) OBP: 0.411, SLG: 0.410	BBBB 4-0 S 2B BB	BBBB 4-0 E S SH5-4 BB		x 0-0 ② ③ G6-4-3 1-2f		x 0-0 ② 1-3				2	2	0	0	2	0	1
Dwayne Murphy, L (1, 8) OBP: 0.404, SLG: 0.426	x 0-0 ① P6 1-2	BBBB 4-0 SH5-4 1-3 BB			x 0-0 ① F8	x 0-0 ③ F9				3	0	0	0	1	0	1
Mike Davis, L (1, 9) OBP: 0.263, SLG: 0.339	x 0-0 1B 2-H 2B	x 0-0 ② SH5-4 1-2 3-H			x 0-0 ② F8		x 0-0 ① F9			3	1	1	2	0	0	0
Dave Revering, L (1, 3) OBP: 0.350, SLG: 0.483	x 0-0 ③ 2B 2-H 1B	x 0-0 ③ 3-1			BBBB 4-0 1B 1B BB		x 0-0 ② 4-3			3	1	1	1	1	0	1
Wayne Gross, L (1, 5) OBP: 0.356, SLG: 0.424	x 0-0 1-3 2B		x 0-0 ① G3		x 0-0 1B 1-3 1B		x 0-0 ③ P6			4	1	2	0	0	0	0
Mitchell Page, L (1, 10) OBP: 0.339, SLG: 0.343	H 1-0 HBP		SSS 0-3 ② K		x 0-0 1B 1-3 3-H 1B			SSS 0-3 ① K		3	0	1	1	0	2	0
Jim Essian, R (1, 2) OBP: 0.271, SLG: 0.297	x 0-0 ② F9		x 0-0 ③ 5-3		x 0-0 1-3 3-H 1B			x 0-0 ② L7		4	0	1	1	0	0	3
Dave McKay, S (1, 6) OBP: 0.237, SLG: 0.269	SSS 0-3 ③ K			x 0-0 G6-4-3 1B	SSS 0-3 ③ K			SSS 0-3 ③ K		4	0	1	0	0	3	5
Jeff Cox, R (1, 4) OBP: 0.344, SLG: 0.300		x 0-0 ① 4-3		SSS 0-3 ① K		x 0-0 ① P4				3	0	0	0	0	1	1
Inning Stats	R: 2 E: 0 K: 1 S: 8 H: 3 LOB: 3 BB: 1 P: 13	R: 1 E: 0 K: 0 S: 3 H: 0 LOB: 1 BB: 2 P: 11	R: 0 E: 0 K: 1 S: 5 H: 0 LOB: 0 BB: 0 P: 5	R: 0 E: 0 K: 1 S: 5 H: 1 LOB: 0 BB: 0 P: 5	R: 2 E: 0 K: 1 S: 8 H: 3 LOB: 2 BB: 1 P: 12	R: 0 E: 0 K: 0 S: 3 H: 0 LOB: 0 BB: 0 P: 3	R: 0 E: 0 K: 0 S: 3 H: 0 LOB: 0 BB: 0 P: 3	R: 0 E: 0 K: 2 S: 7 H: 0 LOB: 0 BB: 0 P: 7		1B: 5 2B: 2 3B: 0 HR: 0 SF: 0 SAC: 1 DP: 1 HBP: 1						

PITCHER		IP	WLS	BF	H	R	ER	SO	BB	IBB	HBP	BLK	WP	HR	S	P	ERA	WHIP
Don Aase, R ERA: 3.85	(1, 1)	4.2	L	25	7	5	4	3	4	0	1	0	0	0	26	43	7.71	2.357
John Montague, R ERA: 3.43	(5, 1)	1.1		4	0	0	0	1	0	0	0	0	0	0	6	6	0.00	0.000
Dave LaRoche, L ERA: 3.07	(7, 1)	2.0		6	0	0	0	2	0	0	0	0	0	0	10	10	0.00	0.000

PITCHER	IP	WLS	BF	H	R	ER	SO	BB	IBB	HBP	BLK	WP	HR	S	P	ERA	WHIP

BOTTOM

California Angels @ Oakland Athletics

Oakland-Alameda County Coliseum, Oakland, CA

Thu Jul 10 1980, 7:05 PM PDT

Att. 11,337 - Unknown

livebaseballscorecards.com

AB	29
R	5
H	7
RBI	5
BB	4
SO	6
LOB	12

1B: 5	SF: 0	WP: 0	PA: 35
2B: 2	SAC: 1	PB: 0	
3B: 0	DP: 1	SB: 2	
HR: 0	HBP: 1	CS: 0	

Batter	1	2	3	4	5	6	7	8	9	AB	R	H	RBI	BB	SO	LOB
Rick Miller, L (1, 8) OBP: 0.335, SLG: 0.313	x 0-0 1B		SSS 0-3 ③ K		x 0-0 ③ 4-3		x 0-0 ③ 4-3		x 0-0 ③ 3-1	5	0	1	0	0	1	3
Carney Lansford, R (1, 5) OBP: 0.330, SLG: 0.421	SSS 0-3 ① K			SSS 0-3 ① K		SSS 0-3 ① K		x 0-0 FC4-6 1B		4	0	1	0	0	3	1
Rod Carew, L (1, 3) OBP: 0.402, SLG: 0.433	x 0-0 ② F7			x 0-0 ② L6		BBBB 4-0 BB		x 0-0 ① FC4-6 BB 1B 1-2f		3	0	0	0	1	0	2
Don Baylor, R (1, 9) OBP: 0.351, SLG: 0.345	x 0-0 ③ P4			x 0-0 ③ F9		SSS 0-3 ② K		x 0-0 BB 1B 1-2		4	0	1	0	0	1	2
Jason Thompson, L (1, 10) OBP: 0.349, SLG: 0.380		x 0-0 ① G3			x 0-0 ① 4-3	x 0-0 ③ F7		BBBB 4-0 1-2 2-3 BB		3	0	0	0	1	0	1
Joe Rudi, R (1, 7) OBP: 0.289, SLG: 0.459		SSS 0-3 ② K			x 0-0 F8 1B 2B		x 0-0 1B 2B	SSS 0-3 ② K		4	2	2	0	0	2	3
Bobby Grich, R (1, 4) OBP: 0.367, SLG: 0.363		SSS 0-3 ③ K			x 0-0 ② F8 2-3		x 0-0 2-H 1B	SSS 0-3 ③ K		4	0	1	1	0	2	4
Freddie Patek, R (1, 6) OBP: 0.317, SLG: 0.412			x 0-0 ① F2		x 0-0 1B 3-H 1B		x 0-0 ① F3		SSS 0-3 ① K	4	0	1	1	0	1	1
Tom Donohue, R (1, 2) OBP: 0.214, SLG: 0.251 Larry Harlow, L (9, PH) OBP: 0.376, SLG: 0.431			SSS 0-3 ② K		x 0-0 1-2 1B		SSS 0-3 ② K		SSS 0-3 ② K	3 1	0 0	1 0	0 0	0 0	2 1	1 0
Inning Stats	R: 0 E: 0 K: 1 S: 6 H: 1 LOB: 1 BB: 0 P: 6	R: 0 E: 0 K: 2 S: 7 H: 0 LOB: 0 BB: 0 P: 7	R: 0 E: 0 K: 2 S: 7 H: 0 LOB: 0 BB: 0 P: 7	R: 0 E: 0 K: 1 S: 5 H: 0 LOB: 0 BB: 0 P: 5	R: 1 E: 0 K: 0 S: 6 H: 3 LOB: 2 BB: 0 P: 6	R: 0 E: 0 K: 2 S: 7 H: 0 LOB: 1 BB: 1 P: 11	R: 1 E: 0 K: 1 S: 7 H: 2 LOB: 1 BB: 0 P: 7	R: 0 E: 0 K: 2 S: 9 H: 2 LOB: 3 BB: 1 P: 13	R: 0 E: 0 K: 2 S: 7 H: 0 LOB: 0 BB: 0 P: 7	1B: 6 2B: 2 3B: 0 HR: 0 SF: 0 SAC: 0 DP: 0 HBP: 0						

PITCHER	IP	WLS	BF	H	R	ER	SO	BB	IBB	HBP	BLK	WP	HR	S	P	ERA	WHIP
Brian Kingman, R (1, 1) ERA: 3.54	7.1	W	32	8	2	2	9	2	0	0	0	0	0	48	56	2.46	1.364
Jeff Jones, R (8, 1) ERA: 2.2	1.2	S	5	0	0	0	4	0	0	0	0	0	0	13	13	0.00	0.000

PITCHER	IP	WLS	BF	H	R	ER	SO	BB	IBB	HBP	BLK	WP	HR	S	P	ERA	WHIP

California Angels @ Oakland Athletics

Oakland-Alameda County Coliseum, Oakland, CA

Fri Jul 11 1980, 7:05 PM PDT

Att. 7,696 - Unknown

TOP

livebaseballscorecards.com

AB	35
R	2
H	8
RBI	2
BB	2
SO	13
LOB	18

WP: 0 PB: 0 SB: 0 CS: 0 PA: 37

Batter	1	2	3	4	5	6	7	8	9	AB	R	H	RBI	BB	SO	LOB
Rickey Henderson, R (1, 7) OBP: 0.415, SLG: 0.411	BBBB 4-0 FC3-6 BB	BBBB 4-0 S 2B BB		x 0-0 ③ 6-3 1-2			x 0-0 CS 1B			2	1	1	0	2	0	1
Dwayne Murphy, L (1, 8) OBP: 0.405, SLG: 0.431	x 0-0 ① FC3-6 1-2f 3B	x 0-0 1-H 2B			x 0-0 ① F7		x 0-0 ① S 1-2 1B			4	1	2	1	0	0	1
Mike Davis, L (1, 10) OBP: 0.246, SLG: 0.317	x 0-0 ② F9	SSS 0-3 ③ K			x 0-0 ② F9		SSS 0-3 ② K 1-2			4	0	0	0	0	2	3
Dave Revering, L (1, 3) OBP: 0.352, SLG: 0.490	x 0-0 1-H 1B 3B		SSS 0-3 ① K		BBB 4-0 2B BB		x 0-0 ③ F8			3	2	1	1	1	1	1
Wayne Gross, L (1, 5) Dave McKay, S (9, 5) OBP: 0.358, SLG: 0.431 OBP: 0.237, SLG: 0.269	x 0-0 HR 3-H 1B		SSS 0-3 ② K		x 0-0 1-H 2B			x 0-0 ① 4-3		4 0	1 0	2 0	2 0	0 0	1 0	0 0
Tony Armas, R (1, 9) OBP: 0.309, SLG: 0.463	x 0-0 1-H HR		x 0-0 ③ 6-3		x 0-0 ③ 6-3			x 0-0 ② F2		4	1	1	2	0	0	1
Mike Heath, R (1, 2) OBP: 0.255, SLG: 0.285	x 0-0 ③ 4-3			SSS 0-3 ① K		x 0-0 ① 6-3		x 0-0 FC6-4 1B		4	0	1	0	0	1	0
Rob Picciolo, R (1, 6) OBP: 0.257, SLG: 0.347		x 0-0 ① F9		x 0-0 ② 5-3		x 0-0 ② 6-3		x 0-0 ③ FC6-4 1-2f		4	0	0	0	0	0	1
Jeff Cox, R (1, 4) OBP: 0.343, SLG: 0.303		x 0-0 ② F8		x 0-0 S 1B		x 0-0 ③ 6-3				3	0	1	0	0	0	0
Inning Stats	R: 4 H: 3 E: 0 LOB: 0 K: 0 BB: 1 S: 6 P: 10	R: 1 H: 1 E: 0 LOB: 1 K: 1 BB: 1 S: 6 P: 10	R: 0 H: 0 E: 0 LOB: 0 K: 2 BB: 0 S: 7 P: 7	R: 0 H: 1 E: 0 LOB: 1 K: 1 BB: 1 S: 6 P: 6	R: 1 H: 1 E: 0 LOB: 1 K: 0 BB: 1 S: 4 P: 8	R: 0 H: 0 E: 0 LOB: 0 K: 0 BB: 0 S: 3 P: 3	R: 0 H: 2 E: 0 LOB: 1 K: 1 BB: 0 S: 6 P: 6	R: 0 H: 1 E: 0 LOB: 1 K: 0 BB: 0 S: 4 P: 4		1B: 5 SF: 0 2B: 2 SAC: 0 3B: 1 DP: 0 HR: 1 HBP: 0						

PITCHER		IP	WLS	BF	H	R	ER	SO	BB	IBB	HBP	BLK	WP	HR	S	P	ERA	WHIP
Chris Knapp, R ERA: 6.27	(1, 1)	1.2	L	11	4	5	5	0	2	0	0	0	0	1	9	17	27.00	3.600
Freddie Martinez, R ERA: 5.48	(2, 1)	3.1		13	2	1	1	4	1	0	0	0	0	0	20	24	2.70	0.900
John Montague, R ERA: 3.32	(6, 1)	1.1		5	2	0	0	0	0	0	0	0	0	0	5	5	0.00	1.500
Andy Hassler, L ERA: 4.55	(7, 1)	1.2		6	1	0	0	1	0	0	0	0	0	0	8	8	0.00	0.600

PITCHER	IP	WLS	BF	H	R	ER	SO	BB	IBB	HBP	BLK	WP	HR	S	P	ERA	WHIP

BOTTOM

California Angels @ Oakland Athletics

Oakland-Alameda County Coliseum, Oakland, CA

Fri Jul 11 1980, 7:05 PM PDT

Att. 7,696 - Unknown

livebaseballscorecards.com

AB	32
R	6
H	9
RBI	6
BB	3
SO	5
LOB	8

Batter	1	2	3	4	5	6	7	8	9	AB	R	H	RBI	BB	SO	LOB
Rickey Henderson, R (1, 7) OBP: 0.420, SLG: 0.413	BBBB 4-0 FC4-5-6-4-1 S BB		BBBB 4-0 S 1B BB		x 0-0 ① FC3-6 FC3-6 1-2f		x 0-0 1B S 4-3 1B		x 0-0 1B 1B	3	2	2	0	2	0	1
Dwayne Murphy, L (1, 8) OBP: 0.405, SLG: 0.428	x 0-0 ① FC4-5-6-4-1 4-3 1-3		BBBB 4-0 1B 1-2 8-2 BB		x 0-0 ② FC3-6 1-2f		x 0-0 4-3 1-3 1B 1B		x 0-0 ① F7	4	1	1	0	1	0	3
Dave Revering, L (1, 3) OBP: 0.353, SLG: 0.488	x 0-0 ② 4-3 2-3		x 0-0 1-3 2-H 1B		x 0-0 ③ F8		x 0-0 ② 4-3 1-2 3-H		x 0-0 FC6-4 1-2 1B	5	0	2	2	0	0	3
Wayne Gross, L (1, 5) OBP: 0.361, SLG: 0.429 Dave McKay, S (7, PR) OBP: 0.235, SLG: 0.266 (7, 5)	x 0-0 ③ 4-3		x 0-0 ② ③ 8-2 3-Hf			BBBB 4-0 HR BB	x 0-0 FC6-4 2-H 1B		SSS 0-3 ② K	3 1	1 0	1 0	1 0	1 0	0 1	3 2
Tony Armas, R (1, 9) OBP: 0.307, SLG: 0.468		SSS 0-3 ① K		x 0-0 ① F8		x 0-0 1-H HR	x 0-0 ③ FC6-4 1-2f		x 0-0 ③ FC6-4 1-2f	5	1	1	2	0	1	3
Mitchell Page, L (1, 10) OBP: 0.342, SLG: 0.356		x 0-0 ② P5		x 0-0 1B		x 0-0 ① P5		x 0-0 3B		4	0	2	0	0	0	0
Jeff Newman, R (1, 2) OBP: 0.265, SLG: 0.393		x 0-0 2B		SSS 0-3 ② K		x 0-0 ② P6		x 0-0 ① P5		4	0	1	0	0	1	2
Mario Guerrero, R (1, 6) OBP: 0.252, SLG: 0.285		x 0-0 ③ 4-3		x 0-0 ③ L9		x 0-0 ③ F9		x 0-0 ② P6		4	0	0	0	0	0	3
Jeff Cox, R (1, 4) OBP: 0.308, SLG: 0.270			x 0-0 ① 6-3		x 0-0 E6 FC3-6		SSS 0-3 ① K	x 0-0 ③ 6-3		4	0	0	0	0	1	1
Inning Stats	R: 0 E: 0 K: 0 S: 3 H: 0 LOB: 1 BB: 1 P: 7	R: 0 E: 0 K: 1 S: 6 H: 1 LOB: 1 BB: 0 P: 6	R: 1 E: 0 K: 0 S: 3 H: 1 LOB: 1 BB: 2 P: 11	R: 0 E: 0 K: 1 S: 6 H: 1 LOB: 1 BB: 0 P: 6	R: 0 E: 1 K: 0 S: 4 H: 0 LOB: 1 BB: 0 P: 4	R: 2 E: 0 K: 0 S: 4 H: 1 LOB: 0 BB: 1 P: 8	R: 2 E: 0 K: 1 S: 8 H: 3 LOB: 1 BB: 0 P: 8	R: 0 E: 0 K: 0 S: 4 H: 1 LOB: 1 BB: 0 P: 4	R: 0 E: 0 K: 1 S: 7 H: 2 LOB: 2 BB: 0 P: 7	1B: 7 2B: 2 3B: 1 HR: 1 SF: 0 SAC: 0 DP: 1 HBP: 0						

PITCHER		IP	WLS	BF	H	R	ER	SO	BB	IBB	HBP	BLK	WP	HR	S	P	ERA	WHIP
Dave Lemanczyk, R ERA: 5.09	(1, 1)	5.0	L	23	4	3	3	2	4	0	0	0	0	1	23	39	5.40	1.600
Dave LaRoche, L ERA: 3.3	(6, 1)	1.2		8	3	2	2	1	0	0	0	0	0	0	10	10	10.80	1.800
John Montague, R ERA: 3.22	(7, 1)	1.1		5	1	0	0	0	0	0	0	0	0	0	5	5	0.00	0.750
Mark Clear, R ERA: 3.81	(9, 1)	1.0		5	2	0	0	1	0	0	0	0	0	0	7	7	0.00	2.000

PITCHER	IP	WLS	BF	H	R	ER	SO	BB	IBB	HBP	BLK	WP	HR	S	P	ERA	WHIP

TOP

Oakland Athletics @ California Angels

Anaheim Stadium, Anaheim, CA

Sat Jul 12 1980, 10:05 PM EDT

Att. 32,186 - Unknown

livebaseballscorecards.com

AB	37
R	5
H	10
RBI	5
BB	4
SO	4
LOB	21

PA: 41

WP: 0
PB: 0
SB: 3
CS: 0

Batter	1	2	3	4	5	6	7	8	9	AB	R	H	RBI	BB	SO	LOB
Larry Harlow, L (1, 8) OBP: 0.371, SLG: 0.424	L4		1-3		3-1		F8		FC6-4 1B	5	0	1	0	0	0	1
Carney Lansford, R (1, 5) OBP: 0.328, SLG: 0.415	BBBB 4-3 1B BB		5-3		6-3		K		FC6-4 1-2f	4	1	0	0	1	1	2
Rod Carew, L (1, 3) OBP: 0.396, SLG: 0.425	4-3 1-2		F8		F7			E3 2B	K	5	1	0	0	0	1	2
Don Baylor, R (1, 9) OBP: 0.349, SLG: 0.342	2-H 1B			L8		5-3		6-3		4	0	1	1	0	0	1
Jason Thompson, L (1, 10) OBP: 0.358, SLG: 0.407		2B 1B		HR		1B 1B		2-H 1B 2B		4	2	4	2	0	0	0
Joe Rudi, R (1, 7) OBP: 0.289, SLG: 0.456		K		K		G5-4-3 1-2 1B		P6		4	0	1	0	0	2	2
Bobby Grich, R (1, 4) OBP: 0.369, SLG: 0.369		P4		1B 2B		G5-4-3 1-2f		2-H 1B		4	0	2	1	0	0	3
Freddie Patek, R (1, 6) OBP: 0.321, SLG: 0.418		1-3 2B		2-3 1B			4-3	F8		4	0	2	0	0	0	1
Tom Donohue, R (1, 2) OBP: 0.211, SLG: 0.247 Dickie Thon, R (9, PH) OBP: 0.308, SLG: 0.353		6-3		K			E5		6-3	3 1	0 0	0 0	0 0	0 0	1 0	4 0
Inning Stats	R: 1 H: 1 E: 0 LOB: 1 K: 0 BB: 1 S: 3 P: 7	R: 0 H: 2 E: 0 LOB: 2 K: 1 BB: 0 S: 7 P: 7	R: 0 H: 0 E: 0 LOB: 0 K: 0 BB: 0 S: 3 P: 3	R: 1 H: 3 E: 0 LOB: 2 K: 2 BB: 0 S: 10 P: 10	R: 0 H: 0 E: 0 LOB: 0 K: 0 BB: 0 S: 3 P: 3	R: 0 H: 2 E: 0 LOB: 1 K: 0 BB: 0 S: 4 P: 4	R: 0 H: 0 E: 1 LOB: 1 K: 1 BB: 0 S: 6 P: 6	R: 2 H: 2 E: 1 LOB: 1 K: 0 BB: 0 S: 6 P: 6	R: 0 H: 1 E: 0 LOB: 1 K: 1 BB: 0 S: 6 P: 6	1B: 7 SF: 0 2B: 3 SAC: 0 3B: 0 DP: 1 HR: 1 HBP: 0						WP: 0 PA: 39 PB: 0 SB: 0 CS: 0	

PITCHER		IP	WLS	BF	H	R	ER	SO	BB	IBB	HBP	BLK	WP	HR	S	P	ERA	WHIP
Mike Norris, R ERA: 2.53	(1, 1)	7.2	W	34	10	4	2	4	1	0	0	0	0	1	41	45	2.35	1.435
Jeff Jones, R ERA: 2.14	(8, 1)	1.0		4	1	0	0	0	0	0	0	0	0	0	4	4	0.00	1.000
Craig Minetto, L ERA:	(9, 1)	0.1	S	1	0	0	0	1	0	0	0	0	0	0	3	3	0.00	0.000

PITCHER	IP	WLS	BF	H	R	ER	SO	BB	IBB	HBP	BLK	WP	HR	S	P	ERA	WHIP

BOTTOM

Oakland Athletics @ California Angels

Anaheim Stadium, Anaheim, CA

Sat Jul 12 1980, 10:05 PM EDT

Att. 32,186 - Unknown

livebaseballscorecards.com

AB	38
R	4
H	11
RBI	4
BB	1
SO	5
LOB	16

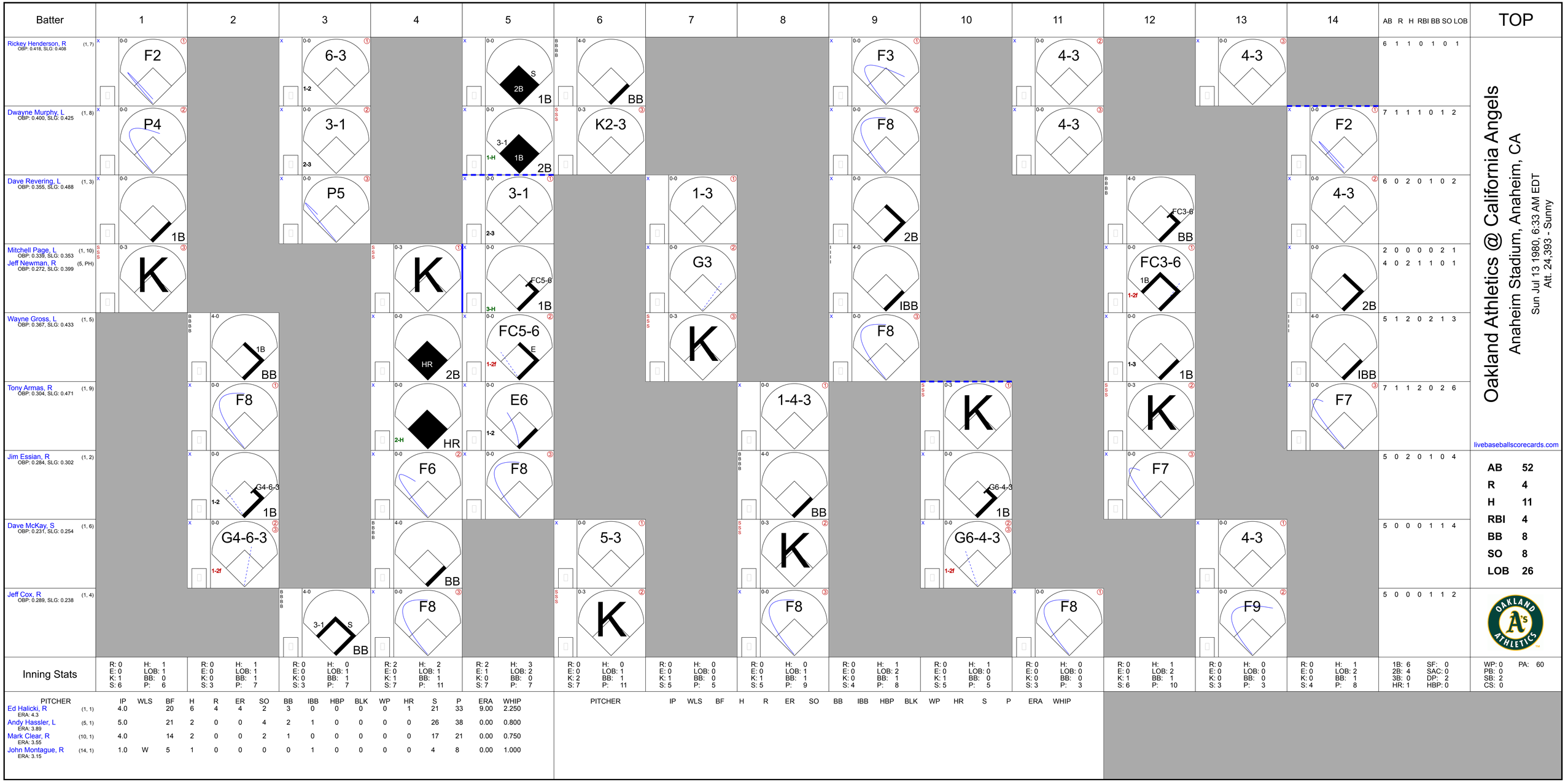
Batter
1
2
3
4
5
6
7
8
9
10
11
12
13
14
AB R H RBI BB SO LOB
TOP
Rickey Henderson, R (1, 7) OBP: 0.418, SLG: 0.408
F2
6-3
1-2
S
2B
1B
F3
4-3
4-3
6 1 1 0 1 0 1
Dwayne Murphy, L (1, 8) OBP: 0.400, SLG: 0.425
P4
3-1
2-3
3-1
1-H
1B
2B
K2-3
F8
4-3
F2
7 1 1 1 0 1 2
Dave Revering, L (1, 3) OBP: 0.355, SLG: 0.488
1B
P5
3-1
2-3
1-3
2B
4-3
6 0 2 0 1 0 2
Mitchell Page, L (1, 10) OBP: 0.339, SLG: 0.353
Jeff Newman, R (5, PH) OBP: 0.272, SLG: 0.399
K
K
FC5-6
1B
3-H
G3
IBB
FC3-6
BB
FC3-6
1B
1-2f
2B
2 0 0 0 0 2 1
4 0 2 1 1 0 1
Wayne Gross, L (1, 5) OBP: 0.367, SLG: 0.433
1B
BB
HR
2B
FC5-6
E
1-2f
K
F8
1B
1-3
IBB
5 1 2 0 2 1 3
Tony Armas, R (1, 9) OBP: 0.304, SLG: 0.471
F8
HR
2-H
E6
1-2
1-4-3
K
G6-4-3
1B
K
F7
7 1 1 2 0 2 6
Jim Essian, R (1, 2) OBP: 0.284, SLG: 0.302
G4-6-3
1-2
1B
F6
F8
BB
G6-4-3
1-2f
F7
5 0 2 0 1 0 4
Dave McKay, S (1, 6) OBP: 0.231, SLG: 0.254
G4-6-3
1-2f
BB
5-3
K
K
4-3
5 0 0 0 1 1 4
Jeff Cox, R (1, 4) OBP: 0.289, SLG: 0.238
3-1
S
BB
F8
K
F8
F8
F9
5 0 0 0 1 1 2
Inning Stats
R: 0 H: 1 E: 0 LOB: 1 K: 1 BB: 0 S: 6 P: 6
R: 0 H: 1 E: 0 LOB: 1 K: 0 BB: 1 S: 3 P: 7
R: 0 H: 0 E: 0 LOB: 1 K: 0 BB: 1 S: 3 P: 7
R: 2 H: 2 E: 0 LOB: 1 K: 1 BB: 1 S: 7 P: 11
R: 2 H: 3 E: 1 LOB: 2 K: 0 BB: 0 S: 7 P: 7
R: 0 H: 0 E: 0 LOB: 1 K: 2 BB: 1 S: 7 P: 11
R: 0 H: 0 E: 0 LOB: 0 K: 1 BB: 0 S: 5 P: 5
R: 0 H: 0 E: 0 LOB: 1 K: 1 BB: 1 S: 5 P: 9
R: 0 H: 1 E: 0 LOB: 2 K: 0 BB: 1 S: 4 P: 8
R: 0 H: 1 E: 0 LOB: 0 K: 1 BB: 0 S: 5 P: 5
R: 0 H: 0 E: 0 LOB: 0 K: 0 BB: 0 S: 3 P: 3
R: 0 H: 1 E: 0 LOB: 2 K: 1 BB: 1 S: 6 P: 10
R: 0 H: 0 E: 0 LOB: 0 K: 0 BB: 0 S: 3 P: 3
R: 0 H: 1 E: 0 LOB: 2 K: 0 BB: 1 S: 4 P: 8
1B: 6 SF: 0 2B: 4 SAC: 0 3B: 0 DP: 2 HR: 1 HBP: 0
WP: 0 PA: 60 PB: 0 SB: 2 CS: 0
Oakland Athletics @ California Angels
Anaheim Stadium, Anaheim, CA
Sun Jul 13 1980, 6:33 AM EDT
Att. 24,393 - Sunny
livebaseballscorecards.com
AB 52
R 4
H 11
RBI 4
BB 8
SO 8
LOB 26
PITCHER IP WLS BF H R ER SO BB IBB HBP BLK WP HR S P ERA WHIP
Ed Halicki, R (1, 1) ERA: 4.3 4.0 W 5 1 0 0 0 0 1 0 0 0 0 0 4 8 0.00 1.000
Andy Hassler, L (5, 1) ERA: 3.89 5.0 21 2 0 0 4 2 1 0 0 0 0 26 38 0.00 0.800
Mark Clear, R (10, 1) ERA: 3.55 4.0 14 2 0 0 2 1 0 0 0 0 0 17 21 0.00 0.750
John Montague, R (14, 1) ERA: 3.15 1.0 W 5 1 0 0 0 0 1 0 0 0 0 0 4 8 0.00 1.000

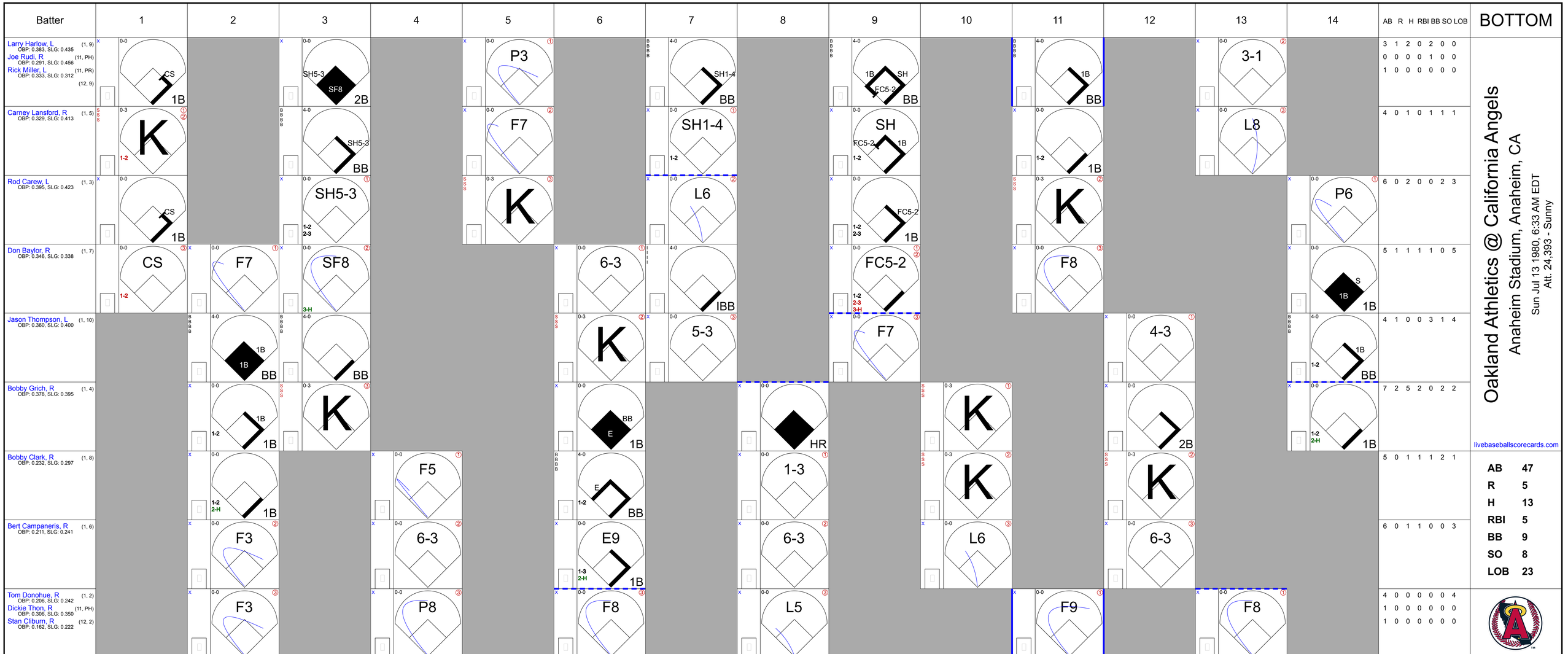
Batter
1
2
3
4
5
6
7
8
9
10
11
12
13
14
AB R H RBI BB SO LOB
BOTTOM
Larry Harlow, L (1, 9)
OBP: 0.383, SLG: 0.435
Joe Rudi, R (11, PH)
OBP: 0.291, SLG: 0.456
Rick Miller, L (11, PR) (12, 9)
OBP: 0.333, SLG: 0.312
3 1 2 0 2 0 0
0 0 0 0 1 0 0
1 0 0 0 0 0 0
Carney Lansford, R (1, 5)
OBP: 0.329, SLG: 0.413
4 0 1 0 1 1 1
Rod Carew, L (1, 3)
OBP: 0.395, SLG: 0.423
6 0 2 0 0 2 3
Don Baylor, R (1, 7)
OBP: 0.346, SLG: 0.338
5 1 1 1 1 0 5
Jason Thompson, L (1, 10)
OBP: 0.360, SLG: 0.400
4 1 0 0 3 1 4
Bobby Grich, R (1, 4)
OBP: 0.378, SLG: 0.395
7 2 5 2 0 2 2
Bobby Clark, R (1, 8)
OBP: 0.232, SLG: 0.297
5 0 1 1 1 2 1
Bert Campaneris, R (1, 6)
OBP: 0.211, SLG: 0.241
6 0 1 1 0 0 3
Tom Donohue, R (1, 2)
OBP: 0.206, SLG: 0.242
Dickie Thon, R (11, PH)
OBP: 0.306, SLG: 0.350
Stan Cliburn, R (12, 2)
OBP: 0.162, SLG: 0.222
4 0 0 0 0 0 4
1 0 0 0 0 0 0
1 0 0 0 0 0 0
Oakland Athletics @ California Angels
Anaheim Stadium, Anaheim, CA
Sun Jul 13 1980, 6:33 AM EDT
Att. 24,393 - Sunny
livebaseballscorecards.com
AB 47
R 5
H 13
RBI 5
BB 9
SO 8
LOB 23
Inning Stats
R: 0 E: 0 K: 1 S: 5 H: 2 LOB: 0 BB: 0 P: 5
R: 1 E: 0 K: 0 S: 5 H: 2 LOB: 2 BB: 1 P: 9
R: 1 E: 0 K: 1 S: 6 H: 1 LOB: 2 BB: 2 P: 14
R: 0 E: 0 K: 0 S: 3 H: 0 LOB: 0 BB: 0 P: 3
R: 0 E: 0 K: 1 S: 5 H: 0 LOB: 0 BB: 0 P: 5
R: 1 E: 1 K: 1 S: 7 H: 2 LOB: 2 BB: 1 P: 11
R: 0 E: 0 K: 0 S: 3 H: 0 LOB: 2 BB: 2 P: 11
R: 1 E: 0 K: 0 S: 4 H: 1 LOB: 0 BB: 0 P: 4
R: 0 E: 1 K: 0 S: 4 H: 1 LOB: 2 BB: 1 P: 8
R: 0 E: 0 K: 2 S: 7 H: 0 LOB: 0 BB: 0 P: 7
R: 0 E: 0 K: 1 S: 6 H: 1 LOB: 2 BB: 1 P: 10
R: 0 E: 0 K: 1 S: 6 H: 1 LOB: 1 BB: 0 P: 6
R: 0 E: 0 K: 0 S: 3 H: 0 LOB: 0 BB: 0 P: 3
R: 1 E: 0 K: 0 S: 3 H: 2 LOB: 2 BB: 1 P: 7
1B: 10 2B: 3 3B: 0 HR: 1 SF: 1 SAC: 3 DP: 1 HBP: 0
WP: 0 PB: 0 SB: 1 CS: 2 PA: 61
PITCHER IP WLS BF H R ER SO BB IBB HBP BLK WP HR S P ERA WHIP
Steve McCatty, R (1, 1) ERA: 5.21 5.2 26 7 3 3 4 4 0 0 0 0 0 30 46 4.76 1.941
Jeff Jones, R (6, 1) ERA: 2.1 0.2 3 0 0 0 0 1 0 0 0 0 0 2 6 0.00 1.500
Craig Minetto, L (7, 1) ERA: 0.2 3 0 0 0 0 1 0 0 0 0 0 2 6 0.00 0.000
Matt Keough, R (8, 1) ERA: 3.32 1.2 8 2 1 1 0 1 0 0 0 0 1 7 11 5.40 1.800
Bob Lacey, L (9, 1) ERA: 3.7 3.1 13 2 0 0 4 1 0 0 0 0 0 20 24 0.00 0.900
PITCHER IP WLS BF H R ER SO BB IBB HBP BLK WP HR S P ERA WHIP
Dave Hamilton, L (13, 1) ERA: 11.93 1.1 L 6 1 1 1 0 1 0 0 0 0 0 0 5 9 6.75 1.500
Alan Wirth, R (14, 1) ERA: 4.5 0.0 1 1 0 0 0 0 0 0 0 0 0 1 1 ∞ ∞

Batter	1	2	3	4	5	6	7	8	9	AB	R	H	RBI	BB	SO	LOB
Rickey Henderson, R (1, 7) OBP: 0.421, SLG: 0.420	x 0-0 ① P6		B B B 4-0 2B BB		x 0-0 2-H 3-H HR		x 0-0 S 1B			3	2	2	3	1	0	0
Dwayne Murphy, L (1, 8) OBP: 0.398, SLG: 0.426	x 0-0 ② 4-3		x 0-0 1-H 2-H 2B		x 0-0 ① F8		x 0-0 ③ L8 1-2			4	0	1	2	0	0	1
Dave Revering, L (1, 3) OBP: 0.350, SLG: 0.480	x 0-0 ③ G3		x 0-0 ③ F8		S S S 0-3 ② K			S S S 0-3 ① K		4	0	0	0	0	2	1
Wayne Gross, L (1, 5) OBP: 0.361, SLG: 0.425 Dave McKay, S (8, 5) OBP: 0.231, SLG: 0.254		x 0-0 ① L3		x 0-0 ① F9	x 0-0 ③ F2			x 0-0 ② F9		4 0	0 0	0 0	0 0	0 0	0 0	0 0
Mitchell Page, L (1, 10) OBP: 0.333, SLG: 0.346		x 0-0 ② 6-3		x 0-0 ② 4-3		S S S 0-3 ① K		x 0-0 ③ F5		4	0	0	0	0	1	0
Tony Armas, R (1, 9) OBP: 0.300, SLG: 0.465		S S S 0-3 ③ K		x 0-0 ③ F8		S S S 0-3 ② K			x 0-0 ① F9	4	0	0	0	0	2	0
Jeff Newman, R (1, 2) OBP: 0.272, SLG: 0.396			x 0-0 ① 5-3		x 0-0 1B SH 1B	x 0-0 ③ F9			x 0-0 ② F8	4	1	1	0	0	0	0
Rob Picciolo, R (1, 6) OBP: 0.257, SLG: 0.345			x 0-0 ② P6		x 0-0 SH HR 1-2 1B		x 0-0 ① F9		S S S 0-3 ③ K	4	1	1	0	0	1	0
Jeff Cox, R (1, 4) OBP: 0.298, SLG: 0.273			x 0-0 2B 2B		x 0-0 SH 1-3 2-H HR		x 0-0 ② F8			2	2	1	0	0	0	0
Inning Stats	R: 0 E: 0 K: 0 S: 3 H: 0 LOB: 0 BB: 0 P: 3	R: 0 E: 0 K: 1 S: 5 H: 0 LOB: 0 BB: 0 P: 5	R: 2 E: 0 K: 0 S: 5 H: 2 LOB: 1 BB: 1 P: 9	R: 0 E: 0 K: 0 S: 3 H: 0 LOB: 0 BB: 0 P: 3	R: 4 E: 1 K: 1 S: 9 H: 3 LOB: 0 BB: 0 P: 9	R: 0 E: 0 K: 2 S: 7 H: 0 LOB: 0 BB: 0 P: 7	R: 0 E: 0 K: 0 S: 4 H: 1 LOB: 1 BB: 0 P: 4	R: 0 E: 0 K: 1 S: 5 H: 0 LOB: 0 BB: 0 P: 5	R: 0 E: 0 K: 1 S: 5 H: 0 LOB: 0 BB: 0 P: 5	1B: 3 2B: 2 3B: 0 HR: 1	SF: 0 SAC: 1 DP: 0 HBP: 0						

TOP

Oakland Athletics @ California Angels

Anaheim Stadium, Anaheim, CA

Mon Jul 14 1980, 10:05 PM EDT

Att. 31,375 - Unknown

livebaseballscorecards.com

AB	33
R	6
H	6
RBI	5
BB	1
SO	6
LOB	2

WP: 0 PB: 0 SB: 1 CS: 0 PA: 35

PITCHER		IP	WLS	BF	H	R	ER	SO	BB	IBB	HBP	BLK	WP	HR	S	P	ERA	WHIP
Bruce Kison, R ERA: 4.91	(1, 1)	4.0	L	19	5	6	6	1	1	0	0	0	0	1	20	24	13.50	1.500
Dave LaRoche, L ERA: 3.08	(5, 1)	4.0		13	1	0	0	4	0	0	0	0	0	0	21	21	0.00	0.250
Freddie Martinez, R ERA: 5.36	(9, 1)	1.0		3	0	0	0	1	0	0	0	0	0	0	5	5	0.00	0.000

PITCHER		IP	WLS	BF	H	R	ER	SO	BB	IBB	HBP	BLK	WP	HR	S	P	ERA	WHIP

Oakland Athletics @ California Angels

Anaheim Stadium, Anaheim, CA

Mon Jul 14 1980, 10:05 PM EDT

Att. 31,375 - Unknown

livebaseballscorecards.com

Batter	1	2	3	4	5	6	7	8	9	AB	R	H	RBI	BB	SO	LOB
Larry Harlow, L (1, 8) OBP: 0.388, SLG: 0.433	x 0-0 HR 1B 1B	B B B B 4-0 BB		B B B B 4-0 BB BB		x 0-0 G6-4-3 1-2f		x 0-0 4-3		3	1	1	0	2	0	2
Stan Cliburn, R (9, 2) OBP: 0.162, SLG: 0.222										0	0	0	0	0	0	0
Carney Lansford, R (1, 5) OBP: 0.327, SLG: 0.407	x 0-0 F5	x 0-0 6-3		B B B B 4-0 1-2 2-3 3-H BB		x 0-0 F9			x 0-0 F7	4	0	0	1	1	0	2
Rod Carew, L (1, 3) OBP: 0.395, SLG: 0.423	x 0-0 1-2 HR 1B		x 0-0 G6-3 1B	x 0-0 4-3			x 0-0 F7		x 0-0 3-1	5	1	2	0	0	0	3
Don Baylor, R (1, 9) OBP: 0.337, SLG: 0.327	x 0-0 F7		x 0-0 F9		x 0-0 1-3		x 0-0 6-3		S S S 0-3 K	5	0	0	0	0	1	3
Jason Thompson, L (1, 10) OBP: 0.365, SLG: 0.418	x 0-0 1-H 2-H HR		x 0-0 G6-3 1-2f		x 0-0 5-3 1B		x 0-0 1B			4	1	3	3	0	0	1
Joe Rudi, R (1, 7) OBP: 0.290, SLG: 0.453	x 0-0 1B			x 0-0 P3	x 0-0 5-3 1-2		x 0-0 5-3			4	0	1	0	0	0	2
Bobby Grich, R (1, 4) OBP: 0.383, SLG: 0.396	x 0-0 5-3			x 0-0 4-3 1B BB 1B	B B B B 4-0 BB			B B B B 4-0 BB		2	1	1	0	2	0	1
Bert Campaneris, R (1, 6) OBP: 0.217, SLG: 0.246		x 0-0 5-3		x 0-0 BB 4-3 1-2 1B	S S S 0-3 K			S S S 0-3 K		3	0	1	0	0	1	2
Rick Miller, L (8, PH) OBP: 0.332, SLG: 0.310 (9, 8)										1	0	0	0	0	1	1
Tom Donohue, R (1, 2) OBP: 0.208, SLG: 0.243		x 0-0 6-3		x 0-0 4-3 1-2 2-3		x 0-0 G6-4-3 1B		x 0-0 P3		3	0	1	0	0	0	2
Freddie Patek, R (8, PH) OBP: 0.319, SLG: 0.416 (9, 6)										1	0	0	0	0	0	1

Inning Stats	1	2	3	4	5	6	7	8	9		
	R: 3 H: 4 E: 0 LOB: 1 K: 0 BB: 0 S: 7 P: 7	R: 0 H: 0 E: 0 LOB: 1 K: 0 BB: 1 S: 3 P: 7	R: 0 H: 1 E: 0 LOB: 0 K: 0 BB: 0 S: 3 P: 3	R: 1 H: 2 E: 0 LOB: 3 K: 0 BB: 2 S: 5 P: 13	R: 0 H: 1 E: 0 LOB: 2 K: 1 BB: 1 S: 6 P: 10	R: 0 H: 1 E: 0 LOB: 0 K: 0 BB: 0 S: 3 P: 3	R: 0 H: 1 E: 0 LOB: 1 K: 0 BB: 0 S: 4 P: 4	R: 0 H: 0 E: 0 LOB: 1 K: 1 BB: 1 S: 5 P: 9	R: 0 H: 0 E: 0 LOB: 0 K: 1 BB: 0 S: 5 P: 5	1B: 9 SF: 0 2B: 0 SAC: 0 3B: 0 DP: 2 HR: 1 HBP: 0	WP: 0 PA: 40 PB: 0 SB: 0 CS: 0

PITCHER	IP	WLS	BF	H	R	ER	SO	BB	IBB	HBP	BLK	WP	HR	S	P	ERA	WHIP
Rick Langford, R (1, 1) ERA: 3.41	9.0	W	40	10	4	4	3	5	0	0	0	0	1	41	61	4.00	1.667

PITCHER	IP	WLS	BF	H	R	ER	SO	BB	IBB	HBP	BLK	WP	HR	S	P	ERA	WHIP

Batter	1	2	3	4	5	6	7	8	9	AB	R	H	RBI	BB	SO	LOB
Miguel Dilone, S (1, 7) OBP: 0.387, SLG: 0.422	SSS 0-3 ① K		x 0-0 ② CS 2-H 1B			x 0-0 ② F6		x 0-0 ② L1		4	0	1	1	0	1	1
Jorge Orta, L (1, 9) OBP: 0.419, SLG: 0.404	x 0-0 ② G3		0-0 ③ CS 1-2	x 0-0 ① 5-3		x 0-0 ③ F9		x 0-0 1-3 1B		4	0	1	0	0	0	0
Mike Hargrove, L (1, 3) OBP: 0.406, SLG: 0.414	x 0-0 ③ G3			x 0-0 G4-3 1B			x 0-0 FC6-4 1B	SSS 0-3 ③ K		4	0	2	0	0	1	2
Gary Alexander, R (1, 10) OBP: 0.272, SLG: 0.389		x 0-0 ① 6-3		x 0-0 ② ③ G4-3 1-2f			x 0-0 ① F6		x 0-0 ① F8	4	0	0	0	0	0	2
Toby Harrah, R (1, 5) OBP: 0.384, SLG: 0.372		x 0-0 ② F7			x 0-0 ① F2		x 0-0 ② FC6-4 1B 1-2f		x 0-0 ② 4-3	4	0	0	0	0	0	1
Bo Diaz, R (1, 2) OBP: 0.333, SLG: 0.447		x 0-0 ③ 6-3			SSS 0-3 ② K		x 0-0 FC6 1-3 1B		x 0-0 ③ F7	4	0	1	0	0	1	0
Rick Manning, L (1, 8) OBP: 0.332, SLG: 0.252			x 0-0 SH3 1B 1B		H 1-0 HBP		x 0-0 ③ FC6 1-2f			2	1	1	0	0	0	2
Jerry Dybzinski, R (1, 4) OBP: 0.250, SLG: 0.298			x 0-0 ① SH3 1-2		x 0-0 ③ F5			x 0-0 1B 1B		2	0	1	0	0	0	1
Tom Veryzer, R (1, 6) OBP: 0.307, SLG: 0.338			x 0-0 ② 5-3			x 0-0 ① 6-3		x 0-0 ① F8		3	0	0	0	0	0	2
Inning Stats	R: 0 H: 0 E: 0 LOB: 0 K: 1 BB: 0 S: 5 P: 5	R: 0 H: 0 E: 0 LOB: 0 K: 0 BB: 0 S: 3 P: 3	R: 1 H: 2 E: 0 LOB: 0 K: 0 BB: 0 S: 4 P: 4	R: 0 H: 1 E: 0 LOB: 0 K: 0 BB: 0 S: 3 P: 3	R: 0 H: 0 E: 0 LOB: 1 K: 1 BB: 0 S: 5 P: 6	R: 0 H: 0 E: 0 LOB: 0 K: 0 BB: 0 S: 3 P: 3	R: 0 H: 2 E: 0 LOB: 2 K: 0 BB: 0 S: 5 P: 5	R: 0 H: 2 E: 0 LOB: 2 K: 1 BB: 0 S: 7 P: 7	R: 0 H: 0 E: 0 LOB: 0 K: 0 BB: 0 S: 3 P: 3	1B: 7 SF: 0 2B: 0 SAC: 1 3B: 0 DP: 1 HR: 0 HBP: 1						WP: 0 PA: 34 PB: 0 SB: 0 CS: 1	

TOP

Cleveland Indians @ California Angels

Anaheim Stadium, Anaheim, CA

Tue Jul 15 1980, 10:05 PM EDT

Att. 22,951 - Unknown

livebaseballscorecards.com

AB	31
R	1
H	7
RBI	1
BB	0
SO	3
LOB	11

PITCHER		IP	WLS	BF	H	R	ER	SO	BB	IBB	HBP	BLK	WP	HR	S	P	ERA	WHIP
Frank Tanana, L ERA: 4.39	(1, 1)	8.0	W	30	7	1	1	3	0	0	1	0	0	0	35	36	1.12	0.875
John Montague, R ERA: 3.09	(9, 1)	1.0		3	0	0	0	0	0	0	0	0	0	0	3	3	0.00	0.000

PITCHER	IP	WLS	BF	H	R	ER	SO	BB	IBB	HBP	BLK	WP	HR	S	P	ERA	WHIP

Batter	1	2	3	4	5	6	7	8	9	AB	R	H	RBI	BB	SO	LOB
Rick Miller, L (1, 8) OBP: 0.338, SLG: 0.314	B B B B 4-0 BB BB		x 0-0 ① F6		x 0-0 1B 1B 1B 1B	x 0-0 FC6-4 1-3 1B		x 0-0 ③ F7		4	1	2	0	1	0	0
Carney Lansford, R (1, 5) OBP: 0.329, SLG: 0.407	B B B B 4-0 G6-4-3 1-2 BB		S S S 0-3 ② K		x 0-0 1B 1-2 1B	x 0-0 ② FC6-4 1-2f 3-H				3	1	1	1	1	1	1
Rod Carew, L (1, 3) OBP: 0.394, SLG: 0.421	S S S 0-3 ① K		x 0-0 ③ 6-3		x 0-0 1B 1-2 2-3 1B	x 0-0 ③ F7				4	1	1	0	0	1	3
Don Baylor, R (1, 7) OBP: 0.340, SLG: 0.327	x 0-0 ② ③ G6-4-3 1-2f		H 1-0 E 1B HBP	x 0-0 1B FC3 1-H 2-H 3-H 1B		x 0-0 ① 6-3				3	1	1	2	0	0	2
Jason Thompson, L (1, 10) OBP: 0.374, SLG: 0.422		B B B B 4-0 1B BB	x 0-0 1B 1-H FC6-4 1B	x 0-0 FC3 1-3 SF7-6-2 1B		B B B B 4-0 BB				2	2	2	1	2	0	0
Larry Harlow, L (1, 9) OBP: 0.385, SLG: 0.429		S S S 0-3 ① K	x 0-0 FC6-4 1-3 1B	x 0-0 ① FC3 1-3 SF7-6-2 3-H		S S S 0-3 ② K				4	0	1	0	0	2	4
Bobby Grich, R (1, 4) OBP: 0.381, SLG: 0.395		x 0-0 1-3 1B	S S S 0-3 ① K	x 0-0 ② ③ SF7-6-2 2-H 3-H		x 0-0 ③ 2-3				3	0	1	1	0	1	3
Freddie Patek, R (1, 6) OBP: 0.314, SLG: 0.409		S S S 0-3 ② K	x 0-0 ② FC6-4 WP 1-2f 3-H		x 0-0 ① F8		x 0-0 ① 4-3			4	0	0	1	0	1	3
Tom Donohue, R (1, 2) OBP: 0.209, SLG: 0.244		S S S 0-3 ③ K	x 0-0 ③ 5-3 1-2		x 0-0 1B FC6-4 1B		S S S 0-3 ② K			4	1	1	0	0	2	3
Inning Stats	R: 0 E: 0 K: 1 S: 4 H: 0 LOB: 1 BB: 2 P: 12	R: 0 E: 0 K: 3 S: 10 H: 1 LOB: 2 BB: 1 P: 14	R: 0 E: 0 K: 1 S: 5 H: 0 LOB: 0 BB: 0 P: 5	R: 2 E: 1 K: 1 S: 7 H: 2 LOB: 1 BB: 0 P: 8	R: 4 E: 0 K: 0 S: 7 H: 5 LOB: 0 BB: 0 P: 7	R: 1 E: 0 K: 0 S: 5 H: 2 LOB: 1 BB: 0 P: 5	R: 0 E: 0 K: 1 S: 5 H: 0 LOB: 1 BB: 1 P: 9	R: 0 E: 0 K: 1 S: 5 H: 0 LOB: 0 BB: 0 P: 5		1B: 10 2B: 1 3B: 0 HR: 0 SF: 1 SAC: 0 DP: 2 HBP: 1						

BOTTOM

Cleveland Indians @ California Angels

Anaheim Stadium, Anaheim, CA

Tue Jul 15 1980, 10:05 PM EDT

Att. 22,951 - Unknown

livebaseballscorecards.com

AB	31
R	7
H	10
RBI	6
BB	4
SO	8
LOB	19

WP: 1 PB: 0 SB: 0 CS: 0 PA: 37

PITCHER		IP	WLS	BF	H	R	ER	SO	BB	IBB	HBP	BLK	WP	HR	S	P	ERA	WHIP
John Denny, R ERA: 4.39	(1, 1)	5.1	L	28	10	7	7	6	3	0	1	0	1	0	36	49	11.81	2.438
Mike Stanton, R ERA: 5.33	(6, 1)	2.2		9	0	0	0	2	1	0	0	0	0	0	12	16	0.00	0.375

PITCHER	IP	WLS	BF	H	R	ER	SO	BB	IBB	HBP	BLK	WP	HR	S	P	ERA	WHIP

Batter	1	2	3	4	5	6	7	8	9	AB	R	H	RBI	BB	SO	LOB
Miguel Dilone, S (1, 10) OBP: 0.392, SLG: 0.431	0-0 ① 4-3			0-0 S 1B 1B	0-0 2B 3-H 2B	0-0 ③ 1-2 2-H 1B			0-0 ② L7	5	2	3	1	0	0	0
Jorge Orta, L (1, 9) OBP: 0.419, SLG: 0.407	0-0 ② F7			0-0 1B 1-H 2B 1B	0-0 2-H 2B		0-0 ① 4-3		S S S 0-3 ③ K	5	1	2	2	0	1	0
Mike Hargrove, L (1, 3) OBP: 0.407, SLG: 0.419	0-0 ③ 4-3			0-0 2B 2-3 SF8 1B	0-0 ② F9		0-0 2B			4	1	2	0	0	0	1
Toby Harrah, R (1, 5) OBP: 0.385, SLG: 0.375		S S S 0-3 ① K		0-0 SF8 1-3 SF9 3-H 2B	B B B 4-0 BB		0-0 ② 5-3			3	1	1	1	1	1	1
Ron Hassey, L (1, 2) OBP: 0.366, SLG: 0.403		S S S 0-3 ② K		0-0 ① SF8 2-3 3-H	0-0 ③ F8		S S S 0-3 ③ K			3	0	0	1	0	2	3
Jack Brohamer, L (1, 4) OBP: 0.348, SLG: 0.356		0-0 ③ 4-3		0-0 ② SF9 3-H		S S S 0-3 ① K		0-0 ① F9		3	0	0	1	0	1	0
Rick Manning, L (1, 8) OBP: 0.327, SLG: 0.248			0-0 ① 4-3	0-0 ③ 6-3		0-0 ② F6		0-0 ② 4-3		4	0	0	0	0	0	0
Alan Bannister, R (1, 7) OBP: 0.274, SLG: 0.272			0-0 ② G3		0-0 G3 2B 2B	B B B 4-0 E 1B BB		0-0 ③ 4-3		3	1	1	0	1	0	0
Tom Veryzer, R (1, 6) OBP: 0.304, SLG: 0.335 Jerry Dybzinski, R (5, 6) OBP: 0.246, SLG: 0.293			0-0 ③ L3		0-0 ① G3 2-3	0-0 E3 1B 1-2			0-0 ① 5-3	2 2	0 0	0 0	0 0	0 0	0 0	1 1
Inning Stats	R: 0 E: 0 K: 0 S: 3 H: 0 LOB: 0 BB: 0 P: 3	R: 0 E: 0 K: 2 S: 7 H: 0 LOB: 0 BB: 0 P: 7	R: 0 E: 0 K: 0 S: 3 H: 0 LOB: 0 BB: 0 P: 3	R: 4 E: 0 K: 0 S: 7 H: 4 LOB: 0 BB: 0 P: 7	R: 2 E: 0 K: 0 S: 6 H: 3 LOB: 2 BB: 1 P: 10	R: 0 E: 1 K: 1 S: 6 H: 1 LOB: 2 BB: 1 P: 10	R: 0 E: 0 K: 1 S: 6 H: 1 LOB: 1 BB: 0 P: 6	R: 0 E: 0 K: 0 S: 3 H: 0 LOB: 0 BB: 0 P: 3	R: 0 E: 0 K: 1 S: 5 H: 0 LOB: 0 BB: 0 P: 5	1B: 4 2B: 5 3B: 0 HR: 0	SF: 2 SAC: 0 DP: 0 HBP: 0						

TOP

Cleveland Indians @ California Angels

Anaheim Stadium, Anaheim, CA

Wed Jul 16 1980, 10:05 PM EDT

Att. 23,414 - Unknown

livebaseballscorecards.com

AB	34
R	6
H	9
RBI	6
BB	2
SO	5
LOB	7

PITCHER		IP	WLS	BF	H	R	ER	SO	BB	IBB	HBP	BLK	WP	HR	S	P	ERA	WHIP
Don Aase, R ERA: 4.09	(1, 1)	4.1	L	18	5	5	5	2	0	0	0	0	0	0	22	22	10.38	1.154
Andy Hassler, L ERA: 3.76	(5, 1)	3.2		17	4	1	1	2	2	0	0	0	0	0	19	27	2.46	1.636
Dave Lemanczyk, R ERA: 5.02	(9, 1)	1.0		3	0	0	0	1	0	0	0	0	0	0	5	5	0.00	0.000

PITCHER	IP	WLS	BF	H	R	ER	SO	BB	IBB	HBP	BLK	WP	HR	S	P	ERA	WHIP

Batter	1	2	3	4	5	6	7	8	9	AB	R	H	RBI	BB	SO	LOB
Rick Miller, L (1, 8) OBP: 0.340, SLG: 0.318	4-3		1-2 2-H 1B		1-H 1B			K		4	0	2	2	0	1	0
Carney Lansford, R (1, 5) OBP: 0.326, SLG: 0.401	K		K		K			F3		4	0	0	0	0	3	3
Rod Carew, L (1, 3) OBP: 0.389, SLG: 0.415	6-3		F8			E3 G6-4-3		3-1		4	0	0	0	0	0	2
Don Baylor, R (1, 7) OBP: 0.339, SLG: 0.325		6-3		CS 1B		G6-4-3 1-2f			F9	4	0	1	0	0	0	1
Jason Thompson, L (1, 10) OBP: 0.369, SLG: 0.416		F9		K 1-2		L7			F8	4	0	0	0	0	1	1
Larry Harlow, L (1, 9) OBP: 0.383, SLG: 0.424		6-3		F8			K		1B	4	0	1	0	0	1	0
Bobby Grich, R (1, 4) OBP: 0.382, SLG: 0.400			FC1-5 2B		F9		1B		6-3	2	0	1	0	0	0	0
Dickie Thon, R (7, 4) OBP: 0.309, SLG: 0.352										2	0	1	0	0	0	1
Freddie Patek, R (1, 6) OBP: 0.314, SLG: 0.405			1B FC1-5 HBP		K		F6			2	1	0	0	0	1	1
Tom Donohue, R (1, 2) OBP: 0.212, SLG: 0.242			FC1-5 1B 1-2 2-3f		WP 1B BB		L7			1	1	0	0	1	0	2
Joe Rudi, R (7, PH) OBP: 0.289, SLG: 0.451										1	0	0	0	0	0	1
Stan Cliburn, R (8, 2) OBP: 0.162, SLG: 0.222										0	0	0	0	0	0	0

Inning Stats	1	2	3	4	5	6	7	8	9	1B	SF	WP	PA
R	0	0	1	0	1	0	0	0	0	5	0	1	34
E	0	0	0	0	0	1	0	0	0	2B 2	SAC 0	PB 0	
K	1	0	1	1	2	0	1	1	0	3B 0	DP 2	SB 0	
S	5	3	7	5	8	3	6	5	4	HR 0	HBP 1	CS 1	
H	0	0	2	1	1	0	1	0	1				
LOB	0	0	2	0	1	0	1	0	1				
BB	0	0	0	0	1	0	1	0	0				
P	5	3	8	5	12	3	6	5	4				

PITCHER	IP	WLS	BF	H	R	ER	SO	BB	IBB	HBP	BLK	WP	HR	S	P	ERA	WHIP
Wayne Garland, R (1, 1) ERA: 3.59	9.0	W	34	6	2	2	7	1	0	1	0	1	0	46	51	2.00	0.778

PITCHER	IP	WLS	BF	H	R	ER	SO	BB	IBB	HBP	BLK	WP	HR	S	P	ERA	WHIP

BOTTOM

Cleveland Indians @ California Angels

Anaheim Stadium, Anaheim, CA

Wed Jul 16 1980, 10:05 PM EDT

Att. 23,414 - Unknown

livebaseballscorecards.com

AB	32
R	2
H	6
RBI	2
BB	1
SO	7
LOB	12

Cleveland Indians @ California Angels

Anaheim Stadium, Anaheim, CA

Thu Jul 17 1980, 10:05 PM EDT

Att. 22,796 - Unknown

TOP

livebaseballscorecards.com

Batter	1	2	3	4	5	6	7	8	9	AB	R	H	RBI	BB	SO	LOB
Miguel Dilone, S (1, 7) OBP: 0.392, SLG: 0.435	S 3B 1B	CS 1-2	4-3		1B 2B		L5	1-3 2-3		5	2	2	0	0	0	1
Jorge Orta, L (1, 9) OBP: 0.419, SLG: 0.414	1-H 3B		6-3		F8		1B 2B 1B	F8		5	1	2	1	0	0	2
Mike Hargrove, L (1, 3) OBP: 0.407, SLG: 0.415	BB		F9		1B BB		F7		F8	3	0	0	0	2	0	1
Toby Harrah, R (1, 5) OBP: 0.388, SLG: 0.379	F2			F7	1-3 2-H 1B		1-2 2B 1B		G4-6-3 1B	5	1	3	1	0	0	2
Ron Hassey, L (1, 2) OBP: 0.367, SLG: 0.408	K			1B 1B	4-3		1-H 2-H 2B		G4-6-3 1-2f	5	0	2	2	0	1	5
Gary Gray, R (1, 10) OBP: 0.750, SLG: 1.667	F8			1-2 1B		HR	IBB			3	1	2	1	1	0	2
Jack Brohamer, L (1, 4) OBP: 0.336, SLG: 0.343		F7		F4	F8	F8	F6			4	0	0	0	0	0	4
Rick Manning, L (1, 8) OBP: 0.330, SLG: 0.249		CS BB		F7	F8	F8		1-3 SH1-4 1B		3	0	1	0	1	0	2
Jerry Dybzinski, R (1, 6) OBP: 0.241, SLG: 0.286		F8			F8	6-3		SH1-4 1-2		3	0	0	0	0	0	1
Inning Stats	R: 1 E: 0 K: 1 S: 7 H: 2 LOB: 2 BB: 1 P: 11	R: 0 E: 0 K: 0 S: 2 H: 0 LOB: 0 BB: 1 P: 6	R: 0 E: 0 K: 0 S: 3 H: 0 LOB: 0 BB: 0 P: 3	R: 0 E: 0 K: 0 S: 5 H: 2 LOB: 2 BB: 0 P: 5	R: 1 E: 0 K: 0 S: 5 H: 2 LOB: 2 BB: 1 P: 9	R: 1 E: 0 K: 0 S: 4 H: 1 LOB: 0 BB: 0 P: 4	R: 2 E: 0 K: 0 S: 6 H: 3 LOB: 2 BB: 1 P: 10	R: 0 E: 0 K: 0 S: 4 H: 1 LOB: 1 BB: 0 P: 4	R: 0 E: 0 K: 0 S: 3 H: 1 LOB: 0 BB: 0 P: 3	1B: 8 2B: 2 3B: 1 HR: 1	SF: 0 SAC: 1 DP: 1 HBP: 0						

	AB	36
	R	5
	H	12
	RBI	5
	BB	4
	SO	1
	LOB	20

WP: 0 PB: 0 SB: 1 CS: 1 PA: 42

PITCHER	IP	WLS	BF	H	R	ER	SO	BB	IBB	HBP	BLK	WP	HR	S	P	ERA	WHIP
Chris Knapp, R (1, 1) ERA: 6.13	6.0	L	27	7	3	3	1	3	0	0	0	0	1	26	38	4.50	1.667
Dave LaRoche, L (7, 1) ERA: 3.32	1.0		7	3	2	2	0	0	1	0	0	0	0	6	10	18.00	3.000
John Montague, R (8, 1) ERA: 2.96	2.0		7	2	0	0	0	0	0	0	0	0	0	7	7	0.00	1.000

PITCHER	IP	WLS	BF	H	R	ER	SO	BB	IBB	HBP	BLK	WP	HR	S	P	ERA	WHIP

Batter	1	2	3	4	5	6	7	8	9	AB	R	H	RBI	BB	SO	LOB
Rick Miller, L (1, 8) OBP: 0.339, SLG: 0.313	K		1-3			BB, 1B, SF8		F8		3	1	0	0	1	1	1
Dickie Thon, R (1, 4) OBP: 0.307, SLG: 0.349	K			E4		SF8, BB, SF7		6-3		4	1	1	0	0	1	0
Rod Carew, L (1, 3) OBP: 0.390, SLG: 0.415	1B			F9		S		F6		3	0	1	0	1	0	1
Don Baylor, R (1, 9) OBP: 0.337, SLG: 0.325	5-3			CS, 1B		SF8			F9	3	0	1	1	0	0	1
Jason Thompson, L (1, 10) OBP: 0.367, SLG: 0.412		K		K		SF7			2B	2	1	0	1	1	2	2
Carney Lansford, R (1, 5) OBP: 0.322, SLG: 0.396		6-3			K2-3	G3			K	4	0	0	0	0	2	2
Joe Rudi, R (1, 7) OBP: 0.289, SLG: 0.452		F9			F8		4-3		2B	4	0	1	1	0	0	0
Freddie Patek, R (1, 6) OBP: 0.317, SLG: 0.411			CS, 1B		2B		F6		F6	4	0	2	0	0	0	1
Stan Cliburn, R (1, 2) OBP: 0.150, SLG: 0.205			K		F8		5-3			3	0	0	0	0	1	2
Inning Stats	R: 0 H: 1 E: 0 LOB: 1 K: 2 BB: 0 S: 8 P: 8	R: 0 H: 0 E: 0 LOB: 0 K: 1 BB: 0 S: 5 P: 5	R: 0 H: 1 E: 0 LOB: 0 K: 1 BB: 0 S: 5 P: 5	R: 0 H: 1 E: 1 LOB: 2 K: 1 BB: 0 S: 6 P: 6	R: 0 H: 1 E: 0 LOB: 1 K: 1 BB: 0 S: 6 P: 6	R: 2 H: 1 E: 0 LOB: 1 K: 0 BB: 2 S: 4 P: 12	R: 0 H: 0 E: 0 LOB: 0 K: 0 BB: 0 S: 3 P: 3	R: 0 H: 0 E: 0 LOB: 0 K: 0 BB: 0 S: 3 P: 3	R: 1 H: 1 E: 0 LOB: 1 K: 1 BB: 1 S: 6 P: 10	1B: 4 SF: 2 2B: 3 SAC: 0 3B: 0 DP: 1 HR: 0 HBP: 0						

PITCHER	IP	WLS	BF	H	R	ER	SO	BB	IBB	HBP	BLK	WP	HR	S	P	ERA	WHIP
Len Barker, R (1, 1) ERA: 4.74	9.0	W	35	6	3	3	7	3	0	0	0	0	0	46	58	3.00	1.000

PITCHER	IP	WLS	BF	H	R	ER	SO	BB	IBB	HBP	BLK	WP	HR	S	P	ERA	WHIP

BOTTOM

Cleveland Indians @ California Angels

Anaheim Stadium, Anaheim, CA

Thu Jul 17 1980, 10:05 PM EDT

Att. 22,796 - Unknown

livebaseballscorecards.com

AB	30
R	3
H	6
RBI	3
BB	3
SO	7
LOB	10

Batter	1	2	3	4	5	6	7	8	9	AB	R	H	RBI	BB	SO	LOB
Alfredo Griffin, S (1, 6) OBP: 0.272, SLG: 0.338	4-3		FC3-6 1-2f		SF8 3-H		G5-4-3 1-2f 2-3		K	4	1	0	1	0	1	5
Damaso Garcia, R (1, 4) OBP: 0.298, SLG: 0.418	5-3		1B 1-2		FC1-6 1-2f		K		P5	5	0	1	0	0	1	4
John Mayberry, L (1, 3) OBP: 0.363, SLG: 0.480	L3		1-3 2-H		G3			K	F8	5	0	1	1	0	1	3
Otto Velez, R (1, 10) OBP: 0.385, SLG: 0.538		6-3	K			HR		BB E		3	1	1	1	1	1	2
Roy Howell, L (1, 5) OBP: 0.323, SLG: 0.391		K		4-3		4-3		K		4	0	0	0	0	2	1
Al Woods, L (1, 7) OBP: 0.358, SLG: 0.455		1B		G3		G1		E6 1-2		4	0	1	0	0	0	1
Lloyd Moseby, L (1, 9) OBP: 0.267, SLG: 0.338		F8		P3		6-3		F8		3	0	0	0	0	0	1
Doug Ault, R (8, PH) OBP: 0.280, SLG: 0.244										1	0	0	0	0	0	2
Bob Bailor, R (8, 9) OBP: 0.297, SLG: 0.259										0	0	0	0	0	0	0
Barry Bonnell, R (1, 8) OBP: 0.313, SLG: 0.417			6-3		SF8 2B		G5-4-3 1B		1B	4	1	3	0	0	0	0
Ernie Whitt, L (1, 2) OBP: 0.298, SLG: 0.336			FC3-6 1B		FC1-6 2-3 1B		G5-4-3 1-2 1B		1B 1-2	4	0	4	0	0	0	0
Inning Stats	R: 0 E: 0 K: 0 S: 3 H: 0 LOB: 0 BB: 0 P: 3	R: 0 E: 0 K: 1 S: 6 H: 1 LOB: 1 BB: 0 P: 6	R: 1 E: 0 K: 1 S: 8 H: 3 LOB: 2 BB: 0 P: 8	R: 0 E: 0 K: 0 S: 3 H: 0 LOB: 0 BB: 0 P: 3	R: 1 E: 0 K: 0 S: 5 H: 2 LOB: 1 BB: 0 P: 5	R: 1 E: 0 K: 0 S: 4 H: 1 LOB: 0 BB: 0 P: 4	R: 0 E: 0 K: 1 S: 6 H: 2 LOB: 1 BB: 0 P: 6	R: 0 E: 1 K: 2 S: 8 H: 0 LOB: 2 BB: 1 P: 12	R: 0 E: 0 K: 1 S: 7 H: 2 LOB: 2 BB: 0 P: 7	1B: 9 2B: 1 3B: 0 HR: 1 SF: 1 SAC: 0 DP: 1 HBP: 0	WP: 0 PB: 0 SB: 0 CS: 0 PA: 39					

PITCHER		IP	WLS	BF	H	R	ER	SO	BB	IBB	HBP	BLK	WP	HR	S	P	ERA	WHIP
Ed Halicki, R ERA: 4.24	(1, 1)	5.0	W	21	6	2	2	2	0	0	0	0	0	0	25	25	3.60	1.200
Andy Hassler, L ERA: 3.7	(6, 1)	3.0		15	5	1	1	3	1	0	0	0	0	1	20	24	3.00	2.000
Mark Clear, R ERA: 3.49	(9, 1)	1.0	S	3	0	0	0	1	0	0	0	0	0	0	5	5	0.00	0.000

PITCHER	IP	WLS	BF	H	R	ER	SO	BB	IBB	HBP	BLK	WP	HR	S	P	ERA	WHIP

TOP

Toronto Blue Jays @ California Angels

Anaheim Stadium, Anaheim, CA

Fri Jul 18 1980, 10:05 PM EDT

Att. 23,866 - Unknown

livebaseballscorecards.com

AB	37
R	3
H	11
RBI	3
BB	1
SO	6
LOB	19

Batter	1	2	3	4	5	6	7	8	9	AB	R	H	RBI	BB	SO	LOB
Rick Miller, L (1, 8) OBP: 0.341, SLG: 0.310	BBBB 4-0 1-3 BB	BBBB 4-0 BB 3B BB		x 0-0 ① F7			x 0-0 ① 1-3			2	1	0	0	2	0	0
Carney Lansford, R (1, 5) OBP: 0.321, SLG: 0.392	x 0-0 ① 1-3 1-2	BBBB 4-0 3B 1-2 2-3 BB		x 0-0 ② F8			x 0-0 ② F3			3	1	0	0	1	0	1
Rod Carew, L (1, 3) OBP: 0.389, SLG: 0.419	x 0-0 ② F7	x 0-0 1B 1-H 2-H 3-H 3B		x 0-0 ③ L4			x 0-0 ③ G3			4	1	1	3	0	0	1
Don Baylor, R (1, 9) OBP: 0.340, SLG: 0.325 Larry Harlow, L (9, 9) OBP: 0.383, SLG: 0.424	H 1-0 HBP	x 0-0 2-3 3-H 1B			x 0-0 ① 6-3			x 0-0 ① 6-3		3 0	0 0	1 0	1 0	0 0	0 0	0 0
Jason Thompson, L (1, 10) OBP: 0.362, SLG: 0.406	x 0-0 ③ G3	x 0-0 ② 2-3 1-2			x 0-0 ② 4-3			SSS 0-3 ② K		4	0	0	0	0	1	3
Joe Rudi, R (1, 7) OBP: 0.292, SLG: 0.453		x 0-0 SH2-4 BB E 1B x 0-0 ③ F9			x 0-0 ③ G3			x 0-0 1B		4	1	2	0	0	0	1
Bobby Grich, R (1, 4) OBP: 0.386, SLG: 0.403		BBBB 4-0 SH2-4 1-2 E BB	x 0-0 G6-3 1B			x 0-0 ① F8		x 0-0 1-2 1B		3	1	2	0	1	0	0
Freddie Patek, R (1, 6) OBP: 0.313, SLG: 0.406		x 0-0 ① SH2-4 1-2 2-3	x 0-0 ① ② G6-3 1-2f			x 0-0 ② 6-3		x 0-0 ③ 6-3		3	0	0	0	0	0	3
Stan Cliburn, R (1, 2) OBP: 0.163, SLG: 0.214		x 0-0 E8 BB 3B 2-H 3-H 1B	x 0-0 ③ L5			x 0-0 ③ F7				3	1	1	2	0	0	0
Inning Stats	R: 0 H: 0 E: 0 LOB: 2 K: 0 BB: 1 S: 3 P: 8	R: 6 H: 4 E: 1 LOB: 1 K: 0 BB: 3 S: 7 P: 19	R: 0 H: 1 E: 0 LOB: 0 K: 0 BB: 0 S: 3 P: 3	R: 0 H: 0 E: 0 LOB: 0 K: 0 BB: 0 S: 3 P: 3	R: 0 H: 0 E: 0 LOB: 0 K: 0 BB: 0 S: 3 P: 3	R: 0 H: 0 E: 0 LOB: 0 K: 0 BB: 0 S: 3 P: 3	R: 0 H: 0 E: 0 LOB: 0 K: 0 BB: 0 S: 3 P: 3	R: 0 H: 2 E: 0 LOB: 2 K: 1 BB: 0 S: 7 P: 7		1B: 6 SF: 0 2B: 0 SAC: 1 3B: 1 DP: 1 HR: 0 HBP: 1						

BOTTOM

Toronto Blue Jays @ California Angels

Anaheim Stadium, Anaheim, CA

Fri Jul 18 1980, 10:05 PM EDT

Att. 23,866 - Unknown

livebaseballscorecards.com

AB	29
R	6
H	7
RBI	6
BB	4
SO	1
LOB	9

PITCHER		IP	WLS	BF	H	R	ER	SO	BB	IBB	HBP	BLK	WP	HR	S	P	ERA	WHIP
Jack Kucek, R ERA: 4.3	(1, 1)	1.1	L	11	2	5	5	0	4	0	1	0	0	0	6	23	33.75	4.500
Tom Buskey, R ERA: 3.88	(2, 1)	5.2		19	3	1	1	0	0	0	0	0	0	0	19	19	1.59	0.529
Joey McLaughlin, R ERA: 4.73	(8, 1)	1.0		5	2	0	0	1	0	0	0	0	0	0	7	7	0.00	2.000

PITCHER	IP	WLS	BF	H	R	ER	SO	BB	IBB	HBP	BLK	WP	HR	S	P	ERA	WHIP

Batter	1	2	3	4	5	6	7	8	9	AB	R	H	RBI	BB	SO	LOB
Alfredo Griffin, S (1, 6) OBP: 0.277, SLG: 0.340	0-0 S 3B 1B		BBBB 4-0 CS BB			0-0 E6 G3 SH1-4	0-0 F9 ③		0-0 2-3 1B	4	1	2	0	1	0	2
Al Woods, L (1, 7) OBP: 0.357, SLG: 0.460	0-0 1-H 4-3 3B		0-0 ① F7			0-0 ① SH1-4 1-2		0-0 ① 4-3	0-0 ③ F9	4	1	1	1	0	0	3
John Mayberry, L (1, 3) OBP: 0.358, SLG: 0.473	0-0 ① 4-3 3-H		0-0 ② L9			0-0 ② G3 2-3		0-0 ② 4-3		4	0	0	1	0	0	2
Otto Velez, R (1, 10) OBP: 0.386, SLG: 0.536	0-0 ② 4-3		0-0 ③ CS 1-2	0-0 8-3 1B		0-0 ③ L9		BBBB 4-0 BB		3	0	1	0	1	0	1
Roy Howell, L (1, 5) OBP: 0.319, SLG: 0.386	SSS 0-3 ③ K			0-0 ① F6			0-0 ① F5	0-0 ③ G3		4	0	0	0	0	1	2
Damaso Garcia, R (1, 4) OBP: 0.297, SLG: 0.419		0-0 ① P3		0-0 ②③ 8-3 1-2f			0-0 ② 4-3		0-0 E9 1B 2B	4	1	1	0	0	0	1
Lloyd Moseby, L (1, 9) OBP: 0.268, SLG: 0.360 Bob Bailor, R (7, 9) OBP: 0.297, SLG: 0.259 Steve Braun, L (9, PH) OBP: 0.138, SLG: 0.074 Joe Cannon, L (9, 9) OBP: 0.080, SLG: 0.080		0-0 ② F5			0-0 ① F6		0-0 HR		SSS 0-3 ① K	3 0 1 0	1 0 0 0	1 0 0 0	1 0 0 0	0 0 1 0	0 0 0 0	0 0 1 0
Barry Bonnell, R (1, 8) OBP: 0.316, SLG: 0.430		0-0 HR			0-0 ② 1-3		0-0 E6 1B		0-0 1B S 3-H 1B	4	1	2	2	0	0	0
Ernie Whitt, L (1, 2) OBP: 0.296, SLG: 0.333		0-0 ③ 4-3			0-0 ③ 3-1		0-0 1-3 1B		0-0 ② F3 1-2	4	0	1	0	0	0	1
Inning Stats	R: 2 E: 0 K: 1 S: 7 H: 2 LOB: 0 BB: 0 P: 7	R: 1 E: 0 K: 0 S: 4 H: 1 LOB: 0 BB: 0 P: 4	R: 0 E: 0 K: 0 S: 2 H: 0 LOB: 0 BB: 1 P: 6	R: 0 E: 0 K: 0 S: 3 H: 1 LOB: 0 BB: 0 P: 3	R: 0 E: 0 K: 0 S: 3 H: 0 LOB: 0 BB: 0 P: 3	R: 0 E: 1 K: 0 S: 4 H: 0 LOB: 1 BB: 0 P: 4	R: 1 E: 1 K: 0 S: 6 H: 2 LOB: 2 BB: 0 P: 6	R: 0 E: 0 K: 0 S: 3 H: 0 LOB: 1 BB: 1 P: 7	R: 1 E: 1 K: 1 S: 8 H: 3 LOB: 2 BB: 0 P: 8	1B: 5 2B: 2 3B: 1 HR: 2	SF: 0 SAC: 1 DP: 1 HBP: 0						

TOP

Toronto Blue Jays @ California Angels

Anaheim Stadium, Anaheim, CA

Sat Jul 19 1980, 10:05 PM EDT

Att. 35,221 - Unknown

livebaseballscorecards.com

AB	35
R	5
H	9
RBI	5
BB	2
SO	2
LOB	13

WP: 0 PB: 0 SB: 2 CS: 1 PA: 39

PITCHER		IP	WLS	BF	H	R	ER	SO	BB	IBB	HBP	BLK	WP	HR	S	P	ERA	WHIP
Freddie Martinez, R ERA: 5.37	(1, 1)	6.2		27	6	4	4	1	1	0	0	0	0	2	28	32	5.40	1.050
John Montague, R ERA: 3.06	(7, 1)	1.1	L	6	1	1	1	0	1	0	0	0	0	0	5	9	6.75	1.500
Mark Clear, R ERA: 3.43	(9, 1)	1.0		5	2	0	0	1	0	0	0	0	0	0	7	7	0.00	2.000

PITCHER	IP	WLS	BF	H	R	ER	SO	BB	IBB	HBP	BLK	WP	HR	S	P	ERA	WHIP

Batter	1	2	3	4	5	6	7	8	9	AB	R	H	RBI	BB	SO	LOB
Rick Miller, L (1, 8) OBP: 0.339, SLG: 0.308	0-0 1B E 4-3 1B	0-0 ② F9		0-0 ① 4-3 3-H		0-0 ③ 4-3		0-0 ③ 4-3		5	1	1	1	0	0	2
Dickie Thon, R (1, 5) OBP: 0.303, SLG: 0.342	0-0 FC2 4-3 1B 1-2	0-0 BB 1-2 2-H 1B		0-0 ② 5-3			0-0 ① F7		0-0 ① F4	5	0	1	1	0	0	1
Rod Carew, L (1, 3) OBP: 0.395, SLG: 0.421	0-0 4-3 1-2 2-3 1B	B B B 4-0 1-2 2-3 BB		0-0 1B			B B B 4-0 1B BB		0-0 ② 6-3	3	0	2	0	2	0	0
Don Baylor, R (1, 9) OBP: 0.337, SLG: 0.322	0-0 ① 4-3 1-2 2-3 3-H	0-0 ③ F7		0-0 ③ 5-3			0-0 ② F7		0-0 1B	5	0	1	1	0	0	7
Jason Thompson, L (1, 10) OBP: 0.360, SLG: 0.402	S S S 0-3 ② K		0-0 ① F8		0-0 ① G3		0-0 1-2 1B		S S S 0-3 ③ K	5	0	1	0	0	2	3
Joe Rudi, R (1, 7) OBP: 0.288, SLG: 0.447	S S S 0-3 ③ K		0-0 ② 6-3		S S S 0-3 ② K		S S S 0-3 ③ K			4	0	0	0	0	3	4
Bobby Grich, R (1, 4) OBP: 0.388, SLG: 0.414		0-0 ① F8	B B B 4-0 BB		0-0 ③ 5-3			0-0 HR		3	1	1	1	1	0	0
Freddie Patek, R (1, 6) OBP: 0.312, SLG: 0.401		B B B B 4-0 BB 1B BB	0-0 ③ 5-3			0-0 ① 1-3		0-0 ① 4-3		3	1	0	0	1	0	1
Stan Cliburn, R (1, 2) OBP: 0.191, SLG: 0.222		B B B B 4-0 BB 1B 1-2 BB		0-0 E9 4-3 1B		S S S 0-3 ② K		0-0 ② 4-3		3	1	1	0	1	1	0
Inning Stats	R: 1 E: 1 K: 2 S: 10 H: 2 LOB: 2 BB: 0 P: 10	R: 1 E: 0 K: 0 S: 4 H: 1 LOB: 3 BB: 3 P: 16	R: 0 E: 0 K: 0 S: 3 H: 0 LOB: 1 BB: 1 P: 7	R: 1 E: 1 K: 0 S: 5 H: 2 LOB: 1 BB: 0 P: 5	R: 0 E: 0 K: 1 S: 5 H: 0 LOB: 0 BB: 0 P: 5	R: 0 E: 0 K: 1 S: 5 H: 0 LOB: 0 BB: 0 P: 5	R: 0 E: 0 K: 1 S: 6 H: 1 LOB: 2 BB: 1 P: 10	R: 1 E: 0 K: 0 S: 4 H: 1 LOB: 0 BB: 0 P: 4	R: 0 E: 0 K: 1 S: 6 H: 1 LOB: 1 BB: 0 P: 6	1B: 7 2B: 0 3B: 0 HR: 1 SF: 0 SAC: 0 DP: 0 HBP: 0							

PITCHER	IP	WLS	BF	H	R	ER	SO	BB	IBB	HBP	BLK	WP	HR	S	P	ERA	WHIP
Jim Clancy, R (1, 1) ERA: 3.02	9.0	W	41	8	4	2	6	5	0	0	0	0	1	48	68	2.00	1.444

PITCHER	IP	WLS	BF	H	R	ER	SO	BB	IBB	HBP	BLK	WP	HR	S	P	ERA	WHIP

BOTTOM

Toronto Blue Jays @ California Angels

Anaheim Stadium, Anaheim, CA

Sat Jul 19 1980, 10:05 PM EDT

Att. 35,221 - Unknown

livebaseballscorecards.com

AB	36
R	4
H	8
RBI	4
BB	5
SO	6
LOB	18

1B: 7	SF: 0	WP: 0	PA: 41
2B: 0	SAC: 0	PB: 0	
3B: 0	DP: 0	SB: 0	
HR: 1	HBP: 0	CS: 0	

Batter	1	2	3	4	5	6	7	8	9	10	AB	R	H	RBI	BB	SO	LOB
Alfredo Griffin, S (1, 6) OBP: 0.278, SLG: 0.341	K2-3		FC2-5 1-2 1B		1B		K			F7	5	0	2	0	0	2	0
Al Woods, L (1, 7) OBP: 0.365, SLG: 0.483	1B 2B		FC2-5 1-2 2-3f		HR			L7 SH1-3 1B		1B 1B	5	3	4	1	0	0	2
John Mayberry, L (1, 3) OBP: 0.357, SLG: 0.470	F4		F4		F5			SH1-3 1-2		BB 1-3 1B	4	0	1	0	0	0	3
Joe Cannon, L (10, PR) OBP: 0.080, SLG: 0.080											0	1	0	0	0	0	0
Doug Ault, R (10, 3) OBP: 0.280, SLG: 0.244											0	0	0	0	0	0	0
Otto Velez, R (1, 10) OBP: 0.387, SLG: 0.531	2-H 1B		K		K			L7 2-3		FC6-4 1-2 PB 1B BB	4	1	1	1	1	2	3
Barry Bonnell, R (1, 8) OBP: 0.317, SLG: 0.430	1-3			FC2-6 1B		F7		K		FC6-4 1-2 2-H 3-H 1B	5	0	2	2	0	1	2
Roy Howell, L (1, 5) OBP: 0.320, SLG: 0.384		K		FC2-6 1B 1-2f		G6-4-3 HBP			E8 1B	FC6-4 PB 1-2f 2-3	4	1	1	0	0	1	3
Damaso Garcia, R (1, 4) OBP: 0.296, SLG: 0.415	K			P3		G6-4-3 1-2f			CS S 1B 3-H	K FC6-4 1-2 3-H	5	0	1	1	0	2	3
Bob Bailor, R (1, 9) OBP: 0.294, SLG: 0.257	5-3			S 1-3 1B			5-3		K	FC6-4 1-2f	5	0	1	0	0	1	3
Bob Davis, R (1, 2) OBP: 0.263, SLG: 0.333			FC2-5 1B 1B	G3 1-2			6-3		K 1-3		4	0	1	0	0	1	3

Inning Stats										
	R: 1 H: 2 E: 0 LOB: 1 K: 1 BB: 0 S: 7 P: 7	R: 0 H: 0 E: 0 LOB: 0 K: 2 BB: 0 S: 7 P: 7	R: 0 H: 2 E: 0 LOB: 2 K: 1 BB: 0 S: 7 P: 7	R: 0 H: 2 E: 0 LOB: 2 K: 0 BB: 0 S: 5 P: 5	R: 1 H: 2 E: 0 LOB: 0 K: 1 BB: 0 S: 6 P: 6	R: 0 H: 0 E: 0 LOB: 0 K: 0 BB: 0 S: 2 P: 3	R: 0 H: 0 E: 0 LOB: 0 K: 1 BB: 0 S: 5 P: 5	R: 0 H: 1 E: 0 LOB: 1 K: 1 BB: 0 S: 6 P: 6	R: 1 H: 2 E: 1 LOB: 0 K: 2 BB: 0 S: 8 P: 8	R: 3 H: 3 E: 0 LOB: 2 K: 1 BB: 1 S: 9 P: 13

PITCHER		IP	WLS	BF	H	R	ER	SO	BB	IBB	HBP	BLK	WP	HR	S	P	ERA	WHIP
Frank Tanana, L ERA: 4.22	(1, 1)	8.0		34	11	3	2	7	0	0	1	0	0	1	47	48	2.25	1.375
Mark Clear, R ERA: 3.65	(9, 1)	1.1	L	7	3	3	2	2	1	0	0	0	0	0	10	14	13.50	3.000
Andy Hassler, L ERA: 3.64	(10, 1)	0.2		3	0	0	0	1	0	0	0	0	0	0	5	5	0.00	0.000

PITCHER	IP	WLS	BF	H	R	ER	SO	BB	IBB	HBP	BLK	WP	HR	S	P	ERA	WHIP

TOP

Toronto Blue Jays @ California Angels

Anaheim Stadium, Anaheim, CA

Sun Jul 20 1980, 6:33 AM EDT

Att. 23,903 - Unknown

livebaseballscorecards.com

AB	41
R	6
H	14
RBI	5
BB	1
SO	10
LOB	22

1B: 12	SF: 0	WP: 0	PA: 44
2B: 1	SAC: 1	PB: 1	
3B: 0	DP: 1	SB: 2	
HR: 1	HBP: 1	CS: 1	

Batter	1	2	3	4	5	6	7	8	9	10	AB	R	H	RBI	BB	SO	LOB
Dickie Thon, R (1, 10) OBP: 0.298, SLG: 0.336	F7		K		1B 3-H			G1-6-3 1-2f		L5	5	0	1	1	0	1	3
Rod Carew, L (1, 3) OBP: 0.392, SLG: 0.418	1B 2B		1-3			G3		K		FC4-6 1-2f	5	1	1	0	0	1	2
Carney Lansford, R (1, 5) OBP: 0.317, SLG: 0.388	F8			6-3		K			F9		4	0	0	0	0	1	1
Don Baylor, R (1, 9) OBP: 0.337, SLG: 0.328 Larry Harlow, L (9, PH) OBP: 0.381, SLG: 0.422 (10, 9)	2B 1-H			F7		F7			K		3 1	0 0	1 0	1 0	0 0	0 1	0 0
Joe Rudi, R (1, 7) OBP: 0.294, SLG: 0.457		6-3		HR			SH3-4 BB		1B BB		2	1	1	1	2	0	0
Bobby Grich, R (1, 4) OBP: 0.387, SLG: 0.413		K		5-3			SH3-4 1-2		1B 1-2		3	0	1	0	0	1	0
Bobby Clark, R (1, 8) OBP: 0.225, SLG: 0.288 Rick Miller, L (7, PH) OBP: 0.340, SLG: 0.306 (8, 8)	F7				5-3		G5-4-3 IBB		K		2 1	0 0	0 0	0 0	0 1	0 1	0 2
Bert Campaneris, R (1, 6) OBP: 0.234, SLG: 0.279			SH3 1B		L9 2B		G5-4-3 1-2f			K	4	1	2	0	0	1	2
Dan Whitmer, R (1, 2) OBP: 0.500, SLG: 0.500 Jason Thompson, L (10, PH) OBP: 0.362, SLG: 0.402			SH3 1-2		L9 2-3			G1-6-3 1B		FC4-6 BB	2 0	0 0	1 0	0 0	0 1	0 0	1 0
Inning Stats	R: 1 H: 2 E: 0 LOB: 1 K: 0 BB: 0 S: 4 P: 4	R: 0 H: 0 E: 0 LOB: 0 K: 1 BB: 0 S: 5 P: 5	R: 0 H: 1 E: 0 LOB: 1 K: 1 BB: 0 S: 6 P: 6	R: 1 H: 1 E: 0 LOB: 0 K: 0 BB: 0 S: 4 P: 4	R: 1 H: 2 E: 0 LOB: 1 K: 0 BB: 0 S: 4 P: 4	R: 0 H: 0 E: 0 LOB: 0 K: 1 BB: 0 S: 5 P: 5	R: 0 H: 0 E: 0 LOB: 1 K: 0 BB: 2 S: 2 P: 10	R: 0 H: 1 E: 0 LOB: 0 K: 1 BB: 0 S: 5 P: 5	R: 0 H: 1 E: 0 LOB: 2 K: 2 BB: 1 S: 8 P: 12	R: 0 H: 0 E: 0 LOB: 1 K: 1 BB: 1 S: 5 P: 9	1B: 5 SF: 0 2B: 2 SAC: 2 3B: 0 DP: 2 HR: 1 HBP: 0						WP: 0 PA: 38 PB: 0 SB: 0 CS: 0

PITCHER		IP	WLS	BF	H	R	ER	SO	BB	IBB	HBP	BLK	WP	HR	S	P	ERA	WHIP
Balor Moore, L ERA: 5.74	(1, 1)	6.0		23	6	3	3	3	1	0	0	0	0	1	28	32	4.50	1.167
Joey McLaughlin, R ERA: 4.46	(7, 1)	4.0	W	15	2	0	0	4	2	1	0	0	0	0	20	32	0.00	1.000

PITCHER	IP	WLS	BF	H	R	ER	SO	BB	IBB	HBP	BLK	WP	HR	S	P	ERA	WHIP

BOTTOM

Toronto Blue Jays @ California Angels

Anaheim Stadium, Anaheim, CA

Sun Jul 20 1980, 6:33 AM EDT

Att. 23,903 - Unknown

livebaseballscorecards.com

AB	32
R	3
H	8
RBI	3
BB	4
SO	7
LOB	11

Detroit Tigers @ California Angels

Anaheim Stadium, Anaheim, CA

Mon Jul 21 1980, 10:05 PM EDT

Att. 24,594 - Unknown

TOP

livebaseballscorecards.com

Batter	1	2	3	4	5	6	7	8	9	AB	R	H	RBI	BB	SO	LOB
Rick Peters, S (1, 8) OBP: 0.399, SLG: 0.417	4-3		F7		1B HR 1B 2-H	1B 2B 2-H 3-H	F8			5	2	2	3	0	0	1
Alan Trammell, R (1, 6) OBP: 0.381, SLG: 0.421	4-3		F9		HR 1B 1-2	BB HR 1B 2-H		4-3		4	2	2	1	0	0	0
Mark Wagner, R (7, 6) OBP: 0.250, SLG: 0.182										1	0	0	0	0	0	0
Steve Kemp, L (1, 7) OBP: 0.391, SLG: 0.440	K			HR	HR 1-H 2-H	BB HR 1-2		F6		4	3	2	4	1	1	0
Jim Lentine, R (8, 7) OBP: 0.345, SLG: 0.319										0	0	0	0	0	0	0
Richie Hebner, L (1, 3) OBP: 0.365, SLG: 0.485		BB 4-3 PB		F6	K	HR 1-H 2-H		F7		3	1	1	3	1	1	0
Tim Corcoran, L (6, 3) OBP: 0.265, SLG: 0.186										1	0	0	0	0	0	0
Champ Summers, L (1, 10) OBP: 0.413, SLG: 0.505		F8 1-2		F7		2B F7			HR	5	2	2	1	0	0	1
Al Cowens, R (1, 9) OBP: 0.317, SLG: 0.336		4-3 2-3		F3		6-3	2B 1B		F2	4	1	1	0	0	0	2
Dave Stegman, R (7, 9) OBP: 0.270, SLG: 0.291										1	0	0	0	0	0	0
Lance Parrish, R (1, 2) OBP: 0.320, SLG: 0.503		BB 4-0 FC6-4			1B 6-3 1B	1-3	L4-6 1-H		BB 4-0 FC4-6	3	0	2	1	1	0	1
Duffy Dyer, R (7, 2) OBP: 0.232, SLG: 0.308							2B			0	0	0	0	1	0	0
Tom Brookens, R (1, 5) OBP: 0.324, SLG: 0.401		FC6-4 1-2f			6-3 1-2	E6 2B 2-3	L4-6 2-3		F4	4	1	0	0	0	0	5
Stan Papi, R (9, PH) OBP: 0.309, SLG: 0.469						2B				1	0	0	0	0	0	1
(9, 5)																
Lou Whitaker, L (1, 4) OBP: 0.341, SLG: 0.269			4-3		1B 2-H	2B 1-3 3-H	1B		FC4-6 1-2f	5	2	3	1	0	0	1

	AB	41
	R	14
	H	15
	RBI	14
	BB	4
	SO	2
	LOB	12

Inning Stats	1	2	3	4	5	6	7	8	9	1B: 7	SF: 0	WP: 0	PA: 45
R:	0	0	0	1	4	7	1	0	1	2B: 5	SAC: 0	PB: 1	
E:	0	0	0	0	0	1	0	0	0	3B: 0	DP: 1	SB: 0	
K:	1	0	0	0	1	0	0	0	0	HR: 4	HBP: 0	CS: 0	
S:	5	3	3	4	9	9	5	3	4				
H:	0	0	0	1	5	5	3	0	1				
LOB:	0	2	0	0	0	0	1	0	1				
BB:	0	2	0	0	0	1	0	0	1				
P:	5	11	3	4	9	13	5	3	8				

PITCHER		IP	WLS	BF	H	R	ER	SO	BB	IBB	HBP	BLK	WP	HR	S	P	ERA	WHIP
Don Aase, R	(1, 1)	5.0	L	23	7	6	5	2	2	0	0	0	0	2	25	33	9.00	1.800
ERA: 4.3																		
Dave Lemanczyk, R	(6, 1)	4.0		22	8	8	2	0	2	0	0	0	0	2	20	28	4.50	2.500
ERA: 4.99																		

PITCHER	IP	WLS	BF	H	R	ER	SO	BB	IBB	HBP	BLK	WP	HR	S	P	ERA	WHIP

Detroit Tigers @ California Angels

Anaheim Stadium, Anaheim, CA

Mon Jul 21 1980, 10:05 PM EDT

Att. 24,594 - Unknown

BOTTOM

Batter	1	2	3	4	5	6	7	8	9	AB	R	H	RBI	BB	SO	LOB
Rick Miller, L (1, 8) OBP: 0.345, SLG: 0.310	BBBB 4-0 6-3 S BB		x 0-0 BB 1B 1B	x 0-0 1B		x 0-0 ① B1-3		x 0-0 ② F8		4	0	2	0	1	0	0
Carney Lansford, R (1, 5) OBP: 0.318, SLG: 0.388	SSS 0-3 ① K 1-2		x 0-0 ① F7	x 0-0 1-3 1B		x 0-0 FC4-6 1B		x 0-0 ③ F8		5	0	2	0	0	1	2
Rod Carew, L (1, 3) OBP: 0.387, SLG: 0.411	x 0-0 ② 6-3 2-3		x 0-0 ② F7	x 0-0 ③ 4-3		x 0-0 ② FC4-6 FC6-4 1-2f			x 0-0 ① 4-3	5	0	0	0	0	0	5
Don Baylor, R (1, 7) OBP: 0.333, SLG: 0.324	x 0-0 ③ F8		x 0-0 BB 1-2 1B		x 0-0 ① F4	x 0-0 ③ FC6-4 1-2f			x 0-0 ② F6	5	0	1	0	0	0	2
Jason Thompson, L (1, 10) OBP: 0.369, SLG: 0.419		x 0-0 FC5-4 S 1B	BBBB 4-0 1-2 2-3 BB		x 0-0 HR		x 0-0 FC6-4 1B		x 0-0 ③ F8	4	1	3	1	1	0	0
Larry Harlow, L (1, 9) OBP: 0.373, SLG: 0.412		x 0-0 ① F7 1-2	x 0-0 ③ F8		x 0-0 ② G3		x 0-0 ① F7			4	0	0	0	0	0	5
Bobby Grich, R (1, 4) OBP: 0.392, SLG: 0.431		BBBB 4-0 FC5-4 BB	x 0-0 SH1-3 SF7 2B	x 0-0 HR		x 0-0 ② F9				3	2	2	1	1	0	1
Freddie Patek, R (1, 6) OBP: 0.313, SLG: 0.400		x 0-0 ② FC5-4 1-2f 2-3	x 0-0 ① SH1-3 2-3	x 0-0 1B		x 0-0 ③ FC6-4 1-2f				3	0	1	0	0	0	3
Dan Whitmer, R (1, 2) OBP: 0.167, SLG: 0.200		x 0-0 ③ 5-3	x 0-0 ② SF7 3-H	x 0-0 ③ F9				SSS 0-3 ① K		3	0	0	1	0	1	3
Inning Stats	R: 0 H: 0 E: 0 LOB: 1 K: 1 BB: 1 S: 5 P: 9	R: 0 H: 1 E: 0 LOB: 2 K: 0 BB: 1 S: 4 P: 8	R: 0 H: 2 E: 0 LOB: 3 K: 0 BB: 1 S: 5 P: 9	R: 1 H: 3 E: 0 LOB: 2 K: 0 BB: 0 S: 6 P: 6	R: 2 H: 3 E: 0 LOB: 1 K: 0 BB: 0 S: 6 P: 6	R: 0 H: 1 E: 0 LOB: 1 K: 0 BB: 0 S: 4 P: 4	R: 0 H: 1 E: 0 LOB: 1 K: 0 BB: 0 S: 4 P: 4	R: 0 H: 0 E: 0 LOB: 0 K: 1 BB: 0 S: 5 P: 5	R: 0 H: 0 E: 0 LOB: 0 K: 0 BB: 0 S: 3 P: 3	1B: 8 SF: 1 2B: 1 SAC: 1 3B: 0 DP: 0 HR: 2 HBP: 0						

livebaseballscorecards.com

AB	36
R	3
H	11
RBI	3
BB	3
SO	2
LOB	21

PITCHER		IP	WLS	BF	H	R	ER	SO	BB	IBB	HBP	BLK	WP	HR	S	P	ERA	WHIP
Milt Wilcox, R ERA: 3.75	(1, 1)	5.0	W	27	9	3	3	1	3	0	0	0	0	2	26	38	5.40	2.400
Pat Underwood, L ERA: 4.38	(6, 1)	4.0	S	14	2	0	0	1	0	0	0	0	0	0	16	16	0.00	0.500

PITCHER	IP	WLS	BF	H	R	ER	SO	BB	IBB	HBP	BLK	WP	HR	S	P	ERA	WHIP

Detroit Tigers @ California Angels

Anaheim Stadium, Anaheim, CA

Tue Jul 22 1980, 10:05 PM EDT

Att. 24,137 - Unknown

TOP

livebaseballscorecards.com

Batter	1	2	3	4	5	6	7	8	9	AB	R	H	RBI	BB	SO	LOB
Rick Peters, S (1, 8) OBP: 0.394, SLG: 0.416	F6		FC6-4 1-2f		1B 1-3 FC3-2 2B		K		G4-6-3 1-2f	5	0	1	0	0	1	2
Alan Trammell, R (1, 6) OBP: 0.384, SLG: 0.420	F8		BB		FC3-2 2-3 3-H 1B		F8		BB	3	0	1	1	2	0	0
Steve Kemp, L (1, 7) OBP: 0.385, SLG: 0.432	F6		F7		FC3-2 1-2 3-H		4-3		F8	5	0	0	0	0	0	5
Richie Hebner, L (1, 3) OBP: 0.360, SLG: 0.478		F7		G3	4-3			G3		4	0	0	0	0	0	2
Champ Summers, L (1, 10) OBP: 0.412, SLG: 0.503 John Wockenfuss, R (8, PH) OBP: 0.398, SLG: 0.477		1B 1B		F7		K		F7		3 1	0 0	1 0	0 0	0 0	1 0	0 0
Al Cowens, R (1, 9) OBP: 0.320, SLG: 0.333		F5		F7		HR BB		BB BB		2	1	0	0	2	0	1
Lance Parrish, R (1, 2) OBP: 0.328, SLG: 0.527		CS 1-3 1B			HR	HR 1-H		1-2 BB		3	2	3	3	1	0	0
Tom Brookens, R (1, 5) OBP: 0.319, SLG: 0.394		CS 1-2		F9	F7	4-3		K		4	0	0	0	0	1	2
Lou Whitaker, L (1, 4) OBP: 0.347, SLG: 0.271			FC6-4 BB		2B 1B 1B	K			G4-6-3 BB	2	1	1	0	2	1	0
Inning Stats	R: 0 E: 0 K: 0 S: 3 H: 0 LOB: 0 BB: 0 P: 3	R: 0 E: 0 K: 0 S: 4 H: 2 LOB: 1 BB: 0 P: 4	R: 0 E: 1 K: 0 S: 3 H: 0 LOB: 2 BB: 2 P: 11	R: 0 E: 0 K: 0 S: 3 H: 0 LOB: 0 BB: 0 P: 3	R: 2 E: 0 K: 0 S: 7 H: 4 LOB: 2 BB: 0 P: 7	R: 2 E: 0 K: 2 S: 8 H: 1 LOB: 0 BB: 1 P: 12	R: 0 E: 0 K: 1 S: 5 H: 0 LOB: 0 BB: 0 P: 5	R: 0 E: 0 K: 1 S: 5 H: 0 LOB: 2 BB: 2 P: 13	R: 0 E: 0 K: 0 S: 2 H: 0 LOB: 1 BB: 2 P: 10	1B: 4 2B: 1 3B: 0 HR: 2 SF: 0 SAC: 0 DP: 1 HBP: 0						

	AB	32
	R	4
	H	7
	RBI	4
	BB	7
	SO	4
	LOB	12

WP: 0 PA: 40
PB: 0
SB: 0
CS: 1

PITCHER		IP	WLS	BF	H	R	ER	SO	BB	IBB	HBP	BLK	WP	HR	S	P	ERA	WHIP
Chris Knapp, R ERA: 6.02	(1, 1)	4.1		20	6	2	2	0	2	0	0	0	0	1	18	26	4.15	1.846
Andy Hassler, L ERA: 3.8	(5, 1)	3.0	W	11	1	2	2	3	1	0	0	0	0	1	16	20	6.00	0.667
Mark Clear, R ERA: 3.55	(8, 1)	1.2	S	8	0	0	0	1	4	0	0	0	0	0	6	22	0.00	2.400

PITCHER		IP	WLS	BF	H	R	ER	SO	BB	IBB	HBP	BLK	WP	HR	S	P	ERA	WHIP

Batter	1	2	3	4	5	6	7	8	9	AB	R	H	RBI	BB	SO	LOB
Rick Miller, L (1, 8) OBP: 0.350, SLG: 0.317	0-0 1B 1B 2B	0-0 FC3 FC6-4 1-2 3-3		0-0 BB 1B 1-3 BB 1B		0-3 ① K		4-0 1B 1B BB		4	3	2	0	1	1	2
Bert Campaneris, R (1, 6) OBP: 0.246, SLG: 0.288	0-0 1B 2-3 1B	0-0 ② FC6-4 S 1-2f 2-3 3-H		0-3 ② K		0-0 ② F2		0-0 1B 1-2 1B		5	0	2	1	0	1	4
Carney Lansford, R (1, 5) OBP: 0.320, SLG: 0.388	0-0 FC6-4 1-2 3-H 1B	0-3 ③ K 1-2		0-0 BB BB 1-2 3-H 1B		0-0 ③ 4-3		0-0 ① B2		5	0	2	2	0	1	4
Jason Thompson, L (1, 3) OBP: 0.375, SLG: 0.427	0-3 ① K		0-0 E8 FC1-5 1B	4-0 BB 1-2 2-3 BB			0-0 F8 1B 2B	0-0 1-3 2-H 1B		4	1	3	1	1	1	2
Joe Rudi, R (1, 10) OBP: 0.292, SLG: 0.451	0-3 ② K		0-0 ① FC1-5 6-3 2-3	4-0 BB 1-2 2-3 3-H BB			0-0 ① F8 2-3	0-0 ② F8		4	0	0	1	1	1	6
Bobby Grich, R (1, 4) OBP: 0.389, SLG: 0.424	0-0 ③ FC6-4 1-2f		0-0 ② 6-3 1-2	0-3 ③ K			4-0 1B BB	0-0 ③ F9		4	0	0	0	1	1	8
Larry Harlow, L (1, 9) OBP: 0.376, SLG: 0.414		0-0 E 1B FC6-4 1B	0-0 ③ 4-3		0-0 ① L6		0-0 1-2 3-H 1B			4	1	2	1	0	0	1
Bobby Clark, R (1, 7) OBP: 0.240, SLG: 0.300		0-0 FC6-4 E 1-3 1B		0-0 ① F9	0-0 5-3-5 1B		0-0 ② F6			4	0	2	0	0	0	2
Dan Whitmer, R (1, 2) OBP: 0.200, SLG: 0.222		0-3 ① K		0-0 1B 1B 1B	0-0 ② ③ 5-3-5 1-3f		0-0 ③ F7			4	1	1	0	0	1	5
Inning Stats	R: 1 H: 3 E: 0 LOB: 2 K: 2 BB: 0 S: 10 P: 10	R: 1 H: 2 E: 1 LOB: 2 K: 2 BB: 0 S: 10 P: 10	R: 0 H: 1 E: 1 LOB: 1 K: 0 BB: 0 S: 4 P: 4	R: 2 H: 3 E: 0 LOB: 3 K: 2 BB: 2 S: 10 P: 18	R: 0 H: 1 E: 0 LOB: 0 K: 0 BB: 0 S: 3 P: 3	R: 0 H: 0 E: 0 LOB: 0 K: 1 BB: 0 S: 5 P: 5	R: 1 H: 2 E: 0 LOB: 2 K: 0 BB: 1 S: 5 P: 9	R: 1 H: 2 E: 0 LOB: 2 K: 0 BB: 1 S: 5 P: 9		1B: 12 SF: 0 2B: 3 SAC: 0 3B: 0 DP: 1 HR: 0 HBP: 0						

BOTTOM

Detroit Tigers @ California Angels

Anaheim Stadium, Anaheim, CA

Tue Jul 22 1980, 10:05 PM EDT

Att. 24,137 - Unknown

livebaseballscorecards.com

AB	38
R	6
H	14
RBI	6
BB	4
SO	7
LOB	34

WP: 0 PA: 42
PB: 0
SB: 1
CS: 0

PITCHER		IP	WLS	BF	H	R	ER	SO	BB	IBB	HBP	BLK	WP	HR	S	P	ERA	WHIP
Jack Morris, R ERA: 4.58	(1, 1)	3.2		21	9	4	3	5	0	0	0	0	0	0	31	31	7.36	2.455
Roger Weaver, R ERA: 1.27	(4, 1)	1.1		6	1	0	0	1	2	0	0	0	0	0	6	14	0.00	2.250
Dave Rozema, R ERA: 4.81	(6, 1)	2.0	L	9	2	1	1	1	1	0	0	0	0	0	10	14	4.50	1.500
Aurelio Lopez, R ERA: 3.48	(8, 1)	1.0		6	2	1	1	0	1	0	0	0	0	0	5	9	9.00	3.000

PITCHER		IP	WLS	BF	H	R	ER	SO	BB	IBB	HBP	BLK	WP	HR	S	P	ERA	WHIP

Detroit Tigers @ California Angels

Anaheim Stadium, Anaheim, CA

Wed Jul 23 1980, 10:05 PM EDT

Att. 26,648 - Unknown

livebaseballscorecards.com

TOP

Batter	1	2	3	4	5	6	7	8	9	AB	R	H	RBI	BB	SO	LOB
Rick Peters, S (1, 8) OBP: 0.385, SLG: 0.407	F9		F7	SF9 3-H		K		FC3-6 1-2f		4	0	0	1	0	1	1
Alan Trammell, R (1, 6) OBP: 0.387, SLG: 0.421	F9		1-3 1B	1-2 1B			BB E PB 1B	4-3		4	1	2	0	1	0	1
Steve Kemp, L (1, 10) OBP: 0.385, SLG: 0.442	HR		1-3 1-2	F6			E7 PB 1-3 1B		1-3	5	1	2	1	0	0	3
Lance Parrish, R (1, 2) OBP: 0.329, SLG: 0.524	K		F3		FC6-4 1B		BB 2-3 3-H		F8	4	0	1	0	1	1	1
Al Cowens, R (1, 9) OBP: 0.321, SLG: 0.335		FC1-5 BB 1B		K	FC6-4 1B 1-2f FC6-4		F3		E 1B	5	2	2	0	0	1	3
Richie Hebner, L (1, 3) OBP: 0.368, SLG: 0.480		1-3 FC1-5 1-2 BB		BB 1B BB	FC6-4 1-3 1B		L6		E 1-2 1B	3	1	2	0	2	0	2
Tom Brookens, R (1, 5) OBP: 0.318, SLG: 0.389 Champ Summers, L (9, PH) OBP: 0.410, SLG: 0.500 Mark Wagner, R (9, 5) OBP: 0.250, SLG: 0.182		FC1-5 1-3 1-2 2-3f		1B 1-2 1B BB	FC6-4 CS 1-2f 3-H		K		E5 1-3 2-H	3 1 0	1 0 0	0 0 0	1 0 0	1 0 0	1 0 0	5 1 0
Jim Lentine, R (1, 7) OBP: 0.348, SLG: 0.323		1-3 1-2 2-3		1B SF9 1-3 2-H 1B	CS 1-2	4-3		FC5-6 1B	F8	5	1	2	1	0	0	4
Stan Papi, R (1, 4) OBP: 0.314, SLG: 0.470 Lou Whitaker, L (6, PH) OBP: 0.345, SLG: 0.269 (6, 4)		F8		1B 1-3 3-H 1B		K2-3		FC5-6 FC3-6 1-2f		2 2	0 0	1 0	1 0	0 0	0 1	2 1

	AB	38
	R	7
	H	12
	RBI	5
	BB	5
	SO	5
	LOB	24

Inning Stats																		
	R: 1	H: 1	R: 0	H: 1	R: 0	H: 1	R: 3	H: 3	R: 1	H: 2	R: 0	H: 0	R: 1	H: 1	R: 0	H: 1	R: 1	H: 2
	E: 0	LOB: 0	E: 0	LOB: 2	E: 0	LOB: 1	E: 0	LOB: 2	E: 0	LOB: 0	E: 0	LOB: 0	E: 1	LOB: 2	E: 1	LOB: 1	E: 1	LOB: 2
	K: 1	BB: 0	K: 0	BB: 1	K: 0	BB: 0	K: 1	BB: 2	K: 0	BB: 0	K: 2	BB: 0	K: 1	BB: 2	K: 0	BB: 0	K: 0	BB: 0
	S: 6	P: 6	S: 4	P: 8	S: 4	P: 4	S: 8	P: 16	S: 4	P: 4	S: 7	P: 7	S: 6	P: 14	S: 4	P: 4	S: 6	P: 6

	1B: 11	SF: 1
	2B: 0	SAC: 0
	3B: 0	DP: 0
	HR: 1	HBP: 0

	WP: 0	PA: 45
	PB: 1	
	SB: 0	
	CS: 1	

PITCHER		IP	WLS	BF	H	R	ER	SO	BB	IBB	HBP	BLK	WP	HR	S	P	ERA	WHIP
Dave LaRoche, L ERA: 3.68	(1, 1)	3.2		20	6	4	4	2	3	0	0	0	0	1	21	33	9.82	2.455
John Montague, R ERA: 3.08	(4, 1)	2.2		12	3	2	1	2	2	0	0	0	0	0	14	22	3.38	1.875
Andy Hassler, L ERA: 3.64	(7, 1)	2.0		7	1	0	0	1	0	0	0	0	0	0	9	9	0.00	0.500
Mark Clear, R ERA: 3.52	(9, 1)	0.2	L	5	2	1	0	0	0	0	0	0	0	0	5	5	0.00	3.000

PITCHER		IP	WLS	BF	H	R	ER	SO	BB	IBB	HBP	BLK	WP	HR	S	P	ERA	WHIP

Detroit Tigers @ California Angels

Anaheim Stadium, Anaheim, CA

Wed Jul 23 1980, 10:05 PM EDT

Att. 26,648 - Unknown

BOTTOM

Batter	1	2	3	4	5	6	7	8	9	AB	R	H	RBI	BB	SO	LOB
Rick Miller, L (1, 8) OBP: 0.348, SLG: 0.316	HR SH1-3 1B		4-3		FC3-6 1B 1-2f	F7		SH1-3 1-2		4	2	1	0	0	0	1
Bert Campaneris, R (1, 6) OBP: 0.274, SLG: 0.329	SH1-3 1-2		E CS 2B		1B 1-3 1B			FC6-5 CS 2-3		4	1	3	0	0	0	1
Carney Lansford, R (1, 5) OBP: 0.318, SLG: 0.385	5-3		K		1B 1-2 3-H 1B	K		CS 1-2	F7	5	1	1	1	0	2	3
Jason Thompson, L (1, 3) OBP: 0.382, SLG: 0.453	2-H HR		E IBB		1B HBP 1-3 2-H 1B		HR		K	4	2	3	4	1	1	0
Joe Rudi, R (1, 10) OBP: 0.294, SLG: 0.448	1B		E4 1-2 2-3		1B 1-2 HBP		K		K	4	0	1	0	0	2	2
Bobby Grich, R (1, 4) OBP: 0.390, SLG: 0.423	F9		CS 3-H	5-3	1-2 2-3 3-H 1B		BB 1B 1B			3	0	1	1	1	0	1
Larry Harlow, L (1, 9) OBP: 0.368, SLG: 0.405		G3		F7	F2		K			4	0	0	0	0	1	4
Bobby Clark, R (1, 7) OBP: 0.241, SLG: 0.297		5-3		1-3	2-3		1-H 1B			4	0	1	0	0	0	3
Dan Whitmer, R (1, 2) OBP: 0.231, SLG: 0.250 Rod Carew, L (8, PH) OBP: 0.388, SLG: 0.413 Stan Cliburn, R (9, 2) OBP: 0.191, SLG: 0.222		K			FC3-6 1B	F8		FC6-5 SH1-3 1B		3 1 0	0 0 0	1 1 0	0 0 0	0 0 0	1 0 0	0 0 0
Inning Stats	R: 2 E: 0 K: 0 S: 6 H: 3 LOB: 1 BB: 0 P: 6	R: 0 E: 0 K: 1 S: 5 H: 0 LOB: 0 BB: 0 P: 5	R: 0 E: 1 K: 1 S: 6 H: 1 LOB: 2 BB: 1 P: 10	R: 0 E: 0 K: 0 S: 3 H: 0 LOB: 0 BB: 0 P: 3	R: 3 E: 0 K: 0 S: 8 H: 5 LOB: 3 BB: 0 P: 9	R: 0 E: 0 K: 1 S: 6 H: 1 LOB: 1 BB: 0 P: 6	R: 1 E: 0 K: 2 S: 8 H: 2 LOB: 2 BB: 1 P: 12	R: 0 E: 0 K: 0 S: 3 H: 1 LOB: 0 BB: 0 P: 3	R: 0 E: 0 K: 2 S: 7 H: 0 LOB: 0 BB: 0 P: 7	1B: 10 2B: 1 3B: 0 HR: 2	SF: 0 SAC: 2 DP: 0 HBP: 1						

livebaseballscorecards.com

AB	36
R	6
H	13
RBI	6
BB	2
SO	7
LOB	15

PITCHER		IP	WLS	BF	H	R	ER	SO	BB	IBB	HBP	BLK	WP	HR	S	P	ERA	WHIP
Dan Petry, R ERA: 3.92	(1, 1)	4.1		22	8	5	5	2	0	1	0	0	0	1	25	29	10.38	1.846
Aurelio Lopez, R ERA: 3.38	(5, 1)	4.2	W	19	5	1	1	5	1	0	1	0	0	1	27	32	1.93	1.286

PITCHER	IP	WLS	BF	H	R	ER	SO	BB	IBB	HBP	BLK	WP	HR	S	P	ERA	WHIP

Batter	1	2	3	4	5	6	7	8	9	AB	R	H	RBI	BB	SO	LOB
Rick Miller, L (1, 9) OBP: 0.357, SLG: 0.331	4-3	1B 1-H 1B		FC6-4 1B		6-3 1-H 3-H 2B		SF9 WP 1-2 2-H 1B		5	0	4	4	0	0	0
Bert Campaneris, R (1, 6) OBP: 0.282, SLG: 0.338	S 1B 2B	F9		F7		6-3 2-3		BBBB 4-0 1-2 2-3 BB		4	1	1	0	1	0	3
Carney Lansford, R (1, 5) OBP: 0.319, SLG: 0.385	BBBB 4-0 1B 1B 2-3 BB	1-2 1B		FC6-4 1-2f		6-3		SF9 2-3 3-H		3	1	1	1	1	0	2
Don Baylor, R (1, 10) OBP: 0.330, SLG: 0.321	1B E 1-2 3-H 1B	F7			F8		F6	F3		5	1	1	1	0	0	4
Joe Rudi, R (1, 7) OBP: 0.296, SLG: 0.446	E8 1-H 2-H 1B		BBBB 4-0 G3-6-3 1B BB		F9		SSS 0-3 K		SSS 0-3 K	4	0	1	1	1	2	0
Bobby Grich, R (1, 4) OBP: 0.387, SLG: 0.419	SSS 0-3 K		1-2 G3-6-3 1B		5-3		SSS 0-3 K		SSS 0-3 K	5	0	1	0	0	3	1
Jason Thompson, L (1, 3) OBP: 0.382, SLG: 0.450	2-3		G3-6-3 1-2f 2-3			BBBB 4-0 1B WP 2B BB		SH1-4 1B 1B	4-3	4	2	1	0	1	0	3
Bobby Clark, R (1, 8) OBP: 0.232, SLG: 0.286		SSS 0-3 K	5-3			SSS 0-3 K 1-2		SH1-4 1-2		3	0	0	0	0	2	2
Dan Whitmer, R (1, 2) OBP: 0.353, SLG: 0.333		S 1B 1B		SSS 0-3 K		2-3 2B 1B		BBBB 4-0 WP 1B SF9 BB		3	3	2	0	1	1	0
Inning Stats	R: 3 E: 1 K: 1 S: 8 H: 3 LOB: 1 BB: 1 P: 12	R: 1 E: 0 K: 1 S: 8 H: 3 LOB: 2 BB: 0 P: 8	R: 0 E: 0 K: 0 S: 3 H: 1 LOB: 1 BB: 1 P: 7	R: 0 E: 0 K: 1 S: 6 H: 1 LOB: 1 BB: 0 P: 6	R: 0 E: 0 K: 0 S: 3 H: 0 LOB: 0 BB: 0 P: 3	R: 2 E: 0 K: 1 S: 7 H: 2 LOB: 1 BB: 1 P: 11	R: 0 E: 0 K: 2 S: 7 H: 0 LOB: 0 BB: 0 P: 7	R: 2 E: 0 K: 0 S: 5 H: 2 LOB: 2 BB: 2 P: 13	R: 0 E: 0 K: 2 S: 7 H: 0 LOB: 0 BB: 0 P: 7	1B: 10 2B: 2 3B: 0 HR: 0 SF: 1 SAC: 1 DP: 1 HBP: 0							

TOP

California Angels @ Cleveland Indians

Cleveland Municipal Stadium, Cleveland, OH

Fri Jul 25 1980, 7:05 PM EDT

Unknown

livebaseballscorecards.com

AB	36
R	8
H	12
RBI	7
BB	5
SO	8
LOB	15

WP: 2 PB: 0 SB: 2 CS: 0 PA: 43

PITCHER		IP	WLS	BF	H	R	ER	SO	BB	IBB	HBP	BLK	WP	HR	S	P	ERA	WHIP
Rick Waits, L ERA: 4.94	(1, 1)	5.1		26	8	5	4	4	3	0	0	0	1	0	31	43	6.75	2.062
Mike Stanton, R ERA: 5.3	(6, 1)	2.0		12	4	3	3	2	2	0	0	0	1	0	14	22	13.50	3.000
Sandy Wihtol, R ERA: 1.8	(8, 1)	1.2	W	5	0	0	0	2	0	0	0	0	0	0	9	9	0.00	0.000

Batter	1	2	3	4	5	6	7	8	9	AB	R	H	RBI	BB	SO	LOB
Miguel Dilone, S (1, 8) OBP: 0.363, SLG: 0.407	S 1B	FC4-6 1B 1-2 2-H 3-H			2-3		K		K	5	0	2	2	0	2	1
Jorge Orta, L (1, 9) OBP: 0.407, SLG: 0.394	K	FC4-6 1-2f 2-3			G6-3 1B			1B HBP	HBP BB E	3	2	1	0	1	1	3
Mike Hargrove, L (1, 3) OBP: 0.404, SLG: 0.403 Rick Manning, L (9, PR) OBP: 0.323, SLG: 0.241	K 1-2	F6			G6-3 1-2f			F8 1B 1B 1-2	HBP E BB 1-2	4 0	1 1	1 0	0 0	1 0	1 0	4 0
Toby Harrah, R (1, 5) OBP: 0.379, SLG: 0.375	K		5-3			F5		1-3 1B 1-2 2-H	E 1B HBP 1-2 2-3	4	2	1	1	0	1	1
Joe Charboneau, R (1, 7) OBP: 0.358, SLG: 0.463		BB 1B 1B	G6-4-3 BB			F7		F8 2-3	E5 1B 1-3 2-H 3-H	4	1	1	0	1	0	3
Bo Diaz, R (1, 2) OBP: 0.333, SLG: 0.434		F8	G6-4-3 1-2f			F9		1-3 1-2	2-3 1B 2-3 3-H	5	0	1	1	0	0	4
Alan Bannister, R (1, 4) OBP: 0.289, SLG: 0.298	1B 1B 1B BB 1-2		K			F9		2-H 1B 3-H		3	1	1	2	1	1	0
Gary Alexander, R (1, 10) OBP: 0.281, SLG: 0.380 Ron Hassey, L (8, PH) OBP: 0.364, SLG: 0.396	1B 1B 1B 1-2 2-H		K			1B		K		3 1	1 0	2 0	1 0	0 0	1 1	0 1
Jerry Dybzinski, R (1, 6) OBP: 0.242, SLG: 0.288 Gary Gray, R (7, PH) OBP: 0.222, SLG: 0.353 Dave Rosello, R (8, 6) OBP: 0.250, SLG: 0.310 Jack Brohamer, L (9, PH) OBP: 0.304, SLG: 0.301		FC4-6 1B 1-2 2-3	F4				F9		F8	2 1 0 1	0 0 0 0	1 0 0 0	0 0 0 0	0 0 0 0	0 0 0 0	0 1 0 0
Inning Stats	R: 0 E: 0 K: 3 S: 10 H: 1 LOB: 1 BB: 0 P: 10	R: 3 E: 0 K: 0 S: 7 H: 4 LOB: 2 BB: 1 P: 11	R: 0 E: 0 K: 0 S: 2 H: 0 LOB: 0 BB: 1 P: 6		R: 0 E: 0 K: 2 S: 7 H: 0 LOB: 0 BB: 0 P: 7	R: 0 E: 0 K: 0 S: 3 H: 0 LOB: 0 BB: 0 P: 3	R: 0 E: 0 K: 1 S: 6 H: 1 LOB: 1 BB: 0 P: 6	R: 3 E: 0 K: 1 S: 8 H: 3 LOB: 1 BB: 0 P: 9	R: 3 E: 1 K: 1 S: 6 H: 1 LOB: 2 BB: 2 P: 15	1B: 11 2B: 0 3B: 0 HR: 0	SF: 0 SAC: 0 DP: 2 HBP: 2						

PITCHER	IP	WLS	BF	H	R	ER	SO	BB	IBB	HBP	BLK	WP	HR	S	P	ERA	WHIP
Frank Tanana, L (1, 1) ERA: 4.42	7.2		34	10	6	6	6	2	0	1	0	0	0	43	52	7.04	1.565
Mark Clear, R (8, 1) ERA: 3.46	1.0	L	8	1	3	0	2	2	0	1	0	0	0	9	18	0.00	3.000

PITCHER	IP	WLS	BF	H	R	ER	SO	BB	IBB	HBP	BLK	WP	HR	S	P	ERA	WHIP

BOTTOM

California Angels @ Cleveland Indians

Cleveland Municipal Stadium, Cleveland, OH

Fri Jul 25 1980, 7:05 PM EDT

Unknown

livebaseballscorecards.com

AB	36
R	9
H	11
RBI	7
BB	4
SO	8
LOB	18

PA: 42

WP: 0 PB: 0 SB: 1 CS: 0

California Angels @ Cleveland Indians

Cleveland Municipal Stadium, Cleveland, OH

Fri Jul 25 1980, 7:05 PM EDT

Att. 23,791 - Unknown

TOP

livebaseballscorecards.com

Batter	1	2	3	4	5	6	7	8	9	AB	R	H	RBI	BB	SO	LOB
Rick Miller, L (1, 9) OBP: 0.351, SLG: 0.325	F6		F6		F7			K		4	0	0	0	0	1	0
Dickie Thon, R (1, 4) OBP: 0.289, SLG: 0.325	F8			6-3		2-3		F9		4	0	0	0	0	0	0
Carney Lansford, R (1, 5) OBP: 0.324, SLG: 0.392	1B			1B		2B		F3		4	0	3	0	0	0	0
Don Baylor, R (1, 10) OBP: 0.329, SLG: 0.316	F7			K		G6-4-3 BB			F8	3	0	0	0	1	1	2
Joe Rudi, R (1, 7) OBP: 0.292, SLG: 0.440		K		F7		G6-4-3 1-2f			F7	4	0	0	0	0	1	3
Jason Thompson, L (1, 3) OBP: 0.381, SLG: 0.451		4-3			HR 2B		F8		F4	4	1	1	0	0	0	0
Bobby Clark, R (1, 8) OBP: 0.224, SLG: 0.275		6-3			6-3		K2-3			3	0	0	0	0	1	1
Freddie Patek, R (1, 6) OBP: 0.309, SLG: 0.395			F8		F7		E5			3	0	0	0	0	0	1
Stan Cliburn, R (1, 2) OBP: 0.200, SLG: 0.292			F3		2-H HR		F7			3	1	1	2	0	0	1

	AB	32
	R	2
	H	5
	RBI	2
	BB	1
	SO	4
	LOB	8

Inning Stats																		
	R: 0	H: 1	R: 0	H: 0	R: 0	H: 0	R: 0	H: 1	R: 2	H: 2	R: 0	H: 1	R: 0	H: 0	R: 0	H: 0	R: 0	H: 0
	E: 0	LOB: 1	E: 0	LOB: 0	E: 0	LOB: 0	E: 0	LOB: 1	E: 0	LOB: 0	E: 0	LOB: 1	E: 1	LOB: 1	E: 0	LOB: 0	E: 0	LOB: 0
	K: 0	BB: 0	K: 1	BB: 0	K: 0	BB: 0	K: 1	BB: 0	K: 0	BB: 1	K: 0	BB: 1	K: 1	BB: 0	K: 1	BB: 0	K: 0	BB: 0
	S: 4	P: 4	S: 5	P: 5	S: 3	P: 3	S: 6	P: 6	S: 5	P: 5	S: 3	P: 7	S: 6	P: 6	S: 5	P: 5	S: 3	P: 3

	1B: 2	SF: 0
	2B: 2	SAC: 0
	3B: 0	DP: 1
	HR: 1	HBP: 0

	WP: 0	PA: 33
	PB: 0	
	SB: 0	
	CS: 0	

PITCHER		IP	WLS	BF	H	R	ER	SO	BB	IBB	HBP	BLK	WP	HR	S	P	ERA	WHIP
Ross Grimsley, L ERA: 6.59	(1, 1)	5.1	W	22	5	2	2	2	1	0	0	0	0	1	25	29	3.38	1.125
Sid Monge, L ERA: 3.0	(6, 1)	3.2	S	11	0	0	0	2	0	0	0	0	0	0	15	15	0.00	0.000

PITCHER		IP	WLS	BF	H	R	ER	SO	BB	IBB	HBP	BLK	WP	HR	S	P	ERA	WHIP

BOTTOM

California Angels @ Cleveland Indians

Cleveland Municipal Stadium, Cleveland, OH

Fri Jul 25 1980, 7:05 PM EDT

Att. 23,791 - Unknown

livebaseballscorecards.com

Batter	1	2	3	4	5	6	7	8	9	AB	R	H	RBI	BB	SO	LOB
Miguel Dilone, S (1, 7) OBP: 0.364, SLG: 0.407	1-3		F5	6-3 1-2			1B BLK SF9-3-6 1B	1B		5	1	2	0	0	0	1
Jorge Orta, L (1, 9) OBP: 0.407, SLG: 0.404	K		HR	K			1-3 SF9-3-6 1B	4-3		5	1	2	1	0	2	2
Mike Hargrove, L (1, 3) OBP: 0.405, SLG: 0.404 Gary Gray, R (8, 3) OBP: 0.222, SLG: 0.353	1B HR BB		1B	F5			SF9-3-6 1-2 3-H			2 0	1 0	1 0	1 0	1 0	0 0	1 0
Toby Harrah, R (1, 5) OBP: 0.380, SLG: 0.375 Dave Rosello, R (8, 5) OBP: 0.250, SLG: 0.310	1-2 HR 1B		F9		F8		1B 3B BB			3 0	2 0	1 0	0 0	1 0	0 0	1 0
Joe Charboneau, R (1, 10) OBP: 0.360, SLG: 0.474	1-H 2-H HR		4-3		F7		1-3 3B 1B			4	2	2	3	0	0	1
Ron Hassey, L (1, 2) OBP: 0.366, SLG: 0.406	1-3			WP E 3B 1B	F9		1-H 3-H 3B			4	1	2	2	0	0	0
Alan Bannister, R (1, 4) OBP: 0.293, SLG: 0.294		G3-6-3 BB		E1 WP 1-2 3B		G6-4-3 BB	K			2	1	0	0	2	1	2
Rick Manning, L (1, 8) OBP: 0.322, SLG: 0.249		G3-6-3 1-2f		1-H 2-H 1B 3B		F2		5-3		4	1	1	2	0	0	2
Jerry Dybzinski, R (1, 6) OBP: 0.242, SLG: 0.287		F7		6-3 3-H 1B		G6-4-3 1-2f		1-3		4	0	1	1	0	0	1
Inning Stats	R: 3 H: 2 E: 0 LOB: 0 K: 1 BB: 1 S: 7 P: 11		R: 0 H: 0 E: 0 LOB: 0 K: 0 BB: 1 S: 2 P: 6	R: 1 H: 2 E: 0 LOB: 1 K: 0 BB: 0 S: 5 P: 5	R: 3 H: 3 E: 1 LOB: 1 K: 1 BB: 0 S: 9 P: 9	R: 0 H: 0 E: 0 LOB: 0 K: 0 BB: 0 S: 3 P: 3	R: 0 H: 0 E: 0 LOB: 0 K: 0 BB: 1 S: 2 P: 6	R: 3 H: 4 E: 0 LOB: 1 K: 1 BB: 1 S: 8 P: 12	R: 0 H: 1 E: 0 LOB: 1 K: 0 BB: 0 S: 4 P: 4								

	AB	R	H	RBI	BB	SO	LOB
	33	10	12	10	4	3	11

PITCHER		IP	WLS	BF	H	R	ER	SO	BB	IBB	HBP	BLK	WP	HR	S	P	ERA	WHIP	PITCHER	IP	WLS	BF	H	R	ER	SO	BB	IBB	HBP	BLK	WP	HR	S	P	ERA	WHIP
Freddie Martinez, R ERA: 6.02	(1, 1)	3.0	L	17	6	7	6	1	2	0	0	0	1	2	17	25	18.00	2.667																	
Dave LaRoche, L ERA: 3.8	(4, 1)	5.0		21	6	3	3	2	2	0	0	1	0	0	23	31	5.40	1.600																	

PITCHER		IP	WLS	BF	H	R	ER	SO	BB	IBB	HBP	BLK	WP	HR	S	P	ERA	WHIP	PITCHER	IP	WLS	BF	H	R	ER	SO	BB	IBB	HBP	BLK	WP	HR	S	P	ERA	WHIP

1B: 8	SF: 1	WP: 1	PA: 38
2B: 1	SAC: 0	PB: 0	
3B: 2	DP: 3	SB: 0	
HR: 2	HBP: 0	CS: 0	

Batter	1	2	3	4	5	6	7	8	9	AB	R	H	RBI	BB	SO	LOB
Rick Miller, L (1, 8) OBP: 0.349, SLG: 0.327	4-3		F7		1B SF8 2B	SSS K		SSS K		5	1	1	0	0	2	2
Bert Campaneris, R (1, 6) OBP: 0.289, SLG: 0.342	F8		F2		HBP 1B 1B 2-3	F4		WP 1B 1-3		5	1	2	0	0	0	1
Carney Lansford, R (1, 5) OBP: 0.327, SLG: 0.405	S 1B		HR		SF8		1B 1B	F8 1-2		4	1	3	2	0	0	2
Don Baylor, R (1, 10) OBP: 0.326, SLG: 0.309	6-3 1-2		F8		1B SF8 HBP 1-2		F7		5-3	4	1	0	0	0	0	2
Jason Thompson, L (1, 3) OBP: 0.384, SLG: 0.457		G3		4-3 2B	1-3 1B 2-H		1-3 1B		G3	5	0	3	1	0	0	0
Joe Rudi, R (1, 7) OBP: 0.291, SLG: 0.438		1B 1B		4-3 2-3	SF8 3-H		SSS K		F8	4	0	1	1	0	1	3
Bobby Grich, R (1, 4) OBP: 0.383, SLG: 0.413		F8		F3	F8		SSS K			4	0	0	0	0	1	5
Larry Harlow, L (1, 9) OBP: 0.371, SLG: 0.404		1-2 1B		BBBB FC5-4 BB 4-0		L8		F7		3	0	1	0	1	0	0
Dan Whitmer, R (1, 2) OBP: 0.350, SLG: 0.333		5-3		FC5-4 1-2f		1B		1B 1B		3	0	1	0	0	0	4
Rod Carew, L (8, PH) OBP: 0.390, SLG: 0.415										1	0	1	0	0	0	0
Stan Cliburn, R (8, PR) OBP: 0.200, SLG: 0.292										0	0	0	0	0	0	0
(8, 2)																
Inning Stats	R: 0 H: 1 E: 0 LOB: 1 K: 0 BB: 0 S: 4 P: 4	R: 0 H: 2 E: 0 LOB: 2 K: 0 BB: 0 S: 5 P: 5	R: 1 H: 1 E: 0 LOB: 0 K: 0 BB: 0 S: 4 P: 4	R: 0 H: 1 E: 0 LOB: 2 K: 0 BB: 1 S: 4 P: 8	R: 3 H: 3 E: 0 LOB: 1 K: 0 BB: 0 S: 6 P: 7	R: 0 H: 1 E: 0 LOB: 1 K: 1 BB: 0 S: 6 P: 6	R: 0 H: 2 E: 0 LOB: 2 K: 2 BB: 0 S: 9 P: 9	R: 0 H: 2 E: 0 LOB: 3 K: 1 BB: 0 S: 7 P: 7	R: 0 H: 0 E: 0 LOB: 0 K: 0 BB: 0 S: 3 P: 3	1B: 10 SF: 2 2B: 2 SAC: 0 3B: 0 DP: 0 HR: 1 HBP: 1						

TOP

California Angels @ Cleveland Indians

Cleveland Municipal Stadium, Cleveland, OH

Sat Jul 26 1980, 3:33 AM EDT
Att. 17,624 - Unknown - 80 F

livebaseballscorecards.com

AB	38
R	4
H	13
RBI	4
BB	1
SO	4
LOB	19

PITCHER		IP	WLS	BF	H	R	ER	SO	BB	IBB	HBP	BLK	WP	HR	S	P	ERA	WHIP
Wayne Garland, R ERA: 4.0	(1, 1)	6.0	W	29	9	4	4	1	1	0	1	0	0	1	29	34	6.00	1.667
Victor Cruz, R ERA: 3.58	(7, 1)	3.0	S	13	4	0	0	3	0	0	0	0	1	0	19	19	0.00	1.333

PITCHER	IP	WLS	BF	H	R	ER	SO	BB	IBB	HBP	BLK	WP	HR	S	P	ERA	WHIP

BOTTOM

California Angels @ Cleveland Indians

Cleveland Municipal Stadium, Cleveland, OH

Sat Jul 26 1980, 3:33 AM EDT

Att. 17,624 - Unknown - 80 F

livebaseballscorecards.com

Batter	1	2	3	4	5	6	7	8	9	AB	R	H	RBI	BB	SO	LOB
Miguel Dilone, S (1, 10) OBP: 0.363, SLG: 0.406	0-0 1B S 3B 1B	0-0 ② F7		0-0 ① F7	0-0 ③ 4-3		0-0 E6 S 2-3	0-0 1-2 2B 1B		6	2	2	0	0	0	2
Jorge Orta, L (1, 9) OBP: 0.408, SLG: 0.407	SSS 0-3 ① K 1-2	0-0 BB 1-2 1B		0-0 ② F8		BBB 4-0 1B E BB	0-0 ③ F6 1-2	0-0 ③ 1-H 2-H 2B		5	1	2	2	1	1	3
Mike Hargrove, L (1, 3) OBP: 0.407, SLG: 0.405 Gary Gray, R (9, 3) OBP: 0.222, SLG: 0.353	0-0 ② F4	BBB 4-0 1-2 2-3 BB		0-0 BB 1B 1B		0-0 ① L8		0-0 BB BB 2B 1B		4 0	2 0	2 0	0 0	1 0	0 0	2 0
Toby Harrah, R (1, 5) OBP: 0.386, SLG: 0.378 Dave Rosello, R (9, 5) OBP: 0.250, SLG: 0.310	0-0 3B 2-3 1B	0-0 ③ F6		BBB 4-0 1B 1-2 1B BB		0-0 E5 1-H SF8 1B		BBB 4-0 BB 1-2 2B BB		3 0	4 0	2 0	0 0	2 0	0 0	3 0
Joe Charboneau, R (1, 7) OBP: 0.367, SLG: 0.486	0-0 1-H HR 3-H 3B		0-0 1B 1B	0-0 1B 1-2 2-H 1B		0-0 ② SF8 3-H		BBB 4-0 2B 1B 1-2 2-3 BB		3	2	3	4	1	0	0
Ron Hassey, L (1, 2) OBP: 0.370, SLG: 0.423	0-0 3-H HR		0-0 1-2 1B	0-0 1-2 2-H 1B		SSS 0-3 ③ K		0-0 ① F7		5	1	3	3	0	1	3
Alan Bannister, R (1, 4) OBP: 0.286, SLG: 0.286	0-0 ③ F3		0-0 ① F8	0-0 ③ G3			0-0 ① F4	SSS 0-3 ② K		5	0	0	0	0	1	7
Rick Manning, L (1, 8) OBP: 0.323, SLG: 0.260		0-0 ① 4-3	0-0 ② F7		0-0 ① 4-3		0-0 E 2B	0-0 1-3 2-H 3-H E 2B		5	1	2	2	0	0	2
Jerry Dybzinski, R (1, 6) OBP: 0.247, SLG: 0.290		0-0 BB 1B 1B	0-0 ③ F8		SSS 0-3 ② K		0-0 ② 6-3	0-0 E6 1B 2-H 3-H 2B 1B		5	1	2	1	0	1	3
Inning Stats	R: 4 H: 4 E: 0 LOB: 0 K: 1 BB: 0 S: 9 P: 9	R: 0 H: 2 E: 0 LOB: 3 K: 0 BB: 1 S: 5 P: 9	R: 0 H: 2 E: 0 LOB: 2 K: 0 BB: 0 S: 5 P: 5	R: 2 H: 3 E: 0 LOB: 2 K: 0 BB: 1 S: 6 P: 10	R: 0 H: 0 E: 0 LOB: 0 K: 1 BB: 0 S: 5 P: 5	R: 2 H: 1 E: 1 LOB: 0 K: 1 BB: 1 S: 6 P: 10	R: 0 H: 1 E: 1 LOB: 2 K: 0 BB: 0 S: 5 P: 5	R: 6 H: 5 E: 1 LOB: 1 K: 1 BB: 2 S: 9 P: 17		1B: 13 SF: 1 2B: 3 SAC: 0 3B: 1 DP: 0 HR: 1 HBP: 0						

PITCHER		IP	WLS	BF	H	R	ER	SO	BB	IBB	HBP	BLK	WP	HR	S	P	ERA	WHIP
Don Aase, R ERA: 4.61	(1, 1)	3.2	L	24	11	6	6	1	2	0	0	0	0	1	24	32	14.73	3.545
John Montague, R ERA: 3.79	(4, 1)	4.1		23	7	8	6	3	3	0	0	0	0	0	26	38	12.46	2.308

PITCHER	IP	WLS	BF	H	R	ER	SO	BB	IBB	HBP	BLK	WP	HR	S	P	ERA	WHIP

AB	41
R	14
H	18
RBI	12
BB	5
SO	4
LOB	25

WP: 0 PA: 47
PB: 0
SB: 2
CS: 0

California Angels @ Detroit Tigers

Tiger Stadium, Detroit, MI

Mon Jul 28 1980, 7:05 PM EDT

Att. 25,804 - Unknown

TOP

livebaseballscorecards.com

Batter	1	2	3	4	5	6	7	8	9	AB	R	H	RBI	BB	SO	LOB
Rick Miller, L (1, 8) OBP: 0.353, SLG: 0.332	S S S 0-3 ① K		x 0-0 1B		x 0-0 ③ 4-3		x 0-0 1-2 2-H 1B		x 0-0 1-2 FC6-4 1B	5	0	3	1	0	1	0
Carney Lansford, R (1, 5) OBP: 0.323, SLG: 0.399	x 0-0 ② 1-3	S S S 0-3 ③ K				x 0-0 ① 5-3	x 0-0 ③ F9		x 0-0 ③ FC6-4 1-2f	5	0	0	0	0	1	5
Rod Carew, L (1, 10) OBP: 0.391, SLG: 0.416	x 0-0 FC5-4 1B			x 0-0 E 1B 1B		x 0-0 ② 6-3		x 0-0 ① 5-3		4	0	2	0	0	0	0
Don Baylor, R (1, 7) OBP: 0.325, SLG: 0.308	x 0-0 ③ FC5-4 1-2f			x 0-0 E6 4-2-3 1-3 1B		x 0-0 ③ F4		S S S 0-3 ② K		4	0	1	0	0	1	1
Jason Thompson, L (1, 3) OBP: 0.385, SLG: 0.454		B B B B 4-0 G6-4-3 BB		x 0-0 ① F7			S S S 0-3 ① K	B B B B 4-0 BB		2	0	0	0	2	1	2
Bobby Grich, R (1, 4) OBP: 0.381, SLG: 0.409		S S S 0-3 ① K		x 0-0 ② ③ 4-2-3 1-2f			B B B B 4-0 1B E BB	x 0-0 ③ F4		3	1	0	0	1	1	4
Larry Harlow, L (1, 9) OBP: 0.373, SLG: 0.411		x 0-0 ② ③ G6-4-3 1-2f			x 0-0 S SF7 2B		x 0-0 E 1-3 1B 1B		x 0-0 ① F7	4	2	2	0	0	0	1
Bert Campaneris, R (1, 6) OBP: 0.299, SLG: 0.341 Freddie Patek, R (9, PR) OBP: 0.309, SLG: 0.395 (9, 6)			x 0-0 G6-4-3 1B		x 0-0 ① 1-3 2-3		x 0-0 ② F9		H 1-0 CS HBP	3	0	1	0	0	0	3
										0	0	0	0	0	0	0
Dan Whitmer, R (1, 2) OBP: 0.318, SLG: 0.316 Joe Rudi, R (7, PH) OBP: 0.290, SLG: 0.437 Stan Cliburn, R (7, 2) OBP: 0.216, SLG: 0.292			x 0-0 ① ② G6-4-3 1-2f		x 0-0 ② SF7 3-H		x 0-0 E5 1B 1-2 3-H		B B B B 4-0 ② 1B 1-2 BB	1	0	0	1	0	0	1
										1	0	0	0	0	0	1
										0	0	0	0	1	0	0
Inning Stats	R: 0 E: 0 K: 1 S: 6 H: 1 LOB: 1 BB: 0 P: 6	R: 0 E: 0 K: 1 S: 4 H: 0 LOB: 0 BB: 1 P: 8	R: 0 E: 0 K: 1 S: 6 H: 2 LOB: 1 BB: 0 P: 6	R: 0 E: 1 K: 0 S: 4 H: 2 LOB: 1 BB: 0 P: 4	R: 1 E: 0 K: 0 S: 4 H: 1 LOB: 0 BB: 0 P: 4	R: 0 E: 0 K: 0 S: 3 H: 0 LOB: 0 BB: 0 P: 3	R: 2 E: 1 K: 1 S: 8 H: 2 LOB: 2 BB: 1 P: 12	R: 0 E: 0 K: 1 S: 5 H: 0 LOB: 1 BB: 1 P: 9	R: 0 E: 0 K: 0 S: 3 H: 1 LOB: 2 BB: 1 P: 8	1B: 8 2B: 2 3B: 0 HR: 0	SF: 1 SAC: 0 DP: 3 HBP: 1						

	AB	32
	R	3
	H	9
	RBI	2
	BB	4
	SO	5
	LOB	18

WP: 0 PB: 0 SB: 1 CS: 1 PA: 38

PITCHER		IP	WLS	BF	H	R	ER	SO	BB	IBB	HBP	BLK	WP	HR	S	P	ERA	WHIP
Dan Petry, R ERA: 3.76	(1, 1)	6.2	L	28	8	3	1	4	2	0	0	0	0	0	34	42	1.35	1.500
Aurelio Lopez, R ERA: 3.27	(7, 1)	2.1		10	1	0	0	1	2	0	1	0	0	0	9	18	0.00	1.286

PITCHER		IP	WLS	BF	H	R	ER	SO	BB	IBB	HBP	BLK	WP	HR	S	P	ERA	WHIP

Batter	1	2	3	4	5	6	7	8	9	AB	R	H	RBI	BB	SO	LOB
Dave Stegman, R (1, 8) OBP: 0.264, SLG: 0.286	6-3		F8		SF7 3-H			F8		2	0	0	1	0	0	0
Rick Peters, S (8, PH) OBP: 0.377, SLG: 0.400 (9, 8)										1	0	0	0	0	0	0
Alan Trammell, R (1, 6) OBP: 0.382, SLG: 0.426	F9		G3-6-3 1B		6-3			K		4	0	1	0	0	1	1
Steve Kemp, L (1, 7) OBP: 0.379, SLG: 0.428	BB 1B 1B		G3-6-3 1-2f			F8		1B		3	1	1	0	1	0	1
John Wockenfuss, R (1, 10) OBP: 0.398, SLG: 0.481	1B 1-2			F8		K		K		4	0	1	0	0	2	1
Lance Parrish, R (1, 2) OBP: 0.324, SLG: 0.514	1B 1-2 2-H			F4		2B			K	4	0	2	1	0	1	0
Al Cowens, R (1, 9) OBP: 0.323, SLG: 0.337	F9			6-3		F9			F6	4	0	0	0	0	0	3
Richie Hebner, L (1, 3) OBP: 0.367, SLG: 0.471		F7			SH5-4 SF7 1B		G4-6-3 1B		F7	4	1	2	0	0	0	0
Tom Brookens, R (1, 5) OBP: 0.313, SLG: 0.383		4-3			SH5-4 1-2 1B		G4-6-3 1-2f			3	0	1	0	0	0	1
Stan Papi, R (1, 4) OBP: 0.301, SLG: 0.449		K			SH5-4 1-2 2-3		L9			1	0	0	0	0	1	0
Lou Whitaker, L (7, PH) OBP: 0.337, SLG: 0.264 (8, 4)										1	0	0	0	0	0	0
Inning Stats	R: 1 H: 2 E: 0 LOB: 2 K: 0 BB: 1 S: 5 P: 9	R: 0 H: 0 E: 0 LOB: 0 K: 1 BB: 0 S: 5 P: 5	R: 0 H: 1 E: 0 LOB: 0 K: 0 BB: 0 S: 3 P: 3	R: 0 H: 0 E: 0 LOB: 0 K: 0 BB: 0 S: 3 P: 3	R: 1 H: 2 E: 0 LOB: 1 K: 0 BB: 0 S: 5 P: 5	R: 0 H: 1 E: 0 LOB: 1 K: 1 BB: 0 S: 6 P: 6	R: 0 H: 1 E: 0 LOB: 0 K: 0 BB: 0 S: 3 P: 3	R: 0 H: 1 E: 0 LOB: 1 K: 2 BB: 0 S: 8 P: 8	R: 0 H: 0 E: 0 LOB: 0 K: 1 BB: 0 S: 5 P: 5	1B: 7 SF: 1 2B: 1 SAC: 1 3B: 0 DP: 2 HR: 0 HBP: 0						

PITCHER		IP	WLS	BF	H	R	ER	SO	BB	IBB	HBP	BLK	WP	HR	S	P	ERA	WHIP
Dave LaRoche, L ERA: 3.77	(1, 1)	5.1		21	5	2	2	1	1	0	0	0	0	0	22	26	3.38	1.125
John Montague, R ERA: 3.68	(6, 1)	1.2	W	6	2	0	0	1	0	0	0	0	0	0	8	8	0.00	1.200
Andy Hassler, L ERA: 3.49	(8, 1)	2.0	S	7	1	0	0	3	0	0	0	0	0	0	13	13	0.00	0.500

PITCHER	IP	WLS	BF	H	R	ER	SO	BB	IBB	HBP	BLK	WP	HR	S	P	ERA	WHIP

BOTTOM

California Angels @ Detroit Tigers

Tiger Stadium, Detroit, MI

Mon Jul 28 1980, 7:05 PM EDT

Att. 25,804 - Unknown

livebaseballscorecards.com

AB	31
R	2
H	8
RBI	2
BB	1
SO	5
LOB	7

WP: 0	PA: 34
PB: 0	
SB: 0	
CS: 0	

Batter	1	2	3	4	5	6	7	8	9	AB	R	H	RBI	BB	SO	LOB
Rick Miller, L (1, 9) OBP: 0.351, SLG: 0.329	6-3		K		F8	F7			1B	5	0	1	0	0	1	0
Dickie Thon, R (1, 10) OBP: 0.286, SLG: 0.320	F9		6-3		BB, 1B, HR, 1B		K		F4	5	1	1	0	0	1	1
Carney Lansford, R (1, 5) OBP: 0.324, SLG: 0.407	F7		HR		F4		1B		F9	5	1	2	1	0	0	2
Don Baylor, R (1, 7) OBP: 0.328, SLG: 0.308		BBBB, S, HR, BB	F3		BB, HR, 1B 1-2		F8			3	2	1	0	1	0	1
Joe Rudi, R (1, 3) OBP: 0.289, SLG: 0.433 Jason Thompson, L (7, 3) OBP: 0.385, SLG: 0.454		F9 1-2		E6, 1B	BBBB, HR, BB 1-2 2-3		F9			3 0	1 0	0 0	0 0	1 0	0 0	2 0
Bobby Grich, R (1, 4) OBP: 0.383, SLG: 0.431		HR 2-H		F8	HR 1-H 2-H 3-H			6-3		4	2	2	6	0	0	1
Bobby Clark, R (1, 8) OBP: 0.225, SLG: 0.274		6-3		1B 1-2	K			K		4	0	1	0	0	2	0
Freddie Patek, R (1, 6) OBP: 0.308, SLG: 0.393		FC5-4, 1B		F6		F4		F2		4	0	1	0	0	0	2
Dan Whitmer, R (1, 2) OBP: 0.308, SLG: 0.304		FC5-4 1-2f		K		5-3			1B	4	0	1	0	0	1	3
Inning Stats	R: 0 E: 0 K: 0 S: 3 H: 0 LOB: 0 BB: 0 P: 3	R: 2 E: 0 K: 0 S: 5 H: 2 LOB: 1 BB: 1 P: 9	R: 1 E: 0 K: 1 S: 6 H: 1 LOB: 0 BB: 0 P: 6	R: 0 E: 1 K: 1 S: 7 H: 1 LOB: 2 BB: 0 P: 7	R: 4 E: 0 K: 1 S: 8 H: 3 LOB: 0 BB: 1 P: 12	R: 0 E: 0 K: 0 S: 3 H: 0 LOB: 0 BB: 0 P: 3	R: 0 E: 0 K: 1 S: 6 H: 1 LOB: 1 BB: 0 P: 6	R: 0 E: 0 K: 1 S: 5 H: 0 LOB: 0 BB: 0 P: 5	R: 0 E: 0 K: 0 S: 4 H: 2 LOB: 1 BB: 0 P: 4	1B: 7 2B: 0 3B: 0 HR: 3 SF: 0 SAC: 0 DP: 0 HBP: 0						

PITCHER		IP	WLS	BF	H	R	ER	SO	BB	IBB	HBP	BLK	WP	HR	S	P	ERA	WHIP
Bruce Robbins, L ERA: 6.16	(1, 1)	4.2	L	23	6	6	6	2	2	0	0	0	0	2	25	33	11.57	1.714
Roger Weaver, R ERA: 1.4	(5, 1)	4.1		16	4	1	1	3	0	0	0	0	0	1	22	22	2.08	0.923

PITCHER	IP	WLS	BF	H	R	ER	SO	BB	IBB	HBP	BLK	WP	HR	S	P	ERA	WHIP

TOP

California Angels @ Detroit Tigers

Tiger Stadium, Detroit, MI

Tue Jul 29 1980, 7:05 PM EDT

Att. 23,020 - Unknown

livebaseballscorecards.com

AB	37
R	7
H	10
RBI	7
BB	2
SO	5
LOB	12

California Angels @ Detroit Tigers

Tiger Stadium, Detroit, MI

Tue Jul 29 1980, 7:05 PM EDT

Att. 23,020 - Unknown

BOTTOM

Batter	1	2	3	4	5	6	7	8	9	AB	R	H	RBI	BB	SO	LOB
Rick Peters, S (1, 8) OBP: 0.378, SLG: 0.397	BBBB 4-0 SH1-3 BB		x 0-0 ① G3		x 0-0 ① 4-3 1-2		x 0-0 BB 1B 1B		SSS 0-3 ③ K	4	0	1	0	1	1	1
Alan Trammell, R (1, 6) OBP: 0.384, SLG: 0.427	x 0-0 ① SH1-3 1-2		BBBB 4-0 FC2-5 1B BB		x 0-0 ② 5-3		x 0-0 BB 1-2 1B			2	0	1	0	1	0	1
Steve Kemp, L (1, 10) OBP: 0.386, SLG: 0.430	BBBB 4-0 BB		x 0-0 FC2-5 1-2 1B		BBBB 4-0 BB		BBBB 4-0 1-2 2-3 BB			1	0	1	0	3	0	0
Richie Hebner, L (1, 3) OBP: 0.362, SLG: 0.464	x 0-0 ② F6		x 0-0 ② FC2-5 1-2 2-3f		x 0-0 ③ 4-3		x 0-0 ③ 6-3			4	0	0	0	0	0	9
Champ Summers, L (1, 7) OBP: 0.402, SLG: 0.490 Jim Lentine, R (8, PH) (9, 7) OBP: 0.350, SLG: 0.320	x 0-0 ③ F7		x 0-0 ③ F7			x 0-0 ① 6-3		SSS 0-3 ① K		3 1	0 0	0 0	0 0	0 0	0 1	4 0
Al Cowens, R (1, 9) OBP: 0.322, SLG: 0.336		x 0-0 FC4-6 1B		x 0-0 ① 6-3		x 0-0 ② F3		x 0-0 ② 4-3		4	0	1	0	0	0	0
Lance Parrish, R (1, 2) OBP: 0.321, SLG: 0.509 Duffy Dyer, R (8, 2) OBP: 0.237, SLG: 0.364		x 0-0 ① F8		SSS 0-3 ② K		x 0-0 ③ F8		x 0-0 ③ F9		3 1	0 0	0 0	0 0	0 0	1 0	1 0
Tom Brookens, R (1, 5) OBP: 0.309, SLG: 0.377		x 0-0 ② FC4-6 1-2f		SSS 0-3 ③ K			x 0-0 ① F4		SSS 0-3 ① K	4	0	0	0	0	2	1
Lou Whitaker, L (1, 4) OBP: 0.337, SLG: 0.262 Stan Papi, R (9, 4) OBP: 0.297, SLG: 0.443		SSS 0-3 ③ K			BBBB 4-0 4-3 BB		x 0-0 ② 4-3		x 0-0 ② 5-3	2 1	0 0	0 0	0 0	1 0	1 0	1 0
Inning Stats	R: 0 H: 0 E: 0 LOB: 2 K: 0 BB: 2 S: 3 P: 11	R: 0 H: 1 E: 1 LOB: 1 K: 1 BB: 0 S: 6 P: 6	R: 0 H: 1 E: 0 LOB: 2 K: 0 BB: 1 S: 4 P: 8	R: 0 H: 0 E: 0 LOB: 0 K: 2 BB: 0 S: 7 P: 7	R: 0 H: 0 E: 0 LOB: 2 K: 0 BB: 2 S: 3 P: 11	R: 0 H: 0 E: 0 LOB: 0 K: 0 BB: 0 S: 3 P: 3	R: 0 H: 2 E: 0 LOB: 3 K: 0 BB: 1 S: 5 P: 9	R: 0 H: 0 E: 0 LOB: 0 K: 1 BB: 0 S: 5 P: 5	R: 0 H: 0 E: 0 LOB: 0 K: 2 BB: 0 S: 7 P: 7	1B: 4 2B: 0 3B: 0 HR: 0	SF: 0 SAC: 1 DP: 0 HBP: 0			WP: 0 PB: 0 SB: 0 CS: 0	PA: 37		

livebaseballscorecards.com

	AB	30
	R	0
	H	4
	RBI	0
	BB	6
	SO	6
	LOB	18

PITCHER		IP	WLS	BF	H	R	ER	SO	BB	IBB	HBP	BLK	WP	HR	S	P	ERA	WHIP
Freddie Martinez, R ERA: 5.4	(1, 1)	6.2	W	30	4	0	0	3	6	0	0	0	0	0	30	54	0.00	1.500
Andy Hassler, L ERA: 3.33	(7, 1)	2.1		7	0	0	0	3	0	0	0	0	0	0	13	13	0.00	0.000

PITCHER	IP	WLS	BF	H	R	ER	SO	BB	IBB	HBP	BLK	WP	HR	S	P	ERA	WHIP

California Angels @ Detroit Tigers

Tiger Stadium, Detroit, MI

Wed Jul 30 1980, 7:05 PM EDT

Att. 21,907 - Unknown

TOP

livebaseballscorecards.com

Batter	1	2	3	4	5	6	7	8	9	AB	R	H	RBI	BB	SO	LOB
Rick Miller, L (1, 9) OBP: 0.350, SLG: 0.327	S S S 0-3 ① K		B B B B 4-0 CS BB		S S S 0-3 ③ K			x 0-0 ① SH5-4 1-2		2	0	0	0	1	2	0
Dickie Thon, R (1, 10) OBP: 0.279, SLG: 0.313	x 0-0 ② F8		x 0-0 ② ③ F9 1-2			S S S 0-3 ① K		x 0-0 HR 2-H 2B		3	0	0	0	0	1	1
Larry Harlow, L (8, PH) OBP: 0.376, SLG: 0.420										1	1	1	1	0	0	0
Carney Lansford, R (1, 5) OBP: 0.323, SLG: 0.408	x 0-0 ③ F3			x 0-0 2B		x 0-0 ② F2		x 0-0 ② 5-3		4	0	1	0	0	0	2
Don Baylor, R (1, 7) OBP: 0.331, SLG: 0.327		x 0-0 ① F9		x 0-0 ① F5		x 0-0 PO 1B		x 0-0 2-H HR		4	1	2	2	0	0	1
Jason Thompson, L (9, 3) OBP: 0.385, SLG: 0.454										0	0	0	0	0	0	0
Joe Rudi, R (1, 3) (9, 7) OBP: 0.286, SLG: 0.427		S S S 0-3 ② K		x 0-0 ② F7		x 0-0 ③ PO 1-2	S S S 0-3 ① K	S S S 0-3 ③ K		4	0	0	0	0	3	2
Bobby Grich, R (1, 4) OBP: 0.384, SLG: 0.428		B B B B 4-0 HR BB		4-0 IBB			x 0-0 ② 4-3		S S S 0-3 ① K	2	1	0	0	2	1	0
Bobby Clark, R (1, 8) OBP: 0.226, SLG: 0.307		x 0-0 1-H HR		x 0-0 ③ F6			x 0-0 ③ F7		S S S 0-3 ② K	4	1	1	2	0	1	2
Freddie Patek, R (1, 6) OBP: 0.311, SLG: 0.402		x 0-0 ③ F8			x 0-0 ① 4-3			x 0-0 1B 3B	x 0-0 1B	4	1	2	0	0	0	0
Dan Whitmer, R (1, 2) OBP: 0.286, SLG: 0.280			x 0-0 ① F4		x 0-0 ② L6			x 0-0 S SH5-4 2B 3-H 1B	x 0-0 ③ 4-3	2	0	0	0	0	0	0
Rod Carew, L (8, PH) OBP: 0.393, SLG: 0.418										1	0	1	1	0	0	0
Bert Campaneris, R (8, PR) OBP: 0.299, SLG: 0.341										0	1	0	0	0	0	0
Stan Cliburn, R (8, 2) OBP: 0.212, SLG: 0.286										1	0	0	0	0	0	1
Inning Stats	R: 0 E: 0 K: 1 S: 5 H: 0 LOB: 0 BB: 0 P: 5	R: 2 E: 0 K: 1 S: 6 H: 1 LOB: 0 BB: 1 P: 10	R: 0 E: 0 K: 0 S: 2 H: 0 LOB: 0 BB: 1 P: 6	R: 0 E: 0 K: 0 S: 4 H: 1 LOB: 2 BB: 1 P: 8	R: 0 E: 0 K: 1 S: 5 H: 0 LOB: 0 BB: 0 P: 5	R: 0 E: 0 K: 1 S: 5 H: 1 LOB: 0 BB: 0 P: 5	R: 0 E: 0 K: 1 S: 5 H: 0 LOB: 0 BB: 0 P: 5	R: 4 E: 0 K: 1 S: 9 H: 4 LOB: 1 BB: 0 P: 9	R: 0 E: 0 K: 2 S: 8 H: 1 LOB: 1 BB: 0 P: 8	1B: 3 2B: 2 3B: 1 HR: 2		SF: 0 SAC: 1 DP: 0 HBP: 0				WP: 0 PB: 0 SB: 1 CS: 1	PA: 37

PITCHER		IP	WLS	BF	H	R	ER	SO	BB	IBB	HBP	BLK	WP	HR	S	P	ERA	WHIP
Dan Schatzeder, L ERA: 4.42	(1, 1)	7.1	L	28	5	5	5	5	2	1	0	0	0	1	35	47	6.14	0.955
Aurelio Lopez, R ERA: 3.48	(8, 1)	0.2		4	2	1	1	1	0	0	0	0	0	1	6	6	13.50	3.000
Pat Underwood, L ERA: 4.29	(9, 1)	1.0		4	1	0	0	2	0	0	0	0	0	0	8	8	0.00	1.000

PITCHER	IP	WLS	BF	H	R	ER	SO	BB	IBB	HBP	BLK	WP	HR	S	P	ERA	WHIP

AB	32
R	6
H	8
RBI	6
BB	3
SO	8
LOB	9

California Angels @ Detroit Tigers

Tiger Stadium, Detroit, MI

Wed Jul 30 1980, 7:05 PM EDT

Att. 21,907 - Unknown

BOTTOM

Batter	1	2	3	4	5	6	7	8	9	AB	R	H	RBI	BB	SO	LOB
Rick Peters, S (1, 8) OBP: 0.376, SLG: 0.394	F8		1B		SH3		K	1-3		4	0	1	0	0	1	2
Alan Trammell, R (1, 6) OBP: 0.384, SLG: 0.426	1B		F5		1B		F9		K	5	0	2	0	0	1	1
Al Cowens, R (1, 9) OBP: 0.320, SLG: 0.331	L9			1B 1B BB	F2		F3		4-3	4	1	0	0	1	0	2
John Wockenfuss, R (1, 3) OBP: 0.403, SLG: 0.492	F8			1B 1-2 1B		1B 3B BB		2B 3B	6-3	4	2	2	0	1	0	1
Lance Parrish, R (1, 2) OBP: 0.323, SLG: 0.512		5-3		K		3B 1-2 1B		1B G6-4-3 2B 3-H		4	2	2	1	0	1	2
Tom Brookens, R (1, 5) OBP: 0.306, SLG: 0.373		K		K		K		G6-4-3 2-3 1B		3	0	0	0	0	3	4
Richie Hebner, L (8, PH) OBP: 0.365, SLG: 0.466										1	0	1	0	0	0	0
Dave Stegman, R (8, PR) OBP: 0.264, SLG: 0.286										0	0	0	0	0	0	0
Mark Wagner, R (9, 5) OBP: 0.231, SLG: 0.167										0	0	0	0	0	0	0
Jim Lentine, R (1, 7) OBP: 0.355, SLG: 0.346		F7		1-2 2-H 1B		1-H 2-H 3B		G6-4-3 1-2f 3-H		4	0	2	3	0	0	1
Duffy Dyer, R (1, 10) OBP: 0.230, SLG: 0.351			K	K		5-3		BB 1B		2	0	0	0	0	2	2
Steve Kemp, L (6, PH) OBP: 0.387, SLG: 0.431										2	0	1	0	0	0	1
Lou Whitaker, L (1, 4) OBP: 0.339, SLG: 0.263			K		1B SH3 1B	4-3		1-2 BB		3	0	1	0	1	1	1
Inning Stats	R: 0 H: 1 E: 0 LOB: 1 K: 0 BB: 0 S: 4 P: 4	R: 0 H: 0 E: 0 LOB: 0 K: 1 BB: 0 S: 5 P: 5	R: 0 H: 1 E: 0 LOB: 1 K: 2 BB: 0 S: 8 P: 8	R: 1 H: 2 E: 0 LOB: 2 K: 3 BB: 1 S: 11 P: 15	R: 0 H: 2 E: 0 LOB: 1 K: 0 BB: 0 S: 4 P: 4	R: 2 H: 2 E: 0 LOB: 1 K: 1 BB: 1 S: 7 P: 11	R: 0 H: 0 E: 0 LOB: 0 K: 1 BB: 0 S: 5 P: 5	R: 2 H: 4 E: 0 LOB: 2 K: 0 BB: 1 S: 6 P: 10	R: 0 H: 0 E: 0 LOB: 0 K: 1 BB: 0 S: 5 P: 5	1B: 9 SF: 0 2B: 1 SAC: 1 3B: 2 DP: 1 HR: 0 HBP: 0						

livebaseballscorecards.com

AB	36
R	5
H	12
RBI	4
BB	3
SO	9
LOB	17

PITCHER		IP	WLS	BF	H	R	ER	SO	BB	IBB	HBP	BLK	WP	HR	S	P	ERA	WHIP
Frank Tanana, L ERA: 4.45	(1, 1)	5.1		25	8	3	3	7	2	0	0	0	0	0	37	45	5.06	1.875
Mark Clear, R ERA: 3.65	(6, 1)	1.2	W	7	2	2	2	1	0	0	0	0	0	0	9	9	10.80	1.200
Andy Hassler, L ERA: 3.21	(8, 1)	2.0	S	8	2	0	0	1	1	0	0	0	0	0	9	13	0.00	1.500

PITCHER	IP	WLS	BF	H	R	ER	SO	BB	IBB	HBP	BLK	WP	HR	S	P	ERA	WHIP

California Angels @ Detroit Tigers

Tiger Stadium, Detroit, MI

Thu Jul 31 1980, 7:05 PM EDT

Att. 19,850 - Unknown

TOP

livebaseballscorecards.com

Batter	1	2	3	4	5	6	7	8	9	AB	R	H	RBI	BB	SO	LOB
Rick Miller, L (1, 8) OBP: 0.349, SLG: 0.326	K	F7		1B		4-3		5-3		4	0	1	0	0	1	1
Bobby Clark, R (7, 8) OBP: 0.223, SLG: 0.303										1	0	0	0	0	0	0
Rod Carew, L (1, 10) OBP: 0.395, SLG: 0.420	2B 1B		1B 1B	F7		FC4 1B		G3		5	1	3	0	0	0	1
Carney Lansford, R (1, 5) OBP: 0.329, SLG: 0.427	1-H 2B		1-3 2B 1B		HR	1-2f FC4			WP G3 2B	5	3	4	2	0	0	1
Don Baylor, R (1, 7) OBP: 0.332, SLG: 0.348	K		1-H 1B 2B		HR		6-3		2-3 F7	5	2	2	2	0	1	2
Jason Thompson, L (1, 3) OBP: 0.385, SLG: 0.449	IBB	F2		4-3			BB BB		3-H G3	3	0	0	1	2	0	1
Bobby Grich, R (1, 4) OBP: 0.384, SLG: 0.426	F3		2-H 1B	1-3			1-2 FC6-4 BB		F7	4	0	1	1	1	0	2
Larry Harlow, L (1, 9) OBP: 0.378, SLG: 0.421		FC1-4 1B	L6	1B			K			4	0	2	0	0	1	3
Freddie Patek, R (1, 6) OBP: 0.306, SLG: 0.396		1-2f FC1-4		F9	1-3		1-2f FC6-4			4	0	0	0	0	0	4
Dan Whitmer, R (1, 2) OBP: 0.258, SLG: 0.250		F9		F7		K		5-3		3	0	0	0	0	1	1
Dickie Thon, R (8, PH) OBP: 0.277, SLG: 0.311										1	0	0	0	0	0	0
Stan Cliburn, R (8, 2) OBP: 0.212, SLG: 0.286										0	0	0	0	0	0	0
Inning Stats	R: 1 E: 0 K: 2 S: 9 H: 2 LOB: 2 BB: 1 P: 13	R: 0 E: 0 K: 0 S: 4 H: 1 LOB: 1 BB: 0 P: 4	R: 2 E: 0 K: 0 S: 6 H: 4 LOB: 1 BB: 0 P: 6	R: 0 E: 0 K: 0 S: 4 H: 1 LOB: 1 BB: 0 P: 4	R: 2 E: 0 K: 0 S: 6 H: 3 LOB: 1 BB: 0 P: 6	R: 0 E: 0 K: 1 S: 6 H: 1 LOB: 1 BB: 0 P: 6	R: 0 E: 0 K: 1 S: 5 H: 0 LOB: 2 BB: 2 P: 13	R: 0 E: 0 K: 0 S: 3 H: 0 LOB: 0 BB: 0 P: 3	R: 1 E: 0 K: 0 S: 4 H: 1 LOB: 0 BB: 0 P: 4	1B: 8 2B: 3 3B: 0 HR: 2	SF: 0 SAC: 0 DP: 0 HBP: 0						

	AB	39
	R	6
	H	13
	RBI	6
	BB	3
	SO	4
	LOB	16

WP: 1 PB: 0 SB: 0 CS: 0 PA: 42

PITCHER		IP	WLS	BF	H	R	ER	SO	BB	IBB	HBP	BLK	WP	HR	S	P	ERA	WHIP
Milt Wilcox, R ERA: 3.76	(1, 1)	5.0	W	26	11	5	5	2	0	1	0	0	0	2	29	33	9.00	2.200
Dave Rozema, R ERA: 4.56	(6, 1)	4.0	S	16	2	1	1	2	2	0	0	0	1	0	18	26	2.25	1.000

PITCHER	IP	WLS	BF	H	R	ER	SO	BB	IBB	HBP	BLK	WP	HR	S	P	ERA	WHIP

California Angels @ Detroit Tigers

Tiger Stadium, Detroit, MI

Thu Jul 31 1980, 7:05 PM EDT

Att. 19,850 - Unknown

BOTTOM

Batter	1	2	3	4	5	6	7	8	9	AB	R	H	RBI	BB	SO	LOB
Rick Peters, S (1, 8) OBP: 0.376, SLG: 0.392	1B BB		1-3 ③		1-3 ②	4-3 ③				4	1	1	0	1	0	2
Alan Trammell, R (1, 6) OBP: 0.387, SLG: 0.432	1B 5-3			3B 2B	HR 1B		F7 ①			5	3	3	0	0	0	1
Steve Kemp, L (1, 10) OBP: 0.390, SLG: 0.448	BB E 1B 1-2 2-3	6-3 ①		1B 3B 2-H	HR 1-H		6-3 ②			4	3	2	3	1	0	0
Richie Hebner, L (1, 3) OBP: 0.370, SLG: 0.466	E9 1B F9 1-3 2-H 3-H	F7 ②		BB	BB		G3 ③			2	1	1	2	2	0	0
Tim Corcoran, L (6, 3) OBP: 0.270, SLG: 0.200										1	0	0	0	0	0	0
Champ Summers, L (1, 7) OBP: 0.406, SLG: 0.502	BB 1B 2B 1-2 3-H	F7 ③		1B 1-2 3-H	G3 ③			3B		5	2	3	2	0	0	1
Jim Lentine, R (9, 7) OBP: 0.355, SLG: 0.346										0	0	0	0	0	0	0
Lance Parrish, R (1, 2) OBP: 0.321, SLG: 0.507	F9 ① 2-3		K ① S S S	F8 ①	2B SF9 1B			5-3 ①		5	1	1	0	0	1	5
Duffy Dyer, R (9, 2) OBP: 0.230, SLG: 0.351										0	0	0	0	0	0	0
Al Cowens, R (1, 9) OBP: 0.327, SLG: 0.346	BB 1B 2B 1-2 3-H		1B SF7 2B	F6 ②		6-3 1-3 2B		2B 1B 3-H		5	3	4	2	0	0	2
Dave Stegman, R (9, 9) OBP: 0.264, SLG: 0.286										0	0	0	0	0	0	0
Tom Brookens, R (1, 5) OBP: 0.311, SLG: 0.380	BB 2B 1-2 2-3		S 2-3 1B	6-3 ③		SF9 ① 3-H		2B 1-H		3	1	2	2	1	0	2
Lou Whitaker, L (1, 4) OBP: 0.336, SLG: 0.267	2B 1-H 2-H 3-H		SF7 ② 1-2 3-H		F7 ①	6-3 ② 2-3		F9 ③		4	0	1	4	0	0	1
Inning Stats	R: 7 E: 1 K: 0 S: 8 H: 6 LOB: 1 BB: 3 P: 20	R: 0 E: 0 K: 0 S: 3 H: 0 LOB: 0 BB: 0 P: 3	R: 1 E: 0 K: 1 S: 7 H: 2 LOB: 1 BB: 0 P: 7	R: 2 E: 0 K: 0 S: 6 H: 3 LOB: 2 BB: 1 P: 10	R: 2 E: 0 K: 0 S: 5 H: 2 LOB: 1 BB: 1 P: 9	R: 1 E: 0 K: 0 S: 5 H: 2 LOB: 1 BB: 0 P: 5	R: 0 E: 0 K: 0 S: 3 H: 0 LOB: 0 BB: 0 P: 3	R: 2 E: 0 K: 0 S: 5 H: 3 LOB: 0 BB: 0 P: 5		1B: 10 2B: 5 3B: 2 HR: 1 SF: 2 SAC: 0 DP: 0 HBP: 0						

livebaseballscorecards.com

AB	38
R	15
H	18
RBI	15
BB	5
SO	1
LOB	14

PITCHER		IP	WLS	BF	H	R	ER	SO	BB	IBB	HBP	BLK	WP	HR	S	P	ERA	WHIP
Don Aase, R ERA: 4.9	(1, 1)	0.0	L	4	3	4	4	0	1	0	0	0	0	0	3	7	∞	∞
Dave Lemanczyk, R ERA: 5.47	(1, 1)	3.0		18	7	6	6	1	3	0	0	0	0	0	17	29	18.00	3.333
John Montague, R ERA: 3.94	(4, 1)	3.0		15	5	3	3	0	1	0	0	0	0	1	14	18	9.00	2.000
Ed Halicki, R ERA: 4.42	(7, 1)	2.0		8	3	2	2	0	0	0	0	0	0	0	8	8	9.00	1.500

PITCHER	IP	WLS	BF	H	R	ER	SO	BB	IBB	HBP	BLK	WP	HR	S	P	ERA	WHIP

California Angels @ Toronto Blue Jays

Exhibition Stadium, Toronto, ON

Fri Aug 01 1980, 7:05 PM EDT

Att. 16,145 - Unknown - 83 F

TOP

livebaseballscorecards.com

Batter	1	2	3	4	5	6	7	8	9	AB	R	H	RBI	BB	SO	LOB
Larry Harlow, L (1, 9) OBP: 0.379, SLG: 0.421	FC4-6 1B	2-H 1B	K			4-1		B1-6-4 1-2f		5	0	2	1	0	1	3
Rod Carew, L (1, 10) OBP: 0.398, SLG: 0.421	FC4-6 5-3 1-2f	G3		1B		L6-3 BB		FC5-4 1B		4	0	2	0	1	0	2
Carney Lansford, R (1, 5) OBP: 0.325, SLG: 0.422	5-3 1-2		F7	F7		L6-3 1-2		FC5-4 1-2f		5	0	0	0	0	0	4
Don Baylor, R (1, 7) OBP: 0.337, SLG: 0.353	1-3		BB 1B 1B	F3			1B		FC1-6 1B	5	1	3	0	0	0	2
Jason Thompson, L (1, 3) OBP: 0.388, SLG: 0.446 Dickie Thon, R (9, PR) OBP: 0.277, SLG: 0.311 (9, 3)		HR BB	BB 1B 1-2 2B BB	K			1B 1B BB		FC1-6 CS 1-2f	2 0	3 0	0 0	0 0	3 0	1 0	2 0
Bobby Grich, R (1, 4) OBP: 0.387, SLG: 0.442		1-H HR	K		1B SF8-4 2B		1B CS 1-2 1B		K 1-2	5	2	3	2	0	2	3
Bobby Clark, R (1, 8) OBP: 0.255, SLG: 0.333		1-3 1B 1B	BB 2B 1-2 2-H 1B		SF8-4 2-3 1B		CS 1-3 2-H 1B			4	2	4	2	0	0	0
Bert Campaneris, R (1, 6) OBP: 0.297, SLG: 0.333	K	2B 1-2 2-3 BB			SF8-4 1-2 3-H		6-3 1-3 3-H			2	0	0	1	1	1	3
Dan Whitmer, R (1, 2) OBP: 0.286, SLG: 0.290		1-3 1-2	1-3 2-H 3-H 2B		K			B1-6-4 BB		3	0	1	2	1	1	1

Inning Stats	R: 0 E: 0 K: 0 S: 4	H: 1 LOB: 1 BB: 0 P: 4	R: 3 E: 0 K: 1 S: 8	H: 3 LOB: 1 BB: 1 P: 12	R: 3 E: 0 K: 2 S: 10	H: 3 LOB: 2 BB: 2 P: 18	R: 0 E: 0 K: 1 S: 6	H: 1 LOB: 1 BB: 0 P: 6	R: 1 E: 0 K: 1 S: 6	H: 2 LOB: 0 BB: 0 P: 6	R: 0 E: 0 K: 0 S: 2	H: 0 LOB: 0 BB: 1 P: 6	R: 1 E: 0 K: 0 S: 4	H: 3 LOB: 1 BB: 1 P: 8	R: 0 E: 0 K: 0 S: 3	H: 1 LOB: 1 BB: 1 P: 7	R: 0 E: 0 K: 1 S: 5	H: 1 LOB: 1 BB: 0 P: 5

1B: 12 2B: 5 3B: 0 HR: 1	SF: 1 SAC: 0 DP: 4 HBP: 0	WP: 0 PB: 0 SB: 0 CS: 3	PA: 42
---	---	---	---

	AB	35
	R	8
	H	15
	RBI	8
	BB	6
	SO	6
	LOB	20

PITCHER		IP	WLS	BF	H	R	ER	SO	BB	IBB	HBP	BLK	WP	HR	S	P	ERA	WHIP
Jesse Jefferson, R ERA: 4.58	(1, 1)	2.1		14	5	5	5	1	2	0	0	0	0	1	14	22	19.29	3.000
Jack Kucek, R ERA: 6.1	(3, 1)	0.1		4	2	1	1	1	1	0	0	0	0	0	5	9	27.00	9.000
Tom Buskey, R ERA: 3.98	(3, 1)	3.2		16	6	2	2	3	2	0	0	0	0	0	20	28	4.91	2.182
Jerry Garvin, L ERA: 1.99	(7, 1)	2.2	W	8	2	0	0	1	1	0	0	0	0	0	9	13	0.00	1.125

PITCHER	IP	WLS	BF	H	R	ER	SO	BB	IBB	HBP	BLK	WP	HR	S	P	ERA	WHIP

Batter	1	2	3	4	5	6	7	8	9	AB	R	H	RBI	BB	SO	LOB
Alfredo Griffin, S (1, 6) OBP: 0.278, SLG: 0.355	BBBB 4-0 F9 6-3 BB		x 0-0 ② 4-3 1-2		x 0-0 ② B4-3	x 0-0 ② FC5 1B 1-2 2-3f	SSS 0-3 ③ K			4	0	0	0	1	1	6
Damaso Garcia, R (1, 4) OBP: 0.310, SLG: 0.421	x 0-0 ① 6-3 1-2		x 0-0 ③ L8		x 0-0 1B	x 0-0 1B 1-2 2-3		x 0-0 SF8 3B		5	1	3	0	0	0	2
Roy Howell, L (1, 5) OBP: 0.312, SLG: 0.385	x 0-0 ② F9 2-3			x 0-0 ① P4	x 0-0 ③ L7	x 0-0 ③ G3		x 0-0 ① SF8 3-H		4	0	0	1	0	0	5
Otto Velez, R (1, 10) OBP: 0.389, SLG: 0.542	SSS 0-3 ③ K			BBBB 4-0 HR BB		BBBB 4-0 3B BB	x 0-0 ① 4-3	SSS 0-3 ② K		3	2	0	0	2	2	1
Al Woods, L (1, 7) OBP: 0.367, SLG: 0.509		x 0-0 ① F7	x 0-0 1-H HR			BBBB 4-0 1-2 3B BB	BBBB 4-0 F7 BB 1B BB	x 0-0 ③ G3		3	3	1	2	2	0	0
John Mayberry, L (1, 3) OBP: 0.342, SLG: 0.442 Joe Cannon, L (7, PR) OBP: 0.067, SLG: 0.067 Garth Iorg, R (8, 3) OBP: 0.265, SLG: 0.328		x 0-0 ② G3	x 0-0 ② 4-3			x 0-0 1-H 2-H 1B 3B	BBBB 4-0 BB 1B 1-2 BB		x 0-0 ① F2	3 0 1	1 0 0	1 0 0	2 0 0	1 0 0	0 0 0	0 0 0
Barry Bonnell, R (1, 8) OBP: 0.313, SLG: 0.434		x 0-0 ③ F9	x 0-0 HR			x 0-0 ① 3-H 1B	x 0-0 ② F7 2-3		SSS 0-3 ② K	5	1	2	2	0	1	2
Lloyd Moseby, L (1, 9) OBP: 0.270, SLG: 0.373			SSS 0-3 ① K	x 0-0 ③ L5		x 0-0 E4 FC5 1B	x 0-0 1-2 3-H BB 1B		BBBB 4-0 2B BB	4	1	2	1	1	1	0
Ernie Whitt, L (1, 2) OBP: 0.278, SLG: 0.307 Doug Ault, R (6, PH) OBP: 0.286, SLG: 0.240 Dave Stieb, R (6, PR) Bob Davis, R (7, 2) OBP: 0.263, SLG: 0.321			x 0-0 4-3 1B		x 0-0 ① G3	BBBB 4-0 1B FC5 BB	BBBB 4-0 1-2 2-3 BB		x 0-0 1-H 2B	2 0 0 1	0 0 0 0	1 0 0 1	0 0 0 1	0 1 0 0	0 0 0 0	0 0 0 0
Inning Stats	R: 0 E: 0 K: 1 S: 5 H: 0 LOB: 1 BB: 1 P: 9	R: 0 E: 0 K: 0 S: 3 H: 0 LOB: 0 BB: 0 P: 3	R: 0 E: 0 K: 1 S: 6 H: 1 LOB: 1 BB: 0 P: 6	R: 3 E: 0 K: 0 S: 5 H: 2 LOB: 0 BB: 1 P: 9	R: 0 E: 0 K: 0 S: 4 H: 1 LOB: 1 BB: 0 P: 4	R: 3 E: 1 K: 0 S: 6 H: 4 LOB: 3 BB: 3 P: 18	R: 1 E: 0 K: 1 S: 6 H: 1 LOB: 3 BB: 3 P: 18	R: 1 E: 0 K: 1 S: 6 H: 1 LOB: 0 BB: 0 P: 6	R: 1 E: 0 K: 1 S: 5 H: 1 LOB: 1 BB: 1 P: 9	1B: 6 2B: 1 3B: 2 HR: 2 SF: 1 SAC: 0 DP: 0 HBP: 0						

PITCHER		IP	WLS	BF	H	R	ER	SO	BB	IBB	HBP	BLK	WP	HR	S	P	ERA	WHIP
Chris Knapp, R ERA: 6.2	(1, 1)	5.0		23	4	5	5	2	4	0	0	0	0	2	23	39	9.00	1.600
Andy Hassler, L ERA: 3.46	(6, 1)	1.1		10	4	2	2	0	3	0	0	0	0	0	7	19	13.50	5.250
Mark Clear, R ERA: 3.78	(7, 1)	2.1	L	12	3	2	2	3	2	0	0	0	0	0	16	24	7.71	2.143

PITCHER	IP	WLS	BF	H	R	ER	SO	BB	IBB	HBP	BLK	WP	HR	S	P	ERA	WHIP

BOTTOM

California Angels @ Toronto Blue Jays

Exhibition Stadium, Toronto, ON

Fri Aug 01 1980, 7:05 PM EDT

Att. 16,145 - Unknown - 83 F

livebaseballscorecards.com

AB	35
R	9
H	11
RBI	9
BB	9
SO	5
LOB	16

WP: 0 PA: 45
PB: 0
SB: 0
CS: 0

California Angels @ Toronto Blue Jays

Exhibition Stadium, Toronto, ON

Sat Aug 02 1980, 3:33 AM EDT

Att. 22,051 - Unknown - 80 F

TOP

livebaseballscorecards.com

Batter	1	2	3	4	5	6	7	8	9	AB	R	H	RBI	BB	SO	LOB
Larry Harlow, L (1, 9) OBP: 0.379, SLG: 0.415	L6	BB 1-2 2-3			HBP 1-2		K		K	3	0	0	0	1	2	0
Rod Carew, L (1, 10) OBP: 0.393, SLG: 0.415	3-1	9-2-5 3-Hf			G1-6-3 1-2f 2-3			G3	G3	5	0	0	0	0	0	5
Carney Lansford, R (1, 5) OBP: 0.322, SLG: 0.417	K		5-3		5-3			6-3		4	0	0	0	0	1	1
Don Baylor, R (1, 7) OBP: 0.340, SLG: 0.353		HR 1B	F7			6-3		BB 1B 1B HBP		3	2	1	0	0	0	0
Jason Thompson, L (1, 3) OBP: 0.392, SLG: 0.458 Dickie Thon, R (8, PR) OBP: 0.277, SLG: 0.311 (8, 3)		1-H HR	F7			1B BB		BB 1-2 1B 1B		3 0	1 1	2 0	2 0	1 0	0 0	0 0
Bobby Grich, R (1, 4) OBP: 0.388, SLG: 0.441		P6		6-3		G6-4-3 1-2 1B		1B 1-2 2-3 BB		3	0	1	0	1	0	0
Bobby Clark, R (1, 8) OBP: 0.265, SLG: 0.340		1B 1B 1B		5-3	G6-4-3 1-2f			1-3 2-H 3-H 1B		4	1	2	2	0	0	2
Bert Campaneris, R (1, 6) OBP: 0.295, SLG: 0.330		BB 1-2 9-2-5 1B		K			5-3	6-3		4	0	1	0	0	1	3
Dan Whitmer, R (1, 2) OBP: 0.324, SLG: 0.313 Joe Rudi, R (7, PH) OBP: 0.285, SLG: 0.426 Stan Cliburn, R (7, 2) OBP: 0.208, SLG: 0.280		BB 1-2 2-H 1B			G1-6-3 HBP BB		F8		F9	1 1 1	0 0 0	1 0 0	1 0 0	1 0 0	0 0 0	0 0 0

	AB	32
	R	5
	H	8
	RBI	5
	BB	4
	SO	4
	LOB	11

Inning Stats										
	R: 0 E: 0 K: 1 S: 5	H: 0 LOB: 0 BB: 0 P: 5	R: 3 E: 0 K: 0 S: 7	H: 5 LOB: 2 BB: 1 P: 11	R: 0 E: 0 K: 0 S: 3	H: 0 LOB: 0 BB: 0 P: 3	R: 0 E: 0 K: 1 S: 5	H: 0 LOB: 0 BB: 0 P: 5	R: 0 E: 0 K: 0 S: 2	H: 0 LOB: 1 BB: 1 P: 7
	R: 0 E: 0 K: 0 S: 3	H: 1 LOB: 1 BB: 1 P: 7	R: 0 E: 0 K: 1 S: 5	H: 0 LOB: 0 BB: 0 P: 5	R: 2 E: 0 K: 0 S: 5	H: 2 LOB: 3 BB: 1 P: 10	R: 0 E: 0 K: 1 S: 5	H: 0 LOB: 0 BB: 0 P: 5	1B: 7 2B: 1 3B: 0 HR: 1	SF: 0 SAC: 0 DP: 3 HBP: 2

	WP: 0	PA: 38
	PB: 0	
	SB: 0	
	CS: 0	

PITCHER		IP	WLS	BF	H	R	ER	SO	BB	IBB	HBP	BLK	WP	HR	S	P	ERA	WHIP
Mike Barlow, R ERA: 3.6	(1, 1)	1.1		10	5	3	3	1	1	0	0	0	0	1	11	15	20.25	4.500
Balor Moore, L ERA: 5.68	(2, 1)	2.2		9	0	0	0	1	1	0	1	0	0	0	9	14	0.00	0.375
Jesse Jefferson, R ERA: 4.6	(5, 1)	3.2	L	15	3	2	2	1	2	0	1	0	0	0	14	23	4.91	1.364
Jerry Garvin, L ERA: 1.94	(8, 1)	1.1		4	0	0	0	1	0	0	0	0	0	0	6	6	0.00	0.000

PITCHER	IP	WLS	BF	H	R	ER	SO	BB	IBB	HBP	BLK	WP	HR	S	P	ERA	WHIP

Batter	1	2	3	4	5	6	7	8	9	AB	R	H	RBI	BB	SO	LOB
Alfredo Griffin, S (1, 6) OBP: 0.275, SLG: 0.351	F8	P5		6-3			K			4	0	0	0	0	1	1
Damaso Garcia, R (1, 4) OBP: 0.306, SLG: 0.416	K	K			P4		5-3			4	0	0	0	0	2	0
Al Woods, L (1, 7) OBP: 0.368, SLG: 0.517	HR		P6		BB			5-3		3	1	1	1	1	0	0
Otto Velez, R (1, 10) OBP: 0.387, SLG: 0.536	BB		K		K			F7		3	0	0	0	1	2	1
Barry Bonnell, R (1, 8) OBP: 0.312, SLG: 0.431	1B		K		P6			F8		4	0	1	0	0	1	1
Doug Ault, R (1, 3) OBP: 0.293, SLG: 0.235 Joe Cannon, L (4, PR) OBP: 0.067, SLG: 0.067 John Mayberry, L (5, 3) OBP: 0.343, SLG: 0.441 Lloyd Moseby, L (9, PR) OBP: 0.270, SLG: 0.373	K			HBP	K				BB	1 0 1 0	0 1 0 0	0 0 0 0	0 0 1 0	0 0 1 0	1 0 1 0	2 0 0 0
Bob Bailor, R (1, 9) OBP: 0.283, SLG: 0.253		F7		SH1-4		P4		SH1-3		2	0	0	0	0	0	0
Garth Iorg, R (1, 5) OBP: 0.278, SLG: 0.382		HR		4-3		K		5-3		4	1	2	2	0	1	2
Bob Davis, R (1, 2) OBP: 0.264, SLG: 0.339		HR		4-3			5-3			3	1	1	1	0	0	2

California Angels @ Toronto Blue Jays

Exhibition Stadium, Toronto, ON

Sat Aug 02 1980, 3:33 AM EDT
Att. 22,051 - Unknown - 80 F

BOTTOM

livebaseballscorecards.com

AB	29
R	4
H	5
RBI	4
BB	3
SO	9
LOB	9

Inning Stats	1	2	3	4	5	6	7	8	9
	R: 1 E: 0 K: 2 S: 9	H: 2 LOB: 2 BB: 1 P: 13	R: 2 E: 0 K: 1 S: 7	H: 2 LOB: 0 BB: 0 P: 7	R: 0 E: 0 K: 2 S: 7	H: 0 LOB: 0 BB: 0 P: 7	R: 1 E: 0 K: 0 S: 4	H: 1 LOB: 1 BB: 0 P: 5	R: 0 E: 0 K: 1 S: 5	H: 0 LOB: 1 BB: 1 P: 9
	R: 0 E: 0 K: 2 S: 7	H: 0 LOB: 0 BB: 0 P: 7	R: 0 E: 0 K: 1 S: 5	H: 0 LOB: 0 BB: 0 P: 5	R: 0 E: 0 K: 0 S: 3	H: 0 LOB: 0 BB: 0 P: 3	R: 0 E: 0 K: 0 S: 2	H: 0 LOB: 1 BB: 1 P: 6		

	1B	SF	WP	PA
	2	0	0	35
	2B	SAC	PB	
	0	2	0	
	3B	DP	SB	
	0	0	0	
	HR	HBP	CS	
	3	1	0	

PITCHER	IP	WLS	BF	H	R	ER	SO	BB	IBB	HBP	BLK	WP	HR	S	P	ERA	WHIP
Dave LaRoche, L (1, 1) ERA: 3.8	9.0	W	35	5	4	4	9	3	0	1	0	0	3	49	62	4.00	0.889

PITCHER	IP	WLS	BF	H	R	ER	SO	BB	IBB	HBP	BLK	WP	HR	S	P	ERA	WHIP

Batter	1	2	3	4	5	6	7	8	9	AB	R	H	RBI	BB	SO	LOB
Larry Harlow, L (1, 9) OBP: 0.381, SLG: 0.413	BBBB 4-0 SH5-3 BB		SSS 0-3 ② K		SSS 0-3 ③ K		x 0-0 1-3 2-H 1B		x 0-0 ③ F8	3	0	1	1	1	2	1
Stan Cliburn, R (7, 2) OBP: 0.208, SLG: 0.280										0	0	0	0	0	0	0
Rick Miller, L (9, PH) OBP: 0.348, SLG: 0.325										1	0	0	0	0	0	0
Rod Carew, L (1, 10) OBP: 0.390, SLG: 0.412	x 0-0 ① SH5-3 1-2		x 0-0 ③ 3-1			x 0-0 ① F7	x 0-0 ③ L6			3	0	0	0	0	0	2
Carney Lansford, R (1, 5) OBP: 0.326, SLG: 0.416	BBBB 4-0 BB			BBBB 4-0 CS BB		BBBB 4-0 BB		x 0-0 ① 5-3		1	0	0	0	3	0	0
Don Baylor, R (1, 7) OBP: 0.335, SLG: 0.347	SSS 0-3 ② K			SSS 0-3 ① ② K 1-2		x 0-0 ② L4		x 0-0 ② F2		4	0	0	0	0	2	4
Jason Thompson, L (1, 3) OBP: 0.393, SLG: 0.457	SSS 0-3 ③ K			BBBB 4-0 BB		x 0-0 ③ L3		x 0-0 BB 1B		3	0	1	0	1	1	3
Bobby Grich, R (1, 4) OBP: 0.387, SLG: 0.436		x 0-0 ① F9		SSS 0-3 ③ K			x 0-0 ① F8	BBBB 4-0 1-2 BB		3	0	0	0	1	1	1
Bobby Clark, R (1, 8) OBP: 0.274, SLG: 0.366		x 0-0 ② P5			x 0-0 SH3-4 2B		x 0-0 1B 2B	x 0-0 ③ F8		4	1	2	0	0	0	2
Bert Campaneris, R (1, 6) OBP: 0.296, SLG: 0.322		SSS 0-3 ③ K			x 0-0 ① SH3-4 2-3		BBBB 4-0 1B BB		x 0-0 ① 5-3	2	0	0	0	1	1	0
Dan Whitmer, R (1, 2) OBP: 0.308, SLG: 0.294			x 0-0 ① F9		SSS 0-3 ② K		SSS 0-3 ② K		SSS 0-3 ② K	2	0	0	0	0	1	1
Joe Rudi, R (7, PH) (7, 9) OBP: 0.284, SLG: 0.423										2	0	0	0	0	2	2
Inning Stats	R: 0 E: 0 K: 2 S: 7 H: 0 LOB: 2 BB: 2 P: 15	R: 0 E: 0 K: 1 S: 5 H: 0 LOB: 0 BB: 0 P: 5	R: 0 E: 0 K: 1 S: 5 H: 0 LOB: 0 BB: 0 P: 5	R: 0 E: 0 K: 2 S: 6 H: 0 LOB: 1 BB: 2 P: 14	R: 0 E: 0 K: 2 S: 8 H: 1 LOB: 1 BB: 0 P: 8	R: 0 E: 0 K: 0 S: 3 H: 0 LOB: 1 BB: 1 P: 7	R: 1 E: 0 K: 1 S: 7 H: 2 LOB: 2 BB: 1 P: 11	R: 0 E: 0 K: 0 S: 4 H: 1 LOB: 2 BB: 1 P: 8	R: 0 E: 0 K: 1 S: 5 H: 0 LOB: 0 BB: 0 P: 5	1B: 2 2B: 3 3B: 0 HR: 0	SF: 0 SAC: 2 DP: 1 HBP: 0						

TOP

California Angels @ Toronto Blue Jays

Exhibition Stadium, Toronto, ON

Sun Aug 03 1980, 3:33 AM EDT

Att. 20,404 - Unknown - 79 F

livebaseballscorecards.com

AB	28
R	1
H	4
RBI	1
BB	7
SO	10
LOB	16

WP: 0	PA: 37
PB: 0	
SB: 0	
CS: 1	

PITCHER		IP	WLS	BF	H	R	ER	SO	BB	IBB	HBP	BLK	WP	HR	S	P	ERA	WHIP
Jim Clancy, R ERA: 3.01	(1, 1)	8.0	W	34	4	1	1	9	7	0	0	0	0	0	45	73	1.12	1.375
Mike Barlow, R ERA: 3.48	(9, 1)	1.0	S	3	0	0	0	1	0	0	0	0	0	0	5	5	0.00	0.000

PITCHER	IP	WLS	BF	H	R	ER	SO	BB	IBB	HBP	BLK	WP	HR	S	P	ERA	WHIP

Batter	1	2	3	4	5	6	7	8	9	AB	R	H	RBI	BB	SO	LOB
Alfredo Griffin, S (1, 6) OBP: 0.274, SLG: 0.352	4-3 SF9 2B		F9 ①		F2 ①	F8 ②		G3 ③		5	1	1	0	0	0	2
Damaso Garcia, R (1, 4) OBP: 0.308, SLG: 0.420	4-3 ① 2-3		F9 ②		BB S 1B	1-H 2-H 2B				4	0	2	2	0	0	1
Roy Howell, L (1, 5) OBP: 0.317, SLG: 0.384	BB 1B		BB 1B		BB BB 1-2	F7 ③				1	0	0	0	3	0	1
Otto Velez, R (1, 10) OBP: 0.386, SLG: 0.534	SF9 ② 3-H		1B 1-2		F9 ②	SSS K ①				3	0	1	1	0	1	2
Al Woods, L (1, 7) OBP: 0.370, SLG: 0.515	1B 1-3		G3 ③		BB 1-2 2-3	4-3 ②				3	0	1	0	1	0	2
John Mayberry, L (1, 3) OBP: 0.342, SLG: 0.437	F9 ③			SSS K ①	F8 ③	BB				3	0	0	0	1	1	5
Barry Bonnell, R (1, 8) OBP: 0.314, SLG: 0.432		6-3 ①		1B	1B 2B 1B	P5 ③				4	1	2	0	0	0	1
Lloyd Moseby, L (1, 9) OBP: 0.269, SLG: 0.370 Bob Bailor, R (9, 9) OBP: 0.283, SLG: 0.253		SSS K ②		F5 ②	1-2 2B 1B			F8 ①		4 0	1 0	1 0	0 0	0 0	1 0	1 0
Ernie Whitt, L (1, 2) OBP: 0.271, SLG: 0.298		G3 ③		4-3 ③	F3 ①			L9 ②		4	0	0	0	0	0	3
Inning Stats	R: 1 H: 2 E: 0 LOB: 2 K: 0 BB: 1 S: 5 P: 9	R: 0 H: 0 E: 0 LOB: 0 K: 1 BB: 0 S: 5 P: 5	R: 0 H: 1 E: 0 LOB: 2 K: 0 BB: 1 S: 4 P: 8	R: 0 H: 1 E: 0 LOB: 1 K: 1 BB: 0 S: 6 P: 6	R: 0 H: 1 E: 0 LOB: 3 K: 0 BB: 2 S: 4 P: 12	R: 2 H: 3 E: 0 LOB: 1 K: 0 BB: 0 S: 6 P: 6	R: 0 H: 0 E: 0 LOB: 1 K: 1 BB: 1 S: 5 P: 9	R: 0 H: 0 E: 0 LOB: 0 K: 0 BB: 0 S: 3 P: 3		1B: 6 SF: 1 2B: 2 SAC: 0 3B: 0 DP: 0 HR: 0 HBP: 0						

PITCHER		IP	WLS	BF	H	R	ER	SO	BB	IBB	HBP	BLK	WP	HR	S	P	ERA	WHIP
Freddie Martinez, R ERA: 5.32	(1, 1)	6.0	L	30	8	3	3	2	4	0	0	0	0	0	30	46	4.50	2.000
Don Aase, R ERA: 4.82	(7, 1)	2.0		7	0	0	0	1	1	0	0	0	0	0	8	12	0.00	0.500

PITCHER	IP	WLS	BF	H	R	ER	SO	BB	IBB	HBP	BLK	WP	HR	S	P	ERA	WHIP

BOTTOM

California Angels @ Toronto Blue Jays

Exhibition Stadium, Toronto, ON

Sun Aug 03 1980, 3:33 AM EDT
Att. 20,404 - Unknown - 79 F

livebaseballscorecards.com

AB	31
R	3
H	8
RBI	3
BB	5
SO	3
LOB	18

Seattle Mariners @ California Angels

Anaheim Stadium, Anaheim, CA

Mon Aug 04 1980, 10:05 PM EDT

Att. 31,634 - Unknown

TOP

livebaseballscorecards.com

Batter	1	2	3	4	5	6	7	8	9	AB	R	H	RBI	BB	SO	LOB
Julio Cruz, S (1, 4) OBP: 0.340, SLG: 0.264	4-3		G3-6-1 E 1B		1B S 1B		BBB 4-0 2B BB		BBB 4-0 1-2 BB	3	1	2	0	2	0	0
Bill Stein, R (1, 5) OBP: 0.373, SLG: 0.458	FC5-4 1B 1B		E6 G3-6-1 1-2		1-3 1B		1-H 2-H 2B 2B		SSS 0-3 K	5	1	3	2	0	1	3
Bruce Bochte, L (1, 3) OBP: 0.355, SLG: 0.431	FC5-4 1-2 1B		G3-6-1 1-2f 2-3		SSS 0-3 K		WP 2-H 2B		G1	5	0	2	1	0	1	5
Willie Horton, R (1, 10) OBP: 0.318, SLG: 0.315	FC5-4 BB 1-2f 2-3		BBB 4-0 BB			G6-4-3 1B	SSS 0-3 K 2-3			3	0	1	0	1	1	3
Tom Paciorek, R (1, 9) OBP: 0.309, SLG: 0.461	BBB 4-0 1-2 BB		F8			F8		L3		3	0	0	0	1	0	3
Dan Meyer, L (1, 7) OBP: 0.328, SLG: 0.407	P4			6-3		G6-4-3 1-2f		4-3		4	0	0	0	0	0	4
Leon Roberts, R (1, 8) OBP: 0.329, SLG: 0.429		F7		F8			E7 2B 1B	5-3		4	1	1	0	0	0	0
Mario Mendoza, R (1, 6) OBP: 0.300, SLG: 0.312 Jim Anderson, R (9, PH) OBP: 0.297, SLG: 0.325		SSS 0-3 K		6-3			5-3		F7	3 1	0 0	0 0	0 0	0 0	1 0	1 0
Larry Cox, R (1, 2) OBP: 0.252, SLG: 0.294 Larry Milbourne, S (7, PH) OBP: 0.302, SLG: 0.341 Marc Hill, R (7, 2) OBP: 0.189, SLG: 0.254		SSS 0-3 K			F9		P8		BBB 4-0 BB BB	2 1 0	0 0 0	0 0 0	0 0 0	0 0 1	1 0 0	0 1 0
Inning Stats	R: 0 E: 0 K: 0 S: 5 H: 2 LOB: 3 BB: 1 P: 9	R: 0 E: 0 K: 2 S: 7 H: 0 LOB: 0 BB: 0 P: 7	R: 0 E: 1 K: 0 S: 4 H: 1 LOB: 2 BB: 1 P: 8	R: 0 E: 0 K: 0 S: 3 H: 0 LOB: 0 BB: 0 P: 3	R: 0 E: 0 K: 1 S: 6 H: 2 LOB: 1 BB: 0 P: 6	R: 0 E: 0 K: 0 S: 3 H: 1 LOB: 0 BB: 0 P: 3	R: 3 E: 1 K: 1 S: 8 H: 3 LOB: 1 BB: 1 P: 12	R: 0 E: 0 K: 0 S: 3 H: 0 LOB: 0 BB: 0 P: 3	R: 0 E: 0 K: 1 S: 5 H: 0 LOB: 2 BB: 2 P: 13	1B: 7 2B: 2 3B: 0 HR: 0	SF: 0 SAC: 0 DP: 2 HBP: 0						

AB	34
R	3
H	9
RBI	3
BB	5
SO	5
LOB	20

WP: 1 PB: 0 SB: 1 CS: 0 PA: 39

PITCHER		IP	WLS	BF	H	R	ER	SO	BB	IBB	HBP	BLK	WP	HR	S	P	ERA	WHIP
Frank Tanana, L ERA: 4.43	(1, 1)	6.2		29	8	3	3	3	3	0	0	0	0	0	32	44	4.05	1.650
Andy Hassler, L ERA: 3.32	(7, 1)	2.1	W	10	1	0	0	2	2	0	0	0	1	0	12	20	0.00	1.286

PITCHER	IP	WLS	BF	H	R	ER	SO	BB	IBB	HBP	BLK	WP	HR	S	P	ERA	WHIP

BOTTOM

Seattle Mariners @ California Angels

Anaheim Stadium, Anaheim, CA

Mon Aug 04 1980, 10:05 PM EDT

Att. 31,634 - Unknown

Batter	1	2	3	4	5	6	7	8	9	AB	R	H	RBI	BB	SO	LOB
Larry Harlow, L (1, 9) OBP: 0.382, SLG: 0.413	F7		4-3		K		L8 1B BB 1B	3B 1B		5	2	2	1	0	1	1
Rod Carew, L (1, 10) OBP: 0.393, SLG: 0.411	1-3			4-3	F9 S 1B		1-2 2B 1B BB	3B BB		3	2	1	0	2	0	0
Carney Lansford, R (1, 5) OBP: 0.327, SLG: 0.421	5-3			S 2B 1B	F9 1-3		L8 2-3	1-H 2-H 3B		5	1	2	2	0	0	3
Don Baylor, R (1, 7) OBP: 0.333, SLG: 0.345 Rick Miller, L (8, 8) OBP: 0.350, SLG: 0.325		K		F8	F8		1-2 3-H 2B 1B	BB		4 0	1 0	1 0	1 0	0 1	1 0	2 0
Jason Thompson, L (1, 3) OBP: 0.396, SLG: 0.464		4-3		BB 1-H 1B 2B		BB	1-H 2-H 2B	F7		4	1	2	3	1	0	2
Bobby Grich, R (1, 4) OBP: 0.385, SLG: 0.432		K		1B BB BB	K		1-3			3	0	0	0	1	2	2
Bobby Clark, R (1, 8) OBP: 0.282, SLG: 0.365 (8, 7)			F8	1B 1-2 2-3 BB	F9			SH1-4 1B 1B		3	1	1	0	1	0	1
Bert Campaneris, R (1, 6) OBP: 0.307, SLG: 0.344			2B	1-2 2-3 3-H 1B	L6			SH1-4 1-2		3	0	2	1	0	0	1
Dan Whitmer, R (1, 2) OBP: 0.279, SLG: 0.263			F8	K			4-3	K		4	0	0	0	0	2	5
Inning Stats	R: 0 H: 0 E: 0 LOB: 0 K: 0 BB: 0 S: 3 P: 3	R: 0 H: 0 E: 0 LOB: 0 K: 2 BB: 0 S: 7 P: 7	R: 0 H: 1 E: 0 LOB: 1 K: 0 BB: 0 S: 4 P: 4	R: 2 H: 3 E: 0 LOB: 3 K: 1 BB: 2 S: 8 P: 16	R: 0 H: 1 E: 0 LOB: 1 K: 1 BB: 0 S: 6 P: 6	R: 0 H: 0 E: 0 LOB: 1 K: 1 BB: 1 S: 5 P: 9	R: 3 H: 3 E: 0 LOB: 1 K: 0 BB: 1 S: 6 P: 10	R: 3 H: 3 E: 0 LOB: 2 K: 1 BB: 2 S: 8 P: 16		1B: 7 SF: 0 2B: 3 SAC: 1 3B: 1 DP: 0 HR: 0 HBP: 0						

	AB	34
	R	8
	H	11
	RBI	8
	BB	6
	SO	6
	LOB	17

WP: 0 PA: 41
PB: 0
SB: 2
CS: 0

livebaseballscorecards.com

PITCHER		IP	WLS	BF	H	R	ER	SO	BB	IBB	HBP	BLK	WP	HR	S	P	ERA	WHIP
Glenn Abbott, R ERA: 3.71	(1, 1)	6.1		28	6	3	3	5	3	0	0	0	0	0	35	47	4.26	1.421
Shane Rawley, L ERA: 3.35	(7, 1)	1.1	L	11	5	5	5	1	2	0	0	0	0	0	11	19	33.75	5.250
Dave Heaverlo, R ERA: 3.6	(8, 1)	0.1		2	0	0	0	0	1	0	0	0	0	0	1	5	0.00	3.000

PITCHER	IP	WLS	BF	H	R	ER	SO	BB	IBB	HBP	BLK	WP	HR	S	P	ERA	WHIP

Seattle Mariners @ California Angels

Anaheim Stadium, Anaheim, CA

Tue Aug 05 1980, 10:05 PM EDT

Att. 22,326 - Unknown

TOP

livebaseballscorecards.com

Batter	1	2	3	4	5	6	7	8	9	AB	R	H	RBI	BB	SO	LOB
Julio Cruz, S (1, 4) OBP: 0.337, SLG: 0.262	F7			F7	SF8 3-H		SH1-4 1-2			2	0	0	1	0	0	0
Joe Simpson, L (1, 9) OBP: 0.320, SLG: 0.341	G3			FC3-6 1B	4-3		P1			4	0	1	0	0	0	2
Bruce Bochte, L (1, 3) OBP: 0.355, SLG: 0.431	K			FC3-6 1B 1-2f		2B 1B 1B	2-H 1B			3	1	1	0	0	1	1
Tom Paciorek, R (6, 3) OBP: 0.311, SLG: 0.463										1	0	1	0	0	0	0
Willie Horton, R (1, 10) OBP: 0.317, SLG: 0.314		6-3		1-2 1B		F9		K		4	0	1	0	0	1	1
Dan Meyer, L (1, 7) OBP: 0.325, SLG: 0.402		6-3		G3		F8		K		4	0	0	0	0	1	3
Leon Roberts, R (1, 8) OBP: 0.331, SLG: 0.438		F8			1B 1B 2B	1-3 1B 2B		5-3		4	2	2	0	0	0	0
Ted Cox, R (1, 5) OBP: 0.294, SLG: 0.310			F9		SH3-4 1B SF8 2-3 1B	2-H 3-H 1B			F9	2	1	1	0	0	0	0
Marc Hill, R (5, 2) OBP: 0.197, SLG: 0.260										2	0	1	2	0	0	0
Larry Cox, R (1, 2) OBP: 0.251, SLG: 0.292			P6		SH3-4 1-2 3-H 1B	F7			4-3	1	0	0	0	0	0	0
Larry Milbourne, S (5, PH) OBP: 0.303, SLG: 0.341										3	0	1	1	0	0	1
(5, 5)																
Mario Mendoza, R (1, 6) OBP: 0.301, SLG: 0.313			F8		SH3-4 1-2 2-3		SH1-4 1B 1B		P4	3	0	1	0	0	0	0

	AB	33
	R	4
	H	10
	RBI	4
	BB	0
	SO	3
	LOB	8

Inning Stats																								
	R: 0	H: 0	R: 0	H: 0	R: 0	H: 0	R: 0	H: 2	R: 2	H: 3	R: 2	H: 3	R: 0	H: 2	R: 0	H: 0	R: 0	H: 0	1B: 8	SF: 1	WP: 0	PA: 36
	E: 0	LOB: 0	E: 0	LOB: 0	E: 0	LOB: 0	E: 0	LOB: 2	E: 0	LOB: 1	E: 0	LOB: 2	E: 0	LOB: 2	E: 0	LOB: 0	E: 0	LOB: 0	2B: 2	SAC: 2	PB: 0	
	K: 1	BB: 0	K: 0	BB: 0	K: 0	BB: 0	K: 0	BB: 0	K: 0	BB: 1	K: 0	BB: 0	K: 0	BB: 0	K: 2	BB: 0	K: 0	BB: 0	3B: 0	DP: 0	SB: 0	
	S: 5	P: 5	S: 3	P: 3	S: 3	P: 3	S: 5	P: 5	S: 6	P: 6	S: 6	P: 6	S: 4	P: 4	S: 7	P: 7	S: 3	P: 3	HR: 0	HBP: 0	CS: 0	

PITCHER		IP	WLS	BF	H	R	ER	SO	BB	IBB	HBP	BLK	WP	HR	S	P	ERA	WHIP
Jim Barr, R ERA: 5.03	(1, 1)	3.1		11	1	0	0	1	0	0	0	0	0	0	13	13	0.00	0.300
John Montague, R ERA: 4.36	(4, 1)	2.1		13	6	4	4	0	0	0	0	0	0	0	13	13	15.43	2.571
Don Aase, R ERA: 4.77	(6, 1)	1.1		6	3	0	0	0	0	0	0	0	0	0	6	6	0.00	2.250
Mark Clear, R ERA: 3.68	(8, 1)	2.0	W	6	0	0	0	2	0	0	0	0	0	0	10	10	0.00	0.000

PITCHER	IP	WLS	BF	H	R	ER	SO	BB	IBB	HBP	BLK	WP	HR	S	P	ERA	WHIP

BOTTOM

Seattle Mariners @ California Angels

Anaheim Stadium, Anaheim, CA

Tue Aug 05 1980, 10:05 PM EDT

Att. 22,326 - Unknown

livebaseballscorecards.com

Batter	1	2	3	4	5	6	7	8	9	AB	R	H	RBI	BB	SO	LOB
Bert Campaneris, R (1, 6) OBP: 0.311, SLG: 0.347	F9	FC6-4 1-2 2-H 1B		G6-4-3 1-2 1B			1-3	F9		5	0	2	1	0	0	2
Rod Carew, L (1, 3) OBP: 0.394, SLG: 0.410	2B BB	FC6-4 1-2f		G6-4-3 1-2f			1B			3	1	1	0	1	0	4
Carney Lansford, R (1, 5) OBP: 0.331, SLG: 0.427	S 1B 1-H 2B	E S 1B			G6-4-3 1B		1-3			4	1	3	1	0	0	1
Don Baylor, R (1, 10) OBP: 0.332, SLG: 0.343	CS 2-H 1B	K 1-2			P4			F7		4	0	1	1	0	1	2
Joe Rudi, R (1, 7) OBP: 0.283, SLG: 0.421 Larry Harlow, L (8, PR) OBP: 0.382, SLG: 0.413 (9, 9)	K	K			G6-4-3 1-2f			E 6-3 1B		4 0	0 1	1 0	0 0	0 0	2 0	3 0
Bobby Grich, R (1, 4) OBP: 0.387, SLG: 0.433	CS 1-2	G3 E6 2-3				G3-6-3 1B		E8 1-3 1B		4	1	2	0	0	0	1
Bobby Clark, R (1, 8) OBP: 0.272, SLG: 0.352 (9, 7)		F3 5-3				G3-6-3 1-2f		6-3 3-H		4	0	0	1	0	0	5
Rick Miller, L (1, 9) OBP: 0.355, SLG: 0.326 (9, 8)		1B 1B BB		1B 1B		K		1B IBB		2	1	1	0	2	1	0
Dan Whitmer, R (1, 2) OBP: 0.283, SLG: 0.268 Jason Thompson, L (8, PH) OBP: 0.398, SLG: 0.466 Stan Cliburn, R (9, 2) OBP: 0.208, SLG: 0.280		1B 1-2 1B		K			K	1-2 2-H 1B		3 1 0	0 0 0	1 1 0	0 1 0	0 0 0	2 0 0	1 0 0
Inning Stats	R: 2 E: 0 K: 1 S: 6 H: 2 LOB: 0 BB: 1 P: 10	R: 1 E: 0 K: 0 S: 5 H: 2 LOB: 2 BB: 1 P: 9	R: 0 E: 1 K: 2 S: 9 H: 1 LOB: 2 BB: 0 P: 9	R: 0 E: 0 K: 1 S: 6 H: 2 LOB: 1 BB: 0 P: 6	R: 0 E: 0 K: 0 S: 3 H: 1 LOB: 0 BB: 0 P: 3	R: 0 E: 0 K: 1 S: 5 H: 1 LOB: 0 BB: 0 P: 5	R: 0 E: 0 K: 1 S: 6 H: 1 LOB: 1 BB: 0 P: 6	R: 2 E: 1 K: 0 S: 6 H: 3 LOB: 2 BB: 1 P: 10		1B: 12 2B: 1 3B: 0 HR: 0	SF: 0 SAC: 0 DP: 3 HBP: 0					

	AB	34
	R	5
	H	13
	RBI	5
	BB	3
	SO	6
	LOB	19

WP: 0 PB: 0 SB: 2 CS: 1 PA: 38

PITCHER		IP	WLS	BF	H	R	ER	SO	BB	IBB	HBP	BLK	WP	HR	S	P	ERA	WHIP
Floyd Bannister, L ERA: 3.65	(1, 1)	4.0		21	8	3	3	4	2	0	0	0	0	0	27	35	6.75	2.500
Dave Heaverlo, R ERA: 3.69	(5, 1)	3.2	L	14	4	2	2	2	0	1	0	0	0	0	17	21	4.91	1.091
Dave Roberts, L ERA: 4.55	(8, 1)	0.1		2	1	0	0	0	0	0	0	0	0	0	2	2	0.00	3.000

PITCHER		IP	WLS	BF	H	R	ER	SO	BB	IBB	HBP	BLK	WP	HR	S	P	ERA	WHIP

Batter	1	2	3	4	5	6	7	8	9	AB	R	H	RBI	BB	SO	LOB
Julio Cruz, S (1, 4) OBP: 0.331, SLG: 0.257	6-3		6-3		F9	4-3			B1-3	5	0	0	0	0	0	3
Joe Simpson, L (1, 9) OBP: 0.313, SLG: 0.333	4-3		F8		F2		4-3		6-3	5	0	0	0	0	0	1
Dan Meyer, L (1, 7) OBP: 0.326, SLG: 0.402	P6			F8 1B 1B		2B 1B	4-3		F7	5	1	2	0	0	0	0
Willie Horton, R (1, 10) OBP: 0.316, SLG: 0.313		5-3		HBP 1-2 1B		F9	F8			4	0	1	0	0	0	1
Leon Roberts, R (1, 8) OBP: 0.333, SLG: 0.442		BB 1B		F8 2-3		1-H 2B 2B		F8		4	1	2	1	0	0	2
Tom Paciorek, R (1, 3) OBP: 0.314, SLG: 0.465		P3		G5-4-3 1-2 HBP		2-H 1B 2B		E6 1B 1B		3	1	1	1	0	0	1
Ted Cox, R (1, 5) OBP: 0.302, SLG: 0.315	B B B B FC6-4 1-2 BB			G5-4-3 1-2f		1B 2-H 1B		1B 1-2 1B		3	0	2	1	1	0	3
Marc Hill, R (1, 2) OBP: 0.200, SLG: 0.260	FC6-4 1-2f				P4	F9		G4-6-3 1-2 2-3 1B		4	0	1	0	0	0	3
Mario Mendoza, R (1, 6) OBP: 0.306, SLG: 0.318			F7		1B	2-3 1B		G4-6-3 1-2f		3	0	2	0	0	0	0
Larry Milbourne, S (8, PH) OBP: 0.301, SLG: 0.338										1	0	0	0	0	0	3
(8, 6)																
Inning Stats	R: 0 E: 0 K: 0 S: 3 H: 0 LOB: 0 BB: 0 P: 3	R: 0 E: 0 K: 0 S: 4 H: 1 LOB: 2 BB: 1 P: 8	R: 0 E: 0 K: 0 S: 3 H: 0 LOB: 0 BB: 0 P: 3	R: 0 E: 0 K: 0 S: 4 H: 2 LOB: 2 BB: 0 P: 5	R: 0 E: 0 K: 0 S: 4 H: 1 LOB: 1 BB: 0 P: 4	R: 3 E: 0 K: 0 S: 8 H: 5 LOB: 2 BB: 0 P: 8	R: 0 E: 0 K: 0 S: 3 H: 0 LOB: 0 BB: 0 P: 3	R: 0 E: 1 K: 0 S: 5 H: 2 LOB: 2 BB: 0 P: 5	R: 0 E: 0 K: 0 S: 3 H: 0 LOB: 0 BB: 0 P: 3	1B: 9 2B: 2 3B: 0 HR: 0 SF: 0 SAC: 0 DP: 2 HBP: 1						

PITCHER	IP	WLS	BF	H	R	ER	SO	BB	IBB	HBP	BLK	WP	HR	S	P	ERA	WHIP
Chris Knapp, R (1, 1) ERA: 6.11	5.2		27	9	3	3	0	1	0	1	0	0	0	25	30	4.76	1.765
John Montague, R (6, 1) ERA: 4.14	3.1	W	12	2	0	0	0	0	0	0	0	0	0	12	12	0.00	0.600

PITCHER	IP	WLS	BF	H	R	ER	SO	BB	IBB	HBP	BLK	WP	HR	S	P	ERA	WHIP

TOP

Seattle Mariners @ California Angels

Anaheim Stadium, Anaheim, CA

Wed Aug 06 1980, 10:05 PM EDT

Att. 22,599 - Unknown

livebaseballscorecards.com

AB	37
R	3
H	11
RBI	3
BB	1
SO	0
LOB	17

WP: 0 PB: 0 SB: 0 CS: 0 PA: 39

Batter	1	2	3	4	5	6	7	8	9	AB	R	H	RBI	BB	SO	LOB
Larry Harlow, L (1, 9) OBP: 0.385, SLG: 0.417	K			G4-6-3 1B		FC4-2 SH3 1B 1-2	E3 HR 1-2 2-3 3-H			3	0	2	0	0	1	0
Joe Rudi, R (7, PH) (8, 7) OBP: 0.283, SLG: 0.420										1	1	0	1	0	0	2
Rod Carew, L (1, 3) OBP: 0.391, SLG: 0.408	6-3			G4-6-3 1-2f		SH3 1-2 2-3	SF8 3-H			2	0	0	1	0	0	1
Carney Lansford, R (1, 5) OBP: 0.333, SLG: 0.441	K			3B		FC4-2 2-3 3-H	HR 1-H 2-H			4	1	2	3	0	1	2
Don Baylor, R (1, 7) OBP: 0.331, SLG: 0.342		6-3		F8		F7	S 1B			4	0	1	0	0	0	3
Rick Miller, L (8, 9) OBP: 0.355, SLG: 0.326										0	0	0	0	0	0	0
Jason Thompson, L (1, 10) OBP: 0.399, SLG: 0.476		L7			HR		1B 1B K			4	2	2	1	0	1	1
Bobby Grich, R (1, 4) OBP: 0.385, SLG: 0.431		L5			K		1B 1-2 SH 1B K			4	1	1	0	0	2	1
Bobby Clark, R (1, 8) OBP: 0.271, SLG: 0.348			4-3		P4		SH SH E 1B 1-3 2-H 4-3			4	1	1	1	0	0	0
Bert Campaneris, R (1, 6) OBP: 0.303, SLG: 0.337			K		5-3		SH E SH SF8 1-2 3-H K			3	1	0	1	0	2	0
Dan Whitmer, R (1, 2) OBP: 0.286, SLG: 0.273			P6			SH3 1B FC4-2 1B	SH E HR 1-2 2-3 6-3			3	1	1	0	0	0	0
Inning Stats	R: 0 H: 0 E: 0 LOB: 0 K: 2 BB: 0 S: 7 P: 7	R: 0 H: 0 E: 0 LOB: 0 K: 0 BB: 0 S: 3 P: 3	R: 0 H: 0 E: 0 LOB: 0 K: 1 BB: 0 S: 5 P: 5	R: 0 H: 2 E: 0 LOB: 1 K: 0 BB: 0 S: 4 P: 4	R: 1 H: 1 E: 0 LOB: 0 K: 1 BB: 0 S: 6 P: 6	R: 0 H: 2 E: 0 LOB: 2 K: 0 BB: 0 S: 5 P: 5	R: 7 H: 5 E: 1 LOB: 1 K: 2 BB: 0 S: 15 P: 15	R: 0 H: 0 E: 0 LOB: 0 K: 1 BB: 0 S: 5 P: 5		1B: 7 SF: 1 2B: 0 SAC: 3 3B: 1 DP: 1 HR: 2 HBP: 0						

BOTTOM

Seattle Mariners @ California Angels

Anaheim Stadium, Anaheim, CA

Wed Aug 06 1980, 10:05 PM EDT

Att. 22,599 - Unknown

livebaseballscorecards.com

AB	32
R	8
H	10
RBI	8
BB	0
SO	7
LOB	10

PITCHER		IP	WLS	BF	H	R	ER	SO	BB	IBB	HBP	BLK	WP	HR	S	P	ERA	WHIP
Rob Dressler, R ERA: 4.6	(1, 1)	6.0	L	25	8	4	4	4	0	0	0	0	0	1	33	33	6.00	1.333
Byron McLaughlin, R ERA: 7.14	(7, 1)	0.0		2	0	0	0	0	0	0	0	0	0	0	2	2	∞	∞
Dave Roberts, L ERA: 4.53	(7, 1)	0.1		2	0	1	1	0	0	0	0	0	0	0	2	2	27.00	0.000
Mike Parrott, R ERA: 8.06	(7, 1)	0.2		4	2	3	2	2	0	0	0	0	0	1	8	8	27.00	3.000
Shane Rawley, L ERA: 3.31	(8, 1)	1.0		3	0	0	0	1	0	0	0	0	0	0	5	5	0.00	0.000

PITCHER	IP	WLS	BF	H	R	ER	SO	BB	IBB	HBP	BLK	WP	HR	S	P	ERA	WHIP

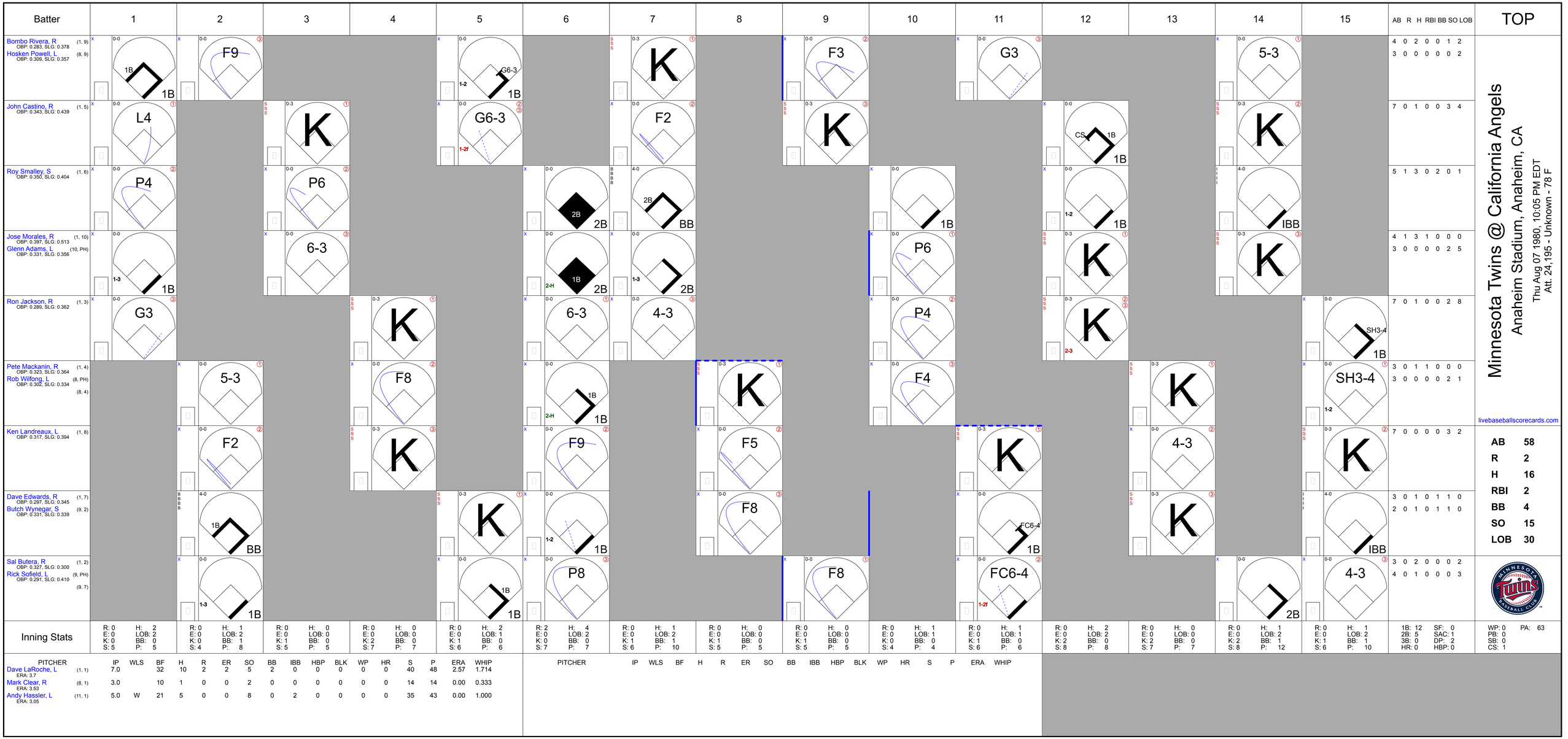
Batter
1
2
3
4
5
6
7
8
9
10
11
12
13
14
15
AB R H RBI BB SO LOB
TOP
Bombo Rivera, R (1, 9)
OBP: 0.283, SLG: 0.378
Hosken Powell, L (8, 9)
OBP: 0.309, SLG: 0.357
4 0 2 0 0 1 2
3 0 0 0 0 0 2
John Castino, R (1, 5)
OBP: 0.343, SLG: 0.439
7 0 1 0 0 3 4
Roy Smalley, S (1, 6)
OBP: 0.350, SLG: 0.404
5 1 3 0 2 0 1
Jose Morales, R (1, 10)
OBP: 0.397, SLG: 0.513
Glenn Adams, L (10, PH)
OBP: 0.331, SLG: 0.356
4 1 3 1 0 0 0
3 0 0 0 0 2 5
Ron Jackson, R (1, 3)
OBP: 0.289, SLG: 0.362
7 0 1 0 0 2 8
Pete Mackanin, R (1, 4)
OBP: 0.323, SLG: 0.364
Rob Wilfong, L (8, PH)
OBP: 0.302, SLG: 0.334
(8, 4)
3 0 1 1 0 0 0
3 0 0 0 0 2 1
Ken Landreaux, L (1, 8)
OBP: 0.317, SLG: 0.394
7 0 0 0 0 3 2
Dave Edwards, R (1, 7)
OBP: 0.297, SLG: 0.345
Butch Wynegar, S (9, 2)
OBP: 0.331, SLG: 0.339
3 0 1 0 1 1 0
2 0 1 0 1 1 0
Sal Butera, R (1, 2)
OBP: 0.327, SLG: 0.300
Rick Sofield, L (9, PH)
OBP: 0.291, SLG: 0.410
(9, 7)
3 0 2 0 0 0 2
4 0 1 0 0 0 3
Minnesota Twins @ California Angels
Anaheim Stadium, Anaheim, CA
Thu Aug 07 1980, 10:05 PM EDT
Att. 24,195 - Unknown - 78 F
livebaseballscorecards.com
AB 58
R 2
H 16
RBI 2
BB 4
SO 15
LOB 30
Inning Stats
1B: 12 SF: 0
2B: 5 SAC: 1
3B: 0 DP: 2
HR: 0 HBP: 0
WP: 0 PA: 63
PB: 0
SB: 0
CS: 1
PITCHER IP WLS BF H R ER SO BB IBB HBP BLK WP HR S P ERA WHIP
Dave LaRoche, L (1, 1) ERA: 3.7 7.0 32 10 2 2 5 2 0 0 0 0 0 40 48 2.57 1.714
Mark Clear, R (8, 1) ERA: 3.53 3.0 10 1 0 0 2 0 0 0 0 0 0 14 14 0.00 0.333
Andy Hassler, L (11, 1) ERA: 3.05 5.0 W 21 5 0 0 8 0 2 0 0 0 0 35 43 0.00 1.000

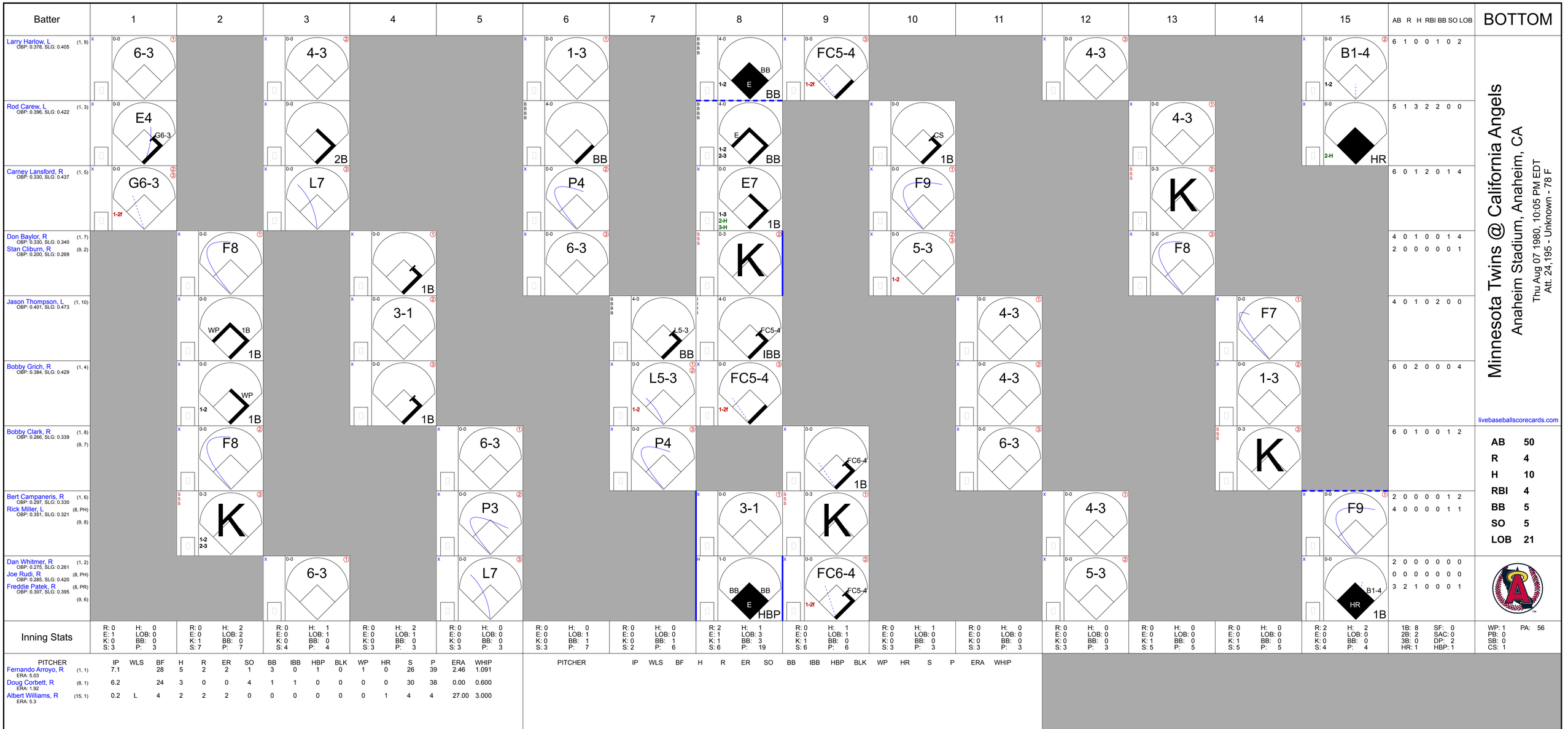

Minnesota Twins @ California Angels

Anaheim Stadium, Anaheim, CA

Thu Aug 07 1980, 10:05 PM EDT
Att. 24,195 - Unknown - 78 F

livebaseballscorecards.com

Batter	1	2	3	4	5	6	7	8	9	10	11	12	13	14	15	AB	R	H	RBI	BB	SO	LOB
Larry Harlow, L (1, 9) OBP: 0.378, SLG: 0.405	6-3		4-3			1-3		BB E 1-2 BB	FC5-4 1-2f			4-3			B1-4 1-2	6	1	0	0	1	0	2
Rod Carew, L (1, 3) OBP: 0.396, SLG: 0.422	E4 G6-3		2B			BB		E 1-2 2-3 BB		CS 1B			4-3		HR 2-H	5	1	3	2	2	0	0
Carney Lansford, R (1, 5) OBP: 0.330, SLG: 0.437	G6-3 1-2f		L7			P4		E7 1-3 2-H 3-H 1B		F9			K			6	0	1	2	0	1	4
Don Baylor, R (1, 7) OBP: 0.330, SLG: 0.340		F8		1B		6-3		K		5-3 1-2			F8			4	0	1	0	0	1	4
Stan Cliburn, R (9, 2) OBP: 0.200, SLG: 0.269																2	0	0	0	0	0	1
Jason Thompson, L (1, 10) OBP: 0.401, SLG: 0.473		WP 1B 1B		3-1			L5-3 BB	FC5-4 IBB			4-3			F7		4	0	1	0	2	0	0
Bobby Grich, R (1, 4) OBP: 0.384, SLG: 0.429		WP 1-2 1B		1B			L5-3 1-2	FC5-4 1-2f			4-3			1-3		6	0	2	0	0	0	4
Bobby Clark, R (1, 8) OBP: 0.266, SLG: 0.339 (9, 7)		F8			6-3		P4		FC6-4 1B		6-3			K		6	0	1	0	0	1	2
Bert Campaneris, R (1, 6) OBP: 0.297, SLG: 0.330		K 1-2 2-3			P3			3-1	K			4-3			F9	2	0	0	0	0	1	2
Rick Miller, L (8, PH) OBP: 0.351, SLG: 0.321 (9, 8)																4	0	0	0	0	1	1
Dan Whitmer, R (1, 2) OBP: 0.275, SLG: 0.261			6-3		L7			BB E BB HBP	FC6-4 FC5-4 1-2f			5-3			B1-4 HR 1B	2	0	0	0	0	0	0
Joe Rudi, R (8, PH) OBP: 0.285, SLG: 0.420																0	0	0	0	0	0	0
Freddie Patek, R (8, PR) OBP: 0.307, SLG: 0.395 (9, 6)																3	2	1	0	0	0	1
Inning Stats	R: 0 E: 1 K: 0 S: 3 H: 0 LOB: 0 BB: 0 P: 3	R: 0 E: 0 K: 1 S: 7 H: 2 LOB: 2 BB: 0 P: 7	R: 0 E: 0 K: 0 S: 4 H: 1 LOB: 1 BB: 0 P: 4	R: 0 E: 0 K: 0 S: 3 H: 2 LOB: 1 BB: 0 P: 3	R: 0 E: 0 K: 0 S: 3 H: 0 LOB: 0 BB: 0 P: 3	R: 0 E: 0 K: 0 S: 3 H: 0 LOB: 1 BB: 1 P: 7	R: 0 E: 0 K: 0 S: 2 H: 0 LOB: 0 BB: 1 P: 6	R: 2 E: 1 K: 1 S: 6 H: 1 LOB: 3 BB: 3 P: 19	R: 0 E: 0 K: 1 S: 6 H: 1 LOB: 1 BB: 0 P: 6	R: 0 E: 0 K: 0 S: 3 H: 1 LOB: 0 BB: 0 P: 3	R: 0 E: 0 K: 0 S: 3 H: 0 LOB: 0 BB: 0 P: 3	R: 0 E: 0 K: 0 S: 3 H: 0 LOB: 0 BB: 0 P: 3	R: 0 E: 0 K: 1 S: 5 H: 0 LOB: 0 BB: 0 P: 5	R: 0 E: 0 K: 1 S: 5 H: 0 LOB: 0 BB: 0 P: 5	R: 2 E: 0 K: 0 S: 4 H: 2 LOB: 0 BB: 0 P: 4	1B: 8 2B: 2 3B: 0 HR: 1 SF: 0 SAC: 0 DP: 2 HBP: 1	WP: 1 PB: 0 SB: 0 CS: 1 PA: 56

PITCHER		IP	WLS	BF	H	R	ER	SO	BB	IBB	HBP	BLK	WP	HR	S	P	ERA	WHIP
Fernando Arroyo, R ERA: 5.03	(1, 1)	7.1		28	5	2	2	1	3	0	1	0	1	0	26	39	2.46	1.091
Doug Corbett, R ERA: 1.92	(8, 1)	6.2		24	3	0	0	4	1	1	0	0	0	0	30	38	0.00	0.600
Albert Williams, R ERA: 5.3	(15, 1)	0.2	L	4	2	2	2	0	0	0	0	0	0	1	4	4	27.00	3.000

PITCHER	IP	WLS	BF	H	R	ER	SO	BB	IBB	HBP	BLK	WP	HR	S	P	ERA	WHIP

AB	50
R	4
H	10
RBI	4
BB	5
SO	5
LOB	21

Batter	1	2	3	4	5	6	7	8	9	AB	R	H	RBI	BB	SO	LOB
Butch Wynegar, S (1, 2) OBP: 0.329, SLG: 0.337	6-3	F7		F8			G4-6-3 1B	4-3		5	0	1	0	0	0	2
Roy Smalley, S (1, 6) OBP: 0.350, SLG: 0.402	BBBB 4-3 1B 1B BB	2B 2B 1B		G3			G4-6-3 1-2f		F9	4	2	1	0	1	0	1
Ken Landreaux, L (1, 8) OBP: 0.323, SLG: 0.404	4-3 1B 1-2 1B	2B 1-3 2B			F3		1B 1B		2B	5	2	4	0	0	0	0
Glenn Adams, L (1, 10) OBP: 0.340, SLG: 0.367	4-3 1-2 2-3	4-3 2-H 3-H 2B			BBBB 1B BB		FC6 1-3 1B		F8	4	0	2	2	1	0	3
Rick Sofield, L (1, 7) OBP: 0.293, SLG: 0.410	2-H 3-H 1B	4-3 2-3			G4-6-3 1-2 1B		FC6 1-2f		F7	5	0	2	2	0	0	4
Rob Wilfong, L (1, 4) OBP: 0.302, SLG: 0.331	F3	BBBB FC BB			G4-6-3 1-2f			3-1		3	0	0	0	1	0	3
Hosken Powell, L (1, 9) OBP: 0.309, SLG: 0.365		F8 FC G6-4-3 1-2				6-3		HR		4	1	1	1	0	0	2
John Castino, R (1, 5) OBP: 0.339, SLG: 0.434		F8 G6-4-3 1-2f				6-3		6-3		4	0	0	0	0	0	3
Ron Jackson, R (1, 3) OBP: 0.292, SLG: 0.362		1B		F2		SSS K		BBBB BB		3	0	1	0	1	1	0
Inning Stats	R: 2 E: 0 K: 0 S: 5 H: 2 LOB: 1 BB: 1 P: 9	R: 0 E: 0 K: 0 S: 4 H: 1 LOB: 1 BB: 0 P: 4	R: 2 E: 0 K: 0 S: 6 H: 3 LOB: 2 BB: 1 P: 10	R: 0 E: 0 K: 0 S: 3 H: 0 LOB: 0 BB: 0 P: 3	R: 0 E: 0 K: 0 S: 3 H: 1 LOB: 1 BB: 1 P: 7	R: 0 E: 0 K: 1 S: 5 H: 0 LOB: 0 BB: 0 P: 5	R: 0 E: 0 K: 0 S: 5 H: 3 LOB: 2 BB: 0 P: 5	R: 1 E: 0 K: 0 S: 4 H: 1 LOB: 1 BB: 1 P: 8	R: 0 E: 0 K: 0 S: 4 H: 1 LOB: 1 BB: 0 P: 4	1B: 8 2B: 3 3B: 0 HR: 1 SF: 0 SAC: 0 DP: 3 HBP: 0							

TOP

Minnesota Twins @ California Angels

Anaheim Stadium, Anaheim, CA

Fri Aug 08 1980, 10:05 PM EDT

Att. 25,373 - Unknown - 77 F

livebaseballscorecards.com

AB	37
R	5
H	12
RBI	5
BB	4
SO	1
LOB	18

WP: 0 PB: 0 SB: 0 CS: 0 PA: 41

PITCHER		IP	WLS	BF	H	R	ER	SO	BB	IBB	HBP	BLK	WP	HR	S	P	ERA	WHIP
Freddie Martinez, R ERA: 5.67	(1, 1)	2.0		13	6	4	4	0	1	0	0	0	0	0	12	16	18.00	3.500
Dave Lemanczyk, R ERA: 5.17	(3, 1)	4.2	W	18	4	0	0	1	2	0	0	0	0	0	18	26	0.00	1.286
John Montague, R ERA: 4.13	(7, 1)	2.1	S	10	2	1	1	0	1	0	0	0	0	1	9	13	3.86	1.286

PITCHER	IP	WLS	BF	H	R	ER	SO	BB	IBB	HBP	BLK	WP	HR	S	P	ERA	WHIP

Batter	1	2	3	4	5	6	7	8	9	AB	R	H	RBI	BB	SO	LOB
Rod Carew, L (1, 3) OBP: 0.400, SLG: 0.428	K		HR 1B		4-3 2B		E S 1B 1B			4	2	3	3	0	1	0
Dan Ford, R (1, 9) OBP: 0.304, SLG: 0.361	G5-4-3 1B		1-H HR		K		1B 1B 1B			4	1	3	3	0	1	1
Larry Harlow, L (7, PR) (8, 9) OBP: 0.378, SLG: 0.405										0	1	0	0	0	0	0
Carney Lansford, R (1, 5) OBP: 0.330, SLG: 0.435	G5-4-3 1-2f		6-3		4-3 2-3		1B WP 1B 1-3			4	1	1	0	0	0	2
Don Baylor, R (1, 10) OBP: 0.329, SLG: 0.339		4-3		F9	5-3		1B 2-3 3-H			4	0	1	1	0	0	1
Bobby Grich, R (1, 4) OBP: 0.386, SLG: 0.426		B B B B 4-0 BB		F9		6-3	B B B B 4-0 WP BB			2	0	0	0	2	0	0
Joe Rudi, R (1, 7) OBP: 0.281, SLG: 0.415		F9	S S S K			S S S K	F8 1-2 3-H			4	0	0	0	0	2	2
Bobby Clark, R (1, 8) OBP: 0.266, SLG: 0.336		S S S K			1B SH 1B	6-3		6-3		4	1	1	0	0	1	1
Bert Campaneris, R (1, 6) OBP: 0.313, SLG: 0.346			G1-6-3 1B		SH 2B 1B 1-2		BLK SH3-4 1B 1B	F9		4	2	3	0	0	0	0
Dan Whitmer, R (1, 2) OBP: 0.264, SLG: 0.250			G1-6-3 1-2f		SH 2B 1-3 2-H		SH3-4 1-2	F7		2	1	0	0	0	0	1
Inning Stats	R: 0 H: 1 E: 0 LOB: 0 K: 1 BB: 0 S: 5 P: 5	R: 0 H: 0 E: 0 LOB: 1 K: 1 BB: 1 S: 5 P: 9	R: 2 H: 3 E: 0 LOB: 0 K: 0 BB: 0 S: 5 P: 5	R: 0 H: 0 E: 0 LOB: 0 K: 1 BB: 0 S: 5 P: 5	R: 3 H: 3 E: 1 LOB: 1 K: 1 BB: 0 S: 9 P: 9	R: 0 H: 0 E: 0 LOB: 0 K: 1 BB: 0 S: 5 P: 5	R: 4 H: 5 E: 0 LOB: 2 K: 0 BB: 1 S: 7 P: 11	R: 0 H: 0 E: 0 LOB: 0 K: 0 BB: 0 S: 3 P: 3		1B: 10 SF: 0 2B: 1 SAC: 2 3B: 0 DP: 2 HR: 1 HBP: 0						

PITCHER		IP	WLS	BF	H	R	ER	SO	BB	IBB	HBP	BLK	WP	HR	S	P	ERA	WHIP
Darrell Jackson, L ERA: 4.3	(1, 1)	4.0	L	19	7	5	5	3	1	0	0	0	0	1	24	28	11.25	2.000
John Verhoeven, R ERA: 4.28	(5, 1)	2.1		11	4	4	4	2	0	0	0	1	0	0	15	15	15.43	1.714
Albert Williams, R ERA: 4.87	(7, 1)	1.2		6	1	0	0	0	1	0	0	0	1	0	5	9	0.00	1.200

PITCHER	IP	WLS	BF	H	R	ER	SO	BB	IBB	HBP	BLK	WP	HR	S	P	ERA	WHIP

BOTTOM

Minnesota Twins @ California Angels

Anaheim Stadium, Anaheim, CA

Fri Aug 08 1980, 10:05 PM EDT

Att. 25,373 - Unknown - 77 F

livebaseballscorecards.com

AB	32
R	9
H	12
RBI	7
BB	2
SO	5
LOB	8

WP: 1 PA: 36
PB: 0
SB: 1
CS: 0

Minnesota Twins @ California Angels

Anaheim Stadium, Anaheim, CA

Sat Aug 09 1980, 10:05 PM EDT
Att. 32,560 - Unknown - 73 F

livebaseballscorecards.com

Batter	1	2	3	4	5	6	7	8	9	AB	R	H	RBI	BB	SO	LOB
Ron Jackson, R (1, 3) OBP: 0.295, SLG: 0.364	x 0-0 CS 1B		x 0-0 P6 ①			x 0-0 1B		x 0-0 F2 ③		4	0	2	0	0	0	0
Roy Smalley, S (1, 6) OBP: 0.347, SLG: 0.398	x 0-0 F8 ①		x 0-0 6-3 ②			x 0-0 F7 ①			x 0-0 F9 ①	4	0	0	0	0	0	2
Ken Landreaux, L (1, 8) OBP: 0.320, SLG: 0.400	x 0-0 P4 ②		x 0-0 G3 ③			x 0-0 P4 ②			x 0-0 F9 ②	4	0	0	0	0	0	2
Jose Morales, R (1, 10) OBP: 0.404, SLG: 0.519	0-0 CS ③ 1-2	x 0-0 1B 2B 2B		B B B B 4-0 G6-4-3 BB		x 0-0 F8 ③			B B B B 4-0 FC4-6 BB	2	1	1	0	2	0	1
John Castino, R (1, 5) OBP: 0.339, SLG: 0.432		x 0-0 2B SF7 1B 2-3		x 0-0 G6-4-3 ① ② 1-2f			x 0-0 4-3 ①		x 0-0 FC4-6 ③ 1-2f	4	1	1	0	0	0	2
Pete Mackanin, R (1, 4) OBP: 0.323, SLG: 0.368		x 0-0 1-3 2B 3-H		x 0-0 5-3 ③			x 0-0 6-3 ②			3	0	1	1	0	0	0
Bombo Rivera, R (1, 9) OBP: 0.265, SLG: 0.354		x 0-0 5-3 ①			x 0-0 L6 ①		x 0-0 1-3 ③			3	0	0	0	0	0	2
Sal Butera, R (1, 2) OBP: 0.309, SLG: 0.288		x 0-0 SF7 ② 3-H			x 0-0 5-3 ②			S S S 0-3 K ①		2	0	0	1	0	1	0
Dave Edwards, R (1, 7) OBP: 0.292, SLG: 0.338		x 0-0 6-3 ③			x 0-0 F2 ③			x 0-0 F8 ②		3	0	0	0	0	0	1

Inning Stats	1	2	3	4	5	6	7	8	9	AB	R	H	RBI	BB	SO	LOB
	R: 0 H: 1 E: 0 LOB: 0 K: 0 BB: 0 S: 3 P: 3	R: 2 H: 3 E: 0 LOB: 1 K: 0 BB: 0 S: 6 P: 6	R: 0 H: 0 E: 0 LOB: 0 K: 0 BB: 0 S: 3 P: 3	R: 0 H: 0 E: 0 LOB: 0 K: 0 BB: 1 S: 2 P: 6	R: 0 H: 0 E: 0 LOB: 0 K: 0 BB: 0 S: 3 P: 3	R: 0 H: 1 E: 0 LOB: 1 K: 0 BB: 0 S: 4 P: 4	R: 0 H: 0 E: 0 LOB: 0 K: 0 BB: 0 S: 3 P: 3	R: 0 H: 0 E: 0 LOB: 0 K: 1 BB: 0 S: 5 P: 5	R: 0 H: 0 E: 0 LOB: 1 K: 0 BB: 1 S: 3 P: 7	1B: 3 SF: 1 2B: 2 SAC: 0 3B: 0 DP: 1 HR: 0 HBP: 0					WP: 0 PA: 33 PB: 0 SB: 0 CS: 1

PITCHER	IP	WLS	BF	H	R	ER	SO	BB	IBB	HBP	BLK	WP	HR	S	P	ERA	WHIP
Frank Tanana, L (1, 1) ERA: 4.26	9.0	W	32	5	2	2	1	2	0	0	0	0	0	32	40	2.00	0.778

PITCHER	IP	WLS	BF	H	R	ER	SO	BB	IBB	HBP	BLK	WP	HR	S	P	ERA	WHIP

AB	29
R	2
H	5
RBI	2
BB	2
SO	1
LOB	10

BOTTOM

Minnesota Twins @ California Angels

Anaheim Stadium, Anaheim, CA

Sat Aug 09 1980, 10:05 PM EDT

Att. 32,560 - Unknown - 73 F

livebaseballscorecards.com

Batter	1	2	3	4	5	6	7	8	9	AB	R	H	RBI	BB	SO	LOB
Rod Carew, L (1, 3) OBP: 0.397, SLG: 0.425	6-3		4-3		1B (2-H)		6-3 (2-3)	F7		5	0	1	1	0	0	2
Dan Ford, R (1, 9) OBP: 0.309, SLG: 0.373	1-3			2B (F8, 1B)	4-3		1B (3-H)			4	1	2	1	0	0	0
Larry Harlow, L (7, PR) (8, 9) OBP: 0.378, SLG: 0.405										0	0	0	0	0	0	0
Carney Lansford, R (1, 5) OBP: 0.327, SLG: 0.430	F9			F8 (2-3)		6-3	F8			4	0	0	0	0	0	2
Don Baylor, R (1, 10) OBP: 0.327, SLG: 0.337		6-3		HR (3-H)		F8		F7		4	1	1	1	0	0	0
Bobby Grich, R (1, 4) OBP: 0.389, SLG: 0.427		BB		P4		1B (BB)		1B (1B)		2	1	1	0	2	0	1
Joe Rudi, R (1, 7) OBP: 0.284, SLG: 0.425		F8		HR (1-H)		1B (1-2)		F9		4	1	2	2	0	0	2
Bobby Clark, R (1, 8) OBP: 0.262, SLG: 0.331		K		6-3		1-3		1B (S, 1-3)		2	0	0	0	0	1	1
Dickie Thon, R (6, PH) OBP: 0.275, SLG: 0.308										1	0	0	0	0	0	2
Rick Miller, L (7, 8) OBP: 0.353, SLG: 0.324										1	1	1	0	0	0	0
Bert Campaneris, R (1, 6) OBP: 0.328, SLG: 0.355			6-3		1B (SH1-4)		BB (6-3, SH3-4)	1B (1-2)		3	3	2	0	1	0	0
Dan Whitmer, R (1, 2) OBP: 0.273, SLG: 0.260			6-3		SH1-4 (1-2)		SH3-4 (1-2)	E7 (1-H, 2-H, 3-H)		2	0	1	2	0	0	0
Inning Stats	R: 0 E: 0 K: 0 S: 3 H: 0 LOB: 0 BB: 0 P: 3	R: 0 E: 0 K: 1 S: 5 H: 0 LOB: 1 BB: 1 P: 9	R: 0 E: 0 K: 0 S: 3 H: 0 LOB: 0 BB: 0 P: 3	R: 3 E: 0 K: 0 S: 6 H: 3 LOB: 0 BB: 0 P: 6	R: 1 E: 0 K: 0 S: 4 H: 2 LOB: 0 BB: 0 P: 4	R: 0 E: 0 K: 0 S: 4 H: 1 LOB: 2 BB: 1 P: 8	R: 1 E: 0 K: 0 S: 5 H: 2 LOB: 1 BB: 0 P: 5	R: 3 E: 1 K: 0 S: 6 H: 3 LOB: 1 BB: 1 P: 10		1B: 9 2B: 1 3B: 0 HR: 1 SF: 0 SAC: 2 DP: 0 HBP: 0						

	AB	32
	R	8
	H	11
	RBI	7
	BB	3
	SO	1
	LOB	10

PITCHER		IP	WLS	BF	H	R	ER	SO	BB	IBB	HBP	BLK	WP	HR	S	P	ERA	WHIP
Geoff Zahn, L ERA: 4.72	(1, 1)	6.2	L	29	8	5	5	1	2	0	0	0	0	1	29	37	6.75	1.500
Mike Bacsik, R ERA: 4.3	(7, 1)	1.1		8	3	3	2	0	1	0	0	0	0	0	7	11	13.50	3.000

PITCHER	IP	WLS	BF	H	R	ER	SO	BB	IBB	HBP	BLK	WP	HR	S	P	ERA	WHIP

Batter	1	2	3	4	5	6	7	8	9	AB	R	H	RBI	BB	SO	LOB
Hosken Powell, L (1, 9) OBP: 0.313, SLG: 0.367	F7	G4-6-3 1-2 1B			F8		1B 1B		FC6 1-2 BB	4	0	2	0	1	0	0
Rob Wilfong, L (1, 4) OBP: 0.300, SLG: 0.329	K	F7			F5		1-2 1B		FC6 G6-4-3 1-2 2-3f	5	0	1	0	0	1	4
Ken Landreaux, L (1, 8) OBP: 0.320, SLG: 0.400 Dave Edwards, R (3, 8) OBP: 0.287, SLG: 0.331	S HR BB	G4-6-3 1-2f			K		K		G6-4-3 1-2f	1 3	1 0	0 0	0 0	1 0	0 2	2 4
Roy Smalley, S (1, 6) OBP: 0.351, SLG: 0.410	1-H HR		K			FC4-6 1B		HR 1B		4	2	3	2	0	1	0
Glenn Adams, L (1, 10) OBP: 0.340, SLG: 0.387 Jose Morales, R (8, PH) OBP: 0.408, SLG: 0.541	HR		F7			FC4-6 1-2f		1-H HR		3 1	1 1	1 1	1 2	0 0	0 0	1 0
Rick Sofield, L (1, 7) OBP: 0.292, SLG: 0.405	1B BB		K			K		K		3	0	0	0	1	3	1
Butch Wynegar, S (1, 2) OBP: 0.328, SLG: 0.336	1-3 1B			L9		4-3		6-3		4	0	1	0	0	0	1
John Castino, R (1, 5) OBP: 0.335, SLG: 0.427	K			4-3			F8	6-3		4	0	0	0	0	1	2
Ron Jackson, R (1, 3) OBP: 0.298, SLG: 0.363		1B BB		F8			6-3		FC6 BB 1B	3	0	1	0	1	0	0
Inning Stats	R: 3 E: 0 K: 2 S: 10 H: 3 LOB: 2 BB: 2 P: 18	R: 0 E: 0 K: 0 S: 3 H: 1 LOB: 1 BB: 1 P: 7	R: 0 E: 0 K: 2 S: 7 H: 0 LOB: 0 BB: 0 P: 7	R: 0 E: 0 K: 0 S: 3 H: 0 LOB: 0 BB: 0 P: 3	R: 0 E: 0 K: 1 S: 5 H: 0 LOB: 0 BB: 0 P: 5	R: 0 E: 0 K: 1 S: 6 H: 1 LOB: 1 BB: 0 P: 6	R: 0 E: 0 K: 1 S: 7 H: 2 LOB: 2 BB: 0 P: 7	R: 2 E: 0 K: 1 S: 7 H: 2 LOB: 0 BB: 0 P: 7	R: 0 E: 0 K: 0 S: 3 H: 1 LOB: 1 BB: 1 P: 7	1B: 7 2B: 0 3B: 0 HR: 3 SF: 0 SAC: 0 DP: 2 HBP: 0						

TOP

Minnesota Twins @ California Angels

Anaheim Stadium, Anaheim, CA

Sun Aug 10 1980, 10:05 PM EDT

Att. 23,007 - Unknown - 92 F

livebaseballscorecards.com

AB	35
R	5
H	10
RBI	5
BB	4
SO	8
LOB	15

WP: 0 PB: 0 SB: 1 CS: 0 PA: 39

PITCHER		IP	WLS	BF	H	R	ER	SO	BB	IBB	HBP	BLK	WP	HR	S	P	ERA	WHIP
Jim Barr, R ERA: 5.51	(1, 1)	0.2	L	7	3	3	3	1	2	0	0	0	0	2	7	15	40.50	7.500
Don Aase, R ERA: 4.56	(1, 1)	6.0		21	3	0	0	5	1	0	0	0	0	0	30	34	0.00	0.667
Andy Hassler, L ERA: 3.22	(7, 1)	2.1		11	4	2	2	2	1	0	0	0	0	1	14	18	7.71	2.143

PITCHER	IP	WLS	BF	H	R	ER	SO	BB	IBB	HBP	BLK	WP	HR	S	P	ERA	WHIP

BOTTOM

Minnesota Twins @ California Angels

Anaheim Stadium, Anaheim, CA

Sun Aug 10 1980, 10:05 PM EDT

Att. 23,007 - Unknown - 92 F

livebaseballscorecards.com

Batter	1	2	3	4	5	6	7	8	9	AB	R	H	RBI	BB	SO	LOB
Dickie Thon, R (1, 4) OBP: 0.275, SLG: 0.307	L8		G6-3 1-2f		1B 2-3 1B			B1-3		4	0	1	0	0	0	1
Rod Carew, L (1, 3) OBP: 0.403, SLG: 0.429	PB 1B		BBBB BB		G4-6-3 1-2 3-H 1B			FC4-6 1B		3	0	3	1	1	0	0
Dan Ford, R (1, 9) OBP: 0.301, SLG: 0.362	SSS K 1-2		SSS K		G4-6-3 1-2f			FC4-6 FC5 1B 1-2f		4	0	0	0	0	2	5
Don Baylor, R (1, 10) OBP: 0.326, SLG: 0.336	F9			F7		P4		1-2 1B		4	0	1	0	0	0	1
Carney Lansford, R (1, 5) OBP: 0.324, SLG: 0.426		SSS K		5-3		P4		FC5 2-3f		4	0	0	0	0	1	2
Joe Rudi, R (1, 7) OBP: 0.286, SLG: 0.427		6-3 2B		SSS K		F8			BBBB G4-6-3 BB	3	0	1	0	1	1	0
Freddie Patek, R (1, 6) OBP: 0.307, SLG: 0.406 Larry Harlow, L (9, PH) OBP: 0.377, SLG: 0.404	6-3 2-3				HR	P6			G4-6-3 1-2f	3 1	1 0	1 0	1 0	0 0	0 0	1 1
Rick Miller, L (1, 8) OBP: 0.351, SLG: 0.320	SSS K				F7	F7			BBBB BB	3	0	0	0	1	1	1
Dan Whitmer, R (1, 2) OBP: 0.293, SLG: 0.283 Jason Thompson, L (9, PH) OBP: 0.399, SLG: 0.472			G6-3 1B		E8 1B 1B	SSS K			1-3	3 1	1 0	2 0	0 0	0 0	1 0	0 1
Inning Stats	R: 0 E: 0 K: 1 S: 6 H: 1 LOB: 1 BB: 0 P: 6	R: 0 E: 0 K: 2 S: 8 H: 1 LOB: 1 BB: 0 P: 8	R: 0 E: 0 K: 1 S: 5 H: 1 LOB: 1 BB: 1 P: 9	R: 0 E: 0 K: 1 S: 5 H: 0 LOB: 0 BB: 0 P: 5	R: 2 E: 1 K: 0 S: 6 H: 4 LOB: 1 BB: 0 P: 6	R: 0 E: 0 K: 0 S: 3 H: 0 LOB: 0 BB: 0 P: 3	R: 0 E: 0 K: 1 S: 5 H: 0 LOB: 0 BB: 0 P: 5	R: 0 E: 0 K: 0 S: 5 H: 2 LOB: 2 BB: 0 P: 5	R: 0 E: 0 K: 0 S: 2 H: 0 LOB: 1 BB: 2 P: 10	1B: 7 2B: 1 3B: 0 HR: 1 SF: 0 SAC: 0 DP: 3 HBP: 0	WP: 0 PB: 1 SB: 0 CS: 0 PA: 36					

	AB	33
	R	2
	H	9
	RBI	2
	BB	3
	SO	6
	LOB	13

PITCHER		IP	WLS	BF	H	R	ER	SO	BB	IBB	HBP	BLK	WP	HR	S	P	ERA	WHIP
Jerry Koosman, L ERA: 4.31	(1, 1)	7.2	W	31	9	2	1	6	1	0	0	0	0	1	42	46	1.17	1.304
Doug Corbett, R ERA: 1.89	(8, 1)	1.1	S	5	0	0	0	0	2	0	0	0	0	0	3	11	0.00	1.500

PITCHER	IP	WLS	BF	H	R	ER	SO	BB	IBB	HBP	BLK	WP	HR	S	P	ERA	WHIP

California Angels @ Seattle Mariners

The Kingdome, Seattle, WA

Tue Aug 12 1980, 10:05 PM EDT

Att. 16,313 - Unknown

Batter	1	2	3	4	5	6	7	8	9	AB	R	H	RBI	BB	SO	LOB
Larry Harlow, L (1, 8) (9, 9) OBP: 0.377, SLG: 0.401	FC5-4 1B	3-1			K		BB 2B	F8		4	1	1	0	1	1	2
Rod Carew, L (1, 3) OBP: 0.403, SLG: 0.432	F8		4-3		F7		E 2B (1-H)		2B FC5-2 1B	5	1	2	1	0	0	1
Carney Lansford, R (1, 5) OBP: 0.327, SLG: 0.433	FC5-4 S 3B (1-2f)		5-3			1B 2B	E2 F8 SF8 1B (2-H)		FC5-2 2B (1-3)	5	3	3	0	0	0	1
Don Baylor, R (1, 9) OBP: 0.324, SLG: 0.341	3B (1-H)		L7			5-3	F8 (2-3)		P4	5	0	1	1	0	0	4
Rick Miller, L (9, 8) OBP: 0.351, SLG: 0.320										0	0	0	0	0	0	0
Jason Thompson, L (1, 10) OBP: 0.402, SLG: 0.470	K			K		HR 1B (2-H) 1B	IBB		FC5-2 IBB	3	1	1	1	2	2	1
Bobby Grich, R (1, 4) OBP: 0.392, SLG: 0.440		FC4-6 1B		HR		HR 1B (1-2)	SF8 (3-H)		FC5-2 (1-2, 2-3, 3-Hf)	4	2	3	2	0	0	3
Joe Rudi, R (1, 7) OBP: 0.282, SLG: 0.421		F9		K		P4	P6		K	5	0	0	0	0	2	7
Bert Campaneris, R (1, 6) OBP: 0.325, SLG: 0.377		FC4-6 2B (1-2f)		K		HR (1-H, 2-H)		4-3		4	1	1	3	0	1	1
Dan Whitmer, R (1, 2) OBP: 0.290, SLG: 0.298		2B (1-3)			6-3	K		1-3		4	0	1	0	0	1	0

Inning Stats	1	2	3	4	5	6	7	8	9	AB	R	H	RBI	BB	SO	LOB
	R: 1 E: 0 K: 1 S: 7	R: 0 E: 0 K: 0 S: 5	R: 0 E: 0 K: 0 S: 3	R: 1 E: 0 K: 3 S: 10	R: 0 E: 0 K: 1 S: 5	R: 4 E: 0 K: 1 S: 9	R: 3 E: 1 K: 0 S: 5	R: 0 E: 0 K: 0 S: 3	R: 0 E: 0 K: 1 S: 7	1B: 6 2B: 4 3B: 1 HR: 2	SF: 1 SAC: 0 DP: 0 HBP: 0	WP: 0 PB: 0 SB: 1 CS: 0	PA: 43			

PITCHER		IP	WLS	BF	H	R	ER	SO	BB	IBB	HBP	BLK	WP	HR	S	P	ERA	WHIP
Rob Dressler, R ERA: 4.84	(1, 1)	5.1		24	8	5	5	5	0	0	0	0	0	1	34	34	8.44	1.500
Dave Heaverlo, R ERA: 3.52	(6, 1)	3.2	L	19	5	4	2	2	1	2	0	0	0	1	20	32	4.91	1.636

PITCHER	IP	WLS	BF	H	R	ER	SO	BB	IBB	HBP	BLK	WP	HR	S	P	ERA	WHIP

livebaseballscorecards.com

AB	39
R	9
H	13
RBI	8
BB	3
SO	7
LOB	20

Batter	1	2	3	4	5	6	7	8	9	AB	R	H	RBI	BB	SO	LOB
Julio Cruz, S (1, 4) OBP: 0.331, SLG: 0.255	BBBB 4-0 F5 BB		BBBB 4-0 F8 E 1B BB	x 0-0 ③ F7		x 0-0 E6 S		x 0-0 ③ 4-3		3	1	0	0	2	0	2
Joe Simpson, L (1, 9) OBP: 0.320, SLG: 0.347	x 0-0 ①② F5 1-2		x 0-0 ② F8 1-3		BBBB 4-0 4-3 1B BB	x 0-0 ② F7 1-2			x 0-0 2B	4	1	1	0	1	0	3
Dan Meyer, L (1, 7) OBP: 0.322, SLG: 0.403	x 0-0 ③ 4-3		x 0-0 HR 1B 3-H		x 0-0 ① 4-3 1-2	x 0-0 ③ P6			SSS 0-3 ① K	5	1	1	1	0	1	3
Tom Paciorek, R (1, 3) OBP: 0.314, SLG: 0.471		SSS 0-3 ① K	x 0-0 HR 1-H		x 0-0 ② F2		x 0-0 ① P9		x 0-0 ② F9	5	1	1	2	0	1	2
Leon Roberts, R (1, 10) OBP: 0.336, SLG: 0.429	BBBB 4-0 2B SF8 BB	BBBB 4-0 BB	H 1-0 1B HBP			SSS 0-3 ② K		x 0-0 ③ 5-3		2	1	0	0	2	1	1
Juan Beniquez, R (1, 8) OBP: 0.273, SLG: 0.377	x 0-0 SF8 1-3 2B	x 0-0 ③ F7	x 0-0 FC5-4 1-3 2-H 1B				x 0-0 ③ P6			4	0	2	1	0	0	1
Bill Stein, R (1, 5) OBP: 0.362, SLG: 0.430	x 0-0 ② SF8 2-3 3-H			x 0-0 ① F7	x 0-0 ③ FC5-4 1-2f			x 0-0 4-3 1B		3	0	1	1	0	0	2
Jerry Narron, L (1, 2) OBP: 0.130, SLG: 0.048	x 0-0 ③ F9			x 0-0 ② G3		x 0-0 ① 4-3		x 0-0 ① 4-3 1-2		4	0	0	0	0	0	2
Jim Anderson, R (1, 6) OBP: 0.297, SLG: 0.335			x 0-0 ① F7	x 0-0 1B		x 0-0 HR		SSS 0-3 ② K		3	1	2	1	0	0	0
Bruce Bochte, L (8, PH) OBP: 0.356, SLG: 0.431										1	0	0	0	0	1	1
Mario Mendoza, R (9, 6) OBP: 0.298, SLG: 0.309										0	0	0	0	0	0	0
Inning Stats	R: 0 E: 0 K: 0 S: 2 H: 0 LOB: 0 BB: 1 P: 6	R: 1 E: 0 K: 1 S: 6 H: 1 LOB: 1 BB: 1 P: 10	R: 3 E: 1 K: 0 S: 5 H: 2 LOB: 1 BB: 2 P: 13	R: 0 E: 0 K: 0 S: 4 H: 1 LOB: 1 BB: 0 P: 4	R: 1 E: 0 K: 0 S: 4 H: 1 LOB: 2 BB: 1 P: 9	R: 1 E: 1 K: 0 S: 5 H: 1 LOB: 1 BB: 0 P: 5	R: 0 E: 0 K: 1 S: 5 H: 0 LOB: 0 BB: 0 P: 5	R: 0 E: 0 K: 1 S: 6 H: 1 LOB: 1 BB: 0 P: 6	R: 0 E: 0 K: 1 S: 6 H: 1 LOB: 1 BB: 0 P: 6	1B: 4 2B: 2 3B: 0 HR: 2	SF: 1 SAC: 0 DP: 0 HBP: 1			WP: 0 PB: 0 SB: 1 CS: 0	PA: 41		

PITCHER		IP	WLS	BF	H	R	ER	SO	BB	IBB	HBP	BLK	WP	HR	S	P	ERA	WHIP
Chris Knapp, R ERA: 6.32	(1, 1)	2.2		14	3	4	4	1	4	0	0	0	0	1	12	28	13.50	2.625
Dave Lemanczyk, R ERA: 5.2	(3, 1)	3.0		15	3	2	2	0	1	0	1	0	0	1	13	18	6.00	1.333
Mark Clear, R ERA: 3.38	(6, 1)	3.1	W	12	2	0	0	3	0	0	0	0	0	0	18	18	0.00	0.600

PITCHER	IP	WLS	BF	H	R	ER	SO	BB	IBB	HBP	BLK	WP	HR	S	P	ERA	WHIP

BOTTOM

California Angels @ Seattle Mariners

The Kingdome, Seattle, WA

Tue Aug 12 1980, 10:05 PM EDT

Att. 16,313 - Unknown

livebaseballscorecards.com

AB	34
R	6
H	8
RBI	6
BB	5
SO	4
LOB	17

Batter	1	2	3	4	5	6	7	8	9	10	AB	R	H	RBI	BB	SO	LOB
Larry Harlow, L (1, 8) OBP: 0.379, SLG: 0.400	0-0 1B		0-0 6-3			0-0 4-3	4-0 1-2 BB			0-0 1B	3	0	1	0	1	0	0
Bobby Clark, R (10, PH) OBP: 0.267, SLG: 0.336										1B	1	1	1	0	0	0	0
Rick Miller, L (10, 8) OBP: 0.351, SLG: 0.320										1B	0	0	0	0	0	0	0
Rod Carew, L (1, 10) OBP: 0.405, SLG: 0.434	0-0 F7			0-0 1B		0-0 HR	0-0 4-3			0-0 1B 1-2 2B	5	2	3	0	0	0	3
Carney Lansford, R (1, 5) OBP: 0.327, SLG: 0.440	0-0 P4			0-0 F7		0-0 1-H HR		0-3 K		0-0 2B 1-2 FC4 2-H 1B	5	2	2	3	0	1	2
Don Baylor, R (1, 9) OBP: 0.322, SLG: 0.342	0-3 K			0-0 F9		0-0 6-3		0-0 5-3		0-0 FC4 1-3 HR 2-H 2B	5	1	1	1	0	1	2
Stan Cliburn, R (10, 2) OBP: 0.200, SLG: 0.269											0	0	0	0	0	0	0
Jason Thompson, L (1, 3) OBP: 0.397, SLG: 0.463		0-3 K		0-0 F8			0-0 L4	0-3 K		0-0 FC4 2-3 HR 3-H	5	1	0	1	0	2	2
Bobby Grich, R (1, 4) OBP: 0.392, SLG: 0.448		0-0 F9			0-0 5-3		0-0 1-H HR		0-3 K	0-0 1-H HR 3-H	5	2	2	3	0	1	0
Joe Rudi, R (1, 7) OBP: 0.281, SLG: 0.426	0-0 P4				0-3 K		0-0 1-H HR		0-3 K	0-0 F8	5	1	1	2	0	2	0
Bert Campaneris, R (1, 6) OBP: 0.313, SLG: 0.361		0-0 5-3			0-0 6-3		0-0 F9		0-0 F9	0-0 F5	5	0	0	0	0	0	0
Dan Whitmer, R (1, 2) OBP: 0.292, SLG: 0.288		0-0 5-3				0-0 5-3	4-0 BB			0-0 F7	2	0	0	0	1	0	0
Dan Ford, R (10, PH) OBP: 0.299, SLG: 0.359											1	0	0	0	0	0	0
(10, 9)																	
Inning Stats	R: 0 E: 0 K: 1 S: 6 H: 1 LOB: 1 BB: 0 P: 6	R: 0 E: 0 K: 1 S: 5 H: 0 LOB: 0 BB: 0 P: 5	R: 0 E: 0 K: 0 S: 3 H: 0 LOB: 0 BB: 0 P: 3	R: 0 E: 0 K: 0 S: 4 H: 1 LOB: 1 BB: 0 P: 4	R: 0 E: 0 K: 1 S: 5 H: 0 LOB: 0 BB: 0 P: 5	R: 2 E: 0 K: 0 S: 5 H: 2 LOB: 0 BB: 0 P: 5	R: 2 E: 0 K: 0 S: 5 H: 2 LOB: 2 BB: 2 P: 13	R: 0 E: 0 K: 2 S: 7 H: 0 LOB: 0 BB: 0 P: 7	R: 0 E: 0 K: 2 S: 7 H: 0 LOB: 0 BB: 0 P: 7	R: 6 E: 0 K: 0 S: 9 H: 5 LOB: 0 BB: 0 P: 9	1B: 7 2B: 1 3B: 0 HR: 3 SF: 0 SAC: 0 DP: 0 HBP: 0						

PITCHER		IP	WLS	BF	H	R	ER	SO	BB	IBB	HBP	BLK	WP	HR	S	P	ERA	WHIP
Jim Beattie, R ERA: 5.32	(1, 1)	6.2		27	6	4	4	3	1	0	0	0	0	2	32	36	5.40	1.050
Shane Rawley, L ERA: 3.69	(7, 1)	2.2	L	14	4	5	5	4	1	0	0	0	0	0	21	25	16.88	1.875
Dave Heaverlo, R ERA: 3.63	(10, 1)	0.2		3	1	1	1	0	0	0	0	0	0	1	3	3	13.50	1.500

PITCHER	IP	WLS	BF	H	R	ER	SO	BB	IBB	HBP	BLK	WP	HR	S	P	ERA	WHIP

TOP

California Angels @ Seattle Mariners

The Kingdome, Seattle, WA

Wed Aug 13 1980, 10:05 PM EDT

Att. 9,369 - Dome

livebaseballscorecards.com

AB	42
R	10
H	11
RBI	10
BB	2
SO	7
LOB	9

WP: 0 PB: 0 SB: 0 CS: 0 PA: 44

California Angels @ Seattle Mariners

The Kingdome, Seattle, WA

Wed Aug 13 1980, 10:05 PM EDT

Att. 9,369 - Dome

livebaseballscorecards.com

Batter	1	2	3	4	5	6	7	8	9	10	AB	R	H	RBI	BB	SO	LOB
Julio Cruz, S (1, 4) OBP: 0.329, SLG: 0.254	S S 1B		FC1-6 3B 1-2f	K			K	FC6 1-2f			5	1	1	0	0	2	4
Bill Stein, R (1, 5) OBP: 0.357, SLG: 0.436	5-3 1-2		1B 1-H 3B		F9		F8		L9		5	1	1	1	0	0	1
Dan Meyer, L (1, 7) OBP: 0.321, SLG: 0.400	1-3		BB 1B 3-H 1B		G3		L4		K		5	0	1	1	0	1	1
Willie Horton, R (1, 10) OBP: 0.307, SLG: 0.298 Larry Milbourne, S (8, PR) OBP: 0.288, SLG: 0.318	5-3 2-3		BB 1-2 1B		K			BB WP 1B BB	4-3		3 1	0 1	1 0	0 0	1 0	1 0	1 0
Juan Beniquez, R (1, 8) OBP: 0.277, SLG: 0.380		F7	BB 1-2 2-3 BB			P6		F8 1-2		1B 2B	4	0	1	0	1	0	1
Tom Paciorek, R (1, 3) OBP: 0.312, SLG: 0.470		L7	F9			2B		K		6-3	5	0	1	0	0	1	6
Leon Roberts, R (1, 9) OBP: 0.339, SLG: 0.440 Joe Simpson, L (8, PH) OBP: 0.322, SLG: 0.350 (9, 9) Ted Cox, R (10, PH) OBP: 0.299, SLG: 0.311		K		HR		BB		BB 2-H 1B		2-3 1B	2 1 1	1 0 0	1 1 1	1 1 0	1 0 0	1 0 0	0 0 0
Marc Hill, R (1, 2) OBP: 0.193, SLG: 0.250 Bruce Bochte, L (8, PH) OBP: 0.357, SLG: 0.431 Larry Cox, R (8, PR) OBP: 0.252, SLG: 0.289 (9, 2)			K	K		K		BB IBB		K	3 0 1	0 0 0	0 0 0	0 0 0	0 1 0	3 0 1	2 0 2
Jim Anderson, R (1, 6) OBP: 0.297, SLG: 0.332 Jerry Narron, L (8, PH) OBP: 0.167, SLG: 0.048 Mario Mendoza, R (9, 6) OBP: 0.297, SLG: 0.307			FC1-6 BB	K		F8		FC6 1-2 2-3 BB		4-3	2 0 1	0 0 0	0 0 0	0 0 0	1 1 0	1 0 0	2 0 2
Inning Stats	R: 0 H: 1 E: 0 LOB: 1 K: 0 BB: 0 S: 4 P: 4	R: 0 H: 0 E: 0 LOB: 0 K: 1 BB: 0 S: 5 P: 5	R: 2 H: 3 E: 0 LOB: 3 K: 1 BB: 2 S: 8 P: 16	R: 1 H: 1 E: 0 LOB: 0 K: 3 BB: 0 S: 10 P: 10	R: 0 H: 0 E: 0 LOB: 0 K: 1 BB: 0 S: 5 P: 5	R: 0 H: 1 E: 0 LOB: 2 K: 1 BB: 1 S: 6 P: 10	R: 0 H: 0 E: 0 LOB: 0 K: 1 BB: 0 S: 5 P: 5	R: 1 H: 1 E: 0 LOB: 3 K: 1 BB: 3 S: 6 P: 18	R: 0 H: 0 E: 0 LOB: 0 K: 1 BB: 0 S: 5 P: 5	R: 0 H: 2 E: 0 LOB: 2 K: 1 BB: 0 S: 7 P: 7	1B: 5 2B: 2 3B: 1 HR: 1	SF: 0 SAC: 0 DP: 0 HBP: 0					

BOTTOM

AB	39
R	4
H	9
RBI	4
BB	6
SO	11
LOB	22

WP: 1 PA: 45
PB: 0
SB: 2
CS: 0

PITCHER	IP	WLS	BF	H	R	ER	SO	BB	IBB	HBP	BLK	WP	HR	S	P	ERA	WHIP
Dave LaRoche, L (1, 1) ERA: 3.71	7.0		30	6	3	3	8	3	0	0	0	0	1	43	55	3.86	1.286
Mark Clear, R (8, 1) ERA: 3.46	0.2		6	1	1	1	1	2	1	0	0	1	0	5	17	13.50	4.500
Andy Hassler, L (8, 1) ERA: 3.11	2.1	W	9	2	0	0	2	0	0	0	0	0	0	13	13	0.00	0.857

PITCHER	IP	WLS	BF	H	R	ER	SO	BB	IBB	HBP	BLK	WP	HR	S	P	ERA	WHIP

Batter	1	2	3	4	5	6	7	8	9	AB	R	H	RBI	BB	SO	LOB
Rod Carew, L (1, 3) OBP: 0.405, SLG: 0.433	F5		FC6-4, BB, 1B	4-3			1B		4-3	5	0	2	0	0	0	2
Dan Ford, R (1, 10) OBP: 0.295, SLG: 0.353	5-3		L8		5-3		G5-4-3, 1-2, 1B		K, SSS	5	0	1	0	0	1	1
Carney Lansford, R (1, 5) OBP: 0.329, SLG: 0.446	HR		BBBB, FC6-4, 1-2, BB		L9		G5-4-3, 1-2f			3	1	1	1	1	0	2
Don Baylor, R (1, 9) OBP: 0.321, SLG: 0.338	BBBB, 2B, BB		FC6-4, 1-2f, 2-3		P6			5-3		3	0	0	0	1	0	2
Bobby Grich, R (1, 4) OBP: 0.396, SLG: 0.456	1-3, 2B		F9			BBBB, 5-3, BB		E, 1B, 2B		3	1	2	0	1	0	2
Joe Rudi, R (1, 7) OBP: 0.281, SLG: 0.424	4-3			FC5-4, 1B, 1B		F8		E5, 1B, 2-3		4	0	1	0	0	0	4
Bobby Clark, R (1, 8) OBP: 0.274, SLG: 0.341		4-3		FC5-4, 1-2, 1B		5-3, 1-2		G6-4-3, 1-2, 3-H, 1B		4	0	2	1	0	0	1
Bert Campaneris, R (1, 6) OBP: 0.303, SLG: 0.350		6-3	FC5-4, 1-2f, 2-3			6-3		G6-4-3, 1-2f		4	0	0	0	0	0	5
Dan Whitmer, R (1, 2) OBP: 0.275, SLG: 0.270		G3	SSS, K				6-3		SSS, K	4	0	0	0	0	2	2
Inning Stats	R: 1 E: 0 K: 0 S: 5 H: 2 LOB: 2 BB: 1 P: 9	R: 0 E: 0 K: 0 S: 3 H: 0 LOB: 0 BB: 0 P: 3	R: 0 E: 0 K: 0 S: 4 H: 1 LOB: 2 BB: 1 P: 8	R: 0 E: 0 K: 1 S: 7 H: 2 LOB: 2 BB: 0 P: 7	R: 0 E: 0 K: 0 S: 3 H: 0 LOB: 0 BB: 0 P: 3	R: 0 E: 0 K: 0 S: 3 H: 0 LOB: 1 BB: 1 P: 7	R: 0 E: 0 K: 0 S: 4 H: 2 LOB: 1 BB: 0 P: 4	R: 1 E: 1 K: 0 S: 5 H: 2 LOB: 1 BB: 0 P: 5	R: 0 E: 0 K: 2 S: 7 H: 0 LOB: 0 BB: 0 P: 7	1B: 6 2B: 2 3B: 0 HR: 1 SF: 0 SAC: 0 DP: 2 HBP: 0						

PITCHER	IP	WLS	BF	H	R	ER	SO	BB	IBB	HBP	BLK	WP	HR	S	P	ERA	WHIP
Rick Honeycutt, L (1, 1) ERA: 3.64	7.1	L	34	9	2	2	1	3	0	0	0	0	1	33	45	2.46	1.636
Dave Roberts, L (8, 1) ERA: 4.18	1.2		4	0	0	0	2	0	0	0	0	0	0	8	8	0.00	0.000

PITCHER	IP	WLS	BF	H	R	ER	SO	BB	IBB	HBP	BLK	WP	HR	S	P	ERA	WHIP

TOP

California Angels @ Seattle Mariners

The Kingdome, Seattle, WA

Thu Aug 14 1980, 10:05 PM EDT

Att. 7,326 - Dome

livebaseballscorecards.com

AB	35
R	2
H	9
RBI	2
BB	3
SO	3
LOB	21

Batter	1	2	3	4	5	6	7	8	9	AB	R	H	RBI	BB	SO	LOB
Julio Cruz, S (1, 4) OBP: 0.326, SLG: 0.251	L6		F7		F8			L1		4	0	0	0	0	0	2
Joe Simpson, L (1, 9) OBP: 0.321, SLG: 0.348	PB, 2B, 1B		F2			P6		F7		4	1	1	0	0	0	1
Dan Meyer, L (1, 7) OBP: 0.318, SLG: 0.396	L7 1-2		G3			F7			F9	4	0	0	0	0	0	2
Bruce Bochte, L (1, 10) OBP: 0.359, SLG: 0.440 Larry Milbourne, S (9, PR) OBP: 0.288, SLG: 0.318	2-H 2B			4-3		F7			3B	4 0	0 0	2 0	1 0	0 0	0 0	0 0
Juan Beniquez, R (1, 8) OBP: 0.276, SLG: 0.376	6-3			F9			FC1-6 1B		1-3	4	0	1	0	0	0	2
Tom Paciorek, R (1, 3) OBP: 0.309, SLG: 0.466 Jerry Narron, L (9, PH) OBP: 0.160, SLG: 0.045		K		F8		FC1-6 CS 1-2f			K	3 1	0 0	0 0	0 0	0 0	1 1	1 1
Jim Anderson, R (1, 6) OBP: 0.297, SLG: 0.330		K			F7		BB 1-2			2	0	0	0	1	1	0
Ted Cox, R (1, 5) OBP: 0.295, SLG: 0.307		G3			K		F9			3	0	0	0	0	1	1
Larry Cox, R (1, 2) OBP: 0.258, SLG: 0.294			1B		1B			6-3		3	0	2	0	0	0	0
Inning Stats	R: 1 E: 0 K: 0 S: 5 H: 2 LOB: 1 BB: 0 P: 5	R: 0 E: 0 K: 2 S: 7 H: 0 LOB: 0 BB: 0 P: 7	R: 0 E: 0 K: 0 S: 4 H: 1 LOB: 1 BB: 0 P: 4	R: 0 E: 0 K: 0 S: 3 H: 0 LOB: 0 BB: 0 P: 3	R: 0 E: 0 K: 1 S: 6 H: 1 LOB: 1 BB: 0 P: 6	R: 0 E: 0 K: 0 S: 3 H: 0 LOB: 0 BB: 0 P: 3	R: 0 E: 0 K: 0 S: 3 H: 1 LOB: 1 BB: 1 P: 7	R: 0 E: 0 K: 0 S: 3 H: 0 LOB: 0 BB: 0 P: 3	R: 0 E: 0 K: 1 S: 6 H: 1 LOB: 1 BB: 0 P: 6	1B: 4 2B: 1 3B: 1 HR: 0 SF: 0 SAC: 0 DP: 0 HBP: 0						

PITCHER		IP	WLS	BF	H	R	ER	SO	BB	IBB	HBP	BLK	WP	HR	S	P	ERA	WHIP
Freddie Martinez, R ERA: 5.09	(1, 1)	8.1	W	31	6	1	0	3	1	0	0	0	0	0	36	40	0.00	0.840
Don Aase, R ERA: 4.53	(9, 1)	0.2	S	2	0	0	0	1	0	0	0	0	0	0	4	4	0.00	0.000

PITCHER	IP	WLS	BF	H	R	ER	SO	BB	IBB	HBP	BLK	WP	HR	S	P	ERA	WHIP

BOTTOM

California Angels @ Seattle Mariners

The Kingdome, Seattle, WA

Thu Aug 14 1980, 10:05 PM EDT

Att. 7,326 - Dome

livebaseballscorecards.com

AB	32
R	1
H	6
RBI	1
BB	1
SO	4
LOB	10

Batter	1	2	3	4	5	6	7	8	9	AB	R	H	RBI	BB	SO	LOB
Rod Carew, L (1, 3) OBP: 0.403, SLG: 0.430	G3	F8			G6-4-3, 1B		F7		F1	5	0	1	0	0	0	3
Dan Ford, R (1, 9) OBP: 0.299, SLG: 0.355	2B, 1B, 1B		G5-4-3, 1B		G6-4-3, 1-2f			5-3	F8, 1-3	5	1	2	0	0	0	2
Carney Lansford, R (1, 5) OBP: 0.330, SLG: 0.448	1-3, 1B, 2B		G5-4-3, 1-2f		F9			HR, 1B	6-3	5	2	2	0	0	0	3
Don Baylor, R (1, 10) OBP: 0.323, SLG: 0.352	F3		1B			P3		1-H, HR		4	1	2	2	0	0	2
Bobby Grich, R (1, 4) OBP: 0.397, SLG: 0.455	FC6-4, 2-H, 3-H, 1B		F8			F8		B B B B, 4-0, FC6-4, BB		3	0	1	2	1	0	1
Joe Rudi, R (1, 7) OBP: 0.278, SLG: 0.420	FC6-4, 1-2f			S S S, 0-3, K		1-3		FC6-4, 1-2f		4	0	0	0	0	1	2
Bobby Clark, R (1, 8) OBP: 0.266, SLG: 0.331		S S S, 0-3, K		6-3			5-3	F9		4	0	0	0	0	1	1
Bert Campaneris, R (1, 6) OBP: 0.316, SLG: 0.386		5-3		FC5-4, 1B			2B		1B, 3B	4	1	3	0	0	0	0
Dan Whitmer, R (1, 2) OBP: 0.264, SLG: 0.258		E6		FC5-4, 1-2f			1-3		F8, S, 3-H, 1B	3	0	0	0	0	0	2
Jason Thompson, L (9, PH) OBP: 0.398, SLG: 0.465										1	0	1	1	0	0	0
Freddie Patek, R (9, PR) OBP: 0.307, SLG: 0.406										0	0	0	0	0	0	0
Stan Cliburn, R (9, 2) OBP: 0.200, SLG: 0.269										0	0	0	0	0	0	0
Inning Stats	R: 2 E: 0 K: 0 S: 6 H: 3 LOB: 1 BB: 0 P: 6	R: 0 E: 1 K: 1 S: 6 H: 0 LOB: 1 BB: 0 P: 6	R: 0 E: 0 K: 0 S: 4 H: 2 LOB: 1 BB: 0 P: 4	R: 0 E: 0 K: 1 S: 6 H: 1 LOB: 1 BB: 0 P: 6	R: 0 E: 0 K: 0 S: 3 H: 1 LOB: 0 BB: 0 P: 3	R: 0 E: 0 K: 0 S: 3 H: 0 LOB: 0 BB: 0 P: 3	R: 0 E: 0 K: 0 S: 4 H: 1 LOB: 1 BB: 0 P: 4	R: 2 E: 0 K: 0 S: 5 H: 2 LOB: 1 BB: 1 P: 9	R: 1 E: 0 K: 0 S: 5 H: 2 LOB: 2 BB: 0 P: 5	1B: 8 2B: 2 3B: 1 HR: 1 SF: 0 SAC: 0 DP: 2 HBP: 0						

PITCHER		IP	WLS	BF	H	R	ER	SO	BB	IBB	HBP	BLK	WP	HR	S	P	ERA	WHIP
Geoff Zahn, L ERA: 4.76	(1, 1)	8.0	L	35	11	5	5	2	1	0	0	0	0	1	38	42	5.62	1.500
John Verhoeven, R ERA: 4.21	(9, 1)	0.0		1	1	0	0	0	0	0	0	0	0	0	1	1	∞	∞
Mike Kinnunen, L ERA: 4.8	(9, 1)	0.1		1	0	0	0	0	0	0	0	0	0	0	1	1	0.00	0.000
Doug Corbett, R ERA: 1.93	(9, 1)	0.2		2	0	0	0	0	0	0	0	0	0	0	2	2	0.00	0.000

PITCHER	IP	WLS	BF	H	R	ER	SO	BB	IBB	HBP	BLK	WP	HR	S	P	ERA	WHIP

TOP

California Angels @ Minnesota Twins

Metropolitan Stadium, Bloomington , MI

Fri Aug 15 1980, 8:05 PM EDT

Att. 14,685 - Unknown - 73 F

livebaseballscorecards.com

AB	38
R	5
H	12
RBI	5
BB	1
SO	2
LOB	16

WP: 0 PA: 39
PB: 0
SB: 1
CS: 0

Batter	1	2	3	4	5	6	7	8	9	AB	R	H	RBI	BB	SO	LOB
Roy Smalley, S (1, 6) OBP: 0.349, SLG: 0.406	6-3		6-3			F8		1-H 2-H HR		1	0	0	0	0	0	0
Mike Cubbage, L (2, 4) OBP: 0.310, SLG: 0.399										3	1	1	3	0	0	2
John Castino, R (1, 5) OBP: 0.330, SLG: 0.426	K			4-3		FC6-4 1-2f		L4		4	0	0	0	0	1	1
Ron Jackson, R (1, 3) OBP: 0.306, SLG: 0.360	F8			BBB 4-0 G6-4-3 BB			1B	P5		3	0	1	0	1	0	0
Jose Morales, R (1, 10) OBP: 0.390, SLG: 0.515		F9		G6-4-3 1-2f			F8		6-3	4	0	0	0	0	0	2
Pete Mackanin, R (1, 4) (2, 6) OBP: 0.324, SLG: 0.376		BBBB 4-0 G6-4-3 BB			SSS K		L7		E6 1B 1B	3	1	0	0	1	1	1
Bombo Rivera, R (1, 9) OBP: 0.250, SLG: 0.333		G6-4-3 1-2f			F7		P4		SSS K	3	0	0	0	0	0	2
Hosken Powell, L (9, PH) OBP: 0.301, SLG: 0.352										1	0	0	0	0	1	1
Sal Butera, R (1, 2) OBP: 0.333, SLG: 0.321			2B		F8			1B HR 1B	FC6-4 1-H 1B	3	1	2	0	0	0	0
Glenn Adams, L (9, PH) OBP: 0.337, SLG: 0.401										1	0	1	1	0	0	0
Rob Wilfong, L (9, PR) OBP: 0.300, SLG: 0.328										0	0	0	0	0	0	0
Dave Edwards, R (1, 8) OBP: 0.281, SLG: 0.325			SSS K			F8		SSS K	FC6-4 1-2f	3	0	0	0	0	2	2
Butch Wynegar, S (9, PH) OBP: 0.323, SLG: 0.331										1	0	0	0	0	0	1
Rick Sofield, L (1, 7) OBP: 0.295, SLG: 0.408			SSS K			FC6-4 1B		1-2 HR 1B		3	1	2	0	0	1	1
Inning Stats	R: 0 E: 0 K: 1 S: 5 H: 0 LOB: 0 BB: 0 P: 5	R: 0 E: 0 K: 0 S: 2 H: 0 LOB: 0 BB: 1 P: 6	R: 0 E: 0 K: 2 S: 8 H: 1 LOB: 1 BB: 0 P: 8	R: 0 E: 0 K: 0 S: 2 H: 0 LOB: 0 BB: 1 P: 6	R: 0 E: 0 K: 1 S: 5 H: 0 LOB: 0 BB: 0 P: 5	R: 0 E: 0 K: 0 S: 4 H: 1 LOB: 1 BB: 0 P: 4	R: 0 E: 0 K: 0 S: 4 H: 1 LOB: 1 BB: 0 P: 4	R: 3 E: 0 K: 1 S: 8 H: 3 LOB: 0 BB: 0 P: 8	R: 1 E: 1 K: 1 S: 7 H: 1 LOB: 1 BB: 0 P: 7	1B: 5 2B: 1 3B: 0 HR: 1	SF: 0 SAC: 0 DP: 2 HBP: 0						

PITCHER		IP	WLS	BF	H	R	ER	SO	BB	IBB	HBP	BLK	WP	HR	S	P	ERA	WHIP
Frank Tanana, L ERA: 4.22	(1, 1)	7.1	W	28	6	3	3	5	2	0	0	0	0	1	36	44	3.68	1.091
Mark Clear, R ERA: 3.4	(8, 1)	1.1		6	1	1	0	1	0	0	0	0	0	0	8	8	0.00	0.750
Andy Hassler, L ERA: 3.09	(9, 1)	0.1	S	1	0	0	0	0	0	0	0	0	0	0	1	1	0.00	0.000

PITCHER	IP	WLS	BF	H	R	ER	SO	BB	IBB	HBP	BLK	WP	HR	S	P	ERA	WHIP

BOTTOM

California Angels @ Minnesota Twins

Metropolitan Stadium, Bloomington , MI

Fri Aug 15 1980, 8:05 PM EDT
Att. 14,685 - Unknown - 73 F

livebaseballscorecards.com

AB	33
R	4
H	7
RBI	4
BB	2
SO	6
LOB	13

1B: 5	SF: 0	WP: 0	PA: 35
2B: 1	SAC: 0	PB: 0	
3B: 0	DP: 2	SB: 0	
HR: 1	HBP: 0	CS: 0	

Batter	1	2	3	4	5	6	7	8	9	AB	R	H	RBI	BB	SO	LOB
Rick Miller, L (1, 8) OBP: 0.350, SLG: 0.319	G5-4-3, BB, 1B		F7 ②			F7 ①		F7 ③		4	0	1	0	0	0	1
Larry Harlow, L (1, 9) OBP: 0.381, SLG: 0.399	4-0 B B B B, 1-2, G5-4-3, BB		F8 ③			B5-3 ②			BB, 1B, BB, 1B	3	1	1	0	1	0	0
Carney Lansford, R (1, 5) OBP: 0.329, SLG: 0.446	G5-4-3 ①② 1-2f 2-3			0-3 S S S, K ①		0-3 S S S, K ③			BB, BB, 1-2, 1B	4	0	1	0	0	2	2
Don Baylor, R (1, 10) OBP: 0.322, SLG: 0.351	F9 ③			L6-4, BB, 1B			4-3 ①		F2 ①	4	0	1	0	0	0	3
Jason Thompson, L (1, 3) OBP: 0.399, SLG: 0.462		F8 ①		4-0 B B B B, 1-2, BB			G3 ②		4-0 B B B B, 1-2, 2-3, BB	2	0	0	0	2	0	0
Bobby Grich, R (1, 4) OBP: 0.395, SLG: 0.451		F3 ②		L6-4 ②③ 2-3			1-6-3 ③		4-0 B B B B, 1-2, 2-3, 3-H, BB	3	0	0	1	1	0	2
Joe Rudi, R (1, 7) OBP: 0.278, SLG: 0.418		0-0, 1B			5-3 ①			F7 ①	F9 ②	4	0	1	0	0	0	3
Bert Campaneris, R (1, 6) OBP: 0.312, SLG: 0.380 Rod Carew, L (8, PH) OBP: 0.402, SLG: 0.429 Freddie Patek, R (8, 6) OBP: 0.306, SLG: 0.405		0-3 S S S, K ③			0-3 S S S, K ②			F8 ②	0-3 S S S, K ③	2 1 1	0 0 0	0 0 0	0 0 0	0 0 0	2 0 1	1 0 3
Dan Whitmer, R (1, 2) OBP: 0.257, SLG: 0.250 Dan Ford, R (8, PH) OBP: 0.303, SLG: 0.359 Stan Cliburn, R (8, 2) OBP: 0.200, SLG: 0.269			0-3 S S S, K ①		0-3 S S S, K ③			0-0, 1B		2 1 0	0 0 0	0 1 0	0 0 0	0 0 0	2 0 0	0 0 0
Inning Stats	R: 0 E: 0 K: 0 S: 3 H: 1 LOB: 1 BB: 1 P: 7	R: 0 E: 0 K: 1 S: 6 H: 1 LOB: 1 BB: 0 P: 6	R: 0 E: 0 K: 1 S: 5 H: 0 LOB: 0 BB: 0 P: 5	R: 0 E: 0 K: 1 S: 5 H: 1 LOB: 1 BB: 1 P: 9	R: 0 E: 0 K: 2 S: 7 H: 0 LOB: 0 BB: 0 P: 7	R: 0 E: 0 K: 1 S: 5 H: 0 LOB: 0 BB: 0 P: 5	R: 0 E: 0 K: 0 S: 3 H: 0 LOB: 0 BB: 0 P: 3	R: 0 E: 0 K: 0 S: 4 H: 1 LOB: 1 BB: 0 P: 4	R: 1 E: 0 K: 1 S: 7 H: 2 LOB: 3 BB: 2 P: 15	1B: 6 2B: 1 3B: 0 HR: 0	SF: 0 SAC: 0 DP: 2 HBP: 0					

PITCHER		IP	WLS	BF	H	R	ER	SO	BB	IBB	HBP	BLK	WP	HR	S	P	ERA	WHIP
Roger Erickson, R ERA: 3.29	(1, 1)	9.0	W	35	6	1	1	7	4	0	0	0	0	0	45	61	1.00	1.111

PITCHER	IP	WLS	BF	H	R	ER	SO	BB	IBB	HBP	BLK	WP	HR	S	P	ERA	WHIP

TOP

California Angels @ Minnesota Twins

Metropolitan Stadium, Bloomington , MI

Sun Aug 17 1980, 4:33 AM EDT

Unknown - 69 F

livebaseballscorecards.com

AB	31
R	1
H	6
RBI	1
BB	4
SO	7
LOB	15

PA: 35

WP: 0 PB: 0 SB: 0 CS: 0

BOTTOM

California Angels @ Minnesota Twins

Metropolitan Stadium, Bloomington , MI

Sun Aug 17 1980, 4:33 AM EDT

Unknown - 69 F

livebaseballscorecards.com

Batter	1	2	3	4	5	6	7	8	9	AB	R	H	RBI	BB	SO	LOB
Hosken Powell, L (1, 9) OBP: 0.302, SLG: 0.355	4-3	FC4-6 1B		2B		4-3		F9		5	0	2	0	0	0	1
Rick Sofield, L (1, 8) OBP: 0.300, SLG: 0.407	1B SF8 BB	FC4-6 S 1-2f		L8			1B G3 1B	BB		3	2	1	0	2	0	2
Glenn Adams, L (1, 7) OBP: 0.341, SLG: 0.404 Dave Edwards, R (7, PR) OBP: 0.280, SLG: 0.323 (8, 7)	BB 1B 1-3 1B	K 1-2			4-3		G3 1-3 1B	4-3		4 1	1 1	2 0	0 0	0 0	1 0	1 1
Mike Cubbage, L (1, 5) OBP: 0.304, SLG: 0.392	SF8 3-H		F8		F8		G3 1-2 3-H			3	0	0	2	0	0	1
Danny Goodwin, L (1, 10) OBP: 0.297, SLG: 0.275	1B E 1-2 BB		F8		4-3		6-3 1B 2-H 1B			3	2	1	1	1	0	0
Butch Wynegar, S (1, 2) OBP: 0.328, SLG: 0.335	E4 1B 1-H 2-H 1B		1B			SH3-4 2B 1B	6-3 1-2			4	2	3	1	0	0	1
John Castino, R (1, 6) OBP: 0.333, SLG: 0.428	FC6-4 2-H 1B		1-3			SH3-4 1-2	1B 2-H			3	0	2	2	0	0	1
Ron Jackson, R (1, 3) OBP: 0.305, SLG: 0.362	FC6-4 1-2f			P6		F9 2-H 2B	P4			4	0	1	1	0	0	2
Pete Mackanin, R (1, 4) OBP: 0.318, SLG: 0.370		F9		F7		F9 2-3		5-3		4	0	0	0	0	0	1
Inning Stats	R: 4 H: 3 E: 1 LOB: 1 K: 0 BB: 2 S: 6 P: 14	R: 0 H: 1 E: 0 LOB: 1 K: 1 BB: 0 S: 6 P: 6	R: 0 H: 1 E: 0 LOB: 1 K: 0 BB: 0 S: 4 P: 4	R: 0 H: 1 E: 0 LOB: 1 K: 0 BB: 0 S: 4 P: 4	R: 0 H: 0 E: 0 LOB: 0 K: 0 BB: 0 S: 3 P: 3	R: 1 H: 2 E: 0 LOB: 1 K: 0 BB: 0 S: 5 P: 5	R: 3 H: 4 E: 0 LOB: 1 K: 0 BB: 0 S: 7 P: 7	R: 0 H: 0 E: 0 LOB: 1 K: 0 BB: 1 S: 3 P: 7		1B: 10 SF: 1 2B: 2 SAC: 1 3B: 0 DP: 0 HR: 0 HBP: 0						

	AB	34
	R	8
	H	12
	RBI	7
	BB	3
	SO	1
	LOB	11

WP: 0 PA: 39
PB: 0
SB: 1
CS: 0

PITCHER		IP	WLS	BF	H	R	ER	SO	BB	IBB	HBP	BLK	WP	HR	S	P	ERA	WHIP
Jim Barr, R ERA: 5.6	(1, 1)	4.0	L	20	6	4	3	1	2	0	0	0	0	0	20	28	6.75	2.000
Dave Lemanczyk, R ERA: 5.36	(5, 1)	4.0		19	6	4	4	0	1	0	0	0	0	0	18	22	9.00	1.750

PITCHER	IP	WLS	BF	H	R	ER	SO	BB	IBB	HBP	BLK	WP	HR	S	P	ERA	WHIP

California Angels @ Minnesota Twins

Metropolitan Stadium, Bloomington , MI

Sun Aug 17 1980, 4:38 AM EDT

Att. 16,400 - Unknown - 77 F

TOP

livebaseballscorecards.com

Batter	1	2	3	4	5	6	7	8	9	AB	R	H	RBI	BB	SO	LOB
Dickie Thon, R (1, 10) OBP: 0.274, SLG: 0.305	F9			F8	1-3 1B		F8		G6-4-3 1-2f	4	0	1	0	0	0	0
Rod Carew, L (9, PH) OBP: 0.401, SLG: 0.428										1	0	0	0	0	0	1
Carney Lansford, R (1, 5) OBP: 0.328, SLG: 0.446	P4			2B 2B	F9		F8		K	5	1	1	0	0	1	2
Dan Ford, R (1, 9) OBP: 0.308, SLG: 0.366	K			1B 2-H 2B		F9		HR 1B HBP		3	1	1	1	0	1	0
Don Baylor, R (1, 7) OBP: 0.325, SLG: 0.353		G6-4-3 1B		P5		5-3		HR 1-2 1B		4	1	2	0	0	0	1
Bobby Grich, R (1, 4) OBP: 0.396, SLG: 0.451		K		2-3 1B		BB 1B		K		4	0	2	0	0	2	3
Joe Rudi, R (1, 3) OBP: 0.277, SLG: 0.417		G6-4-3 1-2f		K		1-2 BB		1-H 2-H HR		1	0	0	0	0	0	1
Jason Thompson, L (2, 3) OBP: 0.401, SLG: 0.471										2	1	1	3	1	1	2
Bobby Clark, R (1, 8) OBP: 0.259, SLG: 0.321			K		6-3	F7		5-3		4	0	0	0	0	1	2
Freddie Patek, R (1, 6) OBP: 0.305, SLG: 0.400		6-3			1B BB		F8	6-3		3	0	0	0	1	0	0
Stan Cliburn, R (1, 2) OBP: 0.207, SLG: 0.327		5-3			P7		HR		G6-4-3 1B	3	1	1	1	0	0	1
Rick Miller, L (9, PH) OBP: 0.352, SLG: 0.321										1	0	1	0	0	0	0

	AB	35
	R	5
	H	10
	RBI	5
	BB	2
	SO	6
	LOB	13

Inning Stats										
	R: 0	H: 0	R: 0	H: 1	R: 0	H: 0	R: 1	H: 3	R: 0	H: 1
	E: 0	LOB: 0	E: 0	LOB: 0	E: 0	LOB: 0	E: 0	LOB: 2	E: 0	LOB: 2
	K: 1	BB: 0	K: 1	BB: 0	K: 1	BB: 0	K: 1	BB: 0	K: 0	BB: 1
	S: 5	P: 5	S: 5	P: 5	S: 5	P: 5	S: 8	P: 8	S: 4	P: 8

Inning Stats										
	R: 0	H: 1	R: 1	H: 1	R: 3	H: 2	R: 0	H: 1	1B: 6	SF: 0
	E: 0	LOB: 2	E: 0	LOB: 0	E: 0	LOB: 0	E: 0	LOB: 0	2B: 2	SAC: 0
	K: 0	BB: 1	K: 0	BB: 0	K: 1	BB: 0	K: 1	BB: 0	3B: 0	DP: 2
	S: 4	P: 8	S: 4	P: 4	S: 7	P: 8	S: 5	P: 5	HR: 2	HBP: 1

	WP: 0	PA: 38
	PB: 0	
	SB: 0	
	CS: 0	

PITCHER		IP	WLS	BF	H	R	ER	SO	BB	IBB	HBP	BLK	WP	HR	S	P	ERA	WHIP
Jerry Koosman, L ERA: 4.39	(1, 1)	7.1	W	33	9	5	5	5	2	0	1	0	0	2	40	49	6.14	1.500
Doug Corbett, R ERA: 1.9	(8, 1)	1.2	S	5	1	0	0	1	0	0	0	0	0	0	7	7	0.00	0.600

PITCHER	IP	WLS	BF	H	R	ER	SO	BB	IBB	HBP	BLK	WP	HR	S	P	ERA	WHIP

Batter	1	2	3	4	5	6	7	8	9	AB	R	H	RBI	BB	SO	LOB
Hosken Powell, L (1, 9) OBP: 0.302, SLG: 0.355	0-0 1B SH 1B 1B	0-0 L1 ③			0-0 SH5-4 ① 1-2	0-0 4-3 ③				3	1	1	0	0	0	1
Rick Sofield, L (1, 8) OBP: 0.303, SLG: 0.408	0-0 SH 1B 1B 1-2		B B B B 4-0 CS BB		0-0 3B 1B 2-H		S S S 0-3 K ①			2	2	1	1	1	1	0
Glenn Adams, L (1, 7) OBP: 0.347, SLG: 0.421 Dave Edwards, R (5, PR) OBP: 0.278, SLG: 0.321 (6, 7)	0-0 SH3 1B SF9 1-2 2-3 1B		0-0 F7 ①		0-0 3B 2-H		0-0 6-3 ②			3 1	1 0	2 0	1 0	0 0	0 0	1 0
Mike Cubbage, L (1, 5) OBP: 0.303, SLG: 0.389	0-0 SH3 1-2 2-H 3-H 1B		0-0 P6 ② ③ 1-2		S S S 0-3 K ②		0-0 1-3 ③			4	0	1	2	0	1	2
Danny Goodwin, L (1, 10) OBP: 0.303, SLG: 0.282 Jose Morales, R (5, PH) OBP: 0.386, SLG: 0.509	0-0 SH3 ① 1-2 2-3			0-0 FC1-6 1B	S S S 0-3 K ③			0-0 F3 ①		1 2	0 0	1 0	0 0	0 0	0 1	0 1
Butch Wynegar, S (1, 2) OBP: 0.329, SLG: 0.338	0-0 SF9 ② 3-H			0-0 F2 ①		0-0 3B 1B		0-0 1B		3	1	2	1	0	0	1
John Castino, R (1, 6) OBP: 0.329, SLG: 0.423	S S S 0-3 K ③			0-0 FC1-6 ② FC6-4 1-2f		S S S 0-3 K ①		S S S 0-3 K ②		4	0	0	0	0	3	4
Ron Jackson, R (1, 3) OBP: 0.304, SLG: 0.367		S S S 0-3 K ①		0-0 FC6-4 ③ 1-2f		0-0 3B 1-H		S S S 0-3 K ③		4	0	1	1	0	2	2
Pete Mackanin, R (1, 4) OBP: 0.319, SLG: 0.369		0-0 F8 ②			0-0 SH5-4 1B 1B		S S S 0-3 K ②			3	1	1	0	0	1	1
Inning Stats	R: 3 H: 3 E: 0 LOB: 1 K: 1 BB: 0 S: 9 P: 9	R: 0 H: 0 E: 0 LOB: 0 K: 1 BB: 0 S: 5 P: 5	R: 0 H: 0 E: 0 LOB: 0 K: 0 BB: 1 S: 2 P: 6	R: 0 H: 1 E: 0 LOB: 1 K: 0 BB: 0 S: 4 P: 4	R: 2 H: 3 E: 0 LOB: 1 K: 2 BB: 0 S: 10 P: 10	R: 1 H: 2 E: 0 LOB: 1 K: 2 BB: 0 S: 9 P: 9	R: 0 H: 0 E: 0 LOB: 0 K: 1 BB: 0 S: 5 P: 5	R: 0 H: 1 E: 0 LOB: 1 K: 2 BB: 0 S: 8 P: 8		1B: 8 SF: 1 2B: 0 SAC: 3 3B: 2 DP: 0 HR: 0 HBP: 0						

PITCHER		IP	WLS	BF	H	R	ER	SO	BB	IBB	HBP	BLK	WP	HR	S	P	ERA	WHIP
Chris Knapp, R ERA: 6.61	(1, 1)	0.0	L	4	3	3	3	0	0	0	0	0	0	0	4	4	∞	∞
Don Aase, R ERA: 4.52	(1, 1)	4.1		17	4	2	2	2	1	0	0	0	0	0	20	24	4.15	1.154
Andy Hassler, L ERA: 3.1	(5, 1)	2.2		10	2	1	1	5	0	0	0	0	0	0	20	20	3.38	0.750
Mark Clear, R ERA: 3.36	(8, 1)	1.0		4	1	0	0	2	0	0	0	0	0	0	8	8	0.00	1.000

PITCHER	IP	WLS	BF	H	R	ER	SO	BB	IBB	HBP	BLK	WP	HR	S	P	ERA	WHIP

BOTTOM

California Angels @ Minnesota Twins

Metropolitan Stadium, Bloomington , MI

Sun Aug 17 1980, 4:38 AM EDT
Att. 16,400 - Unknown - 77 F

livebaseballscorecards.com

AB	30
R	6
H	10
RBI	6
BB	1
SO	9
LOB	13

WP: 0 PA: 35
PB: 0
SB: 0
CS: 1

California Angels @ Minnesota Twins

Metropolitan Stadium, Bloomington , MI

Mon Aug 18 1980, 4:33 AM EDT

Att. 2,508 - Sunny - 82 F

TOP

livebaseballscorecards.com

Batter	1	2	3	4	5	6	7	8	9	AB	R	H	RBI	BB	SO	LOB
Rod Carew, L (1, 10) OBP: 0.401, SLG: 0.428	CS 1B			F9		BLK 1B		6-3 2-3	4-3	5	1	2	0	0	0	4
Carney Lansford, R (1, 5) OBP: 0.325, SLG: 0.442	L8 1-2			6-3		F8 1-2		5-3		4	0	0	0	0	0	3
Dan Ford, R (1, 9) OBP: 0.319, SLG: 0.392	P4			BBBB BB		2-H 1B			HR	3	1	2	2	1	0	0
Don Baylor, R (1, 7) OBP: 0.321, SLG: 0.348		F7		P4		P6			L7	4	0	0	0	0	0	2
Jason Thompson, L (1, 3) OBP: 0.400, SLG: 0.469		L5			F5		SSS K		2B 1B	4	1	1	0	0	1	0
Bobby Grich, R (1, 4) OBP: 0.395, SLG: 0.452		F8			F9		F3		BB 1-H 2B	4	0	1	1	0	0	0
Larry Harlow, L (1, 8) OBP: 0.379, SLG: 0.397			G3		1B		4-3		F7	4	0	1	0	0	0	1
Bert Campaneris, R (1, 6) OBP: 0.310, SLG: 0.371			L1		4-3			SSS K	BBBB BB	3	0	0	0	1	1	1
Dan Whitmer, R (1, 2) OBP: 0.250, SLG: 0.243			6-3			1-3		BBBB 6-3 2B 1-2 2-3	BB	2	0	0	0	0	0	0
Rick Miller, L (8, PH) OBP: 0.354, SLG: 0.327										1	0	1	0	0	0	0
Stan Cliburn, R (8, 2) OBP: 0.220, SLG: 0.327										0	0	0	0	1	0	0

	AB	34
	R	3
	H	8
	RBI	3
	BB	3
	SO	2
	LOB	11

Inning Stats	1	2	3	4	5	6	7	8	9	1B: 5	SF: 0	WP: 0	PA: 37
R:	0	0	0	0	0	1	0	0	2	2B: 2	SAC: 0	PB: 0	
E:	0	0	0	0	0	0	0	0	0	3B: 0	DP: 0	SB: 0	
K:	0	0	0	0	0	0	1	1	0	HR: 1	HBP: 0	CS: 1	
S:	3	3	3	3	4	5	5	6	6				
H:	1	0	0	0	1	2	0	1	3				
LOB:	0	0	0	1	1	1	0	1	2				
BB:	0	0	0	1	0	0	0	0	2				
P:	3	3	3	7	4	5	5	6	14				

PITCHER		IP	WLS	BF	H	R	ER	SO	BB	IBB	HBP	BLK	WP	HR	S	P	ERA	WHIP
Fernando Arroyo, R ERA: 4.92	(1, 1)	8.2	W	35	8	3	3	2	2	0	0	1	0	1	37	45	3.12	1.154
Doug Corbett, R ERA: 1.9	(9, 1)	0.1		2	0	0	0	0	1	0	0	0	0	0	1	5	0.00	3.000

PITCHER	IP	WLS	BF	H	R	ER	SO	BB	IBB	HBP	BLK	WP	HR	S	P	ERA	WHIP

Batter	1	2	3	4	5	6	7	8	9	AB	R	H	RBI	BB	SO	LOB
Ron Jackson, R (1, 3) OBP: 0.309, SLG: 0.374	F8		G6-4-3 1B		G4-6-3 1B		HR 2B	K		5	1	3	0	0	1	2
John Castino, R (1, 6) OBP: 0.331, SLG: 0.437	3B 3B		G6-4-3 1-2f		G4-6-3 1-2f		HR 2-H			4	2	2	2	0	0	2
Jose Morales, R (1, 10) OBP: 0.399, SLG: 0.535	6-3 3B 3-H			1B 2B			BB			3	2	3	1	1	0	0
Pete Mackanin, R (1, 4) OBP: 0.313, SLG: 0.363	6-3 3-H			P4	6-3		P6			4	0	0	1	0	0	3
Bombo Rivera, R (1, 9) OBP: 0.268, SLG: 0.400	K			PB 1B 2-H 1B		F7		HR		4	2	2	2	0	1	0
Sal Butera, R (1, 2) OBP: 0.328, SLG: 0.317		L8-3 1B		F2 1-2		P3		5-3		4	0	1	0	0	0	1
Dave Edwards, R (1, 8) OBP: 0.283, SLG: 0.325		L8-3 1-2		2B 2-H 1B		K		1B		4	1	2	1	0	1	1
Mike Cubbage, L (1, 5) OBP: 0.307, SLG: 0.397		F8		2B 1-H			3-1	1B 1-2		4	0	2	1	0	0	0
Rick Sofield, L (1, 7) OBP: 0.299, SLG: 0.403			K	F7			F8	K		4	0	0	0	0	2	3
Inning Stats	R: 2 H: 2 E: 0 LOB: 0 K: 1 BB: 0 S: 7 P: 7	R: 0 H: 1 E: 0 LOB: 0 K: 0 BB: 0 S: 3 P: 3	R: 0 H: 1 E: 0 LOB: 0 K: 1 BB: 0 S: 5 P: 5	R: 3 H: 4 E: 0 LOB: 1 K: 0 BB: 0 S: 7 P: 7	R: 0 H: 2 E: 0 LOB: 1 K: 0 BB: 0 S: 4 P: 4	R: 0 H: 0 E: 0 LOB: 0 K: 1 BB: 0 S: 5 P: 5	R: 2 H: 2 E: 0 LOB: 1 K: 0 BB: 1 S: 5 P: 9	R: 1 H: 3 E: 0 LOB: 2 K: 2 BB: 0 S: 10 P: 10		1B: 8 SF: 0 2B: 4 SAC: 0 3B: 2 DP: 3 HR: 2 HBP: 0				WP: 0 PA: 37 PB: 1 SB: 0 CS: 0		

PITCHER		IP	WLS	BF	H	R	ER	SO	BB	IBB	HBP	BLK	WP	HR	S	P	ERA	WHIP
Dave LaRoche, L ERA: 4.01	(1, 1)	4.0	L	18	8	5	5	2	0	0	0	0	0	0	22	22	11.25	2.000
Don Aase, R ERA: 4.55	(5, 1)	3.0		13	4	2	2	1	1	0	0	0	0	1	14	18	6.00	1.667
Dave Lemanczyk, R ERA: 5.4	(8, 1)	1.0		6	3	1	1	2	0	0	0	0	0	1	10	10	9.00	3.000

PITCHER	IP	WLS	BF	H	R	ER	SO	BB	IBB	HBP	BLK	WP	HR	S	P	ERA	WHIP

BOTTOM

California Angels @ Minnesota Twins

Metropolitan Stadium, Bloomington , MI

Mon Aug 18 1980, 4:33 AM EDT

Att. 2,508 - Sunny - 82 F

livebaseballscorecards.com

AB	36
R	8
H	15
RBI	8
BB	1
SO	5
LOB	12

Baltimore Orioles @ California Angels

Anaheim Stadium, Anaheim, CA

Tue Aug 19 1980, 10:05 PM EDT

Att. 34,116 - Unknown

TOP

livebaseballscorecards.com

Batter	1	2	3	4	5	6	7	8	9	AB	R	H	RBI	BB	SO	LOB
Al Bumbry, L (1, 8) OBP: 0.399, SLG: 0.425	F7		K		BB, E, 1B		6-3, 1B	4-3		5	1	2	0	0	1	2
Rich Dauer, R (1, 4) OBP: 0.328, SLG: 0.331	F7		G4-6-3 1-2f		E 1-2, BB		6-3 1-2, 1B		5-3	4	0	1	0	1	0	1
Ken Singleton, S (1, 9) OBP: 0.388, SLG: 0.452 John Lowenstein, L (9, PR) OBP: 0.368, SLG: 0.343 (9, 7)	G1			F8	E9 1-3 2-H		6-3 1-2 2-3		G5-3, 1B	5 0	0 0	1 0	0 0	0 0	0 0	3 0
Eddie Murray, S (1, 3) OBP: 0.351, SLG: 0.506		HR		1B, S 4-3, 1B	4-3		FC5-4 IBB		1-2, 1B	4	2	3	1	1	0	2
Terry Crowley, L (1, 10) OBP: 0.391, SLG: 0.481 Lee May, R (7, PH) OBP: 0.282, SLG: 0.395	4-3			4-3 1-3, 1B		K	FC5-4 1-2f		G5-3 2-3f	3 2	0 0	1 0	0 0	0 0	1 0	0 5
Dan Graham, L (1, 2) OBP: 0.294, SLG: 0.420	BB FC6-4			4-3 1-2 3-H		K		HR		3	1	1	2	1	1	1
Gary Roenicke, R (1, 7) OBP: 0.356, SLG: 0.389 (9, 9)	F7			P7		5-3		BB		3	0	0	0	1	0	2
Doug DeCinces, R (1, 5) OBP: 0.308, SLG: 0.373	FC6-4 1-2f				F8		HR	F8		4	1	1	1	0	0	2
Mark Belanger, R (1, 6) OBP: 0.254, SLG: 0.271			G4-6-3 1B		F7		4-3	F8		4	0	1	0	0	0	1
Inning Stats	R: 0 E: 0 K: 0 S: 3 H: 0 LOB: 0 BB: 0 P: 3	R: 1 E: 0 K: 0 S: 4 H: 1 LOB: 1 BB: 1 P: 8	R: 0 E: 0 K: 1 S: 5 H: 1 LOB: 0 BB: 0 P: 5	R: 1 E: 0 K: 0 S: 5 H: 2 LOB: 1 BB: 0 P: 5	R: 1 E: 1 K: 0 S: 5 H: 1 LOB: 2 BB: 1 P: 9	R: 0 E: 0 K: 2 S: 7 H: 0 LOB: 0 BB: 0 P: 7	R: 1 E: 0 K: 0 S: 6 H: 3 LOB: 3 BB: 1 P: 10	R: 1 E: 0 K: 0 S: 4 H: 1 LOB: 1 BB: 1 P: 8	R: 0 E: 0 K: 0 S: 4 H: 2 LOB: 1 BB: 0 P: 4	1B: 8 2B: 0 3B: 0 HR: 3 SF: 0 SAC: 0 DP: 2 HBP: 0						

	AB	37
	R	5
	H	11
	RBI	4
	BB	4
	SO	3
	LOB	19

WP: 0 PB: 0 SB: 1 CS: 0 PA: 41

PITCHER		IP	WLS	BF	H	R	ER	SO	BB	IBB	HBP	BLK	WP	HR	S	P	ERA	WHIP
Freddie Martinez, R ERA: 5.0	(1, 1)	5.0	L	22	5	3	2	1	2	0	0	0	0	1	22	30	3.60	1.400
Andy Hassler, L ERA: 3.27	(6, 1)	2.0		12	4	2	2	2	1	1	0	0	0	2	14	22	9.00	2.500
Dave Lemanczyk, R ERA: 5.29	(8, 1)	2.0		7	2	0	0	0	0	0	0	0	0	0	7	7	0.00	1.000

PITCHER		IP	WLS	BF	H	R	ER	SO	BB	IBB	HBP	BLK	WP	HR	S	P	ERA	WHIP

Baltimore Orioles @ California Angels

Anaheim Stadium, Anaheim, CA

Tue Aug 19 1980, 10:05 PM EDT

Att. 34,116 - Unknown

BOTTOM

Batter	1	2	3	4	5	6	7	8	9	AB	R	H	RBI	BB	SO	LOB
Rick Miller, L (1, 8) OBP: 0.351, SLG: 0.324	S S S 0-3 ① K			S S S 0-3 ① K		X 0-0 ③ L7		S S S 0-3 ② K		3	0	0	0	0	2	0
Bobby Clark, R (8, PH) OBP: 0.257, SLG: 0.319 (9, 8)										1	0	0	0	0	1	2
Rod Carew, L (1, 10) OBP: 0.400, SLG: 0.425	X 0-0 ② 6-3			B B B B 4-0 G6-4-3 BB			X 0-0 ① F8	S S S 0-3 ③ K		3	0	0	0	1	1	2
Carney Lansford, R (1, 5) OBP: 0.322, SLG: 0.438	X 0-0 ③ 5-3			X 0-0 ② ③ G6-4-3 1-2f			S S S 0-3 ② K	X	X 0-0 ① 1-3	4	0	0	0	0	1	1
Don Baylor, R (1, 7) OBP: 0.317, SLG: 0.343		X 0-0 ① 5-3			X 0-0 ① 5-3		X 0-0 ③ 6-3		X 0-0 ② 5-3	4	0	0	0	0	0	0
Jason Thompson, L (1, 3) OBP: 0.396, SLG: 0.463		S S S 0-3 ② K			X 0-0 ② 4-3			X 0-0 ① 3-1	X 0-0 ③ F7	4	0	0	0	0	1	0
Bobby Grich, R (1, 4) OBP: 0.397, SLG: 0.451		S S S 0-3 ③ K			B B B B 4-0 BB			B B B B 4-0 BB 1B		1	1	0	0	2	1	0
Larry Harlow, L (1, 9) OBP: 0.379, SLG: 0.393		X 0-0 ① F9			S S S 0-3 ③ K			B B B B 4-0 1-2 E 1B 1B BB		2	1	0	0	1	1	1
Bert Campaneris, R (1, 6) OBP: 0.310, SLG: 0.370		X 0-0 ② 6-3				X 0-0 ① 1-6-3		X 0-0 1-3 2-H E8 1B 1B		3	0	1	1	0	0	0
Dan Whitmer, R (1, 2) OBP: 0.244, SLG: 0.236		X 0-0 ③ 6-3				X 0-0 ② 5-3		X 0-0 1-2 3-H 1B		2	0	0	0	0	0	0
Dan Ford, R (8, PH) OBP: 0.323, SLG: 0.396										1	0	1	1	0	0	0
Dave LaRoche, L (8, PR)										0	0	0	0	0	0	0
Stan Cliburn, R (9, 2) OBP: 0.220, SLG: 0.327										0	0	0	0	0	0	0
Inning Stats	R: 0 H: 0 E: 0 LOB: 0 K: 1 BB: 0 S: 5 P: 5	R: 0 H: 0 E: 0 LOB: 0 K: 2 BB: 0 S: 7 P: 7	R: 0 H: 0 E: 0 LOB: 0 K: 0 BB: 0 S: 3 P: 3	R: 0 H: 0 E: 0 LOB: 0 K: 1 BB: 1 S: 4 P: 8	R: 0 H: 0 E: 0 LOB: 1 K: 1 BB: 1 S: 5 P: 9	R: 0 H: 0 E: 0 LOB: 0 K: 1 BB: 0 S: 3 P: 3	R: 0 H: 0 E: 0 LOB: 0 K: 1 BB: 0 S: 5 P: 5	R: 2 H: 2 E: 1 LOB: 2 K: 2 BB: 2 S: 9 P: 17	R: 0 H: 0 E: 0 LOB: 0 K: 0 BB: 0 S: 3 P: 3	1B: 2 SF: 0 2B: 0 SAC: 0 3B: 0 DP: 1 HR: 0 HBP: 0							

livebaseballscorecards.com

AB	28
R	2
H	2
RBI	2
BB	4
SO	8
LOB	6

WP: 0 PB: 0 SB: 0 CS: 0 PA: 32

PITCHER	IP	WLS	BF	H	R	ER	SO	BB	IBB	HBP	BLK	WP	HR	S	P	ERA	WHIP
Steve Stone, R (1, 1) ERA: 2.94	7.1	W	27	2	2	1	6	4	0	0	0	0	0	35	51	1.23	0.818
Tippy Martinez, L (8, 1) ERA: 2.81	1.2	S	5	0	0	0	2	0	0	0	0	0	0	9	9	0.00	0.000

PITCHER	IP	WLS	BF	H	R	ER	SO	BB	IBB	HBP	BLK	WP	HR	S	P	ERA	WHIP

Batter	1	2	3	4	5	6	7	8	9	10	AB	R	H	RBI	BB	SO	LOB
Al Bumbry, L (1, 8) OBP: 0.395, SLG: 0.420	4-3	K			1-3		K		6-3		5	0	0	0	0	2	2
Rich Dauer, R (1, 4) OBP: 0.326, SLG: 0.332	4-3		1-3		6-3		2B		P6		5	0	1	0	0	0	0
Ken Singleton, S (1, 9) OBP: 0.387, SLG: 0.457	K		K			HR	K			F7 S 1B BB	4	1	1	1	0	3	1
John Lowenstein, L (9, 9) OBP: 0.372, SLG: 0.343											0	1	0	0	1	0	0
Eddie Murray, S (1, 3) OBP: 0.352, SLG: 0.503		K	6-3			HR 1B	IBB			F8	4	1	1	0	1	1	1
Benny Ayala, R (1, 10) OBP: 0.360, SLG: 0.564	F8			4-3		1-H HR	K			1B 1-2 BB	3	1	1	2	0	0	0
Terry Crowley, L (7, PH) OBP: 0.392, SLG: 0.478											1	0	0	0	1	1	2
Gary Roenicke, R (1, 7) OBP: 0.355, SLG: 0.384	3B BB			6-3		P5		F8		F7 2-3	3	1	0	0	1	0	0
Dan Graham, L (10, PH) OBP: 0.293, SLG: 0.417											1	0	0	0	0	0	2
Pat Kelly, L (10, 7) OBP: 0.364, SLG: 0.347											0	0	0	0	0	0	0
Doug DeCinces, R (1, 5) OBP: 0.312, SLG: 0.382		1-H 1B 3B		1B		K		F7		1-2 3-H 1B	5	1	3	2	0	1	0
Rick Dempsey, R (1, 2) OBP: 0.324, SLG: 0.421		1B 3-H 1B		3-1		FC6 1B		F7		P6	5	0	2	1	0	0	3
Mark Belanger, R (1, 6) OBP: 0.254, SLG: 0.270		1-2 1B			B3	1-2f FC6			L9		4	0	1	0	0	0	1
Inning Stats	R: 0 E: 0 K: 1 S: 5 H: 0 LOB: 0 BB: 0 P: 5	R: 2 E: 0 K: 2 S: 10 H: 3 LOB: 2 BB: 1 P: 14	R: 0 E: 0 K: 1 S: 5 H: 0 LOB: 0 BB: 0 P: 5	R: 0 E: 0 K: 0 S: 4 H: 1 LOB: 1 BB: 0 P: 4	R: 0 E: 0 K: 0 S: 3 H: 0 LOB: 0 BB: 0 P: 3	R: 3 E: 0 K: 1 S: 9 H: 4 LOB: 1 BB: 0 P: 9	R: 0 E: 0 K: 3 S: 10 H: 1 LOB: 2 BB: 1 P: 14	R: 0 E: 0 K: 0 S: 3 H: 0 LOB: 0 BB: 0 P: 3	R: 0 E: 0 K: 0 S: 3 H: 0 LOB: 0 BB: 0 P: 3	R: 1 E: 0 K: 0 S: 4 H: 1 LOB: 2 BB: 2 P: 12	1B: 6 2B: 1 3B: 1 HR: 2 SF: 0 SAC: 0 DP: 0 HBP: 0						

PITCHER		IP	WLS	BF	H	R	ER	SO	BB	IBB	HBP	BLK	WP	HR	S	P	ERA	WHIP
Frank Tanana, L ERA: 4.39	(1, 1)	5.0		23	7	5	5	4	1	0	0	0	0	2	30	34	9.00	1.600
Don Aase, R ERA: 4.43	(6, 1)	4.0		15	2	0	0	4	0	1	0	0	0	0	22	26	0.00	0.500
Mark Clear, R ERA: 3.43	(10, 1)	1.0	L	6	1	1	1	0	2	0	0	0	0	0	4	12	9.00	3.000

PITCHER	IP	WLS	BF	H	R	ER	SO	BB	IBB	HBP	BLK	WP	HR	S	P	ERA	WHIP

TOP

Baltimore Orioles @ California Angels

Anaheim Stadium, Anaheim, CA

Wed Aug 20 1980, 10:05 PM EDT

Att. 27,013 - Unknown

livebaseballscorecards.com

AB	40
R	6
H	10
RBI	6
BB	4
SO	8
LOB	12

WP: 0 PB: 0 SB: 1 CS: 0 PA: 44

Batter	1	2	3	4	5	6	7	8	9	10	AB	R	H	RBI	BB	SO	LOB
Dickie Thon, R (1, 4) OBP: 0.278, SLG: 0.310	2B		BB		4-3 1-2		FC6-4 1-2f		1-3		4	1	1	0	1	0	3
Carney Lansford, R (1, 5) OBP: 0.321, SLG: 0.434	BB		FC5-4 1-2f		F7			K	K		4	1	0	0	1	2	3
Dan Ford, R (1, 10) OBP: 0.325, SLG: 0.392	BB 1-2 2-3		CS 1-3		F9			K		K	4	0	1	0	1	2	1
Don Baylor, R (1, 7) OBP: 0.315, SLG: 0.340	G5-4-3 1-2 2-H 3-H		F7 1-2			F7		5-3		6-3	5	0	1	2	0	0	2
Bobby Grich, R (1, 3) OBP: 0.394, SLG: 0.447	F7			F9		F7			1B 2B	6-3	5	1	1	0	0	0	2
Bobby Clark, R (1, 8) OBP: 0.264, SLG: 0.324	G5-4-3 1-2f			FC6-4 1B		6-3			2B 1-2 1B		4	1	2	0	0	0	2
Rick Miller, L (1, 9) OBP: 0.353, SLG: 0.330		4-3		FC6-4 1-2f			FC6-4 1B		1B 1-3 2-H 2B		4	1	2	1	0	0	1
Bert Campaneris, R (1, 6) OBP: 0.309, SLG: 0.367		6-3		6-3			F5		2-H 3-H 1B		4	0	1	2	0	0	2
Dan Whitmer, R (1, 2) OBP: 0.250, SLG: 0.243		L8			4-3 1B		F8		6-3		2	0	1	0	0	0	0
Freddie Patek, R (7, PH) OBP: 0.304, SLG: 0.398											1	0	0	0	0	0	1
Stan Cliburn, R (8, 2) OBP: 0.217, SLG: 0.321											1	0	0	0	0	0	1
Inning Stats	R: 2 E: 0 K: 0 S: 4 H: 2 LOB: 1 BB: 2 P: 12	R: 0 E: 0 K: 0 S: 3 H: 0 LOB: 0 BB: 0 P: 3	R: 0 E: 0 K: 0 S: 3 H: 1 LOB: 1 BB: 1 P: 7	R: 0 E: 0 K: 0 S: 4 H: 1 LOB: 1 BB: 0 P: 4	R: 0 E: 0 K: 0 S: 4 H: 1 LOB: 1 BB: 0 P: 4	R: 0 E: 0 K: 0 S: 3 H: 0 LOB: 0 BB: 0 P: 3	R: 0 E: 0 K: 0 S: 4 H: 1 LOB: 1 BB: 0 P: 4	R: 0 E: 0 K: 2 S: 7 H: 0 LOB: 0 BB: 0 P: 7	R: 3 E: 0 K: 1 S: 9 H: 4 LOB: 1 BB: 0 P: 9	R: 0 E: 0 K: 1 S: 5 H: 0 LOB: 0 BB: 0 P: 5	1B: 8 2B: 2 3B: 0 HR: 0 SF: 0 SAC: 0 DP: 1 HBP: 0	WP: 0 PB: 0 SB: 0 CS: 1	PA: 41				

PITCHER		IP	WLS	BF	H	R	ER	SO	BB	IBB	HBP	BLK	WP	HR	S	P	ERA	WHIP
Mike Flanagan, L ERA: 3.95	(1, 1)	8.0		34	9	5	5	2	3	0	0	0	0	0	35	47	5.62	1.500
Tippy Martinez, L ERA: 2.77	(9, 1)	0.2		3	1	0	0	0	0	0	0	0	0	0	3	3	0.00	1.500
Tim Stoddard, R ERA: 2.19	(9, 1)	1.1	W	4	0	0	0	2	0	0	0	0	0	0	8	8	0.00	0.000

PITCHER	IP	WLS	BF	H	R	ER	SO	BB	IBB	HBP	BLK	WP	HR	S	P	ERA	WHIP

BOTTOM

Baltimore Orioles @ California Angels

Anaheim Stadium, Anaheim, CA

Wed Aug 20 1980, 10:05 PM EDT
Att. 27,013 - Unknown

livebaseballscorecards.com

AB	38
R	5
H	10
RBI	5
BB	3
SO	4
LOB	18

Baltimore Orioles @ California Angels

Anaheim Stadium, Anaheim, CA

Thu Aug 21 1980, 10:05 PM EDT

Att. 26,189 - Unknown

TOP

Batter	1	2	3	4	5	6	7	8	9	AB	R	H	RBI	BB	SO	LOB
Al Bumbry, L (1, 8) OBP: 0.393, SLG: 0.419	K		K		SF7 3-H		1-2 2B 1B		F8	4	1	1	1	0	2	2
Rick Dempsey, R (1, 2) OBP: 0.329, SLG: 0.429	4-3 2B		FC6 1-2f		G5-4-3 BB		1B 1-H 2-H SF7 2B		K	4	1	2	2	1	1	2
Ken Singleton, S (1, 9) OBP: 0.386, SLG: 0.455	4-3 2-3			F7	G5-4-3 1-2f		2-3 1B		E5 2-3	4	0	1	0	0	0	3
Gary Roenicke, R (7, PR) (7, 9) OBP: 0.353, SLG: 0.382										1	0	0	0	0	0	1
Eddie Murray, S (1, 3) OBP: 0.348, SLG: 0.499	4-3			4-3		K	SF7 3-H		F8	4	0	0	1	0	1	3
Pat Kelly, L (1, 10) OBP: 0.356, SLG: 0.338		6-3		K		4-3	F9			4	0	0	0	0	1	1
John Lowenstein, L (1, 7) OBP: 0.375, SLG: 0.370		F8			SH BB 2B 1B	HR		4-3		4	2	2	1	0	0	0
Doug DeCinces, R (1, 5) OBP: 0.314, SLG: 0.382		CS 1B			SH 1-2 2B BB	K		5-3		3	1	1	0	1	1	0
Mark Belanger, R (1, 6) OBP: 0.250, SLG: 0.266		CS 1-2		B1	SH 2B SF7 1-2 2-3		G3	F8		3	1	0	0	0	0	0
Rich Dauer, R (1, 4) OBP: 0.333, SLG: 0.344				FC6 1B	1-3 2-H 3-H 2B		1B 2B 1B		E 2B	4	1	4	2	0	0	0
Inning Stats	R: 0 E: 0 K: 1 S: 6 H: 1 LOB: 1 BB: 0 P: 6	R: 0 E: 0 K: 0 S: 3 H: 1 LOB: 0 BB: 0 P: 3	R: 0 E: 0 K: 1 S: 6 H: 1 LOB: 1 BB: 0 P: 6	R: 0 E: 0 K: 1 S: 5 H: 0 LOB: 0 BB: 0 P: 5	R: 3 E: 1 K: 0 S: 5 H: 2 LOB: 1 BB: 2 P: 13	R: 1 E: 0 K: 2 S: 8 H: 1 LOB: 0 BB: 0 P: 8	R: 3 E: 0 K: 0 S: 7 H: 4 LOB: 1 BB: 0 P: 7	R: 0 E: 0 K: 0 S: 3 H: 0 LOB: 0 BB: 0 P: 3	R: 0 E: 1 K: 1 S: 7 H: 1 LOB: 2 BB: 0 P: 7	1B: 6 2B: 4 3B: 0 HR: 1 SF: 2 SAC: 1 DP: 1 HBP: 0						

livebaseballscorecards.com

AB	35
R	7
H	11
RBI	7
BB	2
SO	6
LOB	12

WP: 0 PB: 0 SB: 0 CS: 1 PA: 41

PITCHER	IP	WLS	BF	H	R	ER	SO	BB	IBB	HBP	BLK	WP	HR	S	P	ERA	WHIP
Chris Knapp, R (1, 1) ERA: 6.5	4.1	L	20	5	3	2	3	2	0	0	0	0	0	24	32	4.15	1.615
John Montague, R (5, 1) ERA: 4.52	2.0		10	5	4	4	2	0	0	0	0	0	1	14	14	18.00	2.500
Dave Lemanczyk, R (7, 1) ERA: 5.15	2.2		10	1	0	0	1	0	0	0	0	0	0	12	12	0.00	0.375

PITCHER	IP	WLS	BF	H	R	ER	SO	BB	IBB	HBP	BLK	WP	HR	S	P	ERA	WHIP

BOTTOM

Baltimore Orioles @ California Angels

Anaheim Stadium, Anaheim, CA

Thu Aug 21 1980, 10:05 PM EDT

Att. 26,189 - Unknown

Batter	1	2	3	4	5	6	7	8	9	AB	R	H	RBI	BB	SO	LOB
Rick Miller, L (1, 9) OBP: 0.348, SLG: 0.325	L8		F7		F8			E3 G6-4-3		4	0	0	0	0	0	2
Carney Lansford, R (1, 5) OBP: 0.318, SLG: 0.430	F9		6-3			5-3		L9		4	0	0	0	0	0	2
Dan Ford, R (1, 10) OBP: 0.324, SLG: 0.395	5-3			1B 2B		6-3		G6-4-3 1-2f		4	1	1	0	0	0	1
Don Baylor, R (1, 7) OBP: 0.317, SLG: 0.342		L6		FC1-6 2-H 1B		F8			FC5-4 1B	4	0	2	1	0	0	0
Bobby Grich, R (1, 4) OBP: 0.393, SLG: 0.445		1B		FC1-6 G4-6-3 1-2f			K		FC5-4 1-2f	4	0	1	0	0	1	2
Bobby Clark, R (1, 8) OBP: 0.257, SLG: 0.315		K		G4-6-3 1-2f			F2		F7	4	0	0	0	0	1	3
Jason Thompson, L (1, 3) OBP: 0.395, SLG: 0.461		K			K		1B		P3	4	0	1	0	0	2	2
Bert Campaneris, R (1, 6) OBP: 0.322, SLG: 0.376			SH3-4 1B		BBBB S BB		1-2 1B			2	0	2	0	1	0	0
Dan Whitmer, R (1, 2) OBP: 0.247, SLG: 0.240			SH3-4 1-2		K 1-2		F8			1	0	0	0	0	1	1
Dickie Thon, R (7, PH) OBP: 0.276, SLG: 0.308										1	0	0	0	0	0	2
Tom Donohue, R (8, 2) OBP: 0.212, SLG: 0.242										0	0	0	0	0	0	0

livebaseballscorecards.com

AB	32
R	1
H	7
RBI	1
BB	1
SO	5
LOB	15

Inning Stats	1	2	3	4	5	6	7	8	9
	R: 0 H: 0 E: 0 LOB: 0 K: 0 BB: 0 S: 3 P: 3	R: 0 H: 1 E: 0 LOB: 1 K: 2 BB: 0 S: 8 P: 8	R: 0 H: 1 E: 0 LOB: 1 K: 0 BB: 0 S: 4 P: 4	R: 1 H: 2 E: 0 LOB: 0 K: 0 BB: 0 S: 4 P: 4	R: 0 H: 0 E: 0 LOB: 1 K: 2 BB: 1 S: 7 P: 11	R: 0 H: 0 E: 0 LOB: 0 K: 0 BB: 0 S: 3 P: 3	R: 0 H: 2 E: 0 LOB: 2 K: 1 BB: 0 S: 7 P: 7	R: 0 H: 0 E: 1 LOB: 0 K: 0 BB: 0 S: 3 P: 3	R: 0 H: 1 E: 0 LOB: 1 K: 0 BB: 0 S: 4 P: 4

1B: 6	SF: 0
2B: 1	SAC: 1
3B: 0	DP: 2
HR: 0	HBP: 0

WP: 0	PA: 34
PB: 0	
SB: 1	
CS: 0	

PITCHER	IP	WLS	BF	H	R	ER	SO	BB	IBB	HBP	BLK	WP	HR	S	P	ERA	WHIP
Scott McGregor, L (1, 1) ERA: 3.2	9.0	W	34	7	1	1	5	1	0	0	0	0	0	43	47	1.00	0.889

PITCHER	IP	WLS	BF	H	R	ER	SO	BB	IBB	HBP	BLK	WP	HR	S	P	ERA	WHIP

New York Yankees @ California Angels

Anaheim Stadium, Anaheim, CA

Fri Aug 22 1980, 10:05 PM EDT

Att. 40,372 - Unknown

TOP

livebaseballscorecards.com

Batter	1	2	3	4	5	6	7	8	9	AB	R	H	RBI	BB	SO	LOB
Ruppert Jones, L (1, 8) OBP: 0.299, SLG: 0.363	0-0 S 1B 1B		0-0 ① 4-3		0-0 ② 4-3		BBB 4-0 S BB			3	1	1	0	1	0	0
Bobby Murcer, L (1, 10) OBP: 0.355, SLG: 0.483	0-0 FC4-6 BB 1-H 1B		0-0 ② P4		0-0 ③ F7		0-0 ③ G3 1-2			4	0	1	1	0	0	1
Oscar Gamble, L (1, 7) OBP: 0.319, SLG: 0.496	0-0 ① F9		0-0 ③ 4-3			0-0 2B 1B		0-0 ① P5		3	1	1	0	0	0	1
Lou Piniella, R (8, PH) OBP: 0.333, SLG: 0.338 (8, 7)										1	0	0	0	0	0	0
Reggie Jackson, L (1, 9) OBP: 0.398, SLG: 0.609	BBBB 4-0 FC4-6 1-2 BB			BBBB 4-0 2B SF9 BB		0-0 4-3 6-3 1-H 2B		BBBB 4-0 FC6 BB		1	2	1	1	3	0	0
Jim Spencer, L (1, 3) OBP: 0.305, SLG: 0.406	0-0 ② FC4-6 1-2f 2-3			0-0 1-3 2B		0-0 ① 4-3 2-3		0-0 ② F8		3	0	1	0	0	0	3
Bob Watson, R (8, PH) OBP: 0.355, SLG: 0.442 (8, 3)										1	0	0	0	0	0	1
Rick Cerone, R (1, 2) OBP: 0.304, SLG: 0.422	0-0 ③ 1-4-3			0-0 ① SF9 3-H		0-0 ② 6-3 3-H		0-0 ③ FC6 1-2f		3	0	0	2	0	0	3
Bucky Dent, R (1, 6) OBP: 0.313, SLG: 0.346		0-0 ① 4-3		0-0 ② F8		0-0 ③ F8			0-0 ① 6-3	4	0	0	0	0	0	1
Aurelio Rodriguez, R (1, 5) OBP: 0.235, SLG: 0.313 (7, 4)		0-0 ② 6-3		0-0 ③ 5-3			0-0 ① L4		SSS 0-3 ② K	4	0	0	0	0	1	1
Brian Doyle, L (1, 4) OBP: 0.245, SLG: 0.280		0-0 ③ P6			0-0 ① F9		SSS 0-3 ② K		0-0 ③ 6-3	2	0	0	0	0	0	0
Eric Soderholm, R (7, PH) OBP: 0.348, SLG: 0.439 (7, 5)										2	0	0	0	0	1	0
Inning Stats	R: 1 E: 0 K: 0 S: 5 H: 2 LOB: 2 BB: 1 P: 9	R: 0 E: 0 K: 0 S: 3 H: 0 LOB: 0 BB: 0 P: 3	R: 0 E: 0 K: 0 S: 3 H: 0 LOB: 0 BB: 0 P: 3	R: 1 E: 0 K: 0 S: 4 H: 1 LOB: 1 BB: 1 P: 8	R: 0 E: 0 K: 0 S: 3 H: 0 LOB: 0 BB: 0 P: 3	R: 2 E: 0 K: 0 S: 5 H: 2 LOB: 0 BB: 0 P: 5	R: 0 E: 0 K: 1 S: 5 H: 0 LOB: 1 BB: 1 P: 9	R: 0 E: 0 K: 0 S: 3 H: 0 LOB: 1 BB: 1 P: 7	R: 0 E: 0 K: 1 S: 5 H: 0 LOB: 0 BB: 0 P: 5	1B: 3 2B: 2 3B: 0 HR: 0	SF: 1 SAC: 0 DP: 0 HBP: 0						

	AB	31
	R	4
	H	5
	RBI	4
	BB	4
	SO	2
	LOB	11

WP: 0 PB: 0 SB: 2 CS: 0 PA: 36

PITCHER		IP	WLS	BF	H	R	ER	SO	BB	IBB	HBP	BLK	WP	HR	S	P	ERA	WHIP
Jim Barr, R ERA: 5.67	(1, 1)	1.0		6	2	1	1	0	1	0	0	0	0	0	5	9	9.00	3.000
Don Aase, R ERA: 4.46	(2, 1)	5.0	W	19	3	3	3	0	1	0	0	0	0	0	18	22	5.40	0.800
Andy Hassler, L ERA: 3.13	(7, 1)	3.0	S	11	0	0	0	2	2	0	0	0	0	0	13	21	0.00	0.667

PITCHER	IP	WLS	BF	H	R	ER	SO	BB	IBB	HBP	BLK	WP	HR	S	P	ERA	WHIP

BOTTOM

New York Yankees @ California Angels

Anaheim Stadium, Anaheim, CA

Fri Aug 22 1980, 10:05 PM EDT

Att. 40,372 - Unknown

Batter	1	2	3	4	5	6	7	8	9	AB	R	H	RBI	BB	SO	LOB
Rick Miller, L (1, 8) OBP: 0.353, SLG: 0.327	CS 1B			1B 6-3 BB	1B 1B BB 1-2	4-3				2	2	1	0	2	0	0
Bert Campaneris, R (1, 6) OBP: 0.321, SLG: 0.375	F7 1-2			S 1B 1-3	SF9 2-3 3-H		F7			3	0	1	1	0	0	1
Rod Carew, L (1, 10) OBP: 0.398, SLG: 0.423	4-3			6-3 3-H	1B 1B 1-3 3-H		F7			4	1	1	2	0	0	1
Don Baylor, R (1, 7) OBP: 0.316, SLG: 0.341		L4		F3 2-3	1B 3B 1B 1-2 3-H		G3			4	1	1	1	0	0	1
Jason Thompson, L (1, 3) OBP: 0.393, SLG: 0.458		4-3		6-3	3B 1B 1-2 2-H			S S S K		4	1	1	1	0	1	1
Bobby Grich, R (1, 4) OBP: 0.392, SLG: 0.448		F9			K WP 2B 1-H 2-H 3B F8			5-3		4	0	1	2	0	1	0
Larry Harlow, L (1, 9) OBP: 0.377, SLG: 0.395			B1-3					4-3		4	1	1	0	0	0	1
Dickie Thon, R (1, 5) OBP: 0.284, SLG: 0.322			CS 1B		1B SF9 2B 2-H					3	1	2	1	0	1	0
Tom Donohue, R (1, 2) OBP: 0.214, SLG: 0.244			S S S K 1-2		SF9 BB 1B 2-3					3	1	1	0	0	2	1
Inning Stats	R: 0 E: 0 K: 0 S: 3 H: 1 LOB: 0 BB: 0 P: 3	R: 0 E: 0 K: 0 S: 3 H: 0 LOB: 0 BB: 0 P: 3	R: 0 E: 0 K: 1 S: 5 H: 1 LOB: 0 BB: 0 P: 5	R: 1 E: 0 K: 0 S: 4 H: 1 LOB: 1 BB: 1 P: 8	R: 7 E: 0 K: 1 S: 12 H: 7 LOB: 1 BB: 1 P: 16	R: 0 E: 0 K: 2 S: 7 H: 0 LOB: 0 BB: 0 P: 7	R: 0 E: 0 K: 0 S: 3 H: 0 LOB: 0 BB: 0 P: 3	R: 0 E: 0 K: 1 S: 5 H: 0 LOB: 0 BB: 0 P: 5		1B: 7 2B: 2 3B: 1 HR: 0 SF: 1 SAC: 0 DP: 0 HBP: 0						

livebaseballscorecards.com

AB	31
R	8
H	10
RBI	8
BB	2
SO	5
LOB	6

WP: 1 PA: 34
PB: 0
SB: 1
CS: 2

PITCHER		IP	WLS	BF	H	R	ER	SO	BB	IBB	HBP	BLK	WP	HR	S	P	ERA	WHIP
Luis Tiant, R ERA: 5.06	(1, 1)	4.1	L	19	6	5	5	2	2	0	0	0	1	0	21	29	10.38	1.846
Doug Bird, R ERA: 3.14	(5, 1)	0.1		4	3	1	1	0	0	0	0	0	0	0	4	4	27.00	9.000
Ron Davis, R ERA: 3.16	(5, 1)	3.1		11	1	2	2	3	0	0	0	0	0	0	17	17	5.40	0.300

PITCHER	IP	WLS	BF	H	R	ER	SO	BB	IBB	HBP	BLK	WP	HR	S	P	ERA	WHIP

Batter	1	2	3	4	5	6	7	8	9	AB	R	H	RBI	BB	SO	LOB
Ruppert Jones, L (1, 8) OBP: 0.300, SLG: 0.361	CS 1B	K		1-3			S 2B BB	K		4	1	1	0	1	2	4
Bobby Murcer, L (1, 10) OBP: 0.352, SLG: 0.476	K 1-2		6-3		F8 1B 1B		F4 1-2	K		5	1	1	0	0	2	3
Bob Watson, R (1, 3) OBP: 0.357, SLG: 0.453 Jim Spencer, L (7, 3) OBP: 0.308, SLG: 0.409	HR		P4		F8 1-2		1B 2-H 2B		1B 1B	4 1	2 0	2 1	2 0	0 0	0 0	1 0
Reggie Jackson, L (1, 9) OBP: 0.398, SLG: 0.605	K		1B BB		K		1B IBB		K	3	0	0	0	2	3	2
Lou Piniella, R (1, 7) OBP: 0.343, SLG: 0.345		E4 1B 1B	1-2 1B		1B BB		F9		1-2 1B	4	1	3	0	1	0	2
Rick Cerone, R (1, 2) OBP: 0.307, SLG: 0.424		2-H 1B	F8		1-3 2-H 1B		1-2 2-H 1B		F7	5	0	3	3	0	0	4
Eric Soderholm, R (1, 5) OBP: 0.346, SLG: 0.436 Brian Doyle, L (7, 4) OBP: 0.241, SLG: 0.275		BB 1B	K		G3	K			F8	4 1	0 0	1 0	0 0	0 0	2 0	2 2
Bucky Dent, R (1, 6) OBP: 0.315, SLG: 0.344		1-2 BB	K		F8			SH1-4 BB		2	0	0	0	2	1	0
Aurelio Rodriguez, R (1, 4) OBP: 0.237, SLG: 0.313 (7, 5)		K			K			SH1-4 1-2		3	0	1	0	0	2	2
Inning Stats	R: 1 E: 0 K: 2 S: 8 H: 2 LOB: 0 BB: 0 P: 8	R: 1 E: 1 K: 2 S: 9 H: 3 LOB: 2 BB: 1 P: 13	R: 0 E: 0 K: 0 S: 4 H: 1 LOB: 2 BB: 1 P: 8	R: 0 E: 0 K: 2 S: 8 H: 1 LOB: 1 BB: 0 P: 8	R: 1 E: 0 K: 1 S: 6 H: 2 LOB: 2 BB: 1 P: 10	R: 0 E: 0 K: 1 S: 5 H: 0 LOB: 0 BB: 0 P: 5	R: 2 E: 0 K: 1 S: 7 H: 2 LOB: 2 BB: 2 P: 15	R: 0 E: 0 K: 2 S: 7 H: 0 LOB: 1 BB: 1 P: 11	R: 0 E: 0 K: 1 S: 7 H: 2 LOB: 2 BB: 0 P: 7	1B: 11 2B: 2 3B: 0 HR: 1 SF: 0 SAC: 1 DP: 1 HBP: 0	WP: 0 PB: 0 SB: 1 CS: 1 PA: 43					

PITCHER	IP	WLS	BF	H	R	ER	SO	BB	IBB	HBP	BLK	WP	HR	S	P	ERA	WHIP
Dave LaRoche, L (1, 1) ERA: 4.1	6.1	L	29	9	4	4	8	4	0	0	0	0	1	41	57	5.68	2.053
Mark Clear, R (7, 1) ERA: 3.43	2.2		14	4	1	1	4	1	1	0	0	0	0	20	28	3.38	1.875

PITCHER	IP	WLS	BF	H	R	ER	SO	BB	IBB	HBP	BLK	WP	HR	S	P	ERA	WHIP

TOP

New York Yankees @ California Angels

Anaheim Stadium, Anaheim, CA

Sat Aug 23 1980, 6:33 AM EDT

Att. 38,331 - Unknown

livebaseballscorecards.com

AB	36
R	5
H	13
RBI	5
BB	6
SO	12
LOB	22

BOTTOM

New York Yankees @ California Angels

Anaheim Stadium, Anaheim, CA

Sat Aug 23 1980, 6:33 AM EDT

Att. 38,331 - Unknown

livebaseballscorecards.com

Batter	1	2	3	4	5	6	7	8	9	AB	R	H	RBI	BB	SO	LOB
Rick Miller, L (1, 9) OBP: 0.349, SLG: 0.322	1-3		K			4-3		K		4	0	0	0	0	2	2
Bert Campaneris, R (1, 6) OBP: 0.313, SLG: 0.365	K		FC6-4 S 1-2f			L9		6-3 2-3		4	0	0	0	0	1	2
Dan Ford, R (1, 10) OBP: 0.328, SLG: 0.400	K		K 1-2			1B 2B		FC6-4 BB		3	1	1	0	1	2	1
Don Baylor, R (1, 7) OBP: 0.318, SLG: 0.343		WP E 1B	K			2-H 1B		FC6-4 1-2f		4	1	2	1	0	1	3
Bobby Grich, R (1, 4) OBP: 0.388, SLG: 0.444		L6 1-2	4-3			K			F7	4	0	0	0	0	1	2
Bobby Clark, R (1, 8) OBP: 0.250, SLG: 0.307		6-3	F8				G3		K	4	0	0	0	0	1	1
Jason Thompson, L (1, 3) OBP: 0.390, SLG: 0.453		E3 FC5-4 2-H		K			K		K	4	0	0	0	0	3	0
Dickie Thon, R (1, 5) OBP: 0.278, SLG: 0.316		FC5-4 1-2f		F8			5-3			3	0	0	0	0	0	1
Dan Whitmer, R (1, 2) OBP: 0.253, SLG: 0.247			FC6-4 1B	6-3				6-3 2B		2	0	1	0	0	0	0
Rod Carew, L (8, PH) OBP: 0.400, SLG: 0.427										1	0	1	0	0	0	0
Tom Donohue, R (8, PR) OBP: 0.214, SLG: 0.244										0	0	0	0	0	0	0
(9, 2)																
Inning Stats	R: 0 E: 0 K: 2 S: 7 H: 0 LOB: 0 BB: 0 P: 7	R: 1 E: 1 K: 0 S: 5 H: 1 LOB: 1 BB: 0 P: 5	R: 0 E: 0 K: 2 S: 8 H: 1 LOB: 1 BB: 0 P: 8	R: 0 E: 0 K: 1 S: 5 H: 0 LOB: 0 BB: 0 P: 5	R: 0 E: 0 K: 1 S: 5 H: 0 LOB: 0 BB: 0 P: 5	R: 1 E: 0 K: 1 S: 7 H: 2 LOB: 1 BB: 0 P: 7	R: 0 E: 0 K: 1 S: 5 H: 0 LOB: 0 BB: 0 P: 5	R: 0 E: 0 K: 1 S: 6 H: 1 LOB: 3 BB: 1 P: 10	R: 0 E: 0 K: 2 S: 7 H: 0 LOB: 0 BB: 0 P: 7	1B: 3 2B: 2 3B: 0 HR: 0	SF: 0 SAC: 0 DP: 0 HBP: 0						

	AB	33
	R	2
	H	5
	RBI	1
	BB	1
	SO	11
	LOB	12

WP: 1 PB: 0 SB: 1 CS: 0 PA: 34

PITCHER		IP	WLS	BF	H	R	ER	SO	BB	IBB	HBP	BLK	WP	HR	S	P	ERA	WHIP
Rudy May, L ERA: 2.5	(1, 1)	7.1	W	28	5	2	1	9	0	0	0	0	1	0	46	46	1.23	0.682
Rich Gossage, R ERA: 2.27	(8, 1)	1.2	S	6	0	0	0	2	1	0	0	0	0	0	9	13	0.00	0.600

PITCHER	IP	WLS	BF	H	R	ER	SO	BB	IBB	HBP	BLK	WP	HR	S	P	ERA	WHIP

Batter	1	2	3	4	5	6	7	8	9	AB	R	H	RBI	BB	SO	LOB
Ruppert Jones, L (1, 8) OBP: 0.300, SLG: 0.358	5-3		BBBB S BB		5-3 1-2		SSS K		SH1-3 1-2	3	0	0	0	1	1	3
Bobby Murcer, L (1, 9) OBP: 0.350, SLG: 0.471	BBBB BB		SSS K 1-2		F2		SF8 3-H		F9	2	0	0	1	1	1	2
Bobby Brown, S (8, 9) OBP: 0.312, SLG: 0.413										1	0	0	0	0	0	1
Bob Watson, R (1, 3) OBP: 0.355, SLG: 0.450	SSS K		6-3			6-3	L7		2-H 1B	5	0	1	1	0	1	3
Reggie Jackson, L (1, 10) OBP: 0.396, SLG: 0.599	F7			2-3 1B		F7		SSS K	SSS K	5	0	1	0	0	2	2
Lou Piniella, R (1, 7) OBP: 0.349, SLG: 0.361		4-3 1B 2B		L8		FC6-4 1B		2B		4	1	3	0	0	0	1
Bucky Dent, R (1, 6) OBP: 0.311, SLG: 0.340		4-3 2-3		2-3 1-2		FC6-4 1-2f		P6		4	0	0	0	0	0	4
Johnny Oates, L (1, 2) OBP: 0.244, SLG: 0.349		CS 3-H 1B		P6						3	1	2	1	0	0	1
Rick Cerone, R (8, PH) (8, 2) OBP: 0.309, SLG: 0.424							SH 1B 2B	IBB		0	0	0	0	1	0	0
Aurelio Rodriguez, R (1, 5) (7, 4) OBP: 0.233, SLG: 0.309		F8 1-2			SSS K		SH 1B SF8 2-3	SSS K		3	1	0	0	0	2	3
Brian Doyle, L (1, 4) OBP: 0.250, SLG: 0.269			4-3		BBBB 5-3 BB		1-3 3-H 1B		BBBB SH1-3 1B BB	1	0	0	0	1	0	0
Joe Lefebvre, L (7, PH) OBP: 0.363, SLG: 0.463										0	0	0	0	0	0	0
Eric Soderholm, R (7, PH) (7, 5) OBP: 0.351, SLG: 0.438										1	1	1	1	1	0	0
Inning Stats	R: 0 E: 0 K: 1 S: 5 H: 0 LOB: 1 BB: 1 P: 9	R: 1 E: 0 K: 0 S: 4 H: 2 LOB: 0 BB: 0 P: 4	R: 0 E: 0 K: 1 S: 5 H: 0 LOB: 1 BB: 1 P: 9	R: 0 E: 0 K: 0 S: 4 H: 1 LOB: 1 BB: 0 P: 4	R: 0 E: 0 K: 1 S: 5 H: 0 LOB: 1 BB: 1 P: 9	R: 0 E: 0 K: 0 S: 4 H: 1 LOB: 1 BB: 0 P: 4	R: 2 E: 0 K: 1 S: 8 H: 2 LOB: 1 BB: 0 P: 8	R: 0 E: 0 K: 2 S: 8 H: 1 LOB: 2 BB: 1 P: 12	R: 1 E: 0 K: 1 S: 6 H: 1 LOB: 1 BB: 1 P: 10	1B: 5 2B: 3 3B: 0 HR: 0 SF: 1 SAC: 2 DP: 0 HBP: 0	WP: 0 PB: 0 SB: 1 CS: 1 PA: 40					

PITCHER	IP	WLS	BF	H	R	ER	SO	BB	IBB	HBP	BLK	WP	HR	S	P	ERA	WHIP
Freddie Martinez, R (1, 1) ERA: 4.97	6.0	L	26	5	3	3	3	3	0	0	0	0	0	29	41	4.50	1.333
Andy Hassler, L (7, 1) ERA: 3.14	2.2		12	2	1	1	3	1	1	0	0	0	0	16	24	3.38	1.125
Don Aase, R (9, 1) ERA: 4.45	0.1		2	1	0	0	1	0	0	0	0	0	0	4	4	0.00	3.000

PITCHER	IP	WLS	BF	H	R	ER	SO	BB	IBB	HBP	BLK	WP	HR	S	P	ERA	WHIP

TOP

New York Yankees @ California Angels

Anaheim Stadium, Anaheim, CA

Sun Aug 24 1980, 6:33 AM EDT

Att. 38,606 - Unknown

livebaseballscorecards.com

AB	32
R	4
H	8
RBI	4
BB	5
SO	7
LOB	20

New York Yankees @ California Angels

Anaheim Stadium, Anaheim, CA

Sun Aug 24 1980, 6:33 AM EDT

Att. 38,606 - Unknown

BOTTOM

Batter	1	2	3	4	5	6	7	8	9	AB	R	H	RBI	BB	SO	LOB
Rick Miller, L (1, 9) OBP: 0.350, SLG: 0.319	BBBB 4-0 1B BB		x 0-0 ① FC4-6 E4 1-2f		BBBB 4-0 BB 1B BB	x 0-0 ③ F7		SSS 0-3 ③ K		3	1	0	0	2	1	4
Bert Campaneris, R (1, 6) OBP: 0.309, SLG: 0.355	SSS 0-3 ① K		x 0-0 ② E4 1-2		BBBB 4-0 BB 1B 1-2 BB		x 0-0 ① 1-3		x 0-0 ① P3	4	1	0	0	1	1	2
Dan Ford, R (1, 10) OBP: 0.330, SLG: 0.396	x 0-0 G6-4-3 1B 1-2		x 0-0 ③ 6-3		BBBB 4-0 1B 1-2 2-3 BB		x 0-0 ② F8		SSS 0-3 ② K	4	0	1	0	1	1	1
Don Baylor, R (1, 7) OBP: 0.320, SLG: 0.342	x 0-0 ② ③ G6-4-3 1-2f			x 0-0 ① 6-3	x 0-0 ② P3		x 0-0 1B		BBBB 4-0 BB	4	0	1	0	1	0	5
Bobby Grich, R (1, 4) OBP: 0.388, SLG: 0.441		SSS 0-3 ① K		BBBB 4-0 S BB	x 0-0 1-2 2-H 3-H 1B		x 0-0 ③ 5-3		SSS 0-3 ③ K	4	0	1	2	1	2	2
Bobby Clark, R (1, 8) OBP: 0.250, SLG: 0.301		BBBB 4-0 BB	x 0-0 ② F9	SSS 0-3 ③ K				x 0-0 ① 5-3		3	0	0	0	1	1	3
Jason Thompson, L (1, 3) OBP: 0.393, SLG: 0.458 Larry Harlow, L (8, PR) OBP: 0.377, SLG: 0.395 (9, 3)	SSS 0-3 ② K		BBBB 4-0 1-2 BB			x 0-0 SH1-4 2B		x 0-0 1B 1B		3 0	0 0	2 0	0 0	1 0	1 0	1 0
Dickie Thon, R (1, 5) OBP: 0.273, SLG: 0.310		x 0-0 ③ L1	x 0-0 ③ P4			x 0-0 ① SH1-4 2-3		SSS 0-3 ② K		3	0	0	0	0	1	4
Tom Donohue, R (1, 2) OBP: 0.216, SLG: 0.246 Rod Carew, L (6, PH) OBP: 0.399, SLG: 0.426 Dan Whitmer, R (7, 2) OBP: 0.253, SLG: 0.247 Carney Lansford, R (8, PH) OBP: 0.320, SLG: 0.431 Stan Cliburn, R (9, 2) OBP: 0.217, SLG: 0.321			x 0-0 FC4-6 1B		x 0-0 ① P4	x 0-0 ② 4-3		x 0-0 1-2 1B		2 1 0 1 0	0 0 0 0 0	1 0 0 1 0	0 0 0 0 0	0 0 0 0 0	0 0 0 0 0	0 1 0 0 0
Inning Stats	R: 0 H: 1 E: 0 LOB: 1 K: 1 BB: 1 S: 5 P: 9	R: 0 H: 0 E: 0 LOB: 1 K: 2 BB: 1 S: 7 P: 11	R: 0 H: 1 E: 1 LOB: 1 K: 0 BB: 0 S: 4 P: 4	R: 0 H: 0 E: 0 LOB: 2 K: 0 BB: 2 S: 3 P: 11	R: 2 H: 1 E: 0 LOB: 2 K: 1 BB: 3 S: 6 P: 18	R: 0 H: 1 E: 0 LOB: 1 K: 0 BB: 0 S: 4 P: 4	R: 0 H: 1 E: 0 LOB: 1 K: 0 BB: 0 S: 4 P: 4	R: 0 H: 2 E: 0 LOB: 2 K: 2 BB: 0 S: 9 P: 9	R: 0 H: 0 E: 0 LOB: 1 K: 2 BB: 1 S: 7 P: 11	1B: 6 2B: 1 3B: 0 HR: 0	SF: 0 SAC: 1 DP: 1 HBP: 0			WP: 0 PB: 0 SB: 1 CS: 0	PA: 41		

livebaseballscorecards.com

AB	32
R	2
H	7
RBI	2
BB	8
SO	8
LOB	23

PITCHER		IP	WLS	BF	H	R	ER	SO	BB	IBB	HBP	BLK	WP	HR	S	P	ERA	WHIP
Tom Underwood, L ERA: 4.16	(1, 1)	4.1		21	2	2	2	3	7	0	0	0	0	0	20	48	4.15	2.077
Ron Davis, R ERA: 3.11	(5, 1)	1.2	W	7	2	0	0	1	0	0	0	0	0	0	9	9	0.00	1.200
Ron Guidry, L ERA: 3.68	(7, 1)	2.0		9	3	0	0	2	0	0	0	0	0	0	13	13	0.00	1.500
Rich Gossage, R ERA: 2.24	(9, 1)	1.0	S	4	0	0	0	2	1	0	0	0	0	0	7	11	0.00	1.000

PITCHER	IP	WLS	BF	H	R	ER	SO	BB	IBB	HBP	BLK	WP	HR	S	P	ERA	WHIP

Boston Red Sox @ California Angels

Anaheim Stadium, Anaheim, CA

Mon Aug 25 1980, 10:05 PM EDT

Att. 25,653 - Unknown

TOP

livebaseballscorecards.com

Batter	1	2	3	4	5	6	7	8	9	10	11	AB	R	H	RBI	BB	SO	LOB
Rick Burleson, R (1, 6) OBP: 0.349, SLG: 0.373	1-3			1B 1B 1B	G5-4-3 1-3 1B			6-3 1B			SH1-4 2B BB	4	2	3	0	1	0	0
Dave Stapleton, R (1, 4) OBP: 0.326, SLG: 0.472	6-3			F8	G5-4-3 1-2f			6-3 1-2			SH1-4 1-2	4	0	0	0	0	0	4
Fred Lynn, L (1, 8) OBP: 0.383, SLG: 0.479	K			1B 1-3 1B		4-3		F8			2B IBB	4	1	1	0	1	1	1
Tony Perez, R (1, 3) OBP: 0.314, SLG: 0.469 Jim Dwyer, L (9, PR) OBP: 0.371, SLG: 0.452 (9, 3)		F9		F4		K			G4-6-3 1B		L8	4 1	0 0	1 0	0 0	0 0	1 0	2 2
Jim Rice, R (1, 7) OBP: 0.312, SLG: 0.462		L9		1-2 3-H 1B		F3			B1		S 1-H 2-H 2B	5	0	2	3	0	0	1
Carlton Fisk, R (1, 2) OBP: 0.354, SLG: 0.469		K		F8			K		G4-6-3 1-2f		K 2-3	5	0	0	0	0	3	4
Dwight Evans, R (1, 9) OBP: 0.338, SLG: 0.463			4-3		HR		F6			F7		4	1	1	1	0	0	0
Glenn Hoffman, R (1, 5) OBP: 0.330, SLG: 0.421			F7		F8		F7			K		4	0	0	0	0	1	0
Gary Allenson, R (1, 10) OBP: 0.478, SLG: 0.500 Carl Yastrzemski, L (10, PH) OBP: 0.353, SLG: 0.452			K		1B S 1B			K		K		3 1	0 0	1 0	0 0	0 0	2 1	0 0
Inning Stats	R: 0 E: 0 K: 1 S: 5 H: 0 LOB: 0 BB: 0 P: 5	R: 0 E: 0 K: 1 S: 5 H: 0 LOB: 0 BB: 0 P: 5	R: 0 E: 0 K: 1 S: 5 H: 0 LOB: 0 BB: 0 P: 5	R: 1 E: 0 K: 0 S: 6 H: 3 LOB: 2 BB: 0 P: 6	R: 1 E: 0 K: 0 S: 5 H: 3 LOB: 1 BB: 0 P: 5	R: 0 E: 0 K: 1 S: 5 H: 0 LOB: 0 BB: 0 P: 5	R: 0 E: 0 K: 1 S: 5 H: 0 LOB: 0 BB: 0 P: 5	R: 0 E: 0 K: 1 S: 6 H: 1 LOB: 1 BB: 0 P: 6	R: 0 E: 0 K: 0 S: 3 H: 1 LOB: 1 BB: 0 P: 3	R: 0 E: 0 K: 2 S: 7 H: 0 LOB: 0 BB: 0 P: 7	R: 2 E: 0 K: 1 S: 6 H: 1 LOB: 1 BB: 2 P: 14	1B: 7 2B: 1 3B: 0 HR: 1 SF: 0 SAC: 1 DP: 2 HBP: 0						

PITCHER		IP	WLS	BF	H	R	ER	SO	BB	IBB	HBP	BLK	WP	HR	S	P	ERA	WHIP
Frank Tanana, L ERA: 4.25	(1, 1)	9.0		33	8	2	2	6	0	0	0	0	0	1	45	45	2.00	0.889
Mark Clear, R ERA: 3.56	(10, 1)	2.0	L	9	1	2	2	3	1	1	0	0	0	0	13	21	9.00	1.000

PITCHER	IP	WLS	BF	H	R	ER	SO	BB	IBB	HBP	BLK	WP	HR	S	P	ERA	WHIP

AB	39
R	4
H	9
RBI	4
BB	2
SO	9
LOB	14

WP: 0 PB: 0 SB: 2 CS: 0 PA: 42

Batter	1	2	3	4	5	6	7	8	9	10	11	AB	R	H	RBI	BB	SO	LOB
Rick Miller, L (1, 8) OBP: 0.351, SLG: 0.316	K		F7			FC6-4 BB		G3 2-3 3-H			5-3 BB	3	0	0	1	2	1	2
Carney Lansford, R (1, 5) OBP: 0.319, SLG: 0.429	1B		F9			FC6-4 1-2f		E5 3-H			F7	5	0	1	0	0	0	3
Rod Carew, L (1, 10) OBP: 0.395, SLG: 0.421	F7			F8		F8		G3			5-3 1-2	5	0	0	0	0	0	4
Don Baylor, R (1, 7) OBP: 0.315, SLG: 0.337	F6			5-3			F7		F2		6-3	5	0	0	0	0	0	2
Jason Thompson, L (1, 3) OBP: 0.389, SLG: 0.453		L8		1-6-3			4-3		6-3			4	0	0	0	0	0	0
Bobby Grich, R (1, 4) OBP: 0.385, SLG: 0.437		F8			4-3		F4		F9			4	0	0	0	0	0	0
Larry Harlow, L (1, 9) OBP: 0.375, SLG: 0.397		F8			F7			1B G3 2B		K		4	1	1	0	0	1	0
Bert Campaneris, R (1, 6) OBP: 0.314, SLG: 0.359			SH3-4 1B		5-3			G3 S E 2-3 1B		G3		4	1	2	0	0	0	0
Tom Donohue, R (1, 2) OBP: 0.215, SLG: 0.245			SH3-4 1-2			F8		K 1-2		K		1	0	0	0	0	0	0
Dickie Thon, R (8, PH) OBP: 0.272, SLG: 0.308												1	0	0	0	0	1	2
Dan Whitmer, R (9, 2) OBP: 0.250, SLG: 0.244												1	0	0	0	0	1	0
Inning Stats	R: 0 E: 0 K: 1 S: 6 / H: 1 LOB: 1 BB: 0 P: 6	R: 0 E: 0 K: 0 S: 3 / H: 0 LOB: 0 BB: 0 P: 3	R: 0 E: 0 K: 0 S: 4 / H: 1 LOB: 1 BB: 0 P: 4	R: 0 E: 0 K: 0 S: 3 / H: 0 LOB: 0 BB: 0 P: 3	R: 0 E: 0 K: 0 S: 3 / H: 0 LOB: 0 BB: 0 P: 3	R: 0 E: 0 K: 0 S: 3 / H: 0 LOB: 1 BB: 1 P: 7	R: 0 E: 0 K: 0 S: 3 / H: 0 LOB: 0 BB: 0 P: 3	R: 2 E: 1 K: 1 S: 8 / H: 2 LOB: 1 BB: 0 P: 8	R: 0 E: 0 K: 0 S: 3 / H: 0 LOB: 0 BB: 0 P: 3	R: 0 E: 0 K: 2 S: 7 / H: 0 LOB: 0 BB: 0 P: 7	R: 0 E: 0 K: 0 S: 3 / H: 0 LOB: 1 BB: 1 P: 7	1B: 3 2B: 1 3B: 0 HR: 0	SF: 0 SAC: 1 DP: 0 HBP: 0					

PITCHER	IP	WLS	BF	H	R	ER	SO	BB	IBB	HBP	BLK	WP	HR	S	P	ERA	WHIP
Dennis Eckersley, R (1, 1) ERA: 3.96	9.0		33	4	2	1	2	1	0	0	0	0	0	36	40	1.00	0.556
Bob Stanley, R (10, 1) ERA: 3.52	2.0	W	7	0	0	0	2	1	0	0	0	0	0	10	14	0.00	0.500

PITCHER	IP	WLS	BF	H	R	ER	SO	BB	IBB	HBP	BLK	WP	HR	S	P	ERA	WHIP

BOTTOM

Boston Red Sox @ California Angels

Anaheim Stadium, Anaheim, CA

Mon Aug 25 1980, 10:05 PM EDT

Att. 25,653 - Unknown

livebaseballscorecards.com

AB	37
R	2
H	4
RBI	1
BB	2
SO	4
LOB	13

WP: 0 PB: 0 SB: 1 CS: 0 PA: 40

Batter	1	2	3	4	5	6	7	8	9	AB	R	H	RBI	BB	SO	LOB
Rick Burleson, R (1, 6) OBP: 0.349, SLG: 0.372	F9		BB 1-2		G4-6-3 1-2f 3-H		4-3		G5-4-3 1B	4	0	1	0	1	0	2
Dave Stapleton, R (1, 4) OBP: 0.321, SLG: 0.463	F8		F9		4-3			4-3	G5-4-3 1-2f	5	0	0	0	0	0	3
Fred Lynn, L (1, 8) OBP: 0.382, SLG: 0.476	G3		F3			F8		4-3	1B	5	0	1	0	0	0	2
Jim Rice, R (1, 7) OBP: 0.311, SLG: 0.458		1-3		F4		F8		HR 1B	F6	5	1	1	0	0	0	1
Carl Yastrzemski, L (1, 3) OBP: 0.352, SLG: 0.458		F8		F7		G3		1-H HR		4	1	1	2	0	0	0
Carlton Fisk, R (1, 2) OBP: 0.358, SLG: 0.472		BLK 1B		5-3			2B SF7 1B	1B 1B 1B		4	1	3	0	0	0	0
Jim Dwyer, L (1, 10) OBP: 0.378, SLG: 0.468		F7 1-2			1B E 2B		1-3 2B	1-2 1B		4	1	3	0	0	0	1
Dwight Evans, R (1, 9) OBP: 0.342, SLG: 0.465			BB BB		E G4-6-3 2-3 1B		5-3	FC6-4 1-2 2-3 1B		3	1	2	0	1	0	2
Glenn Hoffman, R (1, 5) OBP: 0.323, SLG: 0.414			K		E6 G4-6-3 1-3 3-H		SF7 3-H	FC6-4 1-2f		3	0	0	2	0	1	5
Inning Stats	R: 0 E: 0 K: 0 S: 3 H: 0 LOB: 0 BB: 0 P: 3	R: 0 E: 0 K: 0 S: 4 H: 1 LOB: 1 BB: 0 P: 4	R: 0 E: 0 K: 1 S: 5 H: 0 LOB: 2 BB: 2 P: 13	R: 0 E: 0 K: 0 S: 3 H: 0 LOB: 0 BB: 0 P: 3	R: 2 E: 1 K: 0 S: 5 H: 2 LOB: 0 BB: 0 P: 5	R: 0 E: 0 K: 0 S: 3 H: 0 LOB: 0 BB: 0 P: 3	R: 1 E: 0 K: 0 S: 5 H: 2 LOB: 1 BB: 0 P: 5	R: 2 E: 0 K: 0 S: 8 H: 5 LOB: 3 BB: 0 P: 8	R: 0 E: 0 K: 0 S: 4 H: 2 LOB: 1 BB: 0 P: 4	1B: 9 2B: 2 3B: 0 HR: 1 SF: 1 SAC: 0 DP: 2 HBP: 0						

PITCHER	IP	WLS	BF	H	R	ER	SO	BB	IBB	HBP	BLK	WP	HR	S	P	ERA	WHIP
Chris Knapp, R (1, 1) ERA: 6.37	7.2	L	32	7	5	4	1	2	0	0	1	0	1	32	40	4.70	1.174
Don Aase, R (8, 1) ERA: 4.41	1.1		8	5	0	0	0	0	0	0	0	0	0	8	8	0.00	3.750

PITCHER	IP	WLS	BF	H	R	ER	SO	BB	IBB	HBP	BLK	WP	HR	S	P	ERA	WHIP

TOP

Boston Red Sox @ California Angels

Anaheim Stadium, Anaheim, CA

Tue Aug 26 1980, 10:05 PM EDT

Att. 29,007 - Unknown

livebaseballscorecards.com

AB	37
R	5
H	12
RBI	4
BB	2
SO	1
LOB	16

Batter	1	2	3	4	5	6	7	8	9	AB	R	H	RBI	BB	SO	LOB
Bert Campaneris, R (1, 6) OBP: 0.306, SLG: 0.350	1-3		FC5-4 1-2f			6-3		G5-4-3 1-2f 2-3		4	1	0	0	0	0	3
Rod Carew, L (1, 3) OBP: 0.397, SLG: 0.426	S 1B		1-H 2B			CS 1B		F7		4	0	3	1	0	0	1
Carney Lansford, R (1, 5) OBP: 0.318, SLG: 0.426	BBBB G4-6-3 1-2 BB		5-3			SSS K 1-2			5-3	3	0	0	0	1	1	2
Don Baylor, R (1, 7) OBP: 0.314, SLG: 0.333	G4-6-3 1-2f			F8			L8		H HBP	3	0	0	0	0	0	2
Bobby Grich, R (1, 4) OBP: 0.384, SLG: 0.433		F8		F9			BBBB BB		F9	3	0	0	0	1	0	1
Bobby Clark, R (1, 8) OBP: 0.244, SLG: 0.293		4-3		6-3			F9		F8	4	0	0	0	0	0	2
Dickie Thon, R (1, 10) OBP: 0.267, SLG: 0.302		6-3			F8		F4			3	0	0	0	0	0	1
Rick Miller, L (1, 9) OBP: 0.350, SLG: 0.314			F8		F8			H G5-4-3 BB HBP		2	0	0	0	0	0	0
Tom Donohue, R (1, 2) OBP: 0.218, SLG: 0.248 Freddie Patek, R (8, PH) OBP: 0.306, SLG: 0.398 Dan Whitmer, R (9, 2) OBP: 0.250, SLG: 0.244			FC5-4 1B		1-3			BBBB G5-4-3 1-2 BB		2 0 0	0 0 0	1 0 0	0 0 0	0 1 0	0 0 0	0 0 0
Inning Stats	R: 0 H: 1 E: 0 LOB: 1 K: 0 BB: 1 S: 3 P: 7	R: 0 H: 0 E: 0 LOB: 0 K: 0 BB: 0 S: 3 P: 3	R: 1 H: 2 E: 0 LOB: 1 K: 0 BB: 0 S: 5 P: 5	R: 0 H: 0 E: 0 LOB: 0 K: 0 BB: 0 S: 3 P: 3	R: 0 H: 0 E: 0 LOB: 0 K: 0 BB: 0 S: 3 P: 3	R: 0 H: 1 E: 0 LOB: 1 K: 1 BB: 0 S: 5 P: 5	R: 0 H: 0 E: 0 LOB: 1 K: 0 BB: 1 S: 3 P: 7	R: 0 H: 0 E: 0 LOB: 1 K: 0 BB: 1 S: 2 P: 7	R: 0 H: 0 E: 0 LOB: 1 K: 0 BB: 0 S: 3 P: 4	1B: 3 2B: 2 3B: 0 HR: 0	SF: 0 SAC: 0 DP: 3 HBP: 2						

PITCHER		IP	WLS	BF	H	R	ER	SO	BB	IBB	HBP	BLK	WP	HR	S	P	ERA	WHIP
John Tudor, L ERA: 1.92	(1, 1)	7.0	W	27	4	1	1	1	3	0	1	0	0	0	25	38	1.29	1.000
Bob Stanley, R ERA: 3.47	(8, 1)	2.0	S	6	0	0	0	0	0	0	1	0	0	0	5	6	0.00	0.000

PITCHER	IP	WLS	BF	H	R	ER	SO	BB	IBB	HBP	BLK	WP	HR	S	P	ERA	WHIP

BOTTOM

Boston Red Sox @ California Angels

Anaheim Stadium, Anaheim, CA

Tue Aug 26 1980, 10:05 PM EDT

Att. 29,007 - Unknown

livebaseballscorecards.com

AB	28
R	1
H	4
RBI	1
BB	3
SO	1
LOB	12

Batter	1	2	3	4	5	6	7	8	9	AB	R	H	RBI	BB	SO	LOB
Rick Miller, L (1, 8) (6, 9) OBP: 0.351, SLG: 0.318	K	1B 1-3 1B			K		1B 2B	4-3		5	1	2	0	0	2	0
Rod Carew, L (1, 3) OBP: 0.400, SLG: 0.428	HBP 1B BB 1B	FC6-4 1-2 3-H 1B			6-3		1B 1B 2-H 1B	L6		5	2	3	2	0	0	0
Dan Ford, R (1, 9) OBP: 0.335, SLG: 0.419	BB HBP 1-2 1B	FC6-4 1-2f			HR		K		BBBB E 1B BB	3	1	2	1	0	0	2
Bobby Clark, R (6, 8) OBP: 0.247, SLG: 0.291										1	1	0	0	1	1	1
Don Baylor, R (1, 7) OBP: 0.318, SLG: 0.335	BB 1-2 2-3 HBP	K			F7		1B 3B 1-3 1B		FC3-6 1-2 1B	4	1	2	0	0	1	0
Jason Thompson, L (1, 10) OBP: 0.392, SLG: 0.452	G4-6-3 1-2 2-3 3-H BB	F7				FC6-4 1B BB	3B 1-3 3-H 1B		FC3-6 FC6-5-4 1-2f 2-H	3	1	1	2	2	0	1
Carney Lansford, R (1, 5) OBP: 0.317, SLG: 0.423	G4-6-3 1-2f	F8				FC6-4 1-2 1B	K		FC6-5-4 2-3	5	0	1	0	0	1	6
Bobby Grich, R (1, 4) OBP: 0.381, SLG: 0.430		K		5-3		FC6-4 FC6-4 1-2f 2-3	3B 1-H 3-H		L1	3	0	0	0	0	1	2
Dickie Thon, R (6, 4) OBP: 0.269, SLG: 0.317										2	0	1	2	0	0	1
Bert Campaneris, R (1, 6) OBP: 0.305, SLG: 0.348		K		G1-4-3 1B		K	6-3			4	0	1	0	0	2	3
Dan Whitmer, R (1, 2) OBP: 0.253, SLG: 0.247		1B 1B 1B		G1-4-3 1-2f		FC6-4 1-2f		F7		3	1	1	0	0	0	3
Larry Harlow, L (8, PH) OBP: 0.374, SLG: 0.395										1	0	0	0	0	0	0
Stan Cliburn, R (8, 2) OBP: 0.217, SLG: 0.321										0	0	0	0	0	0	0
Inning Stats	R: 1 E: 0 K: 1 S: 6 H: 2 LOB: 2 BB: 1 P: 11	R: 1 E: 0 K: 2 S: 10 H: 3 LOB: 2 BB: 0 P: 10	R: 0 E: 0 K: 1 S: 5 H: 0 LOB: 0 BB: 0 P: 5	R: 0 E: 0 K: 0 S: 3 H: 1 LOB: 0 BB: 0 P: 3	R: 1 E: 0 K: 1 S: 6 H: 1 LOB: 0 BB: 0 P: 6	R: 0 E: 0 K: 1 S: 6 H: 1 LOB: 2 BB: 1 P: 10	R: 4 E: 0 K: 2 S: 12 H: 5 LOB: 1 BB: 0 P: 12	R: 0 E: 0 K: 0 S: 3 H: 0 LOB: 0 BB: 0 P: 3	R: 1 E: 1 K: 0 S: 4 H: 1 LOB: 1 BB: 1 P: 8	1B: 11 2B: 1 3B: 1 HR: 1 SF: 0 SAC: 0 DP: 2 HBP: 1	WP: 0 PB: 0 SB: 0 CS: 0 PA: 43					

PITCHER	IP	WLS	BF	H	R	ER	SO	BB	IBB	HBP	BLK	WP	HR	S	P	ERA	WHIP
Jim Palmer, R (1, 1) ERA: 3.85	6.1	W	31	11	6	6	7	2	0	1	0	0	1	42	51	8.53	2.053
Sammy Stewart, R (7, 1) ERA: 4.05	2.2		12	3	2	2	1	1	0	0	0	0	0	13	17	6.75	1.500

PITCHER	IP	WLS	BF	H	R	ER	SO	BB	IBB	HBP	BLK	WP	HR	S	P	ERA	WHIP

TOP

California Angels @ Baltimore Orioles

Memorial Stadium, Baltimore, MD

Thu Aug 28 1980, 7:05 PM EDT
Att. 30,968 - Unknown - 86 F

livebaseballscorecards.com

AB	39
R	8
H	14
RBI	7
BB	3
SO	8
LOB	19

Batter	1	2	3	4	5	6	7	8	9	AB	R	H	RBI	BB	SO	LOB
Al Bumbry, L (1, 8) OBP: 0.395, SLG: 0.421	S S S 0-3 K ①	x 0-0 1B 1B 1-2 2-3 1B		x 0-0 2B 1B x 0-0 1-2 3-H 1B		x 0-0 6-3 ①	x 0-0 F9 ③			6	2	3	1	0	1	2
Rich Dauer, R (1, 5) OBP: 0.338, SLG: 0.351	x 0-0 4-3 2B 1B	x 0-0 L4 ①		x 0-0 1B 1-H G4-6-3 2B x 0-0 P4 ③		x 0-0 1B 1B		x 0-0 FC3-6 1B		6	2	4	1	0	0	5
Ken Singleton, S (1, 9) OBP: 0.381, SLG: 0.453 John Lowenstein, L (5, 7) OBP: 0.361, SLG: 0.354	x 0-0 4-3 ② 1-2	x 0-0 1B 1B L1-5 1-2 2-H 3-H 1B		x 0-0 G4-6-3 2-3 1B	x 0-0 F7 ①	x 0-0 F7 ②		S S S 0-3 K ①		3 3	0 0	2 0	2 0	0 0	0 1	1 2
Eddie Murray, S (1, 3) OBP: 0.350, SLG: 0.505	x 0-0 1B 1B 2B 2-H	x 0-0 1B 1-3 2-H 1B		x 0-0 ① ② G4-6-3 1-2f 3-H	x 0-0 1B 2B	x 0-0 1-3 1B		x 0-0 ② FC3-6 1B 1-2f		6	2	4	2	0	0	2
Benny Ayala, R (1, 10) OBP: 0.353, SLG: 0.547 Terry Crowley, L (2, PH) OBP: 0.391, SLG: 0.477	x 0-0 1B 2-3 1B	x 0-0 ② ③ L1-5 3-H		x 0-0 2B 2B	x 0-0 HBP 2B 2-H 1B	x 0-0 ③ F8		x 0-0 1B 1-2 1B		1 5	0 2	1 3	0 1	0 0	0 0	0 4
Gary Roenicke, R (1, 7) OBP: 0.364, SLG: 0.414 (5, 9)	x 0-0 1-2 3-H 1B		x 0-0 2B	x 0-0 1B 2-H 2B	H 1-0 2B 1-2 HBP		x 0-0 5-3 2B	x 0-0 ③ P2		5	1	4	2	0	0	2
Rick Dempsey, R (1, 2) OBP: 0.333, SLG: 0.432	x 0-0 F8 ③		x 0-0 F9 ①	x 0-0 1B 1B 2-H 1B	x 0-0 1-3 2-H 2B		B B B B 4-0 5-3 BB			4	1	2	2	1	0	3
Lenn Sakata, R (1, 4) OBP: 0.237, SLG: 0.347		x 0-0 1B BB 1B 1B	x 0-0 F7 ②	x 0-0 1B 1B 1-2 1B	x 0-0 L5 ②		x 0-0 L4 ①			5	2	2	0	0	0	5
Kiko Garcia, R (1, 6) OBP: 0.261, SLG: 0.242		B B B B 4-0 1B 1B 1-2 BB	x 0-0 6-3 ③	x 0-0 1B 1B 1-3 2-H 1B	x 0-0 1-3 ③		x 0-0 5-3 ② 1-2 2-3			4	1	1	1	1	0	5
Inning Stats	R: 2 H: 4 E: 0 LOB: 2 K: 1 BB: 0 S: 9 P: 9	R: 3 H: 4 E: 0 LOB: 1 K: 0 BB: 1 S: 6 P: 10	R: 0 H: 1 E: 0 LOB: 1 K: 0 BB: 0 S: 4 P: 4	R: 6 H: 9 E: 0 LOB: 2 K: 0 BB: 0 S: 11 P: 11	R: 2 H: 3 E: 0 LOB: 2 K: 0 BB: 0 S: 6 P: 7	R: 0 H: 2 E: 0 LOB: 2 K: 0 BB: 0 S: 5 P: 5	R: 0 H: 1 E: 0 LOB: 2 K: 0 BB: 1 S: 4 P: 8	R: 0 H: 2 E: 0 LOB: 2 K: 1 BB: 0 S: 7 P: 7		1B: 18 SF: 0 2B: 9 SAC: 0 3B: 0 DP: 2 HR: 0 HBP: 1						

PITCHER		IP	WLS	BF	H	R	ER	SO	BB	IBB	HBP	BLK	WP	HR	S	P	ERA	WHIP
Dave LaRoche, L ERA: 4.47	(1, 1)	1.0	L	10	6	5	5	1	1	0	0	0	0	0	11	15	45.00	7.000
Don Aase, R ERA: 4.47	(2, 1)	2.0		11	6	3	3	0	0	0	0	0	0	0	11	11	13.50	3.000
John Montague, R ERA: 5.13	(4, 1)	2.0		15	9	5	5	0	0	0	1	0	0	0	14	15	22.50	4.500
Dave Lemanczyk, R ERA: 5.0	(6, 1)	3.0		15	5	0	0	1	1	0	0	0	0	0	16	20	0.00	2.000

PITCHER	IP	WLS	BF	H	R	ER	SO	BB	IBB	HBP	BLK	WP	HR	S	P	ERA	WHIP

BOTTOM

California Angels @ Baltimore Orioles

Memorial Stadium, Baltimore, MD

Thu Aug 28 1980, 7:05 PM EDT

Att. 30,968 - Unknown - 86 F

livebaseballscorecards.com

AB	48
R	13
H	26
RBI	12
BB	2
SO	2
LOB	31

Batter	1	2	3	4	5	6	7	8	9	AB	R	H	RBI	BB	SO	LOB
Rick Miller, L (1, 8) OBP: 0.352, SLG: 0.326	SSS 0-3 ① K	x 0-0 ②③ G3-6-3 1-2f		x 0-0 1-H 2-H 3B		x 0-0 ③ 6-3			x 0-0 6-3 1B	5	0	2	2	0	1	2
Carney Lansford, R (1, 5) OBP: 0.314, SLG: 0.419	x 0-0 ② F9		x 0-0 ① 6-3	x 0-0 ③ F3			x 0-0 ① F8		x 0-0 ② 6-3 1-2	5	0	0	0	0	0	2
Rod Carew, L (1, 3) OBP: 0.398, SLG: 0.426	x 0-0 BB 2B 1B		x 0-0 ② F8		x 0-0 ① 4-3		x 0-0 ② 6-3		x 0-0 ③ F7	5	1	1	0	0	0	1
Jason Thompson, L (1, 10) OBP: 0.393, SLG: 0.449	BBB 4-0 2B 1-2 BB		SSS 0-3 ③ K		BBB 4-0 S E BB		x 0-0 ③ F8			2	1	0	0	2	1	0
Don Baylor, R (1, 7) OBP: 0.320, SLG: 0.341 Bobby Clark, R (8, 7) OBP: 0.247, SLG: 0.291	x 0-0 1-3 2-H 2B			x 0-0 ① 5-3	SSS 0-3 ② K 1-2			x 0-0 1B		4 0	0 0	2 0	1 0	0 0	1 0	1 0
Bobby Grich, R (1, 4) OBP: 0.382, SLG: 0.431	x 0-0 ③ 3-1			x 0-0 E7 1B 1B	x 0-0 E1 2-H 1B			x 0-0 ① F9		4	1	2	0	0	0	3
Larry Harlow, L (1, 9) OBP: 0.375, SLG: 0.392		BBB 4-0 1B SH1-3 BB		BBB 4-0 1B 3B BB	x 0-0 ③ 4-3			x 0-0 ② F7		2	1	0	0	2	0	2
Bert Campaneris, R (1, 6) OBP: 0.306, SLG: 0.347		x 0-0 ① SH1-3 1-2		x 0-0 1-2 2-H 3B 1B		SSS 0-3 ① K		x 0-0 ③ F7		3	1	1	1	0	1	1
Tom Donohue, R (1, 2) OBP: 0.219, SLG: 0.248		x 0-0 G3-6-3 2-3 1B		x 0-0 ② F5		SSS 0-3 ② K			x 0-0 ① L7	4	0	1	0	0	1	2
Inning Stats	R: 1 E: 0 K: 1 S: 7 H: 2 LOB: 2 BB: 1 P: 11	R: 0 E: 0 K: 0 S: 3 H: 1 LOB: 1 BB: 1 P: 7	R: 0 E: 0 K: 1 S: 5 H: 0 LOB: 0 BB: 0 P: 5	R: 3 E: 1 K: 0 S: 6 H: 3 LOB: 1 BB: 1 P: 10	R: 1 E: 1 K: 1 S: 6 H: 1 LOB: 1 BB: 1 P: 10	R: 0 E: 0 K: 2 S: 7 H: 0 LOB: 0 BB: 0 P: 7	R: 0 E: 0 K: 0 S: 3 H: 0 LOB: 0 BB: 0 P: 3	R: 0 E: 0 K: 0 S: 4 H: 1 LOB: 1 BB: 0 P: 4	R: 0 E: 0 K: 0 S: 4 H: 1 LOB: 1 BB: 0 P: 4	1B: 7 2B: 1 3B: 1 HR: 0 SF: 0 SAC: 1 DP: 1 HBP: 0						

TOP

California Angels @ Baltimore Orioles

Memorial Stadium, Baltimore, MD

Fri Aug 29 1980, 7:05 PM EDT

Att. 33,542 - Unknown

livebaseballscorecards.com

AB	34
R	5
H	9
RBI	4
BB	4
SO	5
LOB	14

WP: 0 PB: 0 SB: 1 CS: 0 PA: 39

PITCHER		IP	WLS	BF	H	R	ER	SO	BB	IBB	HBP	BLK	WP	HR	S	P	ERA	WHIP
Steve Stone, R ERA: 3.05	(1, 1)	4.2	L	24	7	5	4	3	4	0	0	0	0	0	26	42	7.71	2.357
Dave Ford, R ERA: 3.61	(5, 1)	4.1		15	2	0	0	2	0	0	0	0	0	0	19	19	0.00	0.462

PITCHER	IP	WLS	BF	H	R	ER	SO	BB	IBB	HBP	BLK	WP	HR	S	P	ERA	WHIP

BOTTOM

California Angels @ Baltimore Orioles

Memorial Stadium, Baltimore, MD

Fri Aug 29 1980, 7:05 PM EDT

Att. 33,542 - Unknown

livebaseballscorecards.com

Batter	1	2	3	4	5	6	7	8	9	AB	R	H	RBI	BB	SO	LOB
Al Bumbry, L (1, 8) OBP: 0.396, SLG: 0.421	6-3		F9			BBBB 1B BB			G6-3 1B	3	0	1	0	1	0	1
Rich Dauer, R (1, 4) OBP: 0.338, SLG: 0.350	G3		CS 1-2	L6		FC6 1-3 1B			G6-3 1-2f	4	0	1	0	0	0	1
Ken Singleton, S (1, 9) OBP: 0.380, SLG: 0.451	4-3			SSS K		FC6 1-2f			1B	4	0	1	0	0	1	2
Eddie Murray, S (1, 3) OBP: 0.349, SLG: 0.503		F5		P4			4-3		1B	4	0	1	0	0	0	0
Terry Crowley, L (1, 10) OBP: 0.382, SLG: 0.464		4-3			F9		P5		G3	4	0	0	0	0	0	2
John Lowenstein, L (1, 7) OBP: 0.361, SLG: 0.354		1B			F2		G3			3	0	1	0	0	0	0
Dan Graham, L (1, 5) OBP: 0.303, SLG: 0.446		F2			F7			G3		3	0	0	0	0	0	1
Rick Dempsey, R (1, 2) OBP: 0.330, SLG: 0.428			F9			F7		L8		3	0	0	0	0	0	0
Kiko Garcia, R (1, 6) OBP: 0.262, SLG: 0.243			CS 1B			L4		4-3		3	0	1	0	0	0	0
Inning Stats	R: 0 H: 0 E: 0 LOB: 0 K: 0 BB: 0 S: 3 P: 3	R: 0 H: 1 E: 0 LOB: 1 K: 0 BB: 0 S: 4 P: 4	R: 0 H: 1 E: 0 LOB: 0 K: 0 BB: 0 S: 3 P: 3	R: 0 H: 0 E: 0 LOB: 0 K: 1 BB: 0 S: 5 P: 5	R: 0 H: 0 E: 0 LOB: 0 K: 0 BB: 0 S: 3 P: 3	R: 0 H: 1 E: 0 LOB: 2 K: 0 BB: 1 S: 4 P: 8	R: 0 H: 0 E: 0 LOB: 0 K: 0 BB: 0 S: 3 P: 3	R: 0 H: 0 E: 0 LOB: 0 K: 0 BB: 0 S: 3 P: 3	R: 0 H: 3 E: 0 LOB: 2 K: 0 BB: 0 S: 5 P: 5	1B: 6 SF: 0 2B: 0 SAC: 0 3B: 0 DP: 1 HR: 0 HBP: 0						

	AB	31
	R	0
	H	6
	RBI	0
	BB	1
	SO	1
	LOB	7

PITCHER	IP	WLS	BF	H	R	ER	SO	BB	IBB	HBP	BLK	WP	HR	S	P	ERA	WHIP
Freddie Martinez, R (1, 1) ERA: 4.53	9.0	W	32	6	0	0	1	1	0	0	0	0	0	33	37	0.00	0.778

PITCHER	IP	WLS	BF	H	R	ER	SO	BB	IBB	HBP	BLK	WP	HR	S	P	ERA	WHIP

WP: 0 PA: 33
PB: 0
SB: 0
CS: 1

California Angels @ Baltimore Orioles

Memorial Stadium, Baltimore, MD

Sat Aug 30 1980, 7:05 PM EDT

Att. 38,234 - Unknown

TOP

livebaseballscorecards.com

Batter	1	2	3	4	5	6	7	8	9	AB	R	H	RBI	BB	SO	LOB
Rod Carew, L (1, 3) OBP: 0.399, SLG: 0.436	0-0 1B 3B	0-0 SH1-3 1B 2B		0-0 2B 2B		0-0 ② F7	0-3 ③ SSS K		0-0 ② 4-3	6	3	3	0	0	1	1
Bert Campaneris, R (1, 6) OBP: 0.314, SLG: 0.357	0-0 FC4-6 1B SF9 1B 3-H	0-0 ① SH1-3 2-3		0-0 2-H 2B		0-0 E6 1B		BBBB 4-0 1B HR BB	0-0 ③ F8	4	2	2	2	1	0	0
Dan Ford, R (1, 9) OBP: 0.347, SLG: 0.430 Larry Harlow, L (8, PR) OBP: 0.375, SLG: 0.392 (8, 9)	0-0 FC4-6 1B 1-2	0-0 1B 3-H		SSS 0-3 ② K		0-0 1B 1-2		0-0 HR 1B 1-3		5 0	0 1	4 0	1 0	0 0	1 0	1 0
Don Baylor, R (1, 10) OBP: 0.319, SLG: 0.339 Dickie Thon, R (4, PH) OBP: 0.266, SLG: 0.313 Jason Thompson, L (8, PH) OBP: 0.394, SLG: 0.459	0-0 ① SSS FC4-6 1B BB 1B 1-2f 2-3	0-3 ② K		SSS 0-3 ③ K		0-0 ③ F9		0-0 HR 1-H 3-H		2 2 1	1 0 1	0 0 1	0 0 3	0 0 0	1 1 0	3 3 0
Carney Lansford, R (1, 5) OBP: 0.315, SLG: 0.418	0-0 ② SF9 3-H	0-0 ③ 4-3			BBBB 4-0 FC6-4 BB		0-0 4-3 PB 2B 1B	0-0 ① 5-3		3	1	1	1	1	0	2
Bobby Grich, R (1, 4) OBP: 0.382, SLG: 0.427	BBBB 4-0 1B 1B BB 1-2		0-0 ① F9	SSS 0-3 ① K			4-0 4-3 2B BB 1-2	SSS 0-3 ② K		3	2	0	0	2	2	2
Bobby Clark, R (1, 7) OBP: 0.251, SLG: 0.313	0-0 1B 1B 1-2 2-3	SSS 0-3 ② K		0-0 ② FC6-4 1-2f			0-0 ① 4-3 1-2 2-3	0-0 HR		5	1	2	1	0	1	3
Rick Miller, L (1, 8) OBP: 0.352, SLG: 0.330	0-0 1B 1-3 2-H 3-H	SSS 0-3 ③ K		SSS 0-3 ③ K			0-0 2B 2-H 3-H	SSS 0-3 ③ K		5	0	2	4	0	3	2
Tom Donohue, R (1, 2) OBP: 0.214, SLG: 0.242	0-0 ③ F3			0-0 ① L8		SSS 0-3 ① K	0-0 ② F8		0-0 ① F8	5	0	0	0	0	1	3

	AB	41
	R	12
	H	15
	RBI	12
	BB	4
	SO	11
	LOB	20

| Inning Stats | | |

Batter	1	2	3	4	5	6	7	8	9	AB	R	H	RBI	BB	SO	LOB
Al Bumbry, L (1, 8) OBP: 0.392, SLG: 0.416	SSS 0-3 K ①		x 0-0 G3 ① 1-2	SSS 0-3 K ③			x 0-0 F8 ①		x 0-0 4-3 ③	5	0	0	0	0	2	1
Rich Dauer, R (1, 4) OBP: 0.337, SLG: 0.349	x 0-0 5-3 ②		x 0-0 1B HR 2-H 1B		x 0-0 5-3 ①		x 0-0 1-3 ②			4	1	1	1	0	0	0
Ken Singleton, S (1, 9) OBP: 0.379, SLG: 0.449	SSS 0-3 K ③		x 0-0 HR 1-3 1B		x 0-0 F7 ②		x 0-0 4-3 ③			4	1	1	0	0	1	0
Eddie Murray, S (1, 3) OBP: 0.348, SLG: 0.507		x 0-0 6-3 ①	x 0-0 HR 1-H 3-H		x 0-0 F9 ③			x 0-0 F9 ①		4	1	1	3	0	0	0
Benny Ayala, R (1, 10) OBP: 0.354, SLG: 0.543 Terry Crowley, L (6, PH) OBP: 0.383, SLG: 0.484		BBBB 4-0 BB BB	x 0-0 6-3 ②			x 0-0 F9 ①		x 0-0 HR		1 2	0 1	0 1	0 1	1 0	0 0	0 0
Gary Roenicke, R (1, 7) OBP: 0.362, SLG: 0.409		BBBB 4-0 1-2 BB	x 0-0 P6 ③			x 0-0 F7 ②		x 0-0 5-3 ②		3	0	0	0	1	0	0
Doug DeCinces, R (1, 5) OBP: 0.311, SLG: 0.376		SSS 0-3 K ②		x 0-0 F7 ①		x 0-0 BB 1B		x 0-0 L7 ③		4	0	1	0	0	1	2
Rick Dempsey, R (1, 2) OBP: 0.335, SLG: 0.438		SSS 0-3 K ③		x 0-0 HR		BBBB 4-0 1-2 BB			BBBB 4-0 G6-4-3 BB	2	1	1	1	2	1	2
Kiko Garcia, R (1, 6) OBP: 0.262, SLG: 0.243			x 0-0 G3 1B 1B	SSS 0-3 K ②		x 0-0 F3 ③			x 0-0 G6-4-3 ①② 1-2f	4	1	1	0	0	1	3
Inning Stats	R: 0 E: 0 K: 2 S: 7 H: 0 LOB: 0 BB: 0 P: 7	R: 0 E: 0 K: 2 S: 7 H: 0 LOB: 2 BB: 2 P: 15	R: 4 E: 0 K: 0 S: 7 H: 4 LOB: 0 BB: 0 P: 7	R: 1 E: 0 K: 2 S: 8 H: 1 LOB: 0 BB: 0 P: 8	R: 0 E: 0 K: 0 S: 3 H: 0 LOB: 0 BB: 0 P: 3	R: 0 E: 0 K: 0 S: 4 H: 1 LOB: 2 BB: 1 P: 8	R: 0 E: 0 K: 0 S: 3 H: 0 LOB: 0 BB: 0 P: 3	R: 1 E: 0 K: 0 S: 4 H: 1 LOB: 0 BB: 0 P: 4	R: 0 E: 0 K: 0 S: 2 H: 0 LOB: 0 BB: 1 P: 6	1B: 4 2B: 0 3B: 0 HR: 3	SF: 0 SAC: 0 DP: 1 HBP: 0						

PITCHER	IP	WLS	BF	H	R	ER	SO	BB	IBB	HBP	BLK	WP	HR	S	P	ERA	WHIP
Frank Tanana, L (1, 1) ERA: 4.43	4.0		19	5	5	5	6	2	0	0	0	0	2	29	37	11.25	1.750
Mark Clear, R (5, 1) ERA: 3.46	5.0	W	18	2	1	1	0	2	0	0	0	0	1	16	24	1.80	0.800

PITCHER	IP	WLS	BF	H	R	ER	SO	BB	IBB	HBP	BLK	WP	HR	S	P	ERA	WHIP

BOTTOM

California Angels @ Baltimore Orioles

Memorial Stadium, Baltimore, MD

Sat Aug 30 1980, 7:05 PM EDT

Att. 38,234 - Unknown

livebaseballscorecards.com

AB	33
R	6
H	7
RBI	6
BB	4
SO	6
LOB	8

WP: 0 PB: 0 SB: 0 CS: 0 PA: 37

Batter	1	2	3	4	5	6	7	8	9	AB	R	H	RBI	BB	SO	LOB
Rod Carew, L (1, 3) OBP: 0.396, SLG: 0.433	4-3		SH5-3 1-2 2-3		P6			F7		3	0	0	0	0	0	0
Bert Campaneris, R (1, 6) OBP: 0.312, SLG: 0.351	L6		FC1-2 2-3 3-H		F9			BB 1B		3	0	0	0	1	0	2
Dan Ford, R (1, 9) OBP: 0.345, SLG: 0.426	K		K			F7		1-2 1B		4	0	1	0	0	2	2
Don Baylor, R (1, 10) OBP: 0.318, SLG: 0.335		BB		F2		L7		P5		3	0	0	0	1	0	2
Carney Lansford, R (1, 5) OBP: 0.314, SLG: 0.417		L7		L3		6-3			G6-4-3 1B	4	0	1	0	0	0	1
Bobby Grich, R (1, 4) OBP: 0.381, SLG: 0.424		F7		2B BB			F9		G6-4-3 1-2f	3	0	0	0	1	0	2
Bobby Clark, R (1, 7) OBP: 0.251, SLG: 0.317		F9		1-3 2B			P4		F7	4	0	1	0	0	0	1
Rick Miller, L (1, 8) OBP: 0.352, SLG: 0.328			SH5-3 SH FC1-2 BB	F8			F7			2	0	0	0	1	0	2
Tom Donohue, R (1, 2) OBP: 0.213, SLG: 0.241 Dickie Thon, R (8, PH) OBP: 0.265, SLG: 0.311 Stan Cliburn, R (8, 2) OBP: 0.217, SLG: 0.321			SH FC1-2 SH5-3 1-2	F8				5-3		1 1 0	0 0 0	0 0 0	0 0 0	0 0 0	0 0 0	0 0 0

TOP

California Angels @ Baltimore Orioles

Memorial Stadium, Baltimore, MD

Sun Aug 31 1980, 3:33 AM EDT

Att. 23,746 - Unknown

livebaseballscorecards.com

AB	28
R	0
H	3
RBI	0
BB	4
SO	2
LOB	12

Inning Stats	1	2	3	4	5	6	7	8	9
	R: 0 E: 0 K: 1 S: 5	H: 0 LOB: 0 BB: 0 P: 5	R: 0 E: 0 K: 0 S: 3	H: 0 LOB: 1 BB: 1 P: 7	R: 0 E: 0 K: 1 S: 6	H: 0 LOB: 2 BB: 1 P: 10	R: 0 E: 0 K: 0 S: 4	H: 1 LOB: 2 BB: 1 P: 8	R: 0 E: 0 K: 0 S: 3	H: 0 LOB: 0 BB: 0 P: 3	R: 0 E: 0 K: 0 S: 3	H: 0 LOB: 0 BB: 0 P: 3	R: 0 E: 0 K: 0 S: 3	H: 0 LOB: 0 BB: 0 P: 3	R: 0 E: 0 K: 0 S: 4	H: 1 LOB: 2 BB: 1 P: 8	R: 0 E: 0 K: 0 S: 3	H: 1 LOB: 0 BB: 0 P: 3

| | | | |

BOTTOM

California Angels @ Baltimore Orioles

Memorial Stadium, Baltimore, MD

Sun Aug 31 1980, 3:33 AM EDT

Att. 23,746 - Unknown

livebaseballscorecards.com

Batter	1	2	3	4	5	6	7	8	9	AB	R	H	RBI	BB	SO	LOB
Al Bumbry, L (1, 8) OBP: 0.393, SLG: 0.416	4-3		4-3		F8 S 7-5-6-2 1B		4-3 SH3-4 PB BB			3	1	1	0	1	0	0
Rich Dauer, R (1, 4) OBP: 0.337, SLG: 0.349	6-3 WP 1B		P5		F8 1-3		SH3-4 1-2			3	0	1	0	0	0	1
Ken Singleton, S (1, 9) OBP: 0.380, SLG: 0.455	6-3 1-3			HR	BB		4-3 2-3			3	1	1	1	1	0	2
Gary Roenicke, R (8, 9) OBP: 0.362, SLG: 0.409										0	0	0	0	0	0	0
Eddie Murray, S (1, 3) OBP: 0.348, SLG: 0.504	P6			SH5-3 1B BB	7-5-6-2 3-Hf		K 3-H			3	1	0	0	1	1	3
John Lowenstein, L (1, 7) OBP: 0.370, SLG: 0.367		4-3		E SH5-3 1-2 BB		E9 BLK 2B		G5-4-3 1B		3	2	2	0	1	0	0
Terry Crowley, L (1, 10) OBP: 0.382, SLG: 0.481		1B 1B		SH5-3 1-2 2-3		G3		F9		3	0	1	0	0	0	2
Rick Dempsey, R (1, 2) OBP: 0.337, SLG: 0.439		G5-4-3 1-2 1B		E9 2-H 3-H 1B		6-3 3-H		G5-4-3 1-2f		4	0	2	1	0	0	1
Doug DeCinces, R (1, 5) OBP: 0.312, SLG: 0.376		G5-4-3 1-2f		F7		1B				3	0	1	0	0	0	3
Kiko Garcia, R (1, 6) OBP: 0.259, SLG: 0.241			F8	L9		F3				3	0	0	0	0	0	2

	AB	28
	R	5
	H	9
	RBI	2
	BB	4
	SO	1
	LOB	14

Inning Stats	1	2	3	4	5	6	7	8	9
	R: 0 H: 1 E: 0 LOB: 1 K: 0 BB: 0 S: 4 P: 4	R: 0 H: 2 E: 0 LOB: 1 K: 0 BB: 0 S: 4 P: 4	R: 0 H: 0 E: 0 LOB: 0 K: 0 BB: 0 S: 3 P: 3	R: 3 H: 2 E: 1 LOB: 1 K: 0 BB: 2 S: 5 P: 13	R: 0 H: 1 E: 0 LOB: 1 K: 0 BB: 1 S: 3 P: 7	R: 1 H: 2 E: 1 LOB: 1 K: 0 BB: 0 S: 5 P: 5	R: 1 H: 0 E: 0 LOB: 0 K: 1 BB: 1 S: 5 P: 9	R: 0 H: 1 E: 0 LOB: 0 K: 0 BB: 0 S: 3 P: 3	

1B: 7	SF: 0	WP: 1	PA: 34
2B: 2	SAC: 2	PB: 1	
3B: 0	DP: 3	SB: 1	
HR: 1	HBP: 0	CS: 0	

PITCHER		IP	WLS	BF	H	R	ER	SO	BB	IBB	HBP	BLK	WP	HR	S	P	ERA	WHIP
Chris Knapp, R ERA: 6.42	(1, 1)	3.1	L	16	5	3	3	0	2	0	0	0	1	1	14	22	8.10	2.100
Jim Barr, R ERA: 5.5	(4, 1)	1.2		6	1	0	0	0	1	0	0	0	0	0	5	9	0.00	1.200
Dave LaRoche, L ERA: 4.54	(6, 1)	0.1		2	1	1	1	0	0	0	0	0	0	0	2	2	27.00	3.000
Dave Lemanczyk, R ERA: 4.87	(6, 1)	2.2		10	2	1	0	1	1	0	0	1	0	0	11	15	0.00	1.125

PITCHER		IP	WLS	BF	H	R	ER	SO	BB	IBB	HBP	BLK	WP	HR	S	P	ERA	WHIP

Batter	1	2	3	4	5	6	7	8	9	AB	R	H	RBI	BB	SO	LOB
Rod Carew, L (1, 3) OBP: 0.396, SLG: 0.431	FC5-4 1B		1-3		K		L8		1B BB	4	0	1	0	1	1	3
Carney Lansford, R (1, 5) OBP: 0.313, SLG: 0.415	FC5-4 1-2f		4-3			6-3		G3 1B 1B	K	5	1	1	0	0	1	2
Dan Ford, R (1, 9) OBP: 0.347, SLG: 0.425	L8		5-3			6-3		1B G3 1B 1-2	1-3	5	1	2	0	0	0	1
Jason Thompson, L (1, 10) OBP: 0.390, SLG: 0.453	F5			F6		F5		G3 1-2 2-3	4-3	5	0	0	0	0	0	5
Don Baylor, R (1, 7) OBP: 0.317, SLG: 0.334		5-3		4-3			F3	BB 1B 2-3 3-H		4	0	1	1	0	0	0
Brian Downing, R (1, 2) OBP: 0.242, SLG: 0.276 Dickie Thon, R (8, PR) OBP: 0.265, SLG: 0.311 Dan Whitmer, R (8, 2) OBP: 0.253, SLG: 0.247		FC6-4 BB		F3			1B 2B	BB 1-2 3-H		3 0 0	1 0 0	2 0 0	1 0 0	1 0 0	0 0 0	0 0 0
Bobby Grich, R (1, 4) OBP: 0.382, SLG: 0.424		FC6-4 1B 1-2f			5-3 1B		K	G6-4-3 1-2 2-3 BB		3	0	1	0	1	1	2
Rick Miller, L (1, 8) OBP: 0.355, SLG: 0.331 Bobby Clark, R (8, PH) OBP: 0.250, SLG: 0.315 (8, 8)		1-2 1B			F5		1B 2-H	G6-4-3 1-2f		3 1	0 0	2 0	1 0	0 0	0 0	1 3
Bert Campaneris, R (1, 6) OBP: 0.316, SLG: 0.354		6-3			5-3 1-2		1-2 1B		1B	4	0	2	0	0	0	3
Inning Stats	R: 0 E: 0 K: 0 S: 4 H: 1 LOB: 1 BB: 0 P: 4	R: 0 E: 0 K: 0 S: 4 H: 1 LOB: 2 BB: 1 P: 8	R: 0 E: 0 K: 0 S: 3 H: 0 LOB: 0 BB: 0 P: 3	R: 0 E: 0 K: 0 S: 3 H: 0 LOB: 0 BB: 0 P: 3	R: 0 E: 0 K: 1 S: 6 H: 1 LOB: 1 BB: 0 P: 6	R: 0 E: 0 K: 0 S: 3 H: 0 LOB: 0 BB: 0 P: 3	R: 1 E: 0 K: 1 S: 8 H: 3 LOB: 2 BB: 0 P: 8	R: 2 E: 0 K: 0 S: 6 H: 4 LOB: 3 BB: 1 P: 10	R: 0 E: 0 K: 1 S: 6 H: 2 LOB: 2 BB: 1 P: 10	1B: 11 2B: 1 3B: 0 HR: 0 SF: 0 SAC: 0 DP: 1 HBP: 0							

PITCHER	IP	WLS	BF	H	R	ER	SO	BB	IBB	HBP	BLK	WP	HR	S	P	ERA	WHIP
Dick Drago, R (1, 1) ERA: 4.32	6.2	W	26	5	1	1	2	1	0	0	0	0	0	29	33	1.35	0.900
Bob Stanley, R (7, 1) ERA: 3.52	0.2		7	5	2	2	0	0	0	0	0	0	0	7	7	27.00	7.500
Bill Campbell, R (8, 1) ERA: 4.44	0.0		1	0	0	0	0	1	0	0	0	0	0	0	4	∞	∞
Tom Burgmeier, L (8, 1) ERA: 2.03	1.2	S	6	2	0	0	1	1	0	0	0	0	0	7	11	0.00	1.800

PITCHER	IP	WLS	BF	H	R	ER	SO	BB	IBB	HBP	BLK	WP	HR	S	P	ERA	WHIP

TOP

California Angels @ Boston Red Sox

Fenway Park, Boston, MA

Mon Sep 01 1980, 7:05 PM EDT

Att. 23,877 - Unknown - 87 F

livebaseballscorecards.com

AB	37
R	3
H	12
RBI	3
BB	3
SO	3
LOB	20

WP: 0 PB: 0 SB: 0 CS: 0 PA: 40

Batter	1	2	3	4	5	6	7	8	9	AB	R	H	RBI	BB	SO	LOB
Rick Burleson, R (1, 6) OBP: 0.353, SLG: 0.378	5-3		FC4-6, 1B; BB	F8			6-3			3	1	0	0	1	0	1
Dave Stapleton, R (1, 4) OBP: 0.324, SLG: 0.471	6-3		FC4-6 1-2 2-3		S		K			4	0	2	0	0	1	0
Jim Dwyer, L (1, 8) OBP: 0.370, SLG: 0.445	6-3		FC4-6, S 1-2f 2-3 3-H		F4			G6-4-3; BB		3	1	0	1	1	0	3
Jim Rice, R (1, 7) OBP: 0.314, SLG: 0.475		1B; BB	K 1-2		F4			G6-4-3 1-2f		3	0	0	0	1	1	4
Tony Perez, R (1, 3) OBP: 0.317, SLG: 0.463		F8	1B 2-H 3-H		K 1-2			FC5-4; 1B		4	0	2	2	0	1	2
Carlton Fisk, R (1, 2) OBP: 0.357, SLG: 0.469		1B 1-3	K			P7		FC5-4 1-2f		4	0	1	0	0	1	2
Dave Rader, L (1, 10) OBP: 0.390, SLG: 0.473		F6		F7		F9				3	0	0	0	0	0	1
Dwight Evans, R (1, 9) OBP: 0.342, SLG: 0.456			E1, 1B; 1B	FC5-4; BB		6-3				2	1	1	0	1	0	0
Glenn Hoffman, R (1, 5) OBP: 0.329, SLG: 0.436			1B, FC4-6 2-H	FC5-4 1-2f			5-3			3	1	1	1	0	0	1
Inning Stats	R: 0 E: 0 K: 0 S: 3 H: 0 LOB: 0 BB: 0 P: 3	R: 0 E: 0 K: 0 S: 3 H: 1 LOB: 1 BB: 1 P: 7	R: 4 E: 1 K: 2 S: 11 H: 4 LOB: 1 BB: 1 P: 15	R: 0 E: 0 K: 0 S: 3 H: 0 LOB: 1 BB: 1 P: 7	R: 0 E: 0 K: 1 S: 6 H: 1 LOB: 1 BB: 0 P: 6	R: 0 E: 0 K: 0 S: 3 H: 0 LOB: 0 BB: 0 P: 3	R: 0 E: 0 K: 1 S: 5 H: 0 LOB: 0 BB: 0 P: 5	R: 0 E: 0 K: 0 S: 3 H: 1 LOB: 1 BB: 1 P: 7		1B: 7 2B: 0 3B: 0 HR: 0 SF: 0 SAC: 0 DP: 1 HBP: 0						

PITCHER		IP	WLS	BF	H	R	ER	SO	BB	IBB	HBP	BLK	WP	HR	S	P	ERA	WHIP
Dave Frost, R ERA: 5.11	(1, 1)	2.2	L	14	5	4	4	1	2	0	0	0	0	0	14	22	13.50	2.625
Don Aase, R ERA: 4.35	(3, 1)	4.1		15	1	0	0	3	1	0	0	0	0	0	20	24	0.00	0.462
Andy Hassler, L ERA: 3.14	(8, 1)	0.0		1	0	0	0	0	1	0	0	0	0	0	0	4	∞	∞
Mark Clear, R ERA: 3.42	(8, 1)	1.0		3	1	0	0	0	0	0	0	0	0	0	3	3	0.00	1.000

PITCHER	IP	WLS	BF	H	R	ER	SO	BB	IBB	HBP	BLK	WP	HR	S	P	ERA	WHIP

BOTTOM

California Angels @ Boston Red Sox

Fenway Park, Boston, MA

Mon Sep 01 1980, 7:05 PM EDT

Att. 23,877 - Unknown - 87 F

livebaseballscorecards.com

AB	29
R	4
H	7
RBI	4
BB	4
SO	4
LOB	14

California Angels @ Boston Red Sox

Fenway Park, Boston, MA

Tue Sep 02 1980, 7:05 PM EDT

Att. 19,693 - Unknown - 85 F

TOP

livebaseballscorecards.com

Batter	1	2	3	4	5	6	7	8	9	AB	R	H	RBI	BB	SO	LOB
Rod Carew, L (1, 3) OBP: 0.394, SLG: 0.431	L5		P7		2B		L5		G4-6-3 1-2f 2-3	5	0	1	0	0	0	3
Carney Lansford, R (1, 5) OBP: 0.314, SLG: 0.413	FC4-6 1B		FC6-4 1-2f		BB BB		L6		F9	4	0	1	0	1	0	2
Dan Ford, R (1, 9) OBP: 0.350, SLG: 0.424 Gil Kubski, L (7, 9)	FC4-6 1B 1-2f		4-3		BB 1-2		1B			3 0	0 0	1 0	0 0	1 0	0 0	2 0
Jason Thompson, L (1, 10) OBP: 0.388, SLG: 0.450	1B 1-2			K	G3		F2			4	0	1	0	0	1	3
Don Baylor, R (1, 7) OBP: 0.316, SLG: 0.342	F6			HR		K		6-3		4	1	1	1	0	1	2
Bobby Grich, R (1, 4) OBP: 0.383, SLG: 0.425		L4-3 BB		6-3		1B 2B		5-3		3	1	1	0	1	0	0
Rick Miller, L (1, 8) OBP: 0.356, SLG: 0.333		L4-3 1-2		1B		1B 2-H 1B		6-3		4	0	2	1	0	0	1
Bert Campaneris, R (1, 6) OBP: 0.320, SLG: 0.354		K		K		G6-4-3 1-3 1B			G4-6-3 1B BB	3	0	1	0	1	2	1
Dave Skaggs, R (1, 2) OBP: 0.500, SLG: 0.579 John Harris, L (9, PH) OBP: 1.000, SLG: 1.000			FC6-4 BB		F3	G6-4-3 1-2f			G4-6-3 1-2 1B	2 1	0 0	0 1	0 0	1 0	0 0	2 0
Inning Stats	R: 0 E: 0 K: 0 S: 5 H: 2 LOB: 2 BB: 0 P: 5	R: 0 E: 0 K: 1 S: 4 H: 0 LOB: 0 BB: 1 P: 8	R: 0 E: 0 K: 0 S: 3 H: 0 LOB: 1 BB: 1 P: 7	R: 1 E: 0 K: 2 S: 9 H: 2 LOB: 1 BB: 0 P: 9	R: 0 E: 0 K: 0 S: 3 H: 1 LOB: 2 BB: 2 P: 11	R: 1 E: 0 K: 1 S: 7 H: 3 LOB: 1 BB: 0 P: 7	R: 0 E: 0 K: 0 S: 4 H: 1 LOB: 1 BB: 0 P: 4	R: 0 E: 0 K: 0 S: 3 H: 0 LOB: 0 BB: 0 P: 3	R: 0 E: 0 K: 0 S: 3 H: 1 LOB: 1 BB: 1 P: 7	1B: 7 2B: 3 3B: 0 HR: 1 SF: 0 SAC: 0 DP: 3 HBP: 0						

	AB	33
	R	2
	H	10
	RBI	2
	BB	5
	SO	4
	LOB	16

PITCHER	IP	WLS	BF	H	R	ER	SO	BB	IBB	HBP	BLK	WP	HR	S	P	ERA	WHIP
Steve Renko, R (1, 1) ERA: 3.3	7.0	W	31	9	2	2	4	4	0	0	0	0	1	35	51	2.57	1.857
Steve Crawford, R (8, 1) ERA:	2.0		7	1	0	0	0	1	0	0	0	0	0	6	10	0.00	1.000

PITCHER	IP	WLS	BF	H	R	ER	SO	BB	IBB	HBP	BLK	WP	HR	S	P	ERA	WHIP

BOTTOM

California Angels @ Boston Red Sox

Fenway Park, Boston, MA

Tue Sep 02 1980, 7:05 PM EDT

Att. 19,693 - Unknown - 85 F

Batter	1	2	3	4	5	6	7	8	9	AB	R	H	RBI	BB	SO	LOB
Rick Burleson, R (1, 6) OBP: 0.353, SLG: 0.380	F9	2B		1B		F9		K		5	1	2	2	0	1	1
Julio Valdez, S (9, 6)										0	0	0	0	0	0	0
Dave Stapleton, R (1, 4) OBP: 0.325, SLG: 0.479	F8	F6		3B		6-3		2B		5	0	2	3	0	0	1
Chico Walker, S (9, 4)										0	0	0	0	0	0	0
Jim Dwyer, L (1, 8) OBP: 0.363, SLG: 0.435	L8		4-3	F6			4-3	K		5	0	0	0	0	1	2
Jim Rice, R (1, 7) OBP: 0.316, SLG: 0.474		BB	L4		F9		G6-4-3			3	1	1	0	1	0	0
Tony Perez, R (1, 3) OBP: 0.318, SLG: 0.465		1B	2B		K		G6-4-3			4	1	2	0	0	1	1
Carlton Fisk, R (1, 2) OBP: 0.361, SLG: 0.481		HBP	5-3		WP			HR		3	3	2	1	0	0	1
Dave Rader, L (1, 10) OBP: 0.388, SLG: 0.479	F6			F5				HR		3	0	1	1	0	0	3
Larry Wolfe, R (8, PH) OBP: 0.143, SLG: 0.350										1	1	1	1	0	0	0
Dwight Evans, R (1, 9) OBP: 0.343, SLG: 0.455	F2			BB				4-3		3	1	1	0	1	0	3
Glenn Hoffman, R (1, 5) OBP: 0.332, SLG: 0.442		2B		F3		5-3		1B		4	2	2	2	0	0	1
Inning Stats	R: 0 E: 0 K: 0 S: 3 H: 0 LOB: 0 BB: 0 P: 3	R: 4 E: 0 K: 0 S: 6 H: 3 LOB: 1 BB: 1 P: 11	R: 0 E: 0 K: 0 S: 4 H: 1 LOB: 1 BB: 0 P: 4	R: 2 E: 0 K: 0 S: 5 H: 2 LOB: 1 BB: 1 P: 9	R: 1 E: 0 K: 1 S: 7 H: 3 LOB: 2 BB: 0 P: 7	R: 0 E: 0 K: 0 S: 3 H: 0 LOB: 0 BB: 0 P: 3	R: 0 E: 0 K: 0 S: 3 H: 1 LOB: 0 BB: 0 P: 3	R: 3 E: 0 K: 2 S: 11 H: 4 LOB: 1 BB: 0 P: 11		1B: 5 2B: 6 3B: 1 HR: 2 SF: 0 SAC: 0 DP: 1 HBP: 1						

PITCHER	IP	WLS	BF	H	R	ER	SO	BB	IBB	HBP	BLK	WP	HR	S	P	ERA	WHIP
Jim Dorsey, R (1, 1) ERA: 14.73	3.2	L	20	6	6	6	0	2	0	1	0	0	0	17	26	14.73	2.182
Bob Ferris, R (4, 1) ERA: 2.7	3.1		12	4	1	1	1	0	0	0	0	1	0	14	14	2.70	1.200
Dave Schuler, L (8, 1) ERA: 27.0	1.0		7	4	3	3	2	0	0	0	0	0	2	11	11	27.00	4.000

PITCHER	IP	WLS	BF	H	R	ER	SO	BB	IBB	HBP	BLK	WP	HR	S	P	ERA	WHIP

livebaseballscorecards.com

AB	36
R	10
H	14
RBI	10
BB	2
SO	3
LOB	13

WP: 1 PA: 39
PB: 0
SB: 0
CS: 0

California Angels @ Boston Red Sox

Fenway Park, Boston, MA

Wed Sep 03 1980, 7:05 PM EDT

Att. 22,340 - Unknown - 79 F

TOP

livebaseballscorecards.com

Batter	1	2	3	4	5	6	7	8	9	AB	R	H	RBI	BB	SO	LOB
Rick Miller, L (1, 8) OBP: 0.357, SLG: 0.334	HR, 1B 1B		4-3		6-3		F8		1B	5	0	2	0	0	0	1
Carney Lansford, R (1, 5) OBP: 0.315, SLG: 0.413	1-2 HR 1B		K		2-H 1B 1B		4-3		5-3	5	2	2	1	0	1	1
Rod Carew, L (1, 3) OBP: 0.397, SLG: 0.440	1-H 2-3 HR			L8 2-H 1B				E S 1B 1B		4	2	3	3	0	0	0
Jason Thompson, L (1, 10) OBP: 0.389, SLG: 0.459	K			1B 1B		HR		F9		4	1	2	1	0	1	1
Don Baylor, R (1, 7) OBP: 0.316, SLG: 0.341	F5			1-2 G5-4-3 1B		K		1-3 K		4	0	1	0	0	2	1
Brian Downing, R (1, 2) OBP: 0.270, SLG: 0.303		K		G5-4-3 1-2f		1B		3-H 1B		4	0	2	1	0	1	2
Bobby Grich, R (1, 4) OBP: 0.382, SLG: 0.424		G2			2B 1B	F8		K		4	1	1	0	0	1	2
Larry Harlow, L (1, 9) OBP: 0.374, SLG: 0.394		6-3			1-H 1B 2B	F9			1-3	4	1	1	1	0	0	1
Bert Campaneris, R (1, 6) OBP: 0.313, SLG: 0.346			F8		K		5-3		K	4	0	0	0	0	2	1
Inning Stats	R: 2 E: 0 K: 1 S: 7 H: 3 LOB: 0 BB: 0 P: 7	R: 0 E: 0 K: 1 S: 5 H: 0 LOB: 0 BB: 0 P: 5	R: 0 E: 0 K: 1 S: 5 H: 0 LOB: 0 BB: 0 P: 5	R: 0 E: 0 K: 0 S: 4 H: 2 LOB: 1 BB: 0 P: 4	R: 3 E: 0 K: 1 S: 8 H: 4 LOB: 1 BB: 0 P: 8	R: 1 E: 0 K: 1 S: 7 H: 2 LOB: 1 BB: 0 P: 7	R: 0 E: 0 K: 0 S: 3 H: 0 LOB: 0 BB: 0 P: 3	R: 1 E: 0 K: 2 S: 9 H: 2 LOB: 1 BB: 0 P: 9	R: 0 E: 0 K: 1 S: 6 H: 1 LOB: 1 BB: 0 P: 6	1B: 11 2B: 1 3B: 0 HR: 2 SF: 0 SAC: 0 DP: 1 HBP: 0						

	AB	38
	R	7
	H	14
	RBI	7
	BB	0
	SO	8
	LOB	10

WP: 0 PB: 0 SB: 1 CS: 0 PA: 38

PITCHER		IP	WLS	BF	H	R	ER	SO	BB	IBB	HBP	BLK	WP	HR	S	P	ERA	WHIP
Mike Torrez, R ERA: 4.89	(1, 1)	4.2	L	20	8	5	5	4	0	0	0	0	0	1	28	28	9.64	1.714
Win Remmerswaal, R ERA: 5.04	(5, 1)	1.0		5	3	1	1	1	0	0	0	0	0	1	7	7	9.00	3.000
Bill Campbell, R ERA: 4.4	(6, 1)	2.1		9	2	1	1	2	0	0	0	0	0	0	13	13	3.86	0.857
Bruce Hurst, L ERA: 9.1	(9, 1)	1.0		4	1	0	0	1	0	0	0	0	0	0	6	6	0.00	1.000

PITCHER		IP	WLS	BF	H	R	ER	SO	BB	IBB	HBP	BLK	WP	HR	S	P	ERA	WHIP

Batter	1	2	3	4	5	6	7	8	9	AB	R	H	RBI	BB	SO	LOB
Rick Burleson, R (1, 6) OBP: 0.352, SLG: 0.379	F6		4-3			K		1B		4	0	1	0	0	1	1
Dave Stapleton, R (1, 4) OBP: 0.321, SLG: 0.473	F4			1-3		F9		F9		4	0	0	0	0	0	1
Jim Dwyer, L (1, 8) OBP: 0.357, SLG: 0.427	F7			L9		6-3			F7	4	0	0	0	0	0	0
Jim Rice, R (1, 7) OBP: 0.313, SLG: 0.469		5-3		K			F7		6-3	4	0	0	0	0	1	0
Tony Perez, R (1, 3) OBP: 0.318, SLG: 0.464		F8			HR 1B		F9		6-3	4	1	1	0	0	0	0
Carlton Fisk, R (1, 2) OBP: 0.361, SLG: 0.483		5-3			K		2B			3	0	1	0	0	1	1
Dave Rader, L (1, 10) OBP: 0.387, SLG: 0.505			6-3		1-H HR		F7			3	1	1	2	0	0	1
Dwight Evans, R (1, 9) OBP: 0.343, SLG: 0.453			BBB FC5-4 BB		K			L5		2	0	0	0	1	1	0
Glenn Hoffman, R (1, 5) OBP: 0.327, SLG: 0.435			FC5-4 1-2f		6-3			L8		3	0	0	0	0	0	1
Inning Stats	R: 0 E: 0 K: 0 S: 3 H: 0 LOB: 0 BB: 0 P: 3	R: 0 E: 0 K: 0 S: 3 H: 0 LOB: 0 BB: 0 P: 3	R: 0 E: 0 K: 0 S: 3 H: 0 LOB: 1 BB: 1 P: 7	R: 0 E: 0 K: 1 S: 5 H: 0 LOB: 0 BB: 0 P: 5	R: 2 E: 0 K: 2 S: 9 H: 2 LOB: 0 BB: 0 P: 9	R: 0 E: 0 K: 1 S: 5 H: 0 LOB: 0 BB: 0 P: 5	R: 0 E: 0 K: 0 S: 4 H: 1 LOB: 1 BB: 0 P: 4	R: 0 E: 0 K: 0 S: 4 H: 1 LOB: 1 BB: 0 P: 4	R: 0 E: 0 K: 0 S: 3 H: 0 LOB: 0 BB: 0 P: 3	1B: 2 2B: 1 3B: 0 HR: 1 SF: 0 SAC: 0 DP: 0 HBP: 0						WP: 0 PB: 0 SB: 0 CS: 0 PA: 32

PITCHER	IP	WLS	BF	H	R	ER	SO	BB	IBB	HBP	BLK	WP	HR	S	P	ERA	WHIP
Freddie Martinez, R (1, 1) ERA: 4.32	9.0	W	32	4	2	2	4	1	0	0	0	0	1	39	43	2.00	0.556

PITCHER	IP	WLS	BF	H	R	ER	SO	BB	IBB	HBP	BLK	WP	HR	S	P	ERA	WHIP

BOTTOM

California Angels @ Boston Red Sox

Fenway Park, Boston, MA

Wed Sep 03 1980, 7:05 PM EDT

Att. 22,340 - Unknown - 79 F

livebaseballscorecards.com

AB	31
R	2
H	4
RBI	2
BB	1
SO	4
LOB	5

Batter	1	2	3	4	5	6	7	8	9	AB	R	H	RBI	BB	SO	LOB
Rick Miller, L (1, 8) OBP: 0.361, SLG: 0.342	FC5-4 1B	2-H 2B			1B	4-3				4	0	3	1	0	0	0
Carney Lansford, R (1, 5) OBP: 0.312, SLG: 0.410	FC5-4 3-4-3 1-2f 1B	6-3			F7	K				4	1	0	0	0	1	3
Rod Carew, L (1, 3) OBP: 0.394, SLG: 0.436	3-4-3 1-2		K		G3			F9		4	0	0	0	0	1	2
Jason Thompson, L (1, 10) OBP: 0.390, SLG: 0.458	1B BB		4-3			2B 1B		K		3	1	1	0	1	1	0
Don Baylor, R (1, 7) OBP: 0.316, SLG: 0.341	FC4-6 1-2 2-H 1B		6-3			F8		F7		3	0	1	1	0	0	1
Bobby Clark, R (6, 7) OBP: 0.249, SLG: 0.314										1	0	0	0	0	0	0
Brian Downing, R (1, 2) OBP: 0.268, SLG: 0.324	FC4-6 1-2f			6-3		1B 1-3 2B			K	4	0	1	0	0	1	2
Bobby Grich, R (1, 4) OBP: 0.383, SLG: 0.423		BB G3 2B		6-3		G4-3 2-3 3-H 1B			F7	3	1	1	1	1	0	0
Larry Harlow, L (1, 9) OBP: 0.370, SLG: 0.389		G3 1-2		4-3		G4-3 1-2f			1B	3	0	0	0	0	0	3
Dan Ford, R (9, PH) OBP: 0.353, SLG: 0.427										1	0	1	0	0	0	0
Gil Kubski, L (9, PR)										0	0	0	0	0	0	0
Bert Campaneris, R (1, 6) OBP: 0.307, SLG: 0.339		K			P8	P8			P8	4	0	0	0	0	1	2
Inning Stats	R: 1 E: 0 K: 0 S: 5 H: 2 LOB: 2 BB: 1 P: 9	R: 1 E: 0 K: 1 S: 6 H: 1 LOB: 1 BB: 1 P: 10	R: 0 E: 0 K: 1 S: 5 H: 0 LOB: 0 BB: 0 P: 5	R: 0 E: 0 K: 0 S: 3 H: 0 LOB: 0 BB: 0 P: 3	R: 0 E: 0 K: 0 S: 4 H: 1 LOB: 1 BB: 0 P: 4	R: 1 E: 0 K: 0 S: 5 H: 3 LOB: 1 BB: 0 P: 5	R: 0 E: 0 K: 1 S: 5 H: 0 LOB: 0 BB: 0 P: 5	R: 0 E: 0 K: 1 S: 5 H: 0 LOB: 0 BB: 0 P: 5	R: 0 E: 0 K: 1 S: 6 H: 1 LOB: 1 BB: 0 P: 6	1B: 6 2B: 2 3B: 0 HR: 0 SF: 0 SAC: 0 DP: 1 HBP: 0						

PITCHER		IP	WLS	BF	H	R	ER	SO	BB	IBB	HBP	BLK	WP	HR	S	P	ERA	WHIP
Gaylord Perry, R ERA: 3.31	(1, 1)	6.0	W	26	7	3	3	2	2	0	0	0	0	0	28	36	4.50	1.500
Ron Guidry, L ERA: 3.58	(7, 1)	3.0	S	10	1	0	0	3	0	0	0	0	0	0	16	16	0.00	0.333

PITCHER	IP	WLS	BF	H	R	ER	SO	BB	IBB	HBP	BLK	WP	HR	S	P	ERA	WHIP

California Angels @ New York Yankees

Yankee Stadium, Bronx, NY

Thu Sep 04 1980, 7:05 PM EDT

Att. 20,967 - Unknown - 75 F

TOP

livebaseballscorecards.com

AB	34
R	3
H	8
RBI	3
BB	2
SO	5
LOB	13

WP: 0	PA: 36		
PB: 0			
SB: 0			
CS: 0			

Batter	1	2	3	4	5	6	7	8	9	AB	R	H	RBI	BB	SO	LOB
Willie Randolph, R (1, 4) OBP: 0.420, SLG: 0.414	0-0 1B 1B 1B	0-0 5-3		0-0 FC6-4 S 1B 1B 1-2f		0-0 G3		BBBB 4-0 S BB		4	2	1	0	1	0	2
Bucky Dent, R (1, 6) OBP: 0.320, SLG: 0.361	0-0 1B 1B 1B 1-2	0-0 1B 1B		0-0 1B 1B 1-2		0-0 SH3-4 3-H		BBBB 4-0 G6-4-3 1-2 BB		3	1	3	1	1	0	0
Bob Watson, R (1, 3) OBP: 0.356, SLG: 0.466	0-0 F7	0-0 1-2 1B		0-0 1-3 2-H 1B		0-0 3B		0-0 G6-4-3 1-2f		5	0	3	1	0	0	4
Reggie Jackson, L (1, 9) OBP: 0.395, SLG: 0.590	SSS 0-3 K	SSS 0-3 K		SSS 0-3 K		0-0 G3				4	0	0	0	0	3	7
Lou Piniella, R (1, 7) OBP: 0.363, SLG: 0.399	0-0 E 1B PB 1-2 2-H 1B		0-0 P4		0-0 F7		0-0 1B			4	1	2	1	0	0	0
Rick Cerone, R (1, 2) OBP: 0.308, SLG: 0.411	0-0 E7 PB HBP 1-3 2-H 1B		SSS 0-3 K		0-0 1B		0-0 L7			4	0	2	1	0	1	1
Eric Soderholm, R (1, 10) OBP: 0.343, SLG: 0.424 Bobby Murcer, L (7, PH) OBP: 0.355, SLG: 0.482	H 1-0 PB 1-2 HBP		0-0 F7		0-0 P6		SSS 0-3 K			2 1	0 0	0 0	0 0	0 1	0 1	1 1
Aurelio Rodriguez, R (1, 5) OBP: 0.233, SLG: 0.300	0-0 F2 1-2 2-3 3-H			0-0 FC6-4 1B	0-0 P6		SSS 0-3 K			4	0	1	0	0	1	4
Bobby Brown, S (1, 8) OBP: 0.303, SLG: 0.403		SSS 0-3 K		SSS 0-3 K		0-0 SH3-4 3B		0-0 F8		4	1	1	0	0	2	1
Inning Stats	R: 3 H: 4 E: 1 LOB: 2 K: 1 BB: 0 S: 9 P: 10	R: 0 H: 2 E: 0 LOB: 2 K: 2 BB: 0 S: 9 P: 9	R: 0 H: 0 E: 0 LOB: 0 K: 1 BB: 0 S: 5 P: 5	R: 1 H: 3 E: 0 LOB: 2 K: 2 BB: 0 S: 10 P: 10	R: 0 H: 1 E: 0 LOB: 1 K: 0 BB: 0 S: 4 P: 4	R: 1 H: 2 E: 0 LOB: 1 K: 0 BB: 0 S: 5 P: 5	R: 0 H: 1 E: 0 LOB: 1 K: 2 BB: 0 S: 8 P: 8	R: 0 H: 0 E: 0 LOB: 1 K: 0 BB: 2 S: 2 P: 10		1B: 11 SF: 0 2B: 0 SAC: 1 3B: 2 DP: 1 HR: 0 HBP: 1						

PITCHER	IP	WLS	BF	H	R	ER	SO	BB	IBB	HBP	BLK	WP	HR	S	P	ERA	WHIP
Frank Tanana, L (1, 1) ERA: 4.52	5.0	L	27	11	5	4	6	0	0	1	0	0	0	38	39	7.20	2.200
Mark Clear, R (6, 1) ERA: 3.32	3.0		12	2	0	0	2	2	0	0	0	0	0	14	22	0.00	1.333

PITCHER	IP	WLS	BF	H	R	ER	SO	BB	IBB	HBP	BLK	WP	HR	S	P	ERA	WHIP

BOTTOM

California Angels @ New York Yankees

Yankee Stadium, Bronx, NY

Thu Sep 04 1980, 7:05 PM EDT
Att. 20,967 - Unknown - 75 F

livebaseballscorecards.com

AB	35
R	5
H	13
RBI	4
BB	2
SO	8
LOB	21

WP: 0 PA: 39
PB: 1
SB: 2
CS: 0

Batter	1	2	3	4	5	6	7	8	9	10	AB	R	H	RBI	BB	SO	LOB
Rick Miller, L (1, 8) OBP: 0.362, SLG: 0.353	HR		6-3	1B			SH1-4			F7	4	1	2	2	0	0	0
Carney Lansford, R (1, 5) OBP: 0.309, SLG: 0.406	F8		P4	6-3			K			6-3	5	0	0	0	0	1	2
Rod Carew, L (1, 3) OBP: 0.392, SLG: 0.434	4-3		4-3		P6		6-3			4-3	5	0	1	0	0	0	1
Jason Thompson, L (1, 10) OBP: 0.389, SLG: 0.454	4-3			1B HR	F9			F8			3	1	0	0	1	0	1
Bobby Grich, R (1, 4) OBP: 0.382, SLG: 0.421	1-3			1-3 HR	K			F9			4	1	1	0	0	1	1
Larry Harlow, L (1, 7) OBP: 0.372, SLG: 0.402		E8		1-H 3-H HR		4-3		L5			4	1	2	3	0	0	0
Gil Kubski, L (1, 9) OBP: 0.250, SLG: 0.250		6-3		SH1-4 1B		4-3				4-3	4	1	1	0	0	0	1
Bert Campaneris, R (1, 6) OBP: 0.304, SLG: 0.335 John Harris, L (9, PH) OBP: 0.500, SLG: 0.500 Dan Whitmer, R (9, 2) OBP: 0.253, SLG: 0.247		L8		SH1-4 1-2							2 1 0	0 0 0	0 0 0	0 0 0	0 1 0	1 0 0	1 0 0
Dave Skaggs, R (1, 2) OBP: 0.480, SLG: 0.545 Dan Ford, R (9, PH) OBP: 0.351, SLG: 0.425 Freddie Patek, R (9, 6) OBP: 0.306, SLG: 0.398		F9		K			SH1-4				3 1 0	0 0 0	1 0 0	0 0 0	0 0 0	1 1 0	2 0 0
Inning Stats	R: 1 E: 0 K: 0 S: 5 H: 2 LOB: 1 BB: 0 P: 5	R: 0 E: 1 K: 0 S: 4 H: 1 LOB: 1 BB: 0 P: 4	R: 0 E: 0 K: 0 S: 3 H: 0 LOB: 0 BB: 0 P: 3	R: 4 E: 0 K: 1 S: 9 H: 4 LOB: 1 BB: 1 P: 13	R: 0 E: 0 K: 1 S: 5 H: 0 LOB: 0 BB: 0 P: 5	R: 0 E: 0 K: 1 S: 5 H: 0 LOB: 0 BB: 0 P: 5	R: 0 E: 0 K: 1 S: 6 H: 1 LOB: 1 BB: 0 P: 6	R: 0 E: 0 K: 0 S: 3 H: 0 LOB: 0 BB: 0 P: 3	R: 0 E: 0 K: 2 S: 7 H: 0 LOB: 0 BB: 0 P: 7	R: 0 E: 0 K: 0 S: 3 H: 0 LOB: 0 BB: 0 P: 3	1B: 6 2B: 0 3B: 0 HR: 2	SF: 0 SAC: 2 DP: 0 HBP: 0					

PITCHER	IP	WLS	BF	H	R	ER	SO	BB	IBB	HBP	BLK	WP	HR	S	P	ERA	WHIP
Luis Tiant, R (1, 1) ERA: 4.85	3.0		16	6	5	5	0	1	0	0	0	0	2	15	19	15.00	2.333
Ron Davis, R (4, 1) ERA: 3.19	5.0		17	2	0	0	4	0	0	0	0	0	0	25	25	0.00	0.400
Rich Gossage, R (9, 1) ERA: 2.1	2.0	W	6	0	0	0	2	0	0	0	0	0	0	10	10	0.00	0.000

PITCHER	IP	WLS	BF	H	R	ER	SO	BB	IBB	HBP	BLK	WP	HR	S	P	ERA	WHIP

TOP

California Angels @ New York Yankees

Yankee Stadium, Bronx, NY

Fri Sep 05 1980, 7:05 PM EDT
Att. 30,109 - Unknown - 73 F

livebaseballscorecards.com

AB	36
R	5
H	8
RBI	5
BB	1
SO	6
LOB	9

WP: 0 PB: 0 SB: 0 CS: 0 PA: 39

Batter	1	2	3	4	5	6	7	8	9	10	AB	R	H	RBI	BB	SO	LOB
Willie Randolph, R (1, 4) OBP: 0.421, SLG: 0.412	6-3		BB		B1-3		FC5-4 BB 1-2	G3		1B 1-2 2-3 3-H	4	0	1	1	2	0	0
Bucky Dent, R (1, 6) OBP: 0.319, SLG: 0.359	5-3		P2		1B		FC5-4 BB E 1-2f 2-3		6-3		5	1	1	0	0	0	3
Bob Watson, R (1, 3) OBP: 0.359, SLG: 0.469	2B		F7		1B 1-2		E PB 1-2		F9		4	1	2	0	1	0	1
Reggie Jackson, L (1, 9) OBP: 0.391, SLG: 0.583	K		K		F9		K		K		5	0	0	0	0	4	7
Lou Piniella, R (1, 7) OBP: 0.360, SLG: 0.393		P4		BB		F7	E5 PB 1-3 2-H 3-H			6-3	4	0	0	0	1	0	1
Rick Cerone, R (1, 2) OBP: 0.311, SLG: 0.420		E 2B		F7		5-3	FC6-4 1B 2-3 3-H			1B 3B	5	2	3	0	0	0	1
Eric Soderholm, R (1, 10) OBP: 0.348, SLG: 0.425		E7 6-3 1B 2-H		P3		1B	FC6-4 1-2f			1B IBB IBB	4	1	2	1	1	0	3
Aurelio Rodriguez, R (1, 5) OBP: 0.233, SLG: 0.295		6-3 3-H		P9		5-3		F9		1B IBB 1-2	4	0	0	1	1	0	2
Bobby Brown, S (1, 8) OBP: 0.302, SLG: 0.399		P3			K		FC5-4 WP E 1B	1-3		K	5	1	1	0	0	2	3
Inning Stats	R: 0 H: 1 E: 0 LOB: 1 K: 1 BB: 0 S: 6 P: 6	R: 2 H: 2 E: 1 LOB: 0 K: 0 BB: 0 S: 5 P: 5	R: 0 H: 0 E: 0 LOB: 1 K: 1 BB: 1 S: 5 P: 9	R: 0 H: 0 E: 0 LOB: 1 K: 0 BB: 1 S: 3 P: 7	R: 0 H: 2 E: 0 LOB: 2 K: 1 BB: 0 S: 7 P: 7	R: 0 H: 1 E: 0 LOB: 1 K: 0 BB: 0 S: 4 P: 4	R: 3 H: 2 E: 1 LOB: 2 K: 1 BB: 2 S: 8 P: 16	R: 0 H: 0 E: 0 LOB: 0 K: 0 BB: 0 S: 3 P: 3	R: 0 H: 0 E: 0 LOB: 0 K: 1 BB: 0 S: 5 P: 5	R: 1 H: 2 E: 0 LOB: 3 K: 1 BB: 2 S: 6 P: 14	1B: 7 SF: 0 2B: 2 SAC: 0 3B: 1 DP: 0 HR: 0 HBP: 0						

PITCHER		IP	WLS	BF	H	R	ER	SO	BB	IBB	HBP	BLK	WP	HR	S	P	ERA	WHIP
Ralph Botting, L ERA: 1.5	(1, 1)	6.0		28	7	4	1	3	3	0	0	0	1	0	31	43	1.50	1.667
Andy Hassler, L ERA: 3.11	(7, 1)	3.2	L	18	3	2	1	3	1	2	0	0	0	0	21	33	2.46	1.091

PITCHER		IP	WLS	BF	H	R	ER	SO	BB	IBB	HBP	BLK	WP	HR	S	P	ERA	WHIP

BOTTOM

California Angels @ New York Yankees

Yankee Stadium, Bronx, NY

Fri Sep 05 1980, 7:05 PM EDT

Att. 30,109 - Unknown - 73 F

livebaseballscorecards.com

AB	40
R	6
H	10
RBI	3
BB	6
SO	6
LOB	21

WP: 1 PA: 46
PB: 1
SB: 0
CS: 0

Batter	1	2	3	4	5	6	7	8	9	AB	R	H	RBI	BB	SO	LOB
Bert Campaneris, R (1, 6) OBP: 0.299, SLG: 0.328	B1-3		F2		K		FC6-4-5-4 CS 2-3			4	0	0	0	0	1	2
Rod Carew, L (1, 3) OBP: 0.393, SLG: 0.439	1B		L7		P6		CS 1-2	3B		4	0	2	0	0	0	1
Carney Lansford, R (1, 5) OBP: 0.309, SLG: 0.404	L8			P3		E7 SF9		K		4	1	1	0	0	1	2
Dan Ford, R (1, 9) OBP: 0.344, SLG: 0.416	K			1-3		P8		F9		4	0	0	0	0	1	3
Brian Downing, R (1, 10) OBP: 0.273, SLG: 0.316 Jason Thompson, L (8, PH) OBP: 0.388, SLG: 0.453		BB CS		F8		SF9 3-H		P6		1 1	0 0	0 0	1 0	1 0	0 0	0 1
Bobby Grich, R (1, 4) OBP: 0.381, SLG: 0.427		K 1-2			HR	K			K	4	1	1	1	0	3	1
Bobby Clark, R (1, 7) OBP: 0.260, SLG: 0.353		1B 2B			2B 2B		HR		K	4	2	3	1	0	1	0
Rick Miller, L (1, 8) OBP: 0.366, SLG: 0.360		2-H 1B			SH1-4 2-H 2B		FC6-4-5-4 SH1-3 1B		K	4	0	3	1	0	1	0
Dan Whitmer, R (1, 2) OBP: 0.250, SLG: 0.244			1-3		SH1-4 2-3		SH1-3 1-2			1	0	0	0	0	0	0
Inning Stats	R: 0 E: 0 K: 1 S: 6 H: 1 LOB: 1 BB: 0 P: 6	R: 0 E: 0 K: 1 S: 5 H: 2 LOB: 2 BB: 1 P: 9	R: 0 E: 0 K: 0 S: 3 H: 0 LOB: 0 BB: 0 P: 3	R: 0 E: 0 K: 0 S: 3 H: 0 LOB: 0 BB: 0 P: 3	R: 2 E: 0 K: 1 S: 8 H: 3 LOB: 1 BB: 0 P: 8	R: 1 E: 1 K: 1 S: 6 H: 1 LOB: 0 BB: 0 P: 6	R: 1 E: 0 K: 0 S: 4 H: 2 LOB: 0 BB: 0 P: 4	R: 0 E: 0 K: 1 S: 6 H: 1 LOB: 1 BB: 0 P: 6	R: 0 E: 0 K: 3 S: 9 H: 0 LOB: 0 BB: 0 P: 9	1B: 4 2B: 4 3B: 1 HR: 2 SF: 1 SAC: 2 DP: 1 HBP: 0							WP: 0 PB: 0 SB: 0 CS: 2 PA: 36

California Angels @ New York Yankees

Yankee Stadium, Bronx, NY

Sat Sep 06 1980, 7:05 PM EDT

Att. 37,781 - Unknown - 74 F

TOP

livebaseballscorecards.com

	AB	31
	R	4
	H	10
	RBI	4
	BB	1
	SO	8
	LOB	10

PITCHER		IP	WLS	BF	H	R	ER	SO	BB	IBB	HBP	BLK	WP	HR	S	P	ERA	WHIP
Tom Underwood, L ERA: 3.92	(1, 1)	5.0	W	20	6	2	2	3	1	0	0	0	0	1	25	29	3.60	1.400
Ron Guidry, L ERA: 3.59	(6, 1)	2.0		9	4	2	1	1	0	0	0	0	0	1	11	11	4.50	2.000
Rich Gossage, R ERA: 2.05	(8, 1)	2.0	S	6	0	0	0	4	0	0	0	0	0	0	14	14	0.00	0.000

PITCHER		IP	WLS	BF	H	R	ER	SO	BB	IBB	HBP	BLK	WP	HR	S	P	ERA	WHIP

BOTTOM

California Angels @ New York Yankees

Yankee Stadium, Bronx, NY

Sat Sep 06 1980, 7:05 PM EDT
Att. 37,781 - Unknown - 74 F

livebaseballscorecards.com

Batter	1	2	3	4	5	6	7	8	9	AB	R	H	RBI	BB	SO	LOB
Bobby Brown, S (1, 8) OBP: 0.303, SLG: 0.412	6-3		F7		2B		HR	K		5	2	2	2	0	1	3
Bobby Murcer, L (1, 10) OBP: 0.356, SLG: 0.485	F7		P6		2B		K	1B		5	0	2	2	0	1	1
Oscar Gamble, L (1, 7) OBP: 0.336, SLG: 0.568 Lou Piniella, R (5, PH) OBP: 0.358, SLG: 0.391 (6, 7)	F9		HR		F3		F8			2 2	1 0	1 0	2 0	0 0	0 0	0 1
Reggie Jackson, L (1, 9) OBP: 0.392, SLG: 0.583 Joe Lefebvre, L (8, 9) OBP: 0.356, SLG: 0.452		E BB G5-3 1B	P3		6-3		1B			4 0	1 0	2 0	0 0	0 0	0 0	1 0
Bob Watson, R (1, 3) OBP: 0.358, SLG: 0.465 Jim Spencer, L (9, 3) OBP: 0.313, SLG: 0.413	BB G5-3 E 1-2	K		K	4-3		F7			3 0	0 0	0 0	0 0	1 0	1 0	1 0
Rick Cerone, R (1, 2) OBP: 0.310, SLG: 0.420	E6 FC5-4 G5-3 1-2 2-3		F7		6-3			PB 1B 2B		4	1	1	0	0	0	2
Bucky Dent, R (1, 6) OBP: 0.318, SLG: 0.358	G5-3 1-2 2-3f 3-H		F7		1B			6-3		4	0	1	0	0	0	3
Aurelio Rodriguez, R (1, 5) OBP: 0.237, SLG: 0.298	FC5-4 2-3				FC3-6 1B		1B	K		4	0	2	0	0	1	2
Brian Doyle, L (1, 4) OBP: 0.240, SLG: 0.243			HR 1B		FC3-6 1-2f 2B		F5	PB 1B BB		3	2	1	0	1	0	3
Inning Stats	R: 0 E: 0 K: 0 S: 3 H: 0 LOB: 0 BB: 0 P: 3	R: 1 E: 1 K: 0 S: 4 H: 1 LOB: 1 BB: 1 P: 8	R: 2 E: 0 K: 0 S: 5 H: 2 LOB: 0 BB: 0 P: 5	R: 0 E: 0 K: 1 S: 5 H: 0 LOB: 0 BB: 0 P: 5	R: 2 E: 0 K: 0 S: 6 H: 3 LOB: 1 BB: 0 P: 6	R: 0 E: 0 K: 0 S: 5 H: 2 LOB: 2 BB: 0 P: 5	R: 1 E: 0 K: 1 S: 7 H: 2 LOB: 1 BB: 0 P: 7	R: 1 E: 0 K: 2 S: 9 H: 2 LOB: 2 BB: 1 P: 13		1B: 7 2B: 3 3B: 0 HR: 2 SF: 0 SAC: 0 DP: 1 HBP: 0						

	AB	36
	R	7
	H	12
	RBI	6
	BB	2
	SO	4
	LOB	17

PITCHER		IP	WLS	BF	H	R	ER	SO	BB	IBB	HBP	BLK	WP	HR	S	P	ERA	WHIP
Dave Frost, R ERA: 5.29	(1, 1)	4.1	L	19	5	5	4	1	1	0	0	0	0	1	20	24	8.31	1.385
Dave LaRoche, L ERA: 4.51	(5, 1)	0.2		3	1	0	0	0	0	0	0	0	0	0	3	3	0.00	1.500
Don Aase, R ERA: 4.38	(6, 1)	1.0		6	3	1	1	0	0	0	0	0	0	1	6	6	9.00	3.000
Andy Hassler, L ERA: 3.09	(7, 1)	0.2		3	1	0	0	1	0	0	0	0	0	0	5	5	0.00	1.500
Mark Clear, R ERA: 3.27	(7, 1)	1.1		7	2	1	0	2	1	0	0	0	0	0	10	14	0.00	2.250

PITCHER	IP	WLS	BF	H	R	ER	SO	BB	IBB	HBP	BLK	WP	HR	S	P	ERA	WHIP

California Angels @ New York Yankees

Yankee Stadium, Bronx, NY

Sun Sep 07 1980, 3:33 AM EDT

Att. 38,794 - Unknown - 79 F

TOP

livebaseballscorecards.com

Batter	1	2	3	4	5	6	7	8	9	AB	R	H	RBI	BB	SO	LOB
Rod Carew, L (1, 3) OBP: 0.394, SLG: 0.439	4-3			F9 S 1B		K		F9 BB WP 1B		4	1	2	0	0	1	0
Carney Lansford, R (1, 5) OBP: 0.310, SLG: 0.403	4-3			F9 1-3		BB		WP 1-2 BB		2	0	0	0	2	0	1
Dan Ford, R (1, 9) OBP: 0.338, SLG: 0.407	G3			F2		L8		F9 2-3		4	0	0	0	0	0	4
Brian Downing, R (1, 10) OBP: 0.255, SLG: 0.293 Jason Thompson, L (8, PH) OBP: 0.387, SLG: 0.452		4-3		6-3		L8		K 1-2 3-H		3 1	0 0	0 0	0 0	0 0	0 1	2 1
Bobby Grich, R (1, 4) OBP: 0.382, SLG: 0.429		P3			4-3 1B FC1-2 BB		2B		P4	3	0	1	0	1	0	0
Bobby Clark, R (1, 7) OBP: 0.265, SLG: 0.356		K			FC1-2 4-3 1-2 1B		L4		1B	4	0	2	0	0	1	1
Rick Miller, L (1, 8) OBP: 0.365, SLG: 0.359			L7		4-3 1-2 2-3		F7		1-2 1B	4	0	1	0	0	0	3
Bert Campaneris, R (1, 6) OBP: 0.299, SLG: 0.328 Larry Harlow, L (9, PH) OBP: 0.370, SLG: 0.401			CS 1B		FC1-2 S 2-3 3-H		1-3		K	3 1	0 0	1 0	0 0	0 0	0 1	3 2
Dave Skaggs, R (1, 2) OBP: 0.444, SLG: 0.500 John Harris, L (8, PH) OBP: 0.333, SLG: 0.333 Dan Whitmer, R (8, 2) OBP: 0.250, SLG: 0.244 Gil Kubski, L (9, PH) OBP: 0.200, SLG: 0.200			K 1-2		K 1-2			K	1-3	2 1 0 1	0 0 0 0	0 0 0 0	0 0 0 0	2 1 0 0	3 0 0 0	3 0 0 2
AB 33 **R** 1 **H** 7 **RBI** 0 **BB** 3 **SO** 7 **LOB** 22																
Inning Stats	R: 0 E: 0 K: 0 S: 3 H: 0 LOB: 0 BB: 0 P: 3	R: 0 E: 0 K: 1 S: 5 H: 0 LOB: 0 BB: 0 P: 5	R: 0 E: 0 K: 1 S: 5 H: 1 LOB: 0 BB: 0 P: 5	R: 0 E: 0 K: 0 S: 4 H: 1 LOB: 1 BB: 0 P: 4	R: 0 E: 0 K: 1 S: 6 H: 1 LOB: 2 BB: 1 P: 10	R: 0 E: 0 K: 1 S: 5 H: 0 LOB: 1 BB: 1 P: 9	R: 0 E: 0 K: 0 S: 4 H: 1 LOB: 1 BB: 0 P: 4	R: 1 E: 0 K: 2 S: 8 H: 1 LOB: 1 BB: 1 P: 12	R: 0 E: 0 K: 1 S: 7 H: 2 LOB: 2 BB: 0 P: 7	1B: 6 2B: 1 3B: 0 HR: 0 SF: 0 SAC: 0 DP: 0 HBP: 0						
										WP: 1 PB: 0 SB: 2 CS: 1		PA: 36				

PITCHER		IP	WLS	BF	H	R	ER	SO	BB	IBB	HBP	BLK	WP	HR	S	P	ERA	WHIP
Rudy May, L ERA: 2.29	(1, 1)	7.0	W	26	4	0	0	4	2	0	0	0	0	0	32	40	0.00	0.857
Doug Bird, R ERA: 3.38	(8, 1)	1.1		8	3	1	1	2	1	0	0	0	1	0	11	15	6.75	3.000
Rich Gossage, R ERA: 2.03	(9, 1)	0.2	S	2	0	0	0	1	0	0	0	0	0	0	4	4	0.00	0.000

PITCHER	IP	WLS	BF	H	R	ER	SO	BB	IBB	HBP	BLK	WP	HR	S	P	ERA	WHIP

Batter	1	2	3	4	5	6	7	8	9	AB	R	H	RBI	BB	SO	LOB
Willie Randolph, R (1, 4) OBP: 0.421, SLG: 0.411	4-3		F9		5-3	FC6-4 1B 1-2 2-3		BB		4	0	1	0	1	0	1
Bobby Murcer, L (1, 10) OBP: 0.353, SLG: 0.481	G3			K	2B 1B	SF8 3-H		P7		4	0	1	1	0	1	2
Oscar Gamble, L (1, 7) OBP: 0.342, SLG: 0.578 Lou Piniella, R (6, PH) OBP: 0.356, SLG: 0.389 Joe Lefebvre, L (7, 7) OBP: 0.353, SLG: 0.449	P5			BB HR 1B	1-3 2B	FC6-4 1-2f 2-3		G3		3 1 1	1 0 0	2 0 0	0 0 0	0 0 0	0 0 0	0 2 2
Reggie Jackson, L (1, 9) OBP: 0.391, SLG: 0.579		K		HR BB 1-2	P9		K			3	1	0	0	1	2	2
Jim Spencer, L (1, 3) OBP: 0.315, SLG: 0.427 Bob Watson, R (5, PH) OBP: 0.358, SLG: 0.464 (6, 3)	3-1			HR 1-H 2-H	BB		6-3			2 1	1 0	1 0	3 0	0 1	0 0	0 0
Rick Cerone, R (1, 2) OBP: 0.312, SLG: 0.419	F9			WP BB BB	F7		HBP			2	0	0	0	1	0	3
Bucky Dent, R (1, 6) OBP: 0.322, SLG: 0.357		BB		WP 1-2 BB		1B BB SF8 BB	4-3			1	1	0	0	3	0	1
Aurelio Rodriguez, R (1, 5) OBP: 0.237, SLG: 0.301		K		P6		F7		SH1-3 2B		4	0	1	0	0	1	4
Bobby Brown, S (1, 8) OBP: 0.303, SLG: 0.409		F8		K 1-2 2-3		FC6-4 1B 1-2 BB		SH1-3 2-3		2	0	0	0	1	1	3
Inning Stats	R: 0 H: 0 E: 0 LOB: 0 K: 0 BB: 0 S: 3 P: 3	R: 0 H: 0 E: 0 LOB: 0 K: 1 BB: 0 S: 5 P: 5	R: 0 H: 0 E: 0 LOB: 1 K: 1 BB: 1 S: 5 P: 9	R: 3 H: 2 E: 0 LOB: 2 K: 2 BB: 3 S: 9 P: 21	R: 0 H: 2 E: 0 LOB: 3 K: 0 BB: 1 S: 5 P: 9	R: 1 H: 1 E: 0 LOB: 2 K: 1 BB: 2 S: 4 P: 12	R: 0 H: 0 E: 0 LOB: 1 K: 1 BB: 0 S: 5 P: 6	R: 0 H: 1 E: 0 LOB: 2 K: 0 BB: 1 S: 4 P: 8		1B: 3 SF: 1 2B: 2 SAC: 1 3B: 0 DP: 0 HR: 1 HBP: 1						

BOTTOM

California Angels @ New York Yankees

Yankee Stadium, Bronx, NY

Sun Sep 07 1980, 3:33 AM EDT

Att. 38,794 - Unknown - 79 F

livebaseballscorecards.com

AB	28
R	4
H	6
RBI	4
BB	8
SO	5
LOB	20

WP: 1 PA: 39
PB: 0
SB: 0
CS: 0

PITCHER		IP	WLS	BF	H	R	ER	SO	BB	IBB	HBP	BLK	WP	HR	S	P	ERA	WHIP
Jim Dorsey, R ERA: 11.57	(1, 1)	3.1	L	16	2	3	3	3	4	0	0	0	0	1	18	34	8.10	1.800
Chris Knapp, R ERA: 6.36	(4, 1)	1.0		5	2	0	0	1	0	0	0	0	1	0	7	7	0.00	2.000
Dave LaRoche, L ERA: 4.5	(5, 1)	0.1		1	0	0	0	0	0	0	0	0	0	0	1	1	0.00	0.000
Bob Ferris, R ERA: 4.5	(5, 1)	0.2		6	1	1	1	0	3	0	0	0	0	0	3	15	13.50	6.000
Dave Schuler, L ERA: 20.25	(6, 1)	0.1		1	0	0	0	0	0	0	0	0	0	0	1	1	0.00	0.000

PITCHER		IP	WLS	BF	H	R	ER	SO	BB	IBB	HBP	BLK	WP	HR	S	P	ERA	WHIP
Dave Lemanczyk, R ERA: 4.79	(6, 1)	1.2		8	1	0	0	1	1	0	1	0	0	0	8	13	0.00	1.200
Andy Hassler, L ERA: 3.06	(8, 1)	0.2		2	0	0	0	0	0	0	0	0	0	0	2	2	0.00	0.000

Kansas City Royals @ California Angels

Anaheim Stadium, Anaheim, CA

Mon Sep 08 1980, 10:05 PM EDT

Att. 23,050 - Unknown

TOP

livebaseballscorecards.com

Batter	1	2	3	4	5	6	7	8	9	AB	R	H	RBI	BB	SO	LOB
Willie Wilson, S (1, 7) OBP: 0.357, SLG: 0.430	K	G3			1B 2B 1-3		K		4-3 1-2	5	1	1	0	0	2	4
Frank White, R (1, 4) OBP: 0.289, SLG: 0.352	6-3		G5-4-3 1B		2B 1B 2-H 3-H		P4		F7	5	1	2	2	0	0	2
Hal McRae, R (1, 10) OBP: 0.352, SLG: 0.496	2B		G5-4-3 1-2f		P4		K		K	5	0	1	0	0	2	4
Willie Aikens, L (1, 3) OBP: 0.361, SLG: 0.430	F7		G3		2B 1-H			F8		4	0	1	1	0	0	1
Amos Otis, R (1, 8) OBP: 0.322, SLG: 0.404		HR		6-3	K			1B 6-3 BB		4	1	2	1	0	1	1
Darrell Porter, L (1, 2) OBP: 0.367, SLG: 0.368		4-3		K		L4		6-3 1-2 BB		3	0	0	0	1	1	0
Clint Hurdle, L (1, 9) OBP: 0.354, SLG: 0.472		5-3		1-4-3		K		6-3 1-2 2-3		3	0	0	0	0	1	0
Jose Cardenal, R (8, PH) OBP: 0.312, SLG: 0.269 (8, 9)										1	0	0	0	0	0	2
Jamie Quirk, L (1, 5) OBP: 0.303, SLG: 0.426		1B 2B			6-3	3-1		K		3	0	1	0	0	0	0
John Wathan, R (8, PH) OBP: 0.369, SLG: 0.391										1	0	0	0	0	1	2
Dave Chalk, R (8, 5) OBP: 0.337, SLG: 0.359										0	0	0	0	0	0	0
U L Washington, S (1, 6) OBP: 0.333, SLG: 0.387		2-3 1B			2B 1B		1B		4-3 BB	3	1	3	0	1	0	0

Inning Stats										
	R: 0	H: 1	R: 1	H: 3	R: 0	H: 1	R: 0	H: 0	R: 3	H: 4
	E: 0	LOB: 1	E: 0	LOB: 2	E: 0	LOB: 0	E: 0	LOB: 0	E: 0	LOB: 1
	K: 1	BB: 0	K: 0	BB: 0	K: 0	BB: 0	K: 1	BB: 0	K: 1	BB: 0
	S: 6	P: 6	S: 6	P: 6	S: 3	P: 3	S: 5	P: 5	S: 9	P: 9

Inning Stats										
	R: 0	H: 0	R: 0	H: 1	R: 0	H: 1	R: 0	H: 0	1B: 6	SF: 0
	E: 0	LOB: 0	E: 0	LOB: 1	E: 0	LOB: 2	E: 0	LOB: 1	2B: 4	SAC: 0
	K: 1	BB: 0	K: 2	BB: 0	K: 1	BB: 1	K: 1	BB: 1	3B: 0	DP: 1
	S: 5	P: 5	S: 8	P: 8	S: 6	P: 10	S: 5	P: 9	HR: 1	HBP: 0

AB	37
R	4
H	11
RBI	4
BB	2
SO	8
LOB	16

WP: 0	PA: 39
PB: 0	
SB: 0	
CS: 0	

PITCHER		IP	WLS	BF	H	R	ER	SO	BB	IBB	HBP	BLK	WP	HR	S	P	ERA	WHIP
Freddie Martinez, R ERA: 4.46	(1, 1)	4.2		22	9	4	4	2	0	0	0	0	0	1	26	26	7.71	1.929
Don Aase, R ERA: 4.3	(5, 1)	2.2	W	11	2	0	0	4	1	0	0	0	0	0	18	22	0.00	1.125
Andy Hassler, L ERA: 3.0	(8, 1)	1.2	S	6	0	0	0	2	1	0	0	0	0	0	9	13	0.00	0.600

PITCHER		IP	WLS	BF	H	R	ER	SO	BB	IBB	HBP	BLK	WP	HR	S	P	ERA	WHIP

Batter	1	2	3	4	5	6	7	8	9	AB	R	H	RBI	BB	SO	LOB
Dickie Thon, R (1, 6) OBP: 0.269, SLG: 0.314	F8		L6		F9	S 1B		6-3-5 1B		5	0	2	0	0	0	1
Rod Carew, L (1, 3) OBP: 0.396, SLG: 0.442	P4		CS 1B		1B 2B	IBB		6-3-5		4	1	2	0	1	0	1
Carney Lansford, R (1, 5) OBP: 0.314, SLG: 0.413	HR 2B		HR		1B SF8 1B	F9				4	3	3	3	0	0	2
Dan Ford, R (1, 9) OBP: 0.341, SLG: 0.424	HR		F7		HBP 1B		P3			4	1	2	2	0	0	0
Brian Downing, R (1, 10) OBP: 0.255, SLG: 0.364	F9			HR	SF8		L8			3	1	1	2	0	0	0
Bobby Grich, R (1, 4) OBP: 0.383, SLG: 0.427		P4		F8	HBP		1B BB			2	0	0	0	1	0	0
Bobby Clark, R (1, 7) OBP: 0.270, SLG: 0.359		G3 1B		F3	F8		1-2 1B			4	0	2	0	0	0	2
Rick Miller, L (1, 8) OBP: 0.362, SLG: 0.355		G3		K	K	K	K			4	0	0	0	0	3	3
Dave Skaggs, R (1, 2) OBP: 0.419, SLG: 0.444		K			2B 1B BB	6-3		K		3	1	0	0	1	2	1
Inning Stats	R: 2 H: 2 E: 0 LOB: 0 K: 0 BB: 0 S: 5 P: 5	R: 0 H: 1 E: 0 LOB: 1 K: 1 BB: 0 S: 6 P: 6	R: 1 H: 2 E: 0 LOB: 0 K: 0 BB: 0 S: 4 P: 4	R: 1 H: 1 E: 0 LOB: 0 K: 1 BB: 0 S: 6 P: 6	R: 3 H: 3 E: 0 LOB: 2 K: 0 BB: 1 S: 6 P: 11	R: 0 H: 1 E: 0 LOB: 2 K: 1 BB: 1 S: 6 P: 10	R: 0 H: 1 E: 0 LOB: 2 K: 1 BB: 1 S: 6 P: 10	R: 0 H: 1 E: 0 LOB: 0 K: 1 BB: 0 S: 5 P: 5		1B: 7 SF: 1 2B: 3 SAC: 0 3B: 0 DP: 1 HR: 3 HBP: 1				WP: 0 PA: 38 PB: 0 SB: 1 CS: 1		

PITCHER		IP	WLS	BF	H	R	ER	SO	BB	IBB	HBP	BLK	WP	HR	S	P	ERA	WHIP
Larry Gura, L ERA: 2.52	(1, 1)	4.1	L	21	8	7	7	2	1	0	0	0	0	3	24	28	14.54	2.077
Marty Pattin, R ERA: 3.66	(5, 1)	3.2		17	4	0	0	3	1	1	1	0	0	0	20	29	0.00	1.364

PITCHER	IP	WLS	BF	H	R	ER	SO	BB	IBB	HBP	BLK	WP	HR	S	P	ERA	WHIP

BOTTOM

Kansas City Royals @ California Angels

Anaheim Stadium, Anaheim, CA

Mon Sep 08 1980, 10:05 PM EDT

Att. 23,050 - Unknown

livebaseballscorecards.com

AB	33
R	7
H	12
RBI	7
BB	3
SO	5
LOB	10

Batter	1	2	3	4	5	6	7	8	9	AB	R	H	RBI	BB	SO	LOB
Willie Wilson, S (1, 7) OBP: 0.354, SLG: 0.426	L4		K		1-3		P3		2-3	5	0	0	0	0	1	3
U L Washington, S (1, 6) OBP: 0.332, SLG: 0.384	P4		K			F8		BB	1-4-3	3	0	0	0	1	1	0
Darrell Porter, L (9, PH) OBP: 0.367, SLG: 0.367										1	0	0	0	0	0	2
Hal McRae, R (1, 10) OBP: 0.353, SLG: 0.496	FC5-4 1B		F8			G5-4-3 1B		6-3		4	0	2	0	0	0	1
Amos Otis, R (1, 8) OBP: 0.319, SLG: 0.399	FC5-4			1-3		G5-4-3		F8		4	0	0	0	0	0	3
John Wathan, R (1, 2) OBP: 0.371, SLG: 0.392		S 1B		F7			1B 1B	6-3		4	1	2	0	0	0	1
Frank White, R (1, 4) OBP: 0.290, SLG: 0.353		F8					F8		HR 1B	4	1	2	0	0	0	2
Willie Aikens, L (1, 3) OBP: 0.360, SLG: 0.434		K		P5			F8			4	1	1	2	0	1	3
Jose Cardenal, R (1, 9) OBP: 0.325, SLG: 0.275					6-3				6-3	2	0	1	0	1	0	0
Clint Hurdle, L (9, PH) OBP: 0.353, SLG: 0.471		FC6-4 BB					1B			1	0	0	0	0	0	0
Dave Chalk, R (1, 5) OBP: 0.337, SLG: 0.358					F7				2-3 1B	3	0	1	1	0	0	2
Jamie Quirk, L (9, PH) OBP: 0.308, SLG: 0.431										1	0	1	0	0	0	0
Onix Concepcion, R (9, PR)		FC6-4								0	0	0	0	0	0	0
Inning Stats	R: 0 E: 0 K: 0 S: 4 H: 1 LOB: 1 BB: 0 P: 4	R: 0 E: 0 K: 1 S: 6 H: 1 LOB: 2 BB: 1 P: 10	R: 0 E: 0 K: 2 S: 7 H: 0 LOB: 0 BB: 0 P: 7	R: 0 E: 0 K: 0 S: 4 H: 1 LOB: 1 BB: 0 P: 4	R: 0 E: 0 K: 0 S: 3 H: 0 LOB: 0 BB: 0 P: 3	R: 0 E: 0 K: 0 S: 3 H: 1 LOB: 0 BB: 0 P: 3	R: 1 E: 0 K: 0 S: 6 H: 3 LOB: 2 BB: 0 P: 6	R: 0 E: 0 K: 0 S: 3 H: 0 LOB: 1 BB: 1 P: 7	R: 2 E: 0 K: 0 S: 6 H: 3 LOB: 2 BB: 0 P: 6	1B: 9 2B: 0 3B: 0 HR: 1 SF: 0 SAC: 0 DP: 1 HBP: 0							

PITCHER		IP	WLS	BF	H	R	ER	SO	BB	IBB	HBP	BLK	WP	HR	S	P	ERA	WHIP
Frank Tanana, L ERA: 4.46	(1, 1)	8.0	W	34	9	3	3	3	2	0	0	0	0	1	38	46	3.38	1.375
Mark Clear, R ERA: 3.24	(9, 1)	1.0	S	4	1	0	0	0	0	0	0	0	0	0	4	4	0.00	1.000

PITCHER	IP	WLS	BF	H	R	ER	SO	BB	IBB	HBP	BLK	WP	HR	S	P	ERA	WHIP

TOP

Kansas City Royals @ California Angels

Anaheim Stadium, Anaheim, CA

Tue Sep 09 1980, 10:05 PM EDT

Att. 24,131 - Unknown

livebaseballscorecards.com

AB	36
R	3
H	10
RBI	3
BB	2
SO	3
LOB	17

1B: 9	SF: 0	WP: 0	PA: 38
2B: 0	SAC: 0	PB: 0	
3B: 0	DP: 1	SB: 1	
HR: 1	HBP: 0	CS: 0	

Batter	1	2	3	4	5	6	7	8	9	AB	R	H	RBI	BB	SO	LOB
Dickie Thon, R (1, 6) OBP: 0.274, SLG: 0.324	4-3 4-3 2B	FC5-4 1-2f			K		2-H 1B			4	1	2	1	0	1	1
Rod Carew, L (1, 3) OBP: 0.395, SLG: 0.442	4-3 2-3		4-3		F7			2B		4	0	1	0	0	0	1
Carney Lansford, R (1, 5) OBP: 0.311, SLG: 0.410	4-3 3-H		F7			F8		E1 G4-6-3		4	0	0	1	0	0	0
Dan Ford, R (1, 9) OBP: 0.344, SLG: 0.441	1B 1B		HR			F7		G4-6-3 1-2f		4	1	2	1	0	0	1
Larry Harlow, L (9, 9) OBP: 0.370, SLG: 0.401										0	0	0	0	0	0	0
Brian Downing, R (1, 10) OBP: 0.259, SLG: 0.362	1-3 1B		6-3			F3				3	0	1	0	0	0	0
Bobby Grich, R (1, 4) OBP: 0.383, SLG: 0.426	K			F8			2B E 1B			3	1	1	0	0	1	2
Bobby Clark, R (1, 7) OBP: 0.276, SLG: 0.361		FC5-4 BB		CS 1B			L9			2	0	1	0	1	0	1
Rick Miller, L (1, 8) OBP: 0.361, SLG: 0.358		K		4-3 1-2			E9 1-H 1B 2B			3	1	1	0	0	1	2
Dave Skaggs, R (1, 2) OBP: 0.382, SLG: 0.400		F2			F8		5-3			3	0	0	0	0	0	2
Inning Stats	R: 1 E: 0 K: 1 S: 8 H: 3 LOB: 2 BB: 0 P: 8	R: 0 E: 0 K: 1 S: 5 H: 0 LOB: 1 BB: 1 P: 9	R: 1 E: 0 K: 0 S: 4 H: 1 LOB: 0 BB: 0 P: 4	R: 0 E: 0 K: 0 S: 3 H: 1 LOB: 0 BB: 0 P: 3	R: 0 E: 0 K: 1 S: 5 H: 0 LOB: 0 BB: 0 P: 5	R: 0 E: 0 K: 0 S: 3 H: 0 LOB: 0 BB: 0 P: 3	R: 2 E: 1 K: 0 S: 5 H: 3 LOB: 1 BB: 0 P: 5	R: 0 E: 1 K: 0 S: 3 H: 1 LOB: 0 BB: 0 P: 3		1B: 5 2B: 3 3B: 0 HR: 1 SF: 0 SAC: 0 DP: 1 HBP: 0						

PITCHER		IP	WLS	BF	H	R	ER	SO	BB	IBB	HBP	BLK	WP	HR	S	P	ERA	WHIP
Paul Splittorff, L ERA: 4.27	(1, 1)	6.1	L	26	7	4	4	3	1	0	0	0	0	1	31	35	5.68	1.263
Dan Quisenberry, R ERA: 2.97	(7, 1)	1.2		5	2	0	0	0	0	0	0	0	0	0	5	5	0.00	1.200

PITCHER	IP	WLS	BF	H	R	ER	SO	BB	IBB	HBP	BLK	WP	HR	S	P	ERA	WHIP

BOTTOM

Kansas City Royals @ California Angels

Anaheim Stadium, Anaheim, CA

Tue Sep 09 1980, 10:05 PM EDT

Att. 24,131 - Unknown

livebaseballscorecards.com

AB	30
R	4
H	9
RBI	3
BB	1
SO	3
LOB	10

PA: 31

WP: 0
PB: 0
SB: 0
CS: 1

Kansas City Royals @ California Angels

Anaheim Stadium, Anaheim, CA

Wed Sep 10 1980, 10:05 PM EDT

Att. 24,762 - Unknown

TOP

livebaseballscorecards.com

Batter	1	2	3	4	5	6	7	8	9	AB	R	H	RBI	BB	SO	LOB
Willie Wilson, S (1, 7) OBP: 0.356, SLG: 0.427	0-0 2B 1B		0-0 P6 ①		0-3 K ①		0-0 FC6-4 1B ① 1-2	4-0 BB 1-2 2-3		4	0	2	0	1	1	0
U L Washington, S (1, 6) OBP: 0.331, SLG: 0.384	0-0 2B 1-3		0-0 5-3 ②		0-0 F8 ②		0-0 FC6-4 1B ② 1-2f 2-3	0-0 4-3 ③		5	0	1	0	0	0	5
Frank White, R (1, 4) OBP: 0.291, SLG: 0.352	0-0 P4 ①		0-0 F7 ③		4-0 BB		0-0 1B 1-2 3-H		0-0 6-3 ①	4	0	1	1	1	0	2
Hal McRae, R (1, 10) OBP: 0.349, SLG: 0.490	0-0 F3 ②			0-0 F8 ①	0-0 F7 ③		0-3 K ③		0-0 E4 1B 1B	5	1	0	0	0	1	5
John Wathan, R (1, 2) OBP: 0.371, SLG: 0.392	0-0 4-3 ③			0-0 F9 ②		0-0 G4-3 1B		0-3 K ①	0-0 F9 1B 1B 1-2	5	0	2	0	0	1	2
Willie Aikens, L (1, 3) OBP: 0.362, SLG: 0.435		0-0 F7 ①		4-0 1B 1B BB		0-0 G4-3 ① ② 1-2f		0-0 1B 1B ①	0-0 1B 1-2 2-H	4	1	2	1	1	0	1
Amos Otis, R (1, 8) OBP: 0.323, SLG: 0.400		4-0 BB		0-0 1B 1-2		0-0 5-3 ③		0-0 BB 1B 1-2	0-0 F9 ② 2-3	4	0	2	0	1	0	2
Jose Cardenal, R (1, 9) OBP: 0.337, SLG: 0.292 Ralph LaCock, L (8, PH) OBP: 0.269, SLG: 0.230 Onix Concepcion, R (8, PH) OBP: 1.000, SLG: 1.000 Clint Hurdle, L (8, 9) OBP: 0.352, SLG: 0.469		0-0 F7 ②		0-0 1-2 2-3 1B			0-0 FC6-4 1B 1B	0-0 BB 1-2 2-H 1B	0-0 F7 ③	3 0 1 1	1 0 0 0	2 0 1 0	0 0 1 0	0 0 0 0	0 0 0 0	1 0 0 2
Dave Chalk, R (1, 5) OBP: 0.329, SLG: 0.349		0-0 F7 ③		0-0 F8 ③			0-0 F7 ①	0-3 K ②		4	0	0	0	0	1	7
Inning Stats	R: 0 H: 2 E: 0 LOB: 2 K: 0 BB: 0 S: 5 P: 5	R: 0 H: 0 E: 0 LOB: 1 K: 0 BB: 1 S: 3 P: 7	R: 0 H: 0 E: 0 LOB: 0 K: 0 BB: 0 S: 3 P: 3	R: 0 H: 2 E: 0 LOB: 3 K: 0 BB: 1 S: 5 P: 9	R: 0 H: 0 E: 0 LOB: 1 K: 1 BB: 1 S: 5 P: 9	R: 0 H: 1 E: 0 LOB: 0 K: 0 BB: 0 S: 3 P: 3	R: 1 H: 3 E: 0 LOB: 2 K: 1 BB: 0 S: 8 P: 8	R: 1 H: 3 E: 0 LOB: 3 K: 2 BB: 1 S: 10 P: 14	R: 1 H: 2 E: 1 LOB: 2 K: 0 BB: 0 S: 6 P: 6	1B: 12 SF: 0 2B: 1 SAC: 0 3B: 0 DP: 1 HR: 0 HBP: 0						

	AB	40
	R	3
	H	13
	RBI	3
	BB	4
	SO	4
	LOB	27

WP: 0 PA: 44
PB: 0
SB: 0
CS: 0

PITCHER		IP	WLS	BF	H	R	ER	SO	BB	IBB	HBP	BLK	WP	HR	S	P	ERA	WHIP
Ralph Botting, L ERA: 1.46	(1, 1)	6.1		28	7	1	1	1	3	0	0	0	0	0	27	39	1.42	1.579
Don Aase, R ERA: 4.33	(7, 1)	1.0	W	6	3	1	1	2	0	0	0	0	0	0	10	10	9.00	3.000
Andy Hassler, L ERA: 2.94	(8, 1)	1.2	S	10	3	1	0	1	1	0	0	0	0	0	11	15	0.00	2.400

PITCHER		IP	WLS	BF	H	R	ER	SO	BB	IBB	HBP	BLK	WP	HR	S	P	ERA	WHIP

Batter	1	2	3	4	5	6	7	8	9	AB	R	H	RBI	BB	SO	LOB
Dickie Thon, R (1, 6) OBP: 0.272, SLG: 0.320	6-3		1B			F8	6-3	F8		5	0	1	0	0	0	4
Carney Lansford, R (1, 5) OBP: 0.309, SLG: 0.407	K		P4			K		F3		4	0	0	0	0	2	1
Rod Carew, L (1, 3) OBP: 0.394, SLG: 0.441	4-3			CS 1B			E8 BB FC6-4	E3 1B 1B		4	2	1	0	0	0	0
Jason Thompson, L (1, 10) OBP: 0.389, SLG: 0.451		1B G4-6-3 BB		F5			FC6-4 BB 1B BB	1-3 1B 1B		1	1	0	0	2	0	1
Bert Campaneris, R (7, PR) OBP: 0.302, SLG: 0.332										1	2	1	0	0	0	0
Dan Ford, R (1, 9) OBP: 0.348, SLG: 0.441				F9				E 1B SF8 IBB		2	0	1	0	1	0	1
Larry Harlow, L (8, 9) OBP: 0.370, SLG: 0.401										0	0	0	0	0	0	0
Brian Downing, R (8, PH) OBP: 0.273, SLG: 0.362		G4-6-3 1-3 1B					FC6-4 1-2 2-3 BB			0	0	0	0	1	0	0
Gil Kubski, L (8, PR) OBP: 0.200, SLG: 0.200										0	1	0	0	0	0	0
(9, 9)																
Bobby Grich, R (1, 4) OBP: 0.382, SLG: 0.424		G4-6-3 1-2f 3-H		CS 1-2	6-3		FC6-4 1B 1-2f 2-3 3-H	E7 1B 1-3 2-H 3-H 1B		4	2	1	3	0	0	3
Bobby Clark, R (1, 7) OBP: 0.281, SLG: 0.360		5-3			F9		1B 1B 1-2 3-H	1B BB		3	0	1	1	1	0	0
Rick Miller, L (1, 8) OBP: 0.358, SLG: 0.355			F8		P6		K	SF8 3-H		3	0	0	1	0	1	2
Dave Skaggs, R (1, 2) OBP: 0.395, SLG: 0.412			6-3			4-3	1-3 2-H 1B	1-2 2-H 1B		4	0	2	2	0	0	0
Inning Stats	R: 0 E: 0 K: 1 S: 5 H: 0 LOB: 0 BB: 0 P: 5	R: 1 E: 0 K: 0 S: 3 H: 1 LOB: 0 BB: 1 P: 7	R: 0 E: 0 K: 0 S: 4 H: 1 LOB: 1 BB: 0 P: 4	R: 0 E: 0 K: 0 S: 3 H: 1 LOB: 0 BB: 0 P: 3	R: 0 E: 0 K: 0 S: 3 H: 0 LOB: 0 BB: 0 P: 3	R: 0 E: 0 K: 1 S: 5 H: 0 LOB: 0 BB: 0 P: 5	R: 3 E: 1 K: 1 S: 8 H: 2 LOB: 2 BB: 2 P: 16	R: 4 E: 2 K: 0 S: 7 H: 3 LOB: 2 BB: 2 P: 15		1B: 8 2B: 0 3B: 0 HR: 0	SF: 1 SAC: 0 DP: 1 HBP: 0						

PITCHER		IP	WLS	BF	H	R	ER	SO	BB	IBB	HBP	BLK	WP	HR	S	P	ERA	WHIP
Renie Martin, R ERA: 4.45	(1, 1)	6.1	L	25	4	4	2	2	3	0	0	0	0	0	26	38	2.84	1.105
Jeff Twitty, L ERA: 7.64	(7, 1)	1.0		7	2	3	2	1	0	1	0	0	0	0	8	12	18.00	2.000
Marty Pattin, R ERA: 3.74	(8, 1)	0.2		5	2	1	0	0	1	0	0	0	0	0	4	8	0.00	4.500

PITCHER	IP	WLS	BF	H	R	ER	SO	BB	IBB	HBP	BLK	WP	HR	S	P	ERA	WHIP

BOTTOM

Kansas City Royals @ California Angels

Anaheim Stadium, Anaheim, CA

Wed Sep 10 1980, 10:05 PM EDT

Att. 24,762 - Unknown

livebaseballscorecards.com

AB	31
R	8
H	8
RBI	7
BB	5
SO	3
LOB	12

WP: 0 PB: 0 SB: 0 CS: 1 PA: 38

Kansas City Royals @ California Angels

Anaheim Stadium, Anaheim, CA

Thu Sep 11 1980, 10:05 PM EDT

Att. 22,844 - Unknown

TOP

livebaseballscorecards.com

Batter	1	2	3	4	5	6	7	8	9	AB	R	H	RBI	BB	SO	LOB
Willie Wilson, S (1, 7) OBP: 0.357, SLG: 0.430	4-3		4-3 1-2		F8		E S 1B 1B		E 3B	5	2	2	0	0	0	1
Frank White, R (1, 4) OBP: 0.294, SLG: 0.354	1B S 1B		1-3 2-3		B1-3		4-3 S 1-H 1B		E5 FC6-4 3-H 1B	5	0	3	1	0	0	1
Hal McRae, R (1, 10) OBP: 0.347, SLG: 0.486	F9		E6 HR 3-H			BBBB BB BB SF8 BB	4-3 1-3		FC6-4 L8-4 S 1-2f	4	2	0	0	1	0	3
Willie Aikens, L (1, 3) OBP: 0.364, SLG: 0.442	1-3 1B		1-H HR			BBBB BB 1-2 1B BB	4-3		L8-4 1-3	4	2	2	2	1	0	2
Ralph LaCock, L (9, 3) OBP: 0.269, SLG: 0.230										0	0	0	0	0	0	0
Darrell Porter, L (1, 2) OBP: 0.365, SLG: 0.364	K		6-3			F7	BBBB FC5-4 BB			3	0	0	0	1	1	4
Amos Otis, R (1, 8) OBP: 0.322, SLG: 0.396		6-3		F3		BBBB 1B 1-2 2-3 BB	FC5-4 1-2f			3	0	0	0	1	0	2
Clint Hurdle, L (1, 9) OBP: 0.352, SLG: 0.470		5-3		G4-6-3 1B		SF8 3-H	SSS K			2	0	1	0	0	0	0
Jose Cardenal, R (6, PH) (6, 9) OBP: 0.329, SLG: 0.288										1	0	0	1	0	1	0
Jamie Quirk, L (1, 5) OBP: 0.307, SLG: 0.426		4-3		G4-6-3 1-2f		1-3 2-H 1B		G1		4	0	1	1	0	0	1
U L Washington, S (1, 6) OBP: 0.330, SLG: 0.383			1-3 4-3 E 1B		F9	F9		K		4	1	1	0	0	1	2

Inning Stats										
	R: 0 E: 0 K: 1 S: 7	H: 2 LOB: 2 BB: 0 P: 7	R: 0 E: 0 K: 0 S: 3	H: 0 LOB: 0 BB: 0 P: 3	R: 3 E: 1 K: 0 S: 6	H: 2 LOB: 0 BB: 0 P: 6	R: 0 E: 0 K: 0 S: 3	H: 1 LOB: 0 BB: 0 P: 3	R: 0 E: 0 K: 0 S: 3	H: 0 LOB: 0 BB: 0 P: 3
	R: 2 E: 0 K: 0 S: 4	H: 1 LOB: 2 BB: 3 P: 16	R: 1 E: 0 K: 0 S: 5	H: 2 LOB: 2 BB: 1 P: 9	R: 0 E: 0 K: 2 S: 7	H: 0 LOB: 0 BB: 0 P: 7	R: 1 E: 1 K: 0 S: 4	H: 2 LOB: 0 BB: 0 P: 4	1B: 8 2B: 1 3B: 1 HR: 1	SF: 1 SAC: 0 DP: 2 HBP: 0
	WP: 0 PB: 0 SB: 4 CS: 0	PA: 40								

PITCHER		IP	WLS	BF	H	R	ER	SO	BB	IBB	HBP	BLK	WP	HR	S	P	ERA	WHIP
Bob Ferris, R ERA: 3.86	(1, 1)	5.1	L	24	5	5	2	1	3	0	0	0	0	1	23	35	3.38	1.500
Dave Schuler, L ERA: 13.5	(6, 1)	0.2		3	1	0	0	0	0	0	0	0	0	0	3	3	0.00	1.500
Chris Knapp, R ERA: 6.42	(7, 1)	0.1		3	2	1	1	0	0	0	0	0	0	0	3	3	27.00	6.000
Dave LaRoche, L ERA: 4.43	(7, 1)	1.2		6	0	0	0	2	1	0	0	0	0	0	9	13	0.00	0.600
Ed Halicki, R ERA: 4.5	(9, 1)	1.0		4	2	1	1	0	0	0	0	0	0	0	4	4	9.00	2.000

PITCHER	IP	WLS	BF	H	R	ER	SO	BB	IBB	HBP	BLK	WP	HR	S	P	ERA	WHIP

AB	35
R	7
H	10
RBI	5
BB	4
SO	3
LOB	16

Batter	1	2	3	4	5	6	7	8	9	AB	R	H	RBI	BB	SO	LOB
Dickie Thon, R (1, 6) OBP: 0.271, SLG: 0.319	K		K		1B			K		4	0	1	0	0	3	0
Carney Lansford, R (1, 5) OBP: 0.307, SLG: 0.404	F9			P4	5-3			E5		4	0	0	0	0	0	1
Rod Carew, L (1, 3) OBP: 0.393, SLG: 0.438 Dan Whitmer, R (9, 2) OBP: 0.250, SLG: 0.244	F7			HR BB		4-3		G3		3 0	1 0	0 0	0 0	1 0	0 0	1 0
Jason Thompson, L (1, 10) OBP: 0.392, SLG: 0.459		BB G1-6-3		1-H HR		P8			BB G6-4-3	2	1	1	2	2	0	0
Dan Ford, R (1, 9) OBP: 0.342, SLG: 0.433		G1-6-3 1-2f		K		F7			F8	4	0	0	0	0	1	2
Bobby Grich, R (1, 4) OBP: 0.383, SLG: 0.427		1B		2B			K		G6-4-3 1-2f	4	0	2	0	0	1	1
Bobby Clark, R (1, 7) OBP: 0.276, SLG: 0.354		F2		6-3			6-3			3	0	0	0	0	0	2
Rick Miller, L (1, 8) OBP: 0.355, SLG: 0.352			G3		F7		F7			3	0	0	0	0	0	0
Dave Skaggs, R (1, 2) OBP: 0.375, SLG: 0.389 John Harris, L (8, PH) OBP: 0.250, SLG: 0.250 (9, 3)			P4		6-3			K		2 1	0 0	0 0	0 0	0 0	0 1	0 0
Inning Stats	R: 0 E: 0 K: 1 S: 5 H: 0 LOB: 0 BB: 0 P: 5	R: 0 E: 0 K: 0 S: 3 H: 1 LOB: 1 BB: 1 P: 7	R: 0 E: 0 K: 1 S: 5 H: 0 LOB: 0 BB: 0 P: 5	R: 2 E: 0 K: 1 S: 7 H: 2 LOB: 1 BB: 1 P: 11	R: 0 E: 0 K: 0 S: 4 H: 1 LOB: 1 BB: 0 P: 4	R: 0 E: 0 K: 0 S: 3 H: 0 LOB: 0 BB: 0 P: 3	R: 0 E: 0 K: 1 S: 5 H: 0 LOB: 0 BB: 0 P: 5	R: 0 E: 1 K: 2 S: 8 H: 0 LOB: 1 BB: 0 P: 8	R: 0 E: 0 K: 0 S: 2 H: 0 LOB: 0 BB: 1 P: 6	1B: 2 2B: 1 3B: 0 HR: 1	SF: 0 SAC: 0 DP: 2 HBP: 0			WP: 0 PB: 0 SB: 0 CS: 0	PA: 33		

PITCHER	IP	WLS	BF	H	R	ER	SO	BB	IBB	HBP	BLK	WP	HR	S	P	ERA	WHIP
Dennis Leonard, R (1, 1) ERA: 3.89	9.0	W	33	4	2	2	6	3	0	0	0	0	1	42	54	2.00	0.778

PITCHER	IP	WLS	BF	H	R	ER	SO	BB	IBB	HBP	BLK	WP	HR	S	P	ERA	WHIP

BOTTOM

Kansas City Royals @ California Angels

Anaheim Stadium, Anaheim, CA

Thu Sep 11 1980, 10:05 PM EDT

Att. 22,844 - Unknown

livebaseballscorecards.com

AB	30
R	2
H	4
RBI	2
BB	3
SO	6
LOB	7

Texas Rangers @ California Angels

Anaheim Stadium, Anaheim, CA

Fri Sep 12 1980, 10:05 PM EDT

Att. 23,006 - Unknown

livebaseballscorecards.com

Batter	1	2	3	4	5	6	7	8	9	AB	R	H	RBI	BB	SO	LOB
Mickey Rivers, L (1, 8) OBP: 0.352, SLG: 0.443	G6-4-3 1B		1-2 2-3 1B		BB 1B 1B	5-3			1B 1B	5	1	4	0	0	0	0
Johnny Grubb, L (1, 9) OBP: 0.398, SLG: 0.431	K		SF8 2-3 3-H		1-2 1B BB	K			K	2	1	0	1	1	2	1
Richie Zisk, R (9, PH) OBP: 0.336, SLG: 0.470										1	0	0	0	0	1	1
Al Oliver, L (1, 7) OBP: 0.344, SLG: 0.464	G6-4-3 1-2f		L7		1-2 2-H 1B 1B 1B		K		1-2 1B	5	1	2	1	0	1	3
Rusty Staub, L (1, 10) OBP: 0.368, SLG: 0.455		5-3		4-3	F9		F9		K	3	0	0	0	0	0	2
Bill Sample, R (7, PH) OBP: 0.316, SLG: 0.321										2	0	0	0	0	1	2
Pat Putnam, L (1, 3) OBP: 0.326, SLG: 0.418		F9		BB	1-2 2-H 1B 1B 1B		4-3			3	0	1	1	1	0	0
Jim Sundberg, R (1, 2) OBP: 0.357, SLG: 0.397		6-3		K	1-2 2-3 1B			F7		4	0	1	0	0	1	1
Pepe Frias, R (1, 5) OBP: 0.256, SLG: 0.273			1-3	FC6-4 1-2 1B	1-2 2-3 3-H 1B			F7		1	0	0	0	0	0	0
Dave Roberts, R (4, PH) OBP: 0.310, SLG: 0.399										3	0	2	1	0	0	0
(4, 5)																
Bud Harrelson, S (1, 6) OBP: 0.344, SLG: 0.285			1B 1B SF8 1B	FC6-4 1-2f	F9			K		2	1	1	0	0	0	2
Buddy Bell, R (5, PH) OBP: 0.382, SLG: 0.493										1	0	0	0	0	0	3
Odie Davis, R (5, 6) OBP: 0.500, SLG: 0.500										1	0	0	0	0	1	0
Mike Richardt, R (1, 4) OBP: 0.311, SLG: 0.341			SF8 1B 1-2 1B		F3	F7			K	4	0	1	0	0	1	0
Inning Stats	R: 0 E: 0 K: 1 S: 5 H: 1 LOB: 0 BB: 0 P: 5	R: 0 E: 0 K: 0 S: 3 H: 0 LOB: 0 BB: 0 P: 3	R: 1 E: 0 K: 0 S: 6 H: 3 LOB: 2 BB: 0 P: 6	R: 0 E: 0 K: 1 S: 6 H: 1 LOB: 2 BB: 1 P: 10	R: 3 E: 0 K: 0 S: 8 H: 5 LOB: 3 BB: 1 P: 12	R: 0 E: 0 K: 1 S: 5 H: 0 LOB: 0 BB: 0 P: 5	R: 0 E: 0 K: 1 S: 5 H: 0 LOB: 0 BB: 0 P: 5	R: 0 E: 0 K: 1 S: 5 H: 0 LOB: 0 BB: 0 P: 5	R: 0 E: 0 K: 3 S: 11 H: 2 LOB: 2 BB: 0 P: 11	1B: 12 2B: 0 3B: 0 HR: 0 SF: 1 SAC: 0 DP: 1 HBP: 0							

	AB	37
	R	4
	H	12
	RBI	4
	BB	2
	SO	8
	LOB	15

WP: 0 PB: 0 SB: 0 CS: 0 PA: 40

PITCHER		IP	WLS	BF	H	R	ER	SO	BB	IBB	HBP	BLK	WP	HR	S	P	ERA	WHIP
Jim Dorsey, R ERA: 9.75	(1, 1)	5.0	W	26	10	4	4	2	2	0	0	0	0	0	28	36	7.20	2.400
Dave LaRoche, L ERA: 4.28	(6, 1)	4.0	S	14	2	0	0	6	0	0	0	0	0	0	26	26	0.00	0.500

PITCHER		IP	WLS	BF	H	R	ER	SO	BB	IBB	HBP	BLK	WP	HR	S	P	ERA	WHIP

Batter	1	2	3	4	5	6	7	8	9	AB	R	H	RBI	BB	SO	LOB
Dickie Thon, R (1, 6) OBP: 0.275, SLG: 0.321	x 0-0 ① 6-3	x 0-0 4-3 1B 1B	x 0-0 ② F9		x 0-0 E1 F9 1B		x 0-0 ③ 4-3			5	1	2	0	0	0	1
Gil Kubski, L (1, 9) OBP: 0.300, SLG: 0.333	x 0-0 E WP 2B	x 0-0 ① 4-3 1-2	B B B B 4-0 1-2 BB		x 0-0 ② F9 2-3			x 0-0 F7 ①		4	1	1	0	1	0	2
Carney Lansford, R (1, 5) OBP: 0.309, SLG: 0.403	x 0-0 E3 WP 1B 2-3	x 0-0 WP BB 2B 1B 2-H	S S S 0-3 ③ K		B B B 4-0 S BB			B B B 4-0 G4-6-3 BB		3	2	1	1	2	1	3
Jason Thompson, L (1, 10) OBP: 0.392, SLG: 0.455	B B B B 4-0 1B HR 1-2 3-H BB	B B B B 4-0 2B WP E 1-2 BB		x 0-0 ① F7	x 0-0 ③ 5-3 1-2			x 0-0 ② ③ G4-6-3 1-2f		3	2	0	0	2	0	3
John Harris, L (1, 3) OBP: 0.500, SLG: 0.625	x 0-0 HR 1-3 2-H 1B	x 0-0 1-3 2-H 2B		x 0-0 BB 1B		x 0-0 ① P5				4	1	3	2	0	0	0
Bobby Grich, R (1, 4) OBP: 0.382, SLG: 0.424	S S S 0-3 ② K	x 0-0 E6 G4-6-3 3-H		B B B 4-0 1-2 BB		x 0-0 ② F9				3	0	0	1	1	1	3
Larry Harlow, L (1, 8) OBP: 0.369, SLG: 0.410	x 0-0 1-H 3-H HR	x 0-0 ② ③ G4-6-3 1-2f		x 0-0 ② F9		x 0-0 ③ P2				4	1	1	3	0	0	4
Bobby Clark, R (1, 7) OBP: 0.276, SLG: 0.349	B B B B 4-0 BB		S S S 0-3 ① K	S S S 0-3 ③ K			x 0-0 ① 5-3			3	0	0	0	1	2	2
Dave Skaggs, R (1, 2) OBP: 0.364, SLG: 0.359	x 0-0 ③ 5-3		B B B B 4-0 BB BB		S S S 0-3 ① K		x 0-0 ② 4-3			3	0	0	0	1	1	1
Inning Stats	R: 5 E: 1 K: 1 S: 9 H: 3 LOB: 1 BB: 2 P: 17	R: 3 E: 1 K: 0 S: 6 H: 3 LOB: 1 BB: 1 P: 10	R: 0 E: 0 K: 2 S: 7 H: 0 LOB: 2 BB: 2 P: 15	R: 0 E: 0 K: 1 S: 6 H: 1 LOB: 2 BB: 1 P: 10	R: 0 E: 1 K: 1 S: 6 H: 1 LOB: 2 BB: 1 P: 10	R: 0 E: 0 K: 0 S: 3 H: 0 LOB: 0 BB: 0 P: 3	R: 0 E: 0 K: 0 S: 3 H: 0 LOB: 0 BB: 0 P: 3	R: 0 E: 0 K: 0 S: 2 H: 0 LOB: 0 BB: 1 P: 6		1B: 5 2B: 2 3B: 0 HR: 1	SF: 0 SAC: 0 DP: 2 HBP: 0					

PITCHER		IP	WLS	BF	H	R	ER	SO	BB	IBB	HBP	BLK	WP	HR	S	P	ERA	WHIP
Doc Medich, R ERA: 4.16	(1, 1)	0.2	L	7	3	5	1	1	1	0	0	0	1	1	8	12	13.50	6.000
Charlie Hough, R ERA: 4.73	(1, 1)	5.1		27	5	3	3	4	6	0	0	0	1	0	29	53	5.06	2.062
Danny Darwin, R ERA: 2.31	(7, 1)	1.0		3	0	0	0	0	0	0	0	0	0	0	3	3	0.00	0.000
John Henry Johnson, L ERA: 2.86	(8, 1)	1.0		3	0	0	0	0	1	0	0	0	0	0	2	6	0.00	1.000

PITCHER	IP	WLS	BF	H	R	ER	SO	BB	IBB	HBP	BLK	WP	HR	S	P	ERA	WHIP

BOTTOM

Texas Rangers @ California Angels

Anaheim Stadium, Anaheim, CA

Fri Sep 12 1980, 10:05 PM EDT

Att. 23,006 - Unknown

livebaseballscorecards.com

AB	32
R	8
H	8
RBI	7
BB	8
SO	5
LOB	19

1B: 5 2B: 2 3B: 0 HR: 1 SF: 0 SAC: 0 DP: 2 HBP: 0

WP: 2 PB: 0 SB: 1 CS: 0 PA: 40

Texas Rangers @ California Angels

Anaheim Stadium, Anaheim, CA

Sat Sep 13 1980, 10:05 PM EDT

Att. 26,060 - Unknown

TOP

livebaseballscorecards.com

Batter	1	2	3	4	5	6	7	8	9	AB	R	H	RBI	BB	SO	LOB
Mickey Rivers, L (1, 8) OBP: 0.350, SLG: 0.439	6-3	F2		4-3 2-3		L8			F7	5	0	0	0	0	0	4
Johnny Grubb, L (1, 9) OBP: 0.395, SLG: 0.425 (7, 7)	K	F7		F7			4-3		1B	5	0	1	0	0	1	3
Al Oliver, L (1, 7) OBP: 0.345, SLG: 0.465	1B 2B 1B	1B	4-3		F5				K	4	1	2	0	0	0	0
Jim Norris, L (7, 9) OBP: 0.321, SLG: 0.259										1	0	0	0	0	1	1
Buddy Bell, R (1, 5) OBP: 0.383, SLG: 0.494	2B 1-2 1B	K	F8		1B		F9			1	0	1	0	0	0	0
Dave Roberts, R (2, 5) OBP: 0.309, SLG: 0.395										4	0	1	0	0	1	2
Richie Zisk, R (1, 10) OBP: 0.338, SLG: 0.475	1-3 2-H 2B	F4	2B		L8					4	0	2	1	0	0	2
Pat Putnam, L (1, 3) OBP: 0.326, SLG: 0.416	P5	1-2 1B	F8			F8				4	0	1	0	0	0	3
Jim Sundberg, R (1, 2) OBP: 0.355, SLG: 0.395		5-3	F7			6-3		BBBB		3	0	0	0	0	0	2
John Ellis, R (7, 2) OBP: 0.291, SLG: 0.319								BB		0	0	0	0	1	0	0
Bud Harrelson, S (1, 6) OBP: 0.344, SLG: 0.286		E6 1B		E6 4-3 6-3						3	0	1	0	0	0	0
Rusty Staub, L (8, PH) OBP: 0.367, SLG: 0.453						1B		F9		1	0	0	0	0	0	1
Odie Davis, R (8, 6) OBP: 0.500, SLG: 0.500										0	0	0	0	0	0	0
Mike Richardt, R (1, 4) OBP: 0.306, SLG: 0.333	1-2 1B			6-3 1-2		F7		F9		4	0	1	0	0	0	3

Inning Stats	R: 1 E: 0 K: 1 S: 8	H: 3 LOB: 2 BB: 0 P: 8	R: 0 E: 1 K: 0 S: 5	H: 1 LOB: 2 BB: 0 P: 5	R: 0 E: 0 K: 1 S: 7	H: 2 LOB: 2 BB: 0 P: 7	R: 0 E: 1 K: 0 S: 4	H: 0 LOB: 1 BB: 0 P: 4	R: 0 E: 0 K: 0 S: 4	H: 1 LOB: 1 BB: 0 P: 4	R: 0 E: 0 K: 0 S: 4	H: 1 LOB: 1 BB: 0 P: 4	R: 0 E: 0 K: 0 S: 3	H: 0 LOB: 1 BB: 1 P: 7	R: 0 E: 0 K: 1 S: 6	H: 1 LOB: 1 BB: 0 P: 6	1B: 8 2B: 2 3B: 0 HR: 0	SF: 0 SAC: 0 DP: 0 HBP: 0	WP: 0 PB: 0 SB: 0 CS: 0	PA: 40
---	---	---	---	---	---	---	---	---	---	---	---	---	---	---	---	---	---	---	---	---

	AB	39
	R	1
	H	10
	RBI	1
	BB	1
	SO	3
	LOB	21

PITCHER	IP	WLS	BF	H	R	ER	SO	BB	IBB	HBP	BLK	WP	HR	S	P	ERA	WHIP
Freddie Martinez, R (1, 1) ERA: 4.21	9.0	W	40	10	1	1	3	1	0	0	0	0	0	45	49	1.00	1.222

PITCHER	IP	WLS	BF	H	R	ER	SO	BB	IBB	HBP	BLK	WP	HR	S	P	ERA	WHIP

Texas Rangers @ California Angels

Anaheim Stadium, Anaheim, CA

Sat Sep 13 1980, 10:05 PM EDT

Att. 26,060 - Unknown

BOTTOM

Batter	1	2	3	4	5	6	7	8	9	AB	R	H	RBI	BB	SO	LOB
Dickie Thon, R (1, 6) OBP: 0.276, SLG: 0.321	E6 1B 4-3 1B	1-3		P4		BB 1B SF8 1B	BB 1B	6-3		6	2	2	0	0	0	2
Gil Kubski, L (1, 9) OBP: 0.400, SLG: 0.462	4-3 1-2	1B 2B		BBBB BB		SF8 BB 1-2 SF8 1B	F8			4	2	2	0	1	0	2
Carney Lansford, R (1, 5) OBP: 0.310, SLG: 0.402	L7	2B 2-H 1B		SSS K		BBBB E BB 1-2 BB 2-3	SSS K			4	2	1	1	1	2	3
Jason Thompson, L (1, 10) OBP: 0.397, SLG: 0.468	BBBB 1B 1B BB	1-H 2B			HR	SF8 2-3 3-H	BBBB 1-2 BB			2	2	2	3	2	0	0
John Harris, L (1, 3) OBP: 0.462, SLG: 0.833	1B 1-2 2-3 1B 1B	L7			HR	SF8 3-H	1-3			4	2	2	2	0	0	3
Brian Downing, R (1, 2) OBP: 0.288, SLG: 0.360 Dan Whitmer, R (6, PR) OBP: 0.258, SLG: 0.253 (7, 2)	1B 1-3 2-H 3-H 1B	F7			F8	BBBB BB E 1-2 BB		2B 1B		3 1	0 0	1 1	2 0	1 0	0 0	0 0
Bobby Grich, R (1, 4) OBP: 0.384, SLG: 0.427	1-2 3-H 1B	SSS K			BBBB FC3-6 BB	E6 BB 1-2 2-3		1-3 2B		4	0	2	1	1	1	2
Larry Harlow, L (1, 8) OBP: 0.366, SLG: 0.404	SSS K	SSS K			FC3-6 1-2f	BBBB 1-2 2-3 3-H BB		SSS K		4	0	0	1	1	3	5
Bobby Clark, R (1, 7) OBP: 0.269, SLG: 0.340		SSS K		5-3	SSS K	F9		G3		5	0	0	0	0	2	6
Inning Stats	R: 3 E: 1 K: 1 S: 9 H: 3 LOB: 2 BB: 1 P: 13	R: 2 E: 0 K: 1 S: 8 H: 3 LOB: 1 BB: 0 P: 8	R: 0 E: 0 K: 2 S: 7 H: 0 LOB: 0 BB: 0 P: 7	R: 0 E: 0 K: 1 S: 5 H: 0 LOB: 1 BB: 1 P: 9	R: 2 E: 0 K: 1 S: 7 H: 2 LOB: 1 BB: 1 P: 11	R: 3 E: 1 K: 0 S: 6 H: 2 LOB: 3 BB: 3 P: 18	R: 0 E: 0 K: 1 S: 6 H: 1 LOB: 2 BB: 1 P: 10	R: 0 E: 0 K: 1 S: 7 H: 2 LOB: 2 BB: 0 P: 7		1B: 8 2B: 3 3B: 0 HR: 2 SF: 2 SAC: 0 DP: 0 HBP: 0						

livebaseballscorecards.com

AB	37
R	10
H	13
RBI	10
BB	7
SO	8
LOB	23

WP: 0 PA: 46
PB: 0
SB: 0
CS: 0

PITCHER		IP	WLS	BF	H	R	ER	SO	BB	IBB	HBP	BLK	WP	HR	S	P	ERA	WHIP
John Butcher, R ERA: 4.15	(1, 1)	4.0	L	23	8	7	4	5	2	0	0	0	0	2	31	39	9.00	2.500
Brian Allard, R ERA: 7.15	(5, 1)	1.0		7	2	3	2	1	2	0	0	0	0	0	7	15	18.00	4.000
Jerry Don Gleaton, L ERA:	(6, 1)	0.2		5	0	0	0	0	2	0	0	0	0	0	3	11	0.00	3.000
Bob Babcock, R ERA: 4.12	(6, 1)	2.1		11	3	0	0	2	1	0	0	0	0	0	14	18	0.00	1.714

PITCHER	IP	WLS	BF	H	R	ER	SO	BB	IBB	HBP	BLK	WP	HR	S	P	ERA	WHIP

Texas Rangers @ California Angels

Anaheim Stadium, Anaheim, CA

Sun Sep 14 1980, 6:33 AM EDT

Att. 28,561 - Unknown

TOP

livebaseballscorecards.com

Batter	1	2	3	4	5	6	7	8	9	AB	R	H	RBI	BB	SO	LOB
Mickey Rivers, L (1, 8) OBP: 0.347, SLG: 0.436	4-3		4-3			F8		P6		4	0	0	0	0	0	0
Bill Sample, R (1, 9) OBP: 0.320, SLG: 0.331	6-3		K			2B		F9 1B		4	0	2	0	0	1	0
Al Oliver, L (1, 7) OBP: 0.346, SLG: 0.464	BB			6-3		K		1-2 F9		3	0	1	0	1	1	1
Richie Zisk, R (1, 10) OBP: 0.338, SLG: 0.473 Rusty Staub, L (8, PH) OBP: 0.366, SLG: 0.452	4-3			K		BB		1-2 2-3 F9		2 1	0 0	0 0	0 0	1 0	1 0	1 2
John Ellis, R (1, 3) OBP: 0.292, SLG: 0.315 Pat Putnam, L (8, PH) OBP: 0.325, SLG: 0.415 (8, 3)		F8		BB		L3		F7		2 1	0 0	0 0	0 0	1 0	0 0	2 2
Dave Roberts, R (1, 5) OBP: 0.308, SLG: 0.409		HR		F5			L7		4-3	4	1	1	1	0	0	1
Jim Sundberg, R (1, 2) OBP: 0.352, SLG: 0.391		6-3			P9		P3		E6 FC6-4	4	0	0	0	0	0	0
Mike Richardt, R (1, 4) OBP: 0.283, SLG: 0.308		F7			F8		E6 FC6-4		FC6-4 1-2f	4	0	0	0	0	0	1
Odie Davis, R (1, 6) OBP: 0.250, SLG: 0.250 Buddy Bell, R (7, PH) OBP: 0.382, SLG: 0.493 Bud Harrelson, S (7, 6) OBP: 0.344, SLG: 0.286 Jim Norris, L (9, PH) OBP: 0.319, SLG: 0.257			F8		K		FC6-4 1-2f		K	2 1 0 1	0 0 0 0	0 0 0 0	0 0 0 0	1 0 0 1	0 0 0 1	0 1 0 1

Inning Stats										
	R: 0 E: 0 K: 0 S: 3	H: 0 LOB: 1 BB: 1 P: 7	R: 1 E: 0 K: 0 S: 4	H: 1 LOB: 0 BB: 0 P: 4	R: 0 E: 0 K: 1 S: 5	H: 0 LOB: 0 BB: 0 P: 5	R: 0 E: 0 K: 1 S: 5	H: 0 LOB: 1 BB: 1 P: 9	R: 0 E: 0 K: 1 S: 5	H: 0 LOB: 0 BB: 0 P: 5
	R: 0 E: 0 K: 1 S: 6	H: 1 LOB: 2 BB: 1 P: 10	R: 0 E: 1 K: 0 S: 4	H: 0 LOB: 1 BB: 0 P: 4	R: 0 E: 0 K: 0 S: 5	H: 2 LOB: 2 BB: 0 P: 5	R: 0 E: 1 K: 1 S: 6	H: 0 LOB: 1 BB: 0 P: 6		

	1B: 2	SF: 0	WP: 0	PA: 36
	2B: 1	SAC: 0	PB: 0	
	3B: 0	DP: 0	SB: 0	
	HR: 1	HBP: 0	CS: 0	

	AB	33
	R	1
	H	4
	RBI	1
	BB	3
	SO	5
	LOB	12

PITCHER		IP	WLS	BF	H	R	ER	SO	BB	IBB	HBP	BLK	WP	HR	S	P	ERA	WHIP
Frank Tanana, L ERA: 4.33	(1, 1)	7.1	W	30	4	1	1	4	3	0	0	0	0	1	35	47	1.23	0.955
Mark Clear, R ERA: 3.23	(8, 1)	0.1		1	0	0	0	0	0	0	0	0	0	0	1	1	0.00	0.000
Andy Hassler, L ERA: 2.9	(8, 1)	1.1	S	5	0	0	0	1	0	0	0	0	0	0	7	7	0.00	0.000

PITCHER		IP	WLS	BF	H	R	ER	SO	BB	IBB	HBP	BLK	WP	HR	S	P	ERA	WHIP

Texas Rangers @ California Angels

Anaheim Stadium, Anaheim, CA

Sun Sep 14 1980, 6:33 AM EDT

Att. 28,561 - Unknown

BOTTOM

Batter	1	2	3	4	5	6	7	8	9	AB	R	H	RBI	BB	SO	LOB
Dickie Thon, R (1, 6) OBP: 0.281, SLG: 0.325	WP 4-3 1B 1B		1B 1B	F5		L8				4	1	2	0	0	0	3
Gil Kubski, L (1, 9) OBP: 0.421, SLG: 0.438	4-3 1-2		1-3 1B	FC6-4 BB			6-3			3	0	1	0	1	0	1
Carney Lansford, R (1, 5) OBP: 0.308, SLG: 0.399	P6		6-3	FC6-4 S 1-2f			5-3			4	0	0	0	0	0	3
Jason Thompson, L (1, 10) OBP: 0.395, SLG: 0.466	2-H 1B		F7	P6			K			4	0	1	1	0	1	2
John Harris, L (1, 3) OBP: 0.471, SLG: 0.714	F8			1B 1B BB	F8 1-2			BB		2	1	0	0	2	0	2
Bobby Grich, R (1, 4) OBP: 0.384, SLG: 0.427		6-3 WP BB		1-3 1B	F9			B3		3	0	1	0	1	0	1
Rick Miller, L (1, 8) OBP: 0.354, SLG: 0.351		K 1-2		1-2 3-H 1B	4-3			K		4	0	1	1	0	2	2
Bobby Clark, R (1, 7) OBP: 0.269, SLG: 0.353		6-3 2-3		K	HR			F7		4	1	1	1	0	1	4
Dan Whitmer, R (1, 2) OBP: 0.261, SLG: 0.267		F8		K	2B					3	0	1	0	0	1	3
Inning Stats	R: 1 E: 0 K: 0 S: 5 H: 2 LOB: 1 BB: 0 P: 5	R: 0 E: 0 K: 1 S: 5 H: 0 LOB: 1 BB: 1 P: 9	R: 0 E: 0 K: 0 S: 4 H: 2 LOB: 1 BB: 0 P: 4	R: 1 E: 0 K: 2 S: 9 H: 2 LOB: 2 BB: 1 P: 13	R: 0 E: 0 K: 0 S: 3 H: 0 LOB: 1 BB: 1 P: 7	R: 1 E: 0 K: 0 S: 5 H: 2 LOB: 1 BB: 0 P: 5	R: 0 E: 0 K: 1 S: 5 H: 0 LOB: 0 BB: 0 P: 5	R: 0 E: 0 K: 1 S: 5 H: 0 LOB: 1 BB: 1 P: 9		1B: 6 2B: 1 3B: 0 HR: 1 SF: 0 SAC: 0 DP: 0 HBP: 0				WP: 2 PB: 0 SB: 1 CS: 0 PA: 35		

livebaseballscorecards.com

	AB	31
	R	3
	H	8
	RBI	3
	BB	4
	SO	5
	LOB	21

PITCHER		IP	WLS	BF	H	R	ER	SO	BB	IBB	HBP	BLK	WP	HR	S	P	ERA	WHIP
Ken Clay, R ERA: 3.44	(1, 1)	6.0	L	28	8	3	3	3	3	0	0	0	2	1	31	43	4.50	1.833
John Henry Johnson, L ERA: 2.67	(7, 1)	2.0		7	0	0	0	2	1	0	0	0	0	0	10	14	0.00	0.500

PITCHER	IP	WLS	BF	H	R	ER	SO	BB	IBB	HBP	BLK	WP	HR	S	P	ERA	WHIP

Batter	1	2	3	4	5	6	7	8	9	AB	R	H	RBI	BB	SO	LOB
Larry Harlow, L (1, 9) OBP: 0.365, SLG: 0.401	F7		4-3 1B			K			F7	4	0	1	0	0	1	0
Gil Kubski, L (1, 7) OBP: 0.348, SLG: 0.350	4-3		4-3 1-2			L9			K	4	0	0	0	0	1	1
Carney Lansford, R (1, 5) OBP: 0.308, SLG: 0.397	L3		K			K			BB	3	0	0	0	1	2	1
Jason Thompson, L (1, 10) OBP: 0.394, SLG: 0.464		K		G1-6-3 1B			K		K	4	0	1	0	0	3	1
John Harris, L (1, 3) OBP: 0.450, SLG: 0.706		2B		G1-6-3 1-2f			F9			3	0	1	0	0	0	1
Brian Downing, R (1, 2) OBP: 0.290, SLG: 0.346		FC5-4 BB		F9			K			2	0	0	0	1	1	0
Rick Miller, L (1, 8) OBP: 0.352, SLG: 0.348		F7			P8			F8		3	0	0	0	0	0	2
Dickie Thon, R (1, 4) OBP: 0.277, SLG: 0.320		FC5-4 1-2f			5-3			5-3		3	0	0	0	0	0	2
Freddie Patek, R (1, 6) OBP: 0.303, SLG: 0.394			4-3		K			P6		3	0	0	0	0	1	0

TOP

California Angels @ Kansas City Royals

Royals Stadium, Kansas City, MO

Wed Sep 17 1980, 8:05 PM EDT

Unknown - 70 F

livebaseballscorecards.com

AB	29
R	0
H	3
RBI	0
BB	2
SO	9
LOB	8

Inning Stats	1	2	3	4	5	6	7	8	9
	R: 0 E: 0 K: 0 S: 3	H: 0 LOB: 0 BB: 0 P: 3	R: 0 E: 0 K: 1 S: 6	H: 1 LOB: 2 BB: 1 P: 10	R: 0 E: 0 K: 1 S: 6	H: 1 LOB: 1 BB: 0 P: 6	R: 0 E: 0 K: 0 S: 3	H: 1 LOB: 0 BB: 0 P: 3	R: 0 E: 0 K: 1 S: 5	H: 0 LOB: 0 BB: 0 P: 5	R: 0 E: 0 K: 2 S: 7	H: 0 LOB: 0 BB: 0 P: 7	R: 0 E: 0 K: 2 S: 7	H: 0 LOB: 0 BB: 0 P: 7	R: 0 E: 0 K: 0 S: 3	H: 0 LOB: 0 BB: 0 P: 3	R: 0 E: 0 K: 2 S: 7	H: 0 LOB: 1 BB: 1 P: 11

| | | |

Batter	1	2	3	4	5	6	7	8	9	AB	R	H	RBI	BB	SO	LOB
Willie Wilson, S (1, 7) OBP: 0.356, SLG: 0.427	x 0-0 S SF8 BB 1B	x 0-0 S 2-H 3-H 1B		x 0-0 ② 6-3	x 0-0 ③ P4			x 0-0 ① P9		5	1	2	2	0	0	2
U L Washington, S (1, 6) OBP: 0.332, SLG: 0.382	B B B B 4-0 S S 1-2 BB	x 0-0 ② F9 1-2		x 0-0 1B	S S S 0-3 ① K			x 0-0 1B		4	0	2	0	1	1	1
Hal McRae, R (1, 10) OBP: 0.343, SLG: 0.477	x 0-0 ① SF8 1-2 2-H	x 0-0 ③ P8		x 0-0 ③ F8		x 0-0 FC5-4 1B		x 0-0 ② P4		4	0	1	1	0	0	3
Amos Otis, R (1, 8) OBP: 0.327, SLG: 0.391	B B B B 4-0 S BB		B B B B 4-0 FC6-4 1B BB		x 0-0 ① 1-3	x 0-0 ② L8		x 0-0 ③ F8		3	0	0	0	2	0	2
Willie Aikens, L (1, 3) OBP: 0.366, SLG: 0.446 Ralph LaCock, L (9, 3) OBP: 0.286, SLG: 0.266	x 0-0 ② L4 1-2 2-3		S S S 0-3 ① K		B B B 4-0 1B 1B BB	x 0-0 ③ FC5-4 1-2f				3 0	1 0	0 0	0 0	1 0	1 0	4 0
John Wathan, R (1, 2) OBP: 0.371, SLG: 0.396	x 0-0 ③ F8		x 0-0 FC6-4 1-2 1B		x 0-0 1B 1-2 1B		x 0-0 ① P4			4	1	2	0	0	0	2
Frank White, R (1, 4) OBP: 0.297, SLG: 0.359		x 0-0 5-3 1B 2B	x 0-0 ② FC6-4 1-2f 2-3		x 0-0 1B 1-3 2-H 1B		x 0-0 1B			4	1	3	1	0	0	2
Jose Cardenal, R (1, 9) OBP: 0.333, SLG: 0.284 Clint Hurdle, L (5, PH) (6, 9) OBP: 0.353, SLG: 0.469		B B B 4-0 5-3 1B BB	x 0-0 ③ F8		x 0-0 1-3 3-H 1B		x 0-0 ② F8			1 2	1 0	0 1	0 1	1 0	0 0	2 1
Dave Chalk, R (1, 5) OBP: 0.318, SLG: 0.335		x 0-0 ① 5-3 1-2 2-3		S S S 0-3 ① K	S S S 0-3 ② K		x 0-0 ③ F9			4	0	0	0	0	2	5
Inning Stats	R: 1 H: 1 E: 0 LOB: 2 K: 0 BB: 2 S: 4 P: 12	R: 2 H: 2 E: 0 LOB: 1 K: 0 BB: 1 S: 5 P: 9	R: 0 H: 1 E: 0 LOB: 2 K: 1 BB: 1 S: 6 P: 10	R: 0 H: 1 E: 0 LOB: 1 K: 1 BB: 0 S: 6 P: 6	R: 2 H: 3 E: 0 LOB: 2 K: 1 BB: 1 S: 8 P: 12	R: 0 H: 1 E: 0 LOB: 1 K: 1 BB: 0 S: 6 P: 6	R: 0 H: 1 E: 0 LOB: 1 K: 0 BB: 0 S: 4 P: 4	R: 0 H: 1 E: 0 LOB: 1 K: 0 BB: 0 S: 4 P: 4		1B: 10 SF: 1 2B: 1 SAC: 0 3B: 0 DP: 0 HR: 0 HBP: 0						

PITCHER		IP	WLS	BF	H	R	ER	SO	BB	IBB	HBP	BLK	WP	HR	S	P	ERA	WHIP
Ralph Botting, L ERA: 3.07	(1, 1)	2.1	L	15	4	3	3	1	4	0	0	0	0	0	13	29	11.57	3.429
Jim Barr, R ERA: 5.55	(3, 1)	2.2		13	4	2	2	2	1	0	0	0	0	0	16	20	6.75	1.875
Dave Schuler, L ERA: 5.4	(6, 1)	3.0		12	3	0	0	1	0	0	0	0	0	0	14	14	0.00	1.000

PITCHER	IP	WLS	BF	H	R	ER	SO	BB	IBB	HBP	BLK	WP	HR	S	P	ERA	WHIP

BOTTOM

California Angels @ Kansas City Royals

Royals Stadium, Kansas City, MO

Wed Sep 17 1980, 8:05 PM EDT

Unknown - 70 F

livebaseballscorecards.com

AB	34
R	5
H	11
RBI	5
BB	5
SO	4
LOB	24

California Angels @ Kansas City Royals

Royals Stadium, Kansas City, MO

Wed Sep 17 1980, 8:05 PM EDT

Att. 25,908 - Unknown

TOP

livebaseballscorecards.com

Batter	1	2	3	4	5	6	7	8	9	AB	R	H	RBI	BB	SO	LOB
Dickie Thon, R (1, 6) OBP: 0.284, SLG: 0.324	F3	CS 1B		1B			SH1-4 2B HBP	K		4	1	2	0	0	1	1
Rod Carew, L (1, 3) OBP: 0.393, SLG: 0.441	1B 3B	CS	E S SF9 BB	K			SH1-4		1-6-3	3	2	1	0	1	1	1
Carney Lansford, R (1, 5) OBP: 0.308, SLG: 0.397	2B 1B 1B		SF9		5-3		2B IBB		6-3	3	2	1	2	1	0	0
Dan Ford, R (1, 9) OBP: 0.348, SLG: 0.439 Larry Harlow, L (9, 9) OBP: 0.365, SLG: 0.401	1B 2B		F9 BB 1B		L3 BB		K		K	4 0	1 0	2 0	0 0	1 0	2 0	3 0
Brian Downing, R (1, 10) OBP: 0.318, SLG: 0.382	1B		1-2 BB		L3		2B			3	0	2	5	1	0	1
Bobby Grich, R (1, 4) OBP: 0.382, SLG: 0.423	K		F9			1-6-3	6-3			4	0	0	0	0	1	5
Bobby Clark, R (1, 7) OBP: 0.264, SLG: 0.346	5-3		K			P6		P6		4	0	0	0	0	1	3
Rick Miller, L (1, 8) OBP: 0.348, SLG: 0.344		K		4-3		F8		G3		4	0	0	0	0	1	0
Dave Skaggs, R (1, 2) OBP: 0.362, SLG: 0.341 Bert Campaneris, R (7, PR) OBP: 0.302, SLG: 0.332 Dan Whitmer, R (7, 2) OBP: 0.269, SLG: 0.276		5-3		5-3			SH1-4 HBP 2B BB	1B		2 0 1	0 1 0	0 0 1	0 0 0	1 0 0	0 0 0	0 0 0
Inning Stats	R: 3 E: 0 K: 1 S: 9 H: 4 LOB: 1 BB: 0 P: 9	R: 0 E: 0 K: 1 S: 5 H: 1 LOB: 0 BB: 0 P: 5	R: 1 E: 0 K: 1 S: 6 H: 1 LOB: 2 BB: 2 P: 14	R: 0 E: 0 K: 1 S: 6 H: 1 LOB: 1 BB: 0 P: 6	R: 0 E: 0 K: 0 S: 2 H: 0 LOB: 0 BB: 1 P: 6	R: 0 E: 0 K: 0 S: 3 H: 0 LOB: 0 BB: 0 P: 3	R: 3 E: 0 K: 1 S: 6 H: 1 LOB: 2 BB: 2 P: 15	R: 0 E: 0 K: 1 S: 6 H: 1 LOB: 1 BB: 0 P: 6	R: 0 E: 0 K: 1 S: 5 H: 0 LOB: 0 BB: 0 P: 5	1B: 6 2B: 3 3B: 1 HR: 0	SF: 1 SAC: 1 DP: 1 HBP: 1						

	AB	32
	R	7
	H	9
	RBI	7
	BB	5
	SO	7
	LOB	14

WP: 0 PB: 0 SB: 1 CS: 1 PA: 41

PITCHER		IP	WLS	BF	H	R	ER	SO	BB	IBB	HBP	BLK	WP	HR	S	P	ERA	WHIP
Larry Gura, L ERA: 2.82	(1, 1)	7.0	L	33	8	7	7	5	4	1	1	0	0	0	37	58	9.00	1.714
Marty Pattin, R ERA: 3.65	(8, 1)	2.0		7	1	0	0	2	0	0	0	0	0	0	11	11	0.00	0.500

PITCHER		IP	WLS	BF	H	R	ER	SO	BB	IBB	HBP	BLK	WP	HR	S	P	ERA	WHIP

Batter	1	2	3	4	5	6	7	8	9	AB	R	H	RBI	BB	SO	LOB
Willie Wilson, S (1, 8) OBP: 0.357, SLG: 0.427	F9		4-3	F9		S 1-3 1B		G3 1-3 1B		5	0	2	0	0	0	1
Hal McRae, R (1, 10) OBP: 0.344, SLG: 0.478	1B 1B		5-3		1B 2B	6-3 1-3 3-H		G3 1-2		5	1	2	0	0	0	3
George Brett, L (1, 5) OBP: 0.462, SLG: 0.664	S 1-3 1B		1B 1B		F7	6-3		K		5	0	2	0	0	1	4
Willie Aikens, L (1, 3) OBP: 0.366, SLG: 0.445	K 1-2		1-3 1B		4-3 2-H 1B 1B		4-3	K		5	1	2	1	0	2	4
Darrell Porter, L (1, 2) OBP: 0.361, SLG: 0.360	4-3		L5		4-3 1-2		F8		1B BB	4	0	0	0	1	0	5
John Wathan, R (1, 7) OBP: 0.374, SLG: 0.400		6-3		7-6-4 2B	2-H 1B		1B BB		F7	4	0	2	1	1	0	1
Clint Hurdle, L (1, 9) OBP: 0.355, SLG: 0.469 Jose Cardenal, R (7, PH) OBP: 0.348, SLG: 0.303 (8, 9)	1B		2B BB	1-3		1-2 1B		1-2 1B		2 2	1 0	1 2	0 0	1 0	0 0	1 0
Frank White, R (1, 4) OBP: 0.294, SLG: 0.356	P4		7-6-4 2-2f		F7	K		L8		5	0	0	0	0	1	7
Rance Mulliniks, L (1, 6) OBP: 0.302, SLG: 0.316 U L Washington, S (6, PH) OBP: 0.334, SLG: 0.383 (7, 6)	K		1-H 2B		1B E BB			1B 1B	4-3	2 2	0 1	1 1	1 0	0 1	1 0	1 2
Inning Stats	R: 0 E: 0 K: 1 S: 7 H: 2 LOB: 2 BB: 0 P: 7	R: 0 E: 0 K: 1 S: 6 H: 1 LOB: 1 BB: 0 P: 6	R: 0 E: 0 K: 0 S: 5 H: 2 LOB: 2 BB: 0 P: 5	R: 1 E: 0 K: 0 S: 4 H: 2 LOB: 1 BB: 1 P: 8	R: 2 E: 0 K: 0 S: 6 H: 3 LOB: 1 BB: 0 P: 6	R: 1 E: 0 K: 0 S: 4 H: 1 LOB: 1 BB: 1 P: 8	R: 0 E: 0 K: 1 S: 6 H: 1 LOB: 2 BB: 1 P: 10	R: 0 E: 0 K: 2 S: 9 H: 2 LOB: 2 BB: 0 P: 9	R: 0 E: 0 K: 0 S: 4 H: 1 LOB: 2 BB: 1 P: 8	1B: 12 2B: 4 3B: 0 HR: 0 SF: 0 SAC: 0 DP: 1 HBP: 0						

PITCHER		IP	WLS	BF	H	R	ER	SO	BB	IBB	HBP	BLK	WP	HR	S	P	ERA	WHIP
Bob Ferris, R ERA: 4.4	(1, 1)	5.0		25	10	3	3	2	1	0	0	0	0	0	28	32	5.40	2.200
Dave LaRoche, L ERA: 4.25	(6, 1)	1.0	W	5	1	1	0	0	1	0	0	0	0	0	4	8	0.00	2.000
Andy Hassler, L ERA: 2.8	(7, 1)	3.0	S	15	4	0	0	3	2	0	0	0	0	0	19	27	0.00	2.000

PITCHER	IP	WLS	BF	H	R	ER	SO	BB	IBB	HBP	BLK	WP	HR	S	P	ERA	WHIP

BOTTOM

California Angels @ Kansas City Royals

Royals Stadium, Kansas City, MO

Wed Sep 17 1980, 8:05 PM EDT

Att. 25,908 - Unknown

livebaseballscorecards.com

AB	41
R	4
H	15
RBI	3
BB	4
SO	5
LOB	29

WP: 0 PA: 45
PB: 0
SB: 3
CS: 0

Batter	1	2	3	4	5	6	7	8	9	AB	R	H	RBI	BB	SO	LOB
Dickie Thon, R (1, 6) OBP: 0.287, SLG: 0.330	F9	L8			1B	2B			4-3 2-3	5	0	2	0	0	0	3
Gil Kubski, L (1, 9) OBP: 0.357, SLG: 0.360	K		K		1-2 1B		K		3-H 1B	5	0	2	1	0	3	1
Carney Lansford, R (1, 5) OBP: 0.309, SLG: 0.396	S 1B BB		G4-6-3 1B		L8		6-3		P4	4	1	1	0	1	0	4
Jason Thompson, L (1, 10) OBP: 0.395, SLG: 0.464	1-H 1B		G4-6-3 1-2f		1-3			G4-6-3 1B		4	0	2	1	0	0	3
John Harris, L (1, 3) OBP: 0.417, SLG: 0.667	F7			2B		4-3		G4-6-3 1-2f		4	0	1	0	0	0	2
Bobby Grich, R (1, 4) OBP: 0.381, SLG: 0.421		K		1-3		F8		1B		4	0	1	0	0	1	1
Larry Harlow, L (1, 8) OBP: 0.366, SLG: 0.399		1B BB		F8		FC5-4 BB		4-3		2	0	0	0	2	0	2
Bobby Clark, R (1, 7) OBP: 0.264, SLG: 0.341		F9		4-3		FC5-4 1-2f			4-3 4-3 1B BB	3	1	0	0	1	0	3
Tom Donohue, R (1, 2) OBP: 0.215, SLG: 0.243 Rick Miller, L (7, PH) OBP: 0.348, SLG: 0.343 Dan Whitmer, R (7, 2) OBP: 0.269, SLG: 0.276 Rod Carew, L (9, PH) OBP: 0.393, SLG: 0.440	1-2 1B				K	P8			4-3 1-2	2 1 0 1	0 0 0 0	1 0 0 0	0 0 0 0	0 0 0 0	1 0 0 0	0 0 0 1
Inning Stats	R: 1 E: 0 K: 1 S: 6 H: 1 LOB: 1 BB: 1 P: 10	R: 0 E: 0 K: 1 S: 6 H: 1 LOB: 2 BB: 1 P: 10	R: 0 E: 0 K: 1 S: 5 H: 1 LOB: 0 BB: 0 P: 5	R: 0 E: 0 K: 0 S: 4 H: 1 LOB: 1 BB: 0 P: 4	R: 0 E: 0 K: 1 S: 7 H: 2 LOB: 2 BB: 0 P: 7	R: 0 E: 0 K: 0 S: 3 H: 0 LOB: 1 BB: 1 P: 7	R: 0 E: 0 K: 1 S: 6 H: 1 LOB: 1 BB: 0 P: 6	R: 0 E: 0 K: 0 S: 4 H: 2 LOB: 1 BB: 0 P: 4	R: 1 E: 0 K: 0 S: 4 H: 1 LOB: 1 BB: 1 P: 8	1B: 8 2B: 2 3B: 0 HR: 0 SF: 0 SAC: 0 DP: 2 HBP: 0						

PITCHER	IP	WLS	BF	H	R	ER	SO	BB	IBB	HBP	BLK	WP	HR	S	P	ERA	WHIP
Renie Martin, R (1, 1) ERA: 4.24	8.0	W	34	9	1	1	5	3	0	0	0	0	0	41	53	1.12	1.500
Dan Quisenberry, R (9, 1) ERA: 3.24	1.0		5	1	1	1	0	1	0	0	0	0	0	4	8	9.00	2.000

PITCHER	IP	WLS	BF	H	R	ER	SO	BB	IBB	HBP	BLK	WP	HR	S	P	ERA	WHIP

California Angels @ Kansas City Royals

Royals Stadium, Kansas City, MO

Thu Sep 18 1980, 8:05 PM EDT

Att. 19,559 - Unknown - 83 F

TOP

livebaseballscorecards.com

AB	35
R	2
H	10
RBI	2
BB	4
SO	5
LOB	20

WP: 0 PA: 39
PB: 0
SB: 1
CS: 0

Batter	1	2	3	4	5	6	7	8	9	AB	R	H	RBI	BB	SO	LOB
Willie Wilson, S (1, 7) OBP: 0.357, SLG: 0.427	6-3	S S 1B 2-H		L6			F8 BB SF8 1B	1-3		5	1	2	1	0	0	1
U L Washington, S (1, 6) OBP: 0.333, SLG: 0.380	K	F7 1-2		6-3			SF8 F8 BB 1-2			3	0	0	0	1	1	1
George Brett, L (1, 5) OBP: 0.465, SLG: 0.664	1B	BB 2-3			G5-4-3 1B		F8 1-2 2-3			3	0	2	0	1	0	2
Willie Aikens, L (1, 10) OBP: 0.365, SLG: 0.443	F8	F7			G5-4-3 1-2f		HBP			3	0	0	0	0	0	4
Amos Otis, R (1, 8) OBP: 0.329, SLG: 0.392		1B 1B BB G3	K		S 1B		SF8 2-3 3-H			2	1	1	1	1	1	0
Clint Hurdle, L (1, 9) OBP: 0.356, SLG: 0.470		G3 1B 1B 1-2	BB		6-3 1-2		F8			4	1	2	0	0	0	3
Jamie Quirk, L (1, 2) OBP: 0.299, SLG: 0.403		G3 1-2 2-3	G3-6-1 1-2			P8		F8		3	1	1	0	1	0	0
Ralph LaCock, L (1, 3) OBP: 0.279, SLG: 0.259		G3 1-2 2-3 3-H	G3-6-1 1-2f			6-3		P5		4	0	0	1	0	0	4
Rance Mulliniks, L (1, 4) OBP: 0.319, SLG: 0.317		1B 2-H 3-H		4-3		K		BB		3	1	1	2	1	1	0
Inning Stats	R: 0 E: 0 K: 1 S: 6 H: 1 LOB: 1 BB: 0 P: 6	R: 4 E: 0 K: 0 S: 7 H: 4 LOB: 2 BB: 2 P: 15	R: 0 E: 0 K: 1 S: 5 H: 1 LOB: 1 BB: 1 P: 9	R: 0 E: 0 K: 0 S: 3 H: 0 LOB: 0 BB: 0 P: 3	R: 0 E: 0 K: 0 S: 4 H: 2 LOB: 1 BB: 0 P: 4	R: 0 E: 0 K: 1 S: 5 H: 0 LOB: 0 BB: 0 P: 5	R: 1 E: 0 K: 0 S: 4 H: 1 LOB: 2 BB: 1 P: 9	R: 0 E: 0 K: 0 S: 3 H: 0 LOB: 1 BB: 1 P: 7		1B: 9 2B: 0 3B: 0 HR: 0 SF: 1 SAC: 0 DP: 2 HBP: 1						

PITCHER		IP	WLS	BF	H	R	ER	SO	BB	IBB	HBP	BLK	WP	HR	S	P	ERA	WHIP
Freddie Martinez, R ERA: 4.44	(1, 1)	1.2	L	12	5	4	4	1	2	0	0	0	0	0	12	20	21.60	4.200
Don Aase, R ERA: 4.25	(2, 1)	3.1		12	3	0	0	1	1	0	0	0	0	0	13	17	0.00	1.200
Dave LaRoche, L ERA: 4.28	(6, 1)	1.1		7	1	1	1	1	1	0	1	0	0	0	7	12	6.75	1.500
Mark Clear, R ERA: 3.17	(7, 1)	1.2		6	0	0	0	0	1	0	0	0	0	0	5	9	0.00	0.600

PITCHER	IP	WLS	BF	H	R	ER	SO	BB	IBB	HBP	BLK	WP	HR	S	P	ERA	WHIP

BOTTOM

California Angels @ Kansas City Royals

Royals Stadium, Kansas City, MO

Thu Sep 18 1980, 8:05 PM EDT
Att. 19,559 - Unknown - 83 F

livebaseballscorecards.com

AB	30
R	5
H	9
RBI	5
BB	5
SO	3
LOB	15

PA: 37

California Angels @ Texas Rangers

Arlington Stadium, Arlington, TX

Fri Sep 19 1980, 8:05 PM EDT

Att. 9,024 - Unknown

TOP

livebaseballscorecards.com

Batter	1	2	3	4	5	6	7	8	9	AB	R	H	RBI	BB	SO	LOB
Dickie Thon, R (1, 4) (9, 5) OBP: 0.294, SLG: 0.333	0-0 1B	4-0 BB		0-0 F8 ②			0-0 2B 1B		0-3 K ①	4	1	2	0	1	1	0
Bert Campaneris, R (1, 6) OBP: 0.305, SLG: 0.338	0-3 K ①	0-0 CS ③ 3-H	0-0 6-3 ①	0-0 6-3 ③			0-0 1B 2B 1-3		0-0 FC6-4 1B 1B	5	2	2	0	0	1	1
Carney Lansford, R (1, 5) OBP: 0.312, SLG: 0.397 John Harris, L (9, 3) OBP: 0.417, SLG: 0.667	0-0 L7 ②		0-0 E 1B 1B		0-0 G6-4-3 1B		0-0 F2 ②		0-0 FC6-4 1B 1-3	5	1	3	0	0	0	3
										0	0	0	0	0	0	0
Dan Ford, R (1, 9) OBP: 0.350, SLG: 0.440 Gil Kubski, L (7, PR) (7, 9) OBP: 0.345, SLG: 0.346	0-0 1B 1-2		0-0 FC1 1B 1B 1-2		0-3 K ①		0-0 CS 1B 2-H 3-H		0-0 FC6-4 ② 1-2f 3-H	4	1	2	2	0	1	2
										1	0	0	1	0	0	1
Brian Downing, R (1, 10) OBP: 0.310, SLG: 0.367	0-3 K ③		0-0 1B 1-H 2-H 1B		0-0 G6-4-3 ②③ 1-2f		0-0 CS ③ 1-2	0-0 F8 ①	0-0 1-3 ③	5	0	1	2	0	1	4
Bobby Grich, R (1, 3) (9, 4) OBP: 0.381, SLG: 0.424		0-0 5-3 ①	0-0 1-2 1B			0-3 K ①		0-0 2B		4	0	2	0	0	1	0
Bobby Clark, R (1, 7) OBP: 0.263, SLG: 0.340		0-0 E 1B SF9 1B	0-0 F7 ②			0-0 F8 ②		0-0 F4 ②		4	1	1	0	0	0	3
Rick Miller, L (1, 8) OBP: 0.348, SLG: 0.344 Larry Harlow, L (4, 8) OBP: 0.367, SLG: 0.397		0-0 E7 SF9 CS 1B 1-3	0-0 F8 ③			0-3 K ③		4-0 FC6-4 IBB		2	0	1	0	0	0	2
										1	0	0	0	1	1	0
Dave Skaggs, R (1, 2) OBP: 0.333, SLG: 0.318		0-0 SF9 ② 2-3 3-H		0-0 5-3 ①			0-0 2-3 ①	0-0 FC6-4 ③ 1-2f		3	0	0	1	0	0	2

	AB	38
	R	6
	H	14
	RBI	6
	BB	2
	SO	6
	LOB	18

Inning Stats																		
	R: 0	H: 2	R: 1	H: 2	R: 2	H: 3	R: 0	H: 0	R: 0	H: 1	R: 0	H: 0	R: 2	H: 3	R: 0	H: 1	R: 1	H: 2
	E: 0	LOB: 2	E: 1	LOB: 1	E: 1	LOB: 2	E: 0	LOB: 0	E: 0	LOB: 0	E: 0	LOB: 0	E: 0	LOB: 1	E: 0	LOB: 2	E: 0	LOB: 1
	K: 2	BB: 0	K: 0	BB: 1	K: 0	BB: 0	K: 2	BB: 0	K: 1	BB: 0	S: 7	P: 7	K: 0	BB: 0	K: 0	BB: 1	K: 1	BB: 0
	S: 9	P: 9	S: 4	P: 8	S: 7	P: 7	S: 3	P: 3	S: 5	P: 5			S: 5	P: 5	S: 4	P: 8	S: 7	P: 7

	1B: 12	SF: 1	WP: 0	PA: 43
	2B: 2	SAC: 0	PB: 0	
	3B: 0	DP: 1	SB: 0	
	HR: 0	HBP: 0	CS: 2	

PITCHER		IP	WLS	BF	H	R	ER	SO	BB	IBB	HBP	BLK	WP	HR	S	P	ERA	WHIP
Jon Matlack, L ERA: 3.45	(1, 1)	6.2	L	31	11	5	3	5	1	0	0	0	0	0	40	44	4.05	1.800
Dennis Lewallyn, R ERA: 3.6	(7, 1)	2.1		10	3	1	1	1	0	1	0	0	0	0	11	15	3.86	1.286

PITCHER	IP	WLS	BF	H	R	ER	SO	BB	IBB	HBP	BLK	WP	HR	S	P	ERA	WHIP

Batter	1	2	3	4	5	6	7	8	9	AB	R	H	RBI	BB	SO	LOB
Bill Sample, R (1, 8) OBP: 0.324, SLG: 0.343	6-3 1B		1-2 3B 1B		F7			6-3		4	1	2	0	0	0	0
Bump Wills, S (1, 4) OBP: 0.319, SLG: 0.354	6-3 1-2		K		P7			F8		4	0	0	0	0	1	3
Al Oliver, L (1, 7) OBP: 0.351, SLG: 0.472	G4-6-3 HBP		1-H 2-H 3B			2B		K		3	0	2	2	0	1	0
Richie Zisk, R (1, 9) OBP: 0.343, SLG: 0.466	G4-6-3 1-2f		F9			F7			F8	4	0	0	0	0	0	4
John Ellis, R (1, 3) OBP: 0.291, SLG: 0.314		F2		1-6-3 S 1B		5-3			F8	4	0	1	0	0	0	1
Dave Roberts, R (1, 5) OBP: 0.292, SLG: 0.381		G3		1-6-3 1-3		F4			1-3	4	0	0	0	0	0	2
Jim Sundberg, R (1, 2) OBP: 0.352, SLG: 0.385		F9		F6			F9			3	0	0	0	0	0	1
Mike Richardt, R (1, 10) OBP: 0.254, SLG: 0.274			F7	F7			G6-4-3 1B			3	0	1	0	0	0	1
Bud Harrelson, S (1, 6) OBP: 0.361, SLG: 0.308			1B 3B 1B		5-3		G6-4-3 1-2f			2	1	1	0	0	0	0
Buddy Bell, R (7, PH) OBP: 0.381, SLG: 0.491										1	0	0	0	0	0	1
Odie Davis, R (8, 6) OBP: 0.250, SLG: 0.250										0	0	0	0	0	0	0

BOTTOM

California Angels @ Texas Rangers

Arlington Stadium, Arlington, TX

Fri Sep 19 1980, 8:05 PM EDT

Att. 9,024 - Unknown

livebaseballscorecards.com

AB	32
R	2
H	7
RBI	2
BB	0
SO	2
LOB	13

Inning Stats	1	2	3	4	5	6	7	8	9
	R: 0 E: 0 K: 0 S: 3	R: 0 E: 0 K: 0 S: 3	R: 2 E: 0 K: 1 S: 8	R: 0 E: 0 K: 0 S: 4	R: 0 E: 0 K: 0 S: 3	R: 0 E: 0 K: 0 S: 4	R: 0 E: 0 K: 0 S: 3	R: 0 E: 0 K: 1 S: 5	R: 0 E: 0 K: 0 S: 3
	H: 1 LOB: 1 BB: 0 P: 4	H: 0 LOB: 0 BB: 0 P: 3	H: 3 LOB: 1 BB: 0 P: 8	H: 1 LOB: 1 BB: 0 P: 4	H: 0 LOB: 0 BB: 0 P: 3	H: 1 LOB: 1 BB: 0 P: 4	H: 1 LOB: 0 BB: 0 P: 3	H: 0 LOB: 0 BB: 0 P: 5	H: 0 LOB: 0 BB: 0 P: 3

PITCHER		IP	WLS	BF	H	R	ER	SO	BB	IBB	HBP	BLK	WP	HR	S	P	ERA	WHIP	PITCHER	IP	WLS	BF	H	R	ER	SO	BB	IBB	HBP	BLK	WP	HR	S	P	ERA	WHIP
Frank Tanana, L ERA: 4.21	(1, 1)	9.0	W	33	7	2	2	2	0	0	1	0	0	0	36	37	2.00	0.778																	

1B: 5	SF: 0	WP: 0	PA: 33						
2B: 1	SAC: 0	PB: 0							
3B: 1	DP: 2	SB: 1							
HR: 0	HBP: 1	CS: 0							

Batter	1	2	3	4	5	6	7	8	9	10	AB	R	H	RBI	BB	SO	LOB
Dickie Thon, R (1, 6) OBP: 0.289, SLG: 0.327	5-3		5-3		2-3		FC4-6 G4-6-3 1-2f		K	1B 2B IBB	4	0	0	0	0	0	1
Rod Carew, L (9, PH) OBP: 0.393, SLG: 0.440 (9, 3)	4-3		G3		K		G4-6-3 1-2f		1B 1-2 2-H	2B 1-3 2-H	1	1	0	0	1	1	2
Gil Kubski, L (1, 9) OBP: 0.343, SLG: 0.344	1B		F9		1B			F7	1B 1-2 2-3	L9	6	0	4	1	0	0	0
Carney Lansford, R (1, 5) OBP: 0.315, SLG: 0.402	FC4-6 1-3			G3	K			2B 4-3	K	L9	3	1	1	0	1	1	1
Jason Thompson, L (1, 10) OBP: 0.396, SLG: 0.463				BB 1B		F7		4-3 1-3	K	4-3	3	0	1	0	1	0	2
Dan Ford, R (9, PH) OBP: 0.347, SLG: 0.436				K		K		K	K	5-3	5	0	1	1	0	2	4
John Harris, L (1, 3) OBP: 0.429, SLG: 0.667	FC4-6 1-2f										4	1	3	0	1	1	1
Bert Campaneris, R (9, PH) OBP: 0.305, SLG: 0.338		CS 1B 1B									4	1	3	0	1	1	1
Rick Miller, L (9, PH) OBP: 0.350, SLG: 0.346		1-2 CS 1B		BB 1B 1-2 BB		1B		K		PB 1B BB	3	1	0	0	2	1	4
Freddie Patek, R (9, PR) OBP: 0.303, SLG: 0.394 (9, 6)		2-3 1-2 K		2-3 BB		4-3			1B 1B 1-2 1B	K	5	1	2	0	0	1	5
Brian Downing, R (1, 2) OBP: 0.303, SLG: 0.354		L5		5-3													
Bobby Grich, R (1, 4) OBP: 0.385, SLG: 0.427							FC4-6 1B										
Larry Harlow, L (1, 8) OBP: 0.368, SLG: 0.393																	
Bobby Clark, R (1, 7) OBP: 0.266, SLG: 0.341																	
Inning Stats	R: 0 E: 0 K: 0 S: 5 H: 2 LOB: 2 BB: 0 P: 5	R: 0 E: 0 K: 1 S: 6 H: 2 LOB: 1 BB: 0 P: 6	R: 0 E: 0 K: 0 S: 3 H: 0 LOB: 0 BB: 0 P: 3	R: 0 E: 0 K: 1 S: 6 H: 1 LOB: 3 BB: 2 P: 14	R: 0 E: 0 K: 2 S: 8 H: 1 LOB: 1 BB: 0 P: 8	R: 0 E: 0 K: 1 S: 6 H: 1 LOB: 1 BB: 0 P: 6	R: 0 E: 0 K: 0 S: 3 H: 1 LOB: 0 BB: 0 P: 3	R: 1 E: 0 K: 1 S: 6 H: 1 LOB: 1 BB: 1 P: 10	R: 3 E: 0 K: 2 S: 11 H: 4 LOB: 2 BB: 1 P: 15	R: 2 E: 0 K: 1 S: 7 H: 2 LOB: 2 BB: 2 P: 15	1B: 13 2B: 3 3B: 0 HR: 0 SF: 0 SAC: 0 DP: 2 HBP: 0						

PITCHER		IP	WLS	BF	H	R	ER	SO	BB	IBB	HBP	BLK	WP	HR	S	P	ERA	WHIP
Don Kainer, R ERA: 2.16	(1, 1)	7.1		31	8	1	1	5	3	0	0	0	0	0	38	50	1.23	1.500
Bob Babcock, R ERA: 4.87	(8, 1)	0.2		5	2	2	2	1	1	0	0	0	0	0	6	10	27.00	4.500
Danny Darwin, R ERA: 2.51	(9, 1)	0.1		3	2	0	0	1	0	0	0	0	0	0	5	5	0.00	6.000
John Henry Johnson, L ERA: 2.52	(9, 1)	0.1		1	0	0	0	1	0	0	0	0	0	0	3	3	0.00	0.000
Dennis Lewallyn, R ERA: 3.38	(9, 1)	0.1		2	1	1	1	0	0	0	0	0	0	0	2	2	27.00	3.000

PITCHER		IP	WLS	BF	H	R	ER	SO	BB	IBB	HBP	BLK	WP	HR	S	P	ERA	WHIP
Charlie Hough, R ERA: 4.89	(10, 1)	1.0	L	7	2	2	2	1	1	1	0	0	0	0	7	15	18.00	3.000

TOP

California Angels @ Texas Rangers

Arlington Stadium, Arlington, TX

Sat Sep 20 1980, 8:05 PM EDT

Att. 10,938 - Unknown

livebaseballscorecards.com

AB	43
R	6
H	15
RBI	6
BB	6
SO	9
LOB	26

WP: 0 PA: 49
PB: 1
SB: 0
CS: 2

California Angels @ Texas Rangers

Arlington Stadium, Arlington, TX

Sat Sep 20 1980, 8:05 PM EDT

Att. 10,938 - Unknown

livebaseballscorecards.com

BOTTOM

Batter	1	2	3	4	5	6	7	8	9	10	AB	R	H	RBI	BB	SO	LOB
Jim Norris, L (1, 8) OBP: 0.335, SLG: 0.279	4-3		HR 1B		G3 S 1B 1B		SH5-4 1B 1-2		4-3		4	2	3	0	0	0	0
Bill Sample, R (9, PH) OBP: 0.323, SLG: 0.341											1	0	0	0	0	0	0
(10, 8)																	
Johnny Grubb, L (1, 9) OBP: 0.393, SLG: 0.426	1B 1B		1-H HR		G3 1-3		SH5-4 1-2 2-3		F4		4	1	2	2	0	0	1
Al Oliver, L (1, 7) OBP: 0.353, SLG: 0.472	G6-4-3 1-3 1B		K		BB 3-H 1B		IBB			6-3	4	0	2	1	1	1	0
Rusty Staub, L (1, 10) OBP: 0.373, SLG: 0.464	G6-4-3 1-2f			2B 2B	BB 1-2		K			2-3	2	1	1	0	1	0	2
Richie Zisk, R (7, PH) OBP: 0.341, SLG: 0.464											2	0	0	0	0	1	3
Pat Putnam, L (1, 3) OBP: 0.319, SLG: 0.403		K		F4	K		4-3			1B	4	0	0	0	0	2	6
Buddy Bell, R (10, PH) OBP: 0.383, SLG: 0.492											1	0	1	0	0	0	0
Odie Davis, R (10, PR) OBP: 0.250, SLG: 0.250											0	0	0	0	0	0	0
Dave Roberts, R (1, 5) OBP: 0.290, SLG: 0.382		K		2-H 2B		4-3		1-3		F4	5	0	1	1	0	1	1
Bump Wills, S (1, 4) OBP: 0.318, SLG: 0.353		PO 1B		L9		K		K			4	0	1	0	0	2	1
Jim Sundberg, R (1, 2) OBP: 0.349, SLG: 0.382		PO 1-2	G3	6-3		5-3		6-3			4	0	0	0	0	0	1
Bud Harrelson, S (1, 6) OBP: 0.358, SLG: 0.302			4-3		F4		BB SH5-4 1B		6-3		3	0	0	0	1	0	0
Inning Stats	R: 0 H: 2 E: 0 LOB: 1 K: 0 BB: 0 S: 4 P: 4	R: 0 H: 1 E: 0 LOB: 0 K: 2 BB: 0 S: 7 P: 7	R: 2 H: 2 E: 0 LOB: 0 K: 1 BB: 0 S: 7 P: 7	R: 1 H: 2 E: 0 LOB: 1 K: 0 BB: 0 S: 5 P: 5	R: 1 H: 2 E: 0 LOB: 2 K: 1 BB: 1 S: 7 P: 11	R: 0 H: 0 E: 0 LOB: 0 K: 1 BB: 0 S: 5 P: 5	R: 0 H: 1 E: 0 LOB: 3 K: 1 BB: 2 S: 6 P: 14	R: 0 H: 0 E: 0 LOB: 0 K: 1 BB: 0 S: 5 P: 5	R: 0 H: 0 E: 0 LOB: 0 K: 0 BB: 0 S: 3 P: 3	R: 0 H: 1 E: 0 LOB: 1 K: 0 BB: 0 S: 4 P: 4	1B: 8 SF: 0 2B: 2 SAC: 1 3B: 0 DP: 1 HR: 1 HBP: 0						

	AB	38
	R	4
	H	11
	RBI	4
	BB	3
	SO	7
	LOB	15

WP: 0 PA: 43
PB: 0
SB: 1
CS: 0

PITCHER		IP	WLS	BF	H	R	ER	SO	BB	IBB	HBP	BLK	WP	HR	S	P	ERA	WHIP
Jim Dorsey, R ERA: 9.19	(1, 1)	3.2		16	7	3	3	3	0	0	0	0	0	1	22	22	7.36	1.909
Ed Halicki, R ERA: 4.47	(4, 1)	2.1		10	2	1	1	2	1	0	0	0	0	0	13	17	3.86	1.286
Dave Schuler, L ERA: 3.86	(7, 1)	2.0		9	1	0	0	2	1	1	0	0	0	0	11	19	0.00	1.000
Andy Hassler, L ERA: 2.74	(9, 1)	2.0	W	7	1	0	0	0	0	0	0	0	0	0	7	7	0.00	0.500

PITCHER		IP	WLS	BF	H	R	ER	SO	BB	IBB	HBP	BLK	WP	HR	S	P	ERA	WHIP

California Angels @ Texas Rangers

Arlington Stadium, Arlington, TX

Sun Sep 21 1980, 4:33 AM EDT

Att. 6,794 - Unknown

TOP

livebaseballscorecards.com

Batter	1	2	3	4	5	6	7	8	9	AB	R	H	RBI	BB	SO	LOB
Dickie Thon, R (1, 4) OBP: 0.283, SLG: 0.321	F8			E5 / SF8	F7	SF9 / 2-3 3-H			FC1-6 / E / 1-2f FC6-4	4	2	0	1	0	0	1
Rod Carew, L (1, 3) OBP: 0.393, SLG: 0.439	F7			E5 / SF8 / 1-3 1B		1B / 1B			E5 / FC6-4 / 1-3	5	2	2	0	0	1	3
Carney Lansford, R (1, 5) OBP: 0.314, SLG: 0.401	K			SF8 / 2-3 3-H		1B / 1-3	F9		FC6-4 / 1-2f 3-H	4	1	1	2	0	1	1
Jason Thompson, L (1, 10) OBP: 0.396, SLG: 0.462		6-3		4-3 / 1B / 3-H		BB / HBP / 2-H 3-H	4-3		K	5	2	2	3	0	1	1
Gil Kubski, L (1, 9) OBP: 0.333, SLG: 0.333		6-3		4-3 / 1-2		HBP / BB / 1-2	G3			4	1	1	0	0	0	1
Larry Harlow, L (1, 8) OBP: 0.369, SLG: 0.392		K		2-H		BB / HBP / 1-2 2-3		4-3		3	1	1	1	1	1	0
Bobby Clark, R (1, 7) OBP: 0.266, SLG: 0.336		6-3	5-3			SF9 / BB / 1-2 2-3 3-H		6-3		3	0	0	1	0	0	1
Freddie Patek, R (1, 6) OBP: 0.302, SLG: 0.392		F8			CS / 1B	F4		6-3		4	0	1	0	0	0	3
Dave Skaggs, R (1, 2) OBP: 0.345, SLG: 0.304		F9			6-3 / 1-2	BB / 1-2 2-3 3-H			FC1-6 / BB	2	0	0	1	2	0	1

AB	34
R	9
H	8
RBI	9
BB	3
SO	4
LOB	12

Inning Stats																																
	R: 0	H: 0		R: 0	H: 0		R: 0	H: 0		R: 3	H: 3		R: 0	H: 1		R: 5	H: 4		R: 0	H: 0		R: 0	H: 0		R: 1	H: 0		1B: 8	SF: 2		WP: 0	PA: 40	
	E: 0	LOB: 0		E: 0	LOB: 0		E: 0	LOB: 0		E: 2	LOB: 1		E: 0	LOB: 0		E: 0	LOB: 0		E: 0	LOB: 0		E: 0	LOB: 0		E: 2	LOB: 1		2B: 0	SAC: 0		PB: 0		
	K: 1	BB: 0		K: 1	BB: 0		K: 0	BB: 0		K: 0	BB: 0		K: 0	BB: 0		K: 1	BB: 2		K: 0	BB: 0		K: 0	BB: 0		K: 1	BB: 1		3B: 0	DP: 0		SB: 0		
	S: 5	P: 5		S: 5	P: 5		S: 3	P: 3		S: 7	P: 7		S: 3	P: 3		S: 9	P: 18		S: 3	P: 3		S: 3	P: 3		S: 6	P: 10		HR: 0	HBP: 1		CS: 1		

PITCHER		IP	WLS	BF	H	R	ER	SO	BB	IBB	HBP	BLK	WP	HR	S	P	ERA	WHIP
Doc Medich, R (1, 1) ERA: 4.01		5.0	L	22	7	6	3	2	0	0	0	0	0	0	26	26	5.40	1.400
Jerry Don Gleaton, L (6, 1) ERA: 4.91		0.0		2	1	0	0	0	1	0	0	0	0	0	1	5	∞	∞
Bob Babcock, R (6, 1) ERA: 4.64		1.0		5	0	2	2	1	1	0	1	0	0	0	5	10	18.00	1.000
Brian Allard, R (7, 1) ERA: 5.65		3.0		11	0	1	0	1	1	0	0	0	0	0	12	16	0.00	0.333

PITCHER	IP	WLS	BF	H	R	ER	SO	BB	IBB	HBP	BLK	WP	HR	S	P	ERA	WHIP

California Angels @ Texas Rangers

Arlington Stadium, Arlington, TX

Sun Sep 21 1980, 4:33 AM EDT

Att. 6,794 - Unknown

BOTTOM

Batter	1	2	3	4	5	6	7	8	9	AB	R	H	RBI	BB	SO	LOB
Jim Norris, L (1, 8) OBP: 0.326, SLG: 0.270	F8		4-3		K		F7		F8	5	0	0	0	0	1	3
Johnny Grubb, L (1, 9) OBP: 0.386, SLG: 0.417	F8		G3		G4-6-3 1-2f		F9		F5	5	0	0	0	0	0	3
Al Oliver, L (1, 7) OBP: 0.353, SLG: 0.474	G3		FC6 1B			G3 1B 2B	F7			4	1	2	0	0	0	0
Rusty Staub, L (1, 10) OBP: 0.372, SLG: 0.462		G4-6-3 1B	FC6 1-2f			G3 2-3		F7		4	0	1	0	0	0	2
Pat Putnam, L (1, 3) OBP: 0.318, SLG: 0.402		G4-6-3 1-2f		F7		WP 3B 1B 3-H		F4		4	1	1	1	0	0	1
Dave Roberts, R (1, 5) OBP: 0.293, SLG: 0.381		E5 BB E		G4-6-3 1B		F7		FC6-4 BB		3	0	1	0	1	0	1
Bump Wills, S (1, 4) OBP: 0.318, SLG: 0.356		E1 BB 1-2		G4-6-3 1-2f		1-H 3B		FC6-4 1-2f		4	0	1	1	0	0	3
Jim Sundberg, R (1, 2) OBP: 0.354, SLG: 0.387		BB 1-2 2-3			1B 1B	BB			2B	2	0	2	0	2	0	0
Bud Harrelson, S (1, 6) OBP: 0.360, SLG: 0.305		F7			G4-6-3 1-2 1B	F6			F9	2	0	1	0	0	0	3
Bill Sample, R (6, PH) OBP: 0.321, SLG: 0.339										1	0	0	0	0	0	2
Odie Davis, R (7, 6) OBP: 0.200, SLG: 0.200										1	0	0	0	0	0	1
Inning Stats	R: 0 E: 0 K: 0 S: 3 H: 0 LOB: 0 BB: 0 P: 3	R: 0 E: 2 K: 0 S: 5 H: 1 LOB: 3 BB: 1 P: 9	R: 0 E: 0 K: 0 S: 4 H: 1 LOB: 1 BB: 0 P: 4	R: 0 E: 0 K: 0 S: 3 H: 1 LOB: 0 BB: 0 P: 3	R: 0 E: 0 K: 1 S: 6 H: 2 LOB: 1 BB: 0 P: 6	R: 2 E: 0 K: 0 S: 6 H: 3 LOB: 2 BB: 1 P: 10	R: 0 E: 0 K: 0 S: 3 H: 0 LOB: 0 BB: 0 P: 3	R: 0 E: 0 K: 0 S: 3 H: 0 LOB: 1 BB: 1 P: 7	R: 0 E: 0 K: 0 S: 4 H: 1 LOB: 1 BB: 0 P: 4	1B: 6 2B: 2 3B: 1 HR: 0	SF: 0 SAC: 0 DP: 3 HBP: 0						

livebaseballscorecards.com

AB	35
R	2
H	9
RBI	2
BB	3
SO	1
LOB	19

PITCHER	IP	WLS	BF	H	R	ER	SO	BB	IBB	HBP	BLK	WP	HR	S	P	ERA	WHIP
Jim Barr, R (1, 1) ERA: 5.34	5.2	W	25	8	2	2	1	1	0	0	0	1	0	26	30	3.18	1.588
Don Aase, R (6, 1) ERA: 4.16	3.1	S	13	1	0	0	0	2	0	0	0	0	0	11	19	0.00	0.900

PITCHER	IP	WLS	BF	H	R	ER	SO	BB	IBB	HBP	BLK	WP	HR	S	P	ERA	WHIP

Batter	1	2	3	4	5	6	7	8	9	AB	R	H	RBI	BB	SO	LOB
Dickie Thon, R (1, 6) OBP: 0.282, SLG: 0.320	F8		K		G1-4-3 1B		P4	G6-4-3 1-2f		4	0	1	0	0	1	1
Dan Ford, R (8, PH) OBP: 0.346, SLG: 0.434										1	0	0	0	0	0	3
Tom Donohue, R (8, 2) OBP: 0.215, SLG: 0.243										0	0	0	0	0	0	0
Rod Carew, L (1, 3) OBP: 0.395, SLG: 0.441	CS 1B		1B 1B		G1-4-3 1-2f		1B 3-H 1B		1-3	5	0	3	1	0	0	1
Carney Lansford, R (1, 5) OBP: 0.315, SLG: 0.400	1B 1-2 1B BB		F3		F8		1-2 1B		4-3	4	1	1	0	1	0	1
Jason Thompson, L (1, 10) OBP: 0.400, SLG: 0.474	1-H 1B		1-3 1B			HR	P4		1B E 1B	3	1	3	2	0	0	0
Brian Downing, R (7, PH) OBP: 0.308, SLG: 0.358										2	1	1	0	0	0	2
Gil Kubski, L (1, 9) OBP: 0.318, SLG: 0.317	4-3		4-3			F7		F8	E 1-2 E 1B	5	1	1	0	0	0	3
Bobby Grich, R (1, 4) OBP: 0.385, SLG: 0.427		F9		F8		F7		BB 1B 1B	E5 1-H 2-H 1B	5	2	2	1	0	0	0
Larry Harlow, L (1, 8) OBP: 0.373, SLG: 0.389		E BB		G3 BB		K		1B 1-2 BB	5-3	2	0	0	0	3	1	0
Bobby Clark, R (1, 7) OBP: 0.270, SLG: 0.344		F9		G3 1-2			F7 1B 2B	1-3 2-H 1B		4	1	2	1	0	0	2
Dave Skaggs, R (1, 2) OBP: 0.333, SLG: 0.292										2	0	0	0	0	2	2
John Harris, L (7, PH) OBP: 0.414, SLG: 0.640										1	0	0	0	0	0	1
Dan Whitmer, R (7, 2) OBP: 0.269, SLG: 0.276										0	0	0	0	0	0	0
Rick Miller, L (8, PH) OBP: 0.351, SLG: 0.346										0	0	0	0	1	0	0
Bert Campaneris, R (8, 6) OBP: 0.305, SLG: 0.338		K 1-2		K			F7 2-3	G6-4-3 IBB		0	0	0	0	0	0	0
Inning Stats	R: 1 E: 0 K: 0 S: 4 H: 2 LOB: 1 BB: 1 P: 8	R: 0 E: 1 K: 1 S: 5 H: 0 LOB: 1 BB: 1 P: 9	R: 0 E: 0 K: 1 S: 7 H: 2 LOB: 2 BB: 0 P: 7	R: 0 E: 0 K: 1 S: 5 H: 0 LOB: 1 BB: 1 P: 9	R: 0 E: 0 K: 0 S: 3 H: 1 LOB: 0 BB: 0 P: 3	R: 1 E: 0 K: 1 S: 6 H: 1 LOB: 0 BB: 0 P: 6	R: 1 E: 0 K: 0 S: 6 H: 3 LOB: 2 BB: 0 P: 6	R: 1 E: 0 K: 0 S: 4 H: 2 LOB: 2 BB: 2 P: 12	R: 3 E: 1 K: 0 S: 6 H: 3 LOB: 0 BB: 0 P: 6	1B: 12 2B: 1 3B: 0 HR: 1 SF: 0 SAC: 0 DP: 2 HBP: 0						

PITCHER		IP	WLS	BF	H	R	ER	SO	BB	IBB	HBP	BLK	WP	HR	S	P	ERA	WHIP
Moose Haas, R ERA: 3.0	(1, 1)	6.2		30	9	3	3	4	3	0	0	0	0	1	35	47	4.05	1.800
Bob McClure, L ERA: 3.28	(7, 1)	0.2	L	4	1	1	1	0	1	0	0	0	0	0	3	7	13.50	3.000
Bill Castro, R ERA: 2.82	(8, 1)	1.2		9	4	3	1	0	0	1	0	0	0	0	8	12	5.40	2.400

PITCHER	IP	WLS	BF	H	R	ER	SO	BB	IBB	HBP	BLK	WP	HR	S	P	ERA	WHIP

California Angels @ Milwaukee Brewers

Milwaukee County Stadium, Milwaukee, WI

Mon Sep 22 1980, 8:05 PM EDT

Att. 5,301 - Unknown - 59 F

TOP

livebaseballscorecards.com

AB	38
R	7
H	14
RBI	5
BB	5
SO	4
LOB	16

WP: 0 PB: 0 SB: 0 CS: 1 PA: 43

Batter	1	2	3	4	5	6	7	8	9	AB	R	H	RBI	BB	SO	LOB
Paul Molitor, R (1, 4) OBP: 0.373, SLG: 0.428	L6		F8		3B 1B		K 1-2		F6	4	0	1	1	1	1	1
Ed Romero, R (1, 6) OBP: 0.327, SLG: 0.337	F8		F9		1-H 3B		S BB		K 1-2	4	0	1	0	1	2	2
Cecil Cooper, L (1, 3) OBP: 0.390, SLG: 0.531	1B		1B		K		1-2 BB		K	4	0	1	0	0	0	3
Gorman Thomas, R (1, 8) OBP: 0.308, SLG: 0.477	K		1-3			F8	F8			4	0	0	0	0	2	1
Ben Oglivie, L (1, 7) OBP: 0.359, SLG: 0.544		F9		F7		K		5-3		4	1	1	0	0	0	0
Dick Davis, R (1, 9) OBP: 0.304, SLG: 0.397 Vic Harris, S (6, PR) (7, 9) OBP: 0.300, SLG: 0.322	E 1B 2B 1B			3-1		2B 1B		2-3		3 0	1 0	2 0	1 0	0 1	0 0	0 0
Sal Bando, R (1, 10) OBP: 0.277, SLG: 0.315	E8 2B 1-3 CS 1B			F8		1-H 2B		BB		4	0	1	0	0	1	2
Jim Gantner, L (1, 5) OBP: 0.329, SLG: 0.379	CS 1-3 3-H 2B				6-3	5-3		K		3	0	2	1	1	0	0
Buck Martinez, R (1, 2) OBP: 0.265, SLG: 0.309 John Poff, L (9, PH) OBP: 0.250, SLG: 0.325	CS 2-3 3-H				5-3		CS BB		WP 1B	3 1	1 0	1 0	0 0	0 0	1 0	1 1
Inning Stats	R: 0 E: 0 K: 1 S: 6 H: 1 LOB: 1 BB: 0 P: 6	R: 1 E: 1 K: 0 S: 4 H: 3 LOB: 1 BB: 0 P: 4	R: 0 E: 0 K: 0 S: 4 H: 1 LOB: 1 BB: 0 P: 4	R: 0 E: 0 K: 0 S: 3 H: 0 LOB: 0 BB: 0 P: 3	R: 1 E: 0 K: 1 S: 7 H: 2 LOB: 1 BB: 0 P: 7	R: 1 E: 0 K: 1 S: 7 H: 2 LOB: 1 BB: 0 P: 7	R: 0 E: 0 K: 1 S: 4 H: 0 LOB: 2 BB: 3 P: 16	R: 0 E: 0 K: 1 S: 5 H: 0 LOB: 1 BB: 1 P: 9	R: 0 E: 0 K: 2 S: 8 H: 1 LOB: 1 BB: 0 P: 8	1B: 7 2B: 3 3B: 1 HR: 0	SF: 0 SAC: 0 DP: 1 HBP: 0						

PITCHER		IP	WLS	BF	H	R	ER	SO	BB	IBB	HBP	BLK	WP	HR	S	P	ERA	WHIP
Ralph Botting, L ERA: 3.48	(1, 1)	6.0		25	9	3	3	3	0	0	0	0	0	0	31	31	4.50	1.500
Mark Clear, R ERA: 3.08	(7, 1)	3.0	W	13	1	0	0	4	4	0	0	0	1	0	17	33	0.00	1.667

PITCHER	IP	WLS	BF	H	R	ER	SO	BB	IBB	HBP	BLK	WP	HR	S	P	ERA	WHIP

BOTTOM

California Angels @ Milwaukee Brewers

Milwaukee County Stadium, Milwaukee, WI

Mon Sep 22 1980, 8:05 PM EDT

Att. 5,301 - Unknown - 59 F

livebaseballscorecards.com

AB	34
R	3
H	10
RBI	3
BB	4
SO	7
LOB	11

WP: 1 PB: 0 SB: 1 CS: 2 PA: 39

Batter	1	2	3	4	5	6	7	8	9	AB	R	H	RBI	BB	SO	LOB
Dickie Thon, R (1, 6) OBP: 0.285, SLG: 0.322	S S S 0-3 ① K		x 0-0 S 1B		x 0-0 ② FC5-4 1-2f 2-3		x 0-0 1-3 1B 1-2 2-H 3-H		x 0-0 ② F8	5	0	2	2	0	1	3
Rod Carew, L (1, 3) OBP: 0.395, SLG: 0.439	S S S 0-3 ② K		B B B B 4-0 1-2 BB		x 0-0 ③ L6		x 0-0 ② 1-3 1-2 2-3		x 0-0 1-3 1B	4	0	1	0	1	1	4
Carney Lansford, R (1, 5) OBP: 0.312, SLG: 0.396	S S S 0-3 ③ K		x 0-0 ③ F3			x 0-0 ① B2-3	x 0-0 ③ 6-3		x 0-0 ③ 5-3	5	0	0	0	0	1	6
Dan Ford, R (1, 9) OBP: 0.344, SLG: 0.428 Gil Kubski, L (8, 9) OBP: 0.318, SLG: 0.317		B B B B 4-0 E6 BB		x 0-0 ① 5-3		x 0-0 ② 5-3		S S S 0-3 ① K		3 0	0 0	0 0	0 0	1 0	1 0	0 0
Brian Downing, R (1, 10) OBP: 0.317, SLG: 0.380 Bert Campaneris, R (8, PR) OBP: 0.305, SLG: 0.338		x 0-0 ① L7		x 0-0 G5-4-3 1B		x 0-0 ③ F9		x 0-0 CS 2B		4 0	0 0	2 0	0 0	0 0	0 0	1 0
Bobby Grich, R (1, 4) OBP: 0.386, SLG: 0.427		S S S 0-3 ② K		x 0-0 ② ③ G5-4-3 1-2f			x 0-0 FC6-4 1B	x 0-0 ② 2-3 1B		4	0	2	0	0	1	2
Bobby Clark, R (1, 7) OBP: 0.270, SLG: 0.342		x 0-0 ③ F9			x 0-0 FC1-5 BB 1B		x 0-0 ① FC6-4 1B 1-2f 1B	x 0-0 ③ F7		4	1	1	0	0	0	4
Larry Harlow, L (1, 8) OBP: 0.377, SLG: 0.392			x 0-0 ① 1-3		B B B B 4-0 FC5-4 FC1-5 1-2 BB		x 0-0 1-3 1B 1B		x 0-0 FC1-6 1B	3	1	2	0	1	0	0
Dave Skaggs, R (1, 2) OBP: 0.328, SLG: 0.275		x 0-0 ② L8		x 0-0 ① FC1-5 FC5-4 1-2 2-3f		B B B B 4-0 1-3 1B BB			x 0-0 ① FC1-6 1B 1-2f	3	0	0	0	1	0	3
Inning Stats	R: 0 H: 0 E: 0 LOB: 0 K: 3 BB: 0 S: 9 P: 9	R: 0 H: 0 E: 1 LOB: 1 K: 1 BB: 1 S: 5 P: 9	R: 0 H: 1 E: 0 LOB: 2 K: 0 BB: 1 S: 4 P: 8	R: 0 H: 1 E: 0 LOB: 0 K: 0 BB: 0 S: 3 P: 3	R: 0 H: 1 E: 0 LOB: 2 K: 0 BB: 1 S: 4 P: 8	R: 0 H: 0 E: 0 LOB: 0 K: 0 BB: 0 S: 3 P: 3	R: 2 H: 3 E: 0 LOB: 2 K: 0 BB: 1 S: 6 P: 10	R: 0 H: 2 E: 0 LOB: 2 K: 1 BB: 0 S: 6 P: 6	R: 0 H: 2 E: 0 LOB: 2 K: 0 BB: 0 S: 5 P: 5	1B: 9 SF: 0 2B: 1 SAC: 0 3B: 0 DP: 1 HR: 0 HBP: 0						

PITCHER		IP	WLS	BF	H	R	ER	SO	BB	IBB	HBP	BLK	WP	HR	S	P	ERA	WHIP
Mike Caldwell, L ERA: 4.08	(1, 1)	9.0	L	39	10	2	2	5	4	0	0	0	0	0	45	61	2.00	1.556

PITCHER		IP	WLS	BF	H	R	ER	SO	BB	IBB	HBP	BLK	WP	HR	S	P	ERA	WHIP

TOP

California Angels @ Milwaukee Brewers

Milwaukee County Stadium, Milwaukee, WI

Tue Sep 23 1980, 8:05 PM EDT
Att. 6,195 - Unknown - 51 F

livebaseballscorecards.com

AB	35
R	2
H	10
RBI	2
BB	4
SO	5
LOB	23

WP: 0	PA: 39		
PB: 0			
SB: 1			
CS: 1			

BOTTOM

California Angels @ Milwaukee Brewers

Milwaukee County Stadium, Milwaukee, WI

Tue Sep 23 1980, 8:05 PM EDT

Att. 6,195 - Unknown - 51 F

livebaseballscorecards.com

Batter	1	2	3	4	5	6	7	8	9	AB	R	H	RBI	BB	SO	LOB
Paul Molitor, R (1, 4) OBP: 0.369, SLG: 0.423	6-3		E9		F9			K		4	0	0	0	0	1	2
Robin Yount, R (1, 6) OBP: 0.324, SLG: 0.530	E7 1B		F8			6-3		F9		4	0	1	0	0	0	2
Cecil Cooper, L (1, 3) OBP: 0.391, SLG: 0.536	F7			S 1B		F7			HR	4	1	2	1	0	0	1
Ben Oglivie, L (1, 7) OBP: 0.357, SLG: 0.542 Dick Davis, R (7, 7) OBP: 0.303, SLG: 0.395 Ed Romero, R (9, PR) OBP: 0.327, SLG: 0.337	F7			F7		K			E6 FC5 SH3	3 1 0	0 0 0	0 0 0	0 0 0	0 0 0	1 0 0	2 0 0
Gorman Thomas, R (1, 8) OBP: 0.306, SLG: 0.475		F5		F2 1-2			K		SH3 1-2	3	0	0	0	0	1	1
John Poff, L (1, 10) OBP: 0.233, SLG: 0.302 Sal Bando, R (9, PH) OBP: 0.276, SLG: 0.314		4-3		K			F8		K	3 1	0 0	0 0	0 0	0 0	1 1	1 2
Vic Harris, S (1, 9) OBP: 0.297, SLG: 0.317		F8			6-3 G3 1B		F9		FC5 2-3	4	0	1	0	0	0	2
Jim Gantner, L (1, 5) OBP: 0.329, SLG: 0.377			F7		G3 1-2			BB		2	0	0	0	1	0	1
Ned Yost, R (1, 2) OBP: 0.118, SLG: 0.118 Charlie Moore, R (8, PH) OBP: 0.330, SLG: 0.334 (9, 2)			4-3		6-3 2-3			L4		2 1	0 0	0 0	0 0	0 0	0 0	1 1
Inning Stats	R: 0 H: 1 E: 1 LOB: 1 K: 0 BB: 0 S: 4 P: 4	R: 0 H: 0 E: 0 LOB: 0 K: 0 BB: 0 S: 3 P: 3	R: 0 H: 0 E: 1 LOB: 1 K: 0 BB: 0 S: 4 P: 4	R: 0 H: 1 E: 0 LOB: 1 K: 1 BB: 0 S: 6 P: 6	R: 0 H: 1 E: 0 LOB: 1 K: 0 BB: 0 S: 4 P: 4	R: 0 H: 0 E: 0 LOB: 0 K: 1 BB: 0 S: 5 P: 5	R: 0 H: 0 E: 0 LOB: 0 K: 1 BB: 0 S: 5 P: 5	R: 0 H: 0 E: 0 LOB: 1 K: 1 BB: 1 S: 5 P: 9	R: 1 H: 1 E: 1 LOB: 2 K: 1 BB: 0 S: 7 P: 7	1B: 3 SF: 0 2B: 0 SAC: 1 3B: 0 DP: 0 HR: 1 HBP: 0						WP: 0 PA: 34 PB: 0 SB: 1 CS: 0	

	AB	32
	R	1
	H	4
	RBI	1
	BB	1
	SO	5
	LOB	16

PITCHER		IP	WLS	BF	H	R	ER	SO	BB	IBB	HBP	BLK	WP	HR	S	P	ERA	WHIP
Freddie Martinez, R ERA: 4.24	(1, 1)	8.0	W	31	4	1	1	4	1	0	0	0	0	1	38	42	1.12	0.625
Don Aase, R ERA: 4.15	(9, 1)	0.1		1	0	0	0	0	0	0	0	0	0	0	1	1	0.00	0.000
Andy Hassler, L ERA: 2.72	(9, 1)	0.2	S	2	0	0	0	1	0	0	0	0	0	0	4	4	0.00	0.000

PITCHER	IP	WLS	BF	H	R	ER	SO	BB	IBB	HBP	BLK	WP	HR	S	P	ERA	WHIP

Batter	1	2	3	4	5	6	7	8	9	AB	R	H	RBI	BB	SO	LOB
Dickie Thon, R (1, 6) OBP: 0.283, SLG: 0.319	6-3		6-3		1B		FC5-4 1-2f		K2-3	5	0	1	0	0	1	3
Rod Carew, L (1, 3) OBP: 0.396, SLG: 0.439	K			BB 1B FC5-2 1B	4-3			BB BB		3	0	1	0	1	1	1
Carney Lansford, R (1, 5) OBP: 0.312, SLG: 0.395	F9			FC5-2 BB 1-2 1B		6-3		P3		4	0	1	0	0	0	1
Jason Thompson, L (1, 10) OBP: 0.400, SLG: 0.473		K		F7		1B		G4-6-3 1-2 BB		3	0	1	0	1	1	2
Gil Kubski, L (1, 9) OBP: 0.313, SLG: 0.295		K		FC5-2 1-2 2-3 BB	F8			G4-6-3 1-2f		3	0	0	0	1	1	3
Bobby Grich, R (1, 4) OBP: 0.387, SLG: 0.427		BB		FC5-2 1-2 2-3 3-Hf	4-3				FC6-4 1B	3	0	1	0	1	0	4
Larry Harlow, L (1, 8) OBP: 0.376, SLG: 0.390		G3		F8			FC5-4 1B		K	4	0	1	0	0	1	5
Bobby Clark, R (1, 7) OBP: 0.265, SLG: 0.336			F8		6-3		F9		FC6-4 1B 1-2f	4	0	0	0	0	0	2
Dave Skaggs, R (1, 2) OBP: 0.317, SLG: 0.264 John Harris, L (7, PH) OBP: 0.400, SLG: 0.615 Stan Cliburn, R (7, 2) OBP: 0.217, SLG: 0.321 Rick Miller, L (9, PH) OBP: 0.353, SLG: 0.347			P6		P4		F8		1-3 1B	2 1 0 1	0 0 0 0	0 0 0 1	0 0 0 0	0 0 0 0	0 0 0 0	0 1 0 0
Inning Stats	R: 0 E: 0 K: 1 S: 5 H: 0 LOB: 0 BB: 0 P: 5	R: 0 E: 0 K: 2 S: 7 H: 0 LOB: 1 BB: 1 P: 11	R: 0 E: 0 K: 0 S: 3 H: 0 LOB: 0 BB: 0 P: 3	R: 0 E: 0 K: 0 S: 5 H: 2 LOB: 3 BB: 1 P: 9	R: 0 E: 0 K: 0 S: 4 H: 1 LOB: 1 BB: 0 P: 4	R: 0 E: 0 K: 0 S: 4 H: 1 LOB: 1 BB: 0 P: 4	R: 0 E: 0 K: 0 S: 4 H: 1 LOB: 1 BB: 0 P: 4	R: 0 E: 0 K: 0 S: 2 H: 0 LOB: 1 BB: 2 P: 10	R: 0 E: 0 K: 2 S: 9 H: 2 LOB: 2 BB: 0 P: 9	1B: 7 2B: 0 3B: 0 HR: 0 SF: 0 SAC: 0 DP: 1 HBP: 0						

PITCHER	IP	WLS	BF	H	R	ER	SO	BB	IBB	HBP	BLK	WP	HR	S	P	ERA	WHIP
Lary Sorensen, R (1, 1) ERA: 3.69	9.0	W	37	7	0	0	5	4	0	0	0	0	0	43	59	0.00	1.222

PITCHER	IP	WLS	BF	H	R	ER	SO	BB	IBB	HBP	BLK	WP	HR	S	P	ERA	WHIP

TOP

California Angels @ Milwaukee Brewers

Milwaukee County Stadium, Milwaukee, WI

Wed Sep 24 1980, 8:05 PM EDT
Att. 5,974 - Unknown - 57 F

livebaseballscorecards.com

AB	33
R	0
H	7
RBI	0
BB	4
SO	5
LOB	22

WP: 0 PA: 37
PB: 0
SB: 0
CS: 0

Batter	1	2	3	4	5	6	7	8	9	AB	R	H	RBI	BB	SO	LOB
Paul Molitor, R (1, 4) OBP: 0.368, SLG: 0.419	BBBB 4-0 FC6-4 BB		x 0-0 F8 ②		x 0-0 L6-4 ②③ 2-3	x 0-0 G4-6-3 ②③ 1-2f		x 0-0 F7 ②		4	0	0	0	1	0	6
Robin Yount, R (1, 6) OBP: 0.323, SLG: 0.527	x 0-0 FC6-4 G6-4-3 ① 1-2f		x 0-0 L8 ③			x 0-0 E5 1B 2B	x 0-0 F9 ①	x 0-0 1B		5	1	1	0	0	0	2
Cecil Cooper, L (1, 3) OBP: 0.391, SLG: 0.540	x 0-0 G6-4-3 ②③ 1-2f			x 0-0 4-3 ①		x 0-0 2B 2B 1-2 1B	x 0-0 HR	x 0-0 4-3 ③		5	2	2	1	0	0	2
Gorman Thomas, R (1, 8) OBP: 0.306, SLG: 0.475		SSS 0-3 K ①		x 0-0 F5 ②		x 0-0 2B 2B 1-3 2-H	SSS 0-3 K ②			4	1	1	1	0	2	0
Ben Oglivie, L (1, 7) OBP: 0.360, SLG: 0.550		x 0-0 P4 ②		x 0-0 1B		x 0-0 1B 2B 2-H 3-H	x 0-0 HR			4	2	3	3	0	0	0
Dick Davis, R (1, 9) OBP: 0.303, SLG: 0.395 Vic Harris, S (7, 9) OBP: 0.307, SLG: 0.328		x 0-0 1B		x 0-0 P4 ③		x 0-0 F7 ①	x 0-0 BB 1B			3 1	0 0	1 1	0 0	0 0	0 0	2 0
Sal Bando, R (1, 10) OBP: 0.283, SLG: 0.318		x 0-0 F7 ③			x 0-0 FC2-6 1B 1B	x 0-0 BBBB 1B 1B 2-H	4-0 1-2 BB			3	0	2	1	1	0	1
Jim Gantner, L (1, 5) OBP: 0.330, SLG: 0.376			x 0-0 6-3 ①		x 0-0 L6-4 FC2-6 1-2 1B	BBBB 4-0 1B BB	x 0-0 G3 ③			3	0	1	0	1	0	2
Ned Yost, R (1, 2) OBP: 0.190, SLG: 0.190			x 0-0 1B		x 0-0 FC2-6 ① 1-2 2-3f	x 0-0 G4-6-3 1-2 2-3 1B		SSS 0-3 K ①		4	0	2	0	0	1	2
Inning Stats	R: 0 E: 0 K: 0 S: 2 H: 0 LOB: 0 BB: 1 P: 6	R: 0 E: 0 K: 1 S: 6 H: 1 LOB: 1 BB: 0 P: 6	R: 0 E: 0 K: 0 S: 4 H: 1 LOB: 1 BB: 0 P: 4	R: 0 E: 0 K: 0 S: 4 H: 1 LOB: 1 BB: 0 P: 4	R: 0 E: 0 K: 0 S: 4 H: 2 LOB: 1 BB: 0 P: 4	R: 4 E: 1 K: 0 S: 8 H: 5 LOB: 2 BB: 1 P: 12	R: 2 E: 0 K: 1 S: 8 H: 3 LOB: 2 BB: 1 P: 12	R: 0 E: 0 K: 1 S: 6 H: 1 LOB: 1 BB: 0 P: 6		1B: 10 2B: 3 3B: 0 HR: 2	SF: 0 SAC: 0 DP: 3 HBP: 0						

PITCHER	IP	WLS	BF	H	R	ER	SO	BB	IBB	HBP	BLK	WP	HR	S	P	ERA	WHIP
Frank Tanana, L (1, 1) ERA: 4.24	5.1	L	26	9	4	3	1	2	0	0	0	0	0	26	34	5.06	2.062
Ed Halicki, R (6, 1) ERA: 4.58	2.2		13	5	2	2	2	1	0	0	0	0	2	16	20	6.75	2.250

PITCHER	IP	WLS	BF	H	R	ER	SO	BB	IBB	HBP	BLK	WP	HR	S	P	ERA	WHIP

BOTTOM

California Angels @ Milwaukee Brewers

Milwaukee County Stadium, Milwaukee, WI

Wed Sep 24 1980, 8:05 PM EDT

Att. 5,974 - Unknown - 57 F

livebaseballscorecards.com

AB	36
R	6
H	14
RBI	6
BB	3
SO	3
LOB	17

PA: 39

Batter	1	2	3	4	5	6	7	8	9	AB	R	H	RBI	BB	SO	LOB
Chet Lemon, R (1, 8) OBP: 0.392, SLG: 0.444	0-0 6-3 4-3 1B 1B		0-0 1B 1B	0-3 K		S S S 0-3 K			0-0 E3 FC6-4	5	1	2	0	0	2	3
Mike Squires, L (1, 3) OBP: 0.347, SLG: 0.351	0-0 4-3 1-2		0-0 FC1-6-4 1-3 1B	0-0 FC6-4 1-3 2-H 3-H 1B			0-0 6-3		0-0 FC6-4 1-2f	4	0	2	2	0	0	1
Wayne Nordhagen, R (9, PH) OBP: 0.288, SLG: 0.457										1	0	0	0	0	0	1
Ed Farmer, R (9, 1)										0	0	0	0	0	0	0
Harold Baines, L (1, 9) OBP: 0.272, SLG: 0.394	0-0 6-3 2-3		0-0 FC1-6-4 1-2f 1B	0-0 FC6-4 FC6-4 1-2f 3-H			0-0 F7			4	1	0	1	0	0	3
Lamar Johnson, R (1, 10) OBP: 0.336, SLG: 0.416	0-0 3-H 1B		0-0 1B 2-H 1B	0-0 FC6-4 1-2f			0-0 F8			4	0	2	2	0	0	1
(9, 3)																
Bob Molinaro, L (1, 7) OBP: 0.348, SLG: 0.404	0-0 G3		0-0 1-3 1B		0-0 F2			0-0 G3		4	0	1	0	0	0	1
Rusty Kuntz, R (8, 7) OBP: 0.283, SLG: 0.306										0	0	0	0	0	0	0
Jim Morrison, R (1, 4) OBP: 0.322, SLG: 0.408		0-0 FC6-4 1B	0-0 6-3		S S S 0-3 K			0-0 G3		4	0	1	0	0	1	2
Marv Foley, L (1, 2) OBP: 0.271, SLG: 0.367		0-0 F7		0-0 1B BB 1B 1B	0-0 F9			0-0 F9		4	1	1	0	0	0	1
Fran Mullins, R (1, 5) OBP: 0.294, SLG: 0.273		0-0 FC6-4 1-2f		B B B B 4-0 1B 1B 1-2 BB		0-0 F8			0-0 F8	3	1	0	0	1	0	1
Todd Cruz, R (1, 6) OBP: 0.272, SLG: 0.312		0-0 F7		0-0 1B FC6-4 1-2 2-3 1B		0-0 L3			0-0 F9	4	1	1	0	0	0	1
Inning Stats	R: 1 H: 2 E: 0 LOB: 1 K: 0 BB: 0 S: 5 P: 5	R: 0 H: 1 E: 0 LOB: 1 K: 0 BB: 0 S: 4 P: 4	R: 1 H: 4 E: 1 LOB: 2 K: 0 BB: 0 S: 6 P: 6	R: 3 H: 3 E: 0 LOB: 1 K: 1 BB: 1 S: 8 P: 12	R: 0 H: 0 E: 0 LOB: 0 K: 1 BB: 0 S: 5 P: 5	R: 0 H: 0 E: 0 LOB: 0 K: 1 BB: 0 S: 5 P: 5	R: 0 H: 0 E: 0 LOB: 0 K: 0 BB: 0 S: 3 P: 3	R: 0 H: 0 E: 0 LOB: 0 K: 0 BB: 0 S: 3 P: 3	R: 0 H: 0 E: 1 LOB: 1 K: 0 BB: 0 S: 4 P: 4	1B: 10 SF: 0 2B: 0 SAC: 0 3B: 0 DP: 0 HR: 0 HBP: 0						

TOP

Chicago White Sox @ California Angels

Anaheim Stadium, Anaheim, CA

Fri Sep 26 1980, 10:05 PM EDT

Att. 22,578 - Unknown

livebaseballscorecards.com

AB	37
R	5
H	10
RBI	5
BB	1
SO	3
LOB	15

PITCHER		IP	WLS	BF	H	R	ER	SO	BB	IBB	HBP	BLK	WP	HR	S	P	ERA	WHIP
Jim Barr, R ERA: 5.64	(1, 1)	3.0	L	17	8	4	4	0	1	0	0	0	0	0	16	20	12.00	3.000
Don Aase, R ERA: 4.06	(4, 1)	6.0		21	2	1	1	3	0	0	0	0	0	0	27	27	1.50	0.333

PITCHER	IP	WLS	BF	H	R	ER	SO	BB	IBB	HBP	BLK	WP	HR	S	P	ERA	WHIP

BOTTOM

Chicago White Sox @ California Angels

Anaheim Stadium, Anaheim, CA

Fri Sep 26 1980, 10:05 PM EDT

Att. 22,578 - Unknown

Batter	1	2	3	4	5	6	7	8	9	AB	R	H	RBI	BB	SO	LOB
Dickie Thon, R (1, 6) OBP: 0.286, SLG: 0.319	G6-3 1B		F4	BB 1-2 2-3		5-3			F8	3	0	1	0	1	0	0
Larry Harlow, L (9, PH) OBP: 0.375, SLG: 0.389										1	0	0	0	0	0	1
Rod Carew, L (1, 3) OBP: 0.392, SLG: 0.434	G6-3 1-2f		G3	4-3			L7		F7	5	0	0	0	0	0	5
Carney Lansford, R (1, 5) OBP: 0.312, SLG: 0.394	6-3		5-3		G3 SF8 1B		F9			4	1	1	0	0	0	0
Jason Thompson, L (1, 10) OBP: 0.401, SLG: 0.473		6-3		HR 1B	G3 1-2 1B		K			4	1	2	0	0	1	0
John Harris, L (1, 7) OBP: 0.412, SLG: 0.690		BB 1B 1B		HR 1-H	G3 1-2 2-3			F6		3	2	1	2	1	0	2
Bobby Grich, R (1, 4) OBP: 0.384, SLG: 0.424		K		L6	SF8 3-H			F9		3	0	0	1	0	1	1
Bobby Clark, R (1, 8) OBP: 0.269, SLG: 0.339		1B 1-2 1B		BB 1B 1B	F2			K		4	0	2	0	0	1	1
Gil Kubski, L (1, 9) OBP: 0.308, SLG: 0.292		1-3 2-H 1B		F8		4-3			4-3	4	0	1	1	0	0	1
Dave Skaggs, R (1, 2) OBP: 0.318, SLG: 0.268		K		BB 1-2 1B		K			BB	3	0	1	0	0	2	2
Rick Miller, L (9, PH) OBP: 0.354, SLG: 0.347										0	0	0	0	1	0	0
Bert Campaneris, R (9, PR) OBP: 0.305, SLG: 0.338										0	0	0	0	0	0	0
Inning Stats	R: 0 E: 0 K: 0 S: 3 H: 1 LOB: 0 BB: 0 P: 3	R: 1 E: 0 K: 2 S: 9 H: 2 LOB: 2 BB: 1 P: 13	R: 0 E: 0 K: 0 S: 3 H: 0 LOB: 0 BB: 0 P: 3	R: 2 E: 0 K: 0 S: 7 H: 4 LOB: 3 BB: 1 P: 11	R: 1 E: 0 K: 0 S: 5 H: 2 LOB: 1 BB: 0 P: 5	R: 0 E: 0 K: 1 S: 5 H: 0 LOB: 0 BB: 0 P: 5	R: 0 E: 0 K: 1 S: 5 H: 0 LOB: 0 BB: 0 P: 5	R: 0 E: 0 K: 1 S: 5 H: 0 LOB: 0 BB: 0 P: 5	R: 0 E: 0 K: 0 S: 3 H: 0 LOB: 1 BB: 1 P: 7	1B: 8 2B: 0 3B: 0 HR: 1	SF: 1 SAC: 0 DP: 1 HBP: 0						

AB	34
R	4
H	9
RBI	4
BB	3
SO	5
LOB	13

WP: 0 PB: 0 SB: 0 CS: 0 PA: 38

livebaseballscorecards.com

PITCHER		IP	WLS	BF	H	R	ER	SO	BB	IBB	HBP	BLK	WP	HR	S	P	ERA	WHIP
LaMarr Hoyt, R ERA: 4.74	(1, 1)	3.2		18	7	3	3	2	1	0	0	0	0	1	21	25	7.36	2.182
Dewey Robinson, R ERA: 3.48	(4, 1)	4.1	W	16	2	1	1	3	1	0	0	0	0	0	21	25	2.08	0.692
Ed Farmer, R ERA: 3.38	(9, 1)	1.0	S	4	0	0	0	0	1	0	0	0	0	0	3	7	0.00	1.000

PITCHER	IP	WLS	BF	H	R	ER	SO	BB	IBB	HBP	BLK	WP	HR	S	P	ERA	WHIP

Batter	1	2	3	4	5	6	7	8	9	AB	R	H	RBI	BB	SO	LOB
Chet Lemon, R (1, 8) OBP: 0.392, SLG: 0.446	F6		HR 2B	FC5-4 1B E 1-2f		F7		1B 1B 1-2		5	2	2	0	0	0	1
Mike Squires, L (1, 3) OBP: 0.348, SLG: 0.352	F7		F7	1B 1B 1-3			F8	1B 1-3 2-H		5	0	2	1	0	0	1
Jim Morrison, R (1, 4) OBP: 0.326, SLG: 0.417	1B		HR 2-H	1B 1-2 3-H			6-3 1B S S S	K 0-3		5	2	4	2	0	1	1
Lamar Johnson, R (1, 10) OBP: 0.334, SLG: 0.414	F9		1B 1B 2B	F6			6-3 1-2		F8	5	1	1	0	0	0	4
Wayne Nordhagen, R (1, 9) OBP: 0.289, SLG: 0.459		F9	2B 1B 1-3		P8		1B 1B 2-H		F7	5	0	2	1	0	0	0
Rusty Kuntz, R (1, 7) OBP: 0.293, SLG: 0.315		K S S S 0-3	1B 2-3 3-H		F6		1B 1-2		K S S S 0-3	5	0	2	1	0	2	0
Marv Foley, L (1, 2) OBP: 0.263, SLG: 0.355		E4 FC5-4 S S S 0-3	K		F9		F8			4	0	0	0	0	1	4
Fran Mullins, R (1, 5) OBP: 0.278, SLG: 0.255		FC5-4 1-2f	F7		6-3		F7			3	0	0	0	0	0	1
Leo Sutherland, L (8, PH) OBP: 0.264, SLG: 0.292										1	0	0	0	0	0	0
Kevin Bell, R (8, 5) OBP: 0.288, SLG: 0.245										0	0	0	0	0	0	0
Todd Cruz, R (1, 6) OBP: 0.275, SLG: 0.312			6-3	FC5-4 1B		F7		1B 1B HBP H 1-0		3	1	1	0	0	0	0

TOP

Chicago White Sox @ California Angels

Anaheim Stadium, Anaheim, CA

Sat Sep 27 1980, 10:05 PM EDT

Att. 20,398 - Unknown

livebaseballscorecards.com

AB	41
R	6
H	14
RBI	5
BB	0
SO	4
LOB	12

Inning Stats	1	2	3	4	5	6	7	8	9
R	0	0	3	1	0	0	1	1	0
E	0	1	0	1	0	0	0	0	0
K	0	1	1	0	0	0	0	1	1
S	4	6	10	6	3	3	6	6	5
H	1	0	5	3	0	0	3	2	0
LOB	1	1	2	2	0	2	6	1	0
BB	0	0	0	0	0	0	0	0	0
P	4	6	10	6	3	3	6	7	5

1B	11
2B	2
3B	0
HR	1
SF	0
SAC	0
DP	0
HBP	1
WP	0
PB	0
SB	0
CS	0
PA	42

PITCHER		IP	WLS	BF	H	R	ER	SO	BB	IBB	HBP	BLK	WP	HR	S	P	ERA	WHIP
Ralph Botting, L ERA: 4.44	(1, 1)	3.2	L	21	9	4	4	2	0	0	0	0	0	1	25	25	9.82	2.455
Dave Lemanczyk, R ERA: 4.75	(4, 1)	3.0		12	3	1	1	0	0	0	0	0	0	0	12	12	3.00	1.000
Mark Clear, R ERA: 3.1	(7, 1)	2.1		9	2	1	1	2	0	0	1	0	0	0	12	13	3.86	0.857

PITCHER	IP	WLS	BF	H	R	ER	SO	BB	IBB	HBP	BLK	WP	HR	S	P	ERA	WHIP

Chicago White Sox @ California Angels

Anaheim Stadium, Anaheim, CA

Sat Sep 27 1980, 10:05 PM EDT

Att. 20,398 - Unknown

livebaseballscorecards.com

Batter	1	2	3	4	5	6	7	8	9	AB	R	H	RBI	BB	SO	LOB
Dickie Thon, R (1, 6) OBP: 0.286, SLG: 0.322	L8		F7		4-3 1-3 2B			5-3		4	0	1	0	0	0	0
Gil Kubski, L (1, 9) OBP: 0.286, SLG: 0.269	K		4-3		4-3 2-3 3-H			K		4	0	0	1	0	2	1
Carney Lansford, R (1, 5) OBP: 0.311, SLG: 0.395	6-3		2B		K			K		4	0	1	0	0	2	1
Jason Thompson, L (1, 10) OBP: 0.400, SLG: 0.478		HR	4-3			K			F4	4	1	1	1	0	1	1
John Harris, L (1, 3) OBP: 0.421, SLG: 0.656		1B 1B 1B		4-3		F8			G6-4-3 BB	3	1	1	0	1	0	0
Bobby Grich, R (1, 4) OBP: 0.383, SLG: 0.423		CS 1B 1-2 1B		1-3		6-3			G6-4-3 1-2f	4	0	1	0	0	0	1
Bobby Clark, R (1, 7) OBP: 0.270, SLG: 0.339		1-2 2-H 1B		F4			F4			3	0	1	1	0	0	0
Rick Miller, L (1, 8) OBP: 0.354, SLG: 0.346		F7			F8		G6-3 BB			2	0	0	0	1	0	2
Dave Skaggs, R (1, 2) OBP: 0.324, SLG: 0.276 Rod Carew, L (7, PH) OBP: 0.392, SLG: 0.434 Dan Whitmer, R (8, 2) OBP: 0.269, SLG: 0.276		K 2-3			2B 4-3 1B		G6-3 1-2f			2 1 0	1 0 0	1 0 0	0 0 0	0 0 0	1 0 0	2 1 0
Inning Stats	R: 0 E: 0 K: 1 S: 5 H: 0 LOB: 0 BB: 0 P: 5	R: 2 E: 0 K: 1 S: 8 H: 4 LOB: 2 BB: 0 P: 8	R: 0 E: 0 K: 0 S: 4 H: 1 LOB: 1 BB: 0 P: 4	R: 0 E: 0 K: 0 S: 3 H: 0 LOB: 0 BB: 0 P: 3	R: 1 E: 0 K: 1 S: 7 H: 2 LOB: 1 BB: 0 P: 7	R: 0 E: 0 K: 1 S: 5 H: 0 LOB: 0 BB: 0 P: 5	R: 0 E: 0 K: 0 S: 2 H: 0 LOB: 0 BB: 1 P: 6	R: 0 E: 0 K: 2 S: 7 H: 0 LOB: 0 BB: 0 P: 7	R: 0 E: 0 K: 0 S: 2 H: 0 LOB: 0 BB: 1 P: 6	1B: 4 2B: 3 3B: 0 HR: 1 SF: 0 SAC: 0 DP: 3 HBP: 0						

PITCHER	IP	WLS	BF	H	R	ER	SO	BB	IBB	HBP	BLK	WP	HR	S	P	ERA	WHIP
Richard Dotson, R (1, 1) ERA: 4.18	9.0	W	33	7	3	3	6	2	0	0	0	0	1	43	51	3.00	1.000

PITCHER	IP	WLS	BF	H	R	ER	SO	BB	IBB	HBP	BLK	WP	HR	S	P	ERA	WHIP

AB	31
R	3
H	7
RBI	3
BB	2
SO	6
LOB	9

WP: 0 PB: 0 SB: 0 CS: 1 PA: 33

Batter	1	2	3	4	5	6	7	8	9	AB	R	H	RBI	BB	SO	LOB
Chet Lemon, R (1, 8) OBP: 0.392, SLG: 0.445	F8	1-3 1B			6-3		K	2-H 1B		5	0	2	1	0	1	0
Mike Squires, L (1, 3) OBP: 0.346, SLG: 0.348	BBBB S 1B 1B BB	4-3			F8		F8	4-3		4	1	0	0	1	0	3
Harold Baines, L (1, 9) OBP: 0.273, SLG: 0.396	1-2 S 1B 1B		G3 SF9 2B		4-3			6-3	F8	5	2	2	0	0	0	0
Lamar Johnson, R (1, 10) OBP: 0.333, SLG: 0.412	K 1-2 2-3		G3 2-3			3-4-3 1B		K	1-3	5	0	1	0	0	2	3
Bob Molinaro, L (1, 7) OBP: 0.349, SLG: 0.406	2-H 3-H 1B		SF9 3-H			F8		E S 1B	K	3	1	2	3	0	0	1
Rusty Kuntz, R (8, 7) OBP: 0.288, SLG: 0.309										1	0	0	0	0	1	0
Jim Morrison, R (1, 4) OBP: 0.325, SLG: 0.416	L5		K			3-4-3 1-2		E7 BB 1-H 2B 1B		4	1	1	1	0	1	2
Marv Foley, L (1, 2) OBP: 0.270, SLG: 0.349		K		4-3		IBB		BB 2B IBB		2	1	0	0	2	1	0
Fran Mullins, R (1, 5) OBP: 0.293, SLG: 0.245		BBBB 1B BB		6-3		F2		1-2 2-3 2B BB		2	1	0	0	2	0	2
Todd Cruz, R (1, 6) OBP: 0.275, SLG: 0.314		F7		F6			5-3	1-H 2-H 3-H 1B 2B		4	1	1	3	0	0	1
Inning Stats	R: 2 E: 0 K: 1 S: 7 H: 2 LOB: 1 BB: 1 P: 11	R: 0 E: 0 K: 1 S: 6 H: 1 LOB: 2 BB: 1 P: 10	R: 1 E: 0 K: 1 S: 6 H: 1 LOB: 0 BB: 0 P: 6	R: 0 E: 0 K: 0 S: 3 H: 0 LOB: 0 BB: 0 P: 3	R: 0 E: 0 K: 0 S: 3 H: 0 LOB: 0 BB: 0 P: 3	R: 0 E: 0 K: 0 S: 4 H: 1 LOB: 2 BB: 1 P: 8	R: 0 E: 0 K: 1 S: 5 H: 0 LOB: 0 BB: 0 P: 5	R: 5 E: 1 K: 1 S: 9 H: 4 LOB: 1 BB: 2 P: 17	R: 0 E: 0 K: 1 S: 5 H: 0 LOB: 0 BB: 0 P: 5	1B: 7 2B: 2 3B: 0 HR: 0	SF: 1 SAC: 0 DP: 0 HBP: 0						

PITCHER	IP	WLS	BF	H	R	ER	SO	BB	IBB	HBP	BLK	WP	HR	S	P	ERA	WHIP
Freddie Martinez, R (1, 1) ERA: 4.52	7.2	L	36	8	8	8	5	3	2	0	0	0	0	41	61	9.39	1.435
Dave LaRoche, L (8, 1) ERA: 4.23	1.1		5	1	0	0	1	0	0	0	0	0	0	7	7	0.00	0.750

PITCHER	IP	WLS	BF	H	R	ER	SO	BB	IBB	HBP	BLK	WP	HR	S	P	ERA	WHIP

TOP

Chicago White Sox @ California Angels

Anaheim Stadium, Anaheim, CA

Sun Sep 28 1980, 6:33 AM EDT

Att. 29,012 - Unknown

livebaseballscorecards.com

AB	35
R	8
H	9
RBI	8
BB	5
SO	6
LOB	12

WP: 0 PB: 0 SB: 3 CS: 0 PA: 41

Batter	1	2	3	4	5	6	7	8	9	AB	R	H	RBI	BB	SO	LOB
Dickie Thon, R (1, 6) OBP: 0.281, SLG: 0.317	P9		FC5-4 (1-2f) FC6-4			F9		E6 BB 1B FC6-4		4	1	0	0	0	0	1
Rod Carew, L (1, 3) OBP: 0.392, SLG: 0.434	CS 1B		FC6-4 (1-2f)			4-3		FC6-4 BB (1-2) 1B		4	0	2	0	0	0	1
Carney Lansford, R (1, 5) OBP: 0.312, SLG: 0.394	6-3 (1-2)			K		BB		FC6-4 (1-2) (2-3) BB		2	0	0	0	2	1	1
Dan Ford, R (1, 9) OBP: 0.339, SLG: 0.420		5-3		1-3		K		FC6-4 G6-4-3 (1-2f) (2-3) (3-H)		4	0	0	1	0	1	3
Brian Downing, R (1, 10) OBP: 0.314, SLG: 0.373		K		K			BB 1B	G6-4-3 (1-2f)		4	0	1	0	0	2	2
Bobby Grich, R (1, 4) OBP: 0.382, SLG: 0.420		FC6-4 BB			4-3		K		F9	3	0	0	0	1	1	1
Bobby Clark, R (1, 7) OBP: 0.266, SLG: 0.333		FC6-4 (1-2f)			5-3		F8		6-3	4	0	0	0	0	0	2
Rick Miller, L (1, 8) OBP: 0.358, SLG: 0.348			FC5-4 1B		1B		BB (1-2)		G3	3	0	2	0	1	0	0
Dave Skaggs, R (1, 2) OBP: 0.314, SLG: 0.267 Jason Thompson, L (7, PH) OBP: 0.399, SLG: 0.477 Dan Whitmer, R (8, 2) OBP: 0.269, SLG: 0.276			K		F8		K			2 1 0	0 0 0	0 0 0	0 0 0	0 0 0	1 1 0	2 2 0
Inning Stats	R: 0 E: 0 K: 0 S: 3 H: 1 LOB: 0 BB: 0 P: 3	R: 0 E: 0 K: 1 S: 5 H: 0 LOB: 1 BB: 1 P: 9	R: 0 E: 0 K: 1 S: 6 H: 1 LOB: 1 BB: 0 P: 6	R: 0 E: 0 K: 2 S: 7 H: 0 LOB: 0 BB: 0 P: 7	R: 0 E: 0 K: 0 S: 4 H: 1 LOB: 1 BB: 0 P: 4	R: 0 E: 0 K: 1 S: 5 H: 0 LOB: 1 BB: 1 P: 9	R: 0 E: 0 K: 2 S: 8 H: 1 LOB: 2 BB: 1 P: 12	R: 1 E: 1 K: 0 S: 4 H: 1 LOB: 1 BB: 1 P: 8	R: 0 E: 0 K: 0 S: 3 H: 0 LOB: 0 BB: 0 P: 3	1B: 5 2B: 0 3B: 0 HR: 0	SF: 0 SAC: 0 DP: 1 HBP: 0						

PITCHER		IP	WLS	BF	H	R	ER	SO	BB	IBB	HBP	BLK	WP	HR	S	P	ERA	WHIP
Britt Burns, L ERA: 2.87	(1, 1)	7.0	W	27	4	0	0	7	3	0	0	0	0	0	38	50	0.00	1.000
Mike Proly, R ERA: 3.17	(8, 1)	2.0		8	1	1	0	0	1	0	0	0	0	0	7	11	0.00	1.000

PITCHER	IP	WLS	BF	H	R	ER	SO	BB	IBB	HBP	BLK	WP	HR	S	P	ERA	WHIP

BOTTOM

Chicago White Sox @ California Angels

Anaheim Stadium, Anaheim, CA

Sun Sep 28 1980, 6:33 AM EDT

Att. 29,012 - Unknown

livebaseballscorecards.com

AB	31
R	1
H	5
RBI	1
BB	4
SO	7
LOB	15

Batter	1	2	3	4	5	6	7	8	9	AB	R	H	RBI	BB	SO	LOB
Paul Molitor, R (1, 4) OBP: 0.366, SLG: 0.421	S 3B 2B		FC1-6 1B 1-2f		BBB S BB 4-0		1-3 0-0 ③			3	1	1	0	1	0	1
Robin Yount, R (1, 6) OBP: 0.324, SLG: 0.525	L5 0-0 ① 2-3		1-2 1B 0-0		BBB FC5-4 BB 4-0 1-2			SSS K 0-3 ①		3	0	1	0	1	1	1
Cecil Cooper, L (1, 3) OBP: 0.393, SLG: 0.549	3B 0-0 3-H		F8 0-0 ②		FC5-4 0-0 ③ 1-2f			F8 0-0 ②		4	0	1	1	0	0	4
Gorman Thomas, R (1, 8) OBP: 0.304, SLG: 0.480	SSS K 0-3 ②		G3 0-0 ③			HR 0-0		SSS K 0-3 ③		4	1	1	1	0	2	3
Ben Oglivie, L (1, 7) OBP: 0.359, SLG: 0.549	P6 0-0 ③			F8 0-0 ①		CS 1B 0-0			SSS K 0-3 ①	4	0	1	0	0	1	1
Dick Davis, R (1, 9) OBP: 0.297, SLG: 0.386		L7 0-0 ①		F9 0-0 ②		F7 0-0 ①			6-3 0-0 ②	4	0	0	0	0	0	1
Sal Bando, R (1, 10) OBP: 0.283, SLG: 0.317		G3 0-0 ②		F8 0-0 ③		SSS K 0-3 ②③ 1-2			FC1-4-6 1B 0-0	4	0	1	0	0	1	1
Jim Gantner, L (1, 5) OBP: 0.326, SLG: 0.373		G3 0-0 ③			4-3 0-0 ①		6-3 0-0 ①		FC1-4-6 0-0 ③ 1-2f	4	0	0	0	0	0	1
Ned Yost, R (1, 2) OBP: 0.192, SLG: 0.192			FC1-6 1B 0-0		F7 0-0 ②		B4-3 0-0 ②			3	0	1	0	0	0	0
Inning Stats	R: 1 H: 2 E: 0 LOB: 1 K: 1 BB: 0 S: 7 P: 7	R: 0 H: 0 E: 0 LOB: 0 K: 0 BB: 0 S: 3 P: 3	R: 0 H: 2 E: 0 LOB: 2 K: 0 BB: 0 S: 5 P: 5	R: 0 H: 0 E: 0 LOB: 0 K: 0 BB: 0 S: 3 P: 3	R: 0 H: 0 E: 0 LOB: 2 K: 0 BB: 2 S: 3 P: 11	R: 1 H: 2 E: 0 LOB: 0 K: 1 BB: 0 S: 6 P: 6	R: 0 H: 0 E: 0 LOB: 0 K: 0 BB: 0 S: 3 P: 3	R: 0 H: 0 E: 0 LOB: 0 K: 2 BB: 0 S: 7 P: 7	R: 0 H: 1 E: 0 LOB: 1 K: 1 BB: 0 S: 6 P: 6	1B: 4 SF: 0 2B: 1 SAC: 0 3B: 1 DP: 0 HR: 1 HBP: 0						

PITCHER		IP	WLS	BF	H	R	ER	SO	BB	IBB	HBP	BLK	WP	HR	S	P	ERA	WHIP
Frank Tanana, L ERA: 4.18	(1, 1)	7.0	W	28	6	2	2	2	2	0	0	0	0	1	30	38	2.57	1.143
Andy Hassler, L ERA: 2.66	(8, 1)	2.0		7	1	0	0	3	0	0	0	0	0	0	13	13	0.00	0.500

PITCHER	IP	WLS	BF	H	R	ER	SO	BB	IBB	HBP	BLK	WP	HR	S	P	ERA	WHIP

TOP

Milwaukee Brewers @ California Angels

Anaheim Stadium, Anaheim, CA

Mon Sep 29 1980, 10:05 PM EDT

Att. 19,869 - Unknown

livebaseballscorecards.com

AB	33
R	2
H	7
RBI	2
BB	2
SO	5
LOB	13

Batter	1	2	3	4	5	6	7	8	9	AB	R	H	RBI	BB	SO	LOB
Rick Miller, L (1, 8) OBP: 0.356, SLG: 0.346	FC1-4 1B		4-3		4-3 2-3		B5-3	4-3 2-3		5	0	1	0	0	0	2
Rod Carew, L (1, 3) OBP: 0.394, SLG: 0.435	FC1-4 G5-4-3 1-2f		F7		3-H 2B		BBBB FC6-4 BB	I WP IBB		3	0	1	1	2	0	1
Carney Lansford, R (1, 5) OBP: 0.312, SLG: 0.391	G5-4-3 1-2f			BBBB 2B BB	6-3		FC6-4 1B 1-2f 1B	F7 1-2		4	2	0	0	1	0	5
Jason Thompson, L (1, 10) OBP: 0.400, SLG: 0.479		FC6-5 2B		F8		F9	1B 1-3 2B 1B			4	1	2	0	0	0	1
John Harris, L (1, 7) OBP: 0.425, SLG: 0.676		FC6-5 1B 2-3		1-H 1B 2B		E6 BB BB	1-2 2B 1B 3-H			2	1	1	1	0	0	1
Bobby Clark, R (6, PH) OBP: 0.267, SLG: 0.335 (7, 7)										2	1	1	1	0	0	0
Brian Downing, R (1, 2) OBP: 0.333, SLG: 0.405		FC3-6 1-2 1B		G6-4-3 2-H 1B		P4	1-H 2B 2-H			4	0	3	3	0	0	1
Bert Campaneris, R (7, PR) OBP: 0.305, SLG: 0.338										0	0	0	0	0	0	0
Dan Whitmer, R (8, 2) OBP: 0.269, SLG: 0.276										0	0	0	0	0	0	0
Bobby Grich, R (1, 4) OBP: 0.382, SLG: 0.417		SSS K		G6-4-3 1-2f		BBBB BB 1-2 BB	6-3			3	0	0	0	1	1	4
Larry Harlow, L (1, 9) OBP: 0.376, SLG: 0.386		FC3-6 1-2f			F8	BBBB 1-2 2-3 BB		BBBB 4-3 SH2-3 BB		2	0	0	0	2	0	2
Dickie Thon, R (1, 6) OBP: 0.282, SLG: 0.321			P6		4-3 2B 2B	5-3		SH2-3 1-2		3	1	1	0	0	0	3
Inning Stats	R: 0 H: 1 E: 0 LOB: 0 K: 0 BB: 0 S: 3 P: 3	R: 0 H: 2 E: 0 LOB: 2 K: 1 BB: 0 S: 7 P: 7	R: 0 H: 0 E: 0 LOB: 0 K: 0 BB: 0 S: 3 P: 3	R: 2 H: 2 E: 0 LOB: 0 K: 0 BB: 1 S: 4 P: 8	R: 1 H: 2 E: 0 LOB: 1 K: 0 BB: 0 S: 5 P: 5	R: 0 H: 0 E: 1 LOB: 3 K: 0 BB: 2 S: 4 P: 12	R: 3 H: 3 E: 0 LOB: 1 K: 0 BB: 1 S: 6 P: 10	R: 0 H: 0 E: 0 LOB: 2 K: 0 BB: 2 S: 3 P: 11		1B: 5 SF: 0 2B: 5 SAC: 1 3B: 0 DP: 2 HR: 0 HBP: 0						

BOTTOM

Milwaukee Brewers @ California Angels

Anaheim Stadium, Anaheim, CA

Mon Sep 29 1980, 10:05 PM EDT

Att. 19,869 - Unknown

livebaseballscorecards.com

AB	32
R	6
H	10
RBI	6
BB	6
SO	1
LOB	20

WP: 1 PA: 39
PB: 0
SB: 0
CS: 0

PITCHER		IP	WLS	BF	H	R	ER	SO	BB	IBB	HBP	BLK	WP	HR	S	P	ERA	WHIP
Lary Sorensen, R ERA: 3.73	(1, 1)	5.0	L	21	7	3	3	1	1	0	0	0	0	0	22	26	5.40	1.600
Bill Travers, L ERA: 3.91	(6, 1)	1.2		11	2	3	3	0	3	0	0	0	0	0	8	20	16.20	3.000
John Flinn, R ERA: 3.89	(7, 1)	1.1		7	1	0	0	0	1	1	0	0	1	0	5	13	0.00	1.500

PITCHER	IP	WLS	BF	H	R	ER	SO	BB	IBB	HBP	BLK	WP	HR	S	P	ERA	WHIP

Batter	1	2	3	4	5	6	7	8	9	AB	R	H	RBI	BB	SO	LOB
Paul Molitor, R (1, 4) OBP: 0.365, SLG: 0.427	5-3	F9			6-3			HR		4	1	1	1	0	0	0
Robin Yount, R (1, 6) OBP: 0.323, SLG: 0.525	6-3		F8			F9		2B		4	0	1	0	0	0	0
Cecil Cooper, L (1, 10) OBP: 0.392, SLG: 0.547	HR 1B		K			4-3		K		4	1	1	0	0	2	1
Ben Oglivie, L (1, 7) OBP: 0.359, SLG: 0.552	1-H HR		F8			K			F9	4	1	1	2	0	1	0
Gorman Thomas, R (1, 8) OBP: 0.304, SLG: 0.478	BBBB S 2B BB			5-3			4-3		5-3	3	1	0	0	1	0	0
John Poff, L (1, 3) OBP: 0.288, SLG: 0.414 Sal Bando, R (9, PH) OBP: 0.282, SLG: 0.316 (9, 3)	BBBB 2B 1-2 BB			6-3			P4		F8	2 1	0 0	0 0	0 0	1 0	0 0	0 0
Vic Harris, S (1, 9) OBP: 0.299, SLG: 0.320	1-3 2-H 2B			K			F7			3	0	1	1	0	1	0
Jim Gantner, L (1, 5) OBP: 0.324, SLG: 0.370		P3			F7			F7		3	0	0	0	0	0	0
Ned Yost, R (1, 2) OBP: 0.172, SLG: 0.172		F7			P4			F7		3	0	0	0	0	0	0
Inning Stats	R: 3 E: 0 K: 0 S: 5 H: 3 LOB: 2 BB: 2 P: 13	R: 0 E: 0 K: 0 S: 3 H: 0 LOB: 0 BB: 0 P: 3	R: 0 E: 0 K: 1 S: 5 H: 0 LOB: 0 BB: 0 P: 5	R: 0 E: 0 K: 1 S: 5 H: 0 LOB: 0 BB: 0 P: 5	R: 0 E: 0 K: 0 S: 3 H: 0 LOB: 0 BB: 0 P: 3	R: 0 E: 0 K: 1 S: 5 H: 0 LOB: 0 BB: 0 P: 5	R: 0 E: 0 K: 0 S: 3 H: 0 LOB: 0 BB: 0 P: 3	R: 1 E: 0 K: 1 S: 7 H: 2 LOB: 1 BB: 0 P: 7	R: 0 E: 0 K: 0 S: 3 H: 0 LOB: 0 BB: 0 P: 3	1B: 1 2B: 2 3B: 0 HR: 2	SF: 0 SAC: 0 DP: 0 HBP: 0			WP: 0 PB: 0 SB: 1 CS: 0	PA: 33		

TOP

Milwaukee Brewers @ California Angels

Anaheim Stadium, Anaheim, CA

Tue Sep 30 1980, 10:05 PM EDT

Att. 20,059 - Unknown

livebaseballscorecards.com

AB	31
R	4
H	5
RBI	4
BB	2
SO	4
LOB	1

PITCHER		IP	WLS	BF	H	R	ER	SO	BB	IBB	HBP	BLK	WP	HR	S	P	ERA	WHIP
Bob Ferris, R ERA: 5.87	(1, 1)	1.0	L	7	3	3	3	0	2	0	0	0	0	1	5	13	27.00	5.000
Dave LaRoche, L ERA: 4.08	(2, 1)	6.2		22	2	1	1	3	0	0	0	0	0	1	28	28	1.35	0.300
Dave Schuler, L ERA: 3.24	(8, 1)	1.1		4	0	0	0	1	0	0	0	0	0	0	6	6	0.00	0.000

PITCHER	IP	WLS	BF	H	R	ER	SO	BB	IBB	HBP	BLK	WP	HR	S	P	ERA	WHIP

Batter	1	2	3	4	5	6	7	8	9	AB	R	H	RBI	BB	SO	LOB
Rick Miller, L (1, 8) OBP: 0.352, SLG: 0.342	K		K			K	4-3		K	5	0	0	0	0	4	2
Dickie Thon, R (1, 6) OBP: 0.281, SLG: 0.324	G2			F8		F8		4-3 2B 2B		4	1	1	0	0	0	0
Rod Carew, L (1, 3) OBP: 0.393, SLG: 0.433	4-3			K		1B BB		4-3 2-3		3	0	0	0	1	1	1
Carney Lansford, R (1, 5) OBP: 0.313, SLG: 0.394		F9		K		FC5-4 1-3 1B		E 3-H 2B		4	1	2	1	0	1	0
Brian Downing, R (1, 10) OBP: 0.330, SLG: 0.390		F2			BB BB	FC5-4 1-2f		1-3		3	0	0	0	1	0	3
Bobby Grich, R (1, 4) OBP: 0.382, SLG: 0.416		BB			BB 1-2		F8	E3 FC6 2-H		2	0	0	0	2	0	0
Bobby Clark, R (1, 7) OBP: 0.264, SLG: 0.331		1-3			F9		F8	FC6 1-2f		3	0	0	0	0	0	3
Jason Thompson, L (8, PH) OBP: 0.399, SLG: 0.478										1	0	0	0	0	0	1
Gil Kubski, L (9, 7) OBP: 0.286, SLG: 0.269										0	0	0	0	0	0	0
Larry Harlow, L (1, 9) OBP: 0.376, SLG: 0.384			K		K		BB 1B		K	2	0	0	0	1	2	2
Bert Campaneris, R (9, PH) OBP: 0.303, SLG: 0.337										1	0	0	0	0	1	0
Dave Skaggs, R (1, 2) OBP: 0.311, SLG: 0.266			P4		F8		1-3 1B		6-3	4	0	1	0	0	0	2
Inning Stats	R: 0 E: 0 K: 1 S: 5 H: 0 LOB: 0 BB: 0 P: 5	R: 0 E: 0 K: 0 S: 3 H: 0 LOB: 1 BB: 1 P: 7	R: 0 E: 0 K: 2 S: 7 H: 0 LOB: 0 BB: 0 P: 7	R: 0 E: 0 K: 2 S: 7 H: 0 LOB: 0 BB: 0 P: 7	R: 0 E: 0 K: 1 S: 5 H: 0 LOB: 2 BB: 2 P: 13	R: 0 E: 0 K: 1 S: 6 H: 1 LOB: 2 BB: 1 P: 10	R: 0 E: 0 K: 0 S: 4 H: 1 LOB: 2 BB: 1 P: 8	R: 2 E: 1 K: 0 S: 6 H: 2 LOB: 1 BB: 0 P: 6	R: 0 E: 0 K: 2 S: 7 H: 0 LOB: 0 BB: 0 P: 7	1B: 2 2B: 2 3B: 0 HR: 0 SF: 0 SAC: 0 DP: 0 HBP: 0						

PITCHER		IP	WLS	BF	H	R	ER	SO	BB	IBB	HBP	BLK	WP	HR	S	P	ERA	WHIP
Bob McClure, L ERA: 3.09	(1, 1)	7.1	W	31	4	2	1	7	5	0	0	0	0	0	40	60	1.23	1.227
Reggie Cleveland, R ERA: 3.88	(8, 1)	0.1		2	0	0	0	0	0	0	0	0	0	0	2	2	0.00	0.000
Mike Caldwell, L ERA: 4.01	(8, 1)	1.1	S	4	0	0	0	2	0	0	0	0	0	0	8	8	0.00	0.000

PITCHER	IP	WLS	BF	H	R	ER	SO	BB	IBB	HBP	BLK	WP	HR	S	P	ERA	WHIP

BOTTOM

Milwaukee Brewers @ California Angels

Anaheim Stadium, Anaheim, CA

Tue Sep 30 1980, 10:05 PM EDT

Att. 20,059 - Unknown

livebaseballscorecards.com

AB	32
R	2
H	4
RBI	1
BB	5
SO	9
LOB	14

WP: 0 PB: 0 SB: 0 CS: 0 PA: 37

Milwaukee Brewers @ California Angels

Anaheim Stadium, Anaheim, CA

Wed Oct 01 1980, 10:05 PM EDT

Att. 20,891 - Unknown

TOP

livebaseballscorecards.com

Batter	1	2	3	4	5	6	7	8	9	AB	R	H	RBI	BB	SO	LOB
Paul Molitor, R (1, 4) OBP: 0.370, SLG: 0.440	HR	1B S 1-3 1B		1B		P4		E 2-H 2B		5	2	4	2	0	0	1
Robin Yount, R (1, 6) OBP: 0.324, SLG: 0.526	1B 2B	G4-6-3 1-3 3-H 1B		F8		L3		K		5	1	2	1	0	1	3
Ed Romero, R (8, 6) OBP: 0.327, SLG: 0.337										0	0	0	0	0	0	0
Cecil Cooper, L (1, 3) OBP: 0.392, SLG: 0.545	S 1B 2-H 1B	G4-6-3 1-2f			F7		F7	E BB		4	1	1	1	1	0	2
Ben Oglivie, L (1, 7) OBP: 0.362, SLG: 0.559	F9 1-2		CS 1B		1B		HR	E5 1-3 2-H 1B		5	1	4	2	0	0	1
Gorman Thomas, R (1, 8) OBP: 0.302, SLG: 0.474	5-3		K 1-2		P6		K	K		5	0	0	0	0	3	5
John Poff, L (1, 10) OBP: 0.281, SLG: 0.397	WP 2-H 1B		P4		L9		F8		F7	5	0	1	1	0	0	1
Vic Harris, S (1, 9) OBP: 0.293, SLG: 0.313	4-3 1-2			L1		F9		2B 1B	L6	5	1	1	0	0	0	1
Jim Gantner, L (1, 5) OBP: 0.327, SLG: 0.374		1B 1B		F7		3B 2B		K	E S BB	4	1	2	0	1	1	1
Charlie Moore, R (1, 2) OBP: 0.338, SLG: 0.365		1B S 1-3 1B 1B		HR		2-H 3B		S 1-H 2B 2B	G3 1-3	5	3	4	3	0	0	1
Inning Stats	R: 3 H: 4 E: 0 LOB: 1 K: 0 BB: 0 S: 7 P: 7	R: 1 H: 4 E: 0 LOB: 1 K: 0 BB: 0 S: 5 P: 5	R: 0 H: 1 E: 0 LOB: 0 K: 1 BB: 0 S: 5 P: 5	R: 1 H: 2 E: 0 LOB: 1 K: 0 BB: 0 S: 5 P: 5	R: 0 H: 1 E: 0 LOB: 1 K: 0 BB: 0 S: 4 P: 4	R: 1 H: 2 E: 0 LOB: 1 K: 0 BB: 0 S: 5 P: 5	R: 1 H: 1 E: 0 LOB: 0 K: 1 BB: 0 S: 6 P: 6	R: 3 H: 4 E: 1 LOB: 2 K: 3 BB: 1 S: 13 P: 17	R: 0 H: 0 E: 0 LOB: 1 K: 0 BB: 1 S: 3 P: 7	1B: 11 SF: 0 2B: 5 SAC: 0 3B: 1 DP: 2 HR: 3 HBP: 0						

	AB	43
	R	10
	H	19
	RBI	10
	BB	2
	SO	5
	LOB	16

WP: 1 PB: 0 SB: 5 CS: 1 PA: 45

PITCHER		IP	WLS	BF	H	R	ER	SO	BB	IBB	HBP	BLK	WP	HR	S	P	ERA	WHIP
Ed Halicki, R ERA: 5.07	(1, 1)	1.1		10	7	4	4	0	0	0	0	0	1	1	10	10	27.00	5.250
Chris Knapp, R ERA: 6.35	(2, 1)	2.2		10	4	1	1	1	0	0	0	0	0	1	12	12	3.38	1.500
Dave Schuler, L ERA: 4.22	(5, 1)	2.1	L	11	4	2	2	0	0	0	0	0	0	1	11	11	7.71	1.714
Mark Clear, R ERA: 3.3	(7, 1)	1.2		10	4	3	3	4	1	0	0	0	0	0	17	21	16.20	3.000
Jim Barr, R ERA: 5.56	(9, 1)	1.0		4	0	0	0	0	1	0	0	0	0	0	3	7	0.00	1.000

PITCHER		IP	WLS	BF	H	R	ER	SO	BB	IBB	HBP	BLK	WP	HR	S	P	ERA	WHIP

Batter	1	2	3	4	5	6	7	8	9	AB	R	H	RBI	BB	SO	LOB
Rick Miller, L (1, 8) OBP: 0.353, SLG: 0.341	BBBB 4-0 BB 1B BB	x 0-0 ② 4-3		x 0-0 ② 4-3		x 0-0 ③ F8		x 0-0 1B 2-3 3-H 1B		4	1	1	1	1	0	0
Dickie Thon, R (1, 6) OBP: 0.284, SLG: 0.323	BBBB 4-0 1B 1-2 2B BB	x 0-0 ③ 6-3		x 0-0 ③ 6-3			SSS 0-3 ① K	x 0-0 G1-6-3 1-2 3-H 1B		4	1	1	1	1	1	0
Rod Carew, L (1, 3) OBP: 0.393, SLG: 0.436 Tom Donohue, R (9, 2) OBP: 0.215, SLG: 0.243	x 0-0 ① F7		x 0-0 ① 4-3		x 0-0 1-3 1B 2B		x 0-0 E 2B	x 0-0 ②③ G1-6-3 1-2f		5 0	1 0	2 0	0 0	0 0	0 0	4 0
Carney Lansford, R (1, 5) OBP: 0.313, SLG: 0.393	x 0-0 1-3 2-H 2B 1B		x 0-0 E9		x 0-0 ① 1-3 2-3		x 0-0 E6 2-3		BBBB 4-0 FC6-4 1B BB	4	2	1	1	1	0	1
Brian Downing, R (1, 10) OBP: 0.343, SLG: 0.414	x 0-0 E 2-H 3-H 2B		x 0-0 ② 5-3		x 0-0 3-H 1B		x 0-0 ② P4		x 0-0 FC6-4 1-2 1B	5	0	3	3	0	0	2
Bobby Grich, R (1, 4) OBP: 0.381, SLG: 0.413	SSS 0-3 ② K		x 0-0 1B 1B		x 0-0 ② F3		x 0-0 ③ G3		x 0-0 ① F2	5	0	1	0	0	1	6
Bobby Clark, R (1, 7) OBP: 0.267, SLG: 0.332	x 0-0 E6 2-3		x 0-0 1-2 1B		SSS 0-3 ③ K			x 0-0 2B 1B 1B	x 0-0 ② FC6-4 1-2f 2-3	5	1	2	0	0	1	4
Gil Kubski, L (1, 9) OBP: 0.279, SLG: 0.281	x 0-0 ③ 4-3		x 0-0 ③ 4-3			x 0-0 ① 4-3		x 0-0 1B 1-3 1B 2B	x 0-0 ③ 4-3	5	1	1	0	0	0	6
Dave Skaggs, R (1, 2) OBP: 0.303, SLG: 0.258 John Harris, L (6, PH) OBP: 0.415, SLG: 0.657 Dan Whitmer, R (7, 2) OBP: 0.269, SLG: 0.276 Jason Thompson, L (8, PH) OBP: 0.398, SLG: 0.477 (9, 3)		x 0-0 ① P6		x 0-0 ① P3		x 0-0 ② 4-3		x 0-0 ① F5		2 1 0 1	0 0 0 0	0 0 0 0	0 0 0 0	0 0 0 0	0 0 0 2	0 0 0 0
Inning Stats	R: 3 E: 1 K: 1 S: 8 H: 2 LOB: 2 BB: 2 P: 16	R: 0 E: 0 K: 0 S: 3 H: 0 LOB: 0 BB: 0 P: 3	R: 1 E: 1 K: 0 S: 6 H: 2 LOB: 2 BB: 0 P: 6	R: 0 E: 0 K: 0 S: 3 H: 0 LOB: 0 BB: 0 P: 3	R: 1 E: 0 K: 1 S: 7 H: 2 LOB: 1 BB: 0 P: 7	R: 0 E: 0 K: 0 S: 3 H: 0 LOB: 0 BB: 0 P: 3	R: 0 E: 1 K: 1 S: 7 H: 1 LOB: 2 BB: 0 P: 7	R: 2 E: 0 K: 0 S: 6 H: 4 LOB: 1 BB: 0 P: 6	R: 0 E: 0 K: 0 S: 4 H: 1 LOB: 2 BB: 1 P: 8	1B: 8 2B: 4 3B: 0 HR: 0 SF: 0 SAC: 0 DP: 1 HBP: 0						

PITCHER		IP	WLS	BF	H	R	ER	SO	BB	IBB	HBP	BLK	WP	HR	S	P	ERA	WHIP
Dave LaPoint, L ERA: 6.0	(1, 1)	0.1		5	2	3	3	0	2	0	0	0	0	0	3	11	81.00	12.000
Bill Castro, R ERA: 2.77	(1, 1)	4.2	W	20	4	2	1	2	0	0	0	0	0	0	24	24	1.93	0.857
Reggie Cleveland, R ERA: 3.92	(6, 1)	3.0		16	6	2	2	1	1	0	0	0	0	0	17	21	6.00	2.333
Lary Sorensen, R ERA: 3.71	(9, 1)	1.0	S	3	0	0	0	0	0	0	0	0	0	0	3	3	0.00	0.000

PITCHER	IP	WLS	BF	H	R	ER	SO	BB	IBB	HBP	BLK	WP	HR	S	P	ERA	WHIP

BOTTOM

Milwaukee Brewers @ California Angels

Anaheim Stadium, Anaheim, CA

Wed Oct 01 1980, 10:05 PM EDT

Att. 20,891 - Unknown

livebaseballscorecards.com

AB	41
R	7
H	12
RBI	6
BB	3
SO	3
LOB	25

WP: 0 PA: 44
PB: 0
SB: 0
CS: 0

Batter	1	2	3	4	5	6	7	8	9	AB	R	H	RBI	BB	SO	LOB
Dickie Thon, R (1, 6) OBP: 0.283, SLG: 0.319	BBBB 4-0 S 1B BB		x 0-0 ② 4-3		x 0-0 ② F4		x 0-0 ② F7			3	1	0	0	1	0	1
Rod Carew, L (1, 3) OBP: 0.396, SLG: 0.438	x 0-0 CS S 1-H 1B		x 0-0 1B		BBBB 4-0 BB		x 0-0 ③ 6-3			3	0	2	1	1	0	1
Carney Lansford, R (1, 5) OBP: 0.311, SLG: 0.390	SSS 0-3 ① K		x 0-0 ③ L5		SSS 0-3 ③ K			x 0-0 ① 4-3		4	0	0	0	0	2	3
Brian Downing, R (1, 10) OBP: 0.359, SLG: 0.416	BBBB 4-0 1-2 BB			x 0-0 1B E 1B		BBBB 4-0 FC5-4 BB		x 0-0 ② F8		2	0	1	0	2	0	0
Bobby Grich, R (1, 4) OBP: 0.378, SLG: 0.410	SSS 0-3 ② K			x 0-0 ① L5 1-2		x 0-0 ① FC5-4 1-2f		SSS 0-3 ③ K		4	0	0	0	0	2	4
Bobby Clark, R (1, 7) OBP: 0.263, SLG: 0.327	0-0 ③ CS 2-3	SSS 0-3 ① K		x 0-0 ② F9		x 0-0 ② F9			x 0-0 ① 5-3	4	0	0	0	0	1	2
Rick Miller, L (1, 8) OBP: 0.352, SLG: 0.340		x 0-0 ② 4-3		x 0-0 2-3 1B		x 0-0 ③ F8			x 0-0 ② 4-3	4	0	1	0	0	0	1
Larry Harlow, L (1, 9) OBP: 0.374, SLG: 0.380		SSS 0-3 ③ K		SSS 0-3 ③ K		BBBB 4-0 SH1-4 BB			x 0-0 ③ 4-3	3	0	0	0	1	2	2
Dave Skaggs, R (1, 2) OBP: 0.295, SLG: 0.250			x 0-0 ① F3		x 0-0 ① 4-3		x 0-0 ① SH1-4 1-2			2	0	0	0	0	0	0
Inning Stats	R: 1 H: 1 E: 0 LOB: 1 K: 2 BB: 2 S: 7 P: 15	R: 0 H: 0 E: 0 LOB: 0 K: 2 BB: 0 S: 7 P: 7	R: 0 H: 1 E: 0 LOB: 1 K: 0 BB: 0 S: 4 P: 4	R: 0 H: 2 E: 1 LOB: 2 K: 1 BB: 0 S: 7 P: 7	R: 0 H: 0 E: 0 LOB: 1 K: 1 BB: 1 S: 5 P: 9	R: 0 H: 0 E: 0 LOB: 1 K: 0 BB: 1 S: 3 P: 7	R: 0 H: 0 E: 0 LOB: 1 K: 0 BB: 1 S: 3 P: 7	R: 0 H: 0 E: 0 LOB: 0 K: 1 BB: 0 S: 5 P: 5	R: 0 H: 0 E: 0 LOB: 0 K: 0 BB: 0 S: 3 P: 3	1B: 4 SF: 0 2B: 0 SAC: 1 3B: 0 DP: 0 HR: 0 HBP: 0						

TOP

California Angels @ Chicago White Sox

Comiskey Park, Chicago, IL

Fri Oct 03 1980, 8:05 PM EDT

Att. 6,722 - Unknown - 46 F

livebaseballscorecards.com

AB	29
R	1
H	4
RBI	1
BB	5
SO	7
LOB	14

PITCHER		IP	WLS	BF	H	R	ER	SO	BB	IBB	HBP	BLK	WP	HR	S	P	ERA	WHIP
Britt Burns, L ERA: 2.84	(1, 1)	6.0	W	25	4	1	1	6	4	0	0	0	0	0	33	49	1.50	1.333
Mike Proly, R ERA: 3.09	(7, 1)	3.0	S	10	0	0	0	1	1	0	0	0	0	0	11	15	0.00	0.333

PITCHER	IP	WLS	BF	H	R	ER	SO	BB	IBB	HBP	BLK	WP	HR	S	P	ERA	WHIP

Batter	1	2	3	4	5	6	7	8	9	AB	R	H	RBI	BB	SO	LOB
Chet Lemon, R (1, 8) OBP: 0.391, SLG: 0.447	SH5-3, 1B, 2B		F4 ①		L5 ③		K ③			4	1	1	0	0	1	1
Mike Squires, L (1, 3) OBP: 0.346, SLG: 0.352	SH5-3 ①, 2-3		F8 ②			F8 ①		SF8, 3B		3	1	1	0	0	0	0
Harold Baines, L (1, 9) OBP: 0.281, SLG: 0.407	G4-6-3, 3-H, 1B		FC4-6, 1B			1B		G3 ①		4	0	3	1	0	0	1
Lamar Johnson, R (1, 10) OBP: 0.331, SLG: 0.409	G4-6-3 ②③, 1-2f		FC4-6 ③, 1-2f			F8 ②		SF8 ②, 3-H		3	0	0	1	0	0	3
Bob Molinaro, L (1, 7) OBP: 0.348, SLG: 0.404 Rusty Kuntz, R (7, 7) OBP: 0.295, SLG: 0.304		1B, E, 1B		F9 ①		4-3 ③		BB		3 0	1 0	1 0	0 0	0 1	0 0	1 0
Jim Morrison, R (1, 4) OBP: 0.328, SLG: 0.421		E9, E, 1-H, 1B		F7 ②			4-3, SH2-3, 2B, 1B	4-3 ③		4	1	2	0	0	0	1
Marv Foley, L (1, 2) OBP: 0.263, SLG: 0.336		F2 ①		4-3 ③			SH2-3 ①, 1-2			2	0	0	0	0	0	1
Fran Mullins, R (1, 5) OBP: 0.292, SLG: 0.258 Greg Pryor, R (7, 5) OBP: 0.264, SLG: 0.324		E6, G6-4-3, 2-3			K ①		4-3 ②, 2-3			2 1	0 0	0 0	0 0	0 0	1 0	1 1
Todd Cruz, R (1, 6) OBP: 0.273, SLG: 0.315		G6-4-3 ②③, 1-2f			F9 ②		3-H, 2B			3	0	1	1	0	0	2

Inning Stats	1	2	3	4	5	6	7	8	9
	R: 1 H: 2 E: 0 LOB: 0 K: 0 BB: 0 S: 4 P: 4	R: 1 H: 2 E: 2 LOB: 1 K: 0 BB: 0 S: 5 P: 5	R: 0 H: 1 E: 0 LOB: 1 K: 0 BB: 0 S: 4 P: 4	R: 0 H: 0 E: 0 LOB: 0 K: 0 BB: 0 S: 3 P: 3	R: 0 H: 0 E: 0 LOB: 0 K: 1 BB: 0 S: 5 P: 5	R: 0 H: 1 E: 0 LOB: 1 K: 0 BB: 0 S: 4 P: 4	R: 1 H: 2 E: 0 LOB: 1 K: 1 BB: 0 S: 7 P: 7	R: 1 H: 1 E: 0 LOB: 1 K: 0 BB: 1 S: 4 P: 8	

PITCHER	IP	WLS	BF	H	R	ER	SO	BB	IBB	HBP	BLK	WP	HR	S	P	ERA	WHIP
Freddie Martinez, R (1, 1) ERA: 4.52	8.0	L	33	9	4	4	2	1	0	0	0	0	0	36	40	4.50	1.250

PITCHER	IP	WLS	BF	H	R	ER	SO	BB	IBB	HBP	BLK	WP	HR	S	P	ERA	WHIP

BOTTOM

California Angels @ Chicago White Sox

Comiskey Park, Chicago, IL

Fri Oct 03 1980, 8:05 PM EDT

Att. 6,722 - Unknown - 46 F

livebaseballscorecards.com

AB	29
R	4
H	9
RBI	3
BB	1
SO	2
LOB	12

1B: 6	SF: 1	WP: 0	PA: 33
2B: 2	SAC: 2	PB: 0	
3B: 1	DP: 2	SB: 0	
HR: 0	HBP: 0	CS: 0	

California Angels @ Chicago White Sox

Comiskey Park, Chicago, IL

Sat Oct 04 1980, 4:33 AM EDT

Att. 7,788 - Unknown - 46 F

TOP

livebaseballscorecards.com

Batter	1	2	3	4	5	6	7	8	9	AB	R	H	RBI	BB	SO	LOB
Rick Miller, L (1, 8) OBP: 0.350, SLG: 0.338	G3		3-1		BB, 1B		F7		1-3	5	1	1	0	0	0	1
Rod Carew, L (1, 3) OBP: 0.396, SLG: 0.437	F9		CS, 1B		BBBB, 1B, 1-2, BB		4-3			3	0	1	0	1	0	0
Carney Lansford, R (1, 5) OBP: 0.312, SLG: 0.391			E6, S, 1-2		F4			4-3		3	0	1	0	0	0	3
Bert Campaneris, R (5, 6) OBP: 0.302, SLG: 0.335	2B									1	0	0	0	0	0	0
Jason Thompson, L (1, 10) OBP: 0.399, SLG: 0.476	G3		4-3, 1-2		1-2, 2-H, 1B			BBBB, G3, BB		3	0	1	1	1	0	2
John Harris, L (1, 7) OBP: 0.400, SLG: 0.605		6-3		BBBB, CS, HBP, BB	F8			G3, 1-2		3	0	0	0	1	0	3
Bobby Grich, R (1, 4) OBP: 0.377, SLG: 0.408		SSS, K		H, CS, 1-2, HBP		F9		6-3		3	0	0	0	0	1	1
Gil Kubski, L (1, 9) OBP: 0.292, SLG: 0.283		S, 1B, 1B		SSS, K, 1-2, 2-3		F4			BBBB, G5-4-3, BB	3	1	1	0	1	1	2
Dickie Thon, R (1, 6) OBP: 0.283, SLG: 0.318 (5, 5)		S, 1-H, 1B		F4		SSS, K			G5-4-3, 1-2f	4	0	1	1	0	1	2
Dave Skaggs, R (1, 2) OBP: 0.284, SLG: 0.239		6-3, 2-3			SSS, K		6-3		2B	3	0	0	0	0	1	1
Larry Harlow, L (9, PH) OBP: 0.376, SLG: 0.385										1	0	1	0	0	0	0

	AB	32
	R	2
	H	7
	RBI	2
	BB	4
	SO	4
	LOB	15

Inning Stats	1	2	3	4	5	6	7	8	9
	R: 0 E: 0 K: 0 S: 4	H: 1 LOB: 1 BB: 0 P: 4	R: 1 E: 0 K: 1 S: 7	H: 2 LOB: 1 BB: 0 P: 7	R: 0 E: 1 K: 0 S: 4	H: 1 LOB: 1 BB: 0 P: 4	R: 0 E: 0 K: 1 S: 4	H: 0 LOB: 1 BB: 1 P: 9	R: 1 E: 0 K: 1 S: 7	H: 2 LOB: 2 BB: 1 P: 11	R: 0 E: 0 K: 1 S: 5	H: 0 LOB: 0 BB: 0 P: 5	R: 0 E: 0 K: 0 S: 3	H: 0 LOB: 0 BB: 0 P: 3	R: 0 E: 0 K: 0 S: 3	H: 0 LOB: 1 BB: 1 P: 7	R: 0 E: 0 K: 0 S: 3	H: 1 LOB: 1 BB: 1 P: 7

1B: 5	SF: 0	WP: 0	PA: 37
2B: 3	SAC: 0	PB: 0	
3B: 0	DP: 2	SB: 3	
HR: 0	HBP: 1	CS: 3	

PITCHER		IP	WLS	BF	H	R	ER	SO	BB	IBB	HBP	BLK	WP	HR	S	P	ERA	WHIP
LaMarr Hoyt, R ERA: 4.57	(1, 1)	8.0	W	33	6	2	2	4	3	0	1	0	0	0	37	50	2.25	1.125
Ed Farmer, R ERA: 3.34	(9, 1)	1.0	S	4	1	0	0	0	1	0	0	0	0	0	3	7	0.00	2.000

PITCHER		IP	WLS	BF	H	R	ER	SO	BB	IBB	HBP	BLK	WP	HR	S	P	ERA	WHIP

Batter	1	2	3	4	5	6	7	8	9	AB	R	H	RBI	BB	SO	LOB
Chet Lemon, R (1, 10) OBP: 0.389, SLG: 0.443	F9		L8		F3		5-3 (1-2)			4	0	0	0	0	0	2
Mike Squires, L (1, 3) OBP: 0.348, SLG: 0.352	FC4-6, 1B			BBBB, 4-0, HR, 1B, BB	4-3 (1-2)		4-3			3	1	1	0	1	0	2
Harold Baines, L (1, 9) OBP: 0.281, SLG: 0.405	FC4-6 (1-2f)			SSS, 0-3, K		BBBB, 4-0, 1B, E, BB		4-3		3	1	0	0	1	1	2
Wayne Nordhagen, R (1, 7) OBP: 0.292, SLG: 0.459	F9			1-2, HR, 1B		1-3, E, 1B		E5, FC6-4		4	1	2	0	0	0	1
Jim Morrison, R (1, 4) OBP: 0.328, SLG: 0.425		F8		1-H, 2-H, HR		F6		F9		4	1	1	3	0	0	3
Glenn Borgmann, R (1, 2) OBP: 0.323, SLG: 0.313		5-3		F8		F2 (1-2, 3-H)		FC6-4 (1-2f)		4	0	0	0	0	0	2
Rusty Kuntz, R (1, 8) OBP: 0.281, SLG: 0.288		5-3		F8		6-3				3	0	0	0	0	0	1
Greg Pryor, R (1, 5) OBP: 0.265, SLG: 0.325			F7		S, 1B		F2			2	0	1	0	0	0	0
Minnie Minoso, R (7, PH)										1	0	0	0	0	0	0
Kevin Bell, R (8, 5) OBP: 0.288, SLG: 0.245										0	0	0	0	0	0	0
Todd Cruz, R (1, 6) OBP: 0.274, SLG: 0.315			F8		F4		5-3			3	0	1	0	0	0	1
Inning Stats	R: 0 E: 0 K: 0 S: 4 H: 1 LOB: 1 BB: 0 P: 4	R: 0 E: 0 K: 0 S: 3 H: 0 LOB: 0 BB: 0 P: 3	R: 0 E: 0 K: 0 S: 3 H: 0 LOB: 0 BB: 0 P: 3	R: 3 E: 0 K: 1 S: 7 H: 2 LOB: 0 BB: 1 P: 11	R: 0 E: 0 K: 0 S: 4 H: 1 LOB: 1 BB: 0 P: 4	R: 1 E: 1 K: 0 S: 4 H: 1 LOB: 1 BB: 1 P: 8	R: 0 E: 0 K: 0 S: 4 H: 1 LOB: 1 BB: 0 P: 4	R: 0 E: 1 K: 0 S: 4 H: 0 LOB: 1 BB: 0 P: 4		1B: 5 2B: 0 3B: 0 HR: 1	SF: 0 SAC: 0 DP: 0 HBP: 0						

PITCHER	IP	WLS	BF	H	R	ER	SO	BB	IBB	HBP	BLK	WP	HR	S	P	ERA	WHIP
Frank Tanana, L (1, 1) ERA: 4.15	8.0	L	33	6	4	3	1	2	0	0	0	0	1	33	41	3.38	1.000

PITCHER	IP	WLS	BF	H	R	ER	SO	BB	IBB	HBP	BLK	WP	HR	S	P	ERA	WHIP

BOTTOM

California Angels @ Chicago White Sox

Comiskey Park, Chicago, IL

Sat Oct 04 1980, 4:33 AM EDT

Att. 7,788 - Unknown - 46 F

livebaseballscorecards.com

AB	31
R	4
H	6
RBI	3
BB	2
SO	1
LOB	14

Batter	1	2	3	4	5	6	7	8	9	AB	R	H	RBI	BB	SO	LOB
Bert Campaneris, R (1, 6) OBP: 0.300, SLG: 0.329	B3		3-1		B1-3		5-3		FC4 1-2 2-3 BB	4	0	0	0	1	0	2
Dickie Thon, R (1, 4) OBP: 0.282, SLG: 0.315	F9		4-3			1B 1B BB		1-6-3	FC4 CS 1-2f 2-3 3-H	3	1	0	0	1	0	0
Jason Thompson, L (9, PH) OBP: 0.398, SLG: 0.475										1	0	0	1	0	0	2
Bobby Grich, R (9, PR) OBP: 0.377, SLG: 0.408										0	0	0	0	0	0	0
Carney Lansford, R (1, 5) OBP: 0.312, SLG: 0.390	5-3			K		G6-4-3 1-2 1B		1B 1B BB	K 1-2	4	1	1	0	1	2	2
Brian Downing, R (1, 10) OBP: 0.364, SLG: 0.419		5-3		4-3		G6-4-3 1-2 2-H 1B		1B 1-2 1B		4	0	2	1	0	0	0
Bobby Clark, R (1, 7) OBP: 0.266, SLG: 0.333		BB 1B		2B		G6-4-3 1-2f 2-3		F3		4	0	2	0	0	0	4
Rick Miller, L (1, 8) OBP: 0.349, SLG: 0.337		K		6-3		4-3		1-2 2-H 1B		4	0	1	1	0	1	3
John Harris, L (1, 3) OBP: 0.388, SLG: 0.561		1-2 BB			K		5-3	F7		3	0	0	0	1	1	2
Gil Kubski, L (1, 9) OBP: 0.319, SLG: 0.302		K			BB		1B		BB FC4 1B	3	1	2	0	1	1	2
Tom Donohue, R (1, 2) OBP: 0.216, SLG: 0.243			K		F8		F9		FC4 BB 1-2 1B	4	0	1	0	0	1	2
Inning Stats	R: 0 E: 0 K: 0 S: 3 H: 0 LOB: 0 BB: 0 P: 3	R: 0 E: 0 K: 2 S: 8 H: 1 LOB: 2 BB: 1 P: 12	R: 0 E: 0 K: 1 S: 5 H: 0 LOB: 0 BB: 0 P: 5	R: 0 E: 0 K: 1 S: 6 H: 1 LOB: 1 BB: 0 P: 6	R: 0 E: 0 K: 1 S: 5 H: 0 LOB: 1 BB: 1 P: 9	R: 1 E: 0 K: 0 S: 4 H: 2 LOB: 1 BB: 1 P: 8	R: 0 E: 0 K: 0 S: 4 H: 1 LOB: 1 BB: 0 P: 4	R: 1 E: 0 K: 0 S: 5 H: 2 LOB: 2 BB: 1 P: 9	R: 1 E: 0 K: 1 S: 6 H: 2 LOB: 2 BB: 1 P: 10	1B: 8 2B: 1 3B: 0 HR: 0 SF: 0 SAC: 0 DP: 1 HBP: 0						

PITCHER	IP	WLS	BF	H	R	ER	SO	BB	IBB	HBP	BLK	WP	HR	S	P	ERA	WHIP
Steve Trout, L (1, 1) ERA: 3.7	8.0	W	37	9	3	3	5	5	0	0	0	0	0	42	62	3.38	1.750
Mike Proly, R (9, 1) ERA: 3.07	1.0	S	2	0	0	0	1	0	0	0	0	0	0	4	4	0.00	0.000

PITCHER	IP	WLS	BF	H	R	ER	SO	BB	IBB	HBP	BLK	WP	HR	S	P	ERA	WHIP

TOP

California Angels @ Chicago White Sox

Comiskey Park, Chicago, IL

Sun Oct 05 1980, 4:33 AM EDT

Att. 8,795 - Cloudy - 49 F

livebaseballscorecards.com

AB	34
R	3
H	9
RBI	3
BB	5
SO	6
LOB	19

WP: 0	PA: 39																
PB: 0																	
SB: 0																	
CS: 1																	

Batter	1	2	3	4	5	6	7	8	9	AB	R	H	RBI	BB	SO	LOB
Chet Lemon, R (1, 8) OBP: 0.388, SLG: 0.442	B B B B 4-0 SH1-3 1B BB	x 0-0 ② F8		x 0-0 ③ F7			x 0-0 ① 5-3			2	1	0	0	1	0	0
Minnie Minoso, R (7, PH)										1	0	0	0	0	0	0
Leo Sutherland, L (8, 7) OBP: 0.264, SLG: 0.292										0	0	0	0	0	0	0
Mike Squires, L (1, 3) OBP: 0.347, SLG: 0.350	x 0-0 ① SH1-3 1-2	B B B B 4-0 S 2B BB			x 0-0 ① G3		x 0-0 ② F9			2	1	0	0	1	0	0
Harold Baines, L (1, 9) OBP: 0.281, SLG: 0.405	x 0-0 ② 3-1-3	x 0-0 1-H WP 2B			x 0-0 ② F7		x 0-0 ③ F6			4	1	1	1	0	0	1
Wayne Nordhagen, R (1, 10) OBP: 0.294, SLG: 0.458	x 0-0 BB 1B 2-H 1B	x 0-0 ③ F6 2-H			H 1-0 BB HBP			x 0-0 ① F7		3	1	1	1	0	0	0
Jim Morrison, R (1, 4) OBP: 0.329, SLG: 0.424	B B B B 4-0 1B 1B 1-2 BB		x 0-0 ① F8		B B B B 4-0 1-2 BB			S S S 0-3 ② K		2	1	0	0	2	1	0
Glenn Borgmann, R (1, 2) OBP: 0.320, SLG: 0.310	x 0-0 1B 1-2 2-H 1B		S S S 0-3 ② K		x 0-0 ③ F8			x 0-0 ③ F8		4	0	1	1	0	1	2
Rusty Kuntz, R (1, 7) (8, 8) OBP: 0.284, SLG: 0.290	x 0-0 1-2 2-H 1B		x 0-0 ③ F3				x 0-0 ① F7			3	0	1	1	0	0	0
Kevin Bell, R (1, 5) OBP: 0.284, SLG: 0.241	S S S 0-3 ③ K			x 0-0 ① F8			x 0-0 ② 6-3			3	0	0	0	0	1	2
Todd Cruz, R (1, 6) OBP: 0.271, SLG: 0.312		S S S 0-3 ① K		x 0-0 ② F7			x 0-0 ③ F9			3	0	0	0	0	1	0
Inning Stats	R: 3 H: 3 E: 0 LOB: 2 K: 1 BB: 2 S: 8 P: 16	R: 2 H: 1 E: 0 LOB: 0 K: 1 BB: 1 S: 6 P: 10	R: 0 H: 0 E: 0 LOB: 0 K: 1 BB: 0 S: 5 P: 5	R: 0 H: 0 E: 0 LOB: 0 K: 0 BB: 0 S: 3 P: 3	R: 0 H: 0 E: 0 LOB: 2 K: 0 BB: 1 S: 3 P: 8	R: 0 H: 0 E: 0 LOB: 0 K: 0 BB: 0 S: 3 P: 3	R: 0 H: 0 E: 0 LOB: 0 K: 0 BB: 0 S: 3 P: 3	R: 0 H: 0 E: 0 LOB: 0 K: 1 BB: 0 S: 5 P: 5		1B: 3 SF: 0 2B: 1 SAC: 1 3B: 0 DP: 0 HR: 0 HBP: 1						WP: 2 PA: 33 PB: 0 SB: 1 CS: 0

PITCHER		IP	WLS	BF	H	R	ER	SO	BB	IBB	HBP	BLK	WP	HR	S	P	ERA	WHIP
Ralph Botting, L ERA: 5.81	(1, 1)	2.0	L	13	4	5	5	2	3	0	0	0	1	0	14	26	22.50	3.500
Chris Knapp, R ERA: 6.14	(3, 1)	4.0		14	0	0	0	1	1	0	1	0	0	0	14	19	0.00	0.250
Dave Schuler, L ERA: 3.55	(7, 1)	2.0		6	0	0	0	1	0	0	0	0	0	0	8	8	0.00	0.000

PITCHER	IP	WLS	BF	H	R	ER	SO	BB	IBB	HBP	BLK	WP	HR	S	P	ERA	WHIP

BOTTOM

California Angels @ Chicago White Sox

Comiskey Park, Chicago, IL

Sun Oct 05 1980, 4:33 AM EDT

Att. 8,795 - Cloudy - 49 F

livebaseballscorecards.com

AB	27
R	5
H	4
RBI	4
BB	4
SO	4
LOB	5