

California Angels - 1980

Batter	1	2	3	4	5	6	7	8	9	AB	R	H	RBI	BB	SO	LOB	TOP								
Rick Manning, L (1, 8) OBP: 0.500, SLG: 0.333	0-0 S 1B		4-0 S BB			0-0 E6		0-0 4-3		3	0	1	0	1	0	0	Cleveland Indians @ California Angels Anaheim Stadium, Anaheim, CA Fri Apr 11 1980, 9:05 PM EST Att: 37,085 - Unknown								
Toby Harrah, R (1, 5) OBP: 0.500, SLG: 0.500	4-0 L3 BB		0-0 P4			0-3 K		0-0 6-3		3	0	0	0	1	1	2									
Mike Hargrove, L (1, 3) OBP: 0.500, SLG: 0.500	0-0 L3			0-0 G3		0-0 F7		0-0 F9		4	0	0	0	0	0	3									
Gary Alexander, R (1, 10) OBP: 0.500, SLG: 0.500	0-0 L3			0-0 L9		0-0 F3			0-0 4-3 1B 2B	4	1	1	0	0	0	2									
Jorge Orta, L (1, 9) OBP: 0.500, SLG: 0.500		0-0 5-3		0-0 F8			0-0 F7		0-0 4-3	4	0	0	0	0	0	1									
Ron Hassey, L (1, 2) OBP: 0.500, SLG: 0.500		0-0 4-3			0-0 4-3		0-0 1B 4-3 1B		0-0 1B	4	0	2	1	0	0	0									
Joe Charboneau, R (1, 7) OBP: 0.250, SLG: 1.000		0-0 5-3			0-0 HR		0-0 4-3		0-3 K	4	1	1	1	0	1	2									
Duane Kuiper, L (1, 4) OBP: 0.500, SLG: 0.500			0-0 1-3		0-0 L4		0-0 1B		0-0 1B	4	0	2	0	0	0	0									
Tom Veryzer, R (1, 6) OBP: 0.500, SLG: 1.000			0-3 K		0-0 6-3		0-0 5-3		0-3 K	2	0	0	0	0	1	0									
Ron Pruitt, R (7, PH) OBP: 0.500, SLG: 1.000										1	0	0	0	0	0	2									
Jerry Dybzinski, R (7, 6) OBP: 0.500, SLG: 1.000										1	0	0	0	0	1	2									
Inning Stats	R: 0 E: 0 K: 0 S: 3	H: 1 LOB: 1 BB: 1 P: 7	R: 0 E: 0 K: 0 S: 3	H: 0 LOB: 0 BB: 0 P: 3	R: 0 E: 0 K: 1 S: 5	H: 0 LOB: 1 BB: 1 P: 9	R: 0 E: 0 K: 0 S: 3	H: 0 LOB: 0 BB: 0 P: 3	R: 1 E: 0 K: 0 S: 4	H: 1 LOB: 0 BB: 0 P: 4	R: 0 E: 1 K: 1 S: 6	H: 0 LOB: 1 BB: 0 P: 6	R: 0 E: 0 K: 0 S: 5	H: 2 LOB: 2 BB: 0 P: 5	R: 0 E: 0 K: 0 S: 3	H: 0 LOB: 0 BB: 0 P: 3	R: 1 E: 0 K: 2 S: 10	H: 3 LOB: 2 BB: 0 P: 10	1B: 5 2B: 2 3B: 0 HR: 1	SF: 0 SAC: 0 DP: 1 HBP: 0	WP: 0 PB: 0 SB: 2 CS: 0	PA: 36			
PITCHER	IP WLS BF H R ER SO BB IBB HBP BLK WP HR S P ERA WHIP	8.1 W 33 6 2 2 2 2 0 0 0 0 0 1 35 43 2.16 0.960	0.2 L 3 1 0 0 2 0 0 0 0 0 0 0 7 7 0.00 1.500																						

AB	34
R	2
H	7
RBI	2
BB	2
SO	4
LOB	14



Batter	1	2	3	4	5	6	7	8	9	AB	R	H	RBI	BB	SO	LOB	BOTTOM							
Al Cowens, R (1, 8) OBP: 0.200, SLG: 0.200	0-0 F9 S 1B		0-0 FC5-4		0-3 K		0-3 K			5	1	1	0	0	2	6	Cleveland Indians @ California Angels Anaheim Stadium, Anaheim, CA Fri Apr 11 1980, 9:05 PM EST Att: 37,085 - Unknown							
Carney Lansford, R (1, 5) OBP: 0.400, SLG: 0.400	0-3 K	0-3 K		0-0 3-1 5-3 1B	0-0 2B 1B		0-0 1-3			5	1	2	1	0	2	4								
Dan Ford, R (1, 9) OBP: 0.500, SLG: 1.500	0-0 F9		0-0 HR	0-0 5-3	0-0 2B		0-0 BB HR 1B			4	1	2	1	0	0	2								
Rick Miller, L (8, 8) OBP: 1.000, SLG: 1.000	2-3 1B		4-0 1B BB	1-2 1B	1-3 2B					1	1	1	0	0	0	0								
Don Baylor, R (1, 10) OBP: 0.400, SLG: 0.250	0-0 1B		0-0 1B BB	0-0 3-1	0-0 F7		0-3 K			4	1	1	1	1	1	4								
Rod Carew, L (1, 3) OBP: 0.600, SLG: 0.600	0-0 1B		0-0 BB SF9 1B	0-0 S 1B		0-0 6-3		0-0 F7		5	1	3	1	0	0	1								
Brian Downing, R (1, 2) OBP: 0.400, SLG: 0.250	0-3 K		0-0 BB 1B	0-0 3H 1B	0-0 F9		0-0 3-1		4-0 HR BB	4	1	1	1	1	1	3								
Joe Rudi, R (1, 7) OBP: 0.400, SLG: 1.600		0-0 F5	0-0 L5		0-0 HR	0-3 K		0-0 HR		5	2	2	4	0	1	2								
Bobby Grich, R (1, 4) OBP: 0.500, SLG: 1.000	1-0 1B HBP		4-0 FC5-4 BB	1-2 2-3 1B	0-0 6-3		0-3 K	0-3 K		3	0	0	0	1	2	0								
Freddie Patek, R (1, 6) OBP: 0.750, SLG: 2.000	0-0 1B		0-0 3H 1B	0-0 S 1B BB						2	1	2	1	1	0	0								
Inning Stats	R: 1 E: 0 K: 2 S: 10	H: 3 LOB: 2 BB: 0 P: 10	R: 0 E: 0 K: 1 S: 6	H: 1 LOB: 2 BB: 0 P: 7	R: 3 E: 0 K: 0 S: 6	H: 3 LOB: 2 BB: 2 P: 14	R: 1 E: 0 K: 0 S: 5	H: 2 LOB: 1 BB: 0 P: 5	R: 2 E: 0 K: 1 S: 8	H: 3 LOB: 2 BB: 1 P: 12	R: 0 E: 0 K: 1 S: 5	H: 0 LOB: 0 BB: 0 P: 5	R: 0 E: 0 K: 2 S: 8	H: 1 LOB: 1 BB: 0 P: 8	R: 3 E: 0 K: 2 S: 9	H: 2 LOB: 0 BB: 1 P: 13	1B: 10 2B: 1 3B: 1 HR: 3	SF: 1 SAC: 0 DP: 0 HBP: 1	WP: 0 PB: 0 SB: 3 CS: 0	PA: 44				
PITCHER	IP WLS BF H R ER SO BB IBB HBP BLK WP HR S P ERA WHIP	2.1 L 17 5 3 3 2 1 0 0 0 0 1 20 24 7.36 1.636	3.2 L 17 5 3 3 2 1 0 0 0 0 0 1 20 24 7.36 1.636	1.0 L 4 1 0 0 2 0 0 0 0 0 0 8 8 0.00 1.000	1.0 L 6 2 3 3 2 1 0 0 0 0 1 9 13 27.00 3.000																			

AB	38
R	10
H	15
RBI	10
BB	4
SO	9
LOB	22



Batter	1	2	3	4	5	6	7	8	9	AB	R	H	RBI	BB	SO	LOB	TOP			
Rick Manning, L (1,8) OBP: 0.375, SLG: 0.286										4	0	1	0	0	0	1	Cleveland Indians @ California Angels Anaheim Stadium, Anaheim, CA Sat Apr 12 1980, 9:05 PM EST Att: 32,353 - Unknown			
Toby Harrah, R (1,5)										4	0	0	0	1	0	3				
Mike Hargrove, L (1,3)										2	0	0	0	2	0	1				
Gary Alexander, R (1,10)										4	0	1	0	0	3	4				
Jorge Orta, L (1,9) OBP: 0.500, SLG: 0.333										2	1	2	0	2	0	0				
Joe Charboneau, R (1,7) OBP: 0.143, SLG: 0.571										3	1	0	0	0	0	5				
Ron Hassey, L (1,2) OBP: 0.250, SLG: 0.250										4	0	0	1	0	0	2				
Duane Kuiper, L (1,4) OBP: 0.500, SLG: 0.429										3	0	1	0	1	0	1				
Tom Verzyer, R (1,6)										3	0	0	0	0	1	1				
Inning Stats	R: 0 E: 0 K: 0 S: 4	H: 2 LOB: 3 BB: 2 P: 12	R: 0 E: 0 K: 0 S: 4	H: 1 LOB: 1 BB: 0 P: 4	R: 0 E: 0 K: 1 S: 5	H: 0 LOB: 0 BB: 0 P: 5	R: 2 E: 1 K: 1 S: 7	H: 1 LOB: 0 BB: 0 P: 7	R: 0 E: 0 K: 0 S: 3	H: 0 LOB: 1 BB: 1 P: 9	R: 0 E: 0 K: 0 S: 5	H: 0 LOB: 3 BB: 2 P: 14	R: 0 E: 0 K: 0 S: 3	H: 0 LOB: 1 BB: 1 P: 7	R: 0 E: 0 K: 0 S: 3	H: 0 LOB: 0 BB: 0 P: 3	1B: 5 2B: 0 3B: 0 HR: 0	SF: 0 SAC: 2 DP: 2 HBP: 1	WP: 0 PB: 0 SB: 0 CS: 0	PA: 38
PITCHER	IP WLS BF H R ER SO BB IBB HBP BLK WP HR S P ERA WHIP	7.0 L 31 5 2 0 4 4 1 1 0 0 0 33 54 0.00 1.286	2.0 S 7 0 0 0 0 1 0 0 0 0 0 6 10 0.00 0.500	PITCHER																

AB	29
R	2
H	5
RBI	1
BB	6
SO	4
LOB	18




Batter	1	2	3	4	5	6	7	8	9	AB	R	H	RBI	BB	SO	LOB	BOTTOM					
Al Cowens, R (1,8) OBP: 0.111, SLG: 0.111										4	0	0	0	0	1	2	Cleveland Indians @ California Angels Anaheim Stadium, Anaheim, CA Sat Apr 12 1980, 9:05 PM EST Att: 32,353 - Unknown					
Carney Lansford, R (1,5) OBP: 0.444, SLG: 0.375										3	0	1	0	1	0							
Dan Ford, R (1,9) OBP: 0.375, SLG: 0.857										3	0	0	0	1	2							
Don Baylor, R (1,10) OBP: 0.333, SLG: 0.250										4	0	1	0	0	1	3						
Rod Carew, L (1,3) OBP: 0.444, SLG: 0.556										4	0	1	0	0	0	2						
Brian Downing, R (1,2) OBP: 0.333, SLG: 0.143										3	0	0	0	1	0							
Joe Rudi, R (1,7) OBP: 0.333, SLG: 1.333										4	1	1	1	0	1							
Bobby Grich, R (1,4) OBP: 0.556, SLG: 0.429										4	0	3	0	0	1	1						
Freddie Patek, R (1,6) OBP: 0.429, SLG: 0.800										3	0	0	0	0	0	3						
Ralph Garr, L (9,PH)										1	0	0	0	0	0	1						
Inning Stats	R: 0 E: 0 K: 0 S: 3	H: 0 LOB: 1 BB: 1 P: 7	R: 0 E: 0 K: 1 S: 5	H: 1 LOB: 0 BB: 0 P: 5	R: 0 E: 0 K: 0 S: 3	H: 1 LOB: 0 BB: 0 P: 3	R: 0 E: 0 K: 1 S: 6	H: 1 LOB: 1 BB: 0 P: 6	R: 0 E: 0 K: 1 S: 6	H: 0 LOB: 2 BB: 1 P: 10	R: 0 E: 0 K: 1 S: 6	H: 1 LOB: 1 BB: 0 P: 6	R: 0 E: 0 K: 0 S: 4	H: 1 LOB: 1 BB: 0 P: 4	R: 0 E: 0 K: 3 S: 9	H: 0 LOB: 1 BB: 1 P: 13	R: 1 E: 0 K: 0 S: 5	H: 2 LOB: 1 BB: 0 P: 5	1B: 5 2B: 1 3B: 0 HR: 1	SF: 0 SAC: 0 DP: 1 HBP: 0	WP: 0 PB: 0 SB: 1 CS: 0	PA: 36
PITCHER	IP WLS BF H R ER SO BB IBB HBP BLK WP HR S P ERA WHIP	8.2 W 35 7 1 1 7 3 0 0 0 0 0 1 58 1.04 1.154	0.1 S 1 0 0 0 0 0 0 0 0 0 0 1 1 0.00 0.000	PITCHER																		



Batter	1	2	3	4	5	6	7	8	9	AB	R	H	RBI	BB	SO	LOB	TOP								
Rick Manning, L (1, 8) OBP: 0.462, SLG: 0.455	0-0 6-3		4-0 FC5 1B BB		0-0 2-3 1B	0-0 FC6-4		0-0 1B 2B	4 1 2 0 1 0 3																
Toby Harrah, R (1, 5) OBP: 0.214, SLG: 0.091	0-3 K		0-0 1-2 1B		0-0 3-H F7	0-0 SF8	0-0 G4-6-3 E5	0-0 F8	4 0 1 1 0 1 1																
Mike Hargrove, L (1, 3) OBP: 0.231, SLG: 0.091	0-0 F7		0-0 F7		0-0 F7	0-0 G4-6-3	0-0 F7	0-0 1B	5 0 1 1 0 0 4																
Gary Alexander, R (1, 10)		0-3 K	0-0 FC5		0-3 K		0-0 F7	0-0 P6	5 0 0 0 0 2 4																
Jorge Orta, L (1, 9) OBP: 0.538, SLG: 0.333	0-0 S 1B		0-0 F7		0-0 1B 1B BB	0-0 1B 1B BB	0-0 FC4-6 1B BB	0-0 F7	3 0 1 0 2 0 1																
Joe Charboneau, R (1, 7) OBP: 0.182, SLG: 0.455	0-3 K		0-3 K		0-0 P4	0-0 FC4-6 1B			4 0 1 0 0 2 2																
Ron Hassey, L (1, 2) OBP: 0.333, SLG: 0.273	4-0 FC6-4 BB		0-3 K		0-0 1B 1B	0-0 K	0-3 K		3 0 1 0 1 2 2																
Duane Kuiper, L (1, 4) OBP: 0.500, SLG: 0.455	0-0 FC6-4		0-0 2B 1B		0-0 2B 1B	0-0 FC6-4	0-0 FC4-6	0-0 FC4-6	4 1 2 0 0 0 4																
Tom Verzyer, R (1, 6) OBP: 0.250, SLG: 0.286			0-0 1-3		0-0 1B SF8 2B	0-0 P4	0-0 5-3		2 1 1 1 0 0 0																
Andres Mora, R (6, PH)									1 0 0 0 0 0 3																
Jerry Dybzinski, R (6, 6)									1 0 0 0 0 0 2																
Inning Stats	R: 0 E: 0 K: 1 S: 5	H: 0 LOB: 0 BB: 0 P: 5	R: 0 E: 0 K: 2 S: 8	H: 1 LOB: 2 BB: 1 P: 12	R: 0 E: 0 K: 0 S: 4	H: 1 LOB: 2 BB: 1 P: 8	R: 0 E: 0 K: 2 S: 7	H: 0 LOB: 0 BB: 0 P: 7	R: 2 E: 0 K: 1 S: 8	H: 3 LOB: 1 BB: 0 P: 8	R: 0 E: 0 K: 0 S: 5	H: 2 LOB: 3 BB: 0 P: 9	R: 0 E: 1 K: 0 S: 3	H: 0 LOB: 0 BB: 0 P: 3	R: 0 E: 0 K: 1 S: 6	H: 1 LOB: 2 BB: 1 P: 10	R: 1 E: 0 K: 0 S: 5	H: 2 LOB: 1 BB: 0 P: 5	1B: 8 2B: 2 3B: 0 HR: 0	SF: 1 SAC: 0 DP: 1 HBP: 0	WP: 0 PB: 0 SB: 1 CS: 0	PA: 41			
PITCHER	IP WLS BF H R ER SO BB IBB HBP BLK WP HR S P ERA WHIP	IP WLS BF H R ER SO BB IBB HBP BLK WP HR S P ERA WHIP	IP WLS BF H R ER SO BB IBB HBP BLK WP HR S P ERA WHIP	IP WLS BF H R ER SO BB IBB HBP BLK WP HR S P ERA WHIP	IP WLS BF H R ER SO BB IBB HBP BLK WP HR S P ERA WHIP	IP WLS BF H R ER SO BB IBB HBP BLK WP HR S P ERA WHIP	IP WLS BF H R ER SO BB IBB HBP BLK WP HR S P ERA WHIP	IP WLS BF H R ER SO BB IBB HBP BLK WP HR S P ERA WHIP	IP WLS BF H R ER SO BB IBB HBP BLK WP HR S P ERA WHIP	IP WLS BF H R ER SO BB IBB HBP BLK WP HR S P ERA WHIP	IP WLS BF H R ER SO BB IBB HBP BLK WP HR S P ERA WHIP	IP WLS BF H R ER SO BB IBB HBP BLK WP HR S P ERA WHIP	IP WLS BF H R ER SO BB IBB HBP BLK WP HR S P ERA WHIP	IP WLS BF H R ER SO BB IBB HBP BLK WP HR S P ERA WHIP	IP WLS BF H R ER SO BB IBB HBP BLK WP HR S P ERA WHIP	IP WLS BF H R ER SO BB IBB HBP BLK WP HR S P ERA WHIP	IP WLS BF H R ER SO BB IBB HBP BLK WP HR S P ERA WHIP	IP WLS BF H R ER SO BB IBB HBP BLK WP HR S P ERA WHIP	IP WLS BF H R ER SO BB IBB HBP BLK WP HR S P ERA WHIP	IP WLS BF H R ER SO BB IBB HBP BLK WP HR S P ERA WHIP	IP WLS BF H R ER SO BB IBB HBP BLK WP HR S P ERA WHIP	IP WLS BF H R ER SO BB IBB HBP BLK WP HR S P ERA WHIP	IP WLS BF H R ER SO BB IBB HBP BLK WP HR S P ERA WHIP	IP WLS BF H R ER SO BB IBB HBP BLK WP HR S P ERA WHIP	IP WLS BF H R ER SO BB IBB HBP BLK WP HR S P ERA WHIP

Cleveland Indians @ California Angels
 Anaheim Stadium, Anaheim, CA
 Sun Apr 13 1980, 6:33 AM EST
 Att: 33,628 - Unknown


AB 36
 R 3
 H 10
 RBI 3
 BB 4
 SO 7
 LOB 26



Batter	1	2	3	4	5	6	7	8	9	AB	R	H	RBI	BB	SO	LOB	BOTTOM								
Rick Miller, L (1, 8) OBP: 0.500, SLG: 0.400	0-0 G3		0-0 5-3	4-0 E2 1B BB		0-0 1B	0-0 CS	0-3 K	4 1 1 0 1 1 0																
Al Cowens, R (1, 9) OBP: 0.214, SLG: 0.083	0-3 K		1-0 2B HBP	4-0 1B 1B BB		0-0 F9		0-0 2-3	3 2 0 0 1 1 1																
Carney Lansford, R (1, 5) OBP: 0.500, SLG: 0.538	0-0 6-3		0-0 2B 1B	0-0 1B 1B		0-0 1B 2B	0-0 F9		5 2 3 1 0 0 0																
Don Baylor, R (1, 10) OBP: 0.462, SLG: 0.455		0-0 6-3	0-0 BB 2B	0-0 1-3 3-H 1B		0-0 1B BB	4-0 1B BB		3 1 2 2 1 0 0																
Rod Carew, L (1, 3) OBP: 0.538, SLG: 0.545		4-0 S 2B BB	4-0 BB IBB		0-0 3-1	0-0 S FC6-2 1B	0-0 FC6-2 1B		2 1 1 0 2 0 0																
Joe Rudi, R (1, 7) OBP: 0.385, SLG: 1.083	0-3 K		4-0 1-2 2-3 3-H BB		0-3 K	0-0 FC6-2 1B	0-0 FC6-2 1B		3 1 1 3 1 2 1																
Bobby Grich, R (1, 4) OBP: 0.462, SLG: 0.455	0-0 2B		0-0 K		0-0 5-3	0-0 K	0-0 K		4 0 1 1 0 2 5																
Freddie Patek, R (1, 6) OBP: 0.273, SLG: 0.444	0-3 K		0-0 5-3		0-3 K	0-0 FC6-2 1B CS	0-0 CS		4 0 0 0 0 2 3																
Tom Donohue, R (1, 2) OBP: 0.250, SLG: 0.250			0-3 K		0-0 5-3	0-3 K	0-0 1-3 3-H 1B		4 0 1 1 0 2 0																
Inning Stats	R: 0 E: 0 K: 1 S: 5	H: 0 LOB: 0 BB: 0 P: 5	R: 1 E: 0 K: 2 S: 8	H: 1 LOB: 1 BB: 1 P: 12	R: 2 E: 0 K: 2 S: 9	H: 2 LOB: 3 BB: 2 P: 18	R: 2 E: 1 K: 0 S: 4	H: 2 LOB: 2 BB: 2 P: 12	R: 0 E: 0 K: 1 S: 5	H: 0 LOB: 0 BB: 0 P: 5	R: 0 E: 0 K: 2 S: 8	H: 1 LOB: 1 BB: 0 P: 8	R: 3 E: 0 K: 1 S: 8	H: 4 LOB: 1 BB: 1 P: 12	R: 0 E: 0 K: 1 S: 5	H: 0 LOB: 0 BB: 0 P: 5	R: 0 E: 0 K: 1 S: 5	H: 0 LOB: 0 BB: 0 P: 5	1B: 7 2B: 3 3B: 0 HR: 0	SF: 0 SAC: 0 DP: 0 HBP: 1	WP: 0 PB: 0 SB: 3 CS: 1	PA: 40			
PITCHER	IP WLS BF H R ER SO BB IBB HBP BLK WP HR S P ERA WHIP	IP WLS BF H R ER SO BB IBB HBP BLK WP HR S P ERA WHIP	IP WLS BF H R ER SO BB IBB HBP BLK WP HR S P ERA WHIP	IP WLS BF H R ER SO BB IBB HBP BLK WP HR S P ERA WHIP	IP WLS BF H R ER SO BB IBB HBP BLK WP HR S P ERA WHIP	IP WLS BF H R ER SO BB IBB HBP BLK WP HR S P ERA WHIP	IP WLS BF H R ER SO BB IBB HBP BLK WP HR S P ERA WHIP	IP WLS BF H R ER SO BB IBB HBP BLK WP HR S P ERA WHIP	IP WLS BF H R ER SO BB IBB HBP BLK WP HR S P ERA WHIP	IP WLS BF H R ER SO BB IBB HBP BLK WP HR S P ERA WHIP	IP WLS BF H R ER SO BB IBB HBP BLK WP HR S P ERA WHIP	IP WLS BF H R ER SO BB IBB HBP BLK WP HR S P ERA WHIP	IP WLS BF H R ER SO BB IBB HBP BLK WP HR S P ERA WHIP	IP WLS BF H R ER SO BB IBB HBP BLK WP HR S P ERA WHIP	IP WLS BF H R ER SO BB IBB HBP BLK WP HR S P ERA WHIP	IP WLS BF H R ER SO BB IBB HBP BLK WP HR S P ERA WHIP	IP WLS BF H R ER SO BB IBB HBP BLK WP HR S P ERA WHIP	IP WLS BF H R ER SO BB IBB HBP BLK WP HR S P ERA WHIP	IP WLS BF H R ER SO BB IBB HBP BLK WP HR S P ERA WHIP	IP WLS BF H R ER SO BB IBB HBP BLK WP HR S P ERA WHIP	IP WLS BF H R ER SO BB IBB HBP BLK WP HR S P ERA WHIP	IP WLS BF H R ER SO BB IBB HBP BLK WP HR S P ERA WHIP	IP WLS BF H R ER SO BB IBB HBP BLK WP HR S P ERA WHIP	IP WLS BF H R ER SO BB IBB HBP BLK WP HR S P ERA WHIP	IP WLS BF H R ER SO BB IBB HBP BLK WP HR S P ERA WHIP

Cleveland Indians @ California Angels
 Anaheim Stadium, Anaheim, CA
 Sun Apr 13 1980, 6:33 AM EST
 Att: 33,628 - Unknown

AB 32
 R 8
 H 10
 RBI 8
 BB 6
 SO 10
 LOB 10



Batter	1	2	3	4	5	6	7	8	9	AB	R	H	RBI	BB	SO	LOB	TOP				
Mike Cabbage, L (1, 3) OBP: 0.188, SLG: 0.188 Willie Norwood, R (9, FR) OBP: 1.000, SLG: 1.000 Ron Jackson, R (9, 3)	F8		4-3			P6		4-3	HR	5	0	1	1	0	0	1					
Rob Wilfong, L (1, 4) OBP: 0.200, SLG: 0.167	K				P5	K		1B	K	5	1	1	0	0	3	3					
Roy Smalley, S (1, 6) OBP: 0.375, SLG: 0.526	BB				F9	1B	BB	1B	BB	2	1	1	3	3	0	0					
Ken Landreaux, L (1, 7) OBP: 0.375, SLG: 0.591	P4				L7	1B		K	K	5	0	1	0	0	2	4					
Butch Wynegar, S (1, 2) OBP: 0.200, SLG: 0.200		G3			P5	F8		1B		4	0	1	1	0	0	3					
Rick Sofield, L (1, 8) OBP: 0.190, SLG: 0.333	K				F7			F8	F8	4	0	0	0	0	1	2					
Danny Goodwin, L (1, 10) OBP: 0.182, SLG: 0.100	4-3				1B			K	BB	3	0	1	0	1	1	0					
Hosken Powell, L (1, 9) OBP: 0.412, SLG: 0.429			B2		K			BB	BB	3	1	1	0	1	1	1					
John Castino, R (1, 5) OBP: 0.353, SLG: 0.600			F2			1B	BB	F8	FC1-5	3	1	0	0	1	0	3					
Inning Stats	R: 0 E: 0 K: 1 S: 5	H: 0 LOB: 1 BB: 1 P: 9	R: 0 E: 0 K: 1 S: 5	H: 0 LOB: 0 BB: 0 P: 5	R: 0 E: 0 K: 0 S: 3	H: 0 LOB: 0 BB: 0 P: 3	R: 0 E: 0 K: 0 S: 3	H: 1 LOB: 1 BB: 0 P: 6	R: 0 E: 0 K: 1 S: 6	H: 1 LOB: 3 BB: 2 P: 14	R: 0 E: 0 K: 1 S: 5	H: 0 LOB: 1 BB: 1 P: 9	R: 1 E: 0 K: 2 S: 7	H: 2 LOB: 2 BB: 1 P: 11	R: 4 E: 0 K: 2 S: 10	H: 3 LOB: 1 BB: 1 P: 14	1B: 5 2B: 1 3B: 0 HR: 1	SF: 0 SAC: 0 DP: 0 HBP: 0	WP: 0 PB: 0 CS: 0	PA: 40	
PITCHER	IP	WLS	BF	H	R	ER	SO	BB	IBB	HBP	BLK	WP	HR	S	P	ERA	WHIP				
Chris Knapp, R (1, 1) ERA: 3.86	7.0		27	2	0	0	5	4	0	0	0	0	0	33	49	0.00	0.857				
Mark Clear, R (8, 1) ERA: 18.0	1.1	L	10	4	4	4	1	2	0	0	0	0	0	10	18	27.00	4.500				
Dave LaRoche, L (9, 1) ERA: 3.38	0.2		3	1	1	1	2	0	0	0	0	0	1	7	7	13.50	1.500				

Minnesota Twins @ California Angels
Anaheim Stadium, Anaheim, CA
Mon Apr 14 1980, 9:05 PM EST
Att: 24,944 - Unknown - 64 F

AB 34
R 5
H 7
RBI 5
BB 6
SO 8
LOB 17



Batter	1	2	3	4	5	6	7	8	9	AB	R	H	RBI	BB	SO	LOB	BOTTOM				
Al Cowens, R (1, 8) OBP: 0.222, SLG: 0.125	K		P5			CS		K		4	0	1	0	0	2	0					
Carney Lansford, R (1, 5) OBP: 0.389, SLG: 0.412	P4		K		CS	6-3		K		4	0	0	0	0	2	0					
Dan Ford, R (1, 9) OBP: 0.417, SLG: 0.800 Rick Miller, L (9, 8) OBP: 0.500, SLG: 0.400	1B	BB			1B	2B		L7		3	1	1	0	1	0	0					
Don Baylor, R (1, 10) OBP: 0.529, SLG: 0.533	1B				1B	2B		6-3		4	0	3	1	0	0	0					
Rod Carew, L (1, 3) OBP: 0.471, SLG: 0.429	F7				F7	1B		F7		3	0	0	0	1	0	3					
Brian Downing, R (1, 2) OBP: 0.231, SLG: 0.091		P3			L9			P6		4	0	0	0	0	0	3					
Joe Rudi, R (1, 7) OBP: 0.353, SLG: 0.875	K				5-3			HR	1B	4	1	1	0	0	2	2					
Bobby Grich, R (1, 4) OBP: 0.438, SLG: 0.643	F8				6-3			HR		3	1	1	2	0	0	0					
Freddie Patek, R (1, 6) OBP: 0.214, SLG: 0.333			L7			6-3		6-3		3	0	0	0	0	0	0					
Inning Stats	R: 0 E: 0 K: 1 S: 6	H: 1 LOB: 2 BB: 1 P: 10	R: 0 E: 0 K: 1 S: 5	H: 0 LOB: 0 BB: 0 P: 5	R: 0 E: 0 K: 1 S: 5	H: 0 LOB: 0 BB: 0 P: 5	R: 1 E: 0 K: 0 S: 5	H: 2 LOB: 1 BB: 0 P: 5	R: 0 E: 0 K: 0 S: 3	H: 0 LOB: 0 BB: 0 P: 3	R: 2 E: 0 K: 0 S: 5	H: 2 LOB: 2 BB: 0 P: 5	R: 0 E: 0 K: 2 S: 7	H: 0 LOB: 0 BB: 0 P: 7	R: 0 E: 0 K: 1 S: 5	H: 1 LOB: 1 BB: 1 P: 9	1B: 5 2B: 1 3B: 0 HR: 1	SF: 0 SAC: 0 DP: 1 HBP: 0	WP: 0 PB: 0 CS: 1	PA: 35	
PITCHER	IP	WLS	BF	H	R	ER	SO	BB	IBB	HBP	BLK	WP	HR	S	P	ERA	WHIP				
Terry Felton, R (1, 1) ERA: 3.86	7.0		27	6	3	3	3	1	0	0	0	0	0	32	36	3.86	1.000				
Doug Corbett, R (8, 1) ERA:	2.0	W	7	1	0	0	3	1	0	0	0	0	0	12	16	0.00	1.000				

Minnesota Twins @ California Angels
Anaheim Stadium, Anaheim, CA
Mon Apr 14 1980, 9:05 PM EST
Att: 24,944 - Unknown - 64 F

AB 32
R 3
H 7
RBI 3
BB 2
SO 6
LOB 8



Batter	1	2	3	4	5	6	7	8	9	AB	R	H	RBI	BB	SO	LOB	TOP			
Ron Jackson, R (1,3)	0-0 6-3		0-0 5-3		0-3 K		4-0 BB		0-0 L7	4	0	0	0	1	1	2				
Pete Mackanin, R (1,4) OBP: 0.333, SLG: 0.333	0-0 G4-6-3 1B		0-0 L6		0-0 F2		0-0 P4			4	0	1	0	0	0	2				
Roy Smalley, S (1,6) OBP: 0.321, SLG: 0.435	0-0 G4-6-3 1-2			0-0 P6		0-0 5-3			0-0 F7	4	0	0	0	0	0	1				
Bombo Rivera, R (1,9) OBP: 0.333, SLG: 0.333		0-0 F9		0-0 1B 1B		0-0 BLK 1B			0-0 L9	4	0	2	0	0	0	0				
John Castino, R (1,5) OBP: 0.333, SLG: 0.579		0-0 S 2B		0-0 P3		0-0 F8 1-2			0-0 5-3	4	0	1	0	0	0	2				
Jose Morales, R (1,10) OBP: 0.571, SLG: 0.500		4-0 BB 2-3		0-0 1B					0-0 L8	3	0	2	0	1	0	0				
Ken Landreaux, L (1,7) OBP: 0.357, SLG: 0.577		0-0 F4		0-0 F2					0-0 P5	4	1	1	0	0	0	5				
Willie Norwood, R (1,8) OBP: 0.200, SLG: 0.200		0-0 P4			0-0 P4		0-3 K		0-0 FC5-4 BB	4	0	0	0	0	1	4				
Butch Wynegar, S (1,2) OBP: 0.250, SLG: 0.217			0-0 5-3		0-0 6-3				4-0 BB	3	0	1	1	1	0	0				
Rob Wilfong, L (9, PR) OBP: 0.200, SLG: 0.167							2-H BB 1B		1-2 BB	0	0	0	0	0	0	0				
Inning Stats	R: 0 E: 0 K: 0 S: 3	H: 1 LOB: 0 BB: 0 P: 3	R: 0 E: 0 K: 0 S: 4	H: 1 LOB: 2 BB: 1 P: 8	R: 0 E: 0 K: 0 S: 3	H: 0 LOB: 0 BB: 0 P: 3	R: 0 E: 0 K: 0 S: 5	H: 2 LOB: 2 BB: 0 P: 5	R: 0 E: 0 K: 1 S: 4	H: 1 LOB: 1 BB: 0 P: 4	R: 1 E: 0 K: 1 S: 7	H: 2 LOB: 2 BB: 1 P: 11	R: 0 E: 0 K: 0 S: 3	H: 0 LOB: 0 BB: 0 P: 3	R: 0 E: 0 K: 0 S: 4	H: 1 LOB: 2 BB: 1 P: 8	1B: 6 2B: 2 3B: 0 HR: 0	SF: 0 SAC: 0 DP: 1 HBP: 0	WP: 0 PB: 0 CS: 1	PA: 37
PITCHER Frank Tanana, L (1,1) ERA: 1.0	IP: 9.0 WLS: W BF: 37 H: 8 R: 1 ER: 1 SO: 2 BB: 3 IBB: 0 HBP: 0 BLK: 1 WP: 0 HR: 0 S: 38 P: 50 ERA: 1.00 WHIP: 1.222																			

Minnesota Twins @ California Angels
Anaheim Stadium, Anaheim, CA
Tue Apr 15 1980, 9:05 PM EST
Att: 26,105 - Unknown - 63 F

AB 34
R 1
H 8
RBI 1
BB 3
SO 2
LOB 16



Batter	1	2	3	4	5	6	7	8	9	AB	R	H	RBI	BB	SO	LOB	BOTTOM			
Al Cowens, R (1,8) OBP: 0.227, SLG: 0.105	0-0 F3		4-0 CS BB		0-0 E6 FC3-2		0-0 F8			3	0	0	0	1	0	1				
Rod Carew, L (1,3) OBP: 0.428, SLG: 0.389	0-0 4-3		0-0 6-3 1-2		0-0 E9 FC3-2 1-3 2-H 1B		0-0 L4			4	0	1	1	0	0	1				
Dan Ford, R (1,9) OBP: 0.375, SLG: 0.714	0-0 1B 2B		0-0 4-3		0-0 FC3-2		0-3 K			4	0	1	0	0	1	2				
Rick Miller, L (9, PR) OBP: 0.500, SLG: 0.400					2-3 3-H 0-3 K		0-0 F8			0	0	0	0	0	0	0				
Don Baylor, R (1,10) OBP: 0.476, SLG: 0.474	0-0 2-H 1B			0-0 P4		0-0 K		0-0 F8		4	0	1	0	0	1	2				
Carney Lansford, R (1,5) OBP: 0.409, SLG: 0.429		0-0 HR 1B		0-0 E3 1B		0-0 5-3		0-0 F9		4	1	2	0	0	0	0				
Brian Downing, R (1,2) OBP: 0.313, SLG: 0.385		0-0 1-H HR		0-3 K		4-0 FC6-4 BB				2	1	1	2	1	1	1				
Joe Rudi, R (1,7) OBP: 0.300, SLG: 0.737		0-0 1-3		0-0 F3		0-3 K				3	0	0	0	0	1	2				
Bobby Grich, R (1,4) OBP: 0.368, SLG: 0.529		0-0 6-3			0-3 K		0-0 FC6-4 1-2			3	0	0	0	0	1	1				
Freddie Patek, R (1,6) OBP: 0.235, SLG: 0.333		0-0 F9			0-0 E 1B		0-3 K			3	1	1	0	0	1	0				
Inning Stats	R: 0 E: 0 K: 0 S: 4	H: 2 LOB: 2 BB: 0 P: 4	R: 2 E: 0 K: 0 S: 5	H: 2 LOB: 0 BB: 0 P: 5	R: 0 E: 0 K: 0 S: 2	H: 0 LOB: 0 BB: 1 P: 6	R: 0 E: 1 K: 1 S: 6	H: 1 LOB: 1 BB: 0 P: 6	R: 1 E: 2 K: 2 S: 10	H: 2 LOB: 2 BB: 0 P: 10	R: 0 E: 0 K: 1 S: 5	H: 0 LOB: 1 BB: 1 P: 9	R: 0 E: 0 K: 1 S: 5	H: 0 LOB: 0 BB: 0 P: 5	R: 0 E: 0 K: 1 S: 5	H: 0 LOB: 0 BB: 0 P: 5	1B: 5 2B: 1 3B: 0 HR: 1	SF: 0 SAC: 0 DP: 0 HBP: 0	WP: 0 PB: 0 CS: 1	PA: 32
PITCHER Jerry Koosman, L (1,1) ERA: 4.91	IP: 4.1 WLS: L BF: 20 H: 7 R: 3 ER: 2 SO: 2 BB: 1 IBB: 0 HBP: 0 BLK: 0 WP: 0 HR: 1 S: 23 P: 27 ERA: 4.15 WHIP: 1.846																			
John Verhoeven, R (5,1) ERA:	IP: 3.2 WLS: L BF: 12 H: 0 R: 0 ER: 0 SO: 4 BB: 1 IBB: 0 HBP: 0 BLK: 0 WP: 0 HR: 0 S: 19 P: 23 ERA: 0.00 WHIP: 0.273																			

Minnesota Twins @ California Angels
Anaheim Stadium, Anaheim, CA
Tue Apr 15 1980, 9:05 PM EST
Att: 26,105 - Unknown - 63 F


AB 30
R 3
H 7
RBI 3
BB 2
SO 6
LOB 10



Batter	1	2	3	4	5	6	7	8	9	10	AB	R	H	RBI	BB	SO	LOB	TOP
Rob Wilfong, L OBP: 0.250, SLG: 0.227 (1, 4)	0-0 1-3		0-0 1B			0-0 F9			0-0 G3 1B		4	0	2	0	0	0	0	
Roy Smalley, S OBP: 0.281, SLG: 0.385 (1, 6)	0-0 4-3		0-0 SF7			0-0 F8			0-0 F8		3	0	0	1	0	0	1	
Ken Landreaux, L OBP: 0.344, SLG: 0.533 (1, 7)	0-0 1B		0-0 F8			0-0 F8			0-0 G3		4	0	1	0	0	0	2	
Danny Goodwin, L OBP: 0.133, SLG: 0.071 (1, 10)	0-3 K					0-0 F7			0-0 G3		4	0	0	0	0	1	2	
Mike Cabbage, L OBP: 0.200, SLG: 0.200 Bombo Rivera, R OBP: 0.333, SLG: 0.333 Ron Jackson, R (10, 3) (10, 8)		0-0 4-3				0-0 4-3			0-0 4-3		4	0	1	0	0	0	0	
Butch Wynegar, S OBP: 0.222, SLG: 0.192 (1, 2)		0-0 G3				0-0 G3			0-0 P6		3	0	0	0	0	0	0	
Hosken Powell, L OBP: 0.381, SLG: 0.353 (1, 9)		0-0 F9				0-0 5-3			0-0 L9		3	0	0	0	1	0	0	
Rick Sofield, L OBP: 0.160, SLG: 0.280 Pete Mackanin, R OBP: 0.333, SLG: 0.333 (10, 3)			0-3 K			0-0 F8			0-0 6-3		4	0	0	0	0	1	2	
John Castino, R OBP: 0.333, SLG: 0.524 (1, 5)			4-0 1B SF7 BB			0-0 6-3			0-0 5-3		2	1	0	0	1	0	0	
Inning Stats	R: 0 E: 0 K: 1 S: 6	H: 1 LOB: 1 BB: 0 P: 6	R: 0 E: 0 K: 0 S: 3	H: 0 LOB: 0 BB: 0 P: 3	R: 1 E: 0 K: 1 S: 6	H: 1 LOB: 1 BB: 1 P: 10	R: 0 E: 0 K: 0 S: 3	H: 0 LOB: 0 BB: 0 P: 3	R: 0 E: 0 K: 0 S: 3	H: 0 LOB: 0 BB: 0 P: 3	R: 0 E: 0 K: 0 S: 4	H: 1 LOB: 1 BB: 0 P: 4	R: 0 E: 0 K: 0 S: 3	H: 1 LOB: 1 BB: 1 P: 7	1B: 4 2B: 1 3B: 0 HR: 0	SF: 1 SAC: 1 DP: 1 HBP: 0	WP: 0 PA: 35 PB: 0 SB: 1 CS: 0	
PITCHER Dave Frost, R ERA: 1.47 (1, 1)	IP: 10.0 WLS: 7 BF: 35 H: 4 R: 1 ER: 1 SO: 2 BB: 1 IBB: 0 HBP: 0 BLK: 0 WP: 0 HR: 0 S: 37 P: 45 ERA: 0.90 WHIP: 0.500																	

Minnesota Twins @ California Angels
Anaheim Stadium, Anaheim, CA
Wed Apr 16 1980, 9:05 PM EST
Att: 27,575 - Unknown


AB 31
R 1
H 4
RBI 1
BB 2
SO 2
LOB 7



Batter	1	2	3	4	5	6	7	8	9	10	AB	R	H	RBI	BB	SO	LOB	BOTTOM	
Al Cowens, R OBP: 0.259, SLG: 0.167 (1, 8)	0-0 E 1B	0-0 L7				0-0 F9			0-3 K		5	1	2	0	0	1	1		
Carney Lansford, R OBP: 0.385, SLG: 0.400 (1, 5)	0-0 E 1B		0-0 6-3			0-0 1-3			0-3 K		4	0	1	0	0	1	0		
Dan Ford, R OBP: 0.333, SLG: 0.579 Rick Miller, L OBP: 0.500, SLG: 0.400 (10, PR)	0-3 K		0-3 K			0-0 P5			0-0 F9		5	0	1	0	0	2	2		
Don Baylor, R OBP: 0.423, SLG: 0.435 (1, 10)	0-0 L9		0-0 E7			0-0 F9			0-0 SH3-4 1B SF9		4	1	1	1	0	0	2		
Rod Carew, L OBP: 0.400, SLG: 0.364 (1, 3)	0-0 E4		0-0 G3			0-0 F8			0-0 SF9 SH3-4 1B		4	0	1	0	0	0	3		
Brian Downing, R OBP: 0.263, SLG: 0.313 (1, 2)	0-0 P6					0-0 F8			0-0 SH3-4		3	0	0	0	0	0	3		
Joe Rudi, R OBP: 0.292, SLG: 0.636 Larry Harlow, L (9, PR) (10, 7)		0-3 K				0-0 F7			0-3 K		3	0	0	0	1	2	0		
Bobby Grich, R OBP: 0.348, SLG: 0.500 (1, 4)		0-0 6-3				0-0 G1			0-0 SF9		3	0	1	1	0	0	0		
Freddie Patek, R OBP: 0.250, SLG: 0.333 Ralph Garr, L (9, PH) Todd Cruz, R (10, 6)		0-0 1B				0-3 K			0-0 2-3		3	0	1	0	0	1	1		
Inning Stats	R: 0 E: 1 K: 1 S: 8	H: 2 LOB: 3 BB: 0 P: 8	R: 0 E: 0 K: 1 S: 6	H: 1 LOB: 1 BB: 0 P: 6	R: 0 E: 1 K: 1 S: 6	H: 0 LOB: 1 BB: 0 P: 6	R: 0 E: 0 K: 1 S: 6	H: 1 LOB: 1 BB: 0 P: 6	R: 0 E: 0 K: 0 S: 3	H: 0 LOB: 0 BB: 0 P: 3	R: 0 E: 0 K: 2 S: 7	H: 0 LOB: 0 BB: 0 P: 7	R: 1 E: 0 K: 0 S: 5	H: 2 LOB: 2 BB: 1 P: 9	R: 1 E: 0 K: 0 S: 4	H: 2 LOB: 1 BB: 0 P: 4	1B: 8 2B: 0 3B: 0 HR: 0	SF: 2 SAC: 2 DP: 0 HBP: 0	WP: 0 PA: 40 PB: 0 SB: 0 CS: 0
PITCHER Pete Redfern, R ERA: 1.13 Mike Marshall, R ERA: 16.0 (1, 1) (9, 1)	IP: 8.0 WLS: 8 BF: 32 H: 6 R: 1 ER: 1 SO: 7 BB: 0 IBB: 0 HBP: 0 BLK: 0 WP: 0 HR: 0 S: 46 P: 46 ERA: 1.12 WHIP: 0.750																		

Minnesota Twins @ California Angels
Anaheim Stadium, Anaheim, CA
Wed Apr 16 1980, 9:05 PM EST
Att: 27,575 - Unknown

AB 35
R 2
H 8
RBI 2
BB 1
SO 7
LOB 14




Batter	1	2	3	4	5	6	7	8	9	AB	R	H	RBI	BB	SO	LOB	TOP					
Al Cowens, R OBP: 0.258, SLG: 0.179 (1, 8)	0-0 6-3	0-0 1B		0-0 F9			0-0 L9			4	0	1	2	0	0	2	California Angels @ Oakland Athletics Oakland-Alameda County Coliseum, Oakland, CA Fri Apr 18 1980, 6:05 PM PST Att: 6,570 - Unknown - 57 F AB 32 R 3 H 7 RBI 3 BB 3 SO 4 LOB 12					
Carney Lansford, R OBP: 0.433, SLG: 0.429 (1, 5)	0-0 6-3	0-0 1B			4-0 CS		0-0 F8			3	0	2	1	1	0	1						
Dan Ford, R OBP: 0.304, SLG: 0.524 Rick Miller, L OBP: 0.375, SLG: 0.286 (1, 9) (4, 8)	0-0 6-3	0-0 CS	0-0 F7		0-0 F5			0-0 3-1		2	0	0	0	0	0	1						
Don Baylor, R OBP: 0.400, SLG: 0.385 (1, 10)	0-0 5-3		4-0 BB		0-3 K			0-3 K		3	0	0	0	1	2	2						
Rod Carew, L OBP: 0.379, SLG: 0.385 (1, 3)		0-0 F7	0-0 F8			0-0 3-1		0-0 2B		4	0	1	0	0	0	1						
Brian Downing, R OBP: 0.217, SLG: 0.250 (1, 2)		0-3 K	0-0 F7			0-0 F3		0-0 5-3		4	0	0	0	0	1	2						
Joe Rudi, R OBP: 0.321, SLG: 0.600 (1, 7)		0-0 1B		1-0 G3		0-0 F8		0-0 F8		3	1	1	0	0	0	0						
Bobby Grich, R OBP: 0.333, SLG: 0.435 (1, 4)		4-0 1B		0-0 G3			0-0 F9	0-3 K		3	1	0	0	1	1	1						
Freddie Patek, R OBP: 0.292, SLG: 0.364 (1, 6)		0-0 1B		0-0 P5				0-0 4-3		4	1	2	0	0	0	1						
Inning Stats	R: 0 E: 0 K: 0 S: 4	H: 1 LOB: 1 BB: 0 P: 4	R: 3 E: 0 K: 1 S: 8	H: 4 LOB: 1 BB: 1 P: 12	R: 0 E: 0 K: 0 S: 3	H: 0 LOB: 1 BB: 0 P: 7	R: 0 E: 0 K: 0 S: 3	H: 0 LOB: 1 BB: 0 P: 4	R: 0 E: 0 K: 0 S: 4	H: 0 LOB: 0 BB: 1 P: 8	R: 0 E: 0 K: 0 S: 3	H: 0 LOB: 0 BB: 0 P: 3	R: 0 E: 0 K: 0 S: 4	H: 1 LOB: 1 BB: 0 P: 4	R: 0 E: 0 K: 1 S: 6	H: 1 LOB: 1 BB: 0 P: 6		R: 0 E: 0 K: 1 S: 5	H: 0 LOB: 0 BB: 0 P: 5	1B: 6 2B: 1 3B: 0 HR: 0	SF: 0 SAC: 0 DP: 0 HBP: 1	WP: 0 PB: 0 SB: 0 CS: 2
PITCHER Brian Kingman, R ERA: 3.77 (1, 1)	IP: 9.0 WLS: W BF: 36 H: 7 R: 3 ER: 3 SO: 4 BB: 3 IBB: 0 HBP: 1 BLK: 0 WP: 0 HR: 0 S: 40 P: 53 ERA: 3.00 WHIP: 1.111															PITCHER IP: WLS: BF: H: R: ER: SO: BB: IBB: HBP: BLK: WP: HR: S: P: ERA: WHIP:						

Batter	1	2	3	4	5	6	7	8	9	AB	R	H	RBI	BB	SO	LOB	BOTTOM			
Rickey Henderson, R OBP: 0.286, SLG: 0.400 (1, 7)	0-3 K		0-0 E5		4-0 1B	0-3 K				3	2	0	0	1	2	1	California Angels @ Oakland Athletics Oakland-Alameda County Coliseum, Oakland, CA Fri Apr 18 1980, 6:05 PM PST Att: 6,570 - Unknown - 57 F AB 30 R 6 H 9 RBI 6 BB 3 SO 4 LOB 9			
Dwayne Murphy, L OBP: 0.375, SLG: 0.414 (1, 8)	0-3 K		0-0 SH3		0-0 1B	0-0 F7				3	1	1	1	0	1	0				
Mitchell Page, L OBP: 0.520, SLG: 0.412 (1, 10)	0-0 F7		0-0 SF8		0-0 1B	4-0 S				2	1	1	2	1	0	0				
Dave Revering, L OBP: 0.370, SLG: 0.560 (1, 3)		0-0 F7	0-0 F9		0-0 1B	0-0 F7				4	0	1	1	0	0	1				
Wayne Gross, L OBP: 0.522, SLG: 0.824 Mickey Klutts, R OBP: 0.167, SLG: 0.167 (1, 5) (9, 5)		0-0 HR		0-0 G3	0-0 G6-4-3	4-0 FC6-4				3	1	2	2	1	0	0				
Jeff Newman, R OBP: 0.105, SLG: 0.056 (1, 2)		0-0 2B		0-0 P6	0-0 G6-4-3	0-0 FC6-4				4	0	1	0	0	0	4				
Tony Armas, R OBP: 0.313, SLG: 0.375 (1, 9)		0-0 F8		0-0 5-3		0-0 F8		0-3 K		4	0	0	0	0	1	1				
Mario Guerrero, R OBP: 0.214, SLG: 0.321 (1, 6)		0-0 2B		0-0 SH5-4		0-0 4-3		0-0 F3		4	1	2	0	0	0	0				
Rob Picciolo, R OBP: 0.174, SLG: 0.174 (1, 4)		0-0 L4		0-0 SH5-4		0-0 F7				3	0	1	0	0	0	2				
Inning Stats	R: 0 E: 0 K: 2 S: 7	H: 0 LOB: 0 BB: 0 P: 7	R: 1 E: 0 K: 0 S: 6	H: 3 LOB: 2 BB: 0 P: 6	R: 1 E: 1 K: 0 S: 4	H: 0 LOB: 0 BB: 0 P: 4	R: 0 E: 0 K: 0 S: 3	H: 0 LOB: 0 BB: 0 P: 3	R: 4 E: 0 K: 0 S: 7	H: 5 LOB: 1 BB: 1 P: 11	R: 0 E: 1 K: 1 S: 6	H: 1 LOB: 1 BB: 0 P: 6	R: 0 E: 0 K: 0 S: 3	H: 0 LOB: 2 BB: 2 P: 11	R: 0 E: 0 K: 1 S: 5	H: 0 LOB: 0 BB: 0 P: 5		1B: 6 2B: 2 3B: 0 HR: 1	SF: 1 SAC: 2 DP: 1 HBP: 0	WP: 0 PB: 0 SB: 2 CS: 0
PITCHER Bruce Kison, R ERA: 3.97 Jim Barr, R ERA: (1, 1) (5, 1)	IP: 4.1 WLS: L BF: 21 H: 6 R: 6 ER: 5 SO: 2 BB: 1 IBB: 0 HBP: 0 BLK: 0 WP: 0 HR: 1 S: 24 P: 28 ERA: 10.38 WHIP: 1.615															PITCHER IP: WLS: BF: H: R: ER: SO: BB: IBB: HBP: BLK: WP: HR: S: P: ERA: WHIP:				

Batter	1	2	3	4	5	6	7	8	9	AB	R	H	RBI	BB	SO	LOB	TOP			
Al Cowens, R OBP: 0.282, SLG: 0.206 (1, 8)	4-0 BB		0-0 L3			0-3 K		0-0 P8		3	0	0	0	1	1	1	California Angels @ Oakland Athletics Oakland-Alameda County Coliseum, Oakland, CA Sun Apr 20 1980, 3:33 AM PST Unknown - 54 F			
Carney Lansford, R OBP: 0.395, SLG: 0.417 (1, 5)	0-0 P6			0-0 1B 4-3 2B		0-0 5-3		0-0 1B		4	1	2	0	0	0	1				
Dan Ford, R OBP: 0.292, SLG: 0.500 Larry Hartow, L OBP: 0.333, SLG: 0.333 (1, 9) (2, 8)	0-3 K			0-0 4-3 1B		0-0 3-1		0-0 F7		1	0	0	0	0	1	1				
Don Baylor, R OBP: 0.368, SLG: 0.333 (1, 10)	0-0 L8			0-0 4-3			1-0 2B HBP	0-0 FC6-4 1B		3	0	1	1	0	0	2				
Rod Carew, L OBP: 0.405, SLG: 0.387 (1, 3)		0-0 4-3		0-0 G6-4-3 BB			0-0 HBP	0-0 FC6-4 1B		3	0	1	0	1	0	2				
Brian Downing, R OBP: 0.179, SLG: 0.200 (1, 2)	0-0 F8			0-0 G6-4-3			0-3 K		0-0 4-3	4	0	0	0	0	1	4				
Joe Rudi, R OBP: 0.278, SLG: 0.469 (1, 7)	0-0 F7				0-0 5-3		0-0 F7		0-0 6-3	4	0	0	0	0	0	2				
Bobby Grich, R OBP: 0.314, SLG: 0.345 (1, 4)			4-0 FC4-6 BB		0-0 5-3		4-0 BB		0-3 K	2	0	0	0	2	1	0				
Freddie Patek, R OBP: 0.276, SLG: 0.333 Ralph Garr, L (7, PH) Todd Cruz, R (7, 6)			0-0 FC4-6 L3		0-0 F8		0-0 F7			2	0	0	0	0	0	1				
			0-0 F7							1	0	0	0	0	0	3				
			0-0 F7							0	0	0	0	0	0	0				
Inning Stats	R: 0 E: 0 K: 1 S: 5	H: 0 LOB: 1 BB: 1 P: 9	R: 0 E: 0 K: 0 S: 3	H: 0 LOB: 0 BB: 0 P: 3	R: 0 E: 0 K: 0 S: 2	H: 0 LOB: 0 BB: 1 P: 6	R: 1 E: 0 K: 0 S: 4	H: 2 LOB: 1 BB: 1 P: 8	R: 0 E: 0 K: 0 S: 3	H: 0 LOB: 0 BB: 0 P: 3	R: 0 E: 0 K: 1 S: 6	H: 1 LOB: 3 BB: 1 P: 11	R: 0 E: 0 K: 0 S: 5	H: 2 LOB: 2 BB: 0 P: 5	R: 0 E: 0 K: 1 S: 5	H: 0 LOB: 0 BB: 0 P: 5	1B: 3 2B: 3 3B: 0 HR: 0	SF: 0 SAC: 0 DP: 2 HBP: 1	WP: 0 PB: 0 SB: 0 CS: 0	PA: 35
PITCHER Matt Keough, R ERA: 0.67 (1, 1)	IP: 9.0 WLS: W BF: 35 H: 5 R: 1 ER: 1 SO: 4 BB: 4 IBB: 0 HBP: 1 BLK: 0 WP: 0 HR: 0 S: 38 P: 55 ERA: 1.00 WHIP: 1.000															PITCHER				

Batter	1	2	3	4	5	6	7	8	9	AB	R	H	RBI	BB	SO	LOB	BOTTOM			
Rickey Henderson, R OBP: 0.384, SLG: 0.382 (1, 7)	0-0 5-3		4-0 1B BB				4-0 S BB			1	0	0	0	4	0	0	California Angels @ Oakland Athletics Oakland-Alameda County Coliseum, Oakland, CA Sun Apr 20 1980, 3:33 AM PST Unknown - 54 F			
Dwayne Murphy, L OBP: 0.386, SLG: 0.405 (1, 8)	0-0 2B		4-0 1B BB		0-0 G3		0-3 K			4	1	2	2	1	1	3				
Mitchell Page, L OBP: 0.471, SLG: 0.333 (1, 10)	0-3 K		0-0 F7		0-0 PO		4-0 4-3		0-3 K	4	0	0	0	1	2	3				
Dave Revering, L OBP: 0.429, SLG: 0.656 (1, 3)	0-0 E 2B		0-0 P6		4-0 1B BB		0-0 FC1-6 FC4-6		0-0 1B	4	1	2	1	1	0	1				
Wayne Gross, L OBP: 0.500, SLG: 0.750 Mickey Klutts, R OBP: 0.125, SLG: 0.125 (1, 5) (6, PR) (7, 5)	0-0 E9 2B		0-0 E 1B		0-0 2-3 1B		0-0 FC4-6		0-0 F8	4	1	2	0	0	0	1				
			0-0 E 1B		1-2 1B		0-0 FC4-6		0-0 F8	1	0	0	0	0	0	1				
Jeff Newman, R OBP: 0.083, SLG: 0.043 (1, 2)	0-3 K		0-0 2-3		0-3 K		0-0 G3		0-0 1-3	5	0	0	0	0	2	6				
Tony Armas, R OBP: 0.348, SLG: 0.364 (1, 9)		0-3 K		0-0 E7 1B		0-0 L8		0-0 E 1B		4	1	2	1	0	1	2				
Mario Guerrero, R OBP: 0.229, SLG: 0.294 (1, 6)		0-0 BB 1B		4-0 BB 1B BB		0-0 6-3		0-0 F9		3	2	1	0	1	0	1				
Rob Picciolo, R OBP: 0.200, SLG: 0.200 (1, 4)		0-0 P6		0-0 BB 1B		0-0 F8		0-0 F7		4	0	1	1	0	0	2				
Inning Stats	R: 2 E: 1 K: 2 S: 10	H: 2 LOB: 1 BB: 0 P: 10	R: 1 E: 0 K: 1 S: 7	H: 2 LOB: 2 BB: 1 P: 11	R: 3 E: 1 K: 0 S: 5	H: 3 LOB: 2 BB: 3 P: 17	R: 0 E: 0 K: 1 S: 6	H: 1 LOB: 2 BB: 1 P: 10	R: 0 E: 0 K: 0 S: 3	H: 0 LOB: 1 BB: 1 P: 7	R: 0 E: 0 K: 0 S: 3	H: 1 LOB: 2 BB: 1 P: 10	R: 0 E: 0 K: 1 S: 6	H: 1 LOB: 1 BB: 0 P: 6	R: 0 E: 0 K: 1 S: 6	H: 1 LOB: 1 BB: 0 P: 6	1B: 8 2B: 2 3B: 0 HR: 0	SF: 0 SAC: 0 DP: 0 HBP: 0	WP: 0 PB: 0 SB: 1 CS: 0	PA: 43
PITCHER Chris Knapp, R ERA: 4.88 Freddie Martinez, R ERA: Dave LaRoche, L ERA: 1.93 John Montague, R ERA: 1.93 (1, 1) (3, 1) (7, 1) (8, 1)	IP: 2.2 WLS: L BF: 18 H: 7 R: 6 ER: 5 SO: 3 BB: 2 IBB: 0 HBP: 0 BLK: 0 WP: 0 HR: 0 S: 22 P: 30 ERA: 16.88 WHIP: 3.375															PITCHER				

AB	30
R	1
H	5
RBI	1
BB	4
SO	4
LOB	18



Batter	1	2	3	4	5	6	7	8	9	AB	R	H	RBI	BB	SO	LOB	TOP
Rick Miller, L (1, 8) OBP: 0.438, SLG: 0.357	0-0 5-3 1B		4-0 FC1-4 BB		0-0 F8			0-0 F8		3	1	1	0	1	0	2	
Al Cowens, R (1, 9) OBP: 0.256, SLG: 0.184	0-0 5-3		0-0 FC1-4 1-2		0-0 F3			0-0 5-3		4	0	0	0	0	0	4	
Carney Lansford, R (1, 5) OBP: 0.381, SLG: 0.490	0-0 6-3		0-0 F3		0-0 F3			0-3 K		4	0	1	0	0	1	2	
Don Baylor, R (1, 7) OBP: 0.381, SLG: 0.333	0-0 2H 1B		4-0 BB		0-0 P4			0-0 P5		3	0	1	1	1	0	0	
Rod Carew, L (1, 3) OBP: 0.366, SLG: 0.343	0-0 F9		0-0 L8		0-0 G3			0-0 L6		4	0	0	0	0	0	2	
Ralph Garr, L (1, 10) OBP: 0.143, SLG: 0.286		0-0 F8		0-0 4-3				0-0 F8		4	1	1	0	0	0	1	
Brian Downing, R (1, 2) OBP: 0.172, SLG: 0.192		0-0 4-3		0-3 K				0-0 F3		1	0	0	0	0	0	0	
Tom Donohue, R (2, 2) OBP: 0.125, SLG: 0.125										2	0	0	0	0	1	1	
Larry Harlow, L (9, PH) OBP: 0.500, SLG: 0.500										1	0	1	1	0	0	0	
Bert Campaneris, R (1, 6) OBP: 0.250, SLG: 0.250		0-0 F8						0-0 6-3		4	0	1	0	0	0	1	
Todd Cruz, R (1, 4) OBP: 0.333, SLG: 0.333			0-3 K					0-0 5-3		3	0	1	0	0	1	0	
Inning Stats	R: 1 E: 0 K: 0 S: 5	H: 2 LOB: 1 BB: 0 P: 5	R: 0 E: 0 K: 0 S: 3	H: 0 LOB: 0 BB: 0 P: 3	R: 0 E: 1 K: 1 S: 5	H: 0 LOB: 1 BB: 1 P: 9	R: 0 E: 0 K: 1 S: 5	H: 0 LOB: 0 BB: 0 P: 3	R: 0 E: 0 K: 1 S: 3	H: 0 LOB: 0 BB: 0 P: 3	R: 0 E: 0 K: 1 S: 5	H: 0 LOB: 1 BB: 0 P: 5	R: 1 E: 0 K: 0 S: 5	H: 2 LOB: 1 BB: 0 P: 5	1B: 6 2B: 1 3B: 0 HR: 0	SF: 0 SAC: 0 DP: 0 HBP: 0	WP: 0 PA: 35
PITCHER Steve McCatty, R (1, 1) ERA: 5.31	IP: 9.0 WLS: W BF: 35 H: 7 R: 2 ER: 2 SO: 3 BB: 2 IBB: 0 HBP: 0 BLK: 0 WP: 0 HR: 0 S: 39 P: 47 ERA: 2.00 WHIP: 1.000																

California Angels @ Oakland Athletics
Oakland-Alameda County Coliseum, Oakland, CA
Sun Apr 20 1980, 6:05 PM PST
Att: 9,014 - Unknown

AB 33
R 2
H 7
RBI 2
BB 2
SO 3
LOB 13



Batter	1	2	3	4	5	6	7	8	9	AB	R	H	RBI	BB	SO	LOB	BOTTOM		
Rickey Henderson, R (1, 7) OBP: 0.388, SLG: 0.462	0-0 SH5-3 S 1B		0-0 1B 3B	0-0 FC6-4 1B	0-0 F8			0-0 1-3		5	2	3	2	0	0	3			
Dwanye Murphy, L (1, 8) OBP: 0.356, SLG: 0.390	0-0 SH5-3		0-0 2B 1B	0-0 FC6-4 S 1B SF8	0-3 K			0-0 3-1		4	2	1	1	0	1	4			
Mike Heath, R (1, 2) OBP: 0.250, SLG: 0.263	0-3 K		0-0 2B	0-0 S 1B				0-0 5-3		5	1	2	1	0	1	1			
Jeff Newman, R (1, 3) OBP: 0.103, SLG: 0.111	0-0 5-3		0-0 2B	0-0 SF8				0-0 F7		4	0	1	3	0	0	0			
Tony Armas, R (1, 9) OBP: 0.333, SLG: 0.320		0-3 K	0-0 5-3	1-0 FC6-4 HBP				0-0 E6		3	0	0	0	0	1	1			
Mickey Klutts, R (1, 5) OBP: 0.182, SLG: 0.273		0-0 2B	0-0 P6	0-0 FC6-4				0-0 F8		3	0	1	0	0	0	3			
Wayne Gross, L (6, PH) OBP: 0.484, SLG: 0.720				1-2 1B						1	0	0	0	0	0	1			
Dave McKay, S (1, 4) OBP: 0.333, SLG: 0.200		0-0 5-3	1-0 HBP					0-3 K		3	0	1	0	0	1	0			
Mike Edwards, R (1, 10)			0-0 E4 1B					0-0 1B		1	1	0	0	0	0	0			
Mitchell Page, L (3, PH) OBP: 0.486, SLG: 0.346			0-0 F8					1-2 BB		2	0	1	0	1	0	2			
Rob Picciolo, R (1, 6) OBP: 0.235, SLG: 0.235			0-0 3B 1B	0-0 FC6-4 1B 1B	0-0 F7			0-0 P5		4	2	2	0	0	0	3			
Inning Stats	R: 1 E: 0 K: 1 S: 6	H: 1 LOB: 0 BB: 0 P: 6	R: 0 E: 0 K: 1 S: 5	H: 1 LOB: 0 BB: 0 P: 5	R: 5 E: 1 K: 0 S: 9	H: 5 LOB: 2 BB: 0 P: 10	R: 2 E: 0 K: 0 S: 6	H: 3 LOB: 2 BB: 0 P: 7	R: 0 E: 0 K: 1 S: 6	H: 1 LOB: 1 BB: 1 P: 10	R: 0 E: 1 K: 0 S: 4	H: 0 LOB: 1 BB: 0 P: 4	R: 0 E: 0 K: 1 S: 6	H: 1 LOB: 1 BB: 0 P: 6	R: 0 E: 0 K: 0 S: 3	H: 0 LOB: 0 BB: 0 P: 3	1B: 8 2B: 3 3B: 1 HR: 0	SF: 1 SAC: 1 DP: 0 HBP: 2	WP: 0 PA: 40
PITCHER Frank Tanana, L (1, 1) ERA: 4.63	IP: 2.2 WLS: L BF: 16 H: 7 R: 6 ER: 5 SO: 2 BB: 0 IBB: 0 HBP: 1 BLK: 0 WP: 0 HR: 0 S: 19 P: 20 ERA: 16.88 WHIP: 2.625																		
Jim Barr, R (3, 1) ERA: 2.25	IP: 4.1 WLS: L BF: 21 H: 5 R: 2 ER: 2 SO: 2 BB: 1 IBB: 0 HBP: 1 BLK: 0 WP: 0 HR: 0 S: 23 P: 28 ERA: 4.15 WHIP: 1.385																		
Mark Clear, R (8, 1) ERA: 7.71	IP: 1.0 WLS: L BF: 3 H: 0 R: 0 ER: 0 SO: 0 BB: 0 IBB: 0 HBP: 0 BLK: 0 WP: 0 HR: 0 S: 3 P: 3 ERA: 0.00 WHIP: 0.000																		

California Angels @ Oakland Athletics
Oakland-Alameda County Coliseum, Oakland, CA
Sun Apr 20 1980, 6:05 PM PST
Att: 9,014 - Unknown

AB 35
R 8
H 12
RBI 7
BB 1
SO 4
LOB 18



Batter	1	2	3	4	5	6	7	8	9	AB	R	H	RBI	BB	SO	LOB	TOP			
Freddie Patek, R OBP: 0.303, SLG: 0.387 (1, 6)	0-0 SH5-3 6-3 2B		0-0 5-3			0-0 1B		0-0 G4-6-3 1-2		4	1	2	0	0	0	1				
Rod Carew, L OBP: 0.341, SLG: 0.316 (1, 3)	0-0 SH5-3 2-3		0-0 1-3			0-0 F7		0-0 4-3		3	0	0	0	0	0	1				
Dan Ford, R OBP: 0.286, SLG: 0.462 (1, 9)	0-0 6-3			0-0 6-3		0-0 1B			0-0 F2	4	0	1	1	0	0	0				
Don Baylor, R OBP: 0.370, SLG: 0.325 (1, 10)	0-0 FC5-4 1B			0-0 L6		0-0 P5			0-0 F9	4	0	1	0	0	0	2				
Al Cowens, R OBP: 0.234, SLG: 0.167 (1, 8)	0-0 FC5-4 1-2			0-0 6-3					0-0 6-3	4	0	0	0	0	0	1				
Joe Rudi, R OBP: 0.256, SLG: 0.429 (1, 7)		0-0 F9			0-0 4-3				0-0 F9	3	0	0	0	0	0	0				
Bobby Grich, R OBP: 0.316, SLG: 0.344 (1, 4)		0-0 6-3			0-3 K				0-0 FC4-6 1B	3	0	1	0	0	1	0				
Tom Donohue, R OBP: 0.091, SLG: 0.091 (1, 2)		0-0 F8			0-0 F8				0-0 FC4-6 1-2	3	0	0	0	0	0	1				
Todd Cruz, R OBP: 0.333, SLG: 0.333 (1, 5)			0-3 K			0-3 K			0-0 G4-6-3 1B	3	0	1	0	0	2	0				
Inning Stats	R: 1 E: 0 K: 0 S: 5	H: 2 LOB: 1 BB: 0 P: 5	R: 0 E: 0 K: 0 S: 3	H: 0 LOB: 0 BB: 0 P: 3	R: 0 E: 0 K: 1 S: 5	H: 0 LOB: 0 BB: 0 P: 5	R: 0 E: 0 K: 0 S: 3	H: 0 LOB: 0 BB: 0 P: 3	R: 0 E: 0 K: 1 S: 7	H: 2 LOB: 2 BB: 0 P: 7	R: 0 E: 0 K: 0 S: 4	H: 1 LOB: 1 BB: 0 P: 4	R: 0 E: 0 K: 0 S: 3	H: 1 LOB: 0 BB: 0 P: 3	R: 0 E: 0 K: 0 S: 3	H: 0 LOB: 0 BB: 0 P: 3	1B: 5 2B: 1 3B: 0 HR: 0	SF: 0 SAC: 1 DP: 1 HBP: 0	WP: 0 PB: 0 SB: 0 CS: 0	PA: 32
PITCHER Geoff Zahn, L ERA: 1.37 (1, 1)	IP: 9.0 WLS: W BF: 32 H: 6 R: 1 ER: 1 SO: 3 BB: 0 IBB: 0 HBP: 0 BLK: 0 WP: 0 HR: 0 S: 38 P: 38 ERA: 1.00 WHIP: 0.667															PITCHER				

California Angels @ Minnesota Twins
Metropolitan Stadium, Bloomington, MI
Tue Apr 22 1980, 4:33 AM EST
Att: 36,268 - Unknown - 89 F

AB 31
R 1
H 6
RBI 1
BB 0
SO 3
LOB 6



Batter	1	2	3	4	5	6	7	8	9	AB	R	H	RBI	BB	SO	LOB	BOTTOM			
Hosken Powell, L OBP: 0.474, SLG: 0.656 (1, 9)	0-0 FC3-6 1B	0-0 4-3			0-0 HR	4-0 2B 1-2 2-3 BB		0-0 FC5-4 1B		4	1	3	2	1	0	1				
Rob Wilfong, L OBP: 0.297, SLG: 0.442 (1, 4)	0-0 FC3-6 1-2 HR	0-0 F8			0-0 F9	0-0 2B		0-0 F2		5	1	1	2	0	0	3				
Roy Smalley, S OBP: 0.345, SLG: 0.563 (1, 6)	0-0 HR		0-3 K		4-0 BB	4-0 IBB		0-0 FC5-4 1-2		3	1	1	2	2	1	1				
Ken Landreaux, L OBP: 0.321, SLG: 0.423 (1, 7)	0-3 K		0-0 F2		0-0 F9	0-0 F2				4	0	0	0	0	1	4				
Rick Sofield, L OBP: 0.150, SLG: 0.250 (1, 8)	0-0 1B		0-0 L7			0-0 1B 2B		0-0 F9		4	1	2	0	0	0	0				
Butch Wynegar, S OBP: 0.304, SLG: 0.279 (1, 2)	0-0 4-3			0-0 G3-6 1B		0-0 1B 2B		0-0 1-3		4	0	2	1	0	0	1				
Glenn Adams, L OBP: 0.286, SLG: 0.286 (1, 10)		0-0 1B 4-3 1B		0-0 G3-6		0-0 E6 BB 1B 2B		0-0 G3		2	1	1	0	0	0	1				
Jose Morales, R OBP: 0.353, SLG: 0.267 (6, PH)										2	1	0	0	0	0	1				
Mike Cubbage, L OBP: 0.333, SLG: 0.406 (1, 3)		0-0 4-3 1B			0-0 P6					2	0	1	0	0	0	0				
Ron Jackson, R OBP: 0.125, SLG: 0.182 (7, 3)										2	1	1	1	0	0	2				
John Castino, R OBP: 0.255, SLG: 0.333 (1, 5)			0-3 K		0-3 K	0-0 BB 2B 1B		0-3 K		4	1	1	0	0	3	2				
Inning Stats	R: 2 E: 0 K: 1 S: 8	H: 3 LOB: 1 BB: 0 P: 8	R: 1 E: 0 K: 1 S: 7	H: 2 LOB: 1 BB: 0 P: 7	R: 0 E: 0 K: 1 S: 5	H: 0 LOB: 0 BB: 0 P: 5	R: 0 E: 0 K: 0 S: 3	H: 1 LOB: 0 BB: 0 P: 3	R: 1 E: 0 K: 1 S: 6	H: 1 LOB: 1 BB: 1 P: 10	R: 3 E: 1 K: 0 S: 7	H: 4 LOB: 3 BB: 2 P: 15	R: 0 E: 0 K: 0 S: 3	H: 0 LOB: 0 BB: 0 P: 3	R: 1 E: 0 K: 1 S: 7	H: 2 LOB: 1 BB: 0 P: 7	1B: 8 2B: 2 3B: 0 HR: 3	SF: 0 SAC: 0 DP: 1 HBP: 0	WP: 0 PB: 0 SB: 0 CS: 0	PA: 39
PITCHER Dave Frost, R ERA: 3.09 Dave LaRoche, L ERA: 2.35 (1, 1)	IP: 5.0 WLS: L BF: 24 H: 9 R: 6 ER: 5 SO: 4 BB: 1 IBB: 0 HBP: 0 BLK: 0 WP: 0 HR: 2 S: 31 P: 35 ERA: 9.00 WHIP: 2.000															PITCHER				
PITCHER Dave LaRoche, L ERA: 2.35 (6, 1)	IP: 3.0 WLS: L BF: 15 H: 4 R: 2 ER: 1 SO: 1 BB: 1 IBB: 0 HBP: 0 BLK: 0 WP: 0 HR: 1 S: 15 P: 23 ERA: 3.00 WHIP: 1.667															PITCHER				

California Angels @ Minnesota Twins
Metropolitan Stadium, Bloomington, MI
Tue Apr 22 1980, 4:33 AM EST
Att: 36,268 - Unknown - 89 F

AB 36
R 8
H 13
RBI 8
BB 3
SO 5
LOB 16



Batter	1	2	3	4	5	6	7	8	9	AB	R	H	RBI	BB	SO	LOB	TOP										
Rick Miller, L OBP: 0.455, SLG: 0.368 (1, 8)	0-0 1B BB 2B	0-3 K		0-0 2B		0-0 FC3-6 FC6-4	0-0 1-3		4-0 WP 1B BB	5	3	2	0	1	1	3											
Freddie Patek, R OBP: 0.359, SLG: 0.444 (1, 6)	4-0 1B 2B	0-0 4-3 E		0-0 1B 2B		0-0 FC6-4	0-0 5-3		0-0 HBP 1B 2B	5	4	3	3	1	0	3											
Al Cowens, R OBP: 0.264, SLG: 0.208 (1, 9)	0-0 2B 1B	0-0 4-3		0-0 G5-4-3 1B		0-0 6-3		0-3 K	0-0 HBP 2B 1B	6	2	3	1	0	1	2											
Don Baylor, R OBP: 0.385, SLG: 0.341 (1, 10)	0-0 SF7 2B	0-0 E5 BB		0-0 G5-4-3 1B		0-0 2B 1B BB	4-0 5-3		1-0 2B HBP	4	3	1	3	1	0	1											
Rod Carew, L OBP: 0.360, SLG: 0.372 (1, 3)	0-3 K	4-0 FC4-6 BB		0-0 F7		0-0 1B 2B	0-0 4-3		0-0 1B 2B	5	2	2	3	1	1	1											
Bobby Grich, R OBP: 0.318, SLG: 0.351 (1, 4)	0-0 SF7	0-0 FC4-6			0-3 K	0-0 1B 1B E			0-0 F8	5	1	2	3	0	1	2											
Joe Rudi, R OBP: 0.273, SLG: 0.410 (1, 7)	1-0 FC5 BB HBP		0-0 5-3		0-3 K	0-0 1B 1B E			0-0 E6 2B	4	1	1	1	0	1	0											
Tom Donohue, R OBP: 0.250, SLG: 0.200 (1, 2)	4-0 1B BB		0-0 CS 1B		0-0 L6	0-0 1B 1B E7			0-3 K	4	0	2	0	1	1	1											
Todd Cruz, R OBP: 0.455, SLG: 0.500 (1, 5)	0-0 FC5		0-0 1-4-3			4-0 FC3-6 BB	0-0 1-3 2-H 1B		0-0 WP 1B 2B	4	1	2	1	1	0	3											
Inning Stats	R: 4 E: 0 K: 1 S: 8	H: 3 LOB: 2 BB: 2 P: 17	R: 1 E: 1 K: 1 S: 7	H: 1 LOB: 2 BB: 1 P: 11	R: 0 E: 0 K: 0 S: 3	H: 1 LOB: 0 BB: 0 P: 3	R: 2 E: 0 K: 0 S: 5	H: 3 LOB: 0 BB: 0 P: 5	R: 0 E: 0 K: 2 S: 7	H: 0 LOB: 0 BB: 0 P: 7	R: 0 E: 0 K: 0 S: 3	H: 0 LOB: 1 BB: 1 P: 7	R: 3 E: 1 K: 0 S: 7	H: 5 LOB: 2 BB: 1 P: 11	R: 0 E: 0 K: 1 S: 5	H: 0 LOB: 0 BB: 0 P: 5	R: 7 E: 1 K: 1 S: 10	H: 5 LOB: 1 BB: 1 P: 15	1B: 13 2B: 5 3B: 0 HR: 0	SF: 1 SAC: 0 DP: 1 HBP: 2	WP: 1 PB: 0 SB: 0 CS: 1	PA: 51					
PITCHER	IP	WLS	BF	H	R	ER	SO	BB	IBB	HBP	BLK	WP	HR	S	P	ERA	WHIP										
Terry Felton, R ERA: 6.92 (1, 1)	0.2	L	8	3	4	4	1	2	0	1	0	0	0	7	16	54.00	7.500										
John Verhoeven, R ERA: 2.7 (1, 1)	3.1		15	5	3	2	1	1	0	0	0	0	0	16	20	5.40	1.800										
Mike Marshall, R ERA: 9.95 (5, 1)	3.0		15	5	3	3	2	2	0	0	0	0	0	17	25	9.00	2.333										
Roger Erickson, R ERA: 3.86 (8, 1)	1.2		12	4	7	0	2	1	0	1	0	1	0	14	19	0.00	3.000										
Doug Corbett, R ERA: (9, 1)	0.1		1	1	0	0	0	0	0	0	0	0	0	1	1	0.00	3.000										

California Angels @ Minnesota Twins
Metropolitan Stadium, Bloomington, MI
Wed Apr 23 1980, 4:33 AM EST
Att. 4,772 - Unknown - 60 F

AB 42
R 17
H 18
RBI 15
BB 6
SO 6
LOB 16



Batter	1	2	3	4	5	6	7	8	9	AB	R	H	RBI	BB	SO	LOB	BOTTOM										
Hosken Powell, L OBP: 0.429, SLG: 0.583 (1, 9)	0-0 4-3		0-0 E5			0-0 1-3		0-0 4-3		4	0	0	0	0	0	1											
Rob Wilfong, L OBP: 0.245, SLG: 0.404 (1, 4)	0-0 G3		0-0 3-1			0-0 4-3		0-0 F9		4	0	0	0	0	0	2											
Roy Smalley, S OBP: 0.355, SLG: 0.540 (1, 6)	4-0 S BB		0-0 F8			4-0 BB		0-0 P3		2	0	0	0	2	0	0											
Ken Landreaux, L OBP: 0.317, SLG: 0.429 (1, 7)	0-0 F8		0-0 F8			0-0 4-3		0-0 2B		4	0	1	0	0	0	2											
Rick Sofield, L OBP: 0.136, SLG: 0.227 (1, 8)		0-0 6-3		0-0 F2		0-0 F7		0-0 L9		4	0	0	0	0	0	1											
Butch Wynegar, S OBP: 0.280, SLG: 0.255 (1, 2)		0-0 F9			0-0 G3		0-0 P4		0-0 F9	4	0	0	0	0	0	1											
Glenn Adams, L OBP: 0.250, SLG: 0.250 (1, 10)		0-3 K			0-0 4-3		0-0 G3			3	0	0	0	0	1	0											
Mike Cubbage, L OBP: 0.361, SLG: 0.394 (1, 3)			0-0 F7		4-0 BB		4-0 4-3 BB			1	0	0	0	2	0	0											
John Castino, R OBP: 0.240, SLG: 0.311 (1, 5)			0-0 5-3			0-0 F9		0-0 F8		3	0	0	0	0	0	2											
Inning Stats	R: 0 E: 0 K: 0 S: 3	H: 0 LOB: 1 BB: 1 P: 7	R: 0 E: 0 K: 1 S: 5	H: 0 LOB: 0 BB: 0 P: 5	R: 0 E: 1 K: 0 S: 4	H: 0 LOB: 1 BB: 0 P: 4	R: 0 E: 0 K: 0 S: 3	H: 0 LOB: 0 BB: 0 P: 3	R: 0 E: 0 K: 0 S: 3	H: 0 LOB: 1 BB: 1 P: 7	R: 0 E: 0 K: 0 S: 3	H: 0 LOB: 0 BB: 0 P: 3	R: 0 E: 0 K: 0 S: 3	H: 0 LOB: 1 BB: 1 P: 7	R: 0 E: 0 K: 0 S: 4	H: 1 LOB: 0 BB: 0 P: 4	1B: 0 2B: 1 3B: 0 HR: 0	SF: 0 SAC: 0 DP: 0 HBP: 0	WP: 0 PB: 0 SB: 1 CS: 0	PA: 33							
PITCHER	IP	WLS	BF	H	R	ER	SO	BB	IBB	HBP	BLK	WP	HR	S	P	ERA	WHIP										
Bruce Kison, R ERA: 2.21 (1, 1)	9.0	W	33	1	0	0	1	4	0	0	0	0	0	31	47	0.00	0.556										

California Angels @ Minnesota Twins
Metropolitan Stadium, Bloomington, MI
Wed Apr 23 1980, 4:33 AM EST
Att. 4,772 - Unknown - 60 F

AB 29
R 0
H 1
RBI 0
BB 4
SO 1
LOB 9



Batter	1	2	3	4	5	6	7	8	9	AB	R	H	RBI	BB	SO	LOB	TOP										
Rick Miller, L OBP: 0.462, SLG: 0.364 (1, 8)	4-0 BB G4-6-3		0-0 1B 5-3		0-0 F7		0-0 SH1-4		0-0 4-3	3	0	1	0	1	0	1											
Freddie Patek, R OBP: 0.349, SLG: 0.425 (1, 6)	0-0 G4-6-3 1-2		0-0 P4		0-0 P6-3 1B		0-0 5-3			4	0	1	0	0	0	3											
Carney Lansford, R OBP: 0.370, SLG: 0.386 (1, 5)	0-0 F7		0-0 5-3 1-2		0-0 P6-3 1-2		0-0 BLK 1B			4	0	1	1	0	0	3											
Don Baylor, R OBP: 0.411, SLG: 0.370 (1, 10)		0-0 1B 2B	4-0 BB		4-0 HR BB		0-0 4-3			2	2	1	0	2	0	1											
Rod Carew, L OBP: 0.333, SLG: 0.340 (1, 3)	0-0 F7		0-0 L6		0-0 F8		0-0 3-1			4	0	0	0	0	0	4											
Al Cowens, R OBP: 0.263, SLG: 0.212 (1, 9)	0-0 5-3			0-0 6-3		0-0 L9		0-0 G5-4-3 1B		4	0	1	0	0	0	2											
Joe Rudi, R OBP: 0.292, SLG: 0.488 (1, 7)	0-0 1B		0-0 6-3		0-0 HR		0-0 G5-4-3 1-2			4	1	2	3	0	0	1											
Bobby Grich, R OBP: 0.313, SLG: 0.341 (1, 4)	0-0 1B		0-0 F9		0-0 1-3			0-3 K		4	0	1	0	0	1	0											
Tom Donohue, R OBP: 0.300, SLG: 0.263 (1, 2)	0-3 K			0-0 1B		0-0 SH1-4 1B		0-0 F3		4	1	2	0	0	1	2											
Inning Stats	R: 0 E: 0 K: 0 S: 2	H: 0 LOB: 0 BB: 1 P: 6	R: 1 E: 0 K: 1 S: 8	H: 3 LOB: 2 BB: 0 P: 8	R: 0 E: 0 K: 0 S: 4	H: 1 LOB: 0 BB: 1 P: 8	R: 0 E: 0 K: 0 S: 3	H: 0 LOB: 0 BB: 0 P: 3	R: 0 E: 0 K: 0 S: 4	H: 2 LOB: 1 BB: 0 P: 4	R: 2 E: 0 K: 0 S: 4	H: 1 LOB: 0 BB: 1 P: 8	R: 1 E: 0 K: 0 S: 5	H: 2 LOB: 0 BB: 0 P: 5	R: 0 E: 0 K: 0 S: 3	H: 1 LOB: 0 BB: 0 P: 3	R: 0 E: 0 K: 1 S: 5	H: 0 LOB: 0 BB: 0 P: 5	1B: 8 2B: 2 3B: 0 HR: 1	SF: 0 SAC: 1 DP: 3 HBP: 0	WP: 0 PB: 0 SB: 1 CS: 0	PA: 37					
PITCHER	IP	WLS	BF	H	R	ER	SO	BB	IBB	HBP	BLK	WP	HR	S	P	ERA	WHIP										
Mike Parrott, R ERA: 5.13 (1, 1)	6.2	L	30	9	4	4	1	3	0	0	0	0	1	29	41	5.40	1.800										
Dave Heaverlo, R ERA: 3.35 (7, 1)	2.1		7	1	0	0	1	0	0	0	1	0	0	9	9	0.00	0.429										

California Angels @ Seattle Mariners
The Kingdome, Seattle, WA
Fri Apr 25 1980, 9:05 PM EST
Att: 9,083 - Dome

AB 33
R 4
H 10
RBI 4
BB 3
SO 2
LOB 17



Batter	1	2	3	4	5	6	7	8	9	AB	R	H	RBI	BB	SO	LOB	BOTTOM										
Joe Simpson, L OBP: 0.405, SLG: 0.472 (1, 8)	0-0 4-3	0-0 G3		0-0 F8			0-0 P5		0-0 E 2B 1B	5	1	1	0	0	0	3											
Jim Anderson, R OBP: 0.297, SLG: 0.343 (1, 6)	0-0 6-3		0-0 6-3		0-0 5-3		0-0 5-3		0-0 E1 2B E	5	1	0	0	0	0	1											
Dan Meyer, L OBP: 0.368, SLG: 0.400 (1, 7)	0-0 1B		4-0 WP BB		0-0 4-3		0-0 2B 1B		0-0 F7	4	0	2	0	1	0	2											
Bruce Bochte, L OBP: 0.476, SLG: 0.714 Rod Craig, S OBP: 0.277, SLG: 0.410 (9, PR)	0-0 F8		0-0 1-3		0-0 F7		0-0 2B		0-0 1-3 2B	5	0	2	2	0	0	2											
Willie Horton, R OBP: 0.333, SLG: 0.173 (1, 10)		0-0 1-3	4-0 WP BB		0-0 FC1-5 1B		4-0 BB		0-0 F8	3	0	1	0	2	0	1											
Leon Roberts, R OBP: 0.344, SLG: 0.643 (1, 9)	4-0 1B SF7 BB		0-0 F7		0-0 FC1-5 1B		0-0 P4		0-0 F8	4	1	1	0	1	0	6											
Bill Stein, R OBP: 0.389, SLG: 0.469 (1, 5)	0-0 1B 1-3 1B			0-0 F8		0-0 FC1-5 1-2 2-3		0-0 F7		4	0	2	0	0	0	2											
Larry Milbourne, S OBP: 0.038, SLG: 0.040 (1, 4)	0-0 SF7			0-0 F8		0-0 F8		0-0 F9		3	0	0	1	0	0	3											
Larry Cox, R OBP: 0.333, SLG: 0.214 Bob Stinson, S OBP: 0.083, SLG: 0.083 (8, PH) (9, 2)	0-0 1B		0-0 P4		0-0 FC6-4 1-2		0-0 F3			3	0	1	0	0	0	3											
Inning Stats	R: 0 E: 0 K: 0 S: 4	H: 1 LOB: 1 BB: 0 P: 4	R: 1 E: 0 K: 0 S: 5	H: 2 LOB: 2 BB: 1 P: 9	R: 0 E: 0 K: 0 S: 3	H: 0 LOB: 0 BB: 0 P: 11	R: 0 E: 0 K: 0 S: 4	H: 1 LOB: 0 BB: 0 P: 4	R: 0 E: 0 K: 0 S: 3	H: 0 LOB: 0 BB: 0 P: 3	R: 0 E: 0 K: 0 S: 5	H: 2 LOB: 2 BB: 0 P: 5	R: 0 E: 0 K: 0 S: 5	H: 2 LOB: 3 BB: 1 P: 9	R: 0 E: 0 K: 0 S: 3	H: 0 LOB: 0 BB: 0 P: 3	R: 2 E: 2 K: 0 S: 6	H: 2 LOB: 1 BB: 0 P: 6	1B: 8 2B: 2 3B: 0 HR: 0	SF: 1 SAC: 0 DP: 0 HBP: 0	WP: 1 PB: 0 SB: 1 CS: 0	PA: 42					
PITCHER	IP	WLS	BF	H	R	ER	SO	BB	IBB	HBP	BLK	WP	HR	S	P	ERA	WHIP										
Don Aase, R ERA: 3.32 (1, 1)	8.1	W	40	10	3	2	0	4	0	0	0	0	0	36	52	2.16	1.680										
John Montague, R ERA: 1.69 (9, 1)	0.2	S	2	0	0	0	0	0	0	0	0	0	0	2	2	0.00	0.000										

California Angels @ Seattle Mariners
The Kingdome, Seattle, WA
Fri Apr 25 1980, 9:05 PM EST
Att: 9,083 - Dome

AB 37
R 3
H 10
RBI 3
BB 4
SO 0
LOB 23



Batter	1	2	3	4	5	6	7	8	9	AB	R	H	RBI	BB	SO	LOB	TOP								
Rick Miller, L OBP: 0.452, SLG: 0.346 (1, 8)	0-0 3-1	0-0 1B		0-3 K		0-0 5-3		4-0 FC5-4 IBB		4	1	2	1	1	0										
Freddie Patek, R OBP: 0.354, SLG: 0.409 (1, 6)	4-0 S BB	0-0 S 1B		0-0 6-3			0-3 K	0-0 F8		4	0	1	1	1	1	2									
Carney Lansford, R OBP: 0.373, SLG: 0.375 (1, 5)	0-0 P5	4-0 FC6-4 BB		0-0 5-3			0-0 1B FC6-4 1B	0-0 FC5-4		4	1	1	0	1	0	3									
Don Baylor, R OBP: 0.410, SLG: 0.373 (1, 10)	0-0 4-3	0-0 FC6-4		0-0 CS BB 1B			0-0 1-3 E 1B		0-0 F9	5	1	2	0	0	0	3									
Rod Carew, L OBP: 0.373, SLG: 0.347 (1, 3)		0-0 2B 1B	4-0 1B S BB		4-0 1-2 BB		4-0 FC6-4 BB		0-3 K	2	1	1	0	3	1	0									
Al Cowens, R OBP: 0.256, SLG: 0.228 (1, 9)		0-0 1B 2B	0-3 K		0-3 K		0-0 FC6-4		0-3 K	5	1	1	2	0	3	4									
Joe Rudi, R OBP: 0.308, SLG: 0.553 (1, 7)		0-3 K	0-0 G1-6-3 1B		0-0 HR		0-0 P6			4	1	2	1	0	1	2									
Bobby Grich, R OBP: 0.327, SLG: 0.341 (1, 4)		0-0 S 1B	0-0 G1-6-3		0-0 4-3		4-0 F8 SH3-4 BB			3	1	1	0	1	0	2									
Tom Donohue, R OBP: 0.261, SLG: 0.227 (1, 2)	0-0 F8		0-0 5-3		0-0 6-3		0-0 SH3-4			3	0	0	0	0	0	2									
Inning Stats	R: 0 E: 0 K: 0 S: 3	H: 0 LOB: 1 BB: 1 P: 7	R: 4 E: 0 K: 1 S: 10	H: 5 LOB: 2 BB: 1 P: 14	R: 0 E: 0 K: 1 S: 5	H: 1 LOB: 1 BB: 1 P: 9	R: 0 E: 0 K: 1 S: 5	H: 0 LOB: 0 BB: 0 P: 5	R: 0 E: 0 K: 1 S: 5	H: 1 LOB: 2 BB: 1 P: 9	R: 1 E: 0 K: 0 S: 4	H: 1 LOB: 0 BB: 0 P: 4	R: 2 E: 1 K: 1 S: 7	H: 2 LOB: 1 BB: 1 P: 11	R: 0 E: 0 K: 0 S: 3	H: 0 LOB: 2 BB: 2 P: 11	R: 0 E: 0 K: 2 S: 7	H: 0 LOB: 0 BB: 0 P: 7	1B: 8 2B: 2 3B: 0 HR: 1	SF: 0 SAC: 1 DP: 2 HBP: 0	WP: 0 PB: 0 SB: 4 CS: 1	PA: 42			
PITCHER	IP	WLS	BF	H	R	ER	SO	BB	IBB	HBP	BLK	WP	HR	S	P	ERA	WHIP								
Jim Beattie, R ERA: 6.36 (1, 1)	1.2		11	5	4	4	1	1	0	0	0	0	0	12	16	21.60	3.600								
Rob Dressler, R ERA: 5.09 (2, 1)	4.2	L	20	5	3	2	4	3	0	0	0	0	1	25	37	3.86	1.714								
Shane Rawley, L ERA: 7.11 (7, 1)	0.0		1	0	0	0	0	1	0	0	0	0	0	4	4	∞	∞								
Byron McLaughlin, R ERA: 6.59 (7, 1)	2.2		10	0	0	0	2	1	1	0	0	0	0	12	20	0.00	0.375								

California Angels @ Seattle Mariners
The Kingdome, Seattle, WA
Sat Apr 26 1980, 10:05 PM EST
Att: 20,152 - Dome

AB 34
R 7
H 10
RBI 6
BB 7
SO 7
LOB 18



Batter	1	2	3	4	5	6	7	8	9	AB	R	H	RBI	BB	SO	LOB	BOTTOM								
Joe Simpson, L OBP: 0.447, SLG: 0.525 (1, 8)	0-0 SH3-4 1B		0-0 2B WP 1B	0-0 HR 2B		0-0 F7		4-0 SH3-4 BB		4	2	3	0	1	0	0									
Jim Anderson, R OBP: 0.350, SLG: 0.500 (1, 6)	0-0 SH3-4		0-0 WP 2B	0-0 HR		0-0 3-4-1 SH3 1B		0-0 SH3-4		3	2	3	3	0	0	0									
Dan Meyer, L OBP: 0.393, SLG: 0.421 (1, 7)	0-0 F7		0-0 1B SF7 2B	4-0 BB		0-0 SH3		4-0 CS BB		2	1	1	1	2	0	1									
Bruce Bochte, L OBP: 0.456, SLG: 0.672 (1, 3)	0-0 4-3		0-0 1B F8			0-0 3-4-1		0-3 K		5	0	1	0	0	1	5									
Willie Horton, R OBP: 0.329, SLG: 0.182 (1, 10)		0-0 1-3 1B	0-0 SF7		0-3 K		0-3 K			3	0	1	1	0	2	1									
Leon Roberts, R OBP: 0.361, SLG: 0.613 (1, 9)		0-0 1-3	0-0 G5-4-3 1B		0-0 F8		4-0 SH3 BB			3	0	1	0	1	0	1									
Bill Stein, R OBP: 0.359, SLG: 0.429 (1, 5)		0-0 5-3	0-0 G5-4-3		0-0 F3		0-0 SH3			3	0	0	0	0	0	3									
Larry Milbourne, S OBP: 0.033, SLG: 0.034 (1, 4)	0-0 4-3		0-0 G3		0-0 5-3		0-0 F8			4	0	0	0	0	0	2									
Bob Stinson, S OBP: 0.115, SLG: 0.080 (1, 2)			4-0 F8		0-3 K		0-0 F9			1	1	0	0	1	0	0									
Tom Paciorek, R (6, PH)										1	0	0	0	0	1	0									
Larry Cox, R OBP: 0.333, SLG: 0.214 (7, 2)			0-0 1B		0-0 F8					0	0	0	0	0	0	0									
Jerry Narron, L (8, PH)			0-0 2B BB							1	0	0	0	0	0	1									
Inning Stats	R: 0 E: 0 K: 0 S: 4	H: 1 LOB: 1 BB: 0 P: 4	R: 0 E: 0 K: 0 S: 4	H: 1 LOB: 1 BB: 0 P: 4	R: 4 E: 0 K: 0 S: 7	H: 5 LOB: 1 BB: 1 P: 11	R: 2 E: 0 K: 0 S: 5	H: 2 LOB: 0 BB: 1 P: 9	R: 0 E: 0 K: 1 S: 5	H: 0 LOB: 0 BB: 0 P: 5	R: 0 E: 0 K: 1 S: 5	H: 0 LOB: 0 BB: 0 P: 5	R: 0 E: 0 K: 1 S: 6	H: 1 LOB: 1 BB: 0 P: 6	R: 0 E: 0 K: 0 S: 3	H: 0 LOB: 1 BB: 1 P: 7	R: 0 E: 0 K: 1 S: 4	H: 0 LOB: 2 BB: 2 P: 12	1B: 6 2B: 4 3B: 0 HR: 1	SF: 1 SAC: 4 DP: 2 HBP: 0	WP: 1 PB: 0 SB: 0 CS: 1	PA: 40			
PITCHER	IP	WLS	BF	H	R	ER	SO	BB	IBB	HBP	BLK	WP	HR	S	P	ERA	WHIP								
Chris Knapp, R ERA: 6.94 (1, 1)	2.0		12	5	4	4	0	1	0	0	0	0	1	8	12	10.80	3.000								
Jim Barr, R ERA: 3.72 (3, 1)	1.2		9	4	2	2	0	1	0	0	0	0	1	8	12	10.80	3.000								
Dave LaRoche, L ERA: 1.69 (4, 1)	3.0	W	10	1	0	0	2	0	0	0	0	0	0	14	14	0.00	0.333								
Mark Clear, R ERA: 5.14 (7, 1)	2.1	S	9	0	0	0	2	3	0	0	0	0	0	10	22	0.00	1.286								

California Angels @ Seattle Mariners
The Kingdome, Seattle, WA
Sat Apr 26 1980, 10:05 PM EST
Att: 20,152 - Dome


AB 30
R 6
H 10
RBI 5
BB 5
SO 4
LOB 14



Batter	1	2	3	4	5	6	7	8	9	AB	R	H	RBI	BB	SO	LOB	TOP			
Rick Miller, L OBP: 0.429, SLG: 0.333 (1, 8)	0-0 4-3	0-0 F7			0-0 F8		0-0 1B			4	0	1	0	0	0	0				
Freddie Patek, R OBP: 0.346, SLG: 0.417 (1, 6)	0-0 4-3 1B 2B		0-0 F7			0-0 F8	0-0 4-3			4	1	1	0	0	0	1				
Carney Lansford, R OBP: 0.345, SLG: 0.346 (1, 5)	0-0 4-3 2-3		0-0 F8			0-0 6-3		0-0 5-3		4	0	0	0	0	0	1				
Don Baylor, R OBP: 0.415, SLG: 0.370 (1, 10)	4-0 1B BB		0-0 F7			0-0 1B 1B		0-0 F8		3	0	1	0	1	0	0				
Rod Carew, L OBP: 0.381, SLG: 0.358 (1, 3)	0-0 1-2 3-H 1B			0-0 4-3		0-0 1-2 1B		0-0 4-3		4	0	2	1	0	0	0				
Al Cowens, R OBP: 0.242, SLG: 0.213 (1, 9)	0-0 F8		0-0 F7			0-0 6-3			0-0 6-3	4	0	0	0	0	0	4				
Joe Rudi, R OBP: 0.304, SLG: 0.588 (1, 7)		0-0 HR		0-3 K		0-3 K		0-3 K		4	1	1	1	0	3	0				
Bobby Grich, R OBP: 0.339, SLG: 0.417 (1, 4)		0-0 6-3			0-3 K		0-0 HR		0-0 1B	4	1	2	1	0	1	0				
Tom Donohue, R OBP: 0.231, SLG: 0.200 (1, 2)		0-0 F8			0-0 F5		0-0 5-3		0-3 K	3	0	0	0	0	0	0				
Ralph Garr, L OBP: 0.125, SLG: 0.250 (9, PH)										1	0	0	0	0	1	1				
Inning Stats	R: 1 E: 0 K: 0 S: 5	H: 2 LOB: 2 BB: 1 P: 9	R: 1 E: 0 K: 0 S: 4	H: 1 LOB: 0 BB: 0 P: 4	R: 0 E: 0 K: 1 S: 3	H: 0 LOB: 0 BB: 0 P: 3	R: 0 E: 0 K: 1 S: 5	H: 0 LOB: 0 BB: 0 P: 5	R: 0 E: 0 K: 1 S: 5	H: 2 LOB: 2 BB: 0 P: 5	R: 1 E: 0 K: 1 S: 7	H: 2 LOB: 1 BB: 0 P: 7	R: 0 E: 0 K: 0 S: 3	H: 0 LOB: 0 BB: 0 P: 3	R: 0 E: 0 K: 2 S: 8	H: 1 LOB: 1 BB: 0 P: 8	1B: 5 2B: 1 3B: 0 HR: 2	SF: 0 SAC: 0 DP: 0 HBP: 0	WP: 0 PB: 0 SB: 0 CS: 0	PA: 36
PITCHER Glenn Abbott, R ERA: 4.05 (1, 1)	IP: 9.0 WLS: W BF: 36 H: 8 R: 3 ER: 3 SO: 5 BB: 1 IBB: 0 HBP: 0 BLK: 0 WP: 0 HR: 2 S: 45 P: 49 ERA: 3.00 WHIP: 1.000															PITCHER				

California Angels @ Seattle Mariners
The Kingdome, Seattle, WA
Sun Apr 27 1980, 6:33 AM EDT
Att: 6,109 - Dome


AB 35
R 3
H 8
RBI 3
BB 1
SO 5
LOB 7



Batter	1	2	3	4	5	6	7	8	9	AB	R	H	RBI	BB	SO	LOB	BOTTOM			
Joe Simpson, L OBP: 0.491, SLG: 0.512 (1, 8)	0-0 1-3		0-0 1B SF7 1B		0-0 3-1	4-0 CS BB				3	1	1	0	1	0	1				
Jim Anderson, R OBP: 0.386, SLG: 0.512 (1, 6)	4-0 BB		0-0 1-3 1B SF7 1B		0-0 E5 HR 1B	0-0 CS 1-2 3-H	0-0 F8			3	2	2	0	1	0	0				
Dan Meyer, L OBP: 0.400, SLG: 0.475 (1, 7)	0-0 F7		0-0 SF7		0-0 3-H HR	4-0 6-3 WP BB		4-0 6-3 WP BB		2	1	1	3	1	0	1				
Bruce Bochte, L OBP: 0.444, SLG: 0.646 (1, 3)	0-3 K		0-0 2-H 1B		0-0 4-3		0-0 6-3		0-0 6-3	4	0	1	1	0	1	2				
Willie Horton, R OBP: 0.324, SLG: 0.203 (1, 10)		0-0 F7	0-0 P4		0-0 2B		0-0 1-3			4	0	1	0	0	0	1				
Leon Roberts, R OBP: 0.350, SLG: 0.571 (1, 9)		0-0 WP 1B 1B		0-0 F9	0-0 4-3		0-0 F9			4	1	1	0	0	0	1				
Bill Stein, R OBP: 0.326, SLG: 0.385 (1, 4)		0-0 6-3 1-2		0-0 P4		0-0 F8		0-0 6-3		4	0	0	0	0	0	1				
Ted Cox, R OBP: 0.258, SLG: 0.231 (1, 5)		0-0 2-H 1B		0-0 6-3		0-0 4-3 WP CS 1B		0-0 L5		4	1	2	1	0	0	0				
Larry Cox, R OBP: 0.333, SLG: 0.258 (1, 2)		0-0 F3		0-0 3-1 E 2B	0-0 4-3					3	1	1	0	0	0	2				
Inning Stats	R: 0 E: 0 K: 1 S: 5	H: 0 LOB: 1 BB: 1 P: 9	R: 1 E: 0 K: 0 S: 5	H: 2 LOB: 1 BB: 0 P: 5	R: 2 E: 0 K: 0 S: 5	H: 3 LOB: 0 BB: 0 P: 5	R: 0 E: 0 K: 0 S: 3	H: 0 LOB: 0 BB: 0 P: 3	R: 3 E: 1 K: 0 S: 7	H: 4 LOB: 1 BB: 0 P: 7	R: 1 E: 0 K: 0 S: 3	H: 1 LOB: 0 BB: 1 P: 7	R: 0 E: 0 K: 0 S: 3	H: 0 LOB: 0 BB: 1 P: 7	R: 0 E: 0 K: 0 S: 3	H: 0 LOB: 0 BB: 0 P: 3	1B: 7 2B: 2 3B: 0 HR: 1	SF: 1 SAC: 0 DP: 0 HBP: 0	WP: 3 PB: 0 SB: 0 CS: 2	PA: 36
PITCHER Dave Frost, R ERA: 4.5 (1, 1)	IP: 4.2 WLS: L BF: 23 H: 9 R: 6 ER: 6 SO: 1 BB: 1 IBB: 0 HBP: 0 BLK: 0 WP: 1 HR: 1 S: 24 P: 28 ERA: 11.57 WHIP: 2.143															PITCHER				
Freddie Martinez, R ERA: 1.35 (5, 1)	IP: 3.1 WLS: L BF: 12 H: 1 R: 1 ER: 1 SO: 0 BB: 1 IBB: 0 HBP: 0 BLK: 0 WP: 2 HR: 0 S: 10 P: 18 ERA: 2.70 WHIP: 0.900															PITCHER				

California Angels @ Seattle Mariners
The Kingdome, Seattle, WA
Sun Apr 27 1980, 6:33 AM EDT
Att: 6,109 - Dome

AB 31
R 7
H 10
RBI 5
BB 3
SO 1
LOB 9



Batter	1	2	3	4	5	6	7	8	9	AB	R	H	RBI	BB	SO	LOB	TOP			
Rickey Henderson, R OBP: 0.429, SLG: 0.424 (1, 7)										4	1	1	0	1	0	3				
Dwayne Murphy, L OBP: 0.410, SLG: 0.433 (1, 8)										3	2	1	2	2	0	2				
Mitchell Page, L OBP: 0.404, SLG: 0.256 (1, 10)										3	1	1	1	2	2	1				
Dave Revering, L OBP: 0.407, SLG: 0.635 (1, 3)										5	2	2	2	0	0	5				
Wayne Gross, L OBP: 0.380, SLG: 0.571 (1, 5)										4	0	1	2	0	1	3				
Mickey Klutts, R OBP: 0.280, SLG: 0.261 (7, 5)										1	0	0	0	0	0	1				
Mike Heath, R OBP: 0.236, SLG: 0.295 (1, 2)										4	0	0	0	0	0	1				
Tony Armas, R OBP: 0.375, SLG: 0.429 (1, 9)										4	1	1	1	0	0	1				
Mario Guerrero, R OBP: 0.295, SLG: 0.383 (1, 6)										4	0	0	0	0	0	0				
Rob Piccolo, R OBP: 0.286, SLG: 0.429 (1, 4)										4	1	3	0	0	0	0				
Inning Stats	R: 0 E: 0 K: 0 S: 4	H: 1 LOB: 2 BB: 1 P: 8	R: 1 E: 0 K: 0 S: 4	H: 1 LOB: 0 BB: 0 P: 4	R: 2 E: 0 K: 0 S: 3	H: 1 LOB: 1 BB: 2 P: 11	R: 0 E: 0 K: 0 S: 3	H: 0 LOB: 0 BB: 0 P: 3	R: 4 E: 0 K: 0 S: 7	H: 4 LOB: 1 BB: 1 P: 11	R: 0 E: 0 K: 0 S: 4	H: 1 LOB: 1 BB: 0 P: 4	R: 1 E: 0 K: 2 S: 8	H: 1 LOB: 0 BB: 0 P: 8	R: 0 E: 0 K: 0 S: 4	H: 1 LOB: 1 BB: 1 P: 9	1B: 3 2B: 4 3B: 0 HR: 3	SF: 0 SAC: 0 DP: 0 HBP: 0	WP: 0 PB: 0 SB: 0 CS: 0	PA: 41
PITCHER	IP WLS BF H R ER SO BB IBB HBP BLK WP HR S P ERA WHIP	4.1 L 22 5 6 6 0 4 0 0 0 0 2 17 33 12.46 2.077	3.2 16 5 2 2 2 0 0 0 0 0 1 20 20 4.91 1.364	1.0 4 0 0 0 0 1 1 0 0 0 0 0 5 9 0.00 1.000	PITCHER															

Oakland Athletics @ California Angels
Anaheim Stadium, Anaheim, CA
Mon Apr 28 1980, 10:05 PM EDT
Att: 30,889 - Unknown

AB	36
R	8
H	10
RBI	8
BB	5
SO	3
LOB	17



Batter	1	2	3	4	5	6	7	8	9	AB	R	H	RBI	BB	SO	LOB	BOTTOM					
Rick Miller, L OBP: 0.400, SLG: 0.314 (1, 8)										5	0	1	0	0	0	2						
Freddie Patek, R OBP: 0.339, SLG: 0.404 (1, 6)										4	0	1	0	0	0	3						
Carney Lansford, R OBP: 0.339, SLG: 0.339 (1, 5)										4	0	1	0	0	0	2						
Don Baylor, R OBP: 0.391, SLG: 0.345 (1, 10)										4	0	0	0	0	2	1						
Rod Carew, L OBP: 0.388, SLG: 0.357 (1, 3)										3	0	1	0	1	0	1						
Joe Rudi, R OBP: 0.300, SLG: 0.564 (1, 7)										4	0	1	0	0	0	2						
Bobby Grich, R OBP: 0.367, SLG: 0.420 (1, 4)										2	0	1	0	2	0	1						
Al Cowens, R OBP: 0.243, SLG: 0.215 (1, 9)										4	0	1	0	0	1	5						
Tom Donohue, R OBP: 0.207, SLG: 0.179 (1, 2)										3	0	0	0	0	1	2						
Larry Harlow, L OBP: 0.400, SLG: 0.400 (9, PH)										1	0	0	0	0	0	0						
Inning Stats	R: 0 E: 0 K: 0 S: 3	H: 0 LOB: 0 BB: 0 P: 3	R: 0 E: 0 K: 1 S: 6	H: 1 LOB: 2 BB: 1 P: 10	R: 0 E: 0 K: 0 S: 4	H: 1 LOB: 1 BB: 0 P: 4	R: 0 E: 0 K: 0 S: 3	H: 0 LOB: 0 BB: 0 P: 3	R: 0 E: 0 K: 1 S: 7	H: 2 LOB: 2 BB: 0 P: 7	R: 0 E: 0 K: 1 S: 7	H: 2 LOB: 3 BB: 1 P: 11	R: 0 E: 1 K: 0 S: 4	H: 1 LOB: 1 BB: 0 P: 4	R: 0 E: 0 K: 0 S: 3	H: 0 LOB: 0 BB: 1 P: 7	R: 0 E: 0 K: 1 S: 5	H: 0 LOB: 0 BB: 0 P: 5	1B: 7 2B: 0 3B: 0 HR: 0	SF: 0 SAC: 0 DP: 0 HBP: 0	WP: 0 PB: 0 SB: 0 CS: 0	PA: 37
PITCHER	IP WLS BF H R ER SO BB IBB HBP BLK WP HR S P ERA WHIP	9.0 W 37 7 0 0 4 3 0 0 0 0 0 42 54 0.00 1.111	PITCHER																			

Oakland Athletics @ California Angels
Anaheim Stadium, Anaheim, CA
Mon Apr 28 1980, 10:05 PM EDT
Att: 30,889 - Unknown

AB	34
R	0
H	7
RBI	0
BB	3
SO	4
LOB	19



Batter	1	2	3	4	5	6	7	8	9	AB	R	H	RBI	BB	SO	LOB	TOP					
Rickey Henderson, R OBP: 0.435, SLG: 0.425 (1, 7)	0-0 CS 1B		0-0 1-3		0-0 4-3			0-0 P4		4	0	1	0	0	0	1						
Dwayne Murphy, L OBP: 0.419, SLG: 0.417 (1, 8)	4-0 1-2 BB			0-0 G3		4-0 F8 SH3 BB		4-0 BB		1	0	0	0	3	0	0						
Mitchell Page, L OBP: 0.377, SLG: 0.234 (1, 10)	0-3 K			0-3 K		0-0 SH3		0-0 F7		3	0	0	0	0	2	2						
Dave Revering, L OBP: 0.397, SLG: 0.607 (1, 3)	0-0 F7			0-0 1B		0-0 F8		0-0 1-3		4	0	1	0	0	0	2						
Wayne Gross, L OBP: 0.358, SLG: 0.533 (1, 5)		0-0 F7		0-0 P4		0-0 G3		0-3 K		3	0	0	0	0	0	2						
Dave McKay, S OBP: 0.300, SLG: 0.556 (7, 5)									0-3 K	1	0	0	0	0	1	0						
Jeff Newman, R OBP: 0.282, SLG: 0.375 (1, 2)		0-0 6-3				0-0 F9		0-3 K		4	0	0	0	0	1	0						
Tony Armas, R OBP: 0.365, SLG: 0.411 (1, 9)		0-0 6-3				0-0 1B E 1B		0-0 6-3		3	1	1	0	0	0	0						
Mario Guerrero, R OBP: 0.294, SLG: 0.388 (1, 6)			0-0 4-3			0-0 F9		0-0 4-3		3	0	0	0	0	0	1						
Rob Picciolo, R OBP: 0.274, SLG: 0.403 (1, 4)			0-3 K			0-0 E8		0-0 4-3		2	0	1	0	0	1	0						
Ray Cooney, L OBP: 0.200, SLG: 0.200 (8, PH)						1-H 1B				1	0	0	0	0	0	0						
Mike Edwards, R OBP: 0.300, SLG: 0.300 (8, 4)										0	0	0	0	0	0	0						
Inning Stats	R: 0 E: 0 K: 1 S: 5	H: 1 LOB: 1 BB: 1 P: 9	R: 0 E: 0 K: 0 S: 3	H: 0 LOB: 0 BB: 0 P: 3	R: 0 E: 0 K: 1 S: 5	H: 0 LOB: 0 BB: 0 P: 5	R: 0 E: 0 K: 1 S: 6	H: 1 LOB: 1 BB: 0 P: 6	R: 1 E: 1 K: 0 S: 5	H: 2 LOB: 1 BB: 0 P: 5	R: 0 E: 0 K: 0 S: 3	H: 0 LOB: 1 BB: 1 P: 7	R: 0 E: 0 K: 1 S: 5	H: 0 LOB: 0 BB: 0 P: 5	R: 0 E: 0 K: 0 S: 3	H: 0 LOB: 0 BB: 0 P: 7	R: 0 E: 0 K: 1 S: 5	H: 0 LOB: 0 BB: 0 P: 5	1B: 4 2B: 0 3B: 0 HR: 0	SF: 0 SAC: 1 DP: 0 HBP: 0	WP: 0 PB: 0 SB: 0 CS: 1	PA: 33
PITCHER Don Aase, R ERA: 2.25 (1, 1)	IP: 9.0 WLS: W BF: 33 H: 4 R: 1 ER: 0 SO: 5 BB: 3 IBB: 0 HBP: 0 BLK: 0 WP: 0 HR: 0 S: 40 P: 52 ERA: 0.00 WHIP: 0.778															PITCHER	IP: 9.0 WLS: W BF: 33 H: 4 R: 1 ER: 0 SO: 5 BB: 3 IBB: 0 HBP: 0 BLK: 0 WP: 0 HR: 0 S: 40 P: 52 ERA: 0.00 WHIP: 0.778					

Oakland Athletics @ California Angels
Anaheim Stadium, Anaheim, CA
Wed Apr 30 1980, 10:05 PM EDT
Att: 22,551 - Unknown

AB 29
R 1
H 4
RBI 0
BB 3
SO 5
LOB 8



Batter	1	2	3	4	5	6	7	8	9	AB	R	H	RBI	BB	SO	LOB	BOTTOM							
Rick Miller, L OBP: 0.347, SLG: 0.262 (1, 8)	0-0 F7		0-0 SF7		4-0 1-2 2-3 BB		0-3 K			2	0	0	1	1	1	1								
Carney Lansford, R OBP: 0.338, SLG: 0.338 (1, 5)	0-0 F9		0-0 3-H 5-3		0-0 F8			0-0 FC4-6 1B		4	0	1	0	0	0	4								
Rod Carew, L OBP: 0.373, SLG: 0.323 (1, 3)	4-0 CS BB			0-0 L8		0-0 F9		0-0 FC4-6 FC4-6 1-2 1B		3	0	0	0	1	0	1								
Don Baylor, R OBP: 0.390, SLG: 0.344 (1, 10)	0-0 CS	0-3 K		0-0 P4		0-0 F7		4-0 FC4-6 IBB		3	0	0	0	1	1	0								
Dan Ford, R OBP: 0.278, SLG: 0.394 (1, 9)		0-0 4-3		0-0 F8		0-0 F8		0-0 FC4-6 BB		4	0	0	0	0	0	2								
Bobby Grich, R OBP: 0.382, SLG: 0.400 (1, 4)		0-0 5-3			4-0 BB HBP BB		0-3 K	4-0 1-2 BB		2	0	0	0	2	1	0								
Larry Harlow, L OBP: 0.300, SLG: 0.300 (1, 7)			0-0 2B SF7 1B		0-0 F8		0-0 2-3	0-0 F8		4	1	1	0	0	0	4								
Freddie Patek, R OBP: 0.333, SLG: 0.414 (1, 6)			0-0 F8		0-0 F8		0-0 1B 3B			3	1	1	0	0	0	2								
Tom Donohue, R OBP: 0.257, SLG: 0.242 (1, 2)			0-0 1-3 2B		1-0 BB HBP		0-0 S 1B			2	0	2	1	0	0	0								
Inning Stats	R: 0 E: 0 K: 0 S: 2	H: 0 LOB: 0 BB: 1 P: 6	R: 0 E: 0 K: 1 S: 5	H: 0 LOB: 0 BB: 0 P: 5	R: 1 E: 0 K: 0 S: 5	H: 2 LOB: 1 BB: 0 P: 5	R: 0 E: 0 K: 0 S: 3	H: 0 LOB: 0 BB: 0 P: 3	R: 0 E: 0 K: 2 S: 9	H: 2 LOB: 1 BB: 0 P: 9	R: 0 E: 1 K: 0 S: 4	H: 1 LOB: 3 BB: 2 P: 12	R: 0 E: 1 K: 0 S: 4	H: 1 LOB: 3 BB: 2 P: 12	R: 0 E: 0 K: 0 S: 3	H: 0 LOB: 0 BB: 0 P: 3	R: 1 E: 0 K: 2 S: 9	H: 2 LOB: 1 BB: 0 P: 9	R: 0 E: 1 K: 0 S: 4	H: 1 LOB: 3 BB: 2 P: 12	1B: 3 2B: 1 3B: 1 HR: 0	SF: 1 SAC: 0 DP: 0 HBP: 1	WP: 0 PB: 0 SB: 1 CS: 1	PA: 35
PITCHER Matt Keough, R ERA: 2.02 (1, 1)	IP: 8.0 WLS: L BF: 34 H: 5 R: 2 ER: 2 SO: 3 BB: 4 IBB: 1 HBP: 1 BLK: 0 WP: 0 HR: 0 S: 34 P: 55 ERA: 2.25 WHIP: 1.125															PITCHER	IP: 8.0 WLS: L BF: 34 H: 5 R: 2 ER: 2 SO: 3 BB: 4 IBB: 1 HBP: 1 BLK: 0 WP: 0 HR: 0 S: 34 P: 55 ERA: 2.25 WHIP: 1.125							

Oakland Athletics @ California Angels
Anaheim Stadium, Anaheim, CA
Wed Apr 30 1980, 10:05 PM EDT
Att: 22,551 - Unknown


AB 27
R 2
H 5
RBI 2
BB 5
SO 3
LOB 14



Batter	1	2	3	4	5	6	7	8	9	AB	R	H	RBI	BB	SO	LOB	TOP								
Joe Simpson, L (1,8) OBP: 0.415, SLG: 0.444	0-0 4-3		0-0 P6		0-3 K		4-0 IBB			3	0	0	0	1	1	2									
Jim Anderson, R (1,6) OBP: 0.333, SLG: 0.439	0-3 K			0-0 6-3	0-0 F8		0-0 FC1-5			4	0	0	0	0	1	5									
Dan Meyer, L (1,7) OBP: 0.359, SLG: 0.431	0-0 F7			0-0 2B		0-0 F9		0-0 4-3		4	0	1	0	0	0	0									
Bruce Bochte, L (1,3) OBP: 0.427, SLG: 0.577		0-0 L8		0-0 P5		0-3 K		0-0 F7		4	0	0	0	0	1	1									
Willie Horton, R (1,10) OBP: 0.297, SLG: 0.213		0-0 5-3		0-0 F8		0-0 1-3		0-0 F3		4	0	0	0	0	0	1									
Leon Roberts, R (1,9) OBP: 0.388, SLG: 0.596		0-0 2B			0-0 1B		0-0 1B SH3		0-0 F9	4	1	3	0	0	0	0									
Bill Stein, R (1,4) Larry Milbourne, S (9, PR) OBP: 0.033, SLG: 0.034	0-0 F9			0-0 2B		0-0 1B		0-0 SH3		3	0	2	1	0	0	1	AB 33								
Ted Cox, R (1,5) OBP: 0.277, SLG: 0.293			0-0 6-3		0-0 1B		0-0 1B		0-0 F8	4	0	2	0	0	0	1	R 1								
Larry Cox, R (1,2) Jerry Narron, L (9, PH) OBP: 0.298, SLG: 0.268	0-0 F8			0-0 F8		0-0 SH3		0-0 FC3-2-5-3		2	0	0	0	0	0	2	H 8								
										1	0	0	0	0	0	1	RBI 1								
																	BB 1								
																	SO 3								
																	LOB 14								
Inning Stats	R: 0 E: 0 K: 1 S: 5	H: 0 LOB: 0 BB: 0 P: 5	R: 0 E: 0 K: 0 S: 4	H: 1 LOB: 1 BB: 0 P: 4	R: 0 E: 0 K: 0 S: 3	H: 0 LOB: 0 BB: 0 P: 3	R: 0 E: 0 K: 0 S: 4	H: 1 LOB: 1 BB: 0 P: 4	R: 1 E: 0 K: 1 S: 8	H: 3 LOB: 2 BB: 0 P: 8	R: 0 E: 0 K: 1 S: 5	H: 0 LOB: 0 BB: 0 P: 5	R: 0 E: 0 K: 0 S: 5	H: 2 LOB: 2 BB: 1 P: 9	R: 0 E: 0 K: 0 S: 3	H: 0 LOB: 0 BB: 0 P: 3	R: 0 E: 0 K: 0 S: 4	H: 1 LOB: 1 BB: 0 P: 4	1B: 5 2B: 3 3B: 0 HR: 0	SF: 0 SAC: 2 DP: 0 HBP: 0	WP: 0 PB: 0 SB: 0 CS: 0	PA: 36			
PITCHER	IP	WLS	BF	H	R	ER	SO	BB	IBB	HBP	BLK	WP	HR	S	P	ERA	WHIP								
Chris Knapp, R (1,1) ERA: 4.91	6.2		28	7	1	1	3	0	1	0	0	0	0	33	37	1.35	1.050								
John Montague, R (7,1) ERA: 1.17	2.1	W	8	1	0	0	0	0	0	0	0	0	0	8	8	0.00	0.429								

Seattle Mariners @ California Angels
Anaheim Stadium, Anaheim, CA
Thu May 01 1980, 10:05 PM EDT
Att: 22,260 - Unknown


AB 33
R 1
H 8
RBI 1
BB 1
SO 3
LOB 14



Batter	1	2	3	4	5	6	7	8	9	AB	R	H	RBI	BB	SO	LOB	BOTTOM								
Rick Miller, L (1,8) OBP: 0.365, SLG: 0.273	4-0 SH5-3 1B		0-0 1-3		0-0 1-2 1B		4-0 FC4 IBB			2	0	1	0	1	0	0									
Joe Rudi, R (7, PH) OBP: 0.311, SLG: 0.564										0	0	0	0	1	0	0									
Larry Harlow, L (7, PR) OBP: 0.300, SLG: 0.300										0	0	0	0	0	0	0									
Carney Lansford, R (1,5) OBP: 0.347, SLG: 0.338	0-0 SH5-3 1-2 1B		0-0 P4		0-0 L1		4-0 FC4 IBB			3	0	1	0	1	0	2									
Rod Carew, L (1,3) OBP: 0.372, SLG: 0.323	0-0 SH5-3 1-2 2-3		0-0 6-3			0-0 2B G6-4-3 1B	0-0 FC4			3	1	1	1	0	0	2									
Don Baylor, R (1,10) OBP: 0.407, SLG: 0.364	4-0 G4-6-3 IBB			4-0 CS BB		0-0 G6-4-3 2B	0-0 F9			2	0	1	0	2	0	2									
Dan Ford, R (1,9) OBP: 0.300, SLG: 0.371	0-0 G4-6-3 1-2			0-3 K		4-0 G6-4-3 IBB		4-0 G6-4-3 BB		2	0	0	0	2	1	4									
Bobby Grich, R (1,4) OBP: 0.375, SLG: 0.379		4-0 G6-4-3 BB		0-3 K		0-0 G6-4-3		0-0 G6-4-3		3	0	0	0	1	1	3									
Al Cowens, R (1,7) OBP: 0.257, SLG: 0.209		4-0 G6-4-3 1-2 BB			4-0 L5-3 BB	0-0 G3		0-0 F8		2	0	0	0	2	0	1	AB 22								
Freddie Patek, R (1,6) OBP: 0.333, SLG: 0.410			0-0 G6-4-3							3	0	1	0	0	0	3	R 2								
Bert Campaneris, R (7, PR) OBP: 0.250, SLG: 0.250			1-2 2-3		0-0 L5-3					0	1	0	0	0	0	0	H 5								
Tom Donohue, R (1,2) OBP: 0.263, SLG: 0.229			0-3 K		4-0 1B BB		0-3 K			2	0	0	0	1	2	2	RBI 1								
																	BB 11								
																	SO 4								
																	LOB 19								
Inning Stats	R: 0 E: 0 K: 0 S: 3	H: 1 LOB: 2 BB: 2 P: 11	R: 0 E: 0 K: 1 S: 4	H: 0 LOB: 1 BB: 2 P: 12	R: 0 E: 0 K: 0 S: 3	H: 0 LOB: 0 BB: 0 P: 3	R: 0 E: 0 K: 2 S: 6	H: 0 LOB: 1 BB: 1 P: 10	R: 0 E: 0 K: 0 S: 3	H: 1 LOB: 2 BB: 2 P: 11	R: 1 E: 0 K: 0 S: 4	H: 2 LOB: 1 BB: 1 P: 8	R: 1 E: 0 K: 1 S: 6	H: 1 LOB: 2 BB: 2 P: 14	R: 0 E: 0 K: 0 S: 2	H: 0 LOB: 0 BB: 1 P: 6	1B: 4 2B: 2 3B: 0 HR: 0	SF: 0 SAC: 1 DP: 5 HBP: 0	WP: 1 PB: 0 SB: 0 CS: 1	PA: 34					
PITCHER	IP	WLS	BF	H	R	ER	SO	BB	IBB	HBP	BLK	WP	HR	S	P	ERA	WHIP								
Jim Beattie, R (1,1) ERA: 5.47	6.1	L	27	5	2	2	4	6	2	0	0	0	0	27	59	2.84	1.737								
Shane Rawley, L (7,1) ERA: 4.66	1.2		7	0	0	0	0	1	2	0	0	0	0	4	16	0.00	0.600								

Seattle Mariners @ California Angels
Anaheim Stadium, Anaheim, CA
Thu May 01 1980, 10:05 PM EDT
Att: 22,260 - Unknown

AB 22
R 2
H 5
RBI 1
BB 11
SO 4
LOB 19



Batter	1	2	3	4	5	6	7	8	9	AB	R	H	RBI	BB	SO	LOB	TOP			
Joe Simpson, L (1, 8) OBP: 0.406, SLG: 0.421	B4-3		G4-6-3 BB			F7			4-3	3	0	0	0	1	0	0				
Jim Anderson, R (1, 6) OBP: 0.328, SLG: 0.417	K		G4-6-3 1-2						F7	3	0	0	0	1	1	1				
Dan Meyer, L (1, 7) OBP: 0.354, SLG: 0.421	K					F8				4	0	1	0	0	1	1				
Bruce Bochte, L (1, 3) OBP: 0.419, SLG: 0.561		P6							4-3	4	0	1	0	0	0	1				
Leon Roberts, R (1, 9) OBP: 0.367, SLG: 0.582			G6-3 1B							3	1	1	0	0	1	1				
Willie Horton, R (1, 10) OBP: 0.298, SLG: 0.231										3	0	1	0	0	0	0				
Bill Stein, R (1, 4) OBP: 0.377, SLG: 0.464										3	0	0	0	0	1	2				
Ted Cox, R (1, 5) OBP: 0.280, SLG: 0.295										3	0	1	1	0	0	0				
Larry Cox, R (1, 2) OBP: 0.286, SLG: 0.256										2	0	0	0	0	0	0				
Bob Stinson, S (8, PH) OBP: 0.111, SLG: 0.077										1	0	0	0	0	0	0				
Inning Stats	R: 0 E: 0 K: 2 S: 7	H: 0 LOB: 0 BB: 0 P: 7	R: 1 E: 0 K: 0 S: 5	H: 3 LOB: 2 BB: 0 P: 5	R: 0 E: 0 K: 0 S: 2	H: 0 LOB: 0 BB: 1 P: 6	R: 0 E: 0 K: 0 S: 3	H: 1 LOB: 0 BB: 0 P: 3	R: 0 E: 0 K: 0 S: 3	H: 0 LOB: 1 BB: 1 P: 7	R: 0 E: 0 K: 1 S: 5	H: 0 LOB: 0 BB: 0 P: 5	R: 0 E: 0 K: 1 S: 5	H: 0 LOB: 0 BB: 0 P: 5	R: 0 E: 0 K: 0 S: 4	H: 1 LOB: 1 BB: 0 P: 4	1B: 4 2B: 1 3B: 0 HR: 0	SF: 0 SAC: 0 DP: 2 HBP: 0	WP: 0 PB: 0 SB: 0 CS: 0	PA: 31
PITCHER Dave Frost, R (1, 1) ERA: 3.65	IP: 9.0 WLS: W BF: 31 H: 5 R: 1 ER: 1 SO: 4 BB: 2 IBB: 0 HBP: 0 BLK: 0 WP: 0 HR: 0 S: 37 P: 45 ERA: 1.00 WHIP: 0.778																			

Seattle Mariners @ California Angels
Anaheim Stadium, Anaheim, CA
Fri May 02, 1980, 10:05 PM EDT
Att: 29,674 - Unknown

AB 29
R 1
H 5
RBI 1
BB 2
SO 4
LOB 6



Batter	1	2	3	4	5	6	7	8	9	AB	R	H	RBI	BB	SO	LOB	BOTTOM	
Rick Miller, L (1, 8) OBP: 0.368, SLG: 0.286	2-3 1B		6-3					G3	K	5	0	2	0	0	1	3		
Camey Lansford, R (1, 5) OBP: 0.347, SLG: 0.338	2-3 1-2		1B					K		3	0	1	0	0	1	2		
Rod Carew, L (1, 3) OBP: 0.378, SLG: 0.333	F7		1-3 1B					1B		4	0	2	1	0	0	2		
Don Baylor, R (1, 10) OBP: 0.400, SLG: 0.348	K		F9					F8		3	0	0	0	1	1	4		
Dan Ford, R (1, 9) OBP: 0.295, SLG: 0.385		K		2-3					SH1-4 1B 2B	4	1	1	0	0	2	2		
Bobby Grich, R (1, 4) OBP: 0.380, SLG: 0.361		K		K				F8	SH1-4	3	0	0	0	0	2	0		
Al Cowens, R (1, 7) OBP: 0.282, SLG: 0.229				2B E 1B				4-3	FC4-6 1B	3	1	2	1	1	0	0		
Todd Cruz, R (1, 6) OBP: 0.400, SLG: 0.500		FC6-4 1-2		E7 1-H 2B				P4	FC4-6 1B	4	0	1	0	0	0	2		
Tom Donohue, R (1, 2) OBP: 0.286, SLG: 0.282			K	K				G3 1B 2B		4	1	2	0	0	2	1		
Inning Stats	R: 0 E: 0 K: 1 S: 6	H: 1 LOB: 1 BB: 0 P: 6	R: 0 E: 0 K: 2 S: 7	H: 0 LOB: 1 BB: 1 P: 11	R: 0 E: 0 K: 1 S: 7	H: 2 LOB: 2 BB: 0 P: 7	R: 1 E: 1 K: 2 S: 9	H: 2 LOB: 1 BB: 0 P: 9	R: 0 E: 0 K: 0 S: 3	H: 0 LOB: 0 BB: 0 P: 3	R: 1 E: 0 K: 1 S: 7	H: 2 LOB: 1 BB: 0 P: 7	R: 0 E: 0 K: 1 S: 8	H: 3 LOB: 2 BB: 0 P: 8	1B: 8 2B: 3 3B: 0 HR: 0	SF: 0 SAC: 2 DP: 0 HBP: 0	WP: 0 PB: 0 SB: 0 CS: 0	PA: 37
PITCHER Glenn Abbott, R (1, 1) ERA: 3.58	IP: 7.2 WLS: L BF: 36 H: 11 R: 3 ER: 2 SO: 8 BB: 1 IBB: 1 HBP: 0 BLK: 0 WP: 0 HR: 0 S: 50 P: 58 ERA: 2.35 WHIP: 1.565																	
Dave Heaverlo, R (8, 1) ERA: 2.45	IP: 0.1 WLS: L BF: 1 H: 0 R: 0 ER: 0 SO: 1 BB: 0 IBB: 0 HBP: 0 BLK: 0 WP: 0 HR: 0 S: 3 P: 3 ERA: 0.00 WHIP: 0.000																	

Seattle Mariners @ California Angels
Anaheim Stadium, Anaheim, CA
Fri May 02, 1980, 10:05 PM EDT
Att: 29,674 - Unknown


AB 33
R 3
H 11
RBI 2
BB 2
SO 9
LOB 16



Batter	1	2	3	4	5	6	7	8	9	AB	R	H	RBI	BB	SO	LOB	TOP			
Rod Craig, S OBP: 0.270, SLG: 0.400 (1, 8)	B1-3		G4-6-3 1B			F7		F06-4-4 2B	G3	5	0	2	0	0	0	2				
Jim Anderson, R OBP: 0.324, SLG: 0.406 Mario Mendoza, R OBP: 0.222, SLG: 0.353 (8, 6)	K		G4-6-3 1-2†					FC6-5-4-6 1B		4	1	1	0	0	1	2				
Dan Meyer, L OBP: 0.360, SLG: 0.425 Joe Simpson, L OBP: 0.406, SLG: 0.421 (8, 7)	1B				F9					4	0	2	1	0	0	1				
Bruce Bochte, L OBP: 0.433, SLG: 0.565 (1, 3)										0	0	0	0	0	0	0				
Leon Roberts, R OBP: 0.344, SLG: 0.542 (1, 9)										4	0	0	0	0	1	5				
Willie Horton, R OBP: 0.306, SLG: 0.247 Tom Paciorek, R (9, PR)										3	0	1	0	1	0	0				
Bill Stein, R OBP: 0.359, SLG: 0.441 (8, 5)										3	0	0	0	0	0	1				
Ted Cox, R OBP: 0.264, SLG: 0.277 Larry Milbourne, S OBP: 0.032, SLG: 0.033 (8, 4)										3	0	0	0	0	0	2				
Larry Cox, R OBP: 0.283, SLG: 0.255 (1, 2)										4	0	1	1	0	1	0				
Inning Stats	R: 0 E: 0 K: 1 S: 7	H: 2 LOB: 2 BB: 0 P: 7	R: 0 E: 0 K: 0 S: 3	H: 0 LOB: 0 BB: 0 P: 3	R: 0 E: 0 K: 1 S: 5	H: 1 LOB: 0 BB: 0 P: 5	R: 0 E: 0 K: 0 S: 3	H: 1 LOB: 0 BB: 0 P: 3	R: 0 E: 0 K: 0 S: 4	H: 1 LOB: 1 BB: 0 P: 4	R: 0 E: 1 K: 2 S: 8	H: 0 LOB: 2 BB: 1 P: 12	R: 1 E: 0 K: 0 S: 5	H: 2 LOB: 2 BB: 1 P: 9	R: 0 E: 0 K: 0 S: 5	H: 2 LOB: 2 BB: 0 P: 5	1B: 7 2B: 2 3B: 0 HR: 0	SF: 0 SAC: 1 DP: 2 HBP: 0	WP: 0 PB: 0 SB: 2 CS: 0	PA: 37
PITCHER Bruce Kison, R ERA: 3.48 (1, 1)	IP: 9.0 WLS: L BF: 37	H: 9 R: 2 ER: 2 SO: 4	BB: 1 IBB: 1 HBP: 0 BLK: 0	WP: 0 HR: 0 S: 43 P: 51	ERA: 2.00 WHIP: 1.111															

Seattle Mariners @ California Angels
Anaheim Stadium, Anaheim, CA
Sat May 03 1980, 10:05 PM EDT
Att: 40,376 - Unknown


AB 34
R 2
H 9
RBI 2
BB 2
SO 4
LOB 15



Batter	1	2	3	4	5	6	7	8	9	AB	R	H	RBI	BB	SO	LOB	BOTTOM			
Rod Carew, L OBP: 0.372, SLG: 0.329 (1, 3)	6-3		3-1			G4-6-3 1B		G1		4	0	1	0	0	0	1				
Al Cowens, R OBP: 0.288, SLG: 0.216 (1, 8)	6-3		F7			G4-6-3 1-2†				4	0	0	0	0	0	1				
Carney Lansford, R OBP: 0.354, SLG: 0.360 (1, 5)						F9				4	0	2	0	0	0	0				
Don Baylor, R OBP: 0.382, SLG: 0.329 (1, 7)						G5-4-3 1B				4	0	0	0	0	0	2				
Dan Ford, R OBP: 0.277, SLG: 0.357 (1, 9)						G5-4-3 1-2†				3	0	0	0	0	1	0				
Joe Rudi, R OBP: 0.313, SLG: 0.569 (1, 10)						K				3	0	1	0	0	0	0				
Bobby Grich, R OBP: 0.359, SLG: 0.349 (1, 4)										2	0	0	0	1	1	1				
Todd Cruz, R OBP: 0.333, SLG: 0.412 (1, 6)										3	0	0	0	0	0	2				
Tom Donohue, R OBP: 0.289, SLG: 0.286 (1, 2)										3	0	1	0	0	0	1				
Inning Stats	R: 0 E: 0 K: 0 S: 4	H: 1 LOB: 1 BB: 0 P: 4	R: 0 E: 0 K: 0 S: 4	H: 1 LOB: 1 BB: 0 P: 4	R: 0 E: 0 K: 1 S: 5	H: 0 LOB: 0 BB: 0 P: 3	R: 0 E: 0 K: 1 S: 5	H: 1 LOB: 0 BB: 0 P: 5	R: 0 E: 0 K: 0 S: 3	H: 0 LOB: 1 BB: 1 P: 7	R: 0 E: 0 K: 0 S: 3	H: 0 LOB: 0 BB: 0 P: 3	R: 0 E: 0 K: 1 S: 6	H: 1 LOB: 1 BB: 0 P: 6	R: 0 E: 0 K: 0 S: 3	H: 0 LOB: 0 BB: 0 P: 3	1B: 3 2B: 2 3B: 0 HR: 0	SF: 0 SAC: 0 DP: 2 HBP: 0	WP: 0 PB: 0 SB: 0 CS: 0	PA: 31
PITCHER Rick Honeycutt, L ERA: 2.55 (1, 1)	IP: 9.0 WLS: W BF: 31	H: 5 R: 0 ER: 0 SO: 2	BB: 1 IBB: 0 HBP: 0 BLK: 0	WP: 0 HR: 0 S: 34 P: 38	ERA: 0.00 WHIP: 0.667															

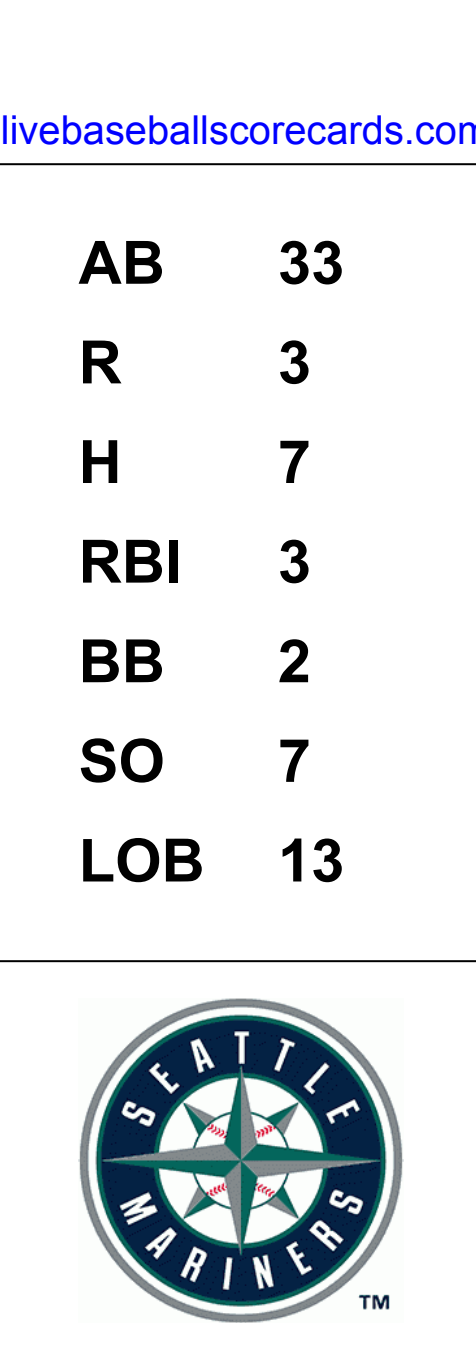
Seattle Mariners @ California Angels
Anaheim Stadium, Anaheim, CA
Sat May 03 1980, 10:05 PM EDT
Att: 40,376 - Unknown

AB 30
R 0
H 5
RBI 0
BB 1
SO 2
LOB 8



Batter	1	2	3	4	5	6	7	8	9	AB	R	H	RBI	BB	SO	LOB	TOP				
Rod Craig, S (1, 8) OBP: 0.289, SLG: 0.405	0-3 K		0-0 5-3		0-0 5-3		0-0 2B 2B			4	1	1	0	0	1	3					
Jim Anderson, R (1, 6) OBP: 0.319, SLG: 0.412	0-0 6-3		0-0 F7		0-0 L6		0-0 2B			4	0	1	2	0	0	3					
Leon Roberts, R (1, 9) OBP: 0.338, SLG: 0.571	0-0 6-3			0-0 HR		0-3 K	0-3 K			4	1	1	1	0	2	1					
Bruce Bochte, L (1, 3) OBP: 0.426, SLG: 0.545		0-0 F8		0-0 F2		4-0 BB		0-0 P1		3	0	0	0	1	0	0					
Willie Horton, R (1, 10) OBP: 0.294, SLG: 0.235		0-3 K		0-0 F9		0-3 K		0-0 F7		4	0	0	0	0	2	1					
Bill Stein, R (1, 4) OBP: 0.353, SLG: 0.429		0-0 1B		0-0 G3		0-0 F9		0-0 4-3		4	0	1	0	0	0	1					
Ted Cox, R (1, 5) OBP: 0.281, SLG: 0.280		0-0 6-3			4-0 SH3-4 1B BB		0-0 2B 2B 1B		0-3 K	3	1	1	0	1	1	1	AB 33 R 3 H 7 RBI 3 BB 2 SO 7 LOB 13				
Tom Paciorek, R (1, 7) OBP: 0.188, SLG: 0.200										3	0	2	0	0	0	1					
Larry Milbourne, S (9, PH) OBP: 0.031, SLG: 0.032										1	0	0	0	0	0	0					
Larry Cox, R (1, 2) OBP: 0.273, SLG: 0.245										2	0	0	0	0	1	2					
Dan Meyer, L (9, PH) OBP: 0.356, SLG: 0.420										1	0	0	0	0	0	0					
Inning Stats	R: 0 E: 0 K: 1 S: 5	H: 0 LOB: 0 BB: 0 P: 5	R: 0 E: 0 K: 1 S: 6	H: 1 LOB: 1 BB: 0 P: 6	R: 0 E: 0 K: 1 S: 6	H: 1 LOB: 1 BB: 0 P: 6	R: 1 E: 0 K: 0 S: 4	H: 1 LOB: 0 BB: 0 P: 4	R: 0 E: 0 K: 2 S: 7	H: 0 LOB: 1 BB: 1 P: 11	R: 2 E: 0 K: 1 S: 8	H: 3 LOB: 1 BB: 0 P: 8	R: 0 E: 0 K: 0 S: 3	H: 0 LOB: 0 BB: 0 P: 3	R: 0 E: 0 K: 1 S: 5	H: 0 LOB: 0 BB: 0 P: 5	1B: 3 2B: 3 3B: 0 HR: 1	SF: 0 SAC: 1 DP: 0 HBP: 0	WP: 0 PB: 0 SB: 0 CS: 0	PA: 36	
PITCHER	IP WLS BF H R ER SO BB IBB HBP BLK WP HR S P ERA WHIP	IP WLS BF H R ER SO BB IBB HBP BLK WP HR S P ERA WHIP	IP WLS BF H R ER SO BB IBB HBP BLK WP HR S P ERA WHIP	IP WLS BF H R ER SO BB IBB HBP BLK WP HR S P ERA WHIP	IP WLS BF H R ER SO BB IBB HBP BLK WP HR S P ERA WHIP	IP WLS BF H R ER SO BB IBB HBP BLK WP HR S P ERA WHIP	IP WLS BF H R ER SO BB IBB HBP BLK WP HR S P ERA WHIP	IP WLS BF H R ER SO BB IBB HBP BLK WP HR S P ERA WHIP	IP WLS BF H R ER SO BB IBB HBP BLK WP HR S P ERA WHIP	IP WLS BF H R ER SO BB IBB HBP BLK WP HR S P ERA WHIP	IP WLS BF H R ER SO BB IBB HBP BLK WP HR S P ERA WHIP	IP WLS BF H R ER SO BB IBB HBP BLK WP HR S P ERA WHIP	IP WLS BF H R ER SO BB IBB HBP BLK WP HR S P ERA WHIP	IP WLS BF H R ER SO BB IBB HBP BLK WP HR S P ERA WHIP	IP WLS BF H R ER SO BB IBB HBP BLK WP HR S P ERA WHIP	IP WLS BF H R ER SO BB IBB HBP BLK WP HR S P ERA WHIP	IP WLS BF H R ER SO BB IBB HBP BLK WP HR S P ERA WHIP	IP WLS BF H R ER SO BB IBB HBP BLK WP HR S P ERA WHIP	IP WLS BF H R ER SO BB IBB HBP BLK WP HR S P ERA WHIP	IP WLS BF H R ER SO BB IBB HBP BLK WP HR S P ERA WHIP	IP WLS BF H R ER SO BB IBB HBP BLK WP HR S P ERA WHIP

Seattle Mariners @ California Angels
Anaheim Stadium, Anaheim, CA
Sun May 04 1980, 6:33 AM EDT
Att: 27,584 - Unknown



Batter	1	2	3	4	5	6	7	8	9	AB	R	H	RBI	BB	SO	LOB	BOTTOM				
Rick Miller, L (1, 8) OBP: 0.361, SLG: 0.283	0-0 1B 2B 1B	0-0 B2-3		0-3 K		0-3 K				4	1	1	0	0	2	1					
Rod Carew, L (1, 3) OBP: 0.367, SLG: 0.325	0-0 2B SF8 1B	0-0 E6			0-0 E4 2B	0-0 F7				4	2	1	0	0	0	0					
Carney Lansford, R (1, 5) OBP: 0.361, SLG: 0.392	0-0 SF8 1B 2B	0-0 L5			0-0 6-3 1B 2B	0-0 F7				4	1	2	2	0	0	1					
Don Baylor, R (1, 10) OBP: 0.366, SLG: 0.316	0-0 SF8			0-0 P4	0-0 5-3	0-0 L9				3	0	0	1	0	0	1					
Joe Rudi, R (1, 7) OBP: 0.324, SLG: 0.565	0-0 1B 1B			0-0 F7	0-0 6-3 1B	0-0 F8				4	0	2	1	0	0	0					
Bobby Grich, R (1, 4) OBP: 0.341, SLG: 0.328	0-3 K			0-0 5-3	0-0 6-3			0-0 6-3		4	0	0	0	0	1	3					
Al Cowens, R (1, 9) OBP: 0.291, SLG: 0.224	0-0 1B			4-0 BB	4-0 FC6-4 1B			0-3 K		2	0	1	0	2	1	0	AB 32 R 4 H 7 RBI 4 BB 2 SO 6 LOB 13				
Todd Cruz, R (1, 6) OBP: 0.273, SLG: 0.333	0-0 F9			0-3 K	0-0 FC6-4			0-0 4-3		4	0	0	0	0	1	6					
Tom Donohue, R (1, 2) OBP: 0.271, SLG: 0.267		0-0 6-3		0-0 F9		0-3 K				3	0	0	0	0	1	1					
Inning Stats	R: 3 E: 0 K: 1 S: 10	H: 5 LOB: 2 BB: 0 P: 10	R: 0 E: 1 K: 0 S: 4	H: 0 LOB: 0 BB: 0 P: 4	R: 0 E: 0 K: 2 S: 7	H: 0 LOB: 1 BB: 1 P: 11	R: 1 E: 0 K: 0 S: 6	H: 2 LOB: 3 BB: 1 P: 10	R: 0 E: 0 K: 2 S: 7	H: 0 LOB: 0 BB: 0 P: 7	R: 0 E: 0 K: 0 S: 3	H: 0 LOB: 0 BB: 0 P: 3	R: 0 E: 0 K: 1 S: 5	H: 0 LOB: 0 BB: 0 P: 5	R: 0 E: 0 K: 1 S: 5	H: 0 LOB: 0 BB: 0 P: 5	1B: 5 2B: 2 3B: 0 HR: 0	SF: 1 SAC: 0 DP: 0 HBP: 0	WP: 0 PB: 0 SB: 1 CS: 0	PA: 35	
PITCHER	IP WLS BF H R ER SO BB IBB HBP BLK WP HR S P ERA WHIP	IP WLS BF H R ER SO BB IBB HBP BLK WP HR S P ERA WHIP	IP WLS BF H R ER SO BB IBB HBP BLK WP HR S P ERA WHIP	IP WLS BF H R ER SO BB IBB HBP BLK WP HR S P ERA WHIP	IP WLS BF H R ER SO BB IBB HBP BLK WP HR S P ERA WHIP	IP WLS BF H R ER SO BB IBB HBP BLK WP HR S P ERA WHIP	IP WLS BF H R ER SO BB IBB HBP BLK WP HR S P ERA WHIP	IP WLS BF H R ER SO BB IBB HBP BLK WP HR S P ERA WHIP	IP WLS BF H R ER SO BB IBB HBP BLK WP HR S P ERA WHIP	IP WLS BF H R ER SO BB IBB HBP BLK WP HR S P ERA WHIP	IP WLS BF H R ER SO BB IBB HBP BLK WP HR S P ERA WHIP	IP WLS BF H R ER SO BB IBB HBP BLK WP HR S P ERA WHIP	IP WLS BF H R ER SO BB IBB HBP BLK WP HR S P ERA WHIP	IP WLS BF H R ER SO BB IBB HBP BLK WP HR S P ERA WHIP	IP WLS BF H R ER SO BB IBB HBP BLK WP HR S P ERA WHIP	IP WLS BF H R ER SO BB IBB HBP BLK WP HR S P ERA WHIP	IP WLS BF H R ER SO BB IBB HBP BLK WP HR S P ERA WHIP	IP WLS BF H R ER SO BB IBB HBP BLK WP HR S P ERA WHIP	IP WLS BF H R ER SO BB IBB HBP BLK WP HR S P ERA WHIP	IP WLS BF H R ER SO BB IBB HBP BLK WP HR S P ERA WHIP	IP WLS BF H R ER SO BB IBB HBP BLK WP HR S P ERA WHIP

Seattle Mariners @ California Angels
Anaheim Stadium, Anaheim, CA
Sun May 04 1980, 6:33 AM EDT
Att: 27,584 - Unknown



Batter	1	2	3	4	5	6	7	8	9	AB	R	H	RBI	BB	SO	LOB	TOP					
Alfredo Griffin, S OBP: 0.268, SLG: 0.362 (1,6)	F7		4-3			B4		G3		4	0	0	0	0	0	0	Toronto Blue Jays @ California Angels Anaheim Stadium, Anaheim, CA Tue May 06 1980, 10:05 PM EDT Att: 23,804 - Unknown					
Rick Rosetti, R OBP: 0.256, SLG: 0.366 (1,8)	6-3		5-3			1B BB		6-3		3	0	0	0	1	0	0						
Barry Bonnell, R OBP: 0.314, SLG: 0.532 (1,9)	1B		4-3			1B G6-4-3		1B		4	0	3	0	0	0	0						
Otto Velez, R OBP: 0.375, SLG: 0.573 (1,10)	4-3					G6-4-3		1B		4	0	1	0	0	0	3						
John Mayberry, L OBP: 0.333, SLG: 0.465 (1,3)		HR						F9		4	1	1	1	0	1	2						
Al Woods, L OBP: 0.333, SLG: 0.389 (1,7)	F9							6-3		4	0	0	0	0	0	0						
Damaso Garcia, R OBP: 0.253, SLG: 0.388 (1,4)		K						F9		4	1	1	0	0	1	0						
Bob Bailor, R OBP: 0.262, SLG: 0.167 (7, PH)								HR		1	0	0	0	1	0	1						
Roy Howell, L OBP: 0.354, SLG: 0.423 (7,5)								BB		1	1	1	2	1	0	0						
Ernie Whitt, L OBP: 0.368, SLG: 0.273 (1,2)	4-3							F9		4	0	0	0	0	0	3						
Inning Stats	R: 0 E: 0 K: 0 S: 4	H: 1 LOB: 1 BB: 0 P: 4	R: 1 E: 0 K: 1 S: 6	H: 1 LOB: 1 BB: 1 P: 10	R: 0 E: 0 K: 0 S: 3	H: 0 LOB: 0 BB: 0 P: 3	R: 0 E: 0 K: 0 S: 3	H: 0 LOB: 0 BB: 0 P: 3	R: 0 E: 1 K: 0 S: 3	H: 0 LOB: 0 BB: 0 P: 3	R: 0 E: 0 K: 0 S: 3	H: 1 LOB: 1 BB: 1 P: 7	R: 2 E: 0 K: 1 S: 7	H: 2 LOB: 0 BB: 0 P: 7	R: 0 E: 0 K: 0 S: 5	H: 2 LOB: 2 BB: 0 P: 5	R: 0 E: 0 K: 0 S: 3	H: 0 LOB: 1 BB: 1 P: 7	1B: 5 2B: 0 3B: 0 HR: 2	SF: 0 SAC: 0 DP: 2 HBP: 0	WP: 0 PB: 0 SB: 1 CS: 0	PA: 36
PITCHER Don Aase, R ERA: 2.43 (1,1)	IP: 9.0 WLS: L BF: 36 H: 7 R: 3 ER: 3 SO: 2 BB: 3 IBB: 0 HBP: 0 BLK: 0 WP: 0 HR: 2 S: 37 P: 49 ERA: 3.00 WHIP: 1.111															PITCHER	IP: 9.0 WLS: L BF: 36 H: 7 R: 3 ER: 3 SO: 2 BB: 3 IBB: 0 HBP: 0 BLK: 0 WP: 0 HR: 2 S: 37 P: 49 ERA: 3.00 WHIP: 1.111					

Batter	1	2	3	4	5	6	7	8	9	AB	R	H	RBI	BB	SO	LOB	BOTTOM					
Rick Miller, L OBP: 0.348, SLG: 0.276 (1,8)	G3	F7			4-3				F8	5	0	1	0	0	0	4	Toronto Blue Jays @ California Angels Anaheim Stadium, Anaheim, CA Tue May 06 1980, 10:05 PM EDT Att: 23,804 - Unknown					
Carney Lansford, R OBP: 0.360, SLG: 0.427 (1,5)	HR		F9			F9		SH1-4 1B		3	1	1	1	0	0	0						
Rod Carew, L OBP: 0.383, SLG: 0.329 (1,3)	2B BB		F7			S 1B		G4-6-3 IBB		2	1	1	0	2	0	0						
Don Baylor, R OBP: 0.361, SLG: 0.325 (1,10)	2B		F7			L7		G4-6-3		4	0	1	1	0	0	4						
Dan Ford, R OBP: 0.275, SLG: 0.348 (1,9)	K				P4					4	0	1	0	0	1	2						
Bert Campaneris, R (9, PR) OBP: 0.250, SLG: 0.250 (9, PR)						F8			BB SH1-4 1B	0	0	0	0	0	0	0						
Joe Rudi, R OBP: 0.310, SLG: 0.538 (1,7)	F7				5-3			SH1-4		3	0	0	0	0	0	1						
Bobby Grich, R OBP: 0.349, SLG: 0.329 (1,4)					F8			1-3		3	0	1	0	1	0	2						
Freddie Patek, R OBP: 0.319, SLG: 0.391 (1,6)										3	0	0	0	0	0	2						
Larry Harlow, L OBP: 0.354, SLG: 0.300 (9, PH)					F8			BB		0	0	0	0	1	0	0						
Tom Donohue, R OBP: 0.280, SLG: 0.277 (1,2)										2	0	1	0	0	0	0						
Ralph Garr, L (8, PH) OBP: 0.154, SLG: 0.167 (8, PH)										0	0	0	0	1	0	0						
Stan Cliburn, R (9, 2)										0	0	0	0	0	0	0						
Al Cowens, R (9, PH) OBP: 0.299, SLG: 0.224 (9, PH)								SH1-4 1B BB		0	0	0	0	1	0	0						
Inning Stats	R: 2 E: 0 K: 1 S: 7	H: 2 LOB: 1 BB: 1 P: 11	R: 0 E: 0 K: 0 S: 3	H: 1 LOB: 1 BB: 1 P: 7	R: 0 E: 0 K: 0 S: 3	H: 0 LOB: 0 BB: 0 P: 3	R: 0 E: 0 K: 0 S: 3	H: 0 LOB: 0 BB: 0 P: 3	R: 0 E: 0 K: 0 S: 4	H: 1 LOB: 1 BB: 0 P: 4	R: 0 E: 0 K: 0 S: 3	H: 1 LOB: 0 BB: 0 P: 3	R: 0 E: 0 K: 0 S: 3	H: 1 LOB: 2 BB: 2 P: 11	R: 0 E: 0 K: 0 S: 4	H: 1 LOB: 3 BB: 2 P: 12	R: 0 E: 0 K: 0 S: 3	H: 1 LOB: 3 BB: 2 P: 12	1B: 5 2B: 1 3B: 0 HR: 1	SF: 0 SAC: 2 DP: 2 HBP: 0	WP: 0 PB: 0 SB: 2 CS: 1	PA: 37
PITCHER Dave Lemanczyk, R ERA: 4.31 (1,1)	IP: 7.1 WLS: W BF: 29 H: 6 R: 2 ER: 2 SO: 1 BB: 3 IBB: 2 HBP: 0 BLK: 0 WP: 0 HR: 1 S: 28 P: 40 ERA: 2.46 WHIP: 1.227															PITCHER	IP: 7.1 WLS: W BF: 29 H: 6 R: 2 ER: 2 SO: 1 BB: 3 IBB: 2 HBP: 0 BLK: 0 WP: 0 HR: 1 S: 28 P: 40 ERA: 2.46 WHIP: 1.227					
Joey McLaughlin, R ERA: 4.52 (8,1)	1.1	7	1	0	0	0	2	1	0	0	0	4	16	0.00	2.250							
Jerry Garvin, L ERA: 3.68 (9,1)	0.1	S	1	0	0	0	0	0	0	0	0	1	1	0.00	0.000							

Batter	1	2	3	4	5	6	7	8	9	AB	R	H	RBI	BB	SO	LOB	TOP								
Alfredo Griffin, S OBP: 0.262, SLG: 0.346	F7		FC4-2		HBP 1B	F7		6-3		5	1	1	0	0	0	1									
Rick Bosetti, R OBP: 0.281, SLG: 0.378	CS 1B		6-3		1B WP HBP	F7			F7	4	1	1	0	0	0	1									
Al Woods, L OBP: 0.396, SLG: 0.600	K			2B	3B	1-3 2-H 1B		F7		5	2	3	1	0	1	1									
Otto Velez, R OBP: 0.402, SLG: 0.634 Joe Cannon, L (9, PR)	CS			BB 2B	1B FC5	2B		HR 1B		4	3	4	0	1	0	0									
Roy Howell, L OBP: 0.341, SLG: 0.392		F8		BB 2B	FC5 1B BB			F7		4	0	1	1	1	0	4									
John Mayberry, L OBP: 0.376, SLG: 0.526		F7		2B BB	1-2 2-3 FC5	1B		HR		3	1	2	2	2	0	1									
Barry Bonnell, R OBP: 0.295, SLG: 0.482		6-3		L5	FC5	1B		6-3		5	0	0	2	0	0	8									
Damaso Garcia, R OBP: 0.272, SLG: 0.404			SH5-3 FC4-2 1B		1-3 2-H 3-H 2B			F7		5	0	2	2	0	0	5									
Bob Davis, R OBP: 0.278, SLG: 0.242			SH5-3	1-3				K		3	0	0	0	0	2	2									
Inning Stats	R: 0 E: 0 K: 1 S: 5	H: 1 LOB: 0 BB: 0 P: 5	R: 0 E: 0 K: 0 S: 4	H: 1 LOB: 1 BB: 0 P: 4	R: 0 E: 0 K: 0 S: 4	H: 1 LOB: 1 BB: 0 P: 4	R: 2 E: 0 K: 0 S: 5	H: 2 LOB: 2 BB: 2 P: 13	R: 3 E: 0 K: 0 S: 6	H: 4 LOB: 2 BB: 1 P: 11	R: 0 E: 0 K: 1 S: 5	H: 0 LOB: 0 BB: 0 P: 5	R: 2 E: 0 K: 0 S: 5	H: 2 LOB: 0 BB: 0 P: 5	R: 0 E: 0 K: 1 S: 5	H: 0 LOB: 0 BB: 0 P: 5	R: 2 E: 0 K: 0 S: 6	H: 3 LOB: 3 BB: 1 P: 10	1B: 9 2B: 3 3B: 1 HR: 1	SF: 0 SAC: 1 DP: 0 HBP: 1	WP: 1 PB: 0 SB: 1 CS: 1	PA: 45			
PITCHER	IP	WLS	BF	H	R	ER	SO	BB	IBB	HBP	BLK	WP	HR	S	P	ERA	WHIP								
Dave Frost, R ERA: 4.35	4.1	L	22	8	5	5	1	2	0	1	0	1	0	21	30	10.38	2.308								
Mark Clear, R ERA: 2.51	1.2		7	1	0	0	1	1	0	0	0	0	0	8	12	0.00	1.200								
Freddie Martinez, R ERA: 2.75	2.0		8	2	2	2	1	0	0	0	0	0	1	10	10	9.00	1.000								
John Montague, R ERA: 3.12	1.0		7	3	2	2	0	1	0	0	0	0	0	6	10	18.00	4.000								

Toronto Blue Jays @ California Angels
Anaheim Stadium, Anaheim, CA
Thu May 08 1980, 10:05 PM EDT
Att: 23,006 - Unknown

AB 38
R 9
H 14
RBI 8
BB 4
SO 3
LOB 23



Batter	1	2	3	4	5	6	7	8	9	AB	R	H	RBI	BB	SO	LOB	BOTTOM								
Rod Carew, L OBP: 0.392, SLG: 0.356	CS 1B		5-3			6-3		1-3 1B 2B		4	1	2	0	0	0	1									
Al Cowens, R OBP: 0.297, SLG: 0.225	K			5-3		P4		2-H 3-H 1B		4	0	1	2	0	1	1									
Carney Lansford, R OBP: 0.355, SLG: 0.427		F3		F8		2B		F7		4	0	1	0	0	0	2									
Don Baylor, R OBP: 0.362, SLG: 0.330	CS	F8		6-3		F7		L9-3 1B		4	0	1	0	0	0	1									
Joe Rudi, R OBP: 0.295, SLG: 0.542		F9			F7	F8		K		4	0	0	0	0	1	2									
Dan Ford, R OBP: 0.237, SLG: 0.296		6-3			4-3	F9		L9-3		4	0	0	0	0	0	2									
Bobby Grich, R OBP: 0.348, SLG: 0.320			K		FC5-4 BB			6-3		2	0	0	0	1	1	0									
Freddie Patek, R OBP: 0.320, SLG: 0.377			1-6-3 1B		FC5-4			2B 1B BB		2	1	1	0	1	0	1									
Tom Donohue, R OBP: 0.250, SLG: 0.245			1-6-3			K		F8		3	0	0	0	0	1	2									
Inning Stats	R: 0 E: 0 K: 1 S: 5	H: 1 LOB: 0 BB: 0 P: 5	R: 0 E: 0 K: 0 S: 3	H: 0 LOB: 0 BB: 0 P: 3	R: 0 E: 0 K: 1 S: 6	H: 1 LOB: 1 BB: 0 P: 6	R: 0 E: 0 K: 0 S: 3	H: 0 LOB: 0 BB: 0 P: 3	R: 0 E: 0 K: 0 S: 3	H: 0 LOB: 1 BB: 1 P: 7	R: 0 E: 0 K: 1 S: 5	H: 0 LOB: 0 BB: 0 P: 5	R: 0 E: 0 K: 0 S: 4	H: 1 LOB: 1 BB: 0 P: 4	R: 2 E: 0 K: 0 S: 5	H: 2 LOB: 1 BB: 1 P: 9	R: 0 E: 0 K: 1 S: 5	H: 1 LOB: 0 BB: 0 P: 5	1B: 4 2B: 3 3B: 0 HR: 0	SF: 0 SAC: 0 DP: 1 HBP: 0	WP: 0 PB: 0 SB: 0 CS: 1	PA: 34			
PITCHER	IP	WLS	BF	H	R	ER	SO	BB	IBB	HBP	BLK	WP	HR	S	P	ERA	WHIP								
Paul Mirabella, L ERA: 1.93	8.0	W	30	5	2	2	3	2	0	0	0	0	0	34	42	2.25	0.875								
Joey McLaughlin, R ERA: 4.55	1.0		3	1	0	0	1	0	0	0	0	0	0	5	5	0.00	1.000								

Toronto Blue Jays @ California Angels
Anaheim Stadium, Anaheim, CA
Thu May 08 1980, 10:05 PM EDT
Att: 23,006 - Unknown

AB 31
R 2
H 6
RBI 2
BB 2
SO 4
LOB 12



Batter	1	2	3	4	5	6	7	8	9	AB	R	H	RBI	BB	SO	LOB	TOP					
Lou Whitaker, L (1.4) OBP: 0.414, SLG: 0.273	F7		4-3		4-3		K		K	5	0	0	0	0	2	3						
Alan Trammell, R (1.6) OBP: 0.427, SLG: 0.413	P4		1B BB		S 2B BB		1B WP 1B		F9	3	2	1	0	2	0	1						
Lance Parrish, R (1.10) OBP: 0.321, SLG: 0.486	CS BB		1-2 1B		WP 1B 2B		WP 1B		F9	4	1	3	3	1	0	1						
John Wockenfuss, R (1.9) OBP: 0.333, SLG: 0.404	CS		WP 1B		1-2 1B		F8		F8	4	0	2	1	0	0	3						
Tim Corcoran, L (7.9) OBP: 0.321, SLG: 0.174	1-2		1B		2H 1B		1-2 3H		F8	0	0	0	0	0	0	0						
Tom Brookens, R (1.5) OBP: 0.244, SLG: 0.279			F9		F8		F9		F9	4	0	0	0	0	1	3						
Jason Thompson, L (1.3) OBP: 0.311, SLG: 0.430			F7		F8		4-3		F5	4	0	0	0	0	0	1						
Dave Stegman, R (1.8) OBP: 0.366, SLG: 0.429			K		HR		4-3		F7	4	1	1	1	0	1	1						
Duffy Dyer, R (1.2) OBP: 0.111, SLG: 0.167			F8		5-3		K		K	4	0	0	0	0	2	0						
Rick Peters, S (1.7) OBP: 0.302, SLG: 0.222			4-3 S 1B BB		K		4-0 S 1B BB		1B	2	2	1	0	2	1	0						
Inning Stats	R: 0 E: 0 K: 0 S: 2	H: 0 LOB: 0 BB: 1 P: 6	R: 0 E: 0 K: 1 S: 6	H: 1 LOB: 1 BB: 0 P: 6	R: 1 E: 0 K: 0 S: 4	H: 1 LOB: 2 BB: 2 P: 12	R: 1 E: 0 K: 1 S: 6	H: 1 LOB: 0 BB: 0 P: 6	R: 2 E: 0 K: 1 S: 7	H: 2 LOB: 1 BB: 1 P: 11	R: 0 E: 0 K: 1 S: 5	H: 0 LOB: 0 BB: 0 P: 5	R: 2 E: 0 K: 1 S: 7	H: 2 LOB: 1 BB: 1 P: 11	R: 0 E: 0 K: 1 S: 5	H: 0 LOB: 0 BB: 0 P: 5	R: 0 E: 0 K: 1 S: 6	H: 1 LOB: 1 BB: 0 P: 6	1B: 6 2B: 1 3B: 0 HR: 1	SF: 0 SAC: 0 DP: 0 HBP: 0	WP: 3 PB: 0 SB: 2 CS: 1	PA: 40
PITCHER	IP	WLS	BF	H	R	ER	SO	BB	IBB	HBP	BLK	WP	HR	S	P	ERA	WHIP					
Frank Tanana, L (1.1) ERA: 5.28	5.0	L	23	5	4	4	3	4	0	0	0	2	1	25	41	7.20	1.800					
Jim Barr, R (6.1) ERA: 4.19	4.0		16	3	2	2	4	1	0	0	0	1	0	23	27	4.50	1.000					

Detroit Tigers @ California Angels
Anaheim Stadium, Anaheim, CA
Sat May 10 1980, 10:05 PM EDT
Att: 35,007 - Unknown


AB	34
R	6
H	8
RBI	5
BB	5
SO	7
LOB	13



Batter	1	2	3	4	5	6	7	8	9	AB	R	H	RBI	BB	SO	LOB	BOTTOM				
Freddie Patek, R (1.6) OBP: 0.321, SLG: 0.373	CS 1B	L5			F7			1-3		4	0	1	0	0	0	1					
Rod Carew, L (1.3) OBP: 0.373, SLG: 0.337	F7		K				3-1		F7	4	0	0	0	0	1	1					
Carney Lansford, R (1.5) OBP: 0.353, SLG: 0.438	HBP 1B BB		P5				5-3		5-3	3	1	0	0	1	0	0					
Dan Ford, R (1.10) OBP: 0.254, SLG: 0.311	1-2 HBP 1B		G3				1B		4-3	3	0	1	0	0	0	0					
Bobby Grich, R (1.4) OBP: 0.370, SLG: 0.398	1-2 2H 1B				K		F9		K	4	0	1	1	0	2	1					
Joe Rudi, R (1.7) OBP: 0.279, SLG: 0.500	F7				1-3				L3 1B	3	0	1	0	0	0	2					
Al Cowens, R (1.9) OBP: 0.298, SLG: 0.229			SH5-4 1B		F7		L3		L3	3	0	1	0	0	0	1					
Larry Harlow, L (1.8) OBP: 0.308, SLG: 0.250		SH5-4			F7		K		K	2	0	0	0	0	1	0					
Tom Donohue, R (1.2) OBP: 0.230, SLG: 0.224			K						5-3	3	0	0	0	0	2	1					
Inning Stats	R: 1 E: 0 K: 0 S: 4	H: 2 LOB: 2 BB: 1 P: 9	R: 0 E: 0 K: 1 S: 6	H: 1 LOB: 1 BB: 0 P: 6	R: 0 E: 0 K: 1 S: 5	H: 0 LOB: 0 BB: 0 P: 5	R: 0 E: 0 K: 1 S: 5	H: 0 LOB: 0 BB: 0 P: 5	R: 0 E: 0 K: 0 S: 4	H: 1 LOB: 1 BB: 0 P: 4	R: 0 E: 0 K: 1 S: 5	H: 1 LOB: 0 BB: 0 P: 5	R: 0 E: 0 K: 0 S: 3	H: 0 LOB: 0 BB: 0 P: 3	R: 0 E: 0 K: 1 S: 5	H: 0 LOB: 0 BB: 0 P: 5	1B: 5 2B: 1 3B: 0 HR: 0	SF: 0 SAC: 1 DP: 1 HBP: 1	WP: 0 PB: 0 SB: 0 CS: 1	PA: 32	
PITCHER	IP	WLS	BF	H	R	ER	SO	BB	IBB	HBP	BLK	WP	HR	S	P	ERA	WHIP				
Dan Schatzeder, L (1.1) ERA: 5.36	7.0	W	26	5	1	1	5	1	0	1	0	0	0	34	39	1.29	0.857				
Dave Rozema, R (8.1) ERA: 5.35	2.0		6	0	0	0	1	0	0	0	0	0	0	8	8	0.00	0.000				

Detroit Tigers @ California Angels
Anaheim Stadium, Anaheim, CA
Sat May 10 1980, 10:05 PM EDT
Att: 35,007 - Unknown

AB	29
R	1
H	5
RBI	1
BB	1
SO	6
LOB	7




Batter	1	2	3	4	5	6	7	8	9	AB	R	H	RBI	BB	SO	LOB	TOP					
Larry Harlow, L OBP: 0.333, SLG: 0.350	F8	E2	BB		6-3		1B			5	1	3	1	0	0	0	California Angels @ Cleveland Indians Cleveland Municipal Stadium, Cleveland, OH Wed May 14 1980, 7:05 PM EDT Att: 4,976 - Unknown					
Carney Lansford, R OBP: 0.351, SLG: 0.427	F3	K	1B		5-3		F8			4	1	0	0	1	1	2						
Rod Carew, L OBP: 0.374, SLG: 0.340	K		1B				F8		F7	5	1	2	2	0	1	0						
Dan Ford, R OBP: 0.264, SLG: 0.318		6-3	1B				F9		K	5	1	2	1	0	1	0						
Joe Rudi, R OBP: 0.263, SLG: 0.472		2B					6-3		K	5	2	1	0	0	1	3						
Bobby Grich, R OBP: 0.387, SLG: 0.385		2B	K		4-3					4	1	0	0	1	2	2						
Al Cowens, R OBP: 0.291, SLG: 0.231		F6	K		6-3		1-3			4	0	0	0	1	1	4						
Freddie Patek, R OBP: 0.333, SLG: 0.388		1B	1B		G3				F4	4	3	2	2	1	0	1						
Dave Skaggs, R OBP: 0.400, SLG: 0.700		2B	1B		6-3				F9	5	3	3	5	0	0	1						
Inning Stats	R: 0 E: 0 K: 1 S: 5	H: 0 LOB: 0 BB: 0 P: 5	R: 4 E: 1 K: 1 S: 9	H: 4 LOB: 1 BB: 1 P: 13	R: 7 E: 2 K: 2 S: 14	H: 6 LOB: 2 BB: 2 P: 22	R: 0 E: 0 K: 0 S: 3	H: 0 LOB: 0 BB: 0 P: 3	R: 0 E: 0 K: 0 S: 3	H: 0 LOB: 0 BB: 0 P: 3	R: 2 E: 0 K: 0 S: 6	H: 3 LOB: 1 BB: 0 P: 6	R: 0 E: 0 K: 1 S: 7	H: 0 LOB: 0 BB: 0 P: 7	R: 0 E: 0 K: 1 S: 5	H: 0 LOB: 1 BB: 1 P: 9		1B: 9 2B: 3 3B: 0 HR: 1	SF: 0 SAC: 0 DP: 0 HBP: 0	WP: 0 PB: 0 SB: 0 CS: 0	PA: 45	
PITCHER	IP	WLS	BF	H	R	ER	SO	BB	IBB	HBP	BLK	WP	HR	S	P	ERA	WHIP					
Dan Spillner, R ERA: 6.28	(1, 1)	2.2	L	18	7	9	8	4	1	1	0	0	0	0	24	32	27.00	3.000				
Wayne Garland, R ERA: 5.95	(3, 1)	4.1		20	6	4	4	0	1	0	0	0	1	19	23	8.31	1.615					
Mike Stanton, R ERA: 4.2	(8, 1)	2.0		7	0	0	0	3	1	0	0	0	0	12	16	0.00	0.500					

Batter	1	2	3	4	5	6	7	8	9	AB	R	H	RBI	BB	SO	LOB	BOTTOM					
Miguel Dilone, S OBP: 0.400, SLG: 0.474	B5-3	1B			1-4-3		4-3		4-3	5	1	1	1	0	0	0	California Angels @ Cleveland Indians Cleveland Municipal Stadium, Cleveland, OH Wed May 14 1980, 7:05 PM EDT Att: 4,976 - Unknown					
Duane Kuiper, L OBP: 0.343, SLG: 0.316	4-3	1B				F8	F8			4	0	1	1	1	0	0						
Mike Hargrove, L OBP: 0.352, SLG: 0.480		F8				1B	1B		G3	3	0	1	0	2	0	2						
Jorge Orta, L OBP: 0.388, SLG: 0.366	K				F8		F8			5	0	2	0	0	1	2						
Ron Hassey, L OBP: 0.376, SLG: 0.444		FC5-4	1B		F2		F7		F8	3	1	0	0	2	0	3						
Cliff Johnson, R OBP: 0.267, SLG: 0.274		FC5-4	1B		F7				G6-4-3	5	0	3	0	0	0	1						
Toby Harrah, R OBP: 0.317, SLG: 0.311		FC5-4	1B				F6		G5-4-3	4	2	1	1	0	0	7						
Joe Charboneau, R OBP: 0.373, SLG: 0.460		3B			F8				F3	3	2	1	1	0	0	1						
Tom Verzyer, R OBP: 0.383, SLG: 0.432		SF9			5-3				L4	3	1	1	3	0	0	0						
Inning Stats	R: 0 E: 0 K: 1 S: 5	H: 0 LOB: 1 BB: 1 P: 9	R: 4 E: 0 K: 0 S: 7	H: 4 LOB: 1 BB: 1 P: 11	R: 0 E: 0 K: 0 S: 3	H: 0 LOB: 0 BB: 0 P: 3	R: 1 E: 0 K: 0 S: 4	H: 1 LOB: 0 BB: 0 P: 4	R: 0 E: 0 K: 0 S: 5	H: 2 LOB: 3 BB: 1 P: 9	R: 2 E: 0 K: 0 S: 5	H: 2 LOB: 1 BB: 0 P: 6	R: 0 E: 0 K: 0 S: 3	H: 1 LOB: 1 BB: 1 P: 7	R: 0 E: 0 K: 0 S: 3	H: 0 LOB: 0 BB: 1 P: 7		R: 0 E: 0 K: 0 S: 3	H: 1 LOB: 0 BB: 0 P: 3	1B: 8 2B: 0 3B: 1 HR: 2	SF: 1 SAC: 0 DP: 2 HBP: 1	WP: 0 PB: 0 SB: 0 CS: 0
PITCHER	IP	WLS	BF	H	R	ER	SO	BB	IBB	HBP	BLK	WP	HR	S	P	ERA	WHIP					
Dave Frost, R ERA: 5.02	(1, 1)	1.2		11	4	4	4	1	2	0	0	0	0	11	19	21.60	3.600					
Chris Knapp, R ERA: 5.47	(2, 1)	3.1	W	14	3	1	1	0	1	0	0	0	1	13	17	2.70	1.200					
Jim Barr, R ERA: 4.24	(6, 1)	4.0	S	17	4	2	2	0	2	0	1	0	0	14	23	4.50	1.500					

Batter	1	2	3	4	5	6	7	8	9	10	AB	R	H	RBI	BB	SO	LOB	TOP		
Freddie Patek, R OBP: 0.330, SLG: 0.371 (1, 6)											5	0	1	0	0	0	5			
Rod Carew, L OBP: 0.373, SLG: 0.336 (1, 3)											4	0	0	0	1	0	1			
Carney Lansford, R OBP: 0.355, SLG: 0.441 (1, 5)											4	1	2	1	0	0	0			
Dan Ford, R OBP: 0.268, SLG: 0.307 (1, 10)											5	0	2	0	0	0	2			
Joe Rudi, R OBP: 0.276, SLG: 0.474 (1, 7)											5	0	1	0	0	1	3			
Bobby Grich, R OBP: 0.364, SLG: 0.394 (1, 4)											3	0	0	0	1	1	2			
Al Cowens, R OBP: 0.304, SLG: 0.253 (1, 9)											4	0	1	0	0	0	1			
Dave Skaggs, R OBP: 0.528, SLG: 0.647 (1, 2)											3	0	1	0	1	0	0			
Tom Donohue, R OBP: 0.230, SLG: 0.224 (9, PR)											0	0	0	0	0	0	0			
Larry Harlow, L OBP: 0.387, SLG: 0.567 (1, 8)											4	0	1	0	0	2	3			
Inning Stats	R: 1 E: 0 K: 0 S: 6	H: 4 LOB: 2 BB: 0 P: 6	R: 0 E: 0 K: 0 S: 4	H: 1 LOB: 1 BB: 0 P: 4	R: 0 E: 0 K: 2 S: 7	H: 0 LOB: 0 BB: 0 P: 7	R: 0 E: 0 K: 1 S: 5	H: 0 LOB: 0 BB: 0 P: 5	R: 0 E: 0 K: 0 S: 4	H: 1 LOB: 1 BB: 1 P: 4	R: 0 E: 0 K: 0 S: 3	H: 0 LOB: 1 BB: 1 P: 7	R: 0 E: 1 K: 0 S: 4	H: 1 LOB: 2 BB: 1 P: 8	R: 0 E: 0 K: 0 S: 4	H: 1 LOB: 1 BB: 0 P: 4	1B: 6 2B: 1 3B: 1 HR: 1	SF: 0 SAC: 1 DP: 2 HBP: 0	WP: 0 PA: 41	
PITCHER Larry Gura, L ERA: 1.96 (1, 1)	IP: 10.0 W: 10 L: 0 S: 6	WLS: 41 BF: 9	H: 9 R: 1 ER: 1 SO: 4	BB: 3 IBB: 0 HBP: 0 BLK: 0	WP: 0 HR: 1 S: 46 P: 58	P: 58 ERA: 0.90 WHIP: 1.200														

California Angels @ Kansas City Royals
 Royals Stadium, Kansas City, MO
 Sat May 17 1980, 8:05 PM EDT
 Att: 30,326 - Unknown


AB	37
R	1
H	9
RBI	1
BB	3
SO	4
LOB	17



Batter	1	2	3	4	5	6	7	8	9	10	AB	R	H	RBI	BB	SO	LOB	BOTTOM		
Willie Wilson, S OBP: 0.333, SLG: 0.409 (1, 8)											4	2	2	0	1	0	2			
Frank White, R OBP: 0.328, SLG: 0.374 (1, 4)											4	0	1	0	0	0	5			
Steve Braun, L OBP: 0.130, SLG: 0.048 (10, PH)											1	0	0	0	0	0	3			
George Brett, L OBP: 0.368, SLG: 0.507 (1, 5)											4	0	0	0	1	1	1			
Darrell Porter, L OBP: 0.321, SLG: 0.520 (1, 10)											5	0	4	1	0	0	0			
Willie Aikens, L OBP: 0.344, SLG: 0.343 (1, 3)											4	0	0	0	0	2	3			
John Wathan, R OBP: 0.408, SLG: 0.400 (1, 2)											4	0	0	0	0	0	3			
Ralph LaCock, L OBP: 0.148, SLG: 0.171 (1, 7)											4	0	1	0	0	0	2			
Clint Hurdle, L OBP: 0.354, SLG: 0.534 (1, 9)											2	0	1	0	2	0	0			
Rusty Torres, S OBP: 0.375, SLG: 0.167 (10, PR)											0	0	0	0	0	0	0			
U L Washington, S OBP: 0.363, SLG: 0.387 (1, 6)											2	0	0	0	0	0	1			
Inning Stats	R: 0 E: 0 K: 0 S: 3	H: 1 LOB: 0 BB: 0 P: 3	R: 0 E: 0 K: 1 S: 6	H: 1 LOB: 1 BB: 0 P: 6	R: 0 E: 0 K: 0 S: 3	H: 1 LOB: 1 BB: 1 P: 7	R: 0 E: 0 K: 0 S: 4	H: 0 LOB: 0 BB: 0 P: 8	R: 0 E: 0 K: 0 S: 3	H: 0 LOB: 0 BB: 0 P: 3	R: 0 E: 0 K: 0 S: 3	H: 0 LOB: 0 BB: 0 P: 3	R: 1 E: 0 K: 0 S: 4	H: 1 LOB: 0 BB: 0 P: 4	R: 0 E: 0 K: 1 S: 6	H: 1 LOB: 3 BB: 2 P: 12	1B: 5 2B: 4 3B: 0 HR: 0	SF: 0 SAC: 2 DP: 2 HBP: 0	WP: 1 PA: 40	
PITCHER Don Aase, R ERA: 2.47 (1, 1)	IP: 9.0 W: 0 L: 0 S: 3	WLS: 34 BF: 7	H: 7 R: 1 ER: 1 SO: 3	BB: 2 IBB: 0 HBP: 0 BLK: 0	WP: 1 HR: 0 S: 38 P: 46	P: 46 ERA: 1.00 WHIP: 1.000														
Mark Clear, R ERA: 3.0 (10, 1)	IP: 0.2 W: 0 L: 0 S: 3	WLS: 6 BF: 2	H: 1 R: 1 ER: 1 SO: 0	BB: 0 IBB: 0 HBP: 0 BLK: 0	WP: 0 HR: 0 S: 4 P: 12	P: 12 ERA: 13.50 WHIP: 3.000														


California Angels @ Kansas City Royals
 Royals Stadium, Kansas City, MO
 Sat May 17 1980, 8:05 PM EDT
 Att: 30,326 - Unknown


AB	34
R	2
H	9
RBI	1
BB	4
SO	3
LOB	20



Batter	1	2	3	4	5	6	7	8	9	AB	R	H	RBI	BB	SO	LOB	TOP					
Larry Harlow, L OBP: 0.417, SLG: 0.647	G3								G3	4	1	2	2	1	0	1	California Angels @ Kansas City Royals Royals Stadium, Kansas City, MO Sun May 18 1980, 4:33 AM EDT Att: 25,382 - Unknown - 62 F					
Carney Lansford, R OBP: 0.344, SLG: 0.426	5-3	P6			F8		K			4	0	0	0	0	1	3						
Rod Carew, L OBP: 0.385, SLG: 0.345					G1-4-3					3	0	2	0	1	0	1						
Dan Ford, R OBP: 0.267, SLG: 0.295					F9				G6-4-3	3	0	0	0	1	0	2						
Joe Rudi, R OBP: 0.275, SLG: 0.475	K				F3					4	0	1	0	0	1	3						
Bobby Grich, R OBP: 0.381, SLG: 0.382					F8					3	0	0	0	1	0	2						
Ralph Garr, L OBP: 0.136, SLG: 0.100										3	1	0	0	1	0	1						
Freddie Patek, R OBP: 0.327, SLG: 0.387										4	1	1	1	0	0	1						
Tom Donohue, R OBP: 0.219, SLG: 0.213										3	0	0	0	0	1	2						
Al Cowens, R OBP: 0.301, SLG: 0.250										1	0	0	0	0	0	1						
Inning Stats	R: 0 E: 0 K: 1 S: 5	H: 0 LOB: 2 BB: 2 P: 13	R: 1 E: 0 K: 0 S: 4	H: 1 LOB: 2 BB: 2 P: 12	R: 0 E: 0 K: 0 S: 4	H: 1 LOB: 1 BB: 0 P: 4	R: 0 E: 0 K: 1 S: 5	H: 0 LOB: 0 BB: 0 P: 5	R: 0 E: 0 K: 0 S: 3	H: 0 LOB: 0 BB: 0 P: 3	R: 2 E: 1 K: 1 S: 7	H: 1 LOB: 0 BB: 0 P: 7	R: 0 E: 0 K: 0 S: 4	H: 2 LOB: 1 BB: 0 P: 4	R: 0 E: 0 K: 0 S: 3	H: 0 LOB: 1 BB: 1 P: 7	1B: 3 2B: 1 3B: 1 HR: 1	SF: 0 SAC: 0 DP: 2 HBP: 0	WP: 0 PB: 0 SB: 1 CS: 0	PA: 37		
PITCHER	IP	WLS	BF	H	R	ER	SO	BB	IBB	HBP	BLK	WP	HR	S	P	ERA	WHIP					
Renie Martin, R ERA: 3.25	(1, 1)	7.0	W	30	5	3	1	3	4	0	0	0	0	1	32	48	1.29	1.286				
Dan Quisenberry, R ERA: 1.75	(8, 1)	2.0	S	7	1	0	0	0	1	0	0	0	0	0	6	10	0.00	1.000				

Batter	1	2	3	4	5	6	7	8	9	AB	R	H	RBI	BB	SO	LOB	BOTTOM					
Willie Wilson, S OBP: 0.331, SLG: 0.411		L4			4-3					4	1	1	0	0	1	0	California Angels @ Kansas City Royals Royals Stadium, Kansas City, MO Sun May 18 1980, 4:33 AM EDT Att: 25,382 - Unknown - 62 F					
U L Washington, S OBP: 0.355, SLG: 0.402		5-3			4-3					4	1	1	1	0	1	0						
George Brett, L OBP: 0.374, SLG: 0.519		E9								4	1	2	1	0	0	0						
Darrell Porter, L OBP: 0.333, SLG: 0.528					4-3					3	1	1	1	1	0	0						
John Wathan, R OBP: 0.402, SLG: 0.415					6-3					4	1	1	1	0	0	2						
Frank White, R OBP: 0.328, SLG: 0.376		SF8								2	0	1	1	0	0	0						
Willie Aikens, L OBP: 0.344, SLG: 0.336										2	0	0	0	1	0	0						
Ralph LaCock, L OBP: 0.148, SLG: 0.171										0	0	0	0	0	0	0						
Clint Hurdle, L OBP: 0.341, SLG: 0.513		P4			4-3					3	0	0	0	0	0	1						
Rusty Torres, S OBP: 0.273, SLG: 0.111		FC6-4			F5					3	0	0	0	0	0	1						
Inning Stats	R: 5 E: 1 K: 0 S: 8	H: 5 LOB: 1 BB: 1 P: 12	R: 0 E: 0 K: 0 S: 3	H: 0 LOB: 0 BB: 0 P: 3	R: 0 E: 0 K: 0 S: 3	H: 1 LOB: 0 BB: 0 P: 3	R: 0 E: 0 K: 0 S: 3	H: 0 LOB: 0 BB: 0 P: 3	R: 0 E: 0 K: 2 S: 7	H: 0 LOB: 0 BB: 0 P: 7	R: 0 E: 0 K: 0 S: 3	H: 0 LOB: 0 BB: 0 P: 3	R: 0 E: 0 K: 0 S: 3	H: 0 LOB: 0 BB: 0 P: 3	R: 0 E: 0 K: 0 S: 3	H: 0 LOB: 0 BB: 0 P: 3	1B: 2 2B: 3 3B: 2 HR: 0	SF: 1 SAC: 0 DP: 0 HBP: 0	WP: 1 PB: 0 SB: 0 CS: 1	PA: 33		
PITCHER	IP	WLS	BF	H	R	ER	SO	BB	IBB	HBP	BLK	WP	HR	S	P	ERA	WHIP					
Frank Tanana, L ERA: 6.83	(1, 1)	0.0	L	5	5	5	0	0	0	0	0	0	0	0	5	5						
Jim Barr, R ERA: 3.38	(1, 1)	6.0		21	2	0	0	0	1	1	0	0	0	0	19	27	0.00	0.500				
Dave LaRoche, L ERA: 1.48	(7, 1)	2.0		6	0	0	0	2	0	0	0	0	0	0	10	10	0.00	0.000				

Batter	1	2	3	4	5	6	7	8	9	10	11	12	13	AB R H RBI BB SO LOB	TOP														
Larry Harlow, L OBP: 0.361, SLG: 0.575 (1.8) (9.7) (13.8)	4-3			3-1	G3					F6		F7		6 0 1 0 0 0 1	<p>California Angels @ Texas Rangers Arlington Stadium, Arlington, TX Mon May 19 1980, 8:05 PM EDT Att. 15,833 - Unknown</p> <p>livebaseballscorecards.com</p> <p>AB 42 R 3 H 9 RBI 3 BB 6 SO 10 LOB 17</p> 														
Carney Lansford, R OBP: 0.326, SLG: 0.495 (1.5)	K			K						1-3		4-3		6 0 0 0 0 3 1															
Rod Carew, L OBP: 0.397, SLG: 0.364 (1.3)	L6			HBP BB 1B						5-3			SH2-3 2B	5 1 3 0 1 0 0															
Dan Ford, R OBP: 0.275, SLG: 0.284 (1.9)		K		HBP BB						G6-3 IBB			SH2-3 2B	3 0 0 0 2 1 3															
Joe Rudi, R OBP: 0.292, SLG: 0.478 Rick Miller, L OBP: 0.342, SLG: 0.286 (9.8) (9.8)	5-3			HBP BB						F9 SH5-4 BB			E7 2B	2 1 1 0 1 0 0 0 0 0 0 0 0 0															
Todd Cruz, R OBP: 0.306, SLG: 0.375 (13.7) (13.7)				HBP				HR 1B		SH3-4 BB			FC6-4 1B	1 0 1 1 0 0 0															
Bobby Grich, R OBP: 0.362, SLG: 0.411 (1.4)	1-3			F8				HR		SH3-4			FC6-4 1B	5 1 2 2 0 0 4															
Ralph Garr, L OBP: 0.179, SLG: 0.083 (1.10)			L9		K			4-3					FC6-4 1B	4 0 0 0 2 1 1															
Freddie Patek, R OBP: 0.330, SLG: 0.400 Bert Campaneris, R OBP: 0.163, SLG: 0.163 (6.6)	K		K					F8		F4				2 0 1 0 0 1 0 3 0 0 0 0 0 4															
Tom Donohue, R OBP: 0.203, SLG: 0.197 (1.2)	K		K		K			K					F2	5 0 0 0 0 4 3															
Inning Stats	R: 0 E: 0 K: 1 S: 5	H: 0 LOB: 0 BB: 0 P: 5	R: 0 E: 0 K: 1 S: 5	H: 0 LOB: 0 BB: 0 P: 5	R: 0 E: 0 K: 2 S: 7	H: 0 LOB: 0 BB: 0 P: 7	R: 0 E: 0 K: 1 S: 6	H: 1 LOB: 3 BB: 1 P: 11	R: 0 E: 0 K: 2 S: 8	H: 1 LOB: 1 BB: 0 P: 8	R: 0 E: 0 K: 0 S: 3	H: 1 LOB: 0 BB: 0 P: 3	R: 2 E: 0 K: 1 S: 7	H: 2 LOB: 0 BB: 0 P: 7		R: 0 E: 0 K: 1 S: 5	H: 1 LOB: 1 BB: 1 P: 9	R: 0 E: 0 K: 1 S: 3	H: 0 LOB: 2 BB: 2 P: 13	R: 0 E: 0 K: 0 S: 3	H: 0 LOB: 2 BB: 2 P: 11	R: 0 E: 0 K: 0 S: 3	H: 0 LOB: 0 BB: 0 P: 3	R: 1 E: 1 K: 0 S: 5	H: 3 LOB: 1 BB: 0 P: 5	1B: 5 2B: 3 3B: 0 HR: 1	SF: 0 SAC: 3 DP: 1 HBP: 1	WIP: 0 PB: 0 SB: 1 CS: 1	PA: 52
PITCHER	IP WLS BF H R ER SO BB IBB HBP BLK WP HR S P ERA WHIP																												
Gaylord Perry, R ERA: 3.12 (1.1)	7.0	WLS 28	H 6	R 2	ER 2	SO 8	BB 1	IBB 0	HBP 1	BLK 0	WP 0	HR 1	S 42	P 47		ERA 2.57	WHIP 1.000												
Jim Kern, R ERA: 3.66 (8.1)	5.1	L 21	1 1	1 1	2 2	3 0	0 0	0 0	0 0	0 0	0 0	0 0	20	40	1.69	0.562													
Dave Rajsich, L ERA: 5.79 (13.1)	0.2	3 2	0 0	0 0	0 0	0 0	0 0	0 0	0 0	0 0	0 0	0 0	3	3	0.00	3.000													

Batter	1	2	3	4	5	6	7	8	9	10	11	12	13	AB R H RBI BB SO LOB	BOTTOM															
Mickey Rivers, L OBP: 0.326, SLG: 0.387 (1.8)	G4-6-3 1B		E6 2B 1B							K				6 1 3 0 0 1 1	<p>California Angels @ Texas Rangers Arlington Stadium, Arlington, TX Mon May 19 1980, 8:05 PM EDT Att. 15,833 - Unknown</p> <p>livebaseballscorecards.com</p> <p>AB 49 R 2 H 14 RBI 2 BB 2 SO 5 LOB 25</p> 															
Bump Wills, S OBP: 0.331, SLG: 0.333 (1.4)	G4-6-3 1-2		1B 2B		FC3-2 1B					G3			F8	6 1 2 0 0 0 4																
Al Oliver, L OBP: 0.344, SLG: 0.461 (1.7)	4-0 BB		1B S		F5					F8				5 0 3 2 1 0 2																
Buddy Bell, R OBP: 0.400, SLG: 0.496 (1.5)	F7		2H 3H F9		F6								1B	6 0 1 0 0 0 6																
Pat Putnam, L OBP: 0.320, SLG: 0.351 (1.3)		1B 1B	4-3							G3			F5	6 0 2 0 0 0 3																
Richie Zisk, R OBP: 0.284, SLG: 0.450 (1.10)		F2		5-3						FC6-4 1B			K	6 0 1 0 0 2 4																
Jim Norris, L OBP: 0.236, SLG: 0.250 (1.9)			G6-4-3 1B		G3					FC6-4 S			L4-3 1B	5 0 1 0 0 0 2																
Jim Sundberg, R OBP: 0.373, SLG: 0.505 (1.2)	G6-4-3 1-2		G6-4-3 1B		F9					F9				5 0 0 0 0 1 3																
Pepe Fries, R OBP: 0.267, SLG: 0.310 Danny Watson, R OBP: 0.333, SLG: 0.143 Bud Harrelson, S (8.6)			F9							F7			K	2 0 1 0 0 0 0 1 0 0 0 0 0 0 1 0 0 0 1 1 0																
Inning Stats	R: 0 E: 0 K: 0 S: 3	H: 1 LOB: 1 BB: 1 P: 7	R: 0 E: 0 K: 0 S: 4	H: 2 LOB: 1 BB: 0 P: 4	R: 2 E: 1 K: 0 S: 6	H: 2 LOB: 1 BB: 0 P: 6	R: 0 E: 0 K: 0 S: 3	H: 0 LOB: 0 BB: 0 P: 3	R: 0 E: 0 K: 0 S: 4	H: 0 LOB: 0 BB: 0 P: 3	R: 0 E: 0 K: 0 S: 3	H: 1 LOB: 1 BB: 0 P: 4	R: 0 E: 0 K: 1 S: 5	H: 1 LOB: 0 BB: 0 P: 5		R: 0 E: 0 K: 1 S: 6	H: 1 LOB: 1 BB: 0 P: 6	R: 0 E: 0 K: 1 S: 6	H: 1 LOB: 1 BB: 0 P: 6	1B: 13 2B: 2 3B: 0 HR: 0	SF: 0 SAC: 0 DP: 3 HBP: 0	WIP: 0 PB: 0 SB: 2 CS: 1	PA: 51							
PITCHER	IP WLS BF H R ER SO BB IBB HBP BLK WP HR S P ERA WHIP																													
Dave Frost, R ERA: 4.59 (7.1)	6.0	WLS 26	H 8	R 2	ER 1	SO 0	BB 1	IBB 0	HBP 0	BLK 0	WP 0	HR 0	S 25	P 29		1.50	1.500													
John Montague, R ERA: 2.3 (9.1)	2.2	10 1	0 0	0 1	1 0	0 0	0 0	0 0	0 0	0 0	0 0	0 0	11	15		0.00	0.750													
Dave LaRoche, L ERA: 1.44 (10.1)	0.2	3 2	0 0	0 1	0 0	0 0	0 0	0 0	0 0	0 0	0 0	0 0	5	5	0.00	3.000														
Mark Clear, R ERA: 2.49 (10.1)	3.2	W 12	3 0	0 3	0 0	0 0	0 0	0 0	0 0	0 0	0 0	0 0	18	18	0.00	0.818														

Batter	1	2	3	4	5	6	7	8	9	AB	R	H	RBI	BB	SO	LOB	TOP											
Larry Harlow, L (1, 8) OBP: 0.373, SLG: 0.583	0-0 HR		0-0 B5-3		4-0 1B BB	0-3 K		0-0 1B		4	2	2	1	1	1	0	California Angels @ Texas Rangers Arlington Stadium, Arlington, TX Wed May 21 1980, 8:05 PM EDT Att: 16,232 - Unknown											
Camey Lansford, R (1, 5) OBP: 0.314, SLG: 0.385	0-0 6-3		0-0 F8		0-0 1B 1-2		0-0 5-3	0-0 F8		5	0	1	0	0	0	1												
Rod Carew, L (1, 3) OBP: 0.400, SLG: 0.365	0-0 2B 1B		0-0 1B		0-0 1B 1-3 2-H		0-3 K	0-0 L6		5	1	3	1	0	1	1												
Dan Ford, R (1, 9) OBP: 0.290, SLG: 0.333	0-0 F7		0-3 K		0-0 1B 2-3		0-0 HR		0-0 F9	5	1	2	1	0	1	2												
Joe Rudi, R (1, 7) OBP: 0.306, SLG: 0.495	0-0 1-H 2B			0-3 K	0-0 1B 1-2 3-H		0-0 HR WP	0-0 G6-4-3 1B		5	1	3	1	0	1	0												
Bobby Grich, R (1, 4) OBP: 0.370, SLG: 0.434		0-0 3-1 1B		4-0 FC5-4 BB	0-0 F7		4-0 HR BB	0-0 G6-4-3 1B		3	1	1	0	2	0	3												
Ralph Garr, L (1, 10) Al Cowens, R (7, PH) OBP: 0.307, SLG: 0.287	0-0 3-1		0-0 FC5-4 HR		0-3 K		0-0 HR			3	1	0	0	0	1	4												
Todd Cruz, R (1, 6) OBP: 0.303, SLG: 0.452	0-0 6-3		0-0 1-H HR		0-0 6-3		0-0 5-3			4	1	1	2	0	0	1												
Tom Donohue, R (1, 2) OBP: 0.197, SLG: 0.192	0-0 F2		0-0 L5		0-0 F7		0-3 K			4	0	0	0	0	1	1												
Inning Stats	R: 1 E: 0 K: 0 S: 5	H: 3 LOB: 2 BB: 0 P: 5	R: 0 E: 0 K: 0 S: 4	H: 1 LOB: 1 BB: 0 P: 4	R: 0 E: 0 K: 1 S: 6	H: 1 LOB: 0 BB: 1 P: 6	R: 2 E: 0 K: 1 S: 6	H: 1 LOB: 0 BB: 1 P: 10	R: 2 E: 0 K: 1 S: 8	H: 4 LOB: 2 BB: 1 P: 12	R: 0 E: 0 K: 1 S: 5	H: 0 LOB: 0 BB: 0 P: 5	R: 4 E: 1 K: 1 S: 8	H: 2 LOB: 0 BB: 1 P: 12	R: 0 E: 0 K: 1 S: 6	H: 1 LOB: 1 BB: 0 P: 6	R: 0 E: 0 K: 0 S: 3	H: 1 LOB: 0 BB: 0 P: 3	1B: 9 2B: 1 3B: 0 HR: 4	SF: 0 SAC: 0 DP: 1 HBP: 0	WP: 1 PB: 0 SB: 0 CS: 0	PA: 42						
PITCHER	IP	WLS	BF	H	R	ER	SO	BB	IBB	HBP	BLK	WP	HR	S	P	ERA	WHIP	PITCHER										
Steve Comer, R (1, 1) ERA: 9.67	4.0		19	6	4	4	2	2	0	0	0	0	0	2	21	29	9.00	2.000										
Adrian Devine, R (5, 1) ERA: 2.2	0.2		5	4	1	1	0	0	0	0	0	0	0	0	5	5	13.50	6.000										
Dave Rajsich, L (5, 1) ERA: 5.66	2.0		7	1	1	1	3	0	0	0	0	0	0	1	13	13	4.50	0.500										
Jim Kern, R (7, 1) ERA: 3.86	0.0	L	2	0	0	0	0	1	0	0	0	1	0	1	5	∞	∞	∞										
Sparky Lyle, L (7, 1) ERA: 2.89	2.1		9	3	3	1	1	0	0	0	0	0	1	11	11	3.86	1.286											
Batter	1	2	3	4	5	6	7	8	9	AB	R	H	RBI	BB	SO	LOB	BOTTOM											
Mickey Rivers, L (1, 8) OBP: 0.317, SLG: 0.375	0-0 4-3		0-0 F9		0-0 2B 1B	0-3 E 1B 1B		0-0 4-3		6	2	2	1	0	1	2	California Angels @ Texas Rangers Arlington Stadium, Arlington, TX Wed May 21 1980, 8:05 PM EDT Att: 16,232 - Unknown											
Bump Wills, S (1, 4) OBP: 0.350, SLG: 0.355	0-0 1B		0-0 2B		0-0 1-H 2B 3-H	0-0 E6 BB		4-0 4-3 S BB		4	2	3	2	1	0	1												
Al Oliver, L (1, 7) OBP: 0.344, SLG: 0.456	0-0 F7		0-3 K		0-0 2B 2-H	0-0 1B 1-2		0-0 4-3		4	0	1	1	1	1	3												
Buddy Bell, R (1, 5) OBP: 0.392, SLG: 0.481	0-0 F7		0-0 F8		0-3 K	0-0 1B		0-0 F7		5	0	1	2	0	1	4												
Pat Putnam, L (1, 3) OBP: 0.315, SLG: 0.337		0-0 F7		0-0 4-3	0-0 4-3	0-0 G3		4-0 BB		4	0	0	0	1	0	3												
Richie Ziek, R (1, 10) OBP: 0.295, SLG: 0.504	0-0 6-3		0-0 5-3		0-0 1B FC1-2	0-0 1B HR		0-3 K		5	1	2	1	0	1	2												
Johnny Grubb, L (1, 9) OBP: 0.327, SLG: 0.271	0-0 1B 1B		0-0 F6		0-0 1B 2B	0-0 F4		0-0 F8		3	1	2	0	0	0	0												
Bill Sample, R (7, PH) OBP: 0.314, SLG: 0.279	0-0 1B 1B		0-0 F6		0-0 1B 2B	0-0 F4		0-0 F6		2	0	0	0	0	0	0												
Jim Sundberg, R (1, 2) OBP: 0.381, SLG: 0.505	0-0 1-2 1B		0-0 K		0-0 1B 2B	0-0 K		0-0 F6		4	1	2	0	1	0	2												
Bud Harelson, S (1, 6) Danny Walton, R (5, PH) Pepe Frisno, R (6, 6) Jim Norriss, L (6, PH) Dave Roberts, R (7, 6) John Ellis, R (9, PH) OBP: 0.372, SLG: 0.342	0-3 K		0-3 K		0-3 FC1-2	0-3 K		1-0 HBP		1	0	0	0	0	1	2												
Inning Stats	R: 0 E: 0 K: 0 S: 4	H: 1 LOB: 1 BB: 0 P: 4	R: 0 E: 0 K: 1 S: 7	H: 2 LOB: 2 BB: 0 P: 7	R: 0 E: 0 K: 1 S: 6	H: 1 LOB: 1 BB: 0 P: 6	R: 0 E: 0 K: 0 S: 3	H: 0 LOB: 0 BB: 0 P: 3	R: 3 E: 0 K: 2 S: 11	H: 4 LOB: 1 BB: 0 P: 11	R: 4 E: 1 K: 0 S: 8	H: 4 LOB: 2 BB: 1 P: 12	R: 1 E: 0 K: 2 S: 8	H: 1 LOB: 1 BB: 1 P: 12	R: 0 E: 0 K: 1 S: 5	H: 0 LOB: 2 BB: 2 P: 13	R: 0 E: 0 K: 0 S: 3	H: 0 LOB: 1 BB: 0 P: 4	1B: 8 2B: 4 3B: 0 HR: 1	SF: 0 SAC: 0 DP: 0 HBP: 1	WP: 0 PB: 0 SB: 2 CS: 0	PA: 46						
PITCHER	IP	WLS	BF	H	R	ER	SO	BB	IBB	HBP	BLK	WP	HR	S	P	ERA	WHIP	PITCHER										
Bruce Kison, R (1, 1) ERA: 4.05	5.0		25	10	5	4	4	0	0	0	0	0	0	5	9	0.00	4.500											
John Montague, R (6, 1) ERA: 2.2	0.2		6	2	2	0	0	1	0	0	0	0	0	5	9	0.00	4.500											
Dave LaRoche, L (6, 1) ERA: 2.03	0.2		4	1	1	1	0	1	0	0	0	0	1	3	7	13.50	3.000											
Mark Clear, R (7, 1) ERA: 2.22	2.2	W	11	0	0	0	3	2	0	1	0	0	0	14	23	0.00	0.750											

Batter	1	2	3	4	5	6	7	8	9	AB	R	H	RBI	BB	SO	LOB	TOP								
Larry Harlow, L OBP: 0.357, SLG: 0.538 (1, 8)										4	0	0	0	1	3	3	<p>California Angels @ Texas Rangers Arlington Stadium, Arlington, TX Thu May 22 1980, 8:05 PM EDT Att: 15,308 - Unknown</p> <p>livebaseballscorecards.com</p> <p>AB 35 R 6 H 12 RBI 6 BB 5 SO 15 LOB 18</p>								
Bert Campaneris, R OBP: 0.250, SLG: 0.182 (1, 6)										4	2	1	0	1	1	1									
Rod Carew, L Ralph Garr, L OBP: 0.364 OBP: 0.229, SLG: 0.161 (1, 3) (7, 7)										3	1	1	1	1	1	1									
Dan Ford, R OBP: 0.314, SLG: 0.362 (1, 10)										4	1	3	1	1	1	1									
Joe Rudi, R OBP: 0.294, SLG: 0.478 (1, 7) (7, 3)										4	0	0	1	0	2	4									
Bobby Grich, R OBP: 0.374, SLG: 0.431 (1, 4)										3	1	1	0	1	2	1									
Al Cowens, R OBP: 0.322, SLG: 0.314 (1, 9)										4	0	3	3	0	1	1									
Todd Cruz, R OBP: 0.297, SLG: 0.429 (1, 5)										4	0	1	0	0	3	3									
Stan Cibum, R OBP: 0.286, SLG: 0.286 (1, 2)										4	1	2	0	0	1	2									
Inning Stats	R: 1 E: 0 K: 2 S: 7	H: 1 LOB: 1 BB: 1 P: 11	R: 0 E: 0 K: 2 S: 8	H: 1 LOB: 0 BB: 0 P: 8	R: 5 E: 1 K: 2 S: 11	H: 4 LOB: 1 BB: 2 P: 19	R: 0 E: 0 K: 2 S: 7	H: 0 LOB: 0 BB: 0 P: 7	R: 0 E: 0 K: 3 S: 9	H: 0 LOB: 1 BB: 1 P: 13	R: 0 E: 0 K: 1 S: 6	H: 2 LOB: 1 BB: 0 P: 6	R: 0 E: 0 K: 2 S: 8	H: 1 LOB: 1 BB: 0 P: 8	R: 0 E: 0 K: 1 S: 6	H: 2 LOB: 1 BB: 0 P: 6		R: 0 E: 0 K: 0 S: 4	H: 1 LOB: 2 BB: 1 P: 8	1B: 10 2B: 3 3B: 0 HR: 0	SF: 1 SAC: 0 DP: 2 HBP: 0	WP: 0 PB: 0 SB: 3 CS: 0	PA: 41		
PITCHER	IP	WLS	BF	H	R	ER	SO	BB	IBB	HBP	BLK	WP	HR	S	P	ERA	WHIP								
Jon Matlack, L ERA: 3.02 (1, 1)	2.2		16	6	6	6	5	3	0	0	0	0	0	23	35	20.25	3.375								
Danny Darwin, R ERA: 1.99 (3, 1)	6.1	W	25	6	0	0	10	2	0	0	0	0	0	43	51	0.00	1.263								

Batter	1	2	3	4	5	6	7	8	9	AB	R	H	RBI	BB	SO	LOB	BOTTOM								
Mickey Rivers, L OBP: 0.320, SLG: 0.382 (1, 8)										5	1	2	4	0	1	0	<p>California Angels @ Texas Rangers Arlington Stadium, Arlington, TX Thu May 22 1980, 8:05 PM EDT Att: 15,308 - Unknown</p> <p>livebaseballscorecards.com</p> <p>AB 38 R 12 H 16 RBI 12 BB 3 SO 4 LOB 18</p>								
Bump Wills, S OBP: 0.357, SLG: 0.393 (1, 4)										4	3	2	2	1	0	1									
Al Oliver, L OBP: 0.341, SLG: 0.451 Jim Norris, L OBP: 0.227, SLG: 0.244 (1, 7) (6, 7)										4	1	1	0	0	0	2									
Buddy Bell, R OBP: 0.405, SLG: 0.536 (1, 5)										5	2	4	4	0	0	0									
John Ellis, R OBP: 0.362, SLG: 0.333 Pat Putnam, L OBP: 0.313, SLG: 0.333 (1, 3) (7, 3)										4	0	1	0	0	2	1									
Richie Zisk, R OBP: 0.307, SLG: 0.504 (1, 10)										4	2	2	0	1	0	2									
Johnny Grubb, L OBP: 0.350, SLG: 0.308 (1, 9)										4	1	2	0	0	0	2									
Jim Sundberg, R OBP: 0.392, SLG: 0.518 (1, 2)										3	2	2	1	1	0	2									
Pepe Frias, R OBP: 0.258, SLG: 0.297 (1, 6)										4	0	0	0	0	1	8									
Inning Stats	R: 1 E: 0 K: 1 S: 6	H: 1 LOB: 1 BB: 1 P: 10	R: 3 E: 0 K: 0 S: 6	H: 3 LOB: 1 BB: 1 P: 10	R: 0 E: 0 K: 0 S: 4	H: 2 LOB: 1 BB: 0 P: 4	R: 6 E: 0 K: 1 S: 11	H: 6 LOB: 2 BB: 1 P: 16	R: 0 E: 0 K: 0 S: 3	H: 0 LOB: 0 BB: 0 P: 3	R: 1 E: 0 K: 1 S: 8	H: 3 LOB: 2 BB: 0 P: 8	R: 1 E: 0 K: 1 S: 6	H: 1 LOB: 0 BB: 0 P: 6	R: 0 E: 0 K: 0 S: 3	H: 0 LOB: 0 BB: 0 P: 3		1B: 9 2B: 3 3B: 1 HR: 3	SF: 1 SAC: 0 DP: 1 HBP: 1	WP: 0 PB: 0 SB: 0 CS: 0	PA: 43				
PITCHER	IP	WLS	BF	H	R	ER	SO	BB	IBB	HBP	BLK	WP	HR	S	P	ERA	WHIP								
Don Aase, R ERA: 3.64 (1, 1)	3.1	L	21	10	8	8	1	2	0	0	1	0	0	21	29	21.60	3.600								
Jim Barr, R ERA: 3.94 (4, 1)	2.2		15	5	3	3	2	1	0	1	0	0	2	17	22	10.12	2.250								
Chris Knapp, R ERA: 5.4 (7, 1)	2.0		7	1	1	1	1	0	0	0	0	0	0	9	9	4.50	0.500								

Batter	1	2	3	4	5	6	7	8	9	AB	R	H	RBI	BB	SO	LOB	TOP								
Willie Wilson, S OBP: 0.335, SLG: 0.395	0-3 K	0-0 1B	1-0 HBP	0-0 FC6-4		0-0 G1			0-0 4-3	5	1	2	2	0	1	1	Kansas City Royals @ California Angels Anaheim Stadium, Anaheim, CA Fri May 23 1980, 10:05 PM EDT Att: 26,270 - Unknown								
U L Washington, S OBP: 0.355, SLG: 0.380	0-0 F	0-0 F9	0-0 SF8	0-0 FC6-4		0-0 4-3			0-3 K	5	1	1	1	0	1	4									
Frank White, R OBP: 0.307, SLG: 0.354	0-0 E6	0-0 1B	0-0 F7						4-0 2B	5	2	1	0	0	1	3									
Rance Mulliniks, L OBP: 0.333, SLG: 0.143	1-2 BB	1-3 2B							BB	0	0	0	0	1	0	0									
George Brett, L OBP: 0.347, SLG: 0.481	0-3 K	0-0 2B	0-0 1-3						0-0 2B	6	1	2	2	0	1	4									
John Wathan, R OBP: 0.406, SLG: 0.454	0-0 E6	0-0 WP							0-0 L9	6	1	3	2	0	0	4									
Willie Aikens, L OBP: 0.386, SLG: 0.370	4-0 1B	0-3 K							0-0 L5	4	1	0	1	1	1	3									
Ralph LaCock, L OBP: 0.160, SLG: 0.161	1-2 BB	2-3 K								0	0	0	0	0	0	0									
Dave Chalk, R OBP: 0.340, SLG: 0.395	4-0 1B	0-0 P4							0-0 5-3	4	2	2	1	1	0	1									
Clint Hurdle, L OBP: 0.350, SLG: 0.533	0-0 1B		1-0 HBP	0-0 BB					0-0 4-3	4	3	3	4	0	0	0									
Rusty Torres, S OBP: 0.421, SLG: 0.267	0-0 F8		0-0 HBP	4-0 BB					0-0 WP	4	1	2	0	1	0	2									
Inning Stats	R: 4 E: 2 K: 2 S: 11	H: 2 LOB: 2 BB: 2 P: 19	R: 3 E: 0 K: 1 S: 9	H: 4 LOB: 1 BB: 0 P: 9	R: 1 E: 0 K: 0 S: 4	H: 1 LOB: 2 BB: 0 P: 6	R: 2 E: 0 K: 0 S: 6	H: 4 LOB: 2 BB: 1 P: 10	R: 0 E: 0 K: 1 S: 6	H: 1 LOB: 1 BB: 0 P: 6	R: 2 E: 0 K: 0 S: 5	H: 2 LOB: 0 BB: 0 P: 5	R: 0 E: 0 K: 0 S: 3	H: 0 LOB: 0 BB: 0 P: 3	R: 0 E: 0 K: 0 S: 3	H: 0 LOB: 0 BB: 0 P: 3	R: 1 E: 0 K: 1 S: 7	H: 2 LOB: 2 BB: 1 P: 11	1B: 12 2B: 4 3B: 0 HR: 1	SF: 1 SAC: 0 DP: 1 HBP: 2	WP: 2 PB: 0 SB: 1 CS: 0	PA: 50			
PITCHER	IP	WLS	BF	H	R	ER	SO	BB	IBB	HBP	BLK	WP	HR	S	P	ERA	WHIP	PITCHER							
Frank Tanana, L ERA: 7.42	1.1	L	14	6	7	3	2	2	0	0	0	0	0	16	24	20.25	6.000								
Chris Knapp, R ERA: 5.85	5.2		27	8	5	5	2	1	0	2	0	1	1	28	34	7.94	1.588								
John Montague, R ERA: 2.45	2.0		9	2	1	1	1	1	0	0	0	1	0	10	14	4.50	1.500								
Batter	1	2	3	4	5	6	7	8	9	AB	R	H	RBI	BB	SO	LOB	BOTTOM								
Larry Harlow, L OBP: 0.377, SLG: 0.579	0-0 6-3		0-0 3B		0-0 3-1				0-0 1B	5	2	3	0	0	0	0	Kansas City Royals @ California Angels Anaheim Stadium, Anaheim, CA Fri May 23 1980, 10:05 PM EDT Att: 26,270 - Unknown								
Carney Lansford, R OBP: 0.324, SLG: 0.407	0-0 1B		0-0 7-2						0-0 FC4-6	5	0	3	3	0	0	2									
Rod Carew, L OBP: 0.403, SLG: 0.366	0-0 F9		0-0 7-2						0-0 FC4-6	5	0	2	0	0	0	3									
Dan Ford, R OBP: 0.309, SLG: 0.354	0-0 L8				0-0 L7				0-0 6-3	5	1	1	0	0	0	3									
Joe Rudi, R OBP: 0.305, SLG: 0.533		0-3 K			0-0 HR				0-0 6-3	5	3	3	3	0	1	1									
Bobby Grich, R OBP: 0.371, SLG: 0.425		0-0 5-3			0-3 K				0-0 1B	4	0	1	0	0	1	1									
Al Cowens, R OBP: 0.320, SLG: 0.312		0-3 K			0-0 5-3				0-0 F9	4	1	1	0	0	1	1									
Todd Cruz, R OBP: 0.317, SLG: 0.436			0-0 1B		0-0 F7				0-0 L7	4	1	2	1	0	0	1									
Tom Donohue, R OBP: 0.200, SLG: 0.237			0-0 L7		0-0 F8				0-0 HR	3	1	1	2	0	0	1									
Inning Stats	R: 0 E: 0 K: 0 S: 4	H: 1 LOB: 1 BB: 0 P: 4	R: 0 E: 0 K: 2 S: 7	H: 0 LOB: 0 BB: 0 P: 7	R: 2 E: 0 K: 0 S: 5	H: 3 LOB: 0 BB: 0 P: 5	R: 1 E: 0 K: 1 S: 6	H: 1 LOB: 0 BB: 0 P: 6	R: 0 E: 0 K: 0 S: 3	H: 0 LOB: 0 BB: 0 P: 3	R: 2 E: 0 K: 0 S: 7	H: 4 LOB: 2 BB: 0 P: 7	R: 2 E: 0 K: 0 S: 6	H: 4 LOB: 1 BB: 0 P: 6	R: 2 E: 0 K: 0 S: 6	H: 3 LOB: 1 BB: 0 P: 6		1B: 12 2B: 1 3B: 2 HR: 3	SF: 1 SAC: 0 DP: 2 HBP: 0	WP: 0 PB: 0 SB: 0 CS: 1	PA: 41				
PITCHER	IP	WLS	BF	H	R	ER	SO	BB	IBB	HBP	BLK	WP	HR	S	P	ERA	WHIP	PITCHER							
Dennis Leonard, R ERA: 6.48	7.0	W	29	10	5	5	3	0	0	0	0	0	1	35	35	6.43	1.429								
Marty Pattin, R ERA: 4.01	1.0		6	4	2	2	0	0	0	0	0	0	1	6	6	18.00	4.000								
Gary Christenson, L ERA: 5.4	0.1		4	3	2	2	0	0	0	0	0	0	1	4	4	54.00	9.000								
Dan Quisenberry, R ERA: 2.25	0.2		2	0	0	0	0	0	0	0	0	0	0	2	2	0.00	0.000								


Batter	1	2	3	4	5	6	7	8	9	10	AB	R	H	RBI	BB	SO	LOB	TOP		
Willie Wilson, S OBP: 0.331, SLG: 0.386 (1, 8)	4-0 1B 4-3 BB		0-0 4-3			0-0 F8		0-3 K	0-0 E6		4	1	0	0	1	1	1	Kansas City Royals @ California Angels Anaheim Stadium, Anaheim, CA Sat May 24 1980, 10:05 PM EDT Att: 34,938 - Unknown livebaseballscores.com		
Frank White, R OBP: 0.310, SLG: 0.362 (1, 4)	0-0 4-3 1-3 1B		0-0 P5			0-0 6-3		0-0 WP 1B 2B	0-3 K		5	1	2	0	0	1	2			
George Brett, L OBP: 0.350, SLG: 0.472 (1, 5)	0-0 1-3				0-0 5-3			4-0 WP 1B IBB	0-0 F5		4	1	1	1	1	0	2			
Willie Aikens, L OBP: 0.369, SLG: 0.371 Jerry Terrell, R OBP: 0.091, SLG: 0.091 (10, PR)	0-0 4-3				0-0 F7			0-0 1B 1B	0-0 1B 1B		5	0	2	3	0	0	2			
John Wathan, R OBP: 0.406, SLG: 0.452 (1, 2)	2-3 3-H 0-3 K				0-0 P4			0-0 1B SF7 1B	0-0 F9		5	1	2	0	0	1	2			
Ralph LaCook, L OBP: 0.182, SLG: 0.185 (1, 3)		0-0 L7				0-0 L8		0-0 1B G3 1B	0-0 1B		5	0	3	1	0	0	0			
Clint Hurdle, L OBP: 0.343, SLG: 0.516 (1, 9)		0-3 K				4-0 E3 BB		0-0 SF7 1B	0-3 K		3	0	0	1	1	2	4			
Rusty Torres, S OBP: 0.333, SLG: 0.200 (1, 7)		0-0 1-3				0-0 E3 CS		0-0 G3 1-2			5	0	0	0	0	0	4			
U L Washington, S OBP: 0.350, SLG: 0.371 (1, 6)			0-0 F9			0-0 CS		0-3 K	0-0 F7		3	1	0	0	1	1	1			
Inning Stats	R: 1 E: 0 K: 1 S: 6	H: 1 LOB: 1 BB: 1 P: 10	R: 0 E: 0 K: 1 S: 5	H: 0 LOB: 0 BB: 0 P: 5	R: 0 E: 0 K: 1 S: 3	H: 0 LOB: 0 BB: 0 P: 3	R: 0 E: 1 K: 0 S: 2	H: 0 LOB: 0 BB: 1 P: 6	R: 1 E: 0 K: 1 S: 7	H: 2 LOB: 1 BB: 0 P: 7	R: 2 E: 0 K: 2 S: 10	H: 3 LOB: 2 BB: 1 P: 14	R: 0 E: 1 K: 1 S: 6	H: 0 LOB: 1 BB: 0 P: 6	R: 1 E: 0 K: 0 S: 6	H: 3 LOB: 2 BB: 0 P: 6	1B: 9 2B: 1 3B: 0 HR: 0		SF: 1 SAC: 0 DP: 0 HBP: 0	WP: 1 PB: 0 SB: 2 CS: 1
PITCHER	IP 7.0	WLS L	BF 27	H 4	R 3	ER 3	SO 3	BB 0	IBB 0	HBP 0	BLK 0	WP 0	HR 0	S 30	P 42	ERA 3.86	WHIP 1.000			
Freddie Martinez, R ERA: 3.57 Mark Clear, R ERA: 2.86																				


Batter	1	2	3	4	5	6	7	8	9	10	AB	R	H	RBI	BB	SO	LOB	BOTTOM						
Larry Harlow, L OBP: 0.369, SLG: 0.550 (1, 8)	0-0 4-3		0-0 SH5-3			0-0 5-3		4-0 BB G5-3 BB	0-0 4-3		3	1	0	0	1	0	0	Kansas City Royals @ California Angels Anaheim Stadium, Anaheim, CA Sat May 24 1980, 10:05 PM EDT Att: 34,938 - Unknown livebaseballscores.com						
Carney Lansford, R OBP: 0.333, SLG: 0.406 (1, 5)	4-0 L9 1B BB		0-3 K			0-0 1B 1B		4-0 G5-3 BB 1-2 BB	0-0 F7		3	1	1	0	2	1	1							
Rod Carew, L OBP: 0.409, SLG: 0.370 (1, 3)	0-0 1-2 1B		0-0 5-3			0-0 1B 1B		4-0 1-2 2-3 1B BB	0-0 4-3		4	1	2	0	1	0	1							
Dan Ford, R OBP: 0.313, SLG: 0.356 (1, 10)	0-0 L9				0-0 F7			0-0 G5-3 1-2 2-3 3-H 1B			5	0	2	1	0	0	4							
Joe Rudi, R OBP: 0.309, SLG: 0.528 (1, 7)	0-3 K				0-0 G5-4-3 1B			0-0 L7			5	1	2	1	0	1	5							
Bobby Grich, R OBP: 0.372, SLG: 0.424 (1, 4)		0-0 F8			0-0 G5-4-3			0-0 K			5	1	2	0	0	1	3							
Al Cowens, R OBP: 0.315, SLG: 0.307 (1, 9)		0-0 1-3				0-3 K		0-0 F7	0-0 1B 1B		5	0	1	1	0	1	2							
Bert Campaneris, R OBP: 0.200, SLG: 0.143 Ralph Garr, L OBP: 0.250, SLG: 0.188 Todd Cruz, R OBP: 0.310, SLG: 0.425 (8, PHI) (9, 6)		0-3 K				0-0 F8		0-0 F7	0-0 1B 1B		3	0	0	0	0	1	0							
Tom Donohue, R OBP: 0.202, SLG: 0.228 (1, 2)			4-0 SH5-3 BB			0-0 6-3		0-0 F8	0-3 K		3	0	0	0	1	1	2							
Inning Stats	R: 0 E: 0 K: 1 S: 6	H: 1 LOB: 2 BB: 1 P: 10	R: 0 E: 0 K: 1 S: 5	H: 0 LOB: 0 BB: 0 P: 5	R: 0 E: 0 K: 1 S: 5	H: 0 LOB: 1 BB: 1 P: 9	R: 0 E: 0 K: 0 S: 3	H: 1 LOB: 0 BB: 0 P: 3	R: 0 E: 0 K: 1 S: 5	H: 0 LOB: 0 BB: 0 P: 5	R: 1 E: 0 K: 1 S: 8	H: 3 LOB: 2 BB: 0 P: 8	R: 0 E: 0 K: 0 S: 3	H: 0 LOB: 0 BB: 0 P: 3	R: 4 E: 0 K: 1 S: 8	H: 4 LOB: 2 BB: 3 P: 20	R: 0 E: 0 K: 0 S: 3		H: 2 LOB: 2 BB: 0 P: 3	R: 0 E: 0 K: 0 S: 5	H: 2 LOB: 2 BB: 0 P: 5	1B: 11 2B: 0 3B: 0 HR: 0	SF: 0 SAC: 1 DP: 2 HBP: 0	WP: 0 PB: 0 SB: 0 CS: 0
PITCHER	IP 7.0	WLS W	BF 28	H 6	R 3	ER 3	SO 1	BB 2	IBB 0	HBP 0	BLK 0	WP 0	HR 0	S 35	P 47	ERA 2.57	WHIP 1.143							
Rich Gale, R ERA: 5.78 Dan Quisenberry, R ERA: 2.57																								

Batter	1	2	3	4	5	6	7	8	9	AB	R	H	RBI	BB	SO	LOB	TOP																		
Mickey Rivers, L OBP: 0.333, SLG: 0.407										4	2	3	1	0	0	1	Texas Rangers @ California Angels Anaheim Stadium, Anaheim, CA Mon May 26 1980, 6:33 AM EDT Att: 34,708 - Unknown																		
Bump Wills, S OBP: 0.342, SLG: 0.365										3	1	0	1	1	1	2																			
Al Oliver, L OBP: 0.346, SLG: 0.434										3	0	0	1	0	0	4																			
Buddy Bell, R OBP: 0.394, SLG: 0.506										3	0	1	0	0	0	0																			
Dave Roberts, R OBP: 0.316, SLG: 0.313										1	0	0	0	0	1	3																			
John Ellis, R OBP: 0.375, SLG: 0.379										3	0	1	0	0	0	1																			
Pat Putnam, L OBP: 0.289, SLG: 0.306										1	0	0	0	0	0	0																			
Richie Zisk, R OBP: 0.298, SLG: 0.488										4	0	0	0	0	2	3																			
Jim Norris, L OBP: 0.250, SLG: 0.250										4	0	0	0	0	1	1																			
Jim Sundberg, R OBP: 0.392, SLG: 0.496										3	1	1	0	1	1	0																			
Bud Harrelson, S OBP: 0.429, SLG: 0.300										1	1	1	0	0	0	0																			
Johnny Grubb, L OBP: 0.333, SLG: 0.274										0	0	0	0	0	0	0																			
Pepe Frias, R OBP: 0.247, SLG: 0.282										1	1	0	0	0	1	0																			
Inning Stats	R: 1 E: 0 K: 1 S: 6	H: 1 LOB: 0 BB: 0 P: 6	R: 0 E: 0 K: 1 S: 5	H: 0 LOB: 0 BB: 0 P: 5	R: 1 E: 0 K: 1 S: 7	H: 2 LOB: 1 BB: 0 P: 7	R: 0 E: 0 K: 0 S: 3	H: 1 LOB: 0 BB: 0 P: 3	R: 0 E: 0 K: 0 S: 3	H: 0 LOB: 1 BB: 1 P: 7	R: 0 E: 0 K: 0 S: 3	H: 1 LOB: 0 BB: 0 P: 3	R: 0 E: 0 K: 2 S: 10	H: 2 LOB: 2 BB: 1 P: 15	R: 0 E: 0 K: 2 S: 7	H: 0 LOB: 0 BB: 0 P: 7	1B: 5 2B: 1 3B: 1 HR: 0	SF: 1 SAC: 1 DP: 2 HBP: 1	WP: 0 PB: 0 SB: 0 CS: 0	PA: 36															
PITCHER	IP WLS BF H R ER SO BB IBB HBP BLK WP HR S P ERA WHIP																																		
Bruce Kison, R ERA: 4.02	(1, 1)	7.0	27	6	4	3	3	1	0	1	0	0	0	0	0	31	36	3.86	1.000																
Mark Clear, R ERA: 2.76	(8, 1)	2.0	L 9	1	2	0	4	1	0	0	0	0	0	0	16	20	0.00	1.000																	

Batter	1	2	3	4	5	6	7	8	9	AB	R	H	RBI	BB	SO	LOB	BOTTOM																	
Larry Harlow, L OBP: 0.338, SLG: 0.493										5	0	1	0	0	1	1	Texas Rangers @ California Angels Anaheim Stadium, Anaheim, CA Mon May 26 1980, 6:33 AM EDT Att: 34,708 - Unknown																	
Carney Lansford, R OBP: 0.340, SLG: 0.425										4	2	2	2	1	1	1																		
Rod Carew, L OBP: 0.405, SLG: 0.374										5	0	1	0	0	1	2																		
Dan Ford, R OBP: 0.309, SLG: 0.345										4	0	1	1	0	2	2																		
Joe Rudi, R OBP: 0.313, SLG: 0.541										4	0	2	0	0	0	1																		
Bobby Grich, R OBP: 0.378, SLG: 0.427										3	1	1	0	1	1	3																		
Ralph Garr, L OBP: 0.275, SLG: 0.222										4	1	2	1	0	0	1																		
Bert Campaneris, R OBP: 0.182, SLG: 0.100										3	0	0	0	1	0	1																		
Tom Donohue, R OBP: 0.200, SLG: 0.224										3	1	1	1	0	1	0																		
Al Cowens, R OBP: 0.303, SLG: 0.294										1	0	0	0	0	0	2																		
Stan Cliburn, R OBP: 0.286, SLG: 0.286										0	0	0	0	0	0	0																		
Inning Stats	R: 0 E: 0 K: 1 S: 5	H: 1 LOB: 0 BB: 0 P: 5	R: 0 E: 0 K: 1 S: 5	H: 0 LOB: 1 BB: 1 P: 9	R: 0 E: 0 K: 1 S: 5	H: 0 LOB: 0 BB: 0 P: 5	R: 0 E: 0 K: 2 S: 9	H: 2 LOB: 2 BB: 0 P: 9	R: 0 E: 0 K: 0 S: 3	H: 0 LOB: 0 BB: 0 P: 3	R: 1 E: 0 K: 1 S: 6	H: 1 LOB: 1 BB: 1 P: 10	R: 4 E: 0 K: 1 S: 10	H: 5 LOB: 1 BB: 0 P: 10	R: 0 E: 0 K: 0 S: 4	H: 2 LOB: 2 BB: 1 P: 8	R: 0 E: 0 K: 0 S: 3	H: 0 LOB: 0 BB: 0 P: 3	1B: 8 2B: 2 3B: 0 HR: 1	SF: 0 SAC: 0 DP: 1 HBP: 0	WP: 1 PB: 0 SB: 1 CS: 1	PA: 39												
PITCHER	IP WLS BF H R ER SO BB IBB HBP BLK WP HR S P ERA WHIP																																	
Danny Darwin, R ERA: 2.14	(1, 1)	6.1	26	6	3	2	6	2	0	0	0	0	0	0	36	44	2.84	1.263																
Jim Kern, R ERA: 3.97	(7, 1)	0.1	4	3	2	2	1	0	0	0	0	0	0	1	6	6	54.00	9.000																
Bob Babcock, R ERA:	(7, 1)	0.0	0	0	0	0	0	0	0	0	0	0	0	0	0	0	∞	∞																
Adrian Devine, R ERA: 4.66	(7, 1)	1.0	W 5	2	0	0	0	1	0	0	0	1	0	4	8	0.00	3.000																	
Sparky Lyle, L ERA: 2.67	(8, 1)	1.1	S 4	0	0	0	0	0	0	0	0	0	0	4	4	0.00	0.000																	



Batter	1	2	3	4	5	6	7	8	9	AB	R	H	RBI	BB	SO	LOB	TOP					
Mickey Rivers, L OBP: 0.332, SLG: 0.403 (1, 8)	0-0 6-3		0-0 F8			0-0 F8		0-0 1B		4	0	1	0	0	0	1	<p>Texas Rangers @ California Angels Anaheim Stadium, Anaheim, CA Tue May 27 1980, 10:05 PM EDT Att: 22,935 - Unknown</p> <p>AB 28 R 0 H 4 RBI 0 BB 4 SO 4 LOB 10</p> 					
Bump Wills, S OBP: 0.340, SLG: 0.368 (1, 4)	0-3 K			0-0 1-3		0-0 2B		0-0 F9		4	0	1	0	0	1	1						
Al Oliver, L OBP: 0.344, SLG: 0.426 (1, 7)	0-0 1-3			4-0 BB		0-0 F7			0-0 L7	3	0	0	0	1	0	1						
Buddy Bell, R OBP: 0.391, SLG: 0.500 (1, 5)		0-0 F9		0-0 F9			0-0 1B		0-0 6-3	4	0	1	0	0	0	1						
John Ellis, R OBP: 0.368, SLG: 0.361 (1, 3) Dave Roberts, R OBP: 0.316, SLG: 0.313 (9, PR)	0-3 K			0-0 F9			0-3 K		4-0 BB	3	0	0	0	1	2	2						
Richie Zisk, R OBP: 0.296, SLG: 0.480 (1, 10)	0-0 F8				0-0 6-3		0-0 1B		0-0 1-3	4	0	1	0	0	0	1						
Jim Norris, L OBP: 0.295, SLG: 0.240 (1, 9)		0-3 K		4-0 BB		0-0 G6-4-3		0-0 1B		2	0	0	0	1	1	2						
Jim Sundberg, R OBP: 0.390, SLG: 0.488 (1, 2)			4-0 SH1-3 BB		0-0 G6-4-3			0-0 F8		2	0	0	0	1	0	1						
Bud Harrelson, S OBP: 0.400, SLG: 0.273 (1, 6) Pat Putnam, L OBP: 0.287, SLG: 0.304 (8, PH) Pepe Frias, R OBP: 0.247, SLG: 0.282 (8, 6)	0-0 SH1-3				0-0 5-3			0-0 F5		1	0	0	0	0	0	0						
Inning Stats	R: 0 E: 0 K: 1 S: 5	H: 0 LOB: 0 BB: 0 P: 5	R: 0 E: 0 K: 1 S: 5	H: 0 LOB: 0 BB: 0 P: 5	R: 0 E: 0 K: 1 S: 5	H: 0 LOB: 1 BB: 1 P: 9	R: 0 E: 0 K: 0 S: 3	H: 0 LOB: 1 BB: 1 P: 7	R: 0 E: 0 K: 0 S: 2	H: 0 LOB: 0 BB: 1 P: 6	R: 0 E: 0 K: 0 S: 4	H: 1 LOB: 1 BB: 0 P: 4	R: 0 E: 0 K: 1 S: 6	H: 2 LOB: 1 BB: 0 P: 6	R: 0 E: 0 K: 0 S: 4	H: 1 LOB: 1 BB: 1 P: 4		R: 0 E: 0 K: 0 S: 3	H: 0 LOB: 1 BB: 1 P: 7	1B: 3 2B: 1 3B: 0 HR: 0	SF: 0 SAC: 1 DP: 2 HBP: 0	WP: 0 PB: 0 SB: 0 CS: 0
PITCHER Don Aase, R ERA: 3.13 (1, 1)	IP: 9.0 WLS: W BF: 33 H: 4 R: 0 ER: 0 SO: 4 BB: 4 IBB: 0 HBP: 0 BLK: 0 WP: 0 HR: 0 S: 37 P: 53 ERA: 0.00 WHIP: 0.889															PITCHER	IP: 9.0 WLS: W BF: 33 H: 4 R: 0 ER: 0 SO: 4 BB: 4 IBB: 0 HBP: 0 BLK: 0 WP: 0 HR: 0 S: 37 P: 53 ERA: 0.00 WHIP: 0.889					

Batter	1	2	3	4	5	6	7	8	9	AB	R	H	RBI	BB	SO	LOB	BOTTOM			
Larry Harlow, L OBP: 0.346, SLG: 0.493 (1, 8)	0-0 2B G5-4-3 1B		0-0 FC5 BB 1B		0-0 1-3			0-0 5-3		4	1	2	0	0	0	0	<p>Texas Rangers @ California Angels Anaheim Stadium, Anaheim, CA Tue May 27 1980, 10:05 PM EDT Att: 22,935 - Unknown</p> <p>AB 31 R 2 H 6 RBI 1 BB 2 SO 3 LOB 17</p> 			
Carney Lansford, R OBP: 0.344, SLG: 0.433 (1, 5)	0-0 G5-4-3 1-3 2B		0-0 L8		0-0 F4			0-0 1B FC 1B		4	1	2	0	0	0	1				
Rod Carew, L OBP: 0.413, SLG: 0.376 (1, 3)	4-0 G5-4-3 IBB		4-0 FC5 1-2 BB		0-0 1-3			0-0 FC 1B		2	0	1	0	2	0	0				
Dan Ford, R OBP: 0.299, SLG: 0.333 (1, 9)	0-0 G5-4-3		0-0 FC5		0-0 1-3			0-0 FC		4	0	0	1	0	0	5				
Joe Rudi, R OBP: 0.304, SLG: 0.526 (1, 7)	0-0 P9		0-0 F9		0-0 F7			0-0 F8		4	0	0	0	0	0	5				
Bobby Grich, R OBP: 0.389, SLG: 0.415 (1, 4)		0-0 F2		0-0 5-3		0-0 4-3		0-0 F7		4	0	0	0	0	0	2				
Ralph Garr, L OBP: 0.279, SLG: 0.231 (1, 10)		0-0 6-3 1B		0-0 E6 FC5-4			0-0 4-3			3	0	1	0	0	0	0				
Bert Campaneris, R OBP: 0.160, SLG: 0.087 (1, 6)		0-0 6-3		0-0 FC5-4			0-3 K			3	0	0	0	0	1	2				
Tom Donohue, R OBP: 0.194, SLG: 0.216 (1, 2)		0-3 K		0-0 F5			0-3 K			3	0	0	0	0	2	2				
Inning Stats	R: 1 E: 0 K: 0 S: 4	H: 2 LOB: 1 BB: 1 P: 8	R: 0 E: 0 K: 1 S: 6	H: 1 LOB: 0 BB: 0 P: 6	R: 0 E: 0 K: 0 S: 4	H: 1 LOB: 2 BB: 1 P: 8	R: 0 E: 0 K: 0 S: 4	H: 0 LOB: 0 BB: 0 P: 4	R: 0 E: 0 K: 0 S: 3	H: 0 LOB: 0 BB: 0 P: 3	R: 0 E: 0 K: 2 S: 7	H: 0 LOB: 0 BB: 0 P: 7	R: 1 E: 0 K: 0 S: 6	H: 2 LOB: 2 BB: 0 P: 6	R: 0 E: 0 K: 0 S: 6	H: 0 LOB: 0 BB: 0 P: 6		1B: 5 2B: 1 3B: 0 HR: 0	SF: 0 SAC: 0 DP: 1 HBP: 0	WP: 0 PB: 0 SB: 0 CS: 0
PITCHER Fergie Jenkins, R ERA: 3.46 (1, 1) Bob Babcock, R ERA: 3.0 (6, 1)	IP: 5.0 WLS: L BF: 21 H: 4 R: 1 ER: 1 SO: 1 BB: 1 IBB: 1 HBP: 0 BLK: 0 WP: 0 HR: 0 S: 21 P: 29 ERA: 1.80 WHIP: 1.000															PITCHER	IP: 5.0 WLS: L BF: 21 H: 4 R: 1 ER: 1 SO: 1 BB: 1 IBB: 1 HBP: 0 BLK: 0 WP: 0 HR: 0 S: 21 P: 29 ERA: 1.80 WHIP: 1.000			


Batter	1	2	3	4	5	6	7	8	9	AB	R	H	RBI	BB	SO	LOB	TOP								
Mickey Rivers, L OBP: 0.323, SLG: 0.393 (1, 8)	5-3		4-3		FC4-6 1B	4-3			K	5	0	0	1	0	1	3	Texas Rangers @ California Angels Anaheim Stadium, Anaheim, CA Wed May 28 1980, 10:05 PM EDT Att: 24,531 - Unknown livebaseballscorecards.com								
Bump Wills, S OBP: 0.342, SLG: 0.365 (1, 4)	F8		F8				6-3		2B	4	1	1	0	1	0	0									
Al Oliver, L OBP: 0.345, SLG: 0.437 (1, 7)			F8		4-3				BB 1B	5	1	2	1	0	1	2									
Buddy Bell, R OBP: 0.385, SLG: 0.491 (1, 5)	6-3			F6		BB 1B			F7	5	1	1	0	0	0	2									
Richie Zisk, R OBP: 0.309, SLG: 0.485 (8, PR)		4-0		6-3		1B BB			BB	3	1	2	0	1	0	0									
Dave Roberts, R OBP: 0.316, SLG: 0.313 (9, PH)						1B BB			BB	0	0	0	0	0	0	0									
Danny Walton, R OBP: 0.333, SLG: 0.111 (9, PH)						1B BB			BB	0	1	0	0	1	0	0									
Pat Putnam, L OBP: 0.294, SLG: 0.298 (9, PR)		0-0		F7		1B CS			BB	2	0	0	0	2	0	1									
Bill Sample, R OBP: 0.308, SLG: 0.273 (9, PR)						1B CS			BB	0	0	0	0	0	0	0									
Jim Sundberg, R OBP: 0.404, SLG: 0.500 (1, 2)					1B FC4-6	CS 1B				5	1	4	3	0	1	2									
Jim Norris, L OBP: 0.305, SLG: 0.302 (1, 9)						CS 1B			1B	3	0	3	1	1	0	0									
Bud Harrelson, S OBP: 0.333, SLG: 0.214 (8, PH)					1B FC4-6	CS 1B			CS	3	0	3	1	1	0	0									
John Ellis, R OBP: 0.362, SLG: 0.355 (8, PH)									CS	0	0	0	0	0	0	0									
Pepe Frias, R OBP: 0.247, SLG: 0.282 (8, 6)	K				F5	K				3	0	0	0	0	2	7									
Inning Stats	R: 0 E: 0 K: 0 S: 4	H: 1 LOB: 1 BB: 0 P: 4	R: 0 E: 0 K: 1 S: 6	H: 2 LOB: 2 BB: 1 P: 10	R: 0 E: 0 K: 0 S: 3	H: 0 LOB: 0 BB: 0 P: 3	R: 0 E: 0 K: 0 S: 3	H: 0 LOB: 0 BB: 0 P: 3	R: 1 E: 0 K: 0 S: 6	H: 3 LOB: 2 BB: 0 P: 6	R: 2 E: 0 K: 1 S: 8	H: 4 LOB: 2 BB: 1 P: 12	R: 0 E: 0 K: 1 S: 5	H: 0 LOB: 0 BB: 0 P: 5	R: 0 E: 0 K: 2 S: 8	H: 1 LOB: 2 BB: 1 P: 12	R: 3 E: 0 K: 1 S: 6	H: 2 LOB: 1 BB: 3 P: 18	1B: 10 2B: 4 3B: 0 HR: 0	SF: 0 SAC: 1 DP: 2 HBP: 0	WP: 0 PB: 0 SB: 0 CS: 4	PA: 44			
PITCHER	IP	WLS	BF	H	R	ER	SO	BB	IBB	HBP	BLK	WP	HR	S	P	ERA	WHIP								
Freddie Martinez, R ERA: 3.9 (1, 1)	5.0	24	8	3	3	1	2	2	0	0	0	0	0	24	32	5.40	2.000								
John Montague, R ERA: 3.68 (6, 1)	0.0	2	2	0	0	0	0	0	0	0	0	0	0	2	2	∞	∞								
Dave LaRoche, L ERA: 2.95 (6, 1)	2.1	7	1	0	0	2	0	0	0	0	0	0	0	11	11	0.00	0.429								
Mark Clear, R ERA: 3.52 (8, 1)	1.1	W	9	1	3	3	3	1	0	0	0	0	0	11	27	20.25	3.000								
Chris Knapp, R ERA: 5.75 (9, 1)	0.1	S	1	1	0	0	0	0	0	0	0	0	0	1	1	0.00	3.000								

Batter	1	2	3	4	5	6	7	8	9	AB	R	H	RBI	BB	SO	LOB	BOTTOM								
Dickie Thon, R OBP: 1.000, SLG: 1.200 (1, 10)			1B 1B						E6	5	1	5	0	0	0	0	Texas Rangers @ California Angels Anaheim Stadium, Anaheim, CA Wed May 28 1980, 10:05 PM EDT Att: 24,531 - Unknown livebaseballscorecards.com								
Camey Lansford, R OBP: 0.345, SLG: 0.429 (1, 5)	K		G5-3 1B		4-3		BB BB	F8	4	0	1	0	1	1	3										
Rod Carew, L OBP: 0.420, SLG: 0.377 (1, 3)						F6				2	0	1	2	2	0	0									
Dan Ford, R OBP: 0.290, SLG: 0.322 (1, 9)	L6		G5-3			K			1-3	4	0	0	0	0	1	6									
Joe Rudi, R OBP: 0.309, SLG: 0.543 (8, PR)		6-3			K				1B SH1-4	3	1	1	1	1	1	0									
Rick Miller, L OBP: 0.342, SLG: 0.286 (9, 8)						HR			BB	0	1	0	0	0	0	0									
Bobby Grich, R OBP: 0.382, SLG: 0.406 (1, 4)		3-1			4-3				SH1-4	3	0	0	0	0	0	0									
Bert Campaneris, R OBP: 0.274, SLG: 0.192 (8, PH)										3	1	2	0	0	1	0									
Ralph Garr, L OBP: 0.279, SLG: 0.231 (8, PH)										0	0	0	0	0	0	0									
Todd Cruz, R OBP: 0.326, SLG: 0.425 (8, PH)										0	1	0	0	1	0	0									
Larry Harlow, L OBP: 0.346, SLG: 0.487 (1, 8)		4-3				K			SH5-4	3	1	1	0	0	1	1									
Tom Donohue, R OBP: 0.188, SLG: 0.209 (1, 2)										3	0	0	0	0	2	1									
Jason Thompson, L OBP: 0.294, SLG: 0.362 (8, PH)			B1-3							1	1	1	3	0	0	0									
Stan Cliburn, R OBP: 0.286, SLG: 0.286 (9, 2)										0	0	0	0	0	0	0									
Inning Stats	R: 0 E: 0 K: 1 S: 5	H: 1 LOB: 1 BB: 1 P: 9	R: 0 E: 0 K: 0 S: 4	H: 1 LOB: 1 BB: 0 P: 4	R: 1 E: 0 K: 0 S: 5	H: 3 LOB: 1 BB: 0 P: 5	R: 0 E: 0 K: 2 S: 7	H: 0 LOB: 0 BB: 0 P: 7	R: 0 E: 0 K: 2 S: 8	H: 1 LOB: 1 BB: 0 P: 8	R: 1 E: 0 K: 1 S: 6	H: 1 LOB: 0 BB: 0 P: 6	R: 1 E: 0 K: 1 S: 7	H: 2 LOB: 3 BB: 2 P: 15	R: 4 E: 1 K: 0 S: 5	H: 3 LOB: 1 BB: 2 P: 13	1B: 8 2B: 3 3B: 0 HR: 1	SF: 0 SAC: 2 DP: 1 HBP: 0	WP: 0 PB: 0 SB: 0 CS: 1	PA: 38					
PITCHER	IP	WLS	BF	H	R	ER	SO	BB	IBB	HBP	BLK	WP	HR	S	P	ERA	WHIP								
Jon Matlack, L ERA: 3.11 (1, 1)	6.2	28	9	3	3	7	1	0	0	0	0	0	0	41	45	4.05	1.500								
Jim Kern, R ERA: 4.24 (7, 1)	0.2	L	5	0	2	2	3	0	0	0	0	0	0	2	14	27.00	4.500								
Sparky Lyle, L ERA: 3.19 (8, 1)	0.2		5	3	2	1	0	0	1	0	0	0	0	4	8	13.50	4.500								

Batter	1	2	3	4	5	6	7	8	9	AB	R	H	RBI	BB	SO	LOB	TOP			
Dickie Thon, R OBP: 0.596, SLG: 0.667 (1, 6)	0-0 5-3		0-3 K		0-0 F7		0-0 FC6-4			4	0	0	0	0	1	1				
Carney Lansford, R OBP: 0.349, SLG: 0.427 (1, 5)	0-0 F8			4-0 1B BB BB	0-0 F7			0-0 FC4-6 1B		3	1	1	0	1	0	0				
Rod Carew, L OBP: 0.422, SLG: 0.390 (1, 3)	0-3 K			4-0 BB 1B BB		0-0 3B		0-0 FC4-6 1-2		3	0	1	0	1	1	1				
Jason Thompson, L OBP: 0.293, SLG: 0.359 (1, 10)		0-0 F7		0-0 BB 1B	0-0 K			0-0 F8		4	0	1	0	0	1	2				
Joe Rudi, R OBP: 0.308, SLG: 0.535 (1, 7)		0-0 BB 1B		0-0 F4	0-0 F3			0-0 F9		4	0	1	0	0	0	5				
Bobby Grich, R OBP: 0.385, SLG: 0.400 (1, 4)		4-0 G5-4-3 BB		4-0 1-2 2-3 3-H BB	0-3 K			0-0 4-3		2	0	0	1	2	1	1				
Larry Harlow, L OBP: 0.329, SLG: 0.463 (1, 9)		0-0 G5-4-3 1-2		0-3 K			0-0 4-3		0-0 F7	4	0	0	0	0	1	5				
Rick Miller, L OBP: 0.337, SLG: 0.297 (1, 8)			0-0 6-3	0-3 K			0-0 F7		0-0 2B	4	0	1	0	0	1	3				
Tom Donohue, R OBP: 0.192, SLG: 0.213 Ralph Garr, L OBP: 0.273, SLG: 0.225 (9, PH)			0-0 F9		0-0 F3		0-0 FC6-4 1B		0-3 K	3	0	1	0	0	0	0				
Inning Stats	R: 0 E: 0 K: 1 S: 5	H: 0 LOB: 0 BB: 0 P: 5	R: 0 E: 0 K: 0 S: 3	H: 1 LOB: 1 BB: 1 P: 7	R: 0 E: 0 K: 1 S: 5	H: 0 LOB: 0 BB: 0 P: 5	R: 1 E: 0 K: 2 S: 8	H: 1 LOB: 3 BB: 3 P: 20	R: 0 E: 0 K: 0 S: 3	H: 0 LOB: 0 BB: 0 P: 3	R: 0 E: 0 K: 2 S: 8	H: 1 LOB: 1 BB: 0 P: 8	R: 0 E: 0 K: 0 S: 4	H: 1 LOB: 1 BB: 0 P: 4	R: 0 E: 0 K: 1 S: 6	H: 1 LOB: 1 BB: 0 P: 6	1B: 4 2B: 1 3B: 1 HR: 0	SF: 0 SAC: 0 DP: 1 HBP: 0	WP: 0 PB: 0 SB: 0 CS: 0	PA: 36
PITCHER Milt Wilcox, R ERA: 4.35 (1, 1)	IP: 9.0 WLS: W BF: 36 H: 6 R: 1 ER: 1 SO: 7 BB: 4 IBB: 0 HBP: 0 BLK: 0 WP: 0 HR: 0 S: 46 P: 62 ERA: 1.00 WHIP: 1.111															PITCHER				

California Angels @ Detroit Tigers
Tiger Stadium, Detroit, MI
Fri May 30 1980, 7:05 PM EDT
Att: 22,163 - Unknown


AB 32
R 1
H 6
RBI 1
BB 4
SO 7
LOB 19



Batter	1	2	3	4	5	6	7	8	9	AB	R	H	RBI	BB	SO	LOB	BOTTOM			
Tom Brookens, R OBP: 0.297, SLG: 0.329 (1, 5)	0-0 1B 1B 2B		0-0 FC5-4 HBP 1B	0-0 FC5-4 1B	0-0 L4	0-0 5-3				5	1	3	0	0	0	3				
Alan Trammell, R OBP: 0.411, SLG: 0.421 (1, 6)	0-0 1B G5-4-3 1B		0-0 F8	0-0 FC5-4 1-2		0-0 HR 2B	0-0 F4			5	2	2	0	0	0	2				
Steve Kemp, L OBP: 0.368, SLG: 0.496 Dan Gonzales, L OBP: 0.143, SLG: 0.143 (6, PH)	0-0 G5-4-3 1-3 3-H 1B		1-0 FC5-4 HBP	0-3 K		0-0 F7	0-3 K			2	0	1	1	0	1	1				
Lance Parrish, R OBP: 0.328, SLG: 0.497 (1, 2)	0-0 G5-4-3 1-2 3-H		0-0 FC5-4 1-2 2-3		0-0 6-3	0-0 HR	0-0 F8			5	1	1	2	0	0	3				
Al Cowens, R OBP: 0.307, SLG: 0.298 (1, 9)	0-3 K		0-0 F9		0-0 2B SF8 1B	0-0 F9		0-0 1B		5	1	2	0	0	1	2				
John Wockenfus, R OBP: 0.357, SLG: 0.471 Champ Summers, L OBP: 0.400, SLG: 0.491 (5, PH)		4-0 BB		0-0 F7	0-0 SF8 1B 2B	0-0 HR 1B		0-0 F5		1	0	0	0	1	0	0				
Richie Hebner, L OBP: 0.357, SLG: 0.464 Tim Corcoran, L OBP: 0.313, SLG: 0.200 (7, 3)		0-3 K		0-0 HR	0-0 1B IBB	0-0 HR 1B		0-0 F9		3	2	2	3	1	1	1				
Kirk Gibson, L OBP: 0.284, SLG: 0.425 (1, 8)		0-0 F9		0-0 HR 1B	0-0 SF8 2-3 3-H	0-0 HR		0-0 F8		4	2	2	2	0	0	2				
Stan Papi, R OBP: 0.750, SLG: 2.000 (1, 4)		0-3 K		0-0 HR	0-0 1-2 3-H 1B	0-0 3B				4	1	3	3	0	1	1				
Inning Stats	R: 2 E: 0 K: 1 S: 7	H: 3 LOB: 0 BB: 0 P: 7	R: 0 E: 0 K: 2 S: 7	H: 0 LOB: 1 BB: 1 P: 11	R: 0 E: 0 K: 0 S: 4	H: 1 LOB: 2 BB: 0 P: 5	R: 3 E: 0 K: 1 S: 9	H: 4 LOB: 1 BB: 0 P: 9	R: 2 E: 0 K: 0 S: 6	H: 3 LOB: 2 BB: 1 P: 10	R: 5 E: 0 K: 0 S: 9	H: 6 LOB: 1 BB: 0 P: 9	R: 0 E: 0 K: 1 S: 5	H: 0 LOB: 0 BB: 0 P: 5	R: 0 E: 0 K: 0 S: 4	H: 1 LOB: 1 BB: 0 P: 4	1B: 9 2B: 3 3B: 1 HR: 5	SF: 1 SAC: 0 DP: 1 HBP: 1	WP: 0 PB: 0 SB: 0 CS: 0	PA: 44
PITCHER Frank Tanana, L ERA: 7.86 Jim Barr, R ERA: 5.66 Chris Knapp, R ERA: 5.45	IP: 4.0 WLS: L BF: 21 H: 8 R: 5 ER: 7 SO: 4 BB: 0 IBB: 1 HBP: 0 BLK: 0 WP: 0 HR: 2 S: 27 P: 32 ERA: 11.25 WHIP: 2.250															PITCHER				

California Angels @ Detroit Tigers
Tiger Stadium, Detroit, MI
Fri May 30 1980, 7:05 PM EDT
Att: 22,163 - Unknown

AB 40
R 12
H 18
RBI 11
BB 2
SO 5
LOB 18



Batter	1	2	3	4	5	6	7	8	9	AB	R	H	RBI	BB	SO	LOB	TOP					
Rick Miller, L OBP: 0.344, SLG: 0.313 (1, 8)										5	1	2	0	0	0	1						
Carney Lansford, R OBP: 0.354, SLG: 0.442 (1, 5)										4	2	3	2	0	0	0						
Rod Carew, L OBP: 0.410, SLG: 0.377 (1, 3)										4	1	1	0	0	0	2						
Jason Thompson, L OBP: 0.298, SLG: 0.385 (1, 10)										4	1	2	3	0	1	1						
Joe Rudi, R OBP: 0.305, SLG: 0.526 (1, 7)										4	0	2	1	0	1	0						
Bobby Grich, R OBP: 0.371, SLG: 0.393 (1, 4)										3	0	1	0	1	0	1						
Larry Harlow, L OBP: 0.355, SLG: 0.489 (1, 9)										4	0	2	0	0	1	0						
Bert Campaneris, R OBP: 0.250, SLG: 0.303 (1, 6)										3	0	1	0	1	0	4						
Tom Donohue, R OBP: 0.215, SLG: 0.257 (1, 2)										4	1	1	0	0	1	2						
Inning Stats	R: 3 E: 0 K: 0 S: 7	H: 6 LOB: 2 BB: 1 P: 11	R: 1 E: 0 K: 0 S: 5	H: 2 LOB: 1 BB: 0 P: 5	R: 0 E: 0 K: 0 S: 3	H: 1 LOB: 0 BB: 0 P: 3	R: 0 E: 0 K: 0 S: 3	H: 1 LOB: 0 BB: 0 P: 3	R: 2 E: 0 K: 0 S: 7	H: 4 LOB: 2 BB: 0 P: 7	R: 0 E: 0 K: 1 S: 5	H: 0 LOB: 0 BB: 0 P: 5	R: 0 E: 0 K: 2 S: 7	H: 0 LOB: 0 BB: 0 P: 7	R: 0 E: 0 K: 1 S: 5	H: 0 LOB: 1 BB: 1 P: 9	R: 0 E: 0 K: 0 S: 3	H: 1 LOB: 0 BB: 0 P: 3	1B: 11 2B: 4 3B: 0 HR: 1	SF: 1 SAC: 1 DP: 3 HBP: 0	WP: 0 PB: 0 SB: 0 CS: 0	PA: 39
PITCHER	IP	WLS	BF	H	R	ER	SO	BB	IBB	HBP	BLK	WP	HR	S	P	ERA	WHIP					
Luis Leal, R ERA: 6.75 (1, 1)	0.1	L	5	5	3	3	0	0	0	0	0	0	0	5	5	81.00	15.000					
Balor Moore, L ERA: 8.18 (1, 1)	4.0		17	7	3	3	0	1	0	0	0	0	1	16	20	6.75	2.000					
Jesse Jefferson, R ERA: 4.47 (5, 1)	4.2		17	3	0	0	4	1	0	0	0	0	0	24	28	0.00	0.857					

California Angels @ Toronto Blue Jays
Exhibition Stadium, Toronto, ON
Mon Jun 02 1980, 7:05 PM EDT
Att: 15,079 - Unknown - 70 F

AB	35
R	6
H	15
RBI	6
BB	2
SO	4
LOB	11



Batter	1	2	3	4	5	6	7	8	9	AB	R	H	RBI	BB	SO	LOB	BOTTOM					
Alfredo Griffin, S OBP: 0.286, SLG: 0.386 (1, 6)										4	1	1	0	0	0	1						
Al Woods, L OBP: 0.355, SLG: 0.509 (1, 7)										3	0	0	1	1	0	1						
Roy Howell, L OBP: 0.331, SLG: 0.407 (1, 5)										5	0	0	0	0	0	3						
Otto Velez, R OBP: 0.434, SLG: 0.636 (1, 10)										3	1	1	1	1	1	0						
John Mayberry, L OBP: 0.339, SLG: 0.470 (1, 3)										4	0	2	0	0	0	3						
Lloyd Moseby, L OBP: 0.345, SLG: 0.607 (1, 9)										4	0	2	1	0	1	2						
Rick Bosetti, R OBP: 0.276, SLG: 0.302 (1, 8)										4	0	1	0	0	1	4						
Damaso Garcia, R OBP: 0.281, SLG: 0.413 (1, 4)										4	1	2	0	0	0	2						
Bob Davis, R OBP: 0.260, SLG: 0.300 (1, 2)										2	0	0	0	0	0	1						
Joe Cannon, L ERA: 4.07 (7, PH)										1	0	0	0	0	0	0						
Ernie Whitt, L OBP: 0.300, SLG: 0.238 (8, 2)										1	0	0	0	0	1	1						
Inning Stats	R: 1 E: 0 K: 0 S: 4	H: 1 LOB: 3 BB: 2 P: 13	R: 0 E: 0 K: 0 S: 4	H: 1 LOB: 1 BB: 0 P: 4	R: 0 E: 0 K: 2 S: 8	H: 1 LOB: 1 BB: 0 P: 8	R: 0 E: 0 K: 0 S: 3	H: 0 LOB: 0 BB: 0 P: 3	R: 0 E: 0 K: 0 S: 3	H: 0 LOB: 0 BB: 0 P: 3	R: 0 E: 0 K: 0 S: 5	H: 2 LOB: 2 BB: 0 P: 5	R: 0 E: 0 K: 0 S: 3	H: 0 LOB: 0 BB: 0 P: 3	R: 1 E: 0 K: 1 S: 7	H: 2 LOB: 1 BB: 0 P: 7	R: 1 E: 0 K: 1 S: 7	H: 2 LOB: 1 BB: 0 P: 7	1B: 7 2B: 1 3B: 0 HR: 1	SF: 1 SAC: 0 DP: 0 HBP: 1	WP: 0 PB: 0 SB: 0 CS: 0	PA: 39
PITCHER	IP	WLS	BF	H	R	ER	SO	BB	IBB	HBP	BLK	WP	HR	S	P	ERA	WHIP					
Dave Frost, R ERA: 4.25 (1, 1)	6.0	W	26	5	1	1	2	2	0	1	0	0	0	27	36	1.50	1.167					
John Montague, R ERA: 4.07 (7, 1)	2.1		11	4	2	2	2	0	0	0	0	0	1	15	15	7.71	1.714					
Dave LaRoche, L ERA: 2.19 (9, 1)	0.2	S	2	0	0	0	0	0	0	0	0	0	0	2	2	0.00	0.000					

California Angels @ Toronto Blue Jays
Exhibition Stadium, Toronto, ON
Mon Jun 02 1980, 7:05 PM EDT
Att: 15,079 - Unknown - 70 F

AB	35
R	3
H	9
RBI	3
BB	2
SO	4
LOB	18



Batter	1	2	3	4	5	6	7	8	9	10	11	AB	R	H	RBI	BB	SO	LOB	TOP	
Rick Miller, L OBP: 0.343, SLG: 0.299 (1, 8)	1-3		2B 1B	6-3			3-1		BB		K	4	1	0	0	2	1	2		
Carney Lansford, R OBP: 0.349, SLG: 0.435 (1, 5)	F4		P4	K					BB	4-3		5	0	1	0	0	1	2		
Rod Carew, L OBP: 0.415, SLG: 0.395 (1, 3)	5-3		1B 2B				F7				5-3-5	5	1	3	0	0	0	1		
Jason Thompson, L OBP: 0.295, SLG: 0.374 (1, 10)		4-3	BB 1B IBB			FC4-6 1B	F7				K	4	1	0	0	1	1	3		
Joe Rudi, R OBP: 0.302, SLG: 0.516 (1, 7)	5-3		BB 1B 1B			G5-4-3				1-3	5-3-5	5	1	1	2	0	0	2		
Bobby Grich, R OBP: 0.379, SLG: 0.397 (1, 4)		1B 1B	1B BB			E5 G3				L6	SH1-4 FC4-2 BB	1	1	1	0	1	0	0		
Dickie Thon, R OBP: 0.438, SLG: 0.533 (5, 4)		1B 1B	1B BB			G3				L5	SH	4	1	2	2	0	0	1		
Larry Harlow, L OBP: 0.361, SLG: 0.489 (1, 9)		1B E 1B	1B 1B			F8				P4	SH1-4	4	0	1	1	0	0	2		
Freddie Patek, R OBP: 0.327, SLG: 0.394 (1, 6)	E8		5-3			F8				P4	SH1-4	4	0	1	1	0	0	2		
Tom Donohue, R OBP: 0.207, SLG: 0.248 (1, 2)	1-3					F7				4-3	FC4-2	4	0	0	0	0	1	2		
Ralph Garr, L OBP: 0.267, SLG: 0.220 (11, PH)						K						1	0	0	0	0	0	2		
Stan Ciburn, R OBP: 0.286, SLG: 0.286 (11, 2)												0	0	0	0	0	0	0		
Inning Stats	R: 0 E: 0 K: 0 S: 3	H: 0 LOB: 0 BB: 0 P: 3	R: 2 E: 1 K: 0 S: 6	H: 3 LOB: 1 BB: 0 P: 6	R: 4 E: 0 K: 0 S: 5	H: 3 LOB: 1 BB: 3 P: 17	R: 0 E: 0 K: 2 S: 7	H: 0 LOB: 0 BB: 0 P: 7	R: 0 E: 1 K: 0 S: 4	H: 1 LOB: 1 BB: 0 P: 4	R: 0 E: 0 K: 0 S: 3	H: 0 LOB: 0 BB: 1 P: 7	R: 0 E: 0 K: 1 S: 5	H: 1 LOB: 0 BB: 0 P: 5	R: 0 E: 0 K: 1 S: 6	H: 0 LOB: 2 BB: 1 P: 10	1B: 7 2B: 3 3B: 0 HR: 0	SF: 0 SAC: 2 DP: 2 HBP: 0	WP: 0 PB: 0 SB: 0 CS: 0	PA: 46
PITCHER	IP ERA WHIP	WLS BF H R ER SO	BF H R ER SO	H R ER SO	H R ER SO	H R ER SO	H R ER SO	H R ER SO	H R ER SO	H R ER SO	H R ER SO	H R ER SO	H R ER SO	H R ER SO	H R ER SO	H R ER SO	ERA WHIP			
Dave Stieb, R ERA: 2.96 (1, 1)	2.1	14	5	6	5	2	1	0	0	0	0	0	0	0	0	0	0	0	0	
Tom Buskey, R ERA: 3.9 (3, 1)	3.2	13	2	0	0	2	1	0	0	0	0	0	0	0	0	0	0	0	0	
Jerry Garvin, L ERA: 2.41 (7, 1)	2.0	7	1	0	0	0	0	0	0	0	0	0	0	0	0	0	0	0	0	
Joey McLaughlin, R ERA: 4.54 (9, 1)	3.0	W	12	1	0	0	2	2	0	0	0	0	0	0	0	0	0	0	0	

California Angels @ Toronto Blue Jays
Exhibition Stadium, Toronto, ON
Tue Jun 03 1980, 7:05 PM EDT
Att. 15,589 - Unknown - 66 F

AB 39
R 6
H 9
RBI 5
BB 5
SO 4
LOB 17



Batter	1	2	3	4	5	6	7	8	9	10	11	AB	R	H	RBI	BB	SO	LOB	BOTTOM			
Alfredo Griffin, S OBP: 0.297, SLG: 0.394 (1, 6)	F7		4-3 2B	B3		1-2 2-3 HBP			S 1B BB		F8 SH5-4 1B	4	2	2	1	1	0	0				
Al Woods, L OBP: 0.349, SLG: 0.496 (1, 7)	G3		4-3				F9		K		SH5-4	5	0	1	0	0	1	5				
Roy Howell, L OBP: 0.326, SLG: 0.397 (1, 5)	4-3		P4				P4		1B		F8	6	1	1	1	0	1	3				
Otto Velez, R OBP: 0.430, SLG: 0.626 (1, 10)		P6	F9				F9		2B 1B			5	0	1	1	1	1	2				
John Mayberry, L OBP: 0.344, SLG: 0.474 (1, 3)		1B BB		1B 2B			4-3		K		G3	5	1	2	1	1	1	1				
Lloyd Moseby, L OBP: 0.382, SLG: 0.594 (1, 9)		FC6-4 1B		2B 1B			4-3		S HBP		5-3	4	1	2	0	0	0	0				
Rick Bosetti, R OBP: 0.274, SLG: 0.305 (1, 8)	F9			SF7 2B			L1		K		P4	5	1	1	2	0	1	3				
Damaso Garcia, R OBP: 0.278, SLG: 0.409 (1, 4)	FC6-4			SF7			E4 HBP BB		L1			4	0	1	1	0	0	3				
Bob Davis, R OBP: 0.276, SLG: 0.319 (1, 2)							6-3		L7		6-3	2	1	1	0	1	0	0				
Joe Cannon, L (6, PR)												0	0	0	0	0	0	0				
Ernie Whitt, L OBP: 0.300, SLG: 0.238 (7, 2)												0	0	0	0	0	0	0				
Barry Bonnell, R OBP: 0.284, SLG: 0.397 (8, PH)												1	0	0	0	0	0	1				
Pat Kelly, R OBP: 0.286, SLG: 0.286 (9, 2)												1	0	0	0	0	0	1				
Inning Stats	R: 0 E: 0 K: 0 S: 3	H: 0 LOB: 0 BB: 0 P: 3	R: 0 E: 0 K: 0 S: 4	H: 1 LOB: 2 BB: 1 P: 8	R: 1 E: 1 K: 0 S: 5	H: 2 LOB: 1 BB: 0 P: 5	R: 3 E: 0 K: 0 S: 6	H: 3 LOB: 0 BB: 0 P: 6	R: 0 E: 0 K: 0 S: 4	H: 1 LOB: 3 BB: 1 P: 9	R: 0 E: 0 K: 3 S: 9	H: 0 LOB: 0 BB: 0 P: 9	R: 0 E: 0 K: 1 S: 5	H: 2 LOB: 0 BB: 1 P: 10	R: 0 E: 0 K: 0 S: 4	H: 1 LOB: 1 BB: 0 P: 4	R: 1 E: 0 K: 0 S: 4	H: 2 LOB: 2 BB: 1 P: 8	1B: 7 2B: 5 3B: 0 HR: 0	SF: 1 SAC: 1 DP: 0 HBP: 2	WP: 0 PB: 0 SB: 0 CS: 0	PA: 50
PITCHER	IP ERA WHIP	WLS BF H R ER SO	BF H R ER SO	H R ER SO	H R ER SO	H R ER SO	H R ER SO	H R ER SO	H R ER SO	H R ER SO	H R ER SO	H R ER SO	H R ER SO	H R ER SO	H R ER SO	H R ER SO	ERA WHIP					
Don Aase, R ERA: 3.36 (1, 1)	5.2	27	7	4	4	5	1	0	0	0	0	0	0	0	0	0	0	0	0			
Mark Clear, R ERA: 3.74 (6, 1)	3.0	13	2	2	2	5	1	0	2	0	0	0	0	0	0	0	0	0	0			
Dave LaRoche, L ERA: 2.31 (9, 1)	2.0	L	10	3	1	1	0	0	1	0	0	0	0	0	0	0	0	0	0			

California Angels @ Toronto Blue Jays
Exhibition Stadium, Toronto, ON
Tue Jun 03 1980, 7:05 PM EDT
Att. 15,589 - Unknown - 66 F

AB 42
R 7
H 12
RBI 7
BB 4
SO 5
LOB 19



Batter	1	2	3	4	5	6	7	8	9	AB	R	H	RBI	BB	SO	LOB	TOP			
Rick Miller, L OBP: 0.356, SLG: 0.300 (1, 8)	0-0 S 1B		0-0 4-3		0-0 L3		4-0 BB BB		4-0 BB BB	3	0	1	0	2	0	1				
Dickie Thon, R OBP: 0.476, SLG: 0.556 (1, 4)	0-3 K 1-2		0-0 2B			4-0 1B SF7 BB	4-0 BB BB		0-3 K	3	1	1	0	2	2	2				
Rod Carew, L OBP: 0.406, SLG: 0.386 (1, 3)	0-0 6-3		0-3 K			0-0 F7	0-0 F7			4	0	0	0	0	1	5				
Jason Thompson, L OBP: 0.306, SLG: 0.380 (1, 10)	4-0 BB BB			0-0 G4-3 1B		0-0 2B 1B	0-3 K			3	1	2	0	1	1	2				
Carney Lansford, R OBP: 0.342, SLG: 0.428 (1, 5)	0-3 K		0-0 G4-3	0-0 1-2		0-0 SF7			0-0 6-3	3	0	0	1	0	1	3				
Joe Rudi, R OBP: 0.301, SLG: 0.516 (1, 7)		0-0 F3		0-0 F9		0-0 2B			0-0 5-3	4	0	1	1	0	0	0				
Larry Harlow, L OBP: 0.356, SLG: 0.474 (1, 9)	0-3 K				0-3 K	4-0 BB BB			0-0 F9	3	0	0	0	1	2	0				
Freddie Patek, R OBP: 0.315, SLG: 0.379 (1, 6)	0-3 K				0-0 E5	0-0 F8			0-0 P6	4	0	0	0	0	1	2				
Tom Donohue, R OBP: 0.202, SLG: 0.241 (1, 2)			0-0 6-3						0-0 4-3	3	0	0	0	0	0	1				
Ralph Garr, L OBP: 0.261, SLG: 0.214 (9, PH)					0-0 P4					1	0	0	0	0	0	0				
Inning Stats	R: 0 E: 0 K: 2 S: 8	H: 1 LOB: 2 BB: 1 P: 12	R: 0 E: 0 K: 2 S: 7	H: 0 LOB: 0 BB: 0 P: 7	R: 0 E: 0 K: 1 S: 6	H: 1 LOB: 1 BB: 0 P: 6	R: 0 E: 0 K: 0 S: 3	H: 1 LOB: 0 BB: 0 P: 3	R: 0 E: 1 K: 1 S: 6	H: 0 LOB: 1 BB: 0 P: 6	R: 2 E: 0 K: 0 S: 5	H: 2 LOB: 2 BB: 2 P: 13	R: 0 E: 0 K: 0 S: 3	H: 0 LOB: 2 BB: 2 P: 13	R: 0 E: 0 K: 0 S: 5	H: 0 LOB: 1 BB: 1 P: 9	1B: 3 2B: 2 3B: 0 HR: 0	SF: 1 SAC: 0 DP: 1 HBP: 0	WP: 0 PB: 0 SB: 1 CS: 0	PA: 38
PITCHER Jim Clancy, R ERA: 2.69 (1, 1)	IP: 9.0 WLS: W BF: 38	H: 5 R: 2 ER: 2 SO: 8	BB: 6 IBB: 0 HBP: 0 BLK: 0	WP: 0 HR: 0 S: 48 P: 72	ERA: 2.00 WHIP: 1.222															

California Angels @ Toronto Blue Jays
Exhibition Stadium, Toronto, ON
Wed Jun 04 1980, 7:05 PM EDT
Att: 16,677 - Unknown - 65 F

AB 31
R 2
H 5
RBI 2
BB 6
SO 8
LOB 16



Batter	1	2	3	4	5	6	7	8	9	AB	R	H	RBI	BB	SO	LOB	BOTTOM			
Alfredo Griffin, S OBP: 0.295, SLG: 0.394 (1, 6)	0-0 1B 2B		0-3 K	0-0 P6		0-0 P7		0-0 F7		5	1	1	0	0	1	0				
Al Woods, L OBP: 0.351, SLG: 0.500 (1, 7)	0-0 G3 1B		0-0 P4		0-0 1B 2B	0-0 F8		0-0 3-1		5	2	2	0	0	0	0				
Roy Howell, L OBP: 0.335, SLG: 0.419 (1, 5)	0-0 G3		0-0 1B		0-0 BB 5-3 1B	0-0 HR 3B				4	1	3	1	0	0	2				
Otto Velez, R OBP: 0.425, SLG: 0.638 (1, 10)	0-3 K		0-0 F8		0-0 5-3	0-0 HR				4	1	1	2	0	1	4				
John Mayberry, L OBP: 0.353, SLG: 0.478 (1, 3)	0-0 1B			0-0 FC5-4 1B	4-0 BB BB	0-3 K				3	0	2	2	1	1	0				
Lloyd Moseby, L OBP: 0.342, SLG: 0.528 (1, 9)	0-0 P6		0-0 K	0-3 K	0-0 P6	0-0 4-3				4	0	0	0	0	1	4				
Rick Bosetti, R OBP: 0.273, SLG: 0.299 (1, 8)		0-0 5-3		0-0 FC5-4 1B E	4-0 FC6-4 BB	0-3 K				3	1	0	0	1	1	1				
Damaso Garcia, R OBP: 0.284, SLG: 0.411 (1, 4)		0-0 CS 1B		0-0 HR 1B	0-0 FC6-4	0-0 6-3				4	1	2	0	0	0	4				
Bob Davis, R OBP: 0.275, SLG: 0.355 (1, 2)	0-0 F5		0-0 K	0-0 HR	0-0 5-3	0-0 F8				4	1	1	2	0	0	1				
Inning Stats	R: 2 E: 0 K: 1 S: 8	H: 3 LOB: 1 BB: 0 P: 8	R: 0 E: 0 K: 0 S: 3	H: 1 LOB: 0 BB: 0 P: 3	R: 0 E: 0 K: 1 S: 6	H: 1 LOB: 1 BB: 0 P: 6	R: 3 E: 0 K: 1 S: 8	H: 3 LOB: 0 BB: 0 P: 8	R: 1 E: 0 K: 0 S: 5	H: 2 LOB: 3 BB: 2 P: 13	R: 0 E: 0 K: 0 S: 3	H: 0 LOB: 0 BB: 0 P: 3	R: 2 E: 0 K: 2 S: 10	H: 2 LOB: 1 BB: 0 P: 10	R: 0 E: 0 K: 0 S: 3	H: 0 LOB: 0 BB: 0 P: 3	1B: 7 2B: 2 3B: 1 HR: 2	SF: 0 SAC: 0 DP: 0 HBP: 0	WP: 0 PB: 1 SB: 1 CS: 1	PA: 38
PITCHER Freddie Martinez, R ERA: 4.83 (1, 1)	IP: 4.0 WLS: L BF: 19	H: 8 R: 5 ER: 5 SO: 3	BB: 0 IBB: 0 HBP: 0 BLK: 0	WP: 0 HR: 1 S: 25 P: 25	ERA: 11.25 WHIP: 2.000															
Chris Knapp, R ERA: 5.4 (5, 1)	IP: 2.0 WLS: L BF: 10	H: 2 R: 1 ER: 1 SO: 0	BB: 2 IBB: 0 HBP: 0 BLK: 0	WP: 0 HR: 0 S: 8 P: 16	ERA: 4.50 WHIP: 2.000															
Frank Tanana, L ERA: 7.93 (7, 1)	IP: 2.0 WLS: L BF: 9	H: 2 R: 2 ER: 2 SO: 2	BB: 0 IBB: 0 HBP: 0 BLK: 0	WP: 0 HR: 1 S: 13 P: 13	ERA: 9.00 WHIP: 1.000															

California Angels @ Toronto Blue Jays
Exhibition Stadium, Toronto, ON
Wed Jun 04 1980, 7:05 PM EDT
Att: 16,677 - Unknown - 65 F

AB 36
R 8
H 12
RBI 7
BB 2
SO 5
LOB 16



Batter	1	2	3	4	5	6	7	8	9	AB	R	H	RBI	BB	SO	LOB	TOP										
Al Bumby, L OBP: 0.333, SLG: 0.467 (1, 8)	0-0 4-3	0-0 6-3					0-0 1-3		0-0 6-3	0-0 P5							5 0 0 0 0 0 2										
Pat Kelly, L OBP: 0.370, SLG: 0.400 (1, 7)	0-0 2B		0-0 1-3				0-0 1-3		4-0 1B								4 2 2 0 1 0 0										
Ken Singleton, S OBP: 0.323, SLG: 0.436 (7, PR)	0-0 1B		0-0 F8				0-0 G3		0-0 1B								4 1 2 1 0 0 0										
Gary Roenicke, R OBP: 0.326, SLG: 0.333 (7, 9)	0-0 1B		0-0 F8				0-0 1B		0-0 1B								1 0 0 0 0 0 1										
Eddie Murray, S OBP: 0.347, SLG: 0.457 (1, 3)	0-0 4-3		0-0 F5						0-0 1B								5 0 3 1 0 0 1										
Terry Crowley, L OBP: 0.462, SLG: 0.622 (1, 10)	0-0 1B			4-0 1B					0-0 1B								4 2 3 1 1 0 2										
Dan Graham, L OBP: 0.324, SLG: 0.415 (1, 2)	0-0 F8			0-0 E9					0-0 1B								5 1 2 0 0 0 5										
Doug DeCinces, R OBP: 0.324, SLG: 0.411 (1, 5)		0-3 K		0-0 L6-4					0-0 F8								4 0 1 0 0 1 1										
Mark Belanger, R OBP: 0.195, SLG: 0.191 (1, 6)	0-0 4-3			4-0 BB					0-0 F9								3 0 1 2 1 0 0										
Rich Dauer, R OBP: 0.349, SLG: 0.313 (1, 4)		4-0 BB		0-0 6-3					0-0 F5								3 0 1 0 1 0 2										
Inning Stats	R: 2 E: 0 K: 0 S: 6	H: 3 LOB: 1 BB: 0 P: 6	R: 0 E: 0 K: 1 S: 5	H: 0 LOB: 1 BB: 1 P: 9	R: 0 E: 0 K: 0 S: 3	H: 0 LOB: 0 BB: 0 P: 3	R: 1 E: 2 K: 0 S: 3	H: 1 LOB: 1 BB: 2 P: 11	R: 0 E: 0 K: 0 S: 3	H: 0 LOB: 0 BB: 0 P: 3	R: 2 E: 0 K: 0 S: 6	H: 5 LOB: 1 BB: 0 P: 6	R: 1 E: 0 K: 0 S: 5	H: 2 LOB: 2 BB: 1 P: 9	R: 0 E: 0 K: 0 S: 4	H: 1 LOB: 0 BB: 0 P: 4	R: 0 E: 0 K: 0 S: 5	H: 3 LOB: 2 BB: 0 P: 5	1B: 13 2B: 3 3B: 0 HR: 0	SF: 0 SAC: 0 DP: 2 HBP: 0	WP: 0 PB: 0 SB: 0 CS: 0	PA: 42					
PITCHER	IP	WLS	BF	H	R	ER	SO	BB	IBB	HBP	BLK	WP	HR	S	P	ERA	WHIP										
Bruce Kison, R ERA: 4.09 (1, 1)	5.1	L	25	8	5	5	1	3	0	0	0	0	0	24	36	8.44	2.062										
John Montague, R ERA: 3.85 (6, 1)	3.2		17	7	1	1	0	1	0	0	0	0	0	16	20	2.46	2.182										

Baltimore Orioles @ California Angels
Anaheim Stadium, Anaheim, CA
Fri Jun 06 1980, 10:05 PM EDT
Att: 28,985 - Unknown

AB 38
R 6
H 15
RBI 5
BB 4
SO 1
LOB 14



Batter	1	2	3	4	5	6	7	8	9	AB	R	H	RBI	BB	SO	LOB	BOTTOM										
Freddie Patek, R OBP: 0.313, SLG: 0.368 (1, 6)	4-0 1B		0-0 F9						0-0 F7								3 1 0 0 1 0 0										
Dickie Thon, R OBP: 0.520, SLG: 0.636 (1, 10)	0-0 1B		0-0 F8						0-0 2B								4 0 3 1 0 0 0										
Rod Carew, L OBP: 0.398, SLG: 0.377 (1, 3)	0-0 F8		0-0 4-3						0-0 F8								4 0 0 0 0 0 3										
Carney Lansford, R OBP: 0.335, SLG: 0.418 (1, 5)	0-0 FC6-4			0-0 F7					0-0 K								4 0 0 0 0 1 3										
Joe Rudi, R OBP: 0.294, SLG: 0.503 (1, 7)	0-3 K			0-3 K					0-0 L5								4 0 0 0 0 2 2										
Bobby Grich, R OBP: 0.372, SLG: 0.389 (1, 4)		0-3 K		0-3 K													3 0 0 0 0 3 0										
Bobby Clark, R (1, 8)		0-0 F9							0-0 6-3								3 0 0 0 0 0 0										
Rick Miller, L OBP: 0.355, SLG: 0.301 (1, 9)		0-0 1B							0-0 F8								3 0 1 0 0 0 0										
Tom Donohue, R OBP: 0.197, SLG: 0.234 (1, 2)		0-0 F7							0-0 K								3 0 0 0 0 1 1										
Inning Stats	R: 1 E: 0 K: 1 S: 6	H: 1 LOB: 1 BB: 1 P: 10	R: 0 E: 0 K: 1 S: 6	H: 1 LOB: 0 BB: 0 P: 6	R: 0 E: 0 K: 2 S: 7	H: 0 LOB: 0 BB: 0 P: 7	R: 0 E: 0 K: 0 S: 3	H: 0 LOB: 0 BB: 0 P: 3	R: 0 E: 0 K: 0 S: 4	H: 1 LOB: 1 BB: 0 P: 4	R: 0 E: 0 K: 1 S: 5	H: 0 LOB: 0 BB: 0 P: 5	R: 0 E: 0 K: 1 S: 5	H: 0 LOB: 0 BB: 0 P: 5	R: 0 E: 0 K: 1 S: 6	H: 1 LOB: 1 BB: 0 P: 6	1B: 3 2B: 1 3B: 0 HR: 0	SF: 0 SAC: 0 DP: 0 HBP: 0	WP: 0 PB: 0 SB: 1 CS: 0	PA: 32							
PITCHER	IP	WLS	BF	H	R	ER	SO	BB	IBB	HBP	BLK	WP	HR	S	P	ERA	WHIP										
Scott McGregor, L ERA: 2.84 (1, 1)	9.0	W	32	4	1	1	7	1	0	0	0	0	0	45	49	1.00	0.556										

Baltimore Orioles @ California Angels
Anaheim Stadium, Anaheim, CA
Fri Jun 06 1980, 10:05 PM EDT
Att: 28,985 - Unknown

AB 31
R 1
H 4
RBI 1
BB 1
SO 7
LOB 9




Batter	1	2	3	4	5	6	7	8	9	AB	R	H	RBI	BB	SO	LOB	TOP					
Al Bumbry, L OBP: 0.332, SLG: 0.463 (1, 8)	K2-3		1-3		E 1B 1B	F5		BB		4	1	1	0	1	1	1	Baltimore Orioles @ California Angels Anaheim Stadium, Anaheim, CA Sat Jun 07 1980, 10:05 PM EDT Att: 37,266 - Unknown					
Rich Dauer, R OBP: 0.350, SLG: 0.323 (1, 4)	2B		F8		E 1B 1B	F9		F9		5	1	2	0	0	0	2						
Ken Singleton, S OBP: 0.315, SLG: 0.424 (1, 9)	K		F7		K	3-1			6-3	5	0	0	0	0	2	4						
Eddie Murray, S OBP: 0.344, SLG: 0.450 (1, 3)	F7			1B FC6-4 1B	E6 1B		P5		K	5	2	1	0	0	1	3						
Terry Crowley, L OBP: 0.482, SLG: 0.625 (1, 10)		L6 1B		FC6-4 1B	K				G3	3	1	2	0	1	1	3						
Lee May, R OBP: 0.275, SLG: 0.415 (9, PH)										1	0	0	0	0	0	0						
Doug DeCinces, R OBP: 0.328, SLG: 0.420 (1, 5)	F5			F2	WP E 1B					4	1	2	3	0	0	3						
Gary Roenicke, R OBP: 0.338, SLG: 0.346 (1, 7)				FC6-4 1B	E WP 1B					4	0	3	1	0	0	0						
Rick Dempsey, R OBP: 0.316, SLG: 0.459 (1, 2)	L6			FC6-4 1B	E5 S			P1		4	0	0	1	0	0	5						
Mark Belanger, R OBP: 0.197, SLG: 0.193 (1, 6)				F7	F9			F9		4	0	1	0	0	0	4						
Inning Stats	R: 0 E: 0 K: 2 S: 8	H: 1 LOB: 1 BB: 0 P: 8	R: 0 E: 0 K: 0 S: 4	H: 2 LOB: 1 BB: 0 P: 4	R: 0 E: 0 K: 0 S: 4	H: 1 LOB: 1 BB: 0 P: 4	R: 1 E: 0 K: 0 S: 6	H: 3 LOB: 2 BB: 0 P: 6	R: 4 E: 2 K: 2 S: 13	H: 4 LOB: 0 BB: 0 P: 13	R: 0 E: 0 K: 0 S: 3	H: 0 LOB: 0 BB: 0 P: 3	R: 1 E: 0 K: 0 S: 3	H: 1 LOB: 0 BB: 1 P: 7	R: 0 E: 0 K: 0 S: 3	H: 0 LOB: 1 BB: 1 P: 7	R: 0 E: 0 K: 1 S: 5	H: 0 LOB: 0 BB: 0 P: 5	1B: 10 2B: 3 3B: 0 HR: 0	SF: 0 SAC: 0 DP: 1 HBP: 0	WP: 1 PB: 0 SB: 1 CS: 0	PA: 41
PITCHER	IP	WLS	BF	H	R	ER	SO	BB	IBB	HBP	BLK	WP	HR	S	P	ERA	WHIP					
Dave Frost, R ERA: 4.07 (1, 1)	4.2	L	24	10	5	1	4	0	0	0	0	0	0	32	32	1.93	2.143					
Dave Lemanczyk, R ERA: 5.32 (5, 1)	2.1		10	2	1	1	0	1	0	0	0	1	0	9	13	3.86	1.286					
Dave LaRoche, L ERA: 2.2 (8, 1)	2.0		7	0	0	0	1	1	0	0	0	0	0	8	12	0.00	0.500					

AB	39
R	6
H	12
RBI	5
BB	2
SO	5
LOB	25



Batter	1	2	3	4	5	6	7	8	9	AB	R	H	RBI	BB	SO	LOB	BOTTOM					
Rick Miller, L OBP: 0.357, SLG: 0.320 (1, 8)	1B BB	FC1-5 3B		4-3		6-3		6-3		4	1	1	1	1	0	4	Baltimore Orioles @ California Angels Anaheim Stadium, Anaheim, CA Sat Jun 07 1980, 10:05 PM EDT Att: 37,266 - Unknown					
Dickie Thon, R OBP: 0.500, SLG: 0.593 (1, 4)	1B	FC1-5			5-3		E S 4-3 1B		4-3	5	2	2	0	0	0	1						
Rod Carew, L OBP: 0.398, SLG: 0.383 (1, 3)	1B			F7	1B 2B		K		L5	5	1	2	1	0	1	1						
Jason Thompson, L OBP: 0.309, SLG: 0.388 (1, 10)	1B				F7		4-3		L4	5	0	2	2	0	0	1						
Carney Lansford, R OBP: 0.333, SLG: 0.414 (1, 5)	K			F8	FC6-4 1B		P4			4	0	1	1	0	1	3						
Joe Rudi, R OBP: 0.287, SLG: 0.491 (1, 7)	F7			5-3	FC6-4				5-3	4	0	0	0	0	0	4						
Larry Harlow, L OBP: 0.343, SLG: 0.455 (1, 9)	K			4-3					6-3	4	0	0	0	0	1	2						
Freddie Patek, R OBP: 0.319, SLG: 0.367 (1, 6)		E6 FC1-5			6-4-3 BB				4-3	3	0	1	0	1	0	0						
Tom Donohue, R OBP: 0.200, SLG: 0.254 (1, 2)		FC1-6			6-4-3 BB					3	1	1	0	0	0	2						
Bobby Grich, R OBP: 0.376, SLG: 0.389 (8, PH)										0	0	0	0	1	0	0						
Stan Cliburn, R OBP: 0.286, SLG: 0.286 (9, 2)										0	0	0	0	0	0	0						
Inning Stats	R: 2 E: 0 K: 2 S: 10	H: 3 LOB: 2 BB: 1 P: 14	R: 1 E: 1 K: 0 S: 4	H: 1 LOB: 0 BB: 0 P: 4	R: 0 E: 0 K: 0 S: 4	H: 1 LOB: 1 BB: 0 P: 4	R: 0 E: 0 K: 0 S: 3	H: 0 LOB: 1 BB: 1 P: 7	R: 1 E: 0 K: 0 S: 5	H: 2 LOB: 1 BB: 0 P: 5	R: 0 E: 0 K: 0 S: 4	H: 1 LOB: 1 BB: 0 P: 4	R: 1 E: 0 K: 1 S: 6	H: 1 LOB: 0 BB: 0 P: 6	R: 0 E: 0 K: 0 S: 4	H: 1 LOB: 2 BB: 1 P: 8	R: 0 E: 0 K: 0 S: 3	H: 0 LOB: 0 BB: 0 P: 3	1B: 6 2B: 3 3B: 2 HR: 0	SF: 0 SAC: 0 DP: 1 HBP: 0	WP: 0 PB: 0 SB: 2 CS: 0	PA: 40
PITCHER	IP	WLS	BF	H	R	ER	SO	BB	IBB	HBP	BLK	WP	HR	S	P	ERA	WHIP					
Jim Palmer, R ERA: 3.92 (1, 1)	6.0	W	29	9	5	3	2	2	0	0	0	0	0	31	39	4.50	1.833					
Tim Stoddard, R ERA: 2.36 (7, 1)	3.0	S	11	1	0	0	1	1	0	0	0	0	0	12	16	0.00	0.667					



Batter	1	2	3	4	5	6	7	8	9	AB	R	H	RBI	BB	SO	LOB	TOP										
Al Bumby, L OBP: 0.338, SLG: 0.474 (1, 8)	0-0 G9-4-6 1B	0-0 1-3 2-H 3-H 1B		0-0 F7	0-0 1-2 2-H 3-H 1B	0-0 2-H 3-H 2B			0-0 L6	6	0	4	5	0	0	2											
Rich Dauer, R OBP: 0.344, SLG: 0.317 (1, 4) (7, 5)	0-0 G9-4-6 1-2	0-0 P3			0-0 F7	0-0 F8			0-0 F8	6	0	1	1	0	0	5											
Ken Singleton, S OBP: 0.317, SLG: 0.420 Dan Graham, L OBP: 0.319, SLG: 0.409 (1, 9) (7, 2)	0-0 2B 1B	0-0 F5							0-0 F8	4	1	1	0	1	0	4											
Eddie Murray, S OBP: 0.345, SLG: 0.454 (1, 3)	0-0 1-H 2B		0-0 P5		0-0 FC4-6 BB BB	0-0 G3			0-0 G4-6-3 1B	5	1	2	1	0	0	1											
Pat Kelly, L OBP: 0.372, SLG: 0.381 Gary Roenicke, R OBP: 0.338, SLG: 0.346 (1, 7) (7, 7)	0-0 G3		0-3 K		4-0 BB BB	4-0 E S 1B BB			0-0 G4-6-3 1-2	3	2	0	0	2	1	2											
Terry Crowley, L OBP: 0.475, SLG: 0.588 (1, 10)		0-0 L5	0-0 F7		4-0 BB BB	4-0 BB BB			0-0 6-3	3	2	0	0	2	0	0											
Doug DeCinces, R OBP: 0.317, SLG: 0.415 Lenn Sakata, R OBP: 0.316, SLG: 0.471 (1, 5) (7, 4)		4-0 BB BB 1B BB		0-0 F7	4-0 1-2 2-3 3-H BB	0-3 K			0-0 F9	2	2	0	1	2	1	2											
Rick Dempsey, R OBP: 0.333, SLG: 0.455 (1, 2) (7, 9)		4-0 BB BB 1B BB		1-0 HBP	4-0 1B BB	4-0 1B 2B BB			0-0 F7	1	3	0	1	3	0	0											
Kiko Garcia, R OBP: 0.280, SLG: 0.222 (1, 6)		4-0 1B BB		0-0 P6	0-0 1-3 2-H 3-H 1B 1B	0-0 1-3 2-H 3-H 2B 1B			0-0 2B	4	2	3	4	1	0	1											
Inning Stats	R: 1 E: 0 K: 0 S: 5	H: 3 LOB: 1 BB: 0 P: 5	R: 2 E: 0 K: 0 S: 4	H: 1 LOB: 2 BB: 3 P: 16	R: 0 E: 0 K: 1 S: 5	H: 0 LOB: 0 BB: 0 P: 5	R: 0 E: 0 K: 0 S: 3	H: 0 LOB: 1 BB: 0 P: 4	R: 6 E: 0 K: 0 S: 6	H: 3 LOB: 2 BB: 5 P: 26	R: 4 E: 0 K: 1 S: 7	H: 2 LOB: 1 BB: 3 P: 19	R: 0 E: 0 K: 0 S: 3	H: 0 LOB: 0 BB: 0 P: 3	R: 0 E: 0 K: 0 S: 4	H: 1 LOB: 1 BB: 0 P: 4	1B: 8 2B: 3 3B: 0 HR: 0	SF: 0 SAC: 0 DP: 1 HBP: 1	WP: 0 PB: 0 SB: 1 CS: 0	PA: 48							
PITCHER	IP	WLS	BF	H	R	ER	SO	BB	IBB	HBP	BLK	WP	HR	S	P	ERA	WHIP										
Don Aase, R ERA: 3.71 (1, 1)	1.1		10	4	3	3	0	3	0	0	0	0	0	7	19	20.25	5.250										
Chris Knapp, R ERA: 5.85 (2, 1)	3.1	L	15	0	4	4	1	4	0	1	0	0	0	12	29	10.80	1.200										
Mark Clear, R ERA: 5.19 (5, 1)	1.0		11	4	6	6	1	4	0	0	0	0	0	9	25	54.00	8.000										
Jim Barr, R ERA: 5.06 (6, 1)	3.1		12	3	0	0	0	0	0	0	0	0	0	12	12	0.00	0.900										

Baltimore Orioles @ California Angels
Anaheim Stadium, Anaheim, CA
Sun Jun 08 1980, 6:33 AM EDT
Att: 34,163 - Unknown

AB 36
R 13
H 11
RBI 13
BB 11
SO 2
LOB 18



Batter	1	2	3	4	5	6	7	8	9	AB	R	H	RBI	BB	SO	LOB	BOTTOM										
Rick Miller, L OBP: 0.359, SLG: 0.353 (1, 8)	0-0 2B 2B	0-0 G3		0-0 2-H 3B		0-3 K			0-0 F8	5	1	2	1	0	1	1											
Dickie Thon, R OBP: 0.429, SLG: 0.500 (1, 4)	0-0 6-3		0-0 6-3	0-0 F8		0-0 F8			0-0 F7	5	0	0	0	0	0	2											
Rod Carew, L OBP: 0.393, SLG: 0.375 (1, 10)	0-0 P6		4-0 1B SF8 BB	0-0 F8					0-0 4-3	4	1	0	0	1	0	2											
Jason Thompson, L OBP: 0.324, SLG: 0.400 (1, 3)	0-0 2-H 1B 2B		0-0 1-3 1B	4-0 F7 1B BB					4-0 F9	3	2	2	1	2	0	0											
Carney Lansford, R OBP: 0.338, SLG: 0.421 Todd Cruz, R OBP: 0.356, SLG: 0.425 (1, 5) (6, 5)	0-0 2-H 1B		0-0 SF8	0-0 F8 BB 1B					4-0 BB BB	2	0	2	2	0	0	0											
Bobby Clark, R OBP: 0.250, SLG: 0.571 (1, 7)	0-3 K		0-3 K	0-0 F7					0-0 HR BB	4	1	1	3	1	2	4											
Larry Harlow, L OBP: 0.355, SLG: 0.451 (1, 9)		0-0 FC5-4 1B		4-0 2B BB	4-0 1-2 BB				0-3 K	3	1	1	0	2	1	2											
Freddie Patek, R OBP: 0.317, SLG: 0.372 (1, 6)		0-0 F9		0-0 1-H 3B 2B	0-0 F8				0-0 F9	4	1	1	1	0	0	4											
Tom Donohue, R OBP: 0.195, SLG: 0.248 Stan Cliburn, R OBP: 0.250, SLG: 0.250 (1, 2) (8, PH) (9, 2)		0-0 FC5-4		0-3 K	0-3 K				0-0 5-3	3	0	0	0	0	2	2											
Inning Stats	R: 2 E: 0 K: 1 S: 8	H: 3 LOB: 1 BB: 0 P: 8	R: 0 E: 0 K: 0 S: 4	H: 1 LOB: 1 BB: 0 P: 4	R: 1 E: 0 K: 1 S: 6	H: 1 LOB: 1 BB: 1 P: 10	R: 2 E: 0 K: 1 S: 7	H: 2 LOB: 1 BB: 1 P: 11	R: 0 E: 0 K: 2 S: 7	H: 0 LOB: 0 BB: 0 P: 7	R: 0 E: 0 K: 1 S: 5	H: 0 LOB: 2 BB: 2 P: 13	R: 0 E: 0 K: 0 S: 3	H: 0 LOB: 0 BB: 0 P: 3	R: 3 E: 0 K: 0 S: 4	H: 1 LOB: 2 BB: 2 P: 12	1B: 4 2B: 3 3B: 1 HR: 1	SF: 1 SAC: 0 DP: 0 HBP: 0	WP: 0 PB: 0 SB: 1 CS: 0	PA: 43							
PITCHER	IP	WLS	BF	H	R	ER	SO	BB	IBB	HBP	BLK	WP	HR	S	P	ERA	WHIP										
Steve Stone, R ERA: 4.41 (1, 1)	3.0		17	6	5	5	2	2	0	0	0	0	0	19	27	15.00	2.667										
Sammy Stewart, R ERA: 3.97 (4, 1)	6.0	W	26	3	3	3	4	6	0	0	0	0	1	28	52	4.50	1.500										

Baltimore Orioles @ California Angels
Anaheim Stadium, Anaheim, CA
Sun Jun 08 1980, 6:33 AM EDT
Att: 34,163 - Unknown


AB 34
R 8
H 9
RBI 8
BB 8
SO 6
LOB 17



Batter	1	2	3	4	5	6	7	8	9	10	AB	R	H	RBI	BB	SO	LOB	TOP				
Willie Randolph, R OBP: 0.432, SLG: 0.457 (1, 4)	4-0 5-3 BB		4-0 FC1-5 S BB		4-0 E BB		0-0 E6 2B 2B	0-0 S 1B		4-0 FC6 BB	2	1	1	1	4	0	1					
Bobby Brown, S OBP: 0.323, SLG: 0.500 (1, 8)	0-0 5-3		0-0 FC1-5 CS		0-0 F5		0-0 F8	0-0 5-3		0-0 FC6 S 1B	6	1	0	0	0	0	7					
Jim Spencer, L OBP: 0.325, SLG: 0.371 Bob Watson, R OBP: 0.388, SLG: 0.409 (9, PH) (9, 3)	0-3 K		0-0 1B		0-0 P3		0-0 2B		0-0 4-3	0-0 1B 1B	4	1	2	1	0	1	2					
Dennis Werth, R OBP: 0.543, SLG: 0.750 (10, PR) (10, 3)	0-0 4-3		0-0 4-3		0-0 F8		0-0 2B		0-0 HR	0-0 1B 1B	6	1	3	3	0	0	2					
Reggie Jackson, L OBP: 0.335, SLG: 0.533 (1, 10)	0-0 4-3		0-0 4-3		0-0 F8		0-0 2B		0-0 HR	0-0 1B 1B	5	0	1	0	1	2	3					
Graig Nettles, L OBP: 0.328, SLG: 0.409 (1, 5)		0-0 1B 1B		4-0 1B BB		0-3 K		0-0 F7		0-3 K												
Lou Piniella, R OBP: 0.314, SLG: 0.330 Paul Blair, R (10, 7)		0-0 L8		0-0 P9		0-0 L6		0-0 FC1-6 1B		0-0 BLK 2B												
Joe Lefebvre, L OBP: 0.404, SLG: 0.571 (1, 9)		0-0 1B		0-0 G5-4-3 1B		0-0 HR		0-0 FC1-6 5-3 3B		0-0 BLK IBB												
Rick Cerone, R OBP: 0.276, SLG: 0.390 (1, 2)		0-3 K		0-0 G5-4-3 1B		0-0 FC6-5 WP BB		0-0 5-3		0-0 6-3												
Bucky Dent, R OBP: 0.328, SLG: 0.388 (1, 6)		0-0 P4		0-0 F9		0-0 FC6-5 E 2B		0-0 1B 3B		0-0 P6												
Inning Stats	R: 0 E: 0 K: 1 S: 5	H: 0 LOB: 1 BB: 1 P: 9	R: 0 E: 0 K: 1 S: 7	H: 2 LOB: 2 BB: 0 P: 7	R: 0 E: 0 K: 0 S: 3	H: 1 LOB: 1 BB: 1 P: 7	R: 0 E: 1 K: 0 S: 5	H: 0 LOB: 1 BB: 1 P: 7	R: 0 E: 0 K: 1 S: 5	H: 0 LOB: 0 BB: 0 P: 5	R: 4 E: 1 K: 0 S: 7	H: 3 LOB: 1 BB: 1 P: 11	R: 2 E: 0 K: 0 S: 6	H: 3 LOB: 1 BB: 0 P: 6	R: 1 E: 0 K: 1 S: 7	H: 2 LOB: 2 BB: 1 P: 11	R: 1 E: 0 K: 0 S: 5	H: 2 LOB: 2 BB: 1 P: 9	1B: 8 2B: 3 3B: 1 HR: 2	SF: 0 SAC: 0 DP: 1 HBP: 0	WP: 1 PB: 0 SB: 3 CS: 1	PA: 50
PITCHER	IP 6.2	WLS 30	BF 6	H 4	R 1	ER 1	SO 3	BB 5	IBB 0	HBP 0	BLK 0	WP 1	HR 1	S 31	P 51	ERA 1.35	WHIP 1.650					
Freddie Martinez, R ERA: 4.23 Dave LaRoche, L ERA: 3.72 Dave Lemanczyk, R ERA: 5.36	(1, 1) (7, 1) (9, 1)	2.0 1.1	11 9	5 3	3 1	3 1	1 0	0 1	0 1	0 0	0 1	0 0	0 7	13 15	13 15	13.50 6.75	2.500 3.000					

New York Yankees @ California Angels
Anaheim Stadium, Anaheim, CA
Mon Jun 09 1980, 10:05 PM EDT
Att: 30,126 - Unknown


AB 43
R 8
H 14
RBI 8
BB 7
SO 4
LOB 28



Batter	1	2	3	4	5	6	7	8	9	10	AB	R	H	RBI	BB	SO	LOB	BOTTOM				
Rick Miller, L OBP: 0.369, SLG: 0.364 (1, 8)	0-0 FC5-4 1B		0-0 G6-4-3 1B		0-0 4-1 1-2 2-3		0-0 HR		0-0 L7		5	1	3	0	0	3						
Carney Lansford, R OBP: 0.340, SLG: 0.436 (1, 5)	0-0 FC5-4 1B		0-0 G6-4-3		0-0 HR		0-0 E1 2B 1B		0-0 F7		5	3	2	3	0	2						
Rod Carew, L OBP: 0.398, SLG: 0.386 (1, 10)	0-0 1B 1B		0-0 F7		0-0 F7		0-0 SH5-3 SF7 2B		0-0 L6-3 1B		5	1	3	1	0	0						
Jason Thompson, L OBP: 0.328, SLG: 0.403 (1, 3)	0-0 1B		0-0 3-1		0-0 G1-4-3 1B		0-0 SH5-3		0-0 L6-3		4	0	2	1	0	1						
Joe Rudi, R OBP: 0.291, SLG: 0.483 (1, 7)	0-3 K		0-0 6-3		0-0 G1-4-3		0-0 SF7		0-0 K		3	0	0	1	0	1						
Bobby Grich, R OBP: 0.368, SLG: 0.379 (1, 4)	0-3 K		0-0 F8		0-0 K		0-3 K		0-0 K		4	0	0	0	0	3						
Larry Hartow, L OBP: 0.360, SLG: 0.453 (1, 9)		0-0 1-3		0-0 FC4-6 1B		0-0 6-3		0-0 SH2-4 1B		0-0 SH2-4		4	0	2	0	0						
Freddie Patek, R OBP: 0.310, SLG: 0.362 (1, 6)		0-0 F8		0-0 FC4-6 1B HR		0-0 F8		0-0 SH2-4		0-0 SH2-4		3	1	0	0	0						
Tom Donohue, R OBP: 0.198, SLG: 0.250 Dickie Thorn, R OBP: 0.417, SLG: 0.485 Stan Cliburn, R OBP: 0.250, SLG: 0.250 (10, 2)		0-0 P5		0-0 HR 4-1 1B		0-3 K		0-0 6-3		0-0 6-3		3	1	1	0	0						
Inning Stats	R: 1 E: 0 K: 2 S: 10	H: 3 LOB: 2 BB: 0 P: 10	R: 0 E: 0 K: 0 S: 3	H: 0 LOB: 0 BB: 0 P: 3	R: 0 E: 0 K: 0 S: 3	H: 0 LOB: 0 BB: 0 P: 3	R: 0 E: 0 K: 1 S: 5	H: 0 LOB: 0 BB: 0 P: 5	R: 3 E: 1 K: 1 S: 8	H: 3 LOB: 0 BB: 0 P: 8	R: 0 E: 0 K: 0 S: 4	H: 1 LOB: 1 BB: 0 P: 4	R: 0 E: 0 K: 0 S: 3	H: 1 LOB: 0 BB: 0 P: 3	1B: 11 2B: 2 3B: 0 HR: 1	SF: 1 SAC: 2 DP: 3 HBP: 0	WP: 0 PB: 0 SB: 0 CS: 0	PA: 40				
PITCHER	IP 5.0	WLS 21	BF 7	H 4	R 4	ER 2	SO 2	BB 0	IBB 0	HBP 0	BLK 0	WP 0	HR 1	S 25	P 25	ERA 7.20	WHIP 1.400					
Mike Griffin, R ERA: 4.39 Rudy May, L ERA: 2.46 Rich Gossage, R ERA: 3.77	(1, 1) (6, 1) (8, 1)	2.1 2.2	10 9	4 2	3 0	2 0	2 1	0 0	0 0	0 0	0 0	0 0	0 11	14 11	14 11	7.71 0.00	1.714 0.750					

New York Yankees @ California Angels
Anaheim Stadium, Anaheim, CA
Mon Jun 09 1980, 10:05 PM EDT
Att: 30,126 - Unknown

AB 37
R 7
H 13
RBI 6
BB 0
SO 5
LOB 13



Batter	1	2	3	4	5	6	7	8	9	10	11	AB	R	H	RBI	BB	SO	LOB	TOP		
Willie Randolph, R OBP: 0.448, SLG: 0.468 (1, 4)	4-0 S 1B BB	0-0 4-3	0-0	4-0 S BB		4-0 S BB			0-0 F2		4-0 E S 1B BB	2	2	0	0	4	0	1			
Joe Lefebvre, L OBP: 0.397, SLG: 0.537 (1, 7) (10, 9) (11, 8)	0-0 F9		0-0 HR 1B	0-3 K		0-0 F9			0-0 F9		4-0 1-2 1B IBB	5	2	1	0	1	1	3			
Bob Watson, R OBP: 0.363, SLG: 0.439 (1, 10)	0-0 P2		0-0 HR	0-0 F8					0-0 F8		0-0 E5 BB 1B	6	2	2	3	0	0	4			
Reggie Jackson, L Paul Blair, R OBP: 0.353, SLG: 0.536 (8, 9) (9, 9) (10, 8) (11, 9)	0-0 BB 1B		0-0 5-3						0-3 K		0-0	4	1	2	2	1	1	0			
Bobby Murcer, L OBP: 0.386, SLG: 0.493 (11, 9)	1-1 BB 1B		0-0						0-0 K		1-2 2-H 3-H 1B	1	0	1	2	0	0	0			
Graig Nettles, L OBP: 0.350, SLG: 0.393 (1, 5)	4-0 1-2 BB		0-0 G3						0-0 F8		0-0 F8	5	0	0	0	1	1	3			
Jim Spencer, L Dennis Werth, R OBP: 0.312, SLG: 0.355 OBP: 0.541, SLG: 0.724 (1, 3) (10, PH) (10, 3)	0-3 K		0-0 G3						0-0 F7		0-0 F7	4	0	0	0	0	1	2			
Bobby Brown, S Lou Piniella, R OBP: 0.317, SLG: 0.477 OBP: 0.310, SLG: 0.325 (1, 8) (10, 7)		4-0 F9 S BB		0-3 K	0-3 K				0-3 K		0-0 4-3	4	0	0	0	1	4	0			
Bucky Dent, R OBP: 0.328, SLG: 0.382 (1, 6)	0-0 F9		0-0	4-0 1B E BB					0-0 K		0-3 K	4	1	1	0	1	2	1			
Johnny Oates, L OBP: 0.091, SLG: 0.091 (1, 2)	0-0 F9		0-0	0-0 E9 1B BLK					0-0 1-6-3 F9		0-0 B1	5	1	1	0	0	0	2			
Inning Stats	R: 1 E: 0 K: 1 S: 6	H: 1 LOB: 2 BB: 2 P: 14	R: 0 E: 0 K: 0 S: 3	H: 0 LOB: 1 BB: 1 P: 7	R: 2 E: 0 K: 0 S: 5	H: 2 LOB: 0 BB: 0 P: 5	R: 2 E: 1 K: 2 S: 8	H: 1 LOB: 1 BB: 2 P: 16	R: 1 E: 0 K: 1 S: 6	H: 1 LOB: 0 BB: 0 P: 6	R: 0 E: 0 K: 2 S: 7	H: 1 LOB: 0 BB: 0 P: 10	R: 0 E: 0 K: 2 S: 7	H: 0 LOB: 0 BB: 0 P: 7	R: 2 E: 1 K: 0 S: 5	H: 1 LOB: 3 BB: 3 P: 17	1B: 5 2B: 0 3B: 0 HR: 3	SF: 0 SAC: 0 DP: 0 HBP: 0	WP: 0 PB: 0 SB: 4 CS: 0	PA: 52	
PITCHER	IP WLS BF H R ER SO BB IBB HBP BLK WP HR S P ERA WHIP	IP WLS BF H R ER SO BB IBB HBP BLK WP HR S P ERA WHIP																			
Bruce Kison, R ERA: 4.41 (1, 1)	3.1 4.2 18 2 1 1 5 2 0 0 1 0 1 26 34 1.93 0.857	4.1 0.2 4 1 1 1 0 1 0 0 0 0 1 3 7 13.50 3.000	4.1 0.1 1 0 0 0 1 0 0 0 0 0 0 3 3 0.00 0.000	10.1 2.0 L 11 1 2 1 2 2 1 0 0 0 0 12 24 4.50 1.500																	

New York Yankees @ California Angels
Anaheim Stadium, Anaheim, CA
Wed Jun 11 1980, 10:05 PM EDT
Att: 39,593 - Unknown

AB 42
R 9
H 8
RBI 7
BB 10
SO 10
LOB 19



Batter	1	2	3	4	5	6	7	8	9	10	11	AB	R	H	RBI	BB	SO	LOB	BOTTOM															
Dickie Thon, R OBP: 0.390, SLG: 0.447 (1, 5)	0-0 6-3		0-0 G6-3			0-0 2B HR 1B	0-0 G3		0-0 P4			5	1	1	0	0	0	5																
Freddie Patek, R OBP: 0.319, SLG: 0.400 (1, 6)	0-0 4-3		0-0 6-3			0-0 1-3 HR 2B	0-0 F5		0-0 CS 1B			5	1	2	2	0	0	1																
Rod Carew, L OBP: 0.407, SLG: 0.419 (1, 10)	0-3 K			0-0 L1-3 1B		0-0 2-H 3-H HR		0-0 G5-4-3 1B	0-0 SF8			4	1	3	4	0	1	0																
Joe Rudi, R OBP: 0.277, SLG: 0.467 (1, 7)		0-0 5-3		0-0 L1-3		0-0 BB BB 1B		0-0 G5-4-3	0-0 CS	0-3 K		5	0	1	0	0	1	2																
Bobby Grich, R OBP: 0.376, SLG: 0.385 (1, 4)		0-0 G4-6-3 1B		0-3 K		4-0 1-2 BB BB		0-0 1B		0-3 K		4	0	2	0	1	2	0																
Jason Thompson, L OBP: 0.337, SLG: 0.390 (1, 3)	0-0 G4-6-3		0-0 G3			4-0 1-2 BB BB		0-0 4-3		0-0 F5		4	0	0	0	1	0	2																
Bobby Clark, R OBP: 0.357, SLG: 0.583 (1, 8)			0-0 1B 2B			0-0 F9	0-0 P4		4-0 1B BB		0-0 F8	4	2	1	0	1	0	3																
Rick Miller, L OBP: 0.386, SLG: 0.374 (1, 9)			0-0 G6-3 1B			0-0 1-3	0-0 F7		0-0 BB 1B		4-0 G5-4-3 BB	4	1	2	0	1	0	3																
Tom Donohue, R Larry Harlow, L Stan Cliburn, R Bert Campaneris, R OBP: 0.203, SLG: 0.252 OBP: 0.364, SLG: 0.444 OBP: 0.250, SLG: 0.250 OBP: 0.243, SLG: 0.294 (1, 2) (9, PH) (10, 2) (11, PH)	0-0 G5-4-3		0-0	0-0 F9	0-3 K				4-0 1-2 SF8 BB		0-0 G5-4-3	3	0	1	1	0	1	0																
Inning Stats	R: 0 E: 0 K: 1 S: 5	H: 0 LOB: 0 BB: 0 P: 5	R: 0 E: 0 K: 0 S: 3	H: 1 LOB: 0 BB: 0 P: 3	R: 1 E: 1 K: 0 S: 5	H: 3 LOB: 1 BB: 0 P: 5	R: 0 E: 0 K: 1 S: 5	H: 1 LOB: 0 BB: 0 P: 5	R: 0 E: 0 K: 0 S: 3	R: 3 E: 0 K: 0 S: 7	H: 4 LOB: 3 BB: 2 P: 15	R: 0 E: 0 K: 1 S: 5	H: 0 LOB: 0 BB: 0 P: 5	R: 0 E: 0 K: 0 S: 4	H: 2 LOB: 1 BB: 0 P: 4	R: 3 E: 0 K: 0 S: 4	H: 2 LOB: 2 BB: 2 P: 12	R: 0 E: 0 K: 2 S: 7	H: 0 LOB: 0 BB: 0 P: 7	R: 0 E: 0 K: 0 S: 2	H: 0 LOB: 0 BB: 1 P: 6	1B: 10 2B: 3 3B: 0 HR: 1	SF: 1 SAC: 0 DP: 5 HBP: 0	WP: 0 PB: 0 SB: 0 CS: 1	PA: 46									
PITCHER	IP WLS BF H R ER SO BB IBB HBP BLK WP HR S P ERA WHIP	IP WLS BF H R ER SO BB IBB HBP BLK WP HR S P ERA WHIP																																
Tommy John, L ERA: 3.14 (1, 1)	5.1 2.2 3.0	24 11 10	9 3 1	4 2 1	4 2 1	2 1 2	2 1 2	2 0 0	0 0 0	0 0 0	0 0 0	1 12 12	1 16 20	26 16 20	34 16 20	6.75 6.75 3.00	2.062 1.500 1.000																	

New York Yankees @ California Angels
Anaheim Stadium, Anaheim, CA
Wed Jun 11 1980, 10:05 PM EDT
Att: 39,593 - Unknown

AB 39
R 7
H 13
RBI 7
BB 5
SO 5
LOB 17



Batter	1	2	3	4	5	6	7	8	9	AB	R	H	RBI	BB	SO	LOB	TOP					
Rick Burleson, R OBP: 0.342, SLG: 0.406 (1, 6)	0-0 6-3		0-0 FC5-4 1B		0-0 F9		0-0 1-2 1B		0-3 K	5	0	2	0	0	1	2	Boston Red Sox @ California Angels Anaheim Stadium, Anaheim, CA Fri Jun 13 1980, 10:05 PM EDT Att: 32,161 - Unknown					
Jerry Remy, L OBP: 0.344, SLG: 0.392 (1, 4)	0-0 5-3		0-0 FC5-4 1B		0-0 F7		0-0 F7			4	0	0	0	0	0	4						
Fred Lynn, L OBP: 0.356, SLG: 0.468 (1, 8)	0-0 F8		0-0 FC1-4 1B		0-0 F5			0-0 5-3		4	0	1	0	0	0	0						
Tony Perez, R OBP: 0.340, SLG: 0.479 (1, 3)		0-0 5-3	0-0 FC1-4		0-0 F8			0-0 1B 1B		4	0	1	0	0	0	2						
Jim Rice, R OBP: 0.296, SLG: 0.435 (1, 7)	0-0 G5-4-3 1B			0-0 F2		0-0 5-3		0-0 1B 1B		4	0	2	0	0	0	0						
Carlton Fisk, R OBP: 0.380, SLG: 0.552 (1, 2)	0-0 G5-4-3			0-0 F7			0-0 F7	0-0 G6-4-3		4	0	0	0	0	0	3						
Carl Yastrzemski, L OBP: 0.340, SLG: 0.444 (1, 10)			0-0 F8	0-3 K			0-0 HR	0-0 5-3 1B		4	1	2	1	0	1	0						
Jim Dwyer, L OBP: 0.404, SLG: 0.527 (1, 9)			0-0 HR 1B		0-0 F7		0-0 F6	0-0 F6		4	1	1	0	0	0	1						
Butch Hobson, R OBP: 0.309, SLG: 0.476 Glenn Hoffman, R OBP: 0.235, SLG: 0.375 (1, 5) (7, 5)			0-0 HR		0-0 S 1B		0-0 1B 1B	0-0 5-3		3	1	3	2	0	0	0						
Inning Stats	R: 0 E: 0 K: 0 S: 3	H: 0 LOB: 0 BB: 0 P: 3	R: 0 E: 0 K: 0 S: 3	H: 1 LOB: 0 BB: 0 P: 3	R: 2 E: 0 K: 0 S: 7	H: 4 LOB: 2 BB: 0 P: 7	R: 0 E: 0 K: 1 S: 5	H: 0 LOB: 0 BB: 0 P: 5	R: 0 E: 0 K: 0 S: 4	H: 1 LOB: 1 BB: 0 P: 4	R: 0 E: 0 K: 0 S: 3	H: 0 LOB: 0 BB: 0 P: 3	R: 1 E: 0 K: 0 S: 6	H: 3 LOB: 2 BB: 0 P: 6	R: 0 E: 0 K: 0 S: 4	H: 2 LOB: 1 BB: 0 P: 4		R: 0 E: 0 K: 1 S: 6	H: 1 LOB: 1 BB: 0 P: 6	1B: 10 2B: 0 3B: 0 HR: 2	SF: 0 SAC: 0 DP: 2 HBP: 0	WP: 0 PB: 0 SB: 1 CS: 0
PITCHER Don Aase, R ERA: 3.63 (1, 1)	IP: 9.0 WLS: L BF: 37 H: 12 R: 3 ER: 3 SO: 2 BB: 0 IBB: 0 HBP: 0 BLK: 0 WP: 0 HR: 2 S: 41 P: 41 ERA: 3.00 WHIP: 1.333															PITCHER						

AB 37
R 3
H 12
RBI 3
BB 0
SO 2
LOB 13



Batter	1	2	3	4	5	6	7	8	9	AB	R	H	RBI	BB	SO	LOB	BOTTOM					
Rick Miller, L OBP: 0.364, SLG: 0.350 Stan Cliburn, R OBP: 0.250, SLG: 0.250 (1, 8) (9, 2)	0-0 F7		0-0 F8			0-0 4-3		0-3 K		4	0	0	0	0	1	1	Boston Red Sox @ California Angels Anaheim Stadium, Anaheim, CA Fri Jun 13 1980, 10:05 PM EDT Att: 32,161 - Unknown					
Dickie Thon, R OBP: 0.367, SLG: 0.413 (1, 5)	0-3 K		0-0 F6			0-0 1-3		0-0 G6-3 1B		4	0	1	0	0	1	0						
Rod Carew, L OBP: 0.406, SLG: 0.420 (1, 10)	0-0 F7			0-0 P7		0-0 2B		0-0 G6-3		4	0	1	0	0	0	2						
Jason Thompson, L OBP: 0.344, SLG: 0.392 (1, 3)		0-0 1B 1B		0-0 1B 1B		0-0 F6		0-0 F2		4	0	2	0	0	0	1						
Joe Rudi, R OBP: 0.286, SLG: 0.474 (1, 7)		0-0 1-2 1B		0-0 G4-6-3 1B			0-0 2B	0-0 1B 1B		4	0	4	0	0	0	0						
Larry Harlow, L OBP: 0.385, SLG: 0.457 (1, 9)	0-3 K		0-0 G4-6-3			0-0 F9		0-0 FC5 HBP 1B		4	0	1	0	0	1	5						
Bobby Grich, R OBP: 0.371, SLG: 0.375 (1, 4)	0-0 F5				0-3 K		0-0 F6	0-0 HBP		3	0	0	0	0	1	3						
Freddie Patek, R OBP: 0.310, SLG: 0.389 (1, 6)	0-3 K				0-0 F7		0-3 K	0-0 F3		4	0	0	0	0	2	6						
Tom Donohue, R OBP: 0.194, SLG: 0.241 Bobby Clark, R OBP: 0.375, SLG: 0.538 (8, PH) (9, 8)			0-0 1-3			0-0 5-3		0-0 1B HBP	0-0 FC5	2	0	0	0	0	0	0						
Inning Stats	R: 0 E: 0 K: 1 S: 5	H: 0 LOB: 0 BB: 0 P: 5	R: 0 E: 0 K: 2 S: 9	H: 2 LOB: 2 BB: 0 P: 9	R: 0 E: 0 K: 0 S: 3	H: 0 LOB: 0 BB: 0 P: 3	R: 0 E: 0 K: 0 S: 4	H: 2 LOB: 1 BB: 0 P: 4	R: 0 E: 0 K: 1 S: 5	H: 0 LOB: 0 BB: 0 P: 5	R: 0 E: 0 K: 0 S: 4	H: 1 LOB: 1 BB: 0 P: 4	R: 0 E: 0 K: 1 S: 6	H: 1 LOB: 1 BB: 0 P: 6	R: 0 E: 0 K: 1 S: 5	H: 1 LOB: 0 BB: 0 P: 6		R: 0 E: 0 K: 0 S: 5	H: 2 LOB: 3 BB: 0 P: 6	1B: 7 2B: 2 3B: 0 HR: 0	SF: 0 SAC: 0 DP: 2 HBP: 2	WP: 0 PB: 0 SB: 0 CS: 0
PITCHER Dennis Eckersley, R ERA: 5.24 Tom Burgmeier, L ERA: 2.96 Dick Drago, R ERA: 4.28 (1, 1) (8, 1) (9, 1)	IP: 7.0 WLS: W BF: 27 H: 6 R: 3 ER: 0 SO: 5 BB: 0 IBB: 0 HBP: 0 BLK: 0 WP: 0 HR: 0 S: 36 P: 37 ERA: 0.00 WHIP: 0.857															PITCHER						

AB 34
R 0
H 9
RBI 0
BB 0
SO 6
LOB 21



Batter	1	2	3	4	5	6	7	8	9	AB	R	H	RBI	BB	SO	LOB	TOP				
Rick Burleson, R OBP: 0.344, SLG: 0.403 (1, 6)	0-0 4-3	0-0 F8		0-0 1B		0-0 1B		0-0 1-6-3		4	0	1	0	1	0	3					
Jerry Remy, L OBP: 0.351, SLG: 0.394 (1, 4)	4-0 1B	0-0 F5		0-0 1B		0-0 P8			0-0 1B	4	2	2	0	1	0	4					
Fred Lynn, L OBP: 0.357, SLG: 0.460 (1, 8)	0-0 F8		4-0 HR	0-0 4-3					4-0 SF9	3	2	0	0	2	0	3					
Tony Perez, R OBP: 0.337, SLG: 0.475 (1, 3)	0-0 1B		0-0 L7		0-3 K		0-0 L3		0-0 SF9	4	0	1	2	0	1	1					
Jim Rice, R OBP: 0.294, SLG: 0.430 (1, 7)	0-0 F4		0-0 6-3		0-0 F9		0-0 F3		0-0 E5	5	0	1	0	0	0	2					
Carl Yastrzemski, L OBP: 0.342, SLG: 0.457 (1, 10)		4-0 1B	0-0 HR		0-0 F2			0-0 G3	0-3 K	4	2	1	2	1	1	1					
Jim Dwyer, L OBP: 0.389, SLG: 0.505 Dwight Evans, R OBP: 0.309, SLG: 0.384 (8, 9)	0-0 3-4-3	0-0 6-3			0-0 F9		0-0 F9		0-0 F9	4	0	0	0	0	0	1	AB 36				
Butch Hobson, R OBP: 0.314, SLG: 0.476 Glenn Hoffman, R OBP: 0.235, SLG: 0.375 (8, 5)	0-0 1B		0-3 K		0-0 F4		0-0 E8			4	1	2	1	0	1	0	R 7				
Dave Rader, L OBP: 0.386, SLG: 0.452 (1, 2)	4-0 1B		0-0 G3		0-0 WP		0-0 1B			0	0	0	0	0	0	0	H 10				
Inning Stats	R: 1 E: 0 K: 0 S: 4	H: 1 LOB: 1 BB: 1 P: 8	R: 2 E: 0 K: 0 S: 4	H: 1 LOB: 0 BB: 1 P: 8	R: 0 E: 0 K: 1 S: 7	H: 2 LOB: 0 BB: 0 P: 7	R: 0 E: 0 K: 1 S: 5	H: 0 LOB: 0 BB: 0 P: 5	R: 0 E: 0 K: 0 S: 4	H: 1 LOB: 2 BB: 1 P: 8	R: 0 E: 0 K: 0 S: 3	H: 0 LOB: 0 BB: 0 P: 3	R: 1 E: 1 K: 0 S: 5	H: 2 LOB: 1 BB: 0 P: 5	R: 2 E: 1 K: 1 S: 7	H: 2 LOB: 1 BB: 1 P: 11	1B: 9 2B: 0 3B: 0 HR: 1	SF: 1 SAC: 0 DP: 0 HBP: 0	WP: 2 PB: 0 SB: 5 CS: 0	PA: 43	
PITCHER	IP	WLS	BF	H	R	ER	SO	BB	IBB	HBP	BLK	WP	HR	S	P	ERA	WHIP				
Freddie Martinez, R ERA: 4.79 Dave Lemanczyk, R ERA: 4.88 Mark Clear, R ERA: 5.03 Andy Hassler, L ERA: 6.28 (1, 1)	3.0	L	16	3	4	4	0	4	0	0	0	1	1	12	28	12.00	2.333				
PITCHER	IP	WLS	BF	H	R	ER	SO	BB	IBB	HBP	BLK	WP	HR	S	P	ERA	WHIP				

Boston Red Sox @ California Angels
Anaheim Stadium, Anaheim, CA
Sat Jun 14 1980, 6:33 AM EDT
Att: 32,133 - Unknown

AB 36
R 7
H 10
RBI 6
BB 6
SO 3
LOB 16



Batter	1	2	3	4	5	6	7	8	9	AB	R	H	RBI	BB	SO	LOB	BOTTOM				
Rick Miller, L OBP: 0.354, SLG: 0.339 (1, 9)	0-0 1-3		0-0 G3-6		0-3 K		0-0 G3			4	0	0	0	0	1	1					
Dickie Thon, R OBP: 0.358, SLG: 0.400 (1, 4)	0-0 5-3			0-0 HR	0-3 K		0-0 1-3			4	1	1	0	0	1	0					
Rod Carew, L OBP: 0.403, SLG: 0.421 (1, 10)	0-0 2B			0-0 F7	0-0 1-3		0-0 F5			4	0	1	0	0	0	1					
Jason Thompson, L OBP: 0.337, SLG: 0.382 (1, 3)	0-0 4-3			0-0 4-3		0-0 4-3		0-0 6-3		4	0	0	0	0	0	2					
Carney Lansford, R OBP: 0.330, SLG: 0.437 (1, 5)		0-0 F7		0-0 HR		0-0 F8		0-3 K		4	1	1	2	0	1	0					
Joe Rudi, R OBP: 0.290, SLG: 0.474 (1, 7)	0-3 K			0-0 1B	0-0 1B		0-0 3B		0-0 F8	4	1	2	0	0	1	0					
Bobby Clark, R OBP: 0.400, SLG: 0.647 (1, 8)	0-0 L6			0-0 1B	0-0 1B		0-0 1B		0-0 1-3	4	0	2	1	0	0	0	AB 35				
Freddie Patek, R OBP: 0.315, SLG: 0.393 (1, 6)				0-0 FC6-4	0-0 1B		0-3 K		0-3 K	4	0	2	0	0	2	1	R 3				
Tom Donohue, R OBP: 0.190, SLG: 0.235 (1, 2)			0-0 FC6-4	0-0 F8			0-0 1-3			3	0	0	0	0	0	4	H 9				
Inning Stats	R: 0 E: 0 K: 0 S: 4	H: 1 LOB: 0 BB: 0 P: 4	R: 0 E: 0 K: 1 S: 5	H: 0 LOB: 0 BB: 0 P: 5	R: 0 E: 0 K: 0 S: 3	H: 1 LOB: 0 BB: 0 P: 3	R: 2 E: 0 K: 0 S: 8	H: 5 LOB: 3 BB: 0 P: 8	R: 0 E: 0 K: 2 S: 7	H: 0 LOB: 0 BB: 0 P: 7	R: 1 E: 0 K: 1 S: 7	H: 2 LOB: 1 BB: 0 P: 7	R: 0 E: 0 K: 1 S: 5	H: 0 LOB: 0 BB: 0 P: 5	R: 0 E: 0 K: 1 S: 5	H: 0 LOB: 0 BB: 0 P: 5	1B: 6 2B: 1 3B: 1 HR: 1	SF: 0 SAC: 0 DP: 1 HBP: 0	WP: 0 PB: 0 SB: 1 CS: 0	PA: 35	
PITCHER	IP	WLS	BF	H	R	ER	SO	BB	IBB	HBP	BLK	WP	HR	S	P	ERA	WHIP				
Bob Stanley, R ERA: 4.24 Tom Burgmeier, L ERA: 2.79 (1, 1)	6.0	W	26	9	3	3	4	0	0	0	0	0	0	13	34	4.50	1.500				
PITCHER	IP	WLS	BF	H	R	ER	SO	BB	IBB	HBP	BLK	WP	HR	S	P	ERA	WHIP				

Boston Red Sox @ California Angels
Anaheim Stadium, Anaheim, CA
Sat Jun 14 1980, 6:33 AM EDT
Att: 32,133 - Unknown

AB 35
R 3
H 9
RBI 3
BB 0
SO 6
LOB 9



Batter	1	2	3	4	5	6	7	8	9	AB	R	H	RBI	BB	SO	LOB	TOP										
Rick Burleson, R OBP: 0.352, SLG: 0.412 (1, 6)	0-0 1B		0-0 2B		0-0 5-3		0-0 1B		0-0 2B	5	1	4	0	0	0	0	Boston Red Sox @ California Angels Anaheim Stadium, Anaheim, CA Sun Jun 15 1980, 6:33 AM EDT Att: 40,261 - Unknown - 90 F livebaseballscorecards.com										
Dave Stapleton, R OBP: 0.305, SLG: 0.615 (1, 4)	0-0 1B		0-0 2B		0-0 5-3		0-0 1B		0-0 2B	5	1	3	1	0	0	1											
Jim Rice, R OBP: 0.300, SLG: 0.444 (1, 7)	0-3 K		4-0 BB		0-0 HR		0-0 1B		0-0 F8	4	2	2	1	1	1	4											
Tony Perez, R OBP: 0.339, SLG: 0.476 (1, 3)	0-3 K		0-3 K		4-0 BB		0-0 F9		0-0 2B	4	0	1	2	1	2	6											
Carlton Fisk, R OBP: 0.376, SLG: 0.542 (1, 2)	0-0 F4		0-0 G6-4-3		0-0 P1		0-0 1B		0-0 F3	5	0	1	0	0	0	7											
Butch Hobson, R OBP: 0.312, SLG: 0.471 (1, 10)		0-3 K		0-0 F8		0-0 F7		0-0 1B		4	0	1	1	0	1	1											
Dwight Evans, R OBP: 0.301, SLG: 0.373 (1, 9)		0-3 K		0-0 5-3		0-0 1-3		0-0 F5		4	0	0	0	0	1	3											
Jim Dwyer, L OBP: 0.387, SLG: 0.520 (1, 8)		0-0 G3		0-0 4-3			0-0 F8			3	1	1	0	0	0	0											
Fred Lynn, L OBP: 0.355, SLG: 0.458 (7, 8)							0-0 SF7		0-0 F8	1	0	0	0	0	0	2											
Glenn Hoffman, R OBP: 0.236, SLG: 0.373 (1, 5)			0-0 2B		0-0 5-3		0-0 SF7		0-3 K	3	1	1	1	0	1	0											
Inning Stats	R: 0 E: 0 K: 2 S: 9	H: 2 LOB: 2 BB: 0 P: 9	R: 0 E: 0 K: 2 S: 7	H: 0 LOB: 0 BB: 7 P: 7	R: 1 E: 0 K: 1 S: 7	H: 3 LOB: 2 BB: 1 P: 11	R: 0 E: 0 K: 0 S: 3	H: 0 LOB: 0 BB: 0 P: 3	R: 0 E: 0 K: 0 S: 3	H: 0 LOB: 0 BB: 0 P: 3	R: 1 E: 0 K: 0 S: 4	H: 1 LOB: 1 BB: 1 P: 8	R: 1 E: 0 K: 0 S: 6	H: 3 LOB: 2 BB: 0 P: 6	R: 2 E: 0 K: 1 S: 8	H: 3 LOB: 1 BB: 0 P: 8	1B: 10 2B: 2 3B: 1 HR: 1	SF: 1 SAC: 0 DP: 2 HBP: 0	WP: 0 PA: 41 PB: 0 SB: 0 CS: 0								
PITCHER	IP	WLS	BF	H	R	ER	SO	BB	IBB	HBP	BLK	WP	HR	S	P	ERA	WHIP										
Frank Tanana, L ERA: 6.79 (1, 1)	7.0	L	29	8	3	3	5	2	0	0	0	0	1	37	45	3.86	1.429										
John Montague, R ERA: 4.34 (8, 1)	0.1		4	3	1	1	0	0	0	0	0	0	0	4	4	27.00	9.000										
Dave LaRoche, L ERA: 3.02 (8, 1)	1.1		7	3	2	2	1	0	0	0	0	0	0	9	9	13.50	2.250										
Jim Barr, R ERA: 4.69 (9, 1)	0.1		1	0	0	0	0	0	0	0	0	0	0	1	1	0.00	0.000										

Batter	1	2	3	4	5	6	7	8	9	AB	R	H	RBI	BB	SO	LOB	BOTTOM										
Larry Harlow, L OBP: 0.354, SLG: 0.442 (1, 9)	0-0 4-3		0-0 F6		0-0 G3		0-0 G3		0-0 1B	4	0	0	0	0	1	3	Boston Red Sox @ California Angels Anaheim Stadium, Anaheim, CA Sun Jun 15 1980, 6:33 AM EDT Att: 40,261 - Unknown - 90 F livebaseballscorecards.com										
Stan Cliburn, R OBP: 0.250, SLG: 0.250 (8, 2)		0-3 K							0-0 2B	0	0	0	0	0	0	0											
Dickie Thorn, R OBP: 0.370, SLG: 0.412 (9, PH)									1-2 2B	1	1	1	0	0	0	0											
Freddie Patek, R OBP: 0.325, SLG: 0.396 (1, 6)	0-0 1B		0-0 6-3		0-0 K		0-0 2B		0-0 1B	4	1	2	1	1	1	0											
Rod Carew, L OBP: 0.407, SLG: 0.427 (1, 10)	0-0 1B		0-0 6-3		0-0 F6		0-0 2B		0-0 1B	4	0	2	1	1	0	0											
Jason Thompson, L OBP: 0.343, SLG: 0.387 (1, 3)	0-0 G3-6-3		0-3 K		4-0 BB		0-0 2B		0-0 IBB	3	0	1	1	2	1	2											
Carney Lansford, R OBP: 0.323, SLG: 0.426 (1, 5)		0-0 6-3		0-0 F8		0-3 K		0-0 6-3		5	0	0	0	0	1	5											
Joe Rudi, R OBP: 0.289, SLG: 0.485 (1, 7)		0-3 K		0-3 K		0-0 HR		0-0 F8		4	1	1	1	0	2	1											
Bobby Grich, R OBP: 0.369, SLG: 0.368 (1, 4)		4-0 1B		0-3 K		0-0 F8		0-0 6-3		3	1	0	0	1	1	0											
Bobby Clark, R OBP: 0.417, SLG: 0.667 (1, 8)		0-0 1B		0-0 F7		0-0 F9		0-0 F7		4	0	2	0	0	0	0											
Tom Donohue, R OBP: 0.194, SLG: 0.239 (1, 2)		0-0 1B		0-3 K		0-0 F9		0-0 1B		2	0	1	1	0	1	0											
Rick Miller, L OBP: 0.356, SLG: 0.341 (7, PH)		1-3 2H						0-0 1B		2	1	1	0	0	0	1											
Inning Stats	R: 0 E: 0 K: 0 S: 4	H: 2 LOB: 1 BB: 0 P: 4	R: 1 E: 0 K: 2 S: 9	H: 2 LOB: 2 BB: 1 P: 13	R: 0 E: 0 K: 1 S: 5	H: 0 LOB: 0 BB: 0 P: 5	R: 0 E: 0 K: 2 S: 7	H: 0 LOB: 0 BB: 0 P: 7	R: 0 E: 0 K: 1 S: 5	H: 0 LOB: 0 BB: 0 P: 5	R: 1 E: 0 K: 0 S: 5	H: 2 LOB: 1 BB: 0 P: 5	R: 1 E: 0 K: 0 S: 3	H: 1 LOB: 1 BB: 2 P: 11	R: 2 E: 0 K: 0 S: 7	H: 4 LOB: 3 BB: 1 P: 11	1B: 7 2B: 3 3B: 0 HR: 1	SF: 0 SAC: 0 DP: 1 HBP: 0	WP: 0 PA: 41 PB: 0 SB: 0 CS: 0								
PITCHER	IP	WLS	BF	H	R	ER	SO	BB	IBB	HBP	BLK	WP	HR	S	P	ERA	WHIP										
Steve Renko, R ERA: 3.1 (1, 1)	7.0	W	28	6	2	2	8	2	0	0	0	0	1	42	50	2.57	1.143										
Dick Drago, R ERA: 4.75 (8, 1)	1.2		11	5	3	3	0	2	0	0	0	0	0	9	17	16.20	4.200										
Skip Lockwood, R ERA: 5.47 (9, 1)	0.1	S	2	0	0	0	0	0	1	0	0	0	0	1	5	0.00	0.000										

Batter	1	2	3	4	5	6	7	8	9	AB	R	H	RBI	BB	SO	LOB	TOP											
Rick Miller, L OBP: 0.351, SLG: 0.331 (1, 9)	0-3 K		4-0 BB BB		0-3 K		0-0 F9		0-0 6-3	4	0	0	0	1	2	1	California Angels @ Baltimore Orioles Memorial Stadium, Baltimore, MD Mon Jun 16 1980, 7:05 PM EDT Att: 18,683 - Unknown - 66 F livebaseballscorecards.com											
Freddie Patek, R OBP: 0.316, SLG: 0.385 (1, 6)	0-0 1-3		0-0 F9		0-0 1-3			0-0 F8		4	0	0	0	0	0	1												
Rod Carew, L OBP: 0.409, SLG: 0.426 (1, 10)	0-0 6-3		4-0 1-2 BB		0-0 4-3			0-0 F9 BB 2B 1B		3	1	1	0	1	0	0												
Jason Thompson, L OBP: 0.346, SLG: 0.386 (1, 3)		0-0 BB 1B	0-3 K		0-0 6-3			4-0 2B 1-2 BB		3	1	1	0	1	1	2												
Carney Lansford, R OBP: 0.321, SLG: 0.420 (1, 5)		4-0 G4-6-3 1B 1-2 BB	0-0 P6		0-0 F8			0-0 F9		3	0	0	0	1	0	4												
Joe Rudi, R OBP: 0.293, SLG: 0.490 (1, 7)		0-0 G4-6-3 1-2 2-H 1B		0-0 F2		0-0 5-3		0-0 1-3 2B		4	0	2	2	0	0	0												
Bobby Grich, R OBP: 0.367, SLG: 0.366 (1, 4)		0-0 G4-6-3 1-2 2-3 1B		0-0			0-0 6-3	0-0 6-3		4	0	1	0	0	0	4												
Bobby Clark, R OBP: 0.393, SLG: 0.583 (1, 8)		4-0 BB	0-3 K		0-3 K			0-0 5-3		3	0	0	0	1	2	1												
Tom Donohue, R OBP: 0.197, SLG: 0.241 Larry Harlow, L OBP: 0.351, SLG: 0.438 (9, PH)	0-3 K		0-0 F7		0-0 F7		0-0 1B	0-3 K		3	0	1	0	0	1	3												
Inning Stats	R: 0 E: 0 K: 1 S: 5	H: 0 LOB: 0 BB: 0 P: 5	R: 1 E: 0 K: 1 S: 6	H: 2 LOB: 2 BB: 2 P: 14	R: 0 E: 0 K: 1 S: 5	H: 0 LOB: 2 BB: 2 P: 13	R: 0 E: 0 K: 1 S: 6	H: 1 LOB: 1 BB: 0 P: 6	R: 0 E: 0 K: 0 S: 3	H: 0 LOB: 0 BB: 0 P: 3	R: 0 E: 0 K: 0 S: 6	H: 1 LOB: 1 BB: 0 P: 6	R: 1 E: 0 K: 0 S: 5	H: 2 LOB: 2 BB: 1 P: 9	R: 0 E: 0 K: 1 S: 5	H: 0 LOB: 0 BB: 0 P: 5	1B: 5 2B: 1 3B: 0 HR: 0	SF: 0 SAC: 0 DP: 1 HBP: 0	WP: 0 PB: 0 SB: 0 CS: 0	PA: 37								
PITCHER	IP	WLS	BF	H	R	ER	SO	BB	IBB	HBP	BLK	WP	HR	S	P	ERA	WHIP											
Jim Palmer, R ERA: 3.66 Tim Stoddard, R ERA: 1.89	(1, 1)	7.2	W	32	5	2	2	6	5	0	0	0	0	0	39	59	2.35	1.304										
	(8, 1)	1.1	S	5	1	0	0	1	0	0	0	0	0	0	7	7	0.00	0.750										

Batter	1	2	3	4	5	6	7	8	9	AB	R	H	RBI	BB	SO	LOB	BOTTOM											
Al Bumbry, L OBP: 0.410, SLG: 0.446 (1, 8)	0-3 K	0-3 K		0-0 4-3 1-2			0-0 6-3	0-3 K		5	0	0	0	0	3	3	California Angels @ Baltimore Orioles Memorial Stadium, Baltimore, MD Mon Jun 16 1980, 7:05 PM EDT Att: 18,683 - Unknown - 66 F livebaseballscorecards.com											
Rich Dauer, R OBP: 0.318, SLG: 0.303 (1, 4)	0-0 F9		0-3 K		0-3 K		0-0 6-3	0-0 F3		5	0	0	0	0	2	2												
Ken Singleton, S OBP: 0.342, SLG: 0.460 (1, 9)	4-0 BB 2B		0-0 1B		4-0 BB		0-0 FC6-4 1B			2	1	2	0	2	0	0												
Eddie Murray, S OBP: 0.346, SLG: 0.473 (1, 3)	0-0 2B 1-2 1B		0-3 K		0-0 F8		0-0 FC6-4 1-2			4	1	1	0	0	1	3												
Pat Kelly, L OBP: 0.389, SLG: 0.423 Mark Corey, R OBP: 0.273, SLG: 0.300 (8, 7)	0-0 1B 1-3 2-H 2B		0-0 1B		0-0 F7			4-0 BB 5-3 1B BB		3	1	2	1	0	0	1												
Terry Crowley, L OBP: 0.446, SLG: 0.587 Benny Ayala, R OBP: 0.429, SLG: 0.791 (8, PH)	0-0 1B 2-H 3-H		0-0 F8		0-0 F9		0-0 5-3			3	0	1	2	0	0	2												
Doug DeCinces, R OBP: 0.317, SLG: 0.374 (1, 5)	0-0 P4			0-0 L7		4-0 5-3 BB		4-0 BB 1B IBB		2	1	0	0	2	0	1												
Rick Dempsey, R OBP: 0.329, SLG: 0.448 (1, 2)		0-0 F7		0-0 S 1B		0-0 5-3		4-0 1-2 2-3 BB		3	0	1	0	1	0	1												
Kiko Garcia, R OBP: 0.281, SLG: 0.260 (1, 6)	0-3 K		0-3 K		0-0 F9		0-0 1-2 2-H 3-H 1B			4	0	1	2	0	2	2												
Inning Stats	R: 3 E: 0 K: 1 S: 8	H: 3 LOB: 1 BB: 1 P: 12	R: 0 E: 0 K: 2 S: 7	H: 0 LOB: 0 BB: 0 P: 7	R: 0 E: 0 K: 1 S: 6	H: 1 LOB: 1 BB: 0 P: 6	R: 0 E: 0 K: 0 S: 3	H: 0 LOB: 1 BB: 1 P: 7	R: 0 E: 0 K: 0 S: 4	H: 1 LOB: 1 BB: 0 P: 4	R: 2 E: 0 K: 1 S: 6	H: 1 LOB: 2 BB: 3 P: 18	R: 0 E: 0 K: 0 S: 4	H: 0 LOB: 0 BB: 0 P: 4	R: 0 E: 0 K: 0 S: 6	H: 0 LOB: 0 BB: 0 P: 5	1B: 7 2B: 1 3B: 0 HR: 0	SF: 0 SAC: 0 DP: 0 HBP: 0	WP: 0 PB: 0 SB: 1 CS: 0	PA: 38								
PITCHER	IP	WLS	BF	H	R	ER	SO	BB	IBB	HBP	BLK	WP	HR	S	P	ERA	WHIP											
Chris Knapp, R ERA: 5.33 Andy Hassler, L ERA: 6.89 Mark Clear, R ERA: 5.03 Dave LaRoche, L ERA: 2.98	(1, 1)	6.0	L	27	6	3	3	7	3	0	0	0	0	0	38	50	4.50	1.500										
	(7, 1)	1.1		7	1	2	2	0	1	1	0	0	0	0	5	13	13.50	1.500										
	(8, 1)	0.0		2	1	0	0	0	1	0	0	0	0	0	1	5	∞	∞										
	(8, 1)	0.2		2	0	0	0	1	0	0	0	0	0	0	4	4	0.00	0.000										

Batter	1	2	3	4	5	6	7	8	9	AB	R	H	RBI	BB	SO	LOB	TOP					
Rick Miller, L OBP: 0.348, SLG: 0.328 (1, 9)										4	1	1	0	0	1	3	California Angels @ Baltimore Orioles Memorial Stadium, Baltimore, MD Tue Jun 17 1980, 7:05 PM EDT Att: 17,549 - Unknown - 71 F					
Freddie Patek, R OBP: 0.314, SLG: 0.377 (1, 6)										3	0	0	0	1	0	0						
Rod Carew, L OBP: 0.410, SLG: 0.429 (1, 10)										3	1	1	0	1	0	0						
Jason Thompson, L OBP: 0.340, SLG: 0.378 (1, 3)										4	0	0	1	0	2	3						
Carney Lansford, R OBP: 0.320, SLG: 0.415 (1, 5)										2	1	0	1	1	1	0						
Joe Rudi, R OBP: 0.292, SLG: 0.485 (1, 7)										4	0	1	0	0	1	2						
Bobby Grich, R OBP: 0.369, SLG: 0.365 (1, 4)										3	0	1	0	1	2	0						
Bobby Clark, R OBP: 0.344, SLG: 0.500 (1, 8)										4	0	0	0	0	3	4						
Tom Donohue, R OBP: 0.200, SLG: 0.243 (1, 2)										3	0	1	1	0	1	0						
Inning Stats	R: 1 E: 0 K: 1 S: 6	H: 1 LOB: 2 BB: 2 P: 14	R: 0 E: 0 K: 1 S: 5	H: 1 LOB: 0 BB: 0 P: 5	R: 0 E: 0 K: 1 S: 5	H: 0 LOB: 0 BB: 0 P: 5	R: 1 E: 0 K: 2 S: 9	H: 2 LOB: 3 BB: 2 P: 17	R: 0 E: 0 K: 0 S: 3	H: 0 LOB: 0 BB: 0 P: 3	R: 0 E: 0 K: 2 S: 7	H: 0 LOB: 0 BB: 0 P: 7	R: 0 E: 0 K: 1 S: 5	H: 0 LOB: 0 BB: 0 P: 5	R: 1 E: 1 K: 1 S: 6	H: 1 LOB: 0 BB: 0 P: 6	R: 0 E: 0 K: 2 S: 7	H: 0 LOB: 0 BB: 0 P: 7	1B: 4 2B: 1 3B: 0 HR: 0	SF: 1 SAC: 0 DP: 1 HBP: 0	WP: 0 PB: 0 SB: 1 CS: 0	PA: 35
PITCHER Steve Stone, R ERA: 3.81 (1, 1)	IP: 9.0 WLS: W BF: 35	H: 5 R: 3 ER: 2 SO: 11	BB: 4 IBB: 0 HBP: 0 BLK: 0	WP: 0 HR: 0 S: 53 P: 69	ERA: 2.00 WHIP: 1.000											PITCHER IP: WLS: BF: H: R: ER: SO: BB: IBB: HBP: BLK: WP: HR: S: P: ERA: WHIP						


Batter	1	2	3	4	5	6	7	8	9	AB	R	H	RBI	BB	SO	LOB	BOTTOM			
Al Bumbry, L OBP: 0.411, SLG: 0.460 (1, 8)										4	2	2	2	0	0	1	California Angels @ Baltimore Orioles Memorial Stadium, Baltimore, MD Tue Jun 17 1980, 7:05 PM EDT Att: 17,549 - Unknown - 71 F			
Kiko Garcia, R OBP: 0.288, SLG: 0.262 (1, 6)										3	0	1	0	1	0	2				
Ken Singleton, S OBP: 0.344, SLG: 0.460 (1, 9)										4	0	2	2	0	1	2				
Eddie Murray, S OBP: 0.345, SLG: 0.482 (1, 3)										4	1	1	1	0	0	3				
Terry Crowley, L OBP: 0.423, SLG: 0.552 (1, 10)										4	0	0	0	0	0	1				
Pat Kelly, L OBP: 0.384, SLG: 0.415 (1, 7)										4	0	1	0	0	1	0				
Mark Corey, R OBP: 0.273, SLG: 0.300 (9, 7)										0	0	0	0	0	0	0				
Doug DeCinces, R OBP: 0.321, SLG: 0.374 (1, 5)										3	0	1	0	1	0	1				
Rick Dempsey, R OBP: 0.323, SLG: 0.439 (1, 2)										3	0	0	0	0	1	2				
Rich Dauer, R OBP: 0.323, SLG: 0.305 (1, 4)										2	2	1	0	1	0	0				
Inning Stats	R: 0 E: 0 K: 0 S: 4	H: 1 LOB: 1 BB: 0 P: 4	R: 0 E: 0 K: 1 S: 6	H: 1 LOB: 0 BB: 0 P: 6	R: 2 E: 1 K: 0 S: 6	H: 2 LOB: 1 BB: 0 P: 6	R: 0 E: 0 K: 1 S: 4	H: 0 LOB: 0 BB: 1 P: 8	R: 0 E: 0 K: 0 S: 4	H: 2 LOB: 0 BB: 0 P: 4	R: 1 E: 0 K: 0 S: 4	H: 2 LOB: 0 BB: 0 P: 4	R: 2 E: 0 K: 1 S: 6	H: 1 LOB: 1 BB: 2 P: 14	R: 0 E: 0 K: 0 S: 3	H: 0 LOB: 0 BB: 0 P: 3	1B: 7 2B: 0 3B: 0 HR: 2	SF: 0 SAC: 0 DP: 2 HBP: 0	WP: 1 PB: 0 SB: 1 CS: 1	PA: 35
PITCHER Dave Frost, R ERA: 4.86 (1, 1)	IP: 6.1 WLS: L BF: 27	H: 8 R: 4 ER: 3 SO: 2	BB: 2 IBB: 0 HBP: 0 BLK: 0	WP: 1 HR: 1 S: 29 P: 37	ERA: 4.26 WHIP: 1.579											PITCHER IP: WLS: BF: H: R: ER: SO: BB: IBB: HBP: BLK: WP: HR: S: P: ERA: WHIP				
Jim Barr, R ERA: 4.71 (7, 1)	IP: 1.2 WLS: 7 BF: 1	H: 1 R: 1 ER: 1 SO: 1	BB: 1 IBB: 0 HBP: 0 BLK: 0	WP: 0 HR: 1 S: 8 P: 12	ERA: 5.40 WHIP: 1.200															


AB 30
R 3
H 5
RBI 3
BB 4
SO 11
LOB 12



AB 31
R 5
H 9
RBI 5
BB 3
SO 3
LOB 12



Batter	1	2	3	4	5	6	7	8	9	AB	R	H	RBI	BB	SO	LOB	TOP					
Bert Campaneris, R (1,6) OBP: 0.238, SLG: 0.282	0-0 6-3		0-0 FC6-4 1B			0-0 F3		0-0 F7		4	0	1	0	0	0	0	<p>California Angels @ New York Yankees Yankee Stadium, Bronx, NY Wed Jun 18 1980, 7:05 PM EDT Att: 30,876 - Unknown - 67 F</p> <p>AB 33 R 0 H 6 RBI 0 BB 2 SO 8 LOB 12</p> 					
Dickie Thon, R (1,4) OBP: 0.362, SLG: 0.400	0-0 1B		0-0 FC6-4 1-2			0-0 F8		0-0 F9		4	0	1	0	0	0	1						
Carney Lansford, R (1,5) OBP: 0.323, SLG: 0.417	0-3 K			0-0 5-3		0-0 1B		0-0 1B		4	0	2	0	0	1	1						
Joe Rudi, R (1,7) OBP: 0.287, SLG: 0.476	0-3 K			0-0 6-3		0-3 K		0-0 P4		4	0	0	0	0	2	3						
Bobby Grich, R (1,3) OBP: 0.362, SLG: 0.357		0-0 F7		0-0 6-3			0-3 K		0-0 F9	4	0	0	0	0	1	0						
Mery Rettenmund, R (1,10) OBP: 0.500, SLG: 0.333		0-0 P5			4-0 BB		0-0 PB 1B		0-3 K	3	0	1	0	1	1	0						
Bobby Clark, R (1,8) OBP: 0.333, SLG: 0.469		0-0 6-3			0-0 F9		0-0 6-3 1-2		0-0 1B	4	0	1	0	0	0	2						
Rick Miller, L (1,9) OBP: 0.346, SLG: 0.321			0-0 F8		0-0 4-3		4-0 BB		0-3 K	3	0	0	0	1	1	2						
Tom Donohue, R (1,2) OBP: 0.197, SLG: 0.240				0-0 6-3			0-3 K			2	0	0	0	0	1	1						
Freddie Patek, R (7,PH) OBP: 0.313, SLG: 0.374										1	0	0	0	0	1	2						
Stan Cliburn, R (7,2) OBP: 0.250, SLG: 0.250										0	0	0	0	0	0	0						
Inning Stats	R: 0 E: 0 K: 2 S: 8	H: 1 LOB: 1 BB: 0 P: 8	R: 0 E: 0 K: 0 S: 3	H: 0 LOB: 0 BB: 0 P: 3	R: 0 E: 0 K: 0 S: 4	H: 1 LOB: 1 BB: 0 P: 4	R: 0 E: 0 K: 0 S: 3	H: 0 LOB: 0 BB: 0 P: 3	R: 0 E: 0 K: 1 S: 5	H: 0 LOB: 1 BB: 1 P: 9	R: 0 E: 0 K: 1 S: 6	H: 1 LOB: 1 BB: 0 P: 6	R: 0 E: 0 K: 2 S: 8	H: 1 LOB: 2 BB: 1 P: 12	R: 0 E: 0 K: 0 S: 4	H: 1 LOB: 1 BB: 0 P: 4	R: 0 E: 0 K: 2 S: 8	H: 1 LOB: 1 BB: 0 P: 8	1B: 6 2B: 0 3B: 0 HR: 0	SF: 0 SAC: 0 DP: 0 HBP: 0	WP: 0 PB: 1 SB: 0 CS: 0	PA: 35
PITCHER Ron Guidry, L (1,1) ERA: 3.22	IP: 9.0 WLS: W BF: 35 H: 6 R: 0 ER: 0 SO: 8 BB: 2 IBB: 0 HBP: 0 BLK: 0 WP: 0 HR: 0 S: 49 P: 57 ERA: 0.00 WHIP: 0.889															PITCHER						

Batter	1	2	3	4	5	6	7	8	9	AB	R	H	RBI	BB	SO	LOB	BOTTOM			
Willie Randolph, R (1,4) OBP: 0.439, SLG: 0.446	0-0 6-3	0-0 4-3			0-0 L9		0-0 F8			4	0	0	0	0	0	0	<p>California Angels @ New York Yankees Yankee Stadium, Bronx, NY Wed Jun 18 1980, 7:05 PM EDT Att: 30,876 - Unknown - 67 F</p> <p>AB 27 R 5 H 5 RBI 5 BB 4 SO 3 LOB 5</p> 			
Bobby Murcer, L (1,7) OBP: 0.374, SLG: 0.538	0-0 BB 1B		0-0 BB 1B		4-0 HR BB		0-0 F7			3	2	2	0	1	0	0				
Graig Nettles, L (1,5) OBP: 0.355, SLG: 0.426	4-0 BB 1B SF7 BB		0-0 P4		0-0 HR		0-0 F8			3	2	1	2	1	0	1				
Reggie Jackson, L (1,9) OBP: 0.348, SLG: 0.571	0-0 BB 1B		4-0 BB 1B		0-3 K		0-0 1-3			3	0	1	1	1	1	0				
Paul Blair, R (9,9)	1-3 2H BB 1B		1-2 BB		0-0 K		0-0 5-3			0	0	0	0	0	0	0				
Bob Watson, R (1,10) OBP: 0.364, SLG: 0.425	4-0 BB 1B		0-0 G4-6-3 1-2		0-3 K		0-0 5-3			3	0	0	0	1	1	2				
Jim Spencer, L (1,3) OBP: 0.301, SLG: 0.339	0-0 SF7			0-0 G3		0-3 K				2	0	0	1	0	1	0				
Bobby Brown, S (1,8) OBP: 0.302, SLG: 0.468	0-0 F8			0-0 HR		0-0 F7				3	1	1	1	0	0	2				
Rick Cerone, R (1,2) OBP: 0.267, SLG: 0.366		0-0 4-3		0-0 1-3		0-0 5-3				3	0	0	0	0	0	0				
Brian Doyle, L (1,6) OBP: 0.301, SLG: 0.339		0-0 G3		0-0 F2			0-0 F7			3	0	0	0	0	0	0				
Inning Stats	R: 2 E: 0 K: 0 S: 5	H: 2 LOB: 2 BB: 2 P: 13	R: 0 E: 0 K: 0 S: 3	H: 0 LOB: 0 BB: 0 P: 3	R: 0 E: 0 K: 0 S: 3	H: 1 LOB: 1 BB: 1 P: 7	R: 1 E: 0 K: 0 S: 4	H: 1 LOB: 0 BB: 0 P: 4	R: 2 E: 0 K: 2 S: 8	H: 1 LOB: 0 BB: 1 P: 12	R: 0 E: 0 K: 1 S: 5	H: 0 LOB: 0 BB: 0 P: 5	R: 0 E: 0 K: 0 S: 3	H: 0 LOB: 0 BB: 0 P: 3	R: 0 E: 0 K: 0 S: 3	H: 0 LOB: 0 BB: 0 P: 3	1B: 3 2B: 0 3B: 0 HR: 2	SF: 1 SAC: 0 DP: 1 HBP: 0	WP: 0 PB: 0 SB: 0 CS: 0	PA: 32
PITCHER Don Aase, R (1,1) ERA: 3.98	IP: 4.1 WLS: L BF: 21 H: 5 R: 5 ER: 5 SO: 5 BB: 4 IBB: 0 HBP: 0 BLK: 0 WP: 0 HR: 2 S: 17 P: 33 ERA: 10.38 WHIP: 2.077															PITCHER				
Andy Hassler, L (5,1) ERA: 5.99	IP: 3.2 WLS: L BF: 11 H: 0 R: 0 ER: 0 SO: 3 BB: 0 IBB: 0 HBP: 0 BLK: 0 WP: 0 HR: 1 S: 17 P: 17 ERA: 0.00 WHIP: 0.000															PITCHER				

Batter	1	2	3	4	5	6	7	8	9	AB	R	H	RBI	BB	SO	LOB	TOP										
Rick Miller, L OBP: 0.360, SLG: 0.333 (1, 8)	4-0 1B E BB	0-0 E7		0-0 1B		0-0 L3-6 SH1-4 1B		0-3 K		4	1	3	0	1	1	2	California Angels @ New York Yankees Yankee Stadium, Bronx, NY Thu Jun 19 1980, 7:05 PM EDT Att: 24,143 - Unknown - 67 F										
Dickie Thon, R OBP: 0.395, SLG: 0.390 (1, 4)	0-0 1B BB	0-0 F8		0-0 F3		0-0 SH1-4		0-3 K		4	1	1	0	0	1	4											
Stan Cliburn, R OBP: 0.250, SLG: 0.250 (8, 2)	1-3 1B					1-2				0	0	0	0	0	0	0											
Rod Carew, L OBP: 0.414, SLG: 0.433 (1, 10)	0-0 1B		0-0 G6-3 1B	0-0 1B		0-0 L3-6			0-3 K	5	0	3	1	0	1	1											
Jason Thompson, L OBP: 0.332, SLG: 0.368 (1, 3)	0-0 L5		0-0 G6-3	0-0 F8			0-0 F8		0-0 4-3	5	0	0	0	0	0	5											
Carney Lansford, R OBP: 0.325, SLG: 0.417 (1, 5)	0-0 G1-4-3 1B		0-0 1B	0-0 1B		0-0 F8		0-3 K	0-3 K	5	1	2	1	0	2	0											
Joe Rudi, R OBP: 0.291, SLG: 0.481 (1, 7)	0-0 G1-4-3		0-0 1B	0-0 3B			0-3 K			4	1	2	0	0	1	2											
Larry Harlow, L OBP: 0.351, SLG: 0.435 (8, PH)		0-0 6-3	0-0 1B		0-0 F7			0-0 BB		3	0	1	1	0	0	1											
Bobby Clark, R OBP: 0.351, SLG: 0.485 (8, 8)		0-0 1B	0-0 5-3		0-0 BB			0-0 1B		1	0	1	0	0	0	0											
Freddie Patek, R OBP: 0.323, SLG: 0.393 (1, 6)		0-0 1-3 E 1B	0-0 5-3		0-0 3B			0-0 BB		3	1	2	1	1	0	2											
Tom Donohue, R OBP: 0.194, SLG: 0.235 (8, PH)		0-0 1-3		0-0 5-3		0-3 K		0-3 K		3	0	0	0	0	1	2											
Bobby Grich, R OBP: 0.361, SLG: 0.355 (8, 4)		1-2								1	0	0	0	0	1	2											
Inning Stats	R: 2 E: 1 K: 0 S: 5	H: 3 LOB: 1 BB: 1 P: 9	R: 1 E: 1 K: 0 S: 5	H: 2 LOB: 1 BB: 0 P: 5	R: 1 E: 0 K: 0 S: 6	H: 4 LOB: 2 BB: 0 P: 6	R: 0 E: 0 K: 0 S: 5	H: 2 LOB: 1 BB: 0 P: 7	R: 0 E: 0 K: 2 S: 3	H: 1 LOB: 0 BB: 0 P: 3	R: 0 E: 0 K: 2 S: 7	H: 0 LOB: 0 BB: 0 P: 7	R: 0 E: 0 K: 3 S: 10	H: 1 LOB: 2 BB: 1 P: 14	R: 0 E: 0 K: 2 S: 7	H: 0 LOB: 0 BB: 0 P: 7	1B: 13 2B: 2 3B: 1 HR: 0	SF: 0 SAC: 1 DP: 3 HBP: 0	WP: 0 PB: 0 SB: 0 CS: 0	PA: 41							
PITCHER	IP	WLS	BF	H	R	ER	SO	BB	IBB	HBP	BLK	WP	HR	S	P	ERA	WHIP										
Ed Figueroa, R ERA: 4.78	(1, 1)	2.2		15	8	4	3	0	1	0	0	0	0	14	18	10.12	3.375										
Mike Griffin, R ERA: 4.4	(3, 1)	2.0		11	5	1	1	0	0	0	0	0	0	11	11	4.50	2.500										
Rudy May, L ERA: 2.49	(5, 1)	4.1	W	15	2	0	0	8	1	0	0	0	0	30	34	0.00	0.692										

Batter	1	2	3	4	5	6	7	8	9	AB	R	H	RBI	BB	SO	LOB	BOTTOM										
Willie Randolph, R OBP: 0.445, SLG: 0.446 (1, 4)	4-0 HR BB	0-0 CS 1B		4-0 BB		4-0 2B BB		0-0 F3		2	2	1	0	3	0	0	California Angels @ New York Yankees Yankee Stadium, Bronx, NY Thu Jun 19 1980, 7:05 PM EDT Att: 24,143 - Unknown - 67 F										
Bobby Murcer, L OBP: 0.382, SLG: 0.519 (1, 7)	0-0 F9	0-0 B1-3		0-0 F9		0-0 2B		0-3 K		3	0	0	0	0	0	4											
Lou Piniella, R OBP: 0.306, SLG: 0.331 (7, 7)	0-0 F9	1-2				1-2 2B				2	0	1	2	0	1	0											
Graig Nettles, L OBP: 0.352, SLG: 0.436 (1, 5)	0-0 HR		0-0 4-3		0-0 P3	0-0 F8		0-0 4-3		5	1	1	2	0	0	1											
Reggie Jackson, L OBP: 0.361, SLG: 0.594 (1, 10)	0-0 1B		0-0 HR		4-0 FC3-6 BB		0-0 2B 1B			3	2	3	1	1	0	0											
Jim Spencer, L OBP: 0.295, SLG: 0.331 (1, 3)	0-0 F8		0-0 L9		0-0 FC3-6		0-0 1B 2B			3	0	0	0	0	0	2											
Bob Watson, R OBP: 0.367, SLG: 0.433 (7, PH)	0-0 F8		0-0 L9		1-2		1-3 1B			1	0	1	0	0	0	0											
Joe Lefebvre, L OBP: 0.371, SLG: 0.427 (1, 9)	0-0 F9		4-0 BB		0-0 4-3		0-3 K			2	0	0	0	1	0	2											
Dennis Werth, R OBP: 0.512, SLG: 0.657 (7, PH)	0-0 F9				0-0 4-3					1	0	0	0	0	1	2											
Paul Blair, R (8, 9)										0	0	0	0	0	0	0											
Bobby Brown, S OBP: 0.301, SLG: 0.460 (1, 8)		0-0 P6	0-0 F5		0-0 F8		4-0 1B IBB			3	0	0	0	1	0	1											
Rick Cerone, R OBP: 0.271, SLG: 0.383 (1, 2)		0-0 HR		0-0 L7		0-0 BB 2B 1B		0-3 K		4	2	2	1	0	1	3											
Brian Doyle, L OBP: 0.222, SLG: 0.222 (1, 6)		0-0 1B		0-0 F9		0-0 F3		1-2 2H 3H 1B		4	0	2	1	0	0	1											
Inning Stats	R: 2 E: 0 K: 0 S: 5	H: 2 LOB: 1 BB: 1 P: 9	R: 1 E: 0 K: 0 S: 5	H: 3 LOB: 1 BB: 0 P: 5	R: 1 E: 0 K: 0 S: 4	H: 1 LOB: 1 BB: 1 P: 8	R: 0 E: 0 K: 0 S: 3	H: 0 LOB: 1 BB: 1 P: 7	R: 0 E: 0 K: 0 S: 5	H: 2 LOB: 1 BB: 1 P: 9	R: 1 E: 0 K: 2 S: 9	H: 3 LOB: 2 BB: 1 P: 13	R: 0 E: 0 K: 1 S: 5	H: 0 LOB: 0 BB: 0 P: 5	1B: 6 2B: 2 3B: 0 HR: 3	SF: 0 SAC: 0 DP: 0 HBP: 0	WP: 0 PB: 0 SB: 0 CS: 1	PA: 39									
PITCHER	IP	WLS	BF	H	R	ER	SO	BB	IBB	HBP	BLK	WP	HR	S	P	ERA	WHIP										
Freddie Martinez, R ERA: 5.27	(1, 1)	1.1		9	4	3	3	0	1	0	0	0	0	8	12	20.25	3.750										
Dave Lemanczyk, R ERA: 4.98	(2, 1)	4.1	L	19	3	3	3	0	4	0	0	0	0	15	31	6.23	1.615										
Dave LaRoche, L ERA: 3.15	(6, 1)	0.1		4	3	1	1	0	0	0	0	0	0	4	4	27.00	9.000										
Mark Clear, R ERA: 4.79	(7, 1)	2.0		7	1	0	0	3	0	1	0	0	0	12	16	0.00	0.500										

Batter	1	2	3	4	5	6	7	8	9	AB	R	H	RBI	BB	SO	LOB	TOP										
Rick Miller, L OBP: 0.359, SLG: 0.353 (1, 8)	F8	F7	L7			4-3		HR									6 2 2 2 0 0 2										
Carney Lansford, R OBP: 0.325, SLG: 0.428 (1, 5)	6-3	3B	5-3			F8		HR									6 2 2 4 0 0 0										
Rod Carew, L OBP: 0.416, SLG: 0.443 (1, 10)	CS	1B		1-4-3	1-3			5-3									6 1 3 1 0 0 0										
Jason Thompson, L OBP: 0.345, SLG: 0.397 (1, 3)	CS	BB		F5	HR			2B									4 2 3 2 2 0 0										
Joe Rudi, R OBP: 0.292, SLG: 0.477 (1, 7)		1B		2B	L1			5-3									6 1 2 0 0 0 4										
Bobby Grich, R OBP: 0.373, SLG: 0.378 (1, 4)		2B		2B				6-3									5 3 4 0 1 0 0										
Larry Harlow, L OBP: 0.357, SLG: 0.450 (1, 9)	SF7	HR		4-3				FC6									5 2 3 1 0 0 3										
Freddie Patek, R OBP: 0.335, SLG: 0.468 (1, 6)	1B	2B	HR			G4-6-3		K									6 4 4 7 0 1 2										
Tom Donohue, R OBP: 0.211, SLG: 0.253 (1, 2)	1B	1B	K					K									5 3 3 2 1 2 1										
Inning Stats	R: 0 E: 0 K: 0 S: 3	H: 1 LOB: 0 BB: 0 P: 3	R: 7 E: 0 K: 0 S: 10	H: 7 LOB: 1 BB: 1 P: 14	R: 3 E: 0 K: 1 S: 7	H: 2 LOB: 0 BB: 1 P: 11	R: 0 E: 0 K: 0 S: 5	H: 2 LOB: 2 BB: 0 P: 5	R: 4 E: 0 K: 0 S: 6	H: 3 LOB: 0 BB: 1 P: 10	R: 1 E: 0 K: 0 S: 5	H: 3 LOB: 1 BB: 0 P: 5	R: 0 E: 0 K: 0 S: 3	H: 1 LOB: 1 BB: 1 P: 7	R: 5 E: 0 K: 0 S: 9	H: 6 LOB: 1 BB: 0 P: 9	R: 0 E: 0 K: 2 S: 8	H: 1 LOB: 1 BB: 0 P: 8	1B: 13 2B: 6 3B: 1 HR: 6	SF: 1 SAC: 0 DP: 2 HBP: 0	WP: 0 PB: 0 SB: 1 CS: 1	PA: 55					
PITCHER	IP	WLS	BF	H	R	ER	SO	BB	IBB	HBP	BLK	WP	HR	S	P	ERA	WHIP										
Steve Renko, R ERA: 3.88 (1, 1)	1.2	L	11	6	6	6	0	1	0	0	0	0	0	10	14	32.40	4.200										
Dick Drago, R ERA: 5.53 (2, 1)	2.1		17	8	7	7	1	2	0	0	0	0	3	17	25	27.00	4.286										
Jack Billingham, R ERA: 9.95 (5, 1)	3.1		19	10	7	7	0	1	0	0	0	0	3	18	22	18.90	3.300										
Bill Campbell, R ERA: (8, 1)	1.2		7	2	0	0	2	0	0	0	0	0	0	11	11	0.00	1.200										

California Angels @ Boston Red Sox
Fenway Park, Boston, MA
Fri Jun 20 1980, 7:05 PM EDT
Att: 28,780 - Unknown - 64 F

AB 49
R 20
H 26
RBI 19
BB 4
SO 3
LOB 12



Batter	1	2	3	4	5	6	7	8	9	AB	R	H	RBI	BB	SO	LOB	BOTTOM										
Rick Burleson, R OBP: 0.353, SLG: 0.415 (1, 6)	1-3		L8			F5			2B								4 1 1 0 0 0 0										
Dave Stapleton, R OBP: 0.326, SLG: 0.628 (1, 4)	E6		F7			F6			4-3								4 1 2 1 0 0 0										
Fred Lynn, L OBP: 0.370, SLG: 0.502 (1, 8)	F9			1-3		G3			4-3								4 0 0 0 0 0 2										
Tony Perez, R OBP: 0.333, SLG: 0.465 (1, 3)									4-3								1 0 1 0 1 0 0										
Jim Dwyer, L OBP: 0.370, SLG: 0.473 (7, 3)									4-3								2 0 0 1 0 0 0										
Jim Rice, R OBP: 0.309, SLG: 0.469 (1, 7)	K								F9								4 0 1 0 0 2 2										
Butch Hobson, R OBP: 0.317, SLG: 0.463 (1, 10)			K						F8								3 0 0 0 0 1 1										
Dwight Evans, R OBP: 0.294, SLG: 0.363 (1, 9)																	3 0 0 0 0 0 0										
Glenn Hoffman, R OBP: 0.220, SLG: 0.345 (1, 5)									K								3 0 0 0 0 2 0										
Gary Allenson, R OBP: 0.267, SLG: 0.308 (1, 2)									P7								3 0 0 0 0 0 0										
Inning Stats	R: 0 E: 1 K: 1 S: 6	H: 1 LOB: 2 BB: 1 P: 10	R: 0 E: 0 K: 1 S: 5	H: 0 LOB: 0 BB: 0 P: 5	R: 0 E: 0 K: 0 S: 3	H: 0 LOB: 0 BB: 0 P: 3	R: 0 E: 1 K: 0 S: 4	H: 2 LOB: 1 BB: 0 P: 4	R: 0 E: 0 K: 1 S: 5	H: 0 LOB: 0 BB: 0 P: 5	R: 0 E: 0 K: 0 S: 3	H: 0 LOB: 0 BB: 0 P: 3	R: 0 E: 0 K: 1 S: 5	H: 0 LOB: 0 BB: 0 P: 5	R: 2 E: 0 K: 0 S: 5	H: 2 LOB: 0 BB: 0 P: 5	R: 0 E: 0 K: 0 S: 5	H: 0 LOB: 0 BB: 0 P: 5	1B: 3 2B: 2 3B: 0 HR: 0	SF: 0 SAC: 0 DP: 0 HBP: 0	WP: 0 PB: 0 SB: 0 CS: 0	PA: 32					
PITCHER	IP	WLS	BF	H	R	ER	SO	BB	IBB	HBP	BLK	WP	HR	S	P	ERA	WHIP										
Frank Tanana, L ERA: 6.07 (1, 1)	9.0	W	32	5	2	2	5	1	0	0	0	0	0	41	45	2.00	0.667										

California Angels @ Boston Red Sox
Fenway Park, Boston, MA
Fri Jun 20 1980, 7:05 PM EDT
Att: 28,780 - Unknown - 64 F


AB 31
R 2
H 5
RBI 2
BB 1
SO 5
LOB 5



Batter	1	2	3	4	5	6	7	8	9	AB	R	H	RBI	BB	SO	LOB	TOP					
Rick Miller, L OBP: 0.354, SLG: 0.344 (1, 8)	4-3		3-1	WP BB			4-3		4-3	4	0	0	0	1	0	0						
Carney Lansford, R OBP: 0.324, SLG: 0.425 (1, 5)	K		2B	1B			6-3			4	1	1	0	0	2	2						
Rod Carew, L OBP: 0.421, SLG: 0.453 (1, 10)	1B		2B	2B			4-3	SH5-3 1B		4	2	3	1	0	0	0						
Jason Thompson, L OBP: 0.350, SLG: 0.398 (1, 3)	1B		2B	BB			F7	SH5-3		2	1	1	0	1	0	0						
Joe Rudi, R OBP: 0.295, SLG: 0.482 (1, 7)	K		2B	2B			F7	FC6-4 1B		4	0	2	3	0	1	2						
Bobby Grich, R OBP: 0.371, SLG: 0.375 (1, 4)		F4	F2				G6-4-3 1B	FC6-4 1B		4	0	1	0	0	0	2						
Larry Harlow, L OBP: 0.347, SLG: 0.436 (1, 9)	B5-3			6-3			F7	4-3		4	0	0	0	0	0	2						
Freddie Patek, R OBP: 0.333, SLG: 0.463 (1, 6)	K			WP BB 1B			G6-4-3		K	4	0	1	0	0	2	1						
Tom Donohue, R OBP: 0.206, SLG: 0.247 (1, 2)			K	F8			L3	6-3		4	0	0	0	0	1	1						
Inning Stats	R: 0 E: 0 K: 2 S: 9	H: 2 LOB: 2 BB: 0 P: 9	R: 0 E: 0 K: 1 S: 5	H: 0 LOB: 0 BB: 0 P: 5	R: 3 E: 0 K: 1 S: 8	H: 3 LOB: 1 BB: 1 P: 12	R: 0 E: 0 K: 1 S: 6	H: 1 LOB: 2 BB: 1 P: 10	R: 0 E: 0 K: 0 S: 3	H: 0 LOB: 0 BB: 0 P: 3	R: 0 E: 0 K: 0 S: 3	H: 1 LOB: 0 BB: 0 P: 3	R: 0 E: 0 K: 0 S: 3	H: 0 LOB: 0 BB: 0 P: 3	R: 1 E: 0 K: 0 S: 5	H: 2 LOB: 1 BB: 0 P: 5	R: 0 E: 0 K: 1 S: 5	H: 0 LOB: 0 BB: 0 P: 5	1B: 7 2B: 2 3B: 0 HR: 0	SF: 0 SAC: 1 DP: 1 HBP: 0	WP: 1 PB: 0 SB: 0 CS: 0	PA: 37
PITCHER	IP	WLS	BF	H	R	ER	SO	BB	IBB	HBP	BLK	WP	HR	S	P	ERA	WHIP					
Chuck Rainey, R ERA: 4.97 (1, 1)	4.0	L	20	6	3	3	5	2	0	0	0	1	0	28	36	6.75	2.000					
Win Remmerswaal, R ERA: 1.6 (5, 1)	5.0		17	3	1	1	1	0	0	0	0	0	0	19	19	1.80	0.600					

California Angels @ Boston Red Sox
Fenway Park, Boston, MA
Sat Jun 21 1980, 3:33 AM EDT
Att: 33,442 - Unknown - 70 F


AB 34
R 4
H 9
RBI 4
BB 2
SO 6
LOB 10



Batter	1	2	3	4	5	6	7	8	9	AB	R	H	RBI	BB	SO	LOB	BOTTOM					
Rick Burleson, R OBP: 0.354, SLG: 0.413 (1, 6)	G3 1B SF9 BB	F9		F8			SH1-4 1B	F2		4	1	1	0	1	0	4						
Jerry Remy, L OBP: 0.336, SLG: 0.373 (1, 4)	SF9 G3 1B		F8		F4		SH1-4	WP BB		3	0	1	0	1	0	0						
Fred Lynn, L OBP: 0.371, SLG: 0.498 (1, 8)	G3		F7		S 1B		BB	F4		4	0	1	0	1	0	3						
Tony Perez, R OBP: 0.335, SLG: 0.464 (1, 10)	SF9			HBP 1B	L6		F4		4-0	3	0	1	1	1	0	3						
Dwight Evans, R OBP: 0.294, SLG: 0.363 (9, PR)	2-3 3-H							1-2 BB		0	0	0	0	0	0	0						
Jim Rice, R OBP: 0.307, SLG: 0.462 (1, 7)	K			1-2 HBP	K		F8	K		4	0	0	0	0	3	6						
Carl Yastrzemski, L OBP: 0.327, SLG: 0.420 (1, 3)		K	G3			BB		F9	F9	4	0	0	0	1	1	4						
Jim Dwyer, L OBP: 0.359, SLG: 0.457 (1, 9)		F2		F6		F9		F8		4	0	0	0	0	0	1						
Butch Hobson, R OBP: 0.325, SLG: 0.464 (1, 5)		2B 1B		G3 BB		K		BB BB		2	1	1	0	2	1	1						
Dave Rader, L OBP: 0.385, SLG: 0.469 (1, 2)		1-H 2B		G3		F5		1-2 BB		3	0	1	1	1	0	2						
Inning Stats	R: 1 E: 0 K: 1 S: 6	H: 1 LOB: 1 BB: 1 P: 10	R: 1 E: 0 K: 1 S: 7	H: 2 LOB: 0 BB: 0 P: 7	R: 0 E: 0 K: 0 S: 4	H: 1 LOB: 1 BB: 0 P: 5	R: 0 E: 0 K: 0 S: 3	H: 0 LOB: 1 BB: 1 P: 7	R: 0 E: 0 K: 1 S: 6	H: 1 LOB: 1 BB: 0 P: 6	R: 0 E: 0 K: 1 S: 5	H: 0 LOB: 0 BB: 1 P: 9	R: 0 E: 0 K: 0 S: 4	H: 1 LOB: 2 BB: 1 P: 8	R: 0 E: 0 K: 0 S: 3	H: 0 LOB: 2 BB: 2 P: 11	R: 0 E: 0 K: 1 S: 5	H: 0 LOB: 2 BB: 2 P: 13	1B: 5 2B: 1 3B: 0 HR: 0	SF: 1 SAC: 1 DP: 0 HBP: 1	WP: 1 PB: 0 SB: 1 CS: 0	PA: 42
PITCHER	IP	WLS	BF	H	R	ER	SO	BB	IBB	HBP	BLK	WP	HR	S	P	ERA	WHIP					
Chris Knapp, R ERA: 4.94 (1, 1)	7.2	W	36	6	2	2	4	6	0	1	0	0	0	37	62	2.35	1.565					
Mark Clear, R ERA: 4.68 (8, 1)	1.0		5	0	0	0	1	2	0	0	0	1	0	5	13	0.00	2.000					
Andy Hassler, L ERA: 5.49 (9, 1)	0.1	S	1	0	0	0	0	0	0	0	0	0	0	1	1	0.00	0.000					

California Angels @ Boston Red Sox
Fenway Park, Boston, MA
Sat Jun 21 1980, 3:33 AM EDT
Att: 33,442 - Unknown - 70 F

AB 31
R 2
H 6
RBI 2
BB 8
SO 5
LOB 24



Batter	1	2	3	4	5	6	7	8	9	AB	R	H	RBI	BB	SO	LOB	TOP										
Rick Miller, L OBP: 0.352, SLG: 0.344 Bobby Clark, R OBP: 0.342, SLG: 0.471 (7, PH)	F7	SF7		4-3		BB 1B	K			3	0	1	1	0	0	1											
Carney Lansford, R OBP: 0.321, SLG: 0.420 Stan Cliburn, R OBP: 0.250, SLG: 0.250	6-3	K		L9		BB 1B	6-3			5	0	1	0	0	1	4											
Rod Carew, L OBP: 0.428, SLG: 0.460	2B			F9-6 1B	FC1-6 BB	FC5-4 BB	K			3	0	2	1	2	1	0											
Jason Thompson, L OBP: 0.351, SLG: 0.395	BB			BB 1B	FC1-6	K	6-3			4	0	1	0	1	1	5											
Joe Rudi, R OBP: 0.289, SLG: 0.472	6-3			F9-6		K	K			5	0	0	0	0	2	7											
Bobby Grich, R OBP: 0.372, SLG: 0.376		1B		BB 1B		F3	FC5-4			5	1	2	0	0	0	3											
Larry Harlow, L OBP: 0.365, SLG: 0.444 Merv Rettenmund, R OBP: 0.400, SLG: 0.250 (9, PH)	1B	SF7		BB 1B		1B	BB			2	1	2	0	2	0	0											
Freddie Patek, R OBP: 0.330, SLG: 0.455	1B			4-3		K	K			5	0	1	1	0	2	5											
Tom Donohue, R OBP: 0.214, SLG: 0.261 Dickie Thon, R OBP: 0.365, SLG: 0.400 (7, PH)	K			4-3		1B	BB 1B			3	1	2	0	0	1	2											
Inning Stats	R: 0 E: 0 K: 0 S: 4	H: 1 LOB: 2 BB: 1 P: 8	R: 2 E: 0 K: 2 S: 10	H: 3 LOB: 1 BB: 0 P: 10	R: 0 E: 0 K: 0 S: 5	H: 3 LOB: 3 BB: 1 P: 9	R: 0 E: 0 K: 0 S: 4	H: 1 LOB: 1 BB: 0 P: 8	R: 0 E: 0 K: 1 S: 6	H: 1 LOB: 1 BB: 0 P: 6	R: 1 E: 0 K: 2 S: 10	H: 3 LOB: 3 BB: 1 P: 14	R: 0 E: 0 K: 2 S: 8	H: 1 LOB: 2 BB: 1 P: 12	R: 0 E: 0 K: 0 S: 3	H: 0 LOB: 0 BB: 0 P: 3	R: 0 E: 0 K: 0 S: 3	H: 0 LOB: 0 BB: 0 P: 3	1B: 11 2B: 3 3B: 0 HR: 0	SF: 1 SAC: 0 DP: 1 HBP: 0	WP: 0 PA: 44 PB: 0 SB: 0 CS: 0						
PITCHER	IP	WLS	BF	H	R	ER	SO	BB	IBB	HBP	BLK	WP	HR	S	P	ERA	WHIP										
Mike Torrez, R ERA: 4.13	6.1	W	36	13	3	3	6	5	0	0	0	0	0	43	63	4.26	2.842										
Tom Burgmeier, L ERA: 2.65	7.1	S	8	0	0	0	3	0	0	0	0	0	0	14	14	0.00	0.000										

California Angels @ Boston Red Sox
Fenway Park, Boston, MA
Sun Jun 22 1980, 3:33 AM EDT
Att: 30,938 - Unknown - 80 F

AB 38
R 3
H 13
RBI 3
BB 5
SO 9
LOB 29

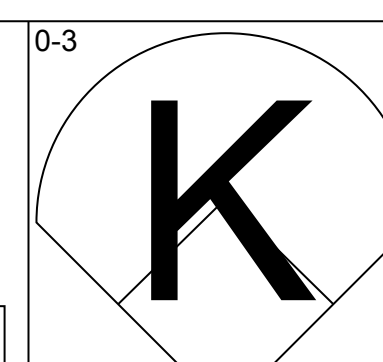
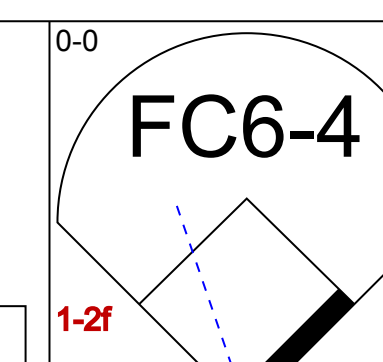
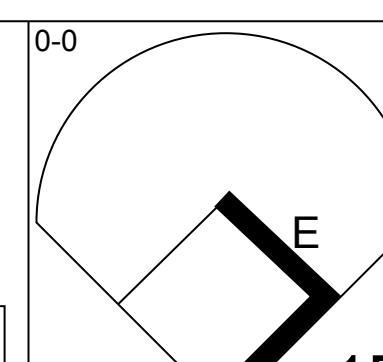
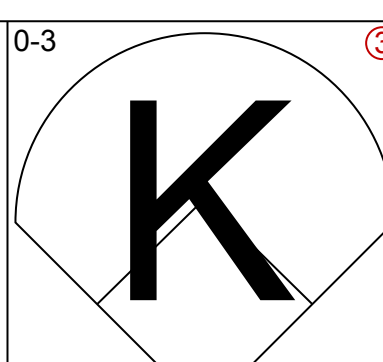
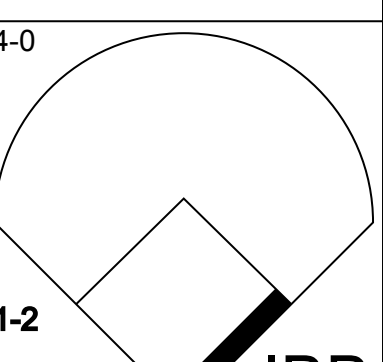
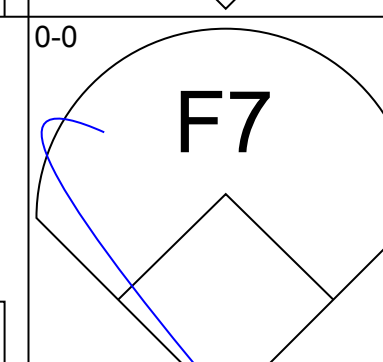
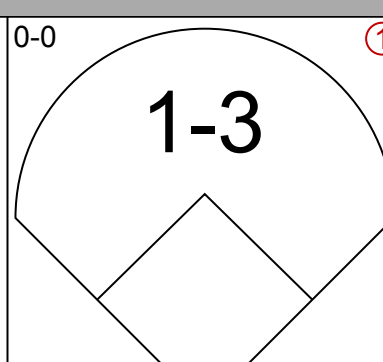
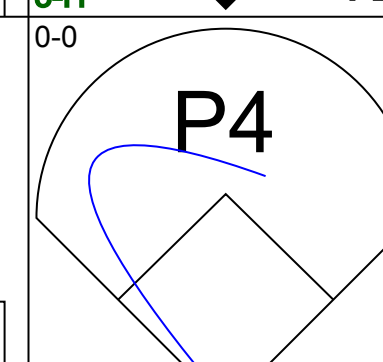
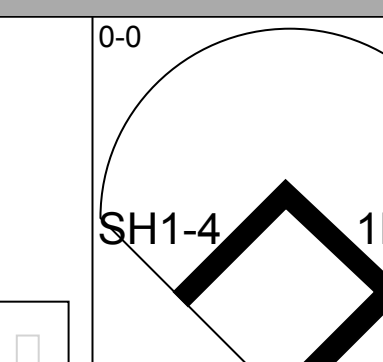
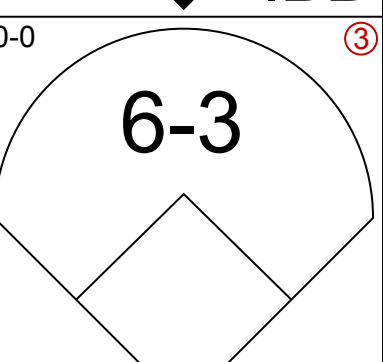
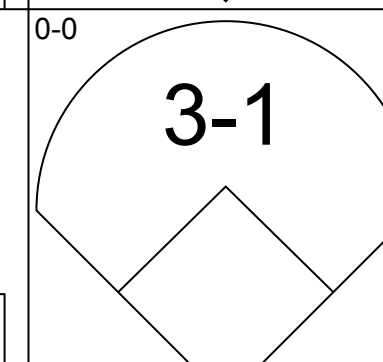
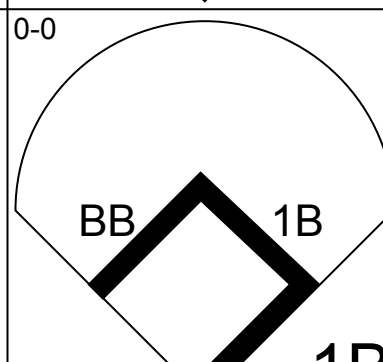
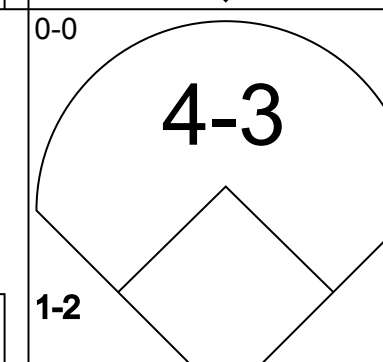
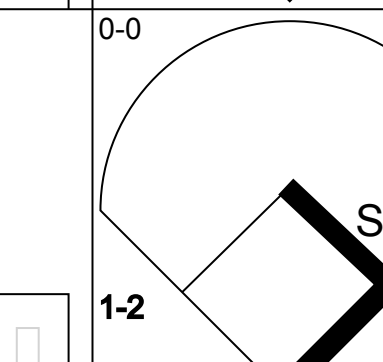
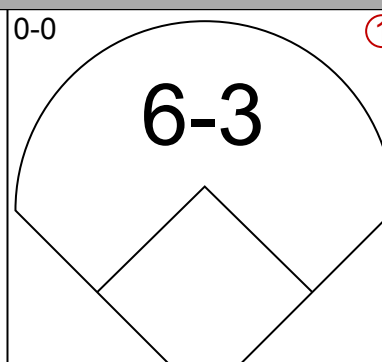
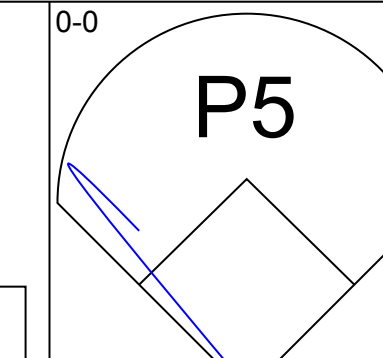
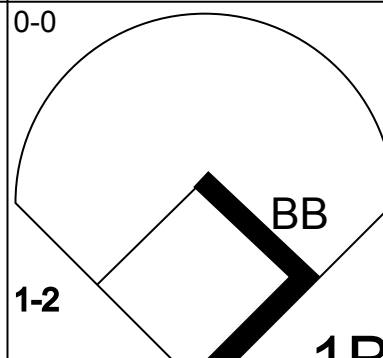
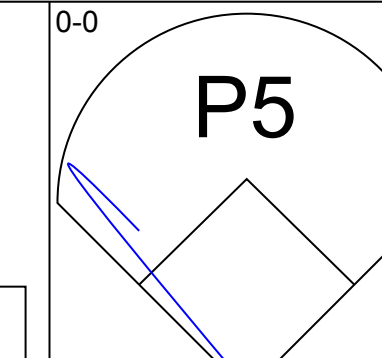
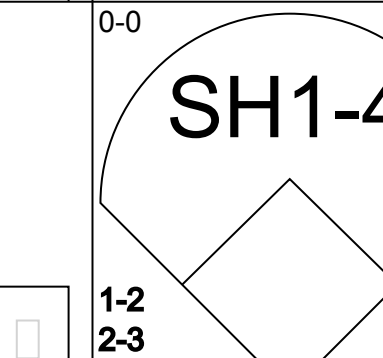
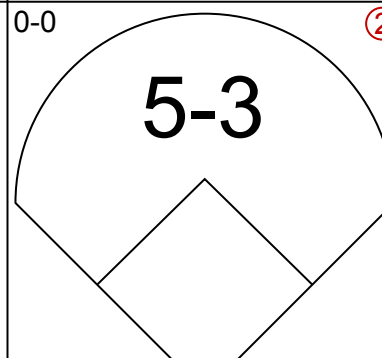
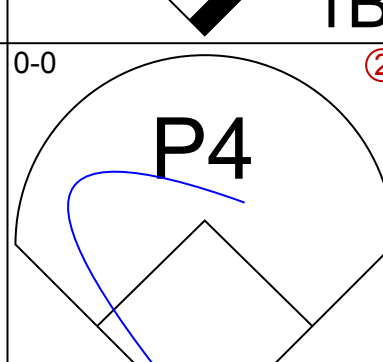
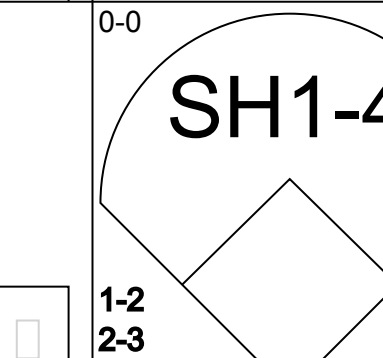
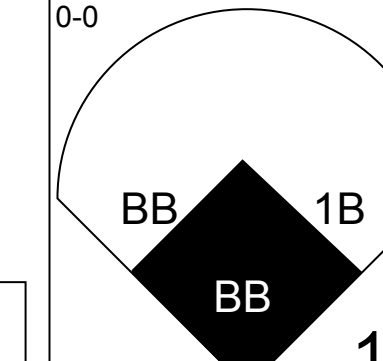
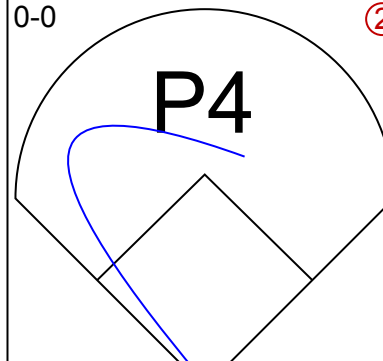
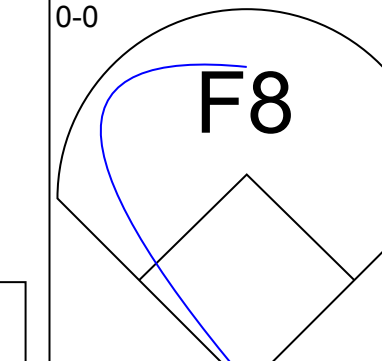
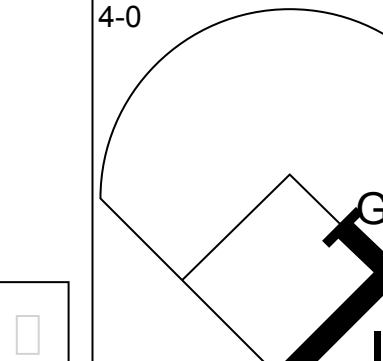
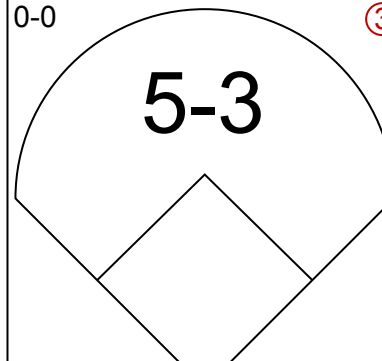
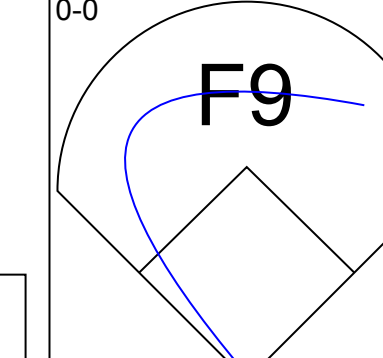
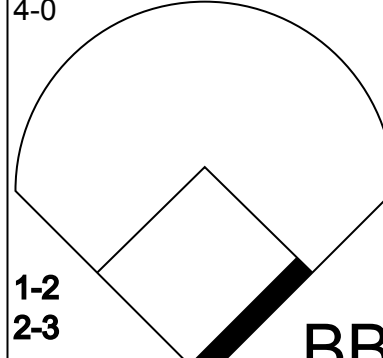
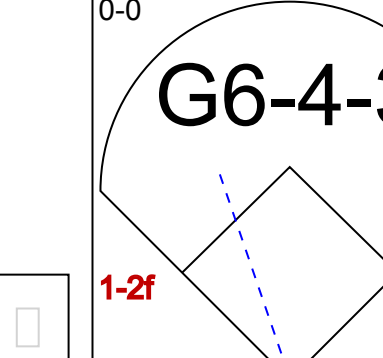
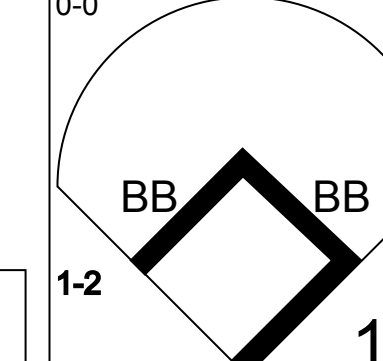
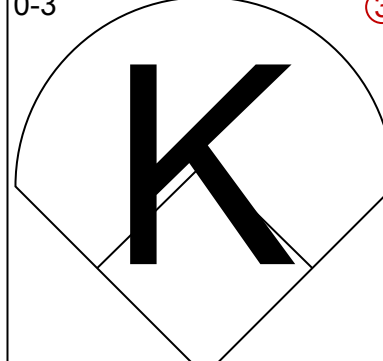
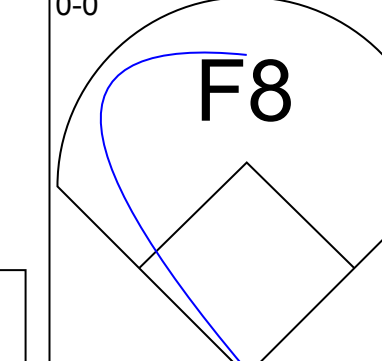
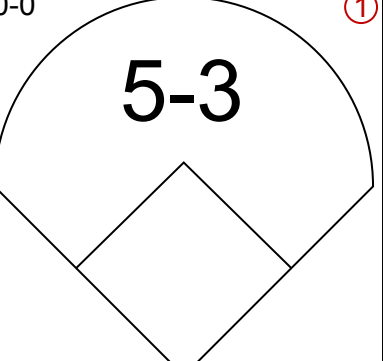
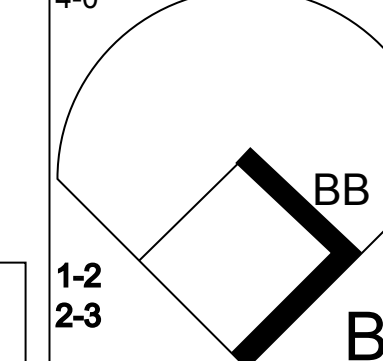
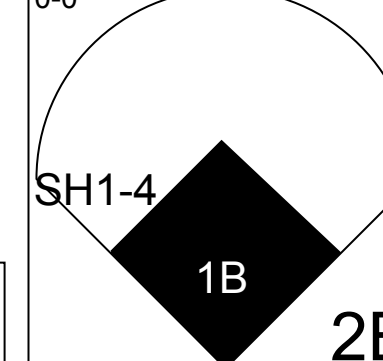
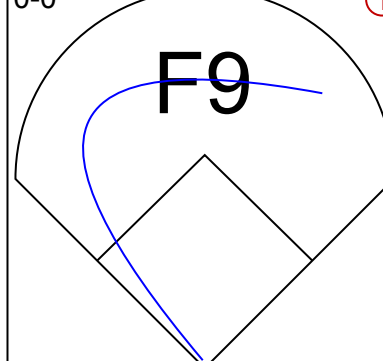
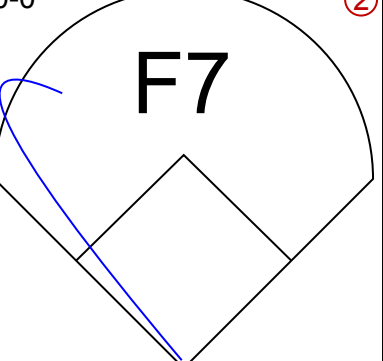
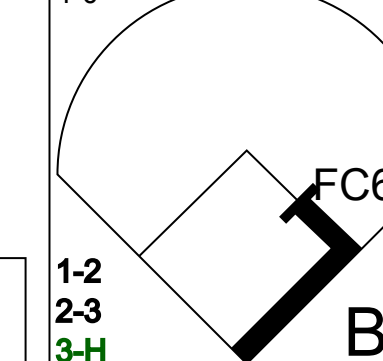
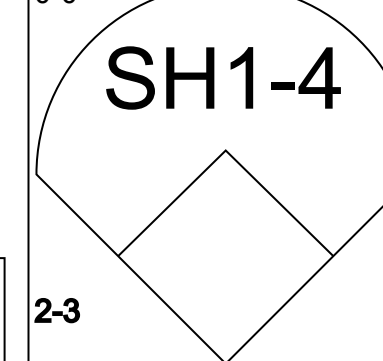
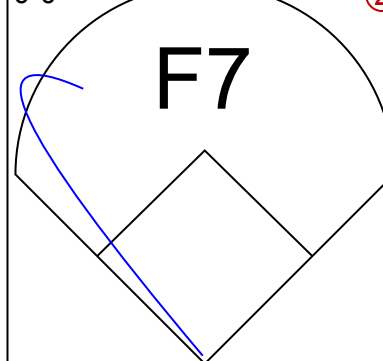
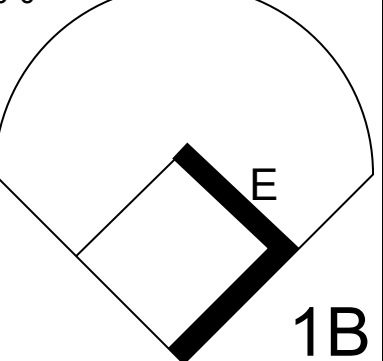


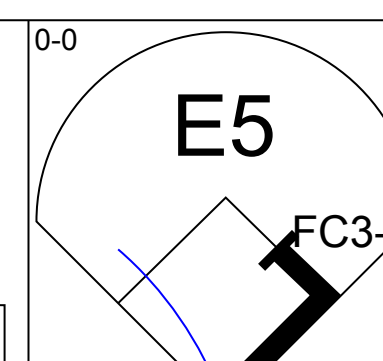
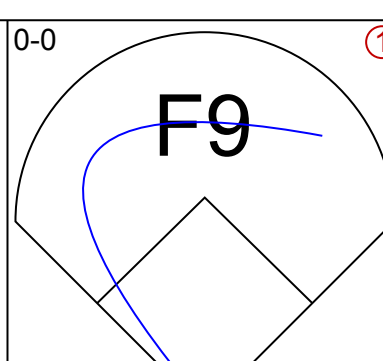
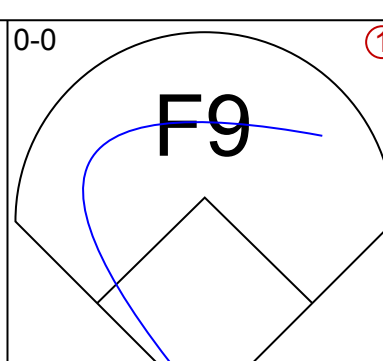
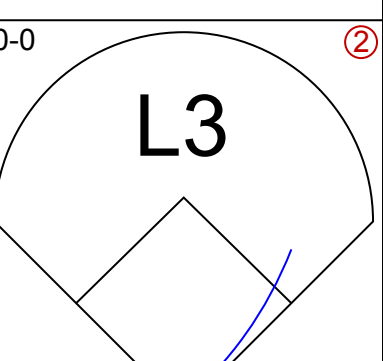
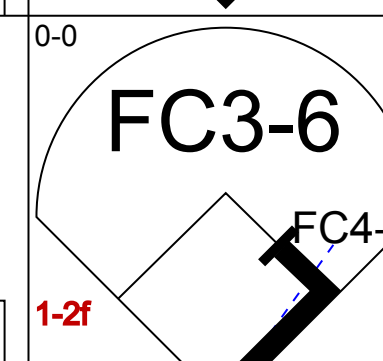
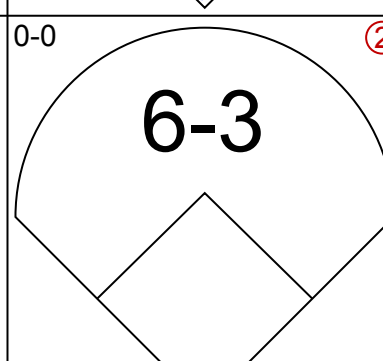
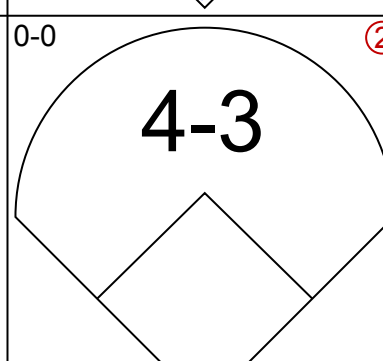
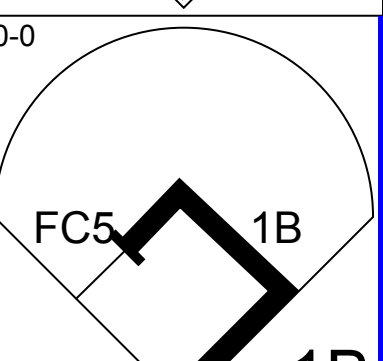
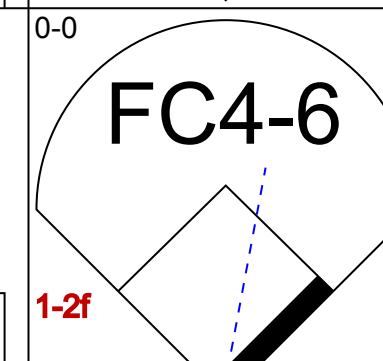
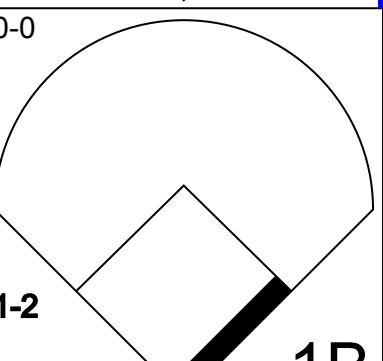
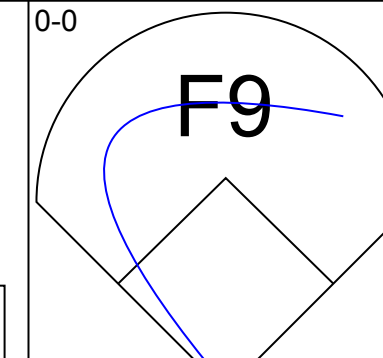


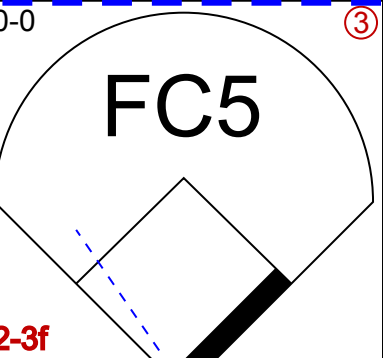

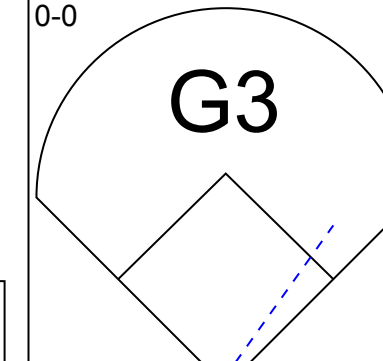
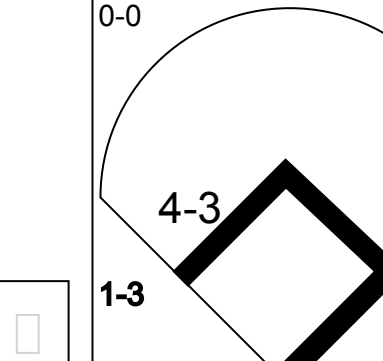

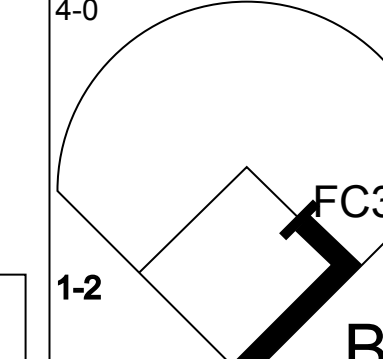
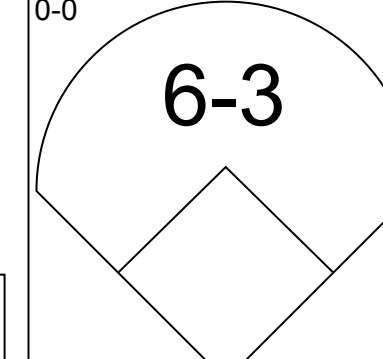
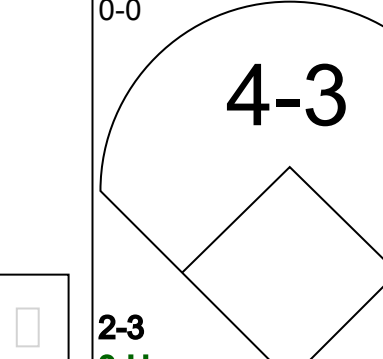
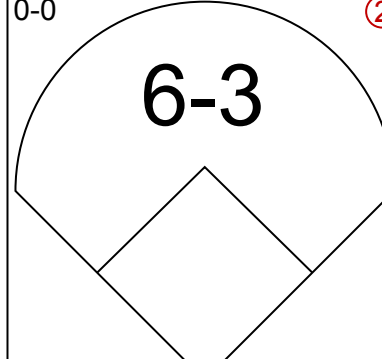
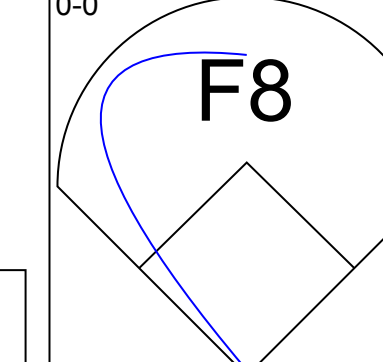

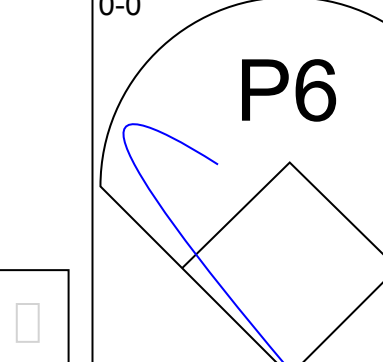
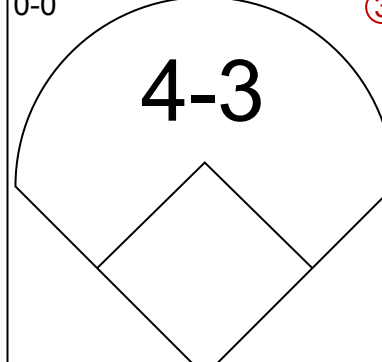
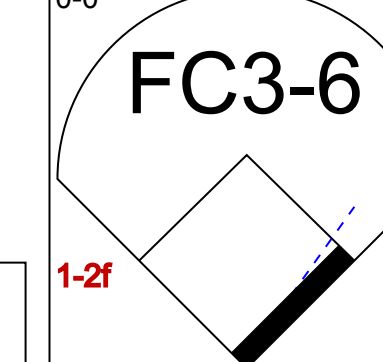
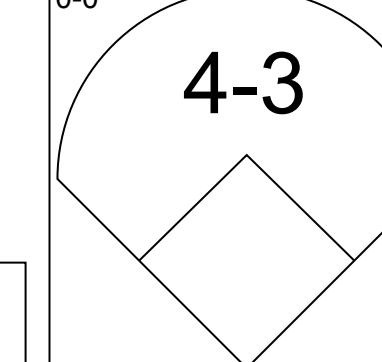
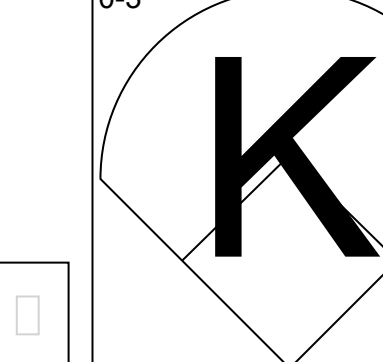

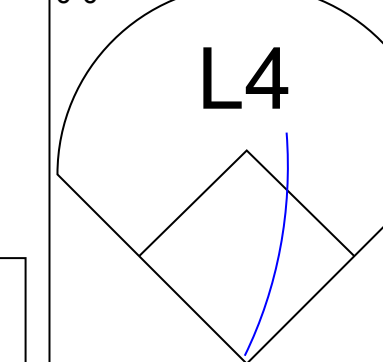
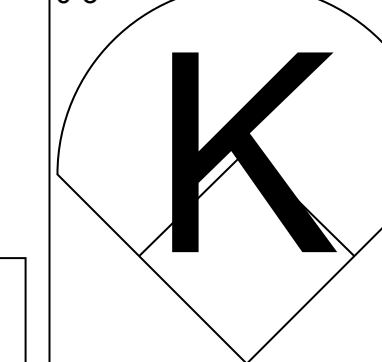

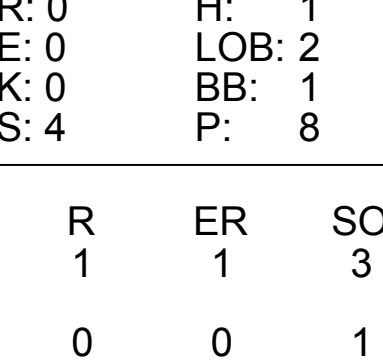
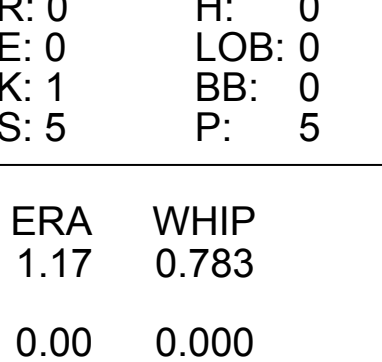
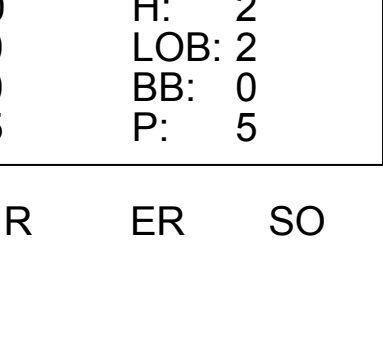
Batter	1	2	3	4	5	6	7	8	9	AB	R	H	RBI	BB	SO	LOB	BOTTOM										
Rick Burleson, R OBP: 0.349, SLG: 0.407	4-3	F8		F9		6-3				4	0	0	0	0	0	2											
Jerry Remy, L OBP: 0.336, SLG: 0.371	3B			4-3		L5				4	1	1	0	0	0	1											
Fred Lynn, L OBP: 0.373, SLG: 0.507	1B			HR		L4				4	2	2	1	0	0	0											
Tony Perez, R OBP: 0.337, SLG: 0.476	FC4-6			HR		F6				4	1	2	3	0	0	0											
Carl Yastrzemski, L OBP: 0.322, SLG: 0.411	FC4-6			6-3		F4				4	0	0	0	0	0	1											
Jim Dwyer, L OBP: 0.363, SLG: 0.454	BB			F8		F4				3	0	1	0	1	0	0											
Dave Rader, L OBP: 0.393, SLG: 0.547	1-3			1B		HR				4	2	2	1	0	0	3											
Dwight Evans, R OBP: 0.293, SLG: 0.360		K				F3				4	0	1	1	0	1	1											
Glenn Hoffman, R OBP: 0.226, SLG: 0.345	L5			K						3	0	1	0	0	1	1											
Inning Stats	R: 2 E: 0 K: 0 S: 6	H: 3 LOB: 2 BB: 1 P: 10	R: 0 E: 0 K: 1 S: 5	H: 0 LOB: 0 BB: 0 P: 5	R: 2 E: 0 K: 0 S: 5	H: 2 LOB: 0 BB: 0 P: 5	R: 1 E: 0 K: 1 S: 7	H: 2 LOB: 1 BB: 0 P: 7	R: 0 E: 0 K: 0 S: 3	H: 0 LOB: 0 BB: 0 P: 3	R: 1 E: 0 K: 0 S: 5	H: 2 LOB: 1 BB: 0 P: 5	R: 0 E: 0 K: 0 S: 3	H: 0 LOB: 0 BB: 0 P: 3	R: 0 E: 0 K: 0 S: 4	H: 1 LOB: 1 BB: 0 P: 4	R: 0 E: 0 K: 0 S: 4	H: 1 LOB: 1 BB: 0 P: 4	1B: 6 2B: 1 3B: 1 HR: 2	SF: 0 SAC: 0 DP: 0 HBP: 0	WP: 0 PA: 35 PB: 0 SB: 2 CS: 0						
PITCHER	IP	WLS	BF	H	R	ER	SO	BB	IBB	HBP	BLK	WP	HR	S	P	ERA	WHIP										
Jim Barr, R ERA: 5.4	3.0	L	17	7	5	5	1	1	0	0	0	0	1	18	22	15.00	2.667										
Dave LaRoche, L ERA: 3.19	4.1		8	1	1	1	1	0	0	0	0	0	1	10	10	3.86	0.429										
John Montague, R ERA: 3.98	6.1		10	2	0	0	0	0	0	0	0	0	0	10	10	0.00	0.750										

California Angels @ Boston Red Sox
Fenway Park, Boston, MA
Sun Jun 22 1980, 3:33 AM EDT
Att: 30,938 - Unknown - 80 F

AB 34
R 6
H 10
RBI 6
BB 1
SO 2
LOB 9



Batter	1	2	3	4	5	6	7	8	9	AB	R	H	RBI	BB	SO	LOB	TOP			
Thad Bosley, L (1, 7) OBP: 0.321, SLG: 0.355										4	0	1	1	1	2	3	Chicago White Sox @ California Angels Anaheim Stadium, Anaheim, CA Tue Jun 24 1980, 10:05 PM EDT Att: 25,142 - Unknown			
Todd Cruz, R (1, 6) OBP: 0.333, SLG: 0.383										5	0	1	0	0	0	3				
Harold Baines, L (1, 9) OBP: 0.308, SLG: 0.429										5	0	2	0	0	0	1				
Lamar Johnson, R (1, 3) OBP: 0.327, SLG: 0.441										3	0	1	0	0	0	0				
Mike Squires, L (7, 3) OBP: 0.330, SLG: 0.355										1	0	0	0	0	0	0				
Wayne Nordhagen, R (1, 10) OBP: 0.338, SLG: 0.556										4	1	1	0	1	0	2				
Chet Lemon, R (1, 8) OBP: 0.342, SLG: 0.406										3	0	1	0	1	0	4				
Jim Morrison, R (1, 4) OBP: 0.315, SLG: 0.422										4	0	1	0	0	1	4				
Bruce Kimm, R (1, 2) OBP: 0.335, SLG: 0.340										3	1	1	0	1	0	0				
Greg Pryor, R (1, 5) OBP: 0.274, SLG: 0.341										2	0	1	1	1	0	0				
Inning Stats	R: 0 E: 0 K: 1 S: 5	H: 0 LOB: 0 BB: 0 P: 5	R: 1 E: 0 K: 0 S: 5	H: 2 LOB: 3 BB: 2 P: 13	R: 0 E: 0 K: 1 S: 7	H: 2 LOB: 3 BB: 1 P: 11	R: 1 E: 1 K: 0 S: 5	H: 2 LOB: 1 BB: 0 P: 5	R: 0 E: 0 K: 1 S: 4	H: 0 LOB: 0 BB: 0 P: 5	R: 0 E: 0 K: 0 S: 4	H: 2 LOB: 2 BB: 1 P: 8	R: 0 E: 1 K: 0 S: 4	H: 1 LOB: 2 BB: 1 P: 8	R: 0 E: 0 K: 0 S: 3	H: 0 LOB: 0 BB: 0 P: 3	1B: 9 2B: 1 3B: 0 HR: 0	SF: 0 SAC: 2 DP: 1 HBP: 0	WP: 0 PB: 0 SB: 0 CS: 0	PA: 41
PITCHER Don Aase, R (1, 1) ERA: 3.79	IP: 9.0 W: L BF: 41	H: 10 R: 2 ER: 2 SO: 3	BB: 3 IBB: 2 HBP: 0 BLK: 0	WP: 0 HR: 0 S: 42 P: 62	ERA: 2.00 WHIP: 1.444															

Batter	1	2	3	4	5	6	7	8	9	AB	R	H	RBI	BB	SO	LOB	BOTTOM			
Dickie Thon, R (1, 10) OBP: 0.343, SLG: 0.375										4	0	0	0	0	0	0	Chicago White Sox @ California Angels Anaheim Stadium, Anaheim, CA Tue Jun 24 1980, 10:05 PM EDT Att: 25,142 - Unknown			
Freddie Patek, R (1, 6) OBP: 0.328, SLG: 0.450										4	0	1	0	0	0	1				
Stan Cliburn, R (9, 2) OBP: 0.250, SLG: 0.250										0	0	0	0	0	0	0				
Rod Carew, L (1, 3) OBP: 0.425, SLG: 0.456										4	0	1	0	0	1	1				
Carney Lansford, R (1, 5) OBP: 0.320, SLG: 0.417										4	1	1	0	0	0	3				
Joe Rudi, R (1, 7) OBP: 0.293, SLG: 0.476										4	0	2	0	0	1	0				
Bobby Grich, R (1, 4) OBP: 0.370, SLG: 0.370										3	0	0	1	1	0	1				
Bobby Clark, R (1, 8) OBP: 0.317, SLG: 0.432										3	0	0	0	0	0	3				
Jason Thompson, L (9, PH) OBP: 0.349, SLG: 0.393										1	0	0	0	0	0	0				
Rick Miller, L (1, 9) OBP: 0.346, SLG: 0.338										3	0	0	0	0	1	3				
Tom Donohue, R (1, 2) OBP: 0.212, SLG: 0.258										2	0	0	0	0	1	2				
Bert Campaneris, R (8, PH) OBP: 0.233, SLG: 0.275										1	0	0	0	0	0	0				
Inning Stats	R: 0 E: 1 K: 0 S: 4	H: 0 LOB: 1 BB: 0 P: 4	R: 0 E: 0 K: 0 S: 4	H: 1 LOB: 2 BB: 1 P: 8	R: 0 E: 0 K: 1 S: 3	H: 0 LOB: 0 BB: 0 P: 3	R: 0 E: 0 K: 0 S: 3	H: 0 LOB: 0 BB: 0 P: 3	R: 1 E: 0 K: 1 S: 7	H: 2 LOB: 1 BB: 0 P: 7	R: 0 E: 0 K: 0 S: 5	H: 2 LOB: 2 BB: 0 P: 5	R: 0 E: 0 K: 1 S: 5	H: 0 LOB: 0 BB: 0 P: 5	R: 0 E: 0 K: 0 S: 5	H: 0 LOB: 0 BB: 0 P: 5	1B: 4 2B: 1 3B: 0 HR: 0	SF: 0 SAC: 0 DP: 0 HBP: 0	WP: 0 PB: 0 SB: 0 CS: 0	PA: 34
PITCHER Britt Burns, L (1, 1) ERA: 2.16	IP: 7.2 W: L BF: 30	H: 5 R: 1 ER: 1 SO: 3	BB: 1 IBB: 0 HBP: 0 BLK: 0	WP: 0 HR: 0 S: 35 P: 39	ERA: 1.17 WHIP: 0.783															
Ed Farmer, R (8, 1) ERA: 2.66	IP: 1.1 W: L BF: 4	H: 0 R: 0 ER: 0 SO: 1	BB: 0 IBB: 0 HBP: 0 BLK: 0	WP: 0 HR: 0 S: 6 P: 6	ERA: 0.00 WHIP: 0.000															


Batter	1	2	3	4	5	6	7	8	9	AB	R	H	RBI	BB	SO	LOB	TOP										
Thad Bosley, L (1, 7) OBP: 0.314, SLG: 0.338	0-0 6-3		0-0 4-3		4-0 BB	0-0 G3		0-0 F8		4	0	0	0	1	0	3	Chicago White Sox @ California Angels Anaheim Stadium, Anaheim, CA Wed Jun 25 1980, 10:05 PM EDT Att: 25,372 - Unknown livebaseballscorecards.com										
Todd Cruz, R (1, 6) OBP: 0.337, SLG: 0.384	0-0 1B		0-0 L8		0-0 P4		0-0 FC4-6 1B		0-0 4-3	5	0	2	0	0	0	2											
Harold Baines, L (1, 9) OBP: 0.303, SLG: 0.420	0-3 K		0-0 4-3		0-0 P6		0-0 FC4-6 1-2			4	0	0	0	0	1	2											
Lamar Johnson, R (1, 3) OBP: 0.321, SLG: 0.433 Mike Squires, L (7, 3) OBP: 0.350, SLG: 0.355	0-0 F7			0-3 K		0-0 F2		0-0 9-6 1-2		4	0	0	0	0	1	2											
Wayne Nordhagen, R (1, 10) OBP: 0.348, SLG: 0.580		0-0 HR 1B		0-3 K		0-0 1B 2B 1B		0-0 HR		4	3	3	1	0	1	0											
Chet Lemon, R (1, 8) OBP: 0.344, SLG: 0.420		0-0 HR 1-H		0-0 F8		0-0 1-2 2B 1B		0-3 K		4	2	2	2	0	1	0											
Jim Morrison, R (1, 4) OBP: 0.318, SLG: 0.431		0-3 K		0-0 2B		0-0 1-H 2-H 2B		0-0 5-3		4	0	2	2	0	1	0											
Mary Foley, L (1, 2) OBP: 0.260, SLG: 0.359		0-0 4-3		0-3 K		0-3 K		0-3 K		3	0	0	0	0	2	1											
Kevin Bell, R (1, 5) OBP: 0.245, SLG: 0.114		0-3 K		0-0 F9		4-0 1-2 2-3 BB		0-0 6-3		3	0	0	0	1	1	1											
Inning Stats	R: 0 E: 0 K: 1 S: 6	H: 1 LOB: 1 BB: 0 P: 6	R: 2 E: 0 K: 2 S: 9	H: 2 LOB: 0 BB: 0 P: 9	R: 0 E: 0 K: 2 S: 3	H: 0 LOB: 0 BB: 0 P: 3	R: 0 E: 0 K: 1 S: 7	H: 0 LOB: 0 BB: 0 P: 7	R: 0 E: 0 K: 1 S: 6	H: 1 LOB: 2 BB: 1 P: 10	R: 2 E: 0 K: 0 S: 6	H: 3 LOB: 3 BB: 1 P: 11	R: 0 E: 0 K: 0 S: 3	H: 1 LOB: 0 BB: 0 P: 3	R: 1 E: 0 K: 2 S: 8	H: 1 LOB: 0 BB: 0 P: 8		R: 0 E: 0 K: 0 S: 3	H: 0 LOB: 0 BB: 0 P: 3	1B: 5 2B: 3 3B: 0 HR: 2	SF: 0 SAC: 0 DP: 1 HBP: 1	WP: 0 PB: 0 SB: 0 CS: 0	PA: 38				
PITCHER	IP	WLS	BF	H	R	ER	SO	BB	IBB	HBP	BLK	WP	HR	S	P	ERA	WHIP										
Dave Frost, R (1, 1) ERA: 4.79	1.0		4	1	0	0	1	0	0	0	0	0	0	6	6	0.00	1.000										
Dave Lemanczyk, R (2, 1) ERA: 5.19	4.2	L	21	6	4	4	5	1	0	0	0	0	1	30	34	7.71	1.500										
Andy Hassler, L (6, 1) ERA: 5.09	3.1		13	2	1	1	2	1	0	1	0	0	1	15	20	2.70	0.900										

Batter	1	2	3	4	5	6	7	8	9	AB	R	H	RBI	BB	SO	LOB	BOTTOM										
Rick Miller, L (1, 8) OBP: 0.342, SLG: 0.329	0-0 G3		0-0 F7		0-3 K		4-0 B1-3 1B BB		0-3 K	4	1	0	0	1	2	1	Chicago White Sox @ California Angels Anaheim Stadium, Anaheim, CA Wed Jun 25 1980, 10:05 PM EDT Att: 25,372 - Unknown livebaseballscorecards.com										
Carney Lansford, R (1, 5) OBP: 0.318, SLG: 0.410	0-3 K		0-0 F7		4-0 S BB		0-0 B1-3 1-2		0-0 F8	4	0	0	0	1	1	1											
Rod Carew, L (1, 10) OBP: 0.425, SLG: 0.453	0-0 G3			0-0 1-3		1-0 1-2 HBP		0-0 2-H 1B 1B		4	1	1	1	0	0	0											
Jason Thompson, L (1, 3) OBP: 0.350, SLG: 0.390		0-3 K		4-0 BB BB BB		0-0 F7		0-0 1B 1-2 1B		4	0	1	0	1	1	2											
Joe Rudi, R (1, 7) OBP: 0.295, SLG: 0.473		0-0 E6 BB		4-0 1-2 BB BB		0-3 K		0-0 1-3 2-H 1B		4	0	1	1	1	1	1											
Bobby Grich, R (1, 4) OBP: 0.388, SLG: 0.365		0-3 K		4-0 1-2 2-3 BB		0-0 F7		0-3 K		3	0	0	0	1	2	3											
Larry Harlow, L (1, 9) OBP: 0.368, SLG: 0.449		4-0 1-2 BB		0-3 K		0-0 2B		0-3 K		3	0	1	0	1	2	3											
Freddie Patek, R (1, 6) OBP: 0.326, SLG: 0.445		0-0 F8		0-0 FC6-4 1-2		0-0 4-3		0-0 1B		4	0	1	0	0	0	6											
Stan Cliburn, R (1, 2) OBP: 0.182, SLG: 0.182 Dickie Thon, R (8, PH) OBP: 0.338, SLG: 0.369 Tom Donohue, R (9, 2) OBP: 0.212, SLG: 0.258			0-3 K		0-0 5-3		0-0 5-3		0-0 F7	3	0	0	0	0	1	0											
Inning Stats	R: 0 E: 0 K: 1 S: 5	H: 0 LOB: 0 BB: 0 P: 5	R: 0 E: 1 K: 2 S: 8	H: 0 LOB: 2 BB: 1 P: 12	R: 0 E: 0 K: 1 S: 5	H: 0 LOB: 0 BB: 0 P: 5	R: 0 E: 0 K: 1 S: 5	H: 0 LOB: 3 BB: 3 P: 17	R: 0 E: 0 K: 1 S: 5	H: 0 LOB: 2 BB: 1 P: 10	R: 0 E: 0 K: 1 S: 6	H: 1 LOB: 1 BB: 0 P: 6	R: 2 E: 0 K: 1 S: 8	H: 3 LOB: 2 BB: 1 P: 12	R: 0 E: 0 K: 2 S: 8	H: 1 LOB: 1 BB: 0 P: 8		R: 0 E: 1 K: 0 S: 4	H: 0 LOB: 1 BB: 0 P: 4	1B: 4 2B: 1 3B: 0 HR: 0	SF: 0 SAC: 0 DP: 0 HBP: 1	WP: 0 PB: 0 SB: 1 CS: 0	PA: 41				
PITCHER	IP	WLS	BF	H	R	ER	SO	BB	IBB	HBP	BLK	WP	HR	S	P	ERA	WHIP										
Richard Dotson, R (1, 1) ERA: 3.6	6.2	W	31	3	2	2	7	6	0	1	0	0	0	38	63	2.70	1.350										
Ed Farmer, R (7, 1) ERA: 2.55	2.1	S	10	2	0	0	3	0	0	0	0	0	0	16	16	0.00	0.857										

Batter	1	2	3	4	5	6	7	8	9	AB	R	H	RBI	BB	SO	LOB	TOP					
Thad Bosley, L OBP: 0.297, SLG: 0.318 (1, 7)	1-4-3	FC3-6		5-3		K			B2	5	0	0	1	0	1	2						
Todd Cruz, R OBP: 0.330, SLG: 0.374 (1, 6)		P6		K			3-1		F7	5	0	1	0	0	1	1						
Jim Morrison, R OBP: 0.319, SLG: 0.430 (1, 4)			5-3		K				6-3	5	0	2	0	0	1	0						
Lamar Johnson, R OBP: 0.320, SLG: 0.434 Mike Squires, L OBP: 0.350, SLG: 0.355 (7, 3)	P2		1B 2B		P4		L8			4	1	1	0	0	0	3						
Wayne Nordhagen, R OBP: 0.351, SLG: 0.578 Harold Baines, L OBP: 0.303, SLG: 0.420 (9, 9)	FC6-4		2B 1B				FC6-4			0	0	0	0	0	0	0						
Chet Lemon, R OBP: 0.347, SLG: 0.423 (1, 8)		1B BB	1B 2B		L5			E5		3	2	1	2	1	0	1						
Ron Pruitt, R OBP: 0.356, SLG: 0.325 (1, 10)		P4	G4-3 1B		5-3			SH1-4		3	0	1	1	0	0	1						
Bruce Kimm, R OBP: 0.333, SLG: 0.338 (1, 2)		G4-3 1B			K			F8		4	1	1	0	0	1	2						
Kevin Bell, R OBP: 0.246, SLG: 0.125 (1, 5)		E5			F8			F7		4	0	1	0	0	0	2						
Inning Stats	R: 0 E: 0 K: 0 S: 5	H: 2 LOB: 2 BB: 0 P: 5	R: 2 E: 1 K: 0 S: 5	H: 1 LOB: 1 BB: 1 P: 9	R: 3 E: 0 K: 0 S: 6	H: 4 LOB: 0 BB: 0 P: 6	R: 0 E: 0 K: 1 S: 5	H: 0 LOB: 0 BB: 0 P: 5	R: 0 E: 0 K: 1 S: 6	H: 1 LOB: 1 BB: 0 P: 6	R: 0 E: 0 K: 2 S: 8	H: 1 LOB: 1 BB: 0 P: 8	R: 0 E: 0 K: 0 S: 4	H: 1 LOB: 1 BB: 0 P: 4	R: 0 E: 1 K: 0 S: 4	H: 0 LOB: 1 BB: 0 P: 4	R: 0 E: 0 K: 0 S: 3	H: 0 LOB: 0 BB: 0 P: 3	1B: 8 2B: 2 3B: 0 HR: 0	SF: 0 SAC: 1 DP: 1 HBP: 0	WP: 0 PB: 0 SB: 1 CS: 0	PA: 39
PITCHER	IP	WLS	BF	H	R	ER	SO	BB	IBB	HBP	BLK	WP	HR	S	P	ERA	WHIP					
Frank Tanana, L ERA: 5.75 (1, 1)	8.0	L	36	10	5	3	4	1	0	0	0	0	0	43	47	3.38	1.375					
Dave LaRoche, L ERA: 3.12 (9, 1)	1.0	S	3	0	0	0	0	0	0	0	0	0	0	3	3	0.00	0.000					

Chicago White Sox @ California Angels
Anaheim Stadium, Anaheim, CA
Thu Jun 26 1980, 10:05 PM EDT
Att: 24,755 - Unknown


AB 37
R 5
H 10
RBI 4
BB 1
SO 4
LOB 15



Batter	1	2	3	4	5	6	7	8	9	AB	R	H	RBI	BB	SO	LOB	BOTTOM					
Dickie Thon, R OBP: 0.333, SLG: 0.362 Tom Donohue, R OBP: 0.212, SLG: 0.258 (9, 2)	5-3		F8		FC6-4					4	0	1	0	0	0	1						
Freddie Patek, R OBP: 0.325, SLG: 0.441 (1, 6)		6-3 1B		E6 3B		F8		FC5-4 1B		4	1	1	0	0	0	2						
Rod Carew, L OBP: 0.426, SLG: 0.466 (1, 3)		6-3		SF9 3B				G4-6-3 1B		4	1	2	1	0	0	3						
Don Baylor, R OBP: 0.342, SLG: 0.305 (1, 10)		6-3		SF9		K			F7	3	0	0	1	0	1	2						
Carney Lansford, R OBP: 0.313, SLG: 0.403 (1, 5)			5-3		F7		4-3		L5	4	0	0	0	0	0	1						
Joe Rudi, R OBP: 0.290, SLG: 0.465 (1, 7)		P2		6-3			4-3		G3	4	0	0	0	0	0	0						
Bobby Clark, R OBP: 0.295, SLG: 0.490 (1, 8)		F8					5-3			3	0	0	0	0	0	0						
Rick Miller, L OBP: 0.337, SLG: 0.323 (1, 9)			6-3		K				F7	3	0	0	0	0	1	0						
Stan Cibum, R OBP: 0.231, SLG: 0.231 Bobby Grich, R OBP: 0.370, SLG: 0.368 (8, PH) (9, 4)			P4		FC6-4 1B					2	0	1	0	0	0	0						
Inning Stats	R: 0 E: 0 K: 0 S: 4	H: 1 LOB: 1 BB: 0 P: 4	R: 0 E: 0 K: 0 S: 3	H: 0 LOB: 0 BB: 0 P: 3	R: 0 E: 0 K: 0 S: 3	H: 0 LOB: 0 BB: 0 P: 3	R: 2 E: 1 K: 0 S: 5	H: 1 LOB: 0 BB: 0 P: 5	R: 0 E: 0 K: 1 S: 6	H: 1 LOB: 1 BB: 0 P: 6	R: 0 E: 0 K: 1 S: 6	H: 1 LOB: 1 BB: 0 P: 6	R: 0 E: 0 K: 0 S: 3	H: 0 LOB: 0 BB: 0 P: 3	R: 0 E: 0 K: 0 S: 4	H: 2 LOB: 1 BB: 0 P: 4	R: 0 E: 0 K: 0 S: 3	H: 0 LOB: 0 BB: 0 P: 3	1B: 4 2B: 1 3B: 1 HR: 0	SF: 1 SAC: 0 DP: 1 HBP: 0	WP: 0 PB: 0 SB: 1 CS: 0	PA: 33
PITCHER	IP	WLS	BF	H	R	ER	SO	BB	IBB	HBP	BLK	WP	HR	S	P	ERA	WHIP					
Steve Trout, L ERA: 4.19 (1, 1)	7.0	W	28	6	2	1	2	0	0	0	0	0	0	5	5	0.00	0.857					
Mike Proby, R ERA: 2.66 (8, 1)	2.0	S	5	0	0	0	0	0	0	0	0	0	0	5	5	0.00	0.000					

Chicago White Sox @ California Angels
Anaheim Stadium, Anaheim, CA
Thu Jun 26 1980, 10:05 PM EDT
Att: 24,755 - Unknown

AB 32
R 2
H 6
RBI 2
BB 0
SO 2
LOB 9



Batter	1	2	3	4	5	6	7	8	9	AB	R	H	RBI	BB	SO	LOB	TOP		
Jim Gantner, L (1,4) OBP: 0.303, SLG: 0.329	F9	L1-3						6-3		3	0	0	0	1	0	3			
Sal Bando, R (1,5) OBP: 0.282, SLG: 0.281	F7		F9			6-3		K		4	0	0	0	0	1	1			
Cecil Cooper, L (1,3) OBP: 0.365, SLG: 0.512	K		F8				F8	6-3		4	0	0	0	0	1	0			
Gorman Thomas, R (1,8) OBP: 0.287, SLG: 0.431		HR	6-3				K	HR		4	2	2	2	0	1	0			
Ben Oglivie, L (1,7) OBP: 0.393, SLG: 0.630		HR			F8		HR	F9		4	2	2	2	0	0	0			
Sixto Lezcano, R (1,9) OBP: 0.323, SLG: 0.450		1B	2B		L5		K		5-3	4	1	1	0	0	1	0			
Mark Brouhard, R (1,10) OBP: 0.306, SLG: 0.500		FC1-5	1B		F8		SH3-4	1B	P4	4	0	2	0	0	0	0			
Ed Romero, R (1,6) OBP: 0.286, SLG: 0.289		FC1-5	1B		P3		SH3-4		F4	3	0	1	1	0	0	0			
Buck Martinez, R (1,2) OBP: 0.252, SLG: 0.300		FC1-5	L1-3		F8		K			3	0	0	0	0	1	3			
Inning Stats	R: 0 E: 0 K: 1 S: 5	H: 0 LOB: 0 BB: 0 P: 5	R: 3 E: 0 K: 0 S: 7	H: 5 LOB: 1 BB: 7 P: 7	R: 0 E: 0 K: 0 S: 3	H: 0 LOB: 0 BB: 0 P: 3	R: 0 E: 0 K: 0 S: 3	H: 0 LOB: 0 BB: 0 P: 3	R: 0 E: 0 K: 2 S: 8	H: 1 LOB: 0 BB: 1 P: 8	R: 0 E: 0 K: 1 S: 6	H: 1 LOB: 1 BB: 0 P: 6	R: 1 E: 0 K: 1 S: 6	H: 1 LOB: 0 BB: 0 P: 6	R: 0 E: 0 K: 0 S: 3	H: 0 LOB: 0 BB: 3 P: 3	1B: 3 2B: 2 3B: 0 HR: 4	SF: 0 SAC: 1 DP: 1 HBP: 0	WP: 0 PA: 35 PB: 0 CS: 0
PITCHER	IP	WLS	BF	H	R	ER	SO	BB	IBB	HBP	BLK	WP	HR	S	P	ERA	WHIP		
Chris Knapp, R (1,1) ERA: 5.31	1.0		7	4	3	3	1	0	0	0	0	0	2	9	9	27.00	4.000		
John Montague, R (2,1) ERA: 3.69	5.0		17	2	1	1	2	1	0	0	0	0	1	20	24	1.80	0.600		
Mark Clear, R (7,1) ERA: 4.57	3.0	W	11	2	1	1	2	0	0	0	0	0	1	15	15	3.00	0.667		

Milwaukee Brewers @ California Angels
Anaheim Stadium, Anaheim, CA
Fri Jun 27 1980, 10:05 PM EDT
Att: 27,389 - Unknown

AB 33
R 5
H 8
RBI 5
BB 1
SO 5
LOB 7



Batter	1	2	3	4	5	6	7	8	9	AB	R	H	RBI	BB	SO	LOB	BOTTOM				
Rick Miller, L (1,8) OBP: 0.333, SLG: 0.316	4-3		F7		F7		F7		1B	4	1	0	0	1	0	1					
Dickie Thon, R (1,4) OBP: 0.329, SLG: 0.356	6-3				1-3		P4		1B	4	0	1	0	0	0	0					
Bert Campaneris, R (9,6) OBP: 0.250, SLG: 0.293			1B						BB	1	1	1	0	0	0	0					
Rod Carew, L (1,10) OBP: 0.422, SLG: 0.461	4-3		F7		1-3			F6	BB	5	0	1	0	0	0	2					
Don Baylor, R (1,7) OBP: 0.345, SLG: 0.303		6-3		6-3		6-3		1B	1B	4	1	1	1	1	0	0					
Jason Thompson, L (1,3) OBP: 0.351, SLG: 0.392	4-3			1B	1B	4-3		1B	1B	4	2	2	1	0	0	0					
Camey Lansford, R (1,5) OBP: 0.323, SLG: 0.417				1B	SF8			E	1B	4	1	4	1	0	0	0					
Larry Harlow, L (1,9) OBP: 0.372, SLG: 0.447	6-3			SF8	1B		FC6-4	BB	K	3	0	1	0	1	1	3					
Freddie Patek, R (1,6) OBP: 0.325, SLG: 0.439			G3				FC6-4		E2	3	0	1	1	0	0	2					
Joe Rudi, R (8,PH) OBP: 0.293, SLG: 0.467										1	0	1	0	0	0	0					
Tom Donohue, R (8,FR) OBP: 0.212, SLG: 0.258										0	0	0	0	0	0	0					
Stan Cliburn, R (1,2) OBP: 0.250, SLG: 0.267										2	0	1	1	0	0	0					
Bobby Grich, R (8,PH) OBP: 0.369, SLG: 0.366					SF8				G3	1	0	0	0	0	0	2					
Inning Stats	R: 0 E: 0 K: 0 S: 3	H: 0 LOB: 0 BB: 0 P: 3	R: 0 E: 0 K: 0 S: 4	H: 1 LOB: 1 BB: 0 P: 4	R: 0 E: 0 K: 0 S: 5	H: 2 LOB: 2 BB: 0 P: 5	R: 2 E: 0 K: 0 S: 6	H: 4 LOB: 0 BB: 0 P: 6	R: 0 E: 0 K: 0 S: 3	H: 0 LOB: 0 BB: 0 P: 3	R: 0 E: 0 K: 0 S: 4	H: 1 LOB: 2 BB: 1 P: 8	R: 0 E: 0 K: 1 S: 9	H: 0 LOB: 0 BB: 0 P: 3	R: 2 E: 1 K: 1 S: 9	H: 4 LOB: 2 BB: 0 P: 9	R: 2 E: 0 K: 0 S: 3	H: 2 LOB: 2 BB: 2 P: 11	1B: 13 2B: 1 3B: 0 HR: 0	SF: 2 SAC: 0 DP: 0 HBP: 0	WP: 0 PA: 41 PB: 0 CS: 0
PITCHER	IP	WLS	BF	H	R	ER	SO	BB	IBB	HBP	BLK	WP	HR	S	P	ERA	WHIP				
Lary Sorensen, R (1,1) ERA: 3.62	7.1		32	10	4	3	0	1	0	0	0	0	0	7	11	27.00	6.000				
Bill Castro, R (8,1) ERA: 2.33	0.2	L	6	3	2	2	1	1	0	0	0	0	0	7	11	27.00	6.000				
Bob McClure, L (9,1) ERA: 2.42	0.1		3	1	0	0	0	1	0	0	0	0	0	2	6	0.00	6.000				

Milwaukee Brewers @ California Angels
Anaheim Stadium, Anaheim, CA
Fri Jun 27 1980, 10:05 PM EDT
Att: 27,389 - Unknown

AB 36
R 6
H 14
RBI 5
BB 3
SO 1
LOB 10



Batter	1	2	3	4	5	6	7	8	9	AB	R	H	RBI	BB	SO	LOB	TOP								
Jim Gantner, L (1,4) OBP: 0.304, SLG: 0.325										5	3	1	0	1	1	4									
Robin Yount, R (1,6) OBP: 0.360, SLG: 0.584										6	1	3	3	0	0	2									
Cecil Cooper, L (1,3) OBP: 0.371, SLG: 0.516										4	2	2	2	2	0	1									
Gorman Thomas, R (1,8) OBP: 0.288, SLG: 0.442										5	1	2	4	0	1	4									
Ben Oglivie, L (1,7) OBP: 0.396, SLG: 0.632										4	0	2	0	1	0	1									
Sixto Lezcano, R (1,9) OBP: 0.321, SLG: 0.457										5	1	1	1	0	1	3									
Mark Brouhard, R (1,10) OBP: 0.299, SLG: 0.477										5	1	1	0	0	2	2									
Vic Harris, S (1,5) OBP: 0.625, SLG: 0.250										0	1	0	0	3	0	0									
Ed Romero, R (5,5) OBP: 0.314, SLG: 0.289										0	1	0	0	2	0	0									
Charlie Moore, R (1,2) OBP: 0.303, SLG: 0.306										5	0	0	0	0	1	7									
Inning Stats	R: 1 E: 2 K: 0 S: 4	H: 0 LOB: 1 BB: 1 P: 8	R: 3 E: 1 K: 1 S: 8	H: 2 LOB: 2 BB: 2 P: 16	R: 0 E: 0 K: 1 S: 5	H: 0 LOB: 0 BB: 2 P: 13	R: 3 E: 0 K: 1 S: 8	H: 4 LOB: 0 BB: 0 P: 8	R: 0 E: 0 K: 1 S: 5	H: 0 LOB: 1 BB: 1 P: 9	R: 2 E: 0 K: 1 S: 7	H: 2 LOB: 1 BB: 1 P: 11	R: 0 E: 0 K: 0 S: 3	H: 0 LOB: 1 BB: 1 P: 7	R: 0 E: 0 K: 0 S: 4	H: 1 LOB: 1 BB: 0 P: 4	R: 2 E: 0 K: 1 S: 8	H: 3 LOB: 2 BB: 1 P: 12	1B: 8 2B: 2 3B: 0 HR: 2	SF: 1 SAC: 0 DP: 0 HBP: 0	WP: 0 PB: 0 SB: 5 CS: 0	PA: 49			
PITCHER	IP	WLS	BF	H	R	ER	SO	BB	IBB	HBP	BLK	WP	HR	S	P	ERA	WHIP								
Ed Halicki, R (1,1) ERA: 5.4	1.2	L	12	2	4	1	0	3	0	0	0	0	1	9	21	5.40	3.000								
Freddie Martinez, R (2,1) ERA: 5.68	1.2		10	4	3	3	2	2	0	0	0	0	0	12	20	16.20	3.600								
Dave LaRoche, L (4,1) ERA: 3.25	3.2		16	2	2	2	3	3	0	0	0	0	1	19	31	4.91	1.364								
Andy Hassler, L (8,1) ERA: 5.4	2.0		11	4	2	2	1	1	0	0	0	0	0	12	16	9.00	2.500								

Milwaukee Brewers @ California Angels
Anaheim Stadium, Anaheim, CA
Sat Jun 28 1980, 10:05 PM EDT
Att: 40,528 - Unknown - 93 F

AB 39
R 11
H 12
RBI 10
BB 9
SO 6
LOB 24



Batter	1	2	3	4	5	6	7	8	9	AB	R	H	RBI	BB	SO	LOB	BOTTOM								
Dickie Thon, R (1,10) OBP: 0.325, SLG: 0.355										3	0	1	2	0	0	1									
Jason Thompson, L (9,PH) OBP: 0.350, SLG: 0.390										1	0	0	0	0	0	2									
Rod Carew, L (1,3) OBP: 0.422, SLG: 0.463										5	1	2	1	0	0	2									
Carney Lansford, R (1,5) OBP: 0.326, SLG: 0.430										4	1	2	2	0	0	1									
Don Baylor, R (1,9) OBP: 0.333, SLG: 0.291										4	0	0	0	0	0	1									
Joe Rudi, R (1,7) OBP: 0.292, SLG: 0.463										4	0	1	0	0	2	1									
Bobby Grich, R (1,4) OBP: 0.383, SLG: 0.359										4	0	0	0	0	1	2									
Bobby Clark, R (1,8) OBP: 0.271, SLG: 0.364										4	0	0	0	0	0	1									
Freddie Patek, R (1,6) OBP: 0.338, SLG: 0.451										4	2	4	0	0	0	0									
Stan Cliburn, R (1,2) OBP: 0.263, SLG: 0.333										3	1	1	0	0	1	2									
Larry Harlow, L (9,PH) OBP: 0.376, SLG: 0.447										0	0	0	0	1	0	0									
Inning Stats	R: 0 E: 0 K: 0 S: 3	H: 0 LOB: 0 BB: 0 P: 3	R: 0 E: 0 K: 1 S: 5	H: 0 LOB: 0 BB: 0 P: 5	R: 2 E: 0 K: 0 S: 6	H: 3 LOB: 1 BB: 0 P: 6	R: 0 E: 0 K: 0 S: 3	H: 0 LOB: 0 BB: 0 P: 3	R: 1 E: 0 K: 0 S: 5	H: 2 LOB: 1 BB: 0 P: 5	R: 0 E: 0 K: 2 S: 8	H: 1 LOB: 1 BB: 0 P: 8	R: 0 E: 0 K: 1 S: 6	H: 1 LOB: 1 BB: 0 P: 6	R: 2 E: 0 K: 0 S: 6	H: 3 LOB: 1 BB: 0 P: 6	R: 0 E: 0 K: 0 S: 3	H: 1 LOB: 1 BB: 1 P: 7	1B: 8 2B: 2 3B: 0 HR: 1	SF: 1 SAC: 0 DP: 1 HBP: 0	WP: 0 PB: 0 SB: 0 CS: 0	PA: 38			
PITCHER	IP	WLS	BF	H	R	ER	SO	BB	IBB	HBP	BLK	WP	HR	S	P	ERA	WHIP								
Mike Caldwell, L (1,1) ERA: 3.63	7.1	W	32	10	5	5	4	0	0	0	1	0	0	5	9	6.14	1.364								
John Flinn, R (8,1) ERA: 2.57	1.2		6	1	0	0	0	1	0	0	0	0	0	5	9	0.00	1.200								

Milwaukee Brewers @ California Angels
Anaheim Stadium, Anaheim, CA
Sat Jun 28 1980, 10:05 PM EDT
Att: 40,528 - Unknown - 93 F

AB 36
R 5
H 11
RBI 5
BB 1
SO 4
LOB 13



Batter	1	2	3	4	5	6	7	8	9	AB	R	H	RBI	BB	SO	LOB	TOP			
Robin Yount, R OBP: 0.361, SLG: 0.584 (1, 6)										5	1	2	0	0	0	1				
Don Money, R OBP: 0.365, SLG: 0.568 (1, 5)										5	0	1	0	0	0	1	3			
Cecil Cooper, L OBP: 0.372, SLG: 0.512 (1, 3)										4	1	1	0	1	0	3				
Gorman Thomas, R OBP: 0.290, SLG: 0.442 (1, 8)										4	1	1	0	1	1	1				
Ben Oglivie, L OBP: 0.400, SLG: 0.635 (1, 7)										2	0	1	1	2	0	0				
Mark Brouhard, R OBP: 0.306, SLG: 0.486 (1, 10)										5	0	2	1	0	0	3				
Vic Harris, S OBP: 0.538, SLG: 0.556 (1, 9)										5	1	2	1	0	0	3				
Jim Gantner, L OBP: 0.315, SLG: 0.351 (1, 4)										3	1	2	1	1	0	1				
Charlie Moore, R OBP: 0.302, SLG: 0.311 (1, 2)										4	0	1	1	0	0	4				
Inning Stats	R: 1 E: 0 K: 1 S: 6	H: 2 LOB: 2 BB: 2 P: 14	R: 1 E: 0 K: 0 S: 6	H: 3 LOB: 2 BB: 0 P: 6	R: 0 E: 0 K: 1 S: 5	H: 0 LOB: 0 BB: 0 P: 5	R: 0 E: 0 K: 0 S: 4	H: 1 LOB: 1 BB: 0 P: 4	R: 1 E: 0 K: 0 S: 5	H: 2 LOB: 2 BB: 1 P: 9	R: 1 E: 0 K: 0 S: 5	H: 2 LOB: 3 BB: 2 P: 13	R: 0 E: 0 K: 0 S: 3	H: 1 LOB: 1 BB: 0 P: 3	R: 0 E: 0 K: 0 S: 4	H: 1 LOB: 1 BB: 0 P: 4	1B: 5 2B: 7 3B: 0 HR: 1	SF: 1 SAC: 0 DP: 1 HBP: 0	WP: 0 PB: 0 SB: 1 CS: 0	PA: 43
PITCHER	IP	WLS	BF	H	R	ER	SO	BB	IBB	HBP	BLK	WP	HR	S	P	ERA	WHIP			
Don Aase, R ERA: 3.95 (1, 1)	5.1	L	27	9	4	4	2	3	0	0	0	0	1	28	40	6.75	2.250			
Dave Lemanczyk, R ERA: 5.04 (6, 1)	3.2		16	4	1	1	0	1	1	0	0	0	0	14	22	2.46	1.364			

Milwaukee Brewers @ California Angels
Anaheim Stadium, Anaheim, CA
Sun Jun 29 1980, 6:33 AM EDT
Att: 27,838 - Unknown

AB 37
R 5
H 13
RBI 5
BB 5
SO 2
LOB 19



Batter	1	2	3	4	5	6	7	8	9	AB	R	H	RBI	BB	SO	LOB	BOTTOM					
Rick Miller, L OBP: 0.342, SLG: 0.322 (1, 8)										3	1	2	0	1	0	0						
Dickie Thon, R OBP: 0.325, SLG: 0.367 (1, 4)										3	0	1	0	0	0	1						
Rod Carew, L OBP: 0.416, SLG: 0.456 (1, 10)										4	0	0	0	0	0	4						
Don Baylor, R OBP: 0.346, SLG: 0.302 (1, 7)										3	0	2	1	0	0	0						
Jason Thompson, L OBP: 0.344, SLG: 0.383 (1, 3)										4	0	0	0	0	0	3						
Camey Lansford, R OBP: 0.329, SLG: 0.435 (1, 5)										4	1	2	0	0	0	0						
Larry Harlow, L OBP: 0.366, SLG: 0.434 (1, 9)										4	0	0	0	0	1	2						
Freddie Patek, R OBP: 0.332, SLG: 0.441 (1, 6)										4	0	0	0	0	0	1						
Tom Donohue, R OBP: 0.214, SLG: 0.259 (1, 2)										3	0	1	1	0	1	0						
Inning Stats	R: 0 E: 0 K: 0 S: 3	H: 0 LOB: 2 BB: 1 P: 8	R: 1 E: 0 K: 1 S: 6	H: 2 LOB: 1 BB: 0 P: 6	R: 1 E: 0 K: 0 S: 4	H: 2 LOB: 1 BB: 0 P: 4	R: 0 E: 0 K: 0 S: 3	H: 0 LOB: 0 BB: 0 P: 3	R: 0 E: 0 K: 0 S: 5	H: 2 LOB: 2 BB: 0 P: 5	R: 0 E: 0 K: 0 S: 4	H: 1 LOB: 1 BB: 0 P: 4	R: 0 E: 0 K: 1 S: 5	H: 0 LOB: 0 BB: 0 P: 5	R: 0 E: 0 K: 0 S: 4	H: 1 LOB: 1 BB: 0 P: 4	R: 0 E: 0 K: 0 S: 3	H: 0 LOB: 0 BB: 0 P: 3	1B: 6 2B: 2 3B: 0 HR: 0	SF: 0 SAC: 1 DP: 0 HBP: 1	WP: 0 PB: 0 SB: 1 CS: 0	PA: 35
PITCHER	IP	WLS	BF	H	R	ER	SO	BB	IBB	HBP	BLK	WP	HR	S	P	ERA	WHIP					
Reggie Cleveland, R ERA: 3.38 (1, 1)	9.0	W	35	8	2	2	2	1	0	1	0	0	0	37	42	2.00	1.000					

Milwaukee Brewers @ California Angels
Anaheim Stadium, Anaheim, CA
Sun Jun 29 1980, 6:33 AM EDT
Att: 27,838 - Unknown

AB 32
R 2
H 8
RBI 2
BB 1
SO 2
LOB 11



Batter	1	2	3	4	5	6	7	8	9	AB	R	H	RBI	BB	SO	LOB	TOP								
Rick Miller, L OBP: 0.341, SLG: 0.322 (1, 8)										6	1	2	1	0	1	1									
Dickie Thon, R OBP: 0.307, SLG: 0.345 Tom Donohue, R OBP: 0.214, SLG: 0.259 (9, 2)										5	0	0	0	0	1	2									
Rod Carew, L OBP: 0.419, SLG: 0.459 (1, 10)										3	2	2	1	1	0	0									
Don Baylor, R OBP: 0.364, SLG: 0.315 (1, 7)										2	1	1	1	2	0	1									
Jason Thompson, L OBP: 0.349, SLG: 0.382 Bert Campaneris, R OBP: 0.250, SLG: 0.293 (9, PR)										3	0	1	1	2	0	2									
Carney Lansford, R OBP: 0.326, SLG: 0.432 (1, 5)										4	1	1	1	0	1	5									
Larry Harlow, L OBP: 0.373, SLG: 0.432 (1, 9)										3	2	1	0	2	0	0									
Freddie Patek, R OBP: 0.335, SLG: 0.443 Joe Rudi, R OBP: 0.295, SLG: 0.466 (9, PH)										4	1	2	1	0	1	2									
Stan Cibum, R OBP: 0.217, SLG: 0.273 Bobby Grich, R OBP: 0.365, SLG: 0.362 (9, PH)										4	0	0	0	0	1	4									
Inning Stats	R: 1 E: 0 K: 2 S: 8	H: 1 LOB: 1 BB: 1 P: 12	R: 0 E: 0 K: 0 S: 4	H: 1 LOB: 1 BB: 0 P: 4	R: 0 E: 0 K: 1 S: 6	H: 1 LOB: 3 BB: 2 P: 14	R: 2 E: 1 K: 1 S: 6	H: 2 LOB: 0 BB: 1 P: 10	R: 2 E: 0 K: 1 S: 8	H: 3 LOB: 2 BB: 0 P: 9	R: 1 E: 2 K: 0 S: 5	H: 1 LOB: 2 BB: 1 P: 9	R: 0 E: 0 K: 0 S: 3	H: 0 LOB: 0 BB: 0 P: 3	R: 0 E: 0 K: 0 S: 3	H: 0 LOB: 0 BB: 0 P: 3	R: 4 E: 1 K: 0 S: 6	H: 3 LOB: 1 BB: 2 P: 14	1B: 11 2B: 1 3B: 0 HR: 0	SF: 2 SAC: 1 DP: 1 HBP: 1	WP: 0 PB: 0 SB: 3 CS: 0	PA: 47			
PITCHER	IP	WLS	BF	H	R	ER	SO	BB	IBB	HBP	BLK	WP	HR	S	P	ERA	WHIP								
Richard Dotson, R ERA: 3.69 LaMarr Hoyt, R ERA: 1.95 Ed Farmer, R ERA: 3.11 Guy Hoffman, L ERA: 4.5	3.0		17	4	3	2	3	4	0	0	0	0	0	19	35	6.00	2.667								

California Angels @ Chicago White Sox
Comiskey Park, Chicago, IL
Mon Jun 30 1980, 8:05 PM EDT
Att: 17,678 - Sunny - 66 F

AB 36
R 10
H 12
RBI 10
BB 7
SO 5
LOB 17



Batter	1	2	3	4	5	6	7	8	9	AB	R	H	RBI	BB	SO	LOB	BOTTOM								
Bob Molinaro, L OBP: 0.380, SLG: 0.432 Junior Moore, R OBP: 0.291, SLG: 0.333 (8, 7)										2	2	2	1	0	0	0									
Todd Cruz, R OBP: 0.319, SLG: 0.343 Mike Squires, L OBP: 0.344, SLG: 0.349 (9, PH)										2	0	0	0	1	0	2									
Harold Baines, L OBP: 0.303, SLG: 0.419 (1, 9)										3	1	1	1	0	0	3									
Lamar Johnson, R OBP: 0.323, SLG: 0.449 (1, 3)										4	1	2	1	0	0	2									
Wayne Nordhagen, R OBP: 0.332, SLG: 0.554 (1, 10)										4	1	1	3	0	2	2									
Jim Morrison, R OBP: 0.316, SLG: 0.421 (1, 4)										4	0	1	0	0	1	1									
Thad Bosley, L OBP: 0.259, SLG: 0.275 (1, 8)										4	0	0	0	0	1	1									
Mary Foley, L OBP: 0.253, SLG: 0.348 Ron Pruitt, R OBP: 0.340, SLG: 0.310 (6, PH)										2	1	1	0	0	0	0									
Greg Pryor, R OBP: 0.276, SLG: 0.344 (1, 5)										3	0	1	0	0	1	1									
Inning Stats	R: 4 E: 0 K: 0 S: 6	H: 3 LOB: 0 BB: 0 P: 7	R: 1 E: 0 K: 0 S: 4	H: 2 LOB: 1 BB: 1 P: 8	R: 0 E: 0 K: 1 S: 5	H: 1 LOB: 0 BB: 0 P: 5	R: 0 E: 0 K: 0 S: 3	H: 0 LOB: 0 BB: 0 P: 3	R: 1 E: 0 K: 0 S: 5	H: 1 LOB: 1 BB: 0 P: 5	R: 0 E: 0 K: 3 S: 10	H: 1 LOB: 1 BB: 0 P: 10	R: 0 E: 0 K: 0 S: 4	H: 1 LOB: 1 BB: 0 P: 4	R: 0 E: 0 K: 2 S: 7	H: 0 LOB: 0 BB: 0 P: 7	R: 0 E: 0 K: 2 S: 8	H: 1 LOB: 1 BB: 0 P: 8	1B: 6 2B: 3 3B: 0 HR: 1	SF: 1 SAC: 2 DP: 2 HBP: 1	WP: 0 PB: 0 SB: 3 CS: 0	PA: 38			
PITCHER	IP	WLS	BF	H	R	ER	SO	BB	IBB	HBP	BLK	WP	HR	S	P	ERA	WHIP								
Chris Knapp, R ERA: 5.93 John Montague, R ERA: 3.57 Andy Hassler, L ERA: 5.06 Mark Clear, R ERA: 4.34	1.1		14	3	1	1	1	1	0	0	0	0	0	15	19	2.46	1.091								

California Angels @ Chicago White Sox
Comiskey Park, Chicago, IL
Mon Jun 30 1980, 8:05 PM EDT
Att: 17,678 - Sunny - 66 F

AB 33
R 6
H 10
RBI 6
BB 1
SO 8
LOB 15



Batter	1	2	3	4	5	6	7	8	9	AB	R	H	RBI	BB	SO	LOB	TOP							
Dickie Thon, R OBP: 0.315, SLG: 0.345 (1, 10)										3	2	1	0	1	0	0	California Angels @ Chicago White Sox Comiskey Park, Chicago, IL Tue Jul 01 1980, 8:05 PM EDT Att: 17,116 - Cloudy - 72 F							
Rod Carew, L OBP: 0.417, SLG: 0.456 (1, 3)										4	2	1	0	0	1	2								
Carney Lansford, R OBP: 0.332, SLG: 0.437 (1, 5)										4	1	3	2	0	0	0								
Don Baylor, R OBP: 0.360, SLG: 0.313 (1, 9)										4	0	1	0	0	0	2								
Joe Rudi, R OBP: 0.291, SLG: 0.458 (1, 7)										4	0	0	1	0	1	0								
Bobby Grich, R OBP: 0.388, SLG: 0.358 (1, 4)										2	0	0	0	2	0	0								
Bobby Clark, R OBP: 0.250, SLG: 0.333 (1, 8)										4	0	0	0	0	1	2								
Bert Campaneris, R OBP: 0.229, SLG: 0.267 (1, 6)										4	0	0	0	0	0	1								
Stan Cibum, R OBP: 0.192, SLG: 0.240 (1, 2)										3	0	0	0	0	2	0								
Inning Stats	R: 3 E: 2 K: 0 S: 6	H: 2 LOB: 1 BB: 1 P: 10	R: 2 E: 2 K: 1 S: 8	H: 3 LOB: 2 BB: 0 P: 8	R: 0 E: 0 K: 1 S: 5	H: 0 LOB: 1 BB: 1 P: 9	R: 0 E: 0 K: 0 S: 2	H: 0 LOB: 0 BB: 0 P: 6	R: 0 E: 0 K: 0 S: 3	H: 1 LOB: 0 BB: 0 P: 3	R: 0 E: 0 K: 0 S: 3	H: 0 LOB: 0 BB: 0 P: 3	R: 0 E: 0 K: 1 S: 7	H: 0 LOB: 0 BB: 0 P: 7	R: 0 E: 0 K: 1 S: 5	H: 0 LOB: 0 BB: 0 P: 5		R: 0 E: 0 K: 0 S: 3	H: 0 LOB: 0 BB: 0 P: 3	1B: 6 2B: 0 3B: 0 HR: 0	SF: 0 SAC: 0 DP: 2 HBP: 0	WP: 0 PB: 0 SB: 0 CS: 0	PA: 35	
PITCHER Steve Trout, L ERA: 3.87 (1, 1)	IP: 9.0 WLS: L BF: 35	H: 6 R: 5 ER: 1 SO: 5	BB: 3 IBB: 0 HBP: 0 BLK: 1	WP: 0 HR: 0 S: 42 P: 54	ERA: 1.00 WHIP: 1.000	PITCHER														IP: 9.0 WLS: L BF: 35	H: 6 R: 5 ER: 1 SO: 5	BB: 3 IBB: 0 HBP: 0 BLK: 1	WP: 0 HR: 0 S: 42 P: 54	ERA: 1.00 WHIP: 1.000

Batter	1	2	3	4	5	6	7	8	9	AB	R	H	RBI	BB	SO	LOB	BOTTOM							
Bob Molinaro, L OBP: 0.379, SLG: 0.430 Junior Moore, R OBP: 0.297, SLG: 0.333 (8, PH)										3	0	1	0	0	0	1	California Angels @ Chicago White Sox Comiskey Park, Chicago, IL Tue Jul 01 1980, 8:05 PM EDT Att: 17,116 - Cloudy - 72 F							
Bruce Kimm, R OBP: 0.337, SLG: 0.341 Mary Foley, L OBP: 0.259, SLG: 0.343 Ron Pruitt, R OBP: 0.333, SLG: 0.302 (8, PH)										1	0	0	0	0	0	1								
Harold Baines, L OBP: 0.303, SLG: 0.425 (1, 9)										4	1	1	1	0	0	2								
Lamar Johnson, R OBP: 0.319, SLG: 0.441 (1, 3)										4	0	0	1	0	1	1								
Wayne Nordhagen, R OBP: 0.324, SLG: 0.541 (1, 7)										4	0	0	0	0	0	0								
Chet Lemon, R OBP: 0.348, SLG: 0.427 (1, 8)										4	0	1	0	0	0	0								
Jim Morrison, R OBP: 0.313, SLG: 0.416 (1, 4)										3	0	0	0	0	0	1								
Greg Pryor, R OBP: 0.278, SLG: 0.345 Thad Bosley, L OBP: 0.266, SLG: 0.275 Kevin Bell, R OBP: 0.246, SLG: 0.125 (7, PH)										2	0	1	0	0	0	0								
Todd Cruz, R OBP: 0.310, SLG: 0.333 (1, 6)										3	0	0	0	0	1	3								
Inning Stats	R: 0 E: 0 K: 0 S: 4	H: 1 LOB: 1 BB: 0 P: 4	R: 0 E: 0 K: 0 S: 3	H: 0 LOB: 0 BB: 0 P: 3	R: 0 E: 0 K: 0 S: 3	H: 0 LOB: 0 BB: 0 P: 3	R: 2 E: 0 K: 0 S: 4	H: 1 LOB: 0 BB: 1 P: 8	R: 0 E: 0 K: 0 S: 4	H: 1 LOB: 1 BB: 0 P: 4	R: 0 E: 0 K: 0 S: 3	H: 0 LOB: 0 BB: 0 P: 3	R: 0 E: 0 K: 1 S: 6	H: 1 LOB: 2 BB: 1 P: 10	R: 0 E: 0 K: 0 S: 2	H: 0 LOB: 0 BB: 1 P: 6		R: 0 E: 0 K: 1 S: 5	H: 0 LOB: 0 BB: 0 P: 5	1B: 2 2B: 1 3B: 1 HR: 0	SF: 0 SAC: 0 DP: 1 HBP: 0	WP: 0 PB: 0 SB: 1 CS: 0	PA: 33	
PITCHER Ed Halicki, R ERA: 4.81 Dave LaRoche, L ERA: 3.19 Mark Clear, R ERA: 4.25	IP: 7.0 WLS: W BF: 27	H: 4 R: 2 ER: 2 SO: 1	BB: 2 IBB: 0 HBP: 0 BLK: 0	WP: 0 HR: 0 S: 27 P: 35	ERA: 2.57 WHIP: 0.857	PITCHER														IP: 1.0 WLS: S BF: 3	H: 0 R: 0 ER: 0 SO: 1	BB: 0 IBB: 0 HBP: 0 BLK: 0	WP: 0 HR: 0 S: 5 P: 5	ERA: 0.00 WHIP: 0.000

Batter	1	2	3	4	5	6	7	8	9	AB	R	H	RBI	BB	SO	LOB	TOP
Dickie Thon, R OBP: 0.302, SLG: 0.330 (1, 10)	0-0 B5-3			0-0 L4		0-0 1-3			0-0 F9	4	0	0	0	0	0	1	
Rod Carew, L OBP: 0.415, SLG: 0.453 (1, 3)	0-0 F7			0-0 F8			0-0 FC2-6 1B		0-0 1-4-3	4	0	1	0	0	0	0	
Carney Lansford, R OBP: 0.329, SLG: 0.432 (1, 5)	0-0 5-3			0-3 K			0-0 FC2-6 WP 1-2			3	0	0	0	0	1	1	
Don Baylor, R OBP: 0.353, SLG: 0.304 (1, 9)		0-0 5-3			0-0 F7		0-0 F8 1-2			3	0	0	0	0	0	1	
Joe Rudi, R OBP: 0.287, SLG: 0.453 (1, 7)		0-0 F7		0-3 K			0-0 P3			3	0	0	0	0	1	1	
Bobby Grich, R OBP: 0.383, SLG: 0.353 (1, 4)		0-0 5-3		0-3 K				0-3 K		3	0	0	0	0	2	0	
Bobby Clark, R OBP: 0.236, SLG: 0.314 (1, 8)			0-0 F7		0-0 5-3			0-0 P3		3	0	0	0	0	0	0	
Bert Campaneris, R OBP: 0.216, SLG: 0.250 (1, 6)			0-0 6-3		0-0 6-3			0-0 B1-3		3	0	0	0	0	0	0	
Tom Donohue, R OBP: 0.217, SLG: 0.257 Jason Thompson, L (9, PH) OBP: 0.348, SLG: 0.380 (1, 2)			0-0 P6		4-0 BB			0-3 K		1	0	0	0	1	0	0	
										1	0	0	0	1	0	0	
Inning Stats	R: 0 E: 0 K: 0 S: 3	H: 0 LOB: 0 BB: 0 P: 3	R: 0 E: 0 K: 0 S: 3	H: 0 LOB: 0 BB: 0 P: 3	R: 0 E: 0 K: 1 S: 5	H: 0 LOB: 0 BB: 0 P: 5	R: 0 E: 0 K: 2 S: 7	H: 0 LOB: 1 BB: 1 P: 7	R: 0 E: 0 K: 0 S: 4	H: 1 LOB: 1 BB: 0 P: 4	R: 0 E: 0 K: 1 S: 5	H: 0 LOB: 0 BB: 0 P: 5	R: 0 E: 0 K: 1 S: 5	H: 0 LOB: 0 BB: 0 P: 5	1B: 1 2B: 0 3B: 0 HR: 0	SF: 0 SAC: 0 DP: 0 HBP: 0	WP: 1 PA: 29
PITCHER Ross Baumgarten, L ERA: 3.08 (1, 1)	IP: 9.0 WLS: W BF: 29 H: 1 R: 0 ER: 0 SO: 5 BB: 1 IBB: 0 HBP: 0 BLK: 0 WP: 1 HR: 0 S: 38 P: 42 ERA: 0.00 WHIP: 0.222																

California Angels @ Chicago White Sox
Comiskey Park, Chicago, IL
Wed Jul 02 1980, 8:05 PM EDT
Att: 11,653 - Sunny - 65 F

AB	28
R	0
H	1
RBI	0
BB	1
SO	5
LOB	4



Batter	1	2	3	4	5	6	7	8	9	AB	R	H	RBI	BB	SO	LOB	BOTTOM
Todd Cruz, R OBP: 0.300, SLG: 0.321 (1, 6)	0-0 F7		0-0 P2		0-0 5-3		0-0 L3			4	0	0	0	0	0	1	
Kevin Bell, R OBP: 0.282, SLG: 0.173 (1, 10)	0-0 2B				0-0 L7			0-3 K		4	0	2	0	0	1	0	
Jim Morrison, R OBP: 0.309, SLG: 0.410 (1, 4)	0-0 F8		0-0 F9			0-0 E5 G6-4-3		0-0 F7		4	0	0	0	0	0	2	
Lamar Johnson, R OBP: 0.314, SLG: 0.434 Mike Squires, L OBP: 0.344, SLG: 0.349 (1, 3)	0-3 K				0-0 P3		0-0 F7		0-0 6-3	4	0	0	0	0	1	2	
Wayne Nordhagen, R OBP: 0.325, SLG: 0.543 (8, 9)						0-0 G3		0-0 G6-4-3 1-2		3	0	1	0	0	0	1	
Chet Lemon, R OBP: 0.351, SLG: 0.426 (1, 8)					4-0 1B BB		1-0 E SH1 4-3 HBP			1	1	0	0	1	0	1	
Bruce Kimm, R OBP: 0.339, SLG: 0.343 (1, 2)					0-0 5-3		0-0 SH1			2	0	1	0	0	0	1	
Harold Baines, L OBP: 0.300, SLG: 0.421 Junior Moore, R OBP: 0.295, SLG: 0.331 (7, PH)					0-0 1-3		0-0 E6 4-3			2	0	0	0	0	0	3	
Greg Pryor, R OBP: 0.274, SLG: 0.340 (8, 7)					0-0 1-3		2-3 4-3			1	0	0	0	0	0	1	
Greg Pryor, R OBP: 0.274, SLG: 0.340 (1, 5)			0-0 6-3			0-0 F8		0-0 4-3 1-2 3H		3	0	0	1	0	0	1	
Inning Stats	R: 0 E: 0 K: 1 S: 6	H: 1 LOB: 1 BB: 0 P: 6	R: 0 E: 0 K: 0 S: 4	H: 1 LOB: 1 BB: 0 P: 4	R: 0 E: 0 K: 0 S: 4	H: 1 LOB: 2 BB: 1 P: 8	R: 0 E: 0 K: 0 S: 4	H: 0 LOB: 0 BB: 0 P: 3	R: 0 E: 1 K: 0 S: 3	H: 0 LOB: 1 BB: 0 P: 3	R: 1 E: 0 K: 0 S: 4	H: 0 LOB: 1 BB: 0 P: 5	R: 0 E: 0 K: 1 S: 5	H: 0 LOB: 0 BB: 0 P: 5	1B: 2 2B: 2 3B: 0 HR: 0	SF: 0 SAC: 1 DP: 1 HBP: 1	WP: 0 PA: 31
PITCHER Frank Tanana, L ERA: 5.14 (1, 1)	IP: 8.0 WLS: L BF: 31 H: 4 R: 1 ER: 0 SO: 2 BB: 1 IBB: 0 HBP: 1 BLK: 0 WP: 0 HR: 0 S: 33 P: 38 ERA: 0.00 WHIP: 0.625																

California Angels @ Chicago White Sox
Comiskey Park, Chicago, IL
Wed Jul 02 1980, 8:05 PM EDT
Att: 11,653 - Sunny - 65 F

AB	28
R	1
H	4
RBI	1
BB	1
SO	2
LOB	13



Batter	1	2	3	4	5	6	7	8	9	AB	R	H	RBI	BB	SO	LOB	TOP								
Dickie Thon, R OBP: 0.307, SLG: 0.354 (1, 10)	F8		SH2-4 1B	5-3		F9		CS 3B		5	1	2	0	0	0	0	California Angels @ Chicago White Sox Comiskey Park, Chicago, IL Thu Jul 03 1980, 8:05 PM EDT Att: 32,506 - Unknown - 67 F								
Freddie Patek, R OBP: 0.333, SLG: 0.439 (1, 6)	5-3		SH2-4 1-2			P3		P2		4	0	1	0	0	0	1									
Carney Lansford, R OBP: 0.330, SLG: 0.433 (1, 5)	WP BB		F7	L5				6-3		4	1	1	0	1	0	2									
Don Baylor, R OBP: 0.368, SLG: 0.342 (8, 7)	K		BB S 1B			F9 S 1B		E E 1B		5	2	4	2	0	1	1									
Joe Rudi, R OBP: 0.294, SLG: 0.455 Rick Miller, L OBP: 0.340, SLG: 0.320 (8, 9)	4-3 2B	6-3 1B	1B BB E BB			K		E8 WP 1B 1B	4-3	3	3	2	0	1	1	1									
Bobby Grich, R OBP: 0.384, SLG: 0.349 (1, 4)	6-3		E BB			F9		G3		3	0	0	0	2	0	3									
Jason Thompson, L OBP: 0.353, SLG: 0.382 (1, 3)	4-3		E4 1B					FC6-4 1B		4	0	2	2	1	1	3									
Bobby Clark, R OBP: 0.233, SLG: 0.321 (1, 8)			5-3			L1-6		FC6-4 1B		5	0	1	1	0	1	7									
Tom Donohue, R OBP: 0.212, SLG: 0.251 (1, 2)	1-6-3					F7		P3		4	0	0	0	0	0	1									
Inning Stats	R: 0 E: 0 K: 1 S: 5	H: 0 LOB: 1 BB: 1 P: 9	R: 1 E: 0 K: 0 S: 5	H: 2 LOB: 1 BB: 0 P: 5	R: 3 E: 1 K: 0 S: 6	H: 3 LOB: 2 BB: 2 P: 14	R: 0 E: 0 K: 0 S: 4	H: 1 LOB: 1 BB: 0 P: 4	R: 0 E: 0 K: 1 S: 6	H: 1 LOB: 2 BB: 1 P: 10	R: 0 E: 0 K: 0 S: 3	H: 0 LOB: 0 BB: 0 P: 3	R: 2 E: 1 K: 0 S: 6	H: 3 LOB: 1 BB: 0 P: 6	R: 0 E: 0 K: 0 S: 3	H: 1 LOB: 0 BB: 0 P: 3	R: 1 E: 0 K: 2 S: 9	H: 2 LOB: 2 BB: 1 P: 13	1B: 9 2B: 2 3B: 2 HR: 0	SF: 0 SAC: 1 DP: 0 HBP: 0	WP: 2 PB: 0 SB: 2 CS: 1	PA: 44			
PITCHER	IP	WLS	BF	H	R	ER	SO	BB	IBB	HBP	BLK	WP	HR	S	P	ERA	WHIP								
Rich Wortham, L ERA: 4.36 (1, 1)	1.0	L	5	1	1	1	1	1	0	0	0	1	0	6	10	9.00	2.000								
Mike Proby, R ERA: 2.58 (2, 1)	4.0		21	6	3	2	1	3	0	0	0	0	0	20	32	4.50	2.250								
LaMarr Hoyt, R ERA: 3.24 (6, 1)	3.0		14	6	3	3	0	0	0	0	0	1	0	14	14	9.00	2.000								
Guy Hoffman, L ERA: 3.6 (9, 1)	1.0		4	0	0	0	2	0	1	0	0	0	0	7	11	0.00	0.000								

Batter	1	2	3	4	5	6	7	8	9	AB	R	H	RBI	BB	SO	LOB	BOTTOM								
Bob Molinaro, L OBP: 0.384, SLG: 0.455 Ron Pruitt, R OBP: 0.320, SLG: 0.289 (7, FH)	P2		L7-2 3B					5-3		3	0	2	1	0	0	0	California Angels @ Chicago White Sox Comiskey Park, Chicago, IL Thu Jul 03 1980, 8:05 PM EDT Att: 32,506 - Unknown - 67 F								
Kevin Bell, R OBP: 0.282, SLG: 0.164 Thad Bosley, L OBP: 0.264, SLG: 0.272 (9, FH)	6-3		L7-2 3H			P3		F9		3	0	0	0	1	0	3									
Harold Baines, L OBP: 0.295, SLG: 0.414 (1, 9)	6-3					F7		P5		4	0	0	0	0	0	3									
Wayne Nordhagen, R OBP: 0.323, SLG: 0.553 (1, 7)	6-3					F8		6-3		4	1	1	1	0	0	1									
Lamar Johnson, R OBP: 0.320, SLG: 0.443 (1, 3)	1B							L7		4	1	3	0	0	0	0									
Chet Lemon, R OBP: 0.356, SLG: 0.429 (1, 8)	1B							6-3		3	0	2	1	1	0	0									
Jim Morrison, R OBP: 0.306, SLG: 0.406 (1, 4)	K					FC4-6		5-3		3	0	0	0	0	1	2									
Mary Foley, L OBP: 0.253, SLG: 0.333 Bruce Kimm, R OBP: 0.337, SLG: 0.341 (6, FH)	F8					F7		G3		2	0	0	0	0	0	0									
Mike Squires, L OBP: 0.350, SLG: 0.349 (9, FH)										0	0	0	0	1	0	0									
Todd Cruz, R OBP: 0.306, SLG: 0.328 (1, 6)						2B		4-3		4	1	2	0	0	0	3									
Inning Stats	R: 0 E: 0 K: 0 S: 3	H: 0 LOB: 0 BB: 0 P: 3	R: 0 E: 0 K: 1 S: 6	H: 2 LOB: 1 BB: 0 P: 6	R: 1 E: 0 K: 0 S: 4	H: 2 LOB: 0 BB: 0 P: 4	R: 1 E: 0 K: 0 S: 5	H: 2 LOB: 1 BB: 0 P: 5	R: 0 E: 0 K: 0 S: 3	H: 2 LOB: 2 BB: 1 P: 9	R: 0 E: 0 K: 0 S: 3	H: 0 LOB: 1 BB: 1 P: 7	R: 0 E: 0 K: 0 S: 3	H: 0 LOB: 0 BB: 0 P: 3	R: 0 E: 0 K: 0 S: 3	H: 0 LOB: 1 BB: 1 P: 7	1B: 6 2B: 3 3B: 1 HR: 1	SF: 0 SAC: 1 DP: 1 HBP: 0	WP: 0 PB: 0 SB: 0 CS: 0	PA: 38					
PITCHER	IP	WLS	BF	H	R	ER	SO	BB	IBB	HBP	BLK	WP	HR	S	P	ERA	WHIP								
Dave Lemanczyk, R ERA: 5.06 (1, 1)	5.0	W	22	9	3	3	1	0	0	0	0	0	0	24	24	5.40	1.800								
John Montague, R ERA: 3.54 (6, 1)	0.1		3	1	0	0	0	1	0	0	0	0	0	2	6	0.00	6.000								
Andy Hassler, L ERA: 4.82 (6, 1)	1.1	S	5	0	0	0	0	1	0	0	0	0	0	4	8	0.00	0.750								
Mark Clear, R ERA: 4.06 (7, 1)	2.1	S	8	0	0	0	0	1	0	0	0	0	0	7	11	0.00	0.429								

Batter	1	2	3	4	5	6	7	8	9	AB	R	H	RBI	BB	SO	LOB	TOP
Rick Miller, L OBP: 0.343, SLG: 0.324 (1, 8)	F5		G3			SH1-3 SF7 1B		2B E 1B		4	2	2	0	0	0	1	California Angels @ Milwaukee Brewers Milwaukee County Stadium, Milwaukee, WI Fri Jul 04 1980, 4:33 AM EDT Att: 21,198 - Unknown - 78 F
Bobby Grich, R OBP: 0.397, SLG: 0.362 (1, 4)			4-3			SH1-3		E7 S 1-H 2B		3	0	2	0	0	0	1	
Carney Lansford, R OBP: 0.326, SLG: 0.429 (1, 5)	F8		F8			SF7		K 2-3		3	0	0	1	0	1	3	
Don Baylor, R OBP: 0.358, SLG: 0.331 (1, 10)	K					L7		6-3		4	0	0	0	0	1	2	
Jason Thompson, L OBP: 0.351, SLG: 0.377 (1, 3)		4-3							3-1	3	0	0	0	1	1	0	
Joe Rudi, R OBP: 0.290, SLG: 0.448 (1, 7)		K				F3			5-3	4	0	0	0	0	1	1	
Larry Harlow, L OBP: 0.371, SLG: 0.424 (1, 9)						F7			P6	3	0	0	0	1	0	1	
Freddie Patek, R OBP: 0.329, SLG: 0.432 (1, 6)						6-3				3	0	0	0	0	0	2	
Tom Donohue, R OBP: 0.217, SLG: 0.256 (3, PR)									F8	1	0	1	0	0	0	0	
Stan Cliburn, R OBP: 0.179, SLG: 0.222 (3, 2)			4-3 G3 1B			K				2	0	0	0	0	1	0	
Inning Stats	R: 0 E: 0 K: 1 S: 6	H: 1 LOB: 1 BB: 0 P: 6	R: 0 E: 0 K: 1 S: 5	H: 0 LOB: 1 BB: 1 P: 9	R: 0 E: 0 K: 0 S: 4	H: 1 LOB: 0 BB: 0 P: 4	R: 0 E: 0 K: 1 S: 5	H: 0 LOB: 0 BB: 0 P: 5	R: 0 E: 0 K: 0 S: 3	H: 0 LOB: 1 BB: 1 P: 7	R: 1 E: 1 K: 1 S: 7	H: 2 LOB: 1 BB: 0 P: 7	R: 0 E: 0 K: 0 S: 3	H: 0 LOB: 0 BB: 0 P: 3	1B: 3 2B: 2 3B: 0 HR: 0	SF: 1 SAC: 1 DP: 0 HBP: 0	WP: 0 PA: 34 SB: 0 CS: 0
PITCHER Reggie Cleveland, R ERA: 3.08 (1, 1)	IP: 9.0 WLS: L BF: 34	H: 5 R: 2 ER: 1 SO: 5	BB: 2 IBB: 0 HBP: 0 BLK: 0	WP: 0 HR: 0 S: 42 P: 50	ERA: 1.00 WHIP: 0.778	PITCHER											

Batter	1	2	3	4	5	6	7	8	9	AB	R	H	RBI	BB	SO	LOB	BOTTOM
Jim Gantner, L OBP: 0.309, SLG: 0.337 (1, 4)	F9		P6			SH3-4		BB		2	0	0	0	0	0	1	California Angels @ Milwaukee Brewers Milwaukee County Stadium, Milwaukee, WI Fri Jul 04 1980, 4:33 AM EDT Att: 21,198 - Unknown - 78 F
Dick Davis, R OBP: 0.325, SLG: 0.419 (8, PH)										0	0	0	0	1	0	0	
Ed Romero, R OBP: 0.314, SLG: 0.289 (8, PR)										0	0	0	0	0	0	0	
Robin Yount, R OBP: 0.353, SLG: 0.582 (1, 6)	E6 1B		F3			6-3		K		4	0	0	0	0	1	4	
Cecil Cooper, L OBP: 0.366, SLG: 0.496 (1, 3)						6-3		F8		4	0	1	0	0	0	4	
Gorman Thomas, R OBP: 0.288, SLG: 0.458 (1, 8)						F9				4	0	0	0	0	1	2	
Ben Oglivie, L OBP: 0.398, SLG: 0.627 (1, 10)	L4					K				4	0	0	0	0	1	2	
Sixto Lezcano, R OBP: 0.309, SLG: 0.442 (1, 9)		4-0 BB BB	G6-4-3 BB			F9				3	0	0	0	1	1	0	
Don Money, R OBP: 0.365, SLG: 0.566 (1, 5)			F7			5-3				3	0	1	0	0	0	1	
Mark Brouhard, R OBP: 0.319, SLG: 0.483 (1, 7)			G6-4-3			6-3				3	0	1	0	0	0	1	
Charlie Moore, R OBP: 0.327, SLG: 0.333 (1, 2)										2	0	2	0	0	0	0	
Inning Stats	R: 0 E: 1 K: 1 S: 7	H: 1 LOB: 2 BB: 0 P: 7	R: 0 E: 0 K: 0 S: 2	H: 0 LOB: 0 BB: 1 P: 6	R: 0 E: 0 K: 0 S: 3	H: 1 LOB: 0 BB: 0 P: 3	R: 0 E: 0 K: 0 S: 4	H: 0 LOB: 0 BB: 0 P: 4	R: 0 E: 0 K: 0 S: 3	H: 0 LOB: 0 BB: 0 P: 3	R: 0 E: 0 K: 1 S: 7	H: 2 LOB: 3 BB: 1 P: 11	R: 0 E: 0 K: 1 S: 5	H: 0 LOB: 0 BB: 0 P: 5	1B: 5 2B: 0 3B: 0 HR: 0	SF: 0 SAC: 2 DP: 1 HBP: 0	WP: 0 PA: 33 SB: 0 CS: 1
PITCHER Don Aase, R ERA: 3.67 Andy Hassler, L ERA: 4.82 Mark Clear, R ERA: 3.93 (1, 1)	IP: 7.1 WLS: W BF: 27	H: 5 R: 0 ER: 0 SO: 2	BB: 1 IBB: 0 HBP: 0 BLK: 0	WP: 0 HR: 0 S: 30 P: 34	ERA: 0.00 WHIP: 0.818	PITCHER											

Batter	1	2	3	4	5	6	7	8	9	AB	R	H	RBI	BB	SO	LOB	TOP		
Rick Miller, L OBP: 0.340, SLG: 0.321 (1, 8)	F7		L9-3 1B		F8			K									4 0 1 0 0 1 1		
Carney Lansford, R OBP: 0.327, SLG: 0.423 (1, 5)	F8		L9-3 1-2			L7-3 BB			4-3								3 0 0 0 1 0 1		
Rod Carew, L OBP: 0.408, SLG: 0.444 (1, 10)	6-3		F8			L7-4-3 1-2			B2-3								4 0 0 0 0 0 1		
Don Baylor, R OBP: 0.346, SLG: 0.318 (1, 9)		F7		K		K			4-3								4 0 0 0 0 2 0		
Jason Thompson, L OBP: 0.350, SLG: 0.388 (1, 3)		HR		K			K										3 1 1 1 0 2 0		
Joe Rudi, R OBP: 0.290, SLG: 0.459 (1, 7)		2B		P6			F8										3 1 1 0 0 0 0		
Bobby Grich, R OBP: 0.373, SLG: 0.367 (1, 4)		2B					6-3										3 0 2 1 0 0 0		
Freddie Patek, R OBP: 0.321, SLG: 0.422 (1, 6)		2H 2B		SH1-4 1B				F9									2 0 0 0 0 1 1		
Stan Cibum, R OBP: 0.176, SLG: 0.242 (1, 2)		4-3		6-3				L8									3 0 0 0 0 0 2		
Inning Stats	R: 0 E: 0 K: 0 S: 3	H: 0 LOB: 0 BB: 0 P: 3	R: 2 E: 0 K: 1 S: 8	H: 3 LOB: 1 BB: 0 P: 8	R: 0 E: 0 K: 2 S: 7	H: 1 LOB: 0 BB: 0 P: 7	R: 0 E: 0 K: 0 S: 4	H: 0 LOB: 0 BB: 1 P: 4	R: 0 E: 0 K: 1 S: 5	H: 0 LOB: 0 BB: 0 P: 5	R: 0 E: 0 K: 1 S: 5	H: 0 LOB: 0 BB: 0 P: 5	R: 0 E: 0 K: 0 S: 3	H: 0 LOB: 0 BB: 0 P: 3	R: 0 E: 0 K: 0 S: 3	H: 0 LOB: 0 BB: 0 P: 3	1B: 2 2B: 4 3B: 0 HR: 1	SF: 0 SAC: 1 DP: 2 HBP: 0	WP: 0 PA: 31 CS: 0
PITCHER Moose Haas, R ERA: 2.95 (1, 1)	IP: 9.0 WLS: L BF: 31 H: 5 R: 2 ER: 2 SO: 6 BB: 1 IBB: 0 HBP: 0 BLK: 0 WP: 0 HR: 1 S: 42 P: 46 ERA: 2.00 WHIP: 0.667															PITCHER Moose Haas, R ERA: 2.95 (1, 1)	IP: 9.0 WLS: L BF: 31 H: 5 R: 2 ER: 2 SO: 6 BB: 1 IBB: 0 HBP: 0 BLK: 0 WP: 0 HR: 1 S: 42 P: 46 ERA: 2.00 WHIP: 0.667		

California Angels @ Milwaukee Brewers
Milwaukee County Stadium, Milwaukee, WI

AB 29
R 2
H 5
RBI 2
BB 1
SO 6
LOB 6



WP: 0 PA: 31
CS: 0

Sun Jul 06 1980, 4:33 AM EDT
Att: 34,200 - Unknown - 69 F

livebaseballscores.com

Batter	1	2	3	4	5	6	7	8	9	AB	R	H	RBI	BB	SO	LOB	BOTTOM		
Robin Yount, R OBP: 0.354, SLG: 0.582 (1, 6)	K		F8			6-3			2B								4 0 1 0 0 1 0		
Jim Gantner, L OBP: 0.299, SLG: 0.326 (1, 4)	4-3			3-1			K		K								3 0 0 0 0 1 0		
Don Money, R OBP: 0.363, SLG: 0.564 (9, PH)									K								1 0 0 0 0 1 1		
Cecil Cooper, L OBP: 0.366, SLG: 0.503 (1, 3)	S 1B		L7			F7			6-3								4 0 1 0 0 0 1		
Gorman Thomas, R OBP: 0.283, SLG: 0.451 (1, 8)	F8			5-3			K										3 0 0 0 0 1 1		
Ben Oglivie, L OBP: 0.390, SLG: 0.613 (1, 7)		K			L8			G3									3 0 0 0 0 1 0		
Sixto Lezcano, R OBP: 0.310, SLG: 0.438 (1, 9)		5-3			L9			BB									2 0 0 0 1 0 0		
Dick Davis, R OBP: 0.320, SLG: 0.410 (1, 10)		F7			5-3			K									3 0 0 0 0 1 1		
Sal Bando, R OBP: 0.277, SLG: 0.275 (1, 5)			L7			F7		F7									3 0 0 0 0 0 1		
Buck Martinez, R OBP: 0.265, SLG: 0.303 Charlie Moore, R OBP: 0.320, SLG: 0.325 (9, PH)					K			F8									2 0 0 0 0 1 0 1 0 0 0 0 1 0		
Inning Stats	R: 0 E: 0 K: 1 S: 6	H: 1 LOB: 1 BB: 0 P: 6	R: 0 E: 0 K: 1 S: 5	H: 0 LOB: 0 BB: 0 P: 5	R: 0 E: 0 K: 1 S: 5	H: 0 LOB: 0 BB: 0 P: 5	R: 0 E: 0 K: 0 S: 3	H: 0 LOB: 0 BB: 0 P: 3	R: 0 E: 0 K: 2 S: 7	H: 0 LOB: 0 BB: 0 P: 7	R: 0 E: 0 K: 1 S: 5	H: 0 LOB: 1 BB: 1 P: 9	R: 0 E: 0 K: 2 S: 8	H: 1 LOB: 1 BB: 0 P: 8	R: 0 E: 0 K: 0 S: 8	H: 1 LOB: 1 BB: 0 P: 8	1B: 1 2B: 1 3B: 0 HR: 0	SF: 0 SAC: 0 DP: 0 HBP: 0	WP: 0 PA: 30 CS: 0
PITCHER Ed Halicki, R ERA: 3.86 Mark Clear, R ERA: 3.86 (9, 1)	IP: 8.1 WLS: W BF: 28 H: 2 R: 0 ER: 0 SO: 7 BB: 1 IBB: 0 HBP: 0 BLK: 0 WP: 0 HR: 0 S: 41 P: 45 ERA: 0.00 WHIP: 0.360															PITCHER Ed Halicki, R ERA: 3.86 Mark Clear, R ERA: 3.86 (9, 1)	IP: 8.1 WLS: W BF: 28 H: 2 R: 0 ER: 0 SO: 7 BB: 1 IBB: 0 HBP: 0 BLK: 0 WP: 0 HR: 0 S: 41 P: 45 ERA: 0.00 WHIP: 0.360		

California Angels @ Milwaukee Brewers
Milwaukee County Stadium, Milwaukee, WI

AB 29
R 0
H 2
RBI 0
BB 1
SO 8
LOB 5




WP: 0 PA: 30
CS: 0

Sun Jul 06 1980, 4:33 AM EDT
Att: 34,200 - Unknown - 69 F


livebaseballscores.com

Batter	1	2	3	4	5	6	7	8	9	AB	R	H	RBI	BB	SO	LOB	TOP					
Rick Miller, L OBP: 0.339, SLG: 0.318 (1, 8)	F7		3-1			SH3-4		1B BB		2	1	0	0	1	0	0	California Angels @ Oakland Athletics Oakland-Alameda County Coliseum, Oakland, CA Thu Jul 10 1980, 7:05 PM PDT Unknown livebaseballscorecards.com					
Carney Lansford, R OBP: 0.332, SLG: 0.426 (1, 5)	CS BB			F3		CS 1B		1B E 1B		3	1	2	1	1	0	0						
Rod Carew, L OBP: 0.409, SLG: 0.443 (1, 10)	F8					K		E8 HR 1B		3	1	1	1	1	1	2						
Don Baylor, R OBP: 0.350, SLG: 0.341 Larry Harlow, L OBP: 0.371, SLG: 0.424 (8, 9)				F6			SH1-4 FC5-2 BB	HR		3	1	1	2	1	0	1						
Jason Thompson, L OBP: 0.348, SLG: 0.383 (1, 3)	6-3			K			FC5-2 SH1-4 BB	F8		3	0	0	0	1	1	1						
Joe Rudi, R OBP: 0.290, SLG: 0.458 (1, 7)	FC6-4 1B					F7	SH1-4	F7		3	0	1	0	0	0	0						
Bobby Grich, R OBP: 0.371, SLG: 0.362 (1, 4)	FC6-4 1-2			CS BB			FC5-2 2-3 3-H	F8		3	0	0	0	1	0	3						
Freddie Patek, R OBP: 0.315, SLG: 0.413 (1, 6)			F9			6-3		F8		4	0	0	0	0	0	3						
Tom Donohue, R OBP: 0.212, SLG: 0.250 (1, 2)			5-3			E5 SH3-4 1B		K		4	1	0	0	0	2	0						
Inning Stats	R: 0 E: 0 K: 0 S: 2	H: 0 LOB: 0 BB: 1 P: 6	R: 0 E: 0 K: 0 S: 4	H: 1 LOB: 1 BB: 0 P: 4	R: 0 E: 0 K: 0 S: 3	H: 0 LOB: 0 BB: 0 P: 3	R: 0 E: 0 K: 1 S: 5	H: 0 LOB: 1 BB: 1 P: 9	R: 0 E: 0 K: 0 S: 2	H: 0 LOB: 0 BB: 1 P: 6	R: 1 E: 1 K: 1 S: 6	H: 1 LOB: 0 BB: 0 P: 6	R: 0 E: 0 K: 0 S: 3	H: 0 LOB: 2 BB: 2 P: 11	R: 4 E: 1 K: 1 S: 8	H: 3 LOB: 0 BB: 1 P: 12	R: 0 E: 0 K: 1 S: 5	H: 0 LOB: 0 BB: 0 P: 5	1B: 4 2B: 0 3B: 0 HR: 1	SF: 0 SAC: 2 DP: 0 HBP: 0	WP: 0 PB: 0 SB: 0 CS: 3	PA: 36
PITCHER Matt Keough, R ERA: 3.3 (1, 1)	IP: 9.0 WLS: L BF: 36	H: 5 R: 5 ER: 4 SO: 4	BB: 6 IBB: 0 HBP: 0 BLK: 0	WP: 0 HR: 1 S: 38 P: 62	ERA: 4.00 WHIP: 1.222																	

Batter	1	2	3	4	5	6	7	8	9	AB	R	H	RBI	BB	SO	LOB	BOTTOM					
Rickey Henderson, R OBP: 0.410, SLG: 0.413 (1, 7)	F9		K			5-3		P3		4	0	0	0	0	1	0	California Angels @ Oakland Athletics Oakland-Alameda County Coliseum, Oakland, CA Thu Jul 10 1980, 7:05 PM PDT Unknown livebaseballscorecards.com					
Dwayne Murphy, L OBP: 0.406, SLG: 0.431 (1, 8)	K		4-3			1B		4-3		4	0	1	0	0	1	0						
Tony Armas, R OBP: 0.310, SLG: 0.456 (1, 9)	1B			5-3		K2-3		HR		4	1	2	1	0	1	1						
Dave Revering, L OBP: 0.348, SLG: 0.485 (1, 3)	F5			K			K	4-3		4	0	0	0	0	2	1						
Jeff Newman, R OBP: 0.265, SLG: 0.391 (1, 10)			E9		P1		1B 1B	L7		4	0	1	0	0	0	0						
Mike Heath, R OBP: 0.255, SLG: 0.286 (1, 2)	5-3				F7		G6-4-3 1B			3	0	1	0	0	0	1						
Jeff Cox, R OBP: 0.379, SLG: 0.333 (1, 4)	F8			K			G6-4-3 1-2			3	0	0	0	0	1	3						
Dave McKay, S OBP: 0.236, SLG: 0.269 (1, 5)	F3				K			P9		3	0	0	0	0	1	1						
Rob Piccolo, R OBP: 0.264, SLG: 0.356 (1, 6)			6-3			6-3		3-1		3	0	0	0	0	0	0						
Inning Stats	R: 0 E: 0 K: 1 S: 6	H: 1 LOB: 1 BB: 0 P: 6	R: 0 E: 1 K: 0 S: 4	H: 0 LOB: 1 BB: 0 P: 4	R: 0 E: 0 K: 1 S: 5	H: 0 LOB: 0 BB: 0 P: 5	R: 0 E: 0 K: 1 S: 5	H: 0 LOB: 0 BB: 0 P: 5	R: 0 E: 0 K: 2 S: 7	H: 0 LOB: 0 BB: 0 P: 7	R: 0 E: 0 K: 1 S: 6	H: 1 LOB: 1 BB: 0 P: 6	R: 0 E: 0 K: 1 S: 6	H: 2 LOB: 1 BB: 0 P: 6	R: 0 E: 0 K: 0 S: 3	H: 0 LOB: 0 BB: 0 P: 3	R: 1 E: 0 K: 0 S: 4	H: 1 LOB: 0 BB: 0 P: 4	1B: 4 2B: 0 3B: 0 HR: 1	SF: 0 SAC: 0 DP: 1 HBP: 0	WP: 0 PB: 0 SB: 0 CS: 0	PA: 32
PITCHER Frank Tanana, L ERA: 4.7 (1, 1)	IP: 9.0 WLS: W BF: 32	H: 5 R: 1 ER: 1 SO: 7	BB: 0 IBB: 0 HBP: 0 BLK: 0	WP: 0 HR: 1 S: 46 P: 46	ERA: 1.00 WHIP: 0.556																	

Batter	1	2	3	4	5	6	7	8	9	AB	R	H	RBI	BB	SO	LOB	TOP			
Rick Miller, L OBP: 0.338, SLG: 0.316 Tom Donohue, R OBP: 0.212, SLG: 0.250 Dickie Thon, R OBP: 0.311, SLG: 0.356	0-3 K		0-0 F8			0-0 FC8-5 1B	6-3		0-0 5-3	4	0	1	0	0	1	2				
Carney Lansford, R OBP: 0.331, SLG: 0.423	0-0 F7			0-0 L4 G3 1B		0-0 FC8-5 1-2 2-3f		0-0 P3		4	0	1	0	0	0	2				
Rod Carew, L OBP: 0.404, SLG: 0.437	0-0 6-3			0-0 G3 1-2		0-3 K2-3		0-0 F7		4	0	0	0	0	1	3				
Don Baylor, R OBP: 0.354, SLG: 0.348		0-0 4-3		0-0 L4 2-3			4-0 F9 1B BB	0-0 1B 2B		3	2	1	0	1	0	1				
Jason Thompson, L OBP: 0.350, SLG: 0.385 Bert Campaneris, R OBP: 0.216, SLG: 0.250		0-0 4-3			0-0 4-3		0-0 1B BB	0-0 1B 2B		4	1	2	1	0	0	0				
Joe Rudi, R OBP: 0.286, SLG: 0.451		0-0 F9			0-0 6-3		0-0 P6	0-0 F7		4	0	0	0	0	0	3				
Bobby Grich, R OBP: 0.369, SLG: 0.365			0-0 2B		0-0 F9		0-0 F9 2-3		0-0 1-3	4	0	1	0	0	0	2	AB 35 R 4 H 9 RBI 4 BB 2 SO 2 LOB 17			
Freddie Patek, R OBP: 0.319, SLG: 0.415			0-0 2-3			0-0 FC6-4 1B	0-0 2B 1B	0-0 F7		4	1	2	1	0	0	1				
Stan Cibum, R OBP: 0.167, SLG: 0.229 Larry Harlow, L OBP: 0.378, SLG: 0.434			0-0 F9			0-0 FC6-4 FC8-5 1B	0-0 1B 2B	4-0 BB		2	0	0	0	0	0	2				
Inning Stats	R: 0 E: 0 K: 1 S: 5	H: 0 LOB: 0 BB: 0 P: 5	R: 0 E: 0 K: 0 S: 3	H: 0 LOB: 0 BB: 0 P: 3	R: 0 E: 0 K: 0 S: 4	H: 1 LOB: 1 BB: 0 P: 4	R: 0 E: 0 K: 0 S: 3	H: 1 LOB: 0 BB: 0 P: 3	R: 0 E: 0 K: 1 S: 7	H: 2 LOB: 2 BB: 0 P: 7	R: 3 E: 0 K: 0 S: 6	H: 3 LOB: 1 BB: 1 P: 10	R: 1 E: 0 K: 0 S: 5	H: 2 LOB: 1 BB: 0 P: 5	R: 0 E: 0 K: 0 S: 3	H: 0 LOB: 1 BB: 1 P: 7	1B: 6 2B: 4 3B: 0 HR: 0	SF: 0 SAC: 0 DP: 1 HBP: 0	WP: 0 PB: 0 SB: 0 CS: 0	PA: 37
PITCHER Rick Langford, R ERA: 3.38	IP: 9.0 WLS: W BF: 37 H: 9 R: 4 ER: 4 SO: 2 BB: 2 IBB: 0 HBP: 0 BLK: 0 WP: 0 HR: 0 S: 39 P: 47 ERA: 4.00 WHIP: 1.222															PITCHER				

California Angels @ Oakland Athletics
Oakland-Alameda County Coliseum, Oakland, CA
Thu Jul 10 1980, 7:05 PM PDT
Att: 11,337 - Unknown

Batter	1	2	3	4	5	6	7	8	9	AB	R	H	RBI	BB	SO	LOB	BOTTOM			
Rickey Henderson, R OBP: 0.411, SLG: 0.410	4-0 S 2B	4-0 E S SH5-4 BB		0-0 G6-4-3 1-2f		0-0 1-3				2	2	0	0	2	0	1				
Dwayne Murphy, L OBP: 0.404, SLG: 0.426	0-0 P6 1-2	4-0 SH5-4 BB			0-0 F8	0-0 F9				3	0	0	0	1	0	1				
Mike Davis, L OBP: 0.263, SLG: 0.339	0-0 2H 1B 2B	0-0 SH5-4			0-0 F8		0-0 F9			3	1	1	2	0	0	0				
Dave Revering, L OBP: 0.350, SLG: 0.483	0-0 2B 2H 1B	0-0 3-1			4-0 1B BB		0-0 4-3			3	1	1	1	1	0	1				
Wayne Gross, L OBP: 0.356, SLG: 0.424	0-0 1-3 2B		0-0 G3		0-0 1B 1B		0-0 P6			4	1	2	0	0	0	0				
Mitchell Page, L OBP: 0.338, SLG: 0.343	1-0 HBP		0-3 K		0-0 1B 1B			0-3 K		3	0	1	1	0	2	0				
Jim Essian, R OBP: 0.271, SLG: 0.297	0-0 F9		0-0 5-3		1-3 3H 1B			0-0 L7		4	0	1	1	0	0	3	AB 29 R 5 H 7 RBI 5 BB 4 SO 6 LOB 12			
Dave McKay, S OBP: 0.237, SLG: 0.269	0-3 K			0-0 G6-4-3 1B		0-0 K		0-3 K		4	0	1	0	0	3	5				
Jeff Cox, R OBP: 0.344, SLG: 0.300		0-0 4-3		0-3 K		0-0 P4				3	0	0	0	0	1	1				
Inning Stats	R: 2 E: 0 K: 1 S: 8	H: 3 LOB: 3 BB: 1 P: 13	R: 1 E: 0 K: 0 S: 3	H: 0 LOB: 1 BB: 2 P: 11	R: 0 E: 0 K: 1 S: 5	H: 0 LOB: 0 BB: 0 P: 5	R: 0 E: 0 K: 1 S: 5	H: 1 LOB: 0 BB: 0 P: 5	R: 2 E: 0 K: 1 S: 8	H: 3 LOB: 2 BB: 1 P: 12	R: 0 E: 0 K: 0 S: 3	H: 0 LOB: 0 BB: 0 P: 3	R: 0 E: 0 K: 2 S: 7	H: 0 LOB: 0 BB: 0 P: 7	R: 0 E: 0 K: 0 S: 3	H: 0 LOB: 0 BB: 0 P: 7	1B: 5 2B: 2 3B: 0 HR: 0	SF: 0 SAC: 1 DP: 1 HBP: 1	WP: 0 PB: 0 SB: 2 CS: 0	PA: 35
PITCHER Don Aase, R ERA: 3.85 John Montague, R ERA: 3.43 Dave LaRoche, L ERA: 3.07	IP: 4.2 WLS: L BF: 25 H: 7 R: 5 ER: 4 SO: 3 BB: 4 IBB: 0 HBP: 1 BLK: 0 WP: 0 HR: 0 S: 26 P: 43 ERA: 7.71 WHIP: 2.357															PITCHER				

California Angels @ Oakland Athletics
Oakland-Alameda County Coliseum, Oakland, CA
Thu Jul 10 1980, 7:05 PM PDT
Att: 11,337 - Unknown

Batter	1	2	3	4	5	6	7	8	9	AB	R	H	RBI	BB	SO	LOB	TOP				
Rick Miller, L OBP: 0.335, SLG: 0.313 (1, 8)										5	0	1	0	0	1	3	California Angels @ Oakland Athletics Oakland-Alameda County Coliseum, Oakland, CA Fri Jul 11 1980, 7:05 PM PDT Att: 7,696 - Unknown livebaseballscorecards.com				
Carney Lansford, R OBP: 0.330, SLG: 0.421 (1, 5)										4	0	1	0	0	3	1					
Rod Carew, L OBP: 0.402, SLG: 0.433 (1, 3)										3	0	0	0	1	0	2					
Don Baylor, R OBP: 0.351, SLG: 0.345 (1, 9)										4	0	1	0	0	1	2					
Jason Thompson, L OBP: 0.349, SLG: 0.380 (1, 10)										3	0	0	0	1	0	1					
Joe Rudi, R OBP: 0.289, SLG: 0.459 (1, 7)										4	2	2	0	0	2	3					
Bobby Grich, R OBP: 0.367, SLG: 0.363 (1, 4)										4	0	1	1	0	2	4					
Freddie Patek, R OBP: 0.317, SLG: 0.412 (1, 6)										4	0	1	1	0	1	1					
Tom Donohue, R OBP: 0.214, SLG: 0.251 Larry Harlow, L OBP: 0.376, SLG: 0.431 (9, PH)										3	0	1	0	0	2	1					
Inning Stats	R: 0 E: 0 K: 1 S: 6	H: 1 LOB: 1 BB: 0 P: 6	R: 0 E: 0 K: 2 S: 7	H: 0 LOB: 0 BB: 0 P: 7	R: 0 E: 0 K: 1 S: 5	H: 0 LOB: 0 BB: 0 P: 5	R: 1 E: 0 K: 0 S: 6	H: 3 LOB: 2 BB: 0 P: 6	R: 0 E: 0 K: 2 S: 7	H: 0 LOB: 1 BB: 1 P: 11	R: 1 E: 0 K: 1 S: 7	H: 2 LOB: 1 BB: 0 P: 7	R: 0 E: 0 K: 2 S: 9	H: 2 LOB: 3 BB: 1 P: 13	R: 0 E: 0 K: 2 S: 7	H: 0 LOB: 0 BB: 0 P: 7	1B: 6 2B: 2 3B: 0 HR: 0	SF: 0 SAC: 0 DP: 0 HBP: 0	WP: 0 PB: 0 SB: 0 CS: 0	PA: 37	
PITCHER	IP	WLS	BF	H	R	ER	SO	BB	IBB	HBP	BLK	WP	HR	S	P	ERA	WHIP			ERA	WHIP
Brian Kingman, R ERA: 3.54 Jeff Jones, R ERA: 2.2	(1, 1)	7.1	W	32	8	2	2	9	2	0	0	0	0	48	56	2.46	1.364				

Batter	1	2	3	4	5	6	7	8	9	AB	R	H	RBI	BB	SO	LOB	BOTTOM				
Rickey Henderson, R OBP: 0.415, SLG: 0.411 (1, 7)										2	1	1	0	2	0	1	California Angels @ Oakland Athletics Oakland-Alameda County Coliseum, Oakland, CA Fri Jul 11 1980, 7:05 PM PDT Att: 7,696 - Unknown livebaseballscorecards.com				
Dwayne Murphy, L OBP: 0.405, SLG: 0.431 (1, 8)										4	1	2	1	0	0	1					
Mike Davis, L OBP: 0.246, SLG: 0.317 (1, 10)										4	0	0	0	0	2	3					
Dave Revering, L OBP: 0.352, SLG: 0.490 (1, 3)										3	2	1	1	1	1	1					
Wayne Gross, L OBP: 0.358, SLG: 0.431 Dave McKay, S OBP: 0.237, SLG: 0.269 (9, 5)										4	1	2	2	0	1	0					
Tony Armas, R OBP: 0.309, SLG: 0.463 (1, 9)										4	1	1	2	0	0	1					
Mike Heath, R OBP: 0.255, SLG: 0.285 (1, 2)										4	0	1	0	0	1	0					
Rob Picciolo, R OBP: 0.257, SLG: 0.347 (1, 6)										4	0	0	0	0	0	1					
Jeff Cox, R OBP: 0.343, SLG: 0.303 (1, 4)										3	0	1	0	0	0	0					
Inning Stats	R: 4 E: 0 K: 0 S: 6	H: 3 LOB: 0 BB: 1 P: 10	R: 1 E: 0 K: 1 S: 6	H: 1 LOB: 1 BB: 1 P: 10	R: 0 E: 0 K: 2 S: 7	H: 0 LOB: 0 BB: 0 P: 7	R: 0 E: 0 K: 1 S: 6	H: 1 LOB: 1 BB: 0 P: 6	R: 1 E: 0 K: 0 S: 4	H: 1 LOB: 1 BB: 1 P: 8	R: 0 E: 0 K: 0 S: 3	H: 0 LOB: 0 BB: 0 P: 3	R: 0 E: 0 K: 1 S: 6	H: 2 LOB: 1 BB: 0 P: 6	R: 0 E: 0 K: 0 S: 4	H: 1 LOB: 1 BB: 0 P: 4	1B: 5 2B: 2 3B: 1 HR: 1	SF: 0 SAC: 0 DP: 0 HBP: 0	WP: 0 PB: 0 SB: 3 CS: 1	PA: 35	
PITCHER	IP	WLS	BF	H	R	ER	SO	BB	IBB	HBP	BLK	WP	HR	S	P	ERA	WHIP			ERA	WHIP
Chris Knapp, R ERA: 6.27 Freddie Martinez, R ERA: 5.48 John Montague, R ERA: 3.35 Andy Hassler, L ERA: 4.55	(1, 1)	3.1	L	11	4	5	5	0	2	0	0	0	0	20	24	2.70	0.900				

Batter	1	2	3	4	5	6	7	8	9	AB	R	H	RBI	BB	SO	LOB	TOP								
Rickey Henderson, R OBP: 0.420, SLG: 0.413 (1, 7)	4-0 FC4-5-6-4 S BB		4-0 S 1B BB		0-0 FC3-6 1-2 BB		0-0 1B S 4-3 1B		0-0 S 1B	3	2	2	0	2	0	1									
Dwayne Murphy, L OBP: 0.405, SLG: 0.428 (1, 8)	0-0 FC4-5-6-4-1 4-3 1-3 BB		4-0 S 1B 8-2 BB		0-0 FC3-6 1-2 BB		0-0 S 4-3 1B		0-0 S F7	4	1	1	0	1	0	3									
Dave Revering, L OBP: 0.353, SLG: 0.488 (1, 3)	0-0 4-3 2-3 BB		0-0 S 1B 1-3 2-H		0-0 F8		0-0 S 4-3		0-0 FC6-4 1-2 1B	5	0	2	2	0	0	3									
Wayne Gross, L OBP: 0.361, SLG: 0.429 Dave McKay, S OBP: 0.342, SLG: 0.266 (7, PR) (7, 5)	0-0 4-3		0-0 S 8-2		0-0 HR BB		0-0 FC6-4 2-H 1B		0-0 S K	3	1	1	1	1	0	3									
Tony Armas, R OBP: 0.307, SLG: 0.468 (1, 9)		0-3 S K		0-0 F8		0-0 HR BB		0-0 FC6-4 1-2 1B		0-0 S FC6-4	5	1	1	2	0	1	3								
Mitchell Page, L OBP: 0.342, SLG: 0.356 (1, 10)		0-0 P5		0-0 1B		0-0 P5		0-0 3B			4	0	2	0	0	0									
Jeff Newman, R OBP: 0.265, SLG: 0.393 (1, 2)		0-0 2B		0-3 K		0-0 P6		0-0 P5			4	0	1	0	0	1	2								
Mario Guerrero, R OBP: 0.252, SLG: 0.285 (1, 6)		0-0 4-3		0-0 L9		0-0 F9		0-0 P6			4	0	0	0	0	0	3								
Jeff Cox, R OBP: 0.308, SLG: 0.270 (1, 4)			0-0 6-3		0-0 E6 FC3-6		0-3 K		0-0 6-3	4	0	0	0	0	1	1									
Inning Stats	R: 0 E: 0 K: 0 S: 3	H: 0 LOB: 1 BB: 1 P: 7	R: 0 E: 0 K: 1 S: 6	H: 1 LOB: 1 BB: 0 P: 6	R: 1 E: 0 K: 0 S: 3	H: 1 LOB: 1 BB: 2 P: 11	R: 0 E: 0 K: 1 S: 6	H: 1 LOB: 1 BB: 0 P: 6	R: 0 E: 1 K: 0 S: 4	H: 0 LOB: 1 BB: 0 P: 4	R: 2 E: 0 K: 0 S: 4	H: 1 LOB: 0 BB: 1 P: 8	R: 2 E: 0 K: 1 S: 8	H: 3 LOB: 1 BB: 0 P: 8	R: 0 E: 0 K: 0 S: 4	H: 1 LOB: 1 BB: 0 P: 4	R: 0 E: 0 K: 1 S: 7	H: 2 LOB: 2 BB: 0 P: 7	1B: 7 2B: 2 3B: 1 HR: 1	SF: 0 SAC: 0 DP: 1 HBP: 0	WP: 0 PB: 0 SB: 3 CS: 0	PA: 41			
PITCHER	IP WLS BF H R ER SO BB IBB HBP BLK WP HR S P ERA WHIP	IP WLS BF H R ER SO BB IBB HBP BLK WP HR S P ERA WHIP	IP WLS BF H R ER SO BB IBB HBP BLK WP HR S P ERA WHIP	IP WLS BF H R ER SO BB IBB HBP BLK WP HR S P ERA WHIP	IP WLS BF H R ER SO BB IBB HBP BLK WP HR S P ERA WHIP	IP WLS BF H R ER SO BB IBB HBP BLK WP HR S P ERA WHIP	IP WLS BF H R ER SO BB IBB HBP BLK WP HR S P ERA WHIP	IP WLS BF H R ER SO BB IBB HBP BLK WP HR S P ERA WHIP	IP WLS BF H R ER SO BB IBB HBP BLK WP HR S P ERA WHIP	IP WLS BF H R ER SO BB IBB HBP BLK WP HR S P ERA WHIP	IP WLS BF H R ER SO BB IBB HBP BLK WP HR S P ERA WHIP	IP WLS BF H R ER SO BB IBB HBP BLK WP HR S P ERA WHIP	IP WLS BF H R ER SO BB IBB HBP BLK WP HR S P ERA WHIP	IP WLS BF H R ER SO BB IBB HBP BLK WP HR S P ERA WHIP	IP WLS BF H R ER SO BB IBB HBP BLK WP HR S P ERA WHIP	IP WLS BF H R ER SO BB IBB HBP BLK WP HR S P ERA WHIP	IP WLS BF H R ER SO BB IBB HBP BLK WP HR S P ERA WHIP	IP WLS BF H R ER SO BB IBB HBP BLK WP HR S P ERA WHIP	IP WLS BF H R ER SO BB IBB HBP BLK WP HR S P ERA WHIP	IP WLS BF H R ER SO BB IBB HBP BLK WP HR S P ERA WHIP	IP WLS BF H R ER SO BB IBB HBP BLK WP HR S P ERA WHIP	IP WLS BF H R ER SO BB IBB HBP BLK WP HR S P ERA WHIP	IP WLS BF H R ER SO BB IBB HBP BLK WP HR S P ERA WHIP	IP WLS BF H R ER SO BB IBB HBP BLK WP HR S P ERA WHIP	IP WLS BF H R ER SO BB IBB HBP BLK WP HR S P ERA WHIP

Oakland Athletics @ California Angels
Anaheim Stadium, Anaheim, CA
Sat Jul 12 1980, 10:05 PM EDT
Att: 32,186 - Unknown

livebaseballscorecards.com

AB 37
R 5
H 10
RBI 5
BB 4
SO 4
LOB 21



Batter	1	2	3	4	5	6	7	8	9	AB	R	H	RBI	BB	SO	LOB	BOTTOM									
Larry Harlow, L OBP: 0.371, SLG: 0.424 (1, 8)	0-0 L4		0-0 1-3		0-0 3-1		0-0 F8		0-0 FC6-4 1B	5	0	1	0	0	0	1										
Carney Lansford, R OBP: 0.328, SLG: 0.415 (1, 5)	4-0 S 4-3 1B BB		0-0 5-3		0-0 6-3		0-3 K		0-0 FC6-4 1-2	4	1	0	0	1	1	2										
Rod Carew, L OBP: 0.396, SLG: 0.425 (1, 3)	0-0 4-3 1-2 BB		0-0 F8		0-0 F7				0-3 K	5	1	0	0	0	1	2										
Don Baylor, R OBP: 0.349, SLG: 0.342 (1, 9)	0-0 2-H 1B		0-0 L8		0-0 5-3				0-0 E3 2B	4	0	1	1	0	0	1										
Jason Thompson, L OBP: 0.358, SLG: 0.407 (1, 10)		0-0 2B 1B		0-0 HR		0-0 1B		0-0 2-H 1B 2B		4	2	4	2	0	0	0										
Joe Rudi, R OBP: 0.289, SLG: 0.456 (1, 7)		0-3 K		0-3 K		0-0 G5-4-3 1B		0-0 P6		4	0	1	0	0	2	2										
Bobby Grich, R OBP: 0.369, SLG: 0.369 (1, 4)		0-0 P4		0-0 1B 2B		0-0 G5-4-3 1-2		0-0 2-H 1B		4	0	2	1	0	0	3										
Freddie Patek, R OBP: 0.321, SLG: 0.418 (1, 6)		0-0 1-3 2B		0-0 2-3 1B				0-0 4-3		4	0	2	0	0	0	1										
Tom Donohue, R OBP: 0.211, SLG: 0.247 Dickie Thon, R OBP: 0.308, SLG: 0.353 (9, PH)		0-0 6-3		0-3 K		0-0 E5		0-0 6-3		3	0	0	0	0	1	4										
Inning Stats	R: 1 E: 0 K: 0 S: 3	H: 1 LOB: 1 BB: 1 P: 7	R: 0 E: 0 K: 1 S: 7	H: 2 LOB: 2 BB: 0 P: 7	R: 0 E: 0 K: 0 S: 3	H: 0 LOB: 0 BB: 0 P: 3	R: 1 E: 0 K: 2 S: 10	H: 3 LOB: 2 BB: 0 P: 10	R: 0 E: 0 K: 0 S: 3	H: 0 LOB: 0 BB: 0 P: 3	R: 0 E: 0 K: 0 S: 4	H: 2 LOB: 1 BB: 0 P: 4	R: 0 E: 1 K: 1 S: 6	H: 0 LOB: 1 BB: 0 P: 6	R: 2 E: 1 K: 0 S: 6	H: 2 LOB: 1 BB: 0 P: 6	R: 0 E: 0 K: 1 S: 6	H: 1 LOB: 1 BB: 0 P: 6	1B: 7 2B: 3 3B: 0 HR: 1	SF: 0 SAC: 0 DP: 1 HBP: 0	WP: 0 PB: 0 SB: 0 CS: 0	PA: 39				
PITCHER	IP WLS BF H R ER SO BB IBB HBP BLK WP HR S P ERA WHIP	IP WLS BF H R ER SO BB IBB HBP BLK WP HR S P ERA WHIP	IP WLS BF H R ER SO BB IBB HBP BLK WP HR S P ERA WHIP	IP WLS BF H R ER SO BB IBB HBP BLK WP HR S P ERA WHIP	IP WLS BF H R ER SO BB IBB HBP BLK WP HR S P ERA WHIP	IP WLS BF H R ER SO BB IBB HBP BLK WP HR S P ERA WHIP	IP WLS BF H R ER SO BB IBB HBP BLK WP HR S P ERA WHIP	IP WLS BF H R ER SO BB IBB HBP BLK WP HR S P ERA WHIP	IP WLS BF H R ER SO BB IBB HBP BLK WP HR S P ERA WHIP	IP WLS BF H R ER SO BB IBB HBP BLK WP HR S P ERA WHIP	IP WLS BF H R ER SO BB IBB HBP BLK WP HR S P ERA WHIP	IP WLS BF H R ER SO BB IBB HBP BLK WP HR S P ERA WHIP	IP WLS BF H R ER SO BB IBB HBP BLK WP HR S P ERA WHIP	IP WLS BF H R ER SO BB IBB HBP BLK WP HR S P ERA WHIP	IP WLS BF H R ER SO BB IBB HBP BLK WP HR S P ERA WHIP	IP WLS BF H R ER SO BB IBB HBP BLK WP HR S P ERA WHIP	IP WLS BF H R ER SO BB IBB HBP BLK WP HR S P ERA WHIP	IP WLS BF H R ER SO BB IBB HBP BLK WP HR S P ERA WHIP	IP WLS BF H R ER SO BB IBB HBP BLK WP HR S P ERA WHIP	IP WLS BF H R ER SO BB IBB HBP BLK WP HR S P ERA WHIP	IP WLS BF H R ER SO BB IBB HBP BLK WP HR S P ERA WHIP	IP WLS BF H R ER SO BB IBB HBP BLK WP HR S P ERA WHIP	IP WLS BF H R ER SO BB IBB HBP BLK WP HR S P ERA WHIP	IP WLS BF H R ER SO BB IBB HBP BLK WP HR S P ERA WHIP	IP WLS BF H R ER SO BB IBB HBP BLK WP HR S P ERA WHIP	IP WLS BF H R ER SO BB IBB HBP BLK WP HR S P ERA WHIP

Oakland Athletics @ California Angels
Anaheim Stadium, Anaheim, CA
Sat Jul 12 1980, 10:05 PM EDT
Att: 32,186 - Unknown

livebaseballscorecards.com

AB 38
R 4
H 11
RBI 4
BB 1
SO 5
LOB 16



Batter	1	2	3	4	5	6	7	8	9	10	11	12	13	14	AB	R	H	RBI	BB	SO	LOB	TOP					
Rickey Henderson, R OBP: 0.418, SLG: 0.468 (1, 7)	F2		6-3		2B 1B				F3		4-3		4-3		6	1	1	0	1	0	1						
Dwayne Murphy, L OBP: 0.400, SLG: 0.425 (1, 8)	P4		3-1		3-1 1B 2B	K2-3			F8		4-3			F2	7	1	1	1	0	1	2						
Dave Revering, L OBP: 0.355, SLG: 0.488 (1, 3)	1B		P5		3-1		1-3					FC3-6 BB		4-3	6	0	2	0	1	0	2						
Mitchell Page, L OBP: 0.338, SLG: 0.353 Jeff Newman, R OBP: 0.272, SLG: 0.399 (5, PH)	K			K	FC5-6 1B		G3					FC3-6 1B 1-2		2B	2	0	0	0	0	2	1						
Wayne Gross, L OBP: 0.367, SLG: 0.433 (1, 5)		1B BB			HR 2B		K		F8			1B			5	1	2	0	2	1	3						
Tony Armas, R OBP: 0.304, SLG: 0.471 (1, 9)	F8				E6			1-4-3			K		K	F7	7	1	1	2	0	2	6						
Jim Essian, R OBP: 0.284, SLG: 0.302 (1, 2)			G4-6-3 1B		F6		F8				G6-4-3 1B		F7		5	0	2	0	1	0	4						
Dave McKay, S OBP: 0.231, SLG: 0.254 (1, 6)	G4-6-3					5-3		K			G6-4-3 1-2			4-3	5	0	0	0	1	1	4						
Jeff Cox, R OBP: 0.289, SLG: 0.238 (1, 4)			3-1 S BB		F8		K		F8				F8	F9	5	0	0	0	1	1	2						
Inning Stats	R: 0 E: 0 K: 1 S: 6	H: 1 LOB: 1 BB: 0 P: 6	R: 0 E: 0 K: 0 S: 3	H: 1 LOB: 1 BB: 1 P: 7	R: 0 E: 0 K: 1 S: 3	H: 0 LOB: 1 BB: 1 P: 7	R: 2 E: 0 K: 1 S: 7	H: 2 LOB: 1 BB: 1 P: 11	R: 2 E: 0 K: 2 S: 7	H: 3 LOB: 2 BB: 0 P: 7	R: 0 E: 0 K: 1 S: 5	H: 0 LOB: 0 BB: 0 P: 5	R: 0 E: 0 K: 1 S: 5	H: 1 LOB: 1 BB: 1 P: 8	R: 0 E: 0 K: 1 S: 6	H: 0 LOB: 0 BB: 0 P: 3	R: 0 E: 0 K: 1 S: 3	H: 1 LOB: 1 BB: 1 P: 10	R: 0 E: 0 K: 0 S: 3	H: 0 LOB: 0 BB: 0 P: 3	R: 0 E: 0 K: 0 S: 4	H: 1 LOB: 2 BB: 1 P: 8	1B: 6 2B: 4 3B: 0 HR: 1	SF: 0 SAC: 0 DP: 2 HBP: 0	WP: 0 PB: 0 SB: 2 CS: 0	PA: 60	
PITCHER	IP 4.0	WLS 20	BF 6	H 4	R 4	ER 0	SO 2	BB 3	IBB 0	HBP 0	BLK 0	WP 0	HR 1	S 21	P 33	ERA 9.00	WHIP 2.250										
Ed Halicki, R ERA: 4.3	5.0	21	2	0	0	4	2	1	0	0	0	0	0	26	38	0.00	0.800										
Andy Hassler, L ERA: 3.95	4.0	14	2	0	0	2	1	0	0	0	0	0	0	17	21	0.00	0.750										
Mark Clear, R ERA: 3.85	1.0	W	5	1	0	0	0	0	1	0	0	0	0	4	8	0.00	1.000										
John Montague, R ERA: 3.15																											

Oakland Athletics @ California Angels
Anaheim Stadium, Anaheim, CA
Sun Jul 13 1980, 6:33 AM EDT
Att. 24,393 - Sunny

AB	52
R	4
H	11
RBI	4
BB	8
SO	8
LOB	26



Batter	1	2	3	4	5	6	7	8	9	10	11	12	13	14	AB	R	H	RBI	BB	SO	LOB	BOTTOM					
Larry Harlow, L OBP: 0.383, SLG: 0.435 (1, 9)					P3										3	1	2	0	2	0	0						
Joe Rudi, R OBP: 0.291, SLG: 0.456 (11, PH)			SH5-3 SF8 2B				SH1-4 BB				1B SH FC5-2 BB		3-1		0	0	0	0	1	0	0						
Rick Miller, L OBP: 0.333, SLG: 0.312 (11, PR)							SH1-4 BB								1	0	0	0	0	0	0						
Carney Lansford, R OBP: 0.329, SLG: 0.413 (1, 5)	K		SH5-3 BB		F7				SH				L8		4	0	1	0	1	1	1						
Rod Carew, L OBP: 0.395, SLG: 0.423 (1, 3)							L6		FC5-2 1B						6	0	2	0	0	2	3						
Don Baylor, R OBP: 0.346, SLG: 0.338 (1, 7)	CS		SH5-3												5	1	1	1	1	0	5						
Jason Thompson, L OBP: 0.360, SLG: 0.400 (1, 10)									FC5-2						5	1	1	1	1	0	5						
Bobby Grich, R OBP: 0.378, SLG: 0.395 (1, 4)															4	1	0	0	3	1	4						
Bobby Clark, R OBP: 0.232, SLG: 0.297 (1, 8)															7	2	5	2	0	2	2						
Bert Campaneris, R OBP: 0.211, SLG: 0.241 (1, 6)															5	0	1	1	1	2	1						
Tom Donohue, R OBP: 0.206, SLG: 0.242 Dickie Thorn, R OBP: 0.306, SLG: 0.350 Stan Citarum, R OBP: 0.162, SLG: 0.222 (12, 2)															4	0	0	0	0	0	4						
Inning Stats	R: 0 E: 0 K: 1 S: 5	H: 2 LOB: 0 BB: 0 P: 5	R: 1 E: 0 K: 0 S: 5	H: 2 LOB: 2 BB: 1 P: 9	R: 1 E: 0 K: 1 S: 6	H: 1 LOB: 2 BB: 2 P: 14	R: 0 E: 0 K: 0 S: 3	H: 0 LOB: 0 BB: 0 P: 5	R: 0 E: 0 K: 1 S: 7	H: 0 LOB: 2 BB: 2 P: 11	R: 1 E: 1 K: 1 S: 4	H: 1 LOB: 0 BB: 0 P: 4	R: 0 E: 0 K: 2 S: 6	H: 1 LOB: 1 BB: 1 P: 10	R: 0 E: 0 K: 1 S: 3	H: 0 LOB: 0 BB: 0 P: 3	R: 1 E: 0 K: 0 S: 3	H: 2 LOB: 2 BB: 1 P: 7	1B: 10 2B: 3 3B: 0 HR: 1	SF: 1 SAC: 3 DP: 1 HBP: 0	WP: 0 PB: 0 SB: 1 CS: 2	PA: 61					
PITCHER	IP 5.2	WLS 26	BF 7	H 3	R 3	ER 3	SO 4	BB 4	IBB 0	HBP 0	BLK 0	WP 0	HR 0	S 30	P 46	ERA 4.76	WHIP 1.941										
Steve McCatty, R ERA: 5.21	0.2	3	0	0	0	0	0	1	0	0	0	0	0	2	6	0.00	1.500										
Jeff Jones, R ERA: 2.1	0.2	3	0	0	0	0	0	1	0	0	0	0	0	2	6	0.00	0.000										
Craig Minetto, L ERA: 3.32	1.2	8	2	1	1	0	1	0	0	0	0	0	0	7	11	5.40	1.800										
Matt Keough, R ERA: 3.32	0.1	13	2	0	0	4	1	0	0	0	0	0	0	20	24	0.00	0.900										
Bob Lacey, L ERA: 3.7																											
PITCHER	IP 1.1	WLS L	BF 6	H 1	R 1	ER 1	SO 0	BB 1	IBB 0	HBP 0	BLK 0	WP 0	HR 0	S 5	P 9	ERA 6.75	WHIP 1.500										
Dave Hamilton, L ERA: 11.93	0.0	1	1	0	0	0	0	0	0	0	0	0	0	1	1	∞	∞										
Alan Wirth, R ERA: 4.5																											

Oakland Athletics @ California Angels
Anaheim Stadium, Anaheim, CA
Sun Jul 13 1980, 6:33 AM EDT
Att. 24,393 - Sunny

AB	47
R	5
H	13
RBI	5
BB	9
SO	8
LOB	23



Batter	1	2	3	4	5	6	7	8	9	AB	R	H	RBI	BB	SO	LOB	TOP										
Rickey Henderson, R OBP: 0.421, SLG: 0.420 (1,7)										3	2	2	3	1	0	0	Oakland Athletics @ California Angels Anaheim Stadium, Anaheim, CA Mon Jul 14 1980, 10:05 PM EDT Att: 31,375 - Unknown										
Dwayne Murphy, L OBP: 0.396, SLG: 0.426 (1,8)										4	0	1	2	0	0	1											
Dave Revere, L OBP: 0.350, SLG: 0.480 (1,3)										4	0	0	0	0	2	1											
Wayne Gross, L OBP: 0.361, SLG: 0.425 Dave McKay, S OBP: 0.231, SLG: 0.254 (8,5)										4	0	0	0	0	0	0											
Mitchell Page, L OBP: 0.333, SLG: 0.346 (1,10)										4	0	0	0	0	1	0											
Tony Armas, R OBP: 0.300, SLG: 0.465 (1,9)										4	0	0	0	0	2	0											
Jeff Newman, R OBP: 0.272, SLG: 0.396 (1,2)										4	1	1	0	0	0	0											
Rob Picciolo, R OBP: 0.257, SLG: 0.345 (1,6)										4	1	1	0	0	1	0											
Jeff Cox, R OBP: 0.298, SLG: 0.273 (1,4)										2	2	1	0	0	0	0											
Inning Stats	R: 0 E: 0 K: 0 S: 3	H: 0 LOB: 0 BB: 0 P: 3	R: 0 E: 0 K: 1 S: 5	H: 0 LOB: 0 BB: 0 P: 5	R: 2 E: 0 K: 0 S: 5	H: 2 LOB: 1 BB: 1 P: 9	R: 0 E: 0 K: 0 S: 3	H: 0 LOB: 0 BB: 0 P: 3	R: 4 E: 1 K: 1 S: 9	H: 3 LOB: 0 BB: 0 P: 9	R: 0 E: 0 K: 2 S: 7	H: 0 LOB: 0 BB: 0 P: 7	R: 0 E: 0 K: 0 S: 4	H: 1 LOB: 1 BB: 0 P: 4	R: 0 E: 0 K: 1 S: 5	H: 0 LOB: 0 BB: 0 P: 5		R: 0 E: 0 K: 1 S: 5	H: 0 LOB: 0 BB: 0 P: 5	1B: 3 2B: 2 3B: 0 HR: 1	SF: 0 SAC: 1 DP: 0 HBP: 0	WP: 0 PB: 0 SB: 1 CS: 0	PA: 35				
PITCHER	IP	WLS	BF	H	R	ER	SO	BB	IBB	HBP	BLK	WP	HR	S	P	ERA	WHIP										
Bruce Kison, R ERA: 4.91 (1,1)	4.0	L	19	5	6	6	1	1	0	0	0	0	1	20	24	13.50	1.500										
Dave LaRoche, L ERA: 3.08 (5,1)	4.0		13	1	0	0	4	0	0	0	0	0	0	21	21	0.00	0.250										
Freddie Martinez, R ERA: 5.36 (9,1)	1.0		3	0	0	0	1	0	0	0	0	0	0	5	5	0.00	0.000										

Batter	1	2	3	4	5	6	7	8	9	AB	R	H	RBI	BB	SO	LOB	BOTTOM										
Larry Harlow, L OBP: 0.388, SLG: 0.433 Stan Cliburn, R OBP: 0.162, SLG: 0.222 (1,8)										3	1	1	0	2	0	2	Oakland Athletics @ California Angels Anaheim Stadium, Anaheim, CA Mon Jul 14 1980, 10:05 PM EDT Att: 31,375 - Unknown										
Carney Lansford, R OBP: 0.327, SLG: 0.407 (1,5)										4	0	0	1	1	0	2											
Rod Carew, L OBP: 0.395, SLG: 0.423 (1,3)										5	1	2	0	0	0	3											
Don Baylor, R OBP: 0.337, SLG: 0.327 (1,9)										5	0	0	0	0	1	3											
Jason Thompson, L OBP: 0.365, SLG: 0.418 (1,10)										4	1	3	3	0	0	1											
Joe Rudi, R OBP: 0.290, SLG: 0.453 (1,7)										4	0	1	0	0	0	2											
Bobby Grich, R OBP: 0.383, SLG: 0.396 (1,4)										2	1	1	0	2	0	1											
Bert Campaneris, R OBP: 0.217, SLG: 0.246 Rick Miller, L OBP: 0.332, SLG: 0.310 (8, PH)										3	0	1	0	0	1	2											
Tom Donohue, R OBP: 0.208, SLG: 0.243 Freddie Patek, R OBP: 0.319, SLG: 0.416 (8, PH)										3	0	1	0	0	0	2											
Inning Stats	R: 3 E: 0 K: 0 S: 7	H: 4 LOB: 1 BB: 0 P: 7	R: 0 E: 0 K: 0 S: 3	H: 0 LOB: 1 BB: 1 P: 7	R: 0 E: 0 K: 0 S: 3	H: 1 LOB: 0 BB: 0 P: 3	R: 1 E: 0 K: 0 S: 5	H: 2 LOB: 3 BB: 2 P: 13	R: 0 E: 0 K: 1 S: 6	H: 1 LOB: 2 BB: 1 P: 10	R: 0 E: 0 K: 0 S: 3	H: 1 LOB: 0 BB: 0 P: 3	R: 0 E: 0 K: 0 S: 4	H: 1 LOB: 1 BB: 0 P: 4	R: 0 E: 0 K: 1 S: 5	H: 0 LOB: 1 BB: 1 P: 9		R: 0 E: 0 K: 1 S: 5	H: 0 LOB: 0 BB: 0 P: 5	1B: 9 2B: 0 3B: 0 HR: 1	SF: 0 SAC: 0 DP: 2 HBP: 0	WP: 0 PB: 0 SB: 0 CS: 0	PA: 40				
PITCHER	IP	WLS	BF	H	R	ER	SO	BB	IBB	HBP	BLK	WP	HR	S	P	ERA	WHIP										
Rick Langford, R ERA: 3.41 (1,1)	9.0	W	40	10	4	4	3	5	0	0	0	0	1	41	61	4.00	1.667										

Batter	1	2	3	4	5	6	7	8	9	AB	R	H	RBI	BB	SO	LOB	TOP								
Miguel Dilone, S OBP: 0.387, SLG: 0.422	K		CS 2H 1B			F6		L1		4	0	1	1	0	1	1	Cleveland Indians @ California Angels Anaheim Stadium, Anaheim, CA Tue Jul 15 1980, 10:05 PM EDT Att: 22,951 - Unknown								
Jorge Orta, L OBP: 0.419, SLG: 0.404	G3		CS 1-2	5-3		F9		1B		4	0	1	0	0	0										
Mike Hargrove, L OBP: 0.306, SLG: 0.414	G3			G4-3 1B			FC6-4 1B	K		4	0	2	0	0	1										
Gary Alexander, R OBP: 0.272, SLG: 0.389		6-3		G4-3 1-2		F6			F8	4	0	0	0	0	2										
Toby Harrah, R OBP: 0.384, SLG: 0.372		F7			F2		FC6-4 1B 1-2		4-3	4	0	0	0	0	1										
Bo Diaz, R OBP: 0.333, SLG: 0.447		6-3			K			FC6 1-3 1B		F7	4	0	1	0	1										
Rick Manning, L OBP: 0.332, SLG: 0.252			SH3 1B					FC6 1-2			2	1	1	0	0										
Jerry Dybzinski, R OBP: 0.250, SLG: 0.298			SH3 1-2		F5				1B 1B	2	0	1	0	0	1										
Tom Verzyer, R OBP: 0.307, SLG: 0.338			5-3			6-3			F8	3	0	0	0	0	2										
Inning Stats	R: 0 E: 0 K: 1 S: 5	H: 0 LOB: 0 BB: 0 P: 5	R: 0 E: 0 K: 0 S: 3	H: 0 LOB: 0 BB: 0 P: 3	R: 1 E: 0 K: 0 S: 4	H: 2 LOB: 0 BB: 0 P: 4	R: 0 E: 0 K: 0 S: 3	H: 1 LOB: 0 BB: 0 P: 3	R: 0 E: 0 K: 1 S: 5	H: 0 LOB: 0 BB: 0 P: 6	R: 0 E: 0 K: 0 S: 3	H: 2 LOB: 2 BB: 0 P: 5	R: 0 E: 0 K: 1 S: 7	H: 2 LOB: 2 BB: 0 P: 7	R: 0 E: 0 K: 0 S: 3	H: 0 LOB: 0 BB: 0 P: 3	1B: 7 2B: 0 3B: 0 HR: 0	SF: 0 SAC: 1 DP: 1 HBP: 1	WP: 0 PB: 0 SB: 0 CS: 1	PA: 34					
PITCHER	IP WLS BF H R ER SO BB IBB HBP BLK WP HR S P ERA WHIP																PITCHER	IP WLS BF H R ER SO BB IBB HBP BLK WP HR S P ERA WHIP							
Frank Tanana, L ERA: 4.39	(1, 1)	8.0	W	30	7	1	1	3	0	0	0	1	0	0	0	0	0	0	0	0	0	35	36	1.12	0.875
John Montague, R ERA: 3.09	(9, 1)	1.0		3	0	0	0	0	0	0	0	0	0	0	0	0	0	0	0	0	0	3	3	0.00	0.000

Batter	1	2	3	4	5	6	7	8	9	AB	R	H	RBI	BB	SO	LOB	BOTTOM							
Rick Miller, L OBP: 0.338, SLG: 0.314	BB BB		F6		1B 1B	FC6-4 1B		F7		4	1	2	0	1	0	0	Cleveland Indians @ California Angels Anaheim Stadium, Anaheim, CA Tue Jul 15 1980, 10:05 PM EDT Att: 22,951 - Unknown							
Carney Lansford, R OBP: 0.329, SLG: 0.407	G6-4-3 BB		K		1B 1-2	FC6-4 1-2				3	1	1	1	1	1									
Rod Carew, L OBP: 0.394, SLG: 0.421	K		6-3		1B 1-2 2-3	F7				4	1	1	0	0	1									
Don Baylor, R OBP: 0.340, SLG: 0.327	G6-4-3 1-2			1B HBP	1B FC3 1B		6-3			3	1	1	2	0	2									
Jason Thompson, L OBP: 0.374, SLG: 0.422		1B BB		1B FC6-4 1B	FC3 SF7-6-2 1B			BB BB		2	2	2	1	2	0									
Larry Harlow, L OBP: 0.385, SLG: 0.429	K			FC6-4 1B	FC3 SF7-6-2 1B		K			4	0	1	0	0	2									
Bobby Grich, R OBP: 0.381, SLG: 0.395				K	K	SF7-6-2 2H 3H		2-3		3	0	1	1	0	1									
Freddie Patek, R OBP: 0.314, SLG: 0.409		K		FC6-4 WP 1-2		F8		4-3		4	0	0	1	0	1									
Tom Donohue, R OBP: 0.209, SLG: 0.244		K		5-3		1B FC6-4 1B		K		4	1	1	0	0	2									
Inning Stats	R: 0 E: 0 K: 1 S: 4	H: 0 LOB: 1 BB: 2 P: 12	R: 0 E: 0 K: 3 S: 10	H: 1 LOB: 2 BB: 1 P: 14	R: 0 E: 0 K: 1 S: 5	H: 0 LOB: 0 BB: 0 P: 5	R: 2 E: 1 K: 1 S: 7	H: 2 LOB: 1 BB: 0 P: 8	R: 4 E: 0 K: 0 S: 7	H: 5 LOB: 0 BB: 0 P: 7	R: 1 E: 0 K: 0 S: 5	H: 2 LOB: 1 BB: 0 P: 5	R: 0 E: 0 K: 1 S: 5	H: 0 LOB: 1 BB: 1 P: 9	R: 0 E: 0 K: 1 S: 5	H: 0 LOB: 0 BB: 0 P: 5	1B: 10 2B: 1 3B: 0 HR: 0	SF: 1 SAC: 0 DP: 2 HBP: 1	WP: 1 PB: 0 SB: 0 CS: 0	PA: 37				
PITCHER	IP WLS BF H R ER SO BB IBB HBP BLK WP HR S P ERA WHIP																PITCHER	IP WLS BF H R ER SO BB IBB HBP BLK WP HR S P ERA WHIP						
John Denny, R ERA: 4.39	(1, 1)	5.1	L	28	10	7	7	6	3	0	0	1	0	0	0	0	0	0	0	0	12	16	0.00	0.375
Mike Stanton, R ERA: 5.33	(6, 1)	2.2		9	0	0	0	2	1	0	0	0	0	0	0	0	0	0	0	0	12	16	0.00	0.375

Batter	1	2	3	4	5	6	7	8	9	AB	R	H	RBI	BB	SO	LOB	TOP					
Miguel Dilone, S OBP: 0.392, SLG: 0.431 (1, 10)	4-3			1B	2B	1B			L7	5	2	3	1	0	0	0						
Jorge Orta, L OBP: 0.419, SLG: 0.407 (1, 9)	F7			1B	2B				K	5	1	2	2	0	1	0						
Mike Hargrove, L OBP: 0.307, SLG: 0.419 (1, 3)	4-3			2B	F9					4	1	2	0	0	0	1						
Toby Harrah, R OBP: 0.385, SLG: 0.375 (1, 5)		K		SF8					5-3	3	1	1	1	1	1	1						
Ron Hassey, L OBP: 0.366, SLG: 0.403 (1, 2)		K		SF8	F8				K	3	0	0	1	0	2	3						
Jack Brohamer, L OBP: 0.348, SLG: 0.356 (1, 4)	4-3			SF9					F9	3	0	0	1	0	1	0						
Rick Manning, L OBP: 0.327, SLG: 0.248 (1, 8)			4-3	6-3					4-3	4	0	0	0	0	0	0						
Alan Bannister, R OBP: 0.274, SLG: 0.272 (1, 7)			G3		G3	1B			4-3	3	1	1	0	1	0	0						
Tom Verzyer, R OBP: 0.304, SLG: 0.335 Jerry Dybzinski, R OBP: 0.246, SLG: 0.293 (5, 6)			L3		G3	E3			5-3	2	0	0	0	0	0	1						
Inning Stats	R: 0 E: 0 K: 0 S: 3	H: 0 LOB: 0 BB: 0 P: 3	R: 0 E: 0 K: 2 S: 7	H: 0 LOB: 0 BB: 0 P: 7	R: 0 E: 0 K: 0 S: 3	H: 0 LOB: 0 BB: 0 P: 3	R: 4 E: 0 K: 0 S: 7	H: 4 LOB: 0 BB: 0 P: 7	R: 2 E: 0 K: 0 S: 6	H: 3 LOB: 2 BB: 1 P: 10	R: 0 E: 1 K: 1 S: 6	H: 1 LOB: 2 BB: 1 P: 10	R: 0 E: 0 K: 1 S: 6	H: 1 LOB: 1 BB: 0 P: 6	R: 0 E: 0 K: 0 S: 3	H: 0 LOB: 0 BB: 0 P: 3	R: 0 E: 0 K: 1 S: 5	H: 0 LOB: 0 BB: 0 P: 5	1B: 4 2B: 5 3B: 0 HR: 0	SF: 2 SAC: 0 DP: 0 HBP: 0	WP: 0 PB: 0 SB: 1 CS: 0	PA: 38
PITCHER	IP	WLS	BF	H	R	ER	SO	BB	IBB	HBP	BLK	WP	HR	S	P	ERA	WHIP					
Don Aase, R ERA: 4.09 (1, 1)	4.1	L	18	5	5	5	2	0	0	0	0	0	0	22	22	10.38	1.154					
Andy Hassler, L ERA: 3.79 (5, 1)	3.2		17	4	1	1	2	2	0	0	0	0	0	19	27	2.46	1.636					
Dave Lemanczyk, R ERA: 5.02 (9, 1)	1.0		3	0	0	0	1	0	0	0	0	0	0	5	5	0.00	0.000					

Cleveland Indians @ California Angels
Anaheim Stadium, Anaheim, CA
Wed Jul 16 1980, 10:05 PM EDT
Att: 23,414 - Unknown

AB 34
R 6
H 9
RBI 6
BB 2
SO 5
LOB 7



Batter	1	2	3	4	5	6	7	8	9	AB	R	H	RBI	BB	SO	LOB	BOTTOM					
Rick Miller, L OBP: 0.340, SLG: 0.318 (1, 8)	4-3				1B				K	4	0	2	2	0	1	0						
Carney Lansford, R OBP: 0.326, SLG: 0.401 (1, 5)	K				K				F3	4	0	0	0	0	3	3						
Rod Carew, L OBP: 0.389, SLG: 0.415 (1, 3)	6-3				F8				3-1	4	0	0	0	0	0	2						
Don Baylor, R OBP: 0.339, SLG: 0.325 (1, 7)		6-3			CS	1B			F9	4	0	1	0	0	0	1						
Jason Thompson, L OBP: 0.369, SLG: 0.416 (1, 10)		F9			K				F8	4	0	0	0	0	1	1						
Larry Harlow, L OBP: 0.383, SLG: 0.424 (1, 9)		6-3			F8				1B	4	0	1	0	0	1	0						
Bobby Grich, R OBP: 0.382, SLG: 0.490 Dickie Thon, R OBP: 0.309, SLG: 0.352 (7, 4)					FC1-5				6-3	2	0	1	0	0	0	0						
Freddie Patek, R OBP: 0.314, SLG: 0.405 (1, 6)					FC1-5				F6	2	1	0	0	0	1	1						
Tom Donohue, R OBP: 0.212, SLG: 0.242 Joe Rudi, R OBP: 0.289, SLG: 0.451 Stan Cliburn, R OBP: 0.162, SLG: 0.222 (8, 2)					FC1-5				L7	1	1	0	0	1	0	2						
Inning Stats	R: 0 E: 0 K: 1 S: 5	H: 0 LOB: 0 BB: 0 P: 5	R: 0 E: 0 K: 0 S: 3	H: 0 LOB: 0 BB: 0 P: 3	R: 1 E: 0 K: 1 S: 7	H: 2 LOB: 2 BB: 0 P: 8	R: 0 E: 0 K: 1 S: 5	H: 1 LOB: 0 BB: 0 P: 5	R: 1 E: 0 K: 2 S: 8	H: 1 LOB: 1 BB: 1 P: 12	R: 0 E: 1 K: 0 S: 3	H: 0 LOB: 0 BB: 0 P: 3	R: 0 E: 0 K: 1 S: 6	H: 1 LOB: 1 BB: 0 P: 6	R: 0 E: 0 K: 1 S: 5	H: 0 LOB: 0 BB: 0 P: 5	R: 0 E: 0 K: 0 S: 4	H: 1 LOB: 1 BB: 0 P: 4	1B: 5 2B: 2 3B: 0 HR: 0	SF: 0 SAC: 0 DP: 2 HBP: 1	WP: 1 PB: 0 SB: 0 CS: 1	PA: 34
PITCHER	IP	WLS	BF	H	R	ER	SO	BB	IBB	HBP	BLK	WP	HR	S	P	ERA	WHIP					
Wayne Garland, R ERA: 3.59 (1, 1)	9.0	W	34	6	2	2	7	1	0	1	0	1	0	46	51	2.00	0.778					

Cleveland Indians @ California Angels
Anaheim Stadium, Anaheim, CA
Wed Jul 16 1980, 10:05 PM EDT
Att: 23,414 - Unknown

AB 32
R 2
H 6
RBI 2
BB 1
SO 7
LOB 12



Batter	1	2	3	4	5	6	7	8	9	AB	R	H	RBI	BB	SO	LOB	TOP										
Miguel Dilone, S OBP: 0.392, SLG: 0.435 (1, 7)										5	2	2	0	0	0	1	Cleveland Indians @ California Angels Anaheim Stadium, Anaheim, CA Thu Jul 17 1980, 10:05 PM EDT Att: 22,796 - Unknown										
Jorge Orta, L OBP: 0.419, SLG: 0.414 (1, 9)										5	1	2	1	0	0	2											
Mike Hargrove, L OBP: 0.307, SLG: 0.415 (1, 3)										3	0	0	0	2	0	1											
Toby Harrah, R OBP: 0.388, SLG: 0.379 (1, 5)										5	1	3	1	0	0	2											
Ron Hassey, L OBP: 0.367, SLG: 0.408 (1, 2)										5	0	2	2	0	1	5											
Gary Gray, R OBP: 0.750, SLG: 1.667 (1, 10)										3	1	2	1	1	0	2											
Jack Brohamer, L OBP: 0.336, SLG: 0.343 (1, 4)										4	0	0	0	0	0	4											
Rick Manning, L OBP: 0.330, SLG: 0.249 (1, 8)										3	0	1	0	1	0	2											
Jerry Dybzinski, R OBP: 0.241, SLG: 0.286 (1, 6)										3	0	0	0	0	0	1											
Inning Stats	R: 1 E: 0 K: 1 S: 7	H: 2 LOB: 2 BB: 1 P: 11	R: 0 E: 0 K: 0 S: 2	H: 0 LOB: 0 BB: 1 P: 6	R: 0 E: 0 K: 0 S: 3	H: 0 LOB: 0 BB: 0 P: 3	R: 0 E: 0 K: 0 S: 5	H: 2 LOB: 2 BB: 0 P: 5	R: 1 E: 0 K: 0 S: 4	H: 2 LOB: 2 BB: 1 P: 9	R: 1 E: 0 K: 0 S: 4	H: 1 LOB: 0 BB: 0 P: 4	R: 2 E: 0 K: 0 S: 6	H: 3 LOB: 2 BB: 1 P: 10	R: 0 E: 0 K: 0 S: 4	H: 1 LOB: 1 BB: 0 P: 4	R: 0 E: 0 K: 0 S: 3	H: 1 LOB: 0 BB: 0 P: 3	1B: 8 2B: 2 3B: 1 HR: 1	SF: 0 SAC: 1 DP: 1 HBP: 0	WP: 0 PB: 0 SB: 1 CS: 1	PA: 42					
PITCHER	IP WLS BF H R ER SO BB IBB HBP BLK WP HR S P ERA WHIP	6.0 L 27 7 3 3 1 3 0 0 0 0 1 26 38 4.50 1.667	1.0 7 3 2 2 0 0 1 0 0 0 0 0 6 10 18.00 3.000	2.0 7 2 0 0 0 0 0 0 0 0 0 0 7 7 0.00 1.000	PITCHER										IP WLS BF H R ER SO BB IBB HBP BLK WP HR S P ERA WHIP												
Chris Knapp, R ERA: 6.13 (1, 1)											6.0	L	27	7	3	3	1	3	0	0	0	0	1	26	38	4.50	1.667
Dave LaRoche, L ERA: 3.32 (7, 1)											1.0	7	3	2	2	0	0	1	0	0	0	0	0	6	10	18.00	3.000
John Montague, R ERA: 2.96 (8, 1)											2.0	7	2	0	0	0	0	0	0	0	0	0	7	7	0.00	1.000	
Batter	1	2	3	4	5	6	7	8	9	AB	R	H	RBI	BB	SO	LOB	BOTTOM										
Rick Miller, L OBP: 0.339, SLG: 0.313 (1, 8)										3	1	0	0	1	1	1	Cleveland Indians @ California Angels Anaheim Stadium, Anaheim, CA Thu Jul 17 1980, 10:05 PM EDT Att: 22,796 - Unknown										
Dickie Thon, R OBP: 0.307, SLG: 0.349 (1, 4)										4	1	1	0	0	1	0											
Rod Carew, L OBP: 0.390, SLG: 0.415 (1, 3)										3	0	1	0	1	0	1											
Don Baylor, R OBP: 0.337, SLG: 0.325 (1, 9)										3	0	1	1	0	0	1											
Jason Thompson, L OBP: 0.367, SLG: 0.412 (1, 10)										2	1	0	1	1	2	2											
Camey Lansford, R OBP: 0.322, SLG: 0.396 (1, 5)										4	0	0	0	0	2	2											
Joe Rudi, R OBP: 0.289, SLG: 0.452 (1, 7)										4	0	1	1	0	0	0											
Freddie Patek, R OBP: 0.317, SLG: 0.411 (1, 6)										4	0	2	0	0	0	1											
Stan Cliburn, R OBP: 0.150, SLG: 0.205 (1, 2)										3	0	0	0	0	1	2											
Inning Stats	R: 0 E: 0 K: 2 S: 8	H: 1 LOB: 1 BB: 0 P: 8	R: 0 E: 0 K: 1 S: 5	H: 0 LOB: 0 BB: 0 P: 5	R: 0 E: 1 K: 1 S: 6	H: 1 LOB: 2 BB: 0 P: 6	R: 0 E: 0 K: 1 S: 6	H: 1 LOB: 1 BB: 0 P: 6	R: 2 E: 0 K: 0 S: 4	H: 1 LOB: 1 BB: 2 P: 12	R: 0 E: 0 K: 0 S: 3	H: 0 LOB: 0 BB: 0 P: 3	R: 0 E: 0 K: 0 S: 3	H: 0 LOB: 0 BB: 0 P: 3	R: 1 E: 0 K: 1 S: 6	H: 1 LOB: 1 BB: 1 P: 10	1B: 4 2B: 3 3B: 0 HR: 0	SF: 2 SAC: 0 DP: 1 HBP: 0	WP: 0 PB: 0 SB: 1 CS: 2	PA: 35							
PITCHER	IP WLS BF H R ER SO BB IBB HBP BLK WP HR S P ERA WHIP	9.0 W 35 6 3 3 7 3 0 0 0 0 0 46 58 3.00 1.000	PITCHER										IP WLS BF H R ER SO BB IBB HBP BLK WP HR S P ERA WHIP														
Len Barker, R ERA: 4.74 (1, 1)											9.0	W	35	6	3	3	7	3	0	0	0	0	0	46	58	3.00	1.000

Batter	1	2	3	4	5	6	7	8	9	AB R H RBI BB SO LOB	TOP										
Alfredo Griffin, S OBP: 0.272, SLG: 0.338 (1,6)	0-0 4-3		0-0 FC3-6 1B		0-0 SF8		0-0 G5-4-3		0-3 K	4 1 0 1 0 1 5	Toronto Blue Jays @ California Angels Anaheim Stadium, Anaheim, CA Fri Jul 18 1980, 10:05 PM EDT Att: 23,866 - Unknown AB 37 R 3 H 11 RBI 3 BB 1 SO 6 LOB 19										
Damaso Garcia, R OBP: 0.298, SLG: 0.418 (1,4)	0-0 5-3		0-0 1B		0-0 FC1-6		0-3 K		0-0 P5	5 0 1 0 0 1 4											
John Mayberry, L OBP: 0.363, SLG: 0.480 (1,3)	0-0 L3		0-0 1B		0-0 G3				0-0 K	5 0 1 1 0 1 3											
Otto Velez, R OBP: 0.385, SLG: 0.538 (1,10)		0-0 6-3	0-3 K			0-0 HR			4-0 E BB	3 1 1 1 1 1 2											
Roy Howell, L OBP: 0.323, SLG: 0.391 (1,5)		0-3 K		0-0 4-3		0-0 4-3			0-3 K	4 0 0 0 0 2 1											
Al Woods, L OBP: 0.358, SLG: 0.455 (1,7)		0-0 1B		0-0 G3		0-0 G1			0-0 E6	4 0 1 0 0 0 1											
Lloyd Moseby, L OBP: 0.287, SLG: 0.338 (8, PH) Doug Ault, R OBP: 0.280, SLG: 0.244 (8, 9) Bob Bailor, R OBP: 0.297, SLG: 0.259 (8, 9)		0-0 F8		0-0 P3		0-0 6-3			0-0 F8	3 0 0 0 0 0 1 1 0 0 0 0 0 2 0 0 0 0 0 0 0											
Barry Bonnell, R OBP: 0.313, SLG: 0.417 (1,8)			0-0 6-3		0-0 1B SF8		0-0 G5-4-3		0-0 1B	4 1 3 0 0 0 0											
Ernie Whitt, L OBP: 0.298, SLG: 0.336 (1,2)			0-0 1B		0-0 FC1-6		0-0 G5-4-3		0-0 1B	4 0 4 0 0 0 0											
Inning Stats	R: 0 E: 0 K: 0 S: 3	H: 0 LOB: 0 BB: 0 P: 3	R: 0 E: 0 K: 1 S: 6	H: 1 LOB: 1 BB: 0 P: 6	R: 1 E: 0 K: 1 S: 8	H: 3 LOB: 2 BB: 0 P: 8	R: 0 E: 0 K: 0 S: 3	H: 0 LOB: 0 BB: 0 P: 3	R: 1 E: 0 K: 0 S: 5	H: 2 LOB: 1 BB: 0 P: 5		R: 1 E: 0 K: 0 S: 4	H: 1 LOB: 0 BB: 0 P: 4	R: 0 E: 0 K: 1 S: 6	H: 2 LOB: 1 BB: 0 P: 6	R: 0 E: 1 K: 2 S: 8	H: 0 LOB: 2 BB: 1 P: 12	R: 0 E: 0 K: 1 S: 7	H: 2 LOB: 2 BB: 0 P: 7	1B: 9 2B: 1 3B: 0 HR: 1	SF: 1 SAC: 0 DP: 1 HBP: 0
PITCHER	IP WLS BF H R ER SO BB IBB HBP BLK WP HR S P ERA WHIP											IP WLS BF H R ER SO BB IBB HBP BLK WP HR S P ERA WHIP									
Ed Halicki, R ERA: 4.24 (1, 1)	5.0 W 21 6 2 2 2 0 0 0 0 0 0 0 25 25 3.60 1.200																				
Andy Hassler, L ERA: 3.7 (6, 1)	3.0 15 5 1 1 3 1 0 0 0 0 1 20 24 3.00 2.000																				
Mark Clear, R ERA: 3.49 (9, 1)	1.0 S 3 0 0 0 1 0 0 0 0 0 0 5 5 0.00 0.000																				

Batter	1	2	3	4	5	6	7	8	9	AB R H RBI BB SO LOB	BOTTOM				
Rick Miller, L OBP: 0.341, SLG: 0.310 (1,8)	4-0 1-3 BB	4-0 BB 3B BB		0-0 F7			0-0 1-3			2 1 0 0 2 0 0	Toronto Blue Jays @ California Angels Anaheim Stadium, Anaheim, CA Fri Jul 18 1980, 10:05 PM EDT Att: 23,866 - Unknown AB 29 R 6 H 7 RBI 6 BB 4 SO 1 LOB 9				
Camey Lansford, R OBP: 0.321, SLG: 0.392 (1,5)	0-0 1-3	4-0 BB 3B BB		0-0 F8			0-0 F3			3 1 0 0 1 0 1					
Rod Carew, L OBP: 0.389, SLG: 0.419 (1,3)	0-0 F7	0-0 1B 3B		0-0 L4			0-0 G3			4 1 1 3 0 0 1					
Don Baylor, R OBP: 0.340, SLG: 0.325 (1,9) Larry Harlow, L OBP: 0.393, SLG: 0.424 (9, 9)	1-0 HBP	0-0 2-3 1B			0-0 6-3				0-0 6-3	3 0 1 1 0 0 0 0 0 0 0 0 0 0					
Jason Thompson, L OBP: 0.362, SLG: 0.406 (1,10)	0-0 G3	0-0 2-3			0-0 4-3				0-3 K	4 0 0 0 0 1 3					
Joe Rudi, R OBP: 0.292, SLG: 0.453 (1,7)		0-0 1B			0-0 G3				0-0 1B	4 1 2 0 0 0 1					
Bobby Grich, R OBP: 0.386, SLG: 0.493 (1,4)		4-0 SH2-4 E BB	0-0 G6-3 1B				0-0 F8		0-0 1B	3 1 2 0 1 0 0					
Freddie Patek, R OBP: 0.313, SLG: 0.406 (1,6)		0-0 SH2-4	0-0 G6-3				0-0 6-3		0-0 6-3	3 0 0 0 0 0 3					
Stan Cliburn, R OBP: 0.163, SLG: 0.214 (1,2)		0-0 E8 BB 3B 1B	0-0 L5				0-0 F7			3 1 1 2 0 0 0					
Inning Stats	R: 0 E: 0 K: 0 S: 3	H: 0 LOB: 2 BB: 1 P: 8	R: 6 E: 1 K: 0 S: 7	H: 4 LOB: 1 BB: 3 P: 19	R: 0 E: 0 K: 0 S: 3	H: 1 LOB: 0 BB: 0 P: 3	R: 0 E: 0 K: 0 S: 3	H: 0 LOB: 0 BB: 0 P: 3	R: 0 E: 0 K: 0 S: 3	H: 0 LOB: 0 BB: 0 P: 3		R: 0 E: 0 K: 1 S: 7	H: 2 LOB: 2 BB: 0 P: 7	1B: 6 2B: 0 3B: 1 HR: 0	SF: 0 SAC: 1 DP: 1 HBP: 1
PITCHER	IP WLS BF H R ER SO BB IBB HBP BLK WP HR S P ERA WHIP											IP WLS BF H R ER SO BB IBB HBP BLK WP HR S P ERA WHIP			
Jack Kucek, R ERA: 4.3 (1, 1)	1.1 L 11 2 5 5 0 4 0 0 0 0 0 0 6 23 33.75 4.500														
Tom Buskey, R ERA: 3.95 (2, 1)	5.2 19 3 1 1 0 0 0 0 0 0 0 19 19 1.59 0.529														
Joey McLaughlin, R ERA: 4.73 (8, 1)	1.0 5 2 0 0 1 0 0 0 0 0 0 7 7 0.00 2.000														

Batter	1	2	3	4	5	6	7	8	9	AB	R	H	RBI	BB	SO	LOB	TOP								
Alfredo Griffin, S OBP: 0.277, SLG: 0.340 (1, 6)										4	1	2	0	1	0	2	Toronto Blue Jays @ California Angels Anaheim Stadium, Anaheim, CA Sat Jul 19 1980, 10:05 PM EDT Att: 35,221 - Unknown								
Al Woods, L OBP: 0.357, SLG: 0.460 (1, 7)										4	1	1	1	0	0	3									
John Mayberry, L OBP: 0.358, SLG: 0.473 (1, 3)										4	0	0	1	0	0	2									
Otto Velez, R OBP: 0.386, SLG: 0.536 (1, 10)										3	0	1	0	1	0	1									
Roy Howell, L OBP: 0.319, SLG: 0.386 (1, 5)										4	0	0	0	0	1	2									
Damaso Garcia, R OBP: 0.297, SLG: 0.419 (1, 4)										4	1	1	0	0	0	1									
Lloyd Moseby, L OBP: 0.266, SLG: 0.360 (1, 9)										3	1	1	1	0	0	0									
Bob Bailor, R OBP: 0.297, SLG: 0.259 (7, 9)										0	0	0	0	0	0	0									
Steve Braun, L OBP: 0.138, SLG: 0.074 (9, PH)										1	0	0	0	0	1	1									
Joe Cannon, L OBP: 0.080, SLG: 0.080 (9, 9)										0	0	0	0	0	0	0									
Barry Bonnell, R OBP: 0.316, SLG: 0.430 (1, 8)										4	1	2	2	0	0	0									
Ernie Whitt, L OBP: 0.296, SLG: 0.333 (1, 2)										4	0	1	0	0	0	1									
Inning Stats	R: 2 E: 0 K: 1 S: 7	H: 2 LOB: 0 BB: 0 P: 7	R: 1 E: 0 K: 0 S: 4	H: 1 LOB: 0 BB: 0 P: 4	R: 0 E: 0 K: 0 S: 2	H: 0 LOB: 0 BB: 1 P: 6	R: 0 E: 0 K: 0 S: 3	H: 1 LOB: 0 BB: 0 P: 3	R: 0 E: 0 K: 0 S: 3	H: 0 LOB: 0 BB: 0 P: 3	R: 0 E: 1 K: 0 S: 4	H: 0 LOB: 1 BB: 0 P: 4	R: 1 E: 1 K: 0 S: 6	H: 2 LOB: 2 BB: 0 P: 6	R: 0 E: 0 K: 0 S: 3	H: 0 LOB: 1 BB: 1 P: 7	R: 1 E: 1 K: 1 S: 8	H: 3 LOB: 2 BB: 0 P: 8	1B: 5 2B: 2 3B: 1 HR: 2	SF: 0 SAC: 1 DP: 1 HBP: 0	WP: 0 PB: 0 SB: 2 CS: 1	PA: 39			
PITCHER	IP	WLS	BF	H	R	ER	SO	BB	IBB	HBP	BLK	WP	HR	S	P	ERA	WHIP								
Freddie Martinez, R ERA: 5.37 (1, 1)	6.2		27	6	4	4	1	1	0	0	0	0	2	28	32	5.40	1.050								
John Montague, R ERA: 3.06 (7, 1)	1.1	L	6	1	1	1	0	1	0	0	0	0	0	5	9	6.75	1.500								
Mark Clear, R ERA: 3.43 (9, 1)	1.0		5	2	0	0	1	0	0	0	0	0	0	7	7	0.00	2.000								

Batter	1	2	3	4	5	6	7	8	9	AB	R	H	RBI	BB	SO	LOB	BOTTOM								
Rick Miller, L OBP: 0.339, SLG: 0.308 (1, 8)										5	1	1	1	0	0	2	Toronto Blue Jays @ California Angels Anaheim Stadium, Anaheim, CA Sat Jul 19 1980, 10:05 PM EDT Att: 35,221 - Unknown								
Dickie Thon, R OBP: 0.303, SLG: 0.342 (1, 5)										5	0	1	1	0	0	1									
Rod Carew, L OBP: 0.395, SLG: 0.421 (1, 3)										3	0	2	0	2	0	0									
Don Baylor, R OBP: 0.337, SLG: 0.322 (1, 9)										5	0	1	1	0	0	7									
Jason Thompson, L OBP: 0.360, SLG: 0.402 (1, 10)										5	0	1	0	0	2	3									
Joe Rudi, R OBP: 0.288, SLG: 0.447 (1, 7)										4	0	0	0	0	3	4									
Bobby Grich, R OBP: 0.388, SLG: 0.414 (1, 4)										3	1	1	1	1	0	0									
Freddie Patek, R OBP: 0.312, SLG: 0.401 (1, 6)										3	1	0	0	1	0	1									
Stan Cliburn, R OBP: 0.191, SLG: 0.222 (1, 2)										3	1	1	0	1	1	0									
Inning Stats	R: 1 E: 1 K: 2 S: 10	H: 2 LOB: 3 BB: 3 P: 10	R: 1 E: 0 K: 0 S: 4	H: 1 LOB: 3 BB: 3 P: 16	R: 0 E: 0 K: 0 S: 3	H: 0 LOB: 1 BB: 1 P: 7	R: 1 E: 1 K: 0 S: 5	H: 2 LOB: 1 BB: 0 P: 5	R: 0 E: 0 K: 1 S: 5	H: 0 LOB: 0 BB: 0 P: 5	R: 0 E: 0 K: 1 S: 5	H: 0 LOB: 0 BB: 0 P: 5	R: 0 E: 0 K: 1 S: 6	H: 1 LOB: 2 BB: 1 P: 10	R: 0 E: 0 K: 0 S: 4	H: 1 LOB: 0 BB: 0 P: 4		R: 0 E: 0 K: 1 S: 6	H: 1 LOB: 1 BB: 0 P: 6	1B: 7 2B: 0 3B: 0 HR: 1	SF: 0 SAC: 0 DP: 0 HBP: 0	WP: 0 PB: 0 SB: 0 CS: 0	PA: 41		
PITCHER	IP	WLS	BF	H	R	ER	SO	BB	IBB	HBP	BLK	WP	HR	S	P	ERA	WHIP								
Jim Clancy, R ERA: 3.02 (1, 1)	9.0	W	41	8	4	2	6	5	0	0	0	0	1	48	68	2.00	1.444								


Batter	1	2	3	4	5	6	7	8	9	10	AB	R	H	RBI	BB	SO	LOB	TOP	
Alfredo Griffin, S OBP: 0.278, SLG: 0.341 (1.6)	K2-3		FC2-5 1B		1B		K			F7	5	0	2	0	0	2	0	Toronto Blue Jays @ California Angels Anaheim Stadium, Anaheim, CA Sun Jul 20 1980, 6:33 AM EDT Att: 23,903 - Unknown livebaseballscorecards.com	
Al Woods, L OBP: 0.365, SLG: 0.483 (1.7)	1B 2B		FC2-5		HR			L7 SH1-3 1B		1B 1B	5	3	4	1	0	0	2		
John Mayberry, L OBP: 0.357, SLG: 0.470 Joe Cannon, L OBP: 0.080, SLG: 0.080 Doug Ault, R OBP: 0.280, SLG: 0.244 (1.3)	F4		F4		F5			SH1-3		BB 1B	4	0	1	0	0	0	3		
Otto Velez, R OBP: 0.387, SLG: 0.531 (1.10)	1B		K		K			L7		FC6-4 1B PB	4	1	1	1	1	2	3		
Barry Bonnell, R OBP: 0.317, SLG: 0.430 (1.8)	1-3				FC2-6 1B			F7		FC6-4 1B	5	0	2	2	0	1	2		
Roy Howell, L OBP: 0.320, SLG: 0.384 (1.5)		K			FC2-6 1B			G6-4-3 HBP		E8 1B	4	1	1	0	0	1	3		
Damaso Garcia, R OBP: 0.296, SLG: 0.415 (1.4)		K			P3			G6-4-3		CS S 1B	5	0	1	1	0	2	3		
Bob Bailor, R OBP: 0.294, SLG: 0.257 (1.9)		5-3			1-3 1B			5-3		3-H 0-3 K	5	0	1	0	0	1	3		
Bob Davis, R OBP: 0.263, SLG: 0.333 (1.2)					FC2-5 1B			6-3		1-3 K	4	0	1	0	0	1	3		
Inning Stats	R: 1 E: 0 K: 1 S: 7	H: 2 LOB: 1 BB: 0 P: 7	R: 0 E: 0 K: 2 S: 7	H: 0 LOB: 0 BB: 0 P: 7	R: 0 E: 0 K: 1 S: 7	H: 2 LOB: 2 BB: 0 P: 7	R: 0 E: 0 K: 0 S: 5	H: 0 LOB: 0 BB: 0 P: 3	R: 0 E: 0 K: 1 S: 5	H: 0 LOB: 0 BB: 0 P: 5	R: 0 E: 0 K: 1 S: 6	H: 1 LOB: 1 BB: 0 P: 6	R: 1 E: 1 K: 2 S: 8	H: 2 LOB: 0 BB: 0 P: 8	R: 3 E: 0 K: 1 S: 9	H: 3 LOB: 2 BB: 1 P: 13	1B: 12 2B: 3 3B: 0 HR: 1		SF: 0 SAC: 1 DP: 1 HBP: 1
PITCHER	IP WLS BF H R ER SO BB IBB HBP BLK WP HR S P ERA WHIP	IP WLS BF H R ER SO BB IBB HBP BLK WP HR S P ERA WHIP	IP WLS BF H R ER SO BB IBB HBP BLK WP HR S P ERA WHIP	IP WLS BF H R ER SO BB IBB HBP BLK WP HR S P ERA WHIP	IP WLS BF H R ER SO BB IBB HBP BLK WP HR S P ERA WHIP	IP WLS BF H R ER SO BB IBB HBP BLK WP HR S P ERA WHIP	IP WLS BF H R ER SO BB IBB HBP BLK WP HR S P ERA WHIP	IP WLS BF H R ER SO BB IBB HBP BLK WP HR S P ERA WHIP	IP WLS BF H R ER SO BB IBB HBP BLK WP HR S P ERA WHIP	IP WLS BF H R ER SO BB IBB HBP BLK WP HR S P ERA WHIP	IP WLS BF H R ER SO BB IBB HBP BLK WP HR S P ERA WHIP	IP WLS BF H R ER SO BB IBB HBP BLK WP HR S P ERA WHIP	IP WLS BF H R ER SO BB IBB HBP BLK WP HR S P ERA WHIP	IP WLS BF H R ER SO BB IBB HBP BLK WP HR S P ERA WHIP	IP WLS BF H R ER SO BB IBB HBP BLK WP HR S P ERA WHIP	IP WLS BF H R ER SO BB IBB HBP BLK WP HR S P ERA WHIP	IP WLS BF H R ER SO BB IBB HBP BLK WP HR S P ERA WHIP	IP WLS BF H R ER SO BB IBB HBP BLK WP HR S P ERA WHIP	
Frank Tanana, L ERA: 4.22 Mark Clear, R ERA: 3.65 Andy Hassler, L ERA: 3.64 (1.1)	8.0	11	3	2	7	0	0	0	0	0	0	0	0	0	0	0	0	2.25	1.375
(9.1)	1.1	7	3	2	2	1	0	0	0	0	0	0	0	0	0	0	10	13.50	3.000
(10.1)	0.2	3	0	0	1	0	0	0	0	0	0	0	0	0	0	0	5	0.00	0.000

Batter	1	2	3	4	5	6	7	8	9	10	AB	R	H	RBI	BB	SO	LOB	BOTTOM			
Dickie Thon, R OBP: 0.298, SLG: 0.336 (1.10)	F7		K		1B			G1-6-3		L5	5	0	1	1	0	1	3	Toronto Blue Jays @ California Angels Anaheim Stadium, Anaheim, CA Sun Jul 20 1980, 6:33 AM EDT Att: 23,903 - Unknown livebaseballscorecards.com			
Rod Carew, L OBP: 0.392, SLG: 0.418 (1.3)	2B 1B		1-3				G3	K		FC4-6	5	1	1	0	0	1	2				
Carney Lansford, R OBP: 0.317, SLG: 0.388 (1.5)	F8				6-3			K		F9	4	0	0	0	0	1	1				
Don Baylor, R OBP: 0.337, SLG: 0.328 Larry Harlow, L OBP: 0.381, SLG: 0.422 (1.9)	1-3 2B				F7			F7		K	3	0	1	1	0	0	0				
Joe Rudi, R OBP: 0.294, SLG: 0.457 (1.7)		6-3			HR			SH3-4 BB		1B BB	2	1	1	1	2	0	0				
Bobby Grich, R OBP: 0.387, SLG: 0.413 (1.4)		K			5-3			SH3-4		1-2 1B	3	0	1	0	0	1	0				
Bobby Clark, R OBP: 0.225, SLG: 0.288 Rick Miller, L OBP: 0.340, SLG: 0.306 (1.8)		F7						5-3		G5-4-3 1B	2	0	0	0	0	0	0				
Bert Campaneris, R OBP: 0.234, SLG: 0.279 (1.6)					SH3 1B			G5-4-3		K	4	1	2	0	0	1	2				
Dan Whitmer, R OBP: 0.500, SLG: 0.500 Jason Thompson, L OBP: 0.362, SLG: 0.402 (1.2)					SH3			L9 1B		L9	2	0	1	0	0	0	1				
Inning Stats	R: 1 E: 0 K: 0 S: 4	H: 2 LOB: 1 BB: 0 P: 4	R: 0 E: 0 K: 1 S: 5	H: 0 LOB: 0 BB: 0 P: 5	R: 0 E: 0 K: 1 S: 6	H: 1 LOB: 1 BB: 0 P: 6	R: 1 E: 0 K: 0 S: 4	H: 1 LOB: 0 BB: 0 P: 4	R: 1 E: 0 K: 0 S: 4	H: 2 LOB: 1 BB: 0 P: 4	R: 0 E: 0 K: 1 S: 5	H: 0 LOB: 0 BB: 0 P: 5	R: 0 E: 0 K: 1 S: 5	H: 1 LOB: 0 BB: 0 P: 5	R: 0 E: 0 K: 2 S: 8	H: 1 LOB: 2 BB: 1 P: 12	R: 0 E: 0 K: 1 S: 5		H: 0 LOB: 1 BB: 1 P: 9	1B: 5 2B: 2 3B: 0 HR: 1	SF: 0 SAC: 2 DP: 2 HBP: 0
PITCHER	IP WLS BF H R ER SO BB IBB HBP BLK WP HR S P ERA WHIP	IP WLS BF H R ER SO BB IBB HBP BLK WP HR S P ERA WHIP	IP WLS BF H R ER SO BB IBB HBP BLK WP HR S P ERA WHIP	IP WLS BF H R ER SO BB IBB HBP BLK WP HR S P ERA WHIP	IP WLS BF H R ER SO BB IBB HBP BLK WP HR S P ERA WHIP	IP WLS BF H R ER SO BB IBB HBP BLK WP HR S P ERA WHIP	IP WLS BF H R ER SO BB IBB HBP BLK WP HR S P ERA WHIP	IP WLS BF H R ER SO BB IBB HBP BLK WP HR S P ERA WHIP	IP WLS BF H R ER SO BB IBB HBP BLK WP HR S P ERA WHIP	IP WLS BF H R ER SO BB IBB HBP BLK WP HR S P ERA WHIP	IP WLS BF H R ER SO BB IBB HBP BLK WP HR S P ERA WHIP	IP WLS BF H R ER SO BB IBB HBP BLK WP HR S P ERA WHIP	IP WLS BF H R ER SO BB IBB HBP BLK WP HR S P ERA WHIP	IP WLS BF H R ER SO BB IBB HBP BLK WP HR S P ERA WHIP	IP WLS BF H R ER SO BB IBB HBP BLK WP HR S P ERA WHIP	IP WLS BF H R ER SO BB IBB HBP BLK WP HR S P ERA WHIP	IP WLS BF H R ER SO BB IBB HBP BLK WP HR S P ERA WHIP	IP WLS BF H R ER SO BB IBB HBP BLK WP HR S P ERA WHIP			
Balor Moore, L ERA: 5.74 Joey McLaughlin, R ERA: 4.46 (1.1)	6.0	6	3	3	3	1	0	0	0	0	0	0	0	0	0	0	0	4.50	1.167		
(7.1)	4.0	15	2	0	4	2	1	0	0	0	0	0	0	0	0	0	20	0.00	1.000		

Batter	1	2	3	4	5	6	7	8	9	AB	R	H	RBI	BB	SO	LOB	TOP								
Rick Peters, S OBP: 0.399, SLG: 0.417 (1, 8)	0-0 4-3		0-0 F7		0-0 1B HR	0-0 1B 2B	0-0 F8			5	2	2	3	0	0	1									
Alan Trammell, R OBP: 0.381, SLG: 0.421 (1, 6)	0-0 4-3		0-0 F9		0-0 1B HR	0-0 1B HR		0-0 4-3		4	2	2	1	0	0	0									
Mark Wagner, R OBP: 0.250, SLG: 0.182 (7, 6)										1	0	0	0	0	0	0									
Steve Kemp, L OBP: 0.391, SLG: 0.440 (1, 7)	0-3 K			0-0 HR	0-0 HR	4-0 HR		0-0 F6		4	3	2	4	1	1	0									
Jim Lentine, R OBP: 0.345, SLG: 0.319 (8, 7)					1-2 HR	1-2 HR		0-0 F7		0	0	0	0	0	0	0									
Richie Hebner, L OBP: 0.365, SLG: 0.485 (1, 3)		4-0 4-3 PB BB		0-0 F6	0-3 K	0-0 HR		0-0 F7		3	1	1	3	1	1	0									
Tim Corcoran, L OBP: 0.295, SLG: 0.186 (6, 3)										1	0	0	0	0	0	0									
Champ Summers, L OBP: 0.413, SLG: 0.595 (1, 10)		0-0 F8		0-0 F7		0-0 2B		0-0 HR		5	2	2	1	0	0	1									
Al Cowens, R OBP: 0.317, SLG: 0.336 (1, 9)		0-0 4-3		0-0 F3		0-0 6-3	0-0 2B	0-0 F2		4	1	1	0	0	0	2									
Dave Stegman, R OBP: 0.270, SLG: 0.291 (7, 9)		2-3 4-3								1	0	0	0	0	0	0									
Lance Parrish, R OBP: 0.320, SLG: 0.503 (1, 2)		4-0 FC6-4 BB		0-0 6-3 1B	0-0 1-3	0-0 L4-6 2B		4-0 FC4-6 BB		3	0	2	1	1	0	1									
Duffy Dyer, R OBP: 0.232, SLG: 0.308 (7, 2)										0	0	0	0	1	0	0									
Tom Brookens, R OBP: 0.324, SLG: 0.401 (1, 5)		0-0 FC6-4		0-0 6-3	0-0 E6	0-0 L4-6		0-0 F4		4	1	0	0	0	0	5									
Stan Papi, R OBP: 0.309, SLG: 0.469 (9, PH)		1-2 FC6-4		1-2 6-3	2-3 2B	2-3 L4-6		1-2 FC4-6		1	0	0	0	0	0	1									
Lou Whitaker, L OBP: 0.341, SLG: 0.269 (1, 4)			0-0 4-3		2-3 1B	1-3 2B		1-2 FC4-6		5	2	3	1	0	0	1									
Inning Stats	R: 0 E: 0 K: 1 S: 5	H: 0 LOB: 0 BB: 0 P: 5	R: 0 E: 0 K: 0 S: 3	H: 0 LOB: 2 BB: 2 P: 11	R: 0 E: 0 K: 0 S: 3	H: 0 LOB: 0 BB: 0 P: 3	R: 1 E: 0 K: 0 S: 4	H: 1 LOB: 0 BB: 0 P: 4	R: 4 E: 0 K: 1 S: 9	H: 5 LOB: 0 BB: 0 P: 9	R: 7 E: 1 K: 0 S: 9	H: 5 LOB: 1 BB: 1 P: 13	R: 1 E: 0 K: 0 S: 5	H: 3 LOB: 1 BB: 0 P: 5	R: 0 E: 0 K: 0 S: 3	H: 0 LOB: 0 BB: 0 P: 3	R: 1 E: 0 K: 0 S: 4	H: 1 LOB: 1 BB: 1 P: 8	1B: 7 2B: 5 3B: 0 HR: 4	SF: 0 SAC: 0 DP: 1 HBP: 0	WP: 0 PB: 1 SB: 0 CS: 0	PA: 45			
PITCHER	IP	WLS	BF	H	R	ER	SO	BB	IBB	HBP	BLK	WP	HR	S	P	ERA	WHIP								
Don Aase, R ERA: 4.3 (1, 1)	5.0	L	23	7	6	5	2	2	0	0	0	0	2	25	33	9.00	1.800								
Dave Lemanczyk, R ERA: 4.99 (6, 1)	4.0		22	8	8	2	0	2	0	0	0	0	2	20	28	4.50	2.500								

Detroit Tigers @ California Angels
Anaheim Stadium, Anaheim, CA
Mon Jul 21 1980, 10:05 PM EDT
Att: 24,594 - Unknown


AB 41
R 14
H 15
RBI 14
BB 4
SO 2
LOB 12



Batter	1	2	3	4	5	6	7	8	9	AB	R	H	RBI	BB	SO	LOB	BOTTOM								
Rick Miller, L OBP: 0.345, SLG: 0.310 (1, 8)	4-0 6-3 S BB		0-0 BB 1B	0-0 1B		0-0 B1-3		0-0 F8		4	0	2	0	1	0	0									
Carney Lansford, R OBP: 0.318, SLG: 0.388 (1, 5)	0-3 K		0-0 F7	0-0 1B		0-0 FC4-6 1B		0-0 F8		5	0	2	0	0	1	2									
Rod Carew, L OBP: 0.387, SLG: 0.411 (1, 3)	0-0 6-3		0-0 F7	0-0 4-3		0-0 FC4-6 FC6-4		0-0 4-3		5	0	0	0	0	0	5									
Don Baylor, R OBP: 0.333, SLG: 0.324 (1, 7)	0-0 F8		0-0 BB 1B		0-0 F4	0-0 FC6-4		0-0 F6		5	0	1	0	0	0	2									
Jason Thompson, L OBP: 0.369, SLG: 0.419 (1, 10)		0-0 FC5-4 S 1B	4-0 1-2 2-3 BB		0-0 HR		0-0 FC6-4 1B		0-0 F8		4	1	3	1	1	0									
Larry Harlow, L OBP: 0.373, SLG: 0.412 (1, 9)		0-0 F7	0-0 F8		0-0 G3		0-0 F7			4	0	0	0	0	0	5									
Bobby Grich, R OBP: 0.392, SLG: 0.431 (1, 4)		4-0 FC5-4 BB		0-0 SH1-3 SF 2B	0-0 HR		0-0 F9			3	2	2	1	1	0	1									
Freddie Patek, R OBP: 0.313, SLG: 0.400 (1, 6)		0-0 FC5-4		0-0 SH1-3	0-0 1B		0-0 FC6-4			3	0	1	0	0	0	3									
Dan Whitmer, R OBP: 0.167, SLG: 0.200 (1, 2)		0-0 5-3		0-0 SF7	0-0 F9		0-3 K			3	0	0	1	0	1	3									
Inning Stats	R: 0 E: 0 K: 1 S: 5	H: 0 LOB: 1 BB: 1 P: 9	R: 0 E: 0 K: 0 S: 4	H: 1 LOB: 2 BB: 1 P: 8	R: 0 E: 0 K: 0 S: 5	H: 2 LOB: 3 BB: 1 P: 9	R: 1 E: 0 K: 0 S: 6	H: 3 LOB: 2 BB: 0 P: 6	R: 2 E: 0 K: 0 S: 6	H: 3 LOB: 1 BB: 0 P: 6	R: 0 E: 0 K: 0 S: 4	H: 1 LOB: 1 BB: 0 P: 4	R: 0 E: 0 K: 1 S: 5	H: 0 LOB: 0 BB: 0 P: 5	R: 0 E: 0 K: 0 S: 3	H: 0 LOB: 0 BB: 0 P: 3	1B: 8 2B: 1 3B: 0 HR: 2	SF: 1 SAC: 1 DP: 0 HBP: 0	WP: 0 PB: 0 SB: 2 CS: 0	PA: 41					
PITCHER	IP	WLS	BF	H	R	ER	SO	BB	IBB	HBP	BLK	WP	HR	S	P	ERA	WHIP								
Milt Wilcox, R ERA: 3.75 (1, 1)	5.0		27	9	3	3	1	3	0	0	0	0	0	26	38	5.40	2.400								
Pat Underwood, L ERA: 4.35 (6, 1)	4.0	S	14	2	0	0	1	0	0	0	0	0	0	16	16	0.00	0.500								

Detroit Tigers @ California Angels
Anaheim Stadium, Anaheim, CA
Mon Jul 21 1980, 10:05 PM EDT
Att: 24,594 - Unknown

AB 36
R 3
H 11
RBI 3
BB 3
SO 2
LOB 21



Batter	1	2	3	4	5	6	7	8	9	AB	R	H	RBI	BB	SO	LOB	TOP					
Rick Peters, S OBP: 0.394, SLG: 0.416 (1, 8)	F6		FC6-4		1B FC3-2 2B		K		G4-6-3	5	0	1	0	0	1	2						
Alan Trammell, R OBP: 0.384, SLG: 0.420 (1, 6)	F8		BB		FC3-2 1B		F8		BB	3	0	1	1	2	0	0						
Steve Kemp, L OBP: 0.385, SLG: 0.432 (1, 7)	F6		F7		FC3-2		4-3		F8	5	0	0	0	0	5							
Richie Hebner, L OBP: 0.360, SLG: 0.478 (1, 3)		F7		G3	4-3				G3	4	0	0	0	0	2							
Champ Summers, L OBP: 0.412, SLG: 0.503 (1, 10)		1B		F7		K			F7	3	0	1	0	0	1	0						
John Wockenfuss, R (8, PH) OBP: 0.398, SLG: 0.477		1B								1	0	0	0	0	0	0						
Al Cowens, R OBP: 0.320, SLG: 0.333 (1, 9)	F5		F7		HR BB				BB	2	1	0	0	2	0	1						
Lance Parrish, R OBP: 0.328, SLG: 0.527 (1, 2)		CS 1B		HR	HR				BB	3	2	3	3	1	0	0						
Tom Brookens, R OBP: 0.319, SLG: 0.394 (1, 5)	CS	F9		F7	4-3				K	4	0	0	0	0	1	2						
Lou Whitaker, L OBP: 0.347, SLG: 0.271 (1, 4)			FC6-4 BB		2B 1B 1B		K		G4-6-3 BB	2	1	1	0	2	1	0						
Inning Stats	R: 0 E: 0 K: 0 S: 3	H: 0 LOB: 0 BB: 0 P: 3	R: 0 E: 0 K: 0 S: 4	H: 2 LOB: 1 BB: 0 P: 4	R: 0 E: 1 K: 0 S: 3	H: 0 LOB: 2 BB: 2 P: 11	R: 0 E: 0 K: 0 S: 3	H: 0 LOB: 0 BB: 0 P: 3	R: 2 E: 0 K: 0 S: 7	H: 4 LOB: 2 BB: 0 P: 7	R: 2 E: 0 K: 2 S: 8	H: 1 LOB: 0 BB: 1 P: 12	R: 0 E: 0 K: 1 S: 5	H: 0 LOB: 0 BB: 0 P: 5	R: 0 E: 0 K: 1 S: 5	H: 0 LOB: 2 BB: 2 P: 13	R: 0 E: 0 K: 0 S: 2	H: 0 LOB: 1 BB: 2 P: 10	1B: 4 2B: 1 3B: 0 HR: 2	SF: 0 SAC: 0 DP: 1 HBP: 0	WP: 0 PB: 0 SB: 0 CS: 1	PA: 40
PITCHER	IP	WLS	BF	H	R	ER	SO	BB	IBB	HBP	BLK	WP	HR	S	P	ERA	WHIP					
Chris Knapp, R ERA: 6.02 (1, 1)	4.1		20	6	2	2	0	2	0	0	0	0	1	18	26	4.15	1.846					
Andy Hassler, L ERA: 3.8 (5, 1)	3.0	W	11	1	2	2	3	1	0	0	0	0	1	16	20	6.00	0.667					
Mark Clear, R ERA: 3.55 (8, 1)	1.2	S	8	0	0	0	1	4	0	0	0	0	0	6	22	0.00	2.400					

Detroit Tigers @ California Angels
Anaheim Stadium, Anaheim, CA
Tue Jul 22 1980, 10:05 PM EDT
Att: 24,137 - Unknown

AB 32
R 4
H 7
RBI 4
BB 7
SO 4
LOB 12



Batter	1	2	3	4	5	6	7	8	9	AB	R	H	RBI	BB	SO	LOB	BOTTOM					
Rick Miller, L OBP: 0.350, SLG: 0.317 (1, 8)	1B 1B 2B	FC3 FC6-4		BB 1B BB		K		1B BB		4	3	2	0	1	1	2						
Bert Campaneris, R OBP: 0.248, SLG: 0.288 (1, 6)	1B	FC6-4 S		K		F2		1B 1B		5	0	2	1	0	1	4						
Carney Lansford, R OBP: 0.320, SLG: 0.388 (1, 5)	FC6-4 1B	K		BB BB 1B		4-3		B2		5	0	2	2	0	1	4						
Jason Thompson, L OBP: 0.375, SLG: 0.427 (1, 3)	K		E8 FC1-5 1B	BB BB		F8 1B 2B		1B 1B		4	1	3	1	1	1	2						
Joe Rudi, R OBP: 0.292, SLG: 0.451 (1, 10)	K		FC1-5 6-3	BB BB		F8 F8		F8		4	0	0	1	1	1	6						
Bobby Grich, R OBP: 0.389, SLG: 0.424 (1, 4)	FC6-4		6-3	BB BB		1B BB		F9		4	0	0	0	1	1	8						
Larry Harlow, L OBP: 0.376, SLG: 0.414 (1, 9)		E FC6-4 1B	4-3		L6		1B			4	1	2	1	0	0	1						
Bobby Clark, R OBP: 0.240, SLG: 0.300 (1, 7)		FC6-4 E 1B		F9	5-3-5 1B		F6			4	0	2	0	0	2							
Dan Whitmer, R OBP: 0.200, SLG: 0.222 (1, 2)		K		1B 1B 1B		F7				4	1	1	0	0	1	5						
Inning Stats	R: 1 E: 0 K: 2 S: 10	H: 3 LOB: 2 BB: 0 P: 10	R: 1 E: 1 K: 2 S: 10	H: 2 LOB: 0 BB: 0 P: 10	R: 0 E: 1 K: 0 S: 4	H: 1 LOB: 1 BB: 0 P: 4	R: 2 E: 0 K: 2 S: 10	H: 3 LOB: 3 BB: 2 P: 18	R: 0 E: 0 K: 0 S: 3	H: 1 LOB: 0 BB: 0 P: 3	R: 0 E: 0 K: 1 S: 5	H: 0 LOB: 0 BB: 0 P: 5	R: 1 E: 0 K: 0 S: 5	H: 2 LOB: 2 BB: 1 P: 9	R: 1 E: 0 K: 0 S: 5	H: 2 LOB: 2 BB: 1 P: 9	R: 1 E: 0 K: 0 S: 5	H: 2 LOB: 2 BB: 1 P: 9	1B: 12 2B: 3 3B: 0 HR: 0	SF: 0 SAC: 0 DP: 1 HBP: 0	WP: 0 PB: 0 SB: 1 CS: 0	PA: 42
PITCHER	IP	WLS	BF	H	R	ER	SO	BB	IBB	HBP	BLK	WP	HR	S	P	ERA	WHIP					
Jack Morris, R ERA: 4.58 (1, 1)	3.2		21	9	4	3	5	0	0	0	0	0	0	6	14	0.00	2.250					
Roger Weaver, R ERA: 1.27 (4, 1)	1.1		6	1	0	0	1	2	0	0	0	0	0	6	14	0.00	2.250					
Dave Rozema, R ERA: 4.81 (6, 1)	2.0	L	9	2	1	1	1	1	0	0	0	0	0	10	14	4.50	1.500					
Aurelio Lopez, R ERA: 3.48 (8, 1)	1.0		6	2	1	1	0	1	0	0	0	0	0	5	9	9.00	3.000					

Detroit Tigers @ California Angels
Anaheim Stadium, Anaheim, CA
Tue Jul 22 1980, 10:05 PM EDT
Att: 24,137 - Unknown


AB 38
R 6
H 14
RBI 6
BB 4
SO 7
LOB 34



Batter	1	2	3	4	5	6	7	8	9	AB	R	H	RBI	BB	SO	LOB	TOP								
Rick Peters, S OBP: 0.385, SLG: 0.407 (1, 8)	F9		F7	SF9		K		FC3-6		4	0	0	1	0	1	1									
Alan Trammell, R OBP: 0.387, SLG: 0.421 (1, 6)	F9		1-3	1B			E 1B PB BB	4-3		4	1	2	0	1	0	1									
Steve Kemp, L OBP: 0.385, SLG: 0.442 (1, 10)	HR		1-3	F6			E7 PB 1B	1-3	1-3	5	1	2	1	0	0	3									
Lance Parrish, R OBP: 0.329, SLG: 0.524 (1, 2)	K		F3				FC6-4 1B	F8		4	0	1	0	1	1	1									
Al Cowens, R OBP: 0.321, SLG: 0.335 (1, 9)		FC1-5 BB 1B		K			FC6-4 1B	F3		5	2	2	0	0	1	3									
Richie Hebner, L OBP: 0.368, SLG: 0.480 (1, 3)		1-3 FC1-5 BB		BB 1B			FC6-4 1B	L6		3	1	2	0	2	0	2									
Tom Brookens, R OBP: 0.318, SLG: 0.389 (1, 5)		FC1-5		1B			FC6-4 CS	E5		3	1	0	1	1	1	5	AB 38								
Champ Summers, L OBP: 0.410, SLG: 0.500 (9, PH)		1-2 2-3		1B			1-2	F8		1	0	0	0	0	0	1	R 7								
Mark Wagner, R OBP: 0.250, SLG: 0.182 (9, 5)		1-2 2-3		1B			1-2	E5		0	0	0	0	0	0	0	H 12								
Jim Lentine, R OBP: 0.348, SLG: 0.323 (1, 7)		1-3		1B			CS	F8		5	1	2	1	0	0	4	RBI 5								
Stan Papi, R OBP: 0.314, SLG: 0.470 (1, 4)		F8		1B			4-3	FC5-6 1B		2	0	1	1	0	0	2	BB 5								
Lou Whitaker, L OBP: 0.345, SLG: 0.269 (6, PH)		F8		1B			K2-3	FC5-6 FC3-6		2	0	0	0	0	1	1	SO 5								
Inning Stats	R: 1 E: 0 K: 1 S: 6	H: 1 LOB: 0 BB: 0 P: 6	R: 0 E: 0 K: 0 S: 4	H: 1 LOB: 2 BB: 1 P: 8	R: 0 E: 0 K: 0 S: 4	H: 1 LOB: 1 BB: 0 P: 4	R: 3 E: 0 K: 1 S: 8	H: 3 LOB: 2 BB: 2 P: 16	R: 1 E: 0 K: 0 S: 4	H: 2 LOB: 0 BB: 0 P: 4	R: 0 E: 0 K: 2 S: 7	H: 0 LOB: 0 BB: 0 P: 7	R: 1 E: 1 K: 1 S: 6	H: 1 LOB: 2 BB: 2 P: 14	R: 0 E: 1 K: 0 S: 4	H: 1 LOB: 1 BB: 0 P: 4	R: 1 E: 1 K: 0 S: 6	H: 2 LOB: 2 BB: 0 P: 6	1B: 11 2B: 0 3B: 0 HR: 1	SF: 1 SAC: 0 DP: 0 HBP: 0	WP: 0 PB: 1 SB: 0 CS: 1	PA: 45			
PITCHER	IP	WLS	BF	H	R	ER	SO	BB	IBB	HBP	BLK	WP	HR	S	P	ERA	WHIP								
Dave LaRoche, L ERA: 3.88 (1, 1)	3.2		20	6	4	4	2	3	0	0	0	0	1	21	33	9.82	2.455								
John Montague, R ERA: 3.09 (4, 1)	2.2		12	3	2	1	2	2	0	0	0	0	0	14	22	3.38	1.875								
Andy Hassler, L ERA: 3.64 (7, 1)	2.0		7	1	0	0	1	0	0	0	0	0	0	9	9	0.00	0.500								
Mark Clear, R ERA: 3.52 (9, 1)	0.2	L	5	2	1	0	0	0	0	0	0	0	0	5	5	0.00	3.000								

Detroit Tigers @ California Angels
Anaheim Stadium, Anaheim, CA
Wed Jul 23 1980, 10:05 PM EDT
Att: 26,648 - Unknown


AB 38
R 7
H 12
RBI 5
BB 5
SO 5
LOB 24



Batter	1	2	3	4	5	6	7	8	9	AB	R	H	RBI	BB	SO	LOB	BOTTOM								
Rick Miller, L OBP: 0.348, SLG: 0.316 (1, 8)	SH1-3 HR 1B		4-3		FC3-6 1B	F7		SH1-3		4	2	1	0	0	0	1									
Bert Campaneris, R OBP: 0.274, SLG: 0.329 (1, 6)	SH1-3		E CS 2B		1B		FC6-5 CS			4	1	3	0	0	0	1									
Carney Lansford, R OBP: 0.318, SLG: 0.385 (1, 5)	5-3		K		1B		K	CS	F7	5	1	1	1	0	2	3									
Jason Thompson, L OBP: 0.382, SLG: 0.453 (1, 3)	HR		E IBB		1B	HBP 1B	HR	K		4	2	3	4	1	1	0									
Joe Rudi, R OBP: 0.294, SLG: 0.448 (1, 10)	1B		E4		1B	HBP	K	K		4	0	1	0	0	2	2									
Bobby Grich, R OBP: 0.390, SLG: 0.423 (1, 4)	F9		CS		5-3		1B	1B		3	0	1	1	1	0	1									
Larry Harlow, L OBP: 0.368, SLG: 0.495 (1, 9)		G3		F7	F2		K			4	0	0	0	0	1	4	AB 36								
Bobby Clark, R OBP: 0.241, SLG: 0.297 (1, 7)		5-3		1-3	2-3		1B			4	0	1	0	0	0	3	R 6								
Dan Whitmer, R OBP: 0.231, SLG: 0.250 (1, 2)																	H 13								
Rod Carew, L OBP: 0.368, SLG: 0.413 (8, PH)																	RBI 6								
Stan Cliburn, R OBP: 0.191, SLG: 0.222 (9, 2)								FC6-5 SH1-3 1B									BB 2								
Inning Stats	R: 2 E: 0 K: 0 S: 6	H: 3 LOB: 1 BB: 0 P: 6	R: 0 E: 0 K: 1 S: 5	H: 0 LOB: 0 BB: 0 P: 5	R: 0 E: 1 K: 1 S: 6	H: 1 LOB: 2 BB: 1 P: 10	R: 0 E: 0 K: 0 S: 3	H: 0 LOB: 0 BB: 0 P: 3	R: 3 E: 0 K: 0 S: 8	H: 5 LOB: 3 BB: 0 P: 9	R: 0 E: 0 K: 1 S: 6	H: 1 LOB: 1 BB: 0 P: 6	R: 1 E: 0 K: 2 S: 8	H: 2 LOB: 2 BB: 1 P: 12	R: 0 E: 0 K: 0 S: 3	H: 1 LOB: 0 BB: 0 P: 3	R: 0 E: 0 K: 2 S: 7	H: 0 LOB: 0 BB: 0 P: 7	1B: 10 2B: 1 3B: 0 HR: 2	SF: 0 SAC: 2 DP: 0 HBP: 1	WP: 0 PB: 0 SB: 0 CS: 2	PA: 43			
PITCHER	IP	WLS	BF	H	R	ER	SO	BB	IBB	HBP	BLK	WP	HR	S	P	ERA	WHIP								
Dan Petry, R ERA: 3.92 (1, 1)	4.1		22	5	1	1	5	1	0	0	0	0	1	25	29	10.38	1.846								
Aurelio Lopez, R ERA: 3.35 (5, 1)	4.2	W	19	5	1	1	5	1	0	1	0	0	1	27	32	1.93	1.286								

Detroit Tigers @ California Angels
Anaheim Stadium, Anaheim, CA
Wed Jul 23 1980, 10:05 PM EDT
Att: 26,648 - Unknown

AB 36
R 6
H 13
RBI 6
BB 2
SO 7
LOB 15



Batter	1	2	3	4	5	6	7	8	9	AB	R	H	RBI	BB	SO	LOB	TOP								
Rick Miller, L OBP: 0.357, SLG: 0.331 (1, 9)	0-0 4-3 1B	0-0 1B		0-0 FC6-4 1B		0-0 6-3 2B		0-0 SF9 WP 1B		5	0	4	4	0	0	0									
Bert Campaneris, R OBP: 0.292, SLG: 0.338 (1, 6)	0-0 S 1B 2B	0-0 F9		0-0 F7		0-0 6-3		4-0 1B 2B		4	1	1	0	1	0	3									
Carney Lansford, R OBP: 0.319, SLG: 0.385 (1, 5)	4-0 1B 2B	0-0 1B		0-0 FC6-4 1-2		0-0 6-3		0-0 SF9		3	1	1	1	1	0	2									
Don Baylor, R OBP: 0.330, SLG: 0.321 (1, 10)	0-0 1B E 1-2 3-H	0-0 F7				0-0 F8		0-0 F6		5	1	1	1	0	0	4									
Joe Rudi, R OBP: 0.296, SLG: 0.446 (1, 7)	0-0 E8 1B 1-H 2-H		4-0 G3-6-3 1B BB		0-0 F9		0-3 K		0-3 K	4	0	1	1	1	2	0									
Bobby Grich, R OBP: 0.387, SLG: 0.419 (1, 4)	0-3 K		0-0 G3-6-3 1B		0-0 5-3		0-3 K		0-3 K	5	0	1	0	0	3	1									
Jason Thompson, L OBP: 0.382, SLG: 0.450 (1, 3)	0-0 2-3		0-0 G3-6-3 1-2 2-3			4-0 1B 2B WP BB		0-0 SH1-4 1B		4	2	1	0	1	0	3									
Bobby Clark, R OBP: 0.232, SLG: 0.286 (1, 8)		0-3 K	0-0 5-3			0-3 K		0-0 SH1-4		3	0	0	0	0	2	2									
Dan Whitmer, R OBP: 0.353, SLG: 0.333 (1, 2)		0-0 S 1B		0-3 K		0-0 2B 1B		4-0 WP 1B SF9 BB		3	3	2	0	1	1	0									
Inning Stats	R: 3 E: 1 K: 1 S: 8	H: 3 LOB: 1 BB: 1 P: 12	R: 1 E: 0 K: 1 S: 8	H: 3 LOB: 2 BB: 0 P: 8	R: 0 E: 0 K: 0 S: 3	H: 1 LOB: 1 BB: 1 P: 7	R: 0 E: 0 K: 1 S: 6	H: 1 LOB: 1 BB: 0 P: 6	R: 0 E: 0 K: 0 S: 3	H: 0 LOB: 0 BB: 0 P: 3	R: 2 E: 0 K: 2 S: 7	H: 2 LOB: 1 BB: 1 P: 11	R: 0 E: 0 K: 2 S: 7	H: 0 LOB: 0 BB: 0 P: 7	R: 2 E: 0 K: 0 S: 5	H: 2 LOB: 2 BB: 13	R: 0 E: 0 K: 2 S: 7	H: 0 LOB: 0 BB: 7	1B: 10 2B: 2 HR: 0	SF: 1 SAC: 1 DP: 1 HBP: 0	WP: 2 PB: 0 SB: 2 CS: 0	PA: 43			
PITCHER	IP	WLS	BF	H	R	ER	SO	BB	IBB	HBP	BLK	WP	HR	S	P	ERA	WHIP								
Rick Waits, L ERA: 4.94 (1, 1)	5.1		26	8	5	4	4	3	0	0	0	1	0	31	43	6.75	2.062								
Mike Stanton, R ERA: 5.3 (6, 1)	2.0		12	4	3	3	2	2	0	0	0	1	0	14	22	13.50	3.000								
Sandy Whitol, R ERA: 1.8 (8, 1)	1.2	W	5	0	0	0	2	0	0	0	0	0	0	9	9	0.00	0.000								

California Angels @ Cleveland Indians
Cleveland Municipal Stadium, Cleveland, OH
Fri Jul 25 1980, 7:05 PM EDT
Unknown

AB 36
R 8
H 12
RBI 7
BB 5
SO 8
LOB 15



Batter	1	2	3	4	5	6	7	8	9	AB	R	H	RBI	BB	SO	LOB	BOTTOM								
Miguel Dilone, S OBP: 0.363, SLG: 0.407 (1, 8)	0-0 S 1B	0-0 FC4-6 1B			0-0 2-3		0-3 K		0-3 K	5	0	2	2	0	2	1									
Jorge Orta, L OBP: 0.407, SLG: 0.394 (1, 9)	0-3 K	0-0 FC4-6 1-2 2-3		0-0 G6-3 1B				1-0 1B HBP	4-0 HBP BB	3	2	1	0	1	1	3									
Mike Hargrove, L OBP: 0.222, SLG: 0.403 (1, 3)	0-3 K	0-0 F6		0-0 G6-3				0-0 F8 1B 1B	4-0 HBP BB	4	1	1	0	1	1	4									
Rick Manning, L OBP: 0.323, SLG: 0.241 (9, PR)	1-2 K			0-0 G6-3				1-2 1B	1-2 E BB	0	1	0	0	0	0	0									
Toby Harrah, R OBP: 0.379, SLG: 0.375 (1, 5)	0-3 K		0-0 5-3			0-0 F5		0-0 1B 1-3	1-0 E 1B HBP	4	2	1	1	0	1	1									
Joe Charboneau, R OBP: 0.358, SLG: 0.463 (1, 7)		0-0 BB 1B	4-0 G6-4-3 BB		0-0 F7			0-0 F8	0-0 E5 1B	4	1	1	0	1	0	3									
Bo Diaz, R OBP: 0.333, SLG: 0.434 (1, 2)		0-0 F8	0-0 G6-4-3		0-0 F9			0-0 1-3	1-2 1B	5	0	1	1	0	0	4									
Alan Bannister, R OBP: 0.289, SLG: 0.298 (1, 4)		4-0 1B 1B 1B BB		0-3 K		0-0 F9		0-0 2-H 3-H 1B		3	1	1	2	1	1	0									
Gary Alexander, R OBP: 0.281, SLG: 0.380 (1, 10)		0-0 1B 1B		0-3 K		0-0 F9		0-3 K		3	1	2	1	0	1	0									
Ron Hassey, L OBP: 0.394, SLG: 0.396 (8, PH)		1-2 2-H 1B		0-0 K		0-0 1B				1	0	0	0	0	1	1									
Jerry Dybzinski, R OBP: 0.242, SLG: 0.288 (1, 6)		0-0 1B		0-0 F4				0-0 F9		2	0	1	0	0	0	0									
Gary Gray, R OBP: 0.222, SLG: 0.353 (7, PH)										1	0	0	0	0	0	1									
Dave Rosello, R OBP: 0.250, SLG: 0.310 (8, 6)		FC4-6 1B								0	0	0	0	0	0	0									
Jack Brohamer, L OBP: 0.304, SLG: 0.301 (8, PH)		1-2 2-3 1B								1	0	0	0	0	0	0									
Inning Stats	R: 0 E: 0 K: 3 S: 10	H: 1 LOB: 1 BB: 0 P: 10	R: 3 E: 0 K: 0 S: 7	H: 4 LOB: 2 BB: 1 P: 11	R: 0 E: 0 K: 0 S: 2	H: 0 LOB: 0 BB: 1 P: 6	R: 0 E: 0 K: 2 S: 7	H: 0 LOB: 0 BB: 0 P: 7	R: 0 E: 0 K: 0 S: 3	H: 1 LOB: 0 BB: 0 P: 3	R: 0 E: 0 K: 0 S: 3	H: 0 LOB: 0 BB: 0 P: 3	R: 0 E: 0 K: 1 S: 6	H: 1 LOB: 1 BB: 0 P: 6	R: 3 E: 0 K: 1 S: 8	H: 3 LOB: 1 BB: 0 P: 9	R: 3 E: 1 K: 1 S: 6	H: 1 LOB: 2 BB: 2 P: 15	1B: 11 2B: 0 3B: 0 HR: 0	SF: 0 SAC: 0 DP: 2 HBP: 2	WP: 0 PB: 0 SB: 1 CS: 0	PA: 42			
PITCHER	IP	WLS	BF	H	R	ER	SO	BB	IBB	HBP	BLK	WP	HR	S	P	ERA	WHIP								
Frank Tanana, L ERA: 4.42 (1, 1)	7.2		34	10	6	6	6	2	0	1	0	0	0	43	52	7.04	1.565								
Mark Clear, R ERA: 3.46 (8, 1)	1.0	L	8	1	3	0	2	2	0	1	0	0	0	9	18	0.00	3.000								

California Angels @ Cleveland Indians
Cleveland Municipal Stadium, Cleveland, OH
Fri Jul 25 1980, 7:05 PM EDT
Unknown

AB 36
R 9
H 11
RBI 7
BB 4
SO 8
LOB 18



Batter	1	2	3	4	5	6	7	8	9	AB	R	H	RBI	BB	SO	LOB	TOP								
Rick Miller, L OBP: 0.351, SLG: 0.325 (1, 9)	F6		F6		F7			K		4	0	0	0	0	1	0	California Angels @ Cleveland Indians Cleveland Municipal Stadium, Cleveland, OH Fri Jul 25 1980, 7:05 PM EDT Att: 23,791 - Unknown								
Dickie Thon, R OBP: 0.285, SLG: 0.325 (1, 4)	F8			6-3		2-3		F9		4	0	0	0	0	0	0									
Carney Lansford, R OBP: 0.324, SLG: 0.392 (1, 5)	1B			1B		2B		F3		4	0	3	0	0	0	0									
Don Baylor, R OBP: 0.329, SLG: 0.316 (1, 10)	F7			K		G6-4-3 BB		F8		3	0	0	0	1	1	2									
Joe Rudi, R OBP: 0.292, SLG: 0.440 (1, 7)	K			F7		G6-4-3 1-2		F7		4	0	0	0	0	1	3									
Jason Thompson, L OBP: 0.381, SLG: 0.451 (1, 3)	4-3					HR 2B		F8		4	1	1	0	0	0	0									
Bobby Clark, R OBP: 0.224, SLG: 0.275 (1, 8)	6-3			6-3		6-3		K2-3		3	0	0	0	0	1	1									
Freddie Patek, R OBP: 0.309, SLG: 0.395 (1, 6)			F8		F7			E5		3	0	0	0	0	0	1									
Stan Cliburn, R OBP: 0.200, SLG: 0.292 (1, 2)	F3					2H HR		F7		3	1	1	2	0	0	1									
Inning Stats	R: 0 E: 0 K: 0 S: 4	H: 1 LOB: 1 BB: 0 P: 4	R: 0 E: 0 K: 1 S: 5	H: 0 LOB: 0 BB: 0 P: 5	R: 0 E: 0 K: 1 S: 3	H: 0 LOB: 0 BB: 0 P: 3	R: 0 E: 0 K: 1 S: 6	H: 1 LOB: 1 BB: 0 P: 6	R: 2 E: 0 K: 0 S: 5	H: 2 LOB: 0 BB: 1 P: 5	R: 0 E: 0 K: 1 S: 3	H: 0 LOB: 1 BB: 0 P: 7	R: 0 E: 0 K: 1 S: 6	H: 0 LOB: 0 BB: 0 P: 6	R: 0 E: 0 K: 0 S: 5	H: 0 LOB: 0 BB: 0 P: 5	R: 0 E: 0 K: 0 S: 3	H: 0 LOB: 0 BB: 0 P: 3	1B: 2 2B: 2 3B: 0 HR: 1	SF: 0 SAC: 0 DP: 1 HBP: 0	WP: 0 PB: 0 SB: 0 CS: 0	PA: 33			
PITCHER	IP	WLS	BF	H	R	ER	SO	BB	IBB	HBP	BLK	WP	HR	S	P	ERA	WHIP								
Ross Grimsley, L ERA: 6.59 (1, 1)	5.1	W	22	5	2	2	2	1	0	0	0	0	1	25	29	3.38	1.125								
Sid Monge, L ERA: 3.0 (6, 1)	3.2	S	11	0	0	0	2	0	0	0	0	0	0	15	15	0.00	0.000								

Batter	1	2	3	4	5	6	7	8	9	AB	R	H	RBI	BB	SO	LOB	BOTTOM								
Miguel Dilone, S OBP: 0.364, SLG: 0.407 (1, 7)	1-3		F5	6-3			1B BLK			5	1	2	0	0	0	1	California Angels @ Cleveland Indians Cleveland Municipal Stadium, Cleveland, OH Fri Jul 25 1980, 7:05 PM EDT Att: 23,791 - Unknown								
Jorge Orta, L OBP: 0.407, SLG: 0.404 (1, 9)	K		HR	K		1B		4-3		5	1	2	1	0	2	2									
Mike Hargrove, L OBP: 0.305, SLG: 0.404 (1, 3)	HR BB									2	1	1	1	1	0	1									
Gary Gray, R OBP: 0.222, SLG: 0.353 (8, 3)	1B BB			F5			SF9-3-6			0	0	0	0	0	0	0									
Toby Harrah, R OBP: 0.380, SLG: 0.375 (1, 5)	HR 1B		F9							3	2	1	0	1	0	1									
Dave Rosello, R OBP: 0.250, SLG: 0.310 (8, 5)	HR 1B									0	0	0	0	0	0	0									
Joe Charboneau, R OBP: 0.360, SLG: 0.474 (1, 10)	HR		4-3							4	2	2	3	0	0	1									
Ron Hassey, L OBP: 0.386, SLG: 0.406 (1, 2)	1-3			WP E 3B 1B						4	1	2	2	0	0	0									
Alan Bannister, R OBP: 0.293, SLG: 0.294 (1, 4)			G3-6-3 BB	E1 WP 3B			G6-4-3 BB	K		2	1	0	0	2	1	2									
Rick Manning, L OBP: 0.322, SLG: 0.249 (1, 8)	G3-6-3 1-2			1B 3B				5-3		4	1	1	2	0	0	2									
Jerry Dybzinski, R OBP: 0.242, SLG: 0.287 (1, 6)	F7			1B 3B			G6-4-3	1-3		4	0	1	1	0	0	1									
Inning Stats	R: 3 E: 0 K: 1 S: 7	H: 2 LOB: 0 BB: 1 P: 11	R: 0 E: 0 K: 0 S: 2	H: 0 LOB: 0 BB: 1 P: 6	R: 1 E: 0 K: 0 S: 5	H: 2 LOB: 1 BB: 0 P: 5	R: 3 E: 1 K: 1 S: 9	H: 3 LOB: 1 BB: 0 P: 9	R: 0 E: 0 K: 0 S: 3	H: 0 LOB: 0 BB: 0 P: 3	R: 0 E: 0 K: 0 S: 2	H: 0 LOB: 0 BB: 1 P: 6	R: 3 E: 0 K: 1 S: 8	H: 4 LOB: 1 BB: 1 P: 12	R: 0 E: 0 K: 0 S: 4	H: 1 LOB: 1 BB: 0 P: 4	1B: 8 2B: 1 3B: 2 HR: 2	SF: 1 SAC: 0 DP: 3 HBP: 0	WP: 1 PB: 0 SB: 0 CS: 0	PA: 38					
PITCHER	IP	WLS	BF	H	R	ER	SO	BB	IBB	HBP	BLK	WP	HR	S	P	ERA	WHIP								
Freddie Martinez, R ERA: 6.63 (1, 1)	3.0	L	17	6	3	6	1	2	0	0	0	0	0	17	25	18.00	2.667								
Dave LaRoche, L ERA: 3.8 (4, 1)	5.0		21	6	3	3	2	2	0	0	1	0	0	23	31	5.40	1.600								

Batter	1	2	3	4	5	6	7	8	9	AB	R	H	RBI	BB	SO	LOB	TOP								
Rick Miller, L OBP: 0.353, SLG: 0.332 (1, 8)	0-3 K		0-0 1B		0-0 4-3		0-0 1B		0-0 FC6-4 1B	5	0	3	1	0	1	0									
Carney Lansford, R OBP: 0.323, SLG: 0.399 (1, 5)	0-0 1-3		0-3 K			0-0 5-3	0-0 F9		0-0 FC6-4 1B	5	0	0	0	0	1	5									
Rod Carew, L OBP: 0.391, SLG: 0.416 (1, 10)	0-0 FC5-4 1B			0-0 E 1B 1B		0-0 6-3		0-0 5-3		4	0	2	0	0	0	0									
Don Baylor, R OBP: 0.325, SLG: 0.308 (1, 7)	0-0 FC5-4			0-0 E6 1B 1B		0-0 F4		0-3 K		4	0	1	0	0	1	1									
Jason Thompson, L OBP: 0.385, SLG: 0.454 (1, 3)		4-0 BB		0-0 F7			0-3 K	4-0 BB		2	0	0	0	2	1	2									
Bobby Grich, R OBP: 0.381, SLG: 0.409 (1, 4)	0-3 K		0-0 4-2-3		0-0 4-2-3		4-0 1B E BB	0-0 F4		3	1	0	0	1	1	4									
Larry Harlow, L OBP: 0.373, SLG: 0.411 (1, 9)	0-0 G6-4-3			0-0 S SF7 2B		0-0 1-3 1B		0-0 F7		4	2	2	0	0	0	1									
Bert Campaneris, R OBP: 0.299, SLG: 0.341 (9, PR)			0-0 G6-4-3 1B		0-0 1-3		0-0 F9	1-0 CS HBP		3	0	1	0	0	0	3									
Freddie Patek, R OBP: 0.309, SLG: 0.395 (9, 6)					2-3					0	0	0	0	0	0	0									
Dan Whitmer, R OBP: 0.318, SLG: 0.316 (7, PH)			0-0 G6-4-3		0-0 SF7		0-0 E5 1B	4-0 1B BB		1	0	0	1	0	0	1									
Joe Rudi, R OBP: 0.299, SLG: 0.437 (7, 2)					3-H					1	0	0	0	0	0	1									
Stan Cliburn, R OBP: 0.216, SLG: 0.292 (7, 2)										0	0	0	0	1	0	0									
Inning Stats	R: 0 E: 0 K: 1 S: 6	H: 1 LOB: 1 BB: 0 P: 6	R: 0 E: 0 K: 1 S: 4	H: 0 LOB: 0 BB: 1 P: 8	R: 0 E: 0 K: 1 S: 6	H: 2 LOB: 1 BB: 0 P: 6	R: 0 E: 1 K: 0 S: 4	H: 2 LOB: 1 BB: 0 P: 4	R: 1 E: 0 K: 0 S: 4	H: 1 LOB: 0 BB: 0 P: 4	R: 0 E: 0 K: 0 S: 3	H: 0 LOB: 0 BB: 0 P: 3	R: 2 E: 1 K: 1 S: 8	H: 2 LOB: 2 BB: 1 P: 12	R: 0 E: 0 K: 1 S: 5	H: 0 LOB: 1 BB: 1 P: 9	R: 0 E: 0 K: 0 S: 3	H: 1 LOB: 2 BB: 1 P: 8	1B: 8 2B: 2 3B: 0 HR: 0	SF: 1 SAC: 0 DP: 3 HBP: 1	WP: 0 PB: 0 SB: 1 CS: 1	PA: 38			
PITCHER	IP	WLS	BF	H	R	ER	SO	BB	IBB	HBP	BLK	WP	HR	S	P	ERA	WHIP								
Dan Petry, R ERA: 3.76 (1, 1)	6.2	L	28	8	3	1	4	2	0	0	0	0	0	34	42	1.35	1.500								
Aurelio Lopez, R ERA: 3.27 (7, 1)	2.1		10	1	0	0	1	2	0	1	0	0	0	9	18	0.00	1.286								

California Angels @ Detroit Tigers
Tiger Stadium, Detroit, MI
Mon Jul 28 1980, 7:05 PM EDT
Att: 25,804 - Unknown

AB 32
R 3
H 9
RBI 2
BB 4
SO 5
LOB 18



Batter	1	2	3	4	5	6	7	8	9	AB	R	H	RBI	BB	SO	LOB	BOTTOM								
Dave Stegman, R OBP: 0.264, SLG: 0.286 (8, PH)	0-0 6-3		0-0 F8		0-0 SF7			0-0 F8		2	0	0	1	0	0	0									
Rick Peters, S OBP: 0.377, SLG: 0.400 (9, 8)										1	0	0	0	0	0	0									
Alan Trammell, R OBP: 0.382, SLG: 0.426 (1, 6)	0-0 F9		0-0 G3-6-3 1B		0-0 6-3			0-3 K		4	0	1	0	0	1	1									
Steve Kemp, L OBP: 0.379, SLG: 0.428 (1, 7)	4-0 1B BB		0-0 G3-6-3			0-0 F8		0-0 1B		3	1	1	0	1	0	1									
John Wockenfuss, R OBP: 0.398, SLG: 0.481 (1, 10)	0-0 1B			0-0 F8		0-3 K		0-3 K		4	0	1	0	0	2	1									
Lance Parrish, R OBP: 0.324, SLG: 0.514 (1, 2)	0-0 1B			0-0 F4					0-3 K	4	0	2	1	0	1	0									
Al Cowens, R OBP: 0.323, SLG: 0.337 (1, 9)	0-0 F9			0-0 6-3		0-0 F9			0-0 F6	4	0	0	0	0	0	3									
Richie Hebner, L OBP: 0.367, SLG: 0.471 (1, 3)			0-0 F7		0-0 SH5-4 SF7 1B		0-0 G4-6-3 1B		0-0 F7	4	1	2	0	0	0	0									
Tom Brookens, R OBP: 0.313, SLG: 0.383 (1, 5)		0-0 4-3			0-0 SH5-4 1B		0-0 G4-6-3			3	0	1	0	0	0	1									
Stan Papi, R OBP: 0.301, SLG: 0.449 (7, PH)		0-3 K			0-0 SH5-4		0-0 L9			1	0	0	0	0	1	0									
Lou Whitaker, L OBP: 0.337, SLG: 0.264 (8, 4)					1-2 2-S					1	0	0	0	0	0	0									
Inning Stats	R: 1 E: 0 K: 0 S: 5	H: 2 LOB: 2 BB: 1 P: 9	R: 0 E: 0 K: 1 S: 5	H: 0 LOB: 0 BB: 0 P: 5	R: 0 E: 0 K: 0 S: 3	H: 1 LOB: 0 BB: 0 P: 3	R: 0 E: 0 K: 0 S: 3	H: 0 LOB: 0 BB: 0 P: 3	R: 1 E: 0 K: 0 S: 5	H: 2 LOB: 1 BB: 0 P: 5	R: 0 E: 0 K: 1 S: 6	H: 1 LOB: 1 BB: 0 P: 6	R: 0 E: 0 K: 0 S: 3	H: 1 LOB: 0 BB: 0 P: 3	R: 0 E: 0 K: 2 S: 8	H: 1 LOB: 1 BB: 0 P: 8	R: 0 E: 0 K: 1 S: 5	H: 0 LOB: 0 BB: 0 P: 5	1B: 7 2B: 1 3B: 0 HR: 0	SF: 1 SAC: 1 DP: 2 HBP: 0	WP: 0 PB: 0 SB: 0 CS: 0	PA: 34			
PITCHER	IP	WLS	BF	H	R	ER	SO	BB	IBB	HBP	BLK	WP	HR	S	P	ERA	WHIP								
Dave LaRoche, L ERA: 3.77 (1, 1)	5.1		21	5	2	2	1	1	0	0	0	0	0	22	26	3.38	1.125								
John Montague, R ERA: 3.68 (6, 1)	1.2	W	6	2	0	0	1	0	0	0	0	0	0	8	8	0.00	1.200								
Andy Hassler, L ERA: 3.49 (8, 1)	2.0	S	7	1	0	0	3	0	0	0	0	0	0	13	13	0.00	0.500								

California Angels @ Detroit Tigers
Tiger Stadium, Detroit, MI
Mon Jul 28 1980, 7:05 PM EDT
Att: 25,804 - Unknown

AB 31
R 2
H 8
RBI 2
BB 1
SO 5
LOB 7



Batter	1	2	3	4	5	6	7	8	9	AB	R	H	RBI	BB	SO	LOB	TOP								
Rick Miller, L OBP: 0.351, SLG: 0.329 (1, 9)	0-0 6-3		0-3 K		0-0 F8	0-0 F7			0-0 1B	5	0	1	0	0	1	0									
Dickie Thon, R OBP: 0.286, SLG: 0.320 (1, 10)	0-0 F9		0-0 6-3		0-0 BB HR 1B		0-3 K		0-0 F4	5	1	1	0	0	1	1									
Carney Lansford, R OBP: 0.324, SLG: 0.407 (1, 5)	0-0 F7		0-0 HR		0-0 F4				0-0 F9	5	1	2	1	0	0	2									
Don Baylor, R OBP: 0.328, SLG: 0.308 (1, 7)		4-0 S HR BB	0-0 F3		0-0 BB HR 1B				0-0 F8	3	2	1	0	1	0	1									
Joe Rudi, R OBP: 0.289, SLG: 0.433 Jason Thompson, L OBP: 0.385, SLG: 0.454 (7, 3)	0-0 F9			0-0 E6 1B	4-0 BB HR 1B				0-0 F9	3	1	0	0	1	0	2									
Bobby Grich, R OBP: 0.383, SLG: 0.431 (1, 4)	0-0 1-2			0-0 1-2 2-3 BB					0-0 F9	0	0	0	0	0	0	0									
Bobby Clark, R OBP: 0.225, SLG: 0.274 (1, 8)	0-0 2-H HR			0-0 F8	0-0 1-2 2-3 HR BB				0-0 6-3	4	2	2	6	0	0	1									
Freddie Patek, R OBP: 0.308, SLG: 0.393 (1, 6)	0-0 6-3			0-0 1-2	0-0 K				0-3 K	4	0	1	0	0	2	0									
Dan Whitmer, R OBP: 0.308, SLG: 0.304 (1, 2)	0-0 FC5-4 1B			0-0 F6	0-0 F4				0-0 F2	4	0	1	0	0	0	2									
Inning Stats	R: 0 E: 0 K: 0 S: 3	H: 0 LOB: 0 BB: 0 P: 3	R: 2 E: 0 K: 0 S: 5	H: 2 LOB: 1 BB: 1 P: 9	R: 1 E: 0 K: 1 S: 6	H: 1 LOB: 0 BB: 0 P: 6	R: 0 E: 1 K: 1 S: 7	H: 1 LOB: 2 BB: 0 P: 7	R: 4 E: 0 K: 1 S: 8	H: 3 LOB: 0 BB: 1 P: 12	R: 0 E: 0 K: 0 S: 3	H: 0 LOB: 0 BB: 0 P: 3	R: 0 E: 0 K: 1 S: 6	H: 1 LOB: 0 BB: 0 P: 6	R: 0 E: 0 K: 1 S: 5	H: 0 LOB: 0 BB: 0 P: 5	R: 0 E: 0 K: 0 S: 4	H: 2 LOB: 1 BB: 0 P: 4	1B: 7 2B: 0 3B: 0 HR: 3	SF: 0 SAC: 0 DP: 0 HBP: 0	WP: 0 PB: 0 SB: 1 CS: 0	PA: 39			
PITCHER	IP	WLS	BF	H	R	ER	SO	BB	IBB	HBP	BLK	WP	HR	S	P	ERA	WHIP								
Bruce Robbins, L ERA: 6.16 (1, 1)	4.2	L	23	6	6	6	2	2	0	0	0	0	2	25	33	11.57	1.714								
Roger Weaver, R ERA: 1.4 (5, 1)	4.1		16	4	1	1	3	0	0	0	0	0	1	22	22	2.08	0.923								

California Angels @ Detroit Tigers
Tiger Stadium, Detroit, MI
Tue Jul 29 1980, 7:05 PM EDT
Att: 23,020 - Unknown

AB 37
R 7
H 10
RBI 7
BB 2
SO 5
LOB 12





Batter	1	2	3	4	5	6	7	8	9	AB	R	H	RBI	BB	SO	LOB	BOTTOM								
Rick Peters, S OBP: 0.378, SLG: 0.397 (1, 8)	4-0 SH1-3 BB		0-0 G3		0-0 4-3				0-3 K	4	0	1	0	1	1	1									
Alan Trammell, R OBP: 0.384, SLG: 0.427 (1, 6)	0-0 SH1-3		4-0 FC2-5 1B BB		0-0 5-3				0-0 BB 1B	2	0	1	0	1	0	1									
Steve Kemp, L OBP: 0.386, SLG: 0.430 (1, 10)	4-0 BB		0-0 FC2-5 1B		4-0 BB				4-0 1-2 2-3 BB	1	0	1	0	3	0	0									
Richie Hebner, L OBP: 0.362, SLG: 0.464 (1, 3)	0-0 F6		0-0 FC2-5		0-0 4-3				0-0 6-3	4	0	0	0	0	0	9									
Champ Summers, L OBP: 0.402, SLG: 0.490 Jim Lentine, R OBP: 0.350, SLG: 0.320 (8, PH) (9, 7)	0-0 F7		0-0 F7		0-0 6-3				0-3 K	3	0	0	0	0	0	4									
Al Cowens, R OBP: 0.322, SLG: 0.336 (1, 9)		0-0 FC4-6 1B		0-0 6-3					0-0 4-3	4	0	1	0	0	0	0									
Lance Parrish, R OBP: 0.321, SLG: 0.509 Duffy Dyer, R OBP: 0.237, SLG: 0.364 (8, 2)	0-0 F8		0-0 K		0-0 F8				0-0 F9	3	0	0	0	0	1	1									
Tom Brookens, R OBP: 0.309, SLG: 0.377 (1, 5)	0-0 FC4-6		0-0 K		0-3 K				0-0 K	4	0	0	0	0	2	1									
Lou Whitaker, L OBP: 0.337, SLG: 0.262 Stan Papi, R OBP: 0.297, SLG: 0.443 (9, 4)	0-3 K		0-3 4-3 BB		4-0 4-3				0-0 5-3	2	0	0	0	1	1	1									
Inning Stats	R: 0 E: 0 K: 0 S: 3	H: 0 LOB: 2 BB: 2 P: 11	R: 0 E: 1 K: 1 S: 6	H: 1 LOB: 1 BB: 0 P: 6	R: 0 E: 0 K: 0 S: 4	H: 1 LOB: 2 BB: 1 P: 8	R: 0 E: 0 K: 2 S: 7	H: 0 LOB: 0 BB: 0 P: 7	R: 0 E: 0 K: 0 S: 3	H: 0 LOB: 0 BB: 0 P: 3	R: 0 E: 0 K: 0 S: 5	H: 2 LOB: 3 BB: 1 P: 9	R: 0 E: 0 K: 1 S: 5	H: 0 LOB: 0 BB: 0 P: 5	R: 0 E: 0 K: 2 S: 7	H: 0 LOB: 0 BB: 0 P: 7	1B: 4 2B: 0 3B: 0 HR: 0	SF: 0 SAC: 1 DP: 0 HBP: 0	WP: 0 PB: 0 SB: 0 CS: 0	PA: 37					
PITCHER	IP	WLS	BF	H	R	ER	SO	BB	IBB	HBP	BLK	WP	HR	S	P	ERA	WHIP								
Freddie Martinez, R ERA: 5.4 (1, 1)	6.2	W	30	4	0	0	3	6	0	0	0	0	0	30	54	0.00	1.500								
Andy Hassler, L ERA: 3.33 (7, 1)	2.1		7	0	0	0	3	0	0	0	0	0	0	13	13	0.00	0.000								

California Angels @ Detroit Tigers
Tiger Stadium, Detroit, MI
Tue Jul 29 1980, 7:05 PM EDT
Att: 23,020 - Unknown

AB 30
R 0
H 4
RBI 0
BB 6
SO 6
LOB 18



Batter	1	2	3	4	5	6	7	8	9	AB	R	H	RBI	BB	SO	LOB	TOP											
Rick Miller, L OBP: 0.349, SLG: 0.326 Bobby Clark, R OBP: 0.223, SLG: 0.303	0-3 K	0-0 F7		0-0 1B	0-0 1B	0-0 4-3		0-0 5-3		4	0	1	0	0	1	1	California Angels @ Detroit Tigers Tiger Stadium, Detroit, MI Thu Jul 31 1980, 7:05 PM EDT Att: 19,850 - Unknown											
Rod Carew, L OBP: 0.395, SLG: 0.420	0-0 2B		0-0 1B	0-0 1B	0-0 F7	0-0 FC4		0-0 G3		5	1	3	0	0	0	1												
Carney Lansford, R OBP: 0.329, SLG: 0.427	0-0 1B		0-0 2B	0-0 1B		0-0 FC4		0-0 G3	0-0 WP	5	3	4	2	0	0	1												
Don Baylor, R OBP: 0.332, SLG: 0.348	0-3 K		0-0 1B	0-0 2B	0-0 HR		0-0 6-3		0-0 F7	5	2	2	2	0	1	2												
Jason Thompson, L OBP: 0.385, SLG: 0.449	4-0 IBB		0-0 F2	0-0 2B	0-0 HR		4-0 BB		0-0 G3	3	0	0	1	2	0	1												
Bobby Grich, R OBP: 0.384, SLG: 0.426	0-0 F3		0-0 1B	0-0 1B	0-0 1-3		4-0 BB		0-0 F7	4	0	1	1	1	0	2												
Larry Harlow, L OBP: 0.378, SLG: 0.421		0-0 FC1-4	0-0 L6		0-0 1B		0-3 K			4	0	2	0	0	1	3												
Freddie Patek, R OBP: 0.306, SLG: 0.396		0-0 FC1-4		0-0 F9	0-0 1-3		0-0 FC6-4			4	0	0	0	0	0	4												
Dan Whitmer, R OBP: 0.258, SLG: 0.250 Dickie Thon, R OBP: 0.277, SLG: 0.311 Stan Cliburn, R OBP: 0.212, SLG: 0.286	0-0 F9		0-0 F7		0-3 K		0-0 5-3			3	0	0	0	0	1	1												
Inning Stats	R: 1 E: 0 K: 2 S: 9	H: 2 LOB: 2 BB: 1 P: 13	R: 0 E: 0 K: 0 S: 4	H: 1 LOB: 1 BB: 0 P: 4	R: 2 E: 0 K: 0 S: 6	H: 4 LOB: 1 BB: 0 P: 6	R: 0 E: 0 K: 0 S: 4	H: 1 LOB: 1 BB: 0 P: 4	R: 2 E: 0 K: 0 S: 6	H: 3 LOB: 1 BB: 0 P: 6	R: 0 E: 0 K: 1 S: 5	H: 0 LOB: 2 BB: 2 P: 13	R: 0 E: 0 K: 0 S: 3	H: 0 LOB: 0 BB: 0 P: 3	R: 1 E: 0 K: 0 S: 4	H: 1 LOB: 0 BB: 0 P: 4		1B: 8 2B: 3 3B: 0 HR: 2	SF: 0 SAC: 0 DP: 0 HBP: 0	WP: 1 PA: 42								
PITCHER	IP	WLS	BF	H	R	ER	SO	BB	IBB	HBP	BLK	WP	HR	S	P	ERA	WHIP											
Mitt Wilcox, R ERA: 3.76	(1, 1)	5.0	W	26	11	5	5	2	0	1	0	0	0	2	29	33	9.00	2.200										
Dave Rozema, R ERA: 4.56	(6, 1)	4.0	S	16	2	1	1	2	2	0	0	0	1	0	18	26	2.25	1.000										

Batter	1	2	3	4	5	6	7	8	9	AB	R	H	RBI	BB	SO	LOB	BOTTOM											
Rick Peters, S OBP: 0.376, SLG: 0.392			0-0 1-3		0-0 1-3	0-0 4-3				4	1	1	0	1	0	2	California Angels @ Detroit Tigers Tiger Stadium, Detroit, MI Thu Jul 31 1980, 7:05 PM EDT Att: 19,850 - Unknown											
Alan Trammell, R OBP: 0.387, SLG: 0.432				0-0 3B	0-0 2B	0-0 HR	0-0 F7			5	3	3	0	0	0	1												
Steve Kemp, L OBP: 0.390, SLG: 0.448	4-0 E	0-0 6-3		0-0 2B	0-0 1B	0-0 HR	0-0 6-3			4	3	2	3	1	0	0												
Richie Hebner, L OBP: 0.370, SLG: 0.466 Tim Corcoran, L OBP: 0.270, SLG: 0.200	0-0 E9	0-0 F7		4-0 1B	4-0 BB	4-0 BB	0-0 G3			2	1	1	2	2	0	0												
Champ Summers, L OBP: 0.406, SLG: 0.502 Jim Lentine, R OBP: 0.355, SLG: 0.346	0-0 BB	0-0 F7		0-0 1B	0-0 G3					5	2	3	2	0	0	1												
Lance Parrish, R OBP: 0.321, SLG: 0.507 Duffy Dyer, R OBP: 0.230, SLG: 0.351	0-0 F9		0-3 K	0-0 F8	0-0 2B	0-0 SF9	0-0 5-3			5	1	1	0	0	1	5												
Al Cowens, R OBP: 0.327, SLG: 0.346 Dave Stegman, R OBP: 0.264, SLG: 0.286	0-0 BB		0-0 1B	0-0 SF7	0-0 2B	0-0 6-3	0-0 2B	0-0 2B		5	3	4	2	0	0	2												
Tom Brookens, R OBP: 0.311, SLG: 0.380	4-0 2B		0-0 S	0-0 6-3	0-0 SF9		0-0 2B	0-0 2B		3	1	2	2	1	0	2												
Lou Whitaker, L OBP: 0.336, SLG: 0.267	0-0 1B		0-0 SF7		0-0 F7	0-0 6-3	0-0 F9			4	0	1	4	0	0	1												
Inning Stats	R: 7 E: 1 K: 0 S: 8	H: 6 LOB: 1 BB: 3 P: 20	R: 0 E: 0 K: 0 S: 3	H: 0 LOB: 0 BB: 0 P: 3	R: 1 E: 0 K: 1 S: 7	H: 2 LOB: 1 BB: 0 P: 7	R: 2 E: 0 K: 0 S: 6	H: 3 LOB: 2 BB: 1 P: 10	R: 2 E: 0 K: 0 S: 5	H: 2 LOB: 1 BB: 1 P: 9	R: 1 E: 0 K: 0 S: 5	H: 2 LOB: 1 BB: 0 P: 5	R: 0 E: 0 K: 0 S: 3	H: 0 LOB: 0 BB: 0 P: 3	R: 2 E: 0 K: 0 S: 5	H: 3 LOB: 0 BB: 0 P: 5		1B: 10 2B: 5 3B: 2 HR: 1	SF: 2 SAC: 0 DP: 0 HBP: 0	WP: 0 PA: 45								
PITCHER	IP	WLS	BF	H	R	ER	SO	BB	IBB	HBP	BLK	WP	HR	S	P	ERA	WHIP											
Don Aase, R ERA: 4.9	(1, 1)	0.0	L	4	3	4	4	0	0	0	0	0	0	0	17	29	18.00	3.333										
Dave Lemanczyk, R ERA: 5.47	(1, 1)	3.0		18	7	6	6	1	3	0	0	0	0	1	14	18	9.00	2.000										
John Montague, R ERA: 3.94 Ed Halicki, R ERA: 4.42	(7, 1)	2.0		8	3	2	2	0	0	0	0	0	0	0	8	8	9.00	1.500										

Batter	1	2	3	4	5	6	7	8	9	AB	R	H	RBI	BB	SO	LOB	TOP								
Larry Harlow, L OBP: 0.379, SLG: 0.421	0-0 FC4-6 1B	0-0 2H 1B	0-3 K			0-0 4-1		0-0 B1-6-4		5	0	2	1	0	1	3	California Angels @ Toronto Blue Jays Exhibition Stadium, Toronto, ON Fri Aug 01 1980, 7:05 PM EDT Att: 16,145 - Unknown - 83 F								
Rod Carew, L OBP: 0.398, SLG: 0.421	0-0 FC4-6 1-2 5-3	0-0 G3		0-0 1B		4-0 L6-3 BB		0-0 FC5-4 1B		4	0	2	0	1	0	2									
Carney Lansford, R OBP: 0.325, SLG: 0.422	0-0 5-3 1-2		0-0 F7	0-0 F7		0-0 L6-3		0-0 FC5-4		5	0	0	0	0	0	4									
Don Baylor, R OBP: 0.337, SLG: 0.353	0-0 1-3		0-0 BB 1B	0-0 F3			0-0 1B		0-0 FC1-6 1B	5	1	3	0	0	0	2									
Jason Thompson, L OBP: 0.388, SLG: 0.446 Dickie Thon, R OBP: 0.277, SLG: 0.311		4-0 HR BB	4-0 BB 1B 2B BB	0-3 K		0-0 1B BB		0-0 FC1-6 CS	2	3	0	0	0	3	1	2									
Bobby Grich, R OBP: 0.387, SLG: 0.442		0-0 1-H HR	0-3 K		0-0 1B SF8-4 2B		0-0 1B CS 1B		0-3 K	5	2	3	2	0	2	3									
Bobby Clark, R OBP: 0.295, SLG: 0.333		0-0 1-3 1B	0-0 1-2 2H 2B 1B		0-0 SF8-4 1B		0-0 CS 1B			4	2	4	2	0	0	0									
Bert Campaneris, R OBP: 0.297, SLG: 0.333		0-3 K	4-0 2B BB		0-0 SF8-4		0-0 6-3			2	0	0	1	1	1	3									
Dan Whitmer, R OBP: 0.286, SLG: 0.290	0-0 1-3 1-2		0-0 1-3 2H 3H 2B		0-3 K		4-0 B1-6-4 BB			3	0	1	2	1	1	1									
Inning Stats	R: 0 E: 0 K: 0 S: 4	H: 1 LOB: 1 BB: 0 P: 4	R: 3 E: 0 K: 1 S: 8	H: 3 LOB: 1 BB: 1 P: 12	R: 3 E: 0 K: 2 S: 10	H: 3 LOB: 2 BB: 2 P: 18	R: 0 E: 0 K: 1 S: 6	H: 1 LOB: 1 BB: 0 P: 6	R: 1 E: 0 K: 1 S: 6	H: 2 LOB: 0 BB: 0 P: 6	R: 0 E: 0 K: 0 S: 2	H: 0 LOB: 0 BB: 1 P: 6	R: 1 E: 0 K: 0 S: 4	H: 3 LOB: 1 BB: 1 P: 8	R: 0 E: 0 K: 0 S: 3	H: 1 LOB: 1 BB: 1 P: 7		R: 0 E: 0 K: 1 S: 5	H: 1 LOB: 1 BB: 0 P: 5	1B: 12 2B: 5 3B: 0 HR: 1	SF: 1 SAC: 0 DP: 4 HBP: 0	WP: 0 PB: 0 SB: 0 CS: 3	PA: 42		
PITCHER	IP	WLS	BF	H	R	ER	SO	BB	IBB	HBP	BLK	WP	HR	S	P	ERA	WHIP	PITCHER							
Jesse Jefferson, R ERA: 4.58	2.1		14	5	5	5	1	2	0	0	0	0	1	14	22	19.29	3.000								
Jack Kucek, R ERA: 6.1	0.1		4	2	1	1	1	1	0	0	0	0	0	5	9	27.00	9.000								
Tom Buskey, R ERA: 3.98	3.2		16	6	2	2	3	2	0	0	0	0	0	20	28	4.91	2.182								
Jerry Garvin, L ERA: 1.99	2.2	W	8	2	0	0	1	1	0	0	0	0	0	9	13	0.00	1.125								

Batter	1	2	3	4	5	6	7	8	9	AB	R	H	RBI	BB	SO	LOB	BOTTOM								
Alfredo Griffin, S OBP: 0.278, SLG: 0.355	4-0 F9 6-3 BB		0-0 4-3 1-2		0-0 B4-3	0-0 FC5 1B	0-3 K			4	0	0	0	1	1	6	California Angels @ Toronto Blue Jays Exhibition Stadium, Toronto, ON Fri Aug 01 1980, 7:05 PM EDT Att: 16,145 - Unknown - 83 F								
Damaso Garcia, R OBP: 0.310, SLG: 0.421	0-0 6-3 1-2		0-0 L8		0-0 1B	0-0 1-2 2-3 1B		0-0 SF8 3B		5	1	3	0	0	0	2									
Roy Howell, L OBP: 0.312, SLG: 0.385	0-0 F9 2-3			0-0 P4	0-0 L7	0-0 G3		0-0 SF8		4	0	0	1	0	0	5									
Otto Velez, R OBP: 0.389, SLG: 0.542	0-3 K			4-0 HR BB		4-0 BB 3B BB	0-0 4-3	0-3 K		3	2	0	0	2	2	1									
Al Woods, L OBP: 0.367, SLG: 0.509		0-0 F7		0-0 1-H HR		4-0 1-2 3B BB	4-0 F7 BB 1B BB	0-0 G3		3	3	1	2	2	0	0									
John Mayberry, L OBP: 0.342, SLG: 0.442 Joe Cannon, L OBP: 0.067, SLG: 0.067 Garth Iorg, R OBP: 0.265, SLG: 0.328		0-0 G3		0-0 4-3		0-0 1-2 3B BB	4-0 BB 1B BB		0-0 F2	3	1	1	2	1	0	0									
Barry Bonnell, R OBP: 0.313, SLG: 0.434		0-0 F9		0-0 HR		0-0 1-2 3B BB	0-0 F7		0-3 K	5	1	2	2	0	1	2									
Lloyd Moseby, L OBP: 0.270, SLG: 0.373			0-3 K	0-0 L5		0-0 E4 FC5 1B	0-0 BB 1B	4-0 2B BB		4	1	2	1	1	1	0									
Ernie Whitt, L OBP: 0.278, SLG: 0.307 Doug Ault, R OBP: 0.286, SLG: 0.240 Dave Stieb, R OBP: 0.263, SLG: 0.321				0-0 4-3 1B		0-0 G3	4-0 1B FC5 BB	4-0 1-2 3H 1B	0-0 1-2 3H 2B	2	0	1	0	0	0	0									
Inning Stats	R: 0 E: 0 K: 1 S: 5	H: 0 LOB: 1 BB: 1 P: 9	R: 0 E: 0 K: 0 S: 3	H: 0 LOB: 0 BB: 0 P: 3	R: 0 E: 0 K: 1 S: 6	H: 1 LOB: 0 BB: 0 P: 6	R: 3 E: 0 K: 0 S: 5	H: 2 LOB: 0 BB: 1 P: 9	R: 0 E: 0 K: 0 S: 4	H: 1 LOB: 1 BB: 0 P: 4	R: 3 E: 1 K: 0 S: 6	H: 4 LOB: 3 BB: 3 P: 18	R: 1 E: 0 K: 1 S: 6	H: 1 LOB: 3 BB: 3 P: 18	R: 1 E: 0 K: 1 S: 6	H: 1 LOB: 0 BB: 0 P: 6		R: 1 E: 0 K: 1 S: 5	H: 1 LOB: 1 BB: 1 P: 9	1B: 6 2B: 1 3B: 2 HR: 2	SF: 1 SAC: 0 DP: 0 HBP: 0	WP: 0 PB: 0 SB: 0 CS: 0	PA: 45		
PITCHER	IP	WLS	BF	H	R	ER	SO	BB	IBB	HBP	BLK	WP	HR	S	P	ERA	WHIP	PITCHER							
Chris Knapp, R ERA: 6.2	5.0		23	4	5	5	2	4	0	0	0	0	2	23	39	9.00	1.600								
Andy Hassler, L ERA: 3.46	1.1		10	4	2	2	0	3	0	0	0	0	0	7	19	13.50	5.250								
Mark Clear, R ERA: 3.78	2.1	L	12	3	2	2	3	2	0	0	0	0	0	16	24	7.71	2.143								

Batter	1	2	3	4	5	6	7	8	9	AB	R	H	RBI	BB	SO	LOB	TOP								
Larry Harlow, L (1, 9) OBP: 0.379, SLG: 0.415	L6								K								3 0 0 0 1 2 0								
Rod Carew, L (1, 10) OBP: 0.393, SLG: 0.415	3-1	9-2-5			G1-6-3			G3	G3								5 0 0 0 0 0 5								
Carney Lansford, R (1, 5) OBP: 0.322, SLG: 0.417	K		5-3		5-3			6-3									4 0 0 0 0 1 1								
Don Baylor, R (1, 7) OBP: 0.340, SLG: 0.353		HR	1B		F7			6-3	BB	1B	HBP						3 2 1 0 0 0 0								
Jason Thompson, L (1, 3) OBP: 0.392, SLG: 0.458					F7												3 1 2 2 1 0 0								
Dickie Thon, R (8, PR) OBP: 0.277, SLG: 0.311		HR						BB	1B	1B							0 1 0 0 0 0 0								
Bobby Grich, R (1, 4) OBP: 0.388, SLG: 0.441		P6			6-3				BB	1B							3 0 1 0 1 0 0								
Bobby Clark, R (1, 8) OBP: 0.265, SLG: 0.340					5-3				BB	1B							4 1 2 2 0 0 2								
Bert Campaneris, R (1, 6) OBP: 0.295, SLG: 0.330					K				BB	1B							4 0 1 0 0 1 3								
Dan Whitmer, R (1, 2) OBP: 0.324, SLG: 0.313																	1 0 1 1 1 0 0								
Joe Rudi, R (7, PH) OBP: 0.265, SLG: 0.426																	1 0 0 0 0 0 0								
Stan Cliburn, R (7, 2) OBP: 0.208, SLG: 0.280																	1 0 0 0 0 0 0								
Inning Stats	R: 0 E: 0 K: 1 S: 5	H: 0 LOB: 0 BB: 0 P: 5	R: 3 E: 0 K: 0 S: 7	H: 5 LOB: 2 BB: 11 P: 11	R: 0 E: 0 K: 0 S: 3	H: 0 LOB: 0 BB: 0 P: 3	R: 0 E: 0 K: 1 S: 5	H: 0 LOB: 0 BB: 0 P: 5	R: 0 E: 0 K: 0 S: 2	H: 0 LOB: 1 BB: 1 P: 7	R: 0 E: 0 K: 0 S: 3	H: 1 LOB: 1 BB: 1 P: 7	R: 0 E: 0 K: 1 S: 5	H: 0 LOB: 0 BB: 0 P: 5	R: 2 E: 0 K: 0 S: 5	H: 2 LOB: 3 BB: 1 P: 10	R: 0 E: 0 K: 1 S: 5	H: 0 LOB: 0 BB: 0 P: 5	1B: 7 2B: 1 3B: 0 HR: 1	SF: 0 SAC: 0 DP: 3 HBP: 2	WP: 0 PB: 0 SB: 0 CS: 0	PA: 38			
PITCHER	IP	WLS	BF	H	R	ER	SO	BB	IBB	HBP	BLK	WP	HR	S	P	ERA	WHIP								
Mike Barlow, R (1, 1) ERA: 3.6	1.1		10	5	3	3	1	1	0	0	0	0	1	11	15	20.25	4.500								
Balor Moore, L (2, 1) ERA: 5.89	2.2		9	0	0	0	1	1	0	1	0	0	0	9	14	0.00	0.375								
Jesse Jefferson, R (5, 1) ERA: 4.6	3.2	L	15	3	2	2	1	2	0	1	0	0	0	14	23	4.91	1.364								
Jerry Garvin, L (8, 1) ERA: 1.94	1.1		4	0	0	0	1	0	0	0	0	0	0	6	6	0.00	0.000								

California Angels @ Toronto Blue Jays
Exhibition Stadium, Toronto, ON
Sat Aug 02 1980, 3:33 AM EDT
Att: 22,051 - Unknown - 80 F

AB 32
R 5
H 8
RBI 5
BB 4
SO 4
LOB 11



Batter	1	2	3	4	5	6	7	8	9	AB	R	H	RBI	BB	SO	LOB	BOTTOM								
Alfredo Griffin, S (1, 6) OBP: 0.275, SLG: 0.351	F8	P5			6-3				K								4 0 0 0 0 1 1								
Damaso Garcia, R (1, 4) OBP: 0.306, SLG: 0.416	K	K							5-3								4 0 0 0 0 2 0								
Al Woods, L (1, 7) OBP: 0.368, SLG: 0.517		HR			P6				5-3								3 1 1 1 1 0 0								
Otto Velez, R (1, 10) OBP: 0.387, SLG: 0.536		BB			K				F7								3 0 0 0 1 2 1								
Barry Bonnell, R (1, 8) OBP: 0.312, SLG: 0.431					K				F8								4 0 1 0 0 1 1								
Doug Ault, R (1, 3) OBP: 0.293, SLG: 0.235																	1 0 0 0 0 1 2								
Joe Cannon, L (4, PR) OBP: 0.067, SLG: 0.067																	0 1 0 0 0 0 0								
John Mayberry, L (5, 3) OBP: 0.343, SLG: 0.441																	1 0 0 0 1 1 0								
Lloyd Moseby, L (9, PR) OBP: 0.270, SLG: 0.373																	0 0 0 0 0 0 0								
Bob Bailor, R (1, 9) OBP: 0.283, SLG: 0.253																	2 0 0 0 0 0 0								
Garth Iorg, R (1, 5) OBP: 0.278, SLG: 0.382																	4 1 2 2 0 1 2								
Bob Davis, R (1, 2) OBP: 0.264, SLG: 0.339																	3 1 1 1 0 0 2								
Inning Stats	R: 1 E: 0 K: 2 S: 9	H: 2 LOB: 2 BB: 1 P: 13	R: 2 E: 0 K: 1 S: 7	H: 2 LOB: 0 BB: 0 P: 7	R: 0 E: 0 K: 2 S: 7	H: 0 LOB: 0 BB: 0 P: 7	R: 1 E: 0 K: 0 S: 4	H: 1 LOB: 1 BB: 0 P: 5	R: 0 E: 0 K: 1 S: 5	H: 0 LOB: 1 BB: 1 P: 9	R: 0 E: 0 K: 2 S: 7	H: 0 LOB: 0 BB: 0 P: 7	R: 0 E: 0 K: 1 S: 5	H: 0 LOB: 0 BB: 0 P: 5	R: 0 E: 0 K: 0 S: 3	H: 0 LOB: 0 BB: 0 P: 3	R: 0 E: 0 K: 0 S: 2	H: 0 LOB: 1 BB: 1 P: 6	1B: 2 2B: 0 3B: 0 HR: 3	SF: 0 SAC: 2 DP: 0 HBP: 1	WP: 0 PB: 0 SB: 0 CS: 0	PA: 35			
PITCHER	IP	WLS	BF	H	R	ER	SO	BB	IBB	HBP	BLK	WP	HR	S	P	ERA	WHIP								
Dave LaRoche, L (1, 1) ERA: 3.8	9.0	W	35	5	4	4	9	3	0	1	0	0	3	49	62	4.00	0.889								

California Angels @ Toronto Blue Jays
Exhibition Stadium, Toronto, ON
Sat Aug 02 1980, 3:33 AM EDT
Att: 22,051 - Unknown - 80 F


AB 29
R 4
H 5
RBI 4
BB 3
SO 9
LOB 9



Batter	1	2	3	4	5	6	7	8	9	AB	R	H	RBI	BB	SO	LOB	TOP								
Julio Cruz, S OBP: 0.340, SLG: 0.264 (1, 4)	0-0 4-3		0-0 G3-6-1 1B		0-0 1B S		4-0 2B BB		4-0 1-2 BB	3	1	2	0	2	0	0									
Bill Stein, R OBP: 0.373, SLG: 0.458 (1, 5)	0-0 FC5-4 1B		0-0 E6 1-2 G3-6-1		0-0 1-3 1B		0-0 1-H 2-H 2B		0-3 K	5	1	3	2	0	1	3									
Bruce Bochte, L OBP: 0.355, SLG: 0.431 (1, 3)	0-0 FC5-4 1-2 1B		0-0 G3-6-1 1-2 2-3		0-3 K		0-0 WP 2-H 2B		0-0 G1	5	0	2	1	0	1	5									
Willie Horton, R OBP: 0.318, SLG: 0.315 (1, 10)	0-0 FC5-4 1-2 2-3 BB		4-0 BB		0-0 G6-4-3 1B		0-3 K			3	0	1	0	1	1	3									
Tom Paciorek, R OBP: 0.309, SLG: 0.461 (1, 9)	4-0 1-2 BB		0-0 F8		0-0 F8		0-0 L3			3	0	0	0	1	0	3									
Dan Meyer, L OBP: 0.328, SLG: 0.407 (1, 7)	0-0 P4				0-0 6-3		0-0 G6-4-3 1-2		0-0 4-3	4	0	0	0	0	0	4									
Leon Roberts, R OBP: 0.329, SLG: 0.429 (1, 8)			0-0 F7		0-0 F8		0-0 E7 2B 1B		0-0 5-3	4	1	1	0	0	0	0									
Mario Mendoza, R OBP: 0.300, SLG: 0.312 (1, 6)			0-3 K		0-0 6-3		0-0 5-3		0-0 F7	3	0	0	0	0	1	1									
Jim Anderson, R OBP: 0.297, SLG: 0.325 (9, PH)										1	0	0	0	0	0	0									
Larry Cox, R OBP: 0.252, SLG: 0.294 (1, 2)			0-3 K				0-0 F9		4-0 BB	2	0	0	0	0	1	0									
Larry Milbourne, S OBP: 0.302, SLG: 0.341 (7, PH)										1	0	0	0	0	0	1									
Marc Hill, R OBP: 0.189, SLG: 0.254 (7, 2)										0	0	0	0	1	0	0									
Inning Stats	R: 0 E: 0 K: 0 S: 5	H: 2 LOB: 3 BB: 1 P: 9	R: 0 E: 0 K: 2 S: 7	H: 0 LOB: 0 BB: 0 P: 7	R: 0 E: 1 K: 0 S: 4	H: 1 LOB: 2 BB: 1 P: 8	R: 0 E: 0 K: 0 S: 3	H: 0 LOB: 0 BB: 0 P: 3	R: 0 E: 0 K: 1 S: 6	H: 2 LOB: 1 BB: 0 P: 6	R: 0 E: 0 K: 0 S: 3	H: 1 LOB: 0 BB: 0 P: 3	R: 3 E: 1 K: 1 S: 8	H: 3 LOB: 1 BB: 1 P: 12	R: 0 E: 0 K: 0 S: 3	H: 0 LOB: 0 BB: 0 P: 3	R: 0 E: 0 K: 1 S: 5	H: 0 LOB: 2 BB: 2 P: 13	1B: 7 2B: 2 3B: 0 HR: 0	SF: 0 SAC: 0 DP: 2 HBP: 0	WP: 1 PB: 0 SB: 1 CS: 0	PA: 39			
PITCHER	IP	WLS	BF	H	R	ER	SO	BB	IBB	HBP	BLK	WP	HR	S	P	ERA	WHIP								
Frank Tanana, L ERA: 4.43 (1, 1)	6.2		29	8	3	3	3	3	0	0	0	0	0	32	44	4.05	1.650								
Andy Hassler, L ERA: 3.32 (7, 1)	2.1	W	10	1	0	0	2	2	0	0	0	1	0	12	20	0.00	1.286								

Seattle Mariners @ California Angels
Anaheim Stadium, Anaheim, CA
Mon Aug 04 1980, 10:05 PM EDT
Att: 31,634 - Unknown


AB 34
R 3
H 9
RBI 3
BB 5
SO 5
LOB 20



Batter	1	2	3	4	5	6	7	8	9	AB	R	H	RBI	BB	SO	LOB	BOTTOM								
Larry Harlow, L OBP: 0.382, SLG: 0.413 (1, 9)	0-0 F7		0-0 4-3		0-3 K		0-0 L8 1B BB		0-0 2-H 3B 1B	5	2	2	1	0	1	1									
Rod Carew, L OBP: 0.393, SLG: 0.411 (1, 10)	0-0 1-3				0-0 4-3		0-0 F9 S 1B		4-0 1-2 2B BB	3	2	1	0	2	0	0									
Carney Lansford, R OBP: 0.327, SLG: 0.421 (1, 5)	0-0 5-3				0-0 S 2B 1B		0-0 F9 1-3		0-0 L8 1-H 2-H 3B	5	1	2	2	0	0	3									
Don Baylor, R OBP: 0.333, SLG: 0.345 (1, 7)			0-3 K		0-0 F8		0-0 F8		4-0 1-2 3-H 2B 1B	4	1	1	1	0	1	2									
Rick Miller, L OBP: 0.350, SLG: 0.325 (8, 8)					0-0 F8		0-0 F8		0-0 BB	0	0	0	0	1	0	0									
Jason Thompson, L OBP: 0.396, SLG: 0.464 (1, 3)			0-0 4-3		0-0 BB 1B 2B		4-0 BB		0-0 F7	4	1	2	3	1	0	2									
Bobby Grich, R OBP: 0.385, SLG: 0.432 (1, 4)			0-3 K		4-0 1B BB BB		0-3 K		0-0 1-3	3	0	0	0	1	2	2									
Bobby Clark, R OBP: 0.282, SLG: 0.365 (1, 8)					0-0 F8		4-0 1-2 2-3 BB		0-0 F9	3	1	1	0	1	0	1									
Bert Campaneris, R OBP: 0.307, SLG: 0.344 (1, 6)					0-0 BB 1B BB		0-0 L6		0-0 SH1-4 1B	3	0	2	1	0	0	1									
Dan Whitmer, R OBP: 0.279, SLG: 0.263 (1, 2)			0-0 F8		0-0 2B		0-0 1-2 2-3 3-H 1B		0-0 4-3	4	0	0	0	0	2	5									
Inning Stats	R: 0 E: 0 K: 0 S: 3	H: 0 LOB: 0 BB: 0 P: 3	R: 0 E: 0 K: 2 S: 7	H: 0 LOB: 0 BB: 0 P: 7	R: 0 E: 0 K: 0 S: 4	H: 1 LOB: 1 BB: 0 P: 4	R: 2 E: 0 K: 1 S: 8	H: 3 LOB: 3 BB: 2 P: 16	R: 0 E: 0 K: 1 S: 6	H: 1 LOB: 1 BB: 0 P: 6	R: 0 E: 0 K: 1 S: 5	H: 0 LOB: 1 BB: 1 P: 9	R: 3 E: 0 K: 0 S: 6	H: 3 LOB: 1 BB: 1 P: 10	R: 3 E: 0 K: 1 S: 8	H: 3 LOB: 2 BB: 2 P: 16	1B: 7 2B: 3 3B: 1 HR: 0	SF: 0 SAC: 1 DP: 0 HBP: 0	WP: 0 PB: 0 SB: 2 CS: 0	PA: 41					
PITCHER	IP	WLS	BF	H	R	ER	SO	BB	IBB	HBP	BLK	WP	HR	S	P	ERA	WHIP								
Glenn Abbott, R ERA: 3.71 (1, 1)	6.1		28	6	3	3	5	3	0	0	0	0	0	35	47	4.26	1.421								
Shane Rawley, L ERA: 3.35 (7, 1)	1.1	L	11	5	5	5	1	2	0	0	0	0	0	11	19	33.75	5.250								
Dave Heaverlo, R ERA: 3.6 (8, 1)	0.1		2	0	0	0	0	1	0	0	0	0	0	1	5	0.00	3.000								

Seattle Mariners @ California Angels
Anaheim Stadium, Anaheim, CA
Mon Aug 04 1980, 10:05 PM EDT
Att: 31,634 - Unknown

AB 34
R 8
H 11
RBI 8
BB 6
SO 6
LOB 17



Batter	1	2	3	4	5	6	7	8	9	AB	R	H	RBI	BB	SO	LOB	TOP	
Julio Cruz, S OBP: 0.337, SLG: 0.262 (1, 4)	F7			F7	SF8		SH1-4			2	0	0	1	0	0	0	Seattle Mariners @ California Angels Anaheim Stadium, Anaheim, CA Tue Aug 05 1980, 10:05 PM EDT Att: 22,326 - Unknown livebaseballscorecards.com	
Joe Simpson, L OBP: 0.320, SLG: 0.341 (1, 9)	G3			FC3-6 1B	4-3		P1			4	0	1	0	0	0	2		
Bruce Bochte, L OBP: 0.294, SLG: 0.431 (1, 3) Tom Paciorek, R OBP: 0.311, SLG: 0.463 (6, 3)	K			FC3-6 1B		2B 1B				3	1	1	0	0	1	1		
Willie Horton, R OBP: 0.317, SLG: 0.314 (1, 10)		6-3				F9		K		4	0	1	0	0	1	1		
Dan Meyer, L OBP: 0.325, SLG: 0.402 (1, 7)		6-3		G3		F8		K		4	0	0	0	0	1	3		
Leon Roberts, R OBP: 0.331, SLG: 0.438 (1, 8)		F8				1B 2B		5-3		4	2	2	0	0	0	0		
Ted Cox, R OBP: 0.294, SLG: 0.310 (1, 5) Marc Hill, R OBP: 0.197, SLG: 0.260 (5, 2)				F9		SH3-4 SF8 1B		F9		2	1	1	0	0	0	0		
Larry Cox, R OBP: 0.251, SLG: 0.292 (1, 2) Larry Milbourne, S OBP: 0.303, SLG: 0.341 (5, PH) (5, 5)				P6		SH3-4 1B		4-3		1	0	0	0	0	0	0		
Mario Mendoza, R OBP: 0.301, SLG: 0.313 (1, 6)				F8		SH3-4 1B		P4		3	0	1	0	0	0	0		
Inning Stats	R: 0 E: 0 K: 1 S: 5	H: 0 LOB: 0 BB: 0 P: 5	R: 0 E: 0 K: 0 S: 3	H: 0 LOB: 0 BB: 0 P: 3	R: 0 E: 0 K: 0 S: 3	H: 2 LOB: 2 BB: 0 P: 3	R: 2 E: 0 K: 0 S: 6	H: 3 LOB: 1 BB: 0 P: 6	R: 0 E: 0 K: 2 S: 4	H: 2 LOB: 2 BB: 0 P: 4	R: 0 E: 0 K: 2 S: 7	H: 0 LOB: 0 BB: 0 P: 7	R: 0 E: 0 K: 0 S: 3	H: 0 LOB: 0 BB: 0 P: 3	1B: 8 2B: 2 3B: 0 HR: 0	SF: 1 SAC: 2 DP: 0 HBP: 0		WP: 0 PA: 36 PB: 0 SB: 0 CS: 0
PITCHER	IP	WLS	BF	H	R	ER	SO	BB	IBB	HBP	BLK	WP	HR	S	P	ERA	WHIP	
Jim Barr, R ERA: 5.03 (1, 1)	3.1		11	1	0	0	1	0	0	0	0	0	0	13	13	0.00	0.300	
John Montague, R ERA: 4.35 (4, 1)	2.1		13	6	4	4	0	0	0	0	0	0	0	13	13	15.43	2.571	
Don Aase, R ERA: 4.77 (6, 1) Mark Clear, R ERA: 3.88 (8, 1)	1.1	W	6	3	0	0	0	0	0	0	0	0	0	6	6	0.00	2.250	
	2.0		6	0	0	0	2	0	0	0	0	0	0	10	10	0.00	0.000	

Batter	1	2	3	4	5	6	7	8	9	AB	R	H	RBI	BB	SO	LOB	BOTTOM	
Bert Campaneris, R OBP: 0.311, SLG: 0.347 (1, 6)	F9			G6-4-3 1B			1-3	F9		5	0	2	1	0	0	2	Seattle Mariners @ California Angels Anaheim Stadium, Anaheim, CA Tue Aug 05 1980, 10:05 PM EDT Att: 22,326 - Unknown livebaseballscorecards.com	
Rod Carew, L OBP: 0.394, SLG: 0.410 (1, 3)		FC6-4 1B		G6-4-3 1B						3	1	1	0	1	0	4		
Carney Lansford, R OBP: 0.331, SLG: 0.427 (1, 5)							1-3			4	1	3	1	0	0	1		
Don Baylor, R OBP: 0.332, SLG: 0.343 (1, 10)								F7		4	0	1	1	0	1	2		
Joe Rudi, R OBP: 0.283, SLG: 0.421 (1, 7) Larry Harlow, L OBP: 0.382, SLG: 0.413 (8, PR) (9, 9)										4	0	1	0	0	2	3		
Bobby Grich, R OBP: 0.387, SLG: 0.433 (1, 4)								E 6-3 1B		0	1	0	0	0	0	0		
Bobby Clark, R OBP: 0.272, SLG: 0.352 (1, 8) (9, 7)								E8 1B		4	1	2	0	0	0	1		
Rick Miller, L OBP: 0.355, SLG: 0.326 (1, 9) (9, 8)										4	0	0	1	0	0	5		
Dan Whitmer, R OBP: 0.283, SLG: 0.268 (1, 2) Jason Thompson, L OBP: 0.398, SLG: 0.466 (8, PH) (9, 2) Stan Cliburn, R OBP: 0.208, SLG: 0.280 (9, 2)										2	1	1	0	2	1	0		
										3	0	1	0	0	2	1		
Inning Stats	R: 2 E: 0 K: 1 S: 6	H: 2 LOB: 1 BB: 1 P: 10	R: 1 E: 0 K: 0 S: 5	H: 2 LOB: 2 BB: 1 P: 9	R: 0 E: 1 K: 2 S: 9	H: 1 LOB: 2 BB: 0 P: 9	R: 0 E: 0 K: 1 S: 6	H: 2 LOB: 1 BB: 0 P: 6	R: 0 E: 0 K: 1 S: 5	H: 1 LOB: 0 BB: 0 P: 5	R: 0 E: 0 K: 1 S: 6	H: 1 LOB: 1 BB: 0 P: 6	R: 2 E: 1 K: 0 S: 6	H: 3 LOB: 2 BB: 1 P: 10	1B: 12 2B: 1 3B: 0 HR: 0	SF: 0 SAC: 0 DP: 3 HBP: 0	WP: 0 PA: 38 PB: 0 SB: 2 CS: 1	
PITCHER	IP	WLS	BF	H	R	ER	SO	BB	IBB	HBP	BLK	WP	HR	S	P	ERA	WHIP	
Floyd Bannister, L ERA: 3.65 (1, 1)	4.0		21	8	3	3	4	2	0	0	0	0	0	17	21	4.91	1.091	
Dave Heaverlo, R ERA: 3.69 (5, 1)	3.2	L	14	4	2	2	2	0	1	0	0	0	0	2	2	0.00	3.000	
Dave Roberts, L ERA: 4.55 (8, 1)	0.1		2	1	0	0	0	0	0	0	0	0	0	2	2	0.00	3.000	

Batter	1	2	3	4	5	6	7	8	9	AB	R	H	RBI	BB	SO	LOB	TOP										
Julio Cruz, S OBP: 0.331, SLG: 0.257 (1,4)	0-0 6-3		0-0 6-3		0-0 F9	0-0 4-3		0-0 B1-3	5 0 0 0 0 0 3																		
Joe Simmons, L OBP: 0.313, SLG: 0.333 (1,9)	0-0 4-3		0-0 F8		0-0 F2		0-0 4-3	5 0 0 0 0 0 1																			
Dan Meyer, L OBP: 0.326, SLG: 0.402 (1,7)	0-0 P6			0-0 F8 1B		0-0 2B 1B	0-0 4-3	5 1 2 0 0 0 0																			
Willie Horton, R OBP: 0.316, SLG: 0.313 (1,10)		0-0 5-3		0-0 HBP 1B		0-0 F9 1B	0-0 F8	4 0 1 0 0 0 1																			
Leon Roberts, R OBP: 0.333, SLG: 0.442 (1,8)		0-0 BB 1B		0-0 F8 1B		0-0 2B 2B	0-0 F8	4 1 2 1 0 0 2																			
Tom Paciorek, R OBP: 0.314, SLG: 0.465 (1,3)		0-0 P3		1-0 G5-4-3 HBP		0-0 1B 2B	0-0 E6 1B 1B	3 1 1 1 0 0 1																			
Ted Cox, R OBP: 0.302, SLG: 0.315 (1,5)		4-0 FC6-4 BB		0-0 G5-4-3 HBP		0-0 1B 2B	0-0 1B 1B	3 0 2 1 1 0 3																			
Marc Hill, R OBP: 0.200, SLG: 0.260 (1,2)		0-0 FC6-4			0-0 P4	0-0 F9	0-0 G4-6-3 1B	4 0 1 0 0 0 3																			
Mario Mendoza, R OBP: 0.306, SLG: 0.318 (1,6)			0-0 F7				0-0 G4-6-3 1B	3 0 2 0 0 0 0																			
Larry Milbourne, S OBP: 0.301, SLG: 0.338 (8,6)							0-0 1B	1 0 0 0 0 0 3																			
Inning Stats	R: 0 E: 0 K: 0 S: 3	H: 0 LOB: 0 BB: 0 P: 3	R: 0 E: 0 K: 0 S: 4	H: 1 LOB: 2 BB: 1 P: 8	R: 0 E: 0 K: 0 S: 3	H: 0 LOB: 0 BB: 0 P: 3	R: 0 E: 0 K: 0 S: 4	H: 2 LOB: 1 BB: 0 P: 5	R: 0 E: 0 K: 0 S: 4	H: 1 LOB: 1 BB: 0 P: 4	R: 3 E: 0 K: 0 S: 8	H: 5 LOB: 2 BB: 0 P: 8	R: 0 E: 1 K: 0 S: 5	H: 2 LOB: 2 BB: 0 P: 5	R: 0 E: 0 K: 0 S: 3	H: 0 LOB: 0 BB: 0 P: 3	R: 0 E: 0 K: 0 S: 3	H: 0 LOB: 0 BB: 0 P: 3	1B: 9 2B: 2 3B: 0 HR: 0	SF: 0 SAC: 0 DP: 2 HBP: 1	WP: 0 PB: 0 SB: 0 CS: 0	PA: 39					
PITCHER	IP	WLS	BF	H	R	ER	SO	BB	IBB	HBP	BLK	WP	HR	S	P	ERA	WHIP										
Chris Knapp, R ERA: 6.11 (1,1)	5.2		27	9	3	3	0	1	0	1	0	0	0	25	30	4.76	1.765										
John Montague, R ERA: 4.14 (6,1)	3.1	W	12	2	0	0	0	0	0	0	0	0	0	12	12	0.00	0.600										

Seattle Mariners @ California Angels
Anaheim Stadium, Anaheim, CA
Wed Aug 06 1980, 10:05 PM EDT
Att: 22,599 - Unknown

AB	37
R	3
H	11
RBI	3
BB	1
SO	0
LOB	17



Batter	1	2	3	4	5	6	7	8	9	AB	R	H	RBI	BB	SO	LOB	BOTTOM										
Larry Harlow, L OBP: 0.385, SLG: 0.417 (1,9)	0-3 K			0-0 G4-6-3 1B		0-0 FC4-2 SH3 1B	0-0 E3 HR		3 0 2 0 0 1 0																		
Joe Rudi, R OBP: 0.283, SLG: 0.420 (7,7)								1 1 0 1 0 0 2																			
Rod Carew, L OBP: 0.391, SLG: 0.408 (1,3)	0-0 6-3			0-0 G4-6-3 1B		0-0 SH3 1B	0-0 SF8	2 0 0 1 0 0 1																			
Carney Lansford, R OBP: 0.333, SLG: 0.441 (1,5)	0-3 K			0-0 3B		0-0 FC4-2 2B 3B	0-0 HR	4 1 2 3 0 1 2																			
Don Baylor, R OBP: 0.331, SLG: 0.342 (1,7)		0-0 6-3		0-0 F8		0-0 F7	0-0 1B	4 0 1 0 0 0 3																			
Rick Miller, L OBP: 0.355, SLG: 0.326 (8,9)								0 0 0 0 0 0 0																			
Jason Thompson, L OBP: 0.399, SLG: 0.476 (1,10)		0-0 L7			0-0 HR		0-0 K	4 2 2 1 0 1 1																			
Bobby Grich, R OBP: 0.385, SLG: 0.431 (1,4)		0-0 L5			0-3 K		0-0 K	4 1 1 0 0 2 1																			
Bobby Clark, R OBP: 0.271, SLG: 0.348 (1,8)			0-0 4-3		0-0 P4		0-0 SH SH 1B	4 1 1 1 0 0 0																			
Bert Campaneris, R OBP: 0.303, SLG: 0.337 (1,6)			0-3 K		0-0 5-3		0-0 SH SH 1B	3 1 0 1 0 2 0																			
Dan Whitmer, R OBP: 0.286, SLG: 0.273 (1,2)			0-0 P6			0-0 SH3 1B FC4-2 1B	0-0 SH HR	3 1 1 0 0 0 0																			
Inning Stats	R: 0 E: 0 K: 2 S: 7	H: 0 LOB: 0 BB: 0 P: 7	R: 0 E: 0 K: 0 S: 3	H: 0 LOB: 0 BB: 0 P: 3	R: 0 E: 0 K: 1 S: 5	H: 0 LOB: 0 BB: 0 P: 5	R: 0 E: 0 K: 0 S: 4	H: 2 LOB: 1 BB: 0 P: 4	R: 1 E: 0 K: 1 S: 6	H: 1 LOB: 0 BB: 0 P: 6	R: 0 E: 0 K: 0 S: 5	H: 2 LOB: 2 BB: 0 P: 5	R: 7 E: 1 K: 2 S: 15	H: 5 LOB: 1 BB: 0 P: 15	R: 0 E: 0 K: 1 S: 5	H: 0 LOB: 0 BB: 0 P: 5	R: 0 E: 0 K: 1 S: 5	H: 0 LOB: 0 BB: 0 P: 5	1B: 7 2B: 0 3B: 1 HR: 2	SF: 1 SAC: 3 DP: 1 HBP: 0	WP: 0 PB: 0 SB: 1 CS: 0	PA: 36					
PITCHER	IP	WLS	BF	H	R	ER	SO	BB	IBB	HBP	BLK	WP	HR	S	P	ERA	WHIP										
Rob Dressler, R ERA: 4.8 (1,1)	6.0	L	25	8	4	4	4	0	0	0	0	0	1	33	33	6.00	1.333										
Byron Mclaughlin, R ERA: 7.14 (7,1)	0.0		2	0	0	0	0	0	0	0	0	0	0	2	2	-	-										
Dave Roberts, L ERA: 4.53 (7,1)	0.1		2	0	1	1	0	0	0	0	0	0	0	2	2	27.00	0.000										
Mike Parrott, R ERA: 8.06 (7,1)	0.2		4	2	3	2	2	0	0	0	0	0	1	8	8	27.00	3.000										
Shane Rawley, L ERA: 3.31 (8,1)	1.0		3	0	0	0	1	0	0	0	0	0	0	5	5	0.00	0.000										

Seattle Mariners @ California Angels
Anaheim Stadium, Anaheim, CA
Wed Aug 06 1980, 10:05 PM EDT
Att: 22,599 - Unknown

AB	32
R	8
H	10
RBI	8
BB	0
SO	7
LOB	10



Batter	1	2	3	4	5	6	7	8	9	10	11	12	13	14	15	AB	R	H	RBI	BB	SO	LOB	TOP									
Bomby Rivera, R OBP: 0.283, SLG: 0.378 Hosken Powell, L OBP: 0.309, SLG: 0.357																4	0	2	0	0	1	2										
John Castillo, R OBP: 0.343, SLG: 0.439																7	0	1	0	0	3	4										
Roy Smalley, S OBP: 0.350, SLG: 0.404																5	1	3	0	2	0	1										
Jose Morales, R OBP: 0.397, SLG: 0.513 Glenn Adams, L OBP: 0.331, SLG: 0.356																	4	1	3	1	0	0	0									
Ron Jackson, R OBP: 0.289, SLG: 0.362																7	0	1	0	0	2	8										
Pete Mackanin, R OBP: 0.323, SLG: 0.364 Rob Wilton, L OBP: 0.302, SLG: 0.334																3	0	1	0	0	0	0										
Ken Landreaux, L OBP: 0.317, SLG: 0.394																	7	0	0	0	0	3	2									
Dave Edwards, R OBP: 0.297, SLG: 0.345 Butch Wynegar, S OBP: 0.331, SLG: 0.339																3	0	1	0	1	1	0										
Sal Butera, R OBP: 0.327, SLG: 0.300 Rick Sofield, L OBP: 0.291, SLG: 0.410																	3	0	2	0	0	0	2									
Inning Stats	R: 0 E: 0 K: 0 S: 5	H: 2 LOB: 2 BB: 0 P: 5	R: 0 E: 0 K: 1 S: 4	H: 1 LOB: 2 BB: 1 P: 8	R: 0 E: 0 K: 1 S: 5	H: 0 LOB: 0 BB: 0 P: 5	R: 0 E: 0 K: 2 S: 7	H: 0 LOB: 0 BB: 0 P: 7	R: 0 E: 0 K: 1 S: 6	H: 2 LOB: 1 BB: 0 P: 6	R: 2 E: 0 K: 0 S: 7	H: 4 LOB: 2 BB: 0 P: 7	R: 0 E: 0 K: 1 S: 6	H: 1 LOB: 2 BB: 1 P: 10	R: 0 E: 0 K: 1 S: 5	H: 0 LOB: 0 BB: 0 P: 5	R: 0 E: 0 K: 0 S: 4	H: 1 LOB: 1 BB: 0 P: 4	R: 0 E: 0 K: 1 S: 6	H: 1 LOB: 1 BB: 0 P: 6	R: 0 E: 0 K: 2 S: 8	H: 2 LOB: 2 BB: 0 P: 8	R: 0 E: 0 K: 2 S: 7	H: 0 LOB: 0 BB: 0 P: 7	R: 0 E: 0 K: 2 S: 6	H: 1 LOB: 2 BB: 1 P: 12	R: 0 E: 0 K: 1 S: 6	H: 1 LOB: 2 BB: 1 P: 10	1B: 12 2B: 5 3B: 0 HR: 0	SF: 0 SAC: 1 DP: 2 HBP: 0	WP: 0 PB: 0 SH: 0 CS: 1	PA: 63
Dave LaRoche, L ERA: 3.7	IP: 7.0	WLS: 7.0	BF: 32	H: 10	R: 2	ER: 2	SO: 5	BB: 2	IBB: 0	HBP: 0	BLK: 0	WP: 0	HR: 0	S: 40	P: 48	ERA: 2.57	WHIP: 1.714															
Mark Clear, R ERA: 3.53	(8, 1)	3.0	10	1	0	0	2	0	0	0	0	0	0	14	14	0.00	0.333															
Andy Hassler, L ERA: 3.05	(11, 1)	5.0	W	21	5	0	0	8	0	2	0	0	0	35	43	0.00	1.000															

Minnesota Twins @ California Angels
Anaheim Stadium, Anaheim, CA
Thu Aug 07 1980, 10:05 PM EDT
Att. 24,195 - Unknown - 78 F

AB 58
R 2
H 16
RBI 2
BB 4
SO 15
LOB 30



Batter	1	2	3	4	5	6	7	8	9	10	11	12	13	14	15	AB	R	H	RBI	BB	SO	LOB	BOTTOM				
Larry Harlow, L OBP: 0.378, SLG: 0.405																	6	1	0	0	1	0	2				
Rod Carew, L OBP: 0.396, SLG: 0.422																	5	1	3	2	2	0	0				
Carney Lansford, R OBP: 0.330, SLG: 0.437																	6	0	1	2	0	1	4				
Don Baylor, R OBP: 0.330, SLG: 0.340 Stan Cliburn, R OBP: 0.200, SLG: 0.289																	4	0	1	0	0	1	4				
Jason Thompson, L OBP: 0.401, SLG: 0.473																	4	0	1	0	2	0	0				
Bobby Grich, R OBP: 0.384, SLG: 0.429																	6	0	2	0	0	0	4				
Bobby Clark, R OBP: 0.286, SLG: 0.339																	6	0	1	0	0	1	2				
Bert Campaneris, R OBP: 0.297, SLG: 0.330 Rick Miller, L OBP: 0.351, SLG: 0.321																		2	0	0	0	0	1	2			
Dan Whitmer, R OBP: 0.275, SLG: 0.281 Joe Rudi, R OBP: 0.285, SLG: 0.420 Freddie Patek, R OBP: 0.307, SLG: 0.395																		3	2	1	0	0	1				
Inning Stats	R: 0 E: 1 K: 0 S: 3	H: 0 LOB: 0 BB: 0 P: 3	R: 0 E: 0 K: 1 S: 7	H: 2 LOB: 2 BB: 0 P: 7	R: 0 E: 0 K: 0 S: 4	H: 1 LOB: 1 BB: 0 P: 4	R: 0 E: 0 K: 0 S: 3	H: 2 LOB: 1 BB: 0 P: 3	R: 0 E: 0 K: 0 S: 3	H: 0 LOB: 0 BB: 0 P: 3	R: 0 E: 0 K: 0 S: 3	H: 0 LOB: 0 BB: 0 P: 3	R: 0 E: 0 K: 0 S: 3	H: 0 LOB: 0 BB: 0 P: 3	R: 0 E: 0 K: 1 S: 5	H: 0 LOB: 0 BB: 0 P: 5	R: 0 E: 0 K: 1 S: 5	H: 0 LOB: 0 BB: 0 P: 5	R: 0 E: 0 K: 0 S: 5	H: 0 LOB: 0 BB: 0 P: 5	R: 2 E: 0 K: 0 S: 4	H: 2 LOB: 0 BB: 0 P: 4	1B: 8 2B: 2 3B: 0 HR: 1	SF: 0 SAC: 0 DP: 2 HBP: 1	WP: 1 PB: 0 SH: 0 CS: 1	PA: 56	
Fernando Arroyo, R ERA: 5.03	IP: 7.1	WLS: 7.1	BF: 28	H: 5	R: 2	ER: 2	SO: 1	BB: 3	IBB: 0	HBP: 1	BLK: 0	WP: 1	HR: 0	S: 26	P: 39	ERA: 2.46	WHIP: 1.091										
Doug Corbett, R ERA: 1.92	(8, 1)	6.2	24	3	0	0	4	1	1	0	0	0	0	30	38	0.00	0.600										
Albert Williams, R ERA: 5.3	(15, 1)	0.2	L	4	2	2	2	0	0	0	0	0	1	4	4	27.00	3.000										

Minnesota Twins @ California Angels
Anaheim Stadium, Anaheim, CA
Thu Aug 07 1980, 10:05 PM EDT
Att. 24,195 - Unknown - 78 F

AB 50
R 4
H 10
RBI 4
BB 5
SO 5
LOB 21



Batter	1	2	3	4	5	6	7	8	9	AB	R	H	RBI	BB	SO	LOB	TOP										
Butch Wynegar, S OBP: 0.329, SLG: 0.337	0-0 6-3	0-0 F7		0-0 F8			0-0 G4-6-3 1B	0-0 4-3		5	0	1	0	0	0	2											
Roy Smalley, S OBP: 0.350, SLG: 0.402	4-0 4-3 1B BB		0-0 2B	0-0 G3			0-0 G4-6-3 1-2	0-0 F9		4	2	1	0	1	0	1											
Ken Landreaux, L OBP: 0.323, SLG: 0.404	0-0 4-3 1B		0-0 2B	0-0 2B			0-0 1B	0-0 2B		5	2	4	0	0	0	0											
Glenn Adams, L OBP: 0.340, SLG: 0.367	0-0 4-3		0-0 4-3 2B	0-0 1B			0-0 FC6 1B	0-0 F8		4	0	2	2	1	0	3											
Rick Sofield, L OBP: 0.293, SLG: 0.410	0-0 2-H 3-H 1B		0-0 4-3	0-0 2-3 1B			0-0 G4-6-3 1-2 1B	0-0 FC6 F7		5	0	2	2	0	0	4											
Rob Wilfong, L OBP: 0.302, SLG: 0.331	0-0 F3		0-0 FC BB	0-0 G4-6-3 1-2			0-0 3-1			3	0	0	0	1	0	3											
Hosken Powell, L OBP: 0.309, SLG: 0.365		0-0 F8	0-0 FC G6-4-3				0-0 6-3	0-0 HR		4	1	1	1	0	0	2											
John Castino, R OBP: 0.339, SLG: 0.434		0-0 F8	0-0 G6-4-3 1-2				0-0 6-3	0-0 6-3		4	0	0	0	0	0	3											
Ron Jackson, R OBP: 0.292, SLG: 0.362		0-0 1B		0-0 F2			0-3 K	4-0 BB		3	0	1	0	1	1	0											
Inning Stats	R: 2 E: 0 K: 0 S: 5	H: 2 LOB: 1 BB: 1 P: 9	R: 0 E: 0 K: 0 S: 4	H: 1 LOB: 1 BB: 0 P: 4	R: 2 E: 0 K: 0 S: 6	H: 3 LOB: 2 BB: 1 P: 10	R: 0 E: 0 K: 0 S: 3	H: 0 LOB: 0 BB: 0 P: 3	R: 0 E: 0 K: 1 S: 5	H: 0 LOB: 0 BB: 0 P: 5	R: 0 E: 0 K: 0 S: 5	H: 3 LOB: 2 BB: 0 P: 5	R: 1 E: 0 K: 0 S: 4	H: 1 LOB: 1 BB: 1 P: 8	R: 0 E: 0 K: 0 S: 4	H: 1 LOB: 1 BB: 0 P: 4	1B: 8 2B: 3 3B: 0 HR: 1	SF: 0 SAC: 0 DP: 3 HBP: 0	WP: 0 PB: 0 CS: 0	PA: 41							
PITCHER	IP	WLS	BF	H	R	ER	SO	BB	IBB	HBP	BLK	WP	HR	S	P	ERA	WHIP										
Freddie Martinez, R ERA: 5.67	(1, 1)	2.0	13	6	4	4	0	1	0	0	0	0	0	12	16	18.00	3.500										
Dave Lemanczyk, R ERA: 5.17	(3, 1)	4.2	W	18	4	0	1	2	0	0	0	0	0	18	26	0.00	1.286										
John Montague, R ERA: 4.13	(7, 1)	2.1	S	10	2	1	1	0	1	0	0	0	1	9	13	3.86	1.286										

Minnesota Twins @ California Angels
Anaheim Stadium, Anaheim, CA
Fri Aug 08, 1980, 10:05 PM EDT
Att: 25,373 - Unknown - 77 F

AB 37
R 5
H 12
RBI 5
BB 4
SO 1
LOB 18



Batter	1	2	3	4	5	6	7	8	9	AB	R	H	RBI	BB	SO	LOB	BOTTOM										
Rod Carew, L OBP: 0.400, SLG: 0.428	0-3 K		0-0 HR 1B		0-0 4-3 2B		0-0 E S 1B			4	2	3	3	0	1	0											
Dan Ford, R OBP: 0.304, SLG: 0.361	0-0 G5-4-3 1B		0-0 1B		0-3 K		0-0 1B			4	1	3	3	0	1	1											
Larry Harlow, L OBP: 0.378, SLG: 0.405	(7, PR) (8, 9)		0-0 HR		0-0 K		0-0 1B			0	1	0	0	0	0	0											
Carney Lansford, R OBP: 0.330, SLG: 0.435	0-0 G5-4-3 1-2		0-0 6-3		0-0 4-3		0-0 1B WP 1B			4	1	1	0	0	0	2											
Don Baylor, R OBP: 0.329, SLG: 0.339		0-0 4-3		0-0 F9	0-0 5-3		0-0 1B			4	0	1	1	0	0	1											
Bobby Grich, R OBP: 0.386, SLG: 0.426		4-0 BB		0-0 F9		0-0 6-3	0-0 WP BB			2	0	0	0	2	0	0											
Joe Rudi, R OBP: 0.281, SLG: 0.415		0-0 F9		0-3 K		0-3 K	0-0 F8			4	0	0	0	0	2	2											
Bobby Clark, R OBP: 0.266, SLG: 0.336		0-3 K			0-0 SH 1B	0-0 6-3		0-0 6-3		4	1	1	0	0	1	1											
Bert Campaneris, R OBP: 0.313, SLG: 0.346			0-0 G1-6-3 1B		0-0 SH 2B 1B		0-0 BLK SH3-4 1B	0-0 F9		4	2	3	0	0	0	0											
Dan Whitmer, R OBP: 0.264, SLG: 0.250			0-0 G1-6-3		0-0 SH 2B		0-0 SH3-4	0-0 F7		2	1	0	0	0	0	1											
Inning Stats	R: 0 E: 0 K: 1 S: 5	H: 1 LOB: 0 BB: 0 P: 5	R: 0 E: 0 K: 1 S: 5	H: 0 LOB: 1 BB: 1 P: 9	R: 2 E: 0 K: 0 S: 5	H: 3 LOB: 0 BB: 0 P: 5	R: 0 E: 0 K: 1 S: 5	H: 0 LOB: 0 BB: 0 P: 5	R: 3 E: 1 K: 1 S: 9	H: 3 LOB: 1 BB: 0 P: 9	R: 0 E: 0 K: 1 S: 5	H: 0 LOB: 0 BB: 0 P: 5	R: 4 E: 0 K: 0 S: 7	H: 5 LOB: 2 BB: 1 P: 11	R: 0 E: 0 K: 0 S: 3	H: 0 LOB: 0 BB: 0 P: 3	1B: 10 2B: 1 3B: 0 HR: 1	SF: 0 SAC: 2 DP: 2 HBP: 0	WP: 1 PB: 0 CS: 0	PA: 36							
PITCHER	IP	WLS	BF	H	R	ER	SO	BB	IBB	HBP	BLK	WP	HR	S	P	ERA	WHIP										
Darrell Jackson, L ERA: 4.3	(1, 1)	4.0	L	19	7	5	3	1	0	0	0	0	0	15	24	11.25	2.000										
John Verhoeven, R ERA: 4.29	(5, 1)	2.1		11	4	4	2	0	0	0	1	0	0	15	15	15.43	1.714										
Albert Williams, R ERA: 4.87	(7, 1)	1.2		6	1	0	0	1	0	0	0	1	0	5	9	0.00	1.200										

Minnesota Twins @ California Angels
Anaheim Stadium, Anaheim, CA
Fri Aug 08, 1980, 10:05 PM EDT
Att: 25,373 - Unknown - 77 F

AB 32
R 9
H 12
RBI 7
BB 2
SO 5
LOB 8



Batter	1	2	3	4	5	6	7	8	9	AB	R	H	RBI	BB	SO	LOB	TOP					
Ron Jackson, R (1, 3) OBP: 0.295, SLG: 0.364										4	0	2	0	0	0	0	Minnesota Twins @ California Angels Anaheim Stadium, Anaheim, CA Sat: Aug 09 1980, 10:05 PM EDT Att: 32,560 - Unknown - 73 F					
Roy Smalley, S (1, 6) OBP: 0.347, SLG: 0.398										4	0	0	0	0	0	2						
Ken Landreaux, L (1, 8) OBP: 0.320, SLG: 0.400										4	0	0	0	0	0	2						
Jose Morales, R (1, 10) OBP: 0.404, SLG: 0.519										2	1	1	0	2	0	1						
John Castino, R (1, 5) OBP: 0.339, SLG: 0.432										4	1	1	0	0	0	2						
Pete Mackanin, R (1, 4) OBP: 0.323, SLG: 0.368										3	0	1	1	0	0	0						
Bombo Rivera, R (1, 9) OBP: 0.265, SLG: 0.354										3	0	0	0	0	0	2						
Sal Butera, R (1, 2) OBP: 0.309, SLG: 0.288										2	0	0	1	0	1	0						
Dave Edwards, R (1, 7) OBP: 0.292, SLG: 0.338										3	0	0	0	0	0	1						
Inning Stats	R: 0 E: 0 K: 0 S: 3	H: 1 LOB: 0 BB: 0 P: 3	R: 2 E: 0 K: 0 S: 6	H: 3 LOB: 1 BB: 0 P: 6	R: 0 E: 0 K: 0 S: 3	H: 0 LOB: 0 BB: 0 P: 3	R: 0 E: 0 K: 0 S: 2	H: 0 LOB: 0 BB: 1 P: 6	R: 0 E: 0 K: 0 S: 3	H: 0 LOB: 0 BB: 0 P: 3	R: 0 E: 0 K: 0 S: 4	H: 1 LOB: 1 BB: 0 P: 4	R: 0 E: 0 K: 0 S: 3	H: 0 LOB: 0 BB: 0 P: 3	R: 0 E: 0 K: 1 S: 5	H: 0 LOB: 0 BB: 0 P: 5		R: 0 E: 0 K: 0 S: 3	H: 0 LOB: 1 BB: 1 P: 7	1B: 3 2B: 2 3B: 0 HR: 0	SF: 1 SAC: 0 DP: 1 HBP: 0	WP: 0 PB: 0 CS: 1
PITCHER Frank Tanana, L (1, 1) ERA: 4.26	IP: 9.0 WLS: W BF: 32	H: 5 R: 2 ER: 2 SO: 1	BB: 2 IBB: 0 HBP: 0 BLK: 0	WP: 0 HR: 0 S: 32 P: 40	ERA: 2.00 WHIP: 0.778	PITCHER										IP: 9.0 WLS: W BF: 32	H: 5 R: 2 ER: 2 SO: 1	BB: 2 IBB: 0 HBP: 0 BLK: 0	WP: 0 HR: 0 S: 32 P: 40	ERA: 2.00 WHIP: 0.778		

Batter	1	2	3	4	5	6	7	8	9	AB	R	H	RBI	BB	SO	LOB	BOTTOM					
Rod Carew, L (1, 3) OBP: 0.397, SLG: 0.425										5	0	1	1	0	0	2	Minnesota Twins @ California Angels Anaheim Stadium, Anaheim, CA Sat: Aug 09 1980, 10:05 PM EDT Att: 32,560 - Unknown - 73 F					
Dan Ford, R (1, 9) OBP: 0.309, SLG: 0.373										4	1	2	1	0	0	0						
Larry Harlow, L (7, PR) OBP: 0.378, SLG: 0.405 (8, 9)										0	0	0	0	0	0	0						
Carney Lansford, R (1, 5) OBP: 0.327, SLG: 0.430										4	0	0	0	0	0	2						
Don Baylor, R (1, 10) OBP: 0.327, SLG: 0.337										4	1	1	1	0	0	0						
Bobby Grich, R (1, 4) OBP: 0.389, SLG: 0.427										2	1	1	0	2	0	1						
Joe Rudi, R (1, 7) OBP: 0.284, SLG: 0.425										4	1	2	2	0	0	2						
Bobby Clark, R (1, 8) OBP: 0.262, SLG: 0.331										2	0	0	0	0	1	1						
Dickie Thon, R (6, PH) OBP: 0.275, SLG: 0.308										1	0	0	0	0	0	2						
Rick Miller, L (7, 8) OBP: 0.353, SLG: 0.324										1	1	1	0	0	0	0						
Bert Campaneris, R (1, 6) OBP: 0.328, SLG: 0.355										3	3	2	0	1	0	0						
Dan Whitmer, R (1, 2) OBP: 0.273, SLG: 0.260										2	0	1	2	0	0	0						
Inning Stats	R: 0 E: 0 K: 0 S: 3	H: 0 LOB: 0 BB: 0 P: 3	R: 0 E: 0 K: 1 S: 5	H: 0 LOB: 1 BB: 1 P: 9	R: 0 E: 0 K: 0 S: 3	H: 0 LOB: 0 BB: 0 P: 3	R: 3 E: 0 K: 0 S: 6	H: 3 LOB: 0 BB: 0 P: 6	R: 1 E: 0 K: 0 S: 4	H: 2 LOB: 0 BB: 0 P: 4	R: 0 E: 0 K: 0 S: 4	H: 1 LOB: 2 BB: 1 P: 8	R: 1 E: 0 K: 0 S: 5	H: 2 LOB: 1 BB: 0 P: 5	R: 3 E: 1 K: 0 S: 6	H: 3 LOB: 1 BB: 1 P: 10	R: 0 E: 0 K: 0 S: 3	H: 0 LOB: 0 BB: 0 P: 3	1B: 9 2B: 1 3B: 0 HR: 1	SF: 0 SAC: 2 DP: 0 HBP: 0	WP: 0 PB: 0 CS: 0	PA: 37
PITCHER Geoff Zahn, L (1, 1) ERA: 4.72	IP: 6.2 WLS: L BF: 29	H: 8 R: 5 ER: 5 SO: 1	BB: 2 IBB: 0 HBP: 0 BLK: 0	WP: 0 HR: 1 S: 29 P: 37	ERA: 6.75 WHIP: 1.500	PITCHER										IP: 6.2 WLS: L BF: 29	H: 8 R: 5 ER: 5 SO: 1	BB: 2 IBB: 0 HBP: 0 BLK: 0	WP: 0 HR: 1 S: 29 P: 37	ERA: 6.75 WHIP: 1.500		
PITCHER Mike Bacsik, R (7, 1) ERA: 4.3	IP: 1.1 WLS: L BF: 8	H: 3 R: 3 ER: 2 SO: 0	BB: 1 IBB: 0 HBP: 0 BLK: 0	WP: 0 HR: 0 S: 7 P: 11	ERA: 13.50 WHIP: 3.000	PITCHER										IP: 1.1 WLS: L BF: 8	H: 3 R: 3 ER: 2 SO: 0	BB: 1 IBB: 0 HBP: 0 BLK: 0	WP: 0 HR: 0 S: 7 P: 11	ERA: 13.50 WHIP: 3.000		

Batter	1	2	3	4	5	6	7	8	9	AB	R	H	RBI	BB	SO	LOB	TOP																					
Hosken Powell, L OBP: 0.313, SLG: 0.367	F7	G4-6-3 1B			F8		1B		FC6 BB	4	0	2	0	1	0	0	Minnesota Twins @ California Angels Anaheim Stadium, Anaheim, CA Sun Aug 10 1980, 10:05 PM EDT Att: 23,007 - Unknown - 92 F																					
Rob Wilfong, L OBP: 0.300, SLG: 0.329	K	F7			F5		1B		FC6 G6-4-3	5	0	1	0	0	1	4																						
Ken Landreaux, L OBP: 0.320, SLG: 0.400 Dave Edwards, R OBP: 0.287, SLG: 0.331	HR BB	G4-6-3			K		K		G6-4-3	1	1	0	0	1	0	2																						
Roy Smalley, S OBP: 0.351, SLG: 0.410	HR				K		FC4-6 1B		HR 1B	4	2	3	2	0	1	0																						
Glenn Adams, L OBP: 0.340, SLG: 0.387 Jose Morales, R OBP: 0.408, SLG: 0.541	HR				F7		FC4-6		HR	3	1	1	1	0	0	1																						
Rick Sofield, L OBP: 0.292, SLG: 0.405	1B BB				K		K		K	3	0	0	0	1	3	1																						
Butch Wynegar, S OBP: 0.328, SLG: 0.336	1B				L9		4-3		6-3	4	0	1	0	0	0	1																						
John Castino, R OBP: 0.335, SLG: 0.427	K				4-3		F8		6-3	4	0	0	0	0	1	2																						
Ron Jackson, R OBP: 0.298, SLG: 0.363		1B BB			F8		6-3		FC6 BB 1B	3	0	1	0	1	0	0																						
Inning Stats	R: 3 E: 0 K: 2 S: 10	H: 3 LOB: 2 BB: 2 P: 18	R: 0 E: 0 K: 0 S: 3	H: 1 LOB: 1 BB: 1 P: 7	R: 0 E: 0 K: 2 S: 7	H: 0 LOB: 0 BB: 0 P: 7	R: 0 E: 0 K: 0 S: 3	H: 0 LOB: 0 BB: 0 P: 3	R: 0 E: 0 K: 1 S: 5	H: 1 LOB: 1 BB: 0 P: 6	R: 0 E: 0 K: 1 S: 7	H: 2 LOB: 2 BB: 0 P: 7	R: 2 E: 0 K: 1 S: 7	H: 2 LOB: 2 BB: 1 P: 7	R: 0 E: 0 K: 0 S: 3	H: 1 LOB: 1 BB: 1 P: 7		1B: 7 2B: 0 3B: 0 HR: 3	SF: 0 SAC: 0 DP: 2 HBP: 0	WP: 0 PB: 0 CS: 1	PA: 39																	
PITCHER	IP	WLS	BF	H	R	ER	SO	BB	IBB	HBP	BLK	WP	HR	S	P	ERA	WHIP	PITCHER				IP	WLS	BF	H	R	ER	SO	BB	IBB	HBP	BLK	WP	HR	S	P	ERA	WHIP
Jim Barr, R ERA: 5.51	(1, 1)	0.2	L	7	3	3	3	1	2	0	0	0	0	2	7	15	40.50	7.500																				
Don Aase, R ERA: 4.56	(1, 1)	6.0		21	3	0	0	5	1	0	0	0	0	0	30	34	0.00	0.667																				
Andy Hassler, L ERA: 3.22	(7, 1)	2.1		11	4	2	2	2	1	0	0	0	0	1	14	18	7.71	2.143																				


AB 35
R 5
H 10
RBI 5
BB 4
SO 8
LOB 15



Batter	1	2	3	4	5	6	7	8	9	AB	R	H	RBI	BB	SO	LOB	BOTTOM																						
Dickie Thon, R OBP: 0.275, SLG: 0.307	L8		G6-3 1-2		1B			B1-3		4	0	1	0	0	0	1	Minnesota Twins @ California Angels Anaheim Stadium, Anaheim, CA Sun Aug 10 1980, 10:05 PM EDT Att: 23,007 - Unknown - 92 F																						
Rod Carew, L OBP: 0.403, SLG: 0.429	PB 1B				1B		G4-6-3 1B		FC4-6 1B	3	0	3	1	1	0	0																							
Dan Ford, R OBP: 0.301, SLG: 0.362	K		K		G4-6-3		G4-6-3		FC4-6 FC5 1B	4	0	0	0	0	2	5																							
Don Baylor, R OBP: 0.326, SLG: 0.336	F9				F7		P4		1B	4	0	1	0	0	0	1																							
Carney Lansford, R OBP: 0.324, SLG: 0.426			K		5-3		P4		FC5	4	0	0	0	0	1	2																							
Joe Rudi, R OBP: 0.286, SLG: 0.427			6-3 2B		K		F8		G4-6-3 BB	3	0	1	0	1	1	0																							
Freddie Patek, R OBP: 0.307, SLG: 0.406 Larry Harlow, L OBP: 0.377, SLG: 0.404			6-3				HR		G4-6-3	3	1	1	1	0	0	1																							
Rick Miller, L OBP: 0.351, SLG: 0.320			2-3				F7		BB	1	0	0	0	0	0	1																							
Dan Whitmer, R OBP: 0.293, SLG: 0.283 Jason Thompson, L OBP: 0.399, SLG: 0.472			G6-3 1B				E8 1B 1B		1-3	3	1	2	0	0	1	0																							
Inning Stats	R: 0 E: 0 K: 1 S: 6	H: 1 LOB: 1 BB: 0 P: 6	R: 0 E: 0 K: 2 S: 8	H: 1 LOB: 0 BB: 0 P: 8	R: 0 E: 0 K: 1 S: 5	H: 1 LOB: 1 BB: 1 P: 9	R: 0 E: 0 K: 1 S: 5	H: 0 LOB: 0 BB: 0 P: 5	R: 2 E: 1 K: 0 S: 6	H: 4 LOB: 1 BB: 0 P: 6	R: 0 E: 0 K: 0 S: 3	H: 0 LOB: 0 BB: 0 P: 3	R: 0 E: 0 K: 1 S: 5	H: 0 LOB: 2 BB: 0 P: 5	R: 0 E: 0 K: 0 S: 5	H: 2 LOB: 2 BB: 0 P: 5		R: 0 E: 0 K: 0 S: 2	H: 0 LOB: 1 BB: 2 P: 10	1B: 7 2B: 1 3B: 0 HR: 1	SF: 0 SAC: 0 DP: 3 HBP: 0	WP: 0 PB: 1 CS: 0	PA: 36																
PITCHER	IP	WLS	BF	H	R	ER	SO	BB	IBB	HBP	BLK	WP	HR	S	P	ERA	WHIP	PITCHER				IP	WLS	BF	H	R	ER	SO	BB	IBB	HBP	BLK	WP	HR	S	P	ERA	WHIP	
Jerry Koonsman, L ERA: 4.31	(1, 1)	7.2	W	31	9	2	1	6	1	0	0	0	0	0	42	46	1.17	1.304																					
Doug Corbett, R ERA: 1.89	(8, 1)	1.1	S	5	0	0	0	0	2	0	0	0	0	0	3	11	0.00	1.500																					

AB 33
R 2
H 9
RBI 2
BB 3
SO 6
LOB 13




Batter	1	2	3	4	5	6	7	8	9	AB	R	H	RBI	BB	SO	LOB	TOP						
Rod Carew, L OBP: 0.405, SLG: 0.433 (1, 3)	F5		FC6-4 BB 1B	4-3			1B 1B		4-3	5	0	2	0	0	0	2							
Dan Ford, R OBP: 0.295, SLG: 0.353 (1, 10)	5-3		L8		5-3		G5-4-3 1B		K	5	0	1	0	0	1	1							
Carney Lansford, R OBP: 0.329, SLG: 0.446 (1, 5)	HR		FC6-4 BB		L9		G5-4-3			3	1	1	1	1	0	2							
Don Baylor, R OBP: 0.321, SLG: 0.338 (1, 9)	2B BB		FC6-4 1-2 2-3		P6				5-3	3	0	0	0	1	0	2							
Bobby Grich, R OBP: 0.396, SLG: 0.456 (1, 4)	2B		F9			5-3 BB			E 1B 2B	3	1	2	0	1	0	2							
Joe Rudi, R OBP: 0.281, SLG: 0.424 (1, 7)	4-3			FC5-4 1B		F8			E5 1B	4	0	1	0	0	0	4							
Bobby Clark, R OBP: 0.274, SLG: 0.341 (1, 8)		4-3		FC5-4 1B		5-3			G6-4-3 1B	4	0	2	1	0	0	1	AB 35 R 2 H 9 RBI 2 BB 3 SO 3 LOB 21						
Bert Campaneris, R OBP: 0.303, SLG: 0.350 (1, 6)		6-3		FC5-4 1-2 2-3		6-3			G6-4-3	4	0	0	0	0	0	5							
Dan Whitmer, R OBP: 0.275, SLG: 0.270 (1, 2)		G3		K		6-3			K	4	0	0	0	0	2	2							
Inning Stats	R: 1 E: 0 K: 0 S: 5	H: 2 LOB: 2 BB: 1 P: 9	R: 0 E: 0 K: 0 S: 3	H: 0 LOB: 0 BB: 0 P: 3	R: 0 E: 0 K: 0 S: 4	H: 1 LOB: 2 BB: 1 P: 8	R: 0 E: 0 K: 1 S: 7	H: 2 LOB: 0 BB: 0 P: 7	R: 0 E: 0 K: 0 S: 3	H: 0 LOB: 0 BB: 0 P: 3	R: 0 E: 0 K: 0 S: 4	H: 2 LOB: 1 BB: 0 P: 4	R: 1 E: 1 K: 0 S: 5	H: 2 LOB: 1 BB: 0 P: 5	R: 0 E: 0 K: 2 S: 7	H: 0 LOB: 0 BB: 0 P: 7	1B: 6 2B: 2 3B: 0 HR: 1	SF: 0 SAC: 0 DP: 2 HBP: 0	WP: 0 PB: 0 SB: 0 CS: 0	PA: 38			
PITCHER	IP WLS BF H R ER SO BB IBB HBP BLK WP HR S P ERA WHIP	7.1 L 34 9 2 2 1 3 0 0 0 0 1 33 45 2.46 1.636	1.2 4 0 0 0 2 0 0 0 0 0 0 0 8 8 0.00 0.000																				

California Angels @ Seattle Mariners
The Kingdome, Seattle, WA
Thu Aug 14 1980, 10:05 PM EDT
Att: 7,326 - Dome

AB 35
R 2
H 9
RBI 2
BB 3
SO 3
LOB 21



Batter	1	2	3	4	5	6	7	8	9	AB	R	H	RBI	BB	SO	LOB	BOTTOM						
Julio Cruz, S OBP: 0.326, SLG: 0.251 (1, 4)	L6		F7		F8			L1		4	0	0	0	0	0	2							
Joe Simpson, L OBP: 0.321, SLG: 0.348 (1, 9)	PB 2B 1B		F2			P6		F7		4	1	1	0	0	0	1							
Dan Meyer, L OBP: 0.318, SLG: 0.396 (1, 7)	L7		G3			F7		F9		4	0	0	0	0	0	2							
Bruce Bochte, L OBP: 0.359, SLG: 0.440 Larry Milbourne, S OBP: 0.298, SLG: 0.318 (9, PR)	2B			4-3		F7				4	0	2	1	0	0	0							
Juan Beniquez, R OBP: 0.276, SLG: 0.376 (1, 8)	6-3			F9				1-3		4	0	1	0	0	0	2							
Tom Paciorek, R OBP: 0.305, SLG: 0.466 Jerry Narron, L OBP: 0.160, SLG: 0.045 (9, FH)		K		F8		FC1-6 1B		K		3	0	0	0	0	1	1							
Jim Anderson, R OBP: 0.297, SLG: 0.330 (1, 6)		K			F7					2	0	0	0	1	1	0	AB 32 R 1 H 6 RBI 1 BB 1 SO 4 LOB 10						
Ted Cox, R OBP: 0.295, SLG: 0.307 (1, 5)		G3						F9		3	0	0	0	0	1	1							
Larry Cox, R OBP: 0.258, SLG: 0.294 (1, 2)								6-3		3	0	2	0	0	0	0							
Inning Stats	R: 1 E: 0 K: 0 S: 5	H: 2 LOB: 1 BB: 0 P: 5	R: 0 E: 0 K: 2 S: 7	H: 0 LOB: 0 BB: 0 P: 7	R: 0 E: 0 K: 0 S: 4	H: 1 LOB: 1 BB: 0 P: 4	R: 0 E: 0 K: 1 S: 6	H: 0 LOB: 0 BB: 0 P: 3	R: 0 E: 0 K: 0 S: 3	H: 0 LOB: 0 BB: 0 P: 3	R: 0 E: 0 K: 0 S: 3	H: 1 LOB: 1 BB: 1 P: 7	R: 0 E: 0 K: 0 S: 3	H: 0 LOB: 0 BB: 0 P: 3	R: 0 E: 0 K: 1 S: 6	H: 1 LOB: 1 BB: 0 P: 6	1B: 4 2B: 1 3B: 1 HR: 0	SF: 0 SAC: 0 DP: 0 HBP: 0	WP: 0 PB: 1 SB: 0 CS: 1	PA: 33			
PITCHER	IP WLS BF H R ER SO BB IBB HBP BLK WP HR S P ERA WHIP	8.1 S 2 0 0 0 1 0 0 0 0 0 0 4 4 0.00 0.000																					

California Angels @ Seattle Mariners
The Kingdome, Seattle, WA
Thu Aug 14 1980, 10:05 PM EDT
Att: 7,326 - Dome

Batter	1	2	3	4	5	6	7	8	9	AB	R	H	RBI	BB	SO	LOB	TOP										
Rod Carew, L (1,3) OBP: 0.403, SLG: 0.430	G3	F8					F7		F1	5	0	1	0	0	0	3											
Dan Ford, R (1,9) OBP: 0.299, SLG: 0.355	2B 1B				G6-4-3			5-3	F8	5	1	2	0	0	0	2											
Carney Lansford, R (1,5) OBP: 0.330, SLG: 0.448	1B			G5-4-3			F9	HR	6-3	5	2	2	0	0	0	3											
Don Baylor, R (1,10) OBP: 0.323, SLG: 0.352	F3					P3		HR		4	1	2	2	0	0	2											
Bobby Grich, R (1,4) OBP: 0.397, SLG: 0.455	FC6-4 2H 3H			F8		F8		FC6-4 BB		3	0	1	2	1	0	1											
Joe Rudi, R (1,7) OBP: 0.278, SLG: 0.420	FC6-4				K	1-3		FC6-4		4	0	0	0	0	1	2											
Bobby Clark, R (1,8) OBP: 0.266, SLG: 0.331						6-3			F9	4	0	0	0	0	1	1											
Bert Campaneris, R (1,6) OBP: 0.316, SLG: 0.386										4	1	3	0	0	0	0											
Dan Whitmer, R (1,2) OBP: 0.264, SLG: 0.258										3	0	0	0	0	0	2											
Jason Thompson, L (9, PH) OBP: 0.398, SLG: 0.465	E6									1	0	1	1	0	0	0											
Freddie Patek, R (9, PR) OBP: 0.307, SLG: 0.406										0	0	0	0	0	0	0											
Stan Cliburn, R (9, 2) OBP: 0.200, SLG: 0.269										0	0	0	0	0	0	0											
Inning Stats	R: 2 E: 0 K: 0 S: 6	H: 3 LOB: 1 BB: 0 P: 6	R: 0 E: 1 K: 1 S: 6	H: 0 LOB: 1 BB: 0 P: 6	R: 0 E: 0 K: 1 S: 4	H: 2 LOB: 1 BB: 0 P: 4	R: 0 E: 0 K: 1 S: 6	H: 1 LOB: 0 BB: 0 P: 6	R: 0 E: 0 K: 0 S: 3	H: 0 LOB: 1 BB: 0 P: 3	R: 0 E: 0 K: 0 S: 4	H: 1 LOB: 1 BB: 0 P: 4	R: 2 E: 0 K: 0 S: 5	H: 2 LOB: 1 BB: 1 P: 9	R: 1 E: 0 K: 0 S: 5	H: 2 LOB: 2 BB: 0 P: 5	1B: 8 2B: 2 3B: 1 HR: 1	SF: 0 SAC: 0 DP: 2 HBP: 0	WP: 0 PB: 0 SB: 1 CS: 0	PA: 39							
PITCHER	IP	WLS	BF	H	R	ER	SO	BB	IBB	HBP	BLK	WP	HR	S	P	ERA	WHIP										
Geoff Zahn, L (1,1) ERA: 4.76	8.0	L	35	11	5	5	2	1	0	0	0	0	1	38	42	5.62	1.500										
John Verhoeven, R (9,1) ERA: 4.21	0.0		1	1	0	0	0	0	0	0	0	0	0	1	1	∞	∞										
Mike Kinnunen, L (9,1) ERA: 4.8	0.1		1	0	0	0	0	0	0	0	0	0	0	1	1	0.00	0.000										
Doug Corbett, R (9,1) ERA: 1.93	0.2		2	0	0	0	0	0	0	0	0	0	0	2	2	0.00	0.000										

California Angels @ Minnesota Twins
Metropolitan Stadium, Bloomington, MI
Fri Aug 15 1980, 8:05 PM EDT
Att: 14,686 - Unknown - 73 F

AB 38
R 5
H 12
RBI 5
BB 1
SO 2
LOB 16



Batter	1	2	3	4	5	6	7	8	9	AB	R	H	RBI	BB	SO	LOB	BOTTOM										
Roy Smalley, S (1,6) OBP: 0.349, SLG: 0.406	6-3									1	0	0	0	0	0	0											
Mike Cubbage, L (2,4) OBP: 0.310, SLG: 0.399										3	1	1	3	0	0	2											
John Castino, R (1,5) OBP: 0.330, SLG: 0.426	K									4	0	0	0	0	1	1											
Ron Jackson, R (1,3) OBP: 0.306, SLG: 0.360	F8									3	0	1	0	1	0	0											
Jose Morales, R (1,10) OBP: 0.390, SLG: 0.515										4	0	0	0	0	0	2											
Pete Mackanin, R (1,4) OBP: 0.324, SLG: 0.376										3	1	0	0	1	1	1											
Bombo Rivera, R (1,9) OBP: 0.250, SLG: 0.333										3	0	0	0	0	0	2											
Hosken Powell, L (9, PH) OBP: 0.301, SLG: 0.352										1	0	0	0	0	1	1											
Sal Butera, R (1,2) OBP: 0.333, SLG: 0.321										3	1	2	0	0	0	0											
Glenn Adams, L (9, PH) OBP: 0.337, SLG: 0.401										1	0	1	1	0	0	0											
Rob Wilfong, L (9, PR) OBP: 0.300, SLG: 0.328										0	0	0	0	0	0	0											
Dave Edwards, R (1,8) OBP: 0.281, SLG: 0.325										3	0	0	0	0	2	2											
Butch Wynegar, S (9, PH) OBP: 0.323, SLG: 0.331										1	0	0	0	0	0	1											
Rick Sofield, L (1,7) OBP: 0.295, SLG: 0.408										3	1	2	0	0	1	1											
Inning Stats	R: 0 E: 0 K: 1 S: 5	H: 0 LOB: 0 BB: 0 P: 5	R: 0 E: 0 K: 0 S: 2	H: 0 LOB: 0 BB: 1 P: 6	R: 0 E: 0 K: 2 S: 8	H: 1 LOB: 1 BB: 0 P: 8	R: 0 E: 0 K: 0 S: 2	H: 0 LOB: 0 BB: 1 P: 6	R: 0 E: 0 K: 0 S: 5	H: 0 LOB: 0 BB: 0 P: 5	R: 0 E: 0 K: 0 S: 4	H: 1 LOB: 1 BB: 0 P: 4	R: 0 E: 0 K: 0 S: 4	H: 1 LOB: 1 BB: 0 P: 4	R: 3 E: 0 K: 1 S: 8	H: 3 LOB: 0 BB: 0 P: 8	R: 1 E: 1 K: 1 S: 7	H: 1 LOB: 1 BB: 0 P: 7	1B: 5 2B: 1 3B: 0 HR: 1	SF: 0 SAC: 0 DP: 2 HBP: 0	WP: 0 PB: 0 SB: 0 CS: 0	PA: 35					
PITCHER	IP	WLS	BF	H	R	ER	SO	BB	IBB	HBP	BLK	WP	HR	S	P	ERA	WHIP										
Frank Tanana, L (1,1) ERA: 4.22	7.1	W	28	6	3	3	3	2	0	0	0	0	1	36	44	3.68	1.091										
Mark Clear, R (8,1) ERA: 3.4	1.1		6	1	1	0	1	0	0	0	0	0	0	8	8	0.00	0.750										
Andy Hassler, L (9,1) ERA: 3.09	0.1	S	1	0	0	0	0	0	0	0	0	0	0	1	1	0.00	0.000										

California Angels @ Minnesota Twins
Metropolitan Stadium, Bloomington, MI
Fri Aug 15 1980, 8:05 PM EDT
Att: 14,686 - Unknown - 73 F

AB 33
R 4
H 7
RBI 4
BB 2
SO 6
LOB 13



Batter	1	2	3	4	5	6	7	8	9	AB	R	H	RBI	BB	SO	LOB	TOP					
Rick Miller, L OBP: 0.350, SLG: 0.319 (1, 8)	0-0 G5-4-3 BB 1B		0-0 F7			0-0 F7		0-0 F7		4	0	1	0	0	0	1	California Angels @ Minnesota Twins Metropolitan Stadium, Bloomington, MI Sun Aug 17 1980, 4:33 AM EDT Unknown - 69 F					
Larry Harlow, L OBP: 0.381, SLG: 0.399 (1, 9)	4-0 G5-4-3 BB		0-0 F8			0-0 B5-3			0-0 BB 1B BB	3	1	1	0	1	0	0						
Carney Lansford, R OBP: 0.329, SLG: 0.446 (1, 5)	0-0 G5-4-3			0-3 K		0-3 K			0-0 BB BB 1B	4	0	1	0	0	2	2						
Don Baylor, R OBP: 0.322, SLG: 0.351 (1, 10)	0-0 F9			0-0 L6-4 BB 1B			0-0 4-3		0-0 F2	4	0	1	0	0	0	3						
Jason Thompson, L OBP: 0.399, SLG: 0.462 (1, 3)		0-0 F8		4-0 BB 1B		4-0 G3			4-0 BB BB	2	0	0	0	2	0	0						
Bobby Grich, R OBP: 0.395, SLG: 0.451 (1, 4)		0-0 F3		0-0 L6-4		0-0 1-6-3			4-0 BB BB	3	0	0	1	1	0	2						
Joe Rudi, R OBP: 0.278, SLG: 0.418 (1, 7)					0-0 5-3				0-0 F7 F9	4	0	1	0	0	0	3						
Bert Campaneris, R OBP: 0.312, SLG: 0.380 (8, PH)		0-3 K			0-3 K			0-0 F8	0-3 K	2	0	0	0	0	2	1						
Rod Carew, L OBP: 0.402, SLG: 0.429 (8, PH)										1	0	0	0	0	0	0						
Freddie Patek, R OBP: 0.306, SLG: 0.405 (8, 6)										1	0	0	0	0	1	3						
Dan Whitmer, R OBP: 0.257, SLG: 0.250 (1, 2)			0-3 K							2	0	0	0	0	2	0						
Dan Ford, R OBP: 0.303, SLG: 0.359 (8, PH)										1	0	1	0	0	0	0						
Stan Cliburn, R OBP: 0.200, SLG: 0.269 (8, 2)										0	0	0	0	0	0	0						
Inning Stats	R: 0 E: 0 K: 0 S: 3	H: 1 LOB: 1 BB: 1 P: 7	R: 0 E: 0 K: 1 S: 6	H: 1 LOB: 1 BB: 0 P: 6	R: 0 E: 0 K: 1 S: 5	H: 0 LOB: 0 BB: 1 P: 5	R: 0 E: 0 K: 1 S: 5	H: 1 LOB: 1 BB: 1 P: 9	R: 0 E: 0 K: 2 S: 7	H: 0 LOB: 0 BB: 0 P: 7	R: 0 E: 0 K: 1 S: 5	H: 0 LOB: 0 BB: 0 P: 5	R: 0 E: 0 K: 0 S: 3	H: 0 LOB: 0 BB: 0 P: 3	R: 0 E: 0 K: 0 S: 4	H: 1 LOB: 2 BB: 2 P: 4	R: 1 E: 0 K: 1 S: 7	H: 2 LOB: 3 BB: 2 P: 15	1B: 6 2B: 1 3B: 0 HR: 0	SF: 0 SAC: 0 DP: 2 HBP: 0	WP: 0 PB: 0 SB: 0 CS: 0	PA: 35
PITCHER Roger Erickson, R ERA: 3.29 (1, 1)	IP: 9.0 WLS: W BF: 35 H: 6 R: 1 ER: 1 SO: 7 BB: 4 IBB: 0 HBP: 0 BLK: 0 WP: 0 HR: 0 S: 45 P: 61 ERA: 1.00 WHIP: 1.111															PITCHER	IP: 9.0 WLS: W BF: 35 H: 6 R: 1 ER: 1 SO: 7 BB: 4 IBB: 0 HBP: 0 BLK: 0 WP: 0 HR: 0 S: 45 P: 61 ERA: 1.00 WHIP: 1.111					

Batter	1	2	3	4	5	6	7	8	9	AB	R	H	RBI	BB	SO	LOB	BOTTOM			
Hosken Powell, L OBP: 0.302, SLG: 0.355 (1, 9)	0-0 4-3			0-0 FC4-6 1B		0-0 4-3		0-0 F9		5	0	2	0	0	0	1	California Angels @ Minnesota Twins Metropolitan Stadium, Bloomington, MI Sun Aug 17 1980, 4:33 AM EDT Unknown - 69 F			
Rick Softfield, L OBP: 0.300, SLG: 0.407 (1, 8)	4-0 1B SF8 BB		0-0 FC4-6 S	0-0 L8			0-0 1B G3	4-0 BB		3	2	1	0	2	0	2				
Glenn Adams, L OBP: 0.341, SLG: 0.404 (1, 7)	0-0 1B		0-3 K		0-0 4-3		0-0 1B G3	0-0 4-3		4	1	2	0	0	1	1				
Dave Edwards, R OBP: 0.280, SLG: 0.323 (7, PR) (8, 7)	1-3 1B		1-2 K				1-3 1B			1	1	0	0	0	0	1				
Mike Cubbage, L OBP: 0.304, SLG: 0.392 (1, 5)	0-0 SF8		0-0 F8		0-0 F8		0-0 G3			3	0	0	2	0	0	1				
Danny Goodwin, L OBP: 0.297, SLG: 0.275 (1, 10)	4-0 1B E BB		0-0 F8		0-0 4-3		0-0 1B 6-3			3	2	1	1	1	0	0				
Butch Wynegar, S OBP: 0.328, SLG: 0.335 (1, 2)	0-0 E4 1B		0-0 1B			0-0 SH3-4 2B 1B	0-0 6-3			4	2	3	1	0	0	1				
John Castino, R OBP: 0.333, SLG: 0.428 (1, 6)	0-0 FC6-4 1B		0-0 1-3			0-0 SH3-4	0-0 1B			3	0	2	2	0	0	1				
Ron Jackson, R OBP: 0.305, SLG: 0.362 (1, 3)	0-0 FC6-4			0-0 P6		0-0 F9 2B	0-0 P4			4	0	1	1	0	0	2				
Pete Mackanin, R OBP: 0.318, SLG: 0.370 (1, 4)		0-0 F9		0-0 F7		0-0 F9		0-0 5-3		4	0	0	0	0	0	1				
Inning Stats	R: 4 E: 1 K: 0 S: 6	H: 3 LOB: 1 BB: 2 P: 14	R: 0 E: 0 K: 1 S: 6	H: 1 LOB: 1 BB: 0 P: 6	R: 0 E: 0 K: 0 S: 4	H: 1 LOB: 1 BB: 0 P: 4	R: 0 E: 0 K: 0 S: 4	H: 1 LOB: 1 BB: 0 P: 4	R: 0 E: 0 K: 0 S: 3	H: 0 LOB: 0 BB: 0 P: 3	R: 1 E: 0 K: 0 S: 5	H: 2 LOB: 1 BB: 0 P: 5	R: 3 E: 0 K: 0 S: 7	H: 4 LOB: 1 BB: 0 P: 7	R: 0 E: 0 K: 0 S: 3	H: 0 LOB: 1 BB: 1 P: 7	1B: 10 2B: 2 3B: 0 HR: 0	SF: 1 SAC: 1 DP: 0 HBP: 0	WP: 0 PB: 0 SB: 1 CS: 0	PA: 39
PITCHER Jim Barr, R ERA: 5.6 (1, 1)	IP: 4.0 WLS: L BF: 20 H: 6 R: 4 ER: 3 SO: 3 BB: 2 IBB: 0 HBP: 0 BLK: 0 WP: 0 HR: 0 S: 20 P: 28 ERA: 6.75 WHIP: 2.000															PITCHER	IP: 4.0 WLS: L BF: 20 H: 6 R: 4 ER: 3 SO: 3 BB: 2 IBB: 0 HBP: 0 BLK: 0 WP: 0 HR: 0 S: 20 P: 28 ERA: 6.75 WHIP: 2.000			
Dave Lemanczyk, R ERA: 5.36 (5, 1)	IP: 4.0 WLS: L BF: 19 H: 6 R: 4 ER: 4 SO: 4 BB: 1 IBB: 0 HBP: 0 BLK: 0 WP: 0 HR: 0 S: 18 P: 22 ERA: 9.00 WHIP: 1.750															PITCHER	IP: 4.0 WLS: L BF: 19 H: 6 R: 4 ER: 4 SO: 4 BB: 1 IBB: 0 HBP: 0 BLK: 0 WP: 0 HR: 0 S: 18 P: 22 ERA: 9.00 WHIP: 1.750			

AB	31
R	1
H	6
RBI	1
BB	4
SO	7
LOB	15



Batter	1	2	3	4	5	6	7	8	9	AB	R	H	RBI	BB	SO	LOB	TOP																					
Dickie Thon, R OBP: 0.274, SLG: 0.305 Rod Carew, L OBP: 0.401, SLG: 0.428	F9			F8	F8		F8		G6-4-3	4	0	1	0	0	0	0																						
Carney Lansford, R OBP: 0.328, SLG: 0.446	P4			2B	F9		F8		K	5	1	1	0	0	1	2																						
Dan Ford, R OBP: 0.308, SLG: 0.366	K			1B	2B		F9		1B	3	1	1	1	0	1	0																						
Don Baylor, R OBP: 0.325, SLG: 0.353				P5			5-3		HR	4	1	2	0	0	0	1																						
Bobby Grich, R OBP: 0.396, SLG: 0.451	K			2B	1B		BB		K	4	0	2	0	0	2	3																						
Joe Rudi, R OBP: 0.277, SLG: 0.417 Jason Thompson, L OBP: 0.401, SLG: 0.471	G6-4-3			K			BB		HR	1	0	0	0	0	0	1																						
Bobby Clark, R OBP: 0.259, SLG: 0.321				K			F7		5-3	4	0	0	0	0	1	2																						
Freddie Patek, R OBP: 0.305, SLG: 0.400				6-3			F8		6-3	3	0	0	0	1	0	0																						
Stan Cibum, R OBP: 0.207, SLG: 0.327 Rick Miller, L OBP: 0.352, SLG: 0.321	5-3				P7		HR		G6-4-3	3	1	1	1	0	0	1																						
Inning Stats	R: 0 E: 0 K: 1 S: 5	H: 0 LOB: 0 BB: 0 P: 5	R: 0 E: 0 K: 1 S: 5	H: 1 LOB: 0 BB: 0 P: 5	R: 0 E: 0 K: 1 S: 5	H: 0 LOB: 0 BB: 0 P: 5	R: 1 E: 0 K: 1 S: 8	H: 3 LOB: 2 BB: 0 P: 8	R: 0 E: 0 K: 0 S: 4	H: 1 LOB: 2 BB: 1 P: 8	R: 1 E: 0 K: 0 S: 4	H: 1 LOB: 0 BB: 0 P: 4	R: 3 E: 0 K: 1 S: 7	H: 2 LOB: 0 BB: 0 P: 8	R: 0 E: 0 K: 1 S: 5	H: 1 LOB: 0 BB: 0 P: 5	1B: 6 2B: 2 3B: 0 HR: 2	SF: 0 SAC: 0 DP: 2 HBP: 1	WP: 0 PB: 0 SB: 0 CS: 0	PA: 38																		
PITCHER	IP	WLS	BF	H	R	ER	SO	BB	IBB	HBP	BLK	WP	HR	S	P	ERA	WHIP	PITCHER				IP	WLS	BF	H	R	ER	SO	BB	IBB	HBP	BLK	WP	HR	S	P	ERA	WHIP
Jerry Koosman, L ERA: 4.39	7.1	W	33	9	5	5	5	2	0	1	0	0	2	40	49	6.14	1.500																					
Doug Corbett, R ERA: 1.9	1.2	S	5	1	0	0	1	0	0	0	0	0	0	7	7	0.00	0.600																					

California Angels @ Minnesota Twins
Metropolitan Stadium, Bloomington, MI
Sun Aug 17 1980, 4:38 AM EDT
Att: 16,400 - Unknown - 77 F

AB 35
R 5
H 10
RBI 5
BB 2
SO 6
LOB 13



Batter	1	2	3	4	5	6	7	8	9	AB	R	H	RBI	BB	SO	LOB	BOTTOM																					
Hosken Powell, L OBP: 0.302, SLG: 0.355	1B	L1			SH5-4	4-3				3	1	1	0	0	0	1																						
Rick Sofield, L OBP: 0.303, SLG: 0.408	SH			CS	3B		K			2	2	1	1	1	1	0																						
Glenn Adams, L OBP: 0.347, SLG: 0.421 Dave Edwards, R OBP: 0.278, SLG: 0.321	SH3			F7	3B		6-3			3	1	2	1	0	0	1																						
Mike Cabbage, L OBP: 0.303, SLG: 0.389	SH3			P6	K		1-3			4	0	1	2	0	1	2																						
Danny Goodwin, L OBP: 0.303, SLG: 0.282 Jose Morales, R OBP: 0.386, SLG: 0.509	SH3			FC1-6	K		K		F3	1	0	1	0	0	0	0																						
Butch Wynegar, S OBP: 0.329, SLG: 0.338	SF9			F2						3	1	2	1	0	0	1																						
John Castino, R OBP: 0.329, SLG: 0.423	K			FC1-6	FC6-4		K		K	4	0	0	0	0	3	4																						
Ron Jackson, R OBP: 0.304, SLG: 0.367				FC6-4					K	4	0	1	1	0	2	2																						
Pete Mackanin, R OBP: 0.319, SLG: 0.369	F8				SH5-4		K			3	1	1	0	0	1	1																						
Inning Stats	R: 3 E: 0 K: 1 S: 9	H: 3 LOB: 1 BB: 0 P: 9	R: 0 E: 0 K: 1 S: 5	H: 0 LOB: 0 BB: 0 P: 5	R: 0 E: 0 K: 0 S: 2	H: 0 LOB: 0 BB: 1 P: 6	R: 0 E: 0 K: 0 S: 4	H: 1 LOB: 1 BB: 0 P: 4	R: 2 E: 0 K: 2 S: 10	H: 3 LOB: 1 BB: 0 P: 10	R: 1 E: 0 K: 2 S: 9	H: 2 LOB: 1 BB: 0 P: 9	R: 0 E: 0 K: 1 S: 5	H: 0 LOB: 0 BB: 0 P: 5	R: 0 E: 0 K: 2 S: 8	H: 1 LOB: 1 BB: 0 P: 8	1B: 8 2B: 0 3B: 2 HR: 0	SF: 1 SAC: 3 DP: 0 HBP: 0	WP: 0 PB: 0 SB: 0 CS: 1	PA: 35																		
PITCHER	IP	WLS	BF	H	R	ER	SO	BB	IBB	HBP	BLK	WP	HR	S	P	ERA	WHIP	PITCHER				IP	WLS	BF	H	R	ER	SO	BB	IBB	HBP	BLK	WP	HR	S	P	ERA	WHIP
Chris Knapp, R ERA: 6.61	0.0	L	4	3	3	3	0	0	0	0	0	0	0	20	24	4.15	1.154																					
Don Asase, R ERA: 4.52	4.1		17	4	2	2	2	1	0	0	0	0	0	20	24	4.15	1.154																					
Andy Hassler, L ERA: 3.1	2.2		10	2	1	1	5	0	0	0	0	0	0	20	20	3.38	0.750																					
Mark Clear, R ERA: 3.36	1.0		4	1	0	0	2	0	0	0	0	0	0	8	8	0.00	1.000																					

California Angels @ Minnesota Twins
Metropolitan Stadium, Bloomington, MI
Sun Aug 17 1980, 4:38 AM EDT
Att: 16,400 - Unknown - 77 F

AB 30
R 6
H 10
RBI 6
BB 1
SO 9
LOB 13



Batter	1	2	3	4	5	6	7	8	9	AB	R	H	RBI	BB	SO	LOB	TOP										
Rod Carew, L OBP: 0.401, SLG: 0.428 (1, 10)										5	1	2	0	0	0	4											
Carney Lansford, R OBP: 0.325, SLG: 0.442 (1, 5)										4	0	0	0	0	0	3											
Dan Ford, R OBP: 0.319, SLG: 0.392 (1, 9)										3	1	2	2	1	0	0											
Don Baylor, R OBP: 0.321, SLG: 0.348 (1, 7)										4	0	0	0	0	0	2											
Jason Thompson, L OBP: 0.400, SLG: 0.469 (1, 3)										4	1	1	0	0	1	0											
Bobby Grich, R OBP: 0.395, SLG: 0.452 (1, 4)										4	0	1	1	0	0	0											
Larry Harlow, L OBP: 0.379, SLG: 0.397 (1, 8)										4	0	1	0	0	0	1											
Bert Campaneris, R OBP: 0.310, SLG: 0.371 (1, 6)										3	0	0	0	1	1	1											
Dan Whitmer, R OBP: 0.250, SLG: 0.243 (1, 2)										2	0	0	0	0	0	0											
Rick Miller, L OBP: 0.354, SLG: 0.327 (8, PH)										1	0	1	0	0	0	0											
Stan Cliburn, R OBP: 0.220, SLG: 0.327 (8, 2)										0	0	0	0	1	0	0											
Inning Stats	R: 0 E: 0 K: 0 S: 3	H: 1 LOB: 0 BB: 0 P: 3	R: 0 E: 0 K: 0 S: 3	H: 0 LOB: 0 BB: 0 P: 3	R: 0 E: 0 K: 0 S: 3	H: 0 LOB: 0 BB: 1 P: 7	R: 0 E: 0 K: 0 S: 4	H: 1 LOB: 1 BB: 0 P: 4	R: 1 E: 0 K: 1 S: 5	H: 2 LOB: 1 BB: 0 P: 5	R: 0 E: 0 K: 1 S: 5	H: 0 LOB: 0 BB: 0 P: 5	R: 0 E: 0 K: 1 S: 6	H: 1 LOB: 1 BB: 0 P: 6	R: 2 E: 0 K: 0 S: 6	H: 3 LOB: 3 BB: 2 P: 14	1B: 5 2B: 2 3B: 0 HR: 1	SF: 0 SAC: 0 DP: 0 HBP: 0	WP: 0 PB: 0 SB: 0 CS: 1	PA: 37							
PITCHER	IP	WLS	BF	H	R	ER	SO	BB	IBB	HBP	BLK	WP	HR	S	P	ERA	WHIP										
Fernando Arroyo, R ERA: 4.92 (1, 1)	8.2	W	35	8	3	3	2	2	0	0	1	0	1	37	45	3.12	1.154										
Doug Corbett, R ERA: 1.9 (9, 1)	0.1		2	0	0	0	0	1	0	0	0	0	0	1	5	0.00	3.000										

California Angels @ Minnesota Twins
Metropolitan Stadium, Bloomington, MI
Mon Aug 18 1980, 4:33 AM EDT
Att: 2,508 - Sunny - 82 F

AB 34
R 3
H 8
RBI 3
BB 3
SO 2
LOB 11



Batter	1	2	3	4	5	6	7	8	9	AB	R	H	RBI	BB	SO	LOB	BOTTOM										
Ron Jackson, R OBP: 0.309, SLG: 0.374 (1, 3)										5	1	3	0	0	1	2											
John Castino, R OBP: 0.331, SLG: 0.437 (1, 6)										4	2	2	2	0	0	2											
Jose Morales, R OBP: 0.399, SLG: 0.535 (1, 10)										3	2	3	1	1	0	0											
Pete Mackanin, R OBP: 0.313, SLG: 0.363 (1, 4)										4	0	0	1	0	0	3											
Bombo Rivera, R OBP: 0.268, SLG: 0.400 (1, 9)										4	2	2	2	0	1	0											
Sal Butera, R OBP: 0.326, SLG: 0.317 (1, 2)										4	0	1	0	0	0	1											
Dave Edwards, R OBP: 0.283, SLG: 0.325 (1, 8)										4	1	2	1	0	1	1											
Mike Cabbage, L OBP: 0.307, SLG: 0.397 (1, 5)										4	0	2	1	0	0	0											
Rick Sofield, L OBP: 0.299, SLG: 0.403 (1, 7)										4	0	0	0	0	2	3											
Inning Stats	R: 2 E: 0 K: 1 S: 7	H: 2 LOB: 0 BB: 0 P: 7	R: 0 E: 0 K: 0 S: 3	H: 1 LOB: 0 BB: 0 P: 3	R: 0 E: 0 K: 1 S: 5	H: 1 LOB: 0 BB: 0 P: 5	R: 3 E: 0 K: 0 S: 7	H: 4 LOB: 1 BB: 0 P: 7	R: 0 E: 0 K: 0 S: 4	H: 2 LOB: 1 BB: 0 P: 4	R: 0 E: 0 K: 1 S: 5	H: 0 LOB: 0 BB: 0 P: 5	R: 2 E: 0 K: 0 S: 5	H: 2 LOB: 1 BB: 1 P: 9	R: 1 E: 0 K: 2 S: 10	H: 3 LOB: 2 BB: 0 P: 10	1B: 8 2B: 4 3B: 2 HR: 2	SF: 0 SAC: 0 DP: 3 HBP: 0	WP: 0 PB: 1 SB: 0 CS: 0	PA: 37							
PITCHER	IP	WLS	BF	H	R	ER	SO	BB	IBB	HBP	BLK	WP	HR	S	P	ERA	WHIP										
Dave LaRoche, L ERA: 4.01 (1, 1)	4.0	L	18	8	5	5	2	0	0	0	0	0	1	14	18	6.00	1.667										
Don Asase, R ERA: 4.55 (5, 1)	3.0		13	4	2	2	1	1	0	0	0	0	1	14	18	6.00	1.667										
Dave Lemanczyk, R ERA: 5.4 (8, 1)	1.0		6	3	1	1	2	0	0	0	0	0	1	10	10	9.00	3.000										

California Angels @ Minnesota Twins
Metropolitan Stadium, Bloomington, MI
Mon Aug 18 1980, 4:33 AM EDT
Att: 2,508 - Sunny - 82 F

AB 36
R 8
H 15
RBI 8
BB 1
SO 5
LOB 12




Batter	1	2	3	4	5	6	7	8	9	AB	R	H	RBI	BB	SO	LOB	TOP									
Al Bumby, L OBP: 0.399, SLG: 0.425 (1, 8)										5	1	2	0	0	1	2	Baltimore Orioles @ California Angels Anaheim Stadium, Anaheim, CA Tue Aug 19 1980, 10:05 PM EDT Att: 34,116 - Unknown									
Rich Dauer, R OBP: 0.328, SLG: 0.331 (1, 4)										4	0	1	0	1	0	1										
Ken Singleton, S OBP: 0.388, SLG: 0.452 John Lowenstein, L OBP: 0.368, SLG: 0.343 (9, PR) (9, 7)										5	0	1	0	0	0	3										
Eddie Murray, S OBP: 0.351, SLG: 0.506 (1, 3)										4	2	3	1	1	0	2										
Terry Crowley, L OBP: 0.391, SLG: 0.481 Lee May, R OBP: 0.282, SLG: 0.395 (7, PH)										3	0	1	0	0	1	0										
Dan Graham, L OBP: 0.294, SLG: 0.420 (1, 2)									3	1	1	2	1	1	1											
Gary Roenicke, R OBP: 0.356, SLG: 0.389 (9, 9)									3	0	0	0	1	0	2											
Doug DeCinces, R OBP: 0.308, SLG: 0.373 (1, 5)									4	1	1	1	0	0	2											
Mark Belanger, R OBP: 0.254, SLG: 0.271 (1, 6)									4	0	1	0	0	0	1											
Inning Stats	R: 0 E: 0 K: 0 S: 3	H: 0 LOB: 0 BB: 0 P: 3	R: 1 E: 0 K: 0 S: 4	H: 1 LOB: 1 BB: 1 P: 8	R: 0 E: 0 K: 1 S: 5	H: 1 LOB: 0 BB: 0 P: 5	R: 1 E: 0 K: 0 S: 5	H: 2 LOB: 1 BB: 0 P: 5	R: 1 E: 1 K: 0 S: 5	H: 1 LOB: 2 BB: 1 P: 9	R: 0 E: 0 K: 2 S: 7	H: 0 LOB: 0 BB: 0 P: 7	R: 1 E: 0 K: 0 S: 6	H: 3 LOB: 3 BB: 1 P: 10	R: 1 E: 0 K: 0 S: 4	H: 1 LOB: 1 BB: 1 P: 8		R: 0 E: 0 K: 0 S: 4	H: 2 LOB: 1 BB: 0 P: 4	1B: 8 2B: 0 3B: 0 HR: 3	SF: 0 SAC: 0 DP: 2 HBP: 0	WP: 0 PB: 0 SB: 1 CS: 0	PA: 41			
PITCHER	IP	WLS	BF	H	R	ER	SO	BB	IBB	HBP	BLK	WP	HR	S	P	ERA	WHIP									
Freddie Martinez, R ERA: 5.0 Andy Hassler, L ERA: 3.27 Dave Lemanczyk, R ERA: 5.29	(1, 1)	5.0	L	22	5	3	2	1	2	0	0	0	0	1	22	30	3.60	1.400								
	(6, 1)	2.0		12	4	2	2	2	1	1	0	0	0	2	14	22	9.00	2.500								
	(8, 1)	2.0		7	2	0	0	0	0	0	0	0	0	7	7	0.00	1.000									

AB	37
R	5
H	11
RBI	4
BB	4
SO	3
LOB	19



Batter	1	2	3	4	5	6	7	8	9	AB	R	H	RBI	BB	SO	LOB	BOTTOM									
Rick Miller, L OBP: 0.351, SLG: 0.324 Bobby Clark, R OBP: 0.257, SLG: 0.319 (8, PH) (9, 8)										3	0	0	0	0	2	0	Baltimore Orioles @ California Angels Anaheim Stadium, Anaheim, CA Tue Aug 19 1980, 10:05 PM EDT Att: 34,116 - Unknown									
Rod Carew, L OBP: 0.400, SLG: 0.425 (1, 10)										3	0	0	0	1	1	2										
Carney Lansford, R OBP: 0.322, SLG: 0.438 (1, 5)										4	0	0	0	0	1	1										
Don Baylor, R OBP: 0.317, SLG: 0.343 (1, 7)										4	0	0	0	0	0	0										
Jason Thompson, L OBP: 0.396, SLG: 0.463 (1, 3)										4	0	0	0	0	1	0										
Bobby Grich, R OBP: 0.397, SLG: 0.451 (1, 4)										1	1	0	0	2	1	0										
Larry Harlow, L OBP: 0.379, SLG: 0.393 (1, 9)										2	1	0	0	1	1	1										
Bert Campaneris, R OBP: 0.310, SLG: 0.370 (1, 6)										3	0	1	1	0	0	0										
Dan Whitmer, R OBP: 0.244, SLG: 0.236 Dan Ford, R OBP: 0.323, SLG: 0.396 Dave LaRoche, L (8, PR) Stan Cliburn, R OBP: 0.220, SLG: 0.327 (9, 2)										2	0	0	0	0	0	0										
Inning Stats	R: 0 E: 0 K: 1 S: 5	H: 0 LOB: 0 BB: 0 P: 5	R: 0 E: 0 K: 2 S: 7	H: 0 LOB: 0 BB: 0 P: 7	R: 0 E: 0 K: 0 S: 3	H: 0 LOB: 0 BB: 0 P: 3	R: 0 E: 0 K: 1 S: 4	H: 0 LOB: 1 BB: 1 P: 8	R: 0 E: 0 K: 1 S: 5	H: 0 LOB: 1 BB: 1 P: 9	R: 0 E: 0 K: 0 S: 3	H: 0 LOB: 0 BB: 0 P: 3	R: 0 E: 0 K: 1 S: 5	H: 0 LOB: 0 BB: 0 P: 5	R: 2 E: 1 K: 2 S: 9	H: 2 LOB: 2 BB: 2 P: 17		R: 0 E: 0 K: 0 S: 3	H: 0 LOB: 0 BB: 0 P: 3	1B: 2 2B: 0 3B: 0 HR: 0	SF: 0 SAC: 0 DP: 1 HBP: 0	WP: 0 PB: 0 SB: 0 CS: 0	PA: 32			
PITCHER	IP	WLS	BF	H	R	ER	SO	BB	IBB	HBP	BLK	WP	HR	S	P	ERA	WHIP									
Steve Stone, R ERA: 2.94 Tippy Martinez, L ERA: 2.81	(1, 1)	7.1	W	27	2	2	1	6	4	0	0	0	0	0	35	51	1.23	0.818								
	(8, 1)	1.2	S	5	0	0	0	2	0	0	0	0	0	9	9	0.00	0.000									



Batter	1	2	3	4	5	6	7	8	9	AB R H RBI BB SO LOB	TOP											
Al Bumbry, L OBP: 0.393, SLG: 0.419 (1, 8)										4 1 1 1 0 2 2	Baltimore Orioles @ California Angels Anaheim Stadium, Anaheim, CA Thu Aug 21 1980, 10:05 PM EDT Att: 26,189 - Unknown											
Rick Dempsey, R OBP: 0.328, SLG: 0.429 (1, 2)										4 1 2 2 1 1 2												
Ken Singleton, S OBP: 0.386, SLG: 0.455 (7, PR)										4 0 1 0 0 0 3												
Gary Roenicke, R OBP: 0.353, SLG: 0.382 (7, 9)										1 0 0 0 0 0 1												
Eddie Murray, S OBP: 0.348, SLG: 0.499 (1, 3)										4 0 0 1 0 1 3												
Pat Kelly, L OBP: 0.356, SLG: 0.338 (1, 10)										4 0 0 0 0 1 1												
John Lowenstein, L OBP: 0.375, SLG: 0.370 (1, 7)										4 2 2 1 0 0 0												
Doug DeCinces, R OBP: 0.314, SLG: 0.382 (1, 5)										3 1 1 0 1 1 0												
Mark Belanger, R OBP: 0.250, SLG: 0.266 (1, 6)										3 1 0 0 0 0 0												
Rich Dauer, R OBP: 0.333, SLG: 0.344 (1, 4)										4 1 4 2 0 0 0												
Inning Stats	R: 0 E: 0 K: 1 S: 6	H: 1 LOB: 1 BB: 0 P: 6	R: 0 E: 0 K: 0 S: 3	H: 1 LOB: 0 BB: 0 P: 3	R: 0 E: 0 K: 1 S: 6	H: 1 LOB: 1 BB: 0 P: 6	R: 0 E: 0 K: 1 S: 5	H: 0 LOB: 0 BB: 0 P: 5	R: 3 E: 1 K: 0 S: 5	H: 2 LOB: 1 BB: 2 P: 13	R: 1 E: 0 K: 2 S: 8	H: 1 LOB: 0 BB: 0 P: 8	R: 3 E: 0 K: 0 S: 7	H: 4 LOB: 1 BB: 0 P: 7	R: 0 E: 0 K: 0 S: 3	H: 0 LOB: 0 BB: 0 P: 3	R: 0 E: 1 K: 1 S: 7	H: 1 LOB: 2 BB: 0 P: 7	1B: 6 2B: 4 3B: 0 HR: 1	SF: 2 SAC: 1 DP: 1 HBP: 0	WP: 0 PB: 0 SB: 0 CS: 1	PA: 41
PITCHER	IP WLS BF H R ER SO BB IBB HBP BLK WP HR S P ERA WHIP											PITCHER	IP WLS BF H R ER SO BB IBB HBP BLK WP HR S P ERA WHIP									
Chris Knapp, R ERA: 6.5 (1, 1)	4.1 L 20 5 3 2 3 2 0 0 0 0 0 0 24 32 4.15 1.615																					
John Montague, R ERA: 4.52 (5, 1)	2.0 10 5 4 4 2 0 0 0 0 0 0 1 14 14 18.00 2.500																					
Dave Lemanczyk, R ERA: 5.15 (7, 1)	2.2 10 1 0 0 1 0 0 0 0 0 0 0 0 12 12 0.00 0.375																					

AB	35
R	7
H	11
RBI	7
BB	2
SO	6
LOB	12



Batter	1	2	3	4	5	6	7	8	9	AB R H RBI BB SO LOB	BOTTOM											
Rick Miller, L OBP: 0.348, SLG: 0.325 (1, 9)										4 0 0 0 0 0 2	Baltimore Orioles @ California Angels Anaheim Stadium, Anaheim, CA Thu Aug 21 1980, 10:05 PM EDT Att: 26,189 - Unknown											
Carney Lansford, R OBP: 0.318, SLG: 0.430 (1, 5)										4 0 0 0 0 0 2												
Dan Ford, R OBP: 0.324, SLG: 0.395 (1, 10)										4 1 1 0 0 0 1												
Don Baylor, R OBP: 0.317, SLG: 0.342 (1, 7)										4 0 2 1 0 0 0												
Bobby Grich, R OBP: 0.393, SLG: 0.445 (1, 4)										4 0 1 0 0 1 2												
Bobby Clark, R OBP: 0.257, SLG: 0.315 (1, 8)										4 0 0 0 0 1 3												
Jason Thompson, L OBP: 0.395, SLG: 0.461 (1, 3)										4 0 1 0 0 2 2												
Bert Campaneris, R OBP: 0.322, SLG: 0.376 (1, 6)										2 0 2 0 1 0 0												
Dan Whitmer, R OBP: 0.247, SLG: 0.240 (1, 2)										1 0 0 0 0 1 1												
Dickie Thon, R OBP: 0.276, SLG: 0.308 (7, PH)										1 0 0 0 0 0 2												
Tom Donohue, R OBP: 0.212, SLG: 0.242 (8, 2)										0 0 0 0 0 0 0												
Inning Stats	R: 0 E: 0 K: 0 S: 3	H: 0 LOB: 0 BB: 0 P: 3	R: 0 E: 0 K: 2 S: 8	H: 1 LOB: 1 BB: 0 P: 8	R: 0 E: 0 K: 0 S: 4	H: 1 LOB: 1 BB: 0 P: 4	R: 1 E: 0 K: 0 S: 4	H: 2 LOB: 0 BB: 0 P: 4	R: 0 E: 0 K: 2 S: 7	H: 0 LOB: 1 BB: 1 P: 11	R: 0 E: 0 K: 0 S: 3	H: 0 LOB: 0 BB: 0 P: 3	R: 0 E: 1 K: 1 S: 7	H: 2 LOB: 2 BB: 0 P: 7	R: 0 E: 0 K: 0 S: 3	H: 0 LOB: 0 BB: 0 P: 3	R: 0 E: 0 K: 0 S: 4	H: 1 LOB: 1 BB: 0 P: 4	1B: 6 2B: 1 3B: 0 HR: 0	SF: 0 SAC: 1 DP: 2 HBP: 0	WP: 0 PB: 0 SB: 1 CS: 0	PA: 34
PITCHER	IP WLS BF H R ER SO BB IBB HBP BLK WP HR S P ERA WHIP											PITCHER	IP WLS BF H R ER SO BB IBB HBP BLK WP HR S P ERA WHIP									
Scott McGregor, L ERA: 3.2 (1, 1)	9.0 W 34 7 1 1 5 1 0 0 0 0 0 0 43 47 1.00 0.889																					



Batter	1	2	3	4	5	6	7	8	9	AB	R	H	RBI	BB	SO	LOB	TOP			
Ruppert Jones, L OBP: 0.299, SLG: 0.363 (1, 8)										3	1	1	0	1	0	0	New York Yankees @ California Angels Anaheim Stadium, Anaheim, CA Fri Aug 22, 1980, 10:05 PM EDT Att: 40,372 - Unknown			
Bobby Murcer, L OBP: 0.355, SLG: 0.483 (1, 10)										4	0	1	1	0	0	1				
Oscar Gamble, L OBP: 0.319, SLG: 0.496 Lou Piniella, R OBP: 0.333, SLG: 0.338 (8, PH) (8, 7)										3	1	1	0	0	0	1				
Reggie Jackson, L OBP: 0.398, SLG: 0.609 (1, 9)										1	2	1	1	3	0	0				
Jim Spencer, L OBP: 0.305, SLG: 0.406 Bob Watson, R OBP: 0.355, SLG: 0.442 (8, PH) (8, 3)										3	0	1	0	0	0	3				
Rick Cerone, R OBP: 0.304, SLG: 0.422 (1, 2)										3	0	0	2	0	0	3				
Bucky Dent, R OBP: 0.313, SLG: 0.346 (1, 6)										4	0	0	0	0	0	1				
Aurelio Rodriguez, R OBP: 0.235, SLG: 0.313 (7, 4)										4	0	0	0	0	1	1				
Brian Doyle, L OBP: 0.245, SLG: 0.280 Eric Soderholm, R OBP: 0.348, SLG: 0.439 (7, PH) (7, 5)										2	0	0	0	0	0	0				
Inning Stats	R: 1 E: 0 K: 0 S: 5	H: 2 LOB: 2 BB: 1 P: 9	R: 0 E: 0 K: 0 S: 3	H: 0 LOB: 0 BB: 0 P: 3	R: 0 E: 0 K: 0 S: 3	H: 0 LOB: 1 BB: 1 P: 3	R: 1 E: 0 K: 0 S: 4	H: 1 LOB: 0 BB: 1 P: 8	R: 0 E: 0 K: 0 S: 3	H: 0 LOB: 0 BB: 0 P: 3	R: 2 E: 0 K: 0 S: 5	H: 2 LOB: 0 BB: 0 P: 5	R: 0 E: 0 K: 1 S: 5	H: 0 LOB: 1 BB: 1 P: 9	R: 0 E: 0 K: 0 S: 3	H: 0 LOB: 0 BB: 0 P: 5	1B: 3 2B: 2 3B: 0 HR: 0	SF: 1 SAC: 0 DP: 0 HBP: 0	WP: 0 PB: 0 CS: 0	PA: 36
PITCHER	IP WLS BF H R ER SO BB IBB HBP BLK WP HR S P ERA WHIP																			
Jim Barr, R ERA: 5.67 (1, 1)	1.0	6	2	1	1	0	0	1	0	0	0	0	0	0	5	9	9.00	3.000		
Don Aase, R ERA: 4.46 (2, 1)	5.0	W	19	3	3	3	0	1	0	0	0	0	0	0	18	22	5.40	0.800		
Andy Hassler, L ERA: 3.13 (7, 1)	3.0	S	11	0	0	0	2	2	0	0	0	0	0	0	13	21	0.00	0.667		
Batter	1	2	3	4	5	6	7	8	9	AB	R	H	RBI	BB	SO	LOB	BOTTOM			
Rick Miller, L OBP: 0.353, SLG: 0.327 (1, 8)										2	2	1	0	2	0	0	New York Yankees @ California Angels Anaheim Stadium, Anaheim, CA Fri Aug 22, 1980, 10:05 PM EDT Att: 40,372 - Unknown			
Bert Campaneris, R OBP: 0.321, SLG: 0.375 (1, 6)										3	0	1	1	0	0	1				
Rod Carew, L OBP: 0.398, SLG: 0.423 (1, 10)										4	1	1	2	0	0	1				
Don Baylor, R OBP: 0.316, SLG: 0.341 (1, 7)										4	1	1	1	0	0	1				
Jason Thompson, L OBP: 0.393, SLG: 0.458 (1, 3)										4	1	1	1	0	1	1				
Bobby Grich, R OBP: 0.392, SLG: 0.448 (1, 4)										4	0	1	2	0	1	0				
Larry Harlow, L OBP: 0.377, SLG: 0.395 (1, 9)										4	1	1	0	0	0	1				
Dickie Thon, R OBP: 0.284, SLG: 0.322 (1, 5)									3	1	2	1	0	1	0					
Tom Donohue, R OBP: 0.214, SLG: 0.244 (1, 2)									3	1	1	0	0	2	1					
Inning Stats	R: 0 E: 0 K: 0 S: 3	H: 1 LOB: 0 BB: 0 P: 3	R: 0 E: 0 K: 0 S: 3	H: 0 LOB: 0 BB: 0 P: 3	R: 0 E: 0 K: 1 S: 5	H: 1 LOB: 0 BB: 0 P: 5	R: 1 E: 0 K: 0 S: 4	H: 1 LOB: 1 BB: 1 P: 8	R: 7 E: 0 K: 1 S: 12	H: 7 LOB: 1 BB: 1 P: 16	R: 0 E: 0 K: 2 S: 7	H: 0 LOB: 0 BB: 0 P: 7	R: 0 E: 0 K: 0 S: 3	H: 0 LOB: 0 BB: 0 P: 3	R: 0 E: 0 K: 1 S: 5	H: 0 LOB: 0 BB: 0 P: 5	1B: 7 2B: 2 3B: 1 HR: 0	SF: 1 SAC: 0 DP: 0 HBP: 0	WP: 1 PB: 0 CS: 2	PA: 34
PITCHER	IP WLS BF H R ER SO BB IBB HBP BLK WP HR S P ERA WHIP																			
Luis Tiant, R ERA: 5.06 (5, 1)	0.1	L	4	3	1	1	0	0	0	0	0	0	0	0	4	4	27.00	9.000		
Doug Bird, R ERA: 3.14 (5, 1)	3.1		11	1	2	2	3	0	0	0	0	0	0	0	17	17	5.40	0.300		


Batter	1	2	3	4	5	6	7	8	9	AB	R	H	RBI	BB	SO	LOB	TOP			
Ruppert Jones, L OBP: 0.300, SLG: 0.361 (1, 8)										4	1	1	0	1	2	4	New York Yankees @ California Angels Anaheim Stadium, Anaheim, CA Sat Aug 23 1980, 6:33 AM EDT Att: 38,331 - Unknown			
Bobby Murcer, L OBP: 0.352, SLG: 0.476 (1, 10)										5	1	1	0	0	2	3				
Bob Watson, R OBP: 0.357, SLG: 0.453 Jim Spencer, L OBP: 0.308, SLG: 0.409 (1, 3) (7, 3)										4	2	2	2	0	0	1				
Reggie Jackson, L OBP: 0.398, SLG: 0.605 (1, 9)										3	0	0	0	2	3	2				
Lou Piniella, R OBP: 0.343, SLG: 0.345 (1, 7)										4	1	3	0	1	0	2				
Rick Cerone, R OBP: 0.307, SLG: 0.424 (1, 2)										5	0	3	3	0	0	4				
Eric Soderholm, R OBP: 0.348, SLG: 0.436 Brian Doyle, L OBP: 0.241, SLG: 0.275 (1, 5) (7, 4)										4	0	1	0	0	2	2				
Bucky Dent, R OBP: 0.315, SLG: 0.344 (1, 6)										2	0	0	0	2	1	0				
Aurelio Rodriguez, R OBP: 0.237, SLG: 0.313 (1, 4) (7, 5)										3	0	1	0	0	2	2				
Inning Stats	R: 1 E: 0 K: 2 S: 8	H: 2 LOB: 0 BB: 0 P: 8	R: 1 E: 1 K: 2 S: 9	H: 3 LOB: 2 BB: 1 P: 13	R: 0 E: 0 K: 0 S: 4	H: 1 LOB: 2 BB: 1 P: 8	R: 0 E: 0 K: 2 S: 8	H: 1 LOB: 1 BB: 0 P: 8	R: 1 E: 0 K: 1 S: 6	H: 2 LOB: 2 BB: 1 P: 10	R: 2 E: 0 K: 1 S: 7	H: 2 LOB: 2 BB: 2 P: 15	R: 0 E: 0 K: 2 S: 7	H: 0 LOB: 1 BB: 0 P: 11	R: 0 E: 0 K: 1 S: 7	H: 2 LOB: 2 BB: 0 P: 7		1B: 11 2B: 2 3B: 0 HR: 1	SF: 0 SAC: 1 DP: 1 HBP: 0	WP: 0 PB: 0 SB: 1 CS: 1
PITCHER	IP	WLS	BF	H	R	ER	SO	BB	IBB	HBP	BLK	WP	HR	S	P	ERA	WHIP			
Dave LaRoche, L ERA: 4.1 (1, 1)	6.1	L	29	9	4	4	8	4	0	0	0	0	1	41	57	5.68	2.053			
Mark Clear, R ERA: 3.43 (7, 1)	2.2		14	4	1	1	4	1	1	0	0	0	0	20	28	3.38	1.875			

AB	36
R	5
H	13
RBI	5
BB	6
SO	12
LOB	22



Batter	1	2	3	4	5	6	7	8	9	AB	R	H	RBI	BB	SO	LOB	BOTTOM			
Rick Miller, L OBP: 0.349, SLG: 0.322 (1, 9)										4	0	0	0	0	2	2	New York Yankees @ California Angels Anaheim Stadium, Anaheim, CA Sat Aug 23 1980, 6:33 AM EDT Att: 38,331 - Unknown			
Bert Campaneris, R OBP: 0.313, SLG: 0.365 (1, 6)										4	0	0	0	0	1	2				
Dan Ford, R OBP: 0.328, SLG: 0.400 (1, 10)										3	1	1	0	1	2	1				
Don Baylor, R OBP: 0.318, SLG: 0.343 (1, 7)										4	1	2	1	0	1	3				
Bobby Grich, R OBP: 0.388, SLG: 0.444 (1, 4)										4	0	0	0	0	1	2				
Bobby Clark, R OBP: 0.250, SLG: 0.307 (1, 8)										4	0	0	0	0	1	1				
Jason Thompson, L OBP: 0.390, SLG: 0.453 (1, 3)										4	0	0	0	0	3	0				
Dickie Thon, R OBP: 0.278, SLG: 0.316 (1, 5)										3	0	0	0	0	0	1				
Dan Whitmer, R OBP: 0.253, SLG: 0.247 Rod Carew, L OBP: 0.400, SLG: 0.427 Tom Donohue, R OBP: 0.214, SLG: 0.244 (1, 2) (8, PH) (8, PR) (9, 2)										2	0	1	0	0	0	0				
Inning Stats	R: 0 E: 0 K: 2 S: 7	H: 0 LOB: 0 BB: 0 P: 7	R: 1 E: 1 K: 0 S: 5	H: 1 LOB: 1 BB: 0 P: 5	R: 0 E: 0 K: 1 S: 5	H: 0 LOB: 0 BB: 0 P: 5	R: 0 E: 0 K: 1 S: 7	H: 2 LOB: 1 BB: 0 P: 7	R: 0 E: 0 K: 1 S: 5	H: 0 LOB: 0 BB: 0 P: 5	R: 0 E: 0 K: 1 S: 6	H: 1 LOB: 3 BB: 1 P: 10	R: 0 E: 0 K: 2 S: 7	H: 0 LOB: 0 BB: 0 P: 7	1B: 3 2B: 2 3B: 0 HR: 0	SF: 0 SAC: 0 DP: 0 HBP: 0		WP: 1 PB: 0 SB: 1 CS: 0	PA: 34	
PITCHER	IP	WLS	BF	H	R	ER	SO	BB	IBB	HBP	BLK	WP	HR	S	P	ERA	WHIP			
Rudy May, L ERA: 2.5 (1, 1)	7.1	W	28	5	2	1	9	0	0	0	0	0	0	46	46	1.23	0.682			
Rich Gossage, R ERA: 2.27 (8, 1)	1.2	S	6	0	0	0	2	1	0	0	0	0	0	9	13	0.00	0.600			

AB	33
R	2
H	5
RBI	1
BB	1
SO	11
LOB	12



Batter	1	2	3	4	5	6	7	8	9	AB	R	H	RBI	BB	SO	LOB	TOP										
Ruppert Jones, L OBP: 0.300, SLG: 0.358 (1, 8)	5-3		4-0 S BB		5-3		0-3 K		0-0 SH1-3	3	0	0	0	1	1	3	New York Yankees @ California Angels Anaheim Stadium, Anaheim, CA Sun Aug 24 1980, 6:33 AM EDT Att: 38,606 - Unknown										
Bobby Murcer, L OBP: 0.350, SLG: 0.471 Bobby Brown, S OBP: 0.312, SLG: 0.413 (1, 9) (8, 9)	4-0 BB		0-3 K		0-0 F2		0-0 SF8		0-0 F9	2	0	0	1	1	1	2											
Bob Watson, R OBP: 0.355, SLG: 0.450 (1, 3)	0-3 K		0-0 6-3		0-0 6-3		0-0 L7		0-0 1B	5	0	1	1	0	1	3											
Reggie Jackson, L OBP: 0.396, SLG: 0.599 (1, 10)	0-0 F7				0-0 2-3 1B		0-0 F7		0-3 K	5	0	1	0	0	2	2											
Lou Piniella, R OBP: 0.349, SLG: 0.361 (1, 7)		0-0 4-3 1B 2B		0-0 L8		0-0 FC6-4 1B		0-0 2B		4	1	3	0	0	0	1											
Bucky Dent, R OBP: 0.311, SLG: 0.340 (1, 6)	0-0 4-3		0-0 2-3		0-0 2-3		0-0 FC6-4 1-2		0-0 P6	4	0	0	0	0	0	4											
Johnny Oates, L OBP: 0.244, SLG: 0.349 Rick Cerone, R OBP: 0.309, SLG: 0.424 (8, PH) (8, 2)	0-0 CS 1B		0-0 P6				0-0 SH 1B 2B		4-0 IBB	3	1	2	1	0	0	1											
Aurelio Rodriguez, R OBP: 0.233, SLG: 0.309 (1, 5) (7, 4)	0-0 F8				0-3 K		0-0 SH 1B SF8		0-3 K	3	1	0	0	0	2	3											
Brian Doyle, L OBP: 0.250, SLG: 0.269 Joe Lefebvre, L OBP: 0.363, SLG: 0.463 Eric Soderholm, R OBP: 0.351, SLG: 0.438 (1, 4) (7, PH) (7, PH) (7, 5)			0-0 4-3		4-0 5-3 BB		0-0 1-3 3H 1B		4-0 SH1-3 1B BB	1	0	0	0	1	0	0											
Inning Stats	R: 0 E: 0 K: 1 S: 5	H: 0 LOB: 1 BB: 1 P: 9	R: 1 E: 0 K: 0 S: 4	H: 2 LOB: 0 BB: 0 P: 4	R: 0 E: 0 K: 1 S: 5	H: 0 LOB: 1 BB: 1 P: 9	R: 0 E: 0 K: 0 S: 4	H: 1 LOB: 1 BB: 0 P: 4	R: 0 E: 0 K: 1 S: 5	H: 0 LOB: 1 BB: 1 P: 9	R: 0 E: 0 K: 0 S: 4	H: 1 LOB: 1 BB: 0 P: 4	R: 2 E: 0 K: 1 S: 8	H: 2 LOB: 1 BB: 0 P: 8	R: 0 E: 0 K: 2 S: 8	H: 1 LOB: 2 BB: 1 P: 12		R: 1 E: 0 K: 1 S: 6	H: 1 LOB: 1 BB: 1 P: 10	1B: 5 2B: 3 3B: 0 HR: 0	SF: 1 SAC: 2 DP: 0 HBP: 0	WP: 0 PB: 0 SB: 1 CS: 1	PA: 40				
PITCHER	IP	WLS	BF	H	R	ER	SO	BB	IBB	HBP	BLK	WP	HR	S	P	ERA	WHIP										
Freddie Martinez, R ERA: 4.97 Andy Hassler, L ERA: 3.14 Don Aase, R ERA: 4.45 (1, 1) (7, 1) (9, 1)	6.0	L	26	5	3	3	3	3	0	0	0	0	0	29	41	4.50	1.333										

AB 32
R 4
H 8
RBI 4
BB 5
SO 7
LOB 20



Batter	1	2	3	4	5	6	7	8	9	AB	R	H	RBI	BB	SO	LOB	BOTTOM										
Rick Miller, L OBP: 0.350, SLG: 0.319 (1, 9)	4-0 1B BB		0-0 FC4-6 E4		4-0 BB 1B BB		0-0 F7		0-3 K	3	1	0	0	2	1	4	New York Yankees @ California Angels Anaheim Stadium, Anaheim, CA Sun Aug 24 1980, 6:33 AM EDT Att: 38,606 - Unknown										
Bert Campaneris, R OBP: 0.309, SLG: 0.355 (1, 6)	0-3 K		0-0 E4		4-0 1-2 1B BB		0-0 1-3		0-0 P3	4	1	0	0	1	1	2											
Dan Ford, R OBP: 0.330, SLG: 0.396 (1, 10)	0-0 G6-4-3 1B		0-0 6-3		4-0 1-2 2-3 1B BB		0-0 F8		0-3 K	4	0	1	0	1	1	1											
Don Baylor, R OBP: 0.320, SLG: 0.342 (1, 7)	0-0 G6-4-3				0-0 6-3		0-0 P3		4-0 BB	4	0	1	0	1	0	5											
Bobby Grich, R OBP: 0.388, SLG: 0.441 (1, 4)		0-3 K		4-0 S BB		0-0 1-2 2H 3H 1B		0-0 5-3		4	0	1	2	1	2	2											
Bobby Clark, R OBP: 0.250, SLG: 0.301 (1, 8)		4-0 BB		0-0 F9		0-3 K		0-0 5-3		3	0	0	0	1	1	3											
Jason Thompson, L OBP: 0.393, SLG: 0.458 Larry Harlow, L OBP: 0.377, SLG: 0.395 (1, 3) (6, PR) (9, 3)		0-3 K		4-0 1-2 BB		0-0 SH1-4 2B		0-0 1B 1B		3	0	2	0	1	1	1											
Dickie Thon, R OBP: 0.273, SLG: 0.310 (1, 5)		0-0 L1		0-0 P4		0-0 SH1-4		0-3 K		3	0	0	0	0	1	4											
Tom Donohue, R OBP: 0.216, SLG: 0.246 Rod Carew, L OBP: 0.399, SLG: 0.426 Dan Whitmer, R OBP: 0.253, SLG: 0.247 Carney Lansford, R OBP: 0.320, SLG: 0.431 Stan Criburn, R OBP: 0.217, SLG: 0.321 (1, 2) (6, PH) (7, 2) (8, PH) (9, 2)			0-0 FC4-6 1B		0-0 P4		0-0 4-3		0-0 1B	2	0	1	0	0	0	0											
Inning Stats	R: 0 E: 0 K: 1 S: 5	H: 1 LOB: 1 BB: 1 P: 9	R: 0 E: 0 K: 2 S: 7	H: 0 LOB: 1 BB: 1 P: 11	R: 0 E: 1 K: 0 S: 4	H: 1 LOB: 1 BB: 0 P: 4	R: 0 E: 0 K: 0 S: 3	H: 0 LOB: 2 BB: 2 P: 11	R: 2 E: 0 K: 1 S: 6	H: 1 LOB: 2 BB: 3 P: 18	R: 0 E: 0 K: 0 S: 4	H: 1 LOB: 1 BB: 0 P: 4	R: 0 E: 0 K: 0 S: 4	H: 1 LOB: 1 BB: 0 P: 4	R: 0 E: 0 K: 2 S: 9	H: 2 LOB: 2 BB: 0 P: 9		R: 0 E: 0 K: 2 S: 7	H: 0 LOB: 1 BB: 1 P: 11	1B: 6 2B: 1 3B: 0 HR: 0	SF: 0 SAC: 1 DP: 1 HBP: 0	WP: 0 PB: 0 SB: 1 CS: 0	PA: 41				
PITCHER	IP	WLS	BF	H	R	ER	SO	BB	IBB	HBP	BLK	WP	HR	S	P	ERA	WHIP										
Tom Underwood, L ERA: 4.16 Ron Davis, R ERA: 3.11 Ron Guidry, L ERA: 3.68 Rich Gossage, R ERA: 2.24 (1, 1) (5, 1) (7, 1) (9, 1)	4.1		21	2	2	2	3	7	0	0	0	0	0	9	9	0.00	1.200										


AB 32
R 2
H 7
RBI 2
BB 8
SO 8
LOB 23



Batter	1	2	3	4	5	6	7	8	9	10	11	AB	R	H	RBI	BB	SO	LOB	TOP			
Rick Burleson, R OBP: 0.349, SLG: 0.373 (1, 6)	1-3			1B	G5-4-3			6-3			SH1-4 2B	4	2	3	0	1	0	0				
Dave Stapleton, R OBP: 0.326, SLG: 0.472 (1, 4)	6-3			F8	G5-4-3			6-3			SH1-4	4	0	0	0	0	0	4				
Fred Lynn, L OBP: 0.383, SLG: 0.479 (1, 8)	K			1B				F8			2B	4	1	1	0	1	1	1				
Tony Perez, R OBP: 0.314, SLG: 0.469 Jim Dwyer, L OBP: 0.371, SLG: 0.452 (9, PR) (9, 3)		F9		F4			K			G4-6-3 1B	L8	4	0	1	0	0	1	2				
Jim Rice, R OBP: 0.312, SLG: 0.462 (1, 7)		L9					F3			B1		5	0	2	3	0	0	1				
Carlton Fisk, R OBP: 0.324, SLG: 0.469 (1, 2)	K			F8						G4-6-3 1-2	K	5	0	0	0	0	3	4				
Dwight Evans, R OBP: 0.338, SLG: 0.463 (1, 9)				4-3				F6			F7	4	1	1	1	0	0	0				
Glenn Hoffman, R OBP: 0.330, SLG: 0.421 (1, 5)				F7				F7			K	4	0	0	0	0	1	0				
Gary Allenson, R OBP: 0.478, SLG: 0.500 Carl Yastrzemski, L OBP: 0.353, SLG: 0.452 (10, PH) (10, PH)				K							K	3	0	1	0	0	2	0				
Inning Stats	R: 0 E: 0 K: 1 S: 5	H: 0 LOB: 0 BB: 0 P: 5	R: 0 E: 0 K: 1 S: 5	H: 0 LOB: 0 BB: 0 P: 5	R: 0 E: 0 K: 1 S: 5	H: 0 LOB: 0 BB: 0 P: 5	R: 1 E: 0 K: 0 S: 6	H: 3 LOB: 2 BB: 0 P: 6	R: 1 E: 0 K: 0 S: 5	H: 3 LOB: 1 BB: 0 P: 5	R: 0 E: 0 K: 1 S: 5	H: 0 LOB: 0 BB: 0 P: 5	R: 0 E: 0 K: 2 S: 3	H: 1 LOB: 1 BB: 0 P: 3	R: 0 E: 0 K: 2 S: 7	H: 0 LOB: 0 BB: 0 P: 7	R: 2 E: 0 K: 1 S: 6	H: 1 LOB: 1 BB: 2 P: 14	1B: 7 2B: 1 3B: 0 HR: 1	SF: 0 SAC: 1 DP: 2 HBP: 0	WP: 0 PB: 0 SB: 2 CS: 0	PA: 42
PITCHER	IP 9.0	WLS L	BF 33	H 8	R 2	ER 2	SO 6	BB 0	IBB 0	HBP 0	BLK 0	WP 0	HR 0	S 45	P 45	ERA 2.00	WHIP 0.889					
Frank Tanana, L ERA: 4.25 Mark Clear, R ERA: 3.56 (10, 1)	2.0	L	9	1	2	2	3	1	1	0	0	0	0	13	21	9.00	1.000					

Boston Red Sox @ California Angels
 Anaheim Stadium, Anaheim, CA
 Mon Aug 25 1980, 10:05 PM EDT
 Att: 25,653 - Unknown


AB 39
 R 4
 H 9
 RBI 4
 BB 2
 SO 9
 LOB 14



Batter	1	2	3	4	5	6	7	8	9	10	11	AB	R	H	RBI	BB	SO	LOB	BOTTOM			
Rick Miller, L OBP: 0.351, SLG: 0.316 (1, 8)	K			F7				G3			5-3 BB	3	0	0	1	2	1	2				
Carney Lansford, R OBP: 0.319, SLG: 0.429 (1, 5)				F9				E5			F7	5	0	1	0	0	0	3				
Rod Carew, L OBP: 0.395, SLG: 0.421 (1, 10)	F7							G3			5-3	5	0	0	0	0	0	4				
Don Baylor, R OBP: 0.315, SLG: 0.337 (1, 7)	F6							F7			6-3	5	0	0	0	0	0	2				
Jason Thompson, L OBP: 0.389, SLG: 0.453 (1, 3)				L8				4-3			6-3	4	0	0	0	0	0	0				
Bobby Grich, R OBP: 0.385, SLG: 0.437 (1, 4)				F8				4-3			F9	4	0	0	0	0	0	0				
Larry Harlow, L OBP: 0.375, SLG: 0.397 (1, 9)				F8				F7			K	4	1	1	0	0	1	0				
Bert Campaneris, R OBP: 0.314, SLG: 0.359 (1, 6)								1B G3 2B			K	4	1	2	0	0	0	0				
Tom Donohue, R OBP: 0.215, SLG: 0.245 Dickie Thon, R OBP: 0.272, SLG: 0.308 Dan Whitmer, R OBP: 0.250, SLG: 0.244 (9, 2) (9, 2)				SH3-4 1B				G3 E 1B			G3	1	0	0	0	0	0	0				
Inning Stats	R: 0 E: 0 K: 1 S: 6	H: 1 LOB: 1 BB: 0 P: 6	R: 0 E: 0 K: 0 S: 3	H: 0 LOB: 0 BB: 0 P: 3	R: 0 E: 0 K: 0 S: 4	H: 1 LOB: 1 BB: 0 P: 4	R: 0 E: 0 K: 0 S: 3	H: 0 LOB: 0 BB: 0 P: 3	R: 0 E: 0 K: 0 S: 3	H: 0 LOB: 0 BB: 0 P: 3	R: 2 E: 1 K: 1 S: 8	H: 2 LOB: 1 BB: 0 P: 8	R: 0 E: 0 K: 0 S: 3	H: 0 LOB: 0 BB: 0 P: 3	R: 0 E: 0 K: 2 S: 7	H: 0 LOB: 0 BB: 0 P: 7	R: 0 E: 0 K: 0 S: 3	H: 0 LOB: 1 BB: 1 P: 7	1B: 3 2B: 1 3B: 0 HR: 0	SF: 0 SAC: 1 DP: 0 HBP: 0	WP: 0 PB: 0 SB: 1 CS: 0	PA: 40
PITCHER	IP 9.0	WLS W	BF 33	H 4	R 2	ER 1	SO 2	BB 1	IBB 0	HBP 0	BLK 0	WP 0	HR 0	S 36	P 40	ERA 1.00	WHIP 0.556					
Dennis Eckersley, R ERA: 3.96 Bob Stanley, R ERA: 3.52 (10, 1)	2.0	W	7	0	0	0	2	1	0	0	0	0	0	10	14	0.00	0.500					

Boston Red Sox @ California Angels
 Anaheim Stadium, Anaheim, CA
 Mon Aug 25 1980, 10:05 PM EDT
 Att: 25,653 - Unknown

AB 37
 R 2
 H 4
 RBI 1
 BB 2
 SO 4
 LOB 13



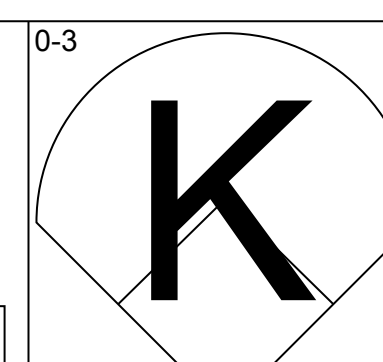
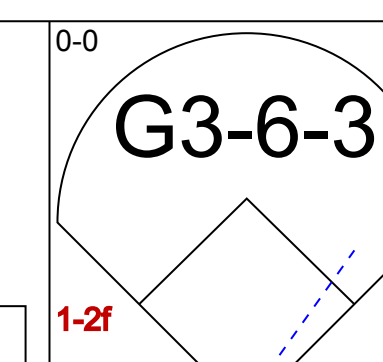
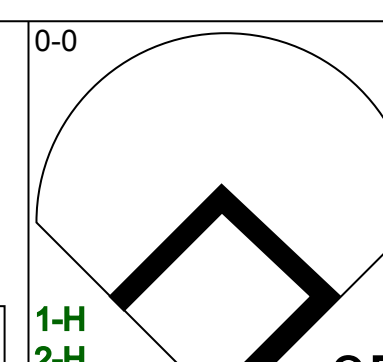
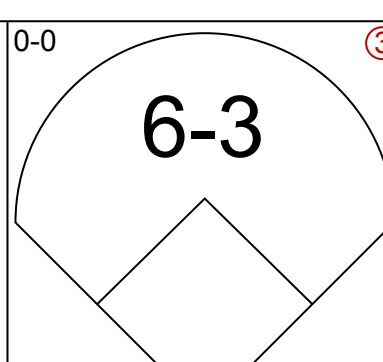
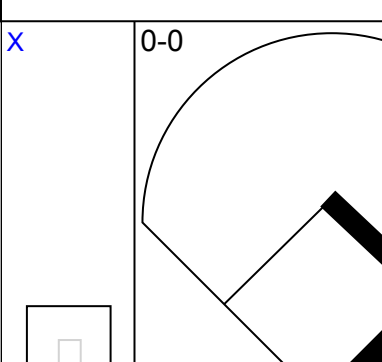
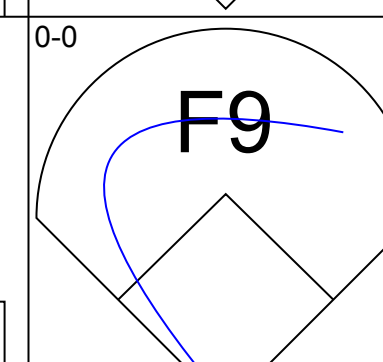
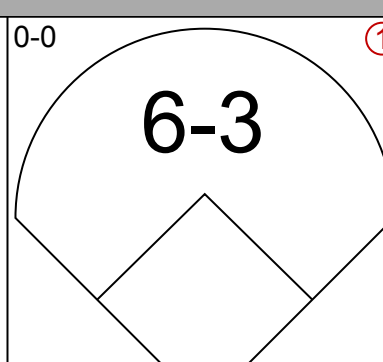
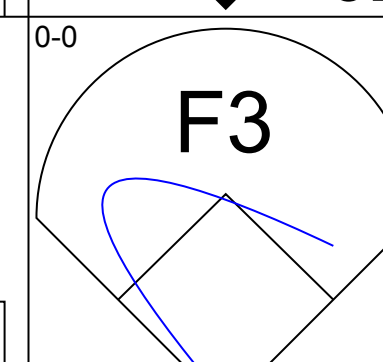
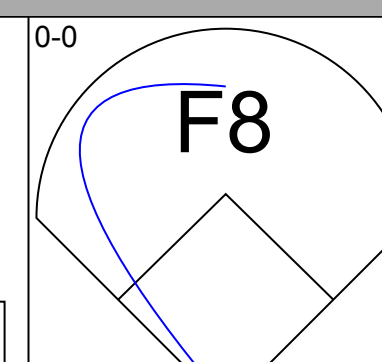
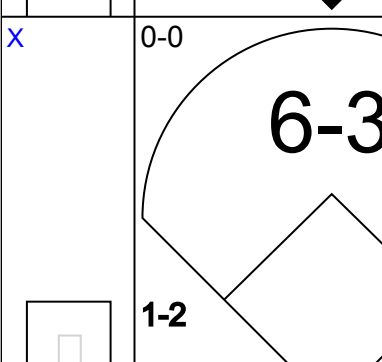
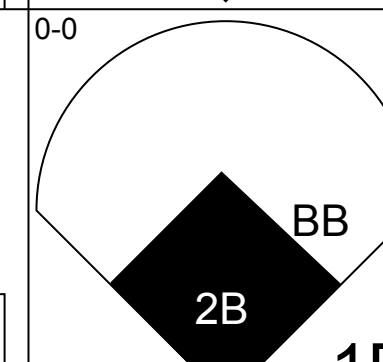
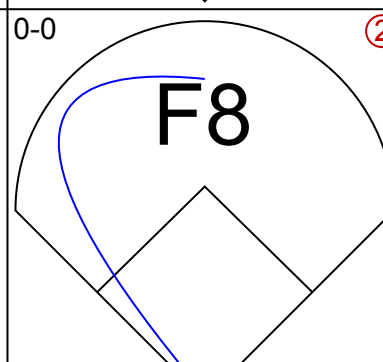
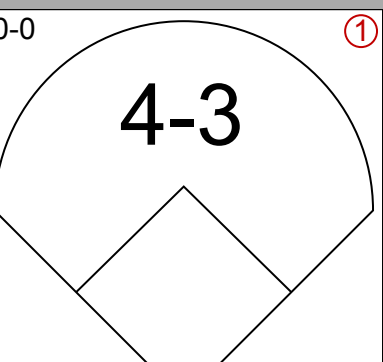
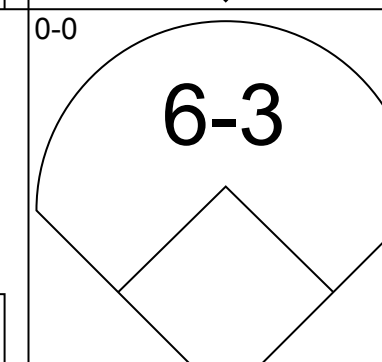
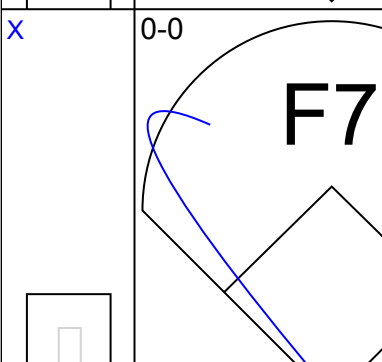
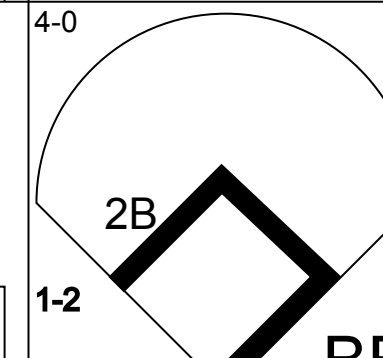
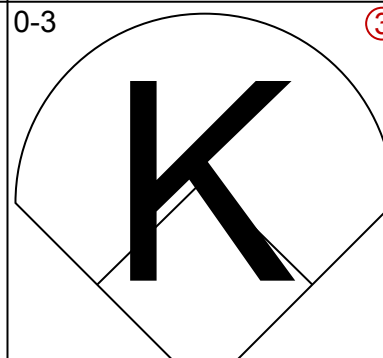
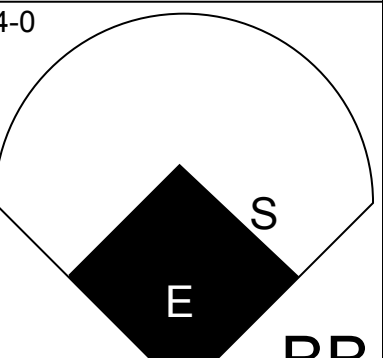
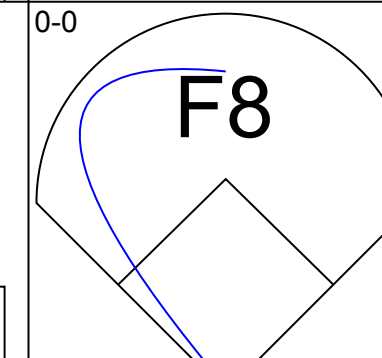
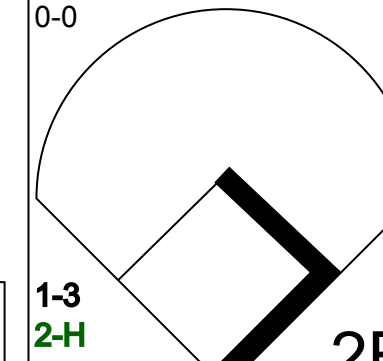
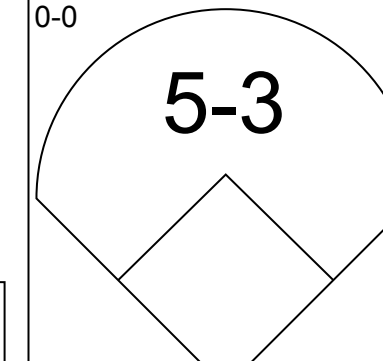
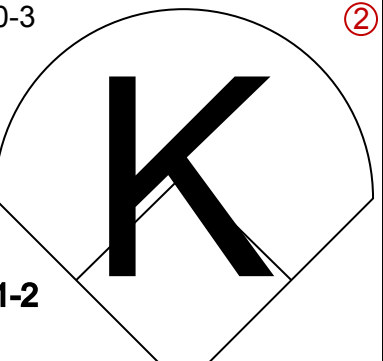
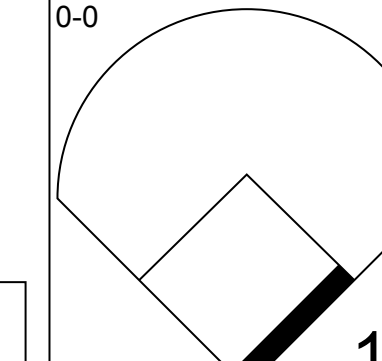
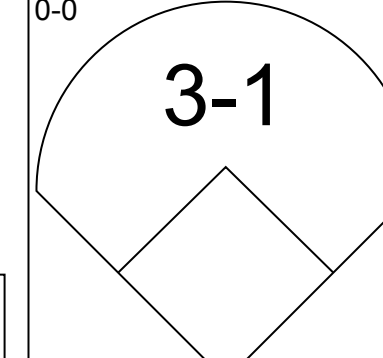
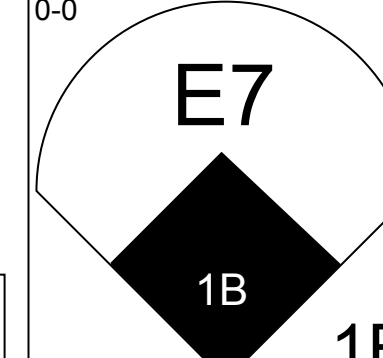
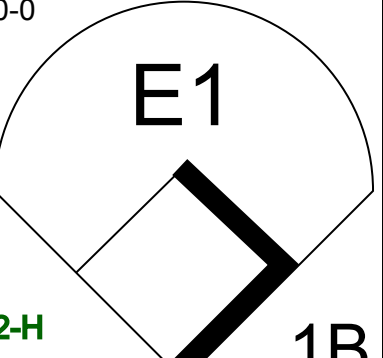
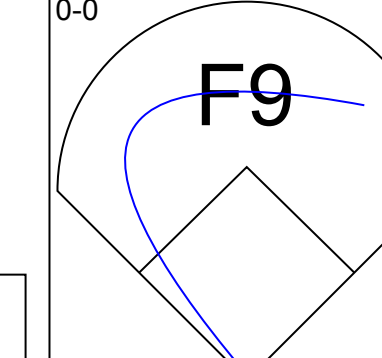
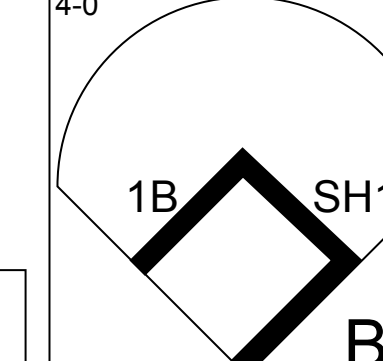
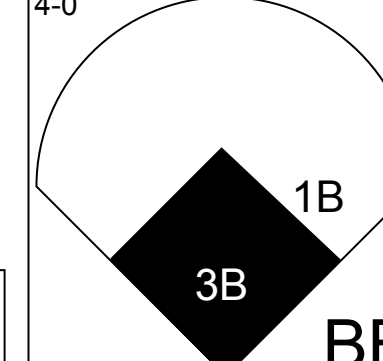
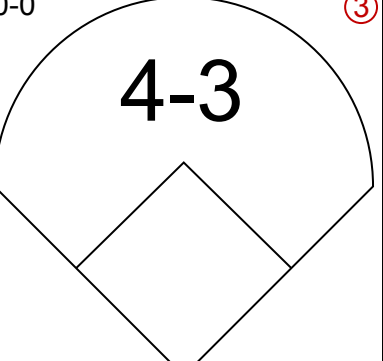
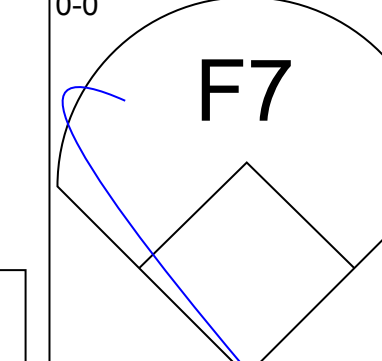
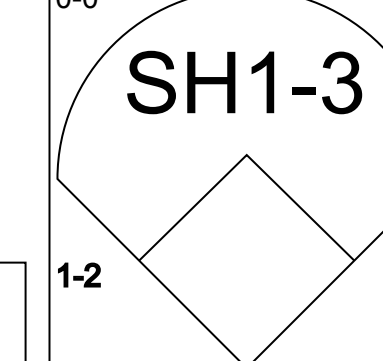
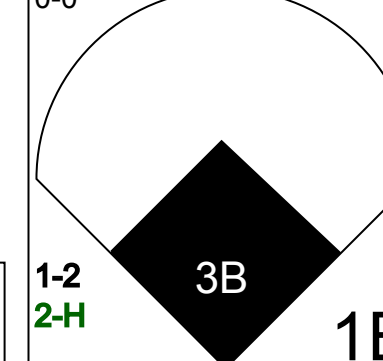
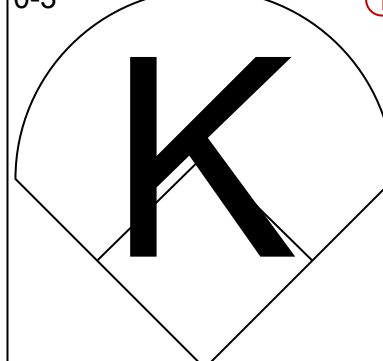
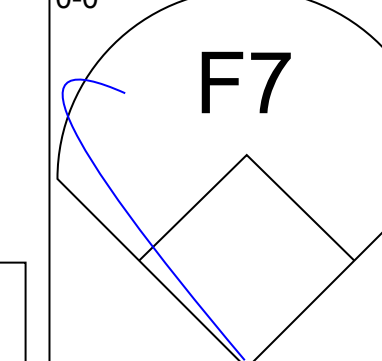
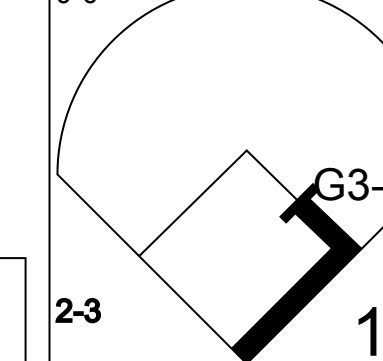
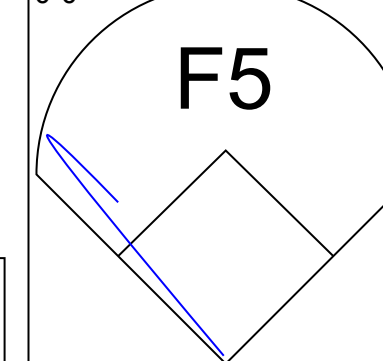

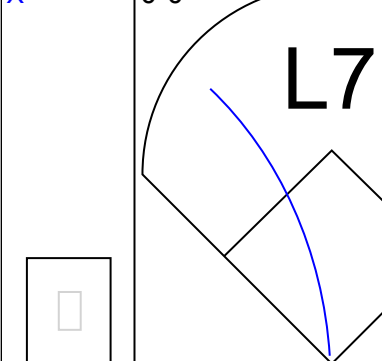
Batter	1	2	3	4	5	6	7	8	9	AB	R	H	RBI	BB	SO	LOB	TOP								
Rick Burleson, R OBP: 0.349, SLG: 0.372 (1, 6)	F9		BB	4-0	G4-6-3		4-3		G5-4-3	4	0	1	0	1	0	2	Boston Red Sox @ California Angels Anaheim Stadium, Anaheim, CA Tue Aug 26 1980, 10:05 PM EDT Att: 29,007 - Unknown								
Dave Stapleton, R OBP: 0.321, SLG: 0.463 (1, 4)	F8		BB		4-3		4-3		G5-4-3	5	0	0	0	0	0	3									
Fred Lynn, L OBP: 0.382, SLG: 0.476 (1, 8)	G3		F3				4-3		1B	5	0	1	0	0	0	2									
Jim Rice, R OBP: 0.311, SLG: 0.458 (1, 7)		1-3		F4			F8		F6	5	1	1	0	0	0	1									
Carl Yastrzemski, L OBP: 0.352, SLG: 0.458 (1, 3)	F8		F7				G3		1B	4	1	1	2	0	0	0									
Carlton Fisk, R OBP: 0.356, SLG: 0.472 (1, 2)	BLK			5-3					HR	4	1	3	0	0	0	0									
Jim Dwyer, L OBP: 0.378, SLG: 0.468 (1, 10)	F7								1B	4	1	3	0	0	0	1									
Dwight Evans, R OBP: 0.342, SLG: 0.465 (1, 9)			BB				5-3		FC6-4	3	1	2	0	1	0	2									
Glenn Hoffman, R OBP: 0.323, SLG: 0.414 (1, 5)			K				SF7		FC6-4	3	0	0	2	0	1	5									
Inning Stats	R: 0 E: 0 K: 0 S: 3	H: 0 LOB: 0 BB: 0 P: 3	R: 0 E: 0 K: 0 S: 4	H: 1 LOB: 1 BB: 0 P: 4	R: 0 E: 0 K: 1 S: 5	H: 0 LOB: 2 BB: 2 P: 13	R: 0 E: 0 K: 0 S: 3	H: 0 LOB: 0 BB: 0 P: 3	R: 2 E: 1 K: 0 S: 5	H: 2 LOB: 0 BB: 0 P: 5	R: 0 E: 0 K: 0 S: 3	H: 0 LOB: 1 BB: 0 P: 3	R: 1 E: 0 K: 0 S: 5	H: 2 LOB: 1 BB: 0 P: 5	R: 2 E: 0 K: 0 S: 8	H: 5 LOB: 3 BB: 0 P: 8	R: 0 E: 0 K: 0 S: 4	H: 2 LOB: 1 BB: 0 P: 4	1B: 9 2B: 2 3B: 0 HR: 1	SF: 1 SAC: 0 DP: 2 HBP: 0	WP: 0 PB: 0 SB: 0 CS: 0	PA: 40			
PITCHER	IP	WLS	BF	H	R	ER	SO	BB	IBB	HBP	BLK	WP	HR	S	P	ERA	WHIP								
Chris Knapp, R ERA: 6.37 (1, 1)	7.2	L	32	7	5	4	1	2	0	0	1	0	1	32	40	4.70	1.174								
Don Aase, R ERA: 4.41 (8, 1)	1.1		8	5	0	0	0	0	0	0	0	0	0	8	8	0.00	3.750								

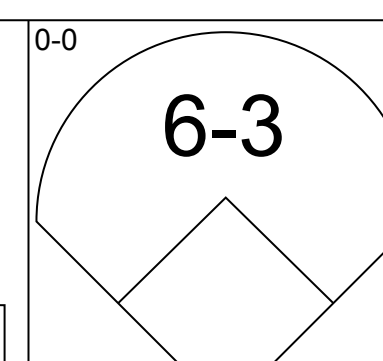
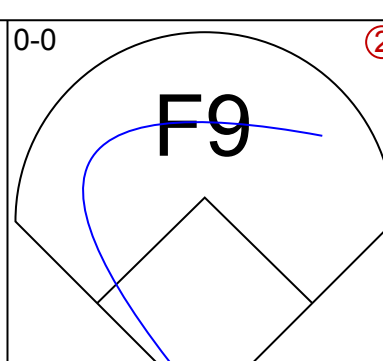
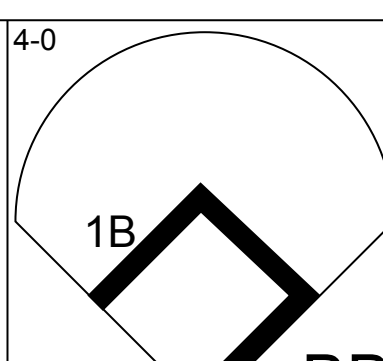
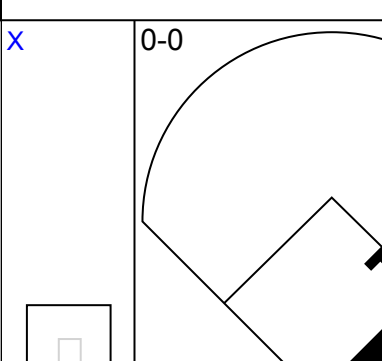
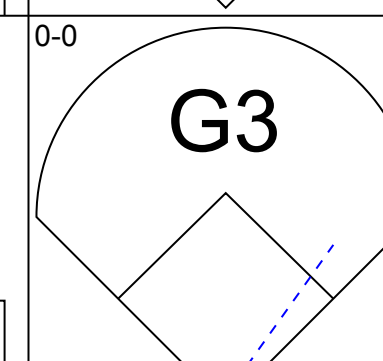
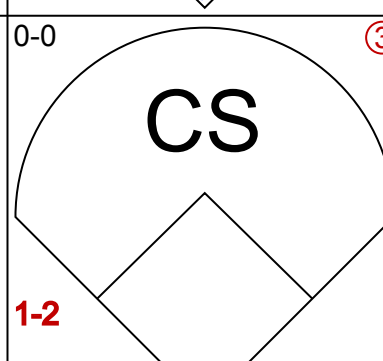
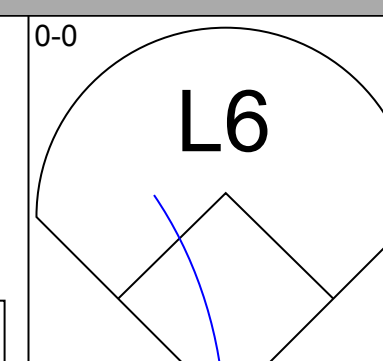
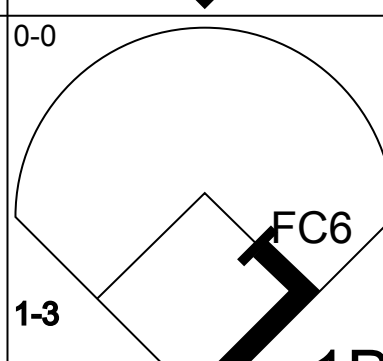

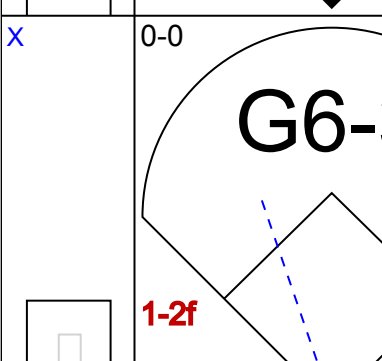
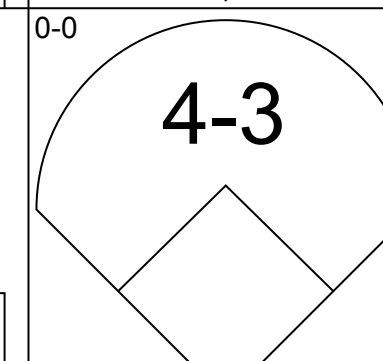
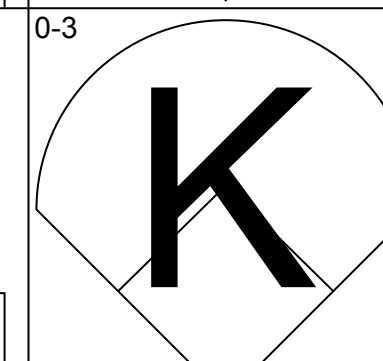
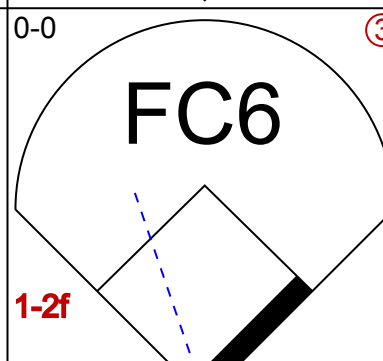

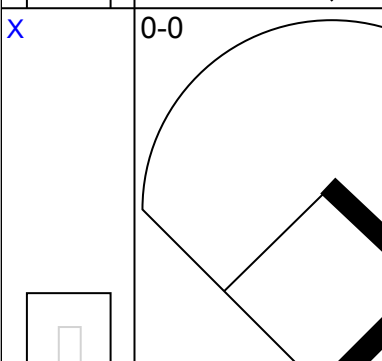
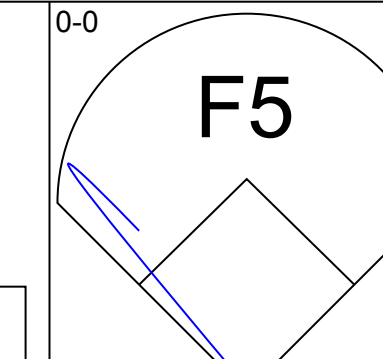
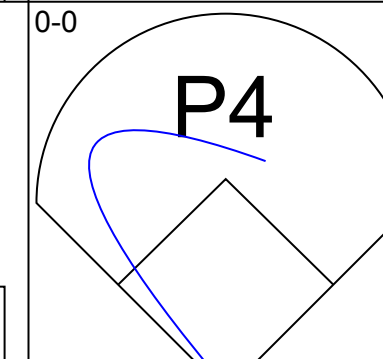
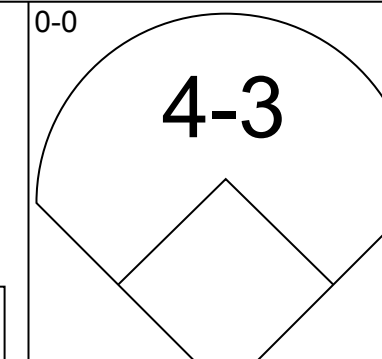
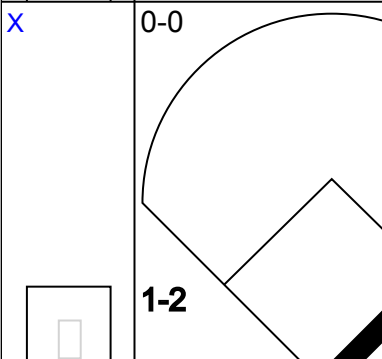
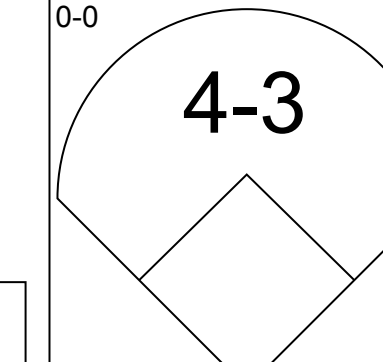
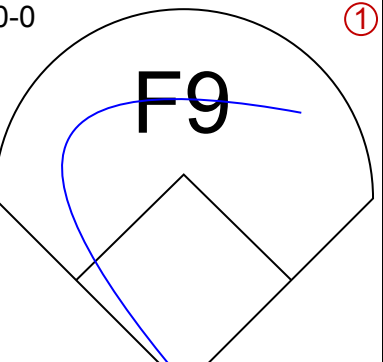
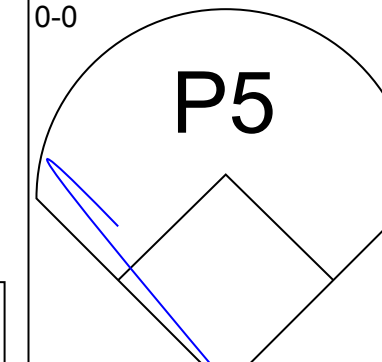
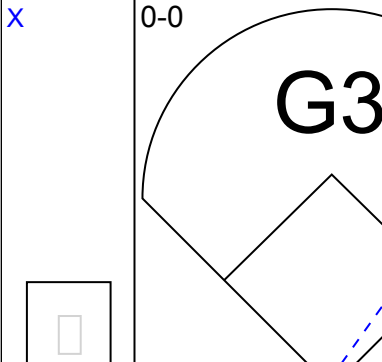
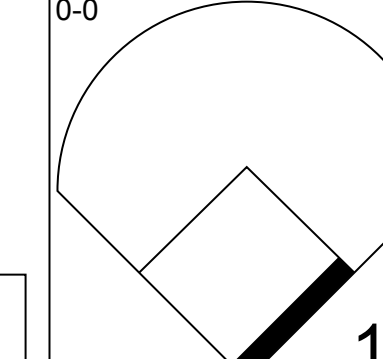
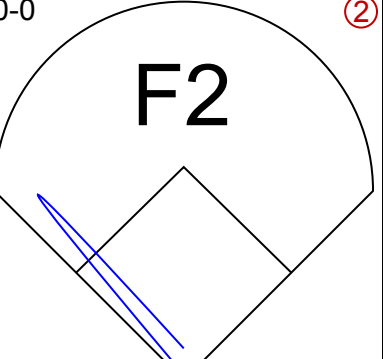
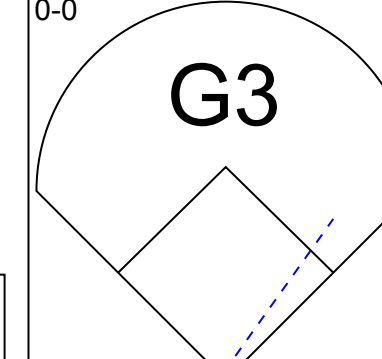
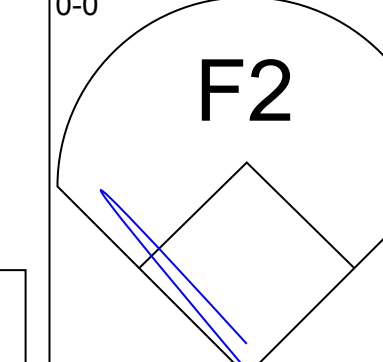
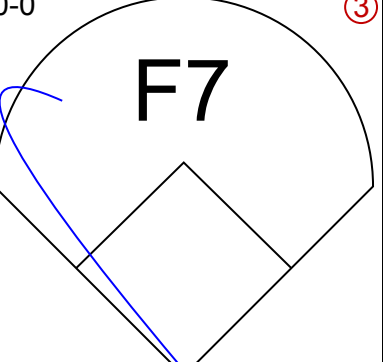
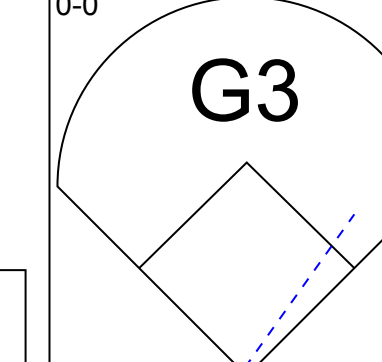
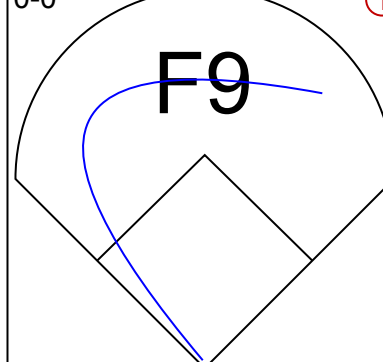
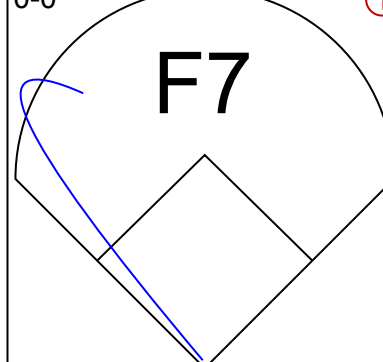
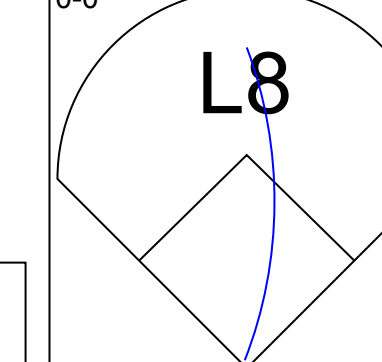
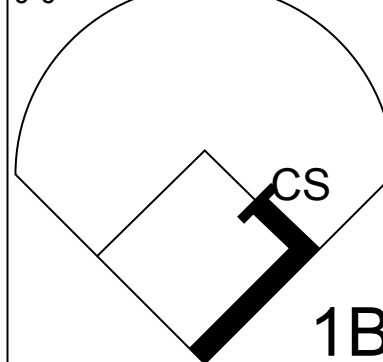
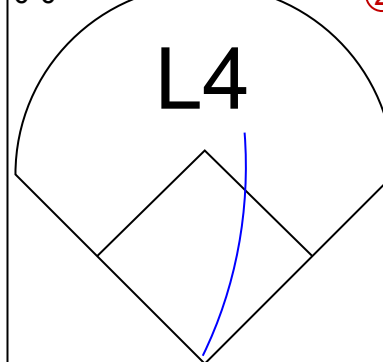
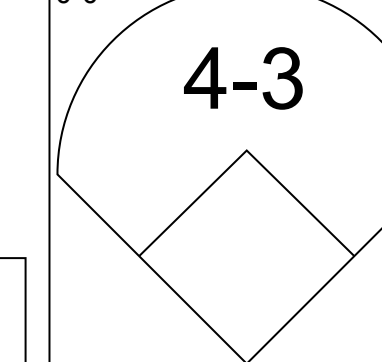
Batter	1	2	3	4	5	6	7	8	9	AB	R	H	RBI	BB	SO	LOB	BOTTOM								
Bert Campaneris, R OBP: 0.306, SLG: 0.350 (1, 6)	1-3		FC5-4					G5-4-3		4	1	0	0	0	0	3	Boston Red Sox @ California Angels Anaheim Stadium, Anaheim, CA Tue Aug 26 1980, 10:05 PM EDT Att: 29,007 - Unknown								
Rod Carew, L OBP: 0.397, SLG: 0.426 (1, 3)	S		1B				CS	F7		4	0	3	1	0	0	1									
Carney Lansford, R OBP: 0.318, SLG: 0.426 (1, 5)	G4-6-3		5-3				K		5-3	3	0	0	0	1	1	2									
Don Baylor, R OBP: 0.314, SLG: 0.333 (1, 7)	G4-6-3						F8		L8	3	0	0	0	0	0	2									
Bobby Grich, R OBP: 0.384, SLG: 0.433 (1, 4)		F8		F9			BB		F9	3	0	0	0	1	0	1									
Bobby Clark, R OBP: 0.244, SLG: 0.293 (1, 8)		4-3		6-3			F9		F8	4	0	0	0	0	0	2									
Dickie Thon, R OBP: 0.267, SLG: 0.302 (1, 10)			6-3				F8		F4	3	0	0	0	0	0	1									
Rick Miller, L OBP: 0.350, SLG: 0.314 (1, 9)			F8				F8		G5-4-3	2	0	0	0	0	0	0									
Tom Donohue, R OBP: 0.218, SLG: 0.248 (1, 2)									1-3	2	0	1	0	0	0	0									
Freddie Patek, R OBP: 0.306, SLG: 0.398 (8, PH)										0	0	0	0	1	0	0									
Dan Whitmer, R OBP: 0.250, SLG: 0.244 (9, 2)			FC5-4						G5-4-3	0	0	0	0	0	0	0									
Inning Stats	R: 0 E: 0 K: 0 S: 3	H: 1 LOB: 1 BB: 1 P: 7	R: 0 E: 0 K: 0 S: 3	H: 0 LOB: 0 BB: 0 P: 3	R: 1 E: 0 K: 0 S: 5	H: 2 LOB: 1 BB: 0 P: 5	R: 0 E: 0 K: 0 S: 3	H: 0 LOB: 0 BB: 0 P: 3	R: 0 E: 0 K: 1 S: 5	H: 1 LOB: 1 BB: 0 P: 5	R: 0 E: 0 K: 0 S: 3	H: 0 LOB: 1 BB: 1 P: 7	R: 0 E: 0 K: 0 S: 2	H: 0 LOB: 1 BB: 1 P: 7	R: 0 E: 0 K: 0 S: 3	H: 0 LOB: 1 BB: 0 P: 4	1B: 3 2B: 2 3B: 0 HR: 0	SF: 0 SAC: 0 DP: 3 HBP: 2	WP: 0 PB: 0 SB: 1 CS: 1	PA: 33					
PITCHER	IP	WLS	BF	H	R	ER	SO	BB	IBB	HBP	BLK	WP	HR	S	P	ERA	WHIP								
John Tudor, L ERA: 1.92 (1, 1)	7.0	W	27	4	1	1	1	3	0	1	0	0	0	25	38	1.29	1.000								
Bob Stanley, R ERA: 3.47 (8, 1)	2.0	S	6	0	0	0	0	0	0	1	0	0	0	5	6	0.00	0.000								

Batter	1	2	3	4	5	6	7	8	9	AB	R	H	RBI	BB	SO	LOB	TOP											
Rick Miller, L OBP: 0.351, SLG: 0.318 (1, 8)	0-3 K	0-0 1B			0-3 K		0-0 1B	4-3		5	1	2	0	0	2	0	California Angels @ Baltimore Orioles Memorial Stadium, Baltimore, MD Thu Aug 28 1980, 7:05 PM EDT Att: 30,968 - Unknown - 86 F											
Rod Carew, L OBP: 0.400, SLG: 0.428 (1, 3)	0-0 HBP BB 1B	0-0 FC6-4 1B			6-3		0-0 1B 2B	L6		5	2	3	2	0	0	0												
Dan Ford, R OBP: 0.335, SLG: 0.419 Bobby Clark, R OBP: 0.247, SLG: 0.291 (6, 8)	0-0 BB HBP 1B	0-0 FC6-4 1B			0-0 HR		0-3 K		4-0 1B BB	3	1	2	1	0	0	2												
Don Baylor, R OBP: 0.318, SLG: 0.335 (1, 7)	1-0 BB HBP 1B		0-3 K		0-0 F7		0-0 1B 3B 1B		0-0 FC3-6 1B	4	1	2	0	0	1	0												
Jason Thompson, L OBP: 0.392, SLG: 0.452 (1, 10)	4-0 BB 1B		0-0 F7			4-0 FC6-4 1B BB	0-0 3B 1B		0-0 FC3-6 1B	3	1	1	2	2	0	1												
Camey Lansford, R OBP: 0.317, SLG: 0.423 (1, 5)	0-0 G4-6-3 1B		0-0 F8			0-0 FC6-4 1B	0-3 K		0-0 FC6-5-4	5	0	1	0	0	1	6												
Bobby Grich, R OBP: 0.381, SLG: 0.430 Dickie Thorn, R OBP: 0.269, SLG: 0.317 (6, 4)		0-3 K			0-0 5-3		0-0 FC6-4 1B		0-0 L1	3	0	0	0	0	1	2												
Bert Campaneris, R OBP: 0.305, SLG: 0.348 (1, 6)		0-3 K			0-0 G1-4-3 1B		0-3 K		0-0 6-3	4	0	1	0	0	2	3												
Dan Whitmer, R OBP: 0.253, SLG: 0.247 Larry Harlow, L OBP: 0.374, SLG: 0.395 Stan Cliburn, R OBP: 0.217, SLG: 0.321 (8, PH) (6, 2)		0-0 1B 1B			0-0 G1-4-3		0-0 FC6-4		0-0 F7	3	1	1	0	0	0	3												
Inning Stats	R: 1 E: 0 K: 1 S: 6	H: 2 LOB: 2 BB: 1 P: 11	R: 1 E: 0 K: 2 S: 10	H: 3 LOB: 2 BB: 0 P: 10	R: 0 E: 0 K: 1 S: 5	H: 0 LOB: 0 BB: 0 P: 5	R: 0 E: 0 K: 0 S: 3	H: 1 LOB: 0 BB: 0 P: 3	R: 1 E: 0 K: 1 S: 6	H: 1 LOB: 0 BB: 0 P: 6	R: 4 E: 0 K: 2 S: 12	H: 5 LOB: 1 BB: 0 P: 12	R: 0 E: 0 K: 0 S: 3	H: 0 LOB: 0 BB: 0 P: 3	R: 1 E: 1 K: 0 S: 4	H: 1 LOB: 1 BB: 1 P: 8		1B: 11 2B: 1 3B: 1 HR: 1	SF: 0 SAC: 0 DP: 2 HBP: 1	WP: 0 PB: 0 SB: 0 CS: 0	PA: 43							
PITCHER	IP	WLS	BF	H	R	ER	SO	BB	IBB	HBP	BLK	WP	HR	S	P	ERA	WHIP											
Jim Palmer, R ERA: 3.85 Sammy Stewart, R ERA: 4.05	(1, 1) (7, 1)	6.1 2.2	W 12	31 3	11 2	6 2	6 1	7 2	0 1	0 0	0 0	0 0	0 0	1 13	42 17	51 17	8.53 6.75	2.053 1.500										

Batter	1	2	3	4	5	6	7	8	9	AB	R	H	RBI	BB	SO	LOB	BOTTOM										
Al Bumbry, L OBP: 0.395, SLG: 0.421 (1, 8)	0-3 K	0-0 1B				0-0 6-3	0-0 F9			6	2	3	1	0	1	2	California Angels @ Baltimore Orioles Memorial Stadium, Baltimore, MD Thu Aug 28 1980, 7:05 PM EDT Att: 30,968 - Unknown - 86 F										
Rich Dauer, R OBP: 0.338, SLG: 0.351 (1, 5)	0-0 2B	0-0 L4				0-0 1B				6	2	4	1	0	0	5											
Ken Singleton, S OBP: 0.381, SLG: 0.453 John Lowenstein, L OBP: 0.361, SLG: 0.354 (1, 9) (5, 7)	0-0 4-3	0-0 1B			0-0 F7	0-0 F7		0-3 K		3	0	2	2	0	0	1											
Eddie Murray, S OBP: 0.350, SLG: 0.505 (1, 3)	0-0 1B	0-0 1B			0-0 G4-6-3 1B	0-0 1B		0-0 FC3-6 1B		6	2	4	2	0	0	2											
Benny Ayala, R OBP: 0.353, SLG: 0.547 Terry Crowley, L OBP: 0.391, SLG: 0.477 (1, 10) (2, PH)	0-0 1B	0-0 L1-5			0-0 2B	0-0 HBP 2B		0-0 F8		1	0	1	0	0	0	0											
Gary Roenicke, R OBP: 0.384, SLG: 0.414 (1, 7) (5, 9)	0-0 1B		0-0 2B		0-0 2B	1-0 2B		0-0 P2		5	1	4	2	0	0	2											
Rick Dempsey, R OBP: 0.333, SLG: 0.432 (1, 2)	0-0 F8		0-0 F9		0-0 1B	0-0 2B		4-0 5-3 BB		4	1	2	2	1	0	3											
Lenn Sakata, R OBP: 0.237, SLG: 0.347 (1, 4)		0-0 1B	0-0 F7		0-0 1B	0-0 L5		0-0 L4		5	2	2	0	0	0	5											
Kiko Garcia, R OBP: 0.261, SLG: 0.242 (1, 6)		4-0 1B	0-0 6-3		0-0 1B	0-0 1-3		0-0 5-3		4	1	1	1	1	0	5											
Inning Stats	R: 2 E: 0 K: 1 S: 9	H: 4 LOB: 2 BB: 0 P: 9	R: 3 E: 0 K: 0 S: 6	H: 4 LOB: 1 BB: 1 P: 10	R: 0 E: 0 K: 0 S: 4	H: 1 LOB: 1 BB: 0 P: 4	R: 6 E: 0 K: 0 S: 11	H: 9 LOB: 2 BB: 0 P: 11	R: 2 E: 0 K: 0 S: 6	H: 3 LOB: 2 BB: 0 P: 7	R: 0 E: 0 K: 0 S: 4	H: 2 LOB: 2 BB: 1 P: 8	R: 0 E: 0 K: 1 S: 7	H: 2 LOB: 2 BB: 0 P: 7	1B: 18 2B: 9 3B: 0 HR: 0	SF: 0 SAC: 0 DP: 2 HBP: 1		WP: 0 PB: 0 SB: 0 CS: 0	PA: 51								
PITCHER	IP	WLS	BF	H	R	ER	SO	BB	IBB	HBP	BLK	WP	HR	S	P	ERA	WHIP										
Dave LaRoche, L ERA: 4.47 Don Aase, R ERA: 4.47 John Montague, R ERA: 5.13 Dave Lemanczyk, R ERA: 5.0	(1, 1) (2, 1) (4, 1) (6, 1)	1.0 2.0 2.0 3.0	L 11	10 6	5 3	5 3	5 0	0 0	0 0	0 1	0 0	0 0	0 0	11 14	11 15	13.50 22.50	3.000 4.500										



Batter	1	2	3	4	5	6	7	8	9	AB	R	H	RBI	BB	SO	LOB	TOP										
Rick Miller, L OBP: 0.352, SLG: 0.326 (1, 8)										5	0	2	2	0	1	2	California Angels @ Baltimore Orioles Memorial Stadium, Baltimore, MD Fri Aug 29 1980, 7:05 PM EDT Att: 33,542 - Unknown										
Carney Lansford, R OBP: 0.314, SLG: 0.419 (1, 5)										5	0	0	0	0	0	2											
Rod Carew, L OBP: 0.398, SLG: 0.426 (1, 3)										5	1	1	0	0	0	1											
Jason Thompson, L OBP: 0.393, SLG: 0.449 (1, 10)										2	1	0	0	2	1	0											
Don Baylor, R OBP: 0.320, SLG: 0.341 Bobby Clark, R OBP: 0.247, SLG: 0.291 (1, 7) (8, 7)										4	0	2	1	0	1	1											
Bobby Grich, R OBP: 0.382, SLG: 0.431 (1, 4)										4	1	2	0	0	0	3											
Larry Harlow, L OBP: 0.375, SLG: 0.392 (1, 9)										2	1	0	0	2	0	2											
Bert Campaneris, R OBP: 0.306, SLG: 0.347 (1, 6)										3	1	1	1	0	1	1											
Tom Donohue, R OBP: 0.219, SLG: 0.248 (1, 2)										4	0	1	0	0	1	2											
Inning Stats	R: 1 E: 0 K: 1 S: 7	H: 2 LOB: 2 BB: 1 P: 11	R: 0 E: 0 K: 0 S: 3	H: 1 LOB: 1 BB: 1 P: 7	R: 0 E: 0 K: 1 S: 5	H: 0 LOB: 0 BB: 0 P: 5	R: 3 E: 1 K: 0 S: 6	H: 3 LOB: 1 BB: 1 P: 10	R: 1 E: 1 K: 1 S: 6	H: 1 LOB: 1 BB: 1 P: 10	R: 0 E: 0 K: 2 S: 7	H: 0 LOB: 0 BB: 0 P: 7	R: 0 E: 0 K: 0 S: 3	H: 0 LOB: 0 BB: 0 P: 3	R: 0 E: 0 K: 0 S: 4	H: 1 LOB: 1 BB: 0 P: 4		R: 0 E: 0 K: 0 S: 4	H: 1 LOB: 1 BB: 0 P: 4	R: 0 E: 0 K: 0 S: 4	H: 1 LOB: 1 BB: 0 P: 4	1B: 7 2B: 1 3B: 1 HR: 0	SF: 0 SAC: 1 DP: 1 HBP: 0	WP: 0 PB: 0 SB: 1 CS: 0	PA: 39		
PITCHER	IP	WLS	BF	H	R	ER	SO	BB	IBB	HBP	BLK	WP	HR	S	P	ERA	WHIP										
Steve Stone, R ERA: 3.05 Dave Ford, R ERA: 3.61 (1, 1) (5, 1)	4.2	L	24	7	5	4	3	4	0	0	0	0	0	26	42	7.71	2.357										

Batter	1	2	3	4	5	6	7	8	9	AB	R	H	RBI	BB	SO	LOB	BOTTOM										
Al Bumbry, L OBP: 0.396, SLG: 0.421 (1, 8)										3	0	1	0	1	0	1	California Angels @ Baltimore Orioles Memorial Stadium, Baltimore, MD Fri Aug 29 1980, 7:05 PM EDT Att: 33,542 - Unknown										
Rich Dauer, R OBP: 0.338, SLG: 0.350 (1, 4)										4	0	1	0	0	0	1											
Ken Singleton, S OBP: 0.380, SLG: 0.451 (1, 9)										4	0	1	0	0	1	2											
Eddie Murray, S OBP: 0.349, SLG: 0.503 (1, 3)										4	0	1	0	0	0	0											
Terry Crowley, L OBP: 0.382, SLG: 0.464 (1, 10)										4	0	0	0	0	0	2											
John Lowenstein, L OBP: 0.381, SLG: 0.354 (1, 7)										3	0	1	0	0	0	0											
Dan Graham, L OBP: 0.303, SLG: 0.446 (1, 5)										3	0	0	0	0	0	1											
Rick Dempsey, R OBP: 0.330, SLG: 0.428 (1, 2)										3	0	0	0	0	0	0											
Kiko Garcia, R OBP: 0.262, SLG: 0.243 (1, 6)										3	0	1	0	0	0	0											
Inning Stats	R: 0 E: 0 K: 0 S: 3	H: 0 LOB: 0 BB: 0 P: 3	R: 0 E: 0 K: 0 S: 4	H: 1 LOB: 1 BB: 0 P: 4	R: 0 E: 0 K: 0 S: 3	H: 1 LOB: 0 BB: 0 P: 3	R: 0 E: 0 K: 1 S: 5	H: 0 LOB: 0 BB: 0 P: 5	R: 0 E: 0 K: 0 S: 3	H: 0 LOB: 0 BB: 0 P: 3	R: 0 E: 0 K: 0 S: 4	H: 1 LOB: 2 BB: 1 P: 8	R: 0 E: 0 K: 0 S: 3	H: 0 LOB: 0 BB: 0 P: 3	R: 0 E: 0 K: 0 S: 3	H: 0 LOB: 0 BB: 0 P: 3		R: 0 E: 0 K: 0 S: 5	H: 3 LOB: 2 BB: 0 P: 5	1B: 6 2B: 0 3B: 0 HR: 0	SF: 0 SAC: 0 DP: 1 HBP: 0	WP: 0 PB: 0 SB: 0 CS: 1	PA: 33				
PITCHER	IP	WLS	BF	H	R	ER	SO	BB	IBB	HBP	BLK	WP	HR	S	P	ERA	WHIP										
Freddie Martinez, R ERA: 4.53 (1, 1)	9.0	W	32	6	0	0	1	1	0	0	0	0	0	33	37	0.00	0.778										

Batter	1	2	3	4	5	6	7	8	9	AB	R	H	RBI	BB	SO	LOB	TOP				
Rod Carew, L (1, 3) OBP: 0.399, SLG: 0.436	0-0 1B	0-0 SH1-3 1B		0-0 2B		0-0 F7	0-3 K		0-0 4-3	6	3	3	0	0	1	1					
Bert Campaneris, R (1, 6) OBP: 0.314, SLG: 0.357	0-0 FC4-6 1B SF9	0-0 SH1-3		0-0 2B		0-0 E6 1B		4-0 1B HR	0-0 F8	4	2	2	2	1	0	0					
Dan Ford, R (1, 9) OBP: 0.347, SLG: 0.430	0-0 FC4-6 1B	0-0 1B		0-3 K		0-0 1B		0-0 1B		5	0	4	1	0	1	1					
Larry Hartow, L (8, PR) OBP: 0.375, SLG: 0.392	0-0 1B	0-0 1B		0-3 K		0-0 F9		1-3 HR		0	1	0	0	0	0	0					
Don Baylor, R (1, 10) OBP: 0.319, SLG: 0.339	0-0 FC4-6 1B BB	0-3 K		0-3 K		0-0 F9		1-H HR		2	1	0	0	0	1	3					
Dickie Thon, R (4, PH) OBP: 0.266, SLG: 0.313	1-2 2-3 1B									2	0	0	0	0	1	3					
Jason Thompson, L (8, PH) OBP: 0.394, SLG: 0.459	0-0 1B	0-0 K		0-0 K		0-0 F9		1-H HR		1	1	1	3	0	0	0					
Carney Lansford, R (1, 5) OBP: 0.315, SLG: 0.418	0-0 SF9	0-0 4-3				4-0 FC6-4 BB		0-0 5-3		3	1	1	1	1	0	2					
Bobby Grich, R (1, 4) OBP: 0.382, SLG: 0.427	4-0 1B BB			0-0 F9		0-3 K		4-0 2B 4-3 BB	0-3 K	3	2	0	0	2	2	2					
Bobby Clark, R (1, 7) OBP: 0.251, SLG: 0.313	0-0 1B			0-3 K		0-0 FC6-4		0-0 4-3	0-0 HR	5	1	2	1	0	1	3					
Rick Miller, L (1, 8) OBP: 0.352, SLG: 0.330	0-0 1B			0-3 K		0-3 K		0-0 2B	0-3 K	5	0	2	4	0	3	2					
Tom Donohue, R (1, 2) OBP: 0.214, SLG: 0.242	0-0 F3			0-0 L8		0-3 K		0-0 F8	0-0 F8	5	0	0	0	0	1	3					
Inning Stats	R: 4 E: 0 K: 0 S: 8	H: 5 LOB: 2 BB: 1 P: 12	R: 1 E: 0 K: 1 S: 7	H: 2 LOB: 1 BB: 0 P: 7	R: 0 E: 0 K: 2 S: 7	H: 0 LOB: 0 BB: 0 P: 7	R: 1 E: 0 K: 2 S: 9	H: 2 LOB: 1 BB: 0 P: 9	R: 0 E: 0 K: 2 S: 7	H: 1 LOB: 2 BB: 0 P: 11	R: 2 E: 0 K: 1 S: 7	H: 2 LOB: 1 BB: 1 P: 11	R: 4 E: 0 K: 2 S: 10	H: 3 LOB: 1 BB: 1 P: 14	R: 0 E: 0 K: 0 S: 3	H: 0 LOB: 0 BB: 0 P: 3	1B: 8 2B: 4 3B: 1 HR: 2	SF: 1 SAC: 1 DP: 0 HBP: 0	WP: 0 PB: 1 SB: 0 CS: 0	PA: 47	
PITCHER	IP WLS BF H R ER SO BB IBB HBP BLK WP HR S P ERA WHIP	0.2 L 8 5 4 4 0 1 0 0 0 0 0 7 11 54.00 9.000	6.1 29 7 4 4 9 2 0 0 0 0 0 45 53 5.68 1.421	2.0 10 3 4 4 2 1 0 0 0 0 2 13 17 18.00 2.000																	

Batter	1	2	3	4	5	6	7	8	9	AB	R	H	RBI	BB	SO	LOB	BOTTOM					
Al Bumbry, L (1, 8) OBP: 0.392, SLG: 0.416	0-3 K		0-0 G3	0-3 K			0-0 F8		0-0 4-3	5	0	0	0	0	2	1						
Rich Dauer, R (1, 4) OBP: 0.337, SLG: 0.349	0-0 5-3		0-0 1B HR		0-0 5-3		0-0 1-3			4	1	1	1	0	0	0						
Ken Singleton, S (1, 9) OBP: 0.379, SLG: 0.449	0-3 K		0-0 1B HR		0-0 F7		0-0 4-3			4	1	1	0	0	1	0						
Eddie Murray, S (1, 3) OBP: 0.348, SLG: 0.507		0-0 6-3	0-0 1B HR		0-0 F9			0-0 F9		4	1	1	3	0	0	0						
Benny Ayala, R (1, 10) OBP: 0.354, SLG: 0.543		4-0 BB	0-0 6-3			0-0 F9		0-0 HR		1	0	0	0	1	0	0						
Terry Crowley, L (6, PH) OBP: 0.393, SLG: 0.484		4-0 BB	0-0 6-3			0-0 F9		0-0 HR		2	1	1	1	0	0	0						
Gary Roenicke, R (1, 7) OBP: 0.382, SLG: 0.409		4-0 BB	0-0 P6			0-0 F7		0-0 5-3		3	0	0	0	1	0	0						
Doug DeCinces, R (1, 5) OBP: 0.311, SLG: 0.376		0-3 K		0-0 F7		0-0 BB		0-0 L7		4	0	1	0	0	1	2						
Rick Dempsey, R (1, 2) OBP: 0.335, SLG: 0.438		0-3 K		0-0 HR		4-0 BB		4-0 BB		2	1	1	1	2	1	2						
Kiko Garcia, R (1, 6) OBP: 0.262, SLG: 0.243			0-0 G3 1B	0-3 K		0-0 F3		0-0 G6-4-3 BB	0-0 G6-4-3	4	1	1	0	0	1	3						
Inning Stats	R: 0 E: 0 K: 2 S: 7	H: 0 LOB: 0 BB: 0 P: 7	R: 0 E: 0 K: 2 S: 7	H: 0 LOB: 2 BB: 2 P: 15	R: 4 E: 0 K: 0 S: 7	H: 4 LOB: 0 BB: 0 P: 7	R: 1 E: 0 K: 2 S: 8	H: 1 LOB: 0 BB: 0 P: 8	R: 0 E: 0 K: 0 S: 3	H: 0 LOB: 0 BB: 0 P: 3	R: 0 E: 0 K: 0 S: 4	H: 1 LOB: 2 BB: 1 P: 8	R: 0 E: 0 K: 0 S: 3	H: 0 LOB: 0 BB: 0 P: 3	R: 1 E: 0 K: 0 S: 4	H: 1 LOB: 0 BB: 0 P: 4	R: 0 E: 0 K: 0 S: 2	H: 0 LOB: 0 BB: 1 P: 6	1B: 4 2B: 0 3B: 0 HR: 3	SF: 0 SAC: 0 DP: 1 HBP: 0	WP: 0 PB: 0 SB: 0 CS: 0	PA: 37
PITCHER	IP WLS BF H R ER SO BB IBB HBP BLK WP HR S P ERA WHIP	4.0 19 5 5 5 6 2 0 0 0 0 2 29 37 11.25 1.750	5.0 18 2 1 1 0 2 0 0 0 0 1 16 24 1.80 0.800																			

California Angels @ Baltimore Orioles
 Memorial Stadium, Baltimore, MD
 Sat Aug 30 1980, 7:05 PM EDT
 Att: 38,234 - Unknown

AB 41
 R 12
 H 15
 RBI 12
 BB 4
 SO 11
 LOB 20




California Angels @ Baltimore Orioles
 Memorial Stadium, Baltimore, MD
 Sat Aug 30 1980, 7:05 PM EDT
 Att: 38,234 - Unknown


AB 33
 R 6
 H 7
 RBI 6
 BB 4
 SO 6
 LOB 8



Batter	1	2	3	4	5	6	7	8	9	AB	R	H	RBI	BB	SO	LOB	TOP			
Rod Carew, L OBP: 0.396, SLG: 0.433 (1, 3)	4-3		SH5-3		P6			F7		3	0	0	0	0	0	0	California Angels @ Baltimore Orioles Memorial Stadium, Baltimore, MD Sun Aug 31 1980, 3:33 AM EDT Att: 23,746 - Unknown			
Bert Campaneris, R OBP: 0.312, SLG: 0.351 (1, 6)	L6		FC1-2		F9			1B BB		3	0	0	0	1	0	2				
Dan Ford, R OBP: 0.345, SLG: 0.426 (1, 9)	K		K		F7			1B		4	0	1	0	0	2	2				
Don Baylor, R OBP: 0.318, SLG: 0.335 (1, 10)		BB			F2			1B		3	0	0	0	1	0	2				
Carney Lansford, R OBP: 0.314, SLG: 0.417 (1, 5)	L7				L3			1B		4	0	1	0	0	0	1				
Bobby Grich, R OBP: 0.381, SLG: 0.424 (1, 4)	F7				2B BB			1B		3	0	0	0	1	0	2				
Bobby Clark, R OBP: 0.251, SLG: 0.317 (1, 7)	F9				2B			F7		4	0	1	0	0	0	1				
Rick Miller, L OBP: 0.352, SLG: 0.328 (1, 8)			SH5-3 FC1-2 BB		F8			F7		2	0	0	0	1	0	2				
Tom Donohue, R OBP: 0.213, SLG: 0.241 (1, 2)			SH		F8			5-3		1	0	0	0	0	0	0				
Dickie Thon, R OBP: 0.265, SLG: 0.311 (8, PH)			FC1-2 SH5-3 1-2							1	0	0	0	0	0	0				
Stan Cliburn, R OBP: 0.217, SLG: 0.321 (8, 2)										0	0	0	0	0	0	0				
Inning Stats	R: 0 E: 0 K: 1 S: 5	H: 0 LOB: 0 BB: 0 P: 5	R: 0 E: 0 K: 0 S: 3	H: 0 LOB: 1 BB: 1 P: 7	R: 0 E: 0 K: 1 S: 6	H: 0 LOB: 2 BB: 1 P: 10	R: 0 E: 0 K: 0 S: 4	H: 1 LOB: 2 BB: 1 P: 8	R: 0 E: 0 K: 0 S: 3	H: 0 LOB: 0 BB: 0 P: 3	R: 0 E: 0 K: 0 S: 3	H: 0 LOB: 0 BB: 0 P: 3	R: 0 E: 0 K: 0 S: 4	H: 1 LOB: 2 BB: 1 P: 8	R: 0 E: 0 K: 0 S: 3	H: 1 LOB: 0 BB: 0 P: 3	1B: 2 2B: 1 3B: 0 HR: 0	SF: 0 SAC: 2 DP: 1 HBP: 0	WP: 0 PB: 0 SB: 0 CS: 0	PA: 34
PITCHER Scott McGregor, L ERA: 3.02 (1, 1)	IP: 9.0 WLS: W BF: 34 H: 3 R: 0 ER: 0 SO: 2 BB: 4 IBB: 0 HBP: 0 BLK: 0 WP: 0 HR: 0 S: 34 P: 50 ERA: 0.00 WHIP: 0.778																			

Batter	1	2	3	4	5	6	7	8	9	AB	R	H	RBI	BB	SO	LOB	BOTTOM			
Al Bumbry, L OBP: 0.393, SLG: 0.416 (1, 8)	4-3		4-3		F8 S 1B			4-3 SH3-4 PB BB		3	1	1	0	1	0	0	California Angels @ Baltimore Orioles Memorial Stadium, Baltimore, MD Sun Aug 31 1980, 3:33 AM EDT Att: 23,746 - Unknown			
Rich Dauer, R OBP: 0.337, SLG: 0.349 (1, 4)	6-3 WP 1B		P5		F8			SH3-4		3	0	1	0	0	0	1				
Ken Singleton, S OBP: 0.389, SLG: 0.455 (1, 9)	6-3							4-3		3	1	1	1	1	0	2				
Gary Roenicke, R OBP: 0.362, SLG: 0.409 (8, 9)	1-3				HR			2-3		0	0	0	0	0	0	0				
Eddie Murray, S OBP: 0.348, SLG: 0.504 (1, 3)	P6				SH5-3 BB 1B BB			7-5-6-2		3	1	0	0	1	1	3				
John Lowenstein, L OBP: 0.370, SLG: 0.367 (1, 7)	4-3				SH5-3 E BB			G5-4-3 1B		3	2	2	0	1	0	0				
Terry Crowley, L OBP: 0.382, SLG: 0.481 (1, 10)	1B 1B		SH5-3		SH5-3			F9		3	0	1	0	0	0	2				
Rick Dempsey, R OBP: 0.337, SLG: 0.439 (1, 2)	G5-4-3 1B				E9			G5-4-3		4	0	2	1	0	0	1				
Doug DeCinces, R OBP: 0.312, SLG: 0.376 (1, 5)	G5-4-3				F7			1B		3	0	1	0	0	0	3				
Kiko Garcia, R OBP: 0.259, SLG: 0.241 (1, 6)			F8		L9			F3		3	0	0	0	0	0	2				
Inning Stats	R: 0 E: 0 K: 0 S: 4	H: 1 LOB: 1 BB: 0 P: 4	R: 0 E: 0 K: 0 S: 4	H: 2 LOB: 0 BB: 0 P: 4	R: 0 E: 0 K: 0 S: 3	H: 0 LOB: 0 BB: 0 P: 3	R: 3 E: 1 K: 0 S: 5	H: 2 LOB: 1 BB: 2 P: 13	R: 0 E: 0 K: 0 S: 3	H: 1 LOB: 1 BB: 1 P: 7	R: 1 E: 1 K: 0 S: 5	H: 2 LOB: 1 BB: 0 P: 5	R: 1 E: 0 K: 1 S: 5	H: 0 LOB: 0 BB: 1 P: 9	R: 0 E: 0 K: 0 S: 3	H: 1 LOB: 0 BB: 0 P: 3	1B: 7 2B: 2 3B: 0 HR: 1	SF: 0 SAC: 2 DP: 3 HBP: 0	WP: 1 PB: 1 SB: 1 CS: 0	PA: 34
PITCHER Chris Knapp, R ERA: 6.42 (1, 1)	IP: 3.1 WLS: L BF: 16 H: 5 R: 3 ER: 3 SO: 3 BB: 2 IBB: 0 HBP: 0 BLK: 0 WP: 2 HR: 1 S: 14 P: 22 ERA: 8.10 WHIP: 2.100																			
Jim Barr, R ERA: 5.5 (4, 1)	1.2 6 1 0 0 0 1 0 0 0 0 0 5 9 0.00 1.200																			
Dave LaRoche, L ERA: 4.54 (6, 1)	0.1 2 1 1 1 0 0 0 0 0 0 0 2 2 27.00 3.000																			
Dave Lemanczyk, R ERA: 4.87 (6, 1)	2.2 10 2 1 0 1 1 0 0 1 0 0 11 15 0.00 1.125																			

Batter	1	2	3	4	5	6	7	8	9	AB	R	H	RBI	BB	SO	LOB	TOP					
Rick Miller, L OBP: 0.357, SLG: 0.334 (1, 8)	0-0 HR 1B		0-0 4-3		0-0 6-3		0-0 F8		0-0 1B	5	0	2	0	0	0	1	California Angels @ Boston Red Sox Fenway Park, Boston, MA Wed Sep 03 1980, 7:05 PM EDT Att: 22,340 - Unknown - 79 F					
Carney Lansford, R OBP: 0.315, SLG: 0.413 (1, 5)	0-0 HR 1B		0-3 K		0-0 1B		0-0 4-3		0-0 5-3	5	2	2	1	0	1	1						
Rod Carew, L OBP: 0.397, SLG: 0.440 (1, 3)	0-0 1H 2-3 HR			0-0 L8		0-0 1B		0-0 E S 1B		4	2	3	3	0	0	0						
Jason Thompson, L OBP: 0.389, SLG: 0.459 (1, 10)	0-3 K			0-0 1B		0-0 HR		0-0 F9		4	1	2	1	0	1	1						
Don Baylor, R OBP: 0.316, SLG: 0.341 (1, 7)	0-0 F5			0-0 1B		0-3 K		0-3 K		4	0	1	0	0	2	1						
Brian Downing, R OBP: 0.270, SLG: 0.303 (1, 2)		0-3 K		0-0 G5-4-3		0-0 1B		0-0 1B		4	0	2	1	0	1	2						
Bobby Grich, R OBP: 0.382, SLG: 0.424 (1, 4)		0-0 G2			0-0 2B		0-0 F8		0-3 K	4	1	1	0	0	1	2						
Larry Harlow, L OBP: 0.374, SLG: 0.394 (1, 9)		0-0 6-3			0-0 1B		0-0 F9		0-0 1-3	4	1	1	1	0	0	1						
Bert Campaneris, R OBP: 0.313, SLG: 0.346 (1, 6)			0-0 F8		0-3 K		0-0 5-3		0-3 K	4	0	0	0	0	2	1	 AB 38 R 7 H 14 RBI 7 BB 0 SO 8 LOB 10					
Inning Stats	R: 2 E: 0 K: 1 S: 7	H: 3 LOB: 0 BB: 0 P: 7	R: 0 E: 0 K: 1 S: 5	H: 0 LOB: 0 BB: 0 P: 5	R: 0 E: 0 K: 1 S: 5	H: 2 LOB: 1 BB: 0 P: 4	R: 3 E: 0 K: 1 S: 8	H: 4 LOB: 1 BB: 0 P: 8	R: 1 E: 0 K: 1 S: 7	H: 2 LOB: 0 BB: 0 P: 7	R: 0 E: 0 K: 0 S: 3	H: 0 LOB: 0 BB: 0 P: 3	R: 1 E: 0 K: 2 S: 9	H: 2 LOB: 1 BB: 0 P: 9	R: 0 E: 0 K: 1 S: 6	H: 1 LOB: 1 BB: 0 P: 6		1B: 11 2B: 1 3B: 0 HR: 2	SF: 0 SAC: 0 DP: 1 HBP: 0	WP: 0 PB: 0 SB: 1 CS: 0	PA: 38	
PITCHER	IP	WLS	BF	H	R	ER	SO	BB	IBB	HBP	BLK	WP	HR	S	P	ERA		WHIP				
Mike Torrez, R ERA: 4.89 (1, 1)	4.2	L	20	8	5	5	4	0	0	0	0	0	1	28	28	9.64		1.714				
Win Remmerswaal, R ERA: 5.04 (5, 1)	1.0		5	3	1	1	1	0	0	0	0	0	1	7	7	9.00		3.000				
Bill Campbell, R ERA: 4.4 (6, 1)	2.1		9	2	1	1	2	0	0	0	0	0	0	13	13	3.86		0.857				
Bruce Hurst, L ERA: 9.1 (9, 1)	1.0		4	1	0	0	1	0	0	0	0	0	0	6	6	0.00		1.000				

Batter	1	2	3	4	5	6	7	8	9	AB	R	H	RBI	BB	SO	LOB	BOTTOM					
Rick Burleson, R OBP: 0.352, SLG: 0.379 (1, 6)	0-0 F6		0-0 4-3			0-3 K		0-0 1B		4	0	1	0	0	1	1	California Angels @ Boston Red Sox Fenway Park, Boston, MA Wed Sep 03 1980, 7:05 PM EDT Att: 22,340 - Unknown - 79 F					
Dave Stapleton, R OBP: 0.321, SLG: 0.473 (1, 4)	0-0 F4			0-0 1-3		0-0 F9		0-0 F9		4	0	0	0	0	0	1						
Jim Dwyer, L OBP: 0.357, SLG: 0.427 (1, 8)	0-0 F7			0-0 L9		0-0 6-3			0-0 F7	4	0	0	0	0	0	0						
Jim Rice, R OBP: 0.313, SLG: 0.469 (1, 7)		0-0 5-3		0-3 K		0-0 F7		0-0 6-3		4	0	0	0	0	1	0						
Tony Perez, R OBP: 0.318, SLG: 0.464 (1, 3)		0-0 F8			0-0 HR	0-0 F9		0-0 6-3		4	1	1	0	0	0	0						
Carlton Fisk, R OBP: 0.361, SLG: 0.483 (1, 2)		0-0 5-3			0-3 K	0-0 2B				3	0	1	0	0	1	1						
Dave Rader, L OBP: 0.387, SLG: 0.505 (1, 10)			0-0 6-3		0-0 HR	0-0 F7				3	1	1	2	0	0	1						
Dwight Evans, R OBP: 0.343, SLG: 0.453 (1, 9)			4-0 FC5-4 BB		0-3 K		0-0 L5			2	0	0	0	1	1	0						
Glenn Hoffman, R OBP: 0.327, SLG: 0.435 (1, 5)			0-0 FC5-4		0-0 6-3		0-0 L8			3	0	0	0	0	0	1	 AB 31 R 2 H 4 RBI 2 BB 1 SO 4 LOB 5					
Inning Stats	R: 0 E: 0 K: 0 S: 3	H: 0 LOB: 0 BB: 0 P: 3	R: 0 E: 0 K: 0 S: 3	H: 0 LOB: 1 BB: 1 P: 7	R: 0 E: 0 K: 1 S: 5	H: 0 LOB: 0 BB: 0 P: 5	R: 2 E: 0 K: 2 S: 9	H: 2 LOB: 0 BB: 0 P: 9	R: 0 E: 0 K: 1 S: 5	H: 0 LOB: 1 BB: 0 P: 5	R: 0 E: 0 K: 0 S: 4	H: 1 LOB: 1 BB: 0 P: 4	R: 0 E: 0 K: 0 S: 4	H: 1 LOB: 0 BB: 0 P: 4	R: 0 E: 0 K: 0 S: 3	H: 0 LOB: 0 BB: 0 P: 3		1B: 2 2B: 1 3B: 0 HR: 1	SF: 0 SAC: 0 DP: 0 HBP: 0	WP: 0 PB: 0 SB: 0 CS: 0	PA: 32	
PITCHER	IP	WLS	BF	H	R	ER	SO	BB	IBB	HBP	BLK	WP	HR	S	P	ERA		WHIP				
Freddie Martinez, R ERA: 4.32 (1, 1)	9.0	W	32	4	2	2	4	1	0	0	0	0	1	39	43	2.00		0.556				

Batter	1	2	3	4	5	6	7	8	9	AB	R	H	RBI	BB	SO	LOB	TOP			
Rick Miller, L OBP: 0.361, SLG: 0.342 (1, 8)										4	0	3	1	0	0	0	California Angels @ New York Yankees Yankee Stadium, Bronx, NY Thu Sep 04 1980, 7:05 PM EDT Att: 20,967 - Unknown - 75 F			
Carney Lansford, R OBP: 0.312, SLG: 0.410 (1, 5)										4	1	0	0	0	1	3				
Rod Carew, L OBP: 0.394, SLG: 0.436 (1, 3)										4	0	0	0	0	1	2				
Jason Thompson, L OBP: 0.390, SLG: 0.458 (1, 10)										3	1	1	0	1	1	0				
Don Baylor, R OBP: 0.316, SLG: 0.341 (1, 7)										3	0	1	1	0	0	1				
Bobby Clark, R OBP: 0.249, SLG: 0.314 (6, 7)										1	0	0	0	0	0	0				
Brian Downing, R OBP: 0.288, SLG: 0.324 (1, 2)										4	0	1	0	0	1	2				
Bobby Grich, R OBP: 0.383, SLG: 0.423 (1, 4)										3	1	1	1	1	0	0				
Larry Harlow, L OBP: 0.370, SLG: 0.389 (9, PH)										3	0	0	0	0	0	3				
Dan Ford, R OBP: 0.353, SLG: 0.427 (9, FR)										1	0	1	0	0	0	0				
Gil Kubski, L OBP: 0.307, SLG: 0.339 (1, 6)										4	0	0	0	0	1	2				
Inning Stats	R: 1 E: 0 K: 0 S: 5	H: 2 LOB: 2 BB: 1 P: 9	R: 1 E: 0 K: 1 S: 6	H: 1 LOB: 1 BB: 1 P: 10	R: 0 E: 0 K: 1 S: 5	H: 0 LOB: 0 BB: 0 P: 5	R: 0 E: 0 K: 0 S: 3	H: 0 LOB: 0 BB: 0 P: 3	R: 0 E: 0 K: 0 S: 4	H: 1 LOB: 1 BB: 0 P: 4	R: 1 E: 0 K: 0 S: 5	H: 3 LOB: 1 BB: 0 P: 5	R: 0 E: 0 K: 1 S: 5	H: 0 LOB: 0 BB: 0 P: 5	R: 0 E: 0 K: 1 S: 6	H: 1 LOB: 1 BB: 0 P: 6	1B: 6 2B: 2 3B: 0 HR: 0	SF: 0 SAC: 0 DP: 1 HBP: 0	WP: 0 PB: 0 SB: 0 CS: 0	PA: 36
PITCHER	IP WLS BF H R ER SO BB IBB HBP BLK WP HR S P ERA WHIP																ERA WHIP			
Gaylord Perry, R ERA: 3.31 (1, 1)	6.0 W 26 7 3 3 2 2 0 0 0 0 0 0 28 36 4.50 1.500																			
Ron Guidry, L ERA: 3.55 (7, 1)	3.0 S 10 1 0 0 3 0 0 0 0 0 0 0 16 16 0.00 0.333																			


Batter	1	2	3	4	5	6	7	8	9	AB	R	H	RBI	BB	SO	LOB	BOTTOM			
Willie Randolph, R OBP: 0.420, SLG: 0.414 (1, 4)										4	2	1	0	1	0	2	California Angels @ New York Yankees Yankee Stadium, Bronx, NY Thu Sep 04 1980, 7:05 PM EDT Att: 20,967 - Unknown - 75 F			
Bucky Dent, R OBP: 0.320, SLG: 0.361 (1, 6)										3	1	3	1	1	0	0				
Bob Watson, R OBP: 0.356, SLG: 0.466 (1, 3)										5	0	3	1	0	0	4				
Reggie Jackson, L OBP: 0.395, SLG: 0.590 (1, 9)										4	0	0	0	0	3	7				
Lou Piniella, R OBP: 0.363, SLG: 0.399 (1, 7)										4	1	2	1	0	0	0				
Rick Cerone, R OBP: 0.308, SLG: 0.411 (1, 2)										4	0	2	1	0	1	1				
Eric Soderholm, R OBP: 0.343, SLG: 0.424 (1, 10)										2	0	0	0	0	0	1				
Bobby Murcer, L OBP: 0.355, SLG: 0.482 (7, PH)										1	0	0	0	0	1	1				
Aurelio Rodriguez, R OBP: 0.233, SLG: 0.300 (1, 5)										4	0	1	0	0	1	4				
Bobby Brown, S OBP: 0.303, SLG: 0.403 (1, 8)										4	1	1	0	0	2	1				
Inning Stats	R: 3 E: 1 K: 1 S: 9	H: 4 LOB: 2 BB: 0 P: 10	R: 0 E: 0 K: 2 S: 9	H: 2 LOB: 0 BB: 0 P: 9	R: 0 E: 0 K: 1 S: 5	H: 0 LOB: 0 BB: 0 P: 5	R: 1 E: 0 K: 2 S: 10	H: 3 LOB: 2 BB: 0 P: 10	R: 0 E: 0 K: 0 S: 4	H: 1 LOB: 1 BB: 0 P: 4	R: 1 E: 0 K: 0 S: 5	H: 2 LOB: 1 BB: 0 P: 5	R: 0 E: 0 K: 2 S: 8	H: 1 LOB: 1 BB: 0 P: 8	R: 0 E: 0 K: 0 S: 2	H: 0 LOB: 1 BB: 2 P: 10	1B: 11 2B: 0 3B: 2 HR: 0	SF: 0 SAC: 1 DP: 1 HBP: 1	WP: 0 PB: 1 SB: 2 CS: 0	PA: 39
PITCHER	IP WLS BF H R ER SO BB IBB HBP BLK WP HR S P ERA WHIP																ERA WHIP			
Frank Tanana, L ERA: 4.52 (1, 1)	5.0 L 27 11 5 4 6 0 0 0 0 0 0 0 38 39 7.20 2.200																			
Mark Clear, R ERA: 3.32 (6, 1)	3.0 12 2 0 0 2 2 0 0 0 0 0 0 14 22 0.00 1.333																			


Batter	1	2	3	4	5	6	7	8	9	AB	R	H	RBI	BB	SO	LOB	TOP								
Bert Campaneris, R OBP: 0.299, SLG: 0.328	B1-3		F2		K		FC6-4-5-4			4	0	0	0	0	1	2	California Angels @ New York Yankees Yankee Stadium, Bronx, NY Sat Sep 06 1980, 7:05 PM EDT Att: 37,781 - Unknown - 74 F								
Rod Carew, L OBP: 0.393, SLG: 0.439	1B		L7		P6		CS			4	0	2	0	0	0	1									
Carney Lansford, R OBP: 0.309, SLG: 0.404	L8			P3		E7		K		4	1	1	0	0	1	2									
Dan Ford, R OBP: 0.344, SLG: 0.416	K			1-3		P8		F9		4	0	0	0	0	1	3									
Brian Downing, R OBP: 0.273, SLG: 0.316 Jason Thompson, L (8, PH) OBP: 0.388, SLG: 0.453		CS BB		F8		SF9		P6		1	0	0	1	1	0	0									
Bobby Grich, R OBP: 0.381, SLG: 0.427	K				HR	K		K		4	1	1	1	0	3	1									
Bobby Clark, R OBP: 0.260, SLG: 0.353	1B 2B				2B		HR	K		4	2	3	1	0	1	0									
Rick Miller, L OBP: 0.366, SLG: 0.360	2B 1B				SH1-4 2B		SH1-3 1B	K		4	0	3	1	0	1	0									
Dan Whitmer, R OBP: 0.250, SLG: 0.244			1-3		SH1-4		SH1-3			1	0	0	0	0	0	0									
Inning Stats	R: 0 E: 0 K: 1 S: 6	H: 1 LOB: 1 BB: 0 P: 6	R: 0 E: 0 K: 1 S: 5	H: 2 LOB: 2 BB: 1 P: 9	R: 0 E: 0 K: 0 S: 3	H: 0 LOB: 0 BB: 0 P: 3	R: 0 E: 0 K: 0 S: 3	H: 0 LOB: 0 BB: 0 P: 3	R: 2 E: 0 K: 1 S: 8	H: 3 LOB: 1 BB: 0 P: 8	R: 1 E: 1 K: 1 S: 6	H: 1 LOB: 0 BB: 0 P: 6	R: 1 E: 0 K: 0 S: 4	H: 2 LOB: 0 BB: 0 P: 4	R: 0 E: 0 K: 1 S: 6	H: 1 LOB: 1 BB: 0 P: 6		R: 0 E: 0 K: 3 S: 9	H: 0 LOB: 0 BB: 0 P: 9	1B: 4 2B: 4 3B: 1 HR: 2	SF: 1 SAC: 2 DP: 1 HBP: 0	WP: 0 PB: 0 SB: 0 CS: 2	PA: 36		
PITCHER	IP	WLS	BF	H	R	ER	SO	BB	IBB	HBP	BLK	WP	HR	S	P	ERA	WHIP								
Tom Underwood, L ERA: 3.92	5.0	W	20	6	2	2	3	1	0	0	0	0	1	25	29	3.60	1.400								
Ron Guidry, L ERA: 3.59	2.0		9	4	2	1	1	0	0	0	0	0	1	11	11	4.50	2.000								
Rich Gossage, R ERA: 2.05	2.0	S	6	0	0	0	4	0	0	0	0	0	0	14	14	0.00	0.000								

Batter	1	2	3	4	5	6	7	8	9	AB	R	H	RBI	BB	SO	LOB	BOTTOM								
Bobby Brown, S OBP: 0.303, SLG: 0.412	6-3		F7		2B		HR	K		5	2	2	2	0	1	3	California Angels @ New York Yankees Yankee Stadium, Bronx, NY Sat Sep 06 1980, 7:05 PM EDT Att: 37,781 - Unknown - 74 F								
Bobby Murcer, L OBP: 0.356, SLG: 0.485	F7		P6		2B		K			5	0	2	2	0	1	1									
Oscar Gamble, L OBP: 0.336, SLG: 0.568 Lou Piniella, R (5, PH) OBP: 0.358, SLG: 0.391	F9			HR	F3		F8			2	1	1	2	0	0	0									
Reggie Jackson, L OBP: 0.392, SLG: 0.583 Joe Lefebvre, L OBP: 0.356, SLG: 0.452		E BB G5-3 1B	P3		6-3					4	1	2	0	0	0	1									
Bob Watson, R OBP: 0.358, SLG: 0.465 Jim Spencer, L OBP: 0.313, SLG: 0.413		G5-3 E BB		K		4-3		F7		3	0	0	0	1	1	1									
Rick Cerone, R OBP: 0.310, SLG: 0.420		E6 FC5-4 G5-3		F7		6-3		PB 1B 2B		4	1	1	0	0	0	2									
Bucky Dent, R OBP: 0.318, SLG: 0.358		G5-3		F7				6-3		4	0	1	0	0	0	3									
Aurelio Rodriguez, R OBP: 0.237, SLG: 0.298		FC5-4						K		4	0	2	0	0	1	2									
Brian Doyle, L OBP: 0.240, SLG: 0.243					FC3-6 1B		F5			3	2	1	0	1	0	3									
Inning Stats	R: 0 E: 0 K: 0 S: 3	H: 0 LOB: 0 BB: 0 P: 3	R: 1 E: 1 K: 0 S: 4	H: 1 LOB: 1 BB: 1 P: 8	R: 2 E: 0 K: 0 S: 5	H: 2 LOB: 0 BB: 0 P: 5	R: 0 E: 0 K: 1 S: 5	H: 0 LOB: 0 BB: 0 P: 5	R: 2 E: 0 K: 0 S: 6	H: 3 LOB: 1 BB: 0 P: 6	R: 0 E: 0 K: 0 S: 5	H: 2 LOB: 2 BB: 0 P: 5	R: 1 E: 0 K: 1 S: 7	H: 2 LOB: 1 BB: 0 P: 7	R: 1 E: 0 K: 2 S: 9	H: 2 LOB: 2 BB: 1 P: 13		1B: 7 2B: 3 3B: 0 HR: 2	SF: 0 SAC: 0 DP: 1 HBP: 0	WP: 0 PB: 1 SB: 0 CS: 0	PA: 38				
PITCHER	IP	WLS	BF	H	R	ER	SO	BB	IBB	HBP	BLK	WP	HR	S	P	ERA	WHIP								
Dave Frost, R ERA: 5.29	19	L	19	5	4	4	1	1	0	0	0	0	0	20	24	8.31	1.385								
Dave LaRoche, L ERA: 4.51	0.2		3	1	0	0	0	0	0	0	0	0	0	3	3	0.00	1.500								
Don Aase, R ERA: 4.38	1.0		6	3	1	1	0	0	0	0	0	0	1	6	6	9.00	3.000								
Andy Hassler, L ERA: 3.09	0.2		3	1	0	0	1	0	0	0	0	0	0	5	5	0.00	1.500								
Mark Clear, R ERA: 3.27	1.1		7	2	1	0	2	1	0	0	0	0	0	10	14	0.00	2.250								

Batter	1	2	3	4	5	6	7	8	9	AB	R	H	RBI	BB	SO	LOB	TOP										
Rod Carew, L (1, 3) OBP: 0.394, SLG: 0.439	0-0 4-3			0-0 F9 S 1B		0-3 K		0-0 F9 BB WP 1B		4	1	2	0	0	1	0	California Angels @ New York Yankees Yankee Stadium, Bronx, NY Sun Sep 07 1980, 3:33 AM EDT Att: 38,794 - Unknown - 79 F										
Carney Lansford, R (1, 5) OBP: 0.310, SLG: 0.403	0-0 4-3			0-0 F9 1-3		4-0 BB		4-0 WP BB 1-2		2	0	0	0	2	0	1											
Dan Ford, R (1, 9) OBP: 0.338, SLG: 0.407	0-0 G3			0-0 F2		0-0 L8		0-0 F9 2-3		4	0	0	0	0	0	4											
Brian Downing, R (1, 10) OBP: 0.255, SLG: 0.293 Jason Thompson, L (8, PH) OBP: 0.397, SLG: 0.452		0-0 4-3		0-0 6-3		0-0 L8		0-3 K 1-2 3-H		3	0	0	0	0	0	2											
Bobby Grich, R (1, 4) OBP: 0.382, SLG: 0.429		0-0 P3			4-0 FC1-2 BB			0-0 P4		3	0	1	0	1	0	0											
Bobby Clark, R (1, 7) OBP: 0.285, SLG: 0.356		0-3 K			0-0 FC1-2 4-3 1-2 1B		0-0 L4	0-0 1B		4	0	2	0	0	1	1											
Rick Miller, L (1, 8) OBP: 0.365, SLG: 0.359			0-0 L7		0-0 4-3 1-2 2-3		0-0 F7	0-0 1B		4	0	1	0	0	0	3											
Bert Campaneris, R (1, 6) OBP: 0.299, SLG: 0.328 Larry Harlow, L (9, PH) OBP: 0.370, SLG: 0.401			0-0 CS 1B		0-0 FC1-2 S 2-3 3-H		0-0 1-3	0-3 K 2		3	0	1	0	0	0	3											
Dave Skaggs, R (1, 2) OBP: 0.444, SLG: 0.500 John Harris, L (8, PH) OBP: 0.333, SLG: 0.333 Dan Whitmer, R (8, 2) OBP: 0.250, SLG: 0.244 Gil Kubski, L (9, PH) OBP: 0.200, SLG: 0.200			0-3 K 1-2		0-3 K 1-2		0-3 K	0-0 1-3		2	0	0	0	0	2	3											
Inning Stats	R: 0 E: 0 K: 0 S: 3	H: 0 LOB: 0 BB: 0 P: 3	R: 0 E: 0 K: 1 S: 5	H: 0 LOB: 0 BB: 0 P: 5	R: 0 E: 0 K: 1 S: 5	H: 1 LOB: 0 BB: 0 P: 5	R: 0 E: 0 K: 0 S: 4	H: 1 LOB: 1 BB: 0 P: 4	R: 0 E: 0 K: 1 S: 6	H: 0 LOB: 1 BB: 1 P: 10	R: 0 E: 0 K: 0 S: 4	H: 1 LOB: 1 BB: 0 P: 4	R: 1 E: 0 K: 2 S: 8	H: 1 LOB: 1 BB: 0 P: 12	R: 0 E: 0 K: 1 S: 7	H: 2 LOB: 2 BB: 0 P: 7		1B: 6 2B: 1 3B: 0 HR: 0	SF: 0 SAC: 0 DP: 0 HBP: 0	WP: 1 PB: 0 SB: 2 CS: 1	PA: 36						
PITCHER	IP	WLS	BF	H	R	ER	SO	BB	IBB	HBP	BLK	WP	HR	S	P	ERA	WHIP										
Rudy May, L (1, 1) ERA: 2.29	7.0	W	26	4	0	0	4	2	0	0	0	0	0	32	40	0.00	0.857										
Doug Bird, R (8, 1) ERA: 3.39	1.1		8	3	1	1	2	1	0	0	0	1	0	11	15	6.75	3.000										
Rich Gossage, R (9, 1) ERA: 2.03	0.2	S	2	0	0	0	1	0	0	0	0	0	0	4	4	0.00	0.000										

Batter	1	2	3	4	5	6	7	8	9	AB	R	H	RBI	BB	SO	LOB	BOTTOM										
Willie Randolph, R (1, 4) OBP: 0.421, SLG: 0.411	0-0 4-3		0-0 F9		0-0 5-3	0-0 FC6-4 1B		4-0 BB		4	0	1	0	1	0	1	California Angels @ New York Yankees Yankee Stadium, Bronx, NY Sun Sep 07 1980, 3:33 AM EDT Att: 38,794 - Unknown - 79 F										
Bobby Murcer, L (1, 10) OBP: 0.353, SLG: 0.481	0-0 G3			0-3 K	0-0 2B 1B	0-0 SF8		0-0 P7		4	0	1	1	0	1	2											
Oscar Gamble, L (1, 7) OBP: 0.342, SLG: 0.578 Lou Piniella, R (6, PH) OBP: 0.356, SLG: 0.389 Joe Lefebvre, L (7, 7) OBP: 0.353, SLG: 0.449	0-0 P5			0-0 HR 1B	0-0 2B	0-0 FC6-4 1-2 2-3		0-0 G3		3	1	2	0	0	0	0											
Reggie Jackson, L (1, 9) OBP: 0.391, SLG: 0.579		0-3 K		4-0 HR BB 1-2	0-0 P9		0-3 K			3	1	0	0	1	2	2											
Jim Spencer, L (1, 3) OBP: 0.315, SLG: 0.427 Bob Watson, R (5, PH) OBP: 0.358, SLG: 0.464		0-0 3-1		0-0 HR 1-1 2-H	4-0 BB		0-0 6-3			2	1	1	3	0	0	0											
Rick Cerone, R (1, 2) OBP: 0.312, SLG: 0.419	0-0 F9			4-0 WP BB BB	0-0 F7		1-0 HBP			2	0	0	0	1	0	3											
Bucky Dent, R (1, 6) OBP: 0.322, SLG: 0.357			4-0 BB	4-0 WP BB 1-2 BB		4-0 1B BB SF8 BB		0-0 4-3		1	1	0	0	3	0	1											
Aurelio Rodriguez, R (1, 5) OBP: 0.237, SLG: 0.301			0-3 K	0-0 P6		0-0 F7		0-0 SH1-3 2B		4	0	1	0	0	1	4											
Bobby Brown, S (1, 8) OBP: 0.303, SLG: 0.409			0-0 F8	0-3 K		4-0 FC6-4 1B 1-2 2-3 BB		0-0 SH1-3		2	0	0	0	1	1	3											
Inning Stats	R: 0 E: 0 K: 0 S: 3	H: 0 LOB: 0 BB: 0 P: 3	R: 0 E: 0 K: 1 S: 5	H: 0 LOB: 0 BB: 0 P: 5	R: 0 E: 0 K: 1 S: 5	H: 0 LOB: 1 BB: 1 P: 9	R: 3 E: 0 K: 2 S: 9	H: 2 LOB: 3 BB: 3 P: 21	R: 0 E: 0 K: 0 S: 5	H: 2 LOB: 3 BB: 1 P: 9	R: 1 E: 0 K: 0 S: 4	H: 1 LOB: 2 BB: 2 P: 12	R: 0 E: 0 K: 1 S: 5	H: 0 LOB: 1 BB: 0 P: 6	R: 0 E: 0 K: 0 S: 4	H: 1 LOB: 2 BB: 1 P: 8		1B: 3 2B: 2 3B: 0 HR: 1	SF: 1 SAC: 1 DP: 0 HBP: 1	WP: 1 PB: 0 SB: 0 CS: 0	PA: 39						
PITCHER	IP	WLS	BF	H	R	ER	SO	BB	IBB	HBP	BLK	WP	HR	S	P	ERA	WHIP										
Jim Dorsey, R (1, 1) ERA: 11.57	3.1	L	16	2	3	3	3	4	0	0	0	0	0	18	34	8.10	1.800										
Chris Knapp, R (4, 1)	1.0		5	2	0	0	1	0	0	0	0	1	0	7	7	0.00	2.000										
Dave LaRoche, L (5, 1) ERA: 4.5	0.1		1	0	0	0	0	0	0	0	0	0	0	1	1	0.00	0.000										
Bob Ferris, R (5, 1) ERA: 4.5	0.2		6	1	1	1	0	3	0	0	0	0	0	3	15	13.50	6.000										
Dave Schuler, L (6, 1) ERA: 20.25	0.1		1	0	0	0	0	0	0	0	0	0	0	1	1	0.00	0.000										
PITCHER	IP	WLS	BF	H	R	ER	SO	BB	IBB	HBP	BLK	WP	HR	S	P	ERA	WHIP										
Dave Lemanczyk, R (6, 1) ERA: 4.79	1.2		8	1	0	0	0	1	0	0	0	0	0	8	13	0.00	1.200										
Andy Hassler, L (8, 1) ERA: 3.06	0.2		2	0	0	0	0	0	0	0	0	0	0	2	2	0.00	0.000										

Batter	1	2	3	4	5	6	7	8	9	AB	R	H	RBI	BB	SO	LOB	TOP					
Willie Wilson, S (1,7) OBP: 0.354, SLG: 0.426	L4		K		1-3		P3		2-3	5	0	0	0	0	1	3	Kansas City Royals @ California Angels Anaheim Stadium, Anaheim, CA Tue Sep 09 1980, 10:05 PM EDT Att: 24,131 - Unknown AB 36 R 3 H 10 RBI 3 BB 2 SO 3 LOB 17 					
U L Washington, S (1,6) OBP: 0.332, SLG: 0.384 Darrell Porter, L (9, PH) OBP: 0.367, SLG: 0.367	P4		K			F8		F8 6-3 BB	1-4-3	3	0	0	0	1	1	0						
Hal McRae, R (1,10) OBP: 0.353, SLG: 0.496	FC5-4 1B		F8			G5-4-3 1B		6-3		4	0	2	0	0	0	1						
Amos Otis, R (1,8) OBP: 0.319, SLG: 0.399	FC5-4 1-2				1-3	G5-4-3 1-2		F8		4	0	0	0	0	0	3						
John Wathan, R (1,2) OBP: 0.371, SLG: 0.392		S 1B		F7			1B 1B	6-3		4	1	2	0	0	0	1						
Frank White, R (1,4) OBP: 0.290, SLG: 0.353	F8						F8			4	1	2	0	0	0	2						
Willie Aikens, L (1,3) OBP: 0.360, SLG: 0.434	K				P5		F8			4	1	1	2	0	1	3						
Jose Cardenal, R (1,9) OBP: 0.325, SLG: 0.275 Clint Hurdle, L (9, PH) OBP: 0.353, SLG: 0.471	FC6-4 BB				6-3		1B 1B	6-3		2	0	1	0	1	0	0						
Dave Chalk, R (1,5) OBP: 0.337, SLG: 0.358 Jamie Quirk, L (9, PH) OBP: 0.308, SLG: 0.431 Onix Concepcion, R (9, PR)	FC6-4 1-2				F7			2-3		3	0	1	1	0	0	2						
Inning Stats	R: 0 E: 0 K: 0 S: 4	H: 1 LOB: 1 BB: 0 P: 4	R: 0 E: 0 K: 1 S: 6	H: 1 LOB: 2 BB: 1 P: 10	R: 0 E: 0 K: 2 S: 7	H: 0 LOB: 0 BB: 0 P: 7	R: 0 E: 0 K: 0 S: 4	H: 1 LOB: 1 BB: 0 P: 4	R: 0 E: 0 K: 0 S: 3	H: 0 LOB: 0 BB: 0 P: 3	R: 0 E: 0 K: 0 S: 3	H: 1 LOB: 0 BB: 0 P: 3	R: 1 E: 0 K: 0 S: 6	H: 3 LOB: 2 BB: 0 P: 6	R: 0 E: 0 K: 0 S: 3	H: 0 LOB: 1 BB: 0 P: 7		R: 2 E: 0 K: 0 S: 6	H: 3 LOB: 2 BB: 0 P: 6	1B: 9 2B: 0 3B: 0 HR: 1	SF: 0 SAC: 0 DP: 1 HBP: 0	WP: 0 PB: 0 SB: 1 CS: 0
PITCHER	IP WLS BF H R ER SO BB IBB HBP BLK WP HR S P ERA WHIP																					
Frank Tanana, L (1,1) ERA: 4.46	8.0 W 34 9 3 3 3 2 0 0 0 0 0 1 38 46 3.38 1.375																					
Mark Clear, R (9,1) ERA: 3.24	1.0 S 4 1 0 0 0 0 0 0 0 0 0 0 4 4 0.00 1.000																					

Batter	1	2	3	4	5	6	7	8	9	AB	R	H	RBI	BB	SO	LOB	BOTTOM			
Dickie Thon, R (1,6) OBP: 0.274, SLG: 0.324	4-3 2B	FC5-4 1-2			K					4	1	2	1	0	1	1	Kansas City Royals @ California Angels Anaheim Stadium, Anaheim, CA Tue Sep 09 1980, 10:05 PM EDT Att: 24,131 - Unknown AB 30 R 4 H 9 RBI 3 BB 1 SO 3 LOB 10 			
Rod Carew, L (1,3) OBP: 0.395, SLG: 0.442	4-3 2-3		4-3		F7					4	0	1	0	0	0	1				
Carney Lansford, R (1,5) OBP: 0.311, SLG: 0.410	4-3 3-H		F7			F8		E1 G4-6-3		4	0	0	1	0	0	0				
Dan Ford, R (1,9) OBP: 0.344, SLG: 0.441 Larry Harlow, L (9,9) OBP: 0.370, SLG: 0.401	1B					F7		G4-6-3 1-2		4	1	2	1	0	0	1				
Brian Downing, R (1,10) OBP: 0.259, SLG: 0.362			6-3			F3				3	0	1	0	0	0	0				
Bobby Grich, R (1,4) OBP: 0.383, SLG: 0.426	K				F8					3	1	1	0	0	1	2				
Bobby Clark, R (1,7) OBP: 0.276, SLG: 0.361		FC5-4 BB					2B E 1B	L9		2	0	1	0	1	0	1				
Rick Miller, L (1,8) OBP: 0.361, SLG: 0.358		K			4-3 1-2			E9 1B 2B		3	1	1	0	0	1	2				
Dave Skaggs, R (1,2) OBP: 0.382, SLG: 0.400		F2				F8		5-3		3	0	0	0	0	0	2				
Inning Stats	R: 1 E: 0 K: 1 S: 8	H: 3 LOB: 2 BB: 0 P: 8	R: 0 E: 0 K: 1 S: 5	H: 0 LOB: 1 BB: 1 P: 9	R: 1 E: 0 K: 0 S: 4	H: 1 LOB: 0 BB: 0 P: 4	R: 0 E: 0 K: 0 S: 3	H: 1 LOB: 0 BB: 0 P: 3	R: 0 E: 0 K: 0 S: 5	H: 0 LOB: 0 BB: 0 P: 5	R: 0 E: 0 K: 0 S: 3	H: 0 LOB: 0 BB: 0 P: 3	R: 2 E: 1 K: 0 S: 5	H: 3 LOB: 1 BB: 0 P: 5	R: 0 E: 1 K: 0 S: 3	H: 1 LOB: 0 BB: 0 P: 3		1B: 5 2B: 3 3B: 0 HR: 1	SF: 0 SAC: 0 DP: 1 HBP: 0	WP: 0 PB: 0 SB: 0 CS: 1
PITCHER	IP WLS BF H R ER SO BB IBB HBP BLK WP HR S P ERA WHIP																			
Paul Spittorff, L (1,1) ERA: 4.27	6.1 L 26 7 4 4 3 1 0 0 0 0 0 1 31 35 5.68 1.263																			
Dan Quisenberry, R (7,1) ERA: 2.97	1.2 5 2 0 0 0 0 0 0 0 0 0 0 5 5 0.00 1.200																			


Batter	1	2	3	4	5	6	7	8	9	AB	R	H	RBI	BB	SO	LOB	TOP			
Willie Wilson, S (1, 7) OBP: 0.356, SLG: 0.427										4	0	2	0	1	1	0	Kansas City Royals @ California Angels Anaheim Stadium, Anaheim, CA Wed Sep 10 1980, 10:05 PM EDT Att: 24,762 - Unknown			
U L Washington, S (1, 6) OBP: 0.351, SLG: 0.384										5	0	1	0	0	0	5				
Frank White, R (1, 4) OBP: 0.291, SLG: 0.352										4	0	1	1	1	0	2				
Hal McRae, R (1, 10) OBP: 0.349, SLG: 0.490										5	1	0	0	0	1	5				
John Wathan, R (1, 2) OBP: 0.371, SLG: 0.392										5	0	2	0	0	1	2				
Willie Aikens, L (1, 3)										4	1	2	1	1	0	1				
Amos Otis, R (1, 8) OBP: 0.323, SLG: 0.400										4	0	2	0	1	0	2				
Jose Cardenal, R (1, 9) OBP: 0.337, SLG: 0.292 (8, PH)										3	1	2	0	0	0	1				
Ralph LaCock, L (8, PH) OBP: 0.299, SLG: 0.230										0	0	0	0	0	0	0				
Onix Concepcion, R (8, PH) OBP: 1.000, SLG: 1.000										1	0	1	1	0	0	0				
Clint Hurdle, L (8, 9) OBP: 0.352, SLG: 0.469										1	0	0	0	0	0	2				
Dave Chalk, R (1, 5) OBP: 0.329, SLG: 0.349										4	0	0	0	0	1	7				
Inning Stats	R: 0 E: 0 K: 0 S: 5	H: 2 LOB: 2 BB: 0 P: 5	R: 0 E: 0 K: 0 S: 3	H: 0 LOB: 1 BB: 1 P: 7	R: 0 E: 0 K: 0 S: 3	H: 0 LOB: 0 BB: 0 P: 3	R: 0 E: 0 K: 0 S: 5	H: 2 LOB: 3 BB: 1 P: 9	R: 0 E: 0 K: 1 S: 5	H: 1 LOB: 0 BB: 0 P: 3	R: 1 E: 0 K: 1 S: 8	H: 3 LOB: 2 BB: 0 P: 8	R: 1 E: 0 K: 2 S: 10	H: 3 LOB: 3 BB: 1 P: 14	R: 1 E: 1 K: 0 S: 6	H: 2 LOB: 2 BB: 0 P: 6	1B: 12 2B: 1 3B: 0 HR: 0	SF: 0 SAC: 0 DP: 1 HBP: 0	WP: 0 PB: 0 SB: 0 CS: 0	PA: 44
PITCHER	IP WLS BF H R ER SO BB IBB HBP BLK WP HR S P ERA WHIP																			
Ralph Botting, L (1, 1) ERA: 1.46	6.1	28	7	1	1	1	1	3	0	0	0	0	0	0	0	27	39	1.42	1.579	
Don Aase, R (7, 1) ERA: 4.33	1.0	6	3	1	1	2	0	0	0	0	0	0	0	0	10	10	9.00	3.000		
Andy Hassler, L (8, 1) ERA: 2.94	1.2	10	3	1	0	1	1	0	0	0	0	0	0	0	11	15	0.00	2.400		


AB	40
R	3
H	13
RBI	3
BB	4
SO	4
LOB	27




Batter	1	2	3	4	5	6	7	8	9	AB	R	H	RBI	BB	SO	LOB	BOTTOM	
Dickie Thorn, R (1, 6) OBP: 0.272, SLG: 0.320										5	0	1	0	0	0	4	Kansas City Royals @ California Angels Anaheim Stadium, Anaheim, CA Wed Sep 10 1980, 10:05 PM EDT Att: 24,762 - Unknown	
Camey Lansford, R (1, 5) OBP: 0.309, SLG: 0.407										4	0	0	0	0	2	1		
Rod Carew, L (1, 3) OBP: 0.394, SLG: 0.441										4	2	1	0	0	0	0		
Jason Thompson, L (1, 10) OBP: 0.389, SLG: 0.451										1	1	0	0	2	0	1		
Bert Campaneris, R (7, PR) OBP: 0.302, SLG: 0.332										1	2	1	0	0	0	0		
Dan Ford, R (1, 9) OBP: 0.348, SLG: 0.441										2	0	1	0	1	0	1		
Larry Harlow, L (8, 9) OBP: 0.370, SLG: 0.401										0	0	0	0	0	0	0		
Brian Downing, R (8, PH) OBP: 0.273, SLG: 0.362										0	0	0	0	1	0	0		
Gil Kubski, L (8, PR) OBP: 0.200, SLG: 0.200										0	1	0	0	0	0	0		
Bobby Grich, R (1, 4) OBP: 0.382, SLG: 0.424										4	2	1	3	0	0	3		
Bobby Clark, R (1, 7) OBP: 0.281, SLG: 0.360										3	0	1	1	1	0	0		
Rick Miller, L (1, 8) OBP: 0.358, SLG: 0.355										3	0	0	1	0	1	2		
Dave Skaggs, R (1, 2) OBP: 0.395, SLG: 0.412										4	0	2	2	0	0	0		
Inning Stats	R: 0 E: 1 K: 1 S: 5	H: 0 LOB: 0 BB: 0 P: 5	R: 1 E: 0 K: 0 S: 3	H: 1 LOB: 1 BB: 1 P: 7	R: 0 E: 0 K: 0 S: 4	H: 1 LOB: 0 BB: 0 P: 4	R: 0 E: 0 K: 0 S: 3	H: 1 LOB: 0 BB: 0 P: 3	R: 0 E: 0 K: 1 S: 5	H: 0 LOB: 0 BB: 0 P: 5	R: 3 E: 1 K: 1 S: 8	H: 2 LOB: 2 BB: 2 P: 16	R: 4 E: 2 K: 0 S: 7	H: 3 LOB: 2 BB: 2 P: 15	1B: 8 2B: 0 3B: 0 HR: 0	SF: 1 SAC: 0 DP: 1 HBP: 0	WP: 0 PB: 0 SB: 0 CS: 1	PA: 38
PITCHER	IP WLS BF H R ER SO BB IBB HBP BLK WP HR S P ERA WHIP																	
Renie Martin, R (1, 1) ERA: 4.45	6.1	25	4	4	2	2	2	3	0	0	0	0	0	0	26	38	2.84	1.105
Jeff Twitty, L (7, 1) ERA: 7.64	1.0	7	2	3	2	1	0	1	0	0	0	0	0	8	12	18.00	2.000	
Marty Pattin, R (8, 1) ERA: 3.74	0.2	5	2	1	0	0	1	0	0	0	0	0	0	4	8	0.00	4.500	

AB	31
R	8
H	8
RBI	7
BB	5
SO	3
LOB	12



Batter	1	2	3	4	5	6	7	8	9	AB	R	H	RBI	BB	SO	LOB	TOP			
Mickey Rivers, L OBP: 0.350, SLG: 0.439	0-0 6-3	0-0 F2		0-0 4-3		0-0 L8			0-0 F7	5	0	0	0	0	0	4	<p>Texas Rangers @ California Angels Anaheim Stadium, Anaheim, CA</p> <p>Sat Sep 13 1980, 10:05 PM EDT Att: 26,060 - Unknown</p> <p>livebaseballscores.com</p> <p>AB 39 R 1 H 10 RBI 1 BB 1 SO 3 LOB 21</p> 			
Johnny Grubb, L OBP: 0.395, SLG: 0.425	0-3 K	0-0 F7		0-0 F7			0-0 4-3		0-0 1B	5	0	1	0	0	1	3				
Al Oliver, L OBP: 0.345, SLG: 0.465	0-0 1B		0-0 1B		0-0 4-3		0-0 F5		0-3 K	4	1	2	0	0	0	0				
Jim Norris, L OBP: 0.321, SLG: 0.259	0-0 2B		0-0 1B				0-0 F8		0-0 F9	1	0	1	0	0	0	0				
Buddy Bell, R OBP: 0.383, SLG: 0.494	0-0 2B		0-3 K		0-0 F8		0-0 1B		0-0 F9	4	0	1	0	0	1	2				
Dave Roberts, R OBP: 0.309, SLG: 0.395	1-2 1B																			
Richie Zisk, R OBP: 0.338, SLG: 0.475	0-0 1B		0-0 F4		0-0 2B		0-0 L8			4	0	2	1	0	0	2				
Pat Putnam, L OBP: 0.326, SLG: 0.416	0-0 P5		0-0 1B		0-0 F8			0-0 F8		4	0	1	0	0	0	3				
Jim Sundberg, R OBP: 0.355, SLG: 0.395		0-0 5-3		0-0 F7		0-0 6-3		4-0 BB		3	0	0	0	0	0	2				
John Ellis, R OBP: 0.291, SLG: 0.319										0	0	0	0	1	0	0				
Bud Harrelson, S OBP: 0.344, SLG: 0.286	0-0 E6		0-0 E6		0-0 E6		0-0 F9		0-0 F9	3	0	1	0	0	0	0				
Rusty Staub, L OBP: 0.397, SLG: 0.453	0-0 1B		4-3 6-3				0-0 1B			1	0	0	0	0	0	1				
Odie Davis, R OBP: 0.500, SLG: 0.500										0	0	0	0	0	0	0				
Mike Richardt, R OBP: 0.306, SLG: 0.333	0-0 1B		0-0 6-3		0-0 F7		0-0 F9			4	0	1	0	0	0	3				
Inning Stats	R: 1 E: 0 K: 1 S: 8	H: 3 LOB: 2 BB: 0 P: 8	R: 0 E: 1 K: 0 S: 5	H: 1 LOB: 2 BB: 0 P: 5	R: 0 E: 0 K: 1 S: 7	H: 2 LOB: 2 BB: 0 P: 7	R: 0 E: 1 K: 0 S: 4	H: 0 LOB: 1 BB: 0 P: 4	R: 0 E: 0 K: 0 S: 4	H: 1 LOB: 1 BB: 0 P: 4	R: 0 E: 0 K: 0 S: 4	H: 1 LOB: 1 BB: 0 P: 4	R: 0 E: 0 K: 0 S: 3	H: 0 LOB: 1 BB: 1 P: 7	R: 0 E: 0 K: 1 S: 6	H: 1 LOB: 1 BB: 0 P: 6	1B: 8 2B: 2 3B: 0 HR: 0	SF: 0 SAC: 0 DP: 0 HBP: 0	WP: 0 PB: 0 SB: 0 CS: 0	PA: 40
PITCHER Freddie Martinez, R ERA: 4.21	IP: 9.0 WLS: W BF: 40 H: 10 R: 1 ER: 1 SO: 3 BB: 1 IBB: 0 HBP: 0 BLK: 0 WP: 0 HR: 0 S: 45 P: 49 ERA: 1.00 WHIP: 1.222																			

Batter	1	2	3	4	5	6	7	8	9	AB	R	H	RBI	BB	SO	LOB	BOTTOM				
Dickie Thon, R OBP: 0.276, SLG: 0.321	0-0 E6	0-0 1-3		0-0 P4		0-0 BB		0-0 6-3		6	2	2	0	0	0	2	<p>Texas Rangers @ California Angels Anaheim Stadium, Anaheim, CA</p> <p>Sat Sep 13 1980, 10:05 PM EDT Att: 26,060 - Unknown</p> <p>livebaseballscores.com</p> <p>AB 37 R 10 H 13 RBI 10 BB 7 SO 8 LOB 23</p> 				
Gil Kubski, L OBP: 0.400, SLG: 0.462	0-0 4-3	0-0 1B		4-0 BB		0-0 SF8		0-0 F8		4	2	2	0	1	0	2					
Carney Lansford, R OBP: 0.310, SLG: 0.402	0-0 L7	0-0 2B		0-3 K		4-0 E		0-3 K		4	2	1	1	1	2	3					
Jason Thompson, L OBP: 0.397, SLG: 0.468	4-0 1B	0-0 1B		0-0 HR		0-0 SF8		4-0 BB		2	2	2	3	2	0	0					
John Harris, L OBP: 0.462, SLG: 0.833	0-0 1B	0-0 L7		0-0 HR		0-0 SF8		0-0 1-3		4	2	2	2	0	0	3					
Brian Downing, R OBP: 0.288, SLG: 0.360	0-0 1B		0-0 F7		0-0 F8		4-0 BB		0-0 2B	3	0	1	2	1	0	0					
Dan Whitmer, R OBP: 0.258, SLG: 0.253	1-3 1B					1-2 BB				1	0	1	0	0	0	0					
Bobby Grich, R OBP: 0.384, SLG: 0.427	0-0 1B		0-3 K		4-0 FC3-6		0-0 E6		0-0 2B	4	0	2	1	1	1	2					
Larry Harlow, L OBP: 0.366, SLG: 0.404	0-0 K		0-3 K		0-0 FC3-6		4-0 E6		0-3 K	4	0	0	1	1	3	5					
Bobby Clark, R OBP: 0.269, SLG: 0.340		0-3 K		0-0 5-3		0-3 K		0-0 F9		5	0	0	0	0	2	6					
Inning Stats	R: 3 E: 1 K: 1 S: 9	H: 3 LOB: 1 BB: 1 P: 13	R: 2 E: 0 K: 1 S: 8	H: 3 LOB: 0 BB: 0 P: 8	R: 0 E: 0 K: 2 S: 7	H: 0 LOB: 0 BB: 0 P: 7	R: 0 E: 0 K: 1 S: 5	H: 0 LOB: 1 BB: 1 P: 9	R: 2 E: 0 K: 1 S: 7	H: 2 LOB: 1 BB: 1 P: 11	R: 3 E: 1 K: 0 S: 6	H: 2 LOB: 3 BB: 3 P: 18	R: 0 E: 0 K: 1 S: 6	H: 1 LOB: 2 BB: 1 P: 10	R: 0 E: 0 K: 1 S: 7	H: 2 LOB: 2 BB: 0 P: 7		1B: 8 2B: 3 3B: 0 HR: 2	SF: 2 SAC: 0 DP: 0 HBP: 0	WP: 0 PB: 0 SB: 0 CS: 0	PA: 46
PITCHER John Butcher, R ERA: 4.15	IP: 4.0 WLS: L BF: 23 H: 8 R: 7 ER: 4 SO: 5 BB: 2 IBB: 0 HBP: 0 BLK: 0 WP: 0 HR: 2 S: 31 P: 39 ERA: 9.00 WHIP: 2.500																				
Brian Allard, R ERA: 7.15	IP: 1.0 WLS: 7 BF: 2 H: 3 R: 3 ER: 2 SO: 1 BB: 2 IBB: 0 HBP: 0 BLK: 0 WP: 0 HR: 7 S: 15 P: 18 ERA: 18.00 WHIP: 4.000																				
Jerry Don Gleaton, L ERA:	IP: 0.2 WLS: 5 BF: 0 H: 0 R: 0 ER: 0 SO: 0 BB: 2 IBB: 0 HBP: 0 BLK: 0 WP: 0 HR: 3 S: 11 P: 11 ERA: 0.00 WHIP: 3.000																				
Bob Babcock, R ERA: 4.12	IP: 2.1 WLS: 11 BF: 3 H: 0 R: 0 ER: 0 SO: 2 BB: 1 IBB: 0 HBP: 0 BLK: 0 WP: 0 HR: 14 S: 18 P: 18 ERA: 0.00 WHIP: 1.714																				

Batter	1	2	3	4	5	6	7	8	9	AB	R	H	RBI	BB	SO	LOB	TOP			
Mickey Rivers, L (1, 8) OBP: 0.347, SLG: 0.436	0-0 4-3		0-0 4-3			0-0 F8		0-0 P6		4	0	0	0	0	0	0	Texas Rangers @ California Angels Anaheim Stadium, Anaheim, CA Sun Sep 14 1980, 6:33 AM EDT Att: 28,561 - Unknown			
Bill Sample, R (1, 9) OBP: 0.320, SLG: 0.331	0-0 6-3		0-3 K			0-0 2B		0-0 F9 1B 1B		4	0	2	0	0	1	0				
Al Oliver, L (1, 7) OBP: 0.346, SLG: 0.464	4-0 BB			0-0 6-3		0-3 K		0-0 F9 1-2 1B		3	0	1	0	1	1	1				
Richie Zisk, R (1, 10) OBP: 0.338, SLG: 0.473	0-0 4-3			0-3 K		4-0 BB		0-0 F9 1-2 2-3		2	0	0	0	1	1	1				
Rusty Staub, L (8, PH) OBP: 0.306, SLG: 0.452										1	0	0	0	0	0	2				
John Ellis, R (1, 3) OBP: 0.292, SLG: 0.315		0-0 F8		4-0 BB		0-0 L3		0-0 F7		2	0	0	0	1	0	2				
Pat Putnam, L (8, PH) OBP: 0.325, SLG: 0.415										1	0	0	0	0	0	2				
Dave Roberts, R (1, 5) OBP: 0.308, SLG: 0.409		0-0 HR		0-0 F5				0-0 L7		4	1	1	1	0	0	1				
Jim Sundberg, R (1, 2) OBP: 0.352, SLG: 0.391		0-0 6-3				0-0 P9		0-0 P3		4	0	0	0	0	0	0				
Mike Richardt, R (1, 4) OBP: 0.283, SLG: 0.308						0-0 F8		0-0 E6 FC6-4		4	0	0	0	0	0	1				
Odie Davis, R (1, 6) OBP: 0.250, SLG: 0.250			0-0 F8			0-3 K		0-0 FC6-4 1-2		2	0	0	0	0	1	0				
Buddy Bell, R (7, PH) OBP: 0.362, SLG: 0.493										1	0	0	0	0	0	1				
Bud Harrelson, S (7, 6) OBP: 0.344, SLG: 0.286										0	0	0	0	0	0	0				
Jim Norris, L (9, PH) OBP: 0.319, SLG: 0.257										1	0	0	0	0	1	1				
Inning Stats	R: 0 E: 0 K: 0 S: 3	H: 0 LOB: 1 BB: 1 P: 7	R: 1 E: 0 K: 0 S: 4	H: 1 LOB: 0 BB: 0 P: 4	R: 0 E: 0 K: 1 S: 5	H: 0 LOB: 1 BB: 1 P: 9	R: 0 E: 0 K: 1 S: 5	H: 0 LOB: 0 BB: 0 P: 5	R: 0 E: 0 K: 1 S: 6	H: 1 LOB: 2 BB: 1 P: 10	R: 0 E: 1 K: 0 S: 4	H: 0 LOB: 1 BB: 0 P: 4	R: 0 E: 0 K: 0 S: 5	H: 2 LOB: 2 BB: 0 P: 5	R: 0 E: 1 K: 1 S: 6	H: 0 LOB: 1 BB: 0 P: 6	1B: 2 2B: 1 3B: 0 HR: 1	SF: 0 SAC: 0 DP: 0 HBP: 0	WP: 0 PB: 0 SB: 0 CS: 0	PA: 36
PITCHER	IP WLS BF H R ER SO BB IBB HBP BLK WP HR S P ERA WHIP																			
Frank Tanana, L (1, 1) ERA: 4.33	7.1 W 30 4 1 1 4 3 0 0 0 0 1 35 47 1.23 0.955																			
Mark Clear, R (8, 1) ERA: 3.23	0.1 1 0 0 0 0 0 0 0 0 0 0 1 1 0.00 0.000																			
Andy Hassler, L (8, 1) ERA: 2.9	1.1 S 5 0 0 0 1 0 0 0 0 0 0 7 7 0.00 0.000																			

Batter	1	2	3	4	5	6	7	8	9	AB	R	H	RBI	BB	SO	LOB	BOTTOM			
Dickie Thon, R (1, 6) OBP: 0.281, SLG: 0.325	0-0 WP 4-3 1B		0-0 1B	0-0 F5		0-0 L8				4	1	2	0	0	0	3	Texas Rangers @ California Angels Anaheim Stadium, Anaheim, CA Sun Sep 14 1980, 6:33 AM EDT Att: 28,561 - Unknown			
Gil Kubski, L (1, 9) OBP: 0.421, SLG: 0.438	0-0 4-3 1-2		0-0 1B	4-0 FC6-4 BB		0-0 6-3				3	0	1	0	1	0	1				
Carney Lansford, R (1, 5) OBP: 0.308, SLG: 0.399	0-0 P6		0-0 6-3	0-0 FC6-4 1-2		0-0 5-3				4	0	0	0	0	0	3				
Jason Thompson, L (1, 10) OBP: 0.395, SLG: 0.466	0-0 2H 1B		0-0 F7	0-0 P6		0-3 K				4	0	1	1	0	1	2				
John Harris, L (1, 3) OBP: 0.471, SLG: 0.714	0-0 F8			4-0 1B 1B BB		0-0 F8 1-2		4-0 BB		2	1	0	0	2	0	2				
Bobby Grich, R (1, 4) OBP: 0.384, SLG: 0.427		4-0 6-3 WP BB		0-0 1B		0-0 F9		0-0 B3		3	0	1	0	1	0	1				
Rick Miller, L (1, 8) OBP: 0.354, SLG: 0.351		0-3 K		0-0 1B		0-0 4-3		0-3 K		4	0	1	1	0	2	2				
Bobby Clark, R (1, 7) OBP: 0.269, SLG: 0.353		0-0 6-3		0-0 K		0-0 K		0-0 F7		4	1	1	1	0	1	4				
Dan Whitmer, R (1, 2) OBP: 0.261, SLG: 0.267		0-0 F8		0-3 K		0-0 2B				3	0	1	0	0	1	3				
Inning Stats	R: 1 E: 0 K: 0 S: 5	H: 2 LOB: 1 BB: 0 P: 5	R: 0 E: 0 K: 1 S: 5	H: 0 LOB: 1 BB: 1 P: 9	R: 0 E: 0 K: 0 S: 4	H: 2 LOB: 1 BB: 0 P: 4	R: 1 E: 0 K: 2 S: 9	H: 2 LOB: 2 BB: 1 P: 13	R: 0 E: 0 K: 0 S: 3	H: 0 LOB: 1 BB: 1 P: 7	R: 1 E: 0 K: 0 S: 5	H: 2 LOB: 1 BB: 0 P: 5	R: 0 E: 0 K: 1 S: 5	H: 0 LOB: 0 BB: 0 P: 5	R: 0 E: 0 K: 1 S: 5	H: 0 LOB: 1 BB: 1 P: 9		1B: 6 2B: 1 3B: 0 HR: 1	SF: 0 SAC: 0 DP: 0 HBP: 0	WP: 2 PB: 0 SB: 1 CS: 0
PITCHER	IP WLS BF H R ER SO BB IBB HBP BLK WP HR S P ERA WHIP																			
Ken Clay, R (1, 1) ERA: 3.44	6.0 L 28 3 3 3 3 3 0 0 0 0 0 31 43 4.50 1.833																			
John Henry Johnson, L (7, 1) ERA: 2.67	2.0 7 0 0 0 2 1 0 0 0 0 0 10 14 0.00 0.500																			

Batter	1	2	3	4	5	6	7	8	9	AB	R	H	RBI	BB	SO	LOB	TOP					
Larry Harlow, L OBP: 0.365, SLG: 0.401 (1, 9)										4	0	1	0	0	1	0	California Angels @ Kansas City Royals Royals Stadium, Kansas City, MO Wed Sep 17 1980, 8:05 PM EDT Unknown - 70 F					
Gil Kubski, L OBP: 0.348, SLG: 0.350 (1, 7)										4	0	0	0	0	1	1						
Carney Lansford, R OBP: 0.308, SLG: 0.397 (1, 5)										3	0	0	0	1	2	1						
Jason Thompson, L OBP: 0.394, SLG: 0.464 (1, 10)										4	0	1	0	0	3	1						
John Harris, L OBP: 0.450, SLG: 0.706 (1, 3)										3	0	1	0	0	0	1						
Brian Downing, R OBP: 0.290, SLG: 0.346 (1, 2)										2	0	0	0	1	1	0						
Rick Miller, L OBP: 0.352, SLG: 0.348 (1, 8)										3	0	0	0	0	2							
Dickie Thon, R OBP: 0.277, SLG: 0.320 (1, 4)										3	0	0	0	0	2							
Freddie Patek, R OBP: 0.303, SLG: 0.394 (1, 6)										3	0	0	0	0	1	0						
Inning Stats	R: 0 E: 0 K: 0 S: 3	H: 0 LOB: 0 BB: 0 P: 3	R: 0 E: 0 K: 1 S: 6	H: 1 LOB: 2 BB: 1 P: 10	R: 0 E: 0 K: 1 S: 6	H: 1 LOB: 1 BB: 0 P: 6	R: 0 E: 0 K: 0 S: 3	H: 1 LOB: 0 BB: 0 P: 3	R: 0 E: 0 K: 1 S: 5	H: 0 LOB: 0 BB: 0 P: 5	R: 0 E: 0 K: 2 S: 7	H: 0 LOB: 0 BB: 0 P: 7	R: 0 E: 0 K: 2 S: 7	H: 0 LOB: 0 BB: 0 P: 7	R: 0 E: 0 K: 0 S: 3	H: 0 LOB: 0 BB: 0 P: 3	R: 0 E: 0 K: 2 S: 7	H: 0 LOB: 1 BB: 1 P: 11	1B: 2 2B: 1 3B: 0 HR: 0	SF: 0 SAC: 0 DP: 1 HBP: 0	WP: 0 PB: 0 SB: 0 CS: 0	PA: 31
PITCHER Dennis Leonard, R ERA: 3.75 (1, 1)	IP: 9.0 WLS: W BF: 31 H: 3 R: 0 ER: 0 SO: 9 BB: 2 IBB: 0 HBP: 0 BLK: 0 WP: 0 HR: 0 S: 47 P: 55 ERA: 0.00 WHIP: 0.556															PITCHER						

Batter	1	2	3	4	5	6	7	8	9	AB	R	H	RBI	BB	SO	LOB	BOTTOM			
Willie Wilson, S OBP: 0.356, SLG: 0.427 (1, 7)										5	1	2	2	0	0	2	California Angels @ Kansas City Royals Royals Stadium, Kansas City, MO Wed Sep 17 1980, 8:05 PM EDT Unknown - 70 F			
U L Washington, S OBP: 0.332, SLG: 0.382 (1, 6)										4	0	2	0	1	1	1				
Hal McRae, R OBP: 0.343, SLG: 0.477 (1, 10)										4	0	1	1	0	0	3				
Amos Otis, R OBP: 0.327, SLG: 0.391 (1, 8)										3	0	0	0	2	0	2				
Willie Aikens, L OBP: 0.366, SLG: 0.446 Ralph LaCock, L OBP: 0.286, SLG: 0.266 (1, 3) (9, 3)										3	1	0	0	1	1	4				
John Wathan, R OBP: 0.371, SLG: 0.396 (1, 2)										4	1	2	0	0	0	2				
Frank White, R OBP: 0.297, SLG: 0.359 (1, 4)										4	1	3	1	0	0	2				
Jose Cardenal, R OBP: 0.333, SLG: 0.284 Clint Hurdle, L OBP: 0.353, SLG: 0.469 (1, 9) (6, PH) (6, 9)										1	1	0	0	1	0	2				
Dave Chalk, R OBP: 0.318, SLG: 0.335 (1, 5)										4	0	0	0	0	2	5				
Inning Stats	R: 1 E: 0 K: 0 S: 4	H: 1 LOB: 2 BB: 2 P: 12	R: 2 E: 0 K: 0 S: 5	H: 2 LOB: 1 BB: 1 P: 9	R: 0 E: 0 K: 1 S: 6	H: 1 LOB: 2 BB: 1 P: 10	R: 0 E: 0 K: 1 S: 6	H: 1 LOB: 1 BB: 0 P: 6	R: 2 E: 0 K: 1 S: 8	H: 3 LOB: 2 BB: 1 P: 12	R: 0 E: 0 K: 1 S: 6	H: 1 LOB: 1 BB: 0 P: 6	R: 0 E: 0 K: 0 S: 4	H: 1 LOB: 1 BB: 0 P: 4	R: 0 E: 0 K: 0 S: 4	H: 1 LOB: 1 BB: 0 P: 4	1B: 10 2B: 1 3B: 0 HR: 0	SF: 1 SAC: 0 DP: 0 HBP: 0	WP: 0 PB: 0 SB: 5 CS: 0	PA: 40
PITCHER Ralph Botting, L ERA: 3.07 Jim Barr, R ERA: 5.55 Dave Schuler, L ERA: 5.4 (1, 1) (3, 1) (6, 1)	IP: 2.1 WLS: L BF: 15 H: 4 R: 3 ER: 3 SO: 1 BB: 4 IBB: 3 HBP: 0 BLK: 0 WP: 0 HR: 0 S: 13 P: 29 ERA: 11.57 WHIP: 3.429															PITCHER				

Batter	1	2	3	4	5	6	7	8	9	AB	R	H	RBI	BB	SO	LOB	TOP										
Dickie Thon, R OBP: 0.284, SLG: 0.324 (1, 6)	F3	CS 1B		1B			SH1-4 2B HBP	K		4	1	2	0	0	1	1											
Rod Carew, L OBP: 0.393, SLG: 0.441 (1, 3)	1B	CS	F S SF9 BB	K			SH1-4	1-6-3		3	2	1	0	1	1	1											
Carney Lansford, R OBP: 0.308, SLG: 0.397 (1, 5)	2B 1B		SF9		5-3		2B IBB	6-3		3	2	1	2	1	0	0											
Dan Ford, R OBP: 0.348, SLG: 0.439 Larry Harlow, L OBP: 0.395, SLG: 0.401 (1, 9)	1B		F9 BB	1B	L3 BB		K	K		4	1	2	0	1	2	3											
Brian Downing, R OBP: 0.318, SLG: 0.382 (1, 10)	1B		1B		L3		1B			3	0	2	5	1	0	1											
Bobby Grich, R OBP: 0.382, SLG: 0.423 (1, 4)	K		F9		1-6-3		6-3			4	0	0	0	0	1	5											
Bobby Clark, R OBP: 0.284, SLG: 0.346 (1, 7)	5-3		K		P6		P6			4	0	0	0	0	1	3											
Rick Miller, L OBP: 0.348, SLG: 0.344 (1, 8)		K		4-3			F8	G3		4	0	0	0	0	1	0											
Dave Skaggs, R OBP: 0.382, SLG: 0.341 (7, PR) Bert Campaneris, R OBP: 0.302, SLG: 0.332 Dan Whitmer, R OBP: 0.269, SLG: 0.276 (7, 2)	5-3		5-3		5-3		SH1-4 2B HBP BB	1B		2	0	0	0	1	0	0											
Inning Stats	R: 3 E: 0 K: 1 S: 9	H: 4 LOB: 1 BB: 0 P: 9	R: 0 E: 0 K: 1 S: 5	H: 1 LOB: 0 BB: 0 P: 5	R: 1 E: 0 K: 1 S: 6	H: 1 LOB: 2 BB: 2 P: 14	R: 0 E: 0 K: 1 S: 6	H: 1 LOB: 1 BB: 0 P: 6	R: 0 E: 0 K: 0 S: 2	H: 0 LOB: 0 BB: 1 P: 6	R: 0 E: 0 K: 0 S: 3	H: 0 LOB: 0 BB: 0 P: 3	R: 3 E: 0 K: 1 S: 6	H: 1 LOB: 2 BB: 2 P: 15	R: 0 E: 0 K: 1 S: 6	H: 1 LOB: 1 BB: 0 P: 6	R: 0 E: 0 K: 1 S: 5	H: 0 LOB: 0 BB: 0 P: 5	1B: 6 2B: 3 3B: 1 HR: 0	SF: 1 SAC: 1 DP: 1 HBP: 1	WP: 0 PB: 0 SB: 1 CS: 1	PA: 41					
PITCHER	IP	WLS	BF	H	R	ER	SO	BB	IBB	HBP	BLK	WP	HR	S	P	ERA	WHIP										
Larry Gura, L ERA: 2.82 (1, 1)	7.0	L	33	8	7	7	5	4	1	1	0	0	0	37	58	9.00	1.714										
Marty Pattin, R ERA: 3.65 (8, 1)	2.0		7	1	0	0	2	0	0	0	0	0	0	11	11	0.00	0.500										

California Angels @ Kansas City Royals
Royals Stadium, Kansas City, MO
Wed Sep 17 1980, 8:05 PM EDT
Att: 25,908 - Unknown

AB 32
R 7
H 9
RBI 7
BB 5
SO 7
LOB 14



Batter	1	2	3	4	5	6	7	8	9	AB	R	H	RBI	BB	SO	LOB	BOTTOM										
Willie Wilson, S OBP: 0.357, SLG: 0.427 (1, 8)	F9		4-3	F9		S 1B		G3 1B		5	0	2	0	0	0	1											
Hal McRae, R OBP: 0.344, SLG: 0.478 (1, 10)	1B		5-3		1B	6-3		G3		5	1	2	0	0	0	3											
George Brett, L OBP: 0.462, SLG: 0.664 (1, 5)	S 1B		1B		F7	6-3		K		5	0	2	0	0	1	4											
Willie Aikens, L OBP: 0.366, SLG: 0.445 (1, 3)	K		1B		4-3 1B		4-3	K		5	1	2	1	0	2	4											
Darrell Porter, L OBP: 0.361, SLG: 0.360 (1, 2)	4-3		L5		4-3		F8			4	0	0	0	1	0	5											
John Wathan, R OBP: 0.374, SLG: 0.400 (1, 7)		6-3		7-6-4 2B	1B		1B BB			4	0	2	1	1	0	1											
Clint Hurdle, L OBP: 0.355, SLG: 0.469 Jose Cardenal, R OBP: 0.348, SLG: 0.303 (7, PH) (8, 9)				2B BB	1-3					2	1	1	0	1	0	1											
Frank White, R OBP: 0.294, SLG: 0.356 (1, 4)		P4		2B BB	7-6-4		F7			2	0	2	0	0	0	0											
Rance Mulliniks, L OBP: 0.302, SLG: 0.316 U L Washington, S OBP: 0.334, SLG: 0.383 (6, PH) (7, 6)	K			1B BB				4-3		2	0	1	1	0	1	1											
Inning Stats	R: 0 E: 0 K: 1 S: 7	H: 2 LOB: 2 BB: 0 P: 7	R: 0 E: 0 K: 1 S: 6	H: 1 LOB: 1 BB: 0 P: 6	R: 0 E: 0 K: 0 S: 5	H: 2 LOB: 1 BB: 0 P: 5	R: 1 E: 0 K: 0 S: 4	H: 2 LOB: 1 BB: 1 P: 8	R: 2 E: 0 K: 0 S: 6	H: 3 LOB: 1 BB: 0 P: 6	R: 1 E: 0 K: 0 S: 4	H: 1 LOB: 1 BB: 1 P: 8	R: 0 E: 0 K: 1 S: 6	H: 1 LOB: 2 BB: 1 P: 10	R: 0 E: 0 K: 2 S: 9	H: 2 LOB: 2 BB: 0 P: 9	R: 0 E: 0 K: 0 S: 4	H: 1 LOB: 2 BB: 1 P: 8	1B: 12 2B: 4 3B: 0 HR: 0	SF: 0 SAC: 0 DP: 1 HBP: 0	WP: 0 PB: 0 SB: 3 CS: 0	PA: 45					
PITCHER	IP	WLS	BF	H	R	ER	SO	BB	IBB	HBP	BLK	WP	HR	S	P	ERA	WHIP										
Bob Ferris, R ERA: 4.4 (1, 1)	5.0		25	10	3	3	2	1	0	0	0	0	0	28	32	5.40	2.200										
Dave LaRoche, L ERA: 4.25 (6, 1)	1.0	W	5	1	1	0	0	1	0	0	0	0	0	4	8	0.00	2.000										
Andy Hassler, L ERA: 2.8 (7, 1)	3.0	S	15	4	0	0	3	2	0	0	0	0	0	19	27	0.00	2.000										

California Angels @ Kansas City Royals
Royals Stadium, Kansas City, MO
Wed Sep 17 1980, 8:05 PM EDT
Att: 25,908 - Unknown

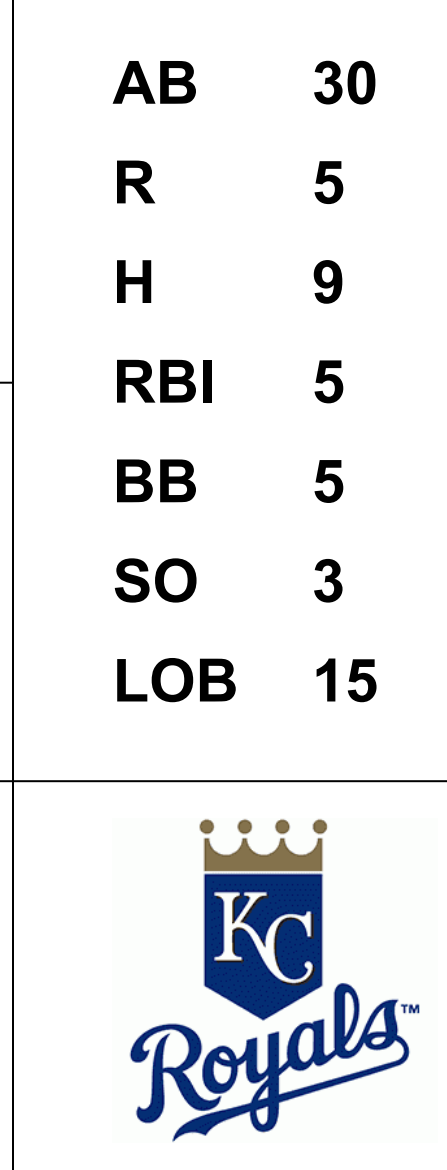
AB 41
R 4
H 15
RBI 3
BB 4
SO 5
LOB 29



Batter	1	2	3	4	5	6	7	8	9	AB	R	H	RBI	BB	SO	LOB	TOP									
Dickie Thon, R OBP: 0.287, SLG: 0.330	F9	L8							4-3	5	0	2	0	0	0	3	California Angels @ Kansas City Royals Royals Stadium, Kansas City, MO Thu Sep 18 1980, 8:05 PM EDT Att: 19,559 - Unknown - 83 F									
Gil Kubski, L OBP: 0.357, SLG: 0.360	K		K							5	0	2	1	0	3	1										
Carney Lansford, R OBP: 0.309, SLG: 0.396	S 1B BB		G4-6-3 1B						P4	4	1	1	0	1	0	4										
Jason Thompson, L OBP: 0.395, SLG: 0.464	1B		G4-6-3 1-2							4	0	2	1	0	0	3										
John Harris, L OBP: 0.417, SLG: 0.667	F7								G4-6-3 1B	4	0	1	0	0	0	2										
Bobby Grich, R OBP: 0.381, SLG: 0.421		K								4	0	1	0	0	1	1										
Larry Harlow, L OBP: 0.366, SLG: 0.399	1B BB									2	0	0	0	2	0	2										
Bobby Clark, R OBP: 0.264, SLG: 0.341	F9								4-3 1B BB	3	1	0	0	1	0	3										
Tom Donohue, R OBP: 0.215, SLG: 0.243									4-3	2	0	1	0	0	1	0										
Rick Miller, L OBP: 0.348, SLG: 0.343										1	0	0	0	0	0	0										
Dan Whitmer, R OBP: 0.269, SLG: 0.276										0	0	0	0	0	0	0										
Rod Carew, L OBP: 0.393, SLG: 0.440	1-2 1B								1-2 1B	1	0	0	0	0	0	1										
Inning Stats	R: 1 E: 0 K: 1 S: 6	H: 1 LOB: 1 BB: 1 P: 10	R: 0 E: 0 K: 1 S: 6	H: 1 LOB: 1 BB: 1 P: 10	R: 0 E: 0 K: 1 S: 5	H: 1 LOB: 0 BB: 0 P: 5	R: 0 E: 0 K: 0 S: 4	H: 1 LOB: 0 BB: 0 P: 4	R: 0 E: 0 K: 1 S: 7	H: 2 LOB: 2 BB: 0 P: 7	R: 0 E: 0 K: 0 S: 3	H: 0 LOB: 1 BB: 1 P: 7	R: 0 E: 0 K: 1 S: 6	H: 1 LOB: 1 BB: 0 P: 6	R: 0 E: 0 K: 0 S: 4	H: 2 LOB: 1 BB: 0 P: 4	R: 1 E: 0 K: 0 S: 4	H: 1 LOB: 1 BB: 1 P: 8	1B: 8 2B: 2 3B: 0 HR: 0	SF: 0 SAC: 0 DP: 2 HBP: 0	WP: 0 PB: 0 SB: 1 CS: 0	PA: 39				
PITCHER	IP	WLS	BF	H	R	ER	SO	BB	IBB	HBP	BLK	WP	HR	S	P	ERA	WHIP									
Renie Martin, R ERA: 4.24	(1, 1)	8.0	W	34	9	1	1	5	3	0	0	0	0	0	41	53	1.12	1.500								
Dan Quisenberry, R ERA: 3.24	(9, 1)	1.0		5	1	1	1	0	1	0	0	0	0	0	4	8	9.00	2.000								

Batter	1	2	3	4	5	6	7	8	9	AB	R	H	RBI	BB	SO	LOB	BOTTOM									
Willie Wilson, S OBP: 0.357, SLG: 0.427	6-3	S S 1B							1-3	5	1	2	1	0	0	1	California Angels @ Kansas City Royals Royals Stadium, Kansas City, MO Thu Sep 18 1980, 8:05 PM EDT Att: 19,559 - Unknown - 83 F									
U L Washington, S OBP: 0.335, SLG: 0.380	K	F7								3	0	0	0	1	1	1										
George Brett, L OBP: 0.465, SLG: 0.664	1B	2-3 BB								3	0	2	0	1	0	2										
Willie Aikens, L OBP: 0.365, SLG: 0.443	F8	F7								3	0	0	0	0	0	4										
Amos Otis, R OBP: 0.329, SLG: 0.392		1B G3 BB								2	1	1	1	1	1	0										
Clint Hurdle, L OBP: 0.356, SLG: 0.470		G3 1B 1B								4	1	2	0	0	0	3										
Jamie Quirk, L OBP: 0.299, SLG: 0.403		1-2 2-3 1B 1B								3	1	1	0	1	0	0										
Ralph LaCock, L OBP: 0.279, SLG: 0.259		G3								4	0	0	1	0	0	4										
Rance Mulliniks, L OBP: 0.319, SLG: 0.317		2H 3H 1B 1B								3	1	1	2	1	1	0										
Inning Stats	R: 0 E: 0 K: 1 S: 6	H: 1 LOB: 1 BB: 0 P: 6	R: 4 E: 0 K: 0 S: 7	H: 4 LOB: 2 BB: 2 P: 15	R: 0 E: 0 K: 1 S: 5	H: 1 LOB: 1 BB: 1 P: 9	R: 0 E: 0 K: 0 S: 3	H: 0 LOB: 0 BB: 0 P: 3	R: 0 E: 0 K: 0 S: 4	H: 2 LOB: 1 BB: 0 P: 4	R: 0 E: 0 K: 1 S: 5	H: 0 LOB: 0 BB: 0 P: 5	R: 1 E: 0 K: 0 S: 4	H: 1 LOB: 2 BB: 1 P: 9	R: 0 E: 0 K: 0 S: 3	H: 0 LOB: 1 BB: 1 P: 7		R: 0 E: 0 K: 0 S: 3	H: 0 LOB: 1 BB: 1 P: 7	1B: 9 2B: 0 3B: 0 HR: 0	SF: 1 SAC: 0 DP: 2 HBP: 1	WP: 0 PB: 0 SB: 3 CS: 0	PA: 37			
PITCHER	IP	WLS	BF	H	R	ER	SO	BB	IBB	HBP	BLK	WP	HR	S	P	ERA	WHIP									
Freddie Martinez, R ERA: 4.44	(1, 1)	1.2	L	12	5	4	4	1	2	0	0	0	0	0	12	20	21.60	4.200								
Don Asge, R ERA: 4.25	(2, 1)	3.1		12	3	0	0	1	1	0	0	0	0	13	17	0.00	1.200									
Dave LaRoche, L ERA: 4.25	(6, 1)	1.1		7	1	1	1	1	1	0	1	0	0	0	7	12	6.75	1.500								
Mark Clear, R ERA: 3.17	(7, 1)	1.2		6	0	0	0	0	1	0	0	0	0	5	9	0.00	0.600									

AB 35
R 2
H 10
RBI 2
BB 4
SO 5
LOB 20



Batter	1	2	3	4	5	6	7	8	9	AB	R	H	RBI	BB	SO	LOB	TOP								
Dickie Thon, R OBP: 0.283, SLG: 0.321	F8			E5 SF8	F7	SF9			FC1-6 FC6-4	4	2	0	1	0	0	1									
Rod Carew, L OBP: 0.393, SLG: 0.439	F7			E5 SF8					E5 FC6-4	5	2	2	0	0	1	3									
Carney Lansford, R OBP: 0.314, SLG: 0.491	K			SF8			F9		FC6-4	4	1	1	2	0	1	1									
Jason Thompson, L OBP: 0.396, SLG: 0.462		6-3							K	5	2	2	3	0	1	1									
Gil Kubsji, L OBP: 0.333, SLG: 0.333	6-3			4-3						4	1	1	0	0	0	1									
Larry Harlow, L OBP: 0.399, SLG: 0.392	K									3	1	1	1	1	1	0									
Bobby Clark, R OBP: 0.266, SLG: 0.336			6-3	5-3						3	0	0	1	0	0	1									
Freddie Patek, R OBP: 0.302, SLG: 0.392			F8							4	0	1	0	0	0	3									
Dave Skaggs, R OBP: 0.345, SLG: 0.304			F9		6-3					2	0	0	1	2	0	1									
Inning Stats	R: 0 E: 0 K: 1 S: 5	H: 0 LOB: 0 BB: 0 P: 5	R: 0 E: 0 K: 1 S: 5	H: 0 LOB: 0 BB: 0 P: 5	R: 0 E: 0 K: 0 S: 3	H: 0 LOB: 0 BB: 0 P: 3	R: 3 E: 2 K: 0 S: 7	H: 3 LOB: 1 BB: 0 P: 7	R: 0 E: 0 K: 0 S: 3	H: 1 LOB: 0 BB: 0 P: 3	R: 5 E: 0 K: 1 S: 9	H: 4 LOB: 2 BB: 2 P: 18	R: 0 E: 0 K: 0 S: 3	H: 0 LOB: 0 BB: 0 P: 3	R: 0 E: 0 K: 0 S: 3	H: 0 LOB: 0 BB: 0 P: 3	R: 1 E: 2 K: 1 S: 6	H: 0 LOB: 1 BB: 1 P: 10	1B: 8 2B: 0 3B: 0 HR: 0	SF: 2 SAC: 0 DP: 0 HBP: 1	WP: 0 PB: 0 SB: 0 CS: 1	PA: 40			
PITCHER	IP	WLS	BF	H	R	ER	SO	BB	IBB	HBP	BLK	WP	HR	S	P	ERA	WHIP								
Doc Medich, R ERA: 4.01	(1, 1)	5.0	L	22	7	6	3	2	0	0	0	0	0	26	26	5.40	1.400								
Jerry Don Gleaton, L ERA: 4.91	(6, 1)	0.0		2	1	0	0	0	1	0	0	0	0	1	5	-	-								
Bob Babcock, R ERA: 4.54	(6, 1)	1.0		5	0	2	2	1	1	0	1	0	0	5	10	18.00	1.000								
Brian Allard, R ERA: 5.65	(7, 1)	3.0		11	0	1	0	1	1	0	0	0	0	12	16	0.00	0.333								

California Angels @ Texas Rangers
Arlington Stadium, Arlington, TX
Sun Sep 21 1980, 4:33 AM EDT
Att: 6,794 - Unknown

AB 34
R 9
H 8
RBI 9
BB 3
SO 4
LOB 12



Batter	1	2	3	4	5	6	7	8	9	AB	R	H	RBI	BB	SO	LOB	BOTTOM								
Jim Norris, L OBP: 0.326, SLG: 0.270	F8		4-3				F7		F8	5	0	0	0	0	1	3									
Johnny Grubb, L OBP: 0.386, SLG: 0.417	F8		G3			G4-6-3	F9		F5	5	0	0	0	0	0	3									
Al Oliver, L OBP: 0.353, SLG: 0.474	G3						F7			4	1	2	0	0	0	0									
Rusty Staub, L OBP: 0.372, SLG: 0.462										4	0	1	0	0	0	2									
Pat Putnam, L OBP: 0.318, SLG: 0.402		G4-6-3			F7					4	1	1	1	0	0	1									
Dave Roberts, R OBP: 0.283, SLG: 0.381		E5					F7			3	0	1	0	1	0	1									
Bump Wills, S OBP: 0.318, SLG: 0.356		E1			G4-6-3					4	0	1	1	0	0	3									
Jim Sundberg, R OBP: 0.354, SLG: 0.387										2	0	2	0	2	0	0									
Bud Harrelson, S OBP: 0.360, SLG: 0.305										2	0	1	0	0	0	3									
Bill Sample, R OBP: 0.321, SLG: 0.339	(6, PH)	F7								1	0	0	0	0	0	2									
Odie Davis, R OBP: 0.200, SLG: 0.200	(7, 6)									1	0	0	0	0	0	1									
Inning Stats	R: 0 E: 0 K: 0 S: 3	H: 1 LOB: 3 BB: 1 P: 9	R: 0 E: 0 K: 0 S: 4	H: 1 LOB: 1 BB: 0 P: 4	R: 0 E: 0 K: 0 S: 3	H: 1 LOB: 0 BB: 0 P: 3	R: 0 E: 0 K: 1 S: 6	H: 2 LOB: 1 BB: 0 P: 6	R: 2 E: 0 K: 0 S: 6	H: 3 LOB: 2 BB: 1 P: 10	R: 0 E: 0 K: 0 S: 3	H: 0 LOB: 0 BB: 0 P: 3	R: 0 E: 0 K: 0 S: 3	H: 0 LOB: 1 BB: 1 P: 7	R: 0 E: 0 K: 0 S: 4	H: 1 LOB: 1 BB: 0 P: 4	1B: 6 2B: 2 3B: 1 HR: 0	SF: 0 SAC: 0 DP: 3 HBP: 0	WP: 1 PB: 0 SB: 0 CS: 0	PA: 38					
PITCHER	IP	WLS	BF	H	R	ER	SO	BB	IBB	HBP	BLK	WP	HR	S	P	ERA	WHIP								
Jim Barr, R ERA: 5.34	(1, 1)	5.2	W	25	8	2	2	1	0	0	0	0	0	26	30	3.18	1.588								
Don Aase, R ERA: 4.16	(6, 1)	3.1	S	13	1	0	0	0	2	0	0	0	0	11	19	0.00	0.900								

California Angels @ Texas Rangers
Arlington Stadium, Arlington, TX
Sun Sep 21 1980, 4:33 AM EDT
Att: 6,794 - Unknown

AB 35
R 2
H 9
RBI 2
BB 3
SO 1
LOB 19



Batter	1	2	3	4	5	6	7	8	9	AB	R	H	RBI	BB	SO	LOB	TOP																
Dickie Thon, R OBP: 0.282, SLG: 0.320 (1, 6)	F8		K				P4	G6-4-3		4	0	1	0	0	1	1	California Angels @ Milwaukee Brewers Milwaukee County Stadium, Milwaukee, WI Mon Sep 22 1980, 8:05 PM EDT Att. 5,301 - Unknown - 59 F																
Dan Ford, R OBP: 0.348, SLG: 0.434 (8, PH)										1	0	0	0	0	0	3																	
Tom Donohue, R OBP: 0.215, SLG: 0.243 (8, 2)										0	0	0	0	0	0	0																	
Rod Carew, L OBP: 0.395, SLG: 0.441 (1, 3)										5	0	3	1	0	0	1																	
Carney Lansford, R OBP: 0.315, SLG: 0.490 (1, 5)										4	1	1	0	1	0	1																	
Jason Thompson, L OBP: 0.400, SLG: 0.474 (1, 10)										3	1	3	2	0	0	0																	
Brian Downing, R OBP: 0.308, SLG: 0.358 (7, PH)										2	1	1	0	0	0	2																	
Gil Kubsj, L OBP: 0.318, SLG: 0.317 (1, 9)										5	1	1	0	0	0	3																	
Bobby Grich, R OBP: 0.385, SLG: 0.427 (1, 4)										5	2	2	1	0	0	0																	
Larry Harlow, L OBP: 0.373, SLG: 0.389 (1, 8)										2	0	0	0	3	1	0																	
Bobby Clark, R OBP: 0.270, SLG: 0.344 (1, 7)										4	1	2	1	0	0	2																	
Dave Skaggs, R OBP: 0.333, SLG: 0.292 (7, PH)										2	0	0	0	0	2	2																	
John Harris, L OBP: 0.414, SLG: 0.640 (7, PH)										1	0	0	0	0	0	1																	
Dan Whitmer, R OBP: 0.269, SLG: 0.276 (7, 2)										0	0	0	0	0	0	0																	
Rick Miller, L OBP: 0.351, SLG: 0.346 (8, PH)										0	0	0	0	1	0	0																	
Bert Campaneris, R OBP: 0.305, SLG: 0.338 (8, 6)										0	0	0	0	0	0	0																	
Inning Stats	R: 1 E: 0 K: 0 S: 4	H: 2 LOB: 1 BB: 1 P: 8	R: 0 E: 1 K: 1 S: 5	H: 0 LOB: 1 BB: 1 P: 9	R: 0 E: 0 K: 1 S: 7	H: 2 LOB: 2 BB: 0 P: 7	R: 0 E: 0 K: 1 S: 5	H: 0 LOB: 1 BB: 1 P: 9	R: 0 E: 0 K: 0 S: 3	H: 1 LOB: 0 BB: 0 P: 3	R: 1 E: 0 K: 1 S: 6	H: 1 LOB: 0 BB: 0 P: 6	R: 1 E: 0 K: 0 S: 6	H: 3 LOB: 2 BB: 0 P: 6	R: 1 E: 0 K: 0 S: 4	H: 2 LOB: 2 BB: 2 P: 12	R: 3 E: 1 K: 0 S: 6	H: 3 LOB: 0 BB: 0 P: 6	1B: 12 2B: 1 3B: 0 HR: 1	SF: 0 SAC: 0 DP: 2 HBP: 0	WP: 0 PB: 0 SB: 1 CS: 1	PA: 43											
PITCHER	IP WLS BF H R ER SO BB IBB HBP BLK WP HR S P ERA WHIP																																
Moose Haas, R ERA: 3.0 (1, 1)	6.2	30	9	3	3	4	3	0	0	0	0	0	1	35	47	4.05	1.800																
Bob McClure, L ERA: 3.29 (7, 1)	0.2	L	4	1	1	1	0	1	0	0	0	0	0	3	7	13.50	3.000																
Bill Castro, R ERA: 2.82 (8, 1)	1.2		9	4	3	1	0	0	1	0	0	0	0	8	12	5.40	2.400																

Batter	1	2	3	4	5	6	7	8	9	AB	R	H	RBI	BB	SO	LOB	BOTTOM																
Paul Molitor, R OBP: 0.373, SLG: 0.428 (1, 4)	L6		F8				K		F6	4	0	1	1	1	1	1	California Angels @ Milwaukee Brewers Milwaukee County Stadium, Milwaukee, WI Mon Sep 22 1980, 8:05 PM EDT Att. 5,301 - Unknown - 59 F																
Ed Romero, R OBP: 0.327, SLG: 0.337 (1, 6)			F9							4	0	1	0	1	2	2																	
Cecil Cooper, L OBP: 0.390, SLG: 0.531 (1, 3)										4	0	1	0	0	0	3																	
Gorman Thomas, R OBP: 0.308, SLG: 0.477 (1, 8)										4	0	0	0	0	2	1																	
Ben Oglivie, L OBP: 0.359, SLG: 0.544 (1, 7)										4	1	1	0	0	0	0																	
Dick Davis, R OBP: 0.304, SLG: 0.397 (1, 9)										3	1	2	1	0	0	0																	
Vic Harris, S OBP: 0.300, SLG: 0.322 (6, FR)										0	0	0	0	1	0	0																	
Sal Bando, R OBP: 0.277, SLG: 0.315 (1, 10)										4	0	1	0	0	1	2																	
Jim Gantner, L OBP: 0.329, SLG: 0.379 (1, 5)										3	0	2	1	1	0	0																	
Buck Martinez, R OBP: 0.265, SLG: 0.309 (1, 2)										3	1	1	0	0	1	1																	
John Poff, L OBP: 0.250, SLG: 0.325 (8, PH)										1	0	0	0	0	0	1																	
Inning Stats	R: 0 E: 0 K: 1 S: 6	H: 1 LOB: 1 BB: 0 P: 6	R: 1 E: 1 K: 0 S: 4	H: 3 LOB: 0 BB: 0 P: 4	R: 0 E: 0 K: 0 S: 3	H: 0 LOB: 0 BB: 0 P: 3	R: 1 E: 0 K: 1 S: 7	H: 2 LOB: 1 BB: 0 P: 7	R: 1 E: 0 K: 1 S: 7	H: 2 LOB: 1 BB: 0 P: 7	R: 0 E: 0 K: 1 S: 4	H: 0 LOB: 3 BB: 3 P: 16	R: 0 E: 0 K: 1 S: 5	H: 0 LOB: 1 BB: 1 P: 9	R: 0 E: 0 K: 2 S: 8	H: 1 LOB: 1 BB: 0 P: 8		1B: 7 2B: 3 3B: 1 HR: 0	SF: 0 SAC: 0 DP: 1 HBP: 0	WP: 1 PB: 0 SB: 1 CS: 2	PA: 39												
PITCHER	IP WLS BF H R ER SO BB IBB HBP BLK WP HR S P ERA WHIP																																
Ralph Botting, L ERA: 3.48 (1, 1)	6.0		25	9	3	3	0	0	0	0	0	1	31	31	4.50	1.500																	
Mark Clear, R ERA: 3.08 (7, 1)	3.0	W	13	1	0	0	4	4	0	0	0	1	0	17	33	0.00		1.667															

Batter	1	2	3	4	5	6	7	8	9	AB	R	H	RBI	BB	SO	LOB	TOP					
Dickie Thon, R (1, 6) OBP: 0.285, SLG: 0.322	0-3 K		0-0 S 1B		0-0 FC5-4		0-0 1-3 1B		0-0 F8	5	0	2	2	0	1	3	California Angels @ Milwaukee Brewers Milwaukee County Stadium, Milwaukee, WI Tue Sep 23 1980, 8:05 PM EDT Att: 6,195 - Unknown - 51 F					
Rod Carew, L (1, 3) OBP: 0.395, SLG: 0.439	0-3 K		4-0 BB		0-0 L6		0-0 1-3		0-0 1B	4	0	1	0	1	1	4						
Carney Lansford, R (1, 5) OBP: 0.312, SLG: 0.396	0-3 K		0-0 F3		0-0 B2-3		0-0 6-3		0-0 5-3	5	0	0	0	0	1	6						
Dan Ford, R (1, 9) OBP: 0.344, SLG: 0.428		4-0 E6 BB		0-0 5-3		0-0 5-3		0-3 K		3	0	0	0	1	1	0						
Gil Kubski, L (8, 9) OBP: 0.316, SLG: 0.317		0-0 L7		0-0 G5-4-3 1B		0-0 F9		0-0 CS 2B		0	0	0	0	0	0	0						
Brian Downing, R (1, 10) OBP: 0.317, SLG: 0.380		0-0 L7		0-0 G5-4-3 1B		0-0 F9		0-0 CS 2B		4	0	2	0	0	0	1						
Bert Campaneris, R (8, PR) OBP: 0.305, SLG: 0.338		0-3 K		0-0 G5-4-3		0-0 FC6-4 1B		0-0 2-3 1B		0	0	0	0	0	0	0						
Bobby Grich, R (1, 4) OBP: 0.386, SLG: 0.427		0-3 K		0-0 G5-4-3		0-0 FC6-4 1B		0-0 2-3 1B		4	0	2	0	0	1	2						
Bobby Clark, R (1, 7) OBP: 0.270, SLG: 0.342		0-0 F9		0-0 FC1-5 BB 1B		0-0 FC6-4 1B		0-0 F7		4	1	1	0	0	0	4						
Larry Harlow, L (1, 8) OBP: 0.377, SLG: 0.392			0-0 1-3		4-0 FC5-4 FC1-5 BB		0-0 1-3 1B		0-0 FC1-6 1B	3	1	2	0	1	0	0						
Dave Skaggs, R (1, 2) OBP: 0.328, SLG: 0.275			0-0 L8		0-0 FC1-5 FC5-4		0-0 1-3 1B BB		0-0 FC1-6 1B	3	0	0	0	1	0	3						
Inning Stats	R: 0 E: 0 K: 3 S: 9	H: 0 LOB: 0 BB: 0 P: 9	R: 0 E: 1 K: 1 S: 5	H: 0 LOB: 1 BB: 1 P: 9	R: 0 E: 0 K: 0 S: 4	H: 1 LOB: 2 BB: 1 P: 8	R: 0 E: 0 K: 0 S: 3	H: 1 LOB: 0 BB: 0 P: 3	R: 0 E: 0 K: 0 S: 4	H: 1 LOB: 2 BB: 1 P: 8	R: 0 E: 0 K: 0 S: 3	H: 0 LOB: 0 BB: 0 P: 3	R: 2 E: 0 K: 0 S: 6	H: 3 LOB: 2 BB: 1 P: 10	R: 0 E: 0 K: 1 S: 6	H: 2 LOB: 2 BB: 0 P: 6	R: 0 E: 0 K: 0 S: 5	H: 2 LOB: 2 BB: 0 P: 5	1B: 9 2B: 1 3B: 0 HR: 0	SF: 0 SAC: 0 DP: 1 HBP: 0	WP: 0 PB: 0 SB: 1 CS: 1	PA: 39
PITCHER Mike Caldwell, L (1, 1) ERA: 4.08	IP: 9.0 WLS: L BF: 39	H: 10 R: 2 ER: 2 SO: 5	BB: 4 IBB: 0 HBP: 0 BLK: 0	WP: 0 HR: 0 S: 45 P: 61	ERA: 2.00 WHIP: 1.556	PITCHER										IP: 9.0 WLS: L BF: 39	H: 10 R: 2 ER: 2 SO: 5	BB: 4 IBB: 0 HBP: 0 BLK: 0	WP: 0 HR: 0 S: 45 P: 61	ERA: 2.00 WHIP: 1.556		

AB	35
R	2
H	10
RBI	2
BB	4
SO	5
LOB	23



Batter	1	2	3	4	5	6	7	8	9	AB	R	H	RBI	BB	SO	LOB	BOTTOM			
Paul Molitor, R (1, 4) OBP: 0.369, SLG: 0.423	0-0 6-3		0-0 E9		0-0 F9			0-3 K		4	0	0	0	0	1	2	California Angels @ Milwaukee Brewers Milwaukee County Stadium, Milwaukee, WI Tue Sep 23 1980, 8:05 PM EDT Att: 6,195 - Unknown - 51 F			
Robin Yount, R (1, 6) OBP: 0.324, SLG: 0.530	0-0 E7 1B		0-0 F8			0-0 6-3		0-0 F9		4	0	1	0	0	0	2				
Cecil Cooper, L (1, 3) OBP: 0.391, SLG: 0.536	0-0 F7			0-0 S 1B		0-0 F7			0-0 HR	4	1	2	1	0	0	1				
Ben Oglivie, L (1, 7) OBP: 0.357, SLG: 0.542	0-0 F7			0-0 F7		0-3 K			0-0 E6 FC5 SH3	3	0	0	0	0	1	2				
Dick Davis, R (7, 7) OBP: 0.303, SLG: 0.395	0-0 F7			0-0 F7					0-0 E6 FC5 SH3	1	0	0	0	0	0	0				
Ed Romero, R (9, PR) OBP: 0.327, SLG: 0.337	0-0 F7			0-0 F7					0-0 E6 FC5 SH3	0	0	0	0	0	0	0				
Gorman Thomas, R (1, 8) OBP: 0.306, SLG: 0.475		0-0 F5		0-0 F2		0-3 K		0-0 SH3		3	0	0	0	0	1	1				
John Poff, L (1, 10) OBP: 0.233, SLG: 0.302		0-0 4-3		0-3 K		0-0 F8		0-3 K		3	0	0	0	0	1	1				
Sal Bando, R (9, PH) OBP: 0.276, SLG: 0.314		0-0 4-3		0-3 K		0-0 F8		0-3 K		1	0	0	0	0	1	2				
Vic Harris, S (1, 9) OBP: 0.297, SLG: 0.317		0-0 F8			0-0 6-3 G3 1B		0-0 F9		0-0 FC5	4	0	1	0	0	0	2				
Jim Gantner, L (1, 5) OBP: 0.329, SLG: 0.377			0-0 F7		0-0 G3			4-0 BB		2	0	0	0	1	0	1				
Ned Yost, R (1, 2) OBP: 0.118, SLG: 0.118			0-0 4-3		0-0 6-3			0-0 L4		2	0	0	0	0	0	1				
Charlie Moore, R (8, PH) OBP: 0.330, SLG: 0.334			0-0 4-3		0-0 6-3			0-0 L4		1	0	0	0	0	0	1				
Inning Stats	R: 0 E: 1 K: 0 S: 4	H: 1 LOB: 1 BB: 0 P: 4	R: 0 E: 0 K: 0 S: 3	H: 0 LOB: 0 BB: 0 P: 3	R: 0 E: 1 K: 0 S: 4	H: 0 LOB: 1 BB: 0 P: 4	R: 0 E: 0 K: 1 S: 6	H: 1 LOB: 1 BB: 0 P: 6	R: 0 E: 0 K: 1 S: 5	H: 0 LOB: 0 BB: 0 P: 5	R: 0 E: 0 K: 1 S: 5	H: 0 LOB: 0 BB: 0 P: 5	R: 0 E: 0 K: 1 S: 5	H: 0 LOB: 1 BB: 1 P: 9	R: 1 E: 1 K: 1 S: 7	H: 1 LOB: 2 BB: 0 P: 7	1B: 3 2B: 0 3B: 0 HR: 1	SF: 0 SAC: 1 DP: 0 HBP: 0	WP: 0 PB: 0 SB: 1 CS: 0	PA: 34
PITCHER Freddie Martinez, R (1, 1) ERA: 4.24	IP: 8.0 WLS: W BF: 31	H: 4 R: 1 ER: 1 SO: 4	BB: 1 IBB: 0 HBP: 0 BLK: 0	WP: 0 HR: 1 S: 38 P: 42	ERA: 1.12 WHIP: 0.625	PITCHER										IP: 8.0 WLS: W BF: 31	H: 4 R: 1 ER: 1 SO: 4	BB: 1 IBB: 0 HBP: 0 BLK: 0	WP: 0 HR: 1 S: 38 P: 42	ERA: 1.12 WHIP: 0.625
Don Asse, R (9, 1) ERA: 4.15	0.1	0	0	0	0	0	0	0	0	0	0	0	0	0	0	0	0			
Andy Hassler, L (9, 1) ERA: 2.72	0.2	S	2	0	0	0	0	0	0	0	0	0	0	0	0	0	0			




Batter	1	2	3	4	5	6	7	8	9	AB	R	H	RBI	BB	SO	LOB	TOP			
Dickie Thon, R OBP: 0.283, SLG: 0.319 (1, 6)	6-3		6-3				FC5-4		K2-3	5	0	1	0	0	1	3	California Angels @ Milwaukee Brewers Milwaukee County Stadium, Milwaukee, WI Wed Sep 24 1980, 8:05 PM EDT Alt. 5,974 - Unknown - 57 F			
Rod Carew, L OBP: 0.396, SLG: 0.439 (1, 3)	K			BB	FC5-2	1B	4-3		BB	3	0	1	0	1	1					
Carney Lansford, R OBP: 0.312, SLG: 0.395 (1, 5)	F9			FC5-2	BB	1B	6-3		P3	4	0	1	0	0	0	1				
Jason Thompson, L OBP: 0.400, SLG: 0.473 (1, 10)		K			F7				G4-6-3	3	0	1	0	1	1	2				
Gil Kubsj, L OBP: 0.313, SLG: 0.295 (1, 9)	K			FC5-2	BB	1B	F8		G4-6-3	3	0	0	0	1	1	3				
Bobby Grich, R OBP: 0.387, SLG: 0.427 (1, 4)				FC5-2	BB	1B	4-3			3	0	1	0	1	0	4				
Larry Harlow, L OBP: 0.376, SLG: 0.390 (1, 8)		G3			F8				FC6-4	4	0	1	0	0	1	5				
Bobby Clark, R OBP: 0.265, SLG: 0.336 (1, 7)				F8			6-3		F9	4	0	0	0	0	0	2				
Dave Skaggs, R OBP: 0.317, SLG: 0.264 (1, 2)					P6				FC6-4	2	0	0	0	0	0	0				
John Harris, L OBP: 0.400, SLG: 0.615 (7, PH)					P4					1	0	0	0	0	0	1				
Stan Cliburn, R OBP: 0.217, SLG: 0.321 (7, 2)										0	0	0	0	0	0	0				
Rick Miller, L OBP: 0.353, SLG: 0.347 (9, PH)										1	0	1	0	0	0	0				
Inning Stats	R: 0 E: 0 K: 1 S: 5	H: 0 LOB: 0 BB: 0 P: 5	R: 0 E: 0 K: 2 S: 7	H: 0 LOB: 1 BB: 1 P: 11	R: 0 E: 0 K: 0 S: 3	H: 0 LOB: 0 BB: 0 P: 3	R: 0 E: 0 K: 0 S: 5	H: 2 LOB: 3 BB: 1 P: 9	R: 0 E: 0 K: 0 S: 4	H: 1 LOB: 1 BB: 0 P: 4	R: 0 E: 0 K: 0 S: 4	H: 1 LOB: 1 BB: 0 P: 4	R: 0 E: 0 K: 0 S: 2	H: 0 LOB: 1 BB: 2 P: 10	R: 0 E: 0 K: 2 S: 9	H: 2 LOB: 2 BB: 0 P: 9	1B: 7 2B: 0 3B: 0 HR: 0	SF: 0 SAC: 0 DP: 1 HBP: 0	WP: 0 PB: 0 SB: 0 CS: 0	PA: 37
PITCHER Lary Sorensen, R ERA: 3.69 (1, 1)	IP: 9.0 WLS: W BF: 37 H: 7 R: 0 ER: 0 SO: 5 BB: 4 IBB: 0 HBP: 0 BLK: 0 WP: 0 HR: 0 S: 43 P: 59 ERA: 0.00 WHIP: 1.222																			

Batter	1	2	3	4	5	6	7	8	9	AB	R	H	RBI	BB	SO	LOB	BOTTOM			
Paul Molitor, R OBP: 0.368, SLG: 0.419 (1, 4)					L6-4	G4-6-3		F7		4	0	0	0	1	0	6	California Angels @ Milwaukee Brewers Milwaukee County Stadium, Milwaukee, WI Wed Sep 24 1980, 8:05 PM EDT Alt. 5,974 - Unknown - 57 F			
Robin Yount, R OBP: 0.323, SLG: 0.527 (1, 6)	FC6-4		L8			E5	F9			5	1	1	0	0	0	2				
Cecil Cooper, L OBP: 0.391, SLG: 0.540 (1, 3)	G6-4-3				4-3					5	2	2	1	0	0	2				
Gorman Thomas, R OBP: 0.306, SLG: 0.475 (1, 8)		K			F5					4	1	1	1	0	2	0				
Ben Oglivie, L OBP: 0.360, SLG: 0.550 (1, 7)		P4								4	2	3	3	0	0	0				
Dick Davis, R OBP: 0.303, SLG: 0.395 (1, 9)										3	0	1	0	0	0	2				
Vic Harris, S OBP: 0.307, SLG: 0.328 (7, 9)					P4					1	0	1	0	0	0	0				
Sal Bando, R OBP: 0.283, SLG: 0.318 (1, 10)										3	0	2	1	1	0	1				
Jim Gantner, L OBP: 0.330, SLG: 0.376 (1, 5)					6-3					3	0	1	0	1	0	2				
Ned Yost, R OBP: 0.190, SLG: 0.190 (1, 2)										4	0	2	0	0	1	2				
Inning Stats	R: 0 E: 0 K: 0 S: 2	H: 0 LOB: 0 BB: 1 P: 6	R: 0 E: 0 K: 1 S: 6	H: 1 LOB: 0 BB: 0 P: 6	R: 0 E: 0 K: 0 S: 4	H: 1 LOB: 1 BB: 0 P: 4	R: 0 E: 0 K: 0 S: 4	H: 1 LOB: 1 BB: 0 P: 4	R: 0 E: 0 K: 0 S: 4	H: 2 LOB: 1 BB: 0 P: 4	R: 4 E: 1 K: 0 S: 8	H: 5 LOB: 2 BB: 1 P: 12	R: 2 E: 0 K: 1 S: 8	H: 3 LOB: 2 BB: 1 P: 12	R: 0 E: 0 K: 1 S: 6	H: 1 LOB: 1 BB: 0 P: 6	1B: 10 2B: 3 3B: 0 HR: 2	SF: 0 SAC: 0 DP: 3 HBP: 0	WP: 0 PB: 0 SB: 0 CS: 0	PA: 39
PITCHER Frank Tanana, L ERA: 4.24 (1, 1)	IP: 5.1 WLS: L BF: 26 H: 9 R: 4 ER: 3 SO: 1 BB: 2 IBB: 0 HBP: 0 BLK: 0 WP: 0 HR: 0 S: 26 P: 34 ERA: 5.06 WHIP: 2.062																			
Ed Halicki, R ERA: 4.55 (6, 1)	IP: 2.2 WLS: L BF: 13 H: 5 R: 2 ER: 2 SO: 2 BB: 1 IBB: 0 HBP: 0 BLK: 0 WP: 0 HR: 2 S: 16 P: 20 ERA: 6.75 WHIP: 2.250																			

Batter	1	2	3	4	5	6	7	8	9	AB	R	H	RBI	BB	SO	LOB	TOP										
Chet Lemon, R (1, 8) OBP: 0.392, SLG: 0.444	0-0 6-3 1B		0-0 1B	0-3 K		0-3 K			0-0 E3 FC6-4	5	1	2	0	0	2	3											
Mike Squires, L (1, 3) Wayne Nordhagen, R (9, PH) Ed Farmer, R (9, 1) OBP: 0.347, SLG: 0.351 OBP: 0.288, SLG: 0.457	0-0 4-3		0-0 1B	0-0 FC6-4 1B		0-0 6-3			0-0 FC6-4 1-2	4	0	2	2	0	0	1											
Harold Baines, L (1, 9) OBP: 0.272, SLG: 0.394	0-0 6-3		0-0 FC1-6-4 1B	0-0 FC6-4 FC6-4 1B		0-0 F7			0-0 F7	4	1	0	1	0	0	3											
Lamar Johnson, R (1, 10) OBP: 0.336, SLG: 0.416	0-0 1B		0-0 1B	0-0 FC6-4 1B		0-0 F8			0-0 F8	4	0	2	2	0	0	1											
Bob Molinaro, L (1, 7) Rusty Kuntz, R (8, 7) OBP: 0.348, SLG: 0.404 OBP: 0.283, SLG: 0.306	0-0 G3		0-0 1B			0-0 F2			0-0 G3	4	0	1	0	0	0	1											
Jim Morrison, R (1, 4) OBP: 0.322, SLG: 0.408			0-0 6-3			0-3 K			0-0 G3	4	0	1	0	0	1	2											
Mary Foley, L (1, 2) OBP: 0.271, SLG: 0.367			0-0 F7 1B			0-0 F9			0-0 F9	4	1	1	0	0	0	1											
Fran Mullins, R (1, 5) OBP: 0.294, SLG: 0.273			0-0 FC6-4 1-2			0-0 F8			0-0 F8	3	1	0	0	1	0	1											
Todd Cruz, R (1, 6) OBP: 0.272, SLG: 0.312			0-0 F7			0-0 L3			0-0 F9	4	1	1	0	0	0	1											
Inning Stats	R: 1 E: 0 K: 0 S: 5	H: 2 LOB: 1 BB: 0 P: 5	R: 0 E: 0 K: 0 S: 4	H: 1 LOB: 1 BB: 0 P: 4	R: 1 E: 1 K: 0 S: 6	H: 4 LOB: 2 BB: 0 P: 6	R: 3 E: 0 K: 1 S: 8	H: 3 LOB: 1 BB: 1 P: 12	R: 0 E: 0 K: 1 S: 5	H: 0 LOB: 0 BB: 0 P: 5	R: 0 E: 0 K: 0 S: 3	H: 0 LOB: 0 BB: 0 P: 3	R: 0 E: 0 K: 0 S: 3	H: 0 LOB: 0 BB: 0 P: 3	R: 0 E: 1 K: 0 S: 4	H: 0 LOB: 1 BB: 0 P: 4	1B: 10 2B: 0 3B: 0 HR: 0	SF: 0 SAC: 0 DP: 0 HBP: 0	WP: 0 PB: 0 SB: 0 CS: 0	PA: 38							
PITCHER	IP	WLS	BF	H	R	ER	SO	BB	IBB	HBP	BLK	WP	HR	S	P	ERA	WHIP										
Jim Barr, R (1, 1) ERA: 5.64	3.0	L	17	8	4	4	0	1	0	0	0	0	0	16	20	12.00	3.000										
Don Aase, R (4, 1) ERA: 4.06	6.0		21	2	1	1	3	0	0	0	0	0	0	27	27	1.50	0.333										

Chicago White Sox @ California Angels
Anaheim Stadium, Anaheim, CA
Fri Sep 26 1980, 10:05 PM EDT
Att: 22,578 - Unknown


AB 37
R 5
H 10
RBI 5
BB 1
SO 3
LOB 15



Batter	1	2	3	4	5	6	7	8	9	AB	R	H	RBI	BB	SO	LOB	BOTTOM										
Dickie Thon, R (1, 6) OBP: 0.286, SLG: 0.319	0-0 G6-3 1B		0-0 F4	0-0 BB		0-0 5-3			0-0 F8	3	0	1	0	1	0	0											
Larry Harlow, L (9, PH) OBP: 0.375, SLG: 0.389			0-0 G3	0-0 4-3					0-0 F7	5	0	0	0	0	0	5											
Rod Carew, L (1, 3) OBP: 0.392, SLG: 0.434	0-0 G6-3 1-2		0-0 G3	0-0 4-3					0-0 F7	5	0	0	0	0	0	5											
Carney Lansford, R (1, 5) OBP: 0.312, SLG: 0.394	0-0 6-3		0-0 5-3			0-0 G3 1B SF8			0-0 F9	4	1	1	0	0	0	0											
Jason Thompson, L (1, 10) OBP: 0.401, SLG: 0.473			0-0 6-3			0-0 HR 1B			0-3 K	4	1	2	0	0	1	0											
John Harris, L (1, 7) OBP: 0.412, SLG: 0.690			0-0 1B BB			0-0 HR 1B			0-0 G3	3	2	1	2	1	0	2											
Bobby Grich, R (1, 4) OBP: 0.384, SLG: 0.424			0-3 K			0-0 L6			0-0 SF8	3	0	0	1	0	1	1											
Bobby Clark, R (1, 8) OBP: 0.269, SLG: 0.339			0-0 1B			0-0 BB 1B			0-3 F2	4	0	2	0	0	1	1											
Gil Kubski, L (1, 9) OBP: 0.308, SLG: 0.292			0-0 1B			0-0 F8			0-0 4-3	4	0	1	1	0	0	1											
Dave Skaggs, R (1, 2) OBP: 0.318, SLG: 0.268			0-3 K			0-0 K			4-0 BB	3	0	1	0	0	2	2											
Rick Miller, L (9, PH) Bert Campaneris, R (9, PR) OBP: 0.354, SLG: 0.347 OBP: 0.305, SLG: 0.338			0-0 K			0-0 1B			0-0 K	0	0	0	0	1	0	0											
Inning Stats	R: 0 E: 0 K: 0 S: 3	H: 1 LOB: 0 BB: 0 P: 3	R: 1 E: 0 K: 2 S: 9	H: 2 LOB: 1 BB: 1 P: 13	R: 0 E: 0 K: 0 S: 3	H: 0 LOB: 0 BB: 0 P: 3	R: 2 E: 0 K: 0 S: 7	H: 4 LOB: 3 BB: 1 P: 11	R: 1 E: 0 K: 0 S: 5	H: 2 LOB: 1 BB: 0 P: 5	R: 0 E: 0 K: 1 S: 5	H: 0 LOB: 0 BB: 0 P: 5	R: 0 E: 0 K: 1 S: 5	H: 0 LOB: 0 BB: 0 P: 5	R: 0 E: 0 K: 0 S: 3	H: 0 LOB: 1 BB: 1 P: 7	1B: 8 2B: 0 3B: 0 HR: 1	SF: 1 SAC: 0 DP: 1 HBP: 0	WP: 0 PB: 0 SB: 0 CS: 0	PA: 38							
PITCHER	IP	WLS	BF	H	R	ER	SO	BB	IBB	HBP	BLK	WP	HR	S	P	ERA	WHIP										
LaMarr Hoyt, R (1, 1) ERA: 4.74	3.2		18	7	3	3	2	1	0	0	0	0	0	21	25	7.36	2.182										
Dewey Robinson, R (4, 1) ERA: 3.48	4.1	W	16	2	1	1	3	1	0	0	0	0	0	21	25	2.08	0.692										
Ed Farmer, R (9, 1) ERA: 3.38	1.0	S	4	0	0	0	0	1	0	0	0	0	0	3	7	0.00	1.000										

Chicago White Sox @ California Angels
Anaheim Stadium, Anaheim, CA
Fri Sep 26 1980, 10:05 PM EDT
Att: 22,578 - Unknown

AB 34
R 4
H 9
RBI 4
BB 3
SO 5
LOB 13



Batter	1	2	3	4	5	6	7	8	9	AB	R	H	RBI	BB	SO	LOB	TOP																			
Paul Mollitor, R OBP: 0.366, SLG: 0.421 (1, 4)			FC1-6 1B				1-3			3	1	1	0	1	0	1	Milwaukee Brewers @ California Angels Anaheim Stadium, Anaheim, CA Mon Sep 29 1980, 10:05 PM EDT Att: 19,869 - Unknown																			
Robin Yount, R OBP: 0.324, SLG: 0.525 (1, 6)	L5							K		3	0	1	0	1	1	1																				
Cecil Cooper, L OBP: 0.393, SLG: 0.549 (1, 3)			F8					F8		4	0	1	1	0	0	4																				
Gorman Thomas, R OBP: 0.304, SLG: 0.480 (1, 8)	K		G3					K		4	1	1	1	0	2	3																				
Ben Oglivie, L OBP: 0.359, SLG: 0.549 (1, 7)	P6									4	0	1	0	0	1	1																				
Dick Davis, R OBP: 0.297, SLG: 0.386 (1, 9)		L7								4	0	0	0	0	0	1																				
Sal Bando, R OBP: 0.283, SLG: 0.317 (1, 10)		G3								4	0	1	0	0	1	1																				
Jim Gantner, L OBP: 0.326, SLG: 0.373 (1, 5)		G3								4	0	0	0	0	0	1																				
Ned Yost, R OBP: 0.192, SLG: 0.192 (1, 2)										3	0	1	0	0	0	0																				
Inning Stats	R: 1 E: 0 K: 1 S: 7	H: 2 LOB: 1 BB: 0 P: 7	R: 0 E: 0 K: 0 S: 3	H: 0 LOB: 0 BB: 0 P: 3	R: 0 E: 0 K: 0 S: 5	H: 2 LOB: 2 BB: 0 P: 5	R: 0 E: 0 K: 0 S: 3	H: 0 LOB: 0 BB: 0 P: 3	R: 0 E: 0 K: 0 S: 3	H: 0 LOB: 0 BB: 2 P: 11	R: 1 E: 0 K: 1 S: 6	H: 2 LOB: 0 BB: 0 P: 6	R: 0 E: 0 K: 0 S: 3	H: 0 LOB: 0 BB: 0 P: 3	R: 0 E: 0 K: 2 S: 7	H: 1 LOB: 1 BB: 0 P: 6		1B: 4 2B: 1 3B: 1 HR: 1	SF: 0 SAC: 0 DP: 0 HBP: 0	WP: 0 PB: 0 SB: 2 CS: 1	PA: 35															
PITCHER	IP	WLS	BF	H	R	ER	SO	BB	IBB	HBP	BLK	WP	HR	S	P	ERA	WHIP	PITCHER		IP	WLS	BF	H	R	ER	SO	BB	IBB	HBP	BLK	WP	HR	S	P	ERA	WHIP
Frank Tanana, L ERA: 4.18 (1, 1)	7.0	W	28	6	2	2	2	2	0	0	0	0	1	30	38	2.57	1.143			7.0	W	28	6	2	2	2	2	0	0	0	0	1	30	38	2.57	1.143
Andy Hassler, L ERA: 2.66 (8, 1)	2.0		7	1	0	0	3	0	0	0	0	0	0	13	13	0.00	0.500			2.0		7	1	0	0	3	0	0	0	0	13	13	0.00	0.500		


Batter	1	2	3	4	5	6	7	8	9	AB	R	H	RBI	BB	SO	LOB	BOTTOM																			
Rick Miller, L OBP: 0.356, SLG: 0.346 (1, 8)			4-3					4-3		5	0	1	0	0	0	2	Milwaukee Brewers @ California Angels Anaheim Stadium, Anaheim, CA Mon Sep 29 1980, 10:05 PM EDT Att: 19,869 - Unknown																			
Rod Carew, L OBP: 0.394, SLG: 0.435 (1, 3)	FC1-4 G5-4-3		F7							3	0	1	1	2	0	1																				
Carney Lansford, R OBP: 0.312, SLG: 0.391 (1, 5)	G5-4-3									4	2	0	0	1	0	5																				
Jason Thompson, L OBP: 0.400, SLG: 0.479 (1, 10)										4	1	2	0	0	0	1																				
John Harris, L OBP: 0.425, SLG: 0.676 (1, 7)										2	1	1	1	0	0	1																				
Bobby Clark, R OBP: 0.267, SLG: 0.335 (6, PH) (7, 7)	FC6-5 1B									2	1	1	1	0	0	0																				
Brian Downing, R OBP: 0.333, SLG: 0.405 (1, 2)										4	0	3	3	0	0	1																				
Bert Campaneris, R OBP: 0.305, SLG: 0.338 (7, FR)										0	0	0	0	0	0	0																				
Dan Whitmer, R OBP: 0.269, SLG: 0.276 (8, 2)										0	0	0	0	0	0	0																				
Bobby Grich, R OBP: 0.382, SLG: 0.417 (1, 4)										3	0	0	0	1	1	4																				
Larry Harlow, L OBP: 0.376, SLG: 0.386 (1, 9)	FC3-6									2	0	0	0	2	0	2																				
Dickie Thon, R OBP: 0.282, SLG: 0.321 (1, 6)										3	1	1	0	0	0	3																				
Inning Stats	R: 0 E: 0 K: 0 S: 3	H: 1 LOB: 0 BB: 0 P: 3	R: 0 E: 0 K: 1 S: 7	H: 2 LOB: 2 BB: 0 P: 7	R: 0 E: 0 K: 0 S: 3	H: 0 LOB: 0 BB: 0 P: 3	R: 2 E: 0 K: 0 S: 4	H: 2 LOB: 0 BB: 1 P: 8	R: 1 E: 0 K: 0 S: 5	H: 2 LOB: 1 BB: 0 P: 5	R: 0 E: 1 K: 0 S: 4	H: 0 LOB: 3 BB: 2 P: 12	R: 3 E: 0 K: 0 S: 6	H: 3 LOB: 1 BB: 1 P: 10	R: 0 E: 0 K: 0 S: 3	H: 0 LOB: 2 BB: 2 P: 11	1B: 5 2B: 5 3B: 0 HR: 0	SF: 0 SAC: 1 DP: 2 HBP: 0	WP: 1 PB: 0 SB: 0 CS: 0	PA: 39																
PITCHER	IP	WLS	BF	H	R	ER	SO	BB	IBB	HBP	BLK	WP	HR	S	P	ERA	WHIP	PITCHER		IP	WLS	BF	H	R	ER	SO	BB	IBB	HBP	BLK	WP	HR	S	P	ERA	WHIP
Lary Sorensen, R ERA: 3.73 (1, 1)	5.0	L	21	7	3	3	1	3	0	0	0	0	0	8	20	16.20	3.000			5.0	L	21	7	3	3	1	3	0	0	0	0	8	20	16.20	3.000	
Bill Travers, L ERA: 3.91 (6, 1)	1.2		11	2	3	3	0	3	0	0	0	0	0	5	13	0.00	1.500			1.2		11	2	3	3	0	3	0	0	0	5	13	0.00	1.500		
John Flinn, R ERA: 3.89 (7, 1)	1.1		7	1	0	0	0	1	1	0	0	1	0	5	13	0.00	1.500			1.1		7	1	0	0	0	1	1	0	0	5	13	0.00	1.500		

Batter	1	2	3	4	5	6	7	8	9	AB	R	H	RBI	BB	SO	LOB	TOP			
Dickie Thon, R OBP: 0.283, SLG: 0.319										3	1	0	0	1	0	1	California Angels @ Chicago White Sox Comiskey Park, Chicago, IL Fri Oct 03 1980, 8:05 PM EDT Att: 6,722 - Unknown - 46 F			
Rod Carew, L OBP: 0.396, SLG: 0.438										3	0	2	1	1	0	1				
Carney Lansford, R OBP: 0.311, SLG: 0.390										4	0	0	0	0	2	3				
Brian Downing, R OBP: 0.359, SLG: 0.416										2	0	1	0	2	0	0				
Bobby Grich, R OBP: 0.378, SLG: 0.410										4	0	0	0	0	2	4				
Bobby Clark, R OBP: 0.283, SLG: 0.327										4	0	0	0	0	1	2				
Rick Miller, L OBP: 0.352, SLG: 0.340										4	0	1	0	0	0	1				
Larry Harlow, L OBP: 0.374, SLG: 0.380										3	0	0	0	1	2	2				
Dave Skaggs, R OBP: 0.295, SLG: 0.250										2	0	0	0	0	0	0				
Inning Stats	R: 1 E: 0 K: 2 S: 7	H: 1 LOB: 1 BB: 2 P: 15	R: 0 E: 0 K: 2 S: 7	H: 0 LOB: 0 BB: 0 P: 7	R: 0 E: 0 K: 0 S: 4	H: 1 LOB: 1 BB: 0 P: 4	R: 0 E: 1 K: 1 S: 7	H: 2 LOB: 2 BB: 0 P: 7	R: 0 E: 0 K: 1 S: 5	H: 0 LOB: 1 BB: 1 P: 9	R: 0 E: 0 K: 0 S: 3	H: 0 LOB: 1 BB: 1 P: 7	R: 0 E: 0 K: 0 S: 3	H: 0 LOB: 0 BB: 0 P: 5	R: 0 E: 0 K: 0 S: 3	H: 0 LOB: 0 BB: 0 P: 3	1B: 4 2B: 0 3B: 0 HR: 0	SF: 0 SAC: 1 DP: 0 HBP: 0	WP: 0 PB: 0 SB: 2 CS: 1	PA: 36
PITCHER	IP WLS BF H R ER SO BB IBB HBP BLK WP HR S P ERA WHIP																			
Britt Burns, L ERA: 2.84	(1, 1)	6.0 W 25 4 1 1 6 4 0 0 0 0 0 0 0 0 33 49 1.50 1.333																		
Mike Proby, R ERA: 3.09	(7, 1)	3.0 S 10 0 0 0 1 1 0 0 0 0 0 0 0 0 11 15 0.00 0.333																		

Batter	1	2	3	4	5	6	7	8	9	AB	R	H	RBI	BB	SO	LOB	BOTTOM			
Chet Lemon, R OBP: 0.391, SLG: 0.447										4	1	1	0	0	1	1	California Angels @ Chicago White Sox Comiskey Park, Chicago, IL Fri Oct 03 1980, 8:05 PM EDT Att: 6,722 - Unknown - 46 F			
Mike Squires, L OBP: 0.346, SLG: 0.352										3	1	1	0	0	0	0				
Harold Baines, L OBP: 0.281, SLG: 0.407										4	0	3	1	0	0	1				
Lamar Johnson, R OBP: 0.331, SLG: 0.409										3	0	0	1	0	0	3				
Bob Molinaro, L OBP: 0.348, SLG: 0.404										3	1	1	0	0	0	1				
Rusty Kuntz, R OBP: 0.295, SLG: 0.304										0	0	0	0	1	0	0				
Jim Morrison, R OBP: 0.328, SLG: 0.421										4	1	2	0	0	0	1				
Mary Foley, L OBP: 0.283, SLG: 0.336										2	0	0	0	0	0	1				
Fran Mullins, R OBP: 0.292, SLG: 0.258										2	0	0	0	0	1	1				
Greg Pryor, R OBP: 0.284, SLG: 0.324										1	0	0	0	0	0	1				
Todd Cruz, R OBP: 0.273, SLG: 0.315										3	0	1	1	0	0	2				
Inning Stats	R: 1 E: 0 K: 0 S: 4	H: 2 LOB: 0 BB: 0 P: 4	R: 1 E: 2 K: 0 S: 5	H: 2 LOB: 1 BB: 0 P: 5	R: 0 E: 0 K: 0 S: 4	H: 2 LOB: 1 BB: 0 P: 4	R: 0 E: 0 K: 0 S: 3	H: 0 LOB: 0 BB: 0 P: 3	R: 0 E: 0 K: 1 S: 5	H: 0 LOB: 0 BB: 0 P: 5	R: 0 E: 0 K: 0 S: 4	H: 1 LOB: 1 BB: 0 P: 4	R: 0 E: 0 K: 1 S: 7	H: 2 LOB: 1 BB: 0 P: 7	R: 1 E: 0 K: 0 S: 4	H: 1 LOB: 1 BB: 1 P: 8	1B: 6 2B: 2 3B: 1 HR: 0	SF: 1 SAC: 2 DP: 2 HBP: 0	WP: 0 PB: 0 SB: 0 CS: 0	PA: 33
PITCHER	IP WLS BF H R ER SO BB IBB HBP BLK WP HR S P ERA WHIP																			
Freddie Martinez, R ERA: 4.52	(1, 1)	8.0 L 33 9 4 4 2 1 0 0 0 0 0 0 0 0 36 40 4.50 1.250																		

Batter	1	2	3	4	5	6	7	8	9	AB	R	H	RBI	BB	SO	LOB	TOP										
Rick Miller, L (1, 8) OBP: 0.350, SLG: 0.338	G3		3-1				F7		1-3	5	1	1	0	0	0	1	California Angels @ Chicago White Sox Comiskey Park, Chicago, IL Sat Oct 04 1980, 4:33 AM EDT Alt. 7,788 - Unknown - 46 F										
Rod Carew, L (1, 3) OBP: 0.396, SLG: 0.437	F9						4-3			3	0	1	0	1	0	0											
Carney Lansford, R (1, 5) OBP: 0.312, SLG: 0.391 Bert Campaneris, R (5, 6) OBP: 0.302, SLG: 0.335			E6				F4		4-3	3	0	1	0	0	0	3											
Jason Thompson, L (1, 10) OBP: 0.399, SLG: 0.476	G3		4-3							3	0	1	1	1	0	2											
John Harris, L (1, 7) OBP: 0.400, SLG: 0.605		6-3					F8		G3	3	0	0	0	1	0	3											
Bobby Grich, R (1, 4) OBP: 0.377, SLG: 0.408		K							6-3	3	0	0	0	0	1	1											
Gil Kubski, L (1, 9) OBP: 0.292, SLG: 0.283							F4			3	1	1	0	1	1	2											
Dickie Thon, R (1, 6) OBP: 0.283, SLG: 0.318									G5-4-3	4	0	1	1	0	1	2											
Dave Skaggs, R (1, 2) OBP: 0.284, SLG: 0.239 Larry Harlow, L (9, PH) OBP: 0.376, SLG: 0.385		6-3								3	0	0	0	0	1	1											
Inning Stats	R: 0 E: 0 K: 0 S: 4	H: 1 LOB: 1 BB: 0 P: 4	R: 1 E: 0 K: 1 S: 7	H: 2 LOB: 1 BB: 0 P: 7	R: 0 E: 1 K: 0 S: 4	H: 1 LOB: 1 BB: 0 P: 4	R: 0 E: 0 K: 1 S: 4	H: 0 LOB: 0 BB: 1 P: 9	R: 1 E: 0 K: 1 S: 7	H: 2 LOB: 2 BB: 1 P: 11	R: 0 E: 0 K: 0 S: 5	H: 0 LOB: 0 BB: 0 P: 5	R: 0 E: 0 K: 0 S: 3	H: 0 LOB: 0 BB: 0 P: 3	R: 0 E: 0 K: 0 S: 3	H: 0 LOB: 1 BB: 1 P: 7		R: 0 E: 0 K: 0 S: 3	H: 1 LOB: 1 BB: 1 P: 7	1B: 5 2B: 3 3B: 0 HR: 0	SF: 0 SAC: 0 DP: 2 HBP: 1	WP: 0 PB: 0 SB: 3 CS: 3	PA: 37				
PITCHER	IP	WLS	BF	H	R	ER	SO	BB	IBB	HBP	BLK	WP	HR	S	P	ERA	WHIP										
LaMarr Hoyt, R (1, 1) ERA: 4.57	8.0	W	33	6	2	2	4	3	0	1	0	0	0	37	50	2.25	1.125										
Ed Farmer, R (9, 1) ERA: 3.34	1.0	S	4	1	0	0	0	1	0	0	0	0	0	3	7	0.00	2.000										

AB	32
R	2
H	7
RBI	2
BB	4
SO	4
LOB	15



Batter	1	2	3	4	5	6	7	8	9	AB	R	H	RBI	BB	SO	LOB	BOTTOM										
Chet Lemon, R (1, 10) OBP: 0.389, SLG: 0.443	F9		L8				5-3			4	0	0	0	0	0	2	California Angels @ Chicago White Sox Comiskey Park, Chicago, IL Sat Oct 04 1980, 4:33 AM EDT Alt. 7,788 - Unknown - 46 F										
Mike Squires, L (1, 3) OBP: 0.348, SLG: 0.352							4-3			3	1	1	0	1	0	2											
Harold Baines, L (1, 9) OBP: 0.281, SLG: 0.405										3	1	0	0	1	1	2											
Wayne Nordhagen, R (1, 7) OBP: 0.292, SLG: 0.459										4	1	2	0	0	0	1											
Jim Morrison, R (1, 4) OBP: 0.328, SLG: 0.425										4	1	1	3	0	0	3											
Glenn Borgmann, R (1, 2) OBP: 0.323, SLG: 0.313										4	0	0	0	0	0	2											
Rusty Kuntz, R (1, 8) OBP: 0.281, SLG: 0.288										3	0	0	0	0	0	1											
Greg Pryor, R (1, 5) OBP: 0.265, SLG: 0.325 Minnie Minoso, R (7, PH) OBP: 0.288, SLG: 0.245										2	0	1	0	0	0	0											
Todd Cruz, R (1, 6) OBP: 0.274, SLG: 0.315										3	0	1	0	0	0	1											
Inning Stats	R: 0 E: 0 K: 0 S: 4	H: 1 LOB: 1 BB: 0 P: 4	R: 0 E: 0 K: 0 S: 3	H: 0 LOB: 0 BB: 0 P: 3	R: 0 E: 0 K: 0 S: 3	H: 0 LOB: 0 BB: 0 P: 3	R: 3 E: 0 K: 1 S: 7	H: 2 LOB: 0 BB: 1 P: 11	R: 0 E: 0 K: 0 S: 4	H: 1 LOB: 1 BB: 0 P: 4	R: 1 E: 1 K: 0 S: 4	H: 1 LOB: 1 BB: 1 P: 8	R: 0 E: 0 K: 0 S: 4	H: 1 LOB: 1 BB: 0 P: 4	R: 0 E: 0 K: 0 S: 4	H: 0 LOB: 1 BB: 0 P: 4		R: 0 E: 1 K: 0 S: 4	H: 0 LOB: 1 BB: 0 P: 4	1B: 5 2B: 0 3B: 0 HR: 1	SF: 0 SAC: 0 DP: 0 HBP: 0	WP: 0 PB: 0 SB: 1 CS: 0	PA: 33				
PITCHER	IP	WLS	BF	H	R	ER	SO	BB	IBB	HBP	BLK	WP	HR	S	P	ERA	WHIP										
Frank Tanana, L (1, 1) ERA: 4.15	8.0	L	33	6	4	3	1	2	0	0	0	0	1	33	41	3.38	1.000										



Batter	1	2	3	4	5	6	7	8	9	AB	R	H	RBI	BB	SO	LOB	TOP										
Bert Campaneris, R OBP: 0.300, SLG: 0.329	B3		3-1		B1-3		5-3		FC4 BB	4	0	0	0	1	0	2	California Angels @ Chicago White Sox Comiskey Park, Chicago, IL Sun Oct 05 1980, 4:33 AM EDT Att: 8,795 - Cloudy - 49 F										
Dickie Thon, R OBP: 0.282, SLG: 0.315	F9		4-3			1B BB		1-6-3	FC4 CS	3	1	0	0	1	0	0											
Jason Thompson, L OBP: 0.398, SLG: 0.475										1	0	0	1	0	0	2											
Bobby Grich, R OBP: 0.377, SLG: 0.408										0	0	0	0	0	0	0											
Carney Lansford, R OBP: 0.312, SLG: 0.390	5-3			K		G6-4-3 1B BB		1B BB	K	4	1	1	0	1	2	2											
Brian Downing, R OBP: 0.364, SLG: 0.419		5-3		4-3		1B		1B BB		4	0	2	1	0	0	0											
Bobby Clark, R OBP: 0.266, SLG: 0.333						G6-4-3 1B		F3		4	0	2	0	0	0	4											
Rick Miller, L OBP: 0.349, SLG: 0.337						1-2 2H		4-3		4	0	1	1	0	1	3											
John Harris, L OBP: 0.388, SLG: 0.561						4-3		5-3	F7	3	0	0	0	1	1	2											
Gil Kubski, L OBP: 0.319, SLG: 0.302									BB FC4 1B	3	1	2	0	1	1	2											
Tom Donohue, R OBP: 0.216, SLG: 0.243			K						FC4 BB 1B	4	0	1	0	0	1	2											
Inning Stats	R: 0 E: 0 K: 0 S: 3	H: 0 LOB: 0 BB: 0 P: 3	R: 0 E: 0 K: 2 S: 8	H: 1 LOB: 2 BB: 1 P: 12	R: 0 E: 0 K: 1 S: 5	H: 0 LOB: 0 BB: 0 P: 5	R: 0 E: 0 K: 1 S: 6	H: 1 LOB: 1 BB: 0 P: 6	R: 0 E: 0 K: 1 S: 5	H: 0 LOB: 1 BB: 1 P: 9	R: 1 E: 0 K: 0 S: 4	H: 2 LOB: 1 BB: 1 P: 8	R: 0 E: 0 K: 0 S: 4	H: 1 LOB: 0 BB: 0 P: 4	R: 1 E: 0 K: 0 S: 5	H: 2 LOB: 2 BB: 1 P: 9	R: 1 E: 0 K: 1 S: 6	H: 2 LOB: 2 BB: 1 P: 10	1B: 8 2B: 1 3B: 0 HR: 0	SF: 0 SAC: 0 DP: 1 HBP: 0	WP: 0 PB: 0 SB: 0 CS: 1	PA: 39					
PITCHER	IP	WLS	BF	H	R	ER	SO	BB	IBB	HBP	BLK	WP	HR	S	P	ERA	WHIP	PITCHER									
Steve Trout, L ERA: 3.7	8.0	W	37	9	3	3	5	5	0	0	0	0	0	42	62	3.38	1.750										
Mike Proby, R ERA: 3.07	1.0	S	2	0	0	0	1	0	0	0	0	0	0	4	4	0.00	0.000										

Batter	1	2	3	4	5	6	7	8	9	AB	R	H	RBI	BB	SO	LOB	BOTTOM										
Chet Lemon, R OBP: 0.388, SLG: 0.442	SH1-3 1B BB						5-3			2	1	0	0	1	0	0	California Angels @ Chicago White Sox Comiskey Park, Chicago, IL Sun Oct 05 1980, 4:33 AM EDT Att: 8,795 - Cloudy - 49 F										
Minnie Minoso, R OBP: 0.398, SLG: 0.475		F8								1	0	0	0	0	0	0											
Leo Sutherland, L OBP: 0.284, SLG: 0.292										0	0	0	0	0	0	0											
Mike Squires, L OBP: 0.347, SLG: 0.350	SH1-3 1-2					G3			F9	2	1	0	0	1	0	0											
Harold Baines, L OBP: 0.281, SLG: 0.405	3-1-3					F7			F6	4	1	1	1	0	0	1											
Wayne Nordhagen, R OBP: 0.294, SLG: 0.458									F7	3	1	1	1	0	0	0											
Jim Morrison, R OBP: 0.329, SLG: 0.424	1B BB								K	2	1	0	0	2	1	0											
Glenn Borgmann, R OBP: 0.320, SLG: 0.310									F8	4	0	1	1	0	1	2											
Rusty Kuntz, R OBP: 0.284, SLG: 0.290										3	0	1	1	0	0	0											
Kevin Bell, R OBP: 0.284, SLG: 0.241										3	0	0	0	0	1	2											
Todd Cruz, R OBP: 0.271, SLG: 0.312										3	0	0	0	0	1	0											
Inning Stats	R: 3 E: 0 K: 1 S: 8	H: 3 LOB: 2 BB: 2 P: 16	R: 2 E: 0 K: 1 S: 6	H: 1 LOB: 1 BB: 1 P: 10	R: 0 E: 0 K: 1 S: 5	H: 0 LOB: 0 BB: 0 P: 5	R: 0 E: 0 K: 0 S: 3	H: 0 LOB: 0 BB: 0 P: 3	R: 0 E: 0 K: 0 S: 3	H: 0 LOB: 0 BB: 0 P: 3	R: 0 E: 0 K: 0 S: 3	H: 0 LOB: 0 BB: 0 P: 3	R: 0 E: 0 K: 1 S: 5	H: 0 LOB: 0 BB: 0 P: 5	R: 0 E: 0 K: 0 S: 3	H: 0 LOB: 0 BB: 0 P: 3	R: 0 E: 0 K: 1 S: 5	H: 0 LOB: 0 BB: 0 P: 5	1B: 3 2B: 1 3B: 0 HR: 0	SF: 0 SAC: 1 DP: 0 HBP: 1	WP: 2 PB: 0 SB: 1 CS: 0	PA: 33					
PITCHER	IP	WLS	BF	H	R	ER	SO	BB	IBB	HBP	BLK	WP	HR	S	P	ERA	WHIP	PITCHER									
Ralph Botting, L ERA: 5.81	2.0	L	13	4	5	5	2	3	0	0	0	0	0	14	26	22.50	3.500										
Chris Knapp, R ERA: 6.14	4.0		14	0	0	0	1	1	0	1	0	0	0	14	19	0.00	0.250										
Dave Schuler, L ERA: 3.55	2.0		6	0	0	0	1	0	0	0	0	0	0	8	8	0.00	0.000										