

# California Angels - 1981

Batter	1	2	3	4	5	6	7	8	9	AB	R	H	RBI	BB	SO	LOB	TOP					
Rod Carew, L OBP: 0.200, SLG: 0.200 (1, 3)	F8	F8					5-3		6-3								5 0 1 0 0 0 1					
Rick Burleson, R (1, 6)	6-3	F7					F8		F9								4 0 0 0 0 0 0					
Fred Lynn, L OBP: 0.500, SLG: 0.333 (1, 8)	BB S HR						4-3		3-1								3 1 1 0 1 0 0					
Don Baylor, R (1, 10)	1-2 HR	BB					F9		K								3 1 0 0 1 1 1					
Dan Ford, R OBP: 0.500, SLG: 1.333 (1, 9)	1-2 2-3 HR	BB					1-3		L7								3 2 1 1 1 0 0					
Brian Downing, R OBP: 0.500, SLG: 1.500 (1, 2)	1-2 2-3 HR								6-3								4 1 2 4 0 0 0					
Tom Brunansky, R OBP: 0.250, SLG: 0.250 (1, 7)	E6						6-3										4 1 1 0 0 0 1					
Bobby Grich, R OBP: 0.250, SLG: 0.750 (1, 4)	4-3						F3										4 0 1 1 0 1 2					
Butch Hobson, R Bert Campaneris, R (9, PR) (9, 5)							K		G3								3 0 0 0 0 1 2 0 0 0 0 0 0 0					
<b>Inning Stats</b>	R: 4 E: 1 K: 0 S: 6	H: 2 LOB: 1 BB: 2 P: 14	R: 0 E: 0 K: 1 S: 5	H: 0 LOB: 0 BB: 0 P: 5	R: 0 E: 0 K: 0 S: 3	H: 0 LOB: 0 BB: 0 P: 3	R: 0 E: 0 K: 0 S: 4	H: 1 LOB: 1 BB: 0 P: 4	R: 0 E: 0 K: 1 S: 5	H: 1 LOB: 1 BB: 1 P: 9	R: 1 E: 0 K: 0 S: 5	H: 2 LOB: 1 BB: 0 P: 5	R: 0 E: 0 K: 0 S: 3	H: 0 LOB: 0 BB: 0 P: 3	R: 1 E: 0 K: 0 S: 4	H: 1 LOB: 1 BB: 0 P: 4	R: 0 E: 0 K: 1 S: 4	H: 0 LOB: 1 BB: 0 P: 5	1B: 3 2B: 1 3B: 1 HR: 2	SF: 0 SAC: 0 DP: 0 HBP: 1	WP: 0 PB: 0 SB: 2 CS: 0	PA: 37
<b>PITCHER</b>	IP WLS BF H R ER SO BB IBB HBP BLK WP HR S P ERA WHIP																					
Glenn Abbott, R ERA: 6.75 (1, 1)	8.0 L 34 7 6 6 2 3 0 0 0 0 0 2 35 47 6.75 1.250																					
Larry Andersen, R ERA: (9, 1)	1.0 3 0 0 0 1 0 0 1 0 0 0 4 5 0.00 0.000																					

California Angels @ Seattle Mariners  
The Kingdome, Seattle, WA  
Thu Apr 09 1981, 9:05 PM EST  
Att: 33,317 - Dome

AB 33  
R 6  
H 7  
RBI 6  
BB 3  
SO 3  
LOB 7



Batter	1	2	3	4	5	6	7	8	9	AB	R	H	RBI	BB	SO	LOB	BOTTOM					
Julio Cruz, S OBP: 0.250, SLG: 0.250 (1, 4)	1B 5-3								F8								4 0 1 0 0 0 1					
Dave Henderson, R (1, 8)	5-3								F9								4 0 0 0 0 0 2					
Bruce Bochte, L OBP: 0.500, SLG: 0.333 (1, 3)	K								K								3 1 1 0 1 2 1					
Richie Zisk, R OBP: 0.500, SLG: 0.500 (1, 10)									K								4 0 2 0 0 1 2					
Jeff Burroughs, R OBP: 0.250, SLG: 1.000 (1, 9)	1-3								1B								4 1 1 2 0 0 4					
Tom Paciorek, R (1, 7)									F8								4 0 0 0 0 1 1					
Dave Adler, R (1, 5)									F3								3 0 0 0 0 0 0					
Jim Anderson, R Brad Gulden, L (8, PH) (9, 2)									6-3								2 0 0 0 0 0 0 1 0 0 0 0 0 0					
Bud Bulling, R Gary Gray, R (8, PH) Rick Auerbach, R (8, PR) (9, 6)									F9								2 0 0 0 0 1 0 1 0 1 0 0 0 0 0 0 0 0 0 0 0					
<b>Inning Stats</b>	R: 0 E: 1 K: 0 S: 7	H: 2 LOB: 2 BB: 0 P: 7	R: 0 E: 0 K: 0 S: 3	H: 0 LOB: 0 BB: 0 P: 3	R: 0 E: 0 K: 0 S: 3	H: 0 LOB: 0 BB: 0 P: 3	R: 0 E: 0 K: 1 S: 4	H: 0 LOB: 0 BB: 1 P: 8	R: 0 E: 0 K: 0 S: 3	H: 0 LOB: 0 BB: 0 P: 3	R: 0 E: 0 K: 1 S: 5	H: 0 LOB: 0 BB: 0 P: 5	R: 2 E: 0 K: 1 S: 7	H: 2 LOB: 0 BB: 0 P: 7	R: 0 E: 0 K: 0 S: 4	H: 1 LOB: 1 BB: 0 P: 4	R: 0 E: 0 K: 1 S: 6	H: 1 LOB: 1 BB: 0 P: 6	1B: 4 2B: 0 3B: 1 HR: 1	SF: 0 SAC: 0 DP: 1 HBP: 0	WP: 0 PB: 0 SB: 0 CS: 0	PA: 33
<b>PITCHER</b>	IP WLS BF H R ER SO BB IBB HBP BLK WP HR S P ERA WHIP																					
Geoff Zahn, L ERA: 2.57 (1, 1)	7.0 W 25 4 2 2 4 1 0 0 0 0 0 1 32 36 2.57 0.714																					
Don Aase, R ERA: (8, 1)	2.0 8 2 0 0 1 0 0 0 0 0 0 10 10 0.00 1.000																					

California Angels @ Seattle Mariners  
The Kingdome, Seattle, WA  
Thu Apr 09 1981, 9:05 PM EST  
Att: 33,317 - Dome

AB 32  
R 2  
H 6  
RBI 2  
BB 1  
SO 5  
LOB 11





Batter	1	2	3	4	5	6	7	8	9	AB	R	H	RBI	BB	SO	LOB	TOP								
Rod Carew, L (1,3) OBP: 0.200, SLG: 0.200	F7			G3		4-3	L8		BB	5	0	1	0	0	0	3	<b>California Angels @ Seattle Mariners</b> The Kingdome, Seattle, WA Fri Apr 10 1981, 9:05 PM EST Att: 10,879 - Dome								
Rick Burleson, R (1,6) OBP: 0.333, SLG: 0.143	5-3			2B		L6		BB	BB	3	0	1	0	2	0	0									
Fred Lynn, L (1,8) OBP: 0.444, SLG: 0.750	K							K	4-3	5	0	2	0	0	2	3									
Don Baylor, R (1,10) OBP: 0.375, SLG: 0.167				F6		F3				3	0	1	0	1	0	3									
Dan Ford, R (1,9) OBP: 0.375, SLG: 0.667	F8							G6-4-3	BB	3	0	0	0	1	0	3									
Brian Downing, R (1,2) OBP: 0.375, SLG: 0.857	G6-4-3									3	0	0	0	1	0	4									
Tom Brunansky, R (1,7) OBP: 0.250, SLG: 0.143			K			F8		F8		3	1	0	0	1	1	1									
Bobby Grich, R (1,4) OBP: 0.375, SLG: 1.000			F9			F3				3	1	1	2	1	0	0									
Butch Hobson, R (1,5) OBP: 0.375, SLG: 0.125	6-3					F9				3	0	0	0	1	0	0									
<b>Inning Stats</b>	R: 0 E: 0 K: 1 S: 5	H: 0 LOB: 0 BB: 0 P: 5	R: 0 E: 0 K: 0 S: 3	H: 1 LOB: 0 BB: 0 P: 3	R: 0 E: 0 K: 1 S: 5	H: 0 LOB: 0 BB: 0 P: 5	R: 0 E: 0 K: 0 S: 5	H: 2 LOB: 3 BB: 1 P: 9	R: 0 E: 0 K: 0 S: 3	H: 0 LOB: 0 BB: 0 P: 3	R: 0 E: 0 K: 0 S: 4	H: 1 LOB: 1 BB: 0 P: 4	R: 0 E: 0 K: 0 S: 3	H: 0 LOB: 3 BB: 3 P: 15	R: 0 E: 0 K: 1 S: 4	H: 0 LOB: 1 BB: 2 P: 12	R: 2 E: 0 K: 0 S: 5	H: 2 LOB: 2 BB: 2 P: 13	1B: 3 2B: 1 3B: 1 HR: 1	SF: 0 SAC: 0 DP: 2 HBP: 0	WP: 0 PB: 0 SB: 0 CS: 0	PA: 39			
<b>PITCHER</b>	IP	WLS	BF	H	R	ER	SO	BB	IBB	HBP	BLK	WP	HR	S	P	ERA	WHIP								
Jerry Don Gleaton, L (1,1) ERA: 7.71	6.2	W	26	4	0	0	2	3	0	0	0	0	0	27	39	0.00	1.050								
Mike Parrott, R (7,1) ERA: 7.71	2.1		13	2	2	2	1	5	0	0	0	0	1	10	30	7.71	3.000								

Batter	1	2	3	4	5	6	7	8	9	AB	R	H	RBI	BB	SO	LOB	BOTTOM								
Julio Cruz, S (1,4) OBP: 0.333, SLG: 0.250	F7			FC6-4		5-3		K		4	0	1	2	1	1	2	<b>California Angels @ Seattle Mariners</b> The Kingdome, Seattle, WA Fri Apr 10 1981, 9:05 PM EST Att: 10,879 - Dome								
Joe Simpson, L (1,8) OBP: 0.200, SLG: 0.667		SF8		FC6-4				SF8		3	0	1	2	0	0	2									
Bruce Bochte, L (1,3) OBP: 0.222, SLG: 0.125	5-3							L7		5	0	0	0	0	0	2									
Richie Zisk, R (1,10) OBP: 0.375, SLG: 0.750	5-3			F9		5-3				4	1	1	1	0	0	1									
Jeff Burroughs, R (1,9) OBP: 0.375, SLG: 0.875				F9						4	1	2	0	0	0	0									
Dave Henderson, R (9,9)		2B						5-3		0	0	0	0	0	0	0									
Jerry Naron, L (1,2) OBP: 0.500, SLG: 1.000		1B		F9		F7				4	2	2	0	0	0	1									
Tom Paciorek, R (1,7) OBP: 0.375, SLG: 0.500		1B				F9		2B		4	2	3	2	0	0	0									
Dave Edler, R (1,5)		SH5-4								2	2	0	0	1	0	1									
Lenny Randle, S (9,5)				F3		E5		WP		0	0	0	0	0	0	0									
Rick Auerbach, R (1,6) OBP: 0.750, SLG: 1.000		1B		FC5-4				WP		3	2	2	2	1	0	1									
<b>Inning Stats</b>	R: 0 E: 0 K: 0 S: 4	H: 1 LOB: 1 BB: 0 P: 4	R: 4 E: 0 K: 0 S: 7	H: 4 LOB: 1 BB: 1 P: 11	R: 0 E: 0 K: 0 S: 3	H: 0 LOB: 0 BB: 0 P: 3	R: 0 E: 0 K: 0 S: 4	H: 1 LOB: 2 BB: 1 P: 8	R: 0 E: 0 K: 0 S: 4	H: 1 LOB: 1 BB: 0 P: 4	R: 1 E: 1 K: 0 S: 4	H: 1 LOB: 0 BB: 0 P: 4	R: 1 E: 0 K: 0 S: 4	H: 1 LOB: 0 BB: 0 P: 4	R: 4 E: 1 K: 1 S: 8	H: 3 LOB: 0 BB: 1 P: 12	1B: 5 2B: 6 3B: 0 HR: 1	SF: 2 SAC: 1 DP: 0 HBP: 0	WP: 1 PB: 0 SB: 3 CS: 0	PA: 39					
<b>PITCHER</b>	IP	WLS	BF	H	R	ER	SO	BB	IBB	HBP	BLK	WP	HR	S	P	ERA	WHIP								
Jesse Jefferson, R (1,1) ERA: 21.6	1.2	L	11	5	4	4	0	1	0	0	0	0	0	10	14	21.60	3.600								
Luis Sanchez, R (2,1) ERA: 18.0	4.1		17	3	1	0	0	1	0	0	0	0	0	16	20	0.00	0.923								
John D'Acquisto, R (7,1) ERA: 18.0	2.0		11	4	5	4	1	1	0	0	0	1	1	12	16	18.00	2.500								



Batter	1	2	3	4	5	6	7	8	9	AB	R	H	RBI	BB	SO	LOB	TOP								
Rod Carew, L OBP: 0.267, SLG: 0.333	1-3	K					F7		1B SF7 2B	5	1	2	0	0	1	0	<b>California Angels @ Seattle Mariners</b> The Kingdome, Seattle, WA Sat Apr 11 1981, 9:05 PM EST Att: 16,575 - Dome								
Rick Burleson, R OBP: 0.462, SLG: 0.455	HR		L3		SH1-4				SF7 1B	4	1	3	0	0	0	0									
Fred Lynn, L OBP: 0.357, SLG: 0.833	HR		4-3		F7		F7		SF7	4	1	1	3	0	0	3									
Don Baylor, R OBP: 0.231, SLG: 0.091	F8		F8		F7		F9		K	5	0	0	0	0	1	4									
Dan Ford, R OBP: 0.250, SLG: 0.400	K				F8		5-3		K	4	0	0	0	0	2	0									
Brian Downing, R OBP: 0.500, SLG: 0.778 Ed Ott, L		HR			1-4-3		HR		5-3	2	2	1	0	2	0	0									
Tom Brunansky, R OBP: 0.417, SLG: 0.990		HR			1-4-3		HR			3	2	2	4	1	0	1									
Bobby Grich, R OBP: 0.250, SLG: 0.636	F7		K		K		4-1		K	4	0	0	0	0	2	2									
Butch Hobson, R Bert Campaneris, R	K				SH1-4		F3		L7	3	0	0	0	1	1	0									
<b>Inning Stats</b>	R: 2 E: 0 K: 1 S: 7	H: 2 LOB: 0 BB: 0 P: 7	R: 2 E: 0 K: 2 S: 8	H: 1 LOB: 0 BB: 1 P: 12	R: 0 E: 0 K: 0 S: 3	H: 0 LOB: 0 BB: 0 P: 3	R: 0 E: 0 K: 1 S: 5	H: 0 LOB: 1 BB: 1 P: 9	R: 0 E: 0 K: 0 S: 4	H: 1 LOB: 2 BB: 1 P: 8	R: 2 E: 0 K: 0 S: 5	H: 2 LOB: 0 BB: 0 P: 5	R: 0 E: 0 K: 0 S: 4	H: 1 LOB: 0 BB: 0 P: 4	R: 0 E: 0 K: 2 S: 7	H: 0 LOB: 1 BB: 0 P: 11		R: 1 E: 0 K: 1 S: 7	H: 2 LOB: 1 BB: 0 P: 7	1B: 4 2B: 2 3B: 0 HR: 3	SF: 1 SAC: 1 DP: 0 HBP: 0	WP: 0 PB: 0 SB: 0 CS: 0	PA: 40		
<b>PITCHER</b>	IP	WLS	BF	H	R	ER	SO	BB	IBB	HBP	BLK	WP	HR	S	P	ERA	WHIP								
Floyd Bannister, L ERA: 6.75	8.0	L	35	7	6	6	6	4	0	0	0	0	3	43	59	6.75	1.375								
Mike Parrott, R ERA: 8.1	1.0		5	2	1	1	1	0	0	0	0	0	0	7	7	9.00	2.000								

Batter	1	2	3	4	5	6	7	8	9	AB	R	H	RBI	BB	SO	LOB	BOTTOM								
Julio Cruz, S OBP: 0.397, SLG: 0.333	7-4		5-3	4-3		5-3		SF8		4	0	2	1	0	0	3	<b>California Angels @ Seattle Mariners</b> The Kingdome, Seattle, WA Sat Apr 11 1981, 9:05 PM EST Att: 16,575 - Dome								
Joe Simpson, L OBP: 0.222, SLG: 0.429 Dave Henderson, R	K		F8		L3		FC6-5			4	0	1	0	0	1	2									
Bruce Bochte, L OBP: 0.286, SLG: 0.417	7-4		5-3		HR		1B FC6-5		L4	4	1	1	1	1	0	4									
Richie Zisk, R OBP: 0.417, SLG: 0.667 Bryan Clark, L Kim Allen, R	1B SF7 1B		F8		1B		FC6-5		K	4	1	2	0	0	0	3									
Jeff Burroughs, R OBP: 0.538, SLG: 0.818	FC4-6				HBP		F8			3	1	2	0	2	0	1									
Jerry Narron, L OBP: 0.571, SLG: 0.833 Gary Gray, R Bud Bulling, R	FC4-6				1B BB		F8			2	0	1	0	0	0	1									
Tom Paciorek, R OBP: 0.385, SLG: 0.500	SF7				4-3		G6-4-3			1	0	0	0	0	0	3									
Lenny Randle, S OBP: 0.250, SLG: 0.250	FC4-6				4-3		K			4	1	1	0	0	1	5									
Rick Auerbach, R OBP: 0.500, SLG: 0.600 Brad Gulden, L Jim Anderson, R	5-3				5-3		K			2	0	0	0	0	0	4									
<b>Inning Stats</b>	R: 0 E: 0 K: 1 S: 5	H: 1 LOB: 0 BB: 0 P: 5	R: 1 E: 0 K: 0 S: 6	H: 3 LOB: 2 BB: 0 P: 6	R: 0 E: 0 K: 0 S: 4	H: 1 LOB: 1 BB: 0 P: 4	R: 1 E: 0 K: 0 S: 4	H: 1 LOB: 2 BB: 1 P: 9	R: 1 E: 0 K: 0 S: 5	H: 2 LOB: 1 BB: 0 P: 5	R: 0 E: 0 K: 2 S: 8	H: 1 LOB: 0 BB: 0 P: 8	R: 0 E: 0 K: 0 S: 4	H: 2 LOB: 3 BB: 1 P: 8	R: 1 E: 0 K: 0 S: 4	H: 1 LOB: 2 BB: 2 P: 12		R: 0 E: 0 K: 1 S: 4	H: 0 LOB: 1 BB: 2 P: 12	1B: 11 2B: 1 3B: 0 HR: 1	SF: 2 SAC: 0 DP: 3 HBP: 1	WP: 0 PB: 0 SB: 4 CS: 0	PA: 43		
<b>PITCHER</b>	IP	WLS	BF	H	R	ER	SO	BB	IBB	HBP	BLK	WP	HR	S	P	ERA	WHIP								
Mike Witt, R ERA: 6.23	4.1		22	8	3	3	1	0	0	0	0	0	0	13	17	0.00	2.000								
Don Aase, R ERA	2.0	W	10	3	0	0	2	1	0	0	0	0	0	8	24	4.50	2.500								
Andy Hassler, L ERA: 4.5	2.0		10	1	1	1	1	4	0	0	0	0	0	1	1	0.00	0.000								
Luis Sanchez, R ERA	0.2	S	1	0	0	0	0	0	0	0	0	0	0	1	1	0.00	0.000								



Batter	1	2	3	4	5	6	7	8	9	AB	R	H	RBI	BB	SO	LOB	TOP										
Rod Carew, L OBP: 0.400, SLG: 0.421	4-0 S 1B BB	0-0 CS 1B				0-0 WP S 1B	0-0 1-3		0-0 4-3 S 1B	4	3	3	2	1	0	0											
Rick Burleson, R OBP: 0.500, SLG: 0.429	0-0 4-3	0-0 CS	0-0 BB 1B			4-0 1B WP BB	0-0 G3		4-0 4-3 WP BB	3	1	1	0	2	0	1											
Fred Lynn, L OBP: 0.388, SLG: 0.706	0-0 2B 6-3 1B		0-0 F9			0-0 1-3 2-H 1B	0-0 6-3		0-0 4-3	5	1	2	3	0	0	3											
Don Baylor, R OBP: 0.278, SLG: 0.200	0-0 1-3 2B		0-0 F8			0-0 FC5-2-4 FC5-4 1B		0-3 K	0-0 CS BB	4	0	1	0	1	1	3											
Dan Ford, R OBP: 0.250, SLG: 0.308	0-0 6-3		4-0 BB 1B			0-0 FC5-4 1B		0-0 6-3	0-0 CS	3	0	0	1	1	0	2											
Ed Ott, L	0-0 F9		0-0 K					0-0 4-3		4	0	0	0	0	1	3											
Tom Brunansky, R OBP: 0.375, SLG: 0.692		0-0 F8				0-0 F8			4-0 BB 1B	3	1	0	0	1	0	0											
Bobby Grich, R OBP: 0.250, SLG: 0.533		0-0 5-3				0-0 6-3			0-3 K	4	0	1	0	0	1	1											
Butch Hobson, R OBP: 0.313, SLG: 0.167		0-0				0-0 FC5-4 1B			4-0 BB 1B	3	1	1	0	1	0	1											
Bert Campaneris, R (9, PR)		0-0 1B 2B				0-0 FC5-4			1-2 4-3 BB	0	1	0	0	0	0	0											
<b>Inning Stats</b>	R: 2 E: 0 K: 0 S: 5	H: 2 LOB: 1 BB: 1 P: 9	R: 1 E: 0 K: 0 S: 4	H: 2 LOB: 0 BB: 0 P: 4	R: 0 E: 0 K: 1 S: 6	H: 1 LOB: 2 BB: 1 P: 10	R: 0 E: 0 K: 0 S: 3	H: 0 LOB: 0 BB: 0 P: 3	R: 1 E: 0 K: 0 S: 4	H: 2 LOB: 1 BB: 1 P: 8	R: 0 E: 0 K: 0 S: 3	H: 0 LOB: 0 BB: 0 P: 3	R: 0 E: 0 K: 1 S: 5	H: 0 LOB: 0 BB: 0 P: 5	R: 4 E: 0 K: 1 S: 5	H: 1 LOB: 1 BB: 4 P: 21	1B: 7 2B: 3 3B: 0 HR: 0	SF: 0 SAC: 0 DP: 1 HBP: 0	WP: 3 PB: 0 SB: 3 CS: 2	PA: 42							
<b>PITCHER</b>	IP	WLS	BF	H	R	ER	SO	BB	IBB	HBP	BLK	WP	HR	S	P	ERA	WHIP										
Ken Clay, R ERA: 5.63	(1, 1)	8.0	34	8	5	5	2	4	0	0	0	1	0	34	50	5.62	1.500										
Larry Andersen, R ERA: 20.25	(9, 1)	0.1	L 4	1	0	0	1	2	0	0	0	0	0	4	12	0.00	9.000										
Bryan Clark, L ERA:	(9, 1)	0.1	1	0	1	1	0	0	0	0	0	0	0	1	1	27.00	0.000										
Dick Drago, R ERA:	(9, 1)	0.1	1	0	2	2	0	1	0	0	0	1	0	0	4	54.00	3.000										

California Angels @ Seattle Mariners  
The Kingdome, Seattle, WA  
Sun Apr 12 1981, 6:33 AM EST  
Att: 8,859 - Dome

AB 33  
R 8  
H 9  
RBI 6  
BB 7  
SO 3  
LOB 14




Batter	1	2	3	4	5	6	7	8	9	AB	R	H	RBI	BB	SO	LOB	BOTTOM										
Julio Cruz, S OBP: 0.368, SLG: 0.353	0-0 SH2-3 S 6-3 1B		0-0 E S 1B			0-3 K			0-0 F6	5	2	2	0	0	1	1											
Joe Simpson, L OBP: 0.417, SLG: 0.600	0-0 SH2-3		0-0 1B						0-0	3	1	3	2	0	0	0											
Dave Adler, R OBP: 0.286, SLG: 0.167	1-3		1-H 2B						0-0 1B	1	0	1	0	0	0	0											
Bruce Bochte, L OBP: 0.263, SLG: 0.412	0-0 6-3		0-0 1B						0-0 1B	5	0	1	2	0	0	3											
Richie Zisk, R OBP: 0.375, SLG: 0.563	0-3 K		0-0 F9						0-0 1B	4	1	1	0	0	1	1											
Jeff Burroughs, R OBP: 0.525, SLG: 0.733		0-3 K				0-0 CS 1B			0-0 1-3	4	0	2	0	0	1	0											
Jerry Narron, L OBP: 0.500, SLG: 0.667		0-0 F5				0-3 K			0-0	3	0	1	1	0	1	1											
Gary Gray, R OBP: 0.667, SLG: 2.333									0-0	1	1	1	1	0	0	0											
Bud Bulling, R									0-0 HR	0	0	0	0	0	0	0											
Tom Paciorek, R OBP: 0.353, SLG: 0.438		0-0 6-3				0-0 F8			0-0 1B	4	0	1	0	0	0	3											
Kim Allen, R (8, PR)						1-2			0-0	0	0	0	0	0	0	0											
Dave Henderson, R						1-2			0-0 1B	0	0	0	0	0	0	0											
Lenny Randle, S OBP: 0.125, SLG: 0.125			0-3 K			0-0 6-3			0-0 2-3	4	0	0	0	0	1	1											
Rick Auerbach, R OBP: 0.400, SLG: 0.375			0-0 F4			0-0 F6			4-0 G3 1B BB	3	1	0	0	1	1	0											
<b>Inning Stats</b>	R: 1 E: 0 K: 1 S: 6	H: 1 LOB: 0 BB: 0 P: 6	R: 0 E: 0 K: 1 S: 5	H: 0 LOB: 0 BB: 0 P: 5	R: 2 E: 0 K: 1 S: 8	H: 3 LOB: 1 BB: 0 P: 8	R: 0 E: 0 K: 1 S: 5	H: 1 LOB: 0 BB: 0 P: 5	R: 0 E: 0 K: 1 S: 5	H: 0 LOB: 0 BB: 0 P: 5	R: 1 E: 0 K: 0 S: 6	H: 4 LOB: 2 BB: 0 P: 6	R: 1 E: 0 K: 0 S: 4	H: 1 LOB: 1 BB: 1 P: 8	R: 1 E: 0 K: 0 S: 5	H: 2 LOB: 1 BB: 0 P: 5	R: 0 E: 0 K: 1 S: 6	H: 1 LOB: 1 BB: 0 P: 6	1B: 11 2B: 1 3B: 0 HR: 1	SF: 0 SAC: 1 DP: 1 HBP: 0	WP: 0 PB: 0 SB: 3 CS: 1	PA: 39					
<b>PITCHER</b>	IP	WLS	BF	H	R	ER	SO	BB	IBB	HBP	BLK	WP	HR	S	P	ERA	WHIP										
Ken Forsch, R ERA: 6.75	(1, 1)	6.2	29	10	5	5	5	1	0	0	0	0	1	12	12	6.75	1.650										
Andy Hassler, L ERA: 4.15	(7, 1)	2.1	W 10	3	1	1	1	0	0	0	0	0	1	12	12	3.86	1.286										


California Angels @ Seattle Mariners  
The Kingdome, Seattle, WA  
Sun Apr 12 1981, 6:33 AM EST  
Att: 8,859 - Dome

AB 37  
R 6  
H 13  
RBI 6  
BB 1  
SO 6  
LOB 10





Batter	1	2	3	4	5	6	7	8	9	AB R H RBI BB SO LOB	TOP																
Rickey Henderson, R OBP: 0.440, SLG: 0.474 (1, 7)	5-3		K			F9 2H		4-3 E HR BB	FC5-4	4 1 1 1 1 1 3	<p>Oakland Athletics @ California Angels Anaheim Stadium, Anaheim, CA Mon Apr 13 1981, 9:05 PM EST Att: 38,076 - Unknown</p> <p>livebaseballscores.com</p> <p>AB 32 R 3 H 5 RBI 3 BB 5 SO 4 LOB 19</p> 																
Dwayne Murphy, L OBP: 0.283, SLG: 0.333 (1, 8)	P4			G1		F7		4-3		4 0 0 0 0 0 2																	
Cliff Johnson, R OBP: 0.200, SLG: 0.111 (1, 10)	K			F9		F9		K		4 0 0 0 0 0 2																	
Tony Armas, R OBP: 0.476, SLG: 0.895 (1, 9)		BB		L5		P5		HR		3 1 1 2 1 0 1																	
Mike Heath, R OBP: 0.250, SLG: 0.400 (1, 2)	F3				F7		P5	F3		4 0 0 0 0 0 1																	
Jeff Newman, R OBP: 0.182, SLG: 0.200 (7, PH) Dave Revere, L OBP: 0.267, SLG: 0.214 (7, 3)	F9			K			BB BB	G3		2 0 0 0 0 0 1 1 0 0 0 1 0 0																	
Shoety Babbitt, R OBP: 0.429, SLG: 0.333 (7, PH) Wayne Gross, L OBP: 0.400, SLG: 0.250 (7, 5)	F8							E BB		2 0 1 0 0 0 1 0 0 0 0 2 0 0																	
Brian Doyle, L OBP: 0.091, SLG: 0.091 (9, PR)							1B BB			0 0 0 0 0 0 0																	
Dave McKay, S OBP: 0.250, SLG: 0.375 (7, 4) (9, 5)				F3 K 2B		F7		F8		4 0 1 0 0 0 4																	
Rob Picciolo, R OBP: 0.417, SLG: 0.455 (1, 6)				F3				E5 FC5-4		4 1 1 0 0 0 4																	
<b>Inning Stats</b>	R: 0 E: 0 K: 1 S: 5	H: 0 LOB: 0 BB: 0 P: 5	R: 0 E: 0 K: 0 S: 3	H: 0 LOB: 1 BB: 1 P: 7	R: 0 E: 0 K: 1 S: 5	H: 1 LOB: 0 BB: 0 P: 5	R: 0 E: 0 K: 0 S: 3	H: 0 LOB: 0 BB: 0 P: 3	R: 0 E: 0 K: 1 S: 6	H: 1 LOB: 1 BB: 0 P: 6		R: 0 E: 0 K: 0 S: 3	H: 0 LOB: 2 BB: 2 P: 11	R: 2 E: 1 K: 1 S: 6	H: 1 LOB: 0 BB: 1 P: 10	R: 0 E: 1 K: 0 S: 4	H: 0 LOB: 2 BB: 1 P: 8	1B: 1 2B: 3 3B: 0 HR: 1	SF: 0 SAC: 0 DP: 0 HBP: 0	WP: 0 PB: 0 SB: 0 CS: 0	PA: 37						
<b>PITCHER</b>	IP WLS BF H R ER SO BB IBB HBP BLK WP HR S P ERA WHIP											IP WLS BF H R ER SO BB IBB HBP BLK WP HR S P ERA WHIP															
Bill Travers, L ERA: 1.69 (1, 1)	5.1	20	4	1	1	3	1	0	0	0		0	0	25	29	1.69	0.938										
Don Aase, R ERA: (6, 1)	1.2	7	0	0	0	0	2	0	0	0		0	0	5	13	0.00	1.200										
Luis Sanchez, R ERA: 3.0 (8, 1)	1.0	L	5	1	2	2	1	1	0	0	0	0	1	6	10	18.00	2.000										
Andy Hassler, L ERA: 3.38 (9, 1)	1.0	5	0	0	0	0	1	0	0	0	0	0	0	4	8	0.00	1.000										

Batter	1	2	3	4	5	6	7	8	9	AB R H RBI BB SO LOB	BOTTOM																	
Rod Carew, L OBP: 0.360, SLG: 0.348 (1, 3)	6-3		6-3		F8		BB 1B HBP BB	F8		4 1 0 0 1 0 1	<p>Oakland Athletics @ California Angels Anaheim Stadium, Anaheim, CA Mon Apr 13 1981, 9:05 PM EST Att: 38,076 - Unknown</p> <p>livebaseballscores.com</p> <p>AB 29 R 2 H 5 RBI 2 BB 8 SO 9 LOB 24</p> 																	
Rick Burleson, R OBP: 0.522, SLG: 0.444 (1, 6)	L6-3 BB				F8		HBP BB 1B	P5		4 0 2 0 1 0 0																		
Fred Lynn, L OBP: 0.375, SLG: 0.600 (1, 8)	L6-3 1-2		K		K		HBP BB 1-2 2-3	6-3 BB		3 0 0 0 2 2 2																		
Don Baylor, R OBP: 0.261, SLG: 0.158 (1, 10)			K		F7		WP SH3-4 HBP	6-3		4 0 0 0 0 2 5																		
Dan Ford, R OBP: 0.368, SLG: 0.467 (8, 5) Bert Campaneris, R Ed Ott, L (9, PH)	BB SF9 2B						SH3-4	3-1		2 1 2 1 0 0 0 0 0 0 0 0 0 0 1 0 0 0 0 0 1																		
Brian Downing, R OBP: 0.500, SLG: 0.636 (1, 2)	BB BB				K		1-2 2-3 3-H HBP			2 0 0 0 2 2 4																		
Tom Brunansky, R OBP: 0.400, SLG: 0.600 (1, 7)					FC5-4 BB		WP BB	K		2 0 0 0 2 1 2																		
Bobby Grich, R OBP: 0.250, SLG: 0.556 (1, 4)	SF9				K		6-3			3 0 1 1 0 1 4																		
Butch Hobson, R OBP: 0.263, SLG: 0.133 Juan Beniquez, R (8, 9)	K				FC5-4		P9	F3		3 0 0 0 0 1 4 1 0 0 0 0 0 1																		
<b>Inning Stats</b>	R: 0 E: 0 K: 0 S: 2	H: 0 LOB: 0 BB: 1 P: 6	R: 1 E: 0 K: 2 S: 8	H: 1 LOB: 2 BB: 2 P: 16	R: 0 E: 0 K: 1 S: 6	H: 1 LOB: 1 BB: 0 P: 6	R: 0 E: 0 K: 2 S: 8	H: 1 LOB: 2 BB: 1 P: 12	R: 0 E: 0 K: 1 S: 5	H: 0 LOB: 0 BB: 0 P: 5		R: 0 E: 0 K: 0 S: 3	H: 0 LOB: 2 BB: 1 P: 8	R: 1 E: 0 K: 2 S: 8	H: 1 LOB: 3 BB: 2 P: 17	R: 0 E: 0 K: 1 S: 6	H: 1 LOB: 1 BB: 0 P: 6	R: 0 E: 0 K: 0 S: 3	H: 0 LOB: 1 BB: 1 P: 7	1B: 3 2B: 3 3B: 0 HR: 0	SF: 1 SAC: 1 DP: 1 HBP: 2	WP: 1 PB: 0 SB: 1 CS: 0	PA: 41					
<b>PITCHER</b>	IP WLS BF H R ER SO BB IBB HBP BLK WP HR S P ERA WHIP											IP WLS BF H R ER SO BB IBB HBP BLK WP HR S P ERA WHIP																
Brian Kingman, R ERA: 1.69 (1, 1)	5.1	24	3	1	1	0	5	0	1	0		0	1	0	4	8	9.00	2.000										
Bo McLaughlin, R ERA: 9.0 (6, 1)	1.0	5	1	1	1	0	1	0	0	0		0	0	0	4	8	9.00	2.000										
Craig Minetto, L ERA: (7, 1)	0.0	1	0	0	0	0	1	0	0	0		0	0	0	4	∞	∞											
Jeff Jones, R ERA: (7, 1)	2.2	W	11	1	0	0	3	1	0	1	0	0	0	15	20	0.00	0.750											



Batter	1	2	3	4	5	6	7	8	9	AB	R	H	RBI	BB	SO	LOB	TOP								
<b>Rickey Henderson, R</b> OBP: 0.433, SLG: 0.458 (1, 7)										5	1	2	0	0	0	0									
<b>Dwayne Murphy, L</b> OBP: 0.375, SLG: 0.381 (1, 8)										3	1	2	0	2	0	0									
<b>Cliff Johnson, R</b> OBP: 0.287, SLG: 0.214 (1, 10)										5	1	2	2	0	1	3									
<b>Mitchell Page, L</b> OBP: 0.273, SLG: 0.111 (9, PR)										0	0	0	0	0	0	0									
<b>Tony Armas, R</b> OBP: 0.462, SLG: 0.792 (1, 9)										5	1	2	1	0	2	4									
<b>Mike Heath, R</b> OBP: 0.300, SLG: 0.421 (1, 2)										4	0	2	0	0	0	2									
<b>Jeff Newman, R</b> OBP: 0.133, SLG: 0.143 (1, 3)										4	0	0	1	0	0	5									
<b>Shoopy Babbitt, R</b> OBP: 0.364, SLG: 0.300 (1, 4)										4	0	1	1	0	0	3									
<b>Dave McKay, S</b> OBP: 0.250, SLG: 0.333 (1, 5)										4	1	1	0	0	0	3									
<b>Fred Stanley, R</b> OBP: 0.417, SLG: 0.300 (1, 6)										4	0	0	0	0	1	1									
<b>Inning Stats</b>	R: 0 E: 0 K: 1 S: 5	H: 1 LOB: 1 BB: 1 P: 9	R: 0 E: 0 K: 0 S: 4	H: 1 LOB: 1 BB: 0 P: 4	R: 0 E: 0 K: 0 S: 3	H: 0 LOB: 0 BB: 0 P: 3	R: 0 E: 2 K: 0 S: 5	H: 1 LOB: 2 BB: 0 P: 5	R: 0 E: 0 K: 0 S: 3	H: 0 LOB: 0 BB: 0 P: 3	R: 3 E: 0 K: 0 S: 7	H: 4 LOB: 1 BB: 0 P: 7	R: 0 E: 0 K: 0 S: 4	H: 1 LOB: 1 BB: 0 P: 4	R: 0 E: 0 K: 1 S: 5	H: 1 LOB: 1 BB: 0 P: 5	R: 2 E: 0 K: 2 S: 10	H: 3 LOB: 2 BB: 1 P: 14	1B: 12 2B: 0 3B: 0 HR: 0	SF: 0 SAC: 0 DP: 0 HBP: 0	WP: 0 PB: 0 SB: 1 CS: 2	PA: 40			
<b>PITCHER</b>	IP	WLS	BF	H	R	ER	SO	BB	IBB	HBP	BLK	WP	HR	S	P	ERA	WHIP								
<b>Geoff Zahn, L</b> ERA: 4.02 (1, 1)	8.2	L	39	12	5	5	3	2	0	0	0	0	0	43	51	5.19	1.615								
<b>Steve Renko, R</b> ERA: (9, 1)	0.1		1	0	0	0	1	0	0	0	0	0	0	3	3	0.00	0.000								

Oakland Athletics @ California Angels  
Anaheim Stadium, Anaheim, CA  
Tue Apr 14 1981, 9:05 PM EST  
Att: 26,483 - Unknown

AB	38
R	5
H	12
RBI	5
BB	2
SO	4
LOB	21



Batter	1	2	3	4	5	6	7	8	9	AB	R	H	RBI	BB	SO	LOB	BOTTOM								
<b>Rod Carew, L</b> OBP: 0.333, SLG: 0.308 (1, 3)										3	0	0	1	1	1	0									
<b>Rick Burleson, R</b> OBP: 0.500, SLG: 0.409 (1, 6)										4	0	1	0	1	1	2									
<b>Fred Lynn, L</b> OBP: 0.321, SLG: 0.500 (1, 8)										4	0	0	0	0	0	2									
<b>Don Baylor, R</b> OBP: 0.222, SLG: 0.130 (1, 10)										4	0	0	0	0	0	0									
<b>Dan Ford, R</b> OBP: 0.348, SLG: 0.421 (1, 9)										4	1	1	0	0	1	0									
<b>Brian Downing, R</b> OBP: 0.600, SLG: 0.692 (1, 2)										2	1	2	0	2	0	0									
<b>Tom Brunansky, R</b> OBP: 0.458, SLG: 0.563 (1, 7)										1	0	0	0	3	0	1									
<b>Bobby Grich, R</b> OBP: 0.208, SLG: 0.476 (1, 4)										3	0	0	1	0	1	4									
<b>Butch Hobson, R</b> OBP: 0.261, SLG: 0.111 (1, 5)										3	0	0	0	1	2	0									
<b>Inning Stats</b>	R: 0 E: 0 K: 2 S: 7	H: 0 LOB: 0 BB: 0 P: 7	R: 0 E: 0 K: 2 S: 7	H: 0 LOB: 2 BB: 2 P: 15	R: 0 E: 0 K: 1 S: 5	H: 1 LOB: 1 BB: 1 P: 9	R: 0 E: 0 K: 0 S: 4	H: 1 LOB: 2 BB: 1 P: 8	R: 0 E: 0 K: 0 S: 3	H: 0 LOB: 1 BB: 1 P: 7	R: 0 E: 0 K: 0 S: 3	H: 0 LOB: 0 BB: 1 P: 7	R: 0 E: 0 K: 1 S: 5	H: 0 LOB: 0 BB: 0 P: 5	R: 0 E: 0 K: 0 S: 3	R: 2 E: 0 K: 0 S: 5	H: 2 LOB: 2 BB: 2 P: 13	1B: 4 2B: 0 3B: 0 HR: 0	SF: 2 SAC: 0 DP: 0 HBP: 0	WP: 0 PB: 0 SB: 0 CS: 1	PA: 38				
<b>PITCHER</b>	IP	WLS	BF	H	R	ER	SO	BB	IBB	HBP	BLK	WP	HR	S	P	ERA	WHIP								
<b>Mike Norris, R</b> ERA: 1.5 (1, 1)	9.0	W	38	4	2	2	6	8	0	0	0	0	0	42	74	2.00	1.333								

Oakland Athletics @ California Angels  
Anaheim Stadium, Anaheim, CA  
Tue Apr 14 1981, 9:05 PM EST  
Att: 26,483 - Unknown

AB	28
R	2
H	4
RBI	2
BB	8
SO	6
LOB	9





Batter	1	2	3	4	5	6	7	8	9	AB	R	H	RBI	BB	SO	LOB	TOP								
Rickey Henderson, R OBP: 0.429, SLG: 0.407 (1, 7)	5-3		BB BB					BB BB FC3-6 BB	K	3	1	0	0	2	1	3									
Dwayne Murphy, L OBP: 0.414, SLG: 0.375 (1, 8)	4-3		BB BB					BB BB FC3-6 BB HR	1B	3	1	1	1	2	0	0									
Dave Revering, L OBP: 0.278, SLG: 0.235 Cliff Johnson, R OBP: 0.294, SLG: 0.200 (6, PH) (8, 3)	4-3		BB BB					BB BB FC3-6 BB	F7	3	0	1	0	0	0	3									
Wayne Gross, L OBP: 0.333, SLG: 0.200 Tim Hosley, R (8, PH) Dave McKay, S OBP: 0.250, SLG: 0.333 (8, 5)								BB BB FC3-6 BB		3	0	0	0	0	0	1									
Tony Armas, R OBP: 0.433, SLG: 0.821 (1, 9)								BB BB FC3-6 HR		1	1	0	1	0	0	2									
Mitchell Page, L OBP: 0.200, SLG: 0.077 (1, 10)								BB BB FC3-6 HR		0	0	0	0	0	0	0									
Mike Heath, R OBP: 0.250, SLG: 0.348 (1, 2)								BB BB FC3-6 HR		4	1	1	3	0	1	1									
Brian Doyle, L OBP: 0.091, SLG: 0.091 Shoody Babitt, R OBP: 0.400, SLG: 0.357 (2, 4)								BB BB FC3-6 HR		4	0	0	0	0	0	0									
Rob Picciolo, R OBP: 0.357, SLG: 0.385 Mike Patterson, L (8, PH) Fred Stanley, R OBP: 0.462, SLG: 0.300 (8, 6)								BB BB FC3-6 HR		4	0	0	0	0	0	0									
<b>Inning Stats</b>	R: 0 E: 0 K: 0 S: 3	H: 0 LOB: 0 BB: 0 P: 3	R: 0 E: 0 K: 1 S: 5	H: 0 LOB: 0 BB: 0 P: 5	R: 0 E: 1 K: 0 S: 4	H: 0 LOB: 3 BB: 2 P: 12	R: 0 E: 0 K: 0 S: 3	H: 0 LOB: 0 BB: 0 P: 3	R: 0 E: 2 K: 1 S: 6	H: 1 LOB: 1 BB: 0 P: 6	R: 0 E: 0 K: 0 S: 4	H: 1 LOB: 0 BB: 0 P: 4	R: 0 E: 0 K: 0 S: 3	H: 0 LOB: 0 BB: 0 P: 3	R: 4 E: 0 K: 0 S: 4	H: 1 LOB: 0 BB: 3 P: 16	R: 1 E: 0 K: 1 S: 7	H: 2 LOB: 2 BB: 1 P: 11	1B: 4 2B: 0 3B: 0 HR: 1	SF: 0 SAC: 0 DP: 0 HBP: 0	WP: 0 PB: 0 SB: 0 CS: 0	PA: 39			
<b>PITCHER</b>	IP	WLS	BF	H	R	ER	SO	BB	IBB	HBP	BLK	WP	HR	S	P	ERA	WHIP								
Jesse Jefferson, R ERA: 6.0 Andy Hassler, L ERA: 7.11 Don Aase, R ERA:	7.1		28	2	1	1	2	3	0	0	0	0	0	29	41	1.23	0.682								

Oakland Athletics @ California Angels  
Anaheim Stadium, Anaheim, CA  
Wed Apr 15 1981, 9:05 PM EST  
Att: 27,371 - Unknown

AB 33  
R 5  
H 5  
RBI 5  
BB 6  
SO 3  
LOB 15



Batter	1	2	3	4	5	6	7	8	9	AB	R	H	RBI	BB	SO	LOB	BOTTOM								
Rod Carew, L OBP: 0.324, SLG: 0.300 (1, 3)	5-3		SH1-4							4	0	1	1	0	0	2									
Rick Burleson, R OBP: 0.545, SLG: 0.556 (1, 6)			CS							5	1	4	1	0	0	2									
Fred Lynn, L OBP: 0.281, SLG: 0.444 (1, 8)			1B							3	0	0	1	0	2	5									
Don Baylor, R OBP: 0.194, SLG: 0.111 (1, 10)			1B							4	0	0	0	0	0	1									
Dan Ford, R OBP: 0.333, SLG: 0.391 (1, 9)			1B							4	0	1	0	0	1	0									
Brian Downing, R OBP: 0.500, SLG: 0.529 (1, 2)			1B							4	0	0	0	0	2	1									
Tom Brunansky, R OBP: 0.429, SLG: 0.500 (1, 7)			1B							4	1	1	0	0	3	0									
Bobby Grich, R OBP: 0.259, SLG: 0.478 (1, 4)			1B							2	1	1	0	1	0	0									
Butch Hobson, R OBP: 0.346, SLG: 0.200 Bert Campaneris, R (7, PR) (8, 5) Ed Ott, L (8, PH) Freddie Patek, R (9, PR)			1B							2	0	2	0	1	0	0									
<b>Inning Stats</b>	R: 0 E: 0 K: 1 S: 6	H: 1 LOB: 1 BB: 0 P: 6	R: 0 E: 0 K: 1 S: 5	H: 0 LOB: 0 BB: 0 P: 5	R: 1 E: 0 K: 0 S: 5	H: 3 LOB: 1 BB: 0 P: 5	R: 0 E: 0 K: 0 S: 3	H: 0 LOB: 0 BB: 0 P: 3	R: 0 E: 0 K: 1 S: 5	H: 0 LOB: 1 BB: 1 P: 9	R: 1 E: 0 K: 1 S: 7	H: 2 LOB: 1 BB: 0 P: 7	R: 1 E: 0 K: 1 S: 8	H: 3 LOB: 2 BB: 0 P: 8	R: 0 E: 0 K: 2 S: 7	H: 0 LOB: 0 BB: 0 P: 7	R: 0 E: 0 K: 1 S: 6	H: 1 LOB: 2 BB: 1 P: 10	1B: 9 2B: 0 3B: 1 HR: 0	SF: 1 SAC: 2 DP: 0 HBP: 0	WP: 0 PB: 0 SB: 0 CS: 1	PA: 39			
<b>PITCHER</b>	IP	WLS	BF	H	R	ER	SO	BB	IBB	HBP	BLK	WP	HR	S	P	ERA	WHIP								
Rick Langford, R ERA: 3.0	9.0	W	38	10	3	3	8	2	0	0	0	0	0	52	60	3.00	1.333								

Oakland Athletics @ California Angels  
Anaheim Stadium, Anaheim, CA  
Wed Apr 15 1981, 9:05 PM EST  
Att: 27,371 - Unknown

AB 33  
R 3  
H 10  
RBI 3  
BB 2  
SO 8  
LOB 12







Batter	1	2	3	4	5	6	7	8	9	AB	R	H	RBI	BB	SO	LOB	TOP							
Rickey Henderson, R OBP: 0.425, SLG: 0.387 (1, 7)										4	1	1	0	1	2	2	<p>Oakland Athletics @ California Angels Anaheim Stadium, Anaheim, CA Thu Apr 16 1981, 9:05 PM EST Att: 27,697 - Unknown</p>							
Dwayne Murphy, L OBP: 0.455, SLG: 0.444 (1, 8)										3	2	2	1	1	0	0								
Dave Revering, L OBP: 0.273, SLG: 0.200 (1, 3)										3	1	0	0	1	1	3								
Wayne Gross, L OBP: 0.318, SLG: 0.211 (1, 5)										4	0	1	1	0	1	3								
Tony Armas, R OBP: 0.412, SLG: 0.781 (1, 9)										4	0	1	2	0	1	1								
Mitchell Page, L OBP: 0.211, SLG: 0.063 (1, 10)										3	0	0	0	1	1	2								
Shoody Babbitt, R OBP: 0.368, SLG: 0.333 (1, 4)										4	0	1	0	0	1	2								
Jeff Newman, R OBP: 0.158, SLG: 0.167 (1, 2)										4	0	1	0	0	0	1								
Fred Stanley, R OBP: 0.412, SLG: 0.231 (1, 6)										3	1	0	0	1	1	2								
<b>Inning Stats</b>	R: 0 E: 0 K: 2 S: 7	H: 0 LOB: 1 BB: 1 P: 11	R: 0 E: 0 K: 1 S: 5	H: 0 LOB: 0 BB: 0 P: 5	R: 0 E: 0 K: 1 S: 5	H: 1 LOB: 0 BB: 0 P: 5	R: 1 E: 0 K: 1 S: 6	H: 1 LOB: 1 BB: 1 P: 10	R: 0 E: 0 K: 0 S: 3	H: 1 LOB: 0 BB: 0 P: 3	R: 3 E: 1 K: 0 S: 7	H: 3 LOB: 1 BB: 0 P: 7	R: 1 E: 0 K: 2 S: 8	H: 1 LOB: 1 BB: 1 P: 12	R: 0 E: 0 K: 1 S: 5	H: 0 LOB: 1 BB: 1 P: 9	R: 0 E: 0 K: 0 S: 2	H: 0 LOB: 0 BB: 1 P: 6	1B: 5 2B: 2 3B: 0 HR: 0	SF: 0 SAC: 0 DP: 1 HBP: 0	WP: 0 PB: 0 CS: 2	PA: 38		
<b>PITCHER</b>	IP WLS BF H R ER SO BB IBB HBP BLK WP HR S P ERA WHIP	6.0 L 25 6 4 3 5 2 0 0 0 0 0 33 41 4.50 1.333	3.0 1 12 1 1 1 3 3 0 0 0 0 0 15 27 3.00 1.333											3.00 1.333										

Batter	1	2	3	4	5	6	7	8	9	AB	R	H	RBI	BB	SO	LOB	BOTTOM						
Rod Carew, L OBP: 0.316, SLG: 0.273 (1, 3)										3	1	0	0	1	0	0	<p>Oakland Athletics @ California Angels Anaheim Stadium, Anaheim, CA Thu Apr 16 1981, 9:05 PM EST Att: 27,697 - Unknown</p>						
Rick Burleson, R OBP: 0.486, SLG: 0.484 (1, 6)										4	0	0	0	0	1	1							
Fred Lynn, L OBP: 0.278, SLG: 0.419 (1, 8)										4	0	1	1	0	0	0							
Brian Downing, R OBP: 0.429, SLG: 0.429 (1, 10)										4	0	0	0	0	0	1							
Ed Ott, L OBP: 0.300, SLG: 0.300 (1, 2)										4	0	3	0	0	0	0							
Juan Beniquez, R OBP: 0.200, SLG: 0.200 (1, 9)										4	0	1	0	0	0	4							
Tom Brunansky, R OBP: 0.387, SLG: 0.435 (1, 7)										3	0	0	0	0	1	2							
Bobby Grich, R OBP: 0.233, SLG: 0.423 (1, 4)										3	0	0	0	0	2	1							
Butch Hobson, R OBP: 0.310, SLG: 0.174 (1, 5)										3	0	0	0	0	0	0							
<b>Inning Stats</b>	R: 1 E: 1 K: 0 S: 5	H: 2 LOB: 2 BB: 1 P: 9	R: 0 E: 0 K: 1 S: 5	H: 0 LOB: 0 BB: 0 P: 5	R: 0 E: 0 K: 0 S: 4	H: 1 LOB: 1 BB: 0 P: 4	R: 0 E: 0 K: 0 S: 3	H: 0 LOB: 0 BB: 0 P: 3	R: 0 E: 0 K: 2 S: 8	H: 1 LOB: 1 BB: 0 P: 8	R: 0 E: 0 K: 0 S: 3	H: 0 LOB: 0 BB: 0 P: 3	R: 0 E: 0 K: 0 S: 4	H: 1 LOB: 1 BB: 0 P: 4	R: 0 E: 0 K: 0 S: 4	H: 1 LOB: 1 BB: 0 P: 4	1B: 5 2B: 0 3B: 0 HR: 0	SF: 0 SAC: 0 DP: 0 HBP: 0	WP: 1 PB: 0 CS: 0	PA: 33			
<b>PITCHER</b>	IP WLS BF H R ER SO BB IBB HBP BLK WP HR S P ERA WHIP	9.0 W 33 5 1 1 4 1 0 0 0 1 0 40 44 1.00 0.667											1.00 0.667										



Batter	1	2	3	4	5	6	7	8	9	AB	R	H	RBI	BB	SO	LOB	TOP			
Hosken Powell, L (1,9) OBP: 0.269, SLG: 0.250	4-0 E BB		0-0 L8-6 1B			0-0 P6		0-0 2B		3	0	2	0	1	0	0	<b>Minnesota Twins @ California Angels</b> Anaheim Stadium, Anaheim, CA Fri Apr 17 1981, 9:05 PM EST Att: 25,713 - Unknown - 59 F 			
Rob Wilfong, L (1,4) OBP: 0.207, SLG: 0.148	0-0 E9 G3-6-3		0-0 1B			0-3 K		0-0 F8		4	0	1	0	0	1	1				
John Castino, R (1,5) OBP: 0.296, SLG: 0.407	0-0 F3		0-0 L8-6			0-0 1B			0-0 L3	4	0	1	0	0	0	4				
Roy Smalley, S (1,6) OBP: 0.250, SLG: 0.440	0-0 G3-6-3				0-0 G3			0-0 F8		4	0	0	0	0	0	3				
Glenn Adams, L (1,10) OBP: 0.348, SLG: 0.263		0-0 F8			0-0 F9			0-0 G3		4	0	0	0	0	0	0				
Rick Sofield, L (1,7) OBP: 0.133, SLG: 0.133					0-0 L6					3	0	1	0	0	0	0				
Mickey Hatcher, R (1,8) OBP: 0.273, SLG: 0.273		0-3 K				0-0 6-3				3	0	1	0	0	1	1				
Ron Jackson, R (1,3) OBP: 0.235, SLG: 0.563					0-0 6-3					3	0	0	0	0	0	2				
Ray Smith, R (1,2) OBP: 0.167, SLG: 0.333					0-0 6-3					2	0	0	0	0	1	0				
Danny Goodwin, L (8,PH) OBP: 0.200, SLG: 0.200						0-3 K				1	0	0	0	0	0	0				
Sal Butera, R (8,2)									0-0 L6	0	0	0	0	0	0	0				
<b>Inning Stats</b>	R: 0 E: 1 K: 0 S: 3	H: 0 LOB: 1 BB: 1 P: 7	R: 0 E: 0 K: 1 S: 6	H: 1 LOB: 1 BB: 0 P: 6	R: 0 E: 0 K: 0 S: 4	H: 2 LOB: 1 BB: 0 P: 4	R: 0 E: 0 K: 0 S: 3	H: 0 LOB: 0 BB: 0 P: 3	R: 0 E: 0 K: 1 S: 5	H: 0 LOB: 0 BB: 0 P: 5	R: 0 E: 0 K: 0 S: 6	H: 1 LOB: 1 BB: 0 P: 6	R: 0 E: 0 K: 0 S: 4	H: 1 LOB: 1 BB: 0 P: 4	R: 0 E: 0 K: 0 S: 3	H: 1 LOB: 0 BB: 0 P: 3	1B: 5 2B: 2 3B: 0 HR: 0	SF: 0 SAC: 0 DP: 2 HBP: 0	WP: 0 SB: 0 CS: 0	PA: 32
<b>PITCHER</b> Ken Forsch, R (1,1) ERA: 2.87	IP: 9.0 WLS: W BF: 32 H: 6 R: 0 ER: 0 SO: 3 BB: 1 IBB: 0 HBP: 0 BLK: 0 WP: 0 HR: 0 S: 37 P: 41 ERA: 0.00 WHIP: 0.778															<b>PITCHER</b>				

Batter	1	2	3	4	5	6	7	8	9	AB	R	H	RBI	BB	SO	LOB	BOTTOM	
Rod Carew, L (1,3) OBP: 0.310, SLG: 0.297	0-0 4-3		0-0 G3			0-0 L8		0-0 2B		4	0	1	0	0	0	0	<b>Minnesota Twins @ California Angels</b> Anaheim Stadium, Anaheim, CA Fri Apr 17 1981, 9:05 PM EST Att: 25,713 - Unknown - 59 F 	
Rick Burleson, R (1,6) OBP: 0.439, SLG: 0.429	0-3 K		0-0 F9			0-0 F8		0-0 6-3		4	0	0	0	0	1	1		
Dan Ford, R (1,9) OBP: 0.355, SLG: 0.519	0-0 HR				0-0 F8			0-0 5-3		4	2	2	1	0	0	1		
Fred Lynn, L (1,8) OBP: 0.308, SLG: 0.441	0-0 4-3				0-0 G5-4-3 1B			0-0 E		3	1	2	0	0	0	0		
Brian Downing, R (1,10) OBP: 0.419, SLG: 0.391		4-0 BB			0-0 G5-4-3			0-0 E6		2	0	0	0	1	0	3		
Ed Ott, L (1,2) OBP: 0.231, SLG: 0.231		0-0 G4-6-3			0-3 K			0-3 K		3	0	0	0	0	2	4		
Tom Brunansky, R (1,7) OBP: 0.382, SLG: 0.538					0-0 6-3			0-0 E6		3	1	1	2	0	0	1		
Bobby Grich, R (1,4) OBP: 0.212, SLG: 0.379		0-0 F7			0-0 4-3			0-0 G5-3		3	0	0	0	0	0	2		
Butch Hobson, R (1,5) OBP: 0.281, SLG: 0.154						0-0 4-3				3	0	0	0	0	1	0		
Bert Campaneris, R (9,5)								0-3 K		0	0	0	0	0	0	0		
<b>Inning Stats</b>	R: 1 E: 0 K: 1 S: 6	H: 1 LOB: 0 BB: 0 P: 6	R: 1 E: 0 K: 0 S: 3	H: 1 LOB: 0 BB: 1 P: 7	R: 0 E: 0 K: 0 S: 3	H: 0 LOB: 0 BB: 0 P: 3	R: 0 E: 0 K: 0 S: 3	H: 1 LOB: 0 BB: 0 P: 3	R: 0 E: 0 K: 0 S: 3	H: 0 LOB: 0 BB: 0 P: 5	R: 2 E: 2 K: 1 S: 8	H: 2 LOB: 1 BB: 0 P: 8	R: 0 E: 0 K: 1 S: 6	H: 1 LOB: 1 BB: 0 P: 6	1B: 3 2B: 1 3B: 0 HR: 2	SF: 0 SAC: 0 DP: 3 HBP: 0	WP: 0 SB: 0 CS: 0	PA: 30
<b>PITCHER</b> Albert Williams, R (1,1) ERA: 3.55	IP: 6.0 WLS: L BF: 22 H: 5 R: 4 ER: 2 SO: 2 BB: 1 IBB: 0 HBP: 0 BLK: 0 WP: 0 HR: 2 S: 25 P: 29 ERA: 3.00 WHIP: 1.000															<b>PITCHER</b>		
Doug Corbett, R (7,1) ERA: 1.04	IP: 2.0 WLS: L BF: 8 H: 1 R: 0 ER: 0 SO: 2 BB: 0 IBB: 0 HBP: 0 BLK: 0 WP: 0 HR: 0 S: 12 P: 12 ERA: 0.00 WHIP: 0.500															<b>PITCHER</b>		



Batter	1	2	3	4	5	6	7	8	9	AB	R	H	RBI	BB	SO	LOB	TOP					
Gary Ward, R OBP: 0.176, SLG: 0.125										4	2	1	0	1	0	3	<b>Minnesota Twins @ California Angels</b> Anaheim Stadium, Anaheim, CA Sat Apr 18 1981, 9:05 PM EST Att: 51,325 - Unknown - 56 F					
Mickey Hatcher, R OBP: 0.308, SLG: 0.280										3	0	1	0	1	0	2						
John Castino, R OBP: 0.290, SLG: 0.367										3	1	0	0	1	0	3						
Roy Smalley, S OBP: 0.281, SLG: 0.586										4	1	2	4	0	1	0						
Pete Mackanin, R (1, 10)										4	0	0	0	0	0	1						
Ron Jackson, R OBP: 0.190, SLG: 0.450										4	0	0	0	0	0	0						
Dave Engle, R OBP: 0.300, SLG: 0.857										4	1	2	0	0	0	0						
Rob Wilfong, L OBP: 0.242, SLG: 0.194										4	0	2	0	0	0	1						
Ray Smith, R OBP: 0.227, SLG: 0.409										4	1	2	0	0	0	1						
<b>Inning Stats</b>	R: 1 E: 0 K: 0 S: 5	H: 3 LOB: 1 BB: 0 P: 5	R: 0 E: 0 K: 0 S: 3	H: 0 LOB: 0 BB: 0 P: 3	R: 4 E: 0 K: 0 S: 5	H: 2 LOB: 2 BB: 2 P: 13	R: 0 E: 0 K: 0 S: 3	H: 1 LOB: 0 BB: 0 P: 3	R: 0 E: 0 K: 0 S: 3	H: 0 LOB: 0 BB: 0 P: 3	R: 0 E: 1 K: 0 S: 5	H: 1 LOB: 2 BB: 1 P: 9	R: 0 E: 0 K: 1 S: 5	H: 0 LOB: 0 BB: 0 P: 5	R: 0 E: 1 K: 0 S: 4	H: 3 LOB: 1 BB: 0 P: 4		1B: 6 2B: 2 3B: 1 HR: 1	SF: 0 SAC: 0 DP: 2 HBP: 0	WP: 0 PB: 0 CS: 1	PA: 38	
<b>PITCHER</b>	IP	WLS	BF	H	R	ER	SO	BB	IBB	HBP	BLK	WP	HR	S	P	ERA	WHIP					
Bill Travers, L ERA: 7.04	(1, 1)	2.1	L	13	5	5	5	0	2	0	0	0	0	1	11	19	19.29	3.000				
Steve Renko, R ERA: 1.29	(3, 1)	3.2		11	1	0	0	0	0	0	0	0	0	0	11	11	0.00	0.273				
Luis Sanchez, R ERA: 2.0	(7, 1)	3.0		13	4	1	0	1	1	0	0	0	0	0	14	18	0.00	1.667				

AB	34
R	6
H	10
RBI	4
BB	3
SO	1
LOB	11



Batter	1	2	3	4	5	6	7	8	9	AB	R	H	RBI	BB	SO	LOB	BOTTOM					
Rod Carew, L OBP: 0.326, SLG: 0.300										3	0	1	1	1	1	0	<b>Minnesota Twins @ California Angels</b> Anaheim Stadium, Anaheim, CA Sat Apr 18 1981, 9:05 PM EST Att: 51,325 - Unknown - 56 F					
Rick Burleson, R OBP: 0.400, SLG: 0.385										4	0	0	0	0	0	3						
Dan Ford, R OBP: 0.314, SLG: 0.452										4	0	0	0	0	0	3						
Fred Lynn, L OBP: 0.302, SLG: 0.421										4	0	1	0	0	0	3						
Brian Downing, R OBP: 0.400, SLG: 0.370										4	1	1	0	0	0	1						
Ed Ott, L OBP: 0.176, SLG: 0.176										4	0	0	0	0	0	1						
Tom Brunansky, R OBP: 0.342, SLG: 0.467										4	0	0	0	0	4	1						
Bobby Grich, R OBP: 0.243, SLG: 0.375										3	2	1	0	1	1	0						
Butch Hobson, R OBP: 0.314, SLG: 0.286										2	1	1	3	1	0	0						
<b>Inning Stats</b>	R: 0 E: 0 K: 0 S: 3	H: 0 LOB: 1 BB: 1 P: 7	R: 0 E: 0 K: 1 S: 5	H: 0 LOB: 0 BB: 0 P: 5	R: 1 E: 0 K: 0 S: 5	H: 2 LOB: 2 BB: 1 P: 9	R: 0 E: 0 K: 1 S: 5	H: 0 LOB: 0 BB: 0 P: 5	R: 0 E: 0 K: 0 S: 3	H: 0 LOB: 0 BB: 0 P: 3	R: 3 E: 0 K: 2 S: 9	H: 2 LOB: 0 BB: 1 P: 13	R: 0 E: 0 K: 0 S: 4	H: 1 LOB: 1 BB: 0 P: 4	R: 0 E: 0 K: 2 S: 7	H: 0 LOB: 0 BB: 0 P: 7		1B: 4 2B: 0 3B: 0 HR: 1	SF: 0 SAC: 0 DP: 0 HBP: 0	WP: 0 PB: 0 CS: 0	PA: 35	
<b>PITCHER</b>	IP	WLS	BF	H	R	ER	SO	BB	IBB	HBP	BLK	WP	HR	S	P	ERA	WHIP					
Pete Redfern, R ERA: 3.29	(1, 1)	6.2	W	27	4	4	4	3	3	0	0	0	0	1	30	42	5.40	1.050				
Don Cooper, R ERA	(7, 1)	1.1		5	1	0	0	1	0	0	0	0	0	7	7	0.00	0.750					
Doug Corbett, R ERA: 0.93	(9, 1)	1.0	S	3	0	0	0	2	0	0	0	0	0	7	7	0.00	0.000					

AB	32
R	4
H	5
RBI	4
BB	3
SO	6
LOB	12





Batter	1	2	3	4	5	6	7	8	9	AB	R	H	RBI	BB	SO	LOB	TOP		
<b>Julio Cruz, S</b> OBP: 0.250, SLG: 0.295 (1, 4)	F8		4-0 BLK BB		F7			5-3		3	0	0	0	1	0	0	<b>Seattle Mariners @ California Angels</b> Anaheim Stadium, Anaheim, CA Mon Apr 20 1981, 9:05 PM EST Att: 20,733 - Unknown		
<b>Lenny Randle, S</b> OBP: 0.227, SLG: 0.190 (1, 5)	F4		5-3			6-3-5 1B		1B		4	0	2	0	0	0	1			
<b>Bruce Bochte, L</b> OBP: 0.256, SLG: 0.289 (1, 3)	4-3					6-3-5 1-2		F9		4	0	0	0	0	1	2			
<b>Richie Zisk, R</b> OBP: 0.432, SLG: 0.619 (1, 10)		K						F4		4	0	2	0	0	1	0			
<b>Tom Paciorek, R</b> OBP: 0.326, SLG: 0.429 (1, 9)		4-3						1B		4	0	2	0	0	0	1			
<b>Gary Gray, R</b> OBP: 0.353, SLG: 0.647 (1, 7)		5-3						1B		4	0	2	0	0	0	1			
<b>Dave Henderson, R</b> OBP: 0.250, SLG: 0.318 (1, 8)								F8		4	1	2	0	0	0	4			
<b>Rick Auerbach, R</b> OBP: 0.214, SLG: 0.231 (1, 6)			E6 F9 WP 1B		G4-6-3			F9		4	0	0	0	0	1	4			
<b>Bud Bulling, R</b> OBP: 0.313, SLG: 0.154 (1, 2)			K		1-3			G6-3		4	0	0	0	0	1	4			
<b>Bud Bulling, R</b> OBP: 0.313, SLG: 0.154 (1, 2)			F9		6-3			1-3		3	0	0	0	0	0	1			
<b>Inning Stats</b>	R: 0 E: 0 K: 0 S: 3	H: 0 LOB: 0 BB: 0 P: 3	R: 0 E: 0 K: 1 S: 5	H: 0 LOB: 0 BB: 0 P: 5	R: 1 E: 1 K: 1 S: 6	H: 1 LOB: 1 BB: 1 P: 10	R: 0 E: 0 K: 1 S: 7	H: 3 LOB: 2 BB: 0 P: 7	R: 0 E: 0 K: 0 S: 4	H: 2 LOB: 1 BB: 0 P: 4	R: 0 E: 0 K: 0 S: 3	H: 1 LOB: 0 BB: 0 P: 3	R: 0 E: 0 K: 0 S: 4	H: 1 LOB: 1 BB: 0 P: 4	R: 0 E: 0 K: 0 S: 5	H: 2 LOB: 2 BB: 0 P: 5	1B: 9 2B: 2 3B: 0 HR: 0 SF: 0 SAC: 0 DP: 3 HBP: 0	WP: 1 PB: 0 SB: 0 CS: 0	PA: 35
<b>PITCHER</b> <b>Geoff Zahn, L</b> ERA: 2.55 (1, 1)	IP: 9.0 WLS: W BF: 35 H: 10 R: 1 ER: 0 SO: 3 BB: 1 IBB: 0 HBP: 0 BLK: 1 WP: 1 HR: 0 S: 40 P: 44 ERA: 0.00 WHIP: 1.222																		

AB 34  
R 1  
H 10  
RBI 0  
BB 1  
SO 3  
LOB 14

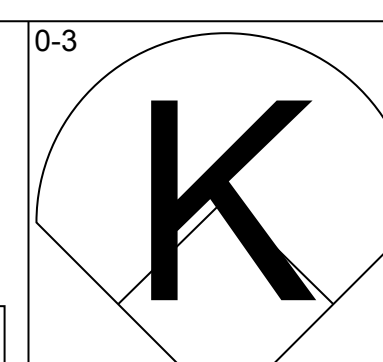
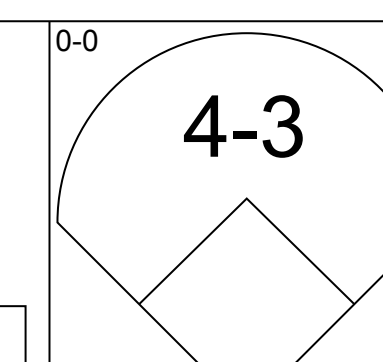
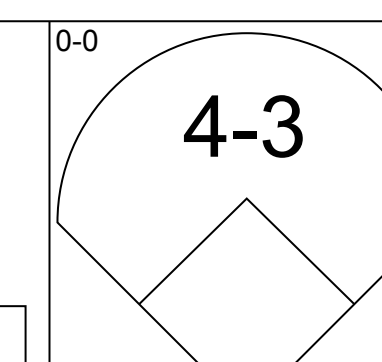
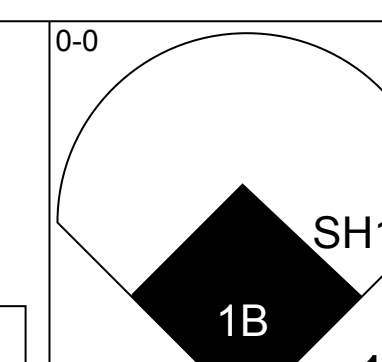
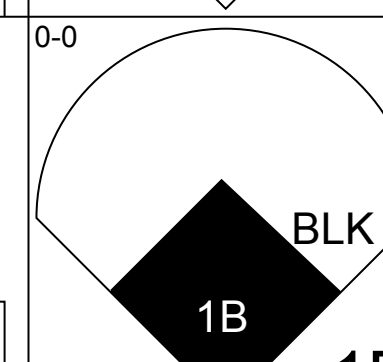
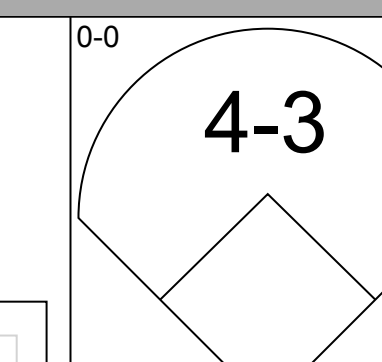
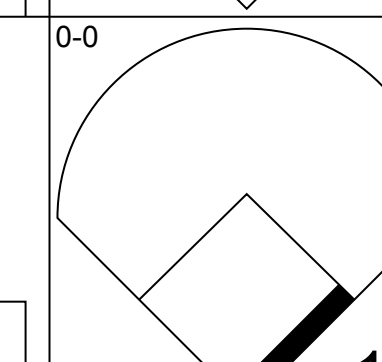
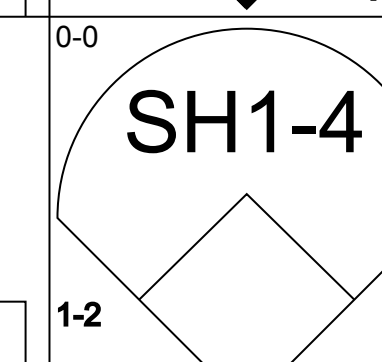
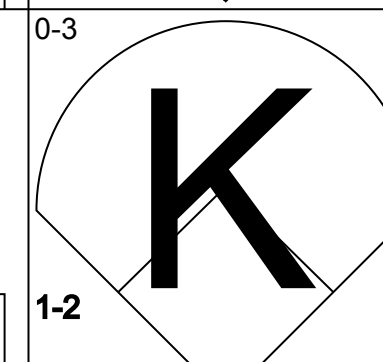
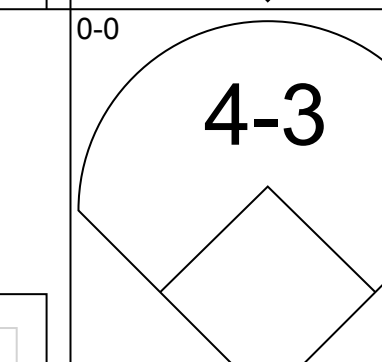
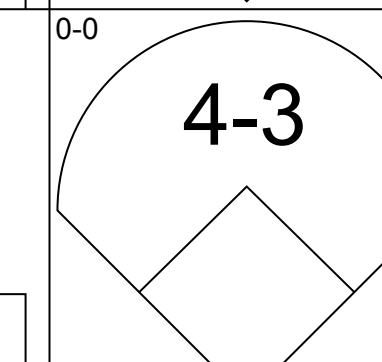
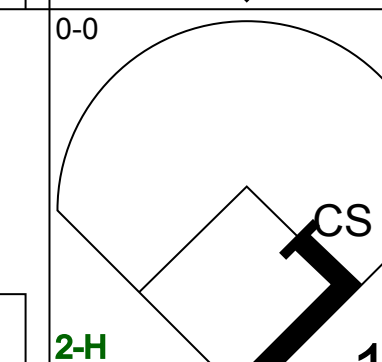
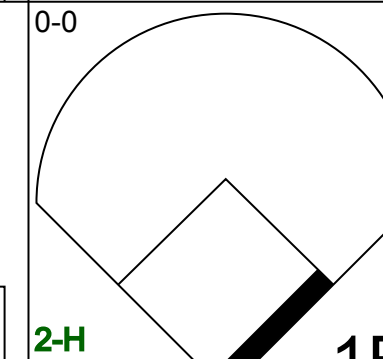
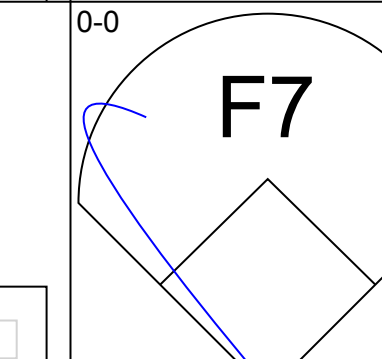
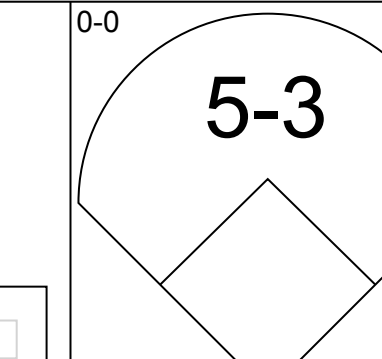
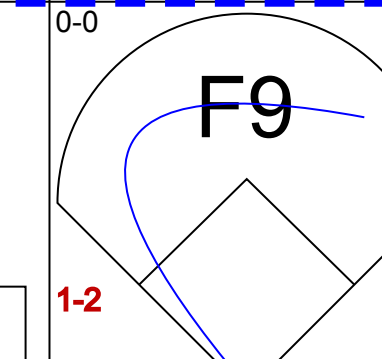
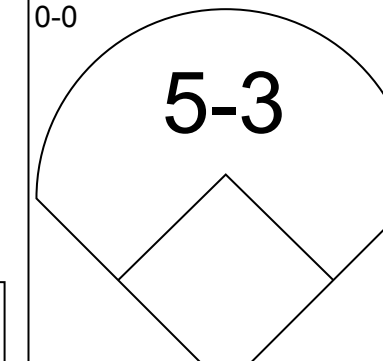
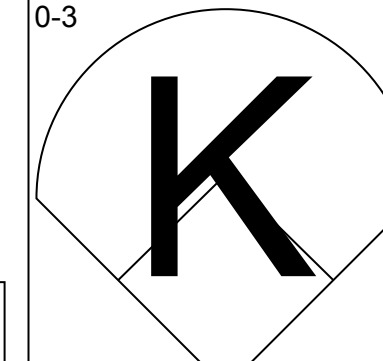
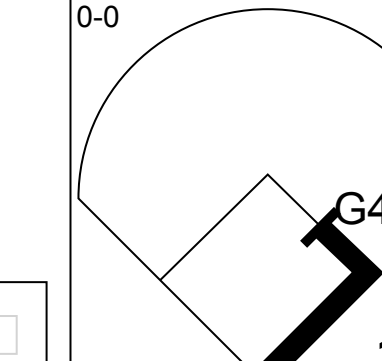
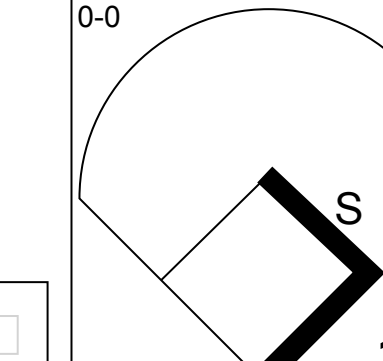
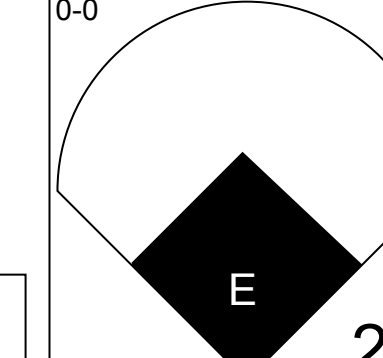
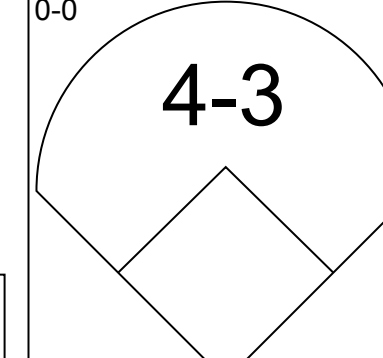
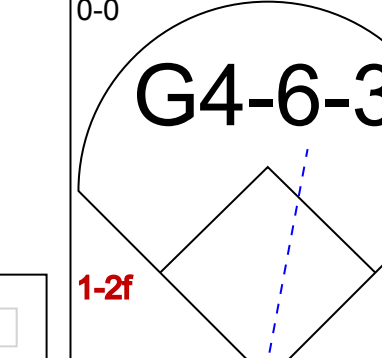
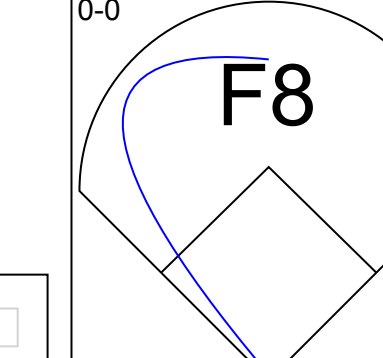
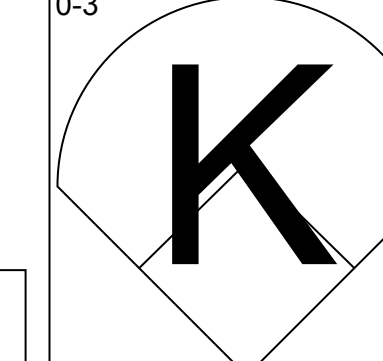
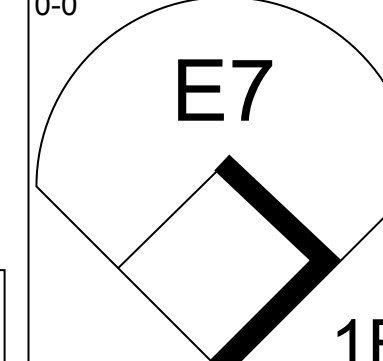
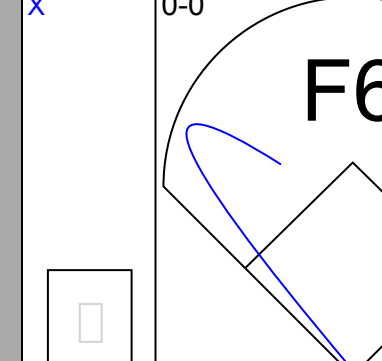
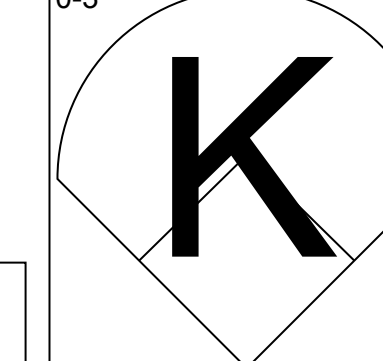
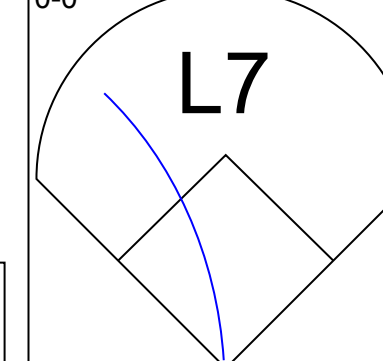
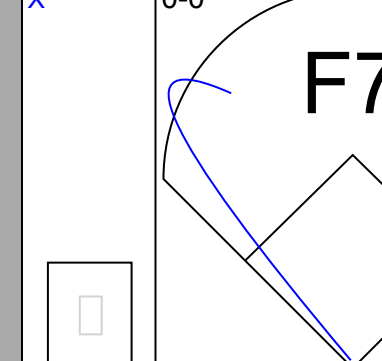
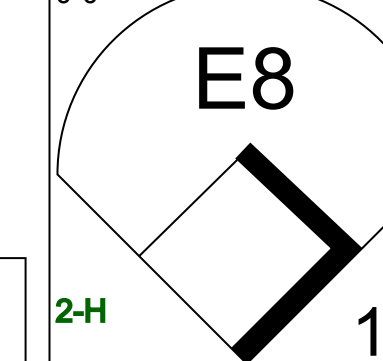
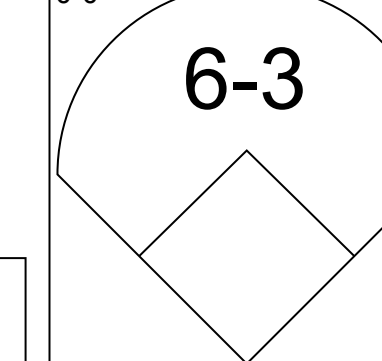
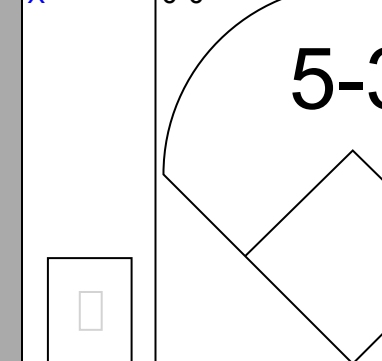
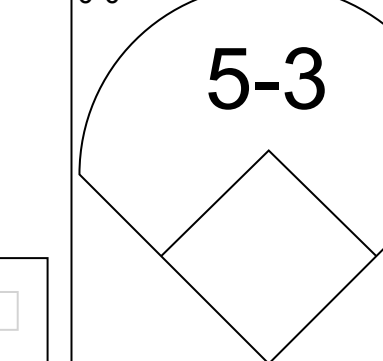


Batter	1	2	3	4	5	6	7	8	9	AB	R	H	RBI	BB	SO	LOB	BOTTOM		
<b>Rod Carew, L</b> OBP: 0.353, SLG: 0.341 (1, 3)	K	F7						FC6-4		4	1	2	1	1	1	1	<b>Seattle Mariners @ California Angels</b> Anaheim Stadium, Anaheim, CA Mon Apr 20 1981, 9:05 PM EST Att: 20,733 - Unknown		
<b>Rick Burleson, R</b> OBP: 0.400, SLG: 0.386 (1, 6)	HR 1B		F9		G6-4-3 1B		4-3	FC6-4		5	1	2	0	0	0	3			
<b>Dan Ford, R</b> OBP: 0.308, SLG: 0.412 (1, 9)	K		L5		G6-4-3			1B		3	0	0	0	1	1	3			
<b>Fred Lynn, L</b> OBP: 0.340, SLG: 0.512 (1, 8)	HR		K					BB		3	1	2	2	1	1	0			
<b>Don Baylor, R</b> OBP: 0.171, SLG: 0.097 (1, 10)	F7				F9		F8	1B		4	0	0	0	0	0	4			
<b>Brian Downing, R</b> OBP: 0.385, SLG: 0.387 (1, 2)		6-3			WP 2B		4-3	6-3		4	0	1	0	0	0	0			
<b>Juan Beniquez, R</b> OBP: 0.222, SLG: 0.222 (1, 7)		PB 2B 1B			5-3		4-1	F8		4	1	1	0	0	0	1			
<b>Bobby Grich, R</b> OBP: 0.268, SLG: 0.400 (1, 4)		6-3 1B 2B			L6		F9	1B 1B HBP		3	1	1	1	0	0	1			
<b>Butch Hobson, R</b> OBP: 0.333, SLG: 0.375 (1, 5) <b>Bert Campaneris, R</b> (8, PR) (9, 5)		6-3						1B 1B		4	1	2	0	0	0	1			
<b>Inning Stats</b>	R: 2 E: 0 K: 2 S: 9	H: 2 LOB: 0 BB: 0 P: 9	R: 1 E: 0 K: 0 S: 5	H: 2 LOB: 1 BB: 0 P: 5	R: 0 E: 0 K: 1 S: 5	H: 0 LOB: 0 BB: 0 P: 5	R: 0 E: 0 K: 0 S: 4	H: 1 LOB: 1 BB: 0 P: 4	R: 1 E: 0 K: 0 S: 4	H: 2 LOB: 2 BB: 2 P: 12	R: 0 E: 0 K: 0 S: 3	H: 0 LOB: 0 BB: 0 P: 3	R: 1 E: 0 K: 0 S: 5	H: 2 LOB: 2 BB: 1 P: 9	R: 1 E: 0 K: 0 S: 5	H: 2 LOB: 2 BB: 0 P: 6	1B: 6 2B: 3 3B: 1 HR: 1 SF: 0 SAC: 0 DP: 1 HBP: 1	WP: 2 PB: 2 SB: 0 CS: 1	PA: 38
<b>PITCHER</b> <b>Jerry Don Gleaton, L</b> ERA: 3.98 (1, 1) <b>Jim Beattie, R</b> ERA: 16.62 (7, 1)	IP: 6.2 WLS: L BF: 31 H: 9 R: 5 ER: 4 SO: 3 BB: 3 IBB: 0 HBP: 0 BLK: 0 WP: 2 HR: 1 S: 34 P: 46 ERA: 5.40 WHIP: 1.800																		

AB 34  
R 6  
H 11  
RBI 4  
BB 3  
SO 3  
LOB 14



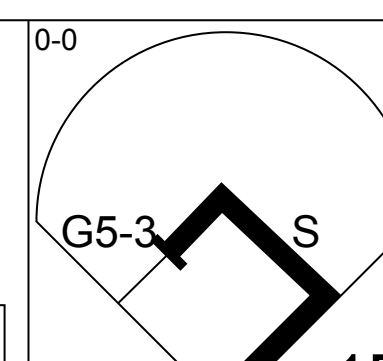
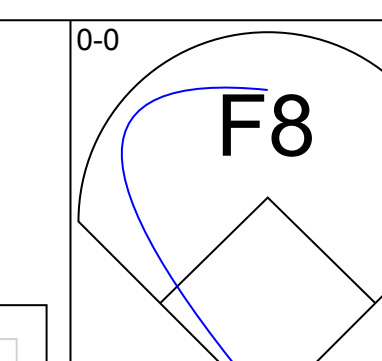
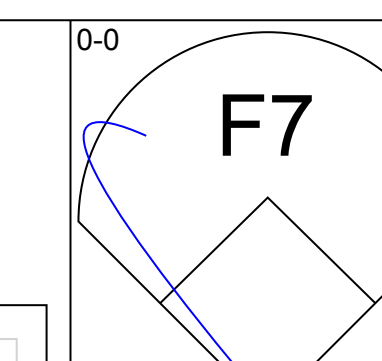
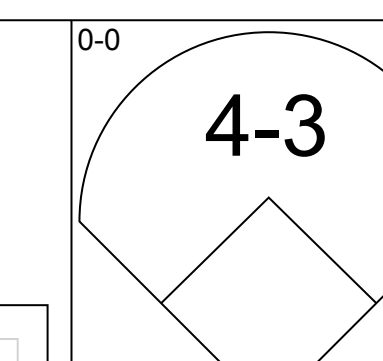
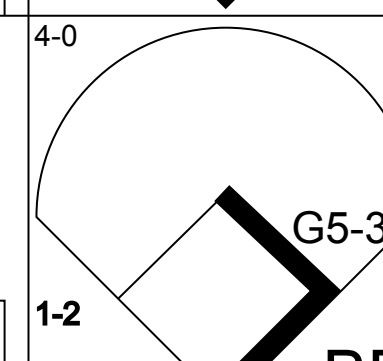
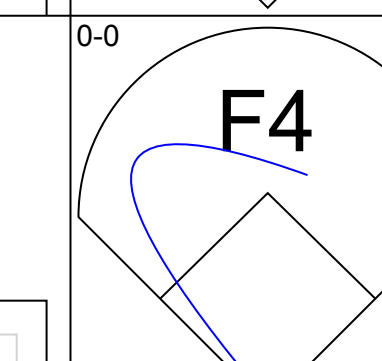
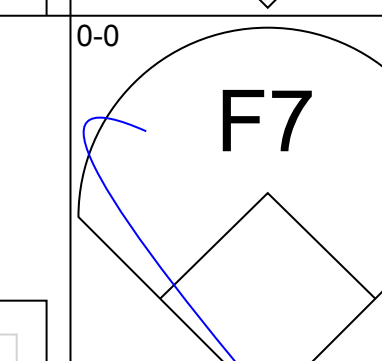
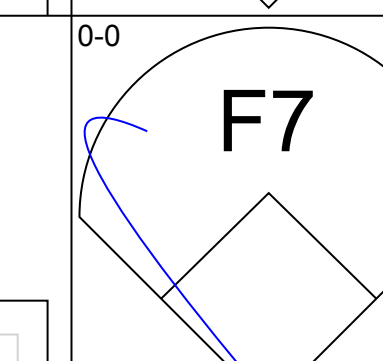
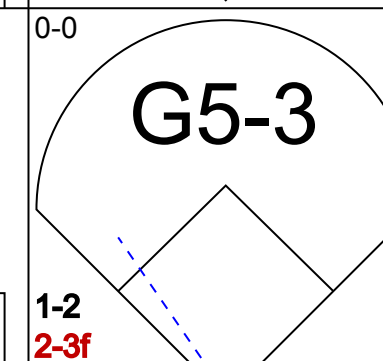
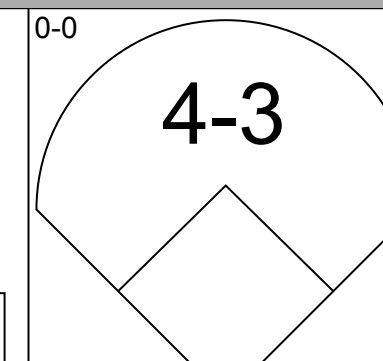
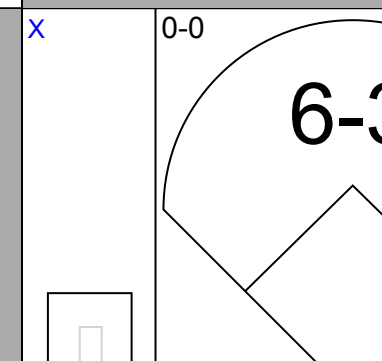
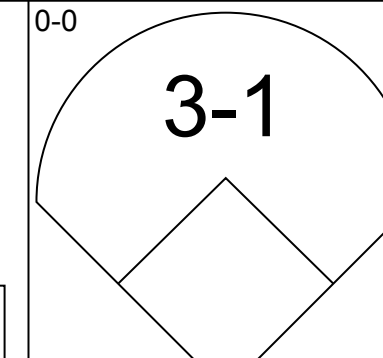
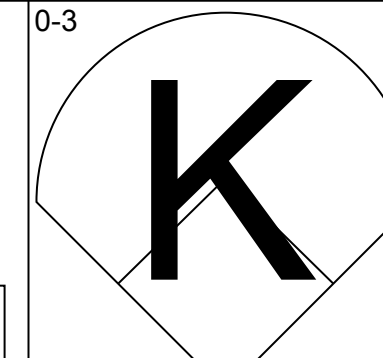
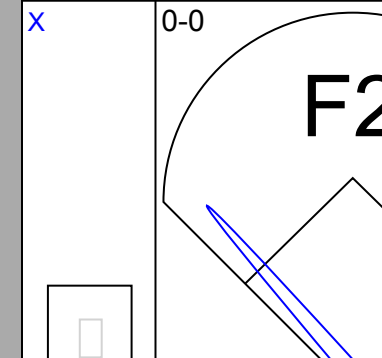
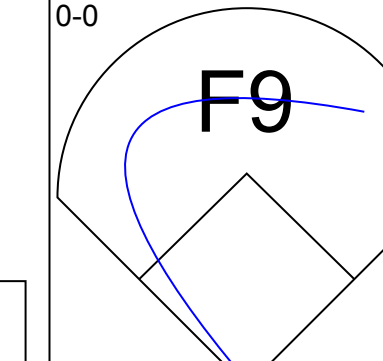
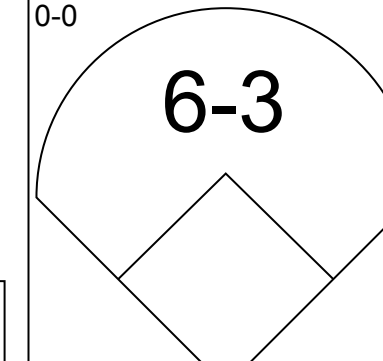
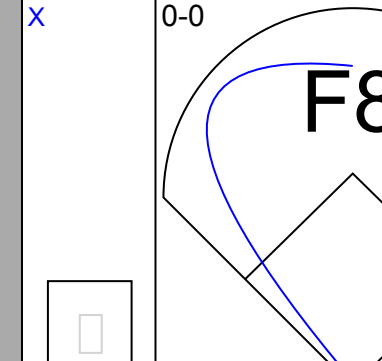
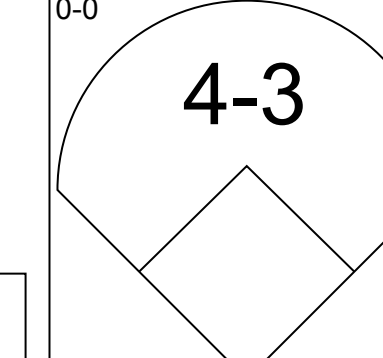
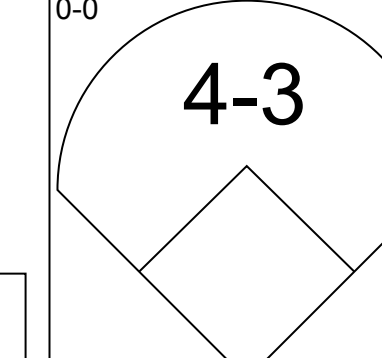
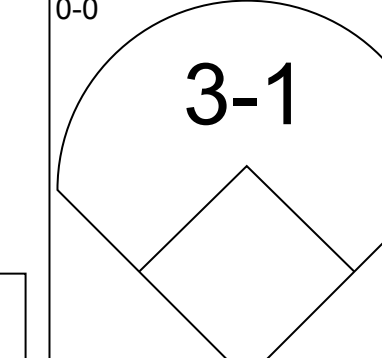
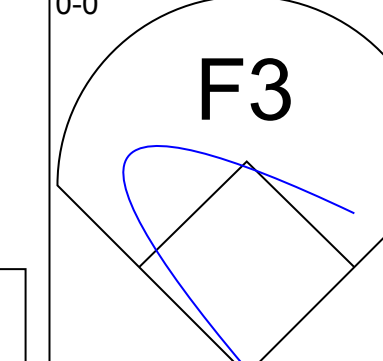
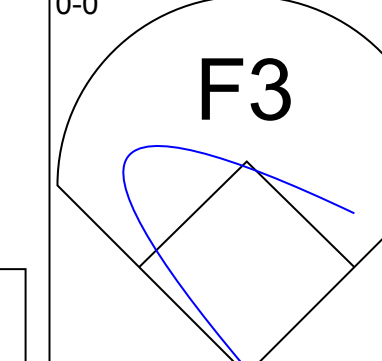
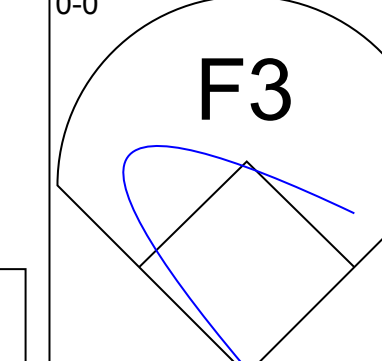
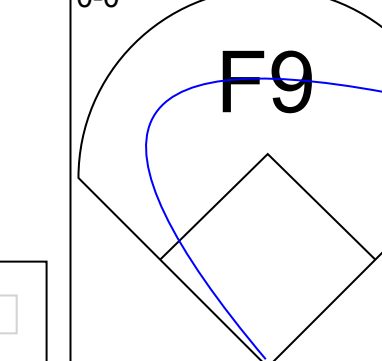
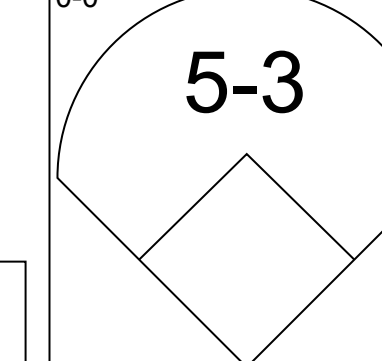
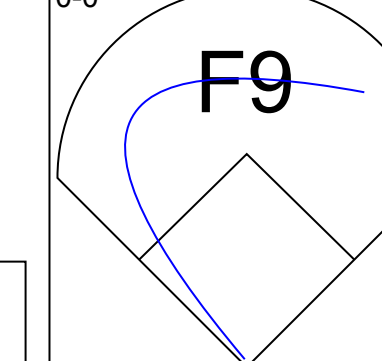
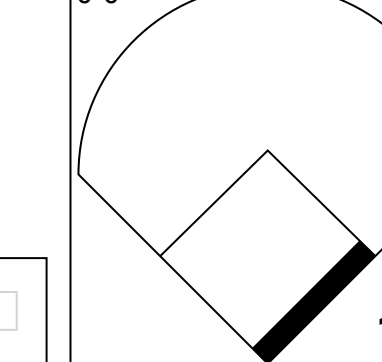
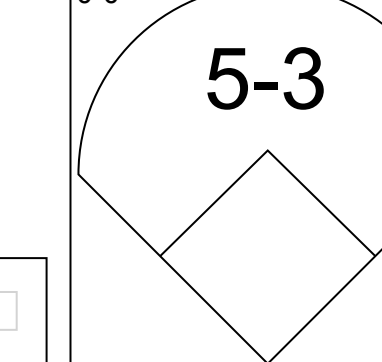
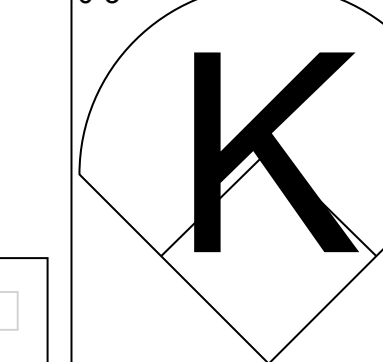


Batter	1	2	3	4	5	6	7	8	9	AB	R	H	RBI	BB	SO	LOB	TOP										
<b>Julio Cruz, S</b> OBP: 0.250, SLG: 0.292 (1, 4)										4	1	1	0	0	1	1											
<b>Joe Simpson, L</b> OBP: 0.314, SLG: 0.375 (1, 8)										3	1	2	0	0	0	0											
<b>Bruce Bochte, L</b> OBP: 0.255, SLG: 0.286 (1, 3)										4	0	1	1	0	1	2											
<b>Richie Zisk, R</b> OBP: 0.417, SLG: 0.587 (1, 10)										4	0	1	1	0	0	1											
<b>Jerry Narron, L</b> OBP: 0.412, SLG: 0.500 (9, PR) <b>Kim Allen, R</b>										4	0	2	0	0	1	1											
<b>Brad Gulden, L</b> OBP: 0.250, SLG: 0.417 (9, 2)										0	0	0	0	0	0	0											
<b>Tom Paciorek, R</b> OBP: 0.318, SLG: 0.435 (1, 7)										4	1	1	0	0	0	2											
<b>Lenny Randle, S</b> OBP: 0.231, SLG: 0.200 (1, 5)										4	0	1	0	0	1	2											
<b>Dave Henderson, R</b> OBP: 0.250, SLG: 0.280 (1, 9)										3	0	0	0	1	1	2											
<b>Jim Anderson, R</b> OBP: 0.364, SLG: 0.556 (9, PH) <b>Gary Gray, R</b> OBP: 0.333, SLG: 0.611 <b>Rick Auerbach, R</b> OBP: 0.214, SLG: 0.231 (9, 6)										3	0	1	1	0	0	0											
										1	0	0	0	0	0	2											
										0	0	0	0	0	0	0											
<b>Inning Stats</b>	R: 1 E: 0 K: 2 S: 9	H: 2 LOB: 1 BB: 0 P: 9	R: 1 E: 1 K: 2 S: 9	H: 2 LOB: 1 BB: 0 P: 9	R: 0 E: 0 K: 0 S: 3	H: 0 LOB: 0 BB: 0 P: 3	R: 0 E: 1 K: 1 S: 6	H: 1 LOB: 1 BB: 0 P: 6	R: 0 E: 0 K: 0 S: 4	H: 1 LOB: 0 BB: 0 P: 4	R: 0 E: 0 K: 0 S: 3	H: 0 LOB: 0 BB: 0 P: 3	R: 0 E: 0 K: 0 S: 3	H: 0 LOB: 0 BB: 0 P: 3	R: 1 E: 0 K: 0 S: 4	H: 2 LOB: 0 BB: 0 P: 4	R: 0 E: 0 K: 0 S: 4	H: 1 LOB: 2 BB: 1 P: 8	1B: 9 2B: 1 3B: 0 HR: 0	SF: 0 SAC: 1 DP: 1 HBP: 0	WP: 0 PB: 0 SB: 1 CS: 1	PA: 36					
<b>PITCHER</b>	IP	WLS	BF	H	R	ER	SO	BB	IBB	HBP	BLK	WP	HR	S	P	ERA	WHIP										
<b>Jesse Jefferson, R</b> ERA: 4.96 (1, 1)	7.1	L	30	9	3	3	5	0	0	0	1	0	0	40	40	3.68	1.227										
<b>Don Aase, R</b> ERA: (8, 1)	1.2		6	1	0	0	0	1	0	0	0	0	0	5	9	0.00	1.200										

Seattle Mariners @ California Angels  
Anaheim Stadium, Anaheim, CA  
Tue Apr 21 1981, 9:05 PM EST  
Att: 21,438 - Unknown

AB	34
R	3
H	10
RBI	3
BB	1
SO	5
LOB	13



Batter	1	2	3	4	5	6	7	8	9	AB	R	H	RBI	BB	SO	LOB	BOTTOM										
<b>Rod Carew, L</b> OBP: 0.345, SLG: 0.333 (1, 3)										4	0	1	0	0	0	1											
<b>Rick Burleson, R</b> OBP: 0.389, SLG: 0.362 (1, 6)										3	0	0	0	1	0	1											
<b>Juan Beniquez, R</b> OBP: 0.167, SLG: 0.167 (1, 9)										3	0	0	0	0	0	2											
<b>Fred Lynn, L</b> OBP: 0.320, SLG: 0.477 (1, 8)										3	0	0	0	0	1	1											
<b>Don Baylor, R</b> OBP: 0.158, SLG: 0.088 (1, 10)										3	0	0	0	0	0	0											
<b>Brian Downing, R</b> OBP: 0.357, SLG: 0.353 (1, 2)										3	0	0	0	0	0	0											
<b>Tom Brunansky, R</b> OBP: 0.317, SLG: 0.424 (1, 7)										3	0	0	0	0	0	0											
<b>Bobby Grich, R</b> OBP: 0.250, SLG: 0.368 (1, 4)										3	0	0	0	0	0	0											
<b>Butch Hobson, R</b> OBP: 0.333, SLG: 0.371 (1, 5)										3	0	1	0	0	1	0											
<b>Inning Stats</b>	R: 0 E: 0 K: 0 S: 3	H: 1 LOB: 1 BB: 1 P: 7	R: 0 E: 0 K: 0 S: 3	H: 0 LOB: 0 BB: 0 P: 3	R: 0 E: 0 K: 0 S: 4	H: 1 LOB: 1 BB: 0 P: 4	R: 0 E: 0 K: 1 S: 5	H: 0 LOB: 0 BB: 0 P: 5	R: 0 E: 0 K: 0 S: 3	H: 0 LOB: 0 BB: 0 P: 3	R: 0 E: 0 K: 0 S: 3	H: 0 LOB: 0 BB: 0 P: 3	R: 0 E: 0 K: 0 S: 3	H: 0 LOB: 0 BB: 0 P: 3	R: 0 E: 0 K: 1 S: 5	H: 0 LOB: 0 BB: 0 P: 5	1B: 2 2B: 0 3B: 0 HR: 0	SF: 0 SAC: 0 DP: 1 HBP: 0	WP: 0 PB: 0 SB: 1 CS: 0	PA: 29							
<b>PITCHER</b>	IP	WLS	BF	H	R	ER	SO	BB	IBB	HBP	BLK	WP	HR	S	P	ERA	WHIP										
<b>Floyd Bannister, L</b> ERA: 6.3 (1, 1)	9.0	W	29	2	0	0	2	1	0	0	0	0	0	32	36	0.00	0.333										

Seattle Mariners @ California Angels  
Anaheim Stadium, Anaheim, CA  
Tue Apr 21 1981, 9:05 PM EST  
Att: 21,438 - Unknown

AB	28
R	0
H	2
RBI	0
BB	1
SO	2
LOB	5





Batter	1	2	3	4	5	6	7	8	9	AB	R	H	RBI	BB	SO	LOB	TOP								
<b>Julio Cruz, S</b> OBP: 0.246, SLG: 0.283 (1,4)	6-3		B1-3				FC1-6		F8	5	1	1	1	0	0	2									
<b>Joe Simpson, L</b> OBP: 0.398, SLG: 0.389 (1,8)	F4		K				1B			4	1	1	1	0	1	3									
<b>Bruce Bochte, L</b> OBP: 0.255, SLG: 0.283 (1,3)	4-3			E7			K			4	0	1	1	0	1	0									
<b>Richie Zisk, R</b> OBP: 0.423, SLG: 0.571 (1,10)				6-3			1B		F7	3	0	1	0	1	0	2									
<b>Brad Gulden, L</b> OBP: 0.188, SLG: 0.313 (1,2)		P3		L4-6			F7		P6	4	0	0	0	0	0	3									
<b>Tom Paciorek, R</b> OBP: 0.353, SLG: 0.460 (1,7)		FC4-6					BB			4	1	3	0	0	0	1									
<b>Lenny Randle, S</b> OBP: 0.214, SLG: 0.185 (1,5)							1B			2	0	0	0	0	0	2									
<b>Jerry Narron, L</b> OBP: 0.389, SLG: 0.471 (6,PH)							1B			1	0	0	0	0	0	2									
<b>Dave Edler, R</b> OBP: 0.222, SLG: 0.133 (6,5)							1B		G6-4-3	1	0	0	0	0	0	1									
<b>Dave Henderson, R</b> OBP: 0.313, SLG: 0.296 (1,9)			B1-3				F8			2	0	1	0	1	0	0									
<b>Jim Anderson, R</b> OBP: 0.357, SLG: 0.500 (1,6)							BB			3	0	1	0	0	1	3									
<b>Dan Meyer, L</b> (9,PH)			K				P4		G4-6-3	1	0	0	0	0	0	1									
<b>Inning Stats</b>	R: 0 E: 0 K: 0 S: 3	H: 0 LOB: 0 BB: 0 P: 3	R: 0 E: 0 K: 0 S: 3	H: 0 LOB: 1 BB: 1 P: 7	R: 0 E: 0 K: 2 S: 7	H: 0 LOB: 1 BB: 0 P: 8	R: 0 E: 0 K: 0 S: 3	H: 0 LOB: 0 BB: 0 P: 3	R: 1 E: 0 K: 0 S: 5	H: 2 LOB: 2 BB: 1 P: 9	R: 0 E: 0 K: 1 S: 7	H: 2 LOB: 2 BB: 0 P: 7	R: 2 E: 0 K: 0 S: 6	H: 3 LOB: 1 BB: 0 P: 6	R: 0 E: 0 K: 0 S: 3	H: 1 LOB: 0 BB: 0 P: 3	R: 0 E: 0 K: 0 S: 3	H: 1 LOB: 0 BB: 0 P: 3	1B: 8 2B: 2 3B: 0 HR: 0	SF: 0 SAC: 0 DP: 3 HBP: 1	WP: 0 PB: 0 SB: 1 CS: 0	PA: 37			
<b>PITCHER</b>	IP	WLS	BF	H	R	ER	SO	BB	IBB	HBP	BLK	WP	HR	S	P	ERA	WHIP								
<b>Ken Forsch, R</b> ERA: 3.18 (1,1)	7.0	W	31	7	3	3	3	2	0	1	0	0	0	34	43	3.86	1.286								
<b>Don Aase, R</b> ERA: (8,1)	2.0		6	2	0	0	0	0	0	0	0	0	0	6	6	0.00	1.000								

Seattle Mariners @ California Angels  
Anaheim Stadium, Anaheim, CA  
Wed Apr 22 1981, 9:05 PM EST  
Att: 21,984 - Unknown


AB	34
R	3
H	9
RBI	3
BB	2
SO	3
LOB	20



Batter	1	2	3	4	5	6	7	8	9	AB	R	H	RBI	BB	SO	LOB	BOTTOM									
<b>Rod Carew, L</b> OBP: 0.383, SLG: 0.353 (1,3)	5-3		BB	FC4-6		1B	FC5-4			3	2	2	0	2	0	1										
<b>Rick Burleson, R</b> OBP: 0.373, SLG: 0.333 (1,6)	5-3		BB	FC4-6		F8			5-3	4	0	0	0	1	0	4										
<b>Dan Ford, R</b> OBP: 0.341, SLG: 0.513 (1,9)			K			HR	E4		F8	5	1	3	2	0	1	3										
<b>Fred Lynn, L</b> OBP: 0.345, SLG: 0.490 (1,8)	E6		F7							5	0	3	0	0	0	3										
<b>Don Baylor, R</b> OBP: 0.140, SLG: 0.077 (1,10)	CS	F7		F9	F7	K			K	5	0	0	0	0	2	4										
<b>Ed Ott, L</b> OBP: 0.238, SLG: 0.200 (1,2)		F7		FC5-4	K				SH2-4	3	1	1	0	1	1	1										
<b>Juan Beniquez, R</b> OBP: 0.133, SLG: 0.133 (1,7)		5-3		FC5-4	F9				SH2-4	3	1	0	0	0	2											
<b>Bobby Grich, R</b> OBP: 0.292, SLG: 0.500 (1,4)			F8		3B				FC5-4	4	2	3	3	0	0	0										
<b>Butch Hobson, R</b> OBP: 0.348, SLG: 0.436 (1,5)			BB		2B				L5	4	0	2	1	0	0	1										
<b>Inning Stats</b>	R: 1 E: 1 K: 0 S: 4	H: 2 LOB: 0 BB: 0 P: 4	R: 0 E: 0 K: 0 S: 3	H: 0 LOB: 0 BB: 0 P: 3	R: 0 E: 0 K: 1 S: 6	H: 1 LOB: 3 BB: 2 P: 14	R: 2 E: 0 K: 0 S: 6	H: 3 LOB: 2 BB: 1 P: 10	R: 1 E: 0 K: 1 S: 7	H: 2 LOB: 1 BB: 0 P: 7	R: 2 E: 1 K: 1 S: 9	H: 4 LOB: 2 BB: 0 P: 9	R: 1 E: 0 K: 0 S: 4	H: 1 LOB: 1 BB: 1 P: 8	R: 0 E: 0 K: 1 S: 6	H: 1 LOB: 1 BB: 0 P: 6	1B: 10 2B: 1 3B: 1 HR: 2	SF: 0 SAC: 1 DP: 0 HBP: 0	WP: 0 PB: 0 SB: 1 CS: 1	PA: 42						
<b>PITCHER</b>	IP	WLS	BF	H	R	ER	SO	BB	IBB	HBP	BLK	WP	HR	S	P	ERA	WHIP									
<b>Ken Clay, R</b> ERA: 8.2 (1,1)	5.2	L	30	11	6	6	2	2	1	0	0	0	0	2	31	43	9.53	2.294								
<b>Bryan Clark, L</b> ERA: 1.17 (6,1)	1.1		7	2	1	1	1	1	0	0	0	0	0	8	12	6.75	2.250									
<b>Larry Andersen, R</b> ERA: 8.1 (8,1)	1.0		4	1	0	0	1	0	0	0	0	0	0	6	6	0.00	1.000									

Seattle Mariners @ California Angels  
Anaheim Stadium, Anaheim, CA  
Wed Apr 22 1981, 9:05 PM EST  
Att: 21,984 - Unknown

AB	36
R	7
H	14
RBI	6
BB	4
SO	4
LOB	19





Batter	1	2	3	4	5	6	7	8	9	AB	R	H	RBI	BB	SO	LOB	TOP								
Rod Carew, L OBP: 0.369, SLG: 0.339			FC6-4		FC4-6		FC1-6			5	1	1	0	0	0	7	<b>California Angels @ Minnesota Twins</b> Metropolitan Stadium, Bloomington, MI Fri Apr 24 1981, 4:33 AM EST Att. 2,759 - Unknown - 53 F								
Rick Burleson, R OBP: 0.375, SLG: 0.339	HBP 1B	F8		BB		6-3	1-3			5	1	2	0	0	0	2									
Dan Ford, R OBP: 0.367, SLG: 0.545	HBP 1B	1B		F3		F9		L4-6	2B	5	1	3	1	0	0	1									
Fred Lynn, L OBP: 0.367, SLG: 0.547	K	1B		BB		HR		L4-6	2B	4	1	2	1	1	1	3									
Don Baylor, R OBP: 0.188, SLG: 0.095	1B	F7		F4		BB		BB	1B	3	1	1	0	1	0	4									
Ed Ott, L OBP: 0.231, SLG: 0.200	E	K		4-3		G3		G3		5	0	1	2	0	1	6									
Juan Beniquez, R OBP: 0.150, SLG: 0.150	1B		F5		F4		5-3		1-5-3	5	0	1	1	0	0	0									
Bobby Grich, R OBP: 0.302, SLG: 0.467	FC6 IBB		3-1		K		FC1-6 BB		1-3	3	0	0	0	2	1	0									
Butch Hobson, R OBP: 0.373, SLG: 0.429	K		FC6-4 1B		FC4-6 BB		FC1-6 BB		5-3	3	0	1	0	2	1	3									
<b>Inning Stats</b>	R: 4 E: 2 K: 2 S: 12	H: 5 LOB: 3 BB: 1 P: 17	R: 0 E: 0 K: 1 S: 7	H: 2 LOB: 2 BB: 0 P: 7	R: 0 E: 0 K: 0 S: 4	H: 1 LOB: 1 BB: 1 P: 4	R: 0 E: 0 K: 0 S: 4	H: 1 LOB: 2 BB: 1 P: 8	R: 0 E: 0 K: 1 S: 5	H: 0 LOB: 1 BB: 1 P: 9	R: 1 E: 0 K: 0 S: 4	H: 1 LOB: 1 BB: 1 P: 8	R: 0 E: 0 K: 0 S: 3	H: 0 LOB: 2 BB: 2 P: 11	R: 0 E: 0 K: 0 S: 4	H: 2 LOB: 1 BB: 0 P: 4	R: 0 E: 0 K: 0 S: 3	H: 0 LOB: 0 BB: 0 P: 3	1B: 10 2B: 2 3B: 0 HR: 1	SF: 0 SAC: 0 DP: 1 HBP: 1	WP: 0 PB: 0 SB: 0 CS: 0	PA: 45			
<b>PITCHER</b>	IP	WLS	BF	H	R	ER	SO	BB	IBB	HBP	BLK	WP	HR	S	P	ERA	WHIP								
Pete Redfern, R ERA: 5.79	(1, 1)	0.1	7	5	4	4	1	0	0	1	0	0	0	8	9	108.00	15.000								
Don Cooper, R ERA: 0.77	(1, 1)	6.0	28	5	1	1	3	4	1	0	0	0	1	29	49	1.50	1.500								
Doug Corbett, R ERA: 1.32	(7, 1)	2.2	W	10	2	0	0	1	0	0	0	0	0	9	13	0.00	1.125								

Batter	1	2	3	4	5	6	7	8	9	AB	R	H	RBI	BB	SO	LOB	BOTTOM								
Gary Ward, R OBP: 0.227, SLG: 0.300	5-3		E5	1B		HR		F9		4	2	1	1	1	0	1	<b>California Angels @ Minnesota Twins</b> Metropolitan Stadium, Bloomington, MI Fri Apr 24 1981, 4:33 AM EST Att. 2,759 - Unknown - 53 F								
Mickey Hatcher, R OBP: 0.317, SLG: 0.342	1B		HR	1B		BB		F8		4	1	3	3	1	0	0									
John Castino, R OBP: 0.255, SLG: 0.326	F9		BB	1B		F9		L5		5	1	1	0	0	0	4									
Roy Smalley, S OBP: 0.333, SLG: 0.571	1B		B3-4	BB		1B		F7		3	0	2	0	1	0	0									
Pete Mackanin, R OBP: 0.071, SLG: 0.071	K		B3-4	BB		L5-3		5-3		4	0	1	0	0	1	4									
Dave Engle, R OBP: 0.385, SLG: 0.667		F2		2B		L5-3		E5	2B	4	1	1	1	0	0	2									
Ron Jackson, R OBP: 0.160, SLG: 0.375		F9		F4		F8		2B	2B	3	0	0	0	0	0	2									
Glenn Adams, L OBP: 0.343, SLG: 0.419		F9		F4		F8		2B	2B	1	0	1	1	0	0	0									
Danny Goodwin, L OBP: 0.313, SLG: 0.333										0	1	0	0	0	0	0									
Rob Wilfong, L OBP: 0.220, SLG: 0.208	K			F7		F5		2B	2B	4	0	1	1	0	1	0									
Ray Smith, R OBP: 0.212, SLG: 0.333				L3		F3		F3		4	1	1	0	0	0	1									
<b>Inning Stats</b>	R: 0 E: 0 K: 1 S: 7	H: 2 LOB: 2 BB: 0 P: 7	R: 0 E: 0 K: 1 S: 5	H: 0 LOB: 0 BB: 0 P: 5	R: 4 E: 1 K: 0 S: 7	H: 4 LOB: 1 BB: 1 P: 11	R: 0 E: 0 K: 0 S: 4	H: 1 LOB: 2 BB: 1 P: 8	R: 0 E: 0 K: 0 S: 4	H: 2 LOB: 1 BB: 0 P: 4	R: 1 E: 0 K: 0 S: 4	H: 1 LOB: 1 BB: 1 P: 8	R: 2 E: 1 K: 0 S: 6	H: 2 LOB: 1 BB: 0 P: 6	R: 0 E: 0 K: 0 S: 3	H: 0 LOB: 0 BB: 0 P: 3	1B: 7 2B: 5 3B: 0 HR: 2	SF: 0 SAC: 0 DP: 2 HBP: 0	WP: 0 PB: 0 SB: 0 CS: 0	PA: 39					
<b>PITCHER</b>	IP	WLS	BF	H	R	ER	SO	BB	IBB	HBP	BLK	WP	HR	S	P	ERA	WHIP								
Bill Travers, L ERA: 7.45	(1, 1)	2.0	12	5	4	2	2	0	0	0	0	0	0	11	19	0.00	2.500								
Steve Renko, R ERA: 0.0	(3, 1)	3.0	13	4	0	0	0	2	0	0	0	0	0	11	19	0.00	2.000								
Luis Sanchez, R ERA: 2.53	(6, 1)	1.2	L	8	1	2	2	1	0	0	0	0	1	7	11	10.80	1.200								
Andy Hassler, L ERA: 7.04	(7, 1)	1.1	6	2	1	0	0	0	0	0	0	0	0	6	6	0.00	1.500								



Batter	1	2	3	4	5	6	7	8	9	AB	R	H	RBI	BB	SO	LOB	TOP								
Rod Carew, L OBP: 0.357, SLG: 0.333	G3		E		K		SF		4-3	4	1	1	1	0	1	0	<b>California Angels @ Minnesota Twins</b> Metropolitan Stadium, Bloomington, MI Sat Apr 25 1981, 4:33 AM EST Att. 5,467 - Unknown - 55 F								
Rick Burleson, R OBP: 0.362, SLG: 0.377	5-3		E6			1-3	HR		2-3	5	1	1	3	0	0	1									
Dan Ford, R OBP: 0.358, SLG: 0.583	K		K			HR	F8			4	1	1	1	0	2	2									
Fred Lynn, L OBP: 0.375, SLG: 0.536		K			6-3	1B	4-3			3	0	1	0	1	1	0									
Don Baylor, R OBP: 0.192, SLG: 0.089		BB			F9		F3		F6	3	0	0	0	1	0	2									
Brian Downing, R OBP: 0.370, SLG: 0.351		BB			6-3		BB		5-3	3	1	1	0	1	0	1									
Juan Beniquez, R OBP: 0.167, SLG: 0.167	G4-6-3				F7		SF9		4-3	4	1	1	0	0	0	3									
Bobby Grich, R OBP: 0.298, SLG: 0.438			6-3		K		SF		K	3	1	0	0	1	2	0									
Bert Campaneris, R			F4		F7		SF9		K	3	0	0	1	0	1	0									
<b>Inning Stats</b>	R: 0 E: 0 K: 1 S: 5	H: 0 LOB: 0 BB: 0 P: 5	R: 0 E: 0 K: 1 S: 4	H: 0 LOB: 1 BB: 2 P: 12	R: 0 E: 1 K: 1 S: 7	H: 1 LOB: 2 BB: 0 P: 7	R: 0 E: 0 K: 0 S: 4	H: 1 LOB: 1 BB: 0 P: 4	R: 0 E: 0 K: 2 S: 7	H: 0 LOB: 0 BB: 0 P: 7	R: 1 E: 0 K: 0 S: 4	H: 1 LOB: 0 BB: 0 P: 4	R: 5 E: 1 K: 0 S: 7	H: 3 LOB: 1 BB: 2 P: 15	R: 0 E: 0 K: 1 S: 5	H: 0 LOB: 0 BB: 0 P: 5	R: 0 E: 0 K: 1 S: 5	H: 0 LOB: 0 BB: 0 P: 5	1B: 4 2B: 0 3B: 0 HR: 2	SF: 2 SAC: 0 DP: 1 HBP: 0	WP: 0 PB: 0 SB: 0 CS: 0	PA: 38			
<b>PITCHER</b>	IP	WLS	BF	H	R	ER	SO	BB	IBB	HBP	BLK	WP	HR	S	P	ERA	WHIP								
Jerry Koosman, L ERA: 4.33	(1, 1)	6.1	L	28	5	5	5	3	0	0	0	0	1	35	47	7.11	1.263								
Pete Redfern, R ERA: 6.14	(7, 1)	0.2		4	1	1	0	0	0	0	0	0	1	3	7	0.00	3.000								
John Verhoeven, R ERA:	(8, 1)	2.0		6	0	0	0	2	0	0	0	0	0	10	10	0.00	0.000								

Batter	1	2	3	4	5	6	7	8	9	AB	R	H	RBI	BB	SO	LOB	BOTTOM								
Gary Ward, R OBP: 0.296, SLG: 0.360	6-3		6-3	2B		F8			L6	5	0	3	1	0	0	1	<b>California Angels @ Minnesota Twins</b> Metropolitan Stadium, Bloomington, MI Sat Apr 25 1981, 4:33 AM EST Att. 5,467 - Unknown - 55 F								
Mickey Hatcher, R OBP: 0.311, SLG: 0.357	4-3		6-3	1B			K			4	0	1	1	0	1	2									
John Castino, R OBP: 0.295, SLG: 0.320	6-3		5-3	F7					G5-4-3	4	0	1	0	0	0	4									
Roy Smalley, S OBP: 0.327, SLG: 0.533	2-3		4-3			4-3			G5-4-3	3	0	0	0	1	0	2									
Pete Mackanin, R OBP: 0.056, SLG: 0.056	F8			K		K			2-3	4	0	0	0	0	2	2									
Dave Engle, R OBP: 0.353, SLG: 0.563				E5		5-3			2-3	4	1	1	0	0	0	0									
Ron Jackson, R OBP: 0.172, SLG: 0.357				K		F8			5-3	4	1	1	0	0	1	1									
Rob Wilfong, L OBP: 0.241, SLG: 0.288				FC6-4		F7			6-3	4	1	2	2	0	0	0									
Ray Smith, R OBP: 0.216, SLG: 0.324				FC6-4		F4			F4	4	1	1	0	0	0	2									
<b>Inning Stats</b>	R: 0 E: 0 K: 0 S: 4	H: 1 LOB: 2 BB: 1 P: 8	R: 1 E: 0 K: 1 S: 6	H: 2 LOB: 0 BB: 0 P: 6	R: 0 E: 0 K: 0 S: 4	H: 1 LOB: 1 BB: 0 P: 4	R: 3 E: 1 K: 1 S: 10	H: 4 LOB: 2 BB: 0 P: 10	R: 0 E: 0 K: 1 S: 5	H: 0 LOB: 0 BB: 0 P: 5	R: 0 E: 0 K: 0 S: 4	H: 1 LOB: 1 BB: 0 P: 4	R: 0 E: 0 K: 1 S: 5	H: 1 LOB: 0 BB: 0 P: 5	R: 0 E: 0 K: 0 S: 3	H: 0 LOB: 0 BB: 0 P: 3	R: 0 E: 0 K: 0 S: 3	H: 0 LOB: 0 BB: 0 P: 3	1B: 8 2B: 2 3B: 0 HR: 1	SF: 0 SAC: 0 DP: 2 HBP: 0	WP: 0 PB: 0 SB: 0 CS: 1	PA: 37			
<b>PITCHER</b>	IP	WLS	BF	H	R	ER	SO	BB	IBB	HBP	BLK	WP	HR	S	P	ERA	WHIP								
Geoff Zahn, L ERA: 2.14	(1, 1)	9.0	W	37	10	4	1	4	1	0	0	0	1	44	48	1.00	1.222								

AB 32  
R 6  
H 6  
RBI 6  
BB 4  
SO 7  
LOB 9



AB 36  
R 4  
H 10  
RBI 4  
BB 1  
SO 4  
LOB 14





Batter	1	2	3	4	5	6	7	8	9	AB	R	H	RBI	BB	SO	LOB	TOP								
Rod Carew, L OBP: 0.373, SLG: 0.344 (1, 3)	L6		BB 1B		FC6 1B BB	2H 1B		FC1-4 1B WP BB		4	2	2	1	1	0	1	<b>California Angels @ Minnesota Twins</b> Metropolitan Stadium, Bloomington, MI Sun Apr 26 1981, 4:33 AM EDT Unknown - 63 F								
Rick Burleson, R OBP: 0.376, SLG: 0.385 (1, 6)	L7		BB 1B		BB BB 1B	4-3		FC1-4 1B		4	0	2	1	1	0	0									
Dan Ford, R OBP: 0.328, SLG: 0.528 (1, 9)	K		K		K		5-3	FC1-4 4-3 WP 1-2 2-3		5	0	0	0	0	3	6									
Fred Lynn, L OBP: 0.362, SLG: 0.500 (1, 8)		F7		L6	FC5 1-2 BB BB		F7	4-3		4	0	0	0	1	0	1									
Don Baylor, R OBP: 0.193, SLG: 0.082 (1, 10)	F8			G3	F4		1B HBP BB	1-3		4	1	0	0	1	0	4									
Ed Ott, L OBP: 0.290, SLG: 0.241 (1, 2)				F8	1-2 2-3 3-H BB		HBP BB 1B		1-3	4	0	2	1	1	0	0									
Juan Beniquez, R OBP: 0.207, SLG: 0.214 (1, 7)	L6				SH 1B E 2B FC5		1-2 BB HBP BB		F8	4	1	1	0	1	0	4									
Bobby Grich, R OBP: 0.311, SLG: 0.420 (1, 4)			F9		SH 1B E 2-3 BB	SH3 1B BB	1-2 2-3 3-H HBP		F9	2	2	0	1	1	0	0									
Bert Campaneris, R OBP: 0.143, SLG: 0.167 (1, 5)			K		1-3 3-H 1B 1B	SH3 1-2	F8			3	1	1	1	0	1	3									
<b>Inning Stats</b>	R: 0 E: 0 K: 1 S: 5	H: 0 LOB: 0 BB: 0 P: 5	R: 0 E: 0 K: 0 S: 4	H: 1 LOB: 1 BB: 0 P: 4	R: 0 E: 0 K: 2 S: 8	H: 1 LOB: 2 BB: 1 P: 12	R: 0 E: 0 K: 0 S: 3	H: 0 LOB: 0 BB: 0 P: 3	R: 4 E: 1 K: 1 S: 10	H: 3 LOB: 3 BB: 2 P: 18	R: 1 E: 0 K: 0 S: 3	H: 1 LOB: 0 BB: 1 P: 7	R: 1 E: 0 K: 0 S: 4	H: 1 LOB: 3 BB: 2 P: 13	R: 1 E: 0 K: 0 S: 4	H: 1 LOB: 1 BB: 1 P: 8	R: 0 E: 0 K: 0 S: 3	H: 0 LOB: 0 BB: 0 P: 3	1B: 7 2B: 1 3B: 0 HR: 0	SF: 0 SAC: 2 DP: 0 HBP: 1	WP: 1 PB: 0 SB: 0 CS: 0	PA: 44			
<b>PITCHER</b>	IP WLS BF H R ER SO BB IBB HBP BLK WP HR S P ERA WHIP	4.2 L 24 5 4 2 4 3 0 0 0 0 0 29 41 3.86 1.714	5.1 L 20 3 3 3 0 4 0 1 0 1 0 15 32 6.23 1.615																						

AB 34  
R 7  
H 8  
RBI 5  
BB 7  
SO 4  
LOB 19



Batter	1	2	3	4	5	6	7	8	9	AB	R	H	RBI	BB	SO	LOB	BOTTOM							
Gary Ward, R OBP: 0.258, SLG: 0.310 (1, 7)	5-3		6-3			K			K	4	0	0	0	0	2	0	<b>California Angels @ Minnesota Twins</b> Metropolitan Stadium, Bloomington, MI Sun Apr 26 1981, 4:33 AM EDT Unknown - 63 F							
Rob Wilfong, L OBP: 0.224, SLG: 0.268 (1, 4)	F7			F5		4-3			6-3	4	0	0	0	0	0	0								
John Castino, R OBP: 0.255, SLG: 0.370 (1, 5)	G3			K			F7		HR	4	1	1	1	0	1	0								
Roy Smalley, S OBP: 0.321, SLG: 0.551 (1, 6)		F8			3B		1-3		F7	4	0	1	0	0	0	0								
Glenn Adams, L OBP: 0.316, SLG: 0.382 (1, 10)		K		4-3			K			3	0	0	0	0	2	1								
Danny Goodwin, L OBP: 0.316, SLG: 0.294 (1, 3)		FC6-4 BB			F7			F8		2	0	0	0	1	0	0								
Mickey Hatcher, R OBP: 0.292, SLG: 0.333 Greg Johnston, L OBP: 0.300, SLG: 0.125 (1, 8) (9, 8)		FC6-4 1-2			P3			6-3		3	0	0	0	0	0	1								
Dave Engle, R OBP: 0.350, SLG: 0.500 (1, 9)			1-3			K		FC6-4 BB		2	0	0	0	1	1	0								
Ray Smith, R OBP: 0.200, SLG: 0.300 (1, 2)		F6				F7		FC6-4 1-2		3	0	0	0	0	0	1								
<b>Inning Stats</b>	R: 0 E: 0 K: 0 S: 3	H: 0 LOB: 0 BB: 0 P: 3	R: 0 E: 0 K: 1 S: 5	H: 0 LOB: 1 BB: 1 P: 9	R: 0 E: 0 K: 0 S: 3	H: 0 LOB: 0 BB: 0 P: 3	R: 0 E: 0 K: 1 S: 6	H: 1 LOB: 0 BB: 0 P: 6	R: 0 E: 0 K: 1 S: 5	H: 0 LOB: 0 BB: 0 P: 5	R: 0 E: 0 K: 1 S: 5	H: 0 LOB: 0 BB: 0 P: 5	R: 0 E: 0 K: 0 S: 3	H: 0 LOB: 1 BB: 1 P: 7	R: 1 E: 0 K: 1 S: 6	H: 1 LOB: 0 BB: 0 P: 6	1B: 0 2B: 0 3B: 1 HR: 1	SF: 0 SAC: 0 DP: 0 HBP: 0	WP: 0 PB: 0 SB: 0 CS: 0	PA: 31				
<b>PITCHER</b>	IP WLS BF H R ER SO BB IBB HBP BLK WP HR S P ERA WHIP	9.0 W 31 2 1 1 6 2 0 0 0 0 1 41 49 1.00 0.444																						

AB 29  
R 1  
H 2  
RBI 1  
BB 2  
SO 6  
LOB 3

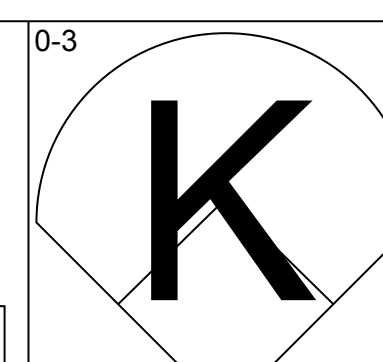
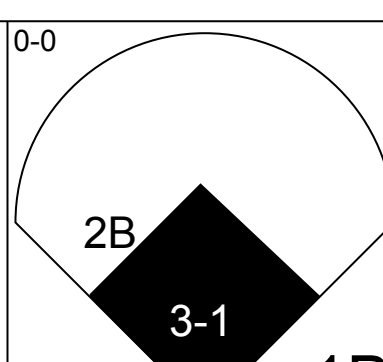
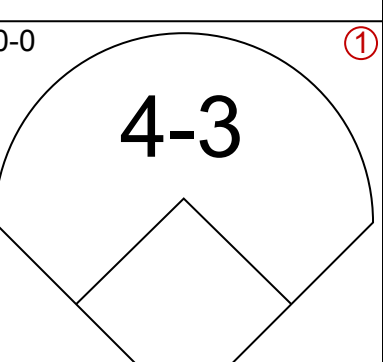
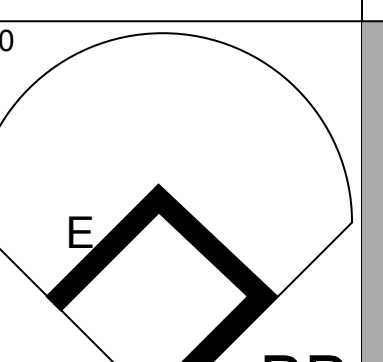
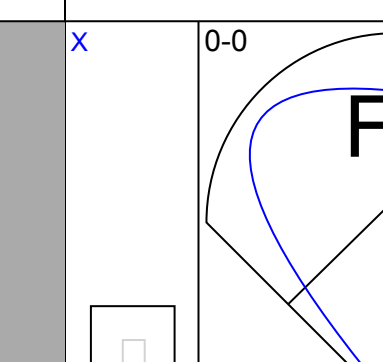
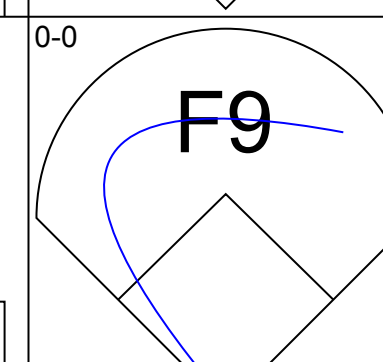
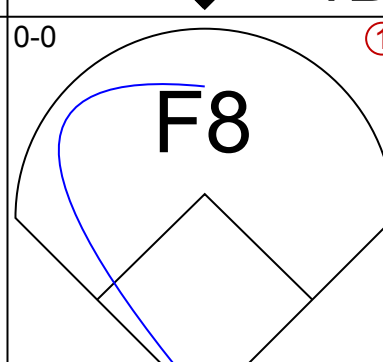
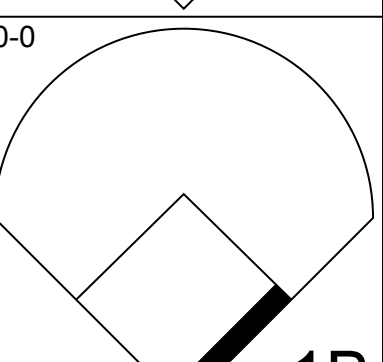
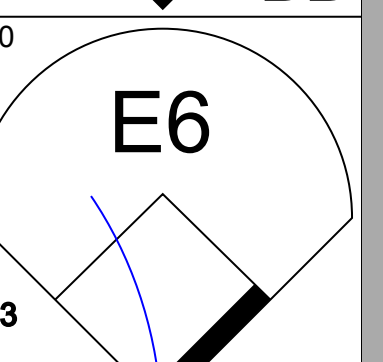
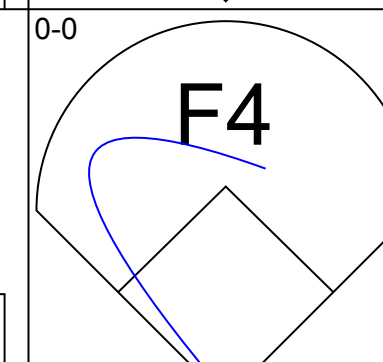
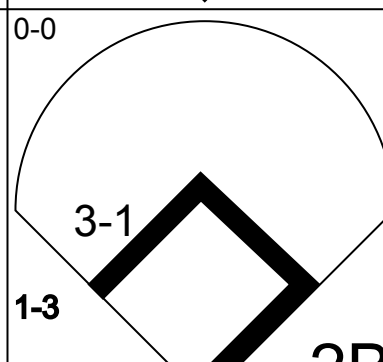
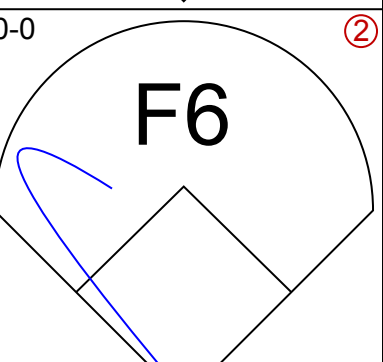
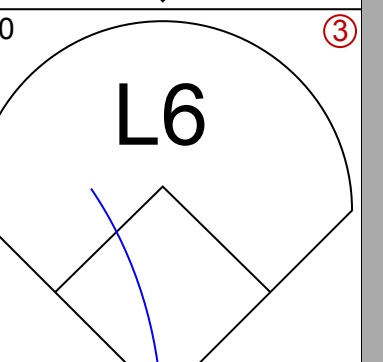
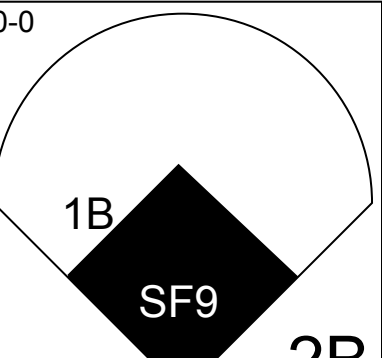
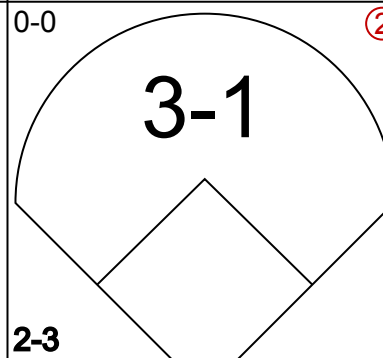
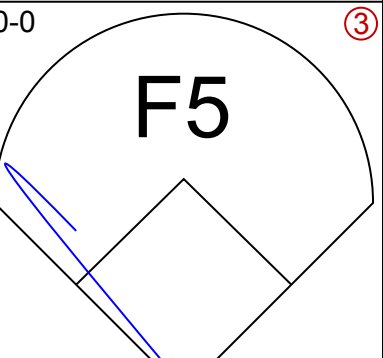
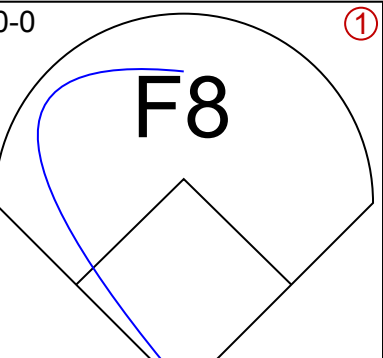
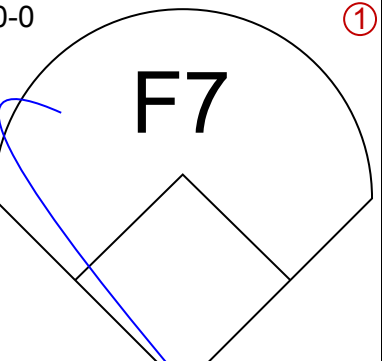
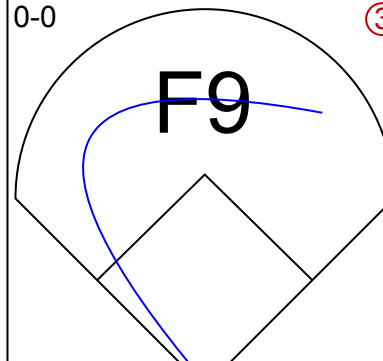
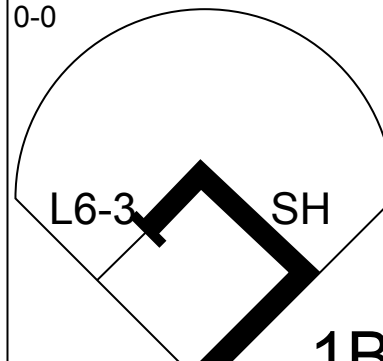
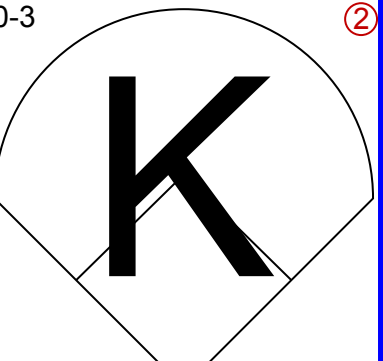
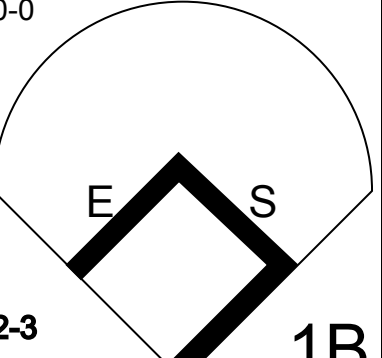
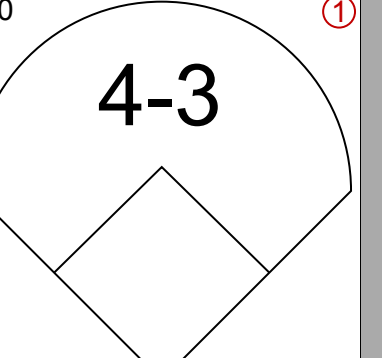
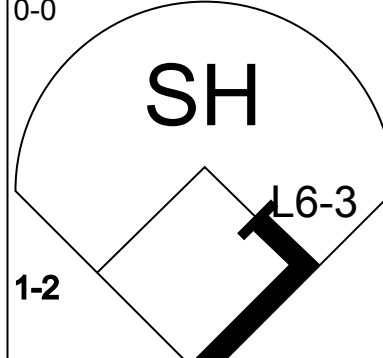
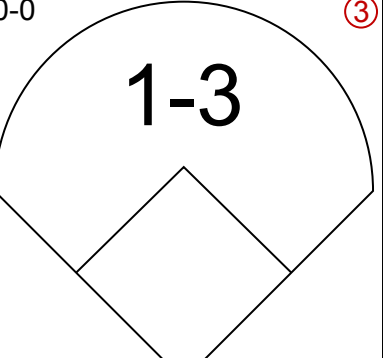
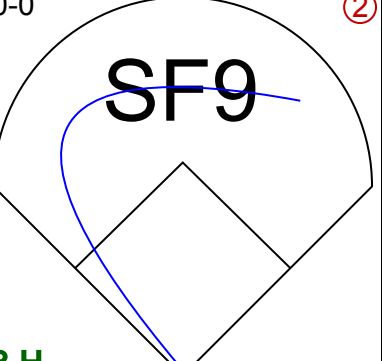

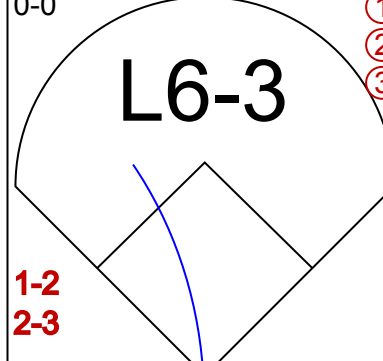
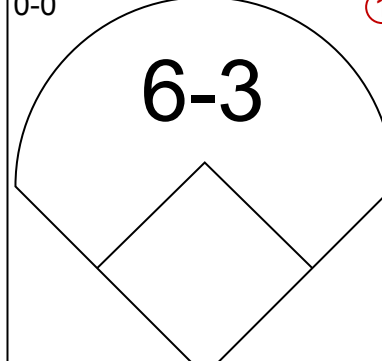



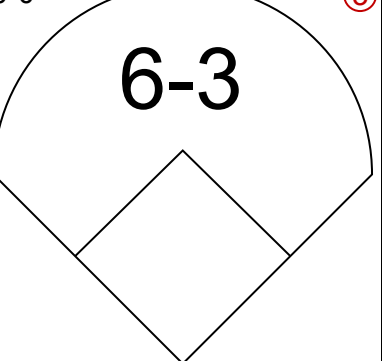
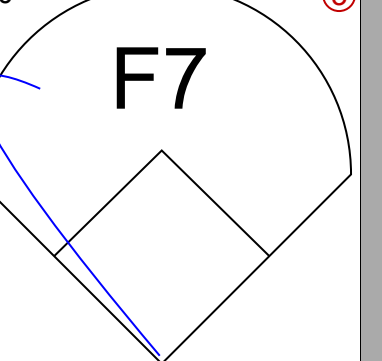
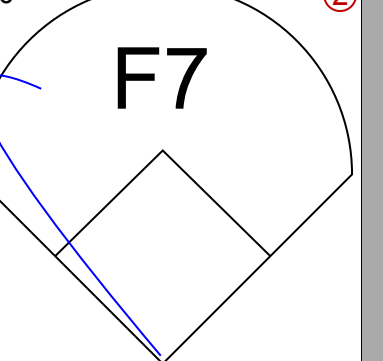
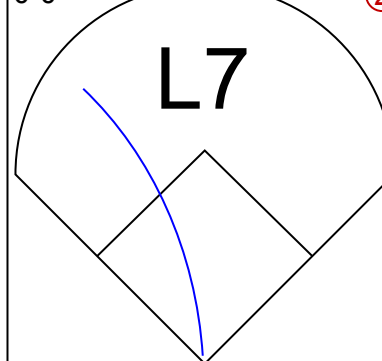




Batter	1	2	3	4	5	6	7	8	9	AB	R	H	RBI	BB	SO	LOB	TOP								
Rod Carew, L (1,3) OBP: 0.380, SLG: 0.382	4-3		K		5-3 1-H 2B			4-3 6-3 2B		4	1	2	1	0	1	1	<b>California Angels @ Minnesota Twins</b> Metropolitan Stadium, Bloomington, MI Sun Apr 26 1981, 4:38 AM EDT Att: 18,702 - Unknown - 63 F  <b>livebaseballscores.com</b>								
Rick Burleson, R (1,6) OBP: 0.372, SLG: 0.391	6-3			F9 2B	5-3			4-3		4	0	1	0	0	0	2									
Dan Ford, R (1,9) OBP: 0.323, SLG: 0.509	F9			K				6-3		4	0	1	1	0	1	1									
Brian Downing, R (1,2)		6-3		F9 2-3				1-3		4	0	0	0	0	0	2									
Don Baylor, R (1,10) OBP: 0.197, SLG: 0.077		F7		FC5 HBP				K		3	0	0	0	0	2	1									
Juan Beniquez, R (1,8) OBP: 0.212, SLG: 0.194		6-3			1-2 HBP			F7		3	0	0	0	0	0	0									
Bobby Grich, R (1,4) OBP: 0.308, SLG: 0.407			F9	FC5 2-3f				K		4	0	1	0	0	1	3									
Larry Harlow, L (1,7) OBP: 1.000, SLG: 1.000				6-3 BB				FC5-4 1B		1	0	1	0	2	0	0									
Bert Campaneris, R (1,5) OBP: 0.111, SLG: 0.125 Fred Lynn, L (7,PH) OBP: 0.357, SLG: 0.492 Freddie Patek, R (7,5)		6-3		6-3 BB	FC5-4 1B			G4-6-3		2	1	0	0	0	0	2									
			1-2		1-2f 2B			1-2f		1	0	0	0	0	0	2									
										0	0	0	0	0	0	0									
<b>Inning Stats</b>	R: 0 E: 0 K: 0 S: 3	H: 0 LOB: 0 BB: 0 P: 3	R: 0 E: 0 K: 0 S: 3	H: 0 LOB: 0 BB: 0 P: 3	R: 0 E: 0 K: 1 S: 5	H: 0 LOB: 1 BB: 1 P: 9	R: 0 E: 0 K: 1 S: 6	H: 1 LOB: 1 BB: 0 P: 8	R: 1 E: 0 K: 0 S: 4	H: 2 LOB: 1 BB: 0 P: 4	R: 0 E: 0 K: 1 S: 5	H: 1 LOB: 1 BB: 0 P: 5	R: 0 E: 0 K: 0 S: 3	H: 1 LOB: 1 BB: 1 P: 7	R: 1 E: 0 K: 2 S: 4	H: 1 LOB: 0 BB: 0 P: 4	R: 0 E: 0 K: 2 S: 7	H: 0 LOB: 0 BB: 0 P: 7	1B: 3 2B: 3 3B: 0 HR: 0	SF: 0 SAC: 0 DP: 1 HBP: 2	WP: 0 PB: 0 SB: 0 CS: 1	PA: 34			
<b>PITCHER</b>	IP	WLS	BF	H	R	ER	SO	BB	IBB	HBP	BLK	WP	HR	S	P	ERA	WHIP								
Fernando Arroyo, R (1,1) ERA: 4.15	7.0	W	27	5	1	1	3	2	0	2	0	0	0	29	39	1.29	1.000								
Doug Corbett, R (8,1) ERA: 1.72	2.0	S	7	1	1	1	2	0	0	0	0	0	0	11	11	4.50	0.500								


Batter	1	2	3	4	5	6	7	8	9	AB	R	H	RBI	BB	SO	LOB	BOTTOM								
Hosken Powell, L (1,9) OBP: 0.256, SLG: 0.250 Dave Engle, R (9,9) OBP: 0.350, SLG: 0.500	6-3			4-3	G3			E6 3B		4	1	0	0	0	0	1	<b>California Angels @ Minnesota Twins</b> Metropolitan Stadium, Bloomington, MI Sun Apr 26 1981, 4:38 AM EDT Att: 18,702 - Unknown - 63 F  <b>livebaseballscores.com</b>								
Rick Sofield, L (1,7) OBP: 0.138, SLG: 0.138	L8			F7				F4		4	0	0	0	0	0	1									
John Castino, R (1,5) OBP: 0.254, SLG: 0.397	F8			E5 HR				F7		4	2	1	1	0	0	0									
Roy Smalley, S (1,6) OBP: 0.350, SLG: 0.615		4-3			1-H HR			2B 1B		3	2	2	2	1	0	0									
Glenn Adams, L (1,10) OBP: 0.333, SLG: 0.432		G3		FC6 1B				SF8		3	0	2	2	0	0	0									
Danny Goodwin, L (1,3) OBP: 0.273, SLG: 0.250 Ron Jackson, R (7,3) OBP: 0.200, SLG: 0.379		F7		FC6				1-H 2B		3	0	0	0	0	1	2									
				1-2f				K		1	0	1	0	0	0	0									
										0	0	0	0	0	0	0									
<b>Inning Stats</b>	R: 0 E: 0 K: 0 S: 3	H: 0 LOB: 0 BB: 0 P: 3	R: 0 E: 0 K: 0 S: 3	H: 0 LOB: 0 BB: 0 P: 3	R: 0 E: 0 K: 1 S: 5	H: 0 LOB: 0 BB: 0 P: 5	R: 2 E: 1 K: 0 S: 6	H: 2 LOB: 1 BB: 0 P: 6	R: 0 E: 0 K: 0 S: 3	H: 2 LOB: 1 BB: 1 P: 7	R: 1 E: 0 K: 1 S: 7	H: 2 LOB: 1 BB: 0 P: 7	R: 0 E: 0 K: 0 S: 3	H: 0 LOB: 0 BB: 0 P: 3	R: 2 E: 1 K: 0 S: 6	H: 2 LOB: 2 BB: 1 P: 10	R: 2 E: 1 K: 0 S: 6	H: 2 LOB: 0 BB: 1 P: 10	1B: 3 2B: 1 3B: 1 HR: 1	SF: 1 SAC: 0 DP: 0 HBP: 0	WP: 0 PB: 0 SB: 0 CS: 0	PA: 34			
<b>PITCHER</b>	IP	WLS	BF	H	R	ER	SO	BB	IBB	HBP	BLK	WP	HR	S	P	ERA	WHIP								
Jesse Jefferson, R (1,1) ERA: 3.8	7.1	L	30	5	5	1	2	1	0	0	0	0	0	33	37	1.23	0.818								
Andy Hassler, L (8,1) ERA: 6.46	0.2		4	1	0	0	0	0	1	0	0	0	0	3	7	0.00	1.500								

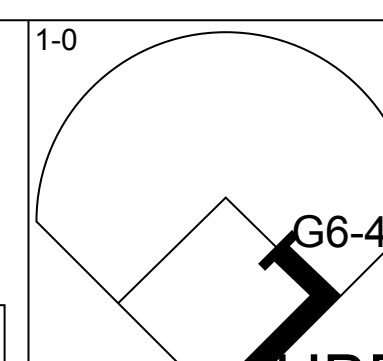
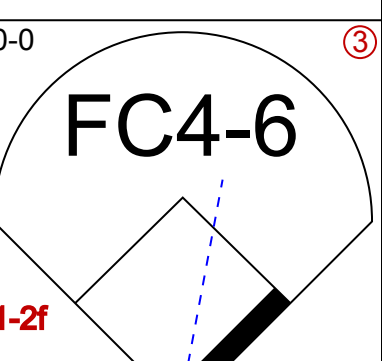
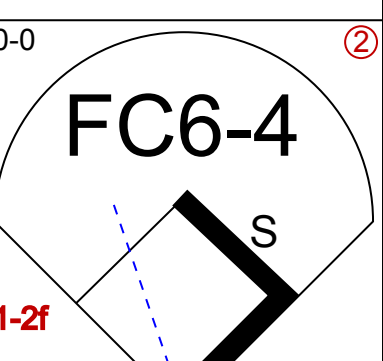
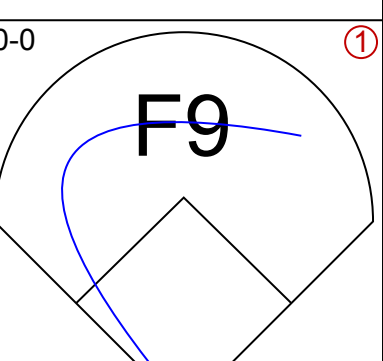
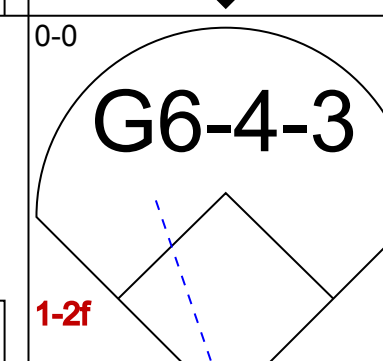
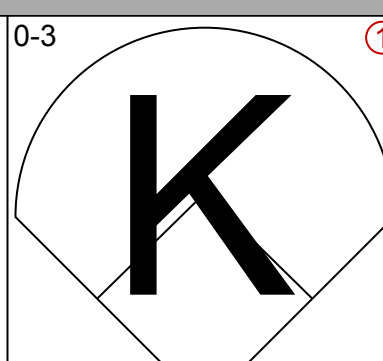
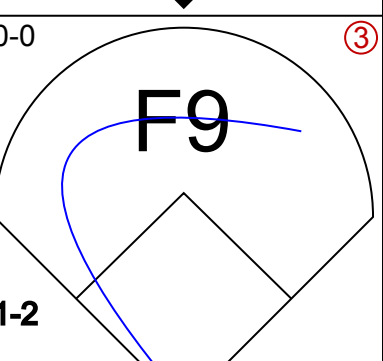
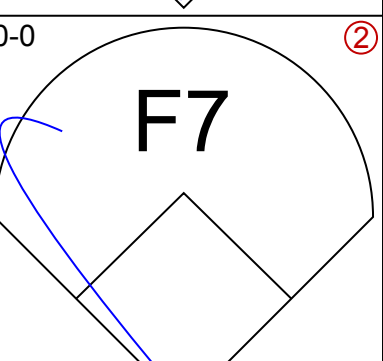
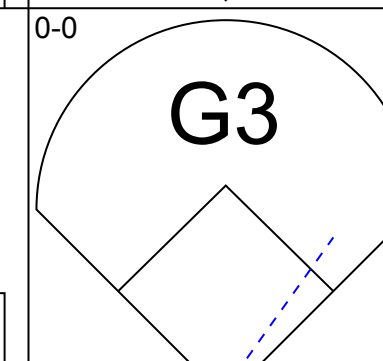
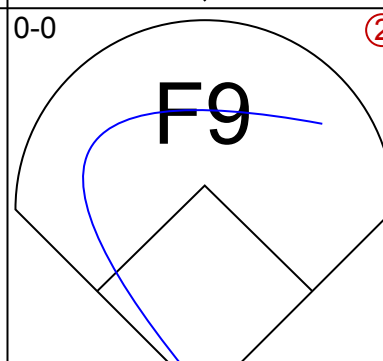
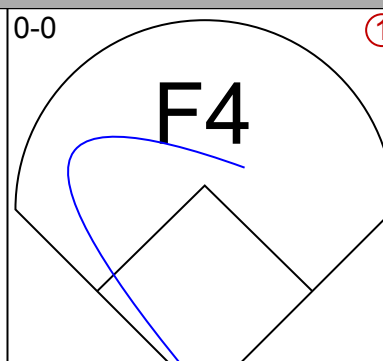
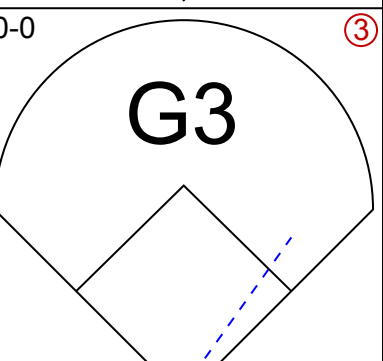
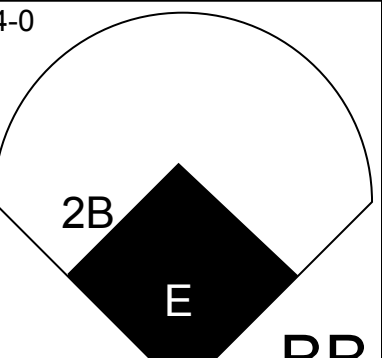
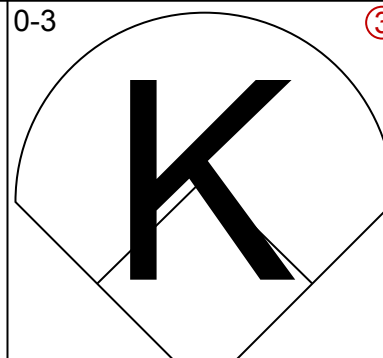
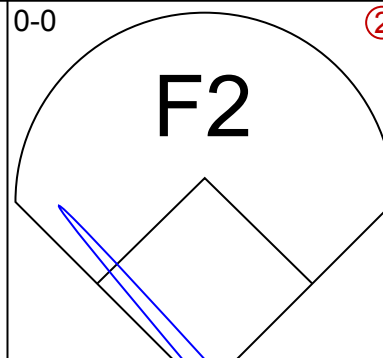
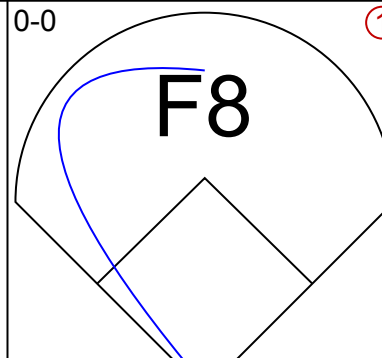
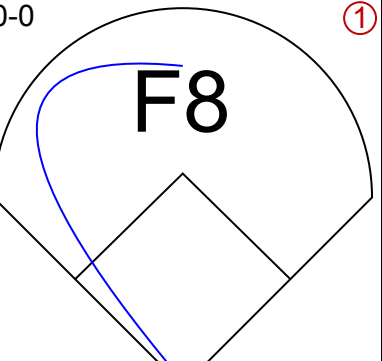
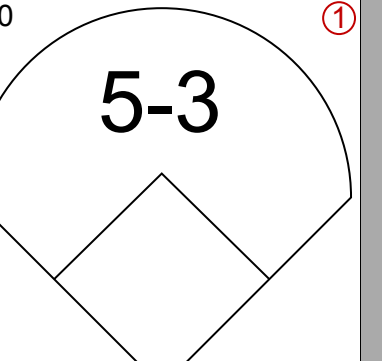
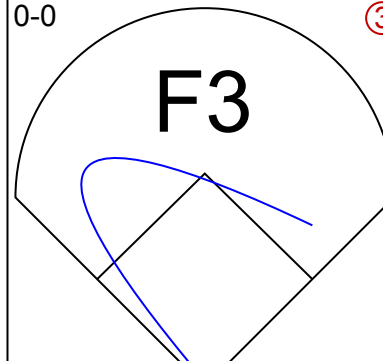
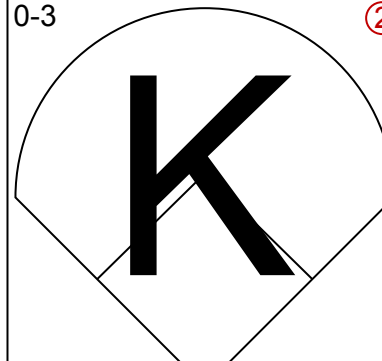
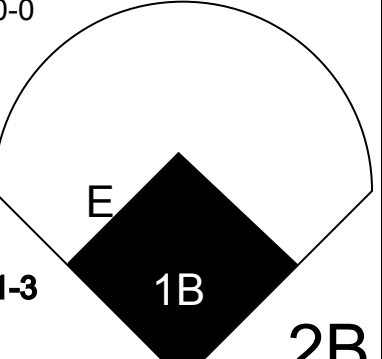
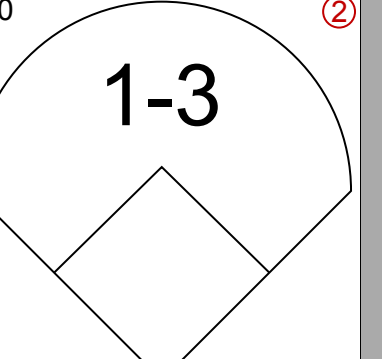
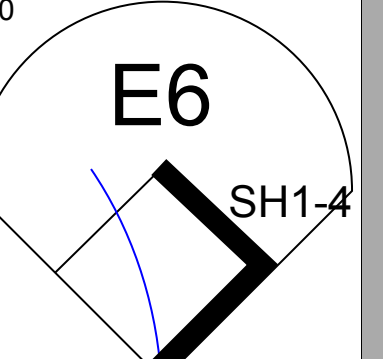
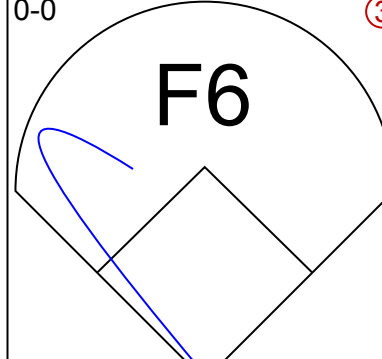
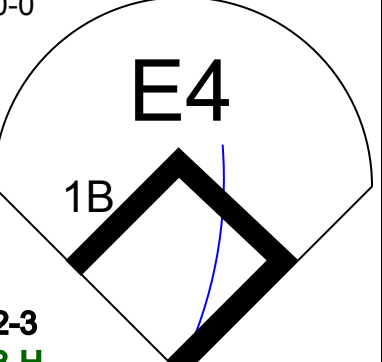

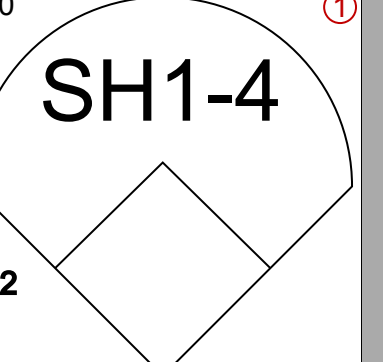
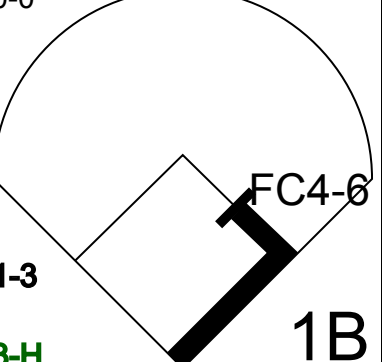
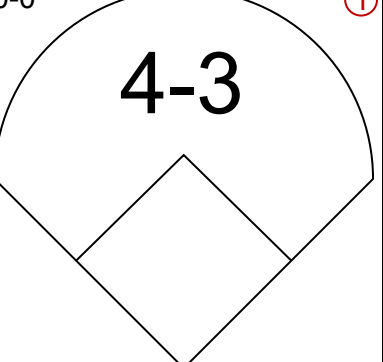
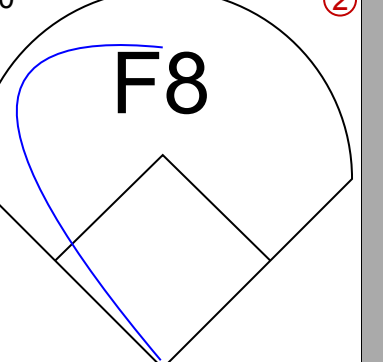
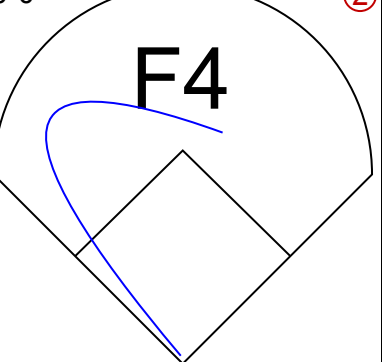
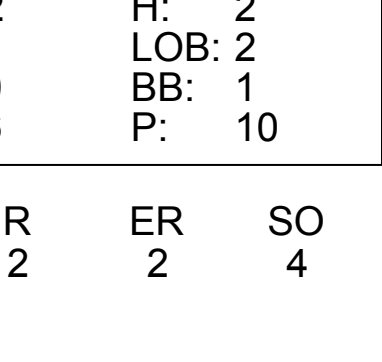
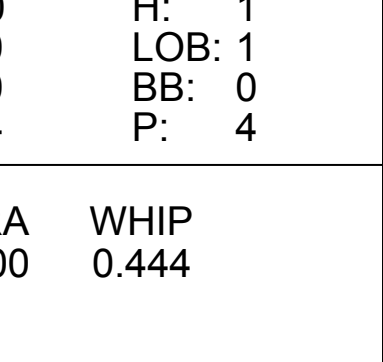
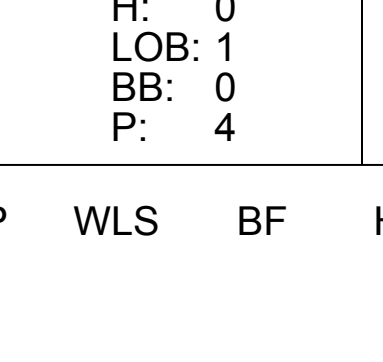


Batter	1	2	3	4	5	6	7	8	9	AB	R	H	RBI	BB	SO	LOB	TOP			
Rod Carew, L OBP: 0.381, SLG: 0.375 (1, 3)										4	1	1	0	1	1	1	<b>California Angels @ Oakland Athletics</b> Oakland-Alameda County Coliseum, Oakland, CA Mon Apr 27 1981, 7:05 PM PDT Att: 41,760 - Unknown			
Rick Burleson, R OBP: 0.366, SLG: 0.384 (1, 6)										4	0	1	0	0	0	2				
Dan Ford, R OBP: 0.318, SLG: 0.508 (1, 9)										4	0	1	0	0	0	3				
Fred Lynn, L OBP: 0.351, SLG: 0.492 (1, 8)										4	1	1	1	0	0	2				
John Harris, L OBP: 0.250, SLG: 0.250 (1, 7)										4	0	1	0	0	1	2				
Juan Beniquez, R OBP: 0.212, SLG: 0.194 (8, 7)										0	0	0	0	0	0	0				
Ed Ott, L OBP: 0.294, SLG: 0.250 (1, 2)										3	0	1	0	0	0	0				
Don Baylor, R OBP: 0.200, SLG: 0.145 (1, 10)										3	1	1	2	0	0	2				
Bobby Grich, R OBP: 0.319, SLG: 0.404 (1, 4)										3	0	1	0	1	2	0				
Bert Campaneris, R OBP: 0.077, SLG: 0.083 (1, 5)										4	0	0	0	0	0	3				
<b>Inning Stats</b>	R: 0 E: 0 K: 1 S: 5	H: 0 LOB: 0 BB: 0 P: 5	R: 1 E: 0 K: 0 S: 5	H: 2 LOB: 2 BB: 1 P: 9	R: 1 E: 0 K: 0 S: 5	H: 2 LOB: 1 BB: 0 P: 5	R: 1 E: 0 K: 1 S: 6	H: 1 LOB: 0 BB: 0 P: 6	R: 0 E: 0 K: 0 S: 4	H: 1 LOB: 1 BB: 0 P: 4	R: 0 E: 1 K: 0 S: 3	H: 0 LOB: 2 BB: 1 P: 10	R: 0 E: 0 K: 1 S: 5	H: 0 LOB: 0 BB: 0 P: 5	R: 0 E: 0 K: 0 S: 4	H: 1 LOB: 1 BB: 0 P: 4	1B: 5 2B: 2 3B: 1 HR: 1	SF: 1 SAC: 1 DP: 0 HBP: 0	WP: 0 PB: 0 SB: 1 CS: 0	PA: 37
<b>PITCHER</b> Steve McCatty, R ERA: 1.7 (1, 1)	IP: 9.0 WLS: L BF: 37 H: 8 R: 3 ER: 3 SO: 4 BB: 2 IBB: 0 HBP: 0 BLK: 0 WP: 0 HR: 1 S: 43 P: 51 ERA: 3.00 WHIP: 1.111															<b>PITCHER</b>				

livebaseballscores.com

AB	33
R	3
H	8
RBI	3
BB	2
SO	4
LOB	15



Batter	1	2	3	4	5	6	7	8	9	AB	R	H	RBI	BB	SO	LOB	BOTTOM					
Rickey Henderson, R OBP: 0.429, SLG: 0.538 (1, 7)										3	0	0	0	0	0	3	<b>California Angels @ Oakland Athletics</b> Oakland-Alameda County Coliseum, Oakland, CA Mon Apr 27 1981, 7:05 PM PDT Att: 41,760 - Unknown					
Mike Heath, R OBP: 0.297, SLG: 0.390 (1, 2)										4	0	0	0	0	1	2						
Dave Revering, L OBP: 0.386, SLG: 0.417 (1, 3)										4	0	0	0	0	0	0						
Wayne Gross, L OBP: 0.309, SLG: 0.205 (1, 5)										3	1	0	0	1	1	0						
Tony Armas, R OBP: 0.354, SLG: 0.646 (1, 8)										4	0	0	0	0	1	1						
Mike Patterson, L OBP: 0.375, SLG: 0.429 (1, 9)										4	1	1	0	0	0	0						
Mitchell Page, L OBP: 0.214, SLG: 0.216 (1, 10)										2	0	0	1	0	1	1						
Shoety Babitt, R OBP: 0.379, SLG: 0.327 (1, 4)										3	0	1	1	0	0	1						
Rob Picciolo, R OBP: 0.297, SLG: 0.353 (1, 6)										2	0	1	0	0	0	2						
Cliff Johnson, R OBP: 0.436, SLG: 0.515 (7, PH)										1	0	0	0	0	0	1						
Fred Stanley, R OBP: 0.250, SLG: 0.179 (8, 6)										0	0	0	0	0	0	0						
<b>Inning Stats</b>	R: 0 E: 0 K: 0 S: 2	H: 0 LOB: 0 BB: 0 P: 3	R: 2 E: 1 K: 0 S: 6	H: 2 LOB: 2 BB: 1 P: 10	R: 0 E: 0 K: 2 S: 7	H: 0 LOB: 0 BB: 0 P: 7	R: 0 E: 0 K: 1 S: 5	H: 0 LOB: 0 BB: 0 P: 5	R: 0 E: 0 K: 0 S: 4	H: 1 LOB: 1 BB: 0 P: 4	R: 0 E: 0 K: 0 S: 3	H: 0 LOB: 0 BB: 0 P: 3	R: 0 E: 0 K: 0 S: 4	H: 0 LOB: 1 BB: 0 P: 4	R: 0 E: 0 K: 0 S: 3	H: 0 LOB: 0 BB: 0 P: 3	R: 0 E: 0 K: 1 S: 5	H: 0 LOB: 0 BB: 0 P: 5	1B: 2 2B: 1 3B: 0 HR: 0	SF: 0 SAC: 1 DP: 1 HBP: 1	WP: 0 PB: 0 SB: 1 CS: 0	PA: 33
<b>PITCHER</b> Ken Forsch, R ERA: 2.84 (1, 1)	IP: 9.0 WLS: W BF: 33 H: 3 R: 2 ER: 2 SO: 4 BB: 1 IBB: 0 HBP: 1 BLK: 0 WP: 0 HR: 0 S: 39 P: 44 ERA: 2.00 WHIP: 0.444															<b>PITCHER</b>						

livebaseballscores.com









Batter	1	2	3	4	5	6	7	8	9	AB	R	H	RBI	BB	SO	LOB	TOP					
Rod Carew, L OBP: 0.378, SLG: 0.364 Larry Harlow, L OBP: 0.667, SLG: 0.333	4-3		K		G3			HR BB		1	0	0	0	0	0	0	<b>California Angels @ Oakland Athletics</b> Oakland-Alameda County Coliseum, Oakland, CA Wed Apr 29 1981, 3:33 AM PDT Att: 15,220 - Sunny					
Rick Burleson, R OBP: 0.374, SLG: 0.375	HBP		L7			BLK BB		F4		2	0	0	0	1	0							
Dan Ford, R OBP: 0.320, SLG: 0.522	F7				G6-3 1B			HR		4	1	2	2	0	0							
Fred Lynn, L OBP: 0.354, SLG: 0.472	K				G6-3			FC4-6 BB		3	0	0	0	1	2							
John Harris, L OBP: 0.364, SLG: 0.727					1-3			FC4-6		4	1	1	1	0	1							
Ed Ott, L OBP: 0.268, SLG: 0.231	K									4	0	0	0	0	1							
Don Baylor, R OBP: 0.205, SLG: 0.131	F4							FC5-4 BB		3	0	0	0	1	0							
Bobby Grich, R OBP: 0.325, SLG: 0.438	F8							FC5-4		4	1	1	0	0	1							
Bert Campaneris, R OBP: 0.150, SLG: 0.211 Brian Downing, R OBP: 0.333, SLG: 0.310			F7		E7 1B			1-3		3	0	1	1	0	0							
<b>Inning Stats</b>	R: 0 E: 0 K: 1 S: 5	H: 0 LOB: 1 BB: 0 P: 6	R: 1 E: 0 K: 1 S: 6	H: 1 LOB: 0 BB: 0 P: 6	R: 0 E: 0 K: 1 S: 5	H: 0 LOB: 0 BB: 0 P: 5	R: 0 E: 0 K: 0 S: 3	H: 1 LOB: 0 BB: 0 P: 3	R: 1 E: 1 K: 0 S: 5	H: 2 LOB: 1 BB: 0 P: 5	R: 0 E: 0 K: 2 S: 7	H: 0 LOB: 1 BB: 1 P: 11	R: 0 E: 0 K: 1 S: 5	H: 0 LOB: 0 BB: 0 P: 5	R: 2 E: 0 K: 0 S: 4	H: 1 LOB: 1 BB: 2 P: 12	R: 0 E: 0 K: 0 S: 3	H: 0 LOB: 1 BB: 1 P: 7	1B: 3 2B: 0 3B: 0 HR: 2	SF: 0 SAC: 0 DP: 1 HBP: 1	WP: 1 PB: 0 SB: 1 CS: 0	PA: 36
<b>PITCHER</b> Mike Norris, R ERA: 2.14	IP: 9.0 WLS: W BF: 36	H: 5 R: 4 ER: 4 SO: 6	BB: 4 IBB: 0 HBP: 1 BLK: 1	WP: 1 HR: 2 S: 43 P: 60	ERA: 4.00 WHIP: 1.000																	

Batter	1	2	3	4	5	6	7	8	9	AB	R	H	RBI	BB	SO	LOB	BOTTOM			
Rickey Henderson, R OBP: 0.420, SLG: 0.506	6-3		E BB BB	CS 1B BB		K		L6		3	0	0	0	2	1	1	<b>California Angels @ Oakland Athletics</b> Oakland-Alameda County Coliseum, Oakland, CA Wed Apr 29 1981, 3:33 AM PDT Att: 15,220 - Sunny			
Dwayne Murphy, L OBP: 0.385, SLG: 0.500	F8		F7	SF8				F9		3	0	0	1	0	0					
Cliff Johnson, R OBP: 0.455, SLG: 0.500	F6		E BB	1-2 2H 1B				HR BB BB		2	1	1	1	2	0					
Tony Armas, R OBP: 0.367, SLG: 0.659			HR	1-2 2-3 IBB		CS K		K		3	1	1	1	1	2					
Mike Heath, R OBP: 0.266, SLG: 0.371	6-3		F9			K		HR BB		3	1	0	0	1	1					
Jeff Newman, R OBP: 0.183, SLG: 0.175 Dave Revering, L OBP: 0.371, SLG: 0.396			F9			6-3				2	0	1	0	0	0					
Tim Hosley, R OBP: 0.400, SLG: 1.000 Wayne Cross, L OBP: 0.305, SLG: 0.208								HR		1	1	1	3	0	0					
Dave McKay, S OBP: 0.290, SLG: 0.345	E5		1B SH1-3 SF8 1B					F7		4	1	2	0	0	1					
Rob Picciolo, R OBP: 0.275, SLG: 0.324	F8		SH1-3			B1		4-3		3	0	0	0	0	3					
Shooty Babitt, R OBP: 0.348, SLG: 0.300	L6		1B BB 1B			K		F9		4	1	1	0	0	1					
<b>Inning Stats</b>	R: 0 E: 0 K: 0 S: 3	H: 2 LOB: 2 BB: 0 P: 6	R: 0 E: 1 K: 0 S: 3	H: 0 LOB: 3 BB: 3 P: 15	R: 2 E: 0 K: 0 S: 5	H: 3 LOB: 1 BB: 1 P: 9	R: 0 E: 0 K: 2 S: 7	H: 0 LOB: 0 BB: 0 P: 7	R: 0 E: 0 K: 2 S: 8	H: 1 LOB: 1 BB: 0 P: 8	R: 3 E: 0 K: 1 S: 6	H: 1 LOB: 2 BB: 2 P: 14	R: 0 E: 0 K: 0 S: 3	H: 0 LOB: 0 BB: 0 P: 3	1B: 4 2B: 1 3B: 0 HR: 2	SF: 1 SAC: 1 DP: 0 HBP: 0		WP: 0 PB: 0 SB: 0 CS: 1	PA: 38	
<b>PITCHER</b> Geoff Zahn, L ERA: 2.65 John D'Acquisto, R ERA: 10.8 Andy Hassler, L ERA: 6.52	IP: 3.2 WLS: L BF: 21	H: 5 R: 3 ER: 3 SO: 3	BB: 3 IBB: 0 HBP: 0 BLK: 0	WP: 0 HR: 1 S: 17 P: 33	ERA: 7.36 WHIP: 2.182															



Batter	1	2	3	4	5	6	7	8	9	AB	R	H	RBI	BB	SO	LOB	TOP								
Paul Moltis, R OBP: 0.315, SLG: 0.343 (1, 8)	5-3	F7	1-3		F8		6-3		4-3-6 1B	6	0	1	0	0	0	7	<b>Milwaukee Brewers @ California Angels</b> Anaheim Stadium, Anaheim, CA Thu Apr 30 1981, 10:05 PM EDT Att: 23,428 - Unknown  <a href="http://livebaseballscorecards.com">livebaseballscorecards.com</a>								
Robin Yount, R OBP: 0.280, SLG: 0.313 (1, 6)	6-3	FC5		1B		F6		4-3-6 1B	6	1	2	1	0	0	4										
Cecil Cooper, L OBP: 0.243, SLG: 0.217 (1, 3)	L5		BB FC3-6	1B	F7		F8		5-3	6	1	2	0	0	4										
Ben Oglivie, L OBP: 0.375, SLG: 0.500 (1, 7)		2B 1B	FC3-6 BB		G6-4-3 1B	F8		F9		4	2	2	1	1	0	1									
Larry Hisle, R OBP: 0.313, SLG: 0.548 (1, 10)	1B SF7	2B	FC3-6 BB	G6-4-3 1B		F8		HR		4	2	2	1	1	0	2									
Ted Simmons, S OBP: 0.246, SLG: 0.328 (1, 2)	1B		FC3-6 BB		4-3		2B BB	K		4	2	1	2	1	1	2									
Gorman Thomas, R OBP: 0.321, SLG: 0.340 Marshall Edwards, L OBP: 0.200, SLG: 0.200 (7, PR) (7, 9)	SF7		BB BB		3B BB		2B	E6		1	1	1	1	2	0	0									
Roy Howell, L OBP: 0.360, SLG: 0.409 (1, 5)	FC5 1B		F6		SF7 3B		4-3 2B	F7		1	1	0	0	0	0	0									
Jim Gantner, L OBP: 0.321, SLG: 0.340 Ed Romero, R OBP: 0.400, SLG: 0.400 (7, 4)	1B				SF7		4-3	4-3-6 1B		5	2	3	4	0	0	4									
Inning Stats	R: 0 E: 0 K: 0 S: 3	H: 0 LOB: 0 BB: 0 P: 3	R: 3 E: 0 K: 0 S: 8	H: 5 LOB: 2 BB: 0 P: 8	R: 2 E: 0 K: 0 S: 4	H: 1 LOB: 3 BB: 4 P: 20	R: 1 E: 0 K: 0 S: 4	H: 2 LOB: 0 BB: 0 P: 4	R: 2 E: 0 K: 0 S: 4	H: 1 LOB: 0 BB: 1 P: 8	R: 0 E: 0 K: 0 S: 4	H: 1 LOB: 1 BB: 0 P: 4	R: 3 E: 0 K: 0 S: 6	H: 3 LOB: 2 BB: 1 P: 10	R: 1 E: 1 K: 1 S: 7	H: 1 LOB: 1 BB: 0 P: 7		R: 0 E: 0 K: 0 S: 4	H: 2 LOB: 1 BB: 0 P: 4	1B: 10 2B: 4 3B: 2 HR: 1	SF: 2 SAC: 0 DP: 2 HBP: 0	WP: 0 PB: 0 SB: 0 CS: 0	PA: 48		
PITCHER	IP	WLS	BF	H	R	ER	SO	BB	IBB	HBP	BLK	WP	HR	S	P	ERA	WHIP								
Jesse Jefferson, R ERA: 4.88 (1, 1)	1.1	L	9	5	3	3	0	0	0	0	0	0	0	9	9	20.25	3.750								
John D'Acquisto, R ERA: 11.81 (2, 1)	5.2		30	8	8	8	0	6	0	0	0	0	0	24	48	12.71	2.471								
Luis Sanchez, R ERA: 2.7 (8, 1)	2.0		9	3	1	1	1	0	0	0	0	0	1	11	11	4.50	1.500								

Batter	1	2	3	4	5	6	7	8	9	AB	R	H	RBI	BB	SO	LOB	BOTTOM								
Rod Carew, L OBP: 0.362, SLG: 0.346 (1, 3)	K			6-3		FC4-6			F7	4	0	0	0	0	1	1	<b>Milwaukee Brewers @ California Angels</b> Anaheim Stadium, Anaheim, CA Thu Apr 30 1981, 10:05 PM EDT Att: 23,428 - Unknown  <a href="http://livebaseballscorecards.com">livebaseballscorecards.com</a>								
Rick Burleson, R OBP: 0.379, SLG: 0.381 (1, 6)	6-3			1B		F9			1B E	4	1	2	0	0	0	1									
Dan Ford, R OBP: 0.514, SLG: 0.514 Freddie Patek, R OBP: 1.000, SLG: 1.000 (1, 9) (8, 4)	F8			F9		FC4-6 1B			E 1B	3	0	1	0	0	0	1									
Fred Lynn, L OBP: 0.337, SLG: 0.447 (1, 8)	K			K		FC4-6 G5-4-3			E4	4	0	0	0	0	2	3									
Don Baylor, R OBP: 0.195, SLG: 0.123 (1, 10)	F9			6-3		G5-4-3			F8	4	0	0	0	0	0	3									
Brian Downing, R OBP: 0.315, SLG: 0.289 (1, 2)	K			F8					L8	3	0	0	0	0	1	0									
Juan Beniquez, R OBP: 0.189, SLG: 0.171 (1, 7) (8, 9)				F8		5-3			F8	3	0	0	0	0	0	0									
Bobby Grich, R OBP: 0.329, SLG: 0.431 Bobby Clark, R (8, 7)				4-3		FC4-6 BB			4-3	1	0	0	0	1	0	0									
Butch Hobson, R OBP: 0.352, SLG: 0.400 (1, 5)				K		F9			4-3	3	0	0	0	0	1	1									
Inning Stats	R: 0 E: 0 K: 1 S: 5	H: 0 LOB: 0 BB: 0 P: 5	R: 0 E: 0 K: 2 S: 7	H: 0 LOB: 0 BB: 0 P: 7	R: 0 E: 0 K: 1 S: 5	H: 0 LOB: 0 BB: 0 P: 5	R: 0 E: 0 K: 1 S: 6	H: 1 LOB: 1 BB: 0 P: 6	R: 0 E: 0 K: 0 S: 3	H: 0 LOB: 0 BB: 0 P: 3	R: 0 E: 0 K: 0 S: 3	H: 1 LOB: 0 BB: 0 P: 3	R: 0 E: 0 K: 0 S: 3	H: 0 LOB: 0 BB: 0 P: 3	R: 1 E: 1 K: 0 S: 6	H: 2 LOB: 2 BB: 0 P: 6		1B: 4 2B: 0 3B: 0 HR: 0	SF: 0 SAC: 0 DP: 1 HBP: 0	WP: 0 PB: 0 SB: 0 CS: 0	PA: 32				
PITCHER	IP	WLS	BF	H	R	ER	SO	BB	IBB	HBP	BLK	WP	HR	S	P	ERA	WHIP								
Jerry Augustine, L ERA: (1, 1)	7.0	W	23	2	0	0	5	1	0	0	0	0	0	32	36	0.00	0.429								
Rickey Keeton, R ERA: (8, 1)	2.0		9	2	1	0	0	0	0	0	0	0	0	9	9	0.00	1.000								





Batter	1	2	3	4	5	6	7	8	9	AB	R	H	RBI	BB	SO	LOB	TOP			
<b>Paul Moltzer, R</b> OBP: 0.333, SLG: 0.352 (1, 8)										4	1	2	0	0	0	0	<b>Milwaukee Brewers @ California Angels</b> Anaheim Stadium, Anaheim, CA Fri May 01 1981, 10:05 PM EDT Att: 26,031 - Unknown			
<b>Robin Yount, R</b> OBP: 0.263, SLG: 0.292 (1, 6)										5	0	0	0	0	1	4				
<b>Cecil Cooper, L</b> OBP: 0.231, SLG: 0.205 (1, 3)										4	1	0	0	0	0	2				
<b>Ben Oglivie, L</b> OBP: 0.368, SLG: 0.530 (1, 7)										4	1	1	3	0	1	0				
<b>Larry Hisle, R</b> OBP: 0.327, SLG: 0.533 (1, 10)										3	1	1	0	0	0	0				
<b>Ted Simmons, S</b> OBP: 0.280, SLG: 0.317 (1, 2)										2	0	0	0	2	1	1				
<b>Gorman Thomas, R</b> OBP: 0.364, SLG: 0.509 (1, 9)										4	0	2	1	0	0	0				
<b>Roy Howell, L</b> OBP: 0.310, SLG: 0.346 (1, 5)										4	0	0	0	0	1	4				
<b>Jim Gantner, L</b> OBP: 0.333, SLG: 0.340 (1, 4)										3	0	1	0	1	0	0				
<b>Inning Stats</b>	R: 4 E: 1 K: 1 S: 8	H: 3 LOB: 2 BB: 1 P: 13	R: 0 E: 0 K: 1 S: 5	H: 1 LOB: 1 BB: 1 P: 9	R: 0 E: 0 K: 0 S: 4	H: 1 LOB: 2 BB: 1 P: 8	R: 0 E: 0 K: 0 S: 3	H: 0 LOB: 0 BB: 0 P: 3	R: 0 E: 0 K: 0 S: 5	H: 0 LOB: 1 BB: 0 P: 6	R: 0 E: 0 K: 0 S: 3	H: 0 LOB: 0 BB: 0 P: 3	R: 0 E: 0 K: 1 S: 5	H: 0 LOB: 0 BB: 0 P: 5	R: 0 E: 0 K: 0 S: 5	H: 2 LOB: 2 BB: 0 P: 5		1B: 6 2B: 1 3B: 0 HR: 1	SF: 0 SAC: 0 DP: 1 HBP: 2	WP: 1 PB: 0 SB: 0 CS: 1
<b>PITCHER</b> <b>Mike Witt, R</b> ERA: 3.18 (1, 1)	IP: 9.0 WLS: W BF: 38 H: 7 R: 4 ER: 3 SO: 4 BB: 3 IBB: 0 HBP: 2 BLK: 0 WP: 1 HR: 1 S: 41 P: 55 ERA: 3.00 WHIP: 1.111															<b>PITCHER</b>				

Batter	1	2	3	4	5	6	7	8	9	AB	R	H	RBI	BB	SO	LOB	BOTTOM		
<b>Rod Carew, L</b> OBP: 0.364, SLG: 0.353 (1, 3)										4	2	1	0	1	0	2	<b>Milwaukee Brewers @ California Angels</b> Anaheim Stadium, Anaheim, CA Fri May 01 1981, 10:05 PM EDT Att: 26,031 - Unknown		
<b>Rick Burleson, R</b> OBP: 0.400, SLG: 0.409 (1, 6)										4	1	3	0	1	0	1			
<b>Dan Ford, R</b> OBP: 0.337, SLG: 0.513 (1, 9)										4	2	2	0	1	0	4			
<b>Fred Lynn, L</b> OBP: 0.352, SLG: 0.525 (1, 8)										4	2	2	5	1	0	4			
<b>Brian Downing, R</b> OBP: 0.339, SLG: 0.306 (1, 10)										4	0	2	2	1	0	0			
<b>Bobby Clark, R</b> OBP: 0.167, SLG: 0.167 (1, 7)										5	0	1	1	0	1	4			
<b>Butch Hobson, R</b> OBP: 0.351, SLG: 0.383 <b>Bert Campaneris, R</b> OBP: 0.143, SLG: 0.200 (7, 5)										2	0	0	0	1	0	3			
<b>Freddie Patek, R</b> OBP: 0.200, SLG: 0.200 (1, 4)										4	0	0	0	0	0	4			
<b>Ed Ott, L</b> OBP: 0.289, SLG: 0.256 (1, 2)										4	1	2	0	0	0	0			
<b>Inning Stats</b>	R: 3 E: 0 K: 0 S: 5	H: 2 LOB: 1 BB: 1 P: 9	R: 0 E: 0 K: 0 S: 3	H: 1 LOB: 1 BB: 1 P: 7	R: 2 E: 0 K: 0 S: 7	H: 4 LOB: 2 BB: 0 P: 7	R: 0 E: 0 K: 0 S: 4	H: 1 LOB: 1 BB: 0 P: 4	R: 1 E: 0 K: 0 S: 5	H: 2 LOB: 1 BB: 0 P: 5	R: 0 E: 0 K: 0 S: 4	H: 1 LOB: 2 BB: 1 P: 8	R: 0 E: 0 K: 0 S: 3	R: 2 E: 0 K: 1 S: 7	H: 2 LOB: 3 BB: 3 P: 19	1B: 9 2B: 2 3B: 0 HR: 2		SF: 0 SAC: 0 DP: 1 HBP: 0	WP: 1 PB: 0 SB: 0 CS: 0
<b>PITCHER</b> <b>Randy Lerch, L</b> ERA: 3.31 <b>Rickey Keeton, R</b> ERA: 1.93 <b>Reggie Cleveland, R</b> ERA: 7.56 <b>Jamie Easterly, L</b> ERA: 3.09 (1, 1) (3, 1) (6, 1) (8, 1)	IP: 2.1 WLS: L BF: 15 H: 7 R: 5 ER: 5 SO: 0 BB: 2 IBB: 0 HBP: 0 BLK: 0 WP: 0 HR: 1 S: 13 P: 21 ERA: 19.29 WHIP: 3.857															<b>PITCHER</b>			



Batter	1	2	3	4	5	6	7	8	9	AB	R	H	RBI	BB	SO	LOB	TOP					
Paul Moltor, R OBP: 0.337, SLG: 0.355										5	1	2	0	0	1	5	<b>Milwaukee Brewers @ California Angels</b> Anaheim Stadium, Anaheim, CA Sat May 02 1981, 10:05 PM EDT Att: 32,348 - Unknown					
Robin Yount, R OBP: 0.299, SLG: 0.286										5	0	1	0	0	0	4						
Cecil Cooper, L OBP: 0.265, SLG: 0.263										3	2	2	1	2	1	1						
Ben Oglivie, L OBP: 0.358, SLG: 0.521										5	0	1	0	0	3	6						
Larry Hisle, R OBP: 0.316, SLG: 0.560										5	2	1	3	0	0	5						
Ted Simmons, S OBP: 0.299, SLG: 0.382										5	1	2	2	0	0	0						
Gorman Thomas, R OBP: 0.306, SLG: 0.596										4	2	3	1	0	1	1						
Marshall Edwards, L OBP: 0.182, SLG: 0.182										1	0	0	0	0	0	0						
Roy Howell, L OBP: 0.281, SLG: 0.310										3	0	0	0	0	0	2						
Don Money, R OBP: 0.296, SLG: 0.304										2	0	1	0	0	1	1						
Jim Gantner, L OBP: 0.371, SLG: 0.370										4	0	3	1	1	0	1						
<b>Inning Stats</b>	R: 3 E: 0 K: 1 S: 8	H: 3 LOB: 0 BB: 0 P: 8	R: 0 E: 1 K: 1 S: 7	H: 2 LOB: 2 BB: 0 P: 7	R: 4 E: 0 K: 0 S: 7	H: 5 LOB: 0 BB: 0 P: 7	R: 0 E: 0 K: 1 S: 6	H: 1 LOB: 2 BB: 1 P: 10	R: 1 E: 0 K: 0 S: 5	H: 2 LOB: 1 BB: 0 P: 5	R: 0 E: 0 K: 1 S: 6	H: 1 LOB: 2 BB: 1 P: 6	R: 0 E: 0 K: 2 S: 8	H: 1 LOB: 2 BB: 1 P: 12	R: 0 E: 0 K: 1 S: 5	H: 0 LOB: 1 BB: 1 P: 9	R: 0 E: 0 K: 0 S: 4	H: 1 LOB: 1 BB: 0 P: 4	1B: 9 2B: 3 3B: 0 HR: 4	SF: 0 SAC: 0 DP: 0 HBP: 0	WP: 2 PB: 2 SB: 0 CS: 1	PA: 46
<b>PITCHER</b>	IP WLS BF H R ER SO BB IBB HBP BLK WP HR S P ERA WHIP																					
Ken Forsch, R ERA: 4.24	(1, 1) 2.1 L 15 8 6 6 2 0 0 0 0 0 0 3 19 19 23.14 3.429																					
Luis Sanchez, R ERA: 3.45	(3, 1) 2.1 12 5 2 2 1 1 0 0 0 0 0 1 13 17 7.71 2.571																					
Andy Hassler, L ERA: 4.85	(5, 1) 3.1 14 2 0 0 4 2 0 0 0 0 2 0 20 28 0.00 1.200																					
Jesse Jefferson, R ERA: 4.5	(9, 1) 1.0 4 1 0 0 0 0 0 0 0 0 0 0 4 4 0.00 1.000																					

Batter	1	2	3	4	5	6	7	8	9	AB	R	H	RBI	BB	SO	LOB	BOTTOM					
Rod Carew, L OBP: 0.365, SLG: 0.341										3	0	0	0	2	0	3	<b>Milwaukee Brewers @ California Angels</b> Anaheim Stadium, Anaheim, CA Sat May 02 1981, 10:05 PM EDT Att: 32,348 - Unknown					
Rick Burleson, R OBP: 0.390, SLG: 0.409										5	0	1	1	0	0	3						
Dan Ford, R OBP: 0.330, SLG: 0.531										5	1	1	2	0	0	3						
Fred Lynn, L OBP: 0.354, SLG: 0.518										5	1	2	0	0	1	1						
John Harris, L OBP: 0.357, SLG: 0.643										3	1	1	0	0	0	1						
Bobby Clark, R OBP: 0.250, SLG: 0.250										2	0	1	0	0	0	0						
Brian Downing, R OBP: 0.344, SLG: 0.302										4	0	1	0	1	0	2						
Ed Ott, L OBP: 0.306, SLG: 0.298										4	0	2	1	0	1	2						
Butch Hobson, R OBP: 0.361, SLG: 0.380										3	1	1	0	1	0	3						
Freddie Patek, R OBP: 0.222, SLG: 0.125										3	1	0	0	1	1	3						
<b>Inning Stats</b>	R: 3 E: 1 K: 0 S: 8	H: 4 LOB: 2 BB: 0 P: 8	R: 0 E: 0 K: 0 S: 3	H: 0 LOB: 1 BB: 1 P: 7	R: 0 E: 0 K: 0 S: 4	H: 2 LOB: 1 BB: 0 P: 4	R: 2 E: 0 K: 0 S: 5	H: 2 LOB: 1 BB: 1 P: 9	R: 0 E: 1 K: 0 S: 5	H: 1 LOB: 2 BB: 0 P: 5	R: 0 E: 0 K: 0 S: 2	H: 0 LOB: 0 BB: 1 P: 6	R: 0 E: 0 K: 1 S: 5	H: 0 LOB: 1 BB: 1 P: 9	R: 0 E: 0 K: 1 S: 5	H: 1 LOB: 1 BB: 1 P: 9	R: 0 E: 0 K: 1 S: 6	H: 1 LOB: 1 BB: 0 P: 6	1B: 7 2B: 2 3B: 0 HR: 1	SF: 0 SAC: 0 DP: 2 HBP: 0	WP: 1 PB: 0 SB: 0 CS: 0	PA: 42
<b>PITCHER</b>	IP WLS BF H R ER SO BB IBB HBP BLK WP HR S P ERA WHIP																					
Moose Haas, R ERA: 4.62	(1, 1) 5.0 W 27 9 5 4 0 2 0 0 0 1 1 1 25 33 7.20 2.200																					
Jamie Easterly, L ERA: 2.3	(6, 1) 4.0 S 15 1 0 0 3 3 0 0 0 0 0 0 18 30 0.00 1.000																					




Batter	1	2	3	4	5	6	7	8	9	AB	R	H	RBI	BB	SO	LOB	TOP																					
Paul Molitor, R OBP: 0.333, SLG: 0.351 Marshall Edwards, L OBP: 0.143, SLG: 0.143	4-3		G3		4-3		4-3			1	0	0	0	0	0	0	<b>Milwaukee Brewers @ California Angels</b> Anaheim Stadium, Anaheim, CA Sun May 03 1981, 6:33 AM EDT Att: 27,114 - Unknown																					
Robin Yount, R OBP: 0.270, SLG: 0.309	2B		K			2B	5-3			4	2	2	0	0	1	0																						
Cecil Cooper, L OBP: 0.276, SLG: 0.278	2B		P4			L8		CS		3	1	1	1	1	0	1																						
Ben Oglivie, L OBP: 0.341, SLG: 0.500	SF9			K		F9		F7		3	0	0	1	0	1	2																						
Larry Hise, R OBP: 0.311, SLG: 0.556	5-3			F2		1B		F8		4	1	1	1	0	0	0																						
Gorman Thomas, R OBP: 0.392, SLG: 0.590		1B		6-3		1B		F8		4	0	2	0	0	0	0																						
Don Money, R OBP: 0.304, SLG: 0.320					F8			F9		4	0	2	1	0	0	0																						
Jim Gantner, L OBP: 0.348, SLG: 0.345			K		1-3			F7		4	0	0	0	0	1	4																						
Charlie Moore, R OBP: 0.273, SLG: 0.545			G4-6-3					F8		3	0	1	0	0	0	2																						
<b>Inning Stats</b>	R: 2 E: 0 K: 0 S: 5	H: 2 LOB: 0 BB: 0 P: 5	R: 0 E: 0 K: 1 S: 6	H: 2 LOB: 1 BB: 0 P: 6	R: 0 E: 0 K: 1 S: 5	H: 0 LOB: 0 BB: 0 P: 5	R: 0 E: 0 K: 1 S: 5	H: 0 LOB: 0 BB: 0 P: 5	R: 0 E: 0 K: 0 S: 4	H: 1 LOB: 1 BB: 0 P: 4	R: 2 E: 0 K: 0 S: 7	H: 4 LOB: 2 BB: 0 P: 7	R: 0 E: 0 K: 0 S: 3	H: 0 LOB: 0 BB: 1 P: 6	R: 0 E: 0 K: 0 S: 3	H: 0 LOB: 0 BB: 0 P: 3	1B: 6 2B: 3 3B: 0 HR: 0	SF: 1 SAC: 0 DP: 1 HBP: 0	WP: 0 PB: 1 SB: 0 CS: 1	PA: 35																		
<b>PITCHER</b>	IP	WLS	BF	H	R	ER	SO	BB	IBB	HBP	BLK	WP	HR	S	P	ERA	WHIP	<b>PITCHER</b>				IP	WLS	BF	H	R	ER	SO	BB	IBB	HBP	BLK	WP	HR	S	P	ERA	WHIP
Steve Renko, R ERA: 1.64	(1, 1)	6.0	L	26	9	4	3	3	0	0	0	0	0	0	32	32	4.50	1.500																				
Don Aase, R ERA: 0.99	(7, 1)	3.0		9	0	0	0	0	1	0	0	0	0	0	8	12	0.00	0.333																				

AB	33
R	4
H	9
RBI	4
BB	1
SO	3
LOB	10



Batter	1	2	3	4	5	6	7	8	9	AB	R	H	RBI	BB	SO	LOB	BOTTOM																					
Rod Carew, L OBP: 0.361, SLG: 0.348	1B		6-3		4-3			4-3		4	1	1	0	0	0	1	<b>Milwaukee Brewers @ California Angels</b> Anaheim Stadium, Anaheim, CA Sun May 03 1981, 6:33 AM EDT Att: 27,114 - Unknown																					
Rick Burleson, R OBP: 0.394, SLG: 0.438	2B							6-3		3	1	1	1	1	0	1																						
Dan Ford, R OBP: 0.315, SLG: 0.506								F9		4	0	0	0	0	1	2																						
Fred Lynn, L OBP: 0.350, SLG: 0.506	1B			K		P5		4-3		4	0	1	1	0	1	0																						
Brian Downing, R OBP: 0.338, SLG: 0.298	1B			6-3				K		4	0	1	0	0	1	1																						
Don Baylor, R OBP: 0.198, SLG: 0.174				5-3		F8		HR		4	1	1	1	0	0	1																						
Bobby Clark, R OBP: 0.182, SLG: 0.182										3	0	0	0	0	0	0																						
John Harris, L OBP: 0.333, SLG: 0.600										1	0	0	0	0	0	0																						
Butch Hobson, R OBP: 0.344, SLG: 0.358										3	0	0	0	0	0	1																						
Freddie Patek, R OBP: 0.167, SLG: 0.091										3	0	0	0	0	0	1																						
<b>Inning Stats</b>	R: 1 E: 0 K: 1 S: 7	H: 2 LOB: 1 BB: 0 P: 7	R: 0 E: 0 K: 0 S: 3	H: 0 LOB: 0 BB: 0 P: 3	R: 0 E: 0 K: 0 S: 3	H: 0 LOB: 1 BB: 1 P: 7	R: 0 E: 0 K: 1 S: 5	H: 0 LOB: 0 BB: 0 P: 5	R: 0 E: 0 K: 0 S: 4	H: 0 LOB: 1 BB: 0 P: 4	R: 1 E: 0 K: 0 S: 5	H: 2 LOB: 1 BB: 0 P: 5	R: 0 E: 0 K: 0 S: 3	H: 0 LOB: 0 BB: 0 P: 3	R: 0 E: 0 K: 0 S: 3	H: 0 LOB: 0 BB: 0 P: 3	R: 1 E: 0 K: 1 S: 6	H: 1 LOB: 0 BB: 0 P: 6	1B: 2 2B: 1 3B: 0 HR: 2	SF: 0 SAC: 0 DP: 0 HBP: 0	WP: 0 PB: 0 SB: 0 CS: 0	PA: 34																
<b>PITCHER</b>	IP	WLS	BF	H	R	ER	SO	BB	IBB	HBP	BLK	WP	HR	S	P	ERA	WHIP	<b>PITCHER</b>				IP	WLS	BF	H	R	ER	SO	BB	IBB	HBP	BLK	WP	HR	S	P	ERA	WHIP
Mike Caldwell, L ERA: 3.47	(1, 1)	8.2	W	33	5	3	3	3	1	0	0	0	0	0	38	42	3.12	0.692																				
Rollie Fingers, R ERA: 0.52	(9, 1)	0.1	S	1	0	0	0	0	0	0	0	0	0	0	1	1	0.00	0.000																				

AB	33
R	3
H	5
RBI	3
BB	1
SO	3
LOB	8





Batter	1	2	3	4	5	6	7	8	9	AB	R	H	RBI	BB	SO	LOB	TOP																					
<b>Willie Randolph, R</b> OBP: 0.309, SLG: 0.296 (1, 4)										5	0	2	0	0	0	1																						
<b>Jerry Mumphrey, S</b> OBP: 0.365, SLG: 0.466 (1, 8)										5	0	2	0	0	0	3																						
<b>Dave Winfield, R</b> OBP: 0.413, SLG: 0.430 (1, 7)										3	0	0	0	2	0	2																						
<b>Reggie Jackson, L</b> OBP: 0.329, SLG: 0.362 (1, 10)										4	0	0	0	1	2	3																						
<b>Bob Watson, R</b> OBP: 0.300, SLG: 0.235 <b>Jim Spencer, L</b> OBP: 0.245, SLG: 0.256 (1, 3) (8, 3)										3	0	1	0	1	0	0																						
<b>Lou Piniella, R</b> OBP: 0.250, SLG: 0.310 (1, 9)										4	1	1	1	0	0	4																						
<b>Graig Nettles, L</b> OBP: 0.322, SLG: 0.400 (1, 5)										3	1	1	0	1	0	0																						
<b>Barry Foote, R</b> OBP: 0.224, SLG: 0.419 (1, 2)										4	2	2	1	0	0	2																						
<b>Bucky Dent, R</b> OBP: 0.254, SLG: 0.385 (1, 6)										4	0	2	2	0	1	1																						
<b>Inning Stats</b>	R: 0 E: 0 K: 0 S: 4	H: 2 LOB: 3 BB: 2 P: 12	R: 2 E: 0 K: 0 S: 5	H: 3 LOB: 0 BB: 0 P: 5	R: 0 E: 0 K: 1 S: 6	H: 1 LOB: 1 BB: 0 P: 6	R: 0 E: 0 K: 0 S: 2	H: 0 LOB: 0 BB: 1 P: 6	R: 0 E: 0 K: 1 S: 5	H: 0 LOB: 1 BB: 1 P: 9	R: 2 E: 0 K: 0 S: 7	H: 4 LOB: 2 BB: 0 P: 7	R: 0 E: 0 K: 0 S: 3	H: 0 LOB: 0 BB: 0 P: 3	R: 0 E: 1 K: 1 S: 6	H: 0 LOB: 1 BB: 0 P: 6	R: 0 E: 0 K: 0 S: 3	H: 1 LOB: 1 BB: 1 P: 7	1B: 6 2B: 5 3B: 0 HR: 2	SF: 0 SAC: 0 DP: 4 HBP: 0	WP: 0 PB: 0 CS: 0	PA: 40																
<b>PITCHER</b>	IP	WLS	BF	H	R	ER	SO	BB	IBB	HBP	BLK	WP	HR	S	P	ERA	WHIP	<b>PITCHER</b>				IP	WLS	BF	H	R	ER	SO	BB	IBB	HBP	BLK	WP	HR	S	P	ERA	WHIP
<b>Geoff Zahn, L</b> ERA: 3.14 (1, 1)	5.2	L	27	9	4	4	2	4	0	0	0	0	2	27	43	6.35	2.294																					
<b>Luis Sanchez, R</b> ERA: 2.95 (6, 1)	2.2		12	2	0	0	1	1	0	0	0	0	0	13	17	0.00	1.125																					
<b>Andy Hassler, L</b> ERA: 4.61 (9, 1)	0.2		1	0	0	0	0	0	0	0	0	0	0	1	1	0.00	0.000																					

New York Yankees @ California Angels  
Anaheim Stadium, Anaheim, CA  
Mon May 04 1981, 10:05 PM EDT  
Att: 30,897 - Unknown

AB	35
R	4
H	11
RBI	4
BB	5
SO	3
LOB	16



Batter	1	2	3	4	5	6	7	8	9	AB	R	H	RBI	BB	SO	LOB	BOTTOM																					
<b>Rod Carew, L</b> OBP: 0.357, SLG: 0.337 (1, 3)										3	0	0	0	1	1	0																						
<b>Rick Burleson, R</b> OBP: 0.381, SLG: 0.420 (1, 6)										4	0	0	0	0	2	2																						
<b>Dan Ford, R</b> OBP: 0.313, SLG: 0.506 (1, 9)										4	0	1	0	0	2	0																						
<b>Fred Lynn, L</b> OBP: 0.346, SLG: 0.489 (1, 8)										3	0	0	0	1	1	1																						
<b>John Harris, L</b> OBP: 0.316, SLG: 0.579 (1, 7)										4	1	1	0	0	2	1																						
<b>Don Baylor, R</b> OBP: 0.202, SLG: 0.222 (1, 10)										3	1	1	1	0	0	1																						
<b>Ed Ott, L</b> OBP: 0.288, SLG: 0.280 (1, 2)										3	0	0	1	0	1	0																						
<b>Bobby Grich, R</b> OBP: 0.329, SLG: 0.426 (1, 4)										3	0	1	0	0	2	0																						
<b>Butch Hobson, R</b> OBP: 0.328, SLG: 0.339 (1, 5)										3	0	0	0	0	1	1																						
<b>Inning Stats</b>	R: 0 E: 0 K: 0 S: 4	H: 1 LOB: 1 BB: 0 P: 4	R: 1 E: 0 K: 1 S: 6	H: 1 LOB: 0 BB: 0 P: 6	R: 0 E: 0 K: 1 S: 5	H: 0 LOB: 0 BB: 0 P: 5	R: 0 E: 0 K: 1 S: 4	H: 0 LOB: 0 BB: 1 P: 8	R: 1 E: 0 K: 0 S: 5	H: 2 LOB: 2 BB: 1 P: 9	R: 0 E: 0 K: 1 S: 5	H: 0 LOB: 0 BB: 0 P: 5	R: 0 E: 0 K: 2 S: 7	H: 0 LOB: 0 BB: 0 P: 7	R: 0 E: 0 K: 3 S: 9	H: 0 LOB: 0 BB: 0 P: 9	R: 0 E: 0 K: 3 S: 9	H: 0 LOB: 0 BB: 0 P: 9	1B: 1 2B: 2 3B: 0 HR: 1	SF: 0 SAC: 0 DP: 1 HBP: 0	WP: 0 PB: 0 CS: 0	PA: 32																
<b>PITCHER</b>	IP	WLS	BF	H	R	ER	SO	BB	IBB	HBP	BLK	WP	HR	S	P	ERA	WHIP	<b>PITCHER</b>				IP	WLS	BF	H	R	ER	SO	BB	IBB	HBP	BLK	WP	HR	S	P	ERA	WHIP
<b>Gene Nelson, R</b> ERA: 3.0 (1, 1)	6.0	W	23	4	2	2	4	2	0	0	0	0	1	29	37	3.00	1.000																					
<b>Ron Davis, R</b> ERA: 2.3 (7, 1)	3.0	S	9	0	0	0	8	0	0	0	0	0	0	25	25	0.00	0.000																					

New York Yankees @ California Angels  
Anaheim Stadium, Anaheim, CA  
Mon May 04 1981, 10:05 PM EDT  
Att: 30,897 - Unknown

AB	30
R	2
H	4
RBI	2
BB	2
SO	12
LOB	6









Batter	1	2	3	4	5	6	7	8	9	AB	R	H	RBI	BB	SO	LOB	TOP			
Willie Randolph, R OBP: 0.311, SLG: 0.292										5	1	2	0	0	0	2				
Jerry Mumphy, S OBP: 0.352, SLG: 0.438										4	0	0	0	1	1	4				
Dave Winfield, R OBP: 0.426, SLG: 0.453										3	0	1	1	1	0	2				
Reggie Jackson, L OBP: 0.304, SLG: 0.343										5	0	1	0	0	1	4				
Oscar Gamble, L OBP: 0.242, SLG: 0.643										4	0	1	0	0	1	2				
Graig Nettles, L OBP: 0.316, SLG: 0.398										4	1	1	0	0	1	2				
Jim Spencer, L OBP: 0.269, SLG: 0.250										1	2	0	0	2	0	1				
Bob Watson, R OBP: 0.240, SLG: 0.182										1	0	0	0	0	0	0				
Barry Foote, R OBP: 0.218, SLG: 0.449										3	0	0	0	0	0	3				
Bucky Dent, R OBP: 0.273, SLG: 0.443										2	1	2	4	0	0	0				
Larry Milbourne, S OBP: 0.143, SLG: 0.143										1	0	0	0	0	0	0				
<b>Inning Stats</b>	R: 1 E: 1 K: 1 S: 7	H: 2 LOB: 1 BB: 0 P: 7	R: 2 E: 0 K: 0 S: 5	H: 2 LOB: 1 BB: 1 P: 9	R: 0 E: 0 K: 1 S: 5	H: 0 LOB: 1 BB: 1 P: 9	R: 2 E: 0 K: 0 S: 5	H: 2 LOB: 2 BB: 2 P: 13	R: 0 E: 0 K: 0 S: 4	H: 1 LOB: 1 BB: 0 P: 4	R: 0 E: 0 K: 2 S: 7	H: 0 LOB: 0 BB: 0 P: 7	R: 0 E: 0 K: 0 S: 3	H: 0 LOB: 0 BB: 0 P: 3	R: 0 E: 0 K: 0 S: 4	H: 1 LOB: 1 BB: 0 P: 4	1B: 4 2B: 3 3B: 0 HR: 1	SF: 1 SAC: 1 DP: 0 HBP: 1	WP: 0 PB: 0 SB: 1 CS: 0	PA: 40
<b>PITCHER</b>	IP WLS BF H R ER SO BB IBB HBP BLK WP HR S P ERA WHIP																			
Mike Witt, R ERA: 3.94	(1, 1) 3.2 L 20 5 5 4 2 4 0 0 0 0 1 20 36 9.82 2.455																			
John D'Acquisto, R ERA: 9.69	(4, 1) 2.1 10 2 0 0 0 0 0 0 1 0 0 0 9 10 0.00 0.857																			
Andy Hassler, L ERA: 3.78	(7, 1) 3.0 10 1 0 0 2 0 0 0 0 0 0 0 14 14 0.00 0.333																			

New York Yankees @ California Angels  
Anaheim Stadium, Anaheim, CA  
Wed May 06 1981, 10:05 PM EDT  
Att: 37,410 - Unknown


AB	33
R	5
H	8
RBI	5
BB	4
SO	4
LOB	20




Batter	1	2	3	4	5	6	7	8	9	AB	R	H	RBI	BB	SO	LOB	BOTTOM					
Rod Carew, L OBP: 0.344, SLG: 0.317										5	0	1	0	0	1	1						
Rick Burleson, R OBP: 0.369, SLG: 0.413										5	0	0	0	0	1	4						
Dan Ford, R OBP: 0.327, SLG: 0.500										3	1	1	0	1	2	1						
Fred Lynn, L OBP: 0.357, SLG: 0.490										4	0	2	0	0	2	1						
Don Baylor, R OBP: 0.217, SLG: 0.241										3	0	0	1	0	0	1						
Brian Downing, R OBP: 0.355, SLG: 0.359										3	1	2	0	1	1	0						
Bobby Clark, R OBP: 0.118										2	0	0	0	0	1	1						
John Harris, L OBP: 0.286, SLG: 0.524										2	0	0	0	0	1	4						
Bobby Grich, R OBP: 0.344, SLG: 0.419										3	0	0	0	1	2	4						
Butch Hobson, R OBP: 0.333, SLG: 0.333										3	0	1	1	1	0	0						
Bert Campaneris, R OBP: 0.143, SLG: 0.200										0	0	0	0	0	0	0						
<b>Inning Stats</b>	R: 0 E: 0 K: 2 S: 7	H: 0 LOB: 1 BB: 1 P: 11	R: 0 E: 0 K: 1 S: 5	H: 0 LOB: 0 BB: 0 P: 5	R: 0 E: 0 K: 2 S: 7	H: 0 LOB: 0 BB: 0 P: 7	R: 0 E: 0 K: 2 S: 7	H: 0 LOB: 0 BB: 0 P: 7	R: 1 E: 0 K: 1 S: 8	H: 3 LOB: 3 BB: 1 P: 12	R: 0 E: 0 K: 0 S: 6	H: 3 LOB: 2 BB: 0 P: 6	R: 0 E: 1 K: 1 S: 6	H: 0 LOB: 1 BB: 0 P: 6	R: 0 E: 0 K: 2 S: 8	H: 1 LOB: 2 BB: 1 P: 12	R: 0 E: 0 K: 0 S: 2	H: 0 LOB: 1 BB: 1 P: 6	1B: 6 2B: 1 3B: 0 HR: 0	SF: 1 SAC: 0 DP: 1 HBP: 0	WP: 0 PB: 0 SB: 0 CS: 0	PA: 38
<b>PITCHER</b>	IP WLS BF H R ER SO BB IBB HBP BLK WP HR S P ERA WHIP																					
Ron Guidry, L ERA: 4.19	(1, 1) 5.0 W 22 5 2 2 2 8 2 0 0 0 0 0 0 12 16 0.00 1.286																					
Doug Bird, R ERA: 2.33	(6, 1) 2.1 11 2 0 0 1 1 0 0 0 0 0 0 12 16 0.00 1.286																					
Rich Gossage, R ERA: 0.82	(8, 1) 1.2 S 5 0 0 0 2 1 0 0 0 0 0 0 8 12 0.00 0.600																					


New York Yankees @ California Angels  
Anaheim Stadium, Anaheim, CA  
Wed May 06 1981, 10:05 PM EDT  
Att: 37,410 - Unknown

AB	33
R	2
H	7
RBI	2
BB	4
SO	11
LOB	17





Batter	1	2	3	4	5	6	7	8	9	AB	R	H	RBI	BB	SO	LOB	TOP					
Willie Randolph, R (1.4) OBP: 0.315, SLG: 0.290	FC3-6 1B BB		F9			1B 1B	FC6-4		6-3	4	1	1	0	1	0	3	<p>New York Yankees @ California Angels Anaheim Stadium, Anaheim, CA Thu May 07 1981, 10:05 PM EDT Att: 38,789 - Unknown</p> <p>livebaseballscores.com</p> <p>AB 34 R 1 H 9 RBI 1 BB 4 SO 6 LOB 19</p> 					
Jerry Mumphrey, S (1.8) OBP: 0.364, SLG: 0.446	FC3-6 1B		1B			CS 1B 1B		K	K	5	0	3	0	0	2	1						
Dave Winfield, R (1.7) OBP: 0.410, SLG: 0.433	L7		F7			F6		5-3		4	0	0	0	0	0	5						
Reggie Jackson, L (1.9) OBP: 0.313, SLG: 0.352	FC3-6 1-2 2-3					1-2 1B		2B 1B		4	0	2	1	0	1	2						
Oscar Gamble, L (1.10) OBP: 0.414, SLG: 0.633	G3					3-H 1B		1-3 2B		4	0	1	0	0	1	4						
Graig Nettles, L (1.5) OBP: 0.316, SLG: 0.388								F5	4-6 IBB	2	0	0	0	1	1	0						
Lou Piniella, R (8. PH) OBP: 0.288, SLG: 0.323										0	0	0	0	1	0	0						
Aurelio Rodriguez, R (8.5)										0	0	0	0	0	0	0						
Jim Spencer, L (1.3) OBP: 0.255, SLG: 0.234										3	0	0	0	0	0	1						
Bob Watson, R (8. PH) OBP: 0.231, SLG: 0.174	G4-6-3 1-2					F4		4-3	F9	1	0	0	0	0	0	3						
Barry Foote, R (1.2) OBP: 0.220, SLG: 0.434						5-3		BB 1B		4	0	1	0	0	1	0						
Larry Milbourne, S (1.6) OBP: 0.273, SLG: 0.300						G3		FC6-4 BB		3	0	1	0	1	0	0						
<b>Inning Stats</b>	R: 0 E: 0 K: 0 S: 4	H: 1 LOB: 2 BB: 1 P: 8	R: 0 E: 0 K: 1 S: 4	H: 0 LOB: 0 BB: 1 P: 8	R: 0 E: 0 K: 0 S: 4	H: 1 LOB: 1 BB: 0 P: 4	R: 0 E: 0 K: 2 S: 7	H: 0 LOB: 0 BB: 0 P: 7	R: 0 E: 0 K: 0 S: 3	H: 0 LOB: 0 BB: 0 P: 3	R: 1 E: 0 K: 0 S: 7	H: 3 LOB: 2 BB: 0 P: 7	R: 0 E: 0 K: 0 S: 4	H: 1 LOB: 2 BB: 1 P: 8	R: 0 E: 0 K: 1 S: 7	H: 2 LOB: 3 BB: 1 P: 11	R: 0 E: 0 K: 1 S: 6	H: 1 LOB: 1 BB: 0 P: 6	1B: 7 2B: 3 3B: 0 HR: 0	SF: 0 SAC: 0 DP: 2 HBP: 0	WP: 0 PB: 0 CS: 1	PA: 38
<b>PITCHER</b>	IP WLS BF H R ER SO BB IBB HBP BLK WP HR S P ERA WHIP	7.2 W 32 8 1 1 5 3 0 0 0 0 0 39 51 1.17 1.435	0.0 L 1 0 0 0 0 0 1 0 0 0 0 0 4 ∞ ∞	1.1 S 5 1 0 0 1 0 0 0 0 0 0 7 7 0.00 0.750											<b>PITCHER</b>	IP WLS BF H R ER SO BB IBB HBP BLK WP HR S P ERA WHIP	8.0 L 31 6 2 2 3 3 0 0 0 1 0 34 46 2.25 1.125					


Batter	1	2	3	4	5	6	7	8	9	AB	R	H	RBI	BB	SO	LOB	BOTTOM			
Rod Carew, L (1.3) OBP: 0.341, SLG: 0.315	4-3		1-3							4	0	1	0	0	1	1	<p>New York Yankees @ California Angels Anaheim Stadium, Anaheim, CA Thu May 07 1981, 10:05 PM EDT Att: 38,789 - Unknown</p> <p>livebaseballscores.com</p> <p>AB 26 R 2 H 6 RBI 1 BB 3 SO 3 LOB 9</p> 			
Rick Burleson, R (1.6) OBP: 0.365, SLG: 0.407	6-3					SH3-4 1B WP	5-3	CS 1B	F8	4	1	1	0	0	0	1				
Dan Ford, R (1.9) OBP: 0.333, SLG: 0.510	F4					WP SH3-4 1B			6-3	4	1	2	0	0	0	0				
Fred Lynn, L (1.8) OBP: 0.354, SLG: 0.485										1	0	0	0	0	1	0				
Bert Campaneris, R (6. PH) OBP: 0.143, SLG: 0.200										0	0	0	0	0	0	0				
Bobby Clark, R (7.7) OBP: 0.111, SLG: 0.111										1	0	0	0	0	1	0				
Don Baylor, R (1.10) OBP: 0.242, SLG: 0.250										1	0	1	1	2	0	0				
Brian Downing, R (1.2) OBP: 0.354, SLG: 0.348										2	0	0	0	1	0	2				
Juan Beniquez, R (1.7) OBP: 0.175, SLG: 0.158										3	0	0	0	0	0	5				
Bobby Grich, R (1.4) OBP: 0.333, SLG: 0.403										3	0	0	0	0	0	0				
Butch Hobson, R (1.5) OBP: 0.333, SLG: 0.348										3	0	1	0	0	0	0				
<b>Inning Stats</b>	R: 0 E: 0 K: 0 S: 3	H: 0 LOB: 0 BB: 0 P: 3	R: 0 E: 0 K: 1 S: 5	H: 0 LOB: 1 BB: 1 P: 9	R: 0 E: 0 K: 0 S: 3	H: 0 LOB: 0 BB: 0 P: 3	R: 1 E: 0 K: 0 S: 4	H: 2 LOB: 2 BB: 2 P: 12	R: 0 E: 0 K: 1 S: 6	H: 1 LOB: 1 BB: 0 P: 6	R: 1 E: 0 K: 0 S: 5	H: 2 LOB: 1 BB: 0 P: 5	R: 0 E: 0 K: 0 S: 3	H: 1 LOB: 0 BB: 0 P: 3	R: 0 E: 0 K: 1 S: 5	H: 0 LOB: 0 BB: 0 P: 5	1B: 4 2B: 2 3B: 0 HR: 0	SF: 0 SAC: 2 DP: 1 HBP: 0	WP: 1 PB: 0 CS: 1	PA: 32
<b>PITCHER</b>	IP WLS BF H R ER SO BB IBB HBP BLK WP HR S P ERA WHIP	8.0 L 31 6 2 2 3 3 0 0 0 1 0 34 46 2.25 1.125											<b>PITCHER</b>	IP WLS BF H R ER SO BB IBB HBP BLK WP HR S P ERA WHIP	8.0 L 31 6 2 2 3 3 0 0 0 1 0 34 46 2.25 1.125					



Batter	1	2	3	4	5	6	7	8	9	AB	R	H	RBI	BB	SO	LOB	TOP								
<b>Rick Peters, S</b> OBP: 0.323, SLG: 0.366 (1, 8)	0-0 SH2-3 1B		0-0 FC6-4			0-0 4-3	0-0 FC6-2-5-1 5-3		0-0 4-3	5	0	1	0	0	0	4									
<b>Alan Trammell, R</b> OBP: 0.318, SLG: 0.306 (1, 6)	0-0 SH2-3		0-0 6-3			0-0 HR	0-0 5-3			0	0	0	0	0	0	0									
<b>Mick Kelleher, R</b> OBP: 0.297, SLG: 0.250 (3, PH) (3, 6)	1-2					1B	2-3 3-H			3	1	1	1	0	0	2									
<b>Steve Kemp, L</b> OBP: 0.393, SLG: 0.464 (1, 7)	0-0 F8					HR	0-0 P6			4	1	1	2	0	0	2									
<b>Champ Summers, L</b> OBP: 0.364, SLG: 0.405 (1, 10)	0-3 K					HR	0-3 K2-3		0-0 F7	4	1	1	1	0	2	1									
<b>Kirk Gibson, L</b> OBP: 0.333, SLG: 0.421 (1, 9)		4-0 BB				CS 1B	0-0 L8		0-0 F8	3	0	1	0	1	0	0									
<b>Lance Parrish, R</b> OBP: 0.290, SLG: 0.356 (1, 2)	0-0 G5-4-3					F9	0-0 E 1B		0-0 6-3	4	1	1	0	0	0	2									
<b>Rick Leach, L</b> OBP: 0.615, SLG: 0.444 (1, 3)	0-0 P6					CS	0-0 P6		0-0 1B	4	1	2	0	0	0	0									
<b>Tom Brookens, R</b> OBP: 0.313, SLG: 0.286 (1, 5)			0-0 6-3			K	0-0 FC		0-0 P4	4	0	0	0	0	1	3									
<b>Lou Whitaker, L</b> OBP: 0.365, SLG: 0.407 (1, 4)			0-0 FC6-4 1B			F7	0-0 FC6-2-5-1 5-3		0-0 F8	4	1	2	2	0	0	1									
<b>Inning Stats</b>	R: 0 E: 0 K: 1 S: 6	H: 1 LOB: 1 BB: 0 P: 6	R: 0 E: 0 K: 0 S: 2	H: 0 LOB: 0 BB: 1 P: 6	R: 0 E: 0 K: 0 S: 4	H: 1 LOB: 1 BB: 0 P: 4	R: 1 E: 0 K: 0 S: 4	H: 2 LOB: 0 BB: 0 P: 4	R: 0 E: 0 K: 1 S: 5	H: 0 LOB: 0 BB: 0 P: 5	R: 2 E: 0 K: 1 S: 7	H: 2 LOB: 0 BB: 0 P: 7	R: 3 E: 1 K: 0 S: 7	H: 3 LOB: 1 BB: 0 P: 7	R: 0 E: 0 K: 0 S: 3	H: 0 LOB: 0 BB: 0 P: 3	R: 0 E: 0 K: 0 S: 4	H: 1 LOB: 1 BB: 0 P: 4	1B: 8 2B: 0 3B: 0 HR: 2	SF: 0 SAC: 1 DP: 1 HBP: 0	WP: 0 PB: 0 SB: 0 CS: 1	PA: 38			
<b>PITCHER</b>	IP	WLS	BF	H	R	ER	SO	BB	IBB	HBP	BLK	WP	HR	S	P	ERA	WHIP								
<b>Steve Renko, R</b> ERA: 2.25 (1, 1)	6.0	L	23	6	3	3	3	1	0	0	0	0	2	28	32	4.50	1.167								
<b>Luis Sanchez, R</b> ERA: 3.44 (7, 1)	0.0		4	3	3	1	0	0	0	0	0	0	0	4	4	∞	∞								
<b>Jesse Jefferson, R</b> ERA: 3.53 (7, 1)	3.0		10	1	0	0	0	0	0	0	0	0	0	10	10	0.00	0.333								

**Detroit Tigers @ California Angels**  
Anaheim Stadium, Anaheim, CA  
Fri May 08 1981, 10:05 PM EDT  
Att: 24,456 - Unknown


**AB 35**  
**R 6**  
**H 10**  
**RBI 6**  
**BB 1**  
**SO 3**  
**LOB 15**



Batter	1	2	3	4	5	6	7	8	9	AB	R	H	RBI	BB	SO	LOB	BOTTOM								
<b>Rod Carew, L</b> OBP: 0.346, SLG: 0.315 (1, 3)	4-0 3-1 1B		0-0 1B			0-3 K	0-0 3-1			3	1	1	0	1	1	3									
<b>Rick Burleson, R</b> OBP: 0.382, SLG: 0.402 (1, 6)	0-0 3-1		0-0 G4-6-3 1B			0-0 B5			0-0 1-3	4	0	1	0	0	0	2									
<b>Dan Ford, R</b> OBP: 0.330, SLG: 0.500 (1, 9)	0-0 1B		0-0 G4-6-3			0-3 K			0-0 F9	4	0	1	1	0	1	2									
<b>Fred Lynn, L</b> OBP: 0.368, SLG: 0.505 (8, PR)	0-0 G4-3 1B					0-0 K2-3			0-0 G5-4-3 1B	4	0	3	0	0	1	0									
<b>Larry Harlow, L</b> OBP: 0.697, SLG: 0.333 (9, 8)	1-2 G4-3 1B					0-0 K2-3			0-0 2B	0	0	0	0	0	0	0									
<b>Don Baylor, R</b> OBP: 0.242, SLG: 0.241 (1, 10)	0-0 G4-3					4-0 G3 BB			0-0 P4	3	0	0	0	1	0	4									
<b>Brian Downing, R</b> OBP: 0.361, SLG: 0.357 (1, 7)		0-0 G3-6-3 1B				0-0 G3			0-0 6-3	4	0	2	0	0	0	1									
<b>Ed Ott, L</b> OBP: 0.286, SLG: 0.278 (1, 2)		0-0 G3-6-3				0-0 F8			0-0 FC6-4	4	0	1	0	0	0	3									
<b>Bobby Grich, R</b> OBP: 0.320, SLG: 0.383 (1, 4)	0-3 K					0-0 1-3			0-0 G5-4-3	4	0	0	0	0	1	2									
<b>Butch Hobson, R</b> OBP: 0.333, SLG: 0.338 (1, 5)			0-0 F8			0-0 E5			4-0 BB	2	0	0	0	1	0	0									
<b>Inning Stats</b>	R: 1 E: 0 K: 0 S: 4	H: 2 LOB: 1 BB: 1 P: 8	R: 0 E: 0 K: 1 S: 5	H: 1 LOB: 0 BB: 0 P: 5	R: 0 E: 0 K: 0 S: 4	H: 2 LOB: 1 BB: 0 P: 4	R: 0 E: 0 K: 1 S: 5	H: 0 LOB: 1 BB: 1 P: 9	R: 0 E: 0 K: 1 S: 6	H: 0 LOB: 1 BB: 0 P: 6	R: 0 E: 0 K: 1 S: 5	H: 1 LOB: 0 BB: 0 P: 5	R: 0 E: 0 K: 0 S: 4	H: 1 LOB: 2 BB: 1 P: 8	R: 0 E: 0 K: 0 S: 4	H: 1 LOB: 1 BB: 0 P: 4	R: 0 E: 0 K: 0 S: 3	H: 1 LOB: 0 BB: 0 P: 3	1B: 8 2B: 1 3B: 0 HR: 0	SF: 0 SAC: 0 DP: 5 HBP: 0	WP: 0 PB: 0 SB: 1 CS: 0	PA: 35			
<b>PITCHER</b>	IP	WLS	BF	H	R	ER	SO	BB	IBB	HBP	BLK	WP	HR	S	P	ERA	WHIP								
<b>Jack Morris, R</b> ERA: 3.39 (1, 1)	9.0	W	35	9	1	1	4	3	0	0	0	0	0	40	52	1.00	1.333								

**Detroit Tigers @ California Angels**  
Anaheim Stadium, Anaheim, CA  
Fri May 08 1981, 10:05 PM EDT  
Att: 24,456 - Unknown

**AB 32**  
**R 1**  
**H 9**  
**RBI 1**  
**BB 3**  
**SO 4**  
**LOB 17**





Batter	1	2	3	4	5	6	7	8	9	AB	R	H	RBI	BB	SO	LOB	TOP
Kirk Gibson, L OBP: 0.343, SLG: 0.426 (1, 9)	G3	FC6-4			G3		G4-6-3			4	0	2	1	0	0	0	Detroit Tigers @ California Angels Anaheim Stadium, Anaheim, CA Sat May 09 1981, 10:05 PM EDT Att: 32,040 - Unknown
Mick Kelleher, R OBP: 0.293, SLG: 0.250 (1, 6)	5-3	FC6-4					G4-6-3			4	0	1	0	0	0	3	
Steve Kemp, L OBP: 0.388, SLG: 0.450 (1, 7)	1B				6-3					3	0	0	0	1	0	1	
Lance Parrish, R OBP: 0.250, SLG: 0.352 Bill Fahey, L (8, 2)	FC6-4				6-3					4	0	1	0	0	0	1	
John Wockenfuss, R OBP: 0.283, SLG: 0.289 (1, 10)	FC6-4				6-3					0	0	0	0	0	0	0	
Al Cowens, R OBP: 0.384, SLG: 0.500 (1, 8)										3	0	0	0	1	0	2	
Tom Brookens, R OBP: 0.350, SLG: 0.294 (1, 5)										4	1	2	0	0	0	1	
Rick Leach, L OBP: 0.529, SLG: 0.333 (1, 3)										3	0	1	0	1	1	3	
Lou Whitaker, L OBP: 0.354, SLG: 0.393 Stan Papi, R OBP: 0.268, SLG: 0.263 (9, PH)										3	0	0	0	0	1	2	
<b>Inning Stats</b>	R: 0 E: 0 K: 0 S: 4	H: 1 LOB: 2 BB: 1 P: 8	R: 1 E: 0 K: 1 S: 7	H: 2 LOB: 2 BB: 1 P: 11	R: 0 E: 0 K: 0 S: 3	H: 0 LOB: 1 BB: 1 P: 7	R: 0 E: 0 K: 0 S: 3	H: 0 LOB: 0 BB: 0 P: 3	R: 0 E: 0 K: 1 S: 6	H: 1 LOB: 1 BB: 0 P: 6	R: 0 E: 0 K: 0 S: 3	H: 1 LOB: 0 BB: 0 P: 3	R: 0 E: 0 K: 0 S: 3	H: 1 LOB: 1 BB: 1 P: 7	1B: 6 2B: 1 3B: 0 HR: 0	SF: 0 SAC: 0 DP: 2 HBP: 0	WP: 0 PA: 36 PB: 0 SB: 0 CS: 0
<b>PITCHER</b> Geoff Zahn, L ERA: 2.77 (1, 1)	IP: 9.0 WLS: W BF: 36 H: 7 R: 1 ER: 1 SO: 2 BB: 4 IBB: 0 HBP: 0 BLK: 0 WP: 0 HR: 0 S: 36 P: 52 ERA: 1.00 WHIP: 1.222																

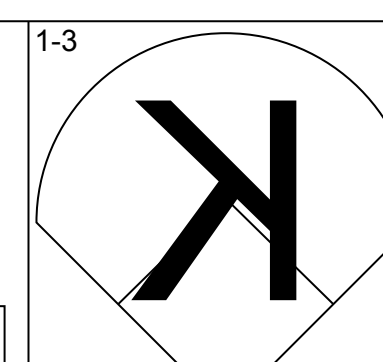
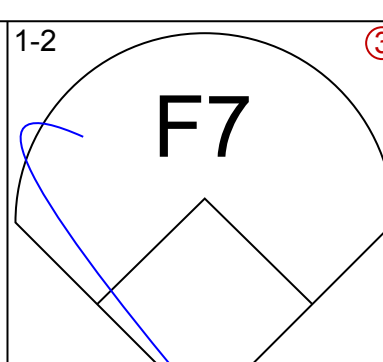
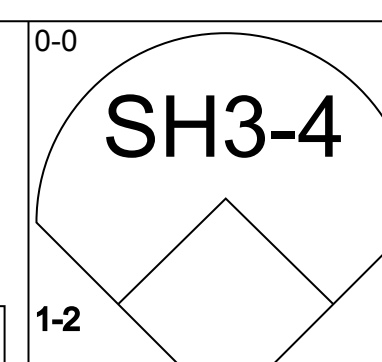
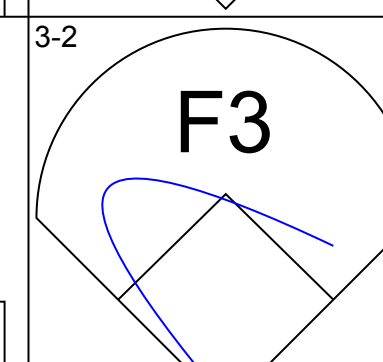
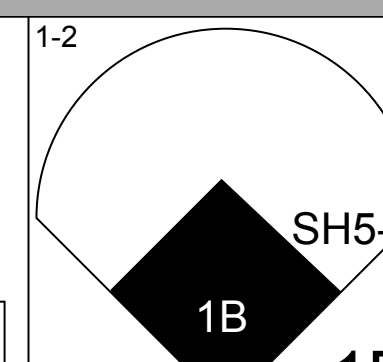
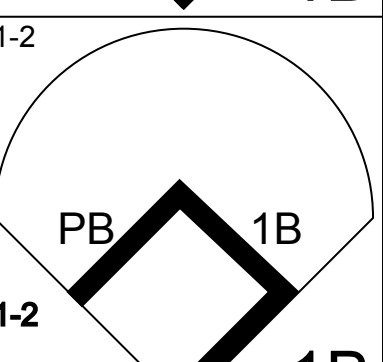
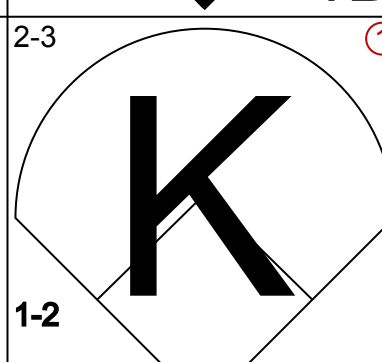
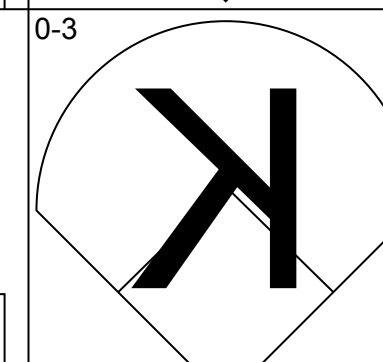
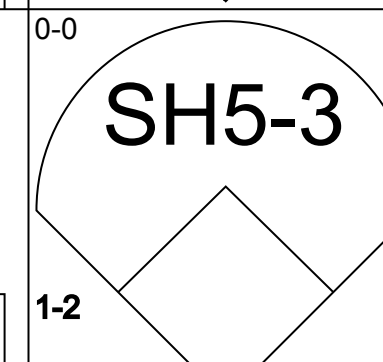
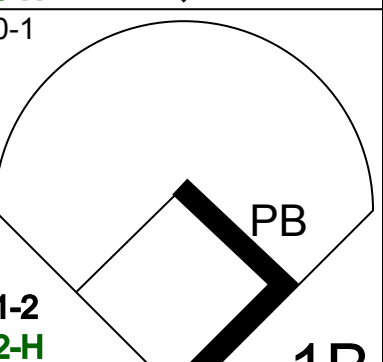
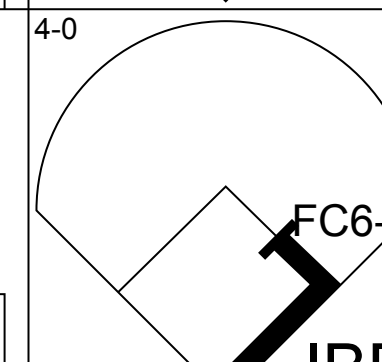
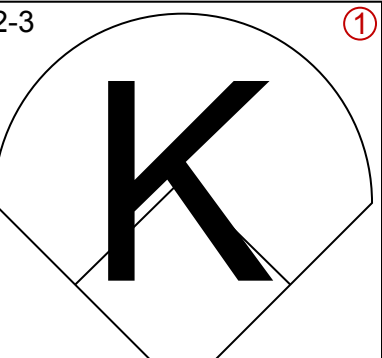
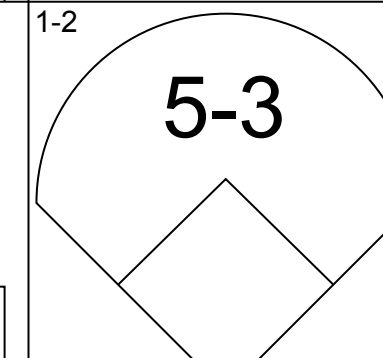
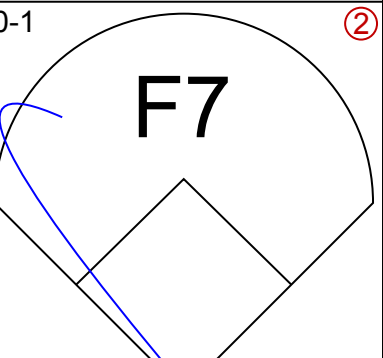
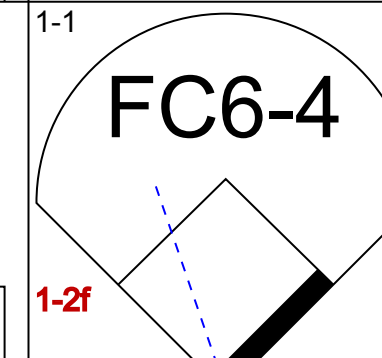
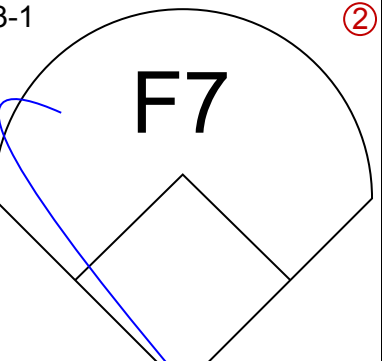
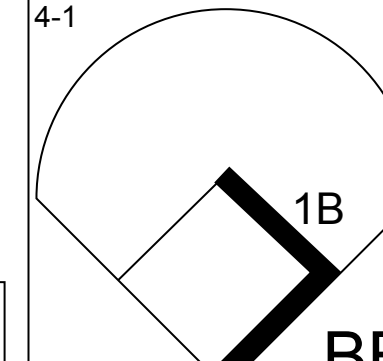
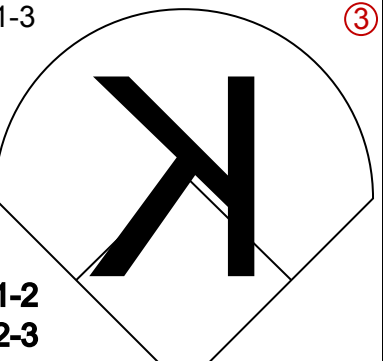

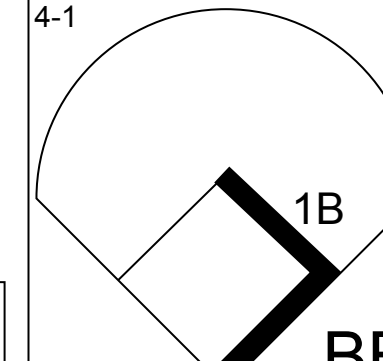
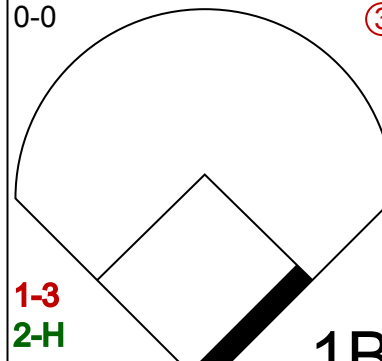
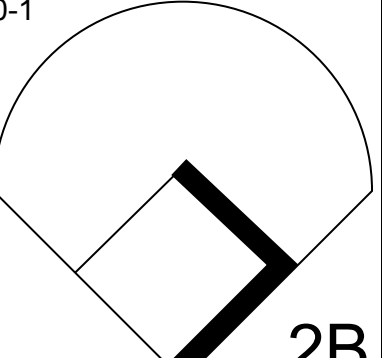
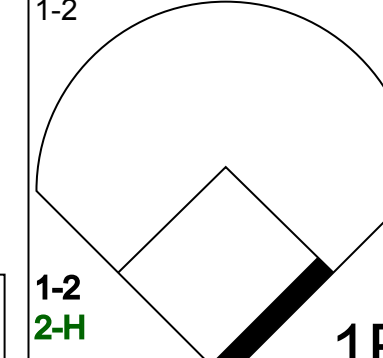

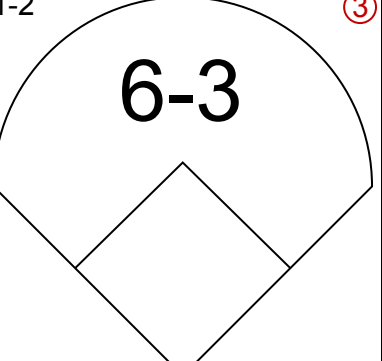
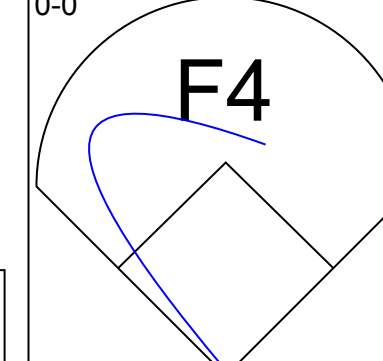

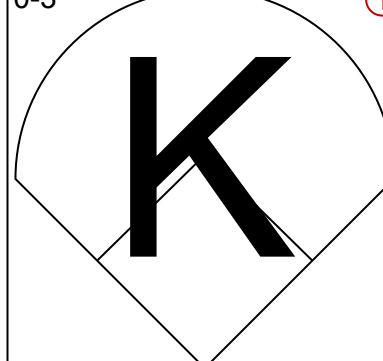

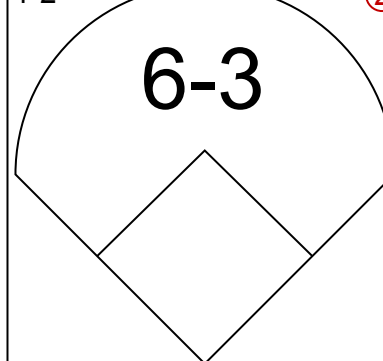

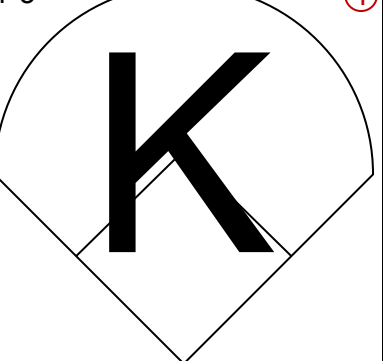
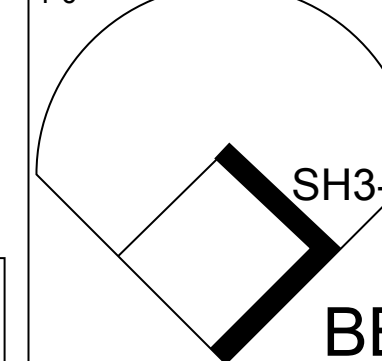
Batter	1	2	3	4	5	6	7	8	9	AB	R	H	RBI	BB	SO	LOB	BOTTOM		
Rod Carew, L OBP: 0.358, SLG: 0.339 John Harris, L OBP: 0.261, SLG: 0.478 (7, PH)	S	WP		F8		E5	FC4	G3		4	1	3	0	0	0	0	Detroit Tigers @ California Angels Anaheim Stadium, Anaheim, CA Sat May 09 1981, 10:05 PM EDT Att: 32,040 - Unknown		
Rick Burleson, R OBP: 0.395, SLG: 0.400 Bert Campaneris, R OBP: 0.182, SLG: 0.238 (8, PH)	SH1	SF7		L6		F8				3	0	1	1	0	0	1			
Dan Ford, R OBP: 0.322, SLG: 0.477 (1, 9)	K	6-3		F7		HR				5	1	0	0	1	3	5			
Don Baylor, R OBP: 0.260, SLG: 0.279 (1, 10)	HBP			L6		K				3	2	1	3	1	1	0			
Brian Downing, R OBP: 0.398, SLG: 0.408 (1, 2)										1	4	1	1	3	0	0			
Bobby Grich, R OBP: 0.324, SLG: 0.419 (1, 4)	1-3			F8		F9				5	2	2	3	0	0	4			
Juan Beniquez, R OBP: 0.222, SLG: 0.190 (1, 8)										4	2	2	0	1	0	0			
Bobby Clark, R OBP: 0.217, SLG: 0.391 (1, 7)										5	2	3	5	0	1	1			
Butch Hobson, R OBP: 0.337, SLG: 0.333 (1, 5)										4	1	1	1	1	0	2			
<b>Inning Stats</b>	R: 0 E: 0 K: 1 S: 6	H: 1 LOB: 3 BB: 1 P: 11	R: 2 E: 0 K: 0 S: 5	H: 2 LOB: 1 BB: 1 P: 9	R: 2 E: 0 K: 0 S: 5	H: 2 LOB: 1 BB: 1 P: 9	R: 0 E: 0 K: 0 S: 3	H: 0 LOB: 0 BB: 0 P: 3	R: 1 E: 0 K: 1 S: 6	H: 1 LOB: 1 BB: 1 P: 10	R: 5 E: 1 K: 0 S: 6	H: 3 LOB: 2 BB: 2 P: 14	R: 0 E: 0 K: 2 S: 9	H: 2 LOB: 2 BB: 0 P: 9	R: 5 E: 0 K: 1 S: 9	H: 4 LOB: 1 BB: 1 P: 14	1B: 9 2B: 2 3B: 0 HR: 4	SF: 1 SAC: 1 DP: 0 HBP: 2	WP: 1 PA: 48 PB: 0 SB: 2 CS: 0
<b>PITCHER</b> Dan Schatzeder, L ERA: 6.75 Dave Tobik, R ERA: 6.17 Howard Bailey, L ERA: 7.07 (1, 1)	IP: 2.2 WLS: L BF: 17 H: 5 R: 4 ER: 6 SO: 1 BB: 2 IBB: 1 HBP: 0 BLK: 0 WP: 1 HR: 1 S: 15 P: 28 ERA: 13.50 WHIP: 3.000																		
<b>PITCHER</b> (3, 1)	IP: 3.1 WLS: L BF: 17 H: 4 R: 6 ER: 6 SO: 1 BB: 2 IBB: 0 HBP: 0 BLK: 0 WP: 0 HR: 3 S: 16 P: 28 ERA: 16.20 WHIP: 1.800																		
<b>PITCHER</b> (7, 1)	IP: 2.0 WLS: L BF: 14 H: 6 R: 5 ER: 5 SO: 3 BB: 1 IBB: 0 HBP: 1 BLK: 0 WP: 0 HR: 0 S: 18 P: 23 ERA: 22.50 WHIP: 3.500																		



Batter	1	2	3	4	5	6	7	8	9	AB	R	H	RBI	BB	SO	LOB	TOP										
Kirk Gibson, L OBP: 0.333, SLG: 0.424	0-3 K	0-3 K			0-3 K		0-0 P6		0-0 SH5-4 2B	5	0	1	0	0	3	2	<b>Detroit Tigers @ California Angels</b> Anaheim Stadium, Anaheim, CA Sun May 10 1981, 6:33 AM EDT Att: 29,689 - Unknown										
Mick Kelleher, R OBP: 0.311, SLG: 0.300	0-0 BB 1B		0-0 6-3		0-0 6-3		0-0 E 2B		0-0 SH5-4 2-3	4	1	2	0	0	0	0											
Steve Kemp, L OBP: 0.388, SLG: 0.442	4-0 1-2 BB		0-3 K		0-0 BB 2B 1B		0-0 E 2-3		0-3 K	4	1	1	0	1	2	2											
Richie Hebner, L OBP: 0.250, SLG: 0.253	0-0 P4		0-0		4-0 2B E BB		0-3 K		0-3 K	3	1	1	0	1	1	4											
Lance Parrish, R OBP: 0.250, SLG: 0.352										0	0	0	0	0	0	0											
Rick Leach, L OBP: 0.500, SLG: 0.308					2B E BB					1	0	0	0	0	1	1											
Champ Summers, L OBP: 0.383, SLG: 0.436	0-0 L4				0-0 E9		0-0 E5			2	0	1	1	0	0	2											
John Wockenfuss, R OBP: 0.278, SLG: 0.283					1-1 2-H 2B		0-0 3-H			1	0	0	0	0	0	1											
Al Cowens, R OBP: 0.377, SLG: 0.486		0-0 FC1-5 1B	0-0 FC5-4		4-3		0-0 F8			4	0	1	0	0	0	5											
Bill Fahey, L OBP: 0.250, SLG: 0.250		0-0 FC6-4 FC1-5 1-2 1B		0-0 L4		0-0 4-3		0-0 4-3		4	0	1	0	0	0	0											
Tom Brookens, R OBP: 0.292, SLG: 0.238		0-0 FC1-5 FC6-4 1-2 2-3 2-3		0-0 G3		0-3 K		0-0 6-3		4	0	0	0	0	1	2											
Lou Whitaker, L OBP: 0.340, SLG: 0.376		0-0 FC6-4 1-2 2-3		0-0 4-3		0-0 6-3		0-0 P7		4	0	0	0	0	0	2											
<b>Inning Stats</b>	R: 0 E: 0 K: 1 S: 6	H: 1 LOB: 2 BB: 1 P: 10	R: 0 E: 0 K: 1 S: 7	H: 2 LOB: 2 BB: 0 P: 7	R: 0 E: 0 K: 1 S: 6	H: 1 LOB: 2 BB: 0 P: 7	R: 0 E: 0 K: 0 S: 3	H: 0 LOB: 0 BB: 0 P: 3	R: 2 E: 1 K: 1 S: 7	H: 2 LOB: 1 BB: 1 P: 11	R: 0 E: 0 K: 1 S: 5	H: 0 LOB: 0 BB: 0 P: 5	R: 1 E: 2 K: 1 S: 8	H: 1 LOB: 2 BB: 0 P: 8	R: 0 E: 0 K: 0 S: 3	H: 0 LOB: 0 BB: 0 P: 3	R: 0 E: 0 K: 2 S: 8	H: 1 LOB: 1 BB: 0 P: 8	1B: 4 2B: 4 3B: 0 HR: 0	SF: 0 SAC: 1 DP: 0 HBP: 1	WP: 0 PB: 0 SB: 0 CS: 0	PA: 40					
<b>PITCHER</b>	IP	WLS	BF	H	R	ER	SO	BB	IBB	HBP	BLK	WP	HR	S	P	ERA	WHIP										
Mike Witt, R ERA: 3.55	(1, 1)	6.0	27	6	2	1	5	2	0	1	0	0	0	34	43	1.50	1.333										
Andy Hassler, L ERA: 3.25	(7, 1)	2.2	W	12	2	1	0	2	0	0	0	0	0	16	16	0.00	0.750										
Don Aase, R ERA: 0.47	(9, 1)	0.1	S	1	0	0	0	1	0	0	0	0	0	3	3	0.00	0.000										

Batter	1	2	3	4	5	6	7	8	9	AB	R	H	RBI	BB	SO	LOB	BOTTOM										
Rod Carew, L OBP: 0.355, SLG: 0.336	0-0 6-3		0-0 3-1			0-0 1-2 2-3 1B		0-0 L6		4	0	1	0	0	0	2	<b>Detroit Tigers @ California Angels</b> Anaheim Stadium, Anaheim, CA Sun May 10 1981, 6:33 AM EDT Att: 29,689 - Unknown										
Rick Burleson, R OBP: 0.382, SLG: 0.403	0-3 K			0-0 G5-4-3 1B		0-3 K		0-0 G3 1B 1B		4	1	2	0	0	2	3											
Dan Ford, R OBP: 0.314, SLG: 0.464	0-0 F7			0-0 G5-4-3 1-2		0-0 P8		0-0 G3 1-2 2-3		3	0	0	0	0	0	4											
Fred Lynn, L OBP: 0.364, SLG: 0.500										1	0	0	0	0	0	2											
Larry Harlow, L OBP: 0.667, SLG: 0.333										0	0	0	0	0	0	0											
Don Baylor, R OBP: 0.259, SLG: 0.278		0-0 L4		0-0 F7		0-0 F8		0-0 HR 1B		4	1	1	2	0	0	3											
Brian Downing, R OBP: 0.402, SLG: 0.446		0-3 K			0-0 5-3		4-0 BB		0-0 HR 1B	3	1	1	2	1	1	0											
Bobby Clark, R OBP: 0.217, SLG: 0.391								1-H HR		0	0	0	0	0	0	0											
Ed Ott, L OBP: 0.267, SLG: 0.259	0-0 F9				0-0 P4		0-0 F8		0-0 F7	4	0	0	0	0	0	1											
Bobby Grich, R OBP: 0.324, SLG: 0.416			0-0 E7 1-3 1B		0-0 L6		0-0 F9			3	0	1	0	0	0	1											
Juan Beniquez, R OBP: 0.229, SLG: 0.200			0-0 6-3			0-0 1B 1B 1B		0-0 4-3		3	0	1	0	0	0	2											
Butch Hobson, R OBP: 0.348, SLG: 0.347			0-0 1-3			0-0 1B 1-2 1B		0-0 G3 1B 1B		3	1	2	0	0	0	1											
<b>Inning Stats</b>	R: 0 E: 0 K: 1 S: 5	H: 0 LOB: 0 BB: 0 P: 5	R: 0 E: 0 K: 1 S: 5	H: 0 LOB: 0 BB: 0 P: 5	R: 0 E: 1 K: 0 S: 4	H: 1 LOB: 1 BB: 0 P: 4	R: 0 E: 0 K: 0 S: 3	H: 1 LOB: 0 BB: 0 P: 3	R: 0 E: 0 K: 0 S: 3	H: 0 LOB: 0 BB: 0 P: 3	R: 0 E: 0 K: 1 S: 8	H: 3 LOB: 3 BB: 0 P: 8	R: 0 E: 0 K: 0 S: 3	H: 0 LOB: 1 BB: 1 P: 7	R: 4 E: 0 K: 0 S: 7	H: 4 LOB: 0 BB: 0 P: 7	1B: 8 2B: 0 3B: 0 HR: 1	SF: 0 SAC: 0 DP: 1 HBP: 0	WP: 0 PB: 0 SB: 0 CS: 0	PA: 33							
<b>PITCHER</b>	IP	WLS	BF	H	R	ER	SO	BB	IBB	HBP	BLK	WP	HR	S	P	ERA	WHIP										
Dave Rozema, R ERA: 2.96	(1, 1)	7.2		31	8	3	3	3	1	0	0	0	0	36	40	3.52	1.174										
Aurelio Lopez, R ERA: 3.29	(8, 1)	0.1	L	2	1	1	1	0	0	0	0	0	1	2	2	27.00	3.000										

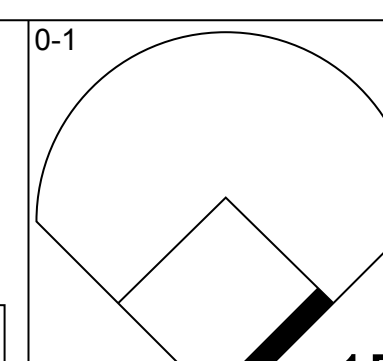
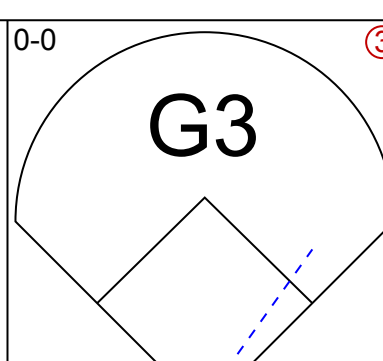

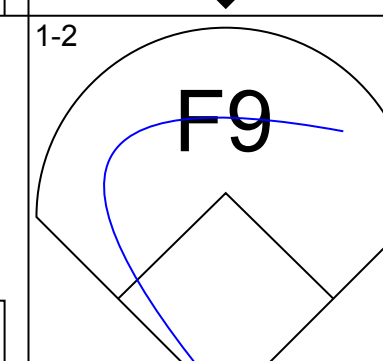
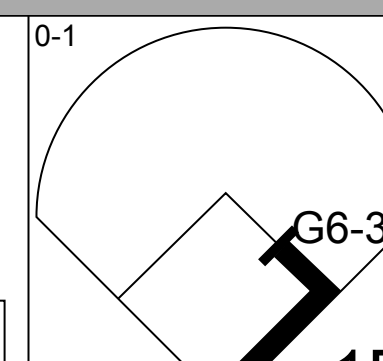

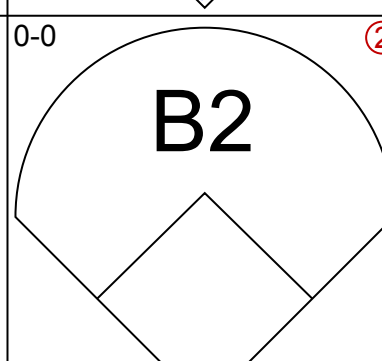
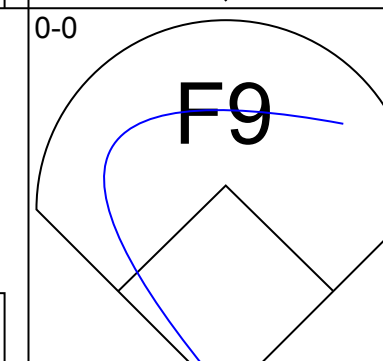
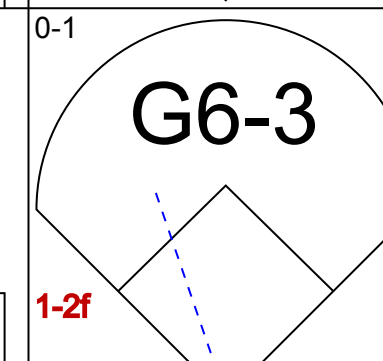


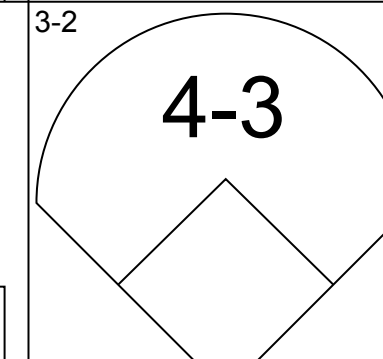
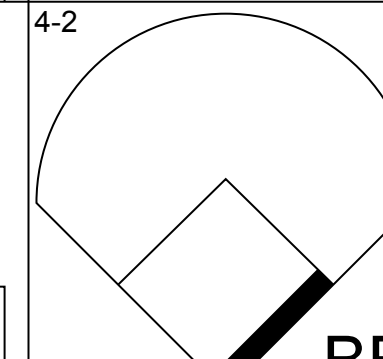
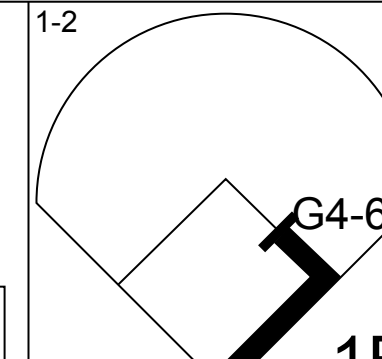
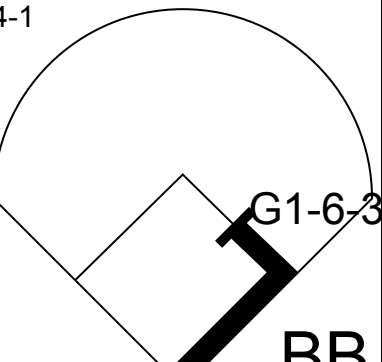
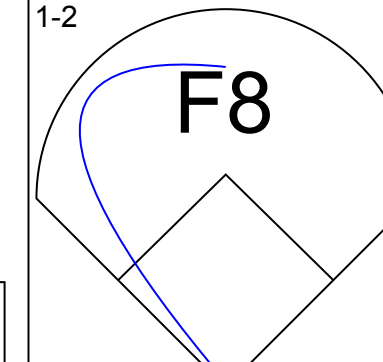

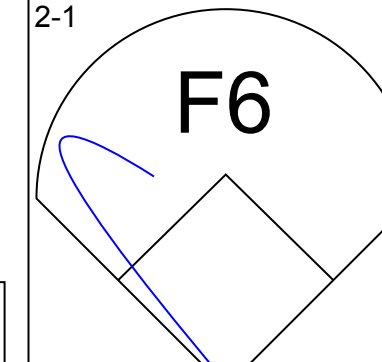
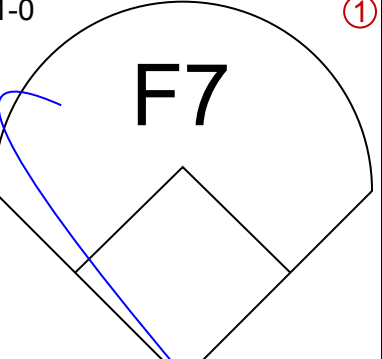

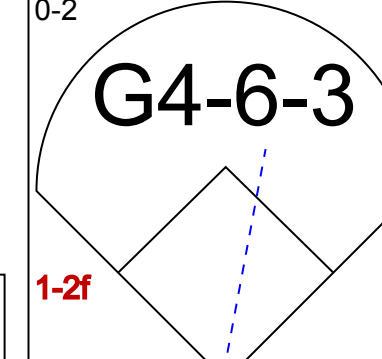
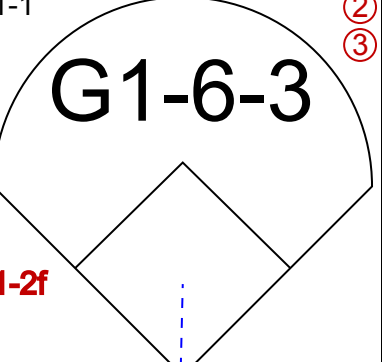
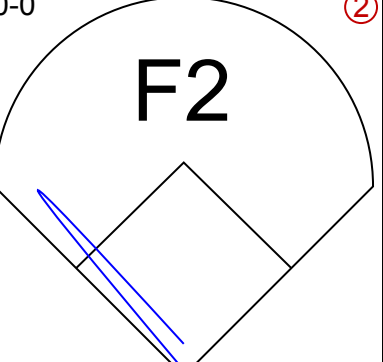


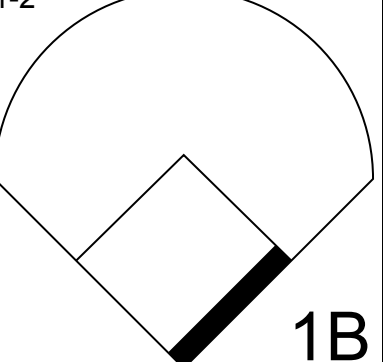

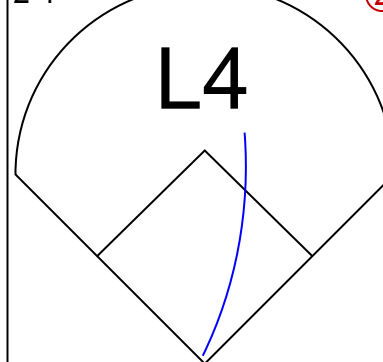

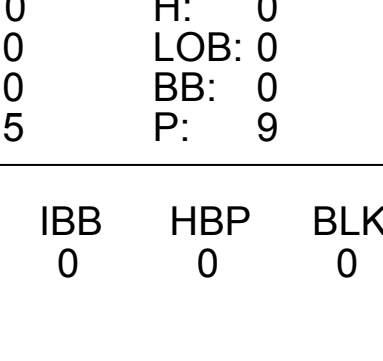
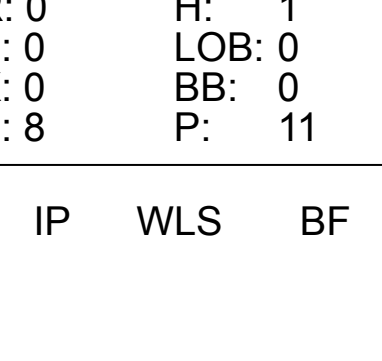


Batter	1	2	3	4	5	6	7	8	9	AB	R	H	RBI	BB	SO	LOB	TOP								
Larry Harlow, L (1, 9) OBP: 0.600, SLG: 0.429																	4 2 2 0 0 1 0								
Rick Burleson, R (1, 6) OBP: 0.364, SLG: 0.403																	5 1 2 1 0 1 3								
Rod Carew, L (1, 3) OBP: 0.366, SLG: 0.339																	2 0 1 1 2 1 0								
Don Baylor, R (1, 10) OBP: 0.248, SLG: 0.263																	5 0 0 0 0 1 7								
Brian Downing, R (1, 7) OBP: 0.406, SLG: 0.442																	3 0 1 0 1 1 2								
Bobby Clark, R (8, PR) OBP: 0.250, SLG: 0.417																	1 0 1 1 0 0 0								
Ed Ott, L (1, 2) OBP: 0.286, SLG: 0.295																	3 0 2 1 0 0 0								
Bobby Grich, R (1, 4) OBP: 0.321, SLG: 0.402																	3 0 0 0 1 0 3								
Juan Beniquez, R (1, 8) OBP: 0.231, SLG: 0.204																	4 1 1 0 0 1 2								
Butch Hobson, R (1, 5) OBP: 0.348, SLG: 0.338																	2 0 0 0 1 1 1								
Bert Campaneris, R (7, PR) OBP: 0.174, SLG: 0.227																	1 0 0 0 0 1 2								
<b>Inning Stats</b>	R: 0 E: 0 K: 2 S: 9	H: 0 LOB: 0 BB: 0 P: 13	R: 0 E: 0 K: 1 S: 10	H: 1 LOB: 1 BB: 0 P: 16	R: 0 E: 0 K: 1 S: 9	H: 0 LOB: 0 BB: 0 P: 11	R: 1 E: 0 K: 0 S: 12	H: 2 LOB: 2 BB: 1 P: 19	R: 2 E: 0 K: 0 S: 17	H: 4 LOB: 2 BB: 0 P: 22	R: 0 E: 0 K: 0 S: 7	H: 0 LOB: 0 BB: 2 P: 10	R: 0 E: 0 K: 4 S: 4	H: 0 LOB: 2 BB: 2 P: 13	R: 0 E: 0 K: 1 S: 7	H: 1 LOB: 2 BB: 1 P: 13	R: 1 E: 0 K: 1 S: 7	H: 2 LOB: 2 BB: 1 P: 15	1B: 9 2B: 1 3B: 0 HR: 0	SF: 0 SAC: 3 DP: 0 HBP: 0	WP: 0 SB: 1 CS: 1	PA: 41			
<b>PITCHER</b> Moose Haas, R (1, 1) ERA: 4.46	IP: 9.0 WLS: L BF: 41	H: 10 R: 4 ER: 4 SO: 8	BB: 2 IBB: 3 HBP: 0 BLK: 0	WP: 0 HR: 0 S: 82 P: 132	ERA: 4.00 WHIP: 1.333																				

California Angels @ Milwaukee Brewers  
Milwaukee County Stadium, Milwaukee, WI  
Tue May 12 1981, 8:05 PM EDT  
Att: 8,420 - Unknown - 50 F

AB 33  
R 4  
H 10  
RBI 4  
BB 5  
SO 8  
LOB 20



Batter	1	2	3	4	5	6	7	8	9	AB	R	H	RBI	BB	SO	LOB	BOTTOM								
Jim Gantner, L (1, 4) OBP: 0.323, SLG: 0.341																	4 0 1 0 0 0 0								
Charlie Moore, R (1, 2) OBP: 0.433, SLG: 0.586																	4 0 2 0 0 0 1								
Cecil Cooper, L (1, 10) OBP: 0.257, SLG: 0.260																	4 0 1 0 0 0 3								
Ned Yost, R (9, PR) OBP: 0.286, SLG: 0.667																	0 0 0 0 0 0 0								
Ben Oglivie, L (1, 7) OBP: 0.314, SLG: 0.423																	3 0 1 0 1 0 2								
Gorman Thomas, R (1, 8) OBP: 0.377, SLG: 0.596																	2 0 0 0 1 0 2								
Roy Howell, L (1, 5) OBP: 0.354, SLG: 0.357																	3 0 0 0 0 0 2								
Ted Simmons, S (1, 3) OBP: 0.264, SLG: 0.340																	3 0 1 0 0 0 1								
Mark Brouhard, R (1, 9) OBP: 0.346, SLG: 0.458																	3 0 1 0 0 0 1								
Ed Romero, R (1, 6) OBP: 0.296, SLG: 0.208																	3 0 0 0 0 0 1								
<b>Inning Stats</b>	R: 0 E: 0 K: 0 S: 9	H: 1 LOB: 1 BB: 0 P: 13	R: 0 E: 0 K: 0 S: 4	H: 0 LOB: 0 BB: 1 P: 10	R: 0 E: 0 K: 0 S: 5	H: 0 LOB: 0 BB: 0 P: 9	R: 0 E: 0 K: 0 S: 9	H: 1 LOB: 1 BB: 1 P: 14	R: 0 E: 0 K: 0 S: 9	H: 1 LOB: 1 BB: 0 P: 14	R: 0 E: 0 K: 0 S: 5	H: 1 LOB: 0 BB: 0 P: 6	R: 0 E: 0 K: 0 S: 8	H: 1 LOB: 0 BB: 0 P: 11	R: 0 E: 0 K: 0 S: 6	H: 1 LOB: 0 BB: 0 P: 12	R: 0 E: 0 K: 0 S: 4	H: 1 LOB: 1 BB: 0 P: 4	1B: 7 2B: 1 3B: 0 HR: 0	SF: 0 SAC: 0 DP: 5 HBP: 0	WP: 0 SB: 0 CS: 0	PA: 31			
<b>PITCHER</b> Ken Forsch, R (1, 1) ERA: 3.02	IP: 9.0 WLS: W BF: 31	H: 7 R: 0 ER: 0 SO: 0	BB: 2 IBB: 0 HBP: 0 BLK: 0	WP: 0 HR: 0 S: 59 P: 93	ERA: 0.00 WHIP: 1.000																				

California Angels @ Milwaukee Brewers  
Milwaukee County Stadium, Milwaukee, WI  
Tue May 12 1981, 8:05 PM EDT  
Att: 8,420 - Unknown - 50 F

AB 29  
R 0  
H 7  
RBI 0  
BB 2  
SO 0  
LOB 13





Batter	1	2	3	4	5	6	7	8	9	AB	R	H	RBI	BB	SO	LOB	TOP										
<b>Rod Carew, L</b> OBP: 0.367, SLG: 0.341 (1, 3)	1-0 2B 4-3 1B	1-3 K			0-0 F8 1B SF8	0-0 B5-3			0-1 4-3	5	2	2	0	0	1	2											
<b>Rick Burleson, R</b> OBP: 0.365, SLG: 0.410 (1, 6)	2-1 4-3 1B	2-1 F9			0-1 HR 1B			1-2 5-3	0-0 F9	5	2	2	0	0	0	2											
<b>Brian Downing, R</b> OBP: 0.390, SLG: 0.420 <b>Larry Harlow, L</b> OBP: 0.600, SLG: 0.429 (9, 9)	2-1 4-3			0-0 1-4-3	1-2 F8			1-2 6-3		4	0	0	1	0	0	3											
<b>Don Baylor, R</b> OBP: 0.248, SLG: 0.265 (1, 10)	2-1 2-3 3-H 1B			0-0 F8	2-0 SF8			2-3 K		3	0	1	2	0	1	0											
<b>Bobby Grich, R</b> OBP: 0.327, SLG: 0.438 (1, 4)	2-2 1B			0-3 K	1-1 HR			0-0 F9		4	1	2	2	0	1	0											
<b>Bobby Clark, R</b> OBP: 0.250, SLG: 0.429 (9, 7)	0-3 K			0-0 1-3	0-0 E 2B			1-2 F8		4	1	1	0	0	1	1											
<b>Juan Beniquez, R</b> OBP: 0.232, SLG: 0.208 (9, 8)		1-2 6-3		0-0 F9	0-0 E6 CS			3-2 1B		4	0	1	0	0	0	0											
<b>Butch Hobson, R</b> OBP: 0.354, SLG: 0.346 <b>Bert Campaneris, R</b> OBP: 0.174, SLG: 0.227 (8, 5)		0-0 E 1B		1-1 1B	2-2 CS	0-3 K		1-0 1-3		4	0	2	0	0	1	1											
<b>Ed Ott, L</b> OBP: 0.269, SLG: 0.277 (1, 2)	0-0 E3			2-2 4-3	3-3 K			3-2 G3		4	0	0	0	0	1	2											
<b>Inning Stats</b>	R: 2 E: 0 K: 1 S: 13	H: 4 LOB: 1 BB: 0 P: 22	R: 0 E: 1 K: 1 S: 10	H: 1 LOB: 2 BB: 0 P: 14	R: 0 E: 0 K: 1 S: 5	H: 0 LOB: 0 BB: 0 P: 5	R: 0 E: 0 K: 0 S: 7	H: 1 LOB: 1 BB: 0 P: 10	R: 4 E: 1 K: 0 S: 13	H: 4 LOB: 0 BB: 0 P: 19	R: 0 E: 0 K: 1 S: 9	H: 0 LOB: 0 BB: 0 P: 13	R: 0 E: 0 K: 0 S: 8	H: 1 LOB: 1 BB: 0 P: 13	R: 0 E: 0 K: 0 S: 6	H: 0 LOB: 0 BB: 0 P: 9	1B: 8 2B: 2 3B: 0 HR: 1	SF: 1 SAC: 0 DP: 0 HBP: 0	WP: 0 PB: 0 SB: 0 CS: 2	PA: 39							
<b>PITCHER</b>	IP	WLS	BF	H	R	ER	SO	BB	IBB	HBP	BLK	WP	HR	S	P	ERA	WHIP										
<b>Mike Caldwell, L</b> ERA: 3.86 (1, 1)	4.2	L	24	10	6	5	3	0	0	0	0	0	1	45	65	9.64	2.143										
<b>Reggie Cleveland, R</b> ERA: 6.75 (5, 1)	3.1		11	1	0	0	3	0	0	0	0	0	0	27	41	0.00	0.300										
<b>Jamie Easterly, L</b> ERA: 1.74 (9, 1)	1.0		3	0	0	0	0	0	0	0	0	0	0	6	9	0.00	0.000										

California Angels @ Milwaukee Brewers  
Milwaukee County Stadium, Milwaukee, WI  
Wed May 13 1981, 8:05 PM EDT  
Att: 8,851 - Unknown - 48 F

AB 37  
R 6  
H 11  
RBI 5  
BB 0  
SO 6  
LOB 11



Batter	1	2	3	4	5	6	7	8	9	AB	R	H	RBI	BB	SO	LOB	BOTTOM										
<b>Jim Gantner, L</b> OBP: 0.320, SLG: 0.347 (1, 4)	2-1 F8		1-2 F8		1-0 F8 2B			3-2 G3		4	0	1	0	0	0	0											
<b>Charlie Moore, R</b> OBP: 0.412, SLG: 0.545 (1, 2)	2-2 HR 1B		1-2 F8		1-0 F4			2-1 F7		4	1	1	0	0	0	1											
<b>Ben Oglivie, L</b> OBP: 0.312, SLG: 0.417 (1, 7)	1-0 6-3		3-1 F2		2-1 F8			1-1 G6-4-3 1B		4	0	1	0	0	0	2											
<b>Gorman Thomas, R</b> OBP: 0.382, SLG: 0.624 <b>Marshall Edwards, L</b> OBP: 0.150, SLG: 0.150 (9, 8)	0-0 HR			0-0 S 1B	2-2 F2			1-1 G6-4-3		4	2	2	2	0	0	2											
<b>Cecil Cooper, L</b> OBP: 0.265, SLG: 0.269 (1, 10)	0-0 6-3			3-1 5-3 1B				1-2 G5-4-3 1B		4	0	2	1	0	0	0											
<b>Roy Howell, L</b> OBP: 0.340, SLG: 0.341 <b>Don Money, R</b> OBP: 0.286, SLG: 0.275 (6, FH) (7, 5)		2-0 F8		1-2 5-3				1-3 K		2	0	0	0	0	0	1											
<b>Ted Simmons, S</b> OBP: 0.273, SLG: 0.351 (1, 3)		3-2 F9 2B		4-2 BB				1-2 G5-4-3		3	0	1	0	1	1	1											
<b>Mark Brouhard, R</b> OBP: 0.310, SLG: 0.407 (1, 9)		3-2 F9		1-2 F4				0-3 K		3	0	0	0	0	1	3											
<b>Ed Romero, R</b> OBP: 0.267, SLG: 0.185 (1, 6)		0-0 F3		0-1 F8				0-1 L7		3	0	0	0	0	0	3											
<b>Inning Stats</b>	R: 2 E: 0 K: 0 S: 8	H: 2 LOB: 0 BB: 0 P: 13	R: 0 E: 0 K: 0 S: 8	H: 1 LOB: 1 BB: 0 P: 16	R: 0 E: 0 K: 0 S: 8	H: 0 LOB: 0 BB: 0 P: 13	R: 1 E: 0 K: 0 S: 13	H: 2 LOB: 2 BB: 1 P: 22	R: 0 E: 0 K: 1 S: 9	H: 1 LOB: 0 BB: 0 P: 12	R: 0 E: 0 K: 1 S: 8	H: 0 LOB: 0 BB: 0 P: 11	R: 0 E: 0 K: 0 S: 6	H: 1 LOB: 0 BB: 0 P: 10	R: 0 E: 0 K: 1 S: 5	H: 0 LOB: 0 BB: 0 P: 5	1B: 5 2B: 2 3B: 0 HR: 1	SF: 0 SAC: 0 DP: 2 HBP: 0	WP: 0 PB: 0 SB: 1 CS: 0	PA: 34							
<b>PITCHER</b>	IP	WLS	BF	H	R	ER	SO	BB	IBB	HBP	BLK	WP	HR	S	P	ERA	WHIP										
<b>Steve Renko, R</b> ERA: 2.73 (1, 1)	5.0	W	22	6	3	3	0	1	0	0	0	0	1	44	77	5.40	1.400										
<b>Andy Hassler, L</b> ERA: 2.7 (6, 1)	4.0	S	12	2	0	0	3	0	0	0	0	0	0	28	38	0.00	0.500										

California Angels @ Milwaukee Brewers  
Milwaukee County Stadium, Milwaukee, WI  
Wed May 13 1981, 8:05 PM EDT  
Att: 8,851 - Unknown - 48 F

AB 33  
R 3  
H 8  
RBI 3  
BB 1  
SO 3  
LOB 14









Batter	1	2	3	4	5	6	7	8	9	AB	R	H	RBI	BB	SO	LOB	TOP					
Larry Harlow, L (1, 9) OBP: 0.632, SLG: 0.462	0-0 FC5-4 6-3 1B		4-0 FC6-4 BB			0-0 G4-6-3 2B 1B		0-3 K		3	1	2	0	1	1	0	California Angels @ Detroit Tigers Tiger Stadium, Detroit, MI Fri May 15 1981, 7:05 PM EDT Att: 13,529 - Unknown					
Rick Burleson, R (1, 6) OBP: 0.369, SLG: 0.408	0-3 K		0-0 FC6-4 1-2			0-0 G4-6-3 1-2 1B		4-0 BB		3	0	1	0	1	1	2						
Rod Carew, L (1, 3) OBP: 0.355, SLG: 0.328	0-0 6-3 1-2			0-0 CS 1B		0-0 G4-6-3 1-2 2-3		0-0 P5		4	0	1	0	0	0	4						
Don Baylor, R (1, 10) OBP: 0.262, SLG: 0.321	0-0 FC5-4-5 2-3			0-0 F9		0-0 G4-6-3 3-H 2B		0-3 K		4	0	1	1	0	1	2						
Brian Downing, R (1, 7) OBP: 0.385, SLG: 0.404		0-0 4-3		4-0 1-2 BB		0-0 6-3		0-0 6-3		3	0	0	0	1	0	1						
Bobby Grich, R (1, 4) OBP: 0.347, SLG: 0.446		0-0 F9		0-0 F9			4-0 G4-6-3 BB		0-0 2B		3	0	1	0	1	0		1				
Ed Ott, L (1, 2) OBP: 0.263, SLG: 0.270		0-0 4-3			0-3 K		0-0 G4-6-3 1-2		0-0 3-1		4	0	0	0	0	1		2				
Bobby Clark, R (1, 8) OBP: 0.306, SLG: 0.429			0-0 4-3		0-3 K		0-3 K			3	0	0	0	0	2	0						
Butch Hobson, R (1, 5) OBP: 0.337, SLG: 0.348			0-3 K		0-0 F9			0-3 K		3	0	0	0	0	2	0						
<b>Inning Stats</b>	R: 0 E: 0 K: 1 S: 6	H: 1 LOB: 1 BB: 0 P: 6	R: 0 E: 0 K: 0 S: 3	H: 0 LOB: 0 BB: 0 P: 3	R: 0 E: 0 K: 1 S: 5	H: 0 LOB: 1 BB: 1 P: 9	R: 0 E: 0 K: 0 S: 3	H: 1 LOB: 1 BB: 1 P: 7	R: 0 E: 0 K: 2 S: 7	H: 0 LOB: 0 BB: 0 P: 7	R: 1 E: 0 K: 0 S: 5	H: 3 LOB: 1 BB: 0 P: 5	R: 0 E: 0 K: 1 S: 4	H: 0 LOB: 0 BB: 1 P: 8	R: 0 E: 0 K: 2 S: 7	H: 0 LOB: 1 BB: 1 P: 11	R: 0 E: 0 K: 1 S: 6	H: 1 LOB: 1 BB: 0 P: 6	1B: 4 2B: 2 3B: 0 HR: 0	SF: 0 SAC: 0 DP: 2 HBP: 0	WP: 0 PB: 0 SB: 0 CS: 1	PA: 34
<b>PITCHER</b> Jack Morris, R (1, 1) ERA: 3.07	IP: 9.0 WLS: W BF: 34 H: 6 R: 1 ER: 1 SO: 8 BB: 4 IBB: 0 HBP: 0 BLK: 0 WP: 0 HR: 0 S: 46 P: 62 ERA: 1.00 WHIP: 1.111															<b>PITCHER</b>						

Batter	1	2	3	4	5	6	7	8	9	AB	R	H	RBI	BB	SO	LOB	BOTTOM					
Rick Peters, S (1, 7) OBP: 0.330, SLG: 0.362	4-0 PO G3 BB		0-0 6-3		0-0 FC4-6 1-2 2-3 3-H			0-0 SH3-4 1B 1B		3	1	1	1	1	0	2	California Angels @ Detroit Tigers Tiger Stadium, Detroit, MI Fri May 15 1981, 7:05 PM EDT Att: 13,529 - Unknown					
Mick Kelleher, R (1, 6) OBP: 0.309, SLG: 0.306	0-0 F7			0-0 F7			0-0 FC4-6 1-2		0-0 SH3-4		2	0	0	0	0	1						
Steve Kemp, L (5, FH) OBP: 0.377, SLG: 0.425										1	0	0	0	0	0	2						
Alan Trammell, R (6, 6) OBP: 0.316, SLG: 0.306										0	0	0	0	0	0	0						
Richie Hebner, L (1, 10) OBP: 0.261, SLG: 0.259	0-0 G3 1-2			0-0 3-1			0-0 P8		4-0 1B 1B IBB		3	1	0	0	1	0		1				
Champ Summers, L (1, 9) OBP: 0.404, SLG: 0.465	0-0 PO 2-3	0-0 F7 SF8 2B		0-0 4-3			0-0 4-3		0-0 1B 1B		4	1	2	1	0	0		0				
Al Cowens, R (1, 8) OBP: 0.360, SLG: 0.452		0-0 F7 2-3			0-0 S BB 1B 1B		0-0 6-3		0-3 K		4	1	1	0	0	1		3				
Rick Leach, L (1, 3) OBP: 0.500, SLG: 0.333		0-0 SF8			4-0 1B 1B FC3-2 BB			0-0 P3		2	0	1	2	1	0	0						
Bill Fahey, L (1, 2) OBP: 0.250, SLG: 0.250		3-H 0-0 F8			0-0 FC3-2 1B FC4-6 1B			0-0 P5		4	1	1	1	0	0	2						
Tom Brookens, R (1, 5) OBP: 0.324, SLG: 0.290			0-0 4-3		0-0 FC4-6 1-2 2-3 3-H				0-0 F5		3	0	2	0	0	0	0					
Lou Whitaker, L (1, 4) OBP: 0.345, SLG: 0.376			0-0 G3		0-0 FC3-2 FC4-6					3	0	0	0	0	0	4						
<b>Inning Stats</b>	R: 0 E: 0 K: 0 S: 2	H: 0 LOB: 0 BB: 1 P: 6	R: 1 E: 0 K: 0 S: 4	H: 1 LOB: 0 BB: 0 P: 4	R: 0 E: 0 K: 0 S: 3	H: 0 LOB: 0 BB: 0 P: 3	R: 0 E: 0 K: 0 S: 3	H: 0 LOB: 0 BB: 0 P: 3	R: 2 E: 0 K: 0 S: 6	H: 3 LOB: 2 BB: 1 P: 10	R: 0 E: 0 K: 0 S: 3	H: 0 LOB: 0 BB: 0 P: 3	R: 0 E: 0 K: 0 S: 4	H: 1 LOB: 1 BB: 0 P: 4	R: 2 E: 0 K: 1 S: 8	H: 3 LOB: 2 BB: 1 P: 12	R: 0 E: 0 K: 1 S: 6	H: 0 LOB: 0 BB: 0 P: 6	1B: 7 2B: 1 3B: 0 HR: 0	SF: 1 SAC: 1 DP: 0 HBP: 0	WP: 0 PB: 0 SB: 1 CS: 0	PA: 35
<b>PITCHER</b> Mike Witt, R (1, 1) ERA: 3.86	IP: 4.0 WLS: L BF: 17 H: 4 R: 3 ER: 3 SO: 3 BB: 2 IBB: 0 HBP: 0 BLK: 0 WP: 0 HR: 0 S: 15 P: 23 ERA: 6.75 WHIP: 1.500															<b>PITCHER</b>						
Jesse Jefferson, R (5, 1) ERA: 3.63	IP: 4.0 WLS: L BF: 17 H: 4 R: 2 ER: 2 SO: 1 BB: 0 IBB: 1 HBP: 0 BLK: 0 WP: 0 HR: 0 S: 18 P: 22 ERA: 4.50 WHIP: 1.000															<b>PITCHER</b>						








Batter	1	2	3	4	5	6	7	8	9	AB	R	H	RBI	BB	SO	LOB	TOP								
<b>Rod Carew, L</b> OBP: 0.358, SLG: 0.350 (1, 3)										5	1	2	0	0	0	2	<b>California Angels @ Detroit Tigers</b> Tiger Stadium, Detroit, MI Sun May 17 1981, 3:33 AM EDT Att: 19,720 - Unknown								
<b>Rick Burleson, R</b> OBP: 0.377, SLG: 0.411 (1, 6)										5	1	3	0	0	0	2									
<b>Dan Ford, R</b> OBP: 0.305, SLG: 0.467 (1, 9)										5	1	1	1	0	1	5									
<b>Fred Lynn, L</b> OBP: 0.374, SLG: 0.495 (1, 8)										3	1	1	1	1	0	1									
<b>Don Baylor, R</b> OBP: 0.265, SLG: 0.304 (1, 10)										4	0	0	1	0	3	4									
<b>Brian Downing, R</b> OBP: 0.398, SLG: 0.417 (1, 7)										4	1	2	1	0	0	0									
<b>Ed Ott, L</b> OBP: 0.265, SLG: 0.272 (1, 2)										4	1	1	0	0	1	2									
<b>Bobby Grich, R</b> OBP: 0.349, SLG: 0.444 (1, 4)										3	0	1	0	1	1	1									
<b>Butch Hobson, R</b> OBP: 0.357, SLG: 0.412 (1, 5)										4	1	3	2	0	1	1									
<b>Inning Stats</b>	R: 3 E: 0 K: 2 S: 10	H: 3 LOB: 1 BB: 0 P: 11	R: 1 E: 0 K: 0 S: 6	H: 3 LOB: 3 BB: 1 P: 10	R: 1 E: 0 K: 0 S: 6	H: 3 LOB: 2 BB: 0 P: 6	R: 0 E: 0 K: 1 S: 5	H: 0 LOB: 0 BB: 0 P: 5	R: 1 E: 0 K: 1 S: 6	H: 2 LOB: 0 BB: 0 P: 6	R: 0 E: 0 K: 0 S: 4	H: 1 LOB: 1 BB: 0 P: 4	R: 0 E: 0 K: 1 S: 5	H: 0 LOB: 0 BB: 0 P: 5	R: 0 E: 0 K: 1 S: 4	H: 0 LOB: 0 BB: 1 P: 8	R: 1 E: 1 K: 1 S: 6	H: 2 LOB: 1 BB: 0 P: 6	1B: 13 2B: 3 3B: 0 HR: 0	SF: 1 SAC: 0 DP: 2 HBP: 1	WP: 1 PB: 0 SB: 1 CS: 3	PA: 42			
<b>PITCHER</b>	IP	WLS	BF	H	R	ER	SO	BB	IBB	HBP	BLK	WP	HR	S	P	ERA	WHIP								
<b>Milt Wilcox, R</b> ERA: 3.0 (1, 1)	2.0	L	15	7	5	5	2	1	0	1	0	1	0	17	22	22.50	4.000								
<b>Howard Bailey, L</b> ERA: 6.47 (3, 1)	4.0		16	5	1	1	2	0	0	0	0	0	0	20	20	2.25	1.250								
<b>Aurelio Lopez, R</b> ERA: 2.7 (7, 1)	3.0		10	2	1	0	3	1	0	0	0	0	0	15	19	0.00	1.000								

Batter	1	2	3	4	5	6	7	8	9	AB	R	H	RBI	BB	SO	LOB	BOTTOM								
<b>Rick Leach, L</b> OBP: 0.423, SLG: 0.263 (1, 3)										4	0	0	0	0	0	3	<b>California Angels @ Detroit Tigers</b> Tiger Stadium, Detroit, MI Sun May 17 1981, 3:33 AM EDT Att: 19,720 - Unknown								
<b>Alan Trammell, R</b> OBP: 0.297, SLG: 0.283 (1, 6)										4	0	0	0	0	0	1									
<b>Steve Kemp, L</b> OBP: 0.370, SLG: 0.413 (1, 7)										4	0	2	0	0	0	0									
<b>Richie Hebner, L</b> OBP: 0.253, SLG: 0.250 (1, 10)										3	0	0	0	0	0	2									
<b>Rick Peters, S</b> OBP: 0.327, SLG: 0.358 (9, PH)										1	0	0	0	0	1	0									
<b>Champ Summers, L</b> OBP: 0.386, SLG: 0.426 (1, 9)										3	0	0	0	0	0	1									
<b>Al Cowens, R</b> OBP: 0.344, SLG: 0.422 (1, 8)										3	0	0	0	0	2	2									
<b>Bill Fahey, L</b> OBP: 0.273, SLG: 0.273 (1, 2)										3	1	1	0	0	0	2									
<b>Tom Brookens, R</b> OBP: 0.341, SLG: 0.324 (1, 5)										3	0	1	0	0	0	0									
<b>Lou Whitaker, L</b> OBP: 0.353, SLG: 0.406 (1, 4)										2	0	1	0	1	0	0									
<b>Inning Stats</b>	R: 0 E: 0 K: 0 S: 3	H: 0 LOB: 0 BB: 0 P: 3	R: 0 E: 0 K: 1 S: 5	H: 0 LOB: 0 BB: 0 P: 5	R: 0 E: 0 K: 0 S: 5	H: 1 LOB: 2 BB: 0 P: 5	R: 0 E: 0 K: 0 S: 3	H: 0 LOB: 0 BB: 0 P: 3	R: 0 E: 0 K: 0 S: 3	H: 0 LOB: 0 BB: 0 P: 3	R: 0 E: 0 K: 0 S: 5	H: 0 LOB: 0 BB: 0 P: 5	R: 0 E: 0 K: 1 S: 5	H: 0 LOB: 0 BB: 0 P: 5	R: 0 E: 0 K: 0 S: 3	H: 0 LOB: 0 BB: 0 P: 5	1B: 5 2B: 0 3B: 0 HR: 0	SF: 0 SAC: 0 DP: 3 HBP: 0	WP: 0 PB: 0 SB: 0 CS: 0	PA: 31					
<b>PITCHER</b>	IP	WLS	BF	H	R	ER	SO	BB	IBB	HBP	BLK	WP	HR	S	P	ERA	WHIP								
<b>Ken Forsch, R</b> ERA: 2.72 (1, 1)	9.0	W	31	5	1	1	3	1	0	0	0	0	0	36	40	1.00	0.667								



Batter	1	2	3	4	5	6	7	8	9	AB	R	H	RBI	BB	SO	LOB	TOP								
Rod Carew, L (1,3) OBP: 0.365, SLG: 0.365	1-3		G4-6-3			SH1-4 SF9 1B	G4-6-3 1B		1B 2B	5	2	3	1	0	0	1	<b>California Angels @ Cleveland Indians</b> Cleveland Municipal Stadium, Cleveland, OH Mon May 18 1981, 7:05 PM EDT Att: 9,010 - Unknown - 53 F								
Rick Burleson, R (1,6) OBP: 0.384, SLG: 0.417	L4			FC4-6 HBP FC1-4 1B		WP SH1-4 1B	G4-6-3 1B		1B	5	2	3	1	0	0	2									
Dan Ford, R (1,9) OBP: 0.311, SLG: 0.464	B1-3			FC4-6 HBP		SH1-4			F9	3	0	1	0	0	0	0									
Fred Lynn, L (1,8) OBP: 0.370, SLG: 0.482		1-3		FC4-6 FC1-4		WP 1B IBB			G3	3	1	0	0	1	0	3									
Don Baylor, R (1,10) OBP: 0.264, SLG: 0.298	F4			FC1-4		SF9			G6-4-3 BB	2	0	0	2	1	0	1									
Brian Downing, R (1,7) OBP: 0.402, SLG: 0.430				F8					G6-4-3	4	0	2	2	0	0	3									
Ed Ott, L (1,2) OBP: 0.264, SLG: 0.294		K2-3				K				4	1	1	0	0	3	2									
Bobby Grich, R (1,4) OBP: 0.361, SLG: 0.455			K						2B 3B	2	1	1	1	2	1	0									
Butch Hobson, R (1,5) OBP: 0.357, SLG: 0.404						G6-4-3 BB			SH1-3 2B	2	0	0	0	1	1	2									
Bert Campaneris, R (9, PH) OBP: 0.174, SLG: 0.227						G6-4-3 BB			SH1-3	0	0	0	0	0	0	0									
<b>Inning Stats</b>	R: 0 E: 0 K: 0 S: 3	H: 0 LOB: 0 BB: 0 P: 3	R: 0 E: 0 K: 1 S: 6	H: 1 LOB: 1 BB: 0 P: 6	R: 0 E: 0 K: 1 S: 4	H: 0 LOB: 0 BB: 1 P: 8	R: 1 E: 0 K: 0 S: 4	H: 1 LOB: 1 BB: 0 P: 5	R: 0 E: 0 K: 1 S: 4	H: 0 LOB: 0 BB: 1 P: 8	R: 3 E: 0 K: 1 S: 8	H: 3 LOB: 1 BB: 1 P: 12	R: 0 E: 0 K: 1 S: 5	H: 1 LOB: 1 BB: 1 P: 9	R: 0 E: 1 K: 0 S: 3	H: 1 LOB: 1 BB: 0 P: 7	R: 3 E: 0 K: 0 S: 6	H: 4 LOB: 0 BB: 0 P: 6	1B: 7 2B: 3 3B: 1 HR: 0	SF: 1 SAC: 2 DP: 4 HBP: 1	WP: 1 PB: 0 SB: 0 CS: 0	PA: 39			
<b>PITCHER</b>	IP	WLS	BF	H	R	ER	SO	BB	IBB	HBP	BLK	WP	HR	S	P	ERA	WHIP								
John Denny, R (1,1) ERA: 3.02	7.1	L	32	7	4	4	5	4	1	1	0	1	0	36	57	4.91	1.500								
Mike Stanton, R (8,1) ERA: 3.24	1.2		7	4	3	3	0	0	0	0	0	0	0	7	7	16.20	2.400								

AB	30
R	7
H	11
RBI	7
BB	5
SO	5
LOB	14



Batter	1	2	3	4	5	6	7	8	9	AB	R	H	RBI	BB	SO	LOB	BOTTOM								
Miguel Dilone, S (1,7) OBP: 0.297, SLG: 0.300	G3 1B BB		K	FC4-6 E S 1-2		FC6-4 1B			F7	4	1	1	0	1	1	3	<b>California Angels @ Cleveland Indians</b> Cleveland Municipal Stadium, Cleveland, OH Mon May 18 1981, 7:05 PM EDT Att: 9,010 - Unknown - 53 F								
Jorge Orta, L (1,9) OBP: 0.328, SLG: 0.359	G3		F9	K		FC6-4			6-3	4	0	0	0	0	1	6									
Larry Littleton, R (9, PH)										1	0	0	0	0	0	0									
Mike Hargrove, L (1,3) OBP: 0.328, SLG: 0.272						F8				3	0	1	1	1	1	2									
Joe Charboneau, R (9, PH) OBP: 0.267, SLG: 0.358	1B 2H								BB 1B	1	1	1	0	0	0	0									
Andre Thornton, R (1,10) OBP: 0.276, SLG: 0.295	K								FC5 1B BB	4	0	2	0	1	1	1									
Ron Hassey, L (1,2) OBP: 0.317, SLG: 0.235										2	0	1	0	1	1	2									
Bo Diaz, R (7, PH) OBP: 0.356, SLG: 0.456										2	0	1	1	0	0	0									
Toby Harrah, R (1,5) OBP: 0.302, SLG: 0.308	1B								1B 1-2 2H	5	0	0	0	0	1	8									
Toby Harrah, R (1,5) OBP: 0.302, SLG: 0.308	F6								FC5	5	0	0	0	0	1	8									
Rick Manning, L (1,8) OBP: 0.258, SLG: 0.230										3	0	0	0	0	2	4									
Alan Bannister, R (8, PH) OBP: 0.322, SLG: 0.341									F9	1	0	0	0	0	0	0									
Duane Kuiper, L (1,4) OBP: 0.303, SLG: 0.303										3	0	2	0	0	0	0									
Dave Rosello, R (8, PH) OBP: 0.583, SLG: 0.800									F9	1	0	0	0	0	0	0									
Tom Verzyer, R (1,6) OBP: 0.300, SLG: 0.286									F9	4	0	2	0	0	1	1									
<b>Inning Stats</b>	R: 1 E: 0 K: 1 S: 7	H: 2 LOB: 2 BB: 1 P: 11	R: 0 E: 0 K: 1 S: 7	H: 2 LOB: 0 BB: 0 P: 7	R: 0 E: 0 K: 2 S: 8	H: 1 LOB: 2 BB: 1 P: 12	R: 0 E: 0 K: 1 S: 6	H: 1 LOB: 1 BB: 0 P: 6	R: 0 E: 0 K: 2 S: 8	H: 1 LOB: 2 BB: 1 P: 12	R: 0 E: 0 K: 1 S: 7	H: 2 LOB: 2 BB: 0 P: 7	R: 0 E: 0 K: 0 S: 3	H: 0 LOB: 0 BB: 0 P: 3	R: 0 E: 0 K: 1 S: 5	H: 0 LOB: 0 BB: 0 P: 5	R: 1 E: 0 K: 0 S: 5	H: 2 LOB: 2 BB: 1 P: 9	1B: 11 2B: 0 3B: 0 HR: 0	SF: 0 SAC: 0 DP: 0 HBP: 0	WP: 0 PB: 0 SB: 1 CS: 0	PA: 42			
<b>PITCHER</b>	IP	WLS	BF	H	R	ER	SO	BB	IBB	HBP	BLK	WP	HR	S	P	ERA	WHIP								
Steve Renko, R (1,1) ERA: 2.58	5.1	W	28	9	1	1	7	3	0	0	0	0	0	39	51	1.69	2.250								
Andy Hassler, L (6,1) ERA: 2.67	3.2	S	14	2	1	1	2	1	0	0	0	0	0	17	21	2.46	0.818								

AB	38
R	2
H	11
RBI	2
BB	4
SO	9
LOB	27

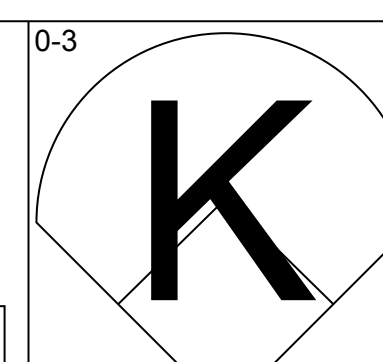
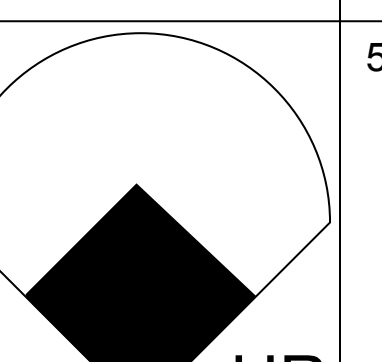
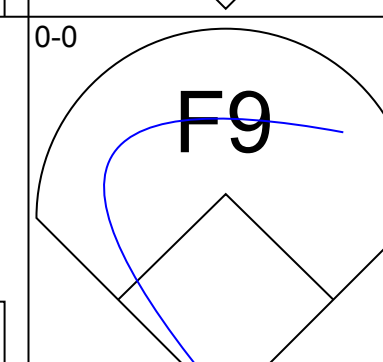
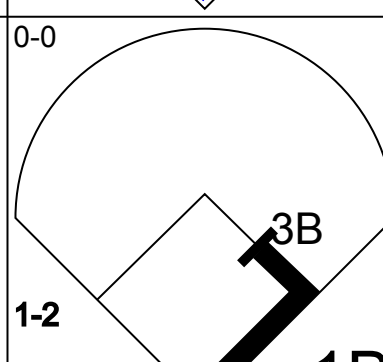
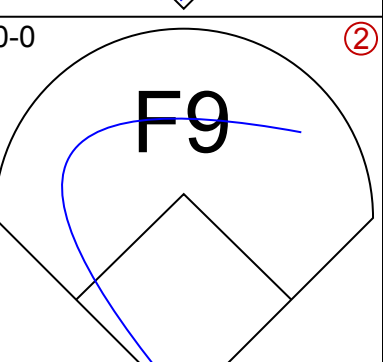
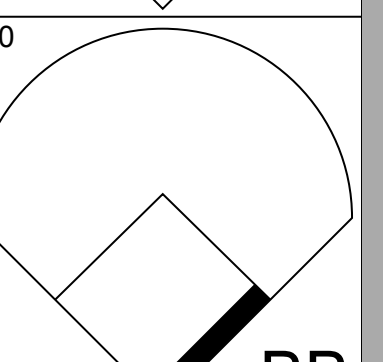
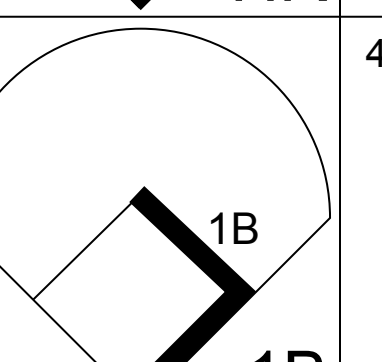
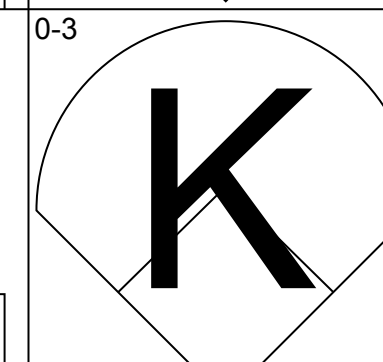
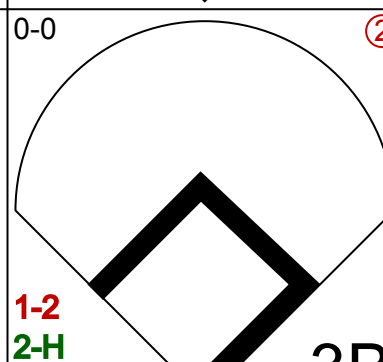
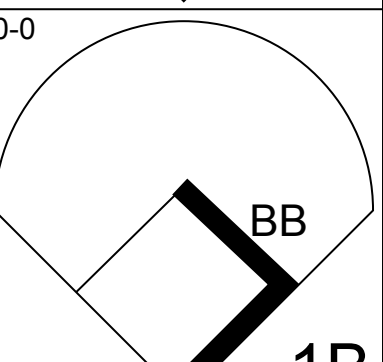
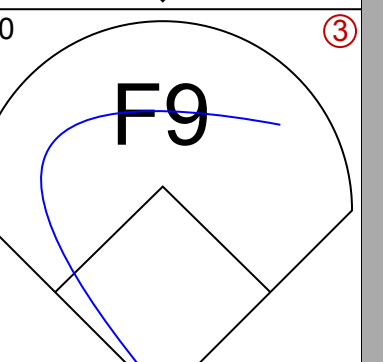
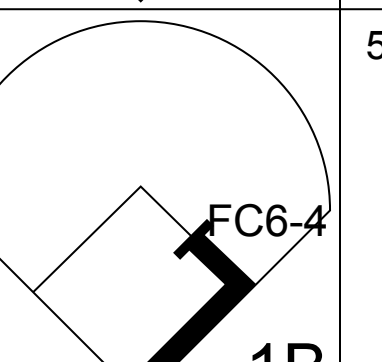
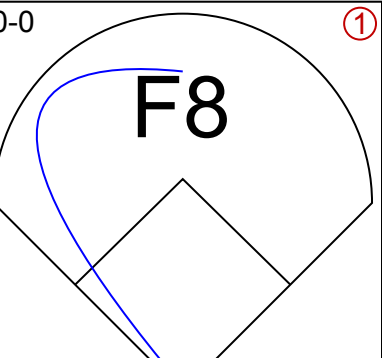
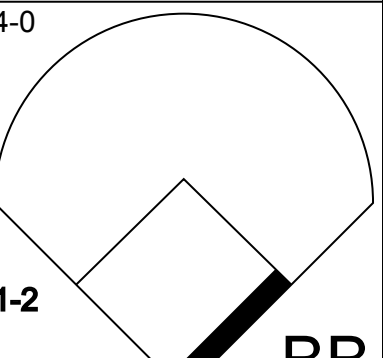
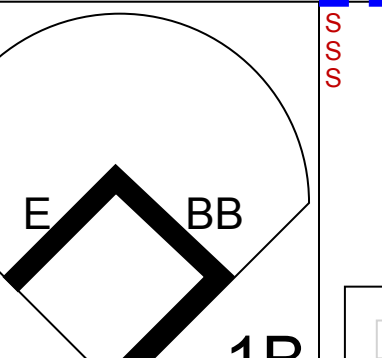
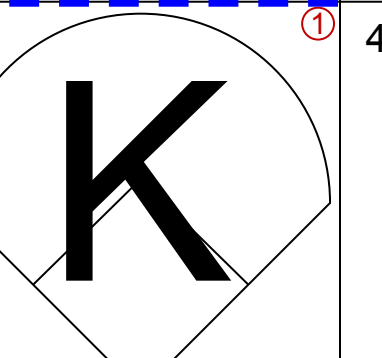
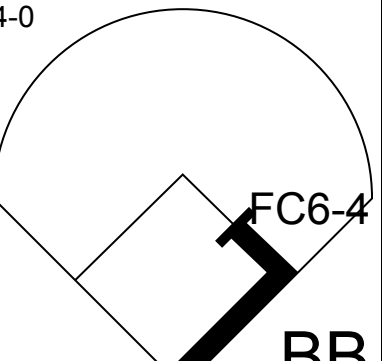
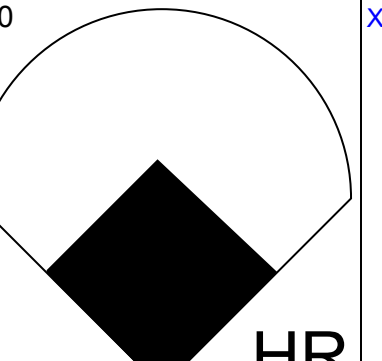
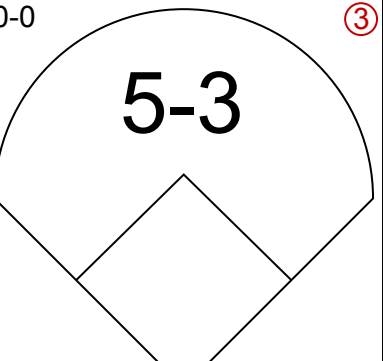
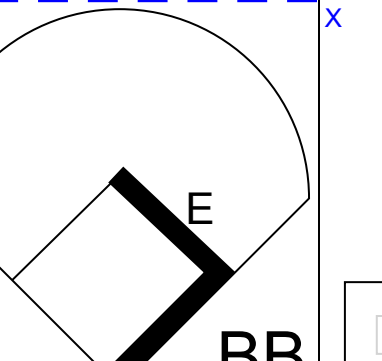
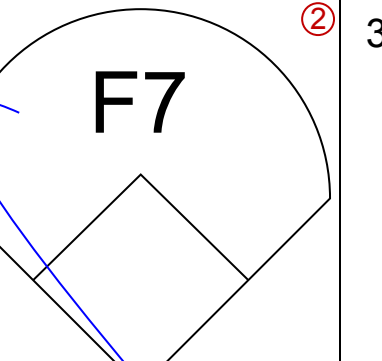
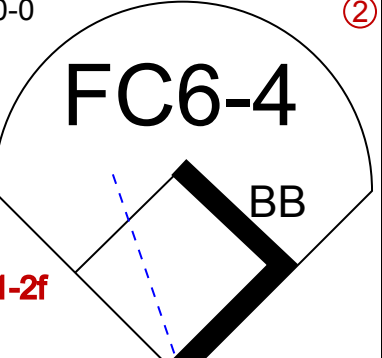
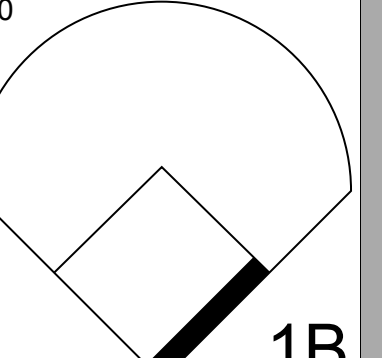
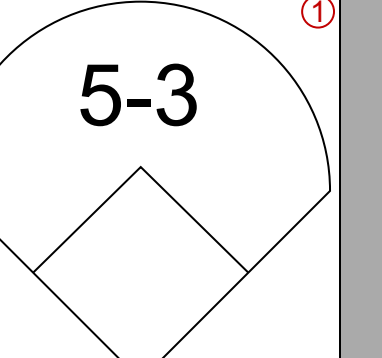
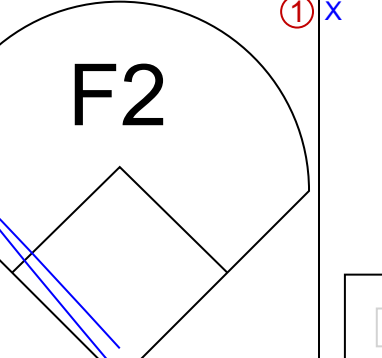
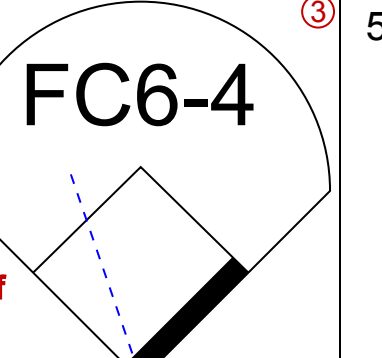
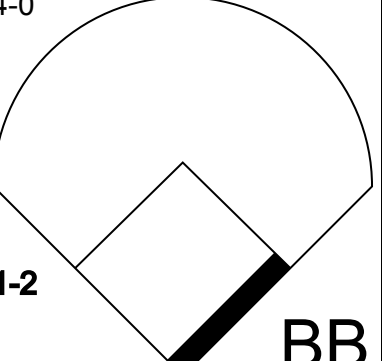
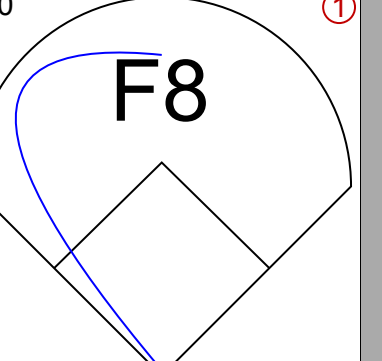
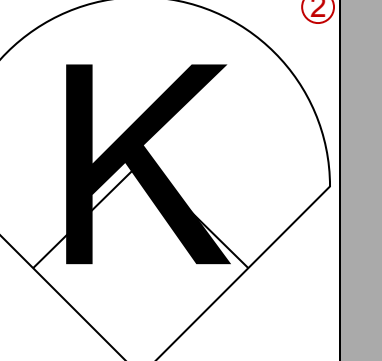

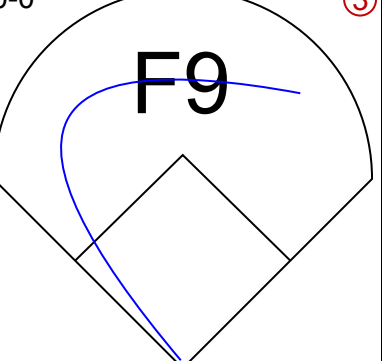
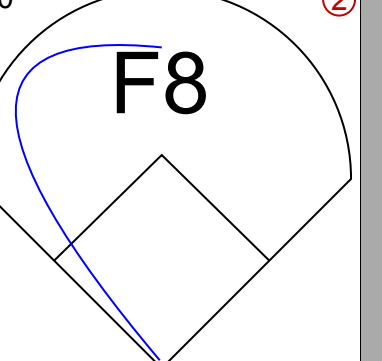
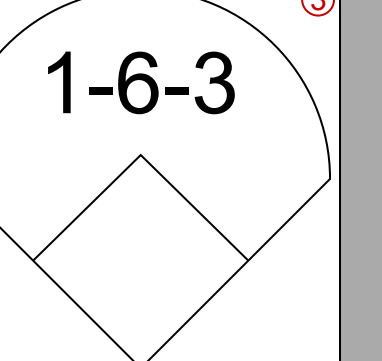
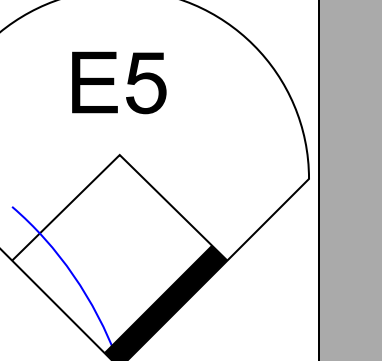
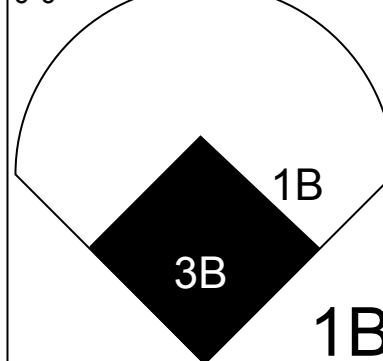
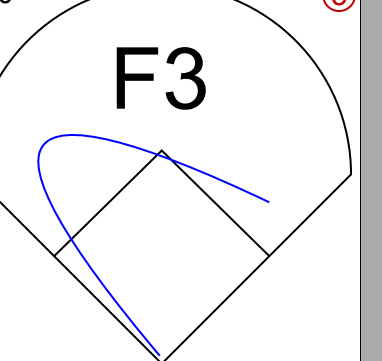
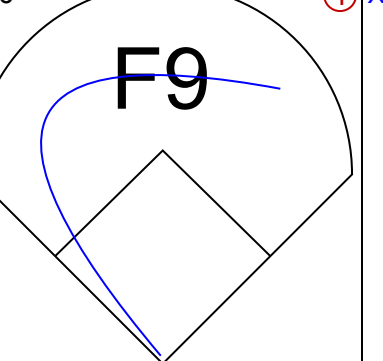
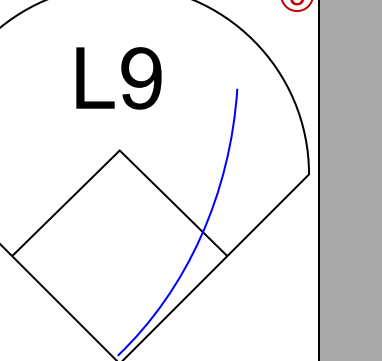


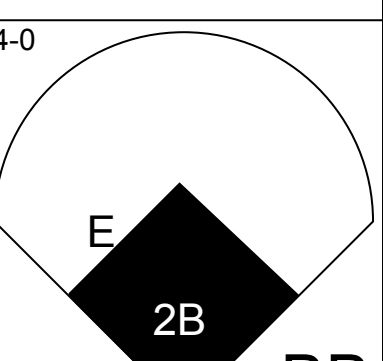
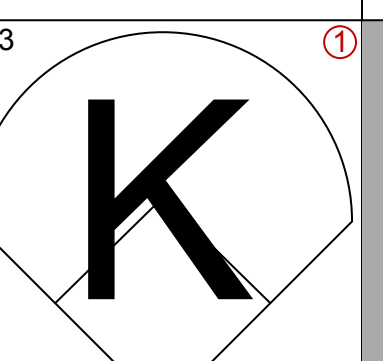
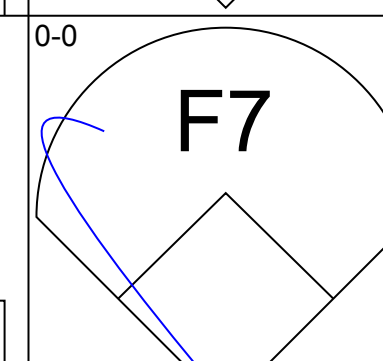
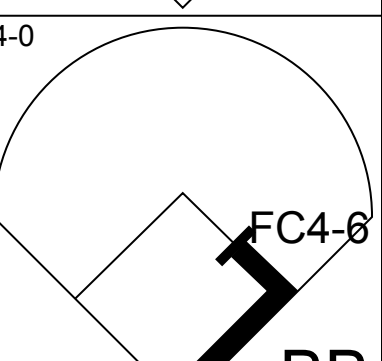
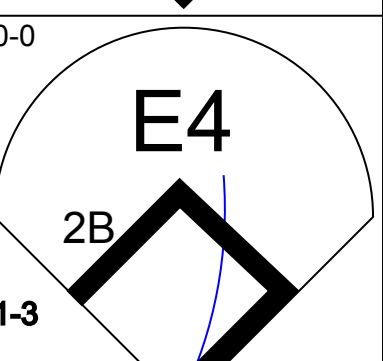
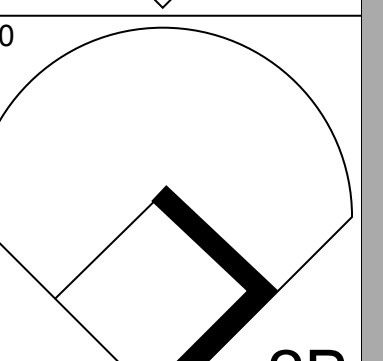
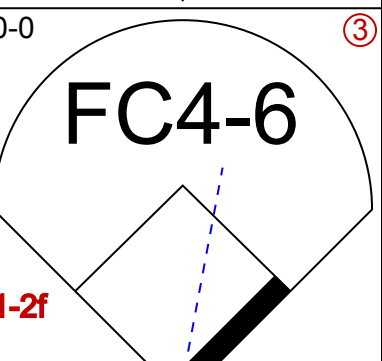
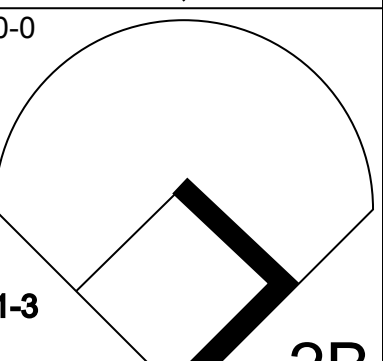

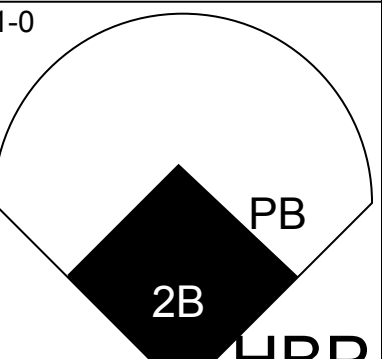
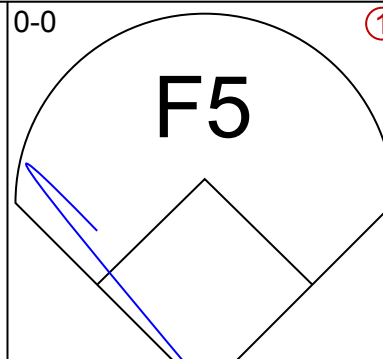
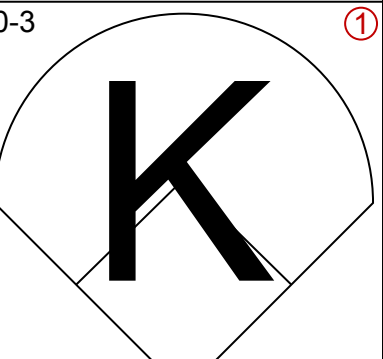
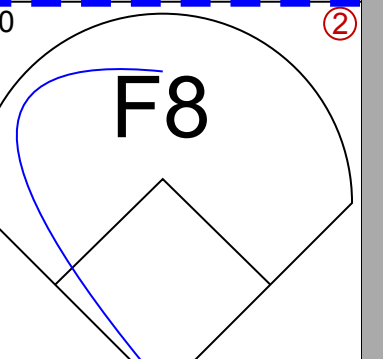

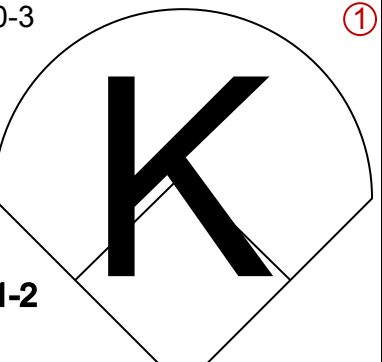
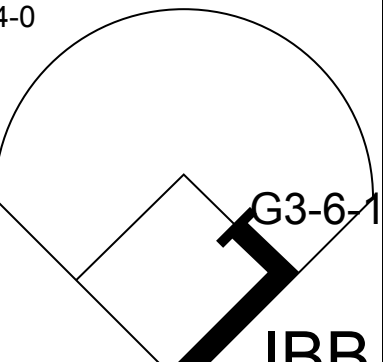
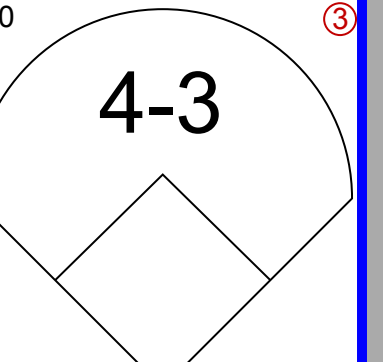
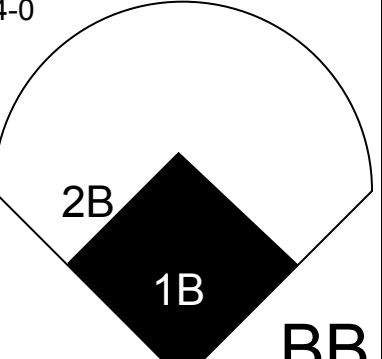
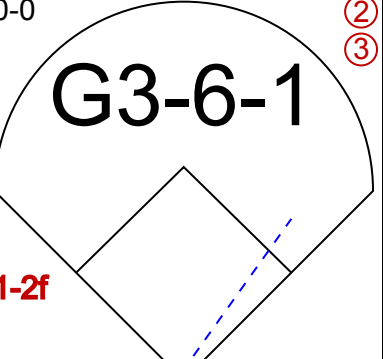
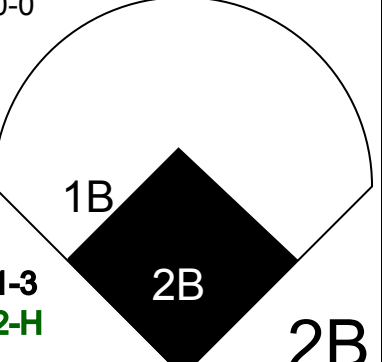


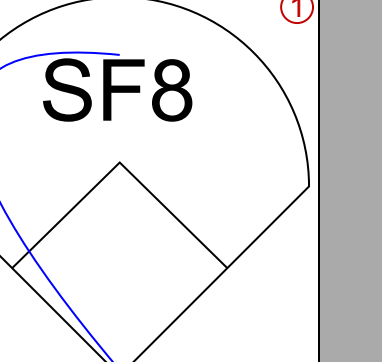

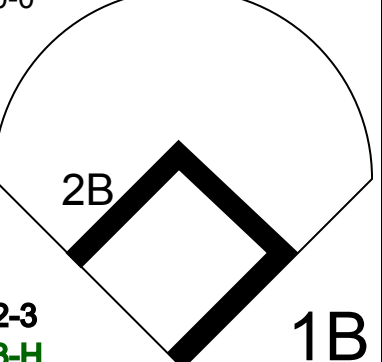
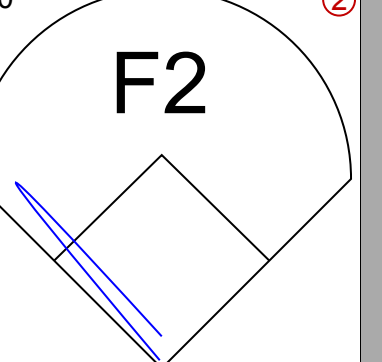
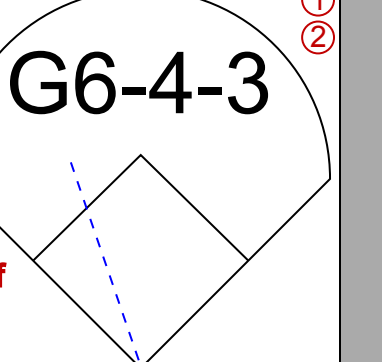
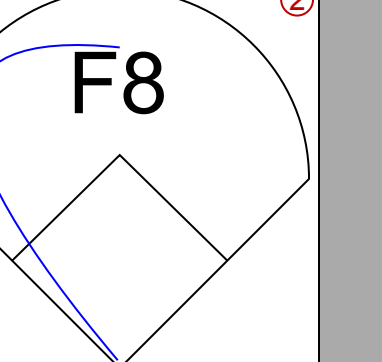
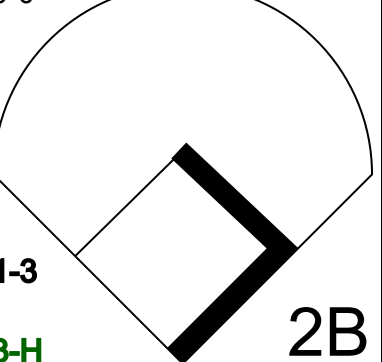

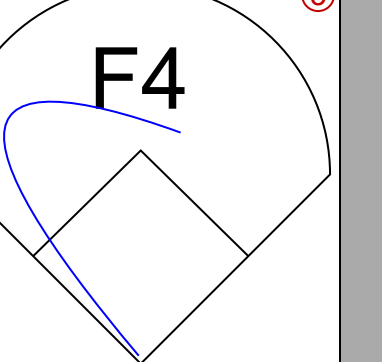
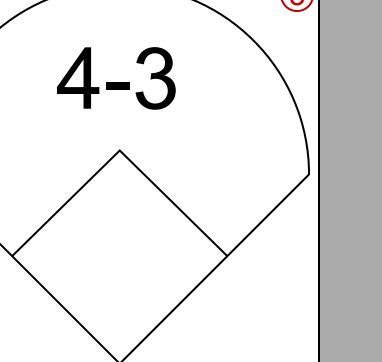
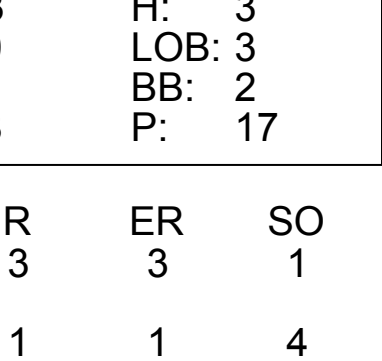
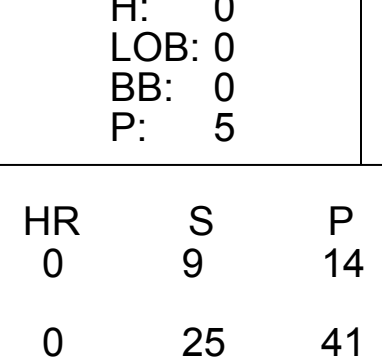
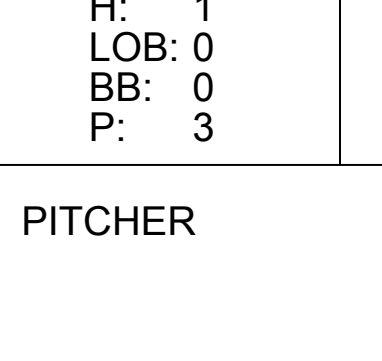
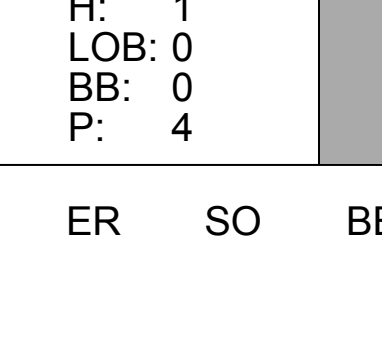


Batter	1	2	3	4	5	6	7	8	9	AB	R	H	RBI	BB	SO	LOB	TOP										
<b>Rod Carew, L</b> OBP: 0.377, SLG: 0.379 (1, 3)										5	0	4	0	0	0	0	<b>California Angels @ Cleveland Indians</b> Cleveland Municipal Stadium, Cleveland, OH Tue May 19 1981, 7:05 PM EDT Att. 6,488 - Unknown - 58 F										
<b>Rick Burleson, R</b> OBP: 0.384, SLG: 0.413 (1, 6)										4	0	1	0	1	3	5											
<b>Dan Ford, R</b> OBP: 0.314, SLG: 0.457 (1, 9)										4	0	1	1	1	2	4											
<b>Fred Lynn, L</b> OBP: 0.359, SLG: 0.465 (1, 8)										4	0	0	0	0	0	4											
<b>Don Baylor, R</b> OBP: 0.257, SLG: 0.288 (1, 10)										4	0	0	0	0	2	2											
<b>Brian Downing, R</b> OBP: 0.405, SLG: 0.433 (1, 7)										4	1	2	0	0	0	0											
<b>Ed Ott, L</b> OBP: 0.264, SLG: 0.284 (1, 2)										3	1	0	0	1	0	1											
<b>Bobby Grich, R</b> OBP: 0.356, SLG: 0.442 (1, 4)										3	0	0	0	1	2	0											
<b>Butch Hobson, R</b> OBP: 0.353, SLG: 0.396 (1, 5)										2	1	0	1	1	0	0											
<b>Inning Stats</b>	R: 0 E: 0 K: 2 S: 8	H: 1 LOB: 1 BB: 0 P: 8	R: 2 E: 1 K: 1 S: 7	H: 2 LOB: 2 BB: 2 P: 15	R: 0 E: 0 K: 0 S: 2	H: 0 LOB: 0 BB: 1 P: 6	R: 0 E: 0 K: 1 S: 5	H: 0 LOB: 0 BB: 0 P: 5	R: 1 E: 0 K: 2 S: 9	H: 2 LOB: 2 BB: 1 P: 13	R: 0 E: 0 K: 1 S: 5	H: 0 LOB: 1 BB: 1 P: 9	R: 0 E: 0 K: 1 S: 6	H: 1 LOB: 1 BB: 0 P: 6	R: 0 E: 0 K: 0 S: 5	H: 2 LOB: 2 BB: 0 P: 5		1B: 8 2B: 0 3B: 0 HR: 0	SF: 1 SAC: 0 DP: 1 HBP: 0	WP: 0 PB: 0 SB: 0 CS: 0	PA: 39						
<b>PITCHER</b>	IP	WLS	BF	H	R	ER	SO	BB	IBB	HBP	BLK	WP	HR	S	P	ERA	WHIP										
<b>Dan Spillner, R</b> ERA: 3.72 (1, 1)	8.0	W	34	6	3	2	9	5	0	0	0	0	0	47	67	2.25	1.375										
<b>Mike Stanton, R</b> ERA: 2.89 (9, 1)	1.0		5	2	0	0	0	0	0	0	0	0	0	5	5	0.00	2.000										


Batter	1	2	3	4	5	6	7	8	9	AB	R	H	RBI	BB	SO	LOB	BOTTOM										
<b>Miguel Dilone, S</b> OBP: 0.275, SLG: 0.277 (1, 7)										5	0	0	0	0	2	4	<b>California Angels @ Cleveland Indians</b> Cleveland Municipal Stadium, Cleveland, OH Tue May 19 1981, 7:05 PM EDT Att. 6,488 - Unknown - 58 F										
<b>Larry Littleton, R</b> (9, 7)										0	0	0	0	0	0	0											
<b>Alan Bannister, R</b> OBP: 0.304, SLG: 0.322 (1, 8)										5	0	0	0	0	0	2											
<b>Mike Hargrove, L</b> OBP: 0.333, SLG: 0.280 (1, 3)										4	2	2	0	0	0	0											
<b>Andre Thornton, R</b> OBP: 0.286, SLG: 0.305 (1, 10)										4	2	2	0	0	0	2											
<b>Toby Harrah, R</b> OBP: 0.317, SLG: 0.324 (1, 5)										4	2	3	0	0	0	1											
<b>Bo Diaz, R</b> OBP: 0.364, SLG: 0.493 (1, 2)										3	1	1	3	1	0	4											
<b>Joe Charboneau, R</b> OBP: 0.270, SLG: 0.369 (1, 9)										3	0	1	2	0	0	1											
<b>Rick Manning, L</b> OBP: 0.265, SLG: 0.239 (7, PH) (8, 8)										1	0	1	1	0	0	0											
<b>Dave Rosello, R</b> OBP: 0.615, SLG: 0.909 (1, 4)										1	0	1	1	0	0	0											
<b>Duane Kuiper, L</b> OBP: 0.333, SLG: 0.333 (4, PH) (5, 4)										3	0	2	0	0	0	2											
<b>Jerry Dybzinski, R</b> OBP: 0.214, SLG: 0.214 (1, 6)										3	0	1	0	0	0	1											
<b>Inning Stats</b>	R: 0 E: 0 K: 0 S: 3	H: 0 LOB: 0 BB: 0 P: 3	R: 2 E: 1 K: 0 S: 7	H: 4 LOB: 2 BB: 0 P: 7	R: 3 E: 0 K: 0 S: 6	H: 3 LOB: 0 BB: 0 P: 6	R: 0 E: 0 K: 1 S: 6	H: 1 LOB: 1 BB: 0 P: 6	R: 1 E: 0 K: 0 S: 4	H: 2 LOB: 2 BB: 1 P: 8	R: 0 E: 0 K: 1 S: 6	H: 1 LOB: 1 BB: 0 P: 6	R: 1 E: 0 K: 0 S: 6	H: 3 LOB: 2 BB: 0 P: 6	R: 0 E: 0 K: 0 S: 3	H: 0 LOB: 0 BB: 0 P: 3	1B: 11 2B: 2 3B: 0 HR: 1	SF: 0 SAC: 1 DP: 0 HBP: 0	WP: 1 PB: 0 SB: 0 CS: 0	PA: 38							
<b>PITCHER</b>	IP	WLS	BF	H	R	ER	SO	BB	IBB	HBP	BLK	WP	HR	S	P	ERA	WHIP										
<b>Geoff Zahn, L</b> ERA: 3.09 (1, 1)	3.0	L	16	7	5	5	0	0	0	0	0	0	0	16	16	15.00	2.333										
<b>Luis Sanchez, R</b> ERA: 3.47 (4, 1)	5.0		22	7	2	2	2	1	0	0	0	1	0	25	29	3.60	1.600										




Batter	1	2	3	4	5	6	7	8	9	AB	R	H	RBI	BB	SO	LOB	TOP				
Rod Carew, L OBP: 0.372, SLG: 0.392 (1, 3)			L4		F8		6-3			5	1	1	1	0	1	1	<b>California Angels @ Baltimore Orioles</b> Memorial Stadium, Baltimore, MD Wed May 20 1981, 7:05 PM EDT Att: 16,040 - Unknown				
Rick Burleson, R OBP: 0.390, SLG: 0.415 (1, 6)										4	0	2	0	1	0	0					
Dan Ford, R OBP: 0.324, SLG: 0.478 (1, 9)										5	0	3	1	0	1	1					
Fred Lynn, L OBP: 0.360, SLG: 0.458 (1, 8)			6-3							4	0	1	0	1	1	3					
Don Baylor, R OBP: 0.268, SLG: 0.314 (1, 10)										3	1	1	1	2	0	4					
Brian Downing, R OBP: 0.397, SLG: 0.422 (1, 7)										5	0	1	0	0	0	5					
Ed Ott, L OBP: 0.263, SLG: 0.275 (1, 2)										3	0	0	0	1	2	3					
Bobby Grich, R OBP: 0.348, SLG: 0.427 (1, 4)										4	0	0	0	0	0	5					
Butch Hobson, R OBP: 0.350, SLG: 0.390 (1, 5)										4	1	1	0	0	0	4					
<b>Inning Stats</b>	R: 0 E: 0 K: 2 S: 7	H: 0 LOB: 0 BB: 0 P: 7	R: 0 E: 0 K: 0 S: 3	H: 0 LOB: 1 BB: 2 P: 11	R: 1 E: 0 K: 0 S: 5	H: 3 LOB: 1 BB: 0 P: 5	R: 1 E: 0 K: 0 S: 5	H: 2 LOB: 1 BB: 0 P: 5	R: 0 E: 0 K: 1 S: 4	H: 0 LOB: 0 BB: 0 P: 5	R: 0 E: 0 K: 0 S: 3	H: 0 LOB: 1 BB: 1 P: 7	R: 0 E: 1 K: 1 S: 7	H: 1 LOB: 3 BB: 1 P: 11	R: 1 E: 0 K: 1 S: 8	H: 3 LOB: 2 BB: 0 P: 8	1B: 7 2B: 0 3B: 1 HR: 2	SF: 0 SAC: 0 DP: 0 HBP: 0	WP: 0 PB: 0 SB: 0 CS: 0	PA: 42	
<b>PITCHER</b>	IP	WLS	BF	H	R	ER	SO	BB	IBB	HBP	BLK	WP	HR	S	P	ERA	WHIP				
Dennis Martinez, R ERA: 4.04 (1, 1)	7.0	W	31	7	2	2	3	4	0	0	0	0	1	33	49	2.57	1.571				
Tim Stoddard, R ERA: 5.0 (8, 1)	1.0		8	3	1	1	1	1	0	0	0	0	1	9	13	9.00	4.000				
Tippy Martinez, L ERA: 1.23 (9, 1)	1.0	S	3	0	0	0	1	0	0	0	0	0	0	5	5	0.00	0.000				

Batter	1	2	3	4	5	6	7	8	9	AB	R	H	RBI	BB	SO	LOB	BOTTOM				
Al Bumbry, L OBP: 0.358, SLG: 0.336 (1, 8)	6-3	5-3								3	1	0	0	1	1	2	<b>California Angels @ Baltimore Orioles</b> Memorial Stadium, Baltimore, MD Wed May 20 1981, 7:05 PM EDT Att: 16,040 - Unknown				
Rich Dauer, R OBP: 0.336, SLG: 0.350 (1, 4)										3	0	1	0	1	0	1					
Ken Singleton, S OBP: 0.451, SLG: 0.655 (1, 10)	4-3									3	0	1	1	1	0	3					
Eddie Murray, S OBP: 0.271, SLG: 0.387 (1, 3)										3	1	0	0	0	1	4					
Dan Graham, L OBP: 0.328, SLG: 0.367 (1, 2)										3	0	0	0	1	2	3					
Rick Dempsey, R OBP: 0.345, SLG: 0.427 (8, 2)										0	0	0	0	0	0	0					
Jim Dwyer, L OBP: 0.255, SLG: 0.340 (1, 7)										3	2	1	0	1	0	3					
Gary Roenicke, R OBP: 0.436, SLG: 0.463 (1, 9)										3	1	2	2	0	0	0					
Doug DeCinces, R OBP: 0.298, SLG: 0.292 (1, 5)										4	0	1	1	0	0	1					
Mark Belanger, R OBP: 0.207, SLG: 0.200 (1, 6)										4	0	1	1	0	1	0					
<b>Inning Stats</b>	R: 0 E: 0 K: 0 S: 3	H: 0 LOB: 0 BB: 0 P: 3	R: 3 E: 0 K: 1 S: 8	H: 3 LOB: 3 BB: 2 P: 17	R: 0 E: 0 K: 1 S: 5	H: 0 LOB: 0 BB: 0 P: 5	R: 0 E: 0 K: 1 S: 5	H: 0 LOB: 0 BB: 0 P: 5	R: 1 E: 1 K: 1 S: 6	H: 1 LOB: 2 BB: 2 P: 14	R: 0 E: 0 K: 0 S: 3	H: 1 LOB: 0 BB: 0 P: 3	R: 0 E: 0 K: 1 S: 6	H: 1 LOB: 2 BB: 1 P: 10	R: 1 E: 0 K: 0 S: 4	H: 1 LOB: 0 BB: 0 P: 4	1B: 2 2B: 4 3B: 1 HR: 0	SF: 1 SAC: 0 DP: 2 HBP: 1	WP: 0 PB: 1 SB: 0 CS: 0	PA: 36	
<b>PITCHER</b>	IP	WLS	BF	H	R	ER	SO	BB	IBB	HBP	BLK	WP	HR	S	P	ERA	WHIP				
Mike Witt, R ERA: 4.36 (1, 1)	1.1	L	9	3	3	3	1	1	0	1	0	0	0	9	14	20.25	3.000				
Jesse Jefferson, R ERA: 3.43 (2, 1)	5.0		21	3	1	1	4	2	2	0	0	0	0	25	41	1.80	1.000				
Don Aase, R ERA: 0.78 (7, 1)	1.2		6	1	1	1	0	0	0	0	0	0	0	6	6	5.40	0.600				

AB	37
R	3
H	10
RBI	3
BB	5
SO	5
LOB	26



AB	29
R	5
H	7
RBI	5
BB	5
SO	5
LOB	17





Batter	1	2	3	4	5	6	7	8	9	AB	R	H	RBI	BB	SO	LOB	TOP			
Rod Carew, L (1,3) OBP: 0.375, SLG: 0.395	L5		CS 1B			G5-4-3 1B	K			4	0	2	0	0	1	3	California Angels @ Baltimore Orioles Memorial Stadium, Baltimore, MD Thu May 21 1981, 7:05 PM EDT Att: 18,599 - Unknown			
Rick Burleson, R (1,6) OBP: 0.387, SLG: 0.411	F9		CS 1-2	F6		K		G4-6-3 1B		4	0	1	0	0	1	1				
Dan Ford, R (1,9) OBP: 0.329, SLG: 0.496	BB			HR		G5-4-3 1-2		G4-6-3 1-2		3	1	1	1	1	0	2				
Fred Lynn, L (1,8) OBP: 0.350, SLG: 0.443	F7			F4			4-3	L4		4	0	0	0	0	0	1				
Don Baylor, R (1,10) OBP: 0.275, SLG: 0.328		K		K			BB 1B	SH1-3 2B		4	1	2	0	0	2	0				
Brian Downing, R (1,7) OBP: 0.403, SLG: 0.418		G1-6-3 BB			6-3		BB 1B	SH1-3 2-3		1	0	0	0	2	0	0				
Juan Beniquez, R (9,7) OBP: 0.224, SLG: 0.200							BB 1-2			0	0	0	0	0	0	0				
Ed Ott, L (1,2) OBP: 0.263, SLG: 0.274	G1-6-3 1-2				K		BB 1-3 2-H	G3		4	0	1	1	0	1	2				
Bobby Grich, R (1,4) OBP: 0.345, SLG: 0.438			F9				FC5-2-5 BB	F7		4	0	1	0	0	0	3				
Butch Hobson, R (1,5) OBP: 0.349, SLG: 0.383			F5		6-3		BB 1-2 2-3			2	0	0	0	1	0	1				
<b>Inning Stats</b>	R: 0 E: 0 K: 0 S: 3	H: 0 LOB: 1 BB: 1 P: 7	R: 0 E: 0 K: 1 S: 4	H: 0 LOB: 0 BB: 1 P: 8	R: 0 E: 0 K: 0 S: 3	H: 1 LOB: 0 BB: 0 P: 3	R: 1 E: 0 K: 1 S: 6	H: 1 LOB: 0 BB: 0 P: 6	R: 0 E: 0 K: 1 S: 5	H: 1 LOB: 1 BB: 0 P: 5	R: 1 E: 0 K: 1 S: 7	H: 2 LOB: 3 BB: 2 P: 15	R: 0 E: 0 K: 0 S: 3	H: 1 LOB: 0 BB: 0 P: 3	R: 0 E: 0 K: 0 S: 4	H: 1 LOB: 1 BB: 0 P: 4	1B: 5 2B: 1 3B: 1 HR: 1	SF: 0 SAC: 1 DP: 3 HBP: 0	WP: 0 PB: 0 SB: 0 CS: 1	PA: 36
<b>PITCHER</b> Jim Palmer, R (1,1) ERA: 3.04	IP: 9.0 WLS: L BF: 35 H: 8 R: 2 ER: 2 SO: 5 BB: 4 IBB: 0 HBP: 0 BLK: 0 WP: 0 HR: 1 S: 41 P: 57 ERA: 2.00 WHIP: 1.333															<b>PITCHER</b>				

Batter	1	2	3	4	5	6	7	8	9	AB	R	H	RBI	BB	SO	LOB	BOTTOM	
Al Bumbry, L (1,8) OBP: 0.355, SLG: 0.333	CS 1B		FC6-4 1-2			5-3		K		4	0	1	0	0	1	2	California Angels @ Baltimore Orioles Memorial Stadium, Baltimore, MD Thu May 21 1981, 7:05 PM EDT Att: 18,599 - Unknown	
Rich Dauer, R (1,4) OBP: 0.342, SLG: 0.356	F4			1B		FC6-4 1B		F7		4	0	2	0	0	0	1		
Ken Singleton, S (1,9) OBP: 0.438, SLG: 0.632	6-3 1-2			K		FC6-4 1-2		K		4	0	0	0	0	2	3		
Eddie Murray, S (1,3) OBP: 0.287, SLG: 0.395		FC5-4 1B		1-3 1B		4-3		BB		3	0	2	0	1	0	0		
Benny Ayala, R (1,10) OBP: 0.280, SLG: 0.318		FC5-4 1-2		L9		G6-4-3 1B		F8		2	0	0	0	0	0	2		
John Lowenstein, L (7,PH) OBP: 0.354, SLG: 0.333								F8		2	0	1	0	0	0	1		
Gary Roenicke, R (1,7) OBP: 0.423, SLG: 0.447	G6-4-3 1-2				F8		G6-4-3 1-2			3	0	0	0	0	0	2		
Doug DeCinces, R (1,5) OBP: 0.290, SLG: 0.284			F4		F9			F6		3	0	0	0	0	0	0		
Rick Dempsey, R (1,2) OBP: 0.344, SLG: 0.416		F7			L9			E BB		2	0	0	0	1	0	0		
Bobby Bonner, R (1,6) OBP: 0.346, SLG: 0.417								F7		2	0	1	0	0	1	0		
Terry Crowley, L (8,PH) OBP: 0.397, SLG: 0.358										1	0	0	0	0	0	1		
Wayne Krenchicki, L (9,6) OBP: 0.317, SLG: 0.358			FC6-4 1B			K		1-2 F7		0	0	0	0	0	0	0		
<b>Inning Stats</b>	R: 0 E: 0 K: 0 S: 3	H: 1 LOB: 0 BB: 0 P: 3	R: 0 E: 0 K: 0 S: 3	H: 1 LOB: 0 BB: 0 P: 3	R: 0 E: 0 K: 0 S: 4	H: 1 LOB: 1 BB: 0 P: 4	R: 0 E: 0 K: 1 S: 6	H: 2 LOB: 1 BB: 0 P: 6	R: 0 E: 0 K: 0 S: 3	H: 0 LOB: 0 BB: 0 P: 3	R: 0 E: 1 K: 1 S: 5	H: 0 LOB: 1 BB: 1 P: 9	R: 0 E: 0 K: 1 S: 5	H: 0 LOB: 1 BB: 1 P: 9	1B: 7 2B: 0 3B: 0 HR: 0	SF: 0 SAC: 0 DP: 2 HBP: 0	WP: 0 PB: 0 SB: 0 CS: 1	PA: 32
<b>PITCHER</b> Doug Rau, L (1,1) ERA: 6.75	IP: 5.0 WLS: W BF: 17 H: 5 R: 0 ER: 0 SO: 1 BB: 0 IBB: 0 HBP: 0 BLK: 0 WP: 0 HR: 0 S: 19 P: 19 ERA: 0.00 WHIP: 1.000															<b>PITCHER</b> Don Aase, R (6,1) ERA: 0.67		





Batter	1	2	3	4	5	6	7	8	9	AB R H RBI BB SO LOB	TOP												
Ron LeFlore, R OBP: 0.318, SLG: 0.290 (1, 7)	0-0 4-3		0-0 1B 2B		0-0 1B 2B		0-3 K		0-0 F8	5 2 1 0 0 1 3	<b>Chicago White Sox @ California Angels</b> Anaheim Stadium, Anaheim, CA Fri May 22 1981, 10:05 PM EDT Att: 27,919 - Unknown - 72 F												
Mike Squires, L OBP: 0.351, SLG: 0.364 (1, 3)	0-3 K		0-0 2H 1B		0-0 2H 1B		0-0 6-3		0-0 F7	5 0 2 2 0 1 2													
Carlton Fisk, R OBP: 0.372, SLG: 0.481 (1, 2)	0-0 F5		0-3 K		0-0 F3			0-0 E 1B 1B	4-0 HR IBB	4 2 1 0 1 1 2													
Greg Luzinski, R OBP: 0.400, SLG: 0.488 (1, 10)		0-0 HR	0-3 K		0-0 F8			0-0 F7	0-0 2H HR	5 2 2 4 0 1 2													
Harold Baines, L OBP: 0.342, SLG: 0.430 (1, 9)	0-0 3-1			0-3 K		0-0 1B		0-0 E SF8 1B	0-0 1B 2B	5 2 3 0 0 1 0													
Chet Lemon, R OBP: 0.377, SLG: 0.453 (1, 8)	0-0 S 1B			0-0 F8		0-0 F9		0-0 SF8	0-0 2H 1B	4 0 2 2 0 0 1													
Tony Bernazard, S OBP: 0.349, SLG: 0.442 (1, 4)	0-0 F7			0-0 F8		0-0 L6		0-0 1B	0-0 F7	5 0 1 0 0 0 3													
Jim Morrison, R OBP: 0.253, SLG: 0.333 (1, 5)	0-0 F9				0-0 F7		0-0 2B	0-0 6-3		4 0 1 0 0 0 2													
Bill Almon, R OBP: 0.362, SLG: 0.364 (1, 6)			0-0 5-3		0-0 EG 1B		0-0 B1		0-0 S HR 1B	4 1 2 0 0 0 1													
<b>Inning Stats</b>	R: 0 E: 0 K: 1 S: 5	H: 0 LOB: 0 BB: 0 P: 5	R: 1 E: 0 K: 0 S: 5	H: 2 LOB: 1 BB: 0 P: 5	R: 1 E: 0 K: 2 S: 9	H: 2 LOB: 0 BB: 0 P: 9	R: 0 E: 0 K: 1 S: 5	H: 0 LOB: 0 BB: 0 P: 5	R: 1 E: 1 K: 0 S: 5	H: 2 LOB: 1 BB: 0 P: 5	R: 0 E: 0 K: 0 S: 4	H: 1 LOB: 1 BB: 0 P: 4	R: 0 E: 0 K: 1 S: 6	H: 1 LOB: 1 BB: 0 P: 6	R: 2 E: 1 K: 0 S: 6	H: 3 LOB: 1 BB: 0 P: 6	R: 4 E: 0 K: 0 S: 7	H: 4 LOB: 1 BB: 1 P: 11	1B: 10 2B: 3 HR: 2	SF: 1 SAC: 0 DP: 0 HBP: 0	WP: 0 PB: 0 SB: 3 CS: 0	PA: 43	
<b>PITCHER</b>	IP WLS BF H R ER SO BB IBB HBP BLK WP HR S P ERA WHIP											<b>PITCHER</b>	IP WLS BF H R ER SO BB IBB HBP BLK WP HR S P ERA WHIP										
Ken Forsch, R ERA: 2.82 (1, 1)	7.1 L 32 10 5 3 5 0 0 0 0 0 0 1 42 42 3.68 1.364																						
Luis Sanchez, R ERA: 3.39 (8, 1)	0.2 3 1 0 0 0 0 0 0 0 0 0 0 3 3 0.00 1.500																						
Andy Hassler, L ERA: 3.86 (9, 1)	1.0 8 4 4 4 0 0 1 0 0 0 0 1 7 11 36.00 4.000																						

Batter	1	2	3	4	5	6	7	8	9	AB R H RBI BB SO LOB	BOTTOM												
Rod Carew, L OBP: 0.376, SLG: 0.392 (1, 3)	0-3 K		0-0 S 1B		4-0 FC5-4 BB			0-0 E3 2B E	0-0 E3 1B	4 1 1 0 1 1 1	<b>Chicago White Sox @ California Angels</b> Anaheim Stadium, Anaheim, CA Fri May 22 1981, 10:05 PM EDT Att: 27,919 - Unknown - 72 F												
Rick Burleson, R OBP: 0.382, SLG: 0.410 (1, 6)	0-3 K		0-0 F7		0-0 FC5-4			0-0 E	0-0 F3	5 1 1 0 0 1 5													
Dan Ford, R OBP: 0.338, SLG: 0.496 (1, 9)	4-0 BB		0-0 6-3		0-0 L4			0-0 E8 1B 1B	0-0 1-2 2H 1B	4 1 2 3 1 0 3													
Fred Lynn, L OBP: 0.345, SLG: 0.433 (1, 8)	0-0 P3			0-3 K		0-0 G4-6-3 1B		0-0 L8	0-0 F7	5 0 1 0 0 1 4													
Don Baylor, R OBP: 0.272, SLG: 0.346 (1, 10)		0-3 K		0-0 HR		0-0 G4-6-3 1B		0-0 F7	0-0 1-3	5 1 1 1 0 1 4													
Brian Downing, R OBP: 0.399, SLG: 0.412 (1, 2) (8, 7)		0-3 K		0-3 K		0-0 5-3		0-0 1B		4 0 1 0 0 2 0													
Bobby Clark, R OBP: 0.308, SLG: 0.405 Ed Ott, L OBP: 0.267, SLG: 0.278 (7, PH) (8, 2)		4-0 BB		0-3 K			0-0 6-3	0-0 1-2 1B		1 0 0 0 1 1 0 2 0 1 1 0 0 0													
Bobby Grich, R OBP: 0.342, SLG: 0.432 (1, 4)		0-3 K			0-0 FC5-4 BB 1B		0-0 5-3	0-0 K		4 0 1 0 0 2 3													
Butch Hobson, R OBP: 0.346, SLG: 0.378 (1, 5)			0-0 F8		0-0 L5		0-3 K		0-0 E 1B 1B	4 1 1 0 0 1 1													
<b>Inning Stats</b>	R: 0 E: 0 K: 2 S: 7	H: 0 LOB: 1 BB: 1 P: 11	R: 0 E: 0 K: 3 S: 9	H: 0 LOB: 1 BB: 1 P: 13	R: 0 E: 0 K: 0 S: 4	H: 1 LOB: 0 BB: 0 P: 4	R: 1 E: 0 K: 3 S: 10	H: 1 LOB: 0 BB: 0 P: 10	R: 0 E: 0 K: 0 S: 4	H: 1 LOB: 2 BB: 1 P: 8	R: 0 E: 0 K: 0 S: 3	H: 1 LOB: 0 BB: 0 P: 3	R: 0 E: 0 K: 1 S: 5	H: 0 LOB: 0 BB: 0 P: 5	R: 3 E: 2 K: 1 S: 10	H: 4 LOB: 2 BB: 0 P: 10	R: 1 E: 1 K: 0 S: 6	H: 2 LOB: 2 BB: 0 P: 6	1B: 8 2B: 1 HR: 1	SF: 0 SAC: 0 DP: 1 HBP: 0	WP: 0 PB: 0 SB: 1 CS: 0	PA: 41	
<b>PITCHER</b>	IP WLS BF H R ER SO BB IBB HBP BLK WP HR S P ERA WHIP											<b>PITCHER</b>	IP WLS BF H R ER SO BB IBB HBP BLK WP HR S P ERA WHIP										
Britt Burns, L ERA: 3.13 (1, 1)	5.0 W 21 3 1 1 8 3 0 0 0 0 0 0 22 22 5.40 2.100																						
LaMarr Hoyt, R ERA: 2.7 (6, 1)	3.1 18 7 4 2 2 0 0 0 0 0 0 0 22 22 5.40 2.100																						
Kevin Hickey, L ERA: 3.48 (9, 1)	0.1 1 0 0 0 0 0 0 0 0 0 0 0 1 1 0.00 0.000																						
Ed Farmer, R ERA: 6.62 (9, 1)	0.1 S 1 0 0 0 0 0 0 0 0 0 0 0 1 1 0.00 0.000																						







Batter	1	2	3	4	5	6	7	8	9	AB	R	H	RBI	BB	SO	LOB	TOP								
<b>Ron LeFlore, R</b> OBP: 0.333, SLG: 0.324 <b>Rusty Kuntz, R</b> OBP: 0.378, SLG: 0.344	0-0 CS 1B	0-0 E7 1B			0-0 F9	0-0 1B 1B	0-0 F4			5	2	3	2	0	0	1									
<b>Mike Squires, L</b> OBP: 0.374, SLG: 0.381	0-0 L4	0-0 3-1			0-0 F8 BB 2B	0-0 1B 1B		0-0 FC5-4 1B		5	1	3	1	0	0	1									
<b>Carlton Fisk, R</b> OBP: 0.392, SLG: 0.481 <b>Jim Essian, R</b> OBP: 0.267, SLG: 0.345	0-0 F8			4-0 BB	4-0 2B BB	0-0 1B		0-0 FC5-4 BB 1-2		2	0	1	1	2	0	0									
<b>Greg Luzinski, R</b> OBP: 0.406, SLG: 0.481		4-0 1B BB	0-3 K		0-0 F8	0-0 K		4-0 G6-4-3 BB		3	1	0	0	2	2	5									
<b>Wayne Nordhagen, R</b> OBP: 0.346, SLG: 0.440		0-0 1B 1B 1B	0-0 F8		0-0 2B		0-0 6-3	0-0 G6-4-3		5	1	2	1	0	0	3									
<b>Chet Lemon, R</b> OBP: 0.374, SLG: 0.439 <b>Harold Baines, L</b> OBP: 0.331, SLG: 0.421		0-0 1B 1B	0-0 F7		0-0 G1		1-0 2B HBP	0-0 4-3		3	2	1	1	0	0	3									
<b>Tony Bernazard, S</b> OBP: 0.352, SLG: 0.439		0-3 K		0-0 4-3		0-0 L9	0-0 F6	0-0 L3		5	0	0	0	0	1	3									
<b>Jim Morrison, R</b> OBP: 0.259, SLG: 0.337		0-0 1B E 1B		0-0 F4		0-0 F7	0-0 1B 2B	0-0 L4		5	2	2	0	0	0	0									
<b>Bill Almon, R</b> OBP: 0.381, SLG: 0.375		0-0 L9		0-0 6-3		4-0 1B BB	0-0 1B			3	1	1	2	1	0	3									
<b>Inning Stats</b>	R: 0 E: 0 K: 0 S: 3	H: 1 LOB: 0 BB: 0 P: 3	R: 5 E: 1 K: 1 S: 9	H: 4 LOB: 0 BB: 1 P: 13	R: 0 E: 0 K: 1 S: 5	H: 0 LOB: 1 BB: 1 P: 9	R: 0 E: 0 K: 0 S: 3	H: 0 LOB: 0 BB: 0 P: 3	R: 1 E: 0 K: 0 S: 5	H: 2 LOB: 2 BB: 1 P: 9	R: 2 E: 0 K: 1 S: 8	H: 3 LOB: 2 BB: 1 P: 12	R: 2 E: 0 K: 0 S: 5	H: 2 LOB: 1 BB: 0 P: 6	R: 0 E: 0 K: 0 S: 3	H: 1 LOB: 1 BB: 1 P: 7	R: 0 E: 0 K: 0 S: 3	H: 0 LOB: 0 BB: 0 P: 3	1B: 11 2B: 2 3B: 0 HR: 0	SF: 0 SAC: 0 DP: 1 HBP: 1	WP: 0 PB: 0 SB: 0 CS: 1	PA: 44			
<b>PITCHER</b>	IP	WLS	BF	H	R	ER	SO	BB	IBB	HBP	BLK	WP	HR	S	P	ERA	WHIP								
<b>Geoff Zahn, L</b> ERA: 3.62	(1, 1)	5.2	L	29	9	8	6	2	4	0	0	0	0	29	45	9.53	2.294								
<b>Luis Sanchez, R</b> ERA: 3.49	(6, 1)	3.1		15	4	2	2	1	1	0	1	0	0	15	20	5.40	1.500								

Chicago White Sox @ California Angels  
Anaheim Stadium, Anaheim, CA  
Sun May 24 1981, 6:33 AM EDT  
Att: 27,405 - Sunny - 75 F

AB	38
R	10
H	13
RBI	8
BB	5
SO	3
LOB	20




Batter	1	2	3	4	5	6	7	8	9	AB	R	H	RBI	BB	SO	LOB	BOTTOM								
<b>John Harris, L</b> OBP: 0.214, SLG: 0.393	0-3 K		0-0 L5-3			0-0 4-3		0-3 K		4	0	0	0	0	2	1									
<b>Rick Burleson, R</b> OBP: 0.375, SLG: 0.398	0-0 F4			0-0 F9 BB 1B		4-0 FC6-4 BB		0-0 F9		3	0	1	0	1	0	0									
<b>Brian Downing, R</b> OBP: 0.401, SLG: 0.413	0-0 F8			0-0 F8		0-0 F9		0-0 P3		4	0	0	0	0	0	2									
<b>Don Baylor, R</b> OBP: 0.287, SLG: 0.355		0-0 1B		4-0 1B BB		0-0 FC6-4		0-0 HR 1B		3	1	2	0	1	0	1									
<b>Butch Hobson, R</b> OBP: 0.355, SLG: 0.387		0-0 F7		0-0 F9		0-3 K		0-3 K		4	0	0	0	0	2	4									
<b>Bobby Clark, R</b> OBP: 0.333, SLG: 0.467		0-0 F9		0-0 1-3		0-0 FC6-4 1B		0-0 HR		4	1	2	2	0	0	3									
<b>Juan Beniquez, R</b> OBP: 0.210, SLG: 0.186		0-0 F9			0-0 F8	0-0 FC6-4 2B		0-0 4-3		4	0	0	0	0	0	2									
<b>Freddie Patek, R</b> OBP: 0.278, SLG: 0.412			0-0 5-3		0-0 F2			0-0 4-3		4	0	1	0	0	0	0									
<b>Ed Ott, L</b> OBP: 0.269, SLG: 0.280			0-0 L5-3 1B		0-3 K		0-3 K			3	0	1	0	0	2	2									
<b>Inning Stats</b>	R: 0 E: 0 K: 1 S: 5	H: 0 LOB: 0 BB: 0 P: 5	R: 0 E: 0 K: 0 S: 4	H: 1 LOB: 1 BB: 0 P: 4	R: 0 E: 0 K: 0 S: 3	H: 1 LOB: 0 BB: 0 P: 3	R: 0 E: 0 K: 0 S: 4	H: 1 LOB: 2 BB: 1 P: 8	R: 0 E: 0 K: 1 S: 5	H: 0 LOB: 0 BB: 0 P: 5	R: 0 E: 0 K: 0 S: 3	H: 0 LOB: 1 BB: 1 P: 7	R: 0 E: 0 K: 2 S: 9	H: 2 LOB: 2 BB: 0 P: 9	R: 0 E: 0 K: 1 S: 5	H: 0 LOB: 0 BB: 0 P: 5	R: 2 E: 0 K: 1 S: 7	H: 2 LOB: 2 BB: 0 P: 7	1B: 5 2B: 2 3B: 0 HR: 1	SF: 0 SAC: 0 DP: 1 HBP: 0	WP: 0 PB: 0 SB: 0 CS: 0	PA: 35			
<b>PITCHER</b>	IP	WLS	BF	H	R	ER	SO	BB	IBB	HBP	BLK	WP	HR	S	P	ERA	WHIP								
<b>Steve Trout, L</b> ERA: 2.17	(1, 1)	9.0	W	35	7	2	2	6	2	0	0	0	1	45	53	2.00	1.000								


Chicago White Sox @ California Angels  
Anaheim Stadium, Anaheim, CA  
Sun May 24 1981, 6:33 AM EDT  
Att: 27,405 - Sunny - 75 F

AB	33
R	2
H	7
RBI	2
BB	2
SO	6
LOB	15





Batter	1	2	3	4	5	6	7	8	9	AB	R	H	RBI	BB	SO	LOB	TOP											
Alfredo Griffin, S OBP: 0.239, SLG: 0.314	0-3 K			0-0 B3-1		0-0 F9			4-0 1B BB	3	0	0	0	1	1	0	<p>Toronto Blue Jays @ California Angels Anaheim Stadium, Anaheim, CA Mon May 25 1981, 10:05 PM EDT Att: 22,171 - Unknown</p> <p>livebaseballscores.com</p> <p>AB 28 R 1 H 3 RBI 1 BB 3 SO 5 LOB 12</p> 											
Damaso Garcia, R OBP: 0.240, SLG: 0.252	0-0 6-3			0-0 BB 1B		0-0 1-4-3			0-3 K	4	0	1	0	0	1	2												
Lloyd Moseby, L OBP: 0.306, SLG: 0.397	0-0 F8			4-0 1-2 BB			0-0 F7		0-0 1-3 2-H 1B	3	0	1	1	1	0	0												
John Mayberry, L OBP: 0.371, SLG: 0.431		0-3 K		0-0 F7			0-3 K		0-0 1-2 F5	4	0	0	0	0	2	4												
Willie Upshaw, L OBP: 0.254, SLG: 0.385 Garth Iorg, R OBP: 0.259, SLG: 0.298 (9, PH)	0-0 F9			0-0 F9			0-0 G3		0-0 F8	3	0	0	0	0	0	2												
Otto Velez, R OBP: 0.372, SLG: 0.343	0-0 L9				0-3 K				1-0 G6-4-3 HBP	2	0	0	0	0	1	0												
Barry Bonnell, R OBP: 0.274, SLG: 0.346			0-0 CS 1B		0-0 5-3				0-0 1-2 G6-4-3	3	0	1	0	0	0	1												
Ken Macha, R OBP: 0.306, SLG: 0.314			0-0 6-3		0-0 6-3				0-0 4-3	3	0	0	0	0	0	1												
Ernie Whitt, L OBP: 0.243, SLG: 0.220			0-0 4-3			0-0 4-3			4-0 BB 1B BB	2	1	0	0	1	0	0												
<b>Inning Stats</b>	R: 0 E: 0 K: 1 S: 5	H: 0 LOB: 0 BB: 0 P: 5	R: 0 E: 0 K: 1 S: 5	H: 0 LOB: 0 BB: 0 P: 5	R: 0 E: 0 K: 0 S: 3	H: 1 LOB: 0 BB: 0 P: 3	R: 0 E: 0 K: 0 S: 4	H: 1 LOB: 2 BB: 1 P: 8	R: 0 E: 0 K: 1 S: 5	H: 0 LOB: 0 BB: 0 P: 5	R: 0 E: 0 K: 1 S: 5	H: 0 LOB: 0 BB: 0 P: 5	R: 0 E: 0 K: 0 S: 2	H: 0 LOB: 0 BB: 0 P: 3	R: 1 E: 0 K: 1 S: 6	H: 1 LOB: 2 BB: 2 P: 14	1B: 3 2B: 0 3B: 0 HR: 0	SF: 0 SAC: 0 DP: 1 HBP: 1	WP: 0 PB: 0 SB: 1 CS: 1	PA: 32								
<b>PITCHER</b>	IP	WLS	BF	H	R	ER	SO	BB	IBB	HBP	BLK	WP	HR	S	P	ERA	WHIP											
Mike Witt, R ERA: 3.86	(1, 1)	8.0	W	28	2	1	1	4	3	0	1	0	0	0	32	45	1.12	0.625										
Don Aase, R ERA: 0.96	(9, 1)	0.1		2	1	0	0	1	0	0	0	0	0	4	4	0.00	3.000											
Andy Hassler, L ERA: 3.77	(9, 1)	0.2	S	2	0	0	0	0	0	0	0	0	0	2	2	0.00	0.000											

Batter	1	2	3	4	5	6	7	8	9	AB	R	H	RBI	BB	SO	LOB	BOTTOM										
Rod Carew, L OBP: 0.365, SLG: 0.376	4-0 5-3 BB		0-0 6-3		0-3 K		0-0 FC1-6			3	0	0	0	1	1	1	<p>Toronto Blue Jays @ California Angels Anaheim Stadium, Anaheim, CA Mon May 25 1981, 10:05 PM EDT Att: 22,171 - Unknown</p> <p>livebaseballscores.com</p> <p>AB 29 R 2 H 7 RBI 2 BB 2 SO 6 LOB 12</p> 										
Rick Burleson, R OBP: 0.365, SLG: 0.389	0-0 5-3		0-3 K		0-0 5-3			0-0 F4		4	0	0	0	0	1	1											
Dan Ford, R OBP: 0.337, SLG: 0.487	0-3 K		0-0 1B		0-0 6-3			0-0 F8		4	0	1	0	0	1	1											
Fred Lynn, L OBP: 0.338, SLG: 0.426 Juan Beniquez, R OBP: 0.210, SLG: 0.186	0-0 6-3		0-0 F7		0-0 6-3			0-0 3-1		4	0	0	0	0	0	2											
Don Baylor, R OBP: 0.282, SLG: 0.348		0-3 K		0-3 K		0-0 F5				3	0	0	0	0	2	0											
Brian Downing, R OBP: 0.413, SLG: 0.431 Bobby Clark, R OBP: 0.333, SLG: 0.467		4-0 1B BB		0-0 1B 2B			0-0 1B 1B			2	2	2	0	1	0	0											
Ed Ott, L OBP: 0.280, SLG: 0.291		0-0 1-3 1B		0-0 1-3 1B			0-0 G5-4-3 1B			3	0	2	0	0	0	1											
Bobby Grich, R OBP: 0.346, SLG: 0.427		0-3 K		0-0 2H 1B			0-0 G5-4-3			3	0	1	1	0	1	4											
Butch Hobson, R OBP: 0.355, SLG: 0.385		0-0 F8			0-0 5-3			0-0 FC1-6 1B		3	0	1	1	0	0	2											
<b>Inning Stats</b>	R: 0 E: 0 K: 1 S: 5	H: 0 LOB: 1 BB: 1 P: 9	R: 0 E: 0 K: 2 S: 8	H: 1 LOB: 2 BB: 1 P: 12	R: 0 E: 0 K: 1 S: 6	H: 1 LOB: 1 BB: 0 P: 6	R: 1 E: 0 K: 1 S: 6	H: 2 LOB: 1 BB: 0 P: 6	R: 0 E: 0 K: 1 S: 5	H: 0 LOB: 0 BB: 0 P: 5	R: 0 E: 0 K: 0 S: 3	H: 0 LOB: 0 BB: 0 P: 3	R: 1 E: 0 K: 0 S: 5	H: 3 LOB: 1 BB: 0 P: 5	R: 0 E: 0 K: 0 S: 3	H: 0 LOB: 0 BB: 0 P: 3	1B: 6 2B: 1 3B: 0 HR: 0	SF: 0 SAC: 0 DP: 1 HBP: 0	WP: 0 PB: 0 SB: 0 CS: 0	PA: 31							
<b>PITCHER</b>	IP	WLS	BF	H	R	ER	SO	BB	IBB	HBP	BLK	WP	HR	S	P	ERA	WHIP										
Jackson Todd, R ERA: 3.58	(1, 1)	8.0	L	31	7	2	2	6	2	0	0	0	0	41	49	2.25	1.125										








Batter	1	2	3	4	5	6	7	8	9	AB	R	H	RBI	BB	SO	LOB	TOP					
Alfredo Griffin, S OBP: 0.244, SLG: 0.311	F9		FC6-4 1B		G6-3			K		4	0	1	1	0	1	1	Toronto Blue Jays @ California Angels Anaheim Stadium, Anaheim, CA Wed May 27 1981, 10:05 PM EDT Att: 21,167 - Unknown					
Damaso Garcia, R OBP: 0.239, SLG: 0.250	1-4-3		P6		F2			F2		4	0	0	0	0	3							
Barry Bonnell, R OBP: 0.292, SLG: 0.404	F3		FC6-4			6-3				4	0	1	0	0	2							
John Mayberry, L OBP: 0.374, SLG: 0.452		G3		HR		4-3				3	1	1	1	1	0							
Otto Velez, R OBP: 0.370, SLG: 0.364	F9			6-3						4	0	1	0	0	2							
Ken Macha, R OBP: 0.318, SLG: 0.349	F9			6-3						3	0	0	0	0	1							
Danny Ainge, R OBP: 0.212, SLG: 0.209	F9			6-3		CS	K			1	0	0	0	0	0							
Lloyd Moseby, L OBP: 0.297, SLG: 0.383			F8	3-1			L6			4	0	0	0	0	0							
Willie Upshaw, L OBP: 0.267, SLG: 0.373										0	1	0	0	1	0							
George Bell, R OBP: 0.250, SLG: 0.380			1B HBP		1B G6-3			F7		2	1	1	0	0	0							
Ernie Whitt, L OBP: 0.263, SLG: 0.243				1B			4-3			3	0	2	0	0	1							
<b>Inning Stats</b>	R: 0 E: 0 K: 0 S: 3	H: 0 LOB: 0 BB: 0 P: 3	R: 0 E: 0 K: 0 S: 3	H: 0 LOB: 0 BB: 0 P: 3	R: 1 E: 0 K: 0 S: 5	H: 2 LOB: 2 BB: 0 P: 6	R: 1 E: 0 K: 0 S: 4	H: 1 LOB: 0 BB: 0 P: 4	R: 1 E: 0 K: 0 S: 3	H: 1 LOB: 1 BB: 1 P: 7	R: 0 E: 0 K: 0 S: 3	H: 1 LOB: 0 BB: 0 P: 3	R: 0 E: 0 K: 1 S: 6	H: 1 LOB: 1 BB: 0 P: 6	R: 0 E: 0 K: 1 S: 6	H: 1 LOB: 2 BB: 0 P: 10	R: 0 E: 0 K: 0 S: 3	H: 0 LOB: 0 BB: 0 P: 3	1B: 5 2B: 1 3B: 0 HR: 1	SF: 0 SAC: 0 DP: 1 HBP: 1	WP: 0 PB: 0 SB: 0 CS: 1	PA: 36
<b>PITCHER</b> Ken Forsch, R ERA: 2.84	IP: 9.0 WLS: L BF: 35	H: 7 R: 3 ER: 3 SO: 2	BB: 1 IBB: 1 HBP: 1 BLK: 0	WP: 0 HR: 1 S: 36 P: 45	ERA: 3.00 WHIP: 0.889	<b>PITCHER</b>										IP: 9.0 WLS: W BF: 35	H: 5 R: 1 ER: 1 SO: 3	BB: 2 IBB: 1 HBP: 1 BLK: 0	WP: 0 HR: 0 S: 37 P: 50	ERA: 1.00 WHIP: 0.778		

AB	32
R	3
H	7
RBI	2
BB	2
SO	2
LOB	9



Batter	1	2	3	4	5	6	7	8	9	AB	R	H	RBI	BB	SO	LOB	BOTTOM					
Rod Carew, L OBP: 0.379, SLG: 0.383	L3-6 S BB		F7		5-3					2	0	0	0	2	0	1	Toronto Blue Jays @ California Angels Anaheim Stadium, Anaheim, CA Wed May 27 1981, 10:05 PM EDT Att: 21,167 - Unknown					
Rick Burleson, R OBP: 0.366, SLG: 0.392	L3-6			1B	P6			F2		4	1	1	0	0	2							
Dan Ford, R OBP: 0.337, SLG: 0.497	6-3							F8		4	0	1	0	0	1							
Don Baylor, R OBP: 0.279, SLG: 0.336		L8		3-1 HBP				F7		4	0	1	1	0	2							
Brian Downing, R OBP: 0.410, SLG: 0.422				2H				F7		1	0	0	0	1	1							
Larry Harlow, L OBP: 0.542, SLG: 0.353		K		3-1 HBP				F7		2	0	0	0	0	1							
Ed Ott, L OBP: 0.270, SLG: 0.288	F7			3-1				F8		4	0	1	0	0	3							
Bobby Grich, R OBP: 0.348, SLG: 0.435										3	0	1	0	1	1							
Bobby Clark, R OBP: 0.291, SLG: 0.404										3	0	0	0	0	4							
John Harris, L OBP: 0.207, SLG: 0.379										1	0	0	0	0	1							
Butch Hobson, R OBP: 0.358, SLG: 0.383										3	0	0	0	0	1							
<b>Inning Stats</b>	R: 0 E: 0 K: 0 S: 2	H: 0 LOB: 1 BB: 1 P: 6	R: 0 E: 0 K: 1 S: 5	H: 0 LOB: 0 BB: 0 P: 5	R: 0 E: 0 K: 0 S: 4	H: 1 LOB: 1 BB: 0 P: 4	R: 1 E: 0 K: 1 S: 7	H: 2 LOB: 3 BB: 1 P: 12	R: 0 E: 0 K: 0 S: 3	H: 0 LOB: 0 BB: 0 P: 3	R: 0 E: 0 K: 0 S: 4	H: 1 LOB: 1 BB: 0 P: 4	R: 0 E: 0 K: 0 S: 3	H: 0 LOB: 0 BB: 0 P: 3	R: 0 E: 0 K: 0 S: 3	H: 0 LOB: 1 BB: 1 P: 7	R: 0 E: 0 K: 1 S: 6	H: 1 LOB: 1 BB: 0 P: 6	1B: 2 2B: 4 3B: 0 HR: 0	SF: 0 SAC: 0 DP: 1 HBP: 1	WP: 0 PB: 0 SB: 1 CS: 0	PA: 35
<b>PITCHER</b> Dave Stieb, R ERA: 3.0	IP: 9.0 WLS: W BF: 35	H: 5 R: 1 ER: 1 SO: 3	BB: 2 IBB: 1 HBP: 1 BLK: 0	WP: 0 HR: 0 S: 37 P: 50	ERA: 1.00 WHIP: 0.778	<b>PITCHER</b>										IP: 9.0 WLS: W BF: 35	H: 5 R: 1 ER: 1 SO: 3	BB: 2 IBB: 1 HBP: 1 BLK: 0	WP: 0 HR: 0 S: 37 P: 50	ERA: 1.00 WHIP: 0.778		

AB	31
R	1
H	5
RBI	1
BB	3
SO	3
LOB	18





Batter	1	2	3	4	5	6	7	8	9	AB	R	H	RBI	BB	SO	LOB	TOP			
<b>Rod Carew, L</b> OBP: 0.376, SLG: 0.377 (1, 3)	F8		G4-6-3			K		BB		3	0	0	0	1	1	1	<b>California Angels @ Chicago White Sox</b> Comiskey Park, Chicago, IL Sat May 30 1981, 4:33 AM EDT Att: 16,773 - Unknown - 52 F			
<b>Rick Burleson, R</b> OBP: 0.364, SLG: 0.386 (1, 6)	F9			BB		4-3		4-3		3	0	0	0	1	0	2				
<b>Dan Ford, R</b> OBP: 0.335, SLG: 0.488 (1, 9)	BB			L9		K			5-3	3	0	0	0	1	1	1				
<b>Don Baylor, R</b> OBP: 0.273, SLG: 0.327 (1, 10)	F8			G1-4-3				F3		4	0	0	0	0	0	2				
<b>Ed Ott, L</b> OBP: 0.261, SLG: 0.278 (1, 2)		4-3				B4-3		L8		4	0	0	0	0	0	0				
<b>John Harris, L</b> OBP: 0.250, SLG: 0.387 (1, 7)				G4-6-3	1B	BB		L8		2	0	1	0	1	0	0				
<b>Larry Harlow, L</b> OBP: 0.481, SLG: 0.300 (1, 8)			G4-6-3	1B		K		4-3		3	0	0	0	0	1	2				
<b>Bobby Grich, R</b> OBP: 0.353, SLG: 0.436 (1, 4)			F7					WP	BB	2	0	1	0	1	0	0				
<b>Butch Hobson, R</b> OBP: 0.358, SLG: 0.382 (1, 5)			G4-6-3	1B		K		L6		3	0	1	0	0	1	3				
<b>Inning Stats</b>	R: 0 E: 0 K: 0 S: 3	H: 0 LOB: 1 BB: 1 P: 7	R: 0 E: 0 K: 0 S: 3	H: 1 LOB: 0 BB: 0 P: 3	R: 0 E: 0 K: 0 S: 3	H: 1 LOB: 0 BB: 0 P: 3	R: 0 E: 0 K: 0 S: 2	H: 0 LOB: 0 BB: 1 P: 6	R: 0 E: 0 K: 2 S: 8	H: 1 LOB: 2 BB: 1 P: 12	R: 0 E: 0 K: 0 S: 3	H: 0 LOB: 0 BB: 0 P: 3	R: 0 E: 0 K: 0 S: 3	H: 0 LOB: 2 BB: 2 P: 11	R: 0 E: 0 K: 0 S: 3	H: 0 LOB: 0 BB: 0 P: 3	1B: 3 2B: 0 3B: 0 HR: 0	SF: 0 SAC: 0 DP: 3 HBP: 0	WP: 1 PB: 0 CS: 0	PA: 32
<b>PITCHER</b> <b>Richard Dotson, R</b> ERA: 3.25 (1, 1)	IP: 9.0 WLS: W BF: 32 H: 3 R: 0 ER: 0 SO: 4 BB: 5 IBB: 0 HBP: 0 BLK: 0 WP: 1 HR: 0 S: 35 P: 55 ERA: 0.00 WHIP: 0.889															<b>PITCHER</b>				

Batter	1	2	3	4	5	6	7	8	9	AB	R	H	RBI	BB	SO	LOB	BOTTOM	
<b>Ron LeFlore, R</b> OBP: 0.328, SLG: 0.336 (1, 7)	SH5-4		6-3	4-3		6-3		FC5-4		4	1	1	0	0	0	1	<b>California Angels @ Chicago White Sox</b> Comiskey Park, Chicago, IL Sat May 30 1981, 4:33 AM EDT Att: 16,773 - Unknown - 52 F	
<b>Rusty Kuntz, R</b> OBP: 0.368, SLG: 0.333 (7, 7)	1B							1-2		1	0	0	0	0	0	1		
<b>Mike Squires, L</b> OBP: 0.366, SLG: 0.366 (1, 3)	SH5-4		E3	BB	1B			F7		3	2	1	0	1	0	2		
<b>Carlton Fisk, R</b> OBP: 0.411, SLG: 0.471 (1, 2)			E	BB	1B			K		3	1	2	2	1	1	1		
<b>Greg Luzinski, R</b> OBP: 0.398, SLG: 0.486 (1, 10)	L9		E	BB	1B			K		3	2	1	2	1	1	3		
<b>Wayne Nordhagen, R</b> OBP: 0.341, SLG: 0.430 (8, 7)	K		E6	1B	E			F9		4	1	1	1	0	1	3		
<b>Chet Lemon, R</b> OBP: 0.374, SLG: 0.422 (1, 8)			E	BB	1B			G6-4-3		3	1	1	2	1	1	1		
<b>Harold Baines, L</b> OBP: 0.309, SLG: 0.391 (8, 9)	K		E	S	1B			G6-4-3		0	0	0	0	0	0	0		
<b>Tony Bernazard, S</b> OBP: 0.331, SLG: 0.415 (1, 4)	F9		K					K		4	0	0	0	0	3	1		
<b>Jim Morrison, R</b> OBP: 0.246, SLG: 0.339 (1, 5)	6-3		P4					K		4	0	0	0	0	1	0		
<b>Bill Almon, R</b> OBP: 0.389, SLG: 0.385 (1, 6)			E	BB	6-3			F3		3	1	1	0	1	0	0		
<b>Inning Stats</b>	R: 1 E: 0 K: 1 S: 7	H: 2 LOB: 1 BB: 0 P: 7	R: 0 E: 0 K: 1 S: 5	H: 0 LOB: 0 BB: 0 P: 5	R: 6 E: 2 K: 1 S: 10	H: 3 LOB: 0 BB: 1 P: 14	R: 0 E: 0 K: 1 S: 6	H: 1 LOB: 2 BB: 1 P: 10	R: 0 E: 0 K: 1 S: 5	H: 1 LOB: 0 BB: 0 P: 5	R: 2 E: 0 K: 2 S: 8	H: 1 LOB: 1 BB: 2 P: 16	R: 0 E: 0 K: 0 S: 3	H: 0 LOB: 1 BB: 1 P: 7	1B: 6 2B: 1 3B: 0 HR: 1	SF: 0 SAC: 1 DP: 1 HBP: 0	WP: 0 PB: 0 CS: 0	PA: 38
<b>PITCHER</b> <b>Geoff Zahn, L</b> ERA: 3.73 (1, 1)	IP: 2.2 WLS: L BF: 16 H: 5 R: 7 ER: 2 SO: 3 BB: 1 IBB: 0 HBP: 0 BLK: 0 WP: 0 HR: 1 S: 21 P: 25 ERA: 4.91 WHIP: 1.364															<b>PITCHER</b>		
<b>Freddie Martinez, R</b> ERA: 4.91 (3, 1)	IP: 3.2 WLS: L BF: 15 H: 3 R: 2 ER: 2 SO: 4 BB: 2 IBB: 0 HBP: 0 BLK: 0 WP: 0 HR: 0 S: 21 P: 29 ERA: 0.00 WHIP: 1.200															<b>PITCHER</b>		
<b>Luis Sanchez, R</b> ERA: 3.08 (7, 1)	IP: 1.2 WLS: L BF: 7 H: 0 R: 0 ER: 0 SO: 1 BB: 2 IBB: 0 HBP: 0 BLK: 0 WP: 0 HR: 0 S: 7 P: 15 ERA: 0.00 WHIP: 1.200															<b>PITCHER</b>		




Batter	1	2	3	4	5	6	7	8	9	AB	R	H	RBI	BB	SO	LOB	TOP								
<b>Rod Carew, L</b> OBP: 0.367, SLG: 0.367 (1, 3)	4-3	E6		FC3-6		F7		5-3		5	0	0	0	0	0	4	<b>California Angels @ Chicago White Sox</b> Comiskey Park, Chicago, IL Sun May 31 1981, 4:33 AM EDT Sunny - 56 F								
<b>Rick Burleson, R</b> OBP: 0.356, SLG: 0.376 (1, 6)	P3	FC5-2-5		FC4-2		K		K		5	0	0	0	0	2	5									
<b>Dan Ford, R</b> OBP: 0.331, SLG: 0.479 (1, 9)		FC5		PO		K		5-3		5	0	1	0	0	1	2									
<b>Don Baylor, R</b> OBP: 0.277, SLG: 0.335 (1, 10)	F7			K						5	2	2	0	0	1	1									
<b>Bobby Clark, R</b> OBP: 0.300, SLG: 0.393 (1, 7)				5-3				5-3		4	2	1	1	1	0	1									
<b>Bobby Grich, R</b> OBP: 0.366, SLG: 0.441 (1, 4)								5-3		3	2	2	0	1	0	1									
<b>Butch Hobson, R</b> <b>Bert Campaneris, R</b> OBP: 0.242, SLG: 0.381 OBP: 0.208, SLG: 0.261 (1, 5) (8, 5)										3	1	1	0	0	2	2									
<b>Juan Beniquez, R</b> <b>Larry Harlow, L</b> OBP: 0.242, SLG: 0.238 OBP: 0.454, SLG: 0.286 (1, 8) (8, 8)				K						4	0	3	4	0	0	0									
<b>Ed Ott, L</b> OBP: 0.268, SLG: 0.282 (1, 2)										2	0	1	1	1	1	2									
<b>Inning Stats</b>	R: 0 E: 0 K: 0 S: 4	H: 1 LOB: 1 BB: 0 P: 4	R: 3 E: 1 K: 0 S: 6	H: 1 LOB: 2 BB: 1 P: 11	R: 0 E: 0 K: 2 S: 8	H: 1 LOB: 1 BB: 0 P: 8	R: 0 E: 0 K: 0 S: 4	H: 2 LOB: 1 BB: 0 P: 4	R: 2 E: 0 K: 2 S: 10	H: 3 LOB: 2 BB: 1 P: 14	R: 0 E: 0 K: 1 S: 5	H: 0 LOB: 0 BB: 0 P: 5	R: 0 E: 0 K: 1 S: 6	H: 1 LOB: 1 BB: 0 P: 6	R: 0 E: 0 K: 1 S: 5	H: 0 LOB: 1 BB: 1 P: 9		R: 2 E: 0 K: 1 S: 8	H: 3 LOB: 1 BB: 0 P: 8	1B: 10 2B: 2 3B: 0 HR: 0	SF: 1 SAC: 1 DP: 0 HBP: 1	WP: 1 PB: 0 SB: 1 CS: 0	PA: 45		
<b>PITCHER</b>	IP	WLS	BF	H	R	ER	SO	BB	IBB	HBP	BLK	WP	HR	S	P	ERA	WHIP								
<b>Steve Trout, L</b> ERA: 2.8 (1, 1)	5.0	L	27	8	5	5	4	2	0	1	0	1	0	32	41	9.00	2.000								
<b>Dennis Lamp, R</b> ERA: 3.0 (6, 1)	3.2		16	4	2	2	3	1	0	0	0	0	0	21	25	4.91	1.364								
<b>Ed Farmer, R</b> ERA: 6.5 (9, 1)	0.1		1	0	0	0	1	0	0	0	0	0	0	3	3	0.00	0.000								

AB	38
R	7
H	12
RBI	7
BB	3
SO	8
LOB	19



Batter	1	2	3	4	5	6	7	8	9	AB	R	H	RBI	BB	SO	LOB	BOTTOM								
<b>Ron LeFlore, R</b> OBP: 0.331, SLG: 0.341 (1, 7)	K		L8				L8			4	1	1	1	0	1	0	<b>California Angels @ Chicago White Sox</b> Comiskey Park, Chicago, IL Sun May 31 1981, 4:33 AM EDT Sunny - 56 F								
<b>Mike Squires, L</b> OBP: 0.359, SLG: 0.353 (1, 3)	1-3		K							4	0	0	0	1	2	5									
<b>Bill Almon, R</b> OBP: 0.383, SLG: 0.379 (1, 6)	E5									5	0	1	2	0	1	1									
<b>Greg Luzinski, R</b> <b>Rusty Kuntz, R</b> <b>Lamar Johnson, R</b> OBP: 0.411, SLG: 0.493 OBP: 0.337, SLG: 0.333 OBP: 0.355, SLG: 0.433 (1, 10) (8, PR) (9, PH)										2	0	2	0	2	0	0									
<b>Harold Baines, L</b> OBP: 0.299, SLG: 0.377 (1, 9)										1	0	1	0	0	0	0									
<b>Chet Lemon, R</b> OBP: 0.394, SLG: 0.409 (1, 8)										5	0	0	0	0	1	7									
<b>Tony Bernazard, S</b> OBP: 0.335, SLG: 0.413 (1, 4)										4	0	0	0	0	2	3									
<b>Jim Morrison, R</b> OBP: 0.254, SLG: 0.370 (1, 5)										3	1	1	0	1	0	0									
<b>Jim Essian, R</b> <b>Wayne Nordhagen, R</b> <b>Marc Hill, R</b> <b>Bob Molinaro, L</b> OBP: 0.281, SLG: 0.333 OBP: 0.337, SLG: 0.425 OBP: 0.355, SLG: 0.500 (1, 2) (7, PH) (8, 2) (9, PH)										4	1	2	1	0	0	1									
<b>Inning Stats</b>	R: 0 E: 1 K: 1 S: 6	H: 0 LOB: 2 BB: 1 P: 10	R: 0 E: 0 K: 0 S: 3	H: 0 LOB: 0 BB: 0 P: 3	R: 0 E: 0 K: 1 S: 5	H: 0 LOB: 0 BB: 0 P: 5	R: 0 E: 0 K: 0 S: 3	H: 1 LOB: 0 BB: 0 P: 3	R: 0 E: 0 K: 1 S: 6	H: 1 LOB: 3 BB: 1 P: 11	R: 0 E: 0 K: 2 S: 8	H: 1 LOB: 1 BB: 0 P: 8	R: 1 E: 0 K: 1 S: 6	H: 1 LOB: 0 BB: 0 P: 6	R: 0 E: 0 K: 1 S: 5	H: 0 LOB: 2 BB: 2 P: 13		R: 3 E: 0 K: 1 S: 9	H: 4 LOB: 2 BB: 1 P: 13	1B: 5 2B: 2 3B: 0 HR: 1	SF: 0 SAC: 0 DP: 0 HBP: 1	WP: 0 PB: 0 SB: 1 CS: 0	PA: 41		
<b>PITCHER</b>	IP	WLS	BF	H	R	ER	SO	BB	IBB	HBP	BLK	WP	HR	S	P	ERA	WHIP								
<b>Mike Witt, R</b> ERA: 3.55 (1, 1)	7.0	W	28	4	1	1	6	2	0	1	0	0	0	37	46	1.29	0.857								
<b>Don Aase, R</b> ERA: 1.53 (8, 1)	2.0		13	4	3	3	2	3	0	0	0	0	0	14	26	13.50	3.500								

AB	35
R	4
H	8
RBI	4
BB	5
SO	8
LOB	19









Batter	1	2	3	4	5	6	7	8	9	AB	R	H	RBI	BB	SO	LOB	TOP					
<b>Bobby Grich, R</b> OBP: 0.375, SLG: 0.445 (1, 4)										3	0	2	0	1	1	0	<b>California Angels @ Toronto Blue Jays</b> Exhibition Stadium, Toronto, ON Mon Jun 01 1981, 7:05 PM EDT Att: 12,268 - Unknown - 65 F					
<b>Rick Burleson, R</b> OBP: 0.354, SLG: 0.370 (1, 6)										3	0	0	0	1	1	2						
<b>Rod Carew, L</b> OBP: 0.359, SLG: 0.362 (1, 3)										4	0	0	0	0	1	4						
<b>Don Baylor, R</b> OBP: 0.276, SLG: 0.331 (1, 10)										4	0	1	0	0	0	0						
<b>Dan Ford, R</b> OBP: 0.333, SLG: 0.494 (1, 9)										4	1	1	1	0	0	1						
<b>Ed Ott, L</b> OBP: 0.268, SLG: 0.281 (1, 2)										4	0	1	0	0	1	1						
<b>Larry Harlow, L</b> OBP: 0.394, SLG: 0.231 (1, 7)										4	1	0	0	0	1	2						
<b>Butch Hobson, R</b> OBP: 0.361, SLG: 0.413 (1, 5)										4	1	2	2	0	2	0						
<b>Juan Beniquez, R</b> OBP: 0.216, SLG: 0.211 (1, 8)										4	0	0	0	0	0	1						
<b>Inning Stats</b>	R: 0 E: 0 K: 1 S: 5	H: 1 LOB: 0 BB: 0 P: 5	R: 0 E: 0 K: 1 S: 6	H: 1 LOB: 1 BB: 0 P: 6	R: 0 E: 1 K: 1 S: 6	H: 0 LOB: 2 BB: 1 P: 10	R: 0 E: 0 K: 1 S: 5	H: 0 LOB: 0 BB: 0 P: 5	R: 1 E: 0 K: 0 S: 5	H: 2 LOB: 2 BB: 1 P: 9	R: 0 E: 0 K: 0 S: 3	H: 0 LOB: 0 BB: 0 P: 3	R: 0 E: 0 K: 1 S: 5	H: 0 LOB: 0 BB: 0 P: 5	R: 0 E: 0 K: 2 S: 7	H: 0 LOB: 0 BB: 0 P: 7	R: 2 E: 0 K: 0 S: 6	H: 3 LOB: 1 BB: 0 P: 6	1B: 4 2B: 2 3B: 0 HR: 2	SF: 0 SAC: 0 DP: 1 HBP: 0	WP: 0 PB: 0 SB: 0 CS: 1	PA: 36
<b>PITCHER</b> <b>Dave Stieb, R</b> ERA: 3.0 (1, 1)	IP: 9.0 WLS: L BF: 36 H: 7 R: 3 ER: 3 SO: 7 BB: 2 IBB: 0 HBP: 0 BLK: 1 WP: 0 HR: 2 S: 48 P: 56 ERA: 3.00 WHIP: 1.000															<b>PITCHER</b>						

Batter	1	2	3	4	5	6	7	8	9	AB	R	H	RBI	BB	SO	LOB	BOTTOM					
<b>Alfredo Griffin, S</b> OBP: 0.249, SLG: 0.308 (1, 6)										4	0	1	0	0	0	1	<b>California Angels @ Toronto Blue Jays</b> Exhibition Stadium, Toronto, ON Mon Jun 01 1981, 7:05 PM EDT Att: 12,268 - Unknown - 65 F					
<b>Al Woods, L</b> OBP: 0.231, SLG: 0.228 (1, 7)										4	0	0	0	0	0	2						
<b>Barry Bonnell, R</b> OBP: 0.281, SLG: 0.397 (1, 8)										4	0	1	0	0	0	1						
<b>John Mayberry, L</b> OBP: 0.382, SLG: 0.482 (1, 3)										3	0	0	0	1	1	1						
<b>Lloyd Moseby, L</b> OBP: 0.289, SLG: 0.390 (1, 9)										4	0	0	0	0	0	1						
<b>Otto Velez, R</b> OBP: 0.381, SLG: 0.392 (1, 10)										2	0	0	0	2	1	0						
<b>Ken Macha, R</b> OBP: 0.305, SLG: 0.278 (1, 5)										4	0	0	0	0	2	4						
<b>Damaso Garcia, R</b> OBP: 0.246, SLG: 0.267 (1, 4)										3	0	1	0	0	1	0						
<b>Ernie Whitt, L</b> OBP: 0.279, SLG: 0.250 (1, 2)										2	0	0	0	0	1	0						
<b>Inning Stats</b>	R: 0 E: 0 K: 1 S: 6	H: 1 LOB: 1 BB: 0 P: 6	R: 0 E: 0 K: 1 S: 5	H: 0 LOB: 0 BB: 0 P: 5	R: 0 E: 0 K: 0 S: 3	H: 0 LOB: 0 BB: 0 P: 3	R: 0 E: 1 K: 0 S: 4	H: 0 LOB: 3 BB: 2 P: 12	R: 0 E: 0 K: 0 S: 4	H: 1 LOB: 1 BB: 0 P: 4	R: 0 E: 0 K: 0 S: 3	H: 0 LOB: 0 BB: 0 P: 3	R: 0 E: 0 K: 2 S: 7	H: 0 LOB: 0 BB: 0 P: 7	R: 0 E: 0 K: 1 S: 6	H: 1 LOB: 1 BB: 0 P: 6	R: 0 E: 0 K: 1 S: 5	H: 0 LOB: 1 BB: 1 P: 9	1B: 3 2B: 0 3B: 0 HR: 0	SF: 0 SAC: 1 DP: 0 HBP: 0	WP: 0 PB: 0 SB: 0 CS: 0	PA: 34
<b>PITCHER</b> <b>Ken Forsch, R</b> ERA: 2.54 (1, 1)	IP: 9.0 WLS: W BF: 34 H: 3 R: 0 ER: 0 SO: 6 BB: 3 IBB: 0 HBP: 0 BLK: 0 WP: 0 HR: 0 S: 43 P: 55 ERA: 0.00 WHIP: 0.667															<b>PITCHER</b>						



Batter	1	2	3	4	5	6	7	8	9	AB	R	H	RBI	BB	SO	LOB	TOP			
Rod Carew, L (1,3) OBP: 0.360, SLG: 0.360										4	0	1	0	1	0	1	California Angels @ Toronto Blue Jays Exhibition Stadium, Toronto, ON Tue Jun 02 1981, 7:05 PM EDT Att: 12,617 - Unknown - 68 F			
Rick Burleson, R (1,6) OBP: 0.352, SLG: 0.365										3	0	0	0	0	1	3				
Dan Ford, R (1,9) OBP: 0.328, SLG: 0.486										3	0	0	0	0	0	2				
Brian Downing, R (1,7) OBP: 0.390, SLG: 0.397										4	0	0	0	0	1	3				
Butch Hobson, R (1,5) OBP: 0.358, SLG: 0.408										4	0	1	0	0	1	1				
Don Baylor, R (1,10) OBP: 0.275, SLG: 0.325										3	1	0	0	1	2	1				
Bobby Grich, R (1,4) OBP: 0.378, SLG: 0.447										4	1	2	1	0	0	0				
Larry Harlow, L (1,8) OBP: 0.378, SLG: 0.207										3	0	0	0	1	1	2				
Ed Ott, L (1,2) OBP: 0.267, SLG: 0.304										4	1	1	2	0	1	2				
<b>Inning Stats</b>	R: 0 E: 0 K: 0 S: 4	H: 1 LOB: 1 BB: 0 P: 4	R: 1 E: 0 K: 0 S: 4	H: 1 LOB: 1 BB: 1 P: 8	R: 0 E: 1 K: 1 S: 6	H: 0 LOB: 1 BB: 0 P: 6	R: 0 E: 0 K: 1 S: 5	H: 0 LOB: 0 BB: 0 P: 5	R: 0 E: 1 K: 0 S: 4	H: 1 LOB: 1 BB: 0 P: 4	R: 0 E: 0 K: 1 S: 5	H: 0 LOB: 1 BB: 1 P: 9	R: 0 E: 0 K: 1 S: 5	H: 0 LOB: 0 BB: 0 P: 6	R: 2 E: 0 K: 3 S: 11	H: 2 LOB: 1 BB: 1 P: 15	1B: 4 2B: 0 3B: 0 HR: 1	SF: 0 SAC: 2 DP: 0 HBP: 1	WP: 1 PB: 0 SB: 2 CS: 0	PA: 38
<b>PITCHER</b> Luis Leal, R (1,1) ERA: 3.32	IP: 9.0 WLS: L BF: 38	H: 5 R: 3 ER: 3 SO: 7	BB: 3 IBB: 0 HBP: 1 BLK: 0	WP: 1 HR: 1 S: 48 P: 61	ERA: 3.00 WHIP: 0.889	<b>PITCHER</b> IP: WLS: BF: H: R: ER: SO: BB: IBB: HBP: BLK: WP: HR: S: P: ERA: WHIP														

Batter	1	2	3	4	5	6	7	8	9	AB	R	H	RBI	BB	SO	LOB	BOTTOM			
Alfredo Griffin, S (1,6) OBP: 0.249, SLG: 0.303										3	0	0	0	1	0	2	California Angels @ Toronto Blue Jays Exhibition Stadium, Toronto, ON Tue Jun 02 1981, 7:05 PM EDT Att: 12,617 - Unknown - 68 F			
Al Woods, L (1,7) OBP: 0.232, SLG: 0.229										4	0	1	0	0	1	0				
Barry Bonnell, R (1,8) OBP: 0.282, SLG: 0.396										3	0	1	0	0	0	1				
John Mayberry, L (1,3) OBP: 0.376, SLG: 0.471										3	0	0	0	0	1	1				
Lloyd Moseby, L (1,9) OBP: 0.290, SLG: 0.389										3	0	1	0	0	1	1				
Otto Velez, R (1,10) OBP: 0.373, SLG: 0.382										3	0	0	0	0	0	1				
Ken Macha, R (1,5) OBP: 0.290, SLG: 0.263										3	0	0	0	0	1	0				
Danny Ainge, R (9,5) OBP: 0.209, SLG: 0.206										0	0	0	0	0	0	0				
Damaso Garcia, R (1,4) OBP: 0.247, SLG: 0.269										3	0	1	0	0	0	0				
Ernie Whitt, L (1,2) OBP: 0.274, SLG: 0.246										2	0	0	0	0	0	1				
Garth Iorg, R (9,PH) OBP: 0.266, SLG: 0.290										0	0	0	0	1	0	0				
<b>Inning Stats</b>	R: 0 E: 0 K: 0 S: 2	H: 1 LOB: 0 BB: 1 P: 6	R: 0 E: 0 K: 1 S: 5	H: 0 LOB: 0 BB: 0 P: 5	R: 0 E: 0 K: 0 S: 3	H: 0 LOB: 0 BB: 0 P: 3	R: 0 E: 0 K: 0 S: 3	H: 0 LOB: 0 BB: 0 P: 3	R: 0 E: 0 K: 0 S: 4	H: 1 LOB: 1 BB: 0 P: 4	R: 0 E: 0 K: 1 S: 6	H: 1 LOB: 1 BB: 0 P: 6	R: 0 E: 0 K: 1 S: 5	H: 0 LOB: 0 BB: 0 P: 5	R: 0 E: 0 K: 1 S: 4	H: 0 LOB: 0 BB: 1 P: 8	1B: 4 2B: 0 3B: 0 HR: 0	SF: 0 SAC: 0 DP: 3 HBP: 0	WP: 0 PB: 0 SB: 1 CS: 1	PA: 29
<b>PITCHER</b> Dave Frost, R (1,1) ERA: 3.74	IP: 6.1 WLS: W BF: 21	H: 4 R: 0 ER: 0 SO: 1	BB: 1 IBB: 0 HBP: 0 BLK: 0	WP: 0 HR: 0 S: 22 P: 26	ERA: 0.00 WHIP: 0.789	<b>PITCHER</b> IP: WLS: BF: H: R: ER: SO: BB: IBB: HBP: BLK: WP: HR: S: P: ERA: WHIP														
<b>PITCHER</b> Andy Hassler, L (7,1) ERA: 3.74	IP: 2.2 WLS: S BF: 8	H: 0 R: 0 ER: 0 SO: 3	BB: 1 IBB: 0 HBP: 0 BLK: 0	WP: 0 HR: 0 S: 13 P: 17	ERA: 0.00 WHIP: 0.375	<b>PITCHER</b> IP: WLS: BF: H: R: ER: SO: BB: IBB: HBP: BLK: WP: HR: S: P: ERA: WHIP														

AB	32
R	3
H	5
RBI	3
BB	3
SO	7
LOB	15



AB	27
R	0
H	4
RBI	0
BB	2
SO	4
LOB	7















Batter	1	2	3	4	5	6	7	8	9	AB	R	H	RBI	BB	SO	LOB	TOP
<b>Al Bumbry, L</b> OBP: 0.352, SLG: 0.327 (1, 8)	0-0 1-4 1B		0-3 K			0-0 4-3		0-0 G3		4	0	1	0	0	1	1	<b>Baltimore Orioles @ California Angels</b> Anaheim Stadium, Anaheim, CA Sat Jun 06 1981, 10:05 PM EDT Att: 35,064 - Unknown  <b>AB 32</b> <b>R 0</b> <b>H 5</b> <b>RBI 0</b> <b>BB 0</b> <b>SO 2</b> <b>LOB 16</b> 
<b>Rich Dauer, R</b> OBP: 0.354, SLG: 0.379 <b>Wayne Krenchicki, L</b> OBP: 0.300, SLG: 0.326 (6, PR) (6, 4)	0-0 1-4 1-2		0-0 F8			0-0 G3-6 1B		0-0 3-1		3	0	1	0	0	0	1	
<b>Ken Singleton, S</b> OBP: 0.443, SLG: 0.576 (1, 9)	0-0 4-3			0-0 FC1-6 1B		0-0 G3-6-1		0-0 F7		4	0	1	0	0	0	2	
<b>Eddie Murray, S</b> OBP: 0.300, SLG: 0.438 (1, 3)	0-0 F9			0-0 FC1-6 1-2			0-0 1B	0-0 4-3		4	0	1	0	0	0	2	
<b>Terry Crowley, L</b> OBP: 0.355, SLG: 0.380 (1, 10)		0-0 E3 4-6-3		0-0 F8			0-0 P6	0-0 F8		4	0	0	0	0	0	2	
<b>Jim Dwyer, L</b> OBP: 0.305, SLG: 0.342 (1, 7)		0-0 P6		0-0 P3			0-0 F7			3	0	0	0	0	0	3	
<b>Doug DeCinces, R</b> OBP: 0.308, SLG: 0.420 (1, 5)		0-0 4-6-3 1-2		0-3 K			0-0 F8			3	0	0	0	0	1	2	
<b>Rick Dempsey, R</b> OBP: 0.341, SLG: 0.343 (1, 2)		0-0 F8		0-0 P6			0-0 G3 2B			3	0	1	0	0	0	1	
<b>Lenn Sakata, R</b> OBP: 0.333, SLG: 0.290 (1, 6)			0-0 F8		0-0 4-3		0-0 6-3			3	0	0	0	0	0	1	
<b>Inning Stats</b>	R: 0 E: 0 K: 0 S: 4	H: 1 LOB: 1 BB: 0 P: 4	R: 0 E: 1 K: 0 S: 4	H: 0 LOB: 1 BB: 0 P: 4	R: 0 E: 0 K: 1 S: 5	H: 0 LOB: 0 BB: 0 P: 5	R: 0 E: 0 K: 0 S: 4	H: 1 LOB: 1 BB: 0 P: 3	R: 0 E: 0 K: 0 S: 4	H: 1 LOB: 1 BB: 0 P: 4	R: 0 E: 0 K: 0 S: 3	H: 0 LOB: 0 BB: 0 P: 3	1B: 4 2B: 1 3B: 0 HR: 0	SF: 0 SAC: 0 DP: 1 HBP: 0	WP: 0 PB: 0 SB: 0 CS: 0	PA: 32	
<b>PITCHER</b> <b>Ken Forsch, R</b> ERA: 2.3 (1, 1)	IP: 9.0 WLS: W BF: 32 H: 5 R: 0 ER: 0 SO: 2 BB: 0 IBB: 0 HBP: 0 BLK: 0 WP: 0 HR: 0 S: 36 P: 36 ERA: 0.00 WHIP: 0.556																

Batter	1	2	3	4	5	6	7	8	9	AB	R	H	RBI	BB	SO	LOB	BOTTOM		
<b>Rod Carew, L</b> OBP: 0.377, SLG: 0.386 (1, 3)	4-0 FC1-6 BB	0-0 1-2 1B			0-0 2B 1B	0-3 K		0-0 1B HR		4	2	3	0	1	1	0	<b>Baltimore Orioles @ California Angels</b> Anaheim Stadium, Anaheim, CA Sat Jun 06 1981, 10:05 PM EDT Att: 35,064 - Unknown  <b>AB 37</b> <b>R 10</b> <b>H 16</b> <b>RBI 9</b> <b>BB 6</b> <b>SO 3</b> <b>LOB 17</b> 		
<b>Rick Burleson, R</b> OBP: 0.385, SLG: 0.387 (1, 6)	0-0 FC1-6 1-2	0-0 F7			0-0 1B 2B	0-0 3-1 1B WP		0-0 1-2 HR		5	3	3	0	0	0	3			
<b>Dan Ford, R</b> OBP: 0.341, SLG: 0.505 (1, 9)	0-0 L6		0-0 4-3		4-0 1B IBB	0-0 WP 3-1 1B		0-0 1-2 HR		4	2	2	3	1	0	1			
<b>Brian Downing, R</b> OBP: 0.391, SLG: 0.409 (1, 7)	0-0 5-3		0-0 L4		0-0 1B 1B	0-0 3-1		0-0 G4-3 1B		5	0	2	1	0	0	3			
<b>Bobby Clark, R</b> OBP: 0.310, SLG: 0.424 (1, 8)		0-0 F9	0-0 F8		0-0 1-2 2-3 3-H 1B HBP	0-0 P4		0-0 G4-3 1-2		5	1	1	2	0	0	2			
<b>Don Baylor, R</b> OBP: 0.288, SLG: 0.350 (1, 10)		0-0 HR		0-0 L5	0-0 HBP 1-3 2-H 1B		0-0 G6-4-3 2B	4-0 1B BB		4	1	3	1	1	0	0			
<b>Butch Hobson, R</b> OBP: 0.379, SLG: 0.425 (1, 5)		0-3 K		0-0 6-3	4-0 HBP BB		4-0 G6-4-3 BB	0-0 FC6 1-3 1B		3	0	1	0	2	1	0			
<b>Bobby Grich, R</b> OBP: 0.385, SLG: 0.469 <b>Freddie Patek, R</b> OBP: 0.240, SLG: 0.333 (7, 4)		0-0 HR		0-3 K	1-0 FC6-4 HBP		0-0 G6-4-3 1-2 2-3 3-H	0-0 FC6 1-2		2	1	1	2	0	1	0			
<b>Ed Ott, L</b> OBP: 0.268, SLG: 0.299 (1, 2)		4-0 1B BB			5-3 FC6-4		0-0 1-3			3	0	0	0	1	0	4			
<b>Inning Stats</b>	R: 0 E: 0 K: 0 S: 3	H: 0 LOB: 1 BB: 1 P: 7	R: 2 E: 0 K: 1 S: 8	H: 3 LOB: 2 BB: 1 P: 12	R: 0 E: 0 K: 1 S: 5	H: 0 LOB: 0 BB: 0 P: 5	R: 4 E: 0 K: 0 S: 7	H: 5 LOB: 3 BB: 2 P: 16	R: 1 E: 0 K: 1 S: 7	H: 2 LOB: 1 BB: 0 P: 7	R: 0 E: 0 K: 0 S: 3	H: 1 LOB: 1 BB: 1 P: 7	R: 3 E: 0 K: 0 S: 7	H: 5 LOB: 2 BB: 1 P: 11	1B: 11 2B: 2 3B: 0 HR: 3	SF: 0 SAC: 0 DP: 2 HBP: 1		WP: 1 PB: 0 SB: 0 CS: 0	PA: 44
<b>PITCHER</b> <b>Mike Flanagan, L</b> ERA: 3.83 <b>Steve Luebber, R</b> ERA: 8.71 <b>Dave Ford, R</b> ERA: 5.46 (8, 1)	IP: 4.1 WLS: L BF: 23 H: 7 R: 6 ER: 6 SO: 2 BB: 2 IBB: 1 HBP: 0 BLK: 0 WP: 1 HR: 2 S: 24 P: 36 ERA: 12.46 WHIP: 2.077																		



Batter	1	2	3	4	5	6	7	8	9	AB	R	H	RBI	BB	SO	LOB	TOP								
<b>Al Bumbry, L</b> OBP: 0.358, SLG: 0.337 (1, 8)	0-0 6-3		0-0 FC6-4 1B		0-0 1-H 2B		0-0 6-3		4-0 BB	4	0	2	1	1	0	1	<b>Baltimore Orioles @ California Angels</b> Anaheim Stadium, Anaheim, CA Sun Jun 07 1981, 6:33 AM EDT Att: 29,494 - Unknown								
<b>Rich Dauer, R</b> OBP: 0.344, SLG: 0.367 (1, 4)	0-0 F9		0-0 FC6-4 1-2		0-0 6-3		0-0 F8		0-0 1-6-3	5	0	0	0	0	0	6									
<b>Ken Singleton, S</b> OBP: 0.435, SLG: 0.563 <b>Jim Dwyer, L</b> OBP: 0.305, SLG: 0.342 (1, 9) (8, 7)	0-0 F7			0-0 F7	0-0 F9			0-0 F8		4	0	0	0	0	0	1									
<b>Eddie Murray, S</b> OBP: 0.299, SLG: 0.451 (1, 3)		0-0 4-3		0-0 HR		0-0 P4		0-0 5-3		4	1	1	1	0	0	0									
<b>Terry Crowley, L</b> OBP: 0.347, SLG: 0.370 <b>Jose Morales, R</b> OBP: 0.410, SLG: 0.432 (1, 10) (6, PH)		0-0 4-3		0-0 F8		0-0 6-3		0-0 F9		2	0	0	0	0	0	0									
<b>John Lowenstein, L</b> OBP: 0.355, SLG: 0.405 (1, 7) (8, 9)		0-0 HR		4-0 FC6-4 BB		0-0 G3			0-0 2B 1B	3	1	2	1	1	0	0									
<b>Doug DeCinces, R</b> OBP: 0.312, SLG: 0.434 (1, 5)		0-0 5-3		0-0 FC6-4 1-2			0-0 1B 2B		0-0 1-3 2B	4	1	2	0	0	0	1									
<b>Rick Dempsey, R</b> OBP: 0.338, SLG: 0.339 (1, 2)			0-3 K		0-0 F9		0-0 SH3-4 1B		0-0 F8	4	0	1	1	0	1	2									
<b>Mark Belanger, R</b> OBP: 0.245, SLG: 0.256 (1, 6)			0-0 F8		4-0 2B BB		0-0 SH3-4		0-0 1-3	2	1	0	0	1	0	2									
<b>Inning Stats</b>	R: 0 E: 0 K: 0 S: 3	H: 0 LOB: 0 BB: 0 P: 3	R: 1 E: 0 K: 0 S: 4	H: 1 LOB: 0 BB: 0 P: 4	R: 0 E: 0 K: 1 S: 6	H: 1 LOB: 1 BB: 0 P: 6	R: 1 E: 0 K: 0 S: 4	H: 1 LOB: 1 BB: 1 P: 8	R: 1 E: 0 K: 0 S: 4	H: 1 LOB: 0 BB: 0 P: 3	R: 1 E: 0 K: 0 S: 5	H: 2 LOB: 1 BB: 0 P: 5	R: 0 E: 0 K: 0 S: 3	H: 0 LOB: 0 BB: 0 P: 3	R: 0 E: 0 K: 0 S: 5	H: 2 LOB: 3 BB: 1 P: 9		1B: 3 2B: 3 3B: 0 HR: 2	SF: 0 SAC: 1 DP: 0 HBP: 0	WP: 0 PB: 0 SB: 0 CS: 0	PA: 38				
<b>PITCHER</b>	IP	WLS	BF	H	R	ER	SO	BB	IBB	HBP	BLK	WP	HR	S	P	ERA	WHIP								
<b>Dave Frost, R</b> ERA: 2.53 (1, 1)	4.1	L	18	3	3	3	1	2	0	0	0	0	2	18	26	6.23	1.154								
<b>Andy Hassler, L</b> ERA: 3.62 (5, 1)	2.1		10	3	1	1	0	0	0	0	0	0	0	10	10	3.86	1.286								
<b>Freddie Martinez, R</b> ERA: 3.0 (7, 1)	2.1		10	2	0	0	0	1	0	0	0	0	0	9	13	0.00	1.286								

AB	34
R	4
H	8
RBI	4
BB	3
SO	1
LOB	13



Batter	1	2	3	4	5	6	7	8	9	AB	R	H	RBI	BB	SO	LOB	BOTTOM								
<b>Rod Carew, L</b> OBP: 0.371, SLG: 0.379 (1, 3)	0-0 4-3	0-0 F9			0-0 6-3		0-0 F8			4	0	0	0	0	0	2	<b>Baltimore Orioles @ California Angels</b> Anaheim Stadium, Anaheim, CA Sun Jun 07 1981, 6:33 AM EDT Att: 29,494 - Unknown								
<b>Rick Burleson, R</b> OBP: 0.394, SLG: 0.389 (1, 6)	0-0 B5-3		0-0 6-3		0-0 G3 2B		0-0 F9			4	0	1	0	0	0	0									
<b>Fred Lynn, L</b> OBP: 0.338, SLG: 0.423 (1, 8)	0-0 1B		0-0 4-3		0-0 G3		0-3 K		0-0 F9	4	0	1	0	0	1	1									
<b>Don Baylor, R</b> OBP: 0.288, SLG: 0.344 (1, 10)	0-3 K		4-0 FC6-4 BB		0-3 K		0-0 F9		0-0 F9	3	0	0	0	1	2	2									
<b>Dan Ford, R</b> OBP: 0.340, SLG: 0.500 (1, 9)		0-0 6-3 1B 1B	0-0 FC6-4		0-0 6-3		0-0 F9		0-0 F9	4	1	1	0	0	0	1									
<b>Ed Ott, L</b> OBP: 0.267, SLG: 0.292 (1, 2)		0-0 1-3 1-2		0-0 4-3		4-0 BB		0-0 3-1		3	0	0	0	1	0	1									
<b>Brian Downing, R</b> OBP: 0.388, SLG: 0.405 (1, 7)		0-0 6-3		0-0 1B		0-3 K		0-0 F9		4	0	1	0	0	1	2									
<b>Butch Hobson, R</b> OBP: 0.376, SLG: 0.420 (1, 5)		0-0 1B 1B		0-0 F9		0-0 P5		0-0 E5		4	0	1	1	0	0	2									
<b>Freddie Patek, R</b> OBP: 0.259, SLG: 0.346 <b>Larry Harlow, L</b> OBP: 0.368, SLG: 0.200 <b>Bert Campaneris, R</b> OBP: 0.179, SLG: 0.222 <b>John Harris, L</b> OBP: 0.242, SLG: 0.375 (1, 4) (7, PH) (8, 4) (8, PH)		0-0 3-H 1B		0-3 K		0-0 F7		0-0 F8		2	0	1	0	0	1	1									
<b>Inning Stats</b>	R: 0 E: 0 K: 1 S: 6	H: 1 LOB: 1 BB: 0 P: 6	R: 1 E: 0 K: 0 S: 6	H: 3 LOB: 2 BB: 0 P: 6	R: 0 E: 0 K: 1 S: 6	H: 0 LOB: 1 BB: 1 P: 7	R: 0 E: 0 K: 1 S: 6	H: 1 LOB: 1 BB: 0 P: 6	R: 0 E: 0 K: 1 S: 5	H: 0 LOB: 0 BB: 1 P: 9	R: 0 E: 0 K: 0 S: 3	H: 0 LOB: 0 BB: 0 P: 3	R: 0 E: 0 K: 1 S: 5	H: 0 LOB: 0 BB: 0 P: 5	R: 0 E: 1 K: 0 S: 4	H: 0 LOB: 1 BB: 0 P: 4		1B: 5 2B: 1 3B: 0 HR: 0	SF: 0 SAC: 0 DP: 0 HBP: 0	WP: 0 PB: 0 SB: 0 CS: 0	PA: 36				
<b>PITCHER</b>	IP	WLS	BF	H	R	ER	SO	BB	IBB	HBP	BLK	WP	HR	S	P	ERA	WHIP								
<b>Dennis Martinez, R</b> ERA: 3.0 (1, 1)	9.0	W	36	6	1	1	5	2	0	0	0	0	0	44	52	1.00	0.889								

AB	34
R	1
H	6
RBI	1
BB	2
SO	5
LOB	13





Batter	1	2	3	4	5	6	7	8	9	AB	R	H	RBI	BB	SO	LOB	TOP					
Miguel Dilone, S OBP: 0.331, SLG: 0.351 (1, 7)	0-0 6-3		0-0 6-3		0-0 F9			0-0 6-3		4	0	0	0	0	0	0	<b>Cleveland Indians @ California Angels</b> Anaheim Stadium, Anaheim, CA Mon Jun 08 1981, 10:05 PM EDT Att: 22,703 - Unknown <a href="http://livebaseballscorecards.com">livebaseballscorecards.com</a>					
Jorge Orta, L OBP: 0.286, SLG: 0.372 (1, 9)	0-0 2B		0-0 4-3			0-0 4-3		0-0 4-3		4	1	1	0	0	0	0						
Alan Bannister, R OBP: 0.305, SLG: 0.328 (1, 4)	0-0 F7		0-0 6-3			0-0 3-1		0-0 F4		4	0	0	0	0	0	1						
Andre Thornton, R OBP: 0.298, SLG: 0.327 (1, 3)	0-0 1-H			0-0 6-3		0-0 1B			0-0 F5	4	0	2	1	0	0	0						
Bo Diaz, R OBP: 0.382, SLG: 0.545 (1, 2)	0-0 F9			0-0 HR		0-0 F3			0-0 4-3	4	1	1	1	0	0	2						
Toby Harrah, R OBP: 0.347, SLG: 0.367 (1, 5)		0-0 1-3		0-0 F7			0-0 4-3	0-3 5-3	0-3 K	4	0	1	0	0	1	0						
Joe Charboneau, R OBP: 0.242, SLG: 0.385 (1, 10)		0-0 F7		0-0 5-3			0-0 5-3			3	0	0	0	0	0	1						
Rick Manning, L OBP: 0.313, SLG: 0.325 (1, 8)		4-0 BB			0-3 K		0-0 4-3			2	0	0	0	1	1	1						
Tom Verzyer, R OBP: 0.268, SLG: 0.246 (1, 6)		0-0 6-3			0-0 1-3		0-0 F3			3	0	0	0	0	0	2						
<b>Inning Stats</b>	R: 1 E: 0 K: 0 S: 5	H: 2 LOB: 1 BB: 0 P: 5	R: 0 E: 0 K: 0 S: 3	H: 0 LOB: 1 BB: 1 P: 7	R: 0 E: 0 K: 0 S: 3	H: 0 LOB: 0 BB: 0 P: 3	R: 1 E: 0 K: 0 S: 4	H: 1 LOB: 0 BB: 0 P: 4	R: 0 E: 0 K: 0 S: 5	H: 0 LOB: 0 BB: 0 P: 5	R: 0 E: 0 K: 0 S: 4	H: 1 LOB: 1 BB: 0 P: 4	R: 0 E: 0 K: 0 S: 4	H: 1 LOB: 1 BB: 0 P: 4	R: 0 E: 0 K: 1 S: 3	H: 0 LOB: 0 BB: 0 P: 3	R: 0 E: 0 K: 1 S: 5	H: 0 LOB: 0 BB: 0 P: 5	1B: 3 2B: 1 3B: 0 HR: 1	SF: 0 SAC: 0 DP: 0 HBP: 0	WP: 0 PB: 0 SB: 0 CS: 0	PA: 33
<b>PITCHER</b> Geoff Zahn, L ERA: 3.79 (1, 1)	IP: 9.0 WLS: W BF: 33	H: 5 R: 2 ER: 2 SO: 2	BB: 1 IBB: 0 HBP: 0 BLK: 0	WP: 0 HR: 1 S: 36 P: 40	ERA: 2.00 WHIP: 0.667	<b>PITCHER</b>	IP: 9.0 WLS: W BF: 33	H: 5 R: 2 ER: 2 SO: 2	BB: 1 IBB: 0 HBP: 0 BLK: 0	WP: 0 HR: 1 S: 36 P: 40	ERA: 2.00 WHIP: 0.667	<b>PITCHER</b>	IP: 9.0 WLS: W BF: 33	H: 5 R: 2 ER: 2 SO: 2	BB: 1 IBB: 0 HBP: 0 BLK: 0	WP: 0 HR: 1 S: 36 P: 40	ERA: 2.00 WHIP: 0.667					

Batter	1	2	3	4	5	6	7	8	9	AB	R	H	RBI	BB	SO	LOB	BOTTOM				
Rod Carew, L OBP: 0.375, SLG: 0.384 (1, 3)	0-0 G4-6-3		0-0 F7		0-0 6-3		0-0 1B	0-0 1B		5	0	3	1	0	0	0	<b>Cleveland Indians @ California Angels</b> Anaheim Stadium, Anaheim, CA Mon Jun 08 1981, 10:05 PM EDT Att: 22,703 - Unknown <a href="http://livebaseballscorecards.com">livebaseballscorecards.com</a>				
Rick Burleson, R OBP: 0.364, SLG: 0.386 (1, 6)	0-0 G4-6-3		4-0 BB		0-0 F9		0-0 6-3	0-0 G4-6-3		4	0	1	1	1	0	2					
Fred Lynn, L OBP: 0.327, SLG: 0.408 (1, 8)	0-0 F3		0-0 F7			0-0 F2		0-0 F7	0-0 G4-6-3	5	0	0	0	0	0	3					
Dan Ford, R OBP: 0.343, SLG: 0.515 (1, 9)		0-3 K	0-3 K			0-0 HR		0-0 HR		4	2	2	1	0	2	1					
Brian Downing, R OBP: 0.390, SLG: 0.427 (1, 2)		0-0 2B		0-0 F8		0-0 F8		0-0 1-H		4	2	2	2	0	0	0					
Don Baylor, R OBP: 0.291, SLG: 0.349 (1, 10)		0-0 2B		0-0 4-3		4-0 BB		0-0 E3		3	2	1	0	1	0	0					
Larry Harlow, L OBP: 0.405, SLG: 0.242 (1, 7)		4-0 2B		0-0 1B		0-0 6-3		0-0 1B		3	2	2	0	1	0	1					
Butch Hobson, R OBP: 0.378, SLG: 0.429 (1, 5)		0-0 1-H		0-3 K			0-0 5-3	0-0 1B		4	1	2	4	0	1	1					
Freddie Patek, R OBP: 0.258, SLG: 0.333 (1, 4)		0-3 K		0-0 F5			0-0 F3	0-0 1B	0-0 1B	4	1	1	1	0	1	0					
<b>Inning Stats</b>	R: 0 E: 0 K: 0 S: 3	H: 1 LOB: 0 BB: 0 P: 3	R: 3 E: 0 K: 2 S: 9	H: 3 LOB: 0 BB: 1 P: 13	R: 0 E: 0 K: 1 S: 5	H: 0 LOB: 1 BB: 1 P: 9	R: 0 E: 0 K: 1 S: 6	H: 1 LOB: 0 BB: 0 P: 6	R: 0 E: 0 K: 0 S: 3	H: 0 LOB: 0 BB: 0 P: 3	R: 1 E: 0 K: 0 S: 4	H: 1 LOB: 1 BB: 1 P: 8	R: 0 E: 0 K: 0 S: 4	H: 1 LOB: 1 BB: 0 P: 4	R: 6 E: 1 K: 0 S: 10	H: 7 LOB: 1 BB: 0 P: 10		1B: 10 2B: 2 3B: 0 HR: 2	SF: 0 SAC: 0 DP: 2 HBP: 0	WP: 0 PB: 0 SB: 0 CS: 0	PA: 39
<b>PITCHER</b> Dan Spillner, R ERA: 4.8 Bob Lacey, L ERA: 6.6 (8, 1)	IP: 7.1 WLS: L BF: 35	H: 11 R: 9 ER: 8 SO: 4	BB: 3 IBB: 0 HBP: 0 BLK: 0	WP: 0 HR: 2 S: 40 P: 52	ERA: 9.82 WHIP: 1.909	<b>PITCHER</b>	IP: 8.1 WLS: L BF: 35	H: 11 R: 9 ER: 8 SO: 4	BB: 3 IBB: 0 HBP: 0 BLK: 0	WP: 0 HR: 2 S: 40 P: 52	ERA: 13.50 WHIP: 4.500	<b>PITCHER</b>	IP: 8.1 WLS: L BF: 35	H: 11 R: 9 ER: 8 SO: 4	BB: 3 IBB: 0 HBP: 0 BLK: 0	WP: 0 HR: 2 S: 40 P: 52		ERA: 13.50 WHIP: 4.500			







Batter	1	2	3	4	5	6	7	8	9	AB	R	H	RBI	BB	SO	LOB	TOP					
Miguel Dilone, S (1, 7) OBP: 0.346, SLG: 0.366	0-0 6-3 1B		0-0 1B		0-3 K		0-0 1B			4	0	3	0	0	1	1	<b>Cleveland Indians @ California Angels</b> Anaheim Stadium, Anaheim, CA Wed Jun 10 1981, 10:05 PM EDT Att: 23,744 - Unknown					
Rick Manning, L (1, 8) OBP: 0.306, SLG: 0.317	0-3 K		0-0 1-2 1B		0-0 F8			0-0 F8		4	0	1	0	0	1	2						
Jorge Orta, L (1, 9) OBP: 0.282, SLG: 0.363	0-0 6-3 2-3		0-0 F9		0-0 F3			0-0 F6		4	0	0	0	0	0	3						
Bo Diaz, R (1, 2) Andre Thornton, R (6, 3) OBP: 0.400, SLG: 0.568 OBP: 0.293, SLG: 0.316	0-3 K			0-0 4-3 SF7 2B		0-0 1B 2B		0-3 K		3	2	2	0	0	1	1						
Ron Hassey, L (1, 3) (6, 2) OBP: 0.329, SLG: 0.276		0-0 F7		0-0 4-3		0-0 2H 1B		0-0 G3		4	0	1	1	0	0	1						
Toby Harrah, R (1, 5) OBP: 0.343, SLG: 0.364		0-0 5-3		0-0 SF7		0-0 F8		0-0 2B 1B		3	1	1	1	0	0	1						
Joe Charboneau, R (1, 10) Mike Hargrove, L (9, PH) Jerry Dyzinski, R (9, PR) OBP: 0.237, SLG: 0.376 OBP: 0.364, SLG: 0.356 OBP: 0.214, SLG: 0.214	0-0 5-3		0-0 F6		0-0 F5			0-0 1H 2B		3	0	0	0	0	0	1						
Duane Kuiper, L (1, 4) OBP: 0.291, SLG: 0.294		0-0 F7		0-0 F7			0-0 6-3	0-0 5-3		4	0	0	0	0	0	1						
Tom Verzyer, R (1, 6) Pat Kelly, L (9, PH) OBP: 0.279, SLG: 0.266 OBP: 0.303, SLG: 0.179		0-0 F6		0-0 F6			0-0 F8	0-3 K		3	0	1	0	0	0	0						
<b>Inning Stats</b>	R: 0 E: 0 K: 2 S: 8	H: 1 LOB: 1 BB: 0 P: 8	R: 0 E: 0 K: 0 S: 3	H: 0 LOB: 0 BB: 0 P: 3	R: 0 E: 0 K: 0 S: 5	H: 2 LOB: 2 BB: 0 P: 5	R: 1 E: 0 K: 0 S: 4	H: 1 LOB: 0 BB: 0 P: 4	R: 0 E: 0 K: 1 S: 6	H: 1 LOB: 1 BB: 0 P: 6	R: 1 E: 0 K: 0 S: 7	H: 2 LOB: 1 BB: 0 P: 7	R: 0 E: 0 K: 1 S: 5	H: 0 LOB: 0 BB: 0 P: 5	R: 1 E: 0 K: 1 S: 7	H: 2 LOB: 1 BB: 0 P: 7		1B: 6 2B: 4 3B: 0 HR: 0	SF: 1 SAC: 0 DP: 0 HBP: 0	WP: 0 PB: 0 SB: 1 CS: 0	PA: 36	
<b>PITCHER</b>	IP WLS BF H R ER SO BB IBB HBP BLK WP HR S P ERA WHIP	8.1 W 33 9 3 3 4 0 0 0 0 0 0 41 41 3.24 1.080	0.2 S 3 1 0 0 1 0 0 0 0 0 0 5 5 0.00 1.500																			

AB 35  
R 3  
H 10  
RBI 3  
BB 0  
SO 5  
LOB 12



Batter	1	2	3	4	5	6	7	8	9	AB	R	H	RBI	BB	SO	LOB	BOTTOM				
Rod Carew, L (1, 3) OBP: 0.377, SLG: 0.385	0-0 BB SH3-4 1B		0-0 4-3		0-0 F7		0-3 K			4	1	1	0	0	1	0	<b>Cleveland Indians @ California Angels</b> Anaheim Stadium, Anaheim, CA Wed Jun 10 1981, 10:05 PM EDT Att: 23,744 - Unknown				
Rick Burleson, R (1, 6) OBP: 0.382, SLG: 0.393	0-0 SH3-4 1-2		1-0 2B HBP		0-0 5-3			0-0 HR		2	2	1	1	0	0	0					
Fred Lynn, L (1, 8) OBP: 0.335, SLG: 0.422	0-0 F8		0-0 1H 2B		0-0 1B			0-3 K		4	0	2	1	0	1	1					
Dan Ford, R (1, 9) OBP: 0.350, SLG: 0.517	4-0 BB 1B BB		0-0 FC6-4 1B		0-0 L9			0-0 FC6-4 1B		3	1	2	0	1	0	1					
Brian Downing, R (1, 7) Bobby Clark, R (9, 7) OBP: 0.385, SLG: 0.415 OBP: 0.310, SLG: 0.424	4-0 1B BB		0-0 FC6-4 1-2 2-3 BB		0-0 1-3			0-0 FC6-4 1-2		3	0	0	0	1	0	2					
Don Baylor, R (1, 10) OBP: 0.290, SLG: 0.361	0-0 1-2 2H 3H 1B		0-0 L7		0-0 5-3			0-0 F8		4	0	1	2	0	0	2					
Ed Ott, L (1, 2) OBP: 0.261, SLG: 0.292	0-0 G3		0-0 4-3		0-0 4-3			0-0 4-3		3	0	0	0	0	0	2					
Butch Hobson, R (1, 5) Bert Campaneris, R (8, 5) OBP: 0.375, SLG: 0.423 OBP: 0.179, SLG: 0.222		0-3 K		0-3 K			0-0 L9			3	0	0	0	0	2	0					
Freddie Patek, R (1, 4) OBP: 0.211, SLG: 0.270		0-0 6-3		0-0 4-3			0-3 K			3	0	0	0	0	1	0					
<b>Inning Stats</b>	R: 2 E: 0 K: 0 S: 5	H: 2 LOB: 2 BB: 2 P: 13	R: 0 E: 0 K: 1 S: 5	H: 0 LOB: 0 BB: 0 P: 5	R: 1 E: 0 K: 0 S: 4	H: 2 LOB: 1 BB: 0 P: 5	R: 0 E: 0 K: 1 S: 5	H: 0 LOB: 0 BB: 0 P: 5	R: 0 E: 0 K: 0 S: 3	H: 0 LOB: 0 BB: 0 P: 3	R: 0 E: 0 K: 2 S: 7	H: 0 LOB: 0 BB: 0 P: 7	R: 1 E: 0 K: 1 S: 7	H: 2 LOB: 1 BB: 0 P: 7	R: 0 E: 0 K: 1 S: 5	H: 0 LOB: 0 BB: 0 P: 5		1B: 5 2B: 1 3B: 0 HR: 1	SF: 0 SAC: 1 DP: 0 HBP: 1	WP: 0 PB: 0 SB: 0 CS: 0	PA: 33
<b>PITCHER</b>	IP WLS BF H R ER SO BB IBB HBP BLK WP HR S P ERA WHIP	8.0 L 33 7 4 4 5 2 0 1 0 0 1 40 49 4.50 1.125																			





Batter	1	2	3	4	5	6	7	8	9	AB	R	H	RBI	BB	SO	LOB	TOP			
Jerry Remy, L OBP: 0.384, SLG: 0.371 (1, 4)										4	0	1	0	0	0	1	<b>Boston Red Sox @ California Angels</b> Anaheim Stadium, Anaheim, CA Thu Jun 11 1981, 10:05 PM EDT Att: 28,191 - Unknown			
Dave Stapleton, R OBP: 0.302, SLG: 0.318 (1, 5)										4	0	1	0	0	0	2				
Dwight Evans, R OBP: 0.453, SLG: 0.578 (1, 9)										4	0	0	0	0	0	1				
Jim Rice, R OBP: 0.299, SLG: 0.427 (1, 7)										4	0	1	0	0	0	0				
Carl Yastrzemski, L OBP: 0.323, SLG: 0.335 (1, 3)										4	0	1	0	0	0	1				
Carney Lansford, R OBP: 0.361, SLG: 0.447 (1, 10)										4	1	0	0	0	0	1				
Rich Gedman, L OBP: 0.338, SLG: 0.508 Gary Allenson, R OBP: 0.303, SLG: 0.358 (2, PR)										1	0	1	1	0	0	0				
Glenn Hoffman, R OBP: 0.258, SLG: 0.269 (1, 6)										3	0	1	1	0	0	1				
Rick Miller, L OBP: 0.345, SLG: 0.395 (1, 8)										3	0	1	0	0	0	1				
<b>Inning Stats</b>	R: 0 E: 0 K: 0 S: 3	H: 1 LOB: 0 BB: 0 P: 3	R: 2 E: 0 K: 0 S: 6	H: 3 LOB: 1 BB: 0 P: 6	R: 0 E: 0 K: 0 S: 3	H: 0 LOB: 0 BB: 0 P: 3	R: 0 E: 1 K: 0 S: 4	H: 1 LOB: 1 BB: 0 P: 4	R: 0 E: 0 K: 0 S: 3	H: 0 LOB: 0 BB: 0 P: 3	R: 0 E: 0 K: 0 S: 3	H: 1 LOB: 1 BB: 0 P: 4	R: 0 E: 0 K: 0 S: 4	H: 0 LOB: 0 BB: 0 P: 3	R: 0 E: 0 K: 0 S: 3	H: 0 LOB: 0 BB: 0 P: 3		1B: 6 2B: 2 3B: 0 HR: 0	SF: 0 SAC: 0 DP: 2 HBP: 0	WP: 0 PB: 0 SB: 0 CS: 1
<b>PITCHER</b> Ken Forsch, R ERA: 2.27 (1, 1)	IP: 9.0 WLS: W BF: 33 H: 8 R: 2 ER: 2 SO: 0 BB: 0 IBB: 0 HBP: 0 BLK: 0 WP: 0 HR: 0 S: 33 P: 33 ERA: 2.00 WHIP: 0.889															<b>PITCHER</b> IP: 9.0 WLS: W BF: 33 H: 8 R: 2 ER: 2 SO: 0 BB: 0 IBB: 0 HBP: 0 BLK: 0 WP: 0 HR: 0 S: 33 P: 33 ERA: 2.00 WHIP: 0.889				

**Boston Red Sox @ California Angels**  
 Anaheim Stadium, Anaheim, CA  
 Thu Jun 11 1981, 10:05 PM EDT  
 Att: 28,191 - Unknown

AB 33  
 R 2  
 H 8  
 RBI 2  
 BB 0  
 SO 0  
 LOB 9



Batter	1	2	3	4	5	6	7	8	9	AB	R	H	RBI	BB	SO	LOB	BOTTOM			
Rod Carew, L OBP: 0.374, SLG: 0.381 (1, 3)										5	1	1	0	0	1	3	<b>Boston Red Sox @ California Angels</b> Anaheim Stadium, Anaheim, CA Thu Jun 11 1981, 10:05 PM EDT Att: 28,191 - Unknown			
Rick Burleson, R OBP: 0.364, SLG: 0.390 (1, 6)										2	1	0	0	2	0	0				
Fred Lynn, L OBP: 0.345, SLG: 0.427 (1, 8)										3	1	2	1	1	1	0				
Dan Ford, R OBP: 0.344, SLG: 0.507 (1, 9)										4	0	0	0	0	0	5				
Larry Harlow, L OBP: 0.388, SLG: 0.250 Bobby Clark, R OBP: 0.306, SLG: 0.418 (8, PH)										3	1	0	1	0	1	2				
Don Baylor, R OBP: 0.289, SLG: 0.359 (1, 10)										4	2	1	0	0	0	2				
Ed Ott, L OBP: 0.261, SLG: 0.291 (1, 2)										4	0	1	1	0	1	2				
Butch Hobson, R OBP: 0.374, SLG: 0.427 Bert Campaneris, R OBP: 0.207, SLG: 0.250 (6, PR)										3	0	1	0	0	0	1				
Freddie Patek, R OBP: 0.238, SLG: 0.293 (1, 4)										4	0	2	3	0	0	0				
<b>Inning Stats</b>	R: 4 E: 2 K: 0 S: 7	H: 3 LOB: 1 BB: 1 P: 11	R: 0 E: 0 K: 0 S: 3	H: 0 LOB: 0 BB: 0 P: 3	R: 0 E: 0 K: 1 S: 5	H: 0 LOB: 0 BB: 0 P: 5	R: 0 E: 0 K: 0 S: 3	H: 0 LOB: 0 BB: 0 P: 3	R: 0 E: 0 K: 0 S: 3	H: 2 LOB: 2 BB: 2 P: 11	R: 2 E: 1 K: 0 S: 6	H: 0 LOB: 1 BB: 0 P: 6	R: 0 E: 0 K: 1 S: 5	H: 0 LOB: 0 BB: 0 P: 5	R: 1 E: 0 K: 2 S: 10	H: 3 LOB: 2 BB: 0 P: 10		1B: 8 2B: 1 3B: 0 HR: 0	SF: 0 SAC: 0 DP: 1 HBP: 0	WP: 0 PB: 0 SB: 0 CS: 0
<b>PITCHER</b> Chuck Rainey, R ERA: 2.95 Tom Burgmeier, L ERA: 3.35 (7, 1)	IP: 6.0 WLS: L BF: 28 H: 6 R: 6 ER: 2 SO: 1 BB: 3 IBB: 0 HBP: 0 BLK: 0 WP: 0 HR: 0 S: 27 P: 39 ERA: 3.00 WHIP: 1.500															<b>PITCHER</b> IP: 6.0 WLS: L BF: 28 H: 6 R: 6 ER: 2 SO: 1 BB: 3 IBB: 0 HBP: 0 BLK: 0 WP: 0 HR: 0 S: 27 P: 39 ERA: 3.00 WHIP: 1.500				

**Boston Red Sox @ California Angels**  
 Anaheim Stadium, Anaheim, CA  
 Thu Jun 11 1981, 10:05 PM EDT  
 Att: 28,191 - Unknown

AB 34  
 R 7  
 H 9  
 RBI 6  
 BB 3  
 SO 4  
 LOB 15






Batter	1	2	3	4	5	6	7	8	9	AB	R	H	RBI	BB	SO	LOB	TOP								
Rod Carew, L OBP: 0.381, SLG: 0.407										5	2	4	2	0	0	0	California Angels @ Seattle Mariners The Kingdome, Seattle, WA Mon Aug 10 1981, 10:05 PM EDT Att: 14,527 - Dome								
Rick Burleson, R OBP: 0.365, SLG: 0.388										4	0	1	0	1	0	3									
Fred Lynn, L OBP: 0.341, SLG: 0.420										5	0	1	0	0	0	4									
Brian Downing, R OBP: 0.387, SLG: 0.413										3	0	1	1	1	0	1									
Dan Ford, R OBP: 0.338, SLG: 0.498										4	0	0	0	0	1	2									
Bobby Grich, R OBP: 0.388, SLG: 0.466										3	0	1	0	1	1	0									
Don Baylor, R OBP: 0.289, SLG: 0.356										4	0	1	0	0	0	1									
Ed Ott, L OBP: 0.263, SLG: 0.291										3	1	1	0	0	0	1									
Juan Benitez, R OBP: 0.220, SLG: 0.195										0	0	0	0	0	0	0									
Larry Harlow, L OBP: 0.380, SLG: 0.244										1	0	0	0	0	1	2									
Butch Hobson, R OBP: 0.372, SLG: 0.423										4	1	1	0	0	0	1									
<b>Inning Stats</b>	R: 1 E: 0 K: 1 S: 7	H: 2 LOB: 1 BB: 0 P: 7	R: 0 E: 0 K: 0 S: 4	H: 1 LOB: 1 BB: 0 P: 4	R: 0 E: 0 K: 0 S: 4	H: 2 LOB: 1 BB: 0 P: 4	R: 0 E: 0 K: 0 S: 3	H: 0 LOB: 0 BB: 0 P: 3	R: 0 E: 0 K: 0 S: 4	H: 1 LOB: 2 BB: 1 P: 8	R: 0 E: 0 K: 1 S: 5	H: 0 LOB: 0 BB: 0 P: 5	R: 3 E: 0 K: 0 S: 6	H: 3 LOB: 0 BB: 0 P: 6	R: 0 E: 0 K: 1 S: 5	H: 1 LOB: 2 BB: 2 P: 13	R: 0 E: 0 K: 0 S: 4	H: 1 LOB: 1 BB: 0 P: 4	1B: 8 2B: 2 3B: 1 HR: 0	SF: 0 SAC: 0 DP: 1 HBP: 0	WP: 1 PB: 0 SB: 0 CS: 0	PA: 39			
<b>PITCHER</b>	IP	WLS	BF	H	R	ER	SO	BB	IBB	HBP	BLK	WP	HR	S	P	ERA	WHIP								
Glenn Abbott, R ERA: 4.36	(1, 1)	5.0	21	6	1	1	1	1	0	0	0	0	0	22	26	1.80	1.400								
Larry Andersen, R ERA: 3.23	(6, 1)	1.2	8	3	3	3	1	0	0	0	0	0	0	10	10	16.20	1.800								
Shane Rawley, L ERA: 4.28	(7, 1)	1.0	5	1	0	0	0	2	0	0	0	1	0	3	11	0.00	3.000								
Dick Drago, R ERA: 4.09	(8, 1)	1.1	W	5	1	0	0	1	0	0	0	0	0	7	7	0.00	0.750								

Batter	1	2	3	4	5	6	7	8	9	AB	R	H	RBI	BB	SO	LOB	BOTTOM								
Julio Cruz, S OBP: 0.317, SLG: 0.299										4	2	2	0	0	0	1	California Angels @ Seattle Mariners The Kingdome, Seattle, WA Mon Aug 10 1981, 10:05 PM EDT Att: 14,527 - Dome								
Lenny Randle, S OBP: 0.277, SLG: 0.319										3	0	1	0	0	0	1									
Tom Paciorek, R OBP: 0.373, SLG: 0.498										4	2	2	3	0	0	1									
Richie Zisk, R OBP: 0.351, SLG: 0.512										4	0	1	0	0	1	1									
Gary Gray, R OBP: 0.291, SLG: 0.606										4	0	2	1	0	1	1									
Joe Simpson, L OBP: 0.237, SLG: 0.283										0	1	0	0	0	0	0									
Jeff Burroughs, R OBP: 0.361, SLG: 0.403										3	0	1	1	1	0	0									
Casey Parsons, L OBP: 0.286, SLG: 0.167										0	0	0	0	0	0	0									
Bruce Bochte, L OBP: 0.340, SLG: 0.349										3	0	0	0	1	0	2									
Bud Bulling, R OBP: 0.364, SLG: 0.262										4	0	0	0	0	0	3									
Rick Auerbach, R OBP: 0.176, SLG: 0.213										4	0	1	0	0	1	3									
<b>Inning Stats</b>	R: 2 E: 0 K: 1 S: 8	H: 3 LOB: 2 BB: 1 P: 12	R: 0 E: 0 K: 1 S: 5	H: 0 LOB: 0 BB: 0 P: 5	R: 0 E: 1 K: 0 S: 4	H: 1 LOB: 1 BB: 0 P: 4	R: 0 E: 1 K: 0 S: 4	H: 0 LOB: 0 BB: 0 P: 4	R: 2 E: 0 K: 1 S: 7	H: 2 LOB: 0 BB: 0 P: 7	R: 0 E: 0 K: 0 S: 3	H: 0 LOB: 0 BB: 0 P: 3	R: 0 E: 0 K: 0 S: 4	H: 2 LOB: 1 BB: 0 P: 4	R: 1 E: 0 K: 0 S: 5	H: 2 LOB: 2 BB: 1 P: 9	R: 0 E: 0 K: 0 S: 4	H: 0 LOB: 0 BB: 0 P: 4	1B: 8 2B: 1 3B: 0 HR: 1	SF: 0 SAC: 1 DP: 0 HBP: 0	WP: 1 PB: 1 SB: 2 CS: 1	PA: 36			
<b>PITCHER</b>	IP	WLS	BF	H	R	ER	SO	BB	IBB	HBP	BLK	WP	HR	S	P	ERA	WHIP								
Geoff Zahn, L ERA: 3.9	(1, 1)	4.1	20	5	3	3	2	1	0	0	0	0	1	8	8	5.40	0.600								
Bruce Kison, R ERA: 5.4	(5, 1)	1.2	6	1	1	1	1	0	0	0	0	0	0	9	13	4.50	2.000								
Don Aase, R ERA: 1.7	(7, 1)	2.0	L	10	4	1	1	0	0	1	0	0	0	9	13	4.50	2.000								



Batter	1	2	3	4	5	6	7	8	9	AB	R	H	RBI	BB	SO	LOB	TOP										
Rod Carew, L OBP: 0.383, SLG: 0.408 (1, 3)										4	1	2	0	0	1	2	California Angels @ Seattle Mariners The Kingdome, Seattle, WA Tue Aug 11 1981, 10:05 PM EDT Att: 6,808 - Dome										
Rick Burleson, R OBP: 0.360, SLG: 0.382 (1, 6)										4	0	0	0	0	0	2											
Fred Lynn, L OBP: 0.339, SLG: 0.412 (1, 8)										3	0	0	0	1	0	1											
Brian Downing, R OBP: 0.384, SLG: 0.409 (1, 7)										4	0	1	1	0	0	0											
Dan Ford, R OBP: 0.332, SLG: 0.488 (1, 9)										4	0	0	0	0	1	2											
Bobby Grich, R OBP: 0.395, SLG: 0.470 (1, 4)										3	0	2	0	1	0	0											
Don Baylor, R OBP: 0.285, SLG: 0.351 (1, 10)										3	0	0	0	0	0	3											
Ed Ott, L OBP: 0.258, SLG: 0.286 (1, 2)										3	0	0	0	0	0	2											
Butch Hobson, R OBP: 0.371, SLG: 0.418 (1, 5)										2	0	0	0	1	2	0											
<b>Inning Stats</b>	R: 1 E: 0 K: 0 S: 4	H: 2 LOB: 1 BB: 1 P: 8	R: 0 E: 0 K: 0 S: 4	H: 1 LOB: 2 BB: 1 P: 8	R: 0 E: 0 K: 1 S: 3	H: 0 LOB: 0 BB: 0 P: 3	R: 0 E: 0 K: 1 S: 4	H: 0 LOB: 0 BB: 1 P: 8	R: 0 E: 0 K: 2 S: 7	H: 0 LOB: 0 BB: 0 P: 7	R: 0 E: 0 K: 0 S: 3	H: 0 LOB: 0 BB: 0 P: 3	R: 0 E: 0 K: 0 S: 4	H: 1 LOB: 1 BB: 0 P: 4	R: 0 E: 0 K: 1 S: 6	H: 1 LOB: 1 BB: 0 P: 6		R: 0 E: 0 K: 0 S: 3	H: 0 LOB: 0 BB: 0 P: 3	1B: 5 2B: 0 3B: 0 HR: 0	SF: 0 SAC: 0 DP: 2 HBP: 0	WP: 0 PB: 0 SB: 0 CS: 0	PA: 33				
<b>PITCHER</b>	IP	WLS	BF	H	R	ER	SO	BB	IBB	HBP	BLK	WP	HR	S	P	ERA	WHIP										
Jim Beattie, R ERA: 6.57 (1, 1)	8.0	W	30	5	1	1	4	3	0	0	0	0	0	35	47	1.12	1.000										
Larry Andersen, R ERA: 3.13 (9, 1)	1.0	S	3	0	0	0	0	0	0	0	0	0	0	3	3	0.00	0.000										

AB	30
R	1
H	5
RBI	1
BB	3
SO	4
LOB	12

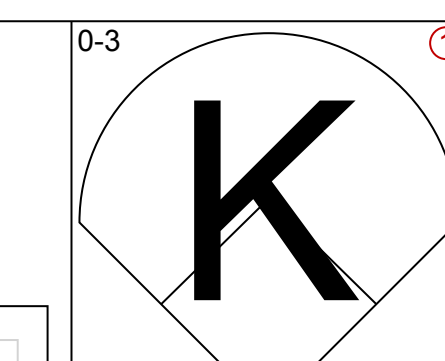
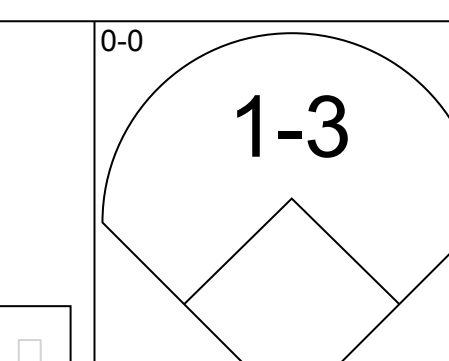
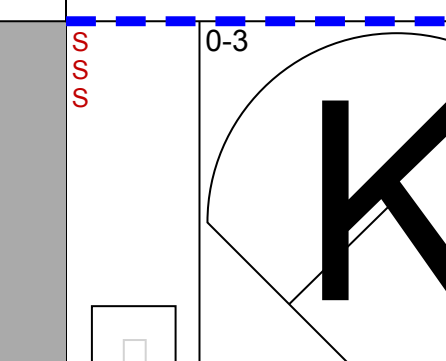
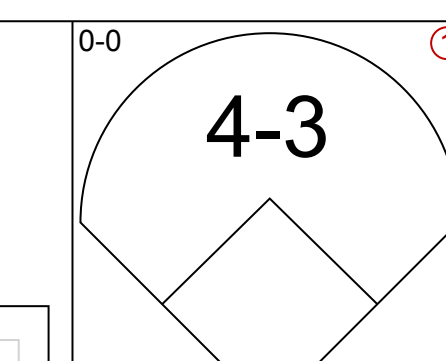
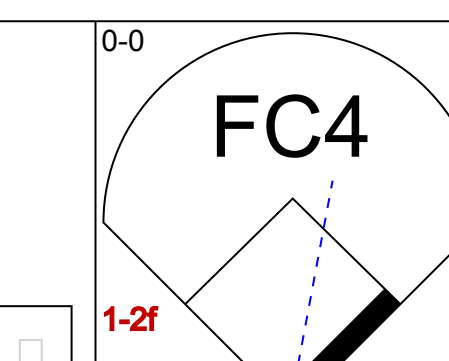
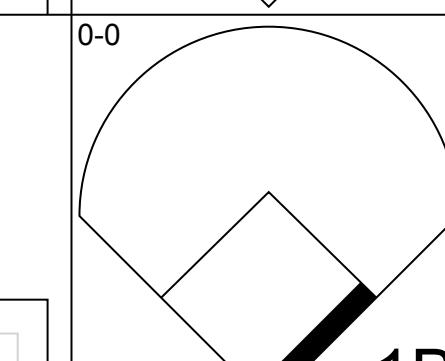
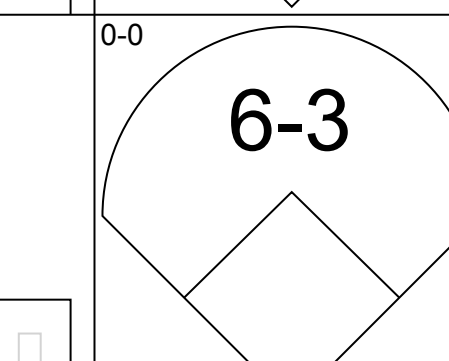
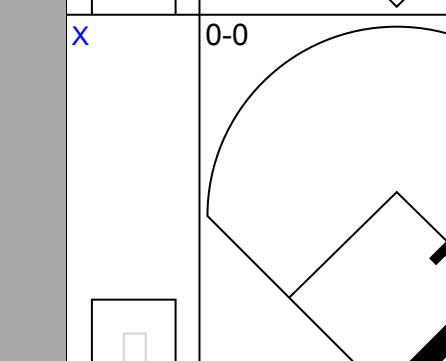
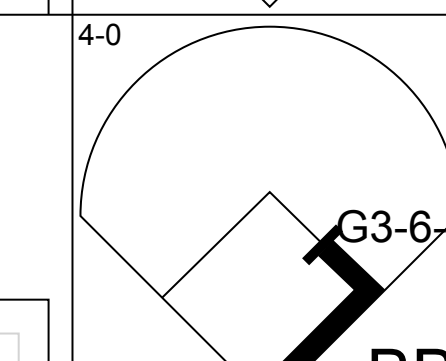

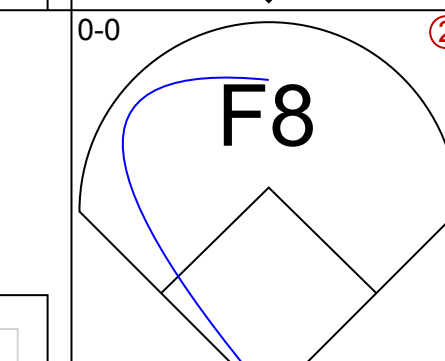
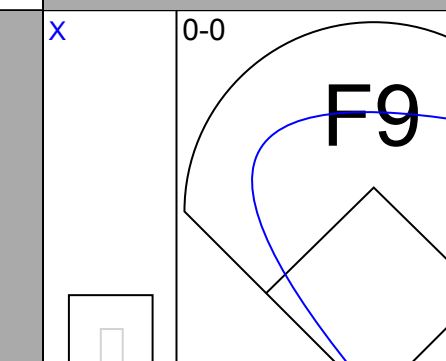
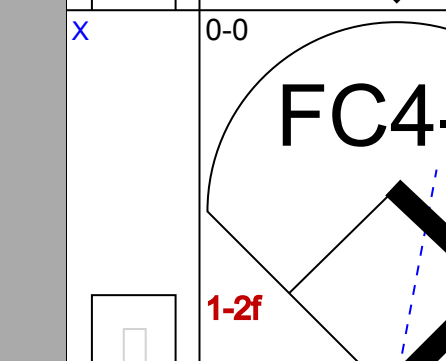
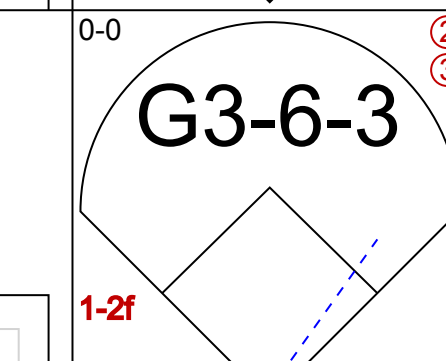

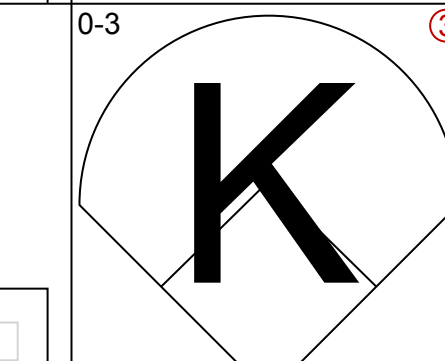
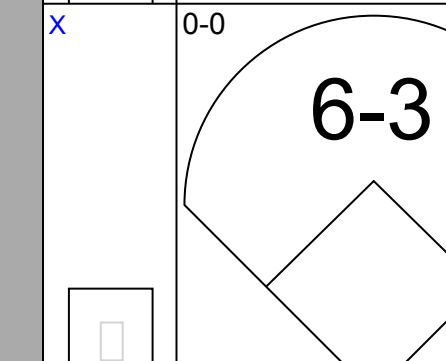
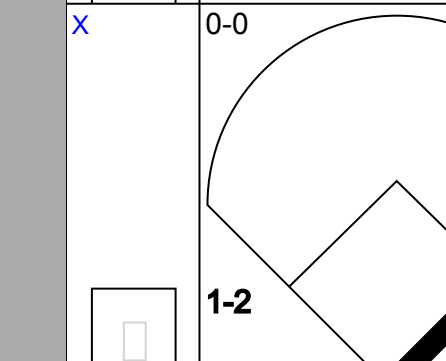

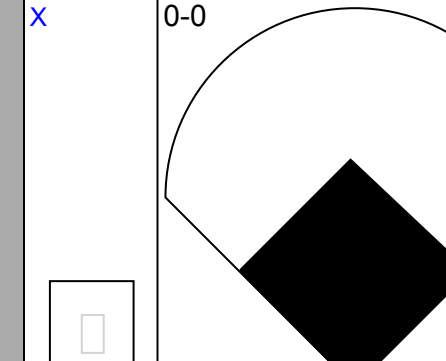
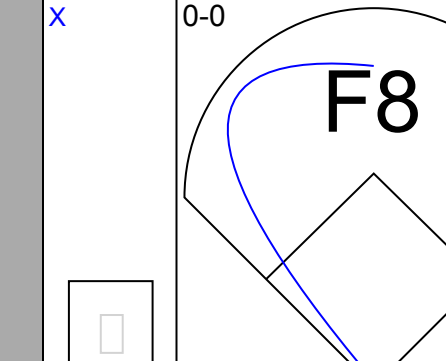
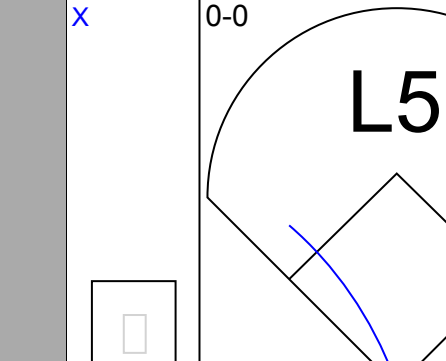

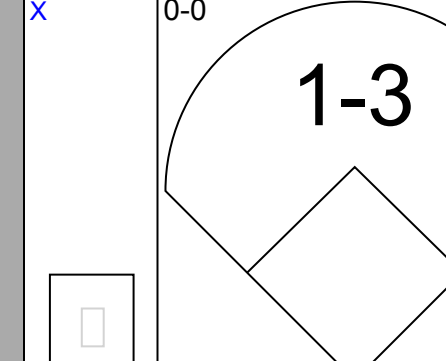
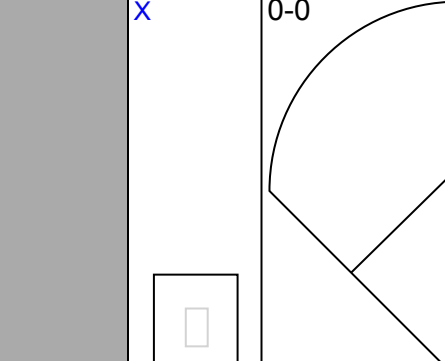
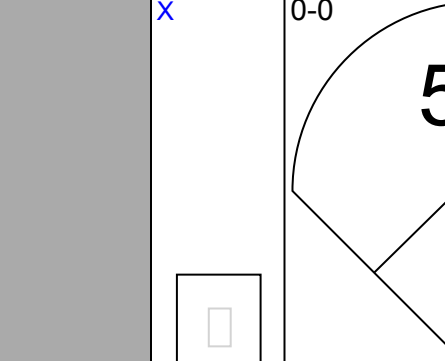
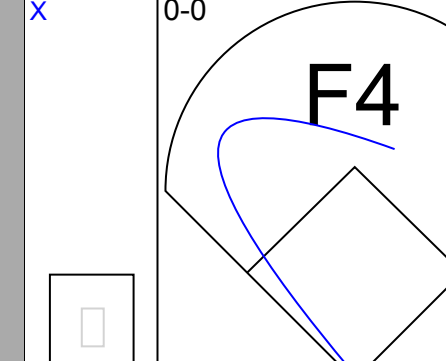
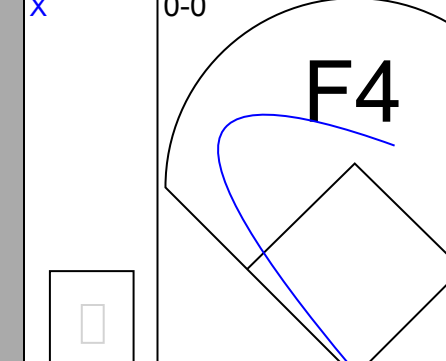
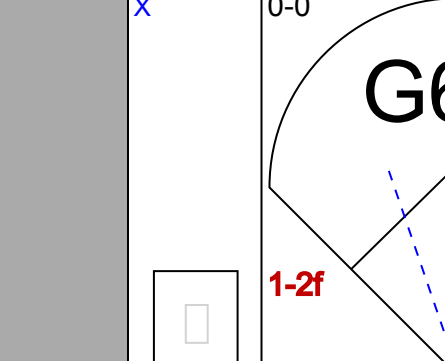
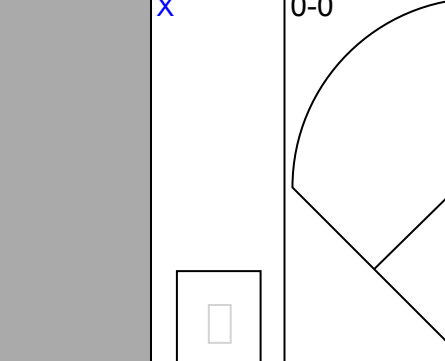

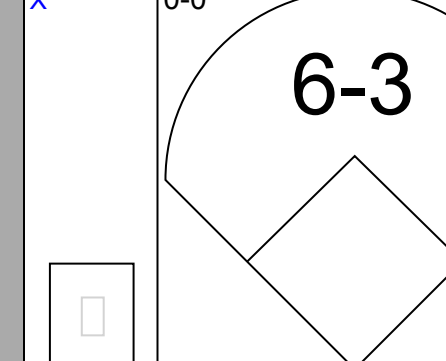
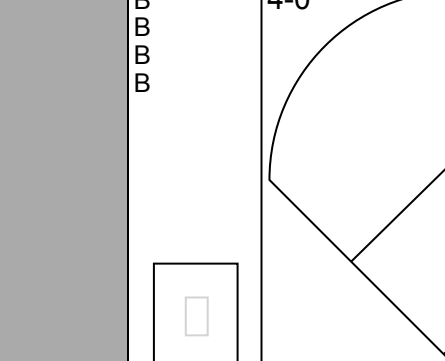
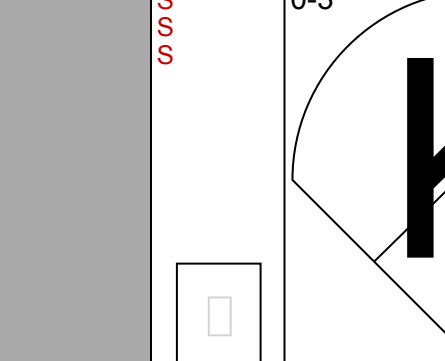

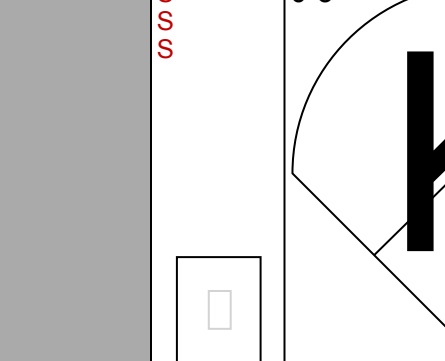

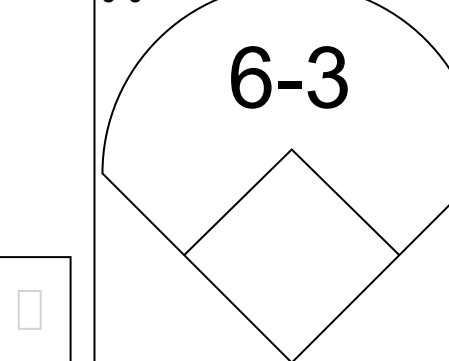
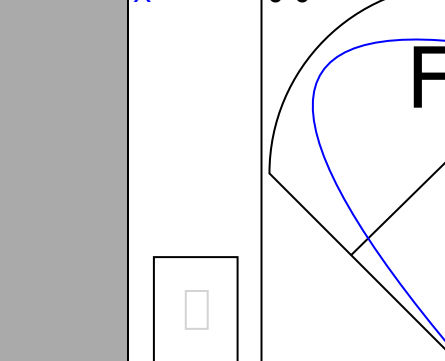
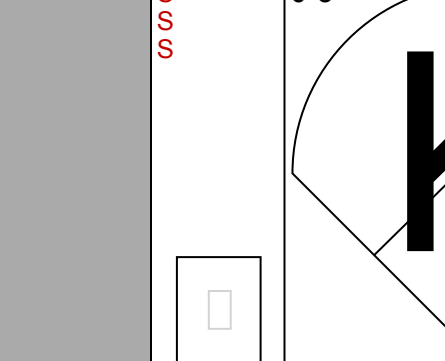



Batter	1	2	3	4	5	6	7	8	9	AB	R	H	RBI	BB	SO	LOB	BOTTOM										
Lenny Randle, S OBP: 0.288, SLG: 0.329 (1, 4)										4	1	3	0	0	0	0	California Angels @ Seattle Mariners The Kingdome, Seattle, WA Tue Aug 11 1981, 10:05 PM EDT Att: 6,808 - Dome										
Bruce Bochte, L OBP: 0.333, SLG: 0.341 (1, 3)										4	0	0	0	0	1	4											
Tom Paciorek, R OBP: 0.376, SLG: 0.502 (1, 7)										4	0	2	2	0	0	0											
Richie Zisk, R OBP: 0.348, SLG: 0.524 (1, 10)										4	1	1	1	0	1	2											
Dan Meyer, L OBP: 0.266, SLG: 0.333 (1, 5)										4	0	0	0	0	0	0											
Jeff Burroughs, R OBP: 0.365, SLG: 0.412 (1, 9)										4	0	2	0	0	0	0											
Joe Simpson, L OBP: 0.232, SLG: 0.277 (1, 8)										3	0	0	0	0	0	2											
Jerry Narron, L OBP: 0.278, SLG: 0.290 (1, 2)										3	0	0	0	0	0	1											
Rick Auerbach, R OBP: 0.193, SLG: 0.229 (1, 6)										3	2	2	0	0	0	0											
<b>Inning Stats</b>	R: 0 E: 0 K: 2 S: 8	H: 1 LOB: 1 BB: 0 P: 8	R: 0 E: 0 K: 0 S: 3	H: 0 LOB: 0 BB: 0 P: 3	R: 2 E: 0 K: 0 S: 6	H: 3 LOB: 1 BB: 0 P: 6	R: 0 E: 0 K: 0 S: 4	H: 1 LOB: 1 BB: 0 P: 4	R: 1 E: 0 K: 0 S: 4	H: 2 LOB: 0 BB: 0 P: 4	R: 0 E: 0 K: 0 S: 4	H: 1 LOB: 1 BB: 0 P: 4	R: 0 E: 0 K: 0 S: 4	H: 1 LOB: 0 BB: 0 P: 4	R: 1 E: 0 K: 0 S: 4	H: 1 LOB: 0 BB: 0 P: 4		R: 0 E: 0 K: 0 S: 3	H: 0 LOB: 0 BB: 0 P: 3	1B: 7 2B: 2 3B: 0 HR: 1	SF: 0 SAC: 0 DP: 1 HBP: 0	WP: 0 PB: 0 SB: 0 CS: 0	PA: 33				
<b>PITCHER</b>	IP	WLS	BF	H	R	ER	SO	BB	IBB	HBP	BLK	WP	HR	S	P	ERA	WHIP										
Ken Forsch, R ERA: 2.39 (1, 1)	6.0	L	25	8	3	3	2	0	0	0	0	0	0	29	29	4.50	1.333										
Andy Hassler, L ERA: 3.25 (7, 1)	2.0		8	2	1	1	0	0	0	0	0	0	1	8	8	4.50	1.000										

AB	33
R	4
H	10
RBI	3
BB	0
SO	2
LOB	9






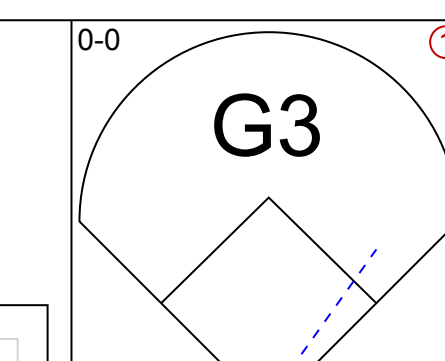
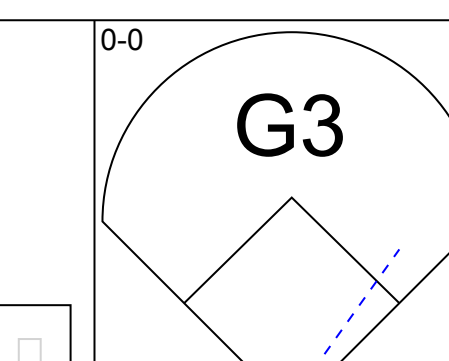
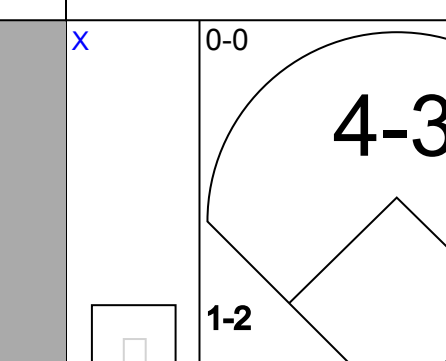
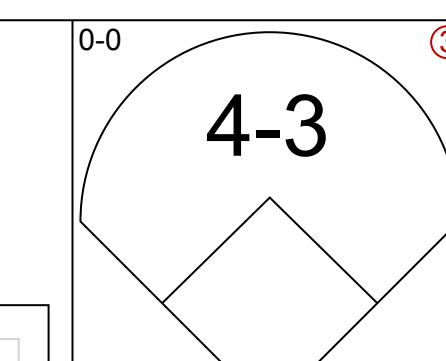
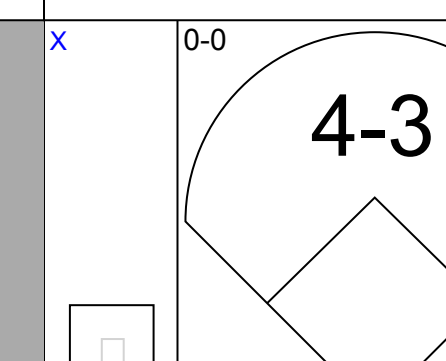
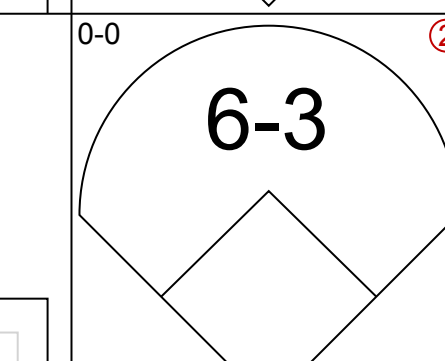
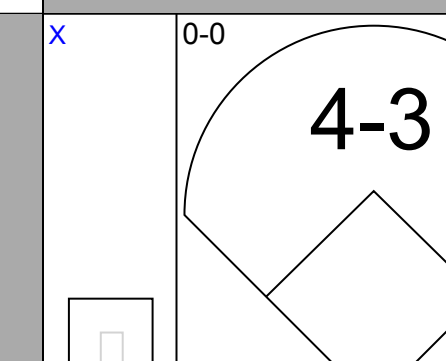
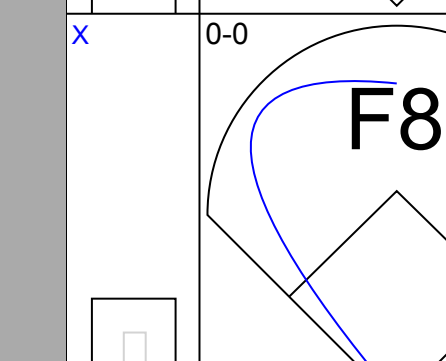
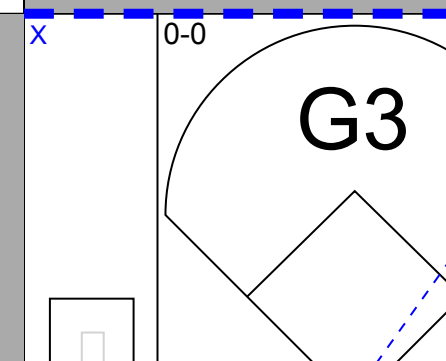
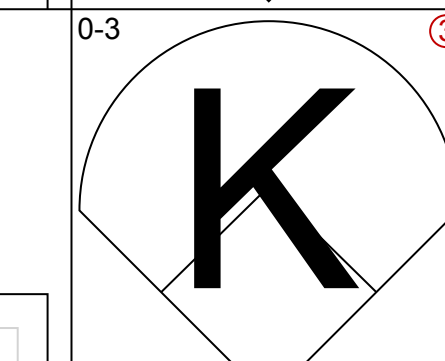
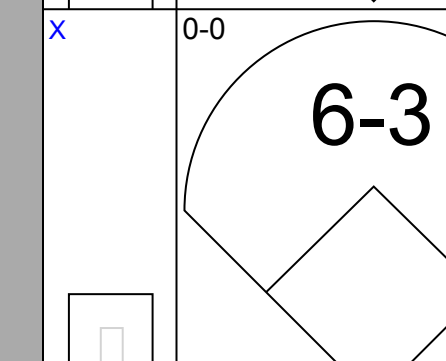
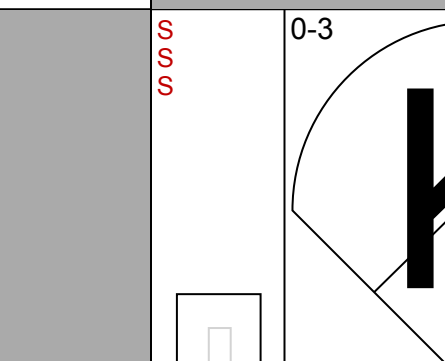
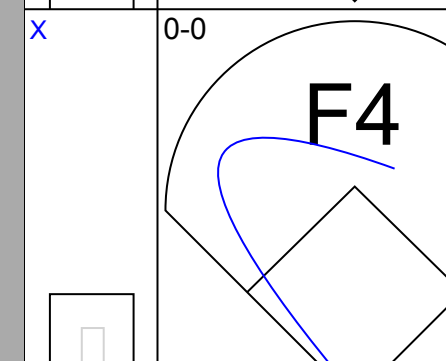
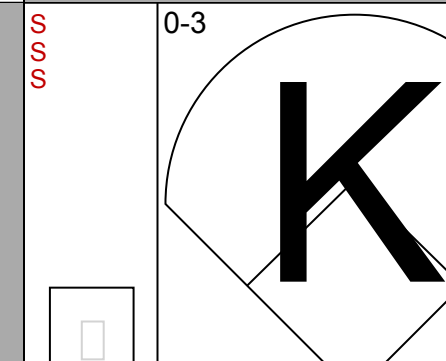
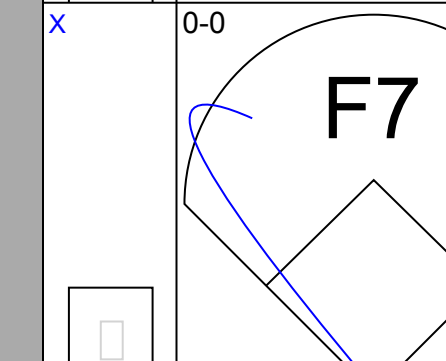
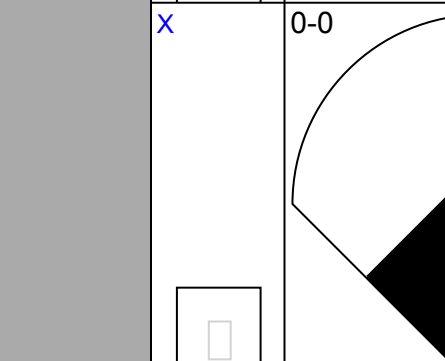
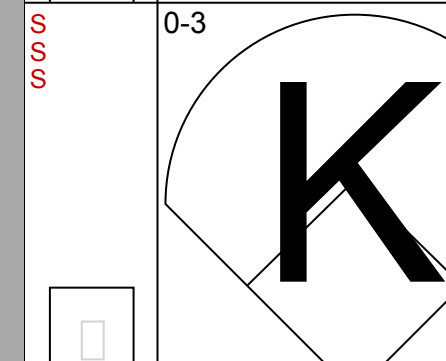
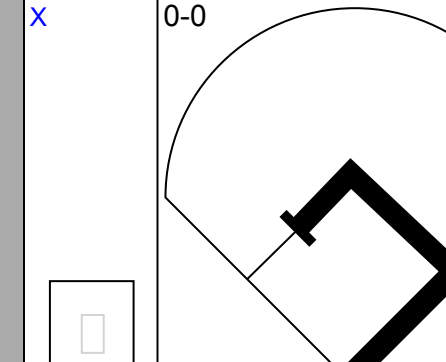
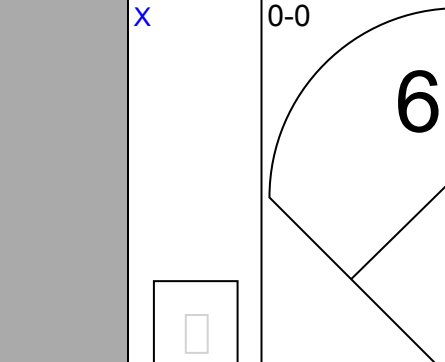
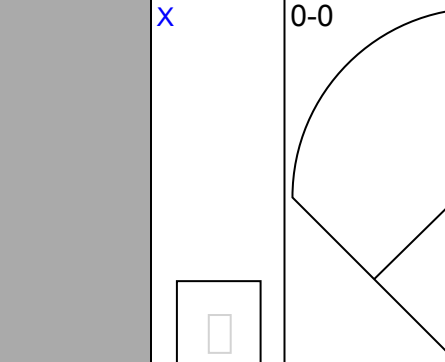

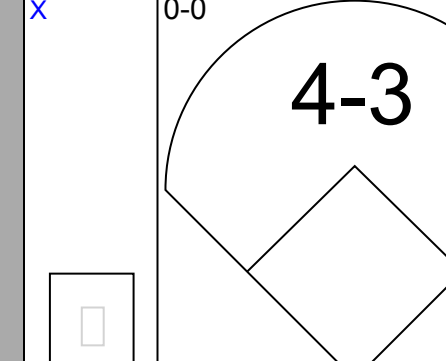
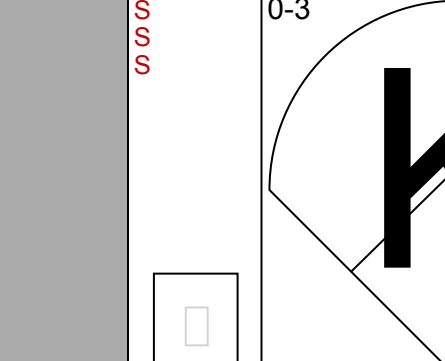
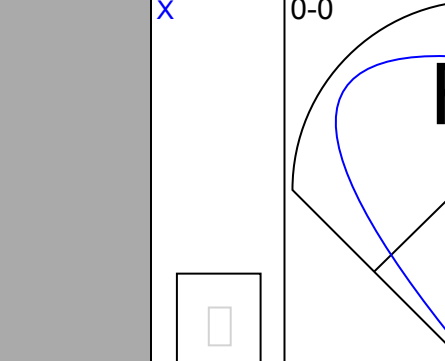

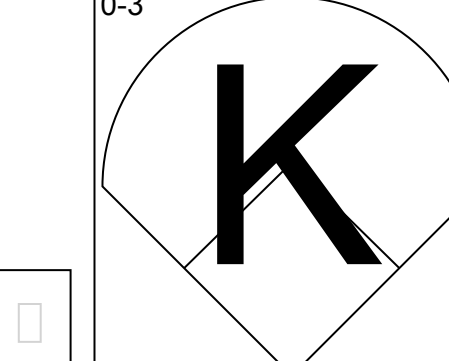
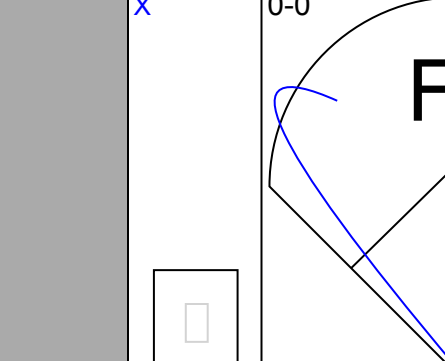
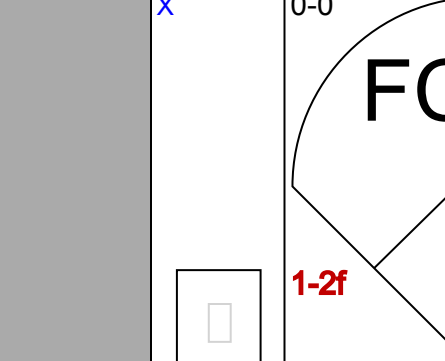

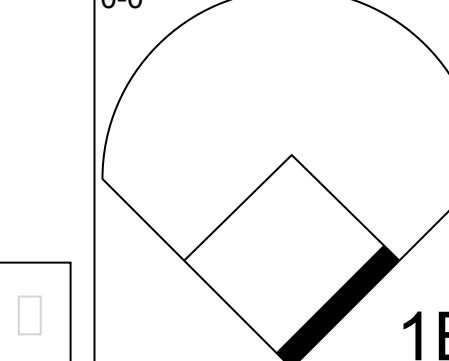
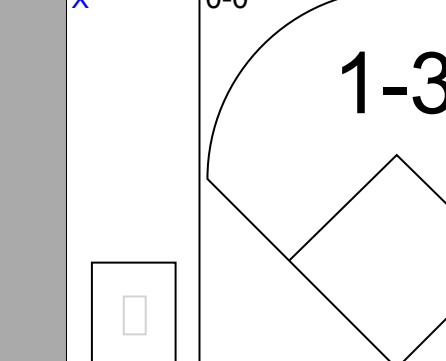
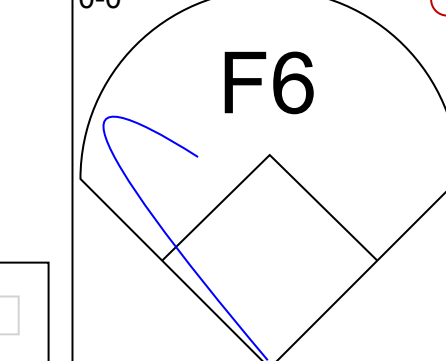
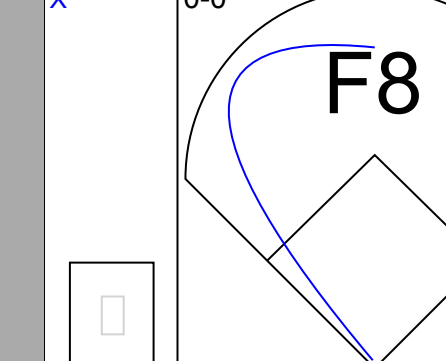
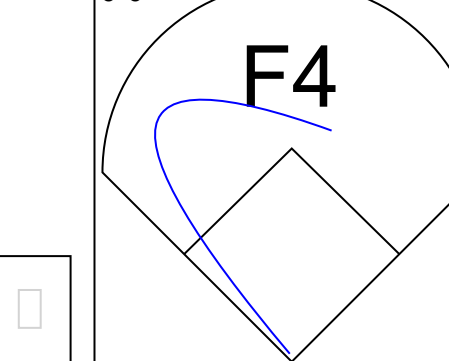
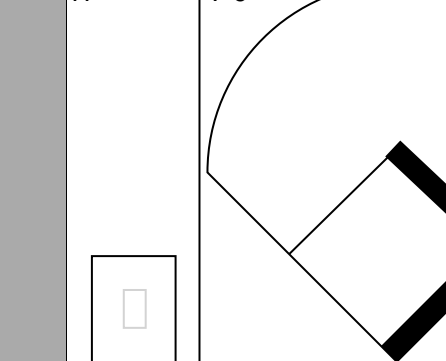
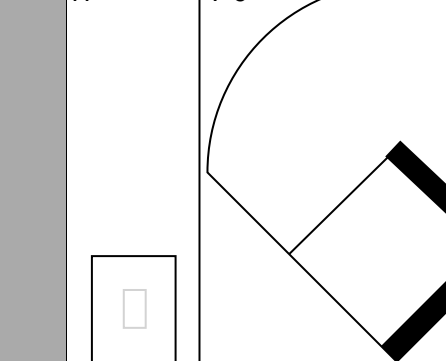
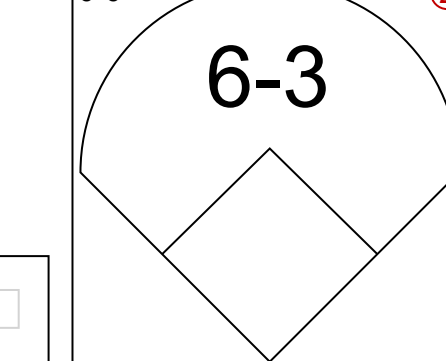
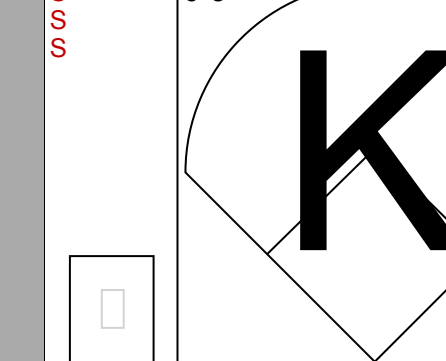
Batter	1	2	3	4	5	6	7	8	9	10	11	AB	R	H	RBI	BB	SO	LOB								
Rod Carew, L OBP: 0.376, SLG: 0.400 (1, 3)												5	0	0	0	0	2	1								
Rick Burleson, R OBP: 0.367, SLG: 0.391 (1, 6)												4	1	3	0	1	0	0								
Fred Lynn, L OBP: 0.335, SLG: 0.402 (1, 8)												4	0	0	0	1	0	3								
Brian Downing, R OBP: 0.380, SLG: 0.403 (1, 7)												5	1	1	0	0	1	3								
Bobby Grich, R OBP: 0.395, SLG: 0.503 (1, 4)												5	2	2	4	0	0	2								
Dan Ford, R OBP: 0.329, SLG: 0.482 (1, 9)												5	0	1	0	0	0	0								
Don Baylor, R OBP: 0.287, SLG: 0.352 (1, 10)												5	0	2	0	0	1	2								
Butch Hobson, R OBP: 0.371, SLG: 0.413 (1, 5)												2	0	0	0	1	1	1								
Bert Campanaris, R OBP: 0.194, SLG: 0.233 (7, 5)												2	0	0	0	0	0	2								
Ed Ott, L OBP: 0.251, SLG: 0.278 (1, 2)												4	0	0	0	0	1	3								
<b>Inning Stats</b>	R: 0 E: 0 K: 2 S: 8	H: 1 LOB: 1 BB: 0 P: 8	R: 1 E: 0 K: 0 S: 4	H: 1 LOB: 0 BB: 0 P: 4	R: 0 E: 0 K: 0 S: 3	H: 0 LOB: 0 BB: 0 P: 3	R: 0 E: 0 K: 0 S: 3	H: 0 LOB: 0 BB: 0 P: 3	R: 0 E: 0 K: 1 S: 7	H: 2 LOB: 2 BB: 0 P: 7	R: 0 E: 0 K: 2 S: 8	H: 1 LOB: 1 BB: 0 P: 8	R: 0 E: 0 K: 0 S: 2	H: 0 LOB: 0 BB: 1 P: 6	R: 0 E: 0 K: 0 S: 3	H: 0 LOB: 0 BB: 0 P: 3	R: 0 E: 0 K: 0 S: 4	H: 1 LOB: 1 BB: 0 P: 4	R: 3 E: 1 K: 1 S: 8	H: 2 LOB: 1 BB: 1 P: 12	1B: 6 2B: 1 3B: 0 HR: 2	SF: 0 SAC: 0 DP: 2 HBP: 0	WP: 0 PB: 0 SB: 0 CS: 0	PA: 44		
<b>PITCHER</b>	IP 5.0	WLS 18	BF 18	H 4	R 0	ER 0	SO 3	BB 1	IBB 0	HBP 0	BLK 0	WP 0	HR 0	S 21	P 25	ERA 1.80	WHIP 0.800									
Ken Clay, R ERA: 5.59 (1, 1)																										
Bryan Clark, L ERA: 3.31 (6, 1)																										
Dick Drago, R ERA: 4.96 (11, 1)																										
Shane Rawley, L ERA: 4.19 (11, 1)																										

**California Angels @ Seattle Mariners**  
The Kingdom, Seattle, WA  
Wed Aug 12 1991, 6:33 AM EDT  
Att: 6,772 - Dome

livebaseballscores.com

**AB** 41  
**R** 4  
**H** 9  
**RBI** 4  
**BB** 3  
**SO** 6  
**LOB** 17




Batter	1	2	3	4	5	6	7	8	9	10	11	AB	R	H	RBI	BB	SO	LOB								
Lenny Randle, S OBP: 0.280, SLG: 0.320 (1, 4)												5	0	0	0	0	0	2								
Bruce Bochte, L OBP: 0.327, SLG: 0.333 (1, 7)												4	0	0	0	0	0	2								
Tom Paciorek, R OBP: 0.369, SLG: 0.493 (1, 8)												4	0	0	0	0	2	0								
Richie Zisk, R OBP: 0.346, SLG: 0.534 (1, 10)												4	1	1	1	0	2	0								
Gary Gray, R OBP: 0.297, SLG: 0.610 (1, 3)												4	0	2	0	0	0	0								
Jeff Burroughs, R OBP: 0.359, SLG: 0.401 (1, 9)												4	0	0	0	0	1	1								
Dan Meyer, L OBP: 0.288, SLG: 0.323 (1, 5)												4	0	0	0	0	1	1								
Jerry Narron, L OBP: 0.277, SLG: 0.289 (1, 2)												4	0	1	0	0	0	0								
Rick Auerbach, R OBP: 0.200, SLG: 0.226 (1, 6)												1	0	0	0	0	0	1								
Jim Anderson, R OBP: 0.267, SLG: 0.253 (6, PR) (7, 6)												2	0	0	0	0	1	0								
<b>Inning Stats</b>	R: 0 E: 0 K: 1 S: 5	H: 0 LOB: 0 BB: 0 P: 5	R: 0 E: 0 K: 1 S: 5	H: 1 LOB: 0 BB: 0 P: 5	R: 0 E: 0 K: 1 S: 6	H: 1 LOB: 1 BB: 0 P: 6	R: 0 E: 0 K: 0 S: 3	H: 0 LOB: 0 BB: 0 P: 3	R: 0 E: 0 K: 1 S: 5	H: 0 LOB: 2 BB: 0 P: 4	R: 1 E: 0 K: 1 S: 7	H: 2 LOB: 1 BB: 0 P: 7	R: 0 E: 0 K: 0 S: 3	H: 0 LOB: 0 BB: 0 P: 3	R: 0 E: 0 K: 1 S: 5	H: 0 LOB: 0 BB: 0 P: 5	R: 0 E: 0 K: 0 S: 3	H: 0 LOB: 0 BB: 0 P: 3	R: 0 E: 0 K: 1 S: 5	H: 0 LOB: 0 BB: 0 P: 5	1B: 2 2B: 1 3B: 0 HR: 1	SF: 0 SAC: 0 DP: 0 HBP: 1	WP: 0 PB: 0 SB: 0 CS: 0	PA: 37		
<b>PITCHER</b>	IP 8.0	WLS 9	BF 28	H 4	R 1	ER 1	SO 5	BB 0	IBB 0	HBP 0	BLK 0	WP 0	HR 1	S 37	P 38	ERA 1.12	WHIP 0.500									
Dave Frost, R ERA: 1.93 (9, 1)																										
Don Aase, R ERA: 1.58 (9, 1)																										

**California Angels @ Seattle Mariners**  
The Kingdom, Seattle, WA  
Wed Aug 12 1991, 6:33 AM EDT  
Att: 6,772 - Dome

livebaseballscores.com

**AB** 36  
**R** 1  
**H** 4  
**RBI** 1  
**BB** 0  
**SO** 7  
**LOB** 7





Batter	1	2	3	4	5	6	7	8	9	10	AB	R	H	RBI	BB	SO	LOB	TOP				
Rod Carew, L OBP: 0.379, SLG: 0.401 John Harris, L OBP: 0.235, SLG: 0.364											2	0	1	0	1	1	0	California Angels @ Oakland Athletics Oakland-Alameda County Coliseum, Oakland, CA Fri Aug 14 1981, 7:05 PM PDT Att: 23,804 - Unknown				
Rick Burleson, R OBP: 0.366, SLG: 0.389											4	0	1	0	0	0	2					
Fred Lynn, L OBP: 0.328, SLG: 0.393											4	0	0	0	0	1	2					
Brian Downing, R OBP: 0.373, SLG: 0.394											4	0	0	0	0	1	1					
Bobby Grich, R OBP: 0.392, SLG: 0.514											4	1	1	1	0	0	0					
Dan Ford, R OBP: 0.324, SLG: 0.473											4	0	0	0	0	3	0					
Don Baylor, R OBP: 0.291, SLG: 0.352											3	1	1	0	1	0	0					
Ed Ott, L OBP: 0.251, SLG: 0.278											4	0	1	0	0	0	1					
Butch Hobson, R OBP: 0.365, SLG: 0.409											2	0	0	1	0	1	0					
<b>Inning Stats</b>	R: 0 E: 0 K: 0 S: 2	H: 0 LOB: 0 BB: 1 P: 6	R: 0 E: 0 K: 2 S: 7	H: 0 LOB: 0 BB: 0 P: 7	R: 0 E: 0 K: 1 S: 5	H: 0 LOB: 0 BB: 0 P: 5	R: 0 E: 0 K: 1 S: 4	H: 1 LOB: 1 BB: 0 P: 4	R: 0 E: 0 K: 1 S: 5	H: 0 LOB: 0 BB: 0 P: 5	R: 0 E: 0 K: 1 S: 5	H: 1 LOB: 0 BB: 0 P: 5	R: 2 E: 0 K: 1 S: 7	H: 2 LOB: 1 BB: 1 P: 11	R: 0 E: 0 K: 0 S: 3	H: 0 LOB: 0 BB: 0 P: 3	R: 0 E: 0 K: 0 S: 4		H: 1 LOB: 1 BB: 0 P: 4	1B: 4 2B: 1 3B: 0 HR: 1	SF: 1 SAC: 0 DP: 1 HBP: 0	WP: 0 PB: 0 SB: 0 CS: 2
<b>PITCHER</b> Steve McCatty, R ERA: 2.25	IP: 10.0 WLS: W BF: 35 H: 5 R: 2 ER: 2 SO: 7 BB: 2 IBB: 0 HBP: 0 BLK: 0 WP: 0 HR: 1 S: 47 P: 55 ERA: 1.80 WHIP: 0.700																					

Batter	1	2	3	4	5	6	7	8	9	10	AB	R	H	RBI	BB	SO	LOB	BOTTOM				
Rickey Henderson, R OBP: 0.413, SLG: 0.446											5	1	1	1	0	0	4	California Angels @ Oakland Athletics Oakland-Alameda County Coliseum, Oakland, CA Fri Aug 14 1981, 7:05 PM PDT Att: 23,804 - Unknown				
Dwayne Murphy, L OBP: 0.364, SLG: 0.421											4	1	1	2	1	0	0					
Wayne Gross, L OBP: 0.304, SLG: 0.366											3	0	0	0	1	1	1					
Tony Armas, R OBP: 0.312, SLG: 0.506											4	0	0	0	0	2	2					
Jim Spencer, L OBP: 0.220, SLG: 0.220 Cliff Johnson, R OBP: 0.321, SLG: 0.439											3	0	0	0	0	1	2					
Mark Budaska, S OBP: 0.250, SLG: 0.263											4	1	1	0	0	1	0					
Jeff Newman, R OBP: 0.274, SLG: 0.333											4	0	1	0	0	0	0					
Keith Drumright, L OBP: 0.417, SLG: 0.386											4	1	2	1	0	1	1					
Rob Picciolo, R OBP: 0.267, SLG: 0.345											3	0	1	0	0	0	1					
<b>Inning Stats</b>	R: 1 E: 0 K: 0 S: 4	H: 1 LOB: 0 BB: 0 P: 4	R: 0 E: 0 K: 0 S: 3	H: 0 LOB: 0 BB: 0 P: 3	R: 0 E: 0 K: 1 S: 5	H: 0 LOB: 0 BB: 0 P: 5	R: 0 E: 0 K: 1 S: 5	H: 0 LOB: 1 BB: 1 P: 9	R: 1 E: 0 K: 0 S: 5	H: 2 LOB: 1 BB: 0 P: 5	R: 0 E: 0 K: 2 S: 7	H: 2 LOB: 2 BB: 0 P: 5	R: 0 E: 0 K: 1 S: 5	H: 0 LOB: 0 BB: 0 P: 5	R: 0 E: 0 K: 1 S: 5	H: 0 LOB: 0 BB: 0 P: 5	R: 2 E: 0 K: 0 S: 5		H: 2 LOB: 0 BB: 0 P: 5	1B: 4 2B: 1 3B: 0 HR: 2	SF: 0 SAC: 1 DP: 0 HBP: 0	WP: 0 PB: 0 SB: 0 CS: 0
<b>PITCHER</b> Steve Renko, R ERA: 3.16 Andy Hassler, L ERA: 3.04 Don Aase, R ERA: 1.94	IP: 5.0 WLS: 3 BF: 20 H: 3 R: 2 ER: 2 SO: 2 BB: 2 IBB: 0 HBP: 0 BLK: 0 WP: 0 HR: 1 S: 22 P: 30 ERA: 3.60 WHIP: 1.000																					







Batter	1	2	3	4	5	6	7	8	9	AB	R	H	RBI	BB	SO	LOB	TOP																	
Rick Burleson, R OBP: 0.365, SLG: 0.396 (1, 6)	5-3		FC6-4 BB E		6-3		6-3		P4	5	1	0	0	0	0	1	<b>California Angels @ Oakland Athletics</b> Oakland-Alameda County Coliseum, Oakland, CA Sun Aug 16 1981, 3:33 AM PDT Att: 28,863 - Unknown <a href="http://livebaseballscorecards.com">livebaseballscorecards.com</a>																	
John Harris, L OBP: 0.297, SLG: 0.364 (1, 3)	4-3		F7		4-3		1B			4	0	1	0	0	0	1																		
Rod Carew, L OBP: 0.378, SLG: 0.396 (1, 10)	G3		E BB		1-3		F8			3	1	0	0	1	0	1																		
Fred Lynn, L OBP: 0.325, SLG: 0.379 (1, 8)		1B G6-4-3 1B	E8 1B			F7	F7			4	2	1	0	0	0	1																		
Bobby Grich, R OBP: 0.409, SLG: 0.554 (1, 4)		G6-4-3 1B 1-2	1B 2H			CS 1B 2B BB		G6-4-3 BB		2	1	2	1	2	0	0																		
Dan Ford, R OBP: 0.327, SLG: 0.474 (1, 9)		G6-4-3 1B 1-2 2-3	5-3			CS 1B		F7		4	1	2	0	0	0	2																		
Brian Downing, R OBP: 0.368, SLG: 0.384 (1, 7)		G6-4-3 1-2 2-3 3-H		5-3		K		G6-4-3 1-2		4	0	0	0	0	1	5																		
Ed Ott, L OBP: 0.267, SLG: 0.294 (1, 2)		K		G5-4-3 1B					4-3	4	0	2	2	0	1	1																		
Butch Hobson, R OBP: 0.364, SLG: 0.402 (1, 5)				G5-4-3 FC6-4 1B		F9			6-3	4	0	1	0	0	0	2																		
<b>Inning Stats</b>	R: 0 E: 0 K: 0 S: 3	H: 0 LOB: 0 BB: 0 P: 3	R: 1 E: 0 K: 1 S: 7	H: 3 LOB: 1 BB: 0 P: 7	R: 3 E: 1 K: 0 S: 6	H: 2 LOB: 1 BB: 1 P: 10	R: 0 E: 0 K: 0 S: 3	H: 1 LOB: 0 BB: 0 P: 3	R: 0 E: 0 K: 0 S: 4	H: 1 LOB: 1 BB: 0 P: 4	R: 0 E: 0 K: 0 S: 2	H: 0 LOB: 0 BB: 0 P: 6	R: 0 E: 0 K: 0 S: 3	H: 0 LOB: 0 BB: 0 P: 3	1B: 8 2B: 1 3B: 0 HR: 0	SF: 0 SAC: 0 DP: 3 HBP: 0	WP: 0 PA: 37 PB: 0 SB: 0 CS: 2																	
<b>PITCHER</b> Rick Langford, R ERA: 3.02 (1, 1)	IP 9.0	WLS W	BF 37	H 9	R 6	ER 1	SO 2	BB 3	IBB 0	HBP 0	BLK 0	WP 0	HR 0	S 38	P 50	ERA 1.00	WHIP 1.333	<b>PITCHER</b> IP 9.0	WLS W	BF 37	H 9	R 6	ER 1	SO 2	BB 3	IBB 0	HBP 0	BLK 0	WP 0	HR 0	S 38	P 50	ERA 1.00	WHIP 1.333

Batter	1	2	3	4	5	6	7	8	9	AB	R	H	RBI	BB	SO	LOB	BOTTOM																	
Rickey Henderson, R OBP: 0.420, SLG: 0.451 (1, 7)	1B SF7 1B	F8		S 3B 1B		P9		CS 1B		5	2	3	0	0	0	1	<b>California Angels @ Oakland Athletics</b> Oakland-Alameda County Coliseum, Oakland, CA Sun Aug 16 1981, 3:33 AM PDT Att: 28,863 - Unknown <a href="http://livebaseballscorecards.com">livebaseballscorecards.com</a>																	
Dwayne Murphy, L OBP: 0.376, SLG: 0.441 (1, 8)	SF7 BB 1B	4-1		SH1-3 3B		BB BB 1B		1B		5	2	4	2	0	0	0																		
Wayne Gross, L OBP: 0.314, SLG: 0.367 (1, 5)	BB SF7 SF3 1B		4-3	SH1-3		BB BB 1B		F8		3	1	1	1	1	0	1																		
Tony Armas, R OBP: 0.318, SLG: 0.506 (1, 9)	SF7		F7	K		BB BB		BB		2	0	0	2	1	1	0																		
Jim Spencer, L OBP: 0.231, SLG: 0.227 (1, 3)	SF3 BB IBB		FC5 S 1B		F5	F9				3	0	1	0	1	0	3																		
Mark Budaeska, S OBP: 0.267, SLG: 0.222 (1, 10)	BB BB			BB BB		K		F5		2	0	0	1	2	1	0																		
Mike Heath, R OBP: 0.287, SLG: 0.360 (1, 2)	SF3		FC5		P6		G1-6-3 1B			3	0	1	1	0	0	2																		
Keith Drumright, L OBP: 0.389, SLG: 0.367 (1, 4)	5-3			1B SH1-4 3B 1B		B1-3		G1-6-3 1B		4	1	1	0	0	0	3																		
Rob Picciolo, R OBP: 0.270, SLG: 0.348 Fred Stanley, R OBP: 0.292, SLG: 0.228 (7, 6)	L5			SH1-4		BB BB 1B		K		2	1	1	0	0	0	0																		
<b>Inning Stats</b>	R: 3 E: 0 K: 0 S: 6	H: 3 LOB: 2 BB: 2 P: 14	R: 0 E: 0 K: 0 S: 3	H: 0 LOB: 0 BB: 0 P: 3	R: 0 E: 0 K: 0 S: 4	H: 1 LOB: 2 BB: 1 P: 8	R: 3 E: 0 K: 1 S: 8	H: 3 LOB: 0 BB: 0 P: 8	R: 0 E: 0 K: 1 S: 5	H: 0 LOB: 0 BB: 0 P: 5	R: 1 E: 0 K: 0 S: 5	H: 2 LOB: 3 BB: 2 P: 13	R: 0 E: 0 K: 0 S: 3	H: 1 LOB: 0 BB: 0 P: 3	R: 0 E: 0 K: 1 S: 6	H: 2 LOB: 1 BB: 0 P: 6	1B: 11 2B: 0 3B: 1 HR: 0	SF: 2 SAC: 2 DP: 1 HBP: 0	WP: 0 PA: 39 PB: 0 SB: 2 CS: 1															
<b>PITCHER</b> Ken Forsch, R ERA: 2.83 Don Aase, R ERA: 1.84 (6, 1)	IP 5.2	WLS L	BF 31	H 9	R 7	ER 7	SO 2	BB 4	IBB 1	HBP 0	BLK 0	WP 0	HR 0	S 30	P 50	ERA 11.12	WHIP 2.294	<b>PITCHER</b> IP 2.1	WLS L	BF 8	H 3	R 0	ER 0	SO 1	BB 0	IBB 0	HBP 0	BLK 0	WP 0	HR 0	S 10	P 10	ERA 0.00	WHIP 1.286



Batter	1	2	3	4	5	6	7	8	9	AB	R	H	RBI	BB	SO	LOB	TOP																					
<b>Al Bumby, L</b> OBP: 0.341, SLG: 0.302 (1, 8)	F7	FC3-5-2		2B 1B		4-3		G3		5	1	1	0	0	0	2	<b>Baltimore Orioles @ California Angels</b> Anaheim Stadium, Anaheim, CA Tue Aug 18 1981, 10:05 PM EDT Att: 28,230 - Unknown																					
<b>Rich Dauer, R</b> OBP: 0.325, SLG: 0.341 (1, 4)	F7	5-3		1B		1B		1-3		5	0	2	1	0	0	2																						
<b>Ken Singleton, S</b> OBP: 0.432, SLG: 0.539 (1, 10)	F7			1B		1B		1-3		5	1	3	1	0	0	0																						
<b>Eddie Murray, S</b> OBP: 0.317, SLG: 0.480 (1, 3)		K		1B		L5		FC1-6		4	0	0	0	1	1	3																						
<b>John Lowenstein, L</b> OBP: 0.377, SLG: 0.404 (1, 7)				1B		E1		K		5	1	2	0	0	2	4																						
<b>Doug DeCinces, R</b> OBP: 0.326, SLG: 0.451 (1, 5)				2B		F8		K		5	1	2	1	0	2	2																						
<b>Gary Roenicke, R</b> OBP: 0.378, SLG: 0.392 (1, 9)				1B		1B		P1		3	1	1	2	1	0	2																						
<b>Rick Dempsey, R</b> OBP: 0.331, SLG: 0.338 (1, 2)				1B		F9		F8		3	0	1	0	1	0	0																						
<b>Mark Belanger, R</b> OBP: 0.244, SLG: 0.264 (1, 6)				1B		G6-4-3		P3		3	1	1	1	1	0	3																						
<b>Inning Stats</b>	R: 0 E: 0 K: 0 S: 3	H: 0 LOB: 0 BB: 0 P: 3	R: 3 E: 0 K: 1 S: 9	H: 4 LOB: 2 BB: 1 P: 13	R: 1 E: 0 K: 1 S: 6	H: 2 LOB: 1 BB: 1 P: 10	R: 2 E: 0 K: 0 S: 5	H: 3 LOB: 1 BB: 1 P: 9	R: 0 E: 1 K: 0 S: 4	H: 1 LOB: 2 BB: 1 P: 8	R: 0 E: 0 K: 1 S: 7	H: 2 LOB: 2 BB: 0 P: 7	R: 0 E: 0 K: 1 S: 5	H: 0 LOB: 0 BB: 0 P: 5	R: 0 E: 0 K: 0 S: 3	H: 0 LOB: 0 BB: 0 P: 3	R: 0 E: 0 K: 1 S: 6	H: 1 LOB: 1 BB: 0 P: 6	1B: 10 2B: 3 3B: 0 HR: 0	SF: 0 SAC: 0 DP: 2 HBP: 0	WP: 0 PB: 0 SB: 1 CS: 0	PA: 42																
<b>PITCHER</b>	IP	WLS	BF	H	R	ER	SO	BB	IBB	HBP	BLK	WP	HR	S	P	ERA	WHIP	<b>PITCHER</b>				IP	WLS	BF	H	R	ER	SO	BB	IBB	HBP	BLK	WP	HR	S	P	ERA	WHIP
<b>Dave Frost, R</b> ERA: 3.32 (1, 1)	3.0	L	16	6	4	4	2	2	0	0	0	0	0	18	26	12.00	2.667																					
<b>Angel Moreno, L</b> ERA: 18.0 (4, 1)	1.0		7	3	2	2	0	1	0	0	0	0	0	6	10	18.00	4.000																					
<b>Bruce Kison, R</b> ERA: 1.59 (5, 1)	4.0		15	3	0	0	2	1	0	0	0	0	0	18	22	0.00	1.000																					
<b>Don Aase, R</b> ERA: 1.8 (9, 1)	1.0		4	1	0	0	1	0	0	0	0	0	0	6	6	0.00	1.000																					
<b>Rod Carew, L</b> OBP: 0.376, SLG: 0.394 (1, 3)	SH1-3 1B	SH3-4		F8		L7		F8		4	1	1	0	0	0	1	<b>Baltimore Orioles @ California Angels</b> Anaheim Stadium, Anaheim, CA Tue Aug 18 1981, 10:05 PM EDT Att: 28,230 - Unknown																					
<b>Rick Burleson, R</b> OBP: 0.386, SLG: 0.395 (1, 6)	SH1-3	SF9-3 IBB		1-3		1B		F7		3	1	1	0	1	0	1																						
<b>Fred Lynn, L</b> OBP: 0.329, SLG: 0.377 (1, 8)	1B	SF9-3		F5		1B		1B		1	0	0	1	2	0	0																						
<b>Dan Ford, R</b> OBP: 0.325, SLG: 0.471 (1, 9)	K			5-3		F9		1B		4	0	1	1	0	1	2																						
<b>Bobby Grich, R</b> OBP: 0.406, SLG: 0.548 (1, 4)	1B	L6		5-3		K		K		4	0	1	1	0	1	2																						
<b>Bobby Clark, R</b> OBP: 0.293, SLG: 0.400 (1, 7)	L5			6-3		K		1-3		3	0	0	0	0	1	2																						
<b>John Harris, L</b> OBP: 0.261, SLG: 0.356 (8, FH)										1	0	0	0	0	0	0																						
<b>Juan Beniquez, R</b> OBP: 0.217, SLG: 0.192 (9, 7)										0	0	0	0	0	0	0																						
<b>Don Baylor, R</b> OBP: 0.286, SLG: 0.341 (1, 10)				F8		P4		3-1		4	1	1	0	0	0	0																						
<b>Brian Downing, R</b> OBP: 0.370, SLG: 0.392 (1, 2)		SH3-4 SF9-3		1B		F9		6-3		4	2	2	0	0	0	0																						
<b>Butch Hobson, R</b> OBP: 0.367, SLG: 0.404 (1, 5)		SH3-4		1B		6-3		F9		4	0	2	2	0	0	0																						
<b>Inning Stats</b>	R: 1 E: 0 K: 1 S: 7	H: 2 LOB: 2 BB: 1 P: 11	R: 2 E: 0 K: 0 S: 5	H: 3 LOB: 1 BB: 1 P: 9	R: 0 E: 0 K: 0 S: 3	H: 0 LOB: 0 BB: 0 P: 3	R: 1 E: 0 K: 0 S: 5	H: 2 LOB: 1 BB: 0 P: 5	R: 0 E: 0 K: 0 S: 3	H: 0 LOB: 0 BB: 0 P: 3	R: 0 E: 0 K: 1 S: 5	H: 2 LOB: 2 BB: 1 P: 11	R: 0 E: 0 K: 0 S: 3	H: 0 LOB: 0 BB: 0 P: 3	R: 0 E: 0 K: 0 S: 3	H: 0 LOB: 0 BB: 0 P: 3	R: 0 E: 0 K: 0 S: 3	H: 0 LOB: 0 BB: 0 P: 3	1B: 8 2B: 2 3B: 0 HR: 0	SF: 1 SAC: 2 DP: 1 HBP: 0	WP: 0 PB: 0 SB: 0 CS: 0	PA: 38																
<b>PITCHER</b>	IP	WLS	BF	H	R	ER	SO	BB	IBB	HBP	BLK	WP	HR	S	P	ERA	WHIP	<b>PITCHER</b>				IP	WLS	BF	H	R	ER	SO	BB	IBB	HBP	BLK	WP	HR	S	P	ERA	WHIP
<b>Scott McGregor, L</b> ERA: 3.52 (1, 1)	6.2	W	30	8	5	5	2	2	0	0	0	0	0	31	43	6.75	1.500																					
<b>Sammy Stewart, R</b> ERA: 1.98 (7, 1)	2.1	S	8	1	0	0	1	0	0	0	0	0	0	10	10	0.00	0.429																					

AB 38  
R 6  
H 13  
RBI 6  
BB 4  
SO 5  
LOB 18



AB 32  
R 5  
H 9  
RBI 5  
BB 3  
SO 3  
LOB 8





Batter	1	2	3	4	5	6	7	8	9	AB	R	H	RBI	BB	SO	LOB	TOP										
<b>Al Bumbry, L</b> OBP: 0.340, SLG: 0.310 (1, 8)										4	1	1	0	0	0	3	<b>Baltimore Orioles @ California Angels</b> Anaheim Stadium, Anaheim, CA Wed Aug 19 1981, 10:05 PM EDT Att: 24,158 - Unknown										
<b>Rich Dauer, R</b> OBP: 0.328, SLG: 0.341 (1, 4)										3	1	1	0	1	0	2											
<b>Ken Singleton, S</b> OBP: 0.429, SLG: 0.534 (1, 9)										2	0	0	1	1	1	2											
<b>Eddie Murray, S</b> OBP: 0.316, SLG: 0.476 (1, 3)										4	0	1	2	0	0	1											
<b>Terry Crowley, L</b> OBP: 0.364, SLG: 0.351 (1, 10)										4	0	0	0	0	0	2											
<b>Doug DeCinces, R</b> OBP: 0.324, SLG: 0.444 (1, 5)										3	0	0	0	1	1	0											
<b>John Lowenstein, L</b> OBP: 0.368, SLG: 0.393 (1, 7)										3	0	0	0	0	1	1											
<b>Rick Dempsey, R</b> OBP: 0.331, SLG: 0.338 (1, 2)										3	1	1	0	0	1	0											
<b>Mark Belanger, R</b> OBP: 0.250, SLG: 0.264 (6, PH)										0	0	0	0	1	0	0											
<b>Cal Ripken Jr., R</b> OBP: 0.286, SLG: 0.286 (6, 6)										2	0	1	0	0	1	1											
<b>Inning Stats</b>	R: 1 E: 0 K: 0 S: 4	H: 1 LOB: 0 BB: 0 P: 4	R: 0 E: 0 K: 1 S: 4	H: 0 LOB: 0 BB: 1 P: 8	R: 0 E: 0 K: 0 S: 2	H: 0 LOB: 0 BB: 1 P: 6	R: 0 E: 0 K: 1 S: 4	H: 0 LOB: 0 BB: 1 P: 8	R: 0 E: 0 K: 0 S: 3	H: 0 LOB: 0 BB: 0 P: 3	R: 2 E: 0 K: 1 S: 8	H: 3 LOB: 2 BB: 1 P: 12	R: 0 E: 0 K: 2 S: 7	H: 0 LOB: 0 BB: 0 P: 7	R: 0 E: 0 K: 0 S: 4	H: 1 LOB: 1 BB: 0 P: 4	R: 0 E: 0 K: 0 S: 3	H: 0 LOB: 0 BB: 0 P: 3	1B: 4 2B: 0 3B: 1 HR: 0	SF: 1 SAC: 0 DP: 2 HBP: 0	WP: 0 PB: 0 SB: 0 CS: 1	PA: 34					
<b>PITCHER</b>	IP	WLS	BF	H	R	ER	SO	BB	IBB	HBP	BLK	WP	HR	S	P	ERA	WHIP										
<b>Steve Renko, R</b> ERA: 3.29 (1, 1)	5.2	W	22	4	3	3	3	4	0	0	0	0	0	24	40	4.76	1.412										
<b>Don Aase, R</b> ERA: 1.66 (6, 1)	3.1	S	11	1	0	0	2	0	0	0	0	0	0	15	15	0.00	0.300										

Batter	1	2	3	4	5	6	7	8	9	AB	R	H	RBI	BB	SO	LOB	BOTTOM										
<b>Rod Carew, L</b> OBP: 0.380, SLG: 0.398 (1, 3)										5	1	3	0	0	0	0	<b>Baltimore Orioles @ California Angels</b> Anaheim Stadium, Anaheim, CA Wed Aug 19 1981, 10:05 PM EDT Att: 24,158 - Unknown										
<b>Rick Burleson, R</b> OBP: 0.367, SLG: 0.395 (1, 6)										5	0	2	1	0	0	2											
<b>Fred Lynn, L</b> OBP: 0.341, SLG: 0.384 (1, 8)										2	0	2	1	2	0	0											
<b>Brian Downing, R</b> OBP: 0.364, SLG: 0.384 (1, 2)										4	0	0	0	0	0	7											
<b>Bobby Grich, R</b> OBP: 0.412, SLG: 0.568 (1, 4)										4	2	3	1	0	0	0											
<b>Dan Ford, R</b> OBP: 0.324, SLG: 0.471 (1, 9)										4	1	1	0	0	1	1											
<b>Don Baylor, R</b> OBP: 0.286, SLG: 0.339 (1, 10)										4	0	1	1	0	0	1											
<b>Bobby Clark, R</b> OBP: 0.291, SLG: 0.419 (1, 7)										4	1	1	1	0	0	1											
<b>Butch Hobson, R</b> OBP: 0.364, SLG: 0.401 (1, 5)										4	1	1	1	0	0	1											
<b>Bert Campaneris, R</b> OBP: 0.212, SLG: 0.250 (9, 5)										0	0	0	0	0	0	0											
<b>Inning Stats</b>	R: 0 E: 0 K: 0 S: 3	H: 0 LOB: 1 BB: 1 P: 7	R: 1 E: 0 K: 0 S: 5	H: 3 LOB: 1 BB: 0 P: 5	R: 0 E: 0 K: 0 S: 4	H: 2 LOB: 1 BB: 0 P: 4	R: 4 E: 0 K: 0 S: 9	H: 6 LOB: 2 BB: 0 P: 9	R: 1 E: 0 K: 1 S: 6	H: 1 LOB: 0 BB: 0 P: 6	R: 0 E: 0 K: 0 S: 4	H: 1 LOB: 2 BB: 1 P: 8	R: 0 E: 0 K: 0 S: 3	H: 0 LOB: 0 BB: 0 P: 3	R: 0 E: 0 K: 0 S: 4	H: 1 LOB: 1 BB: 0 P: 4	R: 0 E: 0 K: 0 S: 4	H: 1 LOB: 1 BB: 0 P: 4	1B: 11 2B: 1 3B: 1 HR: 1	SF: 0 SAC: 0 DP: 1 HBP: 0	WP: 0 PB: 0 SB: 0 CS: 1	PA: 38					
<b>PITCHER</b>	IP	WLS	BF	H	R	ER	SO	BB	IBB	HBP	BLK	WP	HR	S	P	ERA	WHIP										
<b>Mike Flanagan, L</b> ERA: 3.72 (1, 1)	3.2	L	20	10	5	5	0	1	0	0	0	0	0	19	23	12.27	3.000										
<b>Jeff Schneider, L</b> ERA: 5.67 (4, 1)	4.1		18	4	1	1	1	1	0	0	0	0	1	19	23	2.08	1.154										





Batter	1	2	3	4	5	6	7	8	9	AB	R	H	RBI	BB	SO	LOB	TOP			
<b>Al Bumbry, L</b> OBP: 0.338, SLG: 0.309 (1, 8)										4	1	1	0	0	1	1	<b>Baltimore Orioles @ California Angels</b> Anaheim Stadium, Anaheim, CA Thu Aug 20 1981, 10:05 PM EDT Att: 24,323 - Unknown <a href="http://livebaseballscorecards.com">livebaseballscorecards.com</a>			
<b>Rich Dauer, R</b> OBP: 0.331, SLG: 0.349 (1, 4)										4	1	2	0	0	0	1				
<b>Ken Singleton, S</b> OBP: 0.423, SLG: 0.524 (1, 9)										4	0	0	0	0	0	3				
<b>Eddie Murray, S</b> OBP: 0.319, SLG: 0.481 (1, 3)										4	0	2	2	0	0	0				
<b>Doug DeCinces, R</b> OBP: 0.323, SLG: 0.440 (1, 5)										4	0	1	0	0	0	3				
<b>Benny Avila, R</b> OBP: 0.338, SLG: 0.327 (1, 10)										4	0	2	0	0	0	1				
<b>Gary Roenicke, R</b> OBP: 0.369, SLG: 0.381 (1, 7)										4	0	0	0	0	0	2				
<b>Rick Dempsey, R</b> OBP: 0.329, SLG: 0.336 (1, 2)										4	0	1	0	0	0	1				
<b>Mark Belanger, R</b> OBP: 0.244, SLG: 0.258 (1, 6)										3	0	0	0	0	0	3				
<b>Cal Ripken Jr., R</b> OBP: 0.250, SLG: 0.250 (9, PH)										1	0	0	0	0	0	0				
<b>Inning Stats</b>	R: 1 E: 0 K: 1 S: 7	H: 2 LOB: 1 BB: 0 P: 7	R: 0 E: 0 K: 0 S: 4	H: 1 LOB: 1 BB: 0 P: 4	R: 1 E: 0 K: 0 S: 5	H: 3 LOB: 1 BB: 0 P: 5	R: 0 E: 0 K: 0 S: 4	H: 1 LOB: 1 BB: 0 P: 4	R: 0 E: 1 K: 0 S: 4	H: 0 LOB: 1 BB: 0 P: 4	R: 0 E: 0 K: 0 S: 4	H: 1 LOB: 1 BB: 0 P: 4	R: 0 E: 0 K: 0 S: 3	H: 0 LOB: 0 BB: 0 P: 3	R: 0 E: 0 K: 0 S: 3	H: 0 LOB: 0 BB: 0 P: 3	1B: 7 2B: 2 3B: 0 HR: 0	SF: 0 SAC: 0 DP: 1 HBP: 0	WP: 0 PB: 0 SB: 0 CS: 0	PA: 36
<b>PITCHER</b> <b>Geoff Zahn, L</b> ERA: 3.86 (1, 1)	IP: 9.0 WLS: W BF: 36 H: 9 R: 2 ER: 2 SO: 1 BB: 0 IBB: 0 HBP: 0 BLK: 0 WP: 0 HR: 0 S: 38 P: 38 ERA: 2.00 WHIP: 1.000															<b>PITCHER</b>				

Batter	1	2	3	4	5	6	7	8	9	AB	R	H	RBI	BB	SO	LOB	BOTTOM			
<b>Rod Carew, L</b> OBP: 0.380, SLG: 0.405 (1, 3)										5	1	2	0	0	1	0	<b>Baltimore Orioles @ California Angels</b> Anaheim Stadium, Anaheim, CA Thu Aug 20 1981, 10:05 PM EDT Att: 24,323 - Unknown <a href="http://livebaseballscorecards.com">livebaseballscorecards.com</a>			
<b>Rick Burleson, R</b> OBP: 0.369, SLG: 0.398 (1, 6)										3	1	1	0	1	0	1				
<b>Fred Lynn, L</b> OBP: 0.344, SLG: 0.380 (1, 8)										2	0	0	0	2	0	3				
<b>Dan Ford, R</b> OBP: 0.323, SLG: 0.467 (1, 9)										4	2	1	0	0	0	3				
<b>Bobby Grich, R</b> OBP: 0.405, SLG: 0.556 (1, 4)										4	0	0	1	0	0	2				
<b>Don Baylor, R</b> OBP: 0.293, SLG: 0.368 (1, 10)										4	2	3	2	0	0	2				
<b>Brian Downing, R</b> OBP: 0.366, SLG: 0.386 (1, 7)										4	0	2	2	0	0	1				
<b>Ed Ott, L</b> OBP: 0.261, SLG: 0.287 (1, 2)										4	0	0	0	0	1	4				
<b>Butch Hobson, R</b> OBP: 0.358, SLG: 0.393 (1, 5)										4	0	0	0	0	1	0				
<b>Bert Campaneris, R</b> OBP: 0.212, SLG: 0.250 (9, 5)										0	0	0	0	0	0	0				
<b>Inning Stats</b>	R: 3 E: 2 K: 0 S: 7	H: 3 LOB: 2 BB: 1 P: 11	R: 0 E: 0 K: 0 S: 4	H: 1 LOB: 2 BB: 1 P: 8	R: 0 E: 0 K: 0 S: 4	H: 1 LOB: 1 BB: 0 P: 4	R: 0 E: 0 K: 1 S: 6	H: 1 LOB: 1 BB: 0 P: 6	R: 1 E: 0 K: 1 S: 7	H: 2 LOB: 1 BB: 0 P: 7	R: 0 E: 0 K: 1 S: 5	H: 0 LOB: 0 BB: 0 P: 5	R: 2 E: 0 K: 0 S: 4	H: 1 LOB: 0 BB: 1 P: 8	R: 0 E: 0 K: 0 S: 3	H: 0 LOB: 0 BB: 0 P: 3	1B: 3 2B: 5 3B: 0 HR: 1	SF: 0 SAC: 0 DP: 0 HBP: 0	WP: 0 PB: 0 SB: 0 CS: 0	PA: 37
<b>PITCHER</b> <b>Dennis Martinez, R</b> ERA: 3.17 (1, 1)	IP: 7.0 WLS: L BF: 34 H: 9 R: 6 ER: 4 SO: 3 BB: 3 IBB: 0 HBP: 0 BLK: 0 WP: 0 HR: 1 S: 37 P: 49 ERA: 5.14 WHIP: 1.714															<b>PITCHER</b>				
<b>Steve Stone, R</b> ERA: 4.99 (8, 1)	IP: 1.0 WLS: 3 BF: 0 H: 0 R: 0 ER: 0 SO: 0 BB: 0 IBB: 0 HBP: 0 BLK: 0 WP: 0 HR: 0 S: 3 P: 3 ERA: 0.00 WHIP: 0.000															<b>PITCHER</b>				



Batter	1	2	3	4	5	6	7	8	9	AB	R	H	RBI	BB	SO	LOB	TOP					
Rick Manning, L OBP: 0.307, SLG: 0.329	F7		G3		SF9		F5		F8	4	0	1	0	0	2		<b>Cleveland Indians @ California Angels</b> Anaheim Stadium, Anaheim, CA Fri Aug 21 1981, 10:05 PM EDT Att: 31,482 - Unknown					
Jorge Orta, L OBP: 0.317, SLG: 0.393	F8 1B		G6-3 BB		SF9 2B		L4			3	0	2	0	1	0	0						
Mike Hargrove, L OBP: 0.364, SLG: 0.395 Andre Thornton, R OBP: 0.296, SLG: 0.357	1B		G6-3		SF9				3-1	3	0	1	1	0	0	1						
Ron Hassey, L OBP: 0.312, SLG: 0.272	F8				G3 1B				G3	4	0	1	0	0	0	3						
Toby Harrah, R OBP: 0.350, SLG: 0.360 Jerry Dybzinski, R OBP: 0.150, SLG: 0.150	F8				G3 1B				F7	4	0	1	0	0	0	3						
Von Hayes, L OBP: 0.280, SLG: 0.227					G3 1B				F8	3	0	0	0	1	0	1						
Pat Kelly, L OBP: 0.302, SLG: 0.189					G4-6-3 1B					3	0	1	0	1	0	3						
Duane Kuiper, L OBP: 0.295, SLG: 0.300										4	1	2	0	0	0	2						
Tom Verzyer, R OBP: 0.275, SLG: 0.258 Chris Bando, S OBP: 0.200, SLG: 0.200									F7	3	1	1	0	0	0	1						
<b>Inning Stats</b>	R: 0 E: 0 K: 0 S: 5	H: 2 LOB: 2 BB: 0 P: 5	R: 0 E: 0 K: 0 S: 4	H: 1 LOB: 1 BB: 0 P: 4	R: 0 E: 0 K: 0 S: 2	H: 0 LOB: 0 BB: 1 P: 6	R: 0 E: 0 K: 0 S: 3	H: 1 LOB: 1 BB: 1 P: 7	R: 2 E: 0 K: 0 S: 6	H: 3 LOB: 1 BB: 0 P: 6	R: 0 E: 0 K: 0 S: 4	H: 1 LOB: 1 BB: 0 P: 4	R: 0 E: 0 K: 0 S: 3	H: 0 LOB: 0 BB: 0 P: 3	R: 0 E: 0 K: 0 S: 3	H: 0 LOB: 0 BB: 0 P: 3	R: 0 E: 0 K: 0 S: 4	H: 1 LOB: 2 BB: 1 P: 8	1B: 7 2B: 2 3B: 0 HR: 0	SF: 2 SAC: 0 DP: 2 HBP: 0	WP: 0 PB: 0 SB: 0 CS: 0	PA: 37
<b>PITCHER</b> Ken Forsch, R ERA: 2.77	IP: 9.0 WLS: W BF: 37	H: 9 R: 2 ER: 2 SO: 0	BB: 3 IBB: 0 HBP: 0 BLK: 0	WP: 0 HR: 0 S: 34 P: 46	ERA: 2.00 WHIP: 1.333																	

Batter	1	2	3	4	5	6	7	8	9	AB	R	H	RBI	BB	SO	LOB	BOTTOM			
Rod Carew, L OBP: 0.390, SLG: 0.416	5-3 BB 1B	1B 1B								5	0	5	1	0	0	0	<b>Cleveland Indians @ California Angels</b> Anaheim Stadium, Anaheim, CA Fri Aug 21 1981, 10:05 PM EDT Att: 31,482 - Unknown			
Rick Burleson, R OBP: 0.386, SLG: 0.396	F7	1-3 1B								4	0	1	3	0	1	3				
Fred Lynn, L OBP: 0.345, SLG: 0.374	5-3 BB	1-3								3	1	0	0	2	0	5				
Bobby Grich, R OBP: 0.403, SLG: 0.550	5-3	K								4	1	1	0	0	1	4				
Don Baylor, R OBP: 0.295, SLG: 0.370	HBP	F8								4	1	1	0	0	0	3				
Brian Downing, R OBP: 0.371, SLG: 0.393	K									4	3	2	1	1	1	3				
Dan Ford, R OBP: 0.332, SLG: 0.494		1B 1B								5	3	4	5	0	1	0				
Ed Ott, L OBP: 0.265, SLG: 0.291		1B 1B								5	1	2	2	0	1	1				
Butch Hobson, R OBP: 0.356, SLG: 0.387 Bert Campaneris, R OBP: 0.212, SLG: 0.250		1B 1B								3	1	0	0	1	2	1				
<b>Inning Stats</b>	R: 0 E: 0 K: 1 S: 6	H: 1 LOB: 3 BB: 1 P: 11	R: 3 E: 0 K: 1 S: 9	H: 4 LOB: 2 BB: 1 P: 13	R: 0 E: 0 K: 2 S: 7	H: 0 LOB: 0 BB: 0 P: 7	R: 0 E: 0 K: 2 S: 7	H: 1 LOB: 0 BB: 0 P: 7	R: 2 E: 0 K: 0 S: 5	H: 2 LOB: 1 BB: 1 P: 9	R: 0 E: 0 K: 1 S: 6	H: 1 LOB: 0 BB: 0 P: 6	R: 5 E: 0 K: 0 S: 8	H: 5 LOB: 2 BB: 1 P: 12	R: 2 E: 0 K: 0 S: 5	H: 2 LOB: 0 BB: 0 P: 5	1B: 11 2B: 4 3B: 0 HR: 1	SF: 1 SAC: 1 DP: 0 HBP: 1	WP: 0 PB: 0 SB: 0 CS: 1	PA: 44
<b>PITCHER</b> Len Barker, R ERA: 3.15 Bob Lacey, L ERA: 7.32	IP: 6.0 WLS: L BF: 33	H: 11 R: 8 ER: 8 SO: 7	BB: 4 IBB: 0 HBP: 1 BLK: 0	WP: 0 HR: 0 S: 42 P: 59	ERA: 12.00 WHIP: 2.500															



Batter	1	2	3	4	5	6	7	8	9	10	AB	R	H	RBI	BB	SO	LOB	TOP					
Rick Manning, L OBP: 0.300, SLG: 0.321	4-3	F8		G3		6-3			4-3		5	0	0	0	0	0	2						
Jorge Orta, L OBP: 0.314, SLG: 0.389	E6 F8 1B 1B	6-3		6-3					6-3		5	1	1	0	0	0	1						
Mike Hargrove, L OBP: 0.388, SLG: 0.394											3	0	1	0	2	1	1						
Miguel Ditone, S OBP: 0.349, SLG: 0.388	BB 1B 1-2 1B			G5-4-3 BB		L8			K		0	0	0	0	0	0	0						
Andre Thornton, R OBP: 0.288, SLG: 0.348	F8			G5-4-3 1-2f		5-3			F7		5	0	0	0	0	0	4						
Toby Harrah, R OBP: 0.304, SLG: 0.362				HBP 1B 1B		F7					4	0	2	1	1	0	0						
Ron Hassey, L OBP: 0.331, SLG: 0.314				HBP 1B 1-2 2-3 BB					G3		4	1	3	1	1	0	2						
Von Hayes, L OBP: 0.267, SLG: 0.192	4-3			HBP 1B 1-2 2-3 HBP		4-3			B1		4	0	0	0	0	0	4						
Duane Kuiper, L OBP: 0.284, SLG: 0.289		P6		1-3		6-3			F7		4	0	0	0	0	0	3						
Tom Veryzer, R OBP: 0.280, SLG: 0.269				1B		6-3			K		4	0	2	0	0	1	0						
<b>Inning Stats</b>	R: 1 E: 1 K: 0 S: 6	H: 2 LOB: 3 BB: 1 P: 10	R: 0 E: 0 K: 0 S: 4	H: 1 LOB: 1 BB: 0 P: 4	R: 0 E: 0 K: 0 S: 4	H: 2 LOB: 3 BB: 1 P: 9	R: 0 E: 0 K: 0 S: 3	H: 0 LOB: 0 BB: 0 P: 3	R: 0 E: 0 K: 0 S: 5	H: 2 LOB: 0 BB: 0 P: 5	R: 0 E: 0 K: 1 S: 6	H: 1 LOB: 2 BB: 1 P: 10	R: 0 E: 0 K: 1 S: 5	H: 0 LOB: 0 BB: 0 P: 5	R: 0 E: 0 K: 0 S: 2	H: 0 LOB: 1 BB: 1 P: 6	R: 0 E: 0 K: 0 S: 4	H: 1 LOB: 1 BB: 0 P: 4	1B: 7 2B: 1 3B: 0 HR: 1	SF: 0 SAC: 0 DP: 1 HBP: 1	WP: 0 PB: 0 SB: 1 CS: 1	PA: 44	
<b>PITCHER</b>	IP 5.2	WLS 3	BF 27	H 7	R 2	ER 1	SO 0	BB 2	IBB 0	HBP 1	BLK 0	WP 0	HR 1	S 24	P 33	ERA 1.59	WHIP 1.588						
Mike Witt, R ERA: 3.93	(1, 1)																						
Andy Hassler, L ERA: 2.86	(6, 1)	3.0	12	1	0	0	2	1	1	0	0	0	0	0	14	22	0.00	0.667					
Don Aase, R ERA: 1.63	(9, 1)	1.1	4	1	0	0	0	0	0	0	0	0	0	0	4	4	0.00	0.750					

Cleveland Indians @ California Angels  
Anaheim Stadium, Anaheim, CA  
Sat Aug 22 1981, 10:05 PM EDT  
Att: 26,743 - Unknown

AB	38
R	2
H	9
RBI	2
BB	4
SO	2
LOB	17



Batter	1	2	3	4	5	6	7	8	9	10	AB	R	H	RBI	BB	SO	LOB	BOTTOM				
Rod Carew, L OBP: 0.388, SLG: 0.414	G3-6-3 1B			G3		4-3			6-3		4	1	1	0	0	0	0					
Rick Burleson, R OBP: 0.366, SLG: 0.397	G3-6-3 1-2f			1B CS BB					P4		4	0	1	0	1	0	3					
Fred Lynn, L OBP: 0.346, SLG: 0.371	K			1-3 1B					K		4	0	1	0	1	2	1					
Dan Ford, R OBP: 0.337, SLG: 0.510				CS					P7		4	2	3	2	0	0	0					
Don Baylor, R OBP: 0.297, SLG: 0.377				BLK 1B 1B							4	0	2	1	0	0	0					
Bobby Grich, R OBP: 0.404, SLG: 0.547				CS 1B 1B					P5		3	0	1	0	1	1	0					
Brian Downing, R OBP: 0.373, SLG: 0.389				1-2 1B					K		2	0	0	0	2	1	4					
Ed Ott, L OBP: 0.264, SLG: 0.290				K							4	0	1	0	0	2	3					
Bert Campaneris, R OBP: 0.216, SLG: 0.250				K							4	0	1	0	0	1	2					
<b>Inning Stats</b>	R: 0 E: 0 K: 1 S: 5	H: 1 LOB: 0 BB: 0 P: 5	R: 1 E: 0 K: 2 S: 9	H: 3 LOB: 2 BB: 0 P: 9	R: 0 E: 0 K: 1 S: 5	H: 1 LOB: 1 BB: 1 P: 9	R: 0 E: 0 K: 0 S: 3	H: 2 LOB: 1 BB: 1 P: 7	R: 0 E: 0 K: 0 S: 3	H: 1 LOB: 0 BB: 0 P: 3	R: 0 E: 0 K: 1 S: 6	H: 1 LOB: 2 BB: 1 P: 10	R: 0 E: 0 K: 1 S: 5	H: 0 LOB: 0 BB: 0 P: 5	R: 1 E: 0 K: 1 S: 6	H: 1 LOB: 1 BB: 1 P: 10	R: 1 E: 1 K: 0 S: 4	H: 1 LOB: 2 BB: 1 P: 8	1B: 8 2B: 5 3B: 0 HR: 1	SF: 1 SAC: 1 DP: 4 HBP: 0	WP: 0 PB: 0 SB: 0 CS: 2	PA: 41
<b>PITCHER</b>	IP 7.0	WLS 10	BF 27	H 9	R 1	ER 1	SO 5	BB 3	IBB 0	HBP 0	BLK 1	WP 0	HR 0	S 34	P 46	ERA 1.29	WHIP 1.714					
Bert Blyleven, R ERA: 2.73	(1, 1)																					
Sid Monge, L ERA: 3.5	(8, 1)	2.0	L	20	2	2	1	2	1	0	0	0	0	1	13	17	4.50	1.500				
Dan Spillner, R ERA: 3.48	(10, 1)	0.2	3	0	0	0	0	1	0	0	0	0	0	0	2	6	0.00	1.500				

Cleveland Indians @ California Angels  
Anaheim Stadium, Anaheim, CA  
Sat Aug 22 1981, 10:05 PM EDT  
Att: 26,743 - Unknown

AB	33
R	3
H	11
RBI	3
BB	5
SO	7
LOB	13










Batter	1	2	3	4	5	6	7	8	9	AB	R	H	RBI	BB	SO	LOB	TOP			
Jerry Remy, L (1,4) OBP: 0.367, SLG: 0.342										5	1	1	0	0	1	2				
Dwight Evans, R (1,9) OBP: 0.432, SLG: 0.526										4	0	0	0	0	1	1				
Jim Rice, R (1,7) OBP: 0.319, SLG: 0.445										4	1	1	1	0	0	0				
Carl Yastrzemski, L (1,10) OBP: 0.332, SLG: 0.333										3	1	1	0	1	1	0				
Carney Lansford, R (1,5) OBP: 0.363, SLG: 0.435										4	0	1	2	0	0	1				
Dave Stapleton, R (1,3) OBP: 0.317, SLG: 0.382										4	1	1	1	0	1	1				
Rich Gedman, L (1,2) Tony Perez, R (9, PH) OBP: 0.298, SLG: 0.345										3	1	1	1	0	0	1	AB 36			
Glenn Hoffman, R (1,6) Garry Hancock, L (9, PH) OBP: 0.257, SLG: 0.259 OBP: 0.243, SLG: 0.286										3	0	0	0	0	0	0	R 6			
Rick Miller, L (1,8) Joe Rudi, R (9, PH) OBP: 0.348, SLG: 0.382 OBP: 0.253, SLG: 0.388										3	0	1	0	0	0	0	H 9			
<b>Inning Stats</b>	R: 3 E: 0 K: 1 S: 9	H: 4 LOB: 1 BB: 0 P: 9	R: 0 E: 0 K: 0 S: 3	H: 0 LOB: 0 BB: 0 P: 3	R: 0 E: 0 K: 0 S: 3	H: 0 LOB: 1 BB: 1 P: 7	R: 1 E: 0 K: 0 S: 4	H: 1 LOB: 0 BB: 0 P: 4	R: 0 E: 0 K: 1 S: 5	H: 0 LOB: 0 BB: 0 P: 5	R: 0 E: 0 K: 1 S: 6	H: 1 LOB: 1 BB: 0 P: 6	R: 0 E: 0 K: 1 S: 5	H: 0 LOB: 0 BB: 0 P: 5	R: 2 E: 0 K: 0 S: 6	H: 3 LOB: 1 BB: 0 P: 6	1B: 4 2B: 2 3B: 1 HR: 2	SF: 0 SAC: 0 DP: 0 HBP: 0	WP: 0 PB: 0 SB: 0 CS: 0	PA: 37
<b>PITCHER</b>	IP WLS BF H R ER SO BB IBB HBP BLK WP HR S P ERA WHIP																			
Steve Renko, R (1,1) ERA: 3.61	4.0		18	5	4	4	1	1	0	0	0	0	0	0	0	1	19	23	9.00	1.500
Jesse Jefferson, R (5,1) ERA: 3.95	2.0	W	6	0	0	0	1	0	0	0	0	0	0	0	0	0	8	8	0.00	0.000
Andy Hassler, L (7,1) ERA: 3.08	2.1		10	3	2	2	2	0	0	0	0	0	0	1	14	14	7.71	1.286		
Don Aase, R (9,1) ERA: 1.61	0.2	S	3	1	0	0	0	0	0	0	0	0	0	0	3	3	0.00	1.500		

Boston Red Sox @ California Angels  
Anaheim Stadium, Anaheim, CA  
Mon Aug 24 1981, 10:05 PM EDT  
Att: 25,808 - Unknown


AB 36  
R 6  
H 9  
RBI 6  
BB 1  
SO 4  
LOB 7



Batter	1	2	3	4	5	6	7	8	9	AB	R	H	RBI	BB	SO	LOB	BOTTOM			
Rod Carew, L (1,3) OBP: 0.382, SLG: 0.404										4	0	0	0	1	0	2				
Rick Burleson, R (1,6) OBP: 0.394, SLG: 0.390										5	0	1	0	0	1	3				
Bobby Grich, R (1,4) OBP: 0.405, SLG: 0.557										4	2	2	1	0	0	1				
Dan Ford, R (1,9) OBP: 0.337, SLG: 0.502										4	1	1	0	0	1	2				
Don Baylor, R (1,10) OBP: 0.299, SLG: 0.377										4	1	1	1	0	1	1				
Brian Downing, R (1,2) OBP: 0.373, SLG: 0.388										3	1	1	2	1	0	1				
Juan Beniquez, R (1,7) OBP: 0.230, SLG: 0.244										4	2	2	2	0	0	1	AB 36			
Bobby Clark, R (1,8) OBP: 0.301, SLG: 0.462										4	1	2	2	0	0	0	R 8			
Butch Hobson, R (1,5) Bert Campaneris, R (8, PR) OBP: 0.354, SLG: 0.385 OBP: 0.225, SLG: 0.237										4	0	1	0	0	1	1	H 11			
<b>Inning Stats</b>	R: 0 E: 0 K: 0 S: 4	H: 1 LOB: 1 BB: 0 P: 4	R: 1 E: 0 K: 1 S: 6	H: 1 LOB: 0 BB: 0 P: 6	R: 0 E: 0 K: 0 S: 3	H: 0 LOB: 0 BB: 0 P: 3	R: 0 E: 0 K: 0 S: 4	H: 1 LOB: 1 BB: 0 P: 4	R: 0 E: 0 K: 0 S: 4	H: 1 LOB: 1 BB: 0 P: 4	R: 6 E: 2 K: 2 S: 13	H: 5 LOB: 1 BB: 1 P: 17	R: 1 E: 0 K: 1 S: 6	H: 1 LOB: 1 BB: 1 P: 10	R: 0 E: 0 K: 0 S: 4	H: 1 LOB: 2 BB: 0 P: 4	1B: 7 2B: 1 3B: 0 HR: 3	SF: 0 SAC: 0 DP: 0 HBP: 0	WP: 1 PB: 0 SB: 0 CS: 0	PA: 38
<b>PITCHER</b>	IP WLS BF H R ER SO BB IBB HBP BLK WP HR S P ERA WHIP																			
Frank Tanana, L (1,1) ERA: 3.98	5.1	L	24	7	5	4	1	0	0	0	0	0	0	1	26	26	6.75	1.312		
Bob Stanley, R (6,1) ERA: 3.95	0.2		5	2	2	2	2	1	0	0	0	0	0	1	8	12	27.00	4.500		
Bill Campbell, R (7,1) ERA: 3.6	1.0		5	1	1	1	1	1	0	0	0	0	0	1	6	10	9.00	2.000		
Steve Crawford, R (8,1) ERA: 5.26	1.0		4	1	0	0	0	0	0	0	0	0	0	1	4	4	0.00	1.000		

Boston Red Sox @ California Angels  
Anaheim Stadium, Anaheim, CA  
Mon Aug 24 1981, 10:05 PM EDT  
Att: 25,808 - Unknown

AB 36  
R 8  
H 11  
RBI 8  
BB 2  
SO 4  
LOB 12









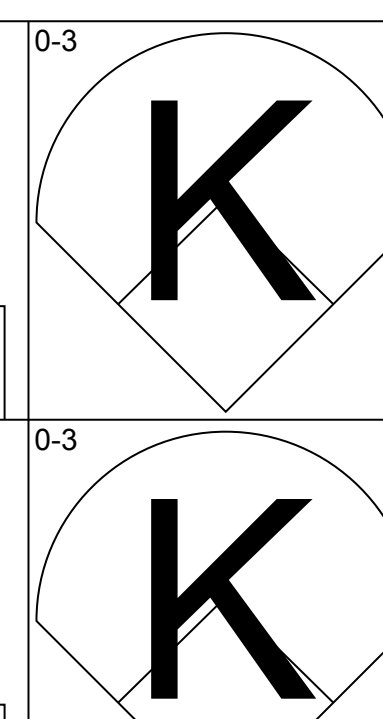
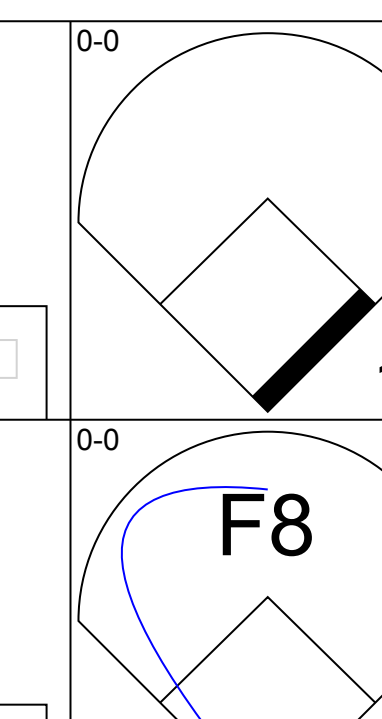
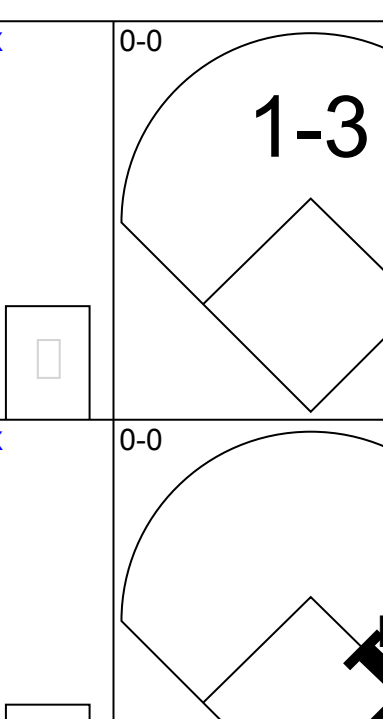
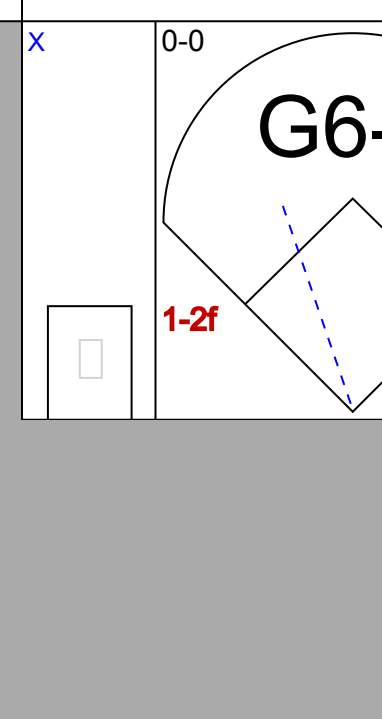
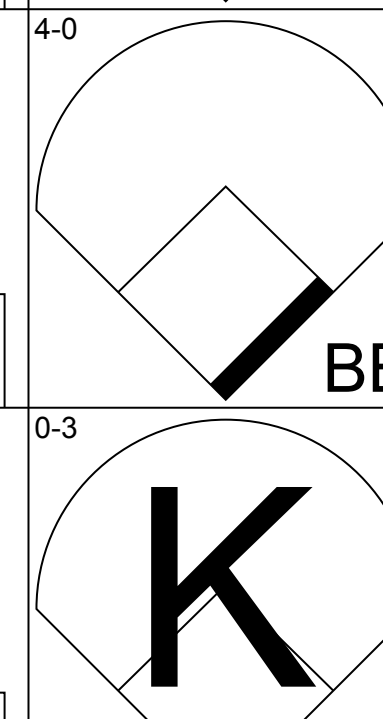

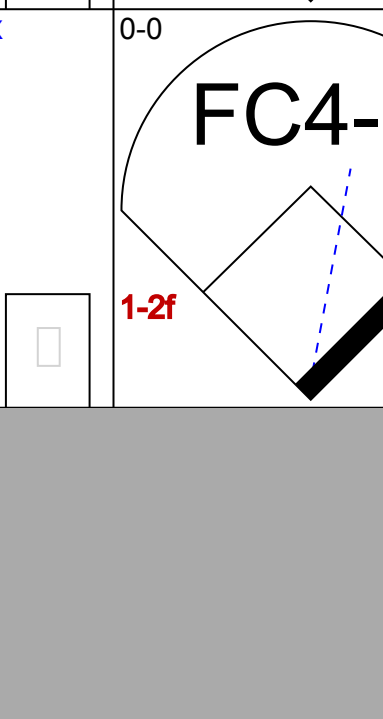
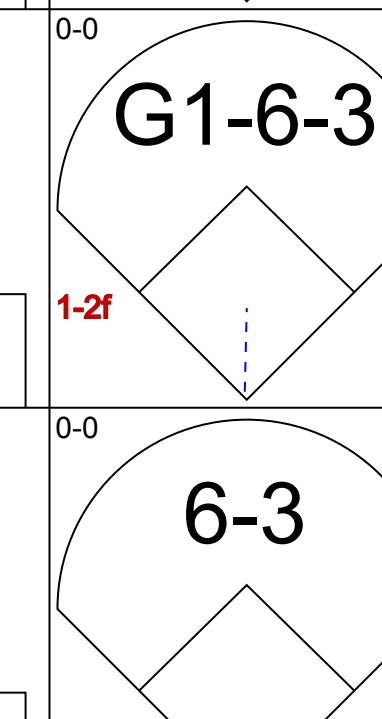

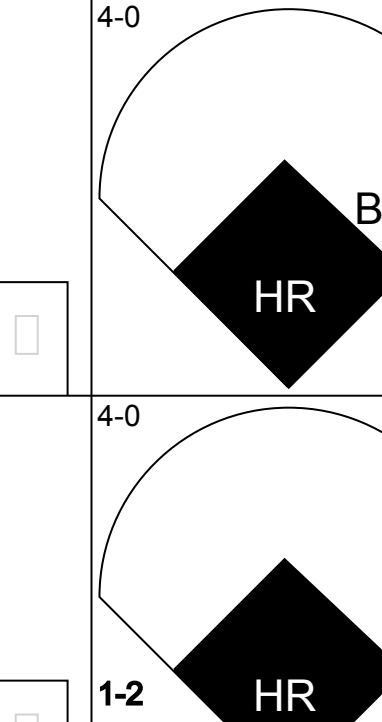



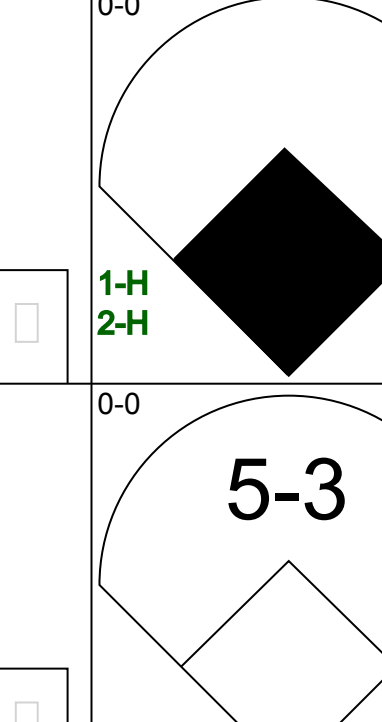


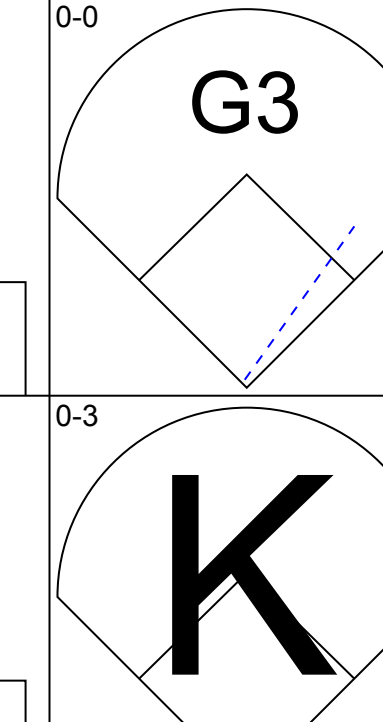
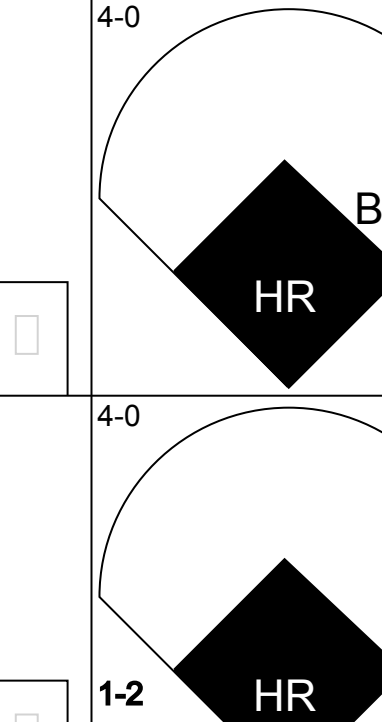
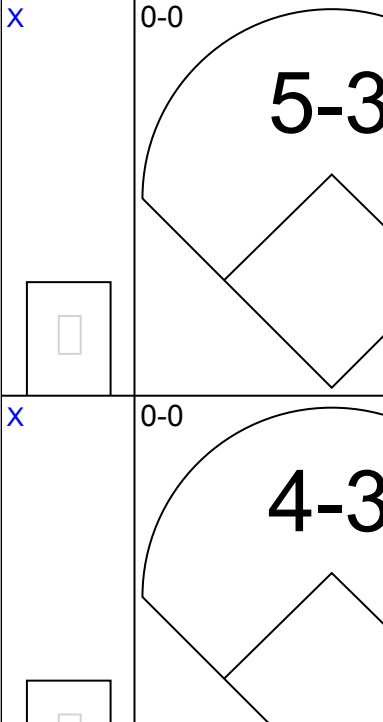
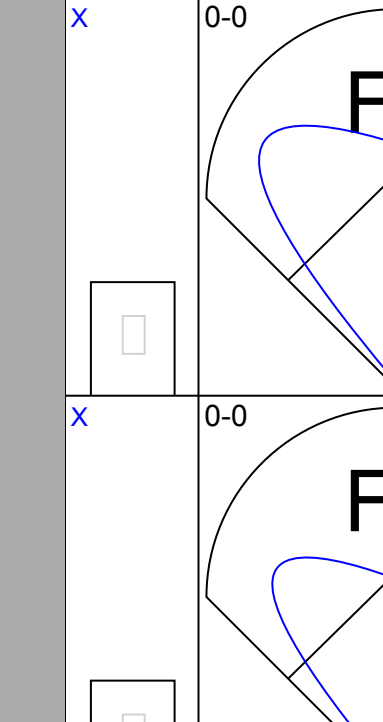

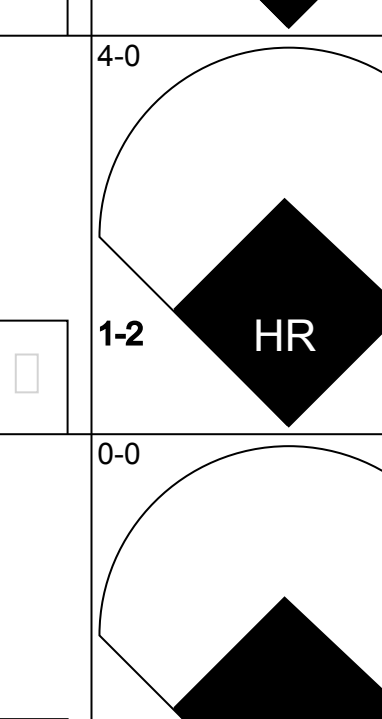
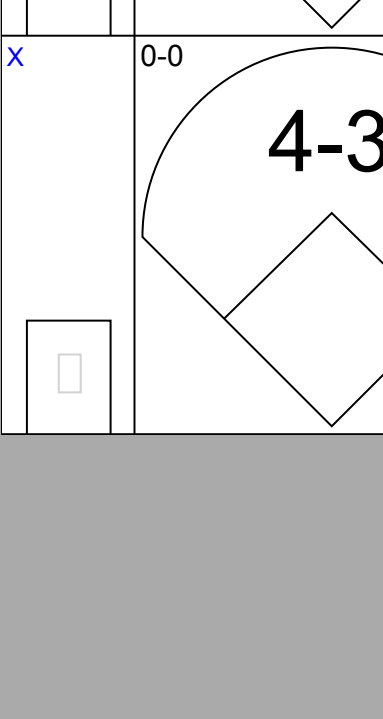
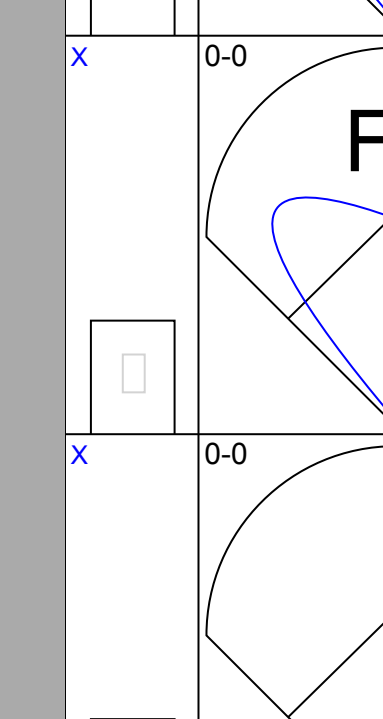

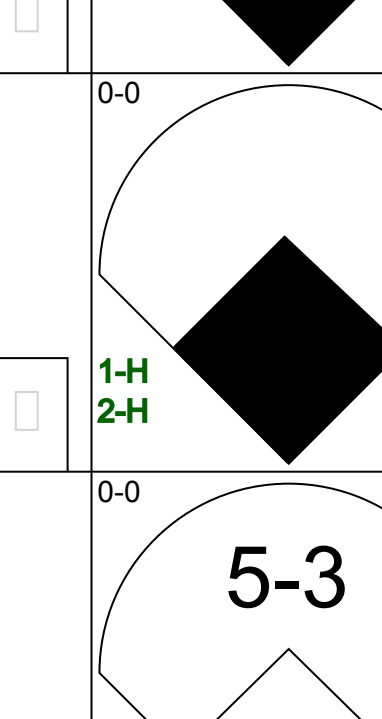
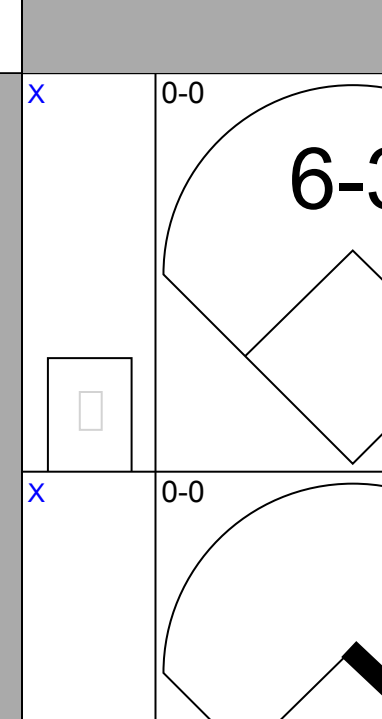
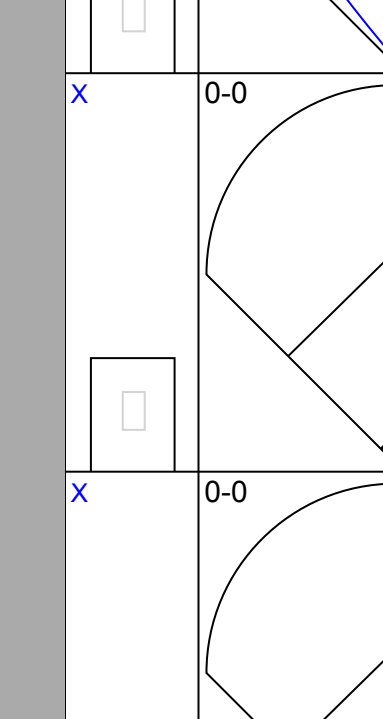
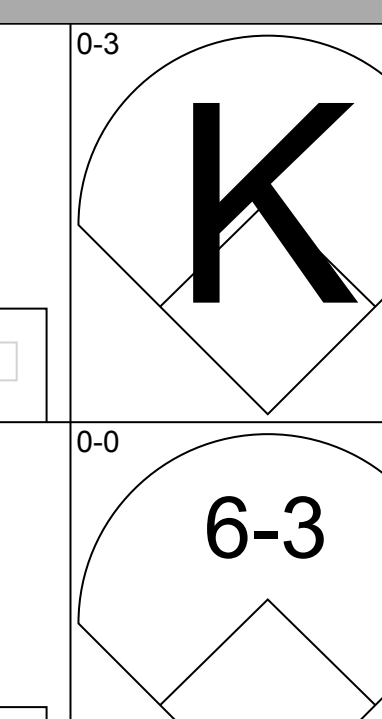
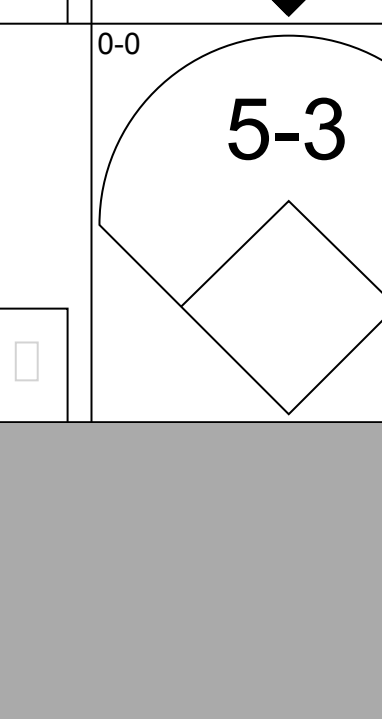
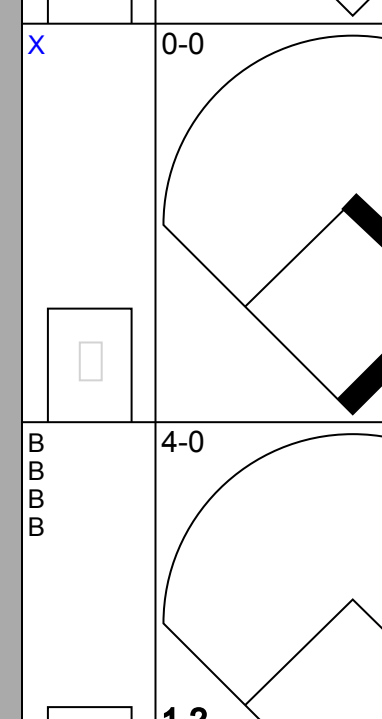
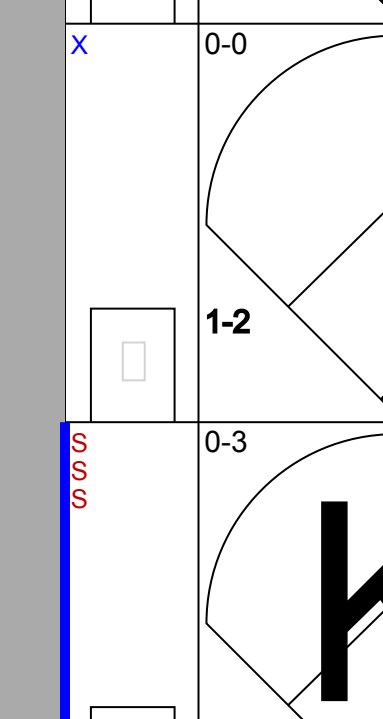
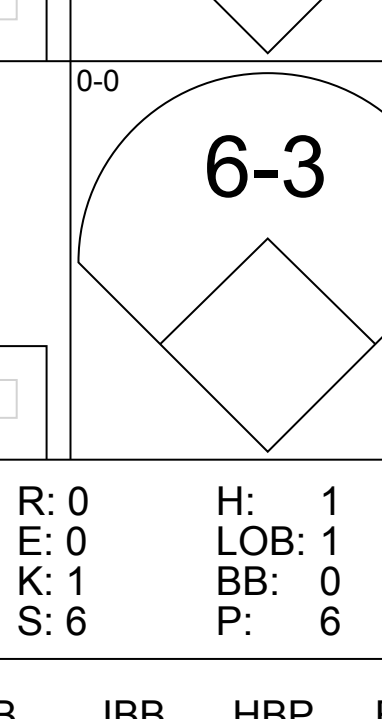
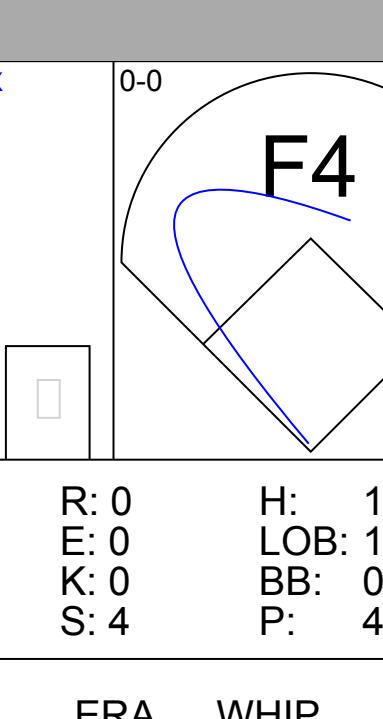
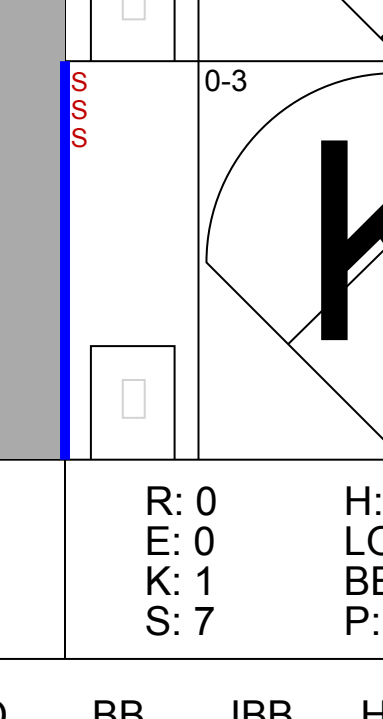
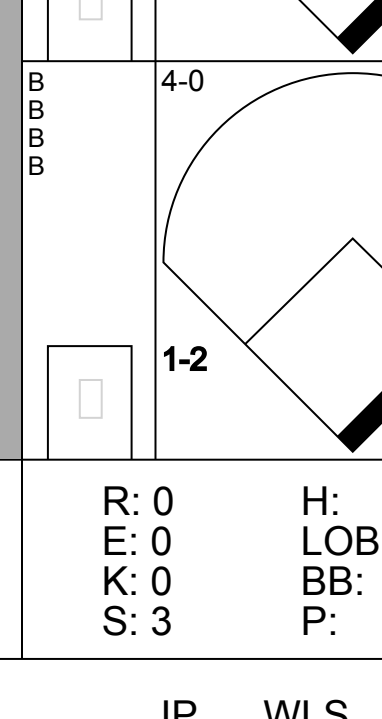




Batter	1	2	3	4	5	6	7	8	9	AB R H RBI BB SO LOB	TOP											
<b>Rod Carew, L</b> (1, 3) OBP: 0.379, SLG: 0.395	F8		1B			BB 1B G3	6-3		K	5 1 2 1 1 1 0	<b>California Angels @ Baltimore Orioles</b> Memorial Stadium, Baltimore, MD Fri Aug 28 1981, 7:05 PM EDT Att: 34,862 - Unknown - 85 F											
<b>Rick Burleson, R</b> (1, 6) OBP: 0.373, SLG: 0.402	6-3		1B			G3 BB 1B	E6			5 1 4 2 0 0 0												
<b>Fred Lynn, L</b> (1, 8) OBP: 0.351, SLG: 0.364			G3			BB BB 1B	FC5-4		K	3 1 1 1 2 1 4												
<b>Bobby Grich, R</b> (1, 4) OBP: 0.402, SLG: 0.570						BB BB 1B				2 0 0 0 0 1 1												
<b>Freddie Patek, R</b> (4, 4) OBP: 0.236, SLG: 0.293	5-3					BB BB 1B				0 0 0 0 0 0 0												
<b>John Harris, L</b> (5, PH) OBP: 0.255, SLG: 0.340						BB BB 1B				1 0 0 1 0 0 2												
<b>Bert Campaneris, R</b> (5, 4) OBP: 0.244, SLG: 0.256						BB BB 1B				2 0 1 0 0 0 2												
<b>Dan Ford, R</b> (1, 9) OBP: 0.328, SLG: 0.482						BB BB 1B				4 0 0 0 1 2 2												
<b>Don Baylor, R</b> (1, 10) OBP: 0.308, SLG: 0.385						BB BB 1B				5 1 1 2 0 0 0												
<b>Brian Downing, R</b> (1, 7) OBP: 0.368, SLG: 0.379						BB BB 1B				5 2 1 1 0 0 2												
<b>Ed Ott, L</b> (1, 2) OBP: 0.273, SLG: 0.292						BB BB 1B				3 2 1 0 1 0 0												
<b>Butch Hobson, R</b> (1, 5) OBP: 0.341, SLG: 0.365						BB BB 1B				5 1 0 1 0 2 6												
<b>Inning Stats</b>	R: 0 E: 0 K: 0 S: 4	H: 1 LOB: 1 BB: 0 P: 4	R: 0 E: 0 K: 1 S: 5	H: 0 LOB: 0 BB: 0 P: 5	R: 0 E: 0 K: 1 S: 5	H: 2 LOB: 2 BB: 0 P: 5	R: 0 E: 0 K: 1 S: 5	H: 0 LOB: 0 BB: 0 P: 5	R: 6 E: 2 K: 1 S: 11	H: 4 LOB: 3 BB: 3 P: 23	R: 0 E: 1 K: 0 S: 4	H: 1 LOB: 2 BB: 1 P: 8	R: 3 E: 2 K: 2 S: 11	H: 3 LOB: 2 BB: 1 P: 15	R: 0 E: 0 K: 1 S: 5	H: 0 LOB: 0 BB: 0 P: 5	R: 0 E: 0 K: 1 S: 5	H: 0 LOB: 0 BB: 0 P: 5	1B: 10 2B: 1 3B: 0 HR: 0	SF: 0 SAC: 1 DP: 0 HBP: 0	WP: 0 PB: 0 SB: 0 CS: 0	PA: 46
<b>PITCHER</b>	IP WLS BF H R ER SO BB IBB HBP BLK WP HR S P ERA WHIP											<b>PITCHER</b>	IP WLS BF H R ER SO BB IBB HBP BLK WP HR S P ERA WHIP									
<b>Steve Stone, R</b> (1, 1) ERA: 4.35	4.0 L 21 6 6 1 2 1 0 0 0 0 0 0 24 28 2.25 1.750																					
<b>Sammy Stewart, R</b> (5, 1) ERA: 1.93	2.0 11 2 0 0 1 1 2 0 0 0 0 10 22 0.00 1.500																					
<b>Jeff Schneider, L</b> (7, 1) ERA: 5.73	3.0 14 3 3 2 4 0 1 0 0 0 0 21 25 6.00 1.000																					

Batter	1	2	3	4	5	6	7	8	9	AB R H RBI BB SO LOB	BOTTOM											
<b>Al Bumbry, L</b> (1, 8) OBP: 0.355, SLG: 0.324	2B		1B			F7		G3		4 1 2 0 0 0 0	<b>California Angels @ Baltimore Orioles</b> Memorial Stadium, Baltimore, MD Fri Aug 28 1981, 7:05 PM EDT Att: 34,862 - Unknown - 85 F											
<b>Rich Dauer, R</b> (1, 4) OBP: 0.337, SLG: 0.394	1B		L5			5-3		FC4-6		4 1 2 1 0 0 1												
<b>Ken Singleton, S</b> (1, 10) OBP: 0.424, SLG: 0.549	2B		K2-3			K		FC4-6		4 0 1 1 0 2 2												
<b>Eddie Murray, S</b> (1, 3) OBP: 0.324, SLG: 0.490	1B					F6		1-3		4 0 0 0 0 0 1												
<b>John Lowenstein, L</b> (1, 7) OBP: 0.338, SLG: 0.363	G4-3					F8		4-3		4 0 0 0 0 0 1												
<b>Doug DeCinces, R</b> (1, 5) OBP: 0.348, SLG: 0.489			L8			1B		1B		4 0 2 0 0 0 0												
<b>Gary Roenicke, R</b> (1, 9) OBP: 0.370, SLG: 0.395						1B		1B		3 0 1 0 0 2 0												
<b>Jim Dwyer, L</b> (9, PH) OBP: 0.288, SLG: 0.294			K			1-2		F8		1 0 0 0 0 0 1												
<b>Rick Dempsey, R</b> (1, 2) OBP: 0.340, SLG: 0.359			6-3			5-3				3 0 0 0 0 0 2												
<b>Cal Ripken Jr., R</b> (1, 6) OBP: 0.121, SLG: 0.094			K			K		6-3		3 0 0 0 0 2 0												
<b>Inning Stats</b>	R: 2 E: 0 K: 0 S: 5	H: 3 LOB: 0 BB: 0 P: 5	R: 0 E: 0 K: 1 S: 5	H: 0 LOB: 0 BB: 0 P: 5	R: 0 E: 0 K: 2 S: 8	H: 1 LOB: 1 BB: 0 P: 8	R: 0 E: 0 K: 0 S: 3	H: 0 LOB: 0 BB: 0 P: 3	R: 0 E: 0 K: 2 S: 7	H: 0 LOB: 0 BB: 0 P: 7	R: 0 E: 0 K: 1 S: 5	H: 0 LOB: 0 BB: 0 P: 5	R: 0 E: 0 K: 0 S: 5	H: 2 LOB: 2 BB: 0 P: 5	R: 0 E: 0 K: 0 S: 4	H: 1 LOB: 1 BB: 0 P: 4	R: 0 E: 0 K: 0 S: 4	H: 1 LOB: 1 BB: 0 P: 4	1B: 7 2B: 1 3B: 0 HR: 0	SF: 0 SAC: 0 DP: 1 HBP: 0	WP: 0 PB: 0 SB: 0 CS: 0	PA: 34
<b>PITCHER</b>	IP WLS BF H R ER SO BB IBB HBP BLK WP HR S P ERA WHIP											<b>PITCHER</b>	IP WLS BF H R ER SO BB IBB HBP BLK WP HR S P ERA WHIP									
<b>Mike Witt, R</b> (1, 1) ERA: 3.71	9.0 W 34 8 2 2 6 0 0 0 0 0 0 46 46 2.00 0.889																					



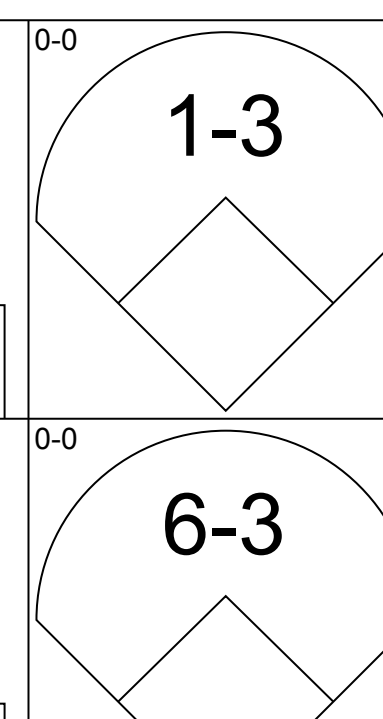
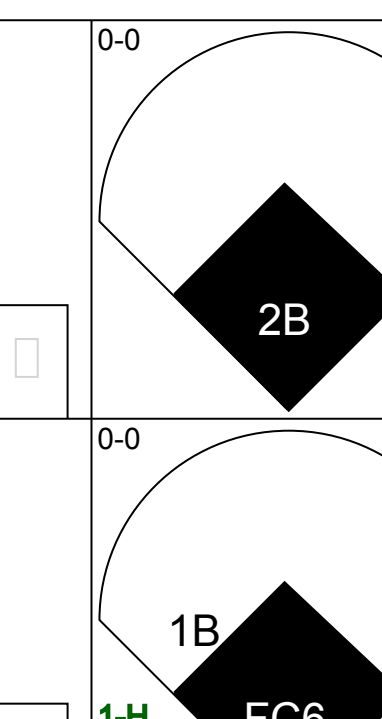
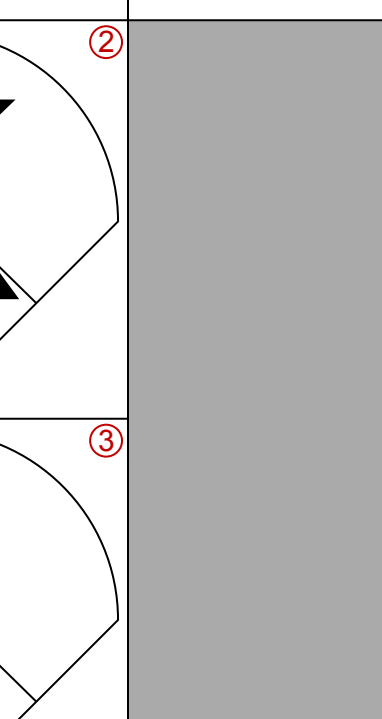
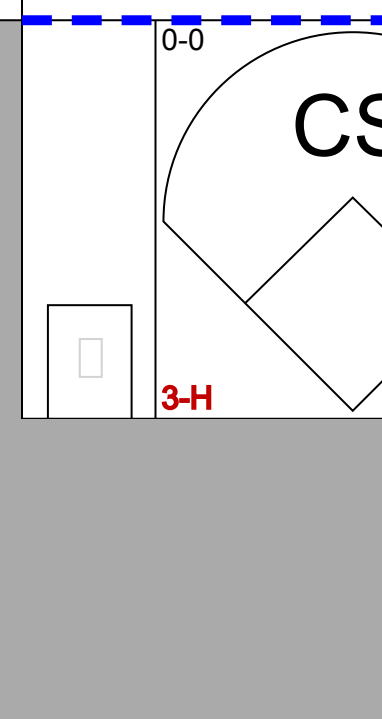
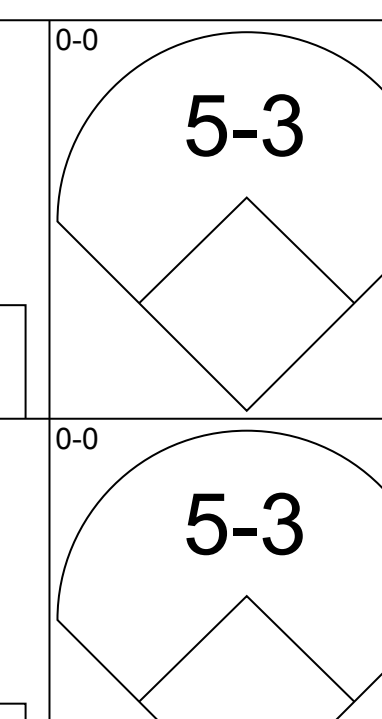
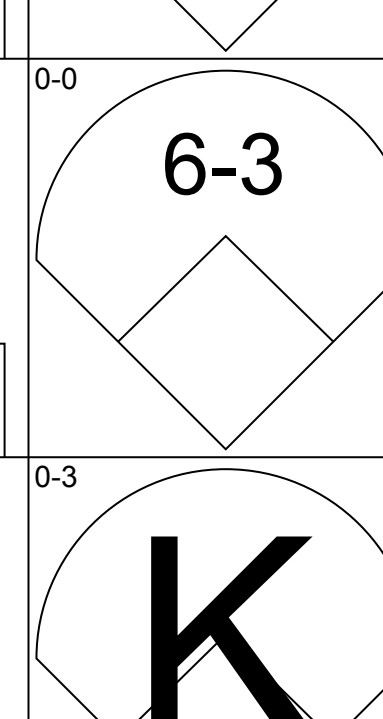
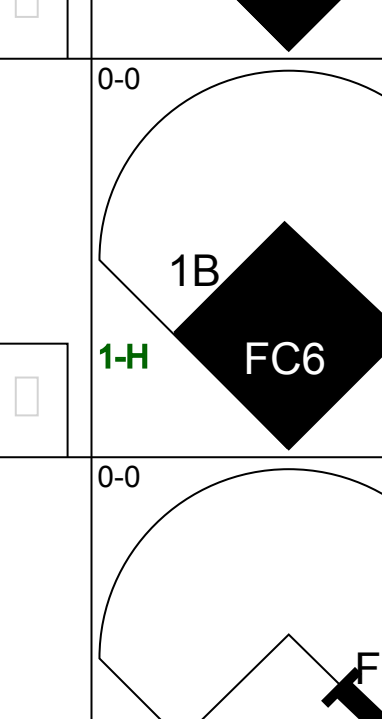
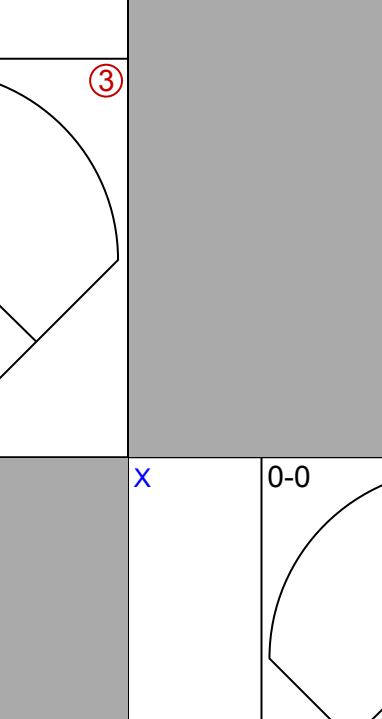
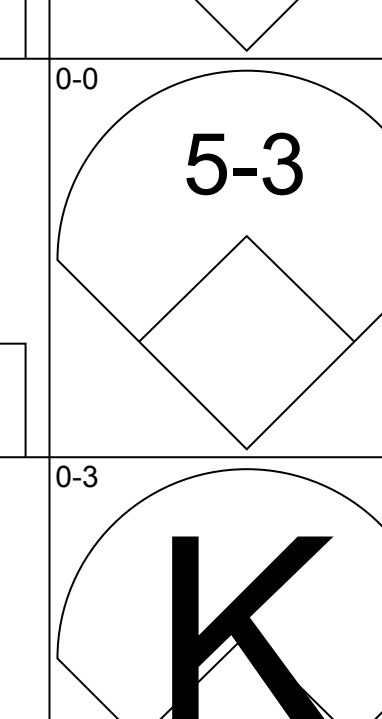
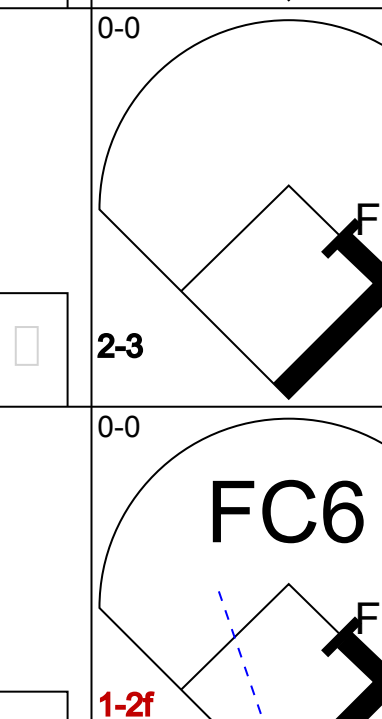
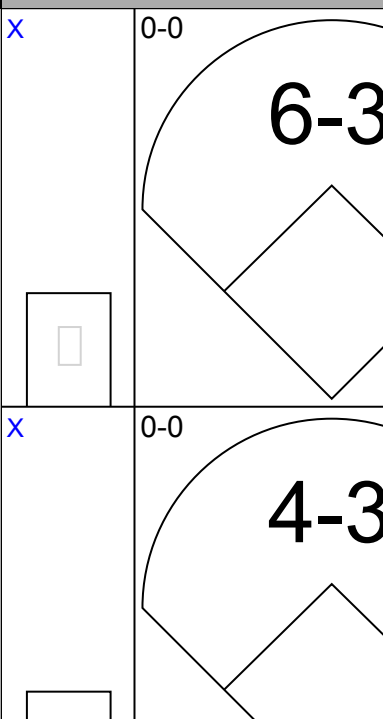
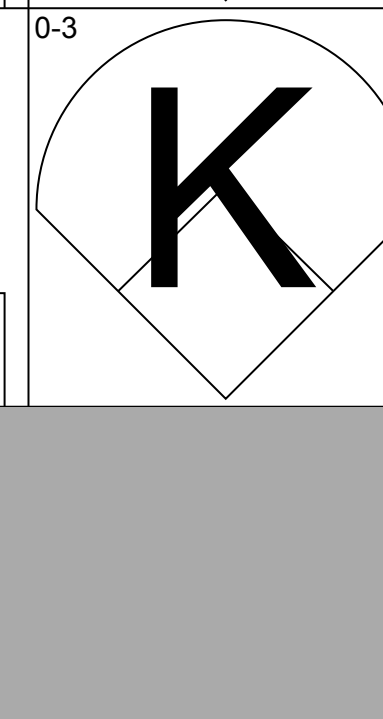
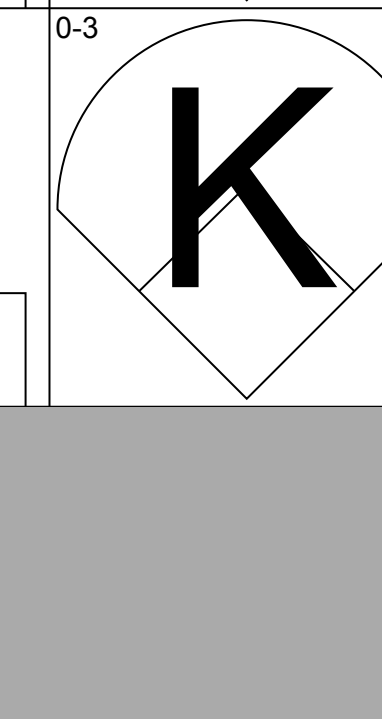
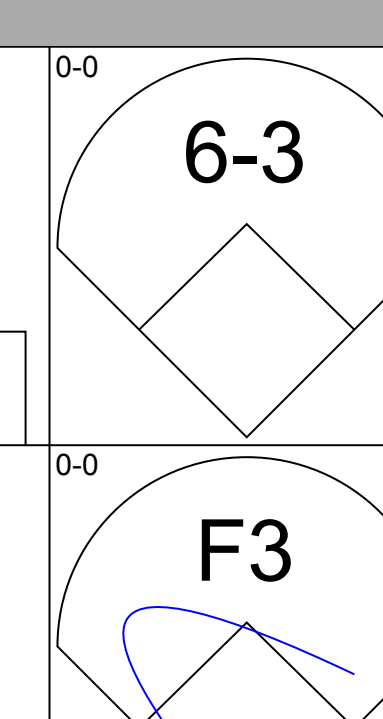
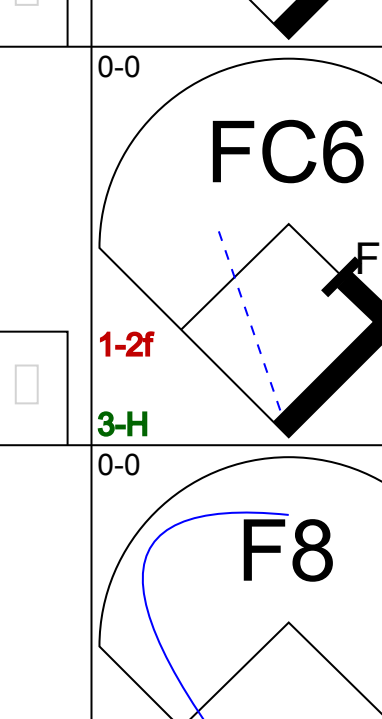
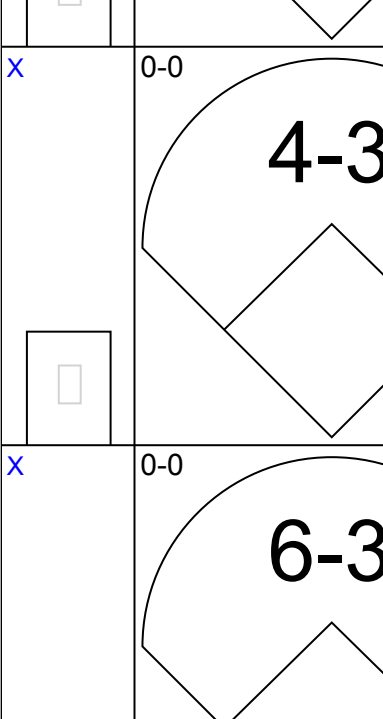
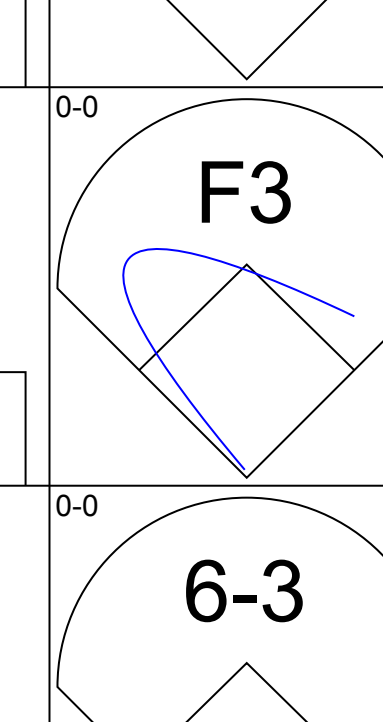
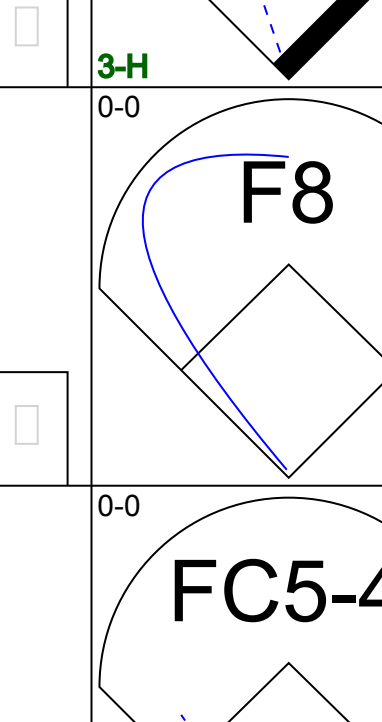
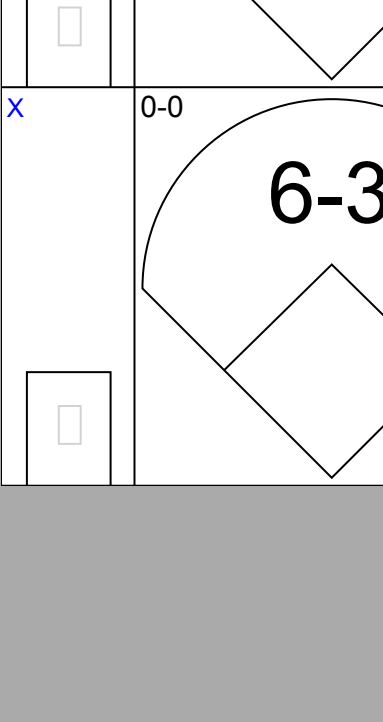

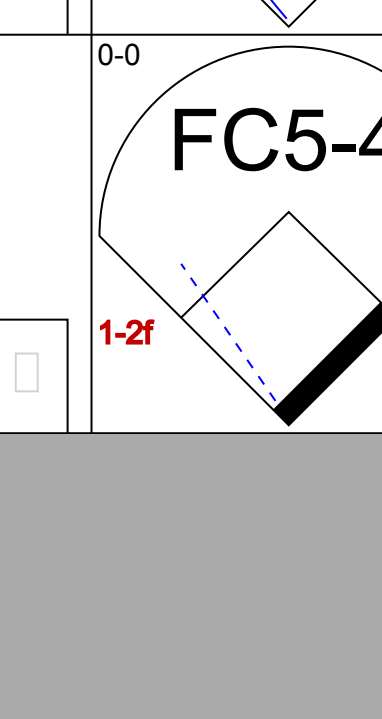
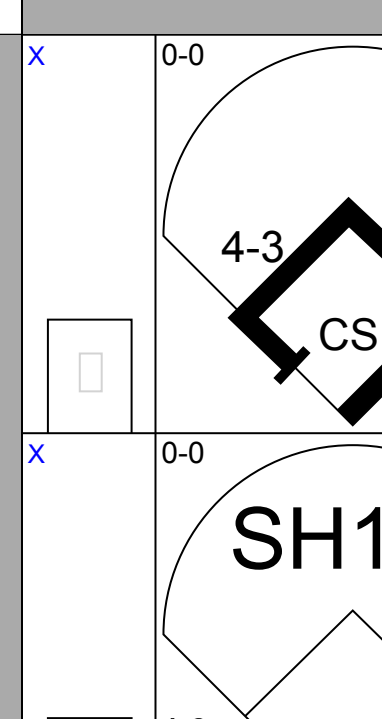
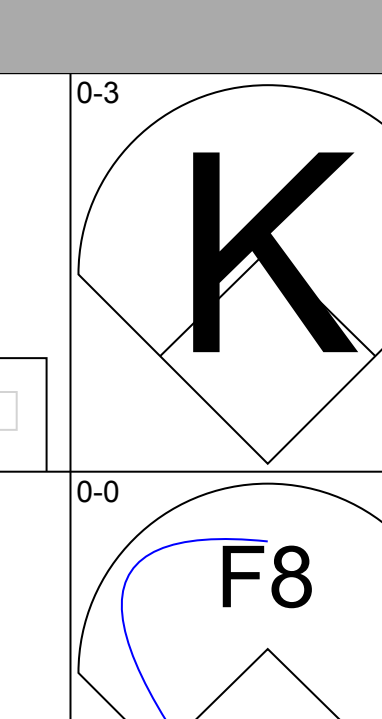
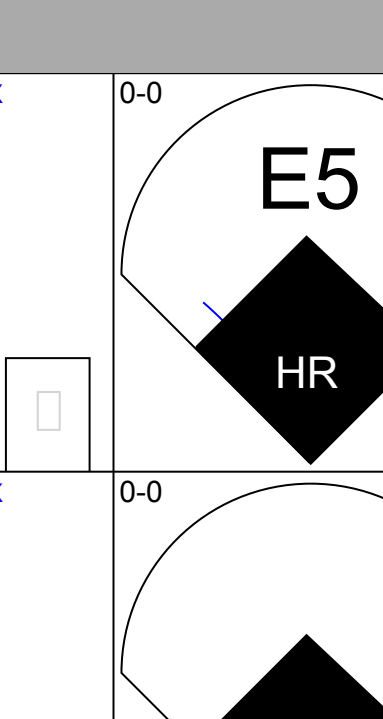
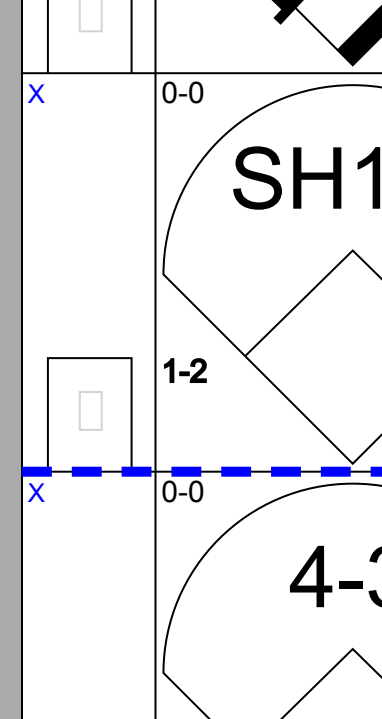
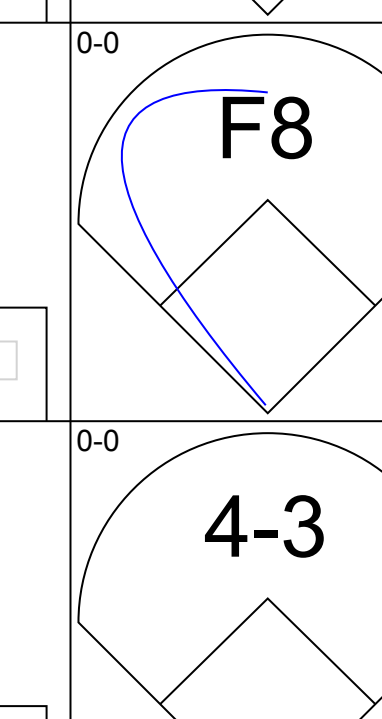
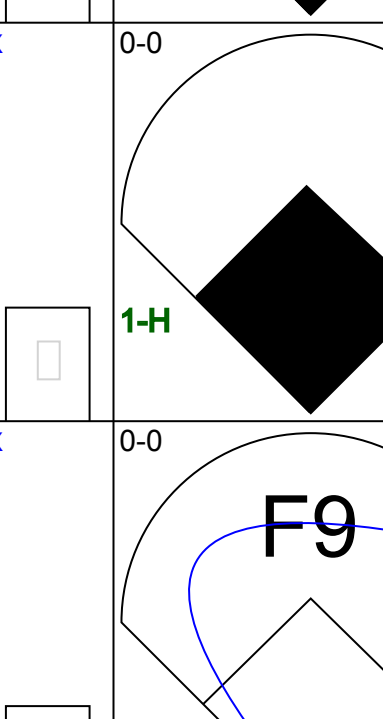
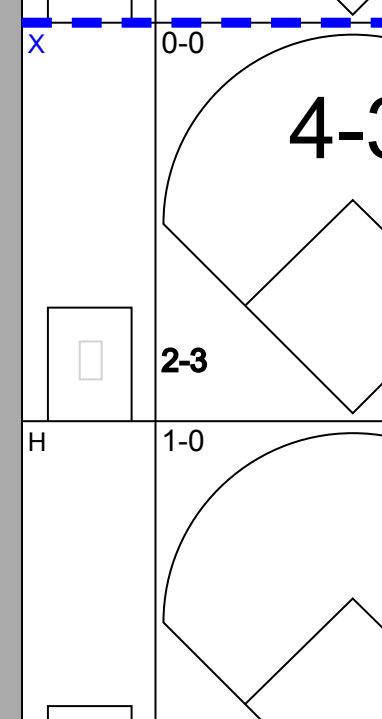
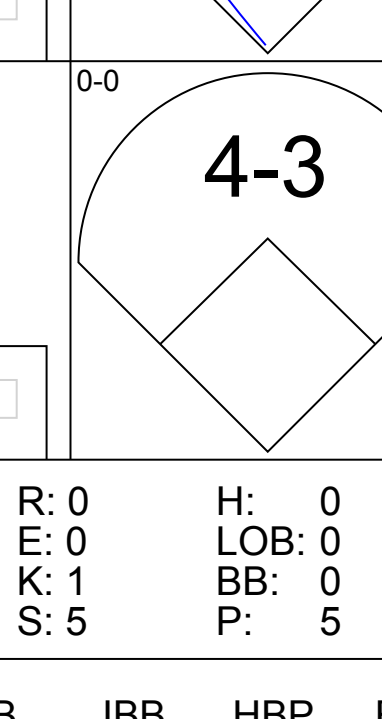
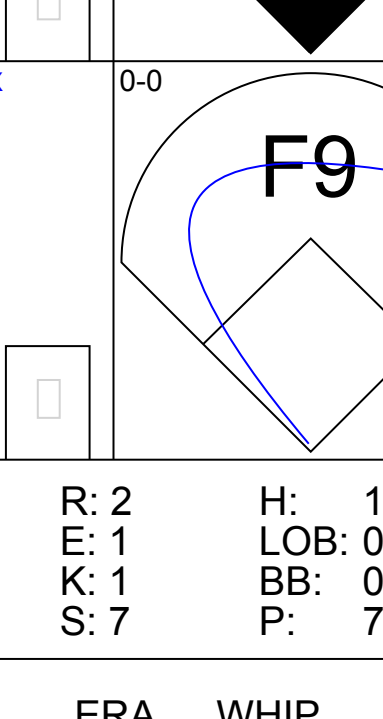
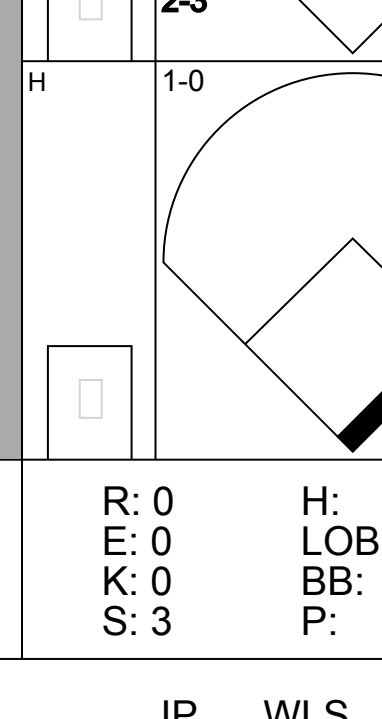
Batter	1	2	3	4	5	6	7	8	9	AB	R	H	RBI	BB	SO	LOB	TOP			
Rod Carew, L (1, 3) OBP: 0.378, SLG: 0.393										4	0	1	0	0	1	2				
Rick Burleson, R (1, 6) OBP: 0.375, SLG: 0.403										4	0	2	0	0	1	1				
Fred Lynn, L (1, 8) OBP: 0.349, SLG: 0.358										3	0	0	0	1	0	2				
Dan Ford, R (1, 9) OBP: 0.323, SLG: 0.475										4	0	0	0	0	1	1				
Don Baylor, R (1, 10) OBP: 0.307, SLG: 0.381										3	1	0	0	1	0	0				
Brian Downing, R (1, 2) OBP: 0.367, SLG: 0.374										3	1	0	0	1	1	0				
Bobby Grich, R (1, 4) OBP: 0.403, SLG: 0.582										4	1	2	3	0	0	0				
Juan Beniquez, R (1, 7) OBP: 0.250, SLG: 0.256										4	0	2	0	0	1	0				
Bert Campaneris, R (1, 5) OBP: 0.422, SLG: 0.244										2	0	0	0	1	0	0				
John Harris, L (9, PH) OBP: 0.250, SLG: 0.333										1	0	0	0	0	1	2				
<b>Inning Stats</b>	R: 0 E: 0 K: 3 S: 9	H: 0 LOB: 1 BB: 1 P: 13	R: 0 E: 0 K: 1 S: 5	H: 0 LOB: 0 BB: 0 P: 5	R: 0 E: 0 K: 1 S: 6	H: 1 LOB: 1 BB: 0 P: 6	R: 3 E: 0 K: 0 S: 4	H: 1 LOB: 0 BB: 2 P: 12	R: 0 E: 0 K: 0 S: 4	H: 0 LOB: 0 BB: 0 P: 3	R: 0 E: 0 K: 0 S: 3	H: 1 LOB: 1 BB: 1 P: 7	R: 0 E: 0 K: 0 S: 3	H: 1 LOB: 0 BB: 0 P: 3	R: 0 E: 0 K: 1 S: 7	H: 2 LOB: 2 BB: 0 P: 7	1B: 6 2B: 0 3B: 0 HR: 1	SF: 0 SAC: 0 DP: 2 HBP: 0	WP: 0 PB: 0 SB: 0 CS: 0	PA: 36
<b>PITCHER</b> Dennis Martinez, R (1, 1) ERA: 3.28	IP: 9.0 WLS: W BF: 36 H: 7 R: 3 ER: 3 SO: 6 BB: 4 IBB: 0 HBP: 0 BLK: 0 WP: 0 HR: 1 S: 44 P: 60 ERA: 3.00 WHIP: 1.222															<b>PITCHER</b>				

California Angels @ Baltimore Orioles  
Memorial Stadium, Baltimore, MD  
Sat Aug 29 1981, 7:05 PM EDT  
Att: 22,978 - Unknown - 79 F

livebaseballscorecards.com

AB 32  
R 3  
H 7  
RBI 3  
BB 4  
SO 6  
LOB 8



Batter	1	2	3	4	5	6	7	8	9	AB	R	H	RBI	BB	SO	LOB	BOTTOM			
Al Bumbry, L (1, 8) OBP: 0.353, SLG: 0.323										4	1	1	0	0	1	0				
Rich Dauer, R (1, 4) OBP: 0.336, SLG: 0.396										4	1	1	1	0	0	0				
Ken Singleton, S (1, 9) OBP: 0.422, SLG: 0.545										4	0	1	0	0	2	0				
Jim Dwyer, L (9, 7) OBP: 0.288, SLG: 0.294										0	0	0	0	0	0	0				
Eddie Murray, S (1, 3) OBP: 0.320, SLG: 0.485										3	0	0	1	0	0	1				
Doug DeCinces, R (1, 5) OBP: 0.344, SLG: 0.483										3	0	0	0	0	0	1				
Benny Avila, R (1, 10) OBP: 0.323, SLG: 0.309										3	0	1	0	0	0	1				
Gary Roenicke, R (1, 7) OBP: 0.366, SLG: 0.390										2	1	0	0	0	1	0				
Rick Dempsey, R (1, 2) OBP: 0.340, SLG: 0.376										3	1	1	2	0	0	1				
Mark Belanger, R (1, 6) OBP: 0.243, SLG: 0.250										2	0	0	0	0	0	0				
<b>Inning Stats</b>	R: 0 E: 0 K: 1 S: 5	H: 0 LOB: 0 BB: 0 P: 5	R: 0 E: 0 K: 0 S: 3	H: 0 LOB: 0 BB: 0 P: 3	R: 0 E: 0 K: 1 S: 5	H: 0 LOB: 0 BB: 0 P: 5	R: 2 E: 0 K: 0 S: 6	H: 3 LOB: 1 BB: 0 P: 6	R: 2 E: 0 K: 1 S: 7	H: 1 LOB: 0 BB: 0 P: 7	R: 0 E: 0 K: 0 S: 3	H: 0 LOB: 0 BB: 0 P: 3	R: 0 E: 0 K: 0 S: 3	H: 1 LOB: 1 BB: 0 P: 4	R: 0 E: 0 K: 1 S: 5	H: 0 LOB: 0 BB: 0 P: 5	1B: 3 2B: 1 3B: 0 HR: 1	SF: 0 SAC: 1 DP: 0 HBP: 1	WP: 0 PB: 0 SB: 0 CS: 1	PA: 31
<b>PITCHER</b> Geoff Zahn, L (1, 1) ERA: 4.26	IP: 6.1 WLS: L BF: 25 H: 5 R: 4 ER: 3 SO: 3 BB: 0 IBB: 0 HBP: 0 BLK: 0 WP: 0 HR: 1 S: 31 P: 31 ERA: 4.26 WHIP: 0.789															<b>PITCHER</b>				
Jesse Jefferson, R (7, 1) ERA: 3.84	0.1	2	0	0	0	0	0	0	0	0	0	1	2	0.00	0.000					
Andy Hassler, L (7, 1) ERA: 3.17	1.1	3	0	0	0	1	0	0	0	0	0	5	5	0.00	0.000					

California Angels @ Baltimore Orioles  
Memorial Stadium, Baltimore, MD  
Sat Aug 29 1981, 7:05 PM EDT  
Att: 22,978 - Unknown - 79 F

livebaseballscorecards.com

AB 28  
R 4  
H 5  
RBI 4  
BB 0  
SO 4  
LOB 4





Batter	1	2	3	4	5	6	7	8	9	AB	R	H	RBI	BB	SO	LOB	TOP										
Rod Carew, L OBP: 0.376, SLG: 0.390										3	1	0	0	1	1	0	California Angels @ Baltimore Orioles Memorial Stadium, Baltimore, MD Sun Aug 30 1981, 3:33 AM EDT Att: 13,727 - Unknown										
Rick Burleson, R OBP: 0.375, SLG: 0.402 Bert Campaneris, R OBP: 0.260, SLG: 0.319										1	0	0	0	1	1	0											
Fred Lynn, L OBP: 0.346, SLG: 0.352										4	1	0	0	0	2	3											
Dan Ford, R OBP: 0.325, SLG: 0.470										3	0	0	1	2	2	2											
Don Baylor, R OBP: 0.312, SLG: 0.394										4	1	2	3	1	0	4											
Bobby Grich, R OBP: 0.399, SLG: 0.574										5	0	1	0	0	2	3											
Ed Ott, L OBP: 0.268, SLG: 0.286										4	0	0	0	0	2	3											
Juan Beniquez, R OBP: 0.260, SLG: 0.250										2	2	0	0	2	1	0											
Butch Hobson, R OBP: 0.344, SLG: 0.378										3	1	1	2	1	0	0											
<b>Inning Stats</b>	R: 3 E: 0 K: 1 S: 6	H: 1 LOB: 0 BB: 1 P: 11	R: 2 E: 0 K: 1 S: 6	H: 1 LOB: 0 BB: 1 P: 10	R: 0 E: 0 K: 2 S: 9	H: 2 LOB: 2 BB: 0 P: 9	R: 1 E: 0 K: 0 S: 3	H: 0 LOB: 3 BB: 4 P: 19	R: 0 E: 0 K: 3 S: 9	H: 0 LOB: 0 BB: 0 P: 9	R: 1 E: 0 K: 1 S: 6	H: 1 LOB: 0 BB: 0 P: 6	R: 0 E: 1 K: 2 S: 8	H: 0 LOB: 1 BB: 0 P: 8	R: 0 E: 0 K: 1 S: 5	H: 0 LOB: 0 BB: 2 P: 11		1B: 2 2B: 0 3B: 0 HR: 3	SF: 0 SAC: 0 DP: 0 HBP: 1	WP: 0 PB: 0 SB: 0 CS: 0	PA: 42						
<b>PITCHER</b>	IP	WLS	BF	H	R	ER	SO	BB	IBB	HBP	BLK	WP	HR	S	P	ERA	WHIP										
Jim Palmer, R ERA: 3.29	1.1	L	9	2	5	5	1	2	0	1	0	0	2	8	17	33.75	3.000										
Tippy Martinez, L ERA: 2.4	5.2		25	3	2	2	9	3	1	0	0	0	1	39	55	3.18	1.059										
Jeff Schneider, L ERA: 4.85	2.0		8	0	0	0	1	2	0	0	0	0	0	8	16	0.00	1.000										

Batter	1	2	3	4	5	6	7	8	9	AB	R	H	RBI	BB	SO	LOB	BOTTOM										
Al Bumbry, L OBP: 0.351, SLG: 0.321										5	0	1	0	0	2	2	California Angels @ Baltimore Orioles Memorial Stadium, Baltimore, MD Sun Aug 30 1981, 3:33 AM EDT Att: 13,727 - Unknown										
Rich Dauer, R OBP: 0.330, SLG: 0.388										5	0	0	0	0	0	4											
Ken Singleton, S OBP: 0.420, SLG: 0.538										3	0	0	0	1	1	2											
Eddie Murray, S OBP: 0.322, SLG: 0.483 Cal Ripken Jr., R OBP: 0.143, SLG: 0.118										1	0	0	0	1	0	2											
Doug DeCinces, R OBP: 0.342, SLG: 0.479										4	1	1	0	0	0	2											
Jim Dwyer, L OBP: 0.298, SLG: 0.291 Gary Roenicke, R OBP: 0.369, SLG: 0.394										1	0	0	0	2	0	1											
Dan Graham, L OBP: 0.252, SLG: 0.250 Jose Morales, R OBP: 0.362, SLG: 0.418										1	0	0	0	2	0	1											
Rick Dempsey, R OBP: 0.343, SLG: 0.385										4	0	2	1	0	0	3											
Mark Belanger, R OBP: 0.252, SLG: 0.248 Benny Ayala, R OBP: 0.317, SLG: 0.304										1	0	0	0	2	0	1											
<b>Inning Stats</b>	R: 0 E: 0 K: 1 S: 5	H: 0 LOB: 0 BB: 0 P: 5	R: 0 E: 0 K: 0 S: 3	H: 0 LOB: 2 BB: 2 P: 11	R: 0 E: 0 K: 1 S: 5	H: 0 LOB: 2 BB: 2 P: 13	R: 0 E: 0 K: 0 S: 3	H: 0 LOB: 1 BB: 1 P: 7	R: 0 E: 0 K: 0 S: 4	H: 1 LOB: 2 BB: 1 P: 8	R: 1 E: 0 K: 1 S: 7	H: 2 LOB: 1 BB: 0 P: 7	R: 0 E: 0 K: 1 S: 5	H: 0 LOB: 0 BB: 0 P: 5	R: 0 E: 0 K: 0 S: 4	H: 2 LOB: 1 BB: 0 P: 4		R: 0 E: 0 K: 1 S: 6	H: 1 LOB: 1 BB: 0 P: 6	1B: 5 2B: 1 3B: 0 HR: 0	SF: 0 SAC: 0 DP: 1 HBP: 0	WP: 0 PB: 0 SB: 1 CS: 0	PA: 38				
<b>PITCHER</b>	IP	WLS	BF	H	R	ER	SO	BB	IBB	HBP	BLK	WP	HR	S	P	ERA	WHIP										
Steve Renko, R ERA: 3.42	4.0		18	6	0	0	2	6	0	0	0	0	0	16	40	0.00	1.500										
Andy Hassler, L ERA: 3.05	5.0	W	20	6	1	1	3	0	0	0	0	0	0	26	26	1.80	1.200										



Batter	1	2	3	4	5	6	7	8	9	AB	R	H	RBI	BB	SO	LOB	TOP			
<b>Rick Burleson, R</b> OBP: 0.374, SLG: 0.400 (1, 6)	F9		6-3		5-3			1B		4	0	1	0	0	0	0				
<b>Fred Lynn, L</b> OBP: 0.341, SLG: 0.345 (1, 8)	4-3		F9			F8		4-3		4	0	0	0	0	0	1				
<b>Brian Downing, R</b> OBP: 0.365, SLG: 0.372 (1, 7)	6-3			P4		5-3			FC6-4 1B	4	0	1	0	0	0	0				
<b>Don Baylor, R</b> OBP: 0.314, SLG: 0.403 (1, 10)		1B 3B		1B		F4			FC6-4 1B	4	1	2	0	0	0	1				
<b>Bobby Grich, R</b> OBP: 0.397, SLG: 0.568 (1, 4)	K			1B			F7		P4	4	0	1	0	0	1	2				
<b>Dan Ford, R</b> OBP: 0.327, SLG: 0.470 (1, 9)	BB 1B			K			F8		1B	4	0	2	1	0	1	2				
<b>Ed Ott, L</b> OBP: 0.268, SLG: 0.281 (1, 2)	3-H 4-0 BB		G6-4-3 BB		F9		G3		K	3	0	0	0	1	1	4				
<b>John Harris, L</b> OBP: 0.236, SLG: 0.315 (1, 3)	G6-4-3 1-2				F9			P4		3	0	0	0	0	0	2				
<b>Butch Hobson, R</b> OBP: 0.340, SLG: 0.373 (1, 5)			F8		P4			K		3	0	0	0	0	1	0				
<b>Inning Stats</b>	R: 0 E: 0 K: 0 S: 3	H: 0 LOB: 0 BB: 0 P: 3	R: 1 E: 0 K: 1 S: 6	H: 2 LOB: 1 BB: 1 P: 10	R: 0 E: 0 K: 0 S: 3	H: 0 LOB: 0 BB: 0 P: 3	R: 0 E: 0 K: 1 S: 7	H: 2 LOB: 2 BB: 0 P: 7	R: 0 E: 0 K: 0 S: 3	H: 0 LOB: 0 BB: 0 P: 3	R: 0 E: 0 K: 0 S: 3	H: 0 LOB: 0 BB: 0 P: 3	R: 0 E: 0 K: 1 S: 6	H: 1 LOB: 1 BB: 0 P: 6	R: 0 E: 0 K: 1 S: 7	H: 2 LOB: 2 BB: 0 P: 7	1B: 6 2B: 0 3B: 1 HR: 0	SF: 0 SAC: 0 DP: 1 HBP: 0	WP: 0 PB: 0 SB: 0 CS: 0	PA: 34
<b>PITCHER</b> <b>Dennis Eckersley, R</b> ERA: 3.98 (1, 1)	IP: 9.0 WLS: W BF: 34 H: 7 R: 1 ER: 1 SO: 4 BB: 1 IBB: 0 HBP: 0 BLK: 0 WP: 0 HR: 0 S: 41 P: 45 ERA: 1.00 WHIP: 0.889																			

California Angels @ Boston Red Sox  
Fenway Park, Boston, MA  
Mon Aug 31 1981, 7:05 PM EDT  
Att: 20,377 - Unknown

AB	33
R	1
H	7
RBI	1
BB	1
SO	4
LOB	12



Batter	1	2	3	4	5	6	7	8	9	AB	R	H	RBI	BB	SO	LOB	BOTTOM											
<b>Jerry Remy, L</b> OBP: 0.365, SLG: 0.339 (1, 4)	B1-3		4-3		2B		1B			4	0	2	2	0	0	0												
<b>Dwight Evans, R</b> OBP: 0.436, SLG: 0.538 (1, 9)	F7		K		6-3		K			4	0	0	0	0	2	2												
<b>Jim Rice, R</b> OBP: 0.320, SLG: 0.454 (1, 7)	K			4-3		F9		5-3		4	0	0	0	0	1	0												
<b>Carl Yastrzemski, L</b> OBP: 0.345, SLG: 0.357 (1, 3)		FC1-4-1 BB		FC4-6 BB		1B		F9		2	1	2	0	1	0	0												
<b>Reid Nichols, R</b> OBP: 0.213, SLG: 0.227 (6, PR)										0	1	0	0	0	0	0												
<b>Tony Perez, R</b> OBP: 0.302, SLG: 0.352 (7, 3)										1	0	0	0	0	0	0												
<b>Carney Lansford, R</b> OBP: 0.373, SLG: 0.450 (1, 10)		FC1-6-4 BB		P4		G4-6-3 1B		F4		3	0	1	1	1	0	1												
<b>Rich Gedman, L</b> OBP: 0.336, SLG: 0.479 (1, 2)		FC1-6-4 1-2 2-3		FC4-6 1-2		G4-6-3 1-2				3	0	0	0	0	0	5												
<b>Dave Stapleton, R</b> OBP: 0.314, SLG: 0.383 (1, 5)		4-1			FC6-2 3B		1B			3	1	2	1	0	0	1												
<b>Rick Miller, L</b> OBP: 0.359, SLG: 0.391 (1, 8)		6-3			L8		K			3	0	0	0	0	1	3												
<b>Glenn Hoffman, R</b> OBP: 0.236, SLG: 0.233 (1, 6)			F2		FC6-2 2B		6-3			3	1	0	0	0	0	2												
<b>Inning Stats</b>	R: 0 E: 0 K: 1 S: 5	H: 0 LOB: 0 BB: 0 P: 5	R: 1 E: 0 K: 0 S: 4	H: 1 LOB: 1 BB: 1 P: 8	R: 0 E: 0 K: 1 S: 5	H: 0 LOB: 0 BB: 0 P: 5	R: 0 E: 0 K: 0 S: 3	H: 0 LOB: 1 BB: 1 P: 7	R: 1 E: 0 K: 0 S: 5	H: 2 LOB: 1 BB: 0 P: 5	R: 1 E: 0 K: 0 S: 4	H: 2 LOB: 1 BB: 0 P: 4	R: 1 E: 0 K: 2 S: 9	H: 2 LOB: 1 BB: 0 P: 9	R: 0 E: 0 K: 0 S: 3	H: 0 LOB: 0 BB: 0 P: 3	1B: 3 2B: 3 3B: 1 HR: 0	SF: 0 SAC: 0 DP: 1 HBP: 0	WP: 0 PB: 0 SB: 0 CS: 0	PA: 32								
<b>PITCHER</b> <b>Dave Frost, R</b> ERA: 3.74 (1, 1)	IP: 5.1 WLS: L BF: 23 H: 5 R: 3 ER: 3 SO: 3 BB: 2 IBB: 0 HBP: 0 BLK: 0 WP: 0 HR: 0 S: 25 P: 33 ERA: 5.06 WHIP: 1.312																											
<b>Andy Hassler, L</b> ERA: 3.02 (6, 1)	0.2	1	0	0	0	0	0	0	0	0	1	1	0.00	0.000														
<b>Bruce Kison, R</b> ERA: 3.38 (7, 1)	2.0	8	2	1	1	2	0	0	0	0	0	12	4.50	1.000														

California Angels @ Boston Red Sox  
Fenway Park, Boston, MA  
Mon Aug 31 1981, 7:05 PM EDT  
Att: 20,377 - Unknown

AB	30
R	4
H	7
RBI	4
BB	2
SO	4
LOB	14





Batter	1	2	3	4	5	6	7	8	9	AB	R	H	RBI	BB	SO	LOB	TOP										
<b>Brian Downing, R</b> OBP: 0.367, SLG: 0.371 (1, 2)	4-0 BB G4-6-3		0-0 5-3			0-3 K		0-0 1B SH2-4 1B		3	1	1	0	1	1	1											
<b>Rick Burleson, R</b> OBP: 0.371, SLG: 0.396 (1, 6)	0-0 G4-6-3 1-2f			0-0 F9		0-0 3-1		0-0 SH2-4 1-2		3	0	0	0	0	0	1											
<b>Fred Lynn, L</b> OBP: 0.343, SLG: 0.348 (1, 8)	0-0 3-1			0-0 L9			0-0 1B 1B	0-0 G5-3 1B 2-3		4	1	2	0	0	0	0											
<b>Don Baylor, R</b> OBP: 0.320, SLG: 0.408 (1, 10)		0-0 G4-6-3 1B		0-0 5-3			0-0 1B 1B WP	0-0 1B 1-2		4	1	3	1	0	0	0											
<b>Bobby Grich, R</b> OBP: 0.399, SLG: 0.567 (1, 4)	0-0 G4-6-3 1-2f				0-0 G5-4-3 1B		0-0 WP 1B	0-0 G5-3 1B 2-3f		4	0	2	1	0	0	3											
<b>Dan Ford, R</b> OBP: 0.326, SLG: 0.467 (1, 9)	0-0 F9				0-0 G5-4-3 1-2f		0-0 WP 1B	0-0 K		4	0	1	0	0	1	1											
<b>Bobby Clark, R</b> OBP: 0.308, SLG: 0.447 (1, 7)			0-0 1B		0-0 1B		0-3 K	0-3 K		4	0	2	0	0	2	3											
<b>John Harris, L</b> OBP: 0.237, SLG: 0.298 (1, 3)			0-0 L7		0-0 4-3		4-0 1-2 2-3 3-H BB	0-0 4-3		3	0	0	0	1	0	2											
<b>Butch Hobson, R</b> OBP: 0.336, SLG: 0.368 (1, 5)			0-0 F9			0-0 1-3	0-0 G4-6-3 1-2f			3	0	0	0	0	0	4											
<b>Inning Stats</b>	R: 0 E: 0 K: 0 S: 2	H: 0 LOB: 0 BB: 1 P: 6	R: 0 E: 0 K: 0 S: 3	H: 1 LOB: 0 BB: 0 P: 3	R: 0 E: 0 K: 0 S: 4	H: 1 LOB: 1 BB: 0 P: 4	R: 0 E: 0 K: 0 S: 3	H: 0 LOB: 0 BB: 0 P: 3	R: 0 E: 0 K: 0 S: 4	H: 2 LOB: 1 BB: 0 P: 4	R: 0 E: 0 K: 1 S: 5	H: 0 LOB: 0 BB: 0 P: 5	R: 2 E: 0 K: 1 S: 8	H: 4 LOB: 2 BB: 1 P: 12	R: 1 E: 0 K: 0 S: 5	H: 3 LOB: 1 BB: 0 P: 5	R: 0 E: 0 K: 2 S: 7	H: 0 LOB: 0 BB: 0 P: 7	1B: 11 2B: 0 3B: 0 HR: 0	SF: 0 SAC: 1 DP: 5 HBP: 0	WP: 1 PB: 0 SB: 0 CS: 0	PA: 35					
<b>PITCHER</b>	IP	WLS	BF	H	R	ER	SO	BB	IBB	HBP	BLK	WP	HR	S	P	ERA	WHIP										
<b>Bob Stanley, R</b> ERA: 3.52 (1, 1)	7.1	L	29	9	3	3	2	2	0	0	0	1	0	31	39	3.68	1.500										
<b>Tom Burgmeier, L</b> ERA: 3.54 (8, 1)	0.0		1	1	0	0	0	0	0	0	0	0	0	1	1	∞	∞										
<b>Luis Aponte, R</b> ERA: (8, 1)	1.2		5	1	0	0	2	0	0	0	0	0	0	9	9	0.00	0.600										

California Angels @ Boston Red Sox  
Fenway Park, Boston, MA  
Tue Sep 01 1981, 7:05 PM EDT  
Att: 19,712 - Unknown

AB 32  
R 3  
H 11  
RBI 2  
BB 2  
SO 4  
LOB 15



Batter	1	2	3	4	5	6	7	8	9	AB	R	H	RBI	BB	SO	LOB	BOTTOM										
<b>Jerry Remy, L</b> OBP: 0.366, SLG: 0.343 (1, 4)	0-0 6-3 1B		0-0 SH1-4 1-2			0-0 1B 1B		0-0 G3		3	0	2	0	0	0	0											
<b>Dwight Evans, R</b> OBP: 0.431, SLG: 0.531 (1, 9)	0-0 6-3 1-2		0-0 6-3			0-0 F9		0-0 F8		4	0	0	0	0	0	3											
<b>Jim Rice, R</b> OBP: 0.322, SLG: 0.455 (1, 7)	0-0 6-3		0-3 K			0-0 G6-4-3 1B		0-0 E 1B 3-1		4	1	2	0	0	1	2											
<b>Tony Perez, R</b> OBP: 0.301, SLG: 0.350 (1, 3)	0-0 F9			0-0 F8		0-0 G6-4-3		0-0 3-1 BB 1B		4	0	1	0	0	0	3											
<b>Reid Nichols, R</b> OBP: 0.215, SLG: 0.227 (9, PR)						0-0 1-2f 1B		1-2 2-3 BB 1B		0	0	0	0	0	0	0											
<b>Carney Lansford, R</b> OBP: 0.374, SLG: 0.452 (1, 10)		0-0 4-3 SF8 2B		0-0 F8		0-3 K		4-0 3-1 BB		3	1	1	0	1	1	0											
<b>Dave Stapleton, R</b> OBP: 0.313, SLG: 0.381 (1, 5)		0-0 4-3 2-3		0-0 F8		0-0 1B		0-0 P6		4	0	1	0	0	0	4											
<b>Rich Gedman, L</b> OBP: 0.326, SLG: 0.467 (1, 2)		0-0 SF8 3-H			0-3 K		0-0 F8	0-0 3-1		3	0	0	2	0	1	3											
<b>Rick Miller, L</b> OBP: 0.357, SLG: 0.385 (1, 8)		0-0 K			0-0 G3		0-3 K	0-0 IBB		3	0	0	0	1	2	1											
<b>Glenn Hoffman, R</b> OBP: 0.239, SLG: 0.236 (1, 6)			0-0 SH1-4			0-0 4-3		0-0 F8		2	0	1	0	0	0	0											
<b>Garry Hancock, L</b> OBP: 0.220, SLG: 0.256 (8, PH)								0-0 6-3		1	0	0	0	0	0	0											
<b>Julio Valdez, S</b> OBP: 0.333, SLG: 0.357 (9, 6)								0-0 F8		0	0	0	0	0	0	0											
<b>Joe Rudi, R</b> OBP: 0.243, SLG: 0.366 (9, PH)								0-0 6-3		1	0	0	0	0	0	3											
<b>Inning Stats</b>	R: 0 E: 0 K: 0 S: 4	H: 1 LOB: 1 BB: 0 P: 4	R: 1 E: 0 K: 1 S: 6	H: 1 LOB: 0 BB: 0 P: 6	R: 0 E: 0 K: 1 S: 6	H: 1 LOB: 1 BB: 0 P: 6	R: 0 E: 0 K: 0 S: 3	H: 0 LOB: 0 BB: 0 P: 3	R: 0 E: 0 K: 0 S: 5	H: 0 LOB: 0 BB: 0 P: 5	R: 0 E: 0 K: 1 S: 4	H: 2 LOB: 1 BB: 0 P: 4	R: 0 E: 0 K: 2 S: 8	H: 1 LOB: 0 BB: 0 P: 8	R: 0 E: 0 K: 0 S: 3	H: 0 LOB: 0 BB: 0 P: 3	R: 1 E: 1 K: 0 S: 5	H: 2 LOB: 3 BB: 2 P: 13	1B: 7 2B: 1 3B: 0 HR: 0	SF: 1 SAC: 1 DP: 1 HBP: 0	WP: 0 PB: 0 SB: 0 CS: 0	PA: 36					
<b>PITCHER</b>	IP	WLS	BF	H	R	ER	SO	BB	IBB	HBP	BLK	WP	HR	S	P	ERA	WHIP										
<b>Ken Forsch, R</b> ERA: 2.85 (1, 1)	8.0	W	32	8	2	2	5	1	0	0	0	0	0	41	45	2.25	1.125										
<b>Don Aase, R</b> ERA: 1.87 (9, 1)	1.0	S	4	0	0	0	0	0	1	0	0	0	0	3	7	0.00	0.000										

California Angels @ Boston Red Sox  
Fenway Park, Boston, MA  
Tue Sep 01 1981, 7:05 PM EDT  
Att: 19,712 - Unknown

AB 32  
R 2  
H 8  
RBI 2  
BB 2  
SO 5  
LOB 19






Batter	1	2	3	4	5	6	7	8	9	AB	R	H	RBI	BB	SO	LOB	TOP										
<b>Brian Downing, R</b> OBP: 0.367, SLG: 0.369 (1, 2)	0-0 SH1 1B	4-0 BB		0-0 P4			0-0 4-3		0-0 F7	4	0	1	0	1	0	2											
<b>Rick Burleson, R</b> OBP: 0.366, SLG: 0.393 (1, 6)	0-0 SH1 1-2	0-0 F9			0-0 4-3		0-0 P5			3	0	0	0	0	0	3											
<b>Fred Lynn, L</b> OBP: 0.338, SLG: 0.342 (1, 8)	0-3 K		0-3 K		0-0 6-3		0-0 4-3			4	0	0	0	0	2	1											
<b>Don Baylor, R</b> OBP: 0.319, SLG: 0.404 (1, 3)	0-0 L8		4-0 BB		0-3 K			0-0 F7		3	0	0	0	1	1	1											
<b>Bobby Grich, R</b> OBP: 0.400, SLG: 0.566 (1, 4)		0-0 1B PB 6-3 1B	0-0 F8			0-0 BB 1B		0-3 K		4	1	2	0	0	1	1											
<b>Dan Ford, R</b> OBP: 0.325, SLG: 0.464 (1, 9)		0-0 6-3 1-3 1B	0-0 6-3		0-0 F7			0-3 K		4	0	1	0	0	1	2											
<b>Juan Beniquez, R</b> OBP: 0.253, SLG: 0.242 (9, PH)		0-0 F3		0-0 L8		0-0 F8			0-0 S 1B	3	0	0	0	0	0	3	AB 32										
<b>Rod Carew, L</b> OBP: 0.378, SLG: 0.392 (9, PH)		0-0 6-3		0-0 F8		4-0 BB		0-3 K		2	0	0	1	1	0	1	R 1										
<b>Bobby Clark, R</b> OBP: 0.309, SLG: 0.437 (9, PH)		2-3 3-H		0-0 F8		1-2 BB		1-2 K		1	0	0	0	0	1	1	H 6										
<b>Ed Ott, L</b> OBP: 0.266, SLG: 0.280 (9, PH)		4-0 BB BB		0-0 1B		0-3 K		0-0 5-3		2	0	1	0	1	1	2	RBI 1										
<b>Butch Hobson, R</b> OBP: 0.340, SLG: 0.370 (9, PH)										1	0	0	0	0	0	1	BB 4										
<b>John Harris, L</b> OBP: 0.233, SLG: 0.293 (9, PH)										1	0	0	0	0	0	1	SO 7										
<b>Inning Stats</b>	R: 0 E: 0 K: 1 S: 6	H: 1 LOB: 1 BB: 0 P: 6	R: 1 E: 0 K: 0 S: 5	H: 2 LOB: 3 BB: 2 P: 13	R: 0 E: 0 K: 1 S: 5	H: 0 LOB: 1 BB: 1 P: 9	R: 0 E: 0 K: 0 S: 4	H: 1 LOB: 1 BB: 0 P: 4	R: 0 E: 0 K: 1 S: 5	H: 0 LOB: 0 BB: 0 P: 5	R: 0 E: 0 K: 0 S: 3	H: 0 LOB: 0 BB: 0 P: 3	R: 0 E: 0 K: 2 S: 7	H: 0 LOB: 0 BB: 0 P: 7	R: 0 E: 0 K: 1 S: 6	H: 1 LOB: 1 BB: 0 P: 6	1B: 6 2B: 0 3B: 0 HR: 0	SF: 0 SAC: 1 DP: 0 HBP: 0	WP: 0 PB: 1 SB: 1 CS: 0	PA: 37							
<b>PITCHER</b>	IP	WLS	BF	H	R	ER	SO	BB	IBB	HBP	BLK	WP	HR	S	P	ERA	WHIP										
<b>Bob Ojeda, L</b> ERA: 2.82 (1, 1)	6.0	W	27	5	1	1	4	4	0	0	0	0	0	31	47	1.50	1.500										
<b>Mark Clear, R</b> ERA: 3.25 (7, 1)	3.0	S	10	1	0	0	3	0	0	0	0	0	0	16	16	0.00	0.333										

California Angels @ Boston Red Sox  
Fenway Park, Boston, MA  
Wed Sep 02 1981, 7:05 PM EDT  
Att: 19,433 - Unknown


AB 32  
R 1  
H 6  
RBI 1  
BB 4  
SO 7  
LOB 18



Batter	1	2	3	4	5	6	7	8	9	AB	R	H	RBI	BB	SO	LOB	BOTTOM										
<b>Jerry Remy, L</b> OBP: 0.366, SLG: 0.340 (1, 4)	0-0 1-3			0-3 K			0-0 F9			2	0	0	0	0	1	2											
<b>Julio Valdez, S</b> OBP: 0.294, SLG: 0.313 (3, 6)		0-0 K			0-0 K					2	0	0	0	0	1	1											
<b>Dwight Evans, R</b> OBP: 0.429, SLG: 0.526 (1, 9)	0-0 L6		0-0 F9		0-0 4-3		4-0 BB			3	0	0	0	1	0	0											
<b>Jim Rice, R</b> OBP: 0.321, SLG: 0.452 (1, 7)	0-0 1B		0-0 F9		0-0 6-3		0-0 5-3			4	0	1	0	0	0	1											
<b>Tony Perez, R</b> OBP: 0.304, SLG: 0.350 (1, 3)	0-3 K		0-3 K		4-0 BB			0-0 G5-4-3 1B		3	0	1	0	1	2	1											
<b>Carney Lansford, R</b> OBP: 0.378, SLG: 0.453 (1, 10)		0-0 1B 1B		1-0 HR		0-3 K		0-0 G5-4-3 1-2		1	1	1	0	0	0	0											
<b>Joe Rudi, R</b> OBP: 0.238, SLG: 0.358 (4, PR)				HR	HBP			1-2		2	1	0	0	0	1	2											
<b>Dave Stapleton, R</b> OBP: 0.312, SLG: 0.391 (3, 4)	0-0 F8		0-0 F8		1-H HR		0-0 F8		0-0 5-3	4	1	1	2	0	0	1											
<b>Rich Gedman, L</b> OBP: 0.318, SLG: 0.455 (1, 2)	0-3 K		0-3 K		0-0 4-3					3	0	0	0	0	2	2	AB 30										
<b>Rick Miller, L</b> OBP: 0.357, SLG: 0.384 (1, 8)	0-0 1B 1-2 1B		0-0 3-1		0-0 F7					3	0	1	0	0	0	1	R 3										
<b>Glenn Hoffman, R</b> OBP: 0.245, SLG: 0.242 (3, 5)	1-3 2-H 1B		0-0 1B				0-3 K			3	0	2	1	0	1	0	H 7										
<b>Inning Stats</b>	R: 0 E: 0 K: 1 S: 6	H: 1 LOB: 1 BB: 0 P: 6	R: 1 E: 0 K: 2 S: 10	H: 3 LOB: 2 BB: 0 P: 10	R: 0 E: 0 K: 1 S: 5	H: 0 LOB: 0 BB: 0 P: 5	R: 2 E: 0 K: 2 S: 9	H: 2 LOB: 1 BB: 0 P: 10	R: 0 E: 0 K: 1 S: 5	H: 0 LOB: 1 BB: 1 P: 9	R: 0 E: 0 K: 0 S: 3	H: 0 LOB: 0 BB: 0 P: 3	R: 0 E: 0 K: 1 S: 5	H: 1 LOB: 0 BB: 0 P: 3	R: 0 E: 0 K: 0 S: 3	H: 1 LOB: 0 BB: 0 P: 3	1B: 6 2B: 0 3B: 0 HR: 1	SF: 0 SAC: 0 DP: 1 HBP: 1	WP: 0 PB: 0 SB: 0 CS: 0	PA: 33							
<b>PITCHER</b>	IP	WLS	BF	H	R	ER	SO	BB	IBB	HBP	BLK	WP	HR	S	P	ERA	WHIP										
<b>Mike Witt, R</b> ERA: 3.88 (1, 1)	8.0	L	33	7	3	3	8	2	0	1	0	0	1	46	55	3.38	1.125										

California Angels @ Boston Red Sox  
Fenway Park, Boston, MA  
Wed Sep 02 1981, 7:05 PM EDT  
Att: 19,433 - Unknown

AB 30  
R 3  
H 7  
RBI 3  
BB 2  
SO 8  
LOB 11





Batter	1	2	3	4	5	6	7	8	9	AB	R	H	RBI	BB	SO	LOB	TOP			
<b>Rod Carew, L</b> OBP: 0.382, SLG: 0.392 (1, 3)										2	0	1	0	2	0	0	<b>California Angels @ Cleveland Indians</b> Cleveland Municipal Stadium, Cleveland, OH Fri Sep 04 1981, 7:05 PM EDT Att: 10,972 - Unknown - 64 F			
<b>Rick Burleson, R</b> OBP: 0.365, SLG: 0.389 (1, 6)										3	0	0	0	0	1	5				
<b>Fred Lynn, L</b> OBP: 0.342, SLG: 0.343 (1, 8)										2	1	1	1	1	0	1				
<b>Don Baylor, R</b> OBP: 0.316, SLG: 0.399 (1, 10)										3	0	0	0	0	2	4				
<b>Bobby Grich, R</b> OBP: 0.399, SLG: 0.567 (1, 4)										3	1	1	0	0	2	1				
<b>Dan Ford, R</b> OBP: 0.326, SLG: 0.465 (1, 9)										2	0	1	0	0	0	0				
<b>Bobby Clark, R</b> OBP: 0.305, SLG: 0.432 (4, 9)										1	0	0	0	0	0	1				
<b>Brian Downing, R</b> OBP: 0.365, SLG: 0.366 (1, 2)										2	0	0	0	0	0	1				
<b>Larry Harlow, L</b> OBP: 0.389, SLG: 0.267 (1, 7)										3	1	2	1	0	0	1				
<b>Butch Hobson, R</b> OBP: 0.340, SLG: 0.366 (1, 5)										2	0	0	0	1	1	2				
<b>Bert Campaneris, R</b> OBP: 0.260, SLG: 0.319 (6, 5)										0	0	0	0	0	0	0				
<b>Inning Stats</b>	R: 1 E: 2 K: 1 S: 6	H: 0 LOB: 1 BB: 1 P: 10	R: 0 E: 0 K: 1 S: 6	H: 1 LOB: 1 BB: 0 P: 6	R: 0 E: 0 K: 1 S: 6	H: 1 LOB: 1 BB: 0 P: 6	R: 0 E: 0 K: 1 S: 5	H: 0 LOB: 0 BB: 0 P: 5	R: 1 E: 0 K: 1 S: 7	H: 2 LOB: 2 BB: 1 P: 11	R: 1 E: 0 K: 1 S: 7	H: 2 LOB: 3 BB: 2 P: 15					1B: 5 2B: 1 3B: 0 HR: 0	SF: 0 SAC: 2 DP: 0 HBP: 0	WP: 1 PB: 0 SB: 0 CS: 0	PA: 29
<b>PITCHER</b> <b>Len Barker, R</b> ERA: 3.23 (1, 1)	IP: 6.0 WLS: L BF: 29 H: 6 R: 3 ER: 2 SO: 6 BB: 4 IBB: 0 HBP: 0 BLK: 0 WP: 1 HR: 0 S: 37 P: 53 ERA: 3.00 WHIP: 1.667															<b>PITCHER</b>	IP: WLS: BF: H: R: ER: SO: BB: IBB: HBP: BLK: WP: HR: S: P: ERA: WHIP:			

Batter	1	2	3	4	5	6	7	8	9	AB	R	H	RBI	BB	SO	LOB	BOTTOM			
<b>Jerry Dybzinski, R</b> OBP: 0.233, SLG: 0.207 (1, 6)										3	0	0	0	0	0	0	<b>California Angels @ Cleveland Indians</b> Cleveland Municipal Stadium, Cleveland, OH Fri Sep 04 1981, 7:05 PM EDT Att: 10,972 - Unknown - 64 F			
<b>Jorge Orta, L</b> OBP: 0.313, SLG: 0.383 (1, 9)										1	0	0	0	1	1	0				
<b>Mike Hargrove, L</b> OBP: 0.318, SLG: 0.415 (1, 3)										2	0	0	0	0	1	1				
<b>Bo Diaz, R</b> OBP: 0.387, SLG: 0.569 (1, 10)										2	0	0	0	0	1	1				
<b>Toby Harrah, R</b> OBP: 0.368, SLG: 0.380 (1, 5)										2	1	1	0	0	0	0				
<b>Ron Pruitt, R</b> (1, 7)										2	0	0	0	0	0	1				
<b>Chris Bando, S</b> OBP: 0.267, SLG: 0.321 (1, 2)										2	0	1	1	0	0	0				
<b>Rick Manning, L</b> OBP: 0.315, SLG: 0.328 (1, 8)										2	0	0	0	0	1	1				
<b>Dave Rosello, R</b> OBP: 0.328, SLG: 0.364 (1, 4)										2	0	0	0	0	1	1				
<b>Inning Stats</b>	R: 0 E: 0 K: 2 S: 7	H: 0 LOB: 1 BB: 1 P: 11	R: 0 E: 0 K: 0 S: 3	H: 0 LOB: 0 BB: 0 P: 3	R: 0 E: 0 K: 1 S: 5	H: 0 LOB: 0 BB: 0 P: 5	R: 0 E: 0 K: 1 S: 5	H: 0 LOB: 0 BB: 0 P: 5	R: 1 E: 0 K: 1 S: 7	H: 2 LOB: 1 BB: 1 P: 7	R: 0 E: 0 K: 0 S: 0	H: 0 LOB: 0 BB: 0 P: 0						1B: 1 2B: 1 3B: 0 HR: 0	SF: 0 SAC: 0 DP: 0 HBP: 0	WP: 0 PB: 0 SB: 0 CS: 0
<b>PITCHER</b> <b>Geoff Zahn, L</b> ERA: 4.15 (1, 1)	IP: 5.0 WLS: W BF: 19 H: 2 R: 1 ER: 1 SO: 5 BB: 1 IBB: 0 HBP: 0 BLK: 0 WP: 0 HR: 0 S: 27 P: 31 ERA: 1.80 WHIP: 0.600															<b>PITCHER</b>	IP: WLS: BF: H: R: ER: SO: BB: IBB: HBP: BLK: WP: HR: S: P: ERA: WHIP:			

AB 23  
R 3  
H 6  
RBI 2  
BB 4  
SO 6  
LOB 16



AB 18  
R 1  
H 2  
RBI 1  
BB 1  
SO 5  
LOB 5





Batter	1	2	3	4	5	6	7	8	9	AB	R	H	RBI	BB	SO	LOB	TOP			
Rod Carew, L OBP: 0.380, SLG: 0.387 (1, 3)	0-0 4-3	0-0 G3		4-0 BB	0-3 K			0-0 6-3	4 0 0 0 1 1 2											
Rick Burleson, R OBP: 0.366, SLG: 0.388 (1, 6)	0-0 FC4-6 1B		4-0 BB	0-3 K			4-0 G1 1B BB	0-0 F8	3 1 1 0 2 1 3											
Fred Lynn, L OBP: 0.339, SLG: 0.340 (1, 8)	0-0 L8		0-0 FC3-6 1-2		0-0 F9		0-0 G1 1-2	0-0 FC5-4 1B	5 0 1 0 0 0 3											
Don Baylor, R OBP: 0.314, SLG: 0.396 (1, 10)	0-0 FC4-6 1-2		0-0 F7		0-0 6-3		0-0 FC1-4 1B 2H	0-0 FC5-4	5 0 1 1 0 0 3											
Bobby Grich, R OBP: 0.401, SLG: 0.565 (1, 4)		4-0 FC3-6 SH3-4 1B BB	0-3 K		0-0 E 1B		0-0 FC1-4 1-2		3 1 1 0 1 1 2											
Dan Ford, R OBP: 0.326, SLG: 0.462 (1, 9)		0-0 SH3-4 1-2		4-0 FC3-6 BB	0-0 E5 1-3		0-0 P4		2 0 0 0 1 0 2											
Larry Harlow, L OBP: 0.379, SLG: 0.250 (1, 7)		4-0 FC3-6 BB		0-0 FC3-6 1B FC5-2 1-2	0-0 6-3		0-3 K		3 0 0 0 1 1 3											
Ed Ott, L OBP: 0.266, SLG: 0.279 (1, 2)	0-0 FC3-6 1B 1-2 2-3		0-0 BB FC5-2 1B 1-3		0-0 P1		0-0 4-3		4 0 1 0 0 0 2											
Bert Campaneris, R OBP: 0.259, SLG: 0.314 (1, 5)	0-0 1B 1-2 3H		0-0 FC5-2 BB 1-2 3H		0-0 F7		0-0 B3		4 0 1 1 0 0 2											
<b>Inning Stats</b>	R: 0 E: 0 K: 0 S: 4	H: 1 LOB: 1 BB: 0 P: 4	R: 1 E: 0 K: 0 S: 4	H: 1 LOB: 2 BB: 2 P: 12	R: 0 E: 0 K: 1 S: 5	H: 0 LOB: 1 BB: 1 P: 9	R: 0 E: 0 K: 1 S: 6	H: 1 LOB: 3 BB: 2 P: 14	R: 0 E: 1 K: 0 S: 5	H: 0 LOB: 0 BB: 0 P: 5	R: 1 E: 0 K: 0 S: 4	H: 1 LOB: 1 BB: 1 P: 8	R: 0 E: 0 K: 1 S: 5	H: 0 LOB: 0 BB: 0 P: 5	R: 0 E: 0 K: 0 S: 4	H: 1 LOB: 1 BB: 0 P: 4	1B: 6 2B: 0 3B: 0 HR: 0	SF: 0 SAC: 1 DP: 0 HBP: 0	WP: 0 PB: 0 SB: 0 CS: 0	PA: 40
<b>PITCHER</b> Bert Blyleven, R ERA: 2.77 (1, 1)	IP: 9.0 WLS: W BF: 40	H: 6 R: 2 ER: 2 SO: 4	BB: 6 IBB: 0 HBP: 0 BLK: 0	WP: 0 HR: 0 S: 42 P: 66	ERA: 2.00 WHIP: 1.333	<b>PITCHER</b>										IP: 9.0 WLS: W BF: 40	H: 6 R: 2 ER: 2 SO: 4	BB: 6 IBB: 0 HBP: 0 BLK: 0	WP: 0 HR: 0 S: 42 P: 66	ERA: 2.00 WHIP: 1.333

California Angels @ Cleveland Indians  
Cleveland Municipal Stadium, Cleveland, OH  
Sat Sep 05 1981, 3:33 AM EDT  
Unknown - 70 F

AB 33  
R 2  
H 6  
RBI 2  
BB 6  
SO 4  
LOB 22



Batter	1	2	3	4	5	6	7	8	9	AB	R	H	RBI	BB	SO	LOB	BOTTOM			
Rick Manning, L OBP: 0.317, SLG: 0.335 (1, 8)	0-0 F9		0-0 SH 1-3	0-0 4-3		0-0 E4 4-3 1B		0-0 2B	4 0 2 0 0 0 1											
Jorge Orta, L OBP: 0.310, SLG: 0.377 (1, 9)	0-0 F8		0-0 1-3		4-0 BB SF8 BB	0-0 4-3		0-3 K	4 1 0 0 1 1 4											
Mike Hargrove, L OBP: 0.320, SLG: 0.415 Karl Pagel, L OBP: 0.667, SLG: 0.500 (1, 3) (2, 3)	4-0 BB		0-3 K		0-0 BB PB 1B	4-0 G6-4-3 BB			0 0 0 0 1 0 0											
Pat Kelly, L OBP: 0.344, SLG: 0.314 (1, 10)	0-0 F8		4-0 FC4 BB		4-0 PB BB 1B BB	0-0 G6-4-3			2 1 1 0 1 1 2											
Toby Harrah, R OBP: 0.366, SLG: 0.377 (1, 5)		4-0 G3 BB	0-0 FC4 1-2		0-0 SF8		0-0 5-3		2 1 0 0 2 0 3											
Ron Hassey, L OBP: 0.310, SLG: 0.281 Chris Bando, S OBP: 0.250, SLG: 0.300 (1, 2) (5, FH) (6, 2)	0-0 5-3 1-2		0-0 G3		0-0 P4		0-0 F7		2 0 0 0 0 0 1											
Von Hayes, L OBP: 0.273, SLG: 0.282 Ron Pruitt, R (5, FH) (6, 7)	0-0 G3		0-0 G3		4-0 BB 2B		0-3 K		2 0 0 0 0 0 2											
Duane Kuiper, L OBP: 0.304, SLG: 0.322 Bo Diaz, R OBP: 0.392, SLG: 0.569 Dave Rosello, R OBP: 0.323, SLG: 0.357 (1, 4) (5, FH) (5, FR) (6, 4)	0-0 G3		0-0 FC4-6 1B		4-0 FC4-6 1B 2H		0-3 K		2 0 1 1 0 0 1											
Jerry Dybzinski, R OBP: 0.294, SLG: 0.250 Mike Fischlin, R (9, 6)			0-0 SH 1B		0-0 FC4-6 1-2		4-0 2B BB		0 0 0 0 1 0 0											
<b>Inning Stats</b>	R: 0 E: 0 K: 0 S: 3	H: 0 LOB: 1 BB: 1 P: 7	R: 0 E: 0 K: 0 S: 3	H: 0 LOB: 1 BB: 1 P: 7	R: 0 E: 1 K: 1 S: 7	H: 1 LOB: 3 BB: 1 P: 11	R: 1 E: 0 K: 0 S: 5	H: 2 LOB: 1 BB: 0 P: 5	R: 3 E: 0 K: 0 S: 4	H: 2 LOB: 2 BB: 4 P: 20	R: 0 E: 1 K: 0 S: 3	H: 1 LOB: 1 BB: 1 P: 7	R: 0 E: 0 K: 1 S: 5	H: 0 LOB: 0 BB: 0 P: 5	R: 0 E: 0 K: 2 S: 7	H: 1 LOB: 1 BB: 1 P: 11	1B: 5 2B: 2 3B: 0 HR: 0	SF: 1 SAC: 1 DP: 1 HBP: 0	WP: 0 PB: 1 SB: 1 CS: 0	PA: 38
<b>PITCHER</b> Steve Renko, R ERA: 3.68 Andy Hassler, L ERA: 2.93 Jesse Jefferson, R ERA: 3.73 Mickey Mahler, L ERA: (1, 1) (5, 1) (7, 1) (8, 1)	IP: 4.1 WLS: L BF: 23	H: 4 R: 4 ER: 4 SO: 1	BB: 5 IBB: 0 HBP: 0 BLK: 0	WP: 0 HR: 0 S: 20 P: 40	ERA: 8.31 WHIP: 2.077	<b>PITCHER</b>										IP: 4.1 WLS: L BF: 23	H: 4 R: 4 ER: 4 SO: 1	BB: 5 IBB: 0 HBP: 0 BLK: 0	WP: 0 HR: 0 S: 20 P: 40	ERA: 8.31 WHIP: 2.077

California Angels @ Cleveland Indians  
Cleveland Municipal Stadium, Cleveland, OH  
Sat Sep 05 1981, 3:33 AM EDT  
Unknown - 70 F

AB 27  
R 4  
H 7  
RBI 3  
BB 9  
SO 4  
LOB 19





Batter	1	2	3	4	5	6	7	8	9	AB	R	H	RBI	BB	SO	LOB	TOP								
Rod Carew, L OBP: 0.378, SLG: 0.386 (1, 3)	0-0 SH3-4 1B		0-0 6-3		0-0 4-3		0-0 L8			4	0	1	0	0	0	0									
Rick Burleson, R OBP: 0.386, SLG: 0.388 (1, 6)	0-0 SH3-4 1-2		0-3 K		0-0 1B		0-0 F9			3	0	1	0	0	1	0									
Fred Lynn, L OBP: 0.335, SLG: 0.335 (1, 8)	0-3 K			0-0 F5	0-0 P3			0-0 F8		4	0	0	0	0	1	2									
Don Baylor, R OBP: 0.313, SLG: 0.404 (1, 10)	0-0 F9			0-0 L6		0-0 HR		0-0 6-3		4	1	1	1	0	0	1									
Bobby Grich, R OBP: 0.402, SLG: 0.574 (1, 4)		0-0 F7		0-0 HR		0-0 P6		4-0 BB		3	1	1	1	1	0	0									
Dan Ford, R OBP: 0.331, SLG: 0.465 (1, 9)		0-0 1B		0-0 1B		0-0 1B		0-0 F8		4	0	3	0	0	0	1									
Brian Downing, R OBP: 0.363, SLG: 0.364 (1, 2)		0-0 F9		0-0 1B		0-0 P7			0-0 L4	4	0	1	0	0	0	2									
Larry Harlow, L OBP: 0.355, SLG: 0.231 (1, 7)		0-0 4-3		0-0 F7		0-0 4-3			0-0 F8	4	0	0	0	0	0	4									
Butch Hobson, R OBP: 0.335, SLG: 0.360 (1, 5)			0-0 P8		0-0 F8		0-0 F7		0-3 K2-3	4	0	0	0	0	1	0									
<b>Inning Stats</b>	R: 0 E: 0 K: 1 S: 6	H: 1 LOB: 1 BB: 0 P: 6	R: 0 E: 0 K: 0 S: 4	H: 1 LOB: 0 BB: 0 P: 4	R: 0 E: 0 K: 1 S: 5	H: 0 LOB: 0 BB: 0 P: 5	R: 1 E: 0 K: 0 S: 6	H: 3 LOB: 2 BB: 0 P: 6	R: 0 E: 0 K: 0 S: 4	H: 1 LOB: 1 BB: 0 P: 4	R: 1 E: 0 K: 0 S: 5	H: 2 LOB: 1 BB: 0 P: 5	R: 0 E: 0 K: 0 S: 3	H: 0 LOB: 0 BB: 0 P: 3	R: 0 E: 0 K: 0 S: 3	H: 0 LOB: 1 BB: 1 P: 7	R: 0 E: 0 K: 1 S: 5	H: 0 LOB: 0 BB: 0 P: 5	1B: 6 2B: 0 3B: 0 HR: 2	SF: 0 SAC: 1 DP: 0 HBP: 0	WP: 0 PB: 0 SB: 0 CS: 0	PA: 36			
<b>PITCHER</b>	IP	WLS	BF	H	R	ER	SO	BB	IBB	HBP	BLK	WP	HR	S	P	ERA	WHIP								
Tom Brennan, R ERA: 3.38 (1, 1)	5.1	W	24	8	2	2	2	0	0	0	0	0	2	28	28	3.38	1.500								
Dan Spillner, R ERA: 3.25 (6, 1)	3.2	S	12	0	0	0	1	1	0	0	0	0	0	13	17	0.00	0.273								

California Angels @ Cleveland Indians  
Cleveland Municipal Stadium, Cleveland, OH  
Sat Sep 05 1981, 3:38 AM EDT  
Att: 8,543 - Unknown

AB 34  
R 2  
H 8  
RBI 2  
BB 1  
SO 3  
LOB 10



Batter	1	2	3	4	5	6	7	8	9	AB	R	H	RBI	BB	SO	LOB	BOTTOM								
Rick Manning, L OBP: 0.323, SLG: 0.340 (1, 8)	4-0 6-3 WP BB	0-0 2H 2B		4-0 1-2 BB		0-0 F8				2	1	1	1	2	0	0									
Jorge Orta, L OBP: 0.310, SLG: 0.373 (1, 9)	0-0 6-3 1-3	4-0 BB		0-0 1-3			0-3 K			3	0	0	0	1	1	3									
Ron Hassey, L OBP: 0.309, SLG: 0.280 (1, 2) (6, 3)	0-0 1-4-3	0-3 K			0-0 BB 1B		0-0 6-3			4	0	1	0	0	1	2									
Pat Kelly, L OBP: 0.344, SLG: 0.315 Bo Diaz, R OBP: 0.389, SLG: 0.565 (7, PH)	0-0 G3		0-0 CS 1B		0-0 L7		0-0 F7			3	0	1	0	0	0	1									
Toby Harrah, R OBP: 0.365, SLG: 0.373 (1, 5)		4-0 2B BB	0-3 K	1-2 K	0-0 P6		0-0 F7			3	1	0	0	1	1	2									
Von Hayes, L OBP: 0.292, SLG: 0.310 (1, 7)		0-0 F8 1H 1B 2B	0-3 K		4-0 1-2 BB		0-0 F7			3	1	1	1	1	1	0									
Karl Pagel, L OBP: 0.400, SLG: 0.333 Chris Bando, S OBP: 0.235, SLG: 0.281 (6, PH) (6, 2)	0-0 F8		4-0 BB BB		0-0 4-3			0-0 G3		1	0	0	0	1	0	1									
Duane Kuiper, L OBP: 0.307, SLG: 0.324 Dave Rosello, R OBP: 0.317, SLG: 0.351 (6, PH) (7, 4)	0-0 5-3 2B 1B		0-0 K		0-0 4-3		0-0 F9			2	0	0	0	0	0	2									
AB 28 R 4 H 5 RBI 3 BB 6 SO 5 LOB 14																									
Mike Fischlin, R (1, 6)	0-0 5-3 1-2		0-0 F8		0-0 F7					3	0	0	0	0	0	2									
<b>Inning Stats</b>	R: 1 E: 0 K: 0 S: 3	H: 0 LOB: 0 BB: 1 P: 7	R: 3 E: 0 K: 1 S: 8	H: 3 LOB: 2 BB: 2 P: 16	R: 0 E: 0 K: 2 S: 7	H: 1 LOB: 0 BB: 0 P: 7	R: 0 E: 0 K: 1 S: 5	H: 0 LOB: 2 BB: 2 P: 13	R: 0 E: 0 K: 0 S: 4	H: 1 LOB: 2 BB: 1 P: 8	R: 0 E: 0 K: 0 S: 3	H: 0 LOB: 0 BB: 0 P: 3	R: 0 E: 0 K: 1 S: 5	H: 0 LOB: 0 BB: 0 P: 5	R: 0 E: 0 K: 0 S: 3	H: 0 LOB: 0 BB: 0 P: 3	R: 0 E: 0 K: 0 S: 3	H: 0 LOB: 0 BB: 0 P: 3	1B: 3 2B: 2 3B: 0 HR: 0	SF: 0 SAC: 0 DP: 0 HBP: 0	WP: 1 PB: 0 SB: 1 CS: 1	PA: 34			
<b>PITCHER</b>	IP	WLS	BF	H	R	ER	SO	BB	IBB	HBP	BLK	WP	HR	S	P	ERA	WHIP								
Dave Frost, R ERA: 4.58 (1, 1)	1.2	L	9	2	4	4	0	2	0	0	0	0	0	7	15	21.60	2.400								
Andy Hassler, L ERA: 2.78 (2, 1)	3.1		16	3	0	0	4	4	0	0	0	0	0	20	36	0.00	2.100								
Mickey Mahler, L ERA: (6, 1)	1.2		5	0	0	0	1	0	0	0	0	0	0	7	7	0.00	0.000								
Don Aase, R ERA: 1.82 (7, 1)	1.1		4	0	0	0	0	0	0	0	0	0	0	4	4	0.00	0.000								

California Angels @ Cleveland Indians  
Cleveland Municipal Stadium, Cleveland, OH  
Sat Sep 05 1981, 3:38 AM EDT  
Att: 8,543 - Unknown





Batter	1	2	3	4	5	6	7	8	9	AB	R	H	RBI	BB	SO	LOB	TOP			
Rod Carew, L OBP: 0.377, SLG: 0.382	0-0 4-3		0-0 FC5-4			4-0 BB		0-3 K	3 0 0 0 1 1 1								<b>California Angels @ Cleveland Indians</b> Cleveland Municipal Stadium, Cleveland, OH Sun Sep 06 1981, 3:33 AM EDT Att: 9,027 - Unknown - 70 F			
Rick Burleson, R OBP: 0.369, SLG: 0.387	4-0 G3-6 BB			0-0 6-3		0-0 1-3		0-0 BB 1B	3 0 1 0 1 0 1											
Fred Lynn, L OBP: 0.333, SLG: 0.331	0-0 G3-6-1			0-0 F8			0-0 4-3	4-0 FC6-4 BB	3 0 0 0 1 0 1											
Don Baylor, R OBP: 0.310, SLG: 0.399		0-3 K		0-0 5-3			0-0 6-3	0-0 FC6-4	4 0 0 0 0 1 2											
Bobby Grich, R OBP: 0.398, SLG: 0.567		0-0 E6 FC4-6			0-0 P4		0-3 K		3 0 0 0 0 1 0											
Dan Ford, R OBP: 0.331, SLG: 0.464		0-0 FC4-6 CS			0-3 K			0-0 G1-6-3 1B	3 0 1 0 0 1 1											
Brian Downing, R OBP: 0.363, SLG: 0.368		0-0 CS	0-0 FC1-6-5 2B		0-0 4-3			0-0 G1-6-3 1B	3 0 1 0 0 0 1											
Ed Ott, L OBP: 0.262, SLG: 0.275			0-0 FC1-6-5-6 FC5-4			0-3 K		0-3 K	3 0 0 0 0 2 1											
Bert Campaneris, R OBP: 0.250, SLG: 0.302			0-3 K			0-0 1-3		0-0 F7	2 0 0 0 0 1 1											
John Harris, L OBP: 0.230, SLG: 0.288									1 0 0 0 0 0 0											
<b>Inning Stats</b>	R: 0 E: 0 K: 0 S: 2	H: 0 LOB: 0 BB: 1 P: 6	R: 0 E: 1 K: 1 S: 5	H: 0 LOB: 0 BB: 0 P: 5	R: 0 E: 0 K: 1 S: 6	H: 1 LOB: 1 BB: 0 P: 6	R: 0 E: 0 K: 0 S: 3	H: 0 LOB: 0 BB: 0 P: 3	R: 0 E: 0 K: 1 S: 5	H: 0 LOB: 0 BB: 0 P: 5	R: 0 E: 0 K: 1 S: 5	H: 0 LOB: 0 BB: 0 P: 5	R: 0 E: 0 K: 1 S: 5	H: 1 LOB: 2 BB: 1 P: 5	R: 0 E: 0 K: 1 S: 6	H: 1 LOB: 0 BB: 1 P: 10	1B: 2 2B: 1 3B: 0 HR: 0	SF: 0 SAC: 0 DP: 2 HBP: 0	WP: 0 PB: 0 SB: 0 CS: 1	PA: 32
<b>PITCHER</b> John Denny, R ERA: 2.79	IP: 9.0 WLS: W BF: 31 H: 3 R: 0 ER: 0 SO: 7 BB: 3 IBB: 0 HBP: 0 BLK: 0 WP: 0 HR: 0 S: 42 P: 54 ERA: 0.00 WHIP: 0.667																			

Batter	1	2	3	4	5	6	7	8	9	AB	R	H	RBI	BB	SO	LOB	BOTTOM				
Rick Manning, L OBP: 0.322, SLG: 0.338	0-0 4-3 S 1B		0-0 4-3		0-0 L6		0-0 F9		4 0 1 0 0 0 1								<b>California Angels @ Cleveland Indians</b> Cleveland Municipal Stadium, Cleveland, OH Sun Sep 06 1981, 3:33 AM EDT Att: 9,027 - Unknown - 70 F				
Jorge Orta, L OBP: 0.309, SLG: 0.371	0-0 4-3		0-0 4-3			0-0 SH3-4 E 1B		0-0 F9	4 1 1 0 0 0 1												
Von Hayes, L OBP: 0.294, SLG: 0.333	0-0 4-3			0-0 F8		0-0 SH3-4 1-2		0-0 S 2B	3 0 1 0 0 0 1												
Pat Kelly, L OBP: 0.338, SLG: 0.328	0-0 G3			0-0 1B 2B		0-0 F9		0-0 P8 2-3	4 1 1 0 0 0 3												
Toby Harrah, R OBP: 0.360, SLG: 0.367		0-0 F9		0-0 F8		0-0 E4 2H		0-0 P6	4 0 0 0 0 0 2												
Ron Hassey, L OBP: 0.309, SLG: 0.281		0-0 1-3		0-0 1B		0-0 F7			3 0 1 1 0 0 1												
Karl Pagel, L OBP: 0.500, SLG: 0.667		0-0 3B		0-0 F8			0-0 L8		3 0 1 0 0 0 1												
Duane Kuiper, L OBP: 0.301, SLG: 0.318		0-0 1-3			0-0 3-1		0-0 F8		3 0 0 0 0 0 1												
Mike Fischlin, R OBP: 0.167, SLG: 0.167			0-0 F7		0-0 5-3			0-0 S 1B	3 0 1 0 0 0 0												
<b>Inning Stats</b>	R: 0 E: 0 K: 0 S: 4	H: 1 LOB: 1 BB: 0 P: 4	R: 0 E: 0 K: 0 S: 4	H: 1 LOB: 0 BB: 0 P: 4	R: 0 E: 0 K: 0 S: 3	H: 0 LOB: 0 BB: 0 P: 3	R: 1 E: 0 K: 0 S: 5	H: 2 LOB: 1 BB: 0 P: 5	R: 0 E: 1 K: 0 S: 4	H: 1 LOB: 1 BB: 0 P: 4	R: 0 E: 0 K: 0 S: 4	H: 1 LOB: 1 BB: 0 P: 4	R: 0 E: 0 K: 0 S: 4	H: 1 LOB: 1 BB: 0 P: 4	R: 0 E: 0 K: 0 S: 4	H: 1 LOB: 1 BB: 0 P: 4		1B: 4 2B: 2 3B: 1 HR: 0	SF: 0 SAC: 1 DP: 0 HBP: 0	WP: 0 PB: 0 SB: 3 CS: 0	PA: 32
<b>PITCHER</b> Ken Forsch, R ERA: 2.76	IP: 8.0 WLS: L BF: 32 H: 7 R: 2 ER: 1 SO: 0 BB: 0 IBB: 0 HBP: 0 BLK: 0 WP: 0 HR: 0 S: 32 P: 32 ERA: 1.12 WHIP: 0.875																				







Batter	1	2	3	4	5	6	7	8	9	AB	R	H	RBI	BB	SO	LOB	TOP			
Rod Carew, L (1, 3) OBP: 0.378, SLG: 0.382										5	0	2	0	0	0	1	California Angels @ Kansas City Royals Royals Stadium, Kansas City, MO Tue Sep 08 1981, 8:05 PM EDT Att: 19,768 - Unknown - 79 F			
Rick Burleson, R (1, 6) OBP: 0.372, SLG: 0.387										4	0	0	0	1	0	3				
Fred Lynn, L (1, 8) OBP: 0.330, SLG: 0.327										5	1	1	0	0	0	4				
Don Baylor, R (1, 10) OBP: 0.305, SLG: 0.401										4	1	1	2	0	0	1				
Bobby Grich, R (1, 4) OBP: 0.401, SLG: 0.565									4	0	2	0	0	0	0	0				
Larry Harlow, L (1, 7) OBP: 0.328, SLG: 0.211 (8, 9)									4	0	0	0	0	0	0	3				
Ed Ott, L (1, 2) OBP: 0.267, SLG: 0.280									4	1	2	0	0	0	1					
Juan Beniquez, R (1, 9) OBP: 0.236, SLG: 0.224 (8, PH)									3	0	0	0	0	1	1					
John Harris, L (8, PH) OBP: 0.242, SLG: 0.317 (8, PH)									1	0	1	1	0	0	0					
Freddie Patek, R (8, PH) OBP: 0.238, SLG: 0.293 (8, 5)									0	0	0	0	0	0	0					
Bert Campaneris, R (1, 5) OBP: 0.254, SLG: 0.304 (8, PH)									3	0	1	0	0	0	1					
Brian Downing, R (8, PH) OBP: 0.357, SLG: 0.361 (8, 7)									1	0	0	0	0	0	1					
<b>Inning Stats</b>	R: 0 E: 0 K: 0 S: 3	H: 1 LOB: 0 BB: 0 P: 3	R: 0 E: 0 K: 0 S: 4	H: 1 LOB: 1 BB: 0 P: 4	R: 0 E: 0 K: 1 S: 5	H: 0 LOB: 0 BB: 0 P: 5	R: 0 E: 1 K: 0 S: 5	H: 1 LOB: 2 BB: 0 P: 5	R: 0 E: 0 K: 0 S: 3	H: 0 LOB: 0 BB: 0 P: 3	R: 0 E: 0 K: 0 S: 5	H: 2 LOB: 2 BB: 0 P: 5	R: 3 E: 0 K: 0 S: 7	H: 4 LOB: 1 BB: 0 P: 7	R: 0 E: 0 K: 0 S: 3	H: 0 LOB: 0 BB: 0 P: 3	1B: 8 2B: 1 3B: 0 HR: 1	SF: 0 SAC: 0 DP: 0 HBP: 0	WP: 0 PB: 0 SB: 0 CS: 1	PA: 39
<b>PITCHER</b>	IP WLS BF H R ER SO BB IBB HBP BLK WP HR S P ERA WHIP																			
Dennis Leonard, R (1, 1) ERA: 3.67	7.2 W 34 9 3 3 1 1 0 0 0 0 1 35 39 3.52 1.304																			
Dan Quisenberry, R (8, 1) ERA: 2.08	1.1 S 5 1 0 0 0 0 0 0 0 0 0 5 5 0.00 0.750																			

Batter	1	2	3	4	5	6	7	8	9	AB	R	H	RBI	BB	SO	LOB	BOTTOM			
Willie Wilson, S (1, 7) OBP: 0.325, SLG: 0.349										4	1	1	1	0	0	0	California Angels @ Kansas City Royals Royals Stadium, Kansas City, MO Tue Sep 08 1981, 8:05 PM EDT Att: 19,768 - Unknown - 79 F			
Frank White, R (1, 4) OBP: 0.293, SLG: 0.390										4	0	0	0	0	0	1				
George Brett, L (1, 5) OBP: 0.338, SLG: 0.425									3	0	1	1	1	0	0					
Amos Otis, R (1, 8) OBP: 0.310, SLG: 0.410									3	0	1	0	1	0	1					
Hal McRae, R (1, 10) OBP: 0.308, SLG: 0.369									4	0	0	0	0	0	2					
Willie Aikens, L (1, 3) OBP: 0.373, SLG: 0.459									2	2	2	1	2	0	0					
John Wathan, R (1, 2) OBP: 0.291, SLG: 0.309									3	1	0	0	0	0	3					
Darryl Motley, R (1, 9) OBP: 0.248, SLG: 0.274									2	0	0	0	0	1	0					
U L Washington, S (1, 6) OBP: 0.310, SLG: 0.283										3	1	1	2	0	2	0				
<b>Inning Stats</b>	R: 0 E: 0 K: 0 S: 3	H: 0 LOB: 0 BB: 0 P: 3	R: 0 E: 0 K: 0 S: 3	H: 0 LOB: 1 BB: 1 P: 7	R: 0 E: 0 K: 1 S: 5	H: 0 LOB: 0 BB: 0 P: 5	R: 0 E: 0 K: 0 S: 2	H: 0 LOB: 2 BB: 2 P: 10	R: 4 E: 0 K: 0 S: 8	H: 4 LOB: 1 BB: 0 P: 8	R: 1 E: 0 K: 1 S: 6	H: 1 LOB: 0 BB: 0 P: 6	R: 0 E: 0 K: 1 S: 5	H: 0 LOB: 0 BB: 0 P: 5	R: 0 E: 0 K: 0 S: 4	H: 1 LOB: 2 BB: 1 P: 8		1B: 3 2B: 2 3B: 0 HR: 1	SF: 0 SAC: 2 DP: 0 HBP: 0	WP: 0 PB: 0 SB: 1 CS: 0
<b>PITCHER</b>	IP WLS BF H R ER SO BB IBB HBP BLK WP HR S P ERA WHIP																			
Geoff Zahn, L (1, 1) ERA: 4.33	5.1 L 24 5 5 5 1 3 0 0 0 0 1 23 35 8.44 1.500																			
Bruce Kison, R (6, 1) ERA: 2.89	2.2 10 1 0 0 2 0 1 0 0 0 0 0 13 17 0.00 0.375																			



Batter	1	2	3	4	5	6	7	8	9	AB	R	H	RBI	BB	SO	LOB	TOP								
<b>Rick Burleson, R</b> OBP: 0.374, SLG: 0.397 (1, 6)	0-0 WP SH5-3 1B		0-0 HR		0-0 FC1-4 CS			0-3 K		4	1	2	1	0	1	1	<b>California Angels @ Kansas City Royals</b> Royals Stadium, Kansas City, MO Wed Sep 09 1981, 8:05 PM EDT Att: 21,569 - Unknown - 79 F <a href="http://livebaseballscorecards.com">livebaseballscorecards.com</a>								
<b>Rod Carew, L</b> OBP: 0.375, SLG: 0.378 (1, 3)	0-0 SH5-3 1-2		0-3 K		0-0 CS	0-0 4-3		0-0 4-3		3	0	0	0	0	1	0									
<b>Bobby Grich, R</b> OBP: 0.399, SLG: 0.564 (1, 4)	0-0 L6		0-0 F8		0-0 F8	0-0 2B		0-0 F8		4	0	1	0	0	0	1									
<b>Don Baylor, R</b> OBP: 0.307, SLG: 0.401 (1, 10)	4-0 2-3 BB		0-0 F8		0-0 L9			0-0 1B SF7-4-3 1B		3	1	1	0	1	0	1									
<b>Brian Downing, R</b> OBP: 0.352, SLG: 0.355 (1, 7)	0-0 4-3			0-0 5-3		0-0 F4		0-0 F2		4	0	0	0	0	0	4									
<b>Butch Hobson, R</b> OBP: 0.327, SLG: 0.351 (9, PH)		0-0 5-3		0-0 F4			0-0 E9 4-3		0-0 1B SF7-4-3 1B	3	1	0	0	0	0	0									
<b>John Harris, L</b> OBP: 0.254, SLG: 0.328 (9, PH)										1	0	1	0	0	0	0									
<b>Bert Campanaris, R</b> OBP: 0.254, SLG: 0.394 (9, PR)										0	0	0	0	0	0	0									
<b>Juan Beniquez, R</b> OBP: 0.241, SLG: 0.230 (7, PH)										2	0	1	0	0	0	0									
<b>Fred Lynn, L</b> OBP: 0.328, SLG: 0.325 (7, 8)										1	0	0	1	0	0	1									
<b>Joe Ferguson, R</b> OBP: 0.278, SLG: 0.313 (7, PH)										2	0	1	0	0	1	1									
<b>Ed Ott, L</b> OBP: 0.265, SLG: 0.278 (7, 2)										1	0	0	1	0	0	0									
<b>Bob Davis, R</b> OBP: 0.324, SLG: 0.207 (7, 9)										2	0	0	0	0	0	2									
<b>Larry Harlow, L</b> OBP: 0.324, SLG: 0.207 (7, 9)										1	0	0	0	0	1	0									
<b>Inning Stats</b>	R: 0 E: 0 K: 0 S: 4	H: 1 LOB: 2 BB: 1 P: 8	R: 0 E: 0 K: 1 S: 6	H: 1 LOB: 1 BB: 0 P: 6	R: 1 E: 0 K: 1 S: 6	H: 1 LOB: 0 BB: 0 P: 6	R: 0 E: 0 K: 0 S: 3	H: 0 LOB: 0 BB: 0 P: 3	R: 0 E: 0 K: 0 S: 3	H: 1 LOB: 0 BB: 0 P: 3	R: 0 E: 0 K: 0 S: 4	H: 1 LOB: 1 BB: 0 P: 4	R: 1 E: 1 K: 1 S: 6	H: 0 LOB: 0 BB: 0 P: 6	R: 0 E: 0 K: 1 S: 5	H: 0 LOB: 0 BB: 0 P: 5	R: 1 E: 0 K: 0 S: 4	H: 2 LOB: 1 BB: 0 P: 4	1B: 4 2B: 3 3B: 0 HR: 1	SF: 1 SAC: 1 DP: 1 HBP: 0	WP: 1 PB: 0 SB: 0 CS: 1	PA: 35			
<b>PITCHER</b>	IP	WLS	BF	H	R	ER	SO	BB	IBB	HBP	BLK	WP	HR	S	P	ERA	WHIP								
<b>Larry Gura, L</b> ERA: 2.99 (1, 1)	4.2		19	4	1	1	2	1	0	0	0	1	1	22	26	1.93	1.071								
<b>Rene Martin, R</b> ERA: 2.79 (5, 1)	3.2	W	14	3	2	1	2	0	0	0	0	0	0	18	18	2.46	0.818								
<b>Dan Quisenberry, R</b> ERA: 2.05 (9, 1)	0.2		1	0	0	0	0	0	0	0	0	0	0	1	1	0.00	0.000								

Batter	1	2	3	4	5	6	7	8	9	AB	R	H	RBI	BB	SO	LOB	BOTTOM								
<b>Willie Wilson, S</b> OBP: 0.331, SLG: 0.360 (1, 7)	4-0 S 3B BB	0-0 S 1B		0-0 F9		0-0 G6-4-3 1B		0-0 1B 3B		4	2	3	2	1	0	2	<b>California Angels @ Kansas City Royals</b> Royals Stadium, Kansas City, MO Wed Sep 09 1981, 8:05 PM EDT Att: 21,569 - Unknown - 79 F <a href="http://livebaseballscorecards.com">livebaseballscorecards.com</a>								
<b>Frank White, R</b> OBP: 0.295, SLG: 0.388 (1, 4)	4-0 1-2 3B BB	0-0 5-3 1-2		0-0 FC5		0-0 G6-4-3 1B		0-0 1B		4	1	1	1	1	0	5									
<b>George Brett, L</b> OBP: 0.339, SLG: 0.440 (1, 5)	0-0 1H 2H FC4-2 3B		0-0 P4		0-0 1B 3B		0-3 K	0-3 K		5	1	2	2	0	2	1									
<b>Willie Aikens, L</b> OBP: 0.374, SLG: 0.460 (1, 3)	0-0 4-3		0-0	0-0	0-0 G4-6-3 1B		0-3 K			4	0	2	1	0	1	1									
<b>Amos Otis, R</b> OBP: 0.309, SLG: 0.406 (1, 8)	0-0 1B 3H		0-0 FC4-2		0-0 F9		4-0 E S BB			3	1	0	0	1	0	3									
<b>Hal McRae, R</b> OBP: 0.307, SLG: 0.368 (1, 10)	0-0 1-3 1B		0-0 4-3		0-0 G4-6-3		0-0 E4 CS			4	0	1	0	0	0	2									
<b>John Wathan, R</b> OBP: 0.295, SLG: 0.313 (1, 2)	0-0 5-3			0-0 FC1-5 E 1B		0-0 SH1-4 1B 1B		0-0 CS	0-0 5-3	4	1	2	0	0	0	2									
<b>Darryl Motley, R</b> OBP: 0.257, SLG: 0.276 (1, 9)		0-0 G3		0-0 E3 FC5 FC1-5		0-0 1B SH1-4 1B		4-0 3B BB		3	1	1	0	1	0	1									
<b>U L Washington, S</b> OBP: 0.307, SLG: 0.280 (1, 6)		0-3 K		0-0 FC1-5		0-0 SH1-4		0-3 K		3	0	0	0	0	2	3									
<b>Inning Stats</b>	R: 2 E: 0 K: 0 S: 5	H: 2 LOB: 2 BB: 2 P: 13	R: 0 E: 0 K: 1 S: 6	H: 1 LOB: 1 BB: 0 P: 6	R: 0 E: 0 K: 0 S: 4	H: 1 LOB: 2 BB: 0 P: 5	R: 1 E: 0 K: 0 S: 4	H: 3 LOB: 1 BB: 0 P: 5	R: 1 E: 1 K: 2 S: 7	H: 0 LOB: 0 BB: 1 P: 11	R: 2 E: 0 K: 2 S: 9	H: 2 LOB: 1 BB: 1 P: 13	1B: 9 2B: 0 3B: 3 HR: 0	SF: 0 SAC: 1 DP: 2 HBP: 0	WP: 0 PB: 0 SB: 3 CS: 1	PA: 40									
<b>PITCHER</b>	IP	WLS	BF	H	R	ER	SO	BB	IBB	HBP	BLK	WP	HR	S	P	ERA	WHIP								
<b>Dave Frost, R</b> ERA: 4.87 (1, 1)	5.1	L	27	9	4	4	1	2	0	0	0	0	0	18	26	6.75	2.062								
<b>Andy Hassler, L</b> ERA: 2.94 (6, 1)	2.2		12	3	3	2	4	2	0	0	0	0	0	18	26	6.75	1.875								



Batter	1	2	3	4	5	6	7	8	9	AB	R	H	RBI	BB	SO	LOB	TOP								
<b>Bump Wills, S</b> OBP: 0.305, SLG: 0.315 (1, 4)	0-0 4-3	0-0 F5				0-0 E FC 1B	0-3 K		4-0 G3 1B BB	4-0 BB	4	2	1	0	2	1	1								
<b>Mickey Rivers, L</b> OBP: 0.301, SLG: 0.328 (1, 8)	0-0 4-3 1B		0-0 HR			0-0 E4 FC	0-0 L8 1-3 1B	0-0 G3	0-0 F8	6	2	3	1	0	0	5									
<b>Al Oliver, L</b> OBP: 0.350, SLG: 0.425 (1, 10)	0-0 4-3		0-0 4-3			0-0 FC	0-0 1-3	0-0		5	0	1	3	0	0	3									
<b>Buddy Bell, R</b> OBP: 0.371, SLG: 0.460 (1, 5)	0-0 1B		0-0 P5			0-0 K	0-0 BB	4-0 P5		4	0	1	1	1	1	4									
<b>Bob Jones, L</b> OBP: 0.286, SLG: 0.559 <b>Leon Roberts, R</b> OBP: 0.356, SLG: 0.464 (1, 9) (9, 9)	0-0 G3		0-0 4-3			0-0 F7	0-0 L8		0-0 HR	5	1	1	1	0	0	5									
<b>Jim Sundberg, R</b> OBP: 0.366, SLG: 0.364 (1, 2)		0-0 1-6-3		0-0 L7		0-0 HR 1B	0-0 1-3		0-0 6-3	5	1	1	0	0	0	2									
<b>Bill Sample, R</b> OBP: 0.324, SLG: 0.372 (1, 7)		4-0 2B BB		0-0 6-3		0-0 B2		0-0 F9	0-3 K	4	1	0	0	1	1	1									
<b>Pat Putnam, L</b> OBP: 0.306, SLG: 0.424 (1, 3)		0-0 1-H 2B		0-0 4-3		0-0 1-H HR		0-0 2B 1B	0-0 HR	5	3	4	4	0	0	0									
<b>Mario Mendoza, R</b> OBP: 0.267, SLG: 0.280 <b>Tom Poquette, L</b> OBP: 0.143, SLG: 0.231 <b>Wayne Tolleson, S</b> OBP: 0.342, SLG: 0.455 (1, 6) (8, PH) (8, PR) (8, 6)		0-0 6-3		0-0 6-3		0-0 6-3	0-0 6-3	0-0 G3 1B 2B	0-0 BB 1B	3	0	0	0	0	0	1									
<b>Inning Stats</b>	R: 1 E: 0 K: 0 S: 5	H: 2 LOB: 1 BB: 0 P: 5	R: 1 E: 0 K: 0 S: 4	H: 1 LOB: 1 BB: 1 P: 8	R: 1 E: 0 K: 0 S: 4	H: 1 LOB: 0 BB: 0 P: 4	R: 0 E: 0 K: 0 S: 3	H: 0 LOB: 0 BB: 0 P: 3	R: 1 E: 1 K: 1 S: 8	H: 1 LOB: 2 BB: 0 P: 8	R: 2 E: 0 K: 1 S: 7	H: 2 LOB: 0 BB: 0 P: 7	R: 0 E: 0 K: 0 S: 4	H: 1 LOB: 2 BB: 1 P: 8	R: 3 E: 0 K: 0 S: 6	H: 3 LOB: 2 BB: 1 P: 10	R: 2 E: 0 K: 1 S: 8	H: 3 LOB: 2 BB: 1 P: 12	1B: 8 2B: 2 3B: 0 HR: 4	SF: 0 SAC: 0 DP: 0 HBP: 0	WP: 0 PB: 1 SB: 0 CS: 0	PA: 47			
<b>PITCHER</b>	IP	WLS	BF	H	R	ER	SO	BB	IBB	HBP	BLK	WP	HR	S	P	ERA	WHIP								
<b>Ken Forsch, R</b> ERA: 2.88 (1, 1)	6.0		28	7	6	4	2	1	0	0	0	0	2	31	35	6.00	1.333								
<b>Don Aase, R</b> ERA: 2.25 (7, 1)	1.1	L	9	3	3	3	0	2	0	0	0	0	0	7	15	20.25	3.750								
<b>Andy Hassler, L</b> ERA: 2.93 (8, 1)	0.1		2	1	0	0	0	0	0	0	0	0	0	2	2	0.00	3.000								
<b>Bruce Kison, R</b> ERA: 3.66 (8, 1)	1.0		6	3	2	2	1	0	0	0	0	0	2	8	8	18.00	3.000								
<b>Mickey Mahler, L</b> ERA: (9, 1)	0.1		2	0	0	0	0	1	0	0	0	0	0	1	5	0.00	3.000								

Texas Rangers @ California Angels  
Anaheim Stadium, Anaheim, CA  
Fri Sep 11 1981, 10:05 PM EDT  
Att: 24,720 - Unknown


AB 43  
R 11  
H 14  
RBI 11  
BB 4  
SO 3  
LOB 22



Batter	1	2	3	4	5	6	7	8	9	AB	R	H	RBI	BB	SO	LOB	BOTTOM								
<b>Rod Carew, L</b> OBP: 0.378, SLG: 0.378 (1, 3)	0-0 E8 1B	4-0 1B IBB			0-0 F7		4-0 FC2-6 BB		0-0 F8	3	1	1	0	2	0	0									
<b>Rick Burleson, R</b> OBP: 0.372, SLG: 0.394 (1, 6)	0-0 L3	0-0 CS 1B			0-0 F9		0-0 FC2-6 2B 4-3		0-0 F9	5	1	1	2	0	0	2									
<b>Fred Lynn, L</b> OBP: 0.327, SLG: 0.321 (1, 8)	4-0 BB 1B	0-0 CS	0-0 P6		0-0 F3		0-0 4-3		0-0 1-2	3	1	0	0	1	0	1									
<b>Don Baylor, R</b> OBP: 0.310, SLG: 0.403 (1, 10)	4-0 1B BB		0-0 F3		0-0 6-3		0-0 2B		0-0 1-2	3	0	1	1	1	0	0									
<b>Bobby Grich, R</b> OBP: 0.394, SLG: 0.556 (1, 4)	0-0 P4		0-0 F8		0-3 K		0-0 F9		0-0 1-2	4	0	0	0	0	1	4									
<b>Ed Ott, L</b> OBP: 0.270, SLG: 0.279 (1, 2)	0-0 1-3 2-H 3-H		0-0 F9		4-0 BB 2B		0-0 G3		0-0 1-3 2-3	3	1	1	2	1	0	0									
<b>Brian Downing, R</b> OBP: 0.351, SLG: 0.351 (1, 7)		0-0 E5 SH5-4 1B		0-0 F8		4-0 2B BB		0-3 K2-3		3	1	0	0	1	1	0									
<b>Larry Harlow, L</b> OBP: 0.338, SLG: 0.233 (1, 9)		0-0 SH 1B		4-0 BB		0-0 1-3 2-H		0-0 F7		2	1	1	1	1	0	0									
<b>Butch Hobson, R</b> OBP: 0.324, SLG: 0.347 (1, 5)		0-0 SH5-4		0-0 L8		0-3 K		0-0 5-3		3	0	0	0	0	1	3									
<b>Inning Stats</b>	R: 2 E: 1 K: 0 S: 4	H: 2 LOB: 2 BB: 2 P: 12	R: 2 E: 2 K: 0 S: 4	H: 1 LOB: 0 BB: 1 P: 8	R: 0 E: 0 K: 0 S: 3	H: 0 LOB: 0 BB: 1 P: 7	R: 0 E: 0 K: 0 S: 3	H: 0 LOB: 0 BB: 0 P: 3	R: 1 E: 0 K: 2 S: 8	H: 1 LOB: 2 BB: 2 P: 16	R: 1 E: 0 K: 0 S: 4	H: 1 LOB: 1 BB: 1 P: 8	R: 0 E: 0 K: 1 S: 5	H: 0 LOB: 0 BB: 0 P: 5	R: 0 E: 0 K: 0 S: 3	H: 0 LOB: 0 BB: 0 P: 3	1B: 3 2B: 2 3B: 0 HR: 0	SF: 0 SAC: 2 DP: 0 HBP: 0	WP: 0 PB: 0 SB: 0 CS: 1	PA: 39					
<b>PITCHER</b>	IP	WLS	BF	H	R	ER	SO	BB	IBB	HBP	BLK	WP	HR	S	P	ERA	WHIP								
<b>Danny Darwin, R</b> ERA: 3.9 (1, 1)	5.2		26	4	5	3	1	5	0	0	0	0	0	22	46	4.76	1.588								
<b>Steve Comer, R</b> ERA: 2.66 (6, 1)	3.1	W	12	1	1	1	2	1	0	0	0	0	0	15	19	2.70	0.600								

Texas Rangers @ California Angels  
Anaheim Stadium, Anaheim, CA  
Fri Sep 11 1981, 10:05 PM EDT  
Att: 24,720 - Unknown

AB 29  
R 6  
H 5  
RBI 6  
BB 7  
SO 3  
LOB 10





Batter	1	2	3	4	5	6	7	8	9	AB	R	H	RBI	BB	SO	LOB	TOP								
<b>Bump Willis, S</b> OBP: 0.302, SLG: 0.312 (1, 4)	5-3	F9			F8			5-3		4	0	0	0	0	0	2									
<b>Mickey Rivers, L</b> OBP: 0.300, SLG: 0.327 (1, 8)	F6		E9		1-3			4-3		4	1	1	0	0	0	0									
<b>Al Oliver, L</b> OBP: 0.347, SLG: 0.420 (1, 10)	6-3		6-3					E5		4	0	0	1	0	1	0									
<b>Buddy Bell, R</b> OBP: 0.373, SLG: 0.459 (1, 5)		FC6-4	F9					6-3		3	0	1	0	1	0	1									
<b>Bill Stein, R</b> OBP: 0.373, SLG: 0.461 (1, 3)		FC6-4	F7					F3		4	1	0	0	0	0	2									
<b>Pat Putnam, L</b> OBP: 0.306, SLG: 0.424 (9, 3)		FC6-4								0	0	0	0	0	0	0									
<b>Jim Sundberg, R</b> OBP: 0.365, SLG: 0.362 (1, 2)		FC6-4			K			P9		4	0	1	0	0	1	1									
<b>Leon Roberts, R</b> OBP: 0.349, SLG: 0.453 (1, 9)		FC6-4	P3					6-3		4	1	0	0	0	0	2									
<b>Bill Sample, R</b> OBP: 0.324, SLG: 0.371 (1, 7)			4-3					B5-3		3	0	1	1	0	0	0									
<b>Mario Mendoza, R</b> OBP: 0.268, SLG: 0.281 (1, 6)					F8			6-3		3	0	1	1	0	0	0									
<b>Inning Stats</b>	R: 0 E: 0 K: 0 S: 3	H: 0 LOB: 0 BB: 0 P: 3	R: 2 E: 0 K: 0 S: 7	H: 4 LOB: 2 BB: 0 P: 7	R: 1 E: 1 K: 0 S: 4	H: 1 LOB: 0 BB: 0 P: 4	R: 0 E: 0 K: 1 S: 5	H: 0 LOB: 0 BB: 0 P: 5	R: 0 E: 0 K: 0 S: 3	H: 0 LOB: 0 BB: 0 P: 3	R: 0 E: 0 K: 0 S: 3	H: 0 LOB: 0 BB: 0 P: 3	R: 0 E: 0 K: 0 S: 4	H: 0 LOB: 0 BB: 0 P: 4	R: 0 E: 0 K: 0 S: 3	H: 0 LOB: 0 BB: 0 P: 3	1B: 5 2B: 0 3B: 0 HR: 0	SF: 0 SAC: 0 DP: 0 HBP: 0	WP: 0 PB: 0 SB: 0 CS: 0	PA: 34					
<b>PITCHER</b> <b>Geoff Zahn, L</b> ERA: 4.18 (1, 1)	IP: 9.0 WLS: L BF: 34	H: 5 R: 3 ER: 2 SO: 2	BB: 1 IBB: 0 HBP: 0 BLK: 0	WP: 0 HR: 0 S: 37 P: 41	ERA: 2.00 WHIP: 0.667																				

Texas Rangers @ California Angels  
Anaheim Stadium, Anaheim, CA  
Sat Sep 12 1981, 10:05 PM EDT  
Att: 30,675 - Unknown


AB 33  
R 3  
H 5  
RBI 3  
BB 1  
SO 2  
LOB 8



Batter	1	2	3	4	5	6	7	8	9	AB	R	H	RBI	BB	SO	LOB	BOTTOM								
<b>Rick Burleson, R</b> OBP: 0.370, SLG: 0.393 (1, 6)	1-3		FC6-4					F9		4	0	1	0	0	0	2									
<b>Rod Carew, L</b> OBP: 0.377, SLG: 0.375 (1, 3)	1-3							BB		3	0	0	0	1	0	2									
<b>Dan Ford, R</b> OBP: 0.332, SLG: 0.460 (1, 9)	4-3							BB		4	0	1	0	0	0	2									
<b>Don Baylor, R</b> OBP: 0.312, SLG: 0.403 (1, 10)		G4-3			1-3			L7		3	0	1	0	1	0	0									
<b>Bobby Grich, R</b> OBP: 0.389, SLG: 0.547 (1, 4)		K						5-3		4	0	0	0	0	2	4									
<b>Brian Downing, R</b> OBP: 0.350, SLG: 0.350 (1, 2)		G4-3						6-3		4	0	1	0	0	0	1									
<b>Joe Ferguson, R</b> OBP: 0.286, SLG: 0.474 (1, 7)			5-3					HR		3	1	1	1	0	0	1									
<b>Fred Lynn, L</b> OBP: 0.326, SLG: 0.320 (9, PH)					G5-4-3					1	0	0	0	0	0	0									
<b>Juan Beniquez, R</b> OBP: 0.250, SLG: 0.243 (1, 8)			6-3					F8		3	0	1	0	1	0	0									
<b>Butch Hobson, R</b> OBP: 0.327, SLG: 0.355 (1, 5)										3	0	2	0	0	0	1									
<b>Bert Campaneris, R</b> OBP: 0.254, SLG: 0.304 (8, PR) (9, 5)										0	1	0	0	0	0	0									
<b>Brian Harper, R</b> OBP: 0.250, SLG: 0.250 (9, PH) (9, 5)										1	0	0	0	0	0	1									
<b>Inning Stats</b>	R: 0 E: 0 K: 0 S: 3	H: 0 LOB: 0 BB: 0 P: 3	R: 0 E: 0 K: 1 S: 5	H: 1 LOB: 0 BB: 0 P: 5	R: 0 E: 0 K: 0 S: 4	H: 1 LOB: 1 BB: 0 P: 4	R: 0 E: 0 K: 0 S: 3	H: 0 LOB: 0 BB: 0 P: 3	R: 0 E: 0 K: 0 S: 5	H: 2 LOB: 2 BB: 0 P: 5	R: 0 E: 0 K: 1 S: 5	H: 0 LOB: 0 BB: 0 P: 5	R: 0 E: 0 K: 0 S: 6	H: 3 LOB: 3 BB: 2 P: 14	R: 0 E: 0 K: 0 S: 3	H: 0 LOB: 1 BB: 1 P: 7	1B: 5 2B: 2 3B: 0 HR: 1	SF: 0 SAC: 0 DP: 2 HBP: 0	WP: 0 PB: 0 SB: 0 CS: 0	PA: 36					
<b>PITCHER</b> <b>Rick Honeycutt, L</b> ERA: 2.84 (1, 1)	IP: 7.1 WLS: W BF: 27	H: 7 R: 2 ER: 2 SO: 2	BB: 1 IBB: 0 HBP: 0 BLK: 1	WP: 0 HR: 1 S: 31 P: 31	ERA: 2.46 WHIP: 0.955																				
<b>Jim Kern, R</b> ERA: 1.53 (8, 1)	0.1	3	1	0	0	0	1	0	0	2	6	0.00	6.000												
<b>Dave Schmidt, R</b> ERA: 2.93 (8, 1)	0.2	3	0	0	0	0	1	0	0	2	6	0.00	1.500												
<b>Mark Mercer, L</b> ERA: 3.86 (9, 1)	0.2	S	3	0	0	0	1	0	0	2	6	0.00	1.500												

Texas Rangers @ California Angels  
Anaheim Stadium, Anaheim, CA  
Sat Sep 12 1981, 10:05 PM EDT  
Att: 30,675 - Unknown

AB 33  
R 2  
H 8  
RBI 1  
BB 3  
SO 2  
LOB 14





Batter	1	2	3	4	5	6	7	8	9	10	11	12	AB	R	H	RBI	BB	SO	LOB	TOP						
<b>Bump Wills, S</b> OBP: 0.302, SLG: 0.310 (1.4)	G3		F7		L3-6	BB			1B 1B	F9			5	1	1	0	1	0	4							
<b>Mickey Rivers, L</b> OBP: 0.304, SLG: 0.329 (1.8)	BB			F6		BB			BB 1B SF8 1B	P6			5	2	2	0	1	0	4							
<b>Al Oliver, L</b> OBP: 0.344, SLG: 0.416 (1.10)	1-3			K		L8	3-1		SF8 BB 1B		F8		6	0	1	1	0	1	2							
<b>Buddy Bell, R</b> OBP: 0.373, SLG: 0.456 (R, PR) (1.5)	2-3			5-3		1B E 1B	4-3		1-2 2-3 BB BB		K		4	1	1	0	1	0	1							
<b>Wayne Tolerson, S</b> (9.5)													1	0	0	0	0	1	0							
<b>Pat Putnam, L</b> OBP: 0.307, SLG: 0.428 (1.3)		4-3				1B 2B	5-3		SF8		F8		5	2	2	2	0	0	0							
<b>Jim Sundberg, R</b> OBP: 0.364, SLG: 0.357 (1.2)		K			6-3	E1 1B		FC3-6 BB	1-2 BB			6-3	4	1	0	0	2	1	2							
<b>Johnny Grubb, L</b> OBP: 0.321, SLG: 0.333 (1.9)	1-3					BB 1B	K	FC3-6 G6-4-3	F8			K	6	0	1	1	0	2	6							
<b>Bill Sample, R</b> OBP: 0.329, SLG: 0.372 (1.7)			6-3			1B							5	0	2	0	1	0	1							
<b>Leon Roberts, R</b> OBP: 0.349, SLG: 0.453 (12, PR) (12.7)						L3-6 BB 1B	1B BB	G6-4-3	F7				0	0	0	0	0	0	0							
<b>Mario Mendoza, R</b> OBP: 0.293, SLG: 0.280 (1.6)			5-3			1-2 2-3 BB	1-3 2-H 3-H 1B		P4		F8		1	0	0	0	0	0	0							
<b>Tom Poquette, L</b> OBP: 0.200, SLG: 0.231 (5, PH) (5.6)													0	0	0	0	1	0	0							
<b>Mark Wagner, R</b> OBP: 0.439, SLG: 0.444 (5.6)						1-2 2-3 BB	1-3 2-H 3-H 1B						3	0	1	2	1	0	1							
<b>Inning Stats</b>	R: 0 E: 0 K: 3 S: 3	H: 0 LOB: 1 BB: 1 P: 7	R: 0 E: 0 K: 1 S: 5	H: 0 LOB: 0 BB: 0 P: 5	R: 0 E: 0 K: 0 S: 3	H: 0 LOB: 0 BB: 1 P: 3	R: 0 E: 0 K: 1 S: 5	H: 0 LOB: 0 BB: 0 P: 6	R: 1 E: 0 K: 0 S: 5	H: 3 LOB: 2 BB: 1 P: 9	R: 4 E: 1 K: 1 S: 10	H: 4 LOB: 3 BB: 2 P: 18	R: 0 E: 0 K: 0 S: 3	H: 0 LOB: 0 BB: 0 P: 6	R: 0 E: 0 K: 2 S: 6	H: 0 LOB: 0 BB: 1 P: 14	R: 0 E: 0 K: 3 S: 3	H: 0 LOB: 1 BB: 1 P: 7	R: 0 E: 0 K: 1 S: 5	H: 0 LOB: 0 BB: 0 P: 5	R: 0 E: 0 K: 1 S: 6	H: 1 LOB: 2 BB: 0 P: 6	1B: 10 2B: 2 3B: 0 HR: 0	SF: 1 SAC: 0 DP: 2 HBP: 0	WP: 0 PB: 0 SB: 1 CS: 0	PA: 54
<b>PITCHER</b>	IP	WLS	BF	H	R	ER	SO	BB	IBB	HBP	BLK	WP	HR	S	P	ERA	WHIP									
<b>Mike Witt, R</b> ERA: 3.87 (1.1)	5.1		24	6	5	2	2	2	0	0	0	0	0	0	13	25	6.00	2.000								
<b>Don Aase, R</b> ERA: 2.45 (6.1)	3.0		14	3	2	2	1	3	0	0	0	0	0	0	13	25	6.00	2.000								
<b>Andy Hassler, L</b> ERA: 2.93 (9.1)	0.0		1	1	0	0	0	0	0	0	0	0	0	1	1	∞	∞									
<b>Jesse Jefferson, R</b> ERA: 3.68 (9.1)	0.2		4	0	0	0	0	2	0	0	0	0	0	2	10	0.00	3.000									
<b>Steve Renko, R</b> ERA: 3.55 (10.1)	3.0	W	11	1	0	0	2	1	0	0	0	0	0	14	18	0.00	0.667									

Texas Rangers @ California Angels  
Anaheim Stadium, Anaheim, CA  
Sun Sep 13 1981, 6:33 AM EDT  
Att. 20,461 - Unknown

AB 45  
R 7  
H 11  
RBI 6  
BB 8  
SO 5  
LOB 21



Batter	1	2	3	4	5	6	7	8	9	10	11	12	AB	R	H	RBI	BB	SO	LOB	BOTTOM						
<b>Larry Harlow, L</b> OBP: 0.342, SLG: 0.242 (1.7)				SF8		BB			6-3		FC1-5		2	0	1	0	0	1	0							
<b>Joe Ferguson, R</b> OBP: 0.304, SLG: 0.474 (4, PH) (5.7)		K				BB					5-3		0	0	0	1	1	0	0							
<b>John Harris, L</b> OBP: 0.280, SLG: 0.323 (9, PH) (5.7)	CS					BB							1	0	0	0	0	0	0							
<b>Brian Downing, R</b> OBP: 0.348, SLG: 0.348 (10.7)	1B					BB							1	0	0	0	0	0	2							
<b>Rick Burleson, R</b> OBP: 0.375, SLG: 0.394 (1.6)	1B HR			P4		BB			FC4-6 BB		5-3		4	1	2	1	2	0	2							
<b>Rod Carew, L</b> OBP: 0.379, SLG: 0.375 (1.3)	1B					BB			FC4-6 BB				5	1	2	0	1	0	4							
<b>Daryl Sconiers, L</b> (12.3)	HR					BB			FC4-6 FC6-4				0	0	0	0	0	0	0							
<b>Don Baylor, R</b> OBP: 0.309, SLG: 0.408 (1.10)	HR			F7		BB			FC6-4		P8		6	1	1	3	0	0	5							
<b>Dan Ford, R</b> OBP: 0.332, SLG: 0.456 (1.9)	5-3				4-3					L7		4-3 WP SF9 1B	5	1	1	0	1	0	0							
<b>Bobby Grich, R</b> OBP: 0.384, SLG: 0.550 (1.4)	HR			F8		BB			6-3		F8		6	1	1	1	0	0	3							
<b>Ed Ott, L</b> OBP: 0.271, SLG: 0.274 (1.2)	F7					BB BB			6-3		P6		4	1	0	0	2	0	0							
<b>Juan Beniquez, R</b> OBP: 0.263, SLG: 0.287 (1.8)		5-3				FC6-4 BB BB			6-3				5	1	3	2	0	1	0							
<b>Bert Campaneris, R</b> OBP: 0.266, SLG: 0.333 (1.5)		5-3				FC6-4 BB BB			6-3		FC1-5 BB 1B		4	1	1	0	1	0	2							
<b>Inning Stats</b>	R: 4 E: 0 K: 0 S: 7	H: 5 LOB: 0 BB: 0 P: 7	R: 0 E: 0 K: 1 S: 5	H: 0 LOB: 0 BB: 0 P: 5	R: 0 E: 0 K: 0 S: 5	H: 1 LOB: 2 BB: 1 P: 8	R: 2 E: 0 K: 0 S: 5	H: 3 LOB: 1 BB: 0 P: 6	R: 0 E: 0 K: 0 S: 3	H: 0 LOB: 0 BB: 0 P: 3	R: 0 E: 0 K: 1 S: 5	H: 0 LOB: 0 BB: 0 P: 6	R: 0 E: 0 K: 0 S: 3	H: 0 LOB: 0 BB: 1 P: 7	R: 0 E: 0 K: 0 S: 3	H: 0 LOB: 0 BB: 0 P: 3	R: 0 E: 0 K: 0 S: 4	H: 1 LOB: 3 BB: 2 P: 12	R: 0 E: 0 K: 0 S: 3	H: 1 LOB: 1 BB: 1 P: 7	1B: 8 2B: 0 3B: 1 HR: 3	SF: 2 SAC: 0 DP: 0 HBP: 0	WP: 1 PB: 0 SB: 1 CS: 1	PA: 53		
<b>PITCHER</b>	IP	WLS	BF	H	R	ER	SO	BB	IBB	HBP	BLK	WP	HR	S	P	ERA	WHIP									
<b>Fergie Jenkins, R</b> ERA: 4.74 (4.1)	3.1		18	8	6	6	1	1	0	0	0	0	0	3	19	23	16.20	2.700								
<b>Jon Matlack, L</b> ERA: 4.14 (6.1)	2.1		10	2	1	1	0	2	0	0	0	0	0	8	16	3.86	1.714									
<b>Dave Schmidt, R</b> ERA: 2.89 (7.1)	0.1		2	0	0	0	0	1	0	0	0	0	0	1	5	0.00	3.000									
<b>John Butcher, R</b> ERA: (7.1)	4.0		15	1	0	0	1	2	0	0	0	0	0	15	23	0.00	0.750									
<b>Steve Comer, R</b> ERA: 2.93 (11.1)	1.2	L	8	1	1	1	0	0	2	0	0	1	0	6	14	5.40	0.600									

Texas Rangers @ California Angels  
Anaheim Stadium, Anaheim, CA  
Sun Sep 13 1981, 6:33 AM EDT  
Att. 20,461 - Unknown

AB 43  
R 8  
H 12  
RBI 8  
BB 8  
SO 2  
LOB 18









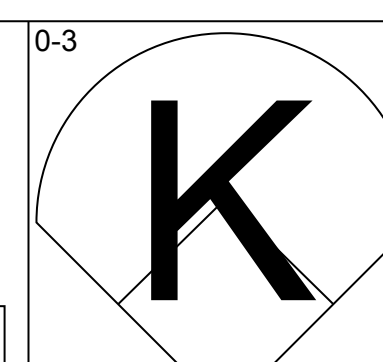
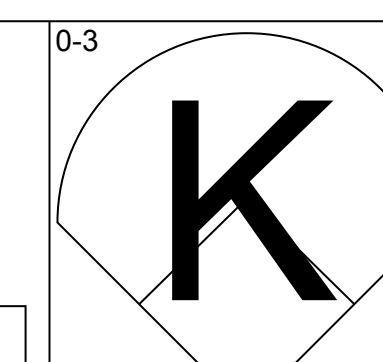
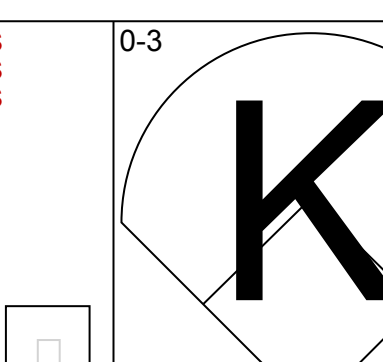
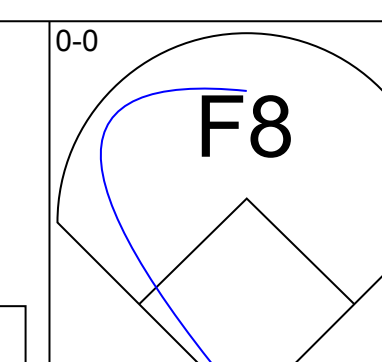
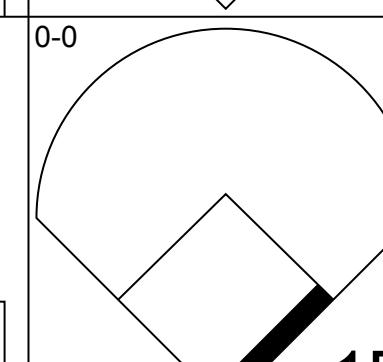
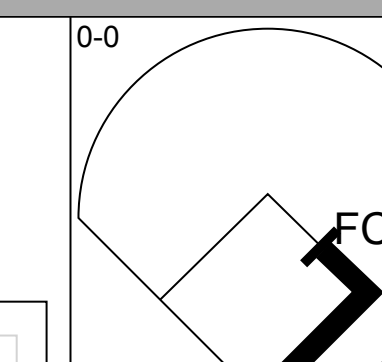
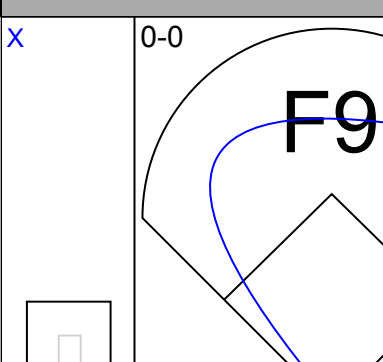
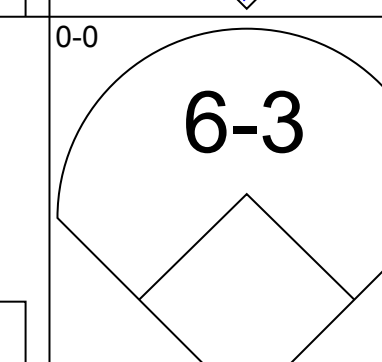
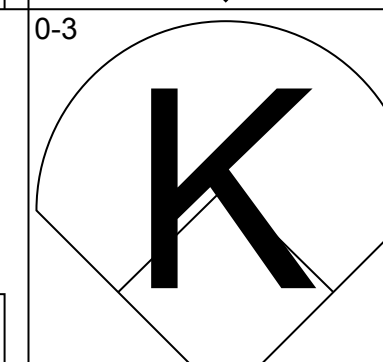
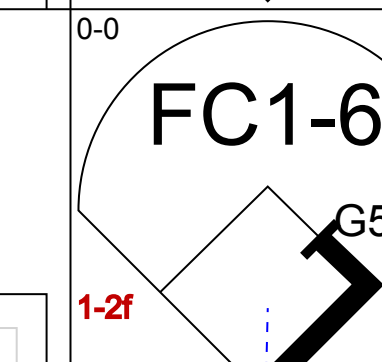
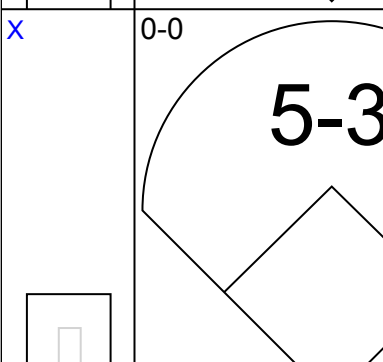
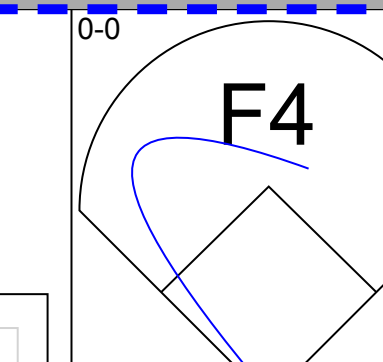
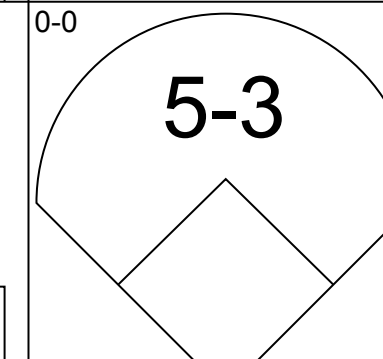
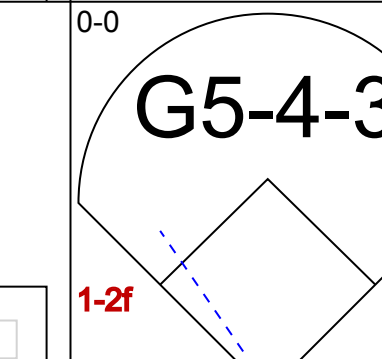
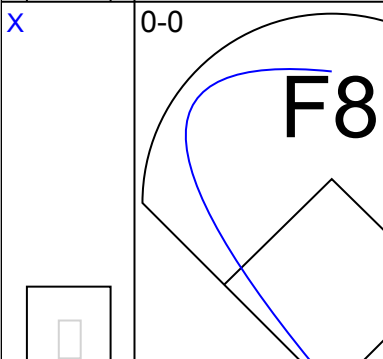
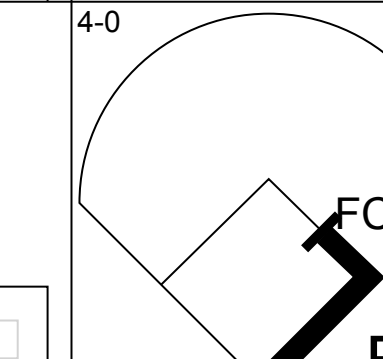
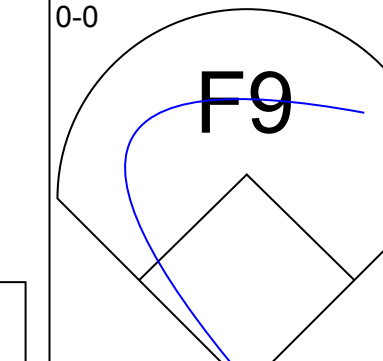
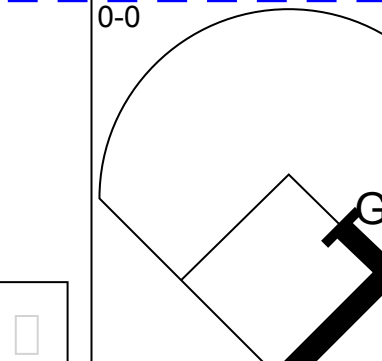
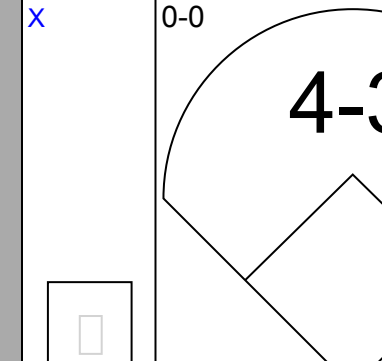
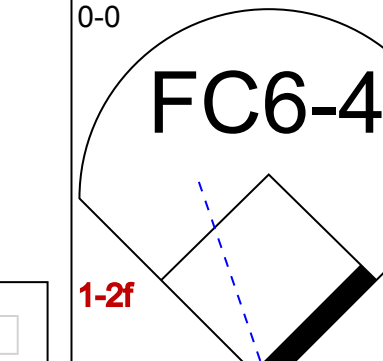
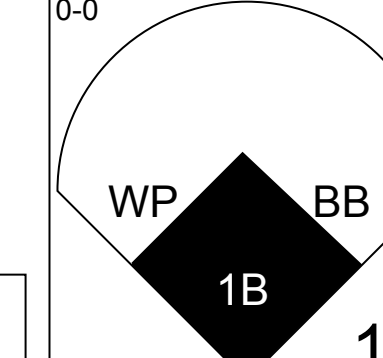
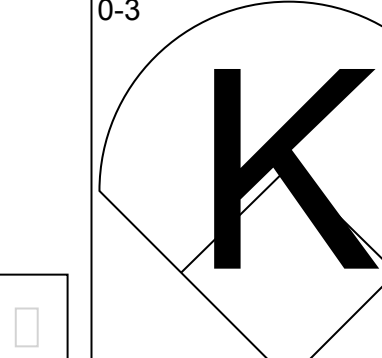
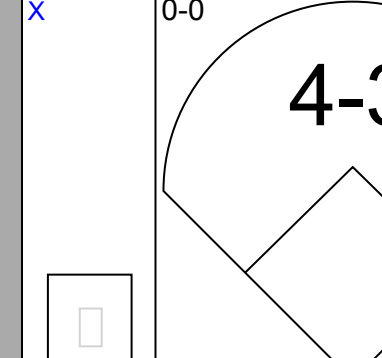
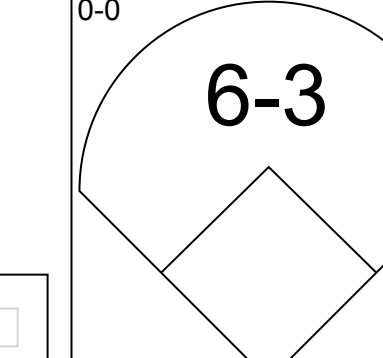
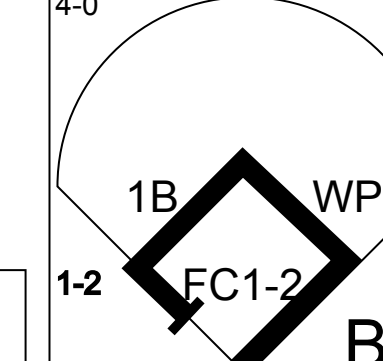
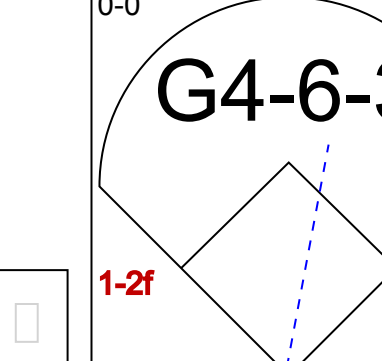
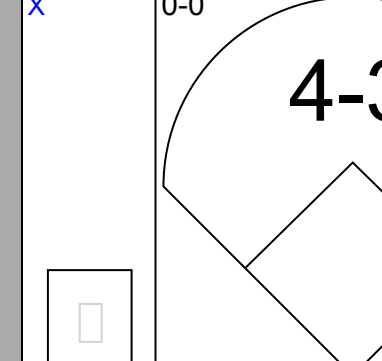
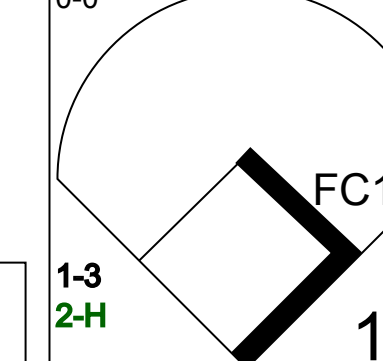
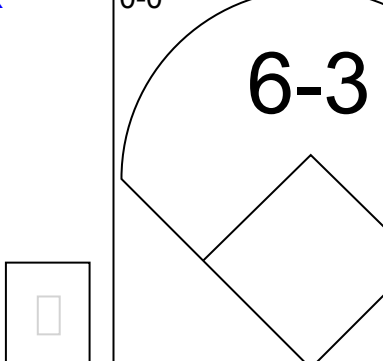
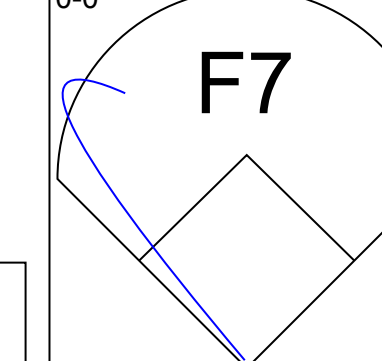

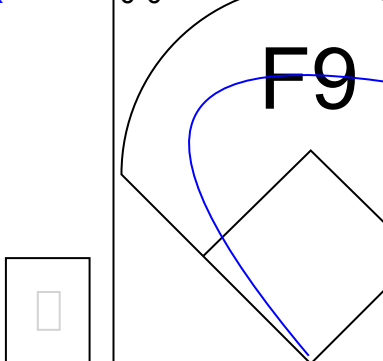
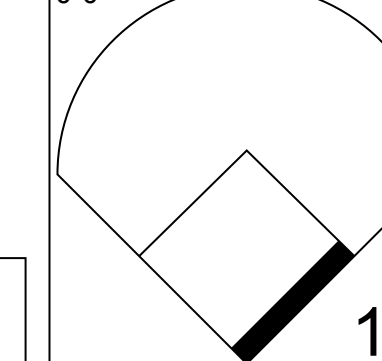


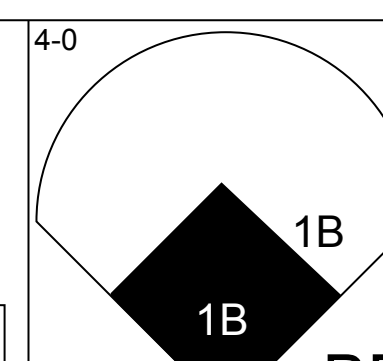
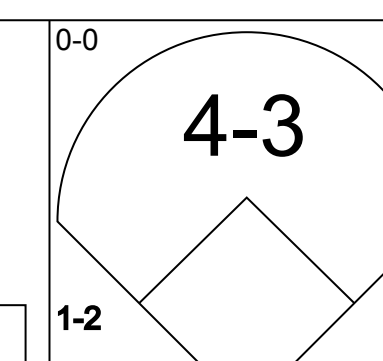
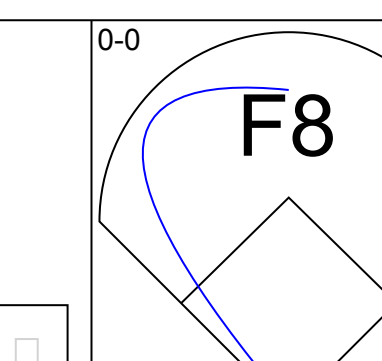
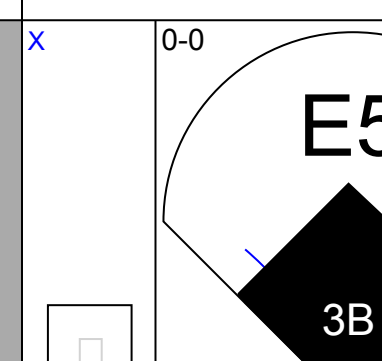
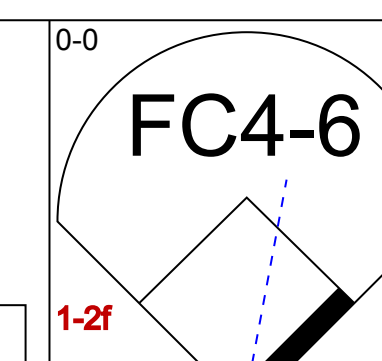
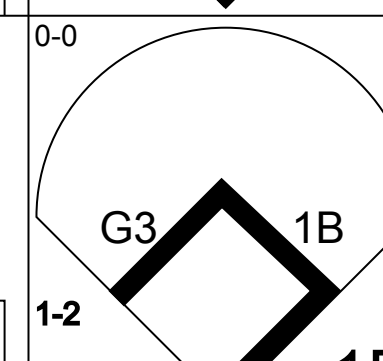
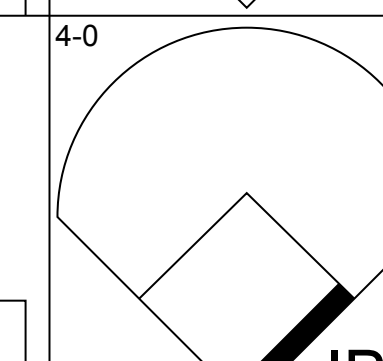
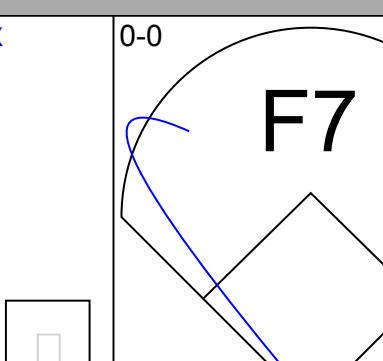
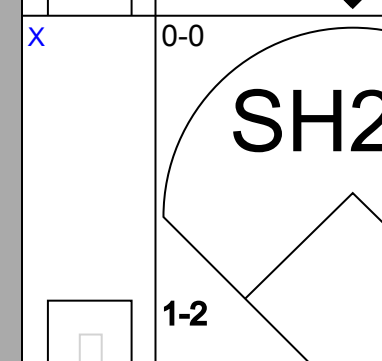
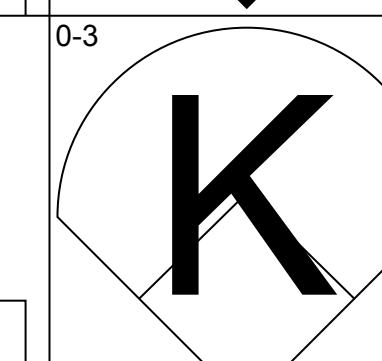
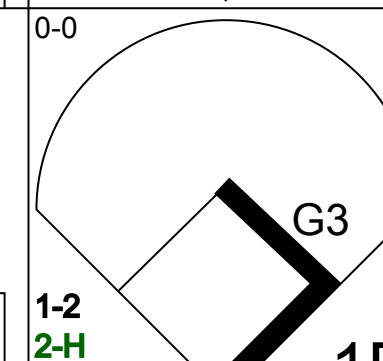
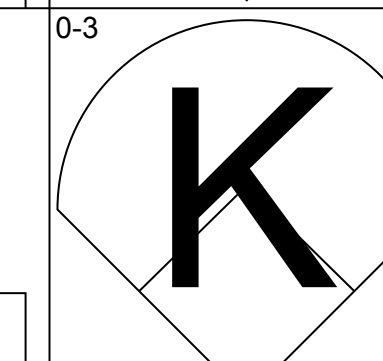
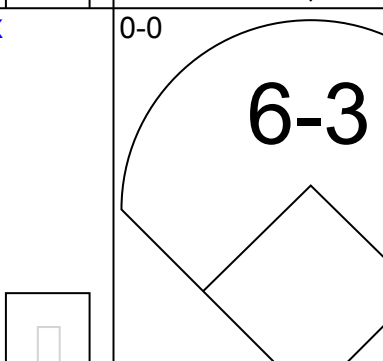
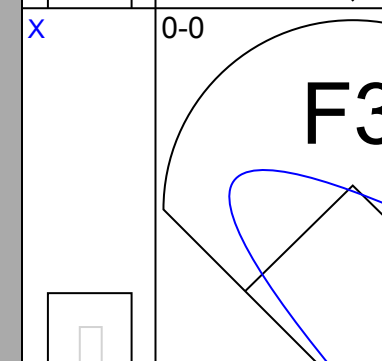
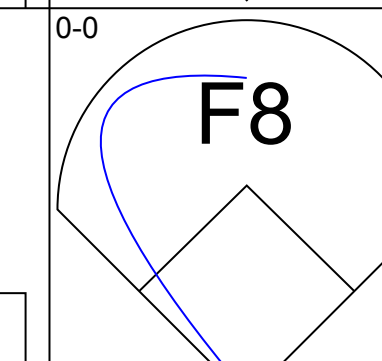
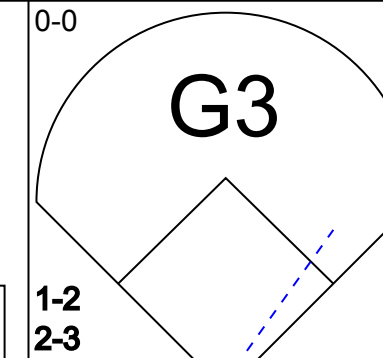
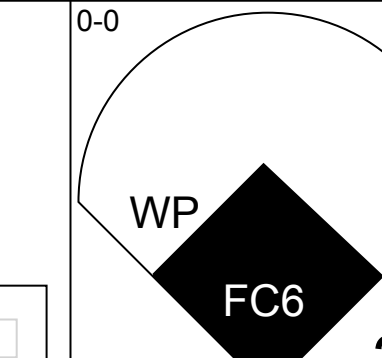
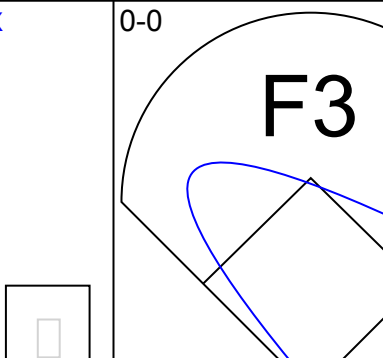
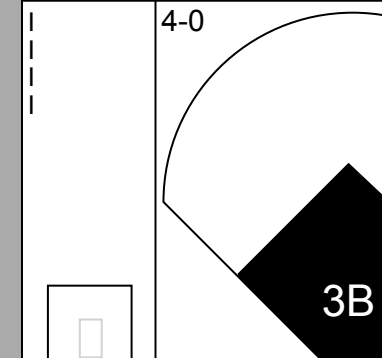

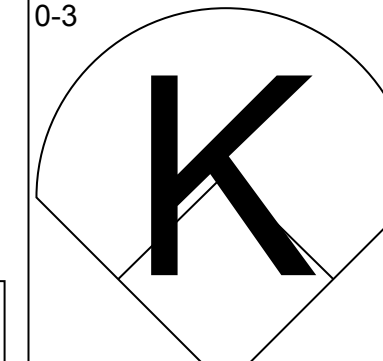
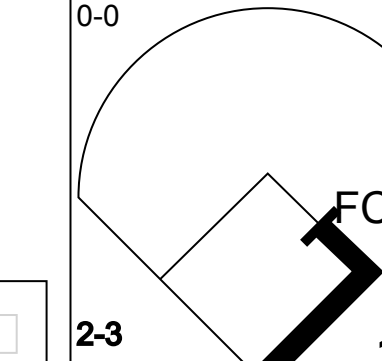
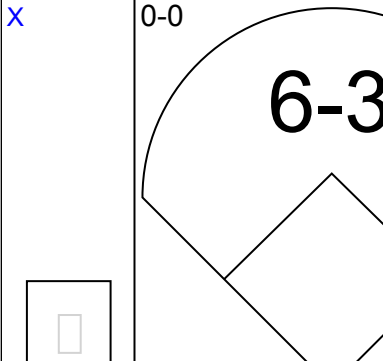


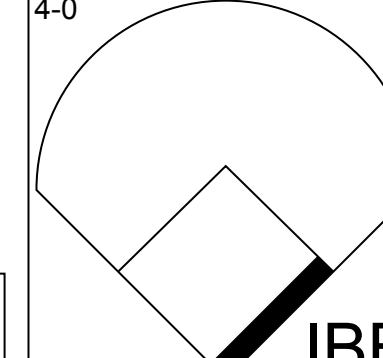
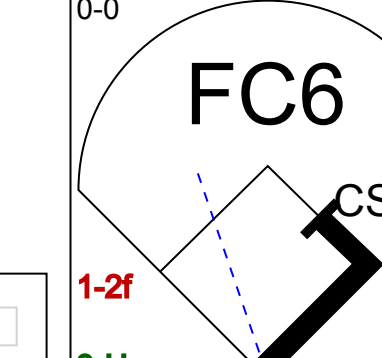
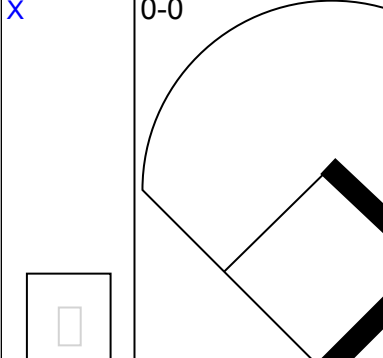


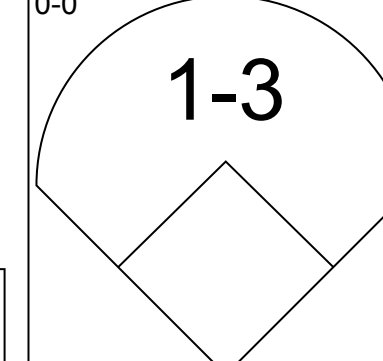
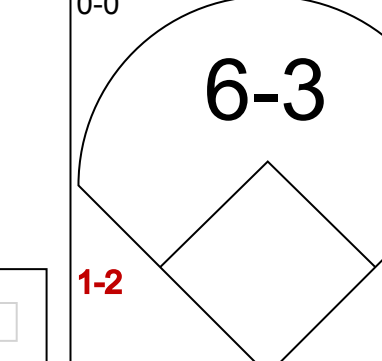
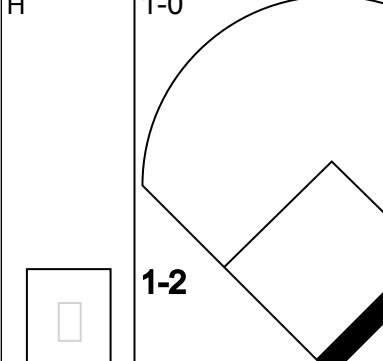


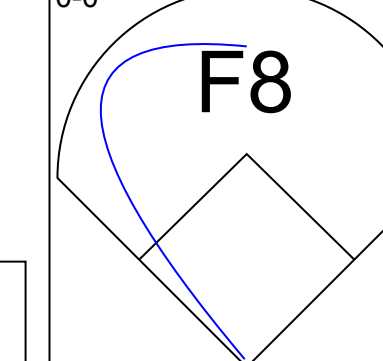
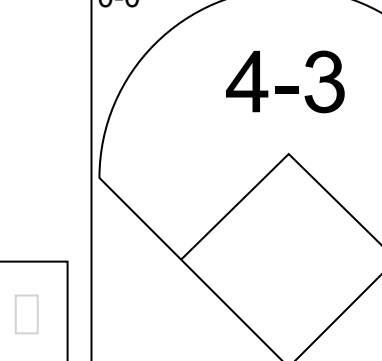
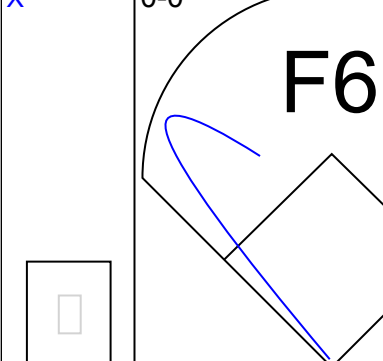
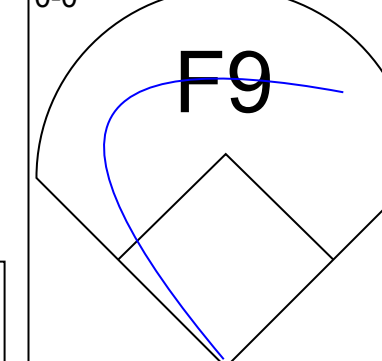
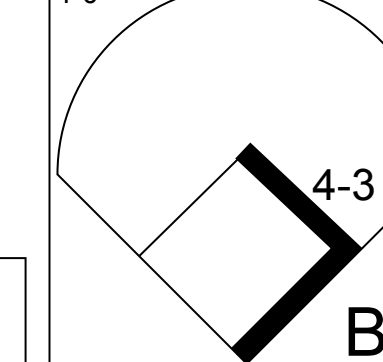
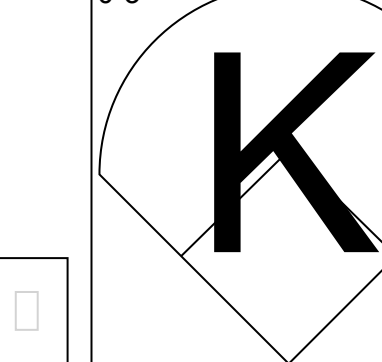
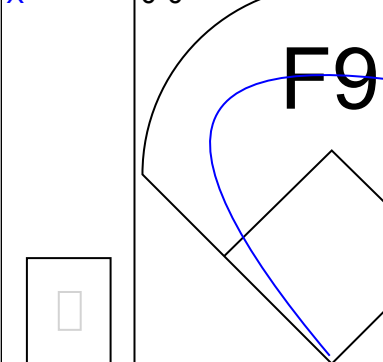
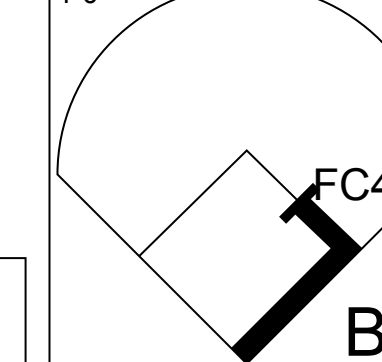


Batter	1	2	3	4	5	6	7	8	9	AB	R	H	RBI	BB	SO	LOB	TOP									
Willie Wilson, S OBP: 0.321, SLG: 0.347	0-0 6-3	0-0 F8			0-0 4-3		0-0 FC6-4		0-0 6-3	5	0	0	0	0	0	6	<b>Kansas City Royals @ California Angels</b> Anaheim Stadium, Anaheim, CA Wed Sep 16 1981, 10:05 PM EDT Att: 20,582 - Unknown <a href="http://livebaseballscorecards.com">livebaseballscorecards.com</a>									
Frank White, R OBP: 0.283, SLG: 0.376	0-0 F8		0-0 5-3		0-0 F3		0-0 G5-4-3		0-3 K	5	0	0	0	0	1	3										
George Brett, L OBP: 0.347, SLG: 0.449	0-0 2B		0-3 K		0-0 6-3			0-0 SH5-4	0-0 1B	5	1	3	1	0	1	1										
Amos Otis, R OBP: 0.326, SLG: 0.410	0-0 4-3		0-0 2B		0-0 4-3			0-0 SH5-4	4-0 1B	3	0	1	0	1	0	1										
Hal McRae, R OBP: 0.310, SLG: 0.366		0-0 4-3	0-0 5-3		0-0 6-3			0-0 E6	0-0 FC6-4	5	0	1	0	0	0	3										
Willie Aikens, L OBP: 0.372, SLG: 0.452		0-0 1-3		4-0 FC4-6		0-0 1B		0-0 4-3		3	0	1	0	1	0	1										
John Wathan, R OBP: 0.287, SLG: 0.297		0-0 BB		0-0 FC4-6		0-0 F7		0-0 BB		3	0	1	0	1	0	2										
Darryl Motley, R OBP: 0.282, SLG: 0.324		0-0 BB		0-0 G6-4-3				0-3 K		3	1	2	1	0	0	1										
Clint Hurdle, L OBP: 0.456, SLG: 0.659		0-0 BB		0-0 G6-4-3				0-0 K		1	0	0	0	0	1	2										
Pat Sheridan, L	1-2 1B			1-2				HR		0	0	0	0	0	0	0										
U L Washington, S OBP: 0.317, SLG: 0.304	1-2 2-3				0-0 E1			0-0 FC6-4	0-0 1B	3	1	3	0	1	0	0										
<b>Inning Stats</b>	R: 0 E: 0 K: 0 S: 4	H: 1 LOB: 1 BB: 0 P: 4	R: 0 E: 0 K: 0 S: 5	H: 2 LOB: 3 BB: 1 P: 9	R: 0 E: 0 K: 1 S: 6	H: 1 LOB: 0 BB: 0 P: 6	R: 0 E: 0 K: 0 S: 2	H: 0 LOB: 0 BB: 1 P: 6	R: 0 E: 1 K: 0 S: 4	H: 1 LOB: 1 BB: 0 P: 4	R: 0 E: 0 K: 0 S: 4	H: 1 LOB: 0 BB: 0 P: 4	R: 1 E: 0 K: 0 S: 4	H: 2 LOB: 0 BB: 0 P: 4	R: 1 E: 0 K: 1 S: 7	H: 2 LOB: 2 BB: 1 P: 11	R: 1 E: 0 K: 1 S: 7	H: 2 LOB: 2 BB: 1 P: 11	1B: 9 2B: 2 3B: 0 HR: 1	SF: 0 SAC: 1 DP: 2 HBP: 0	WP: 0 PB: 0 SB: 1 CS: 0	PA: 41				
<b>PITCHER</b>	IP	WLS	BF	H	R	ER	SO	BB	IBB	HBP	BLK	WP	HR	S	P	ERA	WHIP									
Geoff Zahn, L ERA: 4.08	(1, 1)	7.2	L	33	10	2	2	1	2	0	0	0	0	1	33	41	2.35	1.565								
Don Aase, R ERA: 2.54	(8, 1)	1.0		5	1	1	1	2	1	0	0	0	0	0	8	12	9.00	2.000								
Andy Hassler, L ERA: 3.01	(9, 1)	0.1		3	1	0	0	0	1	0	0	0	0	0	2	6	0.00	6.000								

Batter	1	2	3	4	5	6	7	8	9	AB	R	H	RBI	BB	SO	LOB	BOTTOM									
Brian Downing, R OBP: 0.350, SLG: 0.359	0-0 6-3		0-0 HR			0-0 L9		0-0 F9		4	1	2	1	0	0	0	<b>Kansas City Royals @ California Angels</b> Anaheim Stadium, Anaheim, CA Wed Sep 16 1981, 10:05 PM EDT Att: 20,582 - Unknown <a href="http://livebaseballscorecards.com">livebaseballscorecards.com</a>									
Rick Burleson, R OBP: 0.376, SLG: 0.394	0-0 6-3		0-0 6-3			0-0 1B		0-0 1B		4	0	2	0	0	0	1										
Bobby Grich, R OBP: 0.377, SLG: 0.533	0-0 P3				0-0 L8		0-0 L6		0-0 F7	4	0	0	0	0	0	3										
Don Baylor, R OBP: 0.310, SLG: 0.412	0-3 K				0-0 L8		0-0 L8		0-0 L8	4	0	1	0	0	1	2										
Ed Ott, L OBP: 0.275, SLG: 0.274		1-0 FC1-6		0-0 G1-4-3		0-0 F7		0-0 1B		3	0	1	0	0	0	1										
Dan Ford, R OBP: 0.330, SLG: 0.452		0-0 FC1-6		0-3 K		0-0 FC4-6		0-3 K		4	0	1	0	0	2	2										
John Harris, L OBP: 0.246, SLG: 0.313		0-0 G4-6-3			0-0 1B		0-0 FC4-6		0-0 L7	4	0	1	0	0	0	3										
Juan Beniquez, R OBP: 0.258, SLG: 0.280			0-0 5-3		0-0 P6		0-0 L8			3	0	0	0	0	0	2										
Bert Campaneris, R OBP: 0.297, SLG: 0.338			0-0 5-3		0-3 K			0-0 4-3		3	0	0	0	0	1	1										
<b>Inning Stats</b>	R: 0 E: 0 K: 1 S: 6	H: 1 LOB: 1 BB: 0 P: 6	R: 0 E: 0 K: 0 S: 2	H: 0 LOB: 0 BB: 0 P: 3	R: 1 E: 0 K: 0 S: 4	H: 1 LOB: 0 BB: 0 P: 4	R: 0 E: 0 K: 0 S: 3	H: 1 LOB: 0 BB: 0 P: 3	R: 0 E: 0 K: 2 S: 8	H: 1 LOB: 1 BB: 0 P: 8	R: 0 E: 0 K: 0 S: 4	H: 1 LOB: 1 BB: 0 P: 4	R: 0 E: 0 K: 0 S: 4	H: 1 LOB: 1 BB: 0 P: 4	R: 0 E: 0 K: 1 S: 6	H: 1 LOB: 1 BB: 0 P: 6		1B: 7 2B: 0 3B: 0 HR: 1	SF: 0 SAC: 0 DP: 2 HBP: 1	WP: 0 PB: 0 SB: 0 CS: 0	PA: 34					
<b>PITCHER</b>	IP	WLS	BF	H	R	ER	SO	BB	IBB	HBP	BLK	WP	HR	S	P	ERA	WHIP									
Dennis Leonard, R ERA: 3.33	(1, 1)	9.0	W	34	8	1	1	4	0	0	1	0	0	1	41	42	1.00	0.889								



Batter	1	2	3	4	5	6	7	8	9	AB	R	H	RBI	BB	SO	LOB	TOP		
<b>Bobby Grich, R</b> OBP: 0.372, SLG: 0.525 (1, 4)										4	0	0	0	0	3	3	<b>California Angels @ Toronto Blue Jays</b> Exhibition Stadium, Toronto, ON Fri Sep 18, 1981, 7:05 PM EDT Att: 13,478 - Unknown - 58 F		
<b>Rick Burleson, R</b> OBP: 0.377, SLG: 0.395 (1, 6)										4	0	2	0	0	0	1			
<b>Dan Ford, R</b> OBP: 0.326, SLG: 0.446 (1, 9)										4	0	0	0	0	1	2			
<b>Don Baylor, R</b> OBP: 0.310, SLG: 0.409 (1, 10)										3	0	0	0	1	0	2			
<b>Ed Ott, L</b> OBP: 0.274, SLG: 0.274 (1, 2)										4	0	1	0	0	0	1			
<b>Daryl Sconiers, L</b> OBP: 0.125, SLG: 0.125 (1, 3)										4	1	1	0	0	1	2			
<b>Larry Harlow, L</b> OBP: 0.346, SLG: 0.235 (1, 7)										2	0	0	0	1	0	1			
<b>Juan Beniquez, R</b> OBP: 0.260, SLG: 0.281 (1, 8)										3	0	1	1	0	0	0			
<b>Bert Campaneris, R</b> OBP: 0.299, SLG: 0.338 (1, 5)										3	0	1	0	0	0	2			
<b>Inning Stats</b>	R: 0 E: 0 K: 2 S: 8	H: 1 LOB: 1 BB: 0 P: 8	R: 1 E: 0 K: 1 S: 7	H: 2 LOB: 2 BB: 1 P: 11	R: 0 E: 0 K: 0 S: 3	H: 1 LOB: 0 BB: 0 P: 3	R: 0 E: 0 K: 1 S: 5	H: 0 LOB: 0 BB: 0 P: 5	R: 0 E: 0 K: 0 S: 3	H: 0 LOB: 0 BB: 0 P: 3	R: 0 E: 0 K: 0 S: 4	H: 1 LOB: 1 BB: 0 P: 4	R: 0 E: 0 K: 0 S: 3	H: 0 LOB: 1 BB: 1 P: 7	1B: 6 2B: 0 3B: 0 HR: 0	SF: 0 SAC: 0 DP: 2 HBP: 0	WP: 1 PB: 0 SB: 0 CS: 0	PA: 33	
<b>PITCHER</b>	IP	WLS	BF	H	R	ER	SO	BB	IBB	HBP	BLK	WP	HR	S	P	ERA	WHIP		
<b>Dave Stieb, R</b> ERA: 3.22 (1, 1)	1.1		6	2	1	1	2	0	0	0	0	0	0	10	10	6.75	1.500		
<b>Dale Murray, R</b> ERA: (2, 1)	1.2	W	7	2	0	0	1	1	0	0	0	1	0	8	12	0.00	1.800		
<b>Jackson Todd, R</b> ERA: 4.07 (4, 1)	5.0		16	2	0	0	2	0	0	0	0	0	0	20	20	0.00	0.400		
<b>Joey McLaughlin, R</b> ERA: 3.16 (9, 1)	1.0		4	0	0	0	0	1	0	0	0	0	0	3	7	0.00	1.000		


Batter	1	2	3	4	5	6	7	8	9	AB	R	H	RBI	BB	SO	LOB	BOTTOM		
<b>Garth Iorg, R</b> OBP: 0.273, SLG: 0.315 (1, 4)										4	2	0	0	1	0	2	<b>California Angels @ Toronto Blue Jays</b> Exhibition Stadium, Toronto, ON Fri Sep 18, 1981, 7:05 PM EDT Att: 13,478 - Unknown - 58 F		
<b>Al Woods, L</b> OBP: 0.291, SLG: 0.311 (1, 7)										3	0	1	0	1	1	1			
<b>Jesse Barfield, R</b> OBP: 0.345, SLG: 0.451 (1, 9)										5	0	1	1	0	1	4			
<b>John Mayberry, L</b> OBP: 0.341, SLG: 0.391 (1, 3)										3	2	1	0	1	0	2			
<b>Otto Velez, R</b> OBP: 0.369, SLG: 0.426 (1, 10)										4	1	2	2	0	1	2			
<b>Lloyd Moseby, L</b> OBP: 0.286, SLG: 0.365 (1, 8)										3	0	2	2	1	0	1			
<b>Buck Martinez, R</b> OBP: 0.281, SLG: 0.431 (1, 2)										3	0	1	0	0	0	4			
<b>Alfredo Griffin, S</b> OBP: 0.240, SLG: 0.283 (1, 6)										4	0	0	0	0	0	4			
<b>Ted Cox, R</b> OBP: 0.375, SLG: 0.385 (1, 5)										2	0	0	0	2	1	2			
<b>Inning Stats</b>	R: 1 E: 0 K: 1 S: 7	H: 2 LOB: 3 BB: 2 P: 15	R: 0 E: 0 K: 1 S: 5	H: 0 LOB: 2 BB: 2 P: 13	R: 1 E: 0 K: 0 S: 4	H: 2 LOB: 0 BB: 0 P: 4	R: 0 E: 0 K: 1 S: 5	H: 0 LOB: 0 BB: 0 P: 5	R: 0 E: 0 K: 0 S: 4	H: 1 LOB: 2 BB: 0 P: 5	R: 3 E: 1 K: 0 S: 7	H: 3 LOB: 2 BB: 1 P: 11	R: 0 E: 0 K: 1 S: 5	H: 0 LOB: 1 BB: 1 P: 9	1B: 6 2B: 1 3B: 1 HR: 0	SF: 0 SAC: 1 DP: 0 HBP: 1	WP: 1 PB: 0 SB: 0 CS: 1	PA: 39	
<b>PITCHER</b>	IP	WLS	BF	H	R	ER	SO	BB	IBB	HBP	BLK	WP	HR	S	P	ERA	WHIP		
<b>Mike Witt, R</b> ERA: 3.79 (1, 1)	6.2	L	32	6	5	2	3	2	3	1	0	0	0	32	53	2.70	1.200		
<b>Andy Hassler, L</b> ERA: 3.0 (7, 1)	0.1		3	2	0	0	0	0	0	0	0	0	0	3	3	0.00	6.000		
<b>Jesse Jefferson, R</b> ERA: 3.59 (8, 1)	1.0		4	0	0	0	1	1	0	0	0	0	0	5	9	0.00	1.000		



Batter	1	2	3	4	5	6	7	8	9	AB	R	H	RBI	BB	SO	LOB	TOP			
<b>Brian Downing, R</b> OBP: 0.349, SLG: 0.368 (1, 7)										4	1	1	2	0	1	1	<b>California Angels @ Toronto Blue Jays</b> Exhibition Stadium, Toronto, ON Sat Sep 19 1981, 3:33 AM EDT Att: 16,418 - Unknown - 55 F			
<b>Rick Burleson, R</b> OBP: 0.376, SLG: 0.392 (1, 6)										3	0	0	0	1	0	0				
<b>Bobby Grich, R</b> OBP: 0.371, SLG: 0.525 (1, 4)										4	0	1	0	0	2	2				
<b>Don Baylor, R</b> OBP: 0.309, SLG: 0.407 (1, 10)										4	0	1	0	0	0	1				
<b>Dan Ford, R</b> OBP: 0.325, SLG: 0.444 (1, 9)										4	0	1	0	0	2	2				
<b>Ed Ott, L</b> OBP: 0.278, SLG: 0.295 (1, 2)										4	2	2	1	0	0	1				
<b>Daryl Sconiers, L</b> OBP: 0.167, SLG: 0.167 (1, 3)										4	1	1	0	0	1	2				
<b>Butch Hobson, R</b> OBP: 0.326, SLG: 0.355 (1, 5)										3	0	1	1	0	0	0				
<b>Juan Beniquez, R</b> OBP: 0.254, SLG: 0.274 (1, 8)										3	0	0	0	0	1	2				
<b>Fred Lynn, L</b> OBP: 0.322, SLG: 0.316 (9, PH)										1	0	0	0	0	0	0				
<b>Inning Stats</b>	R: 1 E: 0 K: 0 S: 5	H: 2 LOB: 1 BB: 0 P: 5	R: 2 E: 0 K: 1 S: 8	H: 3 LOB: 2 BB: 1 P: 12	R: 0 E: 0 K: 1 S: 6	H: 1 LOB: 0 BB: 0 P: 6	R: 0 E: 0 K: 1 S: 5	H: 0 LOB: 0 BB: 0 P: 5	R: 0 E: 0 K: 0 S: 3	H: 1 LOB: 1 BB: 0 P: 8	R: 0 E: 0 K: 0 S: 5	H: 0 LOB: 0 BB: 0 P: 5	R: 0 E: 0 K: 1 S: 5	H: 0 LOB: 0 BB: 0 P: 5	R: 1 E: 0 K: 0 S: 4	H: 1 LOB: 0 BB: 0 P: 4	1B: 4 2B: 2 3B: 0 HR: 2	SF: 1 SAC: 0 DP: 0 HBP: 0	WP: 1 PB: 0 SB: 0 CS: 0	PA: 36
<b>PITCHER</b> <b>Jim Clancy, R</b> ERA: 4.79 (1, 1)	IP: 9.0 WLS: W BF: 36 H: 8 R: 4 ER: 4 SO: 7 BB: 1 IBB: 0 HBP: 0 BLK: 0 WP: 1 HR: 2 S: 49 P: 53 ERA: 4.00 WHIP: 1.000															<b>PITCHER</b>				

Batter	1	2	3	4	5	6	7	8	9	AB	R	H	RBI	BB	SO	LOB	BOTTOM			
<b>Garth Iorg, R</b> OBP: 0.266, SLG: 0.306 (1, 4)										5	0	0	0	0	2	3	<b>California Angels @ Toronto Blue Jays</b> Exhibition Stadium, Toronto, ON Sat Sep 19 1981, 3:33 AM EDT Att: 16,418 - Unknown - 55 F			
<b>Al Woods, L</b> OBP: 0.291, SLG: 0.310 (1, 7)										4	1	1	0	0	1	2				
<b>Jesse Barfield, R</b> OBP: 0.356, SLG: 0.491 (1, 9)										4	1	2	0	0	1	1				
<b>John Mayberry, L</b> OBP: 0.347, SLG: 0.406 (1, 3)										3	1	2	3	1	0	0				
<b>Otto Velez, R</b> OBP: 0.371, SLG: 0.422 (1, 10)										2	1	0	0	2	1	3				
<b>Lloyd Moseby, L</b> OBP: 0.285, SLG: 0.363 (1, 8)										4	1	1	0	0	0	4				
<b>Ernie Whitt, L</b> OBP: 0.296, SLG: 0.283 (1, 2)										4	0	2	2	0	1	1				
<b>Alfredo Griffin, S</b> OBP: 0.243, SLG: 0.285 (1, 6)										4	0	2	0	0	0	1				
<b>Ted Cox, R</b> OBP: 0.368, SLG: 0.563 (1, 5)										3	1	1	1	0	0	2				
<b>Danny Ainge, R</b> OBP: 0.259, SLG: 0.229 (7, 5)										1	0	0	0	0	1	1				
<b>Inning Stats</b>	R: 2 E: 1 K: 0 S: 5	H: 2 LOB: 1 BB: 1 P: 9	R: 1 E: 0 K: 1 S: 6	H: 1 LOB: 0 BB: 0 P: 6	R: 0 E: 0 K: 1 S: 6	H: 1 LOB: 2 BB: 1 P: 10	R: 0 E: 0 K: 1 S: 7	H: 2 LOB: 2 BB: 0 P: 7	R: 2 E: 0 K: 1 S: 7	H: 2 LOB: 1 BB: 1 P: 11	R: 0 E: 0 K: 0 S: 3	H: 0 LOB: 0 BB: 0 P: 3	R: 1 E: 0 K: 1 S: 7	H: 2 LOB: 1 BB: 0 P: 7	R: 0 E: 0 K: 2 S: 7	H: 1 LOB: 0 BB: 0 P: 7	1B: 7 2B: 1 3B: 1 HR: 2	SF: 0 SAC: 0 DP: 0 HBP: 0	WP: 1 PB: 0 SB: 1 CS: 2	PA: 37
<b>PITCHER</b> <b>Bruce Kison, R</b> ERA: 4.15 (1, 1)	IP: 3.0 WLS: L BF: 17 H: 6 R: 3 ER: 3 SO: 2 BB: 2 IBB: 0 HBP: 0 BLK: 0 WP: 0 HR: 2 S: 19 P: 27 ERA: 9.00 WHIP: 2.667															<b>PITCHER</b>				
<b>Dave Frost, R</b> ERA: 5.11 (4, 1)	IP: 3.1 WLS: L BF: 15 H: 4 R: 3 ER: 3 SO: 3 BB: 1 IBB: 0 HBP: 0 BLK: 0 WP: 0 HR: 0 S: 20 P: 24 ERA: 8.10 WHIP: 1.500															<b>PITCHER</b>				
<b>Mickey Mahler, L</b> ERA: (7, 1)	IP: 1.2 WLS: BF: 5 H: 1 R: 0 ER: 0 SO: 2 BB: 0 IBB: 0 HBP: 0 BLK: 0 WP: 0 HR: 0 S: 9 P: 9 ERA: 0.00 WHIP: 0.600															<b>PITCHER</b>				

AB	34
R	4
H	8
RBI	4
BB	1
SO	7
LOB	11



AB	34
R	6
H	11
RBI	6
BB	3
SO	7
LOB	18





Batter	1	2	3	4	5	6	7	8	9	AB	R	H	RBI	BB	SO	LOB	TOP										
<b>Brian Downing, R</b> OBP: 0.350, SLG: 0.370 (1, 7)	0-0 WP 1B 2B	0-0 5-3		0-3 K		0-0 5-3		1-0 FC1-6 HBP		4	1	1	0	0	1	2											
<b>Rick Burleson, R</b> OBP: 0.374, SLG: 0.388 (1, 6)	4-0 1B 2B BB	0-0 1-3		0-0 F9		0-0 4-3		0-0 FC1-6 G6-4-3		4	1	0	0	1	0	4											
<b>Bobby Grich, R</b> OBP: 0.371, SLG: 0.523 (1, 4)	0-0 2B 1B	0-0 F9			0-0 E5 1B		0-0 1B 1B	0-0 G6-4-3		5	1	2	1	0	0	3											
<b>Don Baylor, R</b> OBP: 0.310, SLG: 0.409 (1, 10)	0-0 1-3 2H 2B		0-3 K		0-0 F9		0-0 BB 1B		0-3 K	5	0	2	1	0	2	1											
<b>Ed Ott, L</b> OBP: 0.276, SLG: 0.290 (1, 2)	1-3		0-0 1B BB		0-0 F8		0-0 P5		0-3 K	4	0	0	0	1	1	4											
<b>Dan Ford, R</b> OBP: 0.326, SLG: 0.442 (1, 9)	4-0 1B BB		0-0 F8		0-0 1-2 1B		0-0 F9		0-0 F9	4	0	1	0	1	0	3											
<b>Daryl Sconiers, L</b> OBP: 0.313, SLG: 0.267 (1, 3)	0-0 FC6-4 1-3 1B		0-0 FC6-4 1-2 1B		0-0 F9		4-0 BB			3	0	2	1	1	0	2											
<b>Butch Hobson, R</b> OBP: 0.325, SLG: 0.350 (1, 5)	0-0 FC6-4 1-2		0-0 FC6-4 1-2		4-0 SH3-4 BB		0-3 K			3	0	0	0	1	1	7											
<b>Juan Beniquez, R</b> OBP: 0.257, SLG: 0.286 (8, PH)		0-0 E 2B		0-0 F9		0-0 SH3-4 1-2		4-0 FC1-6 HBP BB		2	0	1	0	0	0	0											
<b>John Harris, L</b> OBP: 0.257, SLG: 0.313 (8, PR)										0	0	0	0	1	0	0											
<b>Larry Hartow, L</b> OBP: 0.346, SLG: 0.235 (8, 8)										0	0	0	0	0	0	0											
<b>Inning Stats</b>	R: 3 E: 0 K: 0 S: 6	H: 4 LOB: 2 BB: 2 P: 14	R: 0 E: 1 K: 0 S: 4	H: 1 LOB: 1 BB: 0 P: 4	R: 0 E: 0 K: 1 S: 6	H: 1 LOB: 2 BB: 1 P: 10	R: 0 E: 0 K: 1 S: 5	H: 0 LOB: 0 BB: 0 P: 5	R: 0 E: 1 K: 0 S: 5	H: 1 LOB: 2 BB: 0 P: 5	R: 0 E: 0 K: 1 S: 7	H: 2 LOB: 3 BB: 1 P: 11	R: 0 E: 0 K: 2 S: 2	H: 0 LOB: 2 BB: 1 P: 7	R: 0 E: 0 K: 2 S: 7	H: 0 LOB: 0 BB: 0 P: 7	1B: 6 2B: 3 3B: 0 HR: 0	SF: 0 SAC: 1 DP: 1 HBP: 1	WP: 1 PB: 0 SB: 0 CS: 0	PA: 42							
<b>PITCHER</b>	IP	WLS	BF	H	R	ER	SO	BB	IBB	HBP	BLK	WP	HR	S	P	ERA	WHIP										
<b>Luis Leal, R</b> ERA: 3.32	(1, 1)	0.2	7	4	3	3	0	2	0	0	0	1	0	5	13	40.50	9.000										
<b>Dale Murray, R</b> ERA:	(1, 1)	1.1	5	1	0	0	0	0	0	0	0	0	0	5	5	0.00	0.750										
<b>Mark Bomback, R</b> ERA: 3.97	(3, 1)	4.0	W	17	2	0	2	2	0	0	0	0	0	19	27	0.00	1.000										
<b>Roy Lee Jackson, R</b> ERA: 2.86	(7, 1)	1.1	9	2	0	0	1	2	0	1	0	0	0	8	17	0.00	3.000										
<b>Joey McLaughlin, R</b> ERA: 3.66	(8, 1)	1.2	S	4	0	0	2	0	0	0	0	0	0	8	8	0.00	0.000										

California Angels @ Toronto Blue Jays  
Exhibition Stadium, Toronto, ON  
Sun Sep 20 1981, 3:33 AM EDT  
Att: 20,575 - Unknown - 55 F

AB	34
R	3
H	9
RBI	3
BB	6
SO	5
LOB	26



Batter	1	2	3	4	5	6	7	8	9	AB	R	H	RBI	BB	SO	LOB	BOTTOM										
<b>Garth Iorg, R</b> OBP: 0.265, SLG: 0.305 (1, 4)	0-0 F7		0-0 6-3		0-0 G1-6-3 1B		0-0 1-3			4	0	1	0	0	0	1											
<b>Al Woods, L</b> OBP: 0.286, SLG: 0.306 (1, 7)	0-0 6-3		0-3 K		0-0 G1-6-3 1-2		0-0 4-3			4	0	0	0	0	1	1											
<b>Jesse Barfield, R</b> OBP: 0.349, SLG: 0.466 (1, 9)	0-0 P6		0-0 6-3		4-0 BB		0-0 F9			3	0	0	0	1	0	0											
<b>John Mayberry, L</b> OBP: 0.349, SLG: 0.417 (1, 3)		0-0 HR		0-0 G3	0-0 5-3		4-0 BB			3	1	1	1	1	0	1											
<b>Otto Velez, R</b> OBP: 0.377, SLG: 0.437 (1, 10)		0-0 HR		4-0 1B BB		4-0 4-3 1B BB		0-0 P4		2	3	1	1	2	0	1											
<b>Lloyd Moseby, L</b> OBP: 0.288, SLG: 0.365 (1, 8)	0-0 4-3		0-0 1B	1-3 1B		0-0 F7		0-0 1B CS 1B		4	0	2	0	0	0	1											
<b>Buck Martinez, R</b> OBP: 0.288, SLG: 0.434 (1, 2)	0-0 6-3		0-0 FC6-4 1B	1-2 3H 1B		0-0 4-3 1B		0-3 K		4	1	2	1	0	1	1											
<b>Alfredo Griffin, S</b> OBP: 0.246, SLG: 0.288 (1, 6)	0-0 CS 1B		0-0 L7		0-0 4-3		0-0 CS 1B			4	0	2	0	0	0	4											
<b>Ted Cox, R</b> OBP: 0.409, SLG: 0.737 (6, PR)	0-0 CS		0-0 HR		0-0 FC6-4 1-2		0-0 G3			3	1	2	3	0	0	2											
<b>Danny Ainge, R</b> OBP: 0.258, SLG: 0.228 (7, 5)										1	0	0	0	0	0	2											
<b>Inning Stats</b>	R: 0 E: 0 K: 0 S: 3	H: 0 LOB: 0 BB: 0 P: 3	R: 2 E: 0 K: 0 S: 5	H: 3 LOB: 0 BB: 0 P: 5	R: 1 E: 0 K: 1 S: 6	H: 1 LOB: 0 BB: 0 P: 6	R: 1 E: 0 K: 0 S: 5	H: 2 LOB: 2 BB: 1 P: 9	R: 0 E: 0 K: 0 S: 3	H: 1 LOB: 1 BB: 1 P: 7	R: 2 E: 0 K: 0 S: 5	H: 2 LOB: 1 BB: 1 P: 9	R: 0 E: 0 K: 1 S: 6	H: 2 LOB: 1 BB: 0 P: 6	R: 0 E: 0 K: 1 S: 6	H: 2 LOB: 1 BB: 0 P: 6	1B: 8 2B: 0 3B: 0 HR: 3	SF: 0 SAC: 0 DP: 1 HBP: 0	WP: 0 PB: 0 SB: 0 CS: 3	PA: 37							
<b>PITCHER</b>	IP	WLS	BF	H	R	ER	SO	BB	IBB	HBP	BLK	WP	HR	S	P	ERA	WHIP										
<b>Geoff Zahn, L</b> ERA: 4.22	(1, 1)	3.2	L	17	4	4	4	1	0	0	0	0	3	18	22	9.82	1.909										
<b>Jesse Jefferson, R</b> ERA: 3.75	(4, 1)	2.0	9	2	2	2	0	2	0	0	0	0	0	7	15	9.00	2.000										
<b>Don Aase, R</b> ERA: 2.44	(6, 1)	2.1	10	3	0	0	1	1	0	0	0	0	0	11	15	0.00	1.714										

California Angels @ Toronto Blue Jays  
Exhibition Stadium, Toronto, ON  
Sun Sep 20 1981, 3:33 AM EDT  
Att: 20,575 - Unknown - 55 F

AB	32
R	6
H	11
RBI	6
BB	4
SO	2
LOB	14





Batter	1	2	3	4	5	6	7	8	9	AB	R	H	RBI	BB	SO	LOB	TOP										
Ron LeFlore, R OBP: 0.309, SLG: 0.309 (1, 7)										4	0	1	0	0	1	2											
Mike Squires, L OBP: 0.318, SLG: 0.301 (1, 3)										4	0	0	0	0	1	1											
Jerry Hairston, S OBP: 0.364, SLG: 0.455 (1, 8)										4	0	1	0	0	1	1											
Greg Luzinski, R OBP: 0.383, SLG: 0.492 (1, 10)										4	0	0	0	0	2	2											
Carlton Fisk, R OBP: 0.342, SLG: 0.339 (1, 2)										4	0	0	0	0	0	0											
Harold Baines, L OBP: 0.304, SLG: 0.449 (1, 9)										4	1	1	1	0	0	0											
Tony Bernazard, S OBP: 0.353, SLG: 0.378 (1, 4)										3	0	0	0	1	0	0											
Jim Morrison, R OBP: 0.251, SLG: 0.385 (1, 5)										3	2	2	1	0	0	1											
Bill Almon, R OBP: 0.352, SLG: 0.392 (1, 6)										3	0	2	0	0	0	1											
<b>Inning Stats</b>	R: 0 E: 0 K: 1 S: 6	H: 1 LOB: 1 BB: 0 P: 6	R: 0 E: 0 K: 0 S: 3	H: 0 LOB: 0 BB: 0 P: 3	R: 1 E: 0 K: 1 S: 6	H: 2 LOB: 0 BB: 0 P: 6	R: 0 E: 0 K: 0 S: 3	H: 0 LOB: 0 BB: 0 P: 3	R: 0 E: 0 K: 2 S: 8	H: 1 LOB: 1 BB: 0 P: 8	R: 2 E: 0 K: 0 S: 6	H: 3 LOB: 1 BB: 0 P: 6	R: 0 E: 0 K: 1 S: 5	H: 0 LOB: 0 BB: 0 P: 5	R: 0 E: 0 K: 0 S: 3	H: 0 LOB: 0 BB: 0 P: 3	1B: 5 2B: 0 3B: 0 HR: 2	SF: 0 SAC: 0 DP: 1 HBP: 0	WP: 0 PA: 34 SB: 0 CS: 0								
<b>PITCHER</b>	IP	WLS	BF	H	R	ER	SO	BB	IBB	HBP	BLK	WP	HR	S	P	ERA	WHIP										
Steve Renko, R ERA: 3.43 (1, 1)	6.2	W	27	7	3	3	4	1	0	0	0	0	2	34	38	4.05	1.200										
Don Aase, R ERA: 2.35 (7, 1)	2.1	S	7	0	0	0	1	0	0	0	0	0	0	9	9	0.00	0.000										

Chicago White Sox @ California Angels  
Anaheim Stadium, Anaheim, CA  
Mon Sep 21 1981, 10:05 PM EDT  
Att: 21,049 - Unknown - 70 F

AB 33  
R 3  
H 7  
RBI 2  
BB 1  
SO 5  
LOB 8



Batter	1	2	3	4	5	6	7	8	9	AB	R	H	RBI	BB	SO	LOB	BOTTOM										
Juan Beniquez, R OBP: 0.297, SLG: 0.285 (1, 8)										4	0	1	0	0	0	0											
Rick Burleson, R OBP: 0.370, SLG: 0.384 (1, 6)										4	0	0	0	0	1	1											
Dan Ford, R OBP: 0.325, SLG: 0.442 (1, 9)										4	0	1	0	0	0	1											
Don Baylor, R OBP: 0.315, SLG: 0.419 (1, 10)										2	2	1	1	0	0	0											
Bobby Grich, R OBP: 0.372, SLG: 0.521 (1, 4)										3	2	1	0	1	0	0											
Joe Ferguson, R OBP: 0.387, SLG: 0.458 (1, 2)										3	1	1	2	1	0	3											
Brian Downing, R OBP: 0.352, SLG: 0.375 Larry Harlow, L OBP: 0.346, SLG: 0.235 (1, 7) (9, 7)										4	1	2	1	0	0	1											
Butch Hobson, R OBP: 0.323, SLG: 0.349 Bert Campaneris, R OBP: 0.304, SLG: 0.342 (1, 5) (6, 5)										1	0	0	1	0	1	1											
Daryl Sconiers, L OBP: 0.250, SLG: 0.211 (1, 3)										4	0	0	0	0	1	3											
<b>Inning Stats</b>	R: 0 E: 0 K: 0 S: 3	H: 1 LOB: 0 BB: 0 P: 3	R: 2 E: 0 K: 1 S: 7	H: 2 LOB: 1 BB: 0 P: 8	R: 0 E: 0 K: 0 S: 3	H: 0 LOB: 0 BB: 0 P: 3	R: 2 E: 2 K: 0 S: 5	H: 1 LOB: 3 BB: 1 P: 9	R: 0 E: 0 K: 0 S: 4	H: 1 LOB: 3 BB: 1 P: 9	R: 0 E: 0 K: 1 S: 3	H: 0 LOB: 0 BB: 0 P: 3	R: 0 E: 0 K: 1 S: 5	H: 0 LOB: 0 BB: 0 P: 5	R: 2 E: 0 K: 1 S: 8	H: 3 LOB: 1 BB: 0 P: 8	1B: 5 2B: 2 3B: 0 HR: 1	SF: 1 SAC: 0 DP: 1 HBP: 2	WP: 0 PA: 36 SB: 1 CS: 0								
<b>PITCHER</b>	IP	WLS	BF	H	R	ER	SO	BB	IBB	HBP	BLK	WP	HR	S	P	ERA	WHIP										
Britt Burns, L ERA: 2.57 (1, 1)	7.0	L	31	6	5	3	2	2	0	2	0	0	1	31	41	3.86	1.143										
Ed Farmer, R ERA: 4.53 (8, 1)	1.0		5	2	1	1	1	0	0	0	0	0	0	7	7	9.00	2.000										

Chicago White Sox @ California Angels  
Anaheim Stadium, Anaheim, CA  
Mon Sep 21 1981, 10:05 PM EDT  
Att: 21,049 - Unknown - 70 F

AB 31  
R 6  
H 8  
RBI 6  
BB 2  
SO 3  
LOB 10





Batter	1	2	3	4	5	6	7	8	9	AB	R	H	RBI	BB	SO	LOB	TOP			
Ron LeFlore, R OBP: 0.308, SLG: 0.308 (1, 7)										4	0	1	0	0	1	0				
Tony Bernazard, S OBP: 0.352, SLG: 0.376 (1, 4)										4	0	1	0	0	0	2				
Lamar Johnson, R OBP: 0.308, SLG: 0.341 (1, 3)										4	0	0	0	0	0	2				
Greg Luzinski, R OBP: 0.351, SLG: 0.488 Jay Loviglio, R OBP: 0.250, SLG: 0.250 (9, PR)										3	0	0	0	1	0	2				
Carlton Fisk, R OBP: 0.338, SLG: 0.334 (1, 2)										4	0	0	0	0	0	3				
Chet Lemon, R OBP: 0.373, SLG: 0.464 (1, 8)										1	0	0	0	3	0	0				
Wayne Nordhagen, R OBP: 0.351, SLG: 0.451 Bob Molinaro, L OBP: 0.383, SLG: 0.417 (9, PH)										3	0	1	0	0	0	1				
Jim Morrison, R OBP: 0.252, SLG: 0.388 (1, 5)										3	0	1	0	0	0	1				
Bill Almon, R OBP: 0.349, SLG: 0.388 (1, 6)										3	0	0	0	0	0	2				
<b>Inning Stats</b>	R: 0 E: 0 K: 1 S: 5	H: 1 LOB: 0 BB: 0 P: 5	R: 0 E: 0 K: 0 S: 2	H: 0 LOB: 0 BB: 1 P: 6	R: 0 E: 0 K: 0 S: 3	H: 1 LOB: 0 BB: 0 P: 3	R: 0 E: 1 K: 0 S: 5	H: 1 LOB: 2 BB: 0 P: 5	R: 0 E: 0 K: 0 S: 4	H: 0 LOB: 1 BB: 0 P: 3	R: 0 E: 0 K: 0 S: 3	H: 0 LOB: 1 BB: 1 P: 7	R: 0 E: 1 K: 0 S: 4	H: 0 LOB: 0 BB: 2 P: 4	R: 0 E: 0 K: 0 S: 3	H: 0 LOB: 2 BB: 2 P: 11	1B: 3 2B: 1 3B: 0 HR: 0	SF: 0 SAC: 0 DP: 1 HBP: 0	WP: 0 PA: 35 CS: 2	
<b>PITCHER</b>	IP	WLS	BF	H	R	ER	SO	BB	IBB	HBP	BLK	WP	HR	S	P	ERA	WHIP			
Angel Moreno, L ERA: 2.93 Don Aase, R ERA: 2.34	(1, 1)	8.2	W	33	4	0	0	1	4	0	0	0	0	0	31	47	0.00	0.923		
	(9, 1)	0.1	S	1	0	0	0	0	0	0	0	0	0	1	1	0.00	0.000			

Chicago White Sox @ California Angels  
Anaheim Stadium, Anaheim, CA  
Tue Sep 22, 1981, 10:05 PM EDT  
Att: 19,826 - Unknown - 60 F

AB 30  
R 0  
H 4  
RBI 0  
BB 4  
SO 1  
LOB 15



Batter	1	2	3	4	5	6	7	8	9	AB	R	H	RBI	BB	SO	LOB	BOTTOM		
Juan Beniquez, R OBP: 0.250, SLG: 0.276 (1, 8)										4	0	0	0	0	0	0			
Rick Burleson, R OBP: 0.367, SLG: 0.380 (1, 6)										4	0	0	0	0	1	0			
Dan Ford, R OBP: 0.323, SLG: 0.438 (1, 9)										3	0	0	0	0	2	0			
Don Baylor, R OBP: 0.312, SLG: 0.415 (1, 10)										3	0	0	0	0	0	0			
Bobby Grich, R OBP: 0.375, SLG: 0.523 (1, 4)										3	1	2	0	0	0	0			
Joe Ferguson, R OBP: 0.333, SLG: 0.407 (1, 2)										3	0	0	0	0	2	2			
Brian Downing, R OBP: 0.354, SLG: 0.374 Larry Harlow, L OBP: 0.346, SLG: 0.235 (7, PR)										1	0	0	0	2	0	0			
Bert Campaneris, R OBP: 0.305, SLG: 0.342 (1, 5)										3	0	1	1	0	1	2			
Daryl Sconiers, L OBP: 0.217, SLG: 0.182 (1, 3)										3	0	0	0	0	1	2			
<b>Inning Stats</b>	R: 0 E: 0 K: 2 S: 7	H: 0 LOB: 0 BB: 0 P: 7	R: 1 E: 0 K: 2 S: 9	H: 2 LOB: 2 BB: 1 P: 13	R: 0 E: 0 K: 0 S: 3	H: 0 LOB: 0 BB: 0 P: 3	R: 0 E: 0 K: 0 S: 3	H: 0 LOB: 0 BB: 0 P: 3	R: 0 E: 0 K: 1 S: 5	H: 0 LOB: 0 BB: 0 P: 5	R: 0 E: 0 K: 2 S: 8	H: 1 LOB: 2 BB: 1 P: 12	R: 0 E: 0 K: 0 S: 3	H: 0 LOB: 0 BB: 0 P: 3	1B: 3 2B: 0 3B: 0 HR: 0	SF: 0 SAC: 0 DP: 0 HBP: 0	WP: 0 PA: 29 CS: 0		
<b>PITCHER</b>	IP	WLS	BF	H	R	ER	SO	BB	IBB	HBP	BLK	WP	HR	S	P	ERA	WHIP		
Ross Baumgarten, L ERA: 3.63	(1, 1)	8.0	L	29	3	1	1	7	1	1	0	0	0	41	49	1.12	0.500		

Chicago White Sox @ California Angels  
Anaheim Stadium, Anaheim, CA  
Tue Sep 22, 1981, 10:05 PM EDT  
Att: 19,826 - Unknown - 60 F

AB 27  
R 1  
H 3  
RBI 1  
BB 2  
SO 7  
LOB 6





Batter	1	2	3	4	5	6	7	8	9	AB	R	H	RBI	BB	SO	LOB	TOP			
Ron LeFlore, R OBP: 0.308, SLG: 0.305 (1, 7)										3	1	0	0	1	2	0	<b>Chicago White Sox @ California Angels</b> Anaheim Stadium, Anaheim, CA Wed Sep 23 1981, 10:05 PM EDT Att: 19,639 - Unknown - 70 F			
Tony Bernazard, S OBP: 0.351, SLG: 0.375 (1, 4)										4	1	1	1	0	0					
Harold Baines, L OBP: 0.307, SLG: 0.450 (1, 9)										4	1	2	0	0	0					
Greg Luzinski, R OBP: 0.378, SLG: 0.482 (1, 10)										4	0	0	1	0	2	2				
Carlton Fisk, R OBP: 0.340, SLG: 0.337 (1, 2)										4	0	2	0	0	1	0				
Chet Lemon, R OBP: 0.376, SLG: 0.466 (1, 8)										3	0	2	1	0	0	1				
Mike Squires, L OBP: 0.315, SLG: 0.298 (1, 3)										3	0	0	0	0	0	3				
Jim Morrison, R OBP: 0.249, SLG: 0.383 (1, 5)										3	0	0	0	0	1	2				
Bill Almon, R OBP: 0.346, SLG: 0.384 (1, 6)										3	0	0	0	0	0	0				
<b>Inning Stats</b>	R: 1 E: 0 K: 1 S: 5	H: 0 LOB: 0 BB: 1 P: 9	R: 0 E: 0 K: 0 S: 3	H: 1 LOB: 0 BB: 0 P: 3	R: 0 E: 0 K: 2 S: 7	H: 0 LOB: 0 BB: 0 P: 7	R: 2 E: 0 K: 0 S: 7	H: 4 LOB: 2 BB: 0 P: 7	R: 0 E: 0 K: 1 S: 5	H: 0 LOB: 0 BB: 0 P: 5	R: 0 E: 0 K: 0 S: 3	H: 1 LOB: 0 BB: 0 P: 3	R: 0 E: 0 K: 0 S: 3	H: 0 LOB: 0 BB: 0 P: 3	R: 0 E: 0 K: 0 S: 3	H: 0 LOB: 0 BB: 0 P: 3	1B: 7 2B: 2 3B: 0 HR: 0	SF: 0 SAC: 0 DP: 3 HBP: 0	WP: 0 PB: 0 SB: 1 CS: 1	PA: 32
<b>PITCHER</b> Mike Witt, R ERA: 3.85 (1, 1)	IP: 9.0 WLS: W BF: 32 H: 7 R: 3 ER: 2 SO: 6 BB: 1 IBB: 0 HBP: 0 BLK: 0 WP: 0 HR: 0 S: 43 P: 47 ERA: 2.00 WHIP: 0.889															<b>PITCHER</b>				

Batter	1	2	3	4	5	6	7	8	9	AB	R	H	RBI	BB	SO	LOB	BOTTOM			
Juan Beniquez, R OBP: 0.282, SLG: 0.285 (1, 8)										3	1	1	1	2	0	0	<b>Chicago White Sox @ California Angels</b> Anaheim Stadium, Anaheim, CA Wed Sep 23 1981, 10:05 PM EDT Att: 19,639 - Unknown - 70 F			
Rick Burleson, R OBP: 0.383, SLG: 0.375 (1, 6)										5	0	0	0	0	0	4				
Dan Ford, R OBP: 0.325, SLG: 0.442 (1, 9)										4	1	2	1	0	0	0				
Don Baylor, R OBP: 0.312, SLG: 0.416 (1, 10)										4	1	1	1	0	1	1				
Bobby Grich, R OBP: 0.376, SLG: 0.522 (1, 4)										4	1	2	0	0	0	2				
Joe Ferguson, R OBP: 0.351, SLG: 0.400 (1, 2)										3	1	1	0	1	1	2				
Brian Downing, R OBP: 0.356, SLG: 0.390 Larry Harlow, L OBP: 0.346, SLG: 0.235 (6, PR) (9, 7)										4	1	2	3	0	0	1				
Bert Campaneris, R OBP: 0.291, SLG: 0.325 (1, 5)										4	0	0	0	0	0	3				
Daryl Sconiers, L OBP: 0.222, SLG: 0.192 (1, 3)										4	0	1	0	0	1	1				
<b>Inning Stats</b>	R: 3 E: 1 K: 0 S: 6	H: 2 LOB: 2 BB: 2 P: 14	R: 0 E: 0 K: 0 S: 3	H: 0 LOB: 0 BB: 0 P: 3	R: 3 E: 0 K: 0 S: 6	H: 3 LOB: 0 BB: 0 P: 6	R: 0 E: 0 K: 0 S: 3	H: 0 LOB: 0 BB: 0 P: 3	R: 0 E: 0 K: 1 S: 6	H: 1 LOB: 1 BB: 0 P: 6	R: 0 E: 0 K: 0 S: 4	H: 1 LOB: 2 BB: 1 P: 8	R: 0 E: 0 K: 1 S: 6	H: 1 LOB: 1 BB: 0 P: 6	R: 1 E: 0 K: 1 S: 7	H: 2 LOB: 1 BB: 0 P: 7	1B: 5 2B: 4 3B: 0 HR: 1	SF: 0 SAC: 0 DP: 0 HBP: 0	WP: 0 PB: 0 SB: 0 CS: 0	PA: 38
<b>PITCHER</b> Steve Trout, L ERA: 3.47 LaMarr Hoyt, R ERA: 4.05 (6, 1)	IP: 5.2 WLS: L BF: 28 H: 7 R: 6 ER: 5 SO: 1 BB: 3 IBB: 0 HBP: 0 BLK: 0 WP: 0 HR: 1 S: 27 P: 39 ERA: 7.94 WHIP: 1.765															<b>PITCHER</b>				



Batter	1	2	3	4	5	6	7	8	9	AB	R	H	RBI	BB	SO	LOB	TOP										
Ron LeFlore, R OBP: 0.308, SLG: 0.307 (1, 7)	F9		G3		5-3		CS 1B		E WP 1B	5	0	2	0	0	0	0											
Tony Bernazard, S OBP: 0.352, SLG: 0.375 (1, 4)	G3		1B 1B		F8		1-2 1B		E3	5	2	2	0	0	0	1											
Harold Baines, L OBP: 0.312, SLG: 0.468 (1, 9)	G3		1B 1-3 1B			HR	1-H 2B		6-3	5	1	3	2	0	0	2											
Greg Luzinski, R OBP: 0.377, SLG: 0.479 (1, 10)		P4	1-2 3-H 1B		6-3				6-3	4	0	1	1	0	0	0											
Carlton Fisk, R OBP: 0.342, SLG: 0.337 (1, 2)		3-4-1 E BB	P6		FC3-6 S 1B				K	3	1	1	0	1	1	2											
Chet Lemon, R OBP: 0.376, SLG: 0.465 (1, 8)		3-4-1 1-2			1-3		FC3-6 BB		E9 1B	3	0	1	0	1	0	1											
Mike Squires, L OBP: 0.311, SLG: 0.293 (1, 3)		E4 S 2-H			G3		FC3-6 FC6-4		L6	4	0	0	0	0	0	3											
Jim Morrison, R OBP: 0.246, SLG: 0.378 (1, 5)		6-3 1-2			F9		FC6-4 1-2		6-3	4	0	0	0	0	0	3											
Bill Almon, R OBP: 0.342, SLG: 0.380 (1, 6)			L5			K			6-3	4	0	0	0	0	2	0											
<b>Inning Stats</b>	R: 0 E: 0 K: 0 S: 3	H: 0 LOB: 0 BB: 0 P: 3	R: 1 E: 1 K: 0 S: 4	H: 0 LOB: 1 BB: 1 P: 8	R: 1 E: 0 K: 0 S: 6	H: 3 LOB: 2 BB: 0 P: 6	R: 0 E: 0 K: 0 S: 3	H: 0 LOB: 0 BB: 0 P: 3	R: 0 E: 0 K: 1 S: 5	H: 0 LOB: 0 BB: 0 P: 5	R: 1 E: 0 K: 0 S: 5	H: 2 LOB: 1 BB: 0 P: 9	R: 1 E: 0 K: 1 S: 6	H: 3 LOB: 1 BB: 0 P: 6	R: 0 E: 1 K: 1 S: 6	H: 1 LOB: 1 BB: 0 P: 6	R: 0 E: 1 K: 0 S: 5	H: 1 LOB: 2 BB: 0 P: 5	1B: 8 2B: 1 3B: 0 HR: 1	SF: 0 SAC: 0 DP: 0 HBP: 0	WP: 1 PB: 0 SB: 2 CS: 1	PA: 39					
<b>PITCHER</b>	IP	WLS	BF	H	R	ER	SO	BB	IBB	HBP	BLK	WP	HR	S	P	ERA	WHIP										
Bruce Kison, R ERA: 3.93 (1, 1)	6.1	L	28	6	4	3	2	2	0	0	0	0	1	30	38	4.26	1.263										
Andy Hassler, L ERA: 3.1 (7, 1)	0.2		2	2	0	0	0	0	0	0	0	0	0	2	2	0.00	3.000										
Jesse Jefferson, R ERA: 3.66 (8, 1)	1.2		8	2	0	0	1	0	0	0	0	1	0	10	10	0.00	1.200										
Mickey Mahler, L ERA: (9, 1)	0.1		1	0	0	0	0	0	0	0	0	0	0	1	1	0.00	0.000										

Chicago White Sox @ California Angels  
Anaheim Stadium, Anaheim, CA

AB 37  
R 4  
H 10  
RBI 3  
BB 2  
SO 3  
LOB 12



Thu Sep 24 1981, 10:05 PM EDT  
Att: 19,156 - Unknown - 70 F

Batter	1	2	3	4	5	6	7	8	9	AB	R	H	RBI	BB	SO	LOB	BOTTOM										
Daryl Sconiers, L OBP: 0.194, SLG: 0.167 (1, 3)	4-3		4-3			4-3		FC6-3 1-2		4	0	0	0	0	0	1											
Bert Campaneris, R OBP: 0.291, SLG: 0.325 (9, 5)										0	0	0	0	0	0	0											
Brian Downing, R OBP: 0.352, SLG: 0.384 (1, 7)	K		K			1-3		P9		4	0	0	0	0	2	1											
Dan Ford, R OBP: 0.321, SLG: 0.437 (1, 9)	K				L4		F8		F9	4	0	0	0	0	1	0											
Don Baylor, R OBP: 0.316, SLG: 0.420 (1, 10)		4-3 6-3 1B BB			K		4-3 2B			2	1	1	0	2	1	0											
Bobby Grich, R OBP: 0.372, SLG: 0.516 (1, 4)		6-3 1-2			K		F8		F7	4	0	0	0	0	1	3											
Ed Ott, L OBP: 0.276, SLG: 0.289 (1, 2)		4-3 2-3				SH3-4 1B		4-3 2-3		4	0	1	0	0	0	3											
Juan Beniquez, R OBP: 0.265, SLG: 0.288 (1, 8)						SH3-4 1-2 1B			L8	2	0	1	1	0	0	1											
Butch Hobson, R OBP: 0.321, SLG: 0.346 (8, PH) (9, 3)		3-H 1B				K			4-3	2	0	0	0	0	2	2											
John Harris, L OBP: 0.254, SLG: 0.309 (9, 3)						K				1	0	0	0	0	0	0											
Rick Burleson, R OBP: 0.363, SLG: 0.375 (1, 6)					5-3		5-3		FC6-3 1B	3	0	1	0	0	0	1											
<b>Inning Stats</b>	R: 0 E: 0 K: 2 S: 7	H: 0 LOB: 0 BB: 0 P: 7	R: 1 E: 0 K: 1 S: 6	H: 1 LOB: 1 BB: 1 P: 10	R: 0 E: 0 K: 1 S: 5	H: 0 LOB: 0 BB: 0 P: 5	R: 0 E: 0 K: 2 S: 7	H: 0 LOB: 0 BB: 0 P: 7	R: 0 E: 0 K: 0 S: 3	H: 0 LOB: 0 BB: 0 P: 3	R: 0 E: 0 K: 0 S: 4	H: 1 LOB: 1 BB: 0 P: 4	R: 0 E: 0 K: 0 S: 4	H: 1 LOB: 1 BB: 0 P: 4	R: 0 E: 0 K: 0 S: 3	H: 0 LOB: 1 BB: 1 P: 7	1B: 3 2B: 1 3B: 0 HR: 0	SF: 0 SAC: 1 DP: 0 HBP: 0	WP: 0 PB: 0 SB: 0 CS: 0	PA: 33							
<b>PITCHER</b>	IP	WLS	BF	H	R	ER	SO	BB	IBB	HBP	BLK	WP	HR	S	P	ERA	WHIP										
Dennis Lamp, R ERA: 2.2 (1, 1)	9.0	W	33	4	1	1	7	2	0	0	0	0	0	45	53	1.00	0.667										

Chicago White Sox @ California Angels  
Anaheim Stadium, Anaheim, CA

AB 30  
R 1  
H 4  
RBI 1  
BB 2  
SO 7  
LOB 12



Thu Sep 24 1981, 10:05 PM EDT  
Att: 19,156 - Unknown - 70 F

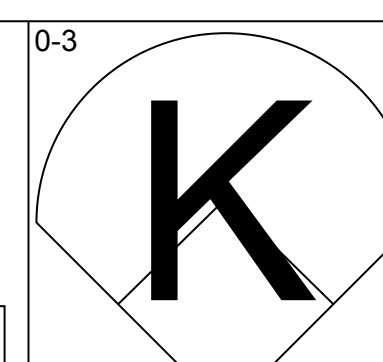
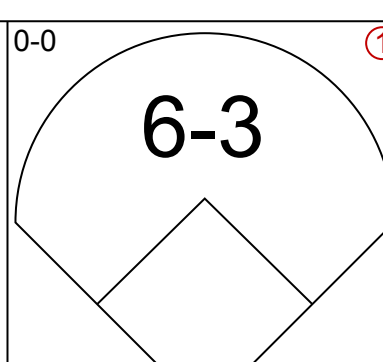
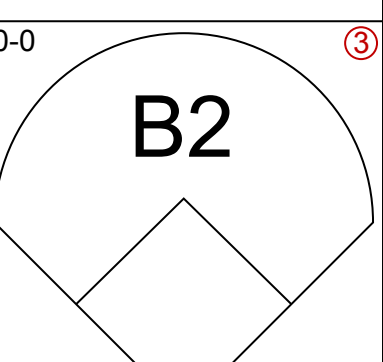
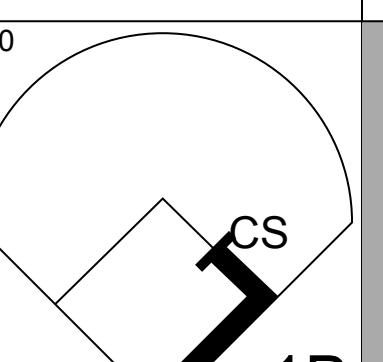
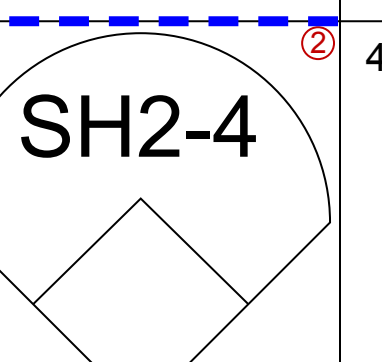
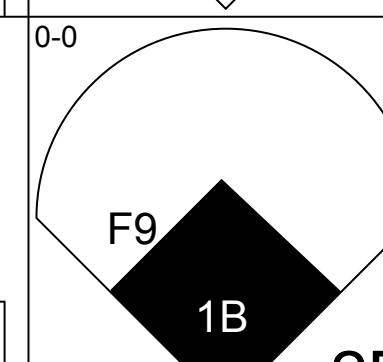
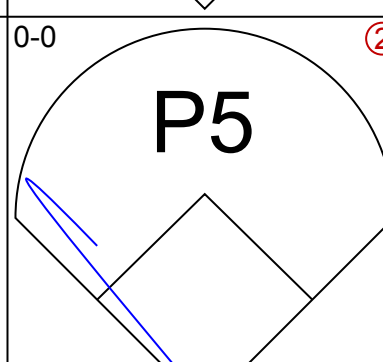
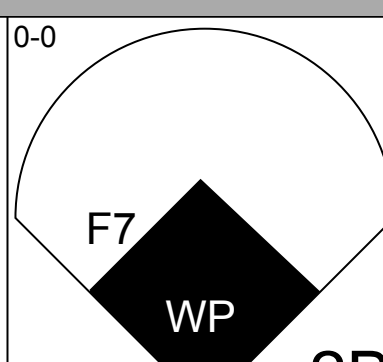
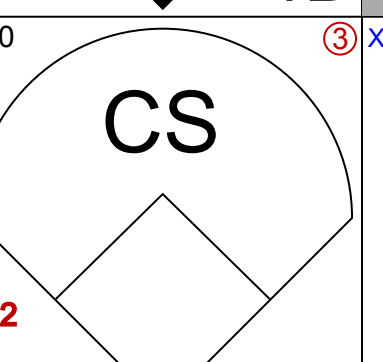
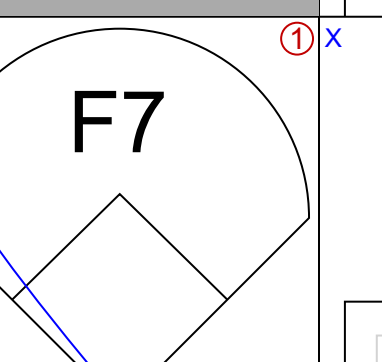

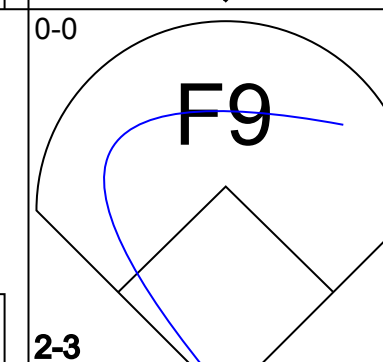
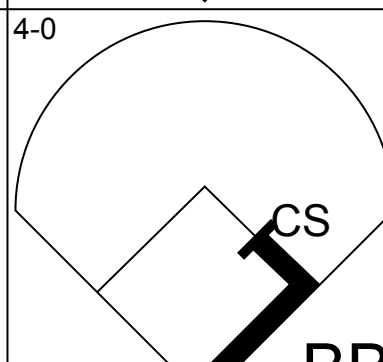
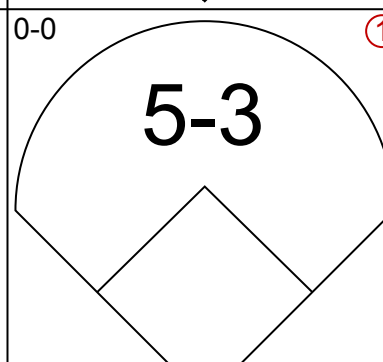
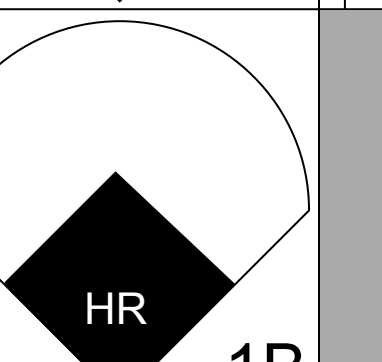
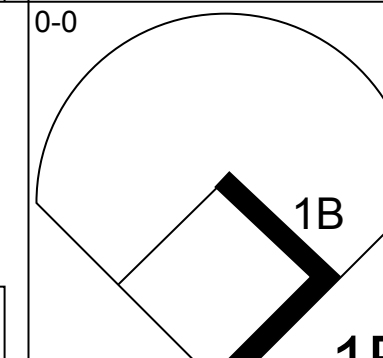
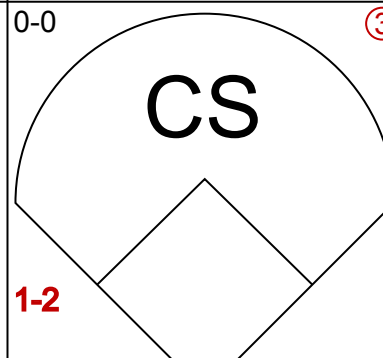
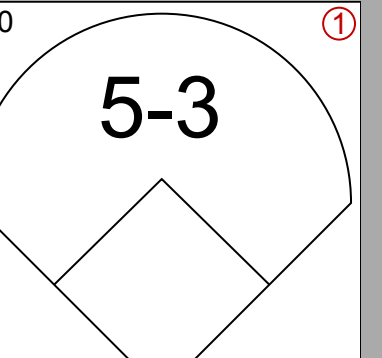
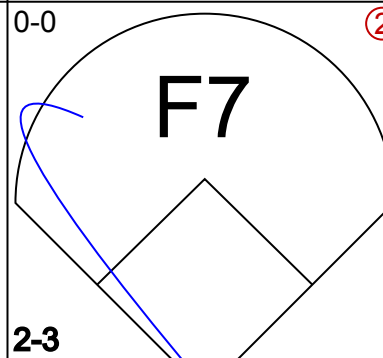
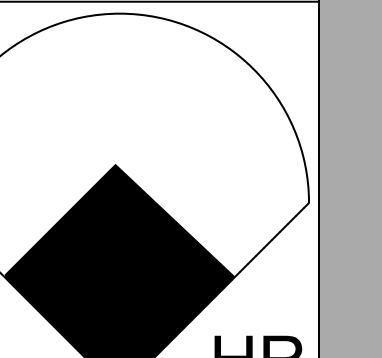
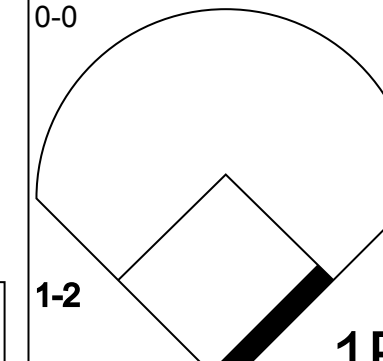
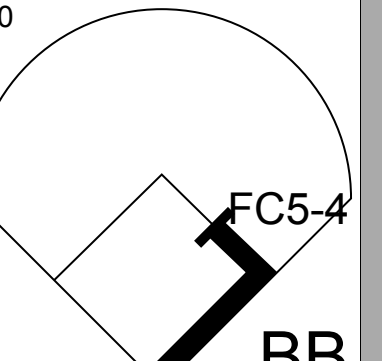
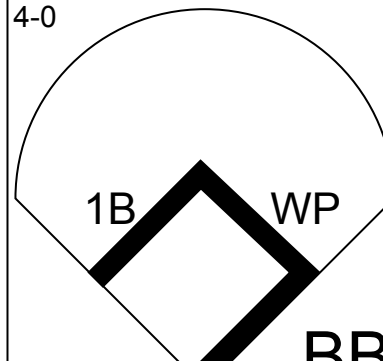
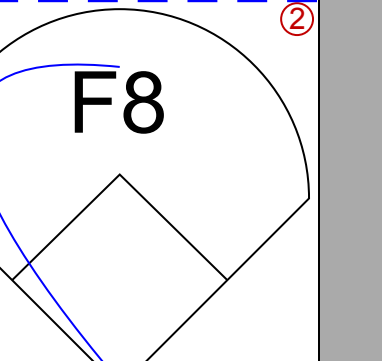
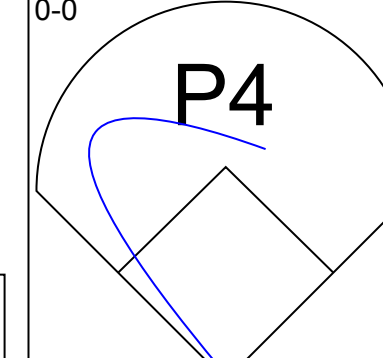
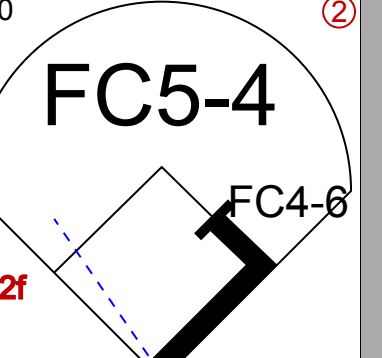
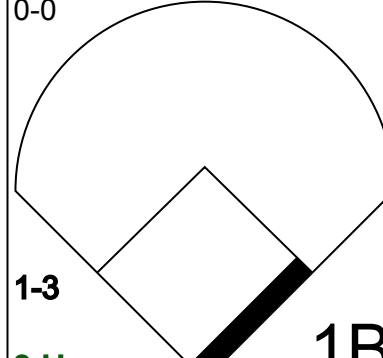
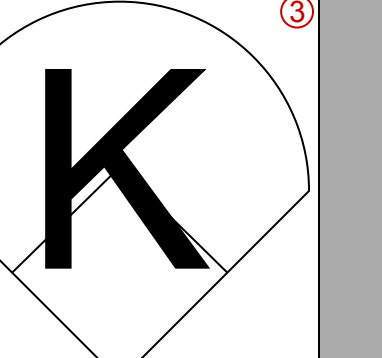
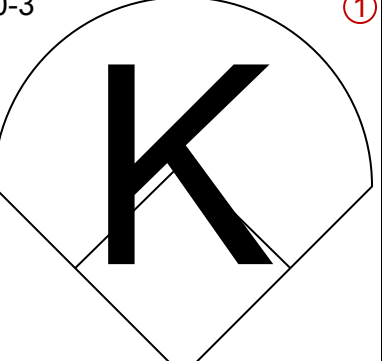
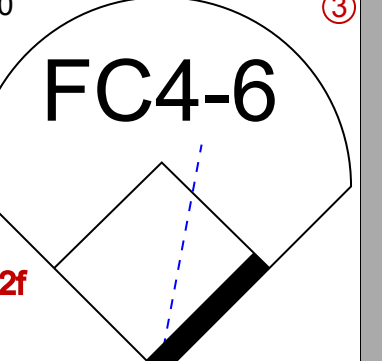
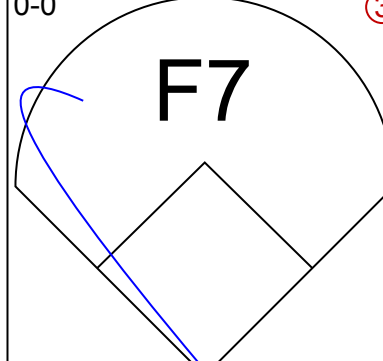
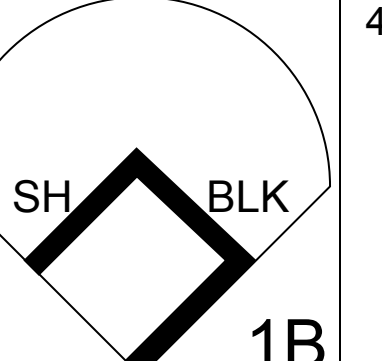
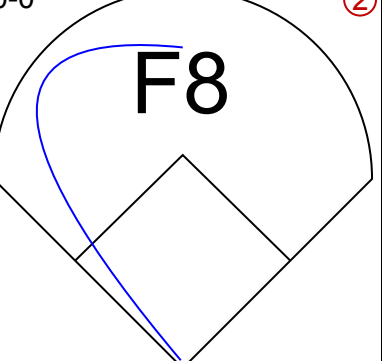
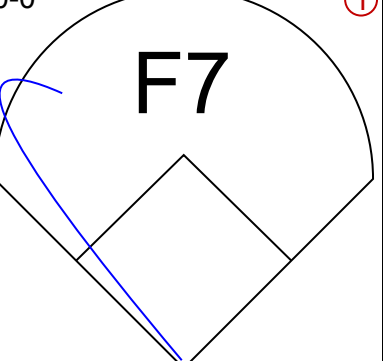
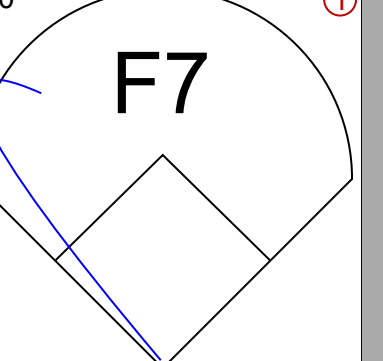
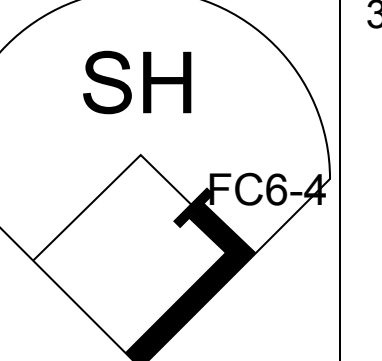
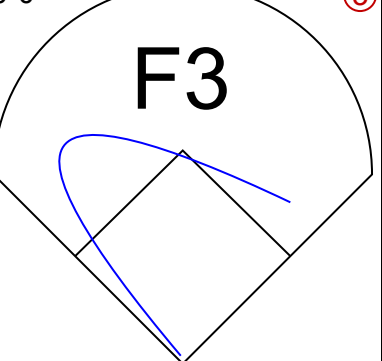
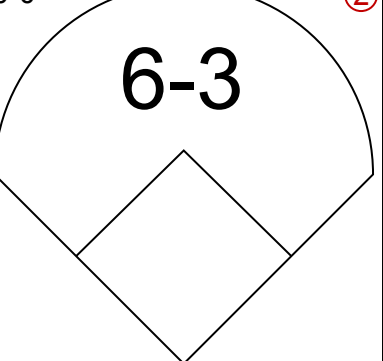
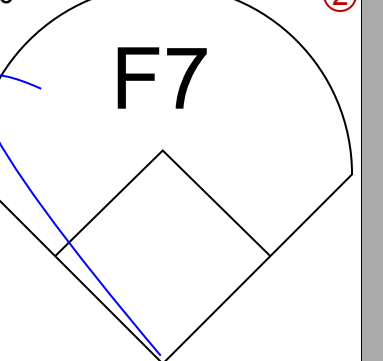
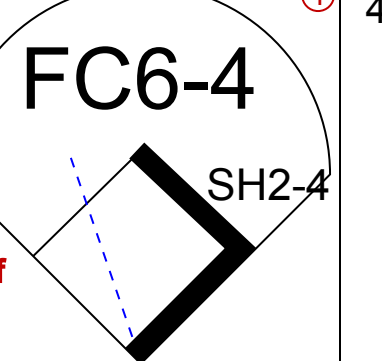


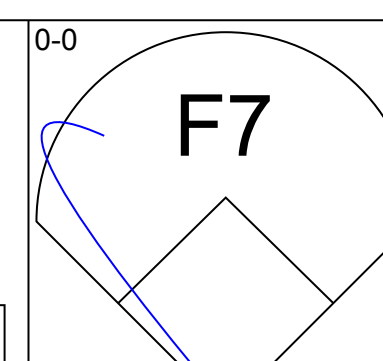
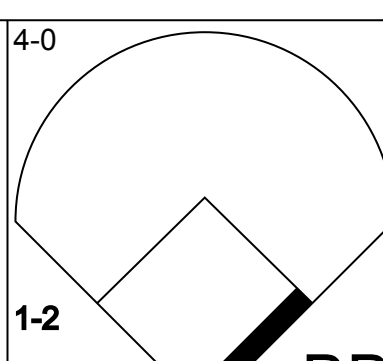
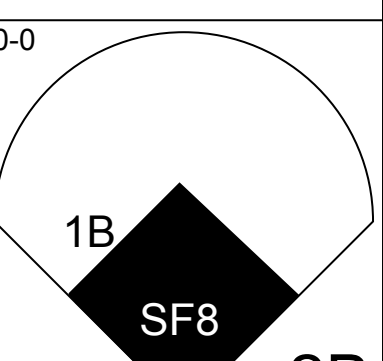
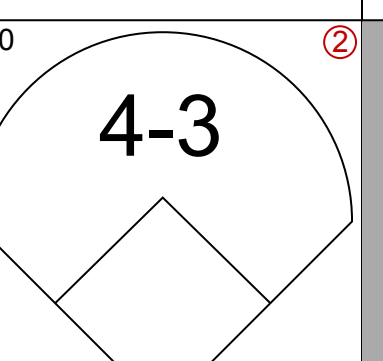
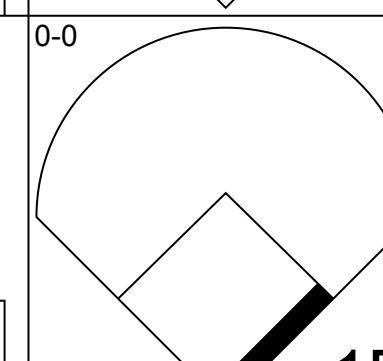
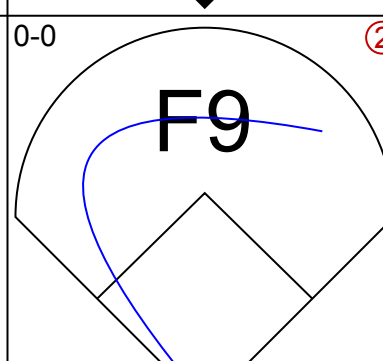
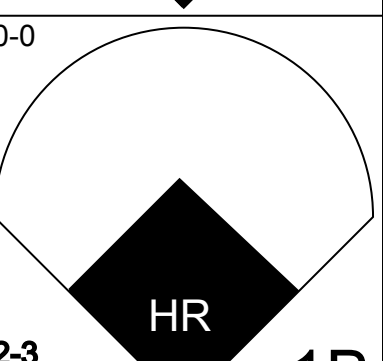
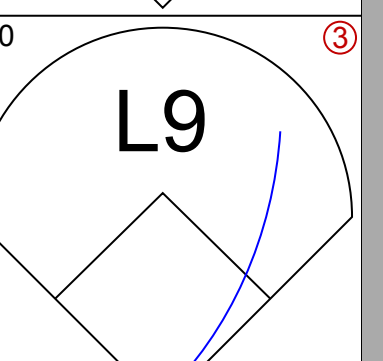
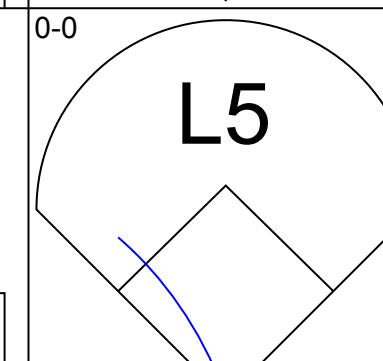
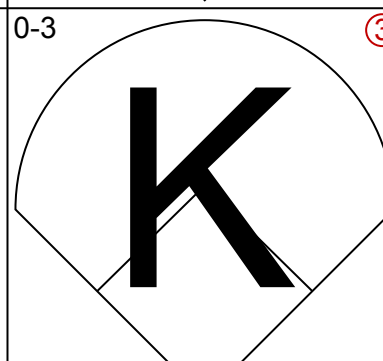
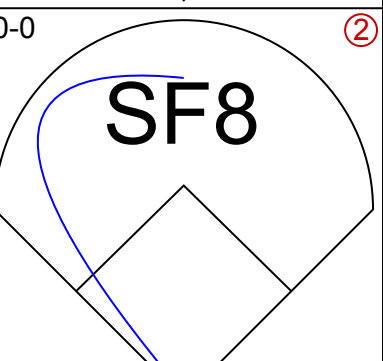

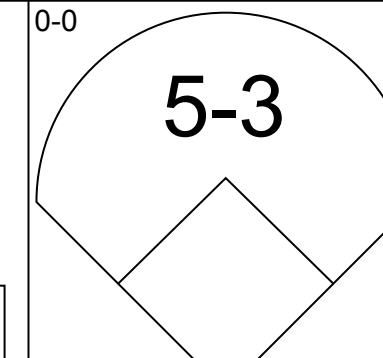
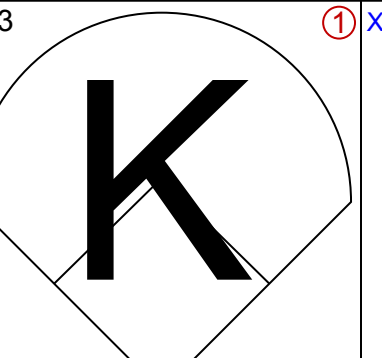
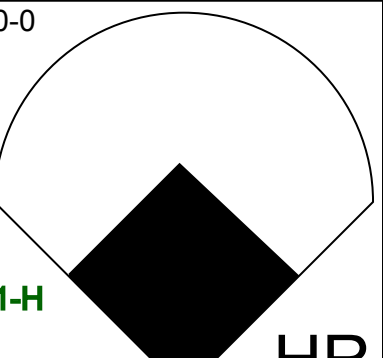

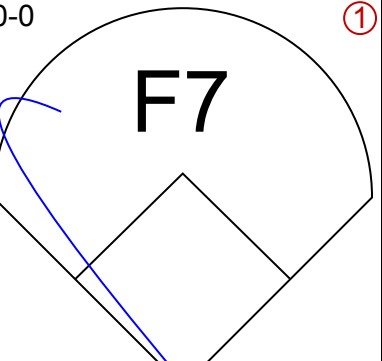
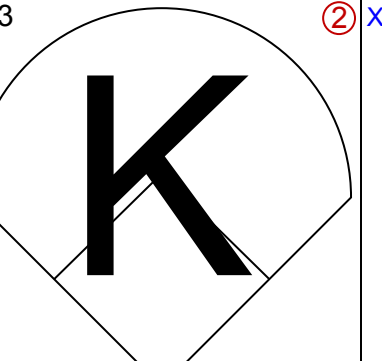
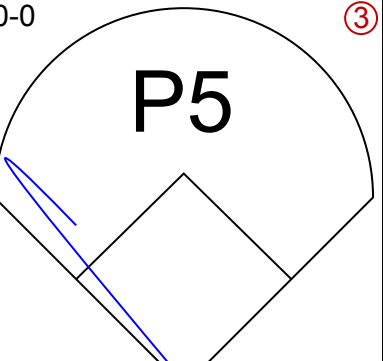


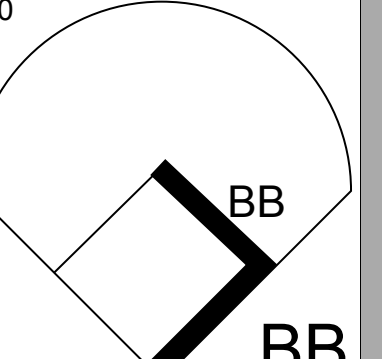
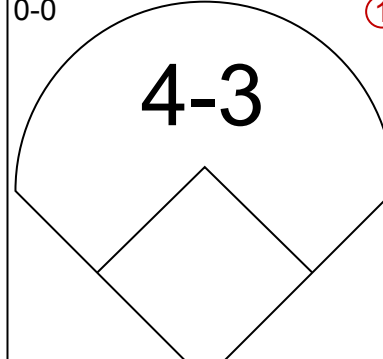
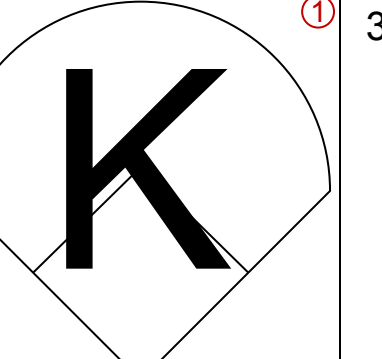
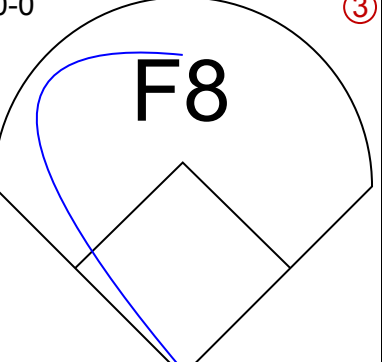
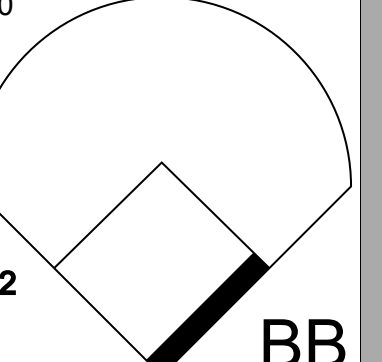
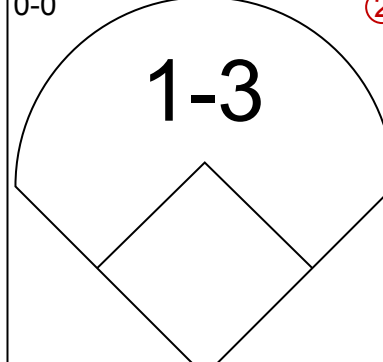
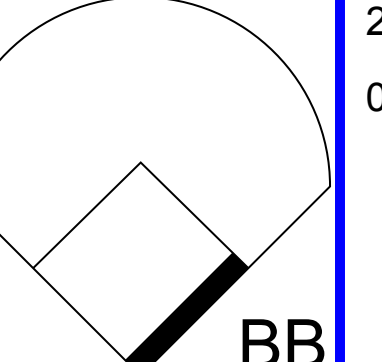
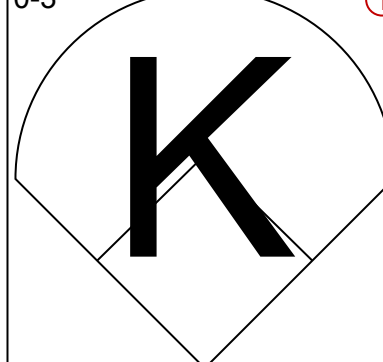

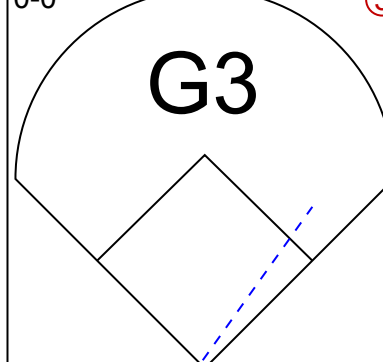
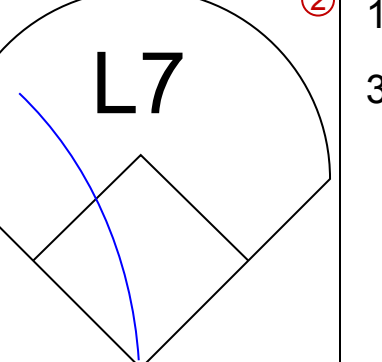
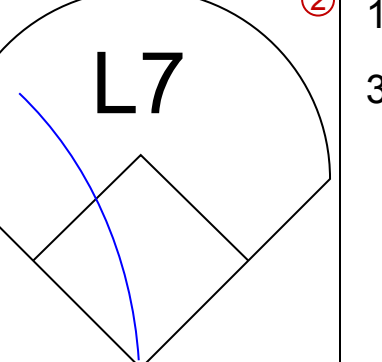
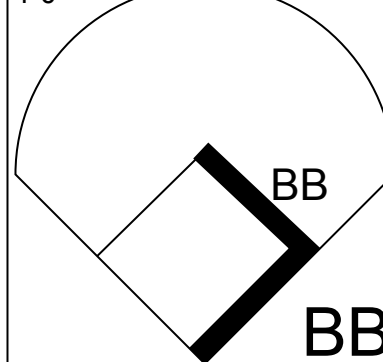
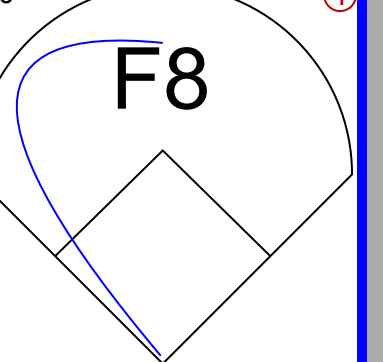
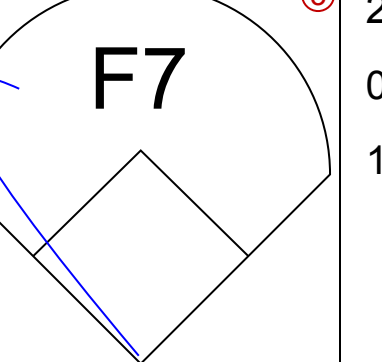









Batter	1	2	3	4	5	6	7	8	9	AB	R	H	RBI	BB	SO	LOB	TOP			
Alfredo Griffin, S OBP: 0.245, SLG: 0.293										4	0	1	0	0	1	0	Toronto Blue Jays @ California Angels Anaheim Stadium, Anaheim, CA Sun Sep 27 1981, 6:33 AM EDT Att: 24,903 - Unknown			
Al Woods, L OBP: 0.287, SLG: 0.304										5	2	2	0	0	2					
Garth Iorg, R OBP: 0.273, SLG: 0.302										3	1	1	0	1	0	2				
John Mayberry, L OBP: 0.362, SLG: 0.438										4	1	2	3	0	0	1				
Otto Velez, R OBP: 0.370, SLG: 0.409										2	0	1	0	2	0	0				
Ted Cox, R OBP: 0.419, SLG: 0.579										4	0	1	0	0	1	3				
Lloyd Moseby, L OBP: 0.290, SLG: 0.373										4	0	1	0	0	1	3				
Buck Martinez, R OBP: 0.285, SLG: 0.407										3	0	0	0	0	0	0				
George Bell, R OBP: 0.258, SLG: 0.354										4	0	0	0	0	0	2				
<b>Inning Stats</b>	R: 1 E: 0 K: 1 S: 8	H: 3 LOB: 2 BB: 0 P: 8	R: 0 E: 0 K: 1 S: 5	H: 0 LOB: 0 BB: 0 P: 5	R: 0 E: 0 K: 0 S: 2	H: 0 LOB: 1 BB: 1 P: 6	R: 0 E: 0 K: 0 S: 3	H: 0 LOB: 0 BB: 0 P: 7	R: 0 E: 0 K: 0 S: 3	H: 2 LOB: 2 BB: 1 P: 9	R: 0 E: 0 K: 0 S: 3	H: 1 LOB: 0 BB: 0 P: 3	R: 2 E: 0 K: 1 S: 7	H: 2 LOB: 0 BB: 0 P: 7	R: 0 E: 0 K: 0 S: 5	H: 1 LOB: 2 BB: 0 P: 5	1B: 6 2B: 2 3B: 0 HR: 1	SF: 0 SAC: 0 DP: 0 HBP: 0	WP: 1 PB: 0 SB: 0 CS: 2	PA: 40
<b>PITCHER</b>	IP WLS BF H R ER SO BB IBB HBP BLK WP HR S P ERA WHIP																			
Angel Moreno, L ERA: 3.57	(1, 1) 7.1 L 31 8 4 4 2 3 0 0 0 0 1 1 32 44 4.91 1.500																			
Jesse Jefferson, R ERA: 3.51	(8, 1) 1.0 5 1 0 0 1 0 0 0 1 0 0 7 7 0.00 1.000																			
Andy Hassler, L ERA: 2.95	(9, 1) 0.2 2 0 0 0 0 0 0 0 0 0 0 2 2 0.00 0.000																			

Batter	1	2	3	4	5	6	7	8	9	AB	R	H	RBI	BB	SO	LOB	BOTTOM			
Rod Carew, L OBP: 0.380, SLG: 0.378										3	1	1	0	1	0	0	Toronto Blue Jays @ California Angels Anaheim Stadium, Anaheim, CA Sun Sep 27 1981, 6:33 AM EDT Att: 24,903 - Unknown			
Rick Burleson, R OBP: 0.383, SLG: 0.380										4	1	2	0	0	0	2				
Bobby Grich, R OBP: 0.375, SLG: 0.523										3	0	0	1	0	1	3				
Daryl Sconiers, L OBP: 0.256, SLG: 0.357										4	1	1	2	0	1	1				
Don Baylor, R OBP: 0.312, SLG: 0.413										4	0	0	0	0	1	0				
Larry Harlow, L OBP: 0.337, SLG: 0.216										3	0	0	0	1	2	0				
Joe Ferguson, R OBP: 0.366, SLG: 0.375										2	0	0	0	2	0	0				
Steve Lubratich, R (9, PR)										0	0	0	0	0	0	0				
Juan Beniquez, R OBP: 0.269, SLG: 0.276										1	0	0	0	0	1	0				
Dan Ford, R OBP: 0.323, SLG: 0.444										3	0	0	0	0	1	3				
Butch Hobson, R OBP: 0.321, SLG: 0.341										2	0	0	0	1	1	0				
Freddie Patek, R OBP: 0.287, SLG: 0.318										0	0	0	0	0	0	0				
John Harris, L OBP: 0.250, SLG: 0.342										1	0	0	0	0	0	1				
<b>Inning Stats</b>	R: 0 E: 0 K: 0 S: 4	H: 1 LOB: 1 BB: 0 P: 4	R: 0 E: 0 K: 1 S: 5	H: 0 LOB: 0 BB: 0 P: 5	R: 0 E: 0 K: 2 S: 7	H: 0 LOB: 2 BB: 2 P: 15	R: 0 E: 0 K: 3 S: 9	H: 0 LOB: 2 BB: 2 P: 17	R: 3 E: 0 K: 1 S: 8	H: 3 LOB: 0 BB: 0 P: 8	R: 0 E: 0 K: 0 S: 3	H: 0 LOB: 0 BB: 0 P: 3	R: 0 E: 0 K: 0 S: 3	H: 0 LOB: 0 BB: 0 P: 3	R: 0 E: 0 K: 1 S: 5	H: 0 LOB: 1 BB: 1 P: 9	1B: 2 2B: 1 3B: 0 HR: 1	SF: 1 SAC: 0 DP: 0 HBP: 0	WP: 0 PB: 0 SB: 0 CS: 0	PA: 36
<b>PITCHER</b>	IP WLS BF H R ER SO BB IBB HBP BLK WP HR S P ERA WHIP																			
Dave Stieb, R ERA: 3.18	(1, 1) 7.0 W 29 4 3 3 7 4 0 0 0 0 0 0 39 55 3.86 1.143																			
Joey McLaughlin, R ERA: 2.79	(8, 1) 2.0 S 7 0 0 0 1 1 0 0 0 0 0 0 8 12 0.00 0.500																			

AB	33
R	4
H	9
RBI	3
BB	3
SO	3
LOB	13



AB	30
R	3
H	4
RBI	3
BB	5
SO	8
LOB	10





Batter	1	2	3	4	5	6	7	8	9	AB	R	H	RBI	BB	SO	LOB	TOP					
Rod Carew, L (1,3) X	0-0 4-3 ①			0-0 4-3 S E 1B		4-0 5-3 1B BB		0-0 6-3 ②	0-0 6-3 ①	4	2	1	0	1	0	0	<b>California Angels @ Chicago White Sox</b> Comiskey Park, Chicago, IL Mon Sep 28 1981, 8:05 PM EDT Alt. 3, 129 - Unknown - 55 F					
Rick Burleson, R (1,6) X	0-0 6-3 ②			0-0 1-3 ①		0-0 5-3 ①		0-0 1B S 1B	0-0 1-3 ②	5	1	1	0	0	0	2						
Dan Ford, R (1,9) X	0-0 F8 ③			0-0 4-3 ②		0-0 F9 ②		4-0 1B 1B BB	0-0 F9 ③	4	1	0	0	1	0	2						
Don Baylor, R (1,10) X		0-3 K ①		0-0 E5 ①		0-0 1B 2H 1B		0-0 1B 1B 1B		4	1	2	2	0	1	0						
Bobby Grich, R (1,4) X		0-3 K ②		0-0 3H F9 ③		0-0 1B 2H 1B		0-0 1B 1B 1B		4	1	1	1	0	2	2						
Brian Downing, R (1,7) X																						
Larry Harlow, L (8,7) X																						
Juan Beniquez, R (1,8) X				0-0 4-3 ①		0-0 L4 ②		0-0 1B 2H 3H 1B		3	0	0	0	1	1	0						
Joe Ferguson, R (1,2) X				0-3 K ②		0-0 FC5-4 1B		0-0 1B 2H 3H BB		3	0	1	0	1	1	0						
Steve Lubratich, R (1,5) X				0-0 P4 ③		0-0 FC5-4 1-2		0-0 K ③		4	0	0	0	0	1	4						
<b>Inning Stats</b>	R: 0 E: 0 K: 0 S: 3	H: 0 LOB: 0 BB: 0 P: 3	R: 0 E: 0 K: 2 S: 7	H: 0 LOB: 0 BB: 0 P: 7	R: 0 E: 0 K: 1 S: 5	H: 0 LOB: 0 BB: 0 P: 5	R: 1 E: 1 K: 0 S: 5	H: 1 LOB: 1 BB: 0 P: 5	R: 0 E: 0 K: 0 S: 4	H: 1 LOB: 1 BB: 0 P: 4	R: 1 E: 0 K: 1 S: 6	H: 1 LOB: 1 BB: 1 P: 10	R: 0 E: 0 K: 1 S: 5	H: 0 LOB: 0 BB: 0 P: 5	R: 4 E: 1 K: 1 S: 9	H: 4 LOB: 3 BB: 3 P: 21	R: 0 E: 0 K: 0 S: 3	H: 0 LOB: 0 BB: 0 P: 3	1B: 7 2B: 0 3B: 0 HR: 0	SF: 0 SAC: 0 DP: 0 HBP: 0	WP: 0 PB: 0 SB: 2 CS: 0	PA: 39
<b>PITCHER</b>	IP WLS BF H R ER SO BB IBB HBP BLK WP HR S P ERA WHIP																					
Dennis Lamp, R (1,1) ERA: 2.29	7.2 L 30 4 4 3 6 2 0 0 0 0 0 0 40 48 3.52 0.783																					
Ed Farmer, R (8,1) ERA: 4.52	0.1 6 3 2 2 0 2 0 0 0 0 0 0 4 12 54.00 15.000																					
Kevin Hickey, L (9,1) ERA: 4.02	1.0 3 0 0 0 0 0 0 0 0 0 0 0 3 3 0.00 0.000																					

Batter	1	2	3	4	5	6	7	8	9	AB	R	H	RBI	BB	SO	LOB	BOTTOM					
Tony Bernazard, S (1,4) B B B	4-0 SH1-3 BB		0-0 G3 ①		0-0 4-3 ③			0-0 4-3 1B		3	0	1	0	1	0	1	<b>California Angels @ Chicago White Sox</b> Comiskey Park, Chicago, IL Mon Sep 28 1981, 8:05 PM EDT Alt. 3, 129 - Unknown - 55 F					
Mike Squires, L (1,3) X	0-0 SH1-3 1-2		0-0 4-3 ②			0-0 F8 ①		0-0 4-3 1B		3	0	0	0	0	0	1						
Jerry Hairston, S (1,7) X	0-0 4-3 ②		0-0 F8 ③			0-0 F7 ②		0-0 4-3 2-3		4	0	0	0	0	0	2						
Greg Luzinski, R (1,10) X	0-0 1-3 ③			0-3 K ①		0-3 K ③		0-0 5-3 ③		4	0	0	0	0	2	2						
Wayne Nordhagen, R (1,9) X		0-0 1B 1B		0-0 4-3 ②			0-3 K ①		0-0 F9 ①	4	0	1	0	0	1	0						
Chet Lemon, R (1,8) X		0-0 F8 ①		0-0 F2 ③			0-0 1B 1B		0-0 F9 ②	4	0	1	0	0	0	1						
Carlton Fisk, R (1,2) X		0-0 P3 ②			0-0 5-3 ①		0-0 1-2 1B		0-3 K ③	4	0	1	0	0	1	1						
Jim Morrison, R (1,5) X		0-0 ①			0-0 4-3 ②		0-0 P6 ②			2	0	1	0	0	0	0						
Bob Molinaro, L (7,PH) X		0-0 ①			0-0 4-3 ②					1	0	0	0	0	0	2						
Greg Pryor, R (8,5) X		0-0 1-2 FC6-4 1B			0-0 ①					0	0	0	0	0	0	0						
Bill Almon, R (1,6) X		0-0 1-2 FC6-4 ③			0-0 ①			0-0 F9 ③		3	0	1	0	0	0	4						
<b>Inning Stats</b>	R: 0 E: 0 K: 0 S: 3	H: 0 LOB: 1 BB: 1 P: 7	R: 0 E: 0 K: 0 S: 5	H: 2 LOB: 2 BB: 0 P: 5	R: 0 E: 0 K: 1 S: 3	H: 0 LOB: 0 BB: 0 P: 3	R: 0 E: 0 K: 1 S: 5	H: 0 LOB: 0 BB: 0 P: 5	R: 0 E: 0 K: 0 S: 4	H: 1 LOB: 1 BB: 0 P: 4	R: 0 E: 0 K: 1 S: 5	H: 0 LOB: 0 BB: 0 P: 5	R: 0 E: 0 K: 1 S: 7	H: 2 LOB: 2 BB: 0 P: 7	R: 0 E: 0 K: 0 S: 4	H: 1 LOB: 1 BB: 0 P: 4	R: 0 E: 0 K: 1 S: 5	H: 0 LOB: 0 BB: 0 P: 5	1B: 6 2B: 0 3B: 0 HR: 0	SF: 0 SAC: 1 DP: 0 HBP: 0	WP: 0 PB: 0 SB: 1 CS: 0	PA: 34
<b>PITCHER</b>	IP WLS BF H R ER SO BB IBB HBP BLK WP HR S P ERA WHIP																					
Mike Witt, R (1,1) ERA: 3.38	9.0 W 34 6 0 0 4 1 0 0 0 0 0 0 41 45 0.00 0.778																					







Batter	1	2	3	4	5	6	7	8	9	AB	R	H	RBI	BB	SO	LOB	TOP			
Brian Downing, R OBP: 0.346, SLG: 0.374 (1, 7)										4	1	1	0	0	1	1	<b>California Angels @ Chicago White Sox</b> Comiskey Park, Chicago, IL Wed Sep 30 1981, 8:05 PM EDT Att: 5,674 - Unknown			
Rick Burleson, R OBP: 0.380, SLG: 0.376 Daryl Sconiers, L OBP: 0.250, SLG: 0.349 (8, PH) (8, 3)										3	0	1	1	0	1	0				
Dan Ford, R OBP: 0.325, SLG: 0.440 (1, 9)										4	1	2	0	0	1	0				
Don Baylor, R OBP: 0.318, SLG: 0.422 Freddie Patek, R OBP: 0.297, SLG: 0.318 (8, 6) (1, 3)										4	0	1	0	0	1	3				
Bobby Grich, R OBP: 0.378, SLG: 0.541 (1, 4)										4	1	3	1	0	0	1				
Joe Ferguson, R OBP: 0.367, SLG: 0.342 (1, 2)										3	0	0	1	1	0	3				
Juan Beniquez, R OBP: 0.256, SLG: 0.256 (1, 8)										4	0	0	0	0	0	2				
Butch Hobson, R OBP: 0.320, SLG: 0.337 (1, 10)										3	0	0	0	1	1	0				
Steve Lubratich, R OBP: 0.100, SLG: 0.200 (1, 5)										3	0	0	0	0	1	1				
<b>Inning Stats</b>	R: 1 E: 0 K: 0 S: 5	H: 3 LOB: 1 BB: 0 P: 5	R: 0 E: 0 K: 1 S: 5	H: 0 LOB: 0 BB: 0 P: 5	R: 0 E: 0 K: 2 S: 7	H: 0 LOB: 0 BB: 0 P: 7	R: 1 E: 0 K: 1 S: 7	H: 2 LOB: 1 BB: 0 P: 7	R: 0 E: 0 K: 1 S: 5	H: 0 LOB: 0 BB: 1 P: 5	R: 0 E: 0 K: 0 S: 3	H: 0 LOB: 1 BB: 1 P: 7	R: 0 E: 0 K: 1 S: 5	H: 0 LOB: 0 BB: 0 P: 5	R: 1 E: 0 K: 0 S: 3	H: 1 LOB: 0 BB: 1 P: 7	1B: 6 2B: 1 3B: 0 HR: 1	SF: 0 SAC: 0 DP: 2 HBP: 0	WP: 0 PB: 0 SB: 1 CS: 0	PA: 35
<b>PITCHER</b>	IP WLS BF H R ER SO BB IBB HBP BLK WP HR S P ERA WHIP	6.0 W 24 7 2 2 5 0 0 0 0 0 0 34 34 3.00 1.167	3.0 S 11 1 1 1 1 2 0 0 0 0 1 11 19 3.00 1.000																	

Batter	1	2	3	4	5	6	7	8	9	AB	R	H	RBI	BB	SO	LOB	BOTTOM			
Ron LeFlore, R OBP: 0.308, SLG: 0.303 Marc Hill, R (8, 2)										4	1	1	1	0	0	2	<b>California Angels @ Chicago White Sox</b> Comiskey Park, Chicago, IL Wed Sep 30 1981, 8:05 PM EDT Att: 5,674 - Unknown			
Tony Bemazzard, S OBP: 0.385, SLG: 0.383 (1, 4)										3	3	2	0	2	1	1				
Chet Lemon, R OBP: 0.378, SLG: 0.485 (1, 8)										4	0	0	1	0	1	6				
Greg Luzinski, R OBP: 0.367, SLG: 0.478 (1, 10)										4	2	2	4	0	1	0				
Wayne Nordhagen, R OBP: 0.344, SLG: 0.451 Rusty Kuntz, R OBP: 0.350, SLG: 0.302 (7, 9)										4	1	2	1	0	0	0				
Carlton Fisk, R OBP: 0.349, SLG: 0.361 Leo Sutherland, L OBP: 0.222, SLG: 0.125 (8, 7)										3	1	1	0	1	0	0				
Mike Squires, L OBP: 0.301, SLG: 0.284 (1, 3)										3	0	0	0	0	0	2				
Jay Loviglio, R OBP: 0.250, SLG: 0.250 (1, 5)										4	1	1	1	0	0	0				
Bill Almon, R OBP: 0.341, SLG: 0.378 (1, 6)										3	1	1	1	1	0	1				
<b>Inning Stats</b>	R: 1 E: 0 K: 0 S: 3	H: 0 LOB: 0 BB: 1 P: 7	R: 7 E: 2 K: 1 S: 13	H: 6 LOB: 2 BB: 1 P: 17	R: 0 E: 0 K: 0 S: 5	H: 2 LOB: 2 BB: 0 P: 5	R: 0 E: 0 K: 1 S: 5	H: 0 LOB: 0 BB: 0 P: 5	R: 0 E: 0 K: 0 S: 3	H: 0 LOB: 1 BB: 1 P: 7	R: 2 E: 0 K: 1 S: 7	H: 2 LOB: 0 BB: 0 P: 7	R: 0 E: 0 K: 0 S: 3	H: 0 LOB: 0 BB: 0 P: 3	R: 0 E: 0 K: 1 S: 4	H: 0 LOB: 0 BB: 1 P: 8	1B: 9 2B: 0 3B: 0 HR: 1	SF: 1 SAC: 1 DP: 1 HBP: 0	WP: 2 PB: 2 SB: 2 CS: 0	PA: 39
<b>PITCHER</b>	IP WLS BF H R ER SO BB IBB HBP BLK WP HR S P ERA WHIP	1.1 L 9 2 5 4 0 2 0 0 0 0 0 7 15 27.00 3.000	4.2 24 8 5 2 3 1 0 0 0 1 1 29 33 3.86 1.929	2.0 6 0 0 0 1 1 0 0 0 0 0 7 11 0.00 0.500																



Batter	1	2	3	4	5	6	7	8	9	10	AB	R	H	RBI	BB	SO	LOB	TOP
Larry Harlow, L OBP: 0.330, SLG: 0.215 (1, 9)	F7		G2		K		K		G6-4-3 1B		5	0	1	1	0	2	1	California Angels @ Texas Rangers Arlington Stadium, Arlington, TX Fri Oct.02 1981, 8:05 PM EDT Att: 9,197 - Unknown
Rick Burleson, R OBP: 0.357, SLG: 0.372 (1, 6)	4-3		L5			6-3		F9	G6-4-3 1B		5	0	0	0	0	0	2	
Rod Carew, L OBP: 0.380, SLG: 0.375 (1, 3)	E6 1B HR		1-3							4-3	4	2	1	0	1	0	0	
Daryl Sconiers, L OBP: 0.286, SLG: 0.375 (1, 10)					K					F9	5	1	3	0	0	1	0	
Bobby Grich, R OBP: 0.380, SLG: 0.551 (1, 4)					F8		K				5	1	3	4	0	1	2	
Ed Ott, L OBP: 0.266, SLG: 0.279 (1, 2)					F9		FC6-4 1B		G6-4-3 1B		5	0	1	0	0	0	4	
John Harris, L OBP: 0.278, SLG: 0.408 (9, PH) Dan Ford, R OBP: 0.327, SLG: 0.440 (9, 7)																		
Brian Downing, R OBP: 0.345, SLG: 0.373 (10, PH) (10, 7)																		
Juan Beniquez, R OBP: 0.287, SLG: 0.253 (1, 8)																		
Steve Lubratich, R OBP: 0.077, SLG: 0.154 (9, PH) Don Baylor, R OBP: 0.319, SLG: 0.424 Freddie Patek, R OBP: 0.267, SLG: 0.318 (9, 5)																		
<b>Inning Stats</b>	R: 3 E: 1 K: 0 S: 6	H: 2 LOB: 0 BB: 0 P: 6	R: 0 E: 0 K: 0 S: 3	H: 1 LOB: 0 BB: 0 P: 3	R: 0 E: 0 K: 1 S: 5	H: 0 LOB: 0 BB: 0 P: 5	R: 0 E: 0 K: 1 S: 6	H: 1 LOB: 2 BB: 1 P: 10	R: 0 E: 0 K: 1 S: 5	H: 1 LOB: 1 BB: 0 P: 6	R: 1 E: 0 K: 1 S: 6	H: 2 LOB: 1 BB: 0 P: 7	R: 0 E: 0 K: 0 S: 5	H: 2 LOB: 2 BB: 0 P: 5	1B: 11 2B: 0 3B: 0 HR: 2	SF: 0 SAC: 1 DP: 4 HBP: 1	WP: 0 PB: 0 SB: 0 CS: 0	PA: 43
<b>PITCHER</b>	IP 9.0	WLS 38	H 11	R 6	ER 3	SO 5	BB 2	IBB 0	HBP 1	BLK 0	WP 0	HR 2	S 45	P 54	ERA 3.00	WHIP 1.444		
Danny Darwin, R ERA: 3.64 Steve Comer, R ERA: 2.56 (10, 1)	1.0	W	5	2	0	0	0	0	0	0	0	0	5	5	0.00	2.000		

California Angels @ Texas Rangers  
Arlington Stadium, Arlington, TX  
Fri Oct.02 1981, 8:05 PM EDT  
Att: 9,197 - Unknown

AB	39
R	6
H	13
RBI	6
BB	2
SO	5
LOB	15



Batter	1	2	3	4	5	6	7	8	9	10	AB	R	H	RBI	BB	SO	LOB	BOTTOM						
Wayne Tolleson, S OBP: 0.250, SLG: 0.200 (1, 5)	6-3		G3-6-3 BB				6-3				4	2	2	1	1	0	0	California Angels @ Texas Rangers Arlington Stadium, Arlington, TX Fri Oct.02 1981, 8:05 PM EDT Att: 9,197 - Unknown						
Tom Poquette, L OBP: 0.208, SLG: 0.161 Buddy Bell, R OBP: 0.364, SLG: 0.428 Jim Sundberg, R OBP: 0.370, SLG: 0.369 (1, 8)	6-3		G3-6-3 BB					1-3			3	0	1	0	0	0	1							
Bill Sample, R OBP: 0.347, SLG: 0.389 (1, 7) (9, 8)											3	1	2	1	1	0	0							
John Ellis, R OBP: 0.233, SLG: 0.259 Pat Putnam, L OBP: 0.302, SLG: 0.418 (1, 3) (8, PR) (9, 3)											4	0	1	1	0	0	2							
Al Oliver, L OBP: 0.348, SLG: 0.411 (10, 3)											1	0	1	1	0	0	0							
Leon Roberts, R OBP: 0.340, SLG: 0.413 (1, 9)											4	0	1	0	1	1	0							
Bob Johnson, R OBP: 0.364, SLG: 0.636 (1, 2)											5	1	1	1	0	0	3							
Don Werner, R OBP: 0.400, SLG: 0.400 (1, 10)											5	1	2	0	0	1	2							
Mark Wagner, R OBP: 0.326, SLG: 0.380 (1, 4)											5	2	2	2	0	1	0							
Nelson Norman, S OBP: 0.250, SLG: 0.429 (1, 6)											4	1	1	1	0	0	0							
<b>Inning Stats</b>	R: 0 E: 0 K: 0 S: 4	H: 1 LOB: 1 BB: 0 P: 4	R: 1 E: 0 K: 1 S: 6	H: 1 LOB: 0 BB: 0 P: 6	R: 0 E: 0 K: 0 S: 2	H: 0 LOB: 0 BB: 1 P: 6	R: 0 E: 0 K: 0 S: 4	H: 1 LOB: 1 BB: 0 P: 4	R: 3 E: 0 K: 0 S: 7	H: 4 LOB: 1 BB: 0 P: 7	R: 0 E: 0 K: 1 S: 5	H: 1 LOB: 0 BB: 0 P: 5	R: 0 E: 0 K: 0 S: 5	H: 0 LOB: 0 BB: 0 P: 5	R: 1 E: 0 K: 0 S: 5	H: 2 LOB: 2 BB: 1 P: 9	R: 1 E: 0 K: 0 S: 5	H: 3 LOB: 2 BB: 1 P: 9	R: 2 E: 0 K: 0 S: 4	H: 2 LOB: 0 BB: 0 P: 4	1B: 10 2B: 3 3B: 0 HR: 2	SF: 1 SAC: 0 DP: 1 HBP: 0	WP: 0 PB: 0 SB: 0 CS: 1	PA: 45
<b>PITCHER</b>	IP 7.1	WLS 31	H 10	R 5	ER 5	SO 3	BB 1	IBB 0	HBP 0	BLK 0	WP 0	HR 1	S 36	P 40	ERA 6.14	WHIP 1.500								
Geoff Zahn, L ERA: 4.41 Andy Hassler, L ERA: 3.21 (8, 1)	2.1	L	13	5	3	0	2	0	0	0	0	1	11	19	11.57	3.000								

California Angels @ Texas Rangers  
Arlington Stadium, Arlington, TX  
Fri Oct.02 1981, 8:05 PM EDT  
Att: 9,197 - Unknown

AB	40
R	8
H	15
RBI	8
BB	3
SO	3
LOB	8





Batter	1	2	3	4	5	6	7	8	9	AB	R	H	RBI	BB	SO	LOB	TOP			
Larry Harlow, L (1,9) OBP: 0.337, SLG: 0.220	0-0 4-3		4-0 FC6-4 BB			0-3 K		0-0 FC4-6 1B		3	0	1	0	1	1	0	<b>California Angels @ Texas Rangers</b> Arlington Stadium, Arlington, TX Sat Oct 03 1981, 8:05 PM EDT Att: 11,550 - Unknown			
Freddie Patek, R (1,6) OBP: 0.250, SLG: 0.298	0-0 4-3		0-0 FC6-4			0-0 5-3		0-0 FC4-6 1-2		3	0	0	0	0	0	1				
Rod Carew, L (8,PH) OBP: 0.380, SLG: 0.374										1	0	0	0	0	0	1				
Rick Burleson, R (8,6) OBP: 0.357, SLG: 0.372										0	0	0	0	0	0	0				
Daryl Sconiers, L (1,3) OBP: 0.283, SLG: 0.385	0-0 2B			0-0 4-3		0-0 4-3			0-0 L7	4	0	1	0	0	0	0				
Don Baylor, R (1,10) OBP: 0.316, SLG: 0.419	0-0 6-3			0-0 F9		0-3 K			0-0 6-3	4	0	0	0	0	1	1				
Bobby Grich, R (1,4) OBP: 0.379, SLG: 0.548		0-3 K		0-3 K		0-3 K			0-0 1B	4	0	1	0	0	3	0				
John Harris, L (1,7) OBP: 0.275, SLG: 0.403		0-3 K			0-0 SH1-3 1B				0-0 F9	1	0	0	0	0	1	0				
Brian Downing, R (3,7) OBP: 0.348, SLG: 0.379										3	0	2	0	0	0	1				
Joe Ferguson, R (1,2) OBP: 0.353, SLG: 0.325					0-0 SH1-3 1-2				0-0 6-3	2	0	0	0	0	1	1				
Juan Beniquez, R (1,8) OBP: 0.253, SLG: 0.248			0-3 K		0-0 6-3				0-0 6-3	3	0	0	0	0	1	1				
Steve Lubratich, R (1,5) OBP: 0.063, SLG: 0.125			0-0 1-3		0-0 L6				0-0 F9	3	0	0	0	0	0	1				
<b>Inning Stats</b>	R: 0 E: 0 K: 0 S: 4	H: 1 LOB: 1 BB: 0 P: 4	R: 0 E: 0 K: 3 S: 9	H: 0 LOB: 0 BB: 0 P: 9	R: 0 E: 0 K: 1 S: 5	H: 0 LOB: 1 BB: 1 P: 9	R: 0 E: 0 K: 1 S: 5	H: 0 LOB: 0 BB: 0 P: 5	R: 0 E: 0 K: 2 S: 8	H: 1 LOB: 1 BB: 0 P: 8	R: 0 E: 0 K: 0 S: 4	H: 1 LOB: 1 BB: 0 P: 4	R: 0 E: 0 K: 0 S: 4	H: 1 LOB: 1 BB: 0 P: 4	R: 0 E: 0 K: 0 S: 4	H: 1 LOB: 1 BB: 0 P: 4	1B: 3 2B: 2 3B: 0 HR: 0	SF: 0 SAC: 1 DP: 0 HBP: 0	WP: 0 PB: 0 SB: 0 CS: 0	PA: 33
<b>PITCHER</b> John Butcher, R (1,1) ERA: 1.63	IP: 9.0 WLS: W BF: 33 H: 5 R: 0 ER: 0 SO: 8 BB: 1 IBB: 0 HBP: 0 BLK: 0 WP: 0 HR: 0 S: 48 P: 52 ERA: 0.00 WHIP: 0.667															<b>PITCHER</b>				

livebaseballscores.com



Batter	1	2	3	4	5	6	7	8	9	AB	R	H	RBI	BB	SO	LOB	BOTTOM					
Wayne Tolleson, S (1,5) OBP: 0.250, SLG: 0.211	0-3 K		0-0 F8		0-3 K			0-0 BB 1B		4	0	1	0	0	2	1	<b>California Angels @ Texas Rangers</b> Arlington Stadium, Arlington, TX Sat Oct 03 1981, 8:05 PM EDT Att: 11,550 - Unknown					
Jim Sundberg, R (1,7) OBP: 0.369, SLG: 0.366	0-0 6-3		0-0 6-3			0-0 F8		4-0 BB 1B		3	0	0	0	1	0	1						
Bill Sample, R (1,8) OBP: 0.345, SLG: 0.387	0-0 1B			0-3 K		0-0 F7		0-0 BB P5		4	0	1	0	0	1	2						
John Ellis, R (1,3) OBP: 0.219, SLG: 0.241	0-0 6-3			0-0 P4		0-0 F7			0-0 F8	4	0	0	0	0	0	1						
Leon Roberts, R (1,9) OBP: 0.338, SLG: 0.415		0-3 K		0-0 2B		0-0 F7			0-0 P3	4	0	1	0	0	1	0						
Bob Johnson, R (1,2) OBP: 0.400, SLG: 0.786		0-0 F8		4-0 BB		0-3 K			0-0 HR	3	1	1	1	1	1	0						
Don Werner, R (1,10) OBP: 0.250, SLG: 0.250		0-3 K		0-0 F7		0-0 4-3				3	0	0	0	0	1	2						
Mark Wagner, R (1,4) OBP: 0.315, SLG: 0.366			0-0 5-3		0-0 F8			0-0 F8		3	0	0	0	0	0	0						
Nelson Norman, S (1,6) OBP: 0.273, SLG: 0.400			0-0 1B		0-0 6-3			0-0 F8		3	0	1	0	0	0	0						
<b>Inning Stats</b>	R: 0 E: 0 K: 1 S: 6	H: 1 LOB: 1 BB: 0 P: 6	R: 0 E: 0 K: 2 S: 7	H: 0 LOB: 0 BB: 0 P: 7	R: 0 E: 0 K: 0 S: 4	H: 1 LOB: 1 BB: 0 P: 4	R: 0 E: 0 K: 1 S: 6	H: 1 LOB: 2 BB: 1 P: 10	R: 0 E: 0 K: 1 S: 5	H: 0 LOB: 0 BB: 0 P: 5	R: 0 E: 0 K: 0 S: 3	H: 0 LOB: 0 BB: 0 P: 3	R: 0 E: 0 K: 1 S: 5	H: 0 LOB: 0 BB: 0 P: 5	R: 0 E: 0 K: 0 S: 4	H: 1 LOB: 2 BB: 1 P: 8	R: 1 E: 0 K: 0 S: 3	H: 1 LOB: 0 BB: 0 P: 3	1B: 3 2B: 1 3B: 0 HR: 1	SF: 0 SAC: 0 DP: 0 HBP: 0	WP: 0 PB: 0 SB: 0 CS: 0	PA: 33
<b>PITCHER</b> Angel Moreno, L (1,1) ERA: 2.87	IP: 8.2 WLS: L BF: 33 H: 5 R: 1 ER: 1 SO: 6 BB: 2 IBB: 0 HBP: 0 BLK: 0 WP: 0 HR: 1 S: 43 P: 51 ERA: 1.04 WHIP: 0.808															<b>PITCHER</b>						

livebaseballscores.com





