California Angels - 1982

Batter	1	2	3	4	5	6	7	8	9	10	11	AB	R	H	RBI	BB	SO	LOB
Rick Burleson, R (1, 6) OBP: 0.200, SLG: 0.200	F4		6-3		1B		5-3			6-3		5	0	1	0	0	0	1
Fred Lynn, L (1, 8) OBP: 0.200, SLG: 0.400	F9			G3	K			SH3-4 2B		6-3		5	0	1	0	0	1	2
Rod Carew, L (1, 3) OBP: 0.750, SLG: 0.667	G3			L5-4 1B	1B	F9 1B SF8	1B	SH3-4		S BB		3	1	2	0	1	0	0
Reggie Jackson, L (1, 9) OBP: 0.600, SLG: 0.600		CS 1B		1-2 1B		1-2 SF8 1B		K		K		5	0	3	0	0	2	2
Don Baylor, R (1, 10)		L5 1-2		L5-4 2-3		F9 2-3		F3			6-3	5	0	0	0	0	0	6
Doug DeCinces, R (1, 5)		P5			K	SF8 1-2 3-H			5-3		5-3	4	0	0	1	0	1	0
Brian Downing, R (1, 7) OBP: 0.500, SLG: 1.250 Juan Beniquez, R (9, PR) (9, 7)			K		HR	6-3			5-3 1B		S BB	4 0	1 0	2 0	1 0	0 0	1 0	1 0
Tim Foli, R (1, 4)			4-3		5-3		6-3		5-3 1-2		K 1-2	5	0	0	0	0	1	2
Bob Boone, R (1, 2) OBP: 0.500, SLG: 0.500			1B		1B 1B		F9		4-3			4	0	2	0	0	0	2
Inning Stats	R: 0 E: 0 K: 0 S: 3 H: 0 LOB: 0 BB: 0 P: 3	R: 0 E: 0 K: 0 S: 3 H: 1 LOB: 0 BB: 0 P: 3	R: 0 E: 0 K: 1 S: 6 H: 1 LOB: 1 BB: 0 P: 6	R: 0 E: 0 K: 0 S: 4 H: 2 LOB: 1 BB: 0 P: 4	R: 1 E: 0 K: 2 S: 10 H: 3 LOB: 2 BB: 0 P: 10	R: 1 E: 0 K: 0 S: 5 H: 2 LOB: 1 BB: 0 P: 5	R: 0 E: 0 K: 0 S: 3 H: 0 LOB: 0 BB: 0 P: 3	R: 0 E: 0 K: 1 S: 6 H: 1 LOB: 1 BB: 0 P: 6	R: 0 E: 0 K: 0 S: 4 H: 1 LOB: 2 BB: 0 P: 4	R: 0 E: 0 K: 1 S: 5 H: 0 LOB: 1 BB: 1 P: 9	R: 0 E: 0 K: 1 S: 5 H: 0 LOB: 1 BB: 1 P: 9	1B: 9 2B: 2 3B: 0 HR: 1	SF: 1 SAC: 1 DP: 1 HBP: 0	WP: 0 PB: 0 SB: 2 CS: 1	PA: 44			

PITCHER		IP	WLS	BF	H	R	ER	SO	BB	IBB	HBP	BLK	WP	HR	S	P	ERA	WHIP
Rick Langford, R ERA: 2.57	(1, 1)	7.0		28	9	2	2	3	0	0	0	0	0	1	34	34	2.57	1.286
Tom Underwood, L ERA:	(8, 1)	0.2		3	1	0	0	1	0	0	0	0	0	0	5	5	0.00	1.500
Jeff Jones, R ERA:	(8, 1)	3.1	W	13	1	0	0	2	2	0	0	0	0	0	15	23	0.00	0.900

PITCHER	IP	WLS	BF	H	R	ER	SO	BB	IBB	HBP	BLK	WP	HR	S	P	ERA	WHIP

TOP

California Angels @ Oakland Athletics

Oakland-Alameda County Coliseum, Oakland, CA

Tue Apr 06 1982, 6:05 PM PST

Att. 51,513 - Unknown - 50 F

livebaseballscorecards.com

AB	40
R	2
H	11
RBI	2
BB	2
SO	6
LOB	16

Batter	1	2	3	4	5	6	7	8	9	10	11	AB	R	H	RBI	BB	SO	LOB
Rickey Henderson, R (1, 7) OBP: 0.400, SLG: 0.250	BBBB 4-0 6-3 BB		x 0-0 ② 6-3			x 0-0 HR 1B		x 0-0 ② F8		x 0-0 ③ 1-3		4	1	1	0	1	0	0
Dwayne Murphy, L (1, 8) OBP: 0.400, SLG: 1.000	x 0-0 ① 6-3 1-2		x 0-0 ③ G3			x 0-0 1-H HR		x 0-0 ③ F8			BBBB 4-0 1B BB BB	4	2	1	2	1	0	1
Dan Meyer, L (1, 10)	x 0-0 ② F7			x 0-0 ① G3		SSS 0-3 ① K			x 0-0 ① F8		x 0-0 ① F5	5	0	0	0	0	1	2
Tony Armas, R (1, 9) OBP: 0.200, SLG: 0.200	x 0-0 ③ F8			x 0-0 ② 5-3		x 0-0 ② F2			x 0-0 1B 1B		x 0-0 ② F9	5	0	1	0	0	0	2
Wayne Gross, L (1, 5) OBP: 0.600, SLG: 0.600		x 0-0 ① P6		x 0-0 1B		x 0-0 ③ P5			x 0-0 1-2 1B		x 0-0 BB IBB 1-3 1B	5	0	3	0	0	0	0
Jim Spencer, L (1, 3)		x 0-0 ② 5-3		SSS 0-3 ③ K			x 0-0 ① G3		x 0-0 ② P3		IIII 4-0 BB 1-2 IBB	4	0	0	0	1	1	3
Davey Lopes, R (1, 4) OBP: 0.400, SLG: 0.250	x 0-0 1B			SSS 0-3 ① K			x 0-0 ② L5		SSS 0-3 ③ K		BBBB 4-0 1-2 2-3 3-H BB	4	0	1	1	1	2	2
Bob Kearney, R (1, 2)	x 0-0 ③ F7			x 0-0 ② F8			x 0-0 ③ F7			x 0-0 ① 4-3		4	0	0	0	0	0	1
Fred Stanley, R (1, 6)			SSS 0-3 ① K		x 0-0 ③ 1-3			x 0-0 ① P3		SSS 0-3 ② K		4	0	0	0	0	2	0
Inning Stats	R: 0 H: 0 E: 0 LOB: 1 K: 0 BB: 1 S: 3 P: 7	R: 0 H: 1 E: 0 LOB: 1 K: 0 BB: 0 S: 4 P: 4	R: 0 H: 0 E: 0 LOB: 0 K: 1 BB: 0 S: 5 P: 5	R: 0 H: 1 E: 0 LOB: 1 K: 1 BB: 0 S: 6 P: 6	R: 0 H: 0 E: 0 LOB: 0 K: 1 BB: 0 S: 5 P: 5	R: 2 H: 2 E: 0 LOB: 0 K: 1 BB: 0 S: 7 P: 7	R: 0 H: 0 E: 0 LOB: 0 K: 0 BB: 0 S: 3 P: 3	R: 0 H: 0 E: 0 LOB: 0 K: 0 BB: 0 S: 3 P: 3	R: 0 H: 2 E: 0 LOB: 2 K: 1 BB: 0 S: 7 P: 7	R: 0 H: 0 E: 0 LOB: 0 K: 1 BB: 0 S: 5 P: 5	R: 1 H: 1 E: 0 LOB: 3 K: 0 BB: 3 S: 3 P: 15	1B: 6 SF: 0 2B: 0 SAC: 0 3B: 0 DP: 0 HR: 1 HBP: 0						

PITCHER		IP	WLS	BF	H	R	ER	SO	BB	IBB	HBP	BLK	WP	HR	S	P	ERA	WHIP
Ken Forsch, R ERA: 2.16	(1, 1)	8.1		32	6	2	2	4	1	0	0	0	0	1	39	43	2.16	0.840
Don Aase, R ERA: 3.86	(9, 1)	2.1	L	11	1	1	1	2	2	1	0	0	0	0	12	24	3.86	1.286

PITCHER	IP	WLS	BF	H	R	ER	SO	BB	IBB	HBP	BLK	WP	HR	S	P	ERA	WHIP

BOTTOM

California Angels @ Oakland Athletics

Oakland-Alameda County Coliseum, Oakland, CA

Tue Apr 06 1982, 6:05 PM PST

Att. 51,513 - Unknown - 50 F

livebaseballscorecards.com

AB	39
R	3
H	7
RBI	3
BB	4
SO	6
LOB	11

WP: 0 PA: 43
PB: 0
SB: 0
CS: 0

California Angels @ Oakland Athletics

Oakland-Alameda County Coliseum, Oakland, CA

Wed Apr 07 1982, 6:05 PM PST

Att. 17,576 - Unknown - 54 F

TOP

livebaseballscorecards.com

Batter	1	2	3	4	5	6	7	8	9	AB	R	H	RBI	BB	SO	LOB
Rick Burleson, R (1, 6) OBP: 0.300, SLG: 0.222	BBBB 4-0 E 1B 2B BB	x 0-0 ③ 5-3		x 0-0 ③ 5-3		x 0-0 1B 2-H 1B		x 0-0 ② 6-3		4	1	1	1	1	0	1
Fred Lynn, L (1, 8) OBP: 0.500, SLG: 0.667	x 0-0 E1 2B 1-3 4-3 1B		x 0-0 2B 2B		BBBB 4-0 CS BB	x 0-0 ②③ 1-3 1B		x 0-0 ③ F9		4	2	3	0	1	0	0
Rod Carew, L (1, 3) OBP: 0.778, SLG: 1.000	x 0-0 4-3 1-3 3-H 2B		x 0-0 E 2-H SF8 2B		x 0-0 ① S 1-2 1B		BBBB 4-0 BB 1B SF9 BB		SSS 0-3 ① K	4	2	3	2	1	1	0
Reggie Jackson, L (1, 9) OBP: 0.500, SLG: 0.444 Juan Beniquez, R (9, 9)	x 0-0 ① 4-3 2-3 3-H	x 0-0 ① F7			BBBB 4-0 FC6-4 1-2 BB		x 0-0 SF9 BB 1-2 1B		SSS 0-3 ② K	4 0	0 0	1 0	1 0	1 0	1 0	2 0
Don Baylor, R (1, 10)	SSS 0-3 ② K	x 0-0 E5 2-3			SSS 0-3 ② K		SSS 0-3 ① K		x 0-0 ③ F8	5	0	0	0	0	3	6
Doug DeCinces, R (1, 5)	x 0-0 ③ F8	x 0-0 ② SF8 3-H			x 0-0 ③ FC6-4 1-2f		BBBB 4-0 1-2 2-3 BB			2	0	0	1	1	0	3
Brian Downing, R (1, 7) OBP: 0.500, SLG: 1.500 Bobby Clark, R (7, 7)		BBBB 4-0 SH1-4 BB	x 0-0 ③ F7			x 0-0 HR	x 0-0 ② SF9 2-3 3-H			2 0	1 0	1 0	2 0	1 0	0 0	1 0
Tim Foli, R (1, 4) OBP: 0.125, SLG: 0.250		x 0-0 ① SH1-4 1-2		x 0-0 ① 6-3		x 0-0 1B 2B	x 0-0 ③ F8			3	1	1	0	0	0	2
Bob Boone, R (1, 2) OBP: 0.250, SLG: 0.250		x 0-0 ② 6-3		x 0-0 ② F7		x 0-0 ① F3		x 0-0 ① 5-3		4	0	0	0	0	0	2
Inning Stats	R: 2 H: 2 E: 1 LOB: 1 K: 1 BB: 1 S: 7 P: 11	R: 0 H: 0 E: 0 LOB: 1 K: 0 BB: 1 S: 3 P: 7	R: 2 H: 2 E: 1 LOB: 1 K: 0 BB: 0 S: 6 P: 6	R: 0 H: 0 E: 0 LOB: 0 K: 0 BB: 0 S: 3 P: 3	R: 0 H: 1 E: 0 LOB: 2 K: 1 BB: 2 S: 5 P: 13	R: 2 H: 4 E: 0 LOB: 2 K: 0 BB: 0 S: 5 P: 5	R: 1 H: 1 E: 0 LOB: 2 K: 1 BB: 2 S: 6 P: 14	R: 0 H: 0 E: 0 LOB: 0 K: 0 BB: 0 S: 3 P: 3	R: 0 H: 0 E: 0 LOB: 0 K: 2 BB: 0 S: 7 P: 7	1B: 5 SF: 2 2B: 4 SAC: 1 3B: 0 DP: 0 HR: 1 HBP: 0						WP: 0 PA: 41 PB: 0 SB: 1 CS: 1	

	AB	32
	R	7
	H	10
	RBI	7
	BB	6
	SO	5
	LOB	17

PITCHER	IP	WLS	BF	H	R	ER	SO	BB	IBB	HBP	BLK	WP	HR	S	P	ERA	WHIP
Mike Norris, R (1, 1) ERA: 6.23	4.1	L	22	5	4	3	1	4	0	0	0	0	0	20	36	6.23	2.077
Bo McLaughlin, R (5, 1) ERA: 18.0	1.0		6	3	2	2	1	0	0	0	0	0	1	8	8	18.00	3.000
Bob Owchinko, L ERA: 2.45	3.2		13	2	1	1	3	2	0	0	0	0	0	17	25	2.46	1.091

PITCHER	IP	WLS	BF	H	R	ER	SO	BB	IBB	HBP	BLK	WP	HR	S	P	ERA	WHIP

Batter	1	2	3	4	5	6	7	8	9	AB	R	H	RBI	BB	SO	LOB
Rickey Henderson, R (1, 7) OBP: 0.222, SLG: 0.125	F9		1-3			G6-3 1-2f		K		4	0	0	0	0	1	2
Dwayne Murphy, L (1, 8) OBP: 0.222, SLG: 0.500	1-3			G3		4-3			K	4	0	0	0	0	1	0
Cliff Johnson, R (1, 10) OBP: 0.250, SLG: 0.500	2B			5-3			F7		6-3	4	0	1	0	0	0	0
Tony Armas, R (1, 9) OBP: 0.222, SLG: 0.333	F8			K			2B		5-3	4	0	1	0	0	1	1
Mickey Klutts, R (1, 5) OBP: 0.333, SLG: 0.333		F8			5-3 1B		6-3			3	0	1	0	0	0	1
Joe Rudi, R (1, 3)		F9			5-3 1-2		F8			3	0	0	0	0	0	2
Davey Lopes, R (1, 4) OBP: 0.250, SLG: 0.143		1-3			1-3			6-3		3	0	0	0	0	0	1
Jeff Newman, R (1, 2)			6-3		6-3			6-3		3	0	0	0	0	0	1
Rob Picciolo, R (1, 6) OBP: 0.500, SLG: 0.500			K			G6-3 1B		BB		2	0	1	0	0	1	0
Jeff Burroughs, R (8, PH)										0	0	0	0	1	0	0
Fred Stanley, R (9, 6)										0	0	0	0	0	0	0
Inning Stats	R: 0 E: 0 K: 0 S: 4 H: 1 LOB: 1 BB: 0 P: 4	R: 0 E: 0 K: 0 S: 3 H: 0 LOB: 0 BB: 0 P: 3	R: 0 E: 0 K: 1 S: 5 H: 0 LOB: 0 BB: 0 P: 5	R: 0 E: 0 K: 1 S: 5 H: 0 LOB: 0 BB: 0 P: 5	R: 0 E: 0 K: 0 S: 4 H: 1 LOB: 1 BB: 0 P: 4	R: 0 E: 0 K: 0 S: 3 H: 1 LOB: 0 BB: 0 P: 3	R: 0 E: 0 K: 0 S: 4 H: 1 LOB: 1 BB: 0 P: 4	R: 0 E: 0 K: 1 S: 5 H: 0 LOB: 1 BB: 1 P: 9	R: 0 E: 0 K: 1 S: 5 H: 0 LOB: 0 BB: 0 P: 5	1B: 2 2B: 2 3B: 0 HR: 0 SF: 0 SAC: 0 DP: 1 HBP: 0						

PITCHER	IP	WLS	BF	H	R	ER	SO	BB	IBB	HBP	BLK	WP	HR	S	P	ERA	WHIP
Geoff Zahn, L (1, 1) ERA:	9.0	W	31	4	0	0	4	1	0	0	0	0	0	38	42	0.00	0.556

PITCHER	IP	WLS	BF	H	R	ER	SO	BB	IBB	HBP	BLK	WP	HR	S	P	ERA	WHIP

BOTTOM

California Angels @ Oakland Athletics

Oakland-Alameda County Coliseum, Oakland, CA

Wed Apr 07 1982, 6:05 PM PST

Att. 17,576 - Unknown - 54 F

livebaseballscorecards.com

AB	30
R	0
H	4
RBI	0
BB	1
SO	4
LOB	8

PA: 31

WP: 0
PB: 0
SB: 0
CS: 0

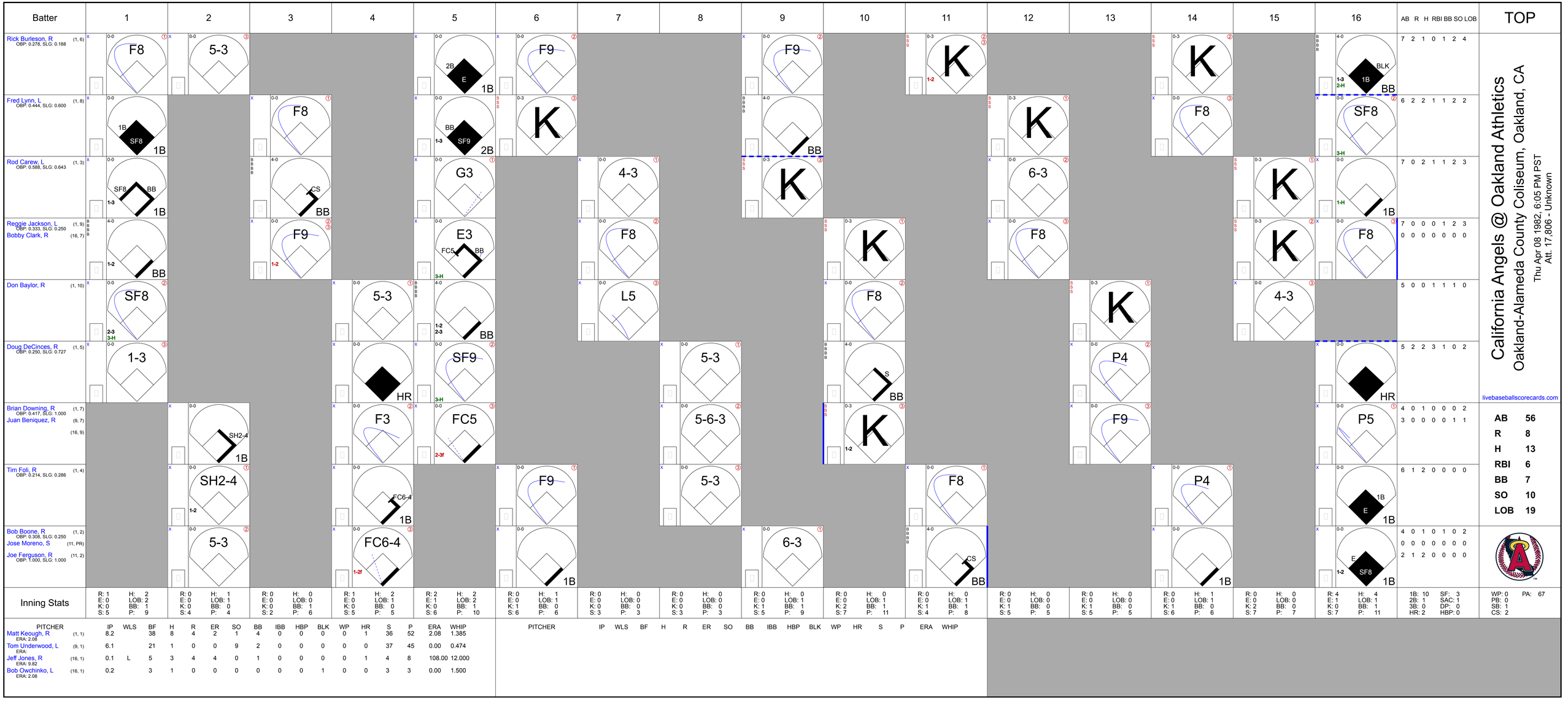
Batter
1
2
3
4
5
6
7
8
9
10
11
12
13
14
15
16
AB R H RBI BB SO LOB
TOP
Rick Burleson, R (1, 6) OBP: 0.278, SLG: 0.188
F8
5-3
2B E 1B
F9
F9
K
K
BLK 1B BB
7 2 1 0 1 2 4
Fred Lynn, L (1, 8) OBP: 0.444, SLG: 0.600
1B SF8 1B
F8
BB SF9 2B
K
BB
K
F8
SF8
6 2 2 1 1 2 2
Rod Carew, L (1, 3) OBP: 0.588, SLG: 0.643
SF8 BB 1B
CS BB
G3
4-3
K
6-3
K
1-H 1B
7 0 2 1 1 2 3
Reggie Jackson, L (1, 9) OBP: 0.333, SLG: 0.250
Bobby Clark, R (16, 7)
BB
F9
E3 FC5 BB
F8
K
F8
K
F8
7 0 0 0 1 2 3
0 0 0 0 0 0 0
Don Baylor, R (1, 10)
SF8
5-3
1-2 2-3 BB
L5
F8
K
4-3
5 0 0 1 1 1 0
Doug DeCinces, R (1, 5) OBP: 0.250, SLG: 0.727
1-3
HR
SF9
5-3
S BB
K
P4
HR
5 2 2 3 1 0 2
Brian Downing, R (1, 7) OBP: 0.417, SLG: 1.000
Juan Beniquez, R (9, 7) (16, 9)
SH2-4 1B
F3
FC5
5-6-3
K
F9
P5
4 0 1 0 0 0 2
3 0 0 0 0 1 1
Tim Foli, R (1, 4) OBP: 0.214, SLG: 0.286
SH2-4
FC6-4 1B
F9
5-3
F8
P4
1B E 1B
6 1 2 0 0 0 0
Bob Boone, R (1, 2) OBP: 0.308, SLG: 0.250
Jose Moreno, S (11, PR)
Joe Ferguson, R (11, 2) OBP: 1.000, SLG: 1.000
5-3
FC6-4
6-3
CS BB
1B
E SF8 1B
4 0 1 0 1 0 2
0 0 0 0 0 0 0
2 1 2 0 0 0 0
Inning Stats
R: 1 E: 0 K: 0 S: 5 H: 2 LOB: 2 BB: 1 P: 9
R: 0 E: 0 K: 0 S: 4 H: 1 LOB: 1 BB: 0 P: 4
R: 0 E: 0 K: 0 S: 2 H: 0 LOB: 0 BB: 1 P: 6
R: 1 E: 0 K: 0 S: 5 H: 2 LOB: 1 BB: 0 P: 5
R: 2 E: 1 K: 0 S: 6 H: 2 LOB: 2 BB: 1 P: 10
R: 0 E: 0 K: 1 S: 6 H: 1 LOB: 1 BB: 0 P: 6
R: 0 E: 0 K: 0 S: 3 H: 0 LOB: 0 BB: 0 P: 3
R: 0 E: 0 K: 0 S: 3 H: 0 LOB: 0 BB: 0 P: 3
R: 0 E: 0 K: 1 S: 5 H: 0 LOB: 1 BB: 1 P: 9
R: 0 E: 0 K: 2 S: 7 H: 0 LOB: 1 BB: 1 P: 11
R: 0 E: 0 K: 1 S: 4 H: 0 LOB: 1 BB: 1 P: 8
R: 0 E: 0 K: 1 S: 5 H: 0 LOB: 0 BB: 0 P: 5
R: 0 E: 0 K: 1 S: 5 H: 0 LOB: 0 BB: 0 P: 5
R: 0 E: 0 K: 1 S: 6 H: 1 LOB: 1 BB: 0 P: 6
R: 0 E: 0 K: 2 S: 7 H: 0 LOB: 0 BB: 0 P: 7
R: 4 E: 1 K: 0 S: 7 H: 4 LOB: 1 BB: 1 P: 11
1B: 10 2B: 1 3B: 0 HR: 2 SF: 3 SAC: 1 DP: 0 HBP: 0
WP: 0 PB: 0 SB: 1 CS: 2 PA: 67
PITCHER IP WLS BF H R ER SO BB IBB HBP BLK WP HR S P ERA WHIP
Matt Keough, R (1, 1) ERA: 2.08 8.2 38 8 4 2 1 4 0 0 0 0 1 36 52 2.08 1.385
Tom Underwood, L (9, 1) ERA: 6.1 21 1 0 0 9 2 0 0 0 0 0 37 45 0.00 0.474
Jeff Jones, R (16, 1) ERA: 9.82 0.1 L 5 3 4 4 0 1 0 0 0 0 1 4 8 108.00 12.000
Bob Owchinko, L (16, 1) ERA: 2.08 0.2 3 1 0 0 0 0 0 0 1 0 0 3 3 0.00 1.500
PITCHER IP WLS BF H R ER SO BB IBB HBP BLK WP HR S P ERA WHIP
California Angels @ Oakland Athletics
Oakland-Alameda County Coliseum, Oakland, CA
Thu Apr 08 1982, 6:05 PM PST
Att. 17,806 - Unknown
livebaseballscorecards.com
AB 56
R 8
H 13
RBI 6
BB 7
SO 10
LOB 19

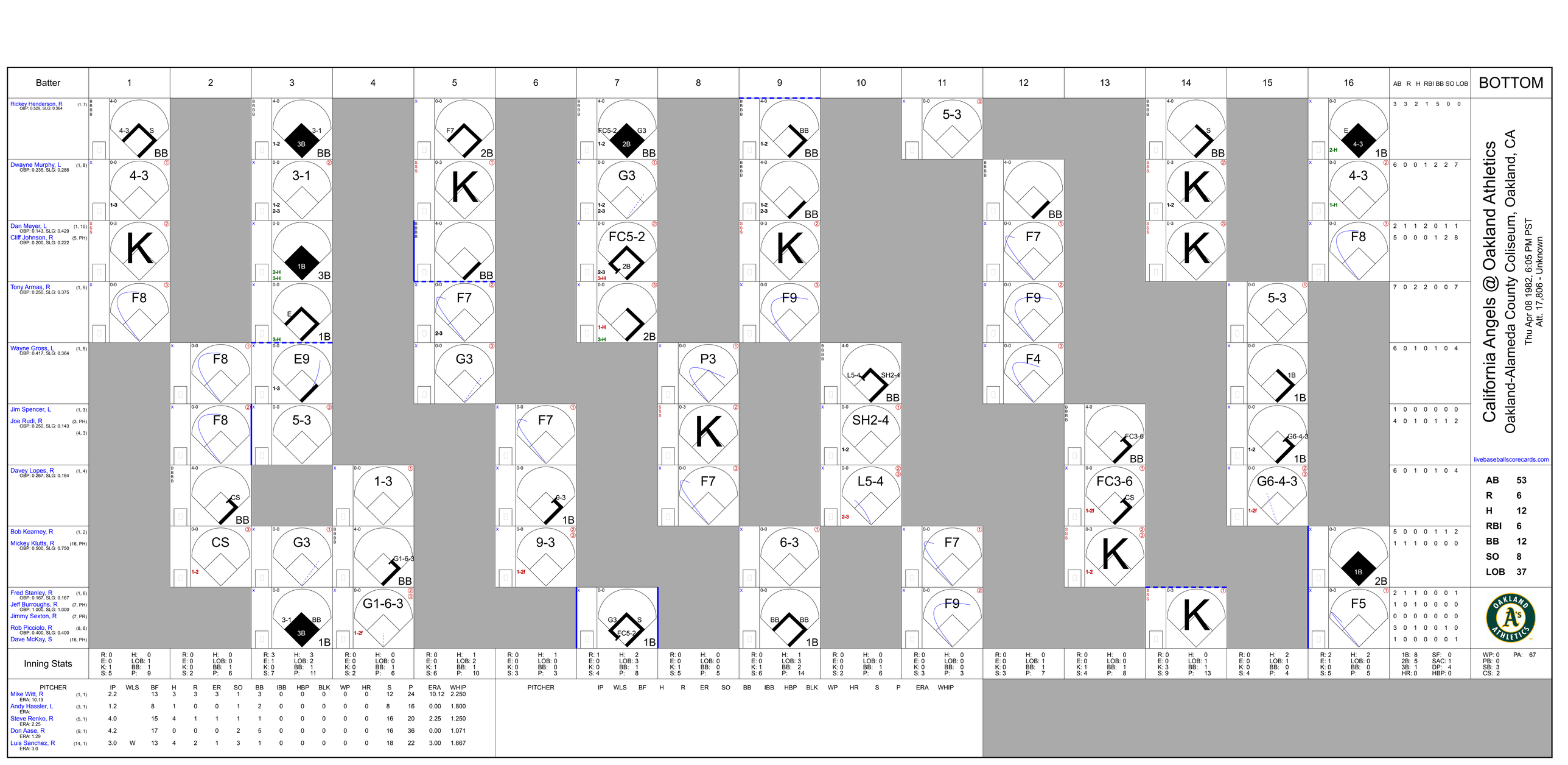
Batter
1
2
3
4
5
6
7
8
9
10
11
12
13
14
15
16
AB R H RBI BB SO LOB
BOTTOM
Rickey Henderson, R (1, 7) OBP: 0.529, SLG: 0.364
Dwayne Murphy, L (1, 8) OBP: 0.235, SLG: 0.286
Dan Meyer, L (1, 10) OBP: 0.143, SLG: 0.429
Cliff Johnson, R (5, PH) OBP: 0.200, SLG: 0.222
Tony Armas, R (1, 9) OBP: 0.250, SLG: 0.375
Wayne Gross, L (1, 5) OBP: 0.417, SLG: 0.364
Jim Spencer, L (1, 3)
Joe Rudi, R (3, PH) (4, 3) OBP: 0.250, SLG: 0.143
Davey Lopes, R (1, 4) OBP: 0.267, SLG: 0.154
Bob Kearney, R (1, 2)
Mickey Klutts, R (16, PH) OBP: 0.500, SLG: 0.750
Fred Stanley, R (1, 6) OBP: 0.167, SLG: 0.167
Jeff Burroughs, R (7, PH) OBP: 1.000, SLG: 1.000
Jimmy Sexton, R (7, PR)
Rob Picciolo, R (8, 6) OBP: 0.400, SLG: 0.400
Dave McKay, S (16, PH)
California Angels @ Oakland Athletics
Oakland-Alameda County Coliseum, Oakland, CA
Thu Apr 08 1982, 6:05 PM PST
Att. 17,806 - Unknown
livebaseballscorecards.com
AB 53
R 6
H 12
RBI 6
BB 12
SO 8
LOB 37
Inning Stats
PITCHER IP WLS BF H R ER SO BB IBB HBP BLK WP HR S P ERA WHIP
Mike Witt, R (1, 1) ERA: 10.13
Andy Hassler, L (3, 1) ERA:
Steve Renko, R (5, 1) ERA: 2.25
Don Aase, R (9, 1) ERA: 1.29
Luis Sanchez, R (14, 1) ERA: 3.0
WP: 0 PB: 0 SB: 3 CS: 2
PA: 67

California Angels @ Minnesota Twins

Hubert H. Humphrey Metrodome, Minneapolis, MN

Fri Apr 09 1982, 7:05 PM EST
Att. 19,105 - Dome - 70 F

livebaseballscorecards.com

Batter	1	2	3	4	5	6	7	8	9	AB	R	H	RBI	BB	SO	LOB
Rick Burleson, R (1, 6) OBP: 0.227, SLG: 0.150	5-3	1-3			6-3		F7			4	0	0	0	0	0	2
Fred Lynn, L (1, 8) OBP: 0.409, SLG: 0.500	BB		F7		F8			K2-3		3	0	0	0	1	1	0
Rod Carew, L (1, 3) OBP: 0.524, SLG: 0.556	F7		4-3			F8 S 1B		4-3		4	0	1	0	0	0	1
Reggie Jackson, L (1, 9) OBP: 0.273, SLG: 0.200	6-3		K			K 1-2		4-3		4	0	0	0	0	2	2
Don Baylor, R (1, 10)		F8		F3		F8 2-3			F9	4	0	0	0	0	0	1
Doug DeCinces, R (1, 5) OBP: 0.350, SLG: 0.857		S 1B 2B		2B		BB			K	3	1	2	0	1	1	0
Brian Downing, R (1, 7) OBP: 0.375, SLG: 0.769		1-4-3 1B 2-3 BB		K		F8			5-3	3	0	0	0	1	1	3
Tim Foli, R (1, 4) OBP: 0.235, SLG: 0.294		1-4-3 1-2 3-H 1B		6-3			L7			3	0	1	1	0	0	1
Joe Ferguson, R (1, 2) OBP: 0.400, SLG: 0.400		1-4-3 1-2 2-3			6-3		K			3	0	0	0	0	1	2

TOP	
AB	31
R	1
H	4
RBI	1
BB	3
SO	6
LOB	12

Inning Stats	1	2	3	4	5	6	7	8	9		
	R: 0 H: 0 E: 0 LOB: 1 K: 0 BB: 1 S: 3 P: 7	R: 1 H: 2 E: 0 LOB: 2 K: 0 BB: 1 S: 5 P: 9	R: 0 H: 0 E: 0 LOB: 0 K: 1 BB: 0 S: 5 P: 5	R: 0 H: 1 E: 0 LOB: 1 K: 1 BB: 0 S: 6 P: 6	R: 0 H: 0 E: 0 LOB: 0 K: 0 BB: 0 S: 3 P: 3	R: 0 H: 1 E: 0 LOB: 2 K: 1 BB: 1 S: 6 P: 10	R: 0 H: 0 E: 0 LOB: 0 K: 1 BB: 0 S: 5 P: 5	R: 0 H: 0 E: 0 LOB: 0 K: 1 BB: 0 S: 5 P: 5	R: 0 H: 0 E: 0 LOB: 0 K: 1 BB: 0 S: 5 P: 5	1B: 2 SF: 0 2B: 2 SAC: 0 3B: 0 DP: 0 HR: 0 HBP: 0	WP: 0 PA: 34 PB: 0 SB: 2 CS: 0

PITCHER	IP	WLS	BF	H	R	ER	SO	BB	IBB	HBP	BLK	WP	HR	S	P	ERA	WHIP
Albert Williams, R (1, 1) ERA: 1.0	9.0	W	34	4	1	1	6	3	0	0	0	0	0	43	55	1.00	0.778

PITCHER	IP	WLS	BF	H	R	ER	SO	BB	IBB	HBP	BLK	WP	HR	S	P	ERA	WHIP

Batter	1	2	3	4	5	6	7	8	9	AB	R	H	RBI	BB	SO	LOB
Jim Eisenreich, L (1, 8) OBP: 0.214, SLG: 0.231	6-3		F6			L7		2B		4	0	1	0	0	0	2
Gary Ward, R (1, 7) OBP: 0.294, SLG: 0.250	K		G6-4-3 1-2f			1B		G3		4	0	1	0	0	1	3
Dave Engle, R (1, 9) OBP: 0.417, SLG: 0.600	L8			F5		1-2 1B		F8		4	0	1	0	0	0	1
Roy Smalley, S (1, 6) OBP: 0.313, SLG: 0.231		G5-4-3 1B		F3		F2		IBB		3	0	1	0	1	0	2
Kent Hrbek, L (1, 3) OBP: 0.375, SLG: 0.800		K		K			HR	F7		4	1	1	1	0	2	3
Gary Gaetti, R (1, 5) OBP: 0.733, SLG: 1.615		G5-4-3 1-2f			CS 1B		2B			3	0	2	0	0	0	1
Jesus Vega, R (1, 10) OBP: 0.556, SLG: 0.875			HR		BB 1-2 G4-6-3		F7			2	1	1	1	1	0	1
Rob Wilfong, L (1, 4) OBP: 0.188, SLG: 0.071			BB 1B PB		G4-6-3 1-2f		L8			2	0	0	0	1	0	2
Butch Wynegar, S (1, 2) OBP: 0.182, SLG: 0.100			G6-4-3 1-3 1B			5-3	4-3			3	0	1	0	0	0	1
Inning Stats	R: 0 E: 0 K: 1 S: 5 H: 0 LOB: 0 BB: 0 P: 5	R: 0 E: 0 K: 1 S: 5 H: 1 LOB: 0 BB: 0 P: 5	R: 1 E: 0 K: 0 S: 4 H: 2 LOB: 1 BB: 1 P: 8	R: 0 E: 0 K: 1 S: 5 H: 0 LOB: 0 BB: 0 P: 5	R: 0 E: 0 K: 0 S: 2 H: 1 LOB: 0 BB: 1 P: 6	R: 0 E: 0 K: 0 S: 5 H: 2 LOB: 2 BB: 0 P: 5	R: 1 E: 0 K: 0 S: 5 H: 2 LOB: 1 BB: 0 P: 5	R: 0 E: 0 K: 0 S: 4 H: 1 LOB: 2 BB: 1 P: 8		1B: 5 2B: 2 3B: 0 HR: 2 SF: 0 SAC: 0 DP: 3 HBP: 0	WP: 0 PB: 1 SB: 0 CS: 1 PA: 32					

BOTTOM

California Angels @ Minnesota Twins

Hubert H. Humphrey Metrodome, Minneapolis, MN

Fri Apr 09 1982, 7:05 PM EST
Att. 19,105 - Dome - 70 F

livebaseballscorecards.com

AB	29
R	2
H	9
RBI	2
BB	3
SO	3
LOB	16

PITCHER		IP	WLS	BF	H	R	ER	SO	BB	IBB	HBP	BLK	WP	HR	S	P	ERA	WHIP
Angel Moreno, L ERA: 3.0	(1, 1)	6.0	L	24	8	2	2	3	2	0	0	0	0	2	28	36	3.00	1.667
Stan Bahnsen, R ERA:	(7, 1)	1.2		7	1	0	0	0	0	1	0	0	0	0	6	10	0.00	0.600
Andy Hassler, L ERA:	(8, 1)	0.1		1	0	0	0	0	0	0	0	0	0	0	1	1	0.00	0.000

PITCHER	IP	WLS	BF	H	R	ER	SO	BB	IBB	HBP	BLK	WP	HR	S	P	ERA	WHIP

Batter	1	2	3	4	5	6	7	8	9	AB	R	H	RBI	BB	SO	LOB
Brian Downing, R (1, 7) OBP: 0.333, SLG: 0.667	L8		2B		F8	5-3		F7		5	0	1	0	0	0	2
Rod Carew, L (1, 3) OBP: 0.538, SLG: 0.500	1-3		1-3		2B 1-2 1B BB		E S 1B BB		BB BB	2	2	0	0	3	0	1
Doug DeCinces, R (1, 5) OBP: 0.360, SLG: 0.789	5-3			F3	1-3 2-H 1B 2B		1-H G4-6-3 1B		L8	5	1	2	2	0	0	1
Don Baylor, R (1, 10) OBP: 0.125, SLG: 0.095 Daryl Sconiers, L (7, PH) Jose Moreno, S (9, PH)		5-3		WP 1B 2B	1B SF8 IBB		G4-6-3 1-2f		G6-4-3 1-2 BB	2 1 0	2 0 0	1 0 0	0 0 0	1 0 1	0 0 0	0 1 0
Juan Beniquez, R (1, 9) OBP: 0.222, SLG: 0.125		F8		L9	SF8 S 1-3 2-H 3-H 1B		5-3		G6-4-3 1-2f	5	0	1	2	0	0	3
Bobby Clark, R (1, 8) OBP: 1.000, SLG: 1.000 Fred Lynn, L (5, PH) OBP: 0.417, SLG: 0.526 (5, 8)		S 1B		2B 2-H 1B	SF8 1-3 3-H			SH1-3 2B 1B		2 1	1 1	2 1	1 1	0 0	0 0	0 0
Rick Burleson, R (1, 6) OBP: 0.240, SLG: 0.217	F8 1-2			2B 1-H	F7			SH1-3 1-2		3	0	1	1	0	0	2
Tim Foli, R (1, 4) OBP: 0.190, SLG: 0.238			F8	6-3		1-3		F8		4	0	0	0	0	0	2
Bob Boone, R (1, 2) OBP: 0.353, SLG: 0.333			6-3		BB 2B BB	L9		2-H 2B		3	1	1	1	1	0	0
Inning Stats	R: 0 E: 0 K: 0 S: 3 H: 0 LOB: 0 BB: 0 P: 3	R: 0 E: 0 K: 0 S: 4 H: 1 LOB: 1 BB: 0 P: 4	R: 0 E: 0 K: 0 S: 4 H: 1 LOB: 1 BB: 0 P: 4	R: 2 E: 0 K: 0 S: 6 H: 3 LOB: 1 BB: 0 P: 6	R: 4 E: 0 K: 0 S: 5 H: 2 LOB: 1 BB: 3 P: 17	R: 0 E: 0 K: 0 S: 3 H: 0 LOB: 0 BB: 0 P: 3	R: 1 E: 0 K: 0 S: 3 H: 1 LOB: 0 BB: 1 P: 7	R: 1 E: 0 K: 0 S: 5 H: 2 LOB: 1 BB: 0 P: 5	R: 0 E: 0 K: 0 S: 2 H: 0 LOB: 1 BB: 2 P: 10	1B: 5 2B: 5 3B: 0 HR: 0	SF: 1 SAC: 1 DP: 2 HBP: 0			WP: 1 PB: 0 SB: 3 CS: 0		PA: 41	

California Angels @ Minnesota Twins

Hubert H. Humphrey Metrodome, Minneapolis, MN

Sat Apr 10 1982, 4:33 AM EST

Att. 23,769 - Dome - 70 F

TOP

livebaseballscorecards.com

AB	33
R	8
H	10
RBI	8
BB	6
SO	0
LOB	12

PITCHER		IP	WLS	BF	H	R	ER	SO	BB	IBB	HBP	BLK	WP	HR	S	P	ERA	WHIP
Darrell Jackson, L ERA: 12.46	(1, 1)	4.1	L	23	7	6	6	0	2	1	0	0	1	0	20	32	12.46	2.077
Fernando Arroyo, R ERA: 5.68	(5, 1)	3.2		14	3	2	2	0	1	0	0	0	0	0	13	17	4.91	1.091
Jack O'Connor, L ERA:	(9, 1)	1.0		4	0	0	0	0	2	0	0	0	0	0	2	10	0.00	2.000

PITCHER	IP	WLS	BF	H	R	ER	SO	BB	IBB	HBP	BLK	WP	HR	S	P	ERA	WHIP

Batter	1	2	3	4	5	6	7	8	9	AB	R	H	RBI	BB	SO	LOB
Jim Eisenreich, L (1, 8) OBP: 0.278, SLG: 0.353	FC3-5 2B		1B 1-H FC1-4-2 1B		F8		FC4-6 1-2f			4	0	2	0	0	0	1
Rob Wilfong, L (1, 4) OBP: 0.200, SLG: 0.111	FC3-5 2-3		FC1-4-2 2-3 1B		F6			F9		4	0	1	0	0	0	1
Dave Engle, R (1, 9) OBP: 0.313, SLG: 0.429	K		FC1-4-2 1-2 3-H		F7			F8		4	0	0	0	0	1	3
Kent Hrbek, L (1, 3) OBP: 0.350, SLG: 0.842	3-4-3			HR		G3		F3		4	1	1	1	0	0	1
Gary Gaetti, R (1, 5) OBP: 0.632, SLG: 1.353		3-1 2B		5-3		5-3			K	4	0	1	0	0	1	0
Randy Johnson, L (1, 10) OBP: 0.625, SLG: 0.875		3-1 2-3		1-3 1B		K			1B	4	0	2	0	0	1	1
Gary Ward, R (1, 7) OBP: 0.286, SLG: 0.250		5-3		1-3 1-2			F3		F9	4	0	1	0	0	0	2
Butch Wynegar, S (1, 2) OBP: 0.133, SLG: 0.071		K		1-3 1-2 2-3			1-3		G3	4	0	0	0	0	1	4
Lenny Faedo, R (1, 6) OBP: 0.667, SLG: 0.667			S 1B 1B	5-3			FC4-6 1B			3	0	2	0	0	0	2
Inning Stats	R: 0 H: 1 E: 0 LOB: 1 K: 1 BB: 0 S: 6 P: 6	R: 0 H: 1 E: 0 LOB: 1 K: 1 BB: 0 S: 6 P: 6	R: 0 H: 3 E: 0 LOB: 1 K: 0 BB: 0 S: 4 P: 4	R: 1 H: 3 E: 0 LOB: 2 K: 0 BB: 0 S: 6 P: 6	R: 0 H: 0 E: 0 LOB: 0 K: 0 BB: 0 S: 3 P: 3	R: 0 H: 0 E: 0 LOB: 0 K: 1 BB: 0 S: 5 P: 5	R: 0 H: 1 E: 0 LOB: 1 K: 0 BB: 0 S: 4 P: 4	R: 0 H: 0 E: 0 LOB: 0 K: 0 BB: 0 S: 3 P: 3	R: 0 H: 1 E: 0 LOB: 1 K: 1 BB: 0 S: 6 P: 6	1B: 7 SF: 0 2B: 2 SAC: 0 3B: 0 DP: 1 HR: 1 HBP: 0						

BOTTOM

California Angels @ Minnesota Twins

Hubert H. Humphrey Metrodome, Minneapolis, MN

Sat Apr 10 1982, 4:33 AM EST

Att. 23,769 - Dome - 70 F

livebaseballscorecards.com

AB	35
R	1
H	10
RBI	1
BB	0
SO	4
LOB	15

PITCHER		IP	WLS	BF	H	R	ER	SO	BB	IBB	HBP	BLK	WP	HR	S	P	ERA	WHIP
Bruce Kison, R ERA: 2.25	(1, 1)	4.0		18	8	1	1	2	0	0	0	0	0	1	22	22	2.25	2.000
Steve Renko, R ERA: 1.0	(5, 1)	5.0	W	17	2	0	0	2	0	0	0	0	0	0	21	21	0.00	0.400

PITCHER	IP	WLS	BF	H	R	ER	SO	BB	IBB	HBP	BLK	WP	HR	S	P	ERA	WHIP

Batter	1	2	3	4	5	6	7	8	9	AB	R	H	RBI	BB	SO	LOB
Rick Burleson, R (1, 6) OBP: 0.207, SLG: 0.185	F9		G1-6-3 1-2f			4-3		5-3		4	0	0	0	0	0	1
Fred Lynn, L (1, 8) OBP: 0.393, SLG: 0.478	F9			L7		4-3		CS 1B		4	0	1	0	0	0	0
Rod Carew, L (1, 3) OBP: 0.567, SLG: 0.522	1B			FC6-4 1B		BBBB 4-0 BB		SSS 0-3 K 1-2		3	0	2	0	1	1	1
Reggie Jackson, L (1, 9) OBP: 0.231, SLG: 0.167	SSS 0-3 K			0-0 FC6-4 BB 1-2f		F8			F7	4	0	0	0	0	1	3
Don Baylor, R (1, 10) OBP: 0.179, SLG: 0.125		G5-4-3 1B		BBBB 4-0 1-2 BB			F4		F9	3	0	1	0	1	0	0
Doug DeCinces, R (1, 5) OBP: 0.345, SLG: 0.696		G5-4-3 1-2f		SSS 0-3 K			2B 1B		SSS 0-3 K	4	1	1	0	0	2	3
Brian Downing, R (1, 7) OBP: 0.333, SLG: 0.667		1-3			F5		1-H 2B			3	0	1	1	0	0	0
Tim Foli, R (1, 4) OBP: 0.167, SLG: 0.208			F7		F8		F9			3	0	0	0	0	0	1
Bob Boone, R (1, 2) OBP: 0.350, SLG: 0.333			G1-6-3 1B		F4		1-3			3	0	1	0	0	0	1
Inning Stats	R: 0 E: 0 K: 1 S: 6	H: 1 LOB: 1 BB: 0 P: 6	R: 0 E: 0 K: 0 S: 3	H: 1 LOB: 0 BB: 0 P: 3	R: 0 E: 0 K: 0 S: 3	H: 1 LOB: 0 BB: 0 P: 3	R: 0 E: 0 K: 1 S: 6	H: 1 LOB: 2 BB: 1 P: 10	R: 0 E: 0 K: 0 S: 3	H: 0 LOB: 0 BB: 0 P: 3	R: 0 E: 0 K: 0 S: 3	H: 0 LOB: 1 BB: 1 P: 7	R: 1 E: 0 K: 0 S: 5	H: 2 LOB: 1 BB: 0 P: 5	R: 0 E: 0 K: 1 S: 5	H: 1 LOB: 1 BB: 0 P: 5	R: 0 E: 0 K: 1 S: 5	H: 0 LOB: 0 BB: 0 P: 5	1B: 6 2B: 2 3B: 0 HR: 0	SF: 0 SAC: 0 DP: 3 HBP: 0	WP: 0 PB: 0 SB: 0 CS: 1	PA: 33

PITCHER		IP	WLS	BF	H	R	ER	SO	BB	IBB	HBP	BLK	WP	HR	S	P	ERA	WHIP
Pete Redfern, R ERA: 3.86	(1, 1)	9.0	W	33	7	1	1	4	2	0	0	0	0	0	39	47	1.00	1.000

PITCHER	IP	WLS	BF	H	R	ER	SO	BB	IBB	HBP	BLK	WP	HR	S	P	ERA	WHIP

TOP

California Angels @ Minnesota Twins

Hubert H. Humphrey Metrodome, Minneapolis, MN

Sun Apr 11 1982, 4:33 AM EST
Att. 12,710 - Dome - 70 F

livebaseballscorecards.com

AB	31
R	1
H	7
RBI	1
BB	2
SO	4
LOB	10

Batter	1	2	3	4	5	6	7	8	9	AB	R	H	RBI	BB	SO	LOB
Jim Eisenreich, L (1, 8) OBP: 0.273, SLG: 0.333	SH1-3 1B		1-3			F5		F8		4	0	1	0	0	0	0
Rob Wilfong, L (1, 4) OBP: 0.174, SLG: 0.095	SH1-3 1-2			G3		4-3		F9		3	0	0	0	0	0	0
Dave Engle, R (1, 9) OBP: 0.368, SLG: 0.400	6-3			BBBB 4-0 G5-6-3 BB			H 1-0 FC2-5 BB HBP			1	0	0	0	1	0	1
Kent Hrbek, L (1, 3) OBP: 0.348, SLG: 0.762	F6			G5-6-3 1-2f			BBBB 4-0 FC2-5 1-2 2B BB			2	1	0	0	1	0	2
Gary Gaetti, R (1, 5) OBP: 0.545, SLG: 1.150		5-3			6-3		FC2-5 2B 1-2 2-3 SF8			3	1	0	0	0	0	2
Randy Johnson, L (1, 10) OBP: 0.636, SLG: 1.182		F8			HR		SF8 1-3 2-H 2B			3	1	2	2	0	0	0
Gary Ward, R (1, 7) OBP: 0.250, SLG: 0.227		S S S K			4-3		SF8 2-3 3-H			2	0	0	1	0	1	0
Butch Wynegar, S (1, 2) OBP: 0.111, SLG: 0.059			F8		F5		4-3			3	0	0	0	0	0	1
Lenny Faedo, R (1, 6) OBP: 0.333, SLG: 0.333			F9			4-3		F4		3	0	0	0	0	0	0
Inning Stats	R: 0 E: 0 K: 0 S: 4 H: 1 LOB: 1 BB: 0 P: 4	R: 0 E: 0 K: 1 S: 5 H: 0 LOB: 0 BB: 0 P: 5	R: 0 E: 0 K: 0 S: 3 H: 0 LOB: 0 BB: 0 P: 3	R: 0 E: 0 K: 0 S: 2 H: 0 LOB: 0 BB: 1 P: 6	R: 1 E: 0 K: 0 S: 4 H: 1 LOB: 0 BB: 0 P: 4	R: 0 E: 0 K: 0 S: 3 H: 0 LOB: 0 BB: 0 P: 3	R: 2 E: 0 K: 0 S: 4 H: 1 LOB: 1 BB: 1 P: 9	R: 0 E: 0 K: 0 S: 3 H: 0 LOB: 0 BB: 0 P: 3		1B: 1 2B: 1 3B: 0 HR: 1 SF: 1 SAC: 1 DP: 1 HBP: 1				WP: 0 PB: 0 SB: 0 CS: 0 PA: 29		

PITCHER	IP	WLS	BF	H	R	ER	SO	BB	IBB	HBP	BLK	WP	HR	S	P	ERA	WHIP
Ken Forsch, R (1, 1) ERA: 2.76	8.0	L	29	3	3	3	1	2	0	1	0	0	1	28	37	3.38	0.625

PITCHER	IP	WLS	BF	H	R	ER	SO	BB	IBB	HBP	BLK	WP	HR	S	P	ERA	WHIP

BOTTOM

California Angels @ Minnesota Twins

Hubert H. Humphrey Metrodome, Minneapolis, MN

Sun Apr 11 1982, 4:33 AM EST

Att. 12,710 - Dome - 70 F

livebaseballscorecards.com

AB	24
R	3
H	3
RBI	3
BB	2
SO	1
LOB	6

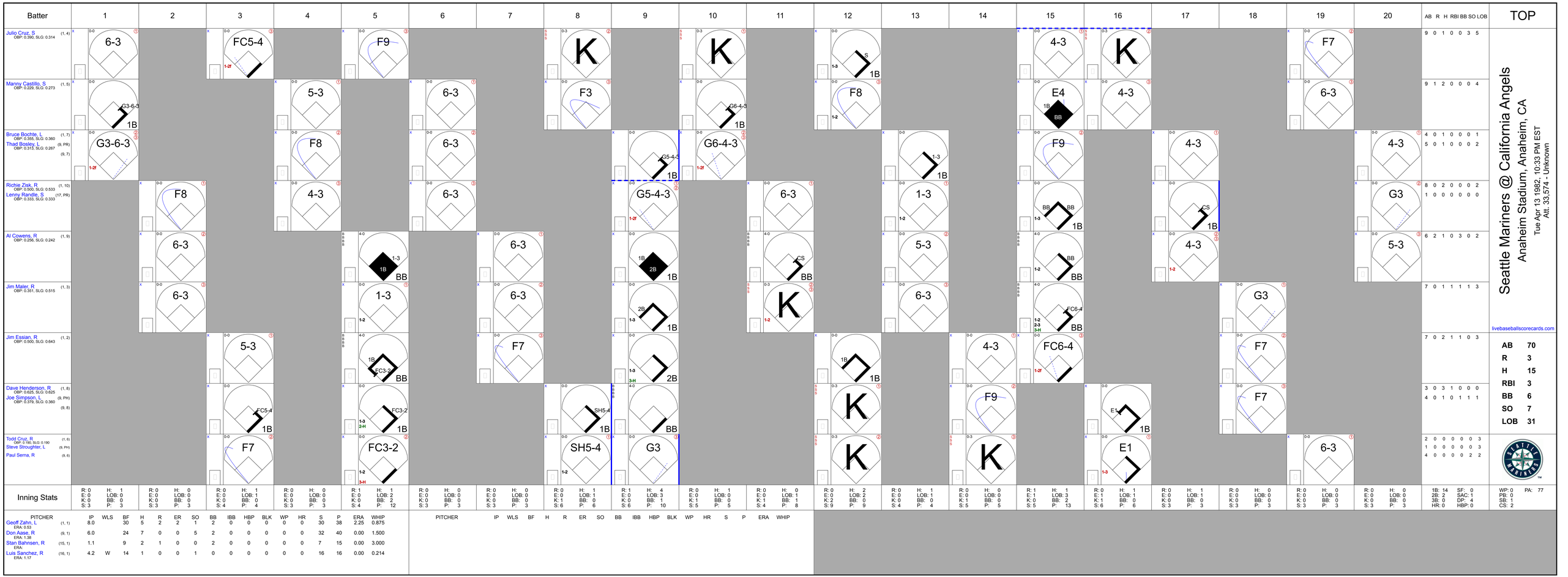
Batter
1
2
3
4
5
6
7
8
9
10
11
12
13
14
15
16
17
18
19
20
AB R H RBI BB SO LOB
TOP
Julio Cruz, S
OBP: 0.390, SLG: 0.314
(1, 4)
6-3
FC5-4
1-2f
F9
K
K
S
1B
4-3
E4
1B
BB
K
F7
9 0 1 0 0 3 5
Manny Castillo, S
OBP: 0.229, SLG: 0.273
(1, 5)
G3-6-3
1B
5-3
6-3
F3
G6-4-3
1B
F8
1-2
4-3
6-3
9 1 2 0 0 0 4
Bruce Bochte, L
OBP: 0.355, SLG: 0.360
(1, 7)
Thad Bosley, L
OBP: 0.313, SLG: 0.267
(9, PR)
(9, 7)
G3-6-3
1-2f
F8
6-3
G6-4-3
1-2f
G5-4-3
1B
1-3
1B
F9
4-3
CS
1B
4-3
G3
4 0 1 0 0 0 1
5 0 1 0 0 0 2
Richie Zisk, R
OBP: 0.500, SLG: 0.533
(1, 10)
Lenny Randle, S
OBP: 0.333, SLG: 0.333
(17, PR)
F8
4-3
6-3
G5-4-3
1-2f
6-3
1-3
1-2
BB
BB
1-3
1B
4-3
CS
1B
5-3
8 0 2 0 0 0 2
1 0 0 0 0 0 0
Al Cowens, R
OBP: 0.256, SLG: 0.242
(1, 9)
6-3
6-3
1-3
1B
BB
6-3
1B
2B
1B
CS
BB
5-3
4-3
1-2
BB
FC6-4
1-2
2-3
3-H
BB
5-3
6 2 1 0 3 0 2
Jim Maler, R
OBP: 0.351, SLG: 0.515
(1, 3)
6-3
1-3
1-2
6-3
2B
1-3
1B
K
1-2
6-3
G3
F7
7 0 1 1 1 1 3
Jim Essian, R
OBP: 0.500, SLG: 0.643
(1, 2)
5-3
1B
FC3-2
BB
F7
1B
3-H
1B
4-3
FC6-4
1-2f
F7
7 0 2 1 1 0 3
Dave Henderson, R
OBP: 0.625, SLG: 0.625
(1, 8)
Joe Simpson, L
OBP: 0.379, SLG: 0.360
(9, PH)
(9, 8)
FC5-4
1B
FC3-2
1-3
2-H
1B
SH5-4
1B
BB
K
F9
E1
1B
F7
3 0 3 1 0 0 0
4 0 1 0 1 1 1
Todd Cruz, R
OBP: 0.190, SLG: 0.190
(1, 6)
Steve Stroughter, L
(9, PH)
Paul Serna, R
(9, 6)
F7
FC3-2
1-2
3-H
SH5-4
1-2
G3
K
K
E1
1-3
6-3
2 0 0 0 0 0 3
1 0 0 0 0 0 3
4 0 0 0 0 2 2
Inning Stats
R: 0 H: 1
E: 0 LOB: 0
K: 0 BB: 0
S: 3 P: 3
R: 0 H: 0
E: 0 LOB: 0
K: 0 BB: 0
S: 3 P: 3
R: 0 H: 1
E: 0 LOB: 1
K: 0 BB: 0
S: 4 P: 4
R: 0 H: 0
E: 0 LOB: 0
K: 0 BB: 0
S: 3 P: 3
R: 1 H: 1
E: 0 LOB: 2
K: 0 BB: 2
S: 4 P: 12
R: 0 H: 0
E: 0 LOB: 0
K: 0 BB: 0
S: 3 P: 3
R: 0 H: 0
E: 0 LOB: 0
K: 0 BB: 0
S: 3 P: 3
R: 0 H: 1
E: 0 LOB: 1
K: 0 BB: 0
S: 6 P: 6
R: 1 H: 4
E: 0 LOB: 3
K: 0 BB: 1
S: 6 P: 10
R: 0 H: 1
E: 0 LOB: 0
K: 1 BB: 0
S: 5 P: 5
R: 0 H: 0
E: 0 LOB: 1
K: 1 BB: 1
S: 4 P: 8
R: 0 H: 2
E: 0 LOB: 2
K: 2 BB: 0
S: 9 P: 9
R: 0 H: 1
E: 0 LOB: 1
K: 0 BB: 0
S: 4 P: 4
R: 0 H: 0
E: 0 LOB: 0
K: 1 BB: 0
S: 5 P: 5
R: 1 H: 1
E: 1 LOB: 3
K: 0 BB: 2
S: 5 P: 13
R: 0 H: 1
E: 1 LOB: 1
K: 1 BB: 0
S: 6 P: 6
R: 0 H: 1
E: 0 LOB: 0
K: 0 BB: 0
S: 3 P: 3
R: 0 H: 0
E: 0 LOB: 0
K: 0 BB: 0
S: 3 P: 3
R: 0 H: 0
E: 0 LOB: 0
K: 0 BB: 0
S: 3 P: 3
R: 0 H: 0
E: 0 LOB: 0
K: 0 BB: 0
S: 3 P: 3
1B: 14 SF: 0
2B: 2 SAC: 1
3B: 0 DP: 4
HR: 0 HBP: 0
WP: 0 PA: 77
PB: 0
SB: 1
CS: 2
Seattle Mariners @ California Angels
Anaheim Stadium, Anaheim, CA
Tue Apr 13 1982, 10:33 PM EST
Att. 33,574 - Unknown
livebaseballscorecards.com
AB 70
R 3
H 15
RBI 3
BB 6
SO 7
LOB 31
PITCHER IP WLS BF H R ER SO BB IBB HBP BLK WP HR S P ERA WHIP
Geoff Zahn, L (1, 1) 8.0 30 5 2 2 1 2 0 0 0 0 0 0 0 38 2.25 0.875
ERA: 0.53
Don Aase, R (9, 1) 6.0 24 7 0 0 5 2 0 0 0 0 0 0 0 40 0.00 1.500
ERA: 1.38
Stan Bahnsen, R (15, 1) 1.1 9 2 1 0 0 2 0 0 0 0 0 0 0 7 15 0.00 3.000
ERA:
Luis Sanchez, R (16, 1) 4.2 W 14 1 0 0 1 0 0 0 0 0 0 0 16 16 0.00 0.214
ERA: 1.17
PITCHER IP WLS BF H R ER SO BB IBB HBP BLK WP HR S P ERA WHIP

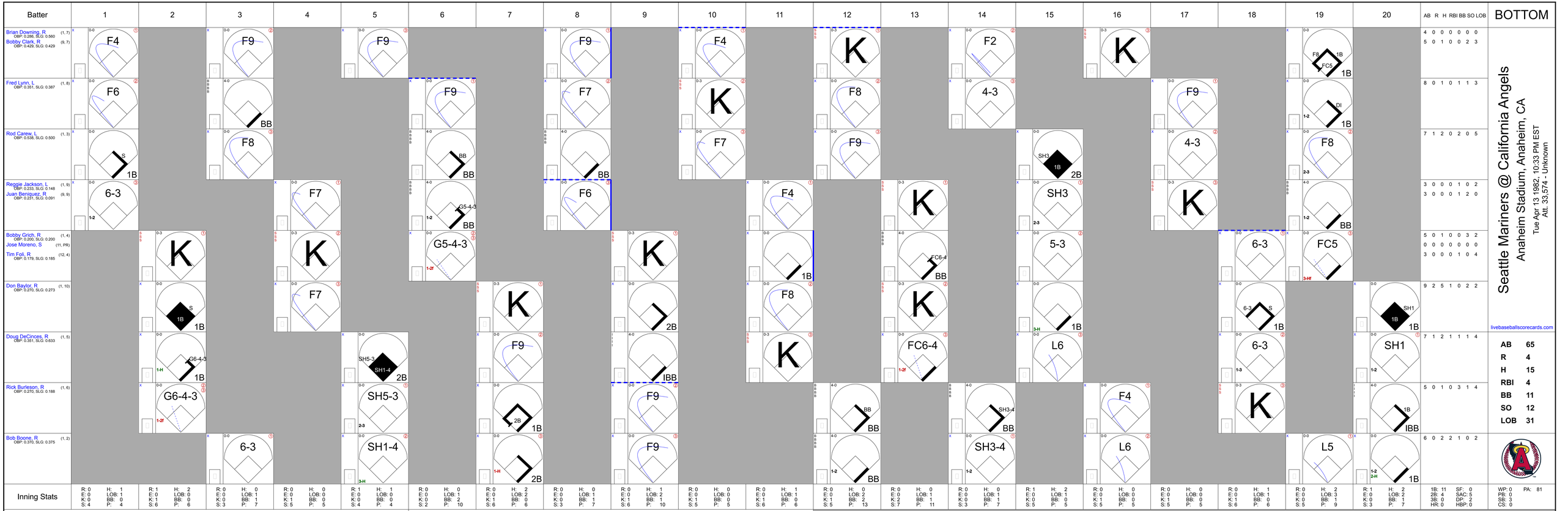
Batter
1
2
3
4
5
6
7
8
9
10
11
12
13
14
15
16
17
18
19
20
AB R H RBI BB SO LOB
BOTTOM
Brian Downing, R (1, 7) OBP: 0.286, SLG: 0.560
Bobby Clark, R (9, 7) OBP: 0.429, SLG: 0.429
Fred Lynn, L (1, 8) OBP: 0.351, SLG: 0.387
Rod Carew, L (1, 3) OBP: 0.538, SLG: 0.500
Reggie Jackson, L (1, 9) OBP: 0.233, SLG: 0.148
Juan Beniquez, R (9, 9) OBP: 0.231, SLG: 0.091
Bobby Grich, R (1, 4) OBP: 0.200, SLG: 0.200
Jose Moreno, S (11, PR)
Tim Foli, R (12, 4) OBP: 0.179, SLG: 0.185
Don Baylor, R (1, 10) OBP: 0.270, SLG: 0.273
Doug DeCinces, R (1, 5) OBP: 0.351, SLG: 0.633
Rick Burleson, R (1, 6) OBP: 0.270, SLG: 0.188
Bob Boone, R (1, 2) OBP: 0.370, SLG: 0.375
F4
F9
F2
K
F6
F8
4-3
F7
6-3
BB
S
1B
2B
SH3
SH3-4
FC5
1-2
2-3
3-H
1-2f
G6-4-3
G5-4-3
SH5-3
SH1-4
SH1
FC6-4
5-3
6-3
L6
L5
F4
F9
F8
DI
IBB
Seattle Mariners @ California Angels
Anaheim Stadium, Anaheim, CA
Tue Apr 13 1982, 10:33 PM EST
Att. 33,574 - Unknown
livebaseballscorecards.com
AB 65
R 4
H 15
RBI 4
BB 11
SO 12
LOB 31
Inning Stats
PITCHER
IP WLS BF H R ER SO BB IBB HBP BLK WP HR S P ERA WHIP
Jim Beattie, R (1, 1) ERA: 7.0
Larry Andersen, R (6, 1) ERA:
Ed Vande Berg, L (8, 1) ERA: 1.93
Mike Stanton, R (9, 1) ERA:
Bill Caudill, R (10, 1) ERA:
Ed Nunez, R (12, 1) ERA: 1.93
Gene Nelson, R (18, 1) ERA: 4.5
1B: 11 SF: 0
2B: 4 SAC: 5
3B: 0 DP: 2
HR: 0 HBP: 0
WP: 0 PA: 81
PB: 0
SB: 3
CS: 0

Batter	1	2	3	4	5	6	7	8	9	10	AB	R	H	RBI	BB	SO	LOB
Julio Cruz, S (1, 4) OBP: 0.348, SLG: 0.275	F8		G1			F3		FC6-4 1-2f		F7	5	0	0	0	0	0	3
Manny Castillo, S (1, 5) OBP: 0.256, SLG: 0.297	1-3			6-3		G4-6-3 1B			G3 E 1B		4	1	2	0	0	0	0
Bruce Bochte, L (1, 7) OBP: 0.314, SLG: 0.310	4-3			F8		G4-6-3 1-2f			G3 1-2		4	0	0	0	0	0	2
Richie Zisk, R (1, 10) OBP: 0.474, SLG: 0.485 Lenny Randle, S (9, PR) OBP: 0.333, SLG: 0.333		4-3		K			1-3		FC5-4 HBP		3 0	0 0	0 0	0 0	0 0	1 0	0 0
Jim Essian, R (1, 2) OBP: 0.472, SLG: 0.594		5-3			1B FC3-2-5 1B		1-3		FC5-4 1-2f 2-H		4	0	1	0	0	0	1
Al Cowens, R (1, 9) OBP: 0.256, SLG: 0.243		5-3			FC3-2-5 1-3 1B		K		F4		4	0	1	0	0	1	1
Joe Simpson, L (1, 8) OBP: 0.364, SLG: 0.379			E5 G1-4-3		FC3-2-5 1-3 3-H			6-3		2B	4	0	1	0	0	0	2
Jim Maler, R (1, 3) OBP: 0.341, SLG: 0.486			G1-4-3 1-2f		F2			FC6-4 1B		F8	4	0	1	0	0	0	4
Todd Cruz, R (1, 6) OBP: 0.217, SLG: 0.217 Thad Bosley, L (8, PH) OBP: 0.294, SLG: 0.250 Paul Serna, R (8, 6)			1B		5-3			K		K	2 1 1	0 0 0	1 0 0	0 0 0	0 0 0	0 1 1	2 1 1

Inning Stats																																
	R: 0	H: 0	E: 0	LOB: 0	K: 0	BB: 0	S: 3	P: 3	R: 0	H: 0	E: 0	LOB: 0	K: 0	BB: 0	S: 3	P: 3	R: 0	H: 1	E: 1	LOB: 1	K: 0	BB: 0	S: 4	P: 4	R: 0	H: 0	E: 0	LOB: 0	K: 1	BB: 0	S: 5	P: 5
	R: 0	H: 2	E: 0	LOB: 2	K: 0	BB: 0	S: 5	P: 5	R: 0	H: 1	E: 0	LOB: 0	K: 0	BB: 0	S: 3	P: 3	R: 0	H: 0	E: 0	LOB: 0	K: 1	BB: 0	S: 5	P: 5	R: 0	H: 1	E: 0	LOB: 1	K: 1	BB: 0	S: 6	P: 6
	R: 1	H: 1	E: 1	LOB: 1	K: 0	BB: 0	S: 4	P: 5	R: 0	H: 1	E: 0	LOB: 1	K: 0	BB: 0	S: 6	P: 6	1B: 6	SF: 0	2B: 1	SAC: 0	3B: 0	DP: 2	HR: 0	HBP: 1	WP: 0	PA: 37	PB: 0	SB: 0	CS: 0			

PITCHER	IP	WLS	BF	H	R	ER	SO	BB	IBB	HBP	BLK	WP	HR	S	P	ERA	WHIP
Mike Witt, R (1, 1) ERA: 2.45	8.1		31	6	1	0	3	0	0	1	0	0	0	36	37	0.00	0.720
Steve Renko, R (9, 1) ERA: 0.84	1.2	W	6	1	0	0	1	0	0	0	0	0	0	8	8	0.00	0.600

PITCHER	IP	WLS	BF	H	R	ER	SO	BB	IBB	HBP	BLK	WP	HR	S	P	ERA	WHIP

TOP

Seattle Mariners @ California Angels

Anaheim Stadium, Anaheim, CA

Wed Apr 14 1982, 9:05 PM EST

Att. 23,905 - Unknown

livebaseballscorecards.com

AB	36
R	1
H	7
RBI	0
BB	0
SO	4
LOB	17

Batter	1	2	3	4	5	6	7	8	9	10	AB	R	H	RBI	BB	SO	LOB
Brian Downing, R (1, 7) OBP: 0.250, SLG: 0.483	6-3		FC1-5 FC4-6 BB 1B 2-3		F4		F3		F4		4	1	0	0	0	0	2
Bobby Clark, R (8, 7) OBP: 0.375, SLG: 0.375											1	0	0	0	0	0	3
Fred Lynn, L (1, 8) OBP: 0.357, SLG: 0.371	G3 1B		BBBB FC4-6 1-2 BB			F8		F8	F8		4	0	1	0	1	0	3
Rod Carew, L (1, 3) OBP: 0.545, SLG: 0.485	G3 1-2		FC4-6 1B 1-2f 2-3			BBBB BB BB		1B		BBBB SH2-4 2B BB	3	1	1	0	2	0	3
Reggie Jackson, L (1, 9) OBP: 0.235, SLG: 0.161	SSS K		1B 1-3 3-H			SSS K		F7		SH2-4 1-2	4	0	1	1	0	2	3
Juan Beniquez, R (9, 9) OBP: 0.231, SLG: 0.091											0	0	0	0	0	0	0
Bobby Grich, R (1, 4) OBP: 0.400, SLG: 0.444		G6-4-3 1B		5-3		BBBB 1-2 BB		SSS K		2-H 2B	4	0	2	1	1	1	1
Don Baylor, R (1, 10) OBP: 0.268, SLG: 0.270		G6-4-3 1-2f		5-3		F3			1B SH1 1B		4	0	1	0	0	0	3
Doug DeCinces, R (1, 5) OBP: 0.359, SLG: 0.613		BBBB BB		5-3			F7		SH1 1-2		1	0	0	0	1	0	0
Tim Foli, R (6, 5) OBP: 0.172, SLG: 0.179											1	0	0	0	0	0	0
Rick Burleson, R (1, 6) OBP: 0.268, SLG: 0.171		F8			F9		2-3		1B IBB		3	0	0	0	1	0	1
Bob Boone, R (1, 2) OBP: 0.419, SLG: 0.444			FC1-5 2B		F8		BBBB BB		1-2 2-3 1B		3	0	2	0	1	0	0
Inning Stats	R: 0 H: 1 E: 0 LOB: 1 K: 1 BB: 0 S: 6 P: 6	R: 0 H: 1 E: 0 LOB: 1 K: 0 BB: 1 S: 3 P: 7	R: 1 H: 2 E: 0 LOB: 2 K: 0 BB: 1 S: 4 P: 8	R: 0 H: 0 E: 0 LOB: 0 K: 0 BB: 0 S: 3 P: 3	R: 0 H: 0 E: 0 LOB: 0 K: 0 BB: 0 S: 3 P: 3	R: 0 H: 0 E: 0 LOB: 2 K: 1 BB: 2 S: 5 P: 13	R: 0 H: 0 E: 0 LOB: 1 K: 0 BB: 1 S: 3 P: 7	R: 0 H: 1 E: 0 LOB: 1 K: 1 BB: 0 S: 6 P: 6	R: 0 H: 2 E: 0 LOB: 3 K: 0 BB: 1 S: 5 P: 9	R: 1 H: 1 E: 0 LOB: 1 K: 0 BB: 1 S: 2 P: 6	1B: 6 SF: 0 2B: 2 SAC: 2 3B: 0 DP: 1 HR: 0 HBP: 0						

PITCHER		IP	WLS	BF	H	R	ER	SO	BB	IBB	HBP	BLK	WP	HR	S	P	ERA	WHIP
Gene Nelson, R ERA: 3.29	(1, 1)	5.2		23	4	1	1	2	4	0	0	0	0	0	23	39	1.59	1.412
Mike Stanton, R ERA:	(6, 1)	3.0		14	3	0	0	1	1	1	0	0	0	0	14	22	0.00	1.333
Ed Vande Berg, L ERA: 3.38	(9, 1)	0.2	L	3	0	1	1	0	1	0	0	0	0	0	2	6	13.50	1.500
Larry Andersen, R ERA:	(10, 1)	0.0		1	1	0	0	0	0	0	0	0	0	0	1	1	∞	∞

PITCHER	IP	WLS	BF	H	R	ER	SO	BB	IBB	HBP	BLK	WP	HR	S	P	ERA	WHIP

BOTTOM

Seattle Mariners @ California Angels

Anaheim Stadium, Anaheim, CA

Wed Apr 14 1982, 9:05 PM EST

Att. 23,905 - Unknown

livebaseballscorecards.com

AB	32
R	2
H	8
RBI	2
BB	7
SO	3
LOB	19

Batter	1	2	3	4	5	6	7	8	9	AB	R	H	RBI	BB	SO	LOB
Julio Cruz, S (1, 4) OBP: 0.333, SLG: 0.250	6-3		6-3		E6 FC6-4 1B 3B	G3			BB FC6-4	4	1	0	0	1	0	1
Lenny Randle, S (1, 5) OBP: 0.182, SLG: 0.182	F6		4-3		F8		5-3		FC6-4 1-2f	5	0	0	0	0	0	2
Bruce Bochte, L (1, 7) OBP: 0.350, SLG: 0.333	FC4-6 1B		BB HBP		FC6-4 1-2 1B		F7		F7	4	0	2	0	0	0	1
Richie Zisk, R (1, 10) OBP: 0.476, SLG: 0.472	FC4-6 1-2f		BB 1-2		FC6-4 1-2f 2-3 3B		FC6-4 1B			3	1	1	0	1	0	3
Jim Maler, R (1, 3) OBP: 0.333, SLG: 0.512		5-3	F9		1-H 3-H 3B		FC6-4 1-2f			4	0	1	2	0	0	3
Al Cowens, R (1, 9) OBP: 0.255, SLG: 0.268		K		4-3 2B	K			6-3		4	0	1	0	0	2	1
Dave Henderson, R (1, 8) OBP: 0.500, SLG: 0.455		BB BB		4-3 2-3		6-3		5-3		3	0	0	0	1	0	1
Bud Bulling, R (1, 2) OBP: 0.375, SLG: 0.286		1-2 BB		6-3		1B		6-3		3	0	1	0	1	0	1
Todd Cruz, R (1, 6) OBP: 0.185, SLG: 0.185		F8		F6		F7			5-3	4	0	0	0	0	0	4
Inning Stats	R: 0 H: 1 E: 0 LOB: 1 K: 0 BB: 0 S: 4 P: 4	R: 0 H: 0 E: 0 LOB: 2 K: 1 BB: 2 S: 5 P: 13	R: 0 H: 0 E: 0 LOB: 2 K: 0 BB: 1 S: 3 P: 8	R: 0 H: 1 E: 0 LOB: 1 K: 0 BB: 0 S: 4 P: 4	R: 2 H: 2 E: 1 LOB: 1 K: 1 BB: 0 S: 8 P: 8	R: 0 H: 1 E: 0 LOB: 1 K: 0 BB: 0 S: 4 P: 4	R: 0 H: 1 E: 0 LOB: 1 K: 0 BB: 0 S: 4 P: 4	R: 0 H: 0 E: 0 LOB: 0 K: 0 BB: 0 S: 3 P: 3	R: 0 H: 0 E: 0 LOB: 1 K: 0 BB: 1 S: 3 P: 7	1B: 4 SF: 0 2B: 1 SAC: 0 3B: 1 DP: 0 HR: 0 HBP: 1						WP: 0 PA: 39 PB: 0 SB: 0 CS: 0	

PITCHER	IP	WLS	BF	H	R	ER	SO	BB	IBB	HBP	BLK	WP	HR	S	P	ERA	WHIP
Angel Moreno, L (1, 1) ERA: 1.2	9.0	W	39	6	2	0	2	4	0	1	0	0	0	38	55	0.00	1.111

PITCHER	IP	WLS	BF	H	R	ER	SO	BB	IBB	HBP	BLK	WP	HR	S	P	ERA	WHIP

TOP

Seattle Mariners @ California Angels

Anaheim Stadium, Anaheim, CA

Thu Apr 15 1982, 9:05 PM EST

Att. 22,410 - Unknown

livebaseballscorecards.com

AB	34
R	2
H	6
RBI	2
BB	4
SO	2
LOB	17

Seattle Mariners @ California Angels

Anaheim Stadium, Anaheim, CA

Thu Apr 15 1982, 9:05 PM EST

Att. 22,410 - Unknown

BOTTOM

Batter	1	2	3	4	5	6	7	8	9	AB	R	H	RBI	BB	SO	LOB
Brian Downing, R (1, 7) OBP: 0.222, SLG: 0.424	K		F4		1-3		K			4	0	0	0	0	2	1
Bobby Clark, R (8, 7) OBP: 0.375, SLG: 0.375										0	0	0	0	0	0	0
Fred Lynn, L (1, 8) OBP: 0.370, SLG: 0.385	4-3 1B		1B		6-3		F7			4	0	2	0	0	0	1
Rod Carew, L (1, 3) OBP: 0.521, SLG: 0.444	4-3 1-2		K		6-3			FC4-6 BB		3	0	0	0	1	1	2
Reggie Jackson, L (1, 9) OBP: 0.211, SLG: 0.143	1-3		F7			K		FC4-6 G6-4-3 1-2f		4	0	0	0	0	1	3
Juan Beniquez, R (9, 9) OBP: 0.231, SLG: 0.091										0	0	0	0	0	0	0
Bobby Grich, R (1, 4) OBP: 0.500, SLG: 0.583		S 1B E HBP		E 2B		4-3 1B		G6-4-3 1-2f		3	2	2	0	0	0	1
Don Baylor, R (1, 10) OBP: 0.295, SLG: 0.300		S 1-2 1B		E8 1B 2-H 1B		4-3 1-2				3	1	2	1	0	0	1
Rick Burleson, R (1, 6) OBP: 0.250, SLG: 0.158		L4 1-3 2-H		2-3		6-3				3	0	0	0	0	0	3
Tim Foli, R (1, 5) OBP: 0.188, SLG: 0.194		K		G5-4-3 2-H 1B			5-3			3	0	1	1	0	1	1
Bob Boone, R (1, 2) OBP: 0.412, SLG: 0.433		6-3		G5-4-3 1-2f			1B			3	0	1	0	0	0	2
Inning Stats	R: 0 H: 1 E: 0 LOB: 1 K: 1 BB: 0 S: 6 P: 6	R: 1 H: 1 E: 0 LOB: 1 K: 1 BB: 0 S: 6 P: 7	R: 0 H: 1 E: 0 LOB: 1 K: 1 BB: 0 S: 6 P: 6	R: 2 H: 3 E: 1 LOB: 0 K: 0 BB: 0 S: 5 P: 5	R: 0 H: 0 E: 0 LOB: 0 K: 0 BB: 0 S: 3 P: 3	R: 0 H: 1 E: 0 LOB: 1 K: 1 BB: 0 S: 6 P: 6	R: 0 H: 1 E: 0 LOB: 1 K: 1 BB: 0 S: 6 P: 6	R: 0 H: 0 E: 0 LOB: 0 K: 0 BB: 1 S: 2 P: 6		1B: 7 SF: 0 2B: 1 SAC: 0 3B: 0 DP: 2 HR: 0 HBP: 1						

WP: 0 PA: 32
PB: 0
SB: 3
CS: 0

PITCHER	IP	WLS	BF	H	R	ER	SO	BB	IBB	HBP	BLK	WP	HR	S	P	ERA	WHIP
Gaylord Perry, R (1, 1) ERA: 2.81	8.0	L	32	8	3	1	5	1	0	1	0	0	0	40	45	1.12	1.125

PITCHER	IP	WLS	BF	H	R	ER	SO	BB	IBB	HBP	BLK	WP	HR	S	P	ERA	WHIP

AB	30
R	3
H	8
RBI	2
BB	1
SO	5
LOB	15

livebaseballscorecards.com

Batter	1	2	3	4	5	6	7	8	9	10	AB	R	H	RBI	BB	SO	LOB
Jim Eisenreich, L (1, 8) OBP: 0.359, SLG: 0.444	BBBB 4-0 FC4-6 BB		x 0-0 ① F9		x 0-0 ① F7		x 0-0 ② 3-1		x 0-0 ② F7		4	0	0	0	1	0	0
Rob Wilfong, L (1, 4) OBP: 0.220, SLG: 0.086	BBBB 4-0 1-2 FC4-6 BB		x 0-0 ② 6-3		SSS 0-3 ② K		x 0-0 ③ 4-3		x 0-0 ③ 1-3		4	0	0	0	1	1	0
Dave Engle, R (1, 9) OBP: 0.300, SLG: 0.265	SSS 0-3 ① K		x 0-0 ③ F8		x 0-0 ③ 5-3			x 0-0 5-3		x 0-0 WP SH5-3 1B	5	0	1	0	0	1	2
Kent Hrbek, L (1, 3) OBP: 0.419, SLG: 0.784	x 0-0 ② FC4-6 1-2f 2-3			BBBB 4-0 E 1B BB		x 0-0 ① F2		x 0-0 E4 1B WP WP		x 0-0 ① SH5-3 1-2	3	1	0	0	1	0	2
Gary Gaetti, R (1, 5) OBP: 0.381, SLG: 0.667	SSS 0-3 ③ K			SSS 0-3 ① K		H 1-0 G1 HBP		x 0-0 WP 1B 1-3 1B		SSS 0-3 ② K 2-3	4	1	1	0	0	3	4
Randy Johnson, L (1, 10) OBP: 0.571, SLG: 1.038		x 0-0 ① F9		x 0-0 BB 1-2 1B		x 0-0 ② G1 1-2		SSS 0-3 ② K 1-2 3-H		SSS 0-3 ③ K	5	0	1	0	0	2	3
Butch Wynegar, S (1, 2) OBP: 0.257, SLG: 0.290		x 0-0 ② F9		x 0-0 ② L9		BBBB 4-0 FC6-4 BB		x 0-0 2-H 1B			3	0	1	1	1	0	2
Bobby Mitchell, L (1, 7) OBP: 0.421, SLG: 0.357		BBBB 4-0 BB		BBBB 4-0 1-2 2-3 BB		x 0-0 ③ FC6-4 1-2f		x 0-0 ③ F7			2	0	0	0	2	0	3
Lenny Faedo, R (1, 6) OBP: 0.318, SLG: 0.286		x 0-0 ③ F9		SSS 0-3 ③ K			x 0-0 ① 1-3		x 0-0 ① L8		4	0	0	0	0	1	4
Inning Stats	R: 0 E: 0 K: 2 S: 7 H: 0 LOB: 2 BB: 2 P: 15	R: 0 E: 0 K: 0 S: 3 H: 0 LOB: 1 BB: 1 P: 7	R: 0 E: 0 K: 0 S: 3 H: 0 LOB: 0 BB: 0 P: 3	R: 0 E: 1 K: 2 S: 8 H: 1 LOB: 3 BB: 2 P: 16	R: 0 E: 0 K: 1 S: 5 H: 0 LOB: 0 BB: 0 P: 5	R: 0 E: 0 K: 0 S: 3 H: 0 LOB: 2 BB: 1 P: 8	R: 0 E: 0 K: 0 S: 3 H: 0 LOB: 0 BB: 0 P: 3	R: 2 E: 1 K: 1 S: 8 H: 2 LOB: 1 BB: 0 P: 8	R: 0 E: 0 K: 0 S: 3 H: 0 LOB: 0 BB: 0 P: 3	R: 0 E: 0 K: 2 S: 8 H: 1 LOB: 1 BB: 0 P: 8	1B: 4 2B: 0 3B: 0 HR: 0 SF: 0 SAC: 1 DP: 0 HBP: 1						

PITCHER		IP	WLS	BF	H	R	ER	SO	BB	IBB	HBP	BLK	WP	HR	S	P	ERA	WHIP
Bruce Kison, R ERA: 0.79	(1, 1)	7.1		32	2	2	0	5	6	0	1	0	1	0	35	60	0.00	1.091
Don Aase, R ERA: 1.15	(8, 1)	2.2	W	10	2	0	0	3	0	0	0	0	2	0	16	16	0.00	0.750

PITCHER	IP	WLS	BF	H	R	ER	SO	BB	IBB	HBP	BLK	WP	HR	S	P	ERA	WHIP

TOP

Minnesota Twins @ California Angels

Anaheim Stadium, Anaheim, CA

Fri Apr 16 1982, 9:05 PM EST

Att. 24,723 - Unknown - 57 F

livebaseballscorecards.com

AB	34
R	2
H	4
RBI	1
BB	6
SO	8
LOB	20

1B: 4 SF: 0
2B: 0 SAC: 1
3B: 0 DP: 0
HR: 0 HBP: 1

WP: 3 PA: 42
PB: 0
SB: 0
CS: 0

Minnesota Twins @ California Angels

Anaheim Stadium, Anaheim, CA

Fri Apr 16 1982, 9:05 PM EST

Att. 24,723 - Unknown - 57 F

livebaseballscorecards.com

BOTTOM

Batter	1	2	3	4	5	6	7	8	9	10	AB	R	H	RBI	BB	SO	LOB
Brian Downing, R (1, 7) OBP: 0.268, SLG: 0.447	0-0 SH5-3 1B 1B		0-0 FC5-4 1B		SSS 0-3 ③ K			0-0 ③ 1-3		0-0 FC1-6 1B	5	1	3	0	0	1	1
Rod Carew, L (1, 3) OBP: 0.519, SLG: 0.436	0-0 ① SH5-3 1-2		SSS 0-3 ② K			BBBB 4-0 CS BB			0-0 2B 1B	0-0 ② FC1-6 1-2f HR	3	2	1	0	1	1	2
Doug DeCinces, R (1, 5) OBP: 0.341, SLG: 0.639	0-0 ② L8		0-0 ③ FC5-4 1-2f			SSS 0-3 ①② K 1-2			0-0 ① F9	0-0 1-H HR	5	1	1	2	0	1	4
Bobby Grich, R (1, 4) OBP: 0.471, SLG: 0.533 Tim Foli, R (7, 4) OBP: 0.188, SLG: 0.194 Fred Lynn, L (9, PH) OBP: 0.383, SLG: 0.425 (10, 8)	0-0 2-H 1B			0-0 ① 6-3		0-0 ③ 1-3			0-0 1-H BB 2B		3 0 1	0 0 0	1 0 1	1 0 1	0 0 0	0 0 0	0 0 0
Don Baylor, R (1, 10) OBP: 0.271, SLG: 0.273	0-0 ③ F8			0-0 ② F8			0-0 ① L8		0-0 ② 5-3		4	0	0	0	0	0	2
Reggie Jackson, L (1, 9) OBP: 0.214, SLG: 0.132		0-0 ① G3		0-0 ③ F7			0-0 ② L9		4-0 BB IBB		3	0	0	0	1	0	0
Bobby Clark, R (1, 8) OBP: 0.273, SLG: 0.273 Daryl Sconiers, L (9, PH) Jose Moreno, S (10, 4)		0-0 ② 5-3			0-0 ① F8		0-0 ③ F8		BBBB 4-0 1-2 2-3 BB		3 0 0	0 0 0	0 0 0	0 1 0	0 0 0	0 0 0	0 0 0
Rick Burleson, R (1, 6) OBP: 0.229, SLG: 0.143		0-0 ③ F7			0-0 ② L9			0-0 ① 4-3	0-0 ③ F3		4	0	0	0	0	0	3
Bob Boone, R (1, 2) OBP: 0.395, SLG: 0.394			0-0 ① F9		BBBB 4-0 BB			0-0 ② 4-3		0-0 ① 5-3	3	0	0	0	1	0	0
Inning Stats	R: 1 E: 0 K: 0 S: 5 H: 2 LOB: 1 BB: 0 P: 5	R: 0 E: 0 K: 0 S: 3 H: 0 LOB: 0 BB: 0 P: 3	R: 0 E: 0 K: 1 S: 6 H: 1 LOB: 1 BB: 0 P: 6	R: 0 E: 0 K: 0 S: 3 H: 0 LOB: 0 BB: 0 P: 3	R: 0 E: 0 K: 1 S: 5 H: 0 LOB: 1 BB: 1 P: 9	R: 0 E: 0 K: 1 S: 4 H: 0 LOB: 0 BB: 1 P: 8	R: 0 E: 0 K: 0 S: 3 H: 0 LOB: 0 BB: 0 P: 3	R: 0 E: 0 K: 0 S: 3 H: 0 LOB: 0 BB: 0 P: 3	R: 1 E: 0 K: 0 S: 5 H: 2 LOB: 3 BB: 2 P: 13	R: 2 E: 0 K: 0 S: 4 H: 2 LOB: 0 BB: 0 P: 4	1B: 5 2B: 2 3B: 0 HR: 1	SF: 0 SAC: 1 DP: 1 HBP: 0						

	AB	34
	R	4
	H	7
	RBI	4
	BB	4
	SO	3
	LOB	12

WP: 0 PB: 0 SB: 0 CS: 1 PA: 39

PITCHER		IP	WLS	BF	H	R	ER	SO	BB	IBB	HBP	BLK	WP	HR	S	P	ERA	WHIP
Darrell Jackson, L ERA: 5.56	(1, 1)	7.0		25	3	1	1	3	2	0	0	0	0	0	29	37	1.29	0.714
Doug Corbett, R ERA: 3.27	(8, 1)	2.2	L	14	4	3	3	0	1	1	0	0	0	1	12	20	10.12	1.875

PITCHER	IP	WLS	BF	H	R	ER	SO	BB	IBB	HBP	BLK	WP	HR	S	P	ERA	WHIP

Batter	1	2	3	4	5	6	7	8	9	AB	R	H	RBI	BB	SO	LOB
Jim Eisenreich, L (1, 8) OBP: 0.419, SLG: 0.553	G4-6-3, 1B 1B		BBB 4-0 G6-4-3 1-2 BB			HR		BBB 4-0 FC5-4 BB		2	1	2	1	2	0	0
Gary Ward, R (1, 7) OBP: 0.229, SLG: 0.212	0-0 G4-6-3 1-2 1B		0-0 ②③ G6-4-3 1-2f			0-0 ① 6-3		0-0 ② FC5-4 1B 1-2f 1B		4	1	1	0	0	0	3
Mickey Hatcher, R (1, 9) OBP: 0.636, SLG: 0.600	0-0 ①② G4-6-3 1-2f 2-3			0-0 BB 1B		0-0 FC4-6 1B		0-0 1B 1-3 1B		4	0	3	0	0	0	2
Kent Hrbek, L (1, 3) OBP: 0.426, SLG: 0.750	0-0 ③ 6-3			BBBB 4-0 G1-4-3 1-2 BB		0-0 ② FC4-6 1-2f		0-0 1B 1-2 3-H 1B		3	0	1	1	1	0	2
Randy Johnson, L (1, 10) OBP: 0.500, SLG: 0.900		0-0 ① 3-1		0-0 ① F2		0-0 ③ G3		SSS 0-3 ③ K		4	0	0	0	0	1	5
Gary Gaetti, R (1, 5) OBP: 0.348, SLG: 0.605		0-0 ② F7		0-0 ②③ G1-4-3 1-2f			0-0 ① F8		0-0 ① L7	4	0	0	0	0	0	2
Butch Wynegar, S (1, 2) OBP: 0.256, SLG: 0.286		0-0 ③ G3			0-0 ① 4-3		SSS 0-3 ② K		0-0 1B 1B	4	0	1	0	0	1	0
Lenny Faedo, R (1, 6) OBP: 0.308, SLG: 0.280			0-0 ① F8		0-0 ② 6-3		0-0 ③ F8		0-0 G6-4-3 1-2 1B	4	0	1	0	0	0	0
Ron Washington, R (1, 4) OBP: 0.167, SLG: 0.167			0-0 BB 1B		0-0 ③ 4-3			0-0 ① 5-3	0-0 ②③ G6-4-3 1-2f	4	0	1	0	0	0	2
Inning Stats	R: 0 H: 2 E: 0 LOB: 1 K: 0 BB: 0 S: 4 P: 4	R: 0 H: 0 E: 0 LOB: 0 K: 0 BB: 0 S: 3 P: 3	R: 0 H: 1 E: 0 LOB: 1 K: 0 BB: 1 S: 3 P: 7	R: 0 H: 1 E: 0 LOB: 1 K: 0 BB: 1 S: 3 P: 7	R: 0 H: 0 E: 0 LOB: 0 K: 0 BB: 0 S: 3 P: 3	R: 1 H: 2 E: 0 LOB: 1 K: 0 BB: 0 S: 5 P: 5	R: 0 H: 0 E: 0 LOB: 0 K: 1 BB: 0 S: 5 P: 5	R: 1 H: 2 E: 0 LOB: 2 K: 1 BB: 1 S: 7 P: 11	R: 0 H: 2 E: 0 LOB: 1 K: 0 BB: 0 S: 4 P: 4	1B: 9 SF: 0 2B: 0 SAC: 0 3B: 0 DP: 4 HR: 1 HBP: 0					WP: 0 PA: 36 PB: 0 SB: 0 CS: 0	

TOP

Minnesota Twins @ California Angels

Anaheim Stadium, Anaheim, CA

Sat Apr 17 1982, 9:05 PM EST

Att. 61,640 - Unknown - 57 F

livebaseballscorecards.com

AB	33
R	2
H	10
RBI	2
BB	3
SO	2
LOB	16

PITCHER		IP	WLS	BF	H	R	ER	SO	BB	IBB	HBP	BLK	WP	HR	S	P	ERA	WHIP
Ken Forsch, R ERA: 2.49	(1, 1)	9.0	W	36	10	2	2	2	3	0	0	0	0	1	37	49	2.00	1.444

PITCHER	IP	WLS	BF	H	R	ER	SO	BB	IBB	HBP	BLK	WP	HR	S	P	ERA	WHIP

BOTTOM

Minnesota Twins @ California Angels

Anaheim Stadium, Anaheim, CA

Sat Apr 17 1982, 9:05 PM EST

Att. 61,640 - Unknown - 57 F

Batter	1	2	3	4	5	6	7	8	9	AB	R	H	RBI	BB	SO	LOB
Brian Downing, R (1, 7) OBP: 0.304, SLG: 0.605	HR	1B		F7		HR		L9		5	3	3	2	0	0	0
Bobby Clark, R (9, 7) OBP: 0.273, SLG: 0.273										0	0	0	0	0	0	0
Fred Lynn, L (1, 8) OBP: 0.404, SLG: 0.419	F7	BB		G3		1B		BB		3	1	1	0	2	0	0
Rod Carew, L (1, 3) OBP: 0.509, SLG: 0.419	BB	1B		F7		F7		L7		4	0	1	2	1	0	2
Reggie Jackson, L (1, 9) OBP: 0.255, SLG: 0.146	BB	F7			SH1-3 BB	4-3		1B 1B		3	1	1	0	2	0	3
Juan Beniquez, R (9, 9) OBP: 0.231, SLG: 0.091										0	0	0	0	0	0	0
Bobby Grich, R (1, 4) OBP: 0.476, SLG: 0.500	F9	F9			SH1-3		4-3 BB	1B		3	0	1	1	1	0	2
Don Baylor, R (1, 10) OBP: 0.269, SLG: 0.271	K	F6			S		4-3			4	0	1	1	0	1	3
Doug DeCinces, R (1, 5) OBP: 0.375, SLG: 0.632		F8 1B			G6-3 IBB		BB			2	0	1	0	2	0	0
Rick Burleson, R (1, 6) OBP: 0.255, SLG: 0.178		1B			G6-3		F8			3	1	2	0	0	0	2
Tim Foli, R (6, 6) OBP: 0.182, SLG: 0.188		1B								1	0	0	0	0	0	2
Bob Boone, R (1, 2) OBP: 0.381, SLG: 0.378		F9	F8			1B	6-3			4	0	1	0	0	0	5
Inning Stats	R: 1 E: 0 K: 1 S: 6 H: 1 LOB: 2 BB: 2 P: 14	R: 2 E: 0 K: 0 S: 6 H: 3 LOB: 2 BB: 1 P: 10	R: 0 E: 0 K: 0 S: 5 H: 2 LOB: 2 BB: 0 P: 5	R: 0 E: 0 K: 0 S: 3 H: 0 LOB: 0 BB: 0 P: 3	R: 1 E: 0 K: 0 S: 3 H: 1 LOB: 1 BB: 2 P: 11	R: 1 E: 0 K: 0 S: 5 H: 3 LOB: 1 BB: 0 P: 5	R: 0 E: 0 K: 0 S: 3 H: 0 LOB: 2 BB: 2 P: 11	R: 1 E: 0 K: 0 S: 4 H: 2 LOB: 2 BB: 1 P: 8		1B: 10 2B: 0 3B: 0 HR: 2	SF: 0 SAC: 1 DP: 1 HBP: 0				WP: 0 PB: 0 SB: 1 CS: 0	PA: 41

	AB	32
	R	6
	H	12
	RBI	6
	BB	8
	SO	1
	LOB	19

livebaseballscorecards.com

PITCHER		IP	WLS	BF	H	R	ER	SO	BB	IBB	HBP	BLK	WP	HR	S	P	ERA	WHIP
Terry Felton, R ERA: 5.68	(1, 1)	5.1	L	29	10	5	5	1	4	1	0	0	0	2	26	46	8.44	2.625
Bobby Castillo, R ERA: 9.0	(6, 1)	2.2		12	2	1	1	0	3	0	0	0	0	0	9	21	3.38	1.875

PITCHER	IP	WLS	BF	H	R	ER	SO	BB	IBB	HBP	BLK	WP	HR	S	P	ERA	WHIP

Batter	1	2	3	4	5	6	7	8	9	AB	R	H	RBI	BB	SO	LOB
Jim Eisenreich, L (1, 8) OBP: 0.426, SLG: 0.548	4-3		G5-4-3 1B		K			FC5-4 1B		4	0	2	0	0	1	0
Gary Ward, R (1, 7) OBP: 0.205, SLG: 0.189	F9		G5-4-3 1-2f			2-3		FC5-4 1-2f		4	0	0	0	0	0	2
Mickey Hatcher, R (1, 9) OBP: 0.467, SLG: 0.429	F6		6-3			L7			5-3	4	0	0	0	0	0	0
Kent Hrbek, L (1, 3) OBP: 0.431, SLG: 0.791		BB 1B 1B FC5-4		HR		K			F7	3	2	1	1	1	1	0
Jesus Vega, R (1, 10) OBP: 0.467, SLG: 0.643		FC5-4 1B 1-2		4-3			G5-4-3 1B		F4	4	0	2	0	0	0	0
Gary Gaetti, R (1, 5) OBP: 0.327, SLG: 0.565		K		E5 G5-4-3			G5-4-3 1-2f			3	0	0	0	0	1	3
Sal Butera, R (1, 2) OBP: 0.286, SLG: 0.167		FC5-4 1B 1-2 2-3		G5-4-3 1-2f			1-3			3	0	1	0	0	0	1
Lenny Faedo, R (1, 6) OBP: 0.276, SLG: 0.250		FC5-4 FC6-4 1-2f 2-3 3-H			L8			1-3		3	0	0	1	0	0	2
Ron Washington, R (1, 4) OBP: 0.111, SLG: 0.111		FC6-4 1-2f			6-3			6-3		3	0	0	0	0	0	2
Inning Stats	R: 0 H: 0 E: 0 LOB: 0 K: 0 BB: 0 S: 3 P: 3	R: 1 H: 2 E: 0 LOB: 2 K: 1 BB: 1 S: 7 P: 11	R: 0 H: 1 E: 0 LOB: 0 K: 0 BB: 0 S: 3 P: 3	R: 1 H: 1 E: 1 LOB: 0 K: 0 BB: 0 S: 4 P: 4	R: 0 H: 0 E: 0 LOB: 0 K: 1 BB: 0 S: 5 P: 5	R: 0 H: 0 E: 0 LOB: 0 K: 1 BB: 0 S: 5 P: 5	R: 0 H: 1 E: 0 LOB: 0 K: 0 BB: 0 S: 3 P: 3	R: 0 H: 1 E: 0 LOB: 1 K: 0 BB: 0 S: 4 P: 4	R: 0 H: 0 E: 0 LOB: 0 K: 0 BB: 0 S: 3 P: 3	1B: 5 SF: 0 2B: 0 SAC: 0 3B: 0 DP: 3 HR: 1 HBP: 0						

TOP

Minnesota Twins @ California Angels

Anaheim Stadium, Anaheim, CA

Sun Apr 18 1982, 6:33 AM EST
Att. 26,935 - Unknown - 74 F

livebaseballscorecards.com

AB	31
R	2
H	6
RBI	2
BB	1
SO	3
LOB	10

PITCHER	IP	WLS	BF	H	R	ER	SO	BB	IBB	HBP	BLK	WP	HR	S	P	ERA	WHIP
Geoff Zahn, L (1, 1) ERA: 1.04	9.0	W	32	6	2	2	3	1	0	0	0	0	1	37	41	2.00	0.778

PITCHER	IP	WLS	BF	H	R	ER	SO	BB	IBB	HBP	BLK	WP	HR	S	P	ERA	WHIP

Minnesota Twins @ California Angels

Anaheim Stadium, Anaheim, CA

Sun Apr 18 1982, 6:33 AM EST

Att. 26,935 - Unknown - 74 F

BOTTOM

livebaseballscorecards.com

Batter	1	2	3	4	5	6	7	8	9	AB	R	H	RBI	BB	SO	LOB
Brian Downing, R (1, 7) OBP: 0.280, SLG: 0.553	E6	6-3			6-3		K			4	1	0	0	0	1	2
Bobby Clark, R (8, 7) OBP: 0.273, SLG: 0.273										0	0	0	0	0	0	0
Fred Lynn, L (1, 8) OBP: 0.411, SLG: 0.447	WP SF8	4-3			4-3		FC6-4			4	1	2	0	0	0	1
Daryl Sconiers, L (1, 3)	K		1-3		4-3		FC6-4			4	0	0	0	0	1	3
Reggie Jackson, L (1, 9) OBP: 0.275, SLG: 0.163	SF8		5-3			F7	BB			2	0	1	1	1	0	0
Juan Beniquez, R (8, 9) OBP: 0.231, SLG: 0.091										0	0	0	0	0	0	0
Bobby Grich, R (1, 4) OBP: 0.440, SLG: 0.545	HR		5-3			F8	FC5			4	1	1	0	0	0	4
Don Baylor, R (1, 10) OBP: 0.286, SLG: 0.404	HR		F1			HR	K			4	2	2	3	0	1	1
Doug DeCinces, R (1, 5) OBP: 0.385, SLG: 0.610	6-3			F2		1B		FC5-4		3	0	1	0	1	0	0
Tim Foli, R (1, 6) OBP: 0.189, SLG: 0.194		6-3 SH1-3		F7		G3		FC5-4		4	0	1	0	0	0	2
Bob Boone, R (1, 2) OBP: 0.378, SLG: 0.375		SH1-3		F9			FC6-4	F8		3	0	1	0	0	0	1
Inning Stats	R: 4 H: 3 E: 1 LOB: 0 K: 1 BB: 0 S: 9 P: 9	R: 0 H: 1 E: 0 LOB: 1 K: 0 BB: 0 S: 4 P: 4	R: 0 H: 1 E: 0 LOB: 1 K: 0 BB: 0 S: 4 P: 4	R: 0 H: 0 E: 0 LOB: 0 K: 0 BB: 0 S: 3 P: 3	R: 0 H: 0 E: 0 LOB: 0 K: 0 BB: 0 S: 3 P: 3	R: 1 H: 2 E: 0 LOB: 1 K: 0 BB: 0 S: 5 P: 5	R: 0 H: 2 E: 0 LOB: 3 K: 1 BB: 1 S: 7 P: 11	R: 0 H: 0 E: 0 LOB: 1 K: 1 BB: 1 S: 5 P: 9		1B: 5 SF: 1 2B: 1 SAC: 1 3B: 1 DP: 0 HR: 2 HBP: 0						

	AB	32
	R	5
	H	9
	RBI	4
	BB	2
	SO	3
	LOB	14

WP: 1 PA: 36
PB: 0
SB: 0
CS: 0

PITCHER	IP	WLS	BF	H	R	ER	SO	BB	IBB	HBP	BLK	WP	HR	S	P	ERA	WHIP
Roger Erickson, R (1, 1) ERA: 3.68	8.0	L	36	9	5	1	3	2	0	0	0	1	2	40	48	1.12	1.375

PITCHER	IP	WLS	BF	H	R	ER	SO	BB	IBB	HBP	BLK	WP	HR	S	P	ERA	WHIP

California Angels @ Seattle Mariners

The Kingdome, Seattle, WA

Mon Apr 19 1982, 9:05 PM EST

Att. 5,494 - Unknown

TOP

livebaseballscorecards.com

Batter	1	2	3	4	5	6	7	8	9	AB	R	H	RBI	BB	SO	LOB
Brian Downing, R (1, 7) OBP: 0.273, SLG: 0.510	L4		5-3		5-3		BB BB BB		L6	4	0	0	0	1	0	0
Bobby Clark, R (9, 7) OBP: 0.273, SLG: 0.273										0	0	0	0	0	0	0
Fred Lynn, L (1, 8) OBP: 0.426, SLG: 0.440	4-3		PO 1B		K		1-2 BB		BB	3	0	1	0	2	1	0
Rod Carew, L (1, 3) OBP: 0.500, SLG: 0.391	K		PO 1-2	BB 1B E BB	1-3		1-2 2-3 BB		F7	3	1	0	0	2	1	1
Reggie Jackson, L (1, 9) OBP: 0.291, SLG: 0.191		4-3		E BB 1-2 1B		4-3 S 1B	4-3			4	0	2	0	0	0	3
Juan Beniquez, R (9, 9) OBP: 0.231, SLG: 0.091										0	0	0	0	0	0	0
Bobby Grich, R (1, 4) OBP: 0.483, SLG: 0.640		F8 2B 2B		E 1-2 2-3 BB		K 1-2		1B 2B		3	2	2	0	1	1	1
Don Baylor, R (1, 10) OBP: 0.267, SLG: 0.375		F8 2-3		K		4-3 2-3		K		4	0	0	0	0	2	6
Doug DeCinces, R (1, 5) OBP: 0.375, SLG: 0.600		3-H 2B		F7		F8		F3		4	0	1	1	0	0	5
Tim Foli, R (1, 6) OBP: 0.195, SLG: 0.200		F9		E6 1-2 2-3 3-H			5-3	2-H 1B		4	0	1	1	0	0	3
Bob Boone, R (1, 2) OBP: 0.347, SLG: 0.341			5-3	F5			F7		F7	4	0	0	0	0	0	3

	AB	R	H	RBI	BB	SO	LOB
	33	3	7	2	6	5	22

Inning Stats	1	2	3	4	5	6	7	8	9
R	0	1	0	1	0	0	0	1	0
E	0	0	0	1	0	0	0	0	0
K	1	0	0	1	1	1	0	1	0
S	5	5	3	7	5	6	3	6	3
H	0	2	1	1	0	1	0	2	0
LOB	0	1	0	3	0	1	3	1	1
BB	0	0	0	2	0	0	3	0	1
P	5	5	3	15	5	6	15	6	7

	1B	SF	WP	PA
	4	0	0	40
	2B	SAC	PB	
	3	0	0	
	3B	DP	SB	
	0	0	1	
	HR	HBP	CS	
	0	0	0	

PITCHER		IP	WLS	BF	H	R	ER	SO	BB	IBB	HBP	BLK	WP	HR	S	P	ERA	WHIP
Gene Nelson, R ERA: 2.66	(1, 1)	6.2	L	29	5	2	1	4	4	0	0	0	0	0	33	49	1.35	1.350
Bill Caudill, R ERA: 0.84	(7, 1)	2.1		10	2	1	1	1	2	0	0	0	0	0	10	18	3.86	1.714

PITCHER		IP	WLS	BF	H	R	ER	SO	BB	IBB	HBP	BLK	WP	HR	S	P	ERA	WHIP

Batter	1	2	3	4	5	6	7	8	9	AB	R	H	RBI	BB	SO	LOB
Julio Cruz, S (1, 4) OBP: 0.328, SLG: 0.222	0-0 ① 1B WP 1B		0-3 ① K		4-0 1-2 BB		0-0 ① 1-3		0-3 ① K	4	1	1	0	1	2	1
Manny Castillo, S (1, 5) OBP: 0.268, SLG: 0.288	0-0 ① F8		0-0 ② 1-2 1B		0-0 ② F7		0-0 ② 4-3		0-3 ② K	5	0	1	0	0	1	3
Bruce Bochte, L (1, 7) OBP: 0.375, SLG: 0.391	0-0 WP 1-3 1B		0-0 ③ 4-3		0-0 ③ F7		4-0 FC6-4 BB		0-0 ③ F9	4	0	1	0	1	0	3
Richie Zisk, R (1, 10) OBP: 0.448, SLG: 0.510	0-3 ② K 1-2 3-H			0-0 ① F8		4-0 SH3-4 1B BB	0-0 ③ FC6-4 1-2f			3	0	0	0	1	1	2
Jim Maler, R (1, 3) OBP: 0.300, SLG: 0.482	0-3 ③ K			0-0 ② L8		0-0 SH3-4 1-2 1B		0-0 ① L3		4	0	1	0	0	1	1
Al Cowens, R (1, 9) OBP: 0.274, SLG: 0.333		0-0 ① F9		0-0 2B		0-0 ① SH3-4 1-2 2-3		0-0 ② G3		3	0	1	0	0	0	0
Joe Simpson, L (1, 8) OBP: 0.417, SLG: 0.476		0-3 ② K		0-0 ③ 4-3		0-3 ② K		0-0 PB HBP 1B		4	0	1	0	0	2	3
Bud Bulling, R (1, 2) OBP: 0.375, SLG: 0.231 Steve Stroughter, L (8, PH) OBP: 0.300, SLG: 0.125 Jim Essian, R (9, 2) OBP: 0.395, SLG: 0.487		0-3 ③ K			0-0 ① F9	4-0 BB		H 1-0 1-2 PB HBP		2 0 0	0 0 0	0 0 0	0 0 0	1 0 0	1 0 0	0 0 0
Todd Cruz, R (1, 6) OBP: 0.262, SLG: 0.268			0-0 CS 1B		4-0 BB	0-0 ③ L6		0-0 ③ F8 1-2 2-3		3	0	1	0	1	0	5
Inning Stats	R: 1 H: 2 E: 0 LOB: 1 K: 2 BB: 0 S: 9 P: 9	R: 0 H: 0 E: 0 LOB: 0 K: 2 BB: 0 S: 7 P: 7	R: 0 H: 2 E: 0 LOB: 1 K: 1 BB: 0 S: 6 P: 6	R: 0 H: 1 E: 0 LOB: 1 K: 0 BB: 0 S: 4 P: 4	R: 0 H: 0 E: 0 LOB: 2 K: 0 BB: 2 S: 3 P: 11	R: 0 H: 1 E: 0 LOB: 3 K: 1 BB: 2 S: 6 P: 14	R: 0 H: 0 E: 0 LOB: 1 K: 0 BB: 1 S: 3 P: 7	R: 0 H: 1 E: 0 LOB: 2 K: 0 BB: 0 S: 4 P: 5	R: 0 H: 0 E: 0 LOB: 0 K: 2 BB: 0 S: 7 P: 7	1B: 6 2B: 1 3B: 0 HR: 0	SF: 0 SAC: 1 DP: 0 HBP: 1			WP: 1 PB: 1 SB: 0 CS: 1	PA: 39		

PITCHER		IP	WLS	BF	H	R	ER	SO	BB	IBB	HBP	BLK	WP	HR	S	P	ERA	WHIP
Mike Witt, R ERA: 2.04	(1, 1)	6.2	W	30	6	1	1	6	5	0	0	0	1	0	37	57	1.35	1.650
Luis Sanchez, R ERA: 1.04	(7, 1)	1.0		5	1	0	0	0	0	0	1	0	0	0	4	5	0.00	1.000
Don Aase, R ERA: 1.06	(8, 1)	1.1	S	4	0	0	0	2	0	0	0	0	0	0	8	8	0.00	0.000

PITCHER	IP	WLS	BF	H	R	ER	SO	BB	IBB	HBP	BLK	WP	HR	S	P	ERA	WHIP

BOTTOM

California Angels @ Seattle Mariners

The Kingdome, Seattle, WA

Mon Apr 19 1982, 9:05 PM EST

Att. 5,494 - Unknown

livebaseballscorecards.com

AB	32
R	1
H	7
RBI	0
BB	5
SO	8
LOB	18

Batter	1	2	3	4	5	6	7	8	9	AB	R	H	RBI	BB	SO	LOB
Brian Downing, R (1, 7) OBP: 0.300, SLG: 0.518	0-0 1B 3B 1B	0-0 BB 1-3 3-H 1B		0-3 ③ K			0-0 FC8-4 1B		0-3 ① K	5	1	3	1	0	2	0
Fred Lynn, L (1, 8) OBP: 0.394, SLG: 0.400	0-3 ① K	0-3 ② K			0-0 ① G3		0-0 ② FC8-4 FC6-4 1-2f		0-0 ② F8	5	0	0	0	0	2	4
Rod Carew, L (1, 3) OBP: 0.493, SLG: 0.380	0-0 3B 1-2 1B	4-0 1-2 BB			0-3 ② K		0-0 ③ FC6-4 1-2f		0-0 ③ 4-3	4	1	1	0	1	1	1
Reggie Jackson, L (1, 9) OBP: 0.286, SLG: 0.188	0-3 ② K	0-3 ③ K			0-0 1B			0-0 F9 1B 2B		1	0	0	0	0	1	2
Juan Beniquez, R (1, 9) OBP: 0.313, SLG: 0.286										3	1	2	0	0	1	3
Bobby Grich, R (1, 4) OBP: 0.455, SLG: 0.655	0-0 1-H 2-H 3B		0-3 ① K		0-3 ③ K			0-0 ① F9 2-3		4	0	1	2	0	2	2
Don Baylor, R (1, 10) OBP: 0.281, SLG: 0.383	0-3 ③ K		0-0 G6-4-3 1B			0-0 ① F8		0-0 1B 1B 3-H 1B		4	0	2	1	0	1	1
Doug DeCinces, R (1, 5) OBP: 0.383, SLG: 0.612		0-0 SH 1B 2B	0-0 ②③ G6-4-3 1-2f			0-3 ② K		0-0 1B 1-2 1B		4	1	2	0	0	1	1
Tim Foli, R (1, 6) OBP: 0.205, SLG: 0.209		0-0 SH 1B PB 2-3		0-0 ① 5-3		0-0 ③ F3		0-0 G4-6 1-2 2-3 1B		3	0	1	0	0	0	0
Joe Ferguson, R (1, 2) OBP: 0.250, SLG: 0.250	0-3 ① K		0-3 ② K				0-3 ① K	0-0 ②③ G4-6 1-2f		3	0	0	0	0	3	2
Daryl Sconiers, L (8, PH)										1	0	0	0	0	0	3
Bob Boone, R (8, 2) OBP: 0.347, SLG: 0.341										0	0	0	0	0	0	0
Inning Stats	R: 2 E: 0 K: 3 S: 12 H: 3 LOB: 1 BB: 0 P: 12	R: 1 E: 0 K: 3 S: 12 H: 2 LOB: 3 BB: 1 P: 16	R: 0 E: 0 K: 1 S: 5 H: 1 LOB: 0 BB: 0 P: 5	R: 0 E: 0 K: 2 S: 7 H: 0 LOB: 0 BB: 0 P: 7	R: 0 E: 0 K: 2 S: 8 H: 1 LOB: 1 BB: 0 P: 8	R: 0 E: 0 K: 1 S: 5 H: 0 LOB: 0 BB: 0 P: 5	R: 0 E: 0 K: 1 S: 6 H: 1 LOB: 1 BB: 0 P: 6	R: 1 E: 0 K: 0 S: 6 H: 4 LOB: 2 BB: 0 P: 6	R: 0 E: 0 K: 1 S: 5 H: 0 LOB: 0 BB: 0 P: 5	1B: 9 2B: 2 3B: 1 HR: 0	SF: 0 SAC: 1 DP: 2 HBP: 0						

PITCHER	IP	WLS	BF	H	R	ER	SO	BB	IBB	HBP	BLK	WP	HR	S	P	ERA	WHIP
Gaylord Perry, R (1, 1) ERA: 3.47	7.1	W	35	12	4	4	13	1	0	0	0	0	0	60	64	4.91	1.773
Mike Stanton, R (8, 1) ERA: 2.45	1.2	S	4	0	0	0	1	0	0	0	0	0	0	6	6	0.00	0.000

PITCHER	IP	WLS	BF	H	R	ER	SO	BB	IBB	HBP	BLK	WP	HR	S	P	ERA	WHIP

TOP

California Angels @ Seattle Mariners

The Kingdome, Seattle, WA

Tue Apr 20 1982, 9:05 PM EST

Att. 7,419 - Unknown

livebaseballscorecards.com

AB	37
R	4
H	12
RBI	4
BB	1
SO	14
LOB	19

WP: 0 PB: 1 SB: 0 CS: 0 PA: 39

Batter	1	2	3	4	5	6	7	8	9	AB	R	H	RBI	BB	SO	LOB
Julio Cruz, S (1, 4) OBP: 0.368, SLG: 0.250	BBBB 4-0 E 1B BB		x 0-0 CS 1B		BBBB 4-0 S 4-3 1B BB	0-0 ③ CS 1-2	x 0-0 F8 S 1B 1B			2	3	2	0	2	0	0
Manny Castillo, S (1, 5) OBP: 0.267, SLG: 0.286	x 0-0 CS 1-H 1B		x 0-0 ①② F8 1-2		x 0-0 ② 4-3 1-2 3-H		x 0-0 ① F7 1-2			4	0	1	2	0	0	3
Bruce Bochte, L (1, 7) OBP: 0.400, SLG: 0.396	x 0-0 ① L6-1 1B 1-2 1B		x 0-0 ③ F7		BBBB 4-0 1B 2-3 BB		BBBB 4-0 1B BB			2	0	1	0	2	0	0
Richie Zisk, R (1, 10) OBP: 0.452, SLG: 0.509	x 0-0 1-2 1B			SSS 0-3 ① K	x 0-0 1-2 3-H 1B		x 0-0 ② F8 2-3			4	0	2	1	0	1	2
Jim Maler, R (1, 3) OBP: 0.297, SLG: 0.467	x 0-0 ②③ L6-1 2-3			x 0-0 ② 6-3	x 0-0 ③ 1-3		x 0-0 FC5-4 1-2 3-H 1B			4	0	1	1	0	0	4
Al Cowens, R (1, 9) OBP: 0.273, SLG: 0.328		x 0-0 FC9-6 1B		x 0-0 ③ F2		x 0-0 ① F9	x 0-0 ③ FC5-4 1-2f			4	0	1	0	0	0	2
Jim Essian, R (1, 2) OBP: 0.362, SLG: 0.442		x 0-0 ① FC9-6 FC6-4 1-2f			x 0-0 ① G3	SSS 0-3 ② K		x 0-0 ① 5-3		4	0	0	0	0	1	1
Dave Henderson, R (1, 8) OBP: 0.500, SLG: 0.533		x 0-0 ② F9			x 0-0 2B 1B	x 0-0 1B 2B		x 0-0 ② F8		4	2	2	0	0	0	1
Todd Cruz, R (1, 6) OBP: 0.283, SLG: 0.311		x 0-0 ③ FC6-4 1-2f			x 0-0 1-H 4-3 2B	x 0-0 CS 2-H 1B		x 0-0 ③ F5		4	1	2	2	0	0	1
Inning Stats	R: 1 E: 1 K: 0 S: 4 H: 3 LOB: 1 BB: 1 P: 8	R: 0 E: 0 K: 0 S: 4 H: 1 LOB: 1 BB: 0 P: 4	R: 0 E: 0 K: 0 S: 3 H: 1 LOB: 0 BB: 0 P: 3	R: 0 E: 0 K: 1 S: 5 H: 0 LOB: 0 BB: 0 P: 5	R: 3 E: 0 K: 0 S: 6 H: 3 LOB: 2 BB: 2 P: 14	R: 1 E: 0 K: 1 S: 6 H: 2 LOB: 0 BB: 0 P: 6	R: 1 E: 0 K: 0 S: 5 H: 2 LOB: 2 BB: 1 P: 9	R: 0 E: 0 K: 0 S: 3 H: 0 LOB: 0 BB: 0 P: 3		1B: 10 2B: 3 3B: 0 HR: 0	SF: 0 SAC: 0 DP: 1 HBP: 0					

PITCHER		IP	WLS	BF	H	R	ER	SO	BB	IBB	HBP	BLK	WP	HR	S	P	ERA	WHIP
Angel Moreno, L ERA: 2.75	(1, 1)	4.2	L	21	7	4	4	1	3	0	0	0	0	0	20	32	7.71	2.143
Luis Sanchez, R ERA: 1.0	(5, 1)	0.1		2	1	0	0	0	0	0	0	0	0	0	2	2	0.00	3.000
Stan Bahnsen, R ERA: 4.15	(6, 1)	1.1		6	3	2	2	1	0	0	0	0	0	0	8	8	13.50	2.250
Andy Hassler, L ERA:	(7, 1)	1.2		7	1	0	0	0	1	0	0	0	0	0	6	10	0.00	1.200

PITCHER	IP	WLS	BF	H	R	ER	SO	BB	IBB	HBP	BLK	WP	HR	S	P	ERA	WHIP

BOTTOM

California Angels @ Seattle Mariners

The Kingdome, Seattle, WA

Tue Apr 20 1982, 9:05 PM EST

Att. 7,419 - Unknown

livebaseballscorecards.com

AB	32
R	6
H	12
RBI	6
BB	4
SO	2
LOB	14

WP: 0 PB: 0 SB: 2 CS: 3 PA: 37

Batter	1	2	3	4	5	6	7	8	9	AB	R	H	RBI	BB	SO	LOB
Brian Downing, R (1, 7) OBP: 0.323, SLG: 0.567	G6-4-3 1B		1-H 2-H HR	BBBB 1-2 BB		5-3		F2		4	1	2	3	1	0	1
Juan Beniquez, R (1, 9) OBP: 0.300, SLG: 0.278	K		FC6-4 BB 1B	F9		F8			4-3	4	0	1	0	0	1	4
Rod Carew, L (9, PH) OBP: 0.485, SLG: 0.373										1	0	0	0	0	0	0
Doug DeCinces, R (1, 5) OBP: 0.354, SLG: 0.556	G6-4-3 1-2f		F9		F8		4-3		K	5	0	0	0	0	1	2
Bobby Grich, R (1, 4) OBP: 0.421, SLG: 0.576		K	BBBB FC6-4 1-2 BB		K		K		6-3	4	0	0	0	1	3	0
Don Baylor, R (1, 10) OBP: 0.309, SLG: 0.438		2B	FC6-4 1-2f 2-3		1B 2B		2B 1B			4	0	3	0	0	0	2
Bobby Clark, R (1, 8) OBP: 0.286, SLG: 0.286		K	G3		2-3 1B		1-3 2B			3	0	1	0	0	1	3
Fred Lynn, L (7, PH) OBP: 0.403, SLG: 0.429										1	0	1	0	0	0	0
(7, 8)																
Ron Jackson, R (1, 3)		F3		6-3	G3		K			3	0	0	0	0	0	3
Reggie Jackson, L (7, PH) OBP: 0.281, SLG: 0.184										1	0	0	0	0	1	2
Daryl Sconiers, L (7, 3)										0	0	0	0	0	0	0
Tim Foli, R (1, 6) OBP: 0.208, SLG: 0.213			1B HR 1B	5-3		6-3		6-3		4	1	1	0	0	0	0
Bob Boone, R (1, 2) OBP: 0.377, SLG: 0.396			1-2 HR 1B	BB 1B		2B		F3		4	1	3	0	0	0	0
Inning Stats	R: 0 E: 0 K: 1 S: 5 H: 1 LOB: 0 BB: 0 P: 5	R: 0 E: 0 K: 2 S: 8 H: 1 LOB: 1 BB: 0 P: 8	R: 3 E: 0 K: 0 S: 7 H: 4 LOB: 2 BB: 1 P: 11	R: 0 E: 0 K: 0 S: 4 H: 1 LOB: 2 BB: 1 P: 8	R: 0 E: 0 K: 1 S: 7 H: 2 LOB: 2 BB: 0 P: 7	R: 0 E: 0 K: 0 S: 4 H: 1 LOB: 1 BB: 0 P: 4	R: 0 E: 0 K: 2 S: 9 H: 2 LOB: 2 BB: 0 P: 9	R: 0 E: 0 K: 0 S: 3 H: 0 LOB: 0 BB: 0 P: 3	R: 0 E: 0 K: 1 S: 5 H: 0 LOB: 0 BB: 0 P: 5	1B: 7 2B: 4 3B: 0 HR: 1 SF: 0 SAC: 0 DP: 1 HBP: 0						

PITCHER	IP	WLS	BF	H	R	ER	SO	BB	IBB	HBP	BLK	WP	HR	S	P	ERA	WHIP
Floyd Bannister, L (1, 1) ERA: 3.69	6.0	W	29	10	3	3	4	2	0	0	0	0	1	35	43	4.50	2.000
Bill Caudill, R (7, 1) ERA: 0.66	3.0	S	11	2	0	0	3	0	0	0	0	0	0	17	17	0.00	0.667

PITCHER	IP	WLS	BF	H	R	ER	SO	BB	IBB	HBP	BLK	WP	HR	S	P	ERA	WHIP

TOP

California Angels @ Seattle Mariners

The Kingdome, Seattle, WA

Wed Apr 21 1982, 9:05 PM EST

Att. 4,961 - Unknown

livebaseballscorecards.com

AB	38
R	3
H	12
RBI	3
BB	2
SO	7
LOB	17

WP: 0	PA: 40
PB: 0	
SB: 0	
CS: 0	

Batter	1	2	3	4	5	6	7	8	9	AB	R	H	RBI	BB	SO	LOB
Julio Cruz, S (1, 4) OBP: 0.342, SLG: 0.230	6-3		K	4-3		B1-5 3-Hf		G3-6 1-2f		5	0	0	0	0	1	5
Manny Castillo, S (1, 5) OBP: 0.297, SLG: 0.322	F8		BB		L4-6 1B		4-3 1B 2B			3	1	2	0	1	0	0
Bruce Bochte, L (1, 7) OBP: 0.406, SLG: 0.404	WP 1B		F8		1-2 1B		4-3 2-3			4	0	2	0	0	0	2
Richie Zisk, R (1, 10) OBP: 0.424, SLG: 0.474	K 1-2		F8		L4-6 2-3		4-3			4	0	0	0	0	1	5
Jim Maler, R (1, 3) OBP: 0.324, SLG: 0.484		HR HBP		1B 2B 2B	F3		BB			2	2	1	0	1	0	1
Al Cowens, R (1, 9) OBP: 0.300, SLG: 0.403		HR 1-H		2B 2-3 1B		K	1-2 3-H 1B			4	1	3	3	0	1	0
Joe Simpson, L (1, 8) OBP: 0.404, SLG: 0.457	1-3		F8			BB 2B 1B	1-3			4	1	1	0	0	0	4
Jim Essian, R (1, 2) OBP: 0.392, SLG: 0.478	5-3		1-3 3-H 2B			2B 1-2 B1-5 BB		G3-6 1B		3	0	2	1	1	0	0
Todd Cruz, R (1, 6) OBP: 0.280, SLG: 0.327	5-3		K			1-3 2-H 2B		F9		4	0	1	1	0	1	3
Inning Stats	R: 0 H: 1 E: 0 LOB: 1 K: 1 BB: 0 S: 6 P: 6	R: 2 H: 1 E: 0 LOB: 0 K: 0 BB: 0 S: 4 P: 5	R: 0 H: 0 E: 0 LOB: 1 K: 1 BB: 1 S: 5 P: 9	R: 1 H: 3 E: 0 LOB: 2 K: 1 BB: 0 S: 8 P: 8	R: 0 H: 2 E: 0 LOB: 1 K: 0 BB: 0 S: 4 P: 4	R: 1 H: 2 E: 0 LOB: 1 K: 1 BB: 1 S: 6 P: 10	R: 1 H: 2 E: 0 LOB: 2 K: 0 BB: 1 S: 5 P: 9	R: 0 H: 1 E: 0 LOB: 0 K: 0 BB: 0 S: 3 P: 3		1B: 7 SF: 0 2B: 7 SAC: 0 3B: 0 DP: 3 HR: 1 HBP: 1						

PITCHER		IP	WLS	BF	H	R	ER	SO	BB	IBB	HBP	BLK	WP	HR	S	P	ERA	WHIP
Bruce Kison, R ERA: 2.2	(1, 1)	5.0		23	7	3	3	3	1	0	1	0	1	1	27	32	5.40	1.600
Steve Renko, R ERA: 1.54	(6, 1)	1.0	L	5	2	1	1	1	1	0	0	0	0	0	6	10	9.00	3.000
Luis Sanchez, R ERA: 1.86	(7, 1)	0.2		5	2	1	1	0	1	0	0	0	0	0	4	8	13.50	4.500
Andy Hassler, L ERA:	(7, 1)	0.2		3	1	0	0	0	0	0	0	0	0	0	3	3	0.00	1.500
Don Aase, R ERA: 1.02	(8, 1)	0.2		1	0	0	0	0	0	0	0	0	0	0	1	1	0.00	0.000

PITCHER	IP	WLS	BF	H	R	ER	SO	BB	IBB	HBP	BLK	WP	HR	S	P	ERA	WHIP

BOTTOM

California Angels @ Seattle Mariners

The Kingdome, Seattle, WA

Wed Apr 21 1982, 9:05 PM EST

Att. 4,961 - Unknown

livebaseballscorecards.com

AB	33
R	5
H	12
RBI	5
BB	3
SO	4
LOB	20

WP: 1	PA: 37		
PB: 0			
SB: 0			
CS: 0			

Batter	1	2	3	4	5	6	7	8	9	AB	R	H	RBI	BB	SO	LOB
Rickey Henderson, R (1, 7) OBP: 0.488, SLG: 0.397	x 0-0 S 4-3 2B		x 0-0 ② FC6-4 S 1-2f			x 0-0 ① 1-6-3		BBBB 4-0 F9 4-3 1B BB		3	2	1	0	1	0	1
Dwayne Murphy, L (1, 8) OBP: 0.219, SLG: 0.234	x 0-0 ① F7		x 0-0 ③ 4-3 1-2			x 0-0 ② F7		x 0-0 ① 4-3 1-2		4	0	0	0	0	0	3
Dan Meyer, L (1, 10) OBP: 0.353, SLG: 0.556	x 0-0 ② 4-3 2-H			x 0-0 ① 3-1		x 0-0 1B		x 0-0 ② F9 2-3		4	0	1	1	0	0	1
Tony Armas, R (1, 9) OBP: 0.313, SLG: 0.492 Joe Rudi, R (5, 9) OBP: 0.361, SLG: 0.387	x 0-0 ③ F8			x 0-0 ② 6-3		x 0-0 ③ F7		x 0-0 WP 1B 3-H 1B		2	0	0	0	0	0	0
										2	0	1	1	0	0	1
Wayne Gross, L (1, 5) OBP: 0.286, SLG: 0.216		x 0-0 ① F8		x 0-0 ③ P1			BBBB 4-0 F8 1B BB	x 0-0 WP 1-2 1B		3	0	1	0	1	0	0
Jim Spencer, L (1, 3) OBP: 0.262, SLG: 0.400		x 0-0 ② P4			x 0-0 ① 4-3		x 0-0 ① F2	SSS 0-3 ③ K 1-2 2-3		4	0	0	0	0	1	3
Davey Lopes, R (1, 4) OBP: 0.302, SLG: 0.413 Dave McKay, S (6, 4) OBP: 0.286, SLG: 0.231		x 0-0 ③ F7			x 0-0 1B		x 0-0 1-2 1B		x 0-0 ① F8	2	0	1	0	0	0	0
										2	0	1	0	0	0	0
Mike Heath, R (1, 2) OBP: 0.182, SLG: 0.100			x 0-0 ① 6-3		x 0-0 ② F7		x 0-0 ② F8 2-3		x 0-0 ② 1-3	4	0	0	0	0	0	3
Rob Picciolo, R (1, 6) OBP: 0.194, SLG: 0.167 Jeff Burroughs, R (7, PH) OBP: 0.476, SLG: 0.467 Fred Stanley, R (7, 6) OBP: 0.241, SLG: 0.043 Cliff Johnson, R (9, PH) OBP: 0.200, SLG: 0.250			x 0-0 FC6-4 1B		x 0-0 ③ P4		x 0-0 ③ L5		x 0-0 ③ 6-3	2	0	1	0	0	0	1
										1	0	0	0	0	0	2
										0	0	0	0	0	0	0
										1	0	0	0	0	0	0
Inning Stats	R: 1 H: 1 E: 0 LOB: 0 K: 0 BB: 0 S: 4 P: 4	R: 0 H: 0 E: 0 LOB: 0 K: 0 BB: 0 S: 3 P: 3	R: 0 H: 1 E: 0 LOB: 1 K: 0 BB: 0 S: 4 P: 4	R: 0 H: 0 E: 0 LOB: 0 K: 0 BB: 0 S: 3 P: 3	R: 0 H: 1 E: 0 LOB: 1 K: 0 BB: 0 S: 4 P: 4	R: 0 H: 1 E: 0 LOB: 1 K: 0 BB: 0 S: 4 P: 4	R: 0 H: 1 E: 0 LOB: 2 K: 0 BB: 1 S: 4 P: 8	R: 1 H: 2 E: 0 LOB: 2 K: 1 BB: 1 S: 7 P: 11	R: 0 H: 0 E: 0 LOB: 0 K: 0 BB: 0 S: 3 P: 3	1B: 6 SF: 0 2B: 1 SAC: 0 3B: 0 DP: 0 HR: 0 HBP: 0						

PITCHER	IP	WLS	BF	H	R	ER	SO	BB	IBB	HBP	BLK	WP	HR	S	P	ERA	WHIP
Ken Forsch, R (1, 1) ERA: 2.36	9.0	W	36	7	2	2	1	2	0	0	0	1	0	36	44	2.00	1.000

PITCHER	IP	WLS	BF	H	R	ER	SO	BB	IBB	HBP	BLK	WP	HR	S	P	ERA	WHIP

TOP

Oakland Athletics @ California Angels

Anaheim Stadium, Anaheim, CA

Fri Apr 23 1982, 9:05 PM EST

Att. 36,585 - Unknown

livebaseballscorecards.com

AB	34
R	2
H	7
RBI	2
BB	2
SO	1
LOB	15

WP: 1	PA: 36		
PB: 0			
SB: 2			
CS: 0			

Oakland Athletics @ California Angels

Anaheim Stadium, Anaheim, CA

Fri Apr 23 1982, 9:05 PM EST

Att. 36,585 - Unknown

livebaseballscorecards.com

BOTTOM

Batter	1	2	3	4	5	6	7	8	9	AB	R	H	RBI	BB	SO	LOB
Brian Downing, R (1, 7) OBP: 0.333, SLG: 0.609	HR	BB 1-2 2-H 1B	F8 ②			5-3 ①		K ②		4	1	2	2	0	0	1
Bobby Clark, R (7, 7) OBP: 0.267, SLG: 0.267										1	0	0	0	0	1	0
Fred Lynn, L (1, 8) OBP: 0.417, SLG: 0.414	F7 ①	BB 1-2 2-3	BB			FC1-6 BB		4-3 ③		2	0	0	0	3	0	0
Rod Carew, L (1, 3) OBP: 0.472, SLG: 0.389	2B	SF8 ② 3-H	F7 ③			FC1-6 1-2f				3	0	1	1	0	0	3
Doug DeCinces, R (1, 5) OBP: 0.333, SLG: 0.517	P6 ②	K ③		F9 ①		P6 ③				4	0	0	0	0	1	4
Bobby Grich, R (1, 4) OBP: 0.452, SLG: 0.559	6-3 ③		BB SH 1B 1B	G6-4-3 BB			PB BB			1	1	0	0	3	0	1
Don Baylor, R (1, 10) OBP: 0.319, SLG: 0.433		BB 1B SH1-4 WP	BB SH 1-2 1B	G6-4-3 ②③ 1-2f			K ① 1-2			3	2	1	0	1	1	2
Juan Beniquez, R (1, 9) OBP: 0.364, SLG: 0.278		SH1-4 ① 1-2	SH E 1B 1-2 2-3 1B		G5-4-3 BB		G6-4-3 BB			0	1	0	0	2	0	0
Tim Foli, R (1, 6) OBP: 0.231, SLG: 0.235		WP 2-3 1B	E8 1B 1-3 2-H 3-H 1B		P6 ①		G6-4-3 ②③ 1-2f			4	1	2	2	0	0	3
Bob Boone, R (1, 2) OBP: 0.386, SLG: 0.392		BB 1B BB 1-2 SF8 3-H	① 1-3 3-H 1B		G5-4-3 ②③ 1-2f			K ①		3	1	1	1	1	1	1

	AB	25
	R	7
	H	7
	RBI	6
	BB	10
	SO	4
	LOB	15

Inning Stats																																	
	R: 1	H: 2		R: 3	H: 2		R: 3	H: 3		R: 0	H: 0		R: 0	H: 0		R: 0	H: 0		R: 0	H: 0		1B: 5	SF: 1		WP: 1	PA: 38							
	E: 0	LOB: 1		E: 0	LOB: 2		E: 1	LOB: 2		E: 0	LOB: 0		E: 0	LOB: 1		E: 0	LOB: 1		E: 0	LOB: 0		2B: 1	SAC: 2		PB: 1								
	K: 0	BB: 0		K: 1	BB: 3		K: 0	BB: 2		K: 0	BB: 1		K: 0	BB: 1		K: 1	BB: 2		K: 2	BB: 0		3B: 0	DP: 3		SB: 0								
	S: 5	P: 5		S: 7	P: 19		S: 6	P: 14		S: 2	P: 6		S: 2	P: 6		S: 3	P: 7		S: 4	P: 12		HR: 1	HBP: 0		CS: 0								

PITCHER		IP	WLS	BF	H	R	ER	SO	BB	IBB	HBP	BLK	WP	HR	S	P	ERA	WHIP
Matt Keough, R	(1, 1)	2.0	L	13	4	4	4	1	3	0	0	0	1	1	12	24	18.00	3.500
ERA: 4.56																		
Jeff Jones, R	(3, 1)	6.0		25	3	3	3	3	7	0	0	0	0	0	24	52	4.50	1.667
ERA: 4.3																		

PITCHER	IP	WLS	BF	H	R	ER	SO	BB	IBB	HBP	BLK	WP	HR	S	P	ERA	WHIP

Oakland Athletics @ California Angels

Anaheim Stadium, Anaheim, CA

Sat Apr 24 1982, 10:05 PM EST

Att. 58,963 - Unknown

TOP

livebaseballscorecards.com

Batter	1	2	3	4	5	6	7	8	9	AB	R	H	RBI	BB	SO	LOB
Rickey Henderson, R (1, 7) OBP: 0.465, SLG: 0.371	5-3		1-3		FC5-4 1-2f			FC6-4 F8 1B 1-2f 1B		4	1	0	0	0	0	3
Davey Lopes, R (1, 4) OBP: 0.316, SLG: 0.420	5-3			S 2B 1B		P3		1B 1-2 1B		4	1	2	0	0	0	0
Jeff Burroughs, R (1, 9) OBP: 0.400, SLG: 0.368	5-3			K 1-2		F9		F8 2-3		4	0	0	0	0	1	3
Tony Armas, R (1, 8) OBP: 0.338, SLG: 0.522		G5-4-3 1B		2B 2-H		F7		1B 1-2 3-H		4	0	3	2	0	0	0
Mickey Klutts, R (1, 5) OBP: 0.278, SLG: 0.250 Wayne Gross, L (8, PH) OBP: 0.281, SLG: 0.212 (8, 5)		G5-4-3 1-2f		5-3			G5-4-3 BB 1B	K		2 1	0 0	0 0	0 0	1 0	0 1	2 2
Cliff Johnson, R (1, 10) OBP: 0.205, SLG: 0.250	6-3			F8			G5-4-3 1-2 1B		5-3	4	0	1	0	0	0	1
Joe Rudi, R (1, 3) OBP: 0.333, SLG: 0.353 Jim Spencer, L (9, PH) OBP: 0.279, SLG: 0.415			1-3		F3		G5-4-3 1-2f 2-3		1B	3 1	0 0	0 1	0 0	0 0	0 0	2 0
Jeff Newman, R (1, 2) OBP: 0.281, SLG: 0.533 Dan Meyer, L (9, PH) OBP: 0.346, SLG: 0.543			5-3 1B		G3		P6		F7	3 1	0 0	1 0	0 0	0 0	0 0	1 1
Fred Stanley, R (1, 6) OBP: 0.281, SLG: 0.115 Dwayne Murphy, L (9, PH) OBP: 0.216, SLG: 0.231			5-3 1-2		FC5-4 1B			FC6-4 1B	K	3 1	0 0	2 0	0 0	0 0	0 1	1 1
Inning Stats	R: 0 E: 0 K: 0 S: 3 H: 0 LOB: 0 BB: 0 P: 3	R: 0 E: 0 K: 0 S: 3 H: 1 LOB: 0 BB: 0 P: 3	R: 0 E: 0 K: 0 S: 4 H: 1 LOB: 1 BB: 0 P: 4	R: 1 E: 0 K: 1 S: 7 H: 2 LOB: 1 BB: 0 P: 7	R: 0 E: 0 K: 0 S: 4 H: 1 LOB: 1 BB: 0 P: 4	R: 0 E: 0 K: 0 S: 3 H: 0 LOB: 0 BB: 0 P: 3	R: 0 E: 0 K: 0 S: 3 H: 1 LOB: 1 BB: 1 P: 7	R: 1 E: 0 K: 1 S: 8 H: 3 LOB: 2 BB: 0 P: 8	R: 0 E: 0 K: 1 S: 6 H: 1 LOB: 1 BB: 0 P: 6	1B: 9 2B: 1 3B: 0 HR: 0 SF: 0 SAC: 0 DP: 2 HBP: 0						

	AB	35
	R	2
	H	10
	RBI	2
	BB	1
	SO	3
	LOB	17

WP: 0 PB: 0 SB: 1 CS: 0 PA: 36

PITCHER		IP	WLS	BF	H	R	ER	SO	BB	IBB	HBP	BLK	WP	HR	S	P	ERA	WHIP
Geoff Zahn, L ERA: 1.34	(1, 1)	7.2	W	31	9	2	2	1	1	0	0	0	0	0	32	36	2.35	1.304
Don Aase, R ERA: 0.95	(8, 1)	1.1	S	5	1	0	0	2	0	0	0	0	0	0	9	9	0.00	0.750

PITCHER		IP	WLS	BF	H	R	ER	SO	BB	IBB	HBP	BLK	WP	HR	S	P	ERA	WHIP

Oakland Athletics @ California Angels

Anaheim Stadium, Anaheim, CA

Sat Apr 24 1982, 10:05 PM EST

Att. 58,963 - Unknown

BOTTOM

Batter	1	2	3	4	5	6	7	8	9	AB	R	H	RBI	BB	SO	LOB
Brian Downing, R (1, 7) OBP: 0.329, SLG: 0.603	F8		P5		F9		SH1 FC5-2 2B			4	0	1	0	0	0	0
Jose Moreno, S (7, PR)										0	0	0	0	0	0	0
Bobby Clark, R (8, 7) OBP: 0.267, SLG: 0.267										0	0	0	0	0	0	0
Fred Lynn, L (1, 8) OBP: 0.427, SLG: 0.433	4-3 WP 2B		F7		2B SF9 BB		SH1 2-3			2	2	1	0	1	0	0
Rod Carew, L (1, 3) OBP: 0.487, SLG: 0.411	4-3 2-3		BB		SF9 1-3 2B		FC5-2 BB			2	0	1	0	2	0	1
Bobby Grich, R (1, 4) OBP: 0.435, SLG: 0.528	WP 1B HBP		K		SF9 2-3 3-H		FC5-2 1-2 3-H			2	1	0	1	0	1	3
Don Baylor, R (1, 10) OBP: 0.329, SLG: 0.429	1B 1-H 3-H			SH1 1B BB	P6		F9			3	1	1	1	1	0	4
Doug DeCinces, R (1, 5) OBP: 0.347, SLG: 0.517	F8			SH1 1-2		F9 SH1-4 1B		F8 SH2-4 BB		2	0	1	0	1	0	1
Juan Beniquez, R (1, 9) OBP: 0.375, SLG: 0.300		6-3		S 1B 2-H		SH1-4 1-2		SH2-4 1-2		2	0	1	1	0	0	0
Tim Foli, R (1, 6) OBP: 0.232, SLG: 0.236		CS 1B		F7		F9 2-3		F8 2-3		4	0	1	0	0	0	3
Bob Boone, R (1, 2) OBP: 0.361, SLG: 0.364		F5 1-2		L4 1-2		5-3		1-3		4	0	0	0	0	0	4
Inning Stats	R: 2 H: 2 E: 0 LOB: 1 K: 0 BB: 0 S: 5 P: 6		R: 0 H: 1 E: 0 LOB: 0 K: 0 BB: 0 S: 3 P: 3	R: 0 H: 0 E: 0 LOB: 1 K: 1 BB: 1 S: 5 P: 9	R: 1 H: 1 E: 0 LOB: 1 K: 0 BB: 1 S: 4 P: 8	R: 1 H: 1 E: 0 LOB: 1 K: 0 BB: 1 S: 4 P: 8	R: 0 H: 1 E: 0 LOB: 1 K: 0 BB: 0 S: 4 P: 4	R: 0 H: 1 E: 0 LOB: 3 K: 0 BB: 1 S: 4 P: 8	R: 0 H: 0 E: 0 LOB: 1 K: 0 BB: 1 S: 3 P: 7	1B: 4 SF: 1 2B: 3 SAC: 4 3B: 0 DP: 0 HR: 0 HBP: 1						

livebaseballscorecards.com

AB	25
R	4
H	7
RBI	3
BB	5
SO	1
LOB	16

WP: 1 PA: 36
PB: 0
SB: 1
CS: 1

PITCHER		IP	WLS	BF	H	R	ER	SO	BB	IBB	HBP	BLK	WP	HR	S	P	ERA	WHIP
Steve McCatty, R ERA: 4.34	(1, 1)	8.0	L	36	7	4	4	1	5	0	1	0	1	0	32	53	4.50	1.500

PITCHER	IP	WLS	BF	H	R	ER	SO	BB	IBB	HBP	BLK	WP	HR	S	P	ERA	WHIP

Oakland Athletics @ California Angels

Anaheim Stadium, Anaheim, CA

Sun Apr 25 1982, 6:33 AM EDT

Att. 35,781 - Sunny

TOP

livebaseballscorecards.com

Batter	1	2	3	4	5	6	7	8	9	AB	R	H	RBI	BB	SO	LOB
Rickey Henderson, R (1, 7) OBP: 0.451, SLG: 0.348	S S S 0-3 ① K		x 0-0 ② 6-3		x 0-0 ② F9		B B B B 4-0 2B 1-2 BB		S S S 0-3 ② K	4	0	0	0	1	2	2
Dwayne Murphy, L (1, 8) OBP: 0.215, SLG: 0.217	S S S 0-3 ② K		B B B B 4-0 BB		x 0-0 E1		x 0-0 ② F7		x 0-0 ③ F7	4	0	0	0	1	1	3
Dan Meyer, L (1, 10) OBP: 0.339, SLG: 0.540	x 0-0 ③ P5		x 0-0 ③ F7		x 0-0 ③ F8		x 0-0 1-3 2-H 2B			4	0	1	1	0	0	3
Tony Armas, R (1, 9) OBP: 0.320, SLG: 0.493		x 0-0 ① L3		x 0-0 ① F8		x 0-0 ① F8	x 0-0 ③ F8			4	0	0	0	0	0	2
Wayne Gross, L (1, 5) OBP: 0.295, SLG: 0.218		B B B B 4-0 BB		x 0-0 1B 1B		x 0-0 ② G3		x 0-0 ① 4-3		3	0	1	0	1	0	0
Jim Spencer, L (1, 3) OBP: 0.277, SLG: 0.400		x 0-0 ② F9		x 0-0 ② F8		x 0-0 FC5-4 1B		x 0-0 ② F5		4	0	1	0	0	0	2
Davey Lopes, R (1, 4) OBP: 0.311, SLG: 0.407		x 0-0 ③ F7		x 0-0 1-2 1B		x 0-0 ③ FC5-4 1-2f		x 0-0 ③ 5-3		4	0	1	0	0	0	2
Mike Heath, R (1, 2) OBP: 0.200, SLG: 0.214		x 0-0 ① 4-3		x 0-0 ③ F9			x 0-0 ① F8		x 0-0 2B	4	0	1	0	0	0	2
Rob Picciolo, R (1, 6) OBP: 0.235, SLG: 0.242 Jeff Burroughs, R (9, PH) OBP: 0.385, SLG: 0.350		x 0-0 2B	S S S 0-3 ① K				x 0-0 BB 2B 1B		x 0-0 ① F9	3 1	1 0	2 0	0 0	0 0	1 0	0 1
Inning Stats	R: 0 E: 0 K: 2 S: 7 H: 0 LOB: 0 BB: 0 P: 7	R: 0 E: 0 K: 0 S: 3 H: 0 LOB: 1 BB: 1 P: 7	R: 0 E: 0 K: 0 S: 4 H: 1 LOB: 2 BB: 1 P: 8	R: 0 E: 0 K: 0 S: 5 H: 2 LOB: 2 BB: 0 P: 5	R: 0 E: 1 K: 1 S: 6 H: 0 LOB: 1 BB: 0 P: 6	R: 0 E: 0 K: 0 S: 4 H: 1 LOB: 1 BB: 0 P: 4	R: 1 E: 0 K: 0 S: 5 H: 2 LOB: 2 BB: 1 P: 9	R: 0 E: 0 K: 0 S: 3 H: 0 LOB: 0 BB: 0 P: 3	R: 0 E: 0 K: 1 S: 6 H: 1 LOB: 1 BB: 0 P: 6	1B: 4 2B: 3 3B: 0 HR: 0	SF: 0 SAC: 0 DP: 0 HBP: 0						

	AB	35
	R	1
	H	7
	RBI	1
	BB	3
	SO	4
	LOB	17

WP: 0 PB: 0 SB: 0 CS: 0 PA: 38

PITCHER		IP	WLS	BF	H	R	ER	SO	BB	IBB	HBP	BLK	WP	HR	S	P	ERA	WHIP
Mike Witt, R ERA: 1.82	(1, 1)	7.0	W	31	6	1	1	3	3	0	0	0	0	0	34	46	1.29	1.286
Don Aase, R ERA: 0.86	(8, 1)	2.0		7	1	0	0	1	0	0	0	0	0	0	9	9	0.00	0.500

PITCHER	IP	WLS	BF	H	R	ER	SO	BB	IBB	HBP	BLK	WP	HR	S	P	ERA	WHIP

Oakland Athletics @ California Angels

Anaheim Stadium, Anaheim, CA

Sun Apr 25 1982, 6:33 AM EDT

Att. 35,781 - Sunny

BOTTOM

livebaseballscorecards.com

Batter	1	2	3	4	5	6	7	8	9	AB	R	H	RBI	BB	SO	LOB
Brian Downing, R (1, 7) OBP: 0.364, SLG: 0.662	0-0 1B 1B G3 1B	0-0 1B			0-0 HR	BBB 4-0 CS BB				3	2	3	1	1	0	0
Bobby Clark, R (9, 7) OBP: 0.267, SLG: 0.267										0	0	0	0	0	0	0
Fred Lynn, L (1, 8) OBP: 0.430, SLG: 0.438	0-0 G3 1B 1B 1-2	0-0 ③ 4-3			0-0 ① 4-3	0-0 ③ CS 1-2	0-0 G4-6-3 1B			4	1	2	0	0	0	1
Rod Carew, L (1, 3) OBP: 0.488, SLG: 0.407	0-0 G3 1B 1-2 2-3		SSS 0-3 ① K		BBBB 4-0 BB 2B BB		0-0 ① ② G4-6-3 1-2f			3	2	1	0	1	1	1
Reggie Jackson, L (1, 10) OBP: 0.279, SLG: 0.173	0-0 ① G3 1-2 2-3 3-H		0-0 ② G3		BBBB 4-0 2B 1-2 BB		0-0 ③ F7			3	0	0	1	1	0	2
Bobby Grich, R (1, 4) OBP: 0.440, SLG: 0.550	0-0 FC5-4 1B 2-H 3-H		0-0 ③ F8		0-0 2B 1-3 2-H			0-0 ① 5-3		4	0	2	3	0	0	0
Doug DeCinces, R (1, 5) OBP: 0.342, SLG: 0.500	0-0 ② F8			0-0 3-1 SH1-4 1B	0-0 ② 6-3			0-0 ② 4-3		4	0	1	0	0	0	3
Juan Beniquez, R (1, 9) OBP: 0.333, SLG: 0.261	0-0 ③ FC5-4 1-2f			0-0 ① SH1-4 1-2	0-0 ③ 6-3			SSS 0-3 ③ K		3	0	0	0	0	1	3
Tim Foli, R (1, 6) OBP: 0.220, SLG: 0.224		0-0 ① 6-3		0-0 ② 3-1 2-3		0-0 ① F8				3	0	0	0	0	0	1
Bob Boone, R (1, 2) OBP: 0.344, SLG: 0.345		0-0 ② 1-3		0-0 ③ 6-3		0-0 ② 6-3				3	0	0	0	0	0	1
Inning Stats	R: 3 H: 4 E: 0 LOB: 1 K: 0 BB: 0 S: 7 P: 7	R: 0 H: 1 E: 0 LOB: 1 K: 0 BB: 0 S: 4 P: 4	R: 0 H: 0 E: 0 LOB: 0 K: 1 BB: 0 S: 5 P: 5	R: 0 H: 1 E: 0 LOB: 1 K: 0 BB: 0 S: 4 P: 4	R: 2 H: 2 E: 0 LOB: 2 K: 0 BB: 2 S: 5 P: 13	R: 0 H: 0 E: 0 LOB: 0 K: 0 BB: 1 S: 2 P: 6	R: 0 H: 1 E: 0 LOB: 0 K: 0 BB: 0 S: 3 P: 3	R: 0 H: 0 E: 0 LOB: 0 K: 1 BB: 0 S: 5 P: 5		1B: 7 SF: 0 2B: 1 SAC: 1 3B: 0 DP: 1 HR: 1 HBP: 0						

	AB	30
	R	5
	H	9
	RBI	5
	BB	3
	SO	2
	LOB	12

WP: 0 PB: 0 SB: 0 CS: 1 PA: 35

PITCHER	IP	WLS	BF	H	R	ER	SO	BB	IBB	HBP	BLK	WP	HR	S	P	ERA	WHIP
Rick Langford, R (1, 1) ERA: 4.19	8.0	L	34	9	5	5	2	3	0	0	0	0	1	35	47	5.62	1.500

PITCHER	IP	WLS	BF	H	R	ER	SO	BB	IBB	HBP	BLK	WP	HR	S	P	ERA	WHIP

Batter	1	2	3	4	5	6	7	8	9	AB	R	H	RBI	BB	SO	LOB
Brian Downing, R (1, 7) OBP: 0.350, SLG: 0.635	S S S 0-3 ① K		x 0-0 ③ FC6-4 1-2f		x 0-0 ③ G1					3	0	0	0	0	1	2
Tim Foli, R (1, 6) OBP: 0.210, SLG: 0.213	x 0-0 ② 6-3			x 0-0 ① 6-3		x 0-0 ① F9				3	0	0	0	0	0	0
Doug DeCinces, R (1, 5) OBP: 0.342, SLG: 0.485	S S S 0-3 ③ K			x 0-0 ② 6-3		B B B B 4-0 BB				2	0	0	0	1	1	0
Bobby Grich, R (1, 4) OBP: 0.434, SLG: 0.605		x 0-0 ① F7		x 0-0 HR		x 0-0 ② F7				3	1	1	1	0	0	1
Don Baylor, R (1, 10) OBP: 0.316, SLG: 0.411		x 0-0 ② 5-3		x 0-0 ③ 6-3		x 0-0 ③ F2				3	0	0	0	0	0	1
Reggie Jackson, L (1, 9) OBP: 0.297, SLG: 0.255 Juan Beniquez, R (7, 9) OBP: 0.333, SLG: 0.261		x 0-0 ③ F4			x 0-0 WP SH1-3 SH1-3 1B		x 0-0 HR			3 0	2 0	2 0	1 0	0 0	0 0	0 0
Bobby Clark, R (1, 8) OBP: 0.235, SLG: 0.235			S S S 0-3 ① K		x 0-0 ① SH1-3 1-2		x 0-0 ① F8			2	0	0	0	0	1	0
Ron Jackson, R (1, 3)			x 0-0 ② 1-3		B B B B 4-0 SH1-3 2-3 BB		x 0-0 ② F9			2	0	0	0	1	0	0
Bob Boone, R (1, 2) OBP: 0.348, SLG: 0.350			x 0-0 FC6-4 1B		x 0-0 ② SH1-3 1-2 3-H		x 0-0 ③ F7			2	0	1	1	0	0	0
Inning Stats	R: 0 H: 0 E: 0 LOB: 0 K: 2 BB: 0 S: 7 P: 7	R: 0 H: 0 E: 0 LOB: 0 K: 0 BB: 0 S: 3 P: 3	R: 0 H: 1 E: 0 LOB: 1 K: 1 BB: 0 S: 6 P: 6	R: 1 H: 1 E: 0 LOB: 0 K: 0 BB: 0 S: 4 P: 4	R: 1 H: 1 E: 0 LOB: 1 K: 0 BB: 1 S: 4 P: 8	R: 0 H: 0 E: 0 LOB: 1 K: 0 BB: 1 S: 3 P: 7	R: 1 H: 1 E: 0 LOB: 0 K: 0 BB: 0 S: 4 P: 4			1B: 2 SF: 0 2B: 0 SAC: 2 3B: 0 DP: 0 HR: 2 HBP: 0						

PITCHER		IP	WLS	BF	H	R	ER	SO	BB	IBB	HBP	BLK	WP	HR	S	P	ERA	WHIP
Ron Guidry, L ERA: 2.79	(1, 1)	7.0	L	27	4	3	3	3	2	0	0	0	1	2	31	39	3.86	0.857

PITCHER	IP	WLS	BF	H	R	ER	SO	BB	IBB	HBP	BLK	WP	HR	S	P	ERA	WHIP

TOP

California Angels @ New York Yankees

Yankee Stadium, Bronx, NY

Tue Apr 27 1982, 7:05 PM EDT

Att. 35,458 - Unknown - 64 F

livebaseballscorecards.com

AB	23
R	3
H	4
RBI	3
BB	2
SO	3
LOB	4

1B: 2	SF: 0	WP: 1	PA: 27
2B: 0	SAC: 2	PB: 0	
3B: 0	DP: 0	SB: 0	
HR: 2	HBP: 0	CS: 0	

Batter	1	2	3	4	5	6	7	8	9	AB	R	H	RBI	BB	SO	LOB
Willie Randolph, R (1, 4) OBP: 0.424, SLG: 0.517	5-3		F8		F9 2-3		F9			4	0	0	0	0	0	3
Jerry Mumphrey, S (1, 8) OBP: 0.343, SLG: 0.323	1B		K		K					3	0	1	0	0	2	1
Ken Griffey, L (1, 9) OBP: 0.311, SLG: 0.310	K			G3		F7				3	0	0	0	0	1	1
Dave Winfield, R (1, 7) OBP: 0.333, SLG: 0.471	F4			E SF8 BB		6-3				2	1	0	0	1	0	1
Lou Piniella, R (1, 10) OBP: 0.464, SLG: 0.720		F3		SF8 1-H		E5				2	0	0	1	0	0	0
Roy Smalley, S (1, 5) OBP: 0.326, SLG: 0.325		K		L5		F7				3	0	0	0	0	1	1
Rick Cerone, R (1, 2) OBP: 0.327, SLG: 0.333		1B			F9 BB 1B		1-3			3	0	2	0	0	0	0
Dave Collins, S (1, 3) OBP: 0.258, SLG: 0.300		F9			F1		6-3			3	0	0	0	0	0	2
Bucky Dent, R (1, 6) OBP: 0.207, SLG: 0.179			5-3		1-2 BB		1B			2	0	1	0	1	0	0
Inning Stats	R: 0 E: 0 K: 1 S: 6 H: 1 LOB: 1 BB: 0 P: 6	R: 0 E: 0 K: 1 S: 6 H: 1 LOB: 1 BB: 0 P: 6	R: 0 E: 0 K: 1 S: 5 H: 0 LOB: 0 BB: 0 P: 5	R: 1 E: 1 K: 0 S: 3 H: 0 LOB: 0 BB: 1 P: 7	R: 0 E: 0 K: 1 S: 6 H: 1 LOB: 1 BB: 1 P: 10	R: 0 E: 1 K: 0 S: 4 H: 0 LOB: 1 BB: 0 P: 4	R: 0 E: 0 K: 0 S: 4 H: 1 LOB: 1 BB: 0 P: 4			1B: 4 2B: 0 3B: 0 HR: 0 SF: 1 SAC: 0 DP: 0 HBP: 0						

PITCHER	IP	WLS	BF	H	R	ER	SO	BB	IBB	HBP	BLK	WP	HR	S	P	ERA	WHIP
Angel Moreno, L (1, 1) ERA: 2.03	7.0	W	28	4	1	0	4	2	0	0	0	0	0	34	42	0.00	0.857

PITCHER	IP	WLS	BF	H	R	ER	SO	BB	IBB	HBP	BLK	WP	HR	S	P	ERA	WHIP

BOTTOM

California Angels @ New York Yankees

Yankee Stadium, Bronx, NY

Tue Apr 27 1982, 7:05 PM EDT

Att. 35,458 - Unknown - 64 F

livebaseballscorecards.com

AB	25
R	1
H	4
RBI	1
BB	2
SO	4
LOB	9

WP: 0 PA: 28
PB: 0
SB: 0
CS: 1

Batter	1	2	3	4	5	6	7	8	9	AB	R	H	RBI	BB	SO	LOB
Brian Downing, R (1, 7) OBP: 0.345, SLG: 0.615	4-3		G3			F8		FC3-6 1B		4	0	1	0	0	0	0
Rod Carew, L (1, 3) OBP: 0.476, SLG: 0.397	K			F7		1B		FC3-6 1-2f		4	0	1	0	0	1	1
Doug DeCinces, R (1, 5) OBP: 0.349, SLG: 0.478	BB			K		1-2 1B			6-3	3	0	1	0	1	1	0
Bobby Grich, R (1, 4) OBP: 0.421, SLG: 0.574	K			F8		5-3			1B	4	0	1	0	0	1	3
Don Baylor, R (1, 10) OBP: 0.313, SLG: 0.403		1-3			F9		K		G4-6-3 1-2	4	0	1	0	0	1	0
Reggie Jackson, L (1, 9) OBP: 0.279, SLG: 0.237		4-3			F8		4-3		G4-6-3 1-2f	4	0	0	0	0	0	2
Fred Lynn, L (1, 8) OBP: 0.427, SLG: 0.448		L6			2B		6-3			3	0	1	0	0	0	0
Tim Foli, R (1, 6) OBP: 0.200, SLG: 0.203			F9		4-3			F8		3	0	0	0	0	0	1
Bob Boone, R (1, 2) OBP: 0.343, SLG: 0.344			K			5-3		4-3		1	0	0	0	0	1	0
Joe Ferguson, R (5, 2) OBP: 0.200, SLG: 0.200										2	0	0	0	0	0	0
Inning Stats	R: 0 H: 0 E: 0 LOB: 1 K: 2 BB: 1 S: 7 P: 11	R: 0 H: 0 E: 0 LOB: 0 K: 0 BB: 0 S: 3 P: 3	R: 0 H: 0 E: 0 LOB: 0 K: 1 BB: 0 S: 5 P: 5	R: 0 H: 0 E: 0 LOB: 0 K: 1 BB: 0 S: 5 P: 5	R: 0 H: 1 E: 0 LOB: 1 K: 0 BB: 0 S: 4 P: 4	R: 0 H: 2 E: 0 LOB: 2 K: 0 BB: 0 S: 5 P: 5	R: 0 H: 0 E: 0 LOB: 0 K: 1 BB: 0 S: 5 P: 5	R: 0 H: 1 E: 0 LOB: 1 K: 0 BB: 0 S: 4 P: 4	R: 0 H: 2 E: 0 LOB: 1 K: 0 BB: 0 S: 4 P: 4	1B: 5 SF: 0 2B: 1 SAC: 0 3B: 0 DP: 1 HR: 0 HBP: 0						

PITCHER		IP	WLS	BF	H	R	ER	SO	BB	IBB	HBP	BLK	WP	HR	S	P	ERA	WHIP
Tommy John, L ERA: 2.4	(1, 1)	9.0	W	33	6	0	0	5	1	0	0	0	0	0	42	46	0.00	0.778

PITCHER		IP	WLS	BF	H	R	ER	SO	BB	IBB	HBP	BLK	WP	HR	S	P	ERA	WHIP

TOP

California Angels @ New York Yankees

Yankee Stadium, Bronx, NY

Wed Apr 28 1982, 7:05 PM EDT

Att. 25,498 - Unknown - 57 F

livebaseballscorecards.com

AB	32
R	0
H	6
RBI	0
BB	1
SO	5
LOB	7

PA: 33

WP: 0 PB: 0 SB: 0 CS: 0

Batter	1	2	3	4	5	6	7	8	9	AB	R	H	RBI	BB	SO	LOB
Willie Randolph, R (1, 4) OBP: 0.451, SLG: 0.541	BBBB 4-0 1B BB		H 1-0 E 2B HBP	x 0-0 2B		x 0-0 ② 5-3		x 0-0 1-2 2-H 1B		3	2	2	1	1	0	0
Jerry Mumphrey, S (1, 8) OBP: 0.333, SLG: 0.313	x 0-0 1B 4-3 1-2 1B		x 0-0 ① F7 1-2	x 0-0 ② 6-3		SSS 0-3 ③ K		SSS 0-3 ③ K		5	1	1	0	0	2	4
Ken Griffey, L (1, 9) OBP: 0.327, SLG: 0.348	x 0-0 4-3 F8 1-3 2-H 1B		x 0-0 2B 2-H 2B	x 0-0 ③ 6-3			x 0-0 ① F8			4	1	2	2	0	0	1
Oscar Gamble, L (1, 10) OBP: 0.333, SLG: 0.294	x 0-0 ① F8 1-2		x 0-0 2B 2-H 2B		SSS 0-3 ① K		BBBB 4-0 G6-4-3 BB			3	1	1	1	1	1	2
Dave Winfield, R (1, 7) OBP: 0.328, SLG: 0.473	x 0-0 ② 4-3 2-3 3-H		x 0-0 5-3 2-H 2B		SSS 0-3 ② K		x 0-0 ②③ G6-4-3 1-2f			4	0	1	2	0	1	2
Roy Smalley, S (1, 5) OBP: 0.360, SLG: 0.333	x 0-0 ③ F7		IIII 4-0 5-3 IBB		x 0-0 BB 1B			BBBB 4-0 E 1B FC5-2 BB		2	0	1	0	2	0	1
Dave Revering, L (1, 3) OBP: 0.225, SLG: 0.222		x 0-0 ① 4-3	x 0-0 ② 5-3 1-2 2-3		BBBB 4-0 1-2 BB			x 0-0 E9 S 1-3 1B		1	0	0	0	0	0	0
Butch Hobson, R (3, PH) OBP: 0.500, SLG: 1.000 (4, 3)										1	0	0	0	0	0	2
Dave Collins, S (5, PH) OBP: 0.303, SLG: 0.323 (6, 3)										1	1	1	0	1	0	0
Rick Cerone, R (1, 2) OBP: 0.302, SLG: 0.306		x 0-0 ② 4-3	x 0-0 ③ 5-3		x 0-0 ③ F7			x 0-0 ① F8 1-2		4	0	0	0	0	0	6
Bucky Dent, R (1, 6) OBP: 0.182, SLG: 0.156		x 0-0 ③ 4-3		x 0-0 ① 5-3		x 0-0 ① F8		x 0-0 ② FC5-2 1B 3-H		4	0	0	0	0	0	2
Inning Stats	R: 2 E: 0 K: 0 S: 5 H: 2 LOB: 1 BB: 1 P: 9	R: 0 E: 0 K: 0 S: 3 H: 0 LOB: 0 BB: 0 P: 3	R: 3 E: 1 K: 0 S: 6 H: 3 LOB: 2 BB: 1 P: 11	R: 0 E: 0 K: 0 S: 4 H: 1 LOB: 1 BB: 0 P: 4	R: 0 E: 0 K: 2 S: 8 H: 1 LOB: 2 BB: 1 P: 12	R: 0 E: 0 K: 1 S: 5 H: 0 LOB: 0 BB: 0 P: 5	R: 0 E: 0 K: 0 S: 2 H: 0 LOB: 0 BB: 1 P: 6	R: 1 E: 1 K: 1 S: 7 H: 2 LOB: 2 BB: 1 P: 11		1B: 5 2B: 4 3B: 0 HR: 0	SF: 0 SAC: 0 DP: 1 HBP: 1					

BOTTOM

California Angels @ New York Yankees

Yankee Stadium, Bronx, NY

Wed Apr 28 1982, 7:05 PM EDT
Att. 25,498 - Unknown - 57 F

livebaseballscorecards.com

AB	32
R	6
H	9
RBI	6
BB	5
SO	4
LOB	20

WP: 0 PB: 0 SB: 1 CS: 0 PA: 38

PITCHER		IP	WLS	BF	H	R	ER	SO	BB	IBB	HBP	BLK	WP	HR	S	P	ERA	WHIP
Ken Forsch, R ERA: 3.44	(1, 1)	2.1	L	15	5	5	5	0	1	1	1	0	0	0	12	21	19.29	2.571
Andy Hassler, L ERA:	(3, 1)	2.0		7	1	0	0	1	0	0	0	0	0	0	9	9	0.00	0.500
Stan Bahnsen, R ERA: 3.0	(5, 1)	1.2		7	1	0	0	2	1	0	0	0	0	0	10	14	0.00	1.200
Luis Sanchez, R ERA: 1.69	(7, 1)	1.0		3	0	0	0	0	1	0	0	0	0	0	2	6	0.00	1.000
Bruce Kison, R ERA: 2.6	(8, 1)	1.0		6	2	1	1	1	1	0	0	0	0	0	7	11	9.00	3.000

PITCHER	IP	WLS	BF	H	R	ER	SO	BB	IBB	HBP	BLK	WP	HR	S	P	ERA	WHIP

Batter	1	2	3	4	5	6	7	8	9	AB	R	H	RBI	BB	SO	LOB
Brian Downing, R (1, 7) OBP: 0.337, SLG: 0.593 Bobby Clark, R (9, 7) OBP: 0.235, SLG: 0.235	S S S 0-3 ① K		B B B 4-0 G3 BB	x 0-0 ③ F8			x 0-0 ③ 5-3		x 0-0 ② SF8 3-H	3 0	0 0	0 0	1 0	1 0	1 0	3 0
Rod Carew, L (1, 3) OBP: 0.472, SLG: 0.379	B B B B 4-0 CS BB	x 0-0 ② G3 1-2			S S S 0-3 ① K			B B B B 4-0 SH1-3 BB	S S S 0-3 ③ K	3	0	0	0	2	2	2
Bobby Grich, R (1, 4) OBP: 0.433, SLG: 0.563	B B B B 4-0 ② 1-2 BB		B B B B 4-0 BB		x 0-0 ② L4			x 0-0 ① SH1-3 1-2		1	0	0	0	2	0	0
Don Baylor, R (1, 10) OBP: 0.299, SLG: 0.383	S S S 0-3 ③ K		x 0-0 ③ F8		x 0-0 ③ 5-3			S S S 0-3 ② K		4	0	0	0	0	2	4
Doug DeCinces, R (1, 5) OBP: 0.345, SLG: 0.466		x 0-0 1B		x 0-0 ① F8		x 0-0 ① F8		x 0-0 ③ 5-3		4	0	1	0	0	0	1
Reggie Jackson, L (1, 9) OBP: 0.292, SLG: 0.230 Jose Moreno, S (9, PR) Juan Beniquez, R (9, 9) OBP: 0.333, SLG: 0.261		S S S 0-3 ① K		B B B 4-0 2B BB		x 0-0 ② 5-3			H 1-0 SH1-3 1B HBP	2 0 0	0 1 0	0 0 0	0 0 0	1 0 0	1 0 0	1 0 0
Fred Lynn, L (1, 8) OBP: 0.412, SLG: 0.429		S S S 0-3 ② K	x 0-0 ② F9			x 0-0 ③ 3-1			x 0-0 ① SH1-3 1-2	3	0	0	0	0	1	2
Tim Foli, R (1, 6) OBP: 0.217, SLG: 0.224		x 0-0 ③ F8	x 0-0 1-3 2B				x 0-0 ① L4		4-0 1B SF8 IBB	3	1	1	0	1	0	1
Bob Boone, R (1, 2) OBP: 0.352, SLG: 0.344			x 0-0 ① F7	B B B 4-0 BB			x 0-0 ② 5-3		x 0-0 1-3 2-H 1B	3	0	1	1	1	0	0
Inning Stats	R: 0 E: 0 K: 2 S: 6 H: 0 LOB: 1 BB: 2 P: 14	R: 0 E: 0 K: 2 S: 8 H: 1 LOB: 1 BB: 0 P: 8	R: 0 E: 0 K: 0 S: 3 H: 0 LOB: 2 BB: 2 P: 11	R: 0 E: 0 K: 0 S: 4 H: 1 LOB: 3 BB: 2 P: 12	R: 0 E: 0 K: 1 S: 5 H: 0 LOB: 0 BB: 0 P: 5	R: 0 E: 0 K: 0 S: 3 H: 0 LOB: 0 BB: 0 P: 3	R: 0 E: 0 K: 0 S: 3 H: 0 LOB: 0 BB: 0 P: 3	R: 0 E: 0 K: 1 S: 5 H: 0 LOB: 1 BB: 1 P: 9	R: 2 E: 0 K: 1 S: 6 H: 1 LOB: 1 BB: 1 P: 11	1B: 2 2B: 1 3B: 0 HR: 0	SF: 1 SAC: 2 DP: 0 HBP: 1						

PITCHER		IP	WLS	BF	H	R	ER	SO	BB	IBB	HBP	BLK	WP	HR	S	P	ERA	WHIP
Dave Righetti, L ERA: 4.13	(1, 1)	7.1		30	2	0	0	5	7	0	0	0	0	0	33	61	0.00	1.227
George Frazier, R ERA: 3.0	(8, 1)	0.2		2	0	0	0	1	0	0	0	0	0	0	4	4	0.00	0.000
Shane Rawley, L ERA: 2.92	(9, 1)	1.0	L	6	1	2	2	1	0	1	1	0	0	0	6	11	18.00	1.000

PITCHER	IP	WLS	BF	H	R	ER	SO	BB	IBB	HBP	BLK	WP	HR	S	P	ERA	WHIP

TOP

California Angels @ New York Yankees

Yankee Stadium, Bronx, NY

Thu Apr 29 1982, 7:05 PM EDT

Att. 25,350 - Unknown - 62 F

livebaseballscorecards.com

AB	26
R	2
H	3
RBI	2
BB	8
SO	7
LOB	14

1B: 2	SF: 1	WP: 0	PA: 38
2B: 1	SAC: 2	PB: 0	
3B: 0	DP: 0	SB: 0	
HR: 0	HBP: 1	CS: 1	

Batter	1	2	3	4	5	6	7	8	9	AB	R	H	RBI	BB	SO	LOB
Willie Randolph, R (1, 4) OBP: 0.427, SLG: 0.508	6-3		F8		K		F9			4	0	0	0	0	1	1
Jerry Mumphrey, S (1, 8) OBP: 0.329, SLG: 0.324	F8		2B		1-3			4-3		4	0	1	0	0	0	0
Ken Griffey, L (1, 9) OBP: 0.340, SLG: 0.347	G3		BB		K			1B		3	0	1	0	1	1	0
Dave Winfield, R (1, 7) OBP: 0.306, SLG: 0.441		F2	4-3			F9		F9		4	0	0	0	0	0	3
Lou Piniella, R (1, 10) OBP: 0.438, SLG: 0.655		5-3 1B		F2		L3		L4		4	0	1	0	0	0	1
Roy Smalley, S (1, 5) OBP: 0.352, SLG: 0.326		5-3 1-2		2B 1B		F9			K	4	0	1	0	0	1	1
Rick Cerone, R (1, 2) OBP: 0.298, SLG: 0.288		FC6-4 IBB		F9			K		6-3	3	0	0	0	1	1	1
Dave Collins, S (1, 3) OBP: 0.324, SLG: 0.371		FC6-4 1-2f		1-3 2B			F9		FC5-4 1B	4	0	2	0	0	0	2
Bucky Dent, R (1, 6) OBP: 0.194, SLG: 0.171			F3	6-3			1B		FC5-4 1-2f	3	0	1	0	0	0	2
Butch Hobson, R (9, PH) OBP: 0.333, SLG: 0.667										1	0	0	0	0	0	1

California Angels @ New York Yankees

Yankee Stadium, Bronx, NY

Thu Apr 29 1982, 7:05 PM EDT
Att. 25,350 - Unknown - 62 F

BOTTOM

livebaseballscorecards.com

AB	34
R	0
H	7
RBI	0
BB	2
SO	4
LOB	12

Inning Stats	1	2	3	4	5	6	7	8	9
	R: 0 E: 0 K: 0 S: 3	H: 0 LOB: 0 BB: 0 P: 3	R: 0 E: 0 K: 0 S: 4	H: 1 LOB: 2 BB: 1 P: 8	R: 0 E: 0 K: 0 S: 4	H: 1 LOB: 2 BB: 1 P: 8	R: 0 E: 0 K: 0 S: 5	H: 2 LOB: 2 BB: 0 P: 5	R: 0 E: 0 K: 2 S: 7	H: 0 LOB: 0 BB: 0 P: 7

	1	2	3	4	5	6	7	8	9
	R: 0 E: 0 K: 0 S: 3	H: 0 LOB: 0 BB: 0 P: 3	R: 0 E: 0 K: 1 S: 6	H: 1 LOB: 1 BB: 0 P: 6	R: 0 E: 0 K: 0 S: 4	H: 1 LOB: 1 BB: 0 P: 4	R: 0 E: 0 K: 1 S: 6	H: 1 LOB: 1 BB: 0 P: 6	1B: 5 2B: 2 3B: 0 HR: 0	SF: 0 SAC: 0 DP: 0 HBP: 0

WP: 0 PA: 36
PB: 0
SB: 0
CS: 0

PITCHER	IP	WLS	BF	H	R	ER	SO	BB	IBB	HBP	BLK	WP	HR	S	P	ERA	WHIP
Geoff Zahn, L (1, 1) ERA: 1.05	9.0	W	36	7	0	0	4	1	1	0	0	0	0	42	50	0.00	0.889

PITCHER	IP	WLS	BF	H	R	ER	SO	BB	IBB	HBP	BLK	WP	HR	S	P	ERA	WHIP

Batter	1	2	3	4	5	6	7	8	9	AB	R	H	RBI	BB	SO	LOB
Brian Downing, R (1, 7) OBP: 0.340, SLG: 0.588	0-0 1B 2B		0-0 5-3		0-0 F7		4-0 BB		0-0 F8	4	1	1	0	1	0	1
Fred Lynn, L (1, 8) OBP: 0.393, SLG: 0.405	0-0 F3		0-0 F7		0-0 2-3 1-2		0-0 F8			4	0	0	0	0	0	3
Rod Carew, L (1, 3) OBP: 0.462, SLG: 0.371	0-0 2-H 1B		0-0 G3		0-0 F7		0-0 4-3			4	0	1	1	0	0	2
Reggie Jackson, L (1, 9) OBP: 0.303, SLG: 0.234	S S S 0-3 K			H 1-0 HR HBP		0-0 BLK 1B 6-3 1B		0-0 4-3		3	2	1	0	0	1	1
Don Baylor, R (1, 10) OBP: 0.319, SLG: 0.435	0-0 F8			1-H 0-0 HR		1-2 0-0 BLK 1B		0-0 1B		4	1	3	2	0	0	1
Bobby Grich, R (1, 4) OBP: 0.438, SLG: 0.558		0-0 FC5-4 1B		0-0 CS 1B		0-0 5-3 1-2 2-3		0-0 F9		4	0	2	0	0	0	3
Doug DeCinces, R (1, 5) OBP: 0.330, SLG: 0.442		0-0 F8		0-0 F9		0-0 6-3 3-H		S S S 0-3 K		4	0	0	1	0	1	4
Tim Foli, R (1, 6) OBP: 0.205, SLG: 0.211		0-0 F7		S S S 0-3 K 1-2		0-0 4-3			0-0 6-3	4	0	0	0	0	1	3
Bob Boone, R (1, 2) OBP: 0.333, SLG: 0.324		0-0 FC5-4 1-2f			0-0 E6 2-3		0-0 6-3		0-0 F8	4	0	0	0	0	0	1
Inning Stats	R: 1 H: 2 E: 0 LOB: 1 K: 1 BB: 0 S: 7 P: 7	R: 0 H: 1 E: 0 LOB: 1 K: 0 BB: 0 S: 4 P: 4	R: 0 H: 0 E: 0 LOB: 0 K: 0 BB: 0 S: 3 P: 3	R: 2 H: 2 E: 0 LOB: 1 K: 1 BB: 0 S: 6 P: 7	R: 0 H: 0 E: 1 LOB: 1 K: 0 BB: 0 S: 4 P: 4	R: 1 H: 2 E: 0 LOB: 1 K: 0 BB: 0 S: 5 P: 5	R: 0 H: 0 E: 0 LOB: 1 K: 0 BB: 1 S: 3 P: 7	R: 0 H: 1 E: 0 LOB: 1 K: 1 BB: 0 S: 6 P: 6	R: 0 H: 0 E: 0 LOB: 0 K: 0 BB: 0 S: 3 P: 3	1B: 6 SF: 0 2B: 2 SAC: 0 3B: 0 DP: 1 HR: 1 HBP: 1						WP: 0 PA: 37 PB: 0 SB: 0 CS: 1	

PITCHER	IP	WLS	BF	H	R	ER	SO	BB	IBB	HBP	BLK	WP	HR	S	P	ERA	WHIP
Jim Palmer, R (1, 1) ERA: 6.2	9.0	W	37	8	4	4	3	1	0	1	1	0	1	41	46	4.00	1.000

PITCHER	IP	WLS	BF	H	R	ER	SO	BB	IBB	HBP	BLK	WP	HR	S	P	ERA	WHIP

TOP

California Angels @ Baltimore Orioles

Memorial Stadium, Baltimore, MD

Fri Apr 30 1982, 7:05 PM EDT

Att. 15,877 - Unknown - 68 F

livebaseballscorecards.com

AB	35
R	4
H	8
RBI	4
BB	1
SO	3
LOB	19

Batter	1	2	3	4	5	6	7	8	9	AB	R	H	RBI	BB	SO	LOB
Al Bumbry, L (1, 8) OBP: 0.347, SLG: 0.357	BBBB 4-0 BB BB	x 0-0 1-H 3-H 3B		x 0-0 1B FC5-2-5-1 2-3 1B	x 0-0 ③ 1-3		x 0-0 ② F7			4	0	2	2	1	0	1
Rich Dauer, R (1, 4) OBP: 0.420, SLG: 0.469	BBBB 4-0 G4-6-3 1-2 BB	x 0-0 ③ 6-3		x 0-0 FC5-2-5-1 1-3 3-H 1B		x 0-0 4-3 HR 1B	x 0-0 ③ 1B			4	1	3	1	1	0	1
Ken Singleton, S (1, 10) OBP: 0.359, SLG: 0.238	x 0-0 ① L8		x 0-0 E6 G3	x 0-0 ① FC5-2-5-1 1-3 3-H		x 0-0 ① 4-3 1-2		x 0-0 ① F8		5	0	0	0	0	0	5
Eddie Murray, S (1, 3) OBP: 0.506, SLG: 0.794	x 0-0 ②③ G4-6-3 1-2f		x 0-0 ① F7	4-0 IBB		4-0 HR IBB		x 0-0 ② F7		3	1	0	0	2	0	3
John Lowenstein, L (1, 7) OBP: 0.375, SLG: 0.591	x 0-0 SH1-4 1B G3 1B	x 0-0 ② G3 2-3	SSS 0-3 K			x 0-0 1-H 2-H HR		x 0-0 ③ 1-3		2	1	1	0	0	0	1
Gary Roenicke, R (4, PH) OBP: 0.382, SLG: 0.568 (5, 7)										3	1	1	3	0	1	3
Dan Ford, R (1, 9) OBP: 0.232, SLG: 0.262	x 0-0 G3 SH1-4 1-2 3B 1B	SSS 0-3 ③ K	x 0-0 ③ 1-3			H 1-0 FC5-4 HBP				3	1	1	0	0	1	4
Lenn Sakata, R (1, 6) OBP: 0.306, SLG: 0.378	x 0-0 ① SH1-4 1-2 2-3		x 0-0 2B 3B	x 0-0 SH5-4 1B		x 0-0 ② FC5-4 S 1-2f				3	1	2	0	0	0	1
Bobby Bonner, R (7, 6) OBP: 0.250, SLG: 0.300										0	0	0	0	0	0	0
Cal Ripken Jr., R (1, 5) OBP: 0.138, SLG: 0.228	x 0-0 ② G3 2-3 3-H	BBBB 4-0 2B BB	x 0-0 ① SH5-4 1-2			x 0-0 ③ 4-3 1-2				2	1	0	1	1	0	2
Rick Dempsey, R (1, 2) OBP: 0.400, SLG: 0.355	BBBB 4-0 3B BB	x 0-0 1B 1-H 3-H 1B 2B	SSS 0-3 ② K				x 0-0 ① 3-1			3	2	1	2	1	1	1
Inning Stats	R: 0 E: 0 K: 0 S: 2 H: 0 LOB: 1 BB: 2 P: 10	R: 3 E: 0 K: 0 S: 6 H: 3 LOB: 1 BB: 1 P: 10	R: 0 E: 1 K: 1 S: 6 H: 0 LOB: 1 BB: 0 P: 6	R: 3 E: 0 K: 1 S: 9 H: 4 LOB: 3 BB: 2 P: 17	R: 0 E: 0 K: 1 S: 6 H: 1 LOB: 1 BB: 0 P: 6	R: 3 E: 0 K: 0 S: 5 H: 2 LOB: 1 BB: 1 P: 10	R: 0 E: 0 K: 0 S: 3 H: 1 LOB: 1 BB: 0 P: 3	R: 0 E: 0 K: 0 S: 3 H: 0 LOB: 0 BB: 0 P: 3		1B: 7 2B: 1 3B: 2 HR: 1	SF: 0 SAC: 2 DP: 1 HBP: 1					

PITCHER		IP	WLS	BF	H	R	ER	SO	BB	IBB	HBP	BLK	WP	HR	S	P	ERA	WHIP
Mike Witt, R ERA: 2.73	(1, 1)	1.2		10	3	3	3	0	3	0	0	0	0	0	7	19	16.20	3.600
Stan Bahnsen, R ERA: 6.14	(2, 1)	1.1	L	10	4	3	3	1	1	0	0	0	0	0	11	15	20.25	3.750
Andy Hassler, L ERA:	(4, 1)	0.1		2	0	0	0	0	0	1	0	0	0	0	1	5	0.00	0.000
Luis Sanchez, R ERA: 2.93	(4, 1)	4.2		19	4	3	3	2	0	1	1	0	0	1	21	26	5.79	0.857

PITCHER	IP	WLS	BF	H	R	ER	SO	BB	IBB	HBP	BLK	WP	HR	S	P	ERA	WHIP

BOTTOM

California Angels @ Baltimore Orioles

Memorial Stadium, Baltimore, MD

Fri Apr 30 1982, 7:05 PM EDT
Att. 15,877 - Unknown - 68 F

livebaseballscorecards.com

AB	32
R	9
H	11
RBI	9
BB	6
SO	3
LOB	22

Batter	1	2	3	4	5	6	7	8	9	10	11	12	13	AB	R	H	RBI	BB	SO	LOB
Brian Downing, R (1, 7) OBP: 0.333, SLG: 0.589 Jose Moreno, S (10, PR) Bobby Clark, R (10, 7) OBP: 0.222, SLG: 0.222	F3		F9		F4			F8		SF7 3B		FC5-4 HBP 1-2f		5	0	1	0	0	0	1
														0	1	0	0	0	0	0
														1	0	0	0	0	0	1
Fred Lynn, L (1, 8) OBP: 0.400, SLG: 0.403	4-3		BBBB S BB			4-1		2B S 1B		SF7 3-H		1-0 1-2 HBP		3	1	1	1	1	0	0
Rod Carew, L (1, 3) OBP: 0.444, SLG: 0.355	G3		L7 1-2			HR 1B		F8		2-3		F9		6	1	1	0	0	0	5
Reggie Jackson, L (1, 9) OBP: 0.321, SLG: 0.284 Juan Beniquez, R (10, 9) OBP: 0.357, SLG: 0.292		BBBB BB		F5		1-H HR		BBBB 2B 1-2 BB		4-3			HR 1B	3	1	1	2	2	0	1
														1	1	1	0	0	0	0
Don Baylor, R (1, 10) OBP: 0.320, SLG: 0.473		F9		SSS K		SSS K		1-3 2-H 2B			SSS K		1-H HR	6	1	2	3	0	3	1
Bobby Grich, R (1, 4) OBP: 0.400, SLG: 0.500		L9		SSS K		SSS K		1-3			SSS K		5-3	6	0	0	0	0	3	3
Doug DeCinces, R (1, 5) OBP: 0.330, SLG: 0.427		BBBB 1-2 BB			SH2-4		F9		F3		SSS K		L8	5	0	1	0	1	1	0
Tim Foli, R (1, 6) OBP: 0.218, SLG: 0.237		6-3			SH2-4 1-2		6-3		6-3			FC1-6 1B	2B	5	0	2	0	0	0	2
Bob Boone, R (1, 2) OBP: 0.309, SLG: 0.297			SSS K		SSS K		L4		5-3			FC1-6 FC5-4 1-2f	G3	6	0	0	0	0	2	3
Inning Stats	R: 0 E: 0 K: 0 S: 3 H: 0 LOB: 0 BB: 0 P: 3	R: 0 E: 0 K: 0 S: 3 H: 0 LOB: 2 BB: 2 P: 11	R: 0 E: 0 K: 1 S: 5 H: 0 LOB: 1 BB: 1 P: 9	R: 0 E: 0 K: 2 S: 7 H: 0 LOB: 0 BB: 0 P: 7	R: 0 E: 0 K: 1 S: 6 H: 1 LOB: 1 BB: 0 P: 6	R: 2 E: 0 K: 2 S: 9 H: 2 LOB: 0 BB: 0 P: 9	R: 0 E: 0 K: 0 S: 3 H: 0 LOB: 0 BB: 0 P: 3	R: 1 E: 0 K: 0 S: 5 H: 2 LOB: 2 BB: 1 P: 9	R: 0 E: 0 K: 0 S: 3 H: 0 LOB: 0 BB: 0 P: 3	R: 1 E: 0 K: 0 S: 4 H: 1 LOB: 1 BB: 0 P: 4	R: 0 E: 0 K: 3 S: 9 H: 0 LOB: 0 BB: 0 P: 9	R: 0 E: 0 K: 0 S: 4 H: 1 LOB: 2 BB: 0 P: 5	R: 2 E: 0 K: 0 S: 6 H: 3 LOB: 1 BB: 0 P: 6	1B: 5 2B: 2 3B: 1 HR: 2	SF: 1 SAC: 1 DP: 0 HBP: 1	WP: 0 PB: 0 SB: 2 CS: 0	PA: 54						

PITCHER		IP	WLS	BF	H	R	ER	SO	BB	IBB	HBP	BLK	WP	HR	S	P	ERA	WHIP
Sammy Stewart, R ERA: 3.51	(1, 1)	9.0		37	6	4	4	6	4	0	0	0	0	1	45	61	4.00	1.111
Tippy Martinez, L ERA: 9.0	(10, 1)	3.0	L	13	3	2	2	3	0	0	1	0	0	1	18	19	6.00	1.000
Don Stanhouse, R ERA: 4.5	(13, 1)	1.0		4	1	0	0	0	0	0	0	0	0	0	4	4	0.00	1.000

PITCHER	IP	WLS	BF	H	R	ER	SO	BB	IBB	HBP	BLK	WP	HR	S	P	ERA	WHIP

TOP

California Angels @ Baltimore Orioles

Memorial Stadium, Baltimore, MD

Sat May 01 1982, 7:05 PM EDT

Att. 23,276 - Unknown - 73 F

livebaseballscorecards.com

AB	47
R	6
H	10
RBI	6
BB	4
SO	9
LOB	17

California Angels @ Baltimore Orioles

Memorial Stadium, Baltimore, MD

Sat May 01 1982, 7:05 PM EDT

Att. 23,276 - Unknown - 73 F

livebaseballscorecards.com

BOTTOM

Batter	1	2	3	4	5	6	7	8	9	10	11	12	13	AB	R	H	RBI	BB	SO	LOB
Al Bumbry, L (1, 8) OBP: 0.346, SLG: 0.347	4-3		G3			HR BB		F6			SH1-4 1B	F8		5	1	1	0	1	0	2
Rich Dauer, R (1, 4) (11, 5) OBP: 0.419, SLG: 0.500	2B BB		F8			1-H HR			F8		SH1-4 1-2		K	4	2	1	2	1	1	0
Ken Singleton, S (1, 10) OBP: 0.345, SLG: 0.246	1-H 2B			G3		K			F8		F7		F7	6	0	1	1	0	1	1
Eddie Murray, S (1, 3) OBP: 0.482, SLG: 0.740	F6			1-5-3		F7			K		IBB		K	5	0	0	0	1	2	1
John Lowenstein, L (1, 7) OBP: 0.345, SLG: 0.630	F7			K			F9			HR	F7			5	1	1	1	0	1	3
Dan Ford, R (1, 9) OBP: 0.216, SLG: 0.243		G3			K		1-3			F9		K		5	0	0	0	0	2	0
Lenn Sakata, R (1, 6) (11, 4) OBP: 0.333, SLG: 0.375		K			CS HBP		1-3			1B		1B BB		3	0	1	0	1	1	0
Cal Ripken Jr., R (1, 5) OBP: 0.131, SLG: 0.217		F2			F9			F9		F8		1-2 1B		3	0	0	0	0	0	1
Jim Dwyer, L (10, PH) OBP: 0.182, SLG: 0.455														1	0	0	0	0	0	1
Bobby Bonner, R (11, 6) OBP: 0.286, SLG: 0.333														1	0	1	0	0	0	0
Rick Dempsey, R (1, 2) OBP: 0.372, SLG: 0.324					CS 1-2									3	0	0	0	0	0	0
Joe Nolan, L (10, PH) (11, 2) OBP: 0.258, SLG: 0.200		F2				F8		F8		F8		F7		2	0	0	0	0	0	3
Inning Stats	R: 1 E: 0 K: 0 S: 4 H: 1 LOB: 1 BB: 1 P: 8	R: 0 E: 0 K: 1 S: 5 H: 0 LOB: 0 BB: 0 P: 5	R: 0 E: 0 K: 0 S: 3 H: 0 LOB: 0 BB: 0 P: 3	R: 0 E: 0 K: 1 S: 5 H: 0 LOB: 0 BB: 0 P: 5	R: 0 E: 0 K: 1 S: 4 H: 0 LOB: 0 BB: 0 P: 5	R: 2 E: 0 K: 1 S: 6 H: 1 LOB: 0 BB: 1 P: 10	R: 0 E: 0 K: 0 S: 3 H: 0 LOB: 0 BB: 0 P: 3	R: 0 E: 0 K: 0 S: 3 H: 0 LOB: 0 BB: 0 P: 3	R: 0 E: 0 K: 1 S: 5 H: 0 LOB: 0 BB: 0 P: 5	R: 1 E: 0 K: 0 S: 5 H: 2 LOB: 1 BB: 0 P: 5	R: 0 E: 0 K: 0 S: 4 H: 1 LOB: 2 BB: 1 P: 8	R: 0 E: 0 K: 1 S: 6 H: 1 LOB: 2 BB: 1 P: 10	R: 0 E: 0 K: 2 S: 7 H: 0 LOB: 0 BB: 0 P: 7	1B: 3 2B: 1 3B: 0 HR: 2 SF: 0 SAC: 1 DP: 0 HBP: 1	WP: 0 PB: 0 SB: 0 CS: 1 PA: 50						

PITCHER		IP	WLS	BF	H	R	ER	SO	BB	IBB	HBP	BLK	WP	HR	S	P	ERA	WHIP
Ken Forsch, R ERA: 3.52	(1, 1)	9.1		34	4	4	4	5	2	0	1	0	0	2	41	50	3.86	0.643
Don Aase, R ERA: 0.73	(10, 1)	3.2	W	15	2	0	0	3	1	1	0	0	0	0	19	27	0.00	0.818

PITCHER	IP	WLS	BF	H	R	ER	SO	BB	IBB	HBP	BLK	WP	HR	S	P	ERA	WHIP

AB	43
R	4
H	6
RBI	4
BB	4
SO	8
LOB	12

California Angels @ Baltimore Orioles

Memorial Stadium, Baltimore, MD

Sun May 02 1982, 3:33 AM EDT

Att. 27,128 - Unknown

TOP

livebaseballscorecards.com

Batter	1	2	3	4	5	6	7	8	9	AB	R	H	RBI	BB	SO	LOB
Bobby Clark, R (1, 8) OBP: 0.182, SLG: 0.182	5-3	K			5-3		5-3			4	0	0	0	0	1	2
Juan Beniquez, R (1, 7) OBP: 0.375, SLG: 0.321	K		G6-4-3 1B 1B		1B		F9			4	0	2	0	0	1	1
Tim Foli, R (7, 6) OBP: 0.218, SLG: 0.237										0	0	0	0	0	0	0
Bobby Grich, R (1, 4) OBP: 0.392, SLG: 0.484	F9		G6-4-3 1-2 1B		F8			K		4	0	1	0	0	1	1
Don Baylor, R (1, 10) OBP: 0.307, SLG: 0.453		5-3	G6-4-3 1-2f 2-3			F8		F2		4	0	0	0	0	0	2
Doug DeCinces, R (1, 5) OBP: 0.327, SLG: 0.419		1B 1B 1B	5-3			F3		4-3		4	1	1	0	0	0	1
Joe Ferguson, R (1, 9) OBP: 0.286, SLG: 0.286		FC3-6 1B 1-2 2B 1B		G5-4-3 1B		K			F9	4	1	2	0	0	1	0
Ron Jackson, R (1, 3) OBP: 0.300, SLG: 0.222		FC3-6 1-2 2-H 1B		G5-4-3 1-2f			FC5-4 1B		6-3	4	0	2	1	0	0	1
Mick Kelleher, R (1, 6)		FC3-6 1-2f 2-3 2B		4-3			FC5-4 1-2f 2B		F4	2	1	0	0	0	0	2
Brian Downing, R (7, PH) OBP: 0.327, SLG: 0.576 (7, 7)										2	1	0	0	0	0	1
Bob Boone, R (1, 2) OBP: 0.321, SLG: 0.338		1-H 3-H 2B			F8		1-H 2B			3	0	2	3	0	0	0

	AB	35
	R	4
	H	10
	RBI	4
	BB	0
	SO	4
	LOB	11

Inning Stats	1	2	3	4	5	6	7	8	9	1B: 8	SF: 0	WP: 0	PA: 35
R	0	3	0	0	0	0	1	0	0	2B: 2	SAC: 0	PB: 0	
E	0	0	0	0	0	0	0	0	0	3B: 0	DP: 2	SB: 0	
K	1	1	0	0	0	1	0	1	0	HR: 0	HBP: 0	CS: 0	
S	5	9	4	3	4	5	5	5	3				
H	0	4	2	1	1	0	2	0	0				
LOB	0	1	1	0	1	0	1	0	0				
BB	0	0	0	0	0	0	0	0	0				
P	5	9	4	3	4	5	5	5	3				

PITCHER	IP	WLS	BF	H	R	ER	SO	BB	IBB	HBP	BLK	WP	HR	S	P	ERA	WHIP
Scott McGregor, L (1, 1) ERA: 3.74	9.0	W	35	10	4	4	4	0	0	0	0	0	0	43	43	4.00	1.111

PITCHER	IP	WLS	BF	H	R	ER	SO	BB	IBB	HBP	BLK	WP	HR	S	P	ERA	WHIP

Batter	1	2	3	4	5	6	7	8	9	AB	R	H	RBI	BB	SO	LOB
Al Bumbry, L (1, 8) OBP: 0.349, SLG: 0.342	BBBB 4-0 2B BB	SSS 0-3 ② K		x 0-0 ① 4-3		x 0-0 1B 1B 1B	SSS 0-3 ③ K			4	2	1	0	1	2	2
Rich Dauer, R (1, 4) OBP: 0.405, SLG: 0.479	SSS 0-3 ① K	x 0-0 ③ 5-3		x 0-0 ② 5-3		x 0-0 1B 1-2 1B		x 0-0 ① 5-3		5	0	1	0	0	1	2
Ken Singleton, S (1, 10) OBP: 0.348, SLG: 0.247	x 0-0 ② L9		BBBB 4-0 2B 1B BB	x 0-0 ③ F8		x 0-0 1-2 2-H 1B		x 0-0 ② 1-5-3		4	1	1	1	1	0	1
Eddie Murray, S (1, 3) OBP: 0.489, SLG: 0.753	x 0-0 1-H 2B		x 0-0 1B 1-3 1B 2B		x 0-0 ① F4	SSS 0-3 ① K		BBBB 4-0 BB		4	1	2	1	1	1	2
Gary Roenicke, R (1, 7) OBP: 0.367, SLG: 0.531	x 0-0 ③ 5-3		x 0-0 ① L5		x 0-0 1B 1B	SSS 0-3 ② K		SSS 0-3 ③ K		5	0	1	0	0	2	6
Dan Ford, R (1, 9) OBP: 0.231, SLG: 0.257		x 0-0 PB BB 1B 1B	SSS 0-3 ② K		x 0-0 S 1-3 1B	x 0-0 ③ F8				4	1	2	0	0	1	4
Rick Dempsey, R (1, 2) OBP: 0.383, SLG: 0.324		BBBB 4-0 PB 1-2 1B BB	x 0-0 1B 2-3 3-H 1B		SSS 0-3 ② K 1-2		x 0-0 ① F4			3	1	1	1	1	1	2
Lenn Sakata, R (1, 6) OBP: 0.345, SLG: 0.373		x 0-0 ① L3 1-2 2-3	x 0-0 1-2 3-H 1B		BBBB 4-0 BB		x 0-0 ② 1-3			3	0	1	1	1	0	2
Cal Ripken Jr., R (1, 5) OBP: 0.154, SLG: 0.234		x 0-0 2-H 3-H 1B	x 0-0 ③ F8		x 0-0 ③ F5		x 0-0 1B			4	0	2	2	0	0	5
Inning Stats	R: 1 E: 0 K: 1 S: 6 H: 1 LOB: 1 BB: 1 P: 10	R: 2 E: 0 K: 1 S: 7 H: 2 LOB: 1 BB: 1 P: 11	R: 2 E: 0 K: 1 S: 8 H: 3 LOB: 2 BB: 1 P: 12	R: 0 E: 0 K: 0 S: 3 H: 0 LOB: 0 BB: 0 P: 3	R: 0 E: 0 K: 1 S: 7 H: 2 LOB: 3 BB: 1 P: 11	R: 1 E: 0 K: 2 S: 10 H: 3 LOB: 2 BB: 0 P: 10	R: 0 E: 0 K: 1 S: 6 H: 1 LOB: 1 BB: 0 P: 6	R: 0 E: 0 K: 1 S: 5 H: 0 LOB: 1 BB: 1 P: 9		1B: 10 2B: 2 3B: 0 HR: 0 SF: 0 SAC: 0 DP: 0 HBP: 0				WP: 0 PB: 1 SB: 1 CS: 0 PA: 41	

PITCHER		IP	WLS	BF	H	R	ER	SO	BB	IBB	HBP	BLK	WP	HR	S	P	ERA	WHIP
Angel Moreno, L ERA: 3.14	(1, 1)	2.0	L	13	4	5	4	2	3	0	0	0	0	0	14	26	18.00	3.500
Steve Renko, R ERA: 1.65	(3, 1)	4.2		23	8	1	1	4	1	0	0	0	0	0	30	34	1.93	1.929
Andy Hassler, L ERA:	(7, 1)	1.1		5	0	0	0	2	1	0	0	0	0	0	8	12	0.00	0.750

PITCHER	IP	WLS	BF	H	R	ER	SO	BB	IBB	HBP	BLK	WP	HR	S	P	ERA	WHIP

BOTTOM

California Angels @ Baltimore Orioles

Memorial Stadium, Baltimore, MD

Sun May 02 1982, 3:33 AM EDT

Att. 27,128 - Unknown

livebaseballscorecards.com

AB	36
R	6
H	12
RBI	6
BB	5
SO	8
LOB	26

Batter	1	2	3	4	5	6	7	8	9	AB	R	H	RBI	BB	SO	LOB
Brian Downing, R (1, 7) OBP: 0.321, SLG: 0.552	BBBB 4-0 SH1-3 BB		x 0-0 ② F8		SSS 0-3 ① K	SSS 0-3 ③ K 1-2		x 0-0 ③ F9		4	0	0	0	1	2	1
Juan Beniquez, R (9, 9) OBP: 0.375, SLG: 0.321										0	0	0	0	0	0	0
Rod Carew, L (1, 3) OBP: 0.456, SLG: 0.375	x 0-0 ① SH1-3 1-2		x 0-0 1B		x 0-0 1B 1B		x 0-0 ① 6-3		x 0-0 F8 BB SF8 1B	4	2	3	0	0	0	0
Fred Lynn, L (1, 8) OBP: 0.400, SLG: 0.395	x 0-0 ② F9		x 0-0 ③ G3		x 0-0 1-3 1B 1-2 1B		x 0-0 ② 4-3		BBBB 4-0 S 1-2 BB	4	0	1	0	1	0	2
Reggie Jackson, L (1, 9) OBP: 0.337, SLG: 0.286	SSS 0-3 ③ K			BBBB 4-0 WP E BB	x 0-0 1-3 1-2 2-H 1B		BBBB 4-0 WP 2B BB		x 0-0 ① F8 2-3	3	2	1	1	2	1	3
Bobby Clark, R (9, 7) OBP: 0.182, SLG: 0.182										0	0	0	0	0	0	0
Don Baylor, R (1, 10) OBP: 0.302, SLG: 0.455		SSS 0-3 ① K		x 0-0 ① F7	x 0-0 ② 1-3 1-2 2-3		x 0-0 1B 1-H 2B		x 0-0 ② SF8 3-H	4	0	1	2	0	1	3
Bobby Grich, R (1, 4) OBP: 0.418, SLG: 0.484		BBBB 4-0 BB		BBBB 4-0 E 1-2 SF8 BB	x 0-0 ③ 6-3		x 0-0 2-3 1B		BBBB 4-0 1-2 BB	2	1	1	0	3	0	2
Doug DeCinces, R (1, 5) OBP: 0.311, SLG: 0.396		SSS 0-3 ② K		x 0-0 E5 FC6-4 1-3 2-H		x 0-0 ① 6-3	x 0-0 ③ F5		SSS 0-3 ③ K	5	0	0	0	0	2	6
Tim Foli, R (1, 6) OBP: 0.207, SLG: 0.228		x 0-0 ③ L7		x 0-0 ② SF8 3-H		x 0-0 ② F7		x 0-0 ① 1-6-3		3	0	0	1	0	0	1
Bob Boone, R (1, 2) OBP: 0.318, SLG: 0.325			x 0-0 ① F8	x 0-0 ③ FC6-4 1-2f		BBBB 4-0 WP BB		x 0-0 ② F2		3	0	0	0	1	0	1
Inning Stats	R: 0 H: 0 E: 0 LOB: 1 K: 1 BB: 1 S: 5 P: 9	R: 0 H: 0 E: 0 LOB: 1 K: 2 BB: 1 S: 7 P: 11	R: 0 H: 1 E: 0 LOB: 1 K: 0 BB: 0 S: 4 P: 4	R: 2 H: 0 E: 1 LOB: 1 K: 0 BB: 2 S: 4 P: 12	R: 1 H: 3 E: 0 LOB: 2 K: 1 BB: 0 S: 8 P: 8	R: 0 H: 0 E: 0 LOB: 1 K: 1 BB: 1 S: 5 P: 9	R: 1 H: 2 E: 0 LOB: 2 K: 0 BB: 1 S: 5 P: 9	R: 0 H: 0 E: 0 LOB: 0 K: 0 BB: 0 S: 3 P: 3	R: 1 H: 1 E: 0 LOB: 2 K: 1 BB: 2 S: 6 P: 14	1B: 6 SF: 2 2B: 1 SAC: 1 3B: 0 DP: 0 HR: 0 HBP: 0						

PITCHER		IP	WLS	BF	H	R	ER	SO	BB	IBB	HBP	BLK	WP	HR	S	P	ERA	WHIP
Len Barker, R ERA: 1.95	(1, 1)	8.0		37	6	4	2	5	6	0	0	0	3	0	41	65	2.25	1.500
Dan Spillner, R ERA: 2.41	(9, 1)	1.0	L	6	1	1	1	1	2	0	0	0	0	0	6	14	9.00	3.000

PITCHER	IP	WLS	BF	H	R	ER	SO	BB	IBB	HBP	BLK	WP	HR	S	P	ERA	WHIP

TOP

California Angels @ Cleveland Indians

Cleveland Municipal Stadium, Cleveland, OH

Mon May 03 1982, 7:05 PM EDT

Att. 6,844 - Unknown - 61 F

livebaseballscorecards.com

AB	32
R	5
H	7
RBI	4
BB	8
SO	6
LOB	19

WP: 3	PA: 43		
PB: 0			
SB: 1			
CS: 0			

BOTTOM

California Angels @ Cleveland Indians

Cleveland Municipal Stadium, Cleveland, OH

Mon May 03 1982, 7:05 PM EDT

Att. 6,844 - Unknown - 61 F

livebaseballscorecards.com

Batter	1	2	3	4	5	6	7	8	9	AB	R	H	RBI	BB	SO	LOB
Miguel Dilone, S (1, 7) OBP: 0.222, SLG: 0.186	F8	4-3		F9	G6-4-3				K	5	0	0	0	0	1	4
Toby Harrah, R (1, 5) OBP: 0.457, SLG: 0.688	BB	1B		6-3			5-3			3	1	1	0	1	0	1
Mike Hargrove, L (1, 3) OBP: 0.400, SLG: 0.338	BB	1B			FC6		F4			3	1	2	1	1	0	0
Andre Thornton, R (1, 10) OBP: 0.426, SLG: 0.577	1B	F8			F9		L5			4	0	1	1	0	0	3
Von Hayes, L (1, 9) OBP: 0.250, SLG: 0.268	G4-6-3		1-3		F8				K	4	0	1	1	0	1	1
Ron Hassey, L (1, 2) OBP: 0.213, SLG: 0.205	G4-6-3		F7		FC6				K	4	0	0	0	0	1	3
Rick Manning, L (1, 8) OBP: 0.342, SLG: 0.329		K	F3			K		K		4	0	0	0	0	3	0
Jack Perconte, L (1, 4) OBP: 0.276, SLG: 0.291		BB E		SH1-4		BB			F9	3	1	2	0	1	0	0
Jerry Dybzinski, R (1, 6) OBP: 0.329, SLG: 0.358		1B E		SH1-4		G6-4-3			K	1	1	1	0	1	0	0
Bake McBride, L (9, PH) OBP: 0.372, SLG: 0.439		1B								1	0	0	0	0	1	0
Inning Stats	R: 2 E: 0 K: 0 S: 4 H: 2 LOB: 1 BB: 2 P: 12	R: 2 E: 1 K: 1 S: 8 H: 3 LOB: 2 BB: 1 P: 12	R: 0 E: 0 K: 0 S: 3 H: 0 LOB: 0 BB: 0 P: 3	R: 0 E: 0 K: 0 S: 4 H: 1 LOB: 1 BB: 0 P: 4	R: 0 E: 0 K: 0 S: 4 H: 1 LOB: 1 BB: 0 P: 4	R: 0 E: 0 K: 1 S: 5 H: 1 LOB: 1 BB: 1 P: 9	R: 0 E: 0 K: 0 S: 3 H: 0 LOB: 0 BB: 0 P: 3	R: 0 E: 0 K: 3 S: 9 H: 0 LOB: 0 BB: 0 P: 9	R: 0 E: 0 K: 2 S: 7 H: 0 LOB: 0 BB: 0 P: 7	1B: 8 2B: 0 3B: 0 HR: 0	SF: 0 SAC: 1 DP: 2 HBP: 0						

	AB	32
	R	4
	H	8
	RBI	3
	BB	4
	SO	7
	LOB	12

WP: 0 PB: 0 SB: 0 CS: 0 PA: 37

PITCHER		IP	WLS	BF	H	R	ER	SO	BB	IBB	HBP	BLK	WP	HR	S	P	ERA	WHIP
Mike Witt, R	(1, 1)	1.2		11	4	4	4	1	3	0	0	0	0	0	10	22	21.60	4.200
ERA: 3.86																		
Andy Hassler, L	(2, 1)	5.0		19	4	0	0	1	1	0	0	0	0	0	20	24	0.00	1.000
ERA:																		
Don Aase, R	(7, 1)	2.1	W	7	0	0	0	5	0	0	0	0	0	0	17	17	0.00	0.000
ERA: 0.67																		

PITCHER	IP	WLS	BF	H	R	ER	SO	BB	IBB	HBP	BLK	WP	HR	S	P	ERA	WHIP

Batter	1	2	3	4	5	6	7	8	9	AB	R	H	RBI	BB	SO	LOB
Brian Downing, R (1, 7) OBP: 0.324, SLG: 0.545	4-3			G6-3, 1B	G5-3 2-3f			1B, 1B	K	5	1	2	0	0	1	4
Rod Carew, L (1, 3) OBP: 0.449, SLG: 0.369	K			G6-3 1-2f		K		1B 1-2, 1B		4	0	1	0	0	2	1
Fred Lynn, L (1, 8) OBP: 0.394, SLG: 0.388	F6			F8		3-1		1-3 2-H, 1B		4	0	1	1	0	0	0
Reggie Jackson, L (1, 9) OBP: 0.333, SLG: 0.284		F8			BB, 1B 1B, 1B	F9		4-3		4	1	1	0	0	0	2
Don Baylor, R (1, 10) OBP: 0.300, SLG: 0.447		L6			F9		F8		E 6-3, 1B	4	1	1	0	0	0	1
Doug DeCinces, R (1, 5) OBP: 0.309, SLG: 0.389		F7			1B, BB 1-2, 1B		F2		K	4	1	1	0	0	1	1
Jose Moreno, S (1, 4)			1-3		B B B 4-0 1B, 1B 1-2 2-3, BB		F5		E4 6-3 1-3, E	3	1	0	0	1	0	1
Tim Foli, R (1, 6) OBP: 0.212, SLG: 0.232 Bobby Grich, R (9, PH) OBP: 0.413, SLG: 0.477			F9		G5-3, 1B 1-2 2-3 3-H, 1B			F9	6-3 2-3 3-H	3 1	0 0	1 0	1 1	0 0	0 0	0 1
Bob Boone, R (1, 2) OBP: 0.315, SLG: 0.321 Mick Kelleher, R (9, PR)			6-3		1-2 2-3 3-H, 1B			F4	E6 3-H	4 0	0 0	1 0	1 0	0 0	0 0	0 0
Inning Stats	R: 0 E: 0 K: 1 S: 5 H: 0 LOB: 0 BB: 0 P: 5	R: 0 E: 0 K: 0 S: 3 H: 0 LOB: 0 BB: 0 P: 3	R: 0 E: 0 K: 0 S: 3 H: 0 LOB: 0 BB: 0 P: 3	R: 0 E: 0 K: 0 S: 3 H: 1 LOB: 0 BB: 0 P: 3	R: 2 E: 0 K: 0 S: 6 H: 4 LOB: 2 BB: 1 P: 10	R: 0 E: 0 K: 1 S: 5 H: 0 LOB: 0 BB: 0 P: 5	R: 0 E: 0 K: 0 S: 3 H: 0 LOB: 0 BB: 0 P: 3	R: 1 E: 0 K: 0 S: 6 H: 3 LOB: 2 BB: 0 P: 6	R: 2 E: 2 K: 2 S: 10 H: 1 LOB: 1 BB: 0 P: 10	1B: 9 2B: 0 3B: 0 HR: 0 SF: 0 SAC: 0 DP: 2 HBP: 0						

TOP

California Angels @ Cleveland Indians

Cleveland Municipal Stadium, Cleveland, OH

Tue May 04 1982, 7:05 PM EDT

Att. 5,435 - Unknown - 57 F

livebaseballscorecards.com

AB	36
R	5
H	9
RBI	4
BB	1
SO	4
LOB	11

PITCHER		IP	WLS	BF	H	R	ER	SO	BB	IBB	HBP	BLK	WP	HR	S	P	ERA	WHIP
Lary Sorensen, R ERA: 6.04	(1, 1)	7.2	W	29	7	3	3	2	1	0	0	0	0	0	32	36	3.52	1.043
Dan Spillner, R ERA: 2.25	(8, 1)	1.1	S	8	2	2	0	2	0	0	0	0	0	0	12	12	0.00	1.500

PITCHER		IP	WLS	BF	H	R	ER	SO	BB	IBB	HBP	BLK	WP	HR	S	P	ERA	WHIP

California Angels @ Cleveland Indians

Cleveland Municipal Stadium, Cleveland, OH

Tue May 04 1982, 7:05 PM EDT

Att. 5,435 - Unknown - 57 F

livebaseballscorecards.com

BOTTOM

Batter	1	2	3	4	5	6	7	8	9	AB	R	H	RBI	BB	SO	LOB
Alan Bannister, R (1, 7) OBP: 0.377, SLG: 0.412	0-0 2-3	0-3 K			0-0 F4	0-0 F7		0-0 1-3 3-H 1B		5	0	1	1	0	1	2
Toby Harrah, R (1, 5) OBP: 0.443, SLG: 0.671	0-0 F9		0-0 F5		0-0 2B 2B		0-0 5-3	0-0 G3		5	1	1	0	0	0	2
Mike Hargrove, L (1, 3) OBP: 0.410, SLG: 0.350	BBBB 4-0 2B BB		0-0 F8		0-0 2B 2-H 2B		BBBB 4-0 2B BB	0-0 G3		3	2	1	1	2	0	2
Andre Thornton, R (1, 10) OBP: 0.439, SLG: 0.593	0-0 1-H 2B		0-0 1B		4-0 2B IBB		SSS 0-3 K			3	1	2	1	1	1	1
Bill Nahorodny, R (1, 2) OBP: 0.500, SLG: 1.000	0-0 F8		0-0 L5		0-0 1-H 2-H 2B		0-0 1-3 2B			4	0	2	2	0	0	2
Von Hayes, L (1, 9) OBP: 0.229, SLG: 0.244		0-0 2-3		0-0 1-3	SSS 0-3 K		SSS 0-3 K			4	0	0	0	0	2	3
Rick Manning, L (1, 8) OBP: 0.337, SLG: 0.338		0-0 L6		0-0 6-3	SSS 0-3 K			0-0 4-3 1B 2B		4	1	1	0	0	1	0
Jack Perconte, L (1, 4) OBP: 0.290, SLG: 0.322		0-0 1B 2B		0-0 4-3	0-0 CS 1B			0-0 4-3 2-3		4	1	2	0	0	0	1
Jerry Dybzinski, R (1, 6) OBP: 0.351, SLG: 0.362		0-0 2-H 1B			0-0 6-3	BBBB 4-0 1-2 BB		H 1-0 1B HBP		2	0	1	1	1	0	0
Inning Stats	R: 1 E: 0 K: 0 S: 4 H: 1 LOB: 1 BB: 1 P: 8	R: 1 E: 0 K: 1 S: 7 H: 2 LOB: 1 BB: 0 P: 7	R: 0 E: 0 K: 0 S: 4 H: 1 LOB: 1 BB: 0 P: 4	R: 0 E: 0 K: 0 S: 3 H: 0 LOB: 0 BB: 0 P: 3	R: 3 E: 0 K: 1 S: 8 H: 3 LOB: 1 BB: 1 P: 12	R: 0 E: 0 K: 1 S: 5 H: 1 LOB: 1 BB: 1 P: 9	R: 0 E: 0 K: 2 S: 8 H: 1 LOB: 2 BB: 1 P: 12	R: 1 E: 0 K: 0 S: 5 H: 2 LOB: 2 BB: 0 P: 6		1B: 4 2B: 7 3B: 0 HR: 0	SF: 0 SAC: 0 DP: 0 HBP: 1					

	AB	34
	R	6
	H	11
	RBI	6
	BB	4
	SO	5
	LOB	13

PITCHER		IP	WLS	BF	H	R	ER	SO	BB	IBB	HBP	BLK	WP	HR	S	P	ERA	WHIP
Geoff Zahn, L ERA: 1.88	(1, 1)	5.1	L	26	8	5	5	3	1	1	0	0	0	0	30	38	8.44	1.688
Stan Bahnsen, R ERA: 5.19	(6, 1)	1.1		6	1	0	0	1	2	0	0	0	0	0	6	14	0.00	2.250
Andy Hassler, L ERA:	(7, 1)	0.1		1	0	0	0	1	0	0	0	0	0	0	3	3	0.00	0.000
Luis Sanchez, R ERA: 3.31	(8, 1)	1.0		6	2	1	1	0	0	0	1	0	0	0	5	6	9.00	2.000

PITCHER	IP	WLS	BF	H	R	ER	SO	BB	IBB	HBP	BLK	WP	HR	S	P	ERA	WHIP

Baltimore Orioles @ California Angels

Anaheim Stadium, Anaheim, CA

Thu May 06 1982, 10:05 PM EDT

Att. 25,006 - Unknown

TOP

livebaseballscorecards.com

Batter	1	2	3	4	5	6	7	8	9	AB	R	H	RBI	BB	SO	LOB
Al Bumbry, L (1, 8) OBP: 0.327, SLG: 0.311	F8	F7		K			1B		K	5	0	1	0	0	2	6
Rich Dauer, R (1, 4) OBP: 0.413, SLG: 0.506	5-3		F8		6-3		F8		1B HR BB 1-2 2-3	4	1	0	0	1	0	1
Dan Ford, R (1, 9) OBP: 0.241, SLG: 0.289 Eddie Murray, S (9, 3) OBP: 0.448, SLG: 0.682	PB 1B 2B		F8		2-3			2B	HR 1B 1-3 2-H 3-H	5 0	2 0	3 0	2 0	0 0	0 0	0 0
Ken Singleton, S (1, 10) OBP: 0.363, SLG: 0.306	FC4-6 1B 2-H		L6		K			F5	HR 1-H 3-H	5	1	2	4	0	1	1
John Lowenstein, L (1, 7) OBP: 0.316, SLG: 0.639	FC4-6 1-2f			4-3		L3		F8	HR 2B	5	1	1	0	0	0	2
Gary Roenicke, R (1, 3) OBP: 0.384, SLG: 0.593 (9, 9)		F8		BB FC6-4		L3 1B		K	HR 2-H	4	1	2	2	1	1	1
Lenn Sakata, R (1, 6) OBP: 0.358, SLG: 0.379 Jim Dwyer, L (9, PH) OBP: 0.167, SLG: 0.417 Floyd Rayford, R (9, PH) OBP: 0.400, SLG: 0.250 (9, 5)	6-3		FC6-4 1B 2B 1-2f		L3 1-2				K 1B	3 1 1	1 0 0	0 0 1	0 0 0	0 0 0	0 1 0	2 0 0
Rick Dempsey, R (1, 2) OBP: 0.379, SLG: 0.319	1B		2B 1-3				4-3		BB 1B FC6-4 1-3	4	1	3	0	1	0	0
Cal Ripken Jr., R (1, 5) OBP: 0.186, SLG: 0.265 Terry Crowley, L (9, PH) OBP: 0.500, SLG: 0.286 Bobby Bonner, R (9, PR) OBP: 0.273, SLG: 0.318 (9, 6)	1-2 1B		1-3 3-H 2B				6-3		BB 1B 1-2 FC6-4 1-2f	3 1 1	0 0 1	2 1 0	1 0 0	0 0 0	0 0 0	0 0 2
Inning Stats	R: 1 H: 2 E: 0 LOB: 1 K: 0 BB: 0 S: 5 P: 5	R: 0 H: 2 E: 0 LOB: 2 K: 0 BB: 0 S: 5 P: 5	R: 0 H: 0 E: 0 LOB: 0 K: 0 BB: 0 S: 3 P: 3	R: 1 H: 2 E: 0 LOB: 2 K: 1 BB: 1 S: 7 P: 11	R: 0 H: 0 E: 0 LOB: 0 K: 1 BB: 0 S: 5 P: 5	R: 0 H: 1 E: 0 LOB: 0 K: 0 BB: 0 S: 3 P: 3	R: 0 H: 1 E: 0 LOB: 1 K: 0 BB: 0 S: 4 P: 4	R: 0 H: 1 E: 0 LOB: 1 K: 1 BB: 0 S: 6 P: 6	R: 7 H: 7 E: 0 LOB: 2 K: 2 BB: 2 S: 14 P: 22	1B: 10 SF: 0 2B: 5 SAC: 0 3B: 0 DP: 1 HR: 2 HBP: 0						

| | | | | | |

Batter	1	2	3	4	5	6	7	8	9	AB	R	H	RBI	BB	SO	LOB
Brian Downing, R (1, 7) OBP: 0.328, SLG: 0.543	SH3 1B 2B	F7			F9		BB 1-2		F8	4	1	1	0	1	0	1
Rod Carew, L (1, 3) OBP: 0.445, SLG: 0.360	SH3 2-3		G4-6-3 BB		F8		1-3			2	0	0	0	1	0	2
Reggie Jackson, L (1, 9) OBP: 0.340, SLG: 0.295	1B 1B 1B 3-H		G4-6-3 1-2f			FC4-6 1B		K		4	1	2	1	0	1	1
Don Baylor, R (1, 10) OBP: 0.298, SLG: 0.439	F7		F7			F9		1B		4	0	1	0	0	0	2
Fred Lynn, L (1, 8) OBP: 0.389, SLG: 0.382	1B 1-3 1B			F5		FC4-6 1-2f		P4		4	0	1	0	0	0	2
Bobby Grich, R (1, 4) OBP: 0.405, SLG: 0.464	1-3 1B 3-H			F9		K		P4		4	0	1	1	0	1	2
Doug DeCinces, R (1, 5) OBP: 0.307, SLG: 0.384	F8			1B			4-3		P3	4	0	1	0	0	0	2
Tim Foli, R (1, 6) OBP: 0.213, SLG: 0.224		F8 BB		F7			4-3		F9	3	0	0	0	1	0	1
Bob Boone, R (1, 2) OBP: 0.323, SLG: 0.330		F8 1-2			P5		BB 1B		1B	4	0	2	0	0	0	1
Inning Stats	R: 2 H: 4 E: 0 LOB: 2 K: 0 BB: 0 S: 7 P: 7	R: 0 H: 0 E: 0 LOB: 0 K: 0 BB: 1 S: 2 P: 6	R: 0 H: 0 E: 0 LOB: 0 K: 0 BB: 1 S: 2 P: 6	R: 0 H: 1 E: 0 LOB: 1 K: 0 BB: 0 S: 4 P: 4	R: 0 H: 0 E: 0 LOB: 0 K: 0 BB: 0 S: 3 P: 3	R: 0 H: 1 E: 1 LOB: 1 K: 1 BB: 0 S: 6 P: 6	R: 0 H: 1 E: 0 LOB: 2 K: 0 BB: 1 S: 4 P: 8	R: 0 H: 1 E: 0 LOB: 1 K: 1 BB: 0 S: 6 P: 6	R: 0 H: 1 E: 0 LOB: 1 K: 0 BB: 0 S: 4 P: 4	1B: 8 SF: 0 2B: 1 SAC: 1 3B: 0 DP: 1 HR: 0 HBP: 0						WP: 0 PA: 37 PB: 0 SB: 0 CS: 0	

PITCHER		IP	WLS	BF	H	R	ER	SO	BB	IBB	HBP	BLK	WP	HR	S	P	ERA	WHIP
Jim Palmer, R ERA: 6.84	(1, 1)	0.1		3	2	2	2	0	0	0	0	0	0	0	3	3	54.00	6.000
Ross Grimsley, L ERA: 0.51	(1, 1)	7.2	W	30	6	0	0	2	3	0	0	0	0	0	31	43	0.00	1.174
Tim Stoddard, R ERA:	(9, 1)	1.0		4	1	0	0	0	0	0	0	0	0	0	4	4	0.00	1.000

PITCHER	IP	WLS	BF	H	R	ER	SO	BB	IBB	HBP	BLK	WP	HR	S	P	ERA	WHIP

BOTTOM

Baltimore Orioles @ California Angels

Anaheim Stadium, Anaheim, CA

Thu May 06 1982, 10:05 PM EDT

Att. 25,006 - Unknown

livebaseballscorecards.com

AB	33
R	2
H	9
RBI	2
BB	3
SO	2
LOB	14

Baltimore Orioles @ California Angels

Anaheim Stadium, Anaheim, CA

Fri May 07 1982, 10:05 PM EDT

Att. 29,572 - Unknown

TOP

livebaseballscorecards.com

Batter	1	2	3	4	5	6	7	8	9	AB	R	H	RBI	BB	SO	LOB
Lenn Sakata, R (1, 6) OBP: 0.347, SLG: 0.365	P3		F7		CS 1B	K			F3	5	0	1	0	0	1	1
Rich Dauer, R (1, 4) OBP: 0.412, SLG: 0.494	F8		F9		1-2 1B		2-3		1B BB	4	0	1	0	1	0	0
Ken Singleton, S (1, 10) OBP: 0.355, SLG: 0.292	E5 FC5-4		BBBB BB		SSS K		L4		F8	4	0	0	0	1	1	2
Eddie Murray, S (1, 3) OBP: 0.455, SLG: 0.670	FC5-4 1-2f		P6			BBBB S HR BB	BBBB FC4-6 BB		1-2 1B	3	1	1	0	2	0	2
Dan Ford, R (1, 9) OBP: 0.244, SLG: 0.326		SSS K		1-3		1-H HR	FC4-6 1-2f		F9	3	1	1	2	0	1	0
Jim Dwyer, L (6, 7) OBP: 0.143, SLG: 0.357										2	0	0	0	0	0	3
Gary Roenicke, R (1, 8) OBP: 0.403, SLG: 0.651 (6, 9)		HR		G5-4-3 1B		P5		CS 1B		4	1	3	1	0	0	0
Benny Ayala, R (1, 7) OBP: 0.273, SLG: 0.300		4-3		G5-4-3 1-2f		SSS K		SSS K		2	0	0	0	0	0	1
Al Bumbry, L (6, PH) OBP: 0.320, SLG: 0.304 (6, 8)										2	0	0	0	0	2	1
Rick Dempsey, R (1, 2) OBP: 0.403, SLG: 0.327		BBBB FC6-4 BB			1-3	2B 1B		BBBB FC6-4 1-2 BB		2	1	1	0	2	0	0
Cal Ripken Jr., R (1, 5) OBP: 0.203, SLG: 0.333		FC6-4 1-2f			HR	1-H 2B		FC6-4 1-2f		4	1	2	2	0	0	2

	AB	35
	R	5
	H	10
	RBI	5
	BB	6
	SO	5
	LOB	12

Inning Stats	1	2	3	4	5	6	7	8	9
	R: 0 E: 1 K: 0 S: 4	H: 0 LOB: 1 BB: 0 P: 4	R: 1 E: 0 K: 1 S: 6	H: 1 LOB: 1 BB: 1 P: 10	R: 0 E: 0 K: 0 S: 3	H: 0 LOB: 1 BB: 1 P: 7	R: 0 E: 0 K: 0 S: 3	H: 1 LOB: 0 BB: 0 P: 3	R: 1 E: 0 K: 1 S: 7	H: 3 LOB: 1 BB: 0 P: 7	R: 3 E: 0 K: 2 S: 10	H: 3 LOB: 1 BB: 1 P: 14	R: 0 E: 0 K: 0 S: 3	H: 0 LOB: 1 BB: 1 P: 7	R: 0 E: 0 K: 1 S: 5	H: 1 LOB: 1 BB: 1 P: 9	R: 0 E: 0 K: 0 S: 4	H: 1 LOB: 2 BB: 1 P: 8

1B: 6	SF: 0	WP: 0	PA: 41
2B: 1	SAC: 0	PB: 0	
3B: 0	DP: 1	SB: 1	
HR: 3	HBP: 0	CS: 2	

PITCHER		IP	WLS	BF	H	R	ER	SO	BB	IBB	HBP	BLK	WP	HR	S	P	ERA	WHIP
Angel Moreno, L ERA: 3.74	(1, 1)	5.0	L	23	6	4	4	2	3	0	0	0	0	3	24	36	7.20	1.800
Luis Sanchez, R ERA: 3.32	(6, 1)	2.2		12	3	1	1	3	2	0	0	0	0	0	16	24	3.38	1.875
Stan Bahnsen, R ERA: 4.66	(8, 1)	1.0		5	1	0	0	0	1	0	0	0	0	0	4	8	0.00	2.000
Andy Hassler, L ERA:	(9, 1)	0.1		1	0	0	0	0	0	0	0	0	0	0	1	1	0.00	0.000

PITCHER	IP	WLS	BF	H	R	ER	SO	BB	IBB	HBP	BLK	WP	HR	S	P	ERA	WHIP

Baltimore Orioles @ California Angels

Anaheim Stadium, Anaheim, CA

Fri May 07 1982, 10:05 PM EDT

Att. 29,572 - Unknown

BOTTOM

livebaseballscorecards.com

Batter	1	2	3	4	5	6	7	8	9	AB	R	H	RBI	BB	SO	LOB
Brian Downing, R (1, 7) OBP: 0.322, SLG: 0.527	0-0 G6-4-3 1B		0-0 F8		0-0 4-3		0-0 F8		0-0 F9	5	0	1	0	0	0	2
Juan Beniquez, R (1, 8) OBP: 0.405, SLG: 0.344	0-0 G6-4-3 1-2f		0-0 1B 1-2 1B		0-0 1B		0-0 F7		BBBB 4-0 WP BB	4	0	2	0	1	0	2
Ron Jackson, R (1, 3) OBP: 0.333, SLG: 0.286	0-0 1B		0-0 1B 1-3 2-H		0-0 F7		0-0 F6		0-0 F9	5	0	2	1	0	0	3
Bobby Grich, R (1, 4) OBP: 0.393, SLG: 0.459	0-0 F7		SSS 0-3 K		0-0 5-3			0-0 E SF8 2B	0-0 L6 1-2	5	1	1	0	0	1	5
Don Baylor, R (1, 10) OBP: 0.297, SLG: 0.432		0-0 F9 1B	SSS 0-3 K			0-0 F8		0-0 2-3		4	0	1	0	0	1	1
Reggie Jackson, L (1, 9) OBP: 0.337, SLG: 0.329		0-0 F9 1-2	0-0 3-1			0-0 HR		0-0 E3 BB 2-3		4	1	1	1	0	0	2
Doug DeCinces, R (1, 5) OBP: 0.305, SLG: 0.376	0-0 P3		BBBB 4-0 1B BB			0-0 6-3		0-0 SF8 3-H		2	0	0	1	1	0	0
Tim Foli, R (1, 6) OBP: 0.217, SLG: 0.227 Joe Ferguson, R (8, PH) OBP: 0.333, SLG: 0.286 Jose Moreno, S (8, PR) Mick Kelleher, R (9, 6)			0-0 F8	0-0 1-3 1B		0-0 F9		BBBB 4-0 FC5-4 1-2 BB		3 0 0 0	0 0 0 0	1 0 0 0	0 0 0 0	0 1 0 0	0 0 0 0	0 0 0 0
Bob Boone, R (1, 2) OBP: 0.330, SLG: 0.330			BBBB 4-0 1B 1B BB	SSS 0-3 K			0-0 1B	0-0 FC5-4 1-2f		3	1	1	0	1	1	4
Inning Stats	R: 0 H: 2 E: 0 LOB: 1 K: 0 BB: 0 S: 4 P: 4	R: 0 H: 1 E: 0 LOB: 0 K: 0 BB: 0 S: 3 P: 3	R: 1 H: 2 E: 0 LOB: 2 K: 1 BB: 1 S: 7 P: 11	R: 0 H: 1 E: 0 LOB: 2 K: 2 BB: 1 S: 8 P: 12	R: 0 H: 1 E: 0 LOB: 1 K: 0 BB: 0 S: 4 P: 4	R: 1 H: 1 E: 0 LOB: 0 K: 0 BB: 0 S: 4 P: 4	R: 0 H: 1 E: 0 LOB: 1 K: 0 BB: 0 S: 4 P: 4	R: 1 H: 1 E: 1 LOB: 2 K: 0 BB: 1 S: 5 P: 9	R: 0 H: 0 E: 0 LOB: 1 K: 0 BB: 1 S: 3 P: 7	1B: 8 SF: 1 2B: 1 SAC: 0 3B: 0 DP: 1 HR: 1 HBP: 0						

	AB	35
	R	3
	H	10
	RBI	3
	BB	4
	SO	3
	LOB	19

WP: 1 PA: 40
PB: 0
SB: 0
CS: 0

PITCHER		IP	WLS	BF	H	R	ER	SO	BB	IBB	HBP	BLK	WP	HR	S	P	ERA	WHIP
Scott McGregor, L ERA: 3.54	(1, 1)	7.2	W	35	10	3	2	3	3	0	0	0	0	1	38	50	2.35	1.696
Tippy Martinez, L ERA: 7.82	(8, 1)	1.1	S	5	0	0	0	0	1	0	0	0	1	0	4	8	0.00	0.750

PITCHER	IP	WLS	BF	H	R	ER	SO	BB	IBB	HBP	BLK	WP	HR	S	P	ERA	WHIP

Batter	1	2	3	4	5	6	7	8	9	AB	R	H	RBI	BB	SO	LOB
Al Bumbry, L (1, 8) OBP: 0.308, SLG: 0.292	S S S 0-3 ① K		x 0-0 ② 5-3		x 0-0 ① 4-3			x 0-0 ① 4-3		4	0	0	0	0	1	0
Rich Dauer, R (1, 4) OBP: 0.416, SLG: 0.505	x 0-0 BB 2B		x 0-0 E 1B 1B		x 0-0 ② F7			x 0-0 ② 1-3		4	1	2	0	0	0	0
Ken Singleton, S (1, 10) OBP: 0.360, SLG: 0.293	B B B B 4-0 BB BB		x 0-0 E 1-2 1B		x 0-0 ③ F8			S S S 0-3 ③ K		3	0	1	0	1	1	0
Eddie Murray, S (1, 3) OBP: 0.457, SLG: 0.659	B B B B 4-0 G5-4-3 1-2 2-3 BB		x 0-0 E8 1-3 2-H 1B			x 0-0 ① 4-3			x 0-0 ① F7	3	0	1	1	1	0	0
Gary Roenicke, R (1, 7) OBP: 0.383, SLG: 0.612	x 0-0 ② ③ G5-4-3 1-2f		x 0-0 ③ F7			S S S 0-3 ② K			x 0-0 ② F9	4	0	0	0	0	1	5
Dan Ford, R (1, 9) OBP: 0.245, SLG: 0.344		x 0-0 ① 6-3		x 0-0 SF7 3B		x 0-0 ③ 4-3			x 0-0 ③ 4-3	4	1	1	0	0	0	0
Joe Nolan, L (1, 2) OBP: 0.235, SLG: 0.185		x 0-0 ② F3		x 0-0 ① SF7 3-H			S S S 0-3 ① K			2	0	0	1	0	1	0
Lenn Sakata, R (1, 6) OBP: 0.333, SLG: 0.348		x 0-0 ③ F7		x 0-0 ② L6			x 0-0 ② 6-3			3	0	0	0	0	0	0
Cal Ripken Jr., R (1, 5) OBP: 0.195, SLG: 0.320			x 0-0 ① F8	x 0-0 ③ P4			x 0-0 ③ L5			3	0	0	0	0	0	0
Inning Stats	R: 0 H: 1 E: 0 LOB: 2 K: 1 BB: 2 S: 5 P: 13	R: 0 H: 0 E: 0 LOB: 0 K: 0 BB: 0 S: 3 P: 3	R: 1 H: 3 E: 1 LOB: 2 K: 0 BB: 0 S: 6 P: 6	R: 1 H: 1 E: 0 LOB: 0 K: 0 BB: 0 S: 4 P: 4	R: 0 H: 0 E: 0 LOB: 0 K: 0 BB: 0 S: 3 P: 3	R: 0 H: 0 E: 0 LOB: 0 K: 1 BB: 0 S: 5 P: 5	R: 0 H: 0 E: 0 LOB: 0 K: 1 BB: 0 S: 5 P: 5	R: 0 H: 0 E: 0 LOB: 0 K: 1 BB: 0 S: 5 P: 5	R: 0 H: 0 E: 0 LOB: 0 K: 0 BB: 0 S: 3 P: 3	1B: 3 SF: 1 2B: 1 SAC: 0 3B: 1 DP: 1 HR: 0 HBP: 0						

PITCHER		IP	WLS	BF	H	R	ER	SO	BB	IBB	HBP	BLK	WP	HR	S	P	ERA	WHIP
Steve Renko, R ERA: 1.93	(1, 1)	7.0	W	27	5	2	2	3	2	0	0	0	0	0	31	39	2.57	1.000
Don Aase, R ERA: 2.64	(8, 1)	2.0	S	6	0	0	0	1	0	0	0	0	0	0	8	8	0.00	0.000

PITCHER	IP	WLS	BF	H	R	ER	SO	BB	IBB	HBP	BLK	WP	HR	S	P	ERA	WHIP

TOP

Baltimore Orioles @ California Angels

Anaheim Stadium, Anaheim, CA

Sat May 08 1982, 10:05 PM EDT

Att. 48,016 - Unknown

livebaseballscorecards.com

AB	30
R	2
H	5
RBI	2
BB	2
SO	4
LOB	5

BOTTOM

Baltimore Orioles @ California Angels

Anaheim Stadium, Anaheim, CA

Sat May 08 1982, 10:05 PM EDT

Att. 48,016 - Unknown

Batter	1	2	3	4	5	6	7	8	9	AB	R	H	RBI	BB	SO	LOB
Brian Downing, R (1, 7) OBP: 0.320, SLG: 0.518	0-0 1B G3 1B		0-0 P4		0-0 F9 2-3	0-0 5-3		4-0 1B IBB		4	1	1	0	0	0	4
Juan Beniquez, R (8, 9) OBP: 0.421, SLG: 0.344										0	0	0	0	1	0	0
Fred Lynn, L (1, 8) OBP: 0.389, SLG: 0.376	0-0 F4		0-3 K		0-3 K		BBBB 4-0 S 1B BB	0-0 1-3 2-H 3-H 1B		4	1	1	2	1	2	3
Bobby Grich, R (1, 4) OBP: 0.404, SLG: 0.462	0-0 G3 1-3 1B			0-0 6-3		0-0 1B HR 1B	BBBB 4-0 1B 1-2 BB	SSS 0-3 K		4	1	2	0	1	1	2
Reggie Jackson, L (1, 9) OBP: 0.343, SLG: 0.337	0-0 G3 1-2 3-H			0-0 1B 1B		0-0 HR 1-2 1B	SSS 0-3 K	SSS 0-3 K		4	1	2	1	0	1	3
Bobby Clark, R (8, 7) OBP: 0.174, SLG: 0.174										1	0	0	0	0	1	2
Don Baylor, R (1, 10) OBP: 0.311, SLG: 0.470	0-0 L4			0-0 G5-4-3 1-3 1B		0-0 1-H 2-H HR	0-0 G6-4-3 1-3 2-H 1B			4	1	3	4	0	0	1
Joe Ferguson, R (1, 2) OBP: 0.316, SLG: 0.278		0-0 F8		0-0 G5-4-3 1-2f		0-0 5-3 SH2-4 1B	0-0 G6-4-3 1-2f			4	0	1	0	0	0	4
Bob Boone, R (8, 2) OBP: 0.330, SLG: 0.330										0	0	0	0	0	0	0
Ron Jackson, R (1, 3) OBP: 0.333, SLG: 0.294		0-0 4-3			0-0 6-3	0-0 SH2-4 1-2		0-0 SH1-4 1B 1B		3	1	1	0	0	0	0
Doug DeCinces, R (1, 5) OBP: 0.320, SLG: 0.379		0-0 F8			BBBB 4-0 F9 1B BB	BBBB 4-0 5-3 BB		0-0 SH1-4 1-2 1B 1B		2	1	1	0	2	0	0
Tim Foli, R (1, 6) OBP: 0.221, SLG: 0.231			0-0 F7		0-0 1-2 1B	0-0 5-3 1-2 2-3		0-0 SH1-4 1-2 2-3		3	0	1	0	0	0	2
Inning Stats	R: 1 E: 0 K: 0 S: 5 H: 2 LOB: 1 BB: 0 P: 5	R: 0 E: 0 K: 0 S: 3 H: 0 LOB: 0 BB: 0 P: 3	R: 0 E: 0 K: 1 S: 5 H: 0 LOB: 0 BB: 0 P: 5	R: 0 E: 0 K: 0 S: 4 H: 2 LOB: 1 BB: 0 P: 4	R: 0 E: 0 K: 1 S: 6 H: 1 LOB: 2 BB: 1 P: 10	R: 3 E: 0 K: 0 S: 7 H: 4 LOB: 2 BB: 1 P: 11	R: 1 E: 0 K: 1 S: 5 H: 1 LOB: 1 BB: 2 P: 13	R: 2 E: 0 K: 2 S: 10 H: 3 LOB: 2 BB: 1 P: 14		1B: 12 2B: 0 3B: 0 HR: 1	SF: 0 SAC: 2 DP: 2 HBP: 0					

livebaseballscorecards.com

AB	33
R	7
H	13
RBI	7
BB	5
SO	5
LOB	21

PITCHER		IP	WLS	BF	H	R	ER	SO	BB	IBB	HBP	BLK	WP	HR	S	P	ERA	WHIP
Mike Flanagan, L ERA: 5.13	(1, 1)	5.0	L	24	9	4	4	2	1	0	0	0	0	1	27	31	7.20	2.000
Don Stanhouse, R ERA: 5.0	(6, 1)	1.0		6	0	1	1	0	3	0	0	0	0	0	3	15	9.00	3.000
Tippy Martinez, L ERA: 7.98	(7, 1)	2.0		10	4	2	2	3	0	1	0	0	0	0	15	19	9.00	2.000

PITCHER	IP	WLS	BF	H	R	ER	SO	BB	IBB	HBP	BLK	WP	HR	S	P	ERA	WHIP

Batter	1	2	3	4	5	6	7	8	9	AB	R	H	RBI	BB	SO	LOB
Al Bumbry, L (1, 8) OBP: 0.303, SLG: 0.287	F5		K		G5-2-3, 1-2, 2-3, 1B		1-3		G4-6-3, 1-2f	5	0	1	0	0	1	1
Rich Dauer, R (1, 4) OBP: 0.410, SLG: 0.489	F7		K		G5-2-3, 1-2, 2-3, 3-Hf			1B, G4-6-3, BB		3	1	0	0	1	1	3
Ken Singleton, S (1, 9) OBP: 0.365, SLG: 0.295	F2		BB		1-3			1-3, G4-6-3, 1B		3	0	1	0	1	0	2
Eddie Murray, S (1, 3) OBP: 0.459, SLG: 0.649		1B, 1B, 1B	4-3			G4-6-3, BB		G4-6-3, 1-2f, 3-H		3	1	1	0	1	0	2
Terry Crowley, L (1, 10) OBP: 0.538, SLG: 0.333		4-3, 1-2, 1B		G3		1-2, G4-6-3, BB		HR, 2B		2	0	1	0	1	0	0
Benny Ayala, R (8, PH) OBP: 0.333, SLG: 0.455										1	1	1	0	0	0	0
John Lowenstein, L (1, 7) OBP: 0.317, SLG: 0.615		4-3, 1-2, 2-H		K		G4-6-3, 1-2f, 2-3		2-H, HR		3	0	1	1	0	1	2
Gary Roenicke, R (8, PH) OBP: 0.390, SLG: 0.662				5-3		5-3		6-3		1	1	1	2	0	0	0
(8, 7)																
Cal Ripken Jr., R (1, 5) OBP: 0.185, SLG: 0.304		K								4	0	0	0	0	1	3
Rick Dempsey, R (1, 2) OBP: 0.394, SLG: 0.308		4-3, 1-2, 2-3			1B, BB, G5-2-3, BB		F7		F9	3	0	0	0	1	0	2
Bobby Bonner, R (1, 6) OBP: 0.280, SLG: 0.292		F7			G5-2-3, 1B, 1-2, BB		5-3		G4-6-3, 1B	2	0	0	0	1	0	2
Jim Dwyer, L (9, PH) OBP: 0.200, SLG: 0.400										1	0	1	0	0	0	0
Inning Stats	R: 0, E: 0, K: 0, S: 3 H: 0, LOB: 0, BB: 0, P: 3	R: 1, E: 0, K: 1, S: 8 H: 3, LOB: 2, BB: 0, P: 8	R: 0, E: 0, K: 2, S: 7 H: 0, LOB: 1, BB: 1, P: 11	R: 0, E: 0, K: 1, S: 5 H: 0, LOB: 0, BB: 0, P: 5	R: 0, E: 0, K: 0, S: 3 H: 1, LOB: 2, BB: 2, P: 11	R: 0, E: 0, K: 0, S: 2 H: 0, LOB: 1, BB: 2, P: 10	R: 0, E: 0, K: 0, S: 3 H: 0, LOB: 0, BB: 0, P: 3	R: 3, E: 0, K: 0, S: 5 H: 3, LOB: 0, BB: 1, P: 9	R: 0, E: 0, K: 0, S: 3 H: 1, LOB: 0, BB: 0, P: 3	1B: 6, 2B: 1, 3B: 0, HR: 1 SF: 0, SAC: 0, DP: 4, HBP: 0						

PITCHER	IP	WLS	BF	H	R	ER	SO	BB	IBB	HBP	BLK	WP	HR	S	P	ERA	WHIP
Bruce Kison, R (1, 1) ERA: 2.59	7.0	W	29	4	2	2	4	6	0	0	0	0	0	31	55	2.57	1.429
Andy Hassler, L (8, 1) ERA: 1.23	0.2		4	3	2	2	0	0	0	0	0	0	1	4	4	27.00	4.500
Don Aase, R (8, 1) ERA: 2.53	1.1		4	1	0	0	0	0	0	0	0	0	0	4	4	0.00	0.750

PITCHER	IP	WLS	BF	H	R	ER	SO	BB	IBB	HBP	BLK	WP	HR	S	P	ERA	WHIP

TOP

Baltimore Orioles @ California Angels

Anaheim Stadium, Anaheim, CA

Sun May 09 1982, 6:33 AM EDT

Att. 39,417 - Unknown

livebaseballscorecards.com

AB	31
R	4
H	8
RBI	3
BB	6
SO	4
LOB	17

WP: 0 PB: 0 SB: 0 CS: 0 PA: 37

Baltimore Orioles @ California Angels

Anaheim Stadium, Anaheim, CA

Sun May 09 1982, 6:33 AM EDT

Att. 39,417 - Unknown

BOTTOM

Batter	1	2	3	4	5	6	7	8	9	AB	R	H	RBI	BB	SO	LOB
Juan Beniquez, R (1, 7) (8, 9) OBP: 0.419, SLG: 0.378	HR 2B	F7			5-3		HR 5-3 1B	P5		5	2	2	0	0	0	1
Fred Lynn, L (1, 8) OBP: 0.381, SLG: 0.367	F8		F8		S 1B		5-3 1-2	4-3		5	0	1	0	0	0	2
Reggie Jackson, L (1, 9) OBP: 0.349, SLG: 0.330	F9		F7		1-2 IBB		BBBB HR BB	6-3		2	1	0	0	2	0	1
Bobby Clark, R (8, 7) OBP: 0.167, SLG: 0.167										1	0	0	0	0	0	0
Don Baylor, R (1, 10) OBP: 0.317, SLG: 0.492	2-H HR		BBBB BB		F9		SSS K			3	1	1	2	1	1	4
Bobby Grich, R (1, 4) OBP: 0.418, SLG: 0.506	1B		SSS K			BBBB F8 SH2-4 3B BB	1-H 2-H HR			3	2	2	3	1	1	1
Doug DeCinces, R (1, 5) OBP: 0.320, SLG: 0.377	F9			F9		SH2-4 1-2	WP 2B 1B			3	1	1	0	0	0	1
Ron Jackson, R (1, 3) OBP: 0.364, SLG: 0.300		4-3 1-4 1B		6-3		F8 2-3	BBBB 1-2 2B BB			3	1	1	0	1	0	1
Tim Foli, R (1, 6) OBP: 0.232, SLG: 0.274		1-4 1-2		F9		3-H 3B	1-H 2-H 2B			4	0	2	3	0	0	1
Bob Boone, R (1, 2) OBP: 0.317, SLG: 0.316		4-3 2-3			F8	F8	6-3			4	0	0	0	0	0	3
Inning Stats	R: 2 E: 0 K: 0 S: 6 / H: 3 LOB: 1 BB: 0 P: 6	R: 0 E: 0 K: 0 S: 4 / H: 1 LOB: 1 BB: 0 P: 4	R: 0 E: 0 K: 1 S: 5 / H: 0 LOB: 1 BB: 1 P: 9	R: 0 E: 0 K: 0 S: 3 / H: 0 LOB: 0 BB: 0 P: 3	R: 0 E: 0 K: 0 S: 4 / H: 1 LOB: 2 BB: 1 P: 8	R: 1 E: 0 K: 0 S: 4 / H: 1 LOB: 1 BB: 1 P: 8	R: 5 E: 0 K: 1 S: 9 / H: 4 LOB: 1 BB: 2 P: 17	R: 0 E: 0 K: 0 S: 3 / H: 0 LOB: 0 BB: 0 P: 3		1B: 5 2B: 2 3B: 1 HR: 2 / SF: 0 SAC: 1 DP: 0 HBP: 0						

livebaseballscorecards.com

AB	33
R	8
H	10
RBI	8
BB	5
SO	2
LOB	15

WP: 1 PB: 0 SB: 1 CS: 0 / PA: 39

PITCHER		IP	WLS	BF	H	R	ER	SO	BB	IBB	HBP	BLK	WP	HR	S	P	ERA	WHIP
Dennis Martinez, R ERA: 5.21	(1, 1)	6.2	L	32	8	6	6	2	3	1	0	0	0	2	32	48	8.10	1.650
Tim Stoddard, R ERA: 7.71	(7, 1)	1.1		7	2	2	2	0	1	0	0	0	1	0	6	10	13.50	2.250

PITCHER	IP	WLS	BF	H	R	ER	SO	BB	IBB	HBP	BLK	WP	HR	S	P	ERA	WHIP

New York Yankees @ California Angels

Anaheim Stadium, Anaheim, CA

Mon May 10 1982, 10:05 PM EDT

Att. 32,138 - Unknown

TOP

livebaseballscorecards.com

Batter	1	2	3	4	5	6	7	8	9	AB	R	H	RBI	BB	SO	LOB
Willie Randolph, R (1, 4) OBP: 0.415, SLG: 0.480	F9			4-3		6-3	F8			4	0	0	0	0	0	2
Dave Collins, S (1, 8) OBP: 0.283, SLG: 0.304	6-3			6-3		F7		5-3		4	0	0	0	0	0	0
Dave Winfield, R (1, 7) OBP: 0.343, SLG: 0.515	6-3			HR		2B		F9		4	1	2	1	0	0	0
John Mayberry, L (1, 3) OBP: 0.397, SLG: 0.417		3-1		K		FC5-4 BB		K		3	0	0	0	1	2	0
Lou Piniella, R (1, 9) OBP: 0.340, SLG: 0.500		5-3			E5 1B	FC5-4 1-2f			5-3	4	0	0	0	0	0	2
Roy Smalley, S (1, 5) OBP: 0.323, SLG: 0.293		F8			F7		1B BB		5-3	3	0	0	0	1	0	1
Steve Balboni, R (1, 10) OBP: 0.375, SLG: 0.375			G5-4-3 1B		K		K		F9	4	0	1	0	0	2	2
Rick Cerone, R (1, 2) OBP: 0.295, SLG: 0.259			G5-4-3 1-2f		1-2 1B		1-2 1B			3	0	2	0	0	0	1
Bucky Dent, R (1, 6) OBP: 0.226, SLG: 0.203			6-3		G3		F6			3	0	0	0	0	0	4

	AB	R	H	RBI	BB	SO	LOB
	32	1	5	1	2	4	12

Inning Stats	1	2	3	4	5	6	7	8	9
R	0	0	0	1	0	0	0	0	0
E	0	0	0	0	1	0	0	0	0
K	0	0	0	1	1	0	1	1	0
S	3	3	3	6	7	4	6	5	3
H	0	0	1	1	1	1	1	0	0
LOB	0	0	0	0	2	2	2	0	0
BB	0	0	0	0	0	1	1	0	0
P	3	3	3	6	7	8	10	5	3

	1B	2B	3B	HR	SF	SAC	DP	HBP	PA
	3	1	0	1	0	0	1	0	34

	WP	PB	SB	CS
	0	0	0	0

PITCHER	IP	WLS	BF	H	R	ER	SO	BB	IBB	HBP	BLK	WP	HR	S	P	ERA	WHIP
Geoff Zahn, L (1, 1) ERA: 1.74	9.0	W	34	5	1	1	4	2	0	0	0	0	1	40	48	1.00	0.778

PITCHER	IP	WLS	BF	H	R	ER	SO	BB	IBB	HBP	BLK	WP	HR	S	P	ERA	WHIP

BOTTOM

New York Yankees @ California Angels

Anaheim Stadium, Anaheim, CA

Mon May 10 1982, 10:05 PM EDT

Att. 32,138 - Unknown

livebaseballscorecards.com

Batter	1	2	3	4	5	6	7	8	9	AB	R	H	RBI	BB	SO	LOB
Brian Downing, R (1, 7) OBP: 0.326, SLG: 0.517	SH1-3 1B		F3			5-3		BLK 1B 1-3 3-H		4	0	2	1	0	0	0
Jose Moreno, S (8, PR)										0	0	0	0	0	0	0
Fred Lynn, L (9, 8) OBP: 0.381, SLG: 0.367										0	0	0	0	0	0	0
Juan Beniquez, R (1, 8) OBP: 0.413, SLG: 0.400	SH1-3 1-2		F8			2B		K 1-2		3	0	1	0	0	1	1
(9, 9)																
Doug DeCinces, R (1, 5) OBP: 0.320, SLG: 0.376	K			G6-4-3 1B		F2				3	0	1	0	0	1	1
Don Baylor, R (1, 10) OBP: 0.310, SLG: 0.479	K			G6-4-3 1-2f			F8			3	0	0	0	0	1	2
Reggie Jackson, L (1, 9) OBP: 0.358, SLG: 0.352		SH1-3 1B 2B		K			G5-4-3 1B			3	1	2	0	0	1	0
Bobby Clark, R (9, 7) OBP: 0.167, SLG: 0.167										0	0	0	0	0	0	0
Bobby Grich, R (1, 4) OBP: 0.420, SLG: 0.506		SH1-3 2-3			SH1-4 1B		G5-4-3 1-2f			2	0	1	0	0	0	1
Ron Jackson, R (1, 3) OBP: 0.375, SLG: 0.318		G6-4-3 1B 3-H			SH1-4 1-2			F4		2	0	1	1	0	0	0
Tim Foli, R (1, 6) OBP: 0.235, SLG: 0.276		G6-4-3 1-2f			5-3			1B 1B		3	1	1	0	0	0	2
Bob Boone, R (1, 2) OBP: 0.318, SLG: 0.316			6-3		5-3			1B 1B 1-3		3	0	1	0	0	0	1
Inning Stats	R: 0 E: 0 K: 2 S: 8 H: 1 LOB: 1 BB: 0 P: 8	R: 1 E: 0 K: 0 S: 4 H: 2 LOB: 0 BB: 0 P: 4	R: 0 E: 0 K: 0 S: 3 H: 0 LOB: 0 BB: 0 P: 3	R: 0 E: 0 K: 1 S: 5 H: 1 LOB: 0 BB: 0 P: 5	R: 0 E: 0 K: 0 S: 4 H: 1 LOB: 1 BB: 0 P: 4	R: 0 E: 0 K: 0 S: 3 H: 1 LOB: 0 BB: 0 P: 3	R: 0 E: 0 K: 0 S: 3 H: 1 LOB: 0 BB: 0 P: 3	R: 1 E: 0 K: 1 S: 7 H: 3 LOB: 2 BB: 0 P: 7		1B: 8 2B: 2 3B: 0 HR: 0	SF: 0 SAC: 3 DP: 3 HBP: 0					

	AB	26
	R	2
	H	10
	RBI	2
	BB	0
	SO	4
	LOB	8

WP: 0 PB: 0 SB: 0 CS: 0 PA: 29

PITCHER		IP	WLS	BF	H	R	ER	SO	BB	IBB	HBP	BLK	WP	HR	S	P	ERA	WHIP
Rudy May, L ERA: 3.55	(1, 1)	7.2	L	28	10	2	2	3	0	0	0	0	0	0	34	34	2.35	1.304
Shane Rawley, L ERA: 2.76	(8, 1)	0.1		1	0	0	0	1	0	0	0	1	0	0	3	3	0.00	0.000

PITCHER	IP	WLS	BF	H	R	ER	SO	BB	IBB	HBP	BLK	WP	HR	S	P	ERA	WHIP

Batter	1	2	3	4	5	6	7	8	9	AB	R	H	RBI	BB	SO	LOB
Larry Milbourne, S (1, 4) OBP: 0.179, SLG: 0.185	4-3		4-3			BBBB 4-0 CS BB		6-3		3	0	0	0	1	0	1
Ken Griffey, L (1, 8) OBP: 0.292, SLG: 0.333	F8		6-3			SSS 0-3 K 1-2		1B SF8 1B		4	1	1	0	0	1	2
Oscar Gamble, L (1, 9) OBP: 0.306, SLG: 0.310	F9			G3		BBBB 4-0 1B BB		0-0 FC6-4 1-3 1B		3	0	1	0	1	0	0
John Mayberry, L (1, 3) OBP: 0.397, SLG: 0.417		F7		E3 CS		0-0 FC5-4 1-2 1B		SF8 3-H		0	0	0	0	0	0	0
Dave Collins, S (1, 3) OBP: 0.281, SLG: 0.305										3	0	1	1	0	0	0
Dave Winfield, R (1, 7) OBP: 0.330, SLG: 0.495		SSS 0-3 K		0-0 3-1 1-2		0-0 FC5-4 1-2f		0-0 FC6-4 1-2f		4	0	0	0	0	1	4
Bobby Murcer, L (1, 10) OBP: 0.333, SLG: 0.385		4-3			F8		0-0 SH1-4 1B		F5	4	0	1	0	0	0	0
Roy Smalley, S (1, 5) OBP: 0.343, SLG: 0.341			SH1-3 3B 2B		1B SF8-3-4 1B		SH1-4 1-2		2B	3	2	3	0	0	0	0
Rick Cerone, R (1, 2) OBP: 0.302, SLG: 0.267			SH1-3 2-3		1-3 SF8-3-4 1B		SSS 0-3 K		6-3	1	0	1	0	0	0	0
Barry Foote, R (5, 2) OBP: 0.154, SLG: 0.231										2	0	0	0	0	1	2
Bucky Dent, R (1, 6) OBP: 0.227, SLG: 0.242			3-H 3B		1-2 3-H SF8-3-4		F6		F8	3	0	1	2	0	0	2
Inning Stats	R: 0 E: 0 K: 0 S: 3 H: 0 LOB: 0 BB: 0 P: 3	R: 0 E: 0 K: 1 S: 5 H: 0 LOB: 0 BB: 0 P: 5	R: 1 E: 0 K: 0 S: 5 H: 2 LOB: 0 BB: 0 P: 5	R: 0 E: 1 K: 0 S: 3 H: 0 LOB: 0 BB: 0 P: 3	R: 1 E: 0 K: 0 S: 4 H: 2 LOB: 0 BB: 0 P: 4	R: 0 E: 0 K: 1 S: 5 H: 1 LOB: 2 BB: 2 P: 13	R: 0 E: 0 K: 1 S: 6 H: 1 LOB: 1 BB: 0 P: 6	R: 1 E: 0 K: 0 S: 5 H: 2 LOB: 1 BB: 0 P: 5	R: 0 E: 0 K: 0 S: 4 H: 1 LOB: 1 BB: 0 P: 4	1B: 6 2B: 3 3B: 1 HR: 0	SF: 2 SAC: 2 DP: 1 HBP: 0						

PITCHER	IP	WLS	BF	H	R	ER	SO	BB	IBB	HBP	BLK	WP	HR	S	P	ERA	WHIP
Ken Forsch, R (1, 1) ERA: 3.34	9.0	L	36	9	3	3	3	2	0	0	0	0	0	40	48	3.00	1.222

PITCHER	IP	WLS	BF	H	R	ER	SO	BB	IBB	HBP	BLK	WP	HR	S	P	ERA	WHIP

TOP

New York Yankees @ California Angels

Anaheim Stadium, Anaheim, CA

Tue May 11 1982, 10:05 PM EDT

Att. 37,413 - Sunny

livebaseballscorecards.com

AB	30
R	3
H	9
RBI	3
BB	2
SO	3
LOB	11

WP: 0 PB: 0 SB: 0 CS: 2 PA: 36

BOTTOM

Batter	1	2	3	4	5	6	7	8	9	AB	R	H	RBI	BB	SO	LOB
Brian Downing, R (1, 7) OBP: 0.323, SLG: 0.504	K		F7		IBB		F2			3	0	0	0	1	1	0
Tim Foli, R (1, 6) OBP: 0.236, SLG: 0.275	E6 1B			1-3	K			F7		4	0	1	0	0	1	3
Bobby Grich, R (1, 4) OBP: 0.413, SLG: 0.506	6-3			1B 2B	K			K		4	1	1	0	0	2	4
Don Baylor, R (1, 10) OBP: 0.308, SLG: 0.472	6-3			CS 6-2 1B 2-H		4-3		K		4	0	1	1	0	1	1
Reggie Jackson, L (1, 9) OBP: 0.363, SLG: 0.351		BBB		K		F4			CS 1B	3	0	1	0	1	1	1
Jose Moreno, S (9, PR)		G1-6-3 BB								0	0	0	0	0	0	0
Doug DeCinces, R (1, 5) OBP: 0.326, SLG: 0.402		G1-6-3 1-2f		6-2 1-H	HR	BBB BB			F2	3	1	1	1	1	0	2
Fred Lynn, L (1, 8) OBP: 0.377, SLG: 0.356		F7			BBB SH5-4 BB	F7			F4	3	0	0	0	1	0	2
Ron Jackson, R (1, 3) OBP: 0.370, SLG: 0.292			F9		BBB SH5-4 1-2		6-3		CS 1-2	2	0	0	0	1	0	0
Rod Carew, L (9, PH) OBP: 0.445, SLG: 0.360										0	0	0	0	0	0	0
Bob Boone, R (1, 2) OBP: 0.312, SLG: 0.310			1-3		SH5-4 1-2 2-3		F3			2	0	0	0	0	0	0

Inning Stats	1	2	3	4	5	6	7	8	9
	R: 0 H: 1 E: 1 LOB: 1 K: 1 BB: 0 S: 6 P: 6	R: 0 H: 0 E: 0 LOB: 0 K: 0 BB: 1 S: 2 P: 6	R: 0 H: 0 E: 0 LOB: 0 K: 0 BB: 0 S: 3 P: 3	R: 1 H: 2 E: 0 LOB: 1 K: 1 BB: 0 S: 6 P: 6	R: 1 H: 1 E: 0 LOB: 3 K: 2 BB: 3 S: 8 P: 20	R: 0 H: 0 E: 0 LOB: 1 K: 0 BB: 1 S: 3 P: 7	R: 0 H: 0 E: 0 LOB: 0 K: 0 BB: 0 S: 3 P: 3	R: 0 H: 0 E: 0 LOB: 0 K: 2 BB: 0 S: 7 P: 7	R: 0 H: 1 E: 0 LOB: 1 K: 0 BB: 0 S: 3 P: 3

1B: 3 SF: 0 WP: 0 PA: 35
2B: 1 SAC: 1 PB: 0
3B: 0 DP: 1 SB: 0
HR: 1 HBP: 0 CS: 2

PITCHER		IP	WLS	BF	H	R	ER	SO	BB	IBB	HBP	BLK	WP	HR	S	P	ERA	WHIP
Dave Righetti, L ERA: 4.54	(1, 1)	7.0	W	29	4	2	2	4	4	1	0	0	0	1	31	51	2.57	1.143
Rich Gossage, R ERA: 3.79	(8, 1)	2.0	S	6	1	0	0	2	0	0	0	0	0	0	10	10	0.00	0.500

PITCHER	IP	WLS	BF	H	R	ER	SO	BB	IBB	HBP	BLK	WP	HR	S	P	ERA	WHIP

New York Yankees @ California Angels

Anaheim Stadium, Anaheim, CA

Tue May 11 1982, 10:05 PM EDT

Att. 37,413 - Sunny

livebaseballscorecards.com

AB	28
R	2
H	5
RBI	2
BB	5
SO	6
LOB	13

Batter	1	2	3	4	5	6	7	8	9	AB	R	H	RBI	BB	SO	LOB
Willie Randolph, R (1, 4) OBP: 0.418, SLG: 0.486	0-0 1B SF7 2B		SH5-3 1-2	BBBB 4-0 BB		1-3			F9	3	1	1	0	1	0	0
Dave Collins, S (1, 8) (5, 3) OBP: 0.290, SLG: 0.313	2-3 1B		F9	2-H 3-H 1B		F8			F8	5	0	2	2	0	0	1
Dave Winfield, R (1, 7) OBP: 0.336, SLG: 0.495	SF7 3-H		F9		BBBB 4-0 1B FC4-6 BB		FC4-6 1B			2	1	1	1	1	0	1
Steve Balboni, R (1, 3) OBP: 0.300, SLG: 0.300	F9			5-3	FC4-6 1-3 1B		FC4-6 1-2f G1-6-3			2	0	0	0	0	0	1
Ken Griffey, L (5, PH) (5, 8) OBP: 0.297, SLG: 0.337										2	0	1	0	0	0	1
Lou Piniella, R (1, 9) OBP: 0.347, SLG: 0.489	F8			BBBB 4-0 1B BB	L6		G1-6-3 1-2f			1	1	0	0	1	0	1
Oscar Gamble, L (5, PH) (5, 9) OBP: 0.294, SLG: 0.295										2	0	0	0	0	0	3
Roy Smalley, S (1, 5) OBP: 0.350, SLG: 0.341		F4		1-2 1B 2B	4-0 FC4-6 IBB			F8		3	1	1	0	1	0	0
Butch Hobson, R (1, 10) OBP: 0.333, SLG: 0.444		G6-4-3 1B		1-2 2-H 2B 1B	FC4-6 1-2f 2-3 3-H			F5		2	1	2	1	0	0	0
Bobby Murcer, L (5, PH) OBP: 0.313, SLG: 0.357										2	0	0	1	0	0	2
Barry Foote, R (1, 2) OBP: 0.176, SLG: 0.294	G6-4-3 1-2f			1-3 2-H 1B 2B	L4			F7		4	1	1	1	0	0	3
Bucky Dent, R (1, 6) OBP: 0.229, SLG: 0.231			BBBB 4-0 SH5-3 BB	SSS 0-3 K		F7			F8	3	0	0	0	1	1	2
Inning Stats	R: 1 E: 0 K: 0 S: 5 H: 2 LOB: 1 BB: 0 P: 5	R: 0 E: 0 K: 0 S: 3 H: 1 LOB: 0 BB: 0 P: 3	R: 0 E: 0 K: 0 S: 3 H: 0 LOB: 1 BB: 1 P: 7	R: 4 E: 0 K: 1 S: 8 H: 4 LOB: 1 BB: 2 P: 16	R: 1 E: 0 K: 0 S: 4 H: 1 LOB: 2 BB: 2 P: 12	R: 0 E: 0 K: 0 S: 3 H: 0 LOB: 0 BB: 0 P: 3	R: 0 E: 0 K: 0 S: 3 H: 1 LOB: 0 BB: 0 P: 3	R: 0 E: 0 K: 0 S: 3 H: 0 LOB: 0 BB: 0 P: 3	R: 0 E: 0 K: 0 S: 3 H: 0 LOB: 0 BB: 0 P: 3	1B: 7 2B: 2 3B: 0 HR: 0	SF: 1 SAC: 1 DP: 2 HBP: 0					

New York Yankees @ California Angels

Anaheim Stadium, Anaheim, CA

Wed May 12 1982, 10:05 PM EDT

Att. 41,859 - Unknown

TOP

livebaseballscorecards.com

AB	31
R	6
H	9
RBI	6
BB	5
SO	1
LOB	15

WP: 0 PB: 0 SB: 0 CS: 0 PA: 38

PITCHER		IP	WLS	BF	H	R	ER	SO	BB	IBB	HBP	BLK	WP	HR	S	P	ERA	WHIP
Angel Moreno, L ERA: 4.62	(1, 1)	3.1	L	17	6	5	5	0	2	0	0	0	0	0	15	23	13.50	2.400
Luis Sanchez, R ERA: 3.2	(4, 1)	0.2		3	1	0	0	1	1	0	0	0	0	0	4	8	0.00	3.000
Mike Witt, R ERA: 3.9	(5, 1)	2.0		10	2	1	1	0	1	1	0	0	0	0	8	16	4.50	1.500
Andy Hassler, L ERA: 1.08	(7, 1)	2.0		5	0	0	0	0	0	0	0	0	0	0	5	5	0.00	0.000
Don Aase, R ERA: 2.45	(9, 1)	1.0		3	0	0	0	0	0	0	0	0	0	0	3	3	0.00	0.000

PITCHER	IP	WLS	BF	H	R	ER	SO	BB	IBB	HBP	BLK	WP	HR	S	P	ERA	WHIP

Batter	1	2	3	4	5	6	7	8	9	AB	R	H	RBI	BB	SO	LOB
Brian Downing, R (1, 7) OBP: 0.319, SLG: 0.492	F7	F3		G6-4-3 1-2f		FC4-6 1-2f		E 2B 1-3 1B		5	1	1	0	0	0	3
Rod Carew, L (1, 3) OBP: 0.426, SLG: 0.341	L5		K		F7		K	FC3 2B 1-2 3-H		5	0	0	0	0	2	1
Bobby Grich, R (1, 4) OBP: 0.440, SLG: 0.544	HR BB		4-3 BB 1B		E 2B		PB BB	1-3 2-H 2B		3	2	3	1	2	0	0
Reggie Jackson, L (1, 9) OBP: 0.373, SLG: 0.381	1-H HR		4-3 1-2 BB		F5		1-2 BB	4-3		3	1	1	2	2	0	3
Don Baylor, R (1, 10) OBP: 0.304, SLG: 0.462	E5		4-3 1-2 2-3		E7 2-H 1B		F8		K	5	0	1	1	0	1	4
Fred Lynn, L (1, 8) OBP: 0.370, SLG: 0.343	4-3		IBB		G3		F9		F5	4	0	0	0	1	0	4
Doug DeCinces, R (1, 5) OBP: 0.314, SLG: 0.385		6-3	F8			F7		F9	1-3	5	0	0	0	0	0	3
Tim Foli, R (1, 6) OBP: 0.236, SLG: 0.267		5-3		K		FC1-6 BB		1-3		3	0	0	0	1	1	0
Bob Boone, R (1, 2) OBP: 0.327, SLG: 0.314		BB		G6-4-3 BB		FC1-6 FC4-6 1-2f		1B FC3 1B		2	1	1	0	2	0	1
Inning Stats	R: 2 E: 1 K: 0 S: 5 H: 1 LOB: 1 BB: 1 P: 9	R: 0 E: 0 K: 0 S: 3 H: 0 LOB: 1 BB: 1 P: 7	R: 0 E: 0 K: 1 S: 6 H: 1 LOB: 3 BB: 2 P: 14	R: 0 E: 0 K: 1 S: 4 H: 0 LOB: 0 BB: 1 P: 8	R: 1 E: 1 K: 0 S: 5 H: 2 LOB: 1 BB: 0 P: 5	R: 0 E: 0 K: 0 S: 3 H: 0 LOB: 1 BB: 1 P: 7	R: 0 E: 0 K: 1 S: 5 H: 0 LOB: 2 BB: 2 P: 13	R: 2 E: 1 K: 0 S: 7 H: 3 LOB: 2 BB: 0 P: 7	R: 0 E: 0 K: 1 S: 5 H: 0 LOB: 0 BB: 0 P: 5	1B: 4 2B: 2 3B: 0 HR: 1 SF: 0 SAC: 0 DP: 1 HBP: 0						

PITCHER		IP	WLS	BF	H	R	ER	SO	BB	IBB	HBP	BLK	WP	HR	S	P	ERA	WHIP
Mike Morgan, R ERA: 3.25	(1, 1)	4.2		23	4	3	3	2	4	1	0	0	0	1	22	42	5.79	1.714
Shane Rawley, L ERA: 2.33	(5, 1)	3.0	W	15	2	2	0	1	3	0	0	0	0	0	14	26	0.00	1.667
Rich Gossage, R ERA: 3.54	(8, 1)	1.1	S	5	1	0	0	1	0	0	0	0	0	0	7	7	0.00	0.750

PITCHER	IP	WLS	BF	H	R	ER	SO	BB	IBB	HBP	BLK	WP	HR	S	P	ERA	WHIP

BOTTOM

New York Yankees @ California Angels

Anaheim Stadium, Anaheim, CA

Wed May 12 1982, 10:05 PM EDT

Att. 41,859 - Unknown

livebaseballscorecards.com

AB	35
R	5
H	7
RBI	4
BB	8
SO	4
LOB	19

1B: 4	SF: 0	WP: 0	PA: 43
2B: 2	SAC: 0	PB: 1	
3B: 0	DP: 1	SB: 0	
HR: 1	HBP: 0	CS: 0	

Batter	1	2	3	4	5	6	7	8	9	10	11	12	AB	R	H	RBI	BB	SO	LOB
Alan Bannister, R (1, 4) OBP: 0.359, SLG: 0.354	5-3		5-3		E3 1B		1B 1-2 1B		F3		K		6	0	1	0	0	1	2
Toby Harrah, R (1, 5) OBP: 0.471, SLG: 0.607	1B		F7		1-3 1B		FC6-4 1-2 2-H 1B		F9			SH3-4 1B	6	0	4	1	0	0	1
Mike Hargrove, L (1, 3) OBP: 0.415, SLG: 0.414	F8		G3		F8		F8			F8		SH3-4 1-2	5	0	0	0	0	0	5
Andre Thornton, R (1, 10) OBP: 0.449, SLG: 0.655	5-3			5-3		F7	FC6-4 1-2f			1B BB		F8	5	0	0	0	1	0	4
Bake McBride, L (1, 9) OBP: 0.414, SLG: 0.529		1B 1B		K		E4		FC4-6 1B		G4-6-3 1-2 1B		K	6	0	3	0	0	2	1
Von Hayes, L (1, 7) OBP: 0.274, SLG: 0.324		F2		HR		K		FC4-6 CS 1-2f		G4-6-3 1-2f			5	1	1	1	0	1	5
Rick Manning, L (1, 8) OBP: 0.333, SLG: 0.360													4	0	1	0	0	0	2
Miguel Dilone, S (8, 8) OBP: 0.253, SLG: 0.247		1-2 1B		F5		F7		F4			CS 1B		1	0	1	0	0	0	0
Ron Hassey, L (1, 2) OBP: 0.232, SLG: 0.227		F7			1B		F7	CS 1-2		F8		K	5	0	1	0	0	1	3
Jerry Dybzinski, R (1, 6) OBP: 0.378, SLG: 0.341		F8			F2		1B 1B 1B			BB		BB 1-2	3	1	1	0	2	0	2
Inning Stats	R: 0 E: 0 K: 0 S: 4 H: 1 LOB: 1 BB: 0 P: 4	R: 0 E: 0 K: 0 S: 5 H: 2 LOB: 2 BB: 0 P: 5	R: 0 E: 0 K: 0 S: 3 H: 0 LOB: 0 BB: 0 P: 3	R: 1 E: 0 K: 1 S: 6 H: 1 LOB: 0 BB: 0 P: 6	R: 0 E: 1 K: 0 S: 5 H: 2 LOB: 2 BB: 0 P: 5	R: 0 E: 1 K: 1 S: 6 H: 0 LOB: 1 BB: 0 P: 6	R: 1 E: 0 K: 0 S: 6 H: 3 LOB: 2 BB: 0 P: 6	R: 0 E: 0 K: 0 S: 3 H: 1 LOB: 0 BB: 0 P: 3	R: 0 E: 0 K: 0 S: 3 H: 0 LOB: 1 BB: 1 P: 7	R: 0 E: 0 K: 0 S: 3 H: 1 LOB: 1 BB: 1 P: 7	R: 0 E: 0 K: 2 S: 7 H: 1 LOB: 1 BB: 1 P: 11	R: 0 E: 0 K: 1 S: 6 H: 1 LOB: 1 BB: 0 P: 6	1B: 12 2B: 0 3B: 0 HR: 1	SF: 0 SAC: 1 DP: 1 HBP: 0					

PITCHER		IP	WLS	BF	H	R	ER	SO	BB	IBB	HBP	BLK	WP	HR	S	P	ERA	WHIP
Steve Renko, R ERA: 2.12	(1, 1)	6.1		28	8	2	2	2	0	0	0	0	0	1	32	32	2.84	1.263
Don Aase, R ERA: 2.11	(7, 1)	5.1		21	5	0	0	2	3	0	0	0	0	0	22	34	0.00	1.500
Andy Hassler, L ERA: 1.06	(12, 1)	0.1	W	1	0	0	0	1	0	0	0	0	0	0	3	3	0.00	0.000

PITCHER	IP	WLS	BF	H	R	ER	SO	BB	IBB	HBP	BLK	WP	HR	S	P	ERA	WHIP

Cleveland Indians @ California Angels

Anaheim Stadium, Anaheim, CA

Thu May 13 1982, 10:05 PM EDT

Att. 21,459 - Unknown

TOP

livebaseballscorecards.com

AB	46
R	2
H	13
RBI	2
BB	3
SO	5
LOB	25

WP: 0 PB: 0 SB: 0 CS: 2 PA: 51

Cleveland Indians @ California Angels

Anaheim Stadium, Anaheim, CA

Thu May 13 1982, 10:05 PM EDT

Att. 21,459 - Unknown

BOTTOM

livebaseballscorecards.com

Batter	1	2	3	4	5	6	7	8	9	10	11	12	AB	R	H	RBI	BB	SO	LOB
Brian Downing, R (1, 7) OBP: 0.319, SLG: 0.492	2B 1-3 2B	4-3			E6 BB BB	FC4-6 1-2f			G6-4-3 1B		FC6-4 1-2f		6	1	2	0	0	0	2
Rod Carew, L (1, 3) OBP: 0.438, SLG: 0.358	1-3 2-3 2B		CS BB		BB 1-2 BB		1B		G6-4-3 1-2f			F7	4	0	2	0	2	0	1
Bobby Grich, R (1, 4) OBP: 0.435, SLG: 0.521	1-3 BB		K 1-2		BB 1-2 2-3		F8			F9		6-3	4	0	0	0	2	1	1
Fred Lynn, L (1, 8) OBP: 0.368, SLG: 0.336	1-3 1-2 2-3 3-H		FC5-4 BB		F6		F7			F7		1B BB 1B	5	1	1	1	1	0	5
Don Baylor, R (1, 10) OBP: 0.313, SLG: 0.467	FC6-4 IBB		FC5-4 1-2f		F2			K		2B		BB IBB 1-3 1B	5	0	2	0	1	1	4
Doug DeCinces, R (1, 5) OBP: 0.312, SLG: 0.381 Mick Kelleher, R (2, 5) Ron Jackson, R (8, PH) OBP: 0.345, SLG: 0.269 (9, 5) Reggie Jackson, L (12, PH) OBP: 0.379, SLG: 0.381 Rob Wilfong, L (12, PR) OBP: 0.238, SLG: 0.173	K	4-3			SH3-4 1B BB			4-3		F6		BB IBB 1-2	1 1 2 0 0	0 1 0 0 0	0 0 0 0 0	0 0 0 1 0	0 1 0 0 0	1 0 1 0 0	3 0 1 0 0
Juan Beniquez, R (1, 9) OBP: 0.412, SLG: 0.432	FC6-4 1-2f	F7				SH3-4 1-2		3B			5-3	BB 1-2 2-3 3-H	4	0	1	1	1	0	3
Tim Foli, R (1, 6) OBP: 0.243, SLG: 0.273		6-3	F8			1B 2-H		F4			FC6-4 1B		5	0	2	1	0	0	1
Bob Boone, R (1, 2) OBP: 0.322, SLG: 0.308		4-3			F6	FC4-6 1B			6-3		F9		5	0	1	0	0	0	1

	AB	42
	R	3
	H	11
	RBI	3
	BB	9
	SO	3
	LOB	22

Inning Stats	1	2	3	4	5	6	7	8	9	10	11	12
	R: 1 H: 2 E: 0 LOB: 3 K: 1 BB: 2 S: 7 P: 15	R: 0 H: 0 E: 0 LOB: 0 K: 0 BB: 0 S: 3 P: 3	R: 0 H: 0 E: 0 LOB: 1 K: 1 BB: 2 S: 4 P: 12	R: 0 H: 0 E: 0 LOB: 0 K: 0 BB: 0 S: 3 P: 3	R: 0 H: 0 E: 1 LOB: 3 K: 0 BB: 2 S: 4 P: 12	R: 1 H: 2 E: 0 LOB: 1 K: 0 BB: 1 S: 4 P: 8	R: 0 H: 1 E: 0 LOB: 0 K: 0 BB: 0 S: 3 P: 3	R: 0 H: 1 E: 0 LOB: 1 K: 1 BB: 0 S: 6 P: 6	R: 0 H: 1 E: 0 LOB: 0 K: 0 BB: 0 S: 3 P: 3	R: 0 H: 1 E: 0 LOB: 1 K: 0 BB: 0 S: 4 P: 4	R: 0 H: 1 E: 0 LOB: 1 K: 0 BB: 0 S: 4 P: 4	R: 1 H: 2 E: 0 LOB: 3 K: 0 BB: 2 S: 4 P: 12

	1B: 7	SF: 0	WP: 0	PA: 52
	2B: 4	SAC: 1	PB: 0	
	3B: 1	DP: 2	SB: 0	
	HR: 0	HBP: 0	CS: 1	

PITCHER	IP	WLS	BF	H	R	ER	SO	BB	IBB	HBP	BLK	WP	HR	S	P	ERA	WHIP
Len Barker, R (1, 1) ERA: 2.25	9.0		38	7	2	2	3	6	1	0	0	0	0	37	65	2.00	1.444
Dan Spillner, R (10, 1) ERA: 2.1	2.2	L	14	4	1	1	0	1	1	0	0	0	0	12	20	3.38	1.875

PITCHER	IP	WLS	BF	H	R	ER	SO	BB	IBB	HBP	BLK	WP	HR	S	P	ERA	WHIP

Batter	1	2	3	4	5	6	7	8	9	AB	R	H	RBI	BB	SO	LOB
Miguel Dilone, S (1, 7) OBP: 0.263, SLG: 0.270	1-3		1B		6-3		1-3 2B			4	1	2	0	0	0	0
Toby Harrah, R (1, 5) OBP: 0.472, SLG: 0.600	BB SF7 1B BB		F7		G6-4-3 1B		4-3			3	1	1	0	1	0	3
Mike Hargrove, L (1, 3) OBP: 0.411, SLG: 0.408	1-2 BB 1B		F9		G6-4-3 1-2f			G3		4	0	1	0	0	0	2
Andre Thornton, R (1, 10) OBP: 0.450, SLG: 0.646	1-2 2-3 BB		1B 1-2 1B			3-1		K		3	0	1	0	1	1	0
Bake McBride, L (1, 9) OBP: 0.405, SLG: 0.521	SF7 3-H		1-3 2-H 1B			F7		3-1		3	0	1	2	0	0	0
Von Hayes, L (1, 8) OBP: 0.260, SLG: 0.306	F8		G3			G3			K	4	0	0	0	0	1	4
Alan Bannister, R (1, 4) OBP: 0.341, SLG: 0.333		1-3		K			6-3		6-3	4	0	0	0	0	1	0
Ron Hassey, L (1, 2) OBP: 0.221, SLG: 0.215		F6		3-1			4-3		G3	4	0	0	0	0	0	0
Jerry Dybzinski, R (1, 6) OBP: 0.376, SLG: 0.333		4-3		4-3			BB 2B			2	0	0	0	1	0	0
Inning Stats	R: 1 E: 0 K: 0 S: 4 H: 1 LOB: 2 BB: 2 P: 12	R: 0 E: 0 K: 0 S: 3 H: 0 LOB: 0 BB: 0 P: 3	R: 1 E: 0 K: 0 S: 6 H: 3 LOB: 2 BB: 0 P: 6	R: 0 E: 0 K: 1 S: 5 H: 0 LOB: 0 BB: 0 P: 5	R: 0 E: 0 K: 0 S: 3 H: 1 LOB: 0 BB: 0 P: 3	R: 0 E: 0 K: 0 S: 3 H: 0 LOB: 0 BB: 0 P: 3	R: 0 E: 0 K: 0 S: 4 H: 1 LOB: 2 BB: 1 P: 8	R: 0 E: 0 K: 1 S: 5 H: 0 LOB: 0 BB: 0 P: 5	R: 0 E: 0 K: 1 S: 5 H: 0 LOB: 0 BB: 0 P: 5	1B: 5 2B: 1 3B: 0 HR: 0	SF: 1 SAC: 0 DP: 1 HBP: 0						

TOP

Cleveland Indians @ California Angels

Anaheim Stadium, Anaheim, CA

Fri May 14 1982, 10:05 PM EDT

Att. 26,862 - Unknown

livebaseballscorecards.com

AB	31
R	2
H	6
RBI	2
BB	3
SO	3
LOB	9

WP: 0 PB: 0 SB: 0 CS: 0 PA: 35

PITCHER	IP	WLS	BF	H	R	ER	SO	BB	IBB	HBP	BLK	WP	HR	S	P	ERA	WHIP
Bruce Kison, R (1, 1) ERA: 2.61	6.2	W	28	6	2	2	1	3	0	0	0	0	0	27	39	2.70	1.350
Doug Corbett, R (7, 1) ERA: 4.81	2.1	S	7	0	0	0	2	0	0	0	0	0	0	11	11	0.00	0.000

PITCHER	IP	WLS	BF	H	R	ER	SO	BB	IBB	HBP	BLK	WP	HR	S	P	ERA	WHIP

Batter	1	2	3	4	5	6	7	8	9	AB	R	H	RBI	BB	SO	LOB
Brian Downing, R (1, 7) OBP: 0.331, SLG: 0.507	SH5-3 1B 1B	5-3			1B 2B		5-3 SH5-4 1B	FC1-2 1-2 2-3 3-Hf		4	2	3	0	0	0	1
Juan Beniquez, R (7, PR) (8, 9) OBP: 0.404, SLG: 0.422										1	0	0	0	0	0	3
Rod Carew, L (1, 3) OBP: 0.435, SLG: 0.351	SH5-3 1-2	4-3			1B BB		SH5-4 1-2	F8		2	0	0	0	1	0	3
Bobby Grich, R (1, 4) OBP: 0.437, SLG: 0.515	1B BB	F7			1-2 2-H 1B		5-3 2-3			3	0	1	1	1	0	2
Reggie Jackson, L (1, 9) OBP: 0.374, SLG: 0.376	G6-4-3 1-2 2-H 1B	F7			K		F8			4	0	1	1	0	1	4
Bobby Clark, R (8, 7) OBP: 0.167, SLG: 0.167										0	0	0	0	0	0	0
Don Baylor, R (1, 10) OBP: 0.311, SLG: 0.457	G6-4-3 1-2f			F4		E 1B BB		5-3		3	1	0	0	1	0	2
Fred Lynn, L (1, 8) OBP: 0.372, SLG: 0.342		F8		6-3		7-3 1-H 1B		E 1B 1B		4	1	2	1	0	0	0
Doug DeCinces, R (1, 5) OBP: 0.303, SLG: 0.369		5-3		K		7-3 1-2f		E6 1B 1B 1-3 FC1-2		4	0	0	0	0	1	2
Tim Foli, R (1, 6) OBP: 0.261, SLG: 0.289		2B 1B			6-3	FC6-4 1B		FC1-2 1B 1-2 3-H 1B		4	1	3	1	0	0	0
Bob Boone, R (1, 2) OBP: 0.328, SLG: 0.324		1-H 2B			K	FC6-4 1-2f		FC1-2 1-2 2-3 1B		4	0	2	1	0	1	1
Inning Stats	R: 1 E: 0 K: 0 S: 4 H: 2 LOB: 1 BB: 1 P: 8	R: 1 E: 0 K: 0 S: 5 H: 2 LOB: 1 BB: 0 P: 5	R: 0 E: 0 K: 0 S: 3 H: 0 LOB: 0 BB: 0 P: 3	R: 0 E: 0 K: 1 S: 5 H: 0 LOB: 0 BB: 0 P: 5	R: 1 E: 0 K: 2 S: 9 H: 2 LOB: 2 BB: 1 P: 13	R: 1 E: 1 K: 0 S: 4 H: 2 LOB: 1 BB: 1 P: 8	R: 0 E: 0 K: 0 S: 4 H: 1 LOB: 2 BB: 0 P: 4	R: 1 E: 1 K: 0 S: 7 H: 3 LOB: 3 BB: 0 P: 7		1B: 10 2B: 3 3B: 0 HR: 0 SF: 0 SAC: 2 DP: 2 HBP: 0						

PITCHER		IP	WLS	BF	H	R	ER	SO	BB	IBB	HBP	BLK	WP	HR	S	P	ERA	WHIP
Lary Sorensen, R ERA: 4.97	(1, 1)	7.1	L	33	10	5	4	3	3	0	0	0	0	0	36	48	4.91	1.773
Ed Whitson, R ERA: 2.7	(8, 1)	0.2		5	2	0	0	0	0	0	0	0	0	0	5	5	0.00	3.000

PITCHER	IP	WLS	BF	H	R	ER	SO	BB	IBB	HBP	BLK	WP	HR	S	P	ERA	WHIP

BOTTOM

Cleveland Indians @ California Angels

Anaheim Stadium, Anaheim, CA

Fri May 14 1982, 10:05 PM EDT

Att. 26,862 - Unknown

livebaseballscorecards.com

AB	33
R	5
H	12
RBI	5
BB	3
SO	3
LOB	18

Batter	1	2	3	4	5	6	7	8	9	AB	R	H	RBI	BB	SO	LOB
Miguel Dilone, S (1, 7) OBP: 0.280, SLG: 0.290	F6		6-3 1-3 2-H		S 1B		F2		BB	4	1	2	1	1	0	0
Toby Harrah, R (1, 5) OBP: 0.463, SLG: 0.584	G4-6-3 1B		6-3 2-3 3-H		F7		F8		K	5	0	1	1	0	1	3
Mike Hargrove, L (1, 3) OBP: 0.411, SLG: 0.403	G4-6-3 1-2f		BB		BB 1-H 1B		3-1		G3	4	0	1	1	1	0	2
Andre Thornton, R (1, 10) OBP: 0.451, SLG: 0.635		F7	F7		FC6-4 1-2 BB			FC3-6 1B E BB		2	1	0	0	2	0	2
Joe Charboneau, R (1, 9) OBP: 0.317, SLG: 0.444		5-3		5-3	K			FC3-6 1-2 1B		4	0	1	0	0	1	2
Alan Bannister, R (1, 4) OBP: 0.326, SLG: 0.315		5-3		6-3	FC6-4 1-2f			K		4	0	0	0	0	1	4
Von Hayes, L (1, 8) OBP: 0.284, SLG: 0.329			E 2B 1B	HR 1B		CS 1B		FC3-6 1-2f 2-3		4	2	3	0	0	0	2
Bill Nahorodny, R (1, 2) OBP: 0.300, SLG: 0.800 Rod Craig, S (8, PH) OBP: 0.100, SLG: 0.100 Ron Hassey, L (8, 2) OBP: 0.221, SLG: 0.215			L4 1-H HR		K 1-2			3-1 1-1 3-H		3 1 0	1 0 0	1 0 0	2 0 0	0 0 0	1 0 0	2 1 0
Jerry Dybzinski, R (1, 6) OBP: 0.362, SLG: 0.318			E5 2B 1-2 6-3	4-3	F9				K	4	1	0	0	0	1	1
Inning Stats	R: 0 E: 0 K: 0 S: 3 H: 1 LOB: 0 BB: 0 P: 3	R: 0 E: 0 K: 0 S: 3 H: 0 LOB: 0 BB: 0 P: 3	R: 2 E: 1 K: 0 S: 6 H: 2 LOB: 2 BB: 1 P: 10	R: 2 E: 0 K: 0 S: 5 H: 2 LOB: 0 BB: 0 P: 5	R: 1 E: 0 K: 1 S: 7 H: 2 LOB: 2 BB: 1 P: 11	R: 0 E: 0 K: 1 S: 5 H: 1 LOB: 0 BB: 0 P: 5	R: 0 E: 0 K: 0 S: 3 H: 0 LOB: 0 BB: 0 P: 3	R: 1 E: 1 K: 1 S: 6 H: 1 LOB: 1 BB: 1 P: 10	R: 0 E: 0 K: 2 S: 7 H: 0 LOB: 1 BB: 1 P: 11	1B: 7 2B: 1 3B: 0 HR: 1 SF: 0 SAC: 0 DP: 1 HBP: 0						WP: 0 PB: 0 SB: 1 CS: 1 PA: 39	

PITCHER		IP	WLS	BF	H	R	ER	SO	BB	IBB	HBP	BLK	WP	HR	S	P	ERA	WHIP
Geoff Zahn, L ERA: 2.07	(1, 1)	4.0		18	5	4	3	0	1	0	0	0	0	1	17	21	6.75	1.500
Luis Sanchez, R ERA: 3.48	(5, 1)	1.0		6	2	1	1	1	1	0	0	0	0	0	7	11	9.00	3.000
Mike Witt, R ERA: 3.62	(6, 1)	2.1	W	9	2	1	0	2	1	0	0	0	0	0	12	16	0.00	1.286
Andy Hassler, L ERA: 1.04	(8, 1)	0.1		1	0	0	0	0	0	0	0	0	0	0	1	1	0.00	0.000
Doug Corbett, R ERA: 4.56	(8, 1)	1.1	S	5	0	0	0	2	1	0	0	0	0	0	8	12	0.00	0.750

PITCHER	IP	WLS	BF	H	R	ER	SO	BB	IBB	HBP	BLK	WP	HR	S	P	ERA	WHIP

TOP

Cleveland Indians @ California Angels

Anaheim Stadium, Anaheim, CA

Sat May 15 1982, 10:05 PM EDT

Att. 41,557 - Unknown

livebaseballscorecards.com

AB	35
R	6
H	9
RBI	5
BB	4
SO	5
LOB	19

BOTTOM

Cleveland Indians @ California Angels

Anaheim Stadium, Anaheim, CA

Sat May 15 1982, 10:05 PM EDT

Att. 41,557 - Unknown

Batter	1	2	3	4	5	6	7	8	9	AB	R	H	RBI	BB	SO	LOB
Brian Downing, R (1, 7) OBP: 0.340, SLG: 0.504	BBBB 4-0 SH1-4 BB		x 0-0 ① 4-3		BBBB 4-0 BB	x 0-0 ③ F9		x 0-0 1-2 E 1B 1B		3	1	1	0	2	0	1
Juan Beniquez, R (1, 9) OBP: 0.393, SLG: 0.408	x 0-0 ① SH1-4 1-2		x 0-0 ② 4-3		SSS 0-3 ② K		x 0-0 E8 1B	x 0-0 1-H 2-H E7 1B		4	1	1	1	0	1	3
Bobby Grich, R (1, 4) OBP: 0.419, SLG: 0.490	x 0-0 ② 5-3		x 0-0 ③ F9		x 0-0 ③ F6		x 0-0 ① 4-3	SSS 0-3 ② K		5	0	0	0	0	1	6
Don Baylor, R (1, 10) OBP: 0.307, SLG: 0.448	x 0-0 ③ L4			x 0-0 ① F8		x 0-0 ① 6-3	x 0-0 1B FC4-6 3-H 1B	x 0-0 ③ 4-3		5	1	1	1	0	0	2
Doug DeCinces, R (1, 5) OBP: 0.315, SLG: 0.384		x 0-0 HR 2B		x 0-0 ② F8		BBBB 4-0 1B 2B BB	x 0-0 FC4-6 1-3 1B			3	2	2	0	1	0	0
Ron Jackson, R (1, 3) OBP: 0.313, SLG: 0.241 Rod Carew, L (7, PH) OBP: 0.432, SLG: 0.347 (8, 3)		x 0-0 ① F7		x 0-0 ③ F3		x 0-0 ② F9	x 0-0 ② FC4-6 1-2f 3-H			3 1	0 0	0 0	0 1	0 0	0 0	2 1
Bobby Clark, R (1, 8) OBP: 0.250, SLG: 0.357		x 0-0 2-H HR			x 0-0 4-3 1B 1B	x 0-0 1-2 2B 1B	x 0-0 ③ 6-3			4	2	3	2	0	0	1
Tim Foli, R (1, 6) OBP: 0.268, SLG: 0.305		x 0-0 ② F7			x 0-0 1-2 4-3 1B	x 0-0 1-H 2-H 1B 2B		x 0-0 ① 6-3		4	1	2	2	0	0	0
Bob Boone, R (1, 2) OBP: 0.333, SLG: 0.325		x 0-0 ③ 3-1			x 0-0 ① 4-3 1-2 2-3	x 0-0 2-H 1B		BBBB 4-0 1B 1B BB		3	1	1	1	1	0	2
Inning Stats	R: 0 E: 0 K: 0 S: 3 H: 0 LOB: 1 BB: 1 P: 7	R: 2 E: 0 K: 0 S: 5 H: 2 LOB: 0 BB: 0 P: 5	R: 0 E: 0 K: 0 S: 3 H: 0 LOB: 0 BB: 0 P: 3	R: 0 E: 0 K: 0 S: 3 H: 0 LOB: 0 BB: 0 P: 3	R: 0 E: 0 K: 1 S: 7 H: 2 LOB: 3 BB: 1 P: 11	R: 3 E: 0 K: 0 S: 6 H: 3 LOB: 1 BB: 1 P: 10	R: 2 E: 1 K: 0 S: 6 H: 2 LOB: 1 BB: 0 P: 6	R: 2 E: 1 K: 1 S: 7 H: 2 LOB: 1 BB: 1 P: 11		1B: 8 2B: 2 3B: 0 HR: 1	SF: 0 SAC: 1 DP: 0 HBP: 0					

livebaseballscorecards.com

AB	35
R	9
H	11
RBI	8
BB	4
SO	2
LOB	18

WP: 0 PB: 0 SB: 0 CS: 0 PA: 40

PITCHER		IP	WLS	BF	H	R	ER	SO	BB	IBB	HBP	BLK	WP	HR	S	P	ERA	WHIP
John Bohnet, L ERA: 6.3	(1, 1)	5.2		25	5	4	4	1	3	0	0	0	0	1	24	36	6.35	1.412
Tom Brennan, R ERA: 5.21	(6, 1)	0.2	L	7	4	3	1	0	0	0	0	0	0	0	7	7	13.50	6.000
Ed Glynn, L ERA: 9.0	(7, 1)	1.0		6	2	2	1	0	1	0	0	0	0	0	5	9	9.00	3.000
Ed Whitson, R ERA: 2.61	(8, 1)	0.2		2	0	0	0	1	0	0	0	0	0	0	4	4	0.00	0.000

PITCHER	IP	WLS	BF	H	R	ER	SO	BB	IBB	HBP	BLK	WP	HR	S	P	ERA	WHIP

Batter	1	2	3	4	5	6	7	8	9	AB	R	H	RBI	BB	SO	LOB
Miguel Dilone, S (1, 7) OBP: 0.269, SLG: 0.278	S S S 0-3 ① K		x 0-0 ② 4-3			x 0-0 ② F9		x 0-0 ③ F7		4	0	0	0	0	1	1
Toby Harrah, R (1, 5) OBP: 0.458, SLG: 0.574	x 0-0 F9 1B		x 0-0 ③ F7			x 0-0 ③ 1-3			x 0-0 ① 3-1	4	0	1	0	0	0	0
Mike Hargrove, L (1, 3) OBP: 0.413, SLG: 0.402	x 0-0 ② F9 1-2			x 0-0 ① F7			x 0-0 F7 1B		B B B B 4-0 G4-6-3 BB	3	0	1	0	1	0	1
Andre Thornton, R (1, 10) OBP: 0.439, SLG: 0.613	x 0-0 ③ F3			S S S 0-3 ② K			x 0-0 ① F7 1-2		x 0-0 ② ③ G4-6-3 1-2f	4	0	0	0	0	1	3
Von Hayes, L (1, 9) OBP: 0.274, SLG: 0.316		x 0-0 ① F7		x 0-0 ③ G3			x 0-0 ② F7			3	0	0	0	0	0	1
Ron Hassey, L (1, 2) OBP: 0.225, SLG: 0.220		x 0-0 CS 1B			x 0-0 ① G3		x 0-0 ③ 1-3			3	0	1	0	0	0	1
Rick Manning, L (1, 8) OBP: 0.341, SLG: 0.363		B B B B 4-0 ② 1-2 BB			x 0-0 ② 6-3			x 0-0 4-3 SH1-3 1B		2	0	1	0	1	0	0
Jack Perconte, L (1, 4) OBP: 0.299, SLG: 0.329		x 0-0 ③ F7			x 0-0 ③ F8			x 0-0 ① SH1-3 1-2		2	0	0	0	0	0	1
Jerry Dybzinski, R (1, 6) OBP: 0.355, SLG: 0.311			x 0-0 ① 6-3			S S S 0-3 ① K		x 0-0 ② 4-3 2-3		2	0	0	0	0	1	0
Rod Craig, S (8, PH) OBP: 0.091, SLG: 0.091										1	0	0	0	0	0	1
Mike Fischlin, R (8, 6) OBP: 0.412, SLG: 0.400										0	0	0	0	0	0	0
Inning Stats	R: 0 E: 0 K: 1 S: 6 H: 1 LOB: 1 BB: 0 P: 6	R: 0 E: 0 K: 0 S: 3 H: 1 LOB: 1 BB: 1 P: 7	R: 0 E: 0 K: 0 S: 3 H: 0 LOB: 0 BB: 0 P: 3	R: 0 E: 0 K: 1 S: 5 H: 0 LOB: 0 BB: 0 P: 5	R: 0 E: 0 K: 0 S: 3 H: 0 LOB: 0 BB: 0 P: 3	R: 0 E: 0 K: 1 S: 5 H: 0 LOB: 0 BB: 0 P: 5	R: 0 E: 0 K: 0 S: 4 H: 1 LOB: 1 BB: 0 P: 4	R: 0 E: 0 K: 0 S: 4 H: 1 LOB: 1 BB: 0 P: 4	R: 0 E: 0 K: 0 S: 2 H: 0 LOB: 0 BB: 1 P: 6	1B: 4 2B: 0 3B: 0 HR: 0	SF: 0 SAC: 1 DP: 1 HBP: 0						

PITCHER	IP	WLS	BF	H	R	ER	SO	BB	IBB	HBP	BLK	WP	HR	S	P	ERA	WHIP
Ken Forsch, R (1, 1) ERA: 2.92	9.0	W	31	4	0	0	3	2	0	0	0	0	0	35	43	0.00	0.667

PITCHER	IP	WLS	BF	H	R	ER	SO	BB	IBB	HBP	BLK	WP	HR	S	P	ERA	WHIP

TOP

Cleveland Indians @ California Angels

Anaheim Stadium, Anaheim, CA

Sun May 16 1982, 6:33 AM EDT

Att. 27,054 - Unknown

livebaseballscorecards.com

AB	28
R	0
H	4
RBI	0
BB	2
SO	3
LOB	9

WP: 0 PB: 0 SB: 0 CS: 1 PA: 31

Batter	1	2	3	4	5	6	7	8	9	AB	R	H	RBI	BB	SO	LOB
Brian Downing, R (1, 7) OBP: 0.338, SLG: 0.497	F7		5-3		1B		5-3			4	0	1	0	0	0	0
Juan Beniquez, R (9, 9) OBP: 0.393, SLG: 0.408										0	0	0	0	0	0	0
Rod Carew, L (1, 3) OBP: 0.426, SLG: 0.343	CS 1B		K		F8		4-3			4	0	1	0	0	1	1
Reggie Jackson, L (1, 9) OBP: 0.378, SLG: 0.410	F9			K	1-2 1B			HR		4	1	2	1	0	1	1
Bobby Clark, R (9, 7) OBP: 0.250, SLG: 0.357										0	0	0	0	0	0	0
Don Baylor, R (1, 10) OBP: 0.306, SLG: 0.442	CS 1-2	F9		WP 1B 1B	F2			F6		4	1	1	0	0	0	2
Fred Lynn, L (1, 8) OBP: 0.383, SLG: 0.376		4-3		1B 1-2 BB		FC2-6 1B		HR		3	1	2	1	1	0	0
Rob Wilfong, L (1, 4) OBP: 0.226, SLG: 0.165		E4 FC5		K		FC2-6 S 1-2f		F8		4	0	0	0	0	1	3
Doug DeCinces, R (1, 5) OBP: 0.320, SLG: 0.383		BB		1-2 2-H 1B		K 1-2		F7		3	0	1	1	1	1	1
Tim Foli, R (1, 6) OBP: 0.262, SLG: 0.298		FC5 2-3f		6-3		F9				3	0	0	0	0	0	5
Joe Ferguson, R (1, 2) OBP: 0.273, SLG: 0.238			K		4-3		5-3			3	0	0	0	0	1	0
Inning Stats	R: 0 E: 0 K: 0 S: 3 H: 1 LOB: 0 BB: 0 P: 3	R: 0 E: 1 K: 0 S: 4 H: 0 LOB: 2 BB: 1 P: 8	R: 0 E: 0 K: 2 S: 7 H: 0 LOB: 0 BB: 0 P: 7	R: 1 E: 0 K: 2 S: 9 H: 2 LOB: 2 BB: 1 P: 13	R: 0 E: 0 K: 0 S: 5 H: 2 LOB: 2 BB: 0 P: 5	R: 0 E: 0 K: 1 S: 6 H: 1 LOB: 1 BB: 0 P: 6	R: 0 E: 0 K: 0 S: 3 H: 0 LOB: 0 BB: 0 P: 3	R: 2 E: 0 K: 0 S: 5 H: 2 LOB: 0 BB: 0 P: 5		1B: 6 2B: 0 3B: 0 HR: 2	SF: 0 SAC: 0 DP: 0 HBP: 0						

BOTTOM

Cleveland Indians @ California Angels

Anaheim Stadium, Anaheim, CA

Sun May 16 1982, 6:33 AM EDT

Att. 27,054 - Unknown

livebaseballscorecards.com

AB	32
R	3
H	8
RBI	3
BB	2
SO	5
LOB	13

WP: 1 PB: 0 SB: 1 CS: 1 PA: 35

PITCHER		IP	WLS	BF	H	R	ER	SO	BB	IBB	HBP	BLK	WP	HR	S	P	ERA	WHIP
John Denny, R ERA: 4.3	(1, 1)	7.1	L	32	8	3	3	5	2	0	0	0	1	2	40	48	3.68	1.364
Dan Spillner, R ERA: 2.05	(8, 1)	0.2		2	0	0	0	0	0	0	0	0	0	0	2	2	0.00	0.000

PITCHER	IP	WLS	BF	H	R	ER	SO	BB	IBB	HBP	BLK	WP	HR	S	P	ERA	WHIP

Batter	1	2	3	4	5	6	7	8	9	AB	R	H	RBI	BB	SO	LOB
Brian Downing, R (1, 7) OBP: 0.342, SLG: 0.503	0-0 1-3 1B 2B	0-0 1-2 2-H 1B		0-0 F4			0-0 G5-4-3 1-2f			4	1	2	1	0	0	1
Rod Carew, L (1, 3) OBP: 0.421, SLG: 0.340	0-0 1-3 2-3	0-0 L1			0-0 6-3			0-0 HR 1B		4	1	1	0	0	0	3
Bobby Grich, R (1, 4) OBP: 0.430, SLG: 0.524	B B B B 4-0 1B BB		0-0 1-3		0-0 G6-4-3 1B			0-0 1-H HR		3	1	2	2	1	0	0
Don Baylor, R (1, 10) OBP: 0.304, SLG: 0.437	0-0 G4-6-3 1-3 3-H 1B		0-0 F3		0-0 G6-4-3 1-2f			0-0 F8		4	0	1	1	0	0	1
Reggie Jackson, L (1, 9) OBP: 0.382, SLG: 0.407 Juan Beniquez, R (8, 9) OBP: 0.393, SLG: 0.408	0-0 G4-6-3 1-2f		B B B B 4-0 BB BB			S S S 0-3 K		0-0 G6-4-3 1B		3 0	0 0	1 0	0 0	1 0	1 0	2 0
Doug DeCinces, R (1, 5) OBP: 0.325, SLG: 0.382		0-0 E5 1B 1B	B B B B 4-0 1-2 BB			0-0 G6-4-3 1B		0-0 G6-4-3 1-2f		3	1	1	0	1	0	1
Bobby Clark, R (1, 8) OBP: 0.219, SLG: 0.313		S S S 0-0 F2	S S S 0-3 K			0-0 G6-4-3 1-2f			S S S 0-3 K	4	0	0	0	0	2	4
Tim Foli, R (1, 6) OBP: 0.262, SLG: 0.296		0-0 1B 1-2 1B		0-0 5-3			0-0 F8		0-0 6-3	4	0	1	0	0	0	0
Bob Boone, R (1, 2) OBP: 0.331, SLG: 0.322		0-0 F9		0-0 F9			0-0 G5-4-3 1B		0-0 6-3	4	0	1	0	0	0	2
Inning Stats	R: 1 E: 0 K: 0 S: 4 H: 2 LOB: 1 BB: 1 P: 8	R: 1 E: 1 K: 0 S: 6 H: 2 LOB: 2 BB: 0 P: 6	R: 0 E: 0 K: 1 S: 5 H: 0 LOB: 2 BB: 2 P: 13	R: 0 E: 0 K: 0 S: 3 H: 0 LOB: 0 BB: 0 P: 3	R: 0 E: 0 K: 0 S: 3 H: 1 LOB: 0 BB: 0 P: 3	R: 0 E: 0 K: 1 S: 5 H: 1 LOB: 0 BB: 0 P: 5	R: 0 E: 0 K: 0 S: 3 H: 1 LOB: 0 BB: 0 P: 3	R: 2 E: 0 K: 0 S: 5 H: 3 LOB: 0 BB: 0 P: 5	R: 0 E: 0 K: 1 S: 5 H: 0 LOB: 0 BB: 0 P: 5	1B: 8 2B: 1 3B: 0 HR: 1	SF: 0 SAC: 0 DP: 5 HBP: 0						

PITCHER		IP	WLS	BF	H	R	ER	SO	BB	IBB	HBP	BLK	WP	HR	S	P	ERA	WHIP
Mike Caldwell, L ERA: 4.07	(1, 1)	7.1	L	32	10	4	3	2	3	0	0	0	0	1	33	45	3.68	1.773
Dwight Bernard, R ERA: 4.63	(8, 1)	1.2		4	0	0	0	1	0	0	0	0	0	0	6	6	0.00	0.000

PITCHER	IP	WLS	BF	H	R	ER	SO	BB	IBB	HBP	BLK	WP	HR	S	P	ERA	WHIP

TOP

California Angels @ Milwaukee Brewers

Milwaukee County Stadium, Milwaukee, WI

Tue May 18 1982, 8:05 PM EDT
Att. 9,222 - Unknown - 70 F

livebaseballscorecards.com

AB	33
R	4
H	10
RBI	4
BB	3
SO	3
LOB	14

1B: 8	SF: 0	WP: 0	PA: 36
2B: 1	SAC: 0	PB: 0	
3B: 0	DP: 5	SB: 0	
HR: 1	HBP: 0	CS: 0	

Batter	1	2	3	4	5	6	7	8	9	AB	R	H	RBI	BB	SO	LOB
Paul Molitor, R (1, 5) OBP: 0.407, SLG: 0.458	F8 S 1B		FC6-4 1B			F9 ①			5-3 ①	2	0	2	0	0	0	0
Don Money, R (4, 5) OBP: 0.382, SLG: 0.692										2	0	0	0	0	0	0
Robin Yount, R (1, 6) OBP: 0.358, SLG: 0.491	F8 ① 1-3		FC6-4 ② 1-2f			K ②			5-3 ②	4	0	0	0	0	1	2
Cecil Cooper, L (1, 3) OBP: 0.390, SLG: 0.470	K ②		F9 ③			F6 ③			F6 ③	4	0	0	0	0	1	2
Ben Oglivie, L (1, 7) OBP: 0.297, SLG: 0.432	K ③			K ①			F4 ①			3	0	0	0	0	2	1
Ted Simmons, S (1, 10) OBP: 0.252, SLG: 0.327		4-3 ①		F5 ②			F9 ②			3	0	0	0	0	0	0
Gorman Thomas, R (1, 8) OBP: 0.338, SLG: 0.424		F7 ②		6-3 ③			F2 ③			3	0	0	0	0	0	0
Jim Gantner, L (1, 4) OBP: 0.358, SLG: 0.385		F7 ③			F8 ①			F8 ①		3	0	0	0	0	0	0
Marshall Edwards, L (1, 9) OBP: 0.333, SLG: 0.667			HR		1-3 ②			G3 ②		3	1	1	1	0	0	0
Ned Yost, R (1, 2) OBP: 0.273, SLG: 0.290			K ①		5-3 ③			5-3 ③		2	0	0	0	0	1	0
Charlie Moore, R (8, PH) OBP: 0.314, SLG: 0.366										1	0	0	0	0	0	0
										(9, 2)						
Inning Stats	R: 0 H: 1 E: 0 LOB: 1 K: 2 BB: 0 S: 8 P: 8	R: 0 H: 0 E: 0 LOB: 0 K: 0 BB: 0 S: 3 P: 3	R: 1 H: 2 E: 0 LOB: 1 K: 1 BB: 0 S: 7 P: 7	R: 0 H: 0 E: 0 LOB: 0 K: 1 BB: 0 S: 5 P: 5	R: 0 H: 0 E: 0 LOB: 0 K: 0 BB: 0 S: 3 P: 3	R: 0 H: 0 E: 0 LOB: 0 K: 1 BB: 0 S: 5 P: 5	R: 0 H: 0 E: 0 LOB: 0 K: 0 BB: 0 S: 3 P: 3	R: 0 H: 0 E: 0 LOB: 0 K: 0 BB: 0 S: 3 P: 3	R: 0 H: 0 E: 0 LOB: 0 K: 0 BB: 0 S: 3 P: 3	1B: 2 SF: 0 2B: 0 SAC: 0 3B: 0 DP: 0 HR: 1 HBP: 0						

PITCHER	IP	WLS	BF	H	R	ER	SO	BB	IBB	HBP	BLK	WP	HR	S	P	ERA	WHIP
Steve Renko, R (1, 1) ERA: 1.86	9.0	W	30	3	1	1	5	0	0	0	0	0	1	40	40	1.00	0.333

PITCHER	IP	WLS	BF	H	R	ER	SO	BB	IBB	HBP	BLK	WP	HR	S	P	ERA	WHIP

BOTTOM

California Angels @ Milwaukee Brewers

Milwaukee County Stadium, Milwaukee, WI

Tue May 18 1982, 8:05 PM EDT

Att. 9,222 - Unknown - 70 F

livebaseballscorecards.com

AB	30
R	1
H	3
RBI	1
BB	0
SO	5
LOB	5

California Angels @ Milwaukee Brewers

Milwaukee County Stadium, Milwaukee, WI

Wed May 19 1982, 8:05 PM EDT

Att. 10,462 - Unknown - 76 F

TOP

livebaseballscorecards.com

Batter	1	2	3	4	5	6	7	8	9	AB	R	H	RBI	BB	SO	LOB
Brian Downing, R (1, 7) OBP: 0.343, SLG: 0.497	K	BB		PB, BB 1-2 2-H 3-H 1B		F9			4-3	4	0	1	2	1	1	0
Rod Carew, L (1, 3) OBP: 0.420, SLG: 0.330	HR BB	4-3		PB 1-2 BB		4-3			5-3	3	1	0	0	2	0	2
Bobby Grich, R (1, 4) OBP: 0.421, SLG: 0.505	F7		F8	5-3 1-2 2-3			6-3		BB	4	0	0	0	1	0	3
Reggie Jackson, L (1, 9) OBP: 0.385, SLG: 0.438 Bobby Clark, R (7, 8) OBP: 0.212, SLG: 0.303 (8, 9)	1-H HR		G5-4-3 1B		K		K		F7	4 1	1 0	2 0	2 0	0 0	2 0	0 1
Don Baylor, R (1, 10) OBP: 0.303, SLG: 0.429	F3		G5-4-3 1-2f		2B 4-3 BB		F9			3	1	0	0	1	0	1
Doug DeCinces, R (1, 5) OBP: 0.329, SLG: 0.415		5-3		K	4-3 1-3 2B			HR		4	1	2	1	0	1	0
Juan Beniquez, R (1, 8) OBP: 0.400, SLG: 0.404 (7, 9) Fred Lynn, L (8, 8) OBP: 0.383, SLG: 0.376	1B SF8 1B			1B 1B BB	4-3 2-3 3-H			6-3		3 0	2 0	1 0	1 0	1 0	0 0	1 0
Tim Foli, R (1, 6) OBP: 0.269, SLG: 0.302	BB 1-3 1B			1B 1-3 1B	4-3			4-3		4	1	2	0	0	0	1
Bob Boone, R (1, 2) OBP: 0.328, SLG: 0.322	SF8 3-H			1B 1-2 1B		F9		5-3		3	0	1	1	0	0	0

	AB	33
	R	7
	H	9
	RBI	7
	BB	6
	SO	4
	LOB	9

Inning Stats	1	2	3	4	5	6	7	8	9
	R: 2 E: 0 K: 1 S: 6	H: 1 LOB: 0 BB: 1 P: 10	R: 1 E: 0 K: 0 S: 5	H: 2 LOB: 2 BB: 1 P: 9	R: 0 E: 0 K: 0 S: 3	H: 1 LOB: 0 BB: 0 P: 3	R: 2 E: 0 K: 1 S: 7	H: 3 LOB: 2 BB: 2 P: 15	R: 1 E: 0 K: 1 S: 6	H: 1 LOB: 1 BB: 1 P: 10	R: 0 E: 0 K: 0 S: 3	H: 0 LOB: 0 BB: 0 P: 3	R: 0 E: 0 K: 1 S: 5	H: 0 LOB: 0 BB: 0 P: 5	R: 1 E: 0 K: 0 S: 4	H: 1 LOB: 0 BB: 0 P: 4	R: 0 E: 0 K: 0 S: 3	H: 0 LOB: 1 BB: 1 P: 7

	1B: 6	SF: 1	WP: 0	PA: 40
	2B: 1	SAC: 0	PB: 1	
	3B: 0	DP: 1	SB: 0	
	HR: 2	HBP: 0	CS: 0	

PITCHER		IP	WLS	BF	H	R	ER	SO	BB	IBB	HBP	BLK	WP	HR	S	P	ERA	WHIP
Jim Slaton, R ERA: 2.63	(1, 1)	3.2	L	19	7	5	5	2	3	0	0	0	0	1	20	32	12.27	2.727
Jerry Augustine, L ERA: 6.43	(4, 1)	5.1		21	2	2	2	2	3	0	0	0	0	1	22	34	3.38	0.938

PITCHER		IP	WLS	BF	H	R	ER	SO	BB	IBB	HBP	BLK	WP	HR	S	P	ERA	WHIP

Batter	1	2	3	4	5	6	7	8	9	AB	R	H	RBI	BB	SO	LOB
Jim Gantner, L (1, 4) OBP: 0.355, SLG: 0.381	1-3		4-3			FC3-6 1B		L6-3 1-2		4	0	1	0	0	0	1
Robin Yount, R (1, 6) OBP: 0.355, SLG: 0.482	S 1B			F1		K			6-3	4	0	1	0	0	1	1
Cecil Cooper, L (1, 3) OBP: 0.393, SLG: 0.467	F7			1B 1B		FC3-6 1-2f			HR BB	3	1	1	0	1	0	2
Don Money, R (1, 5) OBP: 0.390, SLG: 0.732	4-3 1-2			FC5-4 1-2 1B		K			HR 1-H	4	1	2	2	0	1	2
Ben Oglivie, L (1, 7) OBP: 0.295, SLG: 0.422		K		F8			G6-4-3 BB		3-1	3	0	0	0	1	1	2
Gorman Thomas, R (1, 8) OBP: 0.329, SLG: 0.410		K		FC5-4 1-2f			G6-4-3 1-2f		F6	4	0	0	0	0	1	3
Ted Simmons, S (1, 10) OBP: 0.246, SLG: 0.318		4-1			F9		3-1			3	0	0	0	0	0	0
Marshall Edwards, L (1, 9) OBP: 0.333, SLG: 0.619			8-3 1B		3-1			G3		3	0	1	0	0	0	0
Ned Yost, R (1, 2) OBP: 0.278, SLG: 0.273			8-3 1-2f		K			L6-3 BB		2	0	0	0	1	1	1
Inning Stats	R: 0 H: 1 E: 0 LOB: 1 K: 0 BB: 0 S: 4 P: 4	R: 0 H: 0 E: 0 LOB: 0 K: 2 BB: 0 S: 7 P: 7	R: 0 H: 1 E: 0 LOB: 0 K: 0 BB: 0 S: 3 P: 3	R: 0 H: 2 E: 0 LOB: 2 K: 0 BB: 0 S: 5 P: 5	R: 0 H: 0 E: 0 LOB: 0 K: 1 BB: 0 S: 5 P: 5	R: 0 H: 1 E: 0 LOB: 1 K: 2 BB: 0 S: 8 P: 8	R: 0 H: 0 E: 0 LOB: 0 K: 0 BB: 1 S: 2 P: 6	R: 0 H: 0 E: 0 LOB: 0 K: 0 BB: 1 S: 2 P: 6	R: 2 H: 1 E: 0 LOB: 0 K: 0 BB: 1 S: 4 P: 8	1B: 5 SF: 0 2B: 2 SAC: 0 3B: 0 DP: 3 HR: 1 HBP: 0						

PITCHER		IP	WLS	BF	H	R	ER	SO	BB	IBB	HBP	BLK	WP	HR	S	P	ERA	WHIP
Bruce Kison, R ERA: 2.08	(1, 1)	8.0	W	28	5	0	0	5	2	0	0	0	0	0	36	44	0.00	0.875
Don Aase, R ERA: 2.52	(9, 1)	1.0		5	1	2	2	0	1	0	0	0	0	1	4	8	18.00	2.000

PITCHER	IP	WLS	BF	H	R	ER	SO	BB	IBB	HBP	BLK	WP	HR	S	P	ERA	WHIP

BOTTOM

California Angels @ Milwaukee Brewers

Milwaukee County Stadium, Milwaukee, WI

Wed May 19 1982, 8:05 PM EDT

Att. 10,462 - Unknown - 76 F

livebaseballscorecards.com

AB	30
R	2
H	6
RBI	2
BB	3
SO	5
LOB	12

Batter	1	2	3	4	5	6	7	8	9	AB	R	H	RBI	BB	SO	LOB
Brian Downing, R (1, 7) OBP: 0.335, SLG: 0.487	F9		SF9 3-H		G6-4-3 1-2f			5-3		3	0	0	1	0	0	2
Rod Carew, L (1, 3) OBP: 0.415, SLG: 0.327	2-3		G6-3 1-3 1B			K		1-3		4	0	1	0	0	1	0
Bobby Grich, R (1, 10) OBP: 0.409, SLG: 0.487	K		G6-3 1-2f			F9			F8	4	0	0	0	0	1	2
Reggie Jackson, L (1, 9) OBP: 0.374, SLG: 0.422		K		F8		G3			4-3	4	0	0	0	0	1	0
Fred Lynn, L (1, 8) OBP: 0.372, SLG: 0.364		K		6-3			4-3		4-3	4	0	0	0	0	1	0
Rob Wilfong, L (1, 4) OBP: 0.240, SLG: 0.172		FC5-4 1B		F8			BB FC5-4			2	0	1	0	1	0	0
Doug DeCinces, R (1, 5) OBP: 0.323, SLG: 0.406		FC5-4 1-2f			K		FC5-4 1-2f			3	0	0	0	0	1	2
Tim Foli, R (1, 6) OBP: 0.277, SLG: 0.311			1B SF9 1B		1B 1B		B1			3	1	2	0	0	0	1
Bob Boone, R (1, 2) OBP: 0.336, SLG: 0.331			1B 1-3 1B		G6-4-3 1-2 1B			K		3	0	2	0	0	1	0
Inning Stats	R: 0 E: 0 K: 1 S: 5 H: 0 LOB: 0 BB: 0 P: 5	R: 0 E: 0 K: 2 S: 8 H: 1 LOB: 1 BB: 0 P: 8	R: 1 E: 0 K: 0 S: 5 H: 3 LOB: 1 BB: 0 P: 5	R: 0 E: 0 K: 0 S: 3 H: 0 LOB: 0 BB: 0 P: 3	R: 0 E: 0 K: 1 S: 6 H: 2 LOB: 1 BB: 0 P: 6	R: 0 E: 0 K: 1 S: 5 H: 0 LOB: 0 BB: 0 P: 5	R: 0 E: 0 K: 0 S: 3 H: 0 LOB: 1 BB: 1 P: 7	R: 0 E: 0 K: 1 S: 5 H: 0 LOB: 0 BB: 0 P: 5	R: 0 E: 0 K: 0 S: 3 H: 0 LOB: 0 BB: 0 P: 3	1B: 6 2B: 0 3B: 0 HR: 0 SF: 1 SAC: 0 DP: 2 HBP: 0						

PITCHER	IP	WLS	BF	H	R	ER	SO	BB	IBB	HBP	BLK	WP	HR	S	P	ERA	WHIP
Moose Haas, R (1, 1) ERA: 3.22	9.0	W	32	6	1	1	6	1	0	0	0	0	0	43	47	1.00	0.778

PITCHER	IP	WLS	BF	H	R	ER	SO	BB	IBB	HBP	BLK	WP	HR	S	P	ERA	WHIP

TOP

California Angels @ Milwaukee Brewers

Milwaukee County Stadium, Milwaukee, WI

Thu May 20 1982, 4:33 AM EDT
Att. 17,870 - Unknown - 50 F

livebaseballscorecards.com

AB	30
R	1
H	6
RBI	1
BB	1
SO	6
LOB	7

WP: 0 PA: 32
PB: 0
SB: 0
CS: 0

Batter	1	2	3	4	5	6	7	8	9	AB	R	H	RBI	BB	SO	LOB
Paul Molitor, R (1, 10) OBP: 0.403, SLG: 0.452	0-0 2B 1B	0-0 5-3		0-0 G5-4-3 1-2f 2-3		0-0 F7				4	1	1	0	0	0	2
Charlie Moore, R (1, 2) OBP: 0.312, SLG: 0.357	0-0 B2	4-0 FC3-6 BB		0-0 E2 3-H			0-3 K			3	0	0	0	1	1	1
Cecil Cooper, L (1, 3) OBP: 0.390, SLG: 0.468	0-0 2B 1-3	0-0 FC3-6 FC5-4 1-2f		0-0 G3			0-0 E5 CS			4	1	1	0	0	0	2
Don Money, R (1, 5) OBP: 0.397, SLG: 0.729	0-0 1B 2B 2B 2-H 3-H	0-0 FC5-4 1-2f			4-0 BB		0-0 5-3 1-2			3	1	1	2	1	0	2
Gorman Thomas, R (1, 8) OBP: 0.326, SLG: 0.405	0-0 2B 1B 2-3		0-3 K		0-0 F7			0-0 F9		4	0	1	0	0	1	1
Ben Oglivie, L (1, 7) OBP: 0.294, SLG: 0.424	0-0 2B 1-3 3-H		0-0 G3		0-3 K			0-0 6-3		4	0	1	1	0	1	1
Robin Yount, R (1, 6) OBP: 0.352, SLG: 0.470	4-0 IBB		0-0 5-3		0-0 F8			0-0 F8		3	0	0	0	1	0	1
Mark Brouhard, R (1, 9) OBP: 0.386, SLG: 0.538	0-0 L4			0-0 G5-4-3 1B E 1B			0-3 K			3	1	1	0	0	1	3
Jim Gantner, L (1, 4) OBP: 0.354, SLG: 0.379	0-0 4-3			0-0 G5-4-3 1-2 1B			0-0 F8			3	0	1	0	0	0	3
Inning Stats	R: 3 E: 0 K: 0 S: 8 H: 5 LOB: 3 BB: 1 P: 12	R: 0 E: 0 K: 0 S: 3 H: 0 LOB: 1 BB: 1 P: 7	R: 0 E: 0 K: 1 S: 5 H: 0 LOB: 0 BB: 0 P: 5	R: 1 E: 1 K: 0 S: 5 H: 2 LOB: 1 BB: 0 P: 5	R: 0 E: 0 K: 1 S: 5 H: 0 LOB: 1 BB: 1 P: 9	R: 0 E: 0 K: 1 S: 5 H: 0 LOB: 0 BB: 0 P: 5	R: 0 E: 1 K: 1 S: 5 H: 0 LOB: 0 BB: 0 P: 5	R: 0 E: 0 K: 0 S: 3 H: 0 LOB: 0 BB: 0 P: 3		1B: 4 2B: 3 3B: 0 HR: 0 SF: 0 SAC: 0 DP: 1 HBP: 0						

PITCHER		IP	WLS	BF	H	R	ER	SO	BB	IBB	HBP	BLK	WP	HR	S	P	ERA	WHIP
Geoff Zahn, L ERA: 2.35	(1, 1)	4.0	L	21	7	4	3	1	1	1	0	0	0	0	21	29	6.75	2.000
Mike Witt, R ERA: 3.22	(5, 1)	4.0		13	0	0	0	3	1	0	0	0	0	0	18	22	0.00	0.250

PITCHER	IP	WLS	BF	H	R	ER	SO	BB	IBB	HBP	BLK	WP	HR	S	P	ERA	WHIP

BOTTOM

California Angels @ Milwaukee Brewers

Milwaukee County Stadium, Milwaukee, WI

Thu May 20 1982, 4:33 AM EDT
Att. 17,870 - Unknown - 50 F

livebaseballscorecards.com

AB	31
R	4
H	7
RBI	3
BB	3
SO	4
LOB	16

1B: 4 2B: 3 3B: 0 HR: 0 SF: 0 SAC: 0 DP: 1 HBP: 0

WP: 0 PB: 0 SB: 0 CS: 1 PA: 34

California Angels @ Detroit Tigers

Tiger Stadium, Detroit, MI

Fri May 21 1982, 7:05 PM EDT

Att. 37,781 - Unknown

TOP

livebaseballscorecards.com

Batter	1	2	3	4	5	6	7	8	9	AB	R	H	RBI	BB	SO	LOB
Brian Downing, R (1, 7) OBP: 0.337, SLG: 0.481	WP 1B 2B 1B		E6 FC3-6	BBBB 4-0 FC4-6 BB	FC4 1-2f			6-3 2-3		4	1	1	0	1	0	3
Rod Carew, L (1, 3) OBP: 0.408, SLG: 0.322	WP 1-2 2B 1B		FC3-6 HR 1-2f	FC4-6 1-2f		4-3		4-3		5	2	1	0	0	0	3
Bobby Grich, R (1, 4) OBP: 0.415, SLG: 0.509	K		HR 2-H		K	G4-6-3 BB			1B BB	3	1	1	2	2	2	2
Reggie Jackson, L (1, 9) OBP: 0.368, SLG: 0.408	K		K		1B 1B BB	G4-6-3 1-2f			F5	4	1	0	0	1	2	4
Bobby Clark, R (9, 9) OBP: 0.212, SLG: 0.303										0	0	0	0	0	0	0
Don Baylor, R (1, 10) OBP: 0.312, SLG: 0.440	1-H 2-H 2B		P6		1B 1-2 1B 1B		G6-4-3 1B		F9	5	1	3	2	0	0	1
Fred Lynn, L (1, 8) OBP: 0.373, SLG: 0.365	L6			4-3	S 1-3 2-H 1B		F7		FC6-4 1-2 1B	5	1	2	1	0	0	2
Doug DeCinces, R (1, 5) OBP: 0.313, SLG: 0.392		1-3		F7	K		G6-4-3 1-2f		FC6-4 1-2f	5	0	0	0	0	1	5
Tim Foli, R (1, 6) OBP: 0.291, SLG: 0.324		5-3		HR 1B	PB 1-H 3-H 1B			6-3 SH1-4 1B		4	1	3	2	0	0	0
Bob Boone, R (1, 2) OBP: 0.343, SLG: 0.357		5-3		1-H HR	BBBB 4-0 FC4 1-2 BB			SH1-4 1-2		2	1	1	2	1	0	0
Inning Stats	R: 2 E: 0 K: 2 S: 10 H: 3 LOB: 1 BB: 0 P: 10	R: 0 E: 0 K: 0 S: 3 H: 0 LOB: 0 BB: 0 P: 3	R: 2 E: 2 K: 1 S: 7 H: 1 LOB: 0 BB: 0 P: 7	R: 2 E: 0 K: 0 S: 5 H: 2 LOB: 1 BB: 1 P: 9	R: 3 E: 0 K: 2 S: 10 H: 3 LOB: 2 BB: 2 P: 18	R: 0 E: 0 K: 0 S: 2 H: 0 LOB: 0 BB: 1 P: 6	R: 0 E: 0 K: 0 S: 3 H: 1 LOB: 0 BB: 0 P: 3	R: 0 E: 0 K: 0 S: 4 H: 1 LOB: 1 BB: 0 P: 4	R: 0 E: 0 K: 0 S: 4 H: 1 LOB: 2 BB: 1 P: 8	1B: 9 2B: 1 3B: 0 HR: 2 SF: 0 SAC: 1 DP: 2 HBP: 0						

	AB	37
	R	9
	H	12
	RBI	9
	BB	5
	SO	5
	LOB	20

WP: 1 PB: 1 SB: 1 CS: 0 PA: 43

PITCHER		IP	WLS	BF	H	R	ER	SO	BB	IBB	HBP	BLK	WP	HR	S	P	ERA	WHIP
Pat Underwood, L ERA: 4.15	(1, 1)	4.0	L	20	6	6	5	3	1	0	0	0	1	2	25	29	11.25	1.750
Aurelio Lopez, R ERA: 7.2	(5, 1)	0.2		6	3	3	3	2	1	0	0	0	0	0	9	13	40.50	6.000
Larry Pashnick, R ERA: 4.1	(5, 1)	3.1		12	2	0	0	0	2	0	0	0	0	0	10	18	0.00	1.200
Elias Sosa, R ERA: 3.18	(9, 1)	1.0		5	1	0	0	0	1	0	0	0	0	0	4	8	0.00	2.000

PITCHER	IP	WLS	BF	H	R	ER	SO	BB	IBB	HBP	BLK	WP	HR	S	P	ERA	WHIP

Batter	1	2	3	4	5	6	7	8	9	AB	R	H	RBI	BB	SO	LOB
Chet Lemon, R (1, 9) OBP: 0.419, SLG: 0.390	F9		6-3	5-3			F9 E, 1-3, 1B	5-3		5	0	1	0	0	0	3
Enos Cabell, R (1, 5) OBP: 0.322, SLG: 0.435	F9		FC6-4, 2-H, 1B		F3		E6, 1-2, 3-H		6-3	5	0	1	2	0	0	1
Kirk Gibson, L (1, 8) OBP: 0.369, SLG: 0.439	F6		FC6-4, FC5-4, 1-2f		P6		F8		4-3	5	0	0	0	0	0	3
Mike Ivie, R (1, 10) OBP: 0.288, SLG: 0.527		5-3	FC5-4, 1-2f		F8		F9, 2-3		HR	5	1	1	1	0	0	3
Richie Hebner, L (1, 3) OBP: 0.379, SLG: 0.373		F8		1B, 2B, 1B		1B	4-3		K	5	1	2	0	0	1	2
Larry Herndon, R (1, 7) OBP: 0.385, SLG: 0.574		BB, 1B, 1B		1-2, 2B, 1B		F7		F3 5-3, 1B, 1B		4	3	3	0	0	0	1
John Wockenfuss, R (1, 2) OBP: 0.347, SLG: 0.260		B B B B, 4-0, 1B, 1-2, BB		1-H 2-H, 2B	K			5-3, 1-2		3	0	1	2	1	1	2
Lou Whitaker, L (1, 4) OBP: 0.326, SLG: 0.361		1-3 2-H, 1B		F7	G3			F3, 2-3		4	0	1	1	0	0	3
Alan Trammell, R (1, 6) OBP: 0.289, SLG: 0.330			1B, 2B	F2			1B, E, 1B	3-H, 1B		4	2	3	1	0	0	1
Inning Stats	R: 0 E: 0 K: 0 S: 3 H: 0 LOB: 0 BB: 0 P: 3	R: 1 E: 0 K: 0 S: 4 H: 2 LOB: 2 BB: 1 P: 8	R: 1 E: 0 K: 0 S: 5 H: 2 LOB: 1 BB: 0 P: 5	R: 2 E: 0 K: 0 S: 6 H: 3 LOB: 1 BB: 0 P: 6	R: 0 E: 0 K: 0 S: 3 H: 0 LOB: 0 BB: 0 P: 3	R: 0 E: 0 K: 1 S: 6 H: 1 LOB: 1 BB: 0 P: 6	R: 1 E: 1 K: 0 S: 6 H: 2 LOB: 2 BB: 0 P: 6	R: 1 E: 0 K: 0 S: 5 H: 2 LOB: 1 BB: 0 P: 5	R: 1 E: 0 K: 1 S: 6 H: 1 LOB: 0 BB: 0 P: 6	1B: 10 2B: 2 3B: 0 HR: 1	SF: 0 SAC: 0 DP: 0 HBP: 0						

PITCHER	IP	WLS	BF	H	R	ER	SO	BB	IBB	HBP	BLK	WP	HR	S	P	ERA	WHIP
Ken Forsch, R (1, 1) ERA: 3.18	5.1	W	24	8	4	4	0	1	0	0	0	0	0	23	27	6.75	1.688
Doug Corbett, R (6, 1) ERA: 4.91	3.2	S	17	5	3	3	2	0	0	0	0	0	1	21	21	7.36	1.364

PITCHER	IP	WLS	BF	H	R	ER	SO	BB	IBB	HBP	BLK	WP	HR	S	P	ERA	WHIP

BOTTOM

California Angels @ Detroit Tigers

Tiger Stadium, Detroit, MI

Fri May 21 1982, 7:05 PM EDT

Att. 37,781 - Unknown

livebaseballscorecards.com

AB	40
R	7
H	13
RBI	7
BB	1
SO	2
LOB	19

PA: 41

California Angels @ Detroit Tigers

Tiger Stadium, Detroit, MI

Sat May 22 1982, 3:33 AM EDT

Att. 23,191 - Unknown

Batter	1	2	3	4	5	6	7	8	9	AB	R	H	RBI	BB	SO	LOB
Brian Downing, R (1, 7) OBP: 0.330, SLG: 0.469	F8		5-3			6-3		F9		4	0	0	0	0	0	1
Rod Carew, L (1, 3) OBP: 0.397, SLG: 0.311	6-3			5-3		G3		K		4	0	0	0	0	1	1
Bobby Grich, R (1, 4) OBP: 0.411, SLG: 0.496	6-3			K			G3 BB BB		K	3	0	0	0	1	2	0
Reggie Jackson, L (1, 9) OBP: 0.372, SLG: 0.402		5-3 BB		G3			G3 BB 1-2		K	2	0	0	0	2	1	0
Don Baylor, R (1, 10) OBP: 0.305, SLG: 0.429		5-3 1-2			G3		P6		P3	4	0	0	0	0	0	3
Fred Lynn, L (1, 8) OBP: 0.366, SLG: 0.357		F8			K		G3 1-2 2-3			3	0	0	0	0	1	3
Doug DeCinces, R (1, 5) OBP: 0.308, SLG: 0.384		P3			F8		F8			3	0	0	0	0	0	3
Tim Foli, R (1, 6) OBP: 0.299, SLG: 0.353			1-3			HR		1B		3	1	2	1	0	0	0
Joe Ferguson, R (1, 2) OBP: 0.240, SLG: 0.208			F9			K		F8		3	0	0	0	0	1	1

Inning Stats	1	2	3	4	5	6	7	8	9	AB	R	H	RBI	BB	SO	LOB
	R: 0 E: 0 K: 0 S: 3	R: 0 E: 0 K: 0 S: 3	R: 0 E: 0 K: 0 S: 3	R: 0 E: 0 K: 1 S: 5	R: 0 E: 0 K: 1 S: 5	R: 1 E: 0 K: 1 S: 6	R: 0 E: 0 K: 0 S: 3	R: 0 E: 0 K: 1 S: 6	R: 0 E: 0 K: 2 S: 7	1B: 1 2B: 0 3B: 0 HR: 1	SF: 0 SAC: 0 DP: 0 HBP: 0	WP: 0 PB: 0 SB: 0 CS: 0	PA: 32			

PITCHER		IP	WLS	BF	H	R	ER	SO	BB	IBB	HBP	BLK	WP	HR	S	P	ERA	WHIP
Jack Morris, R ERA: 3.44	(1, 1)	7.0	W	25	1	1	1	3	3	0	0	0	0	1	28	40	1.29	0.571
Dave Tobik, R ERA: 4.56	(8, 1)	2.0		7	1	0	0	3	0	0	0	0	0	0	13	13	0.00	0.500

PITCHER	IP	WLS	BF	H	R	ER	SO	BB	IBB	HBP	BLK	WP	HR	S	P	ERA	WHIP

TOP

AB	29
R	1
H	2
RBI	1
BB	3
SO	6
LOB	12

livebaseballscorecards.com

California Angels @ Detroit Tigers

Tiger Stadium, Detroit, MI

Sat May 22 1982, 3:33 AM EDT

Att. 23,191 - Unknown

BOTTOM

Batter	1	2	3	4	5	6	7	8	9	AB	R	H	RBI	BB	SO	LOB
Chet Lemon, R (1, 9) OBP: 0.414, SLG: 0.394	FC6-5 2B		5-3		F9 1-3		E4 1B 1-2			4	0	1	0	0	0	2
Enos Cabell, R (1, 3) OBP: 0.327, SLG: 0.433	FC6-5 2-3		5-3		FC6-4 BB		FC5-4 1B 1-2 2-H			3	0	1	1	1	0	1
Kirk Gibson, L (1, 8) OBP: 0.359, SLG: 0.425	K			F7	FC6-4 1-2f 3-H		K			4	0	0	1	0	2	4
Mike Ivie, R (1, 10) OBP: 0.270, SLG: 0.492	K			E6 1B 3B	F3		FC5-4 1-2f			4	1	0	0	0	1	4
Larry Herndon, R (1, 7) OBP: 0.388, SLG: 0.579		1B FC6-4 2B		3B 1B 1-2		4-3		4-3		4	2	2	0	0	0	0
Lance Parrish, R (1, 2) OBP: 0.358, SLG: 0.597		FC6-4 1B 2-3		3B 1-H 2-H		P4		2B BB		3	0	2	2	1	0	0
Tom Brookens, R (1, 5) OBP: 0.329, SLG: 0.303		FC6-4 CS 1-2f 3-H		5-3		6-3		F8		4	0	0	1	0	0	3
Alan Trammell, R (1, 6) OBP: 0.288, SLG: 0.336		6-3 1-2		P6			5-3	2B 1-3		4	0	1	0	0	0	2
Lou Whitaker, L (1, 4) OBP: 0.331, SLG: 0.360			F7	WP FC6-4 BB			E 1B 1B	4-3		3	2	1	0	1	0	2
Inning Stats	R: 0 E: 0 K: 2 S: 8 H: 1 LOB: 1 BB: 0 P: 8	R: 1 E: 0 K: 0 S: 4 H: 2 LOB: 0 BB: 0 P: 4	R: 0 E: 0 K: 0 S: 3 H: 0 LOB: 0 BB: 0 P: 3	R: 2 E: 1 K: 0 S: 6 H: 2 LOB: 1 BB: 0 P: 6	R: 1 E: 0 K: 0 S: 3 H: 0 LOB: 1 BB: 2 P: 11	R: 0 E: 0 K: 0 S: 3 H: 0 LOB: 0 BB: 0 P: 3	R: 1 E: 1 K: 1 S: 8 H: 2 LOB: 2 BB: 0 P: 8	R: 0 E: 0 K: 0 S: 4 H: 1 LOB: 2 BB: 1 P: 8		1B: 4 2B: 3 3B: 1 HR: 0 SF: 0 SAC: 0 DP: 0 HBP: 0						

livebaseballscorecards.com

AB	33
R	5
H	8
RBI	5
BB	3
SO	3
LOB	18

WP: 2 PB: 0 SB: 0 CS: 1 PA: 36

PITCHER		IP	WLS	BF	H	R	ER	SO	BB	IBB	HBP	BLK	WP	HR	S	P	ERA	WHIP
Angel Moreno, L ERA: 4.69	(1, 1)	3.1	L	15	5	3	2	2	0	0	0	0	0	0	19	19	5.40	1.500
Luis Sanchez, R ERA: 3.6	(4, 1)	4.1		20	3	2	2	1	3	0	0	0	1	0	19	31	4.15	1.385
Andy Hassler, L ERA: 1.02	(8, 1)	0.1		1	0	0	0	0	0	0	0	0	0	0	1	1	0.00	0.000

PITCHER		IP	WLS	BF	H	R	ER	SO	BB	IBB	HBP	BLK	WP	HR	S	P	ERA	WHIP

Batter	1	2	3	4	5	6	7	8	9	AB	R	H	RBI	BB	SO	LOB
Brian Downing, R (1, 7) OBP: 0.326, SLG: 0.461	0-0 WP 1B E 1B	0-0 E3 1B 2-H		0-0 F8 ①		0-0 F9 ①		0-0 6-3 ③		5	2	1	0	0	0	0
Rod Carew, L (1, 3) OBP: 0.404, SLG: 0.323	0-0 E WP 1-2 FC5-4 1B	0-0 1B 1B		0-0 5-3 ②		0-0 E S 2B 1B			SSS 0-3 K ①	5	2	3	0	0	1	0
Bobby Grich, R (1, 4) OBP: 0.417, SLG: 0.508	0-0 E5 FC5-4 1-3 2-H	0-0 FC5-4 1-3 2-H 1B		0-0 1B		0-0 ② 1-H 2B			0-0 5-3 ②	5	0	3	2	0	0	1
Reggie Jackson, L (1, 9) OBP: 0.362, SLG: 0.389 Bobby Clark, R (6, 9) OBP: 0.206, SLG: 0.294	SSS 0-3 K ①	SSS 0-3 K ②		SSS 0-3 K ③		0-0 3-1 ③			SSS 0-3 K ③	4 1	0 0	0 0	0 0	0 0	3 1	5 0
Don Baylor, R (1, 10) OBP: 0.298, SLG: 0.419	0-0 ② FC5-4 2B 1-2f 3-H	0-0 ③ FC5-4 1-2f			0-0 ① 1-3		0-0 ① F7			4	0	0	1	0	0	3
Fred Lynn, L (1, 8) OBP: 0.369, SLG: 0.376	0-0 1-3 2B		SSS 0-3 K ①		0-0 WP 3B 2B		0-0 ② F8			4	1	2	0	0	1	0
Doug DeCinces, R (1, 5) OBP: 0.312, SLG: 0.400 Mick Kelleher, R (9, 5)	0-0 ③ 2-3		0-0 6-3 1B		0-0 SF7 2-H 3B		0-0 ③ 6-3			4 0	1 0	2 0	1 0	0 0	0 0	2 0
Tim Foli, R (1, 6) OBP: 0.297, SLG: 0.348		BBBB 4-0 SH3 E BB	0-0 ② 6-3 1-3		0-0 ② SF7 3-H			0-0 ① F8		2	1	0	1	1	0	1
Bob Boone, R (1, 2) OBP: 0.336, SLG: 0.349		0-0 ① SH3 1-2	SSS 0-3 K ③		0-0 F9 ③			0-0 P5 ②		3	0	0	0	0	1	1
Inning Stats	R: 2 E: 1 K: 1 S: 9 H: 3 LOB: 2 BB: 0 P: 9	R: 2 E: 1 K: 1 S: 8 H: 2 LOB: 2 BB: 1 P: 12	R: 0 E: 0 K: 2 S: 8 H: 1 LOB: 1 BB: 0 P: 8	R: 0 E: 0 K: 1 S: 6 H: 1 LOB: 1 BB: 0 P: 6	R: 2 E: 0 K: 0 S: 5 H: 2 LOB: 0 BB: 0 P: 5	R: 1 E: 0 K: 0 S: 4 H: 2 LOB: 0 BB: 0 P: 4	R: 0 E: 0 K: 0 S: 3 H: 0 LOB: 0 BB: 0 P: 3	R: 0 E: 0 K: 0 S: 3 H: 0 LOB: 0 BB: 0 P: 3	R: 0 E: 0 K: 2 S: 7 H: 0 LOB: 0 BB: 0 P: 7	1B: 7 2B: 3 3B: 1 HR: 0	SF: 1 SAC: 1 DP: 0 HBP: 0						

TOP

California Angels @ Detroit Tigers

Tiger Stadium, Detroit, MI

Sun May 23 1982, 3:33 AM EDT

Att. 27,344 - Unknown

livebaseballscorecards.com

AB	37
R	7
H	11
RBI	5
BB	1
SO	7
LOB	13

WP: 2 PB: 0 SB: 1 CS: 0 PA: 40

PITCHER		IP	WLS	BF	H	R	ER	SO	BB	IBB	HBP	BLK	WP	HR	S	P	ERA	WHIP
Dan Petry, R ERA: 3.57	(1, 1)	5.0	L	27	9	6	3	5	1	0	0	0	2	0	36	40	5.40	2.000
Aurelio Lopez, R ERA: 6.43	(6, 1)	2.0		7	2	1	1	0	0	0	0	0	0	0	7	7	4.50	1.000
Elias Sosa, R ERA: 3.0	(8, 1)	1.0		3	0	0	0	0	0	0	0	0	0	0	3	3	0.00	0.000
Kevin Saucier, L ERA: 1.47	(9, 1)	1.0		3	0	0	0	2	0	0	0	0	0	0	7	7	0.00	0.000

PITCHER	IP	WLS	BF	H	R	ER	SO	BB	IBB	HBP	BLK	WP	HR	S	P	ERA	WHIP

California Angels @ Detroit Tigers

Tiger Stadium, Detroit, MI

Sun May 23 1982, 3:33 AM EDT

Att. 27,344 - Unknown

BOTTOM

livebaseballscorecards.com

Batter	1	2	3	4	5	6	7	8	9	AB	R	H	RBI	BB	SO	LOB
Chet Lemon, R (1, 9) OBP: 0.401, SLG: 0.381	5-3		P5		F9			6-3		4	0	0	0	0	0	0
Eddie Miller, S (1, 8) OBP: 0.258, SLG: 0.042	P3		K			P4		F8		4	0	0	0	0	1	0
Larry Herndon, R (1, 7) OBP: 0.378, SLG: 0.564	5-3			6-3		4-3		K		4	0	0	0	0	1	0
Mike Ivie, R (1, 10) OBP: 0.269, SLG: 0.468		F8		1B BB		5-3			5-3	3	0	0	0	1	0	0
Richie Hebner, L (1, 3) OBP: 0.386, SLG: 0.381		FC6-4 1B		F8			E5 F9 SF7 1B		F8	4	1	2	0	0	0	1
Lance Parrish, R (1, 2) OBP: 0.353, SLG: 0.579		FC6-4 1-2f 3B		FC4-6 1-2 1B			F9 2-3		L5	4	1	1	0	0	0	2
Lou Whitaker, L (1, 4) OBP: 0.338, SLG: 0.378		1-H 3B		FC4-6 1-2f			BB			2	0	1	1	1	0	2
Tom Brookens, R (1, 5) OBP: 0.321, SLG: 0.294		F8			5-3		SF7 3-H			2	0	0	0	0	0	1
Rick Leach, L (7, PH)										0	0	0	1	0	0	0
Enos Cabell, R (8, 5) OBP: 0.327, SLG: 0.433										0	0	0	0	0	0	0
Mark DeJohn, S (1, 6) OBP: 0.250, SLG: 0.375			3-1		P6		4-3			2	0	0	0	0	0	0
Jerry Turner, L (7, PH) OBP: 0.265, SLG: 0.362										1	0	0	0	0	0	1
Alan Trammell, R (8, 6) OBP: 0.288, SLG: 0.336										0	0	0	0	0	0	0
Inning Stats	R: 0 E: 0 K: 0 S: 3 H: 0 LOB: 0 BB: 0 P: 3	R: 1 E: 0 K: 0 S: 5 H: 2 LOB: 1 BB: 0 P: 5	R: 0 E: 0 K: 1 S: 5 H: 0 LOB: 0 BB: 0 P: 5	R: 0 E: 0 K: 0 S: 4 H: 1 LOB: 2 BB: 1 P: 8	R: 0 E: 0 K: 0 S: 3 H: 0 LOB: 0 BB: 0 P: 3	R: 0 E: 0 K: 0 S: 3 H: 0 LOB: 0 BB: 0 P: 3	R: 1 E: 1 K: 0 S: 4 H: 1 LOB: 1 BB: 1 P: 8	R: 0 E: 0 K: 1 S: 5 H: 0 LOB: 0 BB: 0 P: 5	R: 0 E: 0 K: 0 S: 3 H: 0 LOB: 0 BB: 0 P: 3	1B: 3 2B: 0 3B: 1 HR: 0	SF: 1 SAC: 0 DP: 0 HBP: 0						

	AB	30
	R	2
	H	4
	RBI	2
	BB	2
	SO	2
	LOB	7

WP: 0 PB: 0 SB: 0 CS: 0 PA: 33

PITCHER	IP	WLS	BF	H	R	ER	SO	BB	IBB	HBP	BLK	WP	HR	S	P	ERA	WHIP
Steve Renko, R (1, 1) ERA: 1.7	9.0	W	33	4	2	1	2	2	0	0	0	0	0	35	43	1.00	0.667

PITCHER	IP	WLS	BF	H	R	ER	SO	BB	IBB	HBP	BLK	WP	HR	S	P	ERA	WHIP

California Angels @ Boston Red Sox

Fenway Park, Boston, MA

Tue May 25 1982, 7:05 PM EDT

Att. 28,238 - Unknown - 78 F

TOP

livebaseballscorecards.com

Batter	1	2	3	4	5	6	7	8	9	AB	R	H	RBI	BB	SO	LOB
Brian Downing, R (1, 7) OBP: 0.328, SLG: 0.480	K	SF8 1-2 3-H		1B 1-2		HR 1-H		4-3		4	1	2	3	0	1	0
Bobby Grich, R (1, 4) OBP: 0.410, SLG: 0.519	K	F9		FC5 2-3f		HR			K	5	1	1	1	0	2	3
Don Baylor, R (1, 10) OBP: 0.290, SLG: 0.407	F9		F3		K	K			F9	5	0	0	0	0	2	0
Doug DeCinces, R (1, 5) OBP: 0.315, SLG: 0.400		1B 1B	F4		6-3		G3 1B		F9	5	1	2	0	0	0	0
Reggie Jackson, L (1, 9) OBP: 0.353, SLG: 0.377 Bobby Clark, R (8, 9) OBP: 0.206, SLG: 0.294		K	K		4-3		K			4 0	0 0	0 0	0 0	0 0	3 0	2 0
Fred Lynn, L (1, 8) OBP: 0.373, SLG: 0.387		1B 1-3 1B		F8		G3 SH2-3 2B	G3 1-2f			4	2	2	0	0	0	1
Rod Carew, L (1, 3) OBP: 0.406, SLG: 0.344		1B 1-2 3-H		SF8 3B		G3 2-3		6-3		4	2	2	1	0	0	1
Tim Foli, R (1, 6) OBP: 0.305, SLG: 0.378		1B 1-3 2-H		SF8 3-H		SH2-3 3-H		HR		2	2	2	4	0	0	0
Bob Boone, R (1, 2) OBP: 0.347, SLG: 0.356		SF8 1-3 3-H		FC5 1B		HR BB		K		3	1	2	1	1	1	0
Inning Stats	R: 0 E: 0 K: 2 S: 7 H: 0 LOB: 0 BB: 0 P: 7	R: 4 E: 0 K: 1 S: 10 H: 5 LOB: 1 BB: 0 P: 10	R: 0 E: 0 K: 1 S: 5 H: 0 LOB: 0 BB: 0 P: 5	R: 1 E: 0 K: 0 S: 6 H: 3 LOB: 2 BB: 0 P: 6	R: 0 E: 0 K: 1 S: 5 H: 0 LOB: 0 BB: 0 P: 5	R: 4 E: 0 K: 1 S: 8 H: 3 LOB: 0 BB: 1 P: 12	R: 0 E: 0 K: 1 S: 5 H: 1 LOB: 0 BB: 0 P: 5	R: 1 E: 0 K: 1 S: 6 H: 1 LOB: 0 BB: 0 P: 6	R: 0 E: 0 K: 1 S: 5 H: 0 LOB: 0 BB: 0 P: 5	1B: 8 2B: 1 3B: 1 HR: 3 SF: 2 SAC: 1 DP: 1 HBP: 0						

	AB	36
	R	10
	H	13
	RBI	10
	BB	1
	SO	9
	LOB	7

PITCHER		IP	WLS	BF	H	R	ER	SO	BB	IBB	HBP	BLK	WP	HR	S	P	ERA	WHIP
John Tudor, L ERA: 4.04	(1, 1)	3.2	L	19	8	5	5	4	0	0	0	0	0	0	27	27	12.27	2.182
Luis Aponte, R ERA: 4.41	(4, 1)	2.1		11	3	4	4	2	1	0	0	0	0	2	14	18	15.43	1.714
Tom Burgmeier, L ERA: 1.37	(7, 1)	1.0		3	1	0	0	1	0	0	0	0	0	0	5	5	0.00	1.000
Chuck Rainey, R ERA: 4.21	(8, 1)	1.0		4	1	1	1	1	0	0	0	0	0	1	6	6	9.00	1.000
Bob Ojeda, L ERA: 6.39	(9, 1)	1.0		3	0	0	0	1	0	0	0	0	0	0	5	5	0.00	0.000

PITCHER	IP	WLS	BF	H	R	ER	SO	BB	IBB	HBP	BLK	WP	HR	S	P	ERA	WHIP

Batter	1	2	3	4	5	6	7	8	9	AB	R	H	RBI	BB	SO	LOB
Jerry Remy, L (1, 4) OBP: 0.322, SLG: 0.290	6-3		F8		5-3			4-3		4	0	0	0	0	0	1
Dwight Evans, R (1, 9) OBP: 0.389, SLG: 0.413	BB		1-H 2B		BB			K		2	0	1	1	2	1	0
Jim Rice, R (1, 7) OBP: 0.376, SLG: 0.482	F4		6-3		K			6-3		4	0	0	0	0	1	3
Carl Yastrzemski, L (1, 10) OBP: 0.398, SLG: 0.575	G3			F7		4-3			FC5-4 1B	4	0	1	0	0	0	1
Carney Lansford, R (1, 5) OBP: 0.367, SLG: 0.404		6-3		2B 6-3 1B		K			F9	4	1	1	0	0	1	1
Dave Stapleton, R (1, 3) OBP: 0.291, SLG: 0.387		F7		6-3 1-3 2B		5-3			F3	4	0	1	0	0	0	1
Rich Gedman, L (1, 2) OBP: 0.363, SLG: 0.495		K		6-3 2-3 3-H			F8		FC5-4 1-2f	4	0	0	1	0	1	2
Glenn Hoffman, R (1, 6) OBP: 0.304, SLG: 0.414			2B BB	F3			F8			2	1	0	0	1	0	1
Rick Miller, L (1, 8) OBP: 0.346, SLG: 0.352			F9		F8		F8			3	0	0	0	0	0	1
Inning Stats	R: 0 H: 0 E: 0 LOB: 1 K: 0 BB: 1 S: 3 P: 7	R: 0 H: 0 E: 0 LOB: 0 K: 1 BB: 0 S: 5 P: 5	R: 1 H: 1 E: 0 LOB: 1 K: 0 BB: 1 S: 4 P: 8	R: 1 H: 2 E: 0 LOB: 1 K: 0 BB: 0 S: 5 P: 5	R: 0 H: 0 E: 0 LOB: 1 K: 1 BB: 1 S: 5 P: 9	R: 0 H: 0 E: 0 LOB: 0 K: 1 BB: 0 S: 5 P: 5	R: 0 H: 0 E: 0 LOB: 0 K: 0 BB: 0 S: 3 P: 3	R: 0 H: 0 E: 0 LOB: 0 K: 1 BB: 0 S: 5 P: 5	R: 0 H: 1 E: 0 LOB: 1 K: 0 BB: 0 S: 4 P: 4	1B: 2 2B: 2 3B: 0 HR: 0	SF: 0 SAC: 0 DP: 0 HBP: 0						

PITCHER	IP	WLS	BF	H	R	ER	SO	BB	IBB	HBP	BLK	WP	HR	S	P	ERA	WHIP
Bruce Kison, R (1, 1) ERA: 2.06	9.0	W	34	4	2	2	4	3	0	0	0	0	0	39	51	2.00	0.778

PITCHER	IP	WLS	BF	H	R	ER	SO	BB	IBB	HBP	BLK	WP	HR	S	P	ERA	WHIP

BOTTOM

California Angels @ Boston Red Sox

Fenway Park, Boston, MA

Tue May 25 1982, 7:05 PM EDT

Att. 28,238 - Unknown - 78 F

livebaseballscorecards.com

AB	31
R	2
H	4
RBI	2
BB	3
SO	4
LOB	11

Milwaukee Brewers @ California Angels

Anaheim Stadium, Anaheim, CA

Thu May 27 1982, 10:05 PM EDT

Att. 24,267 - Unknown

TOP

livebaseballscorecards.com

Batter	1	2	3	4	5	6	7	8	9	AB	R	H	RBI	BB	SO	LOB
Paul Molitor, R (1, 5) OBP: 0.390, SLG: 0.452	HR	L6		BBBB FC6-4 BB			6-3		1-3	4	1	1	1	1	0	1
Roy Howell, L (1, 10) OBP: 0.262, SLG: 0.316	6-3		HR 1B	FC6-4 1-2f			BBBB FC4-6 BB			2	1	1	0	0	0	0
Don Money, R (4, PH) OBP: 0.354, SLG: 0.632										1	0	0	0	1	0	1
Cecil Cooper, L (1, 3) OBP: 0.385, SLG: 0.488	G3		1-H HR		P4		FC4-6 1-2f			4	1	1	2	0	0	1
Gorman Thomas, R (1, 8) OBP: 0.320, SLG: 0.388	1B		SSS K		L6		SSS K			4	0	1	0	0	2	1
Ben Oglivie, L (1, 7) OBP: 0.293, SLG: 0.431	G3		4-3 1B		WP 1B			SSS K		4	0	2	0	0	1	1
Ted Simmons, S (1, 2) OBP: 0.256, SLG: 0.349		SH3-4 4-3 1B 1B	4-3 1-2		5-3 1-2			F7		4	1	1	0	0	0	2
Robin Yount, R (1, 6) OBP: 0.342, SLG: 0.460		4-3 SH3-4 1-2 1B	F9			1-3		5-3		4	0	1	0	0	0	1
Jim Gantner, L (1, 4) OBP: 0.340, SLG: 0.359		SH3-4 1-2 2-3		BBBB CS BB		4-3			4-3	2	0	0	0	1	0	0
Charlie Moore, R (1, 9) OBP: 0.292, SLG: 0.358		4-3 2-3 3-H		SSS K 1-2		F9			SSS K	4	0	0	1	0	2	2
Inning Stats	R: 1 E: 0 K: 0 S: 5 H: 2 LOB: 1 BB: 0 P: 5	R: 1 E: 0 K: 0 S: 5 H: 2 LOB: 1 BB: 0 P: 5	R: 2 E: 0 K: 1 S: 8 H: 3 LOB: 1 BB: 0 P: 8	R: 0 E: 0 K: 1 S: 4 H: 0 LOB: 1 BB: 2 P: 12	R: 0 E: 0 K: 0 S: 4 H: 1 LOB: 1 BB: 0 P: 4	R: 0 E: 0 K: 0 S: 3 H: 0 LOB: 0 BB: 0 P: 3	R: 0 E: 0 K: 1 S: 5 H: 0 LOB: 1 BB: 1 P: 9	R: 0 E: 0 K: 1 S: 5 H: 0 LOB: 0 BB: 0 P: 5	R: 0 E: 0 K: 1 S: 5 H: 0 LOB: 0 BB: 0 P: 5	1B: 6 2B: 0 3B: 0 HR: 2 SF: 0 SAC: 1 DP: 0 HBP: 0						

AB	33
R	4
H	8
RBI	4
BB	3
SO	5
LOB	10

WP: 1 PB: 0 SB: 0 CS: 1 PA: 37

PITCHER		IP	WLS	BF	H	R	ER	SO	BB	IBB	HBP	BLK	WP	HR	S	P	ERA	WHIP
Ken Forsch, R ERA: 3.52	(1, 1)	3.0	L	16	7	4	4	1	0	0	0	0	0	2	18	18	12.00	2.333
Andy Hassler, L ERA: 0.78	(4, 1)	5.1		19	1	0	0	3	3	0	0	0	1	0	22	34	0.00	0.750
Doug Corbett, R ERA: 4.8	(9, 1)	0.2		2	0	0	0	1	0	0	0	0	0	0	4	4	0.00	0.000

PITCHER	IP	WLS	BF	H	R	ER	SO	BB	IBB	HBP	BLK	WP	HR	S	P	ERA	WHIP

Batter	1	2	3	4	5	6	7	8	9	AB	R	H	RBI	BB	SO	LOB
Brian Downing, R (1, 7) OBP: 0.326, SLG: 0.491	F9		1-3		L4 1-3			HR		4	1	1	1	0	0	1
Rod Carew, L (1, 3) OBP: 0.409, SLG: 0.348	G3		WP 1B 1B		G6-4-3 3-H 1B			4-3		4	1	2	1	0	0	0
Bobby Grich, R (1, 4) OBP: 0.413, SLG: 0.511	BB 1B 1B		BB 1B 1-3		G6-4-3 1-2f			5-3		2	0	0	0	2	0	1
Reggie Jackson, L (1, 9) OBP: 0.363, SLG: 0.383	E9 1-H 1B		1-3 3-H 1B			BB G4-6-3		K		3	0	2	1	1	1	0
Don Baylor, R (1, 10) OBP: 0.289, SLG: 0.403		5-3	L6			G4-6-3 1-2f			1B	4	0	1	0	0	0	3
Fred Lynn, L (1, 8) OBP: 0.370, SLG: 0.379		BB FC4-6		F9		F7			K	3	0	0	0	1	1	1
Doug DeCinces, R (1, 5) OBP: 0.308, SLG: 0.390		FC4-6 1-2f		K			F8		F7	4	0	0	0	0	1	2
Tim Foli, R (1, 6) OBP: 0.297, SLG: 0.367		1-3		5-3-2			6-3		5-3	4	0	0	0	0	0	2
Bob Boone, R (1, 2) OBP: 0.347, SLG: 0.351			6-3		BB E 1B		6-3			2	1	0	0	1	0	0
Inning Stats	R: 0 H: 1 E: 1 LOB: 2 K: 0 BB: 1 S: 3 P: 7	R: 0 H: 0 E: 1 LOB: 1 K: 0 BB: 1 S: 3 P: 7	R: 1 H: 2 E: 0 LOB: 2 K: 0 BB: 1 S: 5 P: 9	R: 0 H: 0 E: 0 LOB: 0 K: 1 BB: 0 S: 5 P: 5	R: 1 H: 1 E: 1 LOB: 0 K: 0 BB: 1 S: 3 P: 7	R: 0 H: 0 E: 0 LOB: 0 K: 0 BB: 1 S: 2 P: 6	R: 0 H: 0 E: 0 LOB: 0 K: 0 BB: 0 S: 3 P: 3	R: 1 H: 1 E: 0 LOB: 0 K: 1 BB: 0 S: 6 P: 6	R: 0 H: 1 E: 0 LOB: 1 K: 1 BB: 0 S: 6 P: 6	1B: 5 SF: 0 2B: 0 SAC: 0 3B: 0 DP: 2 HR: 1 HBP: 0						WP: 2 PA: 35 PB: 0 SB: 0 CS: 0	

PITCHER		IP	WLS	BF	H	R	ER	SO	BB	IBB	HBP	BLK	WP	HR	S	P	ERA	WHIP
Pete Vuckovich, R ERA: 3.57	(1, 1)	5.0	W	21	4	2	1	1	4	0	0	0	1	0	19	35	1.80	1.600
Jamie Easterly, L ERA: 3.95	(6, 1)	2.1		8	1	1	1	0	1	0	0	0	0	1	7	11	3.86	0.857
Rollie Fingers, R ERA: 2.32	(8, 1)	1.2	S	6	1	0	0	2	0	0	0	0	0	0	10	10	0.00	0.600

PITCHER	IP	WLS	BF	H	R	ER	SO	BB	IBB	HBP	BLK	WP	HR	S	P	ERA	WHIP

BOTTOM

Milwaukee Brewers @ California Angels

Anaheim Stadium, Anaheim, CA

Thu May 27 1982, 10:05 PM EDT

Att. 24,267 - Unknown

livebaseballscorecards.com

AB	30
R	3
H	6
RBI	3
BB	5
SO	3
LOB	10

Batter	1	2	3	4	5	6	7	8	9	AB	R	H	RBI	BB	SO	LOB
Paul Molitor, R (1, 5) OBP: 0.384, SLG: 0.440	F7		4-3		BBB 4-0 1-2 2B BB	FC6-4 1-2f			6-3	4	0	0	0	1	0	3
Robin Yount, R (1, 6) OBP: 0.353, SLG: 0.476	4-3 1B		E5 2-H 1B		1-H 2-H 2B		5-3			4	0	3	2	0	0	0
Cecil Cooper, L (1, 3) OBP: 0.388, SLG: 0.506	4-3 1-2		4-3			HR	L5-3 1B			4	1	2	1	0	0	2
Don Money, R (1, 10) OBP: 0.349, SLG: 0.650	P6			6-3		HR	L5-3 1-2			4	1	1	1	0	0	2
Gorman Thomas, R (1, 8) OBP: 0.318, SLG: 0.404		F7		SSS K		HR		SSS K		4	1	1	1	0	2	0
Ben Oglivie, L (1, 7) OBP: 0.292, SLG: 0.427		3-1		4-3		SH1-4 1B FC3-2 1B		F9		4	0	1	0	0	0	0
Ted Simmons, S (1, 2) OBP: 0.255, SLG: 0.346		6-3			6-3	FC3-2 SH1-4 1-2 1B		L5		4	0	1	0	0	0	0
Mark Brouhard, R (1, 9) OBP: 0.368, SLG: 0.510 Marshall Edwards, L (9, PH) OBP: 0.318, SLG: 0.591			E 2B		F7	SH1-4 1-2 2-3			3-1	2 1	1 0	1 0	0 0	0 0	0 0	0 0
Rob Picciolo, R (1, 4) OBP: 0.245, SLG: 0.250 Jim Gantner, L (6, PH) OBP: 0.336, SLG: 0.353 (6, 4)			F8		BB 2B 1B	FC3-2 FC6-4 2-3 3-H			G1	2 2	1 0	1 0	0 0	0 0	0 0	1 2
Inning Stats	R: 0 E: 0 K: 0 S: 4 H: 1 LOB: 1 BB: 0 P: 4	R: 0 E: 0 K: 0 S: 3 H: 0 LOB: 0 BB: 0 P: 3	R: 1 E: 1 K: 0 S: 5 H: 2 LOB: 1 BB: 0 P: 5	R: 0 E: 0 K: 1 S: 5 H: 0 LOB: 0 BB: 0 P: 5	R: 1 E: 0 K: 0 S: 4 H: 2 LOB: 2 BB: 1 P: 8	R: 3 E: 0 K: 0 S: 8 H: 5 LOB: 0 BB: 0 P: 8	R: 0 E: 0 K: 0 S: 3 H: 1 LOB: 0 BB: 0 P: 3	R: 0 E: 0 K: 1 S: 5 H: 0 LOB: 0 BB: 0 P: 5	R: 0 E: 0 K: 0 S: 3 H: 0 LOB: 0 BB: 0 P: 3	1B: 6 2B: 3 3B: 0 HR: 3 SF: 0 SAC: 1 DP: 1 HBP: 0						

TOP

Milwaukee Brewers @ California Angels

Anaheim Stadium, Anaheim, CA

Fri May 28 1982, 10:05 PM EDT

Att. 36,824 - Unknown

livebaseballscorecards.com

AB	35
R	5
H	11
RBI	5
BB	1
SO	2
LOB	10

PITCHER		IP	WLS	BF	H	R	ER	SO	BB	IBB	HBP	BLK	WP	HR	S	P	ERA	WHIP
Geoff Zahn, L ERA: 2.83	(1, 1)	5.0		24	9	5	5	1	1	0	0	0	0	3	25	29	9.00	2.000
Luis Sanchez, R ERA: 3.33	(6, 1)	2.0		7	2	0	0	0	0	0	0	0	0	0	7	7	0.00	1.000
Doug Corbett, R ERA: 4.5	(8, 1)	2.0	W	6	0	0	0	1	0	0	0	0	0	0	8	8	0.00	0.000

PITCHER	IP	WLS	BF	H	R	ER	SO	BB	IBB	HBP	BLK	WP	HR	S	P	ERA	WHIP

Batter	1	2	3	4	5	6	7	8	9	AB	R	H	RBI	BB	SO	LOB
Brian Downing, R (1, 7) OBP: 0.325, SLG: 0.486	F9			HR 1B		5-3	6-3			4	1	1	0	0	0	1
Bobby Grich, R (1, 4) OBP: 0.415, SLG: 0.533	6-3			1-H HR		FC6-4 1B		K		4	1	2	2	0	1	0
Don Baylor, R (1, 10) OBP: 0.288, SLG: 0.417	F9			F8		FC6-4 1-2f		HR		4	1	1	1	0	0	1
Doug DeCinces, R (1, 5) OBP: 0.312, SLG: 0.405		L4		F7			2B 2B	F8 2B		4	1	2	0	0	0	0
Reggie Jackson, L (1, 9) OBP: 0.366, SLG: 0.382		G1-6-3 1B		F7			BBBB 4-0 2B 1B BB	F8 2-3		3	1	1	0	1	0	1
Fred Lynn, L (1, 8) OBP: 0.367, SLG: 0.382 Bobby Clark, R (9, 8) OBP: 0.206, SLG: 0.294		G1-6-3 1-2f			4-3		1B SF9 2B 1-3 2-H	4-3		4 0	1 0	1 0	1 0	0 0	0 0	2 0
Rod Carew, L (1, 3) OBP: 0.407, SLG: 0.348			8-3 1B		1-3		1-3			3	0	1	0	0	0	2
Tim Foli, R (1, 6) OBP: 0.297, SLG: 0.367			F8		6-3		SF9 1B 2-3 3-H			3	0	1	1	0	0	1
Bob Boone, R (1, 2) OBP: 0.340, SLG: 0.346			8-3 1-2f			6-3	SF9 1-2 3-H			2	0	0	1	0	0	1
Inning Stats	R: 0 E: 0 K: 0 S: 3 H: 0 LOB: 0 BB: 0 P: 3	R: 0 E: 0 K: 0 S: 3 H: 1 LOB: 0 BB: 0 P: 3	R: 0 E: 0 K: 0 S: 3 H: 1 LOB: 0 BB: 0 P: 3	R: 2 E: 0 K: 0 S: 5 H: 2 LOB: 0 BB: 0 P: 5	R: 0 E: 0 K: 0 S: 3 H: 0 LOB: 0 BB: 0 P: 3	R: 0 E: 0 K: 0 S: 4 H: 1 LOB: 1 BB: 0 P: 4	R: 3 E: 0 K: 0 S: 6 H: 3 LOB: 1 BB: 1 P: 10	R: 1 E: 0 K: 1 S: 7 H: 2 LOB: 1 BB: 0 P: 7		1B: 5 2B: 4 3B: 0 HR: 2 SF: 1 SAC: 0 DP: 2 HBP: 0				WP: 0 PB: 0 SB: 0 CS: 0 PA: 33	

PITCHER		IP	WLS	BF	H	R	ER	SO	BB	IBB	HBP	BLK	WP	HR	S	P	ERA	WHIP
Mike Caldwell, L ERA: 4.7	(1, 1)	6.1		26	8	5	5	0	1	0	0	0	0	1	25	29	7.11	1.421
Dwight Bernard, R ERA: 4.45	(7, 1)	1.0	L	5	2	1	1	1	0	0	0	0	0	1	7	7	9.00	2.000
Bob McClure, L ERA: 4.89	(8, 1)	0.2		2	0	0	0	0	0	0	0	0	0	0	2	2	0.00	0.000

PITCHER	IP	WLS	BF	H	R	ER	SO	BB	IBB	HBP	BLK	WP	HR	S	P	ERA	WHIP

BOTTOM

Milwaukee Brewers @ California Angels

Anaheim Stadium, Anaheim, CA

Fri May 28 1982, 10:05 PM EDT

Att. 36,824 - Unknown

livebaseballscorecards.com

AB	31
R	6
H	10
RBI	6
BB	1
SO	1
LOB	9

Batter	1	2	3	4	5	6	7	8	9	10	AB	R	H	RBI	BB	SO	LOB
Marshall Edwards, L (1, 8) OBP: 0.269, SLG: 0.500	6-3		F7		F8		4-3		SH3-4		4	0	0	0	0	0	4
Paul Molitor, R (1, 5) OBP: 0.390, SLG: 0.445	CS 1B		F7		F7		1B 1B 2-3 1B		2-H 1B		5	1	3	0	0	0	3
Cecil Cooper, L (1, 3) OBP: 0.394, SLG: 0.506	F7 1-2		F7		1-3 1B		1B 1-3 3-H 1B		FC4-6 IBB		4	0	2	1	1	0	3
Robin Yount, R (1, 6) OBP: 0.354, SLG: 0.486		F8		1B 3B	F8		1-2 3-H 1B		FC4-6 1-2f		5	1	2	1	0	0	4
Ben Oglivie, L (1, 7) OBP: 0.295, SLG: 0.426		FC4 1B		1B G6-4-3 3-H 1B		P3	4-3			1-3	5	1	2	1	0	0	2
Roy Howell, L (1, 10) OBP: 0.267, SLG: 0.317 Don Money, R (8, PH) OBP: 0.341, SLG: 0.634		P6		G6-4-3 1-3 1B		F7		B1-3		K	3 2	0 0	1 0	0 0	0 0	0 1	1 0
Mark Brouhard, R (1, 9) OBP: 0.355, SLG: 0.473		FC4 1-2f		G6-4-3 1-2f 3-H		5-3		F9		HBP	4	0	0	0	0	0	2
Jim Gantner, L (1, 4) OBP: 0.338, SLG: 0.355			1B 1B	4-3			1B SH3-4 1B 1B	G3		1-3	5	1	2	0	0	0	1
Ned Yost, R (1, 2) OBP: 0.333, SLG: 0.297			1-2 1B		1B 1B		SH3-4 1-2		BBBB SH3-4 1B BB		2	0	2	0	1	0	0
Inning Stats	R: 0 E: 0 K: 0 S: 3 H: 1 LOB: 0 BB: 0 P: 3	R: 0 E: 0 K: 0 S: 4 H: 1 LOB: 1 BB: 0 P: 4	R: 0 E: 0 K: 0 S: 5 H: 2 LOB: 2 BB: 0 P: 5	R: 2 E: 0 K: 0 S: 5 H: 3 LOB: 0 BB: 0 P: 5	R: 0 E: 0 K: 0 S: 5 H: 2 LOB: 2 BB: 0 P: 5	R: 0 E: 0 K: 0 S: 3 H: 0 LOB: 0 BB: 0 P: 3	R: 2 E: 0 K: 0 S: 7 H: 4 LOB: 2 BB: 0 P: 7	R: 0 E: 0 K: 0 S: 3 H: 0 LOB: 0 BB: 0 P: 3	R: 0 E: 0 K: 0 S: 3 H: 1 LOB: 2 BB: 2 P: 11	R: 0 E: 0 K: 1 S: 5 H: 0 LOB: 1 BB: 0 P: 6	1B: 13 2B: 0 3B: 1 HR: 0	SF: 0 SAC: 2 DP: 1 HBP: 1					

PITCHER		IP	WLS	BF	H	R	ER	SO	BB	IBB	HBP	BLK	WP	HR	S	P	ERA	WHIP
Steve Renko, R ERA: 2.15	(1, 1)	6.2		29	11	4	4	0	0	0	0	0	0	0	29	29	5.40	1.650
Andy Hassler, L ERA: 0.77	(7, 1)	0.1		3	2	0	0	0	0	0	0	0	0	0	3	3	0.00	6.000
Doug Corbett, R ERA: 4.24	(8, 1)	2.0		8	1	0	0	0	1	1	0	0	0	0	6	14	0.00	1.000
Luis Sanchez, R ERA: 3.21	(10, 1)	1.0	W	4	0	0	0	1	0	0	1	0	0	0	5	6	0.00	0.000

PITCHER	IP	WLS	BF	H	R	ER	SO	BB	IBB	HBP	BLK	WP	HR	S	P	ERA	WHIP

TOP

Milwaukee Brewers @ California Angels

Anaheim Stadium, Anaheim, CA

Sat May 29 1982, 6:33 AM EDT

Att. 26,620 - Unknown

livebaseballscorecards.com

AB	39
R	4
H	14
RBI	3
BB	2
SO	1
LOB	20

WP: 0	PA: 44		
PB: 0			
SB: 0			
CS: 1			

Milwaukee Brewers @ California Angels

Anaheim Stadium, Anaheim, CA

Sat May 29 1982, 6:33 AM EDT

Att. 26,620 - Unknown

livebaseballscorecards.com

Batter	1	2	3	4	5	6	7	8	9	10	AB	R	H	RBI	BB	SO	LOB
Brian Downing, R (1, 7) OBP: 0.327, SLG: 0.489	L9 SF8 2B		G5-4-3 1B		6-3		K		F8		5	1	2	0	0	1	4
Bobby Grich, R (1, 4) OBP: 0.414, SLG: 0.529	L9 2-3		G5-4-3 1-2f			F9	1-2 1B		1-3 2-H 1B		5	0	2	1	0	0	2
Don Baylor, R (1, 10) OBP: 0.281, SLG: 0.408	SF8 3-H		F7			F2		K	4-3		4	0	0	1	0	1	2
Doug DeCinces, R (1, 5) OBP: 0.314, SLG: 0.407	F8			F7		2B		4-3 BB		5-3	4	0	1	0	1	0	0
Reggie Jackson, L (1, 9) OBP: 0.361, SLG: 0.397		F7		4-3		K		4-3 1-2		HR	5	1	1	1	0	1	2
Fred Lynn, L (1, 8) OBP: 0.364, SLG: 0.374		F7		F9			E 1B 1B BB	F7			3	1	0	0	1	0	1
Rod Carew, L (1, 3) OBP: 0.415, SLG: 0.350		1B BB	4-3				E1 1-3 1B 1B		1B 1B BB		2	2	1	0	2	0	0
Tim Foli, R (1, 6) OBP: 0.296, SLG: 0.364		FC5-4 1-3 1B	F8				F9		P6		4	0	1	0	0	0	3
Bob Boone, R (1, 2) OBP: 0.350, SLG: 0.357 Rob Wilfong, L (9, PR) OBP: 0.240, SLG: 0.172 Joe Ferguson, R (10, 2) OBP: 0.240, SLG: 0.208		FC5-4 1-2f			1B		1B 2-H 3-H 1B		1B 1-2 1B		4 0 0	0 0 0	3 0 0	2 0 0	0 0 0	0 0 0	2 0 0
Inning Stats	R: 1 H: 1 E: 0 LOB: 0 K: 0 BB: 0 S: 4 P: 4	R: 0 H: 1 E: 0 LOB: 2 K: 0 BB: 1 S: 4 P: 8	R: 0 H: 1 E: 0 LOB: 0 K: 0 BB: 0 S: 3 P: 3	R: 0 H: 0 E: 0 LOB: 0 K: 0 BB: 0 S: 3 P: 3	R: 0 H: 1 E: 0 LOB: 1 K: 0 BB: 0 S: 4 P: 4	R: 0 H: 1 E: 0 LOB: 1 K: 1 BB: 0 S: 6 P: 6	R: 2 H: 3 E: 1 LOB: 1 K: 1 BB: 1 S: 7 P: 11	R: 0 H: 0 E: 0 LOB: 1 K: 1 BB: 1 S: 5 P: 9	R: 1 H: 2 E: 0 LOB: 2 K: 0 BB: 1 S: 5 P: 9	R: 1 H: 1 E: 0 LOB: 0 K: 0 BB: 0 S: 2 P: 2	1B: 8 SF: 1 2B: 2 SAC: 0 3B: 0 DP: 1 HR: 1 HBP: 0						PA: 41 WP: 0 PB: 0 SB: 0 CS: 0

BOTTOM

AB	36
R	5
H	11
RBI	5
BB	4
SO	3
LOB	16

PITCHER		IP	WLS	BF	H	R	ER	SO	BB	IBB	HBP	BLK	WP	HR	S	P	ERA	WHIP
Randy Lerch, L ERA: 5.24	(1, 1)	6.0		25	6	3	3	1	2	0	0	0	0	0	25	33	4.50	1.333
Rollie Fingers, R ERA: 2.38	(7, 1)	3.0		14	4	1	1	2	2	0	0	0	0	0	16	24	3.00	2.000
Jamie Easterly, L ERA: 4.5	(10, 1)	0.1	L	2	1	1	1	0	0	0	0	0	0	1	2	2	27.00	3.000

PITCHER	IP	WLS	BF	H	R	ER	SO	BB	IBB	HBP	BLK	WP	HR	S	P	ERA	WHIP

Batter	1	2	3	4	5	6	7	8	9	AB	R	H	RBI	BB	SO	LOB
Paul Molitor, R (1, 5) OBP: 0.385, SLG: 0.434	F8		1-3 BB		5-3		F8		K	4	0	0	0	1	1	4
Roy Howell, L (1, 10) OBP: 0.240, SLG: 0.289	G3		1-3 1-2		SF7 3-H		1-3		F9	4	0	0	1	0	0	3
Cecil Cooper, L (1, 3) OBP: 0.399, SLG: 0.528	4-3		F8		HR 2-H			F8 3-1 2B	BB 1-2 2-3	4	1	2	2	1	0	1
Robin Yount, R (1, 6) OBP: 0.349, SLG: 0.474		K		F8	CS BB			F8 2-3	K	4	0	0	0	1	2	4
Ted Simmons, S (1, 2) OBP: 0.262, SLG: 0.373		BB 1B		P4	CS 1-2	HR		3-1 3-H		4	1	2	1	0	0	1
Ben Oglivie, L (1, 7) OBP: 0.299, SLG: 0.442		BB 1-2		K		P4			HR	3	1	1	1	1	1	0
Mark Brouhard, R (1, 9) OBP: 0.379, SLG: 0.500		K			1B 2B	G1-6-3 BB			1B 1B	3	2	2	0	1	1	2
Jim Gantner, L (1, 4) OBP: 0.342, SLG: 0.359		3-1			2B SF7 2-3	G1-6-3 1-2f			BB 1B 1-3	4	1	2	0	0	0	3
Marshall Edwards, L (1, 8) OBP: 0.300, SLG: 0.533			F9		HR 1-3 3-H		1-3		BB 1-2 3-H	4	1	2	2	0	0	0
Inning Stats	R: 0 E: 0 K: 0 S: 3 H: 0 LOB: 0 BB: 0 P: 3	R: 0 E: 0 K: 2 S: 8 H: 1 LOB: 2 BB: 1 P: 12	R: 0 E: 0 K: 0 S: 3 H: 0 LOB: 1 BB: 1 P: 7	R: 0 E: 0 K: 1 S: 5 H: 0 LOB: 0 BB: 0 P: 5	R: 4 E: 0 K: 0 S: 6 H: 4 LOB: 0 BB: 1 P: 10	R: 1 E: 0 K: 0 S: 3 H: 1 LOB: 0 BB: 1 P: 7	R: 0 E: 0 K: 0 S: 3 H: 0 LOB: 0 BB: 0 P: 3	R: 0 E: 0 K: 0 S: 3 H: 1 LOB: 0 BB: 0 P: 3	R: 2 E: 0 K: 2 S: 11 H: 4 LOB: 3 BB: 1 P: 15	1B: 5 2B: 3 3B: 0 HR: 3 SF: 1 SAC: 0 DP: 1 HBP: 0						

TOP

Milwaukee Brewers @ California Angels

Anaheim Stadium, Anaheim, CA

Sun May 30 1982, 6:33 AM EDT

Att. 30,270 - Unknown

livebaseballscorecards.com

AB	34
R	7
H	11
RBI	7
BB	5
SO	5
LOB	18

WP: 0 PB: 0 SB: 0 CS: 1 PA: 41

PITCHER		IP	WLS	BF	H	R	ER	SO	BB	IBB	HBP	BLK	WP	HR	S	P	ERA	WHIP
Bruce Kison, R ERA: 2.72	(1, 1)	5.0	L	23	6	5	5	3	3	0	0	0	0	2	26	38	9.00	1.800
Andy Hassler, L ERA: 0.71	(6, 1)	2.0		6	0	0	0	0	1	0	0	0	0	0	5	9	0.00	0.500
Don Aase, R ERA: 2.83	(8, 1)	2.0		11	5	2	2	2	1	0	0	0	0	1	14	18	9.00	3.000

PITCHER		IP	WLS	BF	H	R	ER	SO	BB	IBB	HBP	BLK	WP	HR	S	P	ERA	WHIP

Batter	1	2	3	4	5	6	7	8	9	AB	R	H	RBI	BB	SO	LOB
Brian Downing, R (1, 7) OBP: 0.325, SLG: 0.484	SH5-3 1B	P6			3-1		F8			4	0	1	0	0	0	2
Rod Carew, L (1, 3) OBP: 0.420, SLG: 0.364	SH5-3 1-2		4-3		2B			1B		3	0	2	0	0	0	0
Bobby Grich, R (1, 4) OBP: 0.405, SLG: 0.514	K		5-3		K			F9		4	0	0	0	0	2	3
Reggie Jackson, L (1, 9) OBP: 0.358, SLG: 0.393	6-3		K		3-1			G4-3 1-2		4	0	1	0	0	1	2
Don Baylor, R (1, 10) OBP: 0.280, SLG: 0.401		4-3		HR BB		F8		G4-3 1-2f		3	1	0	0	1	0	2
Fred Lynn, L (1, 8) OBP: 0.367, SLG: 0.393		HR		F8		6-3			G6-4-3 BB	3	1	1	1	1	0	1
Doug DeCinces, R (1, 5) OBP: 0.318, SLG: 0.424		BB BB		1-H HR		P6		G6-4-3 1-2f		3	1	1	2	1	0	1
Tim Foli, R (1, 6) OBP: 0.289, SLG: 0.354		F8		P4			F7	F8		4	0	0	0	0	0	1
Bob Boone, R (1, 2) OBP: 0.350, SLG: 0.352		1-2 BB		F9			F2			2	0	0	0	1	0	0
Inning Stats	R: 0 E: 0 K: 1 S: 6 H: 1 LOB: 1 BB: 0 P: 6	R: 1 E: 0 K: 0 S: 4 H: 1 LOB: 2 BB: 2 P: 12	R: 0 E: 0 K: 1 S: 5 H: 0 LOB: 0 BB: 0 P: 5	R: 2 E: 0 K: 0 S: 4 H: 1 LOB: 0 BB: 1 P: 8	R: 0 E: 0 K: 1 S: 6 H: 1 LOB: 1 BB: 0 P: 6	R: 0 E: 0 K: 0 S: 3 H: 0 LOB: 0 BB: 0 P: 3	R: 0 E: 0 K: 0 S: 3 H: 0 LOB: 0 BB: 0 P: 3	R: 0 E: 0 K: 0 S: 4 H: 2 LOB: 1 BB: 0 P: 4	R: 0 E: 0 K: 0 S: 2 H: 0 LOB: 0 BB: 1 P: 6	1B: 3 2B: 1 3B: 0 HR: 2 SF: 0 SAC: 1 DP: 2 HBP: 0						

PITCHER		IP	WLS	BF	H	R	ER	SO	BB	IBB	HBP	BLK	WP	HR	S	P	ERA	WHIP
Jim Slaton, R ERA: 3.05	(1, 1)	7.1	W	30	5	3	3	3	3	0	0	0	0	2	33	45	3.68	1.091
Jamie Easterly, L ERA: 4.02	(8, 1)	1.2	S	5	1	0	0	0	1	0	0	0	0	0	4	8	0.00	1.200

PITCHER	IP	WLS	BF	H	R	ER	SO	BB	IBB	HBP	BLK	WP	HR	S	P	ERA	WHIP

BOTTOM

Milwaukee Brewers @ California Angels

Anaheim Stadium, Anaheim, CA

Sun May 30 1982, 6:33 AM EDT

Att. 30,270 - Unknown

livebaseballscorecards.com

AB	30
R	3
H	6
RBI	3
BB	4
SO	3
LOB	12

Batter	1	2	3	4	5	6	7	8	9	AB	R	H	RBI	BB	SO	LOB
Chet Lemon, R (1, 9) OBP: 0.383, SLG: 0.341	x 0-0 1B		x 0-0 ② FC6-4 1B 1-2			B B B B 4-0 FC6-4 BB		x 0-0 ①② G6-4-3 1-2f	x 0-0 ③ F8	4	0	2	0	1	0	3
Enos Cabell, R (1, 5) OBP: 0.330, SLG: 0.426	S S S 0-3 ① K		x 0-0 ③ FC6-4 1-2f			x 0-0 ② FC6-4 1-2f		x 0-0 ③ F9		4	0	0	0	0	1	4
Kirk Gibson, L (1, 8) OBP: 0.343, SLG: 0.397	S S S 0-3 ② K			x 0-0 ① G3		x 0-0 ③ 1-3			x 0-0 ① P3	4	0	0	0	0	1	2
Mike Ivie, R (1, 10) OBP: 0.269, SLG: 0.386	x 0-0 ③ F9			x 0-0 ② F7			x 0-0 2B 1B 1B		x 0-0 ② F7	4	1	1	0	0	0	1
Richie Hebner, L (1, 3) OBP: 0.409, SLG: 0.462		S S S 0-3 ① K		x 0-0 ③ F9			x 0-0 1B 1-3 FC5-2 2B		x 0-0 BB 1B 1B 1B	4	1	2	0	0	1	0
Larry Herndon, R (1, 7) OBP: 0.374, SLG: 0.567		S S S 0-3 ② K			x 0-0 ① F8		x 0-0 CS 2-3 3-H 1B		x 0-0 BB 1-2 1B 1B	4	1	2	1	0	1	0
Lance Parrish, R (1, 2) OBP: 0.404, SLG: 0.585		S S S 0-3 ③ K			x 0-0 G6-4-3 1B		x 0-0 ①② FC5-2 1-2 3-H		B B B B 4-0 1B 1B 1-2 2-3 BB	3	1	1	0	1	1	2
Lou Whitaker, L (1, 4) OBP: 0.331, SLG: 0.391			x 0-0 ① F7		x 0-0 ②③ G6-4-3 1-2f		x 0-0 ③ L6		x 0-0 1B 1-3 2-H 3-H 1B	4	0	1	2	0	0	2
Alan Trammell, R (1, 6) OBP: 0.288, SLG: 0.309 Rick Leach, L (8, PH) OBP: 0.333, SLG: 0.364 Eddie Miller, S (8, PR) OBP: 0.258, SLG: 0.042 Mark DeJohn, S (8, 6) OBP: 0.333, SLG: 0.364 Jerry Turner, L (9, PH) OBP: 0.273, SLG: 0.328 Tom Brookens, R (9, 6) OBP: 0.333, SLG: 0.367			x 0-0 CS 1B			x 0-0 ① L3		x 0-0 G6-4-3 1B	x 0-0 1-3 3-H 1B	2 1 0 0 1 0	0 0 0 0 0 0	1 1 0 0 1 0	0 0 0 0 1 0	0 0 0 0 0 0	0 0 0 0 0 0	0 0 0 0 0 0
Inning Stats	R: 0 E: 0 K: 2 S: 8 H: 1 LOB: 1 BB: 0 P: 8	R: 0 E: 0 K: 3 S: 9 H: 0 LOB: 0 BB: 0 P: 9	R: 0 E: 0 K: 0 S: 4 H: 2 LOB: 1 BB: 0 P: 4	R: 0 E: 0 K: 0 S: 3 H: 0 LOB: 0 BB: 0 P: 3	R: 0 E: 0 K: 0 S: 3 H: 1 LOB: 0 BB: 0 P: 3	R: 0 E: 0 K: 0 S: 3 H: 0 LOB: 1 BB: 1 P: 7	R: 1 E: 0 K: 0 S: 5 H: 3 LOB: 1 BB: 0 P: 5	R: 0 E: 0 K: 0 S: 3 H: 1 LOB: 1 BB: 0 P: 3	R: 3 E: 0 K: 0 S: 7 H: 4 LOB: 2 BB: 1 P: 11	1B: 11 2B: 1 3B: 0 HR: 0 SF: 0 SAC: 0 DP: 2 HBP: 0						

PITCHER		IP	WLS	BF	H	R	ER	SO	BB	IBB	HBP	BLK	WP	HR	S	P	ERA	WHIP
Mike Witt, R ERA: 2.91	(1, 1)	7.0		26	7	1	1	5	1	0	0	0	0	0	35	39	1.29	1.143
Doug Corbett, R ERA: 4.75	(8, 1)	2.0	L	11	5	3	3	0	1	0	0	0	0	0	10	14	13.50	3.000

PITCHER	IP	WLS	BF	H	R	ER	SO	BB	IBB	HBP	BLK	WP	HR	S	P	ERA	WHIP

TOP

Detroit Tigers @ California Angels

Anaheim Stadium, Anaheim, CA

Mon May 31 1982, 6:33 AM EDT

Att. 42,415 - Unknown

livebaseballscorecards.com

AB	35
R	4
H	12
RBI	4
BB	2
SO	5
LOB	14

Detroit Tigers @ California Angels

Anaheim Stadium, Anaheim, CA

Mon May 31 1982, 6:33 AM EDT

Att. 42,415 - Unknown

BOTTOM

Batter	1	2	3	4	5	6	7	8	9	AB	R	H	RBI	BB	SO	LOB
Brian Downing, R (1, 7) OBP: 0.329, SLG: 0.500	6-3		1B		HR		F9			4	1	2	1	0	0	1
Juan Beniquez, R (8, 7) OBP: 0.400, SLG: 0.404										0	0	0	0	0	0	0
Rod Carew, L (1, 3) OBP: 0.427, SLG: 0.374	CS 1B		1B		CS 1B		4-3			4	0	3	1	0	0	1
Bobby Grich, R (1, 4) OBP: 0.407, SLG: 0.534	FC4-6 1B		P4		CS	HR		K		4	1	2	1	0	1	2
Reggie Jackson, L (1, 9) OBP: 0.350, SLG: 0.383	FC4-6		F7			G3		K		4	0	0	0	0	1	3
Bobby Clark, R (9, 9) OBP: 0.206, SLG: 0.294										0	0	0	0	0	0	0
Fred Lynn, L (1, 8) OBP: 0.359, SLG: 0.383		4-3		F8		G3		F8		4	0	0	0	0	0	0
Don Baylor, R (1, 10) OBP: 0.279, SLG: 0.395		5-3		F3		BB			F9	3	0	0	0	1	0	0
Doug DeCinces, R (1, 5) OBP: 0.317, SLG: 0.420		1-3		6-3		F7			1B	4	0	1	0	0	0	1
Tim Foli, R (1, 6) OBP: 0.296, SLG: 0.356			1B SH1-3 1B		6-3				K	2	1	1	0	0	0	0
Rob Wilfong, L (9, PH) OBP: 0.237, SLG: 0.170							SH1-3 HBP			1	0	0	0	0	1	1
Bob Boone, R (1, 2) OBP: 0.346, SLG: 0.347			SH1-3		P5		SH1-3		F7	2	0	0	0	0	0	1
Inning Stats	R: 0 E: 0 K: 0 S: 4 H: 2 LOB: 1 BB: 0 P: 4	R: 0 E: 0 K: 0 S: 3 H: 0 LOB: 0 BB: 0 P: 3	R: 1 E: 0 K: 0 S: 6 H: 3 LOB: 2 BB: 0 P: 6	R: 0 E: 0 K: 0 S: 3 H: 0 LOB: 0 BB: 0 P: 3	R: 1 E: 0 K: 0 S: 4 H: 2 LOB: 0 BB: 0 P: 4	R: 1 E: 0 K: 0 S: 4 H: 1 LOB: 1 BB: 1 P: 8	R: 0 E: 0 K: 0 S: 3 H: 0 LOB: 1 BB: 0 P: 4	R: 0 E: 0 K: 2 S: 7 H: 0 LOB: 0 BB: 0 P: 7	R: 0 E: 0 K: 1 S: 6 H: 1 LOB: 1 BB: 0 P: 6	1B: 7 2B: 0 3B: 0 HR: 2	SF: 0 SAC: 2 DP: 0 HBP: 1						

livebaseballscorecards.com

	AB	32
	R	3
	H	9
	RBI	3
	BB	1
	SO	3
	LOB	10

PITCHER	IP	WLS	BF	H	R	ER	SO	BB	IBB	HBP	BLK	WP	HR	S	P	ERA	WHIP
Larry Pashnick, R (1, 1) ERA: 4.15	6.0		25	8	3	3	0	1	0	0	0	0	2	24	28	4.50	1.500
Elias Sosa, R (7, 1) ERA: 2.92	3.0	W	11	1	0	0	3	0	0	1	0	0	0	16	17	0.00	0.333

PITCHER	IP	WLS	BF	H	R	ER	SO	BB	IBB	HBP	BLK	WP	HR	S	P	ERA	WHIP

Detroit Tigers @ California Angels

Anaheim Stadium, Anaheim, CA

Tue Jun 01 1982, 10:05 PM EDT

Att. 23,163 - Unknown

TOP

livebaseballscorecards.com

Batter	1	2	3	4	5	6	7	8	9	AB	R	H	RBI	BB	SO	LOB
Chet Lemon, R (1, 9) OBP: 0.374, SLG: 0.331	5-3		F8			5-3		F8		4	0	0	0	0	0	0
Enos Cabell, R (1, 5) (9, 3) OBP: 0.323, SLG: 0.417	P4		6-3			L4			5-3	4	0	0	0	0	0	0
Kirk Gibson, L (1, 8) OBP: 0.341, SLG: 0.394	4-3			CS 1B		G3			K	4	0	1	0	0	1	0
Mike Ivie, R (1, 10) OBP: 0.271, SLG: 0.384 Eddie Miller, S (7, PR) OBP: 0.250, SLG: 0.040		5-3		K2-3 1-2			G3 1B		6-3	3 1	0 0	1 0	0 0	0 0	1 0	1 0
Richie Hebner, L (1, 3) OBP: 0.407, SLG: 0.457 Tom Brookens, R (9, 5) OBP: 0.333, SLG: 0.367		2B 6-3 1B		P6			G3 1-2			3 0	1 0	1 0	0 0	0 0	0 0	1 0
Larry Herndon, R (1, 7) OBP: 0.374, SLG: 0.569		1-3 1B 2B			6-3		F7			3	1	1	0	0	0	2
Lance Parrish, R (1, 2) OBP: 0.402, SLG: 0.573		6-3 3-H			BBB 4-0 FC5-4 BB		P6			2	0	0	1	1	0	3
Lou Whitaker, L (1, 4) OBP: 0.331, SLG: 0.390		2-H 1B			FC5-4 FC4 1-2f			G3		3	0	1	1	0	0	1
Alan Trammell, R (1, 6) OBP: 0.282, SLG: 0.302			F8		FC4 1-2f			P6		3	0	0	0	0	0	1
Inning Stats	R: 0 E: 0 K: 0 S: 3 H: 0 LOB: 0 BB: 0 P: 3	R: 2 E: 0 K: 0 S: 5 H: 3 LOB: 1 BB: 0 P: 5	R: 0 E: 0 K: 0 S: 3 H: 0 LOB: 0 BB: 0 P: 3	R: 0 E: 0 K: 1 S: 5 H: 1 LOB: 0 BB: 0 P: 5	R: 0 E: 0 K: 0 S: 3 H: 0 LOB: 1 BB: 1 P: 7	R: 0 E: 0 K: 0 S: 3 H: 0 LOB: 0 BB: 0 P: 3	R: 0 E: 0 K: 0 S: 4 H: 1 LOB: 2 BB: 0 P: 4	R: 0 E: 0 K: 0 S: 3 H: 0 LOB: 0 BB: 0 P: 3	R: 0 E: 0 K: 1 S: 5 H: 0 LOB: 0 BB: 0 P: 5	1B: 4 2B: 1 3B: 0 HR: 0 SF: 0 SAC: 0 DP: 0 HBP: 0							WP: 0 PB: 0 SB: 0 CS: 1 PA: 31

PITCHER	IP	WLS	BF	H	R	ER	SO	BB	IBB	HBP	BLK	WP	HR	S	P	ERA	WHIP
Ken Forsch, R (1, 1) ERA: 3.36	9.0	L	31	5	2	2	2	1	0	0	0	0	0	34	38	2.00	0.667

PITCHER	IP	WLS	BF	H	R	ER	SO	BB	IBB	HBP	BLK	WP	HR	S	P	ERA	WHIP

AB	30
R	2
H	5
RBI	2
BB	1
SO	2
LOB	9

Detroit Tigers @ California Angels

Anaheim Stadium, Anaheim, CA

Tue Jun 01 1982, 10:05 PM EDT

Att. 23,163 - Unknown

BOTTOM

Batter	1	2	3	4	5	6	7	8	9	AB	R	H	RBI	BB	SO	LOB
Brian Downing, R (1, 7) OBP: 0.327, SLG: 0.495	6-3	F8			5-3		1B		K	4	0	1	0	0	0	2
Tim Foli, R (9, PH) OBP: 0.294, SLG: 0.354										1	0	0	0	0	1	2
Rod Carew, L (1, 3) OBP: 0.426, SLG: 0.377	K		1B		E S 1B		F8		SF8-4 1-2 3-H	4	0	2	1	0	1	1
Bobby Grich, R (1, 4) OBP: 0.409, SLG: 0.530	WP 1B		F7		BBB 1-3 BB		P3			3	0	1	0	1	0	2
Reggie Jackson, L (1, 9) OBP: 0.348, SLG: 0.375	1-2 IBB		K		F2			P6		3	0	0	0	1	1	3
Don Baylor, R (1, 10) OBP: 0.274, SLG: 0.387	F8		6-3			F9		6-3		4	0	0	0	0	0	3
Fred Lynn, L (1, 8) OBP: 0.368, SLG: 0.401		3B	K			1B		BBB FC6-4 BB		3	0	2	0	1	1	0
Doug DeCinces, R (1, 5) OBP: 0.310, SLG: 0.410		1-3	6-3			P6		FC6-4 1-2f		4	0	0	0	0	0	3
Mick Kelleher, R (1, 6)		F3	1-3			6-3			BBB 1B SF8-4 BB	3	0	0	0	0	0	2
Juan Beniquez, R (9, PH) OBP: 0.410, SLG: 0.404										0	1	0	0	1	0	0
Bob Boone, R (1, 2) OBP: 0.349, SLG: 0.347	BBBB BB				K		L5		SF8-4 1-3 1B	3	0	1	0	1	1	0
Rob Wilfong, L (9, PR) OBP: 0.237, SLG: 0.170										0	0	0	0	0	0	0
Inning Stats	R: 0 E: 0 K: 1 S: 6 / H: 1 LOB: 2 BB: 1 P: 10	R: 0 E: 0 K: 0 S: 4 / H: 1 LOB: 2 BB: 1 P: 8	R: 0 E: 0 K: 1 S: 6 / H: 1 LOB: 1 BB: 0 P: 6	R: 0 E: 0 K: 1 S: 5 / H: 0 LOB: 0 BB: 0 P: 5	R: 0 E: 0 K: 1 S: 6 / H: 1 LOB: 2 BB: 1 P: 10	R: 0 E: 0 K: 0 S: 4 / H: 1 LOB: 1 BB: 0 P: 4	R: 0 E: 0 K: 0 S: 4 / H: 1 LOB: 1 BB: 0 P: 4	R: 0 E: 0 K: 0 S: 3 / H: 0 LOB: 1 BB: 1 P: 7	R: 1 E: 0 K: 1 S: 5 / H: 1 LOB: 1 BB: 1 P: 9	1B: 6 2B: 1 3B: 1 HR: 0	SF: 1 SAC: 0 DP: 1 HBP: 0					

livebaseballscorecards.com

AB	32
R	1
H	7
RBI	1
BB	5
SO	5
LOB	18

WP: 1 PB: 0 SB: 1 CS: 0 PA: 38

PITCHER		IP	WLS	BF	H	R	ER	SO	BB	IBB	HBP	BLK	WP	HR	S	P	ERA	WHIP
Dan Petry, R ERA: 3.51	(1, 1)	8.0	W	36	7	1	1	4	4	1	0	0	1	0	39	59	1.12	1.375
Dave Tobik, R ERA: 3.64	(9, 1)	1.0	S	2	0	0	0	1	0	0	0	0	0	0	4	4	0.00	0.000

PITCHER	IP	WLS	BF	H	R	ER	SO	BB	IBB	HBP	BLK	WP	HR	S	P	ERA	WHIP

Batter	1	2	3	4	5	6	7	8	9	AB	R	H	RBI	BB	SO	LOB
Chet Lemon, R (1, 9) OBP: 0.369, SLG: 0.327	4-3 1B		F8		K		6-3		4-3	5	0	1	0	0	1	2
Enos Cabell, R (1, 5) OBP: 0.321, SLG: 0.413	P6		6-3		6-3			HR 1B		4	1	1	0	0	0	1
Kirk Gibson, L (1, 8) OBP: 0.344, SLG: 0.415	4-3 1-2			4-3		5-3 1B		1-H HR		4	1	2	2	0	0	1
Mike Ivie, R (1, 10) OBP: 0.280, SLG: 0.411	K			1B 2B		5-3 1-2		1B 2B		4	2	2	0	0	1	2
Larry Herndon, R (1, 7) OBP: 0.381, SLG: 0.571		BB G6-4-3		2-H 1B		P3		2-H CS 1B		3	0	2	2	1	0	1
Lance Parrish, R (1, 2) OBP: 0.388, SLG: 0.550		G6-4-3 1-2f		F8		K		1-2 K		4	0	0	0	0	2	4
Tom Brookens, R (1, 4) OBP: 0.337, SLG: 0.363		BB		F3			K	6-3		1	0	0	0	1	0	1
Lou Whitaker, L (7, PH) OBP: 0.327, SLG: 0.385 (7, 4)										2	0	0	0	0	1	0
John Wockenfuss, R (1, 3) OBP: 0.363, SLG: 0.313		6-3			HR		4-3 1B		4-3	3	1	2	1	0	0	1
Eddie Miller, S (7, PR) OBP: 0.250, SLG: 0.040										0	0	0	0	0	0	0
Mark DeJohn, S (7, 6) OBP: 0.308, SLG: 0.333										1	0	0	0	0	0	0
Alan Trammell, R (1, 6) OBP: 0.278, SLG: 0.298			1-3		5-3		4-3 1-2		F9	2	0	0	0	0	0	0
Richie Hebner, L (7, PH) OBP: 0.398, SLG: 0.446 (7, 3)										2	0	0	0	0	0	1
Inning Stats	R: 0 E: 0 K: 1 S: 6 H: 1 LOB: 1 BB: 0 P: 6	R: 0 E: 0 K: 0 S: 2 H: 0 LOB: 1 BB: 2 P: 10	R: 0 E: 0 K: 0 S: 3 H: 0 LOB: 0 BB: 0 P: 3	R: 1 E: 0 K: 0 S: 5 H: 2 LOB: 1 BB: 0 P: 5	R: 1 E: 0 K: 1 S: 6 H: 1 LOB: 0 BB: 0 P: 6	R: 0 E: 0 K: 1 S: 6 H: 1 LOB: 1 BB: 0 P: 6	R: 0 E: 0 K: 1 S: 6 H: 1 LOB: 2 BB: 0 P: 6	R: 3 E: 0 K: 1 S: 8 H: 4 LOB: 0 BB: 0 P: 8	R: 0 E: 0 K: 0 S: 3 H: 0 LOB: 0 BB: 0 P: 3	1B: 6 2B: 2 3B: 0 HR: 2 SF: 0 SAC: 0 DP: 1 HBP: 0						

PITCHER		IP	WLS	BF	H	R	ER	SO	BB	IBB	HBP	BLK	WP	HR	S	P	ERA	WHIP
Geoff Zahn, L ERA: 2.87	(1, 1)	5.1		22	5	2	2	2	2	0	0	0	0	1	24	32	3.38	1.312
Don Aase, R ERA: 2.74	(6, 1)	1.1		5	1	0	0	2	0	0	0	0	0	0	9	9	0.00	0.750
Doug Corbett, R ERA: 5.45	(7, 1)	0.1	L	5	4	3	3	0	0	0	0	0	0	1	5	5	81.00	12.000
Dave Goltz, R ERA: 3.18	(8, 1)	2.0		5	0	0	0	1	0	0	0	0	0	0	7	7	0.00	0.000

PITCHER	IP	WLS	BF	H	R	ER	SO	BB	IBB	HBP	BLK	WP	HR	S	P	ERA	WHIP

TOP

Detroit Tigers @ California Angels

Anaheim Stadium, Anaheim, CA

Wed Jun 02 1982, 10:05 PM EDT

Att. 27,396 - Unknown

livebaseballscorecards.com

AB	35
R	5
H	10
RBI	5
BB	2
SO	5
LOB	14

PA: 37

WP: 0
PB: 0
SB: 0
CS: 1

Batter	1	2	3	4	5	6	7	8	9	AB	R	H	RBI	BB	SO	LOB
Brian Downing, R (1, 7) OBP: 0.329, SLG: 0.490	BBBB 4-0 FC2-6 BB		x 0-0 P6 ②	x 0-0 F8 ② 1-2 2-3		x 0-0 F9 ③			x 0-0 3-4-3 1B	4	0	1	0	1	0	4
Rod Carew, L (1, 3) OBP: 0.426, SLG: 0.374	x 0-0 FC2-6 ① 1-2f		x 0-0 1B 1B	4-0 IBB			x 0-0 F7 ①		x 0-0 3-4-3 ① 1-2	4	0	1	0	1	0	2
Bobby Grich, R (1, 4) OBP: 0.403, SLG: 0.519	x 0-0 F9 ②		x 0-0 1-2 2-H 1B	x 0-0 F8 ③			SSS 0-3 K ②		SSS 0-3 K ②	5	0	1	1	0	2	5
Reggie Jackson, L (1, 9) OBP: 0.346, SLG: 0.368 Juan Beniquez, R (7, PR) OBP: 0.403, SLG: 0.396 (8, 9)	SSS 0-3 K ③		SSS 0-3 K ③		x 0-0 F9 ①		BBBB 4-0 BB		x 0-0 F9 ③	3 1	0 0	0 0	0 0	1 0	2 0	3 1
Don Baylor, R (1, 10) OBP: 0.278, SLG: 0.389		x 0-0 G4-6-3 1B		x 0-0 FC 1B	x 0-0 6-3 ②		SSS 0-3 K ③			4	0	2	0	0	1	1
Fred Lynn, L (1, 8) OBP: 0.367, SLG: 0.406		x 0-0 ①② G4-6-3 1-2f		x 0-0 ① FC 1B 1-H	x 0-0 F9 ③			x 0-0 G3 WP 2B		4	2	1	0	0	0	2
Doug DeCinces, R (1, 5) OBP: 0.309, SLG: 0.407		x 0-0 5-3 ③		x 0-0 S 1B 1B 3-H 1B		x 0-0 F8 ①		x 0-0 G3 ① 2-3		4	1	1	1	0	0	1
Tim Foli, R (1, 6) OBP: 0.299, SLG: 0.354			BBBB 4-0 SH1-3 1B BB	x 0-0 F8 1B 1-2 1B		x 0-0 P4 ②		x 0-0 6-3 ② 3-H		3	1	1	0	1	0	0
Bob Boone, R (1, 2) OBP: 0.355, SLG: 0.353			x 0-0 SH1-3 ① 1-2	x 0-0 F8 1-2 2-H 1B		x 0-0 1B		x 0-0 F8 ③		3	0	2	1	0	0	0
Inning Stats	R: 0 E: 0 K: 1 S: 5 H: 0 LOB: 1 BB: 1 P: 9	R: 0 E: 0 K: 0 S: 3 H: 1 LOB: 0 BB: 0 P: 3	R: 1 E: 0 K: 1 S: 7 H: 2 LOB: 2 BB: 1 P: 11	R: 2 E: 1 K: 0 S: 7 H: 4 LOB: 3 BB: 1 P: 11	R: 0 E: 0 K: 0 S: 3 H: 0 LOB: 0 BB: 0 P: 3	R: 0 E: 0 K: 0 S: 4 H: 1 LOB: 1 BB: 0 P: 4	R: 0 E: 0 K: 2 S: 7 H: 0 LOB: 1 BB: 1 P: 11	R: 1 E: 0 K: 0 S: 4 H: 1 LOB: 0 BB: 0 P: 4	R: 0 E: 0 K: 1 S: 6 H: 1 LOB: 1 BB: 0 P: 6	1B: 9 2B: 1 3B: 0 HR: 0	SF: 0 SAC: 2 DP: 1 HBP: 0						

PITCHER		IP	WLS	BF	H	R	ER	SO	BB	IBB	HBP	BLK	WP	HR	S	P	ERA	WHIP
Milt Wilcox, R ERA: 3.34	(1, 1)	0.0		0	0	0	0	0	0	0	0	0	0	0	0	0	∞	∞
Kevin Saucier, L ERA: 2.42	(1, 1)	3.1		18	7	3	3	2	2	0	0	0	0	0	20	28	8.10	2.700
Aurelio Lopez, R ERA: 5.14	(4, 1)	4.2	W	19	3	1	1	2	1	1	0	0	1	0	21	29	1.93	0.857
Pat Underwood, L ERA: 4.88	(9, 1)	0.1		1	0	0	0	0	0	0	0	0	0	0	1	1	0.00	0.000
Dave Tobik, R ERA: 3.56	(9, 1)	0.2	S	2	0	0	0	1	0	0	0	0	0	0	4	4	0.00	0.000

PITCHER	IP	WLS	BF	H	R	ER	SO	BB	IBB	HBP	BLK	WP	HR	S	P	ERA	WHIP

BOTTOM

Detroit Tigers @ California Angels

Anaheim Stadium, Anaheim, CA

Wed Jun 02 1982, 10:05 PM EDT

Att. 27,396 - Unknown

livebaseballscorecards.com

AB	35
R	4
H	10
RBI	3
BB	4
SO	5
LOB	19

1B: 9 SF: 0
2B: 1 SAC: 2
3B: 0 DP: 1
HR: 0 HBP: 0

WP: 1 PA: 40
PB: 0
SB: 1
CS: 0

Batter	1	2	3	4	5	6	7	8	9	10	11	AB	R	H	RBI	BB	SO	LOB
Jerry Remy, L (1, 4) OBP: 0.338, SLG: 0.316	F8	1-2 1B		F7			1-3		2B 1B BB		HR 5-3 1B 3B	6	2	3	3	1	0	1
Dwight Evans, R (1, 9) OBP: 0.374, SLG: 0.399	K	K		F8			K		F2		K 6-3	7	0	0	0	0	4	6
Jim Rice, R (1, 7) OBP: 0.378, SLG: 0.462	BB 1B	F8			6-3		BB 1B BB		1-3 1B 2B		5-3	5	1	2	0	1	0	3
Carl Yastrzemski, L (1, 10) OBP: 0.406, SLG: 0.560	FC4-6 1-2 BB		BB 1B		6-3 2B		1-2 1B		2-H 3-H 1B 1B		HR IBB	4	1	4	2	2	0	0
Carney Lansford, R (1, 5) OBP: 0.355, SLG: 0.407	FC4-6 1-2f		F8		6-3 2-3		1-3		G5-4-3 2-3 1B		1-H 2-H HR	6	1	2	3	0	0	6
Dave Stapleton, R (1, 3) OBP: 0.284, SLG: 0.376		E8 HR 1B	L4-3 1-2 BB		F8			5-3	G5-4-3 1-2f		1B E 1B	5	2	2	0	1	0	3
Rich Gedman, L (1, 2) OBP: 0.333, SLG: 0.458		2-H HR	L4-3 1-2			K		1B		4-3	BB E 3B 1B	6	2	3	2	0	1	2
Glenn Hoffman, R (1, 6) OBP: 0.305, SLG: 0.377		K		BB		F3		F7		K	E4 BB 3B	5	1	0	0	1	2	2
Rick Miller, L (1, 8) OBP: 0.327, SLG: 0.347		1B 1B		F8		F7		F7		G3	3B BB	5	1	1	0	1	0	2
Inning Stats	R: 0 E: 0 K: 1 S: 6 / H: 1 LOB: 2 BB: 1 P: 10	R: 2 E: 1 K: 2 S: 11 / H: 4 LOB: 2 BB: 0 P: 11	R: 0 E: 0 K: 0 S: 3 / H: 1 LOB: 1 BB: 1 P: 7	R: 0 E: 0 K: 0 S: 3 / H: 0 LOB: 1 BB: 1 P: 7	R: 0 E: 0 K: 0 S: 4 / H: 1 LOB: 1 BB: 0 P: 4	R: 0 E: 0 K: 1 S: 5 / H: 0 LOB: 0 BB: 0 P: 5	R: 0 E: 0 K: 1 S: 6 / H: 1 LOB: 2 BB: 1 P: 10	R: 0 E: 0 K: 0 S: 4 / H: 1 LOB: 1 BB: 0 P: 4	R: 2 E: 0 K: 0 S: 5 / H: 3 LOB: 1 BB: 1 P: 9	R: 0 E: 0 K: 1 S: 5 / H: 0 LOB: 0 BB: 0 P: 5	R: 7 E: 1 K: 1 S: 11 / H: 5 LOB: 1 BB: 2 P: 19	1B: 12 2B: 3 3B: 1 HR: 2 / SF: 0 SAC: 0 DP: 2 HBP: 0						WP: 0 PB: 0 SB: 0 CS: 0 / PA: 56	

PITCHER		IP	WLS	BF	H	R	ER	SO	BB	IBB	HBP	BLK	WP	HR	S	P	ERA	WHIP
Steve Renko, R ERA: 2.44	(1, 1)	8.1		39	10	4	4	5	5	0	0	0	0	1	44	64	4.32	1.800
Angel Moreno, L ERA: 4.69	(9, 1)	0.0		1	1	0	0	0	0	0	0	0	0	0	1	1	∞	∞
Doug Corbett, R ERA: 5.82	(9, 1)	2.1	L	10	3	3	3	2	0	1	0	0	0	1	13	17	11.57	1.286
Dave Goltz, R ERA: 3.0	(11, 1)	0.1		6	3	4	0	0	1	0	0	0	0	0	5	9	0.00	12.000

PITCHER	IP	WLS	BF	H	R	ER	SO	BB	IBB	HBP	BLK	WP	HR	S	P	ERA	WHIP

TOP

Boston Red Sox @ California Angels

Anaheim Stadium, Anaheim, CA

Fri Jun 04 1982, 10:05 PM EDT

Att. 33,160 - Unknown

livebaseballscorecards.com

AB	49
R	11
H	17
RBI	10
BB	7
SO	7
LOB	25

Batter	1	2	3	4	5	6	7	8	9	10	11	AB	R	H	RBI	BB	SO	LOB
Brian Downing, R (1, 7) OBP: 0.335, SLG: 0.490	2-3		CS 1-2	1B		BBBB 4-0 SH1-4 BB		1B 3B 1B	F7			4	1	2	0	1	0	1
Juan Beniquez, R (1, 9) OBP: 0.391, SLG: 0.382 Reggie Jackson, L (8, PH) OBP: 0.349, SLG: 0.372 Rob Wilfong, L (8, PR) OBP: 0.237, SLG: 0.170 Bobby Clark, R (9, 9) OBP: 0.200, SLG: 0.286	4-3			F9		SH1-4 1-2		HBP 1-3 3B 1B		SSS 0-3 K		2 1 0 1	0 0 1 0	0 1 0 0	0 0 0 0	0 0 0 0	0 0 0 1	1 0 0 0
Bobby Grich, R (1, 4) OBP: 0.398, SLG: 0.506	1-3			F9		1-3		H 1-0 1-2 3B HBP		SSS 0-3 K		4	1	0	0	0	1	2
Don Baylor, R (1, 10) OBP: 0.272, SLG: 0.379		SSS 0-3 K		F7		F4		F4		F9		5	0	0	0	0	1	5
Doug DeCinces, R (1, 5) OBP: 0.311, SLG: 0.417		F8			6-3		FC6-4 1B	1-H 2-H 3-H 3B			F8	5	0	2	3	0	0	0
Fred Lynn, L (1, 8) OBP: 0.363, SLG: 0.400		3-1			WP G3 1B 1B		FC6-4 1-2f FC4-6	SSS 0-3 K			F9	5	1	1	0	0	1	3
Rod Carew, L (1, 3) OBP: 0.425, SLG: 0.371			CS 1B		G3 1-2		FC4-6 1-2f		3-1		BBBB 4-0 BB	4	0	1	0	1	0	2
Tim Foli, R (1, 6) OBP: 0.296, SLG: 0.349			F8		2-H 1B		6-3		F7		5-3	5	0	1	1	0	0	3
Bob Boone, R (1, 2) OBP: 0.353, SLG: 0.351			F7		F8			6-3	1B			4	0	1	0	0	0	2
Inning Stats	R: 0 E: 0 K: 0 S: 3 H: 0 LOB: 0 BB: 0 P: 3	R: 0 E: 0 K: 1 S: 5 H: 0 LOB: 0 BB: 0 P: 5	R: 0 E: 0 K: 0 S: 3 H: 1 LOB: 0 BB: 0 P: 3	R: 0 E: 0 K: 0 S: 4 H: 1 LOB: 1 BB: 0 P: 4	R: 1 E: 0 K: 0 S: 5 H: 2 LOB: 1 BB: 0 P: 5	R: 0 E: 0 K: 0 S: 3 H: 0 LOB: 1 BB: 1 P: 7	R: 0 E: 0 K: 0 S: 4 H: 1 LOB: 1 BB: 0 P: 4	R: 3 E: 0 K: 1 S: 8 H: 3 LOB: 2 BB: 0 P: 9	R: 0 E: 0 K: 0 S: 4 H: 1 LOB: 1 BB: 0 P: 4	R: 0 E: 0 K: 2 S: 7 H: 0 LOB: 0 BB: 0 P: 7	R: 0 E: 0 K: 0 S: 3 H: 0 LOB: 1 BB: 1 P: 7	1B: 8 2B: 0 3B: 1 HR: 0 SF: 0 SAC: 1 DP: 0 HBP: 1						

PITCHER		IP	WLS	BF	H	R	ER	SO	BB	IBB	HBP	BLK	WP	HR	S	P	ERA	WHIP
Bruce Hurst, L ERA: 3.89	(1, 1)	5.0		19	4	1	1	1	1	0	0	0	1	0	20	24	1.80	1.000
Bob Stanley, R ERA: 2.78	(6, 1)	2.1		10	3	2	2	0	0	0	0	0	0	0	10	10	7.71	1.286
Mark Clear, R ERA: 1.47	(8, 1)	3.2	W	15	2	1	1	3	1	0	1	0	0	0	19	24	2.46	0.818

PITCHER	IP	WLS	BF	H	R	ER	SO	BB	IBB	HBP	BLK	WP	HR	S	P	ERA	WHIP

BOTTOM

Boston Red Sox @ California Angels

Anaheim Stadium, Anaheim, CA

Fri Jun 04 1982, 10:05 PM EDT

Att. 33,160 - Unknown

livebaseballscorecards.com

AB	40
R	4
H	9
RBI	4
BB	2
SO	4
LOB	19

PA: 45

WP: 1
PB: 0
SB: 0
CS: 1

Batter	1	2	3	4	5	6	7	8	9	AB	R	H	RBI	BB	SO	LOB
Jerry Remy, L (1, 4) OBP: 0.335, SLG: 0.313	4-3		L4		S 1B	FC5-4 1B S 1B 1-2f 3-H		4-3		5	1	1	1	0	0	1
Dwight Evans, R (1, 9) OBP: 0.375, SLG: 0.393	6-3		BB		K 1-2	BB 1B 1B 1-2		5-3		3	1	0	0	2	1	1
Jim Rice, R (1, 7) OBP: 0.379, SLG: 0.475	G3		F9			HR 1B 1B 1-2 2-3		K		5	1	2	1	0	1	1
Carl Yastrzemski, L (1, 10) OBP: 0.400, SLG: 0.548		L9		F9		F8 1-3 2-H 3-H 1B			F4	5	0	1	2	0	0	0
Carney Lansford, R (1, 5) OBP: 0.356, SLG: 0.403		FC6-4 1B 1B		K		HR BB 5-3			K	4	1	1	0	1	2	2
Dave Stapleton, R (1, 3) OBP: 0.292, SLG: 0.382		FC6-4 1-2 1B		FC6-4 1B		HR 1-3 1B	L6		5-3	5	1	3	0	0	0	0
Rich Gedman, L (1, 2) OBP: 0.331, SLG: 0.476		FC6-4 1-2f 2-3		FC6-4 1-2f		HR 1-H 3-H	K			4	1	1	3	0	1	3
Glenn Hoffman, R (1, 6) OBP: 0.309, SLG: 0.373		K2-3			4-3	BB 1B FC5-4	HBP			2	1	0	0	1	1	2
Rick Miller, L (1, 8) OBP: 0.325, SLG: 0.344			F7		F7	FC5-4 1-3 1B	G3			4	0	1	0	0	0	1
Inning Stats	R: 0 E: 0 K: 0 S: 3 H: 0 LOB: 0 BB: 0 P: 3	R: 0 E: 0 K: 1 S: 7 H: 2 LOB: 2 BB: 0 P: 7	R: 0 E: 0 K: 0 S: 3 H: 0 LOB: 1 BB: 1 P: 7	R: 0 E: 0 K: 1 S: 6 H: 1 LOB: 1 BB: 0 P: 6	R: 0 E: 0 K: 1 S: 6 H: 1 LOB: 1 BB: 0 P: 6	R: 7 E: 0 K: 0 S: 9 H: 6 LOB: 2 BB: 3 P: 21	R: 0 E: 0 K: 1 S: 5 H: 0 LOB: 1 BB: 0 P: 6	R: 0 E: 0 K: 1 S: 5 H: 0 LOB: 0 BB: 0 P: 5	R: 0 E: 0 K: 1 S: 5 H: 0 LOB: 0 BB: 0 P: 5	1B: 8 2B: 0 3B: 0 HR: 2 SF: 0 SAC: 0 DP: 0 HBP: 1							

TOP

Boston Red Sox @ California Angels

Anaheim Stadium, Anaheim, CA

Sat Jun 05 1982, 10:05 PM EDT

Att. 37,885 - Unknown

livebaseballscorecards.com

AB	37
R	7
H	10
RBI	7
BB	4
SO	6
LOB	11

WP: 0 PB: 0 SB: 2 CS: 0 PA: 42

PITCHER		IP	WLS	BF	H	R	ER	SO	BB	IBB	HBP	BLK	WP	HR	S	P	ERA	WHIP
Bruce Kison, R ERA: 3.39	(1, 1)	5.1	L	27	8	6	6	3	3	0	0	0	0	2	30	42	10.12	2.062
Luis Sanchez, R ERA: 3.13	(6, 1)	3.2		15	2	1	1	3	1	0	1	0	0	0	19	24	2.46	0.818

PITCHER	IP	WLS	BF	H	R	ER	SO	BB	IBB	HBP	BLK	WP	HR	S	P	ERA	WHIP

Boston Red Sox @ California Angels

Anaheim Stadium, Anaheim, CA

Sat Jun 05 1982, 10:05 PM EDT

Att. 37,885 - Unknown

BOTTOM

Batter	1	2	3	4	5	6	7	8	9	AB	R	H	RBI	BB	SO	LOB
Brian Downing, R (1, 7) OBP: 0.338, SLG: 0.495	F9 SH1-3 1B		2B		F9		2-3			4	0	2	0	0	0	2
Juan Beniquez, R (1, 9) OBP: 0.373, SLG: 0.362	SH1-3 1-2		5-3			F8		F7		3	0	0	0	0	0	1
Bobby Grich, R (1, 4) OBP: 0.390, SLG: 0.494	F9 2-3			6-3		F9		F9		4	0	0	0	0	0	1
Don Baylor, R (1, 10) OBP: 0.271, SLG: 0.377	L6			5-3		E9 1B		6-3		4	0	1	0	0	0	1
Doug DeCinces, R (1, 5) OBP: 0.306, SLG: 0.408		F9		L5		F8			F7	4	0	0	0	0	0	1
Fred Lynn, L (1, 8) OBP: 0.365, SLG: 0.408		5-3			SH5-4 1B		1B G1-4-3 2B		1-3	4	2	2	0	0	0	0
Rod Carew, L (1, 3) OBP: 0.423, SLG: 0.370		6-3			SH5-4 1-2		G1-4-3 2-3 1B		F8	3	0	1	0	0	0	0
Mick Kelleher, R (1, 6)			6-3		K		G1-4-3 1-2f 3-H			3	0	0	0	0	1	2
Bob Boone, R (1, 2) OBP: 0.358, SLG: 0.357			F4		2-H					3	0	2	1	0	0	0
Inning Stats	R: 0 H: 1 E: 0 LOB: 1 K: 0 BB: 0 S: 4 P: 4	R: 0 H: 0 E: 0 LOB: 0 K: 0 BB: 0 S: 3 P: 3	R: 0 H: 1 E: 0 LOB: 1 K: 0 BB: 0 S: 4 P: 4	R: 0 H: 0 E: 0 LOB: 0 K: 0 BB: 0 S: 3 P: 3	R: 1 H: 2 E: 0 LOB: 1 K: 1 BB: 0 S: 7 P: 7	R: 0 H: 1 E: 1 LOB: 1 K: 0 BB: 0 S: 4 P: 4	R: 1 H: 3 E: 0 LOB: 1 K: 0 BB: 0 S: 5 P: 5	R: 0 H: 0 E: 0 LOB: 0 K: 0 BB: 0 S: 3 P: 3	R: 0 H: 0 E: 0 LOB: 0 K: 0 BB: 0 S: 3 P: 3	1B: 6 2B: 2 3B: 0 HR: 0	SF: 0 SAC: 2 DP: 1 HBP: 0					

livebaseballscorecards.com

AB	32
R	2
H	8
RBI	1
BB	0
SO	1
LOB	8

WP: 0 PA: 34
PB: 0
SB: 0
CS: 0

PITCHER		IP	WLS	BF	H	R	ER	SO	BB	IBB	HBP	BLK	WP	HR	S	P	ERA	WHIP
John Tudor, L ERA: 3.57	(1, 1)	7.0	W	28	8	2	2	1	0	0	0	0	0	0	30	30	2.57	1.143
Luis Aponte, R ERA: 3.72	(8, 1)	2.0		6	0	0	0	0	0	0	0	0	0	0	6	6	0.00	0.000

PITCHER	IP	WLS	BF	H	R	ER	SO	BB	IBB	HBP	BLK	WP	HR	S	P	ERA	WHIP

Batter	1	2	3	4	5	6	7	8	9	AB	R	H	RBI	BB	SO	LOB
Jerry Remy, L (1, 4) OBP: 0.332, SLG: 0.312	F7		F8			E1 1B	SF8 3-H		G3-4-3 1-2f	4	1	1	1	0	0	2
Dwight Evans, R (1, 9) OBP: 0.373, SLG: 0.390	4-3		CS 1-2	K		2-H	F6			4	0	1	1	0	1	2
Jim Rice, R (1, 7) OBP: 0.372, SLG: 0.466	6-3			F4		K		F9		4	0	0	0	0	1	1
Carl Yastrzemski, L (1, 10) OBP: 0.396, SLG: 0.540		F7		1B		G3		3-1		4	0	1	0	0	0	1
Carney Lansford, R (1, 5) OBP: 0.354, SLG: 0.400		S 1B		F8			F7	5-3		4	0	1	0	0	0	1
Dave Stapleton, R (1, 3) OBP: 0.291, SLG: 0.379		F7			F8		BB 1B 1B 1B		1-3	4	1	1	0	0	0	1
Glenn Hoffman, R (1, 6) OBP: 0.313, SLG: 0.372		F7 1-2			6-3		1B BB SF8 1-2 1B		HR BB	3	2	1	0	1	0	1
Gary Allenson, R (1, 2) OBP: 0.310, SLG: 0.375			FC4-6 1B		K		1B 1-2 2-3 BB		1-H HR	3	1	2	2	1	1	0
Rick Miller, L (1, 8) OBP: 0.329, SLG: 0.344			FC4-6 CS 1-2f			F5	1-2 2-3 3-H 1B		G3-4-3 BB	3	0	1	1	1	0	1
Inning Stats	R: 0 E: 0 K: 0 S: 3 H: 0 LOB: 0 BB: 0 P: 3	R: 0 E: 0 K: 0 S: 4 H: 1 LOB: 1 BB: 0 P: 4	R: 0 E: 0 K: 0 S: 3 H: 1 LOB: 0 BB: 0 P: 3	R: 0 E: 0 K: 1 S: 6 H: 1 LOB: 1 BB: 0 P: 6	R: 0 E: 0 K: 1 S: 5 H: 0 LOB: 0 BB: 0 P: 5	R: 1 E: 1 K: 1 S: 7 H: 2 LOB: 1 BB: 0 P: 7	R: 2 E: 0 K: 0 S: 6 H: 3 LOB: 2 BB: 1 P: 10	R: 0 E: 0 K: 0 S: 3 H: 0 LOB: 0 BB: 0 P: 3	R: 2 E: 0 K: 0 S: 3 H: 1 LOB: 0 BB: 2 P: 11	1B: 8 2B: 0 3B: 0 HR: 1 SF: 1 SAC: 0 DP: 1 HBP: 0						

TOP

Boston Red Sox @ California Angels

Anaheim Stadium, Anaheim, CA

Sun Jun 06 1982, 6:33 AM EDT

Att. 34,941 - Unknown

livebaseballscorecards.com

AB	33
R	5
H	9
RBI	5
BB	3
SO	3
LOB	10

WP: 0 PB: 0 SB: 1 CS: 1 PA: 38

PITCHER		IP	WLS	BF	H	R	ER	SO	BB	IBB	HBP	BLK	WP	HR	S	P	ERA	WHIP
Ken Forsch, R ERA: 3.44	(1, 1)	8.1	L	35	9	5	4	3	2	0	0	0	0	1	39	47	4.32	1.320
Dave Goltz, R ERA: 2.7	(9, 1)	0.2		2	0	0	0	0	1	0	0	0	0	0	1	5	0.00	1.500

PITCHER	IP	WLS	BF	H	R	ER	SO	BB	IBB	HBP	BLK	WP	HR	S	P	ERA	WHIP

Batter	1	2	3	4	5	6	7	8	9	AB	R	H	RBI	BB	SO	LOB
Brian Downing, R (1, 7) OBP: 0.341, SLG: 0.500	0-0 1B G6-4-3 2B		0-0 L9-3 1-2 1B			0-0 ① 6-3	0-0 ③ FC5-4 1-2f			4	1	2	0	0	0	3
Bobby Grich, R (1, 4) OBP: 0.387, SLG: 0.488	0-0 G6-4-3 2-3 1B		0-3 ① K			0-0 ② F9		0-0 ① F9		4	0	1	0	0	1	2
Doug DeCinces, R (1, 5) OBP: 0.305, SLG: 0.405	0-0 ① ② G6-4-3 1-2f 3-H		0-0 ② ③ L9-3 1-2			0-0 1B		0-3 ② K		4	0	1	0	0	1	3
Reggie Jackson, L (1, 9) OBP: 0.347, SLG: 0.369	0-0 1B			0-0 ① F9		0-3 ③ K		0-3 ③ K		4	0	1	0	0	2	1
Don Baylor, R (1, 10) OBP: 0.271, SLG: 0.379	0-0 ③ F7			0-0 ② F7			0-0 ① F8		0-0 G3 2B	4	0	1	0	0	0	1
Fred Lynn, L (1, 8) OBP: 0.363, SLG: 0.405		0-3 ① K		0-3 ③ K			0-0 1B 1B 1B		0-3 ① K	4	0	1	0	0	3	1
Rod Carew, L (1, 3) OBP: 0.425, SLG: 0.380		0-0 ② F7			0-0 ① 2B		0-0 1B 1-2 1B		0-0 ② G3 2-3	4	0	2	0	0	0	1
Tim Foli, R (1, 6) OBP: 0.295, SLG: 0.347		0-0 ③ 6-3			0-0 ② F4		0-0 FC5-4 1-2 2-3 1B		0-0 ③ F7	4	0	1	0	0	0	1
Joe Ferguson, R (1, 2) OBP: 0.250, SLG: 0.222			0-0 1B 1B		0-0 ③ F9		0-0 ② F4			3	0	1	0	0	0	3
Inning Stats	R: 1 E: 0 K: 0 S: 5 H: 3 LOB: 1 BB: 0 P: 5	R: 0 E: 0 K: 1 S: 5 H: 0 LOB: 0 BB: 0 P: 5	R: 0 E: 0 K: 1 S: 6 H: 2 LOB: 1 BB: 0 P: 6	R: 0 E: 0 K: 1 S: 5 H: 0 LOB: 0 BB: 0 P: 5	R: 0 E: 0 K: 0 S: 3 H: 1 LOB: 0 BB: 0 P: 3	R: 0 E: 0 K: 1 S: 6 H: 1 LOB: 1 BB: 0 P: 6	R: 0 E: 0 K: 0 S: 6 H: 3 LOB: 3 BB: 0 P: 6	R: 0 E: 0 K: 2 S: 7 H: 0 LOB: 0 BB: 0 P: 7	R: 0 E: 0 K: 1 S: 6 H: 1 LOB: 1 BB: 0 P: 6	1B: 8 2B: 4 3B: 0 HR: 0	SF: 0 SAC: 0 DP: 2 HBP: 0						

PITCHER	IP	WLS	BF	H	R	ER	SO	BB	IBB	HBP	BLK	WP	HR	S	P	ERA	WHIP
Bob Ojeda, L (1, 1) ERA: 5.15	6.1	W	25	9	1	1	4	0	0	0	0	0	0	33	33	1.42	1.421
Mark Clear, R (7, 1) ERA: 1.37	2.2	S	10	2	0	0	3	0	0	0	0	0	0	16	16	0.00	0.750

PITCHER	IP	WLS	BF	H	R	ER	SO	BB	IBB	HBP	BLK	WP	HR	S	P	ERA	WHIP

BOTTOM

Boston Red Sox @ California Angels

Anaheim Stadium, Anaheim, CA

Sun Jun 06 1982, 6:33 AM EDT

Att. 34,941 - Unknown

livebaseballscorecards.com

AB	35
R	1
H	11
RBI	0
BB	0
SO	7
LOB	16

PA: 35

WP: 0 PB: 0 SB: 0 CS: 0

Batter	1	2	3	4	5	6	7	8	9	AB	R	H	RBI	BB	SO	LOB
Brian Downing, R (1, 7) OBP: 0.338, SLG: 0.493	F7		L3	K		E5 FC6-4 BB 1-2	1B 1-2 1B		4-3	5	0	1	0	0	1	2
Bobby Clark, R (7, 7) OBP: 0.194, SLG: 0.278										1	0	0	0	0	0	0
Rod Carew, L (1, 3) OBP: 0.437, SLG: 0.381	CS BB		BB	G3		FC6-4 BB 1-2 2-3	1B 1-2 2-H 1B		FC6-4 BB	2	0	1	1	4	0	1
Reggie Jackson, L (1, 9) OBP: 0.345, SLG: 0.384	F7		K		HR	FC6-4 1-2f 2-3 3-H	F9		FC6-4 1-2f	4	1	1	2	0	1	4
Juan Beniquez, R (6, PR) OBP: 0.362, SLG: 0.350 (6, 9)										2	0	0	0	0	0	3
Fred Lynn, L (1, 8) OBP: 0.369, SLG: 0.418	CS 1-2	1B BB SF7 BB		E3 1B 1B	1B PB 2B	P6		G5-4-3 1B 2B		4	4	2	0	1	0	2
Bobby Grich, R (1, 4) OBP: 0.397, SLG: 0.491		1B 1-2 BB		1B 1-3 1B	PB 2-3 1B	L9		G5-4-3 BB		3	1	2	0	2	0	2
Rob Wilfong, L (9, 4) OBP: 0.237, SLG: 0.170										0	0	0	0	0	0	0
Don Baylor, R (1, 10) OBP: 0.270, SLG: 0.375		G5-4-3 1-2 2-3 1B		F3	F2		K	G5-4-3 1-2f 2-3		5	0	1	0	0	1	6
Doug DeCinces, R (1, 5) OBP: 0.307, SLG: 0.407	SF7 3-H			1B 1-3 2B 3-H 1B	K 1-2 3-H		6-3	1B 3-H 1B		4	1	2	3	0	1	1
Mick Kelleher, R (9, 5)										0	0	0	0	0	0	0
Tim Foli, R (1, 6) OBP: 0.298, SLG: 0.360	G5-4-3 1-2f			2B 1-3 3-H 1B	F7		E 3B	4-3		5	2	2	1	0	0	4
Bob Boone, R (1, 2) OBP: 0.359, SLG: 0.364		6-3		1B 1-H 3-H 2B		BB E FC6-4 1B	E6 1B 1B 3-H		4-3	5	2	2	2	0	0	0
Inning Stats	R: 0 E: 0 K: 0 S: 2 H: 0 LOB: 0 BB: 1 P: 6	R: 1 E: 0 K: 0 S: 3 H: 1 LOB: 1 BB: 2 P: 11	R: 0 E: 0 K: 1 S: 5 H: 0 LOB: 1 BB: 1 P: 9	R: 4 E: 1 K: 1 S: 10 H: 4 LOB: 1 BB: 0 P: 10	R: 2 E: 0 K: 1 S: 8 H: 3 LOB: 1 BB: 0 P: 8	R: 1 E: 1 K: 0 S: 5 H: 1 LOB: 2 BB: 1 P: 9	R: 2 E: 1 K: 1 S: 9 H: 3 LOB: 2 BB: 0 P: 9	R: 1 E: 0 K: 0 S: 4 H: 2 LOB: 1 BB: 1 P: 8	R: 0 E: 0 K: 0 S: 3 H: 0 LOB: 1 BB: 1 P: 7	1B: 9 2B: 3 3B: 1 HR: 1	SF: 1 SAC: 0 DP: 2 HBP: 0						

PITCHER	IP	WLS	BF	H	R	ER	SO	BB	IBB	HBP	BLK	WP	HR	S	P	ERA	WHIP
Jim Gott, R (1, 1) ERA: 4.0	3.1	L	17	4	5	4	1	4	0	0	0	0	0	15	31	10.80	2.400
Dale Murray, R (4, 1) ERA: 4.58	0.2		6	4	2	1	1	0	0	0	0	0	1	8	8	13.50	6.000
Steve Senteney, R (5, 1) ERA:	2.2		15	4	3	0	2	1	0	0	0	0	0	18	22	0.00	1.875
Mark Bomback, R (7, 1) ERA: 6.19	2.1		10	2	1	1	0	2	0	0	0	0	0	8	16	3.86	1.714

PITCHER	IP	WLS	BF	H	R	ER	SO	BB	IBB	HBP	BLK	WP	HR	S	P	ERA	WHIP

TOP

California Angels @ Toronto Blue Jays

Exhibition Stadium, Toronto, ON

Tue Jun 08 1982, 7:05 PM EDT

Att. 16,154 - Unknown - 65 F

livebaseballscorecards.com

AB	40
R	11
H	14
RBI	9
BB	7
SO	4
LOB	25

1B: 9	SF: 1	WP: 0	PA: 49
2B: 3	SAC: 0	PB: 1	
3B: 1	DP: 2	SB: 0	
HR: 1	HBP: 0	CS: 1	

BOTTOM

California Angels @ Toronto Blue Jays

Exhibition Stadium, Toronto, ON

Tue Jun 08 1982, 7:05 PM EDT

Att. 16,154 - Unknown - 65 F

livebaseballscorecards.com

Batter	1	2	3	4	5	6	7	8	9	AB	R	H	RBI	BB	SO	LOB
Damaso Garcia, R (1, 4) OBP: 0.349, SLG: 0.391	4-3 HR 2B	2B		P5			K		5-3 1-2	5	1	2	0	0	1	2
Garth Iorg, R (1, 5) OBP: 0.306, SLG: 0.375	4-3 2-3	F8			F7		F7		P6	5	0	0	0	0	0	3
Tony Johnson, R (1, 7) OBP: 0.333, SLG: 0.435	HR BB		G6-4-3 1B 1B		4-3 1B			F8		3	1	2	0	1	0	0
Barry Bonnell, R (1, 9) OBP: 0.417, SLG: 0.552	1-H 3-H HR		G6-4-3 1-2 1B		4-3 1-2			2B		4	1	3	3	0	0	1
Wayne Nordhagen, R (1, 10) OBP: 0.331, SLG: 0.333	1B		G6-4-3 1-2f 2-3		6-3			5-3		4	0	1	0	0	0	4
Buck Martinez, R (1, 2) OBP: 0.322, SLG: 0.354	F9		F7					G3		3	0	0	0	1	0	3
Willie Upshaw, L (1, 3) OBP: 0.375, SLG: 0.530	K			6-3		G1-6-3 1-2f BB			1-3	4	0	0	0	0	1	2
Lloyd Moseby, L (1, 8) OBP: 0.297, SLG: 0.380		K		G3		F8			HR	4	1	1	1	0	1	0
Alfredo Griffin, S (1, 6) OBP: 0.253, SLG: 0.301		F9		1B			F9		5-3 1B	3	0	1	0	0	0	0
Rance Mulliniks, L (8, 6) OBP: 0.326, SLG: 0.357										1	0	1	0	0	0	0
Inning Stats	R: 3 E: 0 K: 1 S: 8 H: 3 LOB: 1 BB: 1 P: 12	R: 0 E: 0 K: 1 S: 6 H: 1 LOB: 1 BB: 0 P: 6	R: 0 E: 0 K: 0 S: 4 H: 2 LOB: 1 BB: 0 P: 4	R: 0 E: 0 K: 0 S: 4 H: 1 LOB: 1 BB: 0 P: 4	R: 0 E: 0 K: 0 S: 4 H: 1 LOB: 1 BB: 0 P: 4	R: 0 E: 0 K: 0 S: 2 H: 0 LOB: 0 BB: 1 P: 6	R: 0 E: 0 K: 1 S: 5 H: 0 LOB: 0 BB: 0 P: 5	R: 0 E: 0 K: 0 S: 4 H: 1 LOB: 1 BB: 0 P: 4	R: 1 E: 0 K: 0 S: 5 H: 2 LOB: 1 BB: 0 P: 5	1B: 6 2B: 3 3B: 0 HR: 2	SF: 0 SAC: 0 DP: 2 HBP: 0						

	AB	36
	R	4
	H	11
	RBI	4
	BB	2
	SO	3
	LOB	15

WP: 0 PB: 0 SB: 0 CS: 0 PA: 38

PITCHER		IP	WLS	BF	H	R	ER	SO	BB	IBB	HBP	BLK	WP	HR	S	P	ERA	WHIP
Geoff Zahn, L ERA: 2.99	(1, 1)	9.0	W	38	11	4	4	3	2	0	0	0	0	2	42	50	4.00	1.444

PITCHER	IP	WLS	BF	H	R	ER	SO	BB	IBB	HBP	BLK	WP	HR	S	P	ERA	WHIP

Batter	1	2	3	4	5	6	7	8	9	AB	R	H	RBI	BB	SO	LOB
Brian Downing, R (1, 7) OBP: 0.339, SLG: 0.489	x 0-0 ① F7		B B B 4-0 BB		x 0-0 BB BB 1B	x 0-0 ③ F5		x 0-0 ③ 5-3		4	0	1	0	1	0	2
Bobby Clark, R (9, 7) OBP: 0.194, SLG: 0.278										0	0	0	0	0	0	0
Bobby Grich, R (1, 4) OBP: 0.388, SLG: 0.477	x 0-0 ② P4		S S S 0-3 ③ K		x 0-0 ① F9		S S S 0-3 ① K		S S S 0-3 ① K	5	0	0	0	0	3	2
Don Baylor, R (1, 10) OBP: 0.277, SLG: 0.395	S S S 0-3 ③ K			x 0-0 HR	B B B 4-0 1-2 BB		x 0-0 1-3 2B		x 0-0 ② 5-3	4	1	2	1	1	1	0
Doug DeCinces, R (1, 5) OBP: 0.309, SLG: 0.401		S S S 0-3 ① K		B B B 4-0 HR BB	B B B 4-0 1-2 2-3 BB		x 0-0 ② 1-3 2-3		S S S 0-3 ③ K	3	1	0	0	2	2	1
Reggie Jackson, L (1, 9) OBP: 0.348, SLG: 0.405		x 0-0 G3 1B		x 0-0 1-H HR	S S S 0-3 ② K		x 0-0 ③ P6			4	1	2	2	0	1	4
Juan Beniquez, R (9, 9) OBP: 0.362, SLG: 0.350										0	0	0	0	0	0	0
Fred Lynn, L (1, 8) OBP: 0.362, SLG: 0.409		x 0-0 ② G3 1-2		x 0-0 ① 4-3	x 0-0 ③ F8			x 0-0 ① 3-1		4	0	0	0	0	0	4
Rod Carew, L (1, 3) OBP: 0.438, SLG: 0.395		x 0-0 ③ 6-3		x 0-0 ② 6-3		x 0-0 1B 2B		x 0-0 E 2B		4	1	2	0	0	0	1
Bob Boone, R (1, 2) OBP: 0.368, SLG: 0.373			x 0-0 ① F7	x 0-0 1B		x 0-0 ① E6 2-H 1B		x 0-0 E2 2-H 1B		4	0	3	0	0	0	0
Mick Kelleher, R (1, 6)			x 0-0 ② 6-3	x 0-0 ③ F7		S S S 0-3 ② K		S S S 0-3 ② K		3	0	0	0	0	1	2
Rob Wilfong, L (8, PH) OBP: 0.235, SLG: 0.169										1	0	0	0	0	1	1
Tim Foli, R (8, 6) OBP: 0.298, SLG: 0.360										0	0	0	0	0	0	0
Inning Stats	R: 0 H: 0 E: 0 LOB: 0 K: 1 BB: 0 S: 5 P: 5	R: 0 H: 1 E: 0 LOB: 1 K: 1 BB: 0 S: 6 P: 6	R: 0 H: 0 E: 0 LOB: 1 K: 1 BB: 1 S: 5 P: 9	R: 3 H: 3 E: 0 LOB: 1 K: 0 BB: 1 S: 6 P: 10	R: 0 H: 1 E: 0 LOB: 3 K: 1 BB: 2 S: 6 P: 14	R: 0 H: 2 E: 1 LOB: 1 K: 1 BB: 0 S: 6 P: 6	R: 0 H: 1 E: 0 LOB: 1 K: 1 BB: 0 S: 6 P: 6	R: 1 H: 2 E: 1 LOB: 1 K: 1 BB: 0 S: 7 P: 7	R: 0 H: 0 E: 0 LOB: 0 K: 2 BB: 0 S: 7 P: 7	1B: 5 SF: 0 2B: 3 SAC: 0 3B: 0 DP: 0 HR: 2 HBP: 0						

TOP

California Angels @ Toronto Blue Jays

Exhibition Stadium, Toronto, ON

Wed Jun 09 1982, 7:05 PM EDT

Att. 16,193 - Unknown - 74 F

livebaseballscorecards.com

AB	36
R	4
H	10
RBI	3
BB	4
SO	9
LOB	17

WP: 0	PA: 40																													
PB: 0																														
SB: 0																														
CS: 0																														

PITCHER		IP	WLS	BF	H	R	ER	SO	BB	IBB	HBP	BLK	WP	HR	S	P	ERA	WHIP
Jerry Garvin, L	(1, 1)	4.1		21	5	3	3	3	3	0	0	0	0	2	24	36	6.23	1.846
ERA: 7.67																		
Roy Lee Jackson, R	(5, 1)	3.2		16	5	1	0	4	1	0	0	0	0	0	23	27	0.00	1.636
ERA: 3.03																		
Joey McLaughlin, R	(9, 1)	1.0	W	3	0	0	0	2	0	0	0	0	0	0	7	7	0.00	0.000
ERA: 4.08																		

PITCHER	IP	WLS	BF	H	R	ER	SO	BB	IBB	HBP	BLK	WP	HR	S	P	ERA	WHIP

Batter	1	2	3	4	5	6	7	8	9	AB	R	H	RBI	BB	SO	LOB
Damaso Garcia, R (1, 4) OBP: 0.347, SLG: 0.402	5-3		G3 2-3		HR		1-3			4	1	1	1	0	0	2
Rance Mulliniks, L (1, 5) OBP: 0.323, SLG: 0.347	K		BB FC4-5		G3			4-3		3	0	0	0	1	1	0
Willie Upshaw, L (1, 3) OBP: 0.368, SLG: 0.519	F7		FC4-5 1-2f 3-H		K			K		4	0	0	1	0	2	1
Dave Revering, L (1, 10) OBP: 0.269, SLG: 0.307		G3	G3			4-3		P6		4	0	0	0	0	0	1
Barry Bonnell, R (1, 7) OBP: 0.413, SLG: 0.544		K		6-3		5-3			3B 1B	4	1	1	0	0	1	0
Lloyd Moseby, L (1, 8) OBP: 0.302, SLG: 0.395		1B 1B		K		F7			G1 1-H 3B	4	1	2	1	0	1	0
Hosken Powell, L (1, 9) OBP: 0.290, SLG: 0.347		FC4-6 1-3 1B		5-3			K		G1 IBB IBB	3	0	1	0	1	1	0
Ernie Whitt, L (1, 2) OBP: 0.338, SLG: 0.453		FC4-6 1-2f			HR		4-3		G1 1-2 IBB	3	1	1	1	1	0	2
Alfredo Griffin, S (1, 6) OBP: 0.259, SLG: 0.312 Al Woods, L (9, PH) OBP: 0.228, SLG: 0.219			G3 FC4-5 2B		K			1B	G1 1-2 2-3 3-H	3 1	1 0	2 0	0 1	0 0	1 0	0 2
Inning Stats	R: 0 E: 0 K: 1 S: 5 H: 0 LOB: 0 BB: 0 P: 5	R: 0 E: 0 K: 1 S: 7 H: 2 LOB: 2 BB: 0 P: 7	R: 1 E: 0 K: 0 S: 4 H: 1 LOB: 1 BB: 1 P: 8	R: 0 E: 0 K: 1 S: 5 H: 0 LOB: 0 BB: 0 P: 5	R: 2 E: 0 K: 2 S: 9 H: 2 LOB: 0 BB: 0 P: 9	R: 0 E: 0 K: 0 S: 3 H: 0 LOB: 0 BB: 0 P: 3	R: 0 E: 0 K: 1 S: 6 H: 1 LOB: 1 BB: 0 P: 6	R: 0 E: 0 K: 1 S: 5 H: 0 LOB: 0 BB: 0 P: 5	R: 2 E: 0 K: 0 S: 3 H: 2 LOB: 3 BB: 2 P: 11	1B: 4 2B: 1 3B: 1 HR: 2 SF: 0 SAC: 0 DP: 0 HBP: 0	WP: 0 PB: 0 SB: 0 CS: 0 PA: 36					

PITCHER		IP	WLS	BF	H	R	ER	SO	BB	IBB	HBP	BLK	WP	HR	S	P	ERA	WHIP
Mike Witt, R ERA: 3.16	(1, 1)	8.0		32	7	4	4	7	1	0	0	0	0	2	45	49	4.50	1.000
Doug Corbett, R ERA: 6.0	(9, 1)	0.1	L	4	1	1	1	0	0	2	0	0	0	0	2	10	27.00	3.000

PITCHER	IP	WLS	BF	H	R	ER	SO	BB	IBB	HBP	BLK	WP	HR	S	P	ERA	WHIP

BOTTOM

California Angels @ Toronto Blue Jays

Exhibition Stadium, Toronto, ON

Wed Jun 09 1982, 7:05 PM EDT

Att. 16,193 - Unknown - 74 F

livebaseballscorecards.com

AB	33
R	5
H	8
RBI	5
BB	3
SO	7
LOB	8

Batter	1	2	3	4	5	6	7	8	9	AB	R	H	RBI	BB	SO	LOB
Brian Downing, R (1, 7) OBP: 0.336, SLG: 0.480	F8		BBB 4-0 FC6-4 BB			L5	6-3		FC1-6 1B 1-2f	4	0	0	0	1	0	1
Rod Carew, L (1, 3) OBP: 0.442, SLG: 0.401	L5		FC6-4 1-2f			1B WP PB 1B		1B 1B 1B	L1-3 1-3 1B	5	2	3	0	0	0	1
Don Baylor, R (1, 10) OBP: 0.279, SLG: 0.396	F9			5-3		PB 2B 1-3 1B		1B 2B 1-2 1B	L1-3 1-2	5	2	2	0	0	0	2
Reggie Jackson, L (1, 9) OBP: 0.347, SLG: 0.401		SSS K		6-3		SSS K 2-3 3-H		2B FC6-2 1-3 2-H 1B		4	0	1	1	0	2	1
Bobby Grich, R (1, 4) OBP: 0.394, SLG: 0.492		BBBB 4-0 BB		4-3		3B 3-H 2B		FC6-2 1-3 3-H 2B		3	1	2	2	1	0	0
Doug DeCinces, R (1, 5) OBP: 0.308, SLG: 0.408		F3			F4	2-H 3B		FC6-2 BB 2-3 3-H		4	0	1	1	0	0	3
Fred Lynn, L (1, 8) OBP: 0.364, SLG: 0.424		SSS K			HR	4-3		BBB 4-0 G6-4-3 1-2 BB		3	1	1	1	1	1	2
Tim Foli, R (1, 6) OBP: 0.292, SLG: 0.352			SSS K		F8		6-3	G6-4-3 1-2f		4	0	0	0	0	1	3
Bob Boone, R (1, 2) OBP: 0.365, SLG: 0.371 Rob Wilfong, L (9, PR) OBP: 0.235, SLG: 0.169 Joe Ferguson, R (9, 2) OBP: 0.250, SLG: 0.222			6-3		4-3		5-3		FC1-6 1B	4 0 0	0 0 0	1 0 0	0 0 0	0 0 0	0 0 0	0 0 0
Inning Stats	R: 0 E: 0 K: 0 S: 3 H: 0 LOB: 0 BB: 0 P: 3	R: 0 E: 0 K: 2 S: 7 H: 0 LOB: 1 BB: 1 P: 11	R: 0 E: 0 K: 1 S: 5 H: 0 LOB: 1 BB: 1 P: 9	R: 0 E: 0 K: 0 S: 3 H: 0 LOB: 0 BB: 0 P: 3	R: 1 E: 0 K: 0 S: 4 H: 1 LOB: 0 BB: 0 P: 4	R: 3 E: 0 K: 1 S: 9 H: 4 LOB: 1 BB: 0 P: 9	R: 0 E: 0 K: 0 S: 3 H: 0 LOB: 0 BB: 0 P: 3	R: 2 E: 0 K: 0 S: 6 H: 4 LOB: 2 BB: 1 P: 10	R: 0 E: 0 K: 0 S: 4 H: 2 LOB: 2 BB: 0 P: 4	1B: 7 2B: 3 3B: 1 HR: 1 SF: 0 SAC: 0 DP: 2 HBP: 0						

PITCHER		IP	WLS	BF	H	R	ER	SO	BB	IBB	HBP	BLK	WP	HR	S	P	ERA	WHIP
Britt Burns, L ERA: 3.58	(1, 1)	5.2		24	5	4	4	4	2	0	0	0	1	1	30	38	6.35	1.235
Kevin Hickey, L ERA: 3.14	(6, 1)	1.1		5	1	1	1	0	0	0	0	0	0	0	5	5	6.75	0.750
Salome Barojas, R ERA: 2.08	(8, 1)	2.0	W	10	5	1	1	0	1	0	0	0	0	0	9	13	4.50	3.000

PITCHER	IP	WLS	BF	H	R	ER	SO	BB	IBB	HBP	BLK	WP	HR	S	P	ERA	WHIP

TOP

California Angels @ Chicago White Sox

Comiskey Park, Chicago, IL

Thu Jun 10 1982, 8:05 PM EDT

Att. 20,728 - Unknown - 69 F

livebaseballscorecards.com

AB	36
R	6
H	11
RBI	5
BB	3
SO	4
LOB	13

BOTTOM

California Angels @ Chicago White Sox

Comiskey Park, Chicago, IL

Thu Jun 10 1982, 8:05 PM EDT

Att. 20,728 - Unknown - 69 F

livebaseballscorecards.com

Batter	1	2	3	4	5	6	7	8	9	AB	R	H	RBI	BB	SO	LOB
Rudy Law, L (1, 8) OBP: 0.327, SLG: 0.426	0-0 SH3 S 4-3 1B	0-0 ③ F8		0-0 CS 1B		0-0 ② 4-3		0-0 1-2 G4-6-3 1B		5	1	3	0	0	0	2
Tony Bernazard, S (1, 4) OBP: 0.329, SLG: 0.350	0-0 ① SH3 1-3		BBBB 4-0 HBP 1B 1B BB	4-0 ② 1-2 BB		0-0 ③ 5-3		0-0 ②③ G4-6-3 1-2f		2	1	0	0	2	0	2
Steve Kemp, L (1, 7) OBP: 0.385, SLG: 0.395	0-0 ② 4-3 3-H		SSS 0-3 ① K	0-0 ③ F7			0-0 ① 6-3		0-0 HR	5	1	1	2	0	1	2
Greg Luzinski, R (1, 10) OBP: 0.366, SLG: 0.477	BBBB 4-0 BB		0-0 1-2 HBP 1B 1B		0-0 3B 2B		BBBB 4-0 2B BB			2	3	2	0	2	0	0
Tom Paciorek, R (1, 3) OBP: 0.360, SLG: 0.457 Aurelio Rodriguez, R (8, 5) OBP: 0.192, SLG: 0.130	0-0 ③ F3		H 1-0 1-2 2-3 1B HBP		0-0 2-H SF7 3B		0-0 1-H 4-3 2B			3 0	1 0	2 0	2 0	0 0	0 0	1 0
Harold Baines, L (1, 9) OBP: 0.314, SLG: 0.410		0-0 CS 1B	0-0 1-2 2-H 3-H 1B		0-0 ① SF7 3-H		0-0 ② 4-3 2-3			3	0	2	3	0	0	1
Carlton Fisk, R (1, 2) OBP: 0.347, SLG: 0.399		SSS 0-3 ①② K 1-2	0-0 ② F3		0-0 ② L6		SSS 0-3 ③ K			4	0	0	0	0	2	4
Jim Morrison, R (1, 5) OBP: 0.277, SLG: 0.425 Mike Squires, L (8, 3) OBP: 0.263, SLG: 0.229		0-0 1B 1B	0-0 ③ F4		SSS 0-3 ③ K			0-0 ① 6-3		3 1	0 0	1 0	0 0	0 0	1 0	2 0
Bill Almon, R (1, 6) OBP: 0.351, SLG: 0.411		0-0 1-2 1B		SSS 0-3 ① K		SSS 0-3 ① K		0-0 1B 1B		4	0	2	0	0	2	0
Inning Stats	R: 1 E: 0 K: 0 S: 4 H: 1 LOB: 1 BB: 1 P: 8	R: 0 E: 0 K: 1 S: 7 H: 3 LOB: 2 BB: 0 P: 7	R: 2 E: 0 K: 1 S: 7 H: 2 LOB: 2 BB: 1 P: 12	R: 0 E: 0 K: 1 S: 5 H: 1 LOB: 1 BB: 1 P: 9	R: 2 E: 0 K: 1 S: 7 H: 2 LOB: 0 BB: 0 P: 7	R: 0 E: 0 K: 1 S: 5 H: 0 LOB: 0 BB: 0 P: 5	R: 1 E: 0 K: 1 S: 6 H: 1 LOB: 1 BB: 1 P: 10	R: 0 E: 0 K: 0 S: 4 H: 2 LOB: 1 BB: 0 P: 4	R: 1 E: 0 K: 0 S: 1 H: 1 LOB: 0 BB: 0 P: 1	1B: 9 2B: 2 3B: 1 HR: 1	SF: 1 SAC: 1 DP: 1 HBP: 1		WP: 0 PB: 0 SB: 1 CS: 2		PA: 39		

	AB	32
	R	7
	H	13
	RBI	7
	BB	4
	SO	6
	LOB	14

PITCHER		IP	WLS	BF	H	R	ER	SO	BB	IBB	HBP	BLK	WP	HR	S	P	ERA	WHIP
Steve Renko, R ERA: 2.97	(1, 1)	4.0		23	9	5	5	3	3	0	1	0	0	0	25	38	11.25	3.000
Dave Goltz, R ERA: 3.38	(5, 1)	4.0	L	16	4	2	2	3	1	0	0	0	0	1	21	25	4.50	1.250

PITCHER	IP	WLS	BF	H	R	ER	SO	BB	IBB	HBP	BLK	WP	HR	S	P	ERA	WHIP

Batter	1	2	3	4	5	6	7	8	9	AB	R	H	RBI	BB	SO	LOB
Brian Downing, R (1, 7) OBP: 0.333, SLG: 0.478 Bobby Clark, R (9, 7) OBP: 0.194, SLG: 0.278	6-3		F8		BLK, 1B, 2-H, 2B	F4			4-3	5	1	1	1	0	0	0
										0	0	0	0	0	0	0
Rod Carew, L (1, 3) OBP: 0.436, SLG: 0.396	4-3		F7		1B, 1B, E, 2-H, 1B		3-1		4-3	5	1	1	1	0	0	0
Bobby Grich, R (1, 4) OBP: 0.394, SLG: 0.489	F4			BB, BB, SF9, 1B	E, SF8, 1-2, 1B		F8		F8	5	2	2	0	0	0	0
Reggie Jackson, L (1, 9) OBP: 0.350, SLG: 0.400 Juan Beniquez, R (7, 9) OBP: 0.362, SLG: 0.350		K		BB, 1-2, BB	E5, 4-3, 1-3, 2-H, 1B		F2			3	0	1	0	1	1	0
										0	0	0	0	0	0	0
Don Baylor, R (1, 10) OBP: 0.283, SLG: 0.399		FC4-6, 1B		F9	SF8, 3-H			2B, SF8, 1B		3	1	2	1	0	0	2
Fred Lynn, L (1, 8) OBP: 0.367, SLG: 0.428		FC4-6, BB, 1-2f		FC6, BB, 1-2, 2-3	4-3, 2-3			1-3, 2B		3	0	1	0	1	0	2
Doug DeCinces, R (1, 5) OBP: 0.307, SLG: 0.406		BB, 1-2		SF9, 3-H	F7			SF8, 3-H		1	0	0	2	1	0	1
Tim Foli, R (1, 6) OBP: 0.286, SLG: 0.344		F4		FC6, 1-2f		F7		F9		4	0	0	0	0	0	5
Bob Boone, R (1, 2) OBP: 0.363, SLG: 0.374			F9		2B	F9		F9		4	1	1	0	0	0	1
Inning Stats	R: 0 E: 0 K: 0 S: 3 H: 0 LOB: 0 BB: 0 P: 3	R: 0 E: 0 K: 1 S: 6 H: 1 LOB: 2 BB: 1 P: 10	R: 0 E: 0 K: 0 S: 3 H: 0 LOB: 0 BB: 0 P: 3	R: 1 E: 0 K: 0 S: 4 H: 1 LOB: 2 BB: 2 P: 12	R: 4 E: 1 K: 0 S: 8 H: 5 LOB: 1 BB: 0 P: 8	R: 0 E: 0 K: 0 S: 3 H: 0 LOB: 0 BB: 0 P: 3	R: 0 E: 0 K: 0 S: 3 H: 0 LOB: 0 BB: 0 P: 3	R: 1 E: 0 K: 0 S: 5 H: 2 LOB: 1 BB: 0 P: 5	R: 0 E: 0 K: 0 S: 3 H: 0 LOB: 0 BB: 0 P: 3	1B: 6 2B: 3 3B: 0 HR: 0 SF: 3 SAC: 0 DP: 0 HBP: 0						

PITCHER		IP	WLS	BF	H	R	ER	SO	BB	IBB	HBP	BLK	WP	HR	S	P	ERA	WHIP
Richard Dotson, R ERA: 4.61	(1, 1)	4.0	L	21	6	5	4	1	3	0	0	1	0	0	20	32	9.00	2.250
Jerry Koosman, L ERA: 4.29	(5, 1)	5.0		18	3	1	1	0	0	0	0	0	0	0	18	18	1.80	0.600

PITCHER		IP	WLS	BF	H	R	ER	SO	BB	IBB	HBP	BLK	WP	HR	S	P	ERA	WHIP

TOP

California Angels @ Chicago White Sox

Comiskey Park, Chicago, IL

Fri Jun 11 1982, 8:05 PM EDT

Att. 32,015 - Unknown - 69 F

livebaseballscorecards.com

AB	33
R	6
H	9
RBI	5
BB	3
SO	1
LOB	11

Batter	1	2	3	4	5	6	7	8	9	AB	R	H	RBI	BB	SO	LOB
Rudy Law, L (1, 8) OBP: 0.308, SLG: 0.400	G3			K			4-3	F3 2-3		3	0	0	0	0	1	0
Jerry Hairston, S (8, PH) (9, 8) OBP: 0.207, SLG: 0.444										1	0	0	0	0	0	1
Tony Bernazard, S (1, 4) OBP: 0.332, SLG: 0.359	K			F8			3-1 3B		BB FC6-4	3	1	1	0	1	1	0
Steve Kemp, L (1, 7) OBP: 0.378, SLG: 0.387	F8			4-3			3-1 3-H		FC6-4 FC6-4 BB 1-2f 2B	4	1	0	1	0	0	1
Greg Luzinski, R (1, 10) OBP: 0.364, SLG: 0.470		5-3			F8		F8		BB FC6-4 1-2	3	0	0	0	1	0	0
Tom Paciorek, R (1, 3) OBP: 0.357, SLG: 0.453		4-3			K			G3-6-1 1B	FC6-4 1-2f 2B 2-3	4	1	1	0	0	1	2
Harold Baines, L (1, 9) OBP: 0.313, SLG: 0.412		F8			F2			G3-6-1 1-2f	2B 1-H 3-H	4	0	1	2	0	0	1
Carlton Fisk, R (1, 2) OBP: 0.345, SLG: 0.395			K			1-3		2B 2B 1B	4-3	4	1	1	0	0	1	1
Jim Morrison, R (1, 5) OBP: 0.278, SLG: 0.429			6-3			5-3		1-3 2B		3	1	1	0	0	0	0
Bill Almon, R (1, 6) OBP: 0.351, SLG: 0.415			5-3			1-3		WP 2-H 3-H 2B		3	0	1	2	0	0	0
Inning Stats	R: 0 H: 0 E: 0 LOB: 0 K: 1 BB: 0 S: 5 P: 5	R: 0 H: 0 E: 0 LOB: 0 K: 0 BB: 0 S: 3 P: 3	R: 0 H: 0 E: 0 LOB: 0 K: 1 BB: 0 S: 5 P: 5	R: 0 H: 0 E: 0 LOB: 0 K: 1 BB: 0 S: 5 P: 5	R: 0 H: 0 E: 0 LOB: 0 K: 1 BB: 0 S: 5 P: 5	R: 0 H: 0 E: 0 LOB: 0 K: 0 BB: 0 S: 3 P: 3	R: 1 H: 1 E: 0 LOB: 0 K: 0 BB: 0 S: 4 P: 4	R: 2 H: 4 E: 0 LOB: 1 K: 0 BB: 0 S: 6 P: 6	R: 2 H: 1 E: 0 LOB: 1 K: 0 BB: 2 S: 4 P: 12	1B: 2 SF: 0 2B: 3 SAC: 0 3B: 1 DP: 1 HR: 0 HBP: 0						

PITCHER		IP	WLS	BF	H	R	ER	SO	BB	IBB	HBP	BLK	WP	HR	S	P	ERA	WHIP
Bruce Kison, R ERA: 3.41	(1, 1)	7.2	W	27	5	3	3	4	0	0	0	0	0	0	35	35	3.52	0.652
Angel Moreno, L ERA: 5.05	(8, 1)	0.2		4	0	2	2	0	2	0	0	0	1	0	2	10	27.00	3.000
Doug Corbett, R ERA: 5.9	(9, 1)	0.2	S	3	1	0	0	0	0	0	0	0	0	0	3	3	0.00	1.500

PITCHER	IP	WLS	BF	H	R	ER	SO	BB	IBB	HBP	BLK	WP	HR	S	P	ERA	WHIP

BOTTOM

California Angels @ Chicago White Sox

Comiskey Park, Chicago, IL

Fri Jun 11 1982, 8:05 PM EDT

Att. 32,015 - Unknown - 69 F

livebaseballscorecards.com

AB	32
R	5
H	6
RBI	5
BB	2
SO	4
LOB	6

Batter	1	2	3	4	5	6	7	8	9	AB	R	H	RBI	BB	SO	LOB
Brian Downing, R (1, 7) OBP: 0.332, SLG: 0.474	5-3		F9			SH3-4, 1B; 1B		5-3		4	1	1	0	0	0	1
Rod Carew, L (1, 3) OBP: 0.433, SLG: 0.392	K			4-3		1-2; SH3-4; 1B		6-3		4	1	1	0	0	1	0
Bobby Grich, R (1, 4) OBP: 0.394, SLG: 0.487	F9			FC5-4; 1B		1-2, 2-3; SH3-4		F9		3	0	1	0	0	0	0
Don Baylor, R (1, 10) OBP: 0.282, SLG: 0.394		E5; G3-6-3		F2		L4-6; 1B; IBB			F7	3	0	0	0	1	0	1
Doug DeCinces, R (1, 5) OBP: 0.306, SLG: 0.403		F9		FC5-4; 1-2f		1-2, 2-H, 3-H; 1B			F4	4	0	1	2	0	0	2
Juan Beniquez, R (1, 9) OBP: 0.342, SLG: 0.328		G3-6-3; 1-2f			6-3	2-3; L4-6			F7	4	0	0	0	0	0	3
Bobby Clark, R (1, 8) OBP: 0.205, SLG: 0.282			5-3; 1B		K		F8			3	0	1	0	0	1	0
Tim Foli, R (1, 6) OBP: 0.286, SLG: 0.344			5-3; 1-2		E; E; 1B		6-3			3	1	1	0	0	0	1
Bob Boone, R (1, 2) OBP: 0.357, SLG: 0.367			F9		F8; 1-H		F3			3	0	0	0	0	0	1
Inning Stats	R: 0 E: 0 K: 1 S: 5 H: 0 LOB: 0 BB: 0 P: 5	R: 0 E: 1 K: 0 S: 3 H: 0 LOB: 0 BB: 0 P: 3	R: 0 E: 0 K: 0 S: 4 H: 1 LOB: 1 BB: 0 P: 4	R: 0 E: 0 K: 0 S: 4 H: 1 LOB: 1 BB: 0 P: 4	R: 1 E: 1 K: 1 S: 6 H: 1 LOB: 0 BB: 0 P: 6	R: 2 E: 0 K: 0 S: 5 H: 3 LOB: 1 BB: 1 P: 9	R: 0 E: 0 K: 0 S: 3 H: 0 LOB: 0 BB: 0 P: 3	R: 0 E: 0 K: 0 S: 3 H: 0 LOB: 0 BB: 0 P: 3	R: 0 E: 0 K: 0 S: 3 H: 0 LOB: 0 BB: 0 P: 3	1B: 6 2B: 1 3B: 0 HR: 0	SF: 0 SAC: 1 DP: 2 HBP: 0						

TOP

California Angels @ Chicago White Sox

Comiskey Park, Chicago, IL

Sat Jun 12 1982, 4:33 AM EDT

Att. 44,084 - Sunny - 68 F

livebaseballscorecards.com

AB	31
R	3
H	6
RBI	2
BB	1
SO	2
LOB	9

PITCHER		IP		WLS		BF		H		R		ER		SO		BB		IBB		HBP		BLK		WP		HR		S		P		ERA		WHIP	
Steve Trout, L (1, 1) ERA: 4.0		9.0		L		33		6		3		2		2		0		1		0		0		0		0		36		40		2.00		0.667	

PITCHER		IP		WLS		BF		H		R		ER		SO		BB		IBB		HBP		BLK		WP		HR		S		P		ERA		WHIP	

BOTTOM

California Angels @ Chicago White Sox

Comiskey Park, Chicago, IL

Sat Jun 12 1982, 4:33 AM EDT

Att. 44,084 - Sunny - 68 F

livebaseballscorecards.com

Batter	1	2	3	4	5	6	7	8	9	AB	R	H	RBI	BB	SO	LOB
Rudy Law, L (1, 8) OBP: 0.304, SLG: 0.377	4-3			G3		F7		BB		3	0	0	0	1	0	1
Tony Bernazard, S (1, 4) OBP: 0.331, SLG: 0.354	F9			F8		BB		F8		3	0	0	0	1	0	2
Steve Kemp, L (1, 7) OBP: 0.376, SLG: 0.384	K			1B		F8			G3	4	0	1	0	0	1	2
Greg Luzinski, R (1, 10) OBP: 0.359, SLG: 0.462		5-3		F4			F4		F8	4	0	0	0	0	0	1
Tom Paciorek, R (1, 3) OBP: 0.351, SLG: 0.443		F7			F7		G3		5-3	4	0	0	0	0	0	0
Harold Baines, L (1, 9) OBP: 0.308, SLG: 0.406		K			G3		F7			3	0	0	0	0	1	0
Marc Hill, R (1, 2) OBP: 0.258, SLG: 0.385			6-3		6-3			G3		2	0	0	0	0	0	0
Jerry Hairston, S (8, PH) OBP: 0.200, SLG: 0.429										1	0	0	0	0	0	0
Marv Foley, L (9, 2) OBP: 0.429, SLG: 0.200										0	0	0	0	0	0	0
Jim Morrison, R (1, 5) OBP: 0.279, SLG: 0.428			F3			BB 1B		F8		3	0	1	0	0	0	0
Bill Almon, R (1, 6) OBP: 0.351, SLG: 0.414			F9			F4		BB 1B		3	0	1	0	0	0	1

	AB	30
	R	0
	H	3
	RBI	0
	BB	2
	SO	2
	LOB	7

Inning Stats	1	2	3	4	5	6	7	8	9
	R: 0 E: 0 K: 1 S: 5	H: 0 LOB: 0 BB: 0 P: 5	R: 0 E: 0 K: 1 S: 5	H: 0 LOB: 0 BB: 0 P: 5	R: 0 E: 0 K: 0 S: 3	H: 0 LOB: 0 BB: 0 P: 3	R: 0 E: 0 K: 0 S: 4	H: 1 LOB: 1 BB: 0 P: 4	R: 0 E: 0 K: 0 S: 3	H: 0 LOB: 0 BB: 0 P: 3
	R: 0 E: 0 K: 0 S: 4	H: 1 LOB: 2 BB: 1 P: 8	R: 0 E: 0 K: 0 S: 3	H: 0 LOB: 0 BB: 0 P: 3	R: 0 E: 0 K: 0 S: 4	H: 1 LOB: 2 BB: 1 P: 8	R: 0 E: 0 K: 0 S: 3	H: 0 LOB: 0 BB: 0 P: 3	1B: 3 2B: 0 3B: 0 HR: 0	SF: 0 SAC: 0 DP: 0 HBP: 0

WP: 0 PB: 0 SB: 0 CS: 0 PA: 32

PITCHER	IP	WLS	BF	H	R	ER	SO	BB	IBB	HBP	BLK	WP	HR	S	P	ERA	WHIP
Ken Forsch, R (1, 1) ERA: 3.15	9.0	W	32	3	0	0	2	2	0	0	0	0	0	34	42	0.00	0.556

PITCHER	IP	WLS	BF	H	R	ER	SO	BB	IBB	HBP	BLK	WP	HR	S	P	ERA	WHIP

Batter	1	2	3	4	5	6	7	8	9	AB	R	H	RBI	BB	SO	LOB
Juan Beniquez, R (1, 7) OBP: 0.338, SLG: 0.324	4-3		6-3		5-3			6-3	BLK	4	0	1	0	0	0	0
Bobby Clark, R (8, PR) OBP: 0.225, SLG: 0.300 (8, 7)										1	2	1	0	0	0	0
Rod Carew, L (1, 3) OBP: 0.428, SLG: 0.387	4-3		4-3			F7		6-3 1-2 2-3	1B 1-H	5	0	1	1	0	0	2
Don Baylor, R (1, 10) OBP: 0.289, SLG: 0.400	F7		F7			G6-4-3 BBBB		1B 2-H 3-H	FC6-4 1-2	4	1	2	2	1	0	0
Reggie Jackson, L (1, 9) OBP: 0.351, SLG: 0.413		HR		F7		G6-4-3 1-2f		1B 1B 1B IBB	K	4	2	1	1	1	1	3
Bobby Grich, R (1, 4) OBP: 0.394, SLG: 0.482		FC4-6 HBP		F8			6-3	1B 1B 1-2 2-H	FC6-4 1-2f	4	0	1	1	0	0	2
Fred Lynn, L (1, 8) OBP: 0.365, SLG: 0.424		FC4-6 FC5-4 1-2f		K			F7	1B 1-2 2-3		4	0	1	0	0	1	1
Doug DeCinces, R (1, 5) OBP: 0.309, SLG: 0.414		FC5-4 E 1-2f			SH1-3		6-3	1B 1-2 2-3 3-H		4	1	2	1	0	0	1
Tim Foli, R (1, 6) OBP: 0.286, SLG: 0.342		E1 1-3			F9			6-3 SH3-4 2B 1B 1-3		4	1	1	0	0	0	5
Bob Boone, R (1, 2) OBP: 0.354, SLG: 0.363		6-3			SH1-3 3-H			SH3-4 1-2	4-3	2	0	0	1	0	0	2
Inning Stats	R: 0 H: 0 E: 0 LOB: 0 K: 0 BB: 0 S: 3 P: 3	R: 1 H: 1 E: 1 LOB: 2 K: 0 BB: 0 S: 5 P: 6	R: 0 H: 0 E: 0 LOB: 0 K: 0 BB: 0 S: 3 P: 3	R: 0 H: 0 E: 0 LOB: 0 K: 1 BB: 0 S: 5 P: 5	R: 1 H: 1 E: 0 LOB: 0 K: 0 BB: 0 S: 4 P: 4	R: 0 H: 0 E: 0 LOB: 0 K: 0 BB: 1 S: 2 P: 6	R: 0 H: 0 E: 0 LOB: 0 K: 0 BB: 0 S: 3 P: 3	R: 4 H: 6 E: 0 LOB: 3 K: 0 BB: 1 S: 9 P: 13	R: 1 H: 3 E: 0 LOB: 2 K: 1 BB: 0 S: 8 P: 8	1B: 8 SF: 0 2B: 1 SAC: 2 3B: 1 DP: 1 HR: 1 HBP: 1						

PITCHER		IP	WLS	BF	H	R	ER	SO	BB	IBB	HBP	BLK	WP	HR	S	P	ERA	WHIP
Dennis Lamp, R ERA: 4.03	(1, 1)	7.1	L	28	4	4	4	1	1	0	1	0	0	1	28	33	4.91	0.682
Kevin Hickey, L ERA: 3.1	(8, 1)	0.1		1	0	0	0	0	0	0	0	0	0	0	1	1	0.00	0.000
Salome Barojas, R ERA: 2.49	(8, 1)	0.0		3	2	1	1	0	0	1	0	0	0	0	2	6	∞	∞
Jerry Koosman, L ERA: 4.35	(8, 1)	1.1		9	5	2	2	1	0	0	0	1	0	0	11	11	13.50	3.750

PITCHER	IP	WLS	BF	H	R	ER	SO	BB	IBB	HBP	BLK	WP	HR	S	P	ERA	WHIP

TOP

California Angels @ Chicago White Sox

Comiskey Park, Chicago, IL

Sun Jun 13 1982, 4:33 AM EDT

Att. 50,892 - Sunny - 70 F

livebaseballscorecards.com

AB	36
R	7
H	11
RBI	7
BB	2
SO	2
LOB	16

WP: 0 PA: 41
PB: 0
SB: 0
CS: 0

Batter	1	2	3	4	5	6	7	8	9	AB	R	H	RBI	BB	SO	LOB
Bill Almon, R (1, 6) OBP: 0.349, SLG: 0.421	5-3			5-3		E2 1-H 3B		5-3		4	1	1	1	0	0	1
Tony Bernazard, S (1, 4) OBP: 0.329, SLG: 0.357	K			6-3		F6			G3 1B 2B	4	1	1	0	0	1	0
Steve Kemp, L (1, 7) OBP: 0.374, SLG: 0.382	4-3			6-3			E 1B 1B		G3 2-3	4	1	1	0	0	0	1
Greg Luzinski, R (1, 10) OBP: 0.357, SLG: 0.455		G6-4-3 BB			6-3		K 1-2		1-3	3	0	0	0	1	1	2
Tom Paciorek, R (1, 3) OBP: 0.350, SLG: 0.442		G6-4-3 1-2f			F9		CS 2-H 1B		BB 3-H 1B	3	0	1	1	0	0	1
Mike Squires, L (8, 3) OBP: 0.263, SLG: 0.229										0	0	0	0	0	0	0
Marc Hill, R (9, PH) OBP: 0.281, SLG: 0.407										1	0	1	1	0	0	0
Carlton Fisk, R (1, 2) OBP: 0.343, SLG: 0.387		F8			F3		5-3 1-2		BB 1-2	3	0	0	0	1	0	1
Harold Baines, L (1, 9) OBP: 0.303, SLG: 0.398			K			K		G3	3-1	4	0	0	0	0	2	2
Aurelio Rodriguez, R (1, 5) OBP: 0.241, SLG: 0.160			6-3			E BB		5-4-3 1B		2	1	1	0	1	0	0
Rudy Law, L (1, 8) OBP: 0.293, SLG: 0.364			K			F8		5-4-3 1-2		2	0	0	0	0	1	1
Jerry Hairston, S (8, PH) OBP: 0.194, SLG: 0.414										1	0	0	0	0	0	1
(9, 8)																
Inning Stats	R: 0 E: 0 K: 1 S: 5 H: 0 LOB: 0 BB: 0 P: 5	R: 0 E: 0 K: 0 S: 2 H: 0 LOB: 0 BB: 1 P: 6	R: 0 E: 0 K: 2 S: 7 H: 0 LOB: 0 BB: 0 P: 7	R: 0 E: 0 K: 0 S: 3 H: 0 LOB: 0 BB: 0 P: 3	R: 0 E: 0 K: 0 S: 3 H: 0 LOB: 0 BB: 0 P: 3	R: 2 E: 1 K: 1 S: 6 H: 1 LOB: 0 BB: 1 P: 10	R: 1 E: 1 K: 1 S: 6 H: 2 LOB: 0 BB: 0 P: 6	R: 0 E: 0 K: 0 S: 4 H: 1 LOB: 1 BB: 0 P: 4	R: 1 E: 0 K: 0 S: 5 H: 2 LOB: 2 BB: 1 P: 9	1B: 4 2B: 1 3B: 1 HR: 0	SF: 0 SAC: 0 DP: 1 HBP: 0			WP: 0 PB: 0 SB: 0 CS: 1	PA: 34			

PITCHER	IP	WLS	BF	H	R	ER	SO	BB	IBB	HBP	BLK	WP	HR	S	P	ERA	WHIP
Geoff Zahn, L (1, 1) ERA: 2.89	9.0	W	34	6	4	2	5	3	0	0	0	0	0	41	53	2.00	1.000

PITCHER	IP	WLS	BF	H	R	ER	SO	BB	IBB	HBP	BLK	WP	HR	S	P	ERA	WHIP

BOTTOM

California Angels @ Chicago White Sox

Comiskey Park, Chicago, IL

Sun Jun 13 1982, 4:33 AM EDT

Att. 50,892 - Sunny - 70 F

livebaseballscorecards.com

AB	31
R	4
H	6
RBI	3
BB	3
SO	5
LOB	10

Batter	1	2	3	4	5	6	7	8	9	AB	R	H	RBI	BB	SO	LOB
Damaso Garcia, R (1, 4) OBP: 0.339, SLG: 0.393	6-3		4-3		6-3			5-3		4	0	0	0	0	0	0
Garth Iorg, R (1, 5) OBP: 0.312, SLG: 0.381	FC4-6 1B		G6-4-3 HBP			4-3		F8		2	0	1	0	0	0	0
Rance Mulliniks, L (7, 5) OBP: 0.304, SLG: 0.313										1	0	0	0	0	0	0
Lloyd Moseby, L (1, 8) OBP: 0.298, SLG: 0.371	F7		G6-4-3 1-2f			1-3		K		4	0	0	0	0	1	2
Willie Upshaw, L (1, 3) OBP: 0.362, SLG: 0.515	FC4-6 1-2f			E1 CS		FC4-6 BB			HR BB	2	1	0	0	2	0	1
Hosken Powell, L (1, 9) OBP: 0.259, SLG: 0.308		K		F7 1-2		FC4-6 1-2f			F7	4	0	0	0	0	1	3
Jesse Barfield, R (9, 7) OBP: 0.345, SLG: 0.414										0	0	0	0	0	0	0
Dave Revering, L (1, 10) OBP: 0.281, SLG: 0.336		1B 1B		1B			F8		1-H HR	4	1	3	2	0	0	0
Al Woods, L (1, 7) OBP: 0.244, SLG: 0.237		1-2 1B		F7			2-3 1B		BB	3	0	2	0	0	0	1
Barry Bonnell, R (9, PH) OBP: 0.398, SLG: 0.506										0	0	0	0	1	0	0
(9, 9)																
Ernie Whitt, L (1, 2) OBP: 0.324, SLG: 0.421		F7			1-3		2-3 1-2		F7	4	0	0	0	0	0	4
Alfredo Griffin, S (1, 6) OBP: 0.252, SLG: 0.298		G3			6-3		F8		K	4	0	0	0	0	1	4
Inning Stats	R: 0 H: 1 E: 0 LOB: 1 K: 0 BB: 0 S: 4 P: 4	R: 0 H: 2 E: 0 LOB: 2 K: 1 BB: 0 S: 7 P: 7	R: 0 H: 0 E: 0 LOB: 0 K: 0 BB: 0 S: 2 P: 3	R: 0 H: 1 E: 1 LOB: 1 K: 0 BB: 0 S: 4 P: 4	R: 0 H: 0 E: 0 LOB: 0 K: 0 BB: 0 S: 3 P: 3	R: 0 H: 0 E: 0 LOB: 1 K: 0 BB: 1 S: 3 P: 7	R: 0 H: 1 E: 0 LOB: 1 K: 0 BB: 0 S: 4 P: 4	R: 0 H: 0 E: 0 LOB: 0 K: 1 BB: 0 S: 5 P: 5	R: 2 H: 1 E: 0 LOB: 1 K: 1 BB: 2 S: 6 P: 14	1B: 5 SF: 0 2B: 0 SAC: 0 3B: 0 DP: 1 HR: 1 HBP: 1						

TOP

Toronto Blue Jays @ California Angels

Anaheim Stadium, Anaheim, CA

Tue Jun 15 1982, 10:05 PM EDT

Att. 23,217 - Unknown

livebaseballscorecards.com

AB	32
R	2
H	6
RBI	2
BB	3
SO	3
LOB	15

PITCHER		IP	WLS	BF	H	R	ER	SO	BB	IBB	HBP	BLK	WP	HR	S	P	ERA	WHIP
Mike Witt, R ERA: 3.02	(1, 1)	8.1	L	33	6	2	2	2	2	0	1	0	0	1	34	43	2.16	0.960
Andy Hassler, L ERA: 0.69	(9, 1)	0.2		3	0	0	0	1	1	0	0	0	0	0	4	8	0.00	1.500

PITCHER	IP	WLS	BF	H	R	ER	SO	BB	IBB	HBP	BLK	WP	HR	S	P	ERA	WHIP

WP: 0 PA: 36
PB: 0
SB: 0
CS: 1

Batter	1	2	3	4	5	6	7	8	9	AB	R	H	RBI	BB	SO	LOB
Brian Downing, R (1, 7) OBP: 0.327, SLG: 0.466	5-3		K			P4		K		4	0	0	0	0	2	1
Rod Carew, L (1, 3) OBP: 0.425, SLG: 0.385	4-3			G3		1B			F7	4	0	1	0	0	0	0
Don Baylor, R (1, 10) OBP: 0.292, SLG: 0.402	F8			CS 1B		F7			FC4-6 1B	4	0	2	0	0	0	1
Reggie Jackson, L (1, 9) OBP: 0.344, SLG: 0.404		4-3		K			4-3		FC4-6 1-2f	4	0	0	0	0	1	2
Bobby Grich, R (1, 4) OBP: 0.387, SLG: 0.472		F8		CS 1-2	6-3		K		5-3	4	0	0	0	0	1	1
Fred Lynn, L (1, 8) OBP: 0.364, SLG: 0.423		S 1B			F5		F7			3	0	1	0	0	0	0
Doug DeCinces, R (1, 5) OBP: 0.309, SLG: 0.410		F7 1-2			BB			F8		2	0	0	0	1	0	1
Tim Foli, R (1, 6) OBP: 0.286, SLG: 0.342			5-3		4-3			SH1-3 1B		3	0	1	0	0	0	1
Bob Boone, R (1, 2) OBP: 0.350, SLG: 0.359			4-3			6-3		SH1-3 1-2		2	0	0	0	0	0	0
Inning Stats	R: 0 E: 0 K: 0 S: 3 H: 0 LOB: 0 BB: 0 P: 3	R: 0 E: 0 K: 0 S: 4 H: 1 LOB: 1 BB: 0 P: 4	R: 0 E: 0 K: 1 S: 5 H: 0 LOB: 0 BB: 0 P: 5	R: 0 E: 0 K: 1 S: 5 H: 1 LOB: 0 BB: 0 P: 5	R: 0 E: 0 K: 0 S: 3 H: 0 LOB: 1 BB: 1 P: 7	R: 0 E: 0 K: 0 S: 4 H: 1 LOB: 1 BB: 0 P: 4	R: 0 E: 0 K: 1 S: 5 H: 0 LOB: 0 BB: 0 P: 5	R: 0 E: 0 K: 1 S: 6 H: 1 LOB: 1 BB: 0 P: 6	R: 0 E: 0 K: 0 S: 4 H: 1 LOB: 1 BB: 0 P: 4	1B: 5 2B: 0 3B: 0 HR: 0	SF: 0 SAC: 1 DP: 0 HBP: 0						

PITCHER	IP	WLS	BF	H	R	ER	SO	BB	IBB	HBP	BLK	WP	HR	S	P	ERA	WHIP
Jim Clancy, R (1, 1) ERA: 4.09	9.0	W	32	5	0	0	4	1	0	0	0	0	0	39	43	0.00	0.667

PITCHER	IP	WLS	BF	H	R	ER	SO	BB	IBB	HBP	BLK	WP	HR	S	P	ERA	WHIP

BOTTOM

Toronto Blue Jays @ California Angels

Anaheim Stadium, Anaheim, CA

Tue Jun 15 1982, 10:05 PM EDT

Att. 23,217 - Unknown

livebaseballscorecards.com

AB	30
R	0
H	5
RBI	0
BB	1
SO	4
LOB	7

WP: 0	PA: 33					
PB: 0						
SB: 1						
CS: 1						

Batter	1	2	3	4	5	6	7	8	9	AB	R	H	RBI	BB	SO	LOB
Damaso Garcia, R (1, 4) OBP: 0.340, SLG: 0.395	0-0 1B 1B 2B	0-0 4-3			0-0 6-3		BBB 4-0 BB		0-0 1-3	4	1	1	0	1	0	1
Rance Mulliniks, L (1, 5) OBP: 0.303, SLG: 0.311	0-0 SH5-3 1B 2-3 1B		0-0 4-3		SSS 0-3 K		0-0 L4			4	0	1	0	0	1	1
Lloyd Moseby, L (1, 8) OBP: 0.297, SLG: 0.368	0-0 SH5-3 1-2 3-H 1B		0-0 6-3		0-0 4-3			0-0 F9		4	0	1	1	0	0	0
Willie Upshaw, L (1, 3) OBP: 0.357, SLG: 0.507	0-0 SH5-3 1-2 2-3		SSS 0-3 K			SSS 0-3 K		0-0 G3		3	0	0	0	0	2	0
Dave Revering, L (1, 10) OBP: 0.295, SLG: 0.333	BBBB 4-0 BB			BBBB 4-0 1B BB		0-0 P4		BBBB 4-0 BB		1	0	0	0	3	0	0
Al Woods, L (1, 7) OBP: 0.244, SLG: 0.238	0-0 F5			0-0 P5		0-0 1B		0-0 F7		4	0	1	0	0	0	5
Jesse Barfield, R (1, 9) OBP: 0.336, SLG: 0.401	0-0 F9			0-0 F9		SSS 0-3 K			0-0 5-3	4	0	0	0	0	1	5
Buck Martinez, R (1, 2) OBP: 0.319, SLG: 0.349		0-0 F8		0-0 1-2 1B			0-0 P4		0-0 6-3	4	0	1	0	0	0	0
Alfredo Griffin, S (1, 6) OBP: 0.249, SLG: 0.293		0-0 5-3		SSS 0-3 K			0-0 F2		0-0 1B	3	0	0	0	0	1	2
Hosken Powell, L (9, PH) OBP: 0.265, SLG: 0.315										1	0	1	0	0	0	0
Inning Stats	R: 1 E: 0 K: 0 S: 6 H: 3 LOB: 3 BB: 1 P: 10	R: 0 E: 0 K: 0 S: 3 H: 0 LOB: 0 BB: 0 P: 3	R: 0 E: 0 K: 1 S: 5 H: 0 LOB: 0 BB: 0 P: 5	R: 0 E: 0 K: 1 S: 6 H: 1 LOB: 2 BB: 1 P: 10	R: 0 E: 0 K: 1 S: 5 H: 0 LOB: 0 BB: 0 P: 5	R: 0 E: 0 K: 2 S: 8 H: 1 LOB: 1 BB: 0 P: 8	R: 0 E: 0 K: 0 S: 3 H: 0 LOB: 1 BB: 1 P: 7	R: 0 E: 0 K: 0 S: 3 H: 0 LOB: 1 BB: 1 P: 7	R: 0 E: 0 K: 0 S: 4 H: 1 LOB: 1 BB: 0 P: 4	1B: 5 2B: 1 3B: 0 HR: 0	SF: 0 SAC: 1 DP: 0 HBP: 0						

PITCHER		IP	WLS	BF	H	R	ER	SO	BB	IBB	HBP	BLK	WP	HR	S	P	ERA	WHIP
Steve Renko, R ERA: 2.74	(1, 1)	9.0	W	37	6	1	1	5	4	0	0	0	0	0	43	59	1.00	1.111

PITCHER	IP	WLS	BF	H	R	ER	SO	BB	IBB	HBP	BLK	WP	HR	S	P	ERA	WHIP

TOP

Toronto Blue Jays @ California Angels

Anaheim Stadium, Anaheim, CA

Wed Jun 16 1982, 10:05 PM EDT

Att. 20,970 - Unknown

livebaseballscorecards.com

AB	32
R	1
H	6
RBI	1
BB	4
SO	5
LOB	14

WP: 0 PB: 0 SB: 0 CS: 0 PA: 37

Batter	1	2	3	4	5	6	7	8	9	AB	R	H	RBI	BB	SO	LOB
Brian Downing, R (1, 7) OBP: 0.325, SLG: 0.461	L5	FC6-4 1-2f		1B 1-3 2-H		5-3		F3		5	0	1	1	0	0	4
Rod Carew, L (1, 3) OBP: 0.420, SLG: 0.380	6-3		G3	F7			HR 1B	4-3		5	1	1	0	0	0	3
Don Baylor, R (1, 10) OBP: 0.295, SLG: 0.416	F8		F8		E 1B		1-H HR			4	1	2	2	0	0	0
Reggie Jackson, L (1, 9) OBP: 0.342, SLG: 0.401		CS 1B	3-1		F2 1-2		K			4	0	1	0	0	1	1
Bobby Clark, R (8, 9) OBP: 0.225, SLG: 0.300										0	0	0	0	0	0	0
Bobby Grich, R (1, 4) OBP: 0.380, SLG: 0.462		K 1-2		6-3	1-3		6-3			4	0	0	0	0	1	2
Fred Lynn, L (1, 8) OBP: 0.367, SLG: 0.429		1B E BB		2B 1B	F9		4-3			4	2	2	0	0	0	1
Doug DeCinces, R (1, 5) OBP: 0.316, SLG: 0.427		BB E 1-2 1B		CS 2-H 1B		F8		HR		3	2	2	2	1	0	0
Tim Foli, R (1, 6) OBP: 0.295, SLG: 0.355		E6 1-2 2-3 1B		1B 1-2 1B		FC6-4 1B		2B		4	1	3	0	0	0	2
Bob Boone, R (1, 2) OBP: 0.353, SLG: 0.362		FC6-4 1-2 2-H 3-H 1B		1B 1-2 1B		FC6-4 1-2f		P4		4	0	2	2	0	0	2
Inning Stats	R: 0 E: 0 K: 0 S: 3 H: 0 LOB: 0 BB: 0 P: 3	R: 2 E: 1 K: 1 S: 8 H: 3 LOB: 2 BB: 1 P: 12	R: 0 E: 0 K: 0 S: 3 H: 0 LOB: 0 BB: 0 P: 3	R: 2 E: 0 K: 0 S: 7 H: 5 LOB: 2 BB: 0 P: 7	R: 0 E: 1 K: 0 S: 4 H: 1 LOB: 1 BB: 0 P: 4	R: 0 E: 0 K: 0 S: 4 H: 1 LOB: 1 BB: 0 P: 4	R: 2 E: 0 K: 1 S: 7 H: 2 LOB: 0 BB: 0 P: 7	R: 1 E: 0 K: 0 S: 5 H: 2 LOB: 1 BB: 0 P: 5		1B: 10 2B: 2 3B: 0 HR: 2 SF: 0 SAC: 0 DP: 0 HBP: 0						

PITCHER	IP	WLS	BF	H	R	ER	SO	BB	IBB	HBP	BLK	WP	HR	S	P	ERA	WHIP
Dave Stieb, R (1, 1) ERA: 3.9	6.0	L	30	12	6	4	1	1	0	0	0	0	1	31	35	6.00	2.167
Roy Lee Jackson, R (7, 1) ERA: 3.97	2.0		8	2	1	1	1	0	0	0	0	0	1	10	10	4.50	1.000

PITCHER	IP	WLS	BF	H	R	ER	SO	BB	IBB	HBP	BLK	WP	HR	S	P	ERA	WHIP

BOTTOM

Toronto Blue Jays @ California Angels

Anaheim Stadium, Anaheim, CA

Wed Jun 16 1982, 10:05 PM EDT

Att. 20,970 - Unknown

livebaseballscorecards.com

AB	37
R	7
H	14
RBI	7
BB	1
SO	2
LOB	15

WP: 0 PB: 0 SB: 0 CS: 2 PA: 38

Toronto Blue Jays @ California Angels

Anaheim Stadium, Anaheim, CA

Thu Jun 17 1982, 10:05 PM EDT

Att. 21,195 - Unknown

TOP

livebaseballscorecards.com

Batter	1	2	3	4	5	6	7	8	9	AB	R	H	RBI	BB	SO	LOB
Damaso Garcia, R (1, 4) OBP: 0.345, SLG: 0.415	F7			1-3		4-3 1B 2B	FC5-4 1B 1-2 2-3		2-H HR	5	2	3	2	0	0	0
Rance Mulliniks, L (1, 5) (7, 6) OBP: 0.299, SLG: 0.307	K			F7		4-3 2-3	FC5-4 1-2f		1B	5	0	1	0	0	1	4
Lloyd Moseby, L (1, 8) OBP: 0.295, SLG: 0.364	K			4-3		3-H 1B		K	P5	5	0	1	1	0	2	1
Willie Upshaw, L (1, 3) OBP: 0.353, SLG: 0.505		G3			HR 2B	F9		K	K	5	1	1	0	0	2	2
Dave Revering, L (1, 10) OBP: 0.301, SLG: 0.333		BB CS			K		FC4-6 1B FC4-6 1B	K		3	1	1	0	1	2	1
Barry Bonnell, R (1, 7) (7, 5) OBP: 0.400, SLG: 0.506		K 1-2			1-3		FC4-6 1-2 1B		BB 2B 1B	4	1	2	0	0	1	2
Jesse Barfield, R (1, 9) OBP: 0.340, SLG: 0.421			4-3		2-H HR		FC4-6 1-2f 2-3		BB 2B 1-2	3	2	1	2	1	0	2
Ernie Whitt, L (1, 2) OBP: 0.318, SLG: 0.412 Buck Martinez, R (9, PH) OBP: 0.326, SLG: 0.369			G3		4-3		FC4-6 1B 1B 1-2f 3-H		1-H 2-H HR 2B	3 1	0 1	0 1	1 2	0 0	0 0	1 0
Alfredo Griffin, S (1, 6) OBP: 0.247, SLG: 0.290 Hosken Powell, L (7, PH) OBP: 0.265, SLG: 0.315 Tony Johnson, R (7, PH) OBP: 0.345, SLG: 0.440 (7, 7)			3-1			4-3	1B 1-2 1B		L1	2 0 2	0 0 0	0 0 1	0 0 0	0 0 0	0 0 0	0 0 1
Inning Stats	R: 0 E: 0 K: 2 S: 7 H: 0 LOB: 0 BB: 0 P: 7	R: 0 E: 0 K: 1 S: 4 H: 0 LOB: 1 BB: 1 P: 8	R: 0 E: 0 K: 0 S: 3 H: 0 LOB: 0 BB: 0 P: 3	R: 0 E: 0 K: 0 S: 3 H: 0 LOB: 0 BB: 0 P: 3	R: 2 E: 0 K: 1 S: 7 H: 2 LOB: 0 BB: 0 P: 7	R: 1 E: 0 K: 0 S: 5 H: 2 LOB: 1 BB: 0 P: 5	R: 1 E: 0 K: 0 S: 7 H: 4 LOB: 3 BB: 0 P: 7	R: 0 E: 0 K: 3 S: 9 H: 0 LOB: 0 BB: 0 P: 9	R: 4 E: 0 K: 1 S: 9 H: 4 LOB: 1 BB: 1 P: 13	1B: 7 2B: 4 3B: 0 HR: 2 SF: 0 SAC: 0 DP: 1 HBP: 0						

	AB	38
	R	8
	H	12
	RBI	8
	BB	2
	SO	8
	LOB	14

WP: 0 PB: 0 SB: 0 CS: 1 PA: 40

PITCHER		IP	WLS	BF	H	R	ER	SO	BB	IBB	HBP	BLK	WP	HR	S	P	ERA	WHIP
Bruce Kison, R ERA: 3.59	(1, 1)	6.2	W	26	6	4	4	4	1	0	0	0	0	1	33	37	5.40	1.050
Andy Hassler, L ERA: 1.65	(7, 1)	1.1		9	4	3	3	3	1	0	0	0	0	0	14	18	20.25	3.750
Doug Corbett, R ERA: 6.08	(9, 1)	0.1		3	2	1	1	0	0	0	0	0	0	1	3	3	27.00	6.000
Angel Moreno, L ERA: 4.97	(9, 1)	0.2	S	2	0	0	0	1	0	0	0	0	0	0	4	4	0.00	0.000

PITCHER		IP	WLS	BF	H	R	ER	SO	BB	IBB	HBP	BLK	WP	HR	S	P	ERA	WHIP

BOTTOM

Toronto Blue Jays @ California Angels

Anaheim Stadium, Anaheim, CA

Thu Jun 17 1982, 10:05 PM EDT

Att. 21,195 - Unknown

livebaseballscorecards.com

Batter	1	2	3	4	5	6	7	8	9	AB	R	H	RBI	BB	SO	LOB
Brian Downing, R (1, 7) OBP: 0.330, SLG: 0.462	F9		BBBB 4-0 1B 1B 1B 1-2 BB	0-0 1B 1B 1B		0-0 2B 1B 1B		0-0 F9		4	3	2	0	1	0	0
Rod Carew, L (1, 3) OBP: 0.428, SLG: 0.395	1-3		0-0 1B 1B 1-2 2-3 1B	0-0 1B 1-3 1B		0-0 1B 1-3 2B		0-0 E E 1B		5	2	4	0	0	0	0
Don Baylor, R (1, 10) OBP: 0.301, SLG: 0.419	F2		0-0 1B HR 1-2 2-3 3-H 1B	0-0 1-3 3-H 1B		0-0 2-3 3-H 1B		0-0 E4 E 1-3		5	1	3	3	0	0	1
Reggie Jackson, L (1, 9) OBP: 0.344, SLG: 0.401 Bobby Clark, R (9, 9) OBP: 0.225, SLG: 0.300		0-0 E 5-4-3 1B	0-0 HR 1-3 2-H 3-H 1B	SSS 0-3 K		SSS 0-3 K		0-0 E4 1-2 3-H		5 0	2 0	2 0	2 0	0 0	2 0	5 0
Bobby Grich, R (1, 4) OBP: 0.377, SLG: 0.471		0-0 5-4-3 1-2	0-0 HR 1-H 3-H		0-0 4-3	0-0 F9		SSS 0-3 K		5	1	1	3	0	1	5
Fred Lynn, L (1, 8) OBP: 0.361, SLG: 0.421		0-0 F7 2-H	0-0 6-3		0-0 3-1		SSS 0-3 K			4	0	0	0	0	1	0
Doug DeCinces, R (1, 5) OBP: 0.315, SLG: 0.424		0-0 1-3	0-0 5-3		0-0 1B		0-0 F9			4	0	1	0	0	0	0
Tim Foli, R (1, 6) OBP: 0.290, SLG: 0.348			0-0 6-3	0-0 F8	0-0 1-3		0-0 F3			4	0	0	0	0	0	1
Bob Boone, R (1, 2) OBP: 0.351, SLG: 0.360			0-0 1B WP 1B 1B	0-0 F8		0-0 6-3		SSS 0-3 K		4	1	1	0	0	1	0
Inning Stats	R: 0 H: 0 E: 0 LOB: 0 K: 0 BB: 0 S: 3 P: 3	R: 1 H: 1 E: 1 LOB: 0 K: 0 BB: 0 S: 4 P: 4	R: 6 H: 5 E: 0 LOB: 0 K: 0 BB: 1 S: 8 P: 12	R: 1 H: 3 E: 0 LOB: 2 K: 1 BB: 0 S: 8 P: 8	R: 0 H: 1 E: 0 LOB: 1 K: 0 BB: 0 S: 4 P: 4	R: 1 H: 3 E: 0 LOB: 2 K: 1 BB: 0 S: 8 P: 8	R: 0 H: 0 E: 0 LOB: 0 K: 1 BB: 0 S: 5 P: 5	R: 1 H: 1 E: 2 LOB: 2 K: 2 BB: 0 S: 10 P: 10		1B: 12 SF: 0 2B: 1 SAC: 0 3B: 0 DP: 0 HR: 1 HBP: 0						

	AB	40
	R	10
	H	14
	RBI	8
	BB	1
	SO	5
	LOB	12

WP: 1 PA: 41
PB: 0
SB: 0
CS: 0

PITCHER		IP	WLS	BF	H	R	ER	SO	BB	IBB	HBP	BLK	WP	HR	S	P	ERA	WHIP
Luis Leal, R ERA: 3.51	(1, 1)	3.0	L	16	6	7	6	0	1	0	0	0	1	1	15	19	18.00	2.333
Dale Murray, R ERA: 4.5	(4, 1)	3.0		16	7	2	2	2	0	0	0	0	0	0	20	20	6.00	2.333
Steve Senteney, R ERA: 1.17	(7, 1)	2.0		9	1	1	0	3	0	0	0	0	0	0	15	15	0.00	0.500

PITCHER	IP	WLS	BF	H	R	ER	SO	BB	IBB	HBP	BLK	WP	HR	S	P	ERA	WHIP

Batter	1	2	3	4	5	6	7	8	9	AB	R	H	RBI	BB	SO	LOB
Ron LeFlore, R (1, 8) OBP: 0.353, SLG: 0.413	FC3-6 1B	F9			4-3		6-3			4	0	1	0	0	0	2
Tony Bernazard, S (1, 4) OBP: 0.325, SLG: 0.350	FC3-6 BB 1B 1-2f	F2			S 1B 1B		K			4	1	1	0	0	1	3
Steve Kemp, L (1, 7) OBP: 0.374, SLG: 0.400	F8		K		L5-4 BB 1B 1-2		F8			4	0	1	0	0	1	1
Greg Luzinski, R (1, 10) OBP: 0.372, SLG: 0.481	1B BB 1-2		HR		1-2 2-3 BB			1-3		2	1	1	1	2	0	0
Tom Paciorek, R (1, 3) OBP: 0.355, SLG: 0.439	1B 1-2 2-H		6-3		L5-4 2-3			L4-6 2B		4	0	2	1	0	0	3
Harold Baines, L (1, 9) OBP: 0.300, SLG: 0.396	F6		F6			F4		L4-6 2-3		4	0	0	0	0	0	3
Carlton Fisk, R (1, 2) OBP: 0.337, SLG: 0.376		FC 1B		5-3		6-3			4-3	4	0	1	0	0	0	0
Aurelio Rodriguez, R (1, 5) OBP: 0.225, SLG: 0.167		F7		K		WP 1B			F9	4	0	1	0	0	1	1
Bill Almon, R (1, 6) OBP: 0.341, SLG: 0.409		FC 1-2		F7		K 1-2			F9	4	0	0	0	0	1	2
Inning Stats	R: 1 E: 0 K: 0 S: 5 H: 2 LOB: 2 BB: 1 P: 9	R: 0 E: 0 K: 0 S: 5 H: 1 LOB: 2 BB: 0 P: 5	R: 1 E: 0 K: 1 S: 6 H: 1 LOB: 0 BB: 0 P: 6	R: 0 E: 0 K: 1 S: 5 H: 0 LOB: 0 BB: 0 P: 5	R: 0 E: 0 K: 0 S: 4 H: 2 LOB: 2 BB: 1 P: 8	R: 0 E: 0 K: 1 S: 6 H: 1 LOB: 1 BB: 0 P: 6	R: 0 E: 0 K: 1 S: 5 H: 0 LOB: 0 BB: 0 P: 5	R: 0 E: 0 K: 0 S: 3 H: 1 LOB: 0 BB: 0 P: 3	R: 0 E: 0 K: 0 S: 3 H: 0 LOB: 0 BB: 0 P: 3	1B: 6 2B: 3 3B: 0 HR: 1 SF: 0 SAC: 0 DP: 2 HBP: 0						

TOP

Chicago White Sox @ California Angels

Anaheim Stadium, Anaheim, CA

Fri Jun 18 1982, 10:05 PM EDT

Att. 48,222 - Overcast - 60 F

livebaseballscorecards.com

AB	34
R	2
H	8
RBI	2
BB	2
SO	4
LOB	15

WP: 1 PB: 0 SB: 1 CS: 0 PA: 36

PITCHER	IP	WLS	BF	H	R	ER	SO	BB	IBB	HBP	BLK	WP	HR	S	P	ERA	WHIP
Ken Forsch, R (1, 1) ERA: 3.18	2.0		11	3	1	1	0	1	0	0	0	0	0	10	14	4.50	2.000
Angel Moreno, L (3, 1) ERA: 4.44	7.0	W	25	5	1	1	4	1	0	0	0	1	1	32	36	1.29	0.857

PITCHER	IP	WLS	BF	H	R	ER	SO	BB	IBB	HBP	BLK	WP	HR	S	P	ERA	WHIP

Batter	1	2	3	4	5	6	7	8	9	AB	R	H	RBI	BB	SO	LOB
Brian Downing, R (1, 7) OBP: 0.332, SLG: 0.460	0-0 ① 5-3		0-0 2B 1B 3-H	4-0 FC4-6 BB		0-3 ① K				3	0	1	1	1	1	0
Juan Beniquez, R (9, 7) OBP: 0.338, SLG: 0.324										0	0	0	0	0	0	0
Rod Carew, L (1, 3) OBP: 0.425, SLG: 0.397	0-0 ② G3		0-0 ② 1-3 2B	0-0 ② FC4-6 1-2f 2-H 3-H		0-0 ② 4-3				4	0	1	1	0	0	1
Don Baylor, R (1, 10) OBP: 0.296, SLG: 0.413	0-0 ③ 5-3		0-0 ② F4	0-3 ③ K		0-0 ③ F7				4	0	0	0	0	1	3
Reggie Jackson, L (1, 9) OBP: 0.346, SLG: 0.415		0-0 HR	4-0 BB		0-3 ① K		0-0 ① 3-1			3	1	1	1	1	1	0
Bobby Clark, R (8, 9) OBP: 0.225, SLG: 0.300										0	0	0	0	0	0	0
Bobby Grich, R (1, 4) OBP: 0.374, SLG: 0.466		0-0 ① 4-3	0-3 ③ K		0-0 1B 2B 1B		0-3 ② K			4	1	1	0	0	2	3
Fred Lynn, L (1, 8) OBP: 0.363, SLG: 0.422		0-0 ② 4-3		0-0 2B 1B 1B	0-0 1-2 2B 1B		0-3 ③ K			4	2	2	0	0	1	0
Doug DeCinces, R (1, 5) OBP: 0.318, SLG: 0.434		0-0 ③ 5-3		0-0 SH5-4 1-3 FC4-6 2B	0-0 1-H 2-H 2B			0-0 ① F8		4	1	2	2	0	0	0
Tim Foli, R (1, 6) OBP: 0.294, SLG: 0.356			0-0 4-3 1B 2B	0-0 SH5-4 E 3-H 1B	0-0 ② 5-3			0-3 ② K		4	2	2	1	0	1	1
Bob Boone, R (1, 2) OBP: 0.346, SLG: 0.354			0-0 ① 4-3 2-3	0-0 ① SH5-4 1-2 2-3	0-0 ③ 6-3			0-0 ③ F4		3	0	0	0	0	0	2
Inning Stats	R: 0 E: 0 K: 0 S: 3 H: 0 LOB: 0 BB: 0 P: 3	R: 1 E: 0 K: 0 S: 4 H: 1 LOB: 0 BB: 0 P: 4	R: 1 E: 0 K: 1 S: 8 H: 3 LOB: 3 BB: 1 P: 12	R: 3 E: 1 K: 1 S: 8 H: 3 LOB: 1 BB: 1 P: 12	R: 2 E: 0 K: 1 S: 8 H: 3 LOB: 1 BB: 0 P: 8	R: 0 E: 0 K: 1 S: 5 H: 0 LOB: 0 BB: 0 P: 5	R: 0 E: 0 K: 2 S: 7 H: 0 LOB: 0 BB: 0 P: 7	R: 0 E: 0 K: 1 S: 5 H: 0 LOB: 0 BB: 0 P: 5		1B: 5 2B: 4 3B: 0 HR: 1	SF: 0 SAC: 1 DP: 0 HBP: 0					

BOTTOM

Chicago White Sox @ California Angels

Anaheim Stadium, Anaheim, CA

Fri Jun 18 1982, 10:05 PM EDT

Att. 48,222 - Overcast - 60 F

livebaseballscorecards.com

AB	33
R	7
H	10
RBI	6
BB	2
SO	7
LOB	10

WP: 0 PB: 0 SB: 0 CS: 0 PA: 36

PITCHER		IP	WLS	BF	H	R	ER	SO	BB	IBB	HBP	BLK	WP	HR	S	P	ERA	WHIP
Dennis Lamp, R ERA: 4.5	(1, 1)	4.1	L	25	10	7	6	3	2	0	0	0	0	1	29	37	12.46	2.769
Chico Escarrega, R ERA: 2.92	(5, 1)	3.2		11	0	0	0	4	0	0	0	0	0	0	19	19	0.00	0.000

PITCHER	IP	WLS	BF	H	R	ER	SO	BB	IBB	HBP	BLK	WP	HR	S	P	ERA	WHIP

Batter	1	2	3	4	5	6	7	8	9	AB	R	H	RBI	BB	SO	LOB
Ron LeFlore, R (1, 8) OBP: 0.350, SLG: 0.412	SH1-3 SF7 2B		K		K	1-3			K	5	1	1	0	0	3	5
Tony Bernazard, S (1, 4) OBP: 0.327, SLG: 0.350	SH1-3		F7		HR 1B		G3		BB PO BB	3	1	1	1	1	0	1
Steve Kemp, L (1, 7) OBP: 0.374, SLG: 0.412	SF7			K	HR		K		BB	3	1	1	5	1	2	0
Greg Luzinski, R (1, 10) OBP: 0.373, SLG: 0.475	F3			K	BB		K		BB	3	0	0	0	2	2	0
Tom Paciorek, R (1, 3) Mike Squires, L (8, 3) OBP: 0.275, SLG: 0.243		5-3		HR	F9			K	PO	4 0	1 0	1 0	1 0	0 0	1 0	1 0
Marc Hill, R (1, 2) Rudy Law, L (8, PR) OBP: 0.306, SLG: 0.419 Marv Foley, L (8, 2) OBP: 0.328, SLG: 0.386 OBP: 0.467, SLG: 0.273		G5-4-3 1B		6-3	6-3			S 1B		4 0 0	0 0 0	2 0 0	0 0 0	0 0 0	0 0 0	1 0 0
Harold Baines, L (1, 9) OBP: 0.299, SLG: 0.393		G5-4-3			E3 1B 1B	L6		F7		4	1	1	0	0	0	2
Aurelio Rodriguez, R (1, 5) OBP: 0.250, SLG: 0.179			1B		1B BB HR HBP	5-3		F6		3	1	1	0	0	0	2
Bill Almon, R (1, 6) OBP: 0.344, SLG: 0.405			F8		1B HR BB	S BB			F6	2	1	0	0	2	0	1
Inning Stats	R: 1 E: 0 K: 0 S: 4 H: 1 LOB: 0 BB: 0 P: 4	R: 0 E: 0 K: 0 S: 3 H: 1 LOB: 0 BB: 0 P: 3	R: 0 E: 0 K: 1 S: 6 H: 1 LOB: 1 BB: 0 P: 6	R: 1 E: 0 K: 2 S: 8 H: 1 LOB: 0 BB: 0 P: 8	R: 5 E: 1 K: 1 S: 8 H: 3 LOB: 1 BB: 2 P: 17	R: 0 E: 0 K: 0 S: 3 H: 0 LOB: 1 BB: 1 P: 7	R: 0 E: 0 K: 2 S: 7 H: 0 LOB: 0 BB: 0 P: 7	R: 0 E: 0 K: 1 S: 6 H: 1 LOB: 2 BB: 0 P: 6	R: 0 E: 0 K: 1 S: 4 H: 0 LOB: 2 BB: 3 P: 16	1B: 5 2B: 1 3B: 0 HR: 2	SF: 1 SAC: 1 DP: 1 HBP: 1						

TOP

Chicago White Sox @ California Angels

Anaheim Stadium, Anaheim, CA

Sat Jun 19 1982, 6:33 AM EDT

Att. 30,666 - Overcast - 60 F

livebaseballscorecards.com

AB	31
R	7
H	8
RBI	7
BB	6
SO	8
LOB	13

WP: 0 PB: 0 SB: 2 CS: 0 PA: 41

PITCHER		IP	WLS	BF	H	R	ER	SO	BB	IBB	HBP	BLK	WP	HR	S	P	ERA	WHIP
Geoff Zahn, L ERA: 3.24	(1, 1)	4.0	L	18	5	5	5	3	1	0	1	0	0	1	22	27	11.25	1.500
Luis Sanchez, R ERA: 3.22	(5, 1)	4.2		21	3	2	2	5	4	0	0	0	0	1	27	43	3.86	1.500
Doug Corbett, R ERA: 6.02	(9, 1)	0.1		1	0	0	0	0	1	0	0	0	0	0	0	4	0.00	3.000

PITCHER	IP	WLS	BF	H	R	ER	SO	BB	IBB	HBP	BLK	WP	HR	S	P	ERA	WHIP

Batter	1	2	3	4	5	6	7	8	9	AB	R	H	RBI	BB	SO	LOB
Brian Downing, R (1, 7) OBP: 0.337, SLG: 0.465	HR F8 1B	E6 3-H		CS 1-2	F8		1B 2B		4-3 1B 1-2 BB	4	2	2	0	1	0	0
Rod Carew, L (1, 3) OBP: 0.425, SLG: 0.397	F8 1-2	F8			1-3		1B 2-H		4-3 1B 1-2 2-H	5	0	2	2	0	0	2
Don Baylor, R (1, 10) OBP: 0.291, SLG: 0.405	6-3		F2		F8		F6		4-3 1-2 2-3	5	0	0	0	0	0	4
Reggie Jackson, L (1, 9) OBP: 0.343, SLG: 0.425	HR 2-H		F5			4-3		K	4-3	5	1	1	2	0	1	2
Bobby Grich, R (1, 4) OBP: 0.377, SLG: 0.464	F9		1B			K		BB FC4-6		3	0	1	0	1	1	0
Fred Lynn, L (1, 8) OBP: 0.365, SLG: 0.429		2B 2B	F7			1B		FC4-6 1-2f		4	1	2	0	0	0	2
Doug DeCinces, R (1, 5) OBP: 0.313, SLG: 0.427		K		5-3		F8		K		4	0	0	0	0	2	3
Tim Foli, R (1, 6) OBP: 0.302, SLG: 0.368		1-3 E 2-H 2B		CS 1B			F3		BB 1B 1B	4	2	3	1	0	0	0
Bob Boone, R (1, 2) OBP: 0.340, SLG: 0.347		1-3 2-3		F8			F7		F8	4	0	0	0	0	0	3
Inning Stats	R: 2 H: 2 E: 0 LOB: 0 K: 0 BB: 0 S: 5 P: 5	R: 2 H: 2 E: 1 LOB: 1 K: 1 BB: 0 S: 8 P: 8	R: 0 H: 1 E: 0 LOB: 1 K: 0 BB: 0 S: 4 P: 4	R: 0 H: 1 E: 0 LOB: 0 K: 0 BB: 0 S: 3 P: 3	R: 0 H: 0 E: 0 LOB: 0 K: 0 BB: 0 S: 3 P: 3	R: 0 H: 1 E: 0 LOB: 1 K: 1 BB: 0 S: 6 P: 6	R: 1 H: 2 E: 0 LOB: 1 K: 0 BB: 0 S: 5 P: 5	R: 0 H: 0 E: 0 LOB: 1 K: 2 BB: 1 S: 7 P: 11	R: 1 H: 2 E: 0 LOB: 2 K: 0 BB: 1 S: 5 P: 9	1B: 7 SF: 0 2B: 3 SAC: 0 3B: 0 DP: 0 HR: 1 HBP: 0						WP: 0 PA: 41 PB: 0 SB: 0 CS: 1	

PITCHER		IP	WLS	BF	H	R	ER	SO	BB	IBB	HBP	BLK	WP	HR	S	P	ERA	WHIP
Richard Dotson, R ERA: 4.68	(1, 1)	6.2	W	28	8	5	4	2	0	0	0	0	0	1	32	32	5.40	1.200
Jerry Koosman, L ERA: 4.22	(7, 1)	1.0		5	1	0	0	1	1	0	0	0	0	0	6	10	0.00	2.000
Salome Barojas, R ERA: 2.64	(8, 1)	1.0		6	2	1	1	1	1	0	0	0	0	0	7	11	9.00	3.000
Kevin Hickey, L ERA: 2.93	(9, 1)	0.1	S	1	0	0	0	0	0	0	0	0	0	0	1	1	0.00	0.000

PITCHER	IP	WLS	BF	H	R	ER	SO	BB	IBB	HBP	BLK	WP	HR	S	P	ERA	WHIP

BOTTOM

Chicago White Sox @ California Angels

Anaheim Stadium, Anaheim, CA

Sat Jun 19 1982, 6:33 AM EDT

Att. 30,666 - Overcast - 60 F

livebaseballscorecards.com

AB	38
R	6
H	11
RBI	5
BB	2
SO	4
LOB	16

Batter	1	2	3	4	5	6	7	8	9	AB	R	H	RBI	BB	SO	LOB
Ron LeFlore, R (1, 8) OBP: 0.344, SLG: 0.405	S S S 0-3 ① K		x 0-0 ① F8		x 0-0 ② 5-3		x 0-0 ② F4			4	0	0	0	0	1	1
Tony Bernazard, S (1, 4) OBP: 0.330, SLG: 0.356	x 0-0 1B 2B		x 0-0 ② F8		x 0-0 1B		x 0-0 ③ F9			4	1	2	0	0	0	1
Steve Kemp, L (1, 7) OBP: 0.372, SLG: 0.409	S S S 0-3 ② K		x 0-0 1B		x 0-0 ③ G3			S S S 0-3 ① K		4	0	1	0	0	2	2
Greg Luzinski, R (1, 10) OBP: 0.371, SLG: 0.472	x 0-0 2-H 1B		x 0-0 ③ F8			S S S 0-3 ① K		x 0-0 ② F9		4	0	1	1	0	1	1
Tom Paciorek, R (1, 3) OBP: 0.347, SLG: 0.441	S S S 0-3 ③ K			S S S 0-3 ① K		x 0-0 ② F9		x 0-0 ③ 5-3		4	0	0	0	0	2	1
Harold Baines, L (1, 9) OBP: 0.302, SLG: 0.399		x 0-0 ① G3		x 0-0 1B		x 0-0 2B			x 0-0 ① G3	4	0	2	0	0	0	0
Carlton Fisk, R (1, 2) OBP: 0.345, SLG: 0.381		x 0-0 4-3 1B		x 0-0 G3-6-1 1-2 1B		S S S 0-3 ③ K			B B B B 4-0 L3 BB	3	0	2	0	1	1	1
Vance Law, R (1, 5) OBP: 0.368, SLG: 0.324 Jerry Hairston, S (9, PH) OBP: 0.188, SLG: 0.400		x 0-0 ② 4-3 1-2		x 0-0 ② ③ G3-6-1 1-2f			x 0-0 ① F9		x 0-0 ② ③ L3 1-2	3 1	0 0	0 0	0 0	0 0	0 0	3 1
Bill Almon, R (1, 6) OBP: 0.344, SLG: 0.404		x 0-0 ③ 6-3			x 0-0 ① 5-3		x 0-0 1B			3	0	1	0	0	0	1
Inning Stats	R: 1 E: 0 K: 3 S: 11 H: 2 LOB: 1 BB: 0 P: 11	R: 0 E: 0 K: 0 S: 4 H: 1 LOB: 1 BB: 0 P: 4	R: 0 E: 0 K: 0 S: 4 H: 1 LOB: 1 BB: 0 P: 4	R: 0 E: 0 K: 1 S: 6 H: 2 LOB: 1 BB: 0 P: 6	R: 0 E: 0 K: 0 S: 4 H: 1 LOB: 1 BB: 0 P: 4	R: 0 E: 0 K: 2 S: 8 H: 1 LOB: 1 BB: 0 P: 8	R: 0 E: 0 K: 0 S: 4 H: 1 LOB: 1 BB: 0 P: 4	R: 0 E: 0 K: 1 S: 5 H: 0 LOB: 0 BB: 0 P: 5	R: 0 E: 0 K: 0 S: 2 H: 0 LOB: 0 BB: 1 P: 6	1B: 7 2B: 3 3B: 0 HR: 0	SF: 0 SAC: 0 DP: 2 HBP: 0						

PITCHER	IP	WLS	BF	H	R	ER	SO	BB	IBB	HBP	BLK	WP	HR	S	P	ERA	WHIP
Mike Witt, R (1, 1) ERA: 2.75	9.0	W	35	9	1	1	7	1	0	0	0	0	0	48	52	1.00	1.111

PITCHER	IP	WLS	BF	H	R	ER	SO	BB	IBB	HBP	BLK	WP	HR	S	P	ERA	WHIP

TOP

Chicago White Sox @ California Angels

Anaheim Stadium, Anaheim, CA

Sun Jun 20 1982, 6:33 AM EDT

Att. 49,567 - Overcast - 65 F

livebaseballscorecards.com

AB	34
R	1
H	9
RBI	1
BB	1
SO	7
LOB	12

WP: 0	PB: 0	SB: 0	CS: 0
PA: 35			

BOTTOM

Chicago White Sox @ California Angels

Anaheim Stadium, Anaheim, CA

Sun Jun 20 1982, 6:33 AM EDT

Att. 49,567 - Overcast - 65 F

Batter	1	2	3	4	5	6	7	8	9	AB	R	H	RBI	BB	SO	LOB
Brian Downing, R (1, 7) OBP: 0.332, SLG: 0.457 Juan Beniquez, R (9, 7) OBP: 0.338, SLG: 0.324	F5		6-3		6-3		6-3			4 0	0 0	0 0	0 0	0 0	0 0	0 0
Rod Carew, L (1, 3) OBP: 0.422, SLG: 0.394	K		1B		4-3			4-3		4	0	1	0	0	1	0
Fred Lynn, L (1, 8) OBP: 0.359, SLG: 0.421	F7		F8		4-3			K		4	0	0	0	0	1	1
Reggie Jackson, L (1, 9) OBP: 0.354, SLG: 0.451 Bobby Clark, R (8, PR) OBP: 0.225, SLG: 0.300 (9, 9)		SH1-3 1B 1B		S E 1B		HR		FC5-4 1B		4 0	2 0	4 0	1 0	0 0	0 0	0 0
Doug DeCinces, R (1, 5) OBP: 0.312, SLG: 0.424		SH1-3 1-2 1B		FC 1B 1-H SF9		K		FC5-4 1-2f		4	1	1	0	0	1	1
Bobby Grich, R (1, 4) OBP: 0.378, SLG: 0.465		SH1-3 1-2 2-3		1B 1-3 1B		F9				2	0	1	0	0	0	0
Don Baylor, R (1, 10) OBP: 0.288, SLG: 0.402		K		SF9 3-H		K				2	0	0	1	0	2	2
Tim Foli, R (1, 6) OBP: 0.302, SLG: 0.367		K		G6-4-3 1-2 1B			4-3			3	0	1	0	0	1	2
Joe Ferguson, R (1, 2) OBP: 0.226, SLG: 0.200			6-3	G6-4-3 1-2f			5-3			3	0	0	0	0	0	2
Inning Stats	R: 0 E: 0 K: 1 S: 5 H: 0 LOB: 0 BB: 0 P: 5	R: 0 E: 0 K: 2 S: 9 H: 2 LOB: 2 BB: 0 P: 9	R: 0 E: 0 K: 0 S: 4 H: 1 LOB: 1 BB: 0 P: 4	R: 2 E: 1 K: 0 S: 6 H: 3 LOB: 1 BB: 0 P: 6	R: 0 E: 0 K: 0 S: 3 H: 0 LOB: 0 BB: 0 P: 3	R: 1 E: 0 K: 2 S: 8 H: 1 LOB: 0 BB: 0 P: 8	R: 0 E: 0 K: 0 S: 3 H: 0 LOB: 0 BB: 0 P: 3	R: 0 E: 0 K: 1 S: 6 H: 1 LOB: 1 BB: 0 P: 6		1B: 7 2B: 0 3B: 0 HR: 1 SF: 1 SAC: 1 DP: 1 HBP: 0					WP: 0 PB: 0 SB: 1 CS: 0 PA: 32	

livebaseballscorecards.com

	AB	30
	R	3
	H	8
	RBI	2
	BB	0
	SO	6
	LOB	8

PITCHER		IP	WLS	BF	H	R	ER	SO	BB	IBB	HBP	BLK	WP	HR	S	P	ERA	WHIP
LaMarr Hoyt, R ERA: 2.27	(1, 1)	7.0	L	28	7	3	2	5	0	0	0	0	0	1	38	38	2.57	1.000
Kevin Hickey, L ERA: 2.87	(8, 1)	0.2		3	1	0	0	1	0	0	0	0	0	0	5	5	0.00	1.500
Eddie Solomon, R ERA: 6.7	(8, 1)	0.1		1	0	0	0	0	0	0	0	0	0	0	1	1	0.00	0.000

PITCHER	IP	WLS	BF	H	R	ER	SO	BB	IBB	HBP	BLK	WP	HR	S	P	ERA	WHIP

Texas Rangers @ California Angels

Anaheim Stadium, Anaheim, CA

Mon Jun 21 1982, 10:05 PM EDT

Att. 23,475 - Unknown

TOP

livebaseballscorecards.com

Batter	1	2	3	4	5	6	7	8	9	AB	R	H	RBI	BB	SO	LOB
Bill Sample, R (1, 7) OBP: 0.337, SLG: 0.440	K		2-3 S SF9 1B		5-3		P4			4	1	1	0	0	1	0
Terry Bogener, L (1, 8) OBP: 0.167, SLG: 0.227	K		2-3 1-3		L8		4-3			4	0	0	0	0	1	1
Buddy Bell, R (1, 5) OBP: 0.359, SLG: 0.418	K		SF9 3-H		6-3		L4			3	0	0	1	0	1	0
Johnny Grubb, L (1, 9) OBP: 0.364, SLG: 0.387		F9 1B 2B	1B BB			E FC1 FC3-2-5 1B		F9		3	1	2	0	1	0	0
Lamar Johnson, R (1, 10) OBP: 0.318, SLG: 0.382		F9 2-3	FC6-4 1-2 1B			FC1 1B FC3-2-5 1-3		F8		4	0	1	0	0	0	2
Dave Hostetler, R (1, 3) OBP: 0.372, SLG: 0.687		1-3	FC6-4 1-2f			FC3-2-5 1B 1-2 3-H		3-1		4	0	0	0	0	0	5
Jim Sundberg, R (1, 2) OBP: 0.329, SLG: 0.373		1B 1B 3-H		F9		P6			F7	4	0	1	1	0	0	2
Mark Wagner, R (1, 6) OBP: 0.307, SLG: 0.306		FC4-6 1B 1-2		F8		1B 1-2 2-3			6-3	4	0	2	0	0	0	0
Doug Flynn, R (1, 4) OBP: 0.240, SLG: 0.265		FC4-6 1-2f		F8		F1			F3	4	0	0	0	0	0	5
Inning Stats	R: 0 H: 0 E: 0 LOB: 0 K: 3 BB: 0 S: 9 P: 9	R: 1 H: 3 E: 0 LOB: 2 K: 0 BB: 0 S: 6 P: 6	R: 1 H: 2 E: 0 LOB: 2 K: 0 BB: 1 S: 5 P: 9	R: 0 H: 0 E: 0 LOB: 0 K: 0 BB: 0 S: 3 P: 3	R: 0 H: 0 E: 0 LOB: 0 K: 0 BB: 0 S: 3 P: 3	R: 0 H: 2 E: 1 LOB: 3 K: 0 BB: 0 S: 6 P: 6	R: 0 H: 0 E: 0 LOB: 0 K: 0 BB: 0 S: 3 P: 3	R: 0 H: 0 E: 0 LOB: 0 K: 0 BB: 0 S: 3 P: 3	R: 0 H: 0 E: 0 LOB: 0 K: 0 BB: 0 S: 3 P: 3	1B: 6 SF: 1 2B: 1 SAC: 0 3B: 0 DP: 0 HR: 0 HBP: 0						

	AB	34
	R	2
	H	7
	RBI	2
	BB	1
	SO	3
	LOB	15

WP: 0 PA: 36
PB: 0
SB: 1
CS: 0

PITCHER	IP	WLS	BF	H	R	ER	SO	BB	IBB	HBP	BLK	WP	HR	S	P	ERA	WHIP
Steve Renko, R (1, 1) ERA: 2.66	9.0	W	36	7	2	2	3	1	0	0	0	0	0	41	45	2.00	0.889

PITCHER	IP	WLS	BF	H	R	ER	SO	BB	IBB	HBP	BLK	WP	HR	S	P	ERA	WHIP

Batter	1	2	3	4	5	6	7	8	9	AB	R	H	RBI	BB	SO	LOB
Brian Downing, R (1, 7) OBP: 0.337, SLG: 0.462	SH2-3 1B		PB 1-2 2B BB		1-3		6-3	1-3 3-H 1B 2B		4	2	2	1	1	0	1
Rod Carew, L (1, 3) OBP: 0.423, SLG: 0.394	SH2-3 1-2		K2-3 1-2 2-3		K			F4-3 1B BB 1B IBB		3	1	1	0	1	2	2
Doug DeCinces, R (1, 5) OBP: 0.318, SLG: 0.432	K2-3		1B 2-H 3-H 2B		K			BB F4-3 1-2 SF9 1B BB 1-3 2-H 3-H 1B		5	2	3	4	0	2	1
Reggie Jackson, L (1, 9) OBP: 0.355, SLG: 0.447 Bobby Clark, R (9, 9) OBP: 0.225, SLG: 0.300	K		CS 2-H 1B			G3		F4-3 1-2 2-3 BB		4 0	0 0	1 0	1 0	1 0	1 0	3 0
Bobby Grich, R (1, 4) OBP: 0.378, SLG: 0.461		6-3	F 1-2	F8 1B FC1-2 1B		F8		SF9 BB 1B BB L9		5	1	1	0	1	0	4
Fred Lynn, L (1, 8) OBP: 0.365, SLG: 0.421		CS BB		FC1-2 1-2 1B		1-3		1B 1-2 2-3 3-H 1B BB		2	1	1	1	2	0	0
Don Baylor, R (1, 10) OBP: 0.287, SLG: 0.401	F5 1-2			F8 2-3			SH2-4 1B	SF9 2-3 3-H		3	0	1	1	0	0	3
Tim Foli, R (1, 6) OBP: 0.307, SLG: 0.369			PB BB 2B BB	FC1-2 1-2 3-H			SH2-4 1-2	1B 1-2 2B 3-H 1B		2	2	1	1	1	0	2
Joe Ferguson, R (1, 2) OBP: 0.229, SLG: 0.206			F9	F7			5-3	2B 1-3 2-H 1B 1B		4	1	1	1	0	0	4
Inning Stats	R: 0 H: 1 E: 0 LOB: 1 K: 2 BB: 0 S: 8 P: 8	R: 0 H: 0 E: 0 LOB: 0 K: 0 BB: 1 S: 2 P: 6	R: 3 H: 2 E: 0 LOB: 0 K: 1 BB: 2 S: 6 P: 14	R: 0 H: 2 E: 0 LOB: 2 K: 0 BB: 0 S: 5 P: 5	R: 0 H: 0 E: 0 LOB: 0 K: 2 BB: 0 S: 7 P: 7	R: 0 H: 0 E: 0 LOB: 0 K: 0 BB: 0 S: 3 P: 3	R: 0 H: 1 E: 0 LOB: 1 K: 0 BB: 0 S: 4 P: 4	R: 7 H: 6 E: 0 LOB: 3 K: 0 BB: 4 S: 9 P: 25		1B: 10 SF: 1 2B: 2 SAC: 2 3B: 0 DP: 0 HR: 0 HBP: 0						

BOTTOM

Texas Rangers @ California Angels

Anaheim Stadium, Anaheim, CA

Mon Jun 21 1982, 10:05 PM EDT

Att. 23,475 - Unknown

livebaseballscorecards.com

AB	32
R	10
H	12
RBI	10
BB	7
SO	5
LOB	20

PITCHER		IP	WLS	BF	H	R	ER	SO	BB	IBB	HBP	BLK	WP	HR	S	P	ERA	WHIP
Charlie Hough, R ERA: 3.44	(1, 1)	7.1	L	33	8	6	6	5	4	0	0	0	0	0	38	54	7.36	1.636
Paul Mirabella, L ERA: 4.08	(8, 1)	0.0		1	0	0	0	0	1	0	0	0	0	0	0	4	∞	∞
Steve Comer, R ERA: 4.09	(8, 1)	0.2		8	4	4	4	0	1	1	0	0	0	0	6	14	54.00	7.500

PITCHER	IP	WLS	BF	H	R	ER	SO	BB	IBB	HBP	BLK	WP	HR	S	P	ERA	WHIP

Texas Rangers @ California Angels

Anaheim Stadium, Anaheim, CA

Tue Jun 22 1982, 10:05 PM EDT

Att. 25,634 - Unknown

TOP

livebaseballscorecards.com

Batter	1	2	3	4	5	6	7	8	9	AB	R	H	RBI	BB	SO	LOB
Bill Sample, R (1, 7) OBP: 0.351, SLG: 0.466	1B 3B	FC4-6 1B		K	5-3			S BB		4	1	2	0	1	1	0
Terry Bogener, L (1, 8) OBP: 0.172, SLG: 0.222	1B 1B 1B 3-H	FC4-6 S 1-2f			G3	F8		4-3 1-2		5	1	1	1	0	0	3
George Wright, S (8, 8) OBP: 0.282, SLG: 0.385										0	0	0	0	0	0	0
Buddy Bell, R (1, 5) OBP: 0.360, SLG: 0.422	1B 1B 1-2	6-3 1-2			BB 1B 2B	6-3			5-3	5	1	2	0	0	0	1
Johnny Grubb, L (1, 9) OBP: 0.379, SLG: 0.398	BB 1B 1-3 2-H		5-3 1B		BB 1B BB		3-1		BB 1B	4	1	3	1	1	0	0
Lamar Johnson, R (1, 10) OBP: 0.321, SLG: 0.374	K		5-3 1-2		E 1B BB 1-2 2-3		F9		G6-4-3 BB 1-2	3	0	0	0	2	1	3
Dave Hostetler, R (1, 3) OBP: 0.349, SLG: 0.639	K		K		K		1-3		G6-4-3 1-2f	5	0	0	0	0	3	8
Jim Sundberg, R (1, 2) OBP: 0.336, SLG: 0.374	FC5-4 BB 1-2		K		E 1B 1-2 2-H 3-H			F6-4-3 FC BB		2	0	1	2	2	1	1
Mark Wagner, R (1, 6) OBP: 0.299, SLG: 0.297	FC5-4 1-2f			K	E6 1-2 2-3			FC F6-4-3 1-2		4	0	0	0	0	1	6
Doug Flynn, R (1, 4) OBP: 0.234, SLG: 0.259		F6		F4-3	F5-3			F6-4-3 1-2 2-3		4	0	0	0	0	0	5
Inning Stats	R: 2 E: 0 K: 2 S: 11 H: 4 LOB: 3 BB: 1 P: 15	R: 0 E: 0 K: 0 S: 4 H: 1 LOB: 1 BB: 0 P: 4	R: 0 E: 0 K: 2 S: 8 H: 1 LOB: 1 BB: 0 P: 8	R: 0 E: 0 K: 2 S: 7 H: 0 LOB: 0 BB: 0 P: 7	R: 2 E: 1 K: 1 S: 8 H: 2 LOB: 3 BB: 2 P: 16	R: 0 E: 0 K: 0 S: 3 H: 0 LOB: 0 BB: 0 P: 3	R: 0 E: 0 K: 0 S: 3 H: 0 LOB: 0 BB: 0 P: 3	R: 0 E: 0 K: 0 S: 3 H: 0 LOB: 2 BB: 2 P: 11	R: 0 E: 0 K: 0 S: 3 H: 1 LOB: 1 BB: 1 P: 7	1B: 7 2B: 1 3B: 1 HR: 0	SF: 0 SAC: 0 DP: 2 HBP: 0					

AB	36
R	4
H	9
RBI	4
BB	6
SO	7
LOB	27

WP: 0 PB: 0 SB: 2 CS: 0 PA: 42

PITCHER		IP	WLS	BF	H	R	ER	SO	BB	IBB	HBP	BLK	WP	HR	S	P	ERA	WHIP
Bruce Kison, R ERA: 3.74	(1, 1)	2.0	L	13	6	2	2	2	1	0	0	0	0	0	16	20	9.00	3.500
Dave Goltz, R ERA: 3.45	(3, 1)	5.0		20	2	2	2	5	2	0	0	0	0	0	28	36	3.60	0.800
Doug Corbett, R ERA: 5.74	(8, 1)	2.0		9	1	0	0	0	3	0	0	0	0	0	6	18	0.00	2.000

PITCHER	IP	WLS	BF	H	R	ER	SO	BB	IBB	HBP	BLK	WP	HR	S	P	ERA	WHIP

Texas Rangers @ California Angels

Anaheim Stadium, Anaheim, CA

Tue Jun 22 1982, 10:05 PM EDT

Att. 25,634 - Unknown

BOTTOM

Batter	1	2	3	4	5	6	7	8	9	AB	R	H	RBI	BB	SO	LOB
Brian Downing, R (1, 7) OBP: 0.336, SLG: 0.459	1-3		6-3		6-3			1B		4	0	1	0	0	0	1
Rod Carew, L (1, 3) OBP: 0.417, SLG: 0.387	F3-4-1		F7		1-3			L9		4	0	0	0	0	0	2
Don Baylor, R (1, 10) OBP: 0.294, SLG: 0.414	2B		1-3			6-3 2B		1-2 1B		4	0	3	0	0	0	0
Reggie Jackson, L (1, 9) OBP: 0.350, SLG: 0.439	K			K		F5		F8		4	0	0	0	0	2	4
Bobby Grich, R (1, 4) OBP: 0.376, SLG: 0.455		1B FC1-2 BB		L9		6-3 2-3		K		3	0	0	0	1	1	3
Doug DeCinces, R (1, 5) OBP: 0.320, SLG: 0.430		FC1-2 1-3 1B		BB		L7			6-3	3	0	1	0	1	0	1
Fred Lynn, L (1, 8) OBP: 0.360, SLG: 0.414		K		F4-3			6-3		G3	4	0	0	0	0	1	3
Tim Foli, R (1, 6) OBP: 0.306, SLG: 0.367		FC1-2 FC6-4 1-2 3-H			5-3		F4-6-3 1B		F4-3	4	0	1	0	0	0	2
Joe Ferguson, R (1, 2) OBP: 0.237, SLG: 0.243		FC6-4 1-2f			2B		F4-6-3 1-2			3	0	1	0	0	0	3

AB	33
R	0
H	7
RBI	0
BB	2
SO	4
LOB	19

livebaseballscorecards.com

Inning Stats	1	2	3	4	5	6	7	8	9
	R: 0 E: 0 K: 1 S: 6	H: 1 LOB: 1 BB: 0 P: 6	R: 0 E: 0 K: 1 S: 6	H: 1 LOB: 2 BB: 1 P: 10	R: 0 E: 0 K: 0 S: 3	H: 0 LOB: 0 BB: 0 P: 3	R: 0 E: 0 K: 1 S: 5	H: 0 LOB: 1 BB: 1 P: 9	R: 0 E: 0 K: 0 S: 4	H: 1 LOB: 1 BB: 0 P: 4	R: 0 E: 0 K: 0 S: 4	H: 1 LOB: 1 BB: 0 P: 4	R: 0 E: 0 K: 0 S: 3	H: 1 LOB: 0 BB: 0 P: 3	R: 0 E: 0 K: 1 S: 7	H: 2 LOB: 2 BB: 0 P: 7	R: 0 E: 0 K: 0 S: 3	H: 0 LOB: 0 BB: 0 P: 3

1B: 4 2B: 3 3B: 0 HR: 0	SF: 0 SAC: 0 DP: 1 HBP: 0	WP: 0 PB: 0 SB: 0 CS: 0	PA: 35
---	---	---	---

PITCHER		IP	WLS	BF	H	R	ER	SO	BB	IBB	HBP	BLK	WP	HR	S	P	ERA	WHIP
Rick Honeycutt, L ERA: 3.93	(1, 1)	9.0	W	35	7	0	0	4	2	0	0	0	0	0	41	49	0.00	1.000

PITCHER	IP	WLS	BF	H	R	ER	SO	BB	IBB	HBP	BLK	WP	HR	S	P	ERA	WHIP

Batter	1	2	3	4	5	6	7	8	9	AB	R	H	RBI	BB	SO	LOB
Bill Sample, R (1, 7) OBP: 0.363, SLG: 0.467	G4-6-3 1B		6-3 1B		F9		BBBB 4-0 G4-6-3 BB 1-2 2-3		1-3	4	0	2	0	1	0	0
Terry Bogener, L (1, 8) OBP: 0.152, SLG: 0.194	G4-6-3 1-2f		6-3 1-2			G3	G4-6-3 1-2f			4	0	0	0	0	0	5
Buddy Bell, R (1, 5) OBP: 0.358, SLG: 0.432	6-3		L7			F8		HR		4	1	1	1	0	0	1
Johnny Grubb, L (1, 9) OBP: 0.378, SLG: 0.397		6-3		4-3		1B 1B		F8		3	0	1	0	0	0	0
Leon Roberts, R (8, PH) OBP: 0.282, SLG: 0.319 (8, 9)		E4 1B		5-3		1-2 1B		5-3		1	0	0	0	0	0	0
Lamar Johnson, R (1, 10) OBP: 0.319, SLG: 0.371		F8		HR		F2		HR		4	0	1	0	0	0	0
Dave Hostetler, R (1, 3) OBP: 0.356, SLG: 0.711										4	2	2	2	0	0	3
Jim Sundberg, R (1, 2) OBP: 0.339, SLG: 0.374		1-2 1B		5-3			BBBB 4-0 BB 1B BB	6-3		3	0	1	0	1	0	0
Mark Wagner, R (1, 6) OBP: 0.298, SLG: 0.296		SSS 0-3 K			L4		1-2 BB 1B		SSS 0-3 K	4	0	1	0	0	2	2
Doug Flynn, R (1, 4) OBP: 0.230, SLG: 0.254			F5-3		F4-3		SSS 0-3 K		0-0 6-3	3	0	0	0	0	1	2
Bill Stein, R (9, PH) OBP: 0.286, SLG: 0.255										1	0	0	0	0	0	0
Inning Stats	R: 0 E: 0 K: 0 S: 3 H: 1 LOB: 0 BB: 0 P: 3	R: 0 E: 1 K: 1 S: 7 H: 1 LOB: 2 BB: 0 P: 7	R: 0 E: 0 K: 0 S: 4 H: 1 LOB: 1 BB: 0 P: 4	R: 1 E: 0 K: 0 S: 4 H: 1 LOB: 0 BB: 0 P: 4	R: 0 E: 0 K: 0 S: 3 H: 0 LOB: 0 BB: 0 P: 3	R: 0 E: 0 K: 0 S: 5 H: 2 LOB: 2 BB: 0 P: 5	R: 0 E: 0 K: 1 S: 5 H: 1 LOB: 2 BB: 2 P: 13	R: 2 E: 0 K: 0 S: 5 H: 2 LOB: 0 BB: 0 P: 5	R: 0 E: 0 K: 1 S: 5 H: 0 LOB: 0 BB: 0 P: 5	1B: 6 2B: 0 3B: 0 HR: 3	SF: 0 SAC: 0 DP: 2 HBP: 0						

TOP

Texas Rangers @ California Angels

Anaheim Stadium, Anaheim, CA

Wed Jun 23 1982, 10:05 PM EDT

Att. 25,207 - Unknown

livebaseballscorecards.com

AB	35
R	3
H	9
RBI	3
BB	2
SO	3
LOB	13

WP: 0 PB: 0 SB: 0 CS: 0 PA: 37

PITCHER		IP	WLS	BF	H	R	ER	SO	BB	IBB	HBP	BLK	WP	HR	S	P	ERA	WHIP
Ken Forsch, R ERA: 3.14	(1, 1)	7.0	W	30	8	2	2	2	2	0	0	0	0	2	32	40	2.57	1.429
Andy Hassler, L ERA: 1.93	(8, 1)	0.2		3	1	1	1	0	0	0	0	0	0	1	3	3	13.50	1.500
Doug Corbett, R ERA: 5.56	(8, 1)	1.1	S	4	0	0	0	1	0	0	0	0	0	0	6	6	0.00	0.000

PITCHER		IP	WLS	BF	H	R	ER	SO	BB	IBB	HBP	BLK	WP	HR	S	P	ERA	WHIP

Texas Rangers @ California Angels

Anaheim Stadium, Anaheim, CA

Wed Jun 23 1982, 10:05 PM EDT

Att. 25,207 - Unknown

BOTTOM

Batter	1	2	3	4	5	6	7	8	9	AB	R	H	RBI	BB	SO	LOB
Brian Downing, R (1, 7) OBP: 0.337, SLG: 0.454	BBBB 4-0 S BB	x 0-0 FC6-4 BB 1-2f 2-3 ②		x 0-0 G5-3 2-3f ②③		BBBB 4-0 1-2 BB		x 0-0 F9 ①		3	0	0	0	2	0	4
Juan Beniquez, R (9, 7) OBP: 0.338, SLG: 0.324										0	0	0	0	0	0	0
Rod Carew, L (1, 3) OBP: 0.413, SLG: 0.380	x 0-0 1-3 1-2 ①	BBBB 4-0 FC6-4 BB 1-2			SSS 0-3 K ①	x 0-0 G3 ③		x 0-0 F8 ②		4	0	0	0	1	1	3
Don Baylor, R (1, 10) OBP: 0.296, SLG: 0.411	BBBB 4-0 BB	x 0-0 FC6-4 1-2f ③			x 0-0 F9 ②		x 0-0 HR 1B	x 0-0 F2 ③		4	1	1	0	1	0	3
Reggie Jackson, L (1, 9) OBP: 0.352, SLG: 0.454	SSS 0-3 K ②		SSS 0-3 K ①		x 0-0 1B		x 0-0 1-H HR			4	1	2	2	0	2	2
Bobby Clark, R (8, 9) OBP: 0.225, SLG: 0.300										0	0	0	0	0	0	0
Fred Lynn, L (1, 8) OBP: 0.358, SLG: 0.411	x 0-0 F8 ③		x 0-0 6-3 ②		x 0-0 F8 ③		x 0-0 1B SH3-4 1B			4	1	1	0	0	0	3
Doug DeCinces, R (1, 5) OBP: 0.319, SLG: 0.427		x 0-0 6-3 ①	x 0-0 F8 ③			x 0-0 6-3 ①	x 0-0 SH3-4 1-3 1B			4	0	1	0	0	0	0
Rob Wilfong, L (1, 4) OBP: 0.255, SLG: 0.215		x 0-0 1B 1B 1B		x 0-0 G5-3 SH1-4 1B		x 0-0 1B 3B	SSS 0-3 K ①			4	2	3	0	0	1	2
Tim Foli, R (1, 6) OBP: 0.312, SLG: 0.372		x 0-0 FC6-4 1B 1-3 1B		x 0-0 SH1-4 1-2 ①		x 0-0 FC6-4 3-H 1B	x 0-0 SH3-4 1-2 3-H ②			2	0	2	2	0	0	0
Joe Ferguson, R (1, 2) OBP: 0.262, SLG: 0.250		x 0-0 FC6-4 1-2 3-H 1B		BBBB 4-0 BB		x 0-0 FC6-4 BB 1-2f ②	SSS 0-3 K ③			3	0	1	1	1	1	2
Inning Stats	R: 0 E: 0 K: 1 S: 5 H: 0 LOB: 2 BB: 2 P: 13	R: 1 E: 0 K: 0 S: 6 H: 3 LOB: 3 BB: 1 P: 10	R: 0 E: 0 K: 1 S: 5 H: 0 LOB: 0 BB: 0 P: 5	R: 0 E: 0 K: 0 S: 3 H: 1 LOB: 1 BB: 1 P: 7	R: 0 E: 0 K: 1 S: 6 H: 1 LOB: 1 BB: 0 P: 6	R: 1 E: 0 K: 0 S: 5 H: 2 LOB: 2 BB: 1 P: 9	R: 3 E: 0 K: 2 S: 11 H: 4 LOB: 1 BB: 0 P: 11	R: 0 E: 0 K: 0 S: 3 H: 0 LOB: 0 BB: 0 P: 3		1B: 9 2B: 0 3B: 1 HR: 1	SF: 0 SAC: 2 DP: 1 HBP: 0					

livebaseballscorecards.com

AB	32
R	5
H	11
RBI	5
BB	5
SO	5
LOB	19

WP: 0 PB: 0 SB: 1 CS: 0 PA: 39

PITCHER		IP	WLS	BF	H	R	ER	SO	BB	IBB	HBP	BLK	WP	HR	S	P	ERA	WHIP
Doc Medich, R ERA: 5.4	(1, 1)	6.0	L	31	9	4	4	3	5	0	0	0	0	1	32	52	6.00	2.333
Paul Mirabella, L ERA: 4.5	(7, 1)	0.1		3	2	0	0	1	0	0	0	0	0	0	5	5	0.00	6.000
Danny Darwin, R ERA: 3.25	(7, 1)	1.2		5	0	1	1	1	0	0	0	0	0	0	7	7	5.40	0.000

PITCHER	IP	WLS	BF	H	R	ER	SO	BB	IBB	HBP	BLK	WP	HR	S	P	ERA	WHIP

Kansas City Royals @ California Angels

Anaheim Stadium, Anaheim, CA

Thu Jun 24 1982, 10:05 PM EDT

Att. 29,250 - Unknown

livebaseballscorecards.com

TOP

Batter	1	2	3	4	5	6	7	8	9	AB	R	H	RBI	BB	SO	LOB
Willie Wilson, S (1, 7) OBP: 0.367, SLG: 0.457	4-3	1-3 2B		5-3		F3			G6-4-3 HBP	4	0	1	0	0	0	2
John Wathan, R (1, 2) Jamie Quirk, L (6, 2) OBP: 0.339, SLG: 0.313 OBP: 0.275, SLG: 0.289	5-3	K			6-3		F4		G6-4-3 1-2f	3 2	0 0	0 0	0 0	0 0	1 0	2 1
George Brett, L (1, 5) OBP: 0.380, SLG: 0.512	BB HBP		4-3		4-3		4-3			3	0	0	0	0	0	0
Amos Otis, R (1, 8) OBP: 0.353, SLG: 0.471	FC5-4 1-2 BB		5-3		WP 1B		K			3	0	1	0	1	1	0
Hal McRae, R (1, 10) OBP: 0.413, SLG: 0.553	FC5-4 1-2f		5-3		1-2 BB			F9		3	0	0	0	1	0	2
Jerry Martin, R (1, 9) OBP: 0.336, SLG: 0.396		5-3		G6-4-3 BB 1B 1B	5-3			1B		4	1	2	0	0	0	2
Willie Aikens, L (1, 3) OBP: 0.318, SLG: 0.370		1-3		1-2 G6-4-3 BB		FC3-6 1B		F7		3	0	1	0	1	0	1
Greg Pryor, R (1, 4) OBP: 0.397, SLG: 0.578		1B 2B		1-2f 2-3 G6-4-3		F9		K		4	1	1	0	0	1	4
U L Washington, S (1, 6) OBP: 0.293, SLG: 0.282		2B 2-H 1B		3-H 1B		1-2f FC3-6			G3	4	0	2	2	0	0	1

	AB	33
	R	2
	H	8
	RBI	2
	BB	3
	SO	3
	LOB	15

Inning Stats																								
	R: 0	H: 0	R: 1	H: 3	R: 0	H: 0	R: 1	H: 2	R: 0	H: 1	R: 0	H: 1	R: 0	H: 0	R: 0	H: 1	R: 0	H: 0	1B: 6	SF: 0	WP: 1	PA: 38		
	E: 0	LOB: 2	E: 0	LOB: 2	E: 0	LOB: 0	E: 0	LOB: 1	E: 0	LOB: 2	E: 0	LOB: 1	E: 0	LOB: 0	E: 0	LOB: 1	E: 0	LOB: 0	2B: 2	SAC: 0	PB: 0			
	K: 0	BB: 1	K: 1	BB: 0	K: 0	BB: 0	K: 0	BB: 1	K: 0	BB: 1	K: 0	BB: 0	K: 1	BB: 0	K: 1	BB: 0	K: 0	BB: 0	3B: 0	DP: 2	SB: 0			
	S: 3	P: 8	S: 8	P: 8	S: 3	P: 3	S: 4	P: 8	S: 4	P: 8	S: 4	P: 4	S: 5	P: 5	S: 6	P: 6	S: 2	P: 3	HR: 0	HBP: 2	CS: 0			

PITCHER	IP	WLS	BF	H	R	ER	SO	BB	IBB	HBP	BLK	WP	HR	S	P	ERA	WHIP
Geoff Zahn, L (1, 1) ERA: 3.13	9.0	W	38	8	2	2	3	3	0	2	0	1	0	39	53	2.00	1.222

PITCHER	IP	WLS	BF	H	R	ER	SO	BB	IBB	HBP	BLK	WP	HR	S	P	ERA	WHIP

Batter	1	2	3	4	5	6	7	8	9	AB	R	H	RBI	BB	SO	LOB
Brian Downing, R (1, 7) OBP: 0.339, SLG: 0.454	4-3		F5		1B BB 1-2 1B		1B BB 1-2	6-3 1-2 2-3		4	1	2	0	0	0	0
Juan Beniquez, R (8, 7) OBP: 0.333, SLG: 0.319										1	0	0	0	0	0	2
Rod Carew, L (1, 3) OBP: 0.410, SLG: 0.375	4-3		6-3		1B HR 1-2 2-3 BB		L7			3	1	0	0	1	0	2
Don Baylor, R (1, 10) OBP: 0.298, SLG: 0.410	F5			F7	HR 1-3 2-H 3-H 1B		1-2 2-3 BB			3	1	1	2	1	0	0
Reggie Jackson, L (1, 9) OBP: 0.350, SLG: 0.464		F7		E2 CS	1-H 3-H HR		K			4	1	1	3	0	1	3
Bobby Clark, R (8, 9) OBP: 0.225, SLG: 0.300										0	0	0	0	0	0	0
Doug DeCinces, R (1, 5) OBP: 0.318, SLG: 0.437		HR		F9	6-3		K			4	1	1	1	0	1	4
Fred Lynn, L (1, 8) OBP: 0.356, SLG: 0.412		F7		CS 1-2	G3 SH4-1 2B		K	F5		4	1	1	0	0	1	0
Bobby Grich, R (1, 4) OBP: 0.378, SLG: 0.453		BB			G3 2-3	F9		WP BB 1B		3	0	1	0	1	0	1
Tim Foli, R (1, 6) OBP: 0.308, SLG: 0.367		6-3			SH4-1 3-H	5-3		F7		3	0	0	1	0	0	2
Bob Boone, R (1, 2) OBP: 0.347, SLG: 0.352			L7		BB 1B 1B		BB 1B 1B	WP 1-2 BB		3	1	2	0	1	0	0
Inning Stats	R: 0 E: 0 K: 0 S: 3 H: 0 LOB: 0 BB: 0 P: 3	R: 1 E: 0 K: 0 S: 4 H: 1 LOB: 1 BB: 1 P: 8	R: 0 E: 0 K: 0 S: 3 H: 0 LOB: 0 BB: 0 P: 3	R: 0 E: 1 K: 0 S: 3 H: 0 LOB: 0 BB: 0 P: 3	R: 6 E: 0 K: 0 S: 8 H: 5 LOB: 0 BB: 1 P: 12	R: 0 E: 0 K: 1 S: 5 H: 0 LOB: 0 BB: 0 P: 5	R: 0 E: 0 K: 2 S: 9 H: 2 LOB: 3 BB: 1 P: 13	R: 0 E: 0 K: 0 S: 4 H: 1 LOB: 2 BB: 1 P: 8		1B: 6 2B: 1 3B: 0 HR: 2 SF: 0 SAC: 1 DP: 0 HBP: 0						

BOTTOM

Kansas City Royals @ California Angels

Anaheim Stadium, Anaheim, CA

Thu Jun 24 1982, 10:05 PM EDT

Att. 29,250 - Unknown

livebaseballscorecards.com

AB	32
R	7
H	9
RBI	7
BB	4
SO	3
LOB	14

PITCHER		IP	WLS	BF	H	R	ER	SO	BB	IBB	HBP	BLK	WP	HR	S	P	ERA	WHIP
Keith Creel, R ERA: 5.89	(1, 1)	5.0	L	23	6	7	7	0	2	0	0	0	0	2	21	29	12.60	1.600
Don Hood, L ERA: 3.86	(6, 1)	1.2		8	2	0	0	2	1	0	0	0	0	0	11	15	0.00	1.800
Mike Armstrong, R ERA: 2.31	(7, 1)	1.1		6	1	0	0	1	1	0	0	0	1	0	7	11	0.00	1.500

PITCHER		IP	WLS	BF	H	R	ER	SO	BB	IBB	HBP	BLK	WP	HR	S	P	ERA	WHIP

Batter	1	2	3	4	5	6	7	8	9	10	AB	R	H	RBI	BB	SO	LOB
Willie Wilson, S (1, 7) OBP: 0.368, SLG: 0.455	1-3	G4-6-3, 1B			F7		WP, SH1-3, 2-3, 1B		F8		5	0	2	0	0	0	0
U L Washington, S (1, 6) OBP: 0.292, SLG: 0.281	1B, 2B, 1B	G4-6-3, 1-2f			F8		SH1-3, 1-2, 3-H		1-3		4	1	1	1	0	0	1
George Brett, L (1, 5) OBP: 0.384, SLG: 0.512	1-2, 2B, 1B		1-3			1B, SF8, 1B	BBB, 4-0, FC6-4, 2-3, BB			F8	4	2	2	0	1	0	0
Amos Otis, R (1, 8) OBP: 0.354, SLG: 0.470 Cesar Geronimo, L (10, 8) OBP: 0.367, SLG: 0.571	F9	F9				1-3, 1B	FC6-4, 1-2f			HR, 1B	5 0	1 0	2 0	0 0	0 0	0 0	4 0
Hal McRae, R (1, 10) OBP: 0.412, SLG: 0.566	1-H, 2-H, 1B, 2B		G3			SSS, K		6-3		1-H, HR	5	2	2	4	0	1	2
Willie Aikens, L (1, 3) OBP: 0.325, SLG: 0.388 Dennis Werth, R (10, PR) OBP: 0.333, SLG: 0.143 (10, 3)	1B, IBB			F9		SF8, 3-H		HR		BBB, 1B, BB	2 0	1 0	1 0	2 0	2 0	0 0	0 0
Jerry Martin, R (1, 9) OBP: 0.341, SLG: 0.400	1-2, 2-H, 1B				1B	5-3		SSS, K		1-2, 1B	5	0	3	1	0	1	1
Jamie Quirk, L (1, 2) OBP: 0.267, SLG: 0.279	5-3			SSS, K			1B, SH2-4, SH1-3, 1B	4-3		SSS, K	5	1	1	0	0	2	4
Greg Pryor, R (1, 4) OBP: 0.375, SLG: 0.544		6-3			F8		SH2-4, 1-2		6-3	5-3	4	0	0	0	0	0	2
Inning Stats	R: 3 E: 0 K: 0 S: 7 H: 4 LOB: 2 BB: 1 P: 11	R: 0 E: 0 K: 0 S: 3 H: 1 LOB: 0 BB: 0 P: 3	R: 0 E: 0 K: 0 S: 3 H: 0 LOB: 0 BB: 0 P: 3	R: 0 E: 0 K: 1 S: 5 H: 1 LOB: 0 BB: 0 P: 5	R: 0 E: 0 K: 0 S: 3 H: 0 LOB: 0 BB: 0 P: 3	R: 1 E: 0 K: 1 S: 7 H: 2 LOB: 1 BB: 0 P: 7	R: 1 E: 0 K: 0 S: 5 H: 2 LOB: 2 BB: 1 P: 9	R: 1 E: 0 K: 1 S: 6 H: 1 LOB: 0 BB: 0 P: 6	R: 0 E: 0 K: 0 S: 3 H: 0 LOB: 0 BB: 0 P: 3	R: 2 E: 0 K: 1 S: 8 H: 3 LOB: 2 BB: 1 P: 12	1B: 11 2B: 1 3B: 0 HR: 2	SF: 1 SAC: 2 DP: 1 HBP: 0					

PITCHER		IP	WLS	BF	H	R	ER	SO	BB	IBB	HBP	BLK	WP	HR	S	P	ERA	WHIP
Mike Witt, R ERA: 3.12	(1, 1)	6.1		28	10	5	5	2	0	1	0	0	0	0	31	35	7.11	1.579
Andy Hassler, L ERA: 1.91	(7, 1)	0.1		2	0	0	0	0	1	0	0	0	1	0	1	5	0.00	3.000
Doug Corbett, R ERA: 5.48	(7, 1)	2.1		8	1	1	1	1	0	0	0	0	0	1	10	10	3.86	0.429
Angel Moreno, L ERA: 4.74	(10, 1)	0.2	L	6	3	2	2	1	1	0	0	0	0	1	7	11	27.00	6.000
Luis Sanchez, R ERA: 3.19	(10, 1)	0.1		1	0	0	0	0	0	0	0	0	0	0	1	1	0.00	0.000

PITCHER	IP	WLS	BF	H	R	ER	SO	BB	IBB	HBP	BLK	WP	HR	S	P	ERA	WHIP

TOP

Kansas City Royals @ California Angels

Anaheim Stadium, Anaheim, CA

Fri Jun 25 1982, 10:05 PM EDT

Att. 34,301 - Unknown

livebaseballscorecards.com

AB	39
R	8
H	14
RBI	8
BB	3
SO	4
LOB	14

PA: 45

WP: 1
PB: 0
SB: 0
CS: 0

Kansas City Royals @ California Angels

Anaheim Stadium, Anaheim, CA

Fri Jun 25 1982, 10:05 PM EDT

Att. 34,301 - Unknown

livebaseballscorecards.com

BOTTOM

Batter	1	2	3	4	5	6	7	8	9	10	AB	R	H	RBI	BB	SO	LOB
Brian Downing, R (1, 7) OBP: 0.337, SLG: 0.450	5-3		G4-6-3 1B		6-3		FC4-6 1-2f		6-3		5	0	1	0	0	0	1
Ron Jackson, R (1, 3) OBP: 0.314, SLG: 0.344	HR		G4-6-3 1-2f		F6			HR	F6		3	1	1	1	0	0	1
Rod Carew, L (8, PH) (9, 3) OBP: 0.411, SLG: 0.389											2	1	1	1	0	0	0
Bobby Grich, R (1, 4) OBP: 0.378, SLG: 0.461	4-3 2B			1-3		E G1-6-3 2B		4-3		6-3	5	1	2	0	0	0	0
Don Baylor, R (1, 10) OBP: 0.300, SLG: 0.410	4-3 2-3			6-3 1B		E9 G1-6-3 2-3		FC1-6 BB 2B 1B		F8	5	1	2	0	0	0	2
Reggie Jackson, L (1, 9) OBP: 0.347, SLG: 0.455	K			6-3 1-2		G1-6-3 1-2f 3-H		FC1-6 1-2 BB		6-3	4	0	0	0	1	1	3
Doug DeCinces, R (1, 5) OBP: 0.314, SLG: 0.430		F8		6-3		F9		FC1-6 2B 1-2f 2-3			4	0	0	0	0	0	3
Bobby Clark, R (1, 8) OBP: 0.238, SLG: 0.310		K			E 1B 1B		F9	1-3 3-H 2B			2	1	1	0	0	1	0
Fred Lynn, L (7, PH) (8, 8) OBP: 0.357, SLG: 0.417											2	0	1	1	0	0	0
Tim Foli, R (1, 6) OBP: 0.307, SLG: 0.365		5-3			E8 1-H 1B 1B		6-3	5-3			4	1	1	0	0	0	2
Bob Boone, R (1, 2) OBP: 0.350, SLG: 0.355			4-3		2-H 1B		FC4-6 1B		F9		4	0	2	1	0	0	0
Inning Stats	R: 1 E: 0 K: 1 S: 7 H: 2 LOB: 1 BB: 0 P: 7	R: 0 E: 0 K: 1 S: 5 H: 0 LOB: 0 BB: 0 P: 5	R: 0 E: 0 K: 0 S: 3 H: 1 LOB: 0 BB: 0 P: 3	R: 0 E: 0 K: 0 S: 4 H: 1 LOB: 1 BB: 0 P: 4	R: 2 E: 1 K: 0 S: 5 H: 3 LOB: 0 BB: 0 P: 5	R: 1 E: 1 K: 0 S: 4 H: 1 LOB: 0 BB: 0 P: 4	R: 0 E: 0 K: 0 S: 4 H: 1 LOB: 1 BB: 0 P: 4	R: 2 E: 0 K: 0 S: 6 H: 3 LOB: 2 BB: 1 P: 10	R: 0 E: 0 K: 0 S: 3 H: 0 LOB: 0 BB: 0 P: 3	R: 0 E: 0 K: 0 S: 3 H: 0 LOB: 0 BB: 0 P: 3	1B: 7 2B: 3 3B: 0 HR: 2	SF: 0 SAC: 0 DP: 2 HBP: 0					

	AB	40
	R	6
	H	12
	RBI	4
	BB	1
	SO	2
	LOB	12

WP: 0 PB: 0 SB: 0 CS: 0 PA: 41

PITCHER		IP	WLS	BF	H	R	ER	SO	BB	IBB	HBP	BLK	WP	HR	S	P	ERA	WHIP
Paul Splittorff, L ERA: 3.15	(1, 1)	6.0		24	8	4	2	2	0	0	0	0	0	1	28	28	3.00	1.333
Dan Quisenberry, R ERA: 2.16	(7, 1)	4.0	W	17	4	2	2	0	1	0	0	0	0	1	16	20	4.50	1.250

PITCHER		IP	WLS	BF	H	R	ER	SO	BB	IBB	HBP	BLK	WP	HR	S	P	ERA	WHIP

Batter	1	2	3	4	5	6	7	8	9	10	11	12	AB	R	H	RBI	BB	SO	LOB
Willie Wilson, S (1, 7) (10, 8) OBP: 0.362, SLG: 0.444	F7		K		FC4-6 CS 1-2f 3-H			K			HBP CS	K	5	0	0	1	0	3	3
U L Washington, S (1, 6) OBP: 0.307, SLG: 0.290	6-3			1B HR S	K 1-2			CS 1B			BB 1-2		4	1	2	0	1	1	1
George Brett, L (1, 5) OBP: 0.388, SLG: 0.510	BB			HR 1-3	4-3			CS 1-2	K		FC6-4 1-2		3	1	1	0	2	1	0
Hal McRae, R (1, 10) OBP: 0.409, SLG: 0.570	F9			HR 1-H 3-H	L7				6-3		FC6-4 1-2f		5	1	1	3	0	0	3
Willie Aikens, L (1, 3) OBP: 0.318, SLG: 0.378		L8		F6	K				4-3			4-3	5	0	0	0	0	1	0
Jerry Martin, R (1, 9) OBP: 0.338, SLG: 0.396		F8		K			1-3			K		1B 1B	5	1	1	0	0	2	0
Cesar Geronimo, L (1, 8) OBP: 0.349, SLG: 0.542		F7		F5			K			6-3		1B 1-2	3	0	0	0	0	1	0
Onix Concepcion, R (10, PH) OBP: 0.273, SLG: 0.313													1	0	0	0	0	0	0
Tom Poquette, L (10, 7) OBP: 0.215, SLG: 0.169													1	0	1	0	0	0	0
Jamie Quirk, L (1, 2) OBP: 0.280, SLG: 0.313			6-3		1B FC4-6 2B		G3			L8		1-2 2-H 1B	5	1	2	1	0	0	0
Greg Pryor, R (1, 4) OBP: 0.364, SLG: 0.521			F8		FC4-6 2-3 1B			F7			F4	F9	5	0	1	0	0	0	2
Inning Stats	R: 0 H: 0 E: 0 LOB: 1 K: 0 BB: 1 S: 3 P: 7	R: 0 H: 0 E: 0 LOB: 0 K: 0 BB: 0 S: 3 P: 3	R: 0 H: 0 E: 0 LOB: 0 K: 1 BB: 0 S: 5 P: 5	R: 3 H: 3 E: 0 LOB: 0 K: 1 BB: 0 S: 8 P: 8	R: 1 H: 2 E: 0 LOB: 0 K: 1 BB: 0 S: 6 P: 6	R: 0 H: 0 E: 0 LOB: 0 K: 1 BB: 0 S: 5 P: 5	R: 0 H: 0 E: 0 LOB: 0 K: 1 BB: 0 S: 5 P: 5	R: 0 H: 1 E: 0 LOB: 0 K: 1 BB: 0 S: 5 P: 5	R: 0 H: 0 E: 0 LOB: 0 K: 1 BB: 0 S: 5 P: 5	R: 0 H: 0 E: 0 LOB: 0 K: 1 BB: 0 S: 5 P: 5	R: 0 H: 0 E: 0 LOB: 2 K: 0 BB: 2 S: 2 P: 11	R: 1 H: 3 E: 0 LOB: 2 K: 1 BB: 0 S: 8 P: 8	1B: 7 SF: 0 2B: 1 SAC: 0 3B: 0 DP: 0 HR: 1 HBP: 1						

PITCHER	IP	WLS	BF	H	R	ER	SO	BB	IBB	HBP	BLK	WP	HR	S	P	ERA	WHIP
Steve Renko, R (1, 1) ERA: 2.93	4.1		19	5	4	4	2	1	0	0	0	0	1	22	26	8.31	1.385
Andy Hassler, L (5, 1) ERA: 1.56	6.1		20	1	0	0	6	2	0	1	0	0	0	29	38	0.00	0.474
Ken Forsch, R (11, 1) ERA: 3.18	1.1	W	7	3	1	1	1	0	0	0	0	0	0	9	9	6.75	2.250

PITCHER	IP	WLS	BF	H	R	ER	SO	BB	IBB	HBP	BLK	WP	HR	S	P	ERA	WHIP

TOP

Kansas City Royals @ California Angels

Anaheim Stadium, Anaheim, CA

Sat Jun 26 1982, 10:05 PM EDT

Att. 56,794 - Unknown

livebaseballscorecards.com

AB	42
R	5
H	9
RBI	5
BB	3
SO	9
LOB	9

WP: 0 PA: 47
PB: 0
SB: 1
CS: 3

Batter	1	2	3	4	5	6	7	8	9	10	11	12	AB	R	H	RBI	BB	SO	LOB
Brian Downing, R (1, 7) OBP: 0.333, SLG: 0.447	0-0 1B 2B		0-0 5-3 ②		0-0 F9 ②		0-0 F9 ①		0-0 F9 ②		0-3 K ③		6	1	1	0	0	1	2
Rod Carew, L (1, 3) OBP: 0.413, SLG: 0.387	0-3 K ①		0-0 4-3 ③		4-0 BB 1-2 BB		0-3 K ②		4-0 IBB			0-0 SH1-4 HR 1B	4	1	1	0	2	2	1
Bobby Grich, R (1, 4) OBP: 0.382, SLG: 0.461	0-0 S 2-H 1B			0-0 1B 1B	4-0 1-2 2-3 BB		0-0 5-3 ③		0-0 5-3 ③			0-0 SH1-4 ① 1-2	4	0	2	1	1	0	2
Don Baylor, R (1, 10) OBP: 0.301, SLG: 0.419	0-0 F4 ② 1-2			0-0 1B 1-2 1B	0-0 F9 ③			0-3 K ①		0-0 6-3 ①		0-0 2-H HR	6	1	2	2	0	1	4
Doug DeCinces, R (1, 5) OBP: 0.312, SLG: 0.425	0-0 F4 ③			0-0 F8 ①		0-0 5-3 ①		0-3 K ②		0-0 1B			5	0	1	0	0	1	3
Reggie Jackson, L (1, 9) OBP: 0.348, SLG: 0.452 Bobby Clark, R (11, 9) OBP: 0.238, SLG: 0.310		0-0 K 1B		0-3 K ②		4-0 HR BB		0-3 K ③		0-0 F4 ②			4 0	1 0	1 0	0 0	1 0	2 0	3 0
Fred Lynn, L (1, 8) OBP: 0.358, SLG: 0.427		0-3 K ① ② 1-2		0-0 F7 ③		0-0 1-H HR			4-0 SH1-4 1B BB	0-0 F6 ③			4	2	1	2	1	1	4
Tim Foli, R (1, 6) OBP: 0.306, SLG: 0.363		0-0 F7 ③			0-0 BB BB 1B	0-0 F9 ②			0-0 SH1-4 ① 1-2		0-0 L6 ①		4	0	1	0	0	0	0
Bob Boone, R (1, 2) OBP: 0.348, SLG: 0.353 Rob Wilfong, L (9, PR) OBP: 0.255, SLG: 0.215 Joe Ferguson, R (10, 2) OBP: 0.256, SLG: 0.244			0-0 F7 ①		0-0 F7 ①	0-0 5-3 ③			0-0 2-H 1B		0-0 L4 ②		4 0 1	0 0 0	1 0 0	1 0 0	0 0 0	0 0 0	1 0 0
Inning Stats	R: 1 E: 0 K: 1 S: 7 H: 2 LOB: 1 BB: 0 P: 7	R: 0 E: 0 K: 1 S: 5 H: 1 LOB: 0 BB: 0 P: 5	R: 0 E: 0 K: 0 S: 3 H: 0 LOB: 0 BB: 0 P: 3	R: 0 E: 0 K: 1 S: 7 H: 2 LOB: 2 BB: 0 P: 7	R: 0 E: 0 K: 0 S: 4 H: 1 LOB: 3 BB: 2 P: 12	R: 2 E: 0 K: 0 S: 4 H: 1 LOB: 0 BB: 1 P: 8	R: 0 E: 0 K: 1 S: 5 H: 0 LOB: 0 BB: 0 P: 5	R: 0 E: 0 K: 3 S: 9 H: 0 LOB: 0 BB: 0 P: 9	R: 1 E: 0 K: 0 S: 4 H: 1 LOB: 2 BB: 2 P: 12	R: 0 E: 0 K: 0 S: 4 H: 1 LOB: 1 BB: 0 P: 4	R: 0 E: 0 K: 1 S: 5 H: 0 LOB: 0 BB: 0 P: 5	R: 2 E: 0 K: 0 S: 3 H: 2 LOB: 0 BB: 0 P: 3	1B: 8 2B: 1 3B: 0 HR: 2 SF: 0 SAC: 2 DP: 0 HBP: 0	WP: 0 PB: 0 SB: 1 CS: 0 PA: 49					

PITCHER		IP	WLS	BF	H	R	ER	SO	BB	IBB	HBP	BLK	WP	HR	S	P	ERA	WHIP
Vida Blue, L ERA: 3.63	(1, 1)	6.0		27	7	3	3	3	3	0	0	0	0	1	30	42	4.50	1.667
Mike Armstrong, R ERA: 2.36	(7, 1)	3.1		14	2	1	1	4	1	1	0	0	0	0	20	28	2.70	0.900
Don Hood, L ERA: 3.27	(10, 1)	1.2		5	0	0	0	1	0	0	0	0	0	0	7	7	0.00	0.000
Dan Quisenberry, R ERA: 2.42	(12, 1)	0.1	L	3	2	2	2	0	0	0	0	0	0	1	3	3	54.00	6.000

PITCHER	IP	WLS	BF	H	R	ER	SO	BB	IBB	HBP	BLK	WP	HR	S	P	ERA	WHIP

BOTTOM

Kansas City Royals @ California Angels

Anaheim Stadium, Anaheim, CA

Sat Jun 26 1982, 10:05 PM EDT

Att. 56,794 - Unknown

livebaseballscorecards.com

AB	42
R	6
H	11
RBI	6
BB	5
SO	8
LOB	20

Batter	1	2	3	4	5	6	7	8	9	AB	R	H	RBI	BB	SO	LOB
Willie Wilson, S (1, 8) OBP: 0.360, SLG: 0.440	4-3		F7			4-3		FC4-6, 1B		4	0	1	0	0	0	0
U L Washington, S (1, 6) OBP: 0.305, SLG: 0.281	K			6-3		3B, BB		FC4-6, 1-2f		3	1	0	0	1	1	1
George Brett, L (1, 5) OBP: 0.393, SLG: 0.522	1B			4-3		1-H, 3B			E, 1B	4	0	3	1	0	0	0
Hal McRae, R (1, 10) OBP: 0.407, SLG: 0.566	6-3			1B		F9			FC, G4-6-3, 1-2	4	0	1	0	0	0	3
Willie Aikens, L (1, 3) OBP: 0.312, SLG: 0.370		6-3		4-3			F8		F7	4	0	0	0	0	0	3
Jerry Martin, R (1, 9) OBP: 0.333, SLG: 0.390		K			K		K		G4-6-3, 1-2f	4	0	0	0	0	3	2
Jamie Quirk, L (1, 2) OBP: 0.264, SLG: 0.294		K			4-3		F7			3	0	0	0	0	1	0
Tom Poquette, L (1, 7) OBP: 0.206, SLG: 0.161			6-3		F6			6-3		3	0	0	0	0	0	0
Greg Pryor, R (1, 4) OBP: 0.350, SLG: 0.500			K			4-3		4-3		3	0	0	0	0	1	0
Inning Stats	R: 0 E: 0 K: 1 S: 6 H: 1 LOB: 1 BB: 0 P: 6	R: 0 E: 0 K: 2 S: 7 H: 0 LOB: 0 BB: 0 P: 7	R: 0 E: 0 K: 1 S: 5 H: 0 LOB: 0 BB: 0 P: 5	R: 0 E: 0 K: 0 S: 4 H: 1 LOB: 1 BB: 0 P: 4	R: 0 E: 0 K: 1 S: 5 H: 0 LOB: 0 BB: 0 P: 5	R: 1 E: 0 K: 0 S: 4 H: 1 LOB: 1 BB: 1 P: 8	R: 0 E: 0 K: 1 S: 5 H: 0 LOB: 0 BB: 0 P: 5	R: 0 E: 0 K: 0 S: 4 H: 1 LOB: 1 BB: 0 P: 4	R: 0 E: 1 K: 0 S: 4 H: 1 LOB: 1 BB: 0 P: 4	1B: 4 2B: 0 3B: 1 HR: 0 SF: 0 SAC: 0 DP: 1 HBP: 0						

PITCHER		IP	WLS	BF	H	R	ER	SO	BB	IBB	HBP	BLK	WP	HR	S	P	ERA	WHIP
Dave Goltz, R ERA: 2.78	(1, 1)	7.0	W	25	3	1	1	6	1	0	0	0	0	0	36	40	1.29	0.571
Don Aase, R ERA: 2.62	(8, 1)	2.0		8	2	0	0	0	0	0	0	0	0	0	8	8	0.00	1.000

PITCHER		IP	WLS	BF	H	R	ER	SO	BB	IBB	HBP	BLK	WP	HR	S	P	ERA	WHIP

TOP

Kansas City Royals @ California Angels

Anaheim Stadium, Anaheim, CA

Sun Jun 27 1982, 6:33 AM EDT

Att. 36,572 - Unknown

livebaseballscorecards.com

AB	32
R	1
H	5
RBI	1
BB	1
SO	6
LOB	9

WP: 0	PA: 33
PB: 0	
SB: 0	
CS: 0	

Batter	1	2	3	4	5	6	7	8	9	AB	R	H	RBI	BB	SO	LOB
Brian Downing, R (1, 7) OBP: 0.341, SLG: 0.469	E5 HR	WP SF9 2B		2B		BBB 6-3 BB		HR		4	3	3	1	1	0	0
Juan Beniquez, R (1, 9) OBP: 0.337, SLG: 0.365	1-H HR	6-3		5-3		6-3 1-2 2-3		G5-4-3 1B		5	1	2	2	0	0	4
Bobby Grich, R (1, 4) OBP: 0.379, SLG: 0.466	FC4-6 3B	SF9 2-H		6-3		F4		SSS K		4	1	1	1	0	1	4
Don Baylor, R (1, 10) OBP: 0.302, SLG: 0.427	BBBB FC4-6 BB	F4			HR		F7	G5-4-3 1-2f		4	1	1	1	1	0	1
Doug DeCinces, R (1, 5) OBP: 0.314, SLG: 0.438	FC4-6 F8 1B 1-2f 3-H		HR		F8		BB 1B 1B			4	3	2	2	0	0	1
Joe Ferguson, R (1, 2) OBP: 0.277, SLG: 0.250	F8 1-2	F8			1B		BBBB 1B 1-2 BB			3	0	1	0	1	0	1
Ron Jackson, R (1, 3) OBP: 0.308, SLG: 0.333	1B 2-H 1B	L7			F8		F8			4	0	1	1	0	0	2
Bobby Clark, R (1, 8) OBP: 0.283, SLG: 0.348	1-2 1B	L8				6-3 SH1-3 1B	1-2 2-H 1B			4	0	3	1	0	0	0
Mick Kelleher, R (1, 6)	F7			6-3		SH1-3 1-2	4-3			3	0	0	0	0	0	4
Inning Stats	R: 4 E: 1 K: 0 S: 8 H: 4 LOB: 2 BB: 1 P: 12	R: 1 E: 0 K: 0 S: 4 H: 1 LOB: 0 BB: 0 P: 4	R: 1 E: 0 K: 0 S: 4 H: 1 LOB: 0 BB: 0 P: 4	R: 0 E: 0 K: 0 S: 4 H: 1 LOB: 1 BB: 0 P: 4	R: 1 E: 0 K: 0 S: 4 H: 2 LOB: 0 BB: 0 P: 4	R: 0 E: 0 K: 0 S: 4 H: 1 LOB: 2 BB: 1 P: 8	R: 1 E: 0 K: 0 S: 5 H: 2 LOB: 2 BB: 1 P: 9	R: 1 E: 0 K: 1 S: 6 H: 2 LOB: 0 BB: 0 P: 6		1B: 7 2B: 2 3B: 1 HR: 4 SF: 1 SAC: 1 DP: 1 HBP: 0						

PITCHER		IP	WLS	BF	H	R	ER	SO	BB	IBB	HBP	BLK	WP	HR	S	P	ERA	WHIP
Bud Black, L ERA: 5.4	(1, 1)	3.0	L	17	6	6	4	0	1	0	0	0	1	2	16	20	12.00	2.333
Keith Creel, R ERA: 5.67	(4, 1)	3.0		13	4	1	1	0	1	0	0	0	0	1	12	16	3.00	1.667
Grant Jackson, L ERA: 5.6	(7, 1)	2.0		10	4	2	2	1	1	0	0	0	0	1	11	15	9.00	2.500

PITCHER	IP	WLS	BF	H	R	ER	SO	BB	IBB	HBP	BLK	WP	HR	S	P	ERA	WHIP

BOTTOM

Kansas City Royals @ California Angels

Anaheim Stadium, Anaheim, CA

Sun Jun 27 1982, 6:33 AM EDT

Att. 36,572 - Unknown

livebaseballscorecards.com

AB	35
R	9
H	14
RBI	9
BB	3
SO	1
LOB	17

Batter	1	2	3	4	5	6	7	8	9	AB	R	H	RBI	BB	SO	LOB
Rob Wilfong, L (1, 7) OBP: 0.250, SLG: 0.211	L9			F9	SH5-3 1-2		FC5-2 1-2 2-3 3-Hf			2	0	0	0	0	0	0
Juan Beniquez, R (5, 7) OBP: 0.333, SLG: 0.360										1	0	0	0	0	0	3
Rod Carew, L (1, 3) OBP: 0.407, SLG: 0.380	F8			1-3	5-3		4-3			4	0	0	0	0	0	4
Don Baylor, R (1, 10) OBP: 0.305, SLG: 0.428	F8			BB 2B 1B		F4-6-3 1B		F9		4	1	2	0	0	0	0
Reggie Jackson, L (1, 9) OBP: 0.347, SLG: 0.446		G3		B B B 2B 1-2 BB		F4-6-3 1-2		F7		3	0	0	0	1	0	1
Bobby Clark, R (8, 9) OBP: 0.283, SLG: 0.348										0	0	0	0	0	0	0
Fred Lynn, L (1, 8) OBP: 0.360, SLG: 0.433		CS 1B		1-3 2-H 2B		5-3		4-3		4	0	2	1	0	0	0
Bobby Grich, R (1, 4) OBP: 0.377, SLG: 0.460		S S S K 1-2		F7			B B B SH1-4 1B FC5-2 BB		F8	3	0	0	0	1	1	3
Doug DeCinces, R (1, 5) OBP: 0.317, SLG: 0.442			F6-3		SH3-4 1B 2B		FC5-2 1-2 SH1-4 1B		F6-3	4	1	2	0	0	0	0
Tim Foli, R (1, 6) OBP: 0.304, SLG: 0.360			F8		SH3-4 2-3		SH1-4 1-2 2-3		F7	2	0	0	0	0	0	0
Bob Boone, R (1, 2) OBP: 0.352, SLG: 0.354			F6-3		SH5-3 3-H 1B		FC5-2 IBB			2	0	1	1	1	0	0
Inning Stats	R: 0 E: 0 K: 0 S: 3 H: 0 LOB: 0 BB: 0 P: 3	R: 0 E: 0 K: 1 S: 5 H: 1 LOB: 1 BB: 0 P: 5	R: 0 E: 0 K: 0 S: 3 H: 0 LOB: 0 BB: 0 P: 3	R: 1 E: 0 K: 0 S: 5 H: 2 LOB: 2 BB: 1 P: 9	R: 1 E: 0 K: 0 S: 5 H: 2 LOB: 1 BB: 0 P: 5	R: 0 E: 0 K: 0 S: 3 H: 1 LOB: 0 BB: 0 P: 3	R: 0 E: 0 K: 0 S: 4 H: 1 LOB: 3 BB: 2 P: 12	R: 0 E: 0 K: 0 S: 3 H: 0 LOB: 0 BB: 0 P: 3	R: 0 E: 0 K: 0 S: 3 H: 0 LOB: 0 BB: 0 P: 3	1B: 5 2B: 3 3B: 0 HR: 0 SF: 0 SAC: 3 DP: 2 HBP: 0						

PITCHER	IP	WLS	BF	H	R	ER	SO	BB	IBB	HBP	BLK	WP	HR	S	P	ERA	WHIP
Doc Medich, R (1, 1) ERA: 5.0	9.0	L	35	7	2	2	1	2	1	0	0	0	0	34	46	2.00	1.000

PITCHER	IP	WLS	BF	H	R	ER	SO	BB	IBB	HBP	BLK	WP	HR	S	P	ERA	WHIP

TOP

California Angels @ Texas Rangers

Arlington Stadium, Arlington, TX

Tue Jun 29 1982, 8:05 PM EDT

Att. 15,749 - Unknown

livebaseballscorecards.com

AB	29
R	2
H	7
RBI	2
BB	3
SO	1
LOB	11

California Angels @ Texas Rangers

Arlington Stadium, Arlington, TX

Tue Jun 29 1982, 8:05 PM EDT

Att. 15,749 - Unknown

BOTTOM

Batter	1	2	3	4	5	6	7	8	9	AB	R	H	RBI	BB	SO	LOB
Bill Sample, R (1, 7) OBP: 0.382, SLG: 0.491	BBBB 4-0 FC6-4 BB		x 0-0 ② 1-3 2-H 1B		BBBB 4-0 1-3 1-2 BB		x 0-0 ③ FC6-4 1-2f			2	0	1	1	2	0	1
Lee Mazzilli, S (1, 8) OBP: 0.347, SLG: 0.352	x 0-0 ① FC6-4 CS 1-2f		x 0-0 ③ 5-3		x 0-0 ② 1-3 1-2 2-3			x 0-0 ① F7		4	0	0	0	0	0	4
Buddy Bell, R (1, 5) OBP: 0.360, SLG: 0.442	x 0-0 ②③ 6-3 1-2			x 0-0 G6-4-3 1B	x 0-0 ③ L6			x 0-0 ② 5-3		4	0	1	0	0	0	3
Dave Hostetler, R (1, 3) OBP: 0.361, SLG: 0.716		x 0-0 ① 1-3		x 0-0 ①② G6-4-3 1-2f		x 0-0 ① 4-3		x 0-0 ③ 6-3		4	0	0	0	0	0	1
Jim Sundberg, R (1, 2) OBP: 0.345, SLG: 0.374		x 0-0 CS 1B		x 0-0 BB 1B		x 0-0 ② F7			x 0-0 ① 6-3	4	0	2	0	0	0	0
Lamar Johnson, R (1, 10) OBP: 0.316, SLG: 0.356 Johnny Grubb, L (9, PH) OBP: 0.398, SLG: 0.418	SSS 0-3 ②③ K 1-2		BBB 4-0 1-2 BB			x 0-0 ③ 5-3			x 0-0 ② G3	2 1	0 0	0 0	0 0	1 0	1 0	1 0
Mike Richardt, R (1, 4) OBP: 0.252, SLG: 0.268		x 0-0 ① L6	x 0-0 ③ F9				x 0-0 ① 6-3		x 0-0 ③ 6-3	4	0	0	0	0	0	2
George Wright, S (1, 9) OBP: 0.276, SLG: 0.373		BBBB 4-0 1B 1B BB			x 0-0 ① 6-3		x 0-0 ② 5-3			2	1	0	0	1	0	0
Doug Flynn, R (1, 6) OBP: 0.233, SLG: 0.255		x 0-0 1B 1-2 1B			x 0-0 1-3 BB 1B		x 0-0 FC6-4 1B			3	0	3	0	0	0	0

	AB	30
	R	1
	H	7
	RBI	1
	BB	4
	SO	1
	LOB	12

livebaseballscorecards.com

Inning Stats	1	2	3	4	5	6	7	8	9	1B: 7	SF: 0	WP: 0	PA: 34
R:	0	0	1	0	0	0	0	0	0	2B: 1	SAC: 0	PB: 0	
E:	0	0	0	0	0	0	0	0	0	3B: 0	DP: 2	SB: 0	
K:	0	1	0	0	0	0	0	0	0	HR: 0	HBP: 0	CS: 2	
BB:	1	0	0	0	0	0	1	0	0				
S:	2	5	4	4	4	3	4	3	3				
H:	0	1	2	2	1	0	1	0	0				
LOB:	0	1	1	2	2	0	1	0	0				
P:	6	5	8	8	8	3	4	3	3				

PITCHER		IP	WLS	BF	H	R	ER	SO	BB	IBB	HBP	BLK	WP	HR	S	P	ERA	WHIP
Geoff Zahn, L ERA: 3.03	(1, 1)	6.2	W	27	7	1	1	1	4	0	0	0	0	0	25	41	1.35	1.650
Doug Corbett, R ERA: 5.21	(7, 1)	2.1	S	7	0	0	0	0	0	0	0	0	0	0	7	7	0.00	0.000

PITCHER	IP	WLS	BF	H	R	ER	SO	BB	IBB	HBP	BLK	WP	HR	S	P	ERA	WHIP

California Angels @ Texas Rangers

Arlington Stadium, Arlington, TX

Wed Jun 30 1982, 8:05 PM EDT

Att. 14,133 - Unknown

TOP

livebaseballscorecards.com

Batter	1	2	3	4	5	6	7	8	9	AB	R	H	RBI	BB	SO	LOB
Brian Downing, R (1, 7) OBP: 0.342, SLG: 0.471	F6-3		5-3		SH1-4 1B		1B 2B	K		5	1	2	0	0	1	2
Juan Beniquez, R (8, 7) OBP: 0.333, SLG: 0.360										0	0	0	0	0	0	0
Doug DeCinces, R (1, 5) OBP: 0.316, SLG: 0.440	5-3		F6 1B 2-3		SH1-4 1-2		1B 2-H 1B		5-3	4	0	1	1	0	0	1
Don Baylor, R (1, 10) OBP: 0.309, SLG: 0.429	CS 1B		1-2 3-H 1B		IBB		K		5-3	4	0	2	1	1	1	1
Reggie Jackson, L (1, 9) OBP: 0.346, SLG: 0.443	F 1-2	K	F4		K		1B 1-2		K	5	0	1	0	0	2	5
Bobby Clark, R (7, 9) OBP: 0.277, SLG: 0.340										1	0	0	0	0	1	0
Bobby Grich, R (1, 4) OBP: 0.375, SLG: 0.457		1B		F6-3	K		K			4	0	1	0	0	2	4
Fred Lynn, L (1, 8) OBP: 0.359, SLG: 0.442		K		HR		F7	F9			4	1	1	1	0	1	3
Rod Carew, L (1, 3) OBP: 0.408, SLG: 0.386		K		1B 1B		F8		SH3-4 2B		4	0	2	0	0	1	1
Tim Foli, R (1, 6) OBP: 0.312, SLG: 0.366			BB E SH1-3 1B	F6-4-3 1-2 1B		1B		SH3-4 2-3		2	1	2	0	1	0	0
Bob Boone, R (1, 2) OBP: 0.348, SLG: 0.349			SH1-3 1-2	F6-4-3 1-2		F6-3		K		3	0	0	0	0	1	4
Inning Stats	R: 0 E: 0 K: 0 S: 3 H: 1 LOB: 0 BB: 0 P: 3	R: 0 E: 0 K: 3 S: 10 H: 1 LOB: 1 BB: 0 P: 10	R: 1 E: 1 K: 0 S: 5 H: 1 LOB: 2 BB: 1 P: 9	R: 1 E: 0 K: 0 S: 5 H: 3 LOB: 1 BB: 0 P: 5	R: 0 E: 0 K: 2 S: 8 H: 1 LOB: 2 BB: 1 P: 12	R: 0 E: 0 K: 0 S: 4 H: 1 LOB: 1 BB: 0 P: 4	R: 1 E: 0 K: 2 S: 10 H: 3 LOB: 2 BB: 0 P: 10	R: 0 E: 0 K: 2 S: 8 H: 1 LOB: 1 BB: 0 P: 8	R: 0 E: 0 K: 1 S: 5 H: 0 LOB: 0 BB: 0 P: 5	1B: 9 2B: 2 3B: 0 HR: 1 SF: 0 SAC: 3 DP: 1 HBP: 0						

	AB	36
	R	3
	H	12
	RBI	3
	BB	2
	SO	10
	LOB	21

PITCHER		IP	WLS	BF	H	R	ER	SO	BB	IBB	HBP	BLK	WP	HR	S	P	ERA	WHIP
Jon Matlack, L ERA: 3.25	(1, 1)	6.1		32	11	3	2	6	1	1	0	0	0	1	41	49	2.84	1.895
Dave Schmidt, R ERA: 3.28	(7, 1)	2.2	W	9	1	0	0	4	0	0	0	0	0	0	17	17	0.00	0.375

PITCHER	IP	WLS	BF	H	R	ER	SO	BB	IBB	HBP	BLK	WP	HR	S	P	ERA	WHIP

WP: 0 PB: 0 SB: 0 CS: 1 PA: 41

Batter	1	2	3	4	5	6	7	8	9	AB	R	H	RBI	BB	SO	LOB
Bill Sample, R (1, 7) OBP: 0.391, SLG: 0.522	5-3		F7		HBP, 1-2, 1B			5-3, 1B, 1B	1-H, 2-H, HR	5	2	3	3	0	0	0
Lee Mazzilli, S (1, 8) OBP: 0.344, SLG: 0.342	K		F2		1-2, 2-3, HBP			5-3, 1-2		3	0	0	0	0	1	1
Buddy Bell, R (1, 5) OBP: 0.358, SLG: 0.439	6-3		F5		F8			2-H, 1B		4	0	1	1	0	0	3
Dave Hostetler, R (1, 3) OBP: 0.348, SLG: 0.687		F8		5-3		5-3		K		4	0	0	0	0	1	1
Johnny Grubb, L (1, 9) OBP: 0.394, SLG: 0.409		BB, E, BB		4-3		K		K		3	1	0	0	1	2	1
Jim Sundberg, R (1, 2) OBP: 0.343, SLG: 0.369		FC5-4, 1-2, BB		6-3		F9			K	3	0	0	0	1	1	0
Lamar Johnson, R (1, 10) OBP: 0.309, SLG: 0.348		FC5-4, 1B, 1-2f, 2-H			F8	5-3			F6	4	0	0	0	0	0	1
Mike Richardt, R (1, 4) OBP: 0.259, SLG: 0.276		1-3, 1B			F4	F3			BB, HR, 1B	4	1	2	0	0	0	0
Doug Flynn, R (1, 6) OBP: 0.235, SLG: 0.257 Bill Stein, R (9, PH) OBP: 0.305, SLG: 0.264		F9			HBP, 1B	F3			1-2, HR, BB	3 0	0 1	1 0	0 0	0 1	0 0	2 0
Inning Stats	R: 0 E: 0 K: 1 S: 5 H: 0 LOB: 0 BB: 0 P: 5	R: 1 E: 1 K: 0 S: 4 H: 1 LOB: 2 BB: 2 P: 12	R: 0 E: 0 K: 0 S: 3 H: 0 LOB: 0 BB: 0 P: 3	R: 0 E: 0 K: 0 S: 3 H: 0 LOB: 0 BB: 0 P: 3	R: 0 E: 0 K: 0 S: 5 H: 2 LOB: 3 BB: 0 P: 6	R: 0 E: 0 K: 1 S: 5 H: 0 LOB: 0 BB: 0 P: 5	R: 0 E: 0 K: 0 S: 3 H: 0 LOB: 0 BB: 0 P: 3	R: 1 E: 0 K: 2 S: 9 H: 2 LOB: 1 BB: 0 P: 9	R: 3 E: 0 K: 1 S: 6 H: 2 LOB: 0 BB: 1 P: 10	1B: 6 2B: 0 3B: 0 HR: 1 SF: 0 SAC: 0 DP: 0 HBP: 1						

PITCHER		IP	WLS	BF	H	R	ER	SO	BB	IBB	HBP	BLK	WP	HR	S	P	ERA	WHIP
Ken Forsch, R ERA: 3.14	(1, 1)	7.1		30	5	2	2	2	2	0	1	0	0	0	31	40	2.46	0.955
Don Aase, R ERA: 3.13	(8, 1)	1.1	L	7	2	3	3	3	1	0	0	0	0	1	12	16	20.25	2.250

PITCHER	IP	WLS	BF	H	R	ER	SO	BB	IBB	HBP	BLK	WP	HR	S	P	ERA	WHIP

BOTTOM

California Angels @ Texas Rangers

Arlington Stadium, Arlington, TX

Wed Jun 30 1982, 8:05 PM EDT

Att. 14,133 - Unknown

livebaseballscorecards.com

AB	33
R	5
H	7
RBI	4
BB	3
SO	5
LOB	9

California Angels @ Texas Rangers

Arlington Stadium, Arlington, TX

Thu Jul 01 1982, 8:05 PM EDT

Att. 15,963 - Unknown

livebaseballscorecards.com

Batter	1	2	3	4	5	6	7	8	9	AB	R	H	RBI	BB	SO	LOB
Brian Downing, R (1, 7) OBP: 0.344, SLG: 0.470	E8 SH3-4 4-3 1B		BB			F8		F6-3		3	1	1	0	1	0	0
Juan Beniquez, R (1, 9) OBP: 0.333, SLG: 0.359	SH3-4 2-3		K			5-3		1B		3	0	1	0	0	1	1
Doug DeCinces, R (1, 5) OBP: 0.315, SLG: 0.440	4-3 3-H			5-3		1B 2B		1-3		4	1	1	1	0	0	1
Don Baylor, R (1, 10) OBP: 0.312, SLG: 0.433	F2			2B		2-H 1B			F5	4	0	2	1	0	0	0
Bobby Grich, R (1, 4) OBP: 0.370, SLG: 0.449		5-3		F8		K			5-3	4	0	0	0	0	1	2
Joe Ferguson, R (1, 2) OBP: 0.255, SLG: 0.229		K		F6-3			F7		K	4	0	0	0	0	2	1
Ron Jackson, R (1, 3) OBP: 0.286, SLG: 0.308		5-3			4-3		K			3	0	0	0	0	1	0
Tim Foli, R (1, 6) OBP: 0.312, SLG: 0.365			1B		F8		F6-3			3	0	1	0	0	0	0
Mick Kelleher, R (7, 6)										0	0	0	0	0	0	0
Bobby Clark, R (1, 8) OBP: 0.260, SLG: 0.320			F6-3		1-3			K		3	0	0	0	0	1	0

TOP	
AB	31
R	2
H	6
RBI	2
BB	1
SO	6
LOB	5

Inning Stats	1	2	3	4	5	6	7	8	9			
	R: 1 H: 1 E: 1 LOB: 0 K: 0 BB: 0 S: 4 P: 4	R: 0 H: 0 E: 0 LOB: 0 K: 1 BB: 0 S: 5 P: 5	R: 0 H: 1 E: 0 LOB: 1 K: 1 BB: 1 S: 5 P: 9	R: 0 H: 1 E: 0 LOB: 1 K: 0 BB: 0 S: 4 P: 4	R: 0 H: 0 E: 0 LOB: 0 K: 0 BB: 0 S: 3 P: 3	R: 1 H: 2 E: 0 LOB: 1 K: 1 BB: 0 S: 7 P: 7	R: 0 H: 0 E: 0 LOB: 0 K: 1 BB: 0 S: 5 P: 5	R: 0 H: 1 E: 0 LOB: 1 K: 1 BB: 0 S: 6 P: 6	R: 0 H: 0 E: 0 LOB: 0 K: 1 BB: 0 S: 5 P: 5	1B: 4 SF: 0 2B: 2 SAC: 1 3B: 0 DP: 0 HR: 0 HBP: 0	WP: 0 PA: 33 PB: 0 SB: 0 CS: 0	

PITCHER	IP	WLS	BF	H	R	ER	SO	BB	IBB	HBP	BLK	WP	HR	S	P	ERA	WHIP
Frank Tanana, L (1, 1) ERA: 3.72	9.0	W	33	6	2	1	6	1	0	0	0	0	0	44	48	1.00	0.778

PITCHER	IP	WLS	BF	H	R	ER	SO	BB	IBB	HBP	BLK	WP	HR	S	P	ERA	WHIP

Batter	1	2	3	4	5	6	7	8	9	AB	R	H	RBI	BB	SO	LOB
Bill Sample, R (1, 7) OBP: 0.391, SLG: 0.525	F6		F6	2B		E 1B		F7		5	0	2	1	0	0	0
Lee Mazzilli, S (1, 8) George Wright, S (5, 8) OBP: 0.336, SLG: 0.333 OBP: 0.274, SLG: 0.370	1-3		4-3	K		E6		K		3 2	0 0	0 0	0 0	0 0	1 1	1 1
Buddy Bell, R (1, 5) OBP: 0.360, SLG: 0.440	6-3			1B 1B 1B	1B 1B 1B	1-3				4	2	2	0	0	0	2
Dave Hostetler, R (1, 3) OBP: 0.371, SLG: 0.699		3-1 1B		SH3-4 1B 1-2 1B	G6-4-3 1B 1-2 1B		S 1B			4	2	4	0	0	0	0
Johnny Grubb, L (1, 9) OBP: 0.397, SLG: 0.412		3-1 1-2		1B SH3-4 1-2 2-H 1B	G6-4-3 1-2 2-H 1B		K 1-2			4	1	2	2	0	1	2
Jim Sundberg, R (1, 2) OBP: 0.343, SLG: 0.365		B B B FC1-6 BB		SH3-4 1-2 2-3	G6-4-3 1-2f 2-3		F6			2	0	0	0	1	0	3
Lamar Johnson, R (1, 10) OBP: 0.313, SLG: 0.351	S S S K			1B SH3-4 2-3 3-H 1B	6-3		S 2-H 1B			4	1	2	2	0	1	3
Mike Richardt, R (1, 4) OBP: 0.259, SLG: 0.275	FC1-6 1-2f			SH3-4 1-3 3-H 2B 1B		5-3	6-3 1-2			4	1	1	1	0	0	3
Doug Flynn, R (1, 6) OBP: 0.231, SLG: 0.253			F6-3	SH3-4 2-3 3-H		F5-3		F5-3		3	0	0	1	0	0	0
Inning Stats	R: 0 E: 0 K: 0 S: 3 H: 0 LOB: 0 BB: 0 P: 3	R: 0 E: 0 K: 1 S: 6 H: 1 LOB: 2 BB: 1 P: 10	R: 0 E: 0 K: 0 S: 3 H: 0 LOB: 0 BB: 0 P: 3	R: 5 E: 0 K: 1 S: 11 H: 6 LOB: 1 BB: 0 P: 11	R: 1 E: 0 K: 0 S: 5 H: 3 LOB: 1 BB: 0 P: 5	R: 0 E: 1 K: 0 S: 5 H: 1 LOB: 2 BB: 0 P: 5	R: 1 E: 0 K: 1 S: 7 H: 2 LOB: 1 BB: 0 P: 7	R: 0 E: 0 K: 1 S: 5 H: 0 LOB: 0 BB: 0 P: 5		1B: 12 2B: 1 3B: 0 HR: 0 SF: 0 SAC: 2 DP: 1 HBP: 0						

PITCHER		IP	WLS	BF	H	R	ER	SO	BB	IBB	HBP	BLK	WP	HR	S	P	ERA	WHIP
Mike Witt, R ERA: 3.55	(1, 1)	3.2	L	19	7	5	5	1	1	0	0	0	0	0	20	24	12.27	2.182
Luis Sanchez, R ERA: 3.4	(4, 1)	3.0		15	6	2	2	2	0	0	0	0	0	0	19	19	6.00	2.000
Bruce Kison, R ERA: 3.67	(7, 1)	1.1		4	0	0	0	1	0	0	0	0	0	0	6	6	0.00	0.000

PITCHER	IP	WLS	BF	H	R	ER	SO	BB	IBB	HBP	BLK	WP	HR	S	P	ERA	WHIP

BOTTOM

California Angels @ Texas Rangers

Arlington Stadium, Arlington, TX

Thu Jul 01 1982, 8:05 PM EDT

Att. 15,963 - Unknown

livebaseballscorecards.com

AB	35
R	7
H	13
RBI	7
BB	1
SO	4
LOB	15

WP: 0 PB: 0 SB: 2 CS: 0 PA: 38

Batter	1	2	3	4	5	6	7	8	9	AB	R	H	RBI	BB	SO	LOB
Brian Downing, R (1, 7) OBP: 0.338, SLG: 0.462	F4		5-3		G6-4-3 1-2f		F9		F5	5	0	0	0	0	0	2
Rod Carew, L (1, 3) OBP: 0.405, SLG: 0.382	1-3		F7		1B		F8		6-3	5	0	1	0	0	0	1
Bobby Grich, R (1, 4) OBP: 0.369, SLG: 0.450	5-3		2B		F8		F8			4	0	1	0	0	0	1
Don Baylor, R (1, 10) OBP: 0.314, SLG: 0.444		1B BB 1B	F3			HR		F8		4	1	2	1	0	0	1
Doug DeCinces, R (1, 5) OBP: 0.321, SLG: 0.444		B B B B 1B 1-2 BB		B B B B BB		E 2B		F5		2	1	1	0	2	0	0
Reggie Jackson, L (1, 9) OBP: 0.344, SLG: 0.444		S S S K		S S S K		E3 FC6-4 2-H		2B		4	0	1	0	0	2	3
Fred Lynn, L (1, 8) OBP: 0.357, SLG: 0.439		1-2 2-3 1B		F9		S S S K		F7		4	0	1	0	0	1	3
Tim Foli, R (1, 6) OBP: 0.307, SLG: 0.359		F4		F7		FC6-4 FC6-4 1-2f			F5	4	0	0	0	0	0	5
Bob Boone, R (1, 2) OBP: 0.350, SLG: 0.352		5-3			G6-4-3 1B	FC6-4 1-2f			1B	4	0	2	0	0	0	4
Inning Stats	R: 0 E: 0 K: 0 S: 3 H: 0 LOB: 0 BB: 0 P: 3	R: 0 E: 0 K: 1 S: 7 H: 2 LOB: 3 BB: 1 P: 11	R: 0 E: 0 K: 0 S: 4 H: 1 LOB: 1 BB: 0 P: 4	R: 0 E: 0 K: 1 S: 5 H: 0 LOB: 1 BB: 1 P: 9	R: 0 E: 0 K: 0 S: 4 H: 2 LOB: 1 BB: 0 P: 4	R: 2 E: 1 K: 1 S: 8 H: 2 LOB: 1 BB: 0 P: 8	R: 0 E: 0 K: 0 S: 3 H: 0 LOB: 0 BB: 0 P: 3	R: 0 E: 0 K: 0 S: 4 H: 1 LOB: 1 BB: 0 P: 4	R: 0 E: 0 K: 0 S: 4 H: 1 LOB: 1 BB: 0 P: 4	1B: 5 2B: 3 3B: 0 HR: 1 SF: 0 SAC: 0 DP: 1 HBP: 0	WP: 0 PB: 0 SB: 0 CS: 0 PA: 38					

PITCHER		IP	WLS	BF	H	R	ER	SO	BB	IBB	HBP	BLK	WP	HR	S	P	ERA	WHIP
Vida Blue, L ERA: 3.47	(1, 1)	6.0	W	27	7	2	1	3	2	0	0	0	0	1	31	39	1.50	1.500
Mike Armstrong, R ERA: 2.14	(7, 1)	3.0	S	11	2	0	0	0	0	0	0	0	0	0	11	11	0.00	0.667

PITCHER	IP	WLS	BF	H	R	ER	SO	BB	IBB	HBP	BLK	WP	HR	S	P	ERA	WHIP

TOP

California Angels @ Kansas City Royals

Royals Stadium, Kansas City, MO

Fri Jul 02 1982, 8:05 PM EDT

Att. 29,609 - Unknown - 89 F

livebaseballscorecards.com

AB	36
R	2
H	9
RBI	1
BB	2
SO	3
LOB	20

Batter	1	2	3	4	5	6	7	8	9	AB	R	H	RBI	BB	SO	LOB
Willie Wilson, S (1, 7) OBP: 0.367, SLG: 0.449	BBBB 4-0 BB S 1B BB	x 0-0 ② G3	x 0-0 ③ 1-H 2B		x 0-0 ② 1-2 1B		SSS 0-3 ① K			4	1	2	0	1	1	0
John Wathan, R (1, 2) OBP: 0.341, SLG: 0.311	BBBB 4-0 BB 1-2 1B BB	x 0-0 BB 2B 1B		BBBB 4-0 F8 S BB	x 0-0 ③ 1-3		x 0-0 ② F9			3	2	1	0	2	0	1
George Brett, L (1, 5) OBP: 0.401, SLG: 0.524	BBBB 4-0 1B 1-2 2-3 1B BB	BBBB 4-0 2B 1-2 BB		BBBB 4-0 BB 1-2 BB		x 0-0 ① F7	x 0-0 ③ F7			2	1	0	0	3	0	0
Amos Otis, R (1, 8) OBP: 0.353, SLG: 0.469	x 0-0 F9 1B 1-3 2-H 3-H 1B	x 0-0 1-3 2-H 2B		x 0-0 ① F8 2-3		x 0-0 ② 4-3		x 0-0 2B 1B		5	1	3	3	0	0	2
Hal McRae, R (1, 10) OBP: 0.404, SLG: 0.560	x 0-0 FC6-4 1-2 3-H 1B	IIII 4-0 FC4-6 IBB		BBBB 4-0 G3-6-3 1-2 BB		x 0-0 BB 1B 1B		x 0-0 1-H 2B		3	1	3	2	2	0	0
Willie Aikens, L (1, 3) OBP: 0.315, SLG: 0.367	x 0-0 ① F7	x 0-0 ③ FC4-6 1-2f	x 0-0 ②③ G3-6-3 1-2f			BBBB 4-0 FC 1B 1-2 BB		x 0-0 ① F7		4	0	0	0	1	0	9
Jerry Martin, R (1, 9) OBP: 0.331, SLG: 0.383	x 0-0 ② F9 2-3		x 0-0 ① F7		x 0-0 ① 5-3	x 0-0 FC 1-2 2-H 1B		x 0-0 ② F4		5	0	1	1	0	0	3
Frank White, R (1, 4) OBP: 0.328, SLG: 0.461	x 0-0 ③ FC6-4 1-2f		x 0-0 ② G3		x 0-0 1B 2B	x 0-0 FC 1-2 2-3		x 0-0 ③ 6-3		5	1	1	0	0	0	5
U L Washington, S (1, 6) OBP: 0.306, SLG: 0.279		x 0-0 ① 6-3	BBBB 4-0 2B BB		x 0-0 CS 2-H 1B	x 0-0 ③ F7				3	0	1	1	1	0	3
Inning Stats	R: 3 H: 2 E: 0 LOB: 2 K: 0 BB: 3 S: 5 P: 17	R: 1 H: 2 E: 0 LOB: 3 K: 0 BB: 2 S: 5 P: 13	R: 0 H: 1 E: 0 LOB: 2 K: 0 BB: 1 S: 3 P: 7	R: 0 H: 0 E: 0 LOB: 2 K: 0 BB: 3 S: 2 P: 14	R: 1 H: 3 E: 0 LOB: 1 K: 0 BB: 0 S: 5 P: 5	R: 1 H: 2 E: 0 LOB: 3 K: 0 BB: 1 S: 6 P: 10	R: 0 H: 0 E: 0 LOB: 0 K: 1 BB: 0 S: 5 P: 5	R: 1 H: 2 E: 0 LOB: 1 K: 0 BB: 0 S: 5 P: 5		1B: 8 SF: 0 2B: 4 SAC: 0 3B: 0 DP: 1 HR: 0 HBP: 0						

PITCHER		IP	WLS	BF	H	R	ER	SO	BB	IBB	HBP	BLK	WP	HR	S	P	ERA	WHIP
Steve Renko, R ERA: 3.24	(1, 1)	0.0	L	5	2	3	3	0	3	0	0	0	0	0	2	14	∞	∞
Andy Hassler, L ERA: 1.67	(1, 1)	3.0		16	3	1	1	0	4	1	0	0	0	0	11	31	3.00	2.333
Luis Sanchez, R ERA: 3.61	(4, 1)	2.2		12	4	2	2	0	2	0	0	0	0	0	10	18	6.75	2.250
Don Aase, R ERA: 3.17	(6, 1)	2.1		11	3	1	1	1	0	0	0	0	0	0	13	13	3.86	1.286

PITCHER	IP	WLS	BF	H	R	ER	SO	BB	IBB	HBP	BLK	WP	HR	S	P	ERA	WHIP

BOTTOM

California Angels @ Kansas City Royals

Royals Stadium, Kansas City, MO

Fri Jul 02 1982, 8:05 PM EDT

Att. 29,609 - Unknown - 89 F

livebaseballscorecards.com

AB	34
R	7
H	12
RBI	7
BB	10
SO	1
LOB	23

California Angels @ Kansas City Royals

Royals Stadium, Kansas City, MO

Sat Jul 03 1982, 8:05 PM EDT

Att. 41,380 - Unknown - 94 F

TOP

livebaseballscorecards.com

Batter	1	2	3	4	5	6	7	8	9	AB	R	H	RBI	BB	SO	LOB
Brian Downing, R (1, 7) OBP: 0.340, SLG: 0.466	1B		1-3 2B		F8 ②		4-3 ③			4	0	2	0	0	0	0
Doug DeCinces, R (1, 5) OBP: 0.320, SLG: 0.440	F8 ①		B B B B 4-0 G6-4-3 BB		L7 ③			6-3 ①		3	0	0	0	1	0	1
Bobby Grich, R (1, 4) OBP: 0.367, SLG: 0.447	S S S 0-3 K ②		G6-4-3 ②③ 1-2f			WP HR 1B		1-3 ②		4	1	1	0	0	1	4
Don Baylor, R (1, 10) OBP: 0.310, SLG: 0.438	5-3 ③			F4 ①		F8 ①		1-3 ③		4	0	0	0	0	0	2
Fred Lynn, L (1, 8) OBP: 0.356, SLG: 0.436		F8 ①		1B FC3-2 1B		F8 ②			6-3 ①	4	0	1	0	0	0	1
Reggie Jackson, L (1, 9) OBP: 0.346, SLG: 0.457		F9 ②		FC3-2 1-3 1B		1-H HR			S S S 0-3 K ②	4	1	2	2	0	1	0
Rod Carew, L (1, 3) OBP: 0.399, SLG: 0.376		1-3 ③		FC3-2 ② 1-2 3-H		L6 ③			4-3 ③	4	0	0	0	0	0	2
Tim Foli, R (1, 6) OBP: 0.304, SLG: 0.355			6-3 ①	F7 ③			5-3 ①			3	0	0	0	0	0	2
Joe Ferguson, R (1, 2) OBP: 0.259, SLG: 0.220			B B B B 4-0 2B BB		1-3 ①		1-3 ②			2	0	0	0	1	0	0

	AB	32
	R	2
	H	6
	RBI	2
	BB	2
	SO	2
	LOB	12

Inning Stats	1	2	3	4	5	6	7	8	9
	R: 0 H: 1 E: 0 LOB: 1 K: 1 BB: 0 S: 6 P: 6	R: 0 H: 0 E: 0 LOB: 0 K: 0 BB: 0 S: 3 P: 3	R: 0 H: 1 E: 0 LOB: 2 K: 0 BB: 2 S: 3 P: 11	R: 0 H: 2 E: 0 LOB: 2 K: 0 BB: 0 S: 5 P: 5	R: 0 H: 0 E: 0 LOB: 0 K: 0 BB: 0 S: 3 P: 3	R: 2 H: 2 E: 0 LOB: 0 K: 0 BB: 0 S: 5 P: 5	R: 0 H: 0 E: 0 LOB: 0 K: 0 BB: 0 S: 3 P: 3	R: 0 H: 0 E: 0 LOB: 0 K: 0 BB: 0 S: 3 P: 3	R: 0 H: 0 E: 0 LOB: 0 K: 1 BB: 0 S: 5 P: 5

1B: 4	SF: 0
2B: 1	SAC: 0
3B: 0	DP: 1
HR: 1	HBP: 0

WP: 1	PA: 34
PB: 0	
SB: 0	
CS: 0	

PITCHER		IP	WLS	BF	H	R	ER	SO	BB	IBB	HBP	BLK	WP	HR	S	P	ERA	WHIP
Larry Gura, L ERA: 4.14	(1, 1)	6.0	W	25	6	2	2	1	2	0	0	0	1	1	25	33	3.00	1.333
Dan Quisenberry, R ERA: 2.25	(7, 1)	3.0	S	9	0	0	0	1	0	0	0	0	0	0	11	11	0.00	0.000

PITCHER	IP	WLS	BF	H	R	ER	SO	BB	IBB	HBP	BLK	WP	HR	S	P	ERA	WHIP

Batter	1	2	3	4	5	6	7	8	9	AB	R	H	RBI	BB	SO	LOB
Willie Wilson, S (1, 7) OBP: 0.368, SLG: 0.448	4-3	FC6-4 1-2 3-H			1B 1B 1B	F8		F8		5	1	2	1	0	0	1
John Wathan, R (1, 2) OBP: 0.339, SLG: 0.309	6-3	FC6-4 1-2f			1B 1-3 1B	5-3		L6		5	1	1	0	0	0	3
George Brett, L (1, 5) OBP: 0.402, SLG: 0.522	BB FC5 BB		G3		1B 1-2 3B 3-H 1B	F7				3	1	1	1	1	0	0
Amos Otis, R (1, 8) OBP: 0.359, SLG: 0.471	BB 1-2		4-3		3B 1-3 2-H 1B		FC1-5 1B			3	1	2	1	1	0	0
Hal McRae, R (1, 10) OBP: 0.405, SLG: 0.566	FC5 2-3f		K		1B 1-H 3-H 3B		FC1-5 1-2			4	1	2	2	0	1	2
Willie Aikens, L (1, 3) OBP: 0.309, SLG: 0.360		K		F7	K		FC1-5 1-2 2-3f CS			4	0	0	0	0	2	3
Steve Hammond, L (1, 9) OBP: 0.500, SLG: 0.556 Jerry Martin, R (5, PH) OBP: 0.329, SLG: 0.380 (6, 9)		K		SH1-3 1B	4-3		K 1-2			2 2	0 0	1 0	0 0	1 1	0 3	0 3
Frank White, R (1, 4) OBP: 0.332, SLG: 0.464	1B 1B 1B			SH1-3 1-2	WP 3-H 1B			L4		3	1	2	1	0	0	0
U L Washington, S (1, 6) OBP: 0.312, SLG: 0.287	1B 1-3 1B			6-3	5-3 1-2			1B		4	0	2	0	0	0	2
Inning Stats	R: 0 H: 0 E: 0 LOB: 2 K: 0 BB: 2 S: 3 P: 11	R: 1 H: 3 E: 0 LOB: 2 K: 2 BB: 0 S: 10 P: 10	R: 0 H: 0 E: 0 LOB: 0 K: 1 BB: 0 S: 5 P: 5	R: 0 H: 1 E: 0 LOB: 1 K: 0 BB: 0 S: 4 P: 4	R: 5 H: 6 E: 0 LOB: 1 K: 1 BB: 0 S: 11 P: 11	R: 0 H: 0 E: 0 LOB: 0 K: 0 BB: 0 S: 3 P: 3	R: 0 H: 2 E: 0 LOB: 2 K: 1 BB: 0 S: 6 P: 6	R: 0 H: 1 E: 0 LOB: 1 K: 0 BB: 0 S: 4 P: 4		1B: 12 SF: 0 2B: 1 SAC: 1 3B: 1 DP: 1 HR: 0 HBP: 0						

PITCHER		IP	WLS	BF	H	R	ER	SO	BB	IBB	HBP	BLK	WP	HR	S	P	ERA	WHIP
Dave Goltz, R ERA: 4.39	(1, 1)	4.0	L	23	9	6	6	3	2	0	0	0	0	0	27	35	13.50	2.750
Andy Hassler, L ERA: 1.66	(5, 1)	0.1		1	0	0	0	1	0	0	0	0	0	0	3	3	0.00	0.000
Mike Witt, R ERA: 3.46	(5, 1)	2.0		9	3	0	0	0	0	0	0	0	1	0	9	9	0.00	1.500
Doug Corbett, R ERA: 5.04	(7, 1)	1.2		5	1	0	0	1	0	0	0	0	0	0	7	7	0.00	0.600

PITCHER	IP	WLS	BF	H	R	ER	SO	BB	IBB	HBP	BLK	WP	HR	S	P	ERA	WHIP

BOTTOM

California Angels @ Kansas City Royals

Royals Stadium, Kansas City, MO

Sat Jul 03 1982, 8:05 PM EDT

Att. 41,380 - Unknown - 94 F

livebaseballscorecards.com

AB	35
R	6
H	13
RBI	6
BB	2
SO	5
LOB	14

WP: 1 PA: 38
PB: 0
SB: 0
CS: 1

Batter	1	2	3	4	5	6	7	8	9	AB	R	H	RBI	BB	SO	LOB
Brian Downing, R (1, 7) OBP: 0.339, SLG: 0.461	F4		4-3			BBBB 4-0 G6-4-3 BB			F3	3	0	0	0	1	0	1
Juan Beniquez, R (1, 9) OBP: 0.322, SLG: 0.346	G3			6-3		G6-4-3 1-2f			3-1	3	0	0	0	0	0	1
Reggie Jackson, L (9, PH) OBP: 0.345, SLG: 0.455										1	0	0	0	0	0	0
Bobby Grich, R (1, 4) OBP: 0.362, SLG: 0.440	F4			F8		SSS K			F8	4	0	0	0	0	1	0
Don Baylor, R (1, 10) OBP: 0.310, SLG: 0.437		SSS K		1B			F9			3	0	1	0	0	1	0
Doug DeCinces, R (1, 5) OBP: 0.317, SLG: 0.435		F7		F8			F3			3	0	0	0	0	0	1
Ron Jackson, R (1, 3) OBP: 0.267, SLG: 0.286		F7			F7		3-1			3	0	0	0	0	0	0
Bobby Clark, R (1, 8) OBP: 0.269, SLG: 0.385			SSS K		HR			SSS K		2	1	1	1	0	1	0
Fred Lynn, L (8, PH) OBP: 0.354, SLG: 0.434										1	0	0	0	0	1	0
(8, 8)																
Bob Boone, R (1, 2) OBP: 0.346, SLG: 0.347			F3		F3			5-3		3	0	0	0	0	0	0
Mick Kelleher, R (1, 6)			BBBB 4-0 BB		SSS 0-3 K				F7	1	0	0	0	1	1	0
Rob Wilfong, L (8, PH) OBP: 0.248, SLG: 0.208										1	0	0	0	0	0	0
Tim Foli, R (8, 6) OBP: 0.304, SLG: 0.355										0	0	0	0	0	0	0
Inning Stats	R: 0 E: 0 K: 0 S: 3 H: 0 LOB: 0 BB: 0 P: 3	R: 0 E: 0 K: 1 S: 5 H: 0 LOB: 0 BB: 0 P: 5	R: 0 E: 0 K: 1 S: 5 H: 0 LOB: 1 BB: 1 P: 9	R: 0 E: 0 K: 0 S: 4 H: 1 LOB: 1 BB: 0 P: 4	R: 1 E: 0 K: 1 S: 6 H: 1 LOB: 0 BB: 0 P: 6	R: 0 E: 0 K: 1 S: 4 H: 0 LOB: 0 BB: 1 P: 8	R: 0 E: 0 K: 0 S: 3 H: 0 LOB: 0 BB: 0 P: 3	R: 0 E: 0 K: 1 S: 5 H: 0 LOB: 0 BB: 0 P: 5	R: 0 E: 0 K: 0 S: 3 H: 0 LOB: 0 BB: 0 P: 3	1B: 1 2B: 0 3B: 0 HR: 1 SF: 0 SAC: 0 DP: 1 HBP: 0	WP: 0 PB: 0 SB: 0 CS: 0 PA: 30					

PITCHER		IP	WLS	BF	H	R	ER	SO	BB	IBB	HBP	BLK	WP	HR	S	P	ERA	WHIP
Bud Black, L ERA: 4.62	(1, 1)	7.0	W	24	2	1	1	4	2	0	0	0	0	1	30	38	1.29	0.571
Mike Armstrong, R ERA: 2.02	(8, 1)	2.0		6	0	0	0	1	0	0	0	0	0	0	8	8	0.00	0.000

PITCHER	IP	WLS	BF	H	R	ER	SO	BB	IBB	HBP	BLK	WP	HR	S	P	ERA	WHIP

TOP

California Angels @ Kansas City Royals

Royals Stadium, Kansas City, MO

Sun Jul 04 1982, 4:33 AM EDT

Att. 33,360 - Unknown - 94 F

livebaseballscorecards.com

AB	28
R	1
H	2
RBI	1
BB	2
SO	5
LOB	3

BOTTOM

California Angels @ Kansas City Royals

Royals Stadium, Kansas City, MO

Sun Jul 04 1982, 4:33 AM EDT

Att. 33,360 - Unknown - 94 F

livebaseballscorecards.com

Batter	1	2	3	4	5	6	7	8	9	AB	R	H	RBI	BB	SO	LOB
Willie Wilson, S (1, 7) OBP: 0.378, SLG: 0.460	G5-4-3 1B		1B 1-3 2B		G6-4-3 2-H 3-H 1B		BBBB 4-0 1B 1-2 BB			3	1	3	2	1	0	0
John Wathan, R (1, 2) OBP: 0.341, SLG: 0.312	G5-4-3 1-2f		CS 2-H 3-H 1B		G6-4-3 1-2f		1B 1-2 2-H			4	0	2	2	0	0	2
George Brett, L (1, 5) OBP: 0.397, SLG: 0.515	4-3		F7		1-3		3-1			4	0	0	0	0	0	3
Amos Otis, R (1, 8) OBP: 0.368, SLG: 0.502		IHR	CS 1-2	G6-4-3 1B		HR		BB 1B		4	2	4	2	0	0	0
Hal McRae, R (1, 10) OBP: 0.400, SLG: 0.559		F3		G6-4-3 1-2f		F8		F9		4	0	0	0	0	0	2
Jerry Martin, R (1, 9) OBP: 0.328, SLG: 0.378		SSS K		5-3		1B		SSS K		4	0	1	0	0	2	1
Willie Aikens, L (1, 3) OBP: 0.313, SLG: 0.360		6-3			2B 1B	F9		BBBB 4-0 1-2 BB		3	1	1	0	1	0	1
Dennis Werth, R (8, PR) OBP: 0.316, SLG: 0.133 (9, 3)										0	0	0	0	0	0	0
Frank White, R (1, 4) OBP: 0.331, SLG: 0.460			2B 1B 1B		F7		F9	F8		4	1	1	0	0	0	3
U L Washington, S (1, 6) OBP: 0.320, SLG: 0.305			F7		1-3 1B 2B		BB 1B 1B			3	1	2	0	0	0	1
Inning Stats	R: 0 E: 0 K: 0 S: 3 H: 1 LOB: 0 BB: 0 P: 3	R: 1 E: 0 K: 1 S: 6 H: 1 LOB: 0 BB: 0 P: 6	R: 2 E: 0 K: 0 S: 5 H: 3 LOB: 0 BB: 0 P: 5	R: 0 E: 0 K: 0 S: 3 H: 1 LOB: 0 BB: 0 P: 3	R: 2 E: 0 K: 0 S: 5 H: 3 LOB: 0 BB: 0 P: 5	R: 1 E: 0 K: 0 S: 5 H: 2 LOB: 1 BB: 0 P: 5	R: 0 E: 0 K: 0 S: 4 H: 2 LOB: 2 BB: 1 P: 8	R: 0 E: 0 K: 1 S: 6 H: 1 LOB: 2 BB: 1 P: 10		1B: 10 2B: 2 3B: 0 HR: 2	SF: 0 SAC: 0 DP: 3 HBP: 0						

	AB	33
	R	6
	H	14
	RBI	6
	BB	2
	SO	2
	LOB	13

WP: 0 PB: 0 SB: 0 CS: 1 PA: 36

PITCHER		IP	WLS	BF	H	R	ER	SO	BB	IBB	HBP	BLK	WP	HR	S	P	ERA	WHIP
Geoff Zahn, L ERA: 3.28	(1, 1)	5.0	L	20	9	5	5	1	0	0	0	0	0	0	22	22	9.00	1.800
Bruce Kison, R ERA: 3.74	(6, 1)	1.0		5	2	1	1	0	0	0	0	0	0	1	5	5	9.00	2.000
Don Aase, R ERA: 3.04	(7, 1)	2.0		10	3	0	0	1	2	0	0	0	0	0	10	18	0.00	2.500

PITCHER	IP	WLS	BF	H	R	ER	SO	BB	IBB	HBP	BLK	WP	HR	S	P	ERA	WHIP

Batter	1	2	3	4	5	6	7	8	9	AB	R	H	RBI	BB	SO	LOB
Al Bumbry, L (1, 8) OBP: 0.313, SLG: 0.316	0-0 1B 2B 1B	0-0 SH5-3 1-2		0-0 CS 1-2	0-0 5-3	0-3 K		0-0 2B 1B		4	1	2	0	0	1	0
Rich Dauer, R (1, 4) OBP: 0.336, SLG: 0.396	0-0 2B 1-3 1B	0-0 F8			0-0 1B 2B	0-0 1-3		0-0 L7		5	1	2	0	0	0	2
Ken Singleton, S (1, 10) OBP: 0.379, SLG: 0.378	0-0 1-3 3-H 2B	0-3 K			0-0 HR 2-H 1B		BBB 4-0 1B BB	0-0 1-3 2B		4	1	3	2	1	1	1
Eddie Murray, S (1, 3) OBP: 0.394, SLG: 0.562	0-3 K		0-0 F9		0-0 HR 1-H		0-0 F7	4-0 G6-4-3 IBB		4	1	1	2	1	1	3
Cal Ripken Jr., R (1, 6) OBP: 0.297, SLG: 0.455	0-3 K		0-0 F8	BBB 4-0 5-3 1B BB			0-3 K	0-0 G6-4-3 1-2f		4	0	0	0	1	2	6
Dan Ford, R (1, 9) OBP: 0.283, SLG: 0.393	0-3 K		0-3 K		0-0 5-3 1-2 1B		0-0 1-3 1B		BBB 4-0 G4-6-3 BB	4	0	2	0	1	2	2
Gary Roenicke, R (1, 7) OBP: 0.387, SLG: 0.540		BBB 4-0 HR BB		SSS 0-3 K	0-0 5-3 1-2 2-3		0-0 F7		0-0 F2	4	1	0	0	1	1	5
Rick Dempsey, R (1, 2) OBP: 0.311, SLG: 0.339		0-0 1-H HR		0-0 5-3	0-0 F4			0-0 HR 1B	0-0 G4-6-3 1-2f	5	2	2	2	0	0	3
Floyd Rayford, R (1, 5) OBP: 0.269, SLG: 0.435		0-0 SH5-3 1B		0-0 E6 CS		SSS 0-3 K		0-0 1-H HR		4	1	2	2	0	1	0
Inning Stats	R: 1 E: 0 K: 3 S: 12 H: 3 LOB: 2 BB: 0 P: 12	R: 2 E: 0 K: 1 S: 7 H: 2 LOB: 1 BB: 1 P: 11	R: 0 E: 0 K: 1 S: 5 H: 0 LOB: 0 BB: 0 P: 5	R: 0 E: 1 K: 1 S: 5 H: 0 LOB: 0 BB: 0 P: 5	R: 3 E: 0 K: 0 S: 7 H: 4 LOB: 2 BB: 1 P: 11	R: 0 E: 0 K: 2 S: 7 H: 0 LOB: 0 BB: 0 P: 7	R: 0 E: 0 K: 1 S: 6 H: 1 LOB: 2 BB: 1 P: 10	R: 2 E: 0 K: 0 S: 6 H: 4 LOB: 2 BB: 1 P: 10	R: 0 E: 0 K: 0 S: 2 H: 0 LOB: 0 BB: 1 P: 6	1B: 8 2B: 3 3B: 0 HR: 3 SF: 0 SAC: 1 DP: 2 HBP: 0						

TOP

Baltimore Orioles @ California Angels

Anaheim Stadium, Anaheim, CA

Mon Jul 05 1982, 10:05 PM EDT

Att. 27,571 - Unknown

livebaseballscorecards.com

AB	38
R	8
H	14
RBI	8
BB	5
SO	9
LOB	22

PITCHER		IP	WLS	BF	H	R	ER	SO	BB	IBB	HBP	BLK	WP	HR	S	P	ERA	WHIP
Ken Forsch, R ERA: 3.45	(1, 1)	4.1	L	23	8	6	6	6	2	0	0	0	0	2	33	41	12.46	2.308
Luis Sanchez, R ERA: 3.64	(5, 1)	4.2		21	6	2	2	3	2	1	0	0	0	1	24	36	3.86	1.714

PITCHER	IP	WLS	BF	H	R	ER	SO	BB	IBB	HBP	BLK	WP	HR	S	P	ERA	WHIP

Batter	1	2	3	4	5	6	7	8	9	AB	R	H	RBI	BB	SO	LOB
Brian Downing, R (1, 7) OBP: 0.337, SLG: 0.457	6-3		6-3		F9			F8	1B 2-3 3-H	5	0	1	1	0	0	1
Rod Carew, L (1, 3) OBP: 0.396, SLG: 0.371	3-1		BB			K		F7	K	4	0	0	0	1	2	2
Bobby Grich, R (1, 4) OBP: 0.359, SLG: 0.439	2B		P4			4-3		F9	K	5	0	1	0	0	1	3
Reggie Jackson, L (1, 9) OBP: 0.347, SLG: 0.468	4-3			F5		1B			HR	4	1	2	1	0	0	1
Don Baylor, R (1, 10) OBP: 0.307, SLG: 0.432		P3		6-3		L6			K	4	0	0	0	0	1	1
Doug DeCinces, R (1, 5) OBP: 0.325, SLG: 0.460		HR		CS 1B			G3 2B		HR 2B	4	2	4	1	0	0	0
Fred Lynn, L (1, 8) OBP: 0.353, SLG: 0.443		F7		CS 1-2	K		G3 2-3		HR 2-H	4	1	1	2	0	1	1
Tim Foli, R (1, 6) OBP: 0.307, SLG: 0.357		F9			1B		P3		1B 2B	4	1	2	0	0	0	1
Bob Boone, R (1, 2) OBP: 0.344, SLG: 0.350			F7		P4		6-3		2B 1B 1-3	4	0	1	0	0	0	2
Inning Stats	R: 0 E: 0 K: 0 S: 4 H: 1 LOB: 1 BB: 0 P: 4	R: 1 E: 0 K: 0 S: 4 H: 1 LOB: 0 BB: 0 P: 4	R: 0 E: 0 K: 0 S: 3 H: 0 LOB: 1 BB: 1 P: 7	R: 0 E: 0 K: 0 S: 3 H: 1 LOB: 0 BB: 0 P: 3	R: 0 E: 0 K: 1 S: 6 H: 1 LOB: 1 BB: 0 P: 6	R: 0 E: 0 K: 1 S: 6 H: 1 LOB: 1 BB: 0 P: 6	R: 0 E: 0 K: 0 S: 4 H: 1 LOB: 1 BB: 0 P: 4	R: 0 E: 0 K: 0 S: 3 H: 0 LOB: 0 BB: 0 P: 3	R: 4 E: 0 K: 3 S: 15 H: 6 LOB: 2 BB: 0 P: 15	1B: 5 2B: 4 3B: 0 HR: 3 SF: 0 SAC: 0 DP: 0 HBP: 0	WP: 0 PB: 0 SB: 0 CS: 1 PA: 40					

PITCHER		IP	WLS	BF	H	R	ER	SO	BB	IBB	HBP	BLK	WP	HR	S	P	ERA	WHIP
Scott McGregor, L ERA: 3.89	(1, 1)	8.1	W	34	9	4	4	3	1	0	0	0	0	3	39	43	4.32	1.200
Don Stanhouse, R ERA: 6.14	(9, 1)	0.0		2	2	0	0	0	0	0	0	0	0	0	2	2	∞	∞
Tim Stoddard, R ERA: 2.72	(9, 1)	0.0		1	1	1	1	0	0	0	0	0	0	0	1	1	∞	∞
Tippy Martinez, L ERA: 3.98	(9, 1)	0.2	S	2	0	0	0	2	0	0	0	0	0	0	6	6	0.00	0.000

PITCHER	IP	WLS	BF	H	R	ER	SO	BB	IBB	HBP	BLK	WP	HR	S	P	ERA	WHIP

BOTTOM

Baltimore Orioles @ California Angels

Anaheim Stadium, Anaheim, CA

Mon Jul 05 1982, 10:05 PM EDT

Att. 27,571 - Unknown

livebaseballscorecards.com

AB	38
R	5
H	12
RBI	5
BB	1
SO	5
LOB	12

Batter	1	2	3	4	5	6	7	8	9	AB	R	H	RBI	BB	SO	LOB
Al Bumbry, L (1, 8) OBP: 0.313, SLG: 0.315	P6		CS 1B		F8		4-3			4	0	1	0	0	0	0
Rich Dauer, R (1, 4) OBP: 0.338, SLG: 0.398	F8		1-2 1B			1B WP SF9 1B	F4			4	1	2	0	0	0	0
Ken Singleton, S (1, 10) OBP: 0.380, SLG: 0.380	FC4-6 1B		4-3			1-3 1B 1B		4-3		4	1	2	0	0	0	1
Eddie Murray, S (1, 3) OBP: 0.388, SLG: 0.552	FC4-6 1-2f			G3		F5		K		4	0	0	0	0	1	3
Cal Ripken Jr., R (1, 6) OBP: 0.296, SLG: 0.464		G3		5-3		SF9 3-H		HR		3	1	1	2	0	0	0
Dan Ford, R (1, 9) OBP: 0.283, SLG: 0.390		E6		E5		1B 1-3 1B		1-3		4	0	1	0	0	0	0
Gary Roenicke, R (1, 7) OBP: 0.385, SLG: 0.534		K		K		FC6-4 1-2 3-H 1B			K	4	0	1	1	0	3	2
Rick Dempsey, R (1, 2) OBP: 0.305, SLG: 0.331		G3			K	FC6-4 1-2f			4-3	4	0	0	0	0	1	3
Floyd Rayford, R (1, 5) OBP: 0.233, SLG: 0.370			5-3		F7		6-3		K	4	0	0	0	0	1	0
Inning Stats	R: 0 E: 0 K: 0 S: 4 H: 1 LOB: 1 BB: 0 P: 4	R: 0 E: 1 K: 1 S: 6 H: 0 LOB: 1 BB: 0 P: 6	R: 0 E: 0 K: 0 S: 4 H: 2 LOB: 1 BB: 0 P: 4	R: 0 E: 1 K: 1 S: 6 H: 0 LOB: 1 BB: 0 P: 6	R: 0 E: 0 K: 1 S: 5 H: 0 LOB: 0 BB: 0 P: 5	R: 2 E: 0 K: 0 S: 7 H: 4 LOB: 2 BB: 0 P: 7	R: 0 E: 0 K: 0 S: 3 H: 0 LOB: 0 BB: 0 P: 3	R: 1 E: 0 K: 1 S: 6 H: 1 LOB: 0 BB: 0 P: 6	R: 0 E: 0 K: 2 S: 7 H: 0 LOB: 0 BB: 0 P: 7	1B: 7 2B: 0 3B: 0 HR: 1	SF: 1 SAC: 0 DP: 0 HBP: 0						

TOP

Baltimore Orioles @ California Angels

Anaheim Stadium, Anaheim, CA

Tue Jul 06 1982, 10:05 PM EDT

Att. 24,035 - Unknown

livebaseballscorecards.com

AB	35
R	3
H	8
RBI	3
BB	0
SO	6
LOB	9

WP: 1 PB: 0 SB: 0 CS: 1 PA: 36

PITCHER		IP	WLS	BF	H	R	ER	SO	BB	IBB	HBP	BLK	WP	HR	S	P	ERA	WHIP
Steve Renko, R ERA: 3.23	(1, 1)	5.2		25	7	2	2	3	0	0	0	0	1	0	31	31	3.18	1.235
Doug Corbett, R ERA: 4.89	(6, 1)	3.1	L	11	1	1	1	3	0	0	0	0	0	1	17	17	2.70	0.300

PITCHER	IP	WLS	BF	H	R	ER	SO	BB	IBB	HBP	BLK	WP	HR	S	P	ERA	WHIP

Baltimore Orioles @ California Angels

Anaheim Stadium, Anaheim, CA

Tue Jul 06 1982, 10:05 PM EDT

Att. 24,035 - Unknown

BOTTOM

Batter	1	2	3	4	5	6	7	8	9	AB	R	H	RBI	BB	SO	LOB
Juan Beniquez, R (1, 7) OBP: 0.326, SLG: 0.341	SH5-3 1B		F8		F9		SH5-3 1B HBP		P4	4	1	1	0	0	0	0
Rod Carew, L (1, 3) OBP: 0.399, SLG: 0.374	SH5-3 1-2		1B		K		SH5-3 1-2		1B	3	0	2	0	0	1	0
Reggie Jackson, L (1, 9) OBP: 0.348, SLG: 0.462	BB		K		1B BB		F7		K	3	0	0	0	2	2	3
Don Baylor, R (1, 10) OBP: 0.309, SLG: 0.433	P4			F9	FC6-4 1-3 1B		1B 2-H			4	0	2	1	0	0	2
Fred Lynn, L (1, 8) OBP: 0.348, SLG: 0.436	F9			K	FC6-4 1-2f		F8			4	0	0	0	0	1	5
Doug DeCinces, R (1, 5) OBP: 0.327, SLG: 0.459		F9		BB 1B BB		6-3 1B		K		3	1	1	0	1	1	0
Bobby Grich, R (1, 4) OBP: 0.361, SLG: 0.436		G5-6-3 BB		E 1B 1-2 BB		F9		F8		2	0	0	0	2	0	1
Tim Foli, R (1, 6) OBP: 0.306, SLG: 0.355		G5-6-3 1-2f		E7 FC5-4 1-3 2-H 1B		6-3 1-2		F7		4	0	1	1	0	0	2
Bob Boone, R (1, 2) OBP: 0.339, SLG: 0.344			F8	FC5-4 1-2f		F7			K	4	0	0	0	0	1	3
Inning Stats	R: 0 H: 1 E: 0 LOB: 2 K: 0 BB: 1 S: 4 P: 8	R: 0 H: 0 E: 0 LOB: 0 K: 0 BB: 1 S: 2 P: 6	R: 0 H: 1 E: 0 LOB: 1 K: 1 BB: 0 S: 6 P: 6	R: 1 H: 1 E: 1 LOB: 2 K: 1 BB: 2 S: 6 P: 14	R: 0 H: 1 E: 0 LOB: 2 K: 1 BB: 1 S: 6 P: 10	R: 0 H: 1 E: 0 LOB: 1 K: 0 BB: 0 S: 4 P: 4	R: 1 H: 1 E: 0 LOB: 1 K: 0 BB: 0 S: 4 P: 5	R: 0 H: 0 E: 0 LOB: 0 K: 1 BB: 0 S: 5 P: 5	R: 0 H: 1 E: 0 LOB: 1 K: 2 BB: 0 S: 8 P: 8	1B: 7 SF: 0 2B: 0 SAC: 2 3B: 0 DP: 1 HR: 0 HBP: 1						

livebaseballscorecards.com

	AB	31
	R	2
	H	7
	RBI	2
	BB	5
	SO	6
	LOB	16

WP: 0 PB: 0 SB: 0 CS: 0 PA: 39

PITCHER		IP	WLS	BF	H	R	ER	SO	BB	IBB	HBP	BLK	WP	HR	S	P	ERA	WHIP
Dennis Martinez, R ERA: 3.8	(1, 1)	8.2	W	38	7	2	2	5	5	0	1	0	0	0	42	63	2.08	1.385
Tippy Martinez, L ERA: 3.95	(9, 1)	0.1	S	1	0	0	0	1	0	0	0	0	0	0	3	3	0.00	0.000

PITCHER	IP	WLS	BF	H	R	ER	SO	BB	IBB	HBP	BLK	WP	HR	S	P	ERA	WHIP

Cleveland Indians @ California Angels

Anaheim Stadium, Anaheim, CA

Wed Jul 07 1982, 10:05 PM EDT

Att. 25,288 - Unknown

TOP

livebaseballscorecards.com

Batter	1	2	3	4	5	6	7	8	9	AB	R	H	RBI	BB	SO	LOB
Miguel Dilone, S (1, 7) OBP: 0.266, SLG: 0.315	S S S 0-3 ① K	x 0-0 ②③ G3-6-3 1-2f		x 0-0 ③ FC4-6 1-2f		x 0-0 ③ L4		x 0-0 ② F5		4	0	0	0	0	1	3
Alan Bannister, R (8, PH) OBP: 0.360, SLG: 0.362 (8, 7)										1	0	0	0	0	0	2
Toby Harrah, R (1, 5) OBP: 0.439, SLG: 0.546	B B B B 4-0 1B SF8 BB	x 0-0 ① 6-3		x 0-0 ① 6-3		x 0-0 ① 4-3		x 0-0 ③ 4-3		4	1	0	0	1	0	2
Mike Hargrove, L (1, 3) OBP: 0.399, SLG: 0.340	x 0-0 1-3 1B	x 0-0 ② F8		x 0-0 G3 E 1B		B B B B 4-0 HR BB			x 0-0 ① 4-3	2	0	1	0	0	0	0
Karl Pagel, L (4, 3) OBP: 0.417, SLG: 0.222										2	2	1	0	1	0	0
Andre Thornton, R (1, 10) OBP: 0.421, SLG: 0.557	x 0-0 ② SF8 3-H	x 0-0 ③ F6		x 0-0 ② G3 1-2		x 0-0 ② F9			S S S 0-3 ② K	4	0	0	1	0	1	2
Von Hayes, L (1, 9) OBP: 0.289, SLG: 0.392	x 0-0 ③ 6-3		B B B B 4-0 1B SF8 BB	B B B B 4-0 E BLK BB		x 0-0 1-H HR			S S S 0-3 ③ K	3	3	1	2	2	1	1
Rick Manning, L (1, 8) OBP: 0.334, SLG: 0.363		x 0-0 4-3 3B 2B		x 0-0 FC3-6 1-3 1B	x 0-0 E3 BLK 1-3 2-H		S S S 0-3 ③ K			4	1	2	0	0	1	1
Ron Hassey, L (1, 2) OBP: 0.289, SLG: 0.266		x 0-0 ① 4-3 2-3		x 0-0 ① SF8 3-H	x 0-0 ③ F7 1-2 3-H			x 0-0 ① 6-3		3	0	0	1	0	0	2
Larry Milbourne, S (1, 4) OBP: 0.252, SLG: 0.255		x 0-0 E 3-H 3B		x 0-0 ② FC3-6 HBP 1-2f		x 0-0 ① L6		x 0-0 1B 1B		4	1	2	1	0	0	1
Mike Fischlin, R (1, 6) OBP: 0.360, SLG: 0.350		x 0-0 E5 G3-6-3 3-H		H 1-0 FC4-6 1-2 HBP		x 0-0 ② 6-3		x 0-0 1-3 1B		3	0	1	0	0	0	0

	AB	34
	R	8
	H	8
	RBI	5
	BB	4
	SO	4
	LOB	14

Inning Stats	1	2	3	4	5	6	7	8	9	1B: 5	SF: 2	WP: 0	PA: 41
R:	1	2	0	1	2	0	2	0	0	2B: 1	SAC: 0	PB: 0	
E:	0	1	0	0	1	0	0	0	0	3B: 1	DP: 1	SB: 0	
K:	1	0	0	0	0	0	1	0	2	HR: 1	HBP: 1	CS: 0	
S:	6	5	3	4	5	3	6	5	7				
H:	1	2	0	1	1	0	1	2	0				
LOB:	1	0	0	2	1	0	1	2	0				
BB:	1	0	0	1	1	0	1	0	0				
P:	10	5	3	9	9	3	10	5	7				

PITCHER		IP	WLS	BF	H	R	ER	SO	BB	IBB	HBP	BLK	WP	HR	S	P	ERA	WHIP
Mike Witt, R ERA: 3.59	(1, 1)	4.2	L	22	5	5	3	1	2	0	1	0	0	0	21	30	5.79	1.500
Andy Hassler, L ERA: 2.01	(5, 1)	2.1		11	1	3	2	1	2	0	0	1	0	1	11	19	7.71	1.286
Mickey Mahler, L ERA:	(8, 1)	0.1		3	2	0	0	0	0	0	0	0	0	0	3	3	0.00	6.000
Ken Forsch, R ERA: 3.41	(8, 1)	1.2		5	0	0	0	2	0	0	0	0	0	0	9	9	0.00	0.000

PITCHER		IP	WLS	BF	H	R	ER	SO	BB	IBB	HBP	BLK	WP	HR	S	P	ERA	WHIP

Batter	1	2	3	4	5	6	7	8	9	AB	R	H	RBI	BB	SO	LOB
Brian Downing, R (1, 7) OBP: 0.338, SLG: 0.453	BBBB 4-0 FC3-6 BB		BBBB 4-0 FC6-5 BB 1-2		x 0-0 ② 1-3		SSS 0-3 ② K		x 0-0 ② F6	3	0	0	0	2	1	1
Rod Carew, L (1, 3) OBP: 0.395, SLG: 0.368	x 0-0 ① FC3-6 CS 1-2f		x 0-0 ② FC6-5 1-2 2-3f		x 0-0 ③ F7		BBBB 4-0 HR BB		x 0-0 ③ 4-3	4	1	0	0	1	0	3
Reggie Jackson, L (1, 9) OBP: 0.347, SLG: 0.471	x 0-0 ②③ 3-1 1-2		SSS 0-3 ③ K			x 0-0 ① F9	x 0-0 1-H 2-H HR			4	1	1	3	0	1	3
Don Baylor, R (1, 10) OBP: 0.305, SLG: 0.427		SSS 0-3 ① K		x 0-0 ① F7		x 0-0 ② 5-3	x 0-0 ③ 5-3			4	0	0	0	0	1	0
Doug DeCinces, R (1, 5) OBP: 0.329, SLG: 0.458		BBBB 4-0 1B BB		x 0-0 1B SF9 1B		x 0-0 ③ 5-3		x 0-0 ① F9		3	1	1	0	1	0	0
Bobby Grich, R (1, 4) OBP: 0.366, SLG: 0.439		x 0-0 G5-4-3 1-2 1B		x 0-0 SF9 1-3 1B			BBBB 4-0 HR BB	SSS 0-3 ② K		3	1	2	0	1	1	0
Fred Lynn, L (1, 8) OBP: 0.350, SLG: 0.450		x 0-0 ②③ G5-4-3 1-2f		x 0-0 ② SF9 1-2 3-H			x 0-0 1-H HR	x 0-0 1B		3	1	2	3	0	0	2
Tim Foli, R (1, 6) OBP: 0.305, SLG: 0.354			x 0-0 ① 5-3	x 0-0 ③ F8			x 0-0 S HR 1B	x 0-0 ③ F9		4	1	1	0	0	0	2
Bob Boone, R (1, 2) OBP: 0.337, SLG: 0.339			BBBB 4-0 FC6-5 BB BB		x 0-0 ① 6-3		SSS 0-3 ① K 1-2		x 0-0 ① F4	3	0	0	0	1	1	1
Inning Stats	R: 0 E: 0 K: 0 S: 2 H: 0 LOB: 0 BB: 1 P: 6	R: 0 E: 0 K: 1 S: 5 H: 1 LOB: 1 BB: 1 P: 9	R: 0 E: 0 K: 1 S: 5 H: 0 LOB: 2 BB: 2 P: 13	R: 1 E: 0 K: 0 S: 5 H: 2 LOB: 1 BB: 0 P: 5	R: 0 E: 0 K: 0 S: 3 H: 0 LOB: 0 BB: 0 P: 3	R: 0 E: 0 K: 0 S: 3 H: 0 LOB: 0 BB: 0 P: 3	R: 5 E: 0 K: 2 S: 10 H: 3 LOB: 0 BB: 2 P: 18	R: 0 E: 0 K: 1 S: 6 H: 1 LOB: 1 BB: 0 P: 6	R: 0 E: 0 K: 0 S: 3 H: 0 LOB: 0 BB: 0 P: 3	1B: 5 2B: 0 3B: 0 HR: 2	SF: 1 SAC: 0 DP: 1 HBP: 0						

PITCHER		IP	WLS	BF	H	R	ER	SO	BB	IBB	HBP	BLK	WP	HR	S	P	ERA	WHIP
Rick Waits, L ERA: 5.68	(1, 1)	6.0	W	26	5	4	4	2	5	0	0	0	0	1	25	45	6.00	1.667
Dan Spillner, R ERA: 1.96	(7, 1)	3.0	S	12	2	2	2	3	1	0	0	0	0	1	17	21	6.00	1.000

PITCHER	IP	WLS	BF	H	R	ER	SO	BB	IBB	HBP	BLK	WP	HR	S	P	ERA	WHIP

BOTTOM

Cleveland Indians @ California Angels

Anaheim Stadium, Anaheim, CA

Wed Jul 07 1982, 10:05 PM EDT

Att. 25,288 - Unknown

livebaseballscorecards.com

AB	31
R	6
H	7
RBI	6
BB	6
SO	5
LOB	12

Batter	1	2	3	4	5	6	7	8	9	AB	R	H	RBI	BB	SO	LOB
Alan Bannister, R (1, 7) OBP: 0.365, SLG: 0.365	2B 1B	1-2 1B		L5		G5-4-3 1-2f			BB	4	1	2	0	1	0	4
Toby Harrah, R (1, 5) OBP: 0.433, SLG: 0.537	F9	F7			5-3		F8		F8	5	0	0	0	0	0	4
Mike Hargrove, L (1, 10) OBP: 0.397, SLG: 0.338	F8		4-1		BB 1B		4-3		4-3	5	0	1	0	0	0	2
Andre Thornton, R (1, 3) OBP: 0.419, SLG: 0.556	1-H 2B		E5 4-3		F8		F7			4	0	1	1	0	0	1
Von Hayes, L (1, 9) OBP: 0.292, SLG: 0.389	BB		4-3 1-2f		FC4-6 1-2 BB			K		2	0	0	0	2	1	1
Rick Manning, L (1, 8) OBP: 0.333, SLG: 0.362	F8			4-3	FC4-6 1-2f			1B		4	0	1	0	0	0	4
Ron Hassey, L (1, 2) OBP: 0.294, SLG: 0.263		F7		BB		1B BB		K		2	0	0	0	2	1	1
Larry Milbourne, S (1, 4) OBP: 0.245, SLG: 0.248		4-3		F6		F8		1-3		4	0	0	0	0	0	3
Mike Fischlin, R (1, 6) OBP: 0.377, SLG: 0.356 Jack Perconte, L (9, PH) OBP: 0.283, SLG: 0.274		1B BB		1-2 BB		G5-4-3 1-2 1B			4-3	1 1	0 0	1 0	0 0	2 0	0 0	0 0
Inning Stats	R: 1 E: 0 K: 0 S: 5 H: 2 LOB: 2 BB: 1 P: 9	R: 0 E: 0 K: 0 S: 4 H: 1 LOB: 2 BB: 1 P: 8	R: 0 E: 1 K: 0 S: 3 H: 0 LOB: 0 BB: 0 P: 3	R: 0 E: 0 K: 0 S: 3 H: 0 LOB: 2 BB: 2 P: 11	R: 0 E: 0 K: 0 S: 4 H: 1 LOB: 2 BB: 1 P: 8	R: 0 E: 0 K: 0 S: 3 H: 1 LOB: 1 BB: 1 P: 7	R: 0 E: 0 K: 0 S: 3 H: 0 LOB: 0 BB: 0 P: 3	R: 0 E: 0 K: 2 S: 8 H: 1 LOB: 1 BB: 0 P: 8	R: 0 E: 0 K: 0 S: 3 H: 0 LOB: 1 BB: 1 P: 7	1B: 5 2B: 2 3B: 0 HR: 0	SF: 0 SAC: 0 DP: 2 HBP: 0						

TOP

Cleveland Indians @ California Angels

Anaheim Stadium, Anaheim, CA

Thu Jul 08 1982, 10:05 PM EDT

Att. 23,374 - Unknown

livebaseballscorecards.com

AB	32
R	1
H	6
RBI	1
BB	7
SO	2
LOB	20

PITCHER		IP	WLS	BF	H	R	ER	SO	BB	IBB	HBP	BLK	WP	HR	S	P	ERA	WHIP
Dave Goltz, R ERA: 3.94	(1, 1)	5.1	W	27	5	1	1	0	6	0	0	0	0	0	21	45	1.69	2.062
Doug Corbett, R ERA: 4.58	(6, 1)	3.2	S	12	1	0	0	2	1	0	0	0	0	0	15	19	0.00	0.545

PITCHER	IP	WLS	BF	H	R	ER	SO	BB	IBB	HBP	BLK	WP	HR	S	P	ERA	WHIP

BOTTOM

Cleveland Indians @ California Angels

Anaheim Stadium, Anaheim, CA

Thu Jul 08 1982, 10:05 PM EDT

Att. 23,374 - Unknown

Batter	1	2	3	4	5	6	7	8	9	AB	R	H	RBI	BB	SO	LOB
Brian Downing, R (1, 7) OBP: 0.343, SLG: 0.464 Juan Beniquez, R (8, 7) OBP: 0.326, SLG: 0.341	HR		1B HR 1B	BB		F7 ③				3 0	2 0	2 0	1 0	1 0	0 0	0 0
Rod Carew, L (1, 3) OBP: 0.394, SLG: 0.367	G3 ①		1-2 HR 1B	4-3 ③			S S S K ①			4	1	1	0	0	1	1
Reggie Jackson, L (1, 9) OBP: 0.346, SLG: 0.465 Bobby Clark, R (8, 9) OBP: 0.269, SLG: 0.385	F8 ②		S S S K ①		B B B 1B 4-3 BB		S S S K ②			3 0	1 0	0 0	0 0	1 0	2 0	2 0
Don Baylor, R (1, 10) OBP: 0.308, SLG: 0.428	1B 1B		F8 ②		FC5-4-5 4-3 1-3 1B		S S S K ③			4	0	2	0	0	1	2
Fred Lynn, L (1, 8) OBP: 0.352, SLG: 0.462	1-2 1B		1-H 2-H HR		4-3 ① 1-2 3-H			S S S K ①		4	1	2	4	0	1	1
Doug DeCinces, R (1, 5) OBP: 0.331, SLG: 0.458	4-3 ③		FC5-4 1B		FC5-4-5 WP ② 2-3			WP 1B		4	0	2	0	0	0	3
Bobby Grich, R (1, 4) OBP: 0.362, SLG: 0.432		F4 ①	FC5-4 ③ 1-2f		6-3 ③ 1-2			S S S K ② 1-2		4	0	0	0	0	1	3
Tim Foli, R (1, 6) OBP: 0.301, SLG: 0.348		5-3 ②		5-3 ①		F3 ①				4	0	0	0	0	0	1
Bob Boone, R (1, 2) OBP: 0.333, SLG: 0.335		5-3 ③		F8 ②		F8 ②				3	0	0	0	0	0	0
Inning Stats	R: 1 E: 0 K: 0 S: 6 H: 3 LOB: 2 BB: 0 P: 6	R: 0 E: 0 K: 0 S: 3 H: 0 LOB: 0 BB: 0 P: 3	R: 3 E: 0 K: 1 S: 9 H: 4 LOB: 1 BB: 0 P: 9	R: 0 E: 0 K: 0 S: 3 H: 0 LOB: 1 BB: 1 P: 7	R: 1 E: 0 K: 0 S: 4 H: 1 LOB: 1 BB: 1 P: 8	R: 0 E: 0 K: 0 S: 3 H: 0 LOB: 0 BB: 0 P: 3	R: 0 E: 0 K: 3 S: 9 H: 0 LOB: 0 BB: 0 P: 9	R: 0 E: 0 K: 2 S: 8 H: 1 LOB: 1 BB: 0 P: 8		1B: 7 2B: 0 3B: 0 HR: 2 SF: 0 SAC: 0 DP: 0 HBP: 0						

livebaseballscorecards.com

AB	33
R	5
H	9
RBI	5
BB	2
SO	6
LOB	13

WP: 2 PB: 0 SB: 0 CS: 0 PA: 35

PITCHER		IP	WLS	BF	H	R	ER	SO	BB	IBB	HBP	BLK	WP	HR	S	P	ERA	WHIP
Lary Sorensen, R ERA: 4.95	(1, 1)	6.0	L	28	8	5	5	1	2	0	0	0	1	2	28	36	7.50	1.667
Ed Glynn, L ERA: 3.6	(7, 1)	2.0		7	1	0	0	5	0	0	0	0	1	0	17	17	0.00	0.500

PITCHER	IP	WLS	BF	H	R	ER	SO	BB	IBB	HBP	BLK	WP	HR	S	P	ERA	WHIP

Batter	1	2	3	4	5	6	7	8	9	AB	R	H	RBI	BB	SO	LOB
Willie Randolph, R (1, 4) OBP: 0.368, SLG: 0.353	F5			G3		G3-6-3 1B			F3	4	0	1	0	0	0	0
Ken Griffey, L (1, 9) OBP: 0.339, SLG: 0.405	6-3			BB		G3-6-3 1-2f			F9	3	0	0	0	1	0	1
Dave Winfield, R (1, 10) OBP: 0.355, SLG: 0.555	F4			F9			6-3			3	0	0	0	0	0	1
Lou Piniella, R (1, 7) OBP: 0.374, SLG: 0.438		6-3		F8			6-3			3	0	0	0	0	0	1
Steve Balboni, R (1, 3) OBP: 0.243, SLG: 0.382		F9			1-3		F7			3	0	0	0	0	0	0
Jerry Mumphrey, S (1, 8) OBP: 0.369, SLG: 0.357		K			4-1 3B			L4		3	1	1	0	0	1	0
Graig Nettles, L (1, 5) OBP: 0.300, SLG: 0.345			4-3		4-1 3-H			4-3		3	0	0	1	0	0	0
Roy Smalley, S (1, 6) OBP: 0.348, SLG: 0.376			5-3		6-3			F9		3	0	0	0	0	0	0
Butch Wynegar, S (1, 2) OBP: 0.363, SLG: 0.361			5-3			F7			5-3	3	0	0	0	0	0	0
Inning Stats	R: 0 E: 0 K: 0 S: 3 H: 0 LOB: 0 BB: 0 P: 3	R: 0 E: 0 K: 1 S: 5 H: 0 LOB: 0 BB: 0 P: 5	R: 0 E: 0 K: 0 S: 3 H: 0 LOB: 0 BB: 0 P: 3	R: 0 E: 0 K: 0 S: 3 H: 0 LOB: 1 BB: 1 P: 7	R: 1 E: 0 K: 0 S: 4 H: 1 LOB: 0 BB: 0 P: 4	R: 0 E: 0 K: 0 S: 3 H: 1 LOB: 0 BB: 0 P: 3	R: 0 E: 0 K: 0 S: 3 H: 0 LOB: 0 BB: 0 P: 3	R: 0 E: 0 K: 0 S: 3 H: 0 LOB: 0 BB: 0 P: 3	R: 0 E: 0 K: 0 S: 3 H: 0 LOB: 0 BB: 0 P: 3	1B: 1 2B: 0 3B: 1 HR: 0	SF: 0 SAC: 0 DP: 1 HBP: 0						

TOP

New York Yankees @ California Angels

Anaheim Stadium, Anaheim, CA

Fri Jul 09 1982, 10:05 PM EDT

Att. 41,111 - Unknown

livebaseballscorecards.com

AB	28
R	1
H	2
RBI	1
BB	1
SO	1
LOB	3

WP: 0 PB: 0 SB: 0 CS: 0 PA: 29

PITCHER	IP	WLS	BF	H	R	ER	SO	BB	IBB	HBP	BLK	WP	HR	S	P	ERA	WHIP
Geoff Zahn, L (1, 1) ERA: 3.12	9.0	W	29	2	1	1	1	1	0	0	0	0	0	30	34	1.00	0.333

PITCHER	IP	WLS	BF	H	R	ER	SO	BB	IBB	HBP	BLK	WP	HR	S	P	ERA	WHIP

Batter	1	2	3	4	5	6	7	8	9	AB	R	H	RBI	BB	SO	LOB
Brian Downing, R (1, 7) OBP: 0.342, SLG: 0.467	5-3	K			SF7 3B		6-3			4	1	1	0	0	1	1
Juan Beniquez, R (8, 7) OBP: 0.326, SLG: 0.341										0	0	0	0	0	0	0
Rod Carew, L (1, 3) OBP: 0.389, SLG: 0.363	G3		K		SF7 3-H		1-3			3	0	0	1	0	1	0
Reggie Jackson, L (1, 9) OBP: 0.346, SLG: 0.464	K		1B		K			FC3-6 1B		3	0	1	0	0	2	0
Bobby Clark, R (7, 9) OBP: 0.283, SLG: 0.396										1	0	1	0	0	0	0
Don Baylor, R (1, 10) OBP: 0.307, SLG: 0.435		HR	F8		5-3			FC3-6 S 1-2f		4	1	1	1	0	0	2
Doug DeCinces, R (1, 5) OBP: 0.330, SLG: 0.455		5-3	F8			6-3 SH1-3 1B		F4		4	0	1	0	0	0	2
Fred Lynn, L (1, 8) OBP: 0.352, SLG: 0.461		3B 1B		3-1		SH1-3 1-2		F8 1-2		3	1	1	0	0	0	1
Bobby Grich, R (1, 4) OBP: 0.364, SLG: 0.442		SH 1-H 3B		6-3 1B		6-3 2-3				3	1	2	1	0	0	1
Rob Wilfong, L (9, 4) OBP: 0.248, SLG: 0.208										0	0	0	0	0	0	0
Tim Foli, R (1, 6) OBP: 0.299, SLG: 0.346		SH 4-3 3-H		6-3 1-2		5-3				2	0	0	1	0	0	2
Bob Boone, R (1, 2) OBP: 0.329, SLG: 0.331		4-3 1-2		5-3			5-3			3	0	0	0	0	0	2
Inning Stats	R: 0 E: 0 K: 1 S: 5 H: 0 LOB: 0 BB: 0 P: 5	R: 3 E: 1 K: 1 S: 9 H: 3 LOB: 1 BB: 0 P: 9	R: 0 E: 0 K: 1 S: 6 H: 1 LOB: 1 BB: 0 P: 6	R: 0 E: 0 K: 0 S: 4 H: 1 LOB: 1 BB: 0 P: 4	R: 1 E: 0 K: 1 S: 6 H: 1 LOB: 0 BB: 0 P: 6	R: 0 E: 0 K: 0 S: 4 H: 1 LOB: 1 BB: 0 P: 4	R: 0 E: 0 K: 0 S: 3 H: 0 LOB: 0 BB: 0 P: 3	R: 0 E: 0 K: 0 S: 4 H: 1 LOB: 1 BB: 0 P: 4		1B: 5 2B: 0 3B: 2 HR: 1 SF: 1 SAC: 2 DP: 0 HBP: 0				WP: 0 PB: 0 SB: 1 CS: 0 PA: 33		

PITCHER	IP	WLS	BF	H	R	ER	SO	BB	IBB	HBP	BLK	WP	HR	S	P	ERA	WHIP
Tommy John, L (1, 1) ERA: 3.7	8.0	L	33	8	4	4	4	0	0	0	0	0	1	41	41	4.50	1.000

PITCHER	IP	WLS	BF	H	R	ER	SO	BB	IBB	HBP	BLK	WP	HR	S	P	ERA	WHIP

BOTTOM

New York Yankees @ California Angels

Anaheim Stadium, Anaheim, CA

Fri Jul 09 1982, 10:05 PM EDT

Att. 41,111 - Unknown

livebaseballscorecards.com

AB	30
R	4
H	8
RBI	4
BB	0
SO	4
LOB	11

New York Yankees @ California Angels

Anaheim Stadium, Anaheim, CA

Sat Jul 10 1982, 10:05 PM EDT

Att. 53,851 - Unknown

TOP

livebaseballscorecards.com

Batter	1	2	3	4	5	6	7	8	9	AB	R	H	RBI	BB	SO	LOB
Willie Randolph, R (1, 4) OBP: 0.366, SLG: 0.350	4-3		F9	1B 2-H 3-H		6-3		F9		5	0	1	2	0	0	1
Ken Griffey, L (1, 9) OBP: 0.344, SLG: 0.413	F8		2B 1-H	G3		1B		1B		5	1	3	1	0	0	1
Jerry Mumphrey, S (1, 8) OBP: 0.370, SLG: 0.358	4-3		FC4-6 2-H		6-3	F9		FC6-4 1-2		5	0	2	1	0	0	1
Oscar Gamble, L (1, 10) OBP: 0.369, SLG: 0.471 Steve Balboni, R (7, PH) OBP: 0.256, SLG: 0.389		F7	FC4-6 CS 1-2f		1B FC3 SF7		FC5 BB	FC6-4 1-2f		3 2	1 0	1 1	0 0	0 0	0 0	1 2
Dave Winfield, R (1, 7) OBP: 0.353, SLG: 0.548		K	CS 1-2	F7	E 1-2		F4		F7	5	0	1	0	0	1	1
John Mayberry, L (1, 3) OBP: 0.324, SLG: 0.369		E HBP		F7 2B	FC3 1-2 2-3		F8		E1 FC4-6	4	1	1	0	0	0	3
Graig Nettles, L (1, 5) OBP: 0.303, SLG: 0.346 Bucky Dent, R (9, PH) OBP: 0.183, SLG: 0.168	E3 1-3			2B 1-2	SF7 3-H		BB 1-2		FC4-6 1-2f	2 1	1 0	1 0	1 0	1 0	0 0	1 1
Roy Smalley, S (1, 6) OBP: 0.341, SLG: 0.368	4-3			F7 2-3	K		FC5 2-3f		4-3	5	0	0	0	0	1	9
Butch Wynegar, S (1, 2) OBP: 0.365, SLG: 0.365 Barry Foote, R (8, 2) OBP: 0.171, SLG: 0.256		2B HBP		1B 1-3 3-H		4-3		F9		3 0	2 0	1 0	1 0	0 0	0 0	0 0
Inning Stats	R: 0 E: 0 K: 0 S: 3 H: 0 LOB: 0 BB: 0 P: 3	R: 0 E: 1 K: 1 S: 6 H: 0 LOB: 2 BB: 0 P: 7	R: 2 E: 0 K: 0 S: 4 H: 2 LOB: 0 BB: 0 P: 5	R: 3 E: 0 K: 0 S: 7 H: 4 LOB: 1 BB: 0 P: 7	R: 1 E: 1 K: 1 S: 8 H: 2 LOB: 2 BB: 0 P: 8	R: 0 E: 0 K: 0 S: 4 H: 1 LOB: 1 BB: 0 P: 4	R: 0 E: 0 K: 0 S: 4 H: 1 LOB: 2 BB: 1 P: 8	R: 0 E: 0 K: 0 S: 5 H: 2 LOB: 2 BB: 0 P: 5	R: 0 E: 1 K: 0 S: 4 H: 0 LOB: 1 BB: 0 P: 4	1B: 10 2B: 2 3B: 0 HR: 0 SF: 1 SAC: 0 DP: 0 HBP: 2						

	AB	40
	R	6
	H	12
	RBI	6
	BB	1
	SO	2
	LOB	21

WP: 0 PB: 0 SB: 0 CS: 1 PA: 45

PITCHER		IP	WLS	BF	H	R	ER	SO	BB	IBB	HBP	BLK	WP	HR	S	P	ERA	WHIP
Ken Forsch, R ERA: 3.59	(1, 1)	6.0	W	30	9	6	5	2	0	0	2	0	0	0	32	34	7.50	1.500
Andy Hassler, L ERA: 1.87	(7, 1)	3.0	S	14	3	0	0	0	1	0	0	0	0	0	13	17	0.00	1.333

PITCHER	IP	WLS	BF	H	R	ER	SO	BB	IBB	HBP	BLK	WP	HR	S	P	ERA	WHIP

Batter	1	2	3	4	5	6	7	8	9	AB	R	H	RBI	BB	SO	LOB
Brian Downing, R (1, 7) OBP: 0.345, SLG: 0.468	F7		BB SF8-6-2		BB		FC3-6 1B			2	1	1	1	2	0	0
Juan Beniquez, R (8, 7) OBP: 0.326, SLG: 0.341										0	0	0	0	0	0	0
Rod Carew, L (1, 3) OBP: 0.387, SLG: 0.361	K		SH HR		L5		FC3-6 BB			4	2	1	1	0	1	3
Reggie Jackson, L (1, 9) OBP: 0.353, SLG: 0.491	HR		1B HR		K		BB			4	3	3	4	1	1	2
Bobby Clark, R (7, PR) OBP: 0.283, SLG: 0.396 (8, 9)										0	0	0	0	0	0	0
Don Baylor, R (1, 10) OBP: 0.306, SLG: 0.432	F8		F9		G3		F8			5	1	1	1	0	0	4
Doug DeCinces, R (1, 5) OBP: 0.331, SLG: 0.456		HBP	2B	4-3		F9		6-3		4	1	1	1	0	0	0
Fred Lynn, L (1, 8) OBP: 0.356, SLG: 0.478		K	E8 1B	HR		2B		G3		5	2	3	2	0	1	1
Bobby Grich, R (1, 4) OBP: 0.368, SLG: 0.441		BB	SH 1B	5-3		G6-4-3 IBB		5-3		3	1	1	0	2	0	0
Rob Wilfong, L (9, 4) OBP: 0.248, SLG: 0.208										0	0	0	0	0	0	0
Tim Foli, R (1, 6) OBP: 0.304, SLG: 0.351		1B	SH 1B	F9		G6-4-3				2	0	2	1	0	0	0
Mick Kelleher, R (4, PH) (5, 6)										2	0	0	0	0	0	2
Bob Boone, R (1, 2) OBP: 0.330, SLG: 0.335		F5	SH 1B		2B		F9			3	1	1	0	0	0	2
Inning Stats	R: 1 E: 0 K: 1 S: 6 H: 1 LOB: 0 BB: 0 P: 6	R: 0 E: 0 K: 1 S: 5 H: 1 LOB: 2 BB: 1 P: 10	R: 10 E: 2 K: 0 S: 12 H: 8 LOB: 0 BB: 1 P: 16	R: 1 E: 0 K: 0 S: 4 H: 1 LOB: 0 BB: 0 P: 4	R: 0 E: 0 K: 1 S: 6 H: 1 LOB: 2 BB: 1 P: 10	R: 0 E: 0 K: 0 S: 3 H: 1 LOB: 1 BB: 1 P: 7	R: 0 E: 0 K: 0 S: 4 H: 1 LOB: 2 BB: 1 P: 8	R: 0 E: 0 K: 0 S: 3 H: 0 LOB: 0 BB: 0 P: 3		1B: 8 2B: 4 3B: 0 HR: 3 SF: 1 SAC: 2 DP: 2 HBP: 1					

PITCHER		IP	WLS	BF	H	R	ER	SO	BB	IBB	HBP	BLK	WP	HR	S	P	ERA	WHIP
Ron Guidry, L ERA: 4.0	(1, 1)	2.0	L	15	6	7	7	2	2	0	1	0	0	1	16	25	31.50	4.000
George Frazier, R ERA: 2.44	(3, 1)	1.0		7	4	4	1	0	0	0	0	0	0	1	7	7	9.00	4.000
Mike Morgan, R ERA: 4.24	(4, 1)	4.0		18	4	1	1	1	2	1	0	0	0	1	17	29	2.25	1.500
Doyle Alexander, R ERA: 5.89	(8, 1)	1.0		3	0	0	0	0	0	0	0	0	0	0	3	3	0.00	0.000

PITCHER	IP	WLS	BF	H	R	ER	SO	BB	IBB	HBP	BLK	WP	HR	S	P	ERA	WHIP

BOTTOM

New York Yankees @ California Angels

Anaheim Stadium, Anaheim, CA

Sat Jul 10 1982, 10:05 PM EDT

Att. 53,851 - Unknown

livebaseballscorecards.com

AB	34
R	12
H	14
RBI	11
BB	5
SO	3
LOB	14

Batter	1	2	3	4	5	6	7	8	9	AB	R	H	RBI	BB	SO	LOB
Willie Randolph, R (1, 4) OBP: 0.364, SLG: 0.346	F8		F1		F9 2-3			BB		3	0	0	0	1	0	3
Ken Griffey, L (1, 9) OBP: 0.342, SLG: 0.408	CS BB		K		F6			F8		3	0	0	0	1	1	4
Jerry Mumphrey, S (1, 8) OBP: 0.363, SLG: 0.350	4-3 1-2			3-1	L4			F8		4	0	0	0	0	0	2
Oscar Gamble, L (1, 10) Lou Piniella, R (9, PH) Bobby Murcer, L (9, PH) OBP: 0.363, SLG: 0.462 OBP: 0.374, SLG: 0.438 OBP: 0.305, SLG: 0.421		6-3		G3	F8	F8			F8	3 0 1	0 0 0	0 0 0	0 0 0	0 0 0	0 0 0	0 0 0
Dave Winfield, R (1, 7) OBP: 0.348, SLG: 0.539		K		F3	F8	F8			F8	4	0	0	0	0	1	0
John Mayberry, L (1, 3) OBP: 0.323, SLG: 0.366		1B			K		K		6-3	4	0	1	0	0	2	0
Graig Nettles, L (1, 5) OBP: 0.308, SLG: 0.351		K			BB 1B		CS 1B			3	1	2	0	0	1	1
Roy Smalley, S (1, 6) OBP: 0.341, SLG: 0.365			K		F9 1B 1-2 BB		K 1-2			2	0	0	0	1	2	1
Butch Wynegar, S (1, 2) OBP: 0.368, SLG: 0.369			1B		1-2 2-H 1B			K		3	0	2	1	0	1	0
Inning Stats	R: 0 E: 0 K: 0 S: 2 H: 0 LOB: 0 BB: 1 P: 6	R: 0 E: 0 K: 2 S: 8 H: 1 LOB: 1 BB: 0 P: 8	R: 0 E: 0 K: 2 S: 8 H: 1 LOB: 1 BB: 0 P: 8	R: 0 E: 0 K: 0 S: 3 H: 0 LOB: 0 BB: 0 P: 3	R: 1 E: 0 K: 1 S: 7 H: 2 LOB: 2 BB: 1 P: 11	R: 0 E: 0 K: 0 S: 3 H: 0 LOB: 0 BB: 0 P: 3	R: 0 E: 0 K: 2 S: 7 H: 1 LOB: 1 BB: 0 P: 7	R: 0 E: 0 K: 1 S: 5 H: 0 LOB: 1 BB: 1 P: 9	R: 0 E: 0 K: 0 S: 3 H: 0 LOB: 0 BB: 0 P: 3	1B: 5 2B: 1 3B: 0 HR: 0 SF: 0 SAC: 0 DP: 1 HBP: 0						

PITCHER		IP	WLS	BF	H	R	ER	SO	BB	IBB	HBP	BLK	WP	HR	S	P	ERA	WHIP
Steve Renko, R ERA: 3.09	(1, 1)	7.1		28	5	1	1	8	3	0	0	0	0	0	41	53	1.23	1.091
Andy Hassler, L ERA: 1.84	(8, 1)	0.2	W	2	0	0	0	0	0	0	0	0	0	0	2	2	0.00	0.000
Don Aase, R ERA: 2.98	(9, 1)	1.0	S	3	0	0	0	0	0	0	0	0	0	0	3	3	0.00	0.000

PITCHER	IP	WLS	BF	H	R	ER	SO	BB	IBB	HBP	BLK	WP	HR	S	P	ERA	WHIP

TOP

New York Yankees @ California Angels

Anaheim Stadium, Anaheim, CA

Sun Jul 11 1982, 6:33 AM EDT

Att. 44,834 - Unknown

livebaseballscorecards.com

AB	30
R	1
H	5
RBI	1
BB	3
SO	8
LOB	11

WP: 0 PB: 0 SB: 0 CS: 2 PA: 33

Batter	1	2	3	4	5	6	7	8	9	AB	R	H	RBI	BB	SO	LOB
Brian Downing, R (1, 7) OBP: 0.344, SLG: 0.474	F4		5-3		5-3			HR		4	1	1	1	0	0	2
Juan Beniquez, R (9, 7) OBP: 0.326, SLG: 0.341										0	0	0	0	0	0	0
Ron Jackson, R (1, 3) OBP: 0.265, SLG: 0.283	6-3		2-H 1B			3-1		K		4	0	1	1	0	1	0
Reggie Jackson, L (1, 9) OBP: 0.352, SLG: 0.487	6-3		K			K		G6-4-3 1B		4	0	1	0	0	2	1
Bobby Clark, R (8, PR) OBP: 0.283, SLG: 0.396										0	0	0	0	0	0	0
Don Baylor, R (9, 9) OBP: 0.305, SLG: 0.428 (1, 10)		F4		6-3		BB		G6-4-3 1-2f		3	0	0	0	1	0	1
Doug DeCinces, R (1, 5) OBP: 0.331, SLG: 0.458		E5		7-5 2B		K				3	0	1	0	0	1	1
Fred Lynn, L (1, 8) OBP: 0.356, SLG: 0.480		K		7-5 2-3f				2B		3	0	1	0	0	1	2
Bobby Grich, R (1, 4) OBP: 0.368, SLG: 0.438		F9			G4-3 1B BB			K		2	0	0	0	1	1	2
Tim Foli, R (1, 6) OBP: 0.307, SLG: 0.352			SH1-4 1B BB		G4-3 1-2 1B			K		2	1	1	0	1	1	1
Bob Boone, R (1, 2) OBP: 0.327, SLG: 0.332			SH1-4 1-2		G4-3 1-2f 2-3			F4		2	0	0	0	0	0	3
Inning Stats	R: 0 E: 0 K: 0 S: 3 H: 0 LOB: 0 BB: 0 P: 3	R: 0 E: 1 K: 1 S: 6 H: 0 LOB: 1 BB: 0 P: 6	R: 1 E: 0 K: 1 S: 6 H: 1 LOB: 1 BB: 1 P: 10	R: 0 E: 0 K: 0 S: 3 H: 1 LOB: 0 BB: 0 P: 3	R: 0 E: 0 K: 0 S: 3 H: 1 LOB: 1 BB: 1 P: 7	R: 0 E: 0 K: 2 S: 7 H: 0 LOB: 1 BB: 1 P: 11	R: 0 E: 0 K: 2 S: 8 H: 1 LOB: 1 BB: 0 P: 8	R: 1 E: 0 K: 1 S: 6 H: 2 LOB: 1 BB: 0 P: 6		1B: 3 2B: 3 3B: 0 HR: 1 SF: 0 SAC: 1 DP: 3 HBP: 0						

PITCHER		IP	WLS	BF	H	R	ER	SO	BB	IBB	HBP	BLK	WP	HR	S	P	ERA	WHIP
Shane Rawley, L ERA: 3.72	(1, 1)	6.0		24	4	1	1	4	3	0	0	0	0	0	29	41	1.50	1.167
Rich Gossage, R ERA: 2.47	(7, 1)	2.0	L	7	2	1	1	3	0	0	0	0	0	1	13	13	4.50	1.000

PITCHER	IP	WLS	BF	H	R	ER	SO	BB	IBB	HBP	BLK	WP	HR	S	P	ERA	WHIP

BOTTOM

New York Yankees @ California Angels

Anaheim Stadium, Anaheim, CA

Sun Jul 11 1982, 6:33 AM EDT

Att. 44,834 - Unknown

livebaseballscorecards.com

AB	27
R	2
H	6
RBI	2
BB	3
SO	7
LOB	13

Batter	1	2	3	4	5	6	7	8	9	AB	R	H	RBI	BB	SO	LOB
Brian Downing, R (1, 7) OBP: 0.349, SLG: 0.488	BBBB 4-0 FC6-4 BB	x 0-0 F9 ③	x 0-0 1-H 1B			x 0-0 HR	SSS 0-3 K ②		x 0-0 2B	5	1	3	2	1	1	3
Juan Beniquez, R (9, 7) OBP: 0.326, SLG: 0.341										0	0	0	0	0	0	0
Rod Carew, L (1, 3) OBP: 0.389, SLG: 0.362	x 0-0 FC6-4 ① 1-2f CS		x 0-0 FC4-6 1B			x 0-0 G3 ①	x 0-0 2-H 1B		BBBB 4-0 BB	5	0	2	1	1	0	2
			x 0-0 L8 ③													
Reggie Jackson, L (1, 9) OBP: 0.356, SLG: 0.485	x 0-0 HBP ② 1-2 1B	x 0-0 FC4-6 ① 1B 1-2f HR	BBBB 4-0 FC3-6 BB			BBBB 4-0 1B 1B BB	x 0-0 4-3 ③		SSS 0-3 K ③	3	1	1	0	2	0	2
Bobby Clark, R (7, 9) OBP: 0.278, SLG: 0.389										1	0	0	0	0	1	2
Don Baylor, R (1, 10) OBP: 0.312, SLG: 0.431	H 1-0 FC6-4 1-2 HBP	x 0-0 BB 1-3 HR 1B	x 0-0 FC3-6 ① G6-4-3 1-2f			x 0-0 1B 1-2 1B		x 0-0 G4-6-3 1B 1B		4	1	3	0	0	0	1
Doug DeCinces, R (1, 5) OBP: 0.335, SLG: 0.459	x 0-0 FC6-4 ③ 1-2f		BBBB 4-0 1-2 HR BB	x 0-0 G6-4-3 ② ③ 1-2f		x 0-0 1-2 2-3 1B		x 0-0 G4-6-3 1-2 1B		4	1	2	0	1	0	3
Fred Lynn, L (1, 8) OBP: 0.356, SLG: 0.489		x 0-0 FC1-5 E 1B	x 0-0 1-H 2-H 3-H HR		x 0-0 L6 ①	SSS 0-3 K ②		x 0-0 G4-6-3 ① ② 1-2f 2-3		5	1	2	4	0	1	5
Bobby Grich, R (1, 4) OBP: 0.365, SLG: 0.444		x 0-0 E4 FC5-4 FC1-5 1-2	x 0-0 HR		x 0-0 ② F9 SSS	0-3 K ③		SSS 0-3 K ③		5	1	1	1	0	2	5
Bob Boone, R (1, 2) OBP: 0.332, SLG: 0.337		x 0-0 FC1-5 ① FC5-4 1-2 2-3f	x 0-0 FC4-6 1B		x 0-0 1B	x 0-0 SH3-4 1B 1B			x 0-0 F8 ①	5	1	3	0	0	0	2
Mick Kelleher, R (1, 6)		x 0-0 FC5-4 ② 1-2f 2-3	x 0-0 FC4-6 ② S 1-2f 1B		x 0-0 L9 ③		x 0-0 SH3-4 ① 1-2		x 0-0 L4 ②	4	1	0	0	0	0	4
Inning Stats	R: 0 H: 1 E: 0 LOB: 2 K: 0 BB: 1 S: 3 P: 8	R: 0 H: 1 E: 1 LOB: 2 K: 0 BB: 0 S: 5 P: 5	R: 6 H: 6 E: 0 LOB: 1 K: 0 BB: 1 S: 9 P: 13	R: 0 H: 0 E: 0 LOB: 0 K: 0 BB: 1 S: 2 P: 6	R: 0 H: 1 E: 0 LOB: 1 K: 0 BB: 0 S: 4 P: 4	R: 1 H: 3 E: 0 LOB: 3 K: 2 BB: 1 S: 10 P: 14	R: 1 H: 2 E: 0 LOB: 1 K: 1 BB: 0 S: 7 P: 7	R: 0 H: 2 E: 0 LOB: 1 K: 1 BB: 0 S: 6 P: 6	R: 0 H: 1 E: 0 LOB: 2 K: 1 BB: 1 S: 6 P: 10	1B: 13 SF: 0 2B: 1 SAC: 1 3B: 0 DP: 2 HR: 3 HBP: 1						

TOP

California Angels @ Cleveland Indians

Cleveland Municipal Stadium, Cleveland, OH

Thu Jul 15 1982, 7:05 PM EDT
Att. 10,375 - Unknown - 77 F

livebaseballscorecards.com

AB	41
R	8
H	17
RBI	8
BB	5
SO	5
LOB	29

| | | | | | | | | | | | | |

BOTTOM

California Angels @ Cleveland Indians

Cleveland Municipal Stadium, Cleveland, OH

Thu Jul 15 1982, 7:05 PM EDT

Att. 10,375 - Unknown - 77 F

livebaseballscorecards.com

Batter	1	2	3	4	5	6	7	8	9	AB	R	H	RBI	BB	SO	LOB
Alan Bannister, R (1, 7) OBP: 0.364, SLG: 0.375	F8		6-3			4-3 4-3 1-2 1B		L6		2	0	0	0	0	0	0
Miguel Dilone, S (6, 7) OBP: 0.268, SLG: 0.317										2	0	1	0	0	0	0
Toby Harrah, R (1, 5) OBP: 0.426, SLG: 0.544	L8			G5-4-3 BB 1B		4-3 1-2 2-3			1-3	4	0	1	0	0	0	2
Mike Hargrove, L (1, 3) OBP: 0.386, SLG: 0.322	L3			BBBB 4-0 G5-4-3 1-2 BB		4-3 2-3 3-H			6-3	3	0	0	1	1	0	1
Andre Thornton, R (1, 10) OBP: 0.421, SLG: 0.544		BBBB 4-0 WP 4-3 SF7 BB		G5-4-3 1-2f 2-3		L5			1B	3	1	1	0	1	0	3
Von Hayes, L (1, 9) OBP: 0.296, SLG: 0.402		4-3 1-2		SSS K			6-3		F9	4	0	0	0	0	1	3
Chris Bando, S (1, 2) OBP: 0.333, SLG: 0.326		SF7 2-H			5-3		4-3			2	0	0	1	0	0	0
Bill Nahorodny, R (8, 2) OBP: 0.227, SLG: 0.333										0	0	0	0	0	0	0
Rick Manning, L (1, 8) OBP: 0.336, SLG: 0.361		F8			6-3		6-3			3	0	0	0	0	0	0
Rod Craig, S (8, 8) OBP: 0.188, SLG: 0.167										0	0	0	0	0	0	0
Larry Milbourne, S (1, 4) OBP: 0.259, SLG: 0.290			6-3		6-3			F7		3	0	0	0	0	0	0
Mike Fischlin, R (1, 6) OBP: 0.367, SLG: 0.330			F4			BBBB 4-0 4-3 1B 4-3 BB		L4		2	1	0	0	1	0	0

	AB	28
	R	2
	H	3
	RBI	2
	BB	3
	SO	1
	LOB	9

Inning Stats	1	2	3	4	5	6	7	8	9
	R: 0 H: 0 E: 0 LOB: 0 K: 0 BB: 0 S: 3 P: 3	R: 1 H: 0 E: 0 LOB: 0 K: 0 BB: 1 S: 3 P: 7	R: 0 H: 0 E: 0 LOB: 0 K: 0 BB: 0 S: 3 P: 3	R: 0 H: 1 E: 0 LOB: 1 K: 1 BB: 1 S: 5 P: 9	R: 0 H: 0 E: 0 LOB: 0 K: 0 BB: 0 S: 3 P: 3	R: 1 H: 1 E: 0 LOB: 1 K: 0 BB: 1 S: 4 P: 8	R: 0 H: 0 E: 0 LOB: 0 K: 0 BB: 0 S: 3 P: 3	R: 0 H: 0 E: 0 LOB: 0 K: 0 BB: 0 S: 3 P: 3	R: 0 H: 1 E: 0 LOB: 1 K: 0 BB: 0 S: 4 P: 4

1B: 3 SF: 1
2B: 0 SAC: 0
3B: 0 DP: 1
HR: 0 HBP: 0

WP: 1 PA: 32
PB: 0
SB: 0
CS: 0

PITCHER	IP	WLS	BF	H	R	ER	SO	BB	IBB	HBP	BLK	WP	HR	S	P	ERA	WHIP
Dave Goltz, R (1, 1) ERA: 3.51	9.0	W	32	3	2	2	1	3	0	0	0	1	0	31	43	2.00	0.667

PITCHER	IP	WLS	BF	H	R	ER	SO	BB	IBB	HBP	BLK	WP	HR	S	P	ERA	WHIP

California Angels @ Cleveland Indians

Cleveland Municipal Stadium, Cleveland, OH

Fri Jul 16 1982, 7:05 PM EDT

Att. 18,472 - Unknown - 79 F

TOP

livebaseballscorecards.com

Batter	1	2	3	4	5	6	7	8	9	AB	R	H	RBI	BB	SO	LOB
Brian Downing, R (1, 7) OBP: 0.354, SLG: 0.487	H 1-0 1B PB 1B HBP	x 0-0 ② F8			B 4-0 E BB 4-0 1B 1-2 2-3 1B BB		S S S 0-3 ① K		x 0-0 ① 5-3	1	3	0	0	2	0	0
Juan Beniquez, R (5, 7) OBP: 0.320, SLG: 0.333										2	0	0	0	0	1	0
Rod Carew, L (1, 3) OBP: 0.394, SLG: 0.373	x 0-0 ① 1-6-3 1-2	x 0-0 ③ G3			x 0-0 E8 1-H 3B 0-0 1B 1-3 2-H 3-H 1B		B B B B 4-0 F9 1B BB		x 0-0 4-3 HR 1B	5	3	3	3	1	0	1
Reggie Jackson, L (1, 9) OBP: 0.357, SLG: 0.486	x 0-0 1B 1B 2-3 1B	x 0-0 ① 4-3			x 0-0 4-3 0-0 BB 1-3 1B 3-H 1B		x 0-0 FC5-4 1-2 1B		x 0-0 ② 4-3 1-2	4	1	2	1	0	0	0
Bobby Clark, R (5, PR) OBP: 0.286, SLG: 0.393 (5, 9)										2	1	1	0	0	0	1
Don Baylor, R (1, 10) OBP: 0.317, SLG: 0.444	S S S 0-3 ② K	H 1-0 FC1-6 HBP			x 0-0 2B 4-0 1B 1-2 BB		x 0-0 ② F9 2-3		x 0-0 2-H HR	4	2	2	2	1	1	4
Fred Lynn, L (1, 8) OBP: 0.362, SLG: 0.495	x 0-0 BB 1B 1-3 3-H 1B	x 0-0 ② FC1-6 1-2f			H 0-0 BB 2B HBP 0-0 1B 1-2 2-H 3-H 1B		x 0-0 ③ FC5-4 1-2f		x 0-0 2B	5	2	3	3	0	0	3
Doug DeCinces, R (1, 5) OBP: 0.334, SLG: 0.454	B B B B 4-0 1B 1-2 BB	x 0-0 ③ F2			x 0-0 F8 0-3 ③ K			x 0-0 4-3 G3 1B	x 0-0 ③ F5	3	0	0	0	1	1	5
Ron Jackson, R (7, 5) OBP: 0.275, SLG: 0.292										2	0	1	0	0	0	1
Bobby Grich, R (1, 4) OBP: 0.368, SLG: 0.444	x 0-0 1-3 2-H 3-H FC6 1B			x 0-0 ① F3	B B B B 4-0 1-2 2-3 2B BB	x 0-0 ① G3		x 0-0 ① G3 1-2		2	1	1	2	1	0	0
Rob Wilfong, L (5, 4) OBP: 0.243, SLG: 0.204										2	0	0	0	0	0	1
Bob Boone, R (1, 2) OBP: 0.330, SLG: 0.339	x 0-0 ③ FC6 1-2f			x 0-0 ② 6-3	x 0-0 BB 1B 1-H 2-H 3-H 2B	x 0-0 ② 4-3		x 0-0 ② 4-3 2-3		5	1	1	3	0	0	3
Mick Kelleher, R (1, 6)		x 0-0 ① 4-3		x 0-0 ③ F7	B B B B 4-0 BB 1B BB	x 0-0 ③ L3		x 0-0 ③ L8		4	1	0	0	1	0	1

Inning Stats																								
	R: 3	H: 3	R: 0	H: 0	R: 0	H: 0	R: 0	H: 0	R: 10	H: 6	R: 0	H: 0	R: 0	H: 1	R: 0	H: 1	R: 2	H: 3	1B: 9	SF: 0	WP: 0	PA: 51
	E: 0	LOB: 2	E: 0	LOB: 0	E: 0	LOB: 1	E: 0	LOB: 0	E: 1	LOB: 2	E: 0	LOB: 0	E: 0	LOB: 2	E: 0	LOB: 1	E: 0	LOB: 1	2B: 3	SAC: 0	PB: 1	
	K: 1	BB: 1	K: 0	BB: 0	K: 0	BB: 1	K: 0	BB: 0	K: 1	BB: 5	K: 0	BB: 0	K: 1	BB: 1	K: 0	BB: 0	K: 0	BB: 0	3B: 1	DP: 0	SB: 0	
	S: 8	P: 13	S: 3	P: 3	S: 3	P: 4	S: 3	P: 3	S: 11	P: 32	S: 3	P: 3	S: 6	P: 10	S: 4	P: 4	S: 6	P: 6	HR: 1	HBP: 3	CS: 0	

PITCHER		IP	WLS	BF	H	R	ER	SO	BB	IBB	HBP	BLK	WP	HR	S	P	ERA	WHIP
John Denny, R ERA: 5.03	(1, 1)	4.1	L	23	5	7	7	1	2	0	3	0	0	0	20	31	14.54	1.615
Ed Whitson, R ERA: 4.04	(5, 1)	0.1		8	3	4	4	0	4	0	0	0	0	0	4	20	108.00	21.000
Bud Anderson, R ERA: 2.7	(5, 1)	2.1		10	2	2	2	2	1	0	0	0	0	0	13	17	7.71	1.286
Tom Brennan, R ERA: 4.23	(8, 1)	2.0		10	4	2	2	0	0	0	0	0	0	1	10	10	9.00	2.000

PITCHER		IP	WLS	BF	H	R	ER	SO	BB	IBB	HBP	BLK	WP	HR	S	P	ERA	WHIP

AB	41
R	15
H	14
RBI	14
BB	7
SO	3
LOB	20

BOTTOM

California Angels @ Cleveland Indians

Cleveland Municipal Stadium, Cleveland, OH

Fri Jul 16 1982, 7:05 PM EDT

Att. 18,472 - Unknown - 79 F

livebaseballscorecards.com

Batter	1	2	3	4	5	6	7	8	9	AB	R	H	RBI	BB	SO	LOB
Miguel Dilone, S (1, 7) OBP: 0.263, SLG: 0.311	1-3		F6			F6		G3 1-2 2-3		4	0	0	0	0	0	3
Toby Harrah, R (1, 5) OBP: 0.425, SLG: 0.542	5-3			1B		F8		G3		3	0	1	0	0	0	1
Jack Perconte, L (7, 4) OBP: 0.282, SLG: 0.273										1	0	0	0	0	0	2
Mike Hargrove, L (1, 3) OBP: 0.383, SLG: 0.319	K			F4		4-3			K	3	0	0	0	0	1	2
Karl Pagel, L (7, 3) OBP: 0.385, SLG: 0.200										1	0	0	0	0	1	0
Andre Thornton, R (1, 10) OBP: 0.417, SLG: 0.537		F7		F8			F4		F4	4	0	0	0	0	0	1
Von Hayes, L (1, 9) OBP: 0.296, SLG: 0.403		F9		G3			F8		2B	4	0	1	0	0	0	1
Chris Bando, S (1, 2) OBP: 0.330, SLG: 0.323		E4 1B			4-3		L7		K	4	0	1	0	0	1	1
Rick Manning, L (1, 8) OBP: 0.336, SLG: 0.360		4-3			K			G3 BB 1B		3	0	1	0	0	1	1
Larry Milbourne, S (1, 4) (7, 5) OBP: 0.254, SLG: 0.285			6-3		3-1			F4		3	0	0	0	0	0	1
Mike Fischlin, R (1, 6) OBP: 0.374, SLG: 0.327			F6			BB		1-2 G3 BB		1	0	0	0	2	0	0
Inning Stats	R: 0 E: 0 K: 1 S: 5 H: 0 LOB: 0 BB: 0 P: 5	R: 0 E: 1 K: 0 S: 4 H: 1 LOB: 1 BB: 0 P: 4	R: 0 E: 0 K: 0 S: 3 H: 0 LOB: 0 BB: 0 P: 3	R: 0 E: 0 K: 0 S: 4 H: 1 LOB: 1 BB: 0 P: 4	R: 0 E: 0 K: 1 S: 5 H: 0 LOB: 0 BB: 0 P: 5	R: 0 E: 0 K: 0 S: 3 H: 0 LOB: 1 BB: 1 P: 7	R: 0 E: 0 K: 0 S: 3 H: 0 LOB: 0 BB: 0 P: 3	R: 0 E: 0 K: 0 S: 4 H: 1 LOB: 2 BB: 1 P: 8	R: 0 E: 0 K: 2 S: 8 H: 1 LOB: 1 BB: 0 P: 8	1B: 3 2B: 1 3B: 0 HR: 0 SF: 0 SAC: 0 DP: 0 HBP: 0						

	AB	31
	R	0
	H	4
	RBI	0
	BB	2
	SO	4
	LOB	13

PITCHER	IP	WLS	BF	H	R	ER	SO	BB	IBB	HBP	BLK	WP	HR	S	P	ERA	WHIP
Ken Forsch, R (1, 1) ERA: 3.37	9.0	W	33	4	0	0	4	2	0	0	0	0	0	39	47	0.00	0.667

PITCHER	IP	WLS	BF	H	R	ER	SO	BB	IBB	HBP	BLK	WP	HR	S	P	ERA	WHIP

Batter	1	2	3	4	5	6	7	8	9	AB	R	H	RBI	BB	SO	LOB
Brian Downing, R (1, 7) OBP: 0.358, SLG: 0.496 Juan Beniquez, R (7, 7) OBP: 0.320, SLG: 0.333	HR		BB G6-4-3		6-3 ②		BB 1-2			2 0	1 0	1 0	1 0	2 0	0 0	0 0
Rod Carew, L (1, 3) OBP: 0.392, SLG: 0.378	3B 1B		G6-4-3 ①② 1-2f		5-3 ③		4-3 ③			4	1	1	0	0	0	3
Reggie Jackson, L (1, 9) OBP: 0.359, SLG: 0.496	1B G6-4-3 3-H		HR			4-3 ①		K ①		4	1	2	2	0	1	0
Don Baylor, R (1, 10) OBP: 0.317, SLG: 0.442	G6-4-3 ①② 1-2f		1B S			F9 ②		F7 ②		4	0	1	0	0	0	1
Fred Lynn, L (1, 8) OBP: 0.361, SLG: 0.502	3-1 ③		4-3 ③ 1-2			HR		K ③		4	1	1	1	0	1	1
Doug DeCinces, R (1, 5) OBP: 0.339, SLG: 0.455		BB CS		1B G5-4-3		K ③			BB	2	0	1	0	2	1	0
Bobby Grich, R (1, 4) OBP: 0.367, SLG: 0.440		BB CS 1-2		G5-4-3 ①② 1-2f			L1 ①		F9 ①	3	0	0	0	1	0	2
Bob Boone, R (1, 2) OBP: 0.325, SLG: 0.333		5-3 ①② 1-2 2-3		F8 ③			F8 ②		F9 ②	4	0	0	0	0	0	3
Mick Kelleher, R (1, 6) OBP: 0.121, SLG: 0.033 Rob Wilfong, L (9, PH) OBP: 0.241, SLG: 0.202		1-3 ③			F7 ①		BB 1B		K ③	3 1	0 0	1 0	0 0	0 0	0 1	1 1
Inning Stats	R: 2 E: 0 K: 0 S: 5 H: 3 LOB: 0 BB: 0 P: 5	R: 0 E: 0 K: 0 S: 2 H: 0 LOB: 1 BB: 2 P: 10	R: 1 E: 0 K: 0 S: 4 H: 2 LOB: 1 BB: 1 P: 8	R: 0 E: 0 K: 0 S: 3 H: 1 LOB: 0 BB: 0 P: 3	R: 0 E: 0 K: 0 S: 3 H: 0 LOB: 0 BB: 0 P: 3	R: 1 E: 0 K: 1 S: 6 H: 1 LOB: 0 BB: 0 P: 6	R: 0 E: 0 K: 0 S: 4 H: 1 LOB: 2 BB: 1 P: 8	R: 0 E: 0 K: 2 S: 7 H: 0 LOB: 0 BB: 0 P: 7	R: 0 E: 0 K: 1 S: 5 H: 0 LOB: 1 BB: 1 P: 9	1B: 4 2B: 0 3B: 1 HR: 3 SF: 0 SAC: 0 DP: 3 HBP: 0						

PITCHER	IP	WLS	BF	H	R	ER	SO	BB	IBB	HBP	BLK	WP	HR	S	P	ERA	WHIP
Rick Sutcliffe, R (1, 1) ERA: 3.01	6.2		28	8	4	4	1	4	0	0	0	0	3	26	42	5.40	1.800
Ed Glynn, L (7, 1) ERA: 3.31	1.1	W	4	0	0	0	2	0	0	0	0	0	0	8	8	0.00	0.000
Dan Spillner, R (9, 1) ERA: 1.91	1.0		4	0	0	0	1	1	0	0	0	0	0	5	9	0.00	1.000

PITCHER	IP	WLS	BF	H	R	ER	SO	BB	IBB	HBP	BLK	WP	HR	S	P	ERA	WHIP

TOP

California Angels @ Cleveland Indians

Cleveland Municipal Stadium, Cleveland, OH

Sat Jul 17 1982, 3:33 AM EDT
Att. 19,831 - Unknown - 85 F

livebaseballscorecards.com

AB	31
R	4
H	8
RBI	4
BB	5
SO	4
LOB	12

WP: 0	PA: 36																
PB: 0																	
SB: 1																	
CS: 2																	

BOTTOM

California Angels @ Cleveland Indians

Cleveland Municipal Stadium, Cleveland, OH

Sat Jul 17 1982, 3:33 AM EDT

Att. 19,831 - Unknown - 85 F

livebaseballscorecards.com

Batter	1	2	3	4	5	6	7	8	9	AB	R	H	RBI	BB	SO	LOB
Larry Milbourne, S (1, 4) OBP: 0.266, SLG: 0.292	F8		1B			BB	SH3-4	2B		3	2	2	0	1	0	0
Toby Harrah, R (1, 5) OBP: 0.427, SLG: 0.545	F7		5-3			1B	4-3	1B		4	3	2	1	1	0	1
Mike Hargrove, L (1, 3) OBP: 0.386, SLG: 0.321	L4			G6-4-3		K	E6	1B		4	1	2	2	1	1	2
Andre Thornton, R (1, 10) OBP: 0.417, SLG: 0.532		F9		K		BB	4-3	F8		3	2	0	0	2	1	2
Bill Nahorodny, R (1, 2) OBP: 0.234, SLG: 0.333		K		G6-4-3		BB	4-3	F8		3	0	1	2	0	1	1
Miguel Dilone, S (7, PH) (8, 7) OBP: 0.261, SLG: 0.309						1B				2	0	0	1	0	0	3
Von Hayes, L (1, 9) OBP: 0.302, SLG: 0.402		FC1-4-6			F3	BB	1B			1	0	0	0	3	0	0
Rick Manning, L (1, 8) OBP: 0.338, SLG: 0.360		FC1-4-6			F7	BB				3	0	1	3	1	0	1
Carmen Castillo, R (1, 7)			F4		5-3	K	PO	4-3		3	0	0	0	0	1	3
Ron Hassey, L (7, PH) (8, 2) OBP: 0.292, SLG: 0.261										1	0	0	0	0	0	0
Mike Fischlin, R (1, 6) OBP: 0.385, SLG: 0.330			1B			L6	1B SH3-4 E	1B 2B		2	2	1	0	2	0	0
Inning Stats	R: 0 E: 0 K: 0 S: 3 H: 0 LOB: 0 BB: 0 P: 3	R: 0 E: 0 K: 1 S: 5 H: 0 LOB: 1 BB: 1 P: 9	R: 0 E: 0 K: 0 S: 4 H: 2 LOB: 1 BB: 0 P: 4	R: 0 E: 0 K: 1 S: 4 H: 0 LOB: 0 BB: 1 P: 8	R: 0 E: 0 K: 0 S: 3 H: 0 LOB: 0 BB: 0 P: 3	R: 3 E: 0 K: 2 S: 9 H: 2 LOB: 3 BB: 4 P: 25	R: 4 E: 1 K: 0 S: 4 H: 2 LOB: 1 BB: 4 P: 20	R: 3 E: 0 K: 0 S: 6 H: 3 LOB: 1 BB: 1 P: 10		1B: 8 2B: 1 3B: 0 HR: 0 SF: 0 SAC: 1 DP: 1 HBP: 0						

	AB	29
	R	10
	H	9
	RBI	9
	BB	11
	SO	4
	LOB	13

WP: 0 PB: 0 SB: 0 CS: 0 PA: 42

PITCHER		IP	WLS	BF	H	R	ER	SO	BB	IBB	HBP	BLK	WP	HR	S	P	ERA	WHIP
Geoff Zahn, L ERA: 3.19	(1, 1)	5.2		23	4	3	3	3	4	0	0	0	0	0	25	41	4.76	1.412
Andy Hassler, L ERA: 1.84	(6, 1)	0.0		2	0	0	0	0	2	0	0	0	0	0	0	8	∞	∞
Doug Corbett, R ERA: 5.12	(6, 1)	1.0	L	7	1	4	4	1	2	1	0	0	0	0	6	18	36.00	3.000
Mickey Mahler, L ERA:	(7, 1)	0.0		2	1	0	0	0	1	0	0	0	0	0	1	5	∞	∞
Don Aase, R ERA: 3.46	(7, 1)	0.2		5	3	3	3	0	1	0	0	0	0	0	4	8	40.50	6.000

PITCHER		IP	WLS	BF	H	R	ER	SO	BB	IBB	HBP	BLK	WP	HR	S	P	ERA	WHIP
Bruce Kison, R ERA: 3.71	(8, 1)	0.2		2	0	0	0	0	0	0	0	0	0	0	2	2	0.00	0.000

California Angels @ Cleveland Indians

Cleveland Municipal Stadium, Cleveland, OH

Sun Jul 18 1982, 3:33 AM EDT

Att. 16,416 - Unknown - 86 F

TOP

livebaseballscorecards.com

Batter	1	2	3	4	5	6	7	8	9	AB	R	H	RBI	BB	SO	LOB
Brian Downing, R (1, 7) OBP: 0.356, SLG: 0.490	K		4-3		L4		SH3-4 BB		L6	4	0	0	0	1	1	0
Juan Beniquez, R (9, 7) OBP: 0.320, SLG: 0.333										0	0	0	0	0	0	0
Rod Carew, L (1, 3) OBP: 0.394, SLG: 0.383	4-3		S 2B		1B 1B		SH3-4 1-2		E4	4	0	2	0	0	0	0
Reggie Jackson, L (1, 9) OBP: 0.360, SLG: 0.493	K		K		1-3 1B		BB		K	4	0	1	0	1	3	2
Bobby Clark, R (9, 9) OBP: 0.286, SLG: 0.393			2-3							0	0	0	0	0	0	0
Don Baylor, R (1, 10) OBP: 0.313, SLG: 0.435		K	K 2-3		6-3		F9		F9	5	0	0	0	0	2	6
Fred Lynn, L (1, 8) OBP: 0.363, SLG: 0.503		HR BB		1-6-3 2B		F8	6-3			3	1	1	0	1	0	2
Doug DeCinces, R (1, 5) OBP: 0.341, SLG: 0.474		1-H HR		1-6-3 2-3		F9		HR		4	2	2	3	0	0	1
Bobby Grich, R (1, 4) OBP: 0.368, SLG: 0.451		FC6-4 1B		F3		HR		K		4	1	2	1	0	1	1
Tim Foli, R (1, 6) OBP: 0.307, SLG: 0.350		FC6-4 1-2f		K		1B		F8		4	0	1	0	0	1	2
Bob Boone, R (1, 2) OBP: 0.320, SLG: 0.328		5-3			L1	4-3		F8		4	0	0	0	0	0	2
Inning Stats	R: 0 E: 0 K: 2 S: 7 H: 0 LOB: 0 BB: 0 P: 7	R: 2 E: 0 K: 1 S: 7 H: 2 LOB: 1 BB: 1 P: 11	R: 0 E: 0 K: 2 S: 8 H: 1 LOB: 1 BB: 0 P: 8	R: 0 E: 0 K: 1 S: 6 H: 1 LOB: 1 BB: 0 P: 6	R: 0 E: 0 K: 0 S: 5 H: 2 LOB: 2 BB: 0 P: 5	R: 1 E: 0 K: 0 S: 5 H: 2 LOB: 1 BB: 0 P: 5	R: 0 E: 0 K: 0 S: 3 H: 0 LOB: 2 BB: 2 P: 11	R: 1 E: 0 K: 1 S: 6 H: 1 LOB: 0 BB: 0 P: 6	R: 0 E: 1 K: 1 S: 6 H: 0 LOB: 1 BB: 0 P: 6	1B: 4 2B: 2 3B: 0 HR: 3 SF: 0 SAC: 1 DP: 0 HBP: 0						

	AB	36
	R	4
	H	9
	RBI	4
	BB	3
	SO	8
	LOB	16

PITCHER		IP	WLS	BF	H	R	ER	SO	BB	IBB	HBP	BLK	WP	HR	S	P	ERA	WHIP
Len Barker, R ERA: 3.37	(1, 1)	6.0		28	8	3	3	6	2	0	0	0	0	2	38	46	4.50	1.667
Ed Glynn, L ERA: 3.26	(7, 1)	3.0	W	12	1	1	1	2	1	0	0	0	0	1	15	19	3.00	0.667

PITCHER	IP	WLS	BF	H	R	ER	SO	BB	IBB	HBP	BLK	WP	HR	S	P	ERA	WHIP

WP: 0	PA: 40					
PB: 0						
SB: 1						
CS: 0						

Batter	1	2	3	4	5	6	7	8	9	AB	R	H	RBI	BB	SO	LOB
Larry Milbourne, S (1, 4) (9, 6) OBP: 0.271, SLG: 0.297	5-3		F6			G6-4-3 1B		WP 3-1 1B		4	0	2	0	0	0	1
Toby Harrah, R (1, 5) OBP: 0.428, SLG: 0.552	G6-4-3 HBP			HR		G6-4-3		3-1		3	1	1	2	0	0	2
Mike Hargrove, L (1, 3) OBP: 0.384, SLG: 0.318	G6-4-3			F8		F9		FC6-4 BB		3	0	0	0	1	0	1
Andre Thornton, R (1, 10) OBP: 0.412, SLG: 0.525		K		F8			5-3	FC6-4		4	0	0	0	0	1	2
Von Hayes, L (1, 9) OBP: 0.298, SLG: 0.397		L1		G3			3-1		F4	4	0	0	0	0	0	0
Rick Manning, L (1, 8) OBP: 0.337, SLG: 0.356		5-3			F8		BB		F9	3	0	0	0	1	0	0
Ron Hassey, L (1, 2) OBP: 0.296, SLG: 0.263 Rod Craig, S (9, PR) OBP: 0.188, SLG: 0.167			SH5-3 1B		3-1		F7		BB 3B BB	3 0	0 1	1 0	0 0	1 0	0 0	1 0
Carmen Castillo, R (1, 7) Miguel Dilone, S (8, PH) (9, 7) OBP: 0.260, SLG: 0.307 Karl Pagel, L (9, PH) OBP: 0.429, SLG: 0.200			SH5-3		5-3			G3	3B BB	1 1 0	0 0 1	0 0 0	0 0 0	0 0 1	0 0 0	0 0 0
Mike Fischlin, R (1, 6) OBP: 0.387, SLG: 0.328 Jack Perconte, L (8, PH) (9, 4) OBP: 0.286, SLG: 0.277 Bill Nahorodny, R (9, PH) OBP: 0.250, SLG: 0.391			F9			1B G6-4-3 BB		1B 3-1	3B	1 1 1	1 1 0	0 1 1	0 0 2	1 0 0	0 0 0	1 0 0
Inning Stats	R: 0 E: 0 K: 0 S: 2 H: 0 LOB: 0 BB: 0 P: 3	R: 0 E: 0 K: 1 S: 5 H: 0 LOB: 0 BB: 0 P: 5	R: 0 E: 0 K: 0 S: 4 H: 1 LOB: 1 BB: 0 P: 4	R: 1 E: 0 K: 0 S: 4 H: 1 LOB: 0 BB: 0 P: 4	R: 0 E: 0 K: 0 S: 3 H: 0 LOB: 0 BB: 0 P: 3	R: 1 E: 0 K: 0 S: 3 H: 1 LOB: 0 BB: 1 P: 7	R: 0 E: 0 K: 0 S: 3 H: 0 LOB: 1 BB: 1 P: 7	R: 1 E: 0 K: 0 S: 5 H: 2 LOB: 2 BB: 1 P: 9	R: 2 E: 0 K: 0 S: 3 H: 1 LOB: 2 BB: 2 P: 11	1B: 4 2B: 0 3B: 1 HR: 1	SF: 0 SAC: 1 DP: 2 HBP: 1						

PITCHER		IP	WLS	BF	H	R	ER	SO	BB	IBB	HBP	BLK	WP	HR	S	P	ERA	WHIP
Mike Witt, R ERA: 3.51	(1, 1)	7.0		25	3	2	2	1	2	0	1	0	0	1	24	33	2.57	0.714
Doug Corbett, R ERA: 5.43	(8, 1)	1.2	L	10	2	3	3	0	3	0	0	0	1	0	7	19	16.20	3.000
Andy Hassler, L ERA: 1.84	(9, 1)	0.0		1	1	0	0	0	0	0	0	0	0	0	1	1	∞	∞

PITCHER	IP	WLS	BF	H	R	ER	SO	BB	IBB	HBP	BLK	WP	HR	S	P	ERA	WHIP

BOTTOM

California Angels @ Cleveland Indians

Cleveland Municipal Stadium, Cleveland, OH

Sun Jul 18 1982, 3:33 AM EDT

Att. 16,416 - Unknown - 86 F

livebaseballscorecards.com

AB	29
R	5
H	6
RBI	4
BB	5
SO	1
LOB	8

WP: 1 PA: 36
PB: 0
SB: 0
CS: 0

Batter	1	2	3	4	5	6	7	8	9	AB	R	H	RBI	BB	SO	LOB
Brian Downing, R (1, 7) OBP: 0.354, SLG: 0.484	L9		F7		5-3		F9		BB G1-6-3	4	0	0	0	1	0	0
Juan Beniquez, R (9, 7) OBP: 0.320, SLG: 0.333										0	0	0	0	0	0	0
Rod Carew, L (1, 3) OBP: 0.388, SLG: 0.377	E3		L3			3-1		4-3	G1-6-3 1-2f	5	0	0	0	0	0	1
Doug DeCinces, R (1, 5) OBP: 0.340, SLG: 0.471	K			K		F8		1B BB 1B		4	1	1	0	0	2	1
Reggie Jackson, L (1, 9) OBP: 0.364, SLG: 0.507	K			1B 1B		HR		BB F7 1-3 1B 1B		4	2	3	1	0	1	1
Bobby Clark, R (8, 9) OBP: 0.286, SLG: 0.393										0	0	0	0	0	0	0
Don Baylor, R (1, 10) OBP: 0.312, SLG: 0.433		4-3		1-2 1B		F7		F7 1-2		4	0	1	0	0	0	2
Fred Lynn, L (1, 8) OBP: 0.367, SLG: 0.503		E9 1B		F7			FC3-6 BB	BB 1B IBB		2	1	1	0	2	0	2
Bobby Grich, R (1, 4) OBP: 0.367, SLG: 0.446		F7		F8			FC3-6 1-2f HR	1B 1-2 2-3 3-H BB		3	1	0	1	1	0	4
Tim Foli, R (1, 6) OBP: 0.306, SLG: 0.349		L5			F7		L9	1-3 2-H 3-H 1B		4	0	1	2	0	0	2
Bob Boone, R (1, 2) OBP: 0.319, SLG: 0.338			F7		4-3		1-H HR		F8	4	1	1	2	0	0	0
Inning Stats	R: 0 E: 1 K: 2 S: 8 H: 0 LOB: 1 BB: 0 P: 8	R: 0 E: 1 K: 0 S: 4 H: 1 LOB: 1 BB: 0 P: 4	R: 0 E: 0 K: 0 S: 3 H: 0 LOB: 0 BB: 0 P: 3	R: 0 E: 0 K: 1 S: 7 H: 2 LOB: 2 BB: 0 P: 7	R: 0 E: 0 K: 0 S: 3 H: 0 LOB: 0 BB: 0 P: 3	R: 1 E: 0 K: 0 S: 4 H: 1 LOB: 0 BB: 0 P: 4	R: 2 E: 0 K: 0 S: 4 H: 1 LOB: 0 BB: 1 P: 8	R: 3 E: 0 K: 0 S: 5 H: 3 LOB: 2 BB: 2 P: 13	R: 0 E: 0 K: 0 S: 2 H: 0 LOB: 0 BB: 1 P: 6	1B: 6 2B: 0 3B: 0 HR: 2	SF: 0 SAC: 0 DP: 1 HBP: 0						

TOP

California Angels @ Baltimore Orioles

Memorial Stadium, Baltimore, MD

Mon Jul 19 1982, 7:05 PM EDT

Att. 23,146 - Unknown - 86 F

livebaseballscorecards.com

AB	34
R	6
H	8
RBI	6
BB	4
SO	3
LOB	13

PITCHER		IP	WLS	BF	H	R	ER	SO	BB	IBB	HBP	BLK	WP	HR	S	P	ERA	WHIP
Scott McGregor, L ERA: 3.98	(1, 1)	7.1	L	31	7	5	5	3	1	0	0	0	0	2	36	40	6.14	1.091
Tim Stoddard, R ERA: 3.65	(8, 1)	1.0		6	1	1	1	0	2	1	0	0	0	0	3	15	9.00	3.000
Tippy Martinez, L ERA: 3.66	(9, 1)	0.2		1	0	0	0	0	0	0	0	0	0	0	1	1	0.00	0.000

PITCHER	IP	WLS	BF	H	R	ER	SO	BB	IBB	HBP	BLK	WP	HR	S	P	ERA	WHIP

Batter	1	2	3	4	5	6	7	8	9	AB	R	H	RBI	BB	SO	LOB
Al Bumbry, L (1, 8) OBP: 0.320, SLG: 0.327	4-3		1B		BB			F7	F8	4	0	1	0	1	0	2
Glenn Gulliver, L (1, 5) OBP: 0.615, SLG: 0.375	K		1-3 1B		F4			2B 1B BB	4-3	4	1	1	0	1	1	3
Ken Singleton, S (1, 10) OBP: 0.384, SLG: 0.391	G3		1-3			3-1		1-3 1B 2B		4	1	1	0	0	0	2
Eddie Murray, S (1, 3) OBP: 0.382, SLG: 0.523		1B BB		K		K		G5-4-3 2-H 3-H 1B		3	0	1	2	1	2	0
Cal Ripken Jr., R (1, 6) OBP: 0.315, SLG: 0.478		G6-4-3 1-2 1B		HR		6-3		G5-4-3 1-2f		4	1	2	1	0	0	1
Joe Nolan, L (1, 2) OBP: 0.307, SLG: 0.431		K		F7			HR		3-1	4	1	1	1	0	1	2
Dan Ford, R (1, 9) OBP: 0.289, SLG: 0.394 Jim Dwyer, L (9, PH) OBP: 0.377, SLG: 0.478		G6-4-3 1-2f		F9			6-3		HR	3 1	0 1	0 1	0 1	0 0	0 0	2 0
Gary Roenicke, R (1, 7) OBP: 0.371, SLG: 0.516 Terry Crowley, L (9, PH) OBP: 0.382, SLG: 0.361 Lenn Sakata, R (9, PR) OBP: 0.317, SLG: 0.332			F8		5-3		F4		BB BB	3 0 0	0 0 0	0 0 0	0 0 0	0 1 0	0 0 0	0 0 0
Rich Dauer, R (1, 4) OBP: 0.340, SLG: 0.380 John Lowenstein, L (9, PH) OBP: 0.390, SLG: 0.588			5-3		F9		F8		1-2 BB	3 0	0 0	0 0	0 0	0 1	0 0	0 0
Inning Stats	R: 0 E: 0 K: 1 S: 5 H: 0 LOB: 0 BB: 0 P: 5	R: 0 E: 0 K: 1 S: 5 H: 1 LOB: 1 BB: 1 P: 9	R: 0 E: 0 K: 0 S: 5 H: 2 LOB: 2 BB: 0 P: 5	R: 1 E: 0 K: 1 S: 6 H: 1 LOB: 0 BB: 0 P: 6	R: 0 E: 0 K: 0 S: 3 H: 0 LOB: 1 BB: 1 P: 7	R: 0 E: 0 K: 1 S: 5 H: 0 LOB: 0 BB: 0 P: 5	R: 1 E: 0 K: 0 S: 4 H: 1 LOB: 0 BB: 0 P: 4	R: 2 E: 0 K: 0 S: 4 H: 2 LOB: 0 BB: 1 P: 8	R: 1 E: 0 K: 0 S: 4 H: 1 LOB: 2 BB: 2 P: 12	1B: 4 2B: 1 3B: 0 HR: 3 SF: 0 SAC: 0 DP: 2 HBP: 0						

PITCHER		IP	WLS	BF	H	R	ER	SO	BB	IBB	HBP	BLK	WP	HR	S	P	ERA	WHIP
Steve Renko, R ERA: 3.21	(1, 1)	7.1	W	31	7	4	4	4	3	0	0	0	0	2	36	48	4.91	1.364
Bruce Kison, R ERA: 3.74	(8, 1)	1.2	S	7	1	1	1	0	2	0	0	0	0	1	5	13	5.40	1.800

PITCHER	IP	WLS	BF	H	R	ER	SO	BB	IBB	HBP	BLK	WP	HR	S	P	ERA	WHIP

BOTTOM

California Angels @ Baltimore Orioles

Memorial Stadium, Baltimore, MD

Mon Jul 19 1982, 7:05 PM EDT

Att. 23,146 - Unknown - 86 F

livebaseballscorecards.com

AB	33
R	5
H	8
RBI	5
BB	5
SO	4
LOB	12

Batter	1	2	3	4	5	6	7	8	9	AB	R	H	RBI	BB	SO	LOB
Brian Downing, R (1, 7) OBP: 0.359, SLG: 0.486	0-0 1B SF8 1B	BBB 4-0 1-2 2-3 BB		BBB 4-0 2B 1-2 SF9 BB	0-0 ③ CS 1-2	x 0-0 E 1B 1B		SSS 0-3 ② K		3	3	2	0	2	1	0
Juan Beniquez, R (8, 7) OBP: 0.320, SLG: 0.333										0	0	0	0	0	0	0
Rod Carew, L (1, 3) OBP: 0.391, SLG: 0.384	x 0-0 1-3 S 1-3 1B 1B	x 0-0 ③ F8		x 0-0 SF9 1-3 2-H 2B		x 0-0 CS 1-H 1B		x 0-0 ③ 4-1		5	1	3	2	0	0	3
Reggie Jackson, L (1, 9) OBP: 0.362, SLG: 0.502	x 0-0 ① SF8 1-2 3-H	x 0-0 ① F8	III 4-0 FC5 BB IBB			SSS 0-3 ①② K 1-2			SSS 0-3 ① K	3	0	0	1	1	2	1
Bobby Clark, R (9, 9) OBP: 0.286, SLG: 0.393										0	0	0	0	0	0	0
Don Baylor, R (1, 10) OBP: 0.313, SLG: 0.431	x 0-0 ② 1-3 2-3	BBB 4-0 HR BB	x 0-0 ② SF9 2-3 3-H			BBB 4-0 BB			x 0-0 ② F9	2	1	0	1	2	0	1
Fred Lynn, L (1, 8) OBP: 0.371, SLG: 0.513	x 0-0 CS 3-H 1B	x 0-0 1-H HR	BBB 4-0 1-2 BB			SSS 0-3 ③ K			SSS 0-3 ③ K	4	1	2	3	1	2	1
Doug DeCinces, R (1, 5) OBP: 0.339, SLG: 0.468	0-0 ③ CS 1-2	x 0-0 ① F7	x 0-0 G6-4-3 1B	x 0-0 ③ FC5 2-3f			x 0-0 ① F4			4	0	1	0	0	0	3
Bobby Grich, R (1, 4) OBP: 0.365, SLG: 0.444		x 0-0 BB 1B 1B	x 0-0 ②③ G6-4-3 1-2f		x 0-0 ① F8		SSS 0-3 ② K			4	0	1	0	0	1	1
Tim Foli, R (1, 6) OBP: 0.305, SLG: 0.348		x 0-0 BB 1-2 1B		x 0-0 ① F9	x 0-0 ② 5-3		x 0-0 ③ 4-3			4	0	1	0	0	0	0
Bob Boone, R (1, 2) OBP: 0.322, SLG: 0.338		x 0-0 ② F8		BBB 4-0 BB 2B BB	x 0-0 CS 1B			x 0-0 ① F9		3	1	1	0	1	0	2
Inning Stats	R: 2 E: 0 K: 0 S: 5 H: 3 LOB: 0 BB: 0 P: 5	R: 0 E: 0 K: 0 S: 5 H: 2 LOB: 3 BB: 1 P: 9	R: 2 E: 0 K: 0 S: 4 H: 2 LOB: 0 BB: 1 P: 8	R: 2 E: 0 K: 0 S: 4 H: 1 LOB: 3 BB: 4 P: 20	R: 0 E: 0 K: 0 S: 3 H: 1 LOB: 0 BB: 0 P: 3	R: 1 E: 1 K: 2 S: 8 H: 2 LOB: 1 BB: 1 P: 12	R: 0 E: 0 K: 1 S: 5 H: 0 LOB: 0 BB: 0 P: 5	R: 0 E: 0 K: 1 S: 5 H: 0 LOB: 0 BB: 0 P: 5	R: 0 E: 0 K: 2 S: 7 H: 0 LOB: 0 BB: 0 P: 7	1B: 9 2B: 1 3B: 0 HR: 1 SF: 2 SAC: 0 DP: 1 HBP: 0						

PITCHER		IP	WLS	BF	H	R	ER	SO	BB	IBB	HBP	BLK	WP	HR	S	P	ERA	WHIP
Dennis Martinez, R ERA: 4.15	(1, 1)	2.1	L	14	6	4	4	0	2	0	0	0	0	1	12	20	15.43	3.429
Ross Grimsley, L ERA: 5.1	(3, 1)	1.0		7	2	2	2	0	2	1	0	0	0	0	4	16	18.00	4.000
Storm Davis, R ERA: 2.68	(4, 1)	1.2		8	3	1	0	0	1	0	0	0	0	0	7	11	0.00	2.400
Tippy Martinez, L ERA: 3.38	(6, 1)	4.0		12	0	0	0	6	1	0	0	0	0	0	23	27	0.00	0.250

PITCHER	IP	WLS	BF	H	R	ER	SO	BB	IBB	HBP	BLK	WP	HR	S	P	ERA	WHIP

California Angels @ Baltimore Orioles

Memorial Stadium, Baltimore, MD

Tue Jul 20 1982, 7:05 PM EDT

Att. 16,601 - Unknown

TOP

livebaseballscorecards.com

AB	32
R	7
H	11
RBI	7
BB	7
SO	6
LOB	12

WP: 0 PB: 0 SB: 1 CS: 3 PA: 43

BOTTOM

Batter	1	2	3	4	5	6	7	8	9	AB	R	H	RBI	BB	SO	LOB
Al Bumbry, L (1, 8) OBP: 0.321, SLG: 0.328	S S S 0-3 ① K	x 0-0 3-H 1B			x 0-0 2B SF7 1B	S S S 0-3 ② K		S S S 0-3 ③ K		5	1	2	1	0	3	1
Glenn Gulliver, L (1, 5) OBP: 0.625, SLG: 0.500 Lenn Sakata, R (6, PH) OBP: 0.319, SLG: 0.330 (7, 4)	B B B B 4-0 BB 1B BB	x 0-0 ③ G3			x 0-0 1-3 1B 2B	B B B 4-0 1-2 FC6-4 BB			x 0-0 ① 6-3	2 1	2 0	1 0	0 0	1 1	0 0	1 0
Ken Singleton, S (1, 10) OBP: 0.381, SLG: 0.388	B B B B 4-0 1-2 1B BB	x 0-0 ① 4-3			x 0-0 ① SF7 3-H	x 0-0 ③ FC6-4 1-2f			x 0-0 ② P3	3	0	0	1	1	0	2
Eddie Murray, S (1, 3) OBP: 0.382, SLG: 0.521	S S S 0-3 ② K	x 0-0 ② 3-1			x 0-0 2-H 1B		x 0-0 G6-4-3 1B		x 0-0 ③ F4	5	0	2	1	0	1	2
Cal Ripken Jr., R (1, 6) OBP: 0.317, SLG: 0.478	x 0-0 1-2 2-H 1B	x 0-0 ③ F9			x 0-0 1-2 FC5-4 1B		x 0-0 ① ② G6-4-3 1-2f			4	0	2	1	0	0	1
Joe Nolan, L (1, 2) OBP: 0.300, SLG: 0.420 Rick Dempsey, R (7, PH) OBP: 0.300, SLG: 0.327 (8, 2)	x 0-0 ③ 4-3			S S S 0-3 ① K	x 0-0 ② L9		x 0-0 FC6-4 1B			3 1	0 0	0 1	0 0	0 0	1 0	4 0
Dan Ford, R (1, 9) OBP: 0.286, SLG: 0.389		S S S 0-3 ① K		x 0-0 ② F9	x 0-0 ③ FC5-4 1-2f		x 0-0 ③ FC6-4 1-2f			4	0	0	0	0	1	3
Gary Roenicke, R (1, 7) OBP: 0.373, SLG: 0.514		x 0-0 ② F8		x 0-0 FC5-4 1B		x 0-0 ① G3		H 1-0 G4-3 HBP		3	0	1	0	0	0	0
Rich Dauer, R (1, 4) OBP: 0.342, SLG: 0.388 (7, 5)		x 0-0 1B 3B		x 0-0 ③ FC5-4 1-2f		x 0-0 BB 1B		x 0-0 ① ② G4-3 1-2f		4	1	2	0	0	0	2
Inning Stats	R: 1 E: 0 K: 2 S: 8 H: 1 LOB: 2 BB: 2 P: 16	R: 1 E: 0 K: 1 S: 7 H: 2 LOB: 1 BB: 0 P: 7	R: 0 E: 0 K: 0 S: 3 H: 0 LOB: 0 BB: 0 P: 3	R: 0 E: 0 K: 1 S: 6 H: 1 LOB: 1 BB: 0 P: 6	R: 2 E: 0 K: 0 S: 7 H: 4 LOB: 2 BB: 0 P: 7	R: 0 E: 0 K: 1 S: 6 H: 1 LOB: 2 BB: 1 P: 10	R: 0 E: 0 K: 0 S: 4 H: 2 LOB: 1 BB: 0 P: 4	R: 0 E: 0 K: 1 S: 4 H: 0 LOB: 0 BB: 0 P: 5	R: 0 E: 0 K: 0 S: 3 H: 0 LOB: 0 BB: 0 P: 3	1B: 9 2B: 1 3B: 1 HR: 0	SF: 1 SAC: 0 DP: 2 HBP: 1						

PITCHER		IP	WLS	BF	H	R	ER	SO	BB	IBB	HBP	BLK	WP	HR	S	P	ERA	WHIP
Dave Goltz, R ERA: 3.88	(1, 1)	5.1	W	27	9	4	4	4	2	0	0	0	0	0	33	41	6.75	2.062
Andy Hassler, L ERA: 1.7	(6, 1)	3.2	S	13	2	0	0	2	1	0	1	0	0	0	15	20	0.00	0.818

PITCHER	IP	WLS	BF	H	R	ER	SO	BB	IBB	HBP	BLK	WP	HR	S	P	ERA	WHIP

California Angels @ Baltimore Orioles

Memorial Stadium, Baltimore, MD

Tue Jul 20 1982, 7:05 PM EDT

Att. 16,601 - Unknown

livebaseballscorecards.com

AB	35
R	4
H	11
RBI	4
BB	3
SO	6
LOB	16

Batter	1	2	3	4	5	6	7	8	9	AB	R	H	RBI	BB	SO	LOB
Brian Downing, R (1, 7) OBP: 0.358, SLG: 0.484	6-3		F8			F2	1B 2B 1-3 3-H		F8	5	1	1	1	0	0	0
Rod Carew, L (1, 3) OBP: 0.391, SLG: 0.380	6-3		6-3			F7	1B IBB		1B BB	3	0	0	0	2	0	0
Don Baylor, R (1, 10) OBP: 0.317, SLG: 0.434	BB		F9			2B	K		1B 1-3	4	0	2	0	1	1	3
Reggie Jackson, L (1, 9) OBP: 0.360, SLG: 0.497	F8			K		5-3	1B 1-2 2-H 3-H		F7	5	0	1	2	0	1	4
Doug DeCinces, R (1, 5) OBP: 0.343, SLG: 0.473		1B 2B		G4-6-3 BB			1B K			3	2	2	0	1	1	2
Fred Lynn, L (1, 8) OBP: 0.369, SLG: 0.510		K		G4-6-3 1-2f			SH5-3 1B 1-3 1B	K		4	1	1	0	0	2	2
Bobby Grich, R (1, 4) OBP: 0.364, SLG: 0.441		5-3			K		1B SH5-3 1-2 2B 3-H 1B	K		4	1	1	1	0	2	1
Tim Foli, R (1, 6) OBP: 0.305, SLG: 0.347		1B 2-H			F8		SH5-3 1-2 2-3	F9		3	0	1	1	0	0	0
Joe Ferguson, R (1, 2) OBP: 0.276, SLG: 0.296			HR		F9		2B 1B 2-3 3-H 1B		5-3	4	2	2	2	0	0	0
Inning Stats	R: 0 E: 0 K: 0 S: 3 H: 0 LOB: 1 BB: 1 P: 7	R: 1 E: 0 K: 1 S: 6 H: 2 LOB: 1 BB: 0 P: 6	R: 1 E: 0 K: 0 S: 4 H: 1 LOB: 0 BB: 0 P: 4	R: 0 E: 0 K: 1 S: 4 H: 0 LOB: 0 BB: 1 P: 8	R: 0 E: 0 K: 1 S: 5 H: 0 LOB: 0 BB: 0 P: 5	R: 0 E: 0 K: 0 S: 4 H: 1 LOB: 1 BB: 0 P: 4	R: 5 E: 0 K: 2 S: 13 H: 6 LOB: 2 BB: 1 P: 17	R: 0 E: 0 K: 2 S: 7 H: 0 LOB: 0 BB: 0 P: 7	R: 0 E: 0 K: 0 S: 4 H: 1 LOB: 2 BB: 1 P: 8	1B: 7 2B: 3 3B: 0 HR: 1 SF: 0 SAC: 1 DP: 1 HBP: 0						

PITCHER		IP	WLS	BF	H	R	ER	SO	BB	IBB	HBP	BLK	WP	HR	S	P	ERA	WHIP
Mike Flanagan, L ERA: 3.91	(1, 1)	6.0		25	7	5	5	3	2	0	0	0	0	1	29	37	7.50	1.500
Sammy Stewart, R ERA: 4.23	(7, 1)	2.2	W	14	4	2	2	4	1	1	0	0	0	0	20	28	6.75	1.875
Tippy Martinez, L ERA: 3.35	(9, 1)	0.1	S	1	0	0	0	0	0	0	0	0	0	0	1	1	0.00	0.000

PITCHER	IP	WLS	BF	H	R	ER	SO	BB	IBB	HBP	BLK	WP	HR	S	P	ERA	WHIP

TOP

California Angels @ Baltimore Orioles

Memorial Stadium, Baltimore, MD

Wed Jul 21 1982, 7:05 PM EDT

Att. 20,570 - Unknown

livebaseballscorecards.com

AB	35
R	7
H	11
RBI	7
BB	4
SO	7
LOB	12

TM

BOTTOM

California Angels @ Baltimore Orioles

Memorial Stadium, Baltimore, MD

Wed Jul 21 1982, 7:05 PM EDT

Att. 20,570 - Unknown

livebaseballscorecards.com

Batter	1	2	3	4	5	6	7	8	9	AB	R	H	RBI	BB	SO	LOB
Al Bumbry, L (1, 8) OBP: 0.321, SLG: 0.327 Gary Roenicke, R (8, PH) OBP: 0.375, SLG: 0.514 (9, 8)	S S S 0-3 ① K		x 0-0 ② F7		x 0-0 1B 1B 1B	x 0-0 ② 4-3		B B B B 4-0 2B BB		4	1	1	0	0	1	0
										0	1	0	0	1	0	0
Glenn Gulliver, L (1, 5) OBP: 0.600, SLG: 0.462 Benny Ayala, R (8, PH) OBP: 0.338, SLG: 0.554 Floyd Rayford, R (9, 5) OBP: 0.189, SLG: 0.294	x 0-0 ② 4-3		B B B B 4-0 BB		x 0-0 1B 2B 1-3 1B	x 0-0 ③ 3-1		x 0-0 WP 1-H 2-H 2B		3	1	1	0	1	0	0
										1	0	1	2	0	0	0
										0	0	0	0	0	0	0
Ken Singleton, S (1, 10) OBP: 0.379, SLG: 0.385	x 0-0 ③ 4-3		S S S 0-3 ③ K		x 0-0 2B 2B 1-3 3-H 1B		S S S 0-3 ① K	x 0-0 ② 6-3 2-3		5	1	1	1	0	2	3
Eddie Murray, S (1, 3) OBP: 0.389, SLG: 0.528		x 0-0 BB 1B 1B		x 0-0 ① 4-3	x 0-0 2B 1-3 3-H 2B		x 0-0 2B 1B	4-0 IBB		4	2	3	1	1	0	0
John Lowenstein, L (1, 7) OBP: 0.401, SLG: 0.616		x 0-0 G1-2-3 BB 1-2 1B		x 0-0 HR	4-0 2B IBB		x 0-0 1-H 2B	S S S 0-3 ③ K		4	1	3	2	1	1	2
Cal Ripken Jr., R (1, 6) OBP: 0.319, SLG: 0.485		x 0-0 ① F4		x 0-0 4-3 2B	x 0-0 1-3 2-H 3-H 2B		S S S 0-3 ② K			4	0	2	2	0	1	3
Jim Dwyer, L (1, 9) OBP: 0.380, SLG: 0.471 Dan Ford, R (5, PH) OBP: 0.287, SLG: 0.388 (6, 9)		B B B B 4-0 1-2 2-3 BB		x 0-0 ② 4-3 2-3	4-0 G6-4-3 IBB		x 0-0 ③ 6-3			1	0	0	0	1	0	1
										1	0	0	0	1	0	1
Rich Dauer, R (1, 4) OBP: 0.339, SLG: 0.384 Terry Crowley, L (8, PH) OBP: 0.390, SLG: 0.361 Lenn Sakata, R (8, PR) OBP: 0.319, SLG: 0.330 (9, 4)		x 0-0 ② ③ G1-2-3 2-3f		x 0-0 ③ F8	x 0-0 ② ③ G6-4-3 1-2f			B B B B 4-0 SH1-4 2B BB		3	0	0	0	0	0	7
										0	0	0	0	1	0	0
										0	1	0	0	0	0	0
Rick Dempsey, R (1, 2) OBP: 0.296, SLG: 0.322			x 0-0 ① F9		x 0-0 ① F9	x 0-0 ① 6-3		x 0-0 ① SH1-4 1-2		3	0	0	0	0	0	0
Inning Stats	R: 0 H: 0 E: 0 LOB: 0 K: 1 BB: 0 S: 5 P: 5	R: 0 H: 2 E: 0 LOB: 2 K: 0 BB: 1 S: 4 P: 8	R: 0 H: 0 E: 0 LOB: 1 K: 1 BB: 1 S: 5 P: 9	R: 1 H: 2 E: 0 LOB: 1 K: 0 BB: 0 S: 5 P: 5	R: 4 H: 5 E: 0 LOB: 2 K: 0 BB: 2 S: 7 P: 15	R: 0 H: 0 E: 0 LOB: 0 K: 0 BB: 0 S: 3 P: 3	R: 1 H: 2 E: 0 LOB: 1 K: 2 BB: 0 S: 9 P: 9	R: 2 H: 1 E: 0 LOB: 2 K: 1 BB: 3 S: 6 P: 18		1B: 6 SF: 0 2B: 5 SAC: 1 3B: 0 DP: 2 HR: 1 HBP: 0						

	AB	33
	R	8
	H	12
	RBI	8
	BB	7
	SO	5
	LOB	17

WP: 1 PA: 41
PB: 0
SB: 0
CS: 0

PITCHER		IP	WLS	BF	H	R	ER	SO	BB	IBB	HBP	BLK	WP	HR	S	P	ERA	WHIP
Ken Forsch, R ERA: 3.57	(1, 1)	4.1		24	9	5	5	2	2	1	0	0	0	1	25	37	10.38	2.538
Mickey Mahler, L ERA:	(5, 1)	0.0		1	0	0	0	0	0	1	0	0	0	0	0	4	∞	∞
Doug Corbett, R ERA: 5.46	(5, 1)	3.0		11	2	3	3	2	1	0	0	0	0	0	14	18	9.00	1.000
Andy Hassler, L ERA: 1.86	(8, 1)	0.2	L	5	1	0	0	1	1	1	0	0	1	0	5	13	0.00	3.000

PITCHER	IP	WLS	BF	H	R	ER	SO	BB	IBB	HBP	BLK	WP	HR	S	P	ERA	WHIP

Batter	1	2	3	4	5	6	7	8	9	AB	R	H	RBI	BB	SO	LOB
Brian Downing, R (1, 7) OBP: 0.363, SLG: 0.492	SH5-3 1B 1B		FC1-6 1B		3-1 2B		5-3		1B 1-2 1B	5	1	4	0	0	0	0
Rod Carew, L (1, 3) OBP: 0.390, SLG: 0.378	SH5-3 1-2		FC1-6 CS 1-2f		3-1 2-3			6-3	BB 1-3 2-H 1B	4	0	1	1	0	0	2
Reggie Jackson, L (1, 9) OBP: 0.364, SLG: 0.507 Bobby Clark, R (8, 9) OBP: 0.281, SLG: 0.386	K		BB 1-2		BB			HR	K	2 1	1 0	1 0	1 0	2 0	1 1	1 2
Don Baylor, R (1, 10) OBP: 0.320, SLG: 0.435	E 2-H 1B		F9		K			1B	BB 1-2	4	0	2	1	1	1	4
Doug DeCinces, R (1, 5) OBP: 0.339, SLG: 0.466	E6 1-2		F7			5-3		K	F9	5	0	0	0	0	1	7
Fred Lynn, L (1, 8) OBP: 0.371, SLG: 0.510	L3			G5-4-3 1B		F5		1-2 1B		4	0	2	0	0	0	2
Bobby Grich, R (1, 4) OBP: 0.360, SLG: 0.435		F9		G5-4-3 1-2f		K		F9		4	0	0	0	0	1	3
Tim Foli, R (1, 6) OBP: 0.301, SLG: 0.343		4-3		5-3			F7		6-3	4	0	0	0	0	0	0
Bob Boone, R (1, 2) OBP: 0.321, SLG: 0.337		6-3			4-3		K		1B 1B 1B	4	1	1	0	0	1	0
Inning Stats	R: 1 E: 1 K: 1 S: 8 H: 2 LOB: 2 BB: 0 P: 8	R: 0 E: 0 K: 0 S: 3 H: 0 LOB: 0 BB: 0 P: 3	R: 0 E: 0 K: 0 S: 4 H: 1 LOB: 2 BB: 1 P: 8	R: 0 E: 0 K: 0 S: 3 H: 1 LOB: 0 BB: 0 P: 3	R: 0 E: 0 K: 1 S: 6 H: 1 LOB: 2 BB: 1 P: 10	R: 0 E: 0 K: 1 S: 5 H: 0 LOB: 0 BB: 0 P: 5	R: 0 E: 0 K: 1 S: 5 H: 0 LOB: 0 BB: 0 P: 5	R: 1 E: 0 K: 1 S: 8 H: 3 LOB: 2 BB: 0 P: 8	R: 1 E: 0 K: 1 S: 8 H: 3 LOB: 3 BB: 1 P: 12	1B: 9 2B: 1 3B: 0 HR: 1 SF: 0 SAC: 1 DP: 1 HBP: 0						

PITCHER	IP	WLS	BF	H	R	ER	SO	BB	IBB	HBP	BLK	WP	HR	S	P	ERA	WHIP
Shane Rawley, L (1, 1) ERA: 3.3	8.1	W	37	10	3	3	5	2	0	0	0	0	1	45	53	3.24	1.440
Dave Righetti, L (9, 1) ERA: 4.57	0.2	S	4	1	0	0	1	1	0	0	0	0	0	5	9	0.00	3.000

PITCHER	IP	WLS	BF	H	R	ER	SO	BB	IBB	HBP	BLK	WP	HR	S	P	ERA	WHIP

TOP

California Angels @ New York Yankees

Yankee Stadium, Bronx, NY

Fri Jul 23 1982, 7:05 PM EDT

Att. 50,314 - Unknown - 86 F

livebaseballscorecards.com

AB	37
R	3
H	11
RBI	3
BB	3
SO	6
LOB	21

Batter	1	2	3	4	5	6	7	8	9	AB	R	H	RBI	BB	SO	LOB
Willie Randolph, R (1, 4) OBP: 0.358, SLG: 0.342	6-3		2B		SF9 3B		BB			3	2	2	0	1	0	0
Ken Griffey, L (1, 9) OBP: 0.320, SLG: 0.383	4-3		4-3		BB		F7			2	0	0	0	1	0	1
Oscar Gamble, L (7, 9) OBP: 0.373, SLG: 0.488										1	0	0	0	0	0	2
Dave Winfield, R (1, 7) OBP: 0.350, SLG: 0.561	4-3			1B HR BB	SF9 3-H		1-H 2-H 3B			2	1	1	3	1	0	0
Lou Piniella, R (1, 10) OBP: 0.384, SLG: 0.462		FC 2B		1-3 HR 1B	F5		6-3			4	1	2	0	0	0	2
Jerry Mumphrey, S (1, 8) OBP: 0.377, SLG: 0.405		FC G5-4-3 2-3		2-H 3-H HR		6-3		K		4	1	1	3	0	1	1
Butch Hobson, R (1, 3) OBP: 0.193, SLG: 0.218		K		6-3		5-3		K		2	0	0	0	0	1	2
Dave Collins, S (6, PH) (7, 3) OBP: 0.297, SLG: 0.308										2	0	0	0	0	1	0
Rick Cerone, R (1, 2) OBP: 0.286, SLG: 0.297		G5-4-3 1-2f		K		6-3		1B		4	0	1	0	0	1	2
Graig Nettles, L (1, 5) OBP: 0.299, SLG: 0.356			F9	4-3			SH1-4 3B BB	6-3		3	1	0	0	1	0	1
Bucky Dent, R (1, 6) OBP: 0.184, SLG: 0.169			F3		F2		SH1-4 1-2			2	0	0	0	0	0	0
Inning Stats	R: 0 H: 0 E: 0 LOB: 0 K: 0 BB: 0 S: 3 P: 3	R: 0 H: 1 E: 0 LOB: 1 K: 1 BB: 0 S: 6 P: 6	R: 0 H: 1 E: 0 LOB: 1 K: 0 BB: 0 S: 4 P: 4	R: 3 H: 2 E: 0 LOB: 0 K: 1 BB: 1 S: 7 P: 11	R: 1 H: 1 E: 0 LOB: 1 K: 0 BB: 1 S: 4 P: 8	R: 0 H: 0 E: 0 LOB: 0 K: 0 BB: 0 S: 3 P: 3	R: 2 H: 1 E: 0 LOB: 1 K: 0 BB: 2 S: 4 P: 12	R: 0 H: 1 E: 0 LOB: 1 K: 2 BB: 0 S: 8 P: 8		1B: 2 SF: 1 2B: 2 SAC: 1 3B: 2 DP: 1 HR: 1 HBP: 0						

PITCHER		IP	WLS	BF	H	R	ER	SO	BB	IBB	HBP	BLK	WP	HR	S	P	ERA	WHIP
Geoff Zahn, L ERA: 3.33	(1, 1)	5.0	L	22	5	4	4	2	2	0	0	0	0	1	24	32	7.20	1.400
Mike Witt, R ERA: 3.63	(6, 1)	2.0		9	1	2	2	0	2	0	0	0	0	0	7	15	9.00	1.500
Luis Sanchez, R ERA: 3.56	(8, 1)	1.0		4	1	0	0	2	0	0	0	0	0	0	8	8	0.00	1.000

PITCHER	IP	WLS	BF	H	R	ER	SO	BB	IBB	HBP	BLK	WP	HR	S	P	ERA	WHIP

BOTTOM

California Angels @ New York Yankees

Yankee Stadium, Bronx, NY

Fri Jul 23 1982, 7:05 PM EDT

Att. 50,314 - Unknown - 86 F

livebaseballscorecards.com

AB	29
R	6
H	7
RBI	6
BB	4
SO	4
LOB	11

Batter	1	2	3	4	5	6	7	8	9	AB	R	H	RBI	BB	SO	LOB
Brian Downing, R (1, 7) OBP: 0.368, SLG: 0.494	BBBB 4-0 SH1-3 BB		BBBB 4-0 1B E 1B 1-2 BB	BBBB 4-0 FC3-6 BB		x 0-0 E 2B		x 0-0 ① F7		2	2	1	0	3	0	0
Rod Carew, L (1, 3) OBP: 0.385, SLG: 0.373	x 0-0 ① SH1-3 1-2		x 0-0 E3 1B 1B G3 1-2 2-3	x 0-0 ② FC3-6 1-2f 2-3		x 0-0 E3 1B 2-H		x 0-0 ② 6-3		4	1	0	0	0	0	4
Reggie Jackson, L (1, 9) OBP: 0.365, SLG: 0.508	x 0-0 ② F4		SSS 0-3 ① K	x 0-0 ③ F9		x 0-0 BB 1-3 1B		x 0-0 2B		5	0	2	0	0	1	6
Don Baylor, R (1, 10) OBP: 0.321, SLG: 0.433	SSS 0-3 ③ K		x 0-0 G3 1B 1-2 2-3 3-H 1B		x 0-0 ① F8	BBBB 4-0 1-2 BB		SSS 0-3 ③ K		4	0	1	1	1	2	2
Doug DeCinces, R (1, 5) OBP: 0.339, SLG: 0.468		x 0-0 ① F8	x 0-0 G3 1-2 2-3 3-H 1B		x 0-0 WP SF7 2B	x 0-0 ③ F6			SSS 0-3 ① K	5	1	2	1	0	1	3
Fred Lynn, L (1, 8) OBP: 0.368, SLG: 0.506		SSS 0-3 ② K	x 0-0 ② G3 1-2 2-3 3-H		x 0-0 ② SF7 2-H		x 0-0 ① 4-3		x 0-0 1B	4	0	1	2	0	1	2
Bobby Grich, R (1, 4) OBP: 0.363, SLG: 0.435		BBBB 4-0 BB	x 0-0 ③ F9		x 0-0 ③ 1B		BBBB 4-0 BB		x 0-0 ② F3	3	0	1	0	2	0	3
Tim Foli, R (1, 6) OBP: 0.303, SLG: 0.344		SSS 0-3 ③ K		x 0-0 FC3-6 SH2-3 1B		x 0-0 CS 1B	x 0-0 ② F7		x 0-0 ③ F8	5	0	2	0	0	1	3
Bob Boone, R (1, 2) OBP: 0.321, SLG: 0.337			x 0-0 E BB 1B 1B	x 0-0 ① SH2-3 1-2		SSS 0-3 ①② K 1-2	x 0-0 ③ F8			3	1	1	0	0	1	2
Inning Stats	R: 0 E: 0 K: 1 S: 5 H: 0 LOB: 1 BB: 1 P: 9	R: 0 E: 0 K: 2 S: 7 H: 0 LOB: 1 BB: 1 P: 11	R: 3 E: 1 K: 1 S: 9 H: 3 LOB: 2 BB: 1 P: 13	R: 0 E: 0 K: 0 S: 4 H: 1 LOB: 2 BB: 1 P: 8	R: 1 E: 0 K: 0 S: 4 H: 2 LOB: 1 BB: 0 P: 4	R: 1 E: 1 K: 1 S: 8 H: 3 LOB: 3 BB: 1 P: 12	R: 0 E: 0 K: 0 S: 3 H: 0 LOB: 1 BB: 1 P: 7	R: 0 E: 0 K: 1 S: 6 H: 1 LOB: 1 BB: 0 P: 6	R: 0 E: 0 K: 1 S: 6 H: 1 LOB: 1 BB: 0 P: 6	1B: 8 2B: 4 3B: 0 HR: 0 SF: 1 SAC: 2 DP: 1 HBP: 0						

PITCHER		IP	WLS	BF	H	R	ER	SO	BB	IBB	HBP	BLK	WP	HR	S	P	ERA	WHIP
Ron Guidry, L ERA: 3.9	(1, 1)	5.0		25	6	4	3	4	4	0	0	0	1	0	29	45	5.40	2.000
Rudy May, L ERA: 2.98	(6, 1)	4.0	W	19	5	1	0	3	2	0	0	0	0	0	23	31	0.00	1.750

PITCHER		IP	WLS	BF	H	R	ER	SO	BB	IBB	HBP	BLK	WP	HR	S	P	ERA	WHIP

California Angels @ New York Yankees

Yankee Stadium, Bronx, NY

Sat Jul 24 1982, 7:05 PM EDT

Att. 47,917 - Unknown - 81 F

TOP

livebaseballscorecards.com

AB	35
R	5
H	11
RBI	4
BB	6
SO	7
LOB	25

1B: 8 SF: 1
2B: 4 SAC: 2
3B: 0 DP: 1
HR: 0 HBP: 0

WP: 1 PA: 44
PB: 0
SB: 0
CS: 1

Batter	1	2	3	4	5	6	7	8	9	AB	R	H	RBI	BB	SO	LOB
Willie Randolph, R (1, 4) OBP: 0.361, SLG: 0.345	2B 2B	BB 1-2 FC6-4		6-3		BB G6-3			K	3	1	1	0	2	1	1
Jerry Mumphrey, S (1, 8) OBP: 0.382, SLG: 0.427	HR 2-H 2B	FC6-4 1-2f			E SF8-3-5 1B	G6-3 1-2f			HR	5	3	3	2	0	0	5
Oscar Gamble, L (1, 9) OBP: 0.374, SLG: 0.506 Lou Piniella, R (5, PH) (6, 9) OBP: 0.385, SLG: 0.463 John Mayberry, L (8, 3) OBP: 0.342, SLG: 0.363	HR 2-H		6-3		E9 SF8-3-5 1-3 1B		6-3			2 2 0	1 0 0	1 1 0	2 0 0	0 0 0	0 0 0	0 0 0
Bobby Murcer, L (1, 10) OBP: 0.287, SLG: 0.411	F8		F4		K		F8			4	0	0	0	0	1	2
Dave Winfield, R (1, 7) OBP: 0.352, SLG: 0.559	F7		F2		IBB		1B			3	0	1	0	1	0	0
Roy Smalley, S (1, 6) OBP: 0.359, SLG: 0.399	F8			6-3 G1-6-3 E 1B 1B	SF8-3-5 2-3 3-H		5-3			3	1	1	1	0	0	1
Graig Nettles, L (1, 5) OBP: 0.294, SLG: 0.350		4-3		E1 1-2 G1-6-3		E9 SH5-4 HBP		G3		4	0	0	0	0	0	1
Dave Collins, S (1, 3) (8, 9) OBP: 0.300, SLG: 0.308		CS 1B		G1-6-3 1-2f 2-3		SH5-4 1-2 HBP		G3		3	0	1	0	0	0	2
Butch Wynegar, S (1, 2) OBP: 0.373, SLG: 0.367		BB 1-2 BB		1B 3-H		SH5-4 1-2 2-3		5-3		2	0	1	1	1	0	0
Inning Stats	R: 3 H: 3 E: 0 LOB: 0 K: 0 BB: 0 S: 6 P: 6	R: 0 H: 1 E: 0 LOB: 2 K: 0 BB: 2 S: 3 P: 11	R: 0 H: 0 E: 0 LOB: 0 K: 0 BB: 0 S: 3 P: 3	R: 1 H: 2 E: 1 LOB: 1 K: 0 BB: 0 S: 5 P: 5	R: 1 H: 2 E: 1 LOB: 1 K: 1 BB: 1 S: 6 P: 10	R: 0 H: 0 E: 1 LOB: 2 K: 0 BB: 1 S: 3 P: 8	R: 0 H: 1 E: 0 LOB: 1 K: 0 BB: 0 S: 4 P: 4	R: 0 H: 0 E: 0 LOB: 0 K: 0 BB: 0 S: 3 P: 3	R: 1 H: 1 E: 0 LOB: 0 K: 1 BB: 0 S: 4 P: 4	1B: 6 SF: 1 2B: 3 SAC: 1 3B: 0 DP: 3 HR: 2 HBP: 1						

PITCHER	IP	WLS	BF	H	R	ER	SO	BB	IBB	HBP	BLK	WP	HR	S	P	ERA	WHIP
Steve Renko, R (1, 1) ERA: 3.49	4.0		20	7	5	5	0	2	0	0	0	0	1	18	26	11.25	2.250
Andy Hassler, L (5, 1) ERA: 1.72	4.0		16	2	0	0	1	1	1	1	0	0	0	15	24	0.00	0.750
Bruce Kison, R (9, 1) ERA: 3.84	0.1	L	2	1	1	1	1	0	0	0	0	0	1	4	4	27.00	3.000

PITCHER	IP	WLS	BF	H	R	ER	SO	BB	IBB	HBP	BLK	WP	HR	S	P	ERA	WHIP

BOTTOM

California Angels @ New York Yankees

Yankee Stadium, Bronx, NY

Sat Jul 24 1982, 7:05 PM EDT
Att. 47,917 - Unknown - 81 F

livebaseballscorecards.com

AB	31
R	6
H	10
RBI	6
BB	4
SO	2
LOB	12

WP: 0 PA: 38
PB: 0
SB: 0
CS: 1

Batter	1	2	3	4	5	6	7	8	9	AB	R	H	RBI	BB	SO	LOB
Brian Downing, R (1, 7) OBP: 0.369, SLG: 0.493	6-3		1B 5-3 SF9 1B	SF8 2-3 3-H			HBP		F8	3	1	1	1	0	0	0
Doug DeCinces, R (1, 5) OBP: 0.338, SLG: 0.467	5-3		5-3 1-2	6-3			F9		2B	5	0	1	0	0	0	3
Reggie Jackson, L (1, 9) OBP: 0.366, SLG: 0.507 Bobby Clark, R (8, 9) OBP: 0.276, SLG: 0.379	BB 1B 2B BB		4-3 2-3		4-3		G3		F8	3 1	1 0	1 0	1 0	0 0	1 0	1 1
Don Baylor, R (1, 10) OBP: 0.320, SLG: 0.432	BB 1-2 2B 1B		SF9 3-H		5-3			6-3		3	1	1	1	0	0	0
Bobby Grich, R (1, 4) OBP: 0.365, SLG: 0.435 Rob Wilfong, L (1, 4) OBP: 0.243, SLG: 0.225	1-2 2-3 2B BB		4-3		G3			1B 3B		0 3	0 1	0 1	0 1	1 0	0 0	0 1
Fred Lynn, L (1, 8) OBP: 0.370, SLG: 0.513	1-H 2-H 3-H 2B			1B E 2B		4-3		K		4	1	2	2	0	1	1
Ron Jackson, R (1, 3) OBP: 0.291, SLG: 0.308		6-3		E SF8 2-3 1B	K			FC6-4 3-H 1B		4	1	2	1	0	1	0
Tim Foli, R (1, 6) OBP: 0.299, SLG: 0.339		4-3	K		5-3			FC6-4 1-2f		4	0	0	0	0	1	3
Bob Boone, R (1, 2) OBP: 0.320, SLG: 0.336		6-3	E5 SF8 1-3 3-H				F7		1B	4	0	1	1	0	0	1
Inning Stats	R: 2 E: 0 K: 0 S: 4 H: 2 LOB: 2 BB: 2 P: 12	R: 0 E: 0 K: 0 S: 3 H: 0 LOB: 0 BB: 0 P: 3	R: 1 E: 0 K: 0 S: 5 H: 2 LOB: 1 BB: 0 P: 5	R: 2 E: 1 K: 1 S: 8 H: 2 LOB: 1 BB: 0 P: 8	R: 0 E: 0 K: 0 S: 3 H: 0 LOB: 0 BB: 0 P: 3	R: 0 E: 0 K: 1 S: 5 H: 0 LOB: 0 BB: 0 P: 5	R: 0 E: 0 K: 0 S: 3 H: 0 LOB: 1 BB: 0 P: 4	R: 1 E: 0 K: 1 S: 7 H: 2 LOB: 1 BB: 0 P: 7	R: 0 E: 0 K: 0 S: 4 H: 2 LOB: 1 BB: 0 P: 4	1B: 6 2B: 3 3B: 1 HR: 0	SF: 2 SAC: 0 DP: 0 HBP: 1						

California Angels @ New York Yankees

Yankee Stadium, Bronx, NY

Sun Jul 25 1982, 3:33 AM EDT

Att. 51,561 - Unknown - 80 F

TOP

livebaseballscorecards.com

AB	34
R	6
H	10
RBI	6
BB	2
SO	3
LOB	11

WP: 0 PB: 0 SB: 0 CS: 0 PA: 39

PITCHER		IP	WLS	BF	H	R	ER	SO	BB	IBB	HBP	BLK	WP	HR	S	P	ERA	WHIP
Tommy John, L ERA: 3.68	(1, 1)	3.1	L	18	6	5	4	1	2	0	0	0	0	0	18	26	10.80	2.400
George Frazier, R ERA: 2.65	(4, 1)	4.0		14	1	1	1	1	0	0	1	0	0	0	15	16	2.25	0.250
Dave Righetti, L ERA: 4.48	(8, 1)	1.2		7	3	0	0	1	0	0	0	0	0	0	9	9	0.00	1.800

PITCHER		IP	WLS	BF	H	R	ER	SO	BB	IBB	HBP	BLK	WP	HR	S	P	ERA	WHIP

Batter	1	2	3	4	5	6	7	8	9	AB	R	H	RBI	BB	SO	LOB
Willie Randolph, R (1, 4) OBP: 0.359, SLG: 0.343	4-3		BB, 1B, 1B 1B	G4-6-3 1-2f			G6-4-3 1-2f		F9	5	1	1	0	0	0	3
Jerry Mumphrey, S (1, 8) OBP: 0.382, SLG: 0.427	F7		1B, BB 1-2 1B	K				FC6-4 1B	F9	5	1	2	0	0	1	1
Oscar Gamble, L (1, 9) OBP: 0.378, SLG: 0.512 Butch Hobson, R (8, PH) OBP: 0.190, SLG: 0.214 (9, 3)	2B		BB 1-2 2-3 1B 1B	K				K		2 1	1 0	1 0	0 0	1 0	1 1	0 1
Bobby Murcer, L (1, 10) OBP: 0.288, SLG: 0.409 Lou Piniella, R (8, PH) OBP: 0.383, SLG: 0.460	F8		1B 1-2 2-3 3-H 1B	F2				FC6-4 1B 1-2f		3 1	0 0	1 0	1 0	0 0	0 0	1 1
Dave Winfield, R (1, 7) OBP: 0.354, SLG: 0.558		5-3	1-2 2-H 3-H 1B	F3				BB 1-3 1B		4	0	2	2	0	0	0
Roy Smalley, S (1, 6) OBP: 0.358, SLG: 0.395 Bucky Dent, R (8, PR) OBP: 0.184, SLG: 0.169 (9, 6)		6-3	F4			5-3		BB 1-2		3 0	0 0	0 0	0 0	1 0	0 0	2 0
Graig Nettles, L (1, 5) OBP: 0.293, SLG: 0.352		1B 2B	K			G3		4-3		4	1	1	0	0	1	5
Dave Collins, S (1, 3) OBP: 0.300, SLG: 0.307 (9, 9)		CS 2-H 1B		5-3			F9		K	4	0	1	1	0	1	0
Rick Cerone, R (1, 2) OBP: 0.302, SLG: 0.317		CS 1-2	6-3	G4-6-3 1B			G6-4-3 BB		2B	3	0	2	0	1	0	0
Inning Stats	R: 0 E: 0 K: 0 S: 4 H: 1 LOB: 1 BB: 0 P: 4	R: 1 E: 0 K: 0 S: 4 H: 2 LOB: 0 BB: 0 P: 4	R: 3 E: 0 K: 1 S: 9 H: 4 LOB: 2 BB: 1 P: 13	R: 0 E: 0 K: 0 S: 3 H: 1 LOB: 0 BB: 0 P: 3	R: 0 E: 0 K: 2 S: 7 H: 0 LOB: 0 BB: 0 P: 7	R: 0 E: 0 K: 0 S: 3 H: 0 LOB: 0 BB: 0 P: 3	R: 0 E: 0 K: 0 S: 2 H: 0 LOB: 0 BB: 1 P: 6	R: 0 E: 0 K: 1 S: 7 H: 2 LOB: 3 BB: 1 P: 11	R: 0 E: 0 K: 1 S: 6 H: 1 LOB: 1 BB: 0 P: 6	1B: 8 2B: 3 3B: 0 HR: 0 SF: 0 SAC: 0 DP: 2 HBP: 0						

PITCHER		IP	WLS	BF	H	R	ER	SO	BB	IBB	HBP	BLK	WP	HR	S	P	ERA	WHIP
Dave Goltz, R	(1, 1)	2.1		14	7	4	4	0	1	0	0	0	0	0	13	17	15.43	3.429
ERA: 4.44																		
Mickey Mahler, L	(3, 1)	6.2	W	24	4	0	0	5	2	0	0	0	0	0	32	40	0.00	0.900
ERA:																		

PITCHER	IP	WLS	BF	H	R	ER	SO	BB	IBB	HBP	BLK	WP	HR	S	P	ERA	WHIP

BOTTOM

California Angels @ New York Yankees

Yankee Stadium, Bronx, NY

Sun Jul 25 1982, 3:33 AM EDT

Att. 51,561 - Unknown - 80 F

livebaseballscorecards.com

AB	35
R	4
H	11
RBI	4
BB	3
SO	5
LOB	14

PA: 39

WP: 0
PB: 0
SB: 0
CS: 1

Oakland Athletics @ California Angels

Anaheim Stadium, Anaheim, CA

Mon Jul 26 1982, 10:05 PM EDT

Att. 47,260 - Unknown

TOP

livebaseballscorecards.com

Batter	1	2	3	4	5	6	7	8	9	AB	R	H	RBI	BB	SO	LOB
Rickey Henderson, R (1, 7) OBP: 0.419, SLG: 0.415	4-3 S 2B 1B	HR		F7 ②		BBBB 4-0 BB		1B 1-3 2-H S 2B		4	3	3	2	1	0	0
Dwayne Murphy, L (1, 8) OBP: 0.353, SLG: 0.415	0-0 ① 4-3 1-3	HR		S 1B		SSS 0-3 ③ K		WP S 2-3 3-H 1B		5	1	3	2	0	1	3
Dan Meyer, L (1, 3) OBP: 0.293, SLG: 0.421	HR 3-H 2B	BBBB 4-0 BB		0-0 ③ 4-3 1-2			0-0 ① 6-3	BBBB 4-0 1-3 3-H BB		3	1	1	1	2	0	1
Tony Armas, R (1, 9) OBP: 0.263, SLG: 0.399	H 1-0 HR HBP	SSS 0-3 ② K			0-0 ① 5-3		SSS 0-3 ② K	SSS 0-3 ② K		4	1	0	0	0	3	3
Wayne Gross, L (1, 5) OBP: 0.318, SLG: 0.316	0-0 ③ 1-H 2-H HR	0-0 ③ G3			0-0 ② G3		SSS 0-3 ③ K	0-0 ③ 1-3		5	1	1	3	0	1	3
Davey Lopes, R (1, 4) OBP: 0.313, SLG: 0.388 Dave McKay, S (7, 4) OBP: 0.222, SLG: 0.248	0-0 HR		0-0 ① 5-3		SSS 0-3 ③ K			0-0 ① P6	0-0 ① 1-3	3 2	1 0	1 0	1 0	0 0	1 0	0 0
Mitchell Page, L (1, 10) OBP: 0.316, SLG: 0.200	0-0 ② P5		SSS 0-3 ② K			BBBB 4-0 S BB		H 1-0 1B 1B HBP	0-0 ② 6-3	3	1	0	0	1	1	0
Jeff Newman, R (1, 2) OBP: 0.234, SLG: 0.346 Jeff Burroughs, R (8, PH) OBP: 0.341, SLG: 0.500 Mike Heath, R (8, 2) OBP: 0.291, SLG: 0.320	0-0 ③ F7		0-0 ③ 5-3			SSS 0-3 ① K 1-2		0-0 1-2 1B 2B	SSS 0-3 ③ K	3 1 1	0 1 0	0 1 0	0 1 0	1 0 0	1 0 1	1 0 0
Jimmy Sexton, R (1, 6) OBP: 0.256, SLG: 0.282 Cliff Johnson, R (8, PH) OBP: 0.310, SLG: 0.365 Fred Stanley, R (8, 6) OBP: 0.286, SLG: 0.218		0-0 ① 6-3		0-0 ① 5-3		SSS 0-3 ② K		0-0 2B 1-2 2-H 1B		3 1 0	0 1 0	0 1 0	0 1 0	1 0 0	1 0 0	1 0 0

Inning Stats																															
	R: 5	H: 4		R: 2	H: 2		R: 0	H: 0		R: 0	H: 1		R: 0	H: 0		R: 0	H: 0		R: 0	H: 0		R: 4	H: 4		R: 0	H: 0		1B: 5	SF: 0		WP: 1	PA: 44
	E: 0	LOB: 0		E: 0	LOB: 1		E: 0	LOB: 0		E: 0	LOB: 1		E: 0	LOB: 0		E: 0	LOB: 2		E: 0	LOB: 0		E: 0	LOB: 2		E: 0	LOB: 0		2B: 2	SAC: 0		PB: 0	
	K: 0	BB: 0		K: 1	BB: 1		K: 1	BB: 0		K: 0	BB: 0		K: 1	BB: 0		K: 3	BB: 2		K: 2	BB: 0		K: 1	BB: 1		K: 1	BB: 0		3B: 0	DP: 0		SB: 5	
	S: 7	P: 8		S: 7	P: 11		S: 5	P: 5		S: 4	P: 4		S: 5	P: 5		S: 9	P: 17		S: 7	P: 7		S: 9	P: 14		S: 5	P: 5		HR: 4	HBP: 2		CS: 0	

PITCHER		IP	WLS	BF	H	R	ER	SO	BB	IBB	HBP	BLK	WP	HR	S	P	ERA	WHIP
Ken Forsch, R ERA: 3.96	(1, 1)	1.1		11	6	7	7	0	0	0	1	0	0	4	10	11	47.25	4.500
Doug Corbett, R ERA: 5.08	(2, 1)	4.2		18	1	0	0	6	3	0	0	0	0	0	27	39	0.00	0.857
Luis Sanchez, R ERA: 4.2	(7, 1)	1.1	L	8	3	4	4	2	0	0	1	0	0	0	11	12	27.00	2.250
Andy Hassler, L ERA: 1.72	(8, 1)	0.0		2	1	0	0	0	1	0	0	0	1	0	1	5	∞	∞
Bruce Kison, R ERA: 3.76	(8, 1)	1.2		5	0	0	0	2	0	0	0	0	0	0	9	9	0.00	0.000

PITCHER	IP	WLS	BF	H	R	ER	SO	BB	IBB	HBP	BLK	WP	HR	S	P	ERA	WHIP

Batter	1	2	3	4	5	6	7	8	9	AB	R	H	RBI	BB	SO	LOB
Brian Downing, R (1, 7) OBP: 0.371, SLG: 0.490	BBBB 4-0 1-3 BB		x 0-0 ① F8	x 0-0 1B 1B	x 0-0 ③ G3		x 0-0 ② 6-3		BBBB 4-0 BB	4	0	1	0	2	0	1
Rod Carew, L (1, 3) OBP: 0.389, SLG: 0.374	x 0-0 ① F8		BBBB 4-0 HBP BB SF8 BB	x 0-0 1-2 1B		BBBB 4-0 HR BB	BBBB 4-0 2B BB		x 0-0 ② F8	2	2	1	0	2	0	1
Ron Jackson, R (7, PH) OBP: 0.298, SLG: 0.302 (8, 3)										1	1	0	0	1	0	1
Reggie Jackson, L (1, 9) OBP: 0.368, SLG: 0.518	x 0-0 ② 1-3 1-2		BBBB 4-0 SF8 HBP 1-2 BB	SSS 0-3 ③ K		x 0-0 1-H HR	x 0-0 1-H 2B		SSS 0-3 ③ K	5	1	2	3	1	2	4
Don Baylor, R (1, 10) OBP: 0.326, SLG: 0.433	H 1-0 HBP		H 1-0 1-2 2-3 HBP		BBBB 4-0 HR BB	x 0-0 SH1-4 1B	x 0-0 ③ F8			2	1	1	0	1	0	1
Fred Lynn, L (1, 8) OBP: 0.368, SLG: 0.520	x 0-0 ③ G3		x 0-0 ② SF8 2-3 3-H		x 0-0 1-H HR	x 0-0 ① SH1-4 1-2		x 0-0 ① F8		3	1	1	3	0	0	2
Doug DeCinces, R (1, 5) OBP: 0.341, SLG: 0.464		BBBB 4-0 BB	x 0-0 ③ 1-3		BBBB 4-0 SH3-4 1B WP BB	BBBB 4-0 BB		x 0-0 ② F9		2	1	0	0	3	0	2
Bobby Grich, R (1, 4) OBP: 0.368, SLG: 0.447		x 0-0 ① F8		x 0-0 HR	x 0-0 WP SH3-4 1-2 1B	SSS 0-3 ② K		x 0-0 1B		5	1	3	1	0	1	3
Tim Foli, R (1, 6) OBP: 0.295, SLG: 0.334		x 0-0 ② F7		x 0-0 ① 6-3	x 0-0 ① SH3-4 1-2 2-3	x 0-0 ③ F8		x 0-0 ③ F8		4	0	0	0	0	0	4
Bob Boone, R (1, 2) OBP: 0.315, SLG: 0.330		x 0-0 ③ P4		x 0-0 ② F7	x 0-0 ② 6-3 2-3 3-H		x 0-0 ① 6-3		x 0-0 ① 6-3	5	0	0	0	0	0	2
Inning Stats	R: 0 E: 0 K: 0 S: 3 H: 0 LOB: 2 BB: 1 P: 8	R: 0 E: 0 K: 0 S: 3 H: 0 LOB: 1 BB: 1 P: 7	R: 1 E: 0 K: 0 S: 3 H: 0 LOB: 2 BB: 2 P: 12	R: 1 E: 0 K: 1 S: 8 H: 3 LOB: 2 BB: 0 P: 8	R: 3 E: 0 K: 0 S: 5 H: 2 LOB: 1 BB: 2 P: 13	R: 2 E: 0 K: 1 S: 7 H: 2 LOB: 2 BB: 2 P: 15	R: 1 E: 0 K: 0 S: 4 H: 1 LOB: 1 BB: 1 P: 8	R: 0 E: 0 K: 0 S: 4 H: 1 LOB: 1 BB: 0 P: 4	R: 0 E: 0 K: 1 S: 5 H: 0 LOB: 1 BB: 1 P: 9	1B: 5 2B: 1 3B: 0 HR: 3	SF: 1 SAC: 2 DP: 0 HBP: 2						

PITCHER		IP	WLS	BF	H	R	ER	SO	BB	IBB	HBP	BLK	WP	HR	S	P	ERA	WHIP
Steve McCatty, R ERA: 4.25	(1, 1)	4.0		24	4	5	5	1	6	0	2	0	0	2	18	44	11.25	2.500
Tom Underwood, L ERA: 3.27	(5, 1)	1.1		8	3	2	2	0	1	0	0	0	1	1	7	11	13.50	3.000
Dave Beard, R ERA: 3.93	(6, 1)	3.2	W	16	2	1	1	2	3	0	0	0	0	0	17	29	2.46	1.364

PITCHER	IP	WLS	BF	H	R	ER	SO	BB	IBB	HBP	BLK	WP	HR	S	P	ERA	WHIP

BOTTOM

Oakland Athletics @ California Angels

Anaheim Stadium, Anaheim, CA

Mon Jul 26 1982, 10:05 PM EDT

Att. 47,260 - Unknown

livebaseballscorecards.com

AB	33
R	8
H	9
RBI	7
BB	10
SO	3
LOB	21

1B: 5 SF: 1
2B: 1 SAC: 2
3B: 0 DP: 0
HR: 3 HBP: 2

WP: 1 PA: 48
PB: 0
SB: 0
CS: 0

Batter	1	2	3	4	5	6	7	8	9	10	11	12	13	AB	R	H	RBI	BB	SO	LOB
Rickey Henderson, R (1, 7) OBP: 0.421, SLG: 0.416	0-0 CS 1B	4-0 CS BB		0-0 6-3 1-2		0-0 CS 1B			0-0 S 1B 2-H		0-0 F9		0-0 6-3	6	0	3	1	1	0	1
Dwayne Murphy, L (1, 8) OBP: 0.350, SLG: 0.409	4-0 BB 2B 1-2 BB	0-0 4-3 1-2		0-0 G3 2-3		0-0 CS 1-2	0-3 K		0-0 F7			0-3 K		5	1	0	0	1	2	3
Cliff Johnson, R (1, 10) OBP: 0.313, SLG: 0.365 Jeff Burroughs, R (2, PH) OBP: 0.343, SLG: 0.492	4-0 2B FC BB 1-2	0-3 K		4-0 BB			0-0 5-3		0-3 K 1-2			0-0 1B SF8 1B		0 4	1 1	0 1	0 0	1 1	0 2	0 1
Tony Armas, R (1, 9) OBP: 0.264, SLG: 0.401	0-0 1B 2B 2B 1-3 2-H		0-0 L4	0-0 F9			0-3 K			0-3 K		0-0 1B 1-3		6	1	2	1	0	2	2
Mickey Klutts, R (1, 5) OBP: 0.220, SLG: 0.248 Wayne Gross, L (10, PH) OBP: 0.319, SLG: 0.316 (10, 5)	0-0 FC 1B 2B 3-H		0-0 1B 1B		0-0 2-3			0-0 5-3		4-0 BB		0-0 SF8 3-H		4 0	1 0	1 0	1 1	0 1	0 0	1 0
Joe Rudi, R (1, 3) OBP: 0.333, SLG: 0.324 Dan Meyer, L (10, PH) OBP: 0.295, SLG: 0.420 (10, 3)	0-0 2B SF8 1B 1-2 2-3	0-0 FC1-4-6 1-2 1B			0-0 5-3			0-0 F9		0-0 F7		4-0 IBB		4 1	1 0	2 0	0 1	0 0	0 1	0 1
Mike Heath, R (1, 2) OBP: 0.287, SLG: 0.320	0-0 SF8 2B 1-3 2-H 3-H	0-0 F9			0-0 5-3			0-3 K		0-0 L4		0-0 P3		6	0	1	2	0	1	5
Dave McKay, S (1, 4) OBP: 0.223, SLG: 0.250 Mitchell Page, L (9, PR) OBP: 0.318, SLG: 0.200 Fred Stanley, R (9, 4) OBP: 0.282, SLG: 0.215	0-0 SF8 2-3 3-H	0-0 FC1-4-6 1-2f				0-0 F7			0-0 SH1-4 1B 1B		0-0 5-3		0-0 6-3	3 0 2	0 1 0	1 0 0	1 0 0	0 0 0	0 0 0	2 0 0
Jimmy Sexton, R (1, 6) OBP: 0.250, SLG: 0.273	0-0 5-3			0-0 G3 S 1B		0-0 5-3			0-0 SH1-4 1-2		0-0 6-3		0-0 6-3	5	0	1	0	0	0	1
Inning Stats	R: 5 E: 0 K: 0 S: 7 H: 4 LOB: 1 BB: 2 P: 15	R: 0 E: 0 K: 1 S: 4 H: 0 LOB: 0 BB: 1 P: 8	R: 0 E: 0 K: 0 S: 5 H: 2 LOB: 2 BB: 0 P: 5	R: 0 E: 0 K: 0 S: 4 H: 1 LOB: 2 BB: 1 P: 8	R: 0 E: 0 K: 0 S: 3 H: 0 LOB: 0 BB: 0 P: 3	R: 0 E: 0 K: 0 S: 3 H: 1 LOB: 0 BB: 0 P: 3	R: 0 E: 0 K: 2 S: 7 H: 0 LOB: 0 BB: 0 P: 7	R: 0 E: 0 K: 1 S: 5 H: 0 LOB: 0 BB: 0 P: 5	R: 1 E: 0 K: 1 S: 7 H: 2 LOB: 2 BB: 0 P: 7	R: 0 E: 0 K: 1 S: 5 H: 0 LOB: 1 BB: 1 P: 9	R: 0 E: 0 K: 0 S: 3 H: 0 LOB: 0 BB: 0 P: 3	R: 1 E: 0 K: 1 S: 7 H: 2 LOB: 2 BB: 1 P: 11	R: 0 E: 0 K: 0 S: 3 H: 0 LOB: 0 BB: 0 P: 3	1B: 10 2B: 2 3B: 0 HR: 0	SF: 2 SAC: 1 DP: 0 HBP: 0	WP: 0 PB: 0 SB: 2 CS: 3	PA: 56					

PITCHER		IP	WLS	BF	H	R	ER	SO	BB	IBB	HBP	BLK	WP	HR	S	P	ERA	WHIP
Geoff Zahn, L ERA: 3.57	(1, 1)	3.2		21	7	5	5	1	4	0	0	0	0	0	19	35	12.27	3.000
Bruce Kison, R ERA: 3.66	(4, 1)	4.2		16	3	1	1	3	0	0	0	0	0	0	22	22	1.93	0.643
Andy Hassler, L ERA: 1.71	(9, 1)	0.1		1	0	0	0	0	0	0	0	0	0	0	1	1	0.00	0.000
Dave Goltz, R ERA: 4.25	(9, 1)	4.1	W	17	2	1	1	3	1	1	0	0	0	0	21	29	2.08	0.692

PITCHER	IP	WLS	BF	H	R	ER	SO	BB	IBB	HBP	BLK	WP	HR	S	P	ERA	WHIP

TOP

Oakland Athletics @ California Angels

Anaheim Stadium, Anaheim, CA

Tue Jul 27 1982, 10:05 PM EDT

Att. 32,609 - Unknown

livebaseballscorecards.com

AB	46
R	7
H	12
RBI	7
BB	6
SO	7
LOB	17

Batter	1	2	3	4	5	6	7	8	9	10	11	12	13	AB	R	H	RBI	BB	SO	LOB
Brian Downing, R (1, 7) OBP: 0.372, SLG: 0.496	6-3		1-4-3 1-2		1-H 3-H HR		BB		1-3		BB		SH2-4 1-2	4	1	1	3	2	0	1
Rob Wilfong, L (1, 5) OBP: 0.231, SLG: 0.213 Joe Ferguson, R (13, PH) OBP: 0.288, SLG: 0.296	F8		F9		F9		F8		4-3		6-3		1B BB	6 0	0 0	0 0	0 1	0 0	0 0	3 0
Reggie Jackson, L (1, 9) OBP: 0.372, SLG: 0.535	2B			F8		HR		K	2B			F8 1B BB 1B	K	7	2	4	1	0	2	2
Don Baylor, R (1, 10) OBP: 0.330, SLG: 0.432	F7			L5		E S BB		1B 1B	5-3			FC6-4 1-2 1B BB	1-2 2-H 1B	5	1	2	1	2	0	2
Fred Lynn, L (1, 8) OBP: 0.365, SLG: 0.514		4-3		K		F9		1B 1-2 1B		F8		F8 2-3		6	0	1	0	0	1	3
Bobby Grich, R (1, 4) OBP: 0.365, SLG: 0.441		F7			F3 1-3 K		K			F8		FC6-4 1-2 3-H 1B		6	0	1	1	0	2	3
Ron Jackson, R (1, 3) OBP: 0.302, SLG: 0.305	5-3				1B HR 1B	5-3	1-3 2-H 1B			F7		FC6-4 1-2f 2-3		6	1	2	1	0	0	3
Tim Foli, R (1, 6) OBP: 0.290, SLG: 0.328		E6 FC6-4			P6		6-3	F8			F9	L5		6	0	0	0	0	0	5
Bob Boone, R (1, 2) OBP: 0.318, SLG: 0.344 Juan Beniquez, R (13, PR) OBP: 0.320, SLG: 0.333		FC6-4 1-2f 1-4-3			1-3 HR 1B		F7		HR		F9		SH2-4 1B 1B	6 0	2 1	3 0	1 0	0 0	0 0	1 0
Inning Stats	R: 0 E: 0 K: 0 S: 4 H: 1 LOB: 1 BB: 0 P: 4	R: 0 E: 0 K: 0 S: 3 H: 0 LOB: 0 BB: 0 P: 3	R: 0 E: 1 K: 0 S: 4 H: 0 LOB: 1 BB: 0 P: 4	R: 0 E: 0 K: 1 S: 5 H: 0 LOB: 0 BB: 0 P: 5	R: 3 E: 0 K: 0 S: 6 H: 3 LOB: 0 BB: 0 P: 6	R: 1 E: 0 K: 1 S: 6 H: 1 LOB: 1 BB: 1 P: 10	R: 0 E: 0 K: 0 S: 3 H: 0 LOB: 1 BB: 1 P: 7	R: 1 E: 0 K: 2 S: 10 H: 3 LOB: 2 BB: 0 P: 10	R: 1 E: 0 K: 0 S: 5 H: 2 LOB: 1 BB: 0 P: 5	R: 0 E: 0 K: 0 S: 3 H: 0 LOB: 0 BB: 0 P: 3	R: 0 E: 0 K: 0 S: 3 H: 0 LOB: 1 BB: 1 P: 7	R: 1 E: 0 K: 0 S: 5 H: 2 LOB: 2 BB: 1 P: 9	R: 1 E: 0 K: 1 S: 6 H: 2 LOB: 2 BB: 1 P: 10	1B: 9 2B: 2 3B: 0 HR: 3	SF: 0 SAC: 1 DP: 0 HBP: 0	WP: 0 PB: 0 SB: 1 CS: 0	PA: 58				

PITCHER		IP	WLS	BF	H	R	ER	SO	BB	IBB	HBP	BLK	WP	HR	S	P	ERA	WHIP
Mike Norris, R ERA: 4.5	(1, 1)	11.0		47	10	6	6	4	3	0	0	0	0	3	52	64	4.91	1.182
Brian Kingman, R ERA: 4.91	(12, 1)	0.0		2	1	1	1	0	1	0	0	0	0	0	1	5	∞	∞
Bob Owchinko, L ERA: 4.87	(12, 1)	1.2	L	9	3	1	1	1	1	0	0	0	0	0	10	14	5.40	2.400

PITCHER		IP	WLS	BF	H	R	ER	SO	BB	IBB	HBP	BLK	WP	HR	S	P	ERA	WHIP

BOTTOM

Oakland Athletics @ California Angels

Anaheim Stadium, Anaheim, CA

Tue Jul 27 1982, 10:05 PM EDT

Att. 32,609 - Unknown

livebaseballscorecards.com

AB	52
R	8
H	14
RBI	8
BB	5
SO	5
LOB	23

Batter	1	2	3	4	5	6	7	8	9	AB	R	H	RBI	BB	SO	LOB
Rickey Henderson, R (1, 7) (7, 8) OBP: 0.422, SLG: 0.416	S S S 0-3 ① K		B B B B 4-0 CS BB			x 0-0 ① 4-3		x 0-0 1B		3	0	1	0	1	1	0
Dwayne Murphy, L (1, 8) OBP: 0.350, SLG: 0.408	x 0-0 ② 6-3		0-0 ③ CS 1-2	x 0-0 FC5-6 1B		x 0-0 ② 4-3		x 0-0 ③ 5-3		3	0	1	0	0	0	0
Jeff Burroughs, R (7, 7) OBP: 0.340, SLG: 0.488										1	0	0	0	0	0	1
Dan Meyer, L (1, 3) OBP: 0.294, SLG: 0.421	x 0-0 ③ F7			x 0-0 ① FC5-6 WP 1-2f		x 0-0 ③ 3-1			x 0-0 1B SF8 2B	4	1	1	0	0	0	1
Tony Armas, R (1, 9) OBP: 0.264, SLG: 0.399		x 0-0 ① 4-3		S S S 0-3 ② K 1-2			S S S 0-3 K		x 0-0 1B 2-3	4	0	1	0	0	2	1
Wayne Gross, L (1, 5) OBP: 0.315, SLG: 0.312		x 0-0 ② 4-3		x 0-0 ③ F8			x 0-0 ① F8		x 0-0 ① SF8 3-H	3	0	0	1	0	0	2
Mitchell Page, L (1, 10) OBP: 0.304, SLG: 0.211		x 0-0 1B			x 0-0 ① 3-1		x 0-0 ② P4		S S S 0-3 ② K	4	0	1	0	0	1	2
Mike Heath, R (1, 2) OBP: 0.286, SLG: 0.318		x 0-0 ③ 4-3			x 0-0 4-3 1B		x 0-0 ③ F8		x 0-0 ③ 5-3	4	0	1	0	0	0	3
Dave McKay, S (1, 4) OBP: 0.219, SLG: 0.245			x 0-0 ① F8		x 0-0 ② 4-3 1-2			x 0-0 ① F8		3	0	0	0	0	0	1
Fred Stanley, R (1, 6) OBP: 0.277, SLG: 0.211			x 0-0 ② 4-3		x 0-0 ③ F9			x 0-0 ② 5-3		3	0	0	0	0	0	1
Inning Stats	R: 0 H: 0 E: 0 LOB: 0 K: 1 BB: 0 S: 5 P: 5	R: 0 H: 1 E: 0 LOB: 1 K: 0 BB: 0 S: 4 P: 4	R: 0 H: 0 E: 0 LOB: 0 K: 0 BB: 1 S: 2 P: 6	R: 0 H: 1 E: 0 LOB: 1 K: 1 BB: 0 S: 6 P: 6	R: 0 H: 1 E: 0 LOB: 1 K: 0 BB: 0 S: 4 P: 4	R: 0 H: 0 E: 0 LOB: 0 K: 0 BB: 0 S: 3 P: 3	R: 0 H: 0 E: 0 LOB: 1 K: 1 BB: 0 S: 6 P: 6	R: 0 H: 1 E: 0 LOB: 1 K: 0 BB: 0 S: 4 P: 4	R: 1 H: 2 E: 0 LOB: 1 K: 1 BB: 0 S: 7 P: 7	1B: 5 SF: 1 2B: 1 SAC: 0 3B: 0 DP: 0 HR: 0 HBP: 0						

PITCHER	IP	WLS	BF	H	R	ER	SO	BB	IBB	HBP	BLK	WP	HR	S	P	ERA	WHIP
Mike Witt, R (1, 1) ERA: 3.4	9.0	W	34	6	1	1	4	1	0	0	0	2	0	41	45	1.00	0.778

PITCHER	IP	WLS	BF	H	R	ER	SO	BB	IBB	HBP	BLK	WP	HR	S	P	ERA	WHIP

TOP

Oakland Athletics @ California Angels

Anaheim Stadium, Anaheim, CA

Wed Jul 28 1982, 10:05 PM EDT

Att. 32,689 - Unknown

livebaseballscorecards.com

AB	32
R	1
H	6
RBI	1
BB	1
SO	4
LOB	12

WP: 2 PA: 35
PB: 0
SB: 0
CS: 1

Oakland Athletics @ California Angels

Anaheim Stadium, Anaheim, CA

Wed Jul 28 1982, 10:05 PM EDT

Att. 32,689 - Unknown

livebaseballscorecards.com

BOTTOM

Batter	1	2	3	4	5	6	7	8	9	AB	R	H	RBI	BB	SO	LOB
Brian Downing, R (1, 7) OBP: 0.369, SLG: 0.491	P5	6-3		G6-4-3 1-2f	6-3 1-2 2-H		4-3			4	0	0	1	0	0	2
Mick Kelleher, R (7, 5) OBP: 0.118, SLG: 0.032										1	0	0	0	0	0	0
Rob Wilfong, L (1, 5) OBP: 0.230, SLG: 0.212	1B 1B 1B	4-3		F8	F8		K S S S			5	1	1	0	0	1	1
Reggie Jackson, L (7, PH) OBP: 0.375, SLG: 0.533	F9		BBBB HR BB		BBBB HR BB	F9	P5			1	2	0	0	2	0	1
Bobby Clark, R (7, 9) OBP: 0.267, SLG: 0.367										2	0	0	0	0	0	0
Don Baylor, R (8, 8) OBP: 0.336, SLG: 0.451	1B 1B 1-2 1B		1-H HR		1-H HR	BBBB 1B 1B BB		F9		4	4	3	4	1	0	0
Fred Lynn, L (1, 8) OBP: 0.369, SLG: 0.515	HBP 1B 1-3 2-H 1B		P5		BBBB BB BB SF9 BB	1B 2B 1-3 1B		4-3		3	3	2	1	1	0	0
Joe Ferguson, R (9, 9) OBP: 0.283, SLG: 0.291										1	0	0	0	0	0	0
Bobby Grich, R (1, 4) OBP: 0.367, SLG: 0.440	1B 1-2 HBP		P4		BBBB SF9 BB 1-2 1B BB	2B 1-2 3-H 1B		1B		1	1	0	0	1	0	0
Juan Beniquez, R (6, PH) OBP: 0.333, SLG: 0.348										2	1	2	1	0	0	0
Ron Jackson, R (7, 7) OBP: 0.338, SLG: 0.349	FC6-4 1-2 2-H 3-H 1B		1B		BBBB WP 1B 6-3 1-2 2-3 BB	1-H 2-H 2B		F9		4	1	3	4	1	0	1
Tim Foli, R (1, 6) OBP: 0.286, SLG: 0.325	FC6-4 1-2f		1-3		SF9 2-3 3-H	5-3				3	0	0	1	0	0	4
Bob Boone, R (1, 2) OBP: 0.321, SLG: 0.346		6-3		G6-4-3 1B	WP 1-2 3-H 1B	F8				4	0	2	1	0	0	1
Inning Stats	R: 3 E: 0 K: 0 S: 7 H: 4 LOB: 2 BB: 0 P: 8	R: 0 E: 0 K: 0 S: 3 H: 0 LOB: 0 BB: 0 P: 3	R: 2 E: 0 K: 0 S: 5 H: 2 LOB: 1 BB: 1 P: 9	R: 0 E: 0 K: 0 S: 3 H: 1 LOB: 0 BB: 0 P: 3	R: 5 E: 0 K: 0 S: 5 H: 2 LOB: 1 BB: 4 P: 21	R: 3 E: 0 K: 0 S: 6 H: 3 LOB: 1 BB: 1 P: 10	R: 0 E: 0 K: 1 S: 5 H: 0 LOB: 0 BB: 0 P: 5	R: 0 E: 0 K: 0 S: 4 H: 1 LOB: 1 BB: 0 P: 4		1B: 10 2B: 1 3B: 0 HR: 2 SF: 1 SAC: 0 DP: 1 HBP: 1						

	AB	35
	R	13
	H	13
	RBI	13
	BB	6
	SO	1
	LOB	10

PITCHER		IP	WLS	BF	H	R	ER	SO	BB	IBB	HBP	BLK	WP	HR	S	P	ERA	WHIP
Matt Keough, R ERA: 5.72	(1, 1)	4.0	L	22	8	7	7	0	2	0	1	0	0	2	19	28	15.75	2.500
Preston Hanna, R ERA: 5.4	(5, 1)	1.1		12	4	6	6	0	4	0	0	0	1	0	8	24	40.50	6.000
Bob Owchinko, L ERA: 4.65	(6, 1)	2.2		9	1	0	0	1	0	0	0	0	0	0	11	11	0.00	0.375

PITCHER	IP	WLS	BF	H	R	ER	SO	BB	IBB	HBP	BLK	WP	HR	S	P	ERA	WHIP

Batter	1	2	3	4	5	6	7	8	9	AB	R	H	RBI	BB	SO	LOB
Julio Cruz, S (1, 4) OBP: 0.323, SLG: 0.316	6-3		1B 1-2 1B		K			F7		4	0	1	0	0	1	0
Manny Castillo, S (1, 5) OBP: 0.304, SLG: 0.335	6-3		F8		1B 2B			HBP BB		3	1	1	0	1	0	2
Bruce Bochte, L (1, 7) OBP: 0.382, SLG: 0.386	BB		K		1B 2-H 1B			G5-4-3 1-2 HBP		2	0	1	1	1	1	2
Joe Simpson, L (8, PR) OBP: 0.296, SLG: 0.312 (8, 7)	BB									0	0	0	0	0	0	0
Richie Zisk, R (1, 10) OBP: 0.362, SLG: 0.487	K		1B 1-2 2-3			4-3		G5-4-3 1-2f		4	0	1	0	0	1	3
Al Cowens, R (1, 9) OBP: 0.330, SLG: 0.482		K	F6			L4			4-3	4	0	0	0	0	1	3
Rick Sweet, S (1, 2) OBP: 0.352, SLG: 0.400		BB 1B		G3		F5			F7	3	0	0	0	1	0	0
Gary Gray, R (1, 3) OBP: 0.356, SLG: 0.379		G5-4-3 1-2 1B		F8			F4		2B	4	0	2	0	0	0	0
Dave Henderson, R (1, 8) OBP: 0.350, SLG: 0.493		G5-4-3 1-2f		F6			BB G6-4-3		F9	3	0	0	0	1	0	3
Todd Cruz, R (1, 6) OBP: 0.256, SLG: 0.360			1B 1B 1B		F7		G6-4-3 1-2f			3	0	1	0	0	0	1
Inning Stats	R: 0 E: 0 K: 1 S: 5 H: 0 LOB: 1 BB: 1 P: 9	R: 0 E: 0 K: 1 S: 5 H: 1 LOB: 1 BB: 1 P: 9	R: 0 E: 0 K: 1 S: 8 H: 3 LOB: 3 BB: 0 P: 8	R: 0 E: 0 K: 0 S: 3 H: 0 LOB: 0 BB: 0 P: 3	R: 1 E: 0 K: 1 S: 6 H: 2 LOB: 1 BB: 0 P: 6	R: 0 E: 0 K: 0 S: 3 H: 0 LOB: 0 BB: 0 P: 3	R: 0 E: 0 K: 0 S: 2 H: 0 LOB: 0 BB: 1 P: 6	R: 0 E: 0 K: 0 S: 2 H: 0 LOB: 2 BB: 1 P: 7	R: 0 E: 0 K: 0 S: 4 H: 1 LOB: 1 BB: 0 P: 4	1B: 5 2B: 2 3B: 0 HR: 0 SF: 0 SAC: 0 DP: 3 HBP: 1						

PITCHER		IP	WLS	BF	H	R	ER	SO	BB	IBB	HBP	BLK	WP	HR	S	P	ERA	WHIP
Steve Renko, R ERA: 3.36	(1, 1)	7.1	W	29	6	1	1	4	4	0	0	0	0	0	33	49	1.23	1.364
Andy Hassler, L ERA: 1.71	(8, 1)	0.0		1	0	0	0	0	0	0	1	0	0	0	0	1	∞	∞
Luis Sanchez, R ERA: 4.06	(8, 1)	1.2	S	5	1	0	0	0	0	0	0	0	0	0	5	5	0.00	0.600

PITCHER	IP	WLS	BF	H	R	ER	SO	BB	IBB	HBP	BLK	WP	HR	S	P	ERA	WHIP

TOP

Seattle Mariners @ California Angels

Anaheim Stadium, Anaheim, CA

Thu Jul 29 1982, 10:05 PM EDT

Att. 26,512 - Unknown

livebaseballscorecards.com

AB	30
R	1
H	7
RBI	1
BB	4
SO	4
LOB	14

WP: 0 PB: 0 SB: 0 CS: 0 PA: 35

Batter	1	2	3	4	5	6	7	8	9	AB	R	H	RBI	BB	SO	LOB
Brian Downing, R (1, 7) OBP: 0.368, SLG: 0.488 Juan Beniquez, R (9, 7) OBP: 0.333, SLG: 0.348	6-3		HR, 1B (2-3)		F8		K			4 0	1 0	1 0	0 0	0 0	1 0	2 0
Doug DeCinces, R (1, 5) OBP: 0.345, SLG: 0.479	F4		HR (1-H, 3-H)			1B		2B		4	1	3	3	0	0	0
Reggie Jackson, L (1, 9) OBP: 0.371, SLG: 0.526 Bobby Clark, R (9, 9) OBP: 0.267, SLG: 0.367	K		K			F7		K		4 0	0 0	0 0	0 0	0 0	3 0	2 0
Don Baylor, R (1, 10) OBP: 0.335, SLG: 0.448		F3	F9			F8		IBB		3	0	0	0	1	0	1
Fred Lynn, L (1, 8) OBP: 0.368, SLG: 0.511		BB		1-3		1-3		K		3	0	0	0	1	1	3
Bobby Grich, R (1, 4) OBP: 0.369, SLG: 0.437		F8		G6-4-3, BB				1B, SH2-3, BB	F7	2	0	0	0	2	0	3
Ron Jackson, R (1, 3) OBP: 0.329, SLG: 0.338		F6		G6-4-3 (1-2f)				SH2-3 (1-2)		2	0	0	0	0	0	2
Tim Foli, R (1, 6) OBP: 0.290, SLG: 0.326			1B, SH1-3, HR, BB		4-3			1B (2-3)		2	1	1	0	1	0	0
Bob Boone, R (1, 2) OBP: 0.319, SLG: 0.344			SH1-3 (1-2)		F7			F8		2	0	0	0	0	0	2
Inning Stats	R: 0 E: 0 K: 1 S: 5 H: 0 LOB: 0 BB: 0 P: 5	R: 0 E: 0 K: 0 S: 3 H: 0 LOB: 1 BB: 1 P: 7	R: 3 E: 0 K: 1 S: 7 H: 2 LOB: 0 BB: 1 P: 11	R: 0 E: 0 K: 0 S: 2 H: 0 LOB: 0 BB: 1 P: 6	R: 0 E: 0 K: 0 S: 3 H: 0 LOB: 0 BB: 0 P: 3	R: 0 E: 0 K: 0 S: 4 H: 1 LOB: 1 BB: 0 P: 4	R: 0 E: 0 K: 1 S: 6 H: 1 LOB: 2 BB: 1 P: 10	R: 0 E: 0 K: 2 S: 8 H: 1 LOB: 2 BB: 1 P: 12		1B: 3 2B: 1 3B: 0 HR: 1 SF: 0 SAC: 2 DP: 1 HBP: 0						

PITCHER		IP	WLS	BF	H	R	ER	SO	BB	IBB	HBP	BLK	WP	HR	S	P	ERA	WHIP
Mike Moore, R ERA: 5.42	(1, 1)	7.0	L	29	5	3	3	3	4	0	0	0	0	1	31	47	3.86	1.286
Ed Vande Berg, L ERA: 2.06	(8, 1)	0.2		3	0	0	0	2	0	1	0	0	0	0	6	10	0.00	0.000
Bill Caudill, R ERA: 2.06	(8, 1)	0.1		1	0	0	0	0	0	0	0	0	0	0	1	1	0.00	0.000

PITCHER	IP	WLS	BF	H	R	ER	SO	BB	IBB	HBP	BLK	WP	HR	S	P	ERA	WHIP

BOTTOM

Seattle Mariners @ California Angels

Anaheim Stadium, Anaheim, CA

Thu Jul 29 1982, 10:05 PM EDT

Att. 26,512 - Unknown

livebaseballscorecards.com

AB	26
R	3
H	5
RBI	3
BB	5
SO	5
LOB	15

Batter	1	2	3	4	5	6	7	8	9	AB	R	H	RBI	BB	SO	LOB
Julio Cruz, S (1, 4) OBP: 0.320, SLG: 0.312	1-3		6-3		K			1-3		4	0	0	0	0	1	0
Manny Castillo, S (1, 5) OBP: 0.303, SLG: 0.334	6-3		4-3			CS 1B		4-3		4	0	1	0	0	0	0
Bruce Bochte, L (1, 7) OBP: 0.381, SLG: 0.385	2B 1B		F7			4-3 (1-2)			F7	4	0	1	0	0	0	1
Richie Zisk, R (1, 10) OBP: 0.361, SLG: 0.487	1-3 2B			5-3		F3			F6	4	0	1	0	0	0	0
Al Cowens, R (1, 9) OBP: 0.327, SLG: 0.477	6-3			3-1			L5		4-3	4	0	0	0	0	0	2
Rick Sweet, S (1, 2) OBP: 0.351, SLG: 0.406		4-3		2B			F8			3	0	1	0	0	0	0
Gary Gray, R (1, 3) OBP: 0.361, SLG: 0.384		1B		5-3			1B			3	0	2	0	0	0	1
Dave Henderson, R (1, 8) OBP: 0.345, SLG: 0.485		F7			F7		F3			3	0	0	0	0	0	2
Todd Cruz, R (1, 6) OBP: 0.254, SLG: 0.356		5-3			4-3			F7		3	0	0	0	0	0	1
Inning Stats	R: 0 E: 0 K: 0 S: 5 H: 2 LOB: 2 BB: 0 P: 5	R: 0 E: 0 K: 0 S: 4 H: 1 LOB: 1 BB: 0 P: 4	R: 0 E: 0 K: 0 S: 3 H: 0 LOB: 0 BB: 0 P: 3	R: 0 E: 0 K: 0 S: 4 H: 1 LOB: 1 BB: 0 P: 4	R: 0 E: 0 K: 1 S: 5 H: 0 LOB: 0 BB: 0 P: 5	R: 0 E: 0 K: 0 S: 3 H: 1 LOB: 0 BB: 0 P: 3	R: 0 E: 0 K: 0 S: 4 H: 1 LOB: 1 BB: 0 P: 4	R: 0 E: 0 K: 0 S: 3 H: 0 LOB: 0 BB: 0 P: 3	R: 0 E: 0 K: 0 S: 3 H: 0 LOB: 0 BB: 0 P: 3	1B: 4 2B: 2 3B: 0 HR: 0	SF: 0 SAC: 0 DP: 0 HBP: 0			WP: 0 PB: 0 SB: 0 CS: 1		PA: 32	

PITCHER	IP	WLS	BF	H	R	ER	SO	BB	IBB	HBP	BLK	WP	HR	S	P	ERA	WHIP
Ken Forsch, R (1, 1) ERA: 3.74	9.0	W	32	6	0	0	1	0	0	0	0	0	0	34	34	0.00	0.667

PITCHER	IP	WLS	BF	H	R	ER	SO	BB	IBB	HBP	BLK	WP	HR	S	P	ERA	WHIP

TOP

Seattle Mariners @ California Angels

Anaheim Stadium, Anaheim, CA

Fri Jul 30 1982, 10:05 PM EDT

Att. 31,581 - Unknown

livebaseballscorecards.com

AB	32
R	0
H	6
RBI	0
BB	0
SO	1
LOB	7

Batter	1	2	3	4	5	6	7	8	9	AB	R	H	RBI	BB	SO	LOB
Brian Downing, R (1, 7) OBP: 0.369, SLG: 0.491	F4		1B			1B 2B		K		4	1	2	0	0	1	1
Juan Beniquez, R (9, 7) OBP: 0.333, SLG: 0.348										0	0	0	0	0	0	0
Rob Wilfong, L (1, 4) OBP: 0.224, SLG: 0.207	F9		K			K				3	0	0	0	0	2	2
Reggie Jackson, L (1, 9) OBP: 0.370, SLG: 0.525	F7			4-3		1B 2-H				3	0	1	1	0	0	0
Bobby Clark, R (8, 9) OBP: 0.267, SLG: 0.367										0	0	0	0	0	0	0
Don Baylor, R (1, 10) OBP: 0.333, SLG: 0.444		6-3		F8			K			3	0	0	0	0	1	0
Fred Lynn, L (1, 8) OBP: 0.365, SLG: 0.506		3-1		F9			F8			3	0	0	0	0	0	0
Doug DeCinces, R (1, 5) OBP: 0.345, SLG: 0.486		HR			K		6-3			3	1	1	1	0	1	0
Ron Jackson, R (1, 3) OBP: 0.329, SLG: 0.338		4-3			4-3			F8 SH1-4 1B		3	0	1	0	0	0	0
Tim Foli, R (1, 6) OBP: 0.288, SLG: 0.324			6-3		F9			SH1-4 1-2		2	0	0	0	0	0	0
Bob Boone, R (1, 2) OBP: 0.316, SLG: 0.340			F9			K		F8 2-3		3	0	0	0	0	1	1
Inning Stats	R: 0 E: 0 K: 0 S: 3 H: 0 LOB: 0 BB: 0 P: 3	R: 1 E: 0 K: 0 S: 4 H: 1 LOB: 0 BB: 0 P: 4	R: 0 E: 0 K: 1 S: 6 H: 1 LOB: 1 BB: 0 P: 6	R: 0 E: 0 K: 0 S: 3 H: 0 LOB: 0 BB: 0 P: 3	R: 0 E: 0 K: 1 S: 5 H: 0 LOB: 0 BB: 0 P: 5	R: 1 E: 0 K: 2 S: 8 H: 2 LOB: 1 BB: 0 P: 8	R: 0 E: 0 K: 1 S: 5 H: 0 LOB: 0 BB: 0 P: 5	R: 0 E: 0 K: 1 S: 6 H: 1 LOB: 1 BB: 0 P: 6		1B: 3 2B: 1 3B: 0 HR: 1 SF: 0 SAC: 1 DP: 0 HBP: 0						

PITCHER	IP	WLS	BF	H	R	ER	SO	BB	IBB	HBP	BLK	WP	HR	S	P	ERA	WHIP
Jim Beattie, R (1, 1) ERA: 3.07	8.0	L	28	5	2	2	6	0	0	0	0	0	1	40	40	2.25	0.625

PITCHER	IP	WLS	BF	H	R	ER	SO	BB	IBB	HBP	BLK	WP	HR	S	P	ERA	WHIP

BOTTOM

Seattle Mariners @ California Angels

Anaheim Stadium, Anaheim, CA

Fri Jul 30 1982, 10:05 PM EDT

Att. 31,581 - Unknown

livebaseballscorecards.com

AB	27
R	2
H	5
RBI	2
BB	0
SO	6
LOB	4

Batter	1	2	3	4	5	6	7	8	9	AB	R	H	RBI	BB	SO	LOB
Julio Cruz, S (1, 4) OBP: 0.316, SLG: 0.308	SSS 0-3 ① K		x 0-0 ② F7	x 0-0 ② 4-3 2-3		SSS 0-3 ③ K		x 0-0 ① F8		5	0	0	0	0	2	1
Manny Castillo, S (1, 5) OBP: 0.307, SLG: 0.342	x 0-0 ② F7		x 0-0 1B	x 0-0 1B 2B 3-H			x 0-0 ① 6-3	x 0-0 G4-6-3 1B		5	1	3	1	0	0	0
Bruce Bochte, L (1, 7) OBP: 0.381, SLG: 0.385	x 0-0 ③ 6-3		x 0-0 ③ F7	x 0-0 1B 2-H			x 0-0 1B 1B	x 0-0 ②③ G4-6-3 1-2f		5	1	2	1	0	0	2
Richie Zisk, R (1, 10) OBP: 0.365, SLG: 0.489 Bobby Brown, S (9, PH) OBP: 0.285, SLG: 0.321		BBBB 4-0 G3 1B BB		F8 BB 1B 1B SSS 0-3 ③ K			x 0-0 4-3 1B 1-3 1B		x 0-0 E1	3 1	1 0	2 0	0 0	1 0	1 0	1 0
Al Cowens, R (1, 9) OBP: 0.330, SLG: 0.477	x 0-0 G3 1-2 1B			BBBB 4-0 1B 1-2 2B BB	x 0-0 ① 5-3		x 0-0 4-3 1-2 3-H 1B		SSS 0-3 ① K	4	1	2	1	1	1	1
Rick Sweet, S (1, 2) OBP: 0.340, SLG: 0.391	x 0-0 ① G3 1-2 2-3			x 0-0 ① F8 2-3	x 0-0 ② 4-3		x 0-0 ② 4-3 1-2 2-3		x 0-0 ② F9	5	0	0	0	0	0	7
Gary Gray, R (1, 3) OBP: 0.357, SLG: 0.379	x 0-0 ② 5-3			x 0-0 2B 1-2 3-H 1B	x 0-0 ③ F9		x 0-0 ③ 4-3		SSS 0-3 ③ K	5	1	1	1	0	1	5
Todd Cruz, R (1, 6) OBP: 0.257, SLG: 0.371	x 0-0 ③ 5-3			x 0-0 2B 1-3 2-H 2B		SSS 0-3 ① K		x 0-0 HR		4	2	2	2	0	1	2
Joe Simpson, L (1, 8) OBP: 0.301, SLG: 0.345			x 0-0 ① G3	x 0-0 4-3 2B 2-H 3-H		x 0-0 ② 4-3		x 0-0 HR		4	2	2	3	0	0	0
Inning Stats	R: 0 H: 0 E: 0 LOB: 0 K: 1 BB: 0 S: 5 P: 5	R: 0 H: 1 E: 0 LOB: 2 K: 0 BB: 1 S: 4 P: 8	R: 0 H: 1 E: 0 LOB: 1 K: 0 BB: 0 S: 4 P: 4	R: 6 H: 6 E: 0 LOB: 1 K: 1 BB: 1 S: 11 P: 15	R: 0 H: 0 E: 0 LOB: 0 K: 0 BB: 0 S: 3 P: 3	R: 0 H: 0 E: 0 LOB: 0 K: 2 BB: 0 S: 7 P: 7	R: 1 H: 3 E: 0 LOB: 2 K: 0 BB: 0 S: 6 P: 6	R: 2 H: 3 E: 0 LOB: 0 K: 0 BB: 0 S: 5 P: 5	R: 0 H: 0 E: 1 LOB: 1 K: 2 BB: 0 S: 8 P: 8	1B: 9 SF: 0 2B: 3 SAC: 0 3B: 0 DP: 1 HR: 2 HBP: 0						

TOP

Seattle Mariners @ California Angels

Anaheim Stadium, Anaheim, CA

Sat Jul 31 1982, 10:05 PM EDT

Att. 41,770 - Unknown

livebaseballscorecards.com

AB	41
R	9
H	14
RBI	9
BB	2
SO	6
LOB	19

PITCHER		IP	WLS	BF	H	R	ER	SO	BB	IBB	HBP	BLK	WP	HR	S	P	ERA	WHIP
Dave Goltz, R ERA: 4.76	(1, 1)	3.2	L	19	6	5	5	1	2	0	0	0	0	0	19	27	12.27	2.182
Mickey Mahler, L ERA: 1.29	(4, 1)	0.0		2	2	1	1	0	0	0	0	0	0	0	2	2	∞	∞
Doug Corbett, R ERA: 4.97	(4, 1)	3.1		13	3	1	1	3	0	0	0	0	0	0	19	19	2.70	0.900
Bruce Kison, R ERA: 3.78	(8, 1)	2.0		9	3	2	2	2	0	0	0	0	0	2	13	13	9.00	1.500

PITCHER	IP	WLS	BF	H	R	ER	SO	BB	IBB	HBP	BLK	WP	HR	S	P	ERA	WHIP

BOTTOM

Seattle Mariners @ California Angels

Anaheim Stadium, Anaheim, CA

Sat Jul 31 1982, 10:05 PM EDT

Att. 41,770 - Unknown

Batter	1	2	3	4	5	6	7	8	9	AB	R	H	RBI	BB	SO	LOB
Brian Downing, R (1, 7) OBP: 0.368, SLG: 0.488	K		4-3			1-3		1B 1B G6-4-3 1B		4	1	1	0	0	1	0
Juan Beniquez, R (1, 9) OBP: 0.340, SLG: 0.355	5-3			WP 1B 1B		4-3		G6-4-3 1B 1-2 1B		4	1	2	0	0	0	0
Doug DeCinces, R (1, 5) OBP: 0.346, SLG: 0.486	F5			F9		1B		G6-4-3 1-2 2-3 1B		4	0	2	0	0	0	1
Don Baylor, R (1, 10) OBP: 0.330, SLG: 0.440		K		K		K		G6-4-3 1-2f 2-3 3-H		4	0	0	0	0	3	4
Ron Jackson, R (1, 3) OBP: 0.338, SLG: 0.347		1B		1-H 1B			F8	G3		4	0	2	1	0	0	1
Bobby Clark, R (1, 8) OBP: 0.254, SLG: 0.349		L6		K			F9		F4	3	0	0	0	0	1	2
Fred Lynn, L (9, PH) OBP: 0.364, SLG: 0.504										1	0	0	0	0	0	0
Bobby Grich, R (1, 4) OBP: 0.368, SLG: 0.438		K			F8		2B		F8	4	0	1	0	0	1	1
Tim Foli, R (1, 6) OBP: 0.285, SLG: 0.321			F9		4-3		F8		K	3	0	0	0	0	0	1
Reggie Jackson, L (9, PH) OBP: 0.369, SLG: 0.523										1	0	0	0	0	1	0
Bob Boone, R (1, 2) OBP: 0.316, SLG: 0.350			F9		F4			HR		3	1	1	1	0	0	0
Joe Ferguson, R (9, 2) OBP: 0.283, SLG: 0.291										0	0	0	0	0	0	0
Inning Stats	R: 0 H: 0 E: 0 LOB: 0 K: 1 BB: 0 S: 5 P: 5	R: 0 H: 1 E: 0 LOB: 1 K: 2 BB: 0 S: 8 P: 8	R: 0 H: 0 E: 0 LOB: 0 K: 0 BB: 0 S: 3 P: 3	R: 1 H: 2 E: 0 LOB: 1 K: 2 BB: 0 S: 9 P: 9	R: 0 H: 0 E: 0 LOB: 0 K: 0 BB: 0 S: 3 P: 3	R: 0 H: 1 E: 0 LOB: 1 K: 1 BB: 0 S: 6 P: 6	R: 0 H: 1 E: 0 LOB: 1 K: 0 BB: 0 S: 4 P: 4	R: 2 H: 4 E: 0 LOB: 1 K: 0 BB: 0 S: 6 P: 6	R: 0 H: 0 E: 0 LOB: 0 K: 1 BB: 0 S: 5 P: 5	1B: 7 SF: 0 2B: 1 SAC: 0 3B: 0 DP: 1 HR: 1 HBP: 0						WP: 1 PA: 35 PB: 0 SB: 0 CS: 0	

livebaseballscorecards.com

	AB	35
	R	3
	H	9
	RBI	2
	BB	0
	SO	7
	LOB	10

PITCHER		IP	WLS	BF	H	R	ER	SO	BB	IBB	HBP	BLK	WP	HR	S	P	ERA	WHIP
Floyd Bannister, L ERA: 3.22	(1, 1)	8.0	W	32	9	3	3	6	0	0	0	0	1	1	44	44	3.38	1.125
Larry Andersen, R ERA: 4.9	(9, 1)	1.0		3	0	0	0	1	0	0	0	0	0	0	5	5	0.00	0.000

PITCHER	IP	WLS	BF	H	R	ER	SO	BB	IBB	HBP	BLK	WP	HR	S	P	ERA	WHIP

Seattle Mariners @ California Angels

Anaheim Stadium, Anaheim, CA

Sun Aug 01 1982, 6:33 AM EDT

Att. 27,025 - Unknown

TOP

livebaseballscorecards.com

Batter	1	2	3	4	5	6	7	8	9	AB	R	H	RBI	BB	SO	LOB
Julio Cruz, S (1, 4) OBP: 0.314, SLG: 0.305	F8		K			F9		FC5-4 1B	G1-6-3 1-2f	3	0	0	0	0	1	0
Manny Castillo, S (7, 4) OBP: 0.308, SLG: 0.343										2	0	1	0	0	0	1
Dave Edler, R (1, 5) OBP: 0.343, SLG: 0.469	4-3			L4		5-3		FC5-4 1B HR 1-2f		4	1	0	0	0	0	1
Bruce Bochte, L (1, 7) OBP: 0.381, SLG: 0.385	K			K		FC5-4 1B		HR 1-2		3	0	1	0	0	2	0
Bobby Brown, S (8, PH) OBP: 0.289, SLG: 0.325 (8, 7)										1	1	1	0	0	0	0
Richie Zisk, R (1, 10) OBP: 0.364, SLG: 0.495		6-3		F3		FC5-4 1-2f		HR 1-H 2-H		4	1	1	3	0	0	1
Al Cowens, R (1, 9) OBP: 0.330, SLG: 0.478		F3			E5 1B		F8 2B 2B	PB 1B		3	1	1	0	0	0	0
Joe Simpson, L (8, PH) OBP: 0.306, SLG: 0.350 (8, 9)										1	0	1	0	0	0	0
Gary Gray, R (1, 3) OBP: 0.355, SLG: 0.376		1B			L6		F8 2-3	K 1-2		4	0	1	0	0	1	3
Dave Henderson, R (1, 8) OBP: 0.339, SLG: 0.476		6-3			K		F6	K		4	0	0	0	0	2	4
Todd Cruz, R (1, 6) OBP: 0.261, SLG: 0.377			K		FC5-4 1-2 1B		3-H 2B		L4	3	0	2	1	0	1	0
Paul Serna, R (7, 6) OBP: 0.234, SLG: 0.287										1	0	0	0	0	0	0
Bud Bulling, R (1, 2) OBP: 0.306, SLG: 0.288			1-3		FC5-4 1-2f		F9		G1-6-3 1B	4	0	1	0	0	0	3

AB	37
R	4
H	10
RBI	4
BB	0
SO	7
LOB	13

Inning Stats									
	R: 0 E: 0 K: 1 S: 5	H: 0 LOB: 0 BB: 0 P: 5	R: 0 E: 0 K: 0 S: 4	H: 1 LOB: 1 BB: 0 P: 4	R: 0 E: 0 K: 2 S: 7	H: 0 LOB: 0 BB: 0 P: 7	R: 0 E: 0 K: 1 S: 5	H: 0 LOB: 0 BB: 0 P: 5	R: 0 E: 1 K: 1 S: 7	H: 1 LOB: 2 BB: 0 P: 7
	R: 0 E: 0 K: 0 S: 4	H: 1 LOB: 1 BB: 0 P: 4	R: 1 E: 0 K: 0 S: 5	H: 2 LOB: 1 BB: 0 P: 5	R: 3 E: 0 K: 2 S: 11	H: 4 LOB: 1 BB: 0 P: 11	R: 0 E: 0 K: 0 S: 3	H: 1 LOB: 0 BB: 0 P: 3	1B: 7 2B: 2 3B: 0 HR: 1	SF: 0 SAC: 0 DP: 1 HBP: 0
	WP: 0 PB: 1 SB: 0 CS: 0	PA: 37								

PITCHER		IP	WLS	BF	H	R	ER	SO	BB	IBB	HBP	BLK	WP	HR	S	P	ERA	WHIP
Geoff Zahn, L ERA: 3.63	(1, 1)	7.1	W	32	9	4	4	5	0	0	0	0	0	1	42	42	4.91	1.227
Luis Sanchez, R ERA: 3.93	(8, 1)	1.2		5	1	0	0	2	0	0	0	0	0	0	9	9	0.00	0.600

PITCHER	IP	WLS	BF	H	R	ER	SO	BB	IBB	HBP	BLK	WP	HR	S	P	ERA	WHIP

Seattle Mariners @ California Angels

Anaheim Stadium, Anaheim, CA

Sun Aug 01 1982, 6:33 AM EDT

Att. 27,025 - Unknown

BOTTOM

Batter	1	2	3	4	5	6	7	8	9	AB	R	H	RBI	BB	SO	LOB
Brian Downing, R (1, 7)	5-3	1B 2B 1B	FC4-6 1-2 1B		2-H 1B			F8		5	1	3	1	0	0	0
Juan Beniquez, R (9, 7)										0	0	0	0	0	0	0
Rob Wilfong, L (1, 4)	1B 1B 1B	BB 1-3 2B 1B	F8		6-3			F7		5	2	2	0	0	0	3
Reggie Jackson, L (1, 9)	1B 1B 1-3 1B	B B B 1-2 2B BB	FC4-6 1-2f			4-3 1B		S S S	K	4	2	2	0	1	1	2
Bobby Clark, R (9, 9)										0	0	0	0	0	0	0
Don Baylor, R (1, 10)	1B HR 1-3 3-H 1B	F3		5-3		F8				4	1	1	1	0	0	4
Fred Lynn, L (1, 8)	HR 1-2 3-H 1B	1B 1-H 2-H 3-H 2B		F8		4-3 1-2				4	1	2	4	0	0	1
Doug DeCinces, R (1, 5)	HR 1-H 2-H	1B 2-3 1B		F9		F8				4	1	2	3	0	0	1
Ron Jackson, R (1, 3)	B B B 4-0 CS BB	S S S K			6-3		F6			3	0	0	0	1	1	2
Tim Foli, R (1, 6)	S S S K 1-2		F8		6-3		5-3			4	0	0	0	0	1	1
Bob Boone, R (1, 2)		F8	B B B 4-0 1B BB		1B 2B		S S S K			3	1	1	0	1	1	0
Inning Stats	R: 5 E: 0 K: 1 S: 9 H: 5 LOB: 0 BB: 1 P: 13	R: 3 E: 0 K: 1 S: 9 H: 4 LOB: 2 BB: 1 P: 13	R: 0 E: 0 K: 0 S: 4 H: 1 LOB: 2 BB: 1 P: 8	R: 0 E: 0 K: 0 S: 3 H: 0 LOB: 0 BB: 0 P: 3	R: 1 E: 0 K: 0 S: 5 H: 2 LOB: 1 BB: 0 P: 5	R: 0 E: 0 K: 0 S: 4 H: 1 LOB: 1 BB: 0 P: 4	R: 0 E: 0 K: 1 S: 5 H: 0 LOB: 0 BB: 0 P: 5	R: 0 E: 0 K: 1 S: 5 H: 0 LOB: 0 BB: 0 P: 5		1B: 10 2B: 2 3B: 0 HR: 1	SF: 0 SAC: 0 DP: 0 HBP: 0						

	AB	36
	R	9
	H	13
	RBI	9
	BB	3
	SO	4
	LOB	14

WP: 0 PB: 0 SB: 0 CS: 1 PA: 39

livebaseballscorecards.com

PITCHER		IP	WLS	BF	H	R	ER	SO	BB	IBB	HBP	BLK	WP	HR	S	P	ERA	WHIP
Rich Bordi, R (1, 1)		0.1	L	6	5	5	5	0	0	0	0	0	0	1	6	6	135.00	15.000
ERA: 135.0																		
Gene Nelson, R (1, 1)		1.1		8	3	3	3	1	2	0	0	0	0	0	8	16	20.25	3.750
ERA: 4.62																		
Bryan Clark, L (2, 1)		5.2		23	5	1	1	2	1	0	0	0	0	0	26	30	1.59	1.059
ERA: 2.51																		
Bill Caudill, R (8, 1)		0.2		2	0	0	0	1	0	0	0	0	0	0	4	4	0.00	0.000
ERA: 2.04																		

PITCHER	IP	WLS	BF	H	R	ER	SO	BB	IBB	HBP	BLK	WP	HR	S	P	ERA	WHIP

Minnesota Twins @ California Angels

Anaheim Stadium, Anaheim, CA

Mon Aug 02 1982, 10:05 PM EDT

Att. 25,097 - Unknown - 75 F

TOP

livebaseballscorecards.com

Batter	1	2	3	4	5	6	7	8	9	AB	R	H	RBI	BB	SO	LOB
Bobby Mitchell, L (1, 8) OBP: 0.328, SLG: 0.293	F7		G6-4-3 1-2f			4-3		6-3	1B 2B IBB	4	1	0	0	1	0	2
Ron Washington, R (1, 4) (9, 6) OBP: 0.298, SLG: 0.384	F8		6-3			K		FC4-6 HR 2B	1-3 2-H 3-H 1B	5	1	2	2	0	1	0
Tom Brunansky, R (1, 9) OBP: 0.393, SLG: 0.508	F3		F8				1B 2B	FC4-6 BB	3-H 2B	4	1	2	1	1	0	0
Kent Hrbek, L (1, 3) OBP: 0.378, SLG: 0.534		K	WP 1B				WP 1B SF9 2-H 1B	FC4-6 1-2f HR 2-3	4-3	5	2	2	1	0	1	4
Gary Ward, R (1, 7) OBP: 0.307, SLG: 0.490		K	5-3 1-2				SF9 WP FC4-6 1-2 1B	1-H 3-H HR		4	2	2	3	0	1	1
Gary Gaetti, R (1, 5) OBP: 0.277, SLG: 0.476		6-3		K			SF9 1-3 2-H	K		3	0	0	1	0	2	0
Tim Laudner, R (1, 2) OBP: 0.350, SLG: 0.395			K	F3					2B 1B BB	2	0	0	0	2	1	0
Jesus Vega, R (9, PR) OBP: 0.291, SLG: 0.383										0	1	0	0	0	0	0
Sal Butera, R (9, 2) OBP: 0.388, SLG: 0.293										0	0	0	0	0	0	0
Randy Johnson, L (1, 10) OBP: 0.336, SLG: 0.448			BB 1B	5-3			FC4-6 FC5-4 1-2f 3-H		1-3 1B 2B	4	0	2	1	0	0	1
Mickey Hatcher, R (9, PR) OBP: 0.262, SLG: 0.308										0	1	0	0	0	0	0
Lenny Faedo, R (1, 6) OBP: 0.271, SLG: 0.340			G6-4-3 1-2 BB			L9	FC5-4 1-2f		K	2	0	0	0	1	0	1
Randy Bush, L (9, PH) OBP: 0.214, SLG: 0.225										1	0	0	0	0	1	3
John Castino, R (9, 4) OBP: 0.314, SLG: 0.317										0	0	0	0	0	0	0

AB	34
R	9
H	10
RBI	9
BB	5
SO	7
LOB	12

Inning Stats	1	2	3	4	5	6	7	8	9	1B: 5 2B: 4 3B: 0 HR: 1	SF: 1 SAC: 0 DP: 1 HBP: 0	WP: 2 PB: 0 SB: 0 CS: 0	PA: 40
	R: 0 E: 0 K: 0 S: 3	H: 0 LOB: 0 BB: 0 P: 3	R: 0 E: 0 K: 2 S: 7	H: 0 LOB: 0 BB: 0 P: 7	R: 0 E: 0 K: 1 S: 5	H: 1 LOB: 1 BB: 1 P: 9	R: 0 E: 0 K: 0 S: 4	H: 1 LOB: 1 BB: 0 P: 4	R: 0 E: 0 K: 1 S: 5	H: 0 LOB: 0 BB: 0 P: 5	R: 0 E: 0 K: 1 S: 5	H: 0 LOB: 0 BB: 0 P: 5	R: 3 E: 0 K: 0 S: 6	H: 3 LOB: 1 BB: 1 P: 10	R: 3 E: 0 K: 1 S: 7	H: 2 LOB: 0 BB: 1 P: 11	R: 3 E: 0 K: 1 S: 7	H: 3 LOB: 2 BB: 2 P: 15				

PITCHER		IP	WLS	BF	H	R	ER	SO	BB	IBB	HBP	BLK	WP	HR	S	P	ERA	WHIP
Mike Witt, R	(1, 1)	6.1		24	5	3	3	5	1	0	0	0	2	0	33	37	4.26	0.947
ERA: 3.45																		
Doug Corbett, R	(7, 1)	1.2		9	2	3	3	1	2	0	0	0	0	1	9	17	16.20	2.400
ERA: 5.23																		
Luis Sanchez, R	(9, 1)	0.2	L	6	3	3	3	1	1	1	0	0	0	0	6	14	40.50	6.000
ERA: 4.39																		
Andy Hassler, L	(9, 1)	0.1		1	0	0	0	0	0	0	0	0	0	0	1	1	0.00	0.000
ERA: 1.7																		

PITCHER	IP	WLS	BF	H	R	ER	SO	BB	IBB	HBP	BLK	WP	HR	S	P	ERA	WHIP

BOTTOM

Minnesota Twins @ California Angels

Anaheim Stadium, Anaheim, CA

Mon Aug 02 1982, 10:05 PM EDT

Att. 25,097 - Unknown - 75 F

livebaseballscorecards.com

Batter	1	2	3	4	5	6	7	8	9	AB	R	H	RBI	BB	SO	LOB
Brian Downing, R (1, 7) OBP: 0.372, SLG: 0.489	K		G3		SH2-4	E		FC5-6 1B		3	0	1	1	1	1	0
Juan Beniquez, R (9, 7) OBP: 0.340, SLG: 0.355										0	0	0	0	0	0	0
Rob Wilfong, L (1, 4) OBP: 0.230, SLG: 0.214	4-3		L3		FC3-2	E8		FC5-6 FC6		5	0	1	2	0	0	3
Reggie Jackson, L (1, 9) OBP: 0.369, SLG: 0.516	4-3			K	K	5-3		FC6		4	0	0	0	0	2	4
Bobby Clark, R (8, 9) OBP: 0.250, SLG: 0.344										1	0	0	0	0	0	1
Don Baylor, R (1, 10) OBP: 0.327, SLG: 0.433		FC3-6 BB		K		F3	5-3		F6	4	0	0	0	1	1	0
Fred Lynn, L (1, 8) OBP: 0.369, SLG: 0.515		FC3-6 CS		HR		HR	6-3 1B		F8	3	3	1	1	2	0	1
Doug DeCinces, R (1, 5) OBP: 0.351, SLG: 0.501		BB		BB		HR	6-3		F8	3	1	1	2	2	0	1
Ron Jackson, R (1, 3) OBP: 0.329, SLG: 0.329		F5		1-3		F3	1B			4	0	1	1	0	0	2
Tim Foli, R (1, 6) OBP: 0.284, SLG: 0.322			F8 G3 2B		SH2-4 E FC3-2 1B	E5	F8			4	2	2	0	0	0	1
Bob Boone, R (1, 2) OBP: 0.317, SLG: 0.350			F8		E4	BB E		F3		3	1	0	0	1	0	2

	AB	34
	R	7
	H	7
	RBI	7
	BB	7
	SO	4
	LOB	15

Inning Stats	1	2	3	4	5	6	7	8	9
	R: 0 H: 0 E: 0 LOB: 0 K: 1 BB: 0 S: 5 P: 5	R: 0 H: 0 E: 0 LOB: 1 K: 0 BB: 2 S: 2 P: 10	R: 1 H: 1 E: 0 LOB: 0 K: 0 BB: 0 S: 4 P: 4	R: 1 H: 1 E: 0 LOB: 1 K: 2 BB: 1 S: 8 P: 12	R: 0 H: 1 E: 1 LOB: 2 K: 1 BB: 0 S: 7 P: 7	R: 4 H: 2 E: 2 LOB: 2 K: 0 BB: 3 S: 6 P: 18	R: 1 H: 1 E: 0 LOB: 1 K: 0 BB: 1 S: 4 P: 8	R: 0 H: 1 E: 0 LOB: 1 K: 0 BB: 0 S: 4 P: 4	R: 0 H: 0 E: 0 LOB: 0 K: 0 BB: 0 S: 3 P: 3

1B: 4 SF: 0
2B: 1 SAC: 1
3B: 0 DP: 0
HR: 2 HBP: 0

WP: 0 PA: 42
PB: 0
SB: 0
CS: 1

PITCHER		IP	WLS	BF	H	R	ER	SO	BB	IBB	HBP	BLK	WP	HR	S	P	ERA	WHIP
Bobby Castillo, R ERA: 4.2	(1, 1)	5.2		29	5	6	4	4	6	0	0	0	0	2	31	55	6.35	1.941
Jeff Little, L ERA: 3.31	(6, 1)	2.1	W	10	2	1	1	0	1	0	0	0	0	0	9	13	3.86	1.286
Ron Davis, R ERA: 4.89	(9, 1)	1.0	S	3	0	0	0	0	0	0	0	0	0	0	3	3	0.00	0.000

PITCHER	IP	WLS	BF	H	R	ER	SO	BB	IBB	HBP	BLK	WP	HR	S	P	ERA	WHIP

Batter	1	2	3	4	5	6	7	8	9	AB	R	H	RBI	BB	SO	LOB
Bobby Mitchell, L (1, 8) OBP: 0.329, SLG: 0.295	1B 1B		FC5-4 G1-6-3 1-2f		2B 1B 1-2		4-3 1-2		K2-3	5	1	2	0	0	1	2
Ron Washington, R (1, 4) OBP: 0.297, SLG: 0.385	F4		G1-6-3 1-2f		2B 1-H 2-H		K			4	0	1	2	0	1	3
Tom Brunansky, R (1, 9) OBP: 0.398, SLG: 0.516	1B 1-2			1B WP 2B	K			HR 1B		4	2	3	0	0	1	1
Kent Hrbek, L (1, 3) OBP: 0.377, SLG: 0.531	K			F9 WP 2-3 1B	F4			F9		4	0	1	0	0	1	4
Gary Ward, R (1, 7) OBP: 0.306, SLG: 0.496	K			K		K		1-H HR		4	1	1	2	0	3	4
Gary Gaetti, R (1, 5) OBP: 0.274, SLG: 0.470		5-3		F9 1-3 3-H		6-3		5-3		4	0	0	0	0	0	1
Randy Johnson, L (1, 10) OBP: 0.331, SLG: 0.440		4-3		K		K		F7		4	0	0	0	0	2	1
Sal Butera, R (1, 2) OBP: 0.382, SLG: 0.291		5-3			1B 2B 1B		F9		K	4	1	1	0	0	1	0
Lenny Faedo, R (1, 6) OBP: 0.279, SLG: 0.339			FC5-4 1B		F2		4-3 BB		F9	3	0	1	0	1	0	1
Inning Stats	R: 0 E: 0 K: 2 S: 9 H: 2 LOB: 2 BB: 0 P: 9	R: 0 E: 0 K: 0 S: 3 H: 0 LOB: 0 BB: 0 P: 3	R: 0 E: 0 K: 0 S: 3 H: 1 LOB: 0 BB: 0 P: 3	R: 1 E: 0 K: 2 S: 9 H: 2 LOB: 1 BB: 0 P: 9	R: 2 E: 0 K: 1 S: 8 H: 3 LOB: 1 BB: 0 P: 8	R: 0 E: 0 K: 2 S: 7 H: 0 LOB: 0 BB: 0 P: 7	R: 0 E: 0 K: 1 S: 5 H: 0 LOB: 1 BB: 1 P: 9	R: 2 E: 0 K: 0 S: 5 H: 2 LOB: 0 BB: 0 P: 5	R: 0 E: 0 K: 2 S: 7 H: 0 LOB: 0 BB: 0 P: 7	1B: 7 2B: 2 3B: 0 HR: 1 SF: 0 SAC: 0 DP: 1 HBP: 0						

PITCHER		IP	WLS	BF	H	R	ER	SO	BB	IBB	HBP	BLK	WP	HR	S	P	ERA	WHIP
Steve Renko, R ERA: 3.5	(1, 1)	8.0	L	34	10	5	5	8	1	0	0	0	1	1	49	53	5.62	1.375
Dave Goltz, R ERA: 4.68	(9, 1)	1.0		3	0	0	0	2	0	0	0	0	0	0	7	7	0.00	0.000

PITCHER	IP	WLS	BF	H	R	ER	SO	BB	IBB	HBP	BLK	WP	HR	S	P	ERA	WHIP

TOP

Minnesota Twins @ California Angels

Anaheim Stadium, Anaheim, CA

Tue Aug 03 1982, 10:05 PM EDT

Att. 26,184 - Unknown

livebaseballscorecards.com

AB	36
R	5
H	10
RBI	4
BB	1
SO	10
LOB	17

WP: 1 PA: 37
PB: 0
SB: 0
CS: 0

Minnesota Twins @ California Angels

Anaheim Stadium, Anaheim, CA

Tue Aug 03 1982, 10:05 PM EDT

Att. 26,184 - Unknown

BOTTOM

Batter	1	2	3	4	5	6	7	8	9	AB	R	H	RBI	BB	SO	LOB
Brian Downing, R (1, 7) OBP: 0.370, SLG: 0.484	6-3		HR, BB		F8	F9			K	4	1	0	0	1	1	4
Doug DeCinces, R (1, 5) OBP: 0.354, SLG: 0.527	HR		HR		HR		L6		K2-3	5	3	3	4	0	1	1
Reggie Jackson, L (1, 9) OBP: 0.370, SLG: 0.516	L8		1B		1B		F7			4	0	2	0	0	0	0
Don Baylor, R (1, 10) OBP: 0.325, SLG: 0.429	6-3		F9		F7		F2			4	0	0	0	0	0	2
Fred Lynn, L (1, 8) OBP: 0.367, SLG: 0.510		G3	F8			FC5-4, SH2-3, BB		K		3	0	0	0	1	1	1
Ron Jackson, R (1, 3) OBP: 0.318, SLG: 0.317		K		K		SH2-3 (1-2)		6-3		3	0	0	0	0	2	0
Bobby Grich, R (1, 4) OBP: 0.369, SLG: 0.437		1B		K		FC5-4, IBB		6-3		3	0	1	0	1	1	0
Tim Foli, R (1, 6) OBP: 0.281, SLG: 0.318		5-3		1-3		FC5-4, BB (1-2f, 2-3)			6-3	4	0	0	0	0	0	3
Bob Boone, R (1, 2) OBP: 0.319, SLG: 0.347			6-3		5-3	BB (1-2)			BB	2	0	0	0	2	0	0
Rob Wilfong, L (9, PR) OBP: 0.230, SLG: 0.214										0	0	0	0	0	0	0

	AB	32
	R	4
	H	6
	RBI	4
	BB	5
	SO	6
	LOB	11

livebaseballscorecards.com

Inning Stats	1	2	3	4	5	6	7	8	9
	R: 1 E: 0 K: 0 S: 4	H: 1 LOB: 0 BB: 0 P: 4	R: 0 E: 0 K: 1 S: 6	H: 1 LOB: 1 BB: 0 P: 6	R: 2 E: 0 K: 0 S: 5	H: 2 LOB: 1 BB: 1 P: 9	R: 0 E: 0 K: 2 S: 7	H: 0 LOB: 0 BB: 0 P: 7	R: 1 E: 0 K: 0 S: 5	H: 2 LOB: 1 BB: 0 P: 5	R: 0 E: 0 K: 0 S: 3	H: 0 LOB: 3 BB: 3 P: 15	R: 0 E: 0 K: 0 S: 3	H: 0 LOB: 0 BB: 0 P: 3	R: 0 E: 0 K: 1 S: 5	H: 0 LOB: 0 BB: 0 P: 5	R: 0 E: 0 K: 2 S: 7	H: 0 LOB: 1 BB: 1 P: 11

	1B: 3	SF: 0	WP: 0	PA: 38
	2B: 0	SAC: 1	PB: 0	
	3B: 0	DP: 0	SB: 0	
	HR: 3	HBP: 0	CS: 0	

PITCHER		IP	WLS	BF	H	R	ER	SO	BB	IBB	HBP	BLK	WP	HR	S	P	ERA	WHIP
Brad Havens, L ERA: 4.49	(1, 1)	8.1	W	36	6	4	4	4	4	1	0	0	0	3	39	59	4.32	1.200
Terry Felton, R ERA: 4.6	(9, 1)	0.2	S	2	0	0	0	2	0	0	0	0	0	0	6	6	0.00	0.000

PITCHER	IP	WLS	BF	H	R	ER	SO	BB	IBB	HBP	BLK	WP	HR	S	P	ERA	WHIP

Batter	1	2	3	4	5	6	7	8	9	AB	R	H	RBI	BB	SO	LOB
Bobby Mitchell, L (1, 8) OBP: 0.327, SLG: 0.301	SSS 0-3 ① K		x 0-0 1B 3B	x 0-0 ③ 1-3			x 0-0 ③ F7		x 0-0 ② 4-3	5	1	1	0	0	1	1
Ron Washington, R (1, 4) OBP: 0.299, SLG: 0.384	x 0-0 ② F2		x 0-0 ① 5-3		SSS 0-3 ① K			BBBB 4-0 E 1B BB	x 0-0 1B	4	1	1	0	1	1	1
Tom Brunansky, R (1, 9) OBP: 0.398, SLG: 0.510	BBBB 4-0 FC4-6 BB		BBBB 4-0 1B BB		SSS 0-3 ② K			x 0-0 E5 1B 1-3 HR	x 0-0 ③ 4-3	3	1	0	0	2	1	2
Kent Hrbek, L (1, 3) OBP: 0.378, SLG: 0.531	x 0-0 ③ FC4-6 1-2f		x 0-0 G6-4-3 1-2 3-H 1B		x 0-0 ③ L9			x 0-0 HR 1-2 3-H 1B		4	1	2	2	0	0	1
Gary Ward, R (1, 7) OBP: 0.306, SLG: 0.493		x 0-0 1B 1B	x 0-0 ② ③ G6-4-3 1-2f			x 0-0 ① F9		x 0-0 ① F9		4	0	1	0	0	0	4
Gary Gaetti, R (1, 5) OBP: 0.271, SLG: 0.464		SSS 0-3 ① K		x 0-0 ① F7		x 0-0 ② F8		x 0-0 ② F6		4	0	0	0	0	1	3
Tim Laudner, R (1, 2) OBP: 0.348, SLG: 0.409		x 0-0 ② F7	x 0-0 ② 1-3			x 0-0 ③ 5-3		x 0-0 1-H 2-H HR		4	1	1	3	0	0	1
Mickey Hatcher, R (1, 10) OBP: 0.268, SLG: 0.325		x 0-0 1-2 1B	x 0-0 1B 3B				x 0-0 ① F7	x 0-0 ③ 6-3		4	1	2	0	0	0	0
Lenny Faedo, R (1, 6) OBP: 0.280, SLG: 0.339 Randy Bush, L (9, PH) OBP: 0.209, SLG: 0.220		x 0-0 ③ F8	x 0-0 3-H 1B				x 0-0 ② 6-3	SSS 0-3 ① K		3 1	0 0	1 0	1 0	0 0	0 1	2 0
Inning Stats	R: 0 E: 0 K: 1 S: 5 H: 0 LOB: 1 BB: 1 P: 9	R: 0 E: 0 K: 1 S: 7 H: 2 LOB: 2 BB: 0 P: 7	R: 1 E: 0 K: 0 S: 4 H: 2 LOB: 1 BB: 1 P: 8	R: 1 E: 0 K: 0 S: 5 H: 2 LOB: 1 BB: 0 P: 5	R: 0 E: 0 K: 2 S: 7 H: 0 LOB: 0 BB: 0 P: 7	R: 0 E: 0 K: 0 S: 3 H: 0 LOB: 0 BB: 0 P: 3	R: 0 E: 0 K: 0 S: 3 H: 0 LOB: 0 BB: 0 P: 3	R: 4 E: 1 K: 0 S: 6 H: 2 LOB: 0 BB: 1 P: 10	R: 0 E: 0 K: 1 S: 6 H: 1 LOB: 1 BB: 0 P: 6	1B: 6 2B: 0 3B: 2 HR: 1 SF: 0 SAC: 0 DP: 1 HBP: 0						

PITCHER		IP	WLS	BF	H	R	ER	SO	BB	IBB	HBP	BLK	WP	HR	S	P	ERA	WHIP
Ken Forsch, R ERA: 3.67	(1, 1)	7.2		34	8	6	2	4	3	0	0	0	0	1	39	51	2.35	1.435
Dave Goltz, R ERA: 4.58	(8, 1)	1.1	W	5	1	0	0	1	0	0	0	0	0	0	7	7	0.00	0.750

PITCHER	IP	WLS	BF	H	R	ER	SO	BB	IBB	HBP	BLK	WP	HR	S	P	ERA	WHIP

TOP

Minnesota Twins @ California Angels

Anaheim Stadium, Anaheim, CA

Wed Aug 04 1982, 10:05 PM EDT

Att. 28,054 - Unknown

livebaseballscorecards.com

AB	36
R	6
H	9
RBI	6
BB	3
SO	5
LOB	15

WP: 0 PA: 39
PB: 0
SB: 0
CS: 0

BOTTOM

Minnesota Twins @ California Angels

Anaheim Stadium, Anaheim, CA

Wed Aug 04 1982, 10:05 PM EDT

Att. 28,054 - Unknown

Batter	1	2	3	4	5	6	7	8	9	AB	R	H	RBI	BB	SO	LOB
Brian Downing, R (1, 7) OBP: 0.374, SLG: 0.494	K		1B		1B		BB	HR		4	2	3	3	1	1	0
Juan Beniquez, R (9, 7) OBP: 0.340, SLG: 0.355										0	0	0	0	0	0	0
Rod Carew, L (1, 3) OBP: 0.386, SLG: 0.371	K		3-1		G3		FC3-6 1B	F9		3	0	0	0	0	1	2
Ron Jackson, R (7, PH) OBP: 0.322, SLG: 0.321										2	1	1	0	0	0	1
(8, 3)																
Doug DeCinces, R (1, 5) OBP: 0.355, SLG: 0.526	4-3			K	G1 1B		FC3-6 E 1B			4	1	2	0	0	1	0
Reggie Jackson, L (1, 9) OBP: 0.366, SLG: 0.510		4-3		6-3	G1		E4 FC3-6			4	0	0	1	0	0	3
Bobby Clark, R (8, 9) OBP: 0.250, SLG: 0.344										0	0	0	0	0	0	0
Fred Lynn, L (1, 8) OBP: 0.366, SLG: 0.507		4-3		4-3	2B 1B		FC3-6 FC6-4			4	1	1	2	0	0	2
Don Baylor, R (1, 10) OBP: 0.326, SLG: 0.430		S 1B			2B 6-3 1B		F4	FC6-4		4	1	2	0	0	0	3
Bobby Grich, R (1, 4) OBP: 0.370, SLG: 0.439		6-3			F4		PB 2B	HR BB		3	0	1	1	1	0	2
Rob Wilfong, L (8, PR) OBP: 0.230, SLG: 0.214										0	1	0	0	0	0	0
(9, 4)																
Tim Foli, R (1, 6) OBP: 0.281, SLG: 0.320			5-3		6-3 1B 2B		F8	F7		4	1	1	0	0	0	2
Bob Boone, R (1, 2) OBP: 0.316, SLG: 0.343			K		6-3		4-1	F7		4	0	0	1	0	1	2
Inning Stats	R: 0 E: 0 K: 2 S: 7 H: 0 LOB: 0 BB: 0 P: 7	R: 0 E: 0 K: 0 S: 4 H: 1 LOB: 1 BB: 0 P: 4	R: 0 E: 0 K: 1 S: 6 H: 1 LOB: 1 BB: 0 P: 6	R: 0 E: 0 K: 1 S: 5 H: 0 LOB: 0 BB: 0 P: 5	R: 2 E: 0 K: 0 S: 6 H: 3 LOB: 1 BB: 0 P: 6	R: 2 E: 0 K: 0 S: 6 H: 3 LOB: 1 BB: 0 P: 6	R: 2 E: 1 K: 0 S: 6 H: 2 LOB: 2 BB: 1 P: 10	R: 2 E: 0 K: 0 S: 4 H: 1 LOB: 1 BB: 1 P: 8		1B: 8 2B: 2 3B: 0 HR: 1	SF: 0 SAC: 0 DP: 0 HBP: 0					

AB	36
R	8
H	11
RBI	8
BB	2
SO	4
LOB	17

WP: 0 PB: 1 SB: 1 CS: 0 PA: 38

livebaseballscorecards.com

PITCHER		IP	WLS	BF	H	R	ER	SO	BB	IBB	HBP	BLK	WP	HR	S	P	ERA	WHIP
Albert Williams, R ERA: 5.49	(1, 1)	6.1		28	8	5	5	4	1	0	0	0	0	0	35	39	7.11	1.421
Jeff Little, L ERA: 3.18	(7, 1)	0.2		5	2	1	0	0	0	0	0	0	0	0	5	5	0.00	3.000
Terry Felton, R ERA: 4.75	(8, 1)	1.0	L	5	1	2	2	0	1	0	0	0	0	1	4	8	18.00	2.000

PITCHER	IP	WLS	BF	H	R	ER	SO	BB	IBB	HBP	BLK	WP	HR	S	P	ERA	WHIP

Minnesota Twins @ California Angels

Anaheim Stadium, Anaheim, CA

Thu Aug 05 1982, 6:33 AM EDT

Att. 32,711 - Unknown - 90 F

livebaseballscorecards.com

TOP

Batter	1	2	3	4	5	6	7	8	9	AB	R	H	RBI	BB	SO	LOB
Bobby Mitchell, L (1, 8) OBP: 0.325, SLG: 0.296	F7		HR 1-2 BB	CS 1-2	G3	F7		K		4	1	0	0	1	1	3
Ron Washington, R (1, 4) OBP: 0.300, SLG: 0.393	K		1-H 2-H HR		4-3		2B SF7 1B	4-3		5	2	2	3	0	1	0
Tom Brunansky, R (1, 9) OBP: 0.398, SLG: 0.509	K		1B BB		K		1-3 1B 2B	K		4	1	1	0	1	3	0
Kent Hrbek, L (1, 3) OBP: 0.376, SLG: 0.527		3-1 1-3 1B				L8	SF7 3-H		4-3	4	0	1	1	0	0	0
Gary Ward, R (1, 7) OBP: 0.310, SLG: 0.490		K	F9			HBP 1B BB	1B 1B BB		BB BB	2	2	0	0	3	1	2
Gary Gaetti, R (1, 5) OBP: 0.279, SLG: 0.469		K		1B 2B		1B 1B 1-2 HBP	FC6-4 1B 1-3 2-H 1B		G6-4-3 1-2 BB	3	1	2	1	1	1	0
Tim Laudner, R (1, 2) OBP: 0.349, SLG: 0.409			BB HR 1B	K	K	FC6-4 1-2 3-H 1B			G6-4-3 1-2f	5	1	2	1	0	2	5
Mickey Hatcher, R (1, 10) OBP: 0.273, SLG: 0.329			F8	CS 2-H 1B	1B 1-2 2-H 1B	FC6-4 FC5-4 1-2f 2-3				4	0	2	2	0	0	3
Lenny Faedo, R (1, 6) OBP: 0.279, SLG: 0.336			K	K		FC5-4 1-2f 1B				4	0	1	0	0	2	4

	AB	R	H	RBI	BB	SO	LOB
	35	8	11	8	6	11	17

Inning Stats	1	2	3	4	5	6	7	8	9
R	0	0	3	1	0	1	3	0	0
E	0	0	0	0	0	0	0	0	0
K	2	2	1	2	1	1	0	2	0
S	7	7	8	8	5	7	7	7	2
H	0	0	3	2	0	2	4	0	0
LOB	0	0	3	0	0	3	2	0	1
BB	0	0	2	0	0	1	1	0	2
P	7	7	16	8	5	12	11	7	10

1B	8
2B	2
3B	0
HR	1
SF	1
SAC	0
DP	1
HBP	1

WP	0
PB	0
SB	0
CS	1
PA	44

PITCHER	IP	WLS	BF	H	R	ER	SO	BB	IBB	HBP	BLK	WP	HR	S	P	ERA	WHIP
Luis Tiant, R (1, 1) ERA: 10.8	3.1	L	17	5	4	4	6	2	0	0	0	0	1	27	35	10.80	2.100
Bruce Kison, R (4, 1) ERA: 3.97	2.2		13	4	3	3	3	1	0	1	0	0	0	17	22	10.12	1.875
Andy Hassler, L (7, 1) ERA: 1.69	0.1		1	0	0	0	0	0	0	0	0	0	0	1	1	0.00	0.000
Rick Steirer, R (7, 1) ERA: 4.5	2.0		11	2	1	1	2	3	0	0	0	0	0	12	24	4.50	2.500
Luis Sanchez, R (9, 1) ERA: 4.33	0.2		1	0	0	0	0	0	0	0	0	0	0	1	1	0.00	0.000

PITCHER	IP	WLS	BF	H	R	ER	SO	BB	IBB	HBP	BLK	WP	HR	S	P	ERA	WHIP

Batter	1	2	3	4	5	6	7	8	9	AB	R	H	RBI	BB	SO	LOB
Brian Downing, R (1, 7) OBP: 0.370, SLG: 0.488	L7		6-3		5-3	K		F7		5	0	0	0	0	1	1
Doug DeCinces, R (1, 5) OBP: 0.358, SLG: 0.537	1-3 2B		F8		5-3	BB 2-3		HR		4	1	2	1	1	0	0
Reggie Jackson, L (1, 9) OBP: 0.364, SLG: 0.506	1-3 2-3		K		BB 1B	4-3		K		5	0	1	0	0	2	3
Don Baylor, R (1, 10) OBP: 0.325, SLG: 0.426	6-3			5-3	BB 1-2		5-3	F4		4	0	0	0	1	0	1
Bobby Grich, R (1, 4) OBP: 0.373, SLG: 0.441		1B 2B		BB 1B BB	L6		2B 1B BB		4-3	3	2	1	0	2	0	2
Fred Lynn, L (1, 8) OBP: 0.364, SLG: 0.501		F8		F3		BB 2B BB	K		L9	4	1	0	0	1	1	3
Ron Jackson, R (1, 3) OBP: 0.347, SLG: 0.352		1B 2-H 1B		FC5 BB 1-2 1B		L6	1B 1-3 2B		BB	4	1	3	1	1	0	1
Joe Ferguson, R (1, 2) OBP: 0.323, SLG: 0.310		G5-4-3 1-2 1B		BB 1-2 2-3		2B 1-2 BB	1B 2-H 3-H		K	3	1	2	2	2	1	1
Mick Kelleher, R (1, 6) OBP: 0.114, SLG: 0.031		G5-4-3 1-2f		FC5 2-3f		S 2B 1-H 2-H	5-3			1	0	0	0	0	0	2
Juan Beniquez, R (4, PH) OBP: 0.337, SLG: 0.351										1	0	0	0	0	0	3
Tim Foli, R (5, 6) OBP: 0.282, SLG: 0.324										2	0	1	2	0	0	1
Inning Stats	R: 0 E: 0 K: 0 S: 4 H: 1 LOB: 1 BB: 0 P: 4	R: 1 E: 0 K: 0 S: 5 H: 3 LOB: 1 BB: 0 P: 5	R: 0 E: 0 K: 1 S: 5 H: 0 LOB: 0 BB: 0 P: 5	R: 0 E: 0 K: 0 S: 4 H: 1 LOB: 3 BB: 2 P: 12	R: 0 E: 0 K: 0 S: 4 H: 1 LOB: 2 BB: 1 P: 8	R: 2 E: 0 K: 1 S: 6 H: 1 LOB: 2 BB: 3 P: 18	R: 2 E: 0 K: 1 S: 7 H: 2 LOB: 1 BB: 1 P: 11	R: 1 E: 0 K: 1 S: 6 H: 1 LOB: 0 BB: 0 P: 6	R: 0 E: 0 K: 1 S: 5 H: 0 LOB: 1 BB: 1 P: 9	1B: 5 2B: 4 3B: 0 HR: 1 SF: 0 SAC: 0 DP: 1 HBP: 0	WP: 0 PB: 0 SB: 1 CS: 0 PA: 44					

PITCHER	IP	WLS	BF	H	R	ER	SO	BB	IBB	HBP	BLK	WP	HR	S	P	ERA	WHIP
Jack O'Connor, L (1, 1) ERA: 4.3	5.1	W	26	6	3	3	1	5	0	0	0	0	0	23	43	5.06	2.062
Jeff Little, L (6, 1) ERA: 3.98	3.1		17	4	3	3	3	3	0	0	0	0	1	20	32	8.10	2.100
Ron Davis, R (9, 1) ERA: 4.87	0.1	S	1	0	0	0	1	0	0	0	0	0	0	3	3	0.00	0.000

PITCHER	IP	WLS	BF	H	R	ER	SO	BB	IBB	HBP	BLK	WP	HR	S	P	ERA	WHIP

BOTTOM

Minnesota Twins @ California Angels

Anaheim Stadium, Anaheim, CA

Thu Aug 05 1982, 6:33 AM EDT

Att. 32,711 - Unknown - 90 F

livebaseballscorecards.com

AB	36
R	6
H	10
RBI	6
BB	8
SO	5
LOB	18

Batter	1	2	3	4	5	6	7	8	9	AB	R	H	RBI	BB	SO	LOB
Brian Downing, R (1, 7) OBP: 0.373, SLG: 0.487	F7	BB		6-3		HR, BB 1-2 2-3	1B 1-2			3	1	1	0	2	0	0
Juan Beniquez, R (1, 9) Rod Carew, L (6, PH) OBP: 0.388, SLG: 0.371 Bobby Clark, R (6, PR) OBP: 0.246, SLG: 0.338 (6, 9)	2B 1B	F8		F3		HR, BB 1-2 2-3 3-H	F9			3 0 1	1 0 1	1 0 0	0 1 0	0 1 0	0 0 0	2 0 2
Doug DeCinces, R (1, 5) OBP: 0.359, SLG: 0.535 Rob Wilfong, L (7, PH) OBP: 0.228, SLG: 0.213 (7, 5)	1B 2-H 1B		BB, 1B 1B BB		F8	K	K			3 1	1 0	1 0	1 0	1 0	1 0	3 2
Reggie Jackson, L (1, 10) OBP: 0.362, SLG: 0.510	K	K	K		K	HR 1-H 2-H 3-H		K		5	1	1	4	0	4	2
Ron Jackson, R (1, 3) OBP: 0.360, SLG: 0.366	1B 1-2		BB, 1B 1-2 1B		F8	HR 1B		F7		5	2	3	0	0	0	0
Fred Lynn, L (1, 8) OBP: 0.367, SLG: 0.510	K		1B 1-2 2-3 BB			1B, 1B SF7 1B HR 1-H	F9			4	2	2	2	1	1	2
Bobby Grich, R (1, 4) OBP: 0.376, SLG: 0.442		1-3 BB	G6-4-3 1-2 2-H 3-H 1B			BB, 1B 1-2 BB 1B 3-1	5-3		5-3	4	1	2	2	1	0	1
Tim Foli, R (1, 6) OBP: 0.281, SLG: 0.323 Mick Kelleher, R (2, 6) OBP: 0.154, SLG: 0.057	K	G6-4-3 1-2f				BB, BB HR 1-2 2-3 1B 1B HBP			5-3	1 3	0 1	0 1	0 0	0 0	1 0	1 2
Bob Boone, R (1, 2) OBP: 0.311, SLG: 0.339	1-3 1-2			K		SF7 3-H F7			1-3	4	0	0	1	0	1	2
Inning Stats	R: 1 E: 0 K: 2 S: 10 H: 3 LOB: 2 BB: 0 P: 10	R: 0 E: 0 K: 1 S: 5 H: 0 LOB: 2 BB: 2 P: 13	R: 2 E: 0 K: 1 S: 6 H: 2 LOB: 1 BB: 2 P: 14	R: 0 E: 0 K: 1 S: 5 H: 0 LOB: 0 BB: 0 P: 5	R: 0 E: 0 K: 1 S: 5 H: 0 LOB: 0 BB: 0 P: 5	R: 8 E: 0 K: 1 S: 11 H: 6 LOB: 1 BB: 2 P: 19	R: 0 E: 0 K: 1 S: 6 H: 1 LOB: 2 BB: 0 P: 7	R: 0 E: 0 K: 1 S: 5 H: 0 LOB: 0 BB: 0 P: 5	R: 0 E: 0 K: 0 S: 3 H: 0 LOB: 0 BB: 0 P: 3	1B: 9 2B: 1 3B: 0 HR: 2 SF: 1 SAC: 0 DP: 1 HBP: 1						

PITCHER	IP	WLS	BF	H	R	ER	SO	BB	IBB	HBP	BLK	WP	HR	S	P	ERA	WHIP
Floyd Bannister, L (1, 1) ERA: 3.44	5.1	L	27	8	6	6	6	4	0	0	0	0	0	35	51	10.12	2.250
Larry Andersen, R (6, 1) ERA: 5.26	0.0		1	0	0	0	0	1	0	0	0	0	0	0	4	∞	∞
Mike Stanton, R (6, 1) ERA: 2.48	0.1		2	0	0	0	1	1	0	0	0	0	0	3	7	0.00	3.000
Ed Vande Berg, L (6, 1) ERA: 2.5	0.1		4	3	5	5	0	0	0	0	0	0	2	4	4	135.00	9.000
Rich Bordi, R (7, 1) ERA: 19.64	3.0		11	1	0	0	2	0	0	1	0	0	0	14	15	0.00	0.333

TOP

California Angels @ Seattle Mariners

The Kingdome, Seattle, WA

Fri Aug 06 1982, 10:05 PM EDT

Att. 20,074 - Unknown

livebaseballscorecards.com

AB	37
R	11
H	12
RBI	11
BB	6
SO	9
LOB	19

WP: 0 PB: 0 SB: 0 CS: 0 PA: 45

Batter	1	2	3	4	5	6	7	8	9	AB	R	H	RBI	BB	SO	LOB
Julio Cruz, S (1, 4) OBP: 0.313, SLG: 0.307	4-3 1B	FC5-4 1B 1-2 2-H			SH1-3 2B 1B	FC6-4 S 1-2f 2-3 3-H		1-3	K S S S	6	2	3	2	0	1	5
Dave Edler, R (1, 5) OBP: 0.341, SLG: 0.417 Manny Castillo, S (6, PH) OBP: 0.309, SLG: 0.341 (7, 5)	4-3 2-3	FC5-4 1-2f			SH1-3 1-2	F5 1-2			1B 1B 1B	2 2	0 1	0 1	0 0	0 0	0 0	3 2
Bruce Bochte, L (1, 7) OBP: 0.378, SLG: 0.397	3-H 1B	4-3			B B B 2B 1-3-2 BB		S S S K		1B 1B 1-2 BB 1B	4	1	2	1	1	1	0
Richie Zisk, R (1, 10) OBP: 0.370, SLG: 0.509	F7	F6			1-3 2-H 2B		6-3		BB 1B FC4-6 1-2 2-H 1B	5	1	2	2	0	0	1
Al Cowens, R (1, 9) OBP: 0.328, SLG: 0.479	F7	F9			1-3-2 3-Hf		2B		FC4-6 BB 1-2 2-3 1B	5	1	2	0	0	0	3
Gary Gray, R (1, 3) OBP: 0.338, SLG: 0.371		5-3		HR		K K	K		F6	5	1	1	1	0	2	4
Dave Henderson, R (1, 8) OBP: 0.339, SLG: 0.465		B B B B CS 1B BB		5-3		1B BLK FC6-4 1B		F9	B B B B FC4-6 1-2 2-3 3-H BB	3	1	1	1	2	0	0
Todd Cruz, R (1, 6) OBP: 0.253, SLG: 0.365 Bobby Brown, S (9, PH) OBP: 0.287, SLG: 0.321	CS 1-2 1B 1B		K		E6 FC6-4 1B 1-2			E5	FC4-6 1B 1-2f 2-3 3-H	4 1	1 0	1 0	0 1	0 0	1 0	1 2
Bud Bulling, R (1, 2) OBP: 0.313, SLG: 0.291 Rick Sweet, S (8, PH) OBP: 0.324, SLG: 0.364 (9, 2)	B B B B 1B 1-2 2-3 BB		6-3		FC6-4 1-2 2-3 1B			6-3	1-3 3-H 1B	2 2	0 0	1 1	0 1	1 0	0 0	0 1
Inning Stats	R: 1 H: 2 E: 0 LOB: 1 K: 0 BB: 0 S: 5 P: 5	R: 1 H: 2 E: 0 LOB: 2 K: 0 BB: 2 S: 4 P: 12	R: 0 H: 0 E: 0 LOB: 0 K: 0 BB: 0 S: 3 P: 3	R: 1 H: 1 E: 0 LOB: 0 K: 1 BB: 0 S: 6 P: 6	R: 1 H: 2 E: 0 LOB: 1 K: 0 BB: 1 S: 4 P: 8	R: 1 H: 2 E: 1 LOB: 2 K: 1 BB: 0 S: 8 P: 8	R: 0 H: 1 E: 0 LOB: 1 K: 2 BB: 0 S: 8 P: 8	R: 0 H: 0 E: 1 LOB: 1 K: 0 BB: 0 S: 4 P: 4	R: 4 H: 5 E: 0 LOB: 2 K: 1 BB: 1 S: 10 P: 14	1B: 11 SF: 0 2B: 4 SAC: 1 3B: 0 DP: 1 HR: 1 HBP: 0						

PITCHER		IP	WLS	BF	H	R	ER	SO	BB	IBB	HBP	BLK	WP	HR	S	P	ERA	WHIP
Geoff Zahn, L ERA: 3.76	(1, 1)	4.1		21	6	4	4	1	3	0	0	0	0	1	20	32	8.31	2.077
Luis Sanchez, R ERA: 4.06	(5, 1)	3.2	W	16	4	1	0	3	0	0	0	1	0	0	22	22	0.00	1.091
Dave Goltz, R ERA: 5.13	(9, 1)	0.2		7	4	4	4	0	1	0	0	0	0	0	6	10	54.00	7.500
Andy Hassler, L ERA: 1.68	(9, 1)	0.1	S	2	1	0	0	1	0	0	0	0	0	0	4	4	0.00	3.000

PITCHER	IP	WLS	BF	H	R	ER	SO	BB	IBB	HBP	BLK	WP	HR	S	P	ERA	WHIP

BOTTOM

California Angels @ Seattle Mariners

The Kingdome, Seattle, WA

Fri Aug 06 1982, 10:05 PM EDT

Att. 20,074 - Unknown

livebaseballscorecards.com

AB	41
R	9
H	15
RBI	9
BB	4
SO	5
LOB	22

California Angels @ Seattle Mariners

The Kingdome, Seattle, WA

Sat Aug 07 1982, 10:05 PM EDT

Att. 40,775 - Unknown

TOP

livebaseballscorecards.com

Batter	1	2	3	4	5	6	7	8	9	AB	R	H	RBI	BB	SO	LOB
Brian Downing, R (1, 7) OBP: 0.373, SLG: 0.488	6-3		K			2B		SH1-4		3	0	1	1	0	1	0
Rob Wilfong, L (1, 5) OBP: 0.229, SLG: 0.221	F9		K			F4		2B		4	0	1	0	0	1	1
Don Baylor, R (1, 10) OBP: 0.324, SLG: 0.423	5-3			6-3		F7		IBB		3	0	0	0	1	0	1
Reggie Jackson, L (1, 9) OBP: 0.362, SLG: 0.508 Juan Beniquez, R (6, 9) OBP: 0.333, SLG: 0.357		2B SF7 1B		K		K		F6		3 1	1 0	1 0	0 0	0 0	2 0	1 3
Fred Lynn, L (1, 8) OBP: 0.366, SLG: 0.510		SF7 2B 1-3		K			3-1	4-3		4	0	1	0	0	1	3
Bobby Grich, R (1, 4) OBP: 0.372, SLG: 0.437		F8			5-3		K		F8	4	0	0	0	0	1	2
Ron Jackson, R (1, 3) OBP: 0.365, SLG: 0.406		SF7 2-3 3-H			5-3		HR		G4-3-6 1B	3	1	2	2	0	0	0
Tim Foli, R (1, 6) OBP: 0.278, SLG: 0.320		F4			6-3		6-3		G4-3-6 1-2f	4	0	0	0	0	0	2
Bob Boone, R (1, 2) OBP: 0.314, SLG: 0.340			4-3			BB 2B		2B SH1-4 1B		2	1	1	0	1	0	0
Inning Stats	R: 0 E: 0 K: 0 S: 3 H: 0 LOB: 0 BB: 0 P: 3	R: 1 E: 0 K: 0 S: 5 H: 2 LOB: 1 BB: 0 P: 5	R: 0 E: 0 K: 2 S: 7 H: 0 LOB: 0 BB: 0 P: 7	R: 0 E: 0 K: 2 S: 7 H: 0 LOB: 0 BB: 0 P: 7	R: 0 E: 0 K: 0 S: 3 H: 0 LOB: 0 BB: 0 P: 3	R: 1 E: 0 K: 1 S: 6 H: 1 LOB: 1 BB: 1 P: 10	R: 1 E: 0 K: 1 S: 6 H: 1 LOB: 0 BB: 0 P: 6	R: 0 E: 0 K: 0 S: 5 H: 2 LOB: 3 BB: 1 P: 9	R: 0 E: 0 K: 0 S: 3 H: 1 LOB: 0 BB: 0 P: 3	1B: 3 2B: 3 3B: 0 HR: 1 SF: 1 SAC: 1 DP: 1 HBP: 0						

	AB	31
	R	3
	H	7
	RBI	3
	BB	2
	SO	6
	LOB	13

WP: 0 PB: 0 SB: 0 CS: 0 PA: 35

PITCHER	IP	WLS	BF	H	R	ER	SO	BB	IBB	HBP	BLK	WP	HR	S	P	ERA	WHIP
Gaylord Perry, R (1, 1) ERA: 4.64	9.0	L	35	7	3	3	6	1	1	0	0	0	1	45	53	3.00	0.889

PITCHER	IP	WLS	BF	H	R	ER	SO	BB	IBB	HBP	BLK	WP	HR	S	P	ERA	WHIP

Batter	1	2	3	4	5	6	7	8	9	AB	R	H	RBI	BB	SO	LOB
Joe Simpson, L (1, 8) OBP: 0.324, SLG: 0.369	3-1 FC3-2 2B		4-3			F8		1B 1B 1B 1-2		4	0	2	0	0	0	0
Manny Castillo, S (1, 5) OBP: 0.314, SLG: 0.352	3-1 2-3			4-3 2B		G3 2B		1B 1B 1-2 2-3		4	0	3	0	0	0	1
Bruce Bochte, L (1, 7) OBP: 0.375, SLG: 0.393	FC3-2 3-H			4-3 2-3		G3 2-3		K		4	0	0	0	0	1	6
Richie Zisk, R (1, 10) OBP: 0.366, SLG: 0.503	1-3			K		K		F9		4	0	0	0	0	2	6
Al Cowens, R (1, 9) OBP: 0.327, SLG: 0.477		F3		K			5-3	1B 1-2 2-3 3-H		4	0	1	1	0	1	1
Dave Revering, L (1, 3) OBP: 0.295, SLG: 0.330		F7			6-3		1B 1B	K		4	0	1	0	0	1	3
Rick Sweet, S (1, 2) OBP: 0.333, SLG: 0.369		F7			1B		G6-4-3 1-2 1B	G4-6-3 HBP		3	0	2	0	0	0	0
Paul Serna, R (1, 6) OBP: 0.226, SLG: 0.275			5-3		F4		G6-4-3 1-2f	F8		3	0	0	0	0	0	3
Bobby Brown, S (9, PH) OBP: 0.285, SLG: 0.319										1	0	0	0	0	0	1
Julio Cruz, S (1, 4) OBP: 0.312, SLG: 0.305			5-3		F7			1B 1B 1B BB	G4-6-3 1-2f	3	1	0	0	1	0	2
Inning Stats	R: 0 H: 1 E: 0 LOB: 1 K: 0 BB: 0 S: 4 P: 4	R: 0 H: 0 E: 0 LOB: 0 K: 0 BB: 0 S: 3 P: 3	R: 0 H: 0 E: 0 LOB: 0 K: 0 BB: 0 S: 3 P: 3	R: 0 H: 1 E: 0 LOB: 1 K: 2 BB: 0 S: 8 P: 8	R: 0 H: 1 E: 0 LOB: 1 K: 0 BB: 0 S: 4 P: 4	R: 0 H: 1 E: 0 LOB: 1 K: 1 BB: 0 S: 6 P: 6	R: 0 H: 2 E: 0 LOB: 1 K: 0 BB: 0 S: 4 P: 4	R: 1 H: 3 E: 0 LOB: 3 K: 2 BB: 1 S: 10 P: 14	R: 0 H: 0 E: 0 LOB: 0 K: 0 BB: 0 S: 2 P: 3	1B: 6 SF: 0 2B: 3 SAC: 0 3B: 0 DP: 2 HR: 0 HBP: 1						WP: 0 PA: 36 PB: 0 SB: 0 CS: 0	

PITCHER	IP	WLS	BF	H	R	ER	SO	BB	IBB	HBP	BLK	WP	HR	S	P	ERA	WHIP
Mike Witt, R (1, 1) ERA: 3.26	9.0	W	36	9	1	1	5	1	0	1	0	0	0	44	49	1.00	1.111

PITCHER	IP	WLS	BF	H	R	ER	SO	BB	IBB	HBP	BLK	WP	HR	S	P	ERA	WHIP

BOTTOM

California Angels @ Seattle Mariners

The Kingdome, Seattle, WA

Sat Aug 07 1982, 10:05 PM EDT

Att. 40,775 - Unknown

livebaseballscorecards.com

AB	34
R	1
H	9
RBI	1
BB	1
SO	5
LOB	23

Batter	1	2	3	4	5	6	7	8	9	AB	R	H	RBI	BB	SO	LOB
Brian Downing, R (1, 7) OBP: 0.370, SLG: 0.486	4-3	F8 2-3		F4	1-H 2B		5-3		FC6-4 1-2f	6	0	1	1	0	0	3
Rod Carew, L (1, 3) OBP: 0.388, SLG: 0.371	6-3	1-6-3		1B	F7			HR 1B		5	1	2	0	0	0	3
Doug DeCinces, R (1, 5) OBP: 0.362, SLG: 0.559	HR		HR	K		F8		1-H HR		5	3	3	4	0	1	1
Reggie Jackson, L (1, 9) OBP: 0.362, SLG: 0.504 Juan Beniquez, R (8, 9) OBP: 0.333, SLG: 0.357	BB		S 1B BB	K		F9		K		3 0	1 0	0 0	0 0	2 0	2 0	1 0
Don Baylor, R (1, 10) OBP: 0.325, SLG: 0.423	F8		F3		HR 1B	1B 1B		K		5	1	2	0	0	1	2
Bobby Grich, R (1, 4) OBP: 0.377, SLG: 0.447		1B SH1-3 1B BB	1-2 1B BB		1-H HR	1-2 1B		K		3	2	2	2	2	1	0
Bobby Clark, R (1, 8) OBP: 0.232, SLG: 0.319		SH1-3 1-2	K		6-3	K			K	4	0	0	0	0	3	4
Tim Foli, R (1, 6) OBP: 0.280, SLG: 0.321		F8 1B 2-3 1B	1-2 2-H 1B		K		F9		4-3	5	0	2	1	0	1	0
Bob Boone, R (1, 2) OBP: 0.318, SLG: 0.344		1-2 3-H 1B	K		2B 1B		5-3		FC6-4 1B	5	1	3	1	0	1	2
Inning Stats	R: 1 E: 0 K: 0 S: 4 H: 1 LOB: 1 BB: 1 P: 8	R: 1 E: 0 K: 0 S: 5 H: 2 LOB: 2 BB: 1 P: 9	R: 2 E: 0 K: 2 S: 9 H: 2 LOB: 2 BB: 2 P: 17	R: 0 E: 0 K: 2 S: 8 H: 1 LOB: 1 BB: 0 P: 8	R: 3 E: 0 K: 1 S: 9 H: 4 LOB: 1 BB: 0 P: 9	R: 0 E: 0 K: 1 S: 7 H: 2 LOB: 2 BB: 0 P: 7	R: 0 E: 0 K: 0 S: 3 H: 0 LOB: 0 BB: 0 P: 3	R: 2 E: 0 K: 3 S: 11 H: 2 LOB: 0 BB: 0 P: 11	R: 0 E: 0 K: 1 S: 6 H: 1 LOB: 1 BB: 0 P: 6	1B: 10 2B: 1 3B: 0 HR: 4 SF: 0 SAC: 1 DP: 0 HBP: 0	WP: 0 PB: 0 SB: 1 CS: 0 PA: 46					

PITCHER		IP	WLS	BF	H	R	ER	SO	BB	IBB	HBP	BLK	WP	HR	S	P	ERA	WHIP
Mike Moore, R ERA: 5.47	(1, 1)	2.2	L	17	5	4	4	1	4	0	0	0	0	2	15	31	13.50	3.375
Larry Andersen, R ERA: 5.51	(3, 1)	2.0		11	5	3	3	4	0	0	0	0	0	1	19	19	13.50	2.500
Rich Bordi, R ERA: 15.0	(5, 1)	2.1		11	4	2	2	1	0	0	0	0	0	1	13	13	7.71	1.714
Ed Vande Berg, L ERA: 2.41	(8, 1)	2.0		7	1	0	0	4	0	0	0	0	0	0	15	15	0.00	0.500

PITCHER	IP	WLS	BF	H	R	ER	SO	BB	IBB	HBP	BLK	WP	HR	S	P	ERA	WHIP

TOP

California Angels @ Seattle Mariners

The Kingdome, Seattle, WA

Sun Aug 08 1982, 10:05 PM EDT

Att. 13,281 - Unknown

livebaseballscorecards.com

AB	41
R	9
H	15
RBI	9
BB	4
SO	10
LOB	16

BOTTOM

California Angels @ Seattle Mariners

The Kingdome, Seattle, WA

Sun Aug 08 1982, 10:05 PM EDT

Att. 13,281 - Unknown

livebaseballscorecards.com

Batter	1	2	3	4	5	6	7	8	9	AB	R	H	RBI	BB	SO	LOB
Joe Simpson, L (1, 8) OBP: 0.318, SLG: 0.363	F8		F9		3-1		F8		K	3	0	0	0	0	0	0
Dave Henderson, R (7, PH) (8, 8) OBP: 0.336, SLG: 0.461										2	0	0	0	0	1	0
Manny Castillo, S (1, 5) OBP: 0.315, SLG: 0.352	F7		1B		4-3		1B		F4	5	0	2	0	0	0	0
Bruce Bochte, L (1, 7) OBP: 0.374, SLG: 0.392	F5		G1-4-3 1-3 1B			4-3	K			4	0	1	0	0	1	1
Richie Zisk, R (1, 10) OBP: 0.368, SLG: 0.510		HR	G1-4-3 1-2f			K		1B BB		3	1	1	1	1	1	2
Al Cowens, R (1, 9) OBP: 0.331, SLG: 0.478		CS BB		F8		1B		1-2 1B		3	0	2	0	1	0	0
Dave Revering, L (1, 3) OBP: 0.295, SLG: 0.330		F9		WP 1-3 1B		K		F9		3	0	1	0	0	1	2
Gary Gray, R (8, PH) (9, 3) OBP: 0.336, SLG: 0.369										1	0	0	0	0	0	2
Rick Sweet, S (1, 2) OBP: 0.339, SLG: 0.367		HR 1-2 BB		1-3 1-2			IHR BB	F9		1	2	0	0	2	0	1
Dave Edler, R (8, PH) OBP: 0.333, SLG: 0.405										1	0	0	0	0	0	2
Bud Bulling, R (9, 2) OBP: 0.313, SLG: 0.291										0	0	0	0	0	0	0
Todd Cruz, R (1, 6) OBP: 0.253, SLG: 0.372		1-H HR		1-3 2-3			F3	F6		4	1	1	2	0	0	4
Julio Cruz, S (1, 4) OBP: 0.312, SLG: 0.312		F5			F7		1-H IHR		1-3	4	1	1	2	0	0	0

Inning Stats	R: 0	H: 0		R: 3	H: 2		R: 0	H: 2		R: 0	H: 1		R: 0	H: 0		R: 0	H: 1		R: 2	H: 2		R: 0	H: 1		R: 0	H: 0		1B: 6	SF: 0		WP: 1	PA: 38	
	E: 0	LOB: 0		E: 0	LOB: 0		E: 0	LOB: 1		K: 0	LOB: 1		E: 0	LOB: 0		K: 0	LOB: 1		E: 0	LOB: 1		E: 0	LOB: 2		K: 1	BB: 0		2B: 0	SAC: 0		PB: 0		
	K: 0	BB: 0		K: 0	BB: 2		K: 0	BB: 0		S: 4	BB: 0		K: 0	BB: 0		K: 2	BB: 1		K: 1	BB: 1		K: 0	BB: 1		K: 1	BB: 0		3B: 0	DP: 1		SB: 0		
	S: 3	P: 3		S: 4	P: 12		S: 4	P: 4		S: 4	P: 4		S: 3	P: 3		S: 8	P: 8		S: 7	P: 11		S: 4	P: 8		S: 5	P: 5		HR: 3	HBP: 0		CS: 1		

PITCHER		IP	WLS	BF	H	R	ER	SO	BB	IBB	HBP	BLK	WP	HR	S	P	ERA	WHIP
Steve Renko, R	(1, 1)	6.1	W	27	7	5	5	2	3	0	0	0	1	2	28	40	7.11	1.579
ERA: 3.67																		
Andy Hassler, L	(7, 1)	2.2	S	11	2	0	0	2	1	0	0	0	0	0	14	18	0.00	1.125
ERA: 1.6																		

PITCHER	IP	WLS	BF	H	R	ER	SO	BB	IBB	HBP	BLK	WP	HR	S	P	ERA	WHIP

Batter	1	2	3	4	5	6	7	8	9	AB	R	H	RBI	BB	SO	LOB
Brian Downing, R (1, 7) OBP: 0.369, SLG: 0.482	F8		F9			BBB 4-0 FC6 BB		F6		3	0	0	0	1	0	0
Rod Carew, L (1, 3) OBP: 0.384, SLG: 0.367	1-3		F7			FC6 BB 1B 1-2f FC6-4		F7		4	1	0	0	0	0	1
Doug DeCinces, R (1, 5) OBP: 0.365, SLG: 0.563	2B		5-3			FC6-4 BB 1-2 1B		1B		4	0	3	0	0	0	0
Reggie Jackson, L (1, 9) OBP: 0.364, SLG: 0.501	BB			1-3		BBB 4-0 FC6-4 1-2 2-3 BB		L9		2	0	0	0	2	0	1
Fred Lynn, L (1, 8) OBP: 0.365, SLG: 0.505	K			4-3		FC6-4 1-2f 2-3 3-H			BBB 4-0 BB	3	0	0	1	1	1	4
Don Baylor, R (1, 10) OBP: 0.324, SLG: 0.428		HR		F8		F4			F9	4	1	1	1	0	0	3
Bobby Grich, R (1, 4) OBP: 0.374, SLG: 0.442		K			6-3		F8		SSS 0-3 K	4	0	0	0	0	2	1
Tim Foli, R (1, 6) OBP: 0.279, SLG: 0.320		G4-6-3 1B			5-3		F8		1-3	4	0	1	0	0	0	1
Bob Boone, R (1, 2) OBP: 0.315, SLG: 0.340		G4-6-3 1-2f			SSS 0-3 K		F9			3	0	0	0	0	1	1
Inning Stats	R: 0 H: 1 E: 0 LOB: 2 K: 1 BB: 1 S: 6 P: 10	R: 1 H: 2 E: 0 LOB: 0 K: 1 BB: 0 S: 6 P: 6	R: 0 H: 0 E: 0 LOB: 0 K: 0 BB: 0 S: 3 P: 3	R: 0 H: 0 E: 0 LOB: 0 K: 0 BB: 0 S: 3 P: 3	R: 0 H: 0 E: 0 LOB: 0 K: 1 BB: 0 S: 5 P: 5	R: 1 H: 1 E: 0 LOB: 2 K: 0 BB: 2 S: 4 P: 12	R: 0 H: 0 E: 0 LOB: 0 K: 0 BB: 0 S: 3 P: 3	R: 0 H: 1 E: 0 LOB: 1 K: 0 BB: 0 S: 4 P: 4	R: 0 H: 0 E: 0 LOB: 1 K: 1 BB: 1 S: 5 P: 9	1B: 3 SF: 0 2B: 1 SAC: 0 3B: 0 DP: 1 HR: 1 HBP: 0						WP: 0 PA: 35 PB: 0 SB: 0 CS: 0

PITCHER		IP	WLS	BF	H	R	ER	SO	BB	IBB	HBP	BLK	WP	HR	S	P	ERA	WHIP
Albert Williams, R ERA: 5.38	(1, 1)	5.1		22	4	2	2	3	3	0	0	0	0	1	25	37	3.38	1.312
Jeff Little, L ERA: 3.42	(6, 1)	0.1		1	0	0	0	0	0	0	0	0	0	0	1	1	0.00	0.000
Pete Redfern, R ERA: 6.48	(6, 1)	2.1	W	9	1	0	0	0	1	0	0	0	0	0	8	12	0.00	0.857
Ron Davis, R ERA: 4.69	(9, 1)	1.0	S	3	0	0	0	1	0	0	0	0	0	0	5	5	0.00	0.000

PITCHER	IP	WLS	BF	H	R	ER	SO	BB	IBB	HBP	BLK	WP	HR	S	P	ERA	WHIP

California Angels @ Minnesota Twins

Hubert H. Humphrey Metrodome, Minneapolis, MN

Tue Aug 10 1982, 8:05 PM EDT
Att. 17,189 - Dome - 74 F

TOP

livebaseballscorecards.com

AB	31
R	2
H	5
RBI	2
BB	4
SO	4
LOB	12

BOTTOM

California Angels @ Minnesota Twins

Hubert H. Humphrey Metrodome, Minneapolis, MN

Tue Aug 10 1982, 8:05 PM EDT

Att. 17,189 - Dome - 74 F

livebaseballscorecards.com

Batter	1	2	3	4	5	6	7	8	9	AB	R	H	RBI	BB	SO	LOB
Bobby Mitchell, L (1, 8) OBP: 0.322, SLG: 0.290	x 0-0 G3 ①	x 0-0 3-1 ③			x 0-0 G3 ②		x 0-0 1B FC1-5 BB 1-2 3-H 1B	x 0-0 F8 ③		5	1	1	1	0	0	2
Ron Washington, R (1, 6) OBP: 0.300, SLG: 0.398	x 0-0 2B	x 0-0 3-1 ①			x 0-0 5-3 ③		x 0-0 FC1-5 ① BB 1B 1-2 2-3f			4	0	1	0	0	0	2
Tom Brunansky, R (1, 9) OBP: 0.394, SLG: 0.509	S S S 0-3 K ②	x 0-0 L7 ②				S S S 0-3 K ①	x 0-0 BB 1B 1-2 2-3			4	0	1	0	0	2	1
Kent Hrbek, L (1, 3) OBP: 0.371, SLG: 0.515	x 0-0 4-3 ③		x 0-0 F8 ③			S S S 0-3 K ②	S S S 0-3 K ②			4	0	0	0	0	2	4
Gary Ward, R (1, 7) OBP: 0.317, SLG: 0.501		B B B B 4-0 L5-3 BB		x 0-0 5-3 ①		x 0-0 HR	B B B 4-0 1-2 2-3 3-H BB			2	1	1	2	2	0	0
Gary Gaetti, R (1, 5) OBP: 0.277, SLG: 0.454		x 0-0 L5-3 ① ② 1-2		B B B 4-0 1B BB		B B B 4-0 BB	S S S 0-3 K ③			2	0	0	0	2	1	4
Tim Laudner, R (1, 2) OBP: 0.364, SLG: 0.431		B B B B 4-0 1B 3B BB		x 0-0 G4-3 1-2 1B		x 0-0 5-3 ③		x 0-0 1B		3	1	2	0	1	0	1
Mickey Hatcher, R (1, 10) OBP: 0.270, SLG: 0.333		x 0-0 1-2 3B 1B		x 0-0 G4-3 ② ③ 1-2f			x 0-0 1B 1B	x 0-0 F7 ①		4	2	2	0	0	0	3
John Castino, R (1, 4) OBP: 0.319, SLG: 0.331		x 0-0 1-H 2-H 3B			x 0-0 F5 ①		x 0-0 FC1-5 1B 1-3 1B	S S S 0-3 K ②		4	0	2	2	0	1	1
Inning Stats	R: 0 H: 1 E: 0 LOB: 1 K: 1 BB: 0 S: 6 P: 6	R: 2 H: 2 E: 0 LOB: 1 K: 0 BB: 2 S: 4 P: 12	R: 0 H: 0 E: 0 LOB: 0 K: 0 BB: 0 S: 3 P: 3	R: 0 H: 1 E: 0 LOB: 1 K: 0 BB: 1 S: 3 P: 7	R: 0 H: 0 E: 0 LOB: 0 K: 0 BB: 0 S: 3 P: 3	R: 1 H: 1 E: 0 LOB: 1 K: 2 BB: 1 S: 8 P: 12	R: 2 H: 4 E: 0 LOB: 3 K: 2 BB: 1 S: 11 P: 15	R: 0 H: 1 E: 0 LOB: 1 K: 1 BB: 0 S: 6 P: 6		1B: 7 SF: 0 2B: 2 SAC: 0 3B: 1 DP: 2 HR: 1 HBP: 0						

	AB	32
	R	5
	H	10
	RBI	5
	BB	5
	SO	6
	LOB	18

WP: 0 PA: 37
PB: 0
SB: 0
CS: 0

PITCHER		IP	WLS	BF	H	R	ER	SO	BB	IBB	HBP	BLK	WP	HR	S	P	ERA	WHIP
Ken Forsch, R ERA: 3.81	(1, 1)	6.0	L	27	7	5	5	3	4	0	0	0	0	1	29	45	7.50	1.833
Dave Goltz, R ERA: 5.1	(7, 1)	0.1		3	2	0	0	0	0	0	0	0	0	0	3	3	0.00	6.000
Andy Hassler, L ERA: 1.59	(7, 1)	0.1		1	0	0	0	1	0	0	0	0	0	0	3	3	0.00	0.000
Luis Sanchez, R ERA: 3.97	(7, 1)	1.1		6	1	0	0	2	1	0	0	0	0	0	9	13	0.00	1.500

PITCHER	IP	WLS	BF	H	R	ER	SO	BB	IBB	HBP	BLK	WP	HR	S	P	ERA	WHIP

California Angels @ Minnesota Twins

Hubert H. Humphrey Metrodome, Minneapolis, MN

Wed Aug 11 1982, 8:05 PM EDT

Att. 14,115 - Dome - 75 F

TOP

livebaseballscorecards.com

Batter	1	2	3	4	5	6	7	8	9	AB	R	H	RBI	BB	SO	LOB
Brian Downing, R (1, 7) OBP: 0.373, SLG: 0.484	BBBB 4-0 BLK BB		x 0-0 ③ 1-3			x 0-0 FC6-4 1B	BBBB 4-0 BB 1B HR BB		x 0-0 G6-4-3 1B	3	1	2	0	2	0	0
Juan Beniquez, R (9, 7) OBP: 0.333, SLG: 0.357										0	0	0	0	0	0	0
Doug DeCinces, R (1, 5) OBP: 0.366, SLG: 0.561	x 0-0 ① L7			x 0-0 1B 1B		x 0-0 ① FC6-4 FC4-6 1-2f	x 0-0 BB HR 1B 1-2 2-H		x 0-0 ① ② G6-4-3 1-2f	5	1	2	1	0	0	3
Reggie Jackson, L (1, 9) OBP: 0.364, SLG: 0.499	x 0-0 ② F5 1-2			x 0-0 1-2 1B		x 0-0 ② FC4-6 1B 1B 1-2f	BBBB 4-0 HR BB 1-2 2-3		SSS 0-3 ③ K	4	2	1	0	1	1	2
Bobby Clark, R (9, 9) OBP: 0.232, SLG: 0.319										0	0	0	0	0	0	0
Don Baylor, R (1, 10) OBP: 0.326, SLG: 0.435	x 0-0 ③ F9			x 0-0 ① F9		x 0-0 1B 1B 1-2	x 0-0 HR 1-H 2-H 3-H			4	1	2	4	0	0	3
Fred Lynn, L (1, 8) OBP: 0.368, SLG: 0.505		BBBB 4-0 G6-4-3 BB		x 0-0 ② L9		x 0-0 1B 1-2 2-H	BBBB 4-0 BB			2	0	1	1	2	0	2
Bobby Grich, R (1, 4) OBP: 0.370, SLG: 0.437		x 0-0 ① ② G6-4-3 1-2f		x 0-0 ③ F9		x 0-0 ③ F4	SSS 0-3 ③ K			4	0	0	0	0	1	6
Rod Carew, L (1, 3) OBP: 0.382, SLG: 0.365		x 0-0 ③ G3			x 0-0 G4-6-3 1B		SSS 0-3 ① K	x 0-0 ① 4-3		4	0	1	0	0	1	0
Tim Foli, R (1, 6) OBP: 0.282, SLG: 0.322			x 0-0 ① F6		x 0-0 ① ② G4-6-3 1-2f		x 0-0 6-3 1B 1B	x 0-0 G6-4-3 1B		4	1	2	0	0	0	1
Bob Boone, R (1, 2) OBP: 0.312, SLG: 0.336			x 0-0 ② F9		x 0-0 ③ F8		x 0-0 ② 6-3 1-2	x 0-0 ② ③ G6-4-3 1-2f		4	0	0	0	0	0	2

	AB	34
	R	6
	H	11
	RBI	6
	BB	5
	SO	3
	LOB	19

Inning Stats	1	2	3	4	5	6	7	8	9
	R: 0 E: 0 K: 0 S: 3	R: 0 E: 0 K: 0 S: 2	R: 0 E: 0 K: 0 S: 3	R: 0 E: 0 K: 0 S: 5	R: 0 E: 0 K: 0 S: 3	R: 1 E: 0 K: 0 S: 6	R: 5 E: 0 K: 2 S: 10	R: 0 E: 0 K: 0 S: 3	R: 0 E: 0 K: 1 S: 5
	H: 0 LOB: 1 BB: 1 P: 7	H: 0 LOB: 0 BB: 1 P: 6	H: 0 LOB: 0 BB: 0 P: 3	H: 2 LOB: 2 BB: 0 P: 5	H: 1 LOB: 0 BB: 0 P: 3	H: 3 LOB: 2 BB: 0 P: 6	H: 3 LOB: 1 BB: 3 P: 22	H: 1 LOB: 0 BB: 0 P: 3	H: 1 LOB: 0 BB: 0 P: 5

1B: 10	SF: 0	WP: 0	PA: 39
2B: 0	SAC: 0	PB: 0	
3B: 0	DP: 4	SB: 0	
HR: 1	HBP: 0	CS: 0	

PITCHER		IP	WLS	BF	H	R	ER	SO	BB	IBB	HBP	BLK	WP	HR	S	P	ERA	WHIP
Jack O'Connor, L (1, 1) ERA: 4.06		5.2		23	6	1	1	0	2	0	0	1	0	0	21	29	1.59	1.412
Terry Felton, R (6, 1) ERA: 5.02		1.0	L	6	2	3	3	1	1	0	0	0	0	0	7	11	27.00	3.000
Jeff Little, L (7, 1) ERA: 3.8		0.0		1	0	0	0	0	1	0	0	0	0	0	0	4	∞	∞
Ron Davis, R (7, 1) ERA: 4.66		2.1		9	3	2	2	2	1	0	0	0	0	1	12	16	7.71	1.714

PITCHER	IP	WLS	BF	H	R	ER	SO	BB	IBB	HBP	BLK	WP	HR	S	P	ERA	WHIP

BOTTOM

California Angels @ Minnesota Twins

Hubert H. Humphrey Metrodome, Minneapolis, MN

Wed Aug 11 1982, 8:05 PM EDT

Att. 14,115 - Dome - 75 F

livebaseballscorecards.com

Batter	1	2	3	4	5	6	7	8	9	AB	R	H	RBI	BB	SO	LOB
Ron Washington, R (1, 6) OBP: 0.296, SLG: 0.392	K		F8		F8	G6-4-3 1-2f			4-3 1-2	5	0	0	0	0	1	3
John Castino, R (1, 4) OBP: 0.317, SLG: 0.328	6-3		FC4-6 1-2f		G3 E 1B BB		6-3		6-3	5	1	1	0	0	0	2
Tom Brunansky, R (1, 9) OBP: 0.394, SLG: 0.509	F4			F8	G3 E 1-2 BB		2B		6-3 2-3	4	1	1	0	1	0	1
Kent Hrbek, L (1, 3) OBP: 0.375, SLG: 0.521		2B		1B 6-3 2B	G3 1-2 2-3		G6-4-3 BB			3	1	2	0	1	0	2
Gary Ward, R (1, 7) OBP: 0.319, SLG: 0.500		5-3		6-3 1B BB	E8 1B 2-H 3-H 1B		G6-4-3 1-2f			3	0	1	2	1	0	3
Gary Gaetti, R (1, 5) OBP: 0.280, SLG: 0.454		5-3		6-3 1-2 2-3 1B	2-3 1B			F9		4	0	2	0	0	0	1
Tim Laudner, R (1, 2) OBP: 0.357, SLG: 0.422		K		6-3 1-2 2-3 3-H	K			K		4	0	0	1	0	3	5
Mickey Hatcher, R (1, 10) OBP: 0.270, SLG: 0.328			6-3	IBB		6-3		K		3	0	0	0	1	1	0
Bobby Mitchell, L (1, 8) OBP: 0.327, SLG: 0.294			FC4-6 1B	4-3		G6-4-3 BB			WP 4-3 1B	3	0	2	0	1	0	3

	AB	34
	R	3
	H	9
	RBI	3
	BB	5
	SO	5
	LOB	20

Inning Stats	1	2	3	4	5	6	7	8	9
	R: 0 E: 0 K: 1 S: 5	H: 0 LOB: 0 BB: 0 P: 5	R: 0 E: 0 K: 1 S: 6	H: 1 LOB: 1 BB: 0 P: 6	R: 0 E: 0 K: 0 S: 4	H: 1 LOB: 1 BB: 0 P: 4	R: 1 E: 0 K: 0 S: 5	H: 2 LOB: 3 BB: 2 P: 13	R: 2 E: 1 K: 1 S: 8	H: 3 LOB: 2 BB: 1 P: 12	R: 0 E: 0 K: 0 S: 2	H: 0 LOB: 0 BB: 1 P: 6	R: 0 E: 0 K: 0 S: 3	H: 1 LOB: 1 BB: 1 P: 7	R: 0 E: 0 K: 2 S: 7	H: 0 LOB: 0 BB: 0 P: 7	R: 0 E: 0 K: 0 S: 4	H: 1 LOB: 1 BB: 0 P: 4

	1B: 6	SF: 0	WP: 1	PA: 39
	2B: 3	SAC: 0	PB: 0	
	3B: 0	DP: 2	SB: 0	
	HR: 0	HBP: 0	CS: 0	

PITCHER		IP	WLS	BF	H	R	ER	SO	BB	IBB	HBP	BLK	WP	HR	S	P	ERA	WHIP
Geoff Zahn, L ERA: 3.78	(1, 1)	6.1	W	31	8	3	3	3	4	1	0	0	0	0	32	52	4.26	1.895
Dave Goltz, R ERA: 4.88	(7, 1)	2.2	S	8	1	0	0	2	0	0	0	0	1	0	12	12	0.00	0.375

PITCHER	IP	WLS	BF	H	R	ER	SO	BB	IBB	HBP	BLK	WP	HR	S	P	ERA	WHIP

Batter	1	2	3	4	5	6	7	8	9	AB	R	H	RBI	BB	SO	LOB
Brian Downing, R (1, 7) OBP: 0.372, SLG: 0.480	S S S 0-3 ① K			x 0-0 ① F2		S S S 0-3 ③ K		B B B 4-0 2B 1-2 FC5-2 BB		3	0	0	0	1	2	0
Juan Beniquez, R (1, 9) OBP: 0.333, SLG: 0.356 Reggie Jackson, L (8, PH) OBP: 0.366, SLG: 0.503 Bobby Clark, R (8, 9) OBP: 0.232, SLG: 0.319	S S S 0-3 ② K			x 0-0 1B			x 0-0 ① 6-3	x 0-0 FC5-2 1-3 2-H 3-H 2B		3 1 0	0 0 0	1 1 0	0 2 0	0 0 0	1 0 0	0 0 0
Doug DeCinces, R (1, 5) OBP: 0.367, SLG: 0.567	S S S 0-3 ③ K			S S S 0-3 ② K			x 0-0 HR	4-0 FC5-2 IBB		3	1	1	1	1	2	1
Don Baylor, R (1, 10) OBP: 0.325, SLG: 0.434		x 0-0 ① 6-3		x 0-0 ③ 6-3			x 0-0 1B	x 0-0 ② FC5-2 1-2 2-3 3-Hf		4	0	1	0	0	0	4
Fred Lynn, L (1, 8) OBP: 0.365, SLG: 0.500		S S S 0-3 ② K			x 0-0 ① G3		S S S 0-3 ② K	x 0-0 ③ 4-3		4	0	0	0	0	2	4
Ron Jackson, R (1, 3) OBP: 0.361, SLG: 0.400		x 0-0 ③ 6-3			x 0-0 ② F8		x 0-0 ③ 6-3		x 0-0 1B SH1-3 1B	4	0	1	0	0	0	1
Joe Ferguson, R (1, 2) OBP: 0.309, SLG: 0.295			S S S 0-3 ① K		S S S 0-3 ③ K			x 0-0 ① 5-3	x 0-0 ① SH1-3 1-2	3	0	0	0	0	2	0
Bobby Grich, R (1, 4) OBP: 0.369, SLG: 0.438			x 0-0 ② F3			S S S 0-3 ① K		x 0-0 1B 2B 2B	S S S 0-3 ② K	4	1	1	0	0	2	1
Tim Foli, R (1, 6) OBP: 0.284, SLG: 0.324			x 0-0 ③ 1-3			x 0-0 ② L8		x 0-0 BB 2B 2-3 1B	x 0-0 ③ 2-3 1B	4	1	2	0	0	0	0
Inning Stats	R: 0 E: 0 K: 3 S: 9 H: 0 LOB: 0 BB: 0 P: 9	R: 0 E: 0 K: 1 S: 5 H: 0 LOB: 0 BB: 0 P: 5	R: 0 E: 0 K: 1 S: 5 H: 0 LOB: 0 BB: 0 P: 5	R: 0 E: 0 K: 1 S: 6 H: 1 LOB: 1 BB: 0 P: 6	R: 0 E: 0 K: 1 S: 5 H: 0 LOB: 0 BB: 0 P: 5	R: 0 E: 0 K: 2 S: 7 H: 0 LOB: 0 BB: 0 P: 7	R: 1 E: 0 K: 1 S: 7 H: 2 LOB: 1 BB: 0 P: 7	R: 2 E: 0 K: 0 S: 6 H: 3 LOB: 3 BB: 2 P: 14	R: 0 E: 0 K: 1 S: 6 H: 2 LOB: 2 BB: 0 P: 6	1B: 5 2B: 2 3B: 0 HR: 1	SF: 0 SAC: 1 DP: 0 HBP: 0						

TOP

California Angels @ Minnesota Twins

Hubert H. Humphrey Metrodome, Minneapolis, MN

Thu Aug 12 1982, 4:33 AM EDT

Att. 11,088 - Dome - 73 F

livebaseballscorecards.com

AB	33
R	3
H	8
RBI	3
BB	2
SO	11
LOB	11

WP: 0 PB: 0 SB: 0 CS: 0 PA: 36

PITCHER		IP	WLS	BF	H	R	ER	SO	BB	IBB	HBP	BLK	WP	HR	S	P	ERA	WHIP
Frank Viola, L ERA: 4.68	(1, 1)	7.1	L	27	5	3	3	10	0	0	0	0	0	1	47	47	3.68	0.682
Pete Redfern, R ERA: 6.48	(8, 1)	0.0		1	0	0	0	0	1	0	0	0	0	0	0	4	∞	∞
Jeff Little, L ERA: 3.55	(8, 1)	1.2		8	3	0	0	1	0	1	0	0	0	0	9	13	0.00	1.800

PITCHER	IP	WLS	BF	H	R	ER	SO	BB	IBB	HBP	BLK	WP	HR	S	P	ERA	WHIP

Batter	1	2	3	4	5	6	7	8	9	AB	R	H	RBI	BB	SO	LOB
Bobby Mitchell, L (1, 8) OBP: 0.326, SLG: 0.293	L9			F8		FC6-4 1B		K		4	0	1	0	0	1	0
Ron Washington, R (1, 6) OBP: 0.293, SLG: 0.388	K			L8		FC6-4 1-2f			6-3	4	0	0	0	0	1	1
Tom Brunansky, R (1, 9) OBP: 0.392, SLG: 0.505	K			1B		F7			K	4	0	1	0	0	2	1
Kent Hrbek, L (1, 3) OBP: 0.374, SLG: 0.517		F6		F3		K			2B BB	3	0	0	0	1	1	2
Gary Ward, R (1, 7) OBP: 0.321, SLG: 0.505		K			1B 2B		5-3		1-3 2B	4	1	2	0	0	1	0
Gary Gaetti, R (1, 5) OBP: 0.279, SLG: 0.452		F9			1B 2-H 1B		6-3		K	4	0	1	1	0	1	2
Mickey Hatcher, R (1, 10) OBP: 0.271, SLG: 0.328			F3		8-5-4-3 1-3 1B		4-3			3	0	1	0	0	0	0
John Castino, R (1, 4) OBP: 0.317, SLG: 0.326			5-3		8-5-4-3 1-2f			G6-4-3 BB		2	0	0	0	1	0	2
Sal Butera, R (1, 2) OBP: 0.389, SLG: 0.304 Randy Bush, L (8, PH) OBP: 0.205, SLG: 0.214 Jesus Vega, R (8, PH) OBP: 0.294, SLG: 0.380 Tim Laudner, R (9, 2) OBP: 0.357, SLG: 0.422			1B		5-3			G6-4-3 1-2f		2 0 1 0	0 0 0 0	1 0 0 0	0 0 0 0	0 0 0 0	0 0 1 0	1 0 1 0
Inning Stats	R: 0 H: 0 E: 0 LOB: 0 K: 2 BB: 0 S: 7 P: 7	R: 0 H: 0 E: 0 LOB: 0 K: 1 BB: 0 S: 5 P: 5	R: 0 H: 1 E: 0 LOB: 1 K: 0 BB: 0 S: 3 P: 3	R: 0 H: 1 E: 0 LOB: 1 K: 0 BB: 0 S: 4 P: 4	R: 1 H: 3 E: 0 LOB: 1 K: 0 BB: 0 S: 5 P: 5	R: 0 H: 1 E: 0 LOB: 1 K: 1 BB: 0 S: 6 P: 6	R: 0 H: 0 E: 0 LOB: 0 K: 0 BB: 0 S: 3 P: 3	R: 0 H: 0 E: 0 LOB: 0 K: 1 BB: 1 S: 4 P: 8	R: 0 H: 1 E: 0 LOB: 2 K: 2 BB: 1 S: 8 P: 12	1B: 5 SF: 0 2B: 3 SAC: 0 3B: 0 DP: 2 HR: 0 HBP: 0						WP: 0 PA: 33 PB: 0 SB: 0 CS: 0	

PITCHER		IP	WLS	BF	H	R	ER	SO	BB	IBB	HBP	BLK	WP	HR	S	P	ERA	WHIP
Luis Tiant, R ERA: 4.35	(1, 1)	7.0	W	26	6	1	1	4	1	0	0	0	0	0	33	37	1.29	1.000
Andy Hassler, L ERA: 1.54	(8, 1)	1.2		6	1	0	0	2	1	0	0	0	0	0	9	13	0.00	1.200
Luis Sanchez, R ERA: 3.94	(9, 1)	0.1	S	1	0	0	0	1	0	0	0	0	0	0	3	3	0.00	0.000

PITCHER	IP	WLS	BF	H	R	ER	SO	BB	IBB	HBP	BLK	WP	HR	S	P	ERA	WHIP

BOTTOM

California Angels @ Minnesota Twins

Hubert H. Humphrey Metrodome, Minneapolis, MN

Thu Aug 12 1982, 4:33 AM EDT

Att. 11,088 - Dome - 73 F

livebaseballscorecards.com

AB	31
R	1
H	7
RBI	1
BB	2
SO	7
LOB	10

California Angels @ Oakland Athletics

Oakland-Alameda County Coliseum, Oakland, CA

Fri Aug 13 1982, 7:05 PM PDT

Att. 28,330 - Unknown

TOP

livebaseballscorecards.com

Batter	1	2	3	4	5	6	7	8	9	AB	R	H	RBI	BB	SO	LOB
Brian Downing, R (1, 7) OBP: 0.376, SLG: 0.479	BBBB 4-0 1B 1B BB BB	x 0-0 ① 5-3		H 1-0 BB 1B HBP	BBBB 4-0 1B 1B BB		SSS 0-3 ② K		x 0-0 FC4 1B	3	2	1	0	2	1	0
Rod Carew, L (1, 3) OBP: 0.385, SLG: 0.367 Rob Wilfong, L (7, 4) OBP: 0.227, SLG: 0.220	x 0-0 ① F8	x 0-0 ② G3		x 0-0 BB 1-2 1B	x 0-0 G3 1B 1-2 3-H 1B		BBBB 4-0 BB		x 0-0 ② L5	4 1	0 0	2 0	1 0	1 0	0 0	1 1
Doug DeCinces, R (1, 5) OBP: 0.369, SLG: 0.565	x 0-0 BB 1B 1-2 BB 1B	x 0-0 ③ F4		BBBB 4-0 1-2 2-3 BB	x 0-0 G3 1-2 2-H 1B		x 0-0 ③ P4		x 0-0 ③ FC4 1-2f	5	1	2	1	1	0	2
Reggie Jackson, L (1, 9) OBP: 0.367, SLG: 0.511 Bobby Clark, R (7, 9) OBP: 0.229, SLG: 0.314	x 0-0 BB BB E 1-2 2-3 1B		x 0-0 HR	SSS 0-3 ② K	x 0-0 ② G3 1-2 2-3			x 0-0 ① 6-3		4 1	2 0	2 0	1 0	0 0	1 0	5 0
Fred Lynn, L (1, 8) OBP: 0.366, SLG: 0.497 Juan Beniquez, R (7, 8) OBP: 0.339, SLG: 0.356	BBBB 4-0 E BB SH1-3 1-2 2-3 3-H BB		BBBB 4-0 L5-3 BB	SSS 0-3 ③ K	x 0-0 ③ F8			BBBB 4-0 1B BB		2 0	1 0	0 0	1 0	2 1	1 0	5 0
Don Baylor, R (1, 10) OBP: 0.328, SLG: 0.433	BBBB 4-0 SH1-3 E 1-2 2-3 3-H BB	x 0-0 ①② L5-3 1-2			BBBB 4-0 2B E BB	x 0-0 ① F3		x 0-0 1-2 1B		3	1	1	1	2	0	1
Bobby Grich, R (1, 4) OBP: 0.368, SLG: 0.439 Ron Jackson, R (7, 3) OBP: 0.358, SLG: 0.396	x 0-0 E5 SH1-3 1-2 2-3 3-H	x 0-0 2B			SSS 0-3 ① K	x 0-0 ② F8		x 0-0 ② F9		4 1	0 0	1 0	1 0	0 0	1 0	3 2
Tim Foli, R (1, 6) OBP: 0.284, SLG: 0.326	x 0-0 ② SH1-3 1-2 2-3 3-H	x 0-0 ③ P4			x 0-0 E 1-3 2B	x 0-0 ③ F7		x 0-0 ③ F9		4	1	1	1	0	0	3
Bob Boone, R (1, 2) OBP: 0.310, SLG: 0.334	x 0-0 ③ F7			x 0-0 ① L1	x 0-0 E8 1B 2-H 3-H 1B		x 0-0 ① F8		x 0-0 ① 5-3	5	1	1	2	0	0	2
Inning Stats	R: 4 H: 2 E: 1 LOB: 2 K: 0 BB: 3 S: 6 P: 18	R: 0 H: 0 E: 0 LOB: 0 K: 0 BB: 0 S: 3 P: 3	R: 1 H: 2 E: 0 LOB: 1 K: 0 BB: 1 S: 4 P: 8	R: 0 H: 1 E: 0 LOB: 3 K: 2 BB: 1 S: 8 P: 13	R: 4 H: 4 E: 1 LOB: 2 K: 1 BB: 2 S: 9 P: 17	R: 0 H: 0 E: 0 LOB: 0 K: 0 BB: 0 S: 3 P: 3	R: 0 H: 0 E: 0 LOB: 1 K: 1 BB: 1 S: 5 P: 9	R: 0 H: 1 E: 0 LOB: 2 K: 0 BB: 1 S: 4 P: 8	R: 0 H: 1 E: 0 LOB: 1 K: 0 BB: 0 S: 4 P: 4	1B: 8 SF: 0 2B: 3 SAC: 1 3B: 0 DP: 1 HR: 1 HBP: 1						

	AB	37
	R	9
	H	11
	RBI	9
	BB	9
	SO	4
	LOB	25

WP: 0 PA: 48
PB: 0
SB: 0
CS: 0

PITCHER		IP	WLS	BF	H	R	ER	SO	BB	IBB	HBP	BLK	WP	HR	S	P	ERA	WHIP
Mike Norris, R ERA: 4.66	(1, 1)	0.1	L	7	2	4	3	0	3	0	0	0	0	0	4	16	81.00	15.000
Jeff Jones, R ERA: 5.18	(1, 1)	2.2		10	2	1	1	0	1	0	0	0	0	1	9	13	3.38	1.125
Preston Hanna, R ERA: 4.7	(4, 1)	0.1		4	1	0	0	0	1	0	1	0	0	0	2	7	0.00	6.000
Bob Owchinko, L ERA: 5.09	(4, 1)	5.2		27	6	4	4	4	4	0	0	0	0	0	31	47	6.35	1.765

PITCHER	IP	WLS	BF	H	R	ER	SO	BB	IBB	HBP	BLK	WP	HR	S	P	ERA	WHIP

BOTTOM

Batter	1	2	3	4	5	6	7	8	9	AB	R	H	RBI	BB	SO	LOB
Rickey Henderson, R (1, 7) OBP: 0.408, SLG: 0.389	BBBB 4-0 FC4-6 BB		BBBB 4-0 CS BB		x 0-0 ③ F8			SSS 0-3 ② K		2	0	0	0	2	1	2
Dwayne Murphy, L (1, 8) OBP: 0.347, SLG: 0.393	x 0-0 ① FC4-6 1B 1-2f		x 0-0 ②③ 4-3 1-2			x 0-0 ① P4		x 0-0 ③ 4-3		4	0	0	0	0	0	2
Dan Meyer, L (1, 3) OBP: 0.285, SLG: 0.404	x 0-0 1-3 1B			x 0-0 ① F7		x 0-0 1B			x 0-0 ① 6-3	4	0	2	0	0	0	0
Tony Armas, R (1, 9) OBP: 0.279, SLG: 0.446	SSS 0-3 ② K			x 0-0 ② 5-3		x 0-0 ② F7			SSS 0-3 ② K	4	0	0	0	0	2	3
Wayne Gross, L (1, 5) OBP: 0.337, SLG: 0.340	x 0-0 ③ F8			x 0-0 ③ F9		x 0-0 ③ P6			x 0-0 ③ F9	4	0	0	0	0	0	3
Davey Lopes, R (1, 4) OBP: 0.316, SLG: 0.396		x 0-0 ① 5-3			x 0-0 ① F7		SSS 0-3 ① K			2	0	0	0	0	0	0
Dave McKay, S (7, 4) OBP: 0.215, SLG: 0.235										1	0	0	0	0	1	0
Mike Heath, R (1, 2) OBP: 0.298, SLG: 0.333		x 0-0 ② 6-3			x 0-0 ② F9		x 0-0 ② F8			3	0	0	0	0	0	0
Mitchell Page, L (1, 10) OBP: 0.277, SLG: 0.238		x 0-0 ③ G3			x 0-0 1B 1B		x 0-0 ③ F3			3	0	1	0	0	0	0
Fred Stanley, R (1, 6) OBP: 0.272, SLG: 0.208			x 0-0 ① F8		x 0-0 1-2 1B			x 0-0 ① F3		3	0	1	0	0	0	0
Inning Stats	R: 0 E: 0 K: 1 S: 6 H: 1 LOB: 2 BB: 1 P: 10	R: 0 E: 0 K: 0 S: 3 H: 0 LOB: 0 BB: 0 P: 3	R: 0 E: 0 K: 0 S: 2 H: 0 LOB: 0 BB: 1 P: 6	R: 0 E: 0 K: 0 S: 3 H: 0 LOB: 0 BB: 0 P: 3	R: 0 E: 0 K: 0 S: 5 H: 2 LOB: 2 BB: 0 P: 5	R: 0 E: 0 K: 0 S: 4 H: 1 LOB: 1 BB: 0 P: 4	R: 0 E: 0 K: 1 S: 5 H: 0 LOB: 0 BB: 0 P: 5	R: 0 E: 0 K: 1 S: 5 H: 0 LOB: 0 BB: 0 P: 5	R: 0 E: 0 K: 1 S: 5 H: 0 LOB: 0 BB: 0 P: 5	1B: 4 2B: 0 3B: 0 HR: 0	SF: 0 SAC: 0 DP: 0 HBP: 0						

PITCHER	IP	WLS	BF	H	R	ER	SO	BB	IBB	HBP	BLK	WP	HR	S	P	ERA	WHIP
Mike Witt, R (1, 1) ERA: 3.03	9.0	W	32	4	0	0	4	2	0	0	0	0	0	38	46	0.00	0.667

PITCHER	IP	WLS	BF	H	R	ER	SO	BB	IBB	HBP	BLK	WP	HR	S	P	ERA	WHIP

California Angels @ Oakland Athletics

Oakland-Alameda County Coliseum, Oakland, CA

Fri Aug 13 1982, 7:05 PM PDT

Att. 28,330 - Unknown

livebaseballscorecards.com

AB	30
R	0
H	4
RBI	0
BB	2
SO	4
LOB	10

1B: 4 SF: 0
2B: 0 SAC: 0
3B: 0 DP: 0
HR: 0 HBP: 0

WP: 0 PA: 32
PB: 0
SB: 0
CS: 1

California Angels @ Oakland Athletics

Oakland-Alameda County Coliseum, Oakland, CA

Sat Aug 14 1982, 3:33 AM PDT

Att. 32,139 - Unknown

TOP

livebaseballscorecards.com

Batter	1	2	3	4	5	6	7	8	9	AB	R	H	RBI	BB	SO	LOB
Brian Downing, R (1, 7) OBP: 0.372, SLG: 0.474	K	G5-4-3			G6-4-3		F8		F9	5	0	0	0	0	1	2
Rod Carew, L (1, 3) OBP: 0.388, SLG: 0.368	1B 5-3 1B		G4-6-3 1B		BB BB		F7		F8	4	0	2	0	1	0	0
Doug DeCinces, R (1, 5) OBP: 0.369, SLG: 0.561	5-3		F2		1-2 BB		BB		K	3	0	0	0	2	1	2
Reggie Jackson, L (1, 9) OBP: 0.366, SLG: 0.508	BB 1B		G4-6-3		G3		F8			4	0	1	0	0	0	4
Fred Lynn, L (1, 8) OBP: 0.370, SLG: 0.497	FC5-4 BB			CS 1B		4-3		1B HBP		2	0	1	0	1	0	0
Bobby Clark, R (8, PR) OBP: 0.229, SLG: 0.314 (8, 8)										0	0	0	0	0	0	0
Don Baylor, R (1, 10) OBP: 0.327, SLG: 0.430	FC5-4			F8		FC6-4 1B BB		F3		3	0	0	0	1	0	5
Bobby Grich, R (1, 4) OBP: 0.372, SLG: 0.443		6-3 1B 2B		BB		FC6-4 1-2 1B		P3		3	1	2	0	1	0	1
Tim Foli, R (1, 6) OBP: 0.283, SLG: 0.325		6-3		F7		FC6-4		1-2 1B		4	0	1	0	0	0	4
Bob Boone, R (1, 2) OBP: 0.313, SLG: 0.336		G5-4-3 3-H 1B			G6-4-3 1B	K		5-3		4	0	2	1	0	1	4

AB	32
R	1
H	9
RBI	1
BB	6
SO	3
LOB	22

Inning Stats	1	2	3	4	5	6	7	8	9	1B: 8	SF: 0	WP: 0	PA: 39
R	0	1	0	0	0	0	0	0	0	2B: 1	SAC: 0	PB: 0	
E	0	0	0	0	0	0	0	0	0	3B: 0	DP: 3	SB: 0	
K	1	0	0	0	0	1	0	0	1	HR: 0	HBP: 1	CS: 1	
S	7	4	3	3	3	6	3	4	5				
H	2	2	1	1	1	1	0	1	0				
LOB	3	0	0	1	2	2	1	2	0				
BB	1	0	0	1	2	1	1	0	0				
P	11	4	3	7	11	10	7	5	5				

PITCHER	IP	WLS	BF	H	R	ER	SO	BB	IBB	HBP	BLK	WP	HR	S	P	ERA	WHIP
Matt Keough, R (1, 1) ERA: 5.25	6.2	W	29	8	1	1	2	5	0	0	0	0	0	28	48	1.35	1.950
Tom Underwood, L (7, 1) ERA: 2.93	2.1	S	10	1	0	0	1	1	0	1	0	0	0	10	15	0.00	0.857

PITCHER	IP	WLS	BF	H	R	ER	SO	BB	IBB	HBP	BLK	WP	HR	S	P	ERA	WHIP

Batter	1	2	3	4	5	6	7	8	9	AB	R	H	RBI	BB	SO	LOB
Rickey Henderson, R (1, 7) OBP: 0.408, SLG: 0.388	F7	4-3			S, HR, BB		1B, 1B, 1B 1-2	K		4	2	1	0	1	1	3
Dwayne Murphy, L (1, 8) OBP: 0.349, SLG: 0.406	1B, SF8, 2B		P5		HR 1-H		1B, 2B, 1B 1-3 2-H	E4, 1-3 1-2		5	4	3	3	0	0	1
Dan Meyer, L (1, 3) OBP: 0.287, SLG: 0.404	SF8, 1B 2-3		F9		4-3		2B, E, 1B 1-3 3-H	1-3 1-2 2-3		5	1	2	1	0	0	2
Tony Armas, R (1, 9) OBP: 0.278, SLG: 0.444	SF8 1-2 3-H		6-3		5-3		K	1B 2-H 3-H		4	0	1	3	0	1	2
Wayne Gross, L (1, 5) OBP: 0.334, SLG: 0.335	F3			G4-3, BB		F9	K	F8		4	0	0	0	1	1	4
Davey Lopes, R (1, 4) OBP: 0.318, SLG: 0.398		F7		G4-3 1-2f		6-3, BB 1-3 3-H	E, 2B			3	0	1	1	1	0	1
Mitchell Page, L (1, 10) OBP: 0.275, SLG: 0.304		K		HR		6-3 1-2	E4 2-3 3-H			4	1	1	1	0	1	2
Jeff Newman, R (1, 2) OBP: 0.240, SLG: 0.332		BB		F8		6-3	6-3			3	0	0	0	1	0	3
Fred Stanley, R (1, 6) OBP: 0.282, SLG: 0.206		1-2 BB			P1		1B, 1B, BB	1-3, E, 1B, BB		1	2	0	0	3	0	0
Inning Stats	R: 1 E: 0 K: 0 S: 5 H: 2 LOB: 1 BB: 0 P: 5	R: 0 E: 0 K: 1 S: 5 H: 0 LOB: 2 BB: 2 P: 13	R: 0 E: 0 K: 0 S: 3 H: 0 LOB: 0 BB: 0 P: 3	R: 1 E: 0 K: 0 S: 3 H: 1 LOB: 0 BB: 1 P: 7	R: 2 E: 0 K: 0 S: 4 H: 1 LOB: 0 BB: 1 P: 8	R: 0 E: 0 K: 0 S: 3 H: 0 LOB: 1 BB: 1 P: 7	R: 4 E: 1 K: 2 S: 12 H: 4 LOB: 2 BB: 1 P: 16	R: 2 E: 1 K: 1 S: 7 H: 1 LOB: 1 BB: 1 P: 11		1B: 5 2B: 2 3B: 0 HR: 2 SF: 1 SAC: 0 DP: 1 HBP: 0						

PITCHER		IP	WLS	BF	H	R	ER	SO	BB	IBB	HBP	BLK	WP	HR	S	P	ERA	WHIP
Steve Renko, R ERA: 3.81	(1, 1)	4.1	L	20	4	4	4	1	4	0	0	0	0	2	18	34	8.31	1.846
Andy Hassler, L ERA: 1.95	(5, 1)	1.2		10	3	4	3	0	2	0	0	0	0	0	8	16	16.20	3.000
Bruce Kison, R ERA: 3.93	(7, 1)	1.0		5	1	0	0	2	0	0	0	0	0	0	9	9	0.00	1.000
Rick Steirer, R ERA: 3.0	(8, 1)	1.0		6	1	2	0	1	1	0	0	0	0	0	7	11	0.00	2.000

PITCHER	IP	WLS	BF	H	R	ER	SO	BB	IBB	HBP	BLK	WP	HR	S	P	ERA	WHIP

BOTTOM

California Angels @ Oakland Athletics

Oakland-Alameda County Coliseum, Oakland, CA

Sat Aug 14 1982, 3:33 AM PDT

Att. 32,139 - Unknown

livebaseballscorecards.com

AB	33
R	10
H	9
RBI	9
BB	7
SO	4
LOB	18

WP: 0 PB: 0 SB: 1 CS: 0 PA: 41

Batter	1	2	3	4	5	6	7	8	9	AB	R	H	RBI	BB	SO	LOB
Brian Downing, R (1, 7) OBP: 0.371, SLG: 0.478	HR		F7		5-3			G4-6-3 1-2f		4	1	1	1	0	0	1
Rod Carew, L (1, 3) OBP: 0.387, SLG: 0.365	4-3			BB BB BB		K		F7		3	0	0	0	1	1	1
Reggie Jackson, L (1, 9) OBP: 0.367, SLG: 0.509	3-1			BB 1-2		F7			F9 SF7 2B	3	1	1	0	1	0	0
Doug DeCinces, R (1, 5) OBP: 0.366, SLG: 0.556 Ron Jackson, R (9, 5) OBP: 0.358, SLG: 0.396	F9			F7		F3			F9 2-3	4 0	0 0	0 0	0 0	0 0	0 0	3 0
Fred Lynn, L (1, 8) OBP: 0.369, SLG: 0.495		F8		BB 1-2 2-3			4-3		SF7 3-H	2	0	0	1	1	0	0
Don Baylor, R (1, 10) OBP: 0.325, SLG: 0.426		K		F8			F8		6-3	4	0	0	0	0	1	3
Bobby Grich, R (1, 4) OBP: 0.371, SLG: 0.442		F9		F9			FC5-4			3	0	1	0	0	0	3
Joe Ferguson, R (1, 2) OBP: 0.296, SLG: 0.281			K		F8		FC5-4 1-2f			3	0	0	0	0	1	1
Tim Foli, R (1, 6) OBP: 0.284, SLG: 0.323 Juan Beniquez, R (8, PR) OBP: 0.339, SLG: 0.356 Mick Kelleher, R (8, 6) OBP: 0.154, SLG: 0.057			F8		L4			G4-6-3 BB		2 0 0	0 0 0	0 0 0	0 0 0	1 0 0	0 0 0	0 0 0
Inning Stats	R: 1 E: 0 K: 0 S: 4 H: 1 LOB: 0 BB: 0 P: 4	R: 0 E: 0 K: 1 S: 5 H: 0 LOB: 0 BB: 0 P: 5	R: 0 E: 0 K: 1 S: 5 H: 0 LOB: 0 BB: 0 P: 5	R: 0 E: 0 K: 0 S: 3 H: 0 LOB: 3 BB: 3 P: 15	R: 0 E: 0 K: 0 S: 3 H: 0 LOB: 0 BB: 0 P: 3	R: 0 E: 0 K: 1 S: 5 H: 0 LOB: 0 BB: 0 P: 5	R: 0 E: 0 K: 0 S: 4 H: 1 LOB: 1 BB: 0 P: 4	R: 0 E: 0 K: 0 S: 2 H: 0 LOB: 1 BB: 1 P: 6	R: 1 E: 0 K: 0 S: 4 H: 1 LOB: 0 BB: 0 P: 4	1B: 1 2B: 1 3B: 0 HR: 1 SF: 1 SAC: 0 DP: 1 HBP: 0						

PITCHER		IP	WLS	BF	H	R	ER	SO	BB	IBB	HBP	BLK	WP	HR	S	P	ERA	WHIP
Brian Kingman, R ERA: 4.21	(1, 1)	8.0		30	3	2	2	3	4	0	0	0	0	1	32	48	2.25	0.875
Dave Beard, R ERA: 3.93	(9, 1)	0.1		1	0	0	0	0	0	0	0	0	0	0	1	1	0.00	0.000
Tom Underwood, L ERA: 2.92	(9, 1)	0.2	W	2	0	0	0	0	0	0	0	0	0	0	2	2	0.00	0.000

PITCHER	IP	WLS	BF	H	R	ER	SO	BB	IBB	HBP	BLK	WP	HR	S	P	ERA	WHIP

TOP

California Angels @ Oakland Athletics

Oakland-Alameda County Coliseum, Oakland, CA

Sun Aug 15 1982, 3:33 AM PDT

Att. 40,634 - Unknown

livebaseballscorecards.com

AB	28
R	2
H	3
RBI	2
BB	4
SO	3
LOB	12

BOTTOM

California Angels @ Oakland Athletics

Oakland-Alameda County Coliseum, Oakland, CA

Sun Aug 15 1982, 3:33 AM PDT

Att. 40,634 - Unknown

livebaseballscorecards.com

Batter	1	2	3	4	5	6	7	8	9	AB	R	H	RBI	BB	SO	LOB
Rickey Henderson, R (1, 7) OBP: 0.408, SLG: 0.386	K		BB		BB		G3			2	1	0	0	2	1	1
Wayne Gross, L (1, 5) OBP: 0.340, SLG: 0.338	PB 1B		1B CS 1B		F5			BB		3	1	2	1	1	0	2
Dwayne Murphy, L (1, 8) OBP: 0.353, SLG: 0.408	BB		CS 1B		F8			S 1B		3	0	2	0	1	0	2
Tony Armas, R (1, 9) OBP: 0.276, SLG: 0.440	P3		K			P4		K		4	0	0	0	0	2	5
Dan Meyer, L (1, 3) OBP: 0.283, SLG: 0.399	4-3			L4		4-3		K		4	0	0	0	0	1	4
Davey Lopes, R (1, 4) OBP: 0.314, SLG: 0.393		F8		P6		K		F8		4	0	0	0	0	1	2
Mitchell Page, L (1, 10) OBP: 0.273, SLG: 0.360		K		F7			F8		HR	4	1	1	1	0	1	0
Mike Heath, R (1, 2) OBP: 0.294, SLG: 0.329		F8			K		5-3			3	0	0	0	0	1	0
Fred Stanley, R (1, 6) OBP: 0.289, SLG: 0.205			F7		BB		BB			1	0	0	0	2	0	0
Inning Stats	R: 0 E: 0 K: 1 S: 6 H: 1 LOB: 2 BB: 1 P: 10	R: 0 E: 0 K: 1 S: 5 H: 0 LOB: 0 BB: 0 P: 5	R: 2 E: 0 K: 1 S: 6 H: 2 LOB: 0 BB: 1 P: 10	R: 0 E: 0 K: 0 S: 3 H: 0 LOB: 0 BB: 0 P: 3	R: 0 E: 0 K: 1 S: 5 H: 0 LOB: 2 BB: 2 P: 13	R: 0 E: 0 K: 1 S: 5 H: 0 LOB: 0 BB: 0 P: 5	R: 0 E: 0 K: 0 S: 3 H: 0 LOB: 1 BB: 1 P: 7	R: 0 E: 0 K: 2 S: 8 H: 1 LOB: 2 BB: 1 P: 12	R: 1 E: 0 K: 0 S: 1 H: 1 LOB: 0 BB: 0 P: 1	1B: 4 2B: 0 3B: 0 HR: 1 SF: 0 SAC: 0 DP: 0 HBP: 0							

	AB	28
	R	3
	H	5
	RBI	2
	BB	6
	SO	7
	LOB	16

WP: 0 PB: 1 SB: 3 CS: 2 PA: 34

PITCHER		IP	WLS	BF	H	R	ER	SO	BB	IBB	HBP	BLK	WP	HR	S	P	ERA	WHIP
Ken Forsch, R ERA: 3.76	(1, 1)	7.0		30	4	2	2	5	6	0	0	0	0	0	34	58	2.57	1.429
Dave Goltz, R ERA: 4.95	(8, 1)	1.0	L	4	1	1	1	2	0	0	0	0	0	1	8	8	9.00	1.000

PITCHER	IP	WLS	BF	H	R	ER	SO	BB	IBB	HBP	BLK	WP	HR	S	P	ERA	WHIP

Batter	1	2	3	4	5	6	7	8	9	AB	R	H	RBI	BB	SO	LOB
Brian Downing, R (1, 7) OBP: 0.375, SLG: 0.479 Juan Beniquez, R (9, 7) OBP: 0.339, SLG: 0.356	BBBB 4-0 5-3 1-3 BB		BBBB 4-0 BB		x 0-0 ③ F2		x 0-0 1B		BBBB 4-0 E SF7 BB	2	1	1	0	3	0	0
										0	0	0	0	0	0	0
Rod Carew, L (1, 3) OBP: 0.384, SLG: 0.363	x 0-0 ① 1-3 1-2		x 0-0 ① F7			x 0-0 HR 1B	x 0-0 ③ 4-3		x 0-0 E1 G6-4-3 1-3	5	1	1	0	0	0	4
Reggie Jackson, L (1, 9) OBP: 0.365, SLG: 0.507 Bobby Clark, R (9, 9) OBP: 0.229, SLG: 0.314	x 0-0 ② 5-3 2-3		x 0-0 ② F9			SSS 0-3 ① K		x 0-0 1B 1B 1B	x 0-0 ① SF7 3-H	4	1	1	1	0	1	3
										0	0	0	0	0	0	0
Don Baylor, R (1, 10) OBP: 0.323, SLG: 0.424	SSS 0-3 ③ K		x 0-0 ③ F9			x 0-0 ② F5		x 0-0 ②③ 1B 1B 1B 1-2	x 0-0 ②③ G6-4-3 1-2f	5	1	1	0	0	1	4
Fred Lynn, L (1, 8) OBP: 0.370, SLG: 0.501		BBBB 4-0 E 1B SF7 BB		x 0-0 ① P4		x 0-0 HR 1-H	SSS 0-3 ① K			3	2	1	2	1	1	2
Bobby Grich, R (1, 4) OBP: 0.370, SLG: 0.440		x 0-0 E6 1-3 1B		x 0-0 ② 5-3		x 0-0 ③ 6-3		SSS 0-3 ② K		4	0	1	0	0	1	2
Rob Wilfong, L (1, 5) OBP: 0.234, SLG: 0.250		x 0-0 ① F9		x 0-0 ③ F8			x 0-0 HR	x 0-0 1B 1-3 2-H 1B		4	2	2	2	0	0	2
Tim Foli, R (1, 6) OBP: 0.284, SLG: 0.323		x 0-0 ② SF7 3-H			x 0-0 ① F8		x 0-0 ① L5	x 0-0 2-H 3-H 1B		3	0	1	3	0	0	0
Bob Boone, R (1, 2) OBP: 0.309, SLG: 0.332		x 0-0 ③ P4			x 0-0 ② 6-3		x 0-0 ② F8	x 0-0 ③ P6		4	0	0	0	0	0	2
Inning Stats	R: 0 H: 0 E: 0 LOB: 1 K: 1 BB: 1 S: 5 P: 9	R: 1 H: 1 E: 1 LOB: 1 K: 0 BB: 1 S: 4 P: 8	R: 0 H: 0 E: 0 LOB: 1 K: 0 BB: 1 S: 3 P: 7	R: 0 H: 0 E: 0 LOB: 0 K: 0 BB: 0 S: 3 P: 3	R: 0 H: 0 E: 0 LOB: 0 K: 0 BB: 0 S: 3 P: 3	R: 2 H: 2 E: 0 LOB: 0 K: 1 BB: 0 S: 7 P: 7	R: 1 H: 2 E: 0 LOB: 1 K: 0 BB: 0 S: 5 P: 5	R: 3 H: 4 E: 0 LOB: 1 K: 2 BB: 0 S: 11 P: 11	R: 1 H: 0 E: 1 LOB: 0 K: 0 BB: 1 S: 3 P: 7	1B: 7 SF: 2 2B: 0 SAC: 0 3B: 0 DP: 1 HR: 2 HBP: 0						

TOP

California Angels @ Oakland Athletics

Oakland-Alameda County Coliseum, Oakland, CA

Mon Aug 16 1982, 7:05 PM PDT

Att. 37,388 - Unknown

livebaseballscorecards.com

AB	34
R	8
H	9
RBI	8
BB	4
SO	4
LOB	19

PITCHER		IP	WLS	BF	H	R	ER	SO	BB	IBB	HBP	BLK	WP	HR	S	P	ERA	WHIP
Steve McCatty, R ERA: 4.02	(1, 1)	7.0	L	29	5	4	3	2	3	0	0	0	0	2	30	42	3.86	1.143
Bob Owchinko, L ERA: 5.32	(8, 1)	0.1		3	2	2	2	1	0	0	0	0	0	0	5	5	54.00	6.000
Jeff Jones, R ERA: 5.35	(8, 1)	0.2		4	2	1	1	1	0	0	0	0	0	0	6	6	13.50	3.000
Preston Hanna, R ERA: 4.7	(9, 1)	0.0		2	0	1	0	0	1	0	0	0	0	0	1	5	∞	∞
Tom Underwood, L ERA: 2.89	(9, 1)	1.0		2	0	0	0	0	0	0	0	0	0	0	2	2	0.00	0.000

PITCHER	IP	WLS	BF	H	R	ER	SO	BB	IBB	HBP	BLK	WP	HR	S	P	ERA	WHIP

BOTTOM

Batter	1	2	3	4	5	6	7	8	9	AB	R	H	RBI	BB	SO	LOB
Rickey Henderson, R (1, 7) OBP: 0.410, SLG: 0.386	BBBB 4-0 CS BB		BBBB 4-0 CS 1B BB		x 0-0 1B			x 0-0 ① F3	SSS 0-3 ③ K	3	0	1	0	2	1	0
Dwayne Murphy, L (1, 8) OBP: 0.352, SLG: 0.405	SSS 0-3 ① K		x 0-0 ② P4		SSS 0-3 ② K			BBBB 4-0 1B 1B BB		3	1	0	0	1	2	3
Davey Lopes, R (1, 4) OBP: 0.315, SLG: 0.393	x 0-0 ②③ 1-3 1-2		x 0-0 1-2 1B		x 0-0 ③ F9			x 0-0 1-2 1B 1B		3	0	1	0	0	0	2
Dave McKay, S (6, 4) OBP: 0.220, SLG: 0.239										1	1	1	0	0	0	0
Tony Armas, R (1, 9) OBP: 0.278, SLG: 0.439		BBBB 4-0 FC5-4 BB	0-0 ③ CS 2-3	SSS 0-3 ① K		SSS 0-3 ① K		x 0-0 1B 1-2 2-H 1B		3	0	1	1	1	2	0
Jeff Burroughs, R (1, 10) OBP: 0.351, SLG: 0.533		x 0-0 ① FC5-4 1-3 1B 1-2f		x 0-0 HR 1B		x 0-0 ② P4		x 0-0 1-2 2-H 1B		4	1	2	1	0	0	1
Joe Rudi, R (1, 3) OBP: 0.318, SLG: 0.335		x 0-0 1-3 1-2 1B		x 0-0 1-H HR		x 0-0 ③ 4-3		SSS 0-3 ② K		3	1	2	2	0	0	0
Wayne Gross, L (8, PH) OBP: 0.339, SLG: 0.337 (9, 5)										1	0	0	0	0	1	2
Mickey Klutts, R (1, 5) OBP: 0.213, SLG: 0.239		x 0-0 ② 1-3 1-2 2-3		x 0-0 ② 4-3			x 0-0 ① F3	x 0-0 ③ P4		3	0	0	0	0	0	2
Dan Meyer, L (8, PH) OBP: 0.282, SLG: 0.397 (9, 3)										1	0	0	0	0	0	2
Jeff Newman, R (1, 2) OBP: 0.236, SLG: 0.326		x 0-0 ③ F7		x 0-0 ③ F7			x 0-0 ② F2		x 0-0 ① 5-3	4	0	0	0	0	0	2
Fred Stanley, R (1, 6) OBP: 0.284, SLG: 0.201			SSS 0-3 ① K		x 0-0 ① 6-3		x 0-0 ③ 6-3		x 0-0 ② 4-3	3	0	0	0	0	1	0
Mitchell Page, L (9, PH) OBP: 0.268, SLG: 0.353										1	0	0	0	0	0	0
Inning Stats	R: 0 E: 0 K: 1 S: 4 H: 0 LOB: 0 BB: 1 P: 8	R: 0 E: 0 K: 0 S: 4 H: 1 LOB: 2 BB: 1 P: 8	R: 0 E: 0 K: 1 S: 5 H: 1 LOB: 1 BB: 1 P: 9	R: 2 E: 0 K: 1 S: 7 H: 2 LOB: 0 BB: 0 P: 7	R: 0 E: 0 K: 1 S: 6 H: 1 LOB: 1 BB: 0 P: 6	R: 0 E: 0 K: 1 S: 5 H: 0 LOB: 0 BB: 0 P: 5	R: 0 E: 0 K: 0 S: 3 H: 0 LOB: 0 BB: 0 P: 3	R: 2 E: 0 K: 1 S: 8 H: 3 LOB: 2 BB: 1 P: 12	R: 0 E: 0 K: 1 S: 5 H: 0 LOB: 0 BB: 0 P: 5	1B: 7 2B: 0 3B: 0 HR: 1	SF: 0 SAC: 0 DP: 0 HBP: 0						

PITCHER	IP	WLS	BF	H	R	ER	SO	BB	IBB	HBP	BLK	WP	HR	S	P	ERA	WHIP
Geoff Zahn, L (1, 1) ERA: 3.83	7.1	W	32	8	4	4	5	4	0	0	0	0	1	38	54	4.91	1.636
Dave Goltz, R (8, 1) ERA: 4.82	1.2	S	5	0	0	0	2	0	0	0	0	0	0	9	9	0.00	0.000

PITCHER	IP	WLS	BF	H	R	ER	SO	BB	IBB	HBP	BLK	WP	HR	S	P	ERA	WHIP

California Angels @ Oakland Athletics

Oakland-Alameda County Coliseum, Oakland, CA

Mon Aug 16 1982, 7:05 PM PDT

Att. 37,388 - Unknown

livebaseballscorecards.com

AB	33
R	4
H	8
RBI	4
BB	4
SO	7
LOB	14

Batter	1	2	3	4	5	6	7	8	9	AB	R	H	RBI	BB	SO	LOB
Jerry Remy, L (1, 4) OBP: 0.344, SLG: 0.319	S 1B		2B		F7		1-3 1B		K	5	0	3	0	0	1	1
Dwight Evans, R (1, 9) OBP: 0.391, SLG: 0.504	K 1-2		K		K		G3		5-3	3	0	0	0	0	3	2
Reid Nichols, R (5, 9) OBP: 0.344, SLG: 0.451										2	0	0	0	0	0	3
Jim Rice, R (1, 7) OBP: 0.378, SLG: 0.493	K		F7		K			6-3		3	0	0	0	0	2	2
Wade Boggs, L (5, 7) OBP: 0.417, SLG: 0.418										1	0	0	0	0	0	0
Carl Yastrzemski, L (1, 10) OBP: 0.357, SLG: 0.449	5-3		BB			F8		6-3		3	0	0	0	1	0	1
Carney Lansford, R (1, 5) OBP: 0.352, SLG: 0.428		K	F9			5-3		G3		4	0	0	0	0	1	2
Dave Stapleton, R (1, 3) OBP: 0.285, SLG: 0.367		F9 BB 1B		F7		6-3			E4 2B	4	1	1	0	0	0	0
Rick Miller, L (1, 8) OBP: 0.330, SLG: 0.328		F9 1-2 BB		1B			1B 1B		1-H 2B 2B	3	1	3	1	1	0	0
Glenn Hoffman, R (1, 6) OBP: 0.274, SLG: 0.324		F9 1-2 2-3		F8			F7		2-H 2B	2	0	0	0	0	0	3
Julio Valdez, S (7, PH) OBP: 0.444, SLG: 0.556 (7, 6)										2	0	1	1	0	0	1
Gary Allenson, R (1, 2) OBP: 0.293, SLG: 0.323		K		K			P5		F7	2	0	0	0	0	2	3
Roger LaFrancois, L (7, PH) OBP: 0.250, SLG: 0.500 (7, 2)										2	0	0	0	0	0	2
Inning Stats	R: 0 H: 1 E: 0 LOB: 1 K: 2 BB: 0 S: 8 P: 8	R: 0 H: 1 E: 0 LOB: 2 K: 2 BB: 1 S: 8 P: 12	R: 0 H: 1 E: 0 LOB: 2 K: 1 BB: 1 S: 6 P: 10	R: 0 H: 1 E: 0 LOB: 1 K: 1 BB: 0 S: 6 P: 6	R: 0 H: 0 E: 0 LOB: 0 K: 2 BB: 0 S: 7 P: 7	R: 0 H: 0 E: 0 LOB: 0 K: 0 BB: 0 S: 3 P: 3	R: 0 H: 2 E: 0 LOB: 2 K: 0 BB: 0 S: 5 P: 5	R: 0 H: 0 E: 0 LOB: 0 K: 0 BB: 0 S: 3 P: 3	R: 2 H: 2 E: 1 LOB: 1 K: 1 BB: 0 S: 8 P: 8	1B: 5 SF: 0 2B: 3 SAC: 0 3B: 0 DP: 0 HR: 0 HBP: 0						

TOP

Boston Red Sox @ California Angels

Anaheim Stadium, Anaheim, CA

Tue Aug 17 1982, 10:05 PM EDT

Att. 38,051 - Unknown

livebaseballscorecards.com

AB	36
R	2
H	8
RBI	2
BB	2
SO	9
LOB	20

WP: 0 PA: 38
PB: 0
SB: 1
CS: 0

PITCHER		IP	WLS	BF	H	R	ER	SO	BB	IBB	HBP	BLK	WP	HR	S	P	ERA	WHIP
Luis Tiant, R ERA: 2.95	(1, 1)	8.0	W	35	8	2	1	8	2	0	0	0	0	0	49	57	1.12	1.250
Andy Hassler, L ERA: 1.92	(9, 1)	1.0		3	0	0	0	1	0	0	0	0	0	0	5	5	0.00	0.000

PITCHER	IP	WLS	BF	H	R	ER	SO	BB	IBB	HBP	BLK	WP	HR	S	P	ERA	WHIP

BOTTOM

Batter	1	2	3	4	5	6	7	8	9	AB	R	H	RBI	BB	SO	LOB
Brian Downing, R (1, 7) OBP: 0.374, SLG: 0.482	5-3		HR	F7		F8		5-3		5	1	1	1	0	0	1
Rod Carew, L (1, 3) OBP: 0.389, SLG: 0.370	HR 1B		BBBB FC6-4 FC4-6 BB		HR 2B		1B 1B	4-3		4	4	3	0	1	0	1
Reggie Jackson, L (1, 9) OBP: 0.367, SLG: 0.505 Bobby Clark, R (7, PH) OBP: 0.225, SLG: 0.310 (8, 9)	SSS K		BBBB FC6-4 1-2 BB		BBBB HR BB		SSS K			1 1	1 0	0 0	0 0	2 0	1 1	1 1
Don Baylor, R (1, 10) OBP: 0.323, SLG: 0.429	1-H HR		FC6-4 FC4-6 1-2f 2-3		F9		F9			4	1	1	2	0	0	5
Fred Lynn, L (1, 8) OBP: 0.370, SLG: 0.508 Juan Beniquez, R (7, PH) OBP: 0.345, SLG: 0.363 (8, 8)	SSS K		FC4-6 CS 1-2f 3-H		1-H 2-H HR		1B 1-2 1B			3 1	1 0	1 1	4 0	0 0	1 0	1 0
Ron Jackson, R (1, 5) OBP: 0.363, SLG: 0.400		1B	CS 1-2	SSS K	SSS K		1-3 2-H 1B			4	0	2	1	0	2	0
Bobby Grich, R (1, 4) OBP: 0.369, SLG: 0.446 Rob Wilfong, L (8, 4) OBP: 0.234, SLG: 0.250	F9			HR	SSS K		6-3			4 0	1 0	1 0	1 0	0 0	1 0	3 0
Joe Ferguson, R (1, 2) OBP: 0.307, SLG: 0.328	F9			HR		6-3		BBBB 6-3 BB		3	1	1	1	1	0	1
Tim Foli, R (1, 6) OBP: 0.281, SLG: 0.320	P4			F7		F7		1-2 6-3		4	0	0	0	0	0	2
Inning Stats	R: 2 E: 0 K: 2 S: 9 H: 2 LOB: 0 BB: 0 P: 9		R: 0 E: 0 K: 0 S: 4 H: 1 LOB: 1 BB: 0 P: 4	R: 2 E: 0 K: 0 S: 3 H: 1 LOB: 0 BB: 2 P: 11	R: 2 E: 0 K: 1 S: 7 H: 2 LOB: 0 BB: 0 P: 7	R: 3 E: 0 K: 2 S: 9 H: 2 LOB: 0 BB: 1 P: 13	R: 0 E: 0 K: 0 S: 3 H: 0 LOB: 0 BB: 0 P: 3	R: 1 E: 0 K: 1 S: 8 H: 3 LOB: 2 BB: 0 P: 8	R: 0 E: 0 K: 0 S: 3 H: 0 LOB: 1 BB: 1 P: 7		1B: 5 2B: 1 3B: 0 HR: 5 SF: 0 SAC: 0 DP: 0 HBP: 0						

PITCHER		IP	WLS	BF	H	R	ER	SO	BB	IBB	HBP	BLK	WP	HR	S	P	ERA	WHIP
Bob Ojeda, L ERA: 5.74	(1, 1)	3.1	L	17	6	6	6	3	2	0	0	0	0	4	21	29	16.20	2.400
Luis Aponte, R ERA: 4.04	(4, 1)	2.2		11	2	3	3	2	1	0	0	0	0	1	14	18	10.12	1.125
Bruce Hurst, L ERA: 5.31	(7, 1)	2.0		10	3	1	1	1	1	0	0	0	0	0	11	15	4.50	2.000

PITCHER	IP	WLS	BF	H	R	ER	SO	BB	IBB	HBP	BLK	WP	HR	S	P	ERA	WHIP

Boston Red Sox @ California Angels

Anaheim Stadium, Anaheim, CA

Tue Aug 17 1982, 10:05 PM EDT

Att. 38,051 - Unknown

livebaseballscorecards.com

AB	34
R	10
H	11
RBI	10
BB	4
SO	6
LOB	16

WP: 0 PB: 0 SB: 0 CS: 1 PA: 39

Batter	1	2	3	4	5	6	7	8	9	AB	R	H	RBI	BB	SO	LOB
Jerry Remy, L (1, 4) OBP: 0.344, SLG: 0.318	6-3		BB		F8	BB		5-3		4	1	1	2	1	0	0
Dwight Evans, R (1, 9) OBP: 0.393, SLG: 0.504	1-3		1B		1B	BB			K	4	0	2	0	1	1	0
Jim Rice, R (1, 7) OBP: 0.380, SLG: 0.497	K		1B		1B	F8			2B	5	1	3	1	0	1	3
Carl Yastrzemski, L (1, 10) OBP: 0.355, SLG: 0.445		4-3	G3		1-3		6-3		1B	5	0	1	1	0	0	4
Carney Lansford, R (1, 5) OBP: 0.350, SLG: 0.427		2B		5-3		F9	F8		F7	5	0	1	0	0	0	1
Dave Stapleton, R (1, 3) OBP: 0.286, SLG: 0.368		FC1-5-6 FC6-4		6-3		FC5-4	FC6-4		1-3	5	0	2	0	0	0	2
Rick Miller, L (1, 8) OBP: 0.329, SLG: 0.327		FC6-4		S		FC5-4	FC6-4			4	1	1	0	0	0	3
Glenn Hoffman, R (1, 6) OBP: 0.274, SLG: 0.323			6-3	6-3		1B		1-3		4	1	1	0	0	0	1
Gary Allenson, R (1, 2) OBP: 0.290, SLG: 0.318			F7		5-3	BB		6-3		2	0	0	0	0	0	0
Wade Boggs, L (6, PH) OBP: 0.420, SLG: 0.421										1	0	1	0	0	0	0
Rich Gedman, L (6, 2) OBP: 0.293, SLG: 0.383										1	0	0	0	0	0	0
Inning Stats	R: 0 E: 0 K: 1 S: 5 H: 0 LOB: 0 BB: 0 P: 5	R: 0 E: 0 K: 0 S: 4 H: 1 LOB: 1 BB: 0 P: 4	R: 1 E: 0 K: 0 S: 5 H: 2 LOB: 2 BB: 1 P: 9	R: 0 E: 0 K: 0 S: 4 H: 1 LOB: 1 BB: 0 P: 4	R: 0 E: 0 K: 0 S: 5 H: 2 LOB: 2 BB: 0 P: 5	R: 2 E: 0 K: 0 S: 7 H: 4 LOB: 3 BB: 1 P: 11	R: 0 E: 0 K: 0 S: 4 H: 1 LOB: 1 BB: 0 P: 4	R: 0 E: 0 K: 0 S: 3 H: 0 LOB: 0 BB: 0 P: 3	R: 1 E: 0 K: 1 S: 7 H: 2 LOB: 1 BB: 0 P: 7	1B: 11 2B: 2 3B: 0 HR: 0 SF: 0 SAC: 0 DP: 0 HBP: 0						

PITCHER		IP	WLS	BF	H	R	ER	SO	BB	IBB	HBP	BLK	WP	HR	S	P	ERA	WHIP
Mike Witt, R ERA: 3.11	(1, 1)	5.2	L	28	10	3	3	1	1	0	0	0	0	0	29	33	4.76	1.941
Luis Sanchez, R ERA: 3.88	(6, 1)	3.1		14	3	1	1	1	1	0	0	0	0	0	15	19	2.70	1.200

PITCHER	IP	WLS	BF	H	R	ER	SO	BB	IBB	HBP	BLK	WP	HR	S	P	ERA	WHIP

TOP

Boston Red Sox @ California Angels

Anaheim Stadium, Anaheim, CA

Wed Aug 18 1982, 10:05 PM EDT

Att. 38,432 - Unknown

livebaseballscorecards.com

AB	40
R	4
H	13
RBI	4
BB	2
SO	2
LOB	14

WP: 0 PB: 0 SB: 1 CS: 0 PA: 42

Batter	1	2	3	4	5	6	7	8	9	AB	R	H	RBI	BB	SO	LOB
Brian Downing, R (1, 7) OBP: 0.373, SLG: 0.479	BBBB 4-0 2B BB		x 0-0 ① F8		x 0-0 ③ FC6-4 1-2f			x 0-0 ② 5-3		3	1	0	0	1	0	2
Rod Carew, L (1, 3) OBP: 0.393, SLG: 0.380	x 0-0 1-H 2B		x 0-0 ② F7			x 0-0 F8 2B		x 0-0 1B		4	0	3	1	0	0	1
Reggie Jackson, L (1, 9) OBP: 0.364, SLG: 0.500	SSS 0-3 ① K		SSS 0-3 ③ K			SSS 0-3 ① K		x 0-0 ③ G3		4	0	0	0	0	3	4
Don Baylor, R (1, 10) OBP: 0.322, SLG: 0.426	SSS 0-3 ② K			BBBB 4-0 G1-6-3 BB		x 0-0 ② F8 2-3			x 0-0 ① 5-3	3	0	0	0	1	1	2
Fred Lynn, L (1, 8) OBP: 0.366, SLG: 0.503	SSS 0-3 ③ K			SSS 0-3 ① K		x 0-0 ③ 4-3			x 0-0 ② F7	4	0	0	0	0	2	3
Ron Jackson, R (1, 5) OBP: 0.368, SLG: 0.398		x 0-0 G6-3 1B		x 0-0 ② ③ G1-6-3 1-2f			x 0-0 ① P1		H 1-0 HBP	3	0	1	0	0	0	1
Bobby Grich, R (1, 4) OBP: 0.366, SLG: 0.442		x 0-0 ① ② G6-3 1-2f			SSS 0-3 ① K		x 0-0 ② 6-3		x 0-0 ③ F9	4	0	0	0	0	1	2
Tim Foli, R (1, 6) OBP: 0.281, SLG: 0.320		x 0-0 ③ F9			x 0-0 CS 1B		x 0-0 ③ F7			3	0	1	0	0	0	0
Bob Boone, R (1, 2) OBP: 0.309, SLG: 0.330			BBBB 4-0 BB		x 0-0 ② E2 FC6-4 1-2			x 0-0 ① 5-3		2	0	0	0	1	0	1
Inning Stats	R: 1 H: 1 E: 0 LOB: 1 K: 3 BB: 1 S: 10 P: 14	R: 0 H: 1 E: 0 LOB: 0 K: 0 BB: 0 S: 3 P: 3	R: 0 H: 0 E: 0 LOB: 1 K: 1 BB: 1 S: 5 P: 9	R: 0 H: 0 E: 0 LOB: 0 K: 1 BB: 1 S: 4 P: 8	R: 0 H: 1 E: 1 LOB: 1 K: 1 BB: 0 S: 6 P: 6	R: 0 H: 1 E: 0 LOB: 1 K: 1 BB: 0 S: 6 P: 6	R: 0 H: 0 E: 0 LOB: 0 K: 0 BB: 0 S: 3 P: 3	R: 0 H: 1 E: 0 LOB: 1 K: 0 BB: 0 S: 4 P: 4	R: 0 H: 0 E: 0 LOB: 1 K: 0 BB: 0 S: 3 P: 4	1B: 3 SF: 0 2B: 2 SAC: 0 3B: 0 DP: 2 HR: 0 HBP: 1						WP: 0 PA: 34 PB: 0 SB: 0 CS: 1	

PITCHER		IP	WLS	BF	H	R	ER	SO	BB	IBB	HBP	BLK	WP	HR	S	P	ERA	WHIP
John Tudor, L ERA: 3.95	(1, 1)	6.0	W	23	4	1	1	7	3	0	0	0	0	0	34	46	1.50	1.167
Bob Stanley, R ERA: 2.91	(7, 1)	3.0	S	11	1	0	0	0	0	0	1	0	0	0	10	11	0.00	0.333

PITCHER	IP	WLS	BF	H	R	ER	SO	BB	IBB	HBP	BLK	WP	HR	S	P	ERA	WHIP

BOTTOM

Boston Red Sox @ California Angels

Anaheim Stadium, Anaheim, CA

Wed Aug 18 1982, 10:05 PM EDT

Att. 38,432 - Unknown

livebaseballscorecards.com

AB	30
R	1
H	5
RBI	1
BB	3
SO	7
LOB	16

Batter	1	2	3	4	5	6	7	8	9	AB	R	H	RBI	BB	SO	LOB
Jerry Remy, L (1, 4) OBP: 0.343, SLG: 0.317	0-0 E 2B 1B	0-0 F8 ③		0-0 G3 ② 1-2 2-3			0-0 F7 ①		0-0 6-3 ③	5	1	1	0	0	0	2
Dwight Evans, R (1, 9) OBP: 0.392, SLG: 0.502	0-0 E1 2B 1B 1-3		0-3 K ① S S S	0-3 K ③ S S S			0-0 5-3 ②			4	1	1	0	0	2	2
Jim Rice, R (1, 7) OBP: 0.381, SLG: 0.499	0-0 1B 2B 2-H 3-H		0-0 6-3 ②		0-0 5-3 ①		0-0 1B			4	1	2	2	0	0	0
Carl Yastrzemski, L (1, 10) OBP: 0.351, SLG: 0.440	0-0 P6 ①		0-0 F7 ③		0-0 F7 ②		0-0 L3 ③			4	0	0	0	0	0	2
Carney Lansford, R (1, 5) OBP: 0.354, SLG: 0.432	0-0 F7 ②			0-0 2B 2B	0-0 1B			B B B B 4-0 G4-6-3 BB		3	1	2	0	1	0	1
Dave Stapleton, R (1, 3) OBP: 0.288, SLG: 0.371	0-0 1B 2-H			0-0 1B 2B 2-H	S S S 0-3 K ③			0-0 F9 ①		4	1	2	2	0	1	2
Rick Miller, L (1, 8) OBP: 0.328, SLG: 0.326	0-0 F7 ③			0-0 G3 BB 1B 2-H		0-0 4-3 ①		0-0 G4-6-3 ② ③ 1-2f		4	0	1	1	0	0	2
Rich Gedman, L (1, 2) OBP: 0.289, SLG: 0.377		0-0 4-3 ①		0-0 F9 ①		0-0 4-3 ②			0-0 6-3 ①	4	0	0	0	0	0	1
Glenn Hoffman, R (1, 6) OBP: 0.276, SLG: 0.324 Wade Boggs, L (9, PH) OBP: 0.418, SLG: 0.418		0-0 F9 ②		B B B B 4-0 G3 BB 1-2		0-0 1B			0-0 F2 ②	2 1	0 0	1 0	0 0	1 0	0 0	0 0
Inning Stats	R: 3 H: 4 E: 1 LOB: 1 K: 0 BB: 0 S: 7 P: 7	R: 0 H: 0 E: 0 LOB: 0 K: 0 BB: 0 S: 3 P: 3	R: 0 H: 0 E: 0 LOB: 0 K: 1 BB: 0 S: 5 P: 5	R: 2 H: 3 E: 0 LOB: 2 K: 1 BB: 1 S: 8 P: 12	R: 0 H: 1 E: 0 LOB: 1 K: 1 BB: 0 S: 6 P: 6	R: 0 H: 1 E: 0 LOB: 1 K: 0 BB: 0 S: 3 P: 3	R: 0 H: 1 E: 0 LOB: 1 K: 0 BB: 0 S: 4 P: 4	R: 0 H: 0 E: 0 LOB: 0 K: 0 BB: 1 S: 2 P: 6	R: 0 H: 0 E: 0 LOB: 0 K: 0 BB: 0 S: 3 P: 3	1B: 7 SF: 0 2B: 3 SAC: 0 3B: 0 DP: 1 HR: 0 HBP: 0						

TOP

Boston Red Sox @ California Angels

Anaheim Stadium, Anaheim, CA

Thu Aug 19 1982, 10:05 PM EDT

Att. 38,693 - Unknown

livebaseballscorecards.com

AB	35
R	5
H	10
RBI	5
BB	2
SO	3
LOB	12

WP: 0 PA: 37
PB: 0
SB: 0
CS: 0

PITCHER		IP	WLS	BF	H	R	ER	SO	BB	IBB	HBP	BLK	WP	HR	S	P	ERA	WHIP
Steve Renko, R ERA: 4.05	(1, 1)	3.0		16	7	5	5	1	0	0	0	0	0	0	18	18	15.00	2.333
Bruce Kison, R ERA: 3.69	(4, 1)	6.0	W	21	3	0	0	2	2	0	0	0	0	0	23	31	0.00	0.833

PITCHER	IP	WLS	BF	H	R	ER	SO	BB	IBB	HBP	BLK	WP	HR	S	P	ERA	WHIP

Batter	1	2	3	4	5	6	7	8	9	AB	R	H	RBI	BB	SO	LOB
Brian Downing, R (1, 7) OBP: 0.371, SLG: 0.476	FC3-6 1B			G3		G3	4-3 2-3	P6		5	0	1	0	0	0	1
Juan Beniquez, R (9, 7) OBP: 0.345, SLG: 0.363										0	0	0	0	0	0	0
Rob Wilfong, L (1, 4) OBP: 0.240, SLG: 0.255	FC3-6 G6-4-3 1-2f			F7		2B 1B 1B	1-3	1B 1B		5	1	2	0	0	0	2
Rod Carew, L (1, 3) OBP: 0.395, SLG: 0.384	G6-4-3 1-2f			4-3		1-3 1B 2B	BB 1B BB	1-2 1B		4	2	2	0	1	0	1
Reggie Jackson, L (1, 9) OBP: 0.366, SLG: 0.499		4-3			1B BB FC5-4 BB	BB BB 2-H 3-H 1B	1B 1-2 1B BB	F7		3	2	1	2	2	0	2
Bobby Clark, R (9, 9) OBP: 0.225, SLG: 0.310										0	0	0	0	0	0	0
Fred Lynn, L (1, 8) OBP: 0.367, SLG: 0.500		F9			F5	BB 1-2 BB	1B E 1-2 2-H 3-H 1B	F8		4	1	1	2	1	0	3
Don Baylor, R (1, 10) OBP: 0.324, SLG: 0.425		F9			FC5-4 1B 1-2 BB	P1	E 1B 1-3 2-H 1B			3	1	1	1	1	0	2
Ron Jackson, R (1, 5) OBP: 0.372, SLG: 0.396		F5			FC5-4 1-2 2-3 1B	1-2 2-3 BB	E5 1B 2-3 3-H			3	0	1	0	1	0	1
Tim Foli, R (1, 6) OBP: 0.281, SLG: 0.319		F5			FC5-4 1-2f 2-3 3-H	K	1-2 3-H 1B			4	0	1	2	0	1	5
Bob Boone, R (1, 2) OBP: 0.309, SLG: 0.332		5-3			F7	4-3 1B 2B F8				4	1	1	0	0	0	4
Inning Stats	R: 0 E: 0 K: 0 S: 3 H: 1 LOB: 0 BB: 0 P: 3	R: 0 E: 0 K: 0 S: 3 H: 0 LOB: 0 BB: 0 P: 3	R: 0 E: 0 K: 0 S: 3 H: 0 LOB: 0 BB: 0 P: 3	R: 0 E: 0 K: 0 S: 3 H: 0 LOB: 0 BB: 0 P: 3	R: 1 E: 0 K: 0 S: 4 H: 1 LOB: 2 BB: 2 P: 12	R: 2 E: 0 K: 1 S: 8 H: 3 LOB: 3 BB: 2 P: 16	R: 5 E: 1 K: 0 S: 8 H: 4 LOB: 2 BB: 2 P: 16	R: 0 E: 0 K: 0 S: 5 H: 2 LOB: 2 BB: 0 P: 5		1B: 9 2B: 2 3B: 0 HR: 0 SF: 0 SAC: 0 DP: 1 HBP: 0						

PITCHER	IP	WLS	BF	H	R	ER	SO	BB	IBB	HBP	BLK	WP	HR	S	P	ERA	WHIP
Dennis Eckersley, R (1, 1) ERA: 3.36	2.2		8	1	0	0	0	0	0	0	0	0	0	8	8	0.00	0.375
Bob Stanley, R (3, 1) ERA: 3.06	2.2		14	4	3	3	0	2	0	0	0	0	0	12	20	10.12	2.250
Mark Clear, R (6, 1) ERA: 2.84	1.1	L	9	1	3	3	1	4	0	0	0	0	0	7	23	20.25	3.750
Tom Burgmeier, L (7, 1) ERA: 2.48	0.0		4	3	2	0	0	0	0	0	0	0	0	4	4	∞	∞
Luis Aponte, R (7, 1) ERA: 3.95	1.1		6	2	0	0	0	0	0	0	0	0	0	6	6	0.00	1.500

PITCHER	IP	WLS	BF	H	R	ER	SO	BB	IBB	HBP	BLK	WP	HR	S	P	ERA	WHIP

BOTTOM

Boston Red Sox @ California Angels

Anaheim Stadium, Anaheim, CA

Thu Aug 19 1982, 10:05 PM EDT

Att. 38,693 - Unknown

livebaseballscorecards.com

AB	35
R	8
H	11
RBI	7
BB	6
SO	1
LOB	21

WP: 0 PB: 0 SB: 0 CS: 0 PA: 41

Detroit Tigers @ California Angels

Anaheim Stadium, Anaheim, CA

Fri Aug 20 1982, 10:05 PM EDT

Att. 36,316 - Unknown

TOP

livebaseballscorecards.com

Batter	1	2	3	4	5	6	7	8	9	AB	R	H	RBI	BB	SO	LOB
Lou Whitaker, L (1, 4) OBP: 0.353, SLG: 0.452	HR 1B	1B 1B 3-H		F7		4-3 2-3		5-3 SH3 1B		5	2	3	1	0	0	1
Glenn Wilson, R (1, 8) OBP: 0.353, SLG: 0.520	1-H HR	S 1B 1B 1-3		F8		E2 FC5-4 3-H		SH3 1-2		4	2	2	2	0	0	0
Larry Herndon, R (1, 7) OBP: 0.327, SLG: 0.473	K	S 1B 1B 1-H 3-H		1B 2B		FC5-4 CS 1-2f		5-3 2-3		5	2	2	2	0	1	2
Lance Parrish, R (1, 2) OBP: 0.356, SLG: 0.556	6-3	5-3 1-2		1B 2-H		CS 1-2	1B HBP 1B	F3		5	0	2	1	0	0	2
Jerry Turner, L (1, 10) OBP: 0.322, SLG: 0.420	1B 1B	1B 2-H		K			F7		F8	5	0	2	1	0	1	2
Chet Lemon, R (1, 9) OBP: 0.364, SLG: 0.416	1-3 1B	P4			5-3		1-2 1B HBP		1B 2B	4	0	2	0	0	0	1
Enos Cabell, R (1, 5) OBP: 0.287, SLG: 0.333 Alan Trammell, R (7, 6) OBP: 0.314, SLG: 0.368	F7		K		6-3		1-2 2-3 FC6-4 1B		2-3 1B	4 1	0 0	1 1	0 0	0 0	1 0	2 0
Rick Leach, L (1, 3) OBP: 0.271, SLG: 0.316		G3 1B 2B	F7		G3		F7		F3	5	1	1	0	0	0	5
Tom Brookens, R (1, 6) OBP: 0.306, SLG: 0.378 (7, 5)		G3 2-3	F9			4-3 E 2B	FC6-4 1-2f		K	5	1	1	0	0	1	6

Inning Stats	1	2	3	4	5	6	7	8	9
	R: 2 E: 0 K: 1 S: 9	H: 4 LOB: 2 BB: 0 P: 9	R: 4 E: 0 K: 0 S: 8	H: 5 LOB: 1 BB: 0 P: 8	R: 0 E: 0 K: 1 S: 5	H: 0 LOB: 0 BB: 0 P: 5	R: 1 E: 0 K: 1 S: 7	H: 2 LOB: 1 BB: 0 P: 7	R: 0 E: 0 K: 0 S: 3	H: 0 LOB: 0 BB: 0 P: 3
	R: 1 E: 1 K: 0 S: 4	H: 1 LOB: 0 BB: 0 P: 4	R: 0 E: 0 K: 0 S: 5	H: 2 LOB: 3 BB: 0 P: 6	R: 0 E: 0 K: 0 S: 4	H: 1 LOB: 1 BB: 0 P: 4	R: 0 E: 0 K: 1 S: 7	H: 2 LOB: 2 BB: 0 P: 7	1B: 12 2B: 4 3B: 0 HR: 1	SF: 0 SAC: 1 DP: 0 HBP: 1	WP: 0 PB: 0 SB: 2 CS: 1	PA: 46

	AB	43
	R	8
	H	17
	RBI	7
	BB	0
	SO	4
	LOB	21

PITCHER	IP	WLS	BF	H	R	ER	SO	BB	IBB	HBP	BLK	WP	HR	S	P	ERA	WHIP
Ken Forsch, R (1, 1) ERA: 4.03	1.1	L	12	8	6	6	1	0	0	0	0	0	1	14	14	40.50	6.000
Rick Steirer, R (2, 1) ERA: 2.57	4.0		17	4	2	1	2	0	0	0	0	0	0	21	21	2.25	1.000
Dave Goltz, R (6, 1) ERA: 4.57	3.2		16	5	0	0	1	0	0	1	0	0	0	17	18	0.00	1.364

PITCHER	IP	WLS	BF	H	R	ER	SO	BB	IBB	HBP	BLK	WP	HR	S	P	ERA	WHIP

Batter	1	2	3	4	5	6	7	8	9	AB	R	H	RBI	BB	SO	LOB
Brian Downing, R (1, 7) OBP: 0.370, SLG: 0.472	K	K 1-2 3-H		6-3		F7		BB 1-2		4	0	0	0	1	2	2
Rod Carew, L (1, 3) OBP: 0.398, SLG: 0.387	HR 1B	4-3			2B SF9 1B		1B	F7		5	2	3	0	0	0	4
Reggie Jackson, L (1, 9) OBP: 0.367, SLG: 0.505	HR 1-H		F8		K		K		BB 1B	5	1	2	2	0	2	2
Fred Lynn, L (1, 8) OBP: 0.365, SLG: 0.499	3-1		E4		SF9 1-3 2B		F8		F8	5	0	1	0	0	0	2
Doug DeCinces, R (1, 5) (7, 6) OBP: 0.362, SLG: 0.550	5-3		F9		SF9 2-3 3-H		K		F8	4	0	0	1	0	1	3
Don Baylor, R (1, 10) OBP: 0.324, SLG: 0.424		F7	5-3		P3			E S 1B	BB 1-2	4	0	1	0	1	0	2
Bobby Grich, R (1, 4) OBP: 0.366, SLG: 0.440		1B 1B 1B		S BB		F8		K 1-3	F8	4	1	1	0	1	1	3
Bob Boone, R (1, 2) OBP: 0.311, SLG: 0.343		1B E 1-2 1B		F8		HR		K2-3		4	2	2	1	0	1	2
Mick Kelleher, R (1, 6) OBP: 0.154, SLG: 0.057		S 1-3 2-H 1B		P6 1-2		1B		BB BB		0	0	0	0	0	0	0
Rob Wilfong, L (2, PH) (3, 6) OBP: 0.243, SLG: 0.259										2	0	1	1	0	0	1
Ron Jackson, R (6, PH) (7, 5) OBP: 0.382, SLG: 0.402										1	0	1	0	1	0	0
Inning Stats	R: 2 E: 0 K: 1 S: 7 H: 2 LOB: 0 BB: 0 P: 7	R: 2 E: 0 K: 1 S: 8 H: 3 LOB: 1 BB: 0 P: 8	R: 0 E: 1 K: 0 S: 4 H: 0 LOB: 1 BB: 0 P: 4	R: 0 E: 0 K: 0 S: 3 H: 0 LOB: 1 BB: 1 P: 7	R: 1 E: 0 K: 1 S: 7 H: 2 LOB: 1 BB: 0 P: 7	R: 1 E: 0 K: 0 S: 4 H: 2 LOB: 0 BB: 0 P: 4	R: 0 E: 0 K: 2 S: 8 H: 1 LOB: 1 BB: 0 P: 8	R: 0 E: 0 K: 2 S: 8 H: 1 LOB: 3 BB: 2 P: 16	R: 0 E: 0 K: 0 S: 4 H: 1 LOB: 2 BB: 1 P: 8	1B: 9 2B: 1 3B: 0 HR: 2 SF: 1 SAC: 0 DP: 0 HBP: 0						

PITCHER		IP	WLS	BF	H	R	ER	SO	BB	IBB	HBP	BLK	WP	HR	S	P	ERA	WHIP
Jerry Ujdur, R ERA: 3.63	(1, 1)	5.1	W	26	8	6	5	3	1	0	0	0	0	2	31	35	8.44	1.688
Pat Underwood, L ERA: 4.68	(6, 1)	1.1		5	2	0	0	1	0	0	0	0	0	0	7	7	0.00	1.500
Dave Tobik, R ERA: 2.78	(7, 1)	2.1	S	12	2	0	0	3	3	0	0	0	0	0	15	27	0.00	2.143

PITCHER	IP	WLS	BF	H	R	ER	SO	BB	IBB	HBP	BLK	WP	HR	S	P	ERA	WHIP

BOTTOM

Detroit Tigers @ California Angels

Anaheim Stadium, Anaheim, CA

Fri Aug 20 1982, 10:05 PM EDT

Att. 36,316 - Unknown

livebaseballscorecards.com

AB	38
R	6
H	12
RBI	5
BB	4
SO	7
LOB	21

Detroit Tigers @ California Angels

Anaheim Stadium, Anaheim, CA

Sat Aug 21 1982, 10:05 PM EDT

Att. 44,194 - Unknown

TOP

livebaseballscorecards.com

Batter	1	2	3	4	5	6	7	8	9	AB	R	H	RBI	BB	SO	LOB
Lou Whitaker, L (1, 4) OBP: 0.352, SLG: 0.450	F7		1B		F9			F7		4	1	1	0	0	0	0
Glenn Wilson, R (1, 8) OBP: 0.351, SLG: 0.514	6-3		1B 1-2		5-3			6-3		4	0	1	0	0	0	0
Larry Herndon, R (1, 7) OBP: 0.327, SLG: 0.471	BB		K			6-3		F7		2	0	0	0	1	1	2
Howard Johnson, S (7, 7) OBP: 0.239, SLG: 0.273										1	0	0	0	0	0	0
Lance Parrish, R (1, 2) OBP: 0.355, SLG: 0.554	5-3		1B 1-2 2-H			6-3			F8	3	0	1	1	0	0	1
Bill Fahey, L (8, 2) OBP: 0.125, SLG: 0.154										1	0	0	0	0	0	0
Mike Ivie, R (1, 10) OBP: 0.302, SLG: 0.445		1-3 1B	K			BB			G5-4-3 1B	3	0	2	0	1	1	2
Chet Lemon, R (1, 9) OBP: 0.360, SLG: 0.411		P4		5-3		F9			G5-4-3 1-2f	4	0	0	0	0	0	3
John Wockenfuss, R (1, 3) OBP: 0.370, SLG: 0.391		1-3 1-2		F7			2-3			3	0	0	0	0	0	1
Rick Leach, L (7, 3) OBP: 0.271, SLG: 0.316										0	0	0	0	0	0	0
Enos Cabell, R (1, 5) OBP: 0.287, SLG: 0.333		F9		1-3			G5-4-3 1B			3	0	1	0	0	0	1
Tom Brookens, R (1, 6) OBP: 0.304, SLG: 0.375			F7		F9		G5-4-3 1-2f			3	0	0	0	0	0	1
Inning Stats	R: 0 E: 0 K: 0 S: 3 H: 0 LOB: 1 BB: 1 P: 7	R: 0 E: 0 K: 0 S: 4 H: 1 LOB: 1 BB: 0 P: 4	R: 1 E: 0 K: 2 S: 10 H: 3 LOB: 2 BB: 0 P: 10	R: 0 E: 0 K: 0 S: 3 H: 0 LOB: 0 BB: 0 P: 3	R: 0 E: 0 K: 0 S: 3 H: 0 LOB: 0 BB: 0 P: 3	R: 0 E: 0 K: 0 S: 3 H: 0 LOB: 1 BB: 1 P: 7	R: 0 E: 0 K: 0 S: 3 H: 1 LOB: 0 BB: 0 P: 3	R: 0 E: 0 K: 0 S: 3 H: 0 LOB: 0 BB: 0 P: 3	R: 0 E: 0 K: 0 S: 3 H: 1 LOB: 0 BB: 0 P: 3	1B: 6 2B: 0 3B: 0 HR: 0	SF: 0 SAC: 0 DP: 2 HBP: 0						

AB	31
R	1
H	6
RBI	1
BB	2
SO	2
LOB	11

WP: 0 PB: 0 SB: 0 CS: 0 PA: 33

PITCHER	IP	WLS	BF	H	R	ER	SO	BB	IBB	HBP	BLK	WP	HR	S	P	ERA	WHIP
Geoff Zahn, L (1, 1) ERA: 3.69	9.0	W	33	6	1	1	2	2	0	0	0	0	0	35	43	1.00	0.889

PITCHER	IP	WLS	BF	H	R	ER	SO	BB	IBB	HBP	BLK	WP	HR	S	P	ERA	WHIP

BOTTOM

Detroit Tigers @ California Angels

Anaheim Stadium, Anaheim, CA

Sat Aug 21 1982, 10:05 PM EDT

Att. 44,194 - Unknown

Batter	1	2	3	4	5	6	7	8	9	AB	R	H	RBI	BB	SO	LOB
Brian Downing, R (1, 7) OBP: 0.369, SLG: 0.469	5-3	CS 1-2	5-3		BB		F9			3	1	0	1	1	0	2
Juan Beniquez, R (6, 7) OBP: 0.342, SLG: 0.359					FC6-4					1	0	0	0	0	0	0
Rod Carew, L (1, 3) OBP: 0.399, SLG: 0.388	CS 1B		F7		BB 1-3 1B			F9		4	1	2	0	0	0	2
Ron Jackson, R (6, 3) OBP: 0.379, SLG: 0.398					FC6 1-2					1	0	0	0	0	0	0
Reggie Jackson, L (1, 9) OBP: 0.367, SLG: 0.504	F7 1-2		HR 1B		K	5-3		F7		3	1	1	0	0	1	3
Bobby Clark, R (6, 9) OBP: 0.219, SLG: 0.301										2	0	0	0	0	0	0
Fred Lynn, L (1, 8) OBP: 0.370, SLG: 0.513		2B 1B	1-H HR		1B WP 1-2 BB	1B 2B		F9		3	4	3	2	1	0	0
Rob Wilfong, L (8, PH) (9, 8) OBP: 0.242, SLG: 0.257										1	0	0	0	0	0	0
Doug DeCinces, R (1, 5) OBP: 0.365, SLG: 0.555		S HR 1-H 2B	6-3		WP 1-3 2-H 3-H 1B	2-H 1B				4	2	3	4	0	0	0
Don Baylor, R (1, 10) OBP: 0.324, SLG: 0.421		F5		6-3	BB 1B 1-2 1B 3-H BB	F3				3	1	0	0	1	0	2
Bobby Grich, R (1, 4) OBP: 0.365, SLG: 0.438		6-3 2-3		5-3	1B BB 1-2 FC6-4 2-H 1B	P4				4	1	1	1	0	0	2
Bob Boone, R (1, 2) OBP: 0.315, SLG: 0.362		HR 3-H		HR	FC6-4 1B 1-2 2-3 BB		5-3			3	2	2	3	1	0	0
Mick Kelleher, R (1, 6) OBP: 0.186, SLG: 0.103		CS 1B		F9	FC6-4 1-2 2-3 3-H 1B		K			4	0	2	1	0	1	0
Inning Stats	R: 0 E: 0 K: 0 S: 3 H: 1 LOB: 0 BB: 0 P: 3	R: 3 E: 0 K: 0 S: 6 H: 4 LOB: 0 BB: 0 P: 6	R: 2 E: 0 K: 0 S: 5 H: 2 LOB: 0 BB: 0 P: 5	R: 1 E: 0 K: 0 S: 4 H: 1 LOB: 0 BB: 0 P: 4	R: 6 E: 0 K: 1 S: 9 H: 4 LOB: 2 BB: 4 P: 25	R: 1 E: 0 K: 0 S: 5 H: 2 LOB: 1 BB: 0 P: 5	R: 0 E: 0 K: 1 S: 5 H: 0 LOB: 0 BB: 0 P: 5	R: 0 E: 0 K: 0 S: 3 H: 0 LOB: 0 BB: 0 P: 3		1B: 9 2B: 2 3B: 0 HR: 3	SF: 0 SAC: 0 DP: 0 HBP: 0						

livebaseballscorecards.com

AB	36
R	13
H	14
RBI	12
BB	4
SO	2
LOB	11

WP: 1 PB: 0 SB: 1 CS: 2 PA: 41

PITCHER		IP	WLS	BF	H	R	ER	SO	BB	IBB	HBP	BLK	WP	HR	S	P	ERA	WHIP
Jack Morris, R ERA: 4.08	(1, 1)	4.0	L	18	8	6	6	0	0	0	0	0	0	3	18	18	13.50	2.000
Dave Rucker, L ERA: 5.04	(5, 1)	0.1		4	1	3	3	1	2	0	0	0	0	0	4	12	81.00	9.000
Bob James, R ERA: 6.23	(5, 1)	0.0		4	2	1	1	0	2	0	0	0	1	0	2	10	∞	∞
Elias Sosa, R ERA: 3.94	(5, 1)	2.2		11	3	3	3	1	0	0	0	0	0	0	13	13	10.12	1.125
Larry Pashnick, R ERA: 3.65	(8, 1)	1.0		3	0	0	0	0	0	0	0	0	0	0	3	3	0.00	0.000

PITCHER		IP	WLS	BF	H	R	ER	SO	BB	IBB	HBP	BLK	WP	HR	S	P	ERA	WHIP

Batter	1	2	3	4	5	6	7	8	9	AB	R	H	RBI	BB	SO	LOB
Lou Whitaker, L (1, 4) OBP: 0.349, SLG: 0.445	F7		FC6-4 1-2f		4-3		F7			4	0	0	0	0	0	1
Glenn Wilson, R (1, 8) OBP: 0.349, SLG: 0.508	5-3			HR 1B	5-3			G3		4	1	1	0	0	0	0
Larry Herndon, R (1, 7) OBP: 0.328, SLG: 0.480	F8			1-H HR		WP E 2B		6-3		4	2	2	2	0	0	0
Lance Parrish, R (1, 2) OBP: 0.354, SLG: 0.551		K		FC4-6 1B		E5 G6-4-3 BB 1B 2-H		L6		4	1	1	1	0	1	0
Jerry Turner, L (1, 10) OBP: 0.321, SLG: 0.412		F8		K		4-0 G6-4-3 BB 1-2			K	3	0	0	0	1	2	1
Chet Lemon, R (1, 9) OBP: 0.357, SLG: 0.408 Howard Johnson, S (8, 9) OBP: 0.234, SLG: 0.267		K		K		G6-4-3 1-2f 2-3			F8	3 1	0 0	0 0	0 0	0 0	2 0	3 0
Tom Brookens, R (1, 5) OBP: 0.303, SLG: 0.373			K	FC4-6 1-2f		CS 1B 3-H			K	4	0	1	1	0	2	1
Rick Leach, L (1, 3) OBP: 0.278, SLG: 0.342			FC6-4 1B	HR		CS 1-2	F7			3	1	2	1	0	0	0
Alan Trammell, R (1, 6) OBP: 0.312, SLG: 0.365			F9	K			F7			3	0	0	0	0	1	1
Inning Stats	R: 0 E: 0 K: 0 S: 3 H: 0 LOB: 0 BB: 0 P: 3	R: 0 E: 0 K: 2 S: 7 H: 0 LOB: 0 BB: 0 P: 7	R: 0 E: 0 K: 1 S: 6 H: 1 LOB: 1 BB: 0 P: 6	R: 2 E: 0 K: 2 S: 10 H: 3 LOB: 1 BB: 0 P: 10	R: 1 E: 0 K: 1 S: 6 H: 1 LOB: 0 BB: 0 P: 6	R: 2 E: 1 K: 0 S: 4 H: 2 LOB: 0 BB: 1 P: 8	R: 0 E: 0 K: 0 S: 3 H: 0 LOB: 0 BB: 0 P: 3	R: 0 E: 0 K: 0 S: 3 H: 0 LOB: 0 BB: 0 P: 3	R: 0 E: 0 K: 2 S: 7 H: 0 LOB: 0 BB: 0 P: 7	1B: 4 2B: 1 3B: 0 HR: 2 SF: 0 SAC: 0 DP: 1 HBP: 0						

TOP

Detroit Tigers @ California Angels

Anaheim Stadium, Anaheim, CA

Sun Aug 22 1982, 6:33 AM EDT

Att. 33,136 - Unknown

livebaseballscorecards.com

AB	33
R	5
H	7
RBI	5
BB	1
SO	8
LOB	7

PITCHER		IP	WLS	BF	H	R	ER	SO	BB	IBB	HBP	BLK	WP	HR	S	P	ERA	WHIP
Luis Tiant, R ERA: 3.22	(1, 1)	4.0		16	4	2	2	5	0	0	0	0	0	1	26	26	4.50	1.000
Bruce Kison, R ERA: 3.83	(5, 1)	1.0		6	2	3	2	1	0	0	0	0	1	1	8	8	18.00	2.000
Luis Sanchez, R ERA: 3.65	(6, 1)	4.0	W	12	1	0	0	2	1	0	0	0	0	0	15	19	0.00	0.500

PITCHER	IP	WLS	BF	H	R	ER	SO	BB	IBB	HBP	BLK	WP	HR	S	P	ERA	WHIP

Detroit Tigers @ California Angels

Anaheim Stadium, Anaheim, CA

Sun Aug 22 1982, 6:33 AM EDT

Att. 33,136 - Unknown

BOTTOM

Batter	1	2	3	4	5	6	7	8	9	AB	R	H	RBI	BB	SO	LOB
Brian Downing, R (1, 7) OBP: 0.368, SLG: 0.469	F9		5-3		1B 2B 2-H		K			4	1	1	1	0	1	0
Rod Carew, L (1, 3) OBP: 0.397, SLG: 0.387	F9		6-3		F7		HR 1B			4	1	1	0	0	0	1
Reggie Jackson, L (1, 9) OBP: 0.370, SLG: 0.513	BB		3-1		1B FC5-4 1B 2-H		1-H HR			3	2	2	3	1	0	0
Fred Lynn, L (1, 8) OBP: 0.369, SLG: 0.510	F8			4-3	FC5-4 1-3 1B		F8			4	0	1	0	0	0	1
Doug DeCinces, R (1, 5) OBP: 0.362, SLG: 0.549		K		F8	FC5-4 2B 1-2f 3-H		4-3			4	0	0	1	0	1	1
Don Baylor, R (1, 10) OBP: 0.327, SLG: 0.425		BB 1B BB		1B	2B 1-H			P4		3	0	2	0	1	0	0
Bobby Grich, R (1, 4) OBP: 0.364, SLG: 0.434		BB 1B 1-2		F8		6-3		K		3	0	0	0	1	1	1
Joe Ferguson, R (1, 2) OBP: 0.329, SLG: 0.357		G6-4-3 1B 1-2 2-3			2B	6-3		BB		3	1	2	0	1	0	0
Mick Kelleher, R (1, 6) OBP: 0.182, SLG: 0.100		G6-4-3 1-2f			2B 2-H	K		F8		1	0	0	0	0	0	3
Rob Wilfong, L (5, PH) OBP: 0.247, SLG: 0.269										1	1	1	1	0	0	0
Tim Foli, R (6, 6) OBP: 0.279, SLG: 0.318										2	0	0	0	0	1	1
Inning Stats	R: 0 E: 0 K: 0 S: 3 H: 0 LOB: 1 BB: 1 P: 7	R: 0 E: 0 K: 1 S: 5 H: 1 LOB: 2 BB: 2 P: 13	R: 0 E: 0 K: 0 S: 3 H: 0 LOB: 0 BB: 0 P: 3	R: 0 E: 0 K: 0 S: 4 H: 1 LOB: 1 BB: 0 P: 4	R: 4 E: 0 K: 0 S: 8 H: 6 LOB: 2 BB: 0 P: 8	R: 0 E: 0 K: 1 S: 5 H: 0 LOB: 0 BB: 0 P: 5	R: 2 E: 0 K: 1 S: 7 H: 2 LOB: 0 BB: 0 P: 7	R: 0 E: 0 K: 1 S: 5 H: 0 LOB: 1 BB: 1 P: 9		1B: 5 2B: 4 3B: 0 HR: 1	SF: 0 SAC: 0 DP: 1 HBP: 0						

	AB	32
	R	6
	H	10
	RBI	6
	BB	4
	SO	4
	LOB	8

WP: 0 PB: 0 SB: 0 CS: 0 PA: 36

livebaseballscorecards.com

PITCHER		IP	WLS	BF	H	R	ER	SO	BB	IBB	HBP	BLK	WP	HR	S	P	ERA	WHIP
Milt Wilcox, R ERA: 3.96	(1, 1)	4.1		21	6	4	4	1	3	0	0	0	0	0	20	32	8.31	2.077
Pat Underwood, L ERA: 4.64	(5, 1)	0.2		3	2	0	0	0	0	0	0	0	0	0	3	3	0.00	3.000
Larry Pashnick, R ERA: 3.7	(6, 1)	1.1		5	1	1	1	2	0	0	0	0	0	0	9	9	6.75	0.750
Dave Rucker, L ERA: 5.26	(7, 1)	0.2	L	3	1	1	1	0	0	0	0	0	0	1	3	3	13.50	1.500
Dave Tobik, R ERA: 2.75	(8, 1)	1.0		4	0	0	0	1	1	0	0	0	0	0	5	9	0.00	1.000

PITCHER		IP	WLS	BF	H	R	ER	SO	BB	IBB	HBP	BLK	WP	HR	S	P	ERA	WHIP

Batter	1	2	3	4	5	6	7	8	9	AB	R	H	RBI	BB	SO	LOB
Paul Molitor, R (1, 5) OBP: 0.365, SLG: 0.439	G3		6-3			F8		6-3		4	0	0	0	0	0	0
Robin Yount, R (1, 6) OBP: 0.360, SLG: 0.569	F7			1B G4-6-3 1B		F9			2B 1B 1B	4	2	2	0	0	0	0
Cecil Cooper, L (1, 3) OBP: 0.346, SLG: 0.530	6-3			G4-6-3 1-3 1B		G3			F8	4	0	1	0	0	0	1
Ted Simmons, S (1, 2) OBP: 0.303, SLG: 0.446		4-3		G4-6-3 1-2f 3-H			P4		1-3 1B 2B	4	1	1	0	0	0	1
Ben Oglivie, L (1, 7) OBP: 0.319, SLG: 0.434		1-3 1B		K			F7		2-H 3-H 1B	4	0	2	2	0	1	0
Gorman Thomas, R (1, 8) OBP: 0.358, SLG: 0.541		1-3 1-2			F7		BBBB 4-0 BB		K	3	0	0	0	1	1	2
Roy Howell, L (1, 10) OBP: 0.305, SLG: 0.348		G3			2B		K		K	4	0	1	0	0	2	3
Marshall Edwards, L (1, 9) OBP: 0.234, SLG: 0.294			6-3		F8			4-3		3	0	0	0	0	0	1
Jim Gantner, L (1, 4) OBP: 0.345, SLG: 0.392			K		F5			K		3	0	0	0	0	2	1
Inning Stats	R: 0 E: 0 K: 0 S: 3 H: 0 LOB: 0 BB: 0 P: 3	R: 0 E: 0 K: 0 S: 4 H: 1 LOB: 1 BB: 0 P: 4	R: 0 E: 0 K: 1 S: 5 H: 0 LOB: 0 BB: 0 P: 5	R: 1 E: 0 K: 1 S: 6 H: 2 LOB: 0 BB: 0 P: 6	R: 0 E: 0 K: 0 S: 4 H: 1 LOB: 1 BB: 0 P: 4	R: 0 E: 0 K: 0 S: 3 H: 0 LOB: 0 BB: 0 P: 3	R: 0 E: 0 K: 1 S: 5 H: 0 LOB: 1 BB: 1 P: 9	R: 0 E: 0 K: 1 S: 5 H: 0 LOB: 0 BB: 0 P: 5	R: 2 E: 0 K: 2 S: 10 H: 3 LOB: 1 BB: 0 P: 10	1B: 5 2B: 2 3B: 0 HR: 0	SF: 0 SAC: 0 DP: 1 HBP: 0						

PITCHER	IP	WLS	BF	H	R	ER	SO	BB	IBB	HBP	BLK	WP	HR	S	P	ERA	WHIP
Mike Witt, R (1, 1) ERA: 3.1	9.0	W	34	7	3	3	6	1	0	0	0	0	0	45	49	3.00	0.889

PITCHER	IP	WLS	BF	H	R	ER	SO	BB	IBB	HBP	BLK	WP	HR	S	P	ERA	WHIP

TOP

Milwaukee Brewers @ California Angels

Anaheim Stadium, Anaheim, CA

Mon Aug 23 1982, 10:05 PM EDT

Att. 35,197 - Unknown

livebaseballscorecards.com

AB	33
R	3
H	7
RBI	2
BB	1
SO	6
LOB	9

WP: 0 PB: 0 SB: 0 CS: 0 PA: 34

Batter	1	2	3	4	5	6	7	8	9	AB	R	H	RBI	BB	SO	LOB
Brian Downing, R (1, 7) OBP: 0.369, SLG: 0.468	F7		BB BB HBP	G5-4-3 1B 1-2 3-H		F9 1-2				3	0	1	1	0	0	1
Rod Carew, L (1, 3) OBP: 0.396, SLG: 0.388	1B 2B		P4	P4		4-3				4	1	1	0	0	0	4
Doug DeCinces, R (1, 5) OBP: 0.363, SLG: 0.548	CS 1B 2-H		BB 1-2	G5-4-3 1-2f			P4			3	0	1	1	1	0	2
Reggie Jackson, L (1, 9) OBP: 0.371, SLG: 0.519 Bobby Clark, R (8, 9) OBP: 0.219, SLG: 0.301	K		BB 1-2 2-3		4-3		HR			3 0	1 0	1 0	1 0	1 0	1 0	1 0
Don Baylor, R (1, 10) OBP: 0.328, SLG: 0.426	CS 1-2	F8	F9		FC5-4 BB		6-3 2B			3	0	1	0	1	0	3
Juan Beniquez, R (1, 8) OBP: 0.339, SLG: 0.355		4-3	1B BB 1B		F9	6-3 2-3				4	1	1	0	0	0	2
Bobby Grich, R (1, 4) OBP: 0.368, SLG: 0.433		BLK BB	1B 1B BB 1-2		FC5-4 1-2f			CS SH5-3 BB		1	1	0	0	3	0	1
Tim Foli, R (1, 6) OBP: 0.280, SLG: 0.318		4-3 1-2	1B 1B 1-2 2-3			K		SH5-3 1-2		3	1	1	0	0	1	1
Bob Boone, R (1, 2) OBP: 0.317, SLG: 0.362			6-3	1B 1-3 2-H 3-H		WP BB		K 2-3		3	0	1	2	1	1	1
Inning Stats	R: 1 H: 2 E: 0 LOB: 0 K: 1 BB: 0 S: 6 P: 6	R: 0 H: 0 E: 0 LOB: 1 K: 0 BB: 1 S: 3 P: 7	R: 0 H: 0 E: 0 LOB: 3 K: 0 BB: 2 S: 3 P: 12	R: 3 H: 4 E: 0 LOB: 1 K: 0 BB: 1 S: 6 P: 10	R: 0 H: 0 E: 0 LOB: 1 K: 0 BB: 1 S: 3 P: 7	R: 0 H: 0 E: 0 LOB: 1 K: 1 BB: 1 S: 5 P: 9	R: 1 H: 2 E: 0 LOB: 0 K: 0 BB: 0 S: 4 P: 4	R: 0 H: 0 E: 0 LOB: 0 K: 1 BB: 1 S: 4 P: 8		1B: 5 SF: 0 2B: 2 SAC: 1 3B: 0 DP: 1 HR: 1 HBP: 1				WP: 1 PA: 37 PB: 0 SB: 0 CS: 2		

PITCHER		IP	WLS	BF	H	R	ER	SO	BB	IBB	HBP	BLK	WP	HR	S	P	ERA	WHIP
Bob McClure, L ERA: 4.33	(1, 1)	7.0	L	33	8	5	5	2	6	0	1	1	1	1	30	55	6.43	2.000
Dwight Bernard, R ERA: 2.99	(8, 1)	1.0		3	0	0	0	1	1	0	0	0	0	0	4	8	0.00	1.000

PITCHER	IP	WLS	BF	H	R	ER	SO	BB	IBB	HBP	BLK	WP	HR	S	P	ERA	WHIP

BOTTOM

Milwaukee Brewers @ California Angels

Anaheim Stadium, Anaheim, CA

Mon Aug 23 1982, 10:05 PM EDT

Att. 35,197 - Unknown

livebaseballscorecards.com

AB	27
R	5
H	8
RBI	5
BB	7
SO	3
LOB	16

Batter	1	2	3	4	5	6	7	8	9	AB	R	H	RBI	BB	SO	LOB
Paul Molitor, R (1, 5) OBP: 0.367, SLG: 0.439	F8		BB		F8		1B		HR	4	2	2	0	1	0	0
Robin Yount, R (1, 6) OBP: 0.364, SLG: 0.581	F8 1B 2B		1-2 1B		4-3		1-H 2B		1-H HR	5	2	4	3	0	0	0
Cecil Cooper, L (1, 3) OBP: 0.344, SLG: 0.528	F8 2-3		F7		HR 2B		L5		G3	5	1	1	0	0	0	4
Ted Simmons, S (1, 2) OBP: 0.307, SLG: 0.456	BB 1B 3-H		F8 2-3		2-H HR		K		1B	5	1	3	3	0	1	3
Ben Oglivie, L (1, 7) OBP: 0.318, SLG: 0.431	BB 1-2		P4		K		L7		F5	4	0	0	0	1	1	4
Gorman Thomas, R (1, 8) OBP: 0.354, SLG: 0.535	F9			K		K		F8	K	5	0	0	0	0	3	3
Roy Howell, L (1, 10) OBP: 0.305, SLG: 0.363		K		K		HR		FC6-4 1B		3	1	1	1	0	2	0
Don Money, R (8, PH) OBP: 0.363, SLG: 0.518										1	0	1	0	0	0	0
Charlie Moore, R (1, 9) OBP: 0.283, SLG: 0.335		B5-3		BB		6-3		K		3	0	0	0	1	1	1
Jim Gantner, L (1, 4) OBP: 0.341, SLG: 0.388		F8		P3		4-3		FC6-4 1-2f		4	0	0	0	0	0	2
Inning Stats	R: 1 H: 2 E: 0 LOB: 2 K: 0 BB: 1 S: 5 P: 9	R: 0 H: 0 E: 0 LOB: 0 K: 1 BB: 0 S: 5 P: 5	R: 0 H: 1 E: 0 LOB: 2 K: 0 BB: 1 S: 4 P: 8	R: 0 H: 0 E: 0 LOB: 1 K: 2 BB: 1 S: 7 P: 11	R: 2 H: 2 E: 0 LOB: 0 K: 1 BB: 0 S: 7 P: 7	R: 1 H: 1 E: 0 LOB: 0 K: 1 BB: 0 S: 6 P: 6	R: 1 H: 2 E: 0 LOB: 1 K: 1 BB: 0 S: 7 P: 7	R: 0 H: 1 E: 0 LOB: 1 K: 1 BB: 0 S: 6 P: 6	R: 2 H: 3 E: 0 LOB: 1 K: 1 BB: 0 S: 8 P: 8	1B: 6 SF: 0 2B: 3 SAC: 0 3B: 0 DP: 0 HR: 3 HBP: 0						

PITCHER		IP	WLS	BF	H	R	ER	SO	BB	IBB	HBP	BLK	WP	HR	S	P	ERA	WHIP
Steve Renko, R ERA: 4.14	(1, 1)	5.1	L	25	6	4	4	5	3	0	0	0	0	2	32	44	6.75	1.688
Dave Goltz, R ERA: 4.65	(6, 1)	0.2		4	2	1	1	0	0	0	0	0	0	0	4	4	13.50	3.000
Andy Hassler, L ERA: 2.11	(7, 1)	3.0		13	4	2	2	3	0	0	0	0	0	1	19	19	6.00	1.333

PITCHER	IP	WLS	BF	H	R	ER	SO	BB	IBB	HBP	BLK	WP	HR	S	P	ERA	WHIP

TOP

Milwaukee Brewers @ California Angels

Anaheim Stadium, Anaheim, CA

Tue Aug 24 1982, 10:05 PM EDT

Att. 41,921 - Unknown

livebaseballscorecards.com

AB	39
R	7
H	12
RBI	7
BB	3
SO	8
LOB	17

BOTTOM

Milwaukee Brewers @ California Angels

Anaheim Stadium, Anaheim, CA

Tue Aug 24 1982, 10:05 PM EDT

Att. 41,921 - Unknown

livebaseballscorecards.com

Batter	1	2	3	4	5	6	7	8	9	AB	R	H	RBI	BB	SO	LOB
Brian Downing, R (1, 7) OBP: 0.370, SLG: 0.469	1-3		FC4-6 BB		2B			F9		3	0	1	1	1	0	0
Rod Carew, L (1, 3) OBP: 0.395, SLG: 0.386	1B 1B 1B		FC4-6 1-2f		6-3			K		4	0	1	0	0	1	2
Reggie Jackson, L (1, 9) OBP: 0.374, SLG: 0.527	F8			G5-4-3 BB		HR		1B		3	1	2	1	1	0	1
Fred Lynn, L (1, 8) OBP: 0.368, SLG: 0.507	1-H 1B			K		K		4-3		4	0	1	0	0	2	2
Doug DeCinces, R (1, 5) OBP: 0.363, SLG: 0.545		F7		G5-4-3 1-2f		5-3			L5-3 1B	4	0	1	0	0	0	1
Don Baylor, R (1, 10) OBP: 0.330, SLG: 0.432		CS BB			HR	F7			P5	3	1	1	1	1	0	1
Bobby Grich, R (1, 4) OBP: 0.369, SLG: 0.431		K 1-2		1-3 2B BB			CS BB		L5-3 1-2	2	1	0	0	2	1	2
Tim Foli, R (1, 6) OBP: 0.278, SLG: 0.315			F8		1-3 1-2		P6			3	0	0	0	0	0	2
Bob Boone, R (1, 2) OBP: 0.315, SLG: 0.359			F7		P6		K 1-2			3	0	0	0	0	1	2

	AB	29
	R	3
	H	7
	RBI	3
	BB	5
	SO	5
	LOB	13

Inning Stats									
	R: 0 H: 2 E: 0 LOB: 2 K: 0 BB: 0 S: 4 P: 4	R: 0 H: 0 E: 0 LOB: 0 K: 1 BB: 1 S: 4 P: 8	R: 0 H: 0 E: 0 LOB: 1 K: 0 BB: 1 S: 3 P: 7	R: 0 H: 0 E: 0 LOB: 0 K: 1 BB: 1 S: 4 P: 8	R: 2 H: 2 E: 0 LOB: 1 K: 0 BB: 1 S: 5 P: 9	R: 1 H: 1 E: 0 LOB: 0 K: 1 BB: 0 S: 6 P: 6	R: 0 H: 0 E: 0 LOB: 1 K: 1 BB: 1 S: 4 P: 8	R: 0 H: 1 E: 0 LOB: 1 K: 1 BB: 0 S: 6 P: 6	R: 0 H: 1 E: 0 LOB: 0 K: 0 BB: 0 S: 3 P: 3

	1B: 4	SF: 0	WP: 0	PA: 34
	2B: 3	SAC: 0	PB: 0	
	3B: 0	DP: 3	SB: 0	
	HR: 2	HBP: 0	CS: 2	

PITCHER	IP	WLS	BF	H	R	ER	SO	BB	IBB	HBP	BLK	WP	HR	S	P	ERA	WHIP
Pete Vuckovich, R (1, 1) ERA: 3.26	9.0	W	34	7	3	3	5	5	0	0	0	0	2	39	59	3.00	1.333

PITCHER	IP	WLS	BF	H	R	ER	SO	BB	IBB	HBP	BLK	WP	HR	S	P	ERA	WHIP

California Angels @ Boston Red Sox

Fenway Park, Boston, MA

Thu Aug 26 1982, 3:33 AM EDT

Att. 19,902 - Unknown - 76 F

TOP

livebaseballscorecards.com

Batter	1	2	3	4	5	6	7	8	9	AB	R	H	RBI	BB	SO	LOB
Brian Downing, R (1, 7) OBP: 0.372, SLG: 0.477	6-3		E 1B 1-2 BB		1-H HR	FC4-6 1B 2-H	SF8 3-H		K	3	2	2	4	1	0	0
Bobby Clark, R (7, 7) OBP: 0.216, SLG: 0.297										1	0	0	0	0	1	1
Rod Carew, L (1, 3)	K		E4 1B 1-2 2-3		G4-6-3 1B 1B	FC4-6 2B 1-2f	HBP		2B 1-3	4	1	1	0	0	1	3
Ron Jackson, R (9, PH) OBP: 0.384, SLG: 0.412 (9, 3)										1	0	1	0	0	0	0
Reggie Jackson, L (1, 9) OBP: 0.377, SLG: 0.530	K		BB 1B 1-3 2-H 3-H		G4-6-3 1B 1-2	2B 1-3	4-3		F8	5	0	3	2	0	1	2
Juan Beniquez, R (7, 9) OBP: 0.336, SLG: 0.352										1	0	0	0	0	0	2
Fred Lynn, L (1, 8) OBP: 0.367, SLG: 0.502	F8		FC6-4 BB 1-2		G4-6-3 1-2f 2-3	K		4-3		4	0	0	0	1	1	4
Doug DeCinces, R (1, 5) OBP: 0.365, SLG: 0.553	F8	FC6-4 1-2f			1B 3-H	1B	1B 1B	HR		5	2	3	2	0	0	3
Don Baylor, R (1, 10) OBP: 0.330, SLG: 0.432	6-3			6-3	1B 1-2		1B WP FC6-2 1-3	P8		5	0	2	0	0	0	0
Rob Wilfong, L (1, 4) OBP: 0.245, SLG: 0.267		4-3	K	4-3			BB E 1-3 3-H	4-3		5	1	1	1	0	1	2
Joe Ferguson, R (1, 2) OBP: 0.321, SLG: 0.338		K	K		F7		E SF8 1-2 BB		P5	4	1	0	0	1	2	0
Mick Kelleher, R (1, 6) OBP: 0.245, SLG: 0.182			E BB 1B BB		HR 1B	1B 2B	FC6-2 1-3 2-H 3-Hf		2B 1B	4	3	3	0	1	0	2

AB	42
R	10
H	16
RBI	9
BB	4
SO	7
LOB	19

Inning Stats	1	2	3	4	5	6	7	8	9
	R: 0 E: 0 K: 2 S: 7	R: 0 E: 0 K: 0 S: 3	R: 2 E: 1 K: 1 S: 7	R: 0 E: 0 K: 2 S: 7	R: 3 E: 0 K: 0 S: 8	R: 1 E: 0 K: 1 S: 8	R: 3 E: 1 K: 0 S: 6	R: 1 E: 0 K: 0 S: 4	R: 0 E: 0 K: 1 S: 7
	H: 0 LOB: 0 BB: 0 P: 7	H: 0 LOB: 0 BB: 0 P: 3	H: 1 LOB: 3 BB: 3 P: 19	H: 0 LOB: 0 BB: 0 P: 7	H: 6 LOB: 2 BB: 0 P: 8	H: 3 LOB: 2 BB: 0 P: 8	H: 3 LOB: 2 BB: 1 P: 11	H: 1 LOB: 0 BB: 0 P: 4	H: 2 LOB: 2 BB: 0 P: 7

| | | | | | | | | | |

Batter	1	2	3	4	5	6	7	8	9	AB	R	H	RBI	BB	SO	LOB
Jerry Remy, L (1, 4) OBP: 0.343, SLG: 0.318	L7		1B		F8			F8		4	0	1	0	0	0	0
Rick Miller, L (1, 8) OBP: 0.318, SLG: 0.320	4-3		P7			F7		F7		4	0	0	0	0	0	1
Dwight Evans, R (1, 9) OBP: 0.391, SLG: 0.504	P4			E5, G1, 1B		FC4-6, 1B		BBBB, 1B, BB		3	1	1	0	1	0	0
Carl Yastrzemski, L (1, 10) OBP: 0.347, SLG: 0.424		P4		G1, 1-2		FC4-6, 1-2f		1-2, 1B		4	0	1	0	0	0	2
Carney Lansford, R (1, 5) OBP: 0.359, SLG: 0.445		4-3, 2B		2-H, 5-3, 1B		SSS, K		F9		4	0	2	1	0	1	3
Dave Stapleton, R (1, 3) OBP: 0.290, SLG: 0.372		4-3, 2-3		5-3, 1-2			F7		6-3	4	0	0	0	0	0	2
Reid Nichols, R (1, 7) OBP: 0.348, SLG: 0.503		F8		P8			1B		G4-6-3, 1B	4	0	2	0	0	0	2
Rich Gedman, L (1, 2) OBP: 0.281, SLG: 0.366			G3		6-3		P5		G4-6-3, 1-2f	4	0	0	0	0	0	2
Glenn Hoffman, R (1, 6) OBP: 0.272, SLG: 0.320 Wade Boggs, L (7, PH) OBP: 0.412, SLG: 0.411 Julio Valdez, S (8, 6) OBP: 0.400, SLG: 0.500			F9		L5		4-3			2 1 0	0 0 0	0 0 0	0 0 0	0 0 0	0 0 0	0 1 0
Inning Stats	R: 0 E: 0 K: 0 S: 3 H: 0 LOB: 0 BB: 0 P: 3	R: 0 E: 0 K: 0 S: 4 H: 1 LOB: 1 BB: 0 P: 4	R: 0 E: 0 K: 0 S: 4 H: 1 LOB: 1 BB: 0 P: 4	R: 1 E: 1 K: 0 S: 5 H: 1 LOB: 1 BB: 0 P: 5	R: 0 E: 0 K: 0 S: 3 H: 0 LOB: 0 BB: 0 P: 3	R: 0 E: 0 K: 1 S: 6 H: 1 LOB: 1 BB: 0 P: 6	R: 0 E: 0 K: 0 S: 4 H: 1 LOB: 1 BB: 0 P: 4	R: 0 E: 0 K: 0 S: 4 H: 1 LOB: 2 BB: 1 P: 8	R: 0 E: 0 K: 0 S: 3 H: 1 LOB: 0 BB: 0 P: 3	1B: 6 2B: 1 3B: 0 HR: 0	SF: 0 SAC: 0 DP: 1 HBP: 0					

PITCHER	IP	WLS	BF	H	R	ER	SO	BB	IBB	HBP	BLK	WP	HR	S	P	ERA	WHIP
Ken Forsch, R (1, 1) ERA: 3.84	9.0	W	35	7	1	0	1	1	0	0	0	0	0	36	40	0.00	0.889

PITCHER	IP	WLS	BF	H	R	ER	SO	BB	IBB	HBP	BLK	WP	HR	S	P	ERA	WHIP

BOTTOM

California Angels @ Boston Red Sox

Fenway Park, Boston, MA

Thu Aug 26 1982, 3:33 AM EDT

Att. 19,902 - Unknown - 76 F

livebaseballscorecards.com

AB	34
R	1
H	7
RBI	1
BB	1
SO	1
LOB	13

WP: 0	PB: 0	SB: 0	CS: 0
PA: 35			

Batter	1	2	3	4	5	6	7	8	9	AB	R	H	RBI	BB	SO	LOB
Brian Downing, R (1, 7) OBP: 0.369, SLG: 0.473	F7		P5		5-3		6-3			4	0	0	0	0	0	0
Rod Carew, L (1, 3) OBP: 0.398, SLG: 0.390	BB, 1B, 1B		G3, BB		E8, 2B		4-3			3	2	2	0	1	0	0
Reggie Jackson, L (1, 9) OBP: 0.376, SLG: 0.527	BB, 1B, FC3-2, 1-2		G3, 1-2		K			K		3	0	0	0	1	2	2
Fred Lynn, L (1, 8) OBP: 0.370, SLG: 0.507	FC3-2, 1-3, 2-H, 1B		1B, 2-H, 2B		P6			G4-3, 1B		4	1	3	2	0	0	1
Doug DeCinces, R (1, 5) OBP: 0.366, SLG: 0.552	FC3-2, 1-2, 3-H		2-H, 1B			1B		G4-3, 1-2f		4	0	2	1	0	0	3
Don Baylor, R (1, 10) OBP: 0.328, SLG: 0.428	L7		F8			K			L9	4	0	0	0	0	1	4
Bobby Grich, R (1, 4) OBP: 0.368, SLG: 0.428		BB, L8-4, SH2-4, BB		K	K				5-3	3	0	0	0	1	2	1
Tim Foli, R (1, 6) OBP: 0.276, SLG: 0.314		SH2-4, 1-2		5-3	L5			K		2	0	0	0	0	0	1
Ron Jackson, R (9, PH) OBP: 0.381, SLG: 0.409										1	0	0	0	0	1	0
Bob Boone, R (1, 2) OBP: 0.312, SLG: 0.356		L8-4, 2-3		6-3			G3			3	0	0	0	0	0	1
Inning Stats	R: 1 E: 0 K: 0 S: 5 H: 2 LOB: 2 BB: 1 P: 9	R: 0 E: 0 K: 0 S: 2 H: 0 LOB: 0 BB: 1 P: 6	R: 2 E: 0 K: 0 S: 5 H: 2 LOB: 1 BB: 1 P: 9	R: 0 E: 0 K: 1 S: 5 H: 0 LOB: 0 BB: 0 P: 5	R: 0 E: 1 K: 1 S: 6 H: 1 LOB: 1 BB: 0 P: 6	R: 0 E: 0 K: 2 S: 8 H: 1 LOB: 1 BB: 0 P: 8	R: 0 E: 0 K: 0 S: 3 H: 0 LOB: 0 BB: 0 P: 3	R: 0 E: 0 K: 1 S: 5 H: 1 LOB: 0 BB: 0 P: 5	R: 0 E: 0 K: 1 S: 5 H: 0 LOB: 0 BB: 0 P: 5	1B: 5 2B: 3 3B: 0 HR: 0 SF: 0 SAC: 1 DP: 2 HBP: 0						

PITCHER	IP	WLS	BF	H	R	ER	SO	BB	IBB	HBP	BLK	WP	HR	S	P	ERA	WHIP
Chuck Rainey, R (1, 1) ERA: 5.09	2.2		13	3	3	3	0	3	0	0	0	0	0	10	22	10.12	2.250
Bob Stanley, R (3, 1) ERA: 3.4	6.1	W	22	4	0	0	6	0	0	0	0	0	0	34	34	0.00	0.632

PITCHER	IP	WLS	BF	H	R	ER	SO	BB	IBB	HBP	BLK	WP	HR	S	P	ERA	WHIP

TOP

California Angels @ Boston Red Sox

Fenway Park, Boston, MA

Thu Aug 26 1982, 7:05 PM EDT

Att. 31,406 - Unknown - 75 F

livebaseballscorecards.com

AB	31
R	3
H	7
RBI	3
BB	3
SO	6
LOB	13

BOTTOM

California Angels @ Boston Red Sox

Fenway Park, Boston, MA

Thu Aug 26 1982, 7:05 PM EDT

Att. 31,406 - Unknown - 75 F

livebaseballscorecards.com

Batter	1	2	3	4	5	6	7	8	9	AB	R	H	RBI	BB	SO	LOB
Jerry Remy, L (1, 4) OBP: 0.344, SLG: 0.326	4-3		G3		2B		3B			4	0	2	0	0	0	1
Reid Nichols, R (1, 7) OBP: 0.346, SLG: 0.497	F2		HR		K		P8			4	1	1	1	0	1	3
Dwight Evans, R (1, 9) OBP: 0.390, SLG: 0.508	F2		HR		K			6-3		4	1	1	2	0	1	2
Tony Perez, R (1, 10) OBP: 0.327, SLG: 0.386		6-3	F3			F2		P4		4	0	0	0	0	0	0
Carney Lansford, R (1, 5) OBP: 0.355, SLG: 0.440		L7		6-3		5-3		4-3		4	0	0	0	0	0	0
Dave Stapleton, R (1, 3) OBP: 0.290, SLG: 0.371		1-3		G3		FC5-4 HBP				2	0	0	0	0	0	0
Gary Allenson, R (1, 2) OBP: 0.286, SLG: 0.299			K	5-3		FC5-4 1-2f				3	0	0	0	0	1	1
Glenn Hoffman, R (1, 6) OBP: 0.275, SLG: 0.324			2B		2B 1B		F8			3	1	2	0	0	0	0
Rick Miller, L (1, 8) OBP: 0.318, SLG: 0.323			G3 1B 2-H		L8		3-1			3	1	1	1	0	0	1
Inning Stats	R: 0 E: 0 K: 0 S: 3 H: 0 LOB: 0 BB: 0 P: 3	R: 0 E: 0 K: 0 S: 3 H: 0 LOB: 0 BB: 0 P: 3	R: 4 E: 0 K: 1 S: 9 H: 4 LOB: 0 BB: 0 P: 9	R: 0 E: 0 K: 0 S: 3 H: 0 LOB: 0 BB: 0 P: 3	R: 0 E: 0 K: 2 S: 9 H: 2 LOB: 2 BB: 0 P: 9	R: 0 E: 0 K: 0 S: 3 H: 0 LOB: 1 BB: 0 P: 4	R: 0 E: 0 K: 0 S: 4 H: 1 LOB: 1 BB: 0 P: 4	R: 0 E: 0 K: 0 S: 3 H: 0 LOB: 0 BB: 0 P: 3		1B: 2 2B: 3 3B: 1 HR: 1 SF: 0 SAC: 0 DP: 0 HBP: 1				WP: 0 PB: 0 SB: 0 CS: 0 PA: 32		

	AB	31
	R	4
	H	7
	RBI	4
	BB	0
	SO	3
	LOB	8

PITCHER		IP	WLS	BF	H	R	ER	SO	BB	IBB	HBP	BLK	WP	HR	S	P	ERA	WHIP
Geoff Zahn, L ERA: 3.8	(1, 1)	4.1	L	19	6	4	4	1	0	0	0	0	0	1	21	21	8.31	1.385
Bruce Kison, R ERA: 3.69	(5, 1)	3.2		13	1	0	0	2	0	0	1	0	0	0	16	17	0.00	0.273

PITCHER	IP	WLS	BF	H	R	ER	SO	BB	IBB	HBP	BLK	WP	HR	S	P	ERA	WHIP

Batter	1	2	3	4	5	6	7	8	9	AB	R	H	RBI	BB	SO	LOB
Brian Downing, R (1, 7) OBP: 0.371, SLG: 0.474	6-3	1-4-3			1B SF7 2B	FC4-6 BB		FC4-6 BB		3	1	1	1	2	0	0
Juan Beniquez, R (8, 7) OBP: 0.336, SLG: 0.352		3-H								0	0	0	0	0	0	0
Rod Carew, L (1, 3) OBP: 0.398, SLG: 0.390	FC4-6 1B	L7			G4-6-3 2-3 1B	FC4-6 1-2f		FC4-6 1-2f		5	0	2	0	0	0	2
Reggie Jackson, L (1, 9) OBP: 0.374, SLG: 0.523	FC4-6 2B 1B 1-2f		3-1		SF7 3-H		BB		K	3	1	0	1	1	1	1
Bobby Clark, R (9, 9) OBP: 0.216, SLG: 0.297										0	0	0	0	0	0	0
Fred Lynn, L (1, 8) OBP: 0.368, SLG: 0.506	1B 1-3 2B		P3		G4-6-3 1-2f		K		K	5	1	1	0	0	2	2
Doug DeCinces, R (1, 5) OBP: 0.366, SLG: 0.554	1B BB		6-3			1B 3B	K		K	4	1	1	0	1	2	1
Don Baylor, R (1, 10) OBP: 0.331, SLG: 0.430	1-2 2-H 3-H 1B			5-3		HR 3-H 1B	1-2 BB			3	1	2	3	1	0	0
Bobby Grich, R (1, 4) OBP: 0.369, SLG: 0.438	F9			2B		1-H HR	F8			4	1	2	2	0	0	4
Tim Foli, R (1, 6) OBP: 0.276, SLG: 0.316		6-3 1-4-3 2B		P9		6-3		P4		4	1	1	0	0	0	1
Bob Boone, R (1, 2) OBP: 0.309, SLG: 0.352		6-3 2-3		F7		K		P9		4	0	0	0	0	1	2
Inning Stats	R: 2 E: 0 K: 0 S: 6 H: 3 LOB: 2 BB: 1 P: 10	R: 1 E: 0 K: 0 S: 4 H: 1 LOB: 0 BB: 0 P: 4	R: 0 E: 0 K: 0 S: 3 H: 0 LOB: 0 BB: 0 P: 3	R: 0 E: 0 K: 0 S: 4 H: 1 LOB: 1 BB: 0 P: 4	R: 1 E: 0 K: 0 S: 4 H: 2 LOB: 0 BB: 0 P: 4	R: 3 E: 0 K: 1 S: 8 H: 3 LOB: 1 BB: 1 P: 12	R: 0 E: 0 K: 2 S: 7 H: 0 LOB: 2 BB: 2 P: 15	R: 0 E: 0 K: 0 S: 3 H: 0 LOB: 1 BB: 1 P: 7	R: 0 E: 0 K: 3 S: 9 H: 0 LOB: 0 BB: 0 P: 9	1B: 4 2B: 4 3B: 1 HR: 1	SF: 1 SAC: 0 DP: 1 HBP: 0						

PITCHER		IP	WLS	BF	H	R	ER	SO	BB	IBB	HBP	BLK	WP	HR	S	P	ERA	WHIP
Brian Denman, R ERA: 7.2	(1, 1)	5.0	L	24	9	6	6	0	1	0	0	0	0	0	23	27	10.80	2.000
Luis Aponte, R ERA: 3.7	(6, 1)	3.0		14	1	1	1	3	4	0	0	0	0	1	16	32	3.00	1.667
Mark Clear, R ERA: 2.92	(9, 1)	1.0		3	0	0	0	3	0	0	0	0	0	0	9	9	0.00	0.000

PITCHER	IP	WLS	BF	H	R	ER	SO	BB	IBB	HBP	BLK	WP	HR	S	P	ERA	WHIP

California Angels @ Boston Red Sox

Fenway Park, Boston, MA

Fri Aug 27 1982, 7:05 PM EDT

Att. 32,755 - Unknown - 68 F

TOP

livebaseballscorecards.com

AB	35
R	7
H	10
RBI	7
BB	5
SO	6
LOB	13

1B: 4 SF: 1 PA: 41
2B: 4 SAC: 0
3B: 1 DP: 1
HR: 1 HBP: 0

WP: 0
PB: 0
SB: 0
CS: 0

BOTTOM

California Angels @ Boston Red Sox

Fenway Park, Boston, MA

Fri Aug 27 1982, 7:05 PM EDT

Att. 32,755 - Unknown - 68 F

livebaseballscorecards.com

Batter	1	2	3	4	5	6	7	8	9	AB	R	H	RBI	BB	SO	LOB
Jerry Remy, L (1, 4) OBP: 0.342, SLG: 0.325	3-1		L6			F8		1B 3-H	FC1-6 1-2f 3-H	5	2	1	2	0	0	1
Rick Miller, L (1, 8) OBP: 0.319, SLG: 0.330	L6			L7		K		1B 1-2	1B 1-H	5	0	2	1	0	1	0
Dwight Evans, R (1, 9) OBP: 0.388, SLG: 0.505	K			P7			2B SF7	P4	P9	5	1	1	0	0	1	3
Carl Yastrzemski, L (1, 10) OBP: 0.349, SLG: 0.427		P6		P6			6-3 1-3	1B 1-2 2-H		4	0	2	1	0	0	0
Carney Lansford, R (1, 5) OBP: 0.352, SLG: 0.437		5-3			5-3		SF7 3-H	K		3	0	0	1	0	1	2
Dave Stapleton, R (1, 3) OBP: 0.290, SLG: 0.369 (9, 6)		1B			P2		6-3 2-3		P6	4	0	1	0	0	0	1
Reid Nichols, R (1, 7) OBP: 0.350, SLG: 0.503		5-3			FC6-4 1B		P5		1B 2B	4	1	2	0	0	0	2
Glenn Hoffman, R (1, 6) OBP: 0.274, SLG: 0.323			G3		FC6-4 1-2f			6-3 1B 2B	1B FC1-6 2-3 1B	2	0	0	0	0	0	1
Wade Boggs, L (8, PH) OBP: 0.417, SLG: 0.422 (9, 3)										2	2	2	0	0	0	0
Gary Allenson, R (1, 2) OBP: 0.283, SLG: 0.295			K			F2		6-3 2-3	FC1-6 1-3 3-H 1B	2	0	0	0	0	1	0
Rich Gedman, L (8, PH) OBP: 0.280, SLG: 0.365 (9, 2)										1	0	0	0	0	0	1
Tony Perez, R (9, PH) OBP: 0.331, SLG: 0.390										1	0	1	1	0	0	0

Inning Stats	1	2	3	4	5	6	7	8	9
R:	0	0	0	0	0	0	1	2	3
E:	0	0	0	0	0	0	0	0	0
K:	1	0	1	0	0	1	0	1	0
S:	5	4	5	3	4	5	5	9	7
H:	0	1	0	0	1	0	2	4	4
LOB:	0	1	0	0	1	0	1	2	1
BB:	0	0	0	0	0	0	0	0	0
P:	5	4	5	3	4	5	5	9	7

	AB	R	H	RBI	BB	SO	LOB
1B:	8	SF:	1	WP:	0	PA:	39
2B:	3	SAC:	0	PB:	0		
3B:	1	DP:	0	SB:	0		
HR:	0	HBP:	0	CS:	0		

PITCHER		IP	WLS	BF	H	R	ER	SO	BB	IBB	HBP	BLK	WP	HR	S	P	ERA	WHIP
Rick Steirer, R ERA: 2.08	(1, 1)	6.0	W	22	4	1	1	3	0	0	0	0	0	0	28	28	1.50	0.667
Luis Sanchez, R ERA: 4.04	(7, 1)	2.1		13	6	4	4	1	0	0	0	0	0	0	15	15	15.43	2.571
Andy Hassler, L ERA: 2.24	(9, 1)	0.1		3	2	1	1	0	0	0	0	0	0	0	3	3	27.00	6.000
Doug Corbett, R ERA: 5.2	(9, 1)	0.1	S	1	0	0	0	0	0	0	0	0	0	0	1	1	0.00	0.000

PITCHER	IP	WLS	BF	H	R	ER	SO	BB	IBB	HBP	BLK	WP	HR	S	P	ERA	WHIP

Batter	1	2	3	4	5	6	7	8	9	10	AB	R	H	RBI	BB	SO	LOB
Brian Downing, R (1, 7) OBP: 0.371, SLG: 0.471	F8	K		K		HR 1B		6-3	FC3-2 BB		5	1	1	1	1	2	4
Rod Carew, L (1, 3) OBP: 0.395, SLG: 0.394	G3		F7		4-3	HR		4-3	FC3-2		6	1	1	3	0	0	3
Doug DeCinces, R (1, 5) OBP: 0.370, SLG: 0.556	1B		BB		2B	F9		BB	F8		4	0	2	0	2	0	3
Don Baylor, R (1, 10) OBP: 0.333, SLG: 0.435	F3		F9		IBB	HR		1B		F9	5	1	2	1	1	0	2
Juan Beniquez, R (1, 9) OBP: 0.328, SLG: 0.342 (9, 8)		F3	1B		F9	K		F8		F6	6	0	1	0	0	1	4
Bobby Clark, R (1, 8) OBP: 0.215, SLG: 0.291 Joe Ferguson, R (9, 2) OBP: 0.318, SLG: 0.333		K	F8		1-3		F9		FC5-4 1B	5-3	5 1	0 0	1 0	0 0	0 0	1 0	4 0
Bobby Grich, R (1, 4) OBP: 0.371, SLG: 0.441 Rob Wilfong, L (9, PR) OBP: 0.245, SLG: 0.267 (9, 4)		BB		F9		1B 2B	FC6-4 1B		FC5-4		4 0	1 1	2 0	0 0	1 0	0 0	1 0
Tim Foli, R (1, 6) OBP: 0.278, SLG: 0.316 Ron Jackson, R (9, PH) OBP: 0.386, SLG: 0.414 Mick Kelleher, R (9, 6) OBP: 0.245, SLG: 0.182		1B		BB		P9	F9		BB BB FC3-2 1B		3 1 0	0 0 0	1 1 0	0 0 0	1 0 0	0 0 0	2 0 0
Bob Boone, R (1, 2) OBP: 0.311, SLG: 0.354 Reggie Jackson, L (9, PH) OBP: 0.375, SLG: 0.523 (9, 9)		1B		F8		HR 1B	FC6-4		FC3-2 BB		4 0	1 0	2 0	1 0	0 1	0 0	2 0
Inning Stats	R: 0 E: 0 K: 0 S: 4 H: 1 LOB: 1 BB: 0 P: 4	R: 0 E: 0 K: 2 S: 9 H: 2 LOB: 3 BB: 1 P: 13	R: 0 E: 0 K: 0 S: 4 H: 1 LOB: 2 BB: 1 P: 8	R: 0 E: 0 K: 1 S: 5 H: 0 LOB: 1 BB: 1 P: 9	R: 0 E: 0 K: 0 S: 4 H: 1 LOB: 2 BB: 1 P: 8	R: 5 E: 0 K: 1 S: 10 H: 5 LOB: 0 BB: 0 P: 10	R: 0 E: 0 K: 0 S: 4 H: 1 LOB: 1 BB: 0 P: 4	R: 0 E: 0 K: 0 S: 4 H: 1 LOB: 2 BB: 1 P: 8	R: 1 E: 0 K: 0 S: 5 H: 2 LOB: 3 BB: 2 P: 13	R: 0 E: 0 K: 0 S: 3 H: 0 LOB: 0 BB: 0 P: 3	1B: 10 2B: 2 3B: 0 HR: 2 SF: 0 SAC: 0 DP: 0 HBP: 0						

PITCHER	IP	WLS	BF	H	R	ER	SO	BB	IBB	HBP	BLK	WP	HR	S	P	ERA	WHIP
John Tudor, L (1, 1) ERA: 3.93	5.2		31	10	5	5	3	3	1	0	0	0	2	33	49	7.94	2.294
Tom Burgmeier, L (6, 1) ERA: 2.25	2.2		13	4	1	1	1	1	0	0	0	0	0	14	18	3.38	1.875
Mark Clear, R (9, 1) ERA: 2.86	1.2	W	7	0	0	0	0	2	0	0	0	0	0	5	13	0.00	1.200

PITCHER	IP	WLS	BF	H	R	ER	SO	BB	IBB	HBP	BLK	WP	HR	S	P	ERA	WHIP

TOP

California Angels @ Boston Red Sox

Fenway Park, Boston, MA

Sat Aug 28 1982, 3:33 AM EDT
Att. 34,772 - Unknown - 66 F

livebaseballscorecards.com

AB	44
R	6
H	14
RBI	6
BB	7
SO	4
LOB	25

WP: 0	PB: 0	SB: 0	CS: 0
PA: 51			

California Angels @ Boston Red Sox

Fenway Park, Boston, MA

Sat Aug 28 1982, 3:33 AM EDT

Att. 34,772 - Unknown - 66 F

livebaseballscorecards.com

Batter	1	2	3	4	5	6	7	8	9	10	AB	R	H	RBI	BB	SO	LOB
Jerry Remy, L (1, 4) OBP: 0.341, SLG: 0.322	6-3			G3		FC1-6, G4-6-3	BB		K		4	0	0	0	1	1	1
Dwight Evans, R (1, 9) OBP: 0.385, SLG: 0.500	F8			F9		G4-6-3	K		5-3		5	0	0	0	0	1	3
Jim Rice, R (1, 7) OBP: 0.380, SLG: 0.495	4-3			P4			2B, 1B, K		K		5	1	1	0	0	2	2
Carl Yastrzemski, L (1, 10) OBP: 0.345, SLG: 0.421		F5			G3		P3	K		K	5	0	0	0	0	2	1
Carney Lansford, R (1, 5) OBP: 0.357, SLG: 0.443		5-3			1B		2B	1B, BB		S, 1B	4	3	3	0	1	0	0
Wade Boggs, L (1, 3) OBP: 0.421, SLG: 0.423		F8			F8		2B, HR	1B		1B, S, IBB	4	1	2	2	1	0	1
Reid Nichols, R (1, 8) OBP: 0.357, SLG: 0.513			5-3		1B		HR	1B		K	5	1	3	1	0	1	2
Dave Stapleton, R (1, 6) OBP: 0.289, SLG: 0.375			L5		K		HR	F7		1B, IBB	4	1	1	3	0	1	4
Glenn Hoffman, R (9, 6) OBP: 0.274, SLG: 0.323											0	0	0	0	0	0	0
Rick Miller, L (10, PH) OBP: 0.321, SLG: 0.330											0	0	0	0	1	0	0
Gary Allenson, R (1, 2) OBP: 0.291, SLG: 0.304			6-3			FC1-6	BB	K		1B	5	0	3	1	0	1	2
Inning Stats	R: 0 E: 0 K: 0 S: 3 / H: 0 LOB: 0 BB: 0 P: 3	R: 0 E: 0 K: 0 S: 3 / H: 0 LOB: 0 BB: 0 P: 3	R: 0 E: 0 K: 0 S: 3 / H: 0 LOB: 0 BB: 0 P: 3	R: 0 E: 0 K: 0 S: 3 / H: 0 LOB: 0 BB: 0 P: 3	R: 0 E: 0 K: 1 S: 7 / H: 2 LOB: 2 BB: 0 P: 7	R: 0 E: 0 K: 0 S: 3 / H: 1 LOB: 0 BB: 0 P: 3	R: 5 E: 0 K: 2 S: 13 / H: 6 LOB: 2 BB: 1 P: 17	R: 1 E: 0 K: 2 S: 9 / H: 2 LOB: 2 BB: 1 P: 13	R: 0 E: 0 K: 2 S: 7 / H: 0 LOB: 0 BB: 0 P: 7	R: 1 E: 0 K: 2 S: 8 / H: 2 LOB: 3 BB: 2 P: 16	1B: 10 2B: 2 3B: 0 HR: 1 / SF: 0 SAC: 0 DP: 1 HBP: 0						

PITCHER		IP	WLS	BF	H	R	ER	SO	BB	IBB	HBP	BLK	WP	HR	S	P	ERA	WHIP
Mike Witt, R ERA: 3.27	(1, 1)	6.1		27	9	5	5	1	0	0	0	0	0	1	29	29	7.11	1.421
Andy Hassler, L ERA: 2.24	(7, 1)	0.0		1	0	0	0	0	1	0	0	0	0	0	0	4	∞	∞
Doug Corbett, R ERA: 5.25	(7, 1)	1.0		6	2	1	1	3	1	0	0	0	0	0	11	15	9.00	3.000
Bruce Kison, R ERA: 3.7	(8, 1)	2.1	L	11	2	1	1	5	0	2	0	0	0	0	19	27	3.86	0.857

PITCHER		IP	WLS	BF	H	R	ER	SO	BB	IBB	HBP	BLK	WP	HR	S	P	ERA	WHIP

AB	41
R	7
H	13
RBI	7
BB	4
SO	9
LOB	16

WP: 0 PB: 0 SB: 3 CS: 0 — PA: 45

Batter	1	2	3	4	5	6	7	8	9	AB	R	H	RBI	BB	SO	LOB
Brian Downing, R (1, 7) OBP: 0.369, SLG: 0.469	B1		F8		G3 1-2 1B		6-3 1-2		5-3	5	0	1	0	0	0	2
Juan Beniquez, R (1, 8) OBP: 0.326, SLG: 0.333	P6		BB		G3 1-2 2-3		L1			3	0	0	0	1	0	3
Rod Carew, L (1, 3) OBP: 0.394, SLG: 0.393	F8		F8		P6			8-4-3 1B		4	0	1	0	0	0	3
Reggie Jackson, L (1, 9) OBP: 0.372, SLG: 0.518		P6		3-1		G3		8-4-3 1-2f		4	0	0	0	0	0	1
Don Baylor, R (1, 10) OBP: 0.330, SLG: 0.432		F8		F9		5-3		F3		4	0	0	0	0	0	0
Doug DeCinces, R (1, 5) OBP: 0.371, SLG: 0.559		1B 2B		P6		2B			1-3	4	1	2	0	0	0	0
Bobby Grich, R (1, 4) OBP: 0.374, SLG: 0.447		2-H 1B			1B 2B	L8			2B 6-3 1B	4	2	3	1	0	0	1
Tim Foli, R (1, 6) OBP: 0.280, SLG: 0.320		L5			G3 1B 2-H 1B		4-3		1-3 2B	4	0	2	1	0	0	1
Bob Boone, R (1, 2) OBP: 0.311, SLG: 0.353			K		F2		6-3 1B		6-3 3-H	4	0	1	1	0	1	2
Inning Stats	R: 0 E: 0 K: 0 S: 3 H: 0 LOB: 0 BB: 0 P: 3	R: 1 E: 0 K: 0 S: 5 H: 2 LOB: 1 BB: 0 P: 5	R: 0 E: 0 K: 1 S: 5 H: 0 LOB: 1 BB: 1 P: 9	R: 0 E: 0 K: 0 S: 3 H: 0 LOB: 0 BB: 0 P: 3	R: 1 E: 0 K: 0 S: 6 H: 3 LOB: 2 BB: 0 P: 6	R: 0 E: 0 K: 0 S: 4 H: 1 LOB: 1 BB: 0 P: 4	R: 0 E: 0 K: 0 S: 4 H: 1 LOB: 1 BB: 0 P: 4	R: 0 E: 0 K: 0 S: 3 H: 1 LOB: 0 BB: 0 P: 3	R: 1 E: 0 K: 0 S: 5 H: 2 LOB: 1 BB: 0 P: 5	1B: 6 2B: 5 3B: 0 HR: 0 SF: 0 SAC: 0 DP: 1 HBP: 0						

PITCHER		IP	WLS	BF	H	R	ER	SO	BB	IBB	HBP	BLK	WP	HR	S	P	ERA	WHIP
Dennis Eckersley, R ERA: 3.35	(1, 1)	6.0	W	25	6	2	2	1	1	0	0	0	0	0	26	30	3.00	1.167
Bob Stanley, R ERA: 3.39	(7, 1)	3.0	S	12	4	1	1	0	0	0	0	0	0	0	12	12	3.00	1.333

PITCHER	IP	WLS	BF	H	R	ER	SO	BB	IBB	HBP	BLK	WP	HR	S	P	ERA	WHIP

TOP

California Angels @ Boston Red Sox

Fenway Park, Boston, MA

Sun Aug 29 1982, 3:33 AM EDT

Att. 32,356 - Unknown - 61 F

livebaseballscorecards.com

AB	36
R	3
H	10
RBI	3
BB	1
SO	1
LOB	13

WP: 0	PA: 37		
PB: 0			
SB: 0			
CS: 0			

BOTTOM

California Angels @ Boston Red Sox

Fenway Park, Boston, MA

Sun Aug 29 1982, 3:33 AM EDT

Att. 32,356 - Unknown - 61 F

livebaseballscorecards.com

Batter	1	2	3	4	5	6	7	8	9	AB	R	H	RBI	BB	SO	LOB
Jerry Remy, L (1, 4) OBP: 0.345, SLG: 0.327	F8		HR 2B	BB BB		S 1B	1-2 2-H HR 1B			4	2	3	1	1	0	0
Dwight Evans, R (1, 9) OBP: 0.387, SLG: 0.505	K		HR BB	1-2 BB		1-2 K	1-H 2-H HR			3	2	1	3	2	2	1
Jim Rice, R (1, 7) OBP: 0.380, SLG: 0.501	1B		1-H 2-H HR	F3		6-3	K			5	1	2	3	0	1	3
Rick Miller, L (9, 8) OBP: 0.321, SLG: 0.330										0	0	0	0	0	0	0
Carl Yastrzemski, L (1, 10) OBP: 0.345, SLG: 0.420	F9		K		FC5-4 1B	BB		4-3		4	0	1	0	1	1	1
Carney Lansford, R (1, 5) OBP: 0.358, SLG: 0.441		HR BB	1B		F7	K		5-3		4	1	1	0	1	1	3
Wade Boggs, L (1, 3) OBP: 0.420, SLG: 0.437		1-H HR	K		FC5-4 1B BB 1-2f		SH2-3 1B 1B	L8		5	2	2	2	0	1	2
Reid Nichols, R (1, 8) (9, 7) OBP: 0.357, SLG: 0.506		F7	F7		1B BB 1-2		SH2-3 1-2			2	0	0	0	1	0	1
Dave Stapleton, R (1, 6) OBP: 0.291, SLG: 0.375		P6		4-3	1-2 2-3 1B		1B HR BB			3	1	1	0	1	0	0
Glenn Hoffman, R (8, 6) OBP: 0.274, SLG: 0.323										0	0	0	0	0	0	0
Gary Allenson, R (1, 2) OBP: 0.285, SLG: 0.297		4-3		K2-3	K		F8			4	0	0	0	0	2	5
Inning Stats	R: 0 E: 0 K: 1 S: 6 H: 1 LOB: 1 BB: 0 P: 6	R: 2 E: 0 K: 0 S: 4 H: 1 LOB: 0 BB: 1 P: 8	R: 3 E: 0 K: 2 S: 10 H: 3 LOB: 1 BB: 1 P: 14	R: 0 E: 0 K: 1 S: 5 H: 0 LOB: 2 BB: 2 P: 13	R: 0 E: 0 K: 1 S: 7 H: 2 LOB: 3 BB: 1 P: 11	R: 0 E: 0 K: 2 S: 8 H: 1 LOB: 2 BB: 1 P: 12	R: 4 E: 0 K: 1 S: 8 H: 3 LOB: 0 BB: 1 P: 12	R: 0 E: 0 K: 0 S: 3 H: 0 LOB: 0 BB: 0 P: 3		1B: 7 2B: 1 3B: 0 HR: 3 SF: 0 SAC: 1 DP: 0 HBP: 0						

	AB	34
	R	9
	H	11
	RBI	9
	BB	7
	SO	8
	LOB	16

WP: 0 PB: 0 SB: 1 CS: 0 PA: 42

PITCHER		IP	WLS	BF	H	R	ER	SO	BB	IBB	HBP	BLK	WP	HR	S	P	ERA	WHIP
Steve Renko, R ERA: 4.38	(1, 1)	2.1	L	14	5	5	5	2	2	0	0	0	0	2	16	24	19.29	3.000
Luis Sanchez, R ERA: 3.89	(3, 1)	2.2		13	2	0	0	3	3	0	0	0	0	0	16	28	0.00	1.875
Luis Tiant, R ERA: 4.44	(6, 1)	2.0		12	4	4	4	3	2	0	0	0	0	1	16	24	18.00	3.000
Doug Corbett, R ERA: 5.18	(8, 1)	1.0		3	0	0	0	0	0	0	0	0	0	0	3	3	0.00	0.000

PITCHER	IP	WLS	BF	H	R	ER	SO	BB	IBB	HBP	BLK	WP	HR	S	P	ERA	WHIP

Batter	1	2	3	4	5	6	7	8	9	AB	R	H	RBI	BB	SO	LOB
Brian Downing, R (1, 7) OBP: 0.374, SLG: 0.484	2B 1B		2B 1B	BB	1-H 2-H 3-H HR		1-3		HR	5	3	4	5	1	0	1
Rod Carew, L (1, 3) OBP: 0.393, SLG: 0.394	1-3 2B		F8	1-3	K		1B 2-3 1B		1-3	6	0	2	0	0	1	3
Reggie Jackson, L (1, 9) OBP: 0.374, SLG: 0.528	K		G3 E 1-H 2B	HR / G3			1-2 3-H 1B		K	5	2	3	3	0	1	2
Bobby Clark, R (8, 9) OBP: 0.213, SLG: 0.288										1	0	0	0	0	1	0
Fred Lynn, L (1, 8) OBP: 0.370, SLG: 0.505	G5-4-3 IBB		G3 2-3	2B WP BB	2B		K			1	1	0	0	2	0	1
Juan Beniquez, R (5, 8) OBP: 0.328, SLG: 0.345										2	0	1	0	0	1	2
Doug DeCinces, R (1, 5) OBP: 0.369, SLG: 0.558	G5-4-3 1-2f		E6 3-H	WP WP 1-3 2B	K		P4			5	1	1	0	0	1	6
Don Baylor, R (1, 10) OBP: 0.329, SLG: 0.429		4-3	F8	WP WP HR BB	K			P4		4	1	0	0	1	1	2
Bobby Grich, R (1, 4) OBP: 0.376, SLG: 0.447		1B 1B		F8	WP HR 1-2 2-3 3-H BB	FC6-4 BB		K		2	1	1	0	1	0	0
Rob Wilfong, L (6, PH) OBP: 0.248, SLG: 0.265 (6, 4)										1	0	0	0	1	1	0
Tim Foli, R (1, 6) OBP: 0.279, SLG: 0.319		1-2 1B	K	F9		FC6-4 1-2f		5-3		5	0	1	0	0	1	5
Bob Boone, R (1, 2) OBP: 0.312, SLG: 0.354		F6	E6	1-2 2-3 3-H HR IBB			1B 1B 2B		K	4	2	1	0	1	1	1
Inning Stats	R: 0 E: 0 K: 1 S: 6 H: 2 LOB: 2 BB: 1 P: 10	R: 0 E: 0 K: 0 S: 4 H: 2 LOB: 1 BB: 0 P: 4	R: 2 E: 1 K: 0 S: 6 H: 2 LOB: 1 BB: 0 P: 6	R: 0 E: 1 K: 1 S: 6 H: 0 LOB: 2 BB: 1 P: 10	R: 7 E: 0 K: 1 S: 8 H: 3 LOB: 0 BB: 4 P: 24	R: 0 E: 0 K: 2 S: 8 H: 1 LOB: 2 BB: 1 P: 12	R: 1 E: 0 K: 1 S: 8 H: 3 LOB: 2 BB: 0 P: 8	R: 0 E: 0 K: 1 S: 5 H: 0 LOB: 0 BB: 0 P: 5	R: 1 E: 0 K: 2 S: 8 H: 1 LOB: 0 BB: 0 P: 8	1B: 6 2B: 5 3B: 0 HR: 3 SF: 0 SAC: 0 DP: 1 HBP: 0						

PITCHER	IP	WLS	BF	H	R	ER	SO	BB	IBB	HBP	BLK	WP	HR	S	P	ERA	WHIP
Jack Morris, R (1, 1) ERA: 4.27	4.0	L	24	8	6	5	2	3	1	0	0	0	1	24	40	11.25	2.750
Larry Pashnick, R (5, 1) ERA: 3.97	0.1		4	1	3	3	0	1	1	0	0	2	1	2	10	81.00	6.000
Dave Rucker, L (5, 1) ERA: 5.13	0.2		2	0	0	0	1	0	0	0	0	0	0	4	4	0.00	0.000
Bob James, R (6, 1) ERA: 5.96	4.0		18	5	2	2	6	1	0	0	0	0	1	29	33	4.50	1.500

PITCHER	IP	WLS	BF	H	R	ER	SO	BB	IBB	HBP	BLK	WP	HR	S	P	ERA	WHIP

California Angels @ Detroit Tigers

Tiger Stadium, Detroit, MI

Tue Aug 31 1982, 7:05 PM EDT

Att. 15,187 - Unknown

TOP

livebaseballscorecards.com

AB	41
R	11
H	14
RBI	8
BB	7
SO	9
LOB	23

WP: 2	PA: 48		
PB: 0			
SB: 0			
CS: 0			

California Angels @ Detroit Tigers

Tiger Stadium, Detroit, MI

Tue Aug 31 1982, 7:05 PM EDT

Att. 15,187 - Unknown

BOTTOM

Batter	1	2	3	4	5	6	7	8	9	AB	R	H	RBI	BB	SO	LOB
Lou Whitaker, L (1, 4) OBP: 0.335, SLG: 0.423	S S S K		x 0-0 ② ③ G3 1-2f			x 0-0 ① G3		x 0-0 ② L6		3	0	0	0	0	1	1
Bill Fahey, L (7, 2) OBP: 0.114, SLG: 0.140										1	0	0	0	0	0	0
Glenn Wilson, R (1, 8) OBP: 0.360, SLG: 0.528	x 0-0 ② 6-3			x 0-0 ① 5-3		x 0-0 6-3 1B		x 0-0 2B 1B		4	0	2	0	0	0	0
Larry Herndon, R (1, 7) OBP: 0.328, SLG: 0.484	x 0-0 E6			x 0-0 ② F9		x 0-0 ② 6-3 1-2		x 0-0 1-3 2B		4	0	1	0	0	0	1
Lance Parrish, R (1, 2) OBP: 0.348, SLG: 0.531	x 0-0 ③ F7			x 0-0 FC5-4 1B		x 0-0 ③ F7		x 0-0 ③ 5-3		2	0	1	0	0	0	1
Howard Johnson, S (6, PH) OBP: 0.259, SLG: 0.333 (7, 5)										2	0	0	0	0	0	3
Mike Ivie, R (1, 10) OBP: 0.297, SLG: 0.427		x 0-0 ① 5-3		x 0-0 ③ FC5-4 1-2f			x 0-0 ① 5-3		x 0-0 ① F8	4	0	0	0	0	0	1
John Wockenfuss, R (1, 9) OBP: 0.365, SLG: 0.384		x 0-0 ② 6-3			x 0-0 ① 6-3		x 0-0 ② 5-3		x 0-0 ② 4-3	4	0	0	0	0	0	0
Enos Cabell, R (1, 3) OBP: 0.291, SLG: 0.336		x 0-0 ③ 1-3			x 0-0 2B		x 0-0 FC6-4 1B		x 0-0 FC6-4 1B	4	0	3	0	0	0	0
Tom Brookens, R (1, 5) OBP: 0.294, SLG: 0.367 (7, 4)			x 0-0 ① F9		x 0-0 ② L5		x 0-0 ③ FC6-4 1-2f		x 0-0 ③ FC6-4 1-2f	4	0	0	0	0	0	3
Alan Trammell, R (1, 6) OBP: 0.316, SLG: 0.367			x 0-0 G3 1B		x 0-0 ③ 6-3			x 0-0 ① 6-3		3	0	1	0	0	0	1
Inning Stats	R: 0 H: 0 E: 1 LOB: 1 K: 1 BB: 0 S: 6 P: 6	R: 0 H: 0 E: 0 LOB: 0 K: 0 BB: 0 S: 3 P: 3	R: 0 H: 1 E: 0 LOB: 0 K: 0 BB: 0 S: 3 P: 3	R: 0 H: 1 E: 0 LOB: 1 K: 0 BB: 0 S: 4 P: 4	R: 0 H: 1 E: 0 LOB: 1 K: 0 BB: 0 S: 4 P: 4	R: 0 H: 1 E: 0 LOB: 1 K: 0 BB: 0 S: 4 P: 4	R: 0 H: 1 E: 0 LOB: 1 K: 0 BB: 0 S: 4 P: 4	R: 0 H: 2 E: 0 LOB: 2 K: 0 BB: 0 S: 5 P: 5	R: 0 H: 1 E: 0 LOB: 1 K: 0 BB: 0 S: 4 P: 4	1B: 6 2B: 2 3B: 0 HR: 0	SF: 0 SAC: 0 DP: 1 HBP: 0						

livebaseballscorecards.com

AB	35
R	0
H	8
RBI	0
BB	0
SO	1
LOB	11

WP: 0 PB: 0 SB: 0 CS: 0 PA: 35

PITCHER	IP	WLS	BF	H	R	ER	SO	BB	IBB	HBP	BLK	WP	HR	S	P	ERA	WHIP
Geoff Zahn, L (1, 1) ERA: 3.62	9.0	W	35	8	0	0	1	0	0	0	0	0	0	37	37	0.00	0.889

PITCHER	IP	WLS	BF	H	R	ER	SO	BB	IBB	HBP	BLK	WP	HR	S	P	ERA	WHIP

California Angels @ Detroit Tigers

Tiger Stadium, Detroit, MI

Wed Sep 01 1982, 7:05 PM EDT

Att. 11,430 - Unknown

TOP

livebaseballscorecards.com

Batter	1	2	3	4	5	6	7	8	9	AB	R	H	RBI	BB	SO	LOB
Brian Downing, R (1, 7) OBP: 0.373, SLG: 0.480	F7		K		G6-4-3 1-2f		G3 1-2		BB	4	0	0	0	1	1	2
Rod Carew, L (1, 3) OBP: 0.391, SLG: 0.392	4-3		L3		BB 1B		G3		L3	5	0	1	0	0	0	3
Reggie Jackson, L (1, 9) OBP: 0.377, SLG: 0.538	2B			HR	BB 1-2			P4		3	1	2	1	1	0	0
Fred Lynn, L (1, 8) OBP: 0.370, SLG: 0.504	F9			1B 1B	1-3			K		3	0	1	0	0	0	3
Rob Wilfong, L (8, PH) OBP: 0.247, SLG: 0.263 (8, 8)										1	0	0	0	0	1	0
Doug DeCinces, R (1, 5) OBP: 0.370, SLG: 0.564		HR		FC5-4 1-2 1B		K		F8		4	1	2	1	0	1	0
Don Baylor, R (1, 10) OBP: 0.327, SLG: 0.425		6-3		FC5-4 FC5-4 1-2f		6-3			5-3	4	0	0	0	0	0	2
Bobby Grich, R (1, 4) OBP: 0.375, SLG: 0.452		K		K		K			HR	4	1	1	1	0	3	2
Tim Foli, R (1, 6) OBP: 0.279, SLG: 0.316		5-3		FC5-4 1-2f			G3 HBP		5-3	3	0	0	0	0	0	2
Bob Boone, R (1, 2) OBP: 0.313, SLG: 0.358			6-3		G6-4-3 1B		F2		2B	4	0	2	0	0	0	1
Inning Stats	R: 0 E: 0 K: 0 S: 4 H: 1 LOB: 1 BB: 0 P: 4	R: 1 E: 0 K: 1 S: 6 H: 1 LOB: 0 BB: 0 P: 6	R: 0 E: 0 K: 1 S: 5 H: 0 LOB: 0 BB: 0 P: 5	R: 1 E: 0 K: 1 S: 8 H: 3 LOB: 2 BB: 0 P: 8	R: 0 E: 0 K: 0 S: 4 H: 2 LOB: 2 BB: 1 P: 8	R: 0 E: 0 K: 2 S: 7 H: 0 LOB: 0 BB: 0 P: 7	R: 0 E: 0 K: 0 S: 3 H: 0 LOB: 1 BB: 0 P: 4	R: 0 E: 0 K: 1 S: 5 H: 0 LOB: 0 BB: 0 P: 5	R: 1 E: 0 K: 0 S: 5 H: 2 LOB: 2 BB: 1 P: 9	1B: 4 2B: 2 3B: 0 HR: 3 SF: 0 SAC: 0 DP: 1 HBP: 1	WP: 0 PB: 0 SB: 0 CS: 0 PA: 38					

	AB	35
	R	3
	H	9
	RBI	3
	BB	2
	SO	6
	LOB	15

PITCHER		IP	WLS	BF	H	R	ER	SO	BB	IBB	HBP	BLK	WP	HR	S	P	ERA	WHIP
Milt Wilcox, R ERA: 3.79	(1, 1)	8.2	W	37	9	3	3	6	2	0	1	0	0	3	46	55	3.12	1.269
Pat Underwood, L ERA: 4.74	(9, 1)	0.1	S	1	0	0	0	0	0	0	0	0	0	0	1	1	0.00	0.000

PITCHER		IP	WLS	BF	H	R	ER	SO	BB	IBB	HBP	BLK	WP	HR	S	P	ERA	WHIP

California Angels @ Detroit Tigers

Tiger Stadium, Detroit, MI

Wed Sep 01 1982, 7:05 PM EDT

Att. 11,430 - Unknown

livebaseballscorecards.com

BOTTOM

Batter	1	2	3	4	5	6	7	8	9	AB	R	H	RBI	BB	SO	LOB
Lou Whitaker, L (1, 4) OBP: 0.333, SLG: 0.427	HR	F9		K		K	6-3			5	1	1	1	0	2	3
Glenn Wilson, R (1, 8) OBP: 0.361, SLG: 0.523	4-3	FC6-4 1-2 BB		F9		BB 1-2 1B		L4		4	0	1	0	1	0	0
Larry Herndon, R (1, 7) OBP: 0.330, SLG: 0.483	F8 1B	FC6-4 1-2f		FC4-6 BB		 1-2 BB		K		3	0	1	0	2	1	2
Lance Parrish, R (1, 2) OBP: 0.344, SLG: 0.524	F8 1-2		6-3	FC4-6 1-2f		K		5-3		5	0	0	0	0	1	4
Jerry Turner, L (1, 10) OBP: 0.330, SLG: 0.408	F7		G3		P6		F8			4	0	0	0	0	0	1
Howard Johnson, S (1, 9) OBP: 0.310, SLG: 0.370		3B 1B	BB S 1B		1B		G3 BB 3B BB			3	2	3	0	1	0	0
Lynn Jones, R (8, 9) OBP: 0.256, SLG: 0.254										0	0	0	0	0	0	0
Mike Laga, L (1, 3)		F7	BB 1-2 BB		L1		G3 1-2 3B BB			2	0	0	0	1	0	2
Enos Cabell, R (7, PH) OBP: 0.292, SLG: 0.336 (8, 3)										0	1	0	0	1	0	0
Tom Brookens, R (1, 5) OBP: 0.297, SLG: 0.372		1-H 1B 3B	1-2 2-3 BB		K		G3 1-2 2-3			3	1	1	1	1	1	3
Alan Trammell, R (1, 6) OBP: 0.320, SLG: 0.374		BB 3-H 1B	F7			CS BB	2-H 3-H 3B			3	0	2	3	1	0	3
Inning Stats	R: 1 E: 0 K: 0 S: 5 H: 2 LOB: 1 BB: 0 P: 5	R: 2 E: 0 K: 0 S: 6 H: 3 LOB: 2 BB: 1 P: 10	R: 0 E: 0 K: 0 S: 4 H: 1 LOB: 3 BB: 2 P: 12	R: 0 E: 0 K: 1 S: 5 H: 0 LOB: 1 BB: 1 P: 9	R: 0 E: 0 K: 1 S: 6 H: 1 LOB: 1 BB: 0 P: 6	R: 0 E: 0 K: 2 S: 7 H: 1 LOB: 2 BB: 2 P: 15	R: 2 E: 0 K: 0 S: 4 H: 1 LOB: 1 BB: 2 P: 12	R: 0 E: 0 K: 1 S: 5 H: 0 LOB: 0 BB: 0 P: 5		1B: 6 2B: 0 3B: 2 HR: 1 SF: 0 SAC: 0 DP: 0 HBP: 0	WP: 0 PB: 0 SB: 1 CS: 1 PA: 40					

	AB	32
	R	5
	H	9
	RBI	5
	BB	8
	SO	5
	LOB	18

PITCHER		IP	WLS	BF	H	R	ER	SO	BB	IBB	HBP	BLK	WP	HR	S	P	ERA	WHIP
Ken Forsch, R ERA: 3.92	(1, 1)	2.2	L	16	6	3	3	0	2	0	0	0	0	1	14	22	10.12	3.000
Rick Steirer, R ERA: 2.16	(3, 1)	3.2		17	2	1	1	4	5	0	0	0	0	0	20	40	2.46	1.909
John Curtis, L ERA: 4.15	(7, 1)	0.2		4	1	1	1	0	1	0	0	0	0	0	3	7	13.50	3.000
Luis Sanchez, R ERA: 3.84	(8, 1)	1.0		3	0	0	0	1	0	0	0	0	0	0	5	5	0.00	0.000

PITCHER		IP	WLS	BF	H	R	ER	SO	BB	IBB	HBP	BLK	WP	HR	S	P	ERA	WHIP

Batter	1	2	3	4	5	6	7	8	9	AB	R	H	RBI	BB	SO	LOB
Brian Downing, R (1, 7) OBP: 0.371, SLG: 0.477	SSS 0-3 ① K		x 0-0 FC2-6 1B	SSS 0-3 ② K		x 0-0 ② F8			x 0-0 ① F7	5	0	1	0	0	2	0
Rob Wilfong, L (1, 10) OBP: 0.257, SLG: 0.265	BBBB 4-0 BB BB		x 0-0 ① FC2-6 2B 1-2f	BBBB 4-0 BB BB		x 0-0 ③ F7			x 0-0 WP 1B	3	1	1	0	2	0	1
Rod Carew, L (1, 3) OBP: 0.391, SLG: 0.393	x 0-0 ② F5		x 0-0 BB 1B 2B 1-H	BBBB 4-0 1-2 BB			x 0-0 ① F5		SSS 0-3 ② K	4	1	1	1	1	1	2
Reggie Jackson, L (1, 9) OBP: 0.377, SLG: 0.535	BBBB 4-0 1-2 BB		IIII 4-0 BB 1B IBB	SSS 0-3 ③ K			SSS 0-3 ② K		x 0-0 ③ 4-3 1-2	3	1	0	0	2	2	3
Doug DeCinces, R (1, 5) OBP: 0.371, SLG: 0.561	x 0-0 ③ F8		BBBB 4-0 1B BB 1-2 2-3		BBBB 4-0 BB		x 0-0 ③ 1-3			2	0	0	0	2	0	2
Bobby Grich, R (1, 4) OBP: 0.374, SLG: 0.449		SSS 0-3 ① K	SSS 0-3 ② K		x 0-0 ① F3			BBBB 4-0 BB		3	0	0	0	1	2	4
Juan Beniquez, R (1, 8) OBP: 0.326, SLG: 0.341		x 0-0 ② P4	x 0-0 1B 1-2 2-H 3-H		x 0-0 ② F9			SSS 0-3 ① K		4	0	1	2	0	1	2
Tim Foli, R (1, 6) OBP: 0.279, SLG: 0.314		BBBB 4-0 FC6-4 BB	x 0-0 ③ F7		x 0-0 ③ F8			x 0-0 ② F9		3	0	0	0	1	0	4
Bob Boone, R (1, 2) OBP: 0.310, SLG: 0.355		x 0-0 ③ FC6-4 1-2f	x 0-0 ① P3		x 0-0 ① F8			x 0-0 ③ F8		4	0	0	0	0	0	2
Inning Stats	R: 0 E: 0 K: 1 S: 5 H: 0 LOB: 2 BB: 2 P: 13	R: 0 E: 0 K: 1 S: 5 H: 0 LOB: 1 BB: 1 P: 9	R: 3 E: 0 K: 1 S: 8 H: 3 LOB: 2 BB: 2 P: 16	R: 0 E: 0 K: 2 S: 7 H: 0 LOB: 2 BB: 2 P: 15	R: 0 E: 0 K: 0 S: 3 H: 0 LOB: 1 BB: 1 P: 7	R: 0 E: 0 K: 0 S: 3 H: 0 LOB: 0 BB: 0 P: 3	R: 0 E: 0 K: 1 S: 5 H: 0 LOB: 0 BB: 0 P: 5	R: 0 E: 0 K: 1 S: 5 H: 0 LOB: 1 BB: 1 P: 9	R: 0 E: 0 K: 1 S: 6 H: 1 LOB: 1 BB: 0 P: 6	1B: 3 2B: 1 3B: 0 HR: 0	SF: 0 SAC: 0 DP: 0 HBP: 0						

TOP

California Angels @ Detroit Tigers

Tiger Stadium, Detroit, MI

Thu Sep 02 1982, 7:05 PM EDT

Att. 12,547 - Unknown

livebaseballscorecards.com

AB	31
R	3
H	4
RBI	3
BB	9
SO	8
LOB	20

WP: 1 PB: 0 SB: 0 CS: 0 PA: 40

PITCHER		IP	WLS	BF	H	R	ER	SO	BB	IBB	HBP	BLK	WP	HR	S	P	ERA	WHIP
Juan Berenguer, R ERA: 9.0	(1, 1)	3.0		17	3	3	3	3	4	1	0	0	0	0	18	38	9.00	2.333
Aurelio Lopez, R ERA: 5.45	(4, 1)	6.0	W	23	1	0	0	5	4	0	0	0	1	0	29	45	0.00	0.833

PITCHER	IP	WLS	BF	H	R	ER	SO	BB	IBB	HBP	BLK	WP	HR	S	P	ERA	WHIP

California Angels @ Detroit Tigers

Tiger Stadium, Detroit, MI

Thu Sep 02 1982, 7:05 PM EDT

Att. 12,547 - Unknown

BOTTOM

Batter	1	2	3	4	5	6	7	8	9	AB	R	H	RBI	BB	SO	LOB
Lou Whitaker, L (1, 4) OBP: 0.333, SLG: 0.430	5-3		F7		1B 3B		6-3			4	1	1	0	0	0	1
Glenn Wilson, R (1, 8) OBP: 0.359, SLG: 0.518	K		6-3		CS 1B 3-H		F7			4	0	1	1	0	1	1
Larry Herndon, R (1, 7) OBP: 0.330, SLG: 0.481	5-3			1B 5-3 1B 1B	4-3 1-2		K			4	1	1	0	0	1	1
Lance Parrish, R (1, 2) OBP: 0.345, SLG: 0.539		K		5-3 1-2	HR			HR		4	2	2	2	0	1	1
Jerry Turner, L (1, 10) OBP: 0.330, SLG: 0.407 Mike Ivie, R (8, PH) OBP: 0.296, SLG: 0.426		F7		1B 2B 1B 2-3	K			4-3		3 1	1 0	1 0	0 0	0 0	1 0	0 0
Howard Johnson, S (1, 5) OBP: 0.355, SLG: 0.382 Tom Brookens, R (9, 5) OBP: 0.297, SLG: 0.372	BB BLK			2B 1B 1-2 3-H		BB G3-6-3		BB G6-4-3		1 0	1 0	1 0	1 0	3 0	0 0	0 0
Mike Laga, L (1, 3) OBP: 0.333, SLG: 0.400 Enos Cabell, R (8, PH) OBP: 0.292, SLG: 0.335 (9, 3)	F7 1-2			2B 1-H 2-H		G3-6-3 1-2f		G6-4-3 1-2f		3 1	0 0	1 0	2 0	0 0	0 0	2 1
Rick Leach, L (1, 9) OBP: 0.291, SLG: 0.339			F2	3-1		1B				3	0	1	0	0	0	1
Alan Trammell, R (1, 6) OBP: 0.320, SLG: 0.377			2B	4-3		6-3				3	0	1	0	0	0	2
Inning Stats	R: 0 E: 0 K: 1 S: 5 H: 0 LOB: 0 BB: 0 P: 5	R: 0 E: 0 K: 1 S: 5 H: 0 LOB: 1 BB: 1 P: 9	R: 0 E: 0 K: 0 S: 4 H: 1 LOB: 1 BB: 0 P: 4	R: 3 E: 0 K: 0 S: 7 H: 4 LOB: 1 BB: 0 P: 7	R: 2 E: 0 K: 1 S: 7 H: 3 LOB: 0 BB: 0 P: 7	R: 0 E: 0 K: 0 S: 3 H: 1 LOB: 1 BB: 1 P: 7	R: 0 E: 0 K: 1 S: 5 H: 0 LOB: 0 BB: 0 P: 5	R: 1 E: 0 K: 0 S: 3 H: 1 LOB: 0 BB: 1 P: 7		1B: 5 2B: 2 3B: 1 HR: 2 SF: 0 SAC: 0 DP: 2 HBP: 0				WP: 0 PB: 0 SB: 0 CS: 1 PA: 34		

PITCHER	IP	WLS	BF	H	R	ER	SO	BB	IBB	HBP	BLK	WP	HR	S	P	ERA	WHIP
Mike Witt, R (1, 1) ERA: 3.42	4.0	L	19	6	4	4	2	1	0	0	1	0	0	22	26	9.00	1.750
Doug Corbett, R (5, 1) ERA: 5.26	0.2		3	2	1	1	0	0	0	0	0	0	1	3	3	13.50	3.000
Andy Hassler, L (5, 1) ERA: 2.26	3.1		12	2	1	1	2	2	0	0	0	0	1	14	22	2.70	1.200

PITCHER	IP	WLS	BF	H	R	ER	SO	BB	IBB	HBP	BLK	WP	HR	S	P	ERA	WHIP

AB	31
R	6
H	10
RBI	6
BB	3
SO	4
LOB	10

livebaseballscorecards.com

California Angels @ Milwaukee Brewers

Milwaukee County Stadium, Milwaukee, WI

Fri Sep 03 1982, 8:05 PM EDT
Att. 35,217 - Unknown - 70 F

TOP

livebaseballscorecards.com

Batter	1	2	3	4	5	6	7	8	9	AB	R	H	RBI	BB	SO	LOB
Brian Downing, R (1, 7) OBP: 0.373, SLG: 0.484	HR		1B		F8 ③		G3 S 1B		4-3 ①	5	1	3	1	0	0	1
Rod Carew, L (1, 3) OBP: 0.391, SLG: 0.392	4-3 ①		K ③			FC1-4 4-3 3B 1B	1-2 G3 BB		4-3 ②	4	1	1	0	1	1	1
Doug DeCinces, R (1, 5) OBP: 0.368, SLG: 0.555	F9 ②			6-3 ①		4-3 ① 1-2	G3 ② 1-2 2-3		K ③	5	0	0	0	0	1	3
Reggie Jackson, L (1, 9) OBP: 0.378, SLG: 0.532	F7 ③			BB		FC1-4 BB	4-3 ③			2	0	0	0	2	0	2
Bobby Clark, R (7, 9) OBP: 0.213, SLG: 0.288										0	0	0	0	0	0	0
Don Baylor, R (1, 10) OBP: 0.325, SLG: 0.422		F6 ①		F7 ②		FC1-4 3B 1-2f 2-3		G3 ①		4	1	0	0	0	0	3
Juan Beniquez, R (1, 8) OBP: 0.331, SLG: 0.357		6-3 ②		K ③		HR 3B 1-H 3-H		BB BB BB		3	1	1	2	1	1	1
Bobby Grich, R (1, 4) OBP: 0.375, SLG: 0.455		6-3 ③			F8 ①	HR 3B 3-H		BB 1-2 BB		3	1	1	2	1	0	0
Tim Foli, R (1, 6) OBP: 0.279, SLG: 0.312			6-3 ①		F9 ②	5-3 ③		G4-3 1-2 2-3 BB		3	0	0	0	1	0	0
Bob Boone, R (1, 2) OBP: 0.310, SLG: 0.354			1-3 ②		1B		F7 ①	G4-3 ② ③ 1-2f		4	0	1	0	0	0	3

	AB	33
	R	5
	H	7
	RBI	5
	BB	6
	SO	3
	LOB	14

Inning Stats																				
	R: 1	H: 1	R: 0	H: 0	R: 0	H: 1	R: 0	H: 0	R: 0	H: 1	R: 4	H: 3	R: 0	H: 1	R: 0	H: 0	1B: 4	SF: 0	WP: 0	PA: 39
	E: 0	LOB: 0	E: 0	LOB: 0	E: 0	LOB: 1	E: 0	LOB: 1	E: 0	LOB: 1	E: 0	LOB: 0	E: 0	LOB: 2	E: 0	LOB: 0	2B: 0	SAC: 0	PB: 0	
	K: 0	BB: 0	K: 0	BB: 0	K: 1	BB: 0	K: 0	BB: 1	K: 1	BB: 1	K: 0	BB: 1	K: 0	BB: 1	K: 0	BB: 0	3B: 1	DP: 1	SB: 1	
	S: 4	P: 4	S: 3	P: 3	S: 6	P: 6	S: 5	P: 9	S: 4	P: 4	S: 6	P: 10	S: 4	P: 8	S: 2	P: 14	HR: 2	HBP: 0	CS: 0	

PITCHER		IP	WLS	BF	H	R	ER	SO	BB	IBB	HBP	BLK	WP	HR	S	P	ERA	WHIP
Bob McClure, L	(1, 1)	7.1	L	34	7	5	5	2	5	0	0	0	0	2	33	53	6.14	1.636
ERA: 4.22																		
Chuck Porter, R	(8, 1)	1.2		5	0	0	0	1	1	0	0	0	0	0	6	10	0.00	0.600
ERA:																		

PITCHER	IP	WLS	BF	H	R	ER	SO	BB	IBB	HBP	BLK	WP	HR	S	P	ERA	WHIP

Batter	1	2	3	4	5	6	7	8	9	AB	R	H	RBI	BB	SO	LOB
Paul Molitor, R (1, 5) OBP: 0.362, SLG: 0.430	4-3	FC6-4 1-2f		6-3			F8			4	0	0	0	0	0	5
Robin Yount, R (1, 6) OBP: 0.369, SLG: 0.575	5-3		1-3		F7		FC4-6 1-2f			4	0	0	0	0	0	1
Cecil Cooper, L (1, 3) OBP: 0.345, SLG: 0.529	F8		2B 1B		4-3			F8		4	0	1	0	0	0	0
Ted Simmons, S (1, 2) OBP: 0.309, SLG: 0.449		2B E 1B	1-H 2B		5-3			L5		4	1	2	0	0	0	0
Gorman Thomas, R (1, 8) OBP: 0.352, SLG: 0.528		E2 WP 1-H 1B 2B	5-3			F8		K		4	1	1	0	0	1	1
Don Money, R (1, 10) OBP: 0.358, SLG: 0.519		5-3 2-3		6-3		F9			L7	4	0	0	0	0	0	1
Mark Brouhard, R (1, 7) OBP: 0.336, SLG: 0.382		5-3		2B 1B		K			K	4	0	1	0	0	2	1
Charlie Moore, R (1, 9) OBP: 0.285, SLG: 0.336		B B B B 1B BB		1-3 2B			K		F2	3	0	1	0	1	1	0
Jim Gantner, L (1, 4) OBP: 0.334, SLG: 0.379		FC6-4 1-3 3-H 1B		3-1			FC4-6 1B			3	0	2	1	0	0	2
Inning Stats	R: 0 H: 0 E: 0 LOB: 0 K: 0 BB: 0 S: 3 P: 3	R: 2 H: 3 E: 1 LOB: 2 K: 0 BB: 1 S: 6 P: 10	R: 0 H: 2 E: 0 LOB: 1 K: 0 BB: 0 S: 4 P: 4	R: 0 H: 2 E: 0 LOB: 2 K: 0 BB: 0 S: 5 P: 5	R: 0 H: 0 E: 0 LOB: 0 K: 0 BB: 0 S: 3 P: 3	R: 0 H: 0 E: 0 LOB: 0 K: 1 BB: 0 S: 5 P: 5	R: 0 H: 1 E: 0 LOB: 1 K: 1 BB: 0 S: 6 P: 6	R: 0 H: 0 E: 0 LOB: 0 K: 1 BB: 0 S: 5 P: 5	R: 0 H: 0 E: 0 LOB: 0 K: 1 BB: 0 S: 5 P: 5	1B: 5 SF: 0 2B: 3 SAC: 0 3B: 0 DP: 0 HR: 0 HBP: 0				WP: 1 PA: 35 PB: 0 SB: 0 CS: 0		

PITCHER	IP	WLS	BF	H	R	ER	SO	BB	IBB	HBP	BLK	WP	HR	S	P	ERA	WHIP
Tommy John, L (1, 1) ERA: 3.5	9.0	W	35	8	2	0	4	1	0	0	0	1	0	42	46	0.00	1.000

PITCHER	IP	WLS	BF	H	R	ER	SO	BB	IBB	HBP	BLK	WP	HR	S	P	ERA	WHIP

BOTTOM

California Angels @ Milwaukee Brewers

Milwaukee County Stadium, Milwaukee, WI

Fri Sep 03 1982, 8:05 PM EDT
Att. 35,217 - Unknown - 70 F

livebaseballscorecards.com

AB	34
R	2
H	8
RBI	1
BB	1
SO	4
LOB	11

Batter	1	2	3	4	5	6	7	8	9	AB	R	H	RBI	BB	SO	LOB
Bobby Grich, R (1, 4) OBP: 0.377, SLG: 0.457	F7		G6-4-3, BB, 1B, HBP	6-3			BB, 1B		G3, 2B	3	1	1	0	1	0	2
Rod Carew, L (1, 3) OBP: 0.393, SLG: 0.393	BB, S, WP, 1B		G6-4-3, 1-2, BB		FC3-6, 1B		K		G3, 2-3	4	1	2	0	1	1	2
Brian Downing, R (1, 7) OBP: 0.372, SLG: 0.482	F8		G6-4-3, 1-2f, 2-3		FC3-6, FC3-6, 1-2f		1-2, 1B		F7	5	0	1	0	0	0	5
Reggie Jackson, L (1, 9) OBP: 0.379, SLG: 0.531	WP, BB, 1-2, BB		3-H, 1B		FC3-6, CS, 1-2f		L9			3	0	1	1	1	0	3
Doug DeCinces, R (1, 5) OBP: 0.367, SLG: 0.552	WP, 1-2, 2-3, BB		F4		CS, 1-2	4-3	K			3	0	0	0	1	1	3
Don Baylor, R (1, 10) OBP: 0.326, SLG: 0.424	F8, 1-2, 2-3, 3-H			SH1-3, 2B		2-3, 1B		F9		4	0	2	0	0	0	2
Juan Beniquez, R (1, 8) OBP: 0.322, SLG: 0.346		L4		1-3		2-3, 1-2		F8		4	0	0	0	0	0	2
Joe Ferguson, R (1, 2) OBP: 0.326, SLG: 0.325		6-3		SH1-3, BB		BB		F4		2	0	0	0	2	0	0
Mick Kelleher, R (1, 6) OBP: 0.240, SLG: 0.178		F9		SH1-3, 1-2, 2-3		K			K	1	0	0	0	0	0	0
Rob Wilfong, L (6, PH) (6, 6) OBP: 0.254, SLG: 0.261										2	0	0	0	0	2	2
Inning Stats	R: 1 E: 0 K: 0 S: 4 H: 1 LOB: 2 BB: 2 P: 12	R: 0 E: 0 K: 0 S: 3 H: 0 LOB: 0 BB: 0 P: 3	R: 1 E: 0 K: 0 S: 3 H: 1 LOB: 1 BB: 1 P: 8	R: 0 E: 0 K: 0 S: 4 H: 1 LOB: 2 BB: 1 P: 8	R: 0 E: 0 K: 0 S: 3 H: 1 LOB: 0 BB: 0 P: 3	R: 0 E: 0 K: 1 S: 6 H: 1 LOB: 2 BB: 1 P: 10	R: 0 E: 0 K: 2 S: 8 H: 1 LOB: 2 BB: 1 P: 12	R: 0 E: 0 K: 0 S: 3 H: 0 LOB: 0 BB: 0 P: 3	R: 0 E: 0 K: 1 S: 6 H: 1 LOB: 1 BB: 0 P: 6	1B: 5 2B: 2 3B: 0 HR: 0 SF: 0 SAC: 1 DP: 1 HBP: 1						

TOP

California Angels @ Milwaukee Brewers

Milwaukee County Stadium, Milwaukee, WI

Sat Sep 04 1982, 8:05 PM EDT
Att. 30,391 - Unknown - 66 F

livebaseballscorecards.com

AB	31
R	2
H	7
RBI	1
BB	6
SO	4
LOB	21

PITCHER	IP	WLS	BF	H	R	ER	SO	BB	IBB	HBP	BLK	WP	HR	S	P	ERA	WHIP
Pete Vuckovich, R (1, 1) ERA: 3.16	9.0	W	39	7	2	2	4	6	0	1	0	1	0	40	65	2.00	1.444

PITCHER	IP	WLS	BF	H	R	ER	SO	BB	IBB	HBP	BLK	WP	HR	S	P	ERA	WHIP

BOTTOM

California Angels @ Milwaukee Brewers

Milwaukee County Stadium, Milwaukee, WI

Sat Sep 04 1982, 8:05 PM EDT

Att. 30,391 - Unknown - 66 F

livebaseballscorecards.com

Batter	1	2	3	4	5	6	7	8	9	AB	R	H	RBI	BB	SO	LOB
Paul Molitor, R (1, 5) OBP: 0.361, SLG: 0.428	K	F8			6-3	S 1B 1B	K			5	1	1	1	0	2	3
Robin Yount, R (1, 6) OBP: 0.371, SLG: 0.574	1B S E BB		K		1B 1B	FC4-6 1B		L5		4	2	2	1	1	1	0
Cecil Cooper, L (1, 3) OBP: 0.346, SLG: 0.528	E 1B	G3			1B 3B 1B	FC4-6		L8		5	1	2	0	0	0	1
Ted Simmons, S (1, 2) OBP: 0.308, SLG: 0.446	E4 G6-4-3	4-3			3B 1B	1-3		4-3		5	1	1	2	0	0	2
Gorman Thomas, R (1, 8) OBP: 0.353, SLG: 0.534	G6-4-3			1B 2B	1-H 2-H 3B		6-3			4	0	2	2	0	0	2
Roy Howell, L (1, 10) OBP: 0.316, SLG: 0.370		L5		F8	L6		1B 2B 1B			3	0	0	0	0	0	2
Don Money, R (7, PH) OBP: 0.361, SLG: 0.521										1	1	1	0	0	0	0
Charlie Moore, R (1, 9) OBP: 0.288, SLG: 0.344		1B 3B		F5	K		2B 1-3 1B			4	1	2	0	0	1	2
Marshall Edwards, L (1, 7) OBP: 0.246, SLG: 0.305		F3		2-3 1B		E2 1B 1B	1-3 3-H 2B			3	1	2	0	0	0	1
Rob Picciolo, R (7, PH) OBP: 0.258, SLG: 0.266										1	0	1	1	0	0	0
Ben Oglivie, L (8, 7) OBP: 0.323, SLG: 0.432										0	0	0	0	0	0	0
Jim Gantner, L (1, 4) OBP: 0.333, SLG: 0.378		3-H 1B		K		F7	5-3			4	0	1	1	0	1	5
Inning Stats	R: 1 E: 1 K: 1 S: 6	H: 1 LOB: 1 BB: 1 P: 10	R: 1 E: 0 K: 0 S: 5	H: 2 LOB: 1 BB: 0 P: 5	R: 0 E: 0 K: 1 S: 5	H: 0 LOB: 0 BB: 0 P: 5	R: 0 E: 0 K: 1 S: 7	H: 2 LOB: 2 BB: 0 P: 7	R: 3 E: 0 K: 1 S: 9	H: 4 LOB: 1 BB: 0 P: 9	R: 2 E: 1 K: 0 S: 6	H: 3 LOB: 1 BB: 0 P: 6	R: 1 E: 0 K: 1 S: 8	H: 3 LOB: 2 BB: 0 P: 8	R: 0 E: 0 K: 0 S: 3	H: 0 LOB: 0 BB: 0 P: 3	

	AB	39
	R	8
	H	15
	RBI	8
	BB	1
	SO	5
	LOB	18

1B: 11 SF: 0
2B: 2 SAC: 0
3B: 2 DP: 1
HR: 0 HBP: 0

WP: 0 PA: 40
PB: 0
SB: 2
CS: 0

PITCHER		IP	WLS	BF	H	R	ER	SO	BB	IBB	HBP	BLK	WP	HR	S	P	ERA	WHIP
Luis Tiant, R ERA: 5.76	(1, 1)	5.1	L	29	12	7	7	4	1	0	0	0	0	0	36	40	11.81	2.438
John Curtis, L ERA: 4.18	(6, 1)	1.1		7	3	1	1	0	0	0	0	0	0	0	7	7	6.75	2.250
Bruce Kison, R ERA: 3.65	(7, 1)	1.1		4	0	0	0	1	0	0	0	0	0	0	6	6	0.00	0.000

PITCHER	IP	WLS	BF	H	R	ER	SO	BB	IBB	HBP	BLK	WP	HR	S	P	ERA	WHIP

California Angels @ Milwaukee Brewers

Milwaukee County Stadium, Milwaukee, WI

Sun Sep 05 1982, 4:33 AM EDT

Att. 36,258 - Unknown - 80 F

TOP

livebaseballscorecards.com

Batter	1	2	3	4	5	6	7	8	9	AB	R	H	RBI	BB	SO	LOB
Brian Downing, R (1, 7) OBP: 0.370, SLG: 0.485	6-3			HR		L9		6-3	F9	5	1	1	1	0	0	2
Bobby Grich, R (1, 4) OBP: 0.376, SLG: 0.455	6-3			5-3		G6-4-3 1-2f		HR 1B		4	1	1	0	0	0	1
Don Baylor, R (1, 10) OBP: 0.325, SLG: 0.429	5-3			5-3			F7	1-H HR		4	1	1	2	0	0	0
Doug DeCinces, R (1, 5) OBP: 0.370, SLG: 0.553		F8		1B			HR 1B	FC5-4 1B		4	1	3	0	0	0	0
Reggie Jackson, L (1, 9) OBP: 0.380, SLG: 0.536		B B B 8-4 BB		S S S K			1-H HR	F8		3	1	1	2	1	1	2
Ron Jackson, R (1, 3) OBP: 0.374, SLG: 0.400		8-4 1-2f			6-3		6-3	FC5-4 1-2f		4	0	0	0	0	0	2
Juan Beniquez, R (1, 8) OBP: 0.327, SLG: 0.351			F8		F7		E 1B		1B	4	0	2	0	0	0	0
Tim Foli, R (1, 6) OBP: 0.277, SLG: 0.310			F8		F9		E5 1-3		K	3	0	0	0	0	0	1
Rob Wilfong, L (9, PH) OBP: 0.253, SLG: 0.259										1	0	0	0	0	1	1
Bob Boone, R (1, 2) OBP: 0.310, SLG: 0.354			6-3			G6-4-3 1B	F8		F7	3	0	1	0	0	0	2
Rod Carew, L (9, PH) OBP: 0.392, SLG: 0.392										1	0	0	0	0	0	1

	AB	36
	R	5
	H	10
	RBI	5
	BB	1
	SO	2
	LOB	12

Inning Stats	1	2	3	4	5	6	7	8	9	1B	SF	WP	PA
R	0	0	0	1	0	0	2	2	0	7	0	0	37
E	0	0	0	0	0	0	1	0	0	2B 1	SAC 0	PB 0	
K	0	0	0	1	0	0	0	0	1	3B 0	DP 2	SB 0	
S	3	2	3	7	3	3	7	6	6	HR 3	HBP 0	CS 0	
H	0	0	0	2	0	1	3	3	1				
LOB	0	0	0	0	0	0	2	1	1				
BB	0	1	0	0	0	0	0	0	0				
P	3	6	3	7	3	3	7	6	6				

PITCHER		IP	WLS	BF	H	R	ER	SO	BB	IBB	HBP	BLK	WP	HR	S	P	ERA	WHIP
Mike Caldwell, L ERA: 4.08	(1, 1)	8.0	W	33	9	5	5	1	1	0	0	0	0	3	34	38	5.62	1.250
Pete Ladd, R ERA: 2.63	(9, 1)	1.0	S	4	1	0	0	1	0	0	0	0	0	0	6	6	0.00	1.000

PITCHER		IP	WLS	BF	H	R	ER	SO	BB	IBB	HBP	BLK	WP	HR	S	P	ERA	WHIP

Batter	1	2	3	4	5	6	7	8	9	AB	R	H	RBI	BB	SO	LOB
Paul Molitor, R (1, 5) OBP: 0.363, SLG: 0.434	5-3			FC6-5 2B		WP SH1-4 1-2 1B 1B	1B 1-3 SF9 2B 3-H	CS 1-2		4	2	3	1	0	0	0
Robin Yount, R (1, 6) OBP: 0.372, SLG: 0.574	BBBB G6-3 BB			FC6-5 2-3 FC2-6		SH1-4 1-2 2-3	1B 2-3 3-H 1B			2	0	1	1	1	0	1
Cecil Cooper, L (1, 3) OBP: 0.343, SLG: 0.525	G6-3 1-2f			FC2-6 1-2f FC6-4		6-3	SF9 3-H			3	0	0	1	0	0	5
Gorman Thomas, R (1, 8) OBP: 0.353, SLG: 0.532		6-3		FC6-4 1-2f		SSS 3B 2-H 1B 3-H	K			4	1	1	1	0	1	2
Don Money, R (1, 10) OBP: 0.363, SLG: 0.529		F3			5-3	HR 1-H 3B	1B 1-2 1B			4	1	2	1	0	0	0
Mark Brouhard, R (1, 7) OBP: 0.333, SLG: 0.406		L7			6-3	HR 3-H	F8			4	1	1	2	0	0	2
Charlie Moore, R (1, 9) OBP: 0.290, SLG: 0.346			L5		1B	6-3		CS 1B		4	0	2	0	0	0	1
Ned Yost, R (1, 2) OBP: 0.330, SLG: 0.398			6-3		SSS K		SH 2B 2B	SSS K		4	1	1	0	0	2	2
Jim Gantner, L (1, 4) OBP: 0.334, SLG: 0.377			6-3			H SH1-4 1B WP HBP	SH 2B 1B 2-3	SSS K		1	0	0	0	0	0	0
Rob Picciolo, R (6, PR) OBP: 0.254, SLG: 0.262 (7, 4)										1	2	0	0	0	1	1
Inning Stats	R: 0 E: 0 K: 0 S: 2 H: 0 LOB: 0 BB: 1 P: 6	R: 0 E: 0 K: 0 S: 3 H: 0 LOB: 0 BB: 0 P: 3	R: 0 E: 0 K: 0 S: 3 H: 0 LOB: 0 BB: 0 P: 3	R: 0 E: 0 K: 0 S: 4 H: 1 LOB: 1 BB: 0 P: 4	R: 0 E: 0 K: 1 S: 6 H: 1 LOB: 1 BB: 0 P: 6	R: 5 E: 0 K: 0 S: 7 H: 4 LOB: 1 BB: 0 P: 8	R: 3 E: 0 K: 1 S: 10 H: 4 LOB: 2 BB: 0 P: 10	R: 0 E: 0 K: 2 S: 7 H: 1 LOB: 0 BB: 0 P: 7		1B: 6 2B: 3 3B: 1 HR: 1	SF: 1 SAC: 2 DP: 1 HBP: 1		WP: 1 PB: 0 SB: 0 CS: 1	PA: 37			

PITCHER		IP	WLS	BF	H	R	ER	SO	BB	IBB	HBP	BLK	WP	HR	S	P	ERA	WHIP
Geoff Zahn, L ERA: 3.74	(1, 1)	5.2	L	24	6	5	5	1	1	0	1	0	1	1	24	29	7.94	1.235
Rick Steirer, R ERA: 3.71	(6, 1)	0.1		5	3	3	3	0	0	0	0	0	0	0	5	5	81.00	9.000
Andy Hassler, L ERA: 2.25	(7, 1)	0.1		1	0	0	0	0	0	0	0	0	0	0	1	1	0.00	0.000
Luis Sanchez, R ERA: 3.75	(7, 1)	1.2		6	2	0	0	3	0	0	0	0	0	0	12	12	0.00	1.200

PITCHER	IP	WLS	BF	H	R	ER	SO	BB	IBB	HBP	BLK	WP	HR	S	P	ERA	WHIP

BOTTOM

California Angels @ Milwaukee Brewers

Milwaukee County Stadium, Milwaukee, WI

Sun Sep 05 1982, 4:33 AM EDT

Att. 36,258 - Unknown - 80 F

livebaseballscorecards.com

AB	31
R	8
H	11
RBI	7
BB	1
SO	4
LOB	14

Batter	1	2	3	4	5	6	7	8	9	AB	R	H	RBI	BB	SO	LOB
Rudy Law, L (1, 8) OBP: 0.360, SLG: 0.425	F3	F9		1B			1B		FC4-6 1-2f	5	1	2	0	0	0	1
Tony Bernazard, S (1, 4) OBP: 0.339, SLG: 0.393	BB		HR	K 1-2			2B 1-H		F9	4	1	2	2	1	1	2
Harold Baines, L (1, 9) OBP: 0.323, SLG: 0.458	F7		F9		G3		F8		F6	5	0	0	0	0	0	3
Greg Luzinski, R (1, 10) OBP: 0.381, SLG: 0.464	K		K		K		IBB			3	0	0	0	1	3	1
Steve Kemp, L (1, 7) OBP: 0.392, SLG: 0.432		2B	1B		L4		K			4	1	2	0	0	1	2
Carlton Fisk, R (1, 2) OBP: 0.346, SLG: 0.405		SH SF9 2-H	F6			5-3		F9		4	1	1	1	0	0	1
Mike Squires, L (1, 3) OBP: 0.313, SLG: 0.342		SH E S E 2-3		1B		K		F2		3	2	1	0	0	1	0
Vance Law, R (1, 6) OBP: 0.325, SLG: 0.370		SF9 3-H		2B 1-H		K		E6 PO		3	0	1	2	0	1	0
Aurelio Rodriguez, R (1, 5) OBP: 0.247, SLG: 0.298 Jerry Hairston, S (9, PH) OBP: 0.319, SLG: 0.500		F7 1-H		F2			F7	PO 1-2	FC4-6 1B	3 1	0 0	0 1	0 0	0 0	0 0	0 0
Inning Stats	R: 0 E: 0 K: 1 S: 5 H: 0 LOB: 1 BB: 1 P: 9	R: 3 E: 2 K: 0 S: 6 H: 2 LOB: 0 BB: 0 P: 6	R: 1 E: 0 K: 1 S: 7 H: 2 LOB: 1 BB: 0 P: 7	R: 1 E: 0 K: 1 S: 7 H: 3 LOB: 1 BB: 0 P: 7	R: 0 E: 0 K: 1 S: 5 H: 0 LOB: 0 BB: 0 P: 5	R: 0 E: 0 K: 2 S: 7 H: 0 LOB: 0 BB: 0 P: 7	R: 1 E: 0 K: 1 S: 7 H: 2 LOB: 2 BB: 1 P: 11	R: 0 E: 1 K: 0 S: 3 H: 0 LOB: 0 BB: 0 P: 3	R: 0 E: 0 K: 0 S: 4 H: 1 LOB: 1 BB: 0 P: 4	1B: 5 2B: 4 3B: 0 HR: 1	SF: 1 SAC: 1 DP: 0 HBP: 0						

PITCHER	IP	WLS	BF	H	R	ER	SO	BB	IBB	HBP	BLK	WP	HR	S	P	ERA	WHIP
Ken Forsch, R (1, 1) ERA: 4.03	3.2		19	7	5	4	2	1	0	0	0	0	1	22	26	9.82	2.182
John Curtis, L (4, 1) ERA: 4.14	3.1		13	2	1	1	5	0	1	0	0	0	0	22	26	2.70	0.600
Steve Renko, R (8, 1) ERA: 4.32	2.0	W	7	1	0	0	0	0	0	0	0	0	0	7	7	0.00	0.500

PITCHER	IP	WLS	BF	H	R	ER	SO	BB	IBB	HBP	BLK	WP	HR	S	P	ERA	WHIP

TOP

Chicago White Sox @ California Angels

Anaheim Stadium, Anaheim, CA

Mon Sep 06 1982, 6:33 AM EDT

Att. 42,804 - Sunny - 82 F

livebaseballscorecards.com

AB	35
R	6
H	10
RBI	5
BB	2
SO	7
LOB	10

1B: 5 SF: 1
2B: 4 SAC: 1
3B: 0 DP: 0
HR: 1 HBP: 0

WP: 0 PA: 40
PB: 0
SB: 2
CS: 0

Batter	1	2	3	4	5	6	7	8	9	AB	R	H	RBI	BB	SO	LOB
Brian Downing, R (1, 7) OBP: 0.369, SLG: 0.489	F9	1-H 2-H 3-H HR		K			4-3 1-2	SF8 3-H		4	1	1	5	0	1	2
Rod Carew, L (1, 3) OBP: 0.392, SLG: 0.390	BB 1B	F8			G1		L8 BBBB	1-2 BB		4	0	1	0	1	0	1
Don Baylor, R (1, 10) OBP: 0.326, SLG: 0.426	BBBB 1-2 G5-4-3 BB		F9		BBBB BB		G1 SSS	K		3	0	0	0	2	1	3
Doug DeCinces, R (1, 6) (9, 5) OBP: 0.369, SLG: 0.551	G5-4-3 1-2f		F7		F9			FC6-4 1B		4	0	1	0	0	0	3
Reggie Jackson, L (1, 9) OBP: 0.381, SLG: 0.541 Bobby Clark, R (9, 9) OBP: 0.213, SLG: 0.288		1B 1B	3B		1-3			FC6-4 BB BB 1-2f 1B		4 0	1 0	2 0	0 0	0 0	0 0	2 0
Ron Jackson, R (1, 5) OBP: 0.378, SLG: 0.398 Mick Kelleher, R (9, 6) OBP: 0.240, SLG: 0.178		BB HR 1-3 1B	SSS K			F9		BBBB BB 1-2 1B BB		3 0	2 0	1 0	0 0	1 0	1 0	1 0
Bobby Grich, R (1, 4) OBP: 0.379, SLG: 0.455		BBBB BB HR BB		1B		3-1		BBBB 1B 1B 1-2 2-3 BB		2	2	1	0	2	0	0
Juan Beniquez, R (1, 8) OBP: 0.325, SLG: 0.348		F7		F9		F9		1B SF8 1-2 2-H 3-H 1B		4	1	1	2	0	0	3
Bob Boone, R (1, 2) OBP: 0.314, SLG: 0.354		BBBB HR 1-2 2-3 BB		F3			BBBB 4-3 BB	BB 1-3 2-H 1B		2	1	1	1	2	0	1
Inning Stats	R: 0 E: 0 K: 0 S: 3 H: 1 LOB: 1 BB: 1 P: 7	R: 4 E: 0 K: 0 S: 5 H: 3 LOB: 0 BB: 2 P: 13	R: 0 E: 0 K: 1 S: 6 H: 1 LOB: 1 BB: 0 P: 6	R: 0 E: 0 K: 1 S: 6 H: 1 LOB: 1 BB: 0 P: 6	R: 0 E: 0 K: 0 S: 3 H: 0 LOB: 1 BB: 1 P: 7	R: 0 E: 0 K: 0 S: 3 H: 0 LOB: 0 BB: 0 P: 3	R: 0 E: 0 K: 0 S: 3 H: 0 LOB: 1 BB: 1 P: 7	R: 4 E: 0 K: 1 S: 8 H: 3 LOB: 2 BB: 3 P: 20		1B: 7 2B: 0 3B: 1 HR: 1	SF: 1 SAC: 0 DP: 1 HBP: 0						

PITCHER		IP	WLS	BF	H	R	ER	SO	BB	IBB	HBP	BLK	WP	HR	S	P	ERA	WHIP
Jerry Koosman, L ERA: 3.74	(1, 1)	6.0		26	6	4	4	2	4	0	0	0	0	1	26	42	6.00	1.667
Warren Brusstar, R ERA: 4.91	(7, 1)	1.0		5	1	1	1	0	1	0	0	0	0	0	4	8	9.00	2.000
Kevin Hickey, L ERA: 3.01	(8, 1)	0.1		1	0	0	0	0	0	0	0	0	0	0	1	1	0.00	0.000
Jim Kern, R ERA: 3.63	(8, 1)	0.1	L	5	2	3	3	0	2	0	0	0	0	0	3	11	81.00	12.000
Sparky Lyle, L ERA: 4.85	(8, 1)	0.1		2	0	0	0	1	1	0	0	0	0	0	3	7	0.00	3.000

PITCHER	IP	WLS	BF	H	R	ER	SO	BB	IBB	HBP	BLK	WP	HR	S	P	ERA	WHIP

BOTTOM

Chicago White Sox @ California Angels

Anaheim Stadium, Anaheim, CA

Mon Sep 06 1982, 6:33 AM EDT

Att. 42,804 - Sunny - 82 F

livebaseballscorecards.com

AB	30
R	8
H	9
RBI	8
BB	8
SO	3
LOB	16

WP: 0 PB: 0 SB: 0 CS: 0 PA: 39

Chicago White Sox @ California Angels

Anaheim Stadium, Anaheim, CA

Tue Sep 07 1982, 10:05 PM EDT

Att. 30,032 - Unknown - 80 F

TOP

livebaseballscorecards.com

Batter	1	2	3	4	5	6	7	8	9	AB	R	H	RBI	BB	SO	LOB
Rudy Law, L (1, 8) OBP: 0.361, SLG: 0.429	1B	G3		4-3			SH1-3 FC4-2 2B	F5		5	0	2	0	0	0	2
Rusty Kuntz, R (8, 8)										0	0	0	0	0	0	0
Tony Bernazard, S (1, 4) OBP: 0.342, SLG: 0.402	1B	1B		HR			SH1-3	K		4	1	3	2	0	1	1
Harold Baines, L (1, 9) OBP: 0.322, SLG: 0.455	K	G3		F9			FC4-2 BB		1-4-3	5	0	1	0	0	1	4
Greg Luzinski, R (1, 10) OBP: 0.381, SLG: 0.464	K		G3 2B		6-3				1-4-3	4	1	1	0	1	1	3
Steve Kemp, L (1, 7) OBP: 0.390, SLG: 0.428	1-3		G3		G3		3-1		IBB	4	0	0	0	1	0	5
Carlton Fisk, R (1, 2) OBP: 0.347, SLG: 0.407		5-3	4-3		F8			SH1-4 1B	F8	5	1	2	1	0	0	2
Mike Squires, L (1, 3) OBP: 0.318, SLG: 0.342		2B	4-3				G6-4-3	SH1-4	K	3	1	1	0	1	1	3
Vance Law, R (1, 6) OBP: 0.328, SLG: 0.375		2B	K				K	2B		4	2	2	2	0	2	2
Aurelio Rodriguez, R (1, 5) OBP: 0.251, SLG: 0.311		G3 1B		5-3			G6-4-3			4	1	2	2	0	0	1
Inning Stats	R: 0 E: 0 K: 2 S: 9 H: 2 LOB: 2 BB: 0 P: 9	R: 3 E: 0 K: 0 S: 7 H: 4 LOB: 1 BB: 0 P: 7	R: 1 E: 0 K: 1 S: 7 H: 2 LOB: 1 BB: 0 P: 7	R: 1 E: 0 K: 0 S: 4 H: 1 LOB: 0 BB: 0 P: 4	R: 0 E: 0 K: 0 S: 3 H: 0 LOB: 0 BB: 0 P: 3	R: 0 E: 0 K: 1 S: 4 H: 0 LOB: 0 BB: 1 P: 8	R: 0 E: 0 K: 0 S: 4 H: 1 LOB: 2 BB: 1 P: 8	R: 2 E: 0 K: 1 S: 8 H: 3 LOB: 1 BB: 0 P: 8	R: 0 E: 0 K: 1 S: 6 H: 1 LOB: 2 BB: 1 P: 10	1B: 7 2B: 6 3B: 0 HR: 1 SF: 0 SAC: 2 DP: 1 HBP: 0							

AB	38
R	7
H	14
RBI	7
BB	3
SO	6
LOB	23

WP: 0 PB: 0 SB: 0 CS: 0 PA: 43

PITCHER		IP	WLS	BF	H	R	ER	SO	BB	IBB	HBP	BLK	WP	HR	S	P	ERA	WHIP
Tommy John, L ERA: 3.64	(1, 1)	2.1	L	14	7	4	4	2	0	0	0	0	0	0	18	18	15.43	3.000
Bruce Kison, R ERA: 3.61	(3, 1)	3.2		14	3	1	1	2	1	0	0	0	0	1	17	21	2.46	1.091
Andy Hassler, L ERA: 2.47	(7, 1)	1.1		7	2	2	2	0	1	0	0	0	0	0	6	10	13.50	2.250
Luis Sanchez, R ERA: 3.67	(8, 1)	1.2		8	2	0	0	2	0	1	0	0	0	0	11	15	0.00	1.200

PITCHER	IP	WLS	BF	H	R	ER	SO	BB	IBB	HBP	BLK	WP	HR	S	P	ERA	WHIP

Batter	1	2	3	4	5	6	7	8	9	AB	R	H	RBI	BB	SO	LOB
Brian Downing, R (1, 7) OBP: 0.369, SLG: 0.487	G4-6-3 BB		FC4-6 1-3 2-H 1B		FC4-6 1B 1-2f 3B		5-3		5-3	4	1	1	1	1	0	2
Rod Carew, L (1, 3) OBP: 0.393, SLG: 0.391	G4-6-3 1-2f		FC4-6 1-2f 3-H		3B 1-3 1B			1B 1B		4	1	2	1	0	0	2
Don Baylor, R (1, 10) OBP: 0.325, SLG: 0.429	K		F4		3B 1-H 3-H			F7		4	0	1	2	0	1	2
Doug DeCinces, R (1, 5) OBP: 0.368, SLG: 0.548		F3		S G3 BB	F9			F8		3	0	0	0	1	0	2
Reggie Jackson, L (1, 9) OBP: 0.380, SLG: 0.538		K		G3 1-2		1-3		1B 1-2		4	0	1	0	0	1	1
Bobby Grich, R (1, 4) OBP: 0.376, SLG: 0.451		K		K 2-3		F8		1-3		4	0	0	0	0	2	3
Juan Beniquez, R (1, 8) OBP: 0.316, SLG: 0.338			6-3	6-3		K			F6	4	0	0	0	0	1	1
Bob Boone, R (1, 2) OBP: 0.316, SLG: 0.356			1B 1B 1B		FC4-6 1B		F2		5-3	4	1	2	0	0	0	0
Mick Kelleher, R (1, 6) OBP: 0.250, SLG: 0.191 Rob Wilfong, L (7, PH) OBP: 0.251, SLG: 0.258 Tim Foli, R (8, 6) OBP: 0.277, SLG: 0.310 Ron Jackson, R (9, PH) OBP: 0.382, SLG: 0.411			1B 1-2 FC4-6 1B		F8		F6		2B	2 1 0 1	1 0 0 0	1 0 0 0	0 0 0 0	0 0 0 0	0 0 0 0	1 0 0 0
Inning Stats	R: 0 E: 0 K: 1 S: 4 H: 0 LOB: 0 BB: 1 P: 8	R: 0 E: 0 K: 2 S: 7 H: 0 LOB: 0 BB: 0 P: 7	R: 2 E: 0 K: 0 S: 6 H: 3 LOB: 1 BB: 0 P: 6	R: 0 E: 0 K: 1 S: 5 H: 0 LOB: 1 BB: 1 P: 9	R: 2 E: 0 K: 0 S: 6 H: 3 LOB: 1 BB: 0 P: 6	R: 0 E: 0 K: 1 S: 5 H: 0 LOB: 0 BB: 0 P: 5	R: 0 E: 0 K: 0 S: 3 H: 0 LOB: 0 BB: 0 P: 3	R: 0 E: 0 K: 0 S: 5 H: 2 LOB: 2 BB: 0 P: 5	R: 0 E: 0 K: 0 S: 4 H: 1 LOB: 1 BB: 0 P: 4	1B: 7 2B: 1 3B: 1 HR: 0 SF: 0 SAC: 0 DP: 1 HBP: 0						

PITCHER		IP	WLS	BF	H	R	ER	SO	BB	IBB	HBP	BLK	WP	HR	S	P	ERA	WHIP
Britt Burns, L ERA: 3.86	(1, 1)	4.2		20	5	4	4	4	2	0	0	0	0	0	26	34	7.71	1.500
LaMarr Hoyt, R ERA: 3.58	(5, 1)	3.0	W	11	2	0	0	1	0	0	0	0	0	0	13	13	0.00	0.667
Kevin Hickey, L ERA: 3.01	(8, 1)	0.0		1	1	0	0	0	0	0	0	0	0	0	1	1	∞	∞
Salome Barojas, R ERA: 3.69	(8, 1)	1.1	S	5	1	0	0	0	0	0	0	0	0	0	5	5	0.00	0.750

PITCHER	IP	WLS	BF	H	R	ER	SO	BB	IBB	HBP	BLK	WP	HR	S	P	ERA	WHIP

BOTTOM

Chicago White Sox @ California Angels

Anaheim Stadium, Anaheim, CA

Tue Sep 07 1982, 10:05 PM EDT

Att. 30,032 - Unknown - 80 F

livebaseballscorecards.com

AB	35
R	4
H	9
RBI	4
BB	2
SO	5
LOB	14

WP: 0 PB: 0 SB: 1 CS: 0 PA: 37

Batter	1	2	3	4	5	6	7	8	9	AB	R	H	RBI	BB	SO	LOB
Rudy Law, L (1, 8) OBP: 0.361, SLG: 0.428	S S S 0-3 ① K		x 0-0 ② FC4-6 1-2f 2B 3-H		x 0-0 CS 1B		x 0-0 2-H 1B		x 0-0 ① 5-3	3	1	1	1	0	1	1
Ron Kittle, R (7, PH) OBP: 0.333, SLG: 0.500										1	0	1	1	0	0	0
Rusty Kuntz, R (7, 8)										1	0	0	0	0	0	0
Tony Bernazard, S (1, 4) OBP: 0.341, SLG: 0.402	S S S 0-3 ② K		x 0-0 1-H 2B		x 0-0 ②③ L8 1-2		S S S 0-3 ③ K		x 0-0 ② 4-3	5	0	1	1	0	2	2
Harold Baines, L (1, 9) OBP: 0.319, SLG: 0.451	x 0-0 ③ F8		x 0-0 ③ F7			x 0-0 ① L7		x 0-0 ① 4-3	x 0-0 ③ L9	5	0	0	0	0	0	1
Greg Luzinski, R (1, 10) OBP: 0.383, SLG: 0.468		x 0-0 ① 4-3		x 0-0 FC4 1B		B B B 4-0 1B BB		x 0-0 1B 2B		3	0	2	0	1	0	0
Jay Loviglio, R (8, PR)										0	1	0	0	0	0	0
Steve Kemp, L (1, 7) OBP: 0.389, SLG: 0.427		S S S 0-3 ② K		x 0-0 ① FC4 E 1-2f		x 0-0 G6-4-3 1-2 1B		x 0-0 ② 6-3		4	0	1	0	0	1	2
Carlton Fisk, R (1, 2) OBP: 0.346, SLG: 0.404		x 0-0 ③ F8		x 0-0 ② P5		x 0-0 ②③ G6-4-3 1-2f		4-0 1B 1B IBB		3	1	0	0	1	0	3
Mike Squires, L (1, 3) OBP: 0.328, SLG: 0.352			x 0-0 1B E FC4-6 1B	x 0-0 FC4 1-2			x 0-0 SH3-4 1B 1B	x 0-0 1B 1-3 2-H 1B		4	2	3	1	0	0	1
Vance Law, R (1, 6) OBP: 0.331, SLG: 0.379 (7, 5)			x 0-0 FC4-6 1-3 1B	x 0-0 ③ F8			x 0-0 ① SH3-4 1-2	x 0-0 1-3 3-H 1B		3	0	2	1	0	0	2
Aurelio Rodriguez, R (1, 5) OBP: 0.249, SLG: 0.308			x 0-0 ① P3		x 0-0 ① 6-3		x 0-0 ② F9	x 0-0 ③ F9		2	0	0	0	0	0	2
Jerry Hairston, S (7, PH) OBP: 0.315, SLG: 0.494										1	0	0	0	0	0	1
Bill Almon, R (7, 6) OBP: 0.321, SLG: 0.364										1	0	0	0	0	0	3
Inning Stats	R: 0 H: 0 E: 0 LOB: 0 K: 2 BB: 0 S: 7 P: 7	R: 0 H: 0 E: 0 LOB: 0 K: 1 BB: 0 S: 5 P: 5	R: 2 H: 3 E: 1 LOB: 1 K: 0 BB: 0 S: 6 P: 6	R: 0 H: 1 E: 1 LOB: 2 K: 0 BB: 0 S: 5 P: 5	R: 0 H: 1 E: 0 LOB: 0 K: 0 BB: 0 S: 3 P: 3	R: 0 H: 1 E: 0 LOB: 1 K: 0 BB: 1 S: 3 P: 7	R: 1 H: 2 E: 0 LOB: 1 K: 1 BB: 0 S: 7 P: 7	R: 2 H: 3 E: 0 LOB: 3 K: 0 BB: 1 S: 6 P: 10	R: 0 H: 0 E: 0 LOB: 0 K: 0 BB: 0 S: 3 P: 3	1B: 9 SF: 0 2B: 2 SAC: 1 3B: 0 DP: 1 HR: 0 HBP: 0						

PITCHER		IP	WLS	BF	H	R	ER	SO	BB	IBB	HBP	BLK	WP	HR	S	P	ERA	WHIP
Mike Witt, R ERA: 3.45	(1, 1)	6.2		27	7	3	3	3	1	0	0	0	0	0	32	36	4.05	1.200
John Curtis, L ERA: 4.26	(7, 1)	1.0	L	7	3	2	2	1	0	1	0	0	0	0	8	12	18.00	3.000
Rick Steirer, R ERA: 3.44	(8, 1)	1.1		5	1	0	0	0	0	0	0	0	0	0	5	5	0.00	0.750

PITCHER	IP	WLS	BF	H	R	ER	SO	BB	IBB	HBP	BLK	WP	HR	S	P	ERA	WHIP

TOP

Chicago White Sox @ California Angels

Anaheim Stadium, Anaheim, CA

Wed Sep 08 1982, 10:05 PM EDT

Att. 24,930 - Unknown - 75 F

livebaseballscorecards.com

AB	36
R	5
H	11
RBI	5
BB	2
SO	4
LOB	18

WP: 0 PA: 39
PB: 0
SB: 0
CS: 1

Batter	1	2	3	4	5	6	7	8	9	AB	R	H	RBI	BB	SO	LOB
Brian Downing, R (1, 7) OBP: 0.370, SLG: 0.493	6-3		1-H 1B		2-H HR		5-3			4	1	2	2	0	0	1
Rod Carew, L (1, 3) OBP: 0.392, SLG: 0.390	K			1B	F9		1-3			4	0	1	0	0	1	1
Doug DeCinces, R (1, 5) OBP: 0.367, SLG: 0.545	K			F8	S 1B			K		4	0	1	0	0	2	1
Reggie Jackson, L (1, 9) OBP: 0.377, SLG: 0.533		K		K	K			K		4	0	0	0	0	4	2
Don Baylor, R (1, 10) OBP: 0.325, SLG: 0.427		4-3		F9	5-3 1-2			1B		4	0	1	0	0	0	2
Bobby Grich, R (1, 4) OBP: 0.377, SLG: 0.457		5-3			HR	IBB		P4		3	1	1	1	1	0	1
Juan Beniquez, R (1, 8) OBP: 0.314, SLG: 0.336			F8		SH3-4 HR 1B	F9			1-3	4	1	1	0	0	0	2
Bob Boone, R (1, 2) OBP: 0.314, SLG: 0.353			F7		SH3-4 1-2		E6 SH1-4		4-3	3	0	0	0	0	0	0
Mick Kelleher, R (1, 6) OBP: 0.264, SLG: 0.191 Rob Wilfong, L (5, PH) OBP: 0.250, SLG: 0.256 Tim Foli, R (6, 6) OBP: 0.277, SLG: 0.310 Ron Jackson, R (9, PH) OBP: 0.380, SLG: 0.408			1B 1B BB		F8		SH1-4 1-2		K	0 1 0 1	0 0 0 0	0 0 0 0	0 0 0 0	1 0 0 0	0 0 0 1	0 1 0 0
Inning Stats	R: 0 E: 0 K: 2 S: 7 H: 0 LOB: 0 BB: 0 P: 7	R: 0 E: 0 K: 1 S: 5 H: 0 LOB: 0 BB: 0 P: 5	R: 0 E: 0 K: 0 S: 3 H: 1 LOB: 2 BB: 1 P: 7	R: 0 E: 0 K: 1 S: 6 H: 1 LOB: 1 BB: 0 P: 6	R: 3 E: 0 K: 0 S: 6 H: 3 LOB: 0 BB: 0 P: 6	R: 0 E: 0 K: 1 S: 6 H: 1 LOB: 2 BB: 1 P: 10	R: 0 E: 1 K: 0 S: 4 H: 0 LOB: 1 BB: 0 P: 4	R: 0 E: 0 K: 2 S: 8 H: 1 LOB: 1 BB: 0 P: 8	R: 0 E: 0 K: 1 S: 5 H: 0 LOB: 0 BB: 0 P: 5	1B: 5 2B: 0 3B: 0 HR: 2	SF: 0 SAC: 2 DP: 0 HBP: 0						

PITCHER	IP	WLS	BF	H	R	ER	SO	BB	IBB	HBP	BLK	WP	HR	S	P	ERA	WHIP
Richard Dotson, R (1, 1) ERA: 3.76	7.2	W	32	7	3	3	7	1	1	0	0	0	2	44	52	3.52	1.043
Salome Barojas, R (8, 1) ERA: 3.64	1.1	S	4	0	0	0	1	0	0	0	0	0	0	6	6	0.00	0.000

PITCHER	IP	WLS	BF	H	R	ER	SO	BB	IBB	HBP	BLK	WP	HR	S	P	ERA	WHIP

BOTTOM

Chicago White Sox @ California Angels

Anaheim Stadium, Anaheim, CA

Wed Sep 08 1982, 10:05 PM EDT

Att. 24,930 - Unknown - 75 F

livebaseballscorecards.com

AB	32
R	3
H	7
RBI	3
BB	2
SO	8
LOB	11

WP: 0	PA: 36
PB: 0	
SB: 1	
CS: 0	

Batter	1	2	3	4	5	6	7	8	9	AB	R	H	RBI	BB	SO	LOB
Tony Johnson, R (1, 7) OBP: 0.310, SLG: 0.389	5-3	BBB 4-0 FC6-4 1-2 BB			BBB 4-0 1B 1B BB		0-0 F9			2	0	0	0	2	0	0
Garth Iorg, R (1, 4) OBP: 0.297, SLG: 0.348	0-0 4-6-3 1B	0-0 FC6-4 1-2f			SSS 0-3 K		0-0 F8			4	0	1	0	0	1	4
Barry Bonnell, R (1, 5) OBP: 0.347, SLG: 0.425	0-0 4-6-3 1-2		0-0 F7		SSS 0-3 K			0-0 5-3		1	0	0	0	0	0	1
Geno Petralli, L (3, PH) (3, 5) OBP: 0.375, SLG: 0.438										3	0	0	0	0	1	1
Jesse Barfield, R (1, 9) OBP: 0.336, SLG: 0.441	0-0 5-3		0-0 L3		0-0 1-H 1B			0-0 P5		4	0	1	0	0	0	1
Wayne Nordhagen, R (1, 10) OBP: 0.342, SLG: 0.356		SSS 0-3 K	0-0 1B			0-0 3B 1B		0-0 1B		4	1	3	0	0	1	0
Damaso Garcia, R (8, PR) OBP: 0.347, SLG: 0.402										0	0	0	0	0	0	0
Willie Upshaw, L (1, 3) OBP: 0.324, SLG: 0.429		0-0 E 2B	SSS 0-3 K			SSS 0-3 K		0-0 4-3		4	1	1	0	0	2	3
Buck Martinez, R (1, 2) OBP: 0.289, SLG: 0.385		0-0 F8		0-0 FC4-5 2B		0-0 F8			0-0 F7	4	0	1	0	0	0	2
Lloyd Moseby, L (1, 8) OBP: 0.296, SLG: 0.370		0-0 E4 E 2-H		0-0 FC4-5 CS 2-3		0-0 1-H PO 3B			0-0 P6	4	0	1	1	0	0	1
Alfredo Griffin, S (1, 6) OBP: 0.265, SLG: 0.309		0-0 E5 BB 2-3		0-0 F8 1-2		0-0 PO 3-H	0-0 F7		0-0 P6	4	0	0	0	0	0	2
Inning Stats	R: 0 H: 1 E: 0 LOB: 1 K: 0 BB: 0 S: 4 P: 4	R: 1 H: 1 E: 2 LOB: 3 K: 1 BB: 1 S: 8 P: 12	R: 0 H: 1 E: 0 LOB: 1 K: 1 BB: 0 S: 6 P: 6	R: 0 H: 1 E: 0 LOB: 0 K: 0 BB: 0 S: 3 P: 3	R: 0 H: 1 E: 0 LOB: 2 K: 2 BB: 1 S: 7 P: 11	R: 1 H: 2 E: 0 LOB: 0 K: 1 BB: 0 S: 6 P: 6	R: 0 H: 0 E: 0 LOB: 0 K: 0 BB: 0 S: 3 P: 3	R: 0 H: 1 E: 0 LOB: 1 K: 0 BB: 0 S: 4 P: 4	R: 0 H: 0 E: 0 LOB: 0 K: 0 BB: 0 S: 3 P: 3	1B: 5 SF: 0 2B: 2 SAC: 0 3B: 1 DP: 0 HR: 0 HBP: 0						

PITCHER	IP	WLS	BF	H	R	ER	SO	BB	IBB	HBP	BLK	WP	HR	S	P	ERA	WHIP
Geoff Zahn, L (1, 1) ERA: 3.62	9.0	W	36	8	2	1	5	2	0	0	0	0	0	44	52	1.00	1.111

PITCHER	IP	WLS	BF	H	R	ER	SO	BB	IBB	HBP	BLK	WP	HR	S	P	ERA	WHIP

TOP

Toronto Blue Jays @ California Angels

Anaheim Stadium, Anaheim, CA

Fri Sep 10 1982, 10:05 PM EDT

Att. 25,012 - Unknown

livebaseballscorecards.com

AB	34
R	2
H	8
RBI	1
BB	2
SO	5
LOB	15

WP: 0 PA: 37
PB: 0
SB: 0
CS: 1

BOTTOM

Toronto Blue Jays @ California Angels

Anaheim Stadium, Anaheim, CA

Fri Sep 10 1982, 10:05 PM EDT

Att. 25,012 - Unknown

Batter	1	2	3	4	5	6	7	8	9	AB	R	H	RBI	BB	SO	LOB
Brian Downing, R (1, 7) OBP: 0.368, SLG: 0.489	x 0-0 ① F9		x 0-0 ① 5-3 1-2		x 0-0 ③ P4			x 0-0 ① 6-3		4	0	0	0	0	0	2
Rod Carew, L (1, 3) OBP: 0.393, SLG: 0.390	x 0-0 G5-4-3 1B		x 0-0 ② F7			x 0-0 ① F7		B B B B 4-0 1B 2B BB		3	1	1	0	1	0	1
Bobby Grich, R (1, 4) OBP: 0.374, SLG: 0.453	x 0-0 ②③ G5-4-3 1-2f		x 0-0 ③ F8			S S S 0-3 ② K		x 0-0 ② F7		4	0	0	0	0	1	3
Reggie Jackson, L (1, 9) OBP: 0.378, SLG: 0.532		x 0-0 ① F8		x 0-0 ① P4		B B B B 4-0 BB BB		x 0-0 2B 1-2 2B 1B		3	1	1	0	1	0	0
Don Baylor, R (1, 10) OBP: 0.328, SLG: 0.433		x 0-0 1B 2B		x 0-0 ② F8		B B B B 4-0 1-2 BB		x 0-0 1-3 2-H 2B 2B		3	2	2	1	1	0	0
Doug DeCinces, R (1, 5) OBP: 0.366, SLG: 0.542		x 0-0 ② 1-3		S S S 0-3 ③ K		S S S 0-3 ③ K		I I I 4-0 2B IBB		3	1	0	0	1	2	3
Juan Beniquez, R (1, 8) OBP: 0.315, SLG: 0.336 Fred Lynn, L (8, PH) OBP: 0.371, SLG: 0.507 Bobby Clark, R (8, PR) OBP: 0.213, SLG: 0.288 (9, 8)		x 0-0 2-H 1B			x 0-0 ① F9		x 0-0 ① 4-3	x 0-0 1-H 2-H 3-H 1B 2B		3 1 0	0 0 1	1 1 0	1 3 0	0 0 0	0 0 0	0 0 0
Tim Foli, R (1, 6) OBP: 0.276, SLG: 0.309		x 0-0 ③ F7			x 0-0 ② F7		x 0-0 ② F7	x 0-0 2-H 1B		4	0	1	1	0	0	1
Bob Boone, R (1, 2) OBP: 0.315, SLG: 0.355			x 0-0 5-3 1B		x 0-0 1B		x 0-0 ③ F7	x 0-0 ③ 6-3		4	0	2	0	0	0	2
Inning Stats	R: 0 E: 0 K: 0 S: 3 H: 1 LOB: 0 BB: 0 P: 3	R: 1 E: 0 K: 0 S: 5 H: 2 LOB: 1 BB: 0 P: 5	R: 0 E: 0 K: 0 S: 4 H: 1 LOB: 1 BB: 0 P: 4	R: 0 E: 0 K: 1 S: 5 H: 0 LOB: 0 BB: 0 P: 5	R: 0 E: 0 K: 0 S: 4 H: 1 LOB: 1 BB: 0 P: 4	R: 0 E: 0 K: 2 S: 7 H: 0 LOB: 2 BB: 2 P: 15	R: 0 E: 0 K: 0 S: 3 H: 0 LOB: 0 BB: 0 P: 3	R: 5 E: 0 K: 0 S: 7 H: 4 LOB: 2 BB: 2 P: 15		1B: 6 2B: 3 3B: 0 HR: 0	SF: 0 SAC: 0 DP: 1 HBP: 0					

	AB	32
	R	6
	H	9
	RBI	6
	BB	4
	SO	3
	LOB	12

WP: 0 PB: 0 SB: 0 CS: 0 PA: 36

livebaseballscorecards.com

PITCHER		IP	WLS	BF	H	R	ER	SO	BB	IBB	HBP	BLK	WP	HR	S	P	ERA	WHIP
Luis Leal, R ERA: 3.79	(1, 1)	7.2	L	31	6	3	3	3	3	0	0	0	0	0	34	46	3.52	1.174
Dale Murray, R ERA: 2.86	(8, 1)	0.1		5	3	3	3	0	0	1	0	0	0	0	4	8	81.00	9.000

PITCHER	IP	WLS	BF	H	R	ER	SO	BB	IBB	HBP	BLK	WP	HR	S	P	ERA	WHIP

Batter	1	2	3	4	5	6	7	8	9	AB	R	H	RBI	BB	SO	LOB
Alfredo Griffin, S (1, 6) OBP: 0.263, SLG: 0.307	F9			F9		1-4-3		1-3		4	0	0	0	0	0	1
Geno Petralli, L (1, 5) OBP: 0.400, SLG: 0.421	F7			1-3			E 1B 1B		B B B B G3 BB	3	1	1	0	1	0	0
Lloyd Moseby, L (1, 8) OBP: 0.294, SLG: 0.367	P4			6-3			F3		G3 1-2	4	0	0	0	0	0	2
Willie Upshaw, L (1, 3) OBP: 0.321, SLG: 0.426		F9			4-3		E3 1B 1-3		F3	4	0	0	0	0	0	2
Al Woods, L (1, 7) OBP: 0.291, SLG: 0.316		P4			F5		2-3 3-H 1B		F9	4	0	1	1	0	0	1
Hosken Powell, L (1, 10) OBP: 0.306, SLG: 0.404		G3			4-3		F3			3	0	0	0	0	0	2
Jesse Barfield, R (1, 9) OBP: 0.333, SLG: 0.437			G3			5-3 S S S	K			3	0	0	0	0	1	2
Garth Iorg, R (1, 4) OBP: 0.300, SLG: 0.353			P3			2B		G5-4-3 1B		3	0	2	0	0	0	0
Buck Martinez, R (1, 2) OBP: 0.285, SLG: 0.379			P4			5-3		G5-4-3 1-2f		3	0	0	0	0	0	2
Inning Stats	R: 0 E: 0 K: 0 S: 3 H: 0 LOB: 0 BB: 0 P: 3	R: 0 E: 0 K: 0 S: 3 H: 0 LOB: 0 BB: 0 P: 3	R: 0 E: 0 K: 0 S: 3 H: 0 LOB: 0 BB: 0 P: 3	R: 0 E: 0 K: 0 S: 3 H: 0 LOB: 0 BB: 0 P: 3	R: 0 E: 0 K: 0 S: 3 H: 0 LOB: 0 BB: 0 P: 3	R: 0 E: 0 K: 0 S: 4 H: 1 LOB: 1 BB: 0 P: 4	R: 1 E: 1 K: 1 S: 8 H: 2 LOB: 2 BB: 0 P: 8	R: 0 E: 0 K: 0 S: 3 H: 1 LOB: 0 BB: 0 P: 3	R: 0 E: 0 K: 0 S: 3 H: 0 LOB: 1 BB: 1 P: 7	1B: 3 2B: 1 3B: 0 HR: 0 SF: 0 SAC: 0 DP: 1 HBP: 0						

PITCHER	IP	WLS	BF	H	R	ER	SO	BB	IBB	HBP	BLK	WP	HR	S	P	ERA	WHIP
Ken Forsch, R (1, 1) ERA: 3.86	9.0	W	32	4	1	0	1	1	0	0	0	0	0	33	37	0.00	0.556

PITCHER	IP	WLS	BF	H	R	ER	SO	BB	IBB	HBP	BLK	WP	HR	S	P	ERA	WHIP

TOP

Toronto Blue Jays @ California Angels

Anaheim Stadium, Anaheim, CA

Sat Sep 11 1982, 10:05 PM EDT

Att. 43,819 - Unknown

livebaseballscorecards.com

AB	31
R	1
H	4
RBI	1
BB	1
SO	1
LOB	12

WP: 0 PA: 32
PB: 0
SB: 0
CS: 0

Toronto Blue Jays @ California Angels

Anaheim Stadium, Anaheim, CA

Sat Sep 11 1982, 10:05 PM EDT

Att. 43,819 - Unknown

livebaseballscorecards.com

Batter	1	2	3	4	5	6	7	8	9	AB	R	H	RBI	BB	SO	LOB
Brian Downing, R (1, 7) OBP: 0.367, SLG: 0.487	0-0 6-3 ①	0-0 E9 1B, 1-3		0-0 1B		0-0 6-3 ③				4	0	1	0	0	0	1
Rod Carey, L (1, 3) OBP: 0.394, SLG: 0.389	0-0 BB 1B, 1B 1B	0-0 G3 ①		0-0 F7 ①			BBBB 4-0 1B BB			3	1	1	0	1	0	3
Don Baylor, R (1, 10) OBP: 0.329, SLG: 0.433	0-0 BB 1B, 1-2 1B	SSS 0-3 K ②		0-0 P5 ②			0-0 L3, 1-2 1B			4	1	2	0	0	1	3
Reggie Jackson, L (1, 9) OBP: 0.377, SLG: 0.528 Bobby Clark, R (8, 9) OBP: 0.213, SLG: 0.288	0-0 F7 ②	IIII 4-0 1B IBB		0-0 F9 ③			0-0 L3 ①② 1-2			3 0	0 0	0 0	0 0	1 0	0 0	5 0
Doug DeCinces, R (1, 5) OBP: 0.367, SLG: 0.540	BBBB 4-0 E 1B, 1B, 1-2 2-3 BB	0-0 1-2 2-3 3-H 1B			SSS 0-3 K ①		SSS 0-3 K ③			3	1	1	1	1	2	1
Rob Wilfong, L (1, 4) OBP: 0.250, SLG: 0.256	0-0 E9 1B, 1-3 2-H 3-H 1B	0-0 F9 ③			0-0 P4 ②			0-0 G3 ①		4	0	1	2	0	0	3
Juan Beniquez, R (1, 8) OBP: 0.319, SLG: 0.346	0-0 1-2 3-H 1B		0-0 F8 ①		SSS 0-3 K ③			0-0 1B, 7-2 2B		4	0	2	1	0	1	0
Tim Foli, R (1, 6) OBP: 0.276, SLG: 0.308	0-0 F7 ③		SSS 0-3 K ②			0-0 6-3 ①		0-0 2-3 1B		4	0	1	0	0	1	2
Bob Boone, R (1, 2) OBP: 0.315, SLG: 0.352		BBBB 4-0 E 1B BB	0-0 P6 ③			SSS 0-3 K ②		0-0 7-2 ②③ 3-Hf		3	1	0	0	1	1	2
Inning Stats	R: 3 E: 1 K: 0 S: 7 H: 4 LOB: 2 BB: 1 P: 11	R: 1 E: 1 K: 1 S: 7 H: 1 LOB: 3 BB: 2 P: 15	R: 0 E: 0 K: 1 S: 5 H: 0 LOB: 0 BB: 0 P: 5	R: 0 E: 0 K: 0 S: 4 H: 1 LOB: 1 BB: 0 P: 4	R: 0 E: 0 K: 2 S: 7 H: 0 LOB: 0 BB: 0 P: 7	R: 0 E: 0 K: 1 S: 5 H: 0 LOB: 0 BB: 0 P: 5	R: 0 E: 0 K: 1 S: 5 H: 1 LOB: 1 BB: 1 P: 9	R: 0 E: 0 K: 0 S: 4 H: 2 LOB: 1 BB: 0 P: 4		1B: 8 2B: 3 3B: 0 HR: 0	SF: 0 SAC: 0 DP: 2 HBP: 0			WP: 0 PB: 0 SB: 0 CS: 0	PA: 36		

PITCHER	IP	WLS	BF	H	R	ER	SO	BB	IBB	HBP	BLK	WP	HR	S	P	ERA	WHIP
Dave Stieb, R (1, 1) ERA: 3.63	8.0	L	36	9	4	3	6	3	1	0	0	0	0	44	60	3.38	1.500

PITCHER	IP	WLS	BF	H	R	ER	SO	BB	IBB	HBP	BLK	WP	HR	S	P	ERA	WHIP

AB	32
R	4
H	9
RBI	4
BB	4
SO	6
LOB	20

Batter	1	2	3	4	5	6	7	8	9	AB	R	H	RBI	BB	SO	LOB
Garth Iorg, R (1, 4) OBP: 0.305, SLG: 0.358	4-3			FC6-4 1B		G5-4-3 1B 1-2		G3 1B 1-3 3-H		4	0	3	1	0	0	0
Geno Petralli, L (1, 5) OBP: 0.348, SLG: 0.364	6-3			F9		G5-4-3 1-2f 2-3		G3 1-2		3	0	0	0	0	0	3
Tony Johnson, R (8, PH) OBP: 0.310, SLG: 0.389										0	0	0	0	0	0	0
Hosken Powell, L (8, PH) OBP: 0.305, SLG: 0.403										1	0	0	0	0	0	2
Dave Baker, L (8, 5)										0	0	0	0	0	0	0
Jesse Barfield, R (1, 9) OBP: 0.332, SLG: 0.433	F9			FC6-4 1-2f		K		G5-4-3 BB		3	0	0	0	1	1	2
Wayne Nordhagen, R (1, 10) OBP: 0.333, SLG: 0.347		5-3		F9			4-3	G5-4-3 1-2f		4	0	0	0	0	0	4
Leon Roberts, R (1, 7) OBP: 0.248, SLG: 0.273		F9			F7		G6-3 BB		WP BB	2	0	0	0	1	0	0
Al Woods, L (9, PH) OBP: 0.294, SLG: 0.316										0	0	0	0	1	0	0
Willie Upshaw, L (1, 3) OBP: 0.321, SLG: 0.426		G3			2B		G6-3 1-2f		K	4	0	1	0	0	1	2
Buck Martinez, R (1, 2) OBP: 0.285, SLG: 0.377			F7		5-3			2B 1B	F8 1-2	4	1	1	0	0	0	2
Lloyd Moseby, L (1, 8) OBP: 0.293, SLG: 0.368			4-3		G3			1B 1B 1-3	K	4	1	1	0	0	1	2
Alfredo Griffin, S (1, 6) OBP: 0.265, SLG: 0.309			6-3			G5-4-3 1B		1B 2-3 3-H		3	0	2	1	0	0	0
Inning Stats	R: 0 E: 0 K: 0 S: 3 H: 0 LOB: 0 BB: 0 P: 3	R: 0 E: 0 K: 0 S: 3 H: 0 LOB: 0 BB: 0 P: 3	R: 0 E: 0 K: 0 S: 3 H: 0 LOB: 0 BB: 0 P: 3	R: 0 E: 0 K: 0 S: 4 H: 1 LOB: 1 BB: 0 P: 4	R: 0 E: 0 K: 0 S: 4 H: 1 LOB: 1 BB: 0 P: 4	R: 0 E: 0 K: 1 S: 6 H: 2 LOB: 1 BB: 0 P: 6	R: 0 E: 0 K: 0 S: 2 H: 0 LOB: 0 BB: 1 P: 6	R: 2 E: 0 K: 0 S: 6 H: 4 LOB: 2 BB: 1 P: 10	R: 0 E: 0 K: 2 S: 7 H: 0 LOB: 1 BB: 1 P: 11	1B: 6 2B: 2 3B: 0 HR: 0 SF: 0 SAC: 0 DP: 3 HBP: 0						

TOP

Toronto Blue Jays @ California Angels

Anaheim Stadium, Anaheim, CA

Sun Sep 12 1982, 6:33 AM EDT

Att. 25,394 - Unknown

livebaseballscorecards.com

AB	32
R	2
H	8
RBI	2
BB	3
SO	3
LOB	17

WP: 1 PB: 0 SB: 0 CS: 0 PA: 35

PITCHER		IP	WLS	BF	H	R	ER	SO	BB	IBB	HBP	BLK	WP	HR	S	P	ERA	WHIP
Tommy John, L ERA: 3.6	(1, 1)	7.0	W	28	8	2	2	1	1	0	0	0	0	0	29	33	2.57	1.286
Luis Sanchez, R ERA: 3.62	(8, 1)	1.0		4	0	0	0	0	2	0	0	0	0	0	2	10	0.00	2.000
John Curtis, L ERA: 4.22	(9, 1)	1.0	S	3	0	0	0	2	0	0	0	0	1	0	7	7	0.00	0.000

PITCHER	IP	WLS	BF	H	R	ER	SO	BB	IBB	HBP	BLK	WP	HR	S	P	ERA	WHIP

Batter	1	2	3	4	5	6	7	8	9	AB	R	H	RBI	BB	SO	LOB
Brian Downing, R (1, 7) OBP: 0.365, SLG: 0.484	4-3		F8	F7			P4			4	0	0	0	0	0	1
Rod Carew, L (1, 3) OBP: 0.393, SLG: 0.388	K		1B 2B 1B		G3			4-3		4	1	1	0	0	1	0
Don Baylor, R (1, 10) OBP: 0.328, SLG: 0.431	F8		F7		P6			BBBB G3 BB		3	0	0	0	1	0	1
Reggie Jackson, L (1, 9) OBP: 0.378, SLG: 0.530		2B 2B	2B 1-3 1B		4-3			G3 1-2		4	1	2	0	0	0	1
Bobby Clark, R (9, 9) OBP: 0.213, SLG: 0.288										0	0	0	0	0	0	0
Doug DeCinces, R (1, 5) OBP: 0.368, SLG: 0.544		G3 2B 2-H 2B	1-3 3-H 2B			6-3		F5		4	1	2	2	0	0	1
Rob Wilfong, L (1, 4) OBP: 0.246, SLG: 0.251		G3 2-3	SSS K			F9				3	0	0	0	0	1	3
Juan Beniquez, R (1, 8) OBP: 0.325, SLG: 0.355		1B 2B 3-H	BBBB F7 SH2-4 BB			4-3				2	0	1	1	1	0	0
Tim Foli, R (1, 6) OBP: 0.277, SLG: 0.309		FC6-4 1B 2-H	SH2-4 1-2				F2			2	0	1	0	0	0	0
Bob Boone, R (1, 2) OBP: 0.313, SLG: 0.349		FC6-4 1-2f	F7 2-3				P4			3	0	0	0	0	0	2
Inning Stats	R: 0 E: 0 K: 1 S: 5 H: 0 LOB: 0 BB: 0 P: 5	R: 2 E: 0 K: 0 S: 6 H: 4 LOB: 1 BB: 0 P: 6	R: 1 E: 0 K: 1 S: 8 H: 3 LOB: 2 BB: 0 P: 8	R: 0 E: 0 K: 0 S: 3 H: 0 LOB: 1 BB: 1 P: 7	R: 0 E: 0 K: 0 S: 3 H: 0 LOB: 0 BB: 0 P: 3	R: 0 E: 0 K: 0 S: 3 H: 0 LOB: 0 BB: 0 P: 3	R: 0 E: 0 K: 0 S: 3 H: 0 LOB: 0 BB: 0 P: 3	R: 0 E: 0 K: 0 S: 3 H: 0 LOB: 1 BB: 1 P: 7		1B: 3 2B: 4 3B: 0 HR: 0	SF: 0 SAC: 1 DP: 0 HBP: 0					

PITCHER	IP	WLS	BF	H	R	ER	SO	BB	IBB	HBP	BLK	WP	HR	S	P	ERA	WHIP
Jim Clancy, R (1, 1) ERA: 4.1	8.0	L	32	7	3	3	2	2	0	0	0	0	0	34	42	3.38	1.125

PITCHER	IP	WLS	BF	H	R	ER	SO	BB	IBB	HBP	BLK	WP	HR	S	P	ERA	WHIP

BOTTOM

Toronto Blue Jays @ California Angels

Anaheim Stadium, Anaheim, CA

Sun Sep 12 1982, 6:33 AM EDT

Att. 25,394 - Unknown

livebaseballscorecards.com

AB	29
R	3
H	7
RBI	3
BB	2
SO	2
LOB	9

PA: 32

Batter	1	2	3	4	5	6	7	8	9	AB	R	H	RBI	BB	SO	LOB
Brian Downing, R (1, 7) OBP: 0.363, SLG: 0.480	K		6-3	F9		BB		6-3		4	1	0	0	1	1	0
Rod Carew, L (1, 3) OBP: 0.395, SLG: 0.393	1B		1B 1B		F9	2B		F8		5	1	3	0	0	0	0
Don Baylor, R (1, 10) OBP: 0.327, SLG: 0.429	F9		FC6-4 1B		P6	4-3		4-3		5	0	1	0	0	0	2
Reggie Jackson, L (1, 9) OBP: 0.378, SLG: 0.528	K		FC6-4		S	K			4-3	4	0	1	1	1	2	1
Gary Pettis, S (9, 8)					BB					0	0	0	0	0	0	0
Doug DeCinces, R (1, 5) OBP: 0.370, SLG: 0.544		SH5-4 SH SF8 1B	FC6-4 BB		IBB	1B 1B			K	4	2	2	0	1	1	2
Rob Wilfong, L (1, 4) OBP: 0.249, SLG: 0.250		SH SH5-4	BB		F8	E			F9	1	0	0	0	1	0	2
Bobby Grich, R (7, PH) OBP: 0.375, SLG: 0.453 (7, 4)										2	1	1	0	0	0	0
Juan Beniquez, R (1, 8) OBP: 0.327, SLG: 0.376		SH5-4	1-3			HR				2	1	1	1	0	0	3
Fred Lynn, L (7, PH) OBP: 0.372, SLG: 0.508										1	0	1	1	0	0	0
Bobby Clark, R (7, PR) OBP: 0.213, SLG: 0.288 (7, 8) (9, 9)							E9 4-3			0	0	0	0	0	0	0
Tim Foli, R (1, 6) OBP: 0.275, SLG: 0.307		SF8		F8		K	4-3			3	0	0	1	0	1	1
Bob Boone, R (1, 2) OBP: 0.310, SLG: 0.346		F9		F9		4-3	4-3			4	0	0	0	0	0	3
Inning Stats	R: 0 H: 1 E: 0 LOB: 1 K: 2 BB: 0 S: 8 P: 8	R: 1 H: 1 E: 0 LOB: 1 K: 0 BB: 0 S: 5 P: 5	R: 1 H: 3 E: 0 LOB: 3 K: 0 BB: 1 S: 6 P: 10	R: 0 H: 0 E: 0 LOB: 0 K: 0 BB: 0 S: 3 P: 3	R: 0 H: 0 E: 0 LOB: 2 K: 0 BB: 2 S: 3 P: 11	R: 2 H: 2 E: 0 LOB: 1 K: 1 BB: 1 S: 7 P: 11	R: 2 H: 3 E: 1 LOB: 2 K: 1 BB: 0 S: 8 P: 8	R: 0 H: 0 E: 0 LOB: 0 K: 0 BB: 0 S: 3 P: 3	R: 0 H: 0 E: 0 LOB: 0 K: 1 BB: 0 S: 5 P: 5	1B: 8 SF: 1 2B: 1 SAC: 2 3B: 0 DP: 0 HR: 1 HBP: 0						

TOP

California Angels @ Chicago White Sox

Comiskey Park, Chicago, IL

Mon Sep 13 1982, 8:05 PM EDT

Att. 13,474 - Unknown - 77 F

livebaseballscorecards.com

AB	35
R	6
H	10
RBI	4
BB	4
SO	5
LOB	14

WP: 0 PA: 42
PB: 1
SB: 1
CS: 0

PITCHER		IP	WLS	BF	H	R	ER	SO	BB	IBB	HBP	BLK	WP	HR	S	P	ERA	WHIP
Richard Dotson, R ERA: 3.8	(1, 1)	5.2		29	7	4	3	3	3	1	0	0	0	1	31	47	4.76	1.765
Warren Brusstar, R ERA: 4.85	(6, 1)	0.1		1	0	0	0	0	0	0	0	0	0	0	1	1	0.00	0.000
Kevin Hickey, L ERA: 3.13	(7, 1)	0.1	L	2	1	1	1	1	0	0	0	0	0	0	4	4	27.00	3.000
Salome Barojas, R ERA: 3.6	(7, 1)	2.2		10	2	1	1	1	0	0	0	0	0	0	12	12	3.38	0.750

PITCHER	IP	WLS	BF	H	R	ER	SO	BB	IBB	HBP	BLK	WP	HR	S	P	ERA	WHIP

Batter	1	2	3	4	5	6	7	8	9	AB	R	H	RBI	BB	SO	LOB
Rudy Law, L (1, 8) OBP: 0.360, SLG: 0.432	E 1B		1B		FC5-2 1B 1B 1-3	SF8 ② 2-3 3-H			P6 ①	4	1	3	1	0	0	0
Vance Law, R (1, 6) OBP: 0.323, SLG: 0.368 (9, 4)	1-3 ① 1-2		F9 ②		FC5-2 ② 1B 1-2 3-H	1-3 ③ 1-2			F8 ②	5	0	0	0	0	0	6
Harold Baines, L (1, 9) OBP: 0.317, SLG: 0.455	4-3 ②		3-1 ③		1B 1-3 2-H		4-3 ①		P6 ③	5	0	1	1	0	0	2
Greg Luzinski, R (1, 10) OBP: 0.386, SLG: 0.463	4-3 ③			F9 ①	G3 ③		FC4-6 1B			4	0	1	0	0	0	3
Steve Kemp, L (1, 7) OBP: 0.386, SLG: 0.433		4-3 ①		S S S K ②		E WP 1B 1B	F7 ②			4	1	1	0	0	1	1
Carlton Fisk, R (1, 2) OBP: 0.346, SLG: 0.417		1B		6-3 ③		5-3 ① 1-2	FC4-6 ③ 1-2f			4	0	1	0	0	0	2
Mike Squires, L (1, 3) OBP: 0.319, SLG: 0.366		F9 ②			HR	E1 1B 1B SF8 2-3		F9 ①		3	2	1	1	0	0	2
Chris Nyman, R (7, 3) OBP: 0.167, SLG: 0.167										1	0	0	0	0	0	0
Aurelio Rodriguez, R (1, 5) OBP: 0.258, SLG: 0.312		F8 ③			FC3-6 1B	SF8 1B 1-2 3-H 1B		6-3 ②		2	0	1	0	0	0	1
Ron Kittle, R (6, PH) OBP: 0.375, SLG: 0.500										1	0	1	1	0	0	0
Bill Almon, R (6, PR) OBP: 0.316, SLG: 0.358 (7, 5) (9, 6)										1	0	0	0	0	0	0
Jay Loviglio, R (1, 4) OBP: 0.167, SLG: 0.167			S S S K ①		FC3-6 ① 1B 1-2f FC5-2	S 1-2 2-3 1B		4-3 ③		3	0	1	0	0	1	1
Jerry Hairston, S (8, PH) OBP: 0.312, SLG: 0.488										1	0	0	0	0	0	0
Lorenzo Gray, R (9, 5) OBP: 0.333, SLG: 0.333										0	0	0	0	0	0	0
Inning Stats	R: 0 E: 1 K: 0 S: 4 H: 1 LOB: 1 BB: 0 P: 4	R: 0 E: 0 K: 0 S: 4 H: 1 LOB: 1 BB: 0 P: 4	R: 0 E: 0 K: 1 S: 6 H: 1 LOB: 1 BB: 0 P: 6	R: 0 E: 0 K: 1 S: 5 H: 0 LOB: 0 BB: 0 P: 5	R: 2 E: 0 K: 0 S: 7 H: 4 LOB: 2 BB: 0 P: 7	R: 2 E: 1 K: 0 S: 7 H: 3 LOB: 3 BB: 0 P: 7	R: 0 E: 0 K: 0 S: 4 H: 1 LOB: 1 BB: 0 P: 4	R: 0 E: 0 K: 0 S: 3 H: 0 LOB: 0 BB: 0 P: 3	R: 0 E: 0 K: 0 S: 3 H: 0 LOB: 0 BB: 0 P: 3							

PITCHER		IP	WLS	BF	H	R	ER	SO	BB	IBB	HBP	BLK	WP	HR	S	P	ERA	WHIP
Mike Witt, R ERA: 3.5	(1, 1)	5.1		26	9	4	3	2	0	0	0	0	1	1	30	30	5.06	1.688
Luis Sanchez, R ERA: 3.46	(6, 1)	3.2	W	13	2	0	0	0	0	0	0	0	0	0	13	13	0.00	0.545

PITCHER	IP	WLS	BF	H	R	ER	SO	BB	IBB	HBP	BLK	WP	HR	S	P	ERA	WHIP

BOTTOM

California Angels @ Chicago White Sox

Comiskey Park, Chicago, IL

Mon Sep 13 1982, 8:05 PM EDT

Att. 13,474 - Unknown - 77 F

livebaseballscorecards.com

AB	38
R	4
H	11
RBI	4
BB	0
SO	2
LOB	18

1B: 10	SF: 1	WP: 1	PA: 39
2B: 0	SAC: 0	PB: 0	
3B: 0	DP: 0	SB: 1	
HR: 1	HBP: 0	CS: 0	

Batter	1	2	3	4	5	6	7	8	9	AB	R	H	RBI	BB	SO	LOB
Brian Downing, R (1, 7) OBP: 0.363, SLG: 0.479 Gary Pettis, S (9, 8)	4-3 1B 1B		K	P4			6-3	L4-3 1-2 1B		5 0	1 0	2 0	0 0	0 0	1 0	1 0
Rod Carew, L (1, 3) OBP: 0.393, SLG: 0.390	4-3 1-2		2B 1B	F8			F7	L4-3 1-2		5	1	1	0	0	0	4
Don Baylor, R (1, 10) OBP: 0.330, SLG: 0.434	5-3		FC6-4 1-H 2B		6-3 1B		1B		1B 2B	5	1	3	1	0	0	1
Reggie Jackson, L (1, 9) OBP: 0.380, SLG: 0.527 Bobby Clark, R (9, 9) OBP: 0.213, SLG: 0.288	E 1B IBB		FC6-4 IBB		1B 1B		K		K	3 0	1 0	1 0	0 0	2 0	2 0	2 0
Doug DeCinces, R (1, 5) OBP: 0.372, SLG: 0.546	E8 1-H 2-H 1B		FC6-4 BB 1-2f 2-3		G6-4-3 1-3 1B			WP 1B 2B	F9	5	1	3	1	0	0	3
Rob Wilfong, L (1, 4) OBP: 0.258, SLG: 0.256	3-1		FC6-4 1-2 BB		G6-4-3 1-2f			S E 2-H 1B	2-H 1B	4	1	2	2	1	0	3
Juan Beniquez, R (1, 8) OBP: 0.326, SLG: 0.373 (9, 7)		F8	FC6-4 1-2f			6-3		E9 1-3 E 1-H 1B		4	1	1	0	0	0	3
Tim Foli, R (1, 6) OBP: 0.272, SLG: 0.304		G3		4-3 1B		6-3		1-3 2-3		4	0	0	0	0	0	1
Bob Boone, R (1, 2) OBP: 0.309, SLG: 0.345		6-3				6-3		E6 1B 3-H		4	0	1	1	0	0	0
Inning Stats	R: 2 E: 1 K: 0 S: 5 H: 2 LOB: 1 BB: 1 P: 9	R: 0 E: 0 K: 0 S: 3 H: 0 LOB: 0 BB: 0 P: 3	R: 1 E: 0 K: 1 S: 7 H: 2 LOB: 3 BB: 2 P: 15	R: 0 E: 0 K: 0 S: 4 H: 1 LOB: 1 BB: 0 P: 4	R: 0 E: 0 K: 0 S: 4 H: 2 LOB: 1 BB: 0 P: 4	R: 0 E: 0 K: 0 S: 3 H: 0 LOB: 0 BB: 0 P: 3	R: 0 E: 0 K: 1 S: 6 H: 1 LOB: 1 BB: 0 P: 6	R: 3 E: 2 K: 0 S: 7 H: 4 LOB: 1 BB: 0 P: 7	R: 1 E: 0 K: 1 S: 6 H: 2 LOB: 1 BB: 0 P: 6	1B: 11 2B: 4 3B: 0 HR: 0 SF: 0 SAC: 0 DP: 2 HBP: 0						

TOP

California Angels @ Chicago White Sox

Comiskey Park, Chicago, IL

Tue Sep 14 1982, 8:05 PM EDT

Att. 13,798 - Unknown

livebaseballscorecards.com

AB	39
R	7
H	14
RBI	5
BB	3
SO	3
LOB	18

WP: 1 PB: 0 SB: 1 CS: 0 PA: 42

PITCHER		IP	WLS	BF	H	R	ER	SO	BB	IBB	HBP	BLK	WP	HR	S	P	ERA	WHIP
Dennis Lamp, R ERA: 4.38	(1, 1)	7.0	L	34	11	6	5	2	1	2	0	0	1	0	35	47	6.43	1.714
Jim Kern, R ERA: 3.81	(8, 1)	2.0		8	3	1	1	1	0	0	0	0	0	0	10	10	4.50	1.500

PITCHER		IP	WLS	BF	H	R	ER	SO	BB	IBB	HBP	BLK	WP	HR	S	P	ERA	WHIP

Batter	1	2	3	4	5	6	7	8	9	AB	R	H	RBI	BB	SO	LOB
Rudy Law, L (1, 8) OBP: 0.356, SLG: 0.426	F7		FC4-6 3-1 1B 1-2f		K		3-1 1-2			4	0	0	0	0	1	2
Vance Law, R (1, 6) OBP: 0.325, SLG: 0.370	FC4-6 1B		3-1 1-2 1B		5-3		K			4	0	2	0	0	1	1
Harold Baines, L (1, 9) OBP: 0.317, SLG: 0.456	FC4-6 FC5-4 1-2f		3-1 1-2 2-3		L3			2B		4	0	1	0	0	0	3
Greg Luzinski, R (1, 10) OBP: 0.383, SLG: 0.459	FC5-4 1-2f		F7			K		K		4	0	0	0	0	2	4
Steve Kemp, L (1, 7) OBP: 0.384, SLG: 0.429		P5		4-3		E3 1B		F9		4	0	0	0	0	0	1
Carlton Fisk, R (1, 2) OBP: 0.349, SLG: 0.423 Marc Hill, R (9, 2) OBP: 0.289, SLG: 0.343		1B		2B		G6-4-3 1-2 1B		L5		4 0	0 0	3 0	0 0	0 0	0 0	1 0
Chris Nyman, R (1, 3) OBP: 0.175, SLG: 0.154		F7		FC4-6 BB		G6-4-3 1-2f			P6	3	0	0	0	1	0	3
Aurelio Rodriguez, R (1, 5) OBP: 0.257, SLG: 0.311 Jerry Hairston, S (4, PH) OBP: 0.309, SLG: 0.482 Lorenzo Gray, R (5, 5) OBP: 0.200, SLG: 0.200		5-3		F8			E5 3-1		L5	1 1 2	0 0 0	0 0 0	0 0 0	0 0 0	0 0 0	1 2 0
Jay Loviglio, R (1, 4) OBP: 0.222, SLG: 0.222 Ron Kittle, R (9, PH) OBP: 0.333, SLG: 0.444			FC4-6 1B	FC4-6 1-2f			F8		5-3	3 1	0 0	1 0	0 0	0 0	0 0	3 0
Inning Stats	R: 0 E: 0 K: 0 S: 4 H: 1 LOB: 1 BB: 0 P: 4	R: 0 E: 0 K: 0 S: 4 H: 1 LOB: 1 BB: 0 P: 4	R: 0 E: 0 K: 0 S: 5 H: 2 LOB: 2 BB: 0 P: 5	R: 0 E: 0 K: 0 S: 4 H: 1 LOB: 2 BB: 1 P: 8	R: 0 E: 0 K: 1 S: 5 H: 0 LOB: 0 BB: 0 P: 5	R: 0 E: 1 K: 1 S: 6 H: 1 LOB: 1 BB: 0 P: 6	R: 0 E: 1 K: 1 S: 6 H: 0 LOB: 1 BB: 0 P: 6	R: 0 E: 0 K: 1 S: 6 H: 1 LOB: 1 BB: 0 P: 6	R: 0 E: 0 K: 0 S: 3 H: 0 LOB: 0 BB: 0 P: 3	1B: 5 2B: 2 3B: 0 HR: 0	SF: 0 SAC: 0 DP: 1 HBP: 0						

PITCHER	IP	WLS	BF	H	R	ER	SO	BB	IBB	HBP	BLK	WP	HR	S	P	ERA	WHIP
Bruce Kison, R (1, 1) ERA: 3.34	9.0	W	36	7	0	0	4	1	0	0	0	0	0	43	47	0.00	0.889

PITCHER	IP	WLS	BF	H	R	ER	SO	BB	IBB	HBP	BLK	WP	HR	S	P	ERA	WHIP

BOTTOM

California Angels @ Chicago White Sox

Comiskey Park, Chicago, IL

Tue Sep 14 1982, 8:05 PM EDT

Att. 13,798 - Unknown

livebaseballscorecards.com

AB	35
R	0
H	7
RBI	0
BB	1
SO	4
LOB	21

PA: 36

Batter	1	2	3	4	5	6	7	8	9	AB	R	H	RBI	BB	SO	LOB
Brian Downing, R (1, 7) OBP: 0.364, SLG: 0.484	L4		1B		HR		6-3		FC5-4 1-2f	5	1	2	1	0	0	3
Rod Carew, L (1, 3) OBP: 0.394, SLG: 0.391	CS 1B		3-1		G3			G6-4-3 1B		4	0	2	0	0	0	0
Don Baylor, R (1, 10) OBP: 0.327, SLG: 0.431	K			6-3		F8		L5		4	0	0	0	0	1	2
Doug DeCinces, R (1, 5) OBP: 0.371, SLG: 0.546	F8 1-3			3-1 1B 2B		F8		G6-4-3 1-2f		4	1	1	0	0	0	2
Reggie Jackson, L (1, 9) OBP: 0.381, SLG: 0.529		K		3-1 2-3		1B			6-3 WP 2B	4	1	2	0	0	1	1
Juan Beniquez, R (1, 8) OBP: 0.324, SLG: 0.370		5-3		1B 3-H		F8			6-3 2-3	4	0	1	1	0	0	2
Bobby Grich, R (1, 4) OBP: 0.376, SLG: 0.455		2B		F8			F8		1B HBP 3-H	3	0	1	0	0	0	1
Tim Foli, R (1, 6) OBP: 0.271, SLG: 0.303		F8			P3		F9		FC5-4 1B 1-3	2	0	0	0	0	0	1
Joe Ferguson, R (5, 2) OBP: 0.330, SLG: 0.329										2	0	1	0	0	0	0
Bob Boone, R (1, 2) OBP: 0.308, SLG: 0.344			6-3		F8		E6		F2	2	0	0	0	0	0	0
Ricky Adams, R (5, 6)										0	0	0	0	0	0	0
Daryl Sconiers, L (7, PH)										1	0	0	0	0	0	0
Mick Kelleher, R (7, 6) OBP: 0.264, SLG: 0.191										0	0	0	0	0	0	0
Fred Lynn, L (9, PH) OBP: 0.372, SLG: 0.508										0	0	0	0	0	0	0
Ron Jackson, R (9, PH) OBP: 0.377, SLG: 0.405										1	0	0	0	0	0	2
Inning Stats	R: 0 E: 0 K: 1 S: 6 H: 1 LOB: 1 BB: 0 P: 6	R: 0 E: 0 K: 1 S: 6 H: 1 LOB: 1 BB: 0 P: 6	R: 0 E: 0 K: 0 S: 3 H: 1 LOB: 0 BB: 0 P: 3	R: 1 E: 0 K: 0 S: 5 H: 2 LOB: 1 BB: 0 P: 5	R: 1 E: 0 K: 0 S: 4 H: 1 LOB: 0 BB: 0 P: 4	R: 0 E: 0 K: 0 S: 4 H: 1 LOB: 1 BB: 0 P: 4	R: 0 E: 1 K: 0 S: 4 H: 0 LOB: 1 BB: 0 P: 4	R: 0 E: 0 K: 0 S: 3 H: 1 LOB: 0 BB: 0 P: 3	R: 1 E: 0 K: 0 S: 5 H: 2 LOB: 2 BB: 0 P: 6	1B: 6 2B: 3 3B: 0 HR: 1 SF: 0 SAC: 0 DP: 1 HBP: 1	WP: 1 PB: 0 SB: 0 CS: 1 PA: 37					

PITCHER		IP	WLS	BF	H	R	ER	SO	BB	IBB	HBP	BLK	WP	HR	S	P	ERA	WHIP
Jerry Koosman, L ERA: 3.52	(1, 1)	6.0	W	24	7	2	2	2	0	0	0	0	0	1	28	28	3.00	1.167
Warren Brusstar, R ERA: 4.76	(7, 1)	2.1		11	3	1	1	0	0	0	1	0	1	0	10	11	3.86	1.286
Kevin Hickey, L ERA: 3.1	(9, 1)	0.2		2	0	0	0	0	0	0	0	0	0	0	2	2	0.00	0.000

PITCHER	IP	WLS	BF	H	R	ER	SO	BB	IBB	HBP	BLK	WP	HR	S	P	ERA	WHIP

TOP

California Angels @ Chicago White Sox

Comiskey Park, Chicago, IL

Wed Sep 15 1982, 8:05 PM EDT

Att. 13,744 - Unknown

livebaseballscorecards.com

AB	36
R	3
H	10
RBI	2
BB	0
SO	2
LOB	14

BOTTOM

Batter	1	2	3	4	5	6	7	8	9	AB	R	H	RBI	BB	SO	LOB
Chris Nyman, R (1, 3) OBP: 0.200, SLG: 0.182	FC4-6 1B		F7	G6-4-3 1-2f		F9		WP 1B		5	0	2	0	0	0	1
Harold Baines, L (1, 8) (5, 9) OBP: 0.318, SLG: 0.454	FC4-6 BB 1-2f 3B		K	1B		P6		1-2 IBB		4	1	1	0	1	1	1
Ron Kittle, R (1, 9) OBP: 0.333, SLG: 0.417	K		1-3	BB 1-3 1B			K	1-3		3	0	1	0	0	1	1
Rusty Kuntz, R (5, 8)										2	0	0	0	0	1	2
Greg Luzinski, R (1, 10) OBP: 0.387, SLG: 0.467	1-2 3B BB			2B 1B BB			HR			2	3	2	1	2	0	0
Carlton Fisk, R (1, 2) OBP: 0.351, SLG: 0.430	1-H 2-H 3B			1-3 1B 3B 2B P4			6-3			4	1	2	2	0	0	3
Marc Hill, R (8, 2) OBP: 0.289, SLG: 0.343										0	0	0	0	0	0	0
Steve Kemp, L (1, 7) OBP: 0.384, SLG: 0.430	F9			2-3 3-H 3B 1B	F7		S 1B			4	1	2	1	0	0	1
Vance Law, R (1, 6) OBP: 0.327, SLG: 0.376		F7		1-H 3-H 3B	G4-6-3 HBP		5-3 1-2			3	1	1	2	0	0	1
Aurelio Rodriguez, R (1, 5) OBP: 0.256, SLG: 0.318		1-3		3-H 1B 3B	G4-6-3 1-2f			K		4	1	1	1	0	1	1
Jay Loviglio, R (1, 4) OBP: 0.231, SLG: 0.231		5-3		G6-4-3 3-H 1B		F2		5-3		4	0	1	1	0	0	0
Inning Stats	R: 2 E: 0 K: 1 S: 7 H: 2 LOB: 1 BB: 1 P: 11	R: 0 E: 0 K: 0 S: 3 H: 0 LOB: 0 BB: 0 P: 3	R: 0 E: 0 K: 1 S: 5 H: 0 LOB: 0 BB: 0 P: 5	R: 5 E: 0 K: 0 S: 10 H: 8 LOB: 3 BB: 1 P: 14	R: 0 E: 0 K: 0 S: 2 H: 0 LOB: 0 BB: 0 P: 3	R: 0 E: 0 K: 0 S: 3 H: 0 LOB: 0 BB: 0 P: 3	R: 1 E: 0 K: 1 S: 7 H: 2 LOB: 1 BB: 0 P: 7	R: 0 E: 0 K: 1 S: 6 H: 1 LOB: 2 BB: 1 P: 10		1B: 8 2B: 1 3B: 3 HR: 1	SF: 0 SAC: 0 DP: 2 HBP: 1					

PITCHER		IP	WLS	BF	H	R	ER	SO	BB	IBB	HBP	BLK	WP	HR	S	P	ERA	WHIP
Geoff Zahn, L ERA: 3.83	(1, 1)	3.0	L	16	6	6	6	2	1	0	0	0	0	0	19	23	18.00	2.333
Luis Sanchez, R ERA: 3.54	(4, 1)	0.2		5	4	1	1	0	0	0	0	0	0	0	5	5	13.50	6.000
Rick Steirer, R ERA: 3.32	(4, 1)	3.1		13	2	1	1	1	1	0	1	0	0	1	13	18	2.70	0.900
Doug Corbett, R ERA: 5.19	(8, 1)	1.0		5	1	0	0	1	0	1	0	0	1	0	6	10	0.00	1.000

PITCHER	IP	WLS	BF	H	R	ER	SO	BB	IBB	HBP	BLK	WP	HR	S	P	ERA	WHIP

California Angels @ Chicago White Sox

Comiskey Park, Chicago, IL

Wed Sep 15 1982, 8:05 PM EDT

Att. 13,744 - Unknown

livebaseballscorecards.com

AB	35
R	8
H	13
RBI	8
BB	3
SO	4
LOB	11

WP: 1 PB: 0 SB: 1 CS: 0 PA: 39

Batter	1	2	3	4	5	6	7	8	9	10	11	12	AB	R	H	RBI	BB	SO	LOB
Brian Downing, R (1, 7) OBP: 0.363, SLG: 0.480	B B B B 4-0 1B BB		x 0-0 ① 1-3			x 0-0 ① 5-3		x 0-0 ② F8			x 0-0 ① F7		4	0	0	0	1	0	0
Rod Carew, L (1, 3)	x 0-0 1-3 1B		x 0-0 ② F7			H 1-0 BB HBP		x 0-0 1B			x 0-0 ② 5-3		4	0	2	0	0	0	0
Don Baylor, R (1, 10) OBP: 0.325, SLG: 0.427	S S S 0-3 ① K		S S S 0-3 ③ K2-3			x 0-0 ② F7		x 0-0 ③ P6			x 0-0 ③ P6		5	0	0	0	0	2	4
Reggie Jackson, L (1, 9) OBP: 0.380, SLG: 0.524	S S S 0-3 ② K			x 0-0 ① F7		B B B B 4-0 1-2 FC6-4 BB			S S S 0-3 ① K			x 0-0 ① 6-3	4	0	0	0	1	2	2
Doug DeCinces, R (1, 5) OBP: 0.368, SLG: 0.541	x 0-0 ③ P3			S S S 0-3 ② K		x 0-0 ③ FC6-4 1-2f			x 0-0 ② F9			S S S 0-3 ② K	5	0	0	0	0	2	4
Bobby Grich, R (1, 4) OBP: 0.374, SLG: 0.458		x 0-0 HR		x 0-0 ③ 4-3			x 0-0 ① 3-1		x 0-0 ③ 6-3			x 0-0 ③ 6-3	5	1	1	1	0	0	0
Juan Beniquez, R (1, 8) OBP: 0.317, SLG: 0.361		x 0-0 ① 6-3			x 0-0 ① 3-1		S S S 0-3 ② K			x 0-0 ① F9			4	0	0	0	0	1	0
Tim Foli, R (1, 6) OBP: 0.269, SLG: 0.300		x 0-0 ② 4-3			x 0-0 ② F7		x 0-0 ③ 5-3			x 0-0 ② 6-3			4	0	0	0	0	0	0
Bob Boone, R (1, 2) OBP: 0.305, SLG: 0.340		x 0-0 ③ L6			S S S 0-3 ③ K			x 0-0 ① 6-3		x 0-0 ③ P5			4	0	0	0	0	1	0
Inning Stats	R: 0 H: 1 E: 0 LOB: 2 K: 2 BB: 1 S: 8 P: 12	R: 1 H: 1 E: 0 LOB: 0 K: 0 BB: 0 S: 4 P: 4	R: 0 H: 0 E: 0 LOB: 0 K: 1 BB: 0 S: 5 P: 5	R: 0 H: 0 E: 0 LOB: 0 K: 1 BB: 0 S: 5 P: 5	R: 0 H: 0 E: 0 LOB: 0 K: 1 BB: 0 S: 5 P: 5	R: 0 H: 0 E: 0 LOB: 2 K: 0 BB: 1 S: 3 P: 8	R: 0 H: 0 E: 0 LOB: 0 K: 1 BB: 0 S: 5 P: 5	R: 0 H: 1 E: 0 LOB: 1 K: 0 BB: 0 S: 4 P: 4	R: 0 H: 0 E: 0 LOB: 0 K: 1 BB: 0 S: 5 P: 5	R: 0 H: 0 E: 0 LOB: 0 K: 0 BB: 0 S: 3 P: 3	R: 0 H: 0 E: 0 LOB: 0 K: 0 BB: 0 S: 3 P: 3	R: 0 H: 0 E: 0 LOB: 0 K: 1 BB: 0 S: 5 P: 5	1B: 2 2B: 0 3B: 0 HR: 1	SF: 0 SAC: 0 DP: 0 HBP: 1					

PITCHER		IP	WLS	BF	H	R	ER	SO	BB	IBB	HBP	BLK	WP	HR	S	P	ERA	WHIP
Dave Stieb, R ERA: 3.51	(1, 1)	11.0		39	3	1	1	7	2	0	1	0	0	1	50	59	0.82	0.455
Dave Stieb, R ERA: 3.51	(10, 1)	11.0		39	3	1	1	7	2	0	1	0	0	1	50	59	0.82	0.455
Roy Lee Jackson, R ERA: 3.38	(12, 1)	1.0	W	3	0	0	0	1	0	0	0	0	0	0	5	5	0.00	0.000

PITCHER	IP	WLS	BF	H	R	ER	SO	BB	IBB	HBP	BLK	WP	HR	S	P	ERA	WHIP

TOP

California Angels @ Toronto Blue Jays

Exhibition Stadium, Toronto, ON

Thu Sep 16 1982, 7:05 PM EDT

Att. 15,693 - Unknown - 54 F

livebaseballscorecards.com

AB	39
R	1
H	3
RBI	1
BB	2
SO	8
LOB	10

WP: 0 PA: 42
PB: 0
SB: 0
CS: 0

Batter	1	2	3	4	5	6	7	8	9	10	11	12	AB	R	H	RBI	BB	SO	LOB
Dave Baker, L (1, 5) OBP: 0.357, SLG: 0.333	L9		F9		1B (3-H)			F8		P5		IBBB (1B, F9)	5	0	1	1	0	0	1
Barry Bonnell, R (12, PH) OBP: 0.349, SLG: 0.425													0	0	0	0	1	0	0
Lloyd Moseby, L (1, 8) OBP: 0.296, SLG: 0.377	4-3		K (SSS)		6-3			1B		P5 (1-3)		F9 (1-2, 2-3)	6	0	2	0	0	1	3
Willie Upshaw, L (1, 3) OBP: 0.320, SLG: 0.423	K (SSS)		F7	4-3				F5		P5		1B (2-3, 3-H)	6	0	1	1	0	1	3
Al Woods, L (1, 7) OBP: 0.300, SLG: 0.333		4-3		1-3		F7		F8		K (SSS)			4	0	0	0	0	0	1
Wayne Nordhagen, R (10, PH) OBP: 0.325, SLG: 0.338													0	0	0	0	0	0	0
Rance Mulliniks, L (10, PH) OBP: 0.317, SLG: 0.350													1	0	0	0	0	1	2
Tony Johnson, R (11, 7) OBP: 0.310, SLG: 0.389													0	0	0	0	0	0	0
Hosken Powell, L (1, 10) OBP: 0.307, SLG: 0.402		BB, 1B		1-5-3		G3			CS (1B)		6-3		4	0	2	0	0	0	0
Damaso Garcia, R (9, PR) (10, 4) OBP: 0.346, SLG: 0.401		1B											1	0	0	0	0	0	0
Jesse Barfield, R (1, 9) OBP: 0.331, SLG: 0.422		F8		F8			5-3		BB (1-2)		P6		4	0	0	0	1	0	1
Geno Petralli, L (1, 2) OBP: 0.412, SLG: 0.438		BB (1-2)			F8		4-3		G4-6-3 (1-2)		1B		4	0	2	0	1	0	0
Garth Iorg, R (1, 4) OBP: 0.308, SLG: 0.359		BB (1-2, 2-3)			2B (4-3)		HBP (S)		G4-6-3 (1-2f)		4-3		1	1	1	0	1	0	0
Glenn Adams, L (9, PH) OBP: 0.308, SLG: 0.407													1	0	0	0	0	0	2
Dave Stieb, R (10, 1)													0	0	0	0	0	0	0
Ernie Whitt, L (11, PH) OBP: 0.318, SLG: 0.451													1	0	0	0	0	0	1
Roy Lee Jackson, R (12, 1)													0	0	0	0	0	0	0
Alfredo Griffin, S (1, 6) OBP: 0.269, SLG: 0.312		F9			4-3 (2-3)		1B (1-H)			1B		E9 (F9)	5	1	2	0	0	0	4
Inning Stats	R: 0 E: 0 K: 1 S: 5 H: 0 LOB: 0 BB: 0 P: 5	R: 0 E: 0 K: 0 S: 5 H: 2 LOB: 3 BB: 1 P: 9	R: 0 E: 0 K: 1 S: 5 H: 0 LOB: 0 BB: 0 P: 5	R: 0 E: 0 K: 0 S: 3 H: 0 LOB: 0 BB: 0 P: 3	R: 1 E: 0 K: 0 S: 5 H: 2 LOB: 1 BB: 0 P: 5	R: 0 E: 0 K: 0 S: 3 H: 0 LOB: 0 BB: 0 P: 3	R: 0 E: 0 K: 0 S: 3 H: 1 LOB: 2 BB: 0 P: 4	R: 0 E: 0 K: 0 S: 4 H: 1 LOB: 1 BB: 0 P: 4	R: 0 E: 0 K: 0 S: 2 H: 1 LOB: 2 BB: 2 P: 10	R: 0 E: 0 K: 1 S: 7 H: 2 LOB: 2 BB: 0 P: 7	R: 0 E: 0 K: 0 S: 4 H: 1 LOB: 1 BB: 0 P: 4	R: 1 E: 1 K: 0 S: 3 H: 1 LOB: 2 BB: 1 P: 7	1B: 10 2B: 1 3B: 0 HR: 0 SF: 0 SAC: 0 DP: 1 HBP: 1	WP: 0 PB: 0 SB: 1 CS: 1	PA: 48

PITCHER	IP	WLS	BF	H	R	ER	SO	BB	IBB	HBP	BLK	WP	HR	S	P	ERA	WHIP
Ken Forsch, R (1, 1) ERA: 3.73	9.1		38	9	1	1	2	3	0	1	0	0	0	38	51	0.96	1.286
John Curtis, L (10, 1) ERA: 4.21	0.1		1	0	0	0	0	0	0	0	0	0	0	1	1	0.00	0.000
Luis Sanchez, R (10, 1) ERA: 3.48	1.1	L	6	1	1	0	1	0	0	0	0	0	0	8	8	0.00	0.750
Andy Hassler, L (12, 1) ERA: 2.45	0.1		3	1	0	0	0	0	1	0	0	0	0	2	6	0.00	3.000

PITCHER	IP	WLS	BF	H	R	ER	SO	BB	IBB	HBP	BLK	WP	HR	S	P	ERA	WHIP

BOTTOM

California Angels @ Toronto Blue Jays

Exhibition Stadium, Toronto, ON

Thu Sep 16 1982, 7:05 PM EDT

Att. 15,693 - Unknown - 54 F

livebaseballscorecards.com

AB	43
R	2
H	11
RBI	2
BB	4
SO	3
LOB	18

Batter	1	2	3	4	5	6	7	8	9	AB	R	H	RBI	BB	SO	LOB
Brian Downing, R (1, 7) OBP: 0.360, SLG: 0.477	K		1-3		F8			F8		4	0	0	0	0	1	1
Rod Carew, L (1, 3) OBP: 0.394, SLG: 0.391	K			2B 1B		G3		4-3		4	1	1	0	0	1	0
Doug DeCinces, R (1, 5) OBP: 0.367, SLG: 0.538	K			F9		1B		K		4	0	1	0	0	2	1
Reggie Jackson, L (1, 9) OBP: 0.382, SLG: 0.527		5-3 BB		1-H 2B		F8			1B BB FC4-6 1B	3	1	2	1	1	0	1
Don Baylor, R (1, 10) OBP: 0.324, SLG: 0.425		5-3 1-2		5-3		6-3			FC4-6 1B 1-2 BB	3	0	0	0	1	0	3
Bobby Grich, R (1, 4) OBP: 0.373, SLG: 0.457		K		4-3			6-3		FC4-6 1-2 2-3 1B	4	0	1	0	0	1	2
Juan Beniquez, R (1, 8) OBP: 0.323, SLG: 0.372		F8			G5-4-3 1B				K	3	0	2	0	0	0	1
Fred Lynn, L (9, PH) OBP: 0.371, SLG: 0.507					1B		2B			1	0	0	0	0	1	3
Tim Foli, R (1, 6) OBP: 0.269, SLG: 0.300			P3		1-2 G5-4-3		F8		FC4-6 1-2f 2-3 3-H	3	0	1	0	0	0	1
Daryl Sconiers, L (9, PH)					1B					1	0	0	1	0	0	2
Bob Boone, R (1, 2) OBP: 0.303, SLG: 0.338			F8		1-2f 2-3 G5-4-3		6-3		P6	3	0	0	0	0	0	3
Rob Wilfong, L (9, PH) OBP: 0.257, SLG: 0.254										1	0	0	0	0	0	2
Inning Stats	R: 0 E: 0 K: 3 S: 9 H: 0 LOB: 0 BB: 0 P: 9	R: 0 E: 0 K: 1 S: 5 H: 0 LOB: 1 BB: 1 P: 9	R: 0 E: 0 K: 0 S: 3 H: 0 LOB: 0 BB: 0 P: 3	R: 1 E: 0 K: 0 S: 5 H: 2 LOB: 1 BB: 0 P: 5	R: 0 E: 0 K: 0 S: 4 H: 2 LOB: 1 BB: 0 P: 4	R: 0 E: 0 K: 0 S: 4 H: 1 LOB: 1 BB: 0 P: 4	R: 0 E: 0 K: 0 S: 4 H: 1 LOB: 1 BB: 0 P: 4	R: 0 E: 0 K: 1 S: 5 H: 0 LOB: 0 BB: 0 P: 5	R: 1 E: 0 K: 1 S: 7 H: 2 LOB: 2 BB: 1 P: 11	1B: 6 2B: 2 3B: 0 HR: 0 SF: 0 SAC: 0 DP: 1 HBP: 0						

PITCHER	IP	WLS	BF	H	R	ER	SO	BB	IBB	HBP	BLK	WP	HR	S	P	ERA	WHIP
Jim Clancy, R (1, 1) ERA: 4.03	8.0	W	33	8	2	2	5	2	0	0	0	0	0	41	49	2.25	1.250
Dale Murray, R (9, 1) ERA: 3.04	1.0	S	3	0	0	0	1	0	0	0	0	0	0	5	5	0.00	0.000

PITCHER	IP	WLS	BF	H	R	ER	SO	BB	IBB	HBP	BLK	WP	HR	S	P	ERA	WHIP

TOP

California Angels @ Toronto Blue Jays

Exhibition Stadium, Toronto, ON

Fri Sep 17 1982, 7:05 PM EDT

Att. 15,605 - Unknown - 57 F

livebaseballscorecards.com

AB	34
R	2
H	8
RBI	2
BB	2
SO	6
LOB	20

WP: 0	PB: 0	SB: 0	CS: 0
PA: 36			

Batter	1	2	3	4	5	6	7	8	9	AB	R	H	RBI	BB	SO	LOB
Damaso Garcia, R (1, 4) OBP: 0.346, SLG: 0.405	F7		1B 3B	1-3			BBBB G6-4-3 BB	F7		3	1	1	0	0	0	1
Dave Baker, L (7, 5) OBP: 0.375, SLG: 0.308										1	0	0	0	1	0	1
Garth Iorg, R (1, 5) OBP: 0.308, SLG: 0.358	1-3		1B WP 5-3 1B 3-H		5-3		G6-4-3 1-2f			4	1	1	1	0	0	1
(7, 4)																
Barry Bonnell, R (1, 7) OBP: 0.352, SLG: 0.427	1-3		5-3 1B 1-3		FC4-6 1B		BBBB E S BB			3	0	2	0	1	0	0
Jesse Barfield, R (1, 9) OBP: 0.330, SLG: 0.429		HR	5-3 1-2 3-H		P3		F9 1-3			4	1	1	2	0	0	3
Wayne Nordhagen, R (1, 10) OBP: 0.324, SLG: 0.335		G4-6-3 1B 1B	4-3		FC4-6 1-2f			L3		4	0	1	0	0	0	2
Willie Upshaw, L (1, 3) OBP: 0.321, SLG: 0.423		G4-6-3 1-2 1B		4-3		4-3		BBBB 1B 1B BB		3	1	1	0	1	0	0
Buck Martinez, R (1, 2) OBP: 0.290, SLG: 0.395		G4-6-3 1-2f 2-3		HR		2B		F9		4	1	2	1	0	0	3
Lloyd Moseby, L (1, 8) OBP: 0.298, SLG: 0.378		K		S 1B		K		S 1-3 1B		4	1	2	0	0	2	2
Alfredo Griffin, S (1, 6) OBP: 0.269, SLG: 0.312			6-3	K 1-2		F7		1-H 3-H 1B		4	0	1	2	0	1	2
Inning Stats	R: 0 H: 0 E: 0 LOB: 0 K: 0 BB: 0 S: 3 P: 3	R: 1 H: 3 E: 0 LOB: 1 K: 1 BB: 0 S: 7 P: 7	R: 2 H: 3 E: 0 LOB: 1 K: 0 BB: 0 S: 6 P: 6	R: 1 H: 2 E: 0 LOB: 1 K: 1 BB: 0 S: 7 P: 7	R: 0 H: 1 E: 0 LOB: 1 K: 0 BB: 0 S: 4 P: 4	R: 0 H: 1 E: 0 LOB: 1 K: 1 BB: 2 S: 6 P: 6	R: 0 H: 0 E: 0 LOB: 1 K: 0 BB: 2 S: 2 P: 10	R: 2 H: 2 E: 0 LOB: 1 K: 0 BB: 1 S: 5 P: 9		1B: 8 SF: 0 2B: 1 SAC: 0 3B: 1 DP: 2 HR: 2 HBP: 0						

PITCHER		IP	WLS	BF	H	R	ER	SO	BB	IBB	HBP	BLK	WP	HR	S	P	ERA	WHIP
Tommy John, L ERA: 3.69	(1, 1)	2.1	L	12	6	3	3	1	0	0	0	0	1	1	14	14	11.57	2.571
Dave Goltz, R ERA: 4.66	(3, 1)	5.2		25	6	3	3	2	3	0	0	0	0	1	26	38	4.76	1.588

PITCHER	IP	WLS	BF	H	R	ER	SO	BB	IBB	HBP	BLK	WP	HR	S	P	ERA	WHIP

BOTTOM

California Angels @ Toronto Blue Jays

Exhibition Stadium, Toronto, ON

Fri Sep 17 1982, 7:05 PM EDT

Att. 15,605 - Unknown - 57 F

livebaseballscorecards.com

AB	34
R	6
H	12
RBI	6
BB	3
SO	3
LOB	15

WP: 1	PA: 37		
PB: 0			
SB: 3			
CS: 0			

Batter	1	2	3	4	5	6	7	8	9	AB	R	H	RBI	BB	SO	LOB
Rod Carew, L (1, 3) OBP: 0.394, SLG: 0.388	E6 G6-4-3	4-3		1B BB		BB 1B 1-2 BB	K 1-2		F8	4	1	0	0	2	1	4
Doug DeCinces, R (1, 5) OBP: 0.369, SLG: 0.540	G6-4-3 1-2f		4-3 G3 2B	1-2 3-H 1B		K		F7	1B 1B 1B	6	2	3	1	0	1	3
Reggie Jackson, L (1, 10) OBP: 0.384, SLG: 0.532	HR		4-3 2-3	P6		1B 1-2 2-3 BB		K	BB 1B 1-3 1B	5	2	2	1	1	1	3
Brian Downing, R (1, 7) OBP: 0.364, SLG: 0.481	4-3		G3 BB		BLK 2B	1-2 2-H 3-H 1B		BB 1B BB 1B	1B 1B 1-2 BB	4	0	3	2	1	0	0
Gary Pettis, S (8, PR) (8, 7)										0	1	0	0	0	0	0
Don Baylor, R (9, PH) OBP: 0.325, SLG: 0.425										0	0	0	0	1	0	0
Bobby Clark, R (9, 7) OBP: 0.213, SLG: 0.288										0	0	0	0	0	0	0
Fred Lynn, L (1, 8) OBP: 0.373, SLG: 0.507		HBP BB 1B	G3 1-2 3-H		K	P6		BB BB 1-2 1B	1B 1-2 2-H 3-H 1B	6	0	3	3	0	1	4
Bobby Grich, R (1, 4) OBP: 0.372, SLG: 0.454	K	K			BLK BB	3-1		BB 1-2 2-3 BB	1B 1-2 2-3 1B	3	0	0	0	1	2	4
Mick Kelleher, R (6, 6) OBP: 0.264, SLG: 0.191										0	0	0	0	0	0	0
Daryl Sconiers, L (8, PH)										0	0	0	0	1	0	0
Tim Foli, R (8, 6) OBP: 0.271, SLG: 0.302										1	0	1	0	0	0	0
Juan Beniquez, R (1, 9) OBP: 0.323, SLG: 0.367	K		G4-6-3 WP 1B 1B	F8 1-2 2-3		K	K	BB 1-2 2-3 3-H BB	G3	5	1	1	1	1	2	6
Bob Boone, R (1, 2) OBP: 0.304, SLG: 0.336	HBP 1-2 BB		G4-6-3 1-2 BB	6-3		K	K	F8		3	0	0	0	2	1	5
Ricky Adams, R (1, 6)	HBP 1-2 2-3		G4-6-3 1-2f 2-3		BB BB 1B 1B	S 1B			F9	1	0	0	0	0	0	2
Ron Jackson, R (6, PH) OBP: 0.381, SLG: 0.409										1	1	1	0	0	0	0
Rob Wilfong, L (6, 4) OBP: 0.259, SLG: 0.257										2	0	1	0	0	0	0
Inning Stats	R: 1 E: 1 K: 0 S: 4 H: 1 LOB: 0 BB: 0 P: 4	R: 0 E: 0 K: 2 S: 8 H: 1 LOB: 3 BB: 1 P: 13	R: 1 E: 0 K: 1 S: 6 H: 1 LOB: 1 BB: 1 P: 10	R: 1 E: 0 K: 0 S: 4 H: 2 LOB: 2 BB: 2 P: 12	R: 0 E: 0 K: 1 S: 6 H: 1 LOB: 2 BB: 1 P: 10	R: 2 E: 0 K: 1 S: 7 H: 2 LOB: 2 BB: 2 P: 15	R: 0 E: 0 K: 3 S: 10 H: 1 LOB: 1 BB: 0 P: 10	R: 1 E: 0 K: 1 S: 7 H: 2 LOB: 3 BB: 2 P: 15	R: 2 E: 0 K: 0 S: 7 H: 4 LOB: 3 BB: 1 P: 11	1B: 12 2B: 2 3B: 0 HR: 1 SF: 0 SAC: 0 DP: 2 HBP: 1							

PITCHER		IP	WLS	BF	H	R	ER	SO	BB	IBB	HBP	BLK	WP	HR	S	P	ERA	WHIP
Jim Gott, R ERA: 4.49	(1, 1)	3.2		20	5	3	3	3	4	0	1	0	1	1	21	38	7.36	2.455
Dave Geisel, L ERA: 4.34	(4, 1)	1.1		8	2	2	2	1	2	0	0	1	0	0	8	16	13.50	3.000
Roy Lee Jackson, R ERA: 3.38	(6, 1)	2.2		12	3	1	1	5	1	0	0	0	0	0	21	25	3.38	1.500
Dale Murray, R ERA: 3.17	(8, 1)	1.1	L	12	5	2	2	0	3	0	0	0	0	0	9	21	13.50	6.000

PITCHER	IP	WLS	BF	H	R	ER	SO	BB	IBB	HBP	BLK	WP	HR	S	P	ERA	WHIP

TOP

California Angels @ Toronto Blue Jays

Exhibition Stadium, Toronto, ON

Sat Sep 18 1982, 3:33 AM EDT

Att. 20,533 - Unknown - 61 F

livebaseballscorecards.com

AB	41
R	8
H	15
RBI	8
BB	10
SO	9
LOB	31

WP: 1	PA: 52		
PB: 0			
SB: 1			
CS: 0			

Batter	1	2	3	4	5	6	7	8	9	AB	R	H	RBI	BB	SO	LOB
Dave Baker, L (1, 5) OBP: 0.400, SLG: 0.313	HBP	SH5-4 1-2 2-3		F8		F7			G5-3 1B	3	1	1	0	0	0	2
Lloyd Moseby, L (1, 8) OBP: 0.299, SLG: 0.380	HR 1-H	4-3 3-H		K			K		 1-2	5	1	2	2	0	2	1
Willie Upshaw, L (1, 3) OBP: 0.322, SLG: 0.426	P3	2B 2-H			G3		2B		F2	5	0	2	1	0	0	3
Al Woods, L (1, 7) OBP: 0.301, SLG: 0.351	HR 2-H	F9			5-3		5-3		G5-3 2-3f	2	1	1	2	0	0	1
Barry Bonnell, R (5, 7) OBP: 0.350, SLG: 0.424										3	0	0	0	0	0	3
Hosken Powell, L (1, 9) OBP: 0.309, SLG: 0.400	BB WP		K2-3		P3		BB			1	0	0	0	1	1	0
Jesse Barfield, R (5, PH) OBP: 0.331, SLG: 0.427 (6, 9)										1	0	0	0	1	0	0
Geno Petralli, L (1, 2) OBP: 0.421, SLG: 0.444	F8 1-2		WP 1B			1B	F7			4	1	2	0	0	0	3
Glenn Adams, L (1, 10) OBP: 0.308, SLG: 0.407	P4		L4-3 1-H			1-2		6-3		0	0	0	0	0	0	0
Wayne Nordhagen, R (1, PH) OBP: 0.326, SLG: 0.338										2	0	1	1	0	0	1
Ernie Whitt, L (6, PH) OBP: 0.319, SLG: 0.452										2	0	1	0	0	0	0
Garth Iorg, R (1, 4) OBP: 0.307, SLG: 0.356		SH5-4 1B 4-3		L4-3 1-2		F8		6-3		4	1	1	0	0	0	3
Alfredo Griffin, S (1, 6) OBP: 0.269, SLG: 0.311		SH5-4 1-2		F8		F7		G3		4	1	1	0	0	0	2
Inning Stats	R: 3 E: 0 K: 0 S: 5 H: 2 LOB: 1 BB: 1 P: 10	R: 2 E: 0 K: 0 S: 6 H: 3 LOB: 1 BB: 0 P: 6	R: 1 E: 0 K: 1 S: 6 H: 2 LOB: 0 BB: 0 P: 6	R: 0 E: 0 K: 1 S: 5 H: 0 LOB: 0 BB: 0 P: 5	R: 0 E: 0 K: 0 S: 3 H: 0 LOB: 0 BB: 0 P: 3	R: 0 E: 0 K: 0 S: 5 H: 2 LOB: 2 BB: 0 P: 5	R: 0 E: 0 K: 1 S: 6 H: 1 LOB: 2 BB: 1 P: 10	R: 0 E: 0 K: 0 S: 3 H: 0 LOB: 0 BB: 0 P: 3	R: 0 E: 0 K: 0 S: 4 H: 2 LOB: 1 BB: 0 P: 4	1B: 8 2B: 4 3B: 0 HR: 1 SF: 0 SAC: 1 DP: 2 HBP: 1						

PITCHER		IP	WLS	BF	H	R	ER	SO	BB	IBB	HBP	BLK	WP	HR	S	P	ERA	WHIP
Mike Witt, R ERA: 3.65	(1, 1)	0.2		6	2	3	3	0	1	0	1	0	1	1	4	9	40.50	4.500
John Curtis, L ERA: 4.28	(1, 1)	4.1		18	6	3	3	2	0	0	0	0	1	0	22	22	6.23	1.385
Luis Sanchez, R ERA: 3.32	(6, 1)	4.0	W	16	4	0	0	1	1	0	0	0	0	0	17	21	0.00	1.250

PITCHER	IP	WLS	BF	H	R	ER	SO	BB	IBB	HBP	BLK	WP	HR	S	P	ERA	WHIP

BOTTOM

California Angels @ Toronto Blue Jays

Exhibition Stadium, Toronto, ON

Sat Sep 18 1982, 3:33 AM EDT
Att. 20,533 - Unknown - 61 F

livebaseballscorecards.com

AB	36
R	6
H	12
RBI	6
BB	2
SO	3
LOB	19

PA: 40

WP: 2
PB: 0
SB: 0
CS: 0

California Angels @ Toronto Blue Jays

Exhibition Stadium, Toronto, ON

Sun Sep 19 1982, 3:33 AM EDT

Att. 22,025 - Unknown - 59 F

TOP

livebaseballscorecards.com

Batter	1	2	3	4	5	6	7	8	9	AB	R	H	RBI	BB	SO	LOB
Rod Carew, L (1, 3) OBP: 0.392, SLG: 0.390	5-3 3B	F8		6-3 1-2		F8		F8		5	1	1	0	0	0	2
Doug DeCinces, R (1, 5) OBP: 0.367, SLG: 0.539	5-3 3-H		F7		F7		FC WP 2B	K		5	1	1	1	0	1	0
Reggie Jackson, L (1, 10) OBP: 0.382, SLG: 0.528	3-1	L4			BBBB G3 E BB		FC WP BB E 2-3		P6	4	1	0	0	1	0	1
Brian Downing, R (1, 7) OBP: 0.365, SLG: 0.483	1B 1B	2B			E5 G3 1-2		SSS K		BBBB 1B BB	4	0	2	0	1	1	3
Fred Lynn, L (1, 8) OBP: 0.373, SLG: 0.505 Gary Pettis, S (9, 8)	FC6-4 1-3 1B	SSS K			G3 1-2 2-3		BBBB WP E 1-2 BB		F7	4 0	1 0	1 0	0 0	1 0	1 0	4 0
Rob Wilfong, L (1, 4) OBP: 0.268, SLG: 0.268	FC6-4 1-2f			6-3 WP 2B	FC6-4 IBB		F7 1-2 2-3 3-H		FC5-4 1-2 1B	4	1	2	0	1	0	4
Juan Beniquez, R (1, 9) OBP: 0.315, SLG: 0.357		5-3		6-3 2-3	FC6-4 1-2f		E5 2-H 3-H		FC5-4 1-2f	5	0	0	0	0	0	6
Bob Boone, R (1, 2) OBP: 0.306, SLG: 0.336		1B		BBBB FC6 3-H BB		P3	F8			3	0	1	0	1	0	1
Ricky Adams, R (1, 6)		F8		FC6 S 1-2f		5-3		F8		4	0	0	0	0	0	2

	AB	R	H	RBI	BB	SO	LOB
	38	5	8	1	5	3	23

Inning Stats	1	2	3	4	5	6	7	8	9
	R: 1 E: 0 K: 0 S: 6	R: 0 E: 0 K: 0 S: 4	R: 0 E: 0 K: 1 S: 6	R: 1 E: 0 K: 0 S: 4	R: 0 E: 1 K: 0 S: 4	R: 0 E: 0 K: 0 S: 3	R: 3 E: 1 K: 1 S: 8	R: 0 E: 0 K: 1 S: 5	R: 0 E: 0 K: 0 S: 4
	H: 3 LOB: 2 BB: 0 P: 6	H: 1 LOB: 1 BB: 0 P: 4	H: 1 LOB: 1 BB: 0 P: 6	H: 1 LOB: 1 BB: 1 P: 8	H: 0 LOB: 3 BB: 2 P: 12	H: 0 LOB: 0 BB: 0 P: 3	H: 1 LOB: 1 BB: 1 P: 12	H: 0 LOB: 0 BB: 0 P: 5	H: 1 LOB: 2 BB: 1 P: 8

	1B	SF	WP	PA
	4	0	2	43
	2B: 3	SAC: 0	PB: 0	
	3B: 1	DP: 0	SB: 1	
	HR: 0	HBP: 0	CS: 0	

PITCHER	IP	WLS	BF	H	R	ER	SO	BB	IBB	HBP	BLK	WP	HR	S	P	ERA	WHIP
Mark Eichhorn, R (1, 1) ERA: 5.96	7.0	L	35	7	5	3	2	3	1	0	0	2	0	35	51	3.86	1.429
Steve Senteney, R (8, 1) ERA: 6.48	2.0		8	1	0	0	1	1	0	0	0	0	0	9	13	0.00	1.000

PITCHER	IP	WLS	BF	H	R	ER	SO	BB	IBB	HBP	BLK	WP	HR	S	P	ERA	WHIP

Batter	1	2	3	4	5	6	7	8	9	AB	R	H	RBI	BB	SO	LOB
Damaso Garcia, R (1, 4) OBP: 0.344, SLG: 0.402	1-3			6-3		5-3		5-3		4	0	0	0	0	0	0
Lloyd Moseby, L (1, 8) OBP: 0.299, SLG: 0.379	4-3			K		1B 1B		4-3		4	1	1	0	0	1	0
Willie Upshaw, L (1, 3) OBP: 0.323, SLG: 0.427	G3			4-3		1B 1-3			1B	4	0	2	0	0	0	0
Al Woods, L (1, 7) OBP: 0.300, SLG: 0.349		G3			6-3	1-3 3-H			F8	4	0	1	1	0	0	1
Hosken Powell, L (1, 9) OBP: 0.304, SLG: 0.394		4-3			G3	4-3			F8	4	0	0	0	0	0	3
Geno Petralli, L (1, 2) OBP: 0.405, SLG: 0.410		1-3			BBBB BB		G3		F8	3	0	0	0	1	0	1
Glenn Adams, L (1, 10) OBP: 0.309, SLG: 0.393			3-1		BBBB 1-2 BB		5-3			2	0	0	0	1	0	0
Dave Baker, L (1, 5) OBP: 0.348, SLG: 0.263			F8		SSS K		3-1			3	0	0	0	0	1	2
Alfredo Griffin, S (1, 6) OBP: 0.267, SLG: 0.310			P6			G3		G3		3	0	0	0	0	0	0
Inning Stats	R: 0 H: 0 E: 0 LOB: 0 K: 0 BB: 0 S: 3 P: 3	R: 0 H: 0 E: 0 LOB: 0 K: 0 BB: 0 S: 3 P: 3	R: 0 H: 0 E: 0 LOB: 0 K: 0 BB: 0 S: 3 P: 3	R: 0 H: 0 E: 0 LOB: 0 K: 1 BB: 0 S: 5 P: 5	R: 0 H: 0 E: 0 LOB: 2 K: 1 BB: 2 S: 5 P: 13	R: 1 H: 3 E: 0 LOB: 2 K: 0 BB: 0 S: 6 P: 6	R: 0 H: 0 E: 0 LOB: 0 K: 0 BB: 0 S: 3 P: 3	R: 0 H: 0 E: 0 LOB: 0 K: 0 BB: 0 S: 3 P: 3	R: 0 H: 1 E: 0 LOB: 1 K: 0 BB: 0 S: 4 P: 4	1B: 4 SF: 0 2B: 0 SAC: 0 3B: 0 DP: 0 HR: 0 HBP: 0						

PITCHER	IP	WLS	BF	H	R	ER	SO	BB	IBB	HBP	BLK	WP	HR	S	P	ERA	WHIP
Bruce Kison, R (1, 1) ERA: 3.17	9.0	W	33	4	1	1	2	2	0	0	0	0	0	35	43	1.00	0.667

PITCHER	IP	WLS	BF	H	R	ER	SO	BB	IBB	HBP	BLK	WP	HR	S	P	ERA	WHIP

BOTTOM

California Angels @ Toronto Blue Jays

Exhibition Stadium, Toronto, ON

Sun Sep 19 1982, 3:33 AM EDT

Att. 22,025 - Unknown - 59 F

livebaseballscorecards.com

AB	31
R	1
H	4
RBI	1
BB	2
SO	2
LOB	7

WP: 0 PA: 33
PB: 0
SB: 0
CS: 0

Batter	1	2	3	4	5	6	7	8	9	AB	R	H	RBI	BB	SO	LOB
Willie Wilson, S (1, 7) OBP: 0.371, SLG: 0.434	1B, BB, 1B	4-3			1-3, 1B		FC6-4, 1-2f			4	0	2	0	0	0	2
U L Washington, S (1, 6) OBP: 0.329, SLG: 0.388	BBBB, 1B, 1-2, BB		5-3		F6			F9		3	0	0	0	1	0	1
George Brett, L (1, 5) OBP: 0.386, SLG: 0.526	SSS, K		F5		G3			F8		4	0	0	0	0	1	3
Amos Otis, R (1, 8) OBP: 0.331, SLG: 0.414	SSS, K		5-3			FC5-4, 1B		F8		4	0	1	0	0	1	2
Hal McRae, R (1, 10) OBP: 0.369, SLG: 0.527	1-2, 2-3, 1B			P4		F8			FC4-6, 1B, FC5-4, 1B	4	1	2	0	0	0	1
Frank White, R (1, 4) OBP: 0.314, SLG: 0.462	5-3			6-3		FC5-4, CS, 1-2f			1-2, FC4-6, 1B	4	0	1	0	0	0	4
Lee May, R (1, 3) OBP: 0.400, SLG: 0.517		BBBB, G6-4-3, BB		HR	CS, 1-2		5-3		1-2f, 2-3, FC4-6, FC5-4	3	1	1	1	1	0	2
Bombo Rivera, R (9, PR)										0	0	0	0	0	0	0
John Wathan, R (1, 2) OBP: 0.352, SLG: 0.333		1-2f, G6-4-3		F9			BBBB, FC6-4, BB		1-2f, 3-H, FC5-4, S	3	0	0	1	1	0	2
Jerry Martin, R (1, 9) OBP: 0.314, SLG: 0.380		2B			BBBB, 1B, BB		L7		1-2, 6-3	3	0	1	0	1	0	2
Inning Stats	R: 0 E: 0 K: 2 S: 9 H: 2 LOB: 3 BB: 1 P: 13	R: 0 E: 0 K: 0 S: 3 H: 1 LOB: 1 BB: 1 P: 7	R: 0 E: 0 K: 0 S: 3 H: 0 LOB: 0 BB: 0 P: 3	R: 1 E: 0 K: 0 S: 4 H: 1 LOB: 0 BB: 0 P: 4	R: 0 E: 0 K: 0 S: 3 H: 1 LOB: 1 BB: 1 P: 7	R: 0 E: 0 K: 0 S: 3 H: 1 LOB: 0 BB: 0 P: 3	R: 0 E: 0 K: 0 S: 3 H: 0 LOB: 1 BB: 1 P: 7	R: 0 E: 0 K: 0 S: 3 H: 0 LOB: 0 BB: 0 P: 3	R: 1 E: 0 K: 0 S: 5 H: 2 LOB: 2 BB: 0 P: 5	1B: 6 2B: 1 3B: 0 HR: 1 SF: 0 SAC: 0 DP: 1 HBP: 0							

PITCHER	IP	WLS	BF	H	R	ER	SO	BB	IBB	HBP	BLK	WP	HR	S	P	ERA	WHIP
Geoff Zahn, L (1, 1) ERA: 3.77	8.0	W	33	8	2	2	2	4	0	0	0	0	1	33	49	2.25	1.500
Luis Sanchez, R (9, 1) ERA: 3.29	1.0	S	3	0	0	0	0	0	0	0	0	0	0	3	3	0.00	0.000

PITCHER	IP	WLS	BF	H	R	ER	SO	BB	IBB	HBP	BLK	WP	HR	S	P	ERA	WHIP

TOP

Kansas City Royals @ California Angels

Anaheim Stadium, Anaheim, CA

Mon Sep 20 1982, 10:05 PM EDT

Att. 42,322 - Unknown

livebaseballscorecards.com

AB	32
R	2
H	8
RBI	2
BB	4
SO	2
LOB	19

WP: 0 PB: 0 SB: 1 CS: 1 PA: 37

BOTTOM

Kansas City Royals @ California Angels

Anaheim Stadium, Anaheim, CA

Mon Sep 20 1982, 10:05 PM EDT

Att. 42,322 - Unknown

livebaseballscorecards.com

Batter	1	2	3	4	5	6	7	8	9	AB	R	H	RBI	BB	SO	LOB
Ron Jackson, R (1, 3) OBP: 0.392, SLG: 0.427	G6-4-3 1B		4-3		BB 1B		1-3 2-H 2B			4	0	3	1	0	0	0
Doug DeCinces, R (1, 5) OBP: 0.368, SLG: 0.537	G6-4-3 1-2f		K		1-2 BB		IBB			2	0	0	0	2	1	1
Reggie Jackson, L (1, 9) OBP: 0.379, SLG: 0.523 Bobby Clark, R (8, 9) OBP: 0.213, SLG: 0.288	K		P3		K		G1-2-3 3-Hf			4 0	0 0	0 0	0 0	0 0	2 0	5 0
Brian Downing, R (1, 7) OBP: 0.366, SLG: 0.482		FC1-6 BB		F9		B1-6-4 1B		F7		3	0	1	0	1	0	0
Fred Lynn, L (1, 8) OBP: 0.370, SLG: 0.500		FC1-6 FC5-4 1-2f		1-3		B1-6-4 1-2f		K2-3		4	0	0	0	0	1	2
Don Baylor, R (1, 10) OBP: 0.323, SLG: 0.422		FC5-4 HBP 1B 1-2f		F7		F9		6-3		4	1	0	0	0	0	1
Bobby Grich, R (1, 4) OBP: 0.374, SLG: 0.453		1B 1-2 HBP			5-3		SH1-4 2B BB			1	1	0	0	1	0	0
Bob Boone, R (1, 2) OBP: 0.307, SLG: 0.336		1-2 2-H 1B			6-3		SH1-4 1-2			2	0	1	1	0	0	0
Tim Foli, R (1, 6) OBP: 0.271, SLG: 0.309		F2			HR		E6 2B G1-2-3			3	1	1	1	0	0	3
Inning Stats	R: 0 H: 1 E: 0 LOB: 0 K: 1 BB: 0 S: 5 P: 5	R: 1 H: 1 E: 0 LOB: 2 K: 0 BB: 1 S: 4 P: 9	R: 0 H: 0 E: 0 LOB: 0 K: 1 BB: 0 S: 5 P: 5	R: 0 H: 0 E: 0 LOB: 0 K: 0 BB: 0 S: 3 P: 3	R: 1 H: 2 E: 0 LOB: 2 K: 1 BB: 1 S: 7 P: 11	R: 0 H: 1 E: 0 LOB: 0 K: 0 BB: 0 S: 3 P: 3	R: 1 H: 1 E: 1 LOB: 2 K: 0 BB: 2 S: 4 P: 12	R: 0 H: 0 E: 0 LOB: 0 K: 1 BB: 0 S: 5 P: 5		1B: 4 SF: 0 2B: 1 SAC: 1 3B: 0 DP: 3 HR: 1 HBP: 1						

	AB	27
	R	3
	H	6
	RBI	3
	BB	4
	SO	4
	LOB	12

WP: 0 PA: 33
PB: 0
SB: 0
CS: 0

PITCHER		IP	WLS	BF	H	R	ER	SO	BB	IBB	HBP	BLK	WP	HR	S	P	ERA	WHIP
Larry Gura, L ERA: 3.87	(1, 1)	7.0	L	30	6	3	3	3	3	1	1	0	0	1	31	48	3.86	1.286
Bob Tufts, L ERA: 1.64	(8, 1)	1.0		3	0	0	0	1	0	0	0	0	0	0	5	5	0.00	0.000

PITCHER	IP	WLS	BF	H	R	ER	SO	BB	IBB	HBP	BLK	WP	HR	S	P	ERA	WHIP

Kansas City Royals @ California Angels

Anaheim Stadium, Anaheim, CA

Tue Sep 21 1982, 10:05 PM EDT

Att. 52,415 - Unknown

livebaseballscorecards.com

TOP

Batter	1	2	3	4	5	6	7	8	9	AB	R	H	RBI	BB	SO	LOB
Willie Wilson, S (1, 7) OBP: 0.370, SLG: 0.433	P3		P5			1B		E5 1-2 3-H		4	0	1	1	0	0	1
U L Washington, S (1, 6) OBP: 0.329, SLG: 0.387	K			G3-6-3 1B		4-3		P5		4	0	1	0	0	1	3
George Brett, L (1, 5) OBP: 0.383, SLG: 0.521	F8			G3-6-3 1-2f			4-3	L4		4	0	0	0	0	0	3
Amos Otis, R (1, 8) OBP: 0.331, SLG: 0.413		P3		L8			1B		P4	4	0	1	0	0	0	0
Hal McRae, R (1, 10) OBP: 0.369, SLG: 0.527		1B 2B			4-3		F9		F8	4	0	1	0	0	0	1
Frank White, R (1, 4) OBP: 0.316, SLG: 0.463		G6-4-3 2-3 1B			B1-3		L8		1B	4	0	2	0	0	0	1
John Wathan, R (1, 3) OBP: 0.352, SLG: 0.330 (8, 2)		G6-4-3 1-2f			3-1			BB 1B E	F8	3	1	0	0	1	0	3
Don Slaught, R (1, 2) OBP: 0.331, SLG: 0.409			L7			K		E 1-3 1B		1	0	0	0	0	0	0
Jamie Quirk, L (5, 2) OBP: 0.253, SLG: 0.267										2	0	1	0	0	1	0
Onix Concepcion, R (8, PR) OBP: 0.268, SLG: 0.299										0	0	0	0	0	0	0
Ron Johnson, R (8, 3)										0	0	0	0	0	0	0
Jerry Martin, R (1, 9) OBP: 0.313, SLG: 0.377			F9			F7		K		3	0	0	0	0	1	2

	AB	33
	R	1
	H	7
	RBI	1
	BB	1
	SO	3
	LOB	14

Inning Stats	1	2	3	4	5	6	7	8	9
	R: 0 E: 0 K: 1 S: 5	H: 0 LOB: 0 BB: 0 P: 5	R: 0 E: 0 K: 0 S: 4	H: 2 LOB: 1 BB: 0 P: 4	R: 0 E: 0 K: 0 S: 3	H: 0 LOB: 0 BB: 0 P: 3	R: 0 E: 0 K: 0 S: 3	H: 1 LOB: 0 BB: 0 P: 3	R: 0 E: 0 K: 0 S: 3	H: 0 LOB: 0 BB: 0 P: 3	R: 0 E: 0 K: 1 S: 6	H: 1 LOB: 1 BB: 0 P: 6	R: 0 E: 0 K: 0 S: 4	H: 1 LOB: 1 BB: 0 P: 4	R: 1 E: 1 K: 1 S: 7	H: 1 LOB: 2 BB: 1 P: 11	R: 0 E: 0 K: 0 S: 4	H: 1 LOB: 1 BB: 0 P: 4

| | | | | | | | | | |

BOTTOM

Batter	1	2	3	4	5	6	7	8	9	AB	R	H	RBI	BB	SO	LOB
Rod Carew, L (1, 3) OBP: 0.396, SLG: 0.397	x 0-0 2B		x 0-0 1B		x 0-0 BB FC6-2 1-3 3-H 1B		x 0-0 1B			4	0	4	1	0	0	0
Doug DeCinces, R (1, 5) OBP: 0.366, SLG: 0.533	x 0-0 ① 4-3		S S S 0-3 ③ K		x 0-0 ① FC6-2 G5-3 BB 1-2 3-H		x 0-0 ③ 5-3			4	0	0	0	0	1	5
Reggie Jackson, L (1, 9) OBP: 0.378, SLG: 0.520	S S S 0-3 ② K			S S S 0-3 ① K	B B B 4-0 1-2 2-3 BB			x 0-0 ① 3-4		3	0	0	0	1	2	1
Brian Downing, R (1, 7) OBP: 0.366, SLG: 0.479	S S S 0-3 ③ K			B B B B 4-0 1B BB	x 0-0 ② ③ G5-3 2-3f			x 0-0 ② 6-3		3	0	0	0	1	1	4
Fred Lynn, L (1, 8) OBP: 0.369, SLG: 0.498		x 0-0 ① 4-3		x 0-0 1-2 1B		S S S 0-3 ① K		x 0-0 ③ F7		4	0	1	0	0	1	0
Don Baylor, R (1, 10) OBP: 0.321, SLG: 0.419		x 0-0 ② 5-3		x 0-0 ② L8		x 0-0 ② F9			x 0-0 ① 5-3	4	0	0	0	0	0	2
Bobby Grich, R (1, 4) Gary Pettis, S (9, PR) OBP: 0.373, SLG: 0.451		x 0-0 ③ 5-3		x 0-0 ③ F9		x 0-0 ③ 4-3			x 0-0 1B 1B 1B	4 0	0 1	1 0	0 0	0 0	0 0	2 0
Bob Boone, R (1, 2) OBP: 0.308, SLG: 0.336			x 0-0 ① F7		B B B B 4-0 SH 1B BB		x 0-0 ① 5-3		x 0-0 1B 1-2 1B	3	1	1	0	1	0	0
Ricky Adams, R (1, 6) Daryl Sconiers, L (9, PH) OBP: 0.273, SLG: 0.111			x 0-0 ② F8		x 0-0 SH 1B 1-3 FC6-2		x 0-0 ② 4-3		x 0-0 1-2 2-H 1B	2 1	0 0	0 1	0 1	0 0	0 0	0 0
Inning Stats	R: 0 H: 1 E: 0 LOB: 1 K: 2 BB: 0 S: 8 P: 8	R: 0 H: 0 E: 0 LOB: 0 K: 0 BB: 0 S: 3 P: 3	R: 0 H: 1 E: 0 LOB: 1 K: 1 BB: 0 S: 6 P: 6	R: 0 H: 1 E: 0 LOB: 2 K: 1 BB: 1 S: 6 P: 10	R: 1 H: 1 E: 1 LOB: 2 K: 0 BB: 2 S: 4 P: 12	R: 0 H: 0 E: 0 LOB: 0 K: 1 BB: 0 S: 5 P: 5	R: 0 H: 1 E: 0 LOB: 1 K: 0 BB: 0 S: 4 P: 4	R: 0 H: 0 E: 0 LOB: 0 K: 0 BB: 0 S: 3 P: 3	R: 1 H: 3 E: 0 LOB: 2 K: 0 BB: 0 S: 4 P: 4	1B: 7 SF: 0 2B: 1 SAC: 1 3B: 0 DP: 1 HR: 0 HBP: 0						

PITCHER	IP	WLS	BF	H	R	ER	SO	BB	IBB	HBP	BLK	WP	HR	S	P	ERA	WHIP
Dennis Leonard, R (1, 1) ERA: 4.58	7.0		29	5	1	1	5	3	0	0	0	0	0	36	48	1.29	1.143
Dan Quisenberry, R (8, 1) ERA: 2.53	1.1	L	7	3	1	1	0	0	0	0	0	0	0	7	7	6.75	2.250

PITCHER	IP	WLS	BF	H	R	ER	SO	BB	IBB	HBP	BLK	WP	HR	S	P	ERA	WHIP

Kansas City Royals @ California Angels

Anaheim Stadium, Anaheim, CA

Tue Sep 21 1982, 10:05 PM EDT

Att. 52,415 - Unknown

livebaseballscorecards.com

AB	32
R	2
H	8
RBI	2
BB	3
SO	5
LOB	14

WP: 0 PB: 0 SB: 0 CS: 0 PA: 36

Batter	1	2	3	4	5	6	7	8	9	AB	R	H	RBI	BB	SO	LOB
Willie Wilson, S (1, 7) OBP: 0.367, SLG: 0.430	6-3		4-3		1-3		K			4	0	0	0	0	1	0
U L Washington, S (1, 6) OBP: 0.333, SLG: 0.400	HR		FC1-6 1B		2B		L7			4	1	3	1	0	0	0
George Brett, L (1, 5) OBP: 0.380, SLG: 0.517	G3		FC1-6 HR 1-2f		4-3		G3			4	1	0	0	0	0	2
Amos Otis, R (1, 8) OBP: 0.332, SLG: 0.420	1-3		HR 1-H			1B 1B 1B		5-3		4	2	2	2	0	0	0
Hal McRae, R (1, 10) OBP: 0.370, SLG: 0.528		4-3 2B	4-3			E 1B 1-2 6-3 1B		F8		4	1	2	0	0	0	0
Frank White, R (1, 4) OBP: 0.316, SLG: 0.461		BBBB 4-3 BB		E6 G6-4-3		L7		P4		2	0	0	0	1	0	2
Onix Concepcion, R (8, PH) OBP: 0.267, SLG: 0.297 (8, 4)										1	0	0	0	0	0	0
John Wathan, R (1, 2) OBP: 0.351, SLG: 0.329		4-3 1-2 2-3		G6-4-3 1-2f		E8 1-3 2-H 1B			4-3	4	0	1	1	0	0	3
Jerry Martin, R (1, 9) OBP: 0.311, SLG: 0.376		L4		K		6-3 3-H			4-3	2	0	0	0	0	1	2
Steve Hammond, L (6, PH) OBP: 0.265, SLG: 0.330 (6, 9)										2	0	0	1	0	0	1
Ron Johnson, R (1, 3)		L4			4-3	K			F9	2	0	0	0	0	0	2
Cesar Geronimo, L (6, PH) OBP: 0.293, SLG: 0.467										1	0	0	0	0	1	1
Greg Pryor, R (6, 3) OBP: 0.306, SLG: 0.378										0	0	0	0	0	0	0
Mark Ryal, L (9, PH) OBP: 0.100, SLG: 0.100										1	0	0	0	0	0	0

TOP

Kansas City Royals @ California Angels

Anaheim Stadium, Anaheim, CA

Wed Sep 22 1982, 10:05 PM EDT

Att. 51,273 - Unknown

livebaseballscorecards.com

AB	35
R	5
H	8
RBI	5
BB	1
SO	3
LOB	13

Inning Stats	1	2	3	4	5	6	7	8	9
	R: 1 E: 0 K: 0 S: 4	H: 1 LOB: 0 BB: 0 P: 4	R: 0 E: 0 K: 0 S: 4	H: 1 LOB: 2 BB: 1 P: 8	R: 2 E: 0 K: 0 S: 5	H: 2 LOB: 0 BB: 0 P: 5	R: 0 E: 1 K: 1 S: 5	H: 0 LOB: 0 BB: 0 P: 5	R: 0 E: 0 K: 0 S: 4	H: 1 LOB: 1 BB: 0 P: 4	R: 2 E: 1 K: 1 S: 8	H: 3 LOB: 1 BB: 0 P: 8	R: 0 E: 0 K: 1 S: 5	H: 0 LOB: 0 BB: 0 P: 5	R: 0 E: 0 K: 0 S: 3	H: 0 LOB: 0 BB: 0 P: 3	R: 0 E: 0 K: 0 S: 3	H: 0 LOB: 0 BB: 0 P: 3

1B: 4	SF: 0
2B: 2	SAC: 0
3B: 0	DP: 1
HR: 2	HBP: 0

WP: 0	PA: 36
PB: 0	
SB: 0	
CS: 0	

PITCHER		IP	WLS	BF	H	R	ER	SO	BB	IBB	HBP	BLK	WP	HR	S	P	ERA	WHIP
Tommy John, L ERA: 3.77	(1, 1)	5.1	W	25	8	5	4	1	1	0	0	0	0	2	26	30	6.75	1.688
Dave Goltz, R ERA: 4.44	(6, 1)	3.2	S	11	0	0	0	2	0	0	0	0	0	0	15	15	0.00	0.000

PITCHER		IP	WLS	BF	H	R	ER	SO	BB	IBB	HBP	BLK	WP	HR	S	P	ERA	WHIP

Batter	1	2	3	4	5	6	7	8	9	AB	R	H	RBI	BB	SO	LOB
Brian Downing, R (1, 7) OBP: 0.367, SLG: 0.486	F9	3B 1B 2-H		F9		G4-6-3 1B		HR		5	2	3	2	0	0	1
Rod Carew, L (1, 3) OBP: 0.398, SLG: 0.402	HR BB B B B	1B 3B 1-H		HBP 1B 1-3		G4-6-3 1-2f		P4		4	2	2	1	1	0	1
Doug DeCinces, R (1, 5) OBP: 0.369, SLG: 0.546	HR 1-H	1B BB B B B		SF8 3-H		1B		HR		3	2	3	4	1	0	0
Don Baylor, R (1, 10) OBP: 0.323, SLG: 0.419	1B	1B 1-3 3-H		HBP 1-0 1-2		5-3		F9		4	0	2	1	0	0	1
Bobby Grich, R (1, 4) OBP: 0.371, SLG: 0.448	K S S S	K S S S		F9			FC4-6 1B	5-3		5	0	1	0	0	2	5
Reggie Jackson, L (1, 9) OBP: 0.378, SLG: 0.517	K S S S		F8	SH1-4 1B BB B B B			FC4-6 1-2f			3	0	0	0	1	1	2
Bobby Clark, R (8, 9) OBP: 0.213, SLG: 0.288										0	0	0	0	0	0	0
Juan Beniquez, R (1, 8) OBP: 0.315, SLG: 0.362		1B 2B	4-3	SH1-4 1-2			FC6-4 BB 1-2f			3	1	1	0	0	0	1
Bob Boone, R (1, 2) OBP: 0.310, SLG: 0.336		L8	5-3	1B 2-H			BB 1-2 B B B B			3	0	1	0	1	0	1
Ricky Adams, R (1, 6) OBP: 0.182, SLG: 0.100		5-3		1B SF8 S S S			G3			3	1	1	0	0	1	2
Ron Jackson, R (7, PH) OBP: 0.389, SLG: 0.424										1	0	0	0	0	0	2
Tim Foli, R (8, 6) OBP: 0.271, SLG: 0.309										0	0	0	0	0	0	0
Inning Stats	R: 2 E: 0 K: 2 S: 9 H: 2 LOB: 1 BB: 1 P: 13	R: 3 E: 0 K: 1 S: 9 H: 4 LOB: 2 BB: 1 P: 13	R: 0 E: 0 K: 0 S: 3 H: 0 LOB: 0 BB: 0 P: 3	R: 1 E: 0 K: 0 S: 5 H: 2 LOB: 2 BB: 0 P: 6	R: 0 E: 0 K: 1 S: 5 H: 1 LOB: 1 BB: 1 P: 9	R: 0 E: 0 K: 0 S: 4 H: 2 LOB: 1 BB: 0 P: 4	R: 0 E: 0 K: 0 S: 4 H: 1 LOB: 2 BB: 1 P: 8	R: 2 E: 0 K: 0 S: 5 H: 2 LOB: 0 BB: 0 P: 5		1B: 9 2B: 1 3B: 1 HR: 3	SF: 1 SAC: 1 DP: 1 HBP: 1						

PITCHER	IP	WLS	BF	H	R	ER	SO	BB	IBB	HBP	BLK	WP	HR	S	P	ERA	WHIP
Vida Blue, L (1, 1) ERA: 3.8	1.2	L	13	6	5	5	2	2	0	0	0	0	1	15	23	27.00	4.800
Mike Armstrong, R (2, 1) ERA: 3.3	3.1		14	3	1	1	2	1	0	1	0	0	0	16	21	2.70	1.200
Bob Tufts, L (6, 1) ERA: 2.57	3.0		14	5	2	2	0	1	0	0	0	0	2	13	17	6.00	2.000

PITCHER	IP	WLS	BF	H	R	ER	SO	BB	IBB	HBP	BLK	WP	HR	S	P	ERA	WHIP

BOTTOM

Kansas City Royals @ California Angels

Anaheim Stadium, Anaheim, CA

Wed Sep 22 1982, 10:05 PM EDT

Att. 51,273 - Unknown

livebaseballscorecards.com

AB	34
R	8
H	14
RBI	8
BB	4
SO	4
LOB	16

WP: 0	PB: 0	SB: 0	CS: 0
PA: 41			

Batter	1	2	3	4	5	6	7	8	9	AB	R	H	RBI	BB	SO	LOB
Brian Downing, R (1, 7) OBP: 0.367, SLG: 0.483	F7	G4-6-3 1-2f 3-H			K S S S	0-3 B B B B FC6-4 BB				3	0	0	0	1	1	1
Ron Jackson, R (1, 3) OBP: 0.388, SLG: 0.422 Daryl Sconiers, L (7, PH) OBP: 0.250, SLG: 0.100 Bob Boone, R (7, 2) OBP: 0.310, SLG: 0.336	G6-4-3 1B	5-3			F6	FC6-4 1-2f				3 1 0	0 0 0	1 0 0	0 0 0	0 0 0	0 3 0	0 0 0
Doug DeCinces, R (1, 5) OBP: 0.369, SLG: 0.543	G6-4-3 1-2f			BB B B B B		2-3		P6		3	0	0	0	1	0	1
Don Baylor, R (1, 10) OBP: 0.323, SLG: 0.418		G5-4-3 1B		F8			F7	P4		4	0	1	0	0	0	1
Bobby Grich, R (1, 4) OBP: 0.371, SLG: 0.445		G5-4-3 1-2f		F8			1B 2B BB B B B B	F9		3	1	0	0	1	0	2
Juan Beniquez, R (1, 9) OBP: 0.312, SLG: 0.358 Fred Lynn, L (7, PH) OBP: 0.370, SLG: 0.498 (7, 8)	5-3			F8			2B SH3 1-2 1B		K S S S	2 2	0 1	0 1	0 0	0 1	0 0	1 0
Joe Ferguson, R (1, 2) OBP: 0.333, SLG: 0.370 Reggie Jackson, L (7, PH) OBP: 0.378, SLG: 0.519 (7, 9)			HR		F9		SH3 1-3 2-H 2B		F8	2 2	1 0	1 1	1 1	0 0	0 0	0 0
Bobby Clark, R (1, 8) OBP: 0.220, SLG: 0.305 Rod Carew, L (7, PH) OBP: 0.400, SLG: 0.403 (7, 3)			1B G4-6-3 2B		F7		SH3 IBB		FC4 1-2f 1B	2 1	1 0	1 1	0 1	0 0	0 1	0 0
Tim Foli, R (1, 6) OBP: 0.272, SLG: 0.309			G4-6-3 2-3 1B		6-3		SH3 1-2 2-3 3-H		FC4 1-2f	3	0	1	1	0	0	1
Inning Stats	R: 0 E: 0 K: 0 S: 3 H: 1 LOB: 0 BB: 0 P: 3	R: 0 E: 0 K: 0 S: 3 H: 1 LOB: 0 BB: 0 P: 3	R: 2 E: 0 K: 0 S: 5 H: 3 LOB: 0 BB: 0 P: 5	R: 0 E: 0 K: 0 S: 3 H: 0 LOB: 1 BB: 1 P: 7	R: 0 E: 0 K: 0 S: 3 H: 0 LOB: 0 BB: 0 P: 3	R: 0 E: 0 K: 1 S: 5 H: 0 LOB: 0 BB: 0 P: 5	R: 2 E: 0 K: 0 S: 5 H: 2 LOB: 3 BB: 3 P: 17	R: 0 E: 0 K: 0 S: 3 H: 0 LOB: 0 BB: 0 P: 3	R: 0 E: 0 K: 1 S: 6 H: 1 LOB: 1 BB: 0 P: 6	1B: 5 2B: 2 3B: 0 HR: 1 SF: 0 SAC: 1 DP: 3 HBP: 0						

PITCHER	IP	WLS	BF	H	R	ER	SO	BB	IBB	HBP	BLK	WP	HR	S	P	ERA	WHIP
Mike Mason, L (1, 1) ERA: 4.26	6.1		23	5	3	3	1	2	0	0	0	0	1	23	31	4.26	1.105
Tom Henke, R (7, 1) ERA: 1.29	0.1		5	2	1	1	0	1	1	0	0	0	0	3	11	27.00	9.000
Danny Darwin, R (7, 1) ERA: 2.95	2.1	W	8	1	0	0	1	0	0	0	0	0	0	10	10	0.00	0.429

PITCHER	IP	WLS	BF	H	R	ER	SO	BB	IBB	HBP	BLK	WP	HR	S	P	ERA	WHIP

TOP

California Angels @ Texas Rangers

Arlington Stadium, Arlington, TX

Thu Sep 23 1982, 8:05 PM EDT

Att. 7,138 - Unknown

livebaseballscorecards.com

AB	31
R	4
H	8
RBI	3
BB	4
SO	2
LOB	10

WP: 0	PA: 36
PB: 0	
SB: 0	
CS: 0	

California Angels @ Texas Rangers

Arlington Stadium, Arlington, TX

Thu Sep 23 1982, 8:05 PM EDT

Att. 7,138 - Unknown

livebaseballscorecards.com

BOTTOM

Batter	1	2	3	4	5	6	7	8	9	AB	R	H	RBI	BB	SO	LOB
George Wright, S (1, 8) OBP: 0.297, SLG: 0.374	BBB 4-0 1B 1B BB	x 0-0 1B		x 0-0 ③ F8			x 0-0 ① FC4-6 FC3-6 1-2f			3	1	1	0	1	0	2
Bill Sample, R (1, 7) OBP: 0.320, SLG: 0.399	x 0-0 1B 3B 1-2 1B	x 0-0 ③ F7			x 0-0 FC6-5 2B		x 0-0 ② FC3-6 CS 1-2f			4	1	2	0	0	0	2
Johnny Grubb, L (1, 10) OBP: 0.373, SLG: 0.374	x 0-0 3B 1-3 2-H 1B		x 0-0 ① L5		x 0-0 ① F8		0-0 ③ CS 1-2	x 0-0 ① P6		4	1	1	1	0	0	1
Larry Parrish, R (1, 9) OBP: 0.321, SLG: 0.414	SSS 0-3 ① K		x 0-0 2B		x 0-0 ② FC6-5 2-3			x 0-0 ② P5		4	0	1	0	0	1	3
Jim Sundberg, R (1, 2) OBP: 0.324, SLG: 0.370	x 0-0 BLK 1-H 3-H 3B		x 0-0 E5 L3		x 0-0 ③ F7			x 0-0 ③ 6-3		4	1	1	2	0	0	2
Bill Stein, R (1, 5) OBP: 0.294, SLG: 0.305	x 0-0 ② 6-3 3-H		x 0-0 ②③ L3 1-2			SSS 0-3 ① K			x 0-0 ① F9	4	0	0	0	0	1	2
Dave Hostetler, R (1, 3) OBP: 0.298, SLG: 0.440 Nick Capra, R (9, PR) OBP: 0.200, SLG: 0.444	SSS 0-3 ③ K			SSS 0-3 ① K		SSS 0-3 ② K			x 0-0 1B E 1B	4 0	0 1	1 0	0 0	3 0	0 0	0 0
Mike Richardt, R (1, 4) OBP: 0.274, SLG: 0.285		x 0-0 ① 5-3		x 0-0 ② F9		x 0-0 ③ 5-3			x 0-0 1-3 1B	4	0	1	0	0	0	0
Bucky Dent, R (1, 6) OBP: 0.239, SLG: 0.243 Wayne Tolleson, S (7, PR) OBP: 0.167, SLG: 0.137 (8, 6) Pete O'Brien, L (9, PH) OBP: 0.278, SLG: 0.396		x 0-0 ② 4-3		x 0-0 2B			x 0-0 FC4-6 1B		0-0 E2 3-H	3 0 1	0 0 0	2 0 0	0 0 0	0 0 0	0 0 0	0 0 1
Inning Stats	R: 4 H: 3 E: 0 LOB: 0 K: 2 BB: 1 S: 10 P: 14	R: 0 H: 1 E: 0 LOB: 1 K: 0 BB: 0 S: 4 P: 4	R: 0 H: 1 E: 1 LOB: 1 K: 0 BB: 0 S: 4 P: 4	R: 0 H: 1 E: 0 LOB: 1 K: 1 BB: 0 S: 6 P: 6	R: 0 H: 1 E: 0 LOB: 1 K: 0 BB: 0 S: 4 P: 4	R: 0 H: 0 E: 0 LOB: 0 K: 2 BB: 0 S: 7 P: 7	R: 0 H: 1 E: 0 LOB: 1 K: 0 BB: 0 S: 3 P: 3	R: 0 H: 0 E: 0 LOB: 0 K: 0 BB: 0 S: 3 P: 3	R: 1 H: 2 E: 2 LOB: 1 K: 0 BB: 0 S: 3 P: 3	1B: 6 2B: 4 3B: 1 HR: 0	SF: 0 SAC: 0 DP: 1 HBP: 0					

	AB	35
	R	5
	H	10
	RBI	3
	BB	1
	SO	5
	LOB	13

PITCHER		IP	WLS	BF	H	R	ER	SO	BB	IBB	HBP	BLK	WP	HR	S	P	ERA	WHIP
Steve Renko, R ERA: 4.55	(1, 1)	0.1		5	3	4	4	1	1	0	0	0	0	0	6	10	108.00	12.000
Doug Corbett, R ERA: 5.08	(1, 1)	1.2		6	1	0	0	1	0	0	0	1	0	0	8	8	0.00	0.600
Mike Witt, R ERA: 3.51	(3, 1)	6.1	L	25	6	1	0	3	0	0	0	0	0	0	30	30	0.00	0.947

PITCHER		IP	WLS	BF	H	R	ER	SO	BB	IBB	HBP	BLK	WP	HR	S	P	ERA	WHIP

WP: 0 PA: 37
PB: 0
SB: 0
CS: 1

California Angels @ Texas Rangers

Arlington Stadium, Arlington, TX

Fri Sep 24 1982, 8:05 PM EDT

Att. 9,330 - Unknown

TOP

livebaseballscorecards.com

Batter	1	2	3	4	5	6	7	8	9	AB	R	H	RBI	BB	SO	LOB
Brian Downing, R (1, 7) OBP: 0.366, SLG: 0.485	5-3		6-3 1-3	1-3 2-H 2B		6-3		F9 1B 2B	K	6	1	2	1	0	1	1
Rod Carew, L (1, 3) OBP: 0.396, SLG: 0.399	F7		SF8 3-H	4-3		1-3		F9 2-3	K	5	0	0	1	0	1	3
Doug DeCinces, R (1, 5) OBP: 0.369, SLG: 0.544 Mick Kelleher, R (8, 5) OBP: 0.264, SLG: 0.191	K		FC5 2B		5-3		BB S 1B 1B	4-3		5 0	1 0	2 0	0 0	0 0	1 0	1 0
Don Baylor, R (1, 10) OBP: 0.327, SLG: 0.419		2B 6-3 1B	BB		BB E BB		F8 1-2	BB HR 3-H 1B		3	3	2	1	2	0	1
Bobby Grich, R (1, 4) OBP: 0.373, SLG: 0.447 Rob Wilfong, L (8, 4) OBP: 0.268, SLG: 0.268		1-3 2B	FC5 2-3f		E 1-2 BB		5-3	HR 1-2 BB		3 0	1 0	1 0	0 0	2 0	0 0	3 0
Reggie Jackson, L (1, 9) OBP: 0.377, SLG: 0.516 Juan Beniquez, R (7, 9) OBP: 0.315, SLG: 0.378		K		P4	F8		BB 1B IBB	1-H 2-H HR		3 1	1 1	0 1	0 3	1 0	1 0	4 0
Bobby Clark, R (1, 8) OBP: 0.224, SLG: 0.306 Fred Lynn, L (7, PH) OBP: 0.372, SLG: 0.499 (7, 8)		6-3 3-H	4-3	E8 1-3 2-H 1B			1B 1-2 2-3 BB	E8 1B		3 1	0 0	1 1	2 0	0 1	0 0	1 0
Tim Foli, R (1, 6) OBP: 0.273, SLG: 0.311 Ricky Adams, R (7, PR) OBP: 0.167, SLG: 0.091 (7, 6)		4-3	1B 2B 1B	6-3			FC6-4 1-2 2-H 3-H 1B	4-3		4 1	1 0	2 0	2 0	0 0	0 0	3 1
Bob Boone, R (1, 2) OBP: 0.311, SLG: 0.337			6-3 PB SF8 1B	2B 1-2 1B		F8	FC6-4 1-2f		K	5	1	2	0	0	1	2
Inning Stats	R: 0 E: 0 K: 1 S: 5 H: 0 LOB: 0 BB: 0 P: 5	R: 1 E: 0 K: 1 S: 7 H: 2 LOB: 1 BB: 0 P: 7	R: 1 E: 0 K: 0 S: 5 H: 2 LOB: 2 BB: 1 P: 9	R: 1 E: 0 K: 0 S: 6 H: 3 LOB: 2 BB: 0 P: 6	R: 1 E: 1 K: 0 S: 4 H: 1 LOB: 2 BB: 2 P: 12	R: 0 E: 0 K: 0 S: 3 H: 0 LOB: 0 BB: 0 P: 3	R: 2 E: 0 K: 0 S: 5 H: 2 LOB: 2 BB: 2 P: 13	R: 4 E: 1 K: 0 S: 7 H: 4 LOB: 1 BB: 1 P: 11	R: 0 E: 0 K: 3 S: 9 H: 0 LOB: 0 BB: 0 P: 9	1B: 9 2B: 4 3B: 0 HR: 1 SF: 1 SAC: 0 DP: 0 HBP: 0	WP: 0 PB: 1 SB: 1 CS: 0 PA: 47					

	AB	R	H	RBI	BB	SO	LOB
	40	10	14	10	6	5	20

PITCHER		IP	WLS	BF	H	R	ER	SO	BB	IBB	HBP	BLK	WP	HR	S	P	ERA	WHIP
Rick Honeycutt, L ERA: 5.28	(1, 1)	4.2	L	25	8	4	4	2	3	0	0	0	0	0	26	38	7.71	2.357
Steve Comer, R ERA: 5.1	(5, 1)	3.0		16	4	5	5	0	2	1	0	0	0	0	13	25	15.00	2.000
Dan Boitano, R ERA: 5.52	(8, 1)	1.1		6	2	1	1	3	0	0	0	0	0	1	12	12	6.75	1.500

PITCHER	IP	WLS	BF	H	R	ER	SO	BB	IBB	HBP	BLK	WP	HR	S	P	ERA	WHIP

Batter	1	2	3	4	5	6	7	8	9	AB	R	H	RBI	BB	SO	LOB
George Wright, S (1, 8) OBP: 0.298, SLG: 0.373	S S S 0-3 K ①		S S S 0-3 K ①		B B B B 4-0 BB		x 0-0 HBP 1-2 1B ②		x 0-0 F7 ②	4	0	1	0	1	2	1
Bill Sample, R (1, 7) OBP: 0.318, SLG: 0.396	x 0-0 5-3 ②		x 0-0 F3 ②		x 0-0 F8 ②		x 0-0 HBP 1-2 1B		x 0-0 5-3 ③	5	0	1	0	0	0	2
Johnny Grubb, L (1, 10) OBP: 0.372, SLG: 0.370	S S S 0-3 K ③		x 0-0 FC4-6 1-2f ③		x 0-0 F8 ③		H 1-0 1-2 2-3 HBP			3	0	0	0	0	1	2
Larry Parrish, R (1, 9) OBP: 0.318, SLG: 0.410 Nick Capra, R (9, 9) OBP: 0.200, SLG: 0.444		x 0-0 5-3 ①		x 0-0 5-3 ①		S S S 0-3 K ①	S S S 0-3 K ③			4 0	0 0	0 0	0 0	0 0	2 0	3 0
Jim Sundberg, R (1, 2) OBP: 0.323, SLG: 0.373		x 0-0 E6 4-3 1B		x 0-0 3B		S S S 0-3 K ②		x 0-0 6-3 ①		4	1	1	0	0	1	0
Bill Stein, R (1, 5) OBP: 0.299, SLG: 0.310		x 0-0 4-3 1-2 ②		x 0-0 F2 ②		x 0-0 1B		x 0-0 1-3 1B		4	0	2	0	0	0	2
Dave Hostetler, R (1, 3) OBP: 0.299, SLG: 0.440		x 0-0 2-H 1B		B B B B 4-0 S BB		x 0-0 P6 ③		x 0-0 1-3 1-2 ②		3	0	1	1	1	0	2
Mike Richardt, R (1, 4) OBP: 0.271, SLG: 0.282		S S S 0-3 K ③		x 0-0 F7 1-2 ③			S S S 0-3 K 1B	x 0-0 P2 ③		4	0	0	0	0	2	4
Bucky Dent, R (1, 6) OBP: 0.239, SLG: 0.243			x 0-0 FC4-6 1B		x 0-0 P6 ①		x 0-0 F7 ①		x 0-0 F9 ①	4	0	1	0	0	0	1
Inning Stats	R: 0 E: 0 K: 2 S: 7 H: 0 LOB: 0 BB: 0 P: 7	R: 1 E: 1 K: 1 S: 7 H: 1 LOB: 1 BB: 0 P: 7	R: 0 E: 0 K: 1 S: 6 H: 1 LOB: 1 BB: 0 P: 6	R: 0 E: 0 K: 0 S: 4 H: 1 LOB: 2 BB: 1 P: 8	R: 0 E: 0 K: 0 S: 3 H: 0 LOB: 1 BB: 1 P: 7	R: 0 E: 0 K: 2 S: 8 H: 1 LOB: 1 BB: 0 P: 8	R: 0 E: 0 K: 2 S: 9 H: 2 LOB: 3 BB: 0 P: 10	R: 0 E: 0 K: 0 S: 4 H: 1 LOB: 1 BB: 0 P: 4	R: 0 E: 0 K: 0 S: 3 H: 0 LOB: 0 BB: 0 P: 3	1B: 6 2B: 0 3B: 1 HR: 0	SF: 0 SAC: 0 DP: 0 HBP: 1					

PITCHER		IP	WLS	BF	H	R	ER	SO	BB	IBB	HBP	BLK	WP	HR	S	P	ERA	WHIP
Bruce Kison, R ERA: 2.99	(1, 1)	8.0	W	35	7	1	0	8	2	0	1	0	0	0	48	57	0.00	1.125
Luis Sanchez, R ERA: 3.25	(9, 1)	1.0		3	0	0	0	0	0	0	0	0	0	0	3	3	0.00	0.000

PITCHER	IP	WLS	BF	H	R	ER	SO	BB	IBB	HBP	BLK	WP	HR	S	P	ERA	WHIP

BOTTOM

California Angels @ Texas Rangers

Arlington Stadium, Arlington, TX

Fri Sep 24 1982, 8:05 PM EDT

Att. 9,330 - Unknown

livebaseballscorecards.com

AB	35
R	1
H	7
RBI	1
BB	2
SO	8
LOB	17

1B: 6	SF: 0	WP: 0	PA: 38
2B: 0	SAC: 0	PB: 1	
3B: 1	DP: 0	SB: 1	
HR: 0	HBP: 1	CS: 0	

California Angels @ Texas Rangers

Arlington Stadium, Arlington, TX

Sat Sep 25 1982, 8:05 PM EDT

Att. 13,210 - Unknown

TOP

livebaseballscorecards.com

Batter	1	2	3	4	5	6	7	8	9	AB	R	H	RBI	BB	SO	LOB
Brian Downing, R (1, 7) OBP: 0.368, SLG: 0.484	FC4-6 1B		6-3		4-3 1B; 1-2 BB	4-3	1-2; 2-3; 3-H HBP			3	0	1	1	1	0	1
Rod Carey, L (1, 3) OBP: 0.396, SLG: 0.405	F7		G3		4-3 1B; 1-2	HR	3-1			5	1	2	1	0	0	4
Reggie Jackson, L (1, 9) OBP: 0.374, SLG: 0.511 Gary Pettis, S (8, 8)	K		K		4-3; 1-2; 2-3		4-3	K		5 0	0 0	0 0	0 0	0 0	3 0	3 0
Fred Lynn, L (1, 8) OBP: 0.375, SLG: 0.500 Juan Beniquez, R (8, PH) OBP: 0.314, SLG: 0.376 (8, 9)	FC4-6; 1-2f			1B SF8 1B	FC6-4 IBB		HR 1B	F8		3 1	2 0	2 0	0 0	1 0	0 0	1 0
Doug DeCinces, R (1, 5) OBP: 0.369, SLG: 0.548		1B 1B 1B	K	FC6-4; 1-2f			1-H HR	6-3		5	1	2	2	0	1	4
Don Baylor, R (1, 10) OBP: 0.329, SLG: 0.425		K	1-3 1B			HR	BB 1B HBP BB		F9	4	2	2	1	1	1	1
Bobby Grich, R (1, 4) OBP: 0.371, SLG: 0.445		1B; 1-2 1B	SF8; 3-H			K	K		K	4	0	1	1	0	3	1
Tim Foli, R (1, 6) OBP: 0.275, SLG: 0.312		G6-4-3; 1-2; 2-3 1B	6-3			L9	HBP BB; 1-2 1B		L7	5	0	2	0	0	0	1
Bob Boone, R (1, 2) OBP: 0.315, SLG: 0.339		G6-4-3; 1-2f			CS 1B	1B	HBP; 1-2; 2-3 BB			3	0	2	0	1	0	3

	AB	38
	R	6
	H	14
	RBI	6
	BB	4
	SO	8
	LOB	19

Inning Stats	1	2	3	4	5	6	7	8	9
	R: 0 E: 0 K: 1 S: 6	H: 1 LOB: 1 BB: 0 P: 6	R: 0 E: 0 K: 1 S: 7	H: 3 LOB: 2 BB: 0 P: 7	R: 0 E: 0 K: 1 S: 5	H: 0 LOB: 0 BB: 0 P: 5	R: 1 E: 0 K: 1 S: 7	H: 2 LOB: 1 BB: 0 P: 7	R: 0 E: 0 K: 0 S: 4	H: 2 LOB: 3 BB: 2 P: 12	R: 1 E: 0 K: 1 S: 7	H: 2 LOB: 1 BB: 0 P: 7	R: 4 E: 0 K: 1 S: 9	H: 4 LOB: 3 BB: 2 P: 18	R: 0 E: 0 K: 1 S: 5	H: 0 LOB: 0 BB: 0 P: 5	R: 0 E: 0 K: 1 S: 5	H: 0 LOB: 0 BB: 0 P: 5

	1B: 11	SF: 1	WP: 0	PA: 44
	2B: 0	SAC: 0	PB: 0	
	3B: 0	DP: 1	SB: 0	
	HR: 3	HBP: 1	CS: 1	

PITCHER		IP	WLS	BF	H	R	ER	SO	BB	IBB	HBP	BLK	WP	HR	S	P	ERA	WHIP
John Butcher, R ERA: 4.9	(1, 1)	6.0		29	11	3	3	5	1	1	0	0	0	2	37	45	4.50	2.000
Danny Darwin, R ERA: 3.24	(7, 1)	0.2	L	6	3	2	2	1	1	0	0	0	0	1	7	11	27.00	6.000
Tom Henke, R ERA: 1.29	(7, 1)	0.0		2	0	1	1	0	1	0	1	0	0	0	0	5	∞	∞
Paul Mirabella, L ERA: 5.1	(7, 1)	2.1		7	0	0	0	2	0	0	0	0	0	0	11	11	0.00	0.000

PITCHER		IP	WLS	BF	H	R	ER	SO	BB	IBB	HBP	BLK	WP	HR	S	P	ERA	WHIP

California Angels @ Texas Rangers

Arlington Stadium, Arlington, TX

Sat Sep 25 1982, 8:05 PM EDT

Att. 13,210 - Unknown

livebaseballscorecards.com

BOTTOM

Batter	1	2	3	4	5	6	7	8	9	AB	R	H	RBI	BB	SO	LOB
George Wright, S (1, 8) OBP: 0.297, SLG: 0.372	5-3		K		F8	1-2 2-H 3-H 1B			K	5	0	1	2	0	2	2
Bill Sample, R (1, 7) OBP: 0.319, SLG: 0.402	P6		1-H 1B 1B		3B	L8			G5-4-3 1-2f	5	1	2	1	0	0	3
Lamar Johnson, R (1, 10) OBP: 0.328, SLG: 0.360	B B B B 4-0 CS BB		2-H 1B		P6		4-3			3	0	1	1	1	0	1
Larry Parrish, R (1, 9) OBP: 0.315, SLG: 0.406	CS 1-2	5-3	P4		5-3		P3			4	0	0	0	0	0	2
Jim Sundberg, R (1, 2) OBP: 0.321, SLG: 0.370		E9 FC6-4		6-3		K	F9			4	0	0	0	0	1	0
Bill Stein, R (1, 5) OBP: 0.298, SLG: 0.314		FC6-4 FC6-4 1-2f		1B 2B		4-3		4-3		4	1	1	0	0	0	1
Dave Hostetler, R (1, 3) OBP: 0.299, SLG: 0.436		FC6-4 1-2f		6-3		B B B B 4-0 BB 1B 1B BB		S S S 0-3 K		3	1	0	0	1	1	2
Mike Richardt, R (1, 4) OBP: 0.274, SLG: 0.285			5-3	2-H 1B		1-2 BB 1B 1B				4	1	2	1	0	0	0
Bucky Dent, R (1, 6) OBP: 0.243, SLG: 0.245			1B 1B 1B	F2		B B B B 4-0 1-2 2-3 1B BB			B B B B 4-0 G5-4-3 BB	2	1	1	0	1	0	1
Buddy Bell, R (9, PH) OBP: 0.376, SLG: 0.426										0	0	0	0	1	0	0
Wayne Tolleson, S (9, PR) OBP: 0.167, SLG: 0.137										0	0	0	0	0	0	0
Inning Stats	R: 0 E: 0 K: 0 S: 2 H: 0 LOB: 0 BB: 1 P: 6	R: 0 E: 1 K: 0 S: 4 H: 0 LOB: 1 BB: 0 P: 4	R: 2 E: 0 K: 1 S: 8 H: 3 LOB: 1 BB: 0 P: 8	R: 1 E: 0 K: 0 S: 5 H: 2 LOB: 1 BB: 0 P: 5	R: 0 E: 0 K: 0 S: 4 H: 1 LOB: 1 BB: 0 P: 4	R: 2 E: 0 K: 1 S: 7 H: 2 LOB: 2 BB: 2 P: 15	R: 0 E: 0 K: 0 S: 3 H: 0 LOB: 0 BB: 0 P: 3	R: 0 E: 0 K: 1 S: 5 H: 0 LOB: 0 BB: 0 P: 5	R: 0 E: 0 K: 1 S: 4 H: 0 LOB: 1 BB: 1 P: 8	1B: 6 2B: 1 3B: 1 HR: 0	SF: 0 SAC: 0 DP: 1 HBP: 0						

	AB	34
	R	5
	H	8
	RBI	5
	BB	4
	SO	4
	LOB	12

WP: 0 PB: 0 SB: 0 CS: 1 PA: 39

PITCHER		IP	WLS	BF	H	R	ER	SO	BB	IBB	HBP	BLK	WP	HR	S	P	ERA	WHIP
Geoff Zahn, L ERA: 3.88	(1, 1)	5.2		26	7	5	5	2	2	0	0	0	0	0	28	36	7.94	1.588
Dave Goltz, R ERA: 4.26	(6, 1)	3.1	W	12	1	0	0	2	2	0	0	0	0	0	14	22	0.00	0.900

PITCHER	IP	WLS	BF	H	R	ER	SO	BB	IBB	HBP	BLK	WP	HR	S	P	ERA	WHIP

Batter	1	2	3	4	5	6	7	8	9	AB	R	H	RBI	BB	SO	LOB
Brian Downing, R (1, 7) OBP: 0.366, SLG: 0.481	S S S 0-3 ① K			x 0-0 ① 5-3		S S S 0-3 ② K		x 0-0 ② F7		4	0	0	0	0	2	1
Rod Carew, L (1, 3) OBP: 0.395, SLG: 0.404	x 0-0 ② 4-3			x 0-0 ② 4-3		x 0-0 ③ F7		x 0-0 2-H 1B		4	0	1	1	0	0	0
Doug DeCinces, R (1, 5) OBP: 0.368, SLG: 0.551	x 0-0 ③ 4-3			x 0-0 HR			x 0-0 ① F7	x 0-0 ③ P6		4	1	1	1	0	0	2
Fred Lynn, L (1, 8) OBP: 0.374, SLG: 0.504		x 0-0 ① F9		x 0-0 HR			x 0-0 ② B2-3		x 0-0 ① F9	4	1	1	1	0	0	0
Don Baylor, R (1, 10) OBP: 0.330, SLG: 0.423		B B B 4-0 G6-4-3 BB		S S S 0-3 ③ K			H 1-0 HR HBP		S S S 0-3 ② K	2	1	0	0	1	2	0
Reggie Jackson, L (1, 9) OBP: 0.373, SLG: 0.515		x 0-0 ② ③ G6-4-3 1-2f			x 0-0 ① 3-1		x 0-0 1-H HR		S S S 0-3 ③ K	4	1	1	2	0	1	1
Bobby Grich, R (1, 4) OBP: 0.369, SLG: 0.442			S S S 0-3 ① K		S S S 0-3 ② K		x 0-0 ③ 5-3			3	0	0	0	0	2	0
Tim Foli, R (1, 6) OBP: 0.273, SLG: 0.310			x 0-0 ② 6-3		x 0-0 ③ F8			x 0-0 ① F9		3	0	0	0	0	0	0
Bob Boone, R (1, 2) OBP: 0.315, SLG: 0.341			S S S 0-3 ③ K			x 0-0 ① F7		x 0-0 1B 2B		3	0	1	0	0	1	0
Gary Pettis, S (8, PR)										0	1	0	0	0	0	0
Joe Ferguson, R (8, 2) OBP: 0.333, SLG: 0.370										0	0	0	0	0	0	0

TOP

California Angels @ Texas Rangers

Arlington Stadium, Arlington, TX

Sun Sep 26 1982, 8:05 PM EDT

Att. 29,036 - Unknown

livebaseballscorecards.com

	AB	R	H	RBI	BB	SO	LOB
	31	5	5	5	1	8	4

Inning Stats	1	2	3	4	5	6	7	8	9
	R: 0 E: 0 K: 1 S: 5	R: 0 E: 0 K: 0 S: 2	R: 0 E: 0 K: 2 S: 7	R: 2 E: 0 K: 1 S: 7	R: 0 E: 0 K: 1 S: 5	R: 0 E: 0 K: 1 S: 5	R: 2 E: 0 K: 0 S: 4	R: 1 E: 0 K: 0 S: 5	R: 0 E: 0 K: 2 S: 7
	H: 0 LOB: 0 BB: 0 P: 5	H: 0 LOB: 0 BB: 1 P: 6	H: 0 LOB: 0 BB: 0 P: 7	H: 2 LOB: 0 BB: 0 P: 7	H: 0 LOB: 0 BB: 0 P: 5	H: 0 LOB: 0 BB: 0 P: 5	H: 1 LOB: 0 BB: 0 P: 5	H: 2 LOB: 2 BB: 0 P: 5	H: 0 LOB: 0 BB: 0 P: 7

1B: 1 SF: 0
2B: 1 SAC: 0
3B: 0 DP: 1
HR: 3 HBP: 1

WP: 0 PA: 33
PB: 0
SB: 0
CS: 0

PITCHER	IP	WLS	BF	H	R	ER	SO	BB	IBB	HBP	BLK	WP	HR	S	P	ERA	WHIP
Charlie Hough, R (1, 1) ERA: 3.82	9.0	W	33	5	5	5	8	1	0	1	0	0	3	47	52	5.00	0.667

PITCHER	IP	WLS	BF	H	R	ER	SO	BB	IBB	HBP	BLK	WP	HR	S	P	ERA	WHIP

BOTTOM

California Angels @ Texas Rangers

Arlington Stadium, Arlington, TX

Sun Sep 26 1982, 8:05 PM EDT

Att. 29,036 - Unknown

livebaseballscorecards.com

Batter	1	2	3	4	5	6	7	8	9	AB	R	H	RBI	BB	SO	LOB
George Wright, S (1, 8) OBP: 0.302, SLG: 0.375	SH, HBP	1B		SH1-3, 1B		BB, 1B		FC1-6, 1-2f		4	2	3	0	0	0	1
Bill Sample, R (1, 7) OBP: 0.319, SLG: 0.399	SH, HR, 1-H	P4		SH1-3, 1-2		BBBB, E, 1B, K2-5-2, 1-2, BB		P3		2	1	0	0	1	0	2
Johnny Grubb, L (1, 10) OBP: 0.371, SLG: 0.368 Lamar Johnson, R (6, PH) OBP: 0.329, SLG: 0.361	HR, HBP		F8	G3		E, 1-2, 2-H, 1B		F8		2 2	1 0	0 1	0 1	0 0	0 0	1 1
Larry Parrish, R (1, 9) OBP: 0.315, SLG: 0.411	1-H, 3-H, HR		1-3	5-3		SSS, K2-5-2, 1-2, 2-3				4	1	1	3	0	1	3
Jim Sundberg, R (1, 2) OBP: 0.322, SLG: 0.375	1-3		2B, 1B		L8		3B			4	1	2	0	0	0	0
Pete O'Brien, L (1, 3) OBP: 0.276, SLG: 0.404	6-3		1-H, 1B, 2B		4-3		G3			4	1	1	1	0	0	1
Bill Stein, R (1, 5) OBP: 0.303, SLG: 0.315	5-3		H, 1B, HBP		FC6-4, 1B		SSS, K			3	0	1	0	0	1	1
Mike Richardt, R (1, 4) OBP: 0.273, SLG: 0.284		5-3	1-2, 2-H, 1B		FC6-4, 1-2f		SSS, K			4	0	1	1	0	1	2
Bucky Dent, R (1, 6) OBP: 0.243, SLG: 0.243		6-3	L5			F8		BBBB, FC1-6, BB		3	0	0	0	1	0	2
Inning Stats	R: 4 E: 1 K: 0 S: 5 H: 1 LOB: 0 BB: 0 P: 7	R: 0 E: 0 K: 0 S: 4 H: 1 LOB: 1 BB: 0 P: 4	R: 2 E: 0 K: 0 S: 6 H: 3 LOB: 2 BB: 0 P: 7	R: 0 E: 0 K: 0 S: 4 H: 1 LOB: 1 BB: 0 P: 4	R: 0 E: 0 K: 0 S: 4 H: 1 LOB: 1 BB: 0 P: 4	R: 1 E: 1 K: 1 S: 6 H: 2 LOB: 2 BB: 1 P: 10	R: 0 E: 0 K: 2 S: 8 H: 1 LOB: 1 BB: 0 P: 8	R: 0 E: 0 K: 0 S: 3 H: 0 LOB: 1 BB: 1 P: 7		1B: 7 2B: 2 3B: 1 HR: 1	SF: 0 SAC: 2 DP: 1 HBP: 3					

	AB	32
	R	7
	H	10
	RBI	6
	BB	2
	SO	3
	LOB	14

WP: 0 PB: 0 SB: 0 CS: 0 PA: 39

PITCHER		IP	WLS	BF	H	R	ER	SO	BB	IBB	HBP	BLK	WP	HR	S	P	ERA	WHIP
Ken Forsch, R ERA: 3.78	(1, 1)	2.2	L	16	4	6	5	0	0	0	3	0	0	1	13	16	16.88	1.500
Rick Steirer, R ERA: 3.33	(3, 1)	2.2		13	4	1	1	0	1	0	0	0	0	0	12	16	3.38	1.875
John Curtis, L ERA: 4.28	(6, 1)	0.0		1	1	0	0	0	0	0	0	0	0	0	1	1	∞	∞
Steve Renko, R ERA: 4.47	(6, 1)	2.2		9	1	0	0	3	1	0	0	0	0	0	14	18	0.00	0.750

PITCHER	IP	WLS	BF	H	R	ER	SO	BB	IBB	HBP	BLK	WP	HR	S	P	ERA	WHIP

California Angels @ Kansas City Royals

Royals Stadium, Kansas City, MO

Mon Sep 27 1982, 8:05 PM EDT

Att. 38,278 - Unknown - 73 F

TOP

livebaseballscorecards.com

Batter	1	2	3	4	5	6	7	8	9	AB	R	H	RBI	BB	SO	LOB
Brian Downing, R (1, 7) OBP: 0.368, SLG: 0.480	F7		BB		E 1B 1B		SH1-3 1B BB	P3		3	1	1	1	2	0	2
Rod Carew, L (1, 3) OBP: 0.394, SLG: 0.403	F8		F8		E 1B		SH1-3	4-3		4	0	1	0	0	0	3
Doug DeCinces, R (1, 5) OBP: 0.369, SLG: 0.548	BB		F9		E5		1B IBB		5-3	3	0	0	0	2	0	3
Don Baylor, R (1, 10) OBP: 0.329, SLG: 0.422	F3			F6	P5		BB 1B		5-3	5	0	1	1	0	0	4
Bobby Grich, R (1, 4) OBP: 0.368, SLG: 0.440		5-3		L8	K		P4		1B	5	0	1	0	0	1	5
Fred Lynn, L (1, 8) OBP: 0.375, SLG: 0.504		F7		K		SH1-3 2B	BB		F7	4	0	1	0	1	1	1
Juan Beniquez, R (1, 9) OBP: 0.320, SLG: 0.384		FC6-4 BB			E 2B	SH1-3	K			1	1	1	0	1	0	0
Reggie Jackson, L (7, PH) OBP: 0.373, SLG: 0.514										1	0	0	0	0	1	3
Bobby Clark, R (7, 9) OBP: 0.224, SLG: 0.306										0	0	0	0	0	0	0
Tim Foli, R (1, 6) OBP: 0.271, SLG: 0.307		FC6-4			E5 L9 1B	5-3		E3 4-3 SH		4	1	0	0	0	0	2
Bob Boone, R (1, 2) OBP: 0.313, SLG: 0.339			4-3		L9	F9		SH		3	0	0	0	0	0	2

| | | | | | | | | | |

Batter	1	2	3	4	5	6	7	8	9	AB	R	H	RBI	BB	SO	LOB
Willie Wilson, S (1, 8) OBP: 0.366, SLG: 0.425	1-3		K		F8		FC6-4 1-2f			4	0	0	0	0	1	2
U L Washington, S (1, 6) OBP: 0.333, SLG: 0.411	HR		FC6 1-2f		BB			6-3		3	1	1	1	1	0	1
George Brett, L (1, 5) OBP: 0.377, SLG: 0.510	3-1			CS 1B 1B	L7			FC6-4 1B		4	0	2	0	0	0	1
Hal McRae, R (1, 10) OBP: 0.374, SLG: 0.539	2B			1B CS 1-2 1B 1B		CS 1B		FC6-4 1-2f 1B		4	1	3	0	0	0	1
Jerry Martin, R (1, 9) OBP: 0.314, SLG: 0.389		6-3		K 1-2 2-3		K 1-2		1-2 1B		4	0	1	0	0	2	3
Bombo Rivera, R (1, 7) OBP: 0.167, SLG: 0.167		K		1B 2-3		K		1-3		4	0	1	0	0	2	2
Willie Aikens, L (1, 3) OBP: 0.336, SLG: 0.440 Dennis Werth, R (7, PR) OBP: 0.316, SLG: 0.133 (8, 3) Ron Johnson, R (9, PH) OBP: 0.571, SLG: 0.600		L5		1B 1-3 3-H			FC6-5 SH1-4 1B		G6-4-3 BB	3 0 0	0 0 0	2 0 0	1 0 0	0 0 0	0 0 1	0 0 0
John Wathan, R (1, 2) OBP: 0.345, SLG: 0.322			1-3	L9			SH1-4 1-2		K	3	0	0	0	0	1	3
Onix Concepcion, R (1, 4) OBP: 0.254, SLG: 0.281 Frank White, R (7, PH) OBP: 0.315, SLG: 0.460 Greg Pryor, R (7, PR) OBP: 0.306, SLG: 0.378 (8, 4) Cesar Geronimo, L (9, PH) OBP: 0.315, SLG: 0.460			E6 FC6		6-3		FC6-5 FC6-4 2-3		G6-4-3 1-2f	2 1 0 1	0 0 0 0	0 0 0 0	0 0 0 0	0 0 0 0	0 2 0 1	0 0 0 0
Inning Stats	R: 1 H: 2 E: 0 LOB: 1 K: 0 BB: 0 S: 4 P: 4	R: 0 H: 0 E: 0 LOB: 0 K: 1 BB: 0 S: 5 P: 5	R: 0 H: 0 E: 1 LOB: 1 K: 1 BB: 0 S: 6 P: 6	R: 1 H: 4 E: 0 LOB: 2 K: 1 BB: 0 S: 8 P: 8	R: 0 H: 0 E: 0 LOB: 1 K: 0 BB: 1 S: 3 P: 7	R: 0 H: 1 E: 0 LOB: 0 K: 2 BB: 0 S: 7 P: 7	R: 0 H: 1 E: 0 LOB: 1 K: 0 BB: 0 S: 4 P: 4	R: 0 H: 2 E: 0 LOB: 2 K: 0 BB: 0 S: 5 P: 5	R: 0 H: 0 E: 0 LOB: 0 K: 1 BB: 1 S: 4 P: 8	1B: 8 2B: 3 3B: 0 HR: 1	SF: 0 SAC: 1 DP: 3 HBP: 0			WP: 0 PB: 0 SB: 0 CS: 3		PA: 36	

PITCHER		IP	WLS	BF	H	R	ER	SO	BB	IBB	HBP	BLK	WP	HR	S	P	ERA	WHIP
Tommy John, L ERA: 3.71	(1, 1)	8.0	W	34	10	2	2	5	2	0	0	0	0	1	42	50	2.25	1.500
Luis Sanchez, R ERA: 3.21	(9, 1)	1.0	S	2	0	0	0	1	0	0	0	0	0	0	4	4	0.00	0.000

PITCHER	IP	WLS	BF	H	R	ER	SO	BB	IBB	HBP	BLK	WP	HR	S	P	ERA	WHIP

BOTTOM

California Angels @ Kansas City Royals

Royals Stadium, Kansas City, MO

Mon Sep 27 1982, 8:05 PM EDT

Att. 38,278 - Unknown - 73 F

livebaseballscorecards.com

AB	33
R	2
H	10
RBI	2
BB	2
SO	6
LOB	16

California Angels @ Kansas City Royals

Royals Stadium, Kansas City, MO

Tue Sep 28 1982, 8:05 PM EDT

Att. 30,454 - Unknown - 81 F

TOP

livebaseballscorecards.com

Batter	1	2	3	4	5	6	7	8	9	AB	R	H	RBI	BB	SO	LOB
Ron Jackson, R (1, 3) OBP: 0.380, SLG: 0.413	1-3		F5	FC6-4 1-2f			4-3		L6	3	0	0	0	0	0	1
Rod Carew, L (7, PH) OBP: 0.393, SLG: 0.401										2	0	0	0	0	0	1
(7, 3)																
Juan Beniquez, R (1, 9) OBP: 0.319, SLG: 0.381	F9		F8		F8		1B			4	0	1	0	0	0	0
Doug DeCinces, R (1, 5) OBP: 0.369, SLG: 0.549	BB			1B 1B 2B	F7		F7			3	1	1	0	1	0	1
Brian Downing, R (1, 7) OBP: 0.367, SLG: 0.479	4-3			BB 1B 2-3 1B	F9			4-3		4	1	1	0	0	0	1
Bobby Grich, R (1, 4) OBP: 0.372, SLG: 0.443		1B		1B SF8 1-2 BB		1B		G6-4-3 1B		3	1	3	0	1	0	0
Gary Pettis, S (8, PR)										0	0	0	0	0	0	0
Rob Wilfong, L (8, 4) OBP: 0.268, SLG: 0.268										0	0	0	0	0	0	0
Don Baylor, R (1, 10) OBP: 0.328, SLG: 0.420		L8		SF8 1-3 2-H 3-H 1B		F9		G6-4-3 1-2f		4	1	1	2	0	0	3
Bobby Clark, R (1, 8) OBP: 0.218, SLG: 0.302		K		SF8 2-3 3-H		K			4-3	1	0	0	1	0	1	1
Fred Lynn, L (6, PH) OBP: 0.373, SLG: 0.502										2	0	0	0	0	1	1
(6, 8)																
Tim Foli, R (1, 6) OBP: 0.271, SLG: 0.307		F9		FC6-4 3-H 1B		L5			F8	3	0	1	1	0	0	2
Daryl Sconiers, L (9, PH) OBP: 0.231, SLG: 0.091										1	0	0	0	0	0	0
Bob Boone, R (1, 2) OBP: 0.311, SLG: 0.337			F3	P4			F9		1B	3	0	0	0	0	0	1
Reggie Jackson, L (9, PH) OBP: 0.374, SLG: 0.515										1	0	1	0	0	0	0

	AB	34
	R	4
	H	9
	RBI	4
	BB	2
	SO	2
	LOB	12

Inning Stats	1	2	3	4	5	6	7	8	9
	R: 0 E: 0 K: 0 S: 3	H: 0 LOB: 1 BB: 1 P: 7	R: 0 E: 0 K: 1 S: 6	H: 1 LOB: 1 BB: 0 P: 6	R: 0 E: 0 K: 0 S: 3	H: 0 LOB: 0 BB: 0 P: 3	R: 0 E: 0 K: 0 S: 3	H: 0 LOB: 0 BB: 0 P: 3	R: 4 E: 0 K: 0 S: 7	H: 4 LOB: 1 BB: 1 P: 11	R: 0 E: 0 K: 1 S: 6	H: 1 LOB: 1 BB: 0 P: 6	R: 0 E: 0 K: 0 S: 4	H: 1 LOB: 1 BB: 0 P: 4	R: 0 E: 0 K: 0 S: 3	H: 1 LOB: 1 BB: 0 P: 3	R: 0 E: 0 K: 0 S: 4	H: 1 LOB: 1 BB: 0 P: 4

1B: 8	SF: 1	WP: 0	PA: 37
2B: 1	SAC: 0	PB: 0	
3B: 0	DP: 1	SB: 0	
HR: 0	HBP: 0	CS: 0	

PITCHER		IP	WLS	BF	H	R	ER	SO	BB	IBB	HBP	BLK	WP	HR	S	P	ERA	WHIP
Larry Gura, L ERA: 3.96	(1, 1)	3.1		17	5	4	4	1	2	0	0	0	0	0	17	25	10.80	2.100
Mike Armstrong, R ERA: 3.18	(4, 1)	4.0	W	15	3	0	0	1	0	0	0	0	0	0	17	17	0.00	0.750
Dan Quisenberry, R ERA: 2.52	(8, 1)	1.2	S	5	1	0	0	0	0	0	0	0	0	0	5	5	0.00	0.600

PITCHER		IP	WLS	BF	H	R	ER	SO	BB	IBB	HBP	BLK	WP	HR	S	P	ERA	WHIP

Batter	1	2	3	4	5	6	7	8	9	AB	R	H	RBI	BB	SO	LOB
Willie Wilson, S (1, 7) OBP: 0.369, SLG: 0.431	FC5 1B		2B	FC6 1-2f			G3 1B 2B			4	1	3	0	0	0	1
U L Washington, S (1, 6) OBP: 0.330, SLG: 0.407	B1		F8		4-3		G3 2-3			4	0	0	0	0	0	3
George Brett, L (1, 5) OBP: 0.376, SLG: 0.508	FC5 E 1B 1-3		F7		L3		1B 3-H			4	1	1	1	0	0	2
Hal McRae, R (1, 10) OBP: 0.371, SLG: 0.535	E5 1B 2-3		F9		F9		4-3			4	0	0	0	0	0	3
Willie Aikens, L (1, 3) OBP: 0.337, SLG: 0.439	1B 1-3 3-H			HBP 1B G4-6-3 BB B B B B		K S S S		F8		3	1	1	1	1	0	0
Jerry Martin, R (1, 9) OBP: 0.315, SLG: 0.396	K S S S			G4-6-3 HBP 1B 1-2		HR		K S S S		4	2	2	1	0	2	2
John Wathan, R (1, 2) OBP: 0.344, SLG: 0.320		P5		G4-6-3 HBP 1-2 2-3		L6		4-3		3	0	0	0	0	0	0
Cesar Geronimo, L (1, 8) OBP: 0.307, SLG: 0.447		4-3		G4-6-3 1-2f 2-3 3-H		L7				3	0	0	0	0	0	2
Onix Concepcion, R (1, 4) OBP: 0.252, SLG: 0.280 Steve Hammond, L (4, PH) OBP: 0.248, SLG: 0.306 Greg Pryor, R (5, 4) OBP: 0.304, SLG: 0.376		F9		FC6 1B 3-H			3-1			1 1 1	0 0 0	0 1 0	0 1 0	0 0 0	0 0 0	0 0 0
Inning Stats	R: 1 E: 1 K: 1 S: 8 H: 2 LOB: 2 BB: 0 P: 8	R: 0 E: 0 K: 0 S: 3 H: 0 LOB: 0 BB: 0 P: 3	R: 0 E: 0 K: 0 S: 4 H: 1 LOB: 1 BB: 0 P: 4	R: 2 E: 0 K: 0 S: 4 H: 2 LOB: 1 BB: 1 P: 9	R: 0 E: 0 K: 0 S: 3 H: 0 LOB: 0 BB: 0 P: 3	R: 1 E: 0 K: 1 S: 6 H: 1 LOB: 0 BB: 0 P: 6	R: 1 E: 0 K: 0 S: 5 H: 2 LOB: 1 BB: 0 P: 5	R: 0 E: 0 K: 1 S: 5 H: 0 LOB: 0 BB: 0 P: 5		1B: 5 2B: 2 3B: 0 HR: 1 SF: 0 SAC: 0 DP: 1 HBP: 1						

BOTTOM

California Angels @ Kansas City Royals

Royals Stadium, Kansas City, MO

Tue Sep 28 1982, 8:05 PM EDT

Att. 30,454 - Unknown - 81 F

livebaseballscorecards.com

AB	32
R	5
H	8
RBI	4
BB	1
SO	3
LOB	13

WP: 0 PB: 0 SB: 0 CS: 0 PA: 34

PITCHER		IP	WLS	BF	H	R	ER	SO	BB	IBB	HBP	BLK	WP	HR	S	P	ERA	WHIP
Mike Witt, R ERA: 3.55	(1, 1)	6.0		26	6	4	3	2	1	0	1	0	0	1	28	33	4.50	1.167
Dave Goltz, R ERA: 4.27	(7, 1)	2.0	L	8	2	1	1	1	0	0	0	0	0	0	10	10	4.50	1.000

PITCHER	IP	WLS	BF	H	R	ER	SO	BB	IBB	HBP	BLK	WP	HR	S	P	ERA	WHIP

California Angels @ Kansas City Royals

Royals Stadium, Kansas City, MO

Wed Sep 29 1982, 8:05 PM EDT

Att. 26,502 - Unknown - 82 F

TOP

livebaseballscorecards.com

Batter	1	2	3	4	5	6	7	8	9	AB	R	H	RBI	BB	SO	LOB
Brian Downing, R (1, 7) OBP: 0.366, SLG: 0.476	F8		6-3		FC6-4 1-2f		BB			3	0	0	0	1	0	1
Rod Carew, L (1, 3) OBP: 0.394, SLG: 0.402	6-3			1B		HR 4-3	4-3			4	1	2	0	0	0	1
Reggie Jackson, L (1, 9) OBP: 0.373, SLG: 0.518	HR			K		4-3 1-2		4-3		4	1	1	1	0	1	2
Fred Lynn, L (1, 8) OBP: 0.371, SLG: 0.499	4-3			F9		F7		F8		3	0	0	0	0	0	2
Gary Pettis, S (7, 8)										1	0	0	0	0	0	0
Don Baylor, R (1, 10) OBP: 0.329, SLG: 0.426		L8		F9		HR 2-H		S 1B		4	1	2	2	0	0	1
Doug DeCinces, R (1, 5) OBP: 0.369, SLG: 0.549		F7			1B 2B	K		G2 1-2		4	1	1	0	0	1	1
Bobby Grich, R (1, 4) OBP: 0.371, SLG: 0.442		P3			6-3	4-3 WP SF7 1B			F9	4	1	1	0	0	0	1
Tim Foli, R (1, 6) OBP: 0.271, SLG: 0.307			6-3		P5	4-3 1-3			F9	1	0	0	0	0	0	0
Mick Kelleher, R (4, 6) OBP: 0.264, SLG: 0.191										0	0	0	0	0	0	0
Ron Jackson, R (5, PH) OBP: 0.377, SLG: 0.410										1	0	0	0	0	0	1
Ricky Adams, R (5, 6) OBP: 0.154, SLG: 0.083										1	0	0	0	0	0	1
Rob Wilfong, L (9, PH) OBP: 0.267, SLG: 0.267										1	0	0	0	0	0	0
Bob Boone, R (1, 2) OBP: 0.310, SLG: 0.337			F9		FC6-4 2-H	SF7 3-H			6-3	3	0	1	2	0	0	0

	AB	34
	R	5
	H	8
	RBI	5
	BB	1
	SO	2
	LOB	11

Inning Stats	1	2	3	4	5	6	7	8	9			
R:	1	0	0	0	1	2	1	0	0	1B:	5	SF: 1
E:	0	0	0	0	0	0	0	0	0	2B:	1	SAC: 0
K:	0	0	0	1	0	1	0	0	0	3B:	0	DP: 0
S:	4	3	3	6	5	7	4	4	3	HR:	2	HBP: 0
H:	1	0	0	1	2	2	1	1	0	WP:	1	PA: 36
LOB:	0	0	0	1	1	0	1	0	0	PB:	0	
BB:	0	0	0	0	0	0	1	0	0	SB:	1	
P:	4	3	3	6	5	7	8	4	3	CS:	0	

PITCHER		IP	WLS	BF	H	R	ER	SO	BB	IBB	HBP	BLK	WP	HR	S	P	ERA	WHIP
Dennis Leonard, R ERA: 5.1	(1, 1)	6.2		28	7	5	5	2	1	0	0	0	1	2	31	35	6.75	1.200
Bob Tufts, L ERA: 3.78	(7, 1)	1.0	W	3	0	0	0	0	0	0	0	0	0	0	3	3	0.00	0.000
Dan Quisenberry, R ERA: 2.49	(8, 1)	1.1	S	5	1	0	0	0	0	0	0	0	0	0	5	5	0.00	0.750

PITCHER		IP	WLS	BF	H	R	ER	SO	BB	IBB	HBP	BLK	WP	HR	S	P	ERA	WHIP

Batter	1	2	3	4	5	6	7	8	9	AB	R	H	RBI	BB	SO	LOB
Willie Wilson, S (1, 7) OBP: 0.370, SLG: 0.434	F8		6-3		3B 3-H		1B FC4-6 1-2 HBP			3	1	1	1	0	0	0
U L Washington, S (1, 6) OBP: 0.329, SLG: 0.405	6-3			6-3 S S S	K		FC4-6 1B 1-3 2-H 3-H			4	0	1	2	0	1	1
George Brett, L (1, 5) OBP: 0.376, SLG: 0.508	4-3			WP FC1-2 2B		4-3	FC4-6 1-2f 3-H			4	0	1	1	0	0	1
Hal McRae, R (1, 10) OBP: 0.369, SLG: 0.532		6-3		FC1-2 WP 2-H		6-3	F8			4	0	0	0	0	0	2
Willie Aikens, L (1, 3) OBP: 0.339, SLG: 0.439 Greg Pryor, R (8, PR) OBP: 0.304, SLG: 0.376 (9, 3)		F7		FC5-4 1-2 IBB		F7		FC6-4 1B		3 0	0 0	1 0	0 0	1 0	0 0	0 0
Frank White, R (1, 4) OBP: 0.315, SLG: 0.460		F3		FC5-4 1-2f			1B 2B	K S S S		4	1	1	0	0	1	3
Jerry Martin, R (1, 9) OBP: 0.315, SLG: 0.394			4-3		F2		1B 1B 2-3	F4		4	1	1	0	0	0	1
John Wathan, R (1, 2) OBP: 0.342, SLG: 0.317			K S S S		K S S S		K S S S	FC6-4 1-2f		4	0	0	0	0	3	3
Cesar Geronimo, L (1, 8) OBP: 0.325, SLG: 0.509			HR		3B 3B		HBP 1B 1B 1-3 3-H			3	3	3	2	0	0	0
Inning Stats	R: 0 E: 0 K: 0 S: 3 H: 0 LOB: 0 BB: 0 P: 3	R: 0 E: 0 K: 0 S: 3 H: 0 LOB: 0 BB: 0 P: 3	R: 1 E: 0 K: 1 S: 6 H: 1 LOB: 0 BB: 0 P: 6	R: 0 E: 0 K: 0 S: 4 H: 1 LOB: 2 BB: 1 P: 8	R: 1 E: 0 K: 2 S: 9 H: 2 LOB: 1 BB: 0 P: 9	R: 0 E: 0 K: 0 S: 3 H: 0 LOB: 0 BB: 0 P: 3	R: 4 E: 0 K: 1 S: 9 H: 4 LOB: 1 BB: 0 P: 10	R: 0 E: 0 K: 1 S: 6 H: 1 LOB: 1 BB: 0 P: 6		1B: 4 2B: 2 3B: 2 HR: 1 SF: 0 SAC: 0 DP: 0 HBP: 1						

PITCHER		IP	WLS	BF	H	R	ER	SO	BB	IBB	HBP	BLK	WP	HR	S	P	ERA	WHIP
Bruce Kison, R ERA: 3.17	(1, 1)	6.1		27	7	5	5	4	0	1	0	0	2	1	34	38	7.11	1.105
Luis Sanchez, R ERA: 3.31	(7, 1)	0.0	L	2	1	0	0	0	0	0	1	0	0	0	1	2	∞	∞
Andy Hassler, L ERA: 2.43	(7, 1)	0.2		3	1	1	1	0	0	0	0	0	0	0	3	3	13.50	1.500
Dave Goltz, R ERA: 4.22	(8, 1)	1.0		3	0	0	0	1	0	0	0	0	0	0	5	5	0.00	0.000

PITCHER	IP	WLS	BF	H	R	ER	SO	BB	IBB	HBP	BLK	WP	HR	S	P	ERA	WHIP

BOTTOM

California Angels @ Kansas City Royals

Royals Stadium, Kansas City, MO

Wed Sep 29 1982, 8:05 PM EDT

Att. 26,502 - Unknown - 82 F

livebaseballscorecards.com

AB	33
R	6
H	9
RBI	6
BB	1
SO	5
LOB	11

WP: 2	PA: 35		
PB: 0			
SB: 0			
CS: 0			

Batter	1	2	3	4	5	6	7	8	9	AB	R	H	RBI	BB	SO	LOB
George Wright, S (1, 8) OBP: 0.305, SLG: 0.378	5-3		G5-4-3 1-2f			F8			FC6-4 1-2 2-3 1B	4	0	1	0	0	0	1
Bill Sample, R (1, 7) OBP: 0.316, SLG: 0.394	E1			5-3			G5-4-3 1B		K	4	0	1	0	0	1	3
Lamar Johnson, R (1, 10) OBP: 0.327, SLG: 0.359	K			5-3			G5-4-3 1-2f		K	4	0	0	0	0	2	5
Larry Parrish, R (1, 9) OBP: 0.312, SLG: 0.406	L4			1-3			G3		FC6-4 1-2f	4	0	0	0	0	0	4
Jim Sundberg, R (1, 2) OBP: 0.322, SLG: 0.376		5-3			5-3			6-3		3	0	0	0	0	0	0
Dave Hostetler, R (1, 3) OBP: 0.299, SLG: 0.434		F7			K			1-3		3	0	0	0	0	1	0
Bill Stein, R (1, 5) OBP: 0.295, SLG: 0.305		F3			F8			F9		3	0	0	0	0	0	0
Mike Richardt, R (1, 4) OBP: 0.280, SLG: 0.287			5-3			P3			1B 1B 1B	3	0	1	0	0	0	0
Wayne Tolleson, S (1, 6) OBP: 0.191, SLG: 0.143			G5-4-3 1B			5-3			1B 1-2 1B	3	0	2	0	0	0	0
Inning Stats	R: 0 E: 1 K: 1 S: 6 H: 0 LOB: 1 BB: 0 P: 6	R: 0 E: 0 K: 0 S: 3 H: 0 LOB: 0 BB: 0 P: 3	R: 0 E: 0 K: 0 S: 3 H: 1 LOB: 0 BB: 0 P: 3	R: 0 E: 0 K: 0 S: 3 H: 0 LOB: 0 BB: 0 P: 3	R: 0 E: 0 K: 1 S: 5 H: 0 LOB: 0 BB: 0 P: 5	R: 0 E: 0 K: 0 S: 3 H: 0 LOB: 0 BB: 0 P: 3	R: 0 E: 0 K: 0 S: 3 H: 1 LOB: 0 BB: 0 P: 3	R: 0 E: 0 K: 0 S: 3 H: 0 LOB: 0 BB: 0 P: 3	R: 0 E: 0 K: 2 S: 10 H: 3 LOB: 3 BB: 0 P: 10	1B: 5 2B: 0 3B: 0 HR: 0 SF: 0 SAC: 0 DP: 2 HBP: 0						

PITCHER	IP	WLS	BF	H	R	ER	SO	BB	IBB	HBP	BLK	WP	HR	S	P	ERA	WHIP
Geoff Zahn, L (1, 1) ERA: 3.73	9.0	W	31	5	0	0	4	0	0	0	0	0	0	39	39	0.00	0.556

PITCHER	IP	WLS	BF	H	R	ER	SO	BB	IBB	HBP	BLK	WP	HR	S	P	ERA	WHIP

Texas Rangers @ California Angels

Anaheim Stadium, Anaheim, CA

Fri Oct 01 1982, 10:05 PM EDT

Att. 39,558 - Unknown

TOP

livebaseballscorecards.com

AB	31
R	0
H	5
RBI	0
BB	0
SO	4
LOB	13

WP: 0 PA: 31
PB: 0
SB: 0
CS: 0

Texas Rangers @ California Angels

Anaheim Stadium, Anaheim, CA

Fri Oct 01 1982, 10:05 PM EDT

Att. 39,558 - Unknown

BOTTOM

Batter	1	2	3	4	5	6	7	8	9	AB	R	H	RBI	BB	SO	LOB
Brian Downing, R (1, 7) OBP: 0.366, SLG: 0.476	F9	6-3			F8 2B		4-3			4	0	1	0	0	0	2
Juan Beniquez, R (8, 9) OBP: 0.319, SLG: 0.381										0	0	0	0	0	0	0
Rod Carew, L (1, 3) OBP: 0.393, SLG: 0.401	1-3		3-1		F8 2-3		1B 2B 2-H 1B			4	1	1	1	0	0	1
Fred Lynn, L (1, 8) OBP: 0.374, SLG: 0.510	HR		2B		F2		2B 1-3 1B			4	1	3	1	0	0	1
Reggie Jackson, L (1, 9) OBP: 0.374, SLG: 0.519	E4		G4-3 IBB		S S S K		1-3 3-H 2B			3	0	1	1	1	1	1
Bobby Clark, R (8, 7) OBP: 0.218, SLG: 0.302										0	0	0	0	0	0	0
Don Baylor, R (1, 10) OBP: 0.327, SLG: 0.423	5-3		G4-3 1-2f			6-3	F7			4	0	0	0	0	0	5
Doug DeCinces, R (1, 5) OBP: 0.369, SLG: 0.550		SH1-4 BB SF9 1B		2B		L8		5-3		4	1	2	0	0	0	0
Bobby Grich, R (1, 4) OBP: 0.370, SLG: 0.439		B B B B SH1-4 1-2 BB		4-3		F3		F8		3	0	0	0	1	0	1
Tim Foli, R (1, 6) OBP: 0.271, SLG: 0.307		SH1-4 1-2 2-3		6-3			SH1-4 1B 1B	P6		3	1	1	0	0	0	1
Bob Boone, R (1, 2) OBP: 0.309, SLG: 0.336		SF9 3-H		F7			SH1-4 1-2			1	0	0	1	0	0	1
Inning Stats	R: 1 H: 1 E: 1 LOB: 1 K: 0 BB: 0 S: 5 P: 5	R: 1 H: 1 E: 0 LOB: 1 K: 0 BB: 1 S: 4 P: 8	R: 0 H: 1 E: 0 LOB: 1 K: 0 BB: 1 S: 3 P: 7	R: 0 H: 1 E: 0 LOB: 1 K: 0 BB: 0 S: 4 P: 4	R: 0 H: 1 E: 0 LOB: 1 K: 1 BB: 0 S: 6 P: 6	R: 0 H: 0 E: 0 LOB: 0 K: 0 BB: 0 S: 3 P: 3	R: 2 H: 4 E: 0 LOB: 2 K: 0 BB: 0 S: 7 P: 7	R: 0 H: 0 E: 0 LOB: 0 K: 0 BB: 0 S: 3 P: 3		1B: 4 SF: 1 2B: 4 SAC: 2 3B: 0 DP: 1 HR: 1 HBP: 0						

livebaseballscorecards.com

AB	30
R	4
H	9
RBI	4
BB	2
SO	1
LOB	13

WP: 0 PB: 0 SB: 0 CS: 0 PA: 35

PITCHER		IP	WLS	BF	H	R	ER	SO	BB	IBB	HBP	BLK	WP	HR	S	P	ERA	WHIP
John Butcher, R ERA: 4.87	(1, 1)	4.1	L	20	5	2	2	0	1	1	0	0	0	1	18	26	4.15	1.385
Paul Mirabella, L ERA: 4.99	(5, 1)	0.2		2	0	0	0	1	0	0	0	0	0	0	4	4	0.00	0.000
Danny Darwin, R ERA: 3.39	(6, 1)	1.2		8	3	2	2	0	0	0	0	0	0	0	8	8	10.80	1.800
Jon Matlack, L ERA: 3.53	(7, 1)	0.1		2	1	0	0	0	0	0	0	0	0	0	2	2	0.00	3.000
Dan Boitano, R ERA: 5.34	(8, 1)	1.0		3	0	0	0	0	0	0	0	0	0	0	3	3	0.00	0.000

PITCHER	IP	WLS	BF	H	R	ER	SO	BB	IBB	HBP	BLK	WP	HR	S	P	ERA	WHIP

Batter	1	2	3	4	5	6	7	8	9	AB	R	H	RBI	BB	SO	LOB
George Wright, S (1, 8) OBP: 0.305, SLG: 0.376	G3	P6			BB		FC6-4 CS 1-2f			3	0	0	0	1	0	2
Wayne Tolleson, S (1, 6) OBP: 0.181, SLG: 0.134	4-3		K		K		K			4	0	0	0	0	3	2
Johnny Grubb, L (1, 7) OBP: 0.368, SLG: 0.370	4-3		6-3		P4		CS 1-2	4-3		4	0	0	0	0	0	1
Larry Parrish, R (1, 9) OBP: 0.314, SLG: 0.414		HR	6-3			F9 1B 1B		K		4	1	2	1	0	1	0
Pete O'Brien, L (1, 10) OBP: 0.271, SLG: 0.413		4-3		HR		K		K		4	1	1	1	0	2	1
Jim Sundberg, R (1, 2) OBP: 0.323, SLG: 0.384		HR		6-3		FC6 1-2 1B			5-3	4	1	2	1	0	0	0
Pat Putnam, L (1, 3) OBP: 0.293, SLG: 0.344		G3 1B 1B		BB CS		F9 2-3			G3	3	1	1	0	1	0	2
Bill Stein, R (1, 5) OBP: 0.294, SLG: 0.300 Nick Capra, R (9, PR) OBP: 0.429, SLG: 0.545		G3 1-2		K 1-2		FC6 1-2f			BB	3 0	0 0	0 0	0 0	1 0	1 0	4 0
Mike Richardt, R (1, 4) OBP: 0.282, SLG: 0.290 Lamar Johnson, R (9, PH) OBP: 0.326, SLG: 0.358		2-H 1B			6-3		FC6-4 1B		1-3	3 1	0 0	2 0	1 0	0 0	0 0	0 1
Inning Stats	R: 0 E: 0 K: 0 S: 3 H: 0 LOB: 0 BB: 0 P: 3	R: 3 E: 0 K: 0 S: 7 H: 4 LOB: 1 BB: 0 P: 7	R: 0 E: 0 K: 1 S: 5 H: 0 LOB: 0 BB: 0 P: 5	R: 1 E: 0 K: 1 S: 5 H: 1 LOB: 0 BB: 1 P: 9	R: 0 E: 0 K: 1 S: 5 H: 0 LOB: 1 BB: 1 P: 9	R: 0 E: 0 K: 1 S: 7 H: 2 LOB: 2 BB: 0 P: 7	R: 0 E: 0 K: 1 S: 5 H: 1 LOB: 0 BB: 0 P: 5	R: 0 E: 0 K: 2 S: 7 H: 0 LOB: 0 BB: 0 P: 7	R: 0 E: 0 K: 0 S: 3 H: 0 LOB: 1 BB: 1 P: 7	1B: 5 2B: 0 3B: 0 HR: 3 SF: 0 SAC: 0 DP: 0 HBP: 0						

PITCHER		IP	WLS	BF	H	R	ER	SO	BB	IBB	HBP	BLK	WP	HR	S	P	ERA	WHIP
Ken Forsch, R ERA: 3.87	(1, 1)	1.2		9	4	3	3	0	0	0	0	0	0	2	9	9	16.20	2.400
Dave Goltz, R ERA: 4.12	(2, 1)	4.1	W	18	4	1	1	4	2	0	0	0	0	1	24	32	2.08	1.385
Luis Sanchez, R ERA: 3.21	(7, 1)	3.0	S	9	0	0	0	3	1	0	0	0	0	0	14	18	0.00	0.333

PITCHER	IP	WLS	BF	H	R	ER	SO	BB	IBB	HBP	BLK	WP	HR	S	P	ERA	WHIP

TOP

Texas Rangers @ California Angels

Anaheim Stadium, Anaheim, CA

Sat Oct 02 1982, 6:33 AM EDT

Att. 33,405 - Unknown

livebaseballscorecards.com

AB	33
R	4
H	8
RBI	4
BB	3
SO	7
LOB	13

Texas Rangers @ California Angels

Anaheim Stadium, Anaheim, CA

Sat Oct 02 1982, 6:33 AM EDT

Att. 33,405 - Unknown

BOTTOM

Batter	1	2	3	4	5	6	7	8	9	AB	R	H	RBI	BB	SO	LOB
Brian Downing, R (1, 7) OBP: 0.366, SLG: 0.477	0-0 1B 2B	4-0 BBB G1-2-3 1-2 2-3 BB		0-0 P4 ③		0-0 L3 ③		0-0 F9 ③		4	1	1	0	1	0	2
Juan Beniquez, R (9, 7) OBP: 0.319, SLG: 0.381										0	0	0	0	0	0	0
Rod Carew, L (1, 3) OBP: 0.395, SLG: 0.402	0-0 CS 1B 2-H	0-0 ①② G1-2-3 1-2 2-3 3-Hf			4-0 BBB HR BB		0-0 CS 1B			3	1	2	1	1	0	3
Fred Lynn, L (1, 8) OBP: 0.373, SLG: 0.514	0-0 ①② G3 1-2	0-0 ③ L6			0-0 HR 1-H		0-3 ①② K 1-2			4	1	1	2	0	1	4
Reggie Jackson, L (1, 9) OBP: 0.374, SLG: 0.525	0-0 HR		0-0 ① 4-3		0-0 ① F8		0-0 1B			4	1	2	1	0	0	0
Bobby Clark, R (9, 9) OBP: 0.218, SLG: 0.302										0	0	0	0	0	0	0
Doug DeCinces, R (1, 5) OBP: 0.369, SLG: 0.548	0-3 K		0-0 ② 6-3		0-0 G5-4-3 1B		0-3 ③ K			4	0	1	0	0	2	1
Don Baylor, R (1, 10) OBP: 0.328, SLG: 0.424	0-3 ③ K		H 1-0 HBP		0-0 ②③ G5-4-3 1-2f			0-0 1B 2B		3	1	1	0	0	1	2
Bobby Grich, R (1, 4) OBP: 0.370, SLG: 0.444		0-0 HR	0-3 ③ K			0-0 ① 3-1		0-3 ① K		4	1	1	1	0	2	2
Tim Foli, R (1, 6) OBP: 0.273, SLG: 0.308		0-0 BB 1B G1-2-3 1B		0-0 ① 1-3		0-0 ② 5-3		0-0 2-H 1B		4	0	2	1	0	0	0
Bob Boone, R (1, 2) OBP: 0.311, SLG: 0.338		0-0 G1-2-3 BB 1-2 1B		0-0 ② 5-3		0-0 1B		0-0 ② P4		4	0	2	0	0	0	1
Inning Stats	R: 2 E: 0 K: 2 S: 10 H: 3 LOB: 1 BB: 0 P: 10	R: 1 E: 0 K: 0 S: 5 H: 3 LOB: 2 BB: 1 P: 9	R: 0 E: 0 K: 1 S: 5 H: 0 LOB: 1 BB: 0 P: 6	R: 0 E: 0 K: 0 S: 3 H: 0 LOB: 0 BB: 0 P: 3	R: 2 E: 0 K: 0 S: 4 H: 2 LOB: 0 BB: 1 P: 8	R: 0 E: 0 K: 0 S: 4 H: 1 LOB: 1 BB: 0 P: 4	R: 0 E: 0 K: 2 S: 8 H: 2 LOB: 1 BB: 0 P: 8	R: 1 E: 0 K: 1 S: 7 H: 2 LOB: 1 BB: 0 P: 7		1B: 8 2B: 3 3B: 0 HR: 3	SF: 0 SAC: 0 DP: 3 HBP: 1			WP: 0 PB: 1 SB: 0 CS: 2	PA: 37		

livebaseballscorecards.com

AB	34
R	6
H	13
RBI	6
BB	2
SO	6
LOB	15

PITCHER		IP	WLS	BF	H	R	ER	SO	BB	IBB	HBP	BLK	WP	HR	S	P	ERA	WHIP
Charlie Hough, R ERA: 3.95	(1, 1)	4.1	L	23	8	5	5	3	2	0	1	0	0	3	26	35	10.38	2.308
Tom Henke, R ERA: 1.15	(5, 1)	3.2		14	5	1	1	3	0	0	0	0	0	0	20	20	2.46	1.364

PITCHER	IP	WLS	BF	H	R	ER	SO	BB	IBB	HBP	BLK	WP	HR	S	P	ERA	WHIP

Batter	1	2	3	4	5	6	7	8	9	AB	R	H	RBI	BB	SO	LOB
Nick Capra, R (1, 9) OBP: 0.421, SLG: 0.467	G3-6-3 1B 1B		6-3		K		6-3		BB	4	0	1	0	1	1	1
Mike Richardt, R (1, 4) OBP: 0.281, SLG: 0.289	1-2 G3-6-3 1B		K			4-3		F4	F9	5	0	1	0	0	1	2
George Wright, S (1, 8) OBP: 0.305, SLG: 0.377	G3-6-3 1-2f 2-3			4-3		2B 2B		F5		4	1	1	0	0	0	2
Dave Hostetler, R (1, 10) OBP: 0.300, SLG: 0.433	6-3			F9		2B BB		HR 1B		3	2	1	0	1	0	1
Pete O'Brien, L (1, 3) OBP: 0.297, SLG: 0.507		G3 2B		F8		1-H 2-H 1B 2B		1-H HR		4	2	3	4	0	0	0
Bill Stein, R (1, 5) OBP: 0.293, SLG: 0.299		G3 2-3			4-3	2-H G6-3 1B		4-3		4	0	1	1	0	0	1
Terry Bogener, L (1, 7) OBP: 0.288, SLG: 0.333 Bill Sample, R (9, PH) OBP: 0.318, SLG: 0.394 (9, 7)		K			1B 2B	1-2f G6-3			SH2-4 BB	3 0	1 0	1 0	0 0	0 1	1 0	2 0
Bob Johnson, R (1, 2) OBP: 0.183, SLG: 0.268		F9			2-H FC4-6 1B				1-2 SH2-4	3	0	1	1	0	1	1
Wayne Tolleson, S (1, 6) OBP: 0.173, SLG: 0.129 Jim Sundberg, R (9, PH) OBP: 0.322, SLG: 0.383 Bucky Dent, R (9, 6) OBP: 0.242, SLG: 0.242			6-3		1-2f FC4-6		F7		F7	3 1 0	0 0 0	0 0 0	0 0 0	0 0 0	0 0 0	1 1 0
Inning Stats	R: 0 E: 0 K: 0 S: 4 H: 2 LOB: 1 BB: 0 P: 4	R: 0 E: 0 K: 1 S: 6 H: 1 LOB: 1 BB: 0 P: 6	R: 0 E: 0 K: 1 S: 5 H: 0 LOB: 0 BB: 0 P: 5	R: 0 E: 0 K: 0 S: 3 H: 0 LOB: 0 BB: 0 P: 3	R: 1 E: 0 K: 1 S: 7 H: 2 LOB: 1 BB: 0 P: 7	R: 3 E: 0 K: 0 S: 5 H: 3 LOB: 0 BB: 1 P: 9	R: 0 E: 0 K: 1 S: 5 H: 0 LOB: 0 BB: 0 P: 5	R: 2 E: 0 K: 0 S: 5 H: 2 LOB: 0 BB: 0 P: 5	R: 0 E: 0 K: 0 S: 3 H: 0 LOB: 2 BB: 2 P: 11	1B: 5 2B: 4 3B: 0 HR: 1	SF: 0 SAC: 1 DP: 2 HBP: 0					

TOP

Texas Rangers @ California Angels

Anaheim Stadium, Anaheim, CA

Sun Oct 03 1982, 10:05 PM EDT

Att. 62,020 - Unknown

livebaseballscorecards.com

AB	34
R	6
H	10
RBI	6
BB	3
SO	4
LOB	12

WP: 0 PB: 0 SB: 0 CS: 0 PA: 38

PITCHER		IP	WLS	BF	H	R	ER	SO	BB	IBB	HBP	BLK	WP	HR	S	P	ERA	WHIP
Tommy John, L ERA: 3.69	(1, 1)	1.0		4	2	0	0	0	0	0	0	0	0	0	4	4	0.00	2.000
Mike Witt, R ERA: 3.51	(2, 1)	2.0		7	1	0	0	2	0	0	0	0	0	0	11	11	0.00	0.500
Steve Renko, R ERA: 4.44	(4, 1)	1.0		3	0	0	0	0	0	0	0	0	0	0	3	3	0.00	0.000
Doug Corbett, R ERA: 5.13	(5, 1)	1.0		5	2	1	1	1	0	0	0	0	0	0	7	7	9.00	2.000
Andy Hassler, L ERA: 2.78	(6, 1)	1.0		6	3	3	3	0	1	0	0	0	0	0	5	9	27.00	4.000

PITCHER		IP	WLS	BF	H	R	ER	SO	BB	IBB	HBP	BLK	WP	HR	S	P	ERA	WHIP
Rick Steirer, R ERA: 3.76	(7, 1)	2.0		8	2	2	2	1	0	0	0	0	0	1	10	10	9.00	1.000
Mickey Mahler, L ERA: 1.13	(9, 1)	1.0	W	5	0	0	0	0	2	0	0	0	0	0	3	11	0.00	2.000

Texas Rangers @ California Angels

Anaheim Stadium, Anaheim, CA

Sun Oct 03 1982, 10:05 PM EDT

Att. 62,020 - Unknown

BOTTOM

Batter	1	2	3	4	5	6	7	8	9	AB	R	H	RBI	BB	SO	LOB
Brian Downing, R (1, 7) OBP: 0.368, SLG: 0.482	0-0 1B 2B	4-0 BBBB 1B BB		0-0 2B 2B		0-0 1B 2B		0-0 6-3 ③		2	2	2	0	1	0	0
Juan Beniquez, R (6, 7) OBP: 0.321, SLG: 0.388										2	0	1	0	0	0	1
Rod Carew, L (1, 3) OBP: 0.396, SLG: 0.403	0-0 2B HR 2-H 1B	0-0 FC1 1-3 1B		0-0 ① F9		0-0 ② 2-H 1B			SSS 0-3 ① K	1	1	1	1	0	0	0
Daryl Sconiers, L (2, 3) OBP: 0.267, SLG: 0.154										2	0	1	0	0	0	1
Ricky Adams, R (6, PH) OBP: 0.200, SLG: 0.143 (7, 6)										2	0	1	0	0	1	0
Fred Lynn, L (1, 8) OBP: 0.374, SLG: 0.517	0-0 HR 1-3 2B	0-0 FC1 L3 1-2		SSS 0-3 ② K		SSS 0-3 ③ K			0-0 HR	1	0	1	0	0	0	0
Gary Pettis, S (1, PR) OBP: 0.200, SLG: 0.800 (2, 8)										4	2	1	1	0	2	4
Reggie Jackson, L (1, 10) OBP: 0.375, SLG: 0.532	0-0 ① HR 2-H 3-H	0-0 ① F7		0-0 2B 2-H			0-0 ① F7			4	1	2	4	0	0	3
Tim Foli, R (1, 6) OBP: 0.273, SLG: 0.308	BBBB 4-0 3B BB	0-0 ②③ L3 1-2		0-0 ③ 1-3			SSS 0-3 ② K			0	0	0	0	0	0	0
Don Baylor, R (1, PH) OBP: 0.329, SLG: 0.424										0	1	0	0	1	0	0
Mick Kelleher, R (2, 6) OBP: 0.250, SLG: 0.180 (7, 5)										3	0	0	0	0	1	4
Bobby Grich, R (1, 4) OBP: 0.371, SLG: 0.449	0-0 1-H 9-2 3B	0-0 2B			0-0 ① P6		0-0 ③ 3-1			1	0	1	1	0	0	0
Rob Wilfong, L (2, 4) OBP: 0.268, SLG: 0.273										3	0	1	0	0	0	0
Bob Boone, R (1, 2) OBP: 0.310, SLG: 0.337	0-0 ① 6-3	SSS 0-3 ① K			SSS 0-3 ② K			SSS 0-3 ① K		1	0	0	0	0	0	2
Joe Ferguson, R (2, 2) OBP: 0.323, SLG: 0.357										3	0	0	0	0	3	1
Ron Jackson, R (1, 5) OBP: 0.381, SLG: 0.415 (7, 3)	H 1-0 HBP	SSS 0-3 ② K			0-0 ③ 5-3			0-0 2B		3	0	1	0	0	1	1
Bobby Clark, R (1, 9) OBP: 0.209, SLG: 0.289	0-0 ②③ 9-2 3-Hf	0-0 ③ P4				SSS 0-3 ① K		SSS 0-3 ② K		4	0	0	0	0	2	5
Inning Stats	R: 5 E: 0 K: 0 S: 7 H: 5 LOB: 2 BB: 1 P: 12	R: 0 E: 0 K: 0 S: 4 H: 1 LOB: 2 BB: 1 P: 8	R: 0 E: 0 K: 2 S: 8 H: 1 LOB: 1 BB: 0 P: 8	R: 1 E: 0 K: 1 S: 7 H: 2 LOB: 1 BB: 0 P: 7	R: 0 E: 0 K: 1 S: 5 H: 0 LOB: 0 BB: 0 P: 5	R: 0 E: 0 K: 2 S: 8 H: 2 LOB: 1 BB: 0 P: 8	R: 0 E: 0 K: 1 S: 5 H: 0 LOB: 0 BB: 0 P: 5	R: 0 E: 0 K: 2 S: 8 H: 1 LOB: 1 BB: 0 P: 8	R: 1 E: 0 K: 1 S: 4 H: 1 LOB: 0 BB: 0 P: 4	1B: 3 2B: 9 3B: 1 HR: 2	SF: 0 SAC: 0 DP: 2 HBP: 1						

livebaseballscorecards.com

AB	36
R	7
H	13
RBI	7
BB	2
SO	10
LOB	22

WP: 0 PB: 0 SB: 0 CS: 0 PA: 39

PITCHER		IP	WLS	BF	H	R	ER	SO	BB	IBB	HBP	BLK	WP	HR	S	P	ERA	WHIP
Mike Smithson, R ERA: 5.01	(1, 1)	0.1		8	5	5	5	0	1	0	1	0	0	1	6	11	135.00	18.000
Jim Farr, R ERA: 2.5	(1, 1)	4.2		18	4	1	1	4	1	0	0	0	0	0	25	29	1.93	1.071
Paul Mirabella, L ERA: 4.8	(6, 1)	2.0		7	2	0	0	3	0	0	0	0	0	0	13	13	0.00	1.000
Danny Darwin, R ERA: 3.44	(8, 1)	1.1	L	6	2	1	1	3	0	0	0	0	0	1	12	12	6.75	1.500

PITCHER	IP	WLS	BF	H	R	ER	SO	BB	IBB	HBP	BLK	WP	HR	S	P	ERA	WHIP

Batter	1	2	3	4	5	6	7	8	9	AB	R	H	RBI	BB	SO	LOB
Paul Molitor, R (1, 5) OBP: 0.250, SLG: 0.250	B F X 1-1 5-3 ①		B F X 1-1 1B FC4-6 1B		C B B L S 2-3 K ①		C C S 0-3 K ③			4	1	1	0	0	2	0
Robin Yount, R (1, 6) OBP: 0.250, SLG: 0.250	C C X 0-2 6-3 ②		1 SAFE P S B F B F X 3-2 FC4-6 1-3 1B		X 0-0 5-3 ②			C B X 1-1 5-3 ①		4	0	1	0	0	0	0
Cecil Cooper, L (1, 3) OBP: 0.250, SLG: 0.500	B B X 2-0 4-3 ③		X 0-0 FC4-6 ② 1-2f 3-H		B X 1-0 2B			B S X 1-1 F8 ②		4	0	1	1	0	0	1
Ted Simmons, S (1, 2) OBP: 0.500, SLG: 0.500		B X 1-0 HR 1B	C F 1 SAFE B 1 SAFE X 1-2 4-3 ③		B C B B C S 3-3 K ③			X 0-0 1B		4	1	2	0	0	1	2
Gorman Thomas, R (1, 8) OBP: 0.250, SLG: 1.000		B X 1-0 1-H HR		F B B B C X 3-2 F8 ①		B C S B F C 2-3 K ①		B C X 1-1 F9 ③		4	1	1	2	0	1	1
Ben Oglivie, L (1, 7)		C X 0-1 1-3 ①		B C X 1-1 F8 ②		C B X 1-1 3-1 ②			F C F B S 1-3 K ①	4	0	0	0	0	1	0
Don Money, R (1, 10)		C B F F B B X 3-2 P5 ②		B B C S B B 4-2 1B BB		F B S B X 2-2 5-3 ③			F B B C X 2-2 F8 ②	3	0	0	0	1	0	0
Charlie Moore, R (1, 9) OBP: 0.500, SLG: 0.333		X 0-0 P5 ③		C B F X 1-2 FC5-4 1-2 1B			X 0-0 F7 ①		C B F H 2-2 HBP	3	0	1	0	0	0	0
Jim Gantner, L (1, 4)			C M B T F X 1-2 3-1 ①	F F B F X 1-2 FC5-4 ③ 1-2f			B B X 2-0 L1 ②		X 0-0 F7 ③	4	0	0	0	0	0	3
Inning Stats	R: 0 E: 0 K: 0 S: 6 H: 0 LOB: 0 BB: 0 P: 9	R: 2 E: 0 K: 0 S: 9 H: 2 LOB: 0 BB: 0 P: 14	R: 1 E: 0 K: 0 S: 16 H: 2 LOB: 0 BB: 0 P: 21	R: 0 E: 0 K: 0 S: 14 H: 1 LOB: 2 BB: 1 P: 24	R: 0 E: 0 K: 2 S: 8 H: 1 LOB: 1 BB: 0 P: 14	R: 0 E: 0 K: 1 S: 9 H: 0 LOB: 0 BB: 0 P: 14	R: 0 E: 0 K: 1 S: 5 H: 0 LOB: 0 BB: 0 P: 7	R: 0 E: 0 K: 0 S: 7 H: 1 LOB: 1 BB: 0 P: 10	R: 0 E: 0 K: 1 S: 10 H: 0 LOB: 1 BB: 0 P: 15	1B: 5 2B: 1 3B: 0 HR: 1		SF: 0 SAC: 0 DP: 0 HBP: 1		WP: 0 PB: 0 SB: 0 CS: 0		PA: 36

PITCHER	IP	WLS	BF	H	R	ER	SO	BB	IBB	HBP	BLK	WP	HR	S	P	ERA	WHIP
Tommy John, L (1, 1) ERA: 3.0	9.0	W	36	7	3	3	5	1	0	1	0	0	1	84	128	3.00	0.889

PITCHER	IP	WLS	BF	H	R	ER	SO	BB	IBB	HBP	BLK	WP	HR	S	P	ERA	WHIP

TOP

Milwaukee Brewers @ California Angels

Anaheim Stadium, Anaheim, CA

Tue Oct 05 1982, 6:33 AM EDT

Att. 64,406 - Unknown

livebaseballscorecards.com

AB	34
R	3
H	7
RBI	3
BB	1
SO	5
LOB	7

BOTTOM

Milwaukee Brewers @ California Angels

Anaheim Stadium, Anaheim, CA

Tue Oct 05 1982, 6:33 AM EDT

Att. 64,406 - Unknown

livebaseballscorecards.com

Batter	1	2	3	4	5	6	7	8	9	AB	R	H	RBI	BB	SO	LOB
Brian Downing, R (1, 7) OBP: 0.400, SLG: 0.250	C B X 1-1 WP E SF8 1B		B B C B B 4-1 1B 1B BB	B P B C X 3-1 ① F9		B X 1-0 ① F8		C B X 1-1 ③ F7		4	2	1	0	1	0	1
Juan Beniquez, R (9, 7)										0	0	0	0	0	0	0
Doug DeCinces, R (1, 5) OBP: 0.250, SLG: 0.250	F B F X 1-2 E1 SF8 WP 1-2		C B F X 1-2 1B 3B 1B 1-2	X 0-0 E5 BB 1B 1-3		C B F S 1-3 ② K				4	2	1	0	0	1	2
Bobby Grich, R (1, 4) OBP: 0.750, SLG: 1.000	C B S B B S 3-3 ① K 1-2 2-3		C X 0-1 3B 1B 1-2 2-H	B C S F P B B 4-2 L6 1B 1-2 BB		X 0-0 2B				3	1	2	1	1	1	2
Don Baylor, R (1, 10) OBP: 0.500, SLG: 1.333	X 0-0 ② SF8 2-3 3-H		B X 1-0 4-3 3B 1-H 2-H	B B X 2-0 1-2 2-H 3-H 1B		C B X 1-1 ③ L1				3	1	2	5	0	0	1
Reggie Jackson, L (1, 9)	B X 1-0 ③ 4-3		B X 1-0 ① 4-3 3-H	X 0-0 ② ③ L6 2-3			S B F S 1-3 ① K			4	0	0	1	0	1	3
Bobby Clark, R (8, 9)										0	0	0	0	0	0	0
Fred Lynn, L (1, 8) OBP: 0.750, SLG: 1.500		C B X 1-1 1-3 1B	B C B X 2-1 1-3 1B		C F F B X 1-2 HR		F B B S F S 2-3 ② K			4	1	3	1	0	1	0
Rod Carew, L (1, 3)		L B B L C 2-3 ① K	X 0-0 ② 1-3 1-2		B C F S 1-3 ① K		B C F B S 2-3 ③ K			4	0	0	0	0	3	2
Tim Foli, R (1, 6)		B X 1-0 ② 1-3 1-2	C B X 1-1 ③ 6-3		X 0-0 ② P6			C X 0-1 ① 4-3		4	0	0	0	0	0	2
Bob Boone, R (1, 2) OBP: 0.250, SLG: 0.250		B X 1-0 ③ F7		B C C B X 2-2 E 1B 1B	X 0-0 ③ F8			F B X 1-1 ② L6		4	1	1	0	0	0	1
Inning Stats	R: 1 H: 1 E: 1 LOB: 1 K: 1 BB: 0 S: 10 P: 16	R: 0 H: 1 E: 0 LOB: 1 K: 1 BB: 0 S: 7 P: 12	R: 4 H: 4 E: 0 LOB: 1 K: 0 BB: 1 S: 13 P: 23	R: 2 H: 2 E: 1 LOB: 1 K: 0 BB: 1 S: 13 P: 22	R: 1 H: 1 E: 0 LOB: 0 K: 1 BB: 0 S: 9 P: 11	R: 0 H: 1 E: 0 LOB: 1 K: 1 BB: 0 S: 7 P: 10	R: 0 H: 0 E: 0 LOB: 0 K: 3 BB: 0 S: 11 P: 16	R: 0 H: 0 E: 0 LOB: 0 K: 0 BB: 0 S: 6 P: 8		1B: 7 SF: 1 2B: 2 SAC: 0 3B: 1 DP: 1 HR: 1 HBP: 0						

	AB	34
	R	8
	H	10
	RBI	8
	BB	2
	SO	7
	LOB	14

WP: 1 PA: 37
PB: 0
SB: 0
CS: 0

PITCHER		IP	WLS	BF	H	R	ER	SO	BB	IBB	HBP	BLK	WP	HR	S	P	ERA	WHIP
Mike Caldwell, L ERA: 15.0	(1, 1)	3.0	L	18	7	6	5	2	1	0	0	0	1	0	33	56	15.00	2.667
Jim Slaton, R ERA: 3.0	(4, 1)	3.0		13	3	2	1	2	1	0	0	0	0	1	26	38	3.00	1.333
Pete Ladd, R ERA:	(7, 1)	1.0		3	0	0	0	3	0	0	0	0	0	0	11	16	0.00	0.000
Dwight Bernard, R ERA:	(8, 1)	1.0		3	0	0	0	0	0	0	0	0	0	0	6	8	0.00	0.000

PITCHER	IP	WLS	BF	H	R	ER	SO	BB	IBB	HBP	BLK	WP	HR	S	P	ERA	WHIP

Batter	1	2	3	4	5	6	7	8	9	AB	R	H	RBI	BB	SO	LOB
Paul Molitor, R (1, 5) OBP: 0.375, SLG: 0.750	C X 0-1 ① 6-3		S S 2 SAFE X 0-2 2-3 1B		F X 0-1 2-H IHR			S F S 0-3 ② K		4	1	2	2	0	1	0
Robin Yount, R (1, 6) OBP: 0.250, SLG: 0.250	B C B X 2-1 1B		S 1 SAFE X 0-1 ② F7		X 0-0 ③ P4			X 0-0 ③ 6-3		4	0	1	0	0	0	2
Cecil Cooper, L (1, 3) OBP: 0.125, SLG: 0.250	B L L S 1-3 ② K		X 0-0 ③ G3			X 0-0 ① F9			B X 1-0 ① 4-3	4	0	0	0	0	1	3
Ted Simmons, S (1, 2) OBP: 0.250, SLG: 0.250	B X 1-0 ③ 2-3			C B C B S 2-3 ① K		B B B C X 3-1 ② 4-3			B C B X 2-1 ② P6	4	0	0	0	0	1	1
Ben Oglivie, L (1, 7)		C B S F C 1-3 ① K		B C B X 2-1 ② 4-3		C B B B X 3-1 ③ G3			X 0-0 ③ 4-3	4	0	0	0	0	1	0
Gorman Thomas, R (1, 8) OBP: 0.143, SLG: 0.571		F C B S 1-3 ② K		C B X 1-1 ③ 5-3			B C S S 1-3 ① K			3	0	0	0	0	2	0
Roy Howell, L (1, 10)		C F S 0-3 ③ K			B F X 1-1 ① 4-3		B X 1-0 ② G3			3	0	0	0	0	1	0
Charlie Moore, R (1, 9) OBP: 0.571, SLG: 0.500			X 0-0 1B G3 1B		C F F B X 1-2 G3 IHR 1B		C F S 0-3 ③ K			3	1	2	0	0	1	0
Jim Gantner, L (1, 4)			B X 1-0 ① G3 1-2		C X 0-1 ② G3 1-2			X 0-0 ① F8		3	0	0	0	0	0	2

TOP

Milwaukee Brewers @ California Angels

Anaheim Stadium, Anaheim, CA

Wed Oct 06 1982, 6:33 AM EDT

Att. 64,179 - Unknown

livebaseballscorecards.com

AB	32
R	2
H	5
RBI	2
BB	0
SO	8
LOB	8

Inning Stats	1	2	3	4	5	6	7	8	9
	R: 0 E: 0 K: 1 S: 8	R: 0 E: 0 K: 3 S: 10	R: 0 E: 0 K: 0 S: 8	R: 0 E: 0 K: 1 S: 7	R: 2 E: 0 K: 0 S: 11	R: 0 E: 0 K: 0 S: 5	R: 0 E: 0 K: 2 S: 7	R: 0 E: 0 K: 1 S: 5	R: 0 E: 0 K: 0 S: 4
	H: 1 LOB: 1 BB: 0 P: 12	H: 0 LOB: 0 BB: 0 P: 12	H: 2 LOB: 2 BB: 0 P: 9	H: 0 LOB: 0 BB: 0 P: 12	H: 2 LOB: 0 BB: 0 P: 13	H: 0 LOB: 0 BB: 0 P: 11	H: 0 LOB: 0 BB: 0 P: 9	H: 0 LOB: 0 BB: 0 P: 5	H: 0 LOB: 0 BB: 0 P: 7

1B: 4 2B: 0 3B: 0 HR: 1 SF: 0 SAC: 0 DP: 0 HBP: 0

WP: 0 PB: 0 SB: 0 CS: 0 PA: 32

PITCHER	IP	WLS	BF	H	R	ER	SO	BB	IBB	HBP	BLK	WP	HR	S	P	ERA	WHIP
Bruce Kison, R (1, 1) ERA: 2.0	9.0	W	32	5	2	2	8	0	0	0	0	0	0	65	90	2.00	0.556

PITCHER	IP	WLS	BF	H	R	ER	SO	BB	IBB	HBP	BLK	WP	HR	S	P	ERA	WHIP

Milwaukee Brewers @ California Angels

Anaheim Stadium, Anaheim, CA

Wed Oct 06 1982, 6:33 AM EDT

Att. 64,179 - Unknown

BOTTOM

livebaseballscorecards.com

Batter	1	2	3	4	5	6	7	8	9	AB	R	H	RBI	BB	SO	LOB
Brian Downing, R (1, 7) OBP: 0.333, SLG: 0.143	C X 0-1 F8 ①	C X 0-1 F2 ③		C B B F B S 3-3 K ③			B B B 4-0 BB			3	0	0	0	1	1	3
Juan Beniquez, R (9, 7)										0	0	0	0	0	0	0
Rod Carew, L (1, 3)	C F B C 1-3 K ②		X 0-0 F7 ①		C B B C B X 3-2 F8 ①		1 SAFE 1 SAFE F 1 SAFE B X 1-1 P4 ③			4	0	0	0	0	1	1
Reggie Jackson, L (1, 9) OBP: 0.250, SLG: 0.571	B B S F B X 3-2 G3 ③		X 0-0 HR		B B B 4-0 G4-6-3 BB			C B B F F B X 3-2 P6 ①		3	1	1	1	1	0	0
Bobby Clark, R (9, 9)										0	0	0	0	0	0	0
Fred Lynn, L (1, 8) OBP: 0.625, SLG: 1.000		B X 1-0 2B 1B 1B	B B B X 3-0 G6-4-3 1B		F 1 SAFE C 1 SAFE X 0-2 G4-6-3 ②③ 1-2f			X 0-0 F5 ②		4	1	2	0	0	0	1
Don Baylor, R (1, 10) OBP: 0.375, SLG: 0.667		B X 1-0 F8 ①	C X 0-1 G6-4-3 ②③ 1-2f			B S F F X 1-2 F9 ①		B B B B 4-0 FC6-4 BB		3	0	0	0	1	0	2
Doug DeCinces, R (1, 5) OBP: 0.375, SLG: 0.429		B 1 SAFE X 1-0 1B SH3-4 1-3 2B		B B B S B 4-1 SH1-3 1B SF9 BB		C B B B S S 3-3 K ②		B C 1 SAFE X 1-1 FC6-4 ③ 1-2f		3	2	1	0	1	1	1
Bobby Grich, R (1, 4) OBP: 0.714, SLG: 0.800		S B H 2-1 SH3-4 1B HBP		C X 0-1 SH1-3 1-2 1B		B B B C C S 3-3 K ③				2	0	1	0	0	1	0
Tim Foli, R (1, 6) OBP: 0.167, SLG: 0.167		C B X 1-1 SH3-4 1-2 2-3 3-H 1B		X 0-0 SH1-3 ① 1-2 2-3			C X 0-1 F9 ①			2	0	1	1	0	0	0
Bob Boone, R (1, 2) OBP: 0.167, SLG: 0.200		C B X 1-1 SH3-4 ② 1-2 2-3 3-H		B C B X 2-1 SF9 ② 3-H			B X 1-0 5-3 ②			1	0	0	2	0	0	0
Inning Stats	R: 0 H: 0 E: 0 LOB: 0 K: 1 BB: 0 S: 8 P: 12	R: 2 H: 3 E: 0 LOB: 2 K: 0 BB: 0 S: 10 P: 17	R: 1 H: 2 E: 0 LOB: 0 K: 0 BB: 0 S: 5 P: 8	R: 1 H: 1 E: 0 LOB: 1 K: 1 BB: 1 S: 9 P: 18	R: 0 H: 0 E: 0 LOB: 0 K: 0 BB: 1 S: 6 P: 13	R: 0 H: 0 E: 0 LOB: 0 K: 2 BB: 0 S: 10 P: 17	R: 0 H: 0 E: 0 LOB: 1 K: 0 BB: 1 S: 5 P: 11	R: 0 H: 0 E: 0 LOB: 1 K: 0 BB: 1 S: 7 P: 15		1B: 4 SF: 1 2B: 1 SAC: 2 3B: 0 DP: 2 HR: 1 HBP: 1						

	AB	25
	R	4
	H	6
	RBI	4
	BB	4
	SO	4
	LOB	8

WP: 0 PB: 0 SB: 0 CS: 0 PA: 33

PITCHER	IP	WLS	BF	H	R	ER	SO	BB	IBB	HBP	BLK	WP	HR	S	P	ERA	WHIP
Pete Vuckovich, R (1, 1) ERA: 4.5	8.0	L	33	6	4	4	4	4	0	1	0	0	1	60	111	4.50	1.250

PITCHER	IP	WLS	BF	H	R	ER	SO	BB	IBB	HBP	BLK	WP	HR	S	P	ERA	WHIP

California Angels @ Milwaukee Brewers

Milwaukee County Stadium, Milwaukee, WI

Fri Oct 08 1982, 4:33 AM EDT

Att. 50,135 - Unknown

TOP

livebaseballscorecards.com

Batter	1	2	3	4	5	6	7	8	9	AB	R	H	RBI	BB	SO	LOB
Brian Downing, R (1, 7) OBP: 0.231, SLG: 0.091	F3		5-3			F3		F8		4	0	0	0	0	0	0
Rod Carew, L (1, 3) OBP: 0.167, SLG: 0.167	S 1B		F8			G3		2B 1B		4	1	2	0	0	0	0
Reggie Jackson, L (1, 9) OBP: 0.250, SLG: 0.455	K			K		1B		K		4	0	1	0	0	3	2
Fred Lynn, L (1, 8) OBP: 0.667, SLG: 1.000	1-2 BB			L5-3 1B		K		1-H 2B		3	1	2	1	1	1	1
Don Baylor, R (1, 10) OBP: 0.417, SLG: 0.667	6-3			L5-3 1-2			BB	2-H 2B		3	0	1	1	1	0	3
Doug DeCinces, R (1, 5) OBP: 0.333, SLG: 0.364		6-3			FC6-4 1B		K	5-3		4	0	1	0	0	1	2
Bobby Grich, R (1, 4) OBP: 0.455, SLG: 0.444		K			K		K		4-3	4	0	0	0	0	3	2
Tim Foli, R (1, 6) OBP: 0.111, SLG: 0.111		6-3			K		G3		K	3	0	0	0	0	1	2
Rob Wilfong, L (9, PH)										1	0	0	0	0	1	0
Bob Boone, R (1, 2) OBP: 0.200, SLG: 0.556			5-3		FC6-4 1-2f			HR	K	4	1	1	1	0	1	1
Inning Stats	R: 0 E: 0 K: 1 S: 9 H: 1 LOB: 2 BB: 1 P: 16	R: 0 E: 0 K: 1 S: 7 H: 0 LOB: 0 BB: 0 P: 12	R: 0 E: 0 K: 0 S: 8 H: 0 LOB: 0 BB: 0 P: 12	R: 0 E: 0 K: 1 S: 6 H: 1 LOB: 0 BB: 0 P: 11	R: 0 E: 0 K: 2 S: 12 H: 1 LOB: 1 BB: 0 P: 14	R: 0 E: 0 K: 1 S: 9 H: 1 LOB: 1 BB: 0 P: 17	R: 0 E: 0 K: 2 S: 12 H: 0 LOB: 1 BB: 1 P: 21	R: 3 E: 0 K: 1 S: 12 H: 4 LOB: 1 BB: 0 P: 16	R: 0 E: 0 K: 2 S: 10 H: 0 LOB: 0 BB: 0 P: 11	1B: 5 2B: 3 3B: 0 HR: 1 SF: 0 SAC: 0 DP: 1 HBP: 0	WP: 0 PB: 0 SB: 1 CS: 0 PA: 36					

	AB	34
	R	3
	H	8
	RBI	3
	BB	2
	SO	11
	LOB	13

PITCHER		IP	WLS	BF	H	R	ER	SO	BB	IBB	HBP	BLK	WP	HR	S	P	ERA	WHIP
Don Sutton, R ERA: 3.52	(1, 1)	7.2	W	32	8	3	3	9	2	0	0	0	0	1	72	114	3.52	1.304
Pete Ladd, R ERA:	(8, 1)	1.1	S	4	0	0	0	2	0	0	0	0	0	0	13	16	0.00	0.000

PITCHER		IP	WLS	BF	H	R	ER	SO	BB	IBB	HBP	BLK	WP	HR	S	P	ERA	WHIP

BOTTOM

California Angels @ Milwaukee Brewers

Milwaukee County Stadium, Milwaukee, WI

Fri Oct 08 1982, 4:33 AM EDT

Att. 50,135 - Unknown

livebaseballscorecards.com

Batter	1	2	3	4	5	6	7	8	9	AB	R	H	RBI	BB	SO	LOB
Paul Molitor, R (1, 5) OBP: 0.333, SLG: 0.833	F7		G5-4-3 1-2f		4-3		HR 3-H			4	1	1	2	0	0	1
Robin Yount, R (1, 6) OBP: 0.417, SLG: 0.300	P3			2B BB	1B		BB			2	1	1	0	2	0	0
Cecil Cooper, L (1, 3) OBP: 0.167, SLG: 0.333	K			1B SF8 2B 1-H	K		K			4	1	1	1	0	3	2
Ted Simmons, S (1, 2) OBP: 0.250, SLG: 0.250		F5		1B SF7 1B 2-3		P6		6-3		4	1	1	0	0	0	0
Gorman Thomas, R (1, 8) OBP: 0.091, SLG: 0.400		K		SF8 3-H		F8		F8		3	0	0	1	0	1	0
Ben Oglivie, L (1, 7) OBP: 0.167, SLG: 0.091		HBP		1B 1-3		F5		P6		3	0	1	0	0	0	0
Don Money, R (1, 10) Marshall Edwards, L (7, PR)		P5		SF7 3-H			SH1-4 HR F8 BB			1 0	0 1	0 0	1 0	1 0	0 0	1 0
Charlie Moore, R (1, 9) OBP: 0.556, SLG: 0.500			G5-4-3 1B	K			SH1-4 1-2			2	0	1	0	0	1	1
Jim Gantner, L (1, 4)			P6		K		F8 2-3			3	0	0	0	0	1	3
Inning Stats	R: 0 E: 0 K: 1 S: 5 H: 0 LOB: 0 BB: 0 P: 7	R: 0 E: 0 K: 1 S: 8 H: 0 LOB: 1 BB: 0 P: 12	R: 0 E: 0 K: 0 S: 7 H: 1 LOB: 0 BB: 0 P: 8	R: 3 E: 0 K: 1 S: 14 H: 3 LOB: 1 BB: 1 P: 25	R: 0 E: 0 K: 2 S: 10 H: 1 LOB: 1 BB: 0 P: 14	R: 0 E: 0 K: 0 S: 6 H: 0 LOB: 0 BB: 0 P: 12	R: 2 E: 0 K: 1 S: 12 H: 1 LOB: 1 BB: 2 P: 24	R: 0 E: 0 K: 0 S: 8 H: 0 LOB: 0 BB: 0 P: 9		1B: 4 2B: 1 3B: 0 HR: 1 SF: 2 SAC: 1 DP: 1 HBP: 1						

	AB	26
	R	5
	H	6
	RBI	5
	BB	3
	SO	6
	LOB	8

WP: 0 PB: 0 SB: 0 CS: 0 PA: 33

PITCHER		IP	WLS	BF	H	R	ER	SO	BB	IBB	HBP	BLK	WP	HR	S	P	ERA	WHIP
Geoff Zahn, L ERA: 7.36	(1, 1)	3.2	L	16	4	3	3	2	1	0	1	0	0	0	31	47	7.36	1.364
Mike Witt, R ERA: 6.0	(4, 1)	3.0		13	2	2	2	3	2	0	0	0	0	1	28	50	6.00	1.333
Andy Hassler, L ERA:	(7, 1)	1.1		4	0	0	0	1	0	0	0	0	0	0	11	14	0.00	0.000

PITCHER		IP	WLS	BF	H	R	ER	SO	BB	IBB	HBP	BLK	WP	HR	S	P	ERA	WHIP

Batter	1	2	3	4	5	6	7	8	9	AB	R	H	RBI	BB	SO	LOB
Brian Downing, R (1, 7) OBP: 0.278, SLG: 0.133	B S S X 1-2 P4 ①			C B F C 1-3 K ①		C B B F B B 4-2 FC3-6 BB		B B C B C F X 3-2 2B HR 1B	C B X 1-1 F7 ③	4	1	1	0	1	1	0
Rod Carew, L (1, 3) OBP: 0.313, SLG: 0.286	B B C F B F B 4-2 CS BB			B B B C C B 4-2 BB		F B B B C F F X 2-2 F8 ①		B C X 1-1 HR 2B 1-3		2	1	1	0	2	0	1
Reggie Jackson, L (1, 9) OBP: 0.188, SLG: 0.333	F 1 SAFE B 1 SAFE F S 1-3 K ②			C X 0-1 F8 ②		X 0-0 FC3-6 2B ② 1-2f		F C B C 1-3 K ①		4	1	0	0	0	2	5
Fred Lynn, L (1, 8) OBP: 0.625, SLG: 0.929	1 SAFE 1 SAFE B B B 1 SAFE 1 SAFE C 1 SAFE 1 SAFE 3-2 F P CS ③ 1-2	B B C F X 2-2 K ①		C C B X 1-2 F8 ③		X 0-0 2B 2-H		C F B B B B 4-2 HR BB		3	1	1	1	1	1	1
Don Baylor, R (1, 10) OBP: 0.375, SLG: 0.769		B B X 2-0 5-3 ②		C X 0-1 F8 ①		B F B F X 2-2 F9 ③		X 0-0 HR 1-H 2-H 3-H		4	1	1	4	0	0	1
Doug DeCinces, R (1, 5) OBP: 0.250, SLG: 0.267		F B B S S 2-3 K ③		C F X 0-2 E3 BB			F B X 1-1 P4 ①	X 0-0 5-3 ②		4	0	0	0	0	1	0
Bobby Grich, R (1, 4) OBP: 0.400, SLG: 0.333		B B X 2-0 F9 ①		B B B B 4-0 BB 1-2			X 0-0 F2 ②	C B B B F F S 3-3 K ③		3	0	0	0	1	1	0
Tim Foli, R (1, 6) OBP: 0.154, SLG: 0.154		B B C X 2-1 P6 ②		F F B B S 2-3 K ②			B C B S S X 2-2 1B		X 0-0 5-3 ①	4	0	1	0	0	1	2
Bob Boone, R (1, 2) OBP: 0.143, SLG: 0.385		C S B F B B X 3-2 6-3 ③		C B B F S 2-3 K ③			C B C X 1-2 F8 ③		X 0-0 P4 ②	4	0	0	0	0	1	3
Inning Stats	R: 0 E: 0 K: 1 S: 12 H: 0 LOB: 0 BB: 1 P: 20	R: 0 E: 0 K: 2 S: 7 H: 0 LOB: 0 BB: 0 P: 13	R: 0 E: 0 K: 0 S: 7 H: 0 LOB: 0 BB: 0 P: 14	R: 0 E: 0 K: 1 S: 10 H: 0 LOB: 1 BB: 1 P: 16	R: 0 E: 1 K: 2 S: 11 H: 0 LOB: 2 BB: 1 P: 19	R: 1 E: 1 K: 0 S: 13 H: 1 LOB: 1 BB: 1 P: 21	R: 0 E: 0 K: 0 S: 9 H: 1 LOB: 1 BB: 0 P: 13	R: 4 E: 0 K: 2 S: 17 H: 3 LOB: 0 BB: 1 P: 29	R: 0 E: 0 K: 0 S: 4 H: 0 LOB: 0 BB: 0 P: 5	1B: 2 2B: 2 3B: 0 HR: 1 SF: 0 SAC: 0 DP: 0 HBP: 0						

PITCHER		IP	WLS	BF	H	R	ER	SO	BB	IBB	HBP	BLK	WP	HR	S	P	ERA	WHIP
Moose Haas, R ERA: 4.91	(1, 1)	7.1	W	32	5	5	4	7	5	0	0	0	0	1	81	137	4.91	1.364
Jim Slaton, R ERA: 1.93	(8, 1)	1.2	S	5	0	0	0	1	0	0	0	0	0	0	9	13	0.00	0.000

PITCHER	IP	WLS	BF	H	R	ER	SO	BB	IBB	HBP	BLK	WP	HR	S	P	ERA	WHIP

California Angels @ Milwaukee Brewers

Milwaukee County Stadium, Milwaukee, WI

Sat Oct 09 1982, 4:33 AM EDT

Att. 51,003 - Unknown

TOP

livebaseballscorecards.com

AB	32
R	5
H	5
RBI	5
BB	5
SO	8
LOB	13

1B: 2	SF: 0	WP: 0	PA: 38
2B: 2	SAC: 0	PB: 0	
3B: 0	DP: 0	SB: 0	
HR: 1	HBP: 0	CS: 1	

Batter	1	2	3	4	5	6	7	8	9	AB	R	H	RBI	BB	SO	LOB
Paul Molitor, R (1, 5) OBP: 0.294, SLG: 0.625	B B B C C F B 4-2 G4-3-6-3-5 BB		C X 0-1 E5 CS	B X 1-0 ② 6-3 1-2 3-H		1 SAFE C 1 SAFE B X 1-1 ② F8		B C X 1-1 ② 5-3		4	0	0	1	1	0	4
Robin Yount, R (1, 6) OBP: 0.412, SLG: 0.286	B X 1-0 ①② G4-3-6-3-5 1-2f		F B C X 1-2 ① FC4-6 1-2 1B	B B B 4-0 BB		B 1 SAFE X 1-0 ③ P3		X 0-0 ③ F8		4	0	1	0	1	0	4
Cecil Cooper, L (1, 3) OBP: 0.125, SLG: 0.250	B F X 1-1 ③ P6		F X 0-1 ② F8	X 0-0 ③ F8			B C F X 1-2 ① 4-3			4	0	0	0	0	0	3
Ted Simmons, S (1, 2) OBP: 0.250, SLG: 0.200		C B B F B B 4-2 WP E BB	C B F X 1-2 ③ FC4-6 1-2f		X 0-0 ① 4-3		C C B S 1-3 ② K			3	1	0	0	1	1	1
Gorman Thomas, R (1, 8) OBP: 0.200, SLG: 0.333	B F F S 1-3 ① K			B C B B B 4-1 1B FC6-2 BB	B B B 4-0 CS BB		C C S 0-3 ③ K			2	0	0	0	2	2	1
Don Money, R (1, 10) OBP: 0.455, SLG: 0.286 Marshall Edwards, L (8, PR)	C F F B B B B 4-2 E E 1-2 BB			B B X 2-0 WP FC6-2 1-3 WP 1B	F B B F C X 2-3 ②③ 5-3 1-2			B B C C B X 3-2 S HR 1B		3 0	2 1	2 0	0 0	1 0	0 0	1 0
Mark Brouhard, R (1, 7) OBP: 0.750, SLG: 1.750	B F B X 2-1 E8 1-H 2-H 1B			B X 1-0 ① FC6-2 WP WP 1-2 3-H 1B		B B S B X 3-1 SH3-4 1B 2B		L S X 0-2 1-H HR		4	4	3	3	0	0	2
Charlie Moore, R (1, 9) OBP: 0.583, SLG: 0.500	X 0-0 ② 5-3			B B I I 4-0 1B WP 6-3 1-2 2-3 IBB		C X 0-1 ① SH3-4 2-3		C B F X 1-2 G3 PB 1B		2	1	1	0	1	0	0
Jim Gantner, L (1, 4) OBP: 0.143, SLG: 0.143		F X 0-1 ③ 4-3		F L B X 1-2 6-3 1-3 2-H 3-H 1B		C F F B F F X 1-2 3-H 1B		1 SAFE B X 1-0 ① G3 1-3		4	0	2	2	0	0	1
Inning Stats	R: 0 H: 0 E: 0 LOB: 0 K: 0 BB: 1 S: 6 P: 12	R: 3 H: 1 E: 1 LOB: 0 K: 1 BB: 2 S: 13 P: 24	R: 0 H: 1 E: 1 LOB: 1 K: 0 BB: 0 S: 10 P: 12	R: 3 H: 2 E: 0 LOB: 2 K: 0 BB: 3 S: 8 P: 25	R: 0 H: 0 E: 0 LOB: 0 K: 0 BB: 1 S: 5 P: 11	R: 1 H: 2 E: 0 LOB: 1 K: 0 BB: 0 S: 13 P: 19	R: 0 H: 0 E: 0 LOB: 0 K: 2 BB: 0 S: 9 P: 11	R: 2 H: 3 E: 0 LOB: 2 K: 0 BB: 0 S: 13 P: 19		1B: 7 SF: 0 2B: 1 SAC: 1 3B: 0 DP: 1 HR: 1 HBP: 0				WP: 3 PA: 38 PB: 1 SB: 1 CS: 2		

PITCHER		IP	WLS	BF	H	R	ER	SO	BB	IBB	HBP	BLK	WP	HR	S	P	ERA	WHIP
Tommy John, L ERA: 5.11	(1, 1)	3.1	L	18	4	6	4	1	4	1	0	0	3	0	35	66	10.80	2.400
Dave Goltz, R ERA: 7.36	(4, 1)	3.2		16	4	3	3	2	2	0	0	0	0	1	35	57	7.36	1.636
Luis Sanchez, R ERA:	(8, 1)	1.0		4	1	0	0	0	0	0	0	0	0	0	7	10	0.00	1.000

PITCHER	IP	WLS	BF	H	R	ER	SO	BB	IBB	HBP	BLK	WP	HR	S	P	ERA	WHIP

BOTTOM

California Angels @ Milwaukee Brewers

Milwaukee County Stadium, Milwaukee, WI

Sat Oct 09 1982, 4:33 AM EDT

Att. 51,003 - Unknown

livebaseballscorecards.com

AB	30
R	9
H	9
RBI	6
BB	7
SO	3
LOB	17

Batter	1	2	3	4	5	6	7	8	9	AB	R	H	RBI	BB	SO	LOB
Brian Downing, R (1, 7) OBP: 0.273, SLG: 0.211	1-2 E 2B		0-0 SH3-4 1-2	0-2 G5-4-3 1-2f			0-0 1-3		1-2 5-3	4	1	1	0	0	0	4
Rod Carew, L (1, 3) OBP: 0.333, SLG: 0.235	1-0 F7		4-0 E BB		1-0 1-3		4-1 G4-6-3 BB		1-2 6-3	3	0	0	0	2	0	3
Reggie Jackson, L (1, 9) OBP: 0.200, SLG: 0.278	2-0 L5 2-3		1-3 K		4-2 1B BB		0-0 G4-6-3 1-2f			3	0	0	0	1	1	4
Fred Lynn, L (1, 8) OBP: 0.650, SLG: 0.889	3-1 E7 3-H 1B		0-2 E7 1-3 2-H 1B		2-2 1B 1-3 1B			1-2 F7		4	0	3	2	0	0	0
Don Baylor, R (1, 10) OBP: 0.350, SLG: 0.647	1-1 2-3		1-1 P6		3-1 1-2 1B			2-2 F8		4	0	1	0	0	0	3
Doug DeCinces, R (1, 5) OBP: 0.350, SLG: 0.421		0-0 CS 1B		2-1 SH 1B 2B	1-3 K			0-0 1B		4	1	3	0	0	1	2
Bobby Grich, R (1, 4) OBP: 0.333, SLG: 0.267	3-3 K 1-2		0-1 SH 2-3 1B			3-1 5-3		2-0 F8		3	0	0	0	0	1	2
Tim Foli, R (1, 6) OBP: 0.125, SLG: 0.125 Ron Jackson, R (9, PH) OBP: 1.000, SLG: 1.000 Rob Wilfong, L (9, PR)	3-3 K		2-2 F3			1-0 P6			0-0 SH1-4 1B	3 1 0	0 0 0	0 1 0	0 0 0	0 0 0	1 0 0	2 0 0
Bob Boone, R (1, 2) OBP: 0.235, SLG: 0.438		1-0 SH3-4 E 1B		1-0 G5-4-3 1-2 3-H 1B		0-0 F9			0-0 SH1-4 1-2	3	1	2	1	0	0	0
Inning Stats	R: 1 E: 2 K: 0 S: 9 H: 2 LOB: 1 BB: 0 P: 17	R: 0 E: 0 K: 2 S: 8 H: 1 LOB: 0 BB: 0 P: 14	R: 1 E: 1 K: 1 S: 10 H: 2 LOB: 2 BB: 1 P: 17	R: 1 E: 1 K: 0 S: 12 H: 2 LOB: 1 BB: 0 P: 17	R: 0 E: 0 K: 1 S: 11 H: 2 LOB: 2 BB: 1 P: 22	R: 0 E: 0 K: 0 S: 4 H: 0 LOB: 0 BB: 0 P: 8	R: 0 E: 0 K: 0 S: 3 H: 0 LOB: 0 BB: 1 P: 7	R: 0 E: 0 K: 0 S: 10 H: 1 LOB: 1 BB: 0 P: 15	R: 0 E: 0 K: 0 S: 8 H: 1 LOB: 2 BB: 0 P: 10	1B: 9 2B: 2 3B: 0 HR: 0 SF: 0 SAC: 3 DP: 2 HBP: 0						

PITCHER	IP	WLS	BF	H	R	ER	SO	BB	IBB	HBP	BLK	WP	HR	S	P	ERA	WHIP
Pete Vuckovich, R (1, 1) ERA: 4.4	6.1		29	9	3	3	4	3	0	0	0	0	0	56	101	4.26	1.895
Bob McClure, L (7, 1) ERA:	1.2	W	6	2	0	0	0	0	0	0	0	0	0	12	17	0.00	1.200
Pete Ladd, R (9, 1) ERA:	1.0	S	3	0	0	0	0	0	0	0	0	0	0	7	9	0.00	0.000

PITCHER	IP	WLS	BF	H	R	ER	SO	BB	IBB	HBP	BLK	WP	HR	S	P	ERA	WHIP

TOP

California Angels @ Milwaukee Brewers

Milwaukee County Stadium, Milwaukee, WI

Sun Oct 10 1982, 4:33 AM EDT

Att. 54,968 - Unknown

livebaseballscorecards.com

AB	32
R	3
H	11
RBI	3
BB	3
SO	4
LOB	20

BOTTOM

California Angels @ Milwaukee Brewers

Milwaukee County Stadium, Milwaukee, WI

Sun Oct 10 1982, 4:33 AM EDT

Att. 54,968 - Unknown

Batter	1	2	3	4	5	6	7	8	9	AB	R	H	RBI	BB	SO	LOB
Paul Molitor, R (1, 5) OBP: 0.381, SLG: 0.684	2-1 4-3 SF9 2B		0-2 FC5-4 1B 1-2		4-2 S BB		1-1 F7 ②			3	1	2	0	1	0	2
Robin Yount, R (1, 6) OBP: 0.429, SLG: 0.250	1-1 4-3 ① 2-3		1-0 FC5-4 ① ② 1-2 2-3		4-2 BB 1-2		4-2 1B BB 1-2 2-3			2	0	0	0	2	0	3
Cecil Cooper, L (1, 3) OBP: 0.150, SLG: 0.250	1-0 E5		2-3 K ③		1-3 K ③		1-1 1B 1-2 2-H 3-H			4	0	1	2	0	2	4
Ted Simmons, S (1, 2) OBP: 0.200, SLG: 0.167	0-0 SF9 ② 3-H			0-0 G3 ①		3-1 F7 ①	1-3 K ③			3	0	0	1	0	1	2
Ben Oglivie, L (1, 7) OBP: 0.188, SLG: 0.333	1-1 G3 ③			0-1 HR		2-3 K ②		1-0 F8 ①		4	1	1	1	0	1	1
Gorman Thomas, R (1, 8) OBP: 0.167, SLG: 0.267 Marshall Edwards, L (7, 8)		1-2 4-3 ①		1-3 K ②		1-1 5-3 ③		2-2 1-3 ②		3 1	0 0	0 0	0 0	0 0	1 0	0 0
Don Money, R (1, 10) OBP: 0.333, SLG: 0.182		1-3 K ②		2-0 F5 ③			2-2 P3 ①	1-1 F8 ③		4	0	0	0	0	1	0
Charlie Moore, R (1, 9) OBP: 0.533, SLG: 0.462		0-0 F8 ③			1-1 P4 ①		1-0 BB 1B 1B			3	1	1	0	0	0	0
Jim Gantner, L (1, 4) OBP: 0.235, SLG: 0.188			4-0 FC5-4 1B BB		0-2 P4 ②		0-0 BB 1B 1-2			2	1	1	0	1	0	0

	AB	29
	R	4
	H	6
	RBI	4
	BB	4
	SO	6
	LOB	12

livebaseballscorecards.com

Inning Stats	1	2	3	4	5	6	7	8	9
	R: 1 E: 1 K: 0 S: 8	H: 1 LOB: 1 BB: 0 P: 13	R: 0 E: 0 K: 1 S: 7	H: 0 LOB: 0 BB: 0 P: 9	R: 0 E: 0 K: 1 S: 9	H: 1 LOB: 1 BB: 1 P: 16	R: 1 E: 0 K: 1 S: 7	H: 1 LOB: 0 BB: 0 P: 10	R: 0 E: 0 K: 1 S: 17	H: 0 LOB: 2 BB: 2 P: 27	R: 0 E: 0 K: 1 S: 10	H: 0 LOB: 0 BB: 0 P: 16	R: 2 E: 0 K: 1 S: 18	H: 3 LOB: 2 BB: 1 P: 28	R: 0 E: 0 K: 0 S: 6	H: 0 LOB: 0 BB: 0 P: 10

	1B: 4	SF: 1	WP: 0	PA: 34
	2B: 1	SAC: 0	PB: 0	
	3B: 0	DP: 1	SB: 1	
	HR: 1	HBP: 0	CS: 0	

PITCHER		IP	WLS	BF	H	R	ER	SO	BB	IBB	HBP	BLK	WP	HR	S	P	ERA	WHIP
Bruce Kison, R ERA: 1.93	(1, 1)	5.0		21	3	2	1	4	3	0	0	0	0	1	48	75	1.80	1.200
Luis Sanchez, R ERA: 6.75	(6, 1)	1.2	L	9	3	2	2	1	1	0	0	0	0	0	23	38	10.80	2.400
Andy Hassler, L ERA:	(7, 1)	1.1		4	0	0	0	1	0	0	0	0	0	0	11	16	0.00	0.000

PITCHER	IP	WLS	BF	H	R	ER	SO	BB	IBB	HBP	BLK	WP	HR	S	P	ERA	WHIP