


California Angels - 1982

Batter	1	2	3	4	5	6	7	8	9	10	11	12	13	14	15	16	AB	R	H	RBI	BB	SO	LOB	TOP			
Rick Burleson, R OBP: 0.278, SLG: 0.188 (1, 6)	F8	5-3			2B E	F9			F9		K			K		BLK 1B BB	7	2	1	0	1	2	4				
Fred Lynn, L OBP: 0.444, SLG: 0.600 (1, 8)	1B SF8		F8		BB SF9	K			BB			K		F8		SF8	6	2	2	1	1	2	2				
Rod Carew, L OBP: 0.588, SLG: 0.643 (1, 3)	SF8 BB		CS BB		G3							6-3					7	0	2	1	1	2	3				
Reggie Jackson, L OBP: 0.333, SLG: 0.250 (1, 9) Bobby Clark, R (16, 7)			F9		E3 FC5 BB						K			F8		F8	7	0	0	0	0	1	2	3			
Don Baylor, R (1, 10)	SF8			5-3							F8			K			5	0	0	1	1	1	0				
Doug DeCinces, R OBP: 0.250, SLG: 0.727 (1, 5)	1-3					SF9								P4			5	2	2	3	1	0	2				
Brian Downing, R OBP: 0.417, SLG: 1.000 (1, 7) Juan Beniquez, R (9, 7) (16, 9)		SH2-4 1B		F3	FC5						K			F9		P5	4	0	1	0	0	0	2				
Tim Foli, R OBP: 0.214, SLG: 0.286 (1, 4)		SH2-4			FC6-4 1B				F9					P4			6	1	2	0	0	0	0				
Bob Boone, R OBP: 0.308, SLG: 0.250 (1, 2) Jose Moreno, S (11, PH) Joe Ferguson, R OBP: 1.000, SLG: 1.000 (11, 2)		5-3		FC6-4							6-3					E SF8 1B	4	0	1	0	1	0	2				
Inning Stats	R: 1 E: 0 K: 0 S: 5	H: 2 LOB: 2 BB: 1 P: 9	R: 0 E: 0 K: 0 S: 4	H: 1 LOB: 1 BB: 0 P: 4	R: 0 E: 0 K: 0 S: 2	H: 0 LOB: 0 BB: 1 P: 6	R: 1 E: 0 K: 0 S: 5	H: 2 LOB: 1 BB: 0 P: 5	R: 0 E: 0 K: 0 S: 3	H: 0 LOB: 0 BB: 0 P: 3	R: 0 E: 0 K: 1 S: 5	H: 0 LOB: 1 BB: 1 P: 9	R: 0 E: 0 K: 1 S: 4	H: 0 LOB: 0 BB: 0 P: 5	R: 0 E: 0 K: 1 S: 5	H: 1 LOB: 1 BB: 0 P: 6	R: 0 E: 0 K: 2 S: 7	H: 0 LOB: 0 BB: 0 P: 7	R: 0 E: 0 K: 0 S: 7	H: 0 LOB: 0 BB: 0 P: 7	R: 4 E: 1 K: 0 S: 7	H: 4 LOB: 4 BB: 1 P: 11	1B: 10 2B: 1 3B: 0 HR: 2	SF: 3 SAC: 1 DP: 0 HBP: 0	WP: 0 PB: 0 SB: 1 CS: 2	PA: 67	
PITCHER	IP 8.2	WLS 3	BF 38	H 8	R 4	ER 2	SO 1	BB 4	IBB 0	HBP 0	BLK 0	WP 0	HR 1	S 36	P 52	ERA 2.08	WHIP 1.385										
Matt Keough, R ERA: 2.08 (1, 1)																											
Tom Underwood, L ERA: (9, 1)																											
Jeff Jones, R ERA: 9.82 (16, 1)																											
Bob Cwchinko, L ERA: 2.08 (16, 1)																											

California Angels @ Oakland Athletics
Oakland-Alameda County Coliseum, Oakland, CA
Thu Apr 08 1982, 6:05 PM PST
Att. 17,806 - Unknown


AB 56
R 8
H 13
RBI 6
BB 7
SO 10
LOB 19



Batter	1	2	3	4	5	6	7	8	9	10	11	12	13	14	15	16	AB	R	H	RBI	BB	SO	LOB	BOTTOM			
Rickey Henderson, R OBP: 0.529, SLG: 0.364 (1, 7)	4-3 S BB		3-1 3B BB		F7 2B		FC5-2 2B BB G3		1-2 BB		5-3			S BB		E 4-3 1B	3	3	2	1	5	0	0				
Dwayne Murphy, L OBP: 0.235, SLG: 0.286 (1, 8)	4-3		3-1		K		G3		BB					K		4-3	6	0	0	1	2	2	7				
Dan Meyer, L OBP: 0.143, SLG: 0.429 (1, 10) Cliff Johnson, R OBP: 0.200, SLG: 0.222 (5, PH)	K		1B 3B		BB		FC5-2 2B		K					F7		F8	2	1	1	2	0	1	1				
Tony Armas, R OBP: 0.250, SLG: 0.375 (1, 9)	F8		E 1B		F7		F9							F9			7	0	2	2	0	0	7				
Wayne Gross, L OBP: 0.417, SLG: 0.364 (1, 5)		F8	E9		G3									F4			6	0	1	0	1	0	4				
Jim Spencer, L (1, 3) Joe Rudi, R OBP: 0.250, SLG: 0.143 (3, PH) (4, 3)		F8	5-3				F7							SH2-4 BB			1	0	0	0	0	0	0				
Davey Lopes, R OBP: 0.207, SLG: 0.154 (1, 4)		CS BB		1-3			F7							FC3-6 BB		G6-4-3 1B	6	0	1	0	1	0	4				
Bob Kearney, R (1, 2) Mickey Klutts, R OBP: 0.500, SLG: 0.750 (16, PH)		CS		G3			9-3							K			5	0	0	0	1	1	2				
Fred Stanley, R OBP: 0.167, SLG: 0.167 (1, 6) Jeff Burroughs, R OBP: 1.000, SLG: 1.000 (7, PH) Jimmy Seston, R (7, PH) Rob Picciolo, R OBP: 0.400, SLG: 0.400 (8, 6) Dave McKay, S (16, PH)			3-1 BB 1B		G1-6-3 BB				G3 S FC5-2 1B					K		F5	2	1	1	0	0	0	1				
Inning Stats	R: 0 E: 0 K: 1 S: 5	H: 0 LOB: 1 BB: 1 P: 9	R: 0 E: 0 K: 0 S: 2	H: 0 LOB: 0 BB: 1 P: 6	R: 3 E: 1 K: 0 S: 7	H: 3 LOB: 2 BB: 1 P: 11	R: 0 E: 0 K: 0 S: 2	H: 0 LOB: 0 BB: 1 P: 6	R: 0 E: 0 K: 0 S: 3	H: 1 LOB: 1 BB: 0 P: 3	R: 0 E: 0 K: 0 S: 6	H: 2 LOB: 3 BB: 1 P: 8	R: 0 E: 0 K: 1 S: 5	H: 0 LOB: 0 BB: 0 P: 5	R: 0 E: 0 K: 1 S: 3	H: 0 LOB: 1 BB: 1 P: 7	R: 0 E: 0 K: 1 S: 4	H: 0 LOB: 0 BB: 0 P: 8	R: 0 E: 0 K: 0 S: 5	H: 2 LOB: 1 BB: 0 P: 4	R: 2 E: 1 K: 0 S: 5	H: 2 LOB: 2 BB: 0 P: 5	1B: 8 2B: 5 3B: 1 HR: 0	SF: 0 SAC: 1 DP: 4 HBP: 0	WP: 0 PB: 0 SB: 3 CS: 2	PA: 67	
PITCHER	IP 2.2	WLS 13	BF 3	H 3	R 3	ER 3	SO 1	BB 3	IBB 0	HBP 0	BLK 0	WP 0	HR 0	S 12	P 24	ERA 10.12	WHIP 2.250										
Mike Witt, R ERA: 10.12 (1, 1)																											
Andy Hassler, L ERA: (5, 1)																											
Steve Renko, R ERA: 2.25 (5, 1)																											
Don Aase, R ERA: 1.00 (9, 1)																											
Luis Sanchez, R ERA: 3.0 (14, 1)																											

California Angels @ Oakland Athletics
Oakland-Alameda County Coliseum, Oakland, CA
Thu Apr 08 1982, 6:05 PM PST
Att. 17,806 - Unknown

AB 53
R 6
H 12
RBI 6
BB 12
SO 8
LOB 37



Batter	1	2	3	4	5	6	7	8	9	AB	R	H	RBI	BB	SO	LOB	TOP					
Rick Burleson, R OBP: 0.227, SLG: 0.150 (1, 6)	5-3	1-3															4 0 0 0 0 0 2					
Fred Lynn, L OBP: 0.409, SLG: 0.500 (1, 8)	BB			F7													3 0 0 0 1 1 0					
Rod Carew, L OBP: 0.524, SLG: 0.556 (1, 3)	F7			4-3													4 0 1 0 0 0 1					
Reggie Jackson, L OBP: 0.273, SLG: 0.200 (1, 9)	6-3			K													4 0 0 0 0 2 2					
Don Baylor, R (1, 10)				F8													4 0 0 0 0 0 1					
Doug DeCinces, R OBP: 0.350, SLG: 0.857 (1, 5)				S 1B													3 1 2 0 1 1 0					
Brian Downing, R OBP: 0.375, SLG: 0.769 (1, 7)				1-4-3 2-3 BB													3 0 0 0 1 1 3					
Tim Foli, R OBP: 0.235, SLG: 0.294 (1, 4)				1-4-3 1-2 3-H 1B													3 0 1 1 0 0 1					
Joe Ferguson, R OBP: 0.400, SLG: 0.400 (1, 2)				1-4-3													3 0 0 0 0 1 2					
Inning Stats	R: 0 E: 0 K: 0 S: 3	H: 0 LOB: 1 BB: 1 P: 7	R: 1 E: 0 K: 0 S: 5	H: 2 LOB: 2 BB: 1 P: 9	R: 0 E: 0 K: 1 S: 5	H: 0 LOB: 0 BB: 0 P: 5	R: 0 E: 0 K: 1 S: 6	H: 1 LOB: 1 BB: 0 P: 6	R: 0 E: 0 K: 0 S: 3	H: 0 LOB: 0 BB: 0 P: 3	R: 0 E: 0 K: 1 S: 6	H: 1 LOB: 2 BB: 1 P: 10	R: 0 E: 0 K: 1 S: 5	H: 0 LOB: 0 BB: 0 P: 5	R: 0 E: 0 K: 1 S: 5	H: 0 LOB: 0 BB: 0 P: 5	R: 0 E: 0 K: 1 S: 5	H: 0 LOB: 0 BB: 0 P: 5	1B: 2 2B: 2 3B: 0 HR: 0	SF: 0 SAC: 0 DP: 0 HBP: 0	WP: 0 PB: 0 SB: 2 CS: 0	PA: 34
PITCHER Albert Williams, R ERA: 1.0 (1, 1)	IP: 9.0 WLS: W BF: 34 H: 4 R: 1 ER: 1 SO: 6 BB: 3 IBB: 0 HBP: 0 BLK: 0 WP: 0 HR: 0 S: 43 P: 55 ERA: 1.00 WHIP: 0.778											PITCHER	IP: 9.0 WLS: W BF: 34 H: 4 R: 1 ER: 1 SO: 6 BB: 3 IBB: 0 HBP: 0 BLK: 0 WP: 0 HR: 0 S: 43 P: 55 ERA: 1.00 WHIP: 0.778									

California Angels @ Minnesota Twins
Hubert H. Humphrey Metrodome, Minneapolis, MN
Fri Apr 09 1982, 7:05 PM EST
Att: 19,105 - Dome - 70 F

AB 31
R 1
H 4
RBI 1
BB 3
SO 6
LOB 12



Batter	1	2	3	4	5	6	7	8	9	AB	R	H	RBI	BB	SO	LOB	BOTTOM					
Jim Eisenreich, L OBP: 0.214, SLG: 0.231 (1, 8)	6-3																4 0 1 0 0 0 2					
Gary Ward, R OBP: 0.294, SLG: 0.250 (1, 7)	K																4 0 1 0 0 1 3					
Dave Engle, R OBP: 0.417, SLG: 0.600 (1, 9)	L8																4 0 1 0 0 0 1					
Roy Smalley, S OBP: 0.313, SLG: 0.231 (1, 6)																	3 0 1 0 1 0 2					
Kent Hrbek, L OBP: 0.375, SLG: 0.800 (1, 3)																	4 1 1 1 0 2 3					
Gary Gaetti, R OBP: 0.733, SLG: 1.615 (1, 5)																	3 0 2 0 0 0 1					
Jesus Vega, R OBP: 0.356, SLG: 0.875 (1, 10)																	2 1 1 1 1 0 1					
Rob Wilfong, L OBP: 0.188, SLG: 0.071 (1, 4)																	2 0 0 0 1 0 2					
Butch Wynegar, S OBP: 0.182, SLG: 0.100 (1, 2)																	3 0 1 0 0 0 1					
Inning Stats	R: 0 E: 0 K: 1 S: 5	H: 0 LOB: 0 BB: 0 P: 5	R: 0 E: 0 K: 1 S: 5	H: 1 LOB: 0 BB: 0 P: 5	R: 1 E: 0 K: 0 S: 4	H: 2 LOB: 1 BB: 1 P: 8	R: 0 E: 0 K: 1 S: 5	H: 0 LOB: 0 BB: 0 P: 5	R: 0 E: 0 K: 0 S: 2	H: 1 LOB: 0 BB: 1 P: 6	R: 0 E: 0 K: 0 S: 5	H: 2 LOB: 2 BB: 0 P: 5	R: 1 E: 0 K: 0 S: 5	H: 2 LOB: 1 BB: 0 P: 5	R: 0 E: 0 K: 0 S: 4	H: 1 LOB: 2 BB: 1 P: 8	R: 0 E: 0 K: 0 S: 4	H: 1 LOB: 2 BB: 1 P: 8	1B: 5 2B: 2 3B: 0 HR: 2	SF: 0 SAC: 0 DP: 3 HBP: 0	WP: 0 PB: 1 SB: 0 CS: 1	PA: 32
PITCHER Angel Moreno, L ERA: 3.0 (1, 1)	IP: 6.0 WLS: L BF: 24 H: 8 R: 2 ER: 2 SO: 3 BB: 2 IBB: 0 HBP: 0 BLK: 0 WP: 0 HR: 2 S: 28 P: 36 ERA: 3.00 WHIP: 1.667											PITCHER	IP: 6.0 WLS: L BF: 24 H: 8 R: 2 ER: 2 SO: 3 BB: 2 IBB: 0 HBP: 0 BLK: 0 WP: 0 HR: 2 S: 28 P: 36 ERA: 3.00 WHIP: 1.667									
Stan Bahnsen, R ERA: (7, 1)	1.2 7 1 0 0 0 0 1 0 0 0 0 6 10 0.00 0.600											PITCHER	IP: 1.2 WLS: W BF: 7 H: 1 R: 0 ER: 0 SO: 0 BB: 0 IBB: 0 HBP: 0 BLK: 0 WP: 0 HR: 0 S: 6 P: 10 ERA: 0.00 WHIP: 0.600									
Andy Hassler, L ERA: (8, 1)	0.1 1 0 0 0 0 0 0 0 0 0 0 1 1 0.00 0.000											PITCHER	IP: 0.1 WLS: W BF: 1 H: 0 R: 0 ER: 0 SO: 0 BB: 0 IBB: 0 HBP: 0 BLK: 0 WP: 0 HR: 0 S: 1 P: 1 ERA: 0.00 WHIP: 0.000									

California Angels @ Minnesota Twins
Hubert H. Humphrey Metrodome, Minneapolis, MN
Fri Apr 09 1982, 7:05 PM EST
Att: 19,105 - Dome - 70 F

AB 29
R 2
H 9
RBI 2
BB 3
SO 3
LOB 16



Batter	1	2	3	4	5	6	7	8	9	AB	R	H	RBI	BB	SO	LOB	TOP										
Brian Downing, R OBP: 0.333, SLG: 0.667 (1, 7)	L8		2B		F8	5-3		F7		5	0	1	0	0	0	2											
Rod Carew, L OBP: 0.538, SLG: 0.500 (1, 3)	1-3		1-3		2B	1B	BB	BB	BB	2	2	0	0	3	0	1											
Doug DeCinces, R OBP: 0.360, SLG: 0.789 (1, 5)	5-3				F3	1B	2B	1B	L8	5	1	2	2	0	0	1											
Don Baylor, R OBP: 0.125, SLG: 0.095 (7, PH) Daryl Sconiers, L (9, PH) Jose Moreno, S (9, PH)		5-3			WP	1B	2B	1B	SF8	2	2	1	0	1	0	0											
Juan Beniquez, R OBP: 0.222, SLG: 0.125 (1, 9)	F8				L9	SF8	S	1B	G4-6-3	5	0	1	2	0	0	3											
Bobby Clark, R OBP: 1.000, SLG: 1.000 (5, PH) Fred Lynn, L OBP: 0.417, SLG: 0.526 (5, 8)	S				2B	1B	1B	1B	SF8	2	1	2	1	0	0	0											
Rick Burleson, R OBP: 0.240, SLG: 0.217 (1, 6)	F8				2B	1B	2B	F7	SH1-3	3	0	1	1	0	0	2											
Tim Foli, R OBP: 0.190, SLG: 0.238 (1, 4)			F8		6-3			1-3	F8	4	0	0	0	0	0	2											
Bob Boone, R OBP: 0.353, SLG: 0.333 (1, 2)			6-3			BB	BB	L9	2B	3	1	1	1	1	0	0											
Inning Stats	R: 0 E: 0 K: 0 S: 3	H: 0 LOB: 0 BB: 0 P: 3	R: 0 E: 0 K: 0 S: 4	H: 1 LOB: 1 BB: 0 P: 4	R: 0 E: 0 K: 0 S: 4	H: 1 LOB: 1 BB: 0 P: 4	R: 2 E: 0 K: 0 S: 6	H: 3 LOB: 1 BB: 0 P: 6	R: 4 E: 0 K: 0 S: 5	H: 2 LOB: 1 BB: 3 P: 17	R: 0 E: 0 K: 0 S: 3	H: 0 LOB: 0 BB: 0 P: 3	R: 1 E: 0 K: 0 S: 3	H: 1 LOB: 0 BB: 1 P: 7	R: 1 E: 0 K: 0 S: 5	H: 2 LOB: 1 BB: 0 P: 5	R: 0 E: 0 K: 0 S: 2	H: 0 LOB: 1 BB: 2 P: 10	1B: 5 2B: 5 3B: 0 HR: 0	SF: 1 SAC: 1 DP: 2 HBP: 0	WP: 1 PA: 41 PB: 0 SB: 3 CS: 0						
PITCHER	IP	WLS	BF	H	R	ER	SO	BB	IBB	HBP	BLK	WP	HR	S	P	ERA	WHIP										
Darrell Jackson, L ERA: 12.46 (1, 1)	4.1	L	23	7	6	6	0	2	1	0	0	1	0	20	32	12.46	2.077										
Fernando Arroyo, R ERA: 5.89 (5, 1)	3.2		14	3	2	2	0	1	0	0	0	0	0	13	17	4.91	1.091										
Jack O'Connor, L ERA: (9, 1)	1.0		4	0	0	0	0	2	0	0	0	0	0	2	10	0.00	2.000										

California Angels @ Minnesota Twins
Hubert H. Humphrey Metrodome, Minneapolis, MN
Sat Apr 10 1982, 4:33 AM EST
Att: 23,769 - Dome - 70 F

AB 33
R 8
H 10
RBI 8
BB 6
SO 0
LOB 12



Batter	1	2	3	4	5	6	7	8	9	AB	R	H	RBI	BB	SO	LOB	BOTTOM										
Jim Eisenreich, L OBP: 0.278, SLG: 0.353 (1, 8)	FC3-5		1B		F8		FC4-6			4	0	2	0	0	0	1											
Rob Wilfong, L OBP: 0.200, SLG: 0.111 (1, 4)	FC3-5		1B		F6			F9		4	0	1	0	0	0	1											
Dave Engle, R OBP: 0.313, SLG: 0.429 (1, 9)	K		FC1-4-2		F7			F8		4	0	0	0	0	1	3											
Kent Hrbek, L OBP: 0.350, SLG: 0.842 (1, 3)	3-4-3					G3		F3		4	1	1	1	0	0	1											
Gary Gaetti, R OBP: 0.632, SLG: 1.353 (1, 5)		3-1			5-3			K		4	0	1	0	0	1	0											
Randy Johnson, L OBP: 0.625, SLG: 0.875 (1, 10)		3-1			1-3	1B		1B		4	0	2	0	0	1	1											
Gary Ward, R OBP: 0.286, SLG: 0.250 (1, 7)		5-3			1-3	1B		F3		4	0	1	0	0	0	2											
Butch Wynegar, S OBP: 0.133, SLG: 0.071 (1, 2)		K			1-3			G3		4	0	0	0	0	1	4											
Lenny Faedo, R OBP: 0.667, SLG: 0.667 (1, 6)					5-3			FC4-6		3	0	2	0	0	0	2											
Inning Stats	R: 0 E: 0 K: 1 S: 6	H: 1 LOB: 1 BB: 0 P: 6	R: 0 E: 0 K: 1 S: 6	H: 1 LOB: 1 BB: 0 P: 6	R: 0 E: 0 K: 0 S: 4	H: 3 LOB: 1 BB: 0 P: 4	R: 1 E: 0 K: 0 S: 6	H: 3 LOB: 2 BB: 0 P: 6	R: 0 E: 0 K: 0 S: 3	H: 0 LOB: 0 BB: 0 P: 3	R: 0 E: 0 K: 1 S: 5	H: 0 LOB: 0 BB: 0 P: 5	R: 0 E: 0 K: 0 S: 4	H: 1 LOB: 1 BB: 0 P: 4	R: 0 E: 0 K: 0 S: 3	H: 0 LOB: 0 BB: 0 P: 3	R: 0 E: 0 K: 1 S: 6	H: 1 LOB: 1 BB: 0 P: 6	1B: 7 2B: 2 3B: 0 HR: 1	SF: 0 SAC: 0 DP: 1 HBP: 0	WP: 0 PA: 35 PB: 0 SB: 1 CS: 0						
PITCHER	IP	WLS	BF	H	R	ER	SO	BB	IBB	HBP	BLK	WP	HR	S	P	ERA	WHIP										
Bruce Kison, R ERA: 2.25 (1, 1)	4.0		18	8	1	1	2	0	0	0	0	0	0	22	22	2.25	2.000										
Steve Renko, R ERA: 1.0 (5, 1)	5.0	W	17	2	0	0	2	0	0	0	0	0	0	21	21	0.00	0.400										

California Angels @ Minnesota Twins
Hubert H. Humphrey Metrodome, Minneapolis, MN
Sat Apr 10 1982, 4:33 AM EST
Att: 23,769 - Dome - 70 F

AB 35
R 1
H 10
RBI 1
BB 0
SO 4
LOB 15



Batter	1	2	3	4	5	6	7	8	9	AB	R	H	RBI	BB	SO	LOB	TOP
Rick Burleson, R OBP: 0.207, SLG: 0.185 (1, 6)	F9		G1-6-3			4-3		5-3		4	0	0	0	0	0	1	
Fred Lynn, L OBP: 0.393, SLG: 0.478 (1, 8)	F9				L7	4-3				4	0	1	0	0	0	0	
Rod Carew, L OBP: 0.567, SLG: 0.522 (1, 3)				FC6-4 1B						3	0	2	0	1	1	1	
Reggie Jackson, L OBP: 0.231, SLG: 0.167 (1, 9)	K			FC6-4 BB		F8				4	0	0	0	0	1	3	
Don Baylor, R OBP: 0.179, SLG: 0.125 (1, 10)							F4			3	0	1	0	1	0	0	
Doug DeCinces, R OBP: 0.345, SLG: 0.696 (1, 5)		G5-4-3								4	1	1	0	0	2	3	
Brian Downing, R OBP: 0.333, SLG: 0.667 (1, 7)		1-3								3	0	1	1	0	0	0	
Tim Foli, R OBP: 0.167, SLG: 0.208 (1, 4)			F7			F8		F9		3	0	0	0	0	0	1	
Bob Boone, R OBP: 0.350, SLG: 0.333 (1, 2)						F4		1-3		3	0	1	0	0	0	1	
Inning Stats	R: 0 E: 0 K: 1 S: 6	H: 1 LOB: 1 BB: 0 P: 6	R: 0 E: 0 K: 0 S: 3	H: 1 LOB: 0 BB: 0 P: 3	R: 0 E: 0 K: 0 S: 3	H: 1 LOB: 2 BB: 1 P: 10	R: 0 E: 0 K: 0 S: 3	H: 0 LOB: 0 BB: 0 P: 3	R: 1 E: 0 K: 0 S: 5	H: 2 LOB: 1 BB: 0 P: 5	R: 0 E: 0 K: 1 S: 5	H: 1 LOB: 0 BB: 0 P: 5	R: 0 E: 0 K: 1 S: 5	H: 0 LOB: 0 BB: 0 P: 5	1B: 6 2B: 2 3B: 0 HR: 0	SF: 0 SAC: 0 DP: 3 HBP: 0	WP: 0 PA: 33
PITCHER Pete Redfern, R ERA: 3.86 (1, 1)	IP: 9.0 WLS: W BF: 33 H: 7 R: 1 ER: 1 SO: 4 BB: 2 IBB: 0 HBP: 0 BLK: 0 WP: 0 HR: 0 S: 39 P: 47 ERA: 1.00 WHIP: 1.000																

California Angels @ Minnesota Twins
Hubert H. Humphrey Metrodome, Minneapolis, MN
Sun Apr 11 1982, 4:33 AM EST
Att: 12,710 - Dome - 70 F

AB 31
R 1
H 7
RBI 1
BB 2
SO 4
LOB 10



Batter	1	2	3	4	5	6	7	8	9	AB	R	H	RBI	BB	SO	LOB	BOTTOM
Jim Eisenreich, L OBP: 0.273, SLG: 0.333 (1, 8)	SH1-3 1B		1-3			F5		F8		4	0	1	0	0	0	0	
Rob Wilfong, L OBP: 0.174, SLG: 0.095 (1, 4)	SH1-3				G3	4-3		F9		3	0	0	0	0	0	0	
Dave Engle, R OBP: 0.368, SLG: 0.400 (1, 9)	6-3									1	0	0	0	1	0	1	
Kent Hrbek, L OBP: 0.348, SLG: 0.762 (1, 3)	F6									2	1	0	0	1	0	2	
Gary Gaetti, R OBP: 0.545, SLG: 1.150 (1, 5)										3	1	0	0	0	0	2	
Randy Johnson, L OBP: 0.636, SLG: 1.182 (1, 10)										3	1	2	2	0	0	0	
Gary Ward, R OBP: 0.250, SLG: 0.227 (1, 7)										2	0	0	1	0	1	0	
Butch Wynegar, S OBP: 0.111, SLG: 0.059 (1, 2)										3	0	0	0	0	0	1	
Lenny Faedo, R OBP: 0.333, SLG: 0.333 (1, 6)										3	0	0	0	0	0	0	
Inning Stats	R: 0 E: 0 K: 0 S: 4	H: 1 LOB: 1 BB: 0 P: 4	R: 0 E: 0 K: 1 S: 5	H: 0 LOB: 0 BB: 0 P: 5	R: 0 E: 0 K: 0 S: 3	H: 0 LOB: 0 BB: 1 P: 6	R: 0 E: 0 K: 0 S: 2	H: 0 LOB: 0 BB: 1 P: 4	R: 1 E: 0 K: 0 S: 4	H: 1 LOB: 1 BB: 1 P: 9	R: 0 E: 0 K: 0 S: 3	H: 0 LOB: 0 BB: 0 P: 3	R: 0 E: 0 K: 0 S: 3	H: 0 LOB: 0 BB: 0 P: 3	1B: 1 2B: 1 3B: 0 HR: 1	SF: 1 SAC: 1 DP: 1 HBP: 1	WP: 0 PA: 29
PITCHER Ken Forsch, R ERA: 2.76 (1, 1)	IP: 8.0 WLS: L BF: 29 H: 3 R: 3 ER: 3 SO: 1 BB: 2 IBB: 0 HBP: 1 BLK: 0 WP: 0 HR: 1 S: 28 P: 37 ERA: 3.38 WHIP: 0.625																

California Angels @ Minnesota Twins
Hubert H. Humphrey Metrodome, Minneapolis, MN
Sun Apr 11 1982, 4:33 AM EST
Att: 12,710 - Dome - 70 F

AB 24
R 3
H 3
RBI 3
BB 2
SO 1
LOB 6



Batter	1	2	3	4	5	6	7	8	9	10	AB	R	H	RBI	BB	SO	LOB	TOP	
Julio Cruz, S OBP: 0.348, SLG: 0.275 (1.4)	F8		G1			F3		FC6-4		F7	5	0	0	0	0	0	3		
Manny Castillo, S OBP: 0.256, SLG: 0.297 (1.5)	1-3			6-3		G4-6-3 1B			G3 1B		4	1	2	0	0	0	0		
Bruce Bochte, L OBP: 0.314, SLG: 0.310 (1.7)	4-3			F8		G4-6-3 1-2f			G3		4	0	0	0	0	0	2		
Richie Zisk, R OBP: 0.474, SLG: 0.485 Lenny Randle, S OBP: 0.333, SLG: 0.333 (9, PR)		4-3			K		1-3		FC5-4 HBP		3	0	0	0	0	1	0		
Jim Essian, R OBP: 0.472, SLG: 0.594 (1.2)		5-3				1B FC3-2-5 1B	1-3		FC5-4		4	0	1	0	0	0	1		
Al Cowens, R OBP: 0.256, SLG: 0.243 (1.9)		5-3				FC3-2-5 1B			1-2f 2-H		4	0	1	0	0	1	1		
Joe Simpson, L OBP: 0.364, SLG: 0.379 (1.8)			E5 G1-4-3			FC3-2-5 1-3 3-H		6-3			4	0	1	0	0	0	2		
Jim Maler, R OBP: 0.341, SLG: 0.486 (1.3)			G1-4-3 1-2f			F2			FC6-4 1B		4	0	1	0	0	0	4		
Todd Cruz, R OBP: 0.217, SLG: 0.217 Thad Bosley, L OBP: 0.234, SLG: 0.250 Paul Serna, R OBP: 0.84 (8, PH)					5-3						2	0	1	0	0	0	2		
											1	0	0	0	0	1	1		
											1	0	0	0	0	1	1		
Inning Stats	R: 0 E: 0 K: 0 S: 3	H: 0 LOB: 0 BB: 0 P: 3	R: 0 E: 0 K: 0 S: 3	H: 0 LOB: 0 BB: 0 P: 3	R: 0 E: 1 K: 0 S: 4	H: 1 LOB: 1 BB: 0 P: 4	R: 0 E: 0 K: 1 S: 5	H: 0 LOB: 0 BB: 0 P: 5	R: 0 E: 0 K: 1 S: 5	H: 0 LOB: 0 BB: 0 P: 5	R: 0 E: 0 K: 1 S: 6	H: 1 LOB: 1 BB: 0 P: 6	R: 1 E: 1 K: 0 S: 4	H: 1 LOB: 1 BB: 0 P: 5	R: 0 E: 0 K: 1 S: 6	H: 1 LOB: 1 BB: 0 P: 6	1B: 6 2B: 1 3B: 0 HR: 0	SF: 0 SAC: 0 DP: 2 HBP: 1	WP: 0 PA: 37
PITCHER	IP WLS BF H R ER SO BB IBB HBP BLK WP HR S P ERA WHIP	IP WLS BF H R ER SO BB IBB HBP BLK WP HR S P ERA WHIP																	
Mike Witt, R ERA: 2.45 Steve Renko, R ERA: 0.84 (1.1)	8.1 W 6 1 0 0 1 0 0 0 0 0 0 0 8 8 0.00 0.600																		

Seattle Mariners @ California Angels
Anaheim Stadium, Anaheim, CA
Wed Apr 14, 1982, 9:05 PM EST
Att: 23,905 - Unknown


AB	36
R	1
H	7
RBI	0
BB	0
SO	4
LOB	17



Batter	1	2	3	4	5	6	7	8	9	10	AB	R	H	RBI	BB	SO	LOB	BOTTOM					
Brian Downing, R OBP: 0.250, SLG: 0.483 Bobby Clark, R OBP: 0.375, SLG: 0.375 (8, 7)	6-3		FC1-5 FC4-6 1B			F4		F3		F4	4	1	0	0	0	0	2						
Fred Lynn, L OBP: 0.357, SLG: 0.371 (1.8)			G3 1B			F8		F8		F8	4	0	1	0	1	0	3						
Rod Carew, L OBP: 0.545, SLG: 0.485 (1.3)			G3 1B			FC4-6 1B					3	1	1	0	2	0	3						
Reggie Jackson, L OBP: 0.235, SLG: 0.161 Juan Beniquez, R OBP: 0.231, SLG: 0.091 (9, 9)			K			K		F7		SH2-4 2B	4	0	1	1	0	2	3						
Bobby Grich, R OBP: 0.400, SLG: 0.444 (1.4)								K			4	0	2	1	1	1	1						
Don Baylor, R OBP: 0.268, SLG: 0.270 (1.10)			G6-4-3 1B			5-3					4	0	1	0	0	0	3						
Doug DeCinces, R OBP: 0.359, SLG: 0.613 Tim Foli, R OBP: 0.172, SLG: 0.179 (6, 5)						5-3					1	0	0	0	1	0	0						
Rick Burleson, R OBP: 0.268, SLG: 0.171 (1.6)						5-3					1	0	0	0	0	0	0						
Bob Boone, R OBP: 0.419, SLG: 0.444 (1.2)											3	0	0	0	1	0	1						
Inning Stats	R: 0 E: 0 K: 1 S: 6	H: 1 LOB: 1 BB: 0 P: 6	R: 0 E: 0 K: 0 S: 3	H: 1 LOB: 1 BB: 1 P: 7	R: 1 E: 0 K: 0 S: 4	H: 2 LOB: 2 BB: 1 P: 8	R: 0 E: 0 K: 0 S: 3	H: 0 LOB: 0 BB: 0 P: 3	R: 0 E: 0 K: 0 S: 3	H: 0 LOB: 0 BB: 0 P: 3	R: 0 E: 0 K: 1 S: 5	H: 0 LOB: 2 BB: 2 P: 13	R: 0 E: 0 K: 1 S: 6	H: 0 LOB: 1 BB: 1 P: 7	R: 0 E: 0 K: 1 S: 6	H: 1 LOB: 1 BB: 0 P: 6	R: 0 E: 0 K: 0 S: 5	H: 2 LOB: 3 BB: 1 P: 9	R: 1 E: 0 K: 0 S: 2	H: 1 LOB: 1 BB: 1 P: 6	1B: 6 2B: 2 3B: 0 HR: 0	SF: 0 SAC: 2 DP: 1 HBP: 0	WP: 0 PA: 41
PITCHER	IP WLS BF H R ER SO BB IBB HBP BLK WP HR S P ERA WHIP	IP WLS BF H R ER SO BB IBB HBP BLK WP HR S P ERA WHIP																					
Gene Nelson, R ERA: 3.29 Mike Stanton, R ERA: 3.38 Ed Vande Berg, L ERA: 3.38 Larry Andersen, R ERA: 10.1 (1.1)	5.2 L 3 0 1 0 0 0 0 0 0 0 0 0 1 1 1.59 1.412																						

Seattle Mariners @ California Angels
Anaheim Stadium, Anaheim, CA
Wed Apr 14, 1982, 9:05 PM EST
Att: 23,905 - Unknown

AB	32
R	2
H	8
RBI	2
BB	7
SO	3
LOB	19



Batter	1	2	3	4	5	6	7	8	9	AB	R	H	RBI	BB	SO	LOB	TOP			
Julio Cruz, S OBP: 0.333, SLG: 0.250 (1, 4)	0-0 6-3		0-0 6-3		0-0 E6 FC6-4 1B 3B	0-0 G3			4-0 FC6-4 BB	4	1	0	0	1	0	1				
Lenny Randle, S OBP: 0.182, SLG: 0.182 (1, 5)	0-0 F6		0-0 4-3		0-0 F8		0-0 5-3		0-0 FC6-4 1-2f	5	0	0	0	0	0	2				
Bruce Bochte, L OBP: 0.350, SLG: 0.333 (1, 7)	0-0 FC4-6 1B		1-0 BB HBP		0-0 FC6-4 1-2 1B		0-0 F7		0-0 F7	4	0	2	0	0	0	1				
Richie Zisk, R OBP: 0.476, SLG: 0.472 (1, 10)	0-0 FC4-6 1-2f		4-0 BB		0-0 FC6-4 3B		0-0 FC6-4 1B			3	1	1	0	1	0	3				
Jim Maler, R OBP: 0.333, SLG: 0.512 (1, 3)		0-0 5-3	0-0 F9		0-0 3B		0-0 FC6-4			4	0	1	2	0	0	3				
Al Cowens, R OBP: 0.255, SLG: 0.268 (1, 9)		0-3 K		0-0 4-3 2B	0-3 K			0-0 6-3		4	0	1	0	0	2	1				
Dave Henderson, R OBP: 0.500, SLG: 0.455 (1, 8)		4-0 BB BB		0-0 4-3		0-0 6-3		0-0 5-3		3	0	0	0	1	0	1	AB 34			
Bud Bulling, R OBP: 0.375, SLG: 0.286 (1, 2)		4-0 BB		0-0 6-3		0-0 6-3		0-0 6-3		3	0	1	0	1	0	1	R 2			
Todd Cruz, R OBP: 0.185, SLG: 0.185 (1, 6)		0-0 F8		0-0 F6		0-0 F7		0-0 5-3		4	0	0	0	0	0	4	H 6			
Inning Stats	R: 0 E: 0 K: 0 S: 4	H: 1 LOB: 1 BB: 0 P: 4	R: 0 E: 0 K: 1 S: 5	H: 0 LOB: 2 BB: 2 P: 13	R: 0 E: 0 K: 0 S: 3	H: 0 LOB: 1 BB: 1 P: 8	R: 0 E: 0 K: 0 S: 4	H: 1 LOB: 1 BB: 0 P: 4	R: 2 E: 1 K: 1 S: 8	H: 2 LOB: 1 BB: 0 P: 8	R: 0 E: 0 K: 0 S: 4	H: 1 LOB: 1 BB: 0 P: 4	R: 0 E: 0 K: 0 S: 3	H: 0 LOB: 0 BB: 0 P: 3	R: 0 E: 0 K: 0 S: 3	H: 0 LOB: 1 BB: 1 P: 7	1B: 4 2B: 1 3B: 1 HR: 0	SF: 0 SAC: 0 DP: 0 HBP: 1	WP: 0 PB: 0 SB: 0 CS: 0	PA: 39
PITCHER Angel Moreno, L ERA: 1.2 (1, 1)	IP: 9.0 WLS: W BF: 39 H: 6 R: 2 ER: 0 SO: 2 BB: 4 IBB: 0 HBP: 1 BLK: 0 WP: 0 HR: 0 S: 38 P: 55 ERA: 0.00 WHIP: 1.111															PITCHER				

Seattle Mariners @ California Angels
Anaheim Stadium, Anaheim, CA
Thu Apr 15 1982, 9:05 PM EST
Att: 22,410 - Unknown

AB 34
R 2
H 6
RBI 2
BB 4
SO 2
LOB 17



Batter	1	2	3	4	5	6	7	8	9	AB	R	H	RBI	BB	SO	LOB	BOTTOM			
Brian Downing, R OBP: 0.222, SLG: 0.424 (1, 7)	0-3 K		0-0 F4		0-0 1-3		0-3 K			4	0	0	0	0	2	1				
Bobby Clark, R OBP: 0.375, SLG: 0.375 (8, 7)										0	0	0	0	0	0	0				
Fred Lynn, L OBP: 0.370, SLG: 0.385 (1, 8)	0-0 4-3 1B		0-0 1B		0-0 6-3		0-0 F7			4	0	2	0	0	0	1				
Rod Carew, L OBP: 0.521, SLG: 0.444 (1, 3)	0-0 4-3 1-2		0-3 K		0-0 6-3			4-0 FC4-6 BB		3	0	0	0	1	1	2				
Reggie Jackson, L OBP: 0.211, SLG: 0.143 (1, 9)	0-0 1-3		0-0 F7			0-3 K		0-0 FC4-6 1-2f		4	0	0	0	0	1	3				
Juan Beniquez, R OBP: 0.231, SLG: 0.091 (9, 9)								0-0 FC4-6 1-2f		0	0	0	0	0	0	0				
Bobby Grich, R OBP: 0.500, SLG: 0.583 (1, 4)		1-0 S 1B E HBP		0-0 E 2B		0-0 4-3 1B		0-0 G6-4-3 1-2f		3	2	2	0	0	0	1				
Don Baylor, R OBP: 0.295, SLG: 0.300 (1, 10)		0-0 S 1-2 1B		0-0 E8 1B		0-0 4-3		0-0 4-3 1-2		3	1	2	1	0	0	1				
Rick Burleson, R OBP: 0.250, SLG: 0.158 (1, 6)		0-0 L4 1-3 2-H		0-0 2-3		0-0 6-3				3	0	0	0	0	0	3	AB 30			
Tim Foli, R OBP: 0.188, SLG: 0.194 (1, 5)		0-3 K		0-0 G5-4-3 1B			0-0 5-3			3	0	1	1	0	1	1	R 3			
Bob Boone, R OBP: 0.412, SLG: 0.433 (1, 2)		0-0 6-3		0-0 G5-4-3 1-2f			0-0 1B			3	0	1	0	0	0	2	H 8			
Inning Stats	R: 0 E: 0 K: 1 S: 6	H: 1 LOB: 1 BB: 0 P: 6	R: 1 E: 0 K: 1 S: 6	H: 1 LOB: 1 BB: 0 P: 7	R: 0 E: 0 K: 1 S: 6	H: 1 LOB: 0 BB: 0 P: 6	R: 2 E: 1 K: 0 S: 5	H: 3 LOB: 0 BB: 0 P: 5	R: 0 E: 0 K: 1 S: 6	H: 1 LOB: 1 BB: 0 P: 6	R: 0 E: 0 K: 1 S: 6	H: 1 LOB: 0 BB: 0 P: 6	R: 0 E: 0 K: 0 S: 2	H: 0 LOB: 0 BB: 1 P: 6	R: 0 E: 0 K: 0 S: 2	H: 0 LOB: 0 BB: 1 P: 6	1B: 7 2B: 1 3B: 0 HR: 0	SF: 0 SAC: 0 DP: 2 HBP: 1	WP: 0 PB: 0 SB: 3 CS: 0	PA: 32
PITCHER Gaylord Perry, R ERA: 2.81 (1, 1)	IP: 8.0 WLS: L BF: 32 H: 8 R: 3 ER: 1 SO: 5 BB: 1 IBB: 0 HBP: 1 BLK: 0 WP: 0 HR: 0 S: 40 P: 45 ERA: 1.12 WHIP: 1.125															PITCHER				

Seattle Mariners @ California Angels
Anaheim Stadium, Anaheim, CA
Thu Apr 15 1982, 9:05 PM EST
Att: 22,410 - Unknown

AB 30
R 3
H 8
RBI 2
BB 1
SO 5
LOB 15



Batter	1	2	3	4	5	6	7	8	9	10	AB	R	H	RBI	BB	SO	LOB	TOP	
Jim Eisenreich, L OBP: 0.359, SLG: 0.444	FC4-6 BB BB		F9		F7		3-1		F7		4	0	0	0	1	0	0	Minnesota Twins @ California Angels Anaheim Stadium, Anaheim, CA Fri Apr 16 1982, 9:05 PM EST Att: 24,723 - Unknown - 57 F	
Rob Wilfong, L OBP: 0.220, SLG: 0.086	FC4-6 BB 1-2		6-3		K		4-3		1-3		4	0	0	0	1	1	0		
Dave Engle, R OBP: 0.300, SLG: 0.265	K		F8		5-3				5-3	WP SH5-3 1B	5	0	1	0	0	1	2		
Kent Hrbek, L OBP: 0.419, SLG: 0.784	FC4-6 1-2 2-3			E 1B BB		F2		E4 1B WP WP		SH5-3	3	1	0	0	1	0	2		
Gary Gaetti, R OBP: 0.351, SLG: 0.667	K			K		G1 HBP		WP 1B		K	4	1	1	0	0	3	4		
Randy Johnson, L OBP: 0.571, SLG: 1.038		F9				G1		K		K	5	0	1	0	0	2	3		
Butch Wynegar, S OBP: 0.257, SLG: 0.290		F9		L9		FC6-4 BB		1B			3	0	1	1	1	0	2		
Bobby Mitchell, L OBP: 0.421, SLG: 0.357						FC6-4 1-2 2-3		F7			2	0	0	0	2	0	3		
Lenny Faedo, R OBP: 0.318, SLG: 0.286										L8	4	0	0	0	0	1	4		
Inning Stats	R: 0 E: 0 K: 2 S: 7	H: 0 LOB: 2 BB: 2 P: 15	R: 0 E: 0 K: 0 S: 3	H: 0 LOB: 1 BB: 1 P: 7	R: 0 E: 0 K: 0 S: 3	H: 1 LOB: 3 BB: 2 P: 16	R: 0 E: 1 K: 2 S: 8	H: 0 LOB: 2 BB: 1 P: 8	R: 0 E: 0 K: 0 S: 3	H: 0 LOB: 0 BB: 0 P: 3	R: 2 E: 1 K: 1 S: 8	H: 2 LOB: 1 BB: 0 P: 8	R: 0 E: 0 K: 2 S: 8	H: 0 LOB: 0 BB: 0 P: 3	R: 0 E: 0 K: 2 S: 8	H: 1 LOB: 1 BB: 0 P: 8	1B: 4 2B: 0 3B: 0 HR: 0		SF: 0 SAC: 1 DP: 0 HBP: 1
PITCHER	IP WLS BF H R ER SO BB IBB HBP BLK WP HR S P ERA WHIP	IP WLS BF H R ER SO BB IBB HBP BLK WP HR S P ERA WHIP	IP WLS BF H R ER SO BB IBB HBP BLK WP HR S P ERA WHIP	IP WLS BF H R ER SO BB IBB HBP BLK WP HR S P ERA WHIP	IP WLS BF H R ER SO BB IBB HBP BLK WP HR S P ERA WHIP	IP WLS BF H R ER SO BB IBB HBP BLK WP HR S P ERA WHIP	IP WLS BF H R ER SO BB IBB HBP BLK WP HR S P ERA WHIP	IP WLS BF H R ER SO BB IBB HBP BLK WP HR S P ERA WHIP	IP WLS BF H R ER SO BB IBB HBP BLK WP HR S P ERA WHIP	IP WLS BF H R ER SO BB IBB HBP BLK WP HR S P ERA WHIP	IP WLS BF H R ER SO BB IBB HBP BLK WP HR S P ERA WHIP	IP WLS BF H R ER SO BB IBB HBP BLK WP HR S P ERA WHIP	IP WLS BF H R ER SO BB IBB HBP BLK WP HR S P ERA WHIP	IP WLS BF H R ER SO BB IBB HBP BLK WP HR S P ERA WHIP	IP WLS BF H R ER SO BB IBB HBP BLK WP HR S P ERA WHIP	IP WLS BF H R ER SO BB IBB HBP BLK WP HR S P ERA WHIP	IP WLS BF H R ER SO BB IBB HBP BLK WP HR S P ERA WHIP	IP WLS BF H R ER SO BB IBB HBP BLK WP HR S P ERA WHIP	IP WLS BF H R ER SO BB IBB HBP BLK WP HR S P ERA WHIP
Bruce Kison, R ERA: 0.79	(1.1)	7.1	W	32	2	2	0	5	6	0	1	0	0	0	0	0	0	0.00	1.091
Don Aase, R ERA: 1.15	(8.1)	2.2	W	10	2	0	0	3	0	0	0	0	0	0	0	0	0	0.00	0.750

AB	34
R	2
H	4
RBI	1
BB	6
SO	8
LOB	20



Batter	1	2	3	4	5	6	7	8	9	10	AB	R	H	RBI	BB	SO	LOB	BOTTOM			
Brian Downing, R OBP: 0.268, SLG: 0.447	SH5-3 1B		FC5-4 1B		K			1-3		FC1-6 1B	5	1	3	0	0	1	1	Minnesota Twins @ California Angels Anaheim Stadium, Anaheim, CA Fri Apr 16 1982, 9:05 PM EST Att: 24,723 - Unknown - 57 F			
Rod Carew, L OBP: 0.519, SLG: 0.436	SH5-3 1-2		K			CS BB			2B 1B	FC1-6 HR	3	2	1	0	1	1	2				
Doug DeCinces, R OBP: 0.341, SLG: 0.639	L8		FC5-4 1-2			K			F9	HR	5	1	1	2	0	1	4				
Bobby Grich, R OBP: 0.471, SLG: 0.533											3	0	1	1	0	0	0				
Tim Foli, R OBP: 0.188, SLG: 0.194											0	0	0	0	0	0	0				
Fred Lynn, L OBP: 0.383, SLG: 0.425	2-H 1B										1	0	1	1	0	0	0				
Don Baylor, R OBP: 0.271, SLG: 0.273	F8								L8	5-3	4	0	0	0	0	0	2				
Reggie Jackson, L OBP: 0.214, SLG: 0.132		G3			F7				L9	BB IBB	3	0	0	0	1	0	0				
Bobby Clark, R OBP: 0.273, SLG: 0.273		5-3			F8				F8		3	0	0	0	0	0	0				
Daryl Sconiers, L OBP: 0.229, SLG: 0.143											0	0	0	0	1	0	0				
Jose Moreno, S OBP: 0.229, SLG: 0.143											0	0	0	0	0	0	0				
Rick Burleson, R OBP: 0.229, SLG: 0.143											4	0	0	0	0	0	3				
Bob Boone, R OBP: 0.395, SLG: 0.394											3	0	0	0	1	0	0				
Inning Stats	R: 1 E: 0 K: 0 S: 5	H: 2 LOB: 1 BB: 5 P: 5	R: 0 E: 0 K: 0 S: 3	H: 0 LOB: 0 BB: 0 P: 3	R: 0 E: 0 K: 1 S: 6	H: 1 LOB: 1 BB: 0 P: 6	R: 0 E: 0 K: 0 S: 3	H: 0 LOB: 0 BB: 0 P: 3	R: 0 E: 0 K: 0 S: 4	H: 0 LOB: 0 BB: 0 P: 8	R: 0 E: 0 K: 0 S: 3	H: 0 LOB: 0 BB: 0 P: 3	R: 0 E: 0 K: 0 S: 3	H: 0 LOB: 0 BB: 0 P: 3	R: 1 E: 0 K: 0 S: 5	H: 2 LOB: 3 BB: 2 P: 13	R: 2 E: 0 K: 0 S: 4	H: 2 LOB: 0 BB: 0 P: 4	1B: 5 2B: 2 3B: 0 HR: 1	SF: 0 SAC: 1 DP: 1 HBP: 0	WP: 0 PA: 39
PITCHER	IP WLS BF H R ER SO BB IBB HBP BLK WP HR S P ERA WHIP	IP WLS BF H R ER SO BB IBB HBP BLK WP HR S P ERA WHIP	IP WLS BF H R ER SO BB IBB HBP BLK WP HR S P ERA WHIP	IP WLS BF H R ER SO BB IBB HBP BLK WP HR S P ERA WHIP	IP WLS BF H R ER SO BB IBB HBP BLK WP HR S P ERA WHIP	IP WLS BF H R ER SO BB IBB HBP BLK WP HR S P ERA WHIP	IP WLS BF H R ER SO BB IBB HBP BLK WP HR S P ERA WHIP	IP WLS BF H R ER SO BB IBB HBP BLK WP HR S P ERA WHIP	IP WLS BF H R ER SO BB IBB HBP BLK WP HR S P ERA WHIP	IP WLS BF H R ER SO BB IBB HBP BLK WP HR S P ERA WHIP	IP WLS BF H R ER SO BB IBB HBP BLK WP HR S P ERA WHIP	IP WLS BF H R ER SO BB IBB HBP BLK WP HR S P ERA WHIP	IP WLS BF H R ER SO BB IBB HBP BLK WP HR S P ERA WHIP	IP WLS BF H R ER SO BB IBB HBP BLK WP HR S P ERA WHIP	IP WLS BF H R ER SO BB IBB HBP BLK WP HR S P ERA WHIP	IP WLS BF H R ER SO BB IBB HBP BLK WP HR S P ERA WHIP	IP WLS BF H R ER SO BB IBB HBP BLK WP HR S P ERA WHIP	IP WLS BF H R ER SO BB IBB HBP BLK WP HR S P ERA WHIP	IP WLS BF H R ER SO BB IBB HBP BLK WP HR S P ERA WHIP		
Darrell Jackson, L ERA: 5.56	(1.1)	7.0	L	25	3	1	1	3	2	0	0	0	0	0	0	0	0	1.29	0.714		
Doug Corbett, R ERA: 3.27	(8.1)	2.2	L	14	4	3	3	0	1	1	0	0	0	0	1	12	20	10.12	1.875		

AB	34
R	4
H	7
RBI	4
BB	4
SO	3
LOB	12



Batter	1	2	3	4	5	6	7	8	9	AB	R	H	RBI	BB	SO	LOB	TOP					
Jim Eisenreich, L (1.8) OBP: 0.419, SLG: 0.553	0-0 G4-6-3 1B		4-0 G6-4-3 BB			0-0 HR		4-0 FC5-4 BB		2	1	2	1	2	0	0	Minnesota Twins @ California Angels Anaheim Stadium, Anaheim, CA Sat Apr 17 1982, 9:05 PM EST Att: 61,640 - Unknown - 57 F					
Gary Ward, R (1.7) OBP: 0.229, SLG: 0.212	0-0 G4-6-3 1B		0-0 G6-4-3			0-0 6-3		0-0 FC5-4 1B 1B		4	1	1	0	0	0	3						
Mickey Hatcher, R (1.9) OBP: 0.636, SLG: 0.600	0-0 G4-6-3					0-0 BB 1B		0-0 FC4-6 1B		4	0	3	0	0	0	2						
Kent Hrbek, L (1.3) OBP: 0.426, SLG: 0.750	0-0 6-3					4-0 G1-4-3 BB		0-0 FC4-6 1B		3	0	1	1	1	1	0		2				
Randy Johnson, L (1.10) OBP: 0.500, SLG: 0.900		0-0 3-1				0-0 F2		0-0 G3		4	0	0	0	0	1	5						
Gary Gaetti, R (1.5) OBP: 0.346, SLG: 0.605		0-0 F7				0-0 G1-4-3				4	0	0	0	0	0	2						
Butch Wynegar, S (1.2) OBP: 0.256, SLG: 0.286		0-0 G3				0-0 4-3				4	0	1	0	0	1	0						
Lenny Faedo, R (1.6) OBP: 0.308, SLG: 0.280			0-0 F8			0-0 6-3				4	0	1	0	0	0	0						
Ron Washington, R (1.4) OBP: 0.167, SLG: 0.167			0-0 BB 1B			0-0 4-3				4	0	1	0	0	0	2						
Inning Stats	R: 0 E: 0 K: 0 S: 4	H: 2 LOB: 1 BB: 0 P: 4	R: 0 E: 0 K: 0 S: 3	H: 0 LOB: 0 BB: 0 P: 3	R: 0 E: 0 K: 0 S: 3	H: 1 LOB: 1 BB: 1 P: 7	R: 0 E: 0 K: 0 S: 3	H: 1 LOB: 1 BB: 0 P: 7	R: 0 E: 0 K: 0 S: 3	H: 0 LOB: 0 BB: 0 P: 3	R: 1 E: 0 K: 0 S: 5	H: 2 LOB: 0 BB: 0 P: 5	R: 0 E: 0 K: 1 S: 5	H: 0 LOB: 0 BB: 0 P: 5	R: 1 E: 0 K: 0 S: 7	H: 2 LOB: 2 BB: 1 P: 11	R: 0 E: 0 K: 0 S: 4	H: 2 LOB: 1 BB: 0 P: 4	1B: 9 2B: 0 3B: 0 HR: 1	SF: 0 SAC: 0 DP: 4 HBP: 0	WP: 0 PB: 0 CS: 0	PA: 36
PITCHER Ken Forsch, R (1.1) ERA: 2.49	IP: 9.0 WLS: W BF: 36 H: 10 R: 2 ER: 2 SO: 2 BB: 3 IBB: 0 HBP: 0 BLK: 0 WP: 0 HR: 1 S: 37 P: 49 ERA: 2.00 WHIP: 1.444											PITCHER	IP: 9.0 WLS: W BF: 36 H: 10 R: 2 ER: 2 SO: 2 BB: 3 IBB: 0 HBP: 0 BLK: 0 WP: 0 HR: 1 S: 37 P: 49 ERA: 2.00 WHIP: 1.444									

Batter	1	2	3	4	5	6	7	8	9	AB	R	H	RBI	BB	SO	LOB	BOTTOM			
Brian Downing, R (1.7) OBP: 0.304, SLG: 0.605	0-0 HR									5	3	3	2	0	0	0	Minnesota Twins @ California Angels Anaheim Stadium, Anaheim, CA Sat Apr 17 1982, 9:05 PM EST Att: 61,640 - Unknown - 57 F			
Bobby Clark, R (9.7) OBP: 0.273, SLG: 0.273	0-0 HR	1-3 BB 1B								0	0	0	0	0	0	0				
Fred Lynn, L (1.8) OBP: 0.404, SLG: 0.419	0-0 F7	4-0 BB 1B								3	1	1	0	2	0	0				
Rod Carew, L (1.3) OBP: 0.509, SLG: 0.419	4-0 BB	0-0 BB								4	0	1	2	1	0	2				
Reggie Jackson, L (1.9) OBP: 0.255, SLG: 0.146	4-0 BB	0-0 BB								3	1	1	0	2	0	3				
Juan Benitez, R (9.9) OBP: 0.231, SLG: 0.091	1-2 BB	0-0 F7								0	0	0	0	0	0	0				
Bobby Grich, R (1.4) OBP: 0.476, SLG: 0.500	0-0 F9									3	0	1	1	1	0	2				
Don Baylor, R (1.10) OBP: 0.269, SLG: 0.271	0-3 K									4	0	1	1	0	1	3				
Doug DeCinces, R (1.5) OBP: 0.375, SLG: 0.632										2	0	1	0	2	0	0				
Rick Burleson, R (1.6) OBP: 0.255, SLG: 0.178										3	1	2	0	0	0	2				
Tim Foli, R (6.6) OBP: 0.182, SLG: 0.188										1	0	0	0	0	0	2				
Bob Boone, R (1.2) OBP: 0.381, SLG: 0.378										4	0	1	0	0	0	5				
Inning Stats	R: 1 E: 0 K: 1 S: 6	H: 1 LOB: 2 BB: 2 P: 14	R: 2 E: 0 K: 0 S: 6	H: 3 LOB: 2 BB: 1 P: 10	R: 0 E: 0 K: 0 S: 5	H: 2 LOB: 2 BB: 0 P: 5	R: 0 E: 0 K: 0 S: 3	H: 0 LOB: 0 BB: 0 P: 3	R: 1 E: 0 K: 0 S: 3	H: 1 LOB: 1 BB: 2 P: 11	R: 1 E: 0 K: 0 S: 5	H: 3 LOB: 0 BB: 0 P: 5	R: 0 E: 0 K: 0 S: 3	H: 0 LOB: 2 BB: 2 P: 11	R: 1 E: 0 K: 0 S: 4	H: 2 LOB: 2 BB: 1 P: 8	1B: 10 2B: 0 3B: 0 HR: 2	SF: 0 SAC: 1 DP: 1 HBP: 0	WP: 0 PB: 0 CS: 0	PA: 41
PITCHER Terry Felton, R (1.1) ERA: 5.68	IP: 5.1 WLS: L BF: 29 H: 10 R: 5 ER: 5 SO: 10 BB: 4 IBB: 1 HBP: 0 BLK: 0 WP: 0 HR: 2 S: 26 P: 46 ERA: 8.44 WHIP: 2.625											PITCHER Bobby Castillo, R (6.1) ERA: 9.0	IP: 6.1 WLS: L BF: 12 H: 2 R: 1 ER: 1 SO: 0 BB: 3 IBB: 0 HBP: 0 BLK: 0 WP: 0 HR: 9 S: 21 P: 21 ERA: 3.38 WHIP: 1.875							

Batter	1	2	3	4	5	6	7	8	9	AB	R	H	RBI	BB	SO	LOB	TOP			
Jim Eisenreich, L (1, 8) OBP: 0.426, SLG: 0.548	0-0 4-3		0-0 G5-4-3 1B		0-3 K			0-0 FC5-4 1B		4	0	2	0	0	1	0	Minnesota Twins @ California Angels Anaheim Stadium, Anaheim, CA Sun Apr 18 1982, 6:33 AM EST Att: 26,935 - Unknown - 74 F livebaseballscores.com			
Gary Ward, R (1, 7) OBP: 0.205, SLG: 0.189	0-0 F9		0-0 G5-4-3 1-2			0-0 2-3		0-0 FC5-4 1-2		4	0	0	0	0	0	2				
Mickey Hatcher, R (1, 9) OBP: 0.467, SLG: 0.429	0-0 F6		0-0 6-3			0-0 L7			0-0 5-3	4	0	0	0	0	0	0				
Kent Hrbek, L (1, 3) OBP: 0.431, SLG: 0.791		4-0 1B FC5-4 BB		0-0 HR		0-3 K			0-0 F7	3	2	1	1	1	1	0				
Jesus Vega, R (1, 10) OBP: 0.467, SLG: 0.643		0-0 FC5-4 1-2 1B		0-0 4-3				0-0 G5-4-3 1B		4	0	2	0	0	0	0				
Gary Gaetti, R (1, 5) OBP: 0.327, SLG: 0.565		0-3 K		0-0 E5 G5-4-3				0-0 G5-4-3 1-2		3	0	0	0	0	1	3				
Sal Butera, R (1, 2) OBP: 0.286, SLG: 0.167		0-0 FC5-4 1-2 2-3 1B		0-0 G5-4-3 1-2				0-0 1-3		3	0	1	0	0	0	1				
Lenny Faedo, R (1, 6) OBP: 0.276, SLG: 0.250		0-0 FC5-4 FC6-4 1-2 2-3 3-H				0-0 L8		0-0 1-3		3	0	0	1	0	0	2				
Ron Washington, R (1, 4) OBP: 0.111, SLG: 0.111		0-0 FC6-4 1-2		0-0 6-3				0-0 6-3		3	0	0	0	0	0	2				
Inning Stats	R: 0 E: 0 K: 0 S: 3	H: 0 LOB: 0 BB: 0 P: 3	R: 1 E: 0 K: 1 S: 7	H: 2 LOB: 2 BB: 1 P: 11	R: 0 E: 0 K: 0 S: 3	H: 1 LOB: 0 BB: 0 P: 3	R: 1 E: 1 K: 0 S: 4	H: 1 LOB: 0 BB: 0 P: 4	R: 0 E: 0 K: 1 S: 5	H: 0 LOB: 0 BB: 0 P: 5	R: 0 E: 0 K: 0 S: 5	H: 1 LOB: 0 BB: 0 P: 3	R: 0 E: 0 K: 0 S: 4	H: 1 LOB: 1 BB: 0 P: 4	R: 0 E: 0 K: 0 S: 3	H: 0 LOB: 0 BB: 0 P: 3	1B: 5 2B: 0 3B: 0 HR: 1	SF: 0 SAC: 0 DP: 3 HBP: 0	WP: 0 PB: 0 CS: 0	PA: 32
PITCHER Geoff Zahn, L (1, 1) ERA: 1.04	IP: 9.0 WLS: W BF: 32 H: 6 R: 2 ER: 2 SO: 3 BB: 1 IBB: 0 HBP: 0 BLK: 0 WP: 0 HR: 1 S: 37 P: 41 ERA: 2.00 WHIP: 0.778															PITCHER				

Batter	1	2	3	4	5	6	7	8	9	AB	R	H	RBI	BB	SO	LOB	BOTTOM			
Brian Downing, R (1, 7) OBP: 0.280, SLG: 0.553	0-0 E6 2B WP		0-0 6-3				0-3 K			4	1	0	0	0	1	2	Minnesota Twins @ California Angels Anaheim Stadium, Anaheim, CA Sun Apr 18 1982, 6:33 AM EST Att: 26,935 - Unknown - 74 F livebaseballscores.com			
Bobby Clark, R (8, 7) OBP: 0.273, SLG: 0.273		2-3 4-3			0-0 6-3					0	0	0	0	0	0	0				
Fred Lynn, L (1, 8) OBP: 0.411, SLG: 0.447	0-0 WP SF8 2B		0-0 4-3			0-0 4-3		0-0 FC6-4 1-2 1B		4	1	2	0	0	0	1				
Daryl Sconiers, L (1, 3) OBP: 0.286, SLG: 0.167	0-3 K		0-0 1-3		0-0 4-3			0-0 FC6-4 FC5-4 BB 1-2 2-3		4	0	0	0	0	1	3				
Reggie Jackson, L (1, 9) OBP: 0.275, SLG: 0.163	0-0 SF8		0-0 5-3 1B			0-0 F7		4-0 BB		2	0	1	1	1	0	0				
Juan Beniquez, R (8, 9) OBP: 0.231, SLG: 0.091	0-0 3-H		0-0 5-3 1B			0-0 F8		1-2 FC5		0	0	0	0	0	0	0				
Bobby Grich, R (1, 4) OBP: 0.440, SLG: 0.545	0-0 HR 3B		0-0 5-3			0-0 F8		2-3 FC5		4	1	1	0	0	0	4				
Don Baylor, R (1, 10) OBP: 0.286, SLG: 0.404	0-0 HR		0-0 F1			0-0 HR			0-3 K	4	2	2	3	0	1	1				
Doug DeCinces, R (1, 5) OBP: 0.385, SLG: 0.610	0-0 6-3				0-0 F2			4-0 FC5-4 BB		3	0	1	0	1	0	0				
Tim Foli, R (1, 6) OBP: 0.189, SLG: 0.194		0-0 6-3 SH1-3 1B			0-0 F7			0-0 FC5-4 1-2		4	0	1	0	0	0	2				
Bob Boone, R (1, 2) OBP: 0.378, SLG: 0.375		0-0 SH1-3			0-0 F9			0-0 FC6-4 1B		3	0	1	0	0	0	1				
Inning Stats	R: 4 E: 1 K: 1 S: 9	H: 3 LOB: 0 BB: 0 P: 9	R: 0 E: 0 K: 0 S: 4	H: 1 LOB: 1 BB: 0 P: 4	R: 0 E: 0 K: 0 S: 4	H: 1 LOB: 0 BB: 0 P: 4	R: 0 E: 0 K: 0 S: 3	H: 0 LOB: 0 BB: 0 P: 3	R: 0 E: 0 K: 0 S: 5	H: 2 LOB: 1 BB: 0 P: 5	R: 0 E: 0 K: 1 S: 7	H: 2 LOB: 3 BB: 1 P: 11	R: 0 E: 0 K: 1 S: 5	H: 0 LOB: 1 BB: 1 P: 9	R: 0 E: 0 K: 1 S: 5	H: 0 LOB: 1 BB: 1 P: 9		1B: 5 2B: 1 3B: 1 HR: 2	SF: 1 SAC: 1 DP: 0 HBP: 0	WP: 1 PB: 0 CS: 0
PITCHER Roger Erickson, R (1, 1) ERA: 3.88	IP: 8.0 WLS: L BF: 36 H: 9 R: 5 ER: 1 SO: 3 BB: 2 IBB: 0 HBP: 0 BLK: 0 WP: 1 HR: 2 S: 40 P: 48 ERA: 1.12 WHIP: 1.375															PITCHER				

Batter	1	2	3	4	5	6	7	8	9	AB	R	H	RBI	BB	SO	LOB	TOP					
Brian Downing, R (1, 7) OBP: 0.273, SLG: 0.510 Bobby Clark, R (9, 7) OBP: 0.273, SLG: 0.273	L4		5-3		5-3		BB BB BB		L6	4	0	0	0	1	0	0	California Angels @ Seattle Mariners The Kingdome, Seattle, WA Mon Apr 19 1982, 9:05 PM EST Att: 5,494 - Unknown					
Fred Lynn, L (1, 8) OBP: 0.426, SLG: 0.440	4-3				K		BB BB BB			3	0	1	0	2	1	0						
Rod Carew, L (1, 3) OBP: 0.500, SLG: 0.391	K		PO		1B		BB BB BB		BB	3	1	0	0	2	1	1						
Reggie Jackson, L (1, 9) OBP: 0.291, SLG: 0.191 Juan Benitez, R (9, 9) OBP: 0.231, SLG: 0.091		4-3			E BB 1B		BB BB BB		4-3	4	0	2	0	0	0	3						
Bobby Grich, R (1, 4) OBP: 0.483, SLG: 0.640					E BB 1B		BB BB BB		4-3	3	2	0	1	1	1							
Don Baylor, R (1, 10) OBP: 0.267, SLG: 0.375		F8 2B			E BB		BB BB BB		1B 2B	4	0	0	0	0	2	6						
Doug DeCinces, R (1, 5) OBP: 0.375, SLG: 0.600		F8			K		BB BB BB		K	4	0	1	1	0	0	5						
Tim Foli, R (1, 6) OBP: 0.195, SLG: 0.200		2B			F7		BB BB BB		F3	4	0	1	1	0	0	3						
Bob Boone, R (1, 2) OBP: 0.347, SLG: 0.341					E6		BB BB BB		5-3	4	0	1	1	0	0	3						
			5-3		F5		BB BB BB		F7	4	0	0	0	0	0	3						
Inning Stats	R: 0 E: 0 K: 1 S: 5	H: 0 LOB: 0 BB: 0 P: 5	R: 1 E: 0 K: 0 S: 5	H: 2 LOB: 1 BB: 0 P: 5	R: 0 E: 0 K: 0 S: 3	H: 1 LOB: 0 BB: 0 P: 3	R: 1 E: 1 K: 1 S: 7	H: 1 LOB: 3 BB: 2 P: 15	R: 0 E: 0 K: 1 S: 5	H: 0 LOB: 0 BB: 0 P: 5	R: 0 E: 0 K: 1 S: 6	H: 1 LOB: 1 BB: 0 P: 6	R: 0 E: 0 K: 0 S: 3	H: 0 LOB: 3 BB: 3 P: 15	R: 1 E: 0 K: 1 S: 6	H: 2 LOB: 1 BB: 0 P: 6	R: 0 E: 0 K: 0 S: 3	H: 0 LOB: 1 BB: 1 P: 7	1B: 4 2B: 3 3B: 0 HR: 0	SF: 0 SAC: 0 DP: 0 HBP: 0	WP: 0 PB: 0 SB: 1 CS: 0	PA: 40
PITCHER	IP WLS BF H R ER SO BB IBB HBP BLK WP HR S P ERA WHIP																					
Gene Nelson, R (1, 1) ERA: 2.66 Bill Caudill, R (7, 1) ERA: 0.64	6.2 L 29 5 2 1 4 4 0 0 0 0 0 0 33 49 1.35 1.350																					
	2.1 10 2 1 1 1 2 0 0 0 0 0 0 10 18 3.86 1.714																					

Batter	1	2	3	4	5	6	7	8	9	AB	R	H	RBI	BB	SO	LOB	BOTTOM					
Julio Cruz, S (1, 4) OBP: 0.328, SLG: 0.222	1B WP 1B		K				1-3		K	4	1	1	0	1	2	1	California Angels @ Seattle Mariners The Kingdome, Seattle, WA Mon Apr 19 1982, 9:05 PM EST Att: 5,494 - Unknown					
Manny Castillo, S (1, 5) OBP: 0.288, SLG: 0.288	F8				F7		4-3		K	5	0	1	0	0	1	3						
Bruce Bochte, L (1, 7) OBP: 0.375, SLG: 0.391	WP 1B		4-3		F7		FC6-4 BB		F9	4	0	1	0	1	0	3						
Richie Zisk, R (1, 10) OBP: 0.448, SLG: 0.510	K				F8		SH3-4 1B BB		FC6-4	3	0	0	0	1	1	2						
Jim Maier, R (1, 3) OBP: 0.300, SLG: 0.482	K				L8		SH3-4 1B		L3	4	0	1	0	0	1	1						
Al Cowens, R (1, 9) OBP: 0.274, SLG: 0.333					2B		SH3-4		G3	3	0	1	0	0	0	0						
Joe Simpson, L (1, 8) OBP: 0.417, SLG: 0.476		K			4-3		K		PB HBP 1B	4	0	1	0	0	2	3						
Bud Bulling, R (1, 2) OBP: 0.375, SLG: 0.231 Steve Stroutr, L (8, PH) OBP: 0.300, SLG: 0.125 Jim Essian, R (9, 2) OBP: 0.356, SLG: 0.487					F9				PB HBP	2	0	0	0	1	1	0						
Todd Cruz, R (1, 6) OBP: 0.262, SLG: 0.268							L6		F8	3	0	1	0	1	0	5						
Inning Stats	R: 1 E: 0 K: 2 S: 9	H: 2 LOB: 1 BB: 0 P: 9	R: 0 E: 0 K: 2 S: 7	H: 0 LOB: 0 BB: 0 P: 7	R: 0 E: 0 K: 1 S: 6	H: 2 LOB: 1 BB: 0 P: 6	R: 0 E: 0 K: 0 S: 4	H: 1 LOB: 1 BB: 0 P: 4	R: 0 E: 0 K: 0 S: 3	H: 0 LOB: 2 BB: 2 P: 11	R: 0 E: 0 K: 1 S: 6	H: 1 LOB: 3 BB: 2 P: 14	R: 0 E: 0 K: 0 S: 3	H: 0 LOB: 1 BB: 1 P: 7	R: 0 E: 0 K: 0 S: 4	H: 1 LOB: 2 BB: 0 P: 5		R: 0 E: 0 K: 2 S: 7	H: 0 LOB: 0 BB: 0 P: 7	1B: 6 2B: 1 3B: 0 HR: 0	SF: 0 SAC: 1 DP: 0 HBP: 1	WP: 1 PB: 1 SB: 0 CS: 1
PITCHER	IP WLS BF H R ER SO BB IBB HBP BLK WP HR S P ERA WHIP																					
Mike Witt, R (1, 1) ERA: 2.04 Luis Sanchez, R (7, 1) ERA: 1.04 Don Aase, R (8, 1) ERA: 1.06	6.2 W 30 6 1 1 6 5 0 0 1 0 0 0 37 57 1.35 1.650																					
	1.0 5 1 0 0 0 0 0 1 0 0 0 4 5 0.00 1.000																					
	1.1 S 4 0 0 0 2 0 0 0 0 0 0 0 8 8 0.00 0.000																					

Batter	1	2	3	4	5	6	7	8	9	AB	R	H	RBI	BB	SO	LOB	TOP										
Brian Downing, R OBP: 0.323, SLG: 0.567 (1, 7)	G6-4-3 1B		1-H 2-H HR	1-2 BB		5-3		F2		4	1	2	3	1	0	1											
Juan Beniquez, R OBP: 0.300, SLG: 0.278 (1, 9)	K		FC6-4 BB			F8			4-3	4	0	1	0	0	1	4											
Rod Carew, L OBP: 0.485, SLG: 0.373 (9, PH)	K		1B			F8				1	0	0	0	0	0	0											
Doug DeCinces, R OBP: 0.354, SLG: 0.556 (1, 5)	G6-4-3 1-2		F9			F8		4-3		5	0	0	0	0	1	2											
Bobby Grich, R OBP: 0.421, SLG: 0.576 (1, 4)		K	FC6-4 BB			K		K		4	0	0	0	1	3	0											
Don Baylor, R OBP: 0.309, SLG: 0.438 (1, 10)			FC6-4			1B		2B		4	0	3	0	0	0	2											
Bobby Clark, R OBP: 0.286, SLG: 0.286 (1, 8)		2B	1-2 2-3			2B		1B		3	0	1	0	0	1	3											
Fred Lynn, L OBP: 0.403, SLG: 0.429 (7, PH)	K		G3							1	0	1	0	0	0	0											
Ron Jackson, R OBP: 0.281, SLG: 0.184 (7, PH)										3	0	0	0	0	0	3											
Reggie Jackson, L OBP: 0.281, SLG: 0.184 (7, PH)	F3									1	0	0	0	0	1	2											
Daryl Sconiers, L OBP: 0.281, SLG: 0.184 (7, 3)										0	0	0	0	0	0	0											
Tim Foli, R OBP: 0.208, SLG: 0.213 (1, 6)										4	1	1	0	0	0	0											
Bob Boone, R OBP: 0.377, SLG: 0.396 (1, 2)			1B HR							4	1	3	0	0	0	0											
Inning Stats	R: 0 E: 0 K: 1 S: 5	H: 1 LOB: 0 BB: 0 P: 5	R: 0 E: 0 K: 2 S: 8	H: 1 LOB: 1 BB: 0 P: 8	R: 3 E: 0 K: 0 S: 7	H: 4 LOB: 2 BB: 1 P: 11	R: 0 E: 0 K: 0 S: 4	H: 1 LOB: 2 BB: 1 P: 8	R: 0 E: 0 K: 0 S: 4	H: 1 LOB: 1 BB: 0 P: 4	R: 0 E: 0 K: 2 S: 9	H: 2 LOB: 2 BB: 0 P: 9	R: 0 E: 0 K: 0 S: 3	H: 0 LOB: 0 BB: 0 P: 3	R: 0 E: 0 K: 1 S: 5	H: 0 LOB: 0 BB: 0 P: 5	1B: 7 2B: 4 3B: 0 HR: 1	SF: 0 SAC: 0 DP: 1 HBP: 0	WP: 0 PB: 0 SB: 0 CS: 0	PA: 40							
PITCHER	IP	WLS	BF	H	R	ER	SO	BB	IBB	HBP	BLK	WP	HR	S	P	ERA	WHIP										
Floyd Bannister, L ERA: 3.69 (1, 1)	6.0	W	29	10	3	3	4	2	0	0	0	0	1	35	43	4.50	2.000										
Bill Caudill, R ERA: 0.66 (7, 1)	3.0	S	11	2	0	0	3	0	0	0	0	0	0	17	17	0.00	0.667										

California Angels @ Seattle Mariners
The Kingdome, Seattle, WA
Wed Apr 21 1982, 9:05 PM EST
Att.: 4,961 - Unknown

AB 38
R 3
H 12
RBI 3
BB 2
SO 7
LOB 17



Batter	1	2	3	4	5	6	7	8	9	AB	R	H	RBI	BB	SO	LOB	BOTTOM										
Julio Cruz, S OBP: 0.342, SLG: 0.230 (1, 4)	6-3		K	4-3		B1-5		G3-6		5	0	0	0	0	1	5											
Manny Castillo, S OBP: 0.297, SLG: 0.322 (1, 5)	F8		BB			L4-6 1B		4-3 1B		3	1	2	0	1	0	0											
Bruce Bochte, L OBP: 0.406, SLG: 0.404 (1, 7)	WP 1B		F8			4-3		4-3		4	0	2	0	0	0	2											
Richie Zisk, R OBP: 0.424, SLG: 0.474 (1, 10)	K		F8			L4-6		4-3		4	0	0	0	0	1	5											
Jim Maler, R OBP: 0.324, SLG: 0.484 (1, 3)		HR HBP		1B 2B		F3		1B BB		2	2	1	0	1	0	1											
Al Cowens, R OBP: 0.300, SLG: 0.403 (1, 9)		1-H HR		2B 1B		K		1-2 1B		4	1	3	3	0	1	0											
Joe Simpson, L OBP: 0.404, SLG: 0.457 (1, 8)		1-3		F8		BB 2B		1-3		4	1	1	0	0	0	4											
Jim Essian, R OBP: 0.392, SLG: 0.478 (1, 2)		5-3				2B B1-5 BB		G3-6 1B		3	0	2	1	1	0	0											
Todd Cruz, R OBP: 0.280, SLG: 0.327 (1, 6)		5-3		K		1-3 2-H 2B		F9		4	0	1	1	0	1	3											
Inning Stats	R: 0 E: 0 K: 1 S: 6	H: 1 LOB: 1 BB: 0 P: 6	R: 2 E: 0 K: 0 S: 4	H: 1 LOB: 0 BB: 0 P: 5	R: 0 E: 0 K: 1 S: 5	H: 0 LOB: 1 BB: 1 P: 9	R: 1 E: 0 K: 1 S: 8	H: 3 LOB: 2 BB: 0 P: 8	R: 0 E: 0 K: 0 S: 4	H: 2 LOB: 1 BB: 0 P: 4	R: 1 E: 0 K: 1 S: 6	H: 2 LOB: 1 BB: 1 P: 10	R: 1 E: 0 K: 0 S: 5	H: 2 LOB: 2 BB: 1 P: 9	R: 0 E: 0 K: 0 S: 3	H: 1 LOB: 0 BB: 0 P: 3	1B: 7 2B: 7 3B: 0 HR: 1	SF: 0 SAC: 0 DP: 3 HBP: 1	WP: 1 PB: 0 SB: 0 CS: 0	PA: 37							
PITCHER	IP	WLS	BF	H	R	ER	SO	BB	IBB	HBP	BLK	WP	HR	S	P	ERA	WHIP										
Bruce Kison, R ERA: 2.2 (1, 1)	5.0		23	7	3	3	3	1	0	0	0	0	0	6	10	9.00	3.000										
Steve Renko, R ERA: 1.54 (6, 1)	1.0	L	5	2	1	1	1	1	0	0	0	0	0	4	8	13.50	4.500										
Luis Sanchez, R ERA: 1.86 (7, 1)	0.2		5	2	1	1	0	1	0	0	0	0	0	3	3	0.00	1.500										
Andy Hassler, L ERA: 1.54 (7, 1)	0.2		3	1	0	0	0	0	0	0	0	0	0	3	3	0.00	1.500										
Don Aase, R ERA: 1.02 (8, 1)	0.2		1	0	0	0	0	0	0	0	0	0	0	1	1	0.00	0.000										

California Angels @ Seattle Mariners
The Kingdome, Seattle, WA
Wed Apr 21 1982, 9:05 PM EST
Att.: 4,961 - Unknown

AB 33
R 5
H 12
RBI 5
BB 3
SO 4
LOB 20



Batter	1	2	3	4	5	6	7	8	9	AB	R	H	RBI	BB	SO	LOB	TOP			
Rickey Henderson, R OBP: 0.488, SLG: 0.397	0-0 S 4-3 2B		0-0 FC6-4 1-2			0-0 1-6-3		4-0 F9 4-3 1B BB		3	2	1	0	1	0	1				
Dwayne Murphy, L OBP: 0.219, SLG: 0.234	0-0 F7		0-0 4-3			0-0 F7		0-0 4-3		4	0	0	0	0	0	3				
Dan Meyer, L OBP: 0.353, SLG: 0.556	0-0 4-3 2H			0-0 3-1				0-0 F9		4	0	1	1	0	0	1				
Tony Armas, R OBP: 0.313, SLG: 0.492	0-0 F8			0-0 6-3		0-0 F7		0-0 WP 1B		2	0	0	0	0	0	0				
Joe Rudi, R OBP: 0.361, SLG: 0.387								0-0 1B		2	0	1	1	0	0	1				
Wayne Gross, L OBP: 0.286, SLG: 0.216		0-0 F8		0-0 P1			4-0 F8 1B BB	0-0 WP 1B		3	0	1	0	1	0	0				
Jim Spencer, L OBP: 0.262, SLG: 0.400		0-0 P4			0-0 4-3		0-0 F2	0-3 K		4	0	0	0	0	1	3				
Davey Lopes, R OBP: 0.302, SLG: 0.413									0-0 F8	2	0	1	0	0	0	0				
Dave McKay, S OBP: 0.286, SLG: 0.231										2	0	1	0	0	0	0				
Mike Heath, R OBP: 0.182, SLG: 0.100				0-0 6-3		0-0 F7			0-0 1-3	4	0	0	0	0	0	3				
Rob Picciolo, R OBP: 0.194, SLG: 0.167										2	0	1	0	0	0	1				
Jeff Burroughs, R OBP: 0.476, SLG: 0.467										1	0	0	0	0	0	2				
Fred Stanley, R OBP: 0.241, SLG: 0.043										0	0	0	0	0	0	0				
Cliff Johnson, R OBP: 0.200, SLG: 0.250										1	0	0	0	0	0	0				
Inning Stats	R: 1 E: 0 K: 0 S: 4	H: 1 LOB: 0 BB: 0 P: 4	R: 0 E: 0 K: 0 S: 3	H: 0 LOB: 0 BB: 0 P: 3	R: 0 E: 0 K: 0 S: 4	H: 1 LOB: 1 BB: 0 P: 4	R: 0 E: 0 K: 0 S: 3	H: 0 LOB: 0 BB: 0 P: 3	R: 0 E: 0 K: 0 S: 4	H: 1 LOB: 1 BB: 0 P: 4	R: 0 E: 0 K: 0 S: 4	H: 1 LOB: 2 BB: 1 P: 8	R: 1 E: 0 K: 1 S: 7	H: 2 LOB: 2 BB: 1 P: 11	R: 0 E: 0 K: 0 S: 3	H: 0 LOB: 0 BB: 0 P: 3	1B: 6 2B: 1 3B: 0 HR: 0	SF: 0 SAC: 0 DP: 0 HBP: 0	WP: 1 PB: 0 SB: 2 CS: 0	PA: 36
PITCHER Ken Forsch, R ERA: 2.36	IP: 9.0 WLS: W BF: 36 H: 7 R: 2 ER: 2 SO: 1 BB: 2 IBB: 0 HBP: 0 BLK: 0 WP: 1 HR: 0 S: 36 P: 44 ERA: 2.00 WHIP: 1.000															PITCHER	IP: 9.0 WLS: W BF: 36 H: 7 R: 2 ER: 2 SO: 1 BB: 2 IBB: 0 HBP: 0 BLK: 0 WP: 1 HR: 0 S: 36 P: 44 ERA: 2.00 WHIP: 1.000			
Batter	1	2	3	4	5	6	7	8	9	AB	R	H	RBI	BB	SO	LOB	BOTTOM			
Brian Downing, R OBP: 0.333, SLG: 0.609	0-0 HR		0-0 F8			0-0 5-3		0-3 K		4	1	2	2	0	0	1				
Bobby Clark, R OBP: 0.267, SLG: 0.267		1-2 2H BB 1B								1	0	0	0	0	1	0				
Fred Lynn, L OBP: 0.417, SLG: 0.414	0-0 F7	4-0 BB 1B	4-0 BB 1B			4-0 FC1-6 BB		0-0 4-3		2	0	0	0	3	0	0				
Rod Carew, L OBP: 0.472, SLG: 0.389	0-0 2B	0-0 SF8 3H	0-0 F7			0-0 FC1-6 1-2				3	0	1	1	0	0	3				
Doug DeCinces, R OBP: 0.333, SLG: 0.517	0-0 P6	0-3 K		0-0 F9		0-0 P6				4	0	0	0	0	1	4				
Bobby Grich, R OBP: 0.452, SLG: 0.559	0-0 6-3		4-0 SH 1B BB	4-0 G6-4-3 BB			4-0 PB BB			1	1	0	0	3	0	1				
Don Baylor, R OBP: 0.319, SLG: 0.433		4-0 1B SH1-4 WP BB	0-0 SH 1B 1B	0-0 G6-4-3 1-2			0-3 K 1-2			3	2	1	0	1	1	2				
Juan Beniquez, R OBP: 0.364, SLG: 0.278		0-0 SH1-4 1-2	0-0 SH 1B 1B		4-0 G5-4-3 BB		4-0 G6-4-3 BB			0	1	0	0	2	0	0				
Tim Foli, R OBP: 0.231, SLG: 0.235		0-0 WP 1B 1B	0-0 E8 1B 1B		0-0 P6		0-0 G6-4-3 1-2			4	1	2	2	0	0	3				
Bob Boone, R OBP: 0.386, SLG: 0.392		4-0 BB 1B 3H	0-0 BB 1B 1B	0-0 G5-4-3 1-3 2H 3H			0-3 K			3	1	1	1	1	1	1				
Inning Stats	R: 1 E: 0 K: 0 S: 5	H: 2 LOB: 1 BB: 0 P: 5	R: 3 E: 0 K: 1 S: 7	H: 2 LOB: 3 BB: 3 P: 19	R: 3 E: 1 K: 0 S: 6	H: 3 LOB: 2 BB: 2 P: 14	R: 0 E: 0 K: 0 S: 2	H: 0 LOB: 0 BB: 1 P: 6	R: 0 E: 0 K: 0 S: 2	H: 0 LOB: 0 BB: 1 P: 6	R: 0 E: 0 K: 0 S: 3	H: 0 LOB: 1 BB: 1 P: 7	R: 0 E: 0 K: 2 S: 7	H: 0 LOB: 0 BB: 0 P: 7	R: 0 E: 0 K: 0 S: 3	H: 0 LOB: 0 BB: 0 P: 3	1B: 5 2B: 1 3B: 0 HR: 1	SF: 1 SAC: 2 DP: 3 HBP: 0	WP: 1 PB: 1 SB: 0 CS: 0	PA: 38
PITCHER Matt Keough, R ERA: 4.56	IP: 2.0 WLS: L BF: 13 H: 4 R: 4 ER: 4 SO: 4 BB: 3 IBB: 0 HBP: 0 BLK: 0 WP: 0 HR: 1 S: 12 P: 24 ERA: 18.00 WHIP: 3.500															PITCHER Jeff Jones, R ERA: 4.3	IP: 6.0 WLS: 25 BF: 33 H: 3 R: 3 ER: 3 SO: 3 BB: 7 IBB: 0 HBP: 0 BLK: 0 WP: 0 HR: 0 S: 24 P: 52 ERA: 4.50 WHIP: 1.667			

Oakland Athletics @ California Angels
Anaheim Stadium, Anaheim, CA
Fri Apr 23 1982, 9:05 PM EST
Att: 36,585 - Unknown

AB 34
R 2
H 7
RBI 2
BB 2
SO 1
LOB 15



Oakland Athletics @ California Angels
Anaheim Stadium, Anaheim, CA
Fri Apr 23 1982, 9:05 PM EST
Att: 36,585 - Unknown

AB 25
R 7
H 7
RBI 6
BB 10
SO 4
LOB 15



Batter	1	2	3	4	5	6	7	8	9	AB	R	H	RBI	BB	SO	LOB	TOP								
Rickey Henderson, R OBP: 0.465, SLG: 0.371	5-3		1-3		FC5-4			FC6-4		4	1	0	0	0	0	3									
Davey Lopes, R OBP: 0.316, SLG: 0.420	5-3						P3			4	1	2	0	0	0	0									
Jeff Burroughs, R OBP: 0.400, SLG: 0.368	5-3						F9			4	0	0	0	0	1	3									
Tony Armas, R OBP: 0.338, SLG: 0.522							F7			4	0	3	2	0	0	0									
Mickey Klutts, R OBP: 0.278, SLG: 0.250										2	0	0	0	1	0	2									
Wayne Gross, L OBP: 0.281, SLG: 0.212										1	0	0	0	0	1	2									
Cliff Johnson, R OBP: 0.205, SLG: 0.250										4	0	1	0	0	0	1									
Joe Rudi, R OBP: 0.333, SLG: 0.353										3	0	0	0	0	0	2									
Jim Spencer, L OBP: 0.279, SLG: 0.415										1	0	1	0	0	0	0									
Jeff Newman, R OBP: 0.281, SLG: 0.533										3	0	1	0	0	0	1									
Dan Meyer, L OBP: 0.346, SLG: 0.543										1	0	0	0	0	0	1									
Fred Stanley, R OBP: 0.281, SLG: 0.115										3	0	2	0	0	0	1									
Dwayne Murphy, L OBP: 0.216, SLG: 0.231										1	0	0	0	0	1	1									
Inning Stats	R: 0 E: 0 K: 0 S: 3	H: 0 LOB: 0 BB: 0 P: 3	R: 0 E: 0 K: 0 S: 3	H: 1 LOB: 0 BB: 0 P: 3	R: 0 E: 0 K: 1 S: 4	H: 1 LOB: 1 BB: 0 P: 4	R: 1 E: 0 K: 1 S: 7	H: 2 LOB: 1 BB: 0 P: 7	R: 0 E: 0 K: 0 S: 4	H: 1 LOB: 1 BB: 0 P: 4	R: 0 E: 0 K: 0 S: 3	H: 0 LOB: 0 BB: 0 P: 3	R: 0 E: 0 K: 0 S: 3	H: 1 LOB: 1 BB: 1 P: 7	R: 1 E: 0 K: 1 S: 8	H: 3 LOB: 2 BB: 0 P: 8	R: 0 E: 0 K: 1 S: 6	H: 1 LOB: 1 BB: 0 P: 6	1B: 9 2B: 1 3B: 0 HR: 0	SF: 0 SAC: 0 DP: 2 HBP: 0	WP: 0 PB: 0 SB: 1 CS: 0	PA: 36			
PITCHER	IP	WLS	BF	H	R	ER	SO	BB	IBB	HBP	BLK	WP	HR	S	P	ERA	WHIP								
Geoff Zahn, L ERA: 1.34	(1, 1)	7.2	W	31	9	2	2	1	1	0	0	0	0	32	36	2.35	1.304								
Don Aase, R ERA: 0.95	(8, 1)	1.1	S	5	1	0	0	2	0	0	0	0	0	9	9	0.00	0.750								

Oakland Athletics @ California Angels
Anaheim Stadium, Anaheim, CA
Sat Apr 24, 1982, 10:05 PM EST
Att: 58,963 - Unknown

AB 35
R 2
H 10
RBI 2
BB 1
SO 3
LOB 17





Batter	1	2	3	4	5	6	7	8	9	AB	R	H	RBI	BB	SO	LOB	BOTTOM								
Brian Downing, R OBP: 0.329, SLG: 0.603	F8									4	0	1	0	0	0	0									
Jose Moreno, S OBP: 0.267, SLG: 0.267										0	0	0	0	0	0	0									
Fred Lynn, L OBP: 0.427, SLG: 0.433										2	2	1	0	1	0	0									
Rod Carew, L OBP: 0.487, SLG: 0.411										2	0	1	0	2	0	1									
Bobby Grich, R OBP: 0.435, SLG: 0.528										2	1	0	1	0	1	3									
Don Baylor, R OBP: 0.329, SLG: 0.429										3	1	1	1	1	0	4									
Doug DeCinces, R OBP: 0.347, SLG: 0.517										2	0	1	0	1	0	1									
Juan Beniquez, R OBP: 0.375, SLG: 0.300										2	0	1	1	0	0	0									
Tim Foli, R OBP: 0.232, SLG: 0.236										4	0	1	0	0	0	3									
Bob Boone, R OBP: 0.361, SLG: 0.364										4	0	0	0	0	0	4									
Inning Stats	R: 2 E: 0 K: 0 S: 5	H: 2 LOB: 1 BB: 0 P: 6	R: 0 E: 0 K: 0 S: 3	H: 1 LOB: 0 BB: 0 P: 3	R: 0 E: 0 K: 1 S: 5	H: 0 LOB: 1 BB: 1 P: 9	R: 1 E: 0 K: 0 S: 4	H: 1 LOB: 1 BB: 1 P: 8	R: 1 E: 0 K: 0 S: 4	H: 1 LOB: 1 BB: 1 P: 8	R: 0 E: 0 K: 0 S: 4	H: 1 LOB: 3 BB: 1 P: 8	R: 0 E: 0 K: 0 S: 3	H: 0 LOB: 1 BB: 1 P: 7	R: 0 E: 0 K: 0 S: 3	H: 0 LOB: 1 BB: 1 P: 7	1B: 4 2B: 3 3B: 0 HR: 0	SF: 1 SAC: 4 DP: 0 HBP: 1	WP: 1 PB: 0 SB: 1 CS: 1	PA: 36					
PITCHER	IP	WLS	BF	H	R	ER	SO	BB	IBB	HBP	BLK	WP	HR	S	P	ERA	WHIP								
Steve McCatty, R ERA: 4.34	(1, 1)	8.0	L	36	7	4	4	1	5	0	1	0	0	32	53	4.50	1.500								

Oakland Athletics @ California Angels
Anaheim Stadium, Anaheim, CA
Sat Apr 24, 1982, 10:05 PM EST
Att: 58,963 - Unknown

AB 25
R 4
H 7
RBI 3
BB 5
SO 1
LOB 16



Batter	1	2	3	4	5	6	7	8	9	AB	R	H	RBI	BB	SO	LOB	TOP					
Rickey Henderson, R OBP: 0.451, SLG: 0.348 (1, 7)	0-3 K		0-0 6-3		0-0 F9		4-0 2B 1-2 BB		0-3 K	4	0	0	0	1	2	2	Oakland Athletics @ California Angels Anaheim Stadium, Anaheim, CA Sun Apr 25 1982, 6:33 AM EDT Att: 35,781 - Sunny AB 35 R 1 H 7 RBI 1 BB 3 SO 4 LOB 17 					
Dwayne Murphy, L OBP: 0.215, SLG: 0.217 (1, 8)	0-3 K		4-0 BB		0-0 E1		0-0 F7		0-0 F7	4	0	0	0	1	1	3						
Dan Meyer, L OBP: 0.339, SLG: 0.540 (1, 10)	0-0 P5		0-0 F7		0-0 F8		0-0 2B			4	0	1	1	0	0	3						
Tony Armas, R OBP: 0.320, SLG: 0.493 (1, 9)		0-0 L3		0-0 F8		0-0 F8		0-0 F8		4	0	0	0	0	0	2						
Wayne Gross, L OBP: 0.295, SLG: 0.218 (1, 5)		4-0 BB		0-0 1B		0-0 G3		0-0 4-3		3	0	1	0	1	0	0						
Jim Spencer, L OBP: 0.277, SLG: 0.400 (1, 3)		0-0 F9		0-0 F8		0-0 FC5-4 1B		0-0 F5		4	0	1	0	0	0	2						
Davey Lopes, R OBP: 0.311, SLG: 0.407 (1, 4)		0-0 F7		1-2 1B		0-0 FC5-4 1-2		0-0 5-3		4	0	1	0	0	0	2						
Mike Heath, R OBP: 0.200, SLG: 0.214 (1, 2)			0-0 4-3		0-0 F9		0-0 F8		0-0 2B	4	0	1	0	0	0	2						
Rob Picciolo, R OBP: 0.235, SLG: 0.242 Jeff Burroughs, R OBP: 0.385, SLG: 0.350 (9, PH)			0-0 2B		0-3 K		0-0 BB 2B 1B		0-0 F9	3	1	2	0	0	1	0						
Inning Stats	R: 0 E: 0 K: 2 S: 7	H: 0 LOB: 0 BB: 0 P: 7	R: 0 E: 0 K: 0 S: 3	H: 0 LOB: 1 BB: 1 P: 7	R: 0 E: 0 K: 0 S: 4	H: 1 LOB: 2 BB: 1 P: 8	R: 0 E: 0 K: 0 S: 5	H: 2 LOB: 2 BB: 0 P: 5	R: 0 E: 1 K: 1 S: 6	H: 0 LOB: 1 BB: 0 P: 6	R: 0 E: 0 K: 0 S: 4	H: 1 LOB: 1 BB: 0 P: 4	R: 1 E: 0 K: 0 S: 5	H: 2 LOB: 2 BB: 1 P: 9	R: 0 E: 0 K: 0 S: 3	H: 0 LOB: 0 BB: 0 P: 3	R: 0 E: 0 K: 1 S: 6	H: 1 LOB: 1 BB: 0 P: 6	1B: 4 2B: 3 3B: 0 HR: 0	SF: 0 SAC: 0 DP: 0 HBP: 0	WP: 0 PB: 0 SB: 0 CS: 0	PA: 38
PITCHER	IP WLS BF H R ER SO BB IBB HBP BLK WP HR S P ERA WHIP	IP WLS BF H R ER SO BB IBB HBP BLK WP HR S P ERA WHIP															IP WLS BF H R ER SO BB IBB HBP BLK WP HR S P ERA WHIP					
Mike Witt, R ERA: 1.82 Don Aase, R ERA: 0.86 (8, 1)	7.0 W 31 6 1 1 3 3 0 0 0 0 0 0 34 46 1.29 1.286	2.0 7 1 0 0 1 0 0 0 0 0 0 0 0 9 9 0.00 0.500																				

Batter	1	2	3	4	5	6	7	8	9	AB	R	H	RBI	BB	SO	LOB	BOTTOM			
Brian Downing, R OBP: 0.364, SLG: 0.662 Bobby Clark, R OBP: 0.267, SLG: 0.267 (9, 7)	0-0 1B G3 1B					4-0 HR		4-0 CS BB		3	2	3	1	1	0	0	Oakland Athletics @ California Angels Anaheim Stadium, Anaheim, CA Sun Apr 25 1982, 6:33 AM EDT Att: 35,781 - Sunny AB 30 R 5 H 9 RBI 5 BB 3 SO 2 LOB 12 			
Fred Lynn, L OBP: 0.430, SLG: 0.438 (1, 8)	0-0 G3 1-2 1B 1B	0-0 4-3			0-0 4-3		0-0 CS		0-0 G4-6-3 1B	4	1	2	0	0	0	1				
Rod Carew, L OBP: 0.488, SLG: 0.407 (1, 3)	0-0 1-2 2-3 1B 1B		0-3 K		4-0 BB 2B BB		0-0 G4-6-3 1-2			3	2	1	0	1	1	1				
Reggie Jackson, L OBP: 0.279, SLG: 0.173 (1, 10)	0-0 G3		0-0 G3		4-0 2B BB		0-0 F7			3	0	0	1	1	0	2				
Bobby Grich, R OBP: 0.440, SLG: 0.550 (1, 4)	0-0 FC5-4 2-H 3-H 1B		0-0 F8		0-0 2B		0-0 5-3			4	0	2	3	0	0	0				
Doug DeCinces, R OBP: 0.342, SLG: 0.500 (1, 5)	0-0 F8			0-0 3-1 SH1-4 1B		0-0 6-3		0-0 4-3		4	0	1	0	0	0	3				
Juan Beniquez, R OBP: 0.333, SLG: 0.261 (1, 9)	0-0 FC5-4 1-2			0-0 SH1-4		0-0 6-3		0-3 K		3	0	0	0	0	1	3				
Tim Foli, R OBP: 0.220, SLG: 0.224 (1, 6)		0-0 6-3		0-0 3-1		0-0 F8				3	0	0	0	0	0	1				
Bob Boone, R OBP: 0.344, SLG: 0.345 (1, 2)		0-0 1-3		0-0 6-3		0-0 6-3				3	0	0	0	0	0	1				
Inning Stats	R: 3 E: 0 K: 0 S: 7	H: 4 LOB: 1 BB: 0 P: 7	R: 0 E: 0 K: 0 S: 4	H: 1 LOB: 0 BB: 0 P: 4	R: 0 E: 0 K: 1 S: 5	H: 0 LOB: 0 BB: 0 P: 5	R: 0 E: 0 K: 0 S: 4	H: 1 LOB: 1 BB: 0 P: 4	R: 2 E: 0 K: 0 S: 5	H: 2 LOB: 2 BB: 2 P: 13	R: 0 E: 0 K: 0 S: 2	H: 0 LOB: 0 BB: 1 P: 6	R: 0 E: 0 K: 0 S: 3	H: 1 LOB: 0 BB: 0 P: 3	R: 0 E: 0 K: 1 S: 5	H: 0 LOB: 0 BB: 0 P: 5	1B: 7 2B: 1 3B: 0 HR: 1	SF: 0 SAC: 1 DP: 1 HBP: 0	WP: 0 PB: 0 SB: 0 CS: 1	PA: 35
PITCHER	IP WLS BF H R ER SO BB IBB HBP BLK WP HR S P ERA WHIP	IP WLS BF H R ER SO BB IBB HBP BLK WP HR S P ERA WHIP															IP WLS BF H R ER SO BB IBB HBP BLK WP HR S P ERA WHIP			
Rick Langford, R ERA: 4.19 (1, 1)	8.0 L 34 9 5 5 2 3 0 0 0 0 1 35 47 5.62 1.500																			

Batter	1	2	3	4	5	6	7	8	9	AB	R	H	RBI	BB	SO	LOB	TOP
Brian Downing, R OBP: 0.350, SLG: 0.635 (1, 7)										3	0	0	0	0	1	2	
Tim Foli, R OBP: 0.210, SLG: 0.213 (1, 6)										3	0	0	0	0	0	0	
Doug DeCinces, R OBP: 0.342, SLG: 0.485 (1, 5)										2	0	0	0	1	1	0	
Bobby Grich, R OBP: 0.434, SLG: 0.605 (1, 4)										3	1	1	1	0	0	1	
Don Baylor, R OBP: 0.316, SLG: 0.411 (1, 10)										3	0	0	0	0	0	1	
Reggie Jackson, L OBP: 0.297, SLG: 0.255 Juan Beniquez, R OBP: 0.333, SLG: 0.261 (1, 9) (7, 9)										3	2	2	1	0	0	0	
Bobby Clark, R OBP: 0.235, SLG: 0.235 (1, 8)										2	0	0	0	0	1	0	
Ron Jackson, R (1, 3)										2	0	0	0	1	0	0	
Bob Boone, R OBP: 0.348, SLG: 0.350 (1, 2)										2	0	1	1	0	0	0	
Inning Stats	R: 0 E: 0 K: 2 S: 7	H: 0 LOB: 0 BB: 0 P: 7	R: 0 E: 0 K: 0 S: 3	H: 0 LOB: 0 BB: 0 P: 3	R: 0 E: 0 K: 1 S: 6	H: 1 LOB: 0 BB: 0 P: 6	R: 1 E: 0 K: 0 S: 4	H: 1 LOB: 0 BB: 0 P: 4	R: 0 E: 0 K: 0 S: 3	H: 0 LOB: 1 BB: 1 P: 7	R: 1 E: 0 K: 0 S: 4	H: 1 LOB: 0 BB: 0 P: 4					
PITCHER Ron Guidry, L ERA: 2.79 (1, 1)	IP: 7.0 WLS: L BF: 27	H: 4 R: 3 ER: 3 SO: 3	BB: 2 IBB: 0 HBP: 0 BLK: 0	WP: 1 HR: 2 S: 31 P: 39	ERA: 3.86 WHIP: 0.857	PITCHER				IP: WLS: BF: H: R: ER: SO: BB: IBB: HBP: BLK: WP: HR: S: P: ERA: WHIP							

California Angels @ New York Yankees
Yankee Stadium, Bronx, NY
Tue Apr 27 1982, 7:05 PM EDT
Att: 35,458 - Unknown - 64 F

AB 23
R 3
H 4
RBI 3
BB 2
SO 3
LOB 4



WP: 1 PA: 27
SB: 0
3B: 0 DP: 0
HR: 2 HBP: 0
CS: 0

Batter	1	2	3	4	5	6	7	8	9	AB	R	H	RBI	BB	SO	LOB	BOTTOM
Willie Randolph, R OBP: 0.424, SLG: 0.517 (1, 4)										4	0	0	0	0	0	3	
Jerry Mumphrey, S OBP: 0.343, SLG: 0.323 (1, 8)										3	0	1	0	0	2	1	
Ken Griffey, L OBP: 0.311, SLG: 0.310 (1, 9)										3	0	0	0	0	1	1	
Dave Winfield, R OBP: 0.333, SLG: 0.471 (1, 7)										2	1	0	0	1	0	1	
Lou Piniella, R OBP: 0.464, SLG: 0.720 (1, 10)										2	0	0	1	0	0	0	
Roy Smalley, S OBP: 0.326, SLG: 0.325 (1, 5)										3	0	0	0	0	1	1	
Rick Cerone, R OBP: 0.327, SLG: 0.333 (1, 2)										3	0	2	0	0	0	0	
Dave Collins, S OBP: 0.258, SLG: 0.300 (1, 3)										3	0	0	0	0	0	2	
Bucky Dent, R OBP: 0.207, SLG: 0.179 (1, 6)										2	0	1	0	1	0	0	
Inning Stats	R: 0 E: 0 K: 1 S: 6	H: 1 LOB: 1 BB: 0 P: 6	R: 0 E: 0 K: 1 S: 5	H: 0 LOB: 0 BB: 0 P: 5	R: 1 E: 1 K: 0 S: 3	H: 0 LOB: 0 BB: 1 P: 7	R: 0 E: 0 K: 1 S: 6	H: 1 LOB: 1 BB: 1 P: 10	R: 0 E: 1 K: 0 S: 4	H: 0 LOB: 1 BB: 0 P: 4	R: 0 E: 0 K: 0 S: 4	H: 1 LOB: 1 BB: 0 P: 4					
PITCHER Angel Moreno, L ERA: 2.03 (1, 1)	IP: 7.0 WLS: W BF: 28	H: 4 R: 1 ER: 0 SO: 4	BB: 2 IBB: 0 HBP: 0 BLK: 0	WP: 0 HR: 0 S: 34 P: 42	ERA: 0.00 WHIP: 0.857	PITCHER				IP: WLS: BF: H: R: ER: SO: BB: IBB: HBP: BLK: WP: HR: S: P: ERA: WHIP							

California Angels @ New York Yankees
Yankee Stadium, Bronx, NY
Tue Apr 27 1982, 7:05 PM EDT
Att: 35,458 - Unknown - 64 F

AB 25
R 1
H 4
RBI 1
BB 2
SO 4
LOB 9



WP: 0 PA: 28
SB: 0
3B: 0 DP: 0
HR: 0 HBP: 0
CS: 1

Batter	1	2	3	4	5	6	7	8	9	AB	R	H	RBI	BB	SO	LOB	TOP			
Brian Downing, R OBP: 0.345, SLG: 0.615 (1, 7)	0-0 4-3		0-0 G3			0-0 F8		0-0 FC3-6 1B		4	0	1	0	0	0	0	California Angels @ New York Yankees Yankee Stadium, Bronx, NY Wed Apr 28 1982, 7:05 PM EDT Att: 25,498 - Unknown - 57 F livebaseballscorecards.com			
Rod Carew, L OBP: 0.476, SLG: 0.397 (1, 3)	0-3 K			0-0 F7		0-0 1B		0-0 FC3-6 1-2		4	0	1	0	0	1	1				
Doug DeCinces, R OBP: 0.349, SLG: 0.478 (1, 5)	4-0 BB			0-3 K		0-0 1B			0-0 6-3	3	0	1	0	1	1	0				
Bobby Grich, R OBP: 0.421, SLG: 0.574 (1, 4)	0-3 K			0-0 F8		0-0 5-3			0-0 1B 1B	4	0	1	0	0	1	3				
Don Baylor, R OBP: 0.313, SLG: 0.403 (1, 10)		0-0 1-3				0-0 F9		0-3 K		4	0	1	0	0	1	0				
Reggie Jackson, L OBP: 0.279, SLG: 0.237 (1, 9)		0-0 4-3				0-0 F8		0-0 4-3		4	0	0	0	0	0	2				
Fred Lynn, L OBP: 0.427, SLG: 0.448 (1, 8)		0-0 L6				0-0 2B		0-0 6-3		3	0	1	0	0	0	0				
Tim Lincecum, R OBP: 0.200, SLG: 0.203 (1, 6)			0-0 F9			0-0 4-3		0-0 F8		3	0	0	0	0	0	1				
Bob Boone, R OBP: 0.343, SLG: 0.344 (1, 2)			0-3 K			0-0 5-3		0-0 4-3		1	0	0	0	0	1	0				
Joe Ferguson, R OBP: 0.200, SLG: 0.200 (5, 2)										2	0	0	0	0	0	0				
Inning Stats	R: 0 E: 0 K: 2 S: 7	H: 0 LOB: 1 BB: 1 P: 11	R: 0 E: 0 K: 0 S: 3	H: 0 LOB: 0 BB: 0 P: 3	R: 0 E: 0 K: 1 S: 5	H: 0 LOB: 0 BB: 0 P: 5	R: 0 E: 0 K: 1 S: 5	H: 1 LOB: 1 BB: 0 P: 4	R: 0 E: 0 K: 0 S: 5	H: 2 LOB: 2 BB: 0 P: 5	R: 0 E: 0 K: 1 S: 5	H: 0 LOB: 0 BB: 0 P: 5	R: 0 E: 0 K: 0 S: 4	H: 1 LOB: 1 BB: 0 P: 4	R: 0 E: 0 K: 0 S: 4	H: 2 LOB: 1 BB: 0 P: 4	1B: 5 2B: 1 3B: 0 HR: 0	SF: 0 SAC: 0 DP: 1 HBP: 0	WP: 0 PB: 0 SB: 0 CS: 0	PA: 33
PITCHER Tommy John, L ERA: 2.4 (1, 1)	IP: 9.0 WLS: W BF: 33 H: 6 R: 0 ER: 0 SO: 5 BB: 1 IBB: 0 HBP: 0 BLK: 0 WP: 0 HR: 0 S: 42 P: 46 ERA: 0.00 WHIP: 0.778															PITCHER				

Batter	1	2	3	4	5	6	7	8	9	AB	R	H	RBI	BB	SO	LOB	BOTTOM			
Willie Randolph, R OBP: 0.491, SLG: 0.541 (1, 4)	4-0 1B BB		1-0 E 2B HBP	0-0 2B		0-0 5-3		0-0 1-2 2-H 1B		3	2	2	1	1	0	0	California Angels @ New York Yankees Yankee Stadium, Bronx, NY Wed Apr 28 1982, 7:05 PM EDT Att: 25,498 - Unknown - 57 F livebaseballscorecards.com			
Jerry Mumphrey, S OBP: 0.333, SLG: 0.313 (1, 8)	0-0 1B 1-2 4-3 1B		0-0 F7	0-0 6-3		0-3 K		0-3 K		5	1	1	0	0	2	4				
Ken Griffey, L OBP: 0.327, SLG: 0.348 (1, 9)	0-0 4-3 1-3 2-H 1B		0-0 2B	0-0 6-3		0-0 F8		0-0 F8		4	1	2	2	0	0	1				
Oscar Gamble, L OBP: 0.333, SLG: 0.294 (1, 10)	0-0 F8		0-0 2B		0-3 K		4-0 G6-4-3 BB		0-0 2B	3	1	1	1	1	1	2				
Dave Winfield, R OBP: 0.328, SLG: 0.473 (1, 7)	0-0 4-3		0-0 5-3 2B		0-3 K		0-0 G6-4-3 1-2		0-0 4-3	4	0	1	2	0	1	2				
Roy Smalley, S OBP: 0.360, SLG: 0.333 (1, 5)	0-0 F7		4-0 5-3 IBB		0-0 BB		4-0 E FC5-2 BB		0-0 F7	2	0	1	0	2	0	1				
Dave Revering, L OBP: 0.225, SLG: 0.222 (1, 3)		0-0 4-3		0-0 5-3		4-0 BB		0-0 E9		1	0	0	0	0	0	0				
Butch Hobson, R OBP: 0.500, SLG: 1.000 (3, PH)								0-0 E9		1	0	0	0	0	0	2				
Dave Collins, S OBP: 0.303, SLG: 0.323 (5, PH)								1-3 1B		1	1	1	0	1	0	0				
Rick Cerone, R OBP: 0.302, SLG: 0.306 (1, 2)		0-0 4-3		0-0 5-3		0-0 F7		0-0 F8		4	0	0	0	0	0	6				
Bucky Dent, R OBP: 0.182, SLG: 0.156 (1, 6)		0-0 4-3		0-0 5-3		0-0 F8		0-0 FC5-2 1B		4	0	0	0	0	0	2				
Inning Stats	R: 2 E: 0 K: 0 S: 5	H: 2 LOB: 1 BB: 1 P: 9	R: 0 E: 0 K: 0 S: 3	H: 0 LOB: 0 BB: 0 P: 3	R: 3 E: 1 K: 0 S: 6	H: 3 LOB: 2 BB: 1 P: 11	R: 0 E: 0 K: 0 S: 4	H: 1 LOB: 1 BB: 0 P: 4	R: 0 E: 0 K: 2 S: 8	H: 1 LOB: 2 BB: 1 P: 12	R: 0 E: 0 K: 1 S: 5	H: 0 LOB: 0 BB: 0 P: 5	R: 0 E: 0 K: 0 S: 2	H: 0 LOB: 0 BB: 1 P: 6	R: 1 E: 1 K: 1 S: 7	H: 2 LOB: 2 BB: 1 P: 11	1B: 5 2B: 4 3B: 0 HR: 0	SF: 0 SAC: 0 DP: 1 HBP: 1	WP: 0 PB: 0 SB: 1 CS: 0	PA: 38
PITCHER Ken Forsch, R ERA: 3.44 (1, 1)	IP: 2.1 WLS: L BF: 15 H: 5 R: 5 ER: 5 SO: 0 BB: 1 IBB: 1 HBP: 0 BLK: 0 WP: 0 HR: 0 S: 12 P: 21 ERA: 19.29 WHIP: 2.571															PITCHER				
Andy Hassler, L ERA (3, 1)	2.0	7	1	0	0	1	0	0	0	0	0	9	9	0.00	0.500					
Stan Bahnsen, R ERA: 3.0 (5, 1)	1.2	7	1	0	0	2	1	0	0	0	0	10	14	0.00	1.200					
Luis Sanchez, R ERA: 1.69 (7, 1)	1.0	3	0	0	0	0	1	0	0	0	0	2	6	0.00	1.000					
Bruce Kison, R ERA: 2.6 (8, 1)	1.0	6	2	1	1	1	1	0	0	0	0	7	11	9.00	3.000					

Batter	1	2	3	4	5	6	7	8	9	AB	R	H	RBI	BB	SO	LOB	TOP										
Brian Downing, R OBP: 0.337, SLG: 0.593 Bobby Clark, R OBP: 0.235, SLG: 0.235										3	0	0	1	1	1	3	California Angels @ New York Yankees Yankee Stadium, Bronx, NY Thu Apr 29 1982, 7:05 PM EDT Att: 25,350 - Unknown - 62 F										
Rod Carew, L OBP: 0.472, SLG: 0.379										3	0	0	0	2	2												
Bobby Grich, R OBP: 0.433, SLG: 0.563										1	0	0	0	2	0												
Don Baylor, R OBP: 0.299, SLG: 0.383										4	0	0	0	2	4												
Doug DeCinces, R OBP: 0.345, SLG: 0.466										4	0	1	0	0	1												
Reggie Jackson, L OBP: 0.282, SLG: 0.230 Jose Moreno, S (9, PR)										2	0	0	0	1	1												
Juan Beniquez, R OBP: 0.333, SLG: 0.261										0	1	0	0	0	0												
Fred Lynn, L OBP: 0.412, SLG: 0.429										3	0	0	0	1	2												
Tim Foli, R OBP: 0.217, SLG: 0.224										3	1	1	0	1	0												
Bob Boone, R OBP: 0.352, SLG: 0.344										3	0	1	1	1	0												
Inning Stats	R: 0 E: 0 K: 2 S: 6	H: 0 LOB: 1 BB: 2 P: 14	R: 0 E: 0 K: 2 S: 8	H: 1 LOB: 1 BB: 0 P: 8	R: 0 E: 0 K: 0 S: 3	H: 0 LOB: 2 BB: 2 P: 11	R: 0 E: 0 K: 0 S: 4	H: 1 LOB: 3 BB: 2 P: 12	R: 0 E: 0 K: 1 S: 5	H: 0 LOB: 0 BB: 0 P: 5	R: 0 E: 0 K: 0 S: 3	H: 0 LOB: 0 BB: 0 P: 3	R: 0 E: 0 K: 1 S: 5	H: 0 LOB: 1 BB: 1 P: 9	R: 2 E: 0 K: 1 S: 6	H: 1 LOB: 1 BB: 1 P: 11	1B: 2 2B: 1 3B: 0 HR: 0	SF: 1 SAC: 2 DP: 0 HBP: 1	WP: 0 PB: 0 SB: 0 CS: 1	PA: 38							
PITCHER	IP	WLS	BF	H	R	ER	SO	BB	IBB	HBP	BLK	WP	HR	S	P	ERA	WHIP										
Dave Righetti, L ERA: 4.13	(1, 1)	7.1	30	2	0	0	5	7	0	0	0	0	0	33	61	0.00	1.227										
George Frazier, R ERA: 3.0	(8, 1)	0.2	2	0	0	0	1	0	0	0	0	0	0	4	4	0.00	0.000										
Shane Rawley, L ERA: 2.92	(9, 1)	1.0	L	6	1	2	2	1	0	1	1	0	0	6	11	18.00	1.000										

Batter	1	2	3	4	5	6	7	8	9	AB	R	H	RBI	BB	SO	LOB	BOTTOM										
Willie Randolph, R OBP: 0.427, SLG: 0.508										4	0	0	0	0	1	1	California Angels @ New York Yankees Yankee Stadium, Bronx, NY Thu Apr 29 1982, 7:05 PM EDT Att: 25,350 - Unknown - 62 F										
Jerry Mumphrey, S OBP: 0.329, SLG: 0.324										4	0	1	0	0	0												
Ken Griffey, L OBP: 0.340, SLG: 0.347										3	0	1	0	1	1												
Dave Winfield, R OBP: 0.306, SLG: 0.441										4	0	0	0	0	3												
Lou Piniella, R OBP: 0.438, SLG: 0.655										4	0	1	0	0	1												
Roy Smalley, S OBP: 0.352, SLG: 0.326										4	0	1	0	0	1												
Rick Cerone, R OBP: 0.298, SLG: 0.288										3	0	0	0	1	1												
Dave Collins, S OBP: 0.324, SLG: 0.371										4	0	2	0	0	2												
Bucky Dent, R OBP: 0.194, SLG: 0.171 Butch Hobson, R (9, PH)										3	0	1	0	0	2												
Inning Stats	R: 0 E: 0 K: 0 S: 3	H: 0 LOB: 0 BB: 0 P: 3	R: 0 E: 0 K: 0 S: 4	H: 1 LOB: 2 BB: 1 P: 8	R: 0 E: 0 K: 0 S: 4	H: 1 LOB: 2 BB: 0 P: 8	R: 0 E: 0 K: 0 S: 5	H: 2 LOB: 2 BB: 0 P: 5	R: 0 E: 0 K: 2 S: 7	H: 0 LOB: 0 BB: 0 P: 7	R: 0 E: 0 K: 0 S: 3	H: 0 LOB: 0 BB: 0 P: 3	R: 0 E: 0 K: 1 S: 6	H: 1 LOB: 1 BB: 0 P: 6	R: 0 E: 0 K: 0 S: 4	H: 1 LOB: 1 BB: 0 P: 4		R: 0 E: 0 K: 1 S: 6	H: 1 LOB: 1 BB: 0 P: 6	1B: 5 2B: 2 3B: 0 HR: 0	SF: 0 SAC: 0 DP: 0 HBP: 0	WP: 0 PB: 0 SB: 0 CS: 0	PA: 36				
PITCHER	IP	WLS	BF	H	R	ER	SO	BB	IBB	HBP	BLK	WP	HR	S	P	ERA	WHIP										
Geoff Zahn, L ERA: 1.05	(1, 1)	9.0	W	36	7	0	0	4	1	1	0	0	0	42	50	0.00	0.889										

Batter	1	2	3	4	5	6	7	8	9	AB	R	H	RBI	BB	SO	LOB	TOP					
Brian Downing, R OBP: 0.340, SLG: 0.588 (1, 7)										4	1	1	0	1	0	1	California Angels @ Baltimore Orioles Memorial Stadium, Baltimore, MD Fri Apr 30 1982, 7:05 PM EDT Att: 15,877 - Unknown - 68 F					
Fred Lynn, L OBP: 0.393, SLG: 0.405 (1, 8)										4	0	0	0	0	0	3						
Rod Carew, L OBP: 0.462, SLG: 0.371 (1, 3)										4	0	1	1	0	0	2						
Reggie Jackson, L OBP: 0.303, SLG: 0.234 (1, 9)										3	2	1	0	0	1	1						
Don Baylor, R OBP: 0.319, SLG: 0.435 (1, 10)										4	1	3	2	0	0	1						
Bobby Grich, R OBP: 0.438, SLG: 0.558 (1, 4)										4	0	2	0	0	0	3						
Doug DeCinces, R OBP: 0.330, SLG: 0.442 (1, 5)										4	0	0	1	0	1	4						
Tim Foli, R OBP: 0.205, SLG: 0.211 (1, 6)										4	0	0	0	0	1	3						
Bob Boone, R OBP: 0.333, SLG: 0.324 (1, 2)										4	0	0	0	0	0	1						
Inning Stats	R: 1 E: 0 K: 1 S: 7	H: 2 LOB: 1 BB: 0 P: 7	R: 0 E: 0 K: 0 S: 4	H: 1 LOB: 0 BB: 0 P: 4	R: 0 E: 0 K: 1 S: 3	H: 0 LOB: 0 BB: 0 P: 3	R: 2 E: 0 K: 1 S: 6	H: 2 LOB: 1 BB: 0 P: 7	R: 0 E: 1 K: 0 S: 4	H: 0 LOB: 1 BB: 0 P: 4	R: 1 E: 0 K: 0 S: 5	H: 2 LOB: 1 BB: 0 P: 5	R: 0 E: 0 K: 0 S: 3	H: 0 LOB: 1 BB: 1 P: 7	R: 0 E: 0 K: 1 S: 6	H: 1 LOB: 1 BB: 0 P: 6	R: 0 E: 0 K: 0 S: 3	H: 0 LOB: 0 BB: 0 P: 3	1B: 6 2B: 2 3B: 0 HR: 1	SF: 0 SAC: 0 DP: 1 HBP: 1	WP: 0 PB: 0 SB: 0 CS: 1	PA: 37
PITCHER Jim Palmer, R ERA: 6.2 (1, 1)	IP: 9.0 WLS: W BF: 37 H: 8 R: 4 ER: 4 SO: 3 BB: 1 IBB: 0 HBP: 1 BLK: 1 WP: 0 HR: 1 S: 41 P: 46 ERA: 4.00 WHIP: 1.000															PITCHER						

Batter	1	2	3	4	5	6	7	8	9	AB	R	H	RBI	BB	SO	LOB	BOTTOM			
Al Bumbry, L OBP: 0.347, SLG: 0.357 (1, 8)										4	0	2	2	1	0	1	California Angels @ Baltimore Orioles Memorial Stadium, Baltimore, MD Fri Apr 30 1982, 7:05 PM EDT Att: 15,877 - Unknown - 68 F			
Rich Dauer, R OBP: 0.420, SLG: 0.469 (1, 4)										4	1	3	1	1	0	1				
Ken Singleton, S OBP: 0.359, SLG: 0.238 (1, 10)										5	0	0	0	0	0	5				
Eddie Murray, S OBP: 0.506, SLG: 0.794 (1, 3)										3	1	0	0	2	0	3				
John Lowenstein, L OBP: 0.375, SLG: 0.591 Gary Roenicke, R OBP: 0.382, SLG: 0.568 (4, PH) (5, 7)										2	1	1	0	0	0	1				
Dan Ford, R OBP: 0.232, SLG: 0.262 (1, 9)										3	1	1	0	0	1	4				
Lenn Sakata, R OBP: 0.306, SLG: 0.378 Bobby Bonner, R OBP: 0.250, SLG: 0.300 (7, 6)										3	1	2	0	0	0	1				
Cal Ripken Jr., R OBP: 0.138, SLG: 0.228 (1, 5)										2	1	0	1	1	0	2				
Rick Dempsey, R OBP: 0.400, SLG: 0.355 (1, 2)										3	2	1	2	1	1	1				
Inning Stats	R: 0 E: 0 K: 0 S: 2	H: 0 LOB: 1 BB: 2 P: 10	R: 3 E: 0 K: 0 S: 6	H: 3 LOB: 1 BB: 1 P: 10	R: 0 E: 1 K: 1 S: 6	H: 0 LOB: 1 BB: 0 P: 6	R: 3 E: 0 K: 1 S: 9	H: 4 LOB: 3 BB: 2 P: 17	R: 0 E: 0 K: 1 S: 6	H: 1 LOB: 1 BB: 0 P: 6	R: 3 E: 0 K: 0 S: 5	H: 2 LOB: 1 BB: 1 P: 10	R: 0 E: 0 K: 0 S: 3	H: 1 LOB: 1 BB: 0 P: 3	R: 0 E: 0 K: 0 S: 3	H: 0 LOB: 0 BB: 0 P: 3	1B: 7 2B: 1 3B: 2 HR: 1	SF: 0 SAC: 2 DP: 1 HBP: 1	WP: 0 PB: 0 SB: 1 CS: 0	PA: 41
PITCHER Mike Witt, R ERA: 2.73 Stan Bahnsen, R ERA: 5.14 Andy Hassler, L ERA: Luis Sanchez, R ERA: 2.93 (1, 1) (2, 1) (4, 1) (4, 1)	IP: 1.2 WLS: L BF: 10 H: 4 R: 3 ER: 3 SO: 1 BB: 1 IBB: 0 HBP: 0 BLK: 0 WP: 0 HR: 0 S: 11 P: 15 ERA: 20.25 WHIP: 3.750															PITCHER				

Batter	1	2	3	4	5	6	7	8	9	10	11	12	13	AB R H RBI BB SO LOB	TOP																																																																																																			
Brian Downing, R Jose Moreno, S Bobby Clark, R Fred Lynn, L Rod Carew, L Reggie Jackson, L Juan Beniquez, R Don Baylor, R Bobby Grich, R Doug DeCinces, R Tim Lincecum, R Bob Boone, R	F3 4-3 G3		F9 S BB L7		F4			F8 S 2B 1B F8		SF7 3B SF7 3-H 2-3 4-3		FC5-4 HBP HBP F9		5 0 1 0 0 0 1 0 1 0 0 0 0 0 1 0 0 0 0 0 1 3 1 1 1 1 0 0 6 1 1 0 0 0 5 3 1 1 2 2 0 1 1 1 1 0 0 0 0 6 1 2 3 0 3 1 6 0 0 0 0 3 3 5 0 1 0 1 1 0																																																																																																				
Inning Stats	<table border="1"> <tr> <td>R: 0</td><td>H: 0</td><td>R: 0</td><td>H: 0</td><td>R: 0</td><td>H: 0</td><td>R: 0</td><td>H: 1</td><td>R: 2</td><td>H: 2</td><td>R: 0</td><td>H: 0</td><td>R: 1</td><td>H: 1</td><td>R: 0</td><td>H: 0</td><td>R: 0</td><td>H: 1</td><td>R: 2</td><td>H: 3</td><td>1B: 5</td><td>SF: 1</td><td>WP: 0</td><td>PA: 54</td> </tr> <tr> <td>E: 0</td><td>LOB: 0</td><td>E: 0</td><td>LOB: 2</td><td>E: 0</td><td>LOB: 1</td><td>E: 0</td><td>LOB: 0</td><td>E: 0</td><td>LOB: 0</td><td>E: 0</td><td>LOB: 0</td><td>E: 0</td><td>LOB: 1</td><td>E: 0</td><td>LOB: 0</td><td>E: 0</td><td>LOB: 0</td><td>E: 0</td><td>LOB: 0</td><td>E: 0</td><td>LOB: 1</td><td>2B: 2</td><td>SAC: 1</td><td>PB: 0</td> </tr> <tr> <td>K: 0</td><td>BB: 0</td><td>K: 0</td><td>BB: 2</td><td>K: 1</td><td>BB: 1</td><td>K: 2</td><td>BB: 0</td><td>K: 2</td><td>BB: 0</td><td>K: 0</td><td>BB: 0</td><td>K: 0</td><td>BB: 1</td><td>K: 3</td><td>BB: 0</td><td>K: 3</td><td>BB: 1</td><td>K: 0</td><td>BB: 0</td><td>K: 0</td><td>BB: 0</td><td>3B: 1</td><td>DP: 0</td><td>SB: 2</td> </tr> <tr> <td>S: 3</td><td>P: 3</td><td>S: 3</td><td>P: 11</td><td>S: 5</td><td>P: 9</td><td>S: 7</td><td>P: 6</td><td>S: 9</td><td>P: 9</td><td>S: 3</td><td>P: 3</td><td>S: 5</td><td>P: 9</td><td>S: 3</td><td>P: 3</td><td>S: 4</td><td>P: 4</td><td>S: 9</td><td>P: 9</td><td>S: 6</td><td>P: 6</td><td>HR: 2</td><td>HBP: 1</td><td>CS: 0</td> </tr> </table>														R: 0	H: 0	R: 0	H: 0	R: 0	H: 0	R: 0	H: 1	R: 2	H: 2	R: 0	H: 0	R: 1	H: 1	R: 0	H: 0	R: 0	H: 1	R: 2	H: 3	1B: 5	SF: 1	WP: 0	PA: 54	E: 0	LOB: 0	E: 0	LOB: 2	E: 0	LOB: 1	E: 0	LOB: 0	E: 0	LOB: 0	E: 0	LOB: 0	E: 0	LOB: 1	E: 0	LOB: 0	E: 0	LOB: 0	E: 0	LOB: 0	E: 0	LOB: 1	2B: 2	SAC: 1	PB: 0	K: 0	BB: 0	K: 0	BB: 2	K: 1	BB: 1	K: 2	BB: 0	K: 2	BB: 0	K: 0	BB: 0	K: 0	BB: 1	K: 3	BB: 0	K: 3	BB: 1	K: 0	BB: 0	K: 0	BB: 0	3B: 1	DP: 0	SB: 2	S: 3	P: 3	S: 3	P: 11	S: 5	P: 9	S: 7	P: 6	S: 9	P: 9	S: 3	P: 3	S: 5	P: 9	S: 3	P: 3	S: 4	P: 4	S: 9	P: 9	S: 6	P: 6	HR: 2	HBP: 1	CS: 0	
R: 0	H: 0	R: 0	H: 0	R: 0	H: 0	R: 0	H: 1	R: 2	H: 2	R: 0	H: 0	R: 1	H: 1	R: 0	H: 0	R: 0	H: 1	R: 2	H: 3	1B: 5	SF: 1	WP: 0	PA: 54																																																																																											
E: 0	LOB: 0	E: 0	LOB: 2	E: 0	LOB: 1	E: 0	LOB: 0	E: 0	LOB: 0	E: 0	LOB: 0	E: 0	LOB: 1	E: 0	LOB: 0	E: 0	LOB: 0	E: 0	LOB: 0	E: 0	LOB: 1	2B: 2	SAC: 1	PB: 0																																																																																										
K: 0	BB: 0	K: 0	BB: 2	K: 1	BB: 1	K: 2	BB: 0	K: 2	BB: 0	K: 0	BB: 0	K: 0	BB: 1	K: 3	BB: 0	K: 3	BB: 1	K: 0	BB: 0	K: 0	BB: 0	3B: 1	DP: 0	SB: 2																																																																																										
S: 3	P: 3	S: 3	P: 11	S: 5	P: 9	S: 7	P: 6	S: 9	P: 9	S: 3	P: 3	S: 5	P: 9	S: 3	P: 3	S: 4	P: 4	S: 9	P: 9	S: 6	P: 6	HR: 2	HBP: 1	CS: 0																																																																																										
PITCHER	<table border="1"> <tr> <td>IP</td><td>WLS</td><td>BF</td><td>H</td><td>R</td><td>ER</td><td>SO</td><td>BB</td><td>IBB</td><td>HBP</td><td>BLK</td><td>WP</td><td>HR</td><td>S</td><td>P</td><td>ERA</td><td>WHIP</td> </tr> <tr> <td>9.0</td><td>37</td><td>6</td><td>4</td><td>4</td><td>6</td><td>4</td><td>0</td><td>0</td><td>0</td><td>0</td><td>0</td><td>1</td><td>45</td><td>61</td><td>4.00</td><td>1.111</td> </tr> <tr> <td>3.0</td><td>L</td><td>13</td><td>3</td><td>2</td><td>2</td><td>3</td><td>0</td><td>0</td><td>1</td><td>0</td><td>0</td><td>1</td><td>18</td><td>19</td><td>6.00</td><td>1.000</td> </tr> <tr> <td>1.0</td><td></td><td>4</td><td>1</td><td>0</td><td>0</td><td>0</td><td>0</td><td>0</td><td>0</td><td>0</td><td>0</td><td>0</td><td>4</td><td>4</td><td>0.00</td><td>1.000</td> </tr> </table>														IP	WLS	BF	H	R	ER	SO	BB	IBB	HBP	BLK	WP	HR	S	P	ERA	WHIP	9.0	37	6	4	4	6	4	0	0	0	0	0	1	45	61	4.00	1.111	3.0	L	13	3	2	2	3	0	0	1	0	0	1	18	19	6.00	1.000	1.0		4	1	0	0	0	0	0	0	0	0	0	4	4	0.00	1.000																																
IP	WLS	BF	H	R	ER	SO	BB	IBB	HBP	BLK	WP	HR	S	P	ERA	WHIP																																																																																																		
9.0	37	6	4	4	6	4	0	0	0	0	0	1	45	61	4.00	1.111																																																																																																		
3.0	L	13	3	2	2	3	0	0	1	0	0	1	18	19	6.00	1.000																																																																																																		
1.0		4	1	0	0	0	0	0	0	0	0	0	4	4	0.00	1.000																																																																																																		

California Angels @ Baltimore Orioles
Memorial Stadium, Baltimore, MD
Sat May 01 1982, 7:05 PM EDT
Att. 23,276 - Unknown - 73 F

AB 47
R 6
H 10
RBI 6
BB 4
SO 9
LOB 17



Batter	1	2	3	4	5	6	7	8	9	10	11	12	13	AB R H RBI BB SO LOB	BOTTOM																																																																																																			
Al Bumbry, L Rich Dauer, R Ken Singleton, S Eddie Murray, S John Lowenstein, L Dan Ford, R Lenn Sakata, R Cal Ripken Jr., R Jim Dwyer, L Bobby Bonner, R Rick Dempsey, R Joe Nolan, R	4-3 2B BB G3 F6 F7		G3 F8 G3 1-5-3 K			HR BB HR K		F6 F8 F8 K			SH1-4 1B SH1-4 F7 K IBB F7		F8 K F7 K	5 1 1 0 1 0 2 4 2 1 2 1 1 0 6 0 1 1 0 1 1 5 0 0 0 1 2 1 5 1 1 1 0 1 3 5 0 0 0 0 2 0 3 0 1 0 1 1 0 3 0 0 0 0 0 1 1 0 0 0 0 0 1 1 0 1 0 0 0 0 3 0 0 0 0 0 0 2 0 0 0 0 0 3																																																																																																				
Inning Stats	<table border="1"> <tr> <td>R: 1</td><td>H: 1</td><td>R: 0</td><td>H: 0</td><td>R: 0</td><td>H: 0</td><td>R: 0</td><td>H: 0</td><td>R: 2</td><td>H: 1</td><td>R: 0</td><td>H: 0</td><td>R: 0</td><td>H: 1</td><td>R: 0</td><td>H: 1</td><td>R: 0</td><td>H: 1</td><td>R: 0</td><td>H: 0</td><td>1B: 3</td><td>SF: 0</td><td>WP: 0</td><td>PA: 50</td> </tr> <tr> <td>E: 0</td><td>LOB: 1</td><td>E: 0</td><td>LOB: 0</td><td>E: 0</td><td>LOB: 0</td><td>E: 0</td><td>LOB: 0</td><td>E: 0</td><td>LOB: 0</td><td>E: 0</td><td>LOB: 0</td><td>E: 0</td><td>LOB: 0</td><td>E: 0</td><td>LOB: 2</td><td>E: 0</td><td>LOB: 2</td><td>E: 0</td><td>LOB: 2</td><td>E: 0</td><td>LOB: 2</td><td>2B: 1</td><td>SAC: 1</td><td>PB: 0</td> </tr> <tr> <td>K: 0</td><td>BB: 1</td><td>K: 1</td><td>BB: 0</td><td>K: 0</td><td>BB: 0</td><td>K: 1</td><td>BB: 0</td><td>K: 1</td><td>BB: 1</td><td>K: 0</td><td>BB: 0</td><td>K: 1</td><td>BB: 0</td><td>K: 0</td><td>BB: 1</td><td>K: 0</td><td>BB: 1</td><td>K: 0</td><td>BB: 0</td><td>K: 0</td><td>BB: 0</td><td>3B: 0</td><td>DP: 0</td><td>SB: 0</td> </tr> <tr> <td>S: 4</td><td>P: 8</td><td>S: 5</td><td>P: 5</td><td>S: 3</td><td>P: 3</td><td>S: 5</td><td>P: 5</td><td>S: 4</td><td>P: 5</td><td>S: 6</td><td>P: 10</td><td>S: 3</td><td>P: 3</td><td>S: 5</td><td>P: 5</td><td>S: 5</td><td>P: 5</td><td>S: 4</td><td>P: 8</td><td>S: 6</td><td>P: 10</td><td>HR: 2</td><td>HBP: 1</td><td>CS: 1</td> </tr> </table>														R: 1	H: 1	R: 0	H: 0	R: 0	H: 0	R: 0	H: 0	R: 2	H: 1	R: 0	H: 0	R: 0	H: 1	R: 0	H: 1	R: 0	H: 1	R: 0	H: 0	1B: 3	SF: 0	WP: 0	PA: 50	E: 0	LOB: 1	E: 0	LOB: 0	E: 0	LOB: 0	E: 0	LOB: 0	E: 0	LOB: 0	E: 0	LOB: 0	E: 0	LOB: 0	E: 0	LOB: 2	E: 0	LOB: 2	E: 0	LOB: 2	E: 0	LOB: 2	2B: 1	SAC: 1	PB: 0	K: 0	BB: 1	K: 1	BB: 0	K: 0	BB: 0	K: 1	BB: 0	K: 1	BB: 1	K: 0	BB: 0	K: 1	BB: 0	K: 0	BB: 1	K: 0	BB: 1	K: 0	BB: 0	K: 0	BB: 0	3B: 0	DP: 0	SB: 0	S: 4	P: 8	S: 5	P: 5	S: 3	P: 3	S: 5	P: 5	S: 4	P: 5	S: 6	P: 10	S: 3	P: 3	S: 5	P: 5	S: 5	P: 5	S: 4	P: 8	S: 6	P: 10	HR: 2	HBP: 1	CS: 1	
R: 1	H: 1	R: 0	H: 0	R: 0	H: 0	R: 0	H: 0	R: 2	H: 1	R: 0	H: 0	R: 0	H: 1	R: 0	H: 1	R: 0	H: 1	R: 0	H: 0	1B: 3	SF: 0	WP: 0	PA: 50																																																																																											
E: 0	LOB: 1	E: 0	LOB: 0	E: 0	LOB: 0	E: 0	LOB: 0	E: 0	LOB: 0	E: 0	LOB: 0	E: 0	LOB: 0	E: 0	LOB: 2	E: 0	LOB: 2	E: 0	LOB: 2	E: 0	LOB: 2	2B: 1	SAC: 1	PB: 0																																																																																										
K: 0	BB: 1	K: 1	BB: 0	K: 0	BB: 0	K: 1	BB: 0	K: 1	BB: 1	K: 0	BB: 0	K: 1	BB: 0	K: 0	BB: 1	K: 0	BB: 1	K: 0	BB: 0	K: 0	BB: 0	3B: 0	DP: 0	SB: 0																																																																																										
S: 4	P: 8	S: 5	P: 5	S: 3	P: 3	S: 5	P: 5	S: 4	P: 5	S: 6	P: 10	S: 3	P: 3	S: 5	P: 5	S: 5	P: 5	S: 4	P: 8	S: 6	P: 10	HR: 2	HBP: 1	CS: 1																																																																																										
PITCHER	<table border="1"> <tr> <td>IP</td><td>WLS</td><td>BF</td><td>H</td><td>R</td><td>ER</td><td>SO</td><td>BB</td><td>IBB</td><td>HBP</td><td>BLK</td><td>WP</td><td>HR</td><td>S</td><td>P</td><td>ERA</td><td>WHIP</td> </tr> <tr> <td>9.1</td><td>34</td><td>4</td><td>4</td><td>4</td><td>5</td><td>2</td><td>0</td><td>1</td><td>0</td><td>0</td><td>0</td><td>2</td><td>41</td><td>50</td><td>3.86</td><td>0.643</td> </tr> <tr> <td>3.2</td><td>W</td><td>15</td><td>2</td><td>0</td><td>0</td><td>3</td><td>1</td><td>1</td><td>0</td><td>0</td><td>0</td><td>0</td><td>19</td><td>27</td><td>0.00</td><td>0.818</td> </tr> </table>														IP	WLS	BF	H	R	ER	SO	BB	IBB	HBP	BLK	WP	HR	S	P	ERA	WHIP	9.1	34	4	4	4	5	2	0	1	0	0	0	2	41	50	3.86	0.643	3.2	W	15	2	0	0	3	1	1	0	0	0	0	19	27	0.00	0.818																																																	
IP	WLS	BF	H	R	ER	SO	BB	IBB	HBP	BLK	WP	HR	S	P	ERA	WHIP																																																																																																		
9.1	34	4	4	4	5	2	0	1	0	0	0	2	41	50	3.86	0.643																																																																																																		
3.2	W	15	2	0	0	3	1	1	0	0	0	0	19	27	0.00	0.818																																																																																																		

California Angels @ Baltimore Orioles
Memorial Stadium, Baltimore, MD
Sat May 01 1982, 7:05 PM EDT
Att. 23,276 - Unknown - 73 F

AB 43
R 4
H 6
RBI 4
BB 4
SO 8
LOB 12



Batter	1	2	3	4	5	6	7	8	9	AB	R	H	RBI	BB	SO	LOB	TOP					
Bobby Clark, R OBP: 0.182, SLG: 0.182 (1, 8)	0-0 5-3	0-3 K			0-0 5-3		0-0 5-3			4	0	0	0	0	1	2						
Juan Beniquez, R OBP: 0.375, SLG: 0.321 (1, 7)	0-3 K		0-0 G6-4-3 1B		0-0 1B		0-0 F9			4	0	2	0	0	1	1						
Tim Foli, R OBP: 0.218, SLG: 0.237 (7, 6)										0	0	0	0	0	0	0						
Bobby Grich, R OBP: 0.392, SLG: 0.484 (1, 4)	0-0 F9		0-0 G6-4-3 1B		0-0 F8			0-3 K		4	0	1	0	0	1	1						
Don Baylor, R OBP: 0.307, SLG: 0.453 (1, 10)		0-0 5-3	0-0 G6-4-3 1B		0-0 F8			0-0 F2		4	0	0	0	0	0	2						
Doug DeCinces, R OBP: 0.327, SLG: 0.419 (1, 5)		0-0 1B	0-0 5-3		0-0 F3			0-0 4-3		4	1	1	0	0	0	1						
Joe Ferguson, R OBP: 0.286, SLG: 0.286 (1, 9)		0-0 FC3-6 1B		0-0 G5-4-3 1B		0-3 K		0-0 F9		4	1	2	0	0	1	0						
Ron Jackson, R OBP: 0.300, SLG: 0.222 (1, 3)		0-0 FC3-6 1B		0-0 G5-4-3 1B			0-0 FC5-4 1B		0-0 6-3	4	0	2	1	0	0	1						
Mick Kelleher, R OBP: 0.327, SLG: 0.576 (7, 7)	0-0 FC3-6 2B			0-0 4-3			0-0 FC5-4 2B		0-0 F4	2	1	0	0	0	0	2						
Brian Downing, R OBP: 0.327, SLG: 0.576 (7, 7)										2	1	0	0	0	0	1						
Bob Boone, R OBP: 0.321, SLG: 0.338 (1, 2)	0-0 1B				0-0 F8			0-0 2B		3	0	2	3	0	0	0						
Inning Stats	R: 0 E: 0 K: 1 S: 5	H: 0 LOB: 0 BB: 0 P: 5	R: 3 E: 0 K: 1 S: 9	H: 4 LOB: 1 BB: 0 P: 9	R: 0 E: 0 K: 0 S: 4	H: 2 LOB: 1 BB: 0 P: 4	R: 0 E: 0 K: 0 S: 3	H: 1 LOB: 0 BB: 0 P: 3	R: 0 E: 0 K: 0 S: 4	H: 1 LOB: 1 BB: 0 P: 4	R: 0 E: 0 K: 1 S: 5	H: 0 LOB: 0 BB: 0 P: 5	R: 1 E: 0 K: 0 S: 5	H: 2 LOB: 1 BB: 0 P: 5	R: 0 E: 0 K: 0 S: 3	H: 0 LOB: 0 BB: 0 P: 3	R: 0 E: 0 K: 0 S: 3	H: 0 LOB: 0 BB: 0 P: 3	1B: 8 2B: 2 3B: 0 HR: 0	SF: 0 SAC: 0 DP: 2 HBP: 0	WP: 0 PB: 0 SB: 0 CS: 0	PA: 35
PITCHER Scott McGregor, L ERA: 3.74 (1, 1)	IP: 9.0 WLS: W BF: 35 H: 10 R: 4 ER: 4 SO: 4 BB: 0 IBB: 0 HBP: 0 BLK: 0 WP: 0 HR: 0 S: 43 P: 43 ERA: 4.00 WHIP: 1.111															PITCHER	IP: 9.0 WLS: W BF: 35 H: 10 R: 4 ER: 4 SO: 4 BB: 0 IBB: 0 HBP: 0 BLK: 0 WP: 0 HR: 0 S: 43 P: 43 ERA: 4.00 WHIP: 1.111					

California Angels @ Baltimore Orioles
Memorial Stadium, Baltimore, MD
Sun May 02 1982, 3:33 AM EDT
Att: 27,128 - Unknown

AB 35
R 4
H 10
RBI 4
BB 0
SO 4
LOB 11



Batter	1	2	3	4	5	6	7	8	9	AB	R	H	RBI	BB	SO	LOB	BOTTOM					
Al Bumbry, L OBP: 0.349, SLG: 0.342 (1, 8)	4-0 2B	0-3 K		0-0 4-3		0-0 1B	0-3 K			4	2	1	0	1	2	2						
Rich Dauer, R OBP: 0.405, SLG: 0.479 (1, 4)	0-3 K	0-0 5-3		0-0 5-3		0-0 1B		0-0 5-3		5	0	1	0	0	1	2						
Ken Singleton, S OBP: 0.348, SLG: 0.247 (1, 10)	0-0 L9		0-0 2B	0-0 F8		0-0 1B		0-0 1-5-3		4	1	1	1	1	0	1						
Eddie Murray, S OBP: 0.489, SLG: 0.753 (1, 3)	0-0 1B		0-0 1B	0-0 F4		0-3 K		0-0 BB		4	1	2	1	1	1	2						
Gary Roenicke, R OBP: 0.367, SLG: 0.531 (1, 7)	0-0 5-3		0-0 L5	0-0 1B		0-0 K		0-3 K		5	0	1	0	0	2	6						
Dan Ford, R OBP: 0.231, SLG: 0.257 (1, 9)		0-0 PB	0-3 K	0-0 S		0-0 F8		0-0 BB		4	1	2	0	0	1	4						
Rick Dempsey, R OBP: 0.383, SLG: 0.324 (1, 2)		0-0 PB	0-0 1B	0-0 K		0-0 F4		0-0 BB		3	1	1	1	1	1	2						
Lenn Sakata, R OBP: 0.345, SLG: 0.373 (1, 6)		0-0 L3	0-0 1B	0-0 K		0-0 1-3		0-0 BB		3	0	1	1	1	0	2						
Cal Ripken Jr., R OBP: 0.154, SLG: 0.234 (1, 5)		0-0 2B	0-0 F8	0-0 F5		0-0 1B		0-0 1B		4	0	2	2	0	0	5						
Inning Stats	R: 1 E: 0 K: 1 S: 6	H: 1 LOB: 1 BB: 1 P: 10	R: 2 E: 0 K: 1 S: 7	H: 2 LOB: 1 BB: 1 P: 11	R: 2 E: 0 K: 1 S: 8	H: 3 LOB: 2 BB: 1 P: 12	R: 0 E: 0 K: 0 S: 3	H: 0 LOB: 0 BB: 0 P: 3	R: 0 E: 0 K: 1 S: 7	H: 2 LOB: 3 BB: 1 P: 11	R: 1 E: 0 K: 2 S: 10	H: 3 LOB: 2 BB: 0 P: 10	R: 0 E: 0 K: 1 S: 6	H: 1 LOB: 1 BB: 0 P: 6	R: 0 E: 0 K: 1 S: 5	H: 0 LOB: 1 BB: 1 P: 9	R: 0 E: 0 K: 1 S: 5	H: 0 LOB: 1 BB: 1 P: 9	1B: 10 2B: 2 3B: 0 HR: 0	SF: 0 SAC: 0 DP: 0 HBP: 0	WP: 0 PB: 1 SB: 1 CS: 0	PA: 41
PITCHER Angel Moreno, L ERA: 3.14 (1, 1)	IP: 2.0 WLS: L BF: 13 H: 4 R: 5 ER: 4 SO: 2 BB: 3 IBB: 0 HBP: 0 BLK: 0 WP: 0 HR: 0 S: 14 P: 26 ERA: 18.00 WHIP: 3.500															PITCHER Steve Renko, R ERA: 1.65 (3, 1)	IP: 4.2 WLS: L BF: 23 H: 8 R: 1 ER: 1 SO: 4 BB: 1 IBB: 0 HBP: 0 BLK: 0 WP: 0 HR: 0 S: 30 P: 34 ERA: 1.93 WHIP: 1.929					
PITCHER Andy Hassler, L ERA: 1.65 (7, 1)	IP: 1.1 WLS: L BF: 5 H: 0 R: 0 ER: 0 SO: 2 BB: 1 IBB: 0 HBP: 0 BLK: 0 WP: 0 HR: 0 S: 8 P: 12 ERA: 0.00 WHIP: 0.750															PITCHER	IP: 1.1 WLS: L BF: 5 H: 0 R: 0 ER: 0 SO: 2 BB: 1 IBB: 0 HBP: 0 BLK: 0 WP: 0 HR: 0 S: 8 P: 12 ERA: 0.00 WHIP: 0.750					

California Angels @ Baltimore Orioles
Memorial Stadium, Baltimore, MD
Sun May 02 1982, 3:33 AM EDT
Att: 27,128 - Unknown

AB 36
R 6
H 12
RBI 6
BB 5
SO 8
LOB 26



Batter	1	2	3	4	5	6	7	8	9	AB	R	H	RBI	BB	SO	LOB	TOP								
Brian Downing, R OBP: 0.321, SLG: 0.552 Juan Beniquez, R OBP: 0.375, SLG: 0.321	4-0 SH1-3 BB		0-0 F8			0-3 K	0-3 K	0-0 F9		4	0	0	0	1	2	1									
Rod Carew, L OBP: 0.456, SLG: 0.375	0-0 SH1-3		0-0			0-0	6-3		4	2	3	0	0	0	0	0									
Fred Lynn, L OBP: 0.400, SLG: 0.395	0-0 F9		0-0 G3			0-0	4-3		4	0	1	0	1	0	2										
Reggie Jackson, L OBP: 0.337, SLG: 0.286 Bobby Clark, R OBP: 0.182, SLG: 0.182	0-3 K					4-0 WP E BB	0-0 1-3 1B	4-0 WP 2B BB	0-0 F8	3	2	1	1	2	1	3									
Don Baylor, R OBP: 0.302, SLG: 0.455		0-3 K				0-0 F7	0-0 1-3	0-0 1B 2B	0-0 SF8	4	0	1	2	0	1	3									
Bobby Grich, R OBP: 0.418, SLG: 0.484	4-0 BB		4-0 BB			4-0 E SF8 BB	0-0 6-3	0-0 2-3 1B	0-0 3-H	2	1	1	0	3	0	2									
Doug DeCinces, R OBP: 0.311, SLG: 0.396	0-3 K		0-0 E5 FC6-4			0-0 6-3	0-0 F5	0-3 K		5	0	0	0	0	2	6									
Tim Foli, R OBP: 0.207, SLG: 0.228	0-0 L7		0-0 SF8			0-0 F7	0-0 1-6-3			3	0	0	1	0	0	1									
Bob Boone, R OBP: 0.318, SLG: 0.325			0-0 F8			0-0 FC6-4	0-0 F2			3	0	0	0	1	0	1									
Inning Stats	R: 0 E: 0 K: 1 S: 5	H: 0 LOB: 1 BB: 1 P: 9	R: 0 E: 1 K: 2 S: 7	H: 0 LOB: 1 BB: 1 P: 11	R: 0 E: 0 K: 0 S: 4	H: 1 LOB: 1 BB: 0 P: 4	R: 2 E: 1 K: 0 S: 4	H: 0 LOB: 2 BB: 0 P: 12	R: 1 E: 0 K: 1 S: 8	H: 3 LOB: 2 BB: 0 P: 8	R: 0 E: 0 K: 1 S: 5	H: 0 LOB: 1 BB: 1 P: 9	R: 1 E: 0 K: 0 S: 5	H: 2 LOB: 2 BB: 1 P: 9	R: 0 E: 0 K: 0 S: 3	H: 0 LOB: 0 BB: 0 P: 3	R: 1 E: 0 K: 1 S: 6	H: 1 LOB: 2 BB: 2 P: 14	1B: 6 2B: 1 3B: 0 HR: 0	SF: 2 SAC: 1 DP: 0 HBP: 0	WP: 3 PB: 0 SB: 1 CS: 0	PA: 43			
PITCHER	IP	WLS	BF	H	R	ER	SO	BB	IBB	HBP	BLK	WP	HR	S	P	ERA	WHIP								
Len Barker, R ERA: 1.95 Dan Spillner, R ERA: 2.41	(1, 1) (9, 1)	8.0 L	37 6	6 4	4 2	2 5	5 6	6 0	0 0	0 0	0 0	3 0	0 41	65	2.25 9.00	1.500 3.000									

California Angels @ Cleveland Indians
Cleveland Municipal Stadium, Cleveland, OH

AB 32
R 5
H 7
RBI 4
BB 8
SO 6
LOB 19



Mon May 03 1982, 7:05 PM EDT
Att. 6,844 - Unknown - 61 F

Batter	1	2	3	4	5	6	7	8	9	AB	R	H	RBI	BB	SO	LOB	BOTTOM								
Miguel Dilone, S OBP: 0.222, SLG: 0.186	0-0 F8		0-0 4-3			0-0 F9			0-3 K	5	0	0	0	0	1	4									
Toby Harrah, R OBP: 0.457, SLG: 0.688	4-0 BB 1B		0-0 1B			0-0 6-3			0-0 5-3	3	1	1	0	1	0	1									
Mike Hargrove, L OBP: 0.300, SLG: 0.338	4-0 1B BB		0-0 1B			0-0 FC6 1B			0-0 F4	3	1	2	1	1	0	0									
Andre Thornton, R OBP: 0.426, SLG: 0.577	0-0 1B		0-0 F8			0-0 F9			0-0 L5	4	0	1	1	0	0	3									
Von Hayes, L OBP: 0.250, SLG: 0.268	0-0 G4-6-3 1B		0-0 1-3			0-0 F8			0-3 K	4	0	1	1	0	1	1									
Ron Hassey, L OBP: 0.213, SLG: 0.205	0-0 G4-6-3		0-0 F7			0-0 FC6			0-3 K	4	0	0	0	0	1	3									
Rick Manning, L OBP: 0.342, SLG: 0.329			0-3 K			0-0 F3			0-3 K	4	0	0	0	0	3	0									
Jack Perconte, L OBP: 0.276, SLG: 0.291			0-0 BB E 1B			0-0 SH1-4 1B			0-0 F9	3	1	2	0	1	0	0									
Jerry Dybzinski, R OBP: 0.329, SLG: 0.358 Bake McBride, L OBP: 0.372, SLG: 0.439	4-0 1B E BB		0-0 SH1-4			0-0 SH1-4			0-3 K	1	1	1	0	1	0	0									
Inning Stats	R: 2 E: 0 K: 0 S: 4	H: 2 LOB: 1 BB: 2 P: 12	R: 2 E: 1 K: 1 S: 8	H: 3 LOB: 2 BB: 1 P: 12	R: 0 E: 0 K: 0 S: 3	H: 0 LOB: 0 BB: 0 P: 3	R: 0 E: 0 K: 0 S: 4	H: 1 LOB: 1 BB: 0 P: 4	R: 0 E: 0 K: 0 S: 4	H: 1 LOB: 1 BB: 0 P: 4	R: 0 E: 0 K: 1 S: 5	H: 1 LOB: 1 BB: 1 P: 9	R: 0 E: 0 K: 0 S: 3	H: 0 LOB: 0 BB: 0 P: 3	R: 0 E: 0 K: 3 S: 9	H: 0 LOB: 0 BB: 0 P: 9	R: 0 E: 0 K: 2 S: 7	H: 0 LOB: 0 BB: 0 P: 7	1B: 8 2B: 0 3B: 0 HR: 0	SF: 0 SAC: 1 DP: 2 HBP: 0	WP: 0 PB: 0 SB: 0 CS: 0	PA: 37			
PITCHER	IP	WLS	BF	H	R	ER	SO	BB	IBB	HBP	BLK	WP	HR	S	P	ERA	WHIP								
Mike Witt, R ERA: 3.86 Andy Hassler, L ERA: Don Aase, R ERA: 0.67	(1, 1) (2, 1) (7, 1)	1.2 5.0 2.1	11 19 7	4 4 0	4 0 0	4 0 0	5 1 5	3 1 0	0 0 0	0 0 0	0 0 0	0 0 0	0 20 17	10 24 17	21.60 0.00 0.000	4.200 1.000 0.000									

California Angels @ Cleveland Indians
Cleveland Municipal Stadium, Cleveland, OH

AB 32
R 4
H 8
RBI 3
BB 4
SO 7
LOB 12



Mon May 03 1982, 7:05 PM EDT
Att. 6,844 - Unknown - 61 F

Batter	1	2	3	4	5	6	7	8	9	AB	R	H	RBI	BB	SO	LOB	TOP					
Brian Downing, R OBP: 0.324, SLG: 0.545	4-3			G6-3 1B	G5-3			1B 1B	K	5	1	2	0	0	1	4						
Rod Carew, L OBP: 0.448, SLG: 0.369	K			G6-3 1-2			K	1B 1-2		4	0	1	0	0	2	1						
Fred Lynn, L OBP: 0.394, SLG: 0.388	F6			F8			3-1	1-3 2-H		4	0	1	1	0	0	0						
Reggie Jackson, L OBP: 0.333, SLG: 0.284			F8			BB 1B 1B	F9	4-3		4	1	1	0	0	0	2						
Don Baylor, R OBP: 0.300, SLG: 0.447		L6			F9					4	1	1	0	0	0	1						
Doug DeCinces, R OBP: 0.309, SLG: 0.389		F7			1B BB 1B		F2		K	4	1	1	0	0	1	1						
Jose Moreno, S OBP: 0.315, SLG: 0.321			1-3		1B 1B BB		F5		E4 6-3 E	3	1	0	0	1	0	1	AB 36					
Tim Foli, R OBP: 0.212, SLG: 0.232			F9					F9	6-3	3	0	1	1	0	0	0	R 5					
Bobby Grich, R OBP: 0.413, SLG: 0.477					G5-3 1B					1	0	0	1	0	0	1	H 9					
Bob Boone, R OBP: 0.315, SLG: 0.321			6-3		1-2 2-3 3-H			F4	E6	4	0	1	1	0	0	0	RBI 4					
Mick Kelleher, R										0	0	0	0	0	0	0	BB 1					
																	SO 4					
																	LOB 11					
Inning Stats	R: 0 E: 0 K: 1 S: 5	H: 0 LOB: 0 BB: 0 P: 5	R: 0 E: 0 K: 0 S: 3	H: 0 LOB: 0 BB: 0 P: 3	R: 0 E: 0 K: 0 S: 3	H: 1 LOB: 0 BB: 0 P: 3	R: 0 E: 0 K: 0 S: 3	H: 0 LOB: 0 BB: 0 P: 3	R: 2 E: 0 K: 1 S: 6	H: 4 LOB: 2 BB: 1 P: 10	R: 0 E: 0 K: 1 S: 5	H: 0 LOB: 0 BB: 0 P: 5	R: 0 E: 0 K: 0 S: 3	H: 0 LOB: 0 BB: 0 P: 3	R: 1 E: 0 K: 0 S: 6	H: 3 LOB: 2 BB: 0 P: 6	R: 2 E: 2 K: 2 S: 10	H: 1 LOB: 1 BB: 0 P: 10	1B: 9 2B: 7 3B: 0 HR: 0	SF: 0 SAC: 0 DP: 2 HBP: 0	WP: 0 PB: 0 SB: 0 CS: 0	PA: 37
PITCHER	IP WLS BF H R ER SO BB IBB HBP BLK WP HR S P ERA WHIP																					
Lary Sorensen, R ERA: 6.04	(1, 1) 7.2 W 29 7 3 3 2 1 0 0 0 0 0 0 32 36 3.52 1.043																					
Dan Spillner, R ERA: 2.25	(8, 1) 1.1 S 8 2 2 0 2 0 0 0 0 0 0 0 12 12 0.00 1.500																					

California Angels @ Cleveland Indians
Cleveland Municipal Stadium, Cleveland, OH
Tue May 04 1982, 7:05 PM EDT
Att. 5,435 - Unknown - 57 F

AB 36
R 5
H 9
RBI 4
BB 1
SO 4
LOB 11



Batter	1	2	3	4	5	6	7	8	9	AB	R	H	RBI	BB	SO	LOB	BOTTOM					
Alan Bannister, R OBP: 0.377, SLG: 0.412	2-3	K			F4	F7		1-3 3-H		5	0	1	1	0	1	2						
Toby Harrah, R OBP: 0.443, SLG: 0.671	F9		F5		2B		5-3	G3		5	1	1	0	0	0	2						
Mike Hargrove, L OBP: 0.310, SLG: 0.350	2B BB		F8		2B	2B	2B BB	G3		3	2	1	1	2	0	2						
Andre Thornton, R OBP: 0.439, SLG: 0.593	1-H 2B		1B		2B IBB		K			3	1	2	1	1	1	1						
Bill Nahorodny, R OBP: 0.500, SLG: 1.000	F8		L5		1-H 2-H	2B				4	0	2	2	0	0	2						
Von Hayes, L OBP: 0.229, SLG: 0.244		2-3		1-3	K		K			4	0	0	0	0	2	3						
Rick Manning, L OBP: 0.337, SLG: 0.338		L6		6-3			K	4-3 1B 2B		4	1	1	0	0	1	0	AB 34					
Jack Perconte, L OBP: 0.290, SLG: 0.322		1B 2B		4-3			CS 1B	4-3		4	1	2	0	0	0	1	R 6					
Jerry Dybzinski, R OBP: 0.351, SLG: 0.362		2-H 1B		6-3		1-2 BB		1B HBP		2	0	1	1	1	0	0	H 11					
																	RBI 6					
																	BB 4					
																	SO 5					
																	LOB 13					
Inning Stats	R: 1 E: 0 K: 0 S: 4	H: 1 LOB: 1 BB: 1 P: 8	R: 1 E: 0 K: 1 S: 7	H: 2 LOB: 1 BB: 0 P: 7	R: 0 E: 0 K: 0 S: 4	H: 1 LOB: 1 BB: 0 P: 4	R: 0 E: 0 K: 0 S: 3	H: 0 LOB: 0 BB: 0 P: 3	R: 3 E: 0 K: 1 S: 8	H: 3 LOB: 1 BB: 1 P: 12	R: 0 E: 0 K: 1 S: 5	H: 1 LOB: 2 BB: 1 P: 9	R: 0 E: 0 K: 2 S: 8	H: 1 LOB: 2 BB: 1 P: 12	R: 1 E: 0 K: 0 S: 5	H: 2 LOB: 2 BB: 0 P: 6	R: 1 E: 2 K: 2 S: 10	H: 2 LOB: 2 BB: 0 P: 10	1B: 4 2B: 7 3B: 0 HR: 0	SF: 0 SAC: 0 DP: 0 HBP: 1	WP: 0 PB: 0 SB: 0 CS: 1	PA: 39
PITCHER	IP WLS BF H R ER SO BB IBB HBP BLK WP HR S P ERA WHIP																					
Geoff Zahn, L ERA: 1.88	(1, 1) 5.1 L 26 8 5 5 3 1 1 0 0 0 0 0 6 14 0.00 2.250																					
Stan Bahnsen, R ERA: 5.19	(6, 1) 1.1 6 1 0 0 1 2 0 0 0 0 0 0 6 14 0.00 2.250																					
Andy Hassler, L ERA:	(7, 1) 0.1 1 0 0 0 1 0 0 0 0 0 0 0 3 3 0.00 0.000																					
Luis Sanchez, R ERA: 3.31	(8, 1) 1.0 6 2 1 1 0 0 0 0 1 0 0 0 5 6 9.00 2.000																					

California Angels @ Cleveland Indians
Cleveland Municipal Stadium, Cleveland, OH
Tue May 04 1982, 7:05 PM EDT
Att. 5,435 - Unknown - 57 F

AB 34
R 6
H 11
RBI 6
BB 4
SO 5
LOB 13



Batter	1	2	3	4	5	6	7	8	9	AB	R	H	RBI	BB	SO	LOB	TOP			
Al Bumby, L OBP: 0.327, SLG: 0.311 (1, 8)										5	0	1	0	0	2	6	Baltimore Orioles @ California Angels Anaheim Stadium, Anaheim, CA Thu May 06 1982, 10:05 PM EDT Att: 25,006 - Unknown			
Rich Dauer, R OBP: 0.413, SLG: 0.506 (1, 4)										4	1	0	0	1	0	1				
Dan Ford, R OBP: 0.241, SLG: 0.289 Eddie Murray, S OBP: 0.448, SLG: 0.682 (1, 9) (9, 3)										5	2	3	2	0	0	0				
Ken Singleton, S OBP: 0.363, SLG: 0.306 (1, 10)										5	1	2	4	0	1	1				
John Lowenstein, L OBP: 0.316, SLG: 0.639 (1, 7)										5	1	1	0	0	0	2				
Gary Roenicke, R OBP: 0.384, SLG: 0.593 (1, 3) (9, 9)										4	1	2	2	1	1	1				
Lenn Sakata, R OBP: 0.358, SLG: 0.379 Jim Dwyer, L OBP: 0.167, SLG: 0.417 Floyd Rayford, R OBP: 0.400, SLG: 0.250 (1, 6) (9, PH) (9, PH) (9, 5)										3	1	0	0	0	0	2				
Rick Dempsey, R OBP: 0.379, SLG: 0.319 (1, 2)										4	1	3	0	1	0	0				
Cal Ripken Jr., R OBP: 0.186, SLG: 0.265 Terry Crowley, L OBP: 0.500, SLG: 0.286 Bobby Bonner, R OBP: 0.273, SLG: 0.318 (1, 5) (9, PH) (9, PR) (9, 6)										3	0	2	1	0	0	0				
Inning Stats	R: 1 E: 0 K: 0 S: 5	H: 2 LOB: 1 BB: 0 P: 5	R: 0 E: 0 K: 0 S: 5	H: 2 LOB: 2 BB: 0 P: 5	R: 0 E: 0 K: 0 S: 3	H: 0 LOB: 0 BB: 0 P: 3	R: 1 E: 0 K: 1 S: 7	H: 2 LOB: 2 BB: 1 P: 11	R: 0 E: 0 K: 0 S: 3	H: 1 LOB: 0 BB: 0 P: 3	R: 0 E: 0 K: 0 S: 4	H: 1 LOB: 1 BB: 0 P: 4	R: 0 E: 0 K: 1 S: 6	H: 1 LOB: 1 BB: 0 P: 6	R: 7 E: 0 K: 2 S: 14	H: 7 LOB: 2 BB: 2 P: 22		1B: 10 2B: 5 3B: 0 HR: 2	SF: 0 SAC: 0 DP: 1 HBP: 0	WP: 0 PB: 1 SB: 0 CS: 0
PITCHER	IP WLS BF H R ER SO BB IBB HBP BLK WP HR S P ERA WHIP																			
Ken Forsch, R ERA: 3.4 (1, 1)	7.0	30	9	2	2	2	2	1	0	0	0	0	0	0	0	33	37	2.57	1.429	
Don Aase, R ERA: 2.53 (8, 1)	1.2	L 12	5	7	7	3	2	0	0	0	0	0	2	16	24	37.80	4.200			
Andy Hassler, L ERA: (9, 1)	0.1	3	2	0	0	0	0	0	0	0	0	0	0	0	3	3	0.00	6.000		

AB	42
R	9
H	16
RBI	9
BB	3
SO	5
LOB	15



Batter	1	2	3	4	5	6	7	8	9	AB	R	H	RBI	BB	SO	LOB	BOTTOM					
Brian Downing, R OBP: 0.328, SLG: 0.543 (1, 7)										4	1	1	0	1	0	1	Baltimore Orioles @ California Angels Anaheim Stadium, Anaheim, CA Thu May 06 1982, 10:05 PM EDT Att: 25,006 - Unknown					
Rod Carew, L OBP: 0.445, SLG: 0.360 (1, 3)										2	0	0	0	1	0	2						
Reggie Jackson, L OBP: 0.340, SLG: 0.295 (1, 9)										4	1	2	1	0	1	1						
Don Baylor, R OBP: 0.298, SLG: 0.439 (1, 10)										4	0	1	0	0	0	2						
Fred Lynn, L OBP: 0.389, SLG: 0.382 (1, 8)										4	0	1	0	0	0	2						
Bobby Grich, R OBP: 0.405, SLG: 0.464 (1, 4)										4	0	1	1	0	1	2						
Doug DeCinces, R OBP: 0.307, SLG: 0.384 (1, 5)										4	0	1	0	0	0	2						
Tim Foli, R OBP: 0.213, SLG: 0.224 (1, 6)										3	0	0	0	1	0	1						
Bob Boone, R OBP: 0.323, SLG: 0.330 (1, 2)										4	0	2	0	0	0	1						
Inning Stats	R: 2 E: 0 K: 0 S: 7	H: 4 LOB: 2 BB: 0 P: 7	R: 0 E: 0 K: 0 S: 2	H: 0 LOB: 0 BB: 1 P: 6	R: 0 E: 0 K: 0 S: 2	H: 0 LOB: 0 BB: 1 P: 6	R: 0 E: 0 K: 0 S: 4	H: 1 LOB: 1 BB: 0 P: 4	R: 0 E: 0 K: 0 S: 3	H: 0 LOB: 0 BB: 0 P: 3	R: 0 E: 0 K: 1 S: 6	H: 1 LOB: 1 BB: 0 P: 6	R: 0 E: 0 K: 1 S: 4	H: 1 LOB: 1 BB: 0 P: 8	R: 0 E: 0 K: 0 S: 6	H: 1 LOB: 1 BB: 0 P: 6		R: 0 E: 0 K: 0 S: 4	H: 1 LOB: 1 BB: 0 P: 4	1B: 8 2B: 1 3B: 0 HR: 0	SF: 0 SAC: 1 DP: 1 HBP: 0	WP: 0 PB: 0 SB: 0 CS: 0
PITCHER	IP WLS BF H R ER SO BB IBB HBP BLK WP HR S P ERA WHIP																					
Jim Palmer, R ERA: 6.84 (1, 1)	0.1	3	2	2	2	0	0	0	0	0	0	0	0	0	3	3	54.00	6.000				
Ross Grimsley, L ERA: 0.51 (1, 1)	7.2	W 30	6	0	0	2	3	0	0	0	0	0	31	43	0.00	1.174						
Tim Stoddard, R ERA: (9, 1)	1.0	4	1	0	0	0	0	0	0	0	0	0	4	4	0.00	1.000						

AB	33
R	2
H	9
RBI	2
BB	3
SO	2
LOB	14




Batter	1	2	3	4	5	6	7	8	9	AB	R	H	RBI	BB	SO	LOB	TOP										
Lenn Sakata, R OBP: 0.347, SLG: 0.365 (1, 6)										5	0	1	0	0	1	1	Baltimore Orioles @ California Angels Anaheim Stadium, Anaheim, CA Fri May 07 1982, 10:05 PM EDT Att: 29,572 - Unknown										
Rich Dauer, R OBP: 0.412, SLG: 0.494 (1, 4)										4	0	1	0	1	0	0											
Ken Singleton, S OBP: 0.355, SLG: 0.292 (1, 10)										4	0	0	0	1	1	2											
Eddie Murray, S OBP: 0.455, SLG: 0.670 (1, 3)										3	1	1	0	2	0	2											
Dan Ford, R OBP: 0.244, SLG: 0.326 Jim Dwyer, L OBP: 0.143, SLG: 0.357 (6, 7)										3	1	1	2	0	1	0											
Gary Roenicke, R OBP: 0.403, SLG: 0.651 (6, 9)										4	1	3	1	0	0	0											
Benny Ayala, R OBP: 0.273, SLG: 0.300 Al Bumbry, L OBP: 0.320, SLG: 0.304 (6, PH)										2	0	0	0	0	0	1											
Rick Dempsey, R OBP: 0.403, SLG: 0.327 (1, 2)										2	1	1	0	2	0	0											
Cal Ripken Jr., R OBP: 0.203, SLG: 0.333 (1, 5)										4	1	2	2	0	0	2											
Inning Stats	R: 0 E: 1 K: 0 S: 4	H: 0 LOB: 1 BB: 0 P: 4	R: 1 E: 0 K: 1 S: 6	H: 1 LOB: 1 BB: 1 P: 10	R: 0 E: 0 K: 0 S: 3	H: 0 LOB: 0 BB: 1 P: 7	R: 0 E: 0 K: 0 S: 3	H: 1 LOB: 0 BB: 0 P: 3	R: 1 E: 0 K: 1 S: 7	H: 3 LOB: 1 BB: 0 P: 7	R: 3 E: 0 K: 2 S: 10	H: 3 LOB: 1 BB: 1 P: 14	R: 0 E: 0 K: 0 S: 3	H: 0 LOB: 1 BB: 1 P: 7	R: 0 E: 0 K: 1 S: 5	H: 1 LOB: 1 BB: 1 P: 9		R: 0 E: 0 K: 0 S: 4	H: 1 LOB: 2 BB: 1 P: 8	1B: 6 2B: 1 3B: 0 HR: 3	SF: 0 SAC: 0 DP: 1 HBP: 0	WP: 0 PB: 0 SB: 1 CS: 2	PA: 41				
PITCHER	IP	WLS	BF	H	R	ER	SO	BB	IBB	HBP	BLK	WP	HR	S	P	ERA	WHIP										
Angel Moreno, L ERA: 3.74 (1, 1)	5.0	L	23	6	4	4	2	3	0	0	0	0	3	24	36	7.20	1.800										
Luis Sanchez, R ERA: 3.32 (6, 1)	2.2		12	3	1	1	3	2	0	0	0	0	0	16	24	3.38	1.875										
Stan Bahnsen, R ERA: 4.66 (8, 1)	1.0		5	1	0	0	0	1	0	0	0	0	0	4	8	0.00	2.000										
Andy Hassler, L ERA: (9, 1)	0.1		1	0	0	0	0	0	0	0	0	0	0	1	1	0.00	0.000										

AB	35
R	5
H	10
RBI	5
BB	6
SO	5
LOB	12



Batter	1	2	3	4	5	6	7	8	9	AB	R	H	RBI	BB	SO	LOB	BOTTOM										
Brian Downing, R OBP: 0.322, SLG: 0.527 (1, 7)										5	0	1	0	0	0	2	Baltimore Orioles @ California Angels Anaheim Stadium, Anaheim, CA Fri May 07 1982, 10:05 PM EDT Att: 29,572 - Unknown										
Juan Beniquez, R OBP: 0.405, SLG: 0.344 (1, 8)										4	0	2	0	1	0	2											
Ron Jackson, R OBP: 0.333, SLG: 0.286 (1, 3)										5	0	2	1	0	0	3											
Bobby Grich, R OBP: 0.393, SLG: 0.459 (1, 4)										5	1	1	0	0	1	5											
Don Baylor, R OBP: 0.297, SLG: 0.432 (1, 10)										4	0	1	0	0	1	1											
Reggie Jackson, L OBP: 0.337, SLG: 0.329 (1, 9)										4	1	1	1	0	0	2											
Doug DeCinces, R OBP: 0.305, SLG: 0.376 (1, 5)										2	0	0	1	1	0	0											
Tim Foli, R OBP: 0.217, SLG: 0.227 Joe Ferguson, R OBP: 0.333, SLG: 0.286 Jose Moreno, S Mick Kelleher, R (8, PH) (8, PR) (9, 6)										3	0	1	0	0	0	0											
Bob Boone, R OBP: 0.330, SLG: 0.330 (1, 2)										3	1	1	0	1	1	4											
Inning Stats	R: 0 E: 0 K: 0 S: 4	H: 2 LOB: 1 BB: 0 P: 4	R: 0 E: 0 K: 0 S: 3	H: 1 LOB: 0 BB: 0 P: 3	R: 1 E: 0 K: 1 S: 7	H: 2 LOB: 2 BB: 1 P: 11	R: 0 E: 0 K: 2 S: 8	H: 1 LOB: 2 BB: 1 P: 12	R: 0 E: 0 K: 0 S: 4	H: 1 LOB: 1 BB: 0 P: 4	R: 1 E: 0 K: 0 S: 4	H: 1 LOB: 1 BB: 0 P: 4	R: 0 E: 0 K: 0 S: 4	H: 1 LOB: 1 BB: 1 P: 4	R: 1 E: 1 K: 0 S: 5	H: 1 LOB: 2 BB: 1 P: 9		R: 0 E: 0 K: 0 S: 3	H: 0 LOB: 1 BB: 1 P: 7	1B: 8 2B: 1 3B: 0 HR: 1	SF: 1 SAC: 0 DP: 1 HBP: 0	WP: 1 PB: 0 SB: 0 CS: 0	PA: 40				
PITCHER	IP	WLS	BF	H	R	ER	SO	BB	IBB	HBP	BLK	WP	HR	S	P	ERA	WHIP										
Scott McGregor, L ERA: 3.54 (1, 1)	7.2	W	35	10	3	2	3	3	0	0	0	0	1	38	50	2.35	1.696										
Tippy Martinez, L ERA: 7.82 (8, 1)	1.1	S	5	0	0	0	0	1	0	0	0	1	0	4	8	0.00	0.750										



Batter	1	2	3	4	5	6	7	8	9	AB	R	H	RBI	BB	SO	LOB	TOP										
Al Bumby, L OBP: 0.308, SLG: 0.292 (1, 8)										4	0	0	0	0	1	0	Baltimore Orioles @ California Angels Anaheim Stadium, Anaheim, CA Sat May 08 1982, 10:05 PM EDT Att: 48,016 - Unknown										
Rich Dauer, R OBP: 0.416, SLG: 0.505 (1, 4)										4	1	2	0	0	0	0											
Ken Singleton, S OBP: 0.360, SLG: 0.293 (1, 10)										3	0	1	0	1	1	0											
Eddie Murray, S OBP: 0.457, SLG: 0.659 (1, 3)										3	0	1	1	1	0	0											
Gary Roenicke, R OBP: 0.383, SLG: 0.612 (1, 7)										4	0	0	0	0	1	5											
Dan Ford, R OBP: 0.245, SLG: 0.344 (1, 9)										4	1	1	0	0	0	0											
Joe Nolan, L OBP: 0.235, SLG: 0.185 (1, 2)										2	0	0	1	0	1	0											
Lenn Sakata, R OBP: 0.333, SLG: 0.348 (1, 6)										3	0	0	0	0	0	0											
Cal Ripken Jr., R OBP: 0.195, SLG: 0.320 (1, 5)										3	0	0	0	0	0	0											
Inning Stats	R: 0 E: 0 K: 1 S: 5	H: 1 LOB: 2 BB: 2 P: 13	R: 0 E: 0 K: 0 S: 3	H: 0 LOB: 0 BB: 0 P: 3	R: 1 E: 1 K: 0 S: 6	H: 3 LOB: 2 BB: 0 P: 6	R: 1 E: 0 K: 0 S: 4	H: 1 LOB: 0 BB: 0 P: 4	R: 0 E: 0 K: 1 S: 5	H: 0 LOB: 0 BB: 0 P: 5	R: 0 E: 0 K: 1 S: 5	H: 0 LOB: 0 BB: 0 P: 5	R: 0 E: 0 K: 1 S: 5	H: 0 LOB: 0 BB: 0 P: 5	R: 0 E: 0 K: 0 S: 3	H: 0 LOB: 0 BB: 0 P: 3	1B: 3 2B: 1 3B: 1 HR: 0	SF: 1 SAC: 0 DP: 1 HBP: 0	WP: 0 PB: 0 SB: 0 CS: 0	PA: 33							
PITCHER	IP	WLS	BF	H	R	ER	SO	BB	IBB	HBP	BLK	WP	HR	S	P	ERA	WHIP										
Steve Renko, R ERA: 1.93 (1, 1)	7.0	W	27	5	2	2	3	2	0	0	0	0	0	31	39	2.57	1.000										
Don Aase, R ERA: 2.64 (8, 1)	2.0	S	6	0	0	0	1	0	0	0	0	0	0	8	8	0.00	0.000										

Batter	1	2	3	4	5	6	7	8	9	AB	R	H	RBI	BB	SO	LOB	BOTTOM										
Brian Downing, R OBP: 0.320, SLG: 0.518 (1, 7)										4	1	1	0	0	0	4	Baltimore Orioles @ California Angels Anaheim Stadium, Anaheim, CA Sat May 08 1982, 10:05 PM EDT Att: 48,016 - Unknown										
Juan Beniquez, R OBP: 0.421, SLG: 0.344 (8, 9)										0	0	0	0	1	0	0											
Fred Lynn, L OBP: 0.389, SLG: 0.376 (1, 8)										4	1	1	2	1	2	3											
Bobby Grich, R OBP: 0.404, SLG: 0.462 (1, 4)										4	1	2	0	1	1	2											
Reggie Jackson, L OBP: 0.343, SLG: 0.337 (1, 9)										4	1	2	1	0	1	3											
Bobby Clark, R OBP: 0.174, SLG: 0.174 (8, 7)										1	0	0	0	0	1	2											
Don Baylor, R OBP: 0.311, SLG: 0.470 (1, 10)										4	1	3	4	0	0	1											
Joe Ferguson, R OBP: 0.316, SLG: 0.278 (1, 2)										4	0	1	0	0	0	4											
Bob Boone, R OBP: 0.330, SLG: 0.330 (8, 2)										0	0	0	0	0	0	0											
Ron Jackson, R OBP: 0.333, SLG: 0.294 (1, 3)										3	1	1	0	0	0	0											
Doug DeCinces, R OBP: 0.320, SLG: 0.379 (1, 5)										2	1	1	0	2	0	0											
Tim Foli, R OBP: 0.221, SLG: 0.231 (1, 6)										3	0	1	0	0	0	2											
Inning Stats	R: 1 E: 0 K: 0 S: 5	H: 2 LOB: 1 BB: 0 P: 5	R: 0 E: 0 K: 0 S: 3	H: 0 LOB: 0 BB: 0 P: 3	R: 0 E: 0 K: 1 S: 5	H: 0 LOB: 0 BB: 0 P: 5	R: 0 E: 0 K: 0 S: 4	H: 2 LOB: 1 BB: 0 P: 4	R: 0 E: 0 K: 1 S: 6	H: 1 LOB: 2 BB: 1 P: 10	R: 3 E: 0 K: 0 S: 7	H: 4 LOB: 2 BB: 1 P: 11	R: 1 E: 0 K: 1 S: 5	H: 1 LOB: 1 BB: 2 P: 13	R: 2 E: 0 K: 2 S: 10	H: 3 LOB: 2 BB: 1 P: 14	1B: 12 2B: 0 3B: 0 HR: 1	SF: 0 SAC: 2 DP: 2 HBP: 0	WP: 0 PB: 0 SB: 1 CS: 0	PA: 40							
PITCHER	IP	WLS	BF	H	R	ER	SO	BB	IBB	HBP	BLK	WP	HR	S	P	ERA	WHIP										
Mike Flanagan, L ERA: 5.13 (1, 1)	5.0	L	24	9	4	4	2	1	0	0	0	0	0	27	31	7.20	2.000										
Don Stanhouse, R ERA: 5.0 (6, 1)	1.0		6	0	1	1	0	3	0	0	0	0	0	3	15	9.00	3.000										
Tippy Martinez, L ERA: 7.98 (7, 1)	2.0		10	4	2	2	3	0	1	0	0	0	0	15	19	9.00	2.000										

Batter	1	2	3	4	5	6	7	8	9	AB	R	H	RBI	BB	SO	LOB	TOP											
Al Bumbry, L OBP: 0.303, SLG: 0.287 (1, 8)	F5		K				1-3		G4-6-3	5	0	1	0	0	1	1	Baltimore Orioles @ California Angels Anaheim Stadium, Anaheim, CA Sun May 09 1982, 6:33 AM EDT Att: 39,417 - Unknown											
Rich Dauer, R OBP: 0.410, SLG: 0.489 (1, 4)	F7		K			G5-2-3				3	1	0	0	1	1	3												
Ken Singleton, S OBP: 0.365, SLG: 0.295 (1, 9)	F2					1-3				3	0	1	0	1	0	2												
Eddie Murray, S OBP: 0.459, SLG: 0.649 (1, 3)		1B	4-3						G4-6-3	3	1	1	0	1	0	2												
Terry Crowley, L OBP: 0.538, SLG: 0.333 Benny Ayala, R OBP: 0.333, SLG: 0.455 (8, PH)		1B				G3				2	0	1	0	1	0	0												
John Lowenstein, L OBP: 0.317, SLG: 0.615 Gary Roenicke, R OBP: 0.390, SLG: 0.662 (8, PH)		1B								1	1	1	0	0	0	0												
John Lowenstein, L OBP: 0.317, SLG: 0.615 Gary Roenicke, R OBP: 0.390, SLG: 0.662 (8, PH)		1B				K			G4-6-3	3	0	1	1	0	1	2												
Cal Ripken Jr., R OBP: 0.185, SLG: 0.304 (1, 5)										1	1	1	2	0	0	0												
Rick Dempsey, R OBP: 0.394, SLG: 0.308 (1, 2)	4-3									4	0	0	0	0	1	3												
Bobby Bonner, R OBP: 0.280, SLG: 0.292 Jim Dwyer, L OBP: 0.200, SLG: 0.400 (9, PH)										2	0	0	0	1	0	2												
Inning Stats	R: 0 E: 0 K: 0 S: 3	H: 0 LOB: 0 BB: 0 P: 3	R: 1 E: 0 K: 1 S: 8	H: 3 LOB: 2 BB: 0 P: 8	R: 0 E: 0 K: 2 S: 7	H: 0 LOB: 1 BB: 1 P: 11	R: 0 E: 0 K: 1 S: 5	H: 0 LOB: 0 BB: 0 P: 5	R: 0 E: 0 K: 0 S: 2	H: 1 LOB: 2 BB: 2 P: 11	R: 0 E: 0 K: 0 S: 2	H: 0 LOB: 1 BB: 2 P: 10	R: 0 E: 0 K: 0 S: 3	H: 0 LOB: 0 BB: 0 P: 3	R: 3 E: 0 K: 0 S: 5	H: 3 LOB: 0 BB: 1 P: 9	R: 0 E: 0 K: 0 S: 3	H: 1 LOB: 0 BB: 0 P: 3	1B: 6 2B: 1 3B: 0 HR: 1	SF: 0 SAC: 0 DP: 4 HBP: 0	WP: 0 PB: 0 SB: 0 CS: 0	PA: 37						
PITCHER	IP	WLS	BF	H	R	ER	SO	BB	IBB	HBP	BLK	WP	HR	S	P	ERA	WHIP											
Bruce Kison, R ERA: 2.59 Andy Hassler, L ERA: 1.23 Don Aase, R ERA: 2.53	(1, 1)	7.0	W	29	4	2	2	4	6	0	0	0	0	0	31	55	2.57	1.429										
Don Aase, R ERA: 2.53	(8, 1)	0.2		4	3	2	2	0	0	0	0	0	1	4	4	27.00	4.500											
Don Aase, R ERA: 2.53	(8, 1)	1.1		4	1	0	0	0	0	0	0	0	0	4	4	0.00	0.750											

AB	31
R	4
H	8
RBI	3
BB	6
SO	4
LOB	17



Batter	1	2	3	4	5	6	7	8	9	AB	R	H	RBI	BB	SO	LOB	BOTTOM											
Juan Beniquez, R OBP: 0.419, SLG: 0.378 (8, 9)	HR									5	2	2	0	0	0	1	Baltimore Orioles @ California Angels Anaheim Stadium, Anaheim, CA Sun May 09 1982, 6:33 AM EDT Att: 39,417 - Unknown											
Fred Lynn, L OBP: 0.381, SLG: 0.367 (1, 8)	F8									5	0	1	0	0	0	2												
Reggie Jackson, L OBP: 0.349, SLG: 0.330 Bobby Clark, R OBP: 0.167, SLG: 0.167 (8, 7)	F9									2	1	0	0	2	0	1												
Don Baylor, R OBP: 0.317, SLG: 0.492 (1, 10)	HR									3	1	1	2	1	1	4												
Bobby Grich, R OBP: 0.418, SLG: 0.506 (1, 4)	1B									3	2	2	3	1	1	1												
Doug DeCinces, R OBP: 0.320, SLG: 0.377 (1, 5)	F9									3	1	1	0	0	0	1												
Ron Jackson, R OBP: 0.364, SLG: 0.300 (1, 3)										3	1	1	0	1	0	1												
Tim Foli, R OBP: 0.232, SLG: 0.274 (1, 6)	1-4									4	0	2	3	0	0	1												
Bob Boone, R OBP: 0.317, SLG: 0.316 (1, 2)	4-3									4	0	0	0	0	0	3												
Inning Stats	R: 2 E: 0 K: 0 S: 6	H: 3 LOB: 1 BB: 0 P: 6	R: 0 E: 0 K: 0 S: 4	H: 1 LOB: 1 BB: 0 P: 4	R: 0 E: 0 K: 1 S: 5	H: 0 LOB: 1 BB: 1 P: 9	R: 0 E: 0 K: 0 S: 3	H: 0 LOB: 0 BB: 0 P: 3	R: 0 E: 0 K: 0 S: 4	H: 1 LOB: 2 BB: 1 P: 8	R: 1 E: 0 K: 0 S: 4	H: 1 LOB: 1 BB: 1 P: 8	R: 5 E: 0 K: 1 S: 9	H: 4 LOB: 1 BB: 2 P: 17	R: 0 E: 0 K: 0 S: 3	H: 0 LOB: 0 BB: 0 P: 3		1B: 5 2B: 2 3B: 1 HR: 2	SF: 0 SAC: 1 DP: 0 HBP: 0	WP: 1 PB: 0 SB: 1 CS: 0	PA: 39							
PITCHER	IP	WLS	BF	H	R	ER	SO	BB	IBB	HBP	BLK	WP	HR	S	P	ERA	WHIP											
Dennis Martinez, R ERA: 5.21 Tim Stoddard, R ERA: 7.71	(1, 1)	6.2	L	32	8	6	6	2	3	1	0	0	0	0	32	48	8.10	1.650										
Tim Stoddard, R ERA: 7.71	(7, 1)	1.1		7	2	2	2	0	1	0	0	0	1	0	6	10	13.50	2.250										




Batter	1	2	3	4	5	6	7	8	9	AB	R	H	RBI	BB	SO	LOB	TOP					
Willie Randolph, R (1,4) OBP: 0.415, SLG: 0.480	F9			4-3		6-3	F8			4	0	0	0	0	0	2	<p>New York Yankees @ California Angels Anaheim Stadium, Anaheim, CA Mon May 10 1982, 10:05 PM EDT Att: 32,138 - Unknown</p> <p>livebaseballscores.com</p>					
Dave Collins, S (1,8) OBP: 0.283, SLG: 0.304	6-3			6-3		F7		5-3		4	0	0	0	0	0	0						
Dave Winfield, R (1,7) OBP: 0.343, SLG: 0.515	6-3			HR		2B		F9		4	1	2	1	0	0	0						
John Mayberry, L (1,3)		3-1		K		FC5-4 BB		K		3	0	0	0	1	2	0						
Lou Piniella, R (1,9) OBP: 0.340, SLG: 0.500	5-3				E5 1B	FC5-4 1-2		5-3		4	0	0	0	0	2	2						
Roy Smalley, S (1,5) OBP: 0.323, SLG: 0.293	F8				F7		1B BB	5-3		3	0	0	0	1	0	1						
Steve Balboni, R (1,10) OBP: 0.375, SLG: 0.375				G5-4-3 1B	K		K	F9		4	0	1	0	0	2	2						
Rick Cerone, R (1,2) OBP: 0.295, SLG: 0.259			G5-4-3 1-2			1B				3	0	2	0	0	0	1						
Bucky Dent, R (1,6) OBP: 0.226, SLG: 0.203	6-3				G3		F6			3	0	0	0	0	4	4						
Inning Stats	R: 0 E: 0 K: 0 S: 3	H: 0 LOB: 0 BB: 0 P: 3	R: 0 E: 0 K: 0 S: 3	H: 0 LOB: 0 BB: 0 P: 3	R: 0 E: 0 K: 0 S: 3	H: 1 LOB: 0 BB: 0 P: 3	R: 1 E: 0 K: 1 S: 6	H: 1 LOB: 0 BB: 0 P: 6	R: 0 E: 1 K: 1 S: 7	H: 1 LOB: 2 BB: 0 P: 7	R: 0 E: 0 K: 0 S: 4	H: 1 LOB: 2 BB: 1 P: 8	R: 0 E: 0 K: 1 S: 6	H: 1 LOB: 1 BB: 1 P: 10	R: 0 E: 0 K: 0 S: 5	H: 0 LOB: 0 BB: 0 P: 5	R: 0 E: 0 K: 0 S: 3	H: 0 LOB: 0 BB: 0 P: 3	1B: 3 2B: 1 3B: 0 HR: 1	SF: 0 SAC: 0 DP: 1 HBP: 0	WP: 0 PB: 0 CS: 0	PA: 34
PITCHER Geoff Zahn, L (1,1) ERA: 1.74	IP: 9.0 WLS: W BF: 34 H: 5 R: 1 ER: 1 SO: 4 BB: 2 IBB: 0 HBP: 0 BLK: 0 WP: 0 HR: 1 S: 40 P: 48 ERA: 1.00 WHIP: 0.778															PITCHER						

Batter	1	2	3	4	5	6	7	8	9	AB	R	H	RBI	BB	SO	LOB	BOTTOM			
Brian Downing, R (1,7) OBP: 0.326, SLG: 0.517	SH1-3 1B		F3			5-3		BLK 1B		4	0	2	1	0	0	0	<p>New York Yankees @ California Angels Anaheim Stadium, Anaheim, CA Mon May 10 1982, 10:05 PM EDT Att: 32,138 - Unknown</p> <p>livebaseballscores.com</p>			
Jose Moreno, S (8, FR)										0	0	0	0	0	0	0				
Fred Lynn, L (9, 8)										0	0	0	0	0	0	0				
Juan Beniquez, R (1,8) OBP: 0.413, SLG: 0.400	SH1-3 1-2		F8			2B		K		3	0	1	0	0	1	1				
Doug DeCinces, R (1,5) OBP: 0.320, SLG: 0.376	K			G6-4-3 1B		F2				3	0	1	0	0	1	1				
Don Baylor, R (1,10) OBP: 0.310, SLG: 0.479	K			G6-4-3 1-2		F8				3	0	0	0	0	1	2				
Reggie Jackson, L (1,9) OBP: 0.358, SLG: 0.352		SH1-3 1B								3	1	2	0	0	1	0				
Bobby Clark, R (9, 7) OBP: 0.167, SLG: 0.167				K				G5-4-3 1B		0	0	0	0	0	0	0				
Bobby Grich, R (1,4) OBP: 0.420, SLG: 0.506		SH1-3 2-3						G5-4-3 1-2		2	0	1	0	0	0	1				
Ron Jackson, R (1,3) OBP: 0.375, SLG: 0.318				G6-4-3 1B				F4		2	0	1	1	0	0	0				
Tim Foli, R (1,6) OBP: 0.235, SLG: 0.276		G6-4-3 1-2				5-3		1B 1B		3	1	1	0	0	2	2				
Bob Boone, R (1,2) OBP: 0.318, SLG: 0.316			6-3			5-3		1B 1B		3	0	1	0	0	0	1				
Inning Stats	R: 0 E: 0 K: 2 S: 8	H: 1 LOB: 1 BB: 0 P: 8	R: 1 E: 0 K: 0 S: 4	H: 2 LOB: 0 BB: 0 P: 4	R: 0 E: 0 K: 0 S: 3	H: 0 LOB: 0 BB: 0 P: 3	R: 0 E: 0 K: 1 S: 5	H: 1 LOB: 0 BB: 0 P: 5	R: 0 E: 0 K: 0 S: 4	H: 1 LOB: 1 BB: 0 P: 4	R: 0 E: 0 K: 0 S: 3	H: 1 LOB: 0 BB: 0 P: 3	R: 0 E: 0 K: 0 S: 3	H: 1 LOB: 0 BB: 0 P: 3	R: 1 E: 0 K: 1 S: 7	H: 3 LOB: 2 BB: 0 P: 7	1B: 8 2B: 2 3B: 0 HR: 0	SF: 0 SAC: 3 DP: 3 HBP: 0	WP: 0 PB: 0 CS: 0	PA: 29
PITCHER Rudy May, L (1,1) ERA: 3.55	IP: 7.2 WLS: L BF: 28 H: 10 R: 2 ER: 2 SO: 3 BB: 0 IBB: 0 HBP: 0 BLK: 0 WP: 0 HR: 0 S: 34 P: 34 ERA: 2.35 WHIP: 1.304															PITCHER				
Shane Rawley, L (8, 1) ERA: 2.75	IP: 0.1 WLS: 1 BF: 1 H: 0 R: 0 ER: 0 SO: 1 BB: 0 IBB: 0 HBP: 0 BLK: 1 WP: 0 HR: 0 S: 3 P: 3 ERA: 0.00 WHIP: 0.000															PITCHER				

Batter	1	2	3	4	5	6	7	8	9	AB	R	H	RBI	BB	SO	LOB	TOP					
Larry Milbourne, S (1,4)	0-0 4-3		0-0 4-3			4-0 CS BB		0-0 6-3		3	0	0	0	1	0	1	New York Yankees @ California Angels Anaheim Stadium, Anaheim, CA Tue May 11 1982, 10:05 PM EDT Att: 37,413 - Sunny					
Ken Griffey, L (1,8)	0-0 F8		0-0 6-3			0-3 K		0-0 1B SF8 1B		4	1	1	0	0	1	2						
Oscar Gamble, L (1,9)	0-0 F9			0-0 G3		4-0 1B BB		0-0 FC6-4 1B		3	0	1	0	1	0	0						
John Mayberry, L (1,3)		0-0 F7		0-0 E3 CS		0-0 FC5-4 1B		0-0 SF8		0	0	0	0	0	0	0						
Dave Collins, S (1,3)						1-2 FC5-4 1B		3-H FC6-4		3	0	1	1	0	0	0						
Dave Winfield, R (1,7)		0-3 K		0-0 3-1		1-2 FC5-4		0-0 FC6-4		4	0	0	0	0	1	4						
Bobby Murcer, L (1,10)		0-0 4-3				0-0 F8		0-0 SH1-4 1B		4	0	1	0	0	0	0						
Roy Smalley, S (1,5)			0-0 SH1-3 3B		0-0 1B SF6-3-4		0-0 SH1-4		0-0 2B	3	2	3	0	0	0	0						
Rick Cerone, R (1,2)			0-0 SH1-3		0-0 2-3	0-0 SF6-3-4 1B		0-3 K		1	0	1	0	0	0	0						
Barry Foote, R (5,2)			0-0 2-3		0-0 SF8-3-4		0-0 F6		0-0 6-3	2	0	0	0	0	1	2						
Bucky Dent, R (1,6)			0-0 3B		0-0 SF8-3-4		0-0 F8		0-0 F8	3	0	1	2	0	0	2						
Inning Stats	R: 0 E: 0 K: 0 S: 3	H: 0 LOB: 0 BB: 0 P: 3	R: 0 E: 0 K: 1 S: 5	H: 0 LOB: 0 BB: 0 P: 5	R: 0 E: 0 K: 0 S: 5	H: 2 LOB: 1 BB: 0 P: 5	R: 0 E: 1 K: 0 S: 3	H: 0 LOB: 0 BB: 0 P: 3	R: 0 E: 0 K: 1 S: 4	H: 2 LOB: 2 BB: 0 P: 4	R: 0 E: 0 K: 1 S: 5	H: 1 LOB: 2 BB: 2 P: 13	R: 0 E: 0 K: 1 S: 6	H: 1 LOB: 1 BB: 0 P: 6	R: 1 E: 0 K: 0 S: 5	H: 2 LOB: 1 BB: 0 P: 5	R: 0 E: 0 K: 0 S: 4	H: 1 LOB: 1 BB: 0 P: 4	1B: 6 2B: 3 3B: 1 HR: 0	SF: 2 SAC: 2 DP: 1 HBP: 0	WP: 0 PB: 0 CS: 2	PA: 36
PITCHER Ken Forsch, R (1,1) ERA: 3.34	IP: 9.0 WLS: L BF: 36	H: 9 R: 3 ER: 3 SO: 3	BB: 2 IBB: 0 HBP: 0 BLK: 0	WP: 0 HR: 0 S: 40 P: 48	ERA: 3.00 WHIP: 1.222	PITCHER										IP: 9.0 WLS: L BF: 36	H: 9 R: 3 ER: 3 SO: 3	BB: 2 IBB: 0 HBP: 0 BLK: 0	WP: 0 HR: 0 S: 40 P: 48	ERA: 3.00 WHIP: 1.222		


AB 30
R 3
H 9
RBI 3
BB 2
SO 3
LOB 11



Batter	1	2	3	4	5	6	7	8	9	AB	R	H	RBI	BB	SO	LOB	BOTTOM					
Brian Downing, R (1,7)	0-3 K		0-0 F7			4-0 IBB		0-0 F2		3	0	0	0	1	1	0	New York Yankees @ California Angels Anaheim Stadium, Anaheim, CA Tue May 11 1982, 10:05 PM EDT Att: 37,413 - Sunny					
Tim Lincecum, R (1,6)	0-0 E6 1B			0-0 1-3		0-3 K		0-0 F7		4	0	1	0	0	1	3						
Bobby Grich, R (1,4)	0-0 6-3			0-0 1B 2B		0-3 K		0-3 K		4	1	1	0	0	2	4						
Don Baylor, R (1,10)	0-0 6-3			0-0 CS 6-2 1B		0-0 4-3		0-3 K		4	0	1	1	0	1	1						
Reggie Jackson, L (1,9)		4-0 G1-6-3 BB		0-3 K		0-0 F4		0-0 CS 1B		3	0	1	0	1	1	1						
Jose Moreno, S (9, PR)										0	0	0	0	0	0	0						
Doug DeCinces, R (1,5)		0-0 G1-6-3		0-0 6-2		4-0 HR		4-0 BB		3	1	1	1	1	0	2						
Fred Lynn, L (1,8)		0-0 F7			4-0 SH5-4 BB		0-0 F7		0-0 F4		3	0	0	0	1	0						
Ron Jackson, R (1,3)			0-0 F9		4-0 SH5-4 BB		0-0 6-3		0-0 CS		2	0	0	0	1	0						
Rod Carew, L (9, PH)				0-0 1-3		1-2 SH5-4 BB		0-0 F3		0	0	0	0	0	0	0						
Bob Boone, R (1,2)					0-0 1-3					2	0	0	0	0	0	0						
Inning Stats	R: 0 E: 1 K: 1 S: 6	H: 1 LOB: 1 BB: 0 P: 6	R: 0 E: 0 K: 0 S: 2	H: 0 LOB: 0 BB: 1 P: 6	R: 0 E: 0 K: 0 S: 3	H: 0 LOB: 0 BB: 0 P: 3	R: 1 E: 0 K: 1 S: 6	H: 2 LOB: 1 BB: 0 P: 6	R: 0 E: 0 K: 2 S: 8	H: 1 LOB: 3 BB: 3 P: 20	R: 0 E: 0 K: 0 S: 3	H: 0 LOB: 0 BB: 1 P: 7	R: 0 E: 0 K: 0 S: 3	H: 0 LOB: 0 BB: 0 P: 3	R: 0 E: 0 K: 2 S: 7	H: 0 LOB: 0 BB: 0 P: 7	R: 0 E: 0 K: 0 S: 3	H: 1 LOB: 1 BB: 0 P: 3	1B: 3 2B: 1 3B: 0 HR: 1	SF: 0 SAC: 1 DP: 1 HBP: 0	WP: 0 PB: 0 CS: 2	PA: 35
PITCHER Dave Righetti, L (1,1) ERA: 4.54	IP: 7.0 WLS: W BF: 29	H: 4 R: 2 ER: 2 SO: 4	BB: 4 IBB: 2 HBP: 0 BLK: 0	WP: 0 HR: 1 S: 31 P: 51	ERA: 2.57 WHIP: 1.143	PITCHER										IP: 2.0 WLS: S BF: 6	H: 1 R: 0 ER: 0 SO: 2	BB: 1 IBB: 0 HBP: 0 BLK: 0	WP: 0 HR: 0 S: 10 P: 10	ERA: 0.00 WHIP: 0.500		

AB 28
R 2
H 5
RBI 2
BB 5
SO 6
LOB 13



Batter	1	2	3	4	5	6	7	8	9	AB	R	H	RBI	BB	SO	LOB	TOP				
Willie Randolph, R OBP: 0.418, SLG: 0.486 (1, 4)	0-0 1B SF7 2B		0-0 SH5-3	4-0 BB		0-0 1-3		0-0 F9	3 1 1 0 1 0 0												
Dave Collins, S OBP: 0.290, SLG: 0.313 (1, 8) (5, 3)	0-0 2-3 1B		0-0 F9	0-0 BB		0-0 F8		0-0 F8	5 0 2 2 0 0 1												
Dave Winfield, R OBP: 0.336, SLG: 0.495 (1, 7)	0-0 SF7		0-0 F9		4-0 1B FC4-6 BB			0-0 FC4-6 1B	2 1 1 1 1 0 1												
Steve Balboni, R OBP: 0.300, SLG: 0.300 Ken Griffey, L OBP: 0.297, SLG: 0.337 (5, PH) (5, 8)	0-0 F9			0-0 5-3	0-0 FC4-6 1B			0-0 FC4-6 G1-6-3 1-2	2 0 0 0 0 0 1 2 0 1 0 0 0 1												
Lou Piniella, R OBP: 0.347, SLG: 0.489 Oscar Gamble, L OBP: 0.294, SLG: 0.295 (5, PH) (5, 9)	0-0 F8			4-0 1B BB	0-0 L6			0-0 G1-6-3 1-2	1 1 0 0 1 0 1 2 0 0 0 0 0 3												
Roy Smalley, S OBP: 0.350, SLG: 0.341 (1, 5)		0-0 F4		0-0 1B 2B	4-0 FC4-6 IBB			0-0 F8	3 1 1 0 1 0 0												
Butch Hobson, R OBP: 0.344, SLG: 0.444 Bobby Murcer, L OBP: 0.313, SLG: 0.357 (5, PH) (1, 10)		0-0 G6-4-3 1B		0-0 1B 1B	0-0 FC4-6			0-0 F5	2 1 2 1 0 0 0 2 0 0 1 0 0 2								AB 31 R 6 H 9 RBI 6 BB 5 SO 1 LOB 15				
Barry Foote, R OBP: 0.176, SLG: 0.294 (1, 2)		0-0 G6-4-3		0-0 1B 2B	0-0 L4			0-0 F7	4 1 1 1 0 0 3												
Bucky Dent, R OBP: 0.229, SLG: 0.231 (1, 6)			4-0 SH5-3 BB	0-3 K		0-0 F7		0-0 F8	3 0 0 0 1 1 2												
Inning Stats	R: 1 E: 0 K: 0 S: 5	H: 2 LOB: 1 BB: 0 P: 5	R: 0 E: 0 K: 0 S: 3	H: 1 LOB: 0 BB: 0 P: 3	R: 0 E: 0 K: 1 S: 3	H: 0 LOB: 1 BB: 1 P: 7	R: 4 E: 0 K: 1 S: 8	H: 4 LOB: 1 BB: 2 P: 16	R: 1 E: 0 K: 0 S: 4	H: 1 LOB: 0 BB: 0 P: 12	R: 0 E: 0 K: 0 S: 3	H: 0 LOB: 0 BB: 0 P: 3	R: 0 E: 0 K: 0 S: 3	H: 0 LOB: 0 BB: 0 P: 3	R: 0 E: 0 K: 0 S: 3	H: 0 LOB: 0 BB: 0 P: 3	1B: 7 2B: 2 3B: 0 HR: 0	SF: 1 SAC: 1 DP: 2 HBP: 0	WP: 0 PB: 0 CS: 0	PA: 38	
PITCHER	IP WLS BF H R ER SO BB IBB HBP BLK WP HR S P ERA WHIP	IP WLS BF H R ER SO BB IBB HBP BLK WP HR S P ERA WHIP																			
Angel Moreno, L ERA: 4.62 (1, 1)	3.1 L 17 6 5 5 0	2.0 10 2 1 1 0 1	2.0 10 2 1 1 0 1	2.0 5 0 0 0 0	1.0 3 0 0 0 0	3.1 L 17 6 5 5 0	2.0 10 2 1 1 0 1	2.0 5 0 0 0 0	1.0 3 0 0 0 0	3.1 L 17 6 5 5 0	2.0 10 2 1 1 0 1	2.0 5 0 0 0 0	1.0 3 0 0 0 0	3.1 L 17 6 5 5 0	2.0 10 2 1 1 0 1	2.0 5 0 0 0 0	1.0 3 0 0 0 0	13.50 2.400	4.50 1.500	0.00 0.000	0.00 0.000
Luis Sanchez, R ERA: 3.2 (4, 1)	0.2 3 1 0 0 1	2.0 10 2 1 1 0 1	2.0 5 0 0 0 0	1.0 3 0 0 0 0	3.1 L 17 6 5 5 0	2.0 10 2 1 1 0 1	2.0 5 0 0 0 0	1.0 3 0 0 0 0	3.1 L 17 6 5 5 0	2.0 10 2 1 1 0 1	2.0 5 0 0 0 0	1.0 3 0 0 0 0	3.1 L 17 6 5 5 0	2.0 10 2 1 1 0 1	2.0 5 0 0 0 0	1.0 3 0 0 0 0	3.1 L 17 6 5 5 0	4.62	3.2	3.2	3.2
Mike Witt, R ERA: 3.9 (5, 1)	2.0 10 2 1 1 0 1	2.0 5 0 0 0 0	1.0 3 0 0 0 0	3.1 L 17 6 5 5 0	2.0 10 2 1 1 0 1	2.0 5 0 0 0 0	1.0 3 0 0 0 0	3.1 L 17 6 5 5 0	2.0 10 2 1 1 0 1	2.0 5 0 0 0 0	1.0 3 0 0 0 0	3.1 L 17 6 5 5 0	2.0 10 2 1 1 0 1	2.0 5 0 0 0 0	1.0 3 0 0 0 0	3.1 L 17 6 5 5 0	2.0 10 2 1 1 0 1	3.9	3.9	3.9	3.9
Andy Hassler, L ERA: 1.08 (7, 1)	2.0 5 0 0 0 0	1.0 3 0 0 0 0	3.1 L 17 6 5 5 0	2.0 10 2 1 1 0 1	2.0 5 0 0 0 0	1.0 3 0 0 0 0	3.1 L 17 6 5 5 0	2.0 10 2 1 1 0 1	2.0 5 0 0 0 0	1.0 3 0 0 0 0	3.1 L 17 6 5 5 0	2.0 10 2 1 1 0 1	2.0 5 0 0 0 0	1.0 3 0 0 0 0	3.1 L 17 6 5 5 0	2.0 10 2 1 1 0 1	2.0 5 0 0 0 0	1.08	1.08	1.08	1.08
Don Aase, R ERA: 2.45 (9, 1)	1.0 3 0 0 0 0	3.1 L 17 6 5 5 0	2.0 10 2 1 1 0 1	2.0 5 0 0 0 0	1.0 3 0 0 0 0	3.1 L 17 6 5 5 0	2.0 10 2 1 1 0 1	2.0 5 0 0 0 0	1.0 3 0 0 0 0	3.1 L 17 6 5 5 0	2.0 10 2 1 1 0 1	2.0 5 0 0 0 0	1.0 3 0 0 0 0	3.1 L 17 6 5 5 0	2.0 10 2 1 1 0 1	2.0 5 0 0 0 0	1.0 3 0 0 0 0	2.45	2.45	2.45	2.45

New York Yankees @ California Angels
Anaheim Stadium, Anaheim, CA
Wed May 12 1982, 10:05 PM EDT
Att: 41,859 - Unknown

AB 31
R 6
H 9
RBI 6
BB 5
SO 1
LOB 15



Batter	1	2	3	4	5	6	7	8	9	AB	R	H	RBI	BB	SO	LOB	BOTTOM			
Brian Downing, R OBP: 0.319, SLG: 0.492 (1, 7)	0-0 F7	0-0 F3		0-0 G6-4-3		0-0 FC4-6		0-0 E 2B 1B	5 1 1 0 0 0 3											
Rod Carew, L OBP: 0.426, SLG: 0.341 (1, 3)	0-0 L5		0-3 K		0-0 F7		0-3 K	0-0 FC3 2B 1-2 3-H	5 0 0 0 0 2 1											
Bobby Grich, R OBP: 0.440, SLG: 0.544 (1, 4)	4-0 HR BB		0-0 4-3 BB 1B		0-0 E 2B		4-0 PB BB	0-0 1-3 2-H 2B	3 2 3 1 2 0 0											
Reggie Jackson, L OBP: 0.373, SLG: 0.381 (1, 9)	0-0 1-H HR		0-0 4-3 BB		0-0 F5		4-0 BB	0-0 4-3	3 1 1 2 2 0 3											
Don Baylor, R OBP: 0.304, SLG: 0.462 (1, 10)	0-0 E5		0-0 4-3		0-0 E7 1B		0-0 F8		0-3 K	5 0 1 1 0 1 4										
Fred Lynn, L OBP: 0.370, SLG: 0.343 (1, 8)	0-0 4-3		4-0 IBB		0-0 G3		0-0 F9		0-0 F5	4 0 0 0 1 0 4										
Doug DeCinces, R OBP: 0.314, SLG: 0.385 (1, 5)		0-0 6-3	0-0 F8		0-0 F7		0-0 F9	0-0 1-3	5 0 0 0 0 0 3											
Tim Foli, R OBP: 0.236, SLG: 0.267 (1, 6)		0-0 5-3		0-3 K		4-0 FC1-6 BB		0-0 1-3	3 0 0 0 1 1 0											
Bob Boone, R OBP: 0.327, SLG: 0.314 (1, 2)		4-0 BB		4-0 G6-4-3 BB		0-0 FC1-6 FC4-6		0-0 1B FC3 1B	2 1 1 0 2 0 1											
Inning Stats	R: 2 E: 1 K: 0 S: 5	H: 1 LOB: 1 BB: 1 P: 9	R: 0 E: 0 K: 1 S: 6	H: 0 LOB: 1 BB: 2 P: 14	R: 0 E: 0 K: 1 S: 4	H: 0 LOB: 0 BB: 1 P: 8	R: 1 E: 1 K: 0 S: 5	H: 2 LOB: 1 BB: 0 P: 5	R: 0 E: 0 K: 0 S: 3	H: 0 LOB: 1 BB: 1 P: 7	R: 0 E: 0 K: 1 S: 5	H: 0 LOB: 2 BB: 2 P: 13	R: 2 E: 1 K: 0 S: 7	H: 3 LOB: 2 BB: 0 P: 7	R: 0 E: 0 K: 1 S: 5	H: 0 LOB: 0 BB: 0 P: 5	1B: 4 2B: 2 3B: 0 HR: 1	SF: 0 SAC: 0 DP: 1 HBP: 0	WP: 0 PB: 1 CS: 0	PA: 43
PITCHER	IP WLS BF H R ER SO BB IBB HBP BLK WP HR S P ERA WHIP	IP WLS BF H R ER SO BB IBB HBP BLK WP HR S P ERA WHIP																		
Mike Morgan, R ERA: 3.25 (5, 1)	4.2 W 15 2 2 0 1	3.0 5 1 0 0 1	3.0 5 1 0 0 1	3.0 5 1 0 0 1	3.0 5 1 0 0 1	4.2 W 15 2 2 0 1	3.0 5 1 0 0 1	3.0 5 1 0 0 1	3.0 5 1 0 0 1	4.2 W 15 2 2 0 1	3.0 5 1 0 0 1	3.0 5 1 0 0 1	3.0 5 1 0 0 1	3.0 5 1 0 0 1	3.0 5 1 0 0 1	3.0 5 1 0 0 1	3.25	3.25	3.25	3.25
Shane Rawley, L ERA: 2.33 (8, 1)	3.0 W 15 2 2 0 1	1.1 S 5 1 0 0 1	1.1 S 5 1 0 0 1	1.1 S 5 1 0 0 1	1.1 S 5 1 0 0 1	3.0 W 15 2 2 0 1	1.1 S 5 1 0 0 1	1.1 S 5 1 0 0 1	1.1 S 5 1 0 0 1	3.0 W 15 2 2 0 1	1.1 S 5 1 0 0 1	1.1 S 5 1 0 0 1	1.1 S 5 1 0 0 1	1.1 S 5 1 0 0 1	1.1 S 5 1 0 0 1	1.1 S 5 1 0 0 1	2.33	2.33	2.33	2.33
Rich Gossage, R ERA: 3.54 (8, 1)	1.1 S 5 1 0 0 1	3.0 W 15 2 2 0 1	3.0 W 15 2 2 0 1	3.0 W 15 2 2 0 1	3.0 W 15 2 2 0 1	1.1 S 5 1 0 0 1	1.1 S 5 1 0 0 1	1.1 S 5 1 0 0 1	1.1 S 5 1 0 0 1	3.0 W 15 2 2 0 1	1.1 S 5 1 0 0 1	1.1 S 5 1 0 0 1	1.1 S 5 1 0 0 1	1.1 S 5 1 0 0 1	1.1 S 5 1 0 0 1	1.1 S 5 1 0 0 1	3.54	3.54	3.54	3.54

New York Yankees @ California Angels
Anaheim Stadium, Anaheim, CA
Wed May 12 1982, 10:05 PM EDT
Att: 41,859 - Unknown

AB 35
R 5
H 7
RBI 4
BB 8
SO 4
LOB 19



Batter	1	2	3	4	5	6	7	8	9	10	11	12	AB	R	H	RBI	BB	SO	LOB	TOP									
Alan Bannister, R OBP: 0.359, SLG: 0.354 (1.4)	5-3		5-3		E3				F3		K		6	0	1	0	0	1	2										
Toby Harrah, R OBP: 0.471, SLG: 0.607 (1.5)		1B	F7						F9				6	0	4	1	0	0	1										
Mike Hargrove, L OBP: 0.415, SLG: 0.414 (1.3)	F8		G3		F8								5	0	0	0	0	0	5										
Andre Thornton, R OBP: 0.449, SLG: 0.655 (1.10)	5-3			5-3		F7	FC6-4						5	0	0	0	1	0	4										
Bake McBride, L OBP: 0.414, SLG: 0.529 (1.9)					K								6	0	3	0	0	2	1										
Von Hayes, L OBP: 0.274, SLG: 0.324 (1.7)		F2			HR								5	1	1	1	0	1	5										
Rick Manning, L OBP: 0.333, SLG: 0.360 (1.8)					F5								4	0	1	0	0	0	2										
Miguel Dilone, S OBP: 0.253, SLG: 0.247 (8.8)													1	0	1	0	0	0	0										
Ron Hassey, L OBP: 0.232, SLG: 0.227 (1.2)		F7											5	0	1	0	0	1	3										
Jerry Dymbzinski, R OBP: 0.376, SLG: 0.341 (1.6)		F8			F2								3	1	1	0	2	0	2										
Inning Stats	R: 0 E: 0 K: 4 S: 4	H: 1 LOB: 1 BB: 0 P: 4	R: 0 E: 0 K: 5 S: 5	H: 2 LOB: 2 BB: 0 P: 5	R: 0 E: 0 K: 3 S: 3	H: 0 LOB: 0 BB: 0 P: 3	R: 1 E: 0 K: 1 S: 6	H: 1 LOB: 0 BB: 0 P: 6	R: 0 E: 1 K: 0 S: 6	H: 2 LOB: 2 BB: 0 P: 5	R: 0 E: 1 K: 1 S: 6	H: 0 LOB: 1 BB: 0 P: 6	R: 1 E: 0 K: 0 S: 6	H: 3 LOB: 2 BB: 0 P: 6	R: 0 E: 0 K: 3 S: 3	H: 1 LOB: 0 BB: 0 P: 3	R: 0 E: 0 K: 0 S: 3	H: 0 LOB: 1 BB: 1 P: 7	R: 0 E: 0 K: 2 S: 7	H: 1 LOB: 1 BB: 1 P: 11	R: 0 E: 0 K: 1 S: 6	H: 1 LOB: 1 BB: 0 P: 6	1B: 12 2B: 0 3B: 0 HR: 1	SF: 0 SAC: 1 DP: 1 HBP: 0	WP: 0 PB: 0 SB: 0 CS: 2	PA: 51			
PITCHER	IP WLS BF H R ER SO BB IBB HBP BLK WP HR S P ERA WHIP	Steve Renko, R ERA: 2.12 (1.1)	Don Aase, R ERA: 2.11 (7.1)	Andy Hassler, L ERA: 1.06 (12.1)	PITCHER	IP WLS BF H R ER SO BB IBB HBP BLK WP HR S P ERA WHIP																							

Cleveland Indians @ California Angels
Anaheim Stadium, Anaheim, CA
Thu May 13 1982, 10:05 PM EDT
Att. 21,459 - Unknown


AB	46
R	2
H	13
RBI	2
BB	3
SO	5
LOB	25



Batter	1	2	3	4	5	6	7	8	9	10	11	12	AB	R	H	RBI	BB	SO	LOB	BOTTOM									
Brian Downing, R OBP: 0.319, SLG: 0.492 (1.7)	2B	4-3			E6	FC4-6							6	1	2	0	0	0	2										
Rod Carew, L OBP: 0.438, SLG: 0.358 (1.3)													4	0	2	0	2	0	1										
Bobby Grich, R OBP: 0.435, SLG: 0.521 (1.4)													4	0	0	0	2	1	1										
Fred Lynn, L OBP: 0.368, SLG: 0.336 (1.8)													5	1	1	1	1	0	5										
Don Baylor, R OBP: 0.313, SLG: 0.467 (1.10)													5	0	2	0	1	1	4										
Doug DeCinces, R OBP: 0.375, SLG: 0.381 (2.5)													1	0	0	0	0	1	3										
Ron Jackson, R OBP: 0.345, SLG: 0.289 (8.9)													2	0	0	0	0	0	1										
Reggie Jackson, L OBP: 0.295, SLG: 0.381 (12.9)													0	0	0	0	1	0	0										
Rob Wilentz, L OBP: 0.250, SLG: 0.173 (12.9)													0	0	0	0	0	0	0										
Juan Beniquez, R OBP: 0.412, SLG: 0.432 (1.9)													4	0	1	1	1	0	3										
Tim Foli, R OBP: 0.243, SLG: 0.273 (1.6)													5	0	2	1	0	0	1										
Bob Boone, R OBP: 0.322, SLG: 0.308 (1.2)													5	0	1	0	0	0	1										
Inning Stats	R: 1 E: 0 K: 1 S: 7	H: 2 LOB: 3 BB: 2 P: 15	R: 0 E: 0 K: 3 S: 3	H: 0 LOB: 0 BB: 0 P: 3	R: 0 E: 0 K: 1 S: 4	H: 0 LOB: 1 BB: 2 P: 12	R: 0 E: 0 K: 0 S: 3	H: 0 LOB: 0 BB: 0 P: 3	R: 0 E: 1 K: 0 S: 4	H: 2 LOB: 3 BB: 1 P: 12	R: 0 E: 0 K: 0 S: 3	H: 1 LOB: 0 BB: 0 P: 6	R: 0 E: 0 K: 0 S: 3	H: 1 LOB: 0 BB: 0 P: 3	R: 0 E: 0 K: 0 S: 4	H: 1 LOB: 1 BB: 0 P: 4	R: 0 E: 0 K: 0 S: 4	H: 1 LOB: 1 BB: 0 P: 4	R: 0 E: 0 K: 0 S: 4	H: 1 LOB: 1 BB: 0 P: 4	R: 1 E: 0 K: 0 S: 4	H: 2 LOB: 3 BB: 2 P: 12	1B: 7 2B: 4 3B: 1 HR: 0	SF: 0 SAC: 1 DP: 2 HBP: 0	WP: 0 PB: 0 SB: 0 CS: 1	PA: 52			
PITCHER	IP WLS BF H R ER SO BB IBB HBP BLK WP HR S P ERA WHIP	Len Barker, R ERA: 2.25 (1.1)	Dan Spliner, R ERA: 2.1 (10.1)	PITCHER	IP WLS BF H R ER SO BB IBB HBP BLK WP HR S P ERA WHIP																								

Cleveland Indians @ California Angels
Anaheim Stadium, Anaheim, CA
Thu May 13 1982, 10:05 PM EDT
Att. 21,459 - Unknown

AB	42
R	3
H	11
RBI	3
BB	9
SO	3
LOB	22



Batter	1	2	3	4	5	6	7	8	9	AB	R	H	RBI	BB	SO	LOB	TOP											
Miguel Dilone, S OBP: 0.280, SLG: 0.290 (1, 7)	F6		6-3 2B		S 1B		F2		BB	4	1	2	1	1	0	0	Cleveland Indians @ California Angels Anaheim Stadium, Anaheim, CA Sat May 15 1982, 10:05 PM EDT Att: 41,557 - Unknown											
Toby Harrah, R OBP: 0.463, SLG: 0.584 (1, 5)	G4-6-3 1B		6-3		F7		F8		BB	5	0	1	1	0	1	3												
Mike Hargrove, L OBP: 0.311, SLG: 0.403 (1, 3)	G4-6-3 1-2		BB		BB		3-1		G3	4	0	1	1	1	0	2												
Andre Thornton, R OBP: 0.451, SLG: 0.635 (1, 10)		F7	F7		FC6-4 BB				FC3-6 1B E BB	2	1	0	0	2	0	2												
Joe Charboneau, R OBP: 0.317, SLG: 0.444 (1, 9)		5-3			5-3		K		FC3-6 1B	4	0	1	0	0	1	2												
Alan Bannister, R OBP: 0.326, SLG: 0.315 (1, 4)		5-3			6-3		FC6-4		K	4	0	0	0	0	1	4												
Von Hayes, L OBP: 0.284, SLG: 0.329 (1, 8)			E 2B 1B		HR 1B		CS 1B		FC3-6 1-2 2-3	4	2	3	0	0	0	2												
Bill Nahorodny, R OBP: 0.300, SLG: 0.800 (8, PH)			L4		HR		K		3-1	3	1	1	2	0	1	2												
Rod Craig, S OBP: 0.100, SLG: 0.100 (8, PH)			1-2		HR		1-2		1-1 3-H	1	0	0	0	0	0	1												
Ron Hassey, L OBP: 0.221, SLG: 0.215 (8, 2)			E5 2B 6-3		4-3		F9		K	0	0	0	0	0	0	0												
Jerry Dybzinski, R OBP: 0.362, SLG: 0.318 (1, 6)										4	1	0	0	0	1	1												
Inning Stats	R: 0 E: 0 K: 0 S: 3	H: 1 LOB: 0 BB: 0 P: 3	R: 0 E: 0 K: 0 S: 3	H: 0 LOB: 0 BB: 0 P: 3	R: 2 E: 1 K: 0 S: 6	H: 2 LOB: 2 BB: 1 P: 10	R: 2 E: 0 K: 0 S: 5	H: 2 LOB: 0 BB: 0 P: 5	R: 1 E: 0 K: 1 S: 7	H: 2 LOB: 2 BB: 1 P: 11	R: 0 E: 0 K: 0 S: 3	H: 0 LOB: 0 BB: 0 P: 3	R: 1 E: 1 K: 1 S: 6	H: 1 LOB: 1 BB: 1 P: 10	R: 0 E: 0 K: 2 S: 7	H: 0 LOB: 1 BB: 1 P: 11	1B: 7 2B: 1 3B: 0 HR: 1	SF: 0 SAC: 0 DP: 1 HBP: 0	WP: 0 PB: 0 SB: 1 CS: 1	PA: 39								
PITCHER	IP	WLS	BF	H	R	ER	SO	BB	IBB	HBP	BLK	WP	HR	S	P	ERA	WHIP											
Geoff Zahn, L ERA: 2.07 (1, 1)	4.0		18	5	4	3	0	1	0	0	0	0	0	1	17	21	6.75	1.500										
Luis Sanchez, R ERA: 3.49 (5, 1)	1.0	W	6	2	1	1	1	1	0	0	0	0	0	0	7	11	9.00	3.000										
Mike Witt, R ERA: 3.62 (6, 1)	2.1		9	2	1	0	2	1	0	0	0	0	0	0	12	16	0.00	1.286										
Andy Hassler, L ERA: 1.04 (8, 1)	0.1	S	1	0	0	0	0	0	0	0	0	0	0	1	1	0.00	0.000											
Doug Corbett, R ERA: 4.59 (8, 1)	1.1		5	0	0	0	2	1	0	0	0	0	0	8	12	0.00	0.750											
Batter	1	2	3	4	5	6	7	8	9	AB	R	H	RBI	BB	SO	LOB	BOTTOM											
Brian Downing, R OBP: 0.340, SLG: 0.504 (1, 7)	SH1-4 BB		4-3		BB BB BB BB	F9		1-2 E 1B		3	1	1	0	2	0	1	Cleveland Indians @ California Angels Anaheim Stadium, Anaheim, CA Sat May 15 1982, 10:05 PM EDT Att: 41,557 - Unknown											
Juan Beniquez, R OBP: 0.393, SLG: 0.408 (1, 9)	SH1-4 1-2		4-3		K		E8 1B		E7 1B	4	1	1	1	0	1	3												
Bobby Grich, R OBP: 0.419, SLG: 0.490 (1, 4)	5-3		F9		F6		4-3		K	5	0	0	0	0	1	6												
Don Baylor, R OBP: 0.307, SLG: 0.448 (1, 10)	L4				F8		6-3		1B FC4-6 1B	5	1	1	1	0	0	2												
Doug DeCinces, R OBP: 0.315, SLG: 0.384 (1, 5)			HR 2B		F8		6-3		1B 2B BB	3	2	2	0	1	0	0												
Ron Jackson, R OBP: 0.313, SLG: 0.241 (1, 3)			F7		F3		F9		FC4-6	3	0	0	0	0	0	2												
Rod Carew, L OBP: 0.432, SLG: 0.347 (7, PH)							FC4-6		1-2 3-H	1	0	0	1	0	0	1												
Bobby Clark, R OBP: 0.250, SLG: 0.357 (1, 8)							6-3		6-3	4	2	3	2	0	0	1												
Tim Foli, R OBP: 0.268, SLG: 0.305 (1, 6)			F7		4-3 1B		4-3 1B		6-3	4	1	2	2	0	0	0												
Bob Boone, R OBP: 0.333, SLG: 0.325 (1, 2)	3-1				4-3 1B		4-3		1B BB	3	1	1	1	1	0	2												
Inning Stats	R: 0 E: 0 K: 0 S: 3	H: 0 LOB: 1 BB: 1 P: 7	R: 2 E: 0 K: 0 S: 5	H: 2 LOB: 0 BB: 0 P: 5	R: 0 E: 0 K: 0 S: 3	H: 0 LOB: 0 BB: 0 P: 3	R: 0 E: 0 K: 0 S: 3	H: 0 LOB: 0 BB: 0 P: 3	R: 3 E: 0 K: 0 S: 6	H: 3 LOB: 1 BB: 1 P: 10	R: 2 E: 1 K: 0 S: 6	H: 2 LOB: 1 BB: 0 P: 6	R: 2 E: 1 K: 1 S: 7	H: 2 LOB: 1 BB: 1 P: 11	R: 2 E: 1 K: 1 S: 7	H: 2 LOB: 1 BB: 1 P: 11	1B: 8 2B: 2 3B: 0 HR: 1	SF: 0 SAC: 1 DP: 0 HBP: 0	WP: 0 PB: 0 SB: 0 CS: 0	PA: 40								
PITCHER	IP	WLS	BF	H	R	ER	SO	BB	IBB	HBP	BLK	WP	HR	S	P	ERA	WHIP											
John Bohnet, L ERA: 6.3 (1, 1)	5.2		25	5	4	4	1	3	0	0	0	0	0	1	24	36	6.35	1.412										
Tom Brennan, R ERA: 5.21 (6, 1)	0.2	L	7	4	3	1	0	0	0	0	0	0	0	7	7	13.50	6.000											
Ed Glynn, L ERA: 9.0 (7, 1)	1.0		6	2	2	1	0	1	0	0	0	0	0	5	9	9.00	3.000											
Ed Whitson, R ERA: 2.61 (8, 1)	0.2		2	0	0	0	1	0	0	0	0	0	0	4	4	0.00	0.000											

Batter	1	2	3	4	5	6	7	8	9	AB	R	H	RBI	BB	SO	LOB	TOP			
Miguel Dilone, S OBP: 0.269, SLG: 0.278 (1, 7)										4	0	0	0	0	1	1	Cleveland Indians @ California Angels Anaheim Stadium, Anaheim, CA Sun May 16 1982, 6:33 AM EDT Att: 27,054 - Unknown			
Toby Harrah, R OBP: 0.458, SLG: 0.574 (1, 5)										4	0	1	0	0	0	0				
Mike Hargrove, L OBP: 0.313, SLG: 0.402 (1, 3)										3	0	1	0	1	0	1				
Andre Thornton, R OBP: 0.439, SLG: 0.613 (1, 10)										4	0	0	0	0	1	3				
Von Hayes, L OBP: 0.274, SLG: 0.316 (1, 9)										3	0	0	0	0	0	1				
Ron Hassey, L OBP: 0.225, SLG: 0.220 (1, 2)										3	0	1	0	0	0	1				
Rick Manning, L OBP: 0.341, SLG: 0.363 (1, 8)										2	0	1	0	1	0	0				
Jack Perconte, L OBP: 0.299, SLG: 0.329 (1, 4)										2	0	0	0	0	0	1				
Jerry Dybzinski, R OBP: 0.355, SLG: 0.311 (1, 6)										2	0	0	0	0	1	0				
Rod Craig, S OBP: 0.391, SLG: 0.091 (8, PH)										1	0	0	0	0	0	1				
Mike Fischlin, R OBP: 0.412, SLG: 0.400 (8, 6)										0	0	0	0	0	0	0				
Inning Stats	R: 0 E: 0 K: 1 S: 6	H: 1 LOB: 1 BB: 0 P: 6	R: 0 E: 0 K: 0 S: 3	H: 1 LOB: 1 BB: 1 P: 7	R: 0 E: 0 K: 0 S: 3	H: 0 LOB: 0 BB: 0 P: 3	R: 0 E: 0 K: 1 S: 5	H: 0 LOB: 0 BB: 0 P: 5	R: 0 E: 0 K: 0 S: 3	H: 0 LOB: 0 BB: 0 P: 3	R: 0 E: 0 K: 0 S: 4	H: 1 LOB: 1 BB: 0 P: 4	R: 0 E: 0 K: 0 S: 4	H: 1 LOB: 1 BB: 0 P: 4	R: 0 E: 0 K: 0 S: 2	H: 0 LOB: 0 BB: 1 P: 6	1B: 4 2B: 0 3B: 0 HR: 0	SF: 0 SAC: 1 DP: 1 HBP: 0	WP: 0 PB: 0 SB: 0 CS: 1	PA: 31
PITCHER Ken Forsch, R ERA: 2.92 (1, 1)	IP: 9.0 WLS: W BF: 31 H: 4 R: 0 ER: 0 SO: 3 BB: 2 IBB: 0 HBP: 0 BLK: 0 WP: 0 HR: 0 S: 35 P: 43 ERA: 0.00 WHIP: 0.667															PITCHER Ken Forsch, R ERA: 2.92 (1, 1)	IP: 9.0 WLS: W BF: 31 H: 4 R: 0 ER: 0 SO: 3 BB: 2 IBB: 0 HBP: 0 BLK: 0 WP: 0 HR: 0 S: 35 P: 43 ERA: 0.00 WHIP: 0.667			

Batter	1	2	3	4	5	6	7	8	9	AB	R	H	RBI	BB	SO	LOB	BOTTOM			
Brian Downing, R OBP: 0.338, SLG: 0.497 (1, 7)										4	0	1	0	0	0	0	Cleveland Indians @ California Angels Anaheim Stadium, Anaheim, CA Sun May 16 1982, 6:33 AM EDT Att: 27,054 - Unknown			
Juan Beniquez, R OBP: 0.393, SLG: 0.408 (9, 9)										0	0	0	0	0	0	0				
Rod Carew, L OBP: 0.426, SLG: 0.343 (1, 3)										4	0	1	0	0	1	1				
Reggie Jackson, L OBP: 0.378, SLG: 0.410 (1, 9)										4	1	2	1	0	1	1				
Bobby Clark, R OBP: 0.250, SLG: 0.357 (9, 7)										0	0	0	0	0	0	0				
Don Baylor, R OBP: 0.306, SLG: 0.442 (1, 10)										4	1	1	0	0	0	2				
Fred Lynn, L OBP: 0.383, SLG: 0.376 (1, 8)										3	1	2	1	1	0	0				
Rob Wilfong, L OBP: 0.226, SLG: 0.165 (1, 4)										4	0	0	0	0	1	3				
Doug DeCinces, R OBP: 0.320, SLG: 0.383 (1, 5)										3	0	1	1	1	1	1				
Tim Foli, R OBP: 0.262, SLG: 0.298 (1, 6)										3	0	0	0	0	0	5				
Joe Ferguson, R OBP: 0.273, SLG: 0.238 (1, 2)										3	0	0	0	0	1	0				
Inning Stats	R: 0 E: 0 K: 0 S: 3	H: 1 LOB: 0 BB: 0 P: 3	R: 0 E: 1 K: 0 S: 4	H: 0 LOB: 2 BB: 1 P: 8	R: 0 E: 0 K: 2 S: 7	H: 0 LOB: 0 BB: 0 P: 7	R: 1 E: 0 K: 2 S: 9	H: 2 LOB: 2 BB: 1 P: 13	R: 0 E: 0 K: 0 S: 5	H: 2 LOB: 2 BB: 0 P: 5	R: 0 E: 0 K: 1 S: 6	H: 1 LOB: 1 BB: 0 P: 6	R: 0 E: 0 K: 0 S: 3	H: 0 LOB: 0 BB: 0 P: 3	R: 2 E: 0 K: 0 S: 5	H: 2 LOB: 2 BB: 0 P: 5	1B: 6 2B: 0 3B: 0 HR: 2	SF: 0 SAC: 0 DP: 0 HBP: 0	WP: 1 PB: 0 SB: 1 CS: 1	PA: 35
PITCHER John Denny, R ERA: 4.3 Dan Spillner, R ERA: 2.05 (8, 1)	IP: 7.1 WLS: L BF: 32 H: 8 R: 3 ER: 3 SO: 5 BB: 8 IBB: 3 HBP: 0 BLK: 0 WP: 0 HR: 2 S: 40 P: 48 ERA: 3.68 WHIP: 1.364															PITCHER John Denny, R ERA: 4.3 Dan Spillner, R ERA: 2.05 (8, 1)	IP: 7.1 WLS: L BF: 32 H: 8 R: 3 ER: 3 SO: 5 BB: 8 IBB: 3 HBP: 0 BLK: 0 WP: 0 HR: 2 S: 40 P: 48 ERA: 3.68 WHIP: 1.364			

Batter	1	2	3	4	5	6	7	8	9	AB	R	H	RBI	BB	SO	LOB	TOP										
Brian Downing, R OBP: 0.342, SLG: 0.503 (1, 7)										4	1	2	1	0	0	1	California Angels @ Milwaukee Brewers Milwaukee County Stadium, Milwaukee, WI Tue May 18 1982, 8:05 PM EDT Alt. 9,222 - Unknown - 70 F										
Rod Carew, L OBP: 0.421, SLG: 0.340 (1, 3)										4	1	1	0	0	0	3											
Bobby Grich, R OBP: 0.430, SLG: 0.524 (1, 4)										3	1	2	2	1	0	0											
Don Baylor, R OBP: 0.304, SLG: 0.437 (1, 10)										4	0	1	1	0	0	1											
Reggie Jackson, L OBP: 0.382, SLG: 0.407 Juan Beniquez, R OBP: 0.393, SLG: 0.408 (8, 9)										3	0	1	0	1	1	2											
Doug DeCinces, R OBP: 0.325, SLG: 0.382 (1, 5)										0	0	0	0	0	0	0											
Bobby Clark, R OBP: 0.219, SLG: 0.313 (1, 8)										4	0	0	0	0	2	4											
Tim Foli, R OBP: 0.262, SLG: 0.296 (1, 6)										4	0	1	0	0	0	0											
Bob Boone, R OBP: 0.331, SLG: 0.322 (1, 2)										4	0	1	0	0	0	2											
Inning Stats	R: 1 E: 0 K: 0 S: 4	H: 2 LOB: 1 BB: 1 P: 8	R: 1 E: 1 K: 0 S: 6	H: 2 LOB: 2 BB: 0 P: 6	R: 0 E: 0 K: 1 S: 5	H: 0 LOB: 0 BB: 2 P: 13	R: 0 E: 0 K: 0 S: 3	H: 0 LOB: 0 BB: 0 P: 3	R: 0 E: 0 K: 1 S: 5	H: 1 LOB: 0 BB: 0 P: 5	R: 0 E: 0 K: 0 S: 3	H: 1 LOB: 0 BB: 0 P: 3	R: 0 E: 0 K: 0 S: 5	H: 3 LOB: 0 BB: 0 P: 5	R: 0 E: 0 K: 1 S: 5	H: 0 LOB: 0 BB: 0 P: 5		1B: 8 2B: 1 3B: 0 HR: 1	SF: 0 SAC: 0 DP: 5 HBP: 0	WP: 0 PB: 0 SB: 0 CS: 0	PA: 36						
PITCHER	IP	WLS	BF	H	R	ER	SO	BB	IBB	HBP	BLK	WP	HR	S	P	ERA	WHIP										
Mike Caldwell, L ERA: 4.07 Dwight Bernard, R ERA: 4.63	(1, 1) (8, 1)	7.1 1.2	L 4	32 0	10 0	4 0	3 0	2 1	3 0	0 0	0 0	0 0	1 0	33 6	45 6	3.68 0.00	1.773 0.000										

AB 33
R 4
H 10
RBI 4
BB 3
SO 3
LOB 14



Batter	1	2	3	4	5	6	7	8	9	AB	R	H	RBI	BB	SO	LOB	BOTTOM										
Paul Molitor, R OBP: 0.407, SLG: 0.458 Don Money, R OBP: 0.362, SLG: 0.692 (4, 5)										2	0	2	0	0	0	0	California Angels @ Milwaukee Brewers Milwaukee County Stadium, Milwaukee, WI Tue May 18 1982, 8:05 PM EDT Alt. 9,222 - Unknown - 70 F										
Robin Yount, R OBP: 0.356, SLG: 0.491 (1, 6)										4	0	0	0	0	1	2											
Cecil Cooper, L OBP: 0.390, SLG: 0.470 (1, 3)										4	0	0	0	0	1	2											
Ben Oglivie, L OBP: 0.297, SLG: 0.432 (1, 7)										3	0	0	0	0	2	1											
Ted Simmons, S OBP: 0.252, SLG: 0.327 (1, 10)										3	0	0	0	0	0	0											
Gorman Thomas, R OBP: 0.336, SLG: 0.424 (1, 8)										3	0	0	0	0	0	0											
Jim Gantner, L OBP: 0.356, SLG: 0.385 (1, 4)										3	0	0	0	0	0	0											
Marshall Edwards, L OBP: 0.333, SLG: 0.667 (1, 9)										3	1	1	1	0	0	0											
Ned Yost, R OBP: 0.273, SLG: 0.290 Charlie Moore, R OBP: 0.314, SLG: 0.366 (8, PH) (9, 2)										2	0	0	0	0	1	0											
Inning Stats	R: 0 E: 0 K: 2 S: 8	H: 1 LOB: 1 BB: 0 P: 8	R: 0 E: 0 K: 0 S: 3	H: 0 LOB: 0 BB: 0 P: 3	R: 1 E: 0 K: 1 S: 7	H: 2 LOB: 1 BB: 0 P: 7	R: 0 E: 0 K: 1 S: 5	H: 0 LOB: 0 BB: 0 P: 5	R: 0 E: 0 K: 1 S: 5	H: 0 LOB: 0 BB: 0 P: 5	R: 0 E: 0 K: 0 S: 3	H: 0 LOB: 0 BB: 0 P: 3	R: 0 E: 0 K: 0 S: 3	H: 0 LOB: 0 BB: 0 P: 3	R: 0 E: 0 K: 0 S: 3	H: 0 LOB: 0 BB: 0 P: 3		1B: 2 2B: 0 3B: 0 HR: 1	SF: 0 SAC: 0 DP: 0 HBP: 0	WP: 0 PB: 0 SB: 1 CS: 0	PA: 30						
PITCHER	IP	WLS	BF	H	R	ER	SO	BB	IBB	HBP	BLK	WP	HR	S	P	ERA	WHIP										
Steve Renko, R ERA: 1.86	(1, 1)	9.0	W	30	3	1	1	5	0	0	0	0	1	40	40	1.00	0.333										




Batter	1	2	3	4	5	6	7	8	9	AB	R	H	RBI	BB	SO	LOB	TOP								
Brian Downing, R OBP: 0.343, SLG: 0.497 (1, 7)	0-3 K	4-0 BB		0-0 PB BB 1B		0-0 F9			0-0 4-3	4	0	1	2	1	1	0	California Angels @ Milwaukee Brewers Milwaukee County Stadium, Milwaukee, WI Wed May 19 1982, 8:05 PM EDT Att: 10,462 - Unknown - 76 F								
Rod Carew, L OBP: 0.420, SLG: 0.330 (1, 3)	4-0 HR	0-0 4-3		1-2 PB BB 1B		0-0 4-3			0-0 5-3	3	1	0	0	2	0	2									
Bobby Grich, R OBP: 0.421, SLG: 0.505 (1, 4)	0-0 F7			0-0 5-3					4-0 BB	4	0	0	0	1	0	3									
Reggie Jackson, L OBP: 0.385, SLG: 0.438 (1, 9)	0-0 HR			0-0 G5-4-3 1B		0-3 K			0-0 F7	4	1	2	2	0	2	0									
Bobby Clark, R OBP: 0.212, SLG: 0.303 (7, 8) (8, 9)	1-H HR			0-0 G5-4-3 1B		0-0 K			0-0 F7	1	0	0	0	0	0	1									
Don Baylor, R OBP: 0.303, SLG: 0.429 (1, 10)	0-0 F3			0-0 G5-4-3 1B		4-0 2B 4-3 BB			0-0 F9	3	1	0	0	1	0	1									
Doug DeCinces, R OBP: 0.329, SLG: 0.415 (1, 5)		0-0 5-3		0-3 K		0-0 4-3 2B			0-0 HR	4	1	2	1	0	1	0									
Juan Beniquez, R OBP: 0.400, SLG: 0.404 (7, 8)		0-0 1B SF8 1B		4-0 1B BB		0-0 4-3			0-0 6-3	3	2	1	1	1	0	1									
Fred Lynn, L OBP: 0.383, SLG: 0.376 (8, 8)		0-0 1B SF8 1B		0-0 1B BB		2-3 3-H 4-3			0-0 6-3	0	0	0	0	0	0	0									
Tim Foli, R OBP: 0.269, SLG: 0.302 (1, 6)		0-0 BB 1B		0-0 1B 1B		0-0 4-3			0-0 4-3	4	1	2	0	0	0	1									
Bob Boone, R OBP: 0.328, SLG: 0.322 (1, 2)		0-0 SF8		0-0 1B		0-0 F9			0-0 5-3	3	0	1	1	0	0	0									
Inning Stats	R: 2 E: 0 K: 1 S: 6	H: 1 LOB: 0 BB: 1 P: 10	R: 1 E: 0 K: 0 S: 5	H: 2 LOB: 2 BB: 1 P: 9	R: 0 E: 0 K: 0 S: 3	H: 1 LOB: 0 BB: 0 P: 3	R: 2 E: 0 K: 1 S: 7	H: 3 LOB: 2 BB: 2 P: 15	R: 1 E: 0 K: 1 S: 6	H: 1 LOB: 1 BB: 1 P: 10	R: 0 E: 0 K: 0 S: 3	H: 0 LOB: 0 BB: 0 P: 3	R: 0 E: 0 K: 1 S: 5	H: 0 LOB: 0 BB: 0 P: 5	R: 1 E: 0 K: 0 S: 4	H: 1 LOB: 0 BB: 0 P: 4	R: 0 E: 0 K: 0 S: 3	H: 0 LOB: 1 BB: 1 P: 7	1B: 6 2B: 1 3B: 0 HR: 2	SF: 1 SAC: 0 DP: 1 HBP: 0	WP: 0 PB: 1 SB: 0 CS: 0	PA: 40			
PITCHER	IP	WLS	BF	H	R	ER	SO	BB	IBB	HBP	BLK	WP	HR	S	P	ERA	WHIP								
Jim Slaton, R ERA: 2.63 (1, 1)	3.2	L	19	7	5	5	2	3	0	0	0	0	1	20	32	12.27	2.727								
Jerry Augustine, L ERA: 6.43 (4, 1)	5.1		21	2	2	2	2	3	0	0	0	0	1	22	34	3.38	0.938								

Batter	1	2	3	4	5	6	7	8	9	AB	R	H	RBI	BB	SO	LOB	BOTTOM								
Jim Gantner, L OBP: 0.355, SLG: 0.381 (1, 4)	0-0 1-3		0-0 4-3			0-0 FC3-6 1B		0-0 L6-3		4	0	1	0	0	0	1	California Angels @ Milwaukee Brewers Milwaukee County Stadium, Milwaukee, WI Wed May 19 1982, 8:05 PM EDT Att: 10,462 - Unknown - 76 F								
Robin Yount, R OBP: 0.355, SLG: 0.482 (1, 6)	0-0 S 1B			0-0 F1		0-3 K			0-0 6-3	4	0	1	0	0	1	1									
Cecil Cooper, L OBP: 0.393, SLG: 0.467 (1, 3)	0-0 F7			0-0 1B 1B		0-0 FC3-6			4-0 HR BB	3	1	1	0	1	0	2									
Don Money, R OBP: 0.390, SLG: 0.732 (1, 5)	0-0 4-3			0-0 FC5-4 1B		0-3 K			0-0 HR	4	1	2	2	0	1	2									
Ben Oglivie, L OBP: 0.295, SLG: 0.422 (1, 7)		0-3 K		0-0 F8		4-0 G6-4-3 BB			0-0 3-1	3	0	0	0	1	1	2									
Gorman Thomas, R OBP: 0.329, SLG: 0.410 (1, 8)		0-3 K		0-0 FC5-4		0-0 G6-4-3			0-0 F6	4	0	0	0	0	1	3									
Ted Simmons, S OBP: 0.246, SLG: 0.318 (1, 10)		0-0 4-1			0-0 F9				0-0 3-1	3	0	0	0	0	0	0									
Marshall Edwards, L OBP: 0.333, SLG: 0.619 (1, 9)			0-0 8-3 1B			0-0 3-1			0-0 G3	3	0	1	0	0	0	0									
Ned Yost, R OBP: 0.278, SLG: 0.273 (1, 2)			0-0 8-3			0-3 K			4-0 L6-3 BB	2	0	0	0	1	1	1									
Inning Stats	R: 0 E: 0 K: 0 S: 4	H: 1 LOB: 0 BB: 0 P: 4	R: 0 E: 0 K: 2 S: 7	H: 0 LOB: 0 BB: 0 P: 7	R: 0 E: 0 K: 0 S: 3	H: 1 LOB: 0 BB: 0 P: 3	R: 0 E: 0 K: 0 S: 5	H: 2 LOB: 2 BB: 0 P: 5	R: 0 E: 0 K: 1 S: 5	H: 0 LOB: 0 BB: 0 P: 5	R: 0 E: 0 K: 2 S: 8	H: 1 LOB: 1 BB: 0 P: 8	R: 0 E: 0 K: 0 S: 2	H: 0 LOB: 0 BB: 1 P: 6	R: 0 E: 0 K: 0 S: 2	H: 0 LOB: 0 BB: 1 P: 6		R: 2 E: 0 K: 0 S: 4	H: 1 LOB: 0 BB: 1 P: 8	1B: 5 2B: 2 3B: 0 HR: 1	SF: 0 SAC: 0 DP: 3 HBP: 0	WP: 0 PB: 0 SB: 1 CS: 0	PA: 33		
PITCHER	IP	WLS	BF	H	R	ER	SO	BB	IBB	HBP	BLK	WP	HR	S	P	ERA	WHIP								
Bruce Kison, R ERA: 2.08 (1, 1)	8.0	W	28	5	0	0	5	2	0	0	0	0	0	36	44	0.00	0.875								
Don Aase, R ERA: 2.52 (9, 1)	1.0		5	1	2	2	0	1	0	0	0	0	1	4	8	18.00	2.000								

Batter	1	2	3	4	5	6	7	8	9	AB	R	H	RBI	BB	SO	LOB	TOP			
Brian Downing, R OBP: 0.335, SLG: 0.487 (1, 7)										3	0	0	1	0	0	2	California Angels @ Milwaukee Brewers Milwaukee County Stadium, Milwaukee, WI Thu May 20 1982, 4:33 AM EDT Att: 17,870 - Unknown - 50 F			
Rod Carew, L OBP: 0.415, SLG: 0.327 (1, 3)										4	0	1	0	0	1	0				
Bobby Grich, R OBP: 0.409, SLG: 0.487 (1, 10)										4	0	0	0	0	1	2				
Reggie Jackson, L OBP: 0.374, SLG: 0.422 (1, 9)										4	0	0	0	0	1	0				
Fred Lynn, L OBP: 0.372, SLG: 0.364 (1, 8)										4	0	0	0	0	1	0				
Rob Wilfong, L OBP: 0.240, SLG: 0.172 (1, 4)										2	0	1	0	1	0	0				
Doug DeCinces, R OBP: 0.323, SLG: 0.406 (1, 5)										3	0	0	0	0	1	2				
Tim Foli, R OBP: 0.277, SLG: 0.311 (1, 6)										3	1	2	0	0	0	1				
Bob Boone, R OBP: 0.336, SLG: 0.331 (1, 2)										3	0	2	0	0	1	0				
Inning Stats	R: 0 E: 0 K: 1 S: 5	H: 0 LOB: 0 BB: 0 P: 5	R: 0 E: 0 K: 2 S: 8	H: 1 LOB: 1 BB: 0 P: 8	R: 1 E: 0 K: 0 S: 5	H: 3 LOB: 1 BB: 0 P: 5	R: 0 E: 0 K: 0 S: 3	H: 0 LOB: 0 BB: 0 P: 3	R: 0 E: 0 K: 1 S: 6	H: 2 LOB: 1 BB: 0 P: 6	R: 0 E: 0 K: 1 S: 5	H: 0 LOB: 0 BB: 0 P: 5	R: 0 E: 0 K: 0 S: 3	H: 0 LOB: 0 BB: 0 P: 5	R: 0 E: 0 K: 1 S: 5	H: 0 LOB: 0 BB: 0 P: 3	1B: 6 2B: 0 3B: 0 HR: 0	SF: 1 SAC: 0 DP: 2 HBP: 0	WP: 0 PB: 0 SB: 0 CS: 0	PA: 32
PITCHER Moose Haas, R ERA: 3.22 (1, 1)	IP: 9.0 WLS: W BF: 32 H: 6 R: 1 ER: 1 SO: 6 BB: 1 IBB: 0 HBP: 0 BLK: 0 WP: 0 HR: 0 S: 43 P: 47 ERA: 1.00 WHIP: 0.778															PITCHER				

Batter	1	2	3	4	5	6	7	8	9	AB	R	H	RBI	BB	SO	LOB	BOTTOM			
Paul Molitor, R OBP: 0.403, SLG: 0.452 (1, 10)										4	1	1	0	0	0	2	California Angels @ Milwaukee Brewers Milwaukee County Stadium, Milwaukee, WI Thu May 20 1982, 4:33 AM EDT Att: 17,870 - Unknown - 50 F			
Charlie Moore, R OBP: 0.312, SLG: 0.357 (1, 2)										3	0	0	0	1	1	1				
Cecil Cooper, L OBP: 0.390, SLG: 0.468 (1, 3)										4	1	1	0	0	0	2				
Don Money, R OBP: 0.397, SLG: 0.729 (1, 5)										3	1	1	2	1	0	2				
Gorman Thomas, R OBP: 0.326, SLG: 0.405 (1, 8)										4	0	1	0	0	1	1				
Ben Oglivie, L OBP: 0.294, SLG: 0.424 (1, 7)										4	0	1	1	0	1	1				
Robin Yount, R OBP: 0.352, SLG: 0.470 (1, 6)										3	0	0	0	1	0	1				
Mark Brouhard, R OBP: 0.386, SLG: 0.538 (1, 9)										3	1	1	0	0	1	3				
Jim Gantner, L OBP: 0.354, SLG: 0.379 (1, 4)										3	0	1	0	0	0	3				
Inning Stats	R: 3 E: 0 K: 0 S: 8	H: 5 LOB: 3 BB: 1 P: 12	R: 0 E: 0 K: 0 S: 3	H: 0 LOB: 1 BB: 1 P: 7	R: 0 E: 0 K: 1 S: 5	H: 0 LOB: 0 BB: 0 P: 5	R: 1 E: 1 K: 0 S: 5	H: 2 LOB: 1 BB: 0 P: 5	R: 0 E: 0 K: 1 S: 5	H: 0 LOB: 1 BB: 1 P: 9	R: 0 E: 0 K: 1 S: 5	H: 0 LOB: 0 BB: 0 P: 5	R: 0 E: 1 K: 1 S: 5	H: 0 LOB: 0 BB: 0 P: 5	R: 0 E: 0 K: 0 S: 3	H: 0 LOB: 0 BB: 0 P: 3	1B: 4 2B: 3 3B: 0 HR: 0	SF: 0 SAC: 0 DP: 1 HBP: 0	WP: 0 PB: 0 SB: 0 CS: 1	PA: 34
PITCHER Geoff Zahn, L ERA: 2.35 Mike Witt, R ERA: 3.22 (5, 1)	IP: 4.0 WLS: L BF: 21 H: 7 R: 4 ER: 3 SO: 1 BB: 1 IBB: 0 HBP: 0 BLK: 0 WP: 0 HR: 0 S: 21 P: 29 ERA: 6.75 WHIP: 2.000															PITCHER				

AB	30
R	1
H	6
RBI	1
BB	1
SO	6
LOB	7



Batter	1	2	3	4	5	6	7	8	9	AB	R	H	RBI	BB	SO	LOB	TOP				
Brian Downing, R OBP: 0.330, SLG: 0.469 (1, 7)										4	0	0	0	0	0	1	California Angels @ Detroit Tigers Tiger Stadium, Detroit, MI Sat May 22 1982, 3:33 AM EDT Att: 23,191 - Unknown				
Rod Carew, L OBP: 0.397, SLG: 0.311 (1, 3)										4	0	0	0	0	1						
Bobby Grich, R OBP: 0.411, SLG: 0.496 (1, 4)										3	0	0	0	1	2	0					
Reggie Jackson, L OBP: 0.372, SLG: 0.402 (1, 9)										2	0	0	0	2	1	0					
Don Baylor, R OBP: 0.305, SLG: 0.429 (1, 10)										4	0	0	0	0	0	3					
Fred Lynn, L OBP: 0.366, SLG: 0.357 (1, 8)										3	0	0	0	0	1	3					
Doug DeCinces, R OBP: 0.308, SLG: 0.384 (1, 5)										3	0	0	0	0	0	3					
Tim Foli, R OBP: 0.299, SLG: 0.353 (1, 6)										3	1	2	1	0	0	0					
Joe Ferguson, R OBP: 0.240, SLG: 0.208 (1, 2)										3	0	0	0	0	1	1					
Inning Stats	R: 0 E: 0 K: 0 S: 3	H: 0 LOB: 0 BB: 0 P: 3	R: 0 E: 0 K: 0 S: 3	H: 0 LOB: 1 BB: 1 P: 7	R: 0 E: 0 K: 0 S: 3	H: 0 LOB: 0 BB: 0 P: 3	R: 0 E: 0 K: 1 S: 5	H: 0 LOB: 0 BB: 0 P: 5	R: 0 E: 0 K: 1 S: 5	H: 1 LOB: 0 BB: 0 P: 6	R: 0 E: 0 K: 0 S: 3	H: 0 LOB: 2 BB: 2 P: 11	R: 0 E: 0 K: 1 S: 6	H: 1 LOB: 1 BB: 0 P: 6	R: 0 E: 0 K: 2 S: 7	H: 0 LOB: 0 BB: 0 P: 7	1B: 1 2B: 0 3B: 0 HR: 1	SF: 0 SAC: 0 DP: 0 HBP: 0	WP: 0 PB: 0 SB: 0 CS: 0	PA: 32	
PITCHER	IP	WLS	BF	H	R	ER	SO	BB	IBB	HBP	BLK	WP	HR	S	P	ERA	WHIP				
Jack Morris, R ERA: 3.44 (1, 1)	7.0	W	25	1	1	1	3	3	0	0	0	0	1	28	40	1.29	0.571				
Dave Tobik, R ERA: 4.56 (8, 1)	2.0		7	1	0	0	3	0	0	0	0	0	0	13	13	0.00	0.500				

Batter	1	2	3	4	5	6	7	8	9	AB	R	H	RBI	BB	SO	LOB	BOTTOM				
Chet Lemon, R OBP: 0.414, SLG: 0.394 (1, 9)										4	0	1	0	0	0	2	California Angels @ Detroit Tigers Tiger Stadium, Detroit, MI Sat May 22 1982, 3:33 AM EDT Att: 23,191 - Unknown				
Enos Cabell, R OBP: 0.327, SLG: 0.433 (1, 3)										3	0	1	1	1	0	1					
Kirk Gibson, L OBP: 0.359, SLG: 0.425 (1, 8)										4	0	0	1	0	2	4					
Mike Ivie, R OBP: 0.270, SLG: 0.492 (1, 10)										4	1	0	0	0	1	4					
Larry Herndon, R OBP: 0.388, SLG: 0.579 (1, 7)										4	2	2	0	0	0	0					
Lance Parrish, R OBP: 0.356, SLG: 0.597 (1, 2)										3	0	2	2	1	0	0					
Tom Brookens, R OBP: 0.329, SLG: 0.303 (1, 5)										4	0	0	1	0	0	3					
Alan Trammell, R OBP: 0.288, SLG: 0.336 (1, 6)										4	0	1	0	0	0	2					
Lou Whitaker, L OBP: 0.331, SLG: 0.360 (1, 4)										3	2	1	0	1	0	2					
Inning Stats	R: 0 E: 0 K: 2 S: 8	H: 1 LOB: 1 BB: 0 P: 8	R: 1 E: 0 K: 0 S: 4	H: 2 LOB: 0 BB: 0 P: 4	R: 0 E: 0 K: 0 S: 3	H: 0 LOB: 0 BB: 0 P: 3	R: 2 E: 1 K: 0 S: 6	H: 2 LOB: 1 BB: 0 P: 6	R: 1 E: 0 K: 0 S: 3	H: 0 LOB: 1 BB: 2 P: 11	R: 0 E: 0 K: 0 S: 3	H: 0 LOB: 0 BB: 0 P: 3	R: 1 E: 1 K: 1 S: 8	H: 2 LOB: 2 BB: 0 P: 8	R: 0 E: 0 K: 0 S: 4	H: 1 LOB: 2 BB: 1 P: 8	1B: 4 2B: 3 3B: 1 HR: 0	SF: 0 SAC: 0 DP: 0 HBP: 0	WP: 2 PB: 0 SB: 0 CS: 1	PA: 36	
PITCHER	IP	WLS	BF	H	R	ER	SO	BB	IBB	HBP	BLK	WP	HR	S	P	ERA	WHIP				
Angel Moreno, L ERA: 4.69 (1, 1)	3.1	L	15	5	3	2	2	0	0	0	0	0	0	19	19	5.40	1.500				
Luis Sanchez, R ERA: 3.5 (4, 1)	4.1		20	3	2	2	1	3	0	0	0	1	0	19	31	4.15	1.385				
Andy Hassler, L ERA: 1.02 (8, 1)	0.1		1	0	0	0	0	0	0	0	0	0	0	1	1	0.00	0.000				

Batter	1	2	3	4	5	6	7	8	9	AB	R	H	RBI	BB	SO	LOB	TOP										
Brian Downing, R OBP: 0.326, SLG: 0.461 (1, 7)										5	2	1	0	0	0	0											
Rod Carew, L OBP: 0.404, SLG: 0.323 (1, 3)										5	2	3	0	0	1	0											
Bobby Grich, R OBP: 0.417, SLG: 0.508 (1, 4)										5	0	3	2	0	0	1											
Reggie Jackson, L OBP: 0.362, SLG: 0.389 (1, 9)										4	0	0	0	0	3	5											
Bobby Clark, R OBP: 0.206, SLG: 0.294 (6, 9)										1	0	0	0	0	1	0											
Don Baylor, R OBP: 0.298, SLG: 0.419 (1, 10)										4	0	0	1	0	0	3											
Fred Lynn, L OBP: 0.369, SLG: 0.376 (1, 8)										4	1	2	0	0	1	0											
Doug DeCinces, R OBP: 0.312, SLG: 0.400 (1, 5)										4	1	2	1	0	0	2											
Mick Kelleher, R (9, 5)										0	0	0	0	0	0	0											
Tim Foli, R OBP: 0.297, SLG: 0.348 (1, 6)										2	1	0	1	1	0	1											
Bob Boone, R OBP: 0.336, SLG: 0.349 (1, 2)										3	0	0	0	0	1	1											
Inning Stats	R: 2 E: 1 K: 1 S: 9	H: 3 LOB: 2 BB: 0 P: 9	R: 2 E: 1 K: 1 S: 8	H: 2 LOB: 2 BB: 1 P: 12	R: 0 E: 0 K: 2 S: 8	H: 1 LOB: 1 BB: 0 P: 8	R: 0 E: 0 K: 1 S: 6	H: 1 LOB: 1 BB: 0 P: 6	R: 2 E: 0 K: 0 S: 5	H: 2 LOB: 0 BB: 0 P: 5	R: 1 E: 0 K: 0 S: 4	H: 2 LOB: 0 BB: 0 P: 4	R: 0 E: 0 K: 0 S: 3	H: 0 LOB: 0 BB: 0 P: 3	R: 0 E: 0 K: 2 S: 7	H: 0 LOB: 0 BB: 0 P: 7	1B: 7 2B: 3 3B: 1 HR: 0	SF: 1 SAC: 1 DP: 0 HBP: 0	WP: 2 PB: 0 SB: 1 CS: 0	PA: 40							
PITCHER	IP	WLS	BF	H	R	ER	SO	BB	IBB	HBP	BLK	WP	HR	S	P	ERA	WHIP										
Dan Petry, R ERA: 3.57 (1, 1)	5.0	L	27	9	6	3	5	1	0	0	0	2	0	36	40	5.40	2.000										
Aurelio Lopez, R ERA: 6.43 (6, 1)	2.0		7	2	1	1	0	0	0	0	0	0	0	7	7	4.50	1.000										
Elias Sosa, R ERA: 3.0 (8, 1)	1.0		3	0	0	0	0	0	0	0	0	0	0	3	3	0.00	0.000										
Kevin Saucier, L ERA: 1.47 (9, 1)	1.0		3	0	0	0	2	0	0	0	0	0	0	7	7	0.00	0.000										

California Angels @ Detroit Tigers
Tiger Stadium, Detroit, MI
Sun May 23 1982, 3:33 AM EDT
Att: 27,344 - Unknown

AB	37
R	7
H	11
RBI	5
BB	1
SO	7
LOB	13



Batter	1	2	3	4	5	6	7	8	9	AB	R	H	RBI	BB	SO	LOB	BOTTOM										
Chet Lemon, R OBP: 0.401, SLG: 0.381 (1, 9)										4	0	0	0	0	0	0											
Eddie Miller, S OBP: 0.256, SLG: 0.042 (1, 8)										4	0	0	0	0	1	0											
Larry Hemdon, R OBP: 0.378, SLG: 0.564 (1, 7)										4	0	0	0	0	1	0											
Mike Ivie, R OBP: 0.269, SLG: 0.468 (1, 10)										3	0	0	0	1	0	0											
Richie Hebner, L OBP: 0.386, SLG: 0.381 (1, 3)										4	1	2	0	0	0	1											
Lance Parrish, R OBP: 0.353, SLG: 0.579 (1, 2)										4	1	1	0	0	0	2											
Lou Whitaker, L OBP: 0.338, SLG: 0.378 (1, 4)										2	0	1	1	1	0	2											
Tom Brookens, R OBP: 0.321, SLG: 0.294 (1, 5)										2	0	0	0	0	0	1											
Rick Leach, L (7, PH)										0	0	0	1	0	0	0											
Enos Cabell, R OBP: 0.327, SLG: 0.433 (8, 5)										0	0	0	0	0	0	0											
Mark DeJohn, S OBP: 0.250, SLG: 0.375 (1, 6)										2	0	0	0	0	0	0											
Jerry Turner, L OBP: 0.255, SLG: 0.362 (7, PH)										1	0	0	0	0	0	1											
Alan Trammell, R OBP: 0.288, SLG: 0.336 (8, 6)										0	0	0	0	0	0	0											
Inning Stats	R: 0 E: 0 K: 0 S: 3	H: 0 LOB: 0 BB: 0 P: 3	R: 1 E: 0 K: 0 S: 5	H: 2 LOB: 1 BB: 0 P: 5	R: 0 E: 0 K: 1 S: 5	H: 0 LOB: 0 BB: 0 P: 5	R: 0 E: 0 K: 0 S: 4	H: 1 LOB: 2 BB: 1 P: 8	R: 0 E: 0 K: 0 S: 3	H: 0 LOB: 0 BB: 0 P: 3	R: 0 E: 0 K: 0 S: 3	H: 0 LOB: 0 BB: 0 P: 3	R: 1 E: 1 K: 0 S: 4	H: 1 LOB: 1 BB: 1 P: 8	R: 0 E: 0 K: 1 S: 5	H: 0 LOB: 0 BB: 0 P: 5	R: 0 E: 0 K: 0 S: 3	H: 0 LOB: 0 BB: 0 P: 3	1B: 3 2B: 0 3B: 1 HR: 0	SF: 1 SAC: 0 DP: 0 HBP: 0	WP: 0 PB: 0 SB: 0 CS: 0	PA: 33					
PITCHER	IP	WLS	BF	H	R	ER	SO	BB	IBB	HBP	BLK	WP	HR	S	P	ERA	WHIP										
Steve Renko, R ERA: 1.7 (1, 1)	9.0	W	33	4	2	1	2	2	0	0	0	0	0	35	43	1.00	0.667										

California Angels @ Detroit Tigers
Tiger Stadium, Detroit, MI
Sun May 23 1982, 3:33 AM EDT
Att: 27,344 - Unknown

AB	30
R	2
H	4
RBI	2
BB	2
SO	2
LOB	7



Batter	1	2	3	4	5	6	7	8	9	AB	R	H	RBI	BB	SO	LOB	TOP				
Paul Moltitor, R OBP: 0.390, SLG: 0.452										4	1	1	1	1	0	1					
Roy Howell, L OBP: 0.282, SLG: 0.316										2	1	1	0	0	0	0					
Don Money, R OBP: 0.354, SLG: 0.632										1	0	0	0	1	0	1					
Cecil Cooper, L OBP: 0.365, SLG: 0.488										4	1	1	2	0	0	1					
Gorman Thomas, R OBP: 0.320, SLG: 0.388										4	0	1	0	0	2	1					
Ben Oglivie, L OBP: 0.293, SLG: 0.431										4	0	2	0	0	1	1					
Ted Simmons, S OBP: 0.256, SLG: 0.349										4	1	1	0	0	0	2					
Robin Yount, R OBP: 0.342, SLG: 0.460										4	0	1	0	0	0	1					
Jim Gantner, L OBP: 0.340, SLG: 0.359										2	0	0	0	1	0	0					
Charlie Moore, R OBP: 0.292, SLG: 0.358										4	0	0	1	0	2	2					
Inning Stats	R: 1 E: 0 K: 0 S: 5	H: 2 LOB: 1 BB: 0 P: 5	R: 1 E: 0 K: 0 S: 5	H: 2 LOB: 1 BB: 0 P: 5	R: 2 E: 0 K: 1 S: 8	H: 3 LOB: 1 BB: 0 P: 8	R: 0 E: 0 K: 1 S: 4	H: 0 LOB: 1 BB: 2 P: 12	R: 0 E: 0 K: 0 S: 3	H: 0 LOB: 0 BB: 0 P: 3	R: 0 E: 0 K: 1 S: 5	H: 0 LOB: 1 BB: 1 P: 9	R: 0 E: 0 K: 1 S: 5	H: 0 LOB: 0 BB: 0 P: 5	R: 0 E: 0 K: 1 S: 5	H: 0 LOB: 0 BB: 0 P: 5	1B: 6 2B: 0 3B: 0 HR: 2	SF: 0 SAC: 1 DP: 0 HBP: 0	WP: 1 PB: 0 CS: 1	PA: 37	
PITCHER	IP	WLS	BF	H	R	ER	SO	BB	IBB	HBP	BLK	WP	HR	S	P	ERA	WHIP				
Ken Forsch, R ERA: 3.52	3.0	L	16	7	4	4	1	0	0	0	0	0	2	18	18	12.00	2.3333				
Andy Hassler, L ERA: 0.79	5.1		19	1	0	0	3	3	0	0	0	1	0	22	34	0.00	0.750				
Doug Corbett, R ERA: 4.8	0.2		2	0	0	0	1	0	0	0	0	0	0	4	4	0.00	0.000				

Milwaukee Brewers @ California Angels
Anaheim Stadium, Anaheim, CA
Thu May 27 1982, 10:05 PM EDT
Att: 24,267 - Unknown

AB	33
R	4
H	8
RBI	4
BB	3
SO	5
LOB	10



Batter	1	2	3	4	5	6	7	8	9	AB	R	H	RBI	BB	SO	LOB	BOTTOM				
Brian Downing, R OBP: 0.326, SLG: 0.491										4	1	1	1	0	0	1					
Rod Carew, L OBP: 0.408, SLG: 0.348										4	1	2	1	0	0	0					
Bobby Grich, R OBP: 0.413, SLG: 0.511										2	0	0	0	2	0	1					
Reggie Jackson, L OBP: 0.363, SLG: 0.383										3	0	2	1	1	1	0					
Don Baylor, R OBP: 0.289, SLG: 0.403										4	0	1	0	0	0	3					
Fred Lynn, L OBP: 0.370, SLG: 0.379										3	0	0	0	1	1	1					
Doug DeCinces, R OBP: 0.308, SLG: 0.390										4	0	0	0	0	1	2					
Tim Foli, R OBP: 0.297, SLG: 0.367										4	0	0	0	0	2						
Bob Boone, R OBP: 0.347, SLG: 0.351										2	1	0	0	1	0	0					
Inning Stats	R: 0 E: 1 K: 0 S: 3	H: 1 LOB: 2 BB: 1 P: 7	R: 0 E: 1 K: 0 S: 3	H: 0 LOB: 1 BB: 1 P: 7	R: 1 E: 0 K: 0 S: 5	H: 2 LOB: 2 BB: 1 P: 9	R: 0 E: 0 K: 1 S: 5	H: 0 LOB: 0 BB: 0 P: 5	R: 1 E: 1 K: 0 S: 3	H: 1 LOB: 0 BB: 1 P: 7	R: 0 E: 0 K: 0 S: 2	H: 0 LOB: 0 BB: 1 P: 6	R: 0 E: 0 K: 1 S: 6	H: 1 LOB: 0 BB: 0 P: 6	R: 0 E: 0 K: 1 S: 6	H: 1 LOB: 1 BB: 0 P: 6	1B: 5 2B: 0 3B: 0 HR: 1	SF: 0 SAC: 0 DP: 2 HBP: 0	WP: 2 PB: 0 CS: 0	PA: 35	
PITCHER	IP	WLS	BF	H	R	ER	SO	BB	IBB	HBP	BLK	WP	HR	S	P	ERA	WHIP				
Pete Vuckovich, R ERA: 3.57	5.0	W	21	4	2	1	1	4	0	0	0	0	1	19	35	1.80	1.600				
Jamie Easterly, L ERA: 3.95	2.1		8	1	1	1	0	1	0	0	0	0	1	7	11	3.86	0.857				
Rollie Fingers, R ERA: 2.32	1.2	S	6	1	0	0	2	0	0	0	0	0	0	10	10	0.00	0.600				

Milwaukee Brewers @ California Angels
Anaheim Stadium, Anaheim, CA
Thu May 27 1982, 10:05 PM EDT
Att: 24,267 - Unknown

AB	30
R	3
H	6
RBI	3
BB	5
SO	3
LOB	10



Batter	1	2	3	4	5	6	7	8	9	AB	R	H	RBI	BB	SO	LOB	TOP					
Paul Moltzer, R OBP: 0.384, SLG: 0.440 (1, 5)										4	0	0	0	1	0	3	Milwaukee Brewers @ California Angels Anaheim Stadium, Anaheim, CA Fri May 28 1982, 10:05 PM EDT Att: 36,824 - Unknown					
Robin Yount, R OBP: 0.353, SLG: 0.476 (1, 6)										4	0	3	2	0	0							
Cecil Cooper, L OBP: 0.388, SLG: 0.506 (1, 3)										4	1	2	1	0	0	2						
Don Money, R OBP: 0.349, SLG: 0.650 (1, 10)										4	1	1	1	0	0	2						
Gorman Thomas, R OBP: 0.318, SLG: 0.404 (1, 8)										4	1	1	1	0	2	0						
Ben Oglivie, L OBP: 0.292, SLG: 0.427 (1, 7)										4	0	1	0	0	0	0						
Ted Simmons, S OBP: 0.295, SLG: 0.346 (1, 2)										4	0	1	0	0	0	0						
Mark Brouhard, R OBP: 0.368, SLG: 0.510 Marshall Edwards, L OBP: 0.318, SLG: 0.591 (1, 9) (9, PH)										2	1	1	0	0	0	0						
Rob Picciolo, R OBP: 0.245, SLG: 0.250 Jim Gantner, L OBP: 0.336, SLG: 0.353 (1, 4) (6, PH) (6, 4)										2	1	1	0	0	0	1						
										2	0	0	0	0	0	2						
Inning Stats	R: 0 E: 0 K: 0 S: 4	H: 1 LOB: 1 BB: 0 P: 4	R: 0 E: 0 K: 0 S: 3	H: 0 LOB: 0 BB: 0 P: 3	R: 1 E: 1 K: 0 S: 5	H: 2 LOB: 1 BB: 0 P: 5	R: 0 E: 0 K: 1 S: 5	H: 0 LOB: 0 BB: 0 P: 5	R: 1 E: 0 K: 0 S: 4	H: 2 LOB: 2 BB: 1 P: 8	R: 3 E: 0 K: 0 S: 8	H: 5 LOB: 2 BB: 0 P: 8	R: 0 E: 0 K: 1 S: 5	H: 1 LOB: 0 BB: 0 P: 3	R: 0 E: 0 K: 1 S: 5	H: 0 LOB: 0 BB: 0 P: 5	R: 0 E: 0 K: 0 S: 3	H: 0 LOB: 0 BB: 0 P: 3	1B: 6 2B: 3 3B: 0 HR: 3	SF: 0 SAC: 1 DP: 1 HBP: 0	WP: 0 PB: 0 SB: 0 CS: 0	PA: 37
PITCHER	IP WLS BF H R ER SO BB IBB HBP BLK WP HR S P ERA WHIP																					
Geoff Zahn, L ERA: 2.83 (1, 1)	5.0	24	9	5	5	1	1	0	0	0	0	0	0	3	25	29	9.00	2.000				
Luis Sanchez, R ERA: 3.33 (6, 1)	2.0	7	2	0	0	0	0	0	0	0	0	0	0	7	7	0.00	1.000					
Doug Corbett, R ERA: 4.5 (8, 1)	2.0	W 6	0	0	0	1	0	0	0	0	0	0	0	8	8	0.00	0.000					

Batter	1	2	3	4	5	6	7	8	9	AB	R	H	RBI	BB	SO	LOB	BOTTOM					
Brian Downing, R OBP: 0.325, SLG: 0.486 (1, 7)										4	1	1	0	0	0	1	Milwaukee Brewers @ California Angels Anaheim Stadium, Anaheim, CA Fri May 28 1982, 10:05 PM EDT Att: 36,824 - Unknown					
Bobby Grich, R OBP: 0.415, SLG: 0.533 (1, 4)										4	1	2	2	0	1	0						
Don Baylor, R OBP: 0.288, SLG: 0.417 (1, 10)										4	1	1	1	0	0	1						
Doug DeCinces, R OBP: 0.312, SLG: 0.405 (1, 5)										4	1	2	0	0	0	0						
Reggie Jackson, L OBP: 0.366, SLG: 0.382 (1, 9)										3	1	1	0	1	0	1						
Fred Lynn, L OBP: 0.367, SLG: 0.382 Bobby Clark, R OBP: 0.206, SLG: 0.294 (1, 8) (9, 8)										4	1	1	1	0	0	2						
Rod Carew, L OBP: 0.407, SLG: 0.348 (1, 3)										3	0	1	0	0	0	2						
Tim Foli, R OBP: 0.297, SLG: 0.367 (1, 6)										3	0	1	1	0	0	1						
Bob Boone, R OBP: 0.340, SLG: 0.346 (1, 2)										2	0	0	1	0	0	1						
Inning Stats	R: 0 E: 0 K: 0 S: 3	H: 0 LOB: 0 BB: 0 P: 3	R: 0 E: 0 K: 0 S: 3	H: 1 LOB: 0 BB: 0 P: 3	R: 0 E: 0 K: 0 S: 3	H: 1 LOB: 0 BB: 0 P: 3	R: 2 E: 0 K: 0 S: 5	H: 2 LOB: 0 BB: 0 P: 5	R: 0 E: 0 K: 0 S: 3	H: 0 LOB: 0 BB: 0 P: 3	R: 0 E: 0 K: 0 S: 4	H: 1 LOB: 1 BB: 0 P: 4	R: 3 E: 0 K: 0 S: 6	H: 3 LOB: 1 BB: 1 P: 10	R: 1 E: 0 K: 1 S: 7	H: 2 LOB: 1 BB: 0 P: 7	1B: 5 2B: 4 3B: 0 HR: 2	SF: 1 SAC: 0 DP: 2 HBP: 0	WP: 0 PB: 0 SB: 0 CS: 0	PA: 33		
PITCHER	IP WLS BF H R ER SO BB IBB HBP BLK WP HR S P ERA WHIP																					
Mike Caldwell, L ERA: 4.7 (1, 1)	6.1	26	8	5	5	0	1	0	0	0	0	0	0	1	25	29	7.11	1.421				
Dwight Bernard, R ERA: 4.45 (7, 1)	1.0	L 5	2	1	1	1	0	0	0	0	0	0	0	7	7	9.00	2.000					
Bob McClure, L ERA: 4.89 (8, 1)	0.2	2	0	0	0	0	0	0	0	0	0	0	0	2	2	0.00	0.000					

Batter	1	2	3	4	5	6	7	8	9	AB	R	H	RBI	BB	SO	LOB	TOP								
Paul Moltis, R OBP: 0.385, SLG: 0.434 (1, 5)	F8		1-3 BB		5-3		F8		K	4	0	0	0	1	1	4	Milwaukee Brewers @ California Angels Anaheim Stadium, Anaheim, CA Sun May 30 1982, 6:33 AM EDT Att: 30,270 - Unknown								
Roy Howell, L OBP: 0.240, SLG: 0.289 (1, 10)	G3		1-3		SF7		1-3		F9	4	0	0	1	0	0	3									
Cecil Cooper, L OBP: 0.399, SLG: 0.528 (1, 3)	4-3		F8		HR				F8 3-1 2B	4	1	2	2	1	0	1									
Robin Yount, R OBP: 0.349, SLG: 0.474 (1, 6)		K		F8					F8 2-3	4	0	0	0	1	2	4									
Ted Simmons, S OBP: 0.262, SLG: 0.373 (1, 2)		BB 1B		P4	CS				3-1	4	1	2	1	0	0	1									
Ben Oglivie, L OBP: 0.299, SLG: 0.442 (1, 7)		BB		K			P4		HR	3	1	1	1	1	1	0									
Mark Brouhard, R OBP: 0.379, SLG: 0.500 (1, 9)		K			1B 2B		G1-6-3 BB		1B 1B	3	2	2	0	1	1	2									
Jim Gantner, L OBP: 0.342, SLG: 0.359 (1, 4)		3-1			2B SF7 1B		G1-6-3		BB 1B 1B	4	1	2	0	0	0	3									
Marshall Edwards, L OBP: 0.300, SLG: 0.533 (1, 8)			F9		HR 2B		1-3		BB 1B	4	1	2	2	0	0	0									
Inning Stats	R: 0 E: 0 K: 0 S: 3	H: 0 LOB: 0 BB: 0 P: 3	R: 0 E: 0 K: 2 S: 8	H: 1 LOB: 2 BB: 1 P: 12	R: 0 E: 0 K: 0 S: 3	H: 0 LOB: 1 BB: 1 P: 7	R: 0 E: 0 K: 1 S: 5	H: 0 LOB: 0 BB: 0 P: 5	R: 4 E: 0 K: 0 S: 6	H: 4 LOB: 0 BB: 1 P: 10	R: 1 E: 0 K: 0 S: 3	H: 1 LOB: 0 BB: 1 P: 7	R: 0 E: 0 K: 0 S: 3	H: 0 LOB: 0 BB: 0 P: 3	R: 0 E: 0 K: 0 S: 3	H: 1 LOB: 0 BB: 0 P: 3	R: 2 E: 0 K: 2 S: 11	H: 4 LOB: 3 BB: 1 P: 15	1B: 5 2B: 3 3B: 0 HR: 3	SF: 1 SAC: 0 DP: 1 HBP: 0	WP: 0 PB: 0 SB: 0 CS: 1	PA: 41			
PITCHER	IP	WLS	BF	H	R	ER	SO	BB	IBB	HBP	BLK	WP	HR	S	P	ERA	WHIP								
Bruce Kison, R ERA: 2.72 (1, 1)	5.0	L	23	6	5	5	3	3	0	0	0	0	2	26	38	9.00	1.800								
Andy Hassler, L ERA: 0.71 (6, 1)	2.0		6	0	0	0	0	1	0	0	0	0	0	5	9	0.00	0.500								
Don Aase, R ERA: 2.83 (8, 1)	2.0		11	5	2	2	2	1	0	0	0	0	1	14	18	9.00	3.000								

Batter	1	2	3	4	5	6	7	8	9	AB	R	H	RBI	BB	SO	LOB	BOTTOM								
Brian Downing, R OBP: 0.325, SLG: 0.484 (1, 7)	SH5-3 1B	P6			3-1		F8			4	0	1	0	0	0	2	Milwaukee Brewers @ California Angels Anaheim Stadium, Anaheim, CA Sun May 30 1982, 6:33 AM EDT Att: 30,270 - Unknown								
Rod Carew, L OBP: 0.420, SLG: 0.364 (1, 3)	SH5-3 1-2		4-3		2B				1B 1B	3	0	2	0	0	0	0									
Bobby Grich, R OBP: 0.405, SLG: 0.514 (1, 4)	K		5-3		K				F9	4	0	0	0	0	2	3									
Reggie Jackson, L OBP: 0.358, SLG: 0.393 (1, 9)	6-3		K		3-1				G4-3 1B	4	0	1	0	0	1	2									
Don Baylor, R OBP: 0.280, SLG: 0.401 (1, 10)		4-3		HR BB			F8		G4-3 1-2	3	1	0	0	1	0	2									
Fred Lynn, L OBP: 0.367, SLG: 0.393 (1, 8)		HR		F8			6-3		G6-4-3 BB	3	1	1	1	1	0	1									
Doug DeCinces, R OBP: 0.318, SLG: 0.424 (1, 5)		BB BB		HR			P6		G6-4-3 1-2	3	1	1	2	1	0	1									
Tim Foli, R OBP: 0.289, SLG: 0.354 (1, 6)	F8			P4			F7		F8	4	0	0	0	0	0	1									
Bob Boone, R OBP: 0.350, SLG: 0.352 (1, 2)		BB		F9			F2			2	0	0	0	1	0	0									
Inning Stats	R: 0 E: 0 K: 1 S: 6	H: 1 LOB: 1 BB: 0 P: 6	R: 1 E: 0 K: 0 S: 4	H: 1 LOB: 2 BB: 2 P: 12	R: 0 E: 0 K: 1 S: 5	H: 0 LOB: 0 BB: 0 P: 5	R: 2 E: 0 K: 0 S: 4	H: 1 LOB: 0 BB: 1 P: 8	R: 0 E: 0 K: 1 S: 6	H: 1 LOB: 1 BB: 0 P: 6	R: 0 E: 0 K: 0 S: 3	H: 0 LOB: 0 BB: 0 P: 3	R: 0 E: 0 K: 0 S: 3	H: 0 LOB: 0 BB: 0 P: 3	R: 0 E: 0 K: 0 S: 4	H: 2 LOB: 1 BB: 0 P: 4	R: 0 E: 0 K: 0 S: 2	H: 0 LOB: 0 BB: 1 P: 6	1B: 3 2B: 1 3B: 0 HR: 2	SF: 0 SAC: 1 DP: 2 HBP: 0	WP: 0 PB: 0 SB: 0 CS: 0	PA: 35			
PITCHER	IP	WLS	BF	H	R	ER	SO	BB	IBB	HBP	BLK	WP	HR	S	P	ERA	WHIP								
Jim Slaton, R ERA: 3.05 (1, 1)	7.1	W	30	5	3	3	3	3	0	0	0	0	2	33	45	3.68	1.091								
Jamie Easterly, L ERA: 4.02 (8, 1)	1.2	S	5	1	0	0	0	1	0	0	0	0	0	4	8	0.00	1.200								



Batter	1	2	3	4	5	6	7	8	9	AB	R	H	RBI	BB	SO	LOB	TOP									
Chet Lemon, R (1, 9) OBP: 0.383, SLG: 0.341										4	0	2	0	1	0	3										
Enos Cabell, R (1, 5) OBP: 0.330, SLG: 0.426										4	0	0	0	0	1	4										
Kirk Gibson, L (1, 8) OBP: 0.343, SLG: 0.397										4	0	0	0	0	1	2										
Mike Ivie, R (1, 10) OBP: 0.269, SLG: 0.386										4	1	1	0	0	0	1										
Richie Hebner, L (1, 3) OBP: 0.409, SLG: 0.462										4	1	2	0	0	1	0										
Larry Hemdon, R (1, 7) OBP: 0.374, SLG: 0.567										4	1	2	1	0	1	0										
Lance Parrish, R (1, 2) OBP: 0.404, SLG: 0.585										3	1	1	0	1	1	2										
Lou Whitaker, L (1, 4) OBP: 0.331, SLG: 0.391										4	0	1	2	0	0	2										
Alan Trammell, R (1, 6) OBP: 0.388, SLG: 0.309										2	0	1	0	0	0	0										
Rick Liska, L (8, PH) OBP: 0.333, SLG: 0.354										1	0	1	0	0	0	0										
Eddie Miller, R (8, PH) OBP: 0.258, SLG: 0.142										0	0	0	0	0	0	0										
Mark DeJohns, R (8, PH) OBP: 0.225, SLG: 0.394										0	0	0	0	0	0	0										
Jerry Turner, R (8, PH) OBP: 0.233, SLG: 0.328										1	0	1	1	0	0	0										
Tom Brookens, R (8, PH) OBP: 0.333, SLG: 0.387										0	0	0	0	0	0	0										
Inning Stats	R: 0 E: 0 K: 2 S: 8	H: 1 LOB: 1 BB: 0 P: 8	R: 0 E: 0 K: 3 S: 9	H: 0 LOB: 0 BB: 0 P: 9	R: 0 E: 0 K: 0 S: 4	H: 2 LOB: 1 BB: 0 P: 4	R: 0 E: 0 K: 0 S: 3	H: 0 LOB: 0 BB: 0 P: 3	R: 0 E: 0 K: 0 S: 3	H: 1 LOB: 0 BB: 0 P: 3	R: 0 E: 0 K: 0 S: 3	H: 0 LOB: 1 BB: 1 P: 7	R: 1 E: 0 K: 0 S: 5	H: 3 LOB: 1 BB: 0 P: 5	R: 0 E: 0 K: 0 S: 3	H: 1 LOB: 1 BB: 1 P: 3	R: 3 E: 0 K: 0 S: 7	H: 4 LOB: 2 BB: 1 P: 11	1B: 11 2B: 1 3B: 0 HR: 0	SF: 0 SAC: 0 DP: 2 HBP: 0	WP: 0 PB: 0 SB: 0 CS: 2	PA: 37				
PITCHER	IP WLS BF H R ER SO BB IBB HBP BLK WP HR S P ERA WHIP																									
Mike Witt, R (1, 1) ERA: 2.91	7.0	L	26	7	1	1	5	1	0	0	0	0	0	0	0	35	39	1.29	1.143							
Doug Corbett, R (8, 1) ERA: 4.75	2.0	L	11	5	3	3	0	1	0	0	0	0	0	0	10	14	13.50	3.000								

Detroit Tigers @ California Angels
Anaheim Stadium, Anaheim, CA
Mon May 31 1982, 6:33 AM EDT
Att: 42,415 - Unknown

AB 35
R 4
H 12
RBI 4
BB 2
SO 5
LOB 14



Batter	1	2	3	4	5	6	7	8	9	AB	R	H	RBI	BB	SO	LOB	BOTTOM								
Brian Downing, R (1, 7) OBP: 0.329, SLG: 0.500										4	1	2	1	0	0	1									
Juan Beniquez, R (8, 7) OBP: 0.400, SLG: 0.404										0	0	0	0	0	0	0									
Rod Carew, L (1, 3) OBP: 0.427, SLG: 0.374										4	0	3	1	0	0	1									
Bobby Grich, R (1, 4) OBP: 0.407, SLG: 0.534										4	1	2	1	0	1	2									
Reggie Jackson, L (1, 9) OBP: 0.350, SLG: 0.383										4	0	0	0	0	1	3									
Bobby Clark, R (9, 9) OBP: 0.206, SLG: 0.294										0	0	0	0	0	0	0									
Fred Lynn, L (1, 8) OBP: 0.359, SLG: 0.383										4	0	0	0	0	0	0									
Don Baylor, R (1, 10) OBP: 0.279, SLG: 0.395										3	0	0	0	1	0	0									
Doug DeCinces, R (1, 5) OBP: 0.317, SLG: 0.420										4	0	1	0	0	0	1									
Tim Foli, R (1, 6) OBP: 0.296, SLG: 0.356										2	1	1	0	0	0	0									
Rob Wilfong, L (9, PH) OBP: 0.237, SLG: 0.170										1	0	0	0	0	1	1									
Bob Boone, R (1, 2) OBP: 0.346, SLG: 0.347										2	0	0	0	0	0	1									
Inning Stats	R: 0 E: 0 K: 0 S: 4	H: 2 LOB: 1 BB: 0 P: 4	R: 0 E: 0 K: 0 S: 3	H: 0 LOB: 0 BB: 0 P: 3	R: 1 E: 0 K: 0 S: 6	H: 3 LOB: 2 BB: 0 P: 6	R: 0 E: 0 K: 0 S: 3	H: 0 LOB: 0 BB: 0 P: 3	R: 1 E: 0 K: 0 S: 4	H: 2 LOB: 0 BB: 0 P: 4	R: 1 E: 0 K: 0 S: 4	H: 1 LOB: 1 BB: 1 P: 8	R: 0 E: 0 K: 2 S: 7	H: 0 LOB: 1 BB: 0 P: 4	R: 0 E: 0 K: 2 S: 7	H: 0 LOB: 0 BB: 0 P: 7	R: 0 E: 0 K: 1 S: 6	H: 1 LOB: 1 BB: 0 P: 6	1B: 7 2B: 0 3B: 0 HR: 2	SF: 0 SAC: 2 DP: 0 HBP: 1	WP: 0 PB: 0 SB: 0 CS: 2	PA: 37			
PITCHER	IP WLS BF H R ER SO BB IBB HBP BLK WP HR S P ERA WHIP																								
Larry Pashnick, R (1, 1) ERA: 4.15	6.0	W	25	8	3	3	0	1	0	0	0	0	0	0	24	28	4.50	1.500							
Elias Sosa, R (7, 1) ERA: 2.92	3.0	W	11	1	0	0	3	0	0	1	0	0	0	16	17	0.00	0.333								

Detroit Tigers @ California Angels
Anaheim Stadium, Anaheim, CA
Mon May 31 1982, 6:33 AM EDT
Att: 42,415 - Unknown


AB 32
R 3
H 9
RBI 3
BB 1
SO 3
LOB 10



Batter	1	2	3	4	5	6	7	8	9	AB	R	H	RBI	BB	SO	LOB	TOP			
Chet Lemon, R OBP: 0.374, SLG: 0.331 (1, 9)	5-3		F8			5-3		F8		4	0	0	0	0	0	0				
Enos Cabell, R OBP: 0.323, SLG: 0.417 (1, 5) (9, 3)	P4		6-3			L4			5-3	4	0	0	0	0	0	0				
Kirk Gibson, L OBP: 0.341, SLG: 0.394 (1, 8)	4-3					G3			K	4	0	1	0	0	1	0				
Mike Ivie, R OBP: 0.271, SLG: 0.384 Eddie Miller, S OBP: 0.250, SLG: 0.040 (7, PR)		5-3				K2-3			6-3	3	0	1	0	0	1	1				
Richie Hebner, L OBP: 0.407, SLG: 0.457 Tom Brookens, R OBP: 0.333, SLG: 0.367 (1, 3) (9, 5)						P6				3	1	1	0	0	0	1				
Larry Hemdon, R OBP: 0.374, SLG: 0.569 (1, 7)										3	1	1	0	0	0	2				
Lance Parrish, R OBP: 0.402, SLG: 0.573 (1, 2)										2	0	0	1	1	0	3				
Lou Whitaker, L OBP: 0.331, SLG: 0.390 (1, 4)										3	0	1	1	0	0	1				
Alan Trammell, R OBP: 0.282, SLG: 0.302 (1, 6)										3	0	0	0	0	0	1				
Inning Stats	R: 0 E: 0 K: 0 S: 3	H: 0 LOB: 0 BB: 0 P: 3	R: 2 E: 0 K: 0 S: 5	H: 3 LOB: 1 BB: 0 P: 5	R: 0 E: 0 K: 0 S: 3	H: 0 LOB: 0 BB: 0 P: 3	R: 0 E: 0 K: 1 S: 5	H: 1 LOB: 0 BB: 0 P: 5	R: 0 E: 0 K: 0 S: 3	H: 0 LOB: 1 BB: 1 P: 7	R: 0 E: 0 K: 0 S: 4	H: 1 LOB: 2 BB: 0 P: 4	R: 0 E: 0 K: 0 S: 3	H: 0 LOB: 0 BB: 0 P: 3	R: 0 E: 0 K: 1 S: 5	H: 0 LOB: 0 BB: 0 P: 5	1B: 4 2B: 1 3B: 0 HR: 0	SF: 0 SAC: 0 DP: 0 HBP: 0	WP: 0 PB: 0 SB: 0 CS: 1	PA: 31
PITCHER Ken Forsch, R ERA: 3.36 (1, 1)	IP: 9.0 WLS: L BF: 31 H: 5 R: 2 ER: 2 SO: 2 BB: 1 IBB: 0 HBP: 0 BLK: 0 WP: 0 HR: 0 S: 34 P: 38 ERA: 2.00 WHIP: 0.667															PITCHER Ken Forsch, R ERA: 3.36 (1, 1)	IP: 9.0 WLS: L BF: 31 H: 5 R: 2 ER: 2 SO: 2 BB: 1 IBB: 0 HBP: 0 BLK: 0 WP: 0 HR: 0 S: 34 P: 38 ERA: 2.00 WHIP: 0.667			

Detroit Tigers @ California Angels
Anaheim Stadium, Anaheim, CA
Tue Jun 01 1982, 10:05 PM EDT
Att: 23,163 - Unknown


AB 30
R 2
H 5
RBI 2
BB 1
SO 2
LOB 9



Batter	1	2	3	4	5	6	7	8	9	AB	R	H	RBI	BB	SO	LOB	BOTTOM			
Brian Downing, R OBP: 0.327, SLG: 0.495 Tim Foli, R OBP: 0.294, SLG: 0.354 (1, 7) (9, FH)	6-3								K	4	0	1	0	0	0	2				
Rod Carew, L OBP: 0.426, SLG: 0.377 (1, 3)	K								SF8-4	4	0	2	1	0	1	1				
Bobby Grich, R OBP: 0.409, SLG: 0.530 (1, 4)										3	0	1	0	1	0	2				
Reggie Jackson, L OBP: 0.348, SLG: 0.375 (1, 9)										3	0	0	0	1	1	3				
Don Baylor, R OBP: 0.274, SLG: 0.387 (1, 10)										4	0	0	0	0	0	3				
Fred Lynn, L OBP: 0.366, SLG: 0.401 (1, 8)										3	0	2	0	1	1	0				
Doug DeCinces, R OBP: 0.310, SLG: 0.410 (1, 5)										4	0	0	0	0	0	3				
Mick Kelleher, R (1, 6)										3	0	0	0	0	0	2				
Juan Beniquez, R OBP: 0.410, SLG: 0.404 (9, FH)										0	1	0	0	1	0	0				
Bob Boone, R OBP: 0.349, SLG: 0.347 Rob Wilfong, L OBP: 0.237, SLG: 0.170 (1, 2) (9, PR)										3	0	1	0	1	1	0				
Inning Stats	R: 0 E: 0 K: 1 S: 6	H: 1 LOB: 2 BB: 1 P: 10	R: 0 E: 0 K: 0 S: 4	H: 1 LOB: 2 BB: 1 P: 8	R: 0 E: 0 K: 1 S: 6	H: 1 LOB: 1 BB: 0 P: 6	R: 0 E: 0 K: 1 S: 5	H: 0 LOB: 0 BB: 0 P: 5	R: 0 E: 0 K: 1 S: 6	H: 1 LOB: 2 BB: 1 P: 10	R: 0 E: 0 K: 0 S: 4	H: 1 LOB: 1 BB: 0 P: 4	R: 0 E: 0 K: 0 S: 4	H: 0 LOB: 1 BB: 1 P: 7	R: 1 E: 0 K: 1 S: 5	H: 1 LOB: 1 BB: 1 P: 9	1B: 6 2B: 1 3B: 1 HR: 0	SF: 1 SAC: 0 DP: 1 HBP: 0	WP: 1 PB: 0 SB: 1 CS: 0	PA: 38
PITCHER Dan Petry, R ERA: 3.51 Dave Tobik, R ERA: 3.64 (1, 1) (9, 1)	IP: 8.0 WLS: W BF: 36 H: 7 R: 1 ER: 1 SO: 4 BB: 4 IBB: 0 HBP: 0 BLK: 0 WP: 0 HR: 0 S: 39 P: 59 ERA: 1.12 WHIP: 1.375															PITCHER Dan Petry, R ERA: 3.51 Dave Tobik, R ERA: 3.64 (1, 1) (9, 1)	IP: 1.0 WLS: S BF: 2 H: 0 R: 0 ER: 0 SO: 1 BB: 0 IBB: 0 HBP: 0 BLK: 0 WP: 0 HR: 4 S: 4 P: 4 ERA: 0.00 WHIP: 0.000			

Detroit Tigers @ California Angels
Anaheim Stadium, Anaheim, CA
Tue Jun 01 1982, 10:05 PM EDT
Att: 23,163 - Unknown

AB 32
R 1
H 7
RBI 1
BB 5
SO 5
LOB 18



Batter	1	2	3	4	5	6	7	8	9	AB	R	H	RBI	BB	SO	LOB	TOP										
Chet Lemon, R OBP: 0.369, SLG: 0.327 (1, 9)	0-0 4-3 1B		0-0 F8		0-3 K		0-0 6-3		0-0 4-3	5	0	1	0	0	1	2											
Enos Cabell, R OBP: 0.321, SLG: 0.413 (1, 5)	0-0 P6		0-0 6-3		0-0 6-3			0-0 HR 1B		4	1	1	0	0	0	1											
Kirk Gibson, L OBP: 0.344, SLG: 0.415 (1, 8)	0-0 4-3 1-2			0-0 4-3		0-0 5-3 1B		0-0 HR 1B		4	1	2	2	0	0	1											
Mike Ivie, R OBP: 0.280, SLG: 0.411 (1, 10)	0-3 K			0-0 1B 2B		0-0 5-3 1-2		0-0 HR 1B 2B		4	2	2	0	0	1	2											
Larry Herndon, R OBP: 0.381, SLG: 0.571 (1, 7)		4-0 BB BB		0-0 BB BB		0-0 P3 2H		0-0 CS 1B 2H		3	0	2	2	1	0	1											
Lance Parrish, R OBP: 0.386, SLG: 0.550 (1, 2)		0-0 G6-4-3 1-2		0-0 F8		0-0 K		0-3 K 1-2		4	0	0	0	0	2	4											
Tom Brookens, R OBP: 0.363, SLG: 0.363 (7, PH)		4-0 BB		0-0 F3			0-3 K	0-0 6-3		1	0	0	0	1	0	1											
Lou Whitaker, L OBP: 0.327, SLG: 0.385 (7, 4)										2	0	0	0	0	1	0											
John Wockenfuss, R OBP: 0.363, SLG: 0.313 (7, PR)		0-0 6-3								3	1	2	1	0	0	1											
Eddie Miller, S OBP: 0.250, SLG: 0.040 (7, 6)										0	0	0	0	0	0	0											
Mark DeJohn, S OBP: 0.308, SLG: 0.333 (7, 6)										1	0	0	0	0	0	0											
Alan Trammell, R OBP: 0.278, SLG: 0.298 (7, PH)				0-0 1-3		0-0 5-3		0-0 4-3 1B		2	0	0	0	0	0	0											
Richie Hebner, L OBP: 0.398, SLG: 0.446 (7, 3)										2	0	0	0	0	0	1											
Inning Stats	R: 0 E: 0 K: 1 S: 6	H: 1 LOB: 1 BB: 0 P: 6	R: 0 E: 0 K: 0 S: 2	H: 0 LOB: 1 BB: 2 P: 10	R: 0 E: 0 K: 0 S: 3	H: 0 LOB: 0 BB: 0 P: 3	R: 1 E: 0 K: 0 S: 5	H: 2 LOB: 1 BB: 0 P: 5	R: 1 E: 0 K: 1 S: 6	H: 1 LOB: 0 BB: 0 P: 6	R: 0 E: 0 K: 1 S: 6	H: 1 LOB: 2 BB: 0 P: 6	R: 3 E: 0 K: 1 S: 8	H: 4 LOB: 0 BB: 0 P: 8	R: 0 E: 0 K: 0 S: 3	H: 0 LOB: 0 BB: 0 P: 3	1B: 6 2B: 2 3B: 0 HR: 2	SF: 0 SAC: 0 DP: 1 HBP: 0	WP: 0 PB: 0 SB: 0 CS: 1	PA: 37							
PITCHER	IP	WLS	BF	H	R	ER	SO	BB	IBB	HBP	BLK	WP	HR	S	P	ERA	WHIP										
Geoff Zahn, L ERA: 2.87 (1, 1)	5.1		22	5	2	2	2	2	0	0	0	0	1	24	32	3.38	1.312										
Don Aase, R ERA: 2.74 (6, 1)	1.1		5	1	0	0	2	0	0	0	0	0	0	9	9	0.00	0.750										
Doug Corbett, R ERA: 5.45 (7, 1)	0.1	L	5	4	3	3	0	0	0	0	0	0	1	5	5	81.00	12.000										
Dave Goltz, R ERA: 3.18 (8, 1)	2.0		5	0	0	0	1	0	0	0	0	0	0	7	7	0.00	0.000										

Detroit Tigers @ California Angels
Anaheim Stadium, Anaheim, CA
Wed Jun 02 1982, 10:05 PM EDT
Att: 27,396 - Unknown

AB 35
R 5
H 10
RBI 5
BB 2
SO 5
LOB 14



Batter	1	2	3	4	5	6	7	8	9	AB	R	H	RBI	BB	SO	LOB	BOTTOM										
Brian Downing, R OBP: 0.329, SLG: 0.490 (1, 7)	4-0 FC2-6 BB		0-0 P6	0-0 F8		0-0 F9			0-0 3-4-3 1B	4	0	1	0	1	0	4											
Rod Carew, L OBP: 0.426, SLG: 0.374 (1, 3)	0-0 FC2-6 1-2		0-0 1B	4-0 1B IBB			0-0 F7		0-0 3-4-3 1-2	4	0	1	0	1	0	2											
Bobby Grich, R OBP: 0.403, SLG: 0.519 (1, 4)	0-0 F9		0-0 1B	0-0 F8			0-3 K		0-3 K	5	0	1	1	0	2	5											
Reggie Jackson, L OBP: 0.346, SLG: 0.368 (7, PR)	0-3 K		0-3 K		0-0 F9		4-0 BB		0-0 F9	3	0	0	0	1	2	3											
Juan Beniquez, R OBP: 0.403, SLG: 0.396 (8, 9)										1	0	0	0	0	0	1											
Don Baylor, R OBP: 0.278, SLG: 0.389 (1, 10)		0-0 G4-6-3 1B		0-0 FC 1B		0-0 6-3		0-3 K		4	0	2	0	0	1	1											
Fred Lynn, L OBP: 0.367, SLG: 0.406 (1, 8)		0-0 G4-6-3 1-2		0-0 FC 1B		0-0 F9		0-0 G3 WP 2B		4	2	1	0	0	0	2											
Doug DeCinces, R OBP: 0.309, SLG: 0.407 (1, 5)		0-0 5-3		0-0 S 1B 1B		0-0 F8		0-0 G3		4	1	1	1	0	0	1											
Tim Foli, R OBP: 0.299, SLG: 0.354 (1, 6)			4-0 SH1-3 1B	0-0 F8 1B		0-0 P4		0-0 6-3		3	1	1	0	1	0	0											
Bob Boone, R OBP: 0.355, SLG: 0.353 (1, 2)			0-0 SH1-3	0-0 F8 1B		0-0 1B		0-0 F8		3	0	2	1	0	0	0											
Inning Stats	R: 0 E: 0 K: 1 S: 5	H: 0 LOB: 1 BB: 1 P: 9	R: 0 E: 0 K: 0 S: 3	H: 1 LOB: 0 BB: 0 P: 3	R: 1 E: 0 K: 1 S: 7	H: 2 LOB: 1 BB: 1 P: 11	R: 2 E: 1 K: 0 S: 7	H: 4 LOB: 3 BB: 1 P: 11	R: 0 E: 0 K: 0 S: 3	H: 0 LOB: 0 BB: 0 P: 3	R: 0 E: 0 K: 2 S: 7	H: 1 LOB: 1 BB: 1 P: 11	R: 0 E: 0 K: 0 S: 4	H: 0 LOB: 0 BB: 0 P: 4	R: 1 E: 0 K: 0 S: 4	H: 1 LOB: 0 BB: 0 P: 4	R: 0 E: 0 K: 1 S: 6	H: 1 LOB: 1 BB: 0 P: 6	1B: 9 2B: 1 3B: 0 HR: 0	SF: 0 SAC: 2 DP: 1 HBP: 0	WP: 1 PB: 0 SB: 1 CS: 0	PA: 40					
PITCHER	IP	WLS	BF	H	R	ER	SO	BB	IBB	HBP	BLK	WP	HR	S	P	ERA	WHIP										
Milt Wilcox, R ERA: 3.34 (1, 1)	3.1		18	7	3	3	2	2	0	0	0	0	0	20	28	8.10	2.700										
Kevin Saucier, L ERA: 2.42 (4, 1)	4.2	W	19	3	1	1	2	1	1	0	0	1	0	21	29	1.93	0.857										
Pat Underwood, L ERA: 4.88 (9, 1)	0.1		1	0	0	0	0	0	0	0	0	0	0	1	1	0.00	0.000										
Dave Tobik, R ERA: 3.56 (9, 1)	0.2	S	2	0	0	0	1	0	0	0	0	0	0	4	4	0.00	0.000										

Detroit Tigers @ California Angels
Anaheim Stadium, Anaheim, CA
Wed Jun 02 1982, 10:05 PM EDT
Att: 27,396 - Unknown

AB 35
R 4
H 10
RBI 3
BB 4
SO 5
LOB 19



Batter	1	2	3	4	5	6	7	8	9	10	11	AB	R	H	RBI	BB	SO	LOB	TOP	
Jerry Remy, L OBP: 0.338, SLG: 0.316 (1.4)	F8	1B		F7			1-3		2B 1B BB		HR 1B	6	2	3	3	1	0	1		
Dwight Evans, R OBP: 0.374, SLG: 0.399 (1.9)	K	K		F8			K		F2		K	7	0	0	0	0	4	6		
Jim Rice, R OBP: 0.378, SLG: 0.462 (1.7)	BB 1B	F8			6-3		1B BB		1B 2B		5-3	5	1	2	0	1	0	3		
Carl Yastrzemski, L OBP: 0.406, SLG: 0.560 (1.10)	FC4-6 BB				6-3		1B		1B 2B		HR	4	1	4	2	2	0	0		
Carney Lansford, R OBP: 0.355, SLG: 0.407 (1.5)	FC4-6			F8	6-3		1-3		G5-4-3 1B		HR	6	1	2	3	0	0	6		
Dave Stapleton, R OBP: 0.294, SLG: 0.376 (1.3)		E8 HR 1B		L4-3 BB	F8		5-3		G5-4-3 1B		1B E 1B	5	2	2	0	1	0	3		
Rich Gedman, L OBP: 0.333, SLG: 0.458 (1.2)		HR		L4-3			K		1B		4-3	6	2	3	2	0	1	2		
Glenn Hoffman, R OBP: 0.305, SLG: 0.377 (1.6)		HR					F3		F7		E4 BB	5	1	0	0	1	2	2		
Rick Miller, L OBP: 0.327, SLG: 0.347 (1.8)		1B		F8			F7		F7		G3	5	1	1	0	1	0	2		
Inning Stats	R: 0 E: 0 K: 1 S: 6	H: 1 LOB: 2 BB: 1 P: 10	R: 2 E: 1 K: 2 S: 11	H: 4 LOB: 2 BB: 0 P: 11	R: 0 E: 0 K: 0 S: 3	H: 1 LOB: 1 BB: 1 P: 7	R: 0 E: 0 K: 0 S: 3	H: 0 LOB: 1 BB: 1 P: 7	R: 0 E: 0 K: 0 S: 4	H: 1 LOB: 2 BB: 1 P: 10	R: 0 E: 0 K: 0 S: 5	H: 3 LOB: 1 BB: 1 P: 9	R: 0 E: 0 K: 1 S: 5	H: 0 LOB: 0 BB: 0 P: 5	R: 7 E: 1 K: 1 S: 11	H: 5 LOB: 1 BB: 2 P: 19	1B: 12 2B: 3 3B: 1 HR: 2	SF: 0 SAC: 0 DP: 2 HBP: 0	WP: 0 PB: 0 SB: 0 CS: 0	PA: 56
PITCHER	IP 8.1	WLS 1	BF 39	H 10	R 4	ER 4	SO 5	BB 5	IBB 0	HBP 0	BLK 0	WP 0	HR 1	S 44	P 64	ERA 4.32	WHIP 1.800			
Steve Renko, R ERA: 2.44 (1.1)																				
Angel Moreno, L ERA: 4.69 (9.1)	0.0	1	1	0	0	0	0	0	0	0	0	0	0	1	1	∞	∞			
Doug Corbett, R ERA: 5.92 (9.1)	2.1	L	10	3	3	3	2	0	1	0	0	0	1	13	17	11.57	1.286			
Dave Goltz, R ERA: 3.0 (11.1)	0.1		6	3	4	0	0	1	0	0	0	0	0	5	9	0.00	12.000			

Boston Red Sox @ California Angels
Anaheim Stadium, Anaheim, CA
Fri Jun 04 1982, 10:05 PM EDT
Att: 33,160 - Unknown

AB 49
R 11
H 17
RBI 10
BB 7
SO 7
LOB 25



Batter	1	2	3	4	5	6	7	8	9	10	11	AB	R	H	RBI	BB	SO	LOB	BOTTOM			
Brian Downing, R OBP: 0.335, SLG: 0.490 (1.7)	2-3		CS	1B		SH1-4 BB		1B 3B 1B	F7			4	1	2	0	1	0	1				
Juan Beniquez, R OBP: 0.391, SLG: 0.382 (1.9)						SH1-4		HBP 3B 1B				2	0	0	0	0	0	1				
Reggie Jackson, L OBP: 0.349, SLG: 0.372 (8. PH)	4-3										K	1	0	1	0	0	0	0				
Rob Wilfong, L OBP: 0.237, SLG: 0.170 (8. PR)												0	1	0	0	0	0	0				
Bobby Clark, R OBP: 0.200, SLG: 0.286 (9.9)												1	0	0	0	0	1	0				
Bobby Grich, R OBP: 0.398, SLG: 0.506 (1.4)	1-3										K	4	1	0	0	0	1	2				
Don Baylor, R OBP: 0.272, SLG: 0.379 (1.10)		K									F9	5	0	0	0	0	1	5				
Doug DeCinces, R OBP: 0.311, SLG: 0.417 (1.5)		F8									F8	5	0	2	3	0	0	0				
Fred Lynn, L OBP: 0.383, SLG: 0.400 (1.8)		3-1									F9	5	1	1	0	0	1	3				
Rod Carew, L OBP: 0.425, SLG: 0.371 (1.3)												4	0	1	0	1	0	2				
Tim Lincecum, R OBP: 0.296, SLG: 0.349 (1.6)												5	0	1	1	0	0	3				
Bob Boone, R OBP: 0.353, SLG: 0.351 (1.2)												4	0	1	0	0	0	2				
Inning Stats	R: 0 E: 0 K: 0 S: 3	H: 0 LOB: 0 BB: 0 P: 3	R: 0 E: 0 K: 1 S: 5	H: 0 LOB: 0 BB: 0 P: 5	R: 0 E: 0 K: 0 S: 3	H: 1 LOB: 1 BB: 1 P: 3	R: 0 E: 0 K: 0 S: 4	H: 1 LOB: 1 BB: 0 P: 4	R: 1 E: 0 K: 0 S: 5	H: 2 LOB: 1 BB: 0 P: 5	R: 0 E: 0 K: 0 S: 3	H: 1 LOB: 2 BB: 0 P: 9	R: 3 E: 0 K: 1 S: 8	H: 3 LOB: 2 BB: 1 P: 9	R: 0 E: 0 K: 2 S: 7	H: 0 LOB: 0 BB: 0 P: 7	R: 0 E: 0 K: 0 S: 3	H: 0 LOB: 1 BB: 1 P: 7	1B: 8 2B: 0 3B: 1 HR: 0	SF: 0 SAC: 1 DP: 0 HBP: 1	WP: 1 PB: 0 SB: 0 CS: 1	PA: 45
PITCHER	IP 5.0	WLS 1	BF 19	H 4	R 1	ER 1	SO 1	BB 1	IBB 0	HBP 0	BLK 0	WP 1	HR 0	S 20	P 24	ERA 1.80	WHIP 1.000					
Bruce Hurst, L ERA: 3.88 (6.1)																						
Bob Stanley, R ERA: 2.79 (6.1)	2.1		10	3	2	2	0	0	0	0	0	0	0	10	10	7.71	1.286					
Mark Clear, R ERA: 1.47 (8.1)	3.2	W	15	2	1	1	3	1	0	1	0	0	0	19	24	2.46	0.818					

Boston Red Sox @ California Angels
Anaheim Stadium, Anaheim, CA
Fri Jun 04 1982, 10:05 PM EDT
Att: 33,160 - Unknown

AB 40
R 4
H 9
RBI 4
BB 2
SO 4
LOB 19




Batter	1	2	3	4	5	6	7	8	9	AB	R	H	RBI	BB	SO	LOB	TOP								
Jerry Remy, L OBP: 0.332, SLG: 0.312 (1, 4)										4	1	1	1	0	0	2	Boston Red Sox @ California Angels Anaheim Stadium, Anaheim, CA Sun Jun 06 1982, 6:33 AM EDT Att: 34,941 - Unknown								
Dwight Evans, R OBP: 0.373, SLG: 0.390 (1, 9)										4	0	1	1	0	1	2									
Jim Rice, R OBP: 0.372, SLG: 0.466 (1, 7)										4	0	0	0	0	1	1									
Carl Yastrzemski, L OBP: 0.396, SLG: 0.540 (1, 10)										4	0	1	0	0	0	1									
Carney Lansford, R OBP: 0.354, SLG: 0.400 (1, 5)										4	0	1	0	0	0	1									
Dave Stapleton, R OBP: 0.291, SLG: 0.379 (1, 3)										4	1	1	0	0	0	1									
Glenn Hoffman, R OBP: 0.313, SLG: 0.372 (1, 6)										3	2	1	0	1	0	1									
Gary Allenson, R OBP: 0.310, SLG: 0.375 (1, 2)										3	1	2	2	1	1	0									
Rick Miller, L OBP: 0.329, SLG: 0.344 (1, 8)										3	0	1	1	1	0	1									
Inning Stats	R: 0 E: 0 K: 0 S: 3	H: 0 LOB: 0 BB: 0 P: 3	R: 0 E: 0 K: 0 S: 4	H: 1 LOB: 1 BB: 0 P: 4	R: 0 E: 0 K: 0 S: 3	H: 1 LOB: 0 BB: 0 P: 3	R: 0 E: 0 K: 1 S: 6	H: 1 LOB: 1 BB: 0 P: 6	R: 0 E: 0 K: 1 S: 5	H: 0 LOB: 0 BB: 0 P: 5	R: 1 E: 0 K: 1 S: 7	H: 2 LOB: 1 BB: 0 P: 7	R: 2 E: 0 K: 0 S: 6	H: 3 LOB: 2 BB: 1 P: 10	R: 0 E: 0 K: 0 S: 3	H: 0 LOB: 0 BB: 0 P: 3		R: 2 E: 0 K: 0 S: 3	H: 1 LOB: 0 BB: 2 P: 11	1B: 8 2B: 0 3B: 0 HR: 1	SF: 1 SAC: 0 DP: 1 HBP: 0	WP: 0 PB: 0 SB: 1 CS: 1	PA: 38		
PITCHER	IP	WLS	BF	H	R	ER	SO	BB	IBB	HBP	BLK	WP	HR	S	P	ERA	WHIP								
Ken Forsch, R ERA: 3.44 (1, 1)	8.1	L	35	9	5	4	3	2	0	0	0	0	1	39	47	4.32	1.320								
Dave Goltz, R ERA: 2.7 (9, 1)	0.2	S	2	0	0	0	0	1	0	0	0	0	0	1	5	0.00	1.500								

AB	33
R	5
H	9
RBI	5
BB	3
SO	3
LOB	10



Batter	1	2	3	4	5	6	7	8	9	AB	R	H	RBI	BB	SO	LOB	BOTTOM								
Brian Downing, R OBP: 0.341, SLG: 0.500 (1, 7)										4	1	2	0	0	0	3	Boston Red Sox @ California Angels Anaheim Stadium, Anaheim, CA Sun Jun 06 1982, 6:33 AM EDT Att: 34,941 - Unknown								
Bobby Grich, R OBP: 0.387, SLG: 0.488 (1, 4)										4	0	1	0	0	1	2									
Doug DeCinces, R OBP: 0.305, SLG: 0.405 (1, 5)										4	0	1	0	0	1	3									
Reggie Jackson, L OBP: 0.347, SLG: 0.369 (1, 9)										4	0	1	0	0	2	1									
Don Baylor, R OBP: 0.271, SLG: 0.379 (1, 10)										4	0	1	0	0	0	1									
Fred Lynn, L OBP: 0.363, SLG: 0.405 (1, 8)										4	0	1	0	0	3	1									
Rod Carew, L OBP: 0.425, SLG: 0.380 (1, 3)										4	0	2	0	0	0	1									
Tim Foli, R OBP: 0.295, SLG: 0.347 (1, 6)										4	0	1	0	0	0	1									
Joe Ferguson, R OBP: 0.250, SLG: 0.222 (1, 2)										3	0	1	0	0	0	3									
Inning Stats	R: 1 E: 0 K: 0 S: 5	H: 3 LOB: 1 BB: 0 P: 5	R: 0 E: 0 K: 1 S: 5	H: 0 LOB: 0 BB: 0 P: 5	R: 0 E: 0 K: 1 S: 5	H: 0 LOB: 0 BB: 0 P: 5	R: 0 E: 0 K: 0 S: 3	H: 1 LOB: 0 BB: 0 P: 3	R: 0 E: 0 K: 1 S: 6	H: 1 LOB: 1 BB: 0 P: 6	R: 0 E: 0 K: 0 S: 6	H: 3 LOB: 3 BB: 0 P: 6	R: 0 E: 0 K: 2 S: 7	H: 0 LOB: 0 BB: 0 P: 7	R: 0 E: 0 K: 1 S: 6	H: 1 LOB: 1 BB: 0 P: 6		1B: 8 2B: 4 3B: 0 HR: 0	SF: 0 SAC: 0 DP: 2 HBP: 0	WP: 0 PB: 0 SB: 0 CS: 0	PA: 35				
PITCHER	IP	WLS	BF	H	R	ER	SO	BB	IBB	HBP	BLK	WP	HR	S	P	ERA	WHIP								
Bob Ojeda, L ERA: 5.15 (1, 1)	6.1	W	25	9	1	1	4	0	0	0	0	0	0	33	33	1.42	1.421								
Mark Clear, R ERA: 1.37 (7, 1)	2.2	S	10	2	0	0	3	0	0	0	0	0	0	16	16	0.00	0.750								

AB	35
R	1
H	11
RBI	0
BB	0
SO	7
LOB	16



Batter	1	2	3	4	5	6	7	8	9	AB	R	H	RBI	BB	SO	LOB	TOP					
Brian Downing, R (1, 7) OBP: 0.339, SLG: 0.489 Bobby Clark, R (9, 7) OBP: 0.194, SLG: 0.278	F7					F5		5-3		4	0	1	0	1	0	2						
Bobby Grich, R (1, 4) OBP: 0.388, SLG: 0.477	P4		K			F9		K		5	0	0	0	0	0	3						
Don Baylor, R (1, 10) OBP: 0.277, SLG: 0.395	K					HR		1-3		4	1	2	1	1	1	0						
Doug DeCinces, R (1, 5) OBP: 0.309, SLG: 0.401		K				HR		1-3		3	1	0	0	2	2	1						
Reggie Jackson, L (1, 9) OBP: 0.348, SLG: 0.405 Juan Beniquez, R (9, 9) OBP: 0.362, SLG: 0.350	G3 1B					HR		K		4	1	2	2	0	1	4						
Fred Lynn, L (1, 8) OBP: 0.362, SLG: 0.409	G3					HR		F8		4	0	0	0	0	0	4						
Rod Carew, L (1, 3) OBP: 0.438, SLG: 0.395	6-3					6-3				4	1	2	0	0	0	1						
Bob Boone, R (1, 2) OBP: 0.368, SLG: 0.373			F7					E6		4	0	3	0	0	0	0						
Mick Kelleher, R (1, 6) Rob Wilfong, L (8, PH) OBP: 0.235, SLG: 0.169 Tim Foli, P (8, 6) OBP: 0.298, SLG: 0.360	6-3		6-3			F7		K		3	0	0	0	0	1	2						
Inning Stats	R: 0 E: 0 K: 1 S: 5	H: 0 LOB: 0 BB: 0 P: 5	R: 0 E: 0 K: 1 S: 6	H: 1 LOB: 1 BB: 0 P: 6	R: 0 E: 0 K: 1 S: 5	H: 0 LOB: 1 BB: 1 P: 9	R: 3 E: 0 K: 0 S: 6	H: 3 LOB: 1 BB: 1 P: 10	R: 0 E: 0 K: 1 S: 6	H: 1 LOB: 3 BB: 2 P: 14	R: 0 E: 1 K: 1 S: 6	H: 2 LOB: 1 BB: 0 P: 6	R: 0 E: 0 K: 1 S: 6	H: 1 LOB: 1 BB: 0 P: 6	R: 1 E: 1 K: 1 S: 7	H: 2 LOB: 1 BB: 0 P: 7	R: 0 E: 0 K: 2 S: 7	H: 0 LOB: 0 BB: 0 P: 7	1B: 5 2B: 3 3B: 0 HR: 2	SF: 0 SAC: 0 DP: 0 HBP: 0	WP: 0 PB: 0 SB: 0 CS: 0	PA: 40
PITCHER	IP	WLS	BF	H	R	ER	SO	BB	IBB	HBP	BLK	WP	HR	S	P	ERA	WHIP					
Jerry Garvin, L (1, 1) ERA: 7.67	4.1		21	5	3	3	3	3	0	0	0	0	2	24	36	6.23	1.846					
Roy Lee Jackson, R (5, 1) ERA: 3.93	3.2		16	5	1	0	4	1	0	0	0	0	0	23	27	0.00	1.636					
Joey McLaughlin, R (9, 1) ERA: 4.08	1.0	W	3	0	0	0	2	0	0	0	0	0	0	7	7	0.00	0.000					

California Angels @ Toronto Blue Jays
Exhibition Stadium, Toronto, ON
Wed Jun 09 1982, 7:05 PM EDT
Att: 16,193 - Unknown - 74 F

AB	36
R	4
H	10
RBI	3
BB	4
SO	9
LOB	17



Batter	1	2	3	4	5	6	7	8	9	AB	R	H	RBI	BB	SO	LOB	BOTTOM					
Damaso Garcia, R (1, 4) OBP: 0.347, SLG: 0.402	5-3		G3					1-3		4	1	1	1	0	0	2						
Rance Mulliniks, L (1, 5) OBP: 0.323, SLG: 0.347	K							G3		3	0	0	0	1	1	0						
Willie Upshaw, L (1, 3) OBP: 0.368, SLG: 0.519	F7		FC4-5					K		4	0	0	1	0	2	1						
Dave Revering, L (1, 10) OBP: 0.269, SLG: 0.307		G3	G3					4-3		4	0	0	0	0	0	1						
Barry Bonnell, R (1, 7) OBP: 0.413, SLG: 0.544		K						5-3		4	1	1	0	0	1	0						
Lloyd Moseby, L (1, 8) OBP: 0.302, SLG: 0.395		1B						F7		4	1	2	1	0	1	0						
Hosken Powell, L (1, 9) OBP: 0.290, SLG: 0.347		1B						5-3		3	0	1	0	1	1	0						
Ernie Whitt, L (1, 2) OBP: 0.338, SLG: 0.453		FC4-6						K		3	1	1	1	1	0	2						
Alfredo Griffin, S (1, 6) OBP: 0.259, SLG: 0.312 Al Woods, L (9, PH) OBP: 0.228, SLG: 0.219		FC4-6						HR		3	1	2	0	0	1	0						
Inning Stats	R: 0 E: 0 K: 1 S: 5	H: 2 LOB: 2 BB: 0 P: 7	R: 1 E: 0 K: 0 S: 4	H: 1 LOB: 1 BB: 1 P: 8	R: 0 E: 0 K: 1 S: 5	H: 0 LOB: 0 BB: 0 P: 5	R: 2 E: 0 K: 2 S: 9	H: 2 LOB: 0 BB: 0 P: 9	R: 0 E: 0 K: 0 S: 3	H: 0 LOB: 0 BB: 0 P: 3	R: 0 E: 0 K: 1 S: 6	H: 1 LOB: 1 BB: 0 P: 6	R: 0 E: 0 K: 1 S: 5	H: 0 LOB: 0 BB: 0 P: 5	R: 2 E: 0 K: 0 S: 3	H: 2 LOB: 3 BB: 2 P: 11	1B: 4 2B: 1 3B: 1 HR: 2	SF: 0 SAC: 0 DP: 0 HBP: 0	WP: 0 PB: 0 SB: 0 CS: 0	PA: 36		
PITCHER	IP	WLS	BF	H	R	ER	SO	BB	IBB	HBP	BLK	WP	HR	S	P	ERA	WHIP					
Mike Witt, R (1, 1) ERA: 3.16	8.0		32	7	4	4	7	1	0	0	0	0	2	45	49	4.50	1.000					
Doug Corbett, R (9, 1) ERA: 6.0	0.1	L	4	1	1	1	0	0	2	0	0	0	0	2	10	27.00	3.000					

California Angels @ Toronto Blue Jays
Exhibition Stadium, Toronto, ON
Wed Jun 09 1982, 7:05 PM EDT
Att: 16,193 - Unknown - 74 F

AB	33
R	5
H	8
RBI	5
BB	3
SO	7
LOB	8



Batter	1	2	3	4	5	6	7	8	9	AB	R	H	RBI	BB	SO	LOB	TOP								
Brian Downing, R OBP: 0.336, SLG: 0.480 (1, 7)	F8		FC6-4 BB			L5	6-3		FC1-6 1B	4	0	0	0	1	0	1	California Angels @ Chicago White Sox Comiskey Park, Chicago, IL Thu Jun 10 1982, 8:05 PM EDT Att: 20,728 - Unknown - 69 F livebaseballscorecards.com								
Rod Carew, L OBP: 0.442, SLG: 0.401 (1, 3)	L5		FC6-4			1B WP PB		1B	1B	5	2	3	0	0	0	1									
Don Baylor, R OBP: 0.279, SLG: 0.396 (1, 10)	F9			5-3		PB 2B		1B	2B	5	2	2	0	0	0	2									
Reggie Jackson, L OBP: 0.347, SLG: 0.401 (1, 9)		K		6-3		K		2B FC6-2	1B	4	0	1	1	0	2	1									
Bobby Grich, R OBP: 0.394, SLG: 0.492 (1, 4)				4-3		3B		FC6-2	2B	3	1	2	2	1	0	0									
Doug DeCinces, R OBP: 0.308, SLG: 0.408 (1, 5)	F3					3B		FC6-2	BB	4	0	1	1	0	0	3									
Fred Lynn, L OBP: 0.364, SLG: 0.424 (1, 8)						HR		2B 3H	3B	3	1	1	1	1	1	2									
Tim Lincecum, R OBP: 0.292, SLG: 0.352 (1, 6)			K			F8		G6-4-3	BB	4	0	0	0	0	1	3									
Bob Boone, R OBP: 0.365, SLG: 0.371 (1, 2)				6-3		4-3				4	0	1	0	0	0	0									
Rob Wilfong, L OBP: 0.235, SLG: 0.169 (9, PR)						4-3				0	0	0	0	0	0	0									
Joe Ferguson, R OBP: 0.250, SLG: 0.222 (9, 2)									FC1-6	0	0	0	0	0	0	0									
Inning Stats	R: 0 E: 0 K: 0 S: 3	H: 0 LOB: 0 BB: 0 P: 3	R: 0 E: 0 K: 2 S: 7	H: 0 LOB: 1 BB: 1 P: 11	R: 0 E: 0 K: 1 S: 5	H: 0 LOB: 0 BB: 0 P: 9	R: 0 E: 0 K: 0 S: 3	H: 0 LOB: 0 BB: 0 P: 3	R: 1 E: 0 K: 0 S: 4	H: 1 LOB: 0 BB: 0 P: 4	R: 3 E: 0 K: 1 S: 9	H: 4 LOB: 1 BB: 0 P: 9	R: 0 E: 0 K: 0 S: 3	H: 0 LOB: 0 BB: 0 P: 3	R: 2 E: 0 K: 0 S: 6	H: 4 LOB: 2 BB: 0 P: 10	R: 0 E: 0 K: 0 S: 4	H: 2 LOB: 2 BB: 0 P: 4	1B: 7 2B: 3 3B: 1 HR: 1	SF: 0 SAC: 0 DP: 2 HBP: 0	WP: 1 PB: 1 SB: 0 CS: 0	PA: 39			
PITCHER	IP	WLS	BF	H	R	ER	SO	BB	IBB	HBP	BLK	WP	HR	S	P	ERA	WHIP								
Britt Burns, L ERA: 3.58 (1, 1)	5.2		24	5	4	4	4	2	0	0	0	1	1	30	38	6.35	1.235								
Kevin Hickey, L ERA: 3.14 (6, 1)	1.1		5	1	1	1	0	0	0	0	0	0	0	5	5	6.75	0.750								
Salome Barojas, R ERA: 2.08 (8, 1)	2.0	W	10	5	1	1	0	1	0	0	0	0	0	9	13	4.50	3.000								

Batter	1	2	3	4	5	6	7	8	9	AB	R	H	RBI	BB	SO	LOB	BOTTOM								
Rudy Law, L OBP: 0.327, SLG: 0.426 (1, 8)	SH3 4-3	F8		CS		4-3		G4-6-3		5	1	3	0	0	0	2	California Angels @ Chicago White Sox Comiskey Park, Chicago, IL Thu Jun 10 1982, 8:05 PM EDT Att: 20,728 - Unknown - 69 F livebaseballscorecards.com								
Tony Bemazard, S OBP: 0.325, SLG: 0.350 (1, 4)	SH3		HBP 1B			5-3		G4-6-3		2	1	0	0	2	0	2									
Steve Kemp, L OBP: 0.385, SLG: 0.395 (1, 7)	4-3		K			F7			HR	5	1	1	2	0	1	2									
Greg Luzinski, R OBP: 0.366, SLG: 0.477 (1, 10)			HBP 1B			3B		2B		2	3	2	0	2	0	0									
Tom Paciorek, R OBP: 0.360, SLG: 0.457 (1, 3)			1B			3B		2B		3	1	2	2	0	0	1									
Aurelio Rodriguez, R OBP: 0.192, SLG: 0.130 (8, 5)	F3		1B			SF7		4-3		0	0	0	0	0	0	0									
Harold Baines, L OBP: 0.314, SLG: 0.410 (1, 9)			CS			SF7		4-3		3	0	2	3	0	0	1									
Carlton Fisk, R OBP: 0.347, SLG: 0.399 (1, 2)		K		F3		L6		K		4	0	0	0	0	2	4									
Jim Morrison, R OBP: 0.277, SLG: 0.425 (1, 5)										3	0	1	0	0	1	2									
Mike Squires, L OBP: 0.253, SLG: 0.229 (8, 3)										1	0	0	0	0	0	0									
Bill Almon, R OBP: 0.351, SLG: 0.411 (1, 6)										4	0	2	0	0	2	0									
Inning Stats	R: 1 E: 0 K: 0 S: 4	H: 1 LOB: 1 BB: 1 P: 8	R: 0 E: 0 K: 1 S: 7	H: 3 LOB: 2 BB: 0 P: 7	R: 2 E: 0 K: 1 S: 7	H: 2 LOB: 2 BB: 1 P: 12	R: 0 E: 0 K: 1 S: 5	H: 1 LOB: 1 BB: 1 P: 9	R: 2 E: 0 K: 1 S: 7	H: 2 LOB: 0 BB: 0 P: 7	R: 0 E: 0 K: 1 S: 5	H: 0 LOB: 0 BB: 0 P: 5	R: 1 E: 0 K: 0 S: 6	H: 1 LOB: 1 BB: 1 P: 10	R: 0 E: 0 K: 0 S: 4	H: 2 LOB: 1 BB: 0 P: 4	R: 1 E: 0 K: 0 S: 1	H: 1 LOB: 0 BB: 0 P: 1	1B: 9 2B: 2 3B: 1 HR: 1	SF: 1 SAC: 1 DP: 1 HBP: 1	WP: 0 PB: 0 SB: 1 CS: 2	PA: 39			
PITCHER	IP	WLS	BF	H	R	ER	SO	BB	IBB	HBP	BLK	WP	HR	S	P	ERA	WHIP								
Steve Renko, R ERA: 2.97 (1, 1)	4.0		23	9	5	5	3	3	0	1	0	0	0	25	38	11.25	3.000								
Dave Goltz, R ERA: 3.39 (5, 1)	4.0	L	16	4	2	2	3	1	0	0	0	0	1	21	25	4.50	1.250								

Batter	1	2	3	4	5	6	7	8	9	AB	R	H	RBI	BB	SO	LOB	TOP					
Brian Downing, R OBP: 0.332, SLG: 0.474 (1, 7)	5-3		F9			SH3-4 1B		5-3		4	1	1	0	0	0	1						
Rod Carew, L OBP: 0.433, SLG: 0.392 (1, 3)	K			4-3		SH3-4 1B		6-3		4	1	1	0	0	1	0						
Bobby Grich, R OBP: 0.394, SLG: 0.487 (1, 4)	F9			FC5-4 1B		SH3-4		F9		3	0	1	0	0	0	0						
Don Baylor, R OBP: 0.282, SLG: 0.394 (1, 10)		E5 G3-6-3		F2		L4-6 1B		F7		3	0	0	0	1	0	1						
Doug DeCinces, R OBP: 0.306, SLG: 0.403 (1, 5)	F9			FC5-4		1B		F4		4	0	1	2	0	0	2						
Juan Beniquez, R OBP: 0.342, SLG: 0.328 (1, 9)	G3-6-3					L4-6		F7		4	0	0	0	0	0	3						
Bobby Clark, R OBP: 0.205, SLG: 0.282 (1, 8)			5-3 1B			K		F8		3	0	1	0	0	1	0						
Tim Foli, R OBP: 0.286, SLG: 0.344 (1, 6)			5-3			E 1B		6-3		3	1	1	0	0	0	1						
Bob Boone, R OBP: 0.357, SLG: 0.367 (1, 2)	F9			F8		F3				3	0	0	0	0	0	1						
Inning Stats	R: 0 E: 0 K: 1 S: 5	H: 0 LOB: 0 BB: 0 P: 5	R: 0 E: 1 K: 0 S: 3	H: 0 LOB: 0 BB: 0 P: 3	R: 0 E: 0 K: 0 S: 4	H: 1 LOB: 1 BB: 0 P: 4	R: 0 E: 0 K: 0 S: 4	H: 1 LOB: 1 BB: 0 P: 4	R: 1 E: 1 K: 1 S: 6	H: 1 LOB: 0 BB: 0 P: 6	R: 2 E: 0 K: 0 S: 5	H: 3 LOB: 1 BB: 1 P: 9	R: 0 E: 0 K: 0 S: 3	H: 0 LOB: 0 BB: 0 P: 3	R: 0 E: 0 K: 0 S: 3	H: 0 LOB: 0 BB: 0 P: 3	R: 0 E: 0 K: 0 S: 3	H: 0 LOB: 0 BB: 0 P: 3	1B: 6 2B: 1 3B: 0 HR: 0	SF: 0 SAC: 1 DP: 2 HBP: 0	WP: 0 PB: 0 CS: 0	PA: 33
PITCHER Steve Trout, L ERA: 4.0 (1, 1)	IP: 9.0 WLS: L BF: 33 H: 6 R: 3 ER: 2 SO: 2 BB: 0 IBB: 1 HBP: 0 BLK: 0 WP: 0 HR: 0 S: 36 P: 40 ERA: 2.00 WHIP: 0.667															PITCHER						

California Angels @ Chicago White Sox
Comiskey Park, Chicago, IL
Sat Jun 12 1982, 4:33 AM EDT
Att: 44,084 - Sunny - 68 F

AB 31
R 3
H 6
RBI 2
BB 1
SO 2
LOB 9



Batter	1	2	3	4	5	6	7	8	9	AB	R	H	RBI	BB	SO	LOB	BOTTOM					
Rudy Law, L OBP: 0.304, SLG: 0.377 (1, 8)	4-3			G3		F7				3	0	0	0	1	0	1						
Tony Bemazzard, S OBP: 0.331, SLG: 0.354 (1, 4)	F9			F8						3	0	0	0	1	0	2						
Steve Kemp, L OBP: 0.376, SLG: 0.384 (1, 7)	K									4	0	1	0	0	1	2						
Greg Luzinski, R OBP: 0.359, SLG: 0.462 (1, 10)		5-3		F4						4	0	0	0	0	0	1						
Tom Paciorek, R OBP: 0.351, SLG: 0.443 (1, 3)		F7				F7		G3		4	0	0	0	0	0	0						
Harold Baines, L OBP: 0.308, SLG: 0.406 (1, 9)		K				G3		F7		3	0	0	0	0	1	0						
Marc Hill, R OBP: 0.259, SLG: 0.385 Jerry Hairston, S OBP: 0.200, SLG: 0.429 Mary Foley, L OBP: 0.429, SLG: 0.200 (1, 2)				6-3						2	0	0	0	0	0	0						
Jim Morrison, R OBP: 0.279, SLG: 0.428 (1, 5)						6-3				1	0	0	0	0	0	0						
Bill Almon, R OBP: 0.351, SLG: 0.414 (1, 6)										0	0	0	0	0	0	0						
Jim Morrison, R OBP: 0.279, SLG: 0.428 (1, 5)				F3				F8		3	0	1	0	0	0	0						
Bill Almon, R OBP: 0.351, SLG: 0.414 (1, 6)				F9						3	0	1	0	0	0	1						
Inning Stats	R: 0 E: 0 K: 1 S: 5	H: 0 LOB: 0 BB: 0 P: 5	R: 0 E: 0 K: 1 S: 5	H: 0 LOB: 0 BB: 0 P: 5	R: 0 E: 0 K: 0 S: 3	H: 0 LOB: 0 BB: 0 P: 3	R: 0 E: 0 K: 0 S: 4	H: 1 LOB: 1 BB: 0 P: 4	R: 0 E: 0 K: 0 S: 3	H: 0 LOB: 0 BB: 0 P: 3	R: 0 E: 0 K: 0 S: 4	H: 1 LOB: 2 BB: 1 P: 8	R: 0 E: 0 K: 0 S: 3	H: 0 LOB: 0 BB: 0 P: 3	R: 0 E: 0 K: 0 S: 4	H: 1 LOB: 1 BB: 1 P: 8	R: 0 E: 0 K: 0 S: 3	H: 0 LOB: 0 BB: 0 P: 3	1B: 3 2B: 0 3B: 0 HR: 0	SF: 0 SAC: 0 DP: 0 HBP: 0	WP: 0 PB: 0 CS: 0	PA: 32
PITCHER Ken Forsch, R ERA: 3.15 (1, 1)	IP: 9.0 WLS: W BF: 32 H: 3 R: 0 ER: 0 SO: 2 BB: 2 IBB: 0 HBP: 0 BLK: 0 WP: 0 HR: 0 S: 34 P: 42 ERA: 0.00 WHIP: 0.556															PITCHER						

California Angels @ Chicago White Sox
Comiskey Park, Chicago, IL
Sat Jun 12 1982, 4:33 AM EDT
Att: 44,084 - Sunny - 68 F

AB 30
R 0
H 3
RBI 0
BB 2
SO 2
LOB 7



Batter	1	2	3	4	5	6	7	8	9	AB	R	H	RBI	BB	SO	LOB	TOP										
Juan Beniquez, R OBP: 0.338, SLG: 0.324 Bobby Clark, R OBP: 0.225, SLG: 0.300 (8, FR) (8, 7)	4-3		6-3		5-3			6-3 2B 1B	BLK 1B	4	0	1	0	0	0	0	California Angels @ Chicago White Sox Comiskey Park, Chicago, IL Sun Jun 13 1982, 4:33 AM EDT Att: 50,892 - Sunny - 70 F										
Rod Carew, L OBP: 0.428, SLG: 0.387 (1, 3)	4-3		4-3			F7		6-3 1-2 2-3	1B 1-H	5	0	1	1	0	0	2											
Don Baylor, R OBP: 0.289, SLG: 0.400 (1, 10)	F7		F7			G6-4-3 BB		1B 2B 2-H 3-H	1-2 1B	4	1	2	2	1	0	0											
Reggie Jackson, L OBP: 0.351, SLG: 0.413 (1, 9)		HR			F7	G6-4-3		1B 1B 1B	K	4	2	1	1	1	1	3											
Bobby Grich, R OBP: 0.394, SLG: 0.482 (1, 4)		FC4-6 HBP			F8			1B 1B 1-2 2-H	FC6-4	4	0	1	1	0	0	2											
Fred Lynn, L OBP: 0.365, SLG: 0.424 (1, 8)		FC4-6 FC5-4 1-2f			K			1B 1B 1-2 2-3		4	0	1	0	0	1	1											
Doug DeCinces, R OBP: 0.309, SLG: 0.414 (1, 5)		FC5-4 E 1-2f				SH1-3 3B		1B 1-2 2-3 3-H		4	1	2	1	0	0	1											
Tim Foli, R OBP: 0.286, SLG: 0.342 (1, 6)		E1 1-3			F9			1B 1-3		4	1	1	0	0	0	5											
Bob Boone, R OBP: 0.354, SLG: 0.363 (1, 2)		6-3			SH1-3			SH3-4 1-2	4-3	2	0	0	1	0	0	2											
Inning Stats	R: 0 E: 0 K: 0 S: 3	H: 0 LOB: 0 BB: 0 P: 3	R: 1 E: 1 K: 0 S: 5	H: 1 LOB: 2 BB: 0 P: 6	R: 0 E: 0 K: 0 S: 3	H: 0 LOB: 0 BB: 0 P: 3	R: 0 E: 0 K: 1 S: 5	H: 0 LOB: 0 BB: 0 P: 5	R: 1 E: 0 K: 0 S: 4	H: 1 LOB: 0 BB: 0 P: 4	R: 0 E: 0 K: 0 S: 2	H: 0 LOB: 0 BB: 1 P: 6	R: 0 E: 0 K: 0 S: 3	H: 0 LOB: 0 BB: 0 P: 3	R: 4 E: 0 K: 0 S: 9	H: 6 LOB: 3 BB: 1 P: 13		R: 1 E: 0 K: 1 S: 8	H: 3 LOB: 2 BB: 0 P: 8	1B: 8 2B: 1 3B: 1 HR: 1	SF: 0 SAC: 2 DP: 1 HBP: 1	WP: 0 PB: 0 SB: 0 CS: 0	PA: 41				
PITCHER	IP	WLS	BF	H	R	ER	SO	BB	IBB	HBP	BLK	WP	HR	S	P	ERA	WHIP										
Dennis Lamp, R ERA: 4.03 Kevin Hickey, L ERA: 3.1 Salome Barojas, R ERA: 2.49 Jerry Koosman, L ERA: 4.35	7.1	L	28	4	4	4	1	1	0	1	0	0	1	28	33	4.91	0.682										

Batter	1	2	3	4	5	6	7	8	9	AB	R	H	RBI	BB	SO	LOB	BOTTOM										
Bill Almon, R OBP: 0.349, SLG: 0.421 (1, 6)	5-3			5-3		E2 3B		5-3		4	1	1	1	0	0	1	California Angels @ Chicago White Sox Comiskey Park, Chicago, IL Sun Jun 13 1982, 4:33 AM EDT Att: 50,892 - Sunny - 70 F										
Tony Bemazzard, S OBP: 0.325, SLG: 0.357 (1, 4)	K			6-3		F6		G3 1B 2B		4	1	1	0	0	1	0											
Steve Kemp, L OBP: 0.374, SLG: 0.382 (1, 7)	4-3			6-3				1B E 1B	G3	4	1	1	0	0	0	1											
Greg Luzinski, R OBP: 0.357, SLG: 0.455 (1, 10)					6-3			K	1-3	3	0	0	0	1	1	2											
Tom Paciorek, R OBP: 0.350, SLG: 0.442 Mike Squires, L OBP: 0.293, SLG: 0.229 Marc Hill, R OBP: 0.281, SLG: 0.407 (9, PH)				G6-4-3 BB		F9		1-2 K	CS	3	0	1	1	0	0	1											
Carlton Fisk, R OBP: 0.343, SLG: 0.387 (1, 2)				F8		F3		2-H 1B	1B	0	0	0	0	0	0	0											
Harold Baines, L OBP: 0.303, SLG: 0.398 (1, 9)								1-2 BB	BB	3	0	0	0	1	0	1											
Aurelio Rodriguez, R OBP: 0.241, SLG: 0.160 (1, 5)				K		K		G3	3-1	4	0	0	0	0	2	2											
Rudy Law, L OBP: 0.293, SLG: 0.364 Jerry Hairston, S OBP: 0.194, SLG: 0.414 (8, PH)				6-3		E BB		5-4-3 1B		2	1	1	0	1	0	0											
				K		F8		5-4-3		2	0	0	0	0	1	1											
Inning Stats	R: 0 E: 0 K: 1 S: 5	H: 0 LOB: 0 BB: 0 P: 5	R: 0 E: 0 K: 0 S: 2	H: 0 LOB: 1 BB: 1 P: 6	R: 0 E: 0 K: 2 S: 7	H: 0 LOB: 0 BB: 0 P: 7	R: 0 E: 0 K: 0 S: 3	H: 0 LOB: 0 BB: 0 P: 3	R: 0 E: 0 K: 1 S: 6	H: 1 LOB: 0 BB: 1 P: 10	R: 1 E: 1 K: 1 S: 6	H: 2 LOB: 0 BB: 0 P: 6	R: 0 E: 0 K: 0 S: 4	H: 1 LOB: 1 BB: 0 P: 4	R: 1 E: 0 K: 0 S: 5	H: 2 LOB: 2 BB: 1 P: 9	1B: 4 2B: 1 3B: 1 HR: 0	SF: 0 SAC: 0 DP: 1 HBP: 0	WP: 0 PB: 0 SB: 0 CS: 1	PA: 34							
PITCHER	IP	WLS	BF	H	R	ER	SO	BB	IBB	HBP	BLK	WP	HR	S	P	ERA	WHIP										
Geoff Zahn, L ERA: 2.89	9.0	W	34	6	4	2	5	3	0	0	0	0	0	41	53	2.00	1.000										

Batter	1	2	3	4	5	6	7	8	9	AB	R	H	RBI	BB	SO	LOB	TOP										
Damaso Garcia, R OBP: 0.339, SLG: 0.393 (1,4)	6-3		4-3		6-3			5-3		4	0	0	0	0	0	0											
Garth Iorg, R OBP: 0.312, SLG: 0.381 (1,5)						4-3		F8		2	0	1	0	0	0	0											
Rance Mulliniks, L OBP: 0.304, SLG: 0.313 (7,5)	FC4-6 1B		G6-4-3 HBP							1	0	0	0	0	0	0											
Lloyd Moseby, L OBP: 0.298, SLG: 0.371 (1,8)	F7		G6-4-3 1-2		1-3			K		4	0	0	0	0	1	2											
Willie Upshaw, L OBP: 0.362, SLG: 0.515 (1,3)	FC4-6 1-2			E1 CS		FC4-6 BB			4-0 HR BB	2	1	0	0	2	0	1											
Hosken Powell, L OBP: 0.259, SLG: 0.308 (1,9)									0-0 F7	4	0	0	0	0	1	3											
Jesse Barfield, R OBP: 0.345, SLG: 0.414 (9,7)		K		F7 1-2		FC4-6 1-2			F7	0	0	0	0	0	0	0											
Dave Revere, L OBP: 0.281, SLG: 0.336 (1,10)										4	1	3	2	0	0	0											
Al Woods, L OBP: 0.237, SLG: 0.237 (1,7)																											
Barry Bonnell, R OBP: 0.398, SLG: 0.506 (9,9)										3	0	2	0	0	0	1											
Ernie Whitt, L OBP: 0.324, SLG: 0.421 (1,2)										0	0	0	0	1	0	0											
Alfredo Griffin, S OBP: 0.252, SLG: 0.298 (1,6)										4	0	0	0	0	1	4											
Inning Stats	R: 0 E: 0 K: 0 S: 4	H: 1 LOB: 1 BB: 0 P: 4	R: 0 E: 0 K: 1 S: 7	H: 2 LOB: 2 BB: 0 P: 7	R: 0 E: 0 K: 0 S: 2	H: 0 LOB: 0 BB: 0 P: 3	R: 0 E: 1 K: 0 S: 4	H: 1 LOB: 1 BB: 0 P: 4	R: 0 E: 0 K: 0 S: 3	H: 0 LOB: 0 BB: 0 P: 3	R: 0 E: 0 K: 0 S: 3	H: 1 LOB: 1 BB: 0 P: 4	R: 0 E: 0 K: 1 S: 5	H: 0 LOB: 0 BB: 0 P: 5	R: 2 E: 0 K: 1 S: 6	H: 1 LOB: 1 BB: 2 P: 14	1B: 5 2B: 0 3B: 0 HR: 1	SF: 0 SAC: 0 DP: 1 HBP: 1	WP: 0 PB: 0 SB: 0 CS: 1	PA: 36							
PITCHER	IP	WLS	BF	H	R	ER	SO	BB	IBB	HBP	BLK	WP	HR	S	P	ERA	WHIP										
Mike Witt, R ERA: 3.02 (1,1)	8.1	L	33	6	2	2	2	2	0	1	0	0	1	34	43	2.16	0.960										
Andy Hassler, L ERA: 0.69 (9,1)	0.2		3	0	0	0	1	1	0	0	0	0	0	4	8	0.00	1.500										

Toronto Blue Jays @ California Angels
Anaheim Stadium, Anaheim, CA
Tue Jun 15 1982, 10:05 PM EDT
Att: 23,217 - Unknown

AB	32
R	2
H	6
RBI	2
BB	3
SO	3
LOB	15



Batter	1	2	3	4	5	6	7	8	9	AB	R	H	RBI	BB	SO	LOB	BOTTOM										
Brian Downing, R OBP: 0.327, SLG: 0.466 (1,7)	5-3		K			P4		K		4	0	0	0	0	2	1											
Rod Carew, L OBP: 0.425, SLG: 0.385 (1,3)	4-3				G3					4	0	1	0	0	0	0											
Don Baylor, R OBP: 0.292, SLG: 0.402 (1,10)	F8					1B				4	0	2	0	0	0	1											
Reggie Jackson, L OBP: 0.344, SLG: 0.404 (1,9)										4	0	0	0	0	1	2											
Bobby Grich, R OBP: 0.387, SLG: 0.472 (1,4)										4	0	0	0	0	1	1											
Fred Lynn, L OBP: 0.364, SLG: 0.423 (1,8)										3	0	1	0	0	0	0											
Doug DeCinces, R OBP: 0.309, SLG: 0.410 (1,5)										2	0	0	0	1	0	1											
Tim Foli, R OBP: 0.286, SLG: 0.342 (1,6)										3	0	1	0	0	0	1											
Bob Boone, R OBP: 0.350, SLG: 0.359 (1,2)										2	0	0	0	0	0	0											
Inning Stats	R: 0 E: 0 K: 0 S: 3	H: 0 LOB: 0 BB: 0 P: 3	R: 0 E: 0 K: 0 S: 4	H: 1 LOB: 1 BB: 0 P: 4	R: 0 E: 0 K: 1 S: 5	H: 0 LOB: 0 BB: 0 P: 5	R: 0 E: 0 K: 1 S: 5	H: 1 LOB: 0 BB: 0 P: 5	R: 0 E: 0 K: 0 S: 3	H: 0 LOB: 0 BB: 1 P: 7	R: 0 E: 0 K: 0 S: 4	H: 1 LOB: 1 BB: 0 P: 4	R: 0 E: 0 K: 1 S: 5	H: 0 LOB: 0 BB: 0 P: 5	R: 0 E: 0 K: 1 S: 6	H: 1 LOB: 1 BB: 0 P: 6	R: 0 E: 0 K: 0 S: 4	H: 1 LOB: 1 BB: 0 P: 4	1B: 5 2B: 0 3B: 0 HR: 0	SF: 0 SAC: 1 DP: 0 HBP: 0	WP: 0 PB: 0 SB: 1 CS: 1	PA: 33					
PITCHER	IP	WLS	BF	H	R	ER	SO	BB	IBB	HBP	BLK	WP	HR	S	P	ERA	WHIP										
Jim Clancy, R ERA: 4.09 (1,1)	9.0	W	32	5	0	0	4	1	0	0	0	0	0	39	43	0.00	0.667										

Toronto Blue Jays @ California Angels
Anaheim Stadium, Anaheim, CA
Tue Jun 15 1982, 10:05 PM EDT
Att: 23,217 - Unknown

AB	30
R	0
H	5
RBI	0
BB	1
SO	4
LOB	7



Batter	1	2	3	4	5	6	7	8	9	AB	R	H	RBI	BB	SO	LOB	TOP			
Damaso Garcia, R (1,4) OBP: 0.340, SLG: 0.395										4	1	1	0	1	0	1				
Rance Mulliniks, L (1,5) OBP: 0.303, SLG: 0.311										4	0	1	0	0	1	1				
Lloyd Moseby, L (1,8) OBP: 0.297, SLG: 0.368										4	0	1	1	0	0	0				
Willie Upshaw, L (1,3) OBP: 0.357, SLG: 0.507										3	0	0	0	0	2	0				
Dave Revering, L (1,10) OBP: 0.295, SLG: 0.333										1	0	0	0	3	0	0				
Al Woods, L (1,7) OBP: 0.244, SLG: 0.238										4	0	1	0	0	0	5				
Jesse Barfield, R (1,9) OBP: 0.336, SLG: 0.401										4	0	0	0	0	1	5				
Buck Martinez, R (1,2) OBP: 0.319, SLG: 0.349										4	0	1	0	0	0	0				
Alfredo Griffin, S (1,6) OBP: 0.249, SLG: 0.293										3	0	0	0	0	1	2				
Hosken Powell, L (9, PH) OBP: 0.265, SLG: 0.315										1	0	1	0	0	0	0				
Inning Stats	R: 1 E: 0 K: 0 S: 6	H: 3 LOB: 3 BB: 1 P: 10	R: 0 E: 0 K: 0 S: 3	H: 0 LOB: 0 BB: 0 P: 3	R: 0 E: 0 K: 1 S: 5	H: 0 LOB: 0 BB: 0 P: 5	R: 0 E: 0 K: 1 S: 6	H: 1 LOB: 2 BB: 1 P: 10	R: 0 E: 0 K: 2 S: 8	H: 1 LOB: 1 BB: 0 P: 8	R: 0 E: 0 K: 0 S: 3	H: 0 LOB: 1 BB: 1 P: 7	R: 0 E: 0 K: 0 S: 3	H: 0 LOB: 1 BB: 1 P: 7	R: 0 E: 0 K: 0 S: 4	H: 1 LOB: 1 BB: 0 P: 4	1B: 5 2B: 1 3B: 0 HR: 0	SF: 0 SAC: 1 DP: 0 HBP: 0	WP: 0 PB: 0 SB: 0 CS: 0	PA: 37
PITCHER Steve Renko, R (1,1) ERA: 2.74	IP: 9.0 WLS: W BF: 37 H: 6 R: 1 ER: 1 SO: 5 BB: 4 IBB: 0 HBP: 0 BLK: 0 WP: 0 HR: 0 S: 43 P: 59 ERA: 1.00 WHIP: 1.111															PITCHER				

Toronto Blue Jays @ California Angels
Anaheim Stadium, Anaheim, CA
Wed Jun 16 1982, 10:05 PM EDT
Att: 20,970 - Unknown

AB 32
R 1
H 6
RBI 1
BB 4
SO 5
LOB 14



Batter	1	2	3	4	5	6	7	8	9	AB	R	H	RBI	BB	SO	LOB	BOTTOM			
Brian Downing, R (1,7) OBP: 0.325, SLG: 0.461										5	0	1	1	0	0	4				
Rod Carew, L (1,3) OBP: 0.420, SLG: 0.380										5	1	1	0	0	0	3				
Don Baylor, R (1,10) OBP: 0.295, SLG: 0.416										4	1	2	2	0	0	0				
Reggie Jackson, L (1,9) OBP: 0.342, SLG: 0.401										4	0	1	0	0	1	1				
Bobby Clark, R (8,9) OBP: 0.225, SLG: 0.300										0	0	0	0	0	0	0				
Bobby Grich, R (1,4) OBP: 0.380, SLG: 0.462										4	0	0	0	0	1	2				
Fred Lynn, L (1,8) OBP: 0.367, SLG: 0.429										4	2	2	0	0	0	1				
Doug DeCinces, R (1,5) OBP: 0.316, SLG: 0.427										3	2	2	2	1	0	0				
Tim Foli, R (1,6) OBP: 0.295, SLG: 0.355										4	1	3	0	0	0	2				
Bob Boone, R (1,2) OBP: 0.353, SLG: 0.362										4	0	2	2	0	0	2				
Inning Stats	R: 0 E: 0 K: 0 S: 3	H: 0 LOB: 0 BB: 0 P: 3	R: 2 E: 1 K: 1 S: 8	H: 3 LOB: 2 BB: 1 P: 12	R: 0 E: 0 K: 0 S: 3	H: 0 LOB: 0 BB: 0 P: 3	R: 2 E: 0 K: 0 S: 7	H: 5 LOB: 2 BB: 0 P: 7	R: 0 E: 1 K: 0 S: 4	H: 1 LOB: 1 BB: 0 P: 4	R: 0 E: 0 K: 0 S: 4	H: 1 LOB: 0 BB: 0 P: 4	R: 2 E: 0 K: 1 S: 7	H: 2 LOB: 0 BB: 0 P: 7	R: 1 E: 0 K: 0 S: 5	H: 2 LOB: 1 BB: 0 P: 5	1B: 10 2B: 2 3B: 0 HR: 2	SF: 0 SAC: 0 DP: 0 HBP: 0	WP: 0 PB: 0 SB: 0 CS: 2	PA: 38
PITCHER Dave Stieb, R (1,1) ERA: 3.9	IP: 6.0 WLS: L BF: 30 H: 12 R: 6 ER: 4 SO: 12 BB: 1 IBB: 0 HBP: 0 BLK: 0 WP: 1 HR: 1 S: 31 P: 35 ERA: 6.00 WHIP: 2.167															PITCHER				
Roy Lee Jackson, R (7,1) ERA: 3.97	IP: 2.0 WLS: L BF: 8 H: 2 R: 1 ER: 1 SO: 1 BB: 0 IBB: 0 HBP: 0 BLK: 0 WP: 0 HR: 1 S: 10 P: 10 ERA: 4.50 WHIP: 1.000															PITCHER				

Toronto Blue Jays @ California Angels
Anaheim Stadium, Anaheim, CA
Wed Jun 16 1982, 10:05 PM EDT
Att: 20,970 - Unknown

AB 37
R 7
H 14
RBI 7
BB 1
SO 2
LOB 15



Batter	1	2	3	4	5	6	7	8	9	AB	R	H	RBI	BB	SO	LOB	TOP								
Damaso Garcia, R (1,4) OBP: 0.345, SLG: 0.415	F7			1-3		4-3 1B	FC5-4 1B		HR	5	2	3	2	0	0	0									
Rance Mulliniks, L (1,5) OBP: 0.299, SLG: 0.307 (7,6)	K			F7		4-3	FC5-4		1B	5	0	1	0	0	1	4									
Lloyd Moseby, L (1,8) OBP: 0.295, SLG: 0.364	K			4-3					P5	5	0	1	1	0	2	1									
Willie Upshaw, L (1,3) OBP: 0.353, SLG: 0.505		G3			HR	F9			K	5	1	1	0	0	2	2									
Dave Revering, L (1,10) OBP: 0.301, SLG: 0.333		CS BB			K		FC4-6 1B		K	3	1	1	0	1	2	1									
Barry Bonnell, R (1,7) OBP: 0.400, SLG: 0.506 (7,5)		K			1-3		FC4-6 1B		BB 2B 1B	4	1	2	0	0	1	2									
Jesse Barfield, R (1,9) OBP: 0.340, SLG: 0.421				4-3		HR	FC4-6 1B		2B BB	3	2	1	2	1	0	2									
Ernie Whitt, L (1,2) OBP: 0.318, SLG: 0.412				G3		4-3			BB	3	0	0	1	0	0	1									
Buck Martinez, R (9,PH) OBP: 0.326, SLG: 0.369				G3		4-3	FC4-6 1B		HR	1	1	1	2	0	0	0									
Alfredo Griffin, S (1,6) OBP: 0.247, SLG: 0.290				3-1		4-3	FC4-6 1B		L1	2	0	0	0	0	0	0									
Hosken Powell, L (7,PH) OBP: 0.265, SLG: 0.315						4-3				0	0	0	0	0	0	0									
Tony Johnson, R (7,7) OBP: 0.345, SLG: 0.440 (7,7)							1B			2	0	1	0	0	0	1									
Inning Stats	R: 0 E: 0 K: 2 S: 7	H: 0 LOB: 0 BB: 0 P: 7	R: 0 E: 0 K: 1 S: 4	H: 0 LOB: 1 BB: 1 P: 8	R: 0 E: 0 K: 0 S: 3	H: 0 LOB: 0 BB: 0 P: 3	R: 0 E: 0 K: 0 S: 3	H: 0 LOB: 0 BB: 0 P: 3	R: 2 E: 0 K: 1 S: 7	H: 2 LOB: 0 BB: 0 P: 7	R: 1 E: 0 K: 0 S: 5	H: 2 LOB: 1 BB: 0 P: 5	R: 1 E: 0 K: 0 S: 7	H: 4 LOB: 3 BB: 0 P: 7	R: 0 E: 0 K: 3 S: 9	H: 0 LOB: 0 BB: 0 P: 9	R: 4 E: 0 K: 1 S: 9	H: 4 LOB: 1 BB: 1 P: 13	1B: 7 2B: 4 3B: 0 HR: 2	SF: 0 SAC: 0 DP: 1 HBP: 0	WP: 0 PB: 0 SB: 0 CS: 1	PA: 40			
PITCHER	IP	WLS	BF	H	R	ER	SO	BB	IBB	HBP	BLK	WP	HR	S	P	ERA	WHIP								
Bruce Kison, R (1,1) ERA: 3.59	6.2	W	26	6	4	4	4	1	0	0	0	0	1	33	37	5.40	1.050								
Andy Hassler, L (7,1) ERA: 1.95	1.1		9	4	3	3	3	1	0	0	0	0	0	14	18	20.25	3.750								
Doug Corbett, R (9,1) ERA: 6.08	0.1		3	2	1	1	0	0	0	0	0	0	1	3	3	27.00	6.000								
Angel Moreno, L (9,1) ERA: 4.97	0.2	S	2	0	0	0	1	0	0	0	0	0	0	4	4	0.00	0.000								

Toronto Blue Jays @ California Angels
Anaheim Stadium, Anaheim, CA
Thu Jun 17 1982, 10:05 PM EDT
Att: 21,195 - Unknown

AB 38
R 8
H 12
RBI 8
BB 2
SO 8
LOB 14



Batter	1	2	3	4	5	6	7	8	9	AB	R	H	RBI	BB	SO	LOB	BOTTOM								
Brian Downing, R (1,7) OBP: 0.330, SLG: 0.462	F9		1B 1B 1B	1B		2B 1B			F9	4	3	2	0	1	0	0									
Rod Carew, L (1,3) OBP: 0.428, SLG: 0.395	1-3		1B	1B		1B			E	5	2	4	0	0	0	0									
Don Baylor, R (1,10) OBP: 0.301, SLG: 0.419	F2		1B HR	1B		1B			E4	5	1	3	3	0	0	1									
Reggie Jackson, L (1,9) OBP: 0.344, SLG: 0.401			HR	1B		1B			E4	5	2	2	2	0	2	5									
Bobby Clark, R (9,9) OBP: 0.225, SLG: 0.300		5-4-3 1B	HR	1B		K			E4	0	0	0	0	0	0	0									
Bobby Grich, R (1,4) OBP: 0.377, SLG: 0.471		5-4-3	HR			4-3			K	5	1	1	3	0	1	5									
Fred Lynn, L (1,8) OBP: 0.361, SLG: 0.421	F7		6-3			3-1			K	4	0	0	0	0	1	0									
Doug DeCinces, R (1,5) OBP: 0.315, SLG: 0.424	1-3		5-3			1B			F9	4	0	1	0	0	0	0									
Tim Foli, R (1,6) OBP: 0.290, SLG: 0.348			6-3			F8			F3	4	0	0	0	0	0	1									
Bob Boone, R (1,2) OBP: 0.351, SLG: 0.360			1B WP 1B			6-3			K	4	1	1	0	0	1	0									
Inning Stats	R: 0 E: 0 K: 0 S: 3	H: 1 LOB: 0 BB: 0 P: 4	R: 6 E: 0 K: 0 S: 8	H: 5 LOB: 0 BB: 1 P: 12	R: 1 E: 0 K: 1 S: 8	H: 3 LOB: 2 BB: 0 P: 8	R: 0 E: 0 K: 0 S: 4	H: 1 LOB: 1 BB: 0 P: 4	R: 1 E: 0 K: 1 S: 8	H: 3 LOB: 0 BB: 0 P: 8	R: 0 E: 0 K: 1 S: 5	H: 0 LOB: 0 BB: 0 P: 5	R: 1 E: 2 K: 2 S: 10	H: 1 LOB: 2 BB: 0 P: 10	1B: 12 2B: 1 3B: 0 HR: 1	SF: 0 SAC: 0 DP: 0 HBP: 0	WP: 1 PB: 0 SB: 0 CS: 0	PA: 41							
PITCHER	IP	WLS	BF	H	R	ER	SO	BB	IBB	HBP	BLK	WP	HR	S	P	ERA	WHIP								
Luis Leal, R (1,1) ERA: 3.51	3.0	L	16	6	7	6	0	1	0	0	0	0	1	15	19	18.00	2.333								
Dale Murray, R (4,1) ERA: 4.5	3.0		16	7	2	2	2	0	0	0	0	0	0	20	20	6.00	2.333								
Steve Senteney, R (7,1) ERA: 1.17	2.0		9	1	1	0	3	0	0	0	0	0	0	15	15	0.00	0.500								


Toronto Blue Jays @ California Angels
Anaheim Stadium, Anaheim, CA
Thu Jun 17 1982, 10:05 PM EDT
Att: 21,195 - Unknown

AB 40
R 10
H 14
RBI 8
BB 1
SO 5
LOB 12




Batter	1	2	3	4	5	6	7	8	9	AB	R	H	RBI	BB	SO	LOB	TOP			
Ron LeFlore, R OBP: 0.353, SLG: 0.413 (1, 8)										4	0	1	0	0	0	2	Chicago White Sox @ California Angels Anaheim Stadium, Anaheim, CA Fri Jun 18 1982, 10:05 PM EDT Att: 48,222 - Overcast - 60 F			
Tony Bernazard, S OBP: 0.325, SLG: 0.350 (1, 4)										4	1	1	0	0	1	3				
Steve Kemp, L OBP: 0.374, SLG: 0.400 (1, 7)										4	0	1	0	0	1	1				
Greg Luzinski, R OBP: 0.372, SLG: 0.481 (1, 10)										2	1	1	1	2	0	0				
Tom Paciorek, R OBP: 0.355, SLG: 0.439 (1, 3)										4	0	2	1	0	0	3				
Harold Baines, L OBP: 0.300, SLG: 0.396 (1, 9)										4	0	0	0	0	0	3				
Carlton Fisk, R OBP: 0.337, SLG: 0.376 (1, 2)										4	0	1	0	0	0	0				
Aurelio Rodriguez, R OBP: 0.225, SLG: 0.167 (1, 5)										4	0	1	0	0	1	1				
Bill Almon, R OBP: 0.341, SLG: 0.409 (1, 6)										4	0	0	0	0	1	2				
Inning Stats	R: 1 E: 0 K: 0 S: 5	H: 2 LOB: 2 BB: 1 P: 9	R: 0 E: 0 K: 0 S: 5	H: 1 LOB: 2 BB: 0 P: 5	R: 1 E: 0 K: 1 S: 6	H: 1 LOB: 0 BB: 0 P: 6	R: 0 E: 0 K: 1 S: 5	H: 0 LOB: 0 BB: 0 P: 5	R: 0 E: 0 K: 1 S: 6	H: 1 LOB: 1 BB: 0 P: 6	R: 0 E: 0 K: 1 S: 5	H: 0 LOB: 0 BB: 0 P: 5	R: 0 E: 0 K: 0 S: 3	H: 1 LOB: 0 BB: 0 P: 3	R: 0 E: 0 K: 0 S: 3	H: 0 LOB: 0 BB: 0 P: 3	1B: 6 2B: 3 3B: 0 HR: 1	SF: 0 SAC: 0 DP: 2 HBP: 0	WP: 1 PB: 0 SB: 1 CS: 0	PA: 36
PITCHER	IP WLS BF H R ER SO BB IBB HBP BLK WP HR S P ERA WHIP																			
Ken Forsch, R ERA: 3.18 (1, 1)	2.0	11	3	1	1	0	0	1	0	0	0	0	0	0	0	0	4.50	2.000		
Angel Moreno, L ERA: 4.44 (3, 1)	7.0	W	25	5	1	1	4	1	0	0	0	1	1	32	36	1.29	0.857			

AB	34
R	2
H	8
RBI	2
BB	2
SO	4
LOB	15



Batter	1	2	3	4	5	6	7	8	9	AB	R	H	RBI	BB	SO	LOB	BOTTOM			
Brian Downing, R OBP: 0.332, SLG: 0.460 (1, 7)										3	0	1	1	1	1	0	Chicago White Sox @ California Angels Anaheim Stadium, Anaheim, CA Fri Jun 18 1982, 10:05 PM EDT Att: 48,222 - Overcast - 60 F			
Juan Beniquez, R OBP: 0.338, SLG: 0.324 (9, 7)										0	0	0	0	0	0	0				
Rod Carew, L OBP: 0.425, SLG: 0.397 (1, 3)										4	0	1	1	0	0	1				
Don Baylor, R OBP: 0.296, SLG: 0.413 (1, 10)										4	0	0	0	0	1	3				
Reggie Jackson, L OBP: 0.346, SLG: 0.415 (1, 9)										3	1	1	1	1	1	0				
Bobby Clark, R OBP: 0.225, SLG: 0.300 (8, 9)										0	0	0	0	0	0	0				
Bobby Grich, R OBP: 0.374, SLG: 0.466 (1, 4)										4	1	1	0	0	2	3				
Fred Lynn, L OBP: 0.363, SLG: 0.422 (1, 8)										4	2	2	0	0	1	0				
Doug DeCinces, R OBP: 0.318, SLG: 0.434 (1, 5)										4	1	2	2	0	0	0				
Tim Foli, R OBP: 0.294, SLG: 0.356 (1, 6)										4	2	2	1	0	1	1				
Bob Boone, R OBP: 0.346, SLG: 0.354 (1, 2)										3	0	0	0	0	0	2				
Inning Stats	R: 0 E: 0 K: 0 S: 3	H: 0 LOB: 0 BB: 0 P: 3	R: 1 E: 0 K: 0 S: 4	H: 1 LOB: 0 BB: 0 P: 4	R: 1 E: 0 K: 1 S: 8	H: 3 LOB: 3 BB: 1 P: 12	R: 3 E: 1 K: 1 S: 8	H: 3 LOB: 1 BB: 1 P: 12	R: 2 E: 0 K: 1 S: 8	H: 3 LOB: 1 BB: 0 P: 8	R: 0 E: 0 K: 1 S: 5	H: 0 LOB: 0 BB: 0 P: 5	R: 0 E: 0 K: 2 S: 7	H: 0 LOB: 0 BB: 0 P: 7	R: 0 E: 0 K: 1 S: 5	H: 0 LOB: 0 BB: 0 P: 5	1B: 5 2B: 4 3B: 0 HR: 1	SF: 0 SAC: 1 DP: 0 HBP: 0	WP: 0 PB: 0 SB: 0 CS: 0	PA: 36
PITCHER	IP WLS BF H R ER SO BB IBB HBP BLK WP HR S P ERA WHIP																			
Dennis Lamp, R ERA: 4.5 (1, 1)	4.1	L	25	10	7	6	3	2	0	0	0	0	0	0	0	0	12.46	2.769		
Chico Escarrega, R ERA: 2.92 (5, 1)	3.2		11	0	0	0	4	0	0	0	0	0	0	0	0	0	0.00	0.000		

AB	33
R	7
H	10
RBI	6
BB	2
SO	7
LOB	10

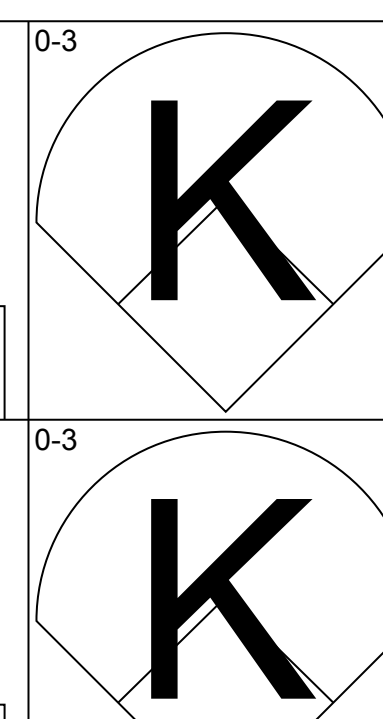
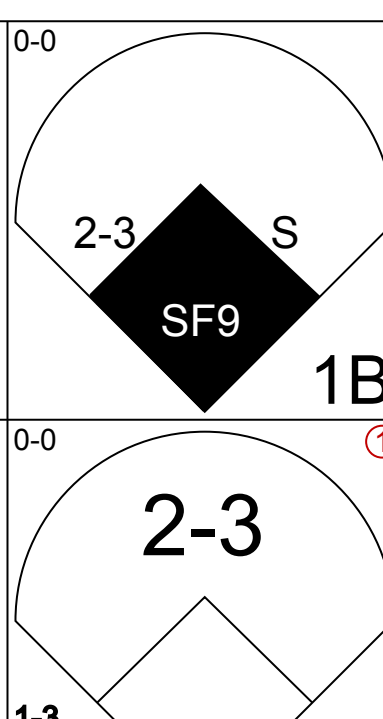
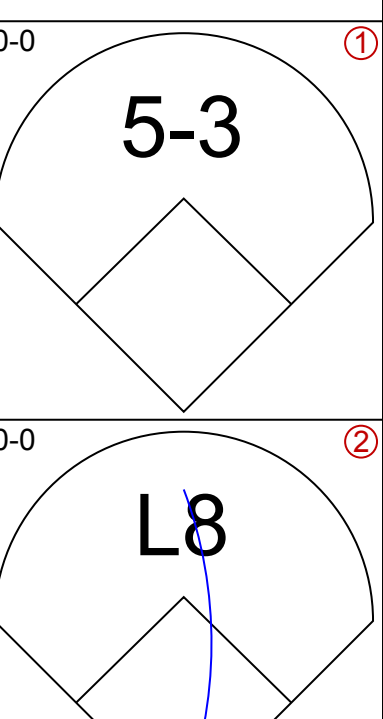
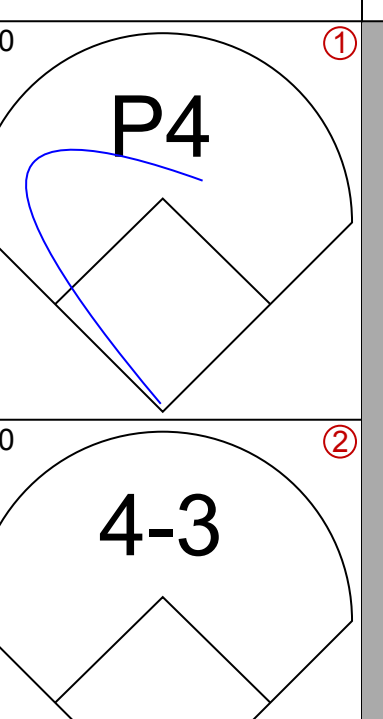
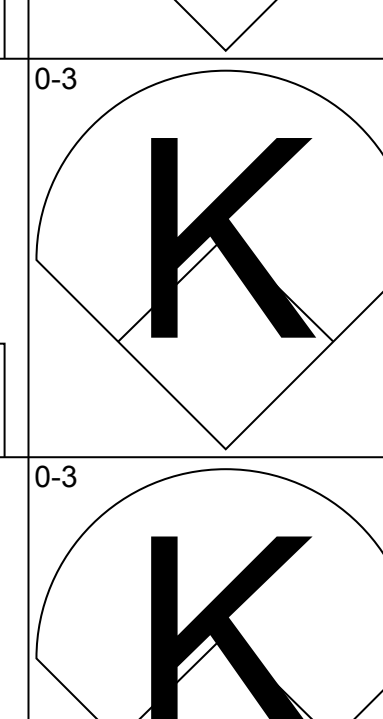
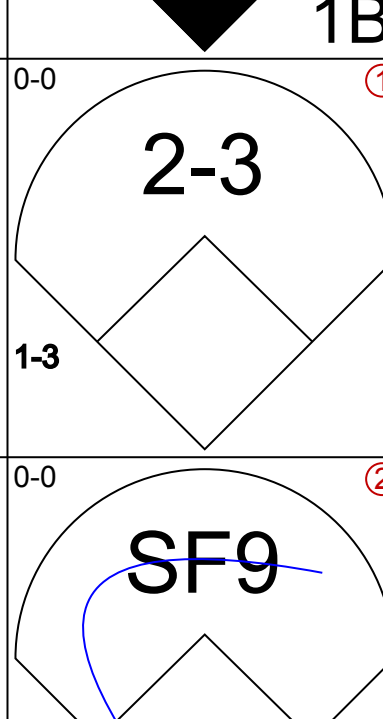
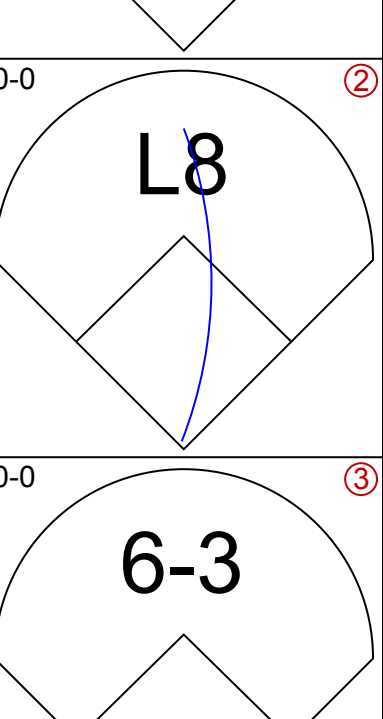

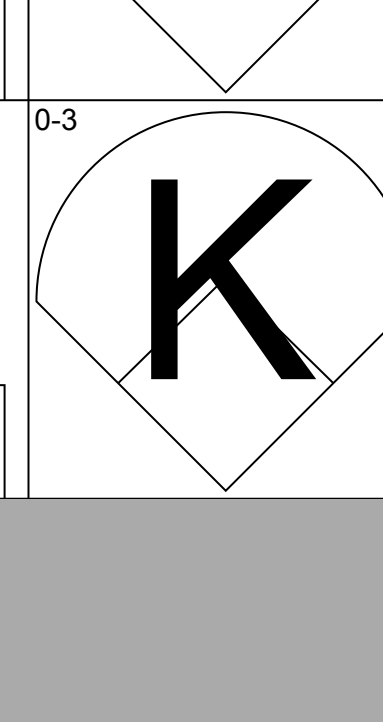
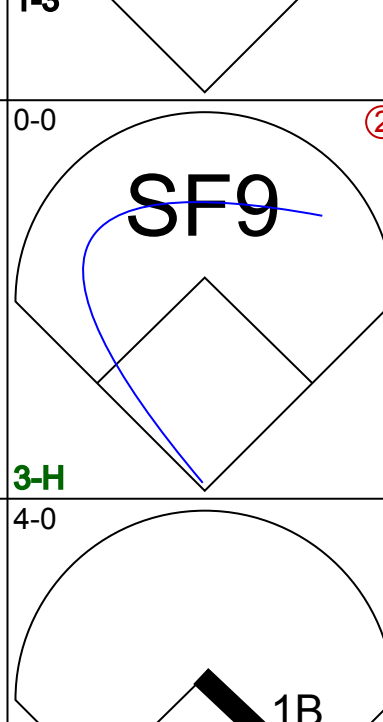
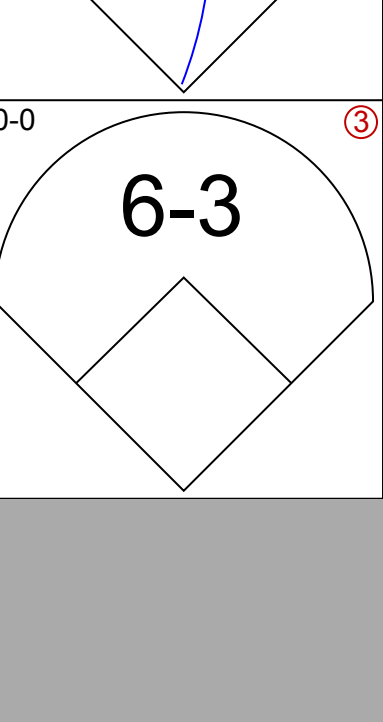
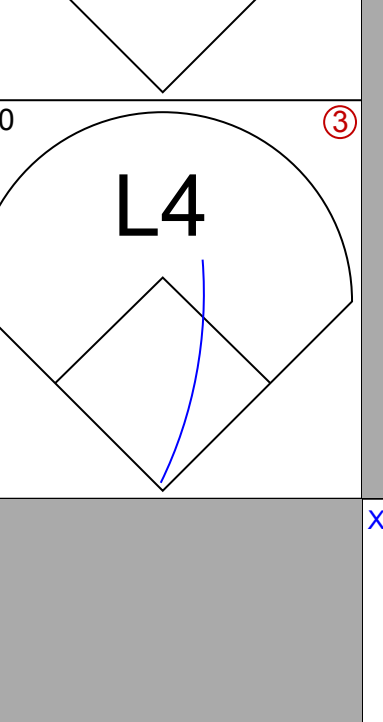
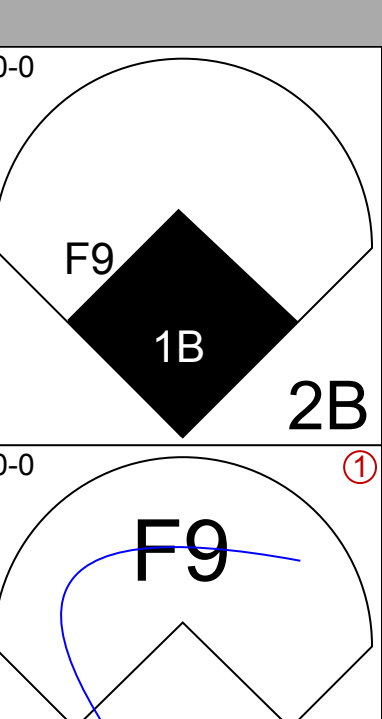
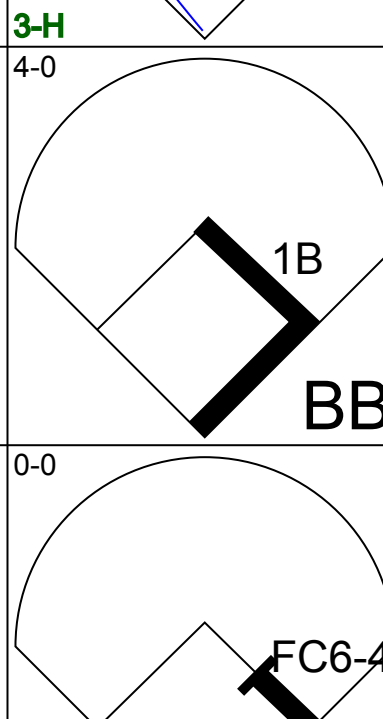
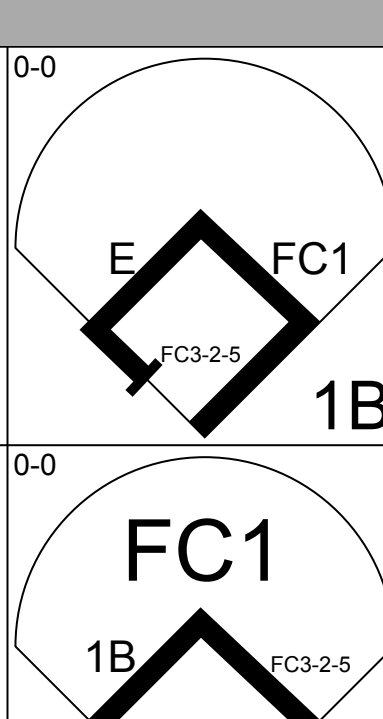
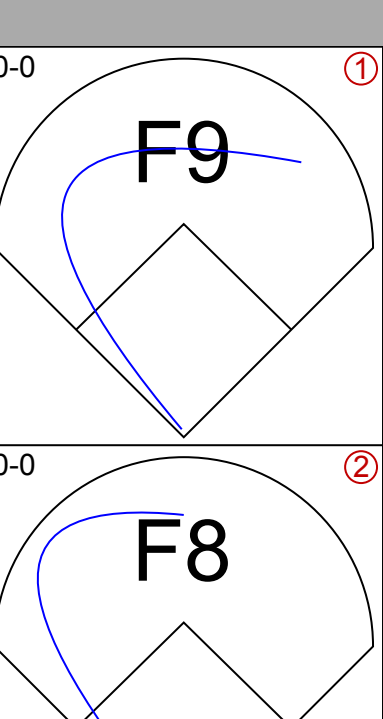
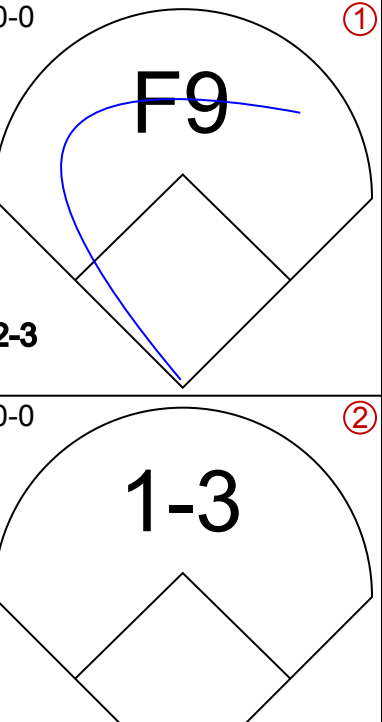
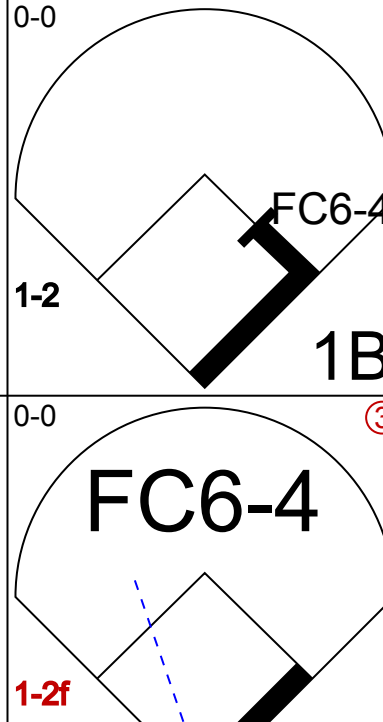
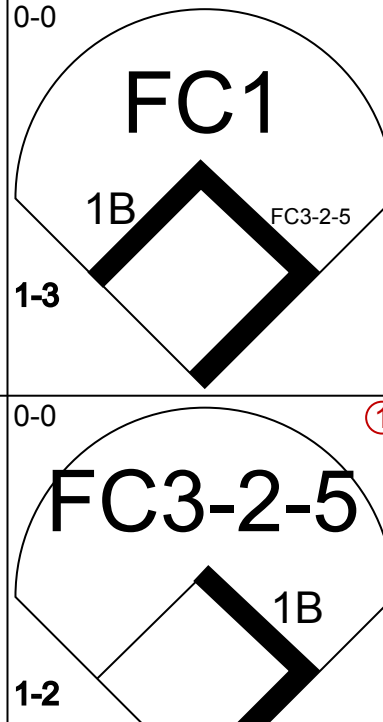
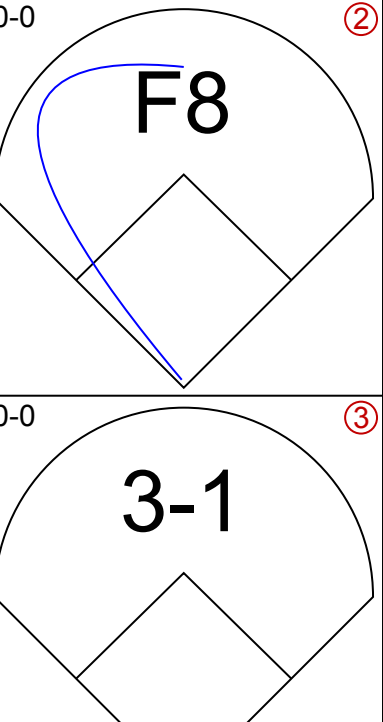
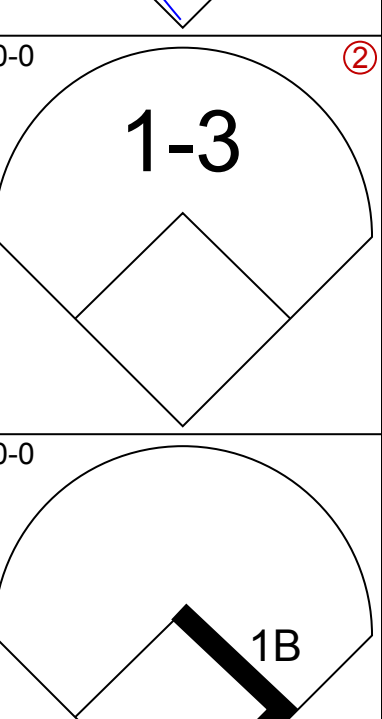
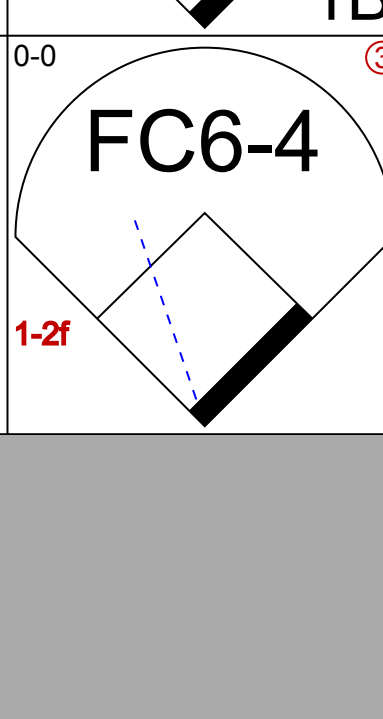
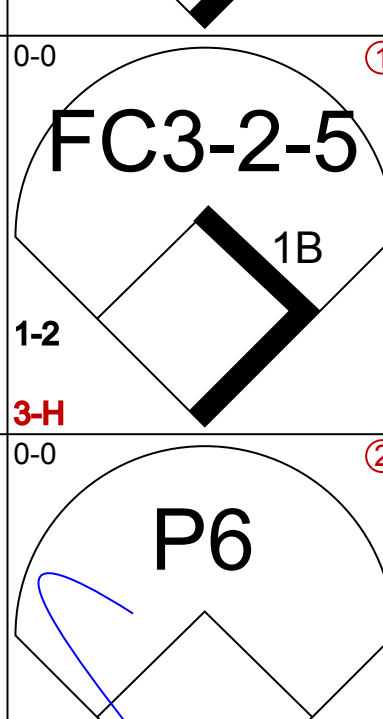
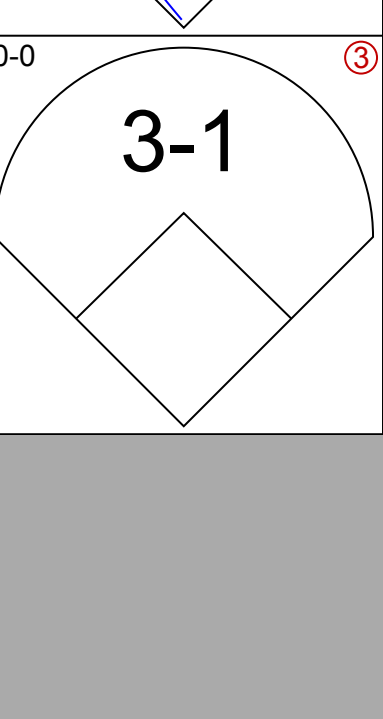
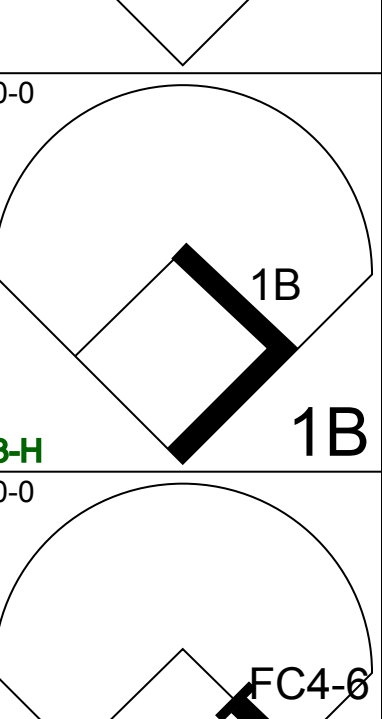
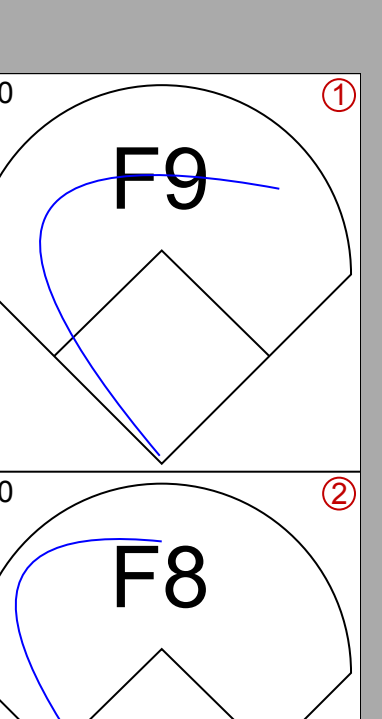
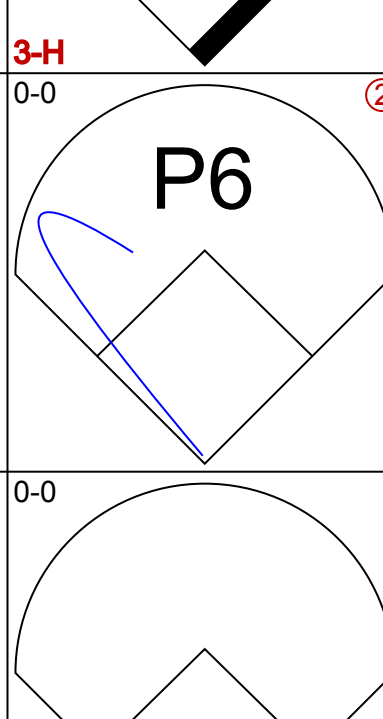

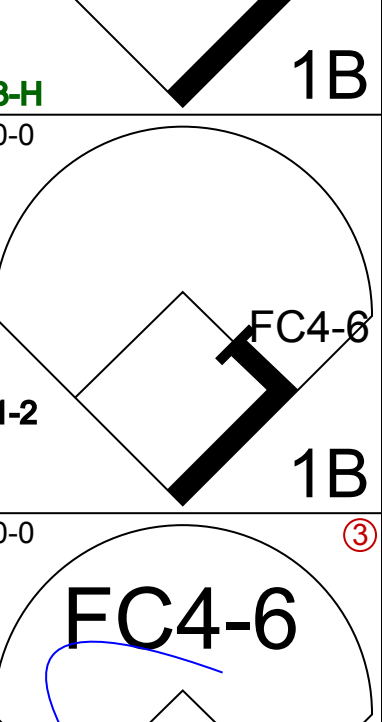
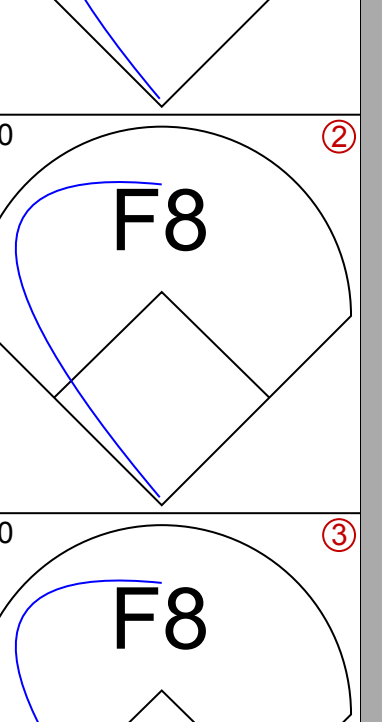
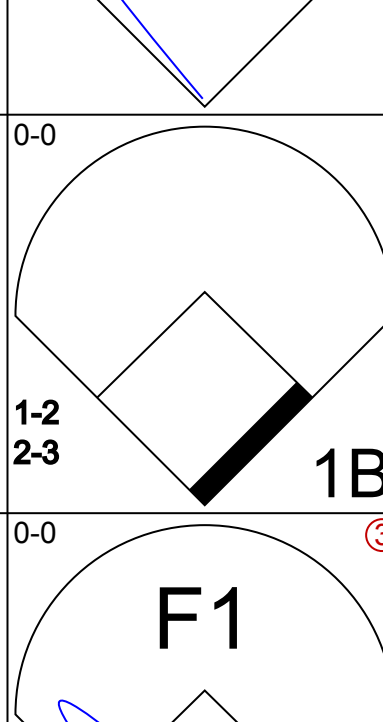

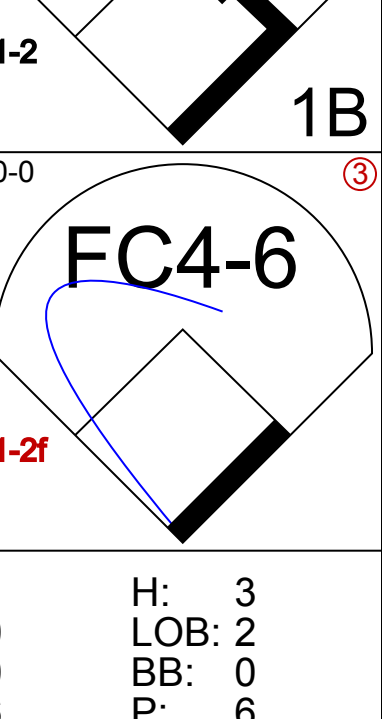
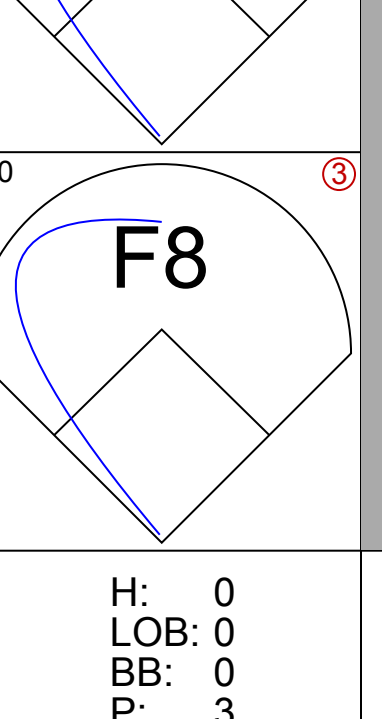
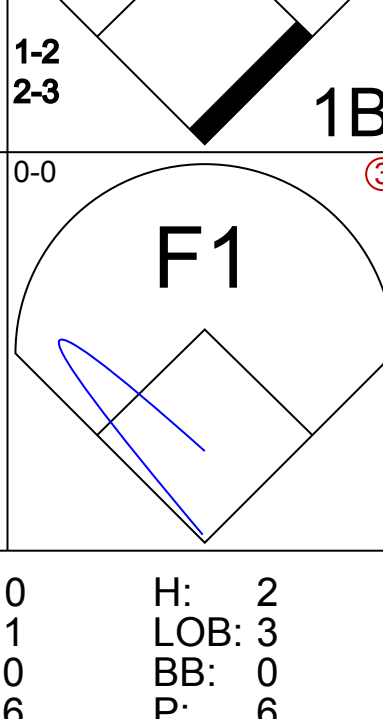



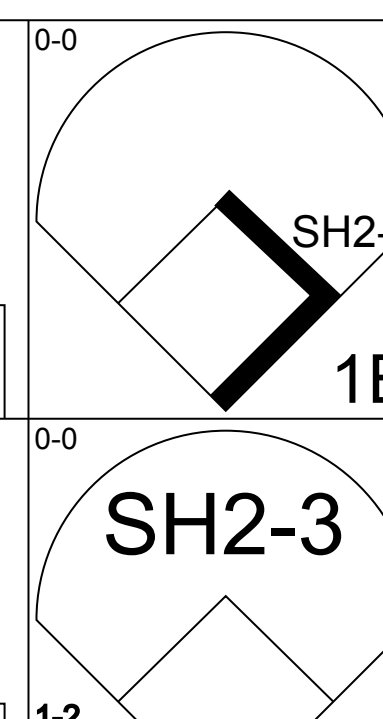
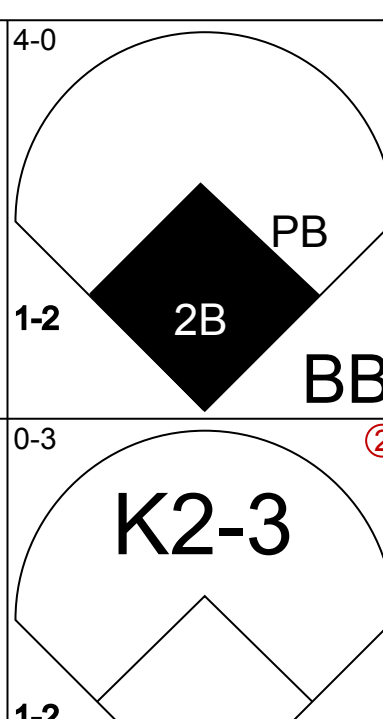
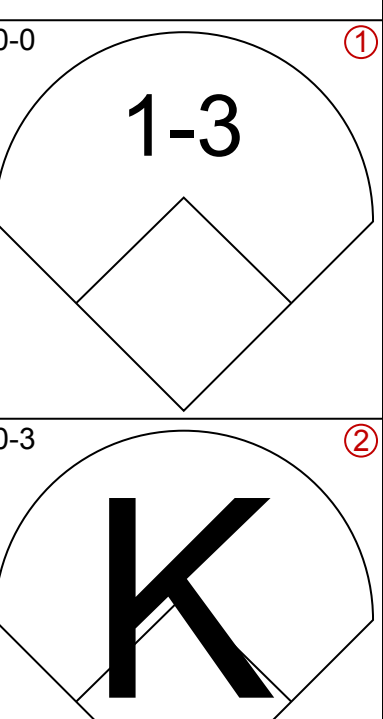
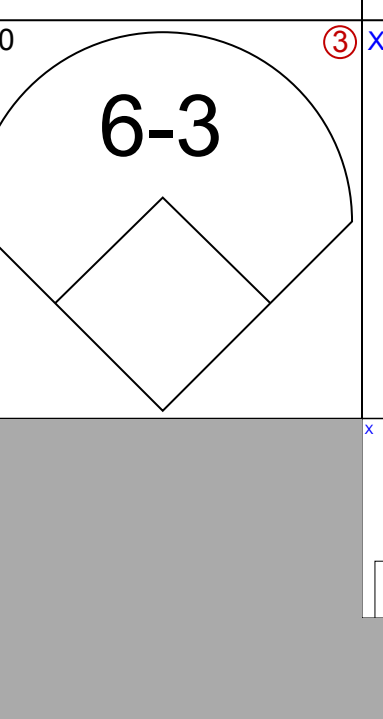
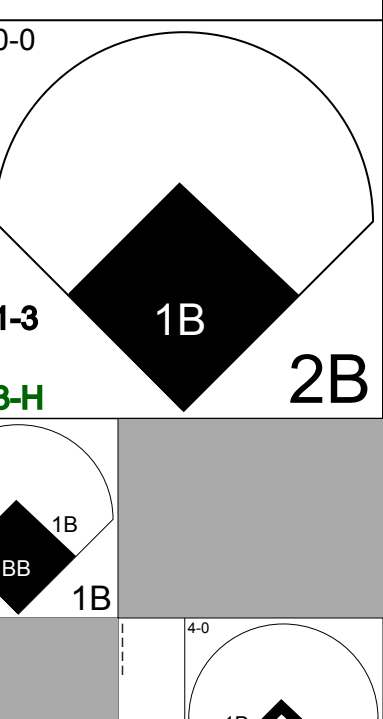
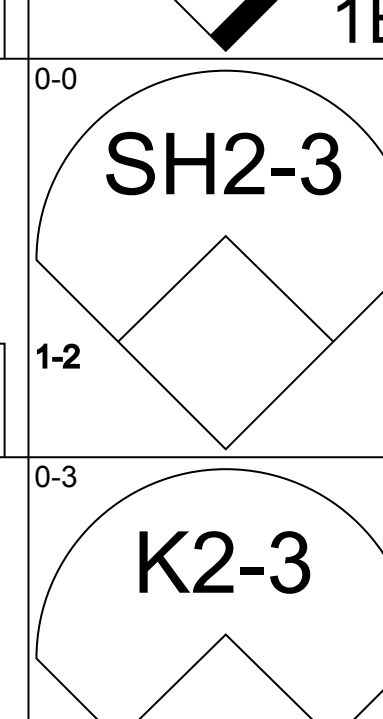
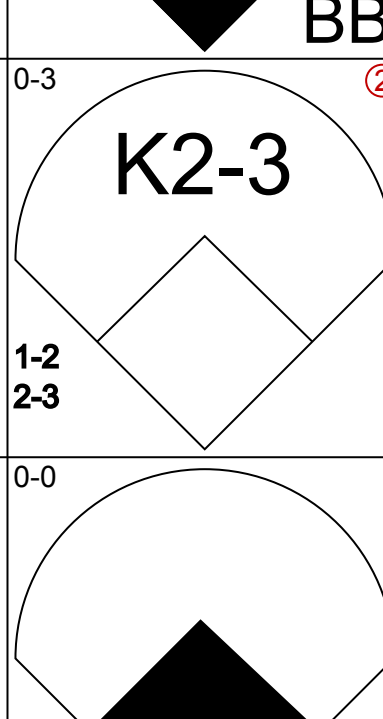
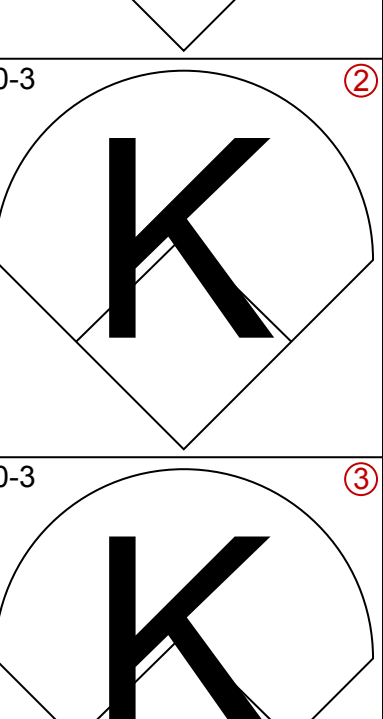
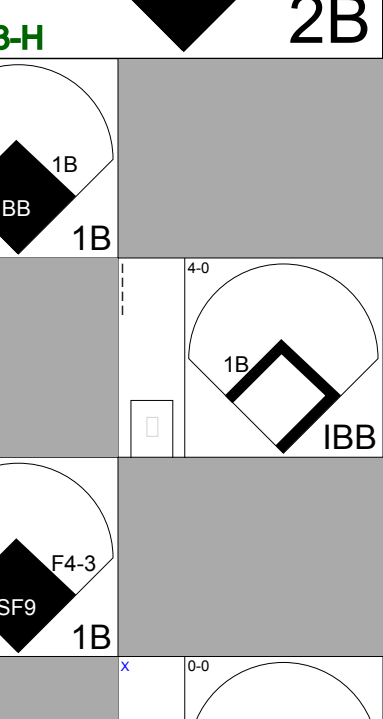
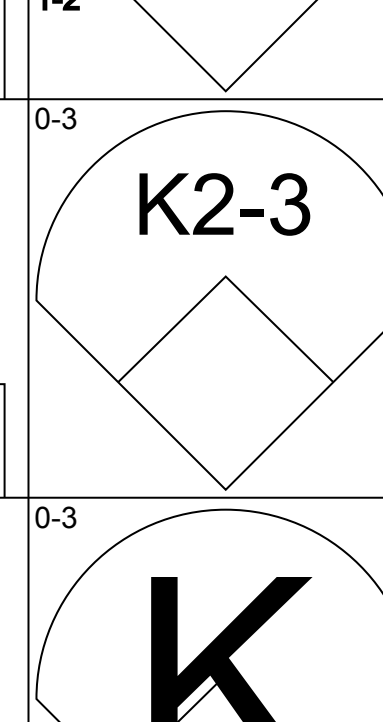
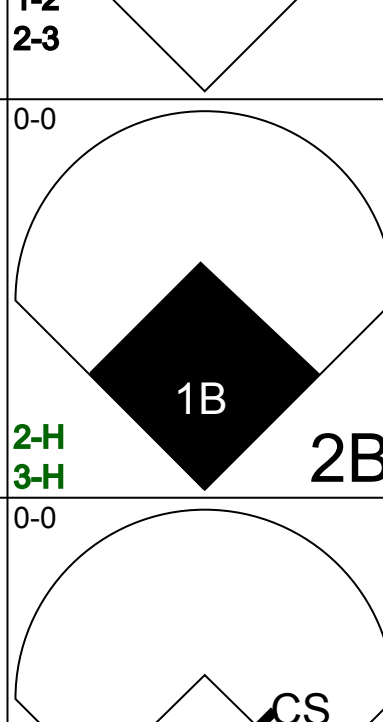

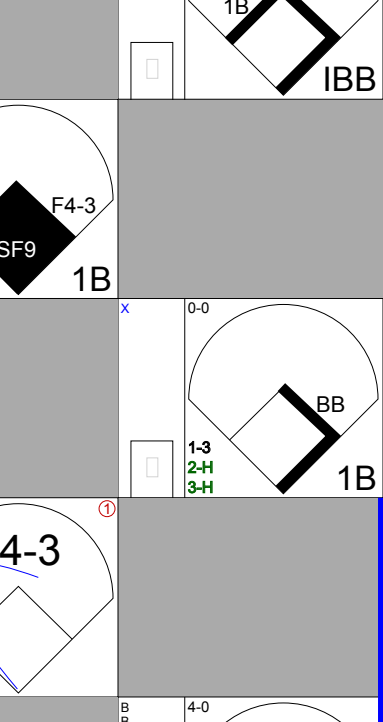
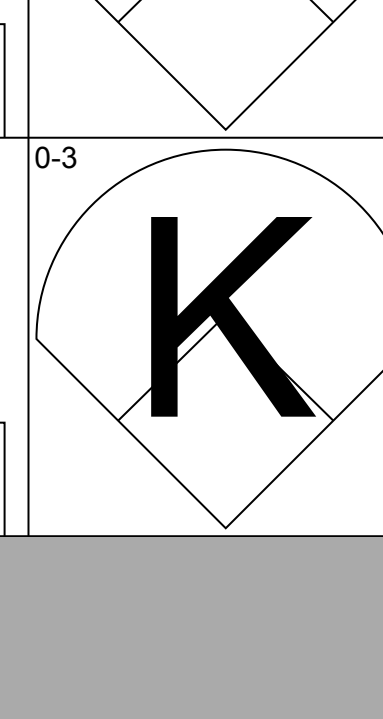
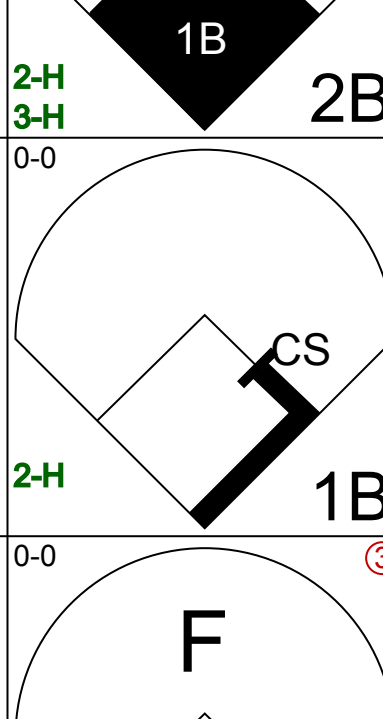
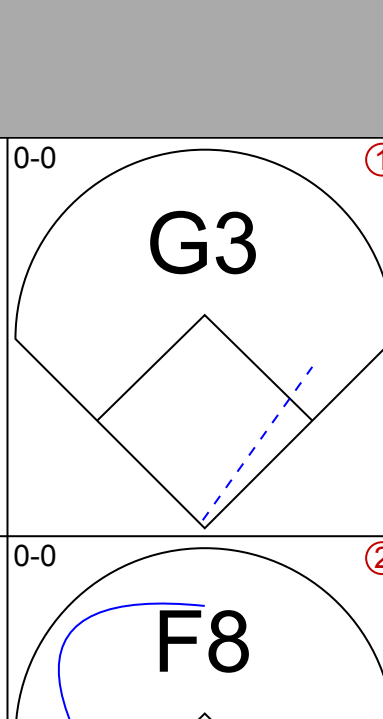
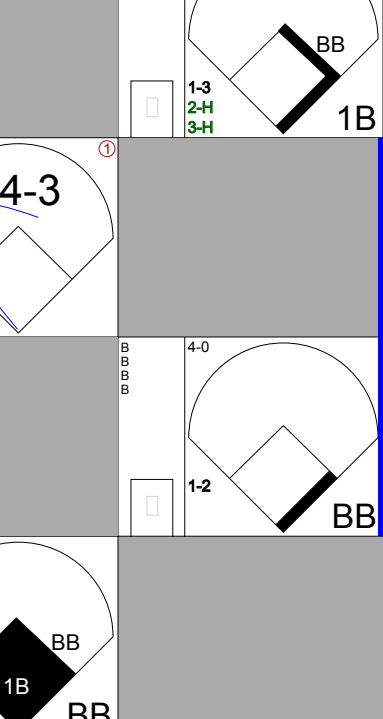

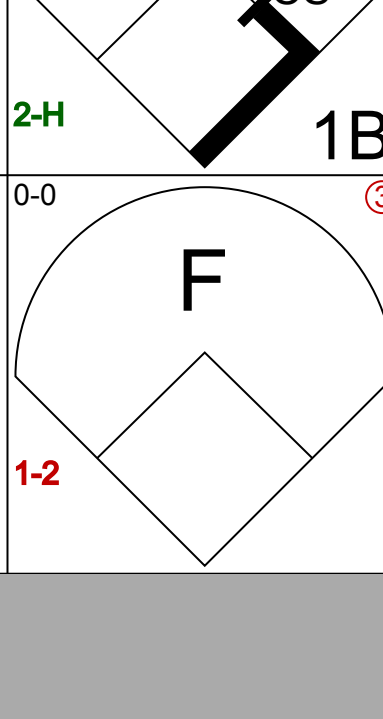
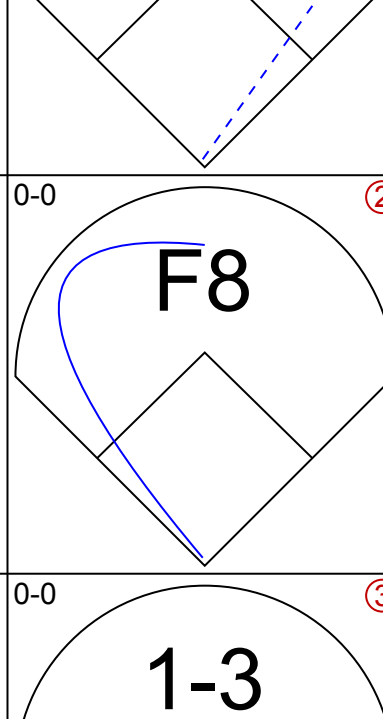
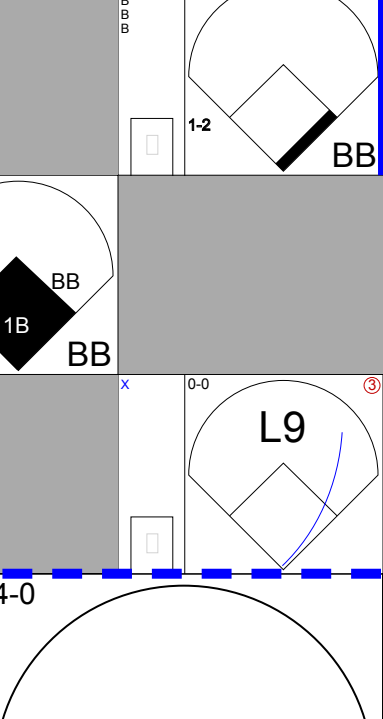
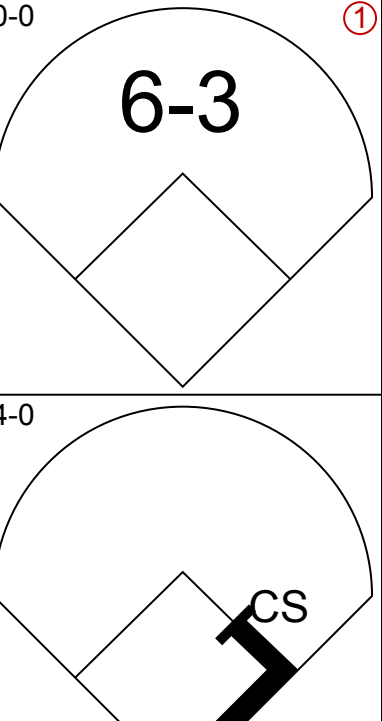
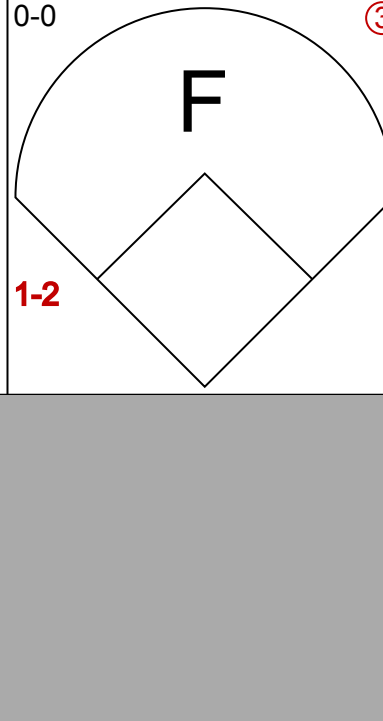
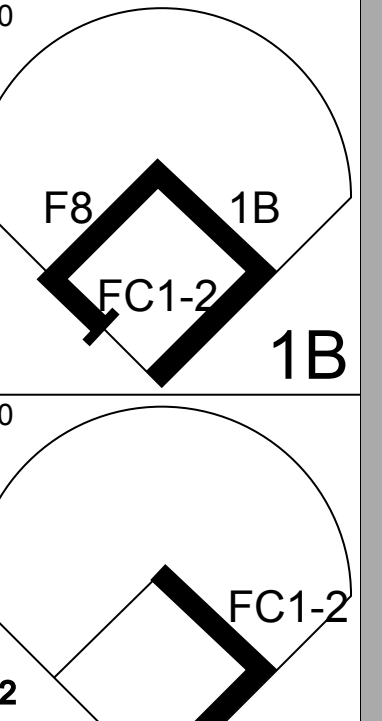
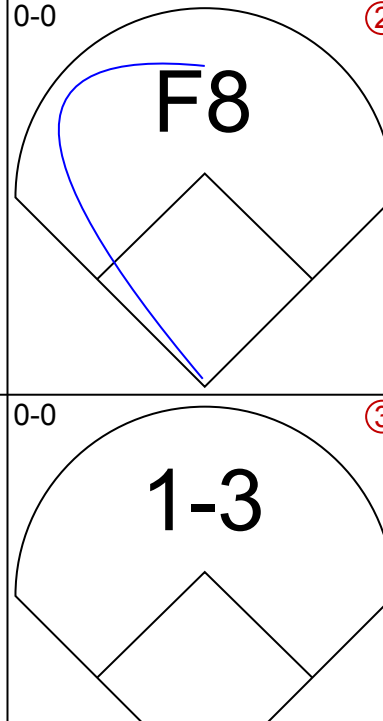
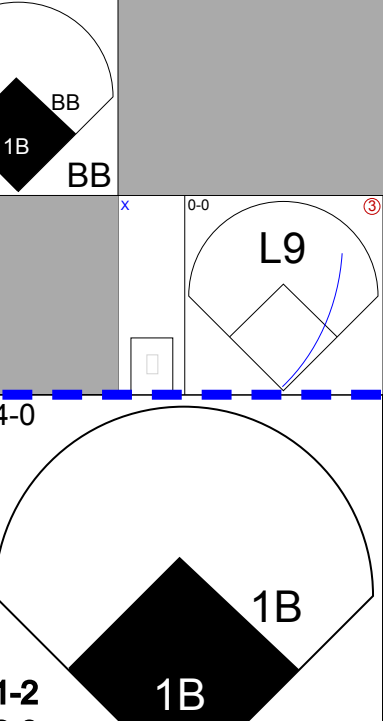
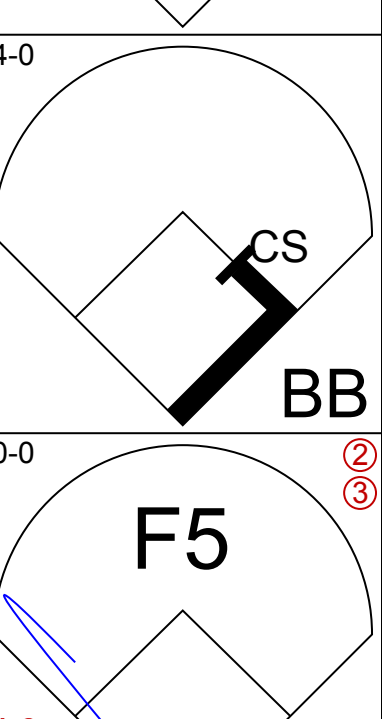
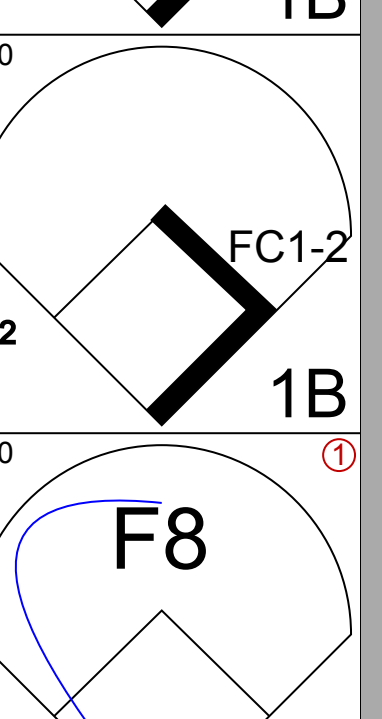
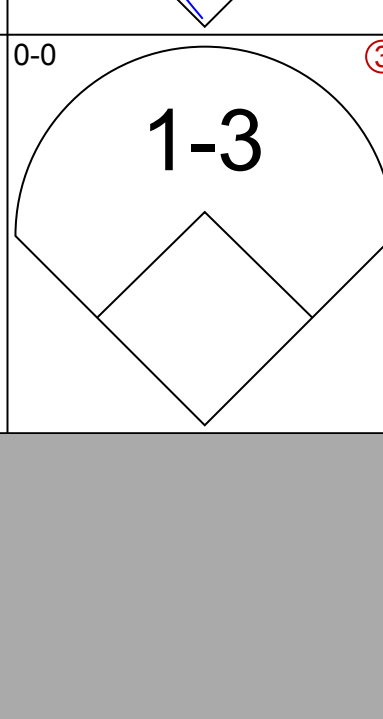
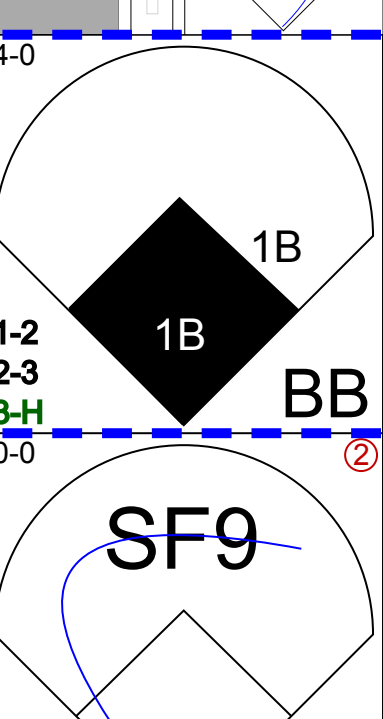
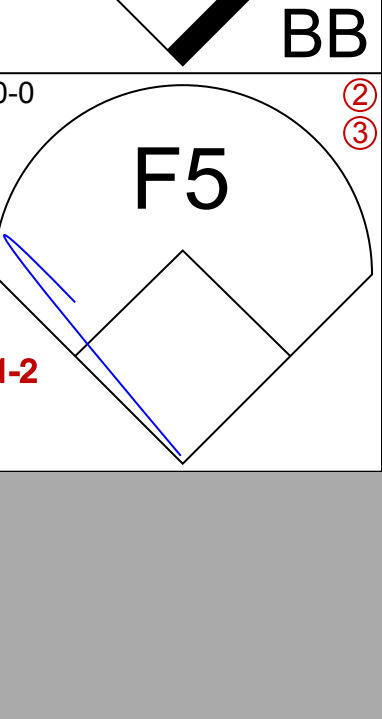
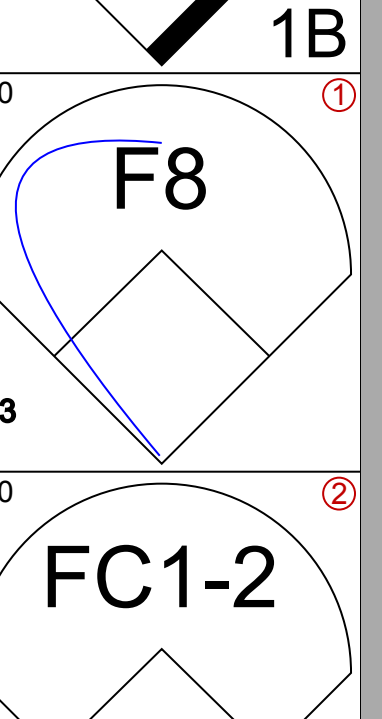
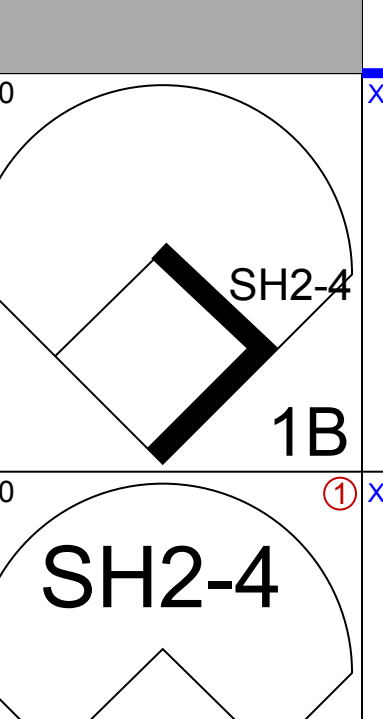
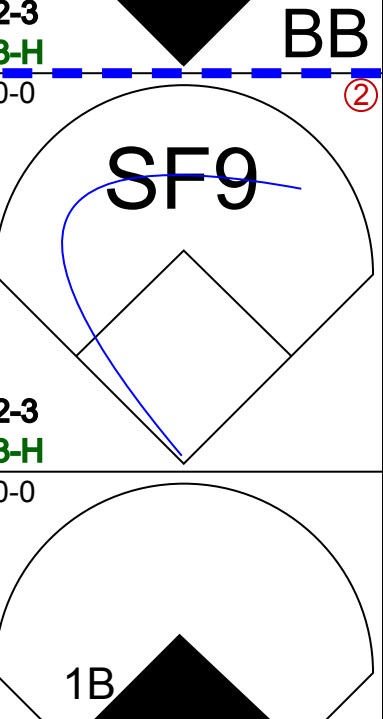
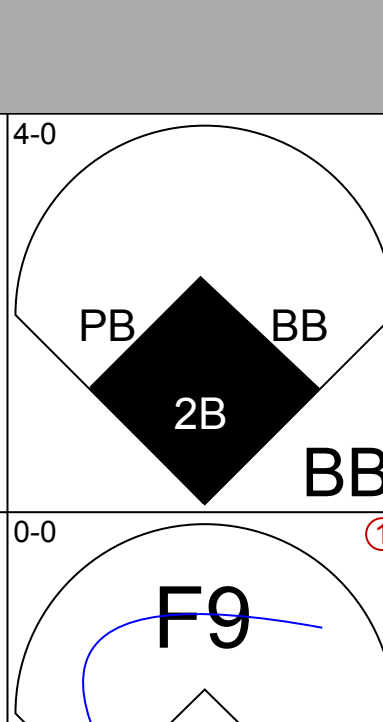
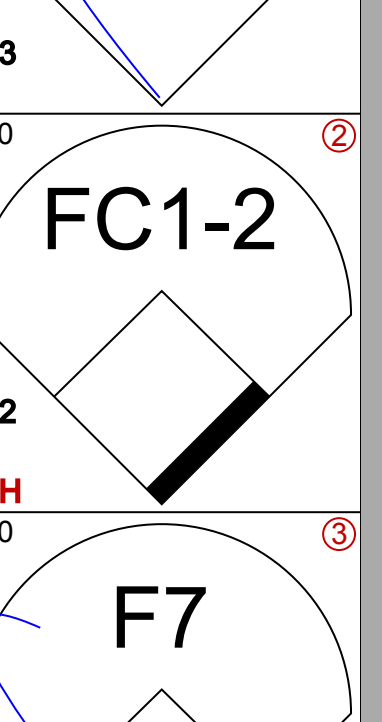
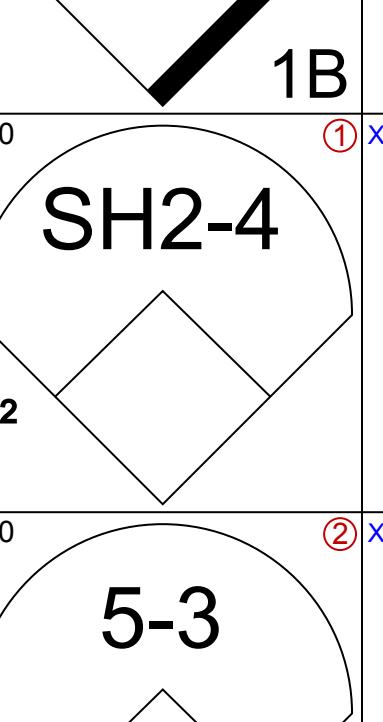
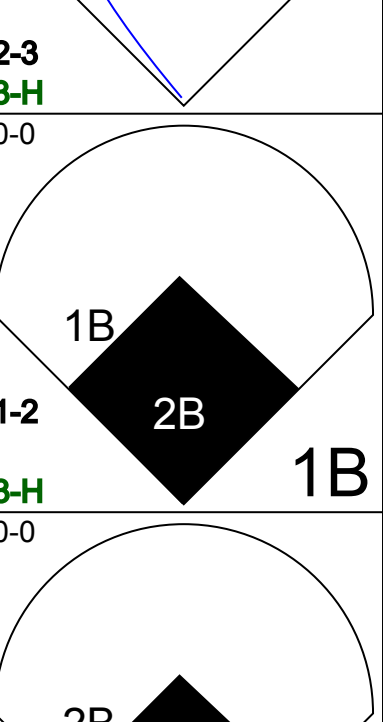
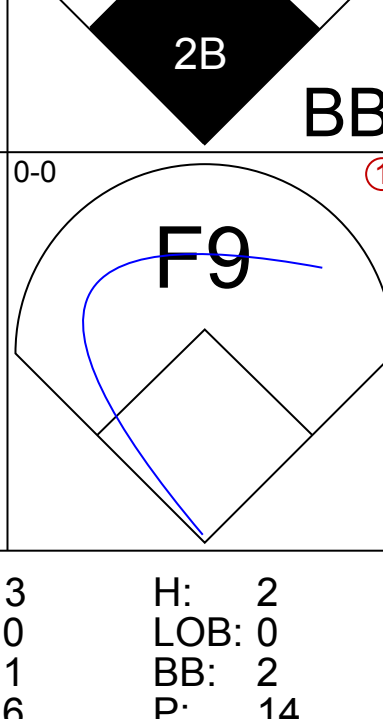
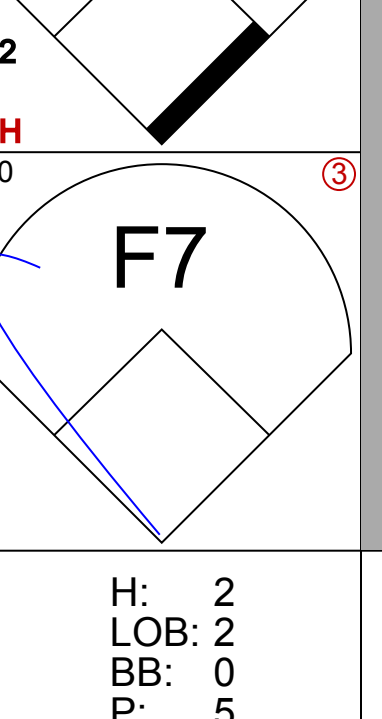
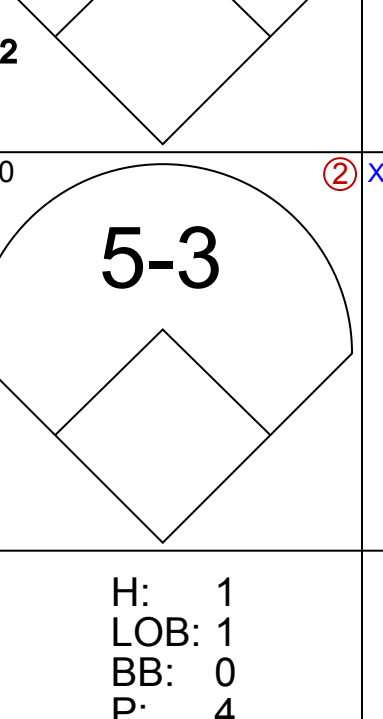
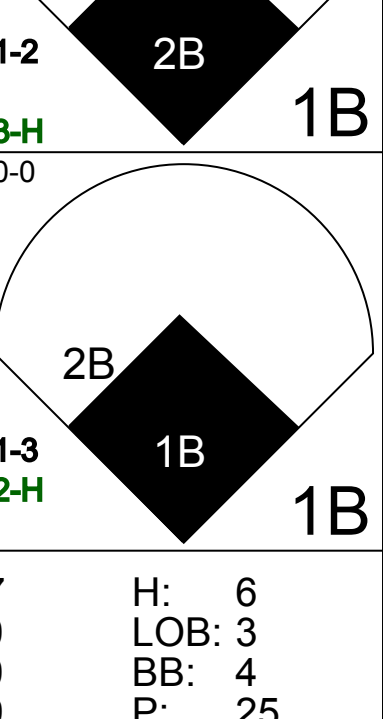
Batter	1	2	3	4	5	6	7	8	9	AB R H RBI BB SO LOB	TOP											
Ron LeFlore, R OBP: 0.350, SLG: 0.412	0-0 SH1-3 SF7 2B		0-3 K		0-3 K	0-0 1-3			0-3 K	5 1 1 0 0 3 5	Chicago White Sox @ California Angels Anaheim Stadium, Anaheim, CA Sat Jun 19 1982, 6:33 AM EDT Att: 30,666 - Overcast - 60 F											
Tony Bernazard, S OBP: 0.327, SLG: 0.350	0-0 SH1-3		0-0 F7		0-0 HR 1B		0-0 G3	4-0 BB PO BB	3 1 1 1 1 0 1													
Steve Kemp, L OBP: 0.374, SLG: 0.412	0-0 SF7			0-3 K	0-0 HR		0-3 K	4-0 BB BB	3 1 1 5 1 2 0													
Greg Luzinski, R OBP: 0.373, SLG: 0.475	0-0 F3			0-3 K	0-0 BB		0-3 K	4-0 BB BB	3 0 0 0 2 2 0													
Tom Paciorek, R OBP: 0.353, SLG: 0.449 Mike Squires, L OBP: 0.275, SLG: 0.243	0-0 5-3			0-0 HR	0-0 F9			0-0 PO	4 1 1 1 0 1 1 0 0 0 0 0 0 0													
Marc Hill, R OBP: 0.306, SLG: 0.419 Rudy Law, L OBP: 0.328, SLG: 0.386 Mary Foley, L OBP: 0.467, SLG: 0.273	0-0 G5-4-3 1B			0-0 6-3	0-0 6-3			0-0 S 1B	4 0 2 0 0 0 1 0 0 0 0 0 0 0 0 0 0 0 0 0 0													
Harold Baines, L OBP: 0.299, SLG: 0.393	0-0 G5-4-3				0-0 E3 1B	0-0 L6		0-0 F7	4 1 1 0 0 0 2													
Aurelio Rodriguez, R OBP: 0.250, SLG: 0.179					1-0 1B HR HBP	0-0 5-3		0-0 F6	3 1 1 0 0 0 2													
Bill Almon, R OBP: 0.344, SLG: 0.405	0-0 F8				4-0 1B HR BB	4-0 S BB		0-0 F6	2 1 0 0 2 0 1													
Inning Stats	R: 1 E: 0 K: 0 S: 4	H: 1 LOB: 0 BB: 4 P: 4	R: 0 E: 0 K: 0 S: 3	H: 1 LOB: 1 BB: 0 P: 3	R: 0 E: 0 K: 1 S: 6	H: 1 LOB: 1 BB: 0 P: 6	R: 1 E: 0 K: 2 S: 8	H: 1 LOB: 0 BB: 8 P: 8	R: 5 E: 1 K: 1 S: 8	H: 3 LOB: 1 BB: 2 P: 17		R: 0 E: 0 K: 0 S: 3	H: 0 LOB: 1 BB: 1 P: 7	R: 0 E: 0 K: 2 S: 7	H: 0 LOB: 0 BB: 0 P: 7	R: 0 E: 0 K: 1 S: 6	H: 1 LOB: 2 BB: 3 P: 6	R: 0 E: 0 K: 1 S: 4	H: 0 LOB: 2 BB: 3 P: 16	1B: 5 2B: 1 3B: 0 HR: 2	SF: 1 SAC: 1 DP: 1 HBP: 1	WP: 0 PB: 0 SB: 2 CS: 0
PITCHER	IP WLS BF H R ER SO BB IBB HBP BLK WP HR S P ERA WHIP											IP WLS BF H R ER SO BB IBB HBP BLK WP HR S P ERA WHIP										
Geoff Zahn, L ERA: 3.24	4.0 L 18 5 5 5 3 1 0 1 0 0 0 1 22 27 11.25 1.500																					
Luis Sanchez, R ERA: 3.22	5.1 21 3 2 2 5 4 0 0 0 0 1 27 43 3.86 1.500																					
Doug Corbett, R ERA: 6.02	0.1 1 0 0 0 0 1 0 0 0 0 0 0 4 0.00 3.000																					

Batter	1	2	3	4	5	6	7	8	9	AB R H RBI BB SO LOB	BOTTOM									
Brian Downing, R OBP: 0.337, SLG: 0.465	0-0 HR 1B	0-0 E6		0-0 CS	0-0 F8				4-0 4-3 1B BB	4 2 2 0 1 0 0	Chicago White Sox @ California Angels Anaheim Stadium, Anaheim, CA Sat Jun 19 1982, 6:33 AM EDT Att: 30,666 - Overcast - 60 F									
Rod Carew, L OBP: 0.425, SLG: 0.397	0-0 F8	0-0 F8			0-0 1-3		0-0 2B	0-0 4-3 1B	5 0 2 2 0 0 2											
Don Baylor, R OBP: 0.291, SLG: 0.405	0-0 6-3		0-0 F2		0-0 F8		0-0 F6	0-0 4-3 1B	5 0 0 0 0 0 4											
Reggie Jackson, L OBP: 0.343, SLG: 0.425	0-0 HR		0-0 F5			0-0 4-3		0-3 K	5 1 1 2 0 1 2											
Bobby Grich, R OBP: 0.377, SLG: 0.464	0-0 F9					0-3 K		4-0 FC4-6 BB	3 0 1 0 1 1 0											
Fred Lynn, L OBP: 0.385, SLG: 0.429		0-0 2B 2B	0-0 F7			0-0 1B		0-0 FC4-6	4 1 2 0 0 0 2											
Doug DeCinces, R OBP: 0.313, SLG: 0.427		0-3 K		0-0 5-3		0-0 F8		0-3 K	4 0 0 0 0 2 3											
Tim Foli, R OBP: 0.302, SLG: 0.368		0-0 1-3 E 2B		0-0 CS 1B			0-0 F3	0-0 BB 1B	4 2 3 1 0 0 0											
Bob Boone, R OBP: 0.340, SLG: 0.347		0-0 1-3		0-0 F8			0-0 F7	0-0 F8	4 0 0 0 0 0 3											
Inning Stats	R: 2 E: 0 K: 0 S: 5	H: 2 LOB: 0 BB: 0 P: 5	R: 2 E: 1 K: 1 S: 8	H: 2 LOB: 1 BB: 0 P: 8	R: 0 E: 0 K: 0 S: 4	H: 1 LOB: 0 BB: 0 P: 4	R: 0 E: 0 K: 0 S: 3	H: 1 LOB: 0 BB: 0 P: 3	R: 0 E: 0 K: 1 S: 6	H: 1 LOB: 1 BB: 0 P: 6		R: 1 E: 0 K: 0 S: 5	H: 2 LOB: 1 BB: 0 P: 5	R: 0 E: 0 K: 2 S: 7	H: 0 LOB: 1 BB: 1 P: 11	R: 1 E: 0 K: 0 S: 5	H: 2 LOB: 2 BB: 1 P: 9	1B: 7 2B: 3 3B: 0 HR: 1	SF: 0 SAC: 0 DP: 0 HBP: 0	WP: 0 PB: 0 SB: 0 CS: 1
PITCHER	IP WLS BF H R ER SO BB IBB HBP BLK WP HR S P ERA WHIP											IP WLS BF H R ER SO BB IBB HBP BLK WP HR S P ERA WHIP								
Richard Dotson, R ERA: 4.68	6.2 W 28 8 5 4 2 0 0 0 0 0 0 6 10 0.00 2.000																			
Jerry Koosman, L ERA: 4.22	1.0 5 1 0 0 1 1 0 0 0 0 0 6 10 0.00 2.000																			
Salome Barojas, R ERA: 2.64	1.0 S 6 2 1 1 1 1 0 0 0 0 0 7 11 9.00 3.000																			
Kevin Hickey, L ERA: 2.93	0.1 1 0 0 0 0 0 0 0 0 0 0 1 1 0.00 0.000																			

Batter	1	2	3	4	5	6	7	8	9	AB	R	H	RBI	BB	SO	LOB	TOP
Ron LeFlore, R (1, 8) OBP: 0.344, SLG: 0.405										4	0	0	0	0	1	1	Chicago White Sox @ California Angels Anaheim Stadium, Anaheim, CA Sun Jun 20 1982, 6:33 AM EDT Att. 49,567 - Overcast - 65 F
Tony Bernazard, S (1, 4) OBP: 0.330, SLG: 0.356										4	1	2	0	0	0	1	
Steve Kemp, L (1, 7) OBP: 0.372, SLG: 0.409										4	0	1	0	0	2	2	
Greg Luzinski, R (1, 10) OBP: 0.371, SLG: 0.472										4	0	1	1	0	1	1	
Tom Paciorek, R (1, 3) OBP: 0.347, SLG: 0.441										4	0	0	0	0	2	1	
Harold Baines, L (1, 9) OBP: 0.302, SLG: 0.399										4	0	2	0	0	0	0	
Carlton Fisk, R (1, 2) OBP: 0.345, SLG: 0.381										3	0	2	0	1	1	1	
Vance Law, R (1, 5) OBP: 0.366, SLG: 0.324 Jerry Hairston, S (9, PH) OBP: 0.166, SLG: 0.400										3	0	0	0	0	0	3	
Bill Almon, R (1, 6) OBP: 0.344, SLG: 0.404										1	0	0	0	0	1	1	
Inning Stats	R: 1 E: 0 K: 3 S: 11	H: 2 LOB: 1 BB: 0 P: 11	R: 0 E: 0 K: 0 S: 4	H: 1 LOB: 1 BB: 0 P: 4	R: 0 E: 0 K: 1 S: 6	H: 2 LOB: 1 BB: 0 P: 6	R: 0 E: 0 K: 2 S: 8	H: 1 LOB: 1 BB: 0 P: 8	R: 0 E: 0 K: 1 S: 5	H: 0 LOB: 0 BB: 1 P: 5	R: 0 E: 0 K: 0 S: 2	H: 0 LOB: 0 BB: 1 P: 6	1B: 7 2B: 3 3B: 0 HR: 0	SF: 0 SAC: 0 DP: 2 HBP: 0	WP: 0 PB: 0 SB: 0 CS: 0	PA: 35	
PITCHER Mike Witt, R (1, 1) ERA: 2.75	IP: 9.0 WLS: W BF: 35 H: 9 R: 1 ER: 1 SO: 7 BB: 1 IBB: 0 HBP: 0 BLK: 0 WP: 0 HR: 0 S: 48 P: 52 ERA: 1.00 WHIP: 1.111																

Batter	1	2	3	4	5	6	7	8	9	AB	R	H	RBI	BB	SO	LOB	BOTTOM				
Brian Downing, R (1, 7) OBP: 0.332, SLG: 0.457 Juan Beniquez, R (9, 7) OBP: 0.338, SLG: 0.324										4	0	0	0	0	0	0	Chicago White Sox @ California Angels Anaheim Stadium, Anaheim, CA Sun Jun 20 1982, 6:33 AM EDT Att. 49,567 - Overcast - 65 F				
Rod Carew, L (1, 3) OBP: 0.422, SLG: 0.394										4	0	1	0	0	1	0					
Fred Lynn, L (1, 8) OBP: 0.359, SLG: 0.421										4	0	0	0	0	1	1					
Reggie Jackson, L (1, 9) OBP: 0.354, SLG: 0.451 Bobby Clark, R (8, PR) OBP: 0.225, SLG: 0.300										4	2	4	1	0	0	0					
Doug DeCinces, R (1, 5) OBP: 0.312, SLG: 0.424										4	1	1	0	0	1	1					
Bobby Grich, R (1, 4) OBP: 0.378, SLG: 0.465										2	0	1	0	0	0	0					
Don Baylor, R (1, 10) OBP: 0.288, SLG: 0.402										2	0	0	1	0	2	2					
Tim Foli, R (1, 6) OBP: 0.302, SLG: 0.367										3	0	1	0	0	1	2					
Joe Ferguson, R (1, 2) OBP: 0.226, SLG: 0.200										3	0	0	0	0	2	2					
Inning Stats	R: 0 E: 0 K: 1 S: 5	H: 0 LOB: 0 BB: 0 P: 5	R: 0 E: 0 K: 2 S: 9	H: 2 LOB: 2 BB: 0 P: 9	R: 0 E: 0 K: 0 S: 4	H: 1 LOB: 1 BB: 0 P: 4	R: 2 E: 1 K: 0 S: 6	H: 3 LOB: 1 BB: 0 P: 6	R: 0 E: 0 K: 0 S: 3	H: 0 LOB: 0 BB: 0 P: 3	R: 1 E: 0 K: 2 S: 8	H: 1 LOB: 0 BB: 0 P: 8	R: 0 E: 0 K: 0 S: 3	H: 0 LOB: 0 BB: 0 P: 3	R: 0 E: 0 K: 1 S: 6	H: 1 LOB: 1 BB: 0 P: 6		1B: 7 2B: 0 3B: 0 HR: 1	SF: 1 SAC: 1 DP: 1 HBP: 0	WP: 0 PB: 0 SB: 1 CS: 0	PA: 32
PITCHER LaMarr Hoyt, R (1, 1) ERA: 2.27 Kevin Hickey, L (8, 1) ERA: 2.97 Eddie Solomon, R (8, 1) ERA: 6.7	IP: 7.0 WLS: L BF: 28 H: 7 R: 3 ER: 2 SO: 5 BB: 0 IBB: 0 HBP: 0 BLK: 0 WP: 0 HR: 1 S: 38 P: 38 ERA: 2.57 WHIP: 1.000																				

Batter	1	2	3	4	5	6	7	8	9	AB	R	H	RBI	BB	SO	LOB	TOP			
Bill Sample, R OBP: 0.337, SLG: 0.440 (1, 7)										4	1	1	0	0	1	0	Texas Rangers @ California Angels Anaheim Stadium, Anaheim, CA Mon Jun 21 1982, 10:05 PM EDT Att: 23,475 - Unknown			
Terry Bogener, L OBP: 0.167, SLG: 0.227 (1, 8)										4	0	0	0	0	1	1				
Buddy Bell, R OBP: 0.359, SLG: 0.418 (1, 5)										3	0	0	1	0	1	0				
Johnny Grubb, L OBP: 0.364, SLG: 0.387 (1, 9)										3	1	2	0	1	0	0				
Lamar Johnson, R OBP: 0.318, SLG: 0.382 (1, 10)										4	0	1	0	0	0	2				
Dave Hostetter, R OBP: 0.372, SLG: 0.687 (1, 3)										4	0	0	0	0	0	5				
Jim Sundberg, R OBP: 0.329, SLG: 0.373 (1, 2)										4	0	1	1	0	0	2				
Mark Wagner, R OBP: 0.307, SLG: 0.306 (1, 6)										4	0	2	0	0	0	0				
Doug Flynn, R OBP: 0.240, SLG: 0.265 (1, 4)										4	0	0	0	0	0	5				
Inning Stats	R: 0 E: 0 K: 3 S: 9	H: 0 LOB: 0 BB: 0 P: 9	R: 1 E: 0 K: 0 S: 6	H: 3 LOB: 2 BB: 0 P: 6	R: 1 E: 0 K: 0 S: 5	H: 2 LOB: 1 BB: 1 P: 9	R: 0 E: 0 K: 0 S: 3	H: 0 LOB: 0 BB: 0 P: 3	R: 0 E: 0 K: 0 S: 3	H: 0 LOB: 0 BB: 0 P: 3	R: 0 E: 0 K: 0 S: 3	H: 0 LOB: 0 BB: 0 P: 3	R: 0 E: 0 K: 0 S: 3	H: 0 LOB: 0 BB: 0 P: 3	R: 0 E: 0 K: 0 S: 3	H: 0 LOB: 0 BB: 0 P: 3	1B: 6 2B: 1 3B: 0 HR: 0	SF: 1 SAC: 0 DP: 0 HBP: 0	WP: 0 PB: 0 SB: 1 CS: 0	PA: 36
PITCHER Steve Renko, R ERA: 2.66 (1, 1)	IP: 9.0 WLS: W BF: 36 H: 7 R: 2 ER: 2 SO: 3 BB: 1 IBB: 0 HBP: 0 BLK: 0 WP: 0 HR: 0 S: 41 P: 45 ERA: 2.00 WHIP: 0.889															PITCHER				

Batter	1	2	3	4	5	6	7	8	9	AB	R	H	RBI	BB	SO	LOB	BOTTOM			
Brian Downing, R OBP: 0.318, SLG: 0.462 (1, 7)										4	2	2	1	1	0	1	Texas Rangers @ California Angels Anaheim Stadium, Anaheim, CA Mon Jun 21 1982, 10:05 PM EDT Att: 23,475 - Unknown			
Rod Carew, L OBP: 0.423, SLG: 0.394 (1, 3)										3	1	1	0	1	2	2				
Doug DeCinces, R OBP: 0.318, SLG: 0.432 (1, 5)										5	2	3	4	0	2	1				
Reggie Jackson, L OBP: 0.355, SLG: 0.447 (1, 9)										4	0	1	1	1	1	3				
Bobby Clark, R OBP: 0.225, SLG: 0.300 (9, 9)										0	0	0	0	0	0	0				
Bobby Grich, R OBP: 0.378, SLG: 0.461 (1, 4)										5	1	1	0	1	0	4				
Fred Lynn, L OBP: 0.365, SLG: 0.421 (1, 8)										2	1	1	1	2	0	0				
Don Baylor, R OBP: 0.287, SLG: 0.401 (1, 10)										3	0	1	1	0	0	3				
Tim Foli, R OBP: 0.307, SLG: 0.369 (1, 6)										2	2	1	1	1	0	2				
Joe Ferguson, R OBP: 0.229, SLG: 0.206 (1, 2)										4	1	1	1	0	0	4				
Inning Stats	R: 0 E: 0 K: 2 S: 8	H: 1 LOB: 1 BB: 0 P: 8	R: 0 E: 0 K: 0 S: 2	H: 0 LOB: 0 BB: 1 P: 6	R: 3 E: 0 K: 1 S: 6	H: 2 LOB: 0 BB: 2 P: 14	R: 0 E: 0 K: 0 S: 5	H: 2 LOB: 2 BB: 0 P: 5	R: 0 E: 0 K: 2 S: 7	H: 0 LOB: 0 BB: 0 P: 7	R: 0 E: 0 K: 0 S: 3	H: 0 LOB: 0 BB: 0 P: 3	R: 0 E: 0 K: 0 S: 4	H: 1 LOB: 1 BB: 0 P: 4	R: 7 E: 0 K: 0 S: 9	H: 6 LOB: 3 BB: 4 P: 25	1B: 10 2B: 2 3B: 0 HR: 0	SF: 1 SAC: 2 DP: 0 HBP: 0	WP: 0 PB: 1 SB: 0 CS: 2	PA: 42
PITCHER Charlie Hough, R ERA: 3.44 (1, 1)	IP: 7.1 WLS: L BF: 33 H: 8 R: 6 ER: 6 SO: 5 BB: 4 IBB: 0 HBP: 0 BLK: 0 WP: 0 HR: 0 S: 38 P: 54 ERA: 7.36 WHIP: 1.636															PITCHER				
Paul Mirabella, L ERA: 4.09 (8, 1)	0.0	1	0	0	0	0	1	0	0	0	0	0	0	0	4	∞	∞			
Steve Comer, R ERA: 4.09 (8, 1)	0.2	8	4	4	4	0	1	1	0	0	0	0	0	6	14	54.00	7.500			


Batter	1	2	3	4	5	6	7	8	9	AB	R	H	RBI	BB	SO	LOB	TOP					
Bill Sample, R OBP: 0.351, SLG: 0.466 (1, 7)										4	1	2	0	1	1	0	Texas Rangers @ California Angels Anaheim Stadium, Anaheim, CA Tue Jun 22 1982, 10:05 PM EDT Att: 25,634 - Unknown					
Terry Bogener, L OBP: 0.172, SLG: 0.222 George Wright, S OBP: 0.282, SLG: 0.385 (1, 8) (8, 8)										5	1	1	1	0	0	3						
Buddy Bell, R OBP: 0.360, SLG: 0.422 (1, 5)										5	1	2	0	0	0	1						
Johnny Grubb, L OBP: 0.379, SLG: 0.398 (1, 9)										4	1	3	1	1	0	0						
Lamar Johnson, R OBP: 0.321, SLG: 0.374 (1, 10)										3	0	0	0	2	1	3						
Dave Hostetter, R OBP: 0.348, SLG: 0.639 (1, 3)										5	0	0	0	0	3	8						
Jim Sundberg, R OBP: 0.336, SLG: 0.374 (1, 2)										2	0	1	2	2	1	1						
Mark Wagner, R OBP: 0.299, SLG: 0.297 (1, 6)										4	0	0	0	0	1	6						
Doug Flynn, R OBP: 0.234, SLG: 0.259 (1, 4)										4	0	0	0	0	0	5						
Inning Stats	R: 2 E: 0 K: 2 S: 11	H: 4 LOB: 3 BB: 1 P: 15	R: 0 E: 0 K: 0 S: 4	H: 1 LOB: 1 BB: 0 P: 4	R: 0 E: 0 K: 2 S: 8	H: 1 LOB: 0 BB: 0 P: 8	R: 0 E: 0 K: 1 S: 7	H: 0 LOB: 0 BB: 0 P: 7	R: 2 E: 1 K: 1 S: 8	H: 2 LOB: 3 BB: 2 P: 16	R: 0 E: 0 K: 0 S: 3	H: 0 LOB: 0 BB: 0 P: 3	R: 0 E: 0 K: 0 S: 3	H: 0 LOB: 0 BB: 0 P: 3	R: 0 E: 0 K: 0 S: 3	H: 0 LOB: 2 BB: 2 P: 11		R: 0 E: 0 K: 0 S: 3	H: 1 LOB: 1 BB: 1 P: 7	1B: 7 2B: 1 HR: 0	SF: 0 SAC: 0 HBP: 0	WP: 0 PB: 0 CS: 0
PITCHER	IP WLS BF H R ER SO BB IBB HBP BLK WP HR S P ERA WHIP	IP WLS BF H R ER SO BB IBB HBP BLK WP HR S P ERA WHIP																				
Bruce Kison, R ERA: 3.74 (1, 1)	2.0 L 13 6 2 2 2 1 0 0 0 0 0 16 20 9.00 3.500																					
Dave Goltz, R ERA: 3.45 (3, 1)	5.0 20 2 2 2 5 2 0 0 0 0 0 28 36 3.60 0.800																					
Doug Corbett, R ERA: 5.74 (8, 1)	2.0 9 1 0 0 0 3 0 0 0 0 0 6 18 0.00 2.000																					

Batter	1	2	3	4	5	6	7	8	9	AB	R	H	RBI	BB	SO	LOB	BOTTOM					
Brian Downing, R OBP: 0.336, SLG: 0.459 (1, 7)										4	0	1	0	0	0	1	Texas Rangers @ California Angels Anaheim Stadium, Anaheim, CA Tue Jun 22 1982, 10:05 PM EDT Att: 25,634 - Unknown					
Rod Carew, L OBP: 0.417, SLG: 0.387 (1, 3)										4	0	0	0	0	2							
Don Baylor, R OBP: 0.294, SLG: 0.414 (1, 10)										4	0	3	0	0	0	0						
Reggie Jackson, L OBP: 0.350, SLG: 0.439 (1, 9)										4	0	0	0	0	2	4						
Bobby Grich, R OBP: 0.376, SLG: 0.455 (1, 4)										3	0	0	0	1	1	3						
Doug DeCinces, R OBP: 0.320, SLG: 0.430 (1, 5)										3	0	1	0	1	0	1						
Fred Lynn, L OBP: 0.380, SLG: 0.414 (1, 8)										4	0	0	0	0	1	3						
Tim Foli, R OBP: 0.306, SLG: 0.367 (1, 6)										4	0	1	0	0	0	2						
Joe Ferguson, R OBP: 0.237, SLG: 0.243 (1, 2)										3	0	1	0	0	0	3						
Inning Stats	R: 0 E: 0 K: 1 S: 6	H: 1 LOB: 1 BB: 0 P: 6	R: 0 E: 0 K: 1 S: 6	H: 1 LOB: 2 BB: 1 P: 10	R: 0 E: 0 K: 0 S: 3	H: 0 LOB: 0 BB: 0 P: 3	R: 0 E: 0 K: 1 S: 5	H: 0 LOB: 1 BB: 1 P: 9	R: 0 E: 0 K: 0 S: 4	H: 1 LOB: 1 BB: 0 P: 4	R: 0 E: 0 K: 0 S: 4	H: 1 LOB: 1 BB: 0 P: 4	R: 0 E: 0 K: 0 S: 3	H: 1 LOB: 0 BB: 0 P: 3	R: 0 E: 0 K: 1 S: 7	H: 2 LOB: 2 BB: 0 P: 7		R: 0 E: 0 K: 0 S: 3	H: 0 LOB: 0 BB: 0 P: 3	1B: 4 2B: 3 HR: 0	SF: 0 SAC: 0 HBP: 0	WP: 0 PB: 0 CS: 0
PITCHER	IP WLS BF H R ER SO BB IBB HBP BLK WP HR S P ERA WHIP	IP WLS BF H R ER SO BB IBB HBP BLK WP HR S P ERA WHIP																				
Rick Honeycutt, L ERA: 3.93 (1, 1)	9.0 W 35 7 0 0 4 2 0 0 0 0 0 41 49 0.00 1.000																					


Batter	1	2	3	4	5	6	7	8	9	AB	R	H	RBI	BB	SO	LOB	TOP										
Bill Sample, R (1, 7) OBP: 0.363, SLG: 0.467										4	0	2	0	1	0	0	Texas Rangers @ California Angels Anaheim Stadium, Anaheim, CA Wed Jun 23 1982, 10:05 PM EDT Att: 25,207 - Unknown										
Terry Bogener, L (1, 8) OBP: 0.192, SLG: 0.194										4	0	0	0	0	5												
Buddy Bell, R (1, 5) OBP: 0.358, SLG: 0.432										4	1	1	1	0	1												
Johnny Grubb, L (1, 9) OBP: 0.378, SLG: 0.397 Leon Roberts, R (8, PH) OBP: 0.292, SLG: 0.319										3	0	1	0	0	0												
Lamar Johnson, R (1, 10) OBP: 0.319, SLG: 0.371										4	0	1	0	0	0												
Dave Hostetler, R (1, 3) OBP: 0.356, SLG: 0.711										4	2	2	2	0	3												
Jim Sundberg, R (1, 2) OBP: 0.339, SLG: 0.374										3	0	1	0	1	0												
Mark Wagner, R (1, 6) OBP: 0.298, SLG: 0.296										4	0	1	0	0	2												
Doug Flynn, R (1, 4) OBP: 0.230, SLG: 0.254 Bill Stein, R (9, PH) OBP: 0.286, SLG: 0.255										3	0	0	0	0	1												
Inning Stats	R: 0 E: 0 K: 0 S: 3	H: 1 LOB: 0 BB: 0 P: 3	R: 0 E: 1 K: 1 S: 7	H: 1 LOB: 2 BB: 0 P: 7	R: 0 E: 0 K: 0 S: 4	H: 1 LOB: 1 BB: 0 P: 4	R: 1 E: 0 K: 0 S: 4	H: 1 LOB: 0 BB: 0 P: 4	R: 0 E: 0 K: 0 S: 5	H: 2 LOB: 0 BB: 0 P: 5	R: 0 E: 0 K: 1 S: 5	H: 1 LOB: 2 BB: 2 P: 13	R: 2 E: 0 K: 0 S: 5	H: 2 LOB: 0 BB: 0 P: 5	R: 0 E: 0 K: 1 S: 5	H: 0 LOB: 0 BB: 0 P: 5		1B: 6 2B: 0 3B: 0 HR: 3	SF: 0 SAC: 0 DP: 2 HBP: 0	WP: 0 PB: 0 SB: 0 CS: 0	PA: 37						
PITCHER	IP	WLS	BF	H	R	ER	SO	BB	IBB	HBP	BLK	WP	HR	S	P	ERA	WHIP										
Ken Forsch, R (1, 1) ERA: 3.14	7.0	W	30	8	2	2	2	2	0	0	0	0	2	32	40	2.57	1.429										
Andy Hassler, L (8, 1) ERA: 1.93	0.2		3	1	1	1	0	0	0	0	0	0	1	3	3	13.50	1.500										
Doug Corbett, R (8, 1) ERA: 5.56	1.1	S	4	0	0	0	1	0	0	0	0	0	0	6	6	0.00	0.000										

Batter	1	2	3	4	5	6	7	8	9	AB	R	H	RBI	BB	SO	LOB	BOTTOM										
Brian Downing, R (1, 7) OBP: 0.337, SLG: 0.454 Juan Beniquez, R (9, 7) OBP: 0.338, SLG: 0.324										3	0	0	0	2	0	4	Texas Rangers @ California Angels Anaheim Stadium, Anaheim, CA Wed Jun 23 1982, 10:05 PM EDT Att: 25,207 - Unknown										
Rod Carew, L (1, 3) OBP: 0.413, SLG: 0.380										4	0	0	0	1	1	3											
Don Baylor, R (1, 10) OBP: 0.296, SLG: 0.411										4	1	1	0	1	0	3											
Reggie Jackson, L (1, 9) OBP: 0.352, SLG: 0.454 Bobby Clark, R (8, 9) OBP: 0.225, SLG: 0.300										4	1	2	2	0	2												
Fred Lynn, L (1, 8) OBP: 0.358, SLG: 0.411										4	1	1	0	0	0	3											
Doug DeCinces, R (1, 5) OBP: 0.319, SLG: 0.427										4	0	1	0	0	0	0											
Rob Wilfong, L (1, 4) OBP: 0.295, SLG: 0.215										4	2	3	0	0	1	2											
Tim Foli, R (1, 6) OBP: 0.312, SLG: 0.372										2	0	2	2	0	0	0											
Joe Ferguson, R (1, 2) OBP: 0.262, SLG: 0.250										3	0	1	1	1	1	2											
Inning Stats	R: 0 E: 0 K: 1 S: 5	H: 0 LOB: 2 BB: 2 P: 13	R: 1 E: 0 K: 0 S: 6	H: 3 LOB: 3 BB: 1 P: 10	R: 0 E: 0 K: 1 S: 5	H: 0 LOB: 0 BB: 0 P: 5	R: 0 E: 0 K: 0 S: 3	H: 1 LOB: 1 BB: 1 P: 7	R: 0 E: 0 K: 0 S: 6	H: 1 LOB: 1 BB: 0 P: 6	R: 1 E: 0 K: 0 S: 5	H: 2 LOB: 2 BB: 1 P: 9	R: 3 E: 0 K: 2 S: 11	H: 4 LOB: 1 BB: 0 P: 11	R: 0 E: 0 K: 0 S: 3	H: 0 LOB: 0 BB: 0 P: 3		1B: 9 2B: 0 3B: 1 HR: 1	SF: 0 SAC: 2 DP: 1 HBP: 0	WP: 0 PB: 0 SB: 1 CS: 0	PA: 39						
PITCHER	IP	WLS	BF	H	R	ER	SO	BB	IBB	HBP	BLK	WP	HR	S	P	ERA	WHIP										
Doc Medich, R (1, 1) ERA: 5.4	6.0	L	31	9	4	4	3	5	0	0	0	0	1	32	52	6.00	2.333										
Paul Mirabella, L (7, 1) ERA: 4.5	0.1		3	2	0	0	1	0	0	0	0	0	0	5	5	0.00	6.000										
Danny Darwin, R (7, 1) ERA: 3.25	1.2		5	0	1	1	1	0	0	0	0	0	0	7	7	5.40	0.000										

AB 35
R 3
H 9
RBI 3
BB 2
SO 3
LOB 13



AB 32
R 5
H 11
RBI 5
SO 5
LOB 19



Batter	1	2	3	4	5	6	7	8	9	AB	R	H	RBI	BB	SO	LOB	TOP			
Willie Wilson, S OBP: 0.367, SLG: 0.457 (1, 7)	4-3	1-3 2B		5-3		F3			G6-4-3 HBP	4	0	1	0	0	0	2	Kansas City Royals @ California Angels Anaheim Stadium, Anaheim, CA Thu Jun 24 1982, 10:05 PM EDT Att: 29,250 - Unknown livebaseballscorecards.com			
John Wathan, R OBP: 0.338, SLG: 0.313 Jamie Quirk, L OBP: 0.275, SLG: 0.289 (1, 2) (6, 2)	5-3	K			6-3		F4		G6-4-3 1-2	3	0	0	0	0	1	2				
George Brett, L OBP: 0.380, SLG: 0.512 (1, 5)	BB HBP		4-3		4-3		4-3			3	0	0	0	0	0	0				
Amos Otis, R OBP: 0.353, SLG: 0.471 (1, 8)	FC5-4 BB		5-3		WP 1B		K			3	0	1	0	1	1	0				
Hal McRae, R OBP: 0.413, SLG: 0.553 (1, 10)	FC5-4 1-2		5-3		BB			F9		3	0	0	0	1	0	2				
Jerry Martin, R OBP: 0.326, SLG: 0.396 (1, 9)		5-3		G6-4-3 BB 1B	5-3					4	1	2	0	0	0	2				
Willie Aikens, L OBP: 0.318, SLG: 0.370 (1, 3)	1-3			4-0 BB 1B				F7		3	0	1	0	1	0	1				
Greg Pryor, R OBP: 0.397, SLG: 0.578 (1, 4)		1B 2B		G6-4-3 1-2 2-3		F9		K		4	1	1	0	0	1	4				
U L Washington, S OBP: 0.293, SLG: 0.282 (1, 6)		2B 2H 1B				FC3-6 1-2		G3		4	0	2	2	0	0	1				
Inning Stats	R: 0 E: 0 K: 0 S: 3	H: 0 LOB: 2 BB: 1 P: 8	R: 1 E: 0 K: 1 S: 8	H: 3 LOB: 2 BB: 0 P: 8	R: 0 E: 0 K: 0 S: 3	H: 0 LOB: 0 BB: 0 P: 3	R: 1 E: 0 K: 0 S: 4	H: 2 LOB: 1 BB: 1 P: 8	R: 0 E: 0 K: 0 S: 4	H: 1 LOB: 1 BB: 0 P: 4	R: 0 E: 0 K: 1 S: 5	H: 0 LOB: 0 BB: 0 P: 5	R: 0 E: 0 K: 1 S: 6	H: 1 LOB: 1 BB: 0 P: 6	R: 0 E: 0 K: 0 S: 2	H: 0 LOB: 0 BB: 0 P: 3	1B: 6 2B: 2 3B: 0 HR: 0	SF: 0 SAC: 0 DP: 2 HBP: 2	WP: 1 PB: 0 SB: 0 CS: 0	PA: 38
PITCHER Geoff Zahn, L ERA: 3.13 (1, 1)	IP: 9.0 WLS: W BF: 38	H: 8 R: 2 ER: 2 SO: 3	BB: 3 IBB: 0 HBP: 2 BLK: 0	WP: 1 HR: 0 S: 39 P: 53	ERA: 2.00 WHIP: 1.222	PITCHER														

Batter	1	2	3	4	5	6	7	8	9	AB	R	H	RBI	BB	SO	LOB	BOTTOM			
Brian Downing, R OBP: 0.339, SLG: 0.454 Juan Beniquez, R OBP: 0.333, SLG: 0.319 (1, 7) (8, 7)	4-3		F5		BB 1B			6-3		4	1	2	0	0	0	0	Kansas City Royals @ California Angels Anaheim Stadium, Anaheim, CA Thu Jun 24 1982, 10:05 PM EDT Att: 29,250 - Unknown livebaseballscorecards.com			
Rod Carew, L OBP: 0.410, SLG: 0.375 (1, 3)	4-3		6-3		1B HR BB		L7			3	1	0	0	1	0	2				
Don Baylor, R OBP: 0.298, SLG: 0.410 (1, 10)	F5				F7					3	1	1	2	1	0	0				
Reggie Jackson, L OBP: 0.350, SLG: 0.464 Bobby Clark, R OBP: 0.225, SLG: 0.300 (1, 9) (8, 9)		F7			E2 CS					4	1	1	3	0	1	3				
Doug DeCinces, R OBP: 0.318, SLG: 0.437 (1, 5)					1-3 2-H 3-H					0	0	0	0	0	0	0				
Fred Lynn, L OBP: 0.356, SLG: 0.412 (1, 8)					F9					4	1	1	1	0	1	4				
Bobby Grich, R OBP: 0.378, SLG: 0.453 (1, 4)					HR					4	1	1	0	0	1	0				
Tim Foli, R OBP: 0.308, SLG: 0.367 (1, 6)					CS					4	1	1	0	0	1	0				
Bob Boone, R OBP: 0.347, SLG: 0.352 (1, 2)			L7		G3 SH4-1 2B		K			3	0	1	0	1	0	1				
Inning Stats	R: 0 E: 0 K: 0 S: 3	H: 0 LOB: 0 BB: 0 P: 3	R: 1 E: 0 K: 0 S: 4	H: 1 LOB: 1 BB: 1 P: 8	R: 0 E: 0 K: 0 S: 3	H: 0 LOB: 0 BB: 0 P: 3	R: 0 E: 1 K: 0 S: 3	H: 0 LOB: 0 BB: 0 P: 3	R: 6 E: 0 K: 0 S: 8	H: 5 LOB: 0 BB: 1 P: 12	R: 0 E: 0 K: 1 S: 5	H: 0 LOB: 0 BB: 0 P: 5	R: 0 E: 0 K: 2 S: 9	H: 2 LOB: 3 BB: 1 P: 13	R: 0 E: 0 K: 0 S: 4	H: 1 LOB: 2 BB: 1 P: 8	1B: 6 2B: 1 3B: 0 HR: 2	SF: 0 SAC: 1 DP: 0 HBP: 0	WP: 1 PB: 0 SB: 0 CS: 1	PA: 38
PITCHER Keith Creel, R ERA: 5.89 Don Hood, L ERA: 3.89 Mike Armstrong, R ERA: 2.31 (1, 1) (6, 1) (7, 1)	IP: 5.0 WLS: L BF: 23	H: 6 R: 7 ER: 7 SO: 2	BB: 2 IBB: 0 HBP: 0 BLK: 0	WP: 0 HR: 2 S: 21 P: 29	ERA: 12.60 WHIP: 1.600	PITCHER														

Batter	1	2	3	4	5	6	7	8	9	AB	R	H	RBI	BB	SO	LOB	TOP										
Willie Wilson, S OBP: 0.360, SLG: 0.440	0-0 4-3		0-0 F7			0-0 4-3		0-0 FC4-6 1B		4	0	1	0	0	0	0	Kansas City Royals @ California Angels Anaheim Stadium, Anaheim, CA Sun Jun 27 1982, 6:33 AM EDT Att: 36,572 - Unknown livebaseballscorecards.com										
U L Washington, S OBP: 0.305, SLG: 0.281	0-3 K			0-0 6-3		4-0 3B BB		0-0 FC4-6 1-2		3	1	0	0	1	1												
George Brett, L OBP: 0.393, SLG: 0.522	0-0 1B			0-0 4-3		0-0 1-H 3B		0-0 1B		4	0	3	1	0	0												
Hal McRae, R OBP: 0.407, SLG: 0.566	0-0 6-3			0-0 1B		0-0 F9		0-0 FC G4-6-3 1-2		4	0	1	0	0	0												
Willie Aikens, L OBP: 0.312, SLG: 0.370		0-0 6-3		0-0 4-3			0-0 F8		0-0 F7	4	0	0	0	0	0												
Jerry Martin, R OBP: 0.333, SLG: 0.390		0-3 K			0-3 K		0-3 K		0-0 G4-6-3 1-2	4	0	0	0	0	3	2											
Jamie Quirk, L OBP: 0.264, SLG: 0.294			0-3 K		0-0 4-3		0-0 F7			3	0	0	0	0	1	0											
Tom Poquette, L OBP: 0.206, SLG: 0.161			0-0 6-3		0-0 F6			0-0 6-3		3	0	0	0	0	0	0											
Greg Pryor, R OBP: 0.350, SLG: 0.500			0-3 K			0-0 4-3		0-0 4-3		3	0	0	0	0	1	0											
Inning Stats	R: 0 E: 0 K: 1 S: 6	H: 1 LOB: 1 BB: 0 P: 6	R: 0 E: 0 K: 2 S: 7	H: 0 LOB: 0 BB: 0 P: 7	R: 0 E: 0 K: 1 S: 5	H: 0 LOB: 0 BB: 0 P: 5	R: 0 E: 0 K: 0 S: 4	H: 1 LOB: 1 BB: 0 P: 4	R: 0 E: 0 K: 1 S: 5	H: 0 LOB: 0 BB: 0 P: 5	R: 0 E: 0 K: 0 S: 4	H: 1 LOB: 1 BB: 0 P: 4	R: 0 E: 1 K: 0 S: 4	H: 1 LOB: 1 BB: 0 P: 4	R: 0 E: 1 K: 0 S: 4	H: 1 LOB: 1 BB: 0 P: 4	1B: 4 2B: 0 3B: 1 HR: 0	SF: 0 SAC: 0 DP: 1 HBP: 0	WP: 0 PB: 0 SB: 0 CS: 0	PA: 33							
PITCHER	IP	WLS	BF	H	R	ER	SO	BB	IBB	HBP	BLK	WP	HR	S	P	ERA	WHIP										
Dave Goltz, R ERA: 2.78	(1, 1)	7.0	W	25	3	1	1	6	1	0	0	0	0	36	40	1.29	0.571										
Don Aase, R ERA: 2.62	(8, 1)	2.0		8	2	0	0	0	0	0	0	0	0	8	8	0.00	1.000										

Batter	1	2	3	4	5	6	7	8	9	AB	R	H	RBI	BB	SO	LOB	BOTTOM										
Brian Downing, R OBP: 0.341, SLG: 0.469	0-0 E5 HR	0-0 WP SF9 2B		0-0 2B		4-0 6-3 BB		0-0 HR		4	3	3	1	1	0	0	Kansas City Royals @ California Angels Anaheim Stadium, Anaheim, CA Sun Jun 27 1982, 6:33 AM EDT Att: 36,572 - Unknown livebaseballscorecards.com										
Juan Beniquez, R OBP: 0.337, SLG: 0.365	0-0 1-H HR	0-0 6-3		0-0 5-3		0-0 6-3		0-0 G5-4-3 1B		5	1	2	2	0	0	4											
Bobby Grich, R OBP: 0.379, SLG: 0.466	0-0 FC4-6 3B	0-0 SF9 2-H		0-0 6-3		0-0 F4		0-3 K		4	1	1	1	0	1	4											
Don Baylor, R OBP: 0.302, SLG: 0.427	4-0 FC4-6 BB	0-0 F4			0-0 HR		0-0 F7	0-0 G5-4-3 1-2		4	1	1	1	1	0	1											
Doug DeCinces, R OBP: 0.314, SLG: 0.438	0-0 FC4-6 1B 1-2 3-H		0-0 HR		0-0 F8		0-0 F8	0-0 BB 1B		4	3	2	2	0	0	1											
Joe Ferguson, R OBP: 0.277, SLG: 0.250	0-0 F8 1-2		0-0 F8		0-0 1B		4-0 1B BB			3	0	1	0	1	0	1											
Ron Jackson, R OBP: 0.308, SLG: 0.333	0-0 1B 2-H		0-0 L7		0-0 F8		0-0 F8			4	0	1	1	0	0	2											
Bobby Clark, R OBP: 0.283, SLG: 0.348	0-0 1-2 1B		0-0 L8			0-0 6-3 SH1-3 1B	0-0 1-2 2-H 1B			4	0	3	1	0	0	0											
Mick Kelleher, R OBP: 0.277, SLG: 0.348	0-0 F7			0-0 6-3		0-0 SH1-3 1B	0-0 4-3			3	0	0	0	0	0	4											
Inning Stats	R: 4 E: 1 K: 0 S: 8	H: 4 LOB: 2 BB: 1 P: 12	R: 1 E: 0 K: 0 S: 4	H: 1 LOB: 0 BB: 0 P: 4	R: 1 E: 0 K: 0 S: 4	H: 1 LOB: 0 BB: 0 P: 4	R: 0 E: 0 K: 0 S: 4	H: 1 LOB: 1 BB: 0 P: 4	R: 1 E: 0 K: 0 S: 5	H: 2 LOB: 2 BB: 1 P: 9	R: 1 E: 0 K: 1 S: 6	H: 2 LOB: 0 BB: 0 P: 6	R: 1 E: 0 K: 0 S: 6	H: 2 LOB: 0 BB: 0 P: 6	R: 1 E: 0 K: 0 S: 6	H: 2 LOB: 0 BB: 0 P: 6	1B: 7 2B: 2 3B: 1 HR: 4	SF: 1 SAC: 1 DP: 1 HBP: 0	WP: 1 PB: 0 SB: 0 CS: 0	PA: 40							
PITCHER	IP	WLS	BF	H	R	ER	SO	BB	IBB	HBP	BLK	WP	HR	S	P	ERA	WHIP										
Bud Black, L ERA: 5.4	(1, 1)	3.0	L	17	6	6	4	0	0	0	0	0	0	16	20	12.00	2.333										
Keith Griesel, R ERA: 5.67	(4, 1)	3.0		13	4	1	1	0	1	0	0	0	1	12	16	3.00	1.667										
Grant Jackson, L ERA: 5.6	(7, 1)	2.0		10	4	2	2	1	1	0	0	0	1	11	15	9.00	2.500										

Batter	1	2	3	4	5	6	7	8	9	AB	R	H	RBI	BB	SO	LOB	TOP			
Rob Wilfong, L (1, 7) OBP: 0.250, SLG: 0.211 Juan Beniquez, R (5, 7) OBP: 0.333, SLG: 0.360	L9			F9	SH5-3		FC5-2			2	0	0	0	0	0	0	1 0 0 0 0 0 3			
Rod Carew, L (1, 3) OBP: 0.407, SLG: 0.380	F8			1-3	5-3		4-3			4	0	0	0	0	0	4	4 0 0 0 0 0 4			
Don Baylor, R (1, 10) OBP: 0.305, SLG: 0.428	F8			BB 2B 1B			F4-6-3 1B		F9	4	1	2	0	0	0	0	4 1 2 0 0 0 0			
Reggie Jackson, L (1, 9) OBP: 0.347, SLG: 0.446 Bobby Clark, R (8, 9) OBP: 0.293, SLG: 0.348		G3		2B 1-2 BB			F4-6-3 1-2		F7	3	0	0	0	1	0	1	3 0 0 0 1 0 1 0 0 0 0 0 0 0			
Fred Lynn, L (1, 8) OBP: 0.360, SLG: 0.433				CS 1B			5-3		4-3	4	0	2	1	0	0	0	4 0 2 1 0 0 0			
Bobby Grich, R (1, 4) OBP: 0.377, SLG: 0.460				CS 1B			5-3													
				K 1-2			F7										3 0 0 0 1 1 3			
Doug DeCinces, R (1, 5) OBP: 0.317, SLG: 0.442					F6-3												4 1 2 0 0 0 0			
Tim Foli, R (1, 6) OBP: 0.304, SLG: 0.360					F8		SH3-4										2 0 0 0 0 0 0			
Bob Boone, R (1, 2) OBP: 0.352, SLG: 0.354					F6-3		SH5-3 1B										2 0 1 1 1 0 0			
Inning Stats	R: 0 E: 0 K: 0 S: 3	H: 0 LOB: 0 BB: 0 P: 3	R: 0 E: 0 K: 1 S: 5	H: 1 LOB: 1 BB: 0 P: 5	R: 0 E: 0 K: 0 S: 3	H: 0 LOB: 0 BB: 0 P: 3	R: 1 E: 0 K: 0 S: 5	H: 2 LOB: 2 BB: 1 P: 9	R: 0 E: 0 K: 0 S: 5	H: 1 LOB: 0 BB: 0 P: 3	R: 0 E: 0 K: 0 S: 4	H: 1 LOB: 3 BB: 2 P: 12	R: 0 E: 0 K: 0 S: 3	H: 0 LOB: 0 BB: 0 P: 3	R: 0 E: 0 K: 0 S: 3	H: 0 LOB: 0 BB: 0 P: 3	1B: 5 2B: 3 3B: 0 HR: 0	SF: 0 SAC: 0 DP: 2 HBP: 0	WP: 0 PB: 0 SB: 0 CS: 1	PA: 35
PITCHER Doc Medich, R (1, 1) ERA: 5.0	IP: 9.0 WLS: L BF: 35 H: 7 R: 2 ER: 2 SO: 1 BB: 2 IBB: 1 HBP: 0 BLK: 0 WP: 0 HR: 0 S: 34 P: 46 ERA: 2.00 WHIP: 1.000															PITCHER				

California Angels @ Texas Rangers
Arlington Stadium, Arlington, TX
Tue Jun 29 1982, 8:05 PM EDT
Att: 15,749 - Unknown

AB 29
R 2
H 7
RBI 2
BB 3
SO 1
LOB 11



Batter	1	2	3	4	5	6	7	8	9	AB	R	H	RBI	BB	SO	LOB	BOTTOM			
Bill Sample, R (1, 7) OBP: 0.382, SLG: 0.491	FC6-4 BB			1-3 2H 1B			FC6-4 1-2			2	0	1	1	2	0	1	2 0 1 1 2 0 1			
Lee Mazzilli, S (1, 8) OBP: 0.347, SLG: 0.352	FC6-4 CS 1-2			5-3			1-3			4	0	0	0	0	0	4	4 0 0 0 0 0 4			
Buddy Bell, R (1, 5) OBP: 0.360, SLG: 0.442	6-3 1-2				L6					4	0	1	0	0	0	3	4 0 1 0 0 0 3			
Dave Hostetter, R (1, 3) OBP: 0.361, SLG: 0.716		1-3		G6-4-3 1-2			4-3			4	0	0	0	0	0	1	4 0 0 0 0 0 1			
Jim Sundberg, R (1, 2) OBP: 0.345, SLG: 0.374				CS 1B			F7			4	0	2	0	0	0	0	4 0 2 0 0 0 0			
Lamar Johnson, R (1, 10) OBP: 0.316, SLG: 0.356 Johnny Grubb, L (9, FH) OBP: 0.398, SLG: 0.418				K 1-2			5-3			2	0	0	0	1	1	1	2 0 0 0 1 1 1 1 0 0 0 0 0 0			
Mike Richardt, R (1, 4) OBP: 0.252, SLG: 0.268					L6					4	0	0	0	0	0	2	4 0 0 0 0 0 2			
George Wright, S (1, 9) OBP: 0.276, SLG: 0.373				BB 1B BB			6-3			2	1	0	0	1	0	0	2 1 0 0 1 0 0			
Doug Flynn, R (1, 6) OBP: 0.233, SLG: 0.255				1B 1-2			1-3 BB 1B			3	0	3	0	0	0	0	3 0 3 0 0 0 0			
Inning Stats	R: 0 E: 0 K: 0 S: 2	H: 0 LOB: 0 BB: 1 P: 6	R: 0 E: 0 K: 1 S: 5	H: 1 LOB: 0 BB: 0 P: 5	R: 1 E: 0 K: 0 S: 4	H: 2 LOB: 1 BB: 1 P: 8	R: 0 E: 0 K: 0 S: 4	H: 2 LOB: 2 BB: 1 P: 8	R: 0 E: 0 K: 0 S: 3	H: 0 LOB: 0 BB: 0 P: 3	R: 0 E: 0 K: 0 S: 4	H: 1 LOB: 1 BB: 0 P: 4	R: 0 E: 0 K: 0 S: 3	H: 0 LOB: 0 BB: 0 P: 3	R: 0 E: 0 K: 0 S: 3	H: 0 LOB: 0 BB: 0 P: 3	1B: 7 2B: 1 3B: 0 HR: 0	SF: 0 SAC: 0 DP: 2 HBP: 0	WP: 0 PB: 0 SB: 0 CS: 2	PA: 34
PITCHER Geoff Zahn, L (1, 1) ERA: 3.03 Doug Corbett, R (7, 1) ERA: 5.21	IP: 6.2 WLS: W BF: 27 H: 7 R: 1 ER: 1 SO: 1 BB: 4 IBB: 0 HBP: 0 BLK: 0 WP: 0 HR: 0 S: 25 P: 41 ERA: 1.35 WHIP: 1.650															PITCHER				

California Angels @ Texas Rangers
Arlington Stadium, Arlington, TX
Tue Jun 29 1982, 8:05 PM EDT
Att: 15,749 - Unknown

AB 30
R 1
H 7
RBI 1
BB 4
SO 1
LOB 12



Batter	1	2	3	4	5	6	7	8	9	AB	R	H	RBI	BB	SO	LOB	TOP					
Brian Downing, R OBP: 0.344, SLG: 0.470 (1, 7)										3	1	1	0	1	0	0	California Angels @ Texas Rangers Arlington Stadium, Arlington, TX Thu Jul 01 1982, 8:05 PM EDT Att: 15,963 - Unknown					
Juan Beniquez, R OBP: 0.333, SLG: 0.359 (1, 9)										3	0	1	0	0	1	1						
Doug DeCinces, R OBP: 0.315, SLG: 0.440 (1, 5)										4	1	1	1	0	0	1						
Don Baylor, R OBP: 0.312, SLG: 0.433 (1, 10)										4	0	2	1	0	0	0						
Bobby Grich, R OBP: 0.370, SLG: 0.449 (1, 4)										4	0	0	0	0	1	2						
Joe Ferguson, R OBP: 0.255, SLG: 0.229 (1, 2)										4	0	0	0	0	2	1						
Ron Jackson, R OBP: 0.286, SLG: 0.308 (1, 3)										3	0	0	0	0	1	0						
Tim Foli, R OBP: 0.312, SLG: 0.365 (1, 6)										3	0	1	0	0	0	0						
Mick Kelleher, R (7, 6)										0	0	0	0	0	0	0						
Bobby Clark, R OBP: 0.260, SLG: 0.320 (1, 8)										3	0	0	0	0	1	0						
Inning Stats	R: 1 E: 1 K: 0 S: 4	H: 1 LOB: 0 BB: 0 P: 4	R: 0 E: 0 K: 1 S: 5	H: 0 LOB: 0 BB: 0 P: 5	R: 0 E: 0 K: 1 S: 5	H: 1 LOB: 1 BB: 1 P: 9	R: 0 E: 0 K: 0 S: 4	H: 1 LOB: 0 BB: 0 P: 4	R: 0 E: 0 K: 0 S: 3	H: 0 LOB: 0 BB: 0 P: 3	R: 1 E: 0 K: 1 S: 7	H: 2 LOB: 1 BB: 0 P: 7	R: 0 E: 0 K: 1 S: 5	H: 0 LOB: 0 BB: 0 P: 5	R: 0 E: 0 K: 1 S: 6	H: 1 LOB: 1 BB: 0 P: 6	R: 0 E: 0 K: 1 S: 5	H: 0 LOB: 0 BB: 0 P: 5	1B: 4 2B: 2 3B: 0 HR: 0	SF: 0 SAC: 1 DP: 0 HBP: 0	WP: 0 PB: 0 SB: 0 CS: 0	PA: 33
PITCHER Frank Tanana, L ERA: 3.72 (1, 1)	IP: 9.0 WLS: W BF: 33 H: 6 R: 2 ER: 1 SO: 6 BB: 1 IBB: 0 HBP: 0 BLK: 0 WP: 0 HR: 0 S: 44 P: 48 ERA: 1.00 WHIP: 0.778															PITCHER						


Batter	1	2	3	4	5	6	7	8	9	AB	R	H	RBI	BB	SO	LOB	BOTTOM					
Bill Sample, R OBP: 0.391, SLG: 0.525 (1, 7)										5	0	2	1	0	0	0	California Angels @ Texas Rangers Arlington Stadium, Arlington, TX Thu Jul 01 1982, 8:05 PM EDT Att: 15,963 - Unknown					
Lee Mazzilli, S OBP: 0.336, SLG: 0.333 George Wright, S OBP: 0.274, SLG: 0.370 (1, 8) (5, 8)										3	0	0	0	0	1	1						
Buddy Bell, R OBP: 0.360, SLG: 0.440 (1, 5)										4	2	2	0	0	2							
Dave Hostetter, R OBP: 0.371, SLG: 0.699 (1, 3)										4	2	4	0	0	0	0						
Johnny Grubb, L OBP: 0.397, SLG: 0.412 (1, 9)										4	1	2	2	0	1	2						
Jim Sundberg, R OBP: 0.343, SLG: 0.365 (1, 2)										2	0	0	0	1	0	3						
Lamar Johnson, R OBP: 0.313, SLG: 0.351 (1, 10)										4	1	2	2	0	1	3						
Mike Richardt, R OBP: 0.259, SLG: 0.275 (1, 4)										4	1	1	1	0	0	3						
Doug Flynn, R OBP: 0.231, SLG: 0.253 (1, 6)										3	0	0	1	0	0	0						
Inning Stats	R: 0 E: 0 K: 0 S: 3	H: 0 LOB: 0 BB: 0 P: 3	R: 0 E: 0 K: 1 S: 6	H: 1 LOB: 2 BB: 1 P: 10	R: 0 E: 0 K: 0 S: 3	H: 0 LOB: 0 BB: 0 P: 3	R: 5 E: 0 K: 1 S: 11	H: 6 LOB: 1 BB: 0 P: 11	R: 1 E: 0 K: 0 S: 5	H: 3 LOB: 1 BB: 0 P: 5	R: 0 E: 1 K: 0 S: 5	H: 1 LOB: 2 BB: 0 P: 5	R: 1 E: 0 K: 1 S: 7	H: 2 LOB: 1 BB: 0 P: 7	R: 0 E: 0 K: 1 S: 5	H: 0 LOB: 0 BB: 0 P: 5		R: 0 E: 0 K: 1 S: 5	H: 0 LOB: 0 BB: 0 P: 5	1B: 12 2B: 1 3B: 0 HR: 0	SF: 0 SAC: 2 DP: 1 HBP: 0	WP: 0 PB: 0 SB: 2 CS: 0
PITCHER Mike Witt, R ERA: 3.55 Luis Sanchez, R ERA: 3.4 Bruce Kison, R ERA: 3.67 (1, 1) (4, 1) (7, 1)	IP: 3.2 WLS: L BF: 19 H: 7 R: 5 ER: 2 SO: 2 BB: 0 IBB: 0 HBP: 0 BLK: 0 WP: 0 HR: 0 S: 20 P: 24 ERA: 12.27 WHIP: 2.182															PITCHER						

Batter	1	2	3	4	5	6	7	8	9	AB	R	H	RBI	BB	SO	LOB	TOP					
Brian Downing, R OBP: 0.338, SLG: 0.462 (1,7)	F4		5-3		G6-4-3		F9		F5	5	0	0	0	0	0	2	California Angels @ Kansas City Royals Royals Stadium, Kansas City, MO Fri Jul 02 1982, 8:05 PM EDT Att: 29,609 - Unknown - 89 F livebaseballscorecards.com					
Rod Carew, L OBP: 0.405, SLG: 0.382 (1,3)	1-3		F7				F8		6-3	5	0	1	0	0	0	1						
Bobby Grich, R OBP: 0.369, SLG: 0.450 (1,4)	5-3				F8		F8			4	0	1	0	0	0	1						
Don Baylor, R OBP: 0.314, SLG: 0.444 (1,10)			F3						F8	4	1	2	1	0	0	1						
Doug DeCinces, R OBP: 0.321, SLG: 0.444 (1,5)									F5	2	1	1	0	2	0	0						
Reggie Jackson, L OBP: 0.344, SLG: 0.444 (1,9)			K		K		E3			4	0	1	0	0	2	3						
Fred Lynn, L OBP: 0.357, SLG: 0.439 (1,8)					F9		K		F7	4	0	1	0	0	1	3						
Tim Foli, R OBP: 0.307, SLG: 0.359 (1,6)	F4		F7		FC6-4				F5	4	0	0	0	0	0	5						
Bob Boone, R OBP: 0.350, SLG: 0.352 (1,2)	5-3				FC6-4					4	0	2	0	0	0	4						
Inning Stats	R: 0 E: 0 K: 0 S: 3	H: 0 LOB: 0 BB: 0 P: 3	R: 0 E: 0 K: 1 S: 7	H: 2 LOB: 3 BB: 1 P: 11	R: 0 E: 0 K: 1 S: 4	H: 1 LOB: 1 BB: 0 P: 4	R: 0 E: 0 K: 1 S: 5	H: 0 LOB: 1 BB: 1 P: 9	R: 0 E: 0 K: 0 S: 4	H: 2 LOB: 1 BB: 0 P: 4	R: 2 E: 1 K: 1 S: 8	H: 2 LOB: 1 BB: 0 P: 8	R: 0 E: 0 K: 0 S: 3	H: 0 LOB: 0 BB: 0 P: 3	R: 0 E: 0 K: 0 S: 4	H: 1 LOB: 1 BB: 0 P: 4	R: 0 E: 0 K: 0 S: 4	H: 1 LOB: 1 BB: 0 P: 4	1B: 5 2B: 3 3B: 0 HR: 1	SF: 0 SAC: 0 DP: 1 HBP: 0	WP: 0 PB: 0 SB: 0 CS: 0	PA: 38
PITCHER	IP	WLS	BF	H	R	ER	SO	BB	IBB	HBP	BLK	WP	HR	S	P	ERA	WHIP					
Vida Blue, L ERA: 3.47 (1,1)	6.0	W	27	7	2	1	3	2	0	0	0	0	1	31	39	1.50	1.500					
Mike Armstrong, R ERA: 2.14 (7,1)	3.0	S	11	2	0	0	0	0	0	0	0	0	0	11	11	0.00	0.667					

Batter	1	2	3	4	5	6	7	8	9	AB	R	H	RBI	BB	SO	LOB	BOTTOM				
Willie Wilson, S OBP: 0.367, SLG: 0.449 (1,7)	BB	G3					K			4	1	2	0	1	1	0	California Angels @ Kansas City Royals Royals Stadium, Kansas City, MO Fri Jul 02 1982, 8:05 PM EDT Att: 29,609 - Unknown - 89 F livebaseballscorecards.com				
John Wathan, R OBP: 0.341, SLG: 0.311 (1,2)	BB						F9			3	2	1	0	2	0	1					
George Brett, L OBP: 0.401, SLG: 0.524 (1,5)	BB						F7			2	1	0	0	3	0	0					
Amos Otis, R OBP: 0.353, SLG: 0.469 (1,8)										5	1	3	3	0	0	2					
Hal McRae, R OBP: 0.404, SLG: 0.560 (1,10)										3	1	3	2	2	0	0					
Willie Aikens, L OBP: 0.315, SLG: 0.367 (1,3)										4	0	0	0	1	0	9					
Jerry Martin, R OBP: 0.331, SLG: 0.383 (1,9)										5	0	1	1	0	0	3					
Frank White, R OBP: 0.328, SLG: 0.461 (1,4)										5	1	1	0	0	0	5					
U L Washington, S OBP: 0.305, SLG: 0.279 (1,6)										3	0	1	1	1	0	3					
Inning Stats	R: 3 E: 0 K: 0 S: 5	H: 2 LOB: 2 BB: 3 P: 17	R: 1 E: 0 K: 0 S: 5	H: 2 LOB: 2 BB: 2 P: 13	R: 0 E: 0 K: 0 S: 3	H: 1 LOB: 2 BB: 1 P: 7	R: 0 E: 0 K: 0 S: 2	H: 0 LOB: 2 BB: 3 P: 14	R: 1 E: 0 K: 0 S: 5	H: 3 LOB: 1 BB: 0 P: 5	R: 1 E: 0 K: 0 S: 6	H: 2 LOB: 3 BB: 1 P: 10	R: 0 E: 0 K: 1 S: 5	H: 0 LOB: 0 BB: 0 P: 5	R: 1 E: 0 K: 0 S: 5	H: 2 LOB: 1 BB: 0 P: 5	1B: 8 2B: 4 3B: 0 HR: 0	SF: 0 SAC: 0 DP: 1 HBP: 0	WP: 0 PB: 0 SB: 2 CS: 1	PA: 44	
PITCHER	IP	WLS	BF	H	R	ER	SO	BB	IBB	HBP	BLK	WP	HR	S	P	ERA	WHIP				
Steve Renko, R ERA: 3.24 (1,1)	0.0	L	5	2	3	3	0	3	0	0	0	0	0	11	31	3.00	2.333				
Andy Hassler, L ERA: 1.67 (4,1)	3.0		16	3	1	1	0	4	1	0	0	0	0	10	18	6.75	2.250				
Luis Sanchez, R ERA: 3.61 (6,1)	2.1		11	3	1	1	1	0	0	0	0	0	0	13	13	3.86	1.286				

Batter	1	2	3	4	5	6	7	8	9	AB	R	H	RBI	BB	SO	LOB	TOP										
Brian Downing, R (1, 7) OBP: 0.339, SLG: 0.461	F4		4-3			G6-4-3 BB			F3	3	0	0	0	1	0	1	California Angels @ Kansas City Royals Royals Stadium, Kansas City, MO Sun Jul 04 1982, 4:33 AM EDT Att: 33,360 - Unknown - 94 F livebaseballscorecards.com										
Juan Beniquez, R (1, 9) OBP: 0.322, SLG: 0.346 Reggie Jackson, L (9, PH) OBP: 0.345, SLG: 0.455	G3			6-3		G6-4-3 1-2f			3-1	3	0	0	0	0	0	1											
Bobby Grich, R (1, 4) OBP: 0.362, SLG: 0.440	F4			F8		K			F8	4	0	0	0	0	1	0											
Don Baylor, R (1, 10) OBP: 0.310, SLG: 0.437		K			1B				F9	3	0	1	0	0	1	0											
Doug DeCinces, R (1, 5) OBP: 0.317, SLG: 0.435		F7			F8				F3	3	0	0	0	0	0	1											
Ron Jackson, R (1, 3) OBP: 0.297, SLG: 0.286		F7							3-1	3	0	0	0	0	0	0											
Bobby Clark, R (1, 8) Fred Lynn, L (8, PH) OBP: 0.354, SLG: 0.434			K			HR			K	2	1	1	1	0	1	0											
Bob Boone, R (1, 2) OBP: 0.346, SLG: 0.347			F3			F3			5-3	3	0	0	0	0	0	0											
Mick Kelleher, R (1, 6) Rob Wilfong, L (8, PH) Tim Foli, P (8, 6) OBP: 0.304, SLG: 0.355									F7	1	0	0	0	1	1	0											
										1	0	0	0	0	0	0											
										0	0	0	0	0	0	0											
Inning Stats	R: 0 E: 0 K: 0 S: 3	H: 0 LOB: 0 BB: 0 P: 3	R: 0 E: 0 K: 1 S: 5	H: 0 LOB: 0 BB: 0 P: 5	R: 0 E: 0 K: 1 S: 5	H: 0 LOB: 1 BB: 1 P: 9	R: 0 E: 0 K: 0 S: 4	H: 1 LOB: 1 BB: 0 P: 4	R: 1 E: 0 K: 1 S: 6	H: 1 LOB: 0 BB: 0 P: 6	R: 0 E: 0 K: 0 S: 4	H: 0 LOB: 0 BB: 0 P: 8	R: 0 E: 0 K: 0 S: 3	H: 0 LOB: 0 BB: 0 P: 3	R: 0 E: 0 K: 1 S: 5	H: 0 LOB: 0 BB: 0 P: 5	1B: 1 2B: 0 3B: 0 HR: 1	SF: 0 SAC: 0 DP: 1 HBP: 0	WP: 0 PB: 0 SB: 0 CS: 0	PA: 30							
PITCHER	IP	WLS	BF	H	R	ER	SO	BB	IBB	HBP	BLK	WP	HR	S	P	ERA	WHIP										
Bud Black, L (1, 1) ERA: 4.62	7.0	W	24	2	1	1	4	2	0	0	0	0	1	30	38	1.29	0.571										
Mike Armstrong, R (8, 1) ERA: 2.02	2.0		6	0	0	0	1	0	0	0	0	0	0	8	8	0.00	0.000										

Batter	1	2	3	4	5	6	7	8	9	AB	R	H	RBI	BB	SO	LOB	BOTTOM										
Willie Wilson, S (1, 7) OBP: 0.378, SLG: 0.460	G5-4-3 1B		1-3 1B 2B			G6-4-3 2H 3H 1-2f			1-2 BB	3	1	3	2	1	0	0	California Angels @ Kansas City Royals Royals Stadium, Kansas City, MO Sun Jul 04 1982, 4:33 AM EDT Att: 33,360 - Unknown - 94 F livebaseballscorecards.com										
John Wathan, R (1, 2) OBP: 0.341, SLG: 0.312	G5-4-3 1-2f		2H 3H 1B CS		G6-4-3 1-2f			1-2 2H 1B	4	0	2	2	0	0	2												
George Brett, L (1, 5) OBP: 0.397, SLG: 0.515	4-3		2H 3H 1B F7					1-3 3-1	4	0	0	0	0	0	3												
Amos Otis, R (1, 8) OBP: 0.368, SLG: 0.502			1-2 CS		G6-4-3 1B			HR	4	2	4	2	0	0	0												
Hal McRae, R (1, 10) OBP: 0.400, SLG: 0.559		F3		G6-4-3 1-2f		F8		F9	4	0	0	0	0	0	2												
Jerry Martin, R (1, 9) OBP: 0.328, SLG: 0.378			2H 3H 1B K		5-3			1B	4	0	1	0	0	2	1												
Willie Aikens, L (1, 3) Dennis Werth, R (8, PR) OBP: 0.316, SLG: 0.133			2B 1B 1B					F9	3	1	1	0	1	0	1												
Frank White, R (1, 4) OBP: 0.331, SLG: 0.460			2B 1B 1B					F7	4	1	1	0	0	0	3												
U L Washington, S (1, 6) OBP: 0.320, SLG: 0.305			2B 1B 1B					F9	3	1	2	0	0	0	1												
Inning Stats	R: 0 E: 0 K: 0 S: 3	H: 1 LOB: 0 BB: 0 P: 3	R: 1 E: 0 K: 1 S: 6	H: 1 LOB: 0 BB: 0 P: 6	R: 2 E: 0 K: 0 S: 5	H: 3 LOB: 0 BB: 0 P: 5	R: 0 E: 0 K: 0 S: 3	H: 1 LOB: 0 BB: 0 P: 3	R: 2 E: 0 K: 0 S: 5	H: 3 LOB: 0 BB: 0 P: 5	R: 1 E: 0 K: 0 S: 5	H: 2 LOB: 1 BB: 0 P: 5	R: 0 E: 0 K: 0 S: 4	H: 2 LOB: 2 BB: 1 P: 8	R: 0 E: 0 K: 1 S: 6	H: 1 LOB: 2 BB: 1 P: 10	1B: 10 2B: 2 3B: 0 HR: 2	SF: 0 SAC: 0 DP: 3 HBP: 0	WP: 0 PB: 0 SB: 0 CS: 1	PA: 36							
PITCHER	IP	WLS	BF	H	R	ER	SO	BB	IBB	HBP	BLK	WP	HR	S	P	ERA	WHIP										
Geoff Zahn, L (1, 1) ERA: 3.28	5.0	L	20	9	5	5	1	0	0	0	0	0	0	22	22	9.00	1.800										
Bruce Kison, R (6, 1) ERA: 3.74	1.0		5	2	1	1	0	0	0	0	0	0	1	5	5	9.00	2.000										
Don Aase, R (7, 1) ERA: 3.04	2.0		10	3	0	0	1	2	0	0	0	0	0	10	18	0.00	2.500										

Batter	1	2	3	4	5	6	7	8	9	AB	R	H	RBI	BB	SO	LOB	TOP								
Al Bumby, L OBP: 0.313, SLG: 0.316 (1, 8) X	0-0 1B 2B	0-0 SH5-3		0-0 CS	0-0 5-3	0-3 K		0-0 2B 1B		4	1	2	0	0	1	0	Baltimore Orioles @ California Angels Anaheim Stadium, Anaheim, CA Mon Jul 05 1982, 10:05 PM EDT Att: 27,571 - Unknown								
Rich Dauer, R OBP: 0.336, SLG: 0.396 (1, 4) X	0-0 2B 1B	0-0 F8			0-0 1B 2B	0-0 1-3		0-0 L7		5	1	2	0	0	0	2									
Ken Singleton, S OBP: 0.379, SLG: 0.378 (1, 10) X	0-0 1-3 3-H	0-3 K			0-0 HR 1B		4-0 1B BB	0-0 1-3 2B		4	1	3	2	1	1	1									
Eddie Murray, S OBP: 0.394, SLG: 0.562 (1, 3) S	0-3 K		0-0 F9		0-0 HR		0-0 F7	4-0 G6-4-3 IBB		4	1	1	2	1	1	3									
Cal Ripken Jr., R OBP: 0.297, SLG: 0.455 (1, 6) S	0-3 K		0-0 F8		4-0 5-3 1B BB		0-3 K	0-0 G6-4-3		4	0	0	0	1	2	6									
Dan Ford, R OBP: 0.283, SLG: 0.393 (1, 9) S	0-3 K		0-3 K		0-0 5-3 1B		0-0 1B	4-0 G4-6-3 BB		4	0	2	0	1	2	2									
Gary Roenicke, R OBP: 0.387, SLG: 0.540 (1, 7) S		4-0 HR BB		0-3 K	0-0 5-3		0-0 F7	0-0 F2		4	1	0	0	1	1	5									
Rick Dempsey, R OBP: 0.311, SLG: 0.339 (1, 2) X		0-0 HR		0-0 5-3	0-0 F4			0-0 G4-6-3		5	2	2	2	0	0	3									
Floyd Rayford, R OBP: 0.269, SLG: 0.435 (1, 5) X		0-0 SH5-3 1B		0-0 E6 CS		0-3 K		0-0 HR		4	1	2	2	0	1	0									
Inning Stats	R: 1 E: 0 K: 3 S: 12	H: 3 LOB: 2 BB: 0 P: 12	R: 2 E: 0 K: 1 S: 7	H: 2 LOB: 1 BB: 1 P: 11	R: 0 E: 0 K: 1 S: 5	H: 0 LOB: 0 BB: 0 P: 5	R: 0 E: 1 K: 1 S: 5	H: 0 LOB: 0 BB: 0 P: 5	R: 3 E: 0 K: 0 S: 7	H: 4 LOB: 2 BB: 1 P: 11	R: 0 E: 0 K: 2 S: 7	H: 0 LOB: 0 BB: 0 P: 7	R: 0 E: 0 K: 1 S: 6	H: 1 LOB: 2 BB: 1 P: 10	R: 2 E: 0 K: 0 S: 6	H: 4 LOB: 2 BB: 1 P: 10		R: 0 E: 0 K: 0 S: 2	H: 0 LOB: 0 BB: 1 P: 6	1B: 8 2B: 3 3B: 0 HR: 3	SF: 0 SAC: 1 DP: 2 HBP: 0	WP: 0 PB: 0 SB: 0 CS: 1	PA: 45		
PITCHER	IP	WLS	BF	H	R	ER	SO	BB	IBB	HBP	BLK	WP	HR	S	P	ERA	WHIP								
Ken Forsch, R ERA: 3.45 (1, 1)	4.1	L	23	8	6	6	6	2	0	0	0	0	2	33	41	12.46	2.308								
Luis Sanchez, R ERA: 3.64 (5, 1)	4.2		21	6	2	2	3	2	1	0	0	0	1	24	36	3.86	1.714								

Batter	1	2	3	4	5	6	7	8	9	AB	R	H	RBI	BB	SO	LOB	BOTTOM									
Brian Downing, R OBP: 0.337, SLG: 0.457 (1, 7) X	0-0 6-3		0-0 6-3		0-0 F9			0-0 F8	0-0 1B	5	0	1	1	0	0	1	Baltimore Orioles @ California Angels Anaheim Stadium, Anaheim, CA Mon Jul 05 1982, 10:05 PM EDT Att: 27,571 - Unknown									
Rod Carew, L OBP: 0.396, SLG: 0.371 (1, 3) X	0-0 3-1		4-0 BB			0-3 K		0-0 F7	0-3 K	4	0	0	0	1	2	2										
Bobby Grich, R OBP: 0.359, SLG: 0.439 (1, 4) X	0-0 2B		0-0 P4			0-0 4-3		0-0 F9	0-3 K	5	0	1	0	0	1	3										
Reggie Jackson, L OBP: 0.347, SLG: 0.468 (1, 9) X	0-0 4-3			0-0 F5		0-0 1B		0-0 HR		4	1	2	1	0	0	1										
Don Baylor, R OBP: 0.307, SLG: 0.432 (1, 10) X		0-0 P3		0-0 6-3		0-0 L6		0-3 K		4	0	0	0	0	1	1										
Doug DeCinces, R OBP: 0.325, SLG: 0.460 (1, 5) X		0-0 HR		0-0 CS 1B		0-0 G3 2B		0-0 HR 2B		4	2	4	1	0	0	0										
Fred Lynn, L OBP: 0.353, SLG: 0.443 (1, 8) X		0-0 F7		0-0 CS	0-3 K		0-0 G3	0-0 HR		4	1	1	2	0	1	1										
Tim Foli, R OBP: 0.307, SLG: 0.357 (1, 6) X		0-0 F9			0-0 1B		0-0 P3	0-0 2B 1B		4	1	2	0	0	0	1										
Bob Boone, R OBP: 0.344, SLG: 0.350 (1, 2) X			0-0 F7		0-0 P4		0-0 6-3	0-0 1B 2B		4	0	1	0	0	0	2										
Inning Stats	R: 0 E: 0 K: 0 S: 4	H: 1 LOB: 1 BB: 0 P: 4	R: 1 E: 0 K: 0 S: 4	H: 1 LOB: 0 BB: 0 P: 4	R: 0 E: 0 K: 0 S: 3	H: 0 LOB: 1 BB: 1 P: 7	R: 0 E: 0 K: 0 S: 3	H: 1 LOB: 0 BB: 0 P: 3	R: 0 E: 0 K: 1 S: 6	H: 1 LOB: 1 BB: 0 P: 6	R: 0 E: 0 K: 1 S: 6	H: 1 LOB: 1 BB: 0 P: 6	R: 0 E: 0 K: 0 S: 4	H: 1 LOB: 1 BB: 0 P: 4	R: 0 E: 0 K: 0 S: 3	H: 0 LOB: 0 BB: 0 P: 3		R: 4 E: 0 K: 3 S: 15	H: 6 LOB: 2 BB: 0 P: 15	1B: 5 2B: 4 3B: 0 HR: 3	SF: 0 SAC: 0 DP: 0 HBP: 0	WP: 0 PB: 0 SB: 0 CS: 1	PA: 40			
PITCHER	IP	WLS	BF	H	R	ER	SO	BB	IBB	HBP	BLK	WP	HR	S	P	ERA		WHIP								
Scott McGregor, L ERA: 3.89 (1, 1)	8.1	W	34	9	4	4	3	1	0	0	0	0	3	39	43	4.32		1.200								
Don Stanhouse, R ERA: 6.14 (9, 1)	0.0		2	2	0	0	0	0	0	0	0	0	0	2	2	∞	∞									
Tim Stoddard, R ERA: 2.72 (9, 1)	0.0		1	1	1	1	0	0	0	0	0	0	0	1	1	∞	∞									
Tippy Martinez, L ERA: 3.98 (9, 1)	0.2	S	2	0	0	0	2	0	0	0	0	0	0	6	6	0.00	0.000									



Batter	1	2	3	4	5	6	7	8	9	AB	R	H	RBI	BB	SO	LOB	TOP								
Al Bumbry, L OBP: 0.313, SLG: 0.315 (1, 8)										4	0	1	0	0	0	0	Baltimore Orioles @ California Angels Anaheim Stadium, Anaheim, CA Tue Jul 06 1982, 10:05 PM EDT Att: 24,035 - Unknown								
Rich Dauer, R OBP: 0.338, SLG: 0.398 (1, 4)										4	1	2	0	0	0										
Ken Singleton, S OBP: 0.380, SLG: 0.380 (1, 10)										4	1	2	0	0	0	1									
Eddie Murray, S OBP: 0.388, SLG: 0.552 (1, 3)										4	0	0	0	0	1	3									
Cal Ripken Jr., R OBP: 0.296, SLG: 0.464 (1, 6)										3	1	1	2	0	0	0									
Dan Ford, R OBP: 0.283, SLG: 0.390 (1, 9)										4	0	1	0	0	0	0									
Gary Roenicke, R OBP: 0.385, SLG: 0.534 (1, 7)										4	0	1	1	0	3	2									
Rick Dempsey, R OBP: 0.305, SLG: 0.331 (1, 2)										4	0	0	0	0	1	3									
Floyd Rayford, R OBP: 0.233, SLG: 0.370 (1, 5)										4	0	0	0	0	1	0									
Inning Stats	R: 0 E: 0 K: 0 S: 4	H: 1 LOB: 1 BB: 0 P: 4	R: 0 E: 1 K: 1 S: 6	H: 0 LOB: 1 BB: 0 P: 6	R: 0 E: 0 K: 0 S: 4	H: 2 LOB: 1 BB: 0 P: 4	R: 0 E: 1 K: 1 S: 6	H: 0 LOB: 1 BB: 0 P: 6	R: 0 E: 0 K: 1 S: 5	H: 0 LOB: 0 BB: 0 P: 5	R: 2 E: 0 K: 0 S: 7	H: 4 LOB: 2 BB: 0 P: 7	R: 0 E: 0 K: 0 S: 3	H: 0 LOB: 0 BB: 0 P: 3	R: 1 E: 0 K: 1 S: 6	H: 1 LOB: 0 BB: 0 P: 6		R: 0 E: 0 K: 2 S: 7	H: 0 LOB: 0 BB: 0 P: 7	1B: 7 2B: 0 3B: 0 HR: 1	SF: 1 SAC: 0 DP: 0 HBP: 0	WP: 1 PB: 0 SB: 0 CS: 1	PA: 36		
PITCHER	IP	WLS	BF	H	R	ER	SO	BB	IBB	HBP	BLK	WP	HR	S	P	ERA	WHIP								
Steve Renko, R ERA: 3.23 (1, 1)	5.2		25	7	2	2	3	0	0	0	0	1	0	31	31	3.18	1.235								
Doug Corbett, R ERA: 4.89 (6, 1)	3.1	L	11	1	1	1	3	0	0	0	0	0	1	17	17	2.70	0.300								

Batter	1	2	3	4	5	6	7	8	9	AB	R	H	RBI	BB	SO	LOB	BOTTOM								
Juan Beniquez, R OBP: 0.326, SLG: 0.341 (1, 7)										4	1	1	0	0	0	0	Baltimore Orioles @ California Angels Anaheim Stadium, Anaheim, CA Tue Jul 06 1982, 10:05 PM EDT Att: 24,035 - Unknown								
Rod Carew, L OBP: 0.396, SLG: 0.374 (1, 3)										3	0	2	0	0	1	0									
Reggie Jackson, L OBP: 0.348, SLG: 0.462 (1, 9)										3	0	0	0	2	2	3									
Don Baylor, R OBP: 0.309, SLG: 0.433 (1, 10)										4	0	2	1	0	0	2									
Fred Lynn, L OBP: 0.348, SLG: 0.436 (1, 8)										4	0	0	0	0	1	5									
Doug DeCinces, R OBP: 0.327, SLG: 0.459 (1, 5)										3	1	1	0	1	1	0									
Bobby Grich, R OBP: 0.361, SLG: 0.436 (1, 4)										2	0	0	0	2	0	1									
Tim Foli, R OBP: 0.306, SLG: 0.355 (1, 6)										4	0	1	1	0	0	2									
Bob Boone, R OBP: 0.339, SLG: 0.344 (1, 2)										4	0	0	0	0	1	3									
Inning Stats	R: 0 E: 0 K: 0 S: 4	H: 1 LOB: 2 BB: 1 P: 8	R: 0 E: 0 K: 0 S: 2	H: 0 LOB: 0 BB: 1 P: 6	R: 0 E: 0 K: 1 S: 6	H: 1 LOB: 1 BB: 0 P: 6	R: 1 E: 1 K: 1 S: 6	H: 1 LOB: 2 BB: 2 P: 14	R: 0 E: 0 K: 1 S: 6	H: 1 LOB: 1 BB: 0 P: 10	R: 0 E: 0 K: 0 S: 4	H: 1 LOB: 1 BB: 0 P: 4	R: 1 E: 0 K: 0 S: 4	H: 1 LOB: 1 BB: 0 P: 5	R: 0 E: 0 K: 1 S: 5	H: 0 LOB: 0 BB: 0 P: 5		R: 0 E: 0 K: 2 S: 8	H: 1 LOB: 1 BB: 0 P: 8	1B: 7 2B: 0 3B: 0 HR: 0	SF: 0 SAC: 2 DP: 1 HBP: 1	WP: 0 PB: 0 SB: 0 CS: 0	PA: 39		
PITCHER	IP	WLS	BF	H	R	ER	SO	BB	IBB	HBP	BLK	WP	HR	S	P	ERA	WHIP								
Dennis Martinez, R ERA: 3.8 (1, 1)	8.2	W	38	7	2	2	5	5	0	1	0	0	0	42	63	2.08	1.385								
Tippy Martinez, L ERA: 3.95 (9, 1)	0.1	S	1	0	0	0	1	0	0	0	0	0	0	3	3	0.00	0.000								

Batter	1	2	3	4	5	6	7	8	9	AB	R	H	RBI	BB	SO	LOB	TOP
Miguel Dilone, S OBP: 0.266, SLG: 0.315 Alan Bannister, R OBP: 0.360, SLG: 0.362										4	0	0	0	0	1	3	
Toby Harrah, R OBP: 0.439, SLG: 0.546										4	1	0	0	1	0	2	
Mike Hargrove, L OBP: 0.399, SLG: 0.340 Karl Pagel, L OBP: 0.417, SLG: 0.222										2	0	1	0	0	0	0	
Andre Thornton, R OBP: 0.421, SLG: 0.557										4	0	0	1	0	1	2	
Von Hayes, L OBP: 0.289, SLG: 0.392										3	3	1	2	2	1	1	
Rick Manning, L OBP: 0.334, SLG: 0.363										4	1	2	0	0	1	1	
Ron Hassey, L OBP: 0.289, SLG: 0.266										3	0	0	1	0	0	2	
Larry Milbourne, S OBP: 0.252, SLG: 0.255										4	1	2	1	0	0	1	
Mike Fischlin, R OBP: 0.360, SLG: 0.350										3	0	1	0	0	0	0	
Inning Stats	R: 1 E: 0 K: 1 S: 6	H: 1 LOB: 1 BB: 1 P: 10	R: 2 E: 1 K: 0 S: 5	H: 2 LOB: 0 BB: 0 P: 5	R: 0 E: 0 K: 0 S: 3	H: 0 LOB: 0 BB: 0 P: 3	R: 1 E: 0 K: 0 S: 4	H: 1 LOB: 2 BB: 1 P: 9	R: 2 E: 1 K: 0 S: 5	H: 1 LOB: 1 BB: 1 P: 10	R: 0 E: 0 K: 2 S: 7	H: 2 LOB: 2 BB: 0 P: 7	R: 0 E: 0 K: 0 S: 3	H: 0 LOB: 0 BB: 0 P: 3	1B: 5 2B: 1 3B: 1 HR: 1	SF: 2 SAC: 0 DP: 1 HBP: 1	WP: 0 PA: 41 PB: 0 SB: 0 CS: 0
PITCHER	IP WLS BF H R ER SO BB IBB HBP BLK WP HR S P ERA WHIP																
Mike Witt, R ERA: 3.59	4.2 L 22 5 5 3 1 2 0 1 0 0 0 21 30 5.79 1.500																
Andy Hassler, L ERA: 2.01	5.1 11 1 3 2 1 2 0 0 1 0 1 11 19 7.71 1.286																
Mickey Mahler, L ERA:	8.1 0.1 3 2 0 0 0 0 0 0 0 0 3 3 0.00 6.000																
Ken Forsch, R ERA: 3.41	8.1 1.2 5 0 0 0 2 0 0 0 0 0 0 9 9 0.00 0.000																

Cleveland Indians @ California Angels
Anaheim Stadium, Anaheim, CA
Wed Jul 07 1982, 10:05 PM EDT
Att: 25,288 - Unknown

AB 34
R 8
H 8
RBI 5
BB 4
SO 4
LOB 14



Batter	1	2	3	4	5	6	7	8	9	AB	R	H	RBI	BB	SO	LOB	BOTTOM		
Brian Downing, R OBP: 0.338, SLG: 0.453										3	0	0	0	2	1	1			
Rod Carew, L OBP: 0.395, SLG: 0.368										4	1	0	0	1	0	3			
Reggie Jackson, L OBP: 0.347, SLG: 0.471										4	1	1	3	0	1	3			
Don Baylor, R OBP: 0.305, SLG: 0.427										4	0	0	0	0	1	0			
Doug DeCinces, R OBP: 0.329, SLG: 0.458										3	1	1	0	1	0	0			
Bobby Grich, R OBP: 0.386, SLG: 0.439										3	1	2	0	1	1	0			
Fred Lynn, L OBP: 0.350, SLG: 0.450										3	1	2	3	0	0	2			
Tim Foli, R OBP: 0.305, SLG: 0.354										4	1	1	0	0	0	2			
Bob Boone, R OBP: 0.337, SLG: 0.339										3	0	0	0	1	1	1			
Inning Stats	R: 0 E: 0 K: 0 S: 2	H: 0 LOB: 0 BB: 1 P: 6	R: 0 E: 0 K: 1 S: 5	H: 1 LOB: 1 BB: 1 P: 9	R: 0 E: 0 K: 1 S: 5	H: 0 LOB: 2 BB: 2 P: 13	R: 1 E: 0 K: 0 S: 5	H: 2 LOB: 1 BB: 0 P: 5	R: 0 E: 0 K: 0 S: 3	H: 0 LOB: 0 BB: 0 P: 3	R: 5 E: 0 K: 2 S: 10	H: 3 LOB: 0 BB: 2 P: 18	R: 0 E: 0 K: 1 S: 6	H: 1 LOB: 1 BB: 0 P: 6	R: 0 E: 0 K: 0 S: 3	H: 0 LOB: 0 BB: 0 P: 3	1B: 5 2B: 0 3B: 0 HR: 2	SF: 1 SAC: 0 DP: 1 HBP: 0	WP: 0 PA: 38 PB: 0 SB: 1 CS: 1
PITCHER	IP WLS BF H R ER SO BB IBB HBP BLK WP HR S P ERA WHIP																		
Rick Waits, L ERA: 5.68	6.0 W 26 5 4 4 2 5 0 0 0 0 0 1 25 45 6.00 1.667																		
Dan Spillner, R ERA: 1.96	7.1 S 12 2 2 2 3 1 0 0 0 0 0 1 17 21 6.00 1.000																		

Cleveland Indians @ California Angels
Anaheim Stadium, Anaheim, CA
Wed Jul 07 1982, 10:05 PM EDT
Att: 25,288 - Unknown

AB 31
R 6
H 7
RBI 6
BB 6
SO 5
LOB 12




Batter	1	2	3	4	5	6	7	8	9	AB	R	H	RBI	BB	SO	LOB	TOP										
Alan Bannister, R OBP: 0.365, SLG: 0.365 (1, 7)										4	1	2	0	1	0	4	Cleveland Indians @ California Angels Anaheim Stadium, Anaheim, CA Thu Jul 08 1982, 10:05 PM EDT Att: 23,374 - Unknown										
Toby Harrah, R OBP: 0.433, SLG: 0.537 (1, 5)										5	0	0	0	0	0	4											
Mike Hargrove, L OBP: 0.397, SLG: 0.338 (1, 10)										5	0	1	0	0	0	2											
Andre Thornton, R OBP: 0.419, SLG: 0.556 (1, 3)										4	0	1	1	0	0	1											
Von Hayes, L OBP: 0.292, SLG: 0.389 (1, 9)										2	0	0	0	2	1	1											
Rick Manning, L OBP: 0.333, SLG: 0.362 (1, 8)										4	0	1	0	0	0	4											
Ron Hassey, L OBP: 0.294, SLG: 0.263 (1, 2)										2	0	0	0	2	1	1											
Larry Milbourne, S OBP: 0.245, SLG: 0.248 (1, 4)										4	0	0	0	0	0	3											
Mike Fischlin, R OBP: 0.377, SLG: 0.356 (1, 6)										1	0	1	0	2	0	0											
Jack Perconte, L OBP: 0.283, SLG: 0.274 (9, PH)										1	0	0	0	0	0	0											
Inning Stats	R: 1 E: 0 K: 0 S: 5	H: 2 LOB: 2 BB: 1 P: 9	R: 0 E: 0 K: 0 S: 4	H: 1 LOB: 2 BB: 1 P: 8	R: 0 E: 1 K: 0 S: 3	H: 0 LOB: 0 BB: 0 P: 3	R: 0 E: 0 K: 0 S: 3	H: 0 LOB: 2 BB: 2 P: 11	R: 0 E: 0 K: 0 S: 4	H: 1 LOB: 2 BB: 1 P: 8	R: 0 E: 0 K: 0 S: 3	H: 0 LOB: 0 BB: 0 P: 3	R: 0 E: 0 K: 2 S: 8	H: 1 LOB: 1 BB: 0 P: 8	R: 0 E: 0 K: 0 S: 3	H: 0 LOB: 1 BB: 1 P: 7	1B: 5 2B: 2 3B: 0 HR: 0	SF: 0 SAC: 0 DP: 2 HBP: 0	WP: 0 PB: 0 SB: 0 CS: 0	PA: 39							
PITCHER	IP	WLS	BF	H	R	ER	SO	BB	IBB	HBP	BLK	WP	HR	S	P	ERA	WHIP										
Dave Goltz, R ERA: 3.94 (1, 1)	5.1	W	27	5	1	1	0	6	0	0	0	0	0	21	45	1.69	2.062										
Doug Corbett, R ERA: 4.56 (6, 1)	3.2	S	12	1	0	0	2	1	0	0	0	0	0	15	19	0.00	0.545										

AB	32
R	1
H	6
RBI	1
BB	7
SO	2
LOB	20



Batter	1	2	3	4	5	6	7	8	9	AB	R	H	RBI	BB	SO	LOB	BOTTOM										
Brian Downing, R OBP: 0.343, SLG: 0.464 (1, 7)										3	2	2	1	1	0	0	Cleveland Indians @ California Angels Anaheim Stadium, Anaheim, CA Thu Jul 08 1982, 10:05 PM EDT Att: 23,374 - Unknown										
Juan Beniquez, R OBP: 0.326, SLG: 0.341 (8, 7)										0	0	0	0	0	0	0											
Rod Carew, L OBP: 0.394, SLG: 0.367 (1, 3)										4	1	1	0	0	1	1											
Reggie Jackson, L OBP: 0.346, SLG: 0.465 (1, 9)										3	1	0	0	1	2	2											
Bobby Clark, R OBP: 0.289, SLG: 0.385 (8, 9)										0	0	0	0	0	0	0											
Don Baylor, R OBP: 0.308, SLG: 0.428 (1, 10)										4	0	2	0	0	1	2											
Fred Lynn, L OBP: 0.352, SLG: 0.462 (1, 8)										4	1	2	4	0	1	1											
Doug DeCinces, R OBP: 0.331, SLG: 0.458 (1, 5)										4	0	2	0	0	0	3											
Bobby Grich, R OBP: 0.362, SLG: 0.432 (1, 4)										4	0	0	0	0	1	3											
Tim Foli, R OBP: 0.301, SLG: 0.348 (1, 6)										4	0	0	0	0	0	1											
Bob Boone, R OBP: 0.333, SLG: 0.335 (1, 2)										3	0	0	0	0	0	0											
Inning Stats	R: 1 E: 0 K: 0 S: 6	H: 3 LOB: 2 BB: 0 P: 6	R: 0 E: 0 K: 0 S: 3	H: 0 LOB: 0 BB: 0 P: 3	R: 3 E: 0 K: 1 S: 9	H: 4 LOB: 1 BB: 0 P: 9	R: 0 E: 0 K: 0 S: 3	H: 0 LOB: 1 BB: 1 P: 7	R: 1 E: 0 K: 0 S: 4	H: 1 LOB: 1 BB: 1 P: 8	R: 0 E: 0 K: 0 S: 3	H: 0 LOB: 0 BB: 0 P: 3	R: 0 E: 0 K: 3 S: 9	H: 0 LOB: 0 BB: 0 P: 9	R: 0 E: 0 K: 2 S: 8	H: 1 LOB: 1 BB: 0 P: 8	1B: 7 2B: 0 3B: 0 HR: 2	SF: 0 SAC: 0 DP: 0 HBP: 0	WP: 2 PB: 0 SB: 0 CS: 0	PA: 35							
PITCHER	IP	WLS	BF	H	R	ER	SO	BB	IBB	HBP	BLK	WP	HR	S	P	ERA	WHIP										
Lary Sorensen, R ERA: 4.95 (1, 1)	6.0	L	28	8	5	5	1	2	0	0	0	1	2	28	36	7.50	1.667										
Ed Glynn, L ERA: 3.6 (7, 1)	2.0		7	1	0	0	5	0	0	0	0	1	0	17	17	0.00	0.500										



Batter	1	2	3	4	5	6	7	8	9	AB	R	H	RBI	BB	SO	LOB	TOP			
Willie Randolph, R (1,4) OBP: 0.368, SLG: 0.353	F5			G3		G3-6-3 1B			F3	4	0	1	0	0	0	0	New York Yankees @ California Angels Anaheim Stadium, Anaheim, CA Fri Jul 09 1982, 10:05 PM EDT Att: 41,111 - Unknown livebaseballscorecards.com			
Ken Griffey, L (1,9) OBP: 0.339, SLG: 0.405	6-3			BB		G3-6-3 1-2			F9	3	0	0	0	1	0	1				
Dave Winfield, R (1,10) OBP: 0.355, SLG: 0.555	F4			F9					6-3	3	0	0	0	0	0	1				
Lou Piniella, R (1,7) OBP: 0.374, SLG: 0.438		6-3		F8					6-3	3	0	0	0	0	0	1				
Steve Balboni, R (1,3) OBP: 0.243, SLG: 0.382		F9			1-3				F7	3	0	0	0	0	0	0				
Jerry Mumphrey, S (1,8) OBP: 0.369, SLG: 0.357		K			4-1 3B				L4	3	1	1	0	0	1	0				
Graig Nettles, L (1,5) OBP: 0.300, SLG: 0.345				4-3		4-1 3-H			4-3	3	0	0	1	0	0	0				
Roy Smalley, S (1,6) OBP: 0.348, SLG: 0.376				5-3		6-3			F9	3	0	0	0	0	0	0				
Butch Wynegar, S (1,2) OBP: 0.363, SLG: 0.361				5-3					F7	3	0	0	0	0	0	0				
Inning Stats	R: 0 E: 0 K: 0 S: 3	H: 0 LOB: 0 BB: 0 P: 3	R: 0 E: 0 K: 1 S: 5	H: 0 LOB: 0 BB: 0 P: 5	R: 0 E: 0 K: 0 S: 3	H: 0 LOB: 1 BB: 1 P: 7	R: 1 E: 0 K: 0 S: 4	H: 1 LOB: 0 BB: 0 P: 4	R: 0 E: 0 K: 0 S: 3	H: 0 LOB: 0 BB: 0 P: 3	R: 0 E: 0 K: 0 S: 3	H: 0 LOB: 0 BB: 0 P: 3	R: 0 E: 0 K: 0 S: 3	H: 0 LOB: 0 BB: 0 P: 3	R: 0 E: 0 K: 0 S: 3	H: 0 LOB: 0 BB: 0 P: 3	1B: 1 2B: 0 3B: 1 HR: 0	SF: 0 SAC: 0 DP: 1 HBP: 0	WP: 0 PB: 0 CS: 0	PA: 29
PITCHER Geoff Zahn, L (1,1) ERA: 3.12	IP: 9.0 WLS: W BF: 29 H: 2 R: 1 ER: 1 SO: 1 BB: 1 IBB: 0 HBP: 0 BLK: 0 WP: 0 HR: 0 S: 30 P: 34 ERA: 1.00 WHIP: 0.333																			

Batter	1	2	3	4	5	6	7	8	9	AB	R	H	RBI	BB	SO	LOB	BOTTOM				
Brian Downing, R (1,7) OBP: 0.342, SLG: 0.467	5-3									4	1	1	0	0	1	1	New York Yankees @ California Angels Anaheim Stadium, Anaheim, CA Fri Jul 09 1982, 10:05 PM EDT Att: 41,111 - Unknown livebaseballscorecards.com				
Juan Beniquez, R (8,7) OBP: 0.326, SLG: 0.341	K									0	0	0	0	0	0	0					
Rod Carew, L (1,3) OBP: 0.388, SLG: 0.363	G3			K						3	0	0	1	0	1	0					
Reggie Jackson, L (1,9) OBP: 0.364, SLG: 0.464	K									3	0	1	0	0	2	0					
Bobby Clark, R (7,9) OBP: 0.283, SLG: 0.396	K									1	0	1	0	0	0	0					
Don Baylor, R (1,10) OBP: 0.307, SLG: 0.435										4	1	1	1	0	0	2					
Doug DeCinces, R (1,5) OBP: 0.330, SLG: 0.455										4	0	1	0	0	0	2					
Fred Lynn, L (1,8) OBP: 0.352, SLG: 0.461										3	1	1	0	0	0	1					
Bobby Grich, R (1,4) OBP: 0.364, SLG: 0.442										3	1	2	1	0	0	1					
Rob Wilfong, L (9,4) OBP: 0.248, SLG: 0.208										0	0	0	0	0	0	0					
Tim Foli, R (1,6) OBP: 0.299, SLG: 0.346										2	0	0	1	0	0	2					
Bob Boone, R (1,2) OBP: 0.329, SLG: 0.331										3	0	0	0	0	0	2					
Inning Stats	R: 0 E: 0 K: 1 S: 5	H: 3 LOB: 1 BB: 0 P: 9	R: 0 E: 0 K: 1 S: 6	H: 1 LOB: 1 BB: 0 P: 6	R: 0 E: 0 K: 0 S: 4	H: 1 LOB: 1 BB: 0 P: 4	R: 1 E: 0 K: 1 S: 6	H: 1 LOB: 0 BB: 0 P: 6	R: 0 E: 0 K: 0 S: 3	H: 0 LOB: 0 BB: 0 P: 3	R: 0 E: 0 K: 0 S: 4	H: 1 LOB: 1 BB: 0 P: 4	R: 0 E: 0 K: 0 S: 4	H: 1 LOB: 1 BB: 0 P: 4	R: 0 E: 0 K: 0 S: 4	H: 1 LOB: 1 BB: 0 P: 4		1B: 5 2B: 0 3B: 2 HR: 1	SF: 1 SAC: 2 DP: 0 HBP: 0	WP: 0 PB: 0 CS: 0	PA: 33
PITCHER Tommy John, L (1,1) ERA: 3.7	IP: 8.0 WLS: L BF: 33 H: 8 R: 4 ER: 4 SO: 4 BB: 0 IBB: 0 HBP: 0 BLK: 0 WP: 0 HR: 1 S: 41 P: 41 ERA: 4.50 WHIP: 1.000																				

Batter	1	2	3	4	5	6	7	8	9	AB	R	H	RBI	BB	SO	LOB	TOP										
Willie Randolph, R (1, 4) OBP: 0.364, SLG: 0.346										3	0	0	0	1	0	3	New York Yankees @ California Angels Anaheim Stadium, Anaheim, CA Sun Jul 11 1982, 6:33 AM EDT Att: 44,834 - Unknown										
Ken Griffey, L (1, 9) OBP: 0.342, SLG: 0.408										3	0	0	0	1	1	4											
Jerry Mumphrey, S (1, 8) OBP: 0.363, SLG: 0.350										4	0	0	0	0	0	2											
Oscar Gamble, L (1, 10) OBP: 0.363, SLG: 0.462										3	0	0	0	0	0	0											
Lou Piniella, R (9, PH) OBP: 0.374, SLG: 0.438										0	0	0	0	0	0	0											
Bobby Murcer, L (9, PH) OBP: 0.305, SLG: 0.421										1	0	0	0	0	0	0											
Dave Winfield, R (1, 7) OBP: 0.348, SLG: 0.539										4	0	0	0	0	1	0											
John Mayberry, L (1, 3) OBP: 0.323, SLG: 0.366										4	0	1	0	0	2	0											
Graig Nettles, L (1, 5) OBP: 0.308, SLG: 0.351										3	1	2	0	0	1	1											
Roy Smalley, S (1, 6) OBP: 0.341, SLG: 0.365										2	0	0	0	1	2	1											
Butch Wynegar, S (1, 2) OBP: 0.368, SLG: 0.369										3	0	2	1	0	1	0											
Inning Stats	R: 0 E: 0 K: 0 S: 2	H: 0 LOB: 0 BB: 1 P: 6	R: 0 E: 0 K: 2 S: 8	H: 1 LOB: 1 BB: 0 P: 8	R: 0 E: 0 K: 2 S: 8	H: 1 LOB: 1 BB: 0 P: 8	R: 0 E: 0 K: 0 S: 3	H: 0 LOB: 0 BB: 0 P: 3	R: 1 E: 0 K: 1 S: 7	H: 2 LOB: 2 BB: 1 P: 11	R: 0 E: 0 K: 0 S: 3	H: 0 LOB: 1 BB: 0 P: 3	R: 0 E: 0 K: 2 S: 7	H: 1 LOB: 1 BB: 0 P: 7	R: 0 E: 0 K: 1 S: 5	H: 0 LOB: 1 BB: 1 P: 9	R: 0 E: 0 K: 0 S: 3	H: 0 LOB: 0 BB: 0 P: 3	1B: 5 2B: 1 3B: 0 HR: 0	SF: 0 SAC: 0 DP: 1 HBP: 0	WP: 0 PB: 0 CS: 2	PA: 33					
PITCHER	IP	WLS	BF	H	R	ER	SO	BB	IBB	HBP	BLK	WP	HR	S	P	ERA	WHIP										
Steve Renko, R (1, 1) ERA: 3.09	7.1		28	5	1	1	8	3	0	0	0	0	0	41	53	1.23	1.091										
Andy Hassler, L (8, 1) ERA: 1.94	0.2	W	2	0	0	0	0	0	0	0	0	0	0	2	2	0.00	0.000										
Don Aase, R (9, 1) ERA: 2.98	1.0	S	3	0	0	0	0	0	0	0	0	0	0	3	3	0.00	0.000										

Batter	1	2	3	4	5	6	7	8	9	AB	R	H	RBI	BB	SO	LOB	BOTTOM										
Brian Downing, R (1, 7) OBP: 0.344, SLG: 0.474										4	1	1	1	0	0	2	New York Yankees @ California Angels Anaheim Stadium, Anaheim, CA Sun Jul 11 1982, 6:33 AM EDT Att: 44,834 - Unknown										
Juan Beniquez, R (9, 7) OBP: 0.326, SLG: 0.341										0	0	0	0	0	0	0											
Ron Jackson, R (1, 3) OBP: 0.285, SLG: 0.283										4	0	1	1	0	1	0											
Reggie Jackson, L (1, 9) OBP: 0.352, SLG: 0.487										4	0	1	0	0	2	1											
Bobby Clark, R (6, PR) OBP: 0.283, SLG: 0.396										0	0	0	0	0	0	0											
Don Baylor, R (1, 10) OBP: 0.305, SLG: 0.428										3	0	0	0	1	0	1											
Doug DeCinces, R (1, 5) OBP: 0.331, SLG: 0.458										3	0	1	0	0	1	1											
Fred Lynn, L (1, 8) OBP: 0.356, SLG: 0.480										3	0	1	0	0	1	2											
Bobby Grich, R (1, 4) OBP: 0.368, SLG: 0.438										2	0	0	0	1	1	2											
Tim Foli, R (1, 6) OBP: 0.307, SLG: 0.352										2	1	1	0	1	1	1											
Bob Boone, R (1, 2) OBP: 0.327, SLG: 0.332										2	0	0	0	0	0	3											
Inning Stats	R: 0 E: 0 K: 0 S: 3	H: 0 LOB: 0 BB: 0 P: 3	R: 0 E: 1 K: 1 S: 6	H: 0 LOB: 1 BB: 0 P: 6	R: 1 E: 0 K: 1 S: 6	H: 1 LOB: 1 BB: 1 P: 10	R: 0 E: 0 K: 0 S: 3	H: 1 LOB: 0 BB: 0 P: 3	R: 0 E: 0 K: 2 S: 7	H: 0 LOB: 1 BB: 1 P: 11	R: 0 E: 0 K: 2 S: 8	H: 1 LOB: 1 BB: 0 P: 8	R: 0 E: 0 K: 1 S: 6	H: 2 LOB: 1 BB: 0 P: 6	R: 1 E: 0 K: 1 S: 6	H: 2 LOB: 1 BB: 0 P: 6	1B: 3 2B: 3 3B: 0 HR: 1	SF: 0 SAC: 1 DP: 3 HBP: 0	WP: 0 PB: 0 CS: 0	PA: 31							
PITCHER	IP	WLS	BF	H	R	ER	SO	BB	IBB	HBP	BLK	WP	HR	S	P	ERA	WHIP										
Shane Rawley, L (1, 1) ERA: 3.72	6.0		24	4	1	1	4	3	0	0	0	0	0	29	41	1.50	1.167										
Rich Gossage, R (7, 1) ERA: 2.47	2.0	L	7	2	1	1	3	0	0	0	0	0	1	13	13	4.50	1.000										

Batter	1	2	3	4	5	6	7	8	9	AB	R	H	RBI	BB	SO	LOB	TOP										
Brian Downing, R OBP: 0.354, SLG: 0.487 Juan Beniquez, R OBP: 0.320, SLG: 0.333	1B PB HBP	F8					K		5-3	1	3	0	0	2	0	0											
Rod Carew, L OBP: 0.394, SLG: 0.373	1-6-3	G3					F9 1B BB		4-3 HR 1B	5	3	3	3	1	0	1											
Reggie Jackson, L OBP: 0.357, SLG: 0.486 Bobby Clark, R OBP: 0.286, SLG: 0.393	1B 1B		4-3				FC5-4 1B		4-3	4	1	2	1	0	0	0											
Don Baylor, R OBP: 0.317, SLG: 0.444	K		FC1-6 HBP				F9		HR	4	2	2	2	1	1	4											
Fred Lynn, L OBP: 0.362, SLG: 0.495	BB 1B		FC1-6				FC5-4		HR	5	2	3	3	0	0	3											
Doug DeCinces, R OBP: 0.334, SLG: 0.454 Ron Jackson, R OBP: 0.275, SLG: 0.292	1B BB		F2				K		F5	3	0	0	0	1	1	5											
Bobby Grich, R OBP: 0.368, SLG: 0.444 Rob Wilfong, L OBP: 0.243, SLG: 0.204	FC6 1B		F3				G3		G3	2	1	1	2	1	0	0											
Bob Boone, R OBP: 0.330, SLG: 0.339	FC6		6-3				4-3		4-3	5	1	1	3	0	0	3											
Mick Kelleher, R			4-3				F7		L3	4	1	0	0	1	0	1											
Inning Stats	R: 3 E: 0 K: 1 S: 8	H: 3 LOB: 2 BB: 1 P: 13	R: 0 E: 0 K: 0 S: 3	H: 0 LOB: 0 BB: 0 P: 3	R: 0 E: 0 K: 0 S: 3	H: 0 LOB: 1 BB: 0 P: 4	R: 0 E: 0 K: 0 S: 3	H: 0 LOB: 0 BB: 0 P: 3	R: 10 E: 1 K: 1 S: 11	H: 6 LOB: 2 BB: 5 P: 32	R: 0 E: 0 K: 0 S: 3	H: 0 LOB: 0 BB: 0 P: 3	R: 0 E: 0 K: 1 S: 6	H: 1 LOB: 2 BB: 1 P: 10	R: 0 E: 0 K: 0 S: 4	H: 1 LOB: 1 BB: 0 P: 4	R: 2 E: 0 K: 0 S: 6	H: 3 LOB: 1 BB: 0 P: 6	1B: 9 2B: 3 3B: 1 HR: 1	SF: 0 SAC: 0 DP: 0 HBP: 3	WP: 0 PB: 1 SB: 0 CS: 0	PA: 51					
PITCHER	IP	WLS	BF	H	R	ER	SO	BB	IBB	HBP	BLK	WP	HR	S	P	ERA	WHIP										
John Denny, R ERA: 5.03	4.1	L	23	5	7	7	1	2	0	3	0	0	0	20	31	14.54	1.615										
Ed Whitson, R ERA: 4.04	0.1		8	3	4	4	0	4	0	0	0	0	0	4	20	108.00	21.000										
Bud Anderson, R ERA: 2.7	2.1		10	2	2	2	2	1	0	0	0	0	0	13	17	7.71	1.286										
Tom Brennan, R ERA: 4.23	2.0		10	4	2	2	0	0	0	0	0	0	1	10	10	9.00	2.000										

California Angels @ Cleveland Indians
Cleveland Municipal Stadium, Cleveland, OH

AB 41
R 15
H 14
RBI 14
BB 7
SO 3
LOB 20



WP: 0 PA: 51
PB: 1
SB: 0
CS: 0

California Angels @ Cleveland Indians
Cleveland Municipal Stadium, Cleveland, OH

AB 31
R 0
H 4
RBI 0
BB 2
SO 4
LOB 13



WP: 0 PA: 33
PB: 0
SB: 0
CS: 0

Batter	1	2	3	4	5	6	7	8	9	AB	R	H	RBI	BB	SO	LOB	BOTTOM										
Miguel Dilone, S OBP: 0.263, SLG: 0.311	1-3		F6				F6		G3	4	0	0	0	0	0	3											
Toby Harrah, R OBP: 0.425, SLG: 0.542 Jack Perconte, L OBP: 0.282, SLG: 0.273	5-3						F8		G3	3	0	1	0	0	0	1											
Mike Hargrove, L OBP: 0.363, SLG: 0.319 Karl Pagel, L OBP: 0.385, SLG: 0.200	K						F4		4-3	3	0	0	0	0	1	2											
Andre Thornton, R OBP: 0.417, SLG: 0.537			F7				F8		F4	4	0	0	0	0	0	1											
Von Hayes, L OBP: 0.296, SLG: 0.403			F9				G3		F8	4	0	1	0	0	0	1											
Chris Bando, S OBP: 0.330, SLG: 0.323			E4 1B				4-3		L7	4	0	1	0	0	1	1											
Rick Manning, L OBP: 0.336, SLG: 0.360			4-3				K		G3 BB 1B	3	0	1	0	0	1	1											
Larry Milbourne, S OBP: 0.264, SLG: 0.285			6-3				3-1		F4	3	0	0	0	0	0	1											
Mike Fischlin, R OBP: 0.374, SLG: 0.327			F6						G3 BB	1	0	0	0	2	0	0											
Inning Stats	R: 0 E: 1 K: 1 S: 5	H: 0 LOB: 0 BB: 0 P: 5	R: 0 E: 1 K: 0 S: 4	H: 1 LOB: 1 BB: 0 P: 4	R: 0 E: 0 K: 0 S: 3	H: 0 LOB: 0 BB: 0 P: 3	R: 0 E: 0 K: 0 S: 4	H: 1 LOB: 1 BB: 0 P: 4	R: 0 E: 0 K: 1 S: 5	H: 0 LOB: 0 BB: 0 P: 5	R: 0 E: 0 K: 0 S: 3	H: 0 LOB: 1 BB: 1 P: 7	R: 0 E: 0 K: 0 S: 3	H: 0 LOB: 0 BB: 0 P: 3	R: 0 E: 0 K: 0 S: 4	H: 1 LOB: 2 BB: 1 P: 8	R: 0 E: 0 K: 2 S: 8	H: 1 LOB: 1 BB: 0 P: 8	1B: 3 2B: 1 3B: 0 HR: 0	SF: 0 SAC: 0 DP: 0 HBP: 0	WP: 0 PB: 0 SB: 0 CS: 0	PA: 33					
PITCHER	IP	WLS	BF	H	R	ER	SO	BB	IBB	HBP	BLK	WP	HR	S	P	ERA	WHIP										
Ken Forsch, R ERA: 3.37	9.0	W	33	4	0	0	4	2	0	0	0	0	0	39	47	0.00	0.667										

Fri Jul 16 1982, 7:05 PM EDT
Att: 18,472 - Unknown - 79 F

Fri Jul 16 1982, 7:05 PM EDT
Att: 18,472 - Unknown - 79 F

Batter	1	2	3	4	5	6	7	8	9	AB	R	H	RBI	BB	SO	LOB	TOP										
Brian Downing, R OBP: 0.358, SLG: 0.496 Juan Beniquez, R OBP: 0.320, SLG: 0.333	0-0 HR		4-0 BB		0-0 6-3		4-0 BB			2	1	1	1	2	0	0	California Angels @ Cleveland Indians Cleveland Municipal Stadium, Cleveland, OH Sat Jul 17 1982, 3:33 AM EDT Att: 19,831 - Unknown - 85 F livebaseballscorecards.com										
Rod Carew, L OBP: 0.392, SLG: 0.378	0-0 1B 3B		0-0 G6-4-3		0-0 5-3		0-0 4-3			4	1	1	0	0	0	3											
Reggie Jackson, L OBP: 0.359, SLG: 0.496	0-0 1B		0-0 HR		0-0 4-3		0-3 K			4	1	2	2	0	1	0											
Don Baylor, R OBP: 0.317, SLG: 0.442	0-0 G6-4-3		0-0 1B		0-0 F9		0-0 F7			4	0	1	0	0	0	1											
Fred Lynn, L OBP: 0.361, SLG: 0.502	0-0 3-1		0-0 4-3		0-0 HR		0-3 K			4	1	1	1	0	1	1											
Doug DeCinces, R OBP: 0.339, SLG: 0.455		4-0 CS BB		0-0 1B		0-3 K				2	0	1	0	2	1	0											
Bobby Grich, R OBP: 0.367, SLG: 0.440		4-0 CS BB		0-0 G5-4-3		0-0 L1				3	0	0	0	1	0	2											
Bob Boone, R OBP: 0.325, SLG: 0.333		0-0 5-3		0-0 F8		0-0 F8				4	0	0	0	0	0	3											
Mick Kelleher, R OBP: 0.121, SLG: 0.033 Rob Wilfong, L OBP: 0.241, SLG: 0.202	0-0 1-3		0-0 1-3		0-0 F7		0-0 BB 1B			3	0	1	0	0	0	1											
Inning Stats	R: 2 E: 0 K: 0 S: 5	H: 3 LOB: 0 BB: 0 P: 5	R: 0 E: 0 K: 0 S: 2	H: 0 LOB: 1 BB: 2 P: 10	R: 1 E: 0 K: 0 S: 4	H: 2 LOB: 1 BB: 1 P: 8	R: 0 E: 0 K: 0 S: 3	H: 1 LOB: 0 BB: 0 P: 3	R: 0 E: 0 K: 0 S: 6	H: 0 LOB: 0 BB: 0 P: 6	R: 0 E: 0 K: 0 S: 4	H: 1 LOB: 2 BB: 1 P: 8	R: 0 E: 0 K: 2 S: 7	H: 0 LOB: 0 BB: 0 P: 7	R: 0 E: 0 K: 1 S: 5	H: 0 LOB: 1 BB: 1 P: 9	1B: 4 2B: 0 3B: 1 HR: 3	SF: 0 SAC: 0 DP: 3 HBP: 0	WP: 0 PB: 0 SB: 1 CS: 2	PA: 36							
PITCHER	IP	WLS	BF	H	R	ER	SO	BB	IBB	HBP	BLK	WP	HR	S	P	ERA	WHIP										
Rick Sutcliffe, R ERA: 3.01	(1, 1)	6.2	28	8	4	4	1	4	0	0	0	0	3	26	42	5.40	1.800										
Ed Glynn, L ERA: 3.31	(7, 1)	1.1	W	4	0	0	2	0	0	0	0	0	0	8	8	0.00	0.000										
Dan Spillner, R ERA: 1.91	(9, 1)	1.0		4	0	0	1	1	0	0	0	0	0	5	9	0.00	1.000										

Batter	1	2	3	4	5	6	7	8	9	AB	R	H	RBI	BB	SO	LOB	BOTTOM										
Larry Milbourne, S OBP: 0.266, SLG: 0.292	0-0 F8		0-0 1B			4-0 BB 1B		0-0 SH3-4		3	2	0	1	0	0												
Toby Harrah, R OBP: 0.427, SLG: 0.545	0-0 F7		0-0 5-3			0-0 BB 1B		4-0 E 4-3		4	3	2	1	1	0	1											
Mike Hargrove, L OBP: 0.386, SLG: 0.321	0-0 L4				4-0 BB	0-3 K		0-3 E6 4-3 1B		4	1	2	2	1	1	2											
Andre Thornton, R OBP: 0.417, SLG: 0.532		0-0 F9			0-3 K	4-0 BB 1B		4-0 4-3 1B		3	2	0	0	2	1	2											
Bill Nahorodny, R OBP: 0.234, SLG: 0.333 Miguel Dilone, S OBP: 0.261, SLG: 0.309		0-3 K			0-0 G6-4-3	0-0 BB BB		0-0 4-3		3	0	1	2	0	1	1											
Von Hayes, L OBP: 0.302, SLG: 0.402		4-0 BB			0-0 F3	4-0 BB BB		4-0 1B PO BB		2	0	0	1	0	0	3											
Rick Manning, L OBP: 0.338, SLG: 0.360		0-0 FC1-4-6			0-0 F7	4-0 BB BB		4-0 1B		3	0	1	3	1	0	1											
Carmen Castillo, R Ron Hassey, L OBP: 0.292, SLG: 0.261			0-0 F4		0-0 5-3	4-0 K		4-0 PO 4-3		3	0	0	0	0	1	3											
Mike Fischlin, R OBP: 0.385, SLG: 0.330			0-0 1B 1B			0-0 L6		4-0 1B SH3-4 BB		2	2	1	0	2	0	0											
Inning Stats	R: 0 E: 0 K: 0 S: 3	H: 0 LOB: 0 BB: 0 P: 3	R: 0 E: 0 K: 1 S: 5	H: 0 LOB: 1 BB: 1 P: 9	R: 0 E: 0 K: 0 S: 4	H: 2 LOB: 1 BB: 0 P: 4	R: 0 E: 0 K: 1 S: 4	H: 0 LOB: 0 BB: 1 P: 8	R: 0 E: 0 K: 0 S: 3	H: 0 LOB: 0 BB: 0 P: 3	R: 3 E: 0 K: 2 S: 9	H: 2 LOB: 3 BB: 4 P: 25	R: 4 E: 1 K: 0 S: 4	H: 2 LOB: 1 BB: 4 P: 20	R: 3 E: 0 K: 0 S: 6	H: 3 LOB: 1 BB: 1 P: 10	1B: 8 2B: 1 3B: 0 HR: 0	SF: 0 SAC: 1 DP: 1 HBP: 0	WP: 0 PB: 0 SB: 0 CS: 0	PA: 42							
PITCHER	IP	WLS	BF	H	R	ER	SO	BB	IBB	HBP	BLK	WP	HR	S	P	ERA	WHIP										
Geoff Zahn, L ERA: 3.19	(1, 1)	5.2	23	4	3	3	3	4	0	0	0	0	0	25	41	4.76	1.412										
Andy Hassler, L ERA: 1.84	(6, 1)	0.0		2	0	0	0	2	0	0	0	0	0	0	8	∞	∞										
Doug Corbett, R ERA: 5.12	(6, 1)	1.0	L	7	1	4	4	2	1	0	0	0	0	6	18	36.00	3.000										
Mickey Mahler, L ERA	(7, 1)	0.0		2	1	0	0	1	0	0	0	0	0	1	5	∞	∞										
Don Aase, R ERA: 3.46	(7, 1)	0.2		5	3	3	3	1	0	0	0	0	0	4	8	40.50	6.000										
PITCHER	IP	WLS	BF	H	R	ER	SO	BB	IBB	HBP	BLK	WP	HR	S	P	ERA	WHIP										
Bruce Kison, R ERA: 3.71	(8, 1)	0.2		2	0	0	0	0	0	0	0	0	0	2	2	0.00	0.000										

California Angels @ Cleveland Indians
 Cleveland Municipal Stadium, Cleveland, OH
 Sat Jul 17 1982, 3:33 AM EDT
 Att: 19,831 - Unknown - 85 F
livebaseballscorecards.com



Batter	1	2	3	4	5	6	7	8	9	AB	R	H	RBI	BB	SO	LOB	TOP																						
Brian Downing, R (1, 7) OBP: 0.354, SLG: 0.484 Juan Beniquez, R (9, 7) OBP: 0.320, SLG: 0.333	L9		F7		5-3		F9		G1-6-3 BB	4	0	0	0	1	0	0																							
Rod Carew, L (1, 3) OBP: 0.388, SLG: 0.377	E3		L3				3-1		4-3 G1-6-3 1-2	5	0	0	0	0	0	1																							
Doug DeCinces, R (1, 5) OBP: 0.340, SLG: 0.471	K				K		F8		1B BB 1B	4	1	1	0	0	2	1																							
Reggie Jackson, L (1, 9) OBP: 0.364, SLG: 0.507 Bobby Clark, R (8, 9) OBP: 0.296, SLG: 0.393	K				1B 1B		F8 HR		BB F7 1B 1B	4	2	3	1	0	1	1																							
Don Baylor, R (1, 10) OBP: 0.312, SLG: 0.433							F7		F7 1-2	4	0	1	0	0	0	2																							
Fred Lynn, L (1, 8) OBP: 0.367, SLG: 0.503	E9 1B				F7				FC3-6 BB BB 1B IBB	2	1	1	0	2	0	2																							
Bobby Grich, R (1, 4) OBP: 0.367, SLG: 0.446					F8				FC3-6 HR 1-2 2-3 3-H BB	3	1	0	1	1	0	4																							
Tim Foli, R (1, 6) OBP: 0.306, SLG: 0.349							F7		L9 1-3 2-H 3-H 1B	4	0	1	2	0	0	2																							
Bob Boone, R (1, 2) OBP: 0.319, SLG: 0.338					F7				1-H HR	4	1	1	2	0	0	0																							
Inning Stats	R: 0 E: 1 K: 2 S: 8	H: 0 LOB: 1 BB: 0 P: 8	R: 0 E: 1 K: 0 S: 4	H: 1 LOB: 1 BB: 0 P: 4	R: 0 E: 0 K: 0 S: 3	H: 0 LOB: 0 BB: 0 P: 3	R: 0 E: 0 K: 1 S: 7	H: 2 LOB: 2 BB: 0 P: 7	R: 0 E: 0 K: 0 S: 3	H: 0 LOB: 0 BB: 0 P: 3	R: 1 E: 0 K: 0 S: 4	H: 1 LOB: 0 BB: 0 P: 4	R: 2 E: 0 K: 0 S: 4	H: 1 LOB: 0 BB: 1 P: 8	R: 3 E: 0 K: 0 S: 5	H: 3 LOB: 2 BB: 2 P: 13	R: 0 E: 0 K: 0 S: 2	H: 0 LOB: 0 BB: 1 P: 6	1B: 6 2B: 0 3B: 0 HR: 2	SF: 0 SAC: 0 DP: 1 HBP: 0	WP: 0 PB: 0 SB: 0 CS: 0	PA: 38																	
PITCHER	IP	WLS	BF	H	R	ER	SO	BB	IBB	HBP	BLK	WP	HR	S	P	ERA	WHIP	PITCHER					IP	WLS	BF	H	R	ER	SO	BB	IBB	HBP	BLK	WP	HR	S	P	ERA	WHIP
Scott McGregor, L (1, 1) ERA: 3.98	7.1	L	31	7	5	5	3	1	0	0	0	0	2	36	40	6.14	1.091																						
Tim Stoddard, R (8, 1) ERA: 3.65	1.0		6	1	1	1	0	2	1	0	0	0	0	3	15	9.00	3.000																						
Tippy Martinez, L (9, 1) ERA: 3.66	0.2		1	0	0	0	0	0	0	0	0	0	0	1	1	0.00	0.000																						

California Angels @ Baltimore Orioles
Memorial Stadium, Baltimore, MD
Mon Jul 19 1982, 7:05 PM EDT
Att: 23,146 - Unknown - 86 F

AB 34
R 6
H 8
RBI 6
BB 4
SO 3
LOB 13



Batter	1	2	3	4	5	6	7	8	9	AB	R	H	RBI	BB	SO	LOB	BOTTOM																						
Al Bumbry, L (1, 8) OBP: 0.320, SLG: 0.327	4-3		1B					F7	F8	4	0	1	0	1	0	2																							
Glenn Gulliver, L (1, 5) OBP: 0.615, SLG: 0.375	K						F4	2B 1B BB	4-3	4	1	1	0	1	1	3																							
Ken Singleton, S (1, 10) OBP: 0.384, SLG: 0.391	G3		1-3				3-1	1B 2B		4	1	1	0	0	0	2																							
Eddie Murray, S (1, 3) OBP: 0.382, SLG: 0.523					K				G5-4-3 1B	3	0	1	2	1	2	0																							
Cal Ripken Jr., R (1, 6) OBP: 0.315, SLG: 0.478							6-3		G5-4-3 1-2	4	1	2	1	0	0	1																							
Joe Nolan, L (1, 2) OBP: 0.307, SLG: 0.431					F7				3-1	4	1	1	1	0	1	2																							
Dan Ford, R (1, 9) OBP: 0.289, SLG: 0.394 Jim Dwyer, L (9, PH) OBP: 0.377, SLG: 0.478							F9		G6-4-3 1-2	3	0	0	0	0	0	2																							
Gary Roenicke, R (1, 7) OBP: 0.371, SLG: 0.516 Terry Crowley, L (9, PH) OBP: 0.382, SLG: 0.361 Lenn Sakata, R (9, FR) OBP: 0.317, SLG: 0.332					F8				BB BB	3	0	0	0	0	0	0																							
Rich Dauer, R (1, 4) OBP: 0.340, SLG: 0.380 John Lowenstein, L (9, PH) OBP: 0.390, SLG: 0.588					5-3				1-2 BB	3	0	0	0	0	0	0																							
Inning Stats	R: 0 E: 0 K: 1 S: 5	H: 0 LOB: 0 BB: 0 P: 5	R: 0 E: 0 K: 1 S: 5	H: 1 LOB: 1 BB: 1 P: 9	R: 0 E: 0 K: 0 S: 5	H: 2 LOB: 2 BB: 0 P: 5	R: 1 E: 0 K: 1 S: 6	H: 1 LOB: 0 BB: 0 P: 6	R: 0 E: 0 K: 0 S: 3	H: 0 LOB: 1 BB: 1 P: 7	R: 0 E: 0 K: 1 S: 5	H: 0 LOB: 0 BB: 0 P: 5	R: 1 E: 0 K: 0 S: 4	H: 1 LOB: 0 BB: 0 P: 4	R: 2 E: 0 K: 0 S: 4	H: 2 LOB: 0 BB: 1 P: 8	R: 1 E: 0 K: 0 S: 4	H: 1 LOB: 2 BB: 2 P: 12	1B: 4 2B: 1 3B: 0 HR: 3	SF: 0 SAC: 0 DP: 2 HBP: 0	WP: 0 PB: 0 SB: 0 CS: 0	PA: 38																	
PITCHER	IP	WLS	BF	H	R	ER	SO	BB	IBB	HBP	BLK	WP	HR	S	P	ERA	WHIP	PITCHER					IP	WLS	BF	H	R	ER	SO	BB	IBB	HBP	BLK	WP	HR	S	P	ERA	WHIP
Steve Renko, R (1, 1) ERA: 3.21	7.1		31	7	4	4	4	3	0	0	0	0	2	36	48	4.91	1.364																						
Bruce Kison, R (8, 1) ERA: 3.74	1.2	S	7	1	1	1	0	2	0	0	0	0	1	5	13	5.40	1.800																						

California Angels @ Baltimore Orioles
Memorial Stadium, Baltimore, MD
Mon Jul 19 1982, 7:05 PM EDT
Att: 23,146 - Unknown - 86 F

AB 33
R 5
H 8
RBI 5
BB 5
SO 4
LOB 12



Batter	1	2	3	4	5	6	7	8	9	AB	R	H	RBI	BB	SO	LOB	TOP										
Brian Downing, R OBP: 0.359, SLG: 0.486 Juan Beniquez, R OBP: 0.320, SLG: 0.333	0-0 1B SF8	4-0 BB		4-0 2B SF9	0-0 CS	0-0 1B E		0-3 K		3	3	2	0	2	1	0											
Rod Carew, L OBP: 0.391, SLG: 0.384	0-0 1B 1-3	0-0 BB		0-0 2B SF9		0-0 1B CS		0-0 4-1		5	1	3	2	0	0	3											
Reggie Jackson, L OBP: 0.362, SLG: 0.502 Bobby Clark, R OBP: 0.286, SLG: 0.393	0-0 1B SF8		0-0 F8	4-0 BB FC5		0-3 K		0-3 K		3	0	0	1	1	2	1											
Don Baylor, R OBP: 0.313, SLG: 0.431	0-0 1B 1-3		4-0 BB HR	0-0 BB SF9		4-0 BB		0-0 F9		2	1	0	1	2	0	1											
Fred Lynn, L OBP: 0.371, SLG: 0.513	0-0 1B CS		0-0 BB HR	4-0 BB 1-2		0-3 K		0-3 K		4	1	2	3	1	2	1											
Doug DeCinces, R OBP: 0.339, SLG: 0.468	0-0 1B CS	0-0 F7	0-0 1B G6-4-3	0-0 1B FC5				0-0 F4		4	0	1	0	0	0	3											
Bobby Grich, R OBP: 0.365, SLG: 0.444		0-0 1B BB	0-0 1B G6-4-3		0-0 F8			0-3 K		4	0	1	0	0	1	1											
Tim Foli, R OBP: 0.305, SLG: 0.348		0-0 1B BB		0-0 1B F9	0-0 5-3			0-0 4-3		4	0	1	0	0	0	0											
Bob Boone, R OBP: 0.322, SLG: 0.338		0-0 1B F8		4-0 BB 2B				0-0 F9		3	1	1	0	1	0	2											
Inning Stats	R: 2 E: 0 K: 0 S: 5	H: 3 LOB: 0 BB: 0 P: 5	R: 0 E: 0 K: 0 S: 5	H: 2 LOB: 3 BB: 1 P: 9	R: 2 E: 0 K: 0 S: 4	H: 2 LOB: 0 BB: 1 P: 8	R: 2 E: 0 K: 0 S: 4	H: 1 LOB: 3 BB: 4 P: 20	R: 0 E: 0 K: 0 S: 3	H: 1 LOB: 0 BB: 0 P: 3	R: 1 E: 1 K: 2 S: 8	H: 2 LOB: 1 BB: 1 P: 12	R: 0 E: 0 K: 1 S: 5	H: 0 LOB: 0 BB: 0 P: 5	R: 0 E: 0 K: 2 S: 7	H: 0 LOB: 0 BB: 0 P: 7	1B: 9 2B: 1 3B: 0 HR: 1	SF: 2 SAC: 0 DP: 1 HBP: 0	WP: 0 PB: 0 SB: 1 CS: 3	PA: 43							
PITCHER	IP	WLS	BF	H	R	ER	SO	BB	IBB	HBP	BLK	WP	HR	S	P	ERA	WHIP										
Dennis Martinez, R ERA: 4.15	2.1	L	14	6	4	4	0	2	0	0	0	0	1	12	20	15.43	3.429										
Ross Grimsley, L ERA: 5.1	1.0		7	2	2	2	0	2	1	0	0	0	0	4	16	18.00	4.000										
Storm Davis, R ERA: 2.68	1.2		8	3	1	0	0	1	0	0	0	0	0	7	11	0.00	2.400										
Tippy Martinez, L ERA: 3.38	4.0		12	0	0	0	6	1	0	0	0	0	0	23	27	0.00	0.250										

California Angels @ Baltimore Orioles
Memorial Stadium, Baltimore, MD
Tue Jul 20 1982, 7:05 PM EDT
Att: 16,601 - Unknown

AB 32
R 7
H 11
RBI 7
BB 7
SO 6
LOB 12



Batter	1	2	3	4	5	6	7	8	9	AB	R	H	RBI	BB	SO	LOB	BOTTOM										
Al Bumbry, L OBP: 0.521, SLG: 0.328	0-3 K	0-0 1B			0-0 2B SF7	0-3 K		0-3 K		5	1	2	1	0	3	1											
Glenn Culliver, L OBP: 0.625, SLG: 0.500 Lenn Sakata, R OBP: 0.319, SLG: 0.330	4-0 1B BB	0-0 G3			0-0 1B 2B	4-0 BB FC6-4		0-0 6-3		2	2	1	0	1	0	1											
Ken Singleton, S OBP: 0.381, SLG: 0.388	4-0 1B BB		0-0 4-3		0-0 SF7	0-0 FC6-4		0-0 P3		3	0	0	1	1	0	2											
Eddie Murray, S OBP: 0.382, SLG: 0.521	0-3 K		0-0 3-1		0-0 1B			0-0 F4		5	0	2	1	0	1	2											
Cal Ripken Jr., R OBP: 0.317, SLG: 0.478	0-0 1B		0-0 F9		0-0 1B	0-0 G6-4-3		0-0 F4		4	0	2	1	0	0	1											
Joe Nolan, L OBP: 0.300, SLG: 0.420 Rick Dempsey, R OBP: 0.300, SLG: 0.327	0-0 4-3			0-3 K	0-0 L9	0-0 FC6-4		0-0 1B		3	0	0	0	0	1	4											
Dan Ford, R OBP: 0.286, SLG: 0.389		0-3 K		0-0 F9	0-0 FC5-4	0-0 FC6-4		0-0 FC6-4		4	0	0	0	0	1	3											
Gary Roenicke, R OBP: 0.373, SLG: 0.514		0-0 F8		0-0 FC5-4		0-0 G3		1-0 G4-3		3	0	1	0	0	0	0											
Rich Dauer, R OBP: 0.342, SLG: 0.388		0-0 1B		0-0 FC5-4		0-0 BB		0-0 G4-3		4	1	2	0	0	0	2											
Inning Stats	R: 1 E: 0 K: 2 S: 8	H: 1 LOB: 2 BB: 2 P: 16	R: 1 E: 0 K: 1 S: 7	H: 2 LOB: 1 BB: 0 P: 7	R: 0 E: 0 K: 0 S: 3	H: 0 LOB: 0 BB: 0 P: 3	R: 0 E: 0 K: 1 S: 6	H: 1 LOB: 1 BB: 0 P: 6	R: 2 E: 0 K: 0 S: 7	H: 4 LOB: 2 BB: 0 P: 7	R: 0 E: 0 K: 1 S: 6	H: 1 LOB: 2 BB: 1 P: 10	R: 0 E: 0 K: 0 S: 4	H: 2 LOB: 1 BB: 0 P: 4	R: 0 E: 0 K: 1 S: 4	H: 0 LOB: 0 BB: 0 P: 5	R: 0 E: 0 K: 0 S: 3	H: 0 LOB: 0 BB: 0 P: 3	1B: 9 2B: 1 3B: 1 HR: 0	SF: 1 SAC: 0 DP: 2 HBP: 1	WP: 0 PB: 0 SB: 0 CS: 0	PA: 40					
PITCHER	IP	WLS	BF	H	R	ER	SO	BB	IBB	HBP	BLK	WP	HR	S	P	ERA	WHIP										
Dave Goltz, R ERA: 3.88	5.1		27	9	4	4	4	2	0	0	0	0	0	33	41	6.75	2.062										
Andy Hassler, L ERA: 1.7	3.2	S	13	2	0	0	2	1	0	1	0	0	0	15	20	0.00	0.818										

California Angels @ Baltimore Orioles
Memorial Stadium, Baltimore, MD
Tue Jul 20 1982, 7:05 PM EDT
Att: 16,601 - Unknown

AB 35
R 4
H 11
RBI 4
BB 3
SO 6
LOB 16



Batter	1	2	3	4	5	6	7	8	9	AB	R	H	RBI	BB	SO	LOB	TOP										
Brian Downing, R OBP: 0.368, SLG: 0.494	4-0 SH1-3 BB		4-0 1B E BB	4-0 FC3-6 BB		0-0 E 2B		0-0 F7		2	2	1	0	3	0	0	California Angels @ New York Yankees Yankee Stadium, Bronx, NY Sat Jul 24 1982, 7:05 PM EDT Att: 47,917 - Unknown - 81 F										
Rod Carew, L OBP: 0.385, SLG: 0.373	0-0 SH1-3		0-0 E3 1B BB	0-0 FC3-6		0-0 E3 1B 2B		0-0 6-3		4	1	0	0	0	4												
Reggie Jackson, L OBP: 0.365, SLG: 0.508	0-0 F4		0-3 K	0-0 F9		0-0 BB 1B		0-0 2B		5	0	2	0	0	1	6											
Don Baylor, R OBP: 0.321, SLG: 0.433	0-3 K		0-0 G3 1B BB		0-0 F8	4-0 BB 1B		0-3 K		4	0	1	1	1	2	2											
Doug DeCinces, R OBP: 0.339, SLG: 0.468		0-0 F8	0-0 G3 1B		0-0 WP SF7 2B	0-0 F6		0-3 K		5	1	2	1	0	1	3											
Fred Lynn, L OBP: 0.366, SLG: 0.506	0-3 K		0-0 G3		0-0 SF7		0-0 4-3		0-0 1B	4	0	1	2	0	1	2											
Bobby Grich, R OBP: 0.363, SLG: 0.435	4-0 BB		0-0 F9		0-0 1B	4-0 BB		0-0 F3		3	0	1	0	2	0	3											
Tim Foli, R OBP: 0.303, SLG: 0.344	0-3 K		0-0 FC3-6 SH2-3 1B		0-0 CS 1B	0-0 F7		0-0 F8		5	0	2	0	0	1	3											
Bob Boone, R OBP: 0.321, SLG: 0.337			0-0 E BB 1B	0-0 SH2-3		0-3 K	0-0 F8			3	1	1	0	0	1	2											
Inning Stats	R: 0 E: 0 K: 1 S: 5	H: 0 LOB: 1 BB: 1 P: 9	R: 0 E: 0 K: 2 S: 7	H: 0 LOB: 1 BB: 1 P: 11	R: 3 E: 1 K: 1 S: 9	H: 3 LOB: 2 BB: 1 P: 13	R: 0 E: 0 K: 0 S: 4	H: 1 LOB: 2 BB: 1 P: 8	R: 1 E: 0 K: 0 S: 4	H: 2 LOB: 1 BB: 0 P: 4	R: 0 E: 1 K: 1 S: 8	H: 3 LOB: 1 BB: 1 P: 12	R: 0 E: 0 K: 0 S: 3	H: 0 LOB: 1 BB: 1 P: 7	R: 0 E: 0 K: 1 S: 6	H: 1 LOB: 1 BB: 0 P: 6	R: 0 E: 0 K: 1 S: 6	H: 1 LOB: 1 BB: 0 P: 6	1B: 8 2B: 4 3B: 0 HR: 0	SF: 1 SAC: 2 DP: 1 HBP: 0	WP: 1 PB: 0 SB: 0 CS: 1	PA: 44					
PITCHER	IP	WLS	BF	H	R	ER	SO	BB	IBB	HBP	BLK	WP	HR	S	P	ERA	WHIP										
Ron Guidry, L ERA: 3.9	(1, 1)	5.0	25	6	4	3	4	4	0	0	0	1	0	29	45	5.40	2.000										
Rudy May, L ERA: 2.99	(6, 1)	4.0	W	19	5	1	0	3	2	0	0	0	0	23	31	0.00	1.750										

Batter	1	2	3	4	5	6	7	8	9	AB	R	H	RBI	BB	SO	LOB	BOTTOM										
Willie Randolph, R OBP: 0.361, SLG: 0.345	0-0 2B	4-0 FC6-4 BB		0-0 6-3		4-0 G6-3 BB		0-3 K		3	1	1	0	2	1	1	California Angels @ New York Yankees Yankee Stadium, Bronx, NY Sat Jul 24 1982, 7:05 PM EDT Att: 47,917 - Unknown - 81 F										
Jerry Mumphrey, S OBP: 0.382, SLG: 0.427	0-0 HR	0-0 FC6-4		0-0 E 1B	0-0 G6-3		0-0 HR		5	3	3	2	0	0	5												
Oscar Gamble, L OBP: 0.374, SLG: 0.506	0-0 HR		0-0 6-3		0-0 E9 1B		0-0 6-3		2	1	1	2	0	0	0												
Lou Piniella, R OBP: 0.385, SLG: 0.463	0-0 HR		0-0 F4		0-3 K		0-0 F8		2	0	1	0	0	0	0												
John Mayberry, L OBP: 0.342, SLG: 0.363	0-0 F8		0-0 F2		4-0 IBB		0-0 1B		4	0	0	0	0	1	2												
Bobby Murcer, L OBP: 0.287, SLG: 0.411	0-0 F7		0-0 F8		0-0 5-3		0-0 5-3		3	0	1	0	1	0	0												
Dave Winfield, R OBP: 0.352, SLG: 0.559	0-0 F8		0-0 G1-6-3 1B	0-0 E1 G1-6-3		0-0 E9 SH5-4 HBP		0-0 G3		3	1	1	1	0	1												
Roy Smalley, S OBP: 0.355, SLG: 0.399			0-0 G1-6-3	0-0 E1 G1-6-3		1-0 SH5-4 HBP		0-0 G3		4	0	0	0	0	1												
Graig Nettles, L OBP: 0.294, SLG: 0.350			0-0 G1-6-3	0-0 E1 G1-6-3		1-2 SH5-4 HBP		0-0 G3		3	0	1	0	0	2												
Dave Collins, S OBP: 0.300, SLG: 0.308			0-0 SH5-4	0-0 SH5-4		1-2 SH5-4 HBP		0-0 G3		2	0	1	1	1	0												
Butch Wynegar, S OBP: 0.373, SLG: 0.367			0-0 SH5-4	0-0 SH5-4		1-2 SH5-4		0-0 5-3		2	0	1	1	1	0												
Inning Stats	R: 3 E: 0 K: 0 S: 6	H: 3 LOB: 0 BB: 0 P: 6	R: 0 E: 0 K: 0 S: 3	H: 1 LOB: 2 BB: 2 P: 11	R: 0 E: 0 K: 0 S: 3	H: 0 LOB: 0 BB: 0 P: 3	R: 1 E: 1 K: 0 S: 5	H: 2 LOB: 1 BB: 0 P: 5	R: 1 E: 1 K: 1 S: 6	H: 2 LOB: 1 BB: 1 P: 10	R: 0 E: 0 K: 0 S: 3	H: 0 LOB: 2 BB: 1 P: 8	R: 0 E: 0 K: 0 S: 4	H: 1 LOB: 1 BB: 0 P: 4	R: 0 E: 0 K: 0 S: 3	H: 0 LOB: 0 BB: 0 P: 3	R: 1 E: 0 K: 1 S: 4	H: 1 LOB: 0 BB: 0 P: 4	1B: 6 2B: 3 3B: 0 HR: 2	SF: 1 SAC: 1 DP: 3 HBP: 1	WP: 0 PB: 0 SB: 0 CS: 1	PA: 38					
PITCHER	IP	WLS	BF	H	R	ER	SO	BB	IBB	HBP	BLK	WP	HR	S	P	ERA	WHIP										
Steve Renko, R ERA: 3.49	(1, 1)	4.0	20	7	5	5	0	0	0	0	0	0	0	18	26	11.25	2.250										
Andy Hassler, L ERA: 1.72	(5, 1)	4.0	16	2	0	0	1	1	1	1	0	0	0	15	24	0.00	0.750										
Bruce Kison, R ERA: 3.84	(9, 1)	0.1	L	2	1	1	1	0	0	0	0	0	1	4	4	27.00	3.000										

Batter	1	2	3	4	5	6	7	8	9	AB	R	H	RBI	BB	SO	LOB	TOP																						
Rickey Henderson, R OBP: 0.419, SLG: 0.415	0-0 4-3 S 2B	0-0 HR		0-0 F7		4-0 BB		0-0 1B S 2B		4	3	3	2	1	0	0																							
Dwayne Murphy, L OBP: 0.353, SLG: 0.415	0-0 4-3	0-0 HR		0-0 S 1B		0-3 K		0-0 WP S 1B		5	1	3	2	0	1	3																							
Dan Meyer, L OBP: 0.293, SLG: 0.421	0-0 HR	4-0 BB		0-0 4-3			0-0 6-3	4-0 1-3 3H		3	1	1	1	2	0	1																							
Tony Armas, R OBP: 0.263, SLG: 0.399	1-0 HR	0-3 K			0-0 5-3		0-3 K	0-3 K		4	1	0	0	0	3	3																							
Wayne Gross, L OBP: 0.318, SLG: 0.316	0-0 HR	0-0 G3			0-0 G3		0-3 K	0-0 1-3		5	1	1	3	0	1	3																							
Davey Lopes, R OBP: 0.313, SLG: 0.388	0-0 HR			0-0 5-3				0-0 P6	0-0 1-3	3	1	1	1	0	1	0																							
Dave McKay, S OBP: 0.222, SLG: 0.248					0-3 K					2	0	0	0	0	0	0																							
Mitchell Page, L OBP: 0.316, SLG: 0.200	0-0 P5			0-3 K		4-0 S BB		1-0 1B HBP	0-0 6-3	3	1	0	0	1	1	0																							
Jeff Newman, R OBP: 0.234, SLG: 0.346	0-0 F7			0-0 5-3		0-3 K		0-0 1B HBP	0-3 K	3	0	0	0	0	1	1																							
Jeff Burroughs, R OBP: 0.341, SLG: 0.500						1-2 K		1-2 2B 1B		1	1	1	0	0	0	0																							
Mike Heath, R OBP: 0.291, SLG: 0.320										1	0	0	0	0	1	0																							
Jimmy Sexton, R OBP: 0.256, SLG: 0.282				0-0 6-3				1-2 2B 1B		3	0	0	0	0	1	1																							
Cliff Johnson, R OBP: 0.310, SLG: 0.365					0-0 5-3					1	1	1	1	0	0	0																							
Fred Stanley, R OBP: 0.286, SLG: 0.218										0	0	0	0	0	0	0																							
Inning Stats	R: 5 E: 0 K: 0 S: 7	H: 4 LOB: 0 BB: 0 P: 8	R: 2 E: 0 K: 1 S: 7	H: 2 LOB: 1 BB: 1 P: 11	R: 0 E: 0 K: 1 S: 5	H: 0 LOB: 0 BB: 0 P: 5	R: 0 E: 0 K: 0 S: 4	H: 1 LOB: 1 BB: 0 P: 4	R: 0 E: 0 K: 3 S: 9	H: 0 LOB: 0 BB: 0 P: 5	R: 0 E: 0 K: 2 S: 7	H: 0 LOB: 0 BB: 0 P: 7	R: 4 E: 0 K: 1 S: 9	H: 4 LOB: 2 BB: 1 P: 14	R: 0 E: 0 K: 1 S: 5	H: 0 LOB: 0 BB: 0 P: 5	1B: 5 2B: 2 3B: 0 HR: 4	SF: 0 SAC: 0 DP: 0 HBP: 2	WP: 1 PB: 0 SB: 5 CS: 0	PA: 44																			
PITCHER	IP	WLS	BF	H	R	ER	SO	BB	IBB	HBP	BLK	WP	HR	S	P	ERA	WHIP	PITCHER			IP	WLS	BF	H	R	ER	SO	BB	IBB	HBP	BLK	WP	HR	S	P	ERA	WHIP		
Ken Forsch, R ERA: 3.96	1.1		11	6	7	7	0	0	0	1	0	0	4	10	11	47.25	4.500																						
Doug Corbett, R ERA: 5.08	4.2		18	1	0	0	6	3	0	0	0	0	0	27	39	0.00	0.857																						
Luis Sanchez, R ERA: 4.2	1.1	L	8	3	4	4	2	0	0	1	0	0	0	11	12	27.00	2.250																						
Andy Hassler, L ERA: 1.72	0.0		2	1	0	0	0	1	0	0	0	1	0	1	5	∞	∞																						
Bruce Kison, R ERA: 3.76	1.2		5	0	0	0	2	0	0	0	0	0	0	9	9	0.00	0.000																						
Batter	1	2	3	4	5	6	7	8	9	AB	R	H	RBI	BB	SO	LOB	BOTTOM																						
Brian Downing, R OBP: 0.371, SLG: 0.490	4-0 1-3 BB		0-0 F8	0-0 1B	0-0 G3		0-0 6-3		4-0 BB	4	0	1	0	2	0	1																							
Rod Carew, L OBP: 0.388, SLG: 0.374	0-0 F8		4-0 HBP SF8 BB	0-0 1B		4-0 HR BB	4-0 2B BB		0-0 F8	2	2	1	0	2	0	1																							
Ron Jackson, R OBP: 0.298, SLG: 0.302				1-2 1B						1	1	0	0	1	0	1																							
Reggie Jackson, L OBP: 0.368, SLG: 0.518	0-0 1-3		4-0 SF8 HBP BB	0-3 K		0-0 HR BB	0-0 2B		0-3 K	5	1	2	3	1	2	4																							
Don Baylor, R OBP: 0.326, SLG: 0.433	1-0 HBP		1-0 HBP		4-0 HR BB	0-0 SH1-4 1B	0-0 F8			2	1	1	0	1	0	1																							
Fred Lynn, L OBP: 0.368, SLG: 0.520	0-0 G3		0-0 SF8		0-0 SH1-4		0-0 F8			3	1	1	3	0	0	2																							
Doug DeCinces, R OBP: 0.341, SLG: 0.464		4-0 BB	0-0 1-3		4-0 SH3-4 1B WP BB	4-0 BB	0-0 F9			2	1	0	0	3	0	2																							
Bobby Grich, R OBP: 0.368, SLG: 0.447			0-0 F8		0-0 HR	0-0 WP SH3-4 1B	0-3 K		0-0 1B	5	1	3	1	0	1	3																							
Tim Foli, R OBP: 0.295, SLG: 0.334			0-0 F7		0-0 6-3	0-0 SH3-4	0-0 F8		0-0 F8	4	0	0	0	0	0	4																							
Bob Boone, R OBP: 0.315, SLG: 0.330		0-0 P4		0-0 F7	0-0 6-3		0-0 6-3		0-0 6-3	5	0	0	0	0	0	2																							
Inning Stats	R: 0 E: 0 K: 0 S: 3	H: 0 LOB: 2 BB: 1 P: 8	R: 0 E: 0 K: 0 S: 3	H: 0 LOB: 1 BB: 1 P: 7	R: 1 E: 0 K: 0 S: 3	H: 0 LOB: 2 BB: 2 P: 12	R: 1 E: 0 K: 1 S: 8	H: 3 LOB: 2 BB: 0 P: 8	R: 3 E: 0 K: 0 S: 5	H: 2 LOB: 1 BB: 2 P: 13	R: 2 E: 0 K: 1 S: 7	H: 2 LOB: 1 BB: 2 P: 15	R: 1 E: 0 K: 0 S: 4	H: 1 LOB: 1 BB: 1 P: 8	R: 0 E: 0 K: 0 S: 4	H: 1 LOB: 1 BB: 0 P: 4	R: 0 E: 0 K: 1 S: 5	H: 0 LOB: 1 BB: 1 P: 9	1B: 5 2B: 1 3B: 0 HR: 3	SF: 1 SAC: 2 DP: 0 HBP: 2	WP: 1 PB: 0 SB: 0 CS: 0	PA: 48																	
PITCHER	IP	WLS	BF	H	R	ER	SO	BB	IBB	HBP	BLK	WP	HR	S	P	ERA	WHIP	PITCHER			IP	WLS	BF	H	R	ER	SO	BB	IBB	HBP	BLK	WP	HR	S	P	ERA	WHIP		
Steve McCatty, R ERA: 4.25	4.0		24	4	5	5	1	6	0	2	0	0	2	18	44	11.25	2.500																						
Tom Underwood, L ERA: 3.27	1.1		8	3	2	2	0	1	0	0	0	1	1	7	11	13.50	3.000																						
Dave Beard, R ERA: 3.93	3.2	W	16	2	1	1	2	3	0	0	0	0	0	17	29	2.46	1.364																						

Oakland Athletics @ California Angels
Anaheim Stadium, Anaheim, CA
Mon Jul 26 1982, 10:05 PM EDT
Att: 47,260 - Unknown

AB 38
R 11
H 11
RBI 10
BB 4
SO 10
LOB 12



Oakland Athletics @ California Angels
Anaheim Stadium, Anaheim, CA
Mon Jul 26 1982, 10:05 PM EDT
Att: 47,260 - Unknown

AB 33
R 8
H 9
RBI 7
BB 10
SO 3
LOB 21



Batter	1	2	3	4	5	6	7	8	9	10	11	12	13	AB	R	H	RBI	BB	SO	LOB	TOP						
Rickey Henderson, R (1, 7) OBP: 0.421, SLG: 0.416														6	0	3	1	1	0	1							
Dwayne Murphy, L (1, 8) OBP: 0.350, SLG: 0.409															5	1	0	0	1	2	3						
Cliff Johnson, R (1, 10) OBP: 0.313, SLG: 0.365														0	1	0	0	1	0	0							
Jeff Burroughs, R (2, PH) OBP: 0.343, SLG: 0.492															4	1	1	0	1	2	1						
Tony Armas, R (1, 9) OBP: 0.264, SLG: 0.401															6	1	2	1	0	2	2						
Mickey Kluttz, R (1, 5) OBP: 0.220, SLG: 0.248															4	1	1	1	0	0	1						
Wayne Gross, L (10, PH) OBP: 0.319, SLG: 0.316														0	0	0	1	1	0	0							
Joe Rudi, R (1, 3) OBP: 0.333, SLG: 0.324															4	1	2	0	0	0	0						
Dan Meyer, L (10, PH) OBP: 0.295, SLG: 0.426															1	0	0	0	1	0	1						
Mike Heath, R (1, 2) OBP: 0.287, SLG: 0.320															6	0	1	2	0	1	5						
Dave McKay, S (1, 4) OBP: 0.223, SLG: 0.250															3	0	1	1	0	0	2						
Mitchell Page, L (9, PR) OBP: 0.316, SLG: 0.200														0	1	0	0	0	0	0							
Fred Stanley, R (9, 4) OBP: 0.282, SLG: 0.215														2	0	0	0	0	0	0							
Jimmy Sexton, R (1, 6) OBP: 0.250, SLG: 0.273															5	0	1	0	0	0	1						
Inning Stats	R: 5 E: 0 K: 0 S: 7	H: 4 LOB: 1 BB: 2 P: 15	R: 0 E: 0 K: 1 S: 4	H: 0 LOB: 0 BB: 1 P: 8	R: 0 E: 0 K: 0 S: 5	H: 2 LOB: 2 BB: 0 P: 5	R: 0 E: 0 K: 0 S: 4	H: 1 LOB: 0 BB: 1 P: 8	R: 0 E: 0 K: 0 S: 3	H: 0 LOB: 0 BB: 0 P: 7	R: 0 E: 0 K: 1 S: 5	H: 0 LOB: 0 BB: 0 P: 5	R: 0 E: 0 K: 0 S: 3	H: 0 LOB: 0 BB: 0 P: 3	R: 0 E: 0 K: 0 S: 7	H: 0 LOB: 0 BB: 0 P: 11	R: 1 E: 0 K: 1 S: 7	H: 2 LOB: 2 BB: 1 P: 11	R: 0 E: 0 K: 0 S: 3	H: 0 LOB: 0 BB: 0 P: 3	R: 0 E: 0 K: 0 S: 3	H: 0 LOB: 0 BB: 0 P: 3	1B: 10 2B: 2 3B: 0 HR: 0	SF: 2 SAC: 1 DP: 0 HBP: 0	W/P: 0 PB: 0 SB: 2 CS: 3	PA: 56	
PITCHER	IP	WLS	BF	H	R	ER	SO	BB	IBB	HBP	BLK	WP	HR	S	P	ERA	WHIP										
Geoff Zahn, L (1, 1) ERA: 3.57	3.2		21	7	5	5	1	4	0	0	0	0	0	19	35	12.27	3.000										
Bruce Kison, R (4, 1) ERA: 3.66	4.2		16	3	1	1	3	0	0	0	0	0	0	22	22	1.93	0.643										
Andy Hassler, L (9, 1) ERA: 1.71	0.1		0	0	0	0	0	0	0	0	0	0	0	1	1	0.00	0.000										
Dave Goltz, R (9, 1) ERA: 4.25	4.1	W	17	2	1	1	3	1	1	0	0	0	0	21	29	2.08	0.692										

Oakland Athletics @ California Angels
 Anaheim Stadium, Anaheim, CA
 Tue Jul 27 1982, 10:05 PM EDT
 Att: 32,609 - Unknown

AB	46
R	7
H	12
RBI	7
BB	6
SO	7
LOB	17



Batter	1	2	3	4	5	6	7	8	9	10	11	12	13	AB	R	H	RBI	BB	SO	LOB	BOTTOM									
Brian Downing, R (1, 7) OBP: 0.372, SLG: 0.496														4	1	1	3	2	0	1										
Rob Wilton, L (1, 5) OBP: 0.223, SLG: 0.213														6	0	0	0	0	0	3										
Joe Ferguson, R (13, PH) OBP: 0.288, SLG: 0.296														0	0	0	0	1	0	0										
Reggie Jackson, L (1, 9) OBP: 0.372, SLG: 0.535														7	2	4	1	0	2	2										
Don Baylor, R (1, 10) OBP: 0.330, SLG: 0.432														5	1	2	1	2	0	2										
Fred Lynn, L (1, 8) OBP: 0.365, SLG: 0.514														6	0	1	0	0	1	3										
Bobby Grich, R (1, 4) OBP: 0.365, SLG: 0.441														6	0	1	1	0	2	3										
Ron Jackson, R (1, 3) OBP: 0.302, SLG: 0.305														6	1	2	1	0	0	3										
Tim Foli, R (1, 6) OBP: 0.290, SLG: 0.328														6	0	0	0	0	0	5										
Bob Boone, R (1, 2) OBP: 0.318, SLG: 0.344														6	2	3	1	0	0	1										
Juan Beniquez, R (13, PR) OBP: 0.320, SLG: 0.333														0	1	0	0	0	0	0										
Inning Stats	R: 0 E: 0 K: 0 S: 4	H: 1 LOB: 1 BB: 0 P: 4	R: 0 E: 0 K: 0 S: 3	H: 0 LOB: 0 BB: 0 P: 3	R: 0 E: 0 K: 0 S: 4	H: 0 LOB: 1 BB: 0 P: 4	R: 0 E: 0 K: 0 S: 5	H: 0 LOB: 0 BB: 0 P: 5	R: 3 E: 0 K: 0 S: 6	H: 3 LOB: 0 BB: 0 P: 6	R: 1 E: 0 K: 0 S: 6	H: 1 LOB: 1 BB: 1 P: 10	R: 0 E: 0 K: 0 S: 3	H: 0 LOB: 0 BB: 0 P: 7	R: 1 E: 0 K: 2 S: 10	H: 3 LOB: 2 BB: 0 P: 10	R: 1 E: 0 K: 0 S: 5	H: 2 LOB: 1 BB: 0 P: 5	R: 0 E: 0 K: 0 S: 3	H: 0 LOB: 0 BB: 0 P: 3	R: 0 E: 0 K: 0 S: 3	H: 0 LOB: 1 BB: 1 P: 7	R: 1 E: 0 K: 0 S: 5	H: 2 LOB: 2 BB: 1 P: 9	R: 1 E: 0 K: 1 S: 6	H: 2 LOB: 2 BB: 1 P: 10	1B: 9 2B: 2 3B: 0 HR: 3	SF: 0 SAC: 1 DP: 0 HBP: 0	W/P: 0 PB: 0 SB: 1 CS: 0	PA: 58
PITCHER	IP	WLS	BF	H	R	ER	SO	BB	IBB	HBP	BLK	WP	HR	S	P	ERA	WHIP													
Mike Norris, R (1, 1) ERA: 4.5	11.0		47	10	6	6	4	3	0	0	0	0	3	52	64	4.91	1.182													
Brian Kingman, R (12, 1) ERA: 4.91	0.0		2	1	1	1	0	1	0	0	0	0	0	1	5	=	=													
Bob Ovwchinko, L (12, 1) ERA: 4.87	1.2	L	9	3	1	1	1	1	0	0	0	0	0	10	14	5.40	2.400													

Oakland Athletics @ California Angels
 Anaheim Stadium, Anaheim, CA
 Tue Jul 27 1982, 10:05 PM EDT
 Att: 32,609 - Unknown

AB	52
R	8
H	14
RBI	8
BB	5
SO	5
LOB	23



Batter	1	2	3	4	5	6	7	8	9	AB	R	H	RBI	BB	SO	LOB	TOP			
Rickey Henderson, R OBP: 0.422, SLG: 0.416 (1.7) (7.8)	0-3 K		4-0 CS BB			0-0 4-3		0-0 1B		3	0	1	0	1	1	0	Oakland Athletics @ California Angels Anaheim Stadium, Anaheim, CA Wed Jul 28 1982, 10:05 PM EDT Att: 32,689 - Unknown livebaseballscorecards.com			
Dwayne Murphy, L OBP: 0.350, SLG: 0.408 Jeff Burroughs, R OBP: 0.340, SLG: 0.488 (1.8) (7.7)	0-0 6-3		0-0 CS	0-0 FC5-6 1B		0-0 4-3		0-0 5-3		3	0	1	0	0	0	0				
Dan Meyer, L OBP: 0.294, SLG: 0.421 (1.3) (7.8)	0-0 F7			0-0 FC5-6 WP 1-2		0-0 3-1			0-0 1B SF8 2B	4	1	1	0	0	0	1				
Tony Armas, R OBP: 0.264, SLG: 0.399 (1.9) (7.8)		0-0 4-3		0-3 K 1-2					0-0 2-3 1B	4	0	1	0	0	2	1				
Wayne Gross, L OBP: 0.315, SLG: 0.312 (1.5) (7.8)	0-0 4-3			0-0 F8					0-0 SF8	3	0	0	1	0	0	2				
Mitchell Page, L OBP: 0.304, SLG: 0.211 (1.10) (7.8)	0-0 1B				0-0 3-1				0-3 3-H K	4	0	1	0	0	1	2				
Mike Heath, R OBP: 0.286, SLG: 0.318 (1.2) (7.8)	0-0 4-3				0-0 4-3 1B				0-0 5-3	4	0	1	0	0	0	3				
Dave McKay, S OBP: 0.219, SLG: 0.245 (1.4) (7.8)			0-0 F8		0-0 4-3				0-0 F8	3	0	0	0	0	0	1				
Fred Stanley, R OBP: 0.277, SLG: 0.211 (1.6) (7.8)			0-0 4-3			0-0 F9			0-0 5-3	3	0	0	0	0	0	1				
Inning Stats	R: 0 E: 0 K: 1 S: 5	H: 0 LOB: 0 BB: 0 P: 5	R: 0 E: 0 K: 0 S: 4	H: 1 LOB: 1 BB: 0 P: 4	R: 0 E: 0 K: 0 S: 2	H: 0 LOB: 0 BB: 1 P: 6	R: 0 E: 0 K: 1 S: 6	H: 1 LOB: 1 BB: 0 P: 6	R: 0 E: 0 K: 0 S: 4	H: 0 LOB: 0 BB: 0 P: 3	R: 0 E: 0 K: 1 S: 6	H: 0 LOB: 1 BB: 0 P: 6	R: 0 E: 0 K: 0 S: 4	H: 1 LOB: 1 BB: 0 P: 4	R: 1 E: 0 K: 1 S: 7	H: 2 LOB: 1 BB: 7 P: 7		1B: 5 2B: 1 3B: 0 HR: 0	SF: 1 SAC: 0 DP: 0 HBP: 0	WP: 2 PB: 0 SB: 0 CS: 1
PITCHER Mike Witt, R ERA: 3.4 (1.1)	IP: 9.0 WLS: W BF: 34 H: 6 R: 1 ER: 1 SO: 4 BB: 1 IBB: 0 HBP: 0 BLK: 0 WP: 2 HR: 0 S: 41 P: 45 ERA: 1.00 WHIP: 0.778											PITCHER	IP: 9.0 WLS: W BF: 34 H: 6 R: 1 ER: 1 SO: 4 BB: 1 IBB: 0 HBP: 0 BLK: 0 WP: 2 HR: 0 S: 41 P: 45 ERA: 1.00 WHIP: 0.778							

Batter	1	2	3	4	5	6	7	8	9	AB	R	H	RBI	BB	SO	LOB	BOTTOM			
Brian Downing, R OBP: 0.369, SLG: 0.491 Mick Kelleher, R OBP: 0.118, SLG: 0.032 (1.7) (7.5)	0-0 P5	0-0 6-3		0-0 G6-4-3 1-2	0-0 6-3 1-2 2-H		0-0 4-3			4	0	0	1	0	0	2	Oakland Athletics @ California Angels Anaheim Stadium, Anaheim, CA Wed Jul 28 1982, 10:05 PM EDT Att: 32,689 - Unknown livebaseballscorecards.com			
Rob Wilfong, L OBP: 0.230, SLG: 0.212 (1.5) (7.4)	0-0 1B 1B	0-0 4-3		0-0 F8	0-0 F8		0-3 K			5	1	1	0	0	1	1				
Reggie Jackson, L OBP: 0.375, SLG: 0.533 Bobby Clark, R OBP: 0.267, SLG: 0.367 (1.9) (6, PH) (7.9) (8.8)	0-0 F9		4-0 HR BB		4-0 HR BB		0-0 F9 P5			1	2	0	0	2	0	1				
Don Baylor, R OBP: 0.336, SLG: 0.451 (1.10) (7.8)	0-0 1B 1B		0-0 HR		0-0 HR BB		0-0 1B BB		0-0 F9	4	4	3	4	1	0	0				
Fred Lynn, L OBP: 0.369, SLG: 0.515 Joe Ferguson, R OBP: 0.283, SLG: 0.291 (1.8) (8.9)	0-0 HBP 1B 1B		0-0 P5		4-0 BB SF9 BB		0-0 1B 1B		0-0 4-3	3	3	2	1	1	0	0				
Bobby Grich, R OBP: 0.387, SLG: 0.440 Juan Benquez, R OBP: 0.333, SLG: 0.348 (1.4) (6, PH) (7.7)	1-0 1B HBP		0-0 P4		4-0 SF9 BB 1B		0-0 1B 1B		0-0 1B	1	1	0	0	1	0	0				
Ron Jackson, R OBP: 0.338, SLG: 0.349 (1.3) (7.8)	0-0 FC6-4 1B		0-0 1B		4-0 WP 1B 6-3 BB		0-0 1B 2B		0-0 F9	4	1	3	4	1	0	1				
Tim Foli, R OBP: 0.286, SLG: 0.325 (1.6) (7.8)	0-0 FC6-4 1-2		0-0 1-3		0-0 SF9 2-3 3-H		0-0 5-3			3	0	0	1	0	0	4				
Bob Boone, R OBP: 0.321, SLG: 0.346 (1.2) (7.8)		0-0 6-3		0-0 G6-4-3 1B	0-0 WP 1B		0-0 F8			4	0	2	1	0	0	1				
Inning Stats	R: 3 E: 0 K: 0 S: 7	H: 4 LOB: 2 BB: 0 P: 8	R: 0 E: 0 K: 0 S: 3	H: 0 LOB: 0 BB: 0 P: 3	R: 2 E: 0 K: 0 S: 5	H: 2 LOB: 1 BB: 1 P: 9	R: 0 E: 0 K: 0 S: 3	H: 1 LOB: 0 BB: 0 P: 3	R: 5 E: 0 K: 0 S: 5	H: 2 LOB: 1 BB: 4 P: 21	R: 3 E: 0 K: 0 S: 6	H: 3 LOB: 1 BB: 1 P: 10	R: 0 E: 0 K: 1 S: 5	H: 0 LOB: 0 BB: 0 P: 5	R: 0 E: 0 K: 0 S: 4	H: 1 LOB: 1 BB: 0 P: 4		1B: 10 2B: 1 3B: 0 HR: 2	SF: 1 SAC: 0 DP: 1 HBP: 1	WP: 1 PB: 0 SB: 0 CS: 0
PITCHER Matt Keough, R ERA: 5.72 Preston Hanna, R ERA: 5.4 Bob Owchinko, L ERA: 4.65 (1.1) (5.1) (6.1)	IP: 4.0 WLS: L BF: 22 H: 8 R: 7 ER: 7 SO: 7 BB: 2 IBB: 0 HBP: 1 BLK: 0 WP: 0 HR: 2 S: 19 P: 28 ERA: 15.75 WHIP: 2.500											PITCHER	IP: 4.0 WLS: L BF: 22 H: 8 R: 7 ER: 7 SO: 7 BB: 2 IBB: 0 HBP: 1 BLK: 0 WP: 0 HR: 2 S: 19 P: 28 ERA: 15.75 WHIP: 2.500							


Batter	1	2	3	4	5	6	7	8	9	AB	R	H	RBI	BB	SO	LOB	TOP										
Julio Cruz, S OBP: 0.323, SLG: 0.316 (1, 4)	0-0 6-3		0-0 1B		0-3 K			0-0 F7		4	0	1	0	0	1	0	Seattle Mariners @ California Angels Anaheim Stadium, Anaheim, CA Thu Jul 29 1982, 10:05 PM EDT Att: 26,512 - Unknown										
Manny Castillo, S OBP: 0.304, SLG: 0.335 (1, 5)	0-0 6-3		0-0 F8		0-0 1B 2B			4-0 HBP BB		3	1	1	0	1	0	2											
Bruce Bochte, L OBP: 0.382, SLG: 0.386 (6, PR)	4-0 BB		0-3 K		0-0 1B			1-0 G5-4-3 HBP		2	0	1	1	1	1	2											
Joe Simpson, L OBP: 0.296, SLG: 0.312 (8, 7)								1-2 HBP		0	0	0	0	0	0	0											
Richie Zisk, R OBP: 0.362, SLG: 0.487 (1, 10)	0-3 K		0-0 1B					0-0 G5-4-3		4	0	1	0	0	1	3											
Al Cowens, R OBP: 0.330, SLG: 0.482 (1, 9)		0-3 K	0-0 F6					0-0 4-3		4	0	0	0	0	1	3											
Rick Sweet, S OBP: 0.352, SLG: 0.400 (1, 2)	4-0 1B BB				0-0 G3			0-0 F5		3	0	0	0	1	0	0											
Gary Gray, R OBP: 0.356, SLG: 0.379 (1, 3)	0-0 G5-4-3 1B				0-0 F8			0-0 F4		4	0	2	0	0	0	0											
Dave Henderson, R OBP: 0.350, SLG: 0.493 (1, 8)	0-0 G5-4-3				0-0 F6			4-0 G6-4-3 BB		3	0	0	0	1	0	3											
Todd Cruz, R OBP: 0.256, SLG: 0.360 (1, 6)			0-0 1B 1B 1B					0-0 F7 G6-4-3		3	0	1	0	0	0	1											
Inning Stats	R: 0 E: 0 K: 1 S: 5	H: 0 LOB: 1 BB: 1 P: 9	R: 0 E: 0 K: 1 S: 5	H: 1 LOB: 1 BB: 1 P: 9	R: 0 E: 0 K: 1 S: 8	H: 3 LOB: 3 BB: 0 P: 8	R: 0 E: 0 K: 0 S: 3	H: 0 LOB: 0 BB: 0 P: 3	R: 1 E: 0 K: 1 S: 6	H: 2 LOB: 1 BB: 0 P: 6	R: 0 E: 0 K: 0 S: 3	H: 0 LOB: 0 BB: 0 P: 3	R: 0 E: 0 K: 0 S: 2	H: 0 LOB: 0 BB: 1 P: 6	R: 0 E: 0 K: 0 S: 4	H: 1 LOB: 1 BB: 0 P: 4	1B: 5 2B: 2 3B: 0 HR: 0	SF: 0 SAC: 0 DP: 3 HBP: 1	WP: 0 PB: 0 SB: 0 CS: 0	PA: 35							
PITCHER	IP	WLS	BF	H	R	ER	SO	BB	IBB	HBP	BLK	WP	HR	S	P	ERA	WHIP										
Steve Renko, R ERA: 3.36 (1, 1)	7.1	W	29	6	1	1	4	4	0	0	0	0	0	33	49	1.23	1.364										
Andy Hassler, L ERA: 1.71 (8, 1)	0.0		1	0	0	0	0	0	0	1	0	0	0	0	1	∞	∞										
Luis Sanchez, R ERA: 4.06 (8, 1)	1.2	S	5	1	0	0	0	0	0	0	0	0	0	5	5	0.00	0.600										

AB	30
R	1
H	7
RBI	1
BB	4
SO	4
LOB	14



Batter	1	2	3	4	5	6	7	8	9	AB	R	H	RBI	BB	SO	LOB	BOTTOM										
Brian Downing, R OBP: 0.368, SLG: 0.488 (1, 7)	0-0 6-3		0-0 HR							4	1	1	0	0	1	2	Seattle Mariners @ California Angels Anaheim Stadium, Anaheim, CA Thu Jul 29 1982, 10:05 PM EDT Att: 26,512 - Unknown										
Juan Beniquez, R OBP: 0.333, SLG: 0.348 (9, 7)			2-3 1B							0	0	0	0	0	0	0											
Doug DeCinces, R OBP: 0.345, SLG: 0.479 (1, 5)	0-0 F4		0-0 1H 3H HR					0-0 1B		4	1	3	3	0	0	0											
Reggie Jackson, L OBP: 0.371, SLG: 0.526 (1, 9)	0-3 K		0-3 K					0-3 K		4	0	0	0	0	3	2											
Bobby Clark, R OBP: 0.267, SLG: 0.367 (9, 9)										0	0	0	0	0	0	0											
Don Baylor, R OBP: 0.335, SLG: 0.448 (1, 10)		0-0 F3	0-0 F9					0-0 F8		3	0	0	0	1	0	1											
Fred Lynn, L OBP: 0.368, SLG: 0.511 (1, 8)	4-0 BB				0-0 1-3			0-0 1-3		3	0	0	0	1	1	3											
Bobby Grich, R OBP: 0.389, SLG: 0.437 (1, 4)	0-0 F8				4-0 G6-4-3 BB			4-0 1B SH2-3 BB		2	0	0	0	2	0	3											
Ron Jackson, R OBP: 0.329, SLG: 0.338 (1, 3)	0-0 F6				0-0 G6-4-3			0-0 SH2-3		2	0	0	0	0	0	2											
Tim Foli, R OBP: 0.290, SLG: 0.326 (1, 6)			4-0 1B SH1-3 HR BB					0-0 4-3		2	1	1	0	1	0	0											
Bob Boone, R OBP: 0.319, SLG: 0.344 (1, 2)			0-0 SH1-3					0-0 F7		2	0	0	0	0	0	2											
Inning Stats	R: 0 E: 0 K: 1 S: 5	H: 0 LOB: 0 BB: 0 P: 5	R: 0 E: 0 K: 0 S: 3	H: 0 LOB: 1 BB: 1 P: 7	R: 3 E: 0 K: 1 S: 7	H: 2 LOB: 0 BB: 1 P: 11	R: 0 E: 0 K: 0 S: 2	H: 0 LOB: 0 BB: 1 P: 6	R: 0 E: 0 K: 0 S: 4	H: 1 LOB: 1 BB: 0 P: 4	R: 0 E: 0 K: 1 S: 6	H: 1 LOB: 2 BB: 1 P: 10	R: 0 E: 0 K: 2 S: 8	H: 1 LOB: 2 BB: 1 P: 12	1B: 3 2B: 1 3B: 0 HR: 1	SF: 0 SAC: 2 DP: 1 HBP: 0	WP: 0 PB: 0 SB: 0 CS: 0	PA: 33									
PITCHER	IP	WLS	BF	H	R	ER	SO	BB	IBB	HBP	BLK	WP	HR	S	P	ERA	WHIP										
Mike Moore, R ERA: 5.42 (1, 1)	7.0	L	29	5	3	3	3	4	0	0	0	0	0	31	47	3.86	1.286										
Ed Yarde Berg, L ERA: 2.06 (8, 1)	0.2		3	0	0	0	2	0	1	0	0	0	0	6	10	0.00	0.000										
Bill Caudill, R ERA: 2.06 (8, 1)	0.1		1	0	0	0	0	0	0	0	0	0	0	1	1	0.00	0.000										

AB	26
R	3
H	5
RBI	3
BB	5
SO	5
LOB	15



Batter	1	2	3	4	5	6	7	8	9	AB	R	H	RBI	BB	SO	LOB	TOP			
Julio Cruz, S OBP: 0.320, SLG: 0.312 (1, 4)	0-0 1-3		0-0 6-3		0-3 K			0-0 1-3		4	0	0	0	0	1	0	Seattle Mariners @ California Angels Anaheim Stadium, Anaheim, CA Fri Jul 30 1982, 10:05 PM EDT Att: 31,581 - Unknown livebaseballscorecards.com			
Manny Castillo, S OBP: 0.303, SLG: 0.334 (1, 5)	0-0 6-3		0-0 4-3			0-0 CS 1B		0-0 4-3		4	0	1	0	0	0	0				
Bruce Bochte, L OBP: 0.381, SLG: 0.385 (1, 7)	0-0 2B 1B		0-0 F7			0-0 4-3 1-2		0-0 F7		4	0	1	0	0	0	1				
Richie Zisk, R OBP: 0.361, SLG: 0.487 (1, 10)	0-0 1-3 2B		0-0 5-3			0-0 F3		0-0 F6		4	0	1	0	0	0	0				
Al Cowens, R OBP: 0.327, SLG: 0.477 (1, 9)	0-0 6-3		0-0 3-1			0-0 L5		0-0 4-3		4	0	0	0	0	0	2				
Rick Sweet, S OBP: 0.351, SLG: 0.406 (1, 2)		0-0 4-3		0-0 2B		0-0 F8				3	0	1	0	0	0	0				
Gary Gray, R OBP: 0.361, SLG: 0.384 (1, 3)		0-0 1B		0-0 5-3		0-0 1B				3	0	2	0	0	0	1				
Dave Henderson, R OBP: 0.345, SLG: 0.485 (1, 8)		0-0 F7		0-0 F7		0-0 F3				3	0	0	0	0	0	2				
Todd Cruz, R OBP: 0.254, SLG: 0.356 (1, 6)		0-0 5-3		0-0 4-3		0-0 F7				3	0	0	0	0	0	1				
Inning Stats	R: 0 E: 0 K: 0 S: 5	H: 2 LOB: 2 BB: 0 P: 5	R: 0 E: 0 K: 0 S: 4	H: 1 LOB: 1 BB: 0 P: 4	R: 0 E: 0 K: 0 S: 3	H: 0 LOB: 0 BB: 0 P: 3	R: 0 E: 0 K: 0 S: 4	H: 1 LOB: 1 BB: 0 P: 4	R: 0 E: 0 K: 1 S: 5	H: 0 LOB: 0 BB: 0 P: 5	R: 0 E: 0 K: 0 S: 3	H: 1 LOB: 1 BB: 0 P: 4	R: 0 E: 0 K: 0 S: 3	H: 0 LOB: 0 BB: 0 P: 3	R: 0 E: 0 K: 0 S: 3	H: 0 LOB: 0 BB: 0 P: 3	1B: 4 2B: 2 3B: 0 HR: 0	SF: 0 SAC: 0 DP: 0 HBP: 0	WP: 0 PB: 0 SB: 0 CS: 1	PA: 32
PITCHER Ken Forsch, R ERA: 3.74 (1, 1)	IP: 9.0 WLS: W BF: 32 H: 6 R: 0 ER: 0 SO: 1 BB: 0 IBB: 0 HBP: 0 BLK: 0 WP: 0 HR: 0 S: 34 P: 34 ERA: 0.00 WHIP: 0.667															PITCHER				

Batter	1	2	3	4	5	6	7	8	9	AB	R	H	RBI	BB	SO	LOB	BOTTOM			
Brian Downing, R OBP: 0.369, SLG: 0.491 (1, 7)	0-0 F4		0-0 1B			0-0 1B 2B		0-3 K		4	1	2	0	0	1	1	Seattle Mariners @ California Angels Anaheim Stadium, Anaheim, CA Fri Jul 30 1982, 10:05 PM EDT Att: 31,581 - Unknown livebaseballscorecards.com			
Juan Beniquez, R OBP: 0.333, SLG: 0.348 (9, 7)			0-3 K			0-3 K				3	0	0	0	0	2	2				
Rob Wilfong, L OBP: 0.224, SLG: 0.207 (1, 4)	0-0 F9					0-0 2H 1B				3	0	1	1	0	0	0				
Reggie Jackson, L OBP: 0.370, SLG: 0.525 (1, 9)	0-0 F7			0-0 4-3						0	0	0	0	0	0	0				
Bobby Clark, R OBP: 0.267, SLG: 0.367 (8, 9)										0	0	0	0	0	0	0				
Don Baylor, R OBP: 0.333, SLG: 0.444 (1, 10)		0-0 6-3		0-0 F8		0-3 K				3	0	0	0	0	1	0				
Fred Lynn, L OBP: 0.365, SLG: 0.506 (1, 8)		0-0 3-1		0-0 F9		0-0 F8				3	0	0	0	0	0	0				
Doug DeCinces, R OBP: 0.345, SLG: 0.486 (1, 5)		0-0 HR		0-3 K		0-0 6-3				3	1	1	1	0	1	0				
Ron Jackson, R OBP: 0.329, SLG: 0.338 (1, 3)		0-0 4-3		0-0 4-3				0-0 F8 SH1-4 1B		3	0	1	0	0	0	0				
Tim Foli, R OBP: 0.288, SLG: 0.324 (1, 6)			0-0 6-3		0-0 F9			0-0 SH1-4		2	0	0	0	0	0	0				
Bob Boone, R OBP: 0.316, SLG: 0.340 (1, 2)			0-0 F9			0-3 K		0-0 F8		3	0	0	0	0	1	1				
Inning Stats	R: 0 E: 0 K: 0 S: 3	H: 0 LOB: 0 BB: 0 P: 3	R: 1 E: 0 K: 0 S: 4	H: 1 LOB: 0 BB: 0 P: 4	R: 0 E: 0 K: 1 S: 6	H: 1 LOB: 1 BB: 0 P: 6	R: 0 E: 0 K: 0 S: 3	H: 0 LOB: 0 BB: 0 P: 3	R: 0 E: 0 K: 1 S: 5	H: 0 LOB: 0 BB: 0 P: 5	R: 1 E: 0 K: 2 S: 8	H: 2 LOB: 1 BB: 0 P: 8	R: 0 E: 0 K: 1 S: 5	H: 0 LOB: 0 BB: 0 P: 5	R: 0 E: 0 K: 1 S: 6	H: 1 LOB: 1 BB: 0 P: 6	1B: 3 2B: 1 3B: 0 HR: 1	SF: 0 SAC: 1 DP: 0 HBP: 0	WP: 0 PB: 0 SB: 0 CS: 0	PA: 28
PITCHER Jim Beattie, R ERA: 3.07 (1, 1)	IP: 8.0 WLS: L BF: 28 H: 5 R: 2 ER: 2 SO: 6 BB: 0 IBB: 0 HBP: 0 BLK: 0 WP: 0 HR: 1 S: 40 P: 40 ERA: 2.25 WHIP: 0.625															PITCHER				

Batter	1	2	3	4	5	6	7	8	9	AB	R	H	RBI	BB	SO	LOB	TOP								
Julio Cruz, S OBP: 0.316, SLG: 0.308 (1, 4)										5	0	0	0	0	2	1									
Manny Castillo, S OBP: 0.307, SLG: 0.342 (1, 5)										5	1	3	1	0	0	0									
Bruce Bochte, L OBP: 0.381, SLG: 0.385 (1, 7)										5	1	2	1	0	0	2									
Richie Zisk, R OBP: 0.365, SLG: 0.489 (9, PH)										3	1	2	0	1	1	1									
Bobby Brown, S OBP: 0.295, SLG: 0.321 (9, PH)										1	0	0	0	0	0	0									
Al Cowens, R OBP: 0.330, SLG: 0.477 (1, 9)										4	1	2	1	1	1	1									
Rick Sweet, S OBP: 0.340, SLG: 0.391 (1, 2)										5	0	0	0	0	0	7									
Gary Gray, R OBP: 0.357, SLG: 0.379 (1, 3)										5	1	1	1	0	1	5									
Todd Cruz, R OBP: 0.257, SLG: 0.371 (1, 6)										4	2	2	2	0	1	2									
Joe Simpson, L OBP: 0.301, SLG: 0.345 (1, 8)										4	2	2	3	0	0	0									
Inning Stats	R: 0 E: 0 K: 1 S: 5	H: 0 LOB: 0 BB: 0 P: 5	R: 0 E: 0 K: 0 S: 4	H: 1 LOB: 2 BB: 1 P: 8	R: 0 E: 0 K: 0 S: 4	H: 1 LOB: 1 BB: 0 P: 4	R: 6 E: 0 K: 1 S: 11	H: 6 LOB: 1 BB: 1 P: 15	R: 0 E: 0 K: 0 S: 3	H: 0 LOB: 0 BB: 0 P: 3	R: 0 E: 0 K: 2 S: 7	H: 0 LOB: 0 BB: 0 P: 7	R: 1 E: 0 K: 0 S: 6	H: 3 LOB: 2 BB: 0 P: 6	R: 2 E: 0 K: 0 S: 5	H: 3 LOB: 0 BB: 0 P: 5	R: 0 E: 1 K: 2 S: 8	H: 0 LOB: 1 BB: 0 P: 8	1B: 9 2B: 3 3B: 0 HR: 2	SF: 0 SAC: 0 DP: 1 HBP: 0	WP: 0 PB: 0 SB: 0 CS: 0	PA: 43			
PITCHER	IP	WLS	BF	H	R	ER	SO	BB	IBB	HBP	BLK	WP	HR	S	P	ERA	WHIP								
Dave Goltz, R ERA: 4.76 (1, 1)	3.2	L	19	6	5	5	1	2	0	0	0	0	0	19	27	12.27	2.182								
Mickey Mahler, L ERA: 1.29 (4, 1)	0.0		2	2	1	1	0	0	0	0	0	0	0	2	2	∞	∞								
Doug Corbett, R ERA: 4.97 (4, 1)	3.1		13	3	1	1	3	0	0	0	0	0	0	19	19	2.70	0.900								
Bruce Kison, R ERA: 3.78 (8, 1)	2.0		9	3	2	2	2	0	0	0	0	0	2	13	13	9.00	1.500								

Seattle Mariners @ California Angels
Anaheim Stadium, Anaheim, CA
Sat Jul 31 1982, 10:05 PM EDT
Att: 41,770 - Unknown

AB 41
R 9
H 14
RBI 9
BB 2
SO 6
LOB 19



Batter	1	2	3	4	5	6	7	8	9	AB	R	H	RBI	BB	SO	LOB	BOTTOM								
Brian Downing, R OBP: 0.368, SLG: 0.488 (1, 7)										4	1	1	0	0	1	0									
Juan Beniquez, R OBP: 0.340, SLG: 0.355 (1, 9)										4	1	2	0	0	0	0									
Doug DeCinces, R OBP: 0.346, SLG: 0.486 (1, 5)										4	0	2	0	0	0	1									
Don Baylor, R OBP: 0.330, SLG: 0.440 (1, 10)										4	0	0	0	0	3	4									
Ron Jackson, R OBP: 0.338, SLG: 0.347 (1, 3)										4	0	2	1	0	0	1									
Bobby Clark, R OBP: 0.254, SLG: 0.349 (1, 8)										3	0	0	0	0	1	2									
Fred Lynn, L OBP: 0.364, SLG: 0.504 (9, PH)										1	0	0	0	0	0	0									
Bobby Grich, R OBP: 0.368, SLG: 0.438 (1, 4)										4	0	1	0	0	1	1									
Tim Foli, R OBP: 0.285, SLG: 0.321 (1, 6)										3	0	0	0	0	0	1									
Reggie Jackson, L OBP: 0.369, SLG: 0.523 (9, PH)										1	0	0	0	0	1	0									
Bob Boone, R OBP: 0.316, SLG: 0.350 (1, 2)										3	1	1	1	0	0	0									
Joe Ferguson, R OBP: 0.283, SLG: 0.291 (9, 2)										0	0	0	0	0	0	0									
Inning Stats	R: 0 E: 0 K: 1 S: 5	H: 0 LOB: 0 BB: 0 P: 5	R: 0 E: 0 K: 2 S: 8	H: 1 LOB: 0 BB: 0 P: 8	R: 0 E: 0 K: 0 S: 3	H: 0 LOB: 0 BB: 0 P: 3	R: 1 E: 0 K: 2 S: 9	H: 2 LOB: 1 BB: 0 P: 9	R: 0 E: 0 K: 0 S: 3	H: 0 LOB: 0 BB: 0 P: 3	R: 0 E: 0 K: 1 S: 6	H: 1 LOB: 1 BB: 0 P: 6	R: 0 E: 0 K: 0 S: 4	H: 1 LOB: 1 BB: 0 P: 4	R: 2 E: 0 K: 0 S: 6	H: 4 LOB: 1 BB: 0 P: 6	R: 0 E: 0 K: 1 S: 5	H: 0 LOB: 0 BB: 0 P: 5	1B: 7 2B: 1 3B: 0 HR: 1	SF: 0 SAC: 0 DP: 1 HBP: 0	WP: 1 PB: 0 SB: 0 CS: 0	PA: 35			
PITCHER	IP	WLS	BF	H	R	ER	SO	BB	IBB	HBP	BLK	WP	HR	S	P	ERA	WHIP								
Floyd Bannister, L ERA: 3.22 (1, 1)	8.0	W	32	9	3	3	6	0	0	0	0	0	0	44	44	3.38	1.125								
Larry Andersen, R ERA: 4.9 (9, 1)	1.0		3	0	0	0	1	0	0	0	0	0	0	5	5	0.00	0.000								

Seattle Mariners @ California Angels
Anaheim Stadium, Anaheim, CA
Sat Jul 31 1982, 10:05 PM EDT
Att: 41,770 - Unknown

AB 35
R 3
H 9
RBI 2
BB 0
SO 7
LOB 10



Batter	1	2	3	4	5	6	7	8	9	AB	R	H	RBI	BB	SO	LOB	TOP	
Julio Cruz, S OBP: 0.314, SLG: 0.305 Manny Castillo, S OBP: 0.308, SLG: 0.343	F8		K			F9		FC5-4 1B	G1-6-3	3	0	0	0	0	1	0		
Dave Eder, R OBP: 0.343, SLG: 0.469	4-3			L4		5-3		FC5-4 1B HR		4	1	0	0	0	0	1		
Bruce Bochte, L OBP: 0.381, SLG: 0.385 Bobby Brown, S OBP: 0.289, SLG: 0.325	K			K		FC5-4 1B		HR 1B		3	0	1	0	0	2	0		
Richie Zisk, R OBP: 0.364, SLG: 0.495		6-3		F3		FC5-4 1-2		HR		4	1	1	3	0	0	1		
Al Cowens, R OBP: 0.330, SLG: 0.478 Joe Simpson, L OBP: 0.306, SLG: 0.350	F3				E5 1B		F8 2B	PB 1B		3	1	1	0	0	0	0		
Gary Gray, R OBP: 0.355, SLG: 0.376					L6		F8 2-3	K 1-2		4	0	1	0	0	1	3		
Dave Henderson, R OBP: 0.339, SLG: 0.476		6-3			K		F6	K		4	0	0	0	0	2	4		
Todd Cruz, R OBP: 0.261, SLG: 0.377 Paul Serna, R OBP: 0.234, SLG: 0.287			K			FC5-4 1-2 1B		2B	L4	3	0	2	1	0	1	0		
Bud Bulling, R OBP: 0.306, SLG: 0.288			1-3			FC5-4 1-2	F9		G1-6-3 1B	4	0	1	0	0	0	3		
Inning Stats	R: 0 E: 0 K: 1 S: 5	H: 0 LOB: 0 BB: 0 P: 5	R: 0 E: 0 K: 0 S: 4	H: 1 LOB: 1 BB: 0 P: 4	R: 0 E: 0 K: 2 S: 7	H: 0 LOB: 0 BB: 0 P: 7	R: 0 E: 0 K: 1 S: 5	H: 0 LOB: 0 BB: 0 P: 5	R: 1 E: 0 K: 0 S: 5	H: 2 LOB: 1 BB: 0 P: 5	R: 3 E: 0 K: 2 S: 11	H: 4 LOB: 1 BB: 0 P: 11	R: 0 E: 0 K: 0 S: 3	H: 1 LOB: 0 BB: 0 P: 3	1B: 7 2B: 2 3B: 0 HR: 1	SF: 0 SAC: 0 DP: 1 HBP: 0	WP: 0 PA: 37 PB: 1 SB: 0 CS: 0	
PITCHER	IP WLS BF H R ER SO BB IBB HBP BLK WP HR S P ERA WHIP																	
Geoff Zahn, L ERA: 3.63 Luis Sanchez, R ERA: 3.93	(1, 1) (8, 1)	7.1 1.2	W 5	32 1	9 0	4 0	4 0	5 2	0 0	0 0	0 0	0 0	0 0	0 9	42 9	42 0.00	1.227 0.600	

Seattle Mariners @ California Angels
Anaheim Stadium, Anaheim, CA
Sun Aug 01 1982, 6:33 AM EDT
Att: 27,025 - Unknown

AB 37
R 4
H 10
RBI 4
BB 0
SO 7
LOB 13



Batter	1	2	3	4	5	6	7	8	9	AB	R	H	RBI	BB	SO	LOB	BOTTOM
Brian Downing, R OBP: 0.371, SLG: 0.490 Juan Beniquez, R OBP: 0.340, SLG: 0.355	5-3	1B 2B 1B	FC4-6 1B					F8		5	1	3	1	0	0	0	
Rob Wilfong, L OBP: 0.231, SLG: 0.215	1B 1B	BB 2B 1B	F8		6-3			F7		5	2	2	0	0	0	3	
Reggie Jackson, L OBP: 0.372, SLG: 0.523 Bobby Clark, R OBP: 0.254, SLG: 0.349	1B 1-3 1B	BB 2B BB	FC4-6 1-2			4-3 1B		K		4	2	2	0	1	1	2	
Don Baylor, R OBP: 0.329, SLG: 0.438	HR 1B	F3		5-3		F8				4	1	1	1	0	0	4	
Fred Lynn, L OBP: 0.366, SLG: 0.507	HR 1B	1B 2B		F8		4-3				4	1	2	4	0	0	1	
Doug DeCinces, R OBP: 0.348, SLG: 0.495	HR	1B		F9		F8				4	1	2	3	0	0	1	
Ron Jackson, R OBP: 0.333, SLG: 0.333	CS BB	K		6-3		F6				3	0	0	0	1	1	2	
Tim Foli, R OBP: 0.282, SLG: 0.317	K		F8		6-3		5-3			4	0	0	0	0	1	1	
Bob Boone, R OBP: 0.318, SLG: 0.353		F8			1B 2B		K			3	1	1	0	1	1	0	
Inning Stats	R: 5 E: 0 K: 1 S: 9	H: 5 LOB: 0 BB: 1 P: 13	R: 3 E: 0 K: 1 S: 9	H: 4 LOB: 1 BB: 1 P: 13	R: 0 E: 0 K: 0 S: 4	H: 1 LOB: 2 BB: 1 P: 8	R: 0 E: 0 K: 0 S: 3	H: 0 LOB: 0 BB: 0 P: 3	R: 1 E: 0 K: 0 S: 5	H: 2 LOB: 1 BB: 0 P: 5	R: 0 E: 0 K: 1 S: 5	H: 0 LOB: 0 BB: 0 P: 5	R: 0 E: 0 K: 1 S: 5	H: 0 LOB: 0 BB: 0 P: 5	1B: 10 2B: 2 3B: 0 HR: 1	SF: 0 SAC: 0 DP: 0 HBP: 0	WP: 0 PA: 39 PB: 0 SB: 0 CS: 1
PITCHER	IP WLS BF H R ER SO BB IBB HBP BLK WP HR S P ERA WHIP																
Rich Bordi, R ERA: 135.0 Gene Nelson, R ERA: 4.62 Bryan Clark, L ERA: 2.51 Bill Caudill, R ERA: 2.04	(1, 1) (1, 1) (2, 1) (8, 1)	0.1 1.1 5.2 0.2	L 8 23 2	5 3 5 0	5 3 1 0	0 3 1 0	0 0 1 0	0 0 26 0	0 0 30 4	6 16 4 4	135.00 20.25 1.59 0.00	15.000 3.750 1.059 0.000					

Seattle Mariners @ California Angels
Anaheim Stadium, Anaheim, CA
Sun Aug 01 1982, 6:33 AM EDT
Att: 27,025 - Unknown

AB 36
R 9
H 13
RBI 9
BB 3
SO 4
LOB 14



Batter	1	2	3	4	5	6	7	8	9	AB	R	H	RBI	BB	SO	LOB	TOP				
Bobby Mitchell, L OBP: 0.328, SLG: 0.293 (1, 8)	F7		G6-4-3			4-3		6-3	1B 2B IBB	4	1	0	0	1	0	2					
Ron Washington, R OBP: 0.296, SLG: 0.384 (1, 4) (9, 6)	F8			6-3		K		FC4-6 2B	1B	5	1	2	2	0	1	0					
Tom Brunansky, R OBP: 0.393, SLG: 0.508 (1, 9)	F3			F8			1B 2B	FC4-6 BB	2B	4	1	2	1	1	0	0					
Kent Hrbek, L OBP: 0.378, SLG: 0.534 (1, 3)		K		WP 1B		WP 1B	2B	FC4-6 HR	4-3	5	2	2	1	0	1	4					
Gary Ward, R OBP: 0.307, SLG: 0.490 (1, 7)	K			5-3			SF9 1B	HR		4	2	2	3	0	1	1					
Gary Gaetti, R OBP: 0.277, SLG: 0.476 (1, 5)	6-3				K		SF9	K		3	0	0	1	0	2	0					
Tim Laudner, R OBP: 0.350, SLG: 0.395 (9, PR)			K		F3		FC4-6 BB		2B 1B BB	2	0	0	0	2	1	0					
Jesus Vega, R OBP: 0.291, SLG: 0.383 (9, PR)										0	1	0	0	0	0	0					
Sal Butera, R OBP: 0.388, SLG: 0.293 (9, 2)										0	0	0	0	0	0	0					
Randy Johnson, L OBP: 0.336, SLG: 0.448 (9, PR)					5-3		FC4-6		1B 2B	4	0	2	1	0	0	1					
Mickey Hatcher, R OBP: 0.292, SLG: 0.308 (9, PR)							FC5-4			0	1	0	0	0	0	0					
Lenny Faedo, R OBP: 0.271, SLG: 0.340 (9, PH)						L9				2	0	0	0	1	0	1					
Randy Bush, L OBP: 0.214, SLG: 0.225 (9, 4)										1	0	0	0	0	1	3					
John Castino, R OBP: 0.314, SLG: 0.317 (9, 4)										0	0	0	0	0	0	0					
Inning Stats	R: 0 E: 0 K: 0 S: 3	H: 0 LOB: 0 BB: 0 P: 3	R: 0 E: 0 K: 2 S: 7	H: 0 LOB: 0 BB: 0 P: 7	R: 0 E: 0 K: 1 S: 5	H: 1 LOB: 1 BB: 1 P: 9	R: 0 E: 0 K: 0 S: 4	H: 1 LOB: 1 BB: 0 P: 4	R: 0 E: 0 K: 1 S: 5	H: 0 LOB: 0 BB: 0 P: 5	R: 0 E: 0 K: 1 S: 5	H: 0 LOB: 1 BB: 0 P: 5	R: 3 E: 0 K: 0 S: 6	H: 3 LOB: 1 BB: 1 P: 10	R: 3 E: 0 K: 1 S: 7	H: 2 LOB: 0 BB: 1 P: 11	R: 3 E: 0 K: 1 S: 7	H: 3 LOB: 2 BB: 2 P: 15	1B: 5 2B: 4 3B: 0 HR: 1	SF: 1 SAC: 0 DP: 1 HBP: 0	WP: 2 PA: 40 CS: 0
PITCHER	IP	WLS	BF	H	R	ER	SO	BB	IBB	HBP	BLK	WP	HR	S	P	ERA	WHIP				
Mike Witt, R ERA: 3.45 (1, 1)	6.1		24	5	3	3	5	1	0	0	0	2	0	33	37	4.26	0.947				
Doug Corbett, R ERA: 5.23 (7, 1)	1.2		9	2	3	3	1	2	0	0	0	0	1	9	17	16.20	2.400				
Luis Sanchez, R ERA: 4.39 (9, 1)	0.2	L	6	3	3	3	1	1	1	0	0	0	0	6	14	40.50	6.000				
Andy Hassler, L ERA: 1.7 (9, 1)	0.1		1	0	0	0	0	0	0	0	0	0	0	1	1	0.00	0.000				

Minnesota Twins @ California Angels
Anaheim Stadium, Anaheim, CA
Mon Aug 02 1982, 10:05 PM EDT
Att: 25,097 - Unknown - 75 F

AB 34
R 9
H 10
RBI 9
BB 5
SO 7
LOB 12



Batter	1	2	3	4	5	6	7	8	9	AB	R	H	RBI	BB	SO	LOB	BOTTOM				
Brian Downing, R OBP: 0.372, SLG: 0.489 (1, 7)	K		G3		SH2-4	E BB		FC5-6 1B		3	0	1	1	1	1	0					
Juan Beniquez, R OBP: 0.340, SLG: 0.355 (9, 7)										0	0	0	0	0	0	0					
Rob Wilfong, L OBP: 0.230, SLG: 0.214 (1, 4)	4-3		L3		FC3-2	E8 1B		FC5-6 FC6		5	0	1	2	0	0	3					
Reggie Jackson, L OBP: 0.369, SLG: 0.516 (1, 9)	4-3				K	5-3		FC6		4	0	0	0	0	2	4					
Bobby Clark, R OBP: 0.250, SLG: 0.344 (9, 9)					K					1	0	0	0	0	0	1					
Don Baylor, R OBP: 0.327, SLG: 0.433 (1, 10)					K	F3	5-3		F6	4	0	0	0	1	1	0					
Fred Lynn, L OBP: 0.369, SLG: 0.515 (1, 8)		FC3-6 CS				HR			F8	3	3	1	1	2	0	1					
Doug DeCinces, R OBP: 0.351, SLG: 0.501 (1, 5)						HR			F8	3	1	1	2	2	0	1					
Ron Jackson, R OBP: 0.329, SLG: 0.329 (1, 3)						BB			F8	4	0	1	1	0	0	2					
Tim Foli, R OBP: 0.284, SLG: 0.322 (1, 6)										4	2	2	0	0	0	1					
Bob Boone, R OBP: 0.317, SLG: 0.350 (1, 2)									F3	3	1	0	0	1	0	2					
Inning Stats	R: 0 E: 0 K: 1 S: 5	H: 0 LOB: 0 BB: 0 P: 5	R: 0 E: 0 K: 0 S: 2	H: 0 LOB: 1 BB: 2 P: 10	R: 1 E: 0 K: 0 S: 4	H: 1 LOB: 0 BB: 0 P: 4	R: 1 E: 0 K: 2 S: 8	H: 1 LOB: 1 BB: 1 P: 12	R: 0 E: 1 K: 1 S: 7	H: 1 LOB: 2 BB: 0 P: 7	R: 4 E: 2 K: 0 S: 6	H: 2 LOB: 2 BB: 3 P: 18	R: 1 E: 0 K: 0 S: 4	H: 1 LOB: 1 BB: 1 P: 8	R: 0 E: 0 K: 0 S: 4	H: 1 LOB: 0 BB: 0 P: 4	R: 0 E: 0 K: 0 S: 3	H: 0 LOB: 0 BB: 0 P: 3	1B: 4 2B: 1 3B: 0 HR: 2	SF: 0 SAC: 1 DP: 0 HBP: 0	WP: 0 PA: 42 CS: 1
PITCHER	IP	WLS	BF	H	R	ER	SO	BB	IBB	HBP	BLK	WP	HR	S	P	ERA	WHIP				
Bobby Castillo, R ERA: 4.2 (1, 1)	5.2		29	5	6	4	4	6	0	0	0	0	0	31	55	6.35	1.941				
Jeff Little, L ERA: 3.31 (6, 1)	2.1	W	10	2	1	1	0	1	0	0	0	0	0	9	13	3.86	1.286				
Ron Davis, R ERA: 4.89 (9, 1)	1.0	S	3	0	0	0	0	0	0	0	0	0	0	3	3	0.00	0.000				

Minnesota Twins @ California Angels
Anaheim Stadium, Anaheim, CA
Mon Aug 02 1982, 10:05 PM EDT
Att: 25,097 - Unknown - 75 F

AB 34
R 7
H 7
RBI 7
BB 7
SO 4
LOB 15



Batter	1	2	3	4	5	6	7	8	9	AB	R	H	RBI	BB	SO	LOB	TOP					
Bobby Mitchell, L OBP: 0.329, SLG: 0.295 (1, 8)			FC5-4 				4-3 		K2-3 	5	1	2	0	0	1	2						
Ron Washington, R OBP: 0.297, SLG: 0.385 (1, 4)	F4 		G1-6-3 				K 			4	0	1	2	0	1	3						
Tom Brunansky, R OBP: 0.398, SLG: 0.516 (1, 9)					K WP 		K 		HR 	4	2	3	0	0	1	1						
Kent Hrbek, L OBP: 0.377, SLG: 0.531 (1, 3)	K 				F9 WP 		F4 		F9 	4	0	1	0	0	1	4						
Gary Ward, R OBP: 0.306, SLG: 0.496 (1, 7)	K 			K 			K 		HR 	4	1	1	2	0	3	4						
Gary Gaetti, R OBP: 0.274, SLG: 0.470 (1, 5)		5-3 		F9 		6-3 		5-3 		4	0	0	0	0	0	1						
Randy Johnson, L OBP: 0.331, SLG: 0.440 (1, 10)		4-3 		K 		K 		F7 		4	0	0	0	0	2	1						
Sal Butera, R OBP: 0.382, SLG: 0.291 (1, 2)		5-3 					F9 		K 	4	1	1	0	0	1	0						
Lenny Faedo, R OBP: 0.279, SLG: 0.339 (1, 6)			FC5-4 		F2 		4-3 		F9 	3	0	1	0	1	0	1						
Inning Stats	R: 0 E: 0 K: 2 S: 9	H: 2 LOB: 2 BB: 0 P: 9	R: 0 E: 0 K: 0 S: 3	H: 0 LOB: 0 BB: 0 P: 3	R: 0 E: 0 K: 0 S: 3	H: 1 LOB: 0 BB: 0 P: 3	R: 1 E: 0 K: 2 S: 9	H: 2 LOB: 1 BB: 0 P: 9	R: 2 E: 0 K: 1 S: 8	H: 3 LOB: 1 BB: 0 P: 8	R: 0 E: 0 K: 2 S: 7	H: 0 LOB: 0 BB: 0 P: 7	R: 0 E: 0 K: 1 S: 5	H: 0 LOB: 1 BB: 1 P: 9	R: 2 E: 0 K: 0 S: 5	H: 2 LOB: 0 BB: 0 P: 5	R: 0 E: 0 K: 2 S: 7	H: 0 LOB: 0 BB: 0 P: 7	1B: 7 2B: 2 3B: 0 HR: 1	SF: 0 SAC: 0 DP: 1 HBP: 0	WP: 1 PB: 0 CS: 0	PA: 37
PITCHER	IP	WLS	BF	H	R	ER	SO	BB	IBB	HBP	BLK	WP	HR	S	P	ERA	WHIP					
Steve Renko, R ERA: 3.5 (1, 1)	8.0	L	34	10	5	5	8	1	0	0	0	1	1	49	53	5.62	1.375					
Dave Goltz, R ERA: 4.68 (9, 1)	1.0	S	3	0	0	0	2	0	0	0	0	0	0	7	7	0.00	0.000					

Minnesota Twins @ California Angels
Anaheim Stadium, Anaheim, CA
Tue Aug 03 1982, 10:05 PM EDT
Att: 26,184 - Unknown

AB 36
R 5
H 10
RBI 4
BB 1
SO 10
LOB 17



Batter	1	2	3	4	5	6	7	8	9	AB	R	H	RBI	BB	SO	LOB	BOTTOM					
Brian Downing, R OBP: 0.370, SLG: 0.484 (1, 7)	6-3 		HR 		F8 	F9 			K 	4	1	0	0	1	1	4						
Doug DeCinces, R OBP: 0.354, SLG: 0.527 (1, 5)	HR 		HR 		HR 		L6 		K2-3 	5	3	3	4	0	1	1						
Reggie Jackson, L OBP: 0.370, SLG: 0.516 (1, 9)	L8 						F7 			4	0	2	0	0	0	0						
Don Baylor, R OBP: 0.325, SLG: 0.429 (1, 10)	6-3 		F9 		F7 		F2 			4	0	0	0	0	0	2						
Fred Lynn, L OBP: 0.367, SLG: 0.510 (1, 8)		G3 	F8 			FC5-4 SH2-3 		K 		3	0	0	0	1	1	1						
Ron Jackson, R OBP: 0.318, SLG: 0.317 (1, 3)	K 			K 		SH2-3 		6-3 		3	0	0	0	0	2	0						
Bobby Grich, R OBP: 0.369, SLG: 0.437 (1, 4)				K 		FC5-4 IBB 		6-3 		3	0	1	0	1	1	0						
Tim Foli, R OBP: 0.281, SLG: 0.318 (1, 6)	5-3 			1-3 		FC5-4 BB 		6-3 		4	0	0	0	0	0	3						
Bob Boone, R OBP: 0.319, SLG: 0.347 Rob Wilfong, L OBP: 0.230, SLG: 0.214 (9, PR)			6-3 		5-3 		BB 		BB 	2	0	0	0	2	0	0						
Inning Stats	R: 1 E: 0 K: 0 S: 4	H: 1 LOB: 0 BB: 0 P: 4	R: 0 E: 0 K: 1 S: 6	H: 1 LOB: 1 BB: 0 P: 6	R: 2 E: 0 K: 0 S: 5	H: 2 LOB: 1 BB: 1 P: 9	R: 0 E: 0 K: 2 S: 7	H: 0 LOB: 0 BB: 0 P: 7	R: 1 E: 0 K: 0 S: 5	H: 2 LOB: 1 BB: 0 P: 5	R: 0 E: 0 K: 0 S: 3	H: 0 LOB: 3 BB: 3 P: 15	R: 0 E: 0 K: 1 S: 5	H: 0 LOB: 0 BB: 0 P: 3	R: 0 E: 0 K: 1 S: 5	H: 0 LOB: 0 BB: 0 P: 5	R: 0 E: 0 K: 2 S: 7	H: 0 LOB: 1 BB: 1 P: 11	1B: 3 2B: 0 3B: 0 HR: 3	SF: 0 SAC: 1 DP: 0 HBP: 0	WP: 0 PB: 0 CS: 0	PA: 38
PITCHER	IP	WLS	BF	H	R	ER	SO	BB	IBB	HBP	BLK	WP	HR	S	P	ERA	WHIP					
Brad Havens, L ERA: 4.49 (1, 1)	8.1	W	36	6	4	4	4	4	1	0	0	0	3	39	59	4.32	1.200					
Terry Felton, R ERA: 4.6 (9, 1)	0.2	S	2	0	0	0	2	0	0	0	0	0	0	6	6	0.00	0.000					

Minnesota Twins @ California Angels
Anaheim Stadium, Anaheim, CA
Tue Aug 03 1982, 10:05 PM EDT
Att: 26,184 - Unknown

AB 32
R 4
H 6
RBI 4
BB 5
SO 6
LOB 11



Batter	1	2	3	4	5	6	7	8	9	AB	R	H	RBI	BB	SO	LOB	TOP										
Bobby Mitchell, L OBP: 0.327, SLG: 0.301 (1, 8)										5	1	1	0	0	1	1	Minnesota Twins @ California Angels Anaheim Stadium, Anaheim, CA Wed Aug 04 1982, 10:05 PM EDT Att: 28,054 - Unknown										
Ron Washington, R OBP: 0.299, SLG: 0.384 (1, 4)										4	1	1	0	1	1	1											
Tom Brunansky, R OBP: 0.398, SLG: 0.510 (1, 9)										3	1	0	0	2	1	2											
Kent Hrbek, L OBP: 0.378, SLG: 0.531 (1, 3)										4	1	2	2	0	0	1											
Gary Ward, R OBP: 0.306, SLG: 0.493 (1, 7)										4	0	1	0	0	0	4											
Gary Gaetti, R OBP: 0.271, SLG: 0.464 (1, 5)										4	0	0	0	0	1	3											
Tim Laudner, R OBP: 0.348, SLG: 0.409 (1, 2)										4	1	1	3	0	0	1											
Mickey Hatcher, R OBP: 0.268, SLG: 0.325 (1, 10)										4	1	2	0	0	0	0											
Lenny Faedo, R OBP: 0.280, SLG: 0.339 Randy Bush, L OBP: 0.209, SLG: 0.220 (9, PH)										3	0	1	1	0	0	2											
Inning Stats	R: 0 E: 0 K: 1 S: 5	H: 0 LOB: 1 BB: 1 P: 9	R: 0 E: 0 K: 1 S: 7	H: 2 LOB: 2 BB: 0 P: 7	R: 1 E: 0 K: 0 S: 4	H: 2 LOB: 1 BB: 1 P: 8	R: 0 E: 0 K: 0 S: 5	H: 0 LOB: 0 BB: 0 P: 7	R: 0 E: 0 K: 0 S: 3	H: 0 LOB: 0 BB: 0 P: 3	R: 0 E: 0 K: 0 S: 3	H: 0 LOB: 0 BB: 0 P: 3	R: 4 E: 1 K: 0 S: 6	H: 2 LOB: 0 BB: 1 P: 10	R: 0 E: 0 K: 1 S: 6	H: 1 LOB: 1 BB: 0 P: 6	1B: 6 2B: 0 3B: 2 HR: 1	SF: 0 SAC: 0 DP: 1 HBP: 0	WP: 0 PB: 0 CS: 0	PA: 39							
PITCHER	IP	WLS	BF	H	R	ER	SO	BB	IBB	HBP	BLK	WP	HR	S	P	ERA	WHIP										
Ken Forsch, R ERA: 3.67 Dave Goltz, R ERA: 4.58	(1, 1)	7.2	34	8	6	2	4	3	0	0	0	0	1	39	51	2.35	1.435										

Batter	1	2	3	4	5	6	7	8	9	AB	R	H	RBI	BB	SO	LOB	BOTTOM										
Brian Downing, R OBP: 0.374, SLG: 0.494 Juan Beniquez, R OBP: 0.340, SLG: 0.355 (9, 7)										4	2	3	3	1	1	0	Minnesota Twins @ California Angels Anaheim Stadium, Anaheim, CA Wed Aug 04 1982, 10:05 PM EDT Att: 28,054 - Unknown										
Rod Carew, L OBP: 0.386, SLG: 0.371 Ron Jackson, R OBP: 0.322, SLG: 0.321 (7, PH)										3	0	0	0	0	1	2											
Doug DeCinces, R OBP: 0.355, SLG: 0.526 (1, 5)										4	1	2	0	0	1	0											
Reggie Jackson, L OBP: 0.366, SLG: 0.510 Bobby Clark, R OBP: 0.250, SLG: 0.344 (8, 9)										4	0	0	1	0	0	3											
Fred Lynn, L OBP: 0.366, SLG: 0.507 (1, 8)										4	1	1	2	0	0	2											
Don Baylor, R OBP: 0.326, SLG: 0.430 (1, 10)										4	1	2	0	0	0	3											
Bobby Grich, R OBP: 0.370, SLG: 0.439 Rob Wilfong, L OBP: 0.230, SLG: 0.214 (6, PR)										3	0	1	1	1	0	2											
Tim Foli, R OBP: 0.281, SLG: 0.320 (1, 6)										0	1	0	0	0	0	0											
Bob Boone, R OBP: 0.316, SLG: 0.343 (1, 2)										4	0	0	1	0	1	2											
Inning Stats	R: 0 E: 0 K: 2 S: 7	H: 0 LOB: 0 BB: 0 P: 7	R: 0 E: 0 K: 0 S: 4	H: 1 LOB: 1 BB: 0 P: 4	R: 0 E: 0 K: 1 S: 6	H: 1 LOB: 1 BB: 0 P: 6	R: 0 E: 0 K: 1 S: 5	H: 0 LOB: 0 BB: 0 P: 5	R: 2 E: 0 K: 0 S: 6	H: 3 LOB: 1 BB: 0 P: 6	R: 2 E: 0 K: 0 S: 6	H: 3 LOB: 1 BB: 0 P: 6	R: 2 E: 1 K: 0 S: 6	H: 2 LOB: 2 BB: 1 P: 10	R: 2 E: 0 K: 0 S: 4	H: 1 LOB: 1 BB: 1 P: 8	1B: 8 2B: 2 3B: 0 HR: 1	SF: 0 SAC: 0 DP: 0 HBP: 0	WP: 0 PB: 1 CS: 0	PA: 38							
PITCHER	IP	WLS	BF	H	R	ER	SO	BB	IBB	HBP	BLK	WP	HR	S	P	ERA	WHIP										
Albert Williams, R ERA: 5.49 Jeff Little, L ERA: 3.18 Terry Felton, R ERA: 4.75	(1, 1)	0.2	5	2	1	0	0	0	0	0	0	0	0	5	5	0.00	3.000										
	(8, 1)	1.0	L	5	1	2	2	0	1	0	0	0	1	4	8	18.00	2.000										

Batter	1	2	3	4	5	6	7	8	9	AB	R	H	RBI	BB	SO	LOB	TOP				
Bobby Mitchell, L OBP: 0.325, SLG: 0.296 (1, 8)	F7		HR	CS	G3	F7		K		4	1	0	0	1	1	3	Minnesota Twins @ California Angels Anaheim Stadium, Anaheim, CA Thu Aug 05 1982, 6:33 AM EDT Att: 32,711 - Unknown - 90 F				
Ron Washington, R OBP: 0.300, SLG: 0.393 (1, 4)	K		HR		4-3		2B	4-3		5	2	2	3	0	1	0					
Tom Brunansky, R OBP: 0.398, SLG: 0.509 (1, 9)	K		1B		K		1B	K		4	1	1	0	1	3	0					
Kent Hrbek, L OBP: 0.376, SLG: 0.527 (1, 3)		3-1				L8	SF7		4-3	4	0	1	1	0	0	0					
Gary Ward, R OBP: 0.310, SLG: 0.490 (1, 7)	K					HBP	1B	BB	BB	2	2	0	0	3	1	2					
Gary Gaetti, R OBP: 0.279, SLG: 0.469 (1, 5)	K			1B	2B	1B	1B	FC6-4	G6-4-3	3	1	2	1	1	1	0					
Tim Laudner, R OBP: 0.349, SLG: 0.409 (1, 2)			HR	K		K	FC6-4	1B	G6-4-3	5	1	2	1	0	2	5					
Mickey Hatcher, R OBP: 0.273, SLG: 0.329 (1, 10)			F8	CS	1B	1B	FC6-4	FC5-4		4	0	2	2	0	0	3					
Lenny Faedo, R OBP: 0.279, SLG: 0.336 (1, 6)			K	K		1B	FC5-4			4	0	1	0	0	2	4					
Inning Stats	R: 0 E: 0 K: 2 S: 7	H: 0 LOB: 0 BB: 0 P: 7	R: 0 E: 0 K: 2 S: 7	H: 0 LOB: 0 BB: 0 P: 7	R: 3 E: 0 K: 1 S: 8	H: 3 LOB: 2 BB: 2 P: 16	R: 1 E: 0 K: 2 S: 8	H: 2 LOB: 0 BB: 0 P: 8	R: 0 E: 0 K: 1 S: 5	H: 0 LOB: 0 BB: 0 P: 5	R: 1 E: 0 K: 1 S: 7	H: 2 LOB: 1 BB: 1 P: 12	R: 3 E: 0 K: 0 S: 7	H: 4 LOB: 2 BB: 1 P: 11	R: 0 E: 0 K: 2 S: 2	H: 0 LOB: 1 BB: 2 P: 10	1B: 8 2B: 2 3B: 0 HR: 1	SF: 1 SAC: 0 DP: 1 HBP: 1	WP: 0 PB: 0 CS: 1	PA: 44	
PITCHER	IP	WLS	BF	H	R	ER	SO	BB	IBB	HBP	BLK	WP	HR	S	P	ERA	WHIP				
Luis Tiant, R ERA: 10.8 (1, 1)	3.1	L	17	5	4	4	6	2	0	0	0	0	1	27	35	10.80	2.100				
Bruce Kison, R ERA: 3.97 (4, 1)	2.2		13	4	3	3	3	1	0	1	0	0	0	17	22	10.12	1.875				
Andy Hassler, L ERA: 1.69 (7, 1)	0.1		1	0	0	0	0	0	0	0	0	0	0	1	1	0.00	0.000				
Rick Steirer, R ERA: 4.5 (7, 1)	2.0		11	2	1	1	2	3	0	0	0	0	0	12	24	4.50	2.500				
Luis Sanchez, R ERA: 4.33 (9, 1)	0.2		1	0	0	0	0	0	0	0	0	0	0	1	1	0.00	0.000				

Batter	1	2	3	4	5	6	7	8	9	AB	R	H	RBI	BB	SO	LOB	BOTTOM					
Brian Downing, R OBP: 0.370, SLG: 0.488 (1, 7)	L7		6-3		5-3	K		F7		5	0	0	0	0	1	1	Minnesota Twins @ California Angels Anaheim Stadium, Anaheim, CA Thu Aug 05 1982, 6:33 AM EDT Att: 32,711 - Unknown - 90 F					
Doug DeCinces, R OBP: 0.358, SLG: 0.537 (1, 5)	1-3		F8		5-3	BB		HR		4	1	2	1	1	0	0						
Reggie Jackson, L OBP: 0.364, SLG: 0.506 (1, 9)	1-3		K		BB	4-3		K		5	0	1	0	0	2	3						
Don Baylor, R OBP: 0.325, SLG: 0.426 (1, 10)	6-3			5-3	BB		5-3	F4		4	0	0	0	1	0	1						
Bobby Grich, R OBP: 0.373, SLG: 0.441 (1, 4)		1B	2B	BB	1B	L6		2B	1B	BB	BB	4-3										
Fred Lynn, L OBP: 0.364, SLG: 0.501 (1, 8)		F8		F3		2B	BB	K		4	1	0	0	1	1	3						
Ron Jackson, R OBP: 0.347, SLG: 0.352 (1, 3)		1B	1B	FC5	BB	1B	L6	1B	2B	4	1	3	1	1	0	1						
Joe Ferguson, R OBP: 0.323, SLG: 0.310 (1, 2)		G5-4-3	1B		BB	BB	2B		K	3	1	2	2	2	1	1						
Mick Kelleher, R OBP: 0.114, SLG: 0.031 (1, 6)		G5-4-3		FC5		BB	5-3			1	0	0	0	0	0	2						
Juan Beniquez, R OBP: 0.337, SLG: 0.351 (4, PH)										1	0	0	0	0	0	3						
Tim Foli, R OBP: 0.282, SLG: 0.324 (5, 6)										2	0	1	2	0	0	1						
Inning Stats	R: 0 E: 0 K: 0 S: 4	H: 1 LOB: 1 BB: 0 P: 4	R: 1 E: 0 K: 0 S: 5	H: 3 LOB: 1 BB: 0 P: 5	R: 0 E: 0 K: 1 S: 5	H: 0 LOB: 0 BB: 0 P: 5	R: 0 E: 0 K: 0 S: 4	H: 1 LOB: 3 BB: 2 P: 12	R: 0 E: 0 K: 0 S: 4	H: 1 LOB: 2 BB: 1 P: 8	R: 2 E: 0 K: 1 S: 6	H: 1 LOB: 2 BB: 3 P: 18	R: 2 E: 0 K: 1 S: 7	H: 2 LOB: 1 BB: 1 P: 11	R: 1 E: 0 K: 1 S: 6	H: 1 LOB: 0 BB: 0 P: 6	R: 0 E: 0 K: 1 S: 5	H: 0 LOB: 1 BB: 1 P: 9	1B: 5 2B: 4 3B: 0 HR: 1	SF: 0 SAC: 0 DP: 1 HBP: 0	WP: 0 PB: 0 CS: 0	PA: 44
PITCHER	IP	WLS	BF	H	R	ER	SO	BB	IBB	HBP	BLK	WP	HR	S	P	ERA	WHIP					
Jack O'Connor, L ERA: 4.3 (1, 1)	5.1	W	26	6	3	3	1	5	0	0	0	0	0	23	43	5.06	2.062					
Jeff Little, L ERA: 3.99 (6, 1)	3.1		17	4	3	3	3	3	0	0	0	0	1	20	32	8.10	2.100					
Ron Davis, R ERA: 4.87 (9, 1)	0.1	S	1	0	0	0	1	0	0	0	0	0	0	3	3	0.00	0.000					

Batter	1	2	3	4	5	6	7	8	9	AB	R	H	RBI	BB	SO	LOB	TOP										
Brian Downing, R OBP: 0.373, SLG: 0.487 (1, 7)	F7			6-3		HR				3	1	1	0	2	0	0	California Angels @ Seattle Mariners The Kingdome, Seattle, WA Fri Aug 06 1982, 10:05 PM EDT Att: 20,074 - Unknown										
Juan Beniquez, R OBP: 0.336, SLG: 0.361 Rod Carew, L OBP: 0.388, SLG: 0.371 Bobby Clark, R OBP: 0.246, SLG: 0.338 (6, PH) (6, FR) (6, 9)		F8		F3		HR	F9			3	1	1	0	0	0	2											
Doug DeCinces, R OBP: 0.359, SLG: 0.535 Rob Wilfong, L OBP: 0.228, SLG: 0.213 (7, PH) (7, 5)				BB	1B	BB		F8	K							3											
Reggie Jackson, L OBP: 0.362, SLG: 0.510 (1, 10)									K							5											
Ron Jackson, R OBP: 0.360, SLG: 0.366 (1, 3)																5											
Fred Lynn, L OBP: 0.367, SLG: 0.510 (1, 8)																4											
Bobby Grich, R OBP: 0.376, SLG: 0.442 (1, 4)																4											
Tim Foli, R OBP: 0.281, SLG: 0.323 Mick Kelleher, R OBP: 0.154, SLG: 0.057 (2, 6)																4											
Bob Boone, R OBP: 0.311, SLG: 0.339 (1, 2)																4											
Inning Stats	R: 1 E: 0 K: 2 S: 10	H: 3 LOB: 2 BB: 0 P: 10	R: 0 E: 0 K: 1 S: 5	H: 0 LOB: 2 BB: 2 P: 13	R: 2 E: 0 K: 1 S: 6	H: 2 LOB: 1 BB: 2 P: 14	R: 0 E: 0 K: 1 S: 5	H: 0 LOB: 0 BB: 0 P: 5	R: 0 E: 0 K: 1 S: 5	H: 0 LOB: 0 BB: 0 P: 5	R: 8 E: 0 K: 1 S: 11	H: 6 LOB: 1 BB: 2 P: 19	R: 0 E: 0 K: 1 S: 6	H: 1 LOB: 2 BB: 0 P: 7	R: 0 E: 0 K: 0 S: 3	H: 0 LOB: 0 BB: 0 P: 3		1B: 9 2B: 1 3B: 0 HR: 2	SF: 1 SAC: 0 DP: 1 HBP: 1	WP: 0 PB: 0 SB: 0 CS: 0	PA: 45						
PITCHER	IP	WLS	BF	H	R	ER	SO	BB	IBB	HBP	BLK	WP	HR	S	P	ERA	WHIP										
Floyd Bannister, L ERA: 3.44 (1, 1)	5.1	L	27	8	6	6	6	4	0	0	0	0	0	35	51	10.12	2.250										
Larry Andersen, R ERA: 5.25 (6, 1)	0.0		1	0	0	0	0	1	0	0	0	0	0	0	4	∞	∞										
Mike Stanton, R ERA: 2.48 (6, 1)	0.1		2	0	0	0	1	1	0	0	0	0	0	3	7	0.00	3.000										
Ed Vande Berg, L ERA: 2.5 (6, 1)	0.1		4	3	5	5	0	0	0	0	0	0	2	4	4	135.00	9.000										
Rich Bordi, R ERA: 19.84 (7, 1)	3.0		11	1	0	0	2	0	0	1	0	0	0	14	15	0.00	0.333										

Batter	1	2	3	4	5	6	7	8	9	AB	R	H	RBI	BB	SO	LOB	BOTTOM										
Julio Cruz, S OBP: 0.313, SLG: 0.307 (1, 4)										6	2	3	2	0	1	5	California Angels @ Seattle Mariners The Kingdome, Seattle, WA Fri Aug 06 1982, 10:05 PM EDT Att: 20,074 - Unknown										
Dave Edler, R OBP: 0.341, SLG: 0.417 Manny Castillo, S OBP: 0.309, SLG: 0.341 (6, PH) (7, 5)										2	0	0	0	0	0	3											
Bruce Bochte, L OBP: 0.378, SLG: 0.397 (1, 7)										4	1	2	1	1	1	0											
Richie Zisk, R OBP: 0.370, SLG: 0.509 (1, 10)										5	1	2	2	0	0	1											
Al Cowens, R OBP: 0.328, SLG: 0.479 (1, 9)										5	1	2	0	0	0	3											
Gary Gray, R OBP: 0.338, SLG: 0.371 (1, 3)										5	1	1	1	0	2	4											
Dave Henderson, R OBP: 0.339, SLG: 0.465 (1, 8)										3	1	1	1	2	0	0											
Todd Cruz, R OBP: 0.253, SLG: 0.365 Bobby Brown, S OBP: 0.297, SLG: 0.321 (9, PH) (9, 1)										4	1	1	0	0	1	1											
Bud Bulling, R OBP: 0.313, SLG: 0.291 Rick Sweet, S OBP: 0.324, SLG: 0.364 (8, PH) (9, 2)										2	0	1	0	1	0	0											
Inning Stats	R: 1 E: 0 K: 0 S: 5	H: 2 LOB: 1 BB: 0 P: 5	R: 1 E: 0 K: 0 S: 4	H: 2 LOB: 2 BB: 2 P: 12	R: 0 E: 0 K: 0 S: 3	H: 0 LOB: 0 BB: 0 P: 3	R: 1 E: 0 K: 1 S: 6	H: 1 LOB: 0 BB: 0 P: 6	R: 1 E: 0 K: 0 S: 4	H: 2 LOB: 1 BB: 1 P: 8	R: 1 E: 0 K: 1 S: 8	H: 2 LOB: 2 BB: 0 P: 8	R: 0 E: 0 K: 2 S: 8	H: 1 LOB: 1 BB: 0 P: 8	R: 0 E: 1 K: 0 S: 4	H: 0 LOB: 0 BB: 0 P: 4		R: 4 E: 0 K: 1 S: 10	H: 5 LOB: 2 BB: 1 P: 14	1B: 11 2B: 4 3B: 0 HR: 1	SF: 0 SAC: 1 DP: 1 HBP: 0	WP: 0 PB: 0 SB: 1 CS: 2	PA: 46				
PITCHER	IP	WLS	BF	H	R	ER	SO	BB	IBB	HBP	BLK	WP	HR	S	P	ERA	WHIP										
Geoff Zahn, L ERA: 3.76 (1, 1)	4.1		21	6	4	4	1	3	0	0	0	0	0	22	32	8.31	2.077										
Luis Sanchez, R ERA: 4.09 (5, 1)	3.2	W	16	4	1	0	3	0	0	0	1	0	0	22	22	0.00	1.091										
Dave Goltz, R ERA: 5.13 (9, 1)	0.2		7	4	4	4	0	1	0	0	0	0	0	6	10	54.00	7.500										
Andy Hassler, L ERA: 1.88 (9, 1)	0.1	S	2	1	0	0	1	0	0	0	0	0	0	4	4	0.00	3.000										

Batter	1	2	3	4	5	6	7	8	9	AB	R	H	RBI	BB	SO	LOB	TOP					
Brian Downing, R OBP: 0.373, SLG: 0.488 (1, 7)	0-0 6-3		0-3 K			0-0 1-H 2B		0-0 SH1-4		3	0	1	1	0	1	0						
Rob Wilfong, L OBP: 0.229, SLG: 0.221 (1, 5)	0-0 F9		0-3 K			0-0 F4		0-0 2-3 2B		4	0	1	0	0	1	1						
Don Baylor, R OBP: 0.324, SLG: 0.423 (1, 10)	0-0 5-3			0-0 6-3		0-0 F7		4-0 IBB		3	0	0	0	1	0	1						
Reggie Jackson, L OBP: 0.362, SLG: 0.508 Juan Benitez, R OBP: 0.333, SLG: 0.357 (1, 9)		0-0 2B SF7 1B		0-3 K		0-3 K		0-0 F6		3	1	1	0	0	2	1						
Fred Lynn, L OBP: 0.366, SLG: 0.510 (1, 8)		0-0 SF7 1-3 2B		0-3 K				0-0 3-1	0-0 4-3	4	0	1	0	0	1	3						
Bobby Grich, R OBP: 0.372, SLG: 0.437 (1, 4)		0-0 F8			0-0 5-3		0-3 K		0-0 F8	4	0	0	0	0	1	2						
Ron Jackson, R OBP: 0.365, SLG: 0.406 (1, 3)		0-0 SF7			0-0 5-3		0-0 HR		0-0 G4-3-6 1B	3	1	2	2	0	0	0						
Tim Foli, R OBP: 0.278, SLG: 0.320 (1, 6)		2-3 3-H 0-0 F4			0-0 6-3		0-0 6-3		0-0 G4-3-6 1-2	4	0	0	0	0	0	2						
Bob Boone, R OBP: 0.314, SLG: 0.340 (1, 2)			0-0 4-3			4-0 2B BB		0-0 2B SH1-4 1B		2	1	1	0	1	0	0						
Inning Stats	R: 0 E: 0 K: 0 S: 3	H: 0 LOB: 0 BB: 0 P: 3	R: 1 E: 0 K: 0 S: 5	H: 2 LOB: 1 BB: 0 P: 5	R: 0 E: 0 K: 2 S: 7	H: 0 LOB: 0 BB: 0 P: 7	R: 0 E: 0 K: 2 S: 7	H: 0 LOB: 0 BB: 0 P: 7	R: 0 E: 0 K: 0 S: 3	H: 0 LOB: 0 BB: 0 P: 3	R: 1 E: 0 K: 1 S: 6	H: 1 LOB: 1 BB: 1 P: 10	R: 1 E: 0 K: 1 S: 6	H: 1 LOB: 0 BB: 0 P: 6	R: 0 E: 0 K: 0 S: 5	H: 2 LOB: 2 BB: 1 P: 9	R: 0 E: 0 K: 0 S: 3	H: 1 LOB: 0 BB: 0 P: 3	1B: 3 2B: 3 3B: 0 HR: 1	SF: 1 SAC: 1 DP: 1 HBP: 0	WP: 0 PB: 0 SB: 0 CS: 0	PA: 35
PITCHER Gaylord Perry, R ERA: 4.64 (1, 1)	IP: 9.0 WLS: L BF: 35 H: 7 R: 3 ER: 3 SO: 6 BB: 1 IBB: 1 HBP: 0 BLK: 0 WP: 0 HR: 1 S: 45 P: 53 ERA: 3.00 WHIP: 0.889															PITCHER						

California Angels @ Seattle Mariners
The Kingdome, Seattle, WA
Sat Aug 07 1982, 10:05 PM EDT
Att: 40,775 - Unknown

AB 31
R 3
H 7
RBI 3
BB 2
SO 6
LOB 13



Batter	1	2	3	4	5	6	7	8	9	AB	R	H	RBI	BB	SO	LOB	BOTTOM			
Joe Simpson, L OBP: 0.324, SLG: 0.369 (1, 8)	0-0 3-1 FC3-2 2B		0-0 4-3			0-0 F8		0-0 1B 1B 1B		4	0	2	0	0	0	0				
Manny Castillo, S OBP: 0.314, SLG: 0.352 (1, 5)	0-0 3-1			0-0 4-3 2B		0-0 G3 2B		0-0 1B 1B 1B		4	0	3	0	0	0	1				
Bruce Bochte, L OBP: 0.375, SLG: 0.393 (1, 7)	0-0 FC3-2			0-0 4-3		0-0 G3		0-3 K		4	0	0	0	0	1	6				
Richie Zisk, R OBP: 0.366, SLG: 0.503 (1, 10)	0-0 1-3			0-3 K		0-3 K		0-0 F9		4	0	0	0	0	2	6				
Al Cowens, R OBP: 0.327, SLG: 0.477 (1, 9)		0-0 F3		0-3 K			0-0 5-3	0-0 1-2 2-3 3-H 1B		4	0	1	1	0	1	1				
Dave Revering, L OBP: 0.295, SLG: 0.330 (1, 3)		0-0 F7			0-0 6-3		0-0 1B 1B	0-3 K		4	0	1	0	0	1	3				
Rick Sweet, S OBP: 0.333, SLG: 0.369 (1, 2)		0-0 F7			0-0 1B		0-0 1B 1B	0-0 G6-4-3 1B	1-0 G4-6-3 HBP	3	0	2	0	0	0	0				
Paul Serna, R OBP: 0.226, SLG: 0.275 Bobby Brown, S OBP: 0.295, SLG: 0.319 (9, PH)			0-0 5-3		0-0 F4		0-0 G6-4-3	0-0 F8		3	0	0	0	0	0	3				
Julio Cruz, S OBP: 0.312, SLG: 0.305 (1, 4)			0-0 5-3		0-0 F7		0-0 F7	4-0 1B 1B BB	1-2 G4-6-3	3	1	0	0	1	0	2				
Inning Stats	R: 0 E: 0 K: 0 S: 4	H: 1 LOB: 1 BB: 0 P: 4	R: 0 E: 0 K: 0 S: 3	H: 0 LOB: 0 BB: 0 P: 3	R: 0 E: 0 K: 2 S: 8	H: 1 LOB: 1 BB: 0 P: 8	R: 0 E: 0 K: 0 S: 4	H: 1 LOB: 1 BB: 0 P: 4	R: 0 E: 0 K: 1 S: 6	H: 1 LOB: 1 BB: 0 P: 6	R: 0 E: 0 K: 0 S: 4	H: 2 LOB: 1 BB: 0 P: 4	R: 1 E: 0 K: 2 S: 10	H: 3 LOB: 3 BB: 1 P: 14	R: 0 E: 0 K: 0 S: 2	H: 0 LOB: 0 BB: 0 P: 3	1B: 6 2B: 3 3B: 0 HR: 0	SF: 0 SAC: 0 DP: 2 HBP: 1	WP: 0 PB: 0 SB: 0 CS: 0	PA: 36
PITCHER Mike Witt, R ERA: 3.26 (1, 1)	IP: 9.0 WLS: W BF: 36 H: 9 R: 1 ER: 1 SO: 5 BB: 1 IBB: 0 HBP: 1 BLK: 0 WP: 0 HR: 0 S: 44 P: 49 ERA: 1.00 WHIP: 1.111															PITCHER				

California Angels @ Seattle Mariners
The Kingdome, Seattle, WA
Sat Aug 07 1982, 10:05 PM EDT
Att: 40,775 - Unknown

AB 34
R 1
H 9
RBI 1
BB 1
SO 5
LOB 23



Batter	1	2	3	4	5	6	7	8	9	AB	R	H	RBI	BB	SO	LOB	TOP										
Brian Downing, R OBP: 0.370, SLG: 0.486 (1, 7)	0-0 4-3	0-0 F8		0-0 F4	0-0 2B		0-0 5-3		0-0 FC6-4	6	0	1	1	0	0	3											
Rod Carew, L OBP: 0.388, SLG: 0.371 (1, 3)	0-0 6-3	0-0 1-6-3		0-0 1B	0-0 F7			0-0 HR		5	1	2	0	0	0	3											
Doug DeCinces, R OBP: 0.362, SLG: 0.559 (1, 5)	0-0 HR		0-0 HR	0-3 K		0-0 F8		0-0 HR		5	3	3	4	0	1	1											
Reggie Jackson, L OBP: 0.362, SLG: 0.504 Juan Benitez, R OBP: 0.333, SLG: 0.357 (8, 9)	4-0 BB		4-0 S 1B BB	0-3 K		0-0 F9		0-3 K		3	1	0	0	2	2	1											
Don Baylor, R OBP: 0.325, SLG: 0.423 (1, 10)	0-0 F8		0-0 F3		0-0 HR 1B	0-0 1B		0-3 K		5	1	2	0	0	1	2											
Bobby Grich, R OBP: 0.377, SLG: 0.447 (1, 4)		4-0 1B SH1-3 BB	4-0 1B	0-0 HR	0-0 1B	0-0 1B		0-3 K		3	2	2	2	2	1	0											
Bobby Clark, R OBP: 0.232, SLG: 0.319 (1, 8)		0-0 SH1-3	0-3 K	0-0 6-3	0-3 K			0-3 K		4	0	0	0	0	3	4											
Tim Foli, R OBP: 0.280, SLG: 0.321 (1, 6)		0-0 F8 1B	0-0 1B	0-3 K		0-0 F9		0-0 4-3		5	0	2	1	0	1	0											
Bob Boone, R OBP: 0.318, SLG: 0.344 (1, 2)		0-0 1B	0-3 K	0-0 2B 1B		0-0 5-3		0-0 FC6-4 1B		5	1	3	1	0	1	2											
Inning Stats	R: 1 E: 0 K: 0 S: 4	H: 1 LOB: 1 BB: 1 P: 8	R: 1 E: 0 K: 0 S: 5	H: 2 LOB: 2 BB: 1 P: 9	R: 2 E: 0 K: 2 S: 9	H: 2 LOB: 1 BB: 0 P: 8	R: 0 E: 0 K: 1 S: 8	H: 1 LOB: 1 BB: 0 P: 9	R: 3 E: 0 K: 1 S: 9	H: 4 LOB: 1 BB: 0 P: 9	R: 0 E: 0 K: 1 S: 7	H: 2 LOB: 2 BB: 0 P: 7	R: 0 E: 0 K: 3 S: 3	H: 0 LOB: 0 BB: 0 P: 3	R: 2 E: 0 K: 3 S: 11	H: 2 LOB: 0 BB: 0 P: 11	R: 0 E: 0 K: 1 S: 6	H: 1 LOB: 1 BB: 0 P: 6	1B: 10 2B: 1 3B: 0 HR: 4	SF: 0 SAC: 1 DP: 0 HBP: 0	WP: 0 PB: 0 SB: 1 CS: 0	PA: 46					
PITCHER	IP	WLS	BF	H	R	ER	SO	BB	IBB	HBP	BLK	WP	HR	S	P	ERA	WHIP										
Mike Moore, R ERA: 5.47 (1, 1)	2.2	L	17	5	4	4	1	4	0	0	0	0	2	15	31	13.50	3.375										
Larry Andersen, R ERA: 5.51 (3, 1)	2.0		11	5	3	3	4	0	0	0	0	0	1	19	19	13.50	2.500										
Rich Bordin, R ERA: 15.0 (5, 1)	2.1		11	4	2	2	1	0	0	0	0	0	1	13	13	7.71	1.714										
Ed Vande Berg, L ERA: 2.41 (8, 1)	2.0		7	1	0	0	4	0	0	0	0	0	0	15	15	0.00	0.500										

California Angels @ Seattle Mariners
The Kingdome, Seattle, WA
Sun Aug 08 1982, 10:05 PM EDT
Att: 13,281 - Unknown

AB 41
R 9
H 15
RBI 9
BB 4
SO 10
LOB 16



Batter	1	2	3	4	5	6	7	8	9	AB	R	H	RBI	BB	SO	LOB	BOTTOM										
Joe Simpson, L OBP: 0.318, SLG: 0.363 Dave Henderson, R OBP: 0.336, SLG: 0.461 (7, FH) (8, 8)	0-0 F8		0-0 F9		0-0 3-1		0-0 F8		0-3 K	3	0	0	0	0	0	0											
Manny Castillo, S OBP: 0.315, SLG: 0.352 (1, 5)	0-0 F7		0-0 1B		0-0 4-3		0-0 1B		0-0 F4	5	0	2	0	0	0	0											
Bruce Bochte, L OBP: 0.374, SLG: 0.392 (1, 7)	0-0 F5		0-0 G1-4-3 1B		0-0 4-3		0-3 K			4	0	1	0	0	1	1											
Richie Zisk, R OBP: 0.368, SLG: 0.510 (1, 10)		0-0 HR	0-0 G1-4-3		0-3 K			4-0 1B BB		3	1	1	1	1	1	2											
Al Cowens, R OBP: 0.331, SLG: 0.478 (1, 9)		4-0 CS BB		0-0 F8		0-0 1B		0-0 1B		3	0	2	0	1	0	0											
Dave Revering, L OBP: 0.295, SLG: 0.330 Gary Gray, R OBP: 0.336, SLG: 0.369 (8, FH) (9, 3)	0-0 F9		0-0 WP 1-3 1B		0-0 K		0-0 F9		0-0 F9	3	0	1	0	0	1	2											
Rick Sweet, S OBP: 0.367 Dave Edler, R OBP: 0.333, SLG: 0.405 Bud Bulling, R OBP: 0.313, SLG: 0.291 (1, 2) (8, FH) (9, 2)	4-0 HR BB		0-0 1-3		0-0 1-3		4-0 IHR BB		0-0 F9	1	0	0	0	0	0	2											
Todd Cruz, R OBP: 0.253, SLG: 0.372 (1, 6)	0-0 HR		0-0 1-3		0-0 1-3		0-0 F3		0-0 F6	4	1	1	2	0	0	4											
Julio Cruz, S OBP: 0.312, SLG: 0.312 (1, 4)	0-0 F5			0-0 2-3	0-0 F7		0-0 IHR		0-0 1-3	4	1	1	2	0	0	0											
Inning Stats	R: 0 E: 0 K: 0 S: 3	H: 0 LOB: 0 BB: 0 P: 3	R: 3 E: 0 K: 0 S: 4	H: 2 LOB: 0 BB: 2 P: 12	R: 0 E: 0 K: 0 S: 4	H: 2 LOB: 1 BB: 0 P: 4	R: 0 E: 0 K: 0 S: 4	H: 1 LOB: 1 BB: 0 P: 4	R: 0 E: 0 K: 2 S: 8	H: 0 LOB: 0 BB: 0 P: 3	R: 0 E: 0 K: 2 S: 7	H: 1 LOB: 1 BB: 0 P: 8	R: 2 E: 0 K: 1 S: 7	H: 2 LOB: 1 BB: 1 P: 11	R: 0 E: 0 K: 0 S: 4	H: 1 LOB: 2 BB: 1 P: 8	R: 0 E: 0 K: 1 S: 5	H: 0 LOB: 0 BB: 0 P: 5	1B: 6 2B: 0 3B: 0 HR: 3	SF: 0 SAC: 0 DP: 1 HBP: 0	WP: 1 PB: 0 SB: 0 CS: 1	PA: 38					
PITCHER	IP	WLS	BF	H	R	ER	SO	BB	IBB	HBP	BLK	WP	HR	S	P	ERA	WHIP										
Steve Renko, R ERA: 3.67 (1, 1)	6.1	W	27	7	5	5	2	3	0	0	0	0	2	28	40	7.11	1.579										
Andy Hassler, L ERA: 1.6 (7, 1)	2.2	S	11	2	0	0	2	1	0	0	0	0	0	14	18	0.00	1.125										

California Angels @ Seattle Mariners
The Kingdome, Seattle, WA
Sun Aug 08 1982, 10:05 PM EDT
Att: 13,281 - Unknown

AB 34
R 5
H 9
RBI 5
BB 4
SO 4
LOB 14



Batter	1	2	3	4	5	6	7	8	9	AB	R	H	RBI	BB	SO	LOB	TOP										
Brian Downing, R OBP: 0.369, SLG: 0.482	F8		F9			FC6 BB		F6		3	0	0	0	1	0	0	California Angels @ Minnesota Twins Hubert H. Humphrey Metrodome, Minneapolis, MN Tue Aug 10 1982, 8:05 PM EDT Att: 17,189 - Dome - 74 F livebaseballscorecards.com										
Rod Carew, L OBP: 0.384, SLG: 0.367	1-3		F7			FC6 BB 1B FC6-4		F7		4	1	0	0	0	0	1											
Doug DeCinces, R OBP: 0.365, SLG: 0.563			5-3			FC6-4 BB 1B				4	0	3	0	0	0	0											
Reggie Jackson, L OBP: 0.364, SLG: 0.501				1-3		FC6-4 BB		L9		2	0	0	0	2	0	1											
Fred Lynn, L OBP: 0.365, SLG: 0.505	K			4-3		FC6-4 BB				3	0	0	1	1	1	4											
Don Baylor, R OBP: 0.324, SLG: 0.428				F8		F4		F9		4	1	1	1	0	0	3											
Bobby Grich, R OBP: 0.374, SLG: 0.442					6-3			K		4	0	0	0	0	2	1											
Tim Foli, R OBP: 0.279, SLG: 0.320					5-3			1-3		4	0	1	0	0	0	1											
Bob Boone, R OBP: 0.315, SLG: 0.340		G4-6-3			K			F9		3	0	0	0	0	1	1											
Inning Stats	R: 0 E: 0 K: 1 S: 6	H: 1 LOB: 2 BB: 1 P: 10	R: 1 E: 0 K: 1 S: 6	H: 2 LOB: 0 BB: 0 P: 6	R: 0 E: 0 K: 0 S: 3	H: 0 LOB: 0 BB: 0 P: 3	R: 0 E: 0 K: 0 S: 3	H: 0 LOB: 0 BB: 0 P: 3	R: 0 E: 0 K: 1 S: 5	H: 1 LOB: 2 BB: 2 P: 12	R: 0 E: 0 K: 0 S: 4	H: 0 LOB: 0 BB: 0 P: 3	R: 0 E: 0 K: 0 S: 4	H: 1 LOB: 1 BB: 0 P: 4	R: 0 E: 0 K: 1 S: 5	H: 0 LOB: 1 BB: 1 P: 9	1B: 3 2B: 1 3B: 0 HR: 1	SF: 0 SAC: 0 DP: 1 HBP: 0	WP: 0 PB: 0 SB: 0 CS: 0	PA: 35							
PITCHER	IP	WLS	BF	H	R	ER	SO	BB	IBB	HBP	BLK	WP	HR	S	P	ERA	WHIP										
Albert Williams, R ERA: 5.38	(1, 1)	5.1	22	4	2	2	3	3	0	0	0	0	1	25	37	3.38	1.312										
Jeff Little, L ERA: 3.42	(6, 1)	0.1	1	0	0	0	0	0	0	0	0	0	0	1	1	0.00	0.000										
Pete Redfern, R ERA: 6.48	(6, 1)	2.1	W	9	1	0	0	1	0	0	0	0	0	8	12	0.00	0.857										
Ron Davis, R ERA: 4.69	(9, 1)	1.0	S	3	0	0	1	0	0	0	0	0	0	5	5	0.00	0.000										

Batter	1	2	3	4	5	6	7	8	9	AB	R	H	RBI	BB	SO	LOB	BOTTOM										
Bobby Mitchell, L OBP: 0.322, SLG: 0.290	G3	3-1			G3			F8		5	1	1	1	0	0	2	California Angels @ Minnesota Twins Hubert H. Humphrey Metrodome, Minneapolis, MN Tue Aug 10 1982, 8:05 PM EDT Att: 17,189 - Dome - 74 F livebaseballscorecards.com										
Ron Washington, R OBP: 0.300, SLG: 0.398			3-1		5-3		FC1-5 BB 1B			4	0	1	0	0	0	2											
Tom Brunansky, R OBP: 0.394, SLG: 0.509		K					BB 1B			4	0	1	0	0	2	1											
Kent Hrbek, L OBP: 0.371, SLG: 0.515	4-3						K			4	0	0	0	0	2	4											
Gary Ward, R OBP: 0.317, SLG: 0.501				5-3			HR			2	1	1	2	2	0	0											
Gary Gaetti, R OBP: 0.277, SLG: 0.454		L5-3					BB			2	0	0	0	2	1	4											
Tim Laudner, R OBP: 0.364, SLG: 0.431							BB			3	1	2	0	1	0	1											
Mickey Hatcher, R OBP: 0.270, SLG: 0.333										4	2	2	0	0	0	3											
John Castino, R OBP: 0.319, SLG: 0.331					F5					4	0	2	2	0	1	1											
Inning Stats	R: 0 E: 0 K: 1 S: 6	H: 1 LOB: 1 BB: 0 P: 6	R: 2 E: 0 K: 0 S: 4	H: 2 LOB: 1 BB: 2 P: 12	R: 0 E: 0 K: 0 S: 3	H: 1 LOB: 1 BB: 1 P: 7	R: 0 E: 0 K: 0 S: 3	H: 0 LOB: 0 BB: 0 P: 3	R: 1 E: 0 K: 2 S: 8	H: 1 LOB: 1 BB: 1 P: 12	R: 2 E: 0 K: 2 S: 11	H: 4 LOB: 3 BB: 1 P: 15	R: 0 E: 0 K: 1 S: 6	H: 1 LOB: 1 BB: 0 P: 6	1B: 7 2B: 2 3B: 1 HR: 1	SF: 0 SAC: 0 DP: 2 HBP: 0	WP: 0 PB: 0 SB: 0 CS: 0	PA: 37									
PITCHER	IP	WLS	BF	H	R	ER	SO	BB	IBB	HBP	BLK	WP	HR	S	P	ERA	WHIP										
Ken Forsch, R ERA: 3.81	(1, 1)	6.0	L	27	7	5	5	3	4	0	0	0	0	29	45	7.50	1.833										
Dave Goltz, R ERA: 5.1	(7, 1)	0.1	3	2	0	0	0	0	0	0	0	0	0	3	3	0.00	6.000										
Andy Hassler, L ERA: 1.59	(7, 1)	0.1	1	0	0	0	1	0	0	0	0	0	0	3	3	0.00	0.000										
Luis Sanchez, R ERA: 3.97	(7, 1)	1.1	6	1	0	0	2	1	0	0	0	0	0	9	13	0.00	1.500										

Batter	1	2	3	4	5	6	7	8	9	AB	R	H	RBI	BB	SO	LOB	TOP							
Brian Downing, R OBP: 0.373, SLG: 0.484 Juan Beniquez, R OBP: 0.333, SLG: 0.357	4-0 BLK BB		0-0 1-3			0-0 FC6-4 1B	4-0 BB HR BB		0-0 G6-4-3 1B	3	1	2	0	2	0	0	0							
Doug DeCinces, R OBP: 0.366, SLG: 0.561	0-0 L7				0-0 1B	0-0 FC6-4 FC4-6 1-2 1B	0-0 BB HR 1B		0-0 G6-4-3 1-2 1B	5	1	2	1	0	0	3								
Reggie Jackson, L OBP: 0.364, SLG: 0.499 Bobby Clark, R OBP: 0.232, SLG: 0.319	0-0 F5 1-2				0-0 1B	0-0 FC4-6 1B 1-2 1B	4-0 BB HR BB		0-3 K	4	2	1	0	1	1	2								
Don Baylor, R OBP: 0.326, SLG: 0.435	0-0 F9				0-0 F9	0-0 1B	0-0 HR			4	1	2	4	0	0	3								
Fred Lynn, L OBP: 0.368, SLG: 0.505		4-0 G6-4-3 BB			0-0 L9	0-0 1B	4-0 HR			2	0	1	1	2	0	2								
Bobby Grich, R OBP: 0.370, SLG: 0.437		0-0 G6-4-3 1-2			0-0 F9	0-0 F4	0-3 K			4	0	0	0	0	1	6								
Rod Carew, L OBP: 0.382, SLG: 0.365						0-0 G4-6-3 1B	0-3 K	0-0 4-3		4	0	1	0	0	1	0								
Tim Foli, R OBP: 0.282, SLG: 0.322					0-0 F6	0-0 G4-6-3 1-2	0-0 BB 1B 6-3	0-0 G6-4-3 1B		4	1	2	0	0	0	1								
Bob Boone, R OBP: 0.312, SLG: 0.336					0-0 F9	0-0 F8	0-0 6-3	0-0 G6-4-3 1-2		4	0	0	0	0	0	2								
Inning Stats	R: 0 E: 0 K: 0 S: 3	H: 0 LOB: 1 BB: 1 P: 7	R: 0 E: 0 K: 0 S: 2	H: 0 LOB: 0 BB: 1 P: 6	R: 0 E: 0 K: 0 S: 3	H: 0 LOB: 0 BB: 0 P: 3	R: 0 E: 0 K: 0 S: 5	H: 2 LOB: 2 BB: 0 P: 5	R: 0 E: 0 K: 0 S: 3	H: 1 LOB: 0 BB: 0 P: 3	R: 1 E: 0 K: 0 S: 6	H: 3 LOB: 2 BB: 0 P: 6	R: 5 E: 0 K: 2 S: 10	H: 3 LOB: 1 BB: 3 P: 22	R: 0 E: 0 K: 0 S: 3	H: 1 LOB: 0 BB: 0 P: 3	R: 0 E: 0 K: 1 S: 5	H: 1 LOB: 0 BB: 0 P: 5	1B: 10 2B: 0 3B: 0 HR: 1	SF: 0 SAC: 0 DP: 4 HBP: 0	WP: 0 PB: 0 SB: 0 CS: 0	PA: 39		
PITCHER	IP WLS BF H R ER SO BB IBB HBP BLK WP HR S P ERA WHIP	5.2 L 6 2 3 1 0 2 0 0 0 0 0 21 29 1.59 1.412	1.0 L 6 2 3 3 1 1 0 0 0 0 0 7 11 27.00 3.000	0.0 L 1 0 0 0 1 0 0 0 0 0 0 0 4 ∞ ∞	2.1 L 9 3 2 2 2 1 0 0 0 0 1 12 16 7.71 1.714																			

California Angels @ Minnesota Twins
Hubert H. Humphrey Metrodome, Minneapolis, MN
Wed Aug 11 1982, 8:05 PM EDT
Att: 14,115 - Dome - 75 F

AB	34
R	6
H	11
RBI	6
BB	5
SO	3
LOB	19



Batter	1	2	3	4	5	6	7	8	9	AB	R	H	RBI	BB	SO	LOB	BOTTOM							
Ron Washington, R OBP: 0.296, SLG: 0.392	0-3 K		0-0 F8		0-0 F8	0-0 G6-4-3 1-2			0-0 4-3	5	0	0	0	0	1	3								
John Castino, R OBP: 0.317, SLG: 0.328	0-0 6-3		0-0 FC4-6 1-2		0-0 G3 BB E 1B		0-0 6-3		0-0 6-3	5	1	1	0	0	0	2								
Tom Brunansky, R OBP: 0.394, SLG: 0.509	0-0 F4				0-0 F8 1-2 BB E BB		0-0 2B		0-0 6-3 2-3	4	1	1	0	1	0	1								
Kent Hrbek, L OBP: 0.375, SLG: 0.521		0-0 2B			0-0 G3		4-0 BB G6-4-3			3	1	2	0	1	0	2								
Gary Ward, R OBP: 0.319, SLG: 0.500		0-0 5-3			4-0 BB 6-3 1B		0-0 E8 1B 2-H 3-H		0-0 G6-4-3 1-2	3	0	1	2	1	0	3								
Gary Gaetti, R OBP: 0.280, SLG: 0.454		0-0 5-3			0-0 BB 6-3 1B		0-0 1B		0-0 F9	4	0	2	0	0	0	1								
Tim Laudner, R OBP: 0.357, SLG: 0.422					0-0 6-3 1-2 2-3 3-H		0-3 K		0-3 K	4	0	0	1	0	3	5								
Mickey Hatcher, R OBP: 0.270, SLG: 0.328					0-0 6-3		0-0 6-3		0-3 K	3	0	0	0	1	1	0								
Bobby Mitchell, L OBP: 0.327, SLG: 0.294					0-0 FC4-6 1B		4-0 BB G6-4-3		0-0 WP 4-3 1B	3	0	2	0	1	0	3								
Inning Stats	R: 0 E: 0 K: 1 S: 5	H: 0 LOB: 0 BB: 0 P: 5	R: 0 E: 0 K: 1 S: 6	H: 1 LOB: 1 BB: 0 P: 6	R: 0 E: 0 K: 0 S: 4	H: 1 LOB: 1 BB: 0 P: 4	R: 1 E: 0 K: 0 S: 5	H: 2 LOB: 2 BB: 0 P: 13	R: 2 E: 1 K: 1 S: 8	H: 3 LOB: 2 BB: 1 P: 12	R: 0 E: 0 K: 0 S: 2	H: 0 LOB: 0 BB: 1 P: 6	R: 0 E: 0 K: 0 S: 3	H: 1 LOB: 1 BB: 1 P: 7	R: 0 E: 0 K: 2 S: 7	H: 0 LOB: 0 BB: 0 P: 7	R: 0 E: 0 K: 0 S: 4	H: 1 LOB: 1 BB: 0 P: 4	1B: 6 2B: 3 3B: 0 HR: 0	SF: 0 SAC: 0 DP: 2 HBP: 0	WP: 1 PB: 0 SB: 0 CS: 0	PA: 39		
PITCHER	IP WLS BF H R ER SO BB IBB HBP BLK WP HR S P ERA WHIP	6.1 W 31 8 3 3 3 4 0 0 0 0 0 32 52 4.26 1.895	2.2 S 8 1 0 0 2 0 0 0 0 1 0 12 12 0.00 0.375																					

California Angels @ Minnesota Twins
Hubert H. Humphrey Metrodome, Minneapolis, MN
Wed Aug 11 1982, 8:05 PM EDT
Att: 14,115 - Dome - 75 F

AB	34
R	3
H	9
RBI	3
BB	5
SO	5
LOB	20



Batter	1	2	3	4	5	6	7	8	9	AB	R	H	RBI	BB	SO	LOB	TOP								
Brian Downing, R OBP: 0.372, SLG: 0.480 (1, 7)										3	0	0	0	1	2	0									
Juan Beniquez, R OBP: 0.333, SLG: 0.356 Reggie Jackson, L (8, PH) OBP: 0.366, SLG: 0.503 Bobby Clark, R OBP: 0.232, SLG: 0.319 (1, 9)										3	0	1	0	0	1	0									
Doug DeCinces, R OBP: 0.367, SLG: 0.567 (1, 5)										3	1	1	1	1	2	1									
Don Baylor, R OBP: 0.325, SLG: 0.434 (1, 10)										4	0	1	0	0	0	4									
Fred Lynn, L OBP: 0.365, SLG: 0.500 (1, 8)										4	0	0	0	0	2	4									
Ron Jackson, R OBP: 0.361, SLG: 0.400 (1, 3)										4	0	1	0	0	0	1									
Joe Ferguson, R OBP: 0.309, SLG: 0.295 (1, 2)										3	0	0	0	0	2	0									
Bobby Grich, R OBP: 0.369, SLG: 0.438 (1, 4)										4	1	1	0	0	2	1									
Tim Foli, R OBP: 0.284, SLG: 0.324 (1, 6)										4	1	2	0	0	0	0									
Inning Stats	R: 0 E: 0 K: 3 S: 9	H: 0 LOB: 0 BB: 7 P: 9	R: 0 E: 0 K: 1 S: 5	H: 0 LOB: 0 BB: 0 P: 5	R: 0 E: 0 K: 1 S: 5	H: 0 LOB: 0 BB: 0 P: 5	R: 0 E: 0 K: 1 S: 6	H: 1 LOB: 1 BB: 0 P: 6	R: 0 E: 0 K: 1 S: 5	H: 0 LOB: 0 BB: 0 P: 5	R: 0 E: 0 K: 2 S: 7	H: 0 LOB: 0 BB: 7 P: 7	R: 1 E: 0 K: 1 S: 7	H: 2 LOB: 1 BB: 0 P: 7	R: 2 E: 0 K: 0 S: 6	H: 3 LOB: 3 BB: 2 P: 14	R: 0 E: 0 K: 1 S: 6	H: 2 LOB: 2 BB: 0 P: 6	1B: 5 2B: 2 3B: 0 HR: 1	SF: 0 SAC: 1 DP: 0 HBP: 0	WP: 0 PB: 0 SB: 0 CS: 0	PA: 36			
PITCHER	IP	WLS	BF	H	R	ER	SO	BB	IBB	HBP	BLK	WP	HR	S	P	ERA	WHIP								
Frank Viola, L ERA: 4.68 (1, 1)	7.1	L	27	5	3	3	10	0	0	0	0	0	1	47	47	3.68	0.682								
Pete Redfern, R ERA: 6.43 (8, 1)	0.0		1	0	0	0	0	1	0	0	0	0	0	0	4	∞	∞								
Jeff Little, L ERA: 3.55 (8, 1)	1.2		8	3	0	0	1	0	1	0	0	0	0	9	13	0.00	1.800								

California Angels @ Minnesota Twins
Hubert H. Humphrey Metrodome, Minneapolis, MN

AB 33
R 3
H 8
RBI 3
BB 2
SO 11
LOB 11



Thu Aug 12 1982, 4:33 AM EDT
Att: 11,088 - Dome - 73 F

Batter	1	2	3	4	5	6	7	8	9	AB	R	H	RBI	BB	SO	LOB	BOTTOM								
Bobby Mitchell, L OBP: 0.326, SLG: 0.293 (1, 8)										4	0	1	0	0	1	0									
Ron Washington, R OBP: 0.293, SLG: 0.388 (1, 6)										4	0	0	0	0	1	1									
Tom Brunansky, R OBP: 0.392, SLG: 0.505 (1, 9)										4	0	1	0	0	2	1									
Kent Hrbek, L OBP: 0.374, SLG: 0.517 (1, 3)										3	0	0	0	1	1	2									
Gary Ward, R OBP: 0.321, SLG: 0.505 (1, 7)										4	1	2	0	0	1	0									
Gary Gaetti, R OBP: 0.279, SLG: 0.452 (1, 5)										4	0	1	1	0	1	2									
Mickey Hatcher, R OBP: 0.271, SLG: 0.328 (1, 10)										3	0	1	0	0	0	0									
John Castino, R OBP: 0.317, SLG: 0.326 (1, 4)										2	0	0	0	1	0	2									
Sal Butera, R OBP: 0.389, SLG: 0.304 Randy Bush, L (8, PH) OBP: 0.205, SLG: 0.214 Jesus Vega, R OBP: 0.294, SLG: 0.380 Tim Laudner, R OBP: 0.357, SLG: 0.422 (1, 2)										2	0	1	0	0	0	1									
Inning Stats	R: 0 E: 0 K: 2 S: 7	H: 0 LOB: 0 BB: 0 P: 7	R: 0 E: 0 K: 1 S: 5	H: 0 LOB: 0 BB: 0 P: 5	R: 0 E: 0 K: 0 S: 3	H: 1 LOB: 1 BB: 0 P: 3	R: 0 E: 0 K: 0 S: 4	H: 1 LOB: 1 BB: 0 P: 4	R: 1 E: 0 K: 0 S: 5	H: 3 LOB: 1 BB: 0 P: 5	R: 0 E: 0 K: 1 S: 6	H: 1 LOB: 0 BB: 0 P: 6	R: 0 E: 0 K: 0 S: 3	H: 0 LOB: 0 BB: 0 P: 3	R: 0 E: 0 K: 1 S: 4	H: 0 LOB: 0 BB: 1 P: 8	R: 0 E: 0 K: 2 S: 8	H: 1 LOB: 2 BB: 1 P: 12	1B: 5 2B: 3 3B: 0 HR: 0	SF: 0 SAC: 0 DP: 2 HBP: 0	WP: 0 PB: 0 SB: 0 CS: 0	PA: 33			
PITCHER	IP	WLS	BF	H	R	ER	SO	BB	IBB	HBP	BLK	WP	HR	S	P	ERA	WHIP								
Luis Tiant, R ERA: 4.35 (1, 1)	7.0	W	26	6	1	1	4	1	0	0	0	0	0	33	37	1.29	1.000								
Andy Hassler, L ERA: 1.54 (8, 1)	1.2		6	1	0	0	2	1	0	0	0	0	0	9	13	0.00	1.200								
Luis Sanchez, R ERA: 3.94 (9, 1)	0.1	S	1	0	0	0	1	0	0	0	0	0	0	3	3	0.00	0.000								

California Angels @ Minnesota Twins
Hubert H. Humphrey Metrodome, Minneapolis, MN

AB 31
R 1
H 7
RBI 1
BB 2
SO 7
LOB 10



Thu Aug 12 1982, 4:33 AM EDT
Att: 11,088 - Dome - 73 F

Batter	1	2	3	4	5	6	7	8	9	AB	R	H	RBI	BB	SO	LOB	TOP					
Brian Downing, R OBP: 0.376, SLG: 0.479	4-0 1B BB BB	0-0 5-3		1-0 BB 1B HBP	4-0 1B BB		0-3 K		0-0 FC4 1B	3	2	1	0	2	1	0						
Rod Carew, L OBP: 0.385, SLG: 0.367	0-0 F8	0-0 G3		0-0 BB 1-2 1B	0-0 G3 1B 1-2 3-H 1B		4-0 BB		0-0 L5	4	0	2	1	1	0	1						
Rob Wilfong, L OBP: 0.227, SLG: 0.220										1	0	0	0	0	0	1						
Doug DeCinces, R OBP: 0.369, SLG: 0.565	0-0 BB 1B 1-2 BB	0-0 F4		4-0 1-2 2-3 BB	0-0 G3 1-2 2-H 1B		0-0 P4		0-0 FC4 1-2	5	1	2	1	1	0	2						
Reggie Jackson, L OBP: 0.368, SLG: 0.511	0-0 BB BB 1-2 2-3 E 1B		0-0 HR	0-3 K	0-0 G3				0-0 6-3	4	2	2	1	0	1	5						
Bobby Clark, R OBP: 0.229, SLG: 0.314										1	0	0	0	0	0	0						
Fred Lynn, L OBP: 0.366, SLG: 0.497	4-0 E BB 1-2 2-3 SH1-3 BB		4-0 L5-3 BB	0-3 K	0-0 F8				4-0 1B BB	2	1	0	1	2	1	5						
Juan Beniquez, R OBP: 0.339, SLG: 0.356										0	0	0	0	1	0	0						
Don Baylor, R OBP: 0.328, SLG: 0.433	4-0 SH1-3 E 1-2 2-3 3-H BB		0-0 L5-3 1-2		4-0 2B E BB		0-0 F3		0-0 1B	3	1	1	1	2	0	1						
Bobby Grich, R OBP: 0.368, SLG: 0.439	0-0 E5 SH1-3		0-0 2B		0-3 K		0-0 F8		0-0 F9	4	0	1	1	0	1	3						
Ron Jackson, R OBP: 0.358, SLG: 0.396										1	0	0	0	0	0	2						
Tim Foli, R OBP: 0.284, SLG: 0.326	0-0 SH1-3 1-2 2-3 3-H		0-0 P4		0-0 E 1-3 2B		0-0 F7		0-0 F9	4	1	1	1	0	0	3						
Bob Boone, R OBP: 0.310, SLG: 0.334	0-0 F7			0-0 L1	0-0 E8 1B 2-H 3-H 1B		0-0 F8		0-0 5-3	5	1	1	2	0	0	2						
Inning Stats	R: 4 E: 1 K: 0 S: 6	H: 2 LOB: 2 BB: 3 P: 18	R: 0 E: 0 K: 0 S: 3	H: 0 LOB: 0 BB: 0 P: 3	R: 1 E: 0 K: 0 S: 4	H: 2 LOB: 1 BB: 1 P: 8	R: 0 E: 0 K: 2 S: 8	H: 1 LOB: 3 BB: 1 P: 13	R: 4 E: 1 K: 1 S: 9	H: 4 LOB: 2 BB: 2 P: 17	R: 0 E: 0 K: 0 S: 3	H: 0 LOB: 0 BB: 0 P: 3	R: 0 E: 0 K: 1 S: 5	H: 0 LOB: 1 BB: 1 P: 9	R: 0 E: 0 K: 0 S: 4	H: 1 LOB: 2 BB: 1 P: 8	R: 0 E: 0 K: 0 S: 4	H: 1 LOB: 1 BB: 0 P: 4	1B: 8 2B: 3 3B: 0 HR: 1	SF: 0 SAC: 1 DP: 1 HBP: 1	WP: 0 PB: 0 SB: 0 CS: 0	PA: 48
PITCHER	IP WLS BF H R ER SO BB IBB HBP BLK WP HR S P ERA WHIP																					
Mike Norris, R ERA: 4.66	0.1 L 7 2 4 3 0 3 0 0 0 0 0 0 4 16 81.00 15.000																					
Jeff Jones, R ERA: 5.18	2.2 10 2 1 1 1 0 1 0 0 0 0 1 9 13 3.38 1.125																					
Preston Hanna, R ERA: 4.7	0.1 4 1 0 0 0 1 0 0 1 0 0 0 2 7 0.00 6.000																					
Bob Owchinko, L ERA: 5.09	5.2 27 6 4 4 4 4 0 0 0 0 0 0 31 47 6.35 1.765																					

California Angels @ Oakland Athletics
Oakland-Alameda County Coliseum, Oakland, CA

AB 37
R 9
H 11
RBI 9
BB 9
SO 4
LOB 25



WP: 0 PA: 48
PB: 0
SB: 0
CS: 0

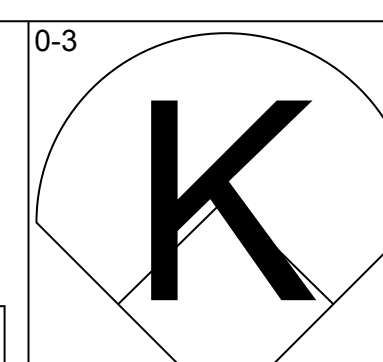
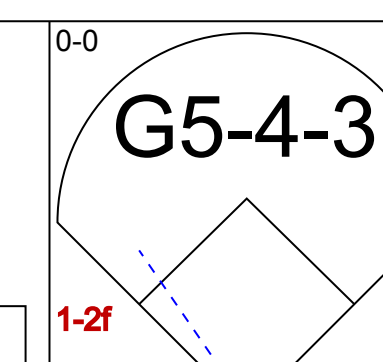
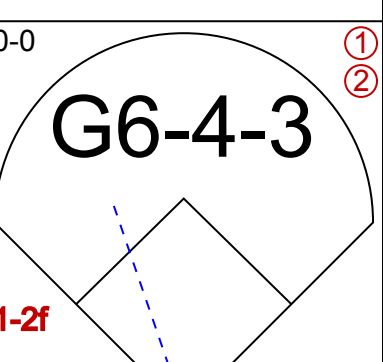
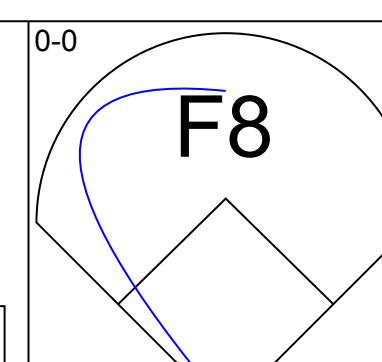
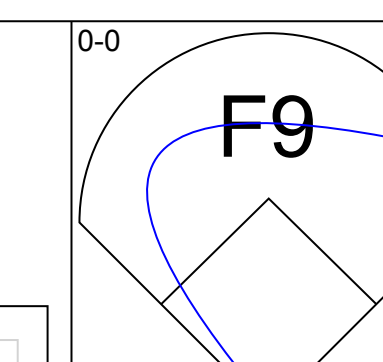
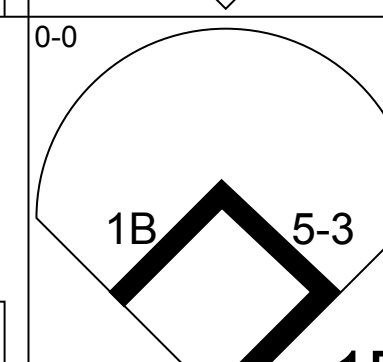
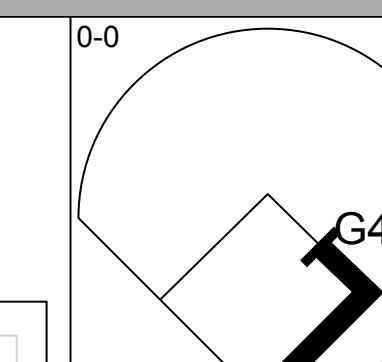

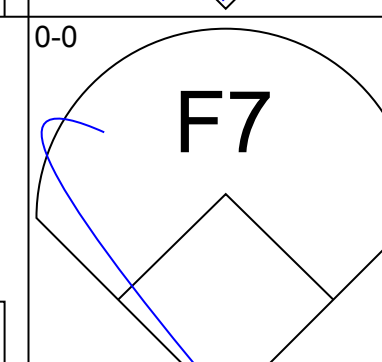
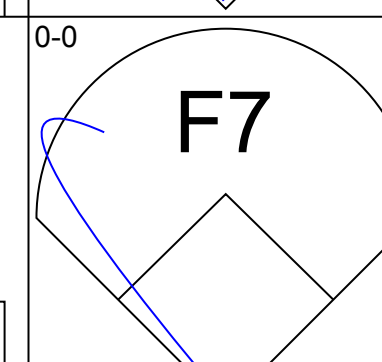
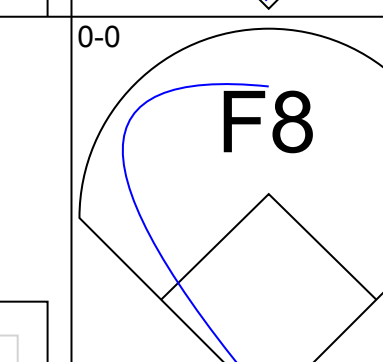
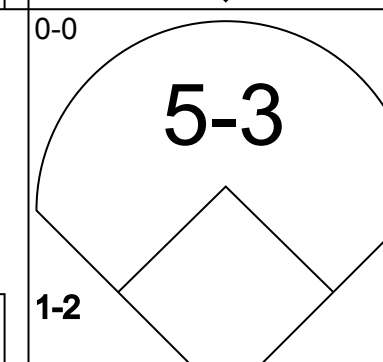
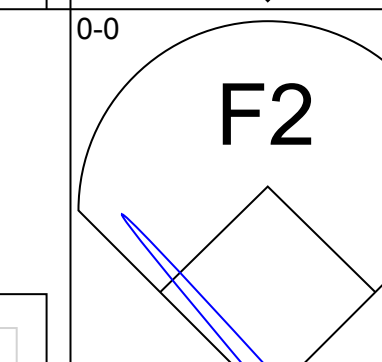
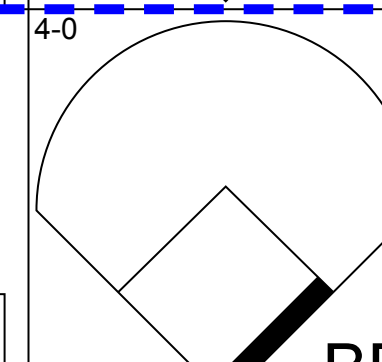
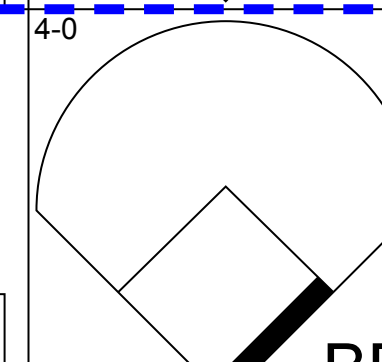
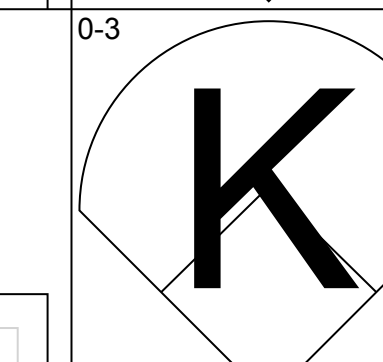
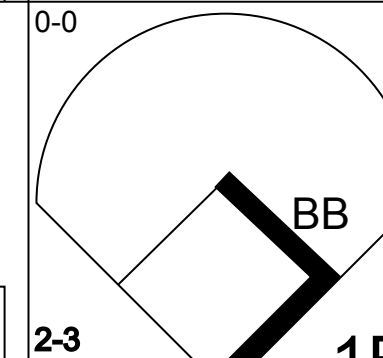
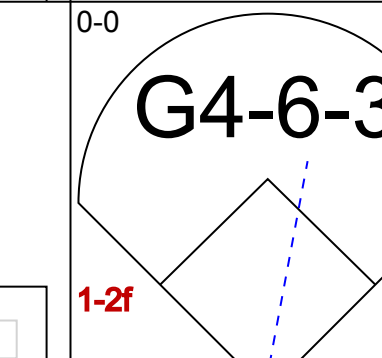
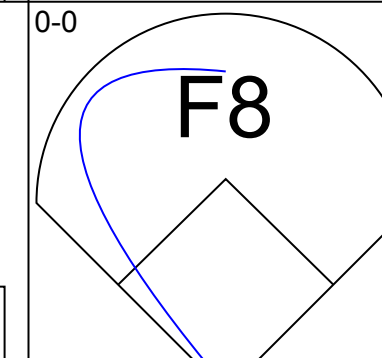
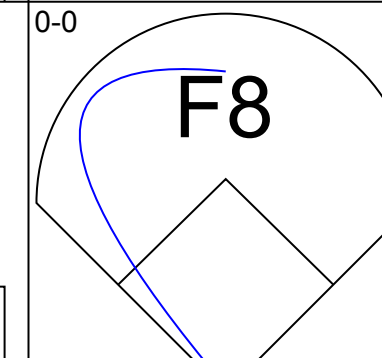
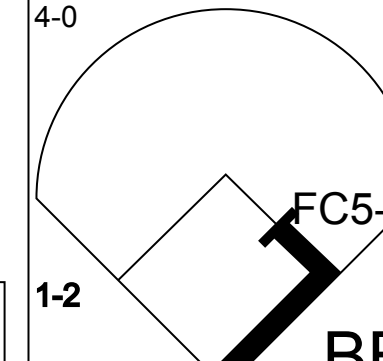
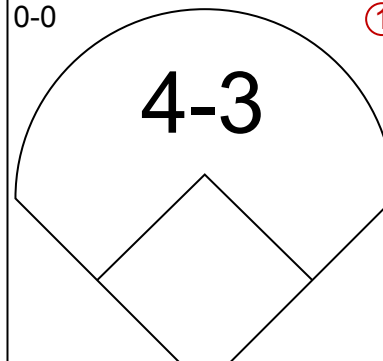
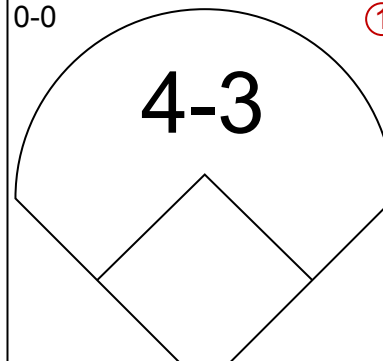
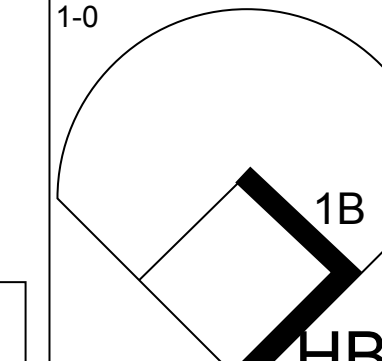
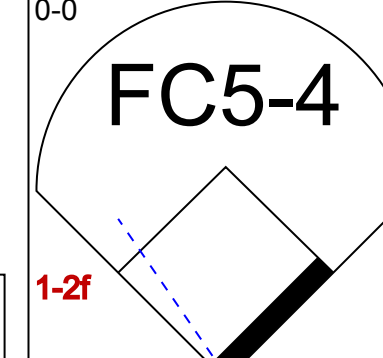
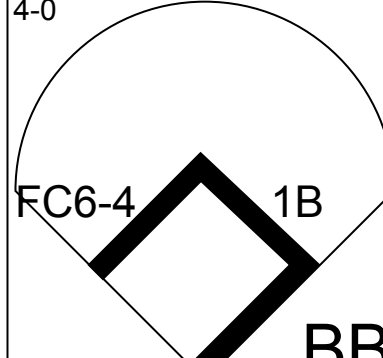
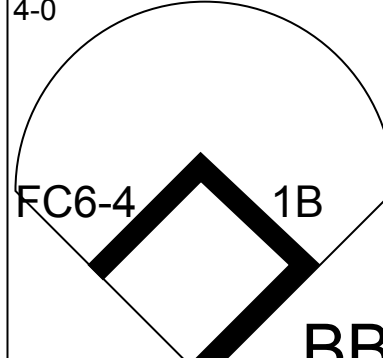
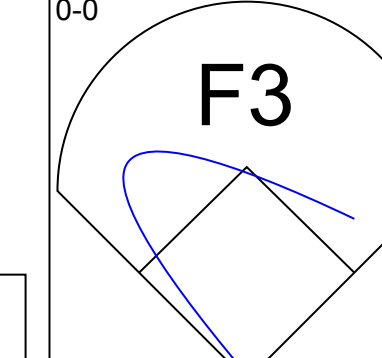
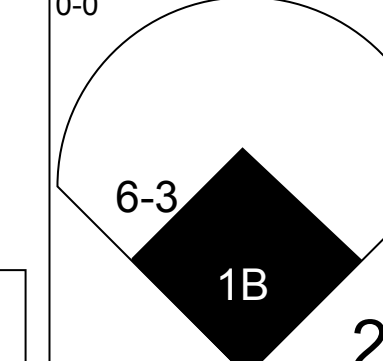
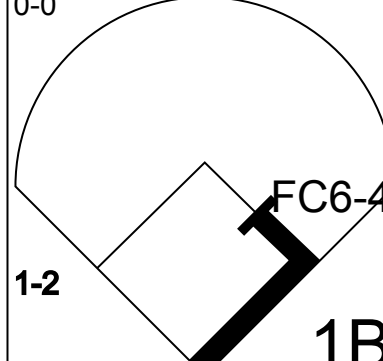
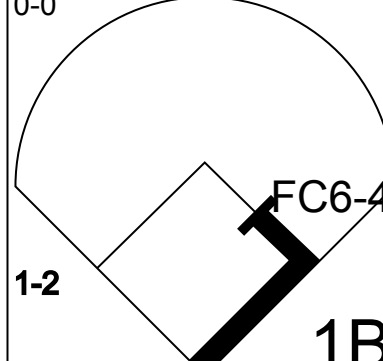
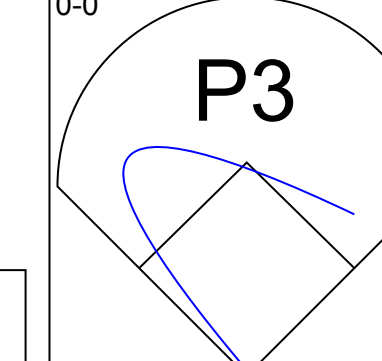
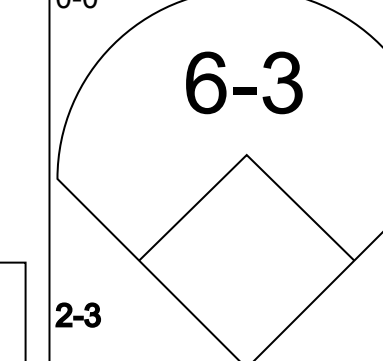
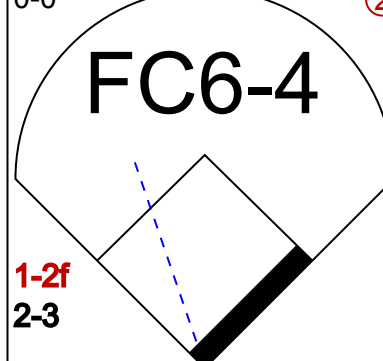
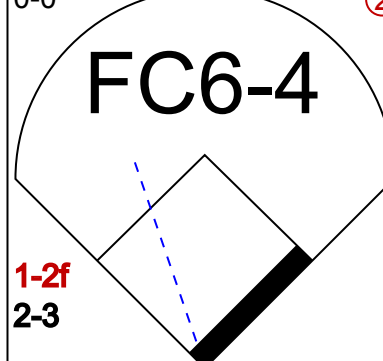
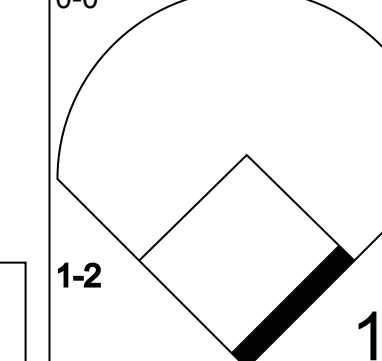
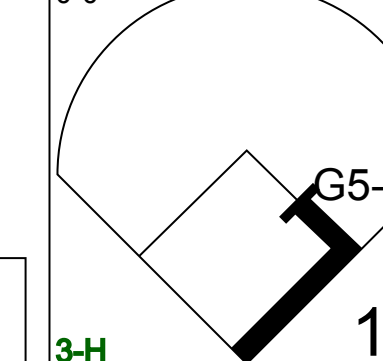


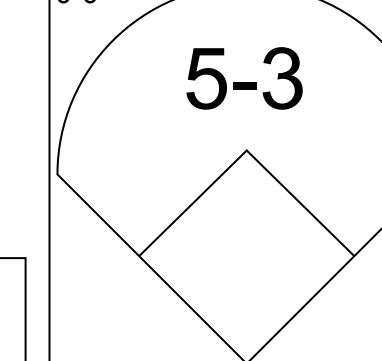
Batter	1	2	3	4	5	6	7	8	9	AB	R	H	RBI	BB	SO	LOB	BOTTOM					
Rickey Henderson, R OBP: 0.408, SLG: 0.389	4-0 FC4-6 BB		4-0 CS BB		0-0 F8			0-3 K		2	0	0	0	2	1	2						
Dwayne Murphy, L OBP: 0.347, SLG: 0.393	0-0 FC4-6 1B 1-2		0-0 4-3 1-2				0-0 P4		0-0 4-3	4	0	0	0	0	0	2						
Dan Meyer, L OBP: 0.285, SLG: 0.404	0-0 1-3 1B			0-0 F7			0-0 1B		0-0 6-3	4	0	2	0	0	0	0						
Tony Armas, R OBP: 0.279, SLG: 0.446	0-3 K			0-0 5-3			0-0 F7		0-3 K	4	0	0	0	0	2	3						
Wayne Gross, L OBP: 0.337, SLG: 0.340	0-0 F8			0-0 F9			0-0 P6		0-0 F9	4	0	0	0	0	0	3						
Davey Lopes, R OBP: 0.316, SLG: 0.396		0-0 5-3			0-0 F7			0-3 K		2	0	0	0	0	0	0						
Dave McKay, S OBP: 0.215, SLG: 0.235										1	0	0	0	1	1	0						
Mike Heath, R OBP: 0.298, SLG: 0.333		0-0 6-3			0-0 F9			0-0 F8		3	0	0	0	0	0	0						
Mitchell Page, L OBP: 0.277, SLG: 0.238			0-0 G3		0-0 1B 1B			0-0 F3		3	0	1	0	0	0	0						
Fred Stanley, R OBP: 0.272, SLG: 0.208			0-0 F8		0-0 1-2 1B			0-0 F3		3	0	1	0	0	0	0						
Inning Stats	R: 0 E: 0 K: 1 S: 6	H: 1 LOB: 2 BB: 1 P: 10	R: 0 E: 0 K: 0 S: 3	H: 0 LOB: 0 BB: 0 P: 3	R: 0 E: 0 K: 0 S: 2	H: 0 LOB: 0 BB: 1 P: 6	R: 0 E: 0 K: 0 S: 3	H: 0 LOB: 0 BB: 0 P: 3	R: 0 E: 0 K: 0 S: 5	H: 2 LOB: 2 BB: 0 P: 5	R: 0 E: 0 K: 0 S: 4	H: 1 LOB: 1 BB: 0 P: 4	R: 0 E: 0 K: 1 S: 5	H: 0 LOB: 0 BB: 0 P: 5	R: 0 E: 0 K: 1 S: 5	H: 0 LOB: 0 BB: 0 P: 5	R: 0 E: 0 K: 1 S: 5	H: 0 LOB: 0 BB: 0 P: 5	1B: 4 2B: 0 3B: 0 HR: 0	SF: 0 SAC: 0 DP: 0 HBP: 0	WP: 0 PB: 0 SB: 0 CS: 1	PA: 32
PITCHER	IP WLS BF H R ER SO BB IBB HBP BLK WP HR S P ERA WHIP																					
Mike Witt, R ERA: 3.03	9.0 W 32 4 0 0 4 2 0 0 0 0 0 0 38 46 0.00 0.667																					

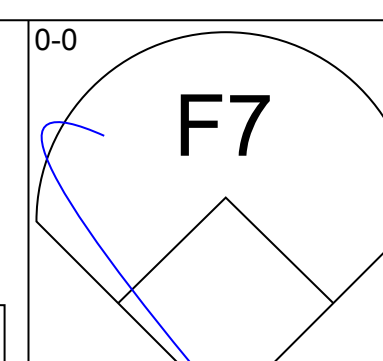
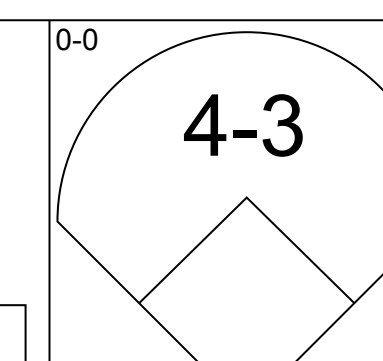
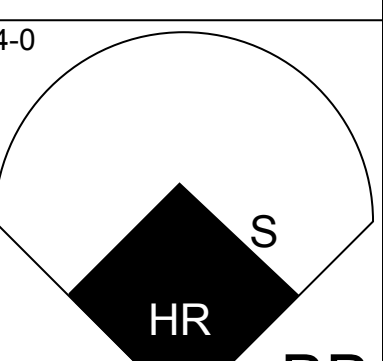
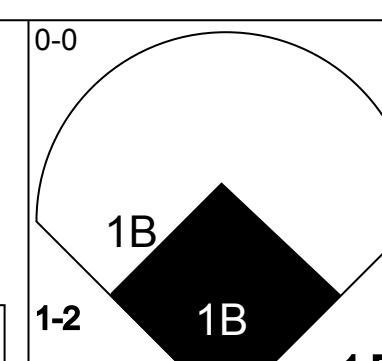
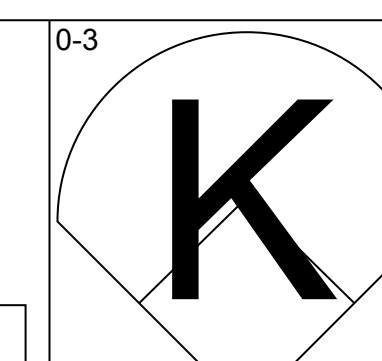
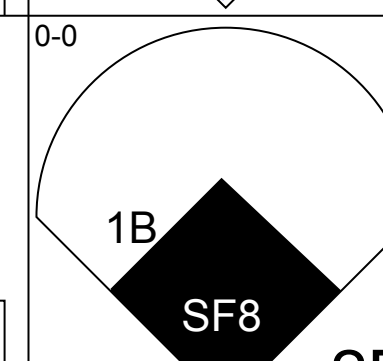
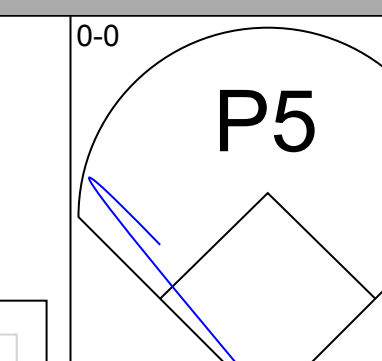
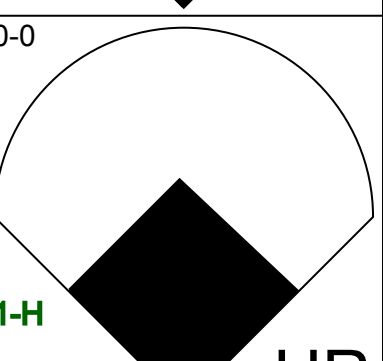
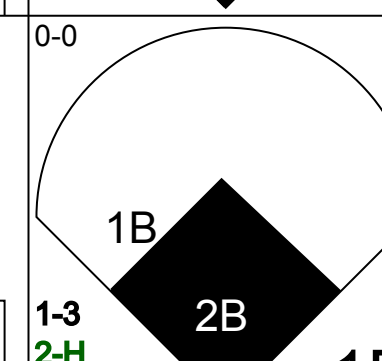
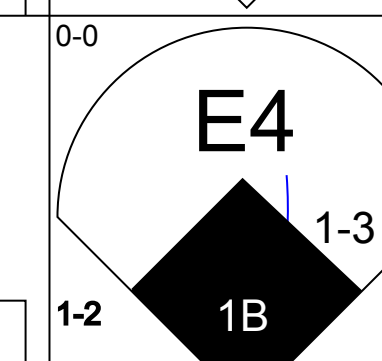
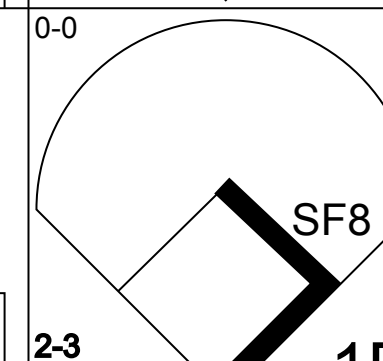
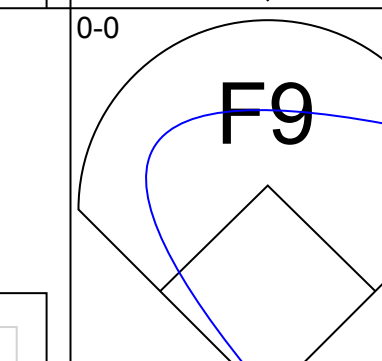
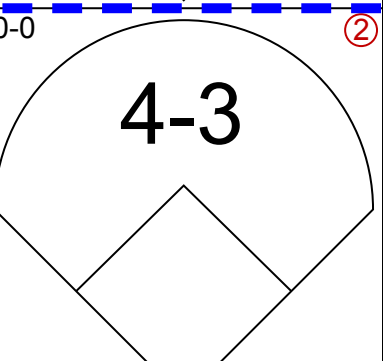
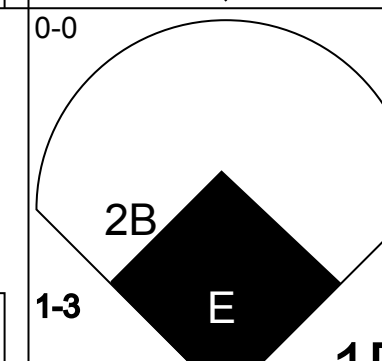
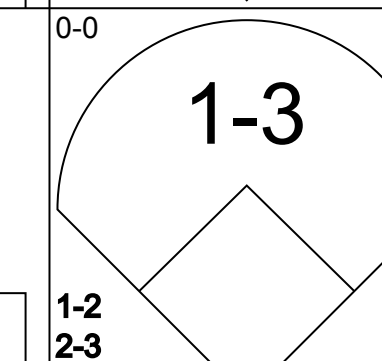
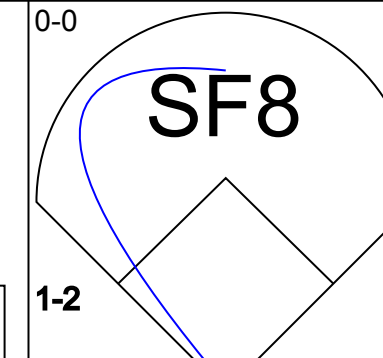
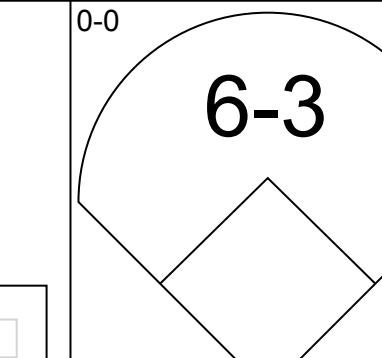
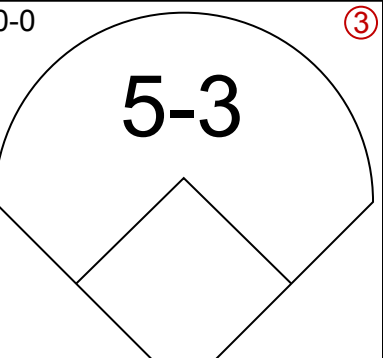
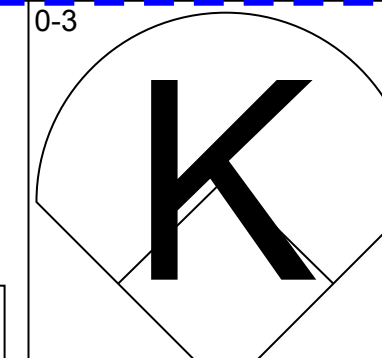
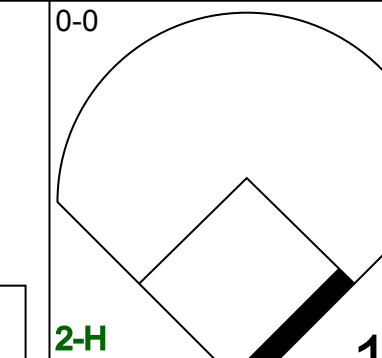
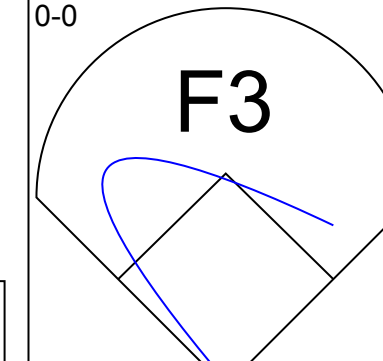
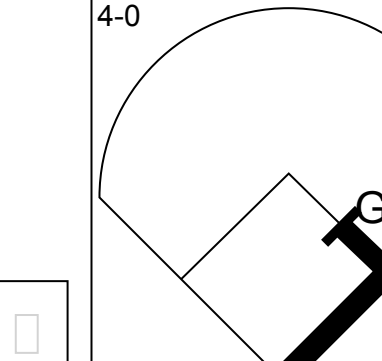
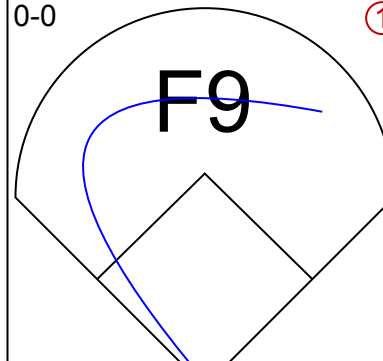
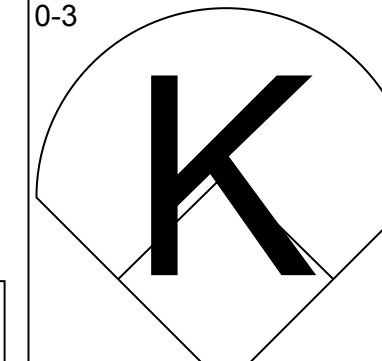
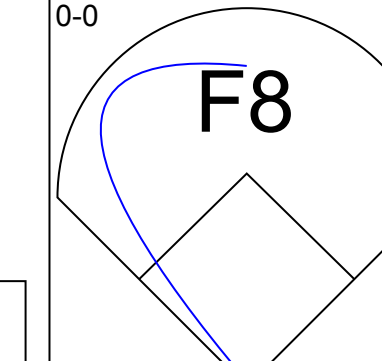
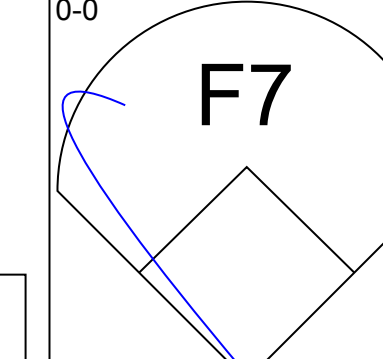
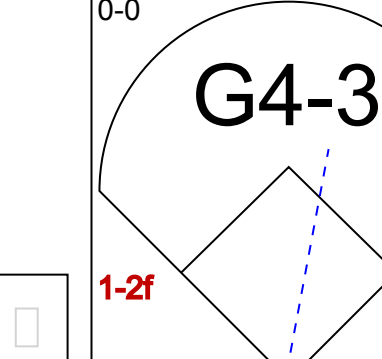
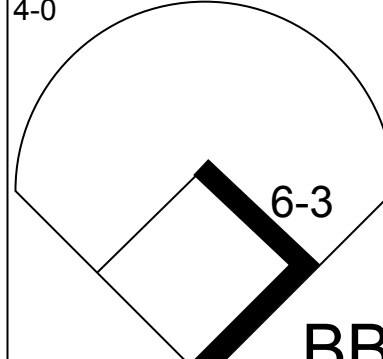
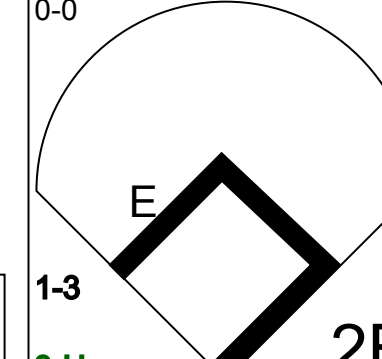
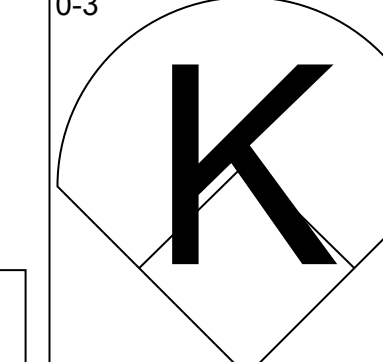
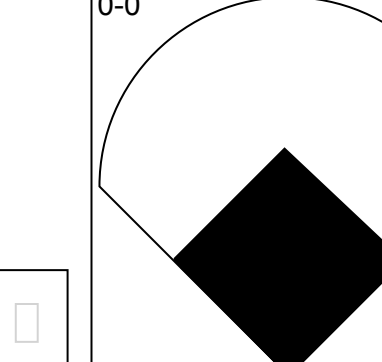
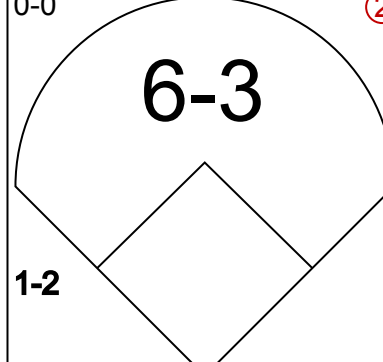
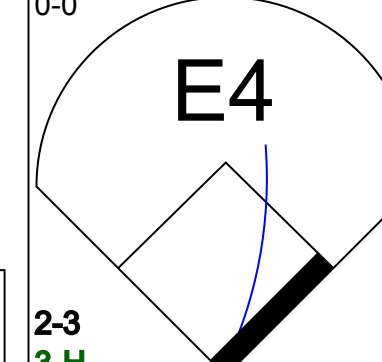
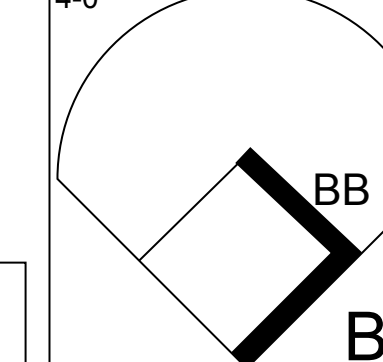
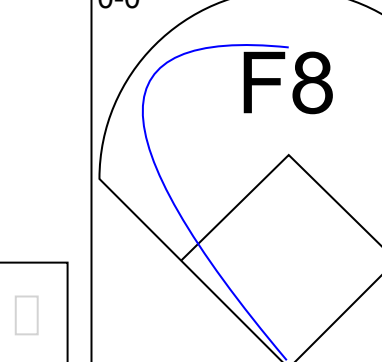
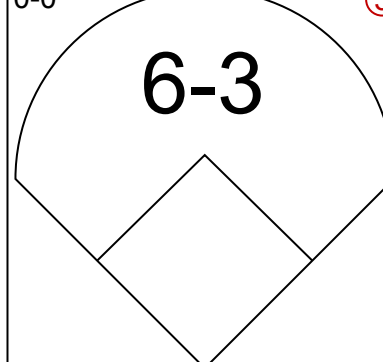
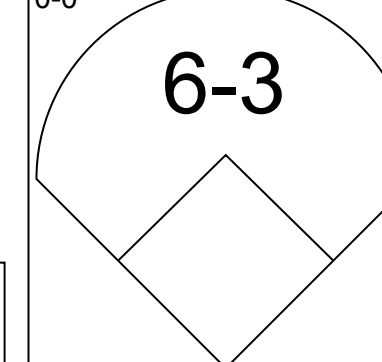
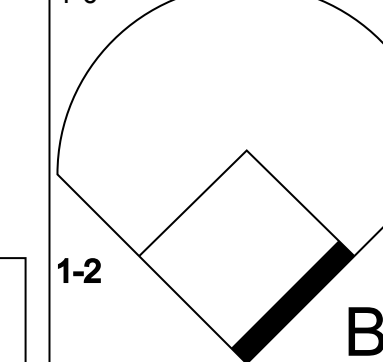


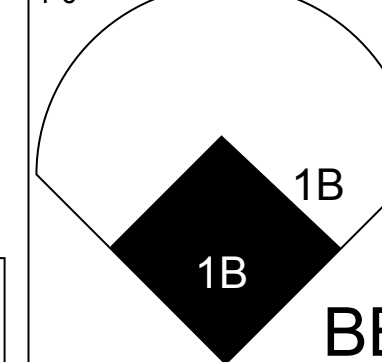
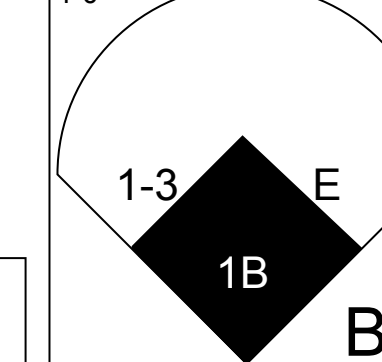
California Angels @ Oakland Athletics
Oakland-Alameda County Coliseum, Oakland, CA

AB 30
R 0
H 4
RBI 0
BB 2
SO 4
LOB 10



WP: 0 PA: 32
PB: 0
SB: 0
CS: 1

Batter	1	2	3	4	5	6	7	8	9	AB	R	H	RBI	BB	SO	LOB	TOP			
Brian Downing, R OBP: 0.372, SLG: 0.474 (1, 7)										5	0	0	0	0	1	2	California Angels @ Oakland Athletics Oakland-Alameda County Coliseum, Oakland, CA Sat Aug 14 1982, 3:33 AM PDT Att: 32,139 - Unknown			
Rod Carew, L OBP: 0.388, SLG: 0.368 (1, 3)										4	0	2	0	1	0	0				
Doug DeCinces, R OBP: 0.369, SLG: 0.561 (1, 5)										3	0	0	0	2	1	2				
Reggie Jackson, L OBP: 0.366, SLG: 0.508 (1, 9)										4	0	1	0	0	0	4				
Fred Lynn, L OBP: 0.370, SLG: 0.497 Bobby Clark, R OBP: 0.229, SLG: 0.314 (8, PR) (8, 8)										2	0	1	0	1	0	0				
Don Baylor, R OBP: 0.327, SLG: 0.430 (1, 10)										3	0	0	0	1	0	5				
Bobby Grich, R OBP: 0.372, SLG: 0.443 (1, 4)										3	1	2	0	1	0	1				
Tim Foli, R OBP: 0.283, SLG: 0.325 (1, 6)										4	0	1	0	0	0	4				
Bob Boone, R OBP: 0.313, SLG: 0.336 (1, 2)										4	0	2	1	0	1	4				
Inning Stats	R: 0 E: 0 K: 1 S: 7	H: 2 LOB: 3 BB: 1 P: 11	R: 1 E: 0 K: 0 S: 4	H: 2 LOB: 0 BB: 4 P: 4	R: 0 E: 0 K: 0 S: 3	H: 1 LOB: 1 BB: 0 P: 3	R: 0 E: 0 K: 0 S: 3	H: 1 LOB: 1 BB: 1 P: 7	R: 0 E: 0 K: 0 S: 3	H: 1 LOB: 2 BB: 2 P: 11	R: 0 E: 0 K: 1 S: 6	H: 0 LOB: 1 BB: 1 P: 10	R: 0 E: 0 K: 0 S: 4	H: 1 LOB: 2 BB: 0 P: 5	R: 0 E: 0 K: 1 S: 5	H: 0 LOB: 0 BB: 0 P: 5		1B: 8 2B: 1 3B: 0 HR: 0	SF: 0 SAC: 0 DP: 3 HBP: 1	WP: 0 PB: 0 SB: 0 CS: 1
PITCHER	IP WLS BF H R ER SO BB IBB HBP BLK WP HR S P ERA WHIP	IP WLS BF H R ER SO BB IBB HBP BLK WP HR S P ERA WHIP																		
Matt Keough, R ERA: 5.25 (1, 1)	6.2 W 29 8 1 1 2 5 0 0 0 0 0 28 48 1.35 1.950	2.1 S 10 1 0 0 1 1 0 1 0 0 0 10 15 0.00 0.857																		
Tom Underwood, L ERA: 2.93 (7, 1)																				

Batter	1	2	3	4	5	6	7	8	9	AB	R	H	RBI	BB	SO	LOB	BOTTOM			
Rickey Henderson, R OBP: 0.408, SLG: 0.388 (1, 7)										4	2	1	0	1	1	3	California Angels @ Oakland Athletics Oakland-Alameda County Coliseum, Oakland, CA Sat Aug 14 1982, 3:33 AM PDT Att: 32,139 - Unknown			
Dwayne Murphy, L OBP: 0.348, SLG: 0.406 (1, 8)										5	4	3	3	0	0	1				
Dan Meyer, L OBP: 0.287, SLG: 0.404 (1, 3)										5	1	2	1	0	0	2				
Tony Armas, R OBP: 0.278, SLG: 0.444 (1, 9)										4	0	1	3	0	1	2				
Wayne Gross, L OBP: 0.334, SLG: 0.335 (1, 5)										4	0	0	0	1	1	4				
Davey Lopes, R OBP: 0.318, SLG: 0.398 (1, 4)										3	0	1	1	1	0	1				
Mitchell Page, L OBP: 0.275, SLG: 0.304 (1, 10)										4	1	1	1	0	1	2				
Jeff Newman, R OBP: 0.240, SLG: 0.332 (1, 2)										3	0	0	0	1	0	3				
Fred Stanley, R OBP: 0.282, SLG: 0.206 (1, 6)										1	2	0	0	3	0	0				
Inning Stats	R: 1 E: 0 K: 0 S: 5	H: 2 LOB: 1 BB: 0 P: 5	R: 0 E: 0 K: 1 S: 5	H: 0 LOB: 2 BB: 2 P: 13	R: 0 E: 0 K: 0 S: 3	H: 0 LOB: 0 BB: 0 P: 3	R: 1 E: 0 K: 0 S: 3	H: 1 LOB: 1 BB: 1 P: 7	R: 2 E: 0 K: 0 S: 4	H: 1 LOB: 0 BB: 1 P: 8	R: 0 E: 0 K: 0 S: 3	H: 0 LOB: 1 BB: 1 P: 7	R: 4 E: 1 K: 2 S: 12	H: 4 LOB: 2 BB: 1 P: 16	R: 2 E: 1 K: 1 S: 7	H: 1 LOB: 1 BB: 1 P: 11		1B: 5 2B: 2 3B: 0 HR: 2	SF: 1 SAC: 0 DP: 1 HBP: 0	WP: 0 PB: 0 SB: 1 CS: 0
PITCHER	IP WLS BF H R ER SO BB IBB HBP BLK WP HR S P ERA WHIP	IP WLS BF H R ER SO BB IBB HBP BLK WP HR S P ERA WHIP																		
Steve Renko, R ERA: 3.81 (1, 1)	4.1 L 20 4 4 4 1 4 0 0 0 0 0 18 34 8.31 1.846	1.2 10 3 4 3 0 2 0 0 0 0 0 8 16 16.20 3.000																		
Andy Hassler, L ERA: 1.95 (5, 1)																				
Bruce Kison, R ERA: 3.93 (7, 1)	1.0 5 1 0 0 2 0 0 0 0 0 0 9 9 0.00 1.000																			
Rick Steiner, R ERA: 3.0 (8, 1)	1.0 6 1 2 0 1 1 0 0 0 0 0 7 11 0.00 2.000																			

Batter	1	2	3	4	5	6	7	8	9	AB	R	H	RBI	BB	SO	LOB	TOP										
Brian Downing, R (1, 7) OBP: 0.375, SLG: 0.479 Juan Beniquez, R (9, 7) OBP: 0.339, SLG: 0.356	4-0 5-3 BB		4-0 BB		0-0 F2		0-0 1B		4-0 E SF7 BB	2	1	1	0	3	0	0											
Rod Carew, L (1, 3) OBP: 0.384, SLG: 0.363	0-0 1-3		0-0 F7			0-0 HR 1B	0-0 4-3		0-0 E1 G6-4-3	5	1	1	0	0	0	4											
Reggie Jackson, L (1, 9) OBP: 0.365, SLG: 0.507 Bobby Clark, R (9, 9) OBP: 0.228, SLG: 0.314	0-0 5-3		0-0 F9			0-3 K		0-0 1B 1B	0-0 SF7	4	1	1	1	0	1	3											
Don Baylor, R (1, 10) OBP: 0.323, SLG: 0.424	0-3 K		0-0 F9			0-0 F5		0-0 1B 1B	0-0 G6-4-3	5	1	1	0	0	1	4											
Fred Lynn, L (1, 8) OBP: 0.370, SLG: 0.501		4-0 E 1B SF7 BB		0-0 P4		0-0 HR		0-3 K		3	2	1	2	1	1	2											
Bobby Grich, R (1, 4) OBP: 0.370, SLG: 0.440		0-0 E6 1B		0-0 5-3		0-0 6-3		0-3 K		4	0	1	0	0	1	2											
Rob Wilfong, L (1, 5) OBP: 0.234, SLG: 0.250		0-0 F9		0-0 F8			0-0 HR	0-0 1B 1B		4	2	2	2	0	0	2											
Tim Foli, R (1, 6) OBP: 0.284, SLG: 0.323		0-0 SF7		0-0 F8		0-0 L5		0-0 1B 1B		3	0	1	3	0	0	0											
Bob Boone, R (1, 2) OBP: 0.309, SLG: 0.332		0-0 P4		0-0 6-3		0-0 F8		0-0 P6		4	0	0	0	0	0	2											
Inning Stats	R: 0 E: 0 K: 1 S: 5	H: 0 LOB: 1 BB: 1 P: 9	R: 1 E: 1 K: 0 S: 4	H: 1 LOB: 1 BB: 1 P: 8	R: 0 E: 0 K: 0 S: 3	H: 0 LOB: 0 BB: 0 P: 7	R: 0 E: 0 K: 0 S: 3	H: 0 LOB: 0 BB: 0 P: 3	R: 0 E: 0 K: 1 S: 7	H: 2 LOB: 0 BB: 0 P: 7	R: 1 E: 0 K: 0 S: 5	H: 2 LOB: 1 BB: 0 P: 5	R: 3 E: 0 K: 2 S: 11	H: 4 LOB: 1 BB: 0 P: 11	R: 1 E: 1 K: 0 S: 3	H: 0 LOB: 0 BB: 1 P: 7	1B: 7 2B: 0 3B: 0 HR: 2	SF: 2 SAC: 0 DP: 1 HBP: 0	WP: 0 PB: 0 SB: 0 CS: 0	PA: 40							
PITCHER	IP	WLS	BF	H	R	ER	SO	BB	IBB	HBP	BLK	WP	HR	S	P	ERA	WHIP										
Steve McCatty, R (1, 1) ERA: 4.02	7.0	L	29	5	4	3	2	3	0	0	0	0	2	30	42	3.86	1.143										
Bob Ovetchinko, L (8, 1) ERA: 5.32	0.1		3	2	2	1	1	0	0	0	0	0	0	5	5	54.00	6.000										
Jeff Jones, R (8, 1) ERA: 5.35	0.2		4	2	1	1	1	0	0	0	0	0	0	6	6	13.50	3.000										
Preston Hanna, R (9, 1) ERA: 4.7	0.0		2	0	1	0	0	1	0	0	0	0	0	1	5	∞	∞										
Tom Underwood, L (9, 1) ERA: 2.89	1.0		2	0	0	0	0	0	0	0	0	0	0	2	2	0.00	0.000										

California Angels @ Oakland Athletics
Oakland-Alameda County Coliseum, Oakland, CA
Mon Aug 16 1982, 7:05 PM PDT
Att: 37,388 - Unknown

AB	34
R	8
H	9
RBI	8
BB	4
SO	4
LOB	19





Batter	1	2	3	4	5	6	7	8	9	AB	R	H	RBI	BB	SO	LOB	BOTTOM										
Rickey Henderson, R (1, 7) OBP: 0.410, SLG: 0.386	4-0 CS BB		4-0 CS 1B BB		0-0 1B			0-0 F3	0-3 K	3	0	1	0	2	1	0											
Dwayne Murphy, L (1, 8) OBP: 0.352, SLG: 0.405	0-3 K		0-0 P4		0-3 K			4-0 1B BB		3	1	0	0	1	2	3											
Davey Lopes, R (1, 4) OBP: 0.315, SLG: 0.393 Dave McKay, S (6, 4) OBP: 0.220, SLG: 0.239	0-0 1-3		0-0 1-2 1B		0-0 F9			0-0 1B 1B		3	0	1	0	0	0	2											
Tony Armas, R (1, 9) OBP: 0.278, SLG: 0.439		4-0 FC5-4 BB	0-0 CS	0-3 K		0-3 K		0-0 1B 1B		3	0	1	1	1	2	0											
Jeff Burroughs, R (1, 10) OBP: 0.351, SLG: 0.533		0-0 FC5-4 1-3 1B		0-0 HR 1B		0-0 P4		0-0 1B 1B		4	1	2	1	0	0	1											
Joe Rudi, R (1, 3) OBP: 0.318, SLG: 0.335 Wayne Gross, L (8, PH) OBP: 0.339, SLG: 0.337		0-0 1-3 1B		0-0 HR		0-0 4-3		0-3 K		3	1	2	2	0	0	0											
Mickey Klutts, R (1, 5) OBP: 0.213, SLG: 0.239 Dan Meyer, L (8, PH) OBP: 0.282, SLG: 0.397		0-0 1-3		0-0 4-3			0-0 F3	0-0 P4		3	0	0	0	0	0	2											
Jeff Newman, R (1, 2) OBP: 0.236, SLG: 0.326		0-0 F7		0-0 F7			0-0 F2		0-0 5-3	4	0	0	0	0	0	2											
Fred Stanley, R (1, 6) OBP: 0.284, SLG: 0.201 Mitchell Page, L (8, PH) OBP: 0.268, SLG: 0.353			0-3 K		0-0 6-3		0-0 6-3		0-0 4-3	3	0	0	0	0	1	0											
Inning Stats	R: 0 E: 0 K: 1 S: 4	H: 0 LOB: 0 BB: 1 P: 8	R: 0 E: 0 K: 0 S: 4	H: 1 LOB: 2 BB: 1 P: 8	R: 0 E: 0 K: 1 S: 5	H: 1 LOB: 1 BB: 1 P: 9	R: 2 E: 0 K: 1 S: 7	H: 2 LOB: 0 BB: 0 P: 7	R: 0 E: 0 K: 1 S: 5	H: 0 LOB: 0 BB: 0 P: 5	R: 0 E: 0 K: 0 S: 3	H: 0 LOB: 0 BB: 0 P: 3	R: 2 E: 0 K: 1 S: 8	H: 3 LOB: 2 BB: 1 P: 12	R: 0 E: 0 K: 1 S: 5	H: 0 LOB: 0 BB: 0 P: 5	1B: 7 2B: 0 3B: 0 HR: 1	SF: 0 SAC: 0 DP: 0 HBP: 0	WP: 0 PB: 0 SB: 0 CS: 2	PA: 38							
PITCHER	IP	WLS	BF	H	R	ER	SO	BB	IBB	HBP	BLK	WP	HR	S	P	ERA	WHIP										
Geoff Zahn, L (1, 1) ERA: 3.83	7.1	W	32	8	4	4	5	4	0	0	0	0	1	38	54	4.91	1.636										
Dave Goltz, R (8, 1) ERA: 4.82	1.2	S	5	0	0	0	2	0	0	0	0	0	0	9	9	0.00	0.000										

California Angels @ Oakland Athletics
Oakland-Alameda County Coliseum, Oakland, CA
Mon Aug 16 1982, 7:05 PM PDT
Att: 37,388 - Unknown

AB	33
R	4
H	8
RBI	4
BB	4
SO	7
LOB	14



Batter	1	2	3	4	5	6	7	8	9	AB	R	H	RBI	BB	SO	LOB	TOP					
Jerry Remy, L (1,4) OBP: 0.344, SLG: 0.319	0-0 S 1B		0-0 2B		0-0 F7		0-0 1-3 1B		0-3 K	5	0	3	0	0	1	1	Boston Red Sox @ California Angels Anaheim Stadium, Anaheim, CA Tue Aug 17 1982, 10:05 PM EDT Att: 38,051 - Unknown AB 36 R 2 H 8 RBI 2 BB 2 SO 9 LOB 20 					
Dwight Evans, R (1,9) OBP: 0.391, SLG: 0.504 Reid Nichols, R (5,9) OBP: 0.344, SLG: 0.451	0-3 K 1-2		0-3 K		0-3 K		0-0 G3		0-0 5-3	3	0	0	0	0	3	2						
Jim Rice, R (1,7) OBP: 0.378, SLG: 0.493 Wade Boggs, L (5,7) OBP: 0.417, SLG: 0.418	0-3 K		0-0 F7		0-3 K				0-0 6-3	3	0	0	0	0	2	2						
Carl Yastrzemski, L (1,10) OBP: 0.357, SLG: 0.449	0-0 5-3		4-0 BB		0-0 F8				0-0 6-3	3	0	0	0	1	0	1						
Carney Lansford, R (1,5) OBP: 0.352, SLG: 0.428		0-3 K	0-0 F9		0-0 5-3				0-0 G3	4	0	0	0	0	1	2						
Dave Stapleton, R (1,3) OBP: 0.285, SLG: 0.367		0-0 F9 BB 1B		0-0 F7		0-0 6-3			0-0 E4 2B	4	1	1	0	0	0	0						
Rick Miller, L (1,8) OBP: 0.330, SLG: 0.328		4-0 F9 BB 1-2		0-0			0-0 1B 1B		0-0 1-H 2B 2B	3	1	3	1	1	0	0						
Glenn Hoffman, R (1,6) OBP: 0.274, SLG: 0.324 Julio Valdez, S (7,PH) OBP: 0.444, SLG: 0.556	0-0 F9 1-2 2-3		0-0 F8		0-0 F7		0-0 F7		0-0 2-H 2B	2	0	0	0	0	0	3						
Gary Atkinson, R (1,2) OBP: 0.293, SLG: 0.323 Roger LaFrancois, L (7,PH) OBP: 0.250, SLG: 0.500	0-3 K		0-3 K		0-0 P5				0-0 F7	2	0	0	0	0	2	3						
Inning Stats	R: 0 E: 0 K: 2 S: 8	H: 1 LOB: 1 BB: 0 P: 8	R: 0 E: 0 K: 2 S: 8	H: 1 LOB: 2 BB: 1 P: 12	R: 0 E: 0 K: 1 S: 6	H: 1 LOB: 1 BB: 1 P: 10	R: 0 E: 0 K: 1 S: 6	H: 0 LOB: 0 BB: 0 P: 6	R: 0 E: 0 K: 2 S: 7	H: 0 LOB: 0 BB: 0 P: 7	R: 0 E: 0 K: 0 S: 3	H: 2 LOB: 2 BB: 0 P: 3	R: 0 E: 0 K: 0 S: 5	H: 0 LOB: 0 BB: 0 P: 5	R: 0 E: 0 K: 0 S: 3	H: 0 LOB: 0 BB: 0 P: 3		R: 2 E: 1 K: 1 S: 8	H: 2 LOB: 1 BB: 0 P: 8	1B: 5 2B: 3 3B: 0 HR: 0	SF: 0 SAC: 0 DP: 0 HBP: 0	WP: 0 PB: 0 SB: 1 CS: 0
PITCHER	IP WLS BF H R ER SO BB IBB HBP BLK WP HR S P ERA WHIP	8.0 W 35 8 2 1 8 2 0 0 0 0 0 0 49 57 1.12 1.250	1.0 L 3 0 0 0 1 0 0 0 0 0 0 5 5 0.00 0.000	PITCHER										IP WLS BF H R ER SO BB IBB HBP BLK WP HR S P ERA WHIP								
Luis Tiant, R (1,1) ERA: 2.95 Andy Hassler, L (9,1) ERA: 1.92											8.0 W 35 8 2 1 8 2 0 0 0 0 0 0 49 57 1.12 1.250	1.0 L 3 0 0 0 1 0 0 0 0 0 0 5 5 0.00 0.000										

Batter	1	2	3	4	5	6	7	8	9	AB	R	H	RBI	BB	SO	LOB	BOTTOM					
Brian Downing, R (1,7) OBP: 0.374, SLG: 0.482	0-0 5-3		0-0 HR		0-0 F7		0-0 F8		0-0 5-3	5	1	1	1	0	0	1	Boston Red Sox @ California Angels Anaheim Stadium, Anaheim, CA Tue Aug 17 1982, 10:05 PM EDT Att: 38,051 - Unknown AB 34 R 10 H 11 RBI 10 BB 4 SO 6 LOB 16 					
Rod Carew, L (1,3) OBP: 0.388, SLG: 0.370	0-0 HR 1B		4-0 FC6-4 FC4-6 BB BB		0-0 HR 2B		0-0 1B 1B		0-0 4-3	4	4	3	0	1	0	1						
Reggie Jackson, L (1,9) OBP: 0.369, SLG: 0.505 Bobby Clark, R (7,PH) OBP: 0.225, SLG: 0.310	0-3 K		4-0 FC6-4 1-2 BB		4-0 HR BB		0-3 K			1	1	0	0	2	1	1						
Don Baylor, R (1,10) OBP: 0.323, SLG: 0.429	0-0 1-H HR		0-0 FC6-4 FC4-6 1-2 2-3		0-0 F9		0-0 F9			4	1	1	2	0	0	5						
Fred Lynn, L (1,8) OBP: 0.370, SLG: 0.508 Juan Beniquez, R (7,PH) OBP: 0.345, SLG: 0.363	0-3 K		0-0 FC4-6 CS 1-2 3-H		0-0 1-H 2-H HR		0-0 1B 1B			3	1	1	4	0	1	1						
Ron Jackson, R (1,5) OBP: 0.363, SLG: 0.400		0-0 1B	0-0 CS 1-2		0-3 K K		0-0 1-3 2-H 1B			4	0	2	1	0	2	0						
Bobby Grich, R (1,4) OBP: 0.369, SLG: 0.446 Rob Wilfong, L (8,4) OBP: 0.234, SLG: 0.250		0-0 F9		0-0 HR		0-3 K		0-0 6-3		4	1	1	1	0	1	3						
Joe Ferguson, R (1,2) OBP: 0.307, SLG: 0.328		0-0 F9		0-0 HR		0-0 6-3		4-0 6-3 BB		3	1	1	1	1	0	1						
Tim Foli, R (1,6) OBP: 0.281, SLG: 0.320		0-0 P4		0-0 F7		0-0 F7		0-0 1-2 6-3		4	0	0	0	0	0	2						
Inning Stats	R: 2 E: 0 K: 2 S: 9	H: 2 LOB: 0 BB: 0 P: 9	R: 0 E: 0 K: 0 S: 4	H: 1 LOB: 1 BB: 0 P: 4	R: 2 E: 0 K: 1 S: 7	H: 2 LOB: 0 BB: 0 P: 7	R: 3 E: 0 K: 2 S: 9	H: 2 LOB: 0 BB: 1 P: 13	R: 0 E: 0 K: 0 S: 3	H: 0 LOB: 0 BB: 0 P: 3	R: 1 E: 0 K: 1 S: 8	H: 3 LOB: 2 BB: 0 P: 8	R: 0 E: 0 K: 0 S: 3	H: 0 LOB: 1 BB: 1 P: 7	1B: 5 2B: 1 3B: 0 HR: 5	SF: 0 SAC: 0 DP: 0 HBP: 0		WP: 0 PB: 0 SB: 0 CS: 1	PA: 39			
PITCHER	IP WLS BF H R ER SO BB IBB HBP BLK WP HR S P ERA WHIP	3.1 L 17 6 6 6 3 1 0 0 0 0 1 14 18 10.12 1.125	2.0 L 10 3 1 1 1 1 0 0 0 0 0 0 11 15 4.50 2.000	PITCHER										IP WLS BF H R ER SO BB IBB HBP BLK WP HR S P ERA WHIP								
Bob Ojeda, L (1,1) ERA: 5.74 Luis Aponte, R (4,1) ERA: 4.04 Bruce Hurst, L (7,1) ERA: 5.31											3.1 L 17 6 6 6 3 1 0 0 0 0 1 14 18 10.12 1.125	2.0 L 10 3 1 1 1 1 0 0 0 0 0 0 11 15 4.50 2.000										

Batter	1	2	3	4	5	6	7	8	9	AB	R	H	RBI	BB	SO	LOB	TOP			
Jerry Remy, L OBP: 0.343, SLG: 0.317										5	1	1	0	0	0	2				
Dwight Evans, R OBP: 0.392, SLG: 0.502										4	1	1	0	0	2	2				
Jim Rice, R OBP: 0.381, SLG: 0.499										4	1	2	2	0	0	0				
Carl Yastrzemski, L OBP: 0.351, SLG: 0.440										4	0	0	0	0	0	2				
Carney Lansford, R OBP: 0.354, SLG: 0.432										3	1	2	0	1	0	1				
Dave Stapleton, R OBP: 0.288, SLG: 0.371										4	1	2	2	0	1	2				
Rick Miller, L OBP: 0.328, SLG: 0.326										4	0	1	1	0	0	2				
Rich Gedman, L OBP: 0.289, SLG: 0.377										4	0	0	0	0	0	1				
Glenn Hoffman, R OBP: 0.276, SLG: 0.324										2	0	1	0	1	0	0				
Wade Boggs, L OBP: 0.418, SLG: 0.418 (9, PH)										1	0	0	0	0	0	0				
Inning Stats	R: 3 E: 1 K: 0 S: 7	H: 4 LOB: 1 BB: 0 P: 7	R: 0 E: 0 K: 0 S: 3	H: 0 LOB: 0 BB: 0 P: 3	R: 0 E: 0 K: 1 S: 5	H: 0 LOB: 0 BB: 0 P: 5	R: 2 E: 0 K: 1 S: 8	H: 3 LOB: 2 BB: 1 P: 12	R: 0 E: 0 K: 1 S: 6	H: 1 LOB: 1 BB: 0 P: 6	R: 0 E: 0 K: 0 S: 4	H: 1 LOB: 1 BB: 0 P: 4	R: 0 E: 0 K: 0 S: 2	H: 0 LOB: 0 BB: 1 P: 6	R: 0 E: 0 K: 0 S: 3	H: 0 LOB: 0 BB: 0 P: 3	1B: 7 2B: 3 3B: 0 HR: 0	SF: 0 SAC: 0 DP: 1 HBP: 0	WP: 0 PB: 0 SB: 0 CS: 0	PA: 37
PITCHER	IP WLS BF H R ER SO BB IBB HBP BLK WP HR S P ERA WHIP																			
Steve Renko, R ERA: 4.05	(1, 1) 3.0 W 16 7 5 5 1 0 0 0 0 0 0 0 18 18 15.00 2.333																			
Bruce Kison, R ERA: 3.69	(4, 1) 6.0 W 21 3 0 0 2 2 0 0 0 0 0 0 23 31 0.00 0.833																			

Boston Red Sox @ California Angels
Anaheim Stadium, Anaheim, CA
Thu Aug 19 1982, 10:05 PM EDT
Att: 38,693 - Unknown

AB 35
R 5
H 10
RBI 5
BB 2
SO 3
LOB 12



Batter	1	2	3	4	5	6	7	8	9	AB	R	H	RBI	BB	SO	LOB	BOTTOM	
Brian Downing, R OBP: 0.371, SLG: 0.476										5	0	1	0	0	0	1		
Juan Beniquez, R OBP: 0.345, SLG: 0.363										5	1	2	0	0	0	2		
Rob Wilfong, L OBP: 0.240, SLG: 0.255										4	2	2	0	1	0	1		
Rod Carew, L OBP: 0.395, SLG: 0.384										3	2	1	2	2	0	2		
Reggie Jackson, L OBP: 0.366, SLG: 0.499										0	0	0	0	0	0	0		
Bobby Clark, R OBP: 0.225, SLG: 0.310										4	1	1	2	1	0	3		
Fred Lynn, L OBP: 0.367, SLG: 0.500										3	1	1	1	1	0	2		
Don Baylor, R OBP: 0.324, SLG: 0.425										3	0	1	0	1	0	1		
Ron Jackson, R OBP: 0.372, SLG: 0.396										4	0	1	2	0	1	5		
Tim Foli, R OBP: 0.281, SLG: 0.319										4	1	1	0	0	0	4		
Bob Boone, R OBP: 0.309, SLG: 0.332										4	1	1	0	0	0	4		
Inning Stats	R: 0 E: 0 K: 0 S: 3	H: 1 LOB: 0 BB: 0 P: 3	R: 0 E: 0 K: 0 S: 3	H: 0 LOB: 0 BB: 0 P: 3	R: 0 E: 0 K: 0 S: 3	H: 0 LOB: 0 BB: 0 P: 3	R: 1 E: 0 K: 0 S: 4	H: 1 LOB: 2 BB: 2 P: 12	R: 2 E: 0 K: 1 S: 8	H: 3 LOB: 3 BB: 2 P: 16	R: 5 E: 1 K: 0 S: 8	H: 4 LOB: 2 BB: 2 P: 16	R: 0 E: 0 K: 0 S: 5	H: 2 LOB: 2 BB: 0 P: 5	1B: 9 2B: 2 3B: 0 HR: 0	SF: 0 SAC: 0 DP: 1 HBP: 0	WP: 0 PB: 0 SB: 0 CS: 0	PA: 41
PITCHER	IP WLS BF H R ER SO BB IBB HBP BLK WP HR S P ERA WHIP																	
Dennis Eckersley, R ERA: 3.38	(1, 1) 2.2 8 1 0 0 0 0 0 0 0 0 0 12 20 10.12 2.250																	
Bob Stanley, R ERA: 3.06	(3, 1) 2.2 14 4 3 3 0 2 0 0 0 0 0 0 7 23 20.25 3.750																	
Mark Clear, R ERA: 2.64	(6, 1) 1.1 L 9 1 3 3 1 4 0 0 0 0 0 0 4 4 = =																	
Tom Burgmeier, L ERA: 2.48	(7, 1) 0.0 4 3 2 0 0 0 0 0 0 0 0 0 6 6 0.00 1.500																	
Luis Aparicio, R ERA: 3.95	(7, 1) 1.1 6 2 0 0 0 0 0 0 0 0 0 0 6 6 0.00 1.500																	

Boston Red Sox @ California Angels
Anaheim Stadium, Anaheim, CA
Thu Aug 19 1982, 10:05 PM EDT
Att: 38,693 - Unknown

AB 35
R 8
H 11
RBI 7
BB 6
SO 1
LOB 21



Batter	1	2	3	4	5	6	7	8	9	AB	R	H	RBI	BB	SO	LOB	TOP			
Lou Whitaker, L (1, 4) OBP: 0.352, SLG: 0.450	F7		1B		F9			F7		4	1	1	0	0	0	0	Detroit Tigers @ California Angels Anaheim Stadium, Anaheim, CA Sat Aug 21 1982, 10:05 PM EDT Att: 44,194 - Unknown livebaseballscorecards.com			
Glenn Wilson, R (1, 8) OBP: 0.351, SLG: 0.514	6-3		1B		5-3			6-3		4	0	1	0	0	0	0				
Larry Hemdon, R (1, 7) OBP: 0.327, SLG: 0.471 Howard Johnson, S (7, 7) OBP: 0.239, SLG: 0.273	BB		K		6-3			F7		2	0	0	0	1	1	2				
Lance Parrish, R (1, 2) OBP: 0.355, SLG: 0.554 Bill Fahey, L (8, 2) OBP: 0.125, SLG: 0.154	5-3		1B		6-3			F8		3	0	1	1	0	0	1				
Mike Ivie, R (1, 10) OBP: 0.302, SLG: 0.445			K		6-3			G5-4-3		3	0	2	0	1	1	2				
Chet Lemon, R (1, 9) OBP: 0.360, SLG: 0.411	P4		1B		5-3			G5-4-3		4	0	0	0	0	0	3				
John Wockenfuss, R (1, 3) OBP: 0.370, SLG: 0.391 Rick Leach, L (7, 3) OBP: 0.271, SLG: 0.316	1-3		1B		F7			2-3		3	0	0	0	0	0	1				
Enos Cabell, R (1, 5) OBP: 0.287, SLG: 0.333	F9		1B		1-3			G5-4-3		3	0	1	0	0	0	1				
Tom Brookens, R (1, 6) OBP: 0.304, SLG: 0.375			F7		F9			G5-4-3		3	0	0	0	0	0	1				
Inning Stats	R: 0 E: 0 K: 0 S: 3	H: 0 LOB: 1 BB: 1 P: 7	R: 0 E: 0 K: 0 S: 4	H: 1 LOB: 1 BB: 0 P: 4	R: 1 E: 0 K: 2 S: 10	H: 3 LOB: 2 BB: 0 P: 10	R: 0 E: 0 K: 0 S: 3	H: 0 LOB: 0 BB: 0 P: 3	R: 0 E: 0 K: 0 S: 3	H: 1 LOB: 1 BB: 1 P: 7	R: 0 E: 0 K: 0 S: 3	H: 0 LOB: 0 BB: 0 P: 3	R: 0 E: 0 K: 0 S: 3	H: 0 LOB: 0 BB: 0 P: 3	R: 0 E: 0 K: 0 S: 3	H: 1 LOB: 0 BB: 0 P: 3		1B: 6 2B: 0 3B: 0 HR: 0	SF: 0 SAC: 0 DP: 2 HBP: 0	WP: 0 PB: 0 SB: 0 CS: 0
PITCHER Geoff Zahn, L (1, 1) ERA: 3.69	IP: 9.0 WLS: W BF: 33 H: 6 R: 1 ER: 1 SO: 2 BB: 2 IBB: 0 HBP: 0 BLK: 0 WP: 0 HR: 0 S: 35 P: 43 ERA: 1.00 WHIP: 0.889															PITCHER				

Batter	1	2	3	4	5	6	7	8	9	AB	R	H	RBI	BB	SO	LOB	BOTTOM			
Brian Downing, R (1, 7) OBP: 0.369, SLG: 0.469 Juan Beniquez, R (6, 7) OBP: 0.342, SLG: 0.359	5-3	CS	5-3		1B		F9			3	1	0	1	1	0	2	Detroit Tigers @ California Angels Anaheim Stadium, Anaheim, CA Sat Aug 21 1982, 10:05 PM EDT Att: 44,194 - Unknown livebaseballscorecards.com			
Rod Carew, L (1, 3) OBP: 0.396, SLG: 0.388 Ron Jackson, R (6, 3) OBP: 0.379, SLG: 0.398	CS		F7		1B		F9			4	1	2	0	0	0	2				
Reggie Jackson, L (1, 9) OBP: 0.367, SLG: 0.504 Bobby Clark, R (6, 9) OBP: 0.219, SLG: 0.301	F7		HR		K		5-3			3	1	1	0	0	1	3				
Fred Lynn, L (1, 8) OBP: 0.370, SLG: 0.513 Rob Wilford, L (8, PH) OBP: 0.242, SLG: 0.257		2B	HR		1B		5-3			3	4	3	2	1	0	0				
Doug DeCinces, R (1, 5) OBP: 0.365, SLG: 0.555	S	HR	6-3		1B		1B			4	2	3	4	0	0	0				
Don Baylor, R (1, 10) OBP: 0.324, SLG: 0.421	F5		6-3		1B		F3			3	1	0	0	1	0	2				
Bobby Grich, R (1, 4) OBP: 0.365, SLG: 0.438	6-3		5-3		1B		P4			4	1	1	1	0	0	2				
Bob Boone, R (1, 2) OBP: 0.315, SLG: 0.362	HR		HR		1B		5-3			3	2	2	3	1	0	0				
Mick Kelleher, R (1, 6) OBP: 0.186, SLG: 0.103	CS		F9		1B		K			4	0	2	1	0	1	0				
Inning Stats	R: 0 E: 0 K: 0 S: 3	H: 1 LOB: 0 BB: 0 P: 3	R: 3 E: 0 K: 0 S: 6	H: 4 LOB: 0 BB: 0 P: 6	R: 2 E: 0 K: 0 S: 5	H: 2 LOB: 0 BB: 0 P: 5	R: 1 E: 0 K: 0 S: 4	H: 1 LOB: 0 BB: 0 P: 4	R: 6 E: 0 K: 1 S: 9	H: 4 LOB: 2 BB: 4 P: 25	R: 1 E: 0 K: 0 S: 5	H: 2 LOB: 1 BB: 0 P: 5	R: 0 E: 0 K: 1 S: 5	H: 0 LOB: 0 BB: 0 P: 5	R: 0 E: 0 K: 0 S: 3	H: 0 LOB: 0 BB: 0 P: 3		1B: 9 2B: 2 3B: 0 HR: 3	SF: 0 SAC: 0 DP: 0 HBP: 0	WP: 1 PB: 0 SB: 1 CS: 2
PITCHER Jack Morris, R (1, 1) ERA: 4.08 Dave Rucker, L (5, 1) ERA: 5.04 Bob James, R (5, 1) ERA: 6.23 Elias Sosa, R (5, 1) ERA: 3.94 Larry Pashnick, R (8, 1) ERA: 3.65	IP: 4.0 WLS: L BF: 18 H: 8 R: 6 ER: 6 SO: 0 BB: 0 IBB: 0 HBP: 0 BLK: 0 WP: 0 HR: 3 S: 18 P: 18 ERA: 13.50 WHIP: 2.000															PITCHER				

Batter	1	2	3	4	5	6	7	8	9	AB	R	H	RBI	BB	SO	LOB	TOP										
Lou Whitaker, L (1.4) OBP: 0.349, SLG: 0.445	F7		FC6-4		4-3		F7			4	0	0	0	0	0	1	Detroit Tigers @ California Angels Anaheim Stadium, Anaheim, CA Sun Aug 22 1982, 6:33 AM EDT Att: 33,136 - Unknown										
Glenn Wilson, R (1.8) OBP: 0.349, SLG: 0.508	5-3			HR	5-3			G3		4	1	1	0	0	0	0											
Larry Hemdon, R (1.7) OBP: 0.328, SLG: 0.480	F8			HR		WP		6-3		4	2	2	2	0	0	0											
Lance Parrish, R (1.2) OBP: 0.354, SLG: 0.551		K		FC4-6		E5		L6		4	1	1	1	0	1	0											
Jerry Turner, L (1.10) OBP: 0.321, SLG: 0.412	F8			K		G6-4-3		K		3	0	0	0	1	2	1											
Chet Lemon, R (1.9) OBP: 0.357, SLG: 0.408 Howard Johnson, S (8.9) OBP: 0.234, SLG: 0.267		K		K		G6-4-3		F8		3	0	0	0	0	2	3											
Tom Brookens, R (1.5) OBP: 0.303, SLG: 0.373			K	FC4-6				K		4	0	1	1	0	2	1											
Rick Leach, L (1.3) OBP: 0.278, SLG: 0.342				FC6-4		CS		F7		3	1	2	1	0	0	0											
Alan Trammell, R (1.6) OBP: 0.312, SLG: 0.365	F9			K				F7		3	0	0	0	0	1	1											
Inning Stats	R: 0 E: 0 K: 0 S: 3	H: 0 LOB: 0 BB: 0 P: 3	R: 0 E: 0 K: 2 S: 7	H: 0 LOB: 0 BB: 0 P: 7	R: 0 E: 0 K: 1 S: 6	H: 1 LOB: 1 BB: 0 P: 6	R: 2 E: 0 K: 2 S: 10	H: 3 LOB: 1 BB: 0 P: 10	R: 1 E: 0 K: 1 S: 6	H: 1 LOB: 0 BB: 0 P: 6	R: 2 E: 1 K: 0 S: 4	H: 2 LOB: 0 BB: 1 P: 8	R: 0 E: 0 K: 0 S: 3	H: 0 LOB: 0 BB: 0 P: 3	R: 0 E: 0 K: 2 S: 7	H: 0 LOB: 0 BB: 0 P: 7		1B: 4 2B: 1 3B: 0 HR: 2	SF: 0 SAC: 0 DP: 1 HBP: 0	WP: 1 PB: 0 SB: 0 CS: 1	PA: 35						
PITCHER	IP	WLS	BF	H	R	ER	SO	BB	IBB	HBP	BLK	WP	HR	S	P	ERA	WHIP										
Luis Tiant, R (1.1) ERA: 3.22	4.0		16	4	2	2	5	0	0	0	0	0	1	26	26	4.50	1.000										
Bruce Kison, R (5.1) ERA: 3.53	1.0		6	2	3	2	1	0	0	0	0	1	1	8	8	18.00	2.000										
Luis Sanchez, R (6.1) ERA: 3.65	4.0	W	12	1	0	0	2	1	0	0	0	0	0	15	19	0.00	0.500										

Batter	1	2	3	4	5	6	7	8	9	AB	R	H	RBI	BB	SO	LOB	BOTTOM										
Brian Downing, R (1.7) OBP: 0.368, SLG: 0.469	F9		5-3				K			4	1	1	1	0	1	0	Detroit Tigers @ California Angels Anaheim Stadium, Anaheim, CA Sun Aug 22 1982, 6:33 AM EDT Att: 33,136 - Unknown										
Rod Carew, L (1.3) OBP: 0.397, SLG: 0.387	F9		6-3		F7		HR			4	1	1	0	0	0	1											
Reggie Jackson, L (1.9) OBP: 0.370, SLG: 0.513			3-1		1B	FC5-4	1B	HR		3	2	2	3	1	0	0											
Fred Lynn, L (1.8) OBP: 0.369, SLG: 0.510	F8			4-3			F8			4	0	1	0	0	0	1											
Doug DeCinces, R (1.5) OBP: 0.362, SLG: 0.549		K		F8	FC5-4		4-3			4	0	0	1	0	1	1											
Don Baylor, R (1.10) OBP: 0.327, SLG: 0.425		1B	BB				P4			3	0	2	0	1	0	0											
Bobby Grich, R (1.4) OBP: 0.364, SLG: 0.434		1B	BB		F8		6-3			3	0	0	0	1	1	1											
Joe Ferguson, R (1.2) OBP: 0.329, SLG: 0.357							6-3			3	1	2	0	1	0	0											
Mick Kelleher, R (1.6) OBP: 0.182, SLG: 0.100 Rob Wilfong, L (5, PH) OBP: 0.247, SLG: 0.269 Tim Foli, R (6.6) OBP: 0.279, SLG: 0.318		G6-4-3						F8		1	0	0	0	0	0	3											
Inning Stats	R: 0 E: 0 K: 0 S: 3	H: 1 LOB: 1 BB: 1 P: 7	R: 0 E: 0 K: 1 S: 5	H: 1 LOB: 2 BB: 2 P: 13	R: 0 E: 0 K: 0 S: 3	H: 0 LOB: 0 BB: 0 P: 3	R: 0 E: 0 K: 0 S: 4	H: 1 LOB: 1 BB: 0 P: 4	R: 4 E: 0 K: 0 S: 8	H: 6 LOB: 2 BB: 0 P: 8	R: 0 E: 0 K: 1 S: 5	H: 0 LOB: 0 BB: 0 P: 5	R: 2 E: 0 K: 1 S: 7	H: 2 LOB: 0 BB: 0 P: 7	R: 0 E: 0 K: 1 S: 5	H: 0 LOB: 1 BB: 1 P: 9		1B: 5 2B: 4 3B: 0 HR: 1	SF: 0 SAC: 0 DP: 1 HBP: 0	WP: 0 PB: 0 SB: 0 CS: 0	PA: 36						
PITCHER	IP	WLS	BF	H	R	ER	SO	BB	IBB	HBP	BLK	WP	HR	S	P	ERA	WHIP										
Milt Wilcox, R (1.1) ERA: 3.96	4.1		21	6	4	4	1	3	0	0	0	0	0	20	32	8.31	2.077										
Pat Underwood, L (5.1) ERA: 4.64	0.2		3	2	0	0	0	0	0	0	0	0	0	3	3	0.00	3.000										
Larry Pashnick, R (6.1) ERA: 3.7	1.1		5	1	1	1	2	0	0	0	0	0	0	9	9	6.75	0.750										
Dave Rucker, L (7.1) ERA: 5.26	0.2	L	3	1	1	1	0	0	0	0	0	0	1	3	3	13.50	1.500										
Dave Tobik, R (8.1) ERA: 2.75	1.0		4	0	0	0	1	1	0	0	0	0	0	5	9	0.00	1.000										

Batter	1	2	3	4	5	6	7	8	9	AB	R	H	RBI	BB	SO	LOB	TOP			
Paul Moltzer, R OBP: 0.365, SLG: 0.439 (1, 5)	G3		6-3			F8		6-3		4	0	0	0	0	0	0				
Robin Yount, R OBP: 0.360, SLG: 0.569 (1, 6)	F7			1B G4-6-3		F9			2B 1B	4	2	2	0	0	0	0				
Cecil Cooper, L OBP: 0.346, SLG: 0.530 (1, 3)	6-3			1B G4-6-3		G3			F8	4	0	1	0	0	0	1				
Ted Simmons, S OBP: 0.303, SLG: 0.446 (1, 2)		4-3		G4-6-3		P4			1B 2B	4	1	1	0	0	0	1				
Ben Oglivie, L OBP: 0.319, SLG: 0.434 (1, 7)		1-3 1B		K		F7			1B	4	0	2	2	0	1	0				
Gorman Thomas, R OBP: 0.356, SLG: 0.541 (1, 8)		1-3 1B				F7			K	3	0	0	0	1	1	2				
Roy Howell, L OBP: 0.305, SLG: 0.348 (1, 10)		G3				K			K	4	0	1	0	0	2	3				
Marshall Edwards, L OBP: 0.234, SLG: 0.294 (1, 9)			6-3			F8		4-3		3	0	0	0	0	0	1				
Jim Gantner, L OBP: 0.345, SLG: 0.392 (1, 4)			K			F5		K		3	0	0	0	0	2	1				
Inning Stats	R: 0 E: 0 K: 0 S: 3	H: 0 LOB: 0 BB: 0 P: 3	R: 0 E: 0 K: 0 S: 4	H: 1 LOB: 1 BB: 0 P: 4	R: 0 E: 0 K: 1 S: 5	H: 0 LOB: 0 BB: 0 P: 5	R: 1 E: 0 K: 1 S: 6	H: 2 LOB: 0 BB: 0 P: 6	R: 0 E: 0 K: 0 S: 4	H: 1 LOB: 1 BB: 0 P: 4	R: 0 E: 0 K: 0 S: 5	H: 0 LOB: 1 BB: 1 P: 9	R: 0 E: 0 K: 1 S: 5	H: 0 LOB: 0 BB: 0 P: 5	R: 2 E: 0 K: 2 S: 10	H: 3 LOB: 1 BB: 0 P: 10	1B: 5 2B: 2 3B: 0 HR: 0	SF: 0 SAC: 0 DP: 1 HBP: 0	WP: 0 PB: 0 SB: 0 CS: 0	PA: 34
PITCHER Mike Witt, R ERA: 3.1 (1, 1)	IP: 9.0 WLS: W BF: 34 H: 7 R: 3 ER: 3 SO: 6 BB: 1 IBB: 0 HBP: 0 BLK: 0 WP: 0 HR: 0 S: 45 P: 49 ERA: 3.00 WHIP: 0.889															PITCHER				

Milwaukee Brewers @ California Angels
Anaheim Stadium, Anaheim, CA
Mon Aug 23 1982, 10:05 PM EDT
Att: 35,197 - Unknown

AB 33
R 3
H 7
RBI 2
BB 1
SO 6
LOB 9



Batter	1	2	3	4	5	6	7	8	9	AB	R	H	RBI	BB	SO	LOB	BOTTOM			
Brian Downing, R OBP: 0.369, SLG: 0.468 (1, 7)	F7		BB HBP	1B G5-4-3		F9				3	0	1	1	0	0	1				
Rod Carew, L OBP: 0.396, SLG: 0.388 (1, 3)	1B 2B		P4	P4		4-3				4	1	1	0	0	0	4				
Doug DeCinces, R OBP: 0.363, SLG: 0.548 (1, 5)	1B 2H		BB	BB 1-2		P4				3	0	1	1	1	0	2				
Reggie Jackson, L OBP: 0.371, SLG: 0.519 (1, 9)	K		BB			4-3				3	1	1	1	1	1	1				
Bobby Clark, R OBP: 0.219, SLG: 0.301 (8, 9)			BB 1-2 2-3			HR				0	0	0	0	0	0	0				
Don Baylor, R OBP: 0.328, SLG: 0.426 (1, 10)	CS		F8	F9		FC5-4 BB		6-3 2B		3	0	1	0	1	0	3				
Juan Beniquez, R OBP: 0.339, SLG: 0.355 (1, 8)		4-3		1B BB		F9		6-3		4	1	1	0	0	0	2				
Bobby Grich, R OBP: 0.368, SLG: 0.433 (1, 4)		BLK BB		1B BB		FC5-4		CS SH5-3 BB		1	1	0	0	3	0	1				
Tim Foli, R OBP: 0.280, SLG: 0.318 (1, 6)	4-3			1B BB		K		SH5-3		3	1	1	0	0	1	1				
Bob Boone, R OBP: 0.317, SLG: 0.362 (1, 2)			6-3	1B		WP BB		K		3	0	1	2	1	1	1				
Inning Stats	R: 1 E: 0 K: 1 S: 6	H: 2 LOB: 0 BB: 0 P: 6	R: 0 E: 0 K: 0 S: 3	H: 0 LOB: 1 BB: 1 P: 7	R: 0 E: 0 K: 0 S: 3	H: 0 LOB: 2 BB: 2 P: 12	R: 3 E: 0 K: 0 S: 6	H: 4 LOB: 1 BB: 1 P: 10	R: 0 E: 0 K: 0 S: 5	H: 0 LOB: 1 BB: 1 P: 7	R: 0 E: 0 K: 1 S: 5	H: 0 LOB: 0 BB: 1 P: 9	R: 1 E: 0 K: 0 S: 4	H: 2 LOB: 0 BB: 0 P: 4	R: 0 E: 0 K: 1 S: 4	H: 0 LOB: 0 BB: 1 P: 8	1B: 5 2B: 2 3B: 0 HR: 1	SF: 0 SAC: 1 DP: 1 HBP: 1	WP: 1 PB: 0 SB: 0 CS: 2	PA: 37
PITCHER Bob McClure, L ERA: 4.33 (1, 1)	IP: 7.0 WLS: L BF: 33 H: 8 R: 5 ER: 5 SO: 2 BB: 6 IBB: 0 HBP: 1 BLK: 1 WP: 1 HR: 1 S: 30 P: 55 ERA: 6.43 WHIP: 2.000															PITCHER				
Dwight Bernard, R ERA: 2.99 (8, 1)	IP: 1.0 WLS: 3 BF: 0 H: 0 R: 0 ER: 0 SO: 1 BB: 1 IBB: 0 HBP: 0 BLK: 0 WP: 0 HR: 0 S: 4 P: 8 ERA: 0.00 WHIP: 1.000															PITCHER				

Milwaukee Brewers @ California Angels
Anaheim Stadium, Anaheim, CA
Mon Aug 23 1982, 10:05 PM EDT
Att: 35,197 - Unknown

AB 27
R 5
H 8
RBI 5
BB 7
SO 3
LOB 16



Batter	1	2	3	4	5	6	7	8	9	AB	R	H	RBI	BB	SO	LOB	TOP					
Paul Moltzer, R OBP: 0.367, SLG: 0.439 (1, 5)										4	2	2	0	1	0	0	Milwaukee Brewers @ California Angels Anaheim Stadium, Anaheim, CA Tue Aug 24 1982, 10:05 PM EDT Att: 41,921 - Unknown					
Robin Yount, R OBP: 0.364, SLG: 0.581 (1, 6)										5	2	4	3	0	0	0						
Cecil Cooper, L OBP: 0.344, SLG: 0.528 (1, 3)										5	1	1	0	0	0	4						
Ted Simmons, S OBP: 0.307, SLG: 0.456 (1, 2)										5	1	3	3	0	1	3						
Ben Oglivie, L OBP: 0.318, SLG: 0.431 (1, 7)										4	0	0	0	1	1	4						
Gorman Thomas, R OBP: 0.354, SLG: 0.535 (1, 8)										5	0	0	0	0	3	3						
Roy Howell, L OBP: 0.305, SLG: 0.363 (1, 10)										3	1	1	1	0	2	0		AB 39 R 7 H 12 RBI 7 BB 3 SO 8 LOB 17				
Don Money, R OBP: 0.363, SLG: 0.518 (6, PH)										1	0	1	0	0	0	0						
Charlie Moore, R OBP: 0.283, SLG: 0.335 (1, 9)										3	0	0	0	1	1	1						
Jim Gantner, L OBP: 0.341, SLG: 0.388 (1, 4)										4	0	0	0	0	0	2						
Inning Stats	R: 1 E: 0 K: 0 S: 5	H: 2 LOB: 2 BB: 1 P: 9	R: 0 E: 0 K: 1 S: 5	H: 0 LOB: 0 BB: 0 P: 5	R: 0 E: 0 K: 0 S: 4	H: 1 LOB: 1 BB: 1 P: 8	R: 0 E: 0 K: 2 S: 7	H: 0 LOB: 1 BB: 1 P: 11	R: 2 E: 0 K: 1 S: 7	H: 2 LOB: 0 BB: 0 P: 7	R: 1 E: 0 K: 1 S: 6	H: 1 LOB: 0 BB: 0 P: 6	R: 1 E: 0 K: 1 S: 7	H: 2 LOB: 1 BB: 0 P: 7	R: 0 E: 0 K: 1 S: 6	H: 1 LOB: 1 BB: 0 P: 6	R: 2 E: 0 K: 1 S: 8		H: 3 LOB: 1 BB: 0 P: 8	1B: 6 2B: 3 3B: 0 HR: 3	SF: 0 SAC: 0 DP: 0 HBP: 0	WP: 0 PB: 0 SB: 1 CS: 0
PITCHER	IP WLS BF H R ER SO BB IBB HBP BLK WP HR S P ERA WHIP																					
Steve Renko, R ERA: 4.14 (1, 1)	5.1 L 25 6 4 4 5 3 0 0 0 0 0 2 32 44 6.75 1.688																					
Dave Goltz, R ERA: 4.55 (6, 1)	0.2 4 2 1 1 0 0 0 0 0 0 0 0 4 4 13.50 3.000																					
Andy Hassler, L ERA: 2.11 (7, 1)	3.0 13 4 2 2 3 0 0 0 0 0 0 1 19 19 6.00 1.333																					

Batter	1	2	3	4	5	6	7	8	9	AB	R	H	RBI	BB	SO	LOB	BOTTOM					
Brian Downing, R OBP: 0.370, SLG: 0.469 (1, 7)										3	0	1	1	1	0	0	Milwaukee Brewers @ California Angels Anaheim Stadium, Anaheim, CA Tue Aug 24 1982, 10:05 PM EDT Att: 41,921 - Unknown					
Rod Carew, L OBP: 0.395, SLG: 0.386 (1, 3)										4	0	1	0	0	1	2						
Reggie Jackson, L OBP: 0.374, SLG: 0.527 (1, 9)										3	1	2	1	1	0	1						
Fred Lynn, L OBP: 0.368, SLG: 0.507 (1, 8)										4	0	1	0	0	2	2						
Doug DeCinces, R OBP: 0.363, SLG: 0.545 (1, 5)										4	0	1	0	0	0	1						
Don Baylor, R OBP: 0.330, SLG: 0.432 (1, 10)										3	1	1	1	1	0	1						
Bobby Grich, R OBP: 0.369, SLG: 0.431 (1, 4)										2	1	0	0	2	1	2		AB 29 R 3 H 7 RBI 3 BB 5 SO 5 LOB 13				
Tim Foli, R OBP: 0.278, SLG: 0.315 (1, 6)										3	0	0	0	0	2	2						
Bob Boone, R OBP: 0.315, SLG: 0.359 (1, 2)										3	0	0	0	0	1	2						
Inning Stats	R: 0 E: 0 K: 0 S: 4	H: 2 LOB: 2 BB: 0 P: 4	R: 0 E: 0 K: 1 S: 4	H: 0 LOB: 0 BB: 1 P: 8	R: 0 E: 0 K: 0 S: 3	H: 0 LOB: 1 BB: 1 P: 7	R: 0 E: 0 K: 1 S: 4	H: 0 LOB: 0 BB: 1 P: 8	R: 2 E: 0 K: 0 S: 5	H: 2 LOB: 1 BB: 1 P: 9	R: 1 E: 0 K: 1 S: 6	H: 1 LOB: 0 BB: 0 P: 6	R: 0 E: 0 K: 1 S: 4	H: 0 LOB: 1 BB: 1 P: 8	R: 0 E: 0 K: 1 S: 6	H: 1 LOB: 1 BB: 0 P: 6			R: 0 E: 0 K: 0 S: 3	H: 1 LOB: 0 BB: 0 P: 3	1B: 4 2B: 3 3B: 0 HR: 2	SF: 0 SAC: 0 DP: 3 HBP: 0
PITCHER	IP WLS BF H R ER SO BB IBB HBP BLK WP HR S P ERA WHIP																					
Pete Vuckovich, R ERA: 3.26 (1, 1)	9.0 W 34 7 3 3 5 5 0 0 0 0 0 2 39 59 3.00 1.333																					

Batter	1	2	3	4	5	6	7	8	9	AB	R	H	RBI	BB	SO	LOB	TOP					
Brian Downing, R OBP: 0.371, SLG: 0.474 Juan Beniquez, R OBP: 0.336, SLG: 0.352	6-3	1-4-3				SF7 1B	FC4-6 BB	FC4-6 BB		3	1	1	1	2	0	0						
Rod Carew, L OBP: 0.398, SLG: 0.390	FC4-6 1B	L7				G4-6-3 1B	FC4-6 1-2	FC4-6 1-2		5	0	2	0	0	0	2						
Reggie Jackson, L OBP: 0.374, SLG: 0.523 Bobby Clark, R OBP: 0.216, SLG: 0.297	FC4-6 2B 1B		3-1			SF7	BB BB	BB BB	K	3	1	0	1	1	1	1						
Fred Lynn, L OBP: 0.368, SLG: 0.506	FC4-6 1B	2B	P3			G4-6-3	K	K	K	5	1	1	0	0	2	2						
Doug DeCinces, R OBP: 0.366, SLG: 0.554	FC4-6 1B BB		6-3			1B	K	K	K	4	1	1	0	1	2	1						
Don Baylor, R OBP: 0.331, SLG: 0.430	FC4-6 1B		5-3			HR	1B	BB		3	1	2	3	1	0	0						
Bobby Grich, R OBP: 0.369, SLG: 0.438	F9		2B			HR	F8			4	1	2	2	0	0	4						
Tim Foli, R OBP: 0.276, SLG: 0.316		6-3 1-4-3 2B				P9	6-3	P4		4	1	1	0	0	0	1						
Bob Boone, R OBP: 0.309, SLG: 0.352		6-3				F7	K	P9		4	0	0	0	0	1	2						
Inning Stats	R: 2 E: 0 K: 0 S: 6	H: 3 LOB: 2 BB: 1 P: 10	R: 1 E: 0 K: 0 S: 4	H: 1 LOB: 0 BB: 0 P: 4	R: 0 E: 0 K: 0 S: 3	H: 0 LOB: 0 BB: 0 P: 3	R: 0 E: 0 K: 0 S: 4	H: 1 LOB: 1 BB: 0 P: 4	R: 1 E: 0 K: 0 S: 4	H: 2 LOB: 0 BB: 0 P: 4	R: 3 E: 0 K: 1 S: 8	H: 3 LOB: 1 BB: 1 P: 12	R: 0 E: 0 K: 2 S: 7	H: 0 LOB: 2 BB: 2 P: 15	R: 0 E: 0 K: 0 S: 3	H: 0 LOB: 1 BB: 1 P: 7	R: 0 E: 0 K: 3 S: 9	H: 0 LOB: 0 BB: 0 P: 9	1B: 4 2B: 4 3B: 1 HR: 1	SF: 1 SAC: 0 DP: 1 HBP: 0	WP: 0 PB: 0 SB: 0 CS: 0	PA: 41
PITCHER	IP WLS BF H R ER SO BB IBB HBP BLK WP HR S P ERA WHIP	IP WLS BF H R ER SO BB IBB HBP BLK WP HR S P ERA WHIP																				
Brian Denman, R ERA: 7.2	(1, 1)	5.0	L	24	9	6	6	0	1	0	0	0	0	0	0	23	27	10.80	2.000			
Luis Aponte, R ERA: 3.7	(6, 1)	3.0		14	1	1	1	3	4	0	0	0	0	0	1	16	32	3.00	1.667			
Mark Clear, R ERA: 2.92	(9, 1)	1.0		3	0	0	0	3	0	0	0	0	0	0	0	9	9	0.00	0.000			

California Angels @ Boston Red Sox
Fenway Park, Boston, MA
Fri Aug 27 1982, 7:05 PM EDT
Att: 32,755 - Unknown - 68 F

AB	35
R	7
H	10
RBI	7
BB	5
SO	6
LOB	13





Batter	1	2	3	4	5	6	7	8	9	AB	R	H	RBI	BB	SO	LOB	BOTTOM					
Jerry Remy, L OBP: 0.342, SLG: 0.325	3-1		L6			F8		1B 1B	FC1-6 3B	5	2	1	2	0	0	1						
Rick Miller, L OBP: 0.319, SLG: 0.330	L6			L7		K		1B 1B	1B 3B	5	0	2	1	0	1	0						
Dwight Evans, R OBP: 0.388, SLG: 0.505	K			P7				P4	P9	5	1	1	0	0	1	3						
Carl Yastrzemski, L OBP: 0.349, SLG: 0.427		P6		P6				2B SF7 1B		4	0	2	1	0	0	0						
Carney Lansford, R OBP: 0.352, SLG: 0.437		5-3			5-3			SF7 K		3	0	0	1	0	1	2						
Dave Stapleton, R OBP: 0.290, SLG: 0.369				P2		6-3		P6		4	0	1	0	0	0	1						
Reid Nichols, R OBP: 0.350, SLG: 0.503		5-3			FC6-4 1B			P5		4	1	2	0	0	0	2						
Glenn Hoffman, R OBP: 0.274, SLG: 0.323 Wade Boggs, L OBP: 0.417, SLG: 0.422			G3		FC6-4 1B			6-3 1B	FC1-6 1B	2	0	0	0	0	0	1						
Gary Allenson, R OBP: 0.283, SLG: 0.295 Rich Gedman, L OBP: 0.280, SLG: 0.365				K				6-3	FC1-6 1B	2	0	0	0	0	1	0						
Tony Perez, R OBP: 0.331, SLG: 0.390						F2		6-3	FC1-6 1B	1	0	1	1	0	0	0						
Inning Stats	R: 0 E: 0 K: 1 S: 5	H: 0 LOB: 0 BB: 0 P: 5	R: 0 E: 0 K: 0 S: 4	H: 1 LOB: 1 BB: 0 P: 4	R: 0 E: 0 K: 1 S: 5	H: 0 LOB: 0 BB: 0 P: 5	R: 0 E: 0 K: 0 S: 3	H: 0 LOB: 0 BB: 0 P: 3	R: 0 E: 0 K: 0 S: 4	H: 1 LOB: 1 BB: 0 P: 4	R: 0 E: 0 K: 1 S: 5	H: 0 LOB: 0 BB: 0 P: 5	R: 1 E: 0 K: 0 S: 5	H: 2 LOB: 1 BB: 0 P: 5	R: 2 E: 0 K: 1 S: 9	H: 4 LOB: 2 BB: 0 P: 9	R: 3 E: 0 K: 0 S: 7	H: 4 LOB: 1 BB: 0 P: 7	1B: 8 2B: 3 3B: 1 HR: 0	SF: 1 SAC: 0 DP: 0 HBP: 0	WP: 0 PB: 0 SB: 0 CS: 0	PA: 39
PITCHER	IP WLS BF H R ER SO BB IBB HBP BLK WP HR S P ERA WHIP	IP WLS BF H R ER SO BB IBB HBP BLK WP HR S P ERA WHIP																				
Rick Steiner, R ERA: 2.08	(1, 1)	6.0	W	22	4	1	1	3	0	0	0	0	0	0	0	28	28	1.50	0.667			
Luis Sanchez, R ERA: 4.04	(7, 1)	2.1		13	6	4	4	1	0	0	0	0	0	0	15	15	15.43	2.571				
Andy Hassler, L ERA: 2.24	(9, 1)	0.1		3	2	1	1	0	0	0	0	0	0	3	3	27.00	6.000					
Doug Corbett, R ERA: 5.2	(9, 1)	0.1	S	1	0	0	0	0	0	0	0	0	0	1	1	0.00	0.000					

California Angels @ Boston Red Sox
Fenway Park, Boston, MA
Fri Aug 27 1982, 7:05 PM EDT
Att: 32,755 - Unknown - 68 F

AB	38
R	6
H	12
RBI	6
BB	0
SO	4
LOB	11



Batter	1	2	3	4	5	6	7	8	9	10	AB	R	H	RBI	BB	SO	LOB	TOP	
Brian Downing, R OBP: 0.371, SLG: 0.471 (1, 7)	F8	K		K		HR		6-3	FC3-2 BB		5	1	1	1	1	2	4	California Angels @ Boston Red Sox Fenway Park, Boston, MA Sat Aug 28 1982, 3:33 AM EDT Att: 34,772 - Unknown - 66 F livebaseballscorecards.com AB 44 R 6 H 14 RBI 6 BB 7 SO 4 LOB 25 	
Rod Carew, L OBP: 0.395, SLG: 0.394 (1, 3)	G3		F7		4-3	HR		4-3	FC3-2		6	1	1	3	0	0	3		
Doug DeCinces, R OBP: 0.370, SLG: 0.556 (1, 5)	1B		1B	BB	2B	F9		1B	BB	F8	4	0	2	0	2	0	3		
Don Baylor, R OBP: 0.333, SLG: 0.435 (1, 10)	F3		F9		IBB	HR		1B		F9	5	1	2	1	1	0	2		
Juan Beniquez, R OBP: 0.328, SLG: 0.342 (9, 8)		F3		1B	F9	K		F8		F6	6	0	1	0	0	1	4		
Bobby Clark, R OBP: 0.215, SLG: 0.291 Joe Ferguson, R OBP: 0.318, SLG: 0.333 (9, 2)		K	F8		1-3			F9		5-3	5	0	1	0	0	1	4		
Bobby Grich, R OBP: 0.371, SLG: 0.441 Rob Wilfong, L OBP: 0.245, SLG: 0.267 (9, 4)		1B	1B	BB	F9	1B	2B	FC6-4	1B	FC5-4 BB	4	1	2	0	1	0	1		
Tim Foli, R OBP: 0.278, SLG: 0.316 Ron Jackson, R OBP: 0.388, SLG: 0.414 Mick Kelleher, R OBP: 0.245, SLG: 0.182 (9, 6)		1B	1B	1B		P9	F9		BB	BB	3	0	1	0	1	0	2		
Bob Boone, R OBP: 0.311, SLG: 0.354 Reggie Jackson, L OBP: 0.375, SLG: 0.523 (9, 9)		1B		F8		HR	1B	FC6-4	1B	FC3-2 BB	4	1	2	1	0	0	2		
Inning Stats	R: 0 E: 0 K: 0 S: 4	H: 1 LOB: 1 BB: 0 P: 4	R: 0 E: 0 K: 2 S: 9	H: 2 LOB: 3 BB: 1 P: 13	R: 0 E: 0 K: 1 S: 5	H: 0 LOB: 1 BB: 1 P: 9	R: 0 E: 0 K: 0 S: 4	H: 1 LOB: 2 BB: 1 P: 8	R: 5 E: 0 K: 0 S: 10	H: 5 LOB: 0 BB: 0 P: 10	R: 0 E: 0 K: 0 S: 4	H: 1 LOB: 2 BB: 1 P: 8	R: 1 E: 0 K: 0 S: 5	H: 2 LOB: 3 BB: 2 P: 13	R: 0 E: 0 K: 0 S: 3	H: 0 LOB: 0 BB: 0 P: 3	1B: 10 2B: 2 3B: 0 HR: 2		SF: 0 SAC: 0 DP: 0 HBP: 0
PITCHER	IP WLS BF H R ER SO	IP WLS BF H R ER SO	IP WLS BF H R ER SO	IP WLS BF H R ER SO	IP WLS BF H R ER SO	IP WLS BF H R ER SO	IP WLS BF H R ER SO	IP WLS BF H R ER SO	IP WLS BF H R ER SO	IP WLS BF H R ER SO	IP WLS BF H R ER SO	IP WLS BF H R ER SO	IP WLS BF H R ER SO	IP WLS BF H R ER SO	IP WLS BF H R ER SO	IP WLS BF H R ER SO	ERA WHIP	ERA WHIP	
John Tudor, L ERA: 3.93	5.2	2.2	1.2	5.2	2.2	1.2	5.2	2.2	1.2	5.2	3.93	2.294							
Tom Burgmeier, L ERA: 2.25	6.1	2.2	1.2	6.1	2.2	1.2	6.1	2.2	1.2	6.1	2.25	1.875							
Mark Clear, R ERA: 2.86	9.1	1.2	1.2	9.1	1.2	1.2	9.1	1.2	1.2	9.1	2.86	1.200							

Batter	1	2	3	4	5	6	7	8	9	10	AB	R	H	RBI	BB	SO	LOB	BOTTOM	
Jerry Remy, L OBP: 0.341, SLG: 0.322 (1, 4)	6-3			G3		FC1-6	BB		K		4	0	0	0	1	1	1	California Angels @ Boston Red Sox Fenway Park, Boston, MA Sat Aug 28 1982, 3:33 AM EDT Att: 34,772 - Unknown - 66 F livebaseballscorecards.com AB 41 R 7 H 13 RBI 7 BB 4 SO 9 LOB 16 	
Dwight Evans, R OBP: 0.385, SLG: 0.500 (1, 9)	F8			F9		G4-6-3	K		5-3		5	0	0	0	0	1	3		
Jim Rice, R OBP: 0.380, SLG: 0.495 (1, 7)	4-3			P4		1B	K		K		5	1	1	0	0	2	2		
Carl Yastrzemski, L OBP: 0.345, SLG: 0.421 (1, 10)		F5		G3		P3	K		K		5	0	0	0	0	2	1		
Carney Lansford, R OBP: 0.337, SLG: 0.443 (1, 5)		5-3		1B	1B	1B	BB		S	1B	4	3	3	0	1	0	0		
Wade Boggs, L OBP: 0.421, SLG: 0.423 (1, 3)		F8		F8		2B	HR	1B	1B	S	4	1	2	2	1	0	1		
Reid Nichols, R OBP: 0.357, SLG: 0.513 (1, 8)			5-3		1B	HR	2B	1B	K		5	1	3	1	0	1	2		
Dave Stapleton, R OBP: 0.288, SLG: 0.375 Glenn Hoffman, R OBP: 0.274, SLG: 0.323 Rick Miller, L OBP: 0.321, SLG: 0.330 (10, PH)			L5		K	HR	HR	F7	1B	IBB	4	1	1	3	0	1	4		
Gary Allenson, R OBP: 0.291, SLG: 0.394 (1, 2)			6-3			FC1-6	BB	K	1B		5	0	3	1	0	1	2		
Inning Stats	R: 0 E: 0 K: 0 S: 3	H: 0 LOB: 0 BB: 0 P: 3	R: 0 E: 0 K: 0 S: 3	H: 0 LOB: 0 BB: 0 P: 3	R: 0 E: 0 K: 0 S: 3	H: 0 LOB: 0 BB: 0 P: 3	R: 0 E: 0 K: 0 S: 3	H: 1 LOB: 0 BB: 0 P: 3	R: 5 E: 0 K: 2 S: 13	H: 6 LOB: 2 BB: 1 P: 17	R: 1 E: 0 K: 2 S: 9	H: 2 LOB: 2 BB: 1 P: 13	R: 0 E: 0 K: 2 S: 7	H: 0 LOB: 0 BB: 0 P: 7	R: 1 E: 0 K: 2 S: 8	H: 2 LOB: 3 BB: 2 P: 16	1B: 10 2B: 2 3B: 0 HR: 1		SF: 0 SAC: 0 DP: 1 HBP: 0
PITCHER	IP WLS BF H R ER SO	IP WLS BF H R ER SO	IP WLS BF H R ER SO	IP WLS BF H R ER SO	IP WLS BF H R ER SO	IP WLS BF H R ER SO	IP WLS BF H R ER SO	IP WLS BF H R ER SO	IP WLS BF H R ER SO	IP WLS BF H R ER SO	IP WLS BF H R ER SO	IP WLS BF H R ER SO	IP WLS BF H R ER SO	IP WLS BF H R ER SO	IP WLS BF H R ER SO	IP WLS BF H R ER SO	ERA WHIP	ERA WHIP	
Mike Witt, R ERA: 3.27	6.1	0.0	1.0	6.1	0.0	1.0	6.1	0.0	1.0	6.1	3.27	1.421							
Andy Hassler, L ERA: 2.25	7.1	0.0	1.0	7.1	0.0	1.0	7.1	0.0	1.0	7.1	2.25	3.000							
Doug Corbett, R ERA: 5.25	7.1	1.0	2.1	7.1	1.0	2.1	7.1	1.0	2.1	7.1	5.25	0.857							
Bruce Kison, R ERA: 3.7	8.1	2.1	1.1	8.1	2.1	1.1	8.1	2.1	1.1	8.1	3.7								

Batter	1	2	3	4	5	6	7	8	9	AB	R	H	RBI	BB	SO	LOB	TOP								
Brian Downing, R OBP: 0.369, SLG: 0.469 (1, 7)	B1		F8				6-3		5-3								5 0 1 0 0 0 2								
Juan Beniquez, R OBP: 0.326, SLG: 0.333 (1, 8)	P6					G3	L1			3	0	0	0	1	0	3	3 0 0 0 1 0 3								
Rod Carew, L OBP: 0.394, SLG: 0.393 (1, 3)	F8		F8							4	0	1	0	0	0	3	4 0 1 0 0 0 3								
Reggie Jackson, L OBP: 0.372, SLG: 0.518 (1, 9)		P6				G3		8-4-3		4	0	0	0	0	1		4 0 0 0 0 0 1								
Don Baylor, R OBP: 0.330, SLG: 0.432 (1, 10)	F8					5-3		F3		4	0	0	0	0	0		4 0 0 0 0 0 0								
Doug DeCinces, R OBP: 0.371, SLG: 0.559 (1, 5)					P6				1-3	4	1	2	0	0	0	0	4 1 2 0 0 0 0								
Bobby Grich, R OBP: 0.374, SLG: 0.447 (1, 4)							L8			4	2	3	1	0	0	1	4 2 3 1 0 0 1								
Tim Foli, R OBP: 0.280, SLG: 0.320 (1, 6)										4	0	2	1	0	0	1	4 0 2 1 0 0 1								
Bob Boone, R OBP: 0.311, SLG: 0.353 (1, 2)			K							4	0	1	1	0	1	2	4 0 1 1 0 1 2								
Inning Stats	R: 0 E: 0 K: 0 S: 3	H: 0 LOB: 0 BB: 0 P: 3	R: 1 E: 0 K: 0 S: 5	H: 2 LOB: 1 BB: 0 P: 5	R: 0 E: 0 K: 1 S: 5	H: 0 LOB: 1 BB: 1 P: 9	R: 0 E: 0 K: 0 S: 3	H: 0 LOB: 0 BB: 0 P: 3	R: 1 E: 0 K: 0 S: 6	H: 3 LOB: 2 BB: 0 P: 6	R: 0 E: 0 K: 0 S: 4	H: 1 LOB: 1 BB: 0 P: 4	R: 0 E: 0 K: 0 S: 4	H: 1 LOB: 0 BB: 0 P: 4	R: 0 E: 0 K: 0 S: 3	H: 1 LOB: 0 BB: 0 P: 3	R: 1 E: 0 K: 0 S: 5	H: 2 LOB: 1 BB: 0 P: 5	1B: 6 2B: 5 3B: 0 HR: 0	SF: 0 SAC: 0 DP: 1 HBP: 0	WP: 0 PB: 0 SB: 0 CS: 0	PA: 37			
PITCHER	IP	WLS	BF	H	R	ER	SO	BB	IBB	HBP	BLK	WP	HR	S	P	ERA	WHIP								
Dennis Eckersley, R ERA: 3.35 Bob Stanley, R ERA: 3.35	(1, 1) (7, 1)	6.0 3.0	W S	25 12	6 4	2 1	2 1	1 0	0 0	0 0	0 0	0 0	0 0	26 12	30 12	3.00 3.00	1.167 1.333								

California Angels @ Boston Red Sox
Fenway Park, Boston, MA
Sun Aug 29 1982, 3:33 AM EDT
Att: 32,356 - Unknown - 61 F

AB	36
R	3
H	10
RBI	3
BB	1
SO	1
LOB	13



Batter	1	2	3	4	5	6	7	8	9	AB	R	H	RBI	BB	SO	LOB	BOTTOM								
Jerry Remy, L OBP: 0.345, SLG: 0.327 (1, 4)	F8		HR							4	2	3	1	1	0	0	4 2 3 1 1 0 0								
Dwight Evans, R OBP: 0.360, SLG: 0.505 (1, 9)	K		HR			K				3	2	1	3	2	2	1	3 2 1 3 2 2 1								
Jim Rice, R OBP: 0.360, SLG: 0.501 Rick Miller, L OBP: 0.321, SLG: 0.330 (1, 7) (9, 8)					F3					5	1	2	3	0	1	3	5 1 2 3 0 1 3								
Carl Yastrzemski, L OBP: 0.345, SLG: 0.420 (1, 10)	F9		K							4	0	1	0	1	1	1	4 0 1 0 1 1 1								
Carney Lansford, R OBP: 0.358, SLG: 0.441 (1, 5)		HR			F7					4	1	1	0	1	1	3	4 1 1 0 1 1 3								
Wade Boggs, L OBP: 0.420, SLG: 0.437 (1, 3)			K		FC5-4					5	2	2	2	0	1	2	5 2 2 2 0 1 2								
Reid Nichols, R OBP: 0.357, SLG: 0.506 (1, 8) (9, 7)	F7		F7							2	0	0	0	1	0	1	2 0 0 0 1 0 1								
Dave Stapleton, R OBP: 0.291, SLG: 0.375 Glenn Hoffman, R OBP: 0.274, SLG: 0.323 (1, 6) (8, 6)	P6				4-3					3	1	1	0	1	0	0	3 1 1 0 1 0 0								
Gary Allenson, R OBP: 0.285, SLG: 0.297 (1, 2)	4-3				K2-3					4	0	0	0	0	2	5	4 0 0 0 0 2 5								
Inning Stats	R: 0 E: 0 K: 1 S: 6	H: 1 LOB: 1 BB: 0 P: 6	R: 2 E: 0 K: 0 S: 4	H: 1 LOB: 0 BB: 1 P: 8	R: 3 E: 0 K: 2 S: 10	H: 3 LOB: 1 BB: 1 P: 14	R: 0 E: 0 K: 1 S: 5	H: 0 LOB: 2 BB: 2 P: 13	R: 0 E: 0 K: 1 S: 7	H: 2 LOB: 3 BB: 1 P: 11	R: 0 E: 0 K: 2 S: 8	H: 1 LOB: 2 BB: 1 P: 12	R: 4 E: 0 K: 1 S: 8	H: 3 LOB: 0 BB: 1 P: 12	R: 0 E: 0 K: 0 S: 3	H: 0 LOB: 0 BB: 0 P: 3	1B: 7 2B: 1 3B: 0 HR: 3	SF: 0 SAC: 1 DP: 0 HBP: 0	WP: 0 PB: 0 SB: 1 CS: 0	PA: 42					
PITCHER	IP	WLS	BF	H	R	ER	SO	BB	IBB	HBP	BLK	WP	HR	S	P	ERA	WHIP								
Steve Renko, R ERA: 4.38 Luis Sanchez, R ERA: 3.69 Luis Tiant, R ERA: 4.44 Doug Corbett, R ERA: 5.18	(1, 1) (3, 1) (6, 1) (8, 1)	2.1 2.2 2.0 1.0	L	14 13 12 3	5 2 4 0	5 0 4 0	2 0 4 0	5 3 2 0	2 0 0 0	0 0 0 0	0 0 0 0	0 0 1 0	0 0 16 3	2 16 16 3	24 28 24 3	0.00 0.00 18.00 0.00	3.000 1.875 3.000 0.000								

California Angels @ Boston Red Sox
Fenway Park, Boston, MA
Sun Aug 29 1982, 3:33 AM EDT
Att: 32,356 - Unknown - 61 F

AB	34
R	9
H	11
RBI	9
BB	7
SO	8
LOB	16



Batter	1	2	3	4	5	6	7	8	9	AB	R	H	RBI	BB	SO	LOB	TOP										
Brian Downing, R OBP: 0.374, SLG: 0.484 (1, 7)	0-0 2B 1B		0-0 2B 1B	4-0 BB	0-0 1-H 2-H 3-H HR		0-0 1-3		0-0 HR	5	3	4	5	1	0	1											
Rod Carew, L OBP: 0.393, SLG: 0.394 (1, 3)	0-0 1-3 2B		0-0 F8	0-0 1-3	0-0 K		0-0 1B 1B		0-0 1-3	6	0	2	0	0	1	3											
Reggie Jackson, L OBP: 0.376, SLG: 0.528 Bobby Clark, R OBP: 0.213, SLG: 0.288 (1, 9) (6, 9)	0-3 K		0-0 G3 E		0-0 HR		0-0 1B		0-3 K	5	2	3	3	0	1	2											
Fred Lynn, L OBP: 0.370, SLG: 0.505 Juan Benitez, R OBP: 0.326, SLG: 0.345 (1, 8) (5, 8)	4-0 G5-4-3 IBB		0-0 G3		0-0 2B WP BB		0-0 K		0-3 K	1	1	0	0	2	0	1											
Doug DeCinces, R OBP: 0.369, SLG: 0.558 (1, 5)	0-0 G5-4-3		0-0 E6		0-0 WP 1-3 WP 2B		0-0 K		0-0 P4	5	1	1	0	0	1	6											
Don Baylor, R OBP: 0.329, SLG: 0.429 (1, 10)		0-0 4-3	0-0 F8		0-0 WP HR WP BB		0-0 K		0-0 P4	4	1	0	0	1	1	2											
Bobby Grich, R OBP: 0.376, SLG: 0.447 Rob Wilfong, L OBP: 0.248, SLG: 0.265 (1, 4) (6, PH) (6, 4)	0-0 1B 1B		0-0 F8		4-0 HR WP BB		4-0 FC6-4 BB		0-3 K	2	1	1	0	1	0	0											
Tim Foli, R OBP: 0.279, SLG: 0.319 (1, 6)	0-0 1-2 1B		0-0 K		0-0 F9		0-0 FC6-4		0-0 5-3	5	0	1	0	0	1	5											
Bob Boone, R OBP: 0.312, SLG: 0.354 (1, 2)	0-0 F6		0-0 E6		4-0 HR 1-2 2-3 3-H IBB		0-0 1B 2B		0-3 K	4	2	1	0	1	1	1											
Inning Stats	R: 0 E: 0 K: 1 S: 6	H: 2 LOB: 2 BB: 1 P: 10	R: 0 E: 0 K: 0 S: 4	H: 2 LOB: 1 BB: 0 P: 4	R: 2 E: 1 K: 0 S: 6	H: 2 LOB: 1 BB: 0 P: 6	R: 0 E: 1 K: 1 S: 6	H: 0 LOB: 2 BB: 1 P: 10	R: 7 E: 0 K: 1 S: 8	H: 3 LOB: 0 BB: 4 P: 24	R: 0 E: 0 K: 2 S: 8	H: 1 LOB: 2 BB: 1 P: 12	R: 1 E: 0 K: 1 S: 8	H: 3 LOB: 2 BB: 0 P: 8	R: 0 E: 0 K: 1 S: 5	H: 0 LOB: 0 BB: 0 P: 5	R: 1 E: 0 K: 2 S: 8	H: 1 LOB: 0 BB: 0 P: 8	1B: 6 2B: 5 3B: 0 HR: 3	SF: 0 SAC: 0 DP: 1 HBP: 0	WP: 2 PB: 0 SB: 0 CS: 0	PA: 48					
PITCHER	IP	WLS	BF	H	R	ER	SO	BB	IBB	HBP	BLK	WP	HR	S	P	ERA	WHIP										
Jack Morris, R ERA: 4.27 (1, 1)	4.0	L	24	8	6	5	2	3	1	0	0	0	1	24	40	11.25	2.750										
Larry Pashnick, R ERA: 3.97 (5, 1)	0.1		4	1	3	3	0	1	1	0	0	2	1	2	10	81.00	6.000										
Dave Rucker, L ERA: 5.13 (5, 1)	0.2		2	0	0	0	1	0	0	0	0	0	0	4	4	0.00	0.000										
Bob James, R ERA: 5.96 (6, 1)	4.0		18	5	2	2	6	1	0	0	0	0	1	29	33	4.50	1.500										

California Angels @ Detroit Tigers
Tiger Stadium, Detroit, MI
Tue Aug 31 1982, 7:05 PM EDT
Att: 15,187 - Unknown

AB 41
R 11
H 14
RBI 8
BB 7
SO 9
LOB 23



Batter	1	2	3	4	5	6	7	8	9	AB	R	H	RBI	BB	SO	LOB	BOTTOM										
Lou Whitaker, L OBP: 0.335, SLG: 0.423 Bill Fahey, L OBP: 0.114, SLG: 0.140 (1, 4) (7, 2)	0-3 K		0-0 G3			0-0 G3		0-0 L6		3	0	0	0	0	1	1											
Glenn Wilson, R OBP: 0.360, SLG: 0.528 (1, 8)	0-0 6-3			0-0 5-3		0-0 6-3 1B		0-0 2B 1B		4	0	2	0	0	0	0											
Larry Hemdon, R OBP: 0.328, SLG: 0.484 (1, 7)	0-0 E6			0-0 F9		0-0 6-3		0-0 2B		4	0	1	0	0	0	1											
Lance Parrish, R OBP: 0.348, SLG: 0.531 Howard Johnson, S OBP: 0.259, SLG: 0.333 (1, 2) (6, PH) (7, 5)	0-0 F7			0-0 FC5-4 1B		0-0 F7		0-0 5-3		2	0	1	0	0	0	1											
Mike Ivie, R OBP: 0.297, SLG: 0.427 (1, 10)		0-0 5-3		0-0 FC5-4			0-0 5-3		0-0 F8	4	0	0	0	0	0	1											
John Wockenfuss, R OBP: 0.365, SLG: 0.384 (1, 9)		0-0 6-3			0-0 6-3		0-0 5-3		0-0 4-3	4	0	0	0	0	0	0											
Enos Cabell, R OBP: 0.291, SLG: 0.336 (1, 3)		0-0 1-3				0-0 FC6-4 1B		0-0 FC6-4 1B		4	0	3	0	0	0	0											
Tom Brookens, R OBP: 0.294, SLG: 0.367 (1, 5) (7, 4)			0-0 F9		0-0 L5		0-0 FC6-4		0-0 FC6-4	4	0	0	0	0	0	3											
Alan Trammell, R OBP: 0.316, SLG: 0.367 (1, 6)			0-0 G3 1B		0-0 6-3			0-0 6-3		3	0	1	0	0	0	1											
Inning Stats	R: 0 E: 1 K: 1 S: 6	H: 0 LOB: 0 BB: 0 P: 6	R: 0 E: 0 K: 0 S: 3	H: 0 LOB: 0 BB: 0 P: 3	R: 0 E: 0 K: 0 S: 3	H: 1 LOB: 0 BB: 0 P: 3	R: 0 E: 0 K: 0 S: 4	H: 1 LOB: 1 BB: 0 P: 4	R: 0 E: 0 K: 0 S: 4	H: 1 LOB: 1 BB: 0 P: 4	R: 0 E: 0 K: 0 S: 4	H: 1 LOB: 1 BB: 0 P: 4	R: 0 E: 0 K: 0 S: 5	H: 2 LOB: 2 BB: 0 P: 5	R: 0 E: 0 K: 0 S: 4	H: 1 LOB: 1 BB: 0 P: 4	1B: 6 2B: 2 3B: 0 HR: 0	SF: 0 SAC: 0 DP: 1 HBP: 0	WP: 0 PB: 0 SB: 0 CS: 0	PA: 35							
PITCHER	IP	WLS	BF	H	R	ER	SO	BB	IBB	HBP	BLK	WP	HR	S	P	ERA	WHIP										
Geoff Zahn, L ERA: 3.62 (1, 1)	9.0	W	35	8	0	0	1	0	0	0	0	0	0	37	37	0.00	0.889										

California Angels @ Detroit Tigers
Tiger Stadium, Detroit, MI
Tue Aug 31 1982, 7:05 PM EDT
Att: 15,187 - Unknown

AB 35
R 0
H 8
RBI 0
BB 0
SO 1
LOB 11



Batter	1	2	3	4	5	6	7	8	9	AB	R	H	RBI	BB	SO	LOB	TOP					
Brian Downing, R OBP: 0.373, SLG: 0.480 (1, 7)	F7		K		G6-4-3		G3			4	0	0	0	1	1	2						
Rod Carew, L OBP: 0.391, SLG: 0.392 (1, 3)	4-3		L3				G3		L3	5	0	1	0	0	0	3						
Reggie Jackson, L OBP: 0.377, SLG: 0.538 (1, 9)									P4	3	1	2	1	1	0	0						
Fred Lynn, L OBP: 0.370, SLG: 0.504 Rob Wilfong, L OBP: 0.247, SLG: 0.263 (8, PH) (8, 8)	F9								K	3	0	1	0	0	0	3						
Doug DeCinces, R OBP: 0.370, SLG: 0.564 (1, 5)										4	1	2	1	0	1	0						
Don Baylor, R OBP: 0.327, SLG: 0.425 (1, 10)										4	0	0	0	0	0	2						
Bobby Grich, R OBP: 0.375, SLG: 0.452 (1, 4)										4	1	1	1	0	3	2						
Tim Foli, R OBP: 0.279, SLG: 0.316 (1, 6)										3	0	0	0	0	0	2						
Bob Boone, R OBP: 0.313, SLG: 0.358 (1, 2)										4	0	2	0	0	0	1						
Inning Stats	R: 0 E: 0 K: 0 S: 4	H: 1 LOB: 1 BB: 0 P: 4	R: 1 E: 0 K: 1 S: 6	H: 1 LOB: 0 BB: 0 P: 6	R: 0 E: 0 K: 1 S: 5	H: 0 LOB: 0 BB: 0 P: 5	R: 1 E: 0 K: 1 S: 8	H: 3 LOB: 2 BB: 0 P: 8	R: 0 E: 0 K: 2 S: 7	H: 0 LOB: 0 BB: 0 P: 7	R: 0 E: 0 K: 0 S: 3	H: 0 LOB: 1 BB: 0 P: 4	R: 0 E: 0 K: 1 S: 5	H: 0 LOB: 0 BB: 0 P: 5	R: 1 E: 0 K: 0 S: 5	H: 2 LOB: 2 BB: 1 P: 9	1B: 4 2B: 2 3B: 0 HR: 3	SF: 0 SAC: 0 DP: 1 HBP: 1	WP: 0 PB: 0 SB: 0 CS: 0	PA: 38		
PITCHER	IP	WLS	BF	H	R	ER	SO	BB	IBB	HBP	BLK	WP	HR	S	P	ERA	WHIP					
Milt Wilcox, R ERA: 3.79 Pat Underwood, L ERA: 4.74	(1, 1)	8.2	W	37	9	3	3	6	2	0	1	0	0	3	46	55	3.12	1.269				
(9, 1)	0.1	S	1	0	0	0	0	0	0	0	0	0	0	1	1	0.00	0.000					

California Angels @ Detroit Tigers
Tiger Stadium, Detroit, MI
Wed Sep 01 1982, 7:05 PM EDT
Att: 11,430 - Unknown

AB	35
R	3
H	9
RBI	3
BB	2
SO	6
LOB	15



Batter	1	2	3	4	5	6	7	8	9	AB	R	H	RBI	BB	SO	LOB	BOTTOM					
Lou Whitaker, L OBP: 0.333, SLG: 0.427 (1, 4)										5	1	1	1	0	2	3						
Glenn Wilson, R OBP: 0.361, SLG: 0.523 (1, 8)										4	0	1	0	1	0	0						
Larry Hemdon, R OBP: 0.330, SLG: 0.483 (1, 7)										3	0	1	0	2	1	2						
Lance Parrish, R OBP: 0.344, SLG: 0.524 (1, 2)										5	0	0	0	0	1	4						
Jerry Turner, L OBP: 0.330, SLG: 0.408 (1, 10)										4	0	0	0	0	0	1						
Howard Johnson, S OBP: 0.310, SLG: 0.370 Lynn Jones, R OBP: 0.256, SLG: 0.254 (8, 9)										3	2	3	0	1	0	0						
Mike Laga, L Enos Cabell, R OBP: 0.292, SLG: 0.336 (7, PH) (8, 3)										2	0	0	0	1	0	2						
Tom Brookens, R OBP: 0.297, SLG: 0.372 (1, 5)										3	1	1	1	1	1	3						
Alan Trammell, R OBP: 0.320, SLG: 0.374 (1, 6)										3	0	2	3	1	0	3						
Inning Stats	R: 1 E: 0 K: 0 S: 5	H: 2 LOB: 1 BB: 0 P: 5	R: 2 E: 0 K: 0 S: 6	H: 3 LOB: 2 BB: 1 P: 10	R: 0 E: 0 K: 0 S: 4	H: 1 LOB: 3 BB: 2 P: 12	R: 0 E: 0 K: 1 S: 5	H: 0 LOB: 1 BB: 1 P: 9	R: 0 E: 0 K: 2 S: 7	H: 1 LOB: 2 BB: 2 P: 15	R: 2 E: 0 K: 0 S: 4	H: 1 LOB: 1 BB: 2 P: 12	R: 0 E: 0 K: 1 S: 5	H: 0 LOB: 0 BB: 0 P: 5	1B: 6 2B: 0 3B: 2 HR: 1	SF: 0 SAC: 0 DP: 0 HBP: 0	WP: 0 PB: 0 SB: 1 CS: 1	PA: 40				
PITCHER	IP	WLS	BF	H	R	ER	SO	BB	IBB	HBP	BLK	WP	HR	S	P	ERA	WHIP					
Ken Forsch, R ERA: 3.92 Rick Steiner, R ERA: 2.16 John Curtis, L ERA: 4.15 Luis Sanchez, R ERA: 3.84	(1, 1)	2.2	L	16	6	3	3	0	2	0	0	0	0	1	14	22	10.12	3.000				
(3, 1)	3.2			2	1	1	4	5	0	0	0	0	0	20	40	2.46	1.909					
(7, 1)	0.2			4	1	1	1	0	1	0	0	0	0	3	7	13.50	3.000					
(8, 1)	1.0			3	0	0	0	1	0	0	0	0	0	5	5	0.00	0.000					

California Angels @ Detroit Tigers
Tiger Stadium, Detroit, MI
Wed Sep 01 1982, 7:05 PM EDT
Att: 11,430 - Unknown

AB	32
R	5
H	9
RBI	5
BB	8
SO	5
LOB	18



Batter	1	2	3	4	5	6	7	8	9	AB	R	H	RBI	BB	SO	LOB	TOP										
Brian Downing, R OBP: 0.371, SLG: 0.477 (1, 7)										5	0	1	0	0	2	0	California Angels @ Detroit Tigers Tiger Stadium, Detroit, MI Thu Sep 02 1982, 7:05 PM EDT Att: 12,547 - Unknown										
Rob Wilfong, L OBP: 0.297, SLG: 0.265 (1, 10)										3	1	1	0	2	0	1											
Rod Carew, L OBP: 0.391, SLG: 0.393 (1, 3)										4	1	1	1	1	1	2											
Reggie Jackson, L OBP: 0.377, SLG: 0.535 (1, 9)										3	1	0	0	2	2	3											
Doug DeCinces, R OBP: 0.371, SLG: 0.561 (1, 5)										2	0	0	0	2	0	2											
Bobby Grich, R OBP: 0.374, SLG: 0.449 (1, 4)										3	0	0	0	1	2	4											
Juan Beniquez, R OBP: 0.326, SLG: 0.341 (1, 8)										4	0	1	2	0	1	2											
Tim Foli, R OBP: 0.279, SLG: 0.314 (1, 6)										3	0	0	0	1	0	4											
Bob Boone, R OBP: 0.310, SLG: 0.355 (1, 2)										4	0	0	0	0	0	2											
Inning Stats	R: 0 E: 0 K: 1 S: 5	H: 0 LOB: 2 BB: 2 P: 13	R: 0 E: 0 K: 1 S: 5	H: 0 LOB: 1 BB: 1 P: 9	R: 3 E: 0 K: 1 S: 8	H: 3 LOB: 2 BB: 2 P: 16	R: 0 E: 0 K: 2 S: 7	H: 0 LOB: 2 BB: 2 P: 15	R: 0 E: 0 K: 0 S: 3	H: 0 LOB: 1 BB: 1 P: 7	R: 0 E: 0 K: 0 S: 3	H: 0 LOB: 0 BB: 0 P: 3	R: 0 E: 0 K: 1 S: 5	H: 0 LOB: 0 BB: 0 P: 5	R: 0 E: 0 K: 1 S: 5	H: 0 LOB: 1 BB: 1 P: 9	1B: 3 2B: 1 3B: 0 HR: 0	SF: 0 SAC: 0 DP: 0 HBP: 0	WP: 1 PB: 0 SB: 0 CS: 0	PA: 40							
PITCHER	IP	WLS	BF	H	R	ER	SO	BB	IBB	HBP	BLK	WP	HR	S	P	ERA	WHIP										
Juan Berenguer, R ERA: 9.0 (1, 1)	3.0		17	3	3	3	3	4	1	0	0	0	0	18	38	9.00	2.333										
Aurelio Lopez, R ERA: 5.45 (4, 1)	6.0	W	23	1	0	0	5	4	0	0	0	1	0	29	45	0.00	0.833										

Batter	1	2	3	4	5	6	7	8	9	AB	R	H	RBI	BB	SO	LOB	BOTTOM										
Lou Whitaker, L OBP: 0.333, SLG: 0.430 (1, 4)										4	1	1	0	0	0	1	California Angels @ Detroit Tigers Tiger Stadium, Detroit, MI Thu Sep 02 1982, 7:05 PM EDT Att: 12,547 - Unknown										
Glenn Wilson, R OBP: 0.359, SLG: 0.518 (1, 8)										4	0	1	1	0	1	1											
Larry Hemdon, R OBP: 0.330, SLG: 0.481 (1, 7)										4	1	1	0	0	1	1											
Lance Parrish, R OBP: 0.345, SLG: 0.539 (1, 2)										4	2	2	2	0	1	1											
Jerry Turner, L OBP: 0.330, SLG: 0.407 (1, 10)										3	1	1	0	0	1	0											
Mike Ivie, R OBP: 0.296, SLG: 0.426 (8, PH)										1	0	0	0	0	0	0											
Howard Johnson, S OBP: 0.385, SLG: 0.382 (1, 5)										1	1	1	1	3	0	0											
Tom Brookens, R OBP: 0.297, SLG: 0.372 (9, 5)										0	0	0	0	0	0	0											
Mike Laga, L OBP: 0.333, SLG: 0.490 (1, 3)										3	0	1	2	0	0	2											
Enos Cabell, R OBP: 0.292, SLG: 0.335 (8, PH) (9, 3)										1	0	0	0	0	0	1											
Rick Leach, L OBP: 0.291, SLG: 0.339 (1, 9)										3	0	1	0	0	0	1											
Alan Trammell, R OBP: 0.320, SLG: 0.377 (1, 6)										3	0	1	0	0	0	2											
Inning Stats	R: 0 E: 0 K: 1 S: 5	H: 0 LOB: 0 BB: 0 P: 5	R: 0 E: 0 K: 1 S: 5	H: 0 LOB: 1 BB: 1 P: 9	R: 0 E: 0 K: 0 S: 4	H: 1 LOB: 1 BB: 0 P: 4	R: 3 E: 0 K: 0 S: 7	H: 4 LOB: 1 BB: 0 P: 7	R: 2 E: 0 K: 1 S: 7	H: 3 LOB: 0 BB: 0 P: 7	R: 0 E: 0 K: 0 S: 3	H: 1 LOB: 1 BB: 1 P: 7	R: 0 E: 0 K: 1 S: 5	H: 0 LOB: 0 BB: 0 P: 5	R: 1 E: 0 K: 0 S: 3	H: 1 LOB: 0 BB: 1 P: 7	1B: 5 2B: 2 3B: 1 HR: 2	SF: 0 SAC: 0 DP: 2 HBP: 0	WP: 0 PB: 0 SB: 0 CS: 1	PA: 34							
PITCHER	IP	WLS	BF	H	R	ER	SO	BB	IBB	HBP	BLK	WP	HR	S	P	ERA	WHIP										
Mike Witt, R ERA: 3.42 (1, 1)	4.0	L	19	6	4	4	2	1	0	0	1	0	0	22	26	9.00	1.750										
Doug Corbett, R ERA: 5.29 (5, 1)	0.2		3	2	1	1	0	0	0	0	0	0	1	3	3	13.50	3.000										
Andy Hassler, L ERA: 2.26 (5, 1)	3.1		12	2	1	1	2	2	0	0	0	0	1	14	22	2.70	1.200										

AB	31
R	3
H	4
RBI	3
BB	9
SO	8
LOB	20





AB	31
R	6
H	10
RBI	6
BB	3
SO	4
LOB	10



Batter	1	2	3	4	5	6	7	8	9	AB	R	H	RBI	BB	SO	LOB	TOP				
Brian Downing, R OBP: 0.373, SLG: 0.484 (1, 7)										5	1	3	1	0	0	1	California Angels @ Milwaukee Brewers Milwaukee County Stadium, Milwaukee, WI Fri Sep 03 1982, 8:05 PM EDT Att: 35,217 - Unknown - 70 F livebaseballscorecards.com				
Rod Carew, L OBP: 0.391, SLG: 0.392 (1, 3)										4	1	1	0	1	1	1					
Doug DeCinces, R OBP: 0.368, SLG: 0.555 (1, 5)										5	0	0	0	0	1	3					
Reggie Jackson, L OBP: 0.378, SLG: 0.532 Bobby Clark, R OBP: 0.213, SLG: 0.288 (1, 9) (7, 9)										2	0	0	0	2	0	2					
Don Baylor, R OBP: 0.325, SLG: 0.422 (1, 10)										4	1	0	0	0	0	3					
Juan Beniquez, R OBP: 0.331, SLG: 0.357 (1, 8)										3	1	1	2	1	1	1					
Bobby Grich, R OBP: 0.375, SLG: 0.455 (1, 4)										3	1	1	2	1	0	0					
Tim Foli, R OBP: 0.279, SLG: 0.312 (1, 6)										3	0	0	0	1	0	0					
Bob Boone, R OBP: 0.310, SLG: 0.354 (1, 2)										4	0	1	0	0	0	3					
Inning Stats	R: 1 E: 0 K: 0 S: 4	H: 1 LOB: 0 BB: 0 P: 4	R: 0 E: 0 K: 0 S: 3	H: 0 LOB: 0 BB: 0 P: 3	R: 0 E: 0 K: 1 S: 6	H: 1 LOB: 1 BB: 0 P: 6	R: 0 E: 0 K: 1 S: 5	H: 0 LOB: 1 BB: 1 P: 9	R: 0 E: 0 K: 0 S: 4	H: 1 LOB: 1 BB: 0 P: 4	R: 4 E: 0 K: 0 S: 6	H: 3 LOB: 0 BB: 1 P: 10	R: 0 E: 0 K: 0 S: 4	H: 1 LOB: 2 BB: 1 P: 8	R: 0 E: 0 K: 0 S: 2	H: 0 LOB: 2 BB: 3 P: 14		R: 0 E: 0 K: 1 S: 5	H: 0 LOB: 0 BB: 0 P: 5	1B: 4 2B: 0 3B: 1 HR: 2	SF: 0 SAC: 0 DP: 1 HBP: 0
PITCHER	IP	WLS	BF	H	R	ER	SO	BB	IBB	HBP	BLK	WP	HR	S	P	ERA	WHIP				
Bob McClure, L ERA: 4.22 (1, 1)	7.1	L	34	7	5	5	2	5	0	0	0	0	2	33	53	6.14	1.636				
Chuck Porter, R ERA: (8, 1)	1.2		5	0	0	0	1	1	0	0	0	0	0	6	10	0.00	0.600				

Batter	1	2	3	4	5	6	7	8	9	AB	R	H	RBI	BB	SO	LOB	BOTTOM				
Paul Molitor, R OBP: 0.382, SLG: 0.430 (1, 5)										4	0	0	0	0	0	5	California Angels @ Milwaukee Brewers Milwaukee County Stadium, Milwaukee, WI Fri Sep 03 1982, 8:05 PM EDT Att: 35,217 - Unknown - 70 F livebaseballscorecards.com				
Robin Yount, R OBP: 0.369, SLG: 0.575 (1, 6)										4	0	0	0	0	0	1					
Cecil Cooper, L OBP: 0.345, SLG: 0.529 (1, 3)										4	0	1	0	0	0	0					
Ted Simmons, S OBP: 0.309, SLG: 0.449 (1, 2)										4	1	2	0	0	0	0					
Gorman Thomas, R OBP: 0.352, SLG: 0.528 (1, 8)										4	1	1	0	0	1	1					
Don Money, R OBP: 0.356, SLG: 0.519 (1, 10)										4	0	0	0	0	0	1					
Mark Brouhard, R OBP: 0.336, SLG: 0.382 (1, 7)										4	0	1	0	0	2	1					
Charlie Moore, R OBP: 0.285, SLG: 0.336 (1, 9)										3	0	1	0	1	1	0					
Jim Gantner, L OBP: 0.334, SLG: 0.379 (1, 4)										3	0	2	1	0	0	2					
Inning Stats	R: 0 E: 0 K: 0 S: 3	H: 0 LOB: 0 BB: 0 P: 3	R: 2 E: 1 K: 0 S: 6	H: 3 LOB: 2 BB: 1 P: 10	R: 0 E: 0 K: 0 S: 4	H: 2 LOB: 1 BB: 0 P: 4	R: 0 E: 0 K: 0 S: 5	H: 2 LOB: 2 BB: 0 P: 5	R: 0 E: 0 K: 0 S: 3	H: 0 LOB: 0 BB: 0 P: 3	R: 0 E: 0 K: 1 S: 5	H: 0 LOB: 0 BB: 0 P: 5	R: 0 E: 0 K: 1 S: 6	H: 1 LOB: 1 BB: 0 P: 6	R: 0 E: 0 K: 1 S: 5	H: 0 LOB: 0 BB: 0 P: 5		R: 0 E: 0 K: 1 S: 5	H: 0 LOB: 0 BB: 0 P: 5	1B: 5 2B: 3 3B: 0 HR: 0	SF: 0 SAC: 0 DP: 0 HBP: 0
PITCHER	IP	WLS	BF	H	R	ER	SO	BB	IBB	HBP	BLK	WP	HR	S	P	ERA	WHIP				
Tommy John, L ERA: 3.5 (1, 1)	9.0	W	35	8	2	0	4	1	0	0	0	1	0	42	46	0.00	1.000				

Batter	1	2	3	4	5	6	7	8	9	AB	R	H	RBI	BB	SO	LOB	TOP	
Bobby Grich, R OBP: 0.377, SLG: 0.457 (1, 4)	F7		G6-4-3 BB 1B HBP	6-3			1B BB		G3 2B	3	1	1	0	1	0	2	California Angels @ Milwaukee Brewers Milwaukee County Stadium, Milwaukee, WI Sat Sep 04 1982, 8:05 PM EDT Att: 30,391 - Unknown - 66 F livebaseballscores.com AB 31 R 2 H 7 RBI 1 BB 6 SO 4 LOB 21 	
Rod Carew, L OBP: 0.393, SLG: 0.393 (1, 3)	BB S WP 1B		G6-4-3 BB		FC3-6 1B		K		G3	4	1	2	0	1	1	2		
Brian Downing, R OBP: 0.372, SLG: 0.482 (1, 7)	F8		G6-4-3 1-2 2-3		FC3-6 FC3-6 1-2		1B		F7	5	0	1	0	0	0	5		
Reggie Jackson, L OBP: 0.379, SLG: 0.531 (1, 9)	WP BB BB 1-2 BB		1B		FC3-6 CS 1-2		L9			3	0	1	1	1	0	3		
Doug DeCinces, R OBP: 0.367, SLG: 0.552 (1, 5)	WP BB 1-2 2-3 BB		F4		CS		4-3		K	3	0	0	0	1	1	3		
Don Baylor, R OBP: 0.328, SLG: 0.424 (1, 10)	F8 1-2 2-3 3-H								F9	4	0	2	0	0	0	2		
Juan Beniquez, R OBP: 0.322, SLG: 0.346 (1, 8)		L4		1-3			2-3 1B		F8	4	0	0	0	0	0	2		
Joe Ferguson, R OBP: 0.326, SLG: 0.325 (1, 2)		6-3		SH1-3 BB			BB		F4	2	0	0	0	2	0	0		
Mick Kelleher, R OBP: 0.240, SLG: 0.178 (6, PH) Rob Wilfong, L OBP: 0.254, SLG: 0.261 (6, 6)	F9		SH1-3		SH1-3		K		K	1	0	0	0	0	0	0		
Inning Stats	R: 1 E: 0 K: 0 S: 4	H: 1 LOB: 2 BB: 2 P: 12	R: 0 E: 0 K: 0 S: 3	H: 0 LOB: 0 BB: 0 P: 3	R: 1 E: 0 K: 0 S: 3	H: 1 LOB: 1 BB: 1 P: 8	R: 0 E: 0 K: 0 S: 4	H: 1 LOB: 2 BB: 1 P: 8	R: 0 E: 0 K: 1 S: 6	H: 1 LOB: 0 BB: 1 P: 10	R: 0 E: 0 K: 0 S: 8	H: 0 LOB: 0 BB: 1 P: 12	R: 0 E: 0 K: 0 S: 3	H: 1 LOB: 1 BB: 0 P: 6	1B: 5 2B: 2 3B: 0 HR: 0	SF: 0 SAC: 1 DP: 1 HBP: 1	WP: 1 PB: 0 CS: 1	PA: 40
PITCHER Pete Vuckovich, R ERA: 3.16 (1, 1)	IP: 9.0 WLS: W BF: 39 H: 7 R: 2 ER: 2 SO: 4 BB: 6 IBB: 0 HBP: 1 BLK: 0 WP: 1 HR: 0 S: 40 P: 65 ERA: 2.00 WHIP: 1.444											PITCHER	IP: 9.0 WLS: W BF: 39 H: 7 R: 2 ER: 2 SO: 4 BB: 6 IBB: 0 HBP: 1 BLK: 0 WP: 1 HR: 0 S: 40 P: 65 ERA: 2.00 WHIP: 1.444					

Batter	1	2	3	4	5	6	7	8	9	AB	R	H	RBI	BB	SO	LOB	BOTTOM	
Paul Molitor, R OBP: 0.361, SLG: 0.428 (1, 5)	K	F8			6-3	S 1B	K			5	1	1	1	0	2	3	California Angels @ Milwaukee Brewers Milwaukee County Stadium, Milwaukee, WI Sat Sep 04 1982, 8:05 PM EDT Att: 30,391 - Unknown - 66 F livebaseballscores.com AB 39 R 8 H 15 RBI 8 BB 1 SO 5 LOB 18 	
Robin Yount, R OBP: 0.371, SLG: 0.574 (1, 6)	1B S BB E		K		1B 1B	FC4-6 1B	L5			4	2	2	1	1	1	0		
Cecil Cooper, L OBP: 0.346, SLG: 0.528 (1, 3)	E 1B		G3		1B 3B 1B	FC4-6 1-2	L8			5	1	2	0	0	0	1		
Ted Simmons, S OBP: 0.308, SLG: 0.446 (1, 2)	E4 G6-4-3 1-2 3-H		4-3		3B 1B	1-3	4-3			5	1	1	2	0	0	2		
Gorman Thomas, R OBP: 0.353, SLG: 0.534 (1, 8)	G6-4-3 1-2				1B 2B	1-H 2-H 3B	6-3			4	0	2	2	0	0	2		
Roy Howell, L OBP: 0.316, SLG: 0.370 (1, 10) Don Money, R OBP: 0.361, SLG: 0.521 (7, PH)	L5				F8	L6	1B 2B 1B			3	0	0	0	0	0	2		
Charlie Moore, R OBP: 0.288, SLG: 0.344 (1, 9)					F5	K	2B 1B			4	1	2	0	0	1	2		
Marshall Edwards, L OBP: 0.246, SLG: 0.305 (1, 7) Rob Piccolo, R OBP: 0.258, SLG: 0.266 (7, PH) Ben Oglivie, L OBP: 0.353, SLG: 0.432 (8, 7)	F3					E2 1B 1B	1B 2B			3	1	2	0	0	0	1		
Jim Gantner, L OBP: 0.333, SLG: 0.378 (1, 4)						F7	5-3			4	0	1	1	0	1	5		
Inning Stats	R: 1 E: 1 K: 1 S: 6	H: 1 LOB: 1 BB: 1 P: 10	R: 1 E: 0 K: 0 S: 5	H: 2 LOB: 1 BB: 0 P: 5	R: 0 E: 0 K: 1 S: 5	H: 2 LOB: 2 BB: 0 P: 7	R: 3 E: 0 K: 1 S: 9	H: 4 LOB: 1 BB: 0 P: 9	R: 2 E: 1 K: 0 S: 6	H: 3 LOB: 1 BB: 0 P: 6	R: 1 E: 0 K: 1 S: 8	H: 3 LOB: 2 BB: 0 P: 8	R: 0 E: 0 K: 0 S: 3	H: 0 LOB: 0 BB: 0 P: 3	1B: 11 2B: 2 3B: 2 HR: 0	SF: 0 SAC: 0 DP: 1 HBP: 0	WP: 0 PB: 0 CS: 0	PA: 40
PITCHER Luis Tiant, R ERA: 5.76 (1, 1) John Curtis, L ERA: 4.18 (6, 1) Bruce Kison, R ERA: 3.65 (7, 1)	IP: 5.1 WLS: L BF: 29 H: 12 R: 7 ER: 7 SO: 4 BB: 1 IBB: 0 HBP: 0 BLK: 0 WP: 0 HR: 0 S: 36 P: 40 ERA: 11.81 WHIP: 2.438											PITCHER	IP: 5.1 WLS: L BF: 29 H: 12 R: 7 ER: 7 SO: 4 BB: 1 IBB: 0 HBP: 0 BLK: 0 WP: 0 HR: 0 S: 36 P: 40 ERA: 11.81 WHIP: 2.438					

Batter	1	2	3	4	5	6	7	8	9	AB	R	H	RBI	BB	SO	LOB	TOP				
Brian Downing, R OBP: 0.370, SLG: 0.485 (1, 7)	0-0 6-3			0-0 HR		0-0 L9		0-0 6-3	0-0 F9	5	1	1	1	0	0	2					
Bobby Grich, R OBP: 0.376, SLG: 0.455 (1, 4)	0-0 6-3			0-0 5-3		0-0 G6-4-3		0-0 HR		4	1	1	0	0	0	1					
Don Baylor, R OBP: 0.325, SLG: 0.429 (1, 10)	0-0 5-3			0-0 5-3			0-0 F7	0-0 HR		4	1	1	2	0	0	0					
Doug DeCinces, R OBP: 0.370, SLG: 0.553 (1, 5)		0-0 F8		0-0 1B			0-0 HR	0-0 FC5-4		4	1	3	0	0	0	0					
Reggie Jackson, L OBP: 0.380, SLG: 0.536 (1, 9)		4-0 BB		0-3 K			0-0 HR	0-0 F8		3	1	1	2	1	1	2					
Ron Jackson, R OBP: 0.374, SLG: 0.400 (1, 3)	0-0 8-4				0-0 6-3		0-0 6-3	0-0 FC5-4		4	0	0	0	0	0	2					
Juan Beniquez, R OBP: 0.327, SLG: 0.351 (1, 8)			0-0 F8		0-0 F7		0-0 1B		0-0 1B	4	0	2	0	0	0	0					
Tim Foli, R OBP: 0.277, SLG: 0.310 (1, 6)			0-0 F8		0-0 F9		0-0 E5		0-3 K	3	0	0	0	0	0	1					
Rob Wilfong, L OBP: 0.253, SLG: 0.259 (9, PH)							1-3 1B			1	0	0	0	0	1	1					
Bob Boone, R OBP: 0.310, SLG: 0.354 Rod Carew, L OBP: 0.392, SLG: 0.392 (9, PH)	0-0 6-3				0-0 6-3		0-0 G6-4-3	0-0 F8	0-0 F7	3	0	1	0	0	0	2					
										1	0	0	0	0	0	1					
Inning Stats	R: 0 E: 0 K: 0 S: 3	H: 0 LOB: 0 BB: 0 P: 3	R: 0 E: 0 K: 0 S: 2	H: 0 LOB: 0 BB: 1 P: 6	R: 0 E: 0 K: 0 S: 3	H: 0 LOB: 0 BB: 0 P: 3	R: 1 E: 0 K: 1 S: 7	H: 2 LOB: 1 BB: 0 P: 7	R: 0 E: 0 K: 0 S: 3	H: 0 LOB: 0 BB: 0 P: 3	R: 0 E: 0 K: 0 S: 3	H: 1 LOB: 0 BB: 0 P: 3	R: 2 E: 1 K: 0 S: 7	H: 3 LOB: 2 BB: 0 P: 7	R: 2 E: 0 K: 0 S: 6	H: 3 LOB: 1 BB: 0 P: 6	R: 0 E: 0 K: 1 S: 6	H: 1 LOB: 1 BB: 0 P: 6	1B: 7 2B: 1 3B: 0 HR: 3	SF: 0 SAC: 0 DP: 2 HBP: 0	WP: 0 PA: 37 CS: 0
PITCHER	IP WLS BF H R ER SO BB IBB HBP BLK WP HR S P ERA WHIP	IP WLS BF H R ER SO BB IBB HBP BLK WP HR S P ERA WHIP																			
Mike Caldwell, L ERA: 4.08 Pete Ladd, R ERA: 2.63	(1, 1) 8.0 W 33 9 5 5 1 1 0 0 0 0 3 34 38 5.62 1.250	(9, 1) 1.0 S 4 1 0 0 1 0 0 0 0 0 0 6 6 0.00 1.000																			

California Angels @ Milwaukee Brewers
Milwaukee County Stadium, Milwaukee, WI
Sun Sep 05 1982, 4:33 AM EDT
Att: 36,258 - Unknown - 80 F


AB 36
R 5
H 10
RBI 5
BB 1
SO 2
LOB 12



Batter	1	2	3	4	5	6	7	8	9	AB	R	H	RBI	BB	SO	LOB	BOTTOM			
Paul Molitor, R OBP: 0.363, SLG: 0.434 (1, 5)	0-0 5-3			0-0 FC6-5		0-0 WP	0-0 SH1-4	0-0 CS		4	2	3	1	0	0	0				
Robin Yount, R OBP: 0.372, SLG: 0.574 (1, 6)	4-0 BB			0-0 FC6-5		0-0 SH1-4	0-0 1B			2	0	1	1	1	0	1				
Cecil Cooper, L OBP: 0.343, SLG: 0.525 (1, 3)	0-0 G6-3			0-0 FC2-6		0-0 6-3	0-0 SF9			3	0	0	1	0	0	5				
Gorman Thomas, R OBP: 0.353, SLG: 0.532 (1, 8)		0-0 6-3		0-0 FC6-4		0-0 3B	0-0 K			4	1	1	1	0	1	2				
Don Money, R OBP: 0.363, SLG: 0.529 (1, 10)		0-0 F3			0-0 5-3	0-0 HR	0-0 1B			4	1	2	1	0	0	0				
Mark Brouhard, R OBP: 0.333, SLG: 0.406 (1, 7)		0-0 L7			0-0 6-3	0-0 HR	0-0 F8			4	1	1	2	0	0	2				
Charlie Moore, R OBP: 0.290, SLG: 0.346 (1, 9)			0-0 L5		0-0 1B	0-0 6-3		0-0 CS		4	0	2	0	0	0	1				
Ned Yost, R OBP: 0.330, SLG: 0.398 (1, 2)			0-0 6-3		0-3 K		0-0 SH	0-3 K		4	1	1	0	0	2	2				
Jim Gantner, L OBP: 0.334, SLG: 0.377 Rob Picciolo, R OBP: 0.254, SLG: 0.262 (6, PR) (7, 4)			0-0 6-3		0-0 K	1-0 SH1-4	0-0 SH	0-3 K		1	0	0	0	0	0	0				
										1	2	0	0	0	1	1				
Inning Stats	R: 0 E: 0 K: 0 S: 2	H: 0 LOB: 0 BB: 1 P: 6	R: 0 E: 0 K: 0 S: 3	H: 0 LOB: 0 BB: 0 P: 3	R: 0 E: 0 K: 0 S: 4	H: 1 LOB: 1 BB: 0 P: 4	R: 0 E: 0 K: 0 S: 6	H: 1 LOB: 1 BB: 0 P: 6	R: 5 E: 0 K: 0 S: 7	H: 4 LOB: 1 BB: 0 P: 8	R: 3 E: 0 K: 1 S: 10	H: 4 LOB: 2 BB: 0 P: 10	R: 0 E: 0 K: 2 S: 7	H: 1 LOB: 0 BB: 0 P: 7	1B: 6 2B: 3 3B: 1 HR: 1	SF: 1 SAC: 2 DP: 1 HBP: 1	WP: 1 PA: 37 CS: 1			
PITCHER	IP WLS BF H R ER SO BB IBB HBP BLK WP HR S P ERA WHIP	IP WLS BF H R ER SO BB IBB HBP BLK WP HR S P ERA WHIP																		
Geoff Zahn, L ERA: 3.74 Rick Steiner, R ERA: 3.71 Andy Hassler, L ERA: 2.25 Luis Sanchez, R ERA: 3.75	(1, 1) 5.2 L 24 6 5 3 0 1 0 0 0 0 0 5 5 81.00 9.000	(6, 1) 0.1 5 3 3 3 0 0 0 0 0 0 0 1 1 0.00 0.000	(7, 1) 0.1 1 0 0 0 0 0 0 0 0 0 0 0 1 1 0.00 0.000	(7, 1) 1.2 6 2 0 0 3 0 0 0 0 0 0 0 12 12 0.00 1.200																

California Angels @ Milwaukee Brewers
Milwaukee County Stadium, Milwaukee, WI
Sun Sep 05 1982, 4:33 AM EDT
Att: 36,258 - Unknown - 80 F


AB 31
R 8
H 11
RBI 7
BB 1
SO 4
LOB 14



Batter	1	2	3	4	5	6	7	8	9	AB	R	H	RBI	BB	SO	LOB	TOP				
Rudy Law, L OBP: 0.360, SLG: 0.425 (1, 8)	F3	F9		1B			2B		FC4-6	5	1	2	0	0	0	1					
Tony Bernazard, S OBP: 0.339, SLG: 0.393 (1, 4)	BB		HR	K			2B		F9	4	1	2	2	1	1	2					
Harold Baines, L OBP: 0.323, SLG: 0.458 (1, 9)	F7		F9		G3		F8		F6	5	0	0	0	0	0	3					
Greg Luzinski, R OBP: 0.381, SLG: 0.464 (1, 10)	K		K		K		IBB			3	0	0	0	1	3	1					
Steve Kemp, L OBP: 0.392, SLG: 0.432 (1, 7)		2B		1B	L4		K			4	1	2	0	0	1	2					
Carlton Fisk, R OBP: 0.346, SLG: 0.405 (1, 2)		SH SF9	F6		5-3				F9	4	1	1	1	0	0	1					
Mike Squires, L OBP: 0.313, SLG: 0.342 (1, 3)		SH E		2B		K			F2	3	2	1	0	0	1	0					
Vance Law, R OBP: 0.325, SLG: 0.370 (1, 6)		SF9		1B		K			E6	3	0	1	2	0	1	0					
Aurelio Rodriguez, R OBP: 0.247, SLG: 0.298 (1, 5)		F7		F2			F7		PO	3	0	0	0	0	0	0					
Jerry Hairston, S OBP: 0.319, SLG: 0.500 (9, PH)		1-H						1-2	FC4-6 1B	1	0	1	0	0	0	0					
Inning Stats	R: 0 E: 0 K: 1 S: 5	H: 0 LOB: 1 BB: 1 P: 9	R: 3 E: 2 K: 0 S: 6	H: 2 LOB: 0 BB: 0 P: 6	R: 1 E: 0 K: 1 S: 7	H: 2 LOB: 1 BB: 0 P: 7	R: 1 E: 0 K: 1 S: 7	H: 3 LOB: 1 BB: 0 P: 7	R: 0 E: 0 K: 2 S: 5	H: 0 LOB: 0 BB: 0 P: 7	R: 1 E: 0 K: 1 S: 7	H: 2 LOB: 2 BB: 1 P: 11	R: 0 E: 1 K: 0 S: 3	H: 0 LOB: 0 BB: 0 P: 3	R: 0 E: 0 K: 0 S: 4	H: 1 LOB: 1 BB: 0 P: 4	1B: 5 2B: 4 3B: 0 HR: 1	SF: 1 SAC: 1 DP: 0 HBP: 0	WP: 0 PB: 0 SB: 2 CS: 0	PA: 40	
PITCHER	IP	WLS	BF	H	R	ER	SO	BB	IBB	HBP	BLK	WP	HR	S	P	ERA	WHIP				
Ken Forsch, R ERA: 4.03 (1, 1)	3.2		19	7	5	4	2	1	0	0	0	0	1	22	26	9.82	2.182				
John Curtis, L ERA: 4.14 (4, 1)	3.1		13	2	1	1	5	0	1	0	0	0	0	22	26	2.70	0.600				
Steve Renko, R ERA: 4.32 (8, 1)	2.0	W	7	1	0	0	0	0	0	0	0	0	0	7	7	0.00	0.500				

Chicago White Sox @ California Angels
 Anaheim Stadium, Anaheim, CA
 Mon Sep 06 1982, 6:33 AM EDT
 Att: 42,804 - Sunny - 82 F


AB 35
 R 6
 H 10
 RBI 5
 BB 2
 SO 7
 LOB 10



Batter	1	2	3	4	5	6	7	8	9	AB	R	H	RBI	BB	SO	LOB	BOTTOM				
Brian Downing, R OBP: 0.369, SLG: 0.489 (1, 7)	F9			K			4-3		SF8	4	1	1	5	0	1	2					
Rod Carew, L OBP: 0.392, SLG: 0.390 (1, 3)	BB	F8			G1		L8		BB	4	0	1	0	1	0	1					
Don Baylor, R OBP: 0.326, SLG: 0.426 (1, 10)	G5-4-3		F9				G1		K	3	0	0	0	2	1	3					
Doug DeCinces, R OBP: 0.369, SLG: 0.551 (1, 6)	G5-4-3		F7		F9				FC6-4 1B	4	0	1	0	0	0	3					
Reggie Jackson, L OBP: 0.381, SLG: 0.541 (1, 9)		1B			1-3				FC6-4 BB 1B	4	1	2	0	0	0	2					
Bobby Clark, R OBP: 0.213, SLG: 0.288 (9, 9)										0	0	0	0	0	0	0					
Ron Jackson, R OBP: 0.376, SLG: 0.398 (1, 5)							F9		BB	3	2	1	0	1	1	1					
Mick Kelleher, R OBP: 0.240, SLG: 0.178 (9, 6)		BB		K					BB	0	0	0	0	0	0	0					
Bobby Grich, R OBP: 0.379, SLG: 0.455 (1, 4)		BB					3-1		BB	2	2	1	0	2	0	0					
Juan Beniquez, R OBP: 0.325, SLG: 0.348 (1, 8)		F7			F9		F9		1B	4	1	1	2	0	0	3					
Bob Boone, R OBP: 0.314, SLG: 0.354 (1, 2)		HR			F3				BB	2	1	1	1	2	0	1					
Inning Stats	R: 0 E: 0 K: 0 S: 3	H: 1 LOB: 1 BB: 1 P: 7	R: 4 E: 0 K: 0 S: 5	H: 3 LOB: 0 BB: 2 P: 13	R: 0 E: 0 K: 1 S: 6	H: 1 LOB: 1 BB: 0 P: 6	R: 0 E: 0 K: 1 S: 6	H: 1 LOB: 1 BB: 0 P: 6	R: 0 E: 0 K: 0 S: 3	H: 0 LOB: 0 BB: 1 P: 3	R: 0 E: 0 K: 0 S: 3	H: 0 LOB: 1 BB: 1 P: 7	R: 4 E: 0 K: 1 S: 8	H: 3 LOB: 2 BB: 3 P: 20	R: 4 E: 0 K: 1 S: 8	H: 3 LOB: 3 BB: 3 P: 20	1B: 7 2B: 0 3B: 1 HR: 1	SF: 1 SAC: 0 DP: 1 HBP: 0	WP: 0 PB: 0 SB: 0 CS: 0	PA: 39	
PITCHER	IP	WLS	BF	H	R	ER	SO	BB	IBB	HBP	BLK	WP	HR	S	P	ERA	WHIP				
Jerry Koosman, L ERA: 3.74 (1, 1)	6.0		26	6	4	4	2	4	0	0	0	0	0	26	42	6.00	1.667				
Warren Brusstar, R ERA: 4.91 (7, 1)	1.0		5	1	1	1	0	1	0	0	0	0	0	4	8	9.00	2.000				
Kevin Hickey, L ERA: 3.01 (8, 1)	0.1		1	0	0	0	0	0	0	0	0	0	0	1	1	0.00	0.000				
Jim Kern, R ERA: 3.63 (8, 1)	0.1	L	5	2	3	3	0	2	0	0	0	0	0	3	11	81.00	12.000				
Sparky Lyle, L ERA: 4.85 (8, 1)	0.1		2	0	0	0	1	1	0	0	0	0	0	3	7	0.00	3.000				

Chicago White Sox @ California Angels
 Anaheim Stadium, Anaheim, CA
 Mon Sep 06 1982, 6:33 AM EDT
 Att: 42,804 - Sunny - 82 F

AB 30
 R 8
 H 9
 RBI 8
 BB 8
 SO 3
 LOB 16




Batter	1	2	3	4	5	6	7	8	9	AB	R	H	RBI	BB	SO	LOB	TOP										
Rudy Law, L OBP: 0.361, SLG: 0.429 Rusty Kuntz, R (8, 8)	0-0 1B	0-0 G3		0-0 4-3			0-0 SH1-3 FC4-2 2B	0-0 F5		5	0	2	0	0	0	2	Chicago White Sox @ California Angels Anaheim Stadium, Anaheim, CA Tue Sep 07 1982, 10:05 PM EDT Att: 30,032 - Unknown - 80 F										
Tony Bernazard, S OBP: 0.342, SLG: 0.402 (1, 4)	0-0 1B	0-0 1B		0-0 HR			0-0 SH1-3	0-3 K		4	1	3	2	0	1	1											
Harold Baines, L OBP: 0.322, SLG: 0.455 (1, 9)	0-3 K	0-0 G3		0-0 F9			0-0 FC4-2 BB	0-0 1-4-3 1B		5	0	1	0	0	1	4											
Greg Luzinski, R OBP: 0.381, SLG: 0.464 (1, 10)	0-3 K		0-0 G3 2B		0-0 6-3		0-0 1-2 BB	0-0 1-4-3		4	1	1	0	1	1	3											
Steve Kemp, L OBP: 0.390, SLG: 0.428 (1, 7)	0-0 1-3		0-0 G3		0-0 G3		0-0 3-1	4-0 IBB		4	0	0	0	1	0	5											
Carlton Fisk, R OBP: 0.347, SLG: 0.407 (1, 2)		0-0 5-3	0-0 4-3 2B		0-0 F8			0-0 SH1-4 1B	0-0 F8	5	1	2	1	0	0	2											
Mike Squires, L OBP: 0.318, SLG: 0.342 (1, 3)		0-0 2B 1B	0-0 4-3		4-0 G6-4-3 BB			0-0 SH1-4	0-3 K	3	1	1	0	1	1	3											
Vance Law, R OBP: 0.328, SLG: 0.375 (1, 6)		0-0 2B 2B	0-3 K		0-3 K			0-0 2B 1B		4	2	2	2	0	2	2											
Aurelio Rodriguez, R OBP: 0.251, SLG: 0.311 (1, 5)		0-0 G3 1B 2B		0-0 5-3		0-0 G6-4-3		0-0 1-2 2B		4	1	2	2	0	0	1											
Inning Stats	R: 0 E: 0 K: 2 S: 9	H: 2 LOB: 2 BB: 0 P: 9	R: 3 E: 0 K: 0 S: 7	H: 4 LOB: 1 BB: 0 P: 7	R: 1 E: 0 K: 1 S: 7	H: 2 LOB: 1 BB: 0 P: 7	R: 1 E: 0 K: 0 S: 4	H: 1 LOB: 0 BB: 0 P: 4	R: 0 E: 0 K: 1 S: 4	H: 0 LOB: 0 BB: 1 P: 8	R: 0 E: 0 K: 0 S: 4	H: 1 LOB: 2 BB: 1 P: 8	R: 2 E: 0 K: 1 S: 8	H: 3 LOB: 1 BB: 0 P: 8	R: 0 E: 0 K: 1 S: 6	H: 1 LOB: 2 BB: 1 P: 10	1B: 7 2B: 8 3B: 0 HR: 1	SF: 0 SAC: 2 DP: 1 HBP: 0	WP: 0 PB: 0 SB: 0 CS: 0	PA: 43							
PITCHER	IP	WLS	BF	H	R	ER	SO	BB	IBB	HBP	BLK	WP	HR	S	P	ERA	WHIP										
Tommy John, L ERA: 3.64 (1, 1)	2.1	L	14	7	4	4	2	0	0	0	0	0	0	18	18	15.43	3.000										
Bruce Kison, R ERA: 3.51 (3, 1)	3.2		14	3	1	1	2	1	0	0	0	0	1	17	21	2.46	1.091										
Andy Hassler, L ERA: 2.47 (7, 1)	1.1		7	2	2	2	0	1	0	0	0	0	0	6	10	13.50	2.250										
Luis Sanchez, R ERA: 3.67 (8, 1)	1.2		8	2	0	0	2	0	1	0	0	0	0	11	15	0.00	1.200										

Batter	1	2	3	4	5	6	7	8	9	AB	R	H	RBI	BB	SO	LOB	BOTTOM										
Brian Downing, R OBP: 0.369, SLG: 0.487 (1, 7)	4-0 G4-6-3 BB		0-0 1-3 2H 1B		0-0 FC4-6 1B 3B		0-0 5-3		0-0 5-3	4	1	1	1	1	0	2	Chicago White Sox @ California Angels Anaheim Stadium, Anaheim, CA Tue Sep 07 1982, 10:05 PM EDT Att: 30,032 - Unknown - 80 F										
Rod Carew, L OBP: 0.393, SLG: 0.391 (1, 3)	0-0 G4-6-3		0-0 FC4-6		0-0 1-3 3B 1B			0-0 1B 1B		4	1	2	1	0	0	2											
Don Baylor, R OBP: 0.325, SLG: 0.429 (1, 10)	0-3 K		0-0 F4		0-0 1-3 3B			0-0 F7		4	0	1	2	0	1	2											
Doug DeCinces, R OBP: 0.368, SLG: 0.548 (1, 5)		0-0 F3		4-0 S G3 BB	0-0 F9			0-0 F8		3	0	0	0	1	0	2											
Reggie Jackson, L OBP: 0.380, SLG: 0.538 (1, 9)		0-3 K		0-0 G3		0-0 1-3		0-0 1B		4	0	1	0	0	1	1											
Bobby Grich, R OBP: 0.376, SLG: 0.451 (1, 4)		0-3 K		0-3 K		0-0 F8		0-0 1-3		4	0	0	0	0	2	3											
Juan Beniquez, R OBP: 0.316, SLG: 0.338 (1, 8)			0-0 6-3	0-0 6-3		0-3 K			0-0 F6	4	0	0	0	0	1	1											
Bob Boone, R OBP: 0.316, SLG: 0.356 (1, 2)			0-0 1B 1B		0-0 FC4-6 1B		0-0 F2		0-0 5-3	4	1	2	0	0	0	0											
Mick Kelleher, R OBP: 0.250, SLG: 0.191 (1, 6)			0-0 1B FC4-6 1B		0-0 F8		0-0 F6		0-0 2B	2	1	1	0	0	0	1											
Rob Wilfong, L OBP: 0.251, SLG: 0.258 (7, PH)					0-0 F8					1	0	0	0	0	0	0											
Tim Foli, R OBP: 0.277, SLG: 0.310 (8, PH)					1-2 FC4-6 1B					0	0	0	0	0	0	0											
Ron Jackson, R OBP: 0.382, SLG: 0.411 (9, PH)					1-2 FC4-6 1B					1	0	1	0	0	0	0											
Inning Stats	R: 0 E: 0 K: 1 S: 4	H: 0 LOB: 0 BB: 1 P: 8	R: 0 E: 0 K: 2 S: 7	H: 0 LOB: 0 BB: 0 P: 7	R: 2 E: 0 K: 0 S: 6	H: 3 LOB: 1 BB: 0 P: 6	R: 0 E: 0 K: 1 S: 5	H: 0 LOB: 0 BB: 1 P: 9	R: 2 E: 0 K: 0 S: 6	H: 3 LOB: 1 BB: 0 P: 6	R: 0 E: 0 K: 1 S: 5	H: 0 LOB: 0 BB: 0 P: 5	R: 0 E: 0 K: 0 S: 3	H: 0 LOB: 0 BB: 0 P: 3	R: 0 E: 0 K: 0 S: 5	H: 2 LOB: 2 BB: 0 P: 5	R: 0 E: 0 K: 0 S: 4	H: 1 LOB: 1 BB: 0 P: 4	1B: 7 2B: 1 3B: 1 HR: 0	SF: 0 SAC: 0 DP: 1 HBP: 0	WP: 0 PB: 0 SB: 1 CS: 0	PA: 37					
PITCHER	IP	WLS	BF	H	R	ER	SO	BB	IBB	HBP	BLK	WP	HR	S	P	ERA	WHIP										
Britt Burns, L ERA: 3.86 (1, 1)	4.2		20	5	4	4	4	2	0	0	0	0	0	26	34	7.71	1.500										
LaMarr Hoyt, R ERA: 3.59 (5, 1)	3.0	W	11	2	0	0	1	0	0	0	0	0	0	13	13	0.00	0.667										
Kevin Hickey, L ERA: 3.01 (8, 1)	0.0		1	1	0	0	0	0	0	0	0	0	0	1	1	∞	∞										
Salome Barojas, R ERA: 3.89 (8, 1)	1.1	S	5	1	0	0	0	0	0	0	0	0	0	5	5	0.00	0.750										

AB 38
R 7
H 14
RBI 7
BB 3
SO 6
LOB 23



AB 35
R 4
H 9
RBI 4
BB 2
SO 5
LOB 14



Batter	1	2	3	4	5	6	7	8	9	AB	R	H	RBI	BB	SO	LOB	TOP						
Rudy Law, L (1, 8) OBP: 0.361, SLG: 0.428 Ron Kittle, R (7, PH) OBP: 0.333, SLG: 0.500 Rusty Kuntz, R (7, 8)										3	1	1	1	0	1	1	Chicago White Sox @ California Angels Anaheim Stadium, Anaheim, CA Wed Sep 08 1982, 10:05 PM EDT Att: 24,930 - Unknown - 75 F						
Tony Bernazard, S (1, 4) OBP: 0.341, SLG: 0.402										5	0	1	1	0	2	2							
Harold Baines, L (1, 9) OBP: 0.319, SLG: 0.451										5	0	0	0	0	0	1							
Greg Luzinski, R (1, 10) OBP: 0.383, SLG: 0.468 Jay Loviglio, R (8, PR)										3	0	2	0	1	0	0							
Steve Kemp, L (1, 7) OBP: 0.389, SLG: 0.427										4	0	1	0	0	1	2							
Carlton Fisk, R (1, 2) OBP: 0.346, SLG: 0.404										3	1	0	0	1	0	3							
Mike Squires, L (1, 3) OBP: 0.328, SLG: 0.352										4	2	3	1	0	0	1							
Vance Law, R (1, 6) OBP: 0.331, SLG: 0.379										3	0	2	1	0	0	2							
Aurelio Rodriguez, R (1, 5) OBP: 0.249, SLG: 0.308 Jerry Hairston, S (7, PH) OBP: 0.315, SLG: 0.494 Bill Almon, R (7, 6) OBP: 0.321, SLG: 0.364										2	0	0	0	0	0	2							
										1	0	0	0	0	0	3							
Inning Stats	R: 0 E: 0 K: 2 S: 7	H: 0 LOB: 0 BB: 0 P: 7	R: 0 E: 0 K: 1 S: 5	H: 0 LOB: 0 BB: 0 P: 5	R: 2 E: 1 K: 0 S: 6	H: 3 LOB: 1 BB: 0 P: 6	R: 0 E: 1 K: 0 S: 5	H: 1 LOB: 2 BB: 0 P: 5	R: 0 E: 0 K: 0 S: 3	H: 1 LOB: 0 BB: 1 P: 3	R: 0 E: 0 K: 0 S: 3	H: 1 LOB: 1 BB: 1 P: 7	R: 1 E: 0 K: 1 S: 7	H: 2 LOB: 1 BB: 0 P: 7	R: 2 E: 0 K: 0 S: 6	H: 3 LOB: 3 BB: 1 P: 10	R: 0 E: 0 K: 0 S: 3	H: 0 LOB: 0 BB: 0 P: 3	1B: 9 2B: 2 3B: 0 HR: 0	SF: 0 SAC: 1 DP: 1 HBP: 0	WP: 0 PB: 0 SB: 0 CS: 1	PA: 39	
PITCHER	IP WLS BF H R ER SO BB IBB HBP BLK WP HR S P ERA WHIP																						
Mike Witt, R (1, 1) ERA: 3.45	6.2	27	7	3	3	3	3	1	0	0	0	0	0	0	0	32	36	4.05	1.200				
John Curtis, L (7, 1) ERA: 4.29	1.0	L	7	3	2	2	1	0	1	0	0	0	0	0	0	8	12	18.00	3.000				
Rick Steiner, R (8, 1) ERA: 3.44	1.1	S	5	1	0	0	0	0	0	0	0	0	0	0	0	5	5	0.00	0.750				

AB	36
R	5
H	11
RBI	5
BB	2
SO	4
LOB	18



Batter	1	2	3	4	5	6	7	8	9	AB	R	H	RBI	BB	SO	LOB	BOTTOM						
Brian Downing, R (1, 7) OBP: 0.370, SLG: 0.493										4	1	2	2	0	0	1	Chicago White Sox @ California Angels Anaheim Stadium, Anaheim, CA Wed Sep 08 1982, 10:05 PM EDT Att: 24,930 - Unknown - 75 F						
Rod Carew, L (1, 3) OBP: 0.392, SLG: 0.390										4	0	1	0	0	1	1							
Doug DeCinces, R (1, 5) OBP: 0.367, SLG: 0.545										4	0	1	0	0	2	1							
Reggie Jackson, L (1, 9) OBP: 0.377, SLG: 0.533										4	0	0	0	0	4	2							
Don Baylor, R (1, 10) OBP: 0.325, SLG: 0.427										4	0	1	0	0	0	2							
Bobby Grich, R (1, 4) OBP: 0.377, SLG: 0.457										3	1	1	1	1	0	1							
Juan Beniquez, R (1, 8) OBP: 0.314, SLG: 0.336										4	1	1	0	0	0	2							
Bob Boone, R (1, 2) OBP: 0.314, SLG: 0.353										3	0	0	0	0	0	0							
Mick Kelleher, R (1, 6) OBP: 0.264, SLG: 0.191 Rob Wilfong, L (5, PH) OBP: 0.250, SLG: 0.256 Tim Foli, P (6, 6) OBP: 0.277, SLG: 0.310 Ron Jackson, R (8, PH) OBP: 0.380, SLG: 0.408										0	0	0	0	1	0	0							
										1	0	0	0	0	0	1							
Inning Stats	R: 0 E: 0 K: 2 S: 7	H: 0 LOB: 0 BB: 0 P: 7	R: 0 E: 0 K: 1 S: 5	H: 0 LOB: 0 BB: 0 P: 5	R: 0 E: 0 K: 0 S: 3	H: 1 LOB: 2 BB: 1 P: 7	R: 0 E: 0 K: 1 S: 6	H: 1 LOB: 1 BB: 0 P: 6	R: 3 E: 0 K: 0 S: 6	H: 3 LOB: 0 BB: 0 P: 6	R: 0 E: 0 K: 1 S: 6	H: 1 LOB: 2 BB: 1 P: 10	R: 0 E: 1 K: 0 S: 4	H: 0 LOB: 1 BB: 0 P: 4	R: 0 E: 0 K: 2 S: 8	H: 1 LOB: 1 BB: 0 P: 8	R: 0 E: 0 K: 1 S: 5	H: 0 LOB: 0 BB: 0 P: 5	1B: 5 2B: 0 3B: 0 HR: 2	SF: 0 SAC: 2 DP: 0 HBP: 0	WP: 0 PB: 0 SB: 1 CS: 0	PA: 36	
PITCHER	IP WLS BF H R ER SO BB IBB HBP BLK WP HR S P ERA WHIP																						
Richard Dotson, R (1, 1) ERA: 3.76	7.2	W	32	7	3	3	7	1	0	0	0	0	0	0	0	44	52	3.52	1.043				
Salome Barojas, R (8, 1) ERA: 3.64	1.1	S	4	0	0	0	1	0	0	0	0	0	0	0	0	6	6	0.00	0.000				

AB	32
R	3
H	7
RBI	3
BB	2
SO	8
LOB	11



Batter	1	2	3	4	5	6	7	8	9	AB	R	H	RBI	BB	SO	LOB	TOP		
Tony Johnson, R OBP: 0.310, SLG: 0.389	5-3	FC6-4 BB			1B BB		F9			2	0	0	0	2	0	0	Toronto Blue Jays @ California Angels Anaheim Stadium, Anaheim, CA Fri Sep 10, 1982, 10:05 PM EDT Att: 25,012 - Unknown livebaseballscorecards.com		
Garth Iorg, R OBP: 0.297, SLG: 0.348	4-6-3 1B	FC6-4			K		F8			4	0	1	0	0	1	4			
Barry Bonnell, R OBP: 0.347, SLG: 0.425 Geno Petralli, L OBP: 0.375, SLG: 0.438	4-6-3 1-2		F7		K			5-3		1	0	0	0	0	0	1			
Jesse Barfield, R OBP: 0.336, SLG: 0.441	5-3		L3		1B			P5		4	0	1	0	0	0	1			
Wayne Nordhagen, R OBP: 0.342, SLG: 0.356 Damaso Garcia, R OBP: 0.347, SLG: 0.402		K	1B		3B 1B			1B		4	1	3	0	0	1	0			
Willie Upshaw, L OBP: 0.324, SLG: 0.429	E		K		K			4-3		4	1	1	0	0	2	3			
Buck Martinez, R OBP: 0.289, SLG: 0.385	F8			FC4-5 2B		F8		F7		4	0	1	0	0	0	2			
Lloyd Moseby, L OBP: 0.296, SLG: 0.370	E4 2H		FC4-5 CS		PO 3B			P6		4	0	1	1	0	0	1			
Alfredo Griffin, S OBP: 0.265, SLG: 0.309	E5 BB		F8		PO 3H		F7		P6	4	0	0	0	0	0	2			
Inning Stats	R: 0 E: 0 K: 0 S: 4	H: 1 LOB: 1 BB: 0 P: 4	R: 1 E: 2 K: 1 S: 8	H: 1 LOB: 3 BB: 1 P: 12	R: 0 E: 0 K: 1 S: 6	H: 1 LOB: 0 BB: 0 P: 6	R: 0 E: 0 K: 0 S: 3	H: 1 LOB: 0 BB: 0 P: 3	R: 0 E: 0 K: 1 S: 6	H: 2 LOB: 2 BB: 0 P: 6	R: 0 E: 0 K: 0 S: 3	H: 0 LOB: 0 BB: 0 P: 3	R: 0 E: 0 K: 0 S: 4	H: 1 LOB: 1 BB: 0 P: 4	R: 0 E: 0 K: 0 S: 3	H: 0 LOB: 0 BB: 0 P: 3	1B: 5 2B: 2 3B: 1 HR: 0	SF: 0 SAC: 0 DP: 0 HBP: 0	WP: 0 PA: 37 PB: 0 SB: 0 CS: 1
PITCHER Geoff Zahn, L ERA: 3.62	IP: 9.0 WLS: W BF: 36	H: 8 R: 2 ER: 1 SO: 5	BB: 2 IBB: 0 HBP: 0 BLK: 0	WP: 0 HR: 0 S: 44 P: 52	ERA: 1.00 WHIP: 1.111	PITCHER											IP: WLS: BF: H: R: ER: SO: BB: IBB: HBP: BLK: WP: HR: S: P: ERA: WHIP		

Batter	1	2	3	4	5	6	7	8	9	AB	R	H	RBI	BB	SO	LOB	BOTTOM		
Brian Downing, R OBP: 0.368, SLG: 0.489	F9		5-3		P4			6-3		4	0	0	0	0	0	2	Toronto Blue Jays @ California Angels Anaheim Stadium, Anaheim, CA Fri Sep 10, 1982, 10:05 PM EDT Att: 25,012 - Unknown livebaseballscorecards.com		
Rod Carew, L OBP: 0.393, SLG: 0.390	G5-4-3 1B		F7		F7			1B BB		3	1	1	0	1	0	1			
Bobby Grich, R OBP: 0.374, SLG: 0.453	G5-4-3 1-2		F8		K			F7		4	0	0	0	0	1	3			
Reggie Jackson, L OBP: 0.378, SLG: 0.532	F8		P4		BB BB			2B 1B		3	1	1	0	1	0	0			
Don Baylor, R OBP: 0.328, SLG: 0.433	1B 2B		F8		BB BB			2B 2B		3	2	2	1	1	0	0			
Doug DeCinces, R OBP: 0.366, SLG: 0.542	1-3		K		K			2B IBB		3	1	0	0	1	2	3			
Juan Beniquez, R OBP: 0.315, SLG: 0.336 Fred Lynn, L OBP: 0.371, SLG: 0.507 Bobby Clark, R OBP: 0.213, SLG: 0.288			F9		4-3			1B 2B		3	0	1	1	0	0	0			
Tim Foli, R OBP: 0.276, SLG: 0.309	F7		F7		F7			1B		4	0	1	1	0	0	1			
Bob Boone, R OBP: 0.315, SLG: 0.355	5-3 1B				1B			6-3		4	0	2	0	0	0	2			
Inning Stats	R: 0 E: 0 K: 0 S: 3	H: 1 LOB: 0 BB: 0 P: 3	R: 1 E: 0 K: 0 S: 5	H: 2 LOB: 1 BB: 0 P: 5	R: 0 E: 0 K: 1 S: 5	H: 0 LOB: 0 BB: 0 P: 5	R: 0 E: 0 K: 2 S: 7	H: 0 LOB: 2 BB: 2 P: 15	R: 0 E: 0 K: 0 S: 3	H: 0 LOB: 0 BB: 0 P: 3	R: 5 E: 0 K: 0 S: 7	H: 4 LOB: 2 BB: 2 P: 15	R: 0 E: 0 K: 0 S: 4	H: 0 LOB: 0 BB: 0 P: 3	R: 0 E: 0 K: 0 S: 3	H: 0 LOB: 0 BB: 0 P: 3	1B: 6 2B: 3 3B: 0 HR: 0	SF: 0 SAC: 0 DP: 1 HBP: 0	WP: 0 PA: 36 PB: 0 SB: 0 CS: 0
PITCHER Luis Leal, R ERA: 3.79 Dale Murray, R ERA: 2.95	IP: 7.2 WLS: L BF: 31	H: 6 R: 3 ER: 3 SO: 3	BB: 3 IBB: 0 HBP: 0 BLK: 0	WP: 0 HR: 0 S: 34 P: 46	ERA: 3.52 WHIP: 1.174	PITCHER											IP: WLS: BF: H: R: ER: SO: BB: IBB: HBP: BLK: WP: HR: S: P: ERA: WHIP		

Batter	1	2	3	4	5	6	7	8	9	AB	R	H	RBI	BB	SO	LOB	TOP			
Alfredo Griffin, S OBP: 0.263, SLG: 0.307	F9			F9		1-4-3		1-3		4	0	0	0	0	0	1				
Geno Petralli, L OBP: 0.400, SLG: 0.421	F7			1-3			E 1B		G3 BB	3	1	1	0	1	0	0				
Lloyd Moseby, L OBP: 0.294, SLG: 0.367	P4			6-3			F3		G3 1-2	4	0	0	0	0	0	2				
Willie Upshaw, L OBP: 0.321, SLG: 0.426		F9			4-3		E3 1B		F3	4	0	0	0	0	0	2				
Al Woods, L OBP: 0.291, SLG: 0.316	P4			F5					F9	4	0	1	1	0	0	1				
Hosken Powell, L OBP: 0.306, SLG: 0.404	G3			4-3			F3			3	0	0	0	0	0	2				
Jesse Barfield, R OBP: 0.333, SLG: 0.437			G3			5-3	K			3	0	0	0	0	1	2				
Garth Iorg, R OBP: 0.300, SLG: 0.353			P3						G5-4-3 1B	3	0	2	0	0	0	0				
Buck Martinez, R OBP: 0.285, SLG: 0.379			P4			5-3			G5-4-3 1-2	3	0	0	0	0	0	2				
Inning Stats	R: 0 E: 0 K: 0 S: 3	H: 0 LOB: 0 BB: 0 P: 3	R: 0 E: 0 K: 0 S: 3	H: 0 LOB: 0 BB: 0 P: 3	R: 0 E: 0 K: 0 S: 3	H: 0 LOB: 0 BB: 0 P: 3	R: 0 E: 0 K: 0 S: 3	H: 0 LOB: 0 BB: 0 P: 3	R: 0 E: 0 K: 0 S: 4	H: 1 LOB: 1 BB: 0 P: 4	R: 1 E: 1 K: 1 S: 8	H: 2 LOB: 2 BB: 0 P: 8	R: 0 E: 0 K: 0 S: 3	H: 1 LOB: 0 BB: 0 P: 3	R: 0 E: 0 K: 0 S: 3	H: 0 LOB: 1 BB: 1 P: 7	1B: 3 2B: 1 3B: 0 HR: 0	SF: 0 SAC: 0 DP: 1 HBP: 0	WP: 0 PB: 0 SB: 0 CS: 0	PA: 32
PITCHER Ken Forsch, R ERA: 3.86	IP: 9.0 WLS: W BF: 32 H: 4 R: 1 ER: 0 SO: 1 BB: 1 IBB: 0 HBP: 0 BLK: 0 WP: 0 HR: 0 S: 33 P: 37 ERA: 0.00 WHIP: 0.556															PITCHER	IP: 9.0 WLS: W BF: 32 H: 4 R: 1 ER: 0 SO: 1 BB: 1 IBB: 0 HBP: 0 BLK: 0 WP: 0 HR: 0 S: 33 P: 37 ERA: 0.00 WHIP: 0.556			

Toronto Blue Jays @ California Angels
Anaheim Stadium, Anaheim, CA
Sat Sep 11 1982, 10:05 PM EDT
Att: 43,819 - Unknown

AB	31
R	1
H	4
RBI	1
BB	1
SO	1
LOB	12



Batter	1	2	3	4	5	6	7	8	9	AB	R	H	RBI	BB	SO	LOB	BOTTOM			
Brian Downing, R OBP: 0.367, SLG: 0.487	6-3	E9 1B				6-3				4	0	1	0	0	0	1				
Rod Carew, L OBP: 0.394, SLG: 0.389	BB 1B	G3		F7			1B BB			3	1	1	0	1	0	3				
Don Baylor, R OBP: 0.329, SLG: 0.433	1-2 BB 1B	K		P5			L3 1B			4	1	2	0	0	1	3				
Reggie Jackson, L OBP: 0.377, SLG: 0.528	F7			F9			L3			3	0	0	0	1	0	5				
Bobby Clark, R OBP: 0.213, SLG: 0.288		1B IBB					1-2			0	0	0	0	0	0	0				
Doug DeCinces, R OBP: 0.367, SLG: 0.540	1-2 2-3 3-H BB	E 1B BB			K		K			3	1	1	1	1	2	1				
Rob Wilfong, L OBP: 0.250, SLG: 0.256	E9 1B	F9		P4						4	0	1	2	0	0	3				
Juan Beniquez, R OBP: 0.319, SLG: 0.346				F8						4	0	2	1	0	1	0				
Tim Foli, R OBP: 0.276, SLG: 0.308	F7			K		6-3				4	0	1	0	0	1	2				
Bob Boone, R OBP: 0.315, SLG: 0.352		E 1B BB		P6		K				3	1	0	0	1	1	2				
Inning Stats	R: 3 E: 1 K: 0 S: 7	H: 4 LOB: 2 BB: 1 P: 11	R: 1 E: 1 K: 1 S: 7	H: 1 LOB: 3 BB: 2 P: 15	R: 0 E: 0 K: 1 S: 5	H: 0 LOB: 0 BB: 0 P: 5	R: 0 E: 0 K: 0 S: 4	H: 1 LOB: 1 BB: 0 P: 4	R: 0 E: 0 K: 2 S: 7	H: 0 LOB: 0 BB: 0 P: 7	R: 0 E: 0 K: 1 S: 5	H: 0 LOB: 0 BB: 0 P: 5	R: 0 E: 0 K: 1 S: 5	H: 1 LOB: 1 BB: 1 P: 9	R: 0 E: 0 K: 0 S: 4	H: 2 LOB: 1 BB: 0 P: 4	1B: 8 2B: 3 3B: 0 HR: 0	SF: 0 SAC: 0 DP: 2 HBP: 0	WP: 0 PB: 0 SB: 0 CS: 0	PA: 36
PITCHER Dave Stieb, R ERA: 3.63	IP: 8.0 WLS: L BF: 36 H: 9 R: 4 ER: 3 SO: 6 BB: 3 IBB: 1 HBP: 0 BLK: 0 WP: 0 HR: 0 S: 44 P: 60 ERA: 3.38 WHIP: 1.500															PITCHER	IP: 8.0 WLS: L BF: 36 H: 9 R: 4 ER: 3 SO: 6 BB: 3 IBB: 1 HBP: 0 BLK: 0 WP: 0 HR: 0 S: 44 P: 60 ERA: 3.38 WHIP: 1.500			

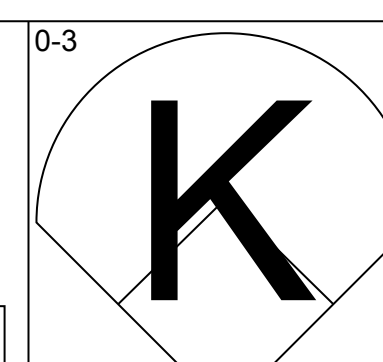
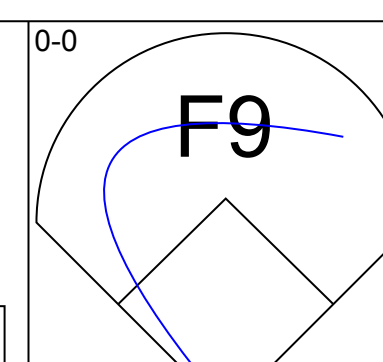
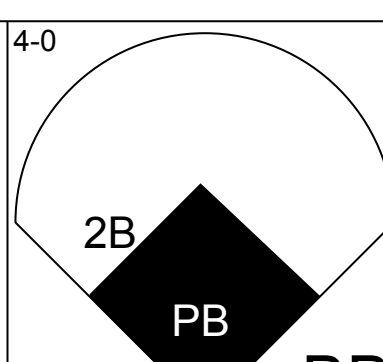
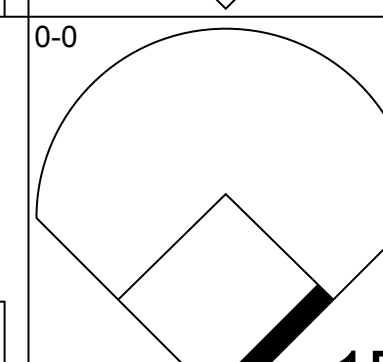
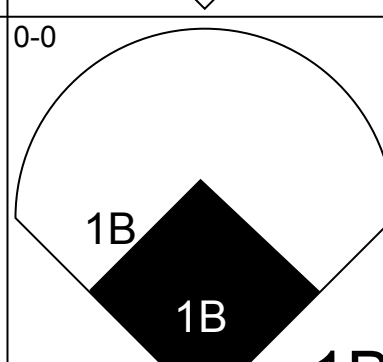
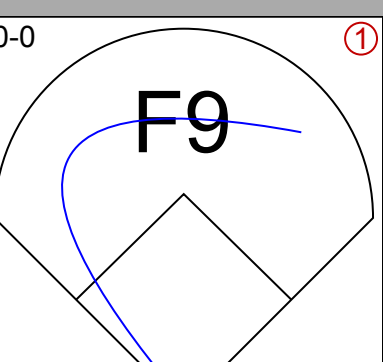
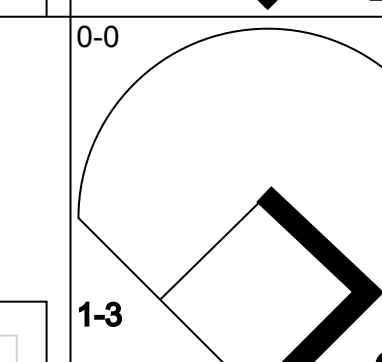
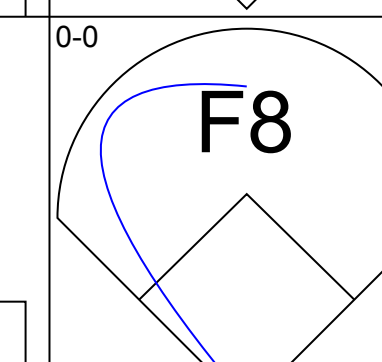
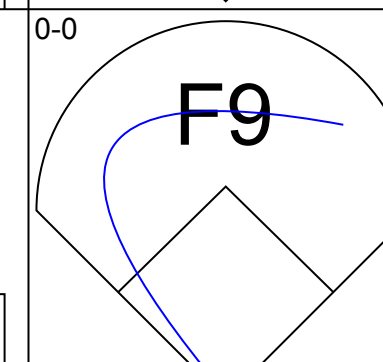
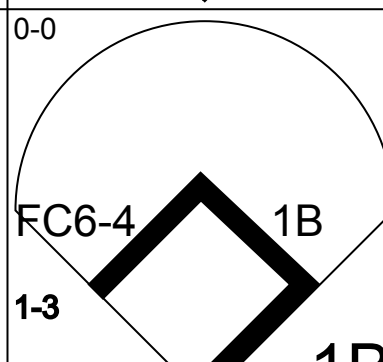
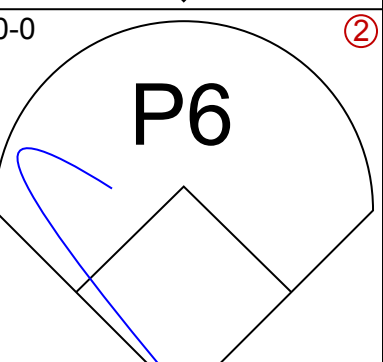
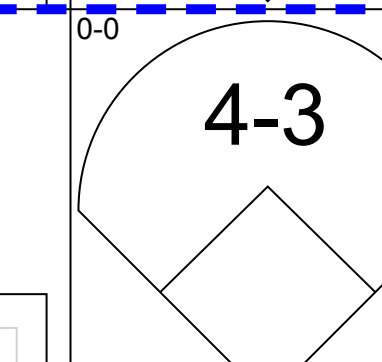
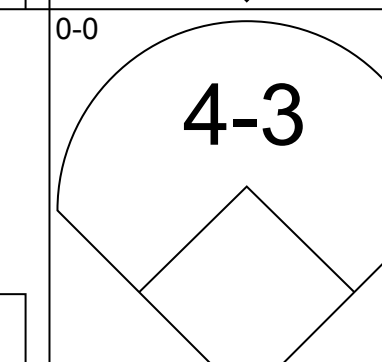
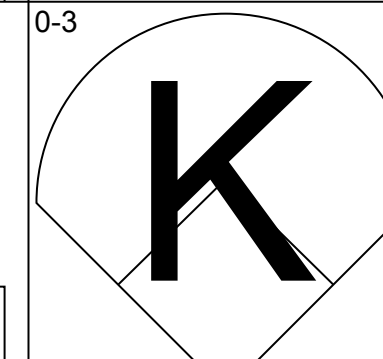
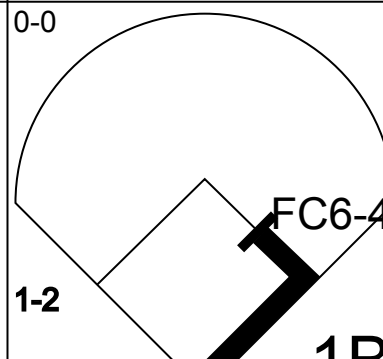
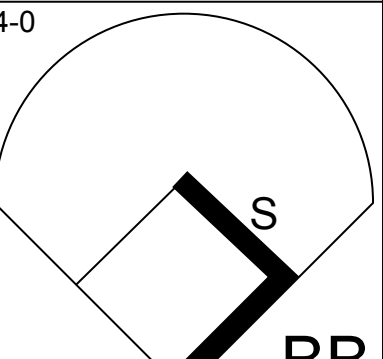
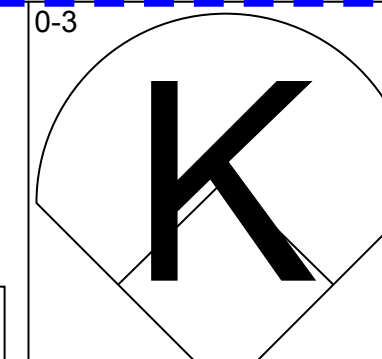
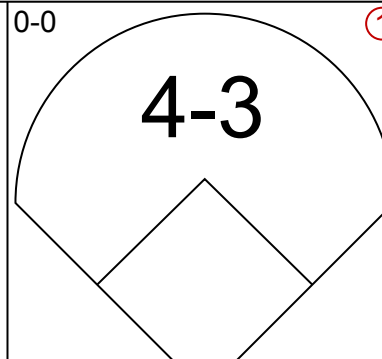
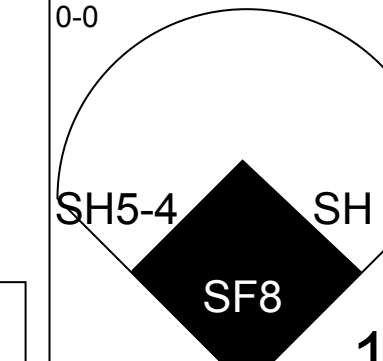
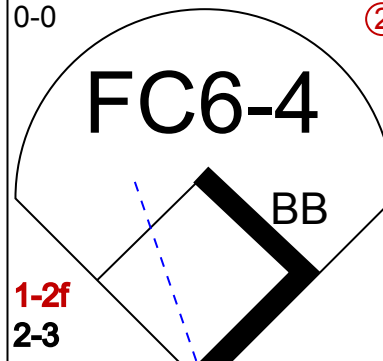
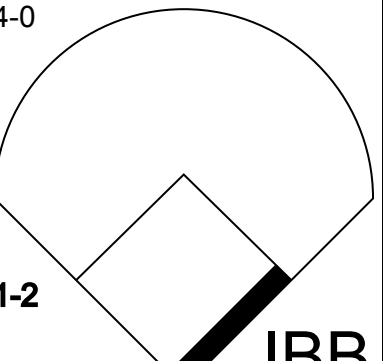
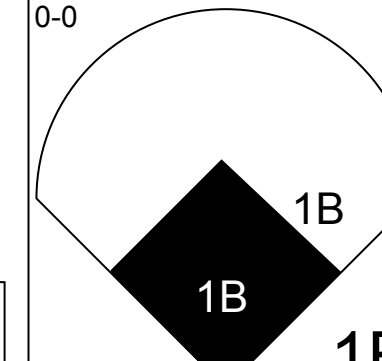
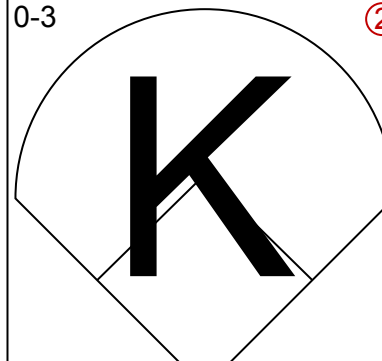
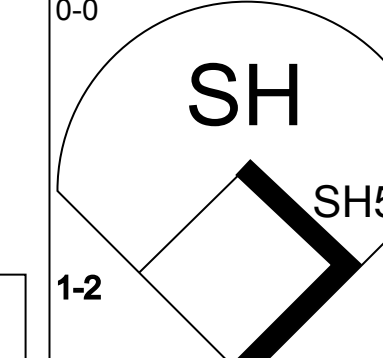
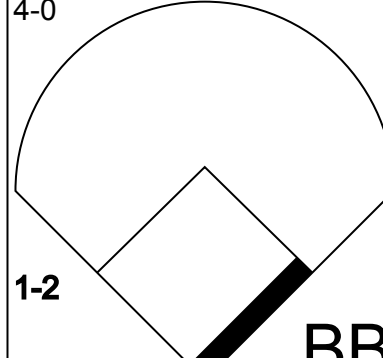
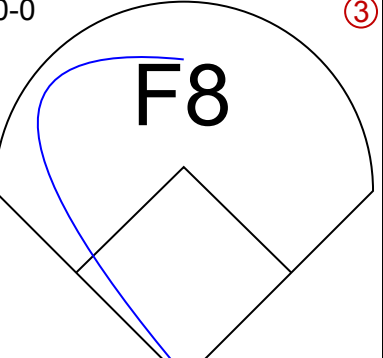
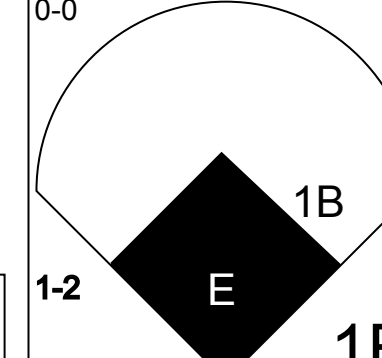
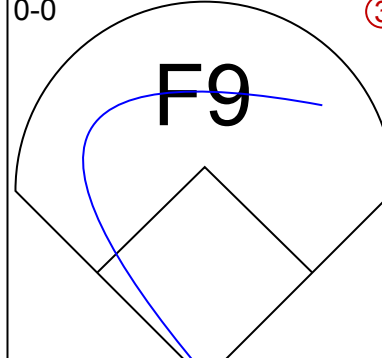
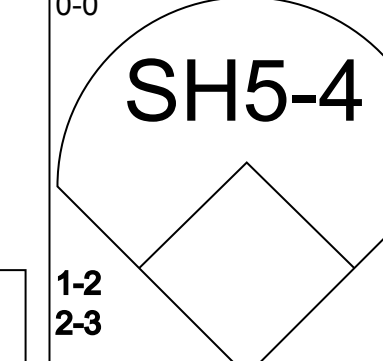
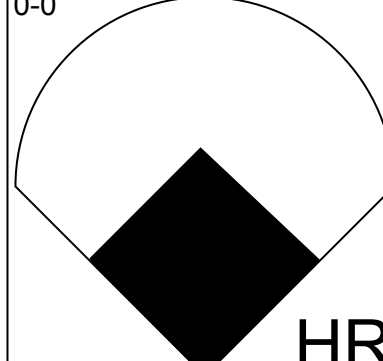
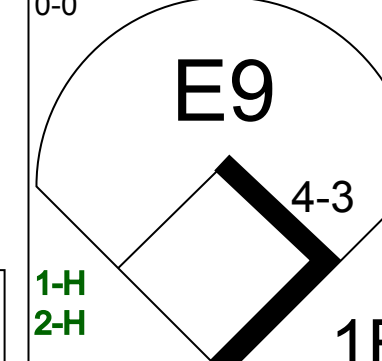
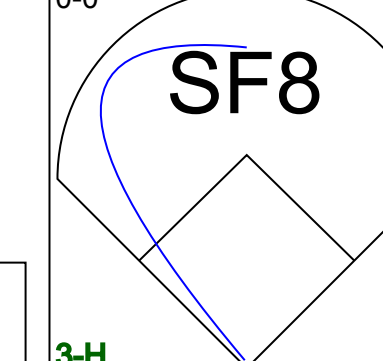
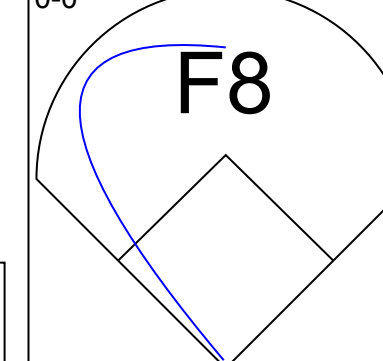
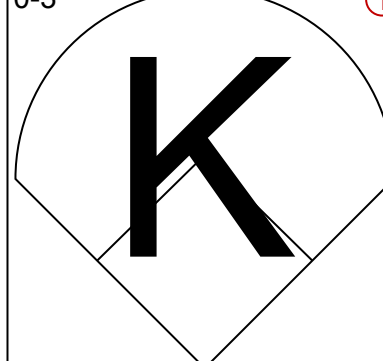

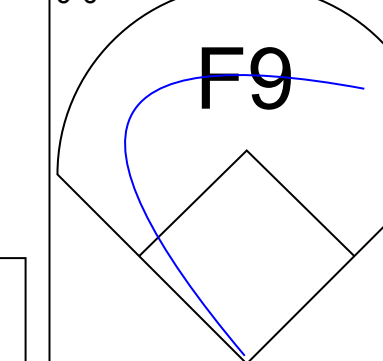
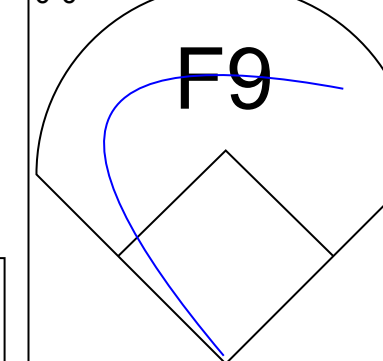
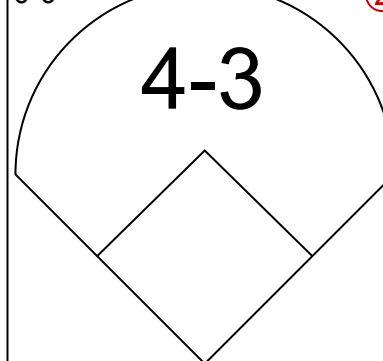

Toronto Blue Jays @ California Angels
Anaheim Stadium, Anaheim, CA
Sat Sep 11 1982, 10:05 PM EDT
Att: 43,819 - Unknown

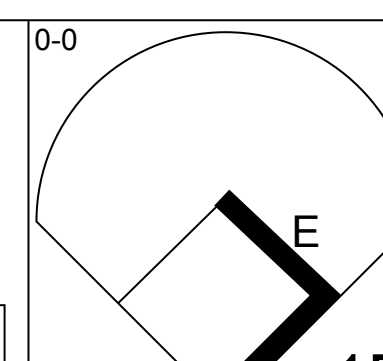
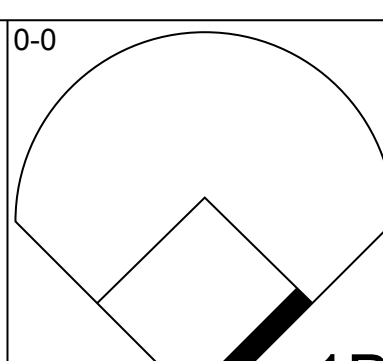
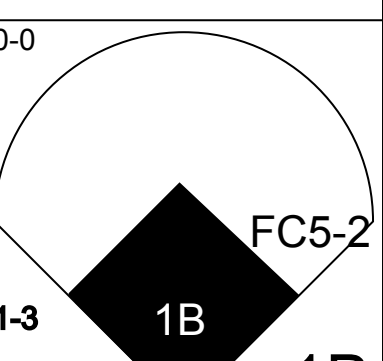
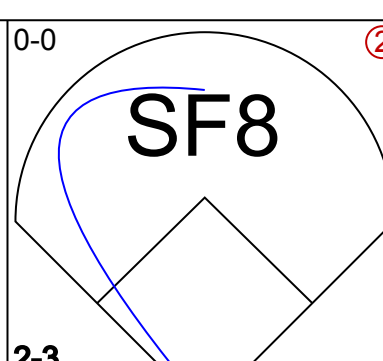
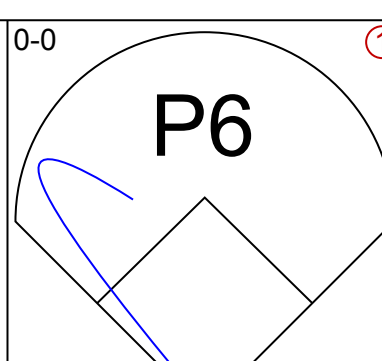
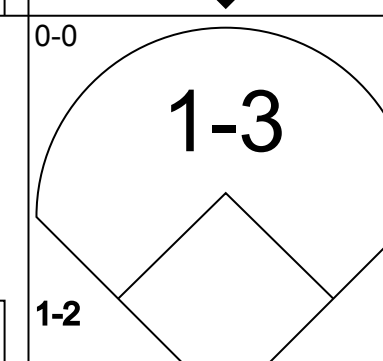
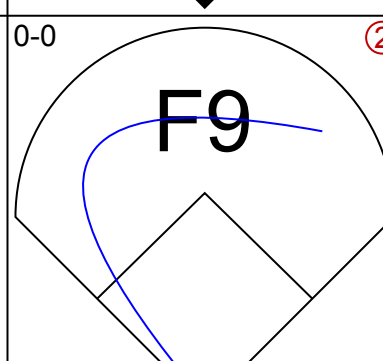
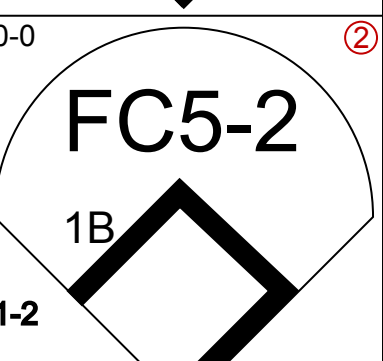
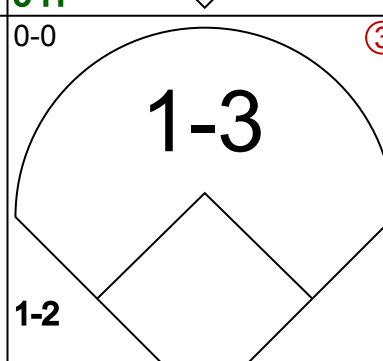
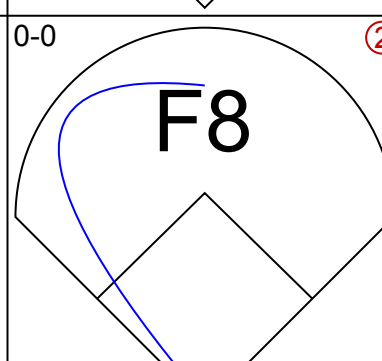
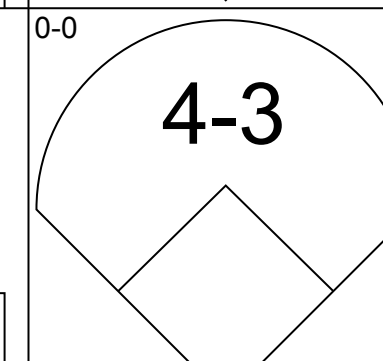
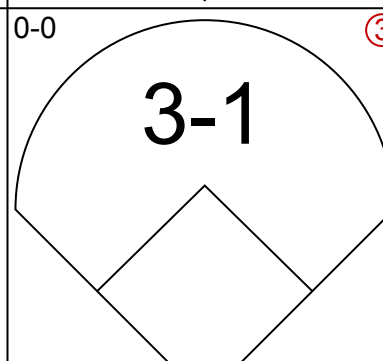
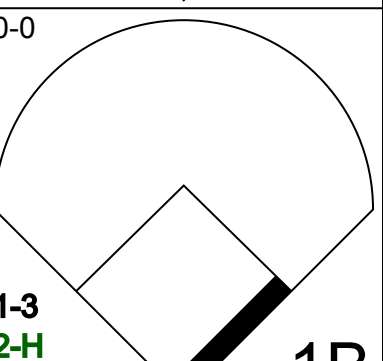
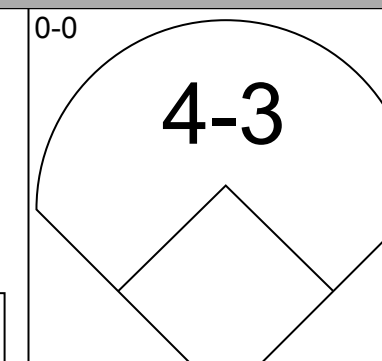
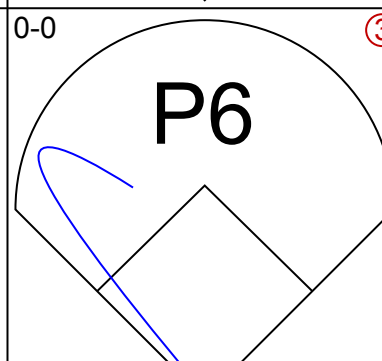
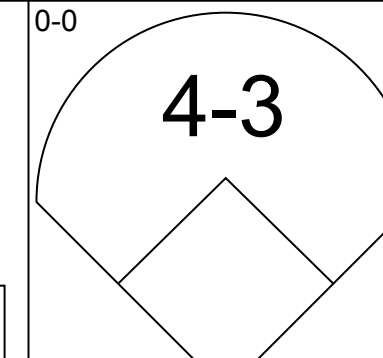
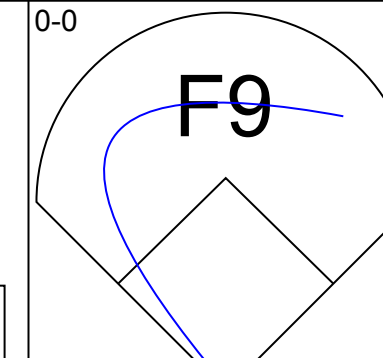
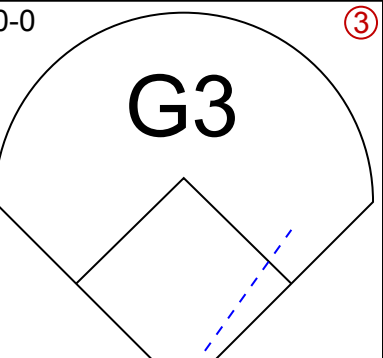
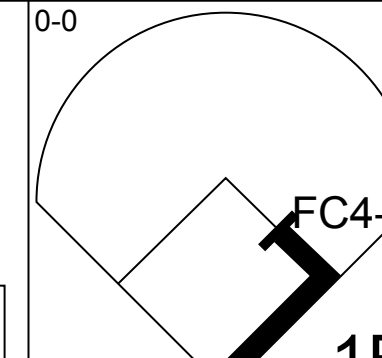
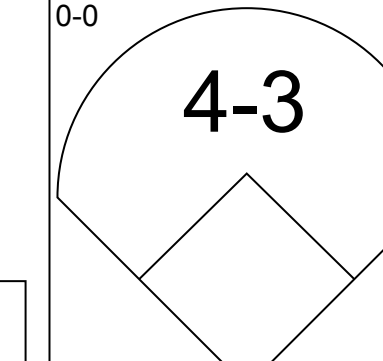
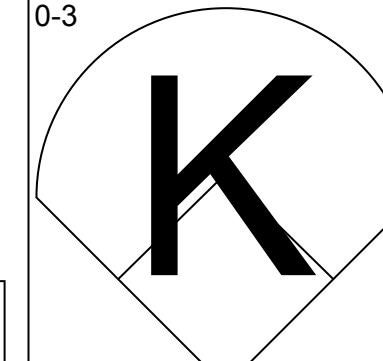
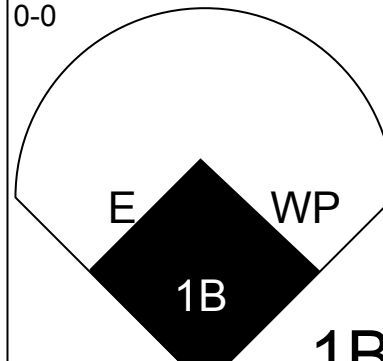

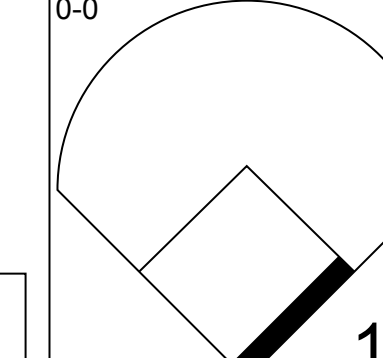
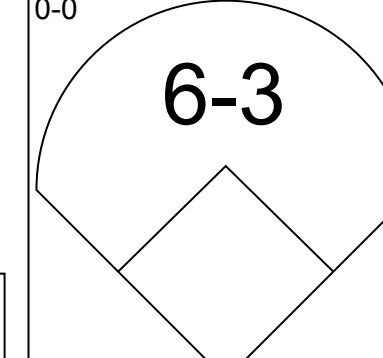
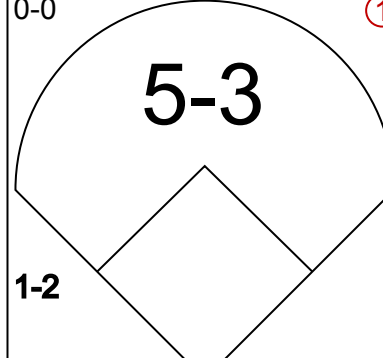
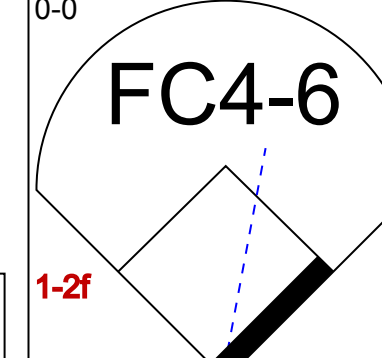
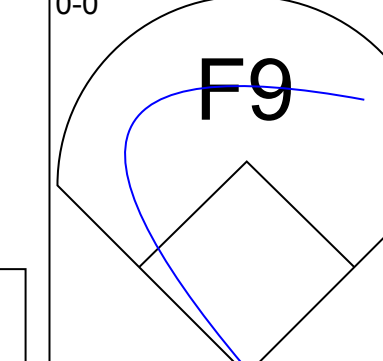

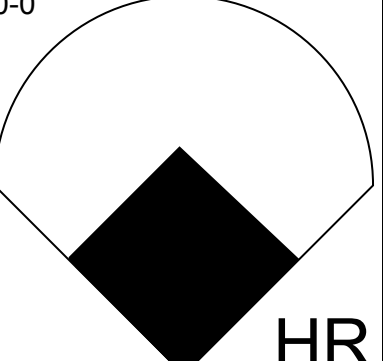
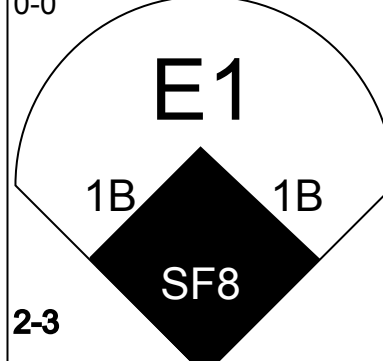
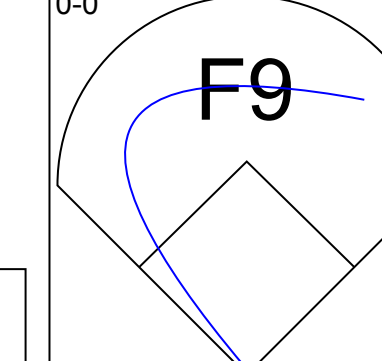
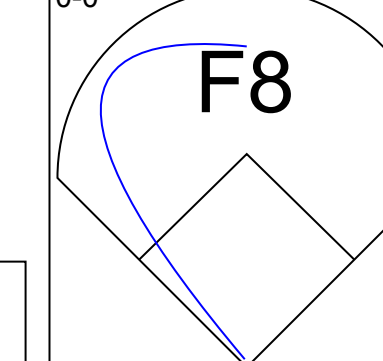
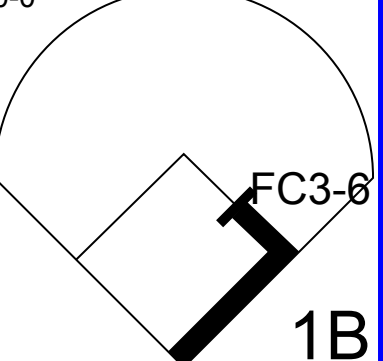
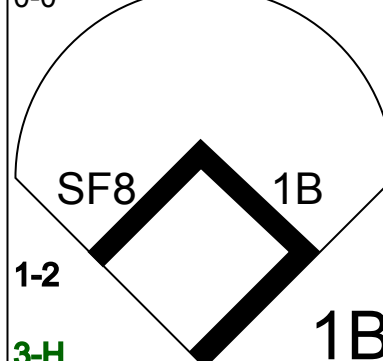
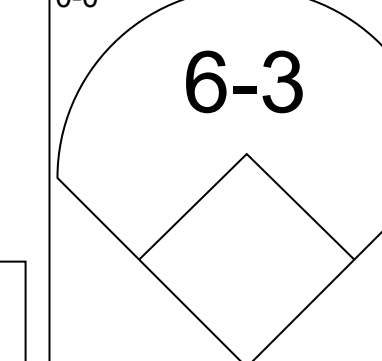
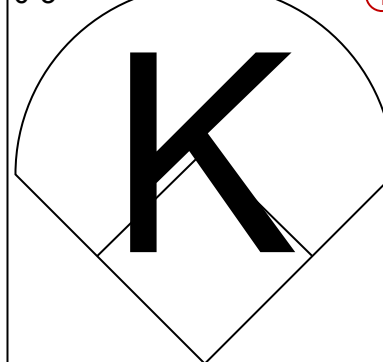
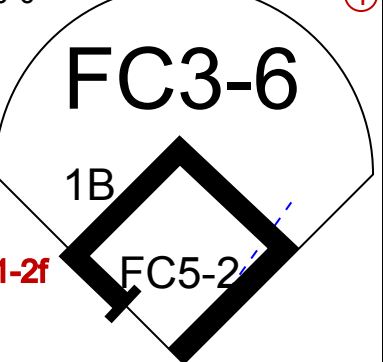
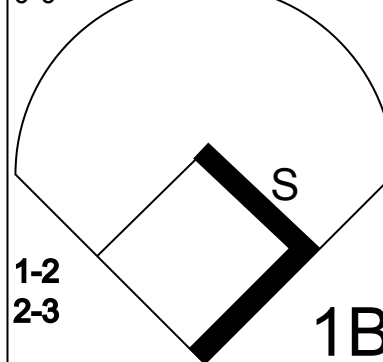
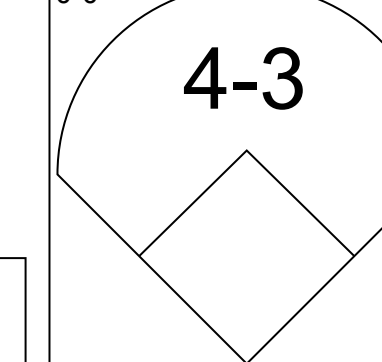
AB	32
R	4
H	9
RBI	4
BB	4
SO	6
LOB	20



Batter	1	2	3	4	5	6	7	8	9	AB	R	H	RBI	BB	SO	LOB	TOP				
Garth Iorg, R OBP: 0.305, SLG: 0.358 (1, 4)	4-3			FC6-4 1B		G5-4-3 1B		G3 1B		4	0	3	1	0	0	0	Toronto Blue Jays @ California Angels Anaheim Stadium, Anaheim, CA Sun Sep 12 1982, 6:33 AM EDT Att: 25,394 - Unknown				
Geno Petralli, L OBP: 0.348, SLG: 0.364 (1, 5) Tony Johnson, R OBP: 0.310, SLG: 0.389 (8, PH) Hosken Powell, L OBP: 0.305, SLG: 0.403 (8, PH) Dave Baker, L OBP: 0.305, SLG: 0.403 (8, 5)	6-3			F9		G5-4-3		G3		3	0	0	0	0	0	3					
Jesse Barfield, R OBP: 0.332, SLG: 0.433 (1, 9)	F9			FC6-4 1-2		K		G5-4-3 BB		3	0	0	0	1	1	2					
Wayne Nordhagen, R OBP: 0.333, SLG: 0.347 (1, 10)		5-3		F9				G5-4-3 1-2		4	0	0	0	0	0	4					
Leon Roberts, R OBP: 0.248, SLG: 0.273 (1, 7) Al Woods, L OBP: 0.294, SLG: 0.316 (9, PH)	F9				F7			WP BB		2	0	0	0	1	0	0					
Willie Upshaw, L OBP: 0.321, SLG: 0.426 (1, 3)	G3				2B			K		4	0	1	0	0	1	2					
Buck Martinez, R OBP: 0.285, SLG: 0.377 (1, 2)			F7		5-3			2B 1B		4	1	1	0	0	0	2					
Lloyd Moseby, L OBP: 0.293, SLG: 0.368 (1, 8)			4-3		G3			1B 1B		4	1	1	0	0	1	2					
Alfredo Griffin, S OBP: 0.265, SLG: 0.309 (1, 6)			6-3			G5-4-3 1B		1B 2-3 3-H		3	0	2	1	0	0	0					
Inning Stats	R: 0 E: 0 K: 0 S: 3	H: 0 LOB: 0 BB: 0 P: 3	R: 0 E: 0 K: 0 S: 3	H: 0 LOB: 0 BB: 0 P: 3	R: 0 E: 0 K: 0 S: 3	H: 0 LOB: 0 BB: 0 P: 3	R: 0 E: 0 K: 0 S: 4	H: 1 LOB: 1 BB: 0 P: 4	R: 0 E: 0 K: 1 S: 6	H: 2 LOB: 1 BB: 0 P: 6	R: 0 E: 0 K: 0 S: 2	H: 0 LOB: 0 BB: 1 P: 6	R: 2 E: 0 K: 0 S: 6	H: 4 LOB: 2 BB: 1 P: 10	R: 0 E: 0 K: 2 S: 7	H: 0 LOB: 1 BB: 1 P: 11		1B: 6 2B: 2 3B: 0 HR: 0	SF: 0 SAC: 0 DP: 3 HBP: 0	WP: 1 PB: 0 SB: 0 CS: 0	PA: 35
PITCHER	IP	WLS	BF	H	R	ER	SO	BB	IBB	HBP	BLK	WP	HR	S	P	ERA	WHIP				
Tommy John, L ERA: 3.6 (1, 1)	7.0	W	28	8	2	2	1	1	0	0	0	0	0	29	33	2.57	1.286				
Luis Sanchez, R ERA: 3.52 (8, 1)	1.0		4	0	0	0	0	2	0	0	0	0	0	2	10	0.00	2.000				
John Curtis, L ERA: 4.22 (9, 1)	1.0	S	3	0	0	0	2	0	0	0	0	1	0	7	7	0.00	0.000				

Batter	1	2	3	4	5	6	7	8	9	AB	R	H	RBI	BB	SO	LOB	BOTTOM				
Brian Downing, R OBP: 0.365, SLG: 0.484 (1, 7)	4-3		F8	F7			P4			4	0	0	0	0	0	1	Toronto Blue Jays @ California Angels Anaheim Stadium, Anaheim, CA Sun Sep 12 1982, 6:33 AM EDT Att: 25,394 - Unknown				
Rod Carew, L OBP: 0.393, SLG: 0.388 (1, 3)	K		1B 2B			G3		4-3		4	1	1	0	0	1	0					
Don Baylor, R OBP: 0.328, SLG: 0.431 (1, 10)	F8		F7			P6		G3 BB		3	0	0	0	1	0	1					
Reggie Jackson, L OBP: 0.378, SLG: 0.530 (1, 9) Bobby Clark, R OBP: 0.213, SLG: 0.288 (9, 9)		2B 2B	2B 1B			4-3		G3		4	1	2	0	0	0	1					
Doug DeCinces, R OBP: 0.368, SLG: 0.544 (1, 5)		G3 2B 2B	1-3 2B			6-3		F5		4	1	2	2	0	0	1					
Rob Wilfong, L OBP: 0.248, SLG: 0.251 (1, 4)		G3	K			F9				3	0	0	0	0	1	3					
Juan Beniquez, R OBP: 0.325, SLG: 0.355 (1, 8)		1B 2B		F7 SH2-4 BB		4-3				2	0	1	1	1	0	0					
Tim Foli, R OBP: 0.277, SLG: 0.309 (1, 6)		3-H 2B		SH2-4			F2			2	0	1	0	0	0	0					
Bob Boone, R OBP: 0.313, SLG: 0.349 (1, 2)		FC6-4 1B		F7			P4			3	0	0	0	0	0	2					
Inning Stats	R: 0 E: 0 K: 1 S: 5	H: 4 LOB: 1 BB: 0 P: 6	R: 1 E: 0 K: 1 S: 8	H: 3 LOB: 2 BB: 0 P: 8	R: 0 E: 0 K: 0 S: 3	H: 0 LOB: 1 BB: 1 P: 7	R: 0 E: 0 K: 0 S: 3	H: 0 LOB: 0 BB: 0 P: 3	R: 0 E: 0 K: 0 S: 3	H: 0 LOB: 0 BB: 0 P: 3	R: 0 E: 0 K: 0 S: 3	H: 0 LOB: 1 BB: 1 P: 7	R: 0 E: 0 K: 0 S: 3	H: 0 LOB: 1 BB: 1 P: 7	1B: 3 2B: 4 3B: 0 HR: 0	SF: 0 SAC: 1 DP: 0 HBP: 0		WP: 0 PB: 0 SB: 0 CS: 0	PA: 32		
PITCHER	IP	WLS	BF	H	R	ER	SO	BB	IBB	HBP	BLK	WP	HR	S	P	ERA	WHIP				
Jim Clancy, R ERA: 4.1 (1, 1)	8.0	L	32	7	3	3	2	2	0	0	0	0	0	34	42	3.38	1.125				

Batter	1	2	3	4	5	6	7	8	9	AB	R	H	RBI	BB	SO	LOB	TOP										
Brian Downing, R OBP: 0.363, SLG: 0.480 (1, 7)			6-3					6-3		4	1	0	0	1	1	0	California Angels @ Chicago White Sox Comiskey Park, Chicago, IL Mon Sep 13 1982, 8:05 PM EDT Att: 13,474 - Unknown - 77 F										
Rod Carew, L OBP: 0.395, SLG: 0.393 (1, 3)										5	1	3	0	0	0												
Don Baylor, R OBP: 0.327, SLG: 0.429 (1, 10)										5	0	1	0	0	2												
Reggie Jackson, L OBP: 0.378, SLG: 0.528 Gary Pettis, S (9, 8)										4	0	1	1	1	2	1											
Doug DeCinces, R OBP: 0.370, SLG: 0.544 (1, 5)										4	2	2	0	1	1	2											
Rob Wilfong, L OBP: 0.248, SLG: 0.250 Bobby Grich, R OBP: 0.375, SLG: 0.453 (7, PH) (7, 4)										1	0	0	0	1	0	2											
Juan Beniquez, R OBP: 0.327, SLG: 0.376 Fred Lynn, L OBP: 0.372, SLG: 0.508 Bobby Clark, R OBP: 0.213, SLG: 0.288 (7, PH) (7, 8) (9, 9)			1-3							2	1	1	1	0	0	3											
Tim Foli, R OBP: 0.275, SLG: 0.307 (1, 6)										3	0	0	1	0	1												
Bob Boone, R OBP: 0.310, SLG: 0.346 (1, 2)										4	0	0	0	0	3												
Inning Stats	R: 0 E: 0 K: 2 S: 8	H: 1 LOB: 1 BB: 0 P: 8	R: 1 E: 0 K: 0 S: 5	H: 1 LOB: 1 BB: 0 P: 5	R: 1 E: 0 K: 0 S: 6	H: 3 LOB: 3 BB: 1 P: 10	R: 0 E: 0 K: 0 S: 3	H: 0 LOB: 0 BB: 0 P: 3	R: 0 E: 0 K: 0 S: 3	H: 0 LOB: 2 BB: 0 P: 11	R: 2 E: 0 K: 1 S: 7	H: 2 LOB: 1 BB: 1 P: 11	R: 2 E: 1 K: 1 S: 8	H: 3 LOB: 2 BB: 0 P: 8	R: 0 E: 0 K: 0 S: 3	H: 0 LOB: 0 BB: 0 P: 5		R: 0 E: 0 K: 1 S: 5	H: 0 LOB: 0 BB: 0 P: 5	R: 0 E: 0 K: 1 S: 5	H: 0 LOB: 0 BB: 0 P: 5	1B: 8 2B: 1 3B: 0 HR: 1	SF: 1 SAC: 2 DP: 0 HBP: 0	WP: 0 PB: 1 SB: 1 CS: 0	PA: 42		
PITCHER	IP	WLS	BF	H	R	ER	SO	BB	IBB	HBP	BLK	WP	HR	S	P	ERA	WHIP										
Richard Dotson, R ERA: 3.8 (1, 1)	5.2		29	7	4	3	3	3	1	0	0	0	1	31	47	4.76	1.765										
Warren Brusstar, R ERA: 4.85 (6, 1)	0.1		1	0	0	0	0	0	0	0	0	0	0	1	1	0.00	0.000										
Kevin Hickey, L ERA: 3.13 (7, 1)	0.1	L	2	1	1	1	1	0	0	0	0	0	0	4	4	27.00	3.000										
Salome Barojas, R ERA: 3.6 (7, 1)	2.2		10	2	1	1	1	0	0	0	0	0	0	12	12	3.38	0.750										

Batter	1	2	3	4	5	6	7	8	9	AB	R	H	RBI	BB	SO	LOB	BOTTOM										
Rudy Law, L OBP: 0.360, SLG: 0.432 (1, 8)										4	1	3	1	0	0	0	California Angels @ Chicago White Sox Comiskey Park, Chicago, IL Mon Sep 13 1982, 8:05 PM EDT Att: 13,474 - Unknown - 77 F										
Vance Law, R OBP: 0.323, SLG: 0.368 (1, 6) (9, 4)										5	0	0	0	0	0	6											
Harold Baines, L OBP: 0.317, SLG: 0.455 (1, 9)										5	0	1	1	0	2												
Greg Luzinski, R OBP: 0.386, SLG: 0.463 (1, 10)										4	0	1	0	0	0	3											
Steve Kemp, L OBP: 0.386, SLG: 0.433 (1, 7)										4	1	1	0	0	1	1											
Carlton Fisk, R OBP: 0.346, SLG: 0.417 (1, 2)										4	0	1	0	0	0	2											
Mike Squires, L OBP: 0.319, SLG: 0.366 Chris Nyman, R OBP: 0.167, SLG: 0.167 (1, 3) (7, 3)										3	2	1	1	0	0	2											
Aurelio Rodriguez, R OBP: 0.258, SLG: 0.312 Ron Kittle, R OBP: 0.375, SLG: 0.500 Bill Almon, R OBP: 0.316, SLG: 0.358 (6, PH) (6, PR) (7, 5) (9, 6)										2	0	1	0	0	0	1											
Jay Loviglio, R OBP: 0.167, SLG: 0.167 Jerry Hairston, S OBP: 0.312, SLG: 0.488 Lorenzo Gray, R OBP: 0.333, SLG: 0.333 (1, 4) (8, PH) (9, 5)										3	0	1	0	0	1	1											
Inning Stats	R: 0 E: 1 K: 0 S: 4	H: 1 LOB: 1 BB: 0 P: 4	R: 0 E: 0 K: 0 S: 4	H: 1 LOB: 1 BB: 0 P: 4	R: 0 E: 0 K: 1 S: 6	H: 1 LOB: 1 BB: 0 P: 6	R: 0 E: 0 K: 1 S: 5	H: 0 LOB: 0 BB: 0 P: 5	R: 2 E: 1 K: 0 S: 7	H: 4 LOB: 3 BB: 0 P: 7	R: 2 E: 0 K: 0 S: 4	H: 3 LOB: 1 BB: 0 P: 4	R: 0 E: 0 K: 0 S: 3	H: 0 LOB: 0 BB: 0 P: 3	R: 0 E: 0 K: 0 S: 3	H: 0 LOB: 0 BB: 0 P: 3		R: 0 E: 0 K: 1 S: 5	H: 0 LOB: 0 BB: 0 P: 5	R: 0 E: 0 K: 1 S: 5	H: 0 LOB: 0 BB: 0 P: 5	1B: 10 2B: 0 3B: 0 HR: 1	SF: 1 SAC: 0 DP: 0 HBP: 0	WP: 1 PB: 0 SB: 1 CS: 0	PA: 39		
PITCHER	IP	WLS	BF	H	R	ER	SO	BB	IBB	HBP	BLK	WP	HR	S	P	ERA	WHIP										
Mike Witt, R ERA: 3.5 (1, 1)	5.1		26	9	4	3	2	0	0	0	0	0	1	30	30	5.06	1.688										
Luis Sanchez, R ERA: 3.46 (6, 1)	3.2	W	13	2	0	0	0	0	0	0	0	0	0	13	13	0.00	0.545										

Batter	1	2	3	4	5	6	7	8	9	AB	R	H	RBI	BB	SO	LOB	TOP																			
Brian Downing, R OBP: 0.363, SLG: 0.479 Gary Pettis, S (9, 8)	0-0 4-3 1B		0-3 K	0-0 P4			0-0 6-3	0-0 L4-3 1B		5	1	2	0	0	1	1																				
Rod Carew, L OBP: 0.393, SLG: 0.390 (1, 3)	0-0 4-3 1-2		0-0 2B	0-0 F8			0-0 F7	0-0 L4-3 1-2		5	1	1	0	0	0	4																				
Don Baylor, R OBP: 0.330, SLG: 0.434 (1, 10)	0-0 5-3		0-0 FC6-4 1-H 2B		0-0 6-3		0-0 1B		0-0 1B 2B	5	1	3	1	0	0	1																				
Reggie Jackson, L OBP: 0.380, SLG: 0.527 Bobby Clark, R OBP: 0.213, SLG: 0.288 (9, 9)	4-0 1B E IBB		4-0 FC6-4 IBB		0-0 1B 1B		0-3 K		0-3 K	3	1	1	0	2	2	2																				
Doug DeCinces, R OBP: 0.372, SLG: 0.546 (1, 5)	0-0 E8 1-1H 2-H 1B		0-0 FC6-4 BB		0-0 G6-4-3 1B			0-0 WP 1B 2B	0-0 F9	5	1	3	1	0	0	3																				
Rob Wilfong, L OBP: 0.298, SLG: 0.256 (1, 4)	0-0 3-1		4-0 FC6-4 1-2 BB		0-0 G6-4-3 1-2			0-0 S E 2-H 1B	0-0 1B	4	1	2	2	1	0	3																				
Juan Beniquez, R OBP: 0.326, SLG: 0.373 (9, 7)		0-0 F8	0-0 FC6-4 1-2		0-0 6-3			0-0 E9 1-3 1-H E 1B		4	1	1	0	0	0	3																				
Tim Foli, R OBP: 0.272, SLG: 0.304 (1, 6)		0-0 G3		0-0 4-3		0-0 6-3		0-0 1-3 2-3		4	0	0	0	0	0	1																				
Bob Boone, R OBP: 0.309, SLG: 0.345 (1, 2)		0-0 6-3		0-0 1B		0-0 6-3		0-0 E6 3-H 1B		4	0	1	1	0	0	0																				
Inning Stats	R: 2 E: 1 K: 0 S: 5	H: 2 LOB: 1 BB: 1 P: 9	R: 0 E: 0 K: 0 S: 3	H: 0 LOB: 0 BB: 0 P: 3	R: 1 E: 0 K: 1 S: 7	H: 2 LOB: 2 BB: 2 P: 15	R: 0 E: 0 K: 0 S: 4	H: 1 LOB: 1 BB: 0 P: 4	R: 0 E: 0 K: 0 S: 4	H: 0 LOB: 0 BB: 0 P: 3	R: 0 E: 0 K: 1 S: 6	H: 1 LOB: 1 BB: 0 P: 6	R: 3 E: 2 K: 0 S: 7	H: 4 LOB: 1 BB: 0 P: 7	R: 1 E: 0 K: 1 S: 6	H: 2 LOB: 1 BB: 0 P: 6	1B: 11 2B: 4 3B: 0 HR: 0	SF: 0 SAC: 0 DP: 2 HBP: 0	WP: 1 PB: 0 CS: 1	PA: 42																
PITCHER	IP 7.0	WLS L	BF 34	H 11	R 6	ER 5	SO 2	BB 1	IBB 2	HBP 0	BLK 0	WP 1	HR 0	S 35	P 47	ERA 6.43	WHIP 1.714	PITCHER	IP 2.0	WLS 8	BF 3	H 1	R 1	ER 1	SO 1	BB 0	IBB 0	HBP 0	BLK 0	WP 0	HR 0	S 10	P 10	ERA 4.50	WHIP 1.500	
Dennis Lamp, R ERA: 4.38 Jim Kern, R ERA: 3.81																																				

California Angels @ Chicago White Sox
Comiskey Park, Chicago, IL
Tue Sep 14 1982, 8:05 PM EDT
Att: 13,798 - Unknown

AB 39
R 7
H 14
RBI 5
BB 3
SO 3
LOB 18



Batter	1	2	3	4	5	6	7	8	9	AB	R	H	RBI	BB	SO	LOB	BOTTOM																		
Rudy Law, L OBP: 0.356, SLG: 0.426 (1, 8)	0-0 F7		0-0 FC4-6 3-1 1-2 1B		0-3 K		0-0 3-1 1-2			4	0	0	0	0	1	2																			
Vance Law, R OBP: 0.325, SLG: 0.370 (1, 6)	0-0 FC4-6 1B		0-0 3-1 1-2 1B		0-0 5-3		0-3 K			4	0	2	0	0	1	1																			
Harold Baines, L OBP: 0.317, SLG: 0.456 (1, 9)	0-0 FC4-6 1-2 FC5-4		0-0 3-1 1-2 2-3		0-0 L3			0-0 2B		4	0	1	0	0	0	3																			
Greg Luzinski, R OBP: 0.383, SLG: 0.459 (1, 10)	0-0 FC5-4 1-2		0-0 F7			0-3 K		0-3 K		4	0	0	0	0	2	4																			
Steve Kemp, L OBP: 0.384, SLG: 0.429 (1, 7)		0-0 P5		0-0 4-3		0-0 E3 1B		0-0 F9		4	0	0	0	0	0	1																			
Carlton Fisk, R OBP: 0.349, SLG: 0.423 Marc Hill, R OBP: 0.289, SLG: 0.343 (9, 2)		0-0 1B		0-0 2B		0-0 G6-4-3 1-2 1B		0-0 L5		4	0	3	0	0	0	1																			
Chris Nyman, R OBP: 0.175, SLG: 0.154 (1, 3)		0-0 F7		4-0 FC4-6 BB 2B		0-0 G6-4-3 1-2			0-0 P6	3	0	0	0	1	0	3																			
Aurelio Rodriguez, R OBP: 0.257, SLG: 0.311 Jerry Hairston, S OBP: 0.309, SLG: 0.482 Lorenzo Gray, R OBP: 0.200, SLG: 0.200 (5, 5)		0-0 5-3		0-0 F8			0-0 E5 3-1		0-0 L5	1	0	0	0	0	0	1																			
Jay Loviglio, R OBP: 0.222, SLG: 0.222 Ron Kittle, R OBP: 0.333, SLG: 0.444 (9, PH)			0-0 FC4-6 1-2 1B		0-0 F8		0-0 F8		0-0 5-3	1	0	0	0	0	0	0																			
Inning Stats	R: 0 E: 0 K: 0 S: 4	H: 1 LOB: 1 BB: 0 P: 4	R: 0 E: 0 K: 0 S: 4	H: 1 LOB: 0 BB: 0 P: 4	R: 0 E: 0 K: 0 S: 5	H: 2 LOB: 2 BB: 0 P: 5	R: 0 E: 0 K: 0 S: 4	H: 1 LOB: 2 BB: 1 P: 8	R: 0 E: 0 K: 1 S: 5	H: 0 LOB: 0 BB: 0 P: 5	R: 0 E: 1 K: 1 S: 6	H: 1 LOB: 1 BB: 0 P: 6	R: 0 E: 1 K: 1 S: 6	H: 0 LOB: 1 BB: 0 P: 6	R: 0 E: 0 K: 1 S: 6	H: 1 LOB: 1 BB: 0 P: 6	R: 0 E: 0 K: 0 S: 3	H: 0 LOB: 0 BB: 0 P: 3	1B: 5 2B: 2 3B: 0 HR: 0	SF: 0 SAC: 0 DP: 1 HBP: 0	WP: 0 PB: 0 CS: 0	PA: 36													
PITCHER	IP 9.0	WLS W	BF 36	H 7	R 0	ER 0	SO 4	BB 1	IBB 0	HBP 0	BLK 0	WP 0	HR 0	S 43	P 47	ERA 0.00	WHIP 0.889	PITCHER	IP 9.0	WLS W	BF 36	H 7	R 0	ER 0	SO 4	BB 1	IBB 0	HBP 0	BLK 0	WP 0	HR 0	S 43	P 47	ERA 0.00	WHIP 0.889
Bruce Kison, R ERA: 3.34																																			

California Angels @ Chicago White Sox
Comiskey Park, Chicago, IL
Tue Sep 14 1982, 8:05 PM EDT
Att: 13,798 - Unknown

AB 35
R 0
H 7
RBI 0
BB 1
SO 4
LOB 21



Batter	1	2	3	4	5	6	7	8	9	AB	R	H	RBI	BB	SO	LOB	TOP										
Brian Downing, R OBP: 0.364, SLG: 0.484 (1, 7)	L4		1B		HR		6-3		FC5-4	5	1	2	1	0	0	3											
Rod Carew, L OBP: 0.394, SLG: 0.391 (1, 3)	CS		3-1		G3				G6-4-3	4	0	2	0	0	0	0											
Don Baylor, R OBP: 0.327, SLG: 0.431 (1, 10)	K			6-3					L5	4	0	0	0	0	1	2											
Doug DeCinces, R OBP: 0.371, SLG: 0.546 (1, 5)	F8			3-1	1B				G6-4-3	4	1	1	0	0	0	2											
Reggie Jackson, L OBP: 0.381, SLG: 0.529 (1, 9)		K		3-1						4	1	2	0	0	1	1											
Juan Beniquez, R OBP: 0.324, SLG: 0.370 (1, 8)	5-3			2-3					6-3	4	0	1	1	0	0	2											
Bobby Grich, R OBP: 0.376, SLG: 0.455 (1, 4)				3-H	1B				2-3	3	0	1	0	0	0	1											
Tim Foli, R OBP: 0.271, SLG: 0.303 (1, 6)									3-H	2	0	0	0	0	0	1											
Joe Ferguson, R OBP: 0.330, SLG: 0.329 (5, 2)	F8								1-3	2	0	1	0	0	0	0											
Bob Boone, R OBP: 0.308, SLG: 0.344 (5, 6)										2	0	0	0	0	0	0											
Ricky Adams, R (5, 6)										0	0	0	0	0	0	0											
Daryl Scottiers, L (7, PH)										1	0	0	0	0	0	0											
Mick Kelleher, R OBP: 0.295, SLG: 0.191 (7, PH)										0	0	0	0	0	0	0											
Fred Lynn, L OBP: 0.322, SLG: 0.508 (9, PH)										0	0	0	0	0	0	0											
Ron Jackson, R OBP: 0.371, SLG: 0.495 (9, PH)										1	0	0	0	0	0	2											
Inning Stats	R: 0 E: 0 K: 1 S: 6	H: 1 LOB: 1 BB: 0 P: 6	R: 0 E: 0 K: 1 S: 6	H: 1 LOB: 1 BB: 0 P: 6	R: 0 E: 0 K: 0 S: 3	H: 1 LOB: 0 BB: 0 P: 3	R: 1 E: 0 K: 0 S: 5	H: 2 LOB: 1 BB: 0 P: 5	R: 1 E: 0 K: 0 S: 4	H: 1 LOB: 0 BB: 0 P: 4	R: 0 E: 0 K: 0 S: 4	H: 0 LOB: 1 BB: 0 P: 4	R: 0 E: 1 K: 0 S: 3	H: 1 LOB: 0 BB: 0 P: 3	R: 1 E: 0 K: 0 S: 5	H: 2 LOB: 2 BB: 0 P: 6	1B: 6 2B: 3 3B: 0 HR: 1	SF: 0 SAC: 0 DP: 1 HBP: 1	WP: 1 PA: 37								
PITCHER	IP	WLS	BF	H	R	ER	SO	BB	IBB	HBP	BLK	WP	HR	S	P	ERA	WHIP										
Jerry Kosman, L ERA: 3.52 (1, 1)	6.0	W	24	7	2	2	2	0	0	0	0	0	1	28	28	3.00	1.167										
Warren Brusstar, R ERA: 4.75 (7, 1)	2.1		11	3	1	1	0	0	0	1	0	1	0	10	11	3.86	1.286										
Kevin Hickey, L ERA: 3.1 (9, 1)	0.2		2	0	0	0	0	0	0	0	0	0	0	2	2	0.00	0.000										

California Angels @ Chicago White Sox
Comiskey Park, Chicago, IL
Wed Sep 15 1982, 8:05 PM EDT
Att: 13,744 - Unknown

AB 36
R 3
H 10
RBI 2
BB 0
SO 2
LOB 14

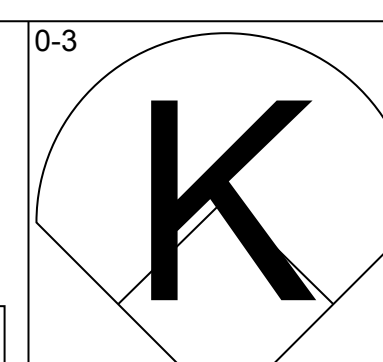
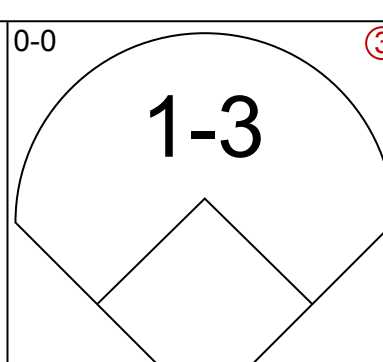
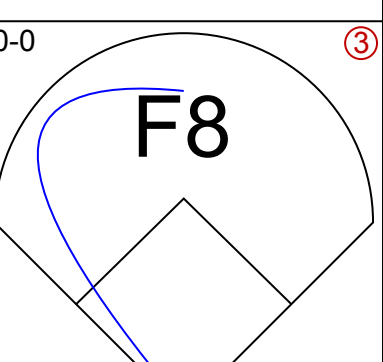
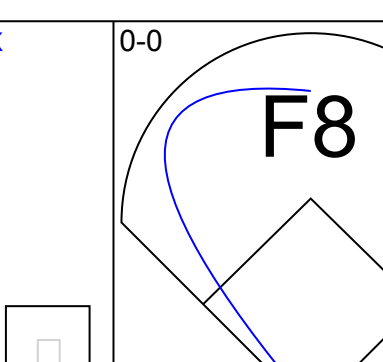
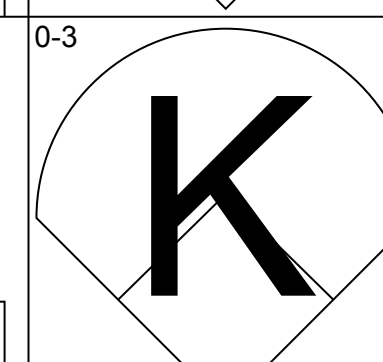
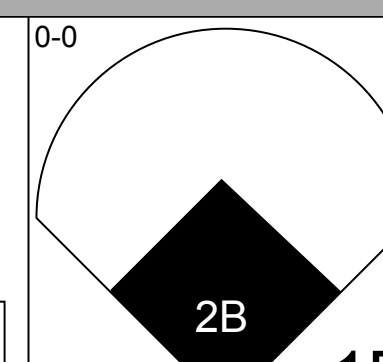
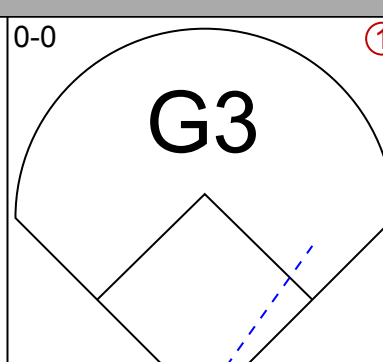
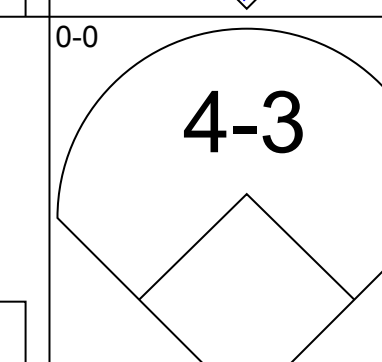
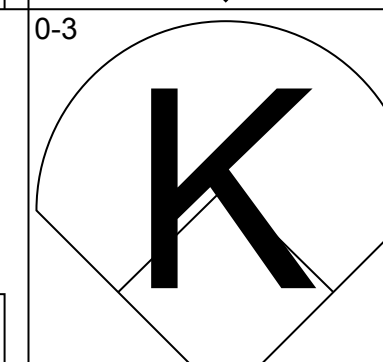
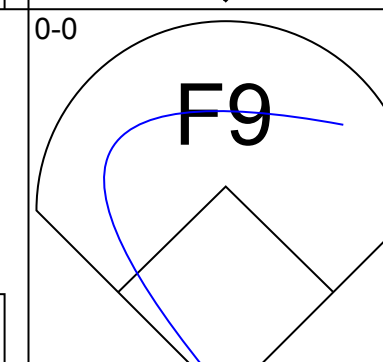
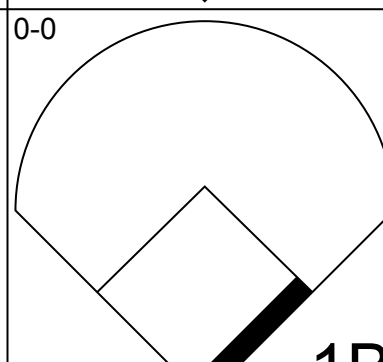
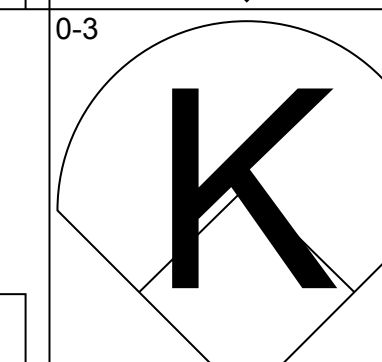
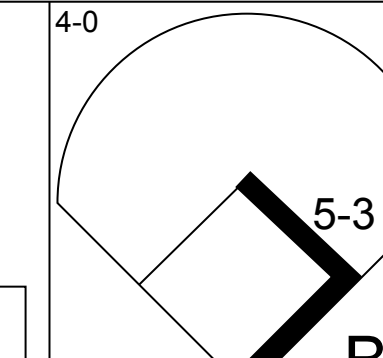
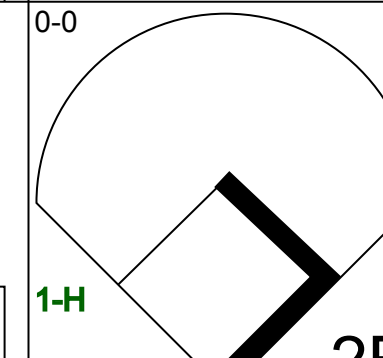
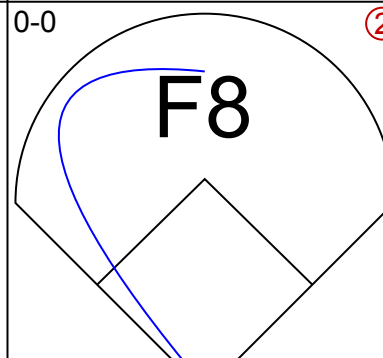
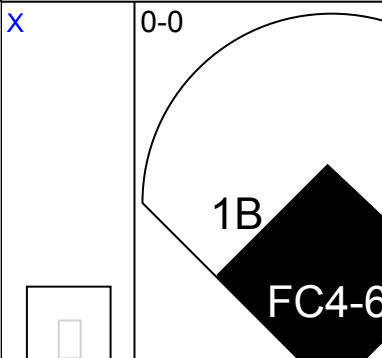
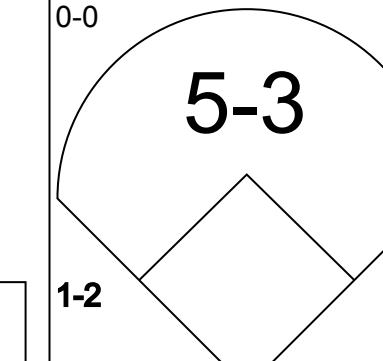
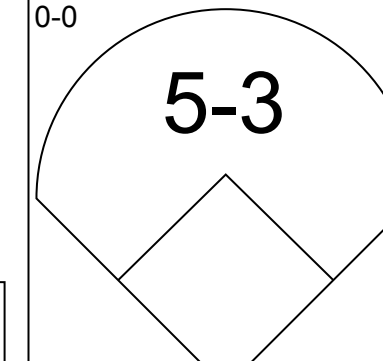
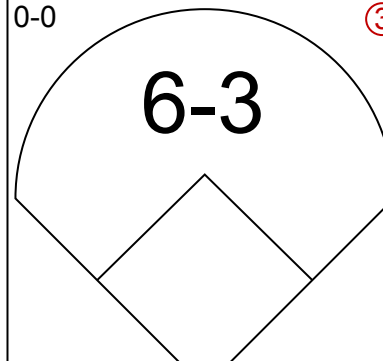
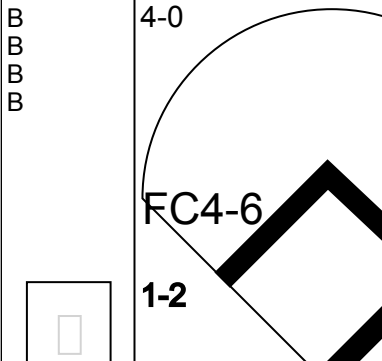

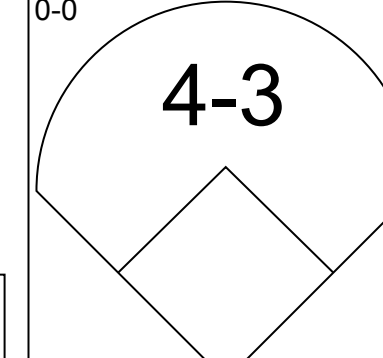
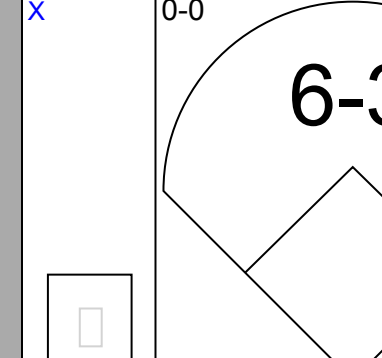
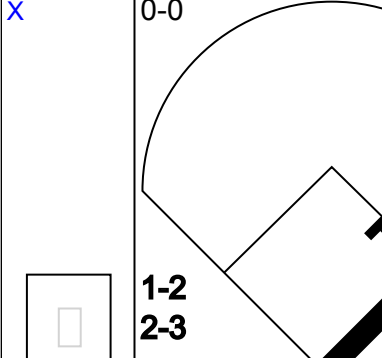
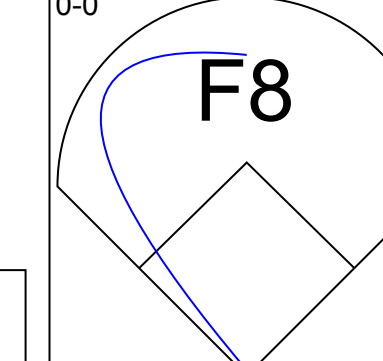
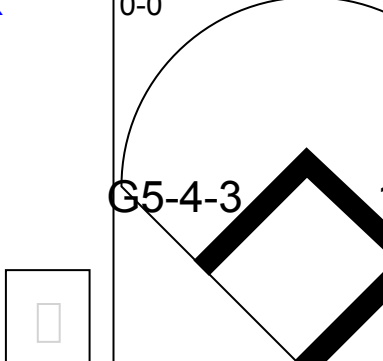
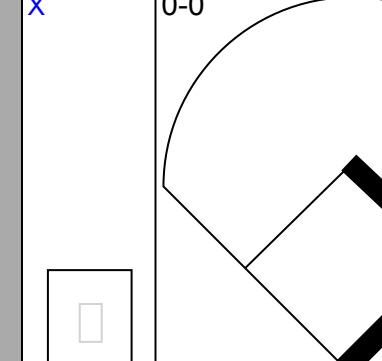
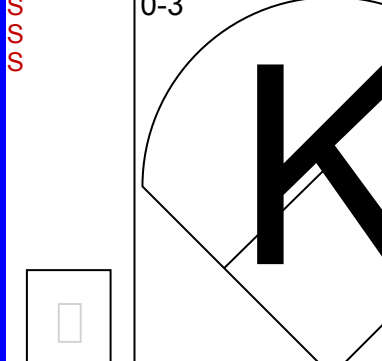
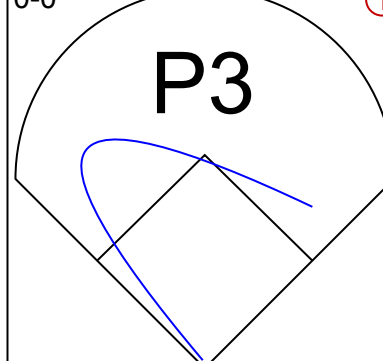
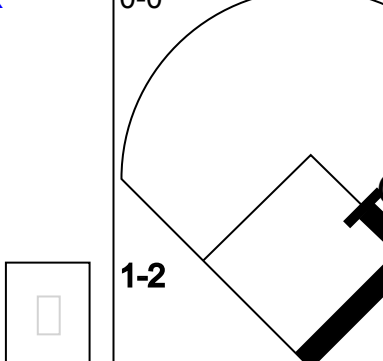
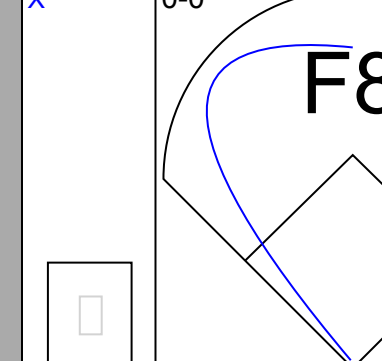
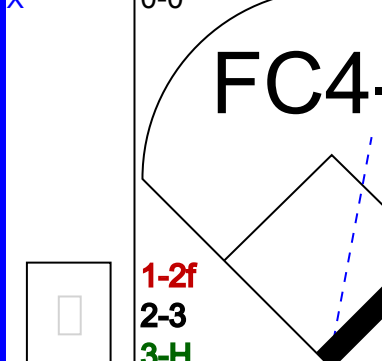
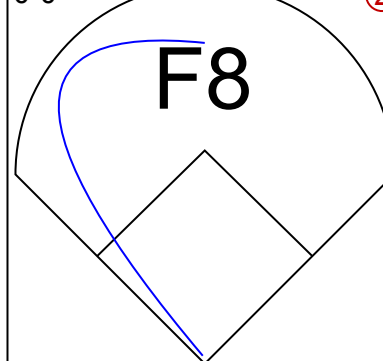
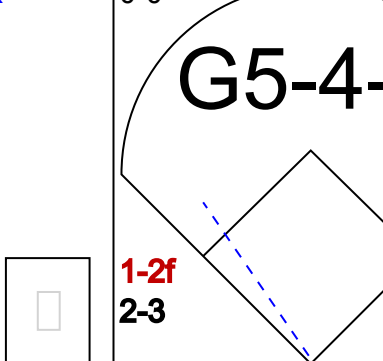
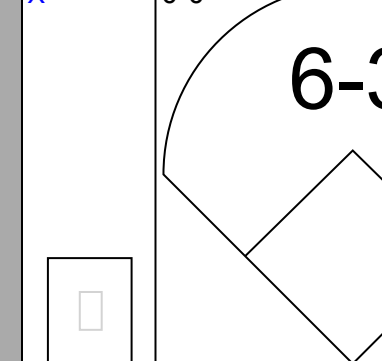
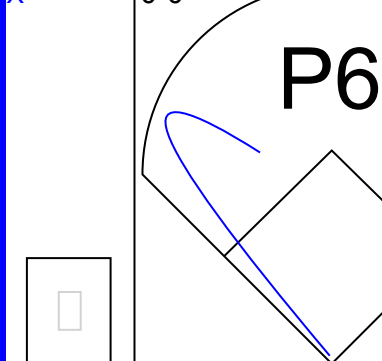
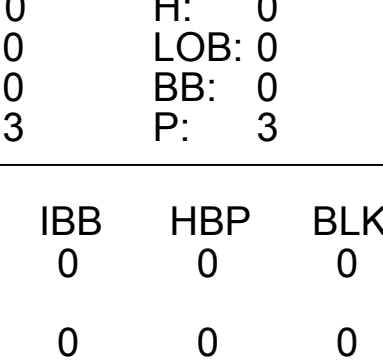
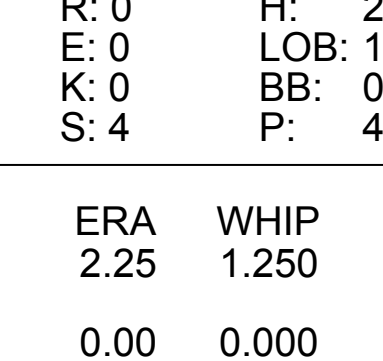


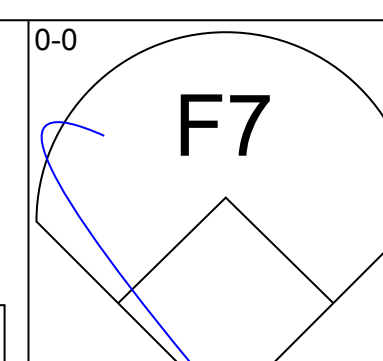
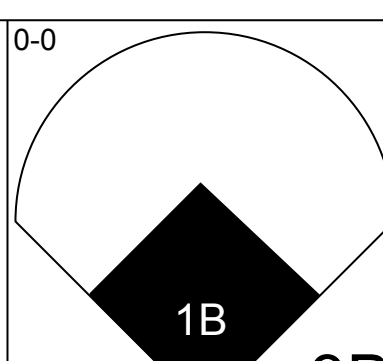
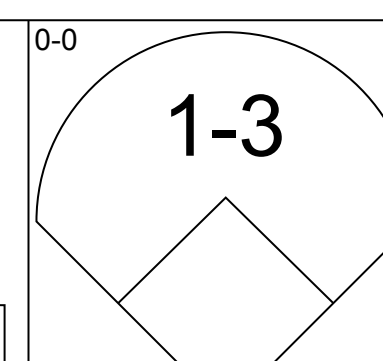
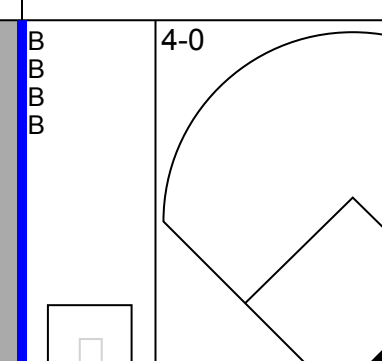
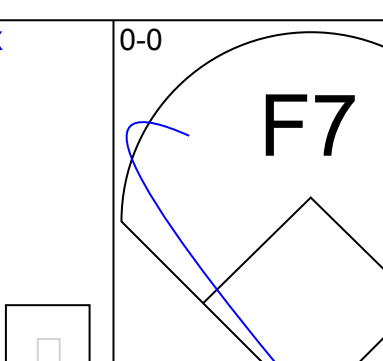
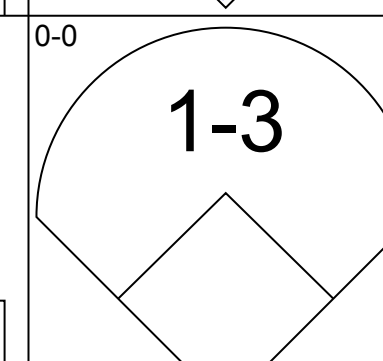
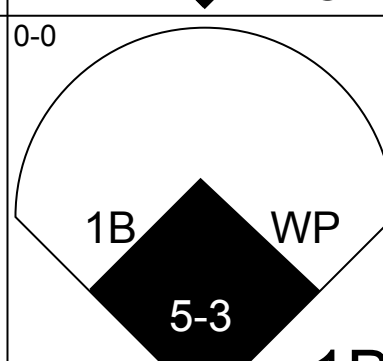
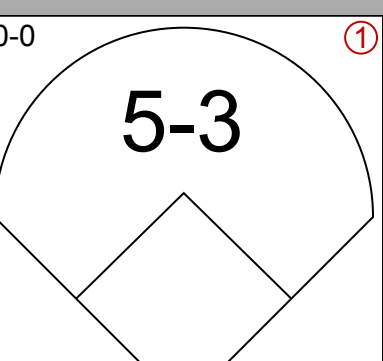
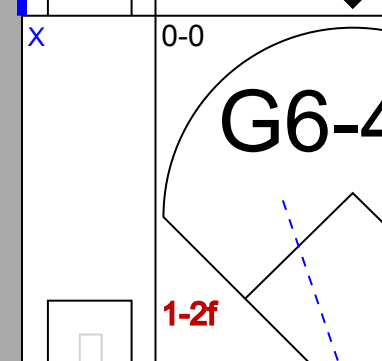
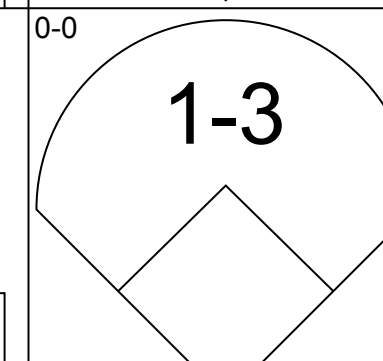
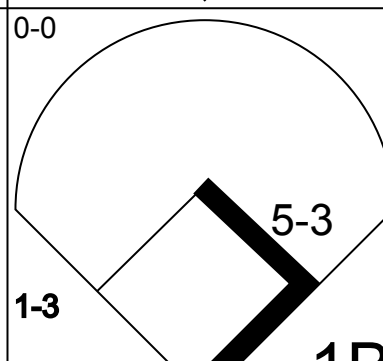
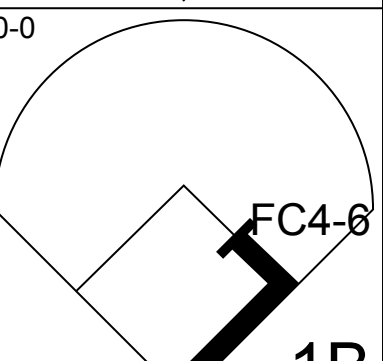
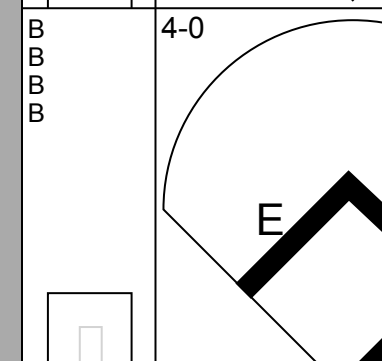
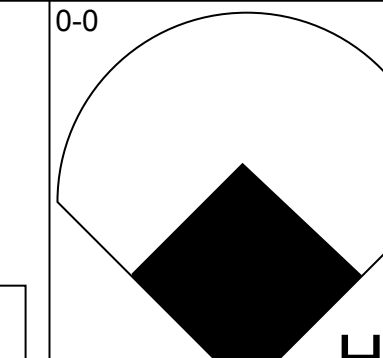
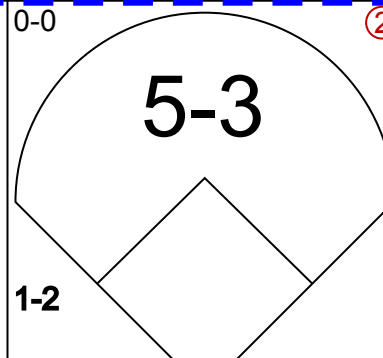
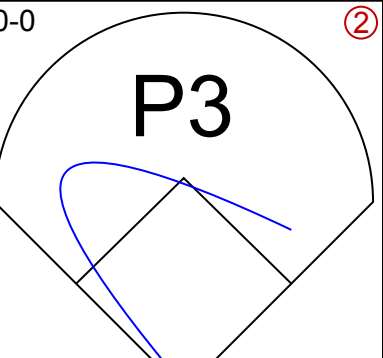
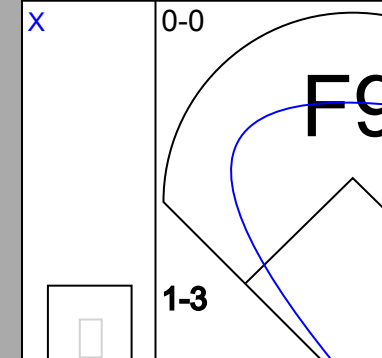
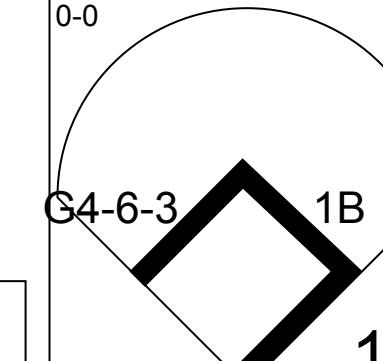
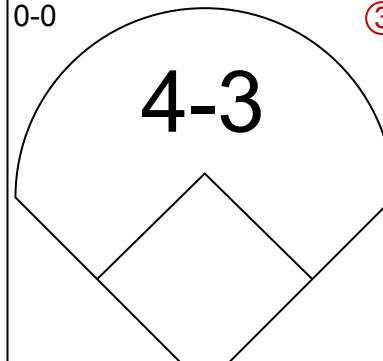
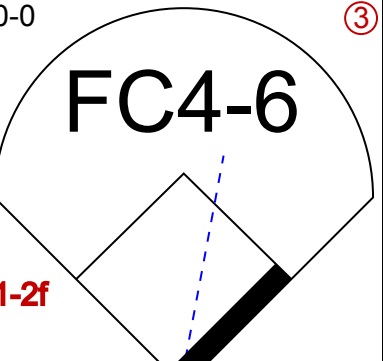
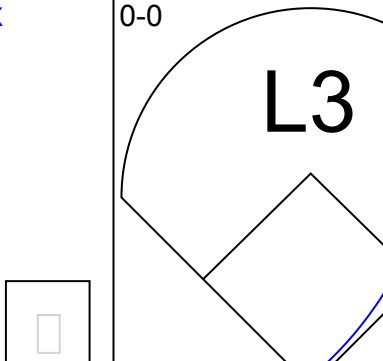
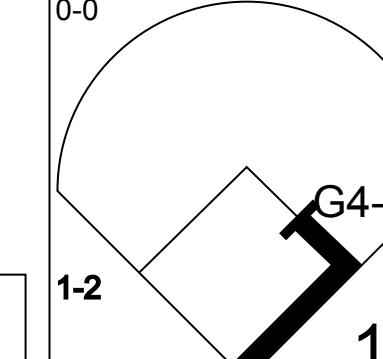
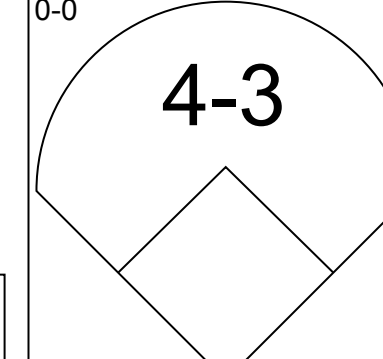
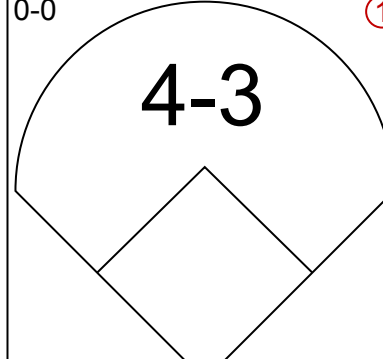
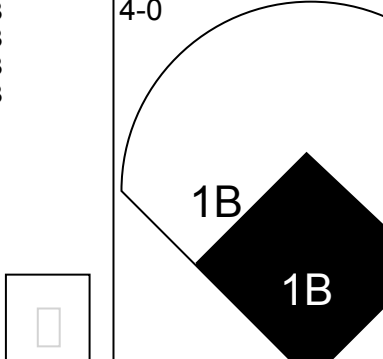
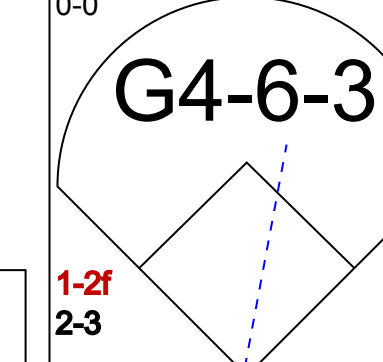
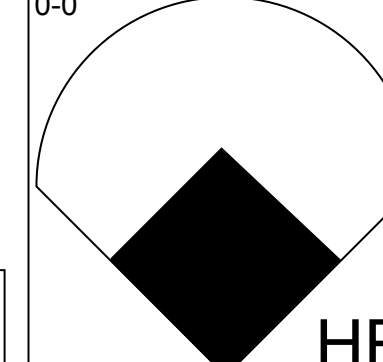
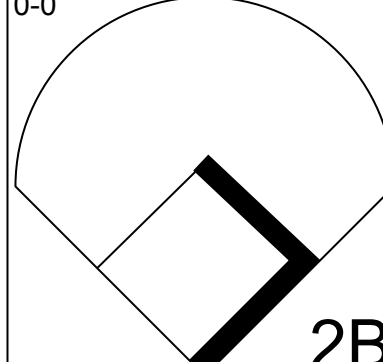
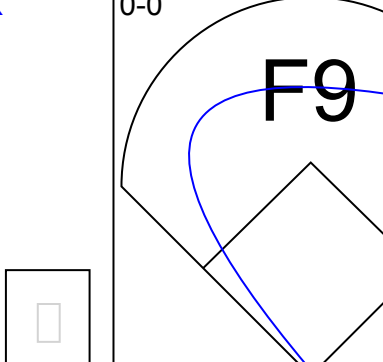

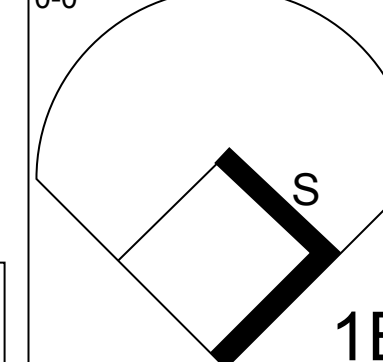
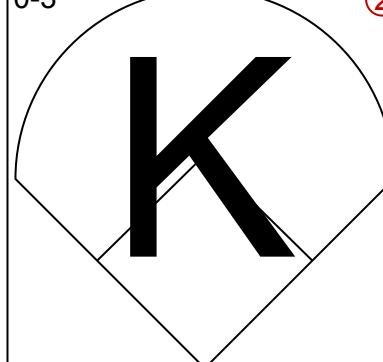
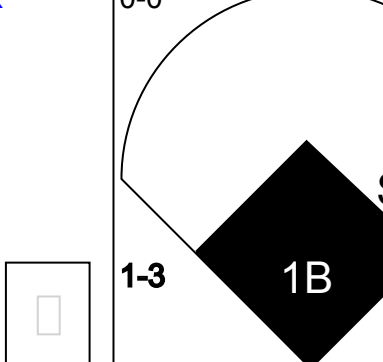
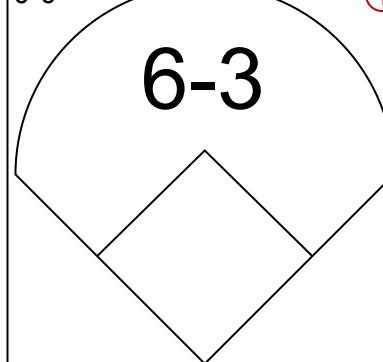
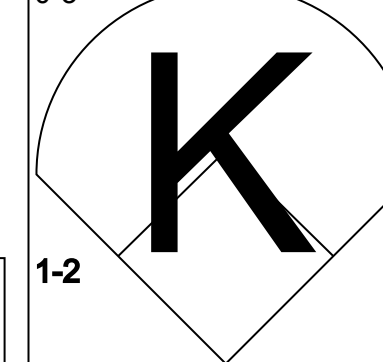
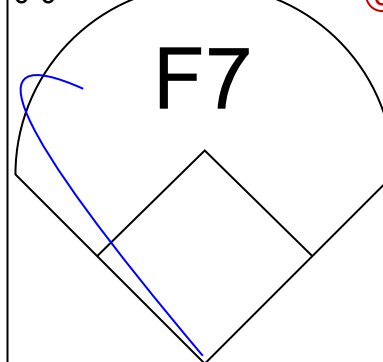
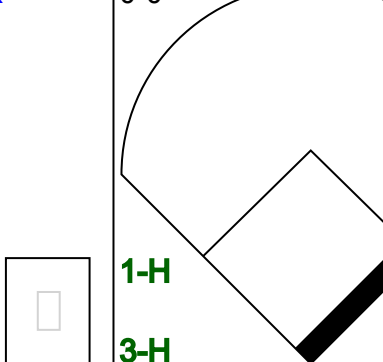
Batter	1	2	3	4	5	6	7	8	9	AB	R	H	RBI	BB	SO	LOB	BOTTOM										
Chris Nyman, R OBP: 0.200, SLG: 0.182 (1, 3)	FC4-6		F7	G6-4-3		F9			WP	5	0	2	0	0	0	1											
Harold Baines, L OBP: 0.318, SLG: 0.454 (5, 9)	FC4-6		K	1B		P6			1B	4	1	1	0	1	1	1											
Ron Kittle, R OBP: 0.417, SLG: 0.417 (1, 9)	K		1-3							3	0	1	0	0	1	1											
Rusty Kuntz, R (5, 8)	K			1-3						2	0	0	0	0	1	2											
Greg Luzinski, R OBP: 0.387, SLG: 0.467 (1, 10)	3B			1B						2	3	2	1	2	0	0											
Carlton Fisk, R OBP: 0.351, SLG: 0.430 (1, 2)										4	1	2	2	0	0	3											
Marc Hill, R OBP: 0.289, SLG: 0.343 (8, 2)										0	0	0	0	0	0	0											
Steve Kemp, L OBP: 0.394, SLG: 0.430 (1, 7)	F9			3B	1B					4	1	2	1	0	0	1											
Vance Law, R OBP: 0.327, SLG: 0.376 (1, 6)			F7	3B	3B					3	1	1	2	0	0	1											
Aurelio Rodriguez, R OBP: 0.256, SLG: 0.318 (1, 5)			1-3	3B	3B					4	1	1	1	0	1	1											
Jay Loviglio, R OBP: 0.231, SLG: 0.231 (1, 4)	5-3			1B						4	0	1	1	0	0	0											
Inning Stats	R: 2 E: 0 K: 1 S: 7	H: 2 LOB: 1 BB: 1 P: 11	R: 0 E: 0 K: 0 S: 3	H: 0 LOB: 0 BB: 0 P: 3	R: 0 E: 0 K: 1 S: 5	H: 0 LOB: 0 BB: 0 P: 5	R: 5 E: 0 K: 0 S: 10	H: 8 LOB: 3 BB: 1 P: 14	R: 0 E: 0 K: 0 S: 2	H: 0 LOB: 0 BB: 0 P: 3	R: 0 E: 0 K: 0 S: 3	H: 0 LOB: 0 BB: 0 P: 3	R: 1 E: 0 K: 1 S: 7	H: 2 LOB: 1 BB: 0 P: 7	R: 0 E: 0 K: 1 S: 6	H: 1 LOB: 2 BB: 1 P: 10	1B: 8 2B: 1 3B: 3 HR: 1	SF: 0 SAC: 0 DP: 2 HBP: 1	WP: 1 PA: 39								
PITCHER	IP	WLS	BF	H	R	ER	SO	BB	IBB	HBP	BLK	WP	HR	S	P	ERA	WHIP										
Geoff Zahn, L ERA: 3.83 (1, 1)	3.0	L	16	6	6	6	2	1	0	0	0	0	0	5	5	13.50	6.000										
Luis Sanchez, R ERA: 3.54 (4, 1)	0.2		5	4	1	1	0	0	0	0	0	0	0	5	5	13.50	6.000										
Rick Steiner, R ERA: 3.32 (4, 1)	3.1		13	2	1	1	1	1	0	1	0	0	1	13	18	2.70	0.900										
Doug Corbett, R ERA: 5.19 (8, 1)	1.0		5	1	0	0	1	0	1	0	0	1	0	6	10	0.00	1.000										

California Angels @ Chicago White Sox
Comiskey Park, Chicago, IL
Wed Sep 15 1982, 8:05 PM EDT
Att: 13,744 - Unknown

AB 35
R 8
H 13
RBI 8
BB 3
SO 4
LOB 11



Batter	1	2	3	4	5	6	7	8	9	AB	R	H	RBI	BB	SO	LOB	TOP				
Brian Downing, R OBP: 0.360, SLG: 0.477 (1, 7)										4	0	0	0	0	1	1	California Angels @ Toronto Blue Jays Exhibition Stadium, Toronto, ON Fri Sep 17 1982, 7:05 PM EDT Att: 15,605 - Unknown - 57 F				
Rod Carew, L OBP: 0.394, SLG: 0.391 (1, 3)										4	1	1	0	0	1	0					
Doug DeCinces, R OBP: 0.367, SLG: 0.538 (1, 5)										4	0	1	0	0	2	1					
Reggie Jackson, L OBP: 0.382, SLG: 0.527 (1, 9)										3	1	2	1	1	0	1					
Don Baylor, R OBP: 0.324, SLG: 0.425 (1, 10)										3	0	0	0	1	0	3					
Bobby Grich, R OBP: 0.373, SLG: 0.457 (1, 4)										4	0	1	0	0	1	2					
Juan Beniquez, R OBP: 0.323, SLG: 0.372 (9, PH)										3	0	2	0	0	0	1					
Tim Foli, R OBP: 0.269, SLG: 0.300 (9, PH)										3	0	1	0	0	0	1					
Bob Boone, R OBP: 0.303, SLG: 0.338 (9, PH)										3	0	0	0	0	0	3					
Rob Wilfong, L OBP: 0.257, SLG: 0.254 (9, PH)										1	0	0	0	0	2						
Inning Stats	R: 0 E: 0 K: 3 S: 9	H: 0 LOB: 0 BB: 0 P: 9	R: 0 E: 0 K: 1 S: 5	H: 0 LOB: 1 BB: 1 P: 9	R: 0 E: 0 K: 0 S: 3	H: 0 LOB: 0 BB: 0 P: 3	R: 1 E: 0 K: 0 S: 5	H: 2 LOB: 1 BB: 0 P: 5	R: 0 E: 0 K: 0 S: 4	H: 1 LOB: 1 BB: 0 P: 4	R: 0 E: 0 K: 0 S: 4	H: 1 LOB: 1 BB: 0 P: 4	R: 0 E: 0 K: 1 S: 5	H: 0 LOB: 0 BB: 0 P: 5	R: 1 E: 0 K: 1 S: 7	H: 2 LOB: 2 BB: 1 P: 11	1B: 6 2B: 2 3B: 0 HR: 0	SF: 0 SAC: 0 DP: 1 HBP: 0	WP: 0 PB: 0 SB: 0 CS: 0	PA: 36	
PITCHER	IP	WLS	BF	H	R	ER	SO	BB	IBB	HBP	BLK	WP	HR	S	P	ERA	WHIP				
Jim Clancy, R ERA: 4.03 (1, 1)	8.0	W	33	8	2	2	5	2	0	0	0	0	0	41	49	2.25	1.250				
Dale Murray, R ERA: 3.04 (9, 1)	1.0	S	3	0	0	0	1	0	0	0	0	0	0	5	5	0.00	0.000				

Batter	1	2	3	4	5	6	7	8	9	AB	R	H	RBI	BB	SO	LOB	BOTTOM				
Damaso Garcia, R OBP: 0.346, SLG: 0.405 (1, 4)										3	1	1	0	0	0	1	California Angels @ Toronto Blue Jays Exhibition Stadium, Toronto, ON Fri Sep 17 1982, 7:05 PM EDT Att: 15,605 - Unknown - 57 F				
Dave Baker, L OBP: 0.375, SLG: 0.308 (7, 5)										1	0	0	0	1	0	1					
Garth Iorg, R OBP: 0.308, SLG: 0.358 (7, 4)										4	1	1	1	0	0	1					
Barry Bonnell, R OBP: 0.352, SLG: 0.427 (1, 7)										3	0	2	0	1	0	0					
Jesse Barfield, R OBP: 0.330, SLG: 0.429 (1, 9)										4	1	1	2	0	0	3					
Wayne Nordhagen, R OBP: 0.324, SLG: 0.335 (1, 10)										4	0	1	0	0	0	2					
Willie Upshaw, L OBP: 0.321, SLG: 0.423 (1, 3)										3	1	1	0	1	0	0					
Buck Martinez, R OBP: 0.290, SLG: 0.395 (1, 2)										4	1	2	1	0	0	3					
Lloyd Moseby, L OBP: 0.298, SLG: 0.378 (1, 8)										4	1	2	0	0	2	2					
Alfredo Griffin, S OBP: 0.269, SLG: 0.312 (1, 6)										4	0	1	2	0	1	2					
Inning Stats	R: 0 E: 0 K: 0 S: 3	H: 0 LOB: 0 BB: 0 P: 3	R: 1 E: 0 K: 1 S: 7	H: 3 LOB: 1 BB: 0 P: 7	R: 2 E: 0 K: 0 S: 6	H: 3 LOB: 1 BB: 0 P: 6	R: 1 E: 0 K: 1 S: 7	H: 2 LOB: 1 BB: 0 P: 7	R: 0 E: 0 K: 0 S: 4	H: 1 LOB: 1 BB: 0 P: 4	R: 0 E: 0 K: 1 S: 6	H: 1 LOB: 1 BB: 0 P: 6	R: 0 E: 0 K: 0 S: 2	H: 0 LOB: 1 BB: 2 P: 10	R: 2 E: 0 K: 0 S: 5	H: 2 LOB: 1 BB: 1 P: 9	1B: 8 2B: 1 3B: 1 HR: 2	SF: 0 SAC: 0 DP: 2 HBP: 0	WP: 1 PB: 0 SB: 3 CS: 0	PA: 37	
PITCHER	IP	WLS	BF	H	R	ER	SO	BB	IBB	HBP	BLK	WP	HR	S	P	ERA	WHIP				
Tommy John, L ERA: 3.69 (1, 1)	2.1	L	12	6	3	3	1	0	0	0	0	0	1	14	14	11.57	2.571				
Dave Goltz, R ERA: 4.66 (3, 1)	5.2		25	6	3	3	2	3	0	0	0	0	1	26	38	4.76	1.588				

Batter	1	2	3	4	5	6	7	8	9	AB	R	H	RBI	BB	SO	LOB	TOP			
Rod Carew, L OBP: 0.392, SLG: 0.390 (1, 3)										5	1	1	0	0	0	2				
Doug DeCinces, R OBP: 0.397, SLG: 0.539 (1, 5)										5	1	1	1	0	1	0				
Reggie Jackson, L OBP: 0.382, SLG: 0.528 (1, 10)										4	1	0	0	1	0	1				
Brian Downing, R OBP: 0.365, SLG: 0.483 (1, 7)										4	0	2	0	1	1	3				
Fred Lynn, L OBP: 0.373, SLG: 0.505 Gary Pettis, S (9, 8)										4	1	1	0	1	1	4				
Rob Wilfong, L OBP: 0.288, SLG: 0.268 (1, 4)										4	1	2	0	1	0	4				
Juan Beniquez, R OBP: 0.315, SLG: 0.357 (1, 9)										5	0	0	0	0	0	6				
Bob Boone, R OBP: 0.306, SLG: 0.336 (1, 2)										3	0	1	0	1	0	1				
Ricky Adams, R (1, 6)										4	0	0	0	0	0	2				
Inning Stats	R: 1 E: 0 K: 0 S: 6	H: 3 LOB: 2 BB: 0 P: 6	R: 0 E: 0 K: 0 S: 4	H: 1 LOB: 1 BB: 0 P: 4	R: 0 E: 0 K: 1 S: 6	H: 1 LOB: 1 BB: 0 P: 6	R: 1 E: 0 K: 0 S: 4	H: 1 LOB: 3 BB: 2 P: 12	R: 0 E: 0 K: 0 S: 3	H: 0 LOB: 0 BB: 0 P: 3	R: 3 E: 1 K: 1 S: 8	H: 1 LOB: 1 BB: 1 P: 12	R: 0 E: 0 K: 1 S: 5	H: 0 LOB: 0 BB: 1 P: 5	R: 0 E: 0 K: 0 S: 4	H: 1 LOB: 2 BB: 1 P: 8	1B: 4 2B: 3 3B: 1 HR: 0	SF: 0 SAC: 0 DP: 0 HBP: 0	WP: 2 PB: 0 SB: 1 CS: 0	PA: 43
PITCHER	IP WLS BF H R ER SO BB IBB HBP BLK WP HR S P ERA WHIP	7.0 L 35 7 5 3 2 3 1 0 0 2 0 35 51 3.86 1.429	2.0 8 1 0 0 1 1 0 0 0 0 0 0 9 13 0.00 1.000	PITCHER										IP WLS BF H R ER SO BB IBB HBP BLK WP HR S P ERA WHIP						

California Angels @ Toronto Blue Jays
Exhibition Stadium, Toronto, ON
Sun Sep 19 1982, 3:33 AM EDT
Att: 22,025 - Unknown - 59 F

AB	38
R	5
H	8
RBI	1
BB	5
SO	3
LOB	23

Batter	1	2	3	4	5	6	7	8	9	AB	R	H	RBI	BB	SO	LOB	BOTTOM			
Damaso Garcia, R OBP: 0.344, SLG: 0.402 (1, 4)										4	0	0	0	0	0	0				
Lloyd Moseby, L OBP: 0.295, SLG: 0.379 (1, 8)										4	1	1	0	0	1	0				
Willie Upshaw, L OBP: 0.323, SLG: 0.427 (1, 3)										4	0	2	0	0	0	0				
Al Woods, L OBP: 0.300, SLG: 0.349 (1, 7)										4	0	1	1	0	0	1				
Hosken Powell, L OBP: 0.304, SLG: 0.394 (1, 9)										4	0	0	0	0	0	3				
Geno Petralli, L OBP: 0.405, SLG: 0.410 (1, 2)										3	0	0	0	1	0	1				
Glenn Adams, L OBP: 0.309, SLG: 0.393 (1, 10)										2	0	0	0	1	0	0				
Dave Baker, L OBP: 0.348, SLG: 0.263 (1, 5)										3	0	0	0	0	1	2				
Alfredo Griffin, S OBP: 0.267, SLG: 0.310 (1, 6)										3	0	0	0	0	0	0				
Inning Stats	R: 0 E: 0 K: 0 S: 3	H: 0 LOB: 0 BB: 0 P: 3	R: 0 E: 0 K: 0 S: 3	H: 0 LOB: 0 BB: 0 P: 3	R: 0 E: 0 K: 1 S: 5	H: 0 LOB: 0 BB: 0 P: 5	R: 0 E: 0 K: 1 S: 5	H: 0 LOB: 2 BB: 2 P: 13	R: 1 E: 0 K: 0 S: 6	H: 3 LOB: 2 BB: 0 P: 6	R: 0 E: 0 K: 0 S: 3	H: 0 LOB: 0 BB: 0 P: 3	R: 0 E: 0 K: 0 S: 3	H: 0 LOB: 0 BB: 0 P: 3	R: 0 E: 0 K: 0 S: 4	H: 1 LOB: 1 BB: 0 P: 4	1B: 4 2B: 0 3B: 0 HR: 0	SF: 0 SAC: 0 DP: 0 HBP: 0	WP: 0 PB: 0 SB: 0 CS: 0	PA: 33
PITCHER	IP WLS BF H R ER SO BB IBB HBP BLK WP HR S P ERA WHIP	9.0 W 33 4 1 1 2 2 0 0 0 0 0 35 43 1.00 0.667	PITCHER										IP WLS BF H R ER SO BB IBB HBP BLK WP HR S P ERA WHIP							


California Angels @ Toronto Blue Jays
Exhibition Stadium, Toronto, ON
Sun Sep 19 1982, 3:33 AM EDT
Att: 22,025 - Unknown - 59 F

AB	31
R	1
H	4
RBI	1
BB	2
SO	2
LOB	7

Batter	1	2	3	4	5	6	7	8	9	AB	R	H	RBI	BB	SO	LOB	TOP					
Willie Wilson, S OBP: 0.371, SLG: 0.434 (1, 7)										4	0	2	0	0	0	2						
U L Washington, S OBP: 0.325, SLG: 0.388 (1, 6)										3	0	0	0	1	0	1						
George Brett, L OBP: 0.386, SLG: 0.526 (1, 5)										4	0	0	0	0	1	3						
Amos Otis, R OBP: 0.331, SLG: 0.414 (1, 8)										4	0	1	0	0	1	2						
Hal McRae, R OBP: 0.369, SLG: 0.527 (1, 10)										4	1	2	0	0	0	1						
Frank White, R OBP: 0.314, SLG: 0.462 (1, 4)										4	0	1	0	0	0	4						
Lee May, R OBP: 0.400, SLG: 0.517 (1, 3)										3	1	1	1	1	0	2	AB 32					
Bombo Rivera, R (9, PR)										0	0	0	0	0	0	0	R 2					
John Wathan, R OBP: 0.352, SLG: 0.333 (1, 2)										3	0	0	1	1	0	2	H 8					
Jerry Martin, R OBP: 0.314, SLG: 0.380 (1, 9)										3	0	1	0	1	0	2	RBI 2					
																	BB 4					
																	SO 2					
																	LOB 19					
Inning Stats	R: 0 E: 0 K: 2 S: 9	H: 2 LOB: 3 BB: 1 P: 13	R: 0 E: 0 K: 0 S: 3	H: 1 LOB: 1 BB: 1 P: 7	R: 0 E: 0 K: 0 S: 3	H: 0 LOB: 0 BB: 0 P: 3	R: 1 E: 0 K: 0 S: 4	H: 1 LOB: 0 BB: 0 P: 4	R: 0 E: 0 K: 0 S: 3	H: 1 LOB: 1 BB: 1 P: 7	R: 0 E: 0 K: 0 S: 3	H: 1 LOB: 0 BB: 0 P: 3	R: 0 E: 0 K: 0 S: 3	H: 0 LOB: 1 BB: 1 P: 7	R: 0 E: 0 K: 0 S: 3	H: 0 LOB: 0 BB: 0 P: 3	R: 1 E: 0 K: 0 S: 5	H: 2 LOB: 2 BB: 0 P: 5	1B: 6 2B: 1 3B: 0 HR: 1	SF: 0 SAC: 0 DP: 1 HBP: 0	WP: 0 PB: 0 SB: 1 CS: 1	PA: 37
PITCHER	IP WLS BF H R ER SO BB IBB HBP BLK WP HR S P ERA WHIP																					
Geoff Zahn, L ERA: 3.77 (1, 1)	8.0 W 33 8 2 2 2 4 0 0 0 0 0 1 33 49 2.25 1.500																					
Luis Sanchez, R ERA: 3.29 (9, 1)	1.0 S 3 0 0 0 0 0 0 0 0 0 0 0 3 3 0.00 0.000																					

Kansas City Royals @ California Angels
 Anaheim Stadium, Anaheim, CA
 Mon Sep 20 1982, 10:05 PM EDT
 Att: 42,322 - Unknown


AB 32
R 2
H 8
RBI 2
BB 4
SO 2
LOB 19



Batter	1	2	3	4	5	6	7	8	9	AB	R	H	RBI	BB	SO	LOB	BOTTOM			
Ron Jackson, R OBP: 0.392, SLG: 0.427 (1, 3)										4	0	3	1	0	0	0				
Doug DeCinces, R OBP: 0.368, SLG: 0.537 (1, 5)										2	0	0	0	2	1	1				
Reggie Jackson, L OBP: 0.379, SLG: 0.523 (1, 9)										4	0	0	0	0	2	5				
Bobby Clark, R OBP: 0.213, SLG: 0.288 (8, 9)										0	0	0	0	0	0	0				
Brian Downing, R OBP: 0.366, SLG: 0.482 (1, 7)										3	0	1	0	1	0	0				
Fred Lynn, L OBP: 0.370, SLG: 0.500 (1, 8)										4	0	0	0	0	1	2				
Don Baylor, R OBP: 0.323, SLG: 0.422 (1, 10)										4	1	0	0	0	0	1				
Bobby Grich, R OBP: 0.374, SLG: 0.453 (1, 4)										1	1	0	0	1	0	0	AB 27			
Bob Boone, R OBP: 0.307, SLG: 0.336 (1, 2)										2	0	1	1	0	0	0	R 3			
Tim Foli, R OBP: 0.271, SLG: 0.309 (1, 6)										3	1	1	1	0	0	3	H 6			
																	RBI 3			
																	BB 4			
																	SO 4			
																	LOB 12			
Inning Stats	R: 0 E: 0 K: 1 S: 5	H: 1 LOB: 0 BB: 0 P: 5	R: 1 E: 0 K: 0 S: 4	H: 1 LOB: 2 BB: 1 P: 9	R: 0 E: 0 K: 1 S: 5	H: 0 LOB: 0 BB: 0 P: 5	R: 0 E: 0 K: 0 S: 3	H: 0 LOB: 0 BB: 0 P: 3	R: 1 E: 0 K: 1 S: 7	H: 2 LOB: 2 BB: 1 P: 11	R: 0 E: 0 K: 0 S: 3	H: 1 LOB: 0 BB: 0 P: 3	R: 1 E: 1 K: 0 S: 4	H: 1 LOB: 2 BB: 2 P: 12	R: 0 E: 0 K: 1 S: 5	H: 0 LOB: 0 BB: 0 P: 5	1B: 4 2B: 1 3B: 0 HR: 1	SF: 0 SAC: 1 DP: 3 HBP: 1	WP: 0 PB: 0 SB: 0 CS: 0	PA: 33
PITCHER	IP WLS BF H R ER SO BB IBB HBP BLK WP HR S P ERA WHIP																			
Larry Gura, L ERA: 3.87 (1, 1)	7.0 L 30 6 3 3 3 3 1 1 0 0 0 1 31 48 3.86 1.286																			
Bob Tufts, L ERA: 1.64 (8, 1)	1.0 3 0 0 0 0 1 0 0 0 0 0 0 5 5 0.00 0.000																			

Kansas City Royals @ California Angels
 Anaheim Stadium, Anaheim, CA
 Mon Sep 20 1982, 10:05 PM EDT
 Att: 42,322 - Unknown

AB 27
R 3
H 6
RBI 3
BB 4
SO 4
LOB 12



Batter	1	2	3	4	5	6	7	8	9	AB	R	H	RBI	BB	SO	LOB	TOP			
Willie Wilson, S OBP: 0.370, SLG: 0.433 (1, 7)										4	0	1	1	0	0	1	Kansas City Royals @ California Angels Anaheim Stadium, Anaheim, CA Tue Sep 21 1982, 10:05 PM EDT Att: 52,415 - Unknown			
U L Washington, S OBP: 0.325, SLG: 0.387 (1, 6)										4	0	1	0	0	1	3				
George Brett, L OBP: 0.383, SLG: 0.521 (1, 5)										4	0	0	0	0	0	3				
Amos Otis, R OBP: 0.331, SLG: 0.413 (1, 8)										4	0	1	0	0	0	0				
Hal McRae, R OBP: 0.369, SLG: 0.527 (1, 10)										4	0	1	0	0	0	1				
Frank White, R OBP: 0.316, SLG: 0.463 (1, 4)										4	0	2	0	0	0	1				
John Wathan, R OBP: 0.352, SLG: 0.330 (1, 3) (8, 2)										3	1	0	0	1	0	3				
Don Slaught, R OBP: 0.331, SLG: 0.409 (1, 2)										1	0	0	0	0	0	0				
Jamie Quirk, L OBP: 0.253, SLG: 0.267 (5, 2)										2	0	1	0	0	1	0				
Onix Concepcion, R OBP: 0.268, SLG: 0.299 (8, PR) Ron Johnson, R (8, 3)										0	0	0	0	0	0	0				
Jerry Martin, R OBP: 0.313, SLG: 0.377 (1, 9)										3	0	0	0	0	1	2				
Inning Stats	R: 0 E: 0 K: 1 S: 5	H: 0 LOB: 0 BB: 0 P: 5	R: 0 E: 0 K: 0 S: 4	H: 2 LOB: 1 BB: 0 P: 4	R: 0 E: 0 K: 0 S: 3	H: 0 LOB: 0 BB: 0 P: 3	R: 0 E: 0 K: 0 S: 3	H: 1 LOB: 0 BB: 0 P: 3	R: 0 E: 0 K: 1 S: 6	H: 1 LOB: 1 BB: 0 P: 6	R: 0 E: 0 K: 0 S: 4	H: 1 LOB: 1 BB: 0 P: 4	R: 1 E: 1 K: 1 S: 7	H: 1 LOB: 2 BB: 1 P: 11	R: 0 E: 0 K: 0 S: 4	H: 1 LOB: 1 BB: 0 P: 4	1B: 6 2B: 1 3B: 0 HR: 0	SF: 0 SAC: 0 DP: 2 HBP: 0	WP: 0 PB: 0 SB: 0 CS: 0	PA: 34
PITCHER Ken Forsch, R ERA: 3.62 (1, 1)	IP: 9.0 WLS: W BF: 34 H: 7 R: 1 ER: 1 SO: 3 BB: 1 IBB: 0 HBP: 0 BLK: 0 WP: 0 HR: 0 S: 39 P: 43 ERA: 1.00 WHIP: 0.889																			

Batter	1	2	3	4	5	6	7	8	9	AB	R	H	RBI	BB	SO	LOB	BOTTOM					
Rod Carew, L OBP: 0.396, SLG: 0.397 (1, 3)										4	0	4	1	0	0	0	Kansas City Royals @ California Angels Anaheim Stadium, Anaheim, CA Tue Sep 21 1982, 10:05 PM EDT Att: 52,415 - Unknown					
Doug DeCinces, R OBP: 0.366, SLG: 0.533 (1, 5)										4	0	0	0	0	1	5						
Reggie Jackson, L OBP: 0.378, SLG: 0.520 (1, 9)										3	0	0	0	1	2	1						
Brian Downing, R OBP: 0.366, SLG: 0.479 (1, 7)										3	0	0	0	1	1	4						
Fred Lynn, L OBP: 0.369, SLG: 0.498 (1, 8)										4	0	1	0	0	1	0						
Don Baylor, R OBP: 0.321, SLG: 0.419 (1, 10)										4	0	0	0	0	0	2						
Bobby Grich, R OBP: 0.373, SLG: 0.451 (1, 4) Gary Pettis, S (9, PR)										4	0	1	0	0	0	2						
Bob Boone, R OBP: 0.308, SLG: 0.336 (1, 2)										3	1	1	0	1	0	0						
Ricky Adams, R (1, 6) Daryl Sconiers, L (9, PH) ERA: 2.53										2	0	0	0	0	0	0						
Inning Stats	R: 0 E: 0 K: 2 S: 8	H: 1 LOB: 1 BB: 0 P: 8	R: 0 E: 0 K: 0 S: 3	H: 0 LOB: 0 BB: 0 P: 3	R: 0 E: 0 K: 1 S: 6	H: 1 LOB: 1 BB: 0 P: 6	R: 0 E: 0 K: 1 S: 6	H: 1 LOB: 2 BB: 1 P: 10	R: 1 E: 1 K: 0 S: 4	H: 1 LOB: 2 BB: 2 P: 12	R: 0 E: 0 K: 0 S: 5	H: 0 LOB: 0 BB: 0 P: 5	R: 0 E: 0 K: 0 S: 4	H: 1 LOB: 1 BB: 0 P: 4	R: 0 E: 0 K: 0 S: 3	H: 0 LOB: 0 BB: 0 P: 3		R: 1 E: 0 K: 0 S: 4	H: 3 LOB: 2 BB: 0 P: 4	1B: 7 2B: 1 3B: 0 HR: 0	SF: 0 SAC: 1 DP: 1 HBP: 0	WP: 0 PB: 0 SB: 0 CS: 0
PITCHER Dennis Leonard, R ERA: 4.58 (1, 1) Dan Quisenberry, R ERA: 2.53 (8, 1)	IP: 7.0 WLS: L BF: 29 H: 5 R: 1 ER: 1 SO: 5 BB: 3 IBB: 0 HBP: 0 BLK: 0 WP: 0 HR: 0 S: 36 P: 48 ERA: 1.29 WHIP: 1.143																					

Batter	1	2	3	4	5	6	7	8	9	AB	R	H	RBI	BB	SO	LOB	TOP									
Brian Downing, R OBP: 0.367, SLG: 0.483 (1, 7)										3	0	0	0	1	1	1	California Angels @ Texas Rangers Arlington Stadium, Arlington, TX Thu Sep 23 1982, 8:05 PM EDT Att: 7,138 - Unknown									
Ron Jackson, R OBP: 0.388, SLG: 0.422 Daryl Sconiers, L OBP: 0.250, SLG: 0.100 Bob Boone, R OBP: 0.310, SLG: 0.336 (1, 3)										3	0	1	0	0	0	0										
Doug DeCinces, R OBP: 0.369, SLG: 0.543 (1, 5)										3	0	0	0	1	0	1										
Don Baylor, R OBP: 0.323, SLG: 0.418 (1, 10)										4	0	1	0	0	0	1										
Bobby Grich, R OBP: 0.371, SLG: 0.445 (1, 4)										3	1	0	0	1	0	2										
Juan Beniquez, R OBP: 0.312, SLG: 0.358 Fred Lynn, L OBP: 0.370, SLG: 0.498 (1, 9)										2	0	0	0	0	0	1										
Joe Ferguson, R OBP: 0.333, SLG: 0.370 Reggie Jackson, L OBP: 0.378, SLG: 0.519 (7, 9)										2	1	1	1	0	0	0										
Bobby Clark, R OBP: 0.220, SLG: 0.305 Rod Carew, L OBP: 0.400, SLG: 0.403 (7, 3)										2	1	1	0	0	0	0										
Tim Foli, R OBP: 0.272, SLG: 0.309 (1, 6)										3	0	1	1	0	0	1										
Inning Stats	R: 0 E: 0 K: 0 S: 3	H: 1 LOB: 0 BB: 0 P: 3	R: 0 E: 0 K: 0 S: 3	H: 1 LOB: 0 BB: 0 P: 3	R: 2 E: 0 K: 0 S: 5	H: 3 LOB: 0 BB: 0 P: 5	R: 0 E: 0 K: 0 S: 3	H: 0 LOB: 1 BB: 1 P: 7	R: 0 E: 0 K: 0 S: 3	H: 0 LOB: 0 BB: 0 P: 3	R: 0 E: 0 K: 1 S: 5	H: 0 LOB: 0 BB: 0 P: 5	R: 0 E: 0 K: 0 S: 5	H: 2 LOB: 3 BB: 3 P: 17	R: 0 E: 0 K: 0 S: 3	H: 0 LOB: 0 BB: 0 P: 3		R: 0 E: 0 K: 1 S: 6	H: 1 LOB: 1 BB: 0 P: 6	1B: 5 2B: 2 3B: 0 HR: 1	SF: 0 SAC: 1 DP: 3 HBP: 0	WP: 0 PB: 0 SB: 0 CS: 0	PA: 36			
PITCHER	IP	WLS	BF	H	R	ER	SO	BB	IBB	HBP	BLK	WP	HR	S	P	ERA		WHIP								
Mike Mason, L ERA: 4.26 (1, 1)	6.1		23	5	3	3	1	2	0	0	0	0	1	23	31	4.26		1.105								
Tom Henke, R ERA: 1.29 (7, 1)	0.1		5	2	1	1	0	1	1	0	0	0	0	3	11	27.00	9.000									
Danny Darwin, R ERA: 2.95 (7, 1)	2.1	W	8	1	0	0	1	0	0	0	0	0	0	10	10	0.00	0.429									

Batter	1	2	3	4	5	6	7	8	9	AB	R	H	RBI	BB	SO	LOB	BOTTOM								
George Wright, S OBP: 0.297, SLG: 0.374 (1, 8)										3	1	1	0	1	0	2	California Angels @ Texas Rangers Arlington Stadium, Arlington, TX Thu Sep 23 1982, 8:05 PM EDT Att: 7,138 - Unknown								
Bill Sample, R OBP: 0.320, SLG: 0.399 (1, 7)										4	1	2	0	0	0	2									
Johnny Grubb, L OBP: 0.373, SLG: 0.374 (1, 10)										4	1	1	1	0	0	1									
Larry Parrish, R OBP: 0.321, SLG: 0.414 (1, 9)										4	0	1	0	0	1	3									
Jim Sundberg, R OBP: 0.324, SLG: 0.370 (1, 2)										4	1	1	2	0	0	2									
Bill Stein, R OBP: 0.294, SLG: 0.305 (1, 5)										4	0	0	0	0	1	2									
Dave Hostetter, R OBP: 0.298, SLG: 0.440 Nick Capra, R OBP: 0.200, SLG: 0.444 (9, PR)										4	0	1	0	0	3	0									
Mike Richardt, R OBP: 0.274, SLG: 0.285 (1, 4)										4	0	1	0	0	0	0									
Bucky Dent, R OBP: 0.239, SLG: 0.243 Wayne Tolleson, S OBP: 0.167, SLG: 0.137 (8, 6)										3	0	2	0	0	0	0									
Pete O'Brien, L OBP: 0.278, SLG: 0.396 (8, PH)										1	0	0	0	0	0	1									
Inning Stats	R: 4 E: 0 K: 2 S: 10	H: 3 LOB: 0 BB: 1 P: 14	R: 0 E: 0 K: 0 S: 4	H: 1 LOB: 0 BB: 0 P: 4	R: 0 E: 1 K: 0 S: 4	H: 1 LOB: 1 BB: 0 P: 4	R: 0 E: 0 K: 1 S: 6	H: 1 LOB: 1 BB: 0 P: 6	R: 0 E: 0 K: 0 S: 4	H: 1 LOB: 0 BB: 0 P: 4	R: 0 E: 0 K: 2 S: 7	H: 0 LOB: 0 BB: 0 P: 7	R: 0 E: 0 K: 0 S: 3	H: 1 LOB: 1 BB: 0 P: 3	R: 0 E: 0 K: 0 S: 3	H: 0 LOB: 0 BB: 0 P: 3		R: 1 E: 2 K: 0 S: 3	H: 2 LOB: 1 BB: 0 P: 3	1B: 6 2B: 4 3B: 1 HR: 0	SF: 0 SAC: 0 DP: 1 HBP: 0	WP: 0 PB: 0 SB: 0 CS: 1	PA: 37		
PITCHER	IP	WLS	BF	H	R	ER	SO	BB	IBB	HBP	BLK	WP	HR	S	P	ERA		WHIP							
Steve Renko, R ERA: 4.55 (1, 1)	1.1		6	1	0	0	1	0	0	0	1	0	0	8	8	0.00	0.600								
Doug Corbett, R ERA: 5.09 (3, 1)	6.1	L	25	6	1	0	3	0	0	0	0	0	0	30	30	0.00	0.947								

Batter	1	2	3	4	5	6	7	8	9	AB	R	H	RBI	BB	SO	LOB	TOP										
Brian Downing, R OBP: 0.368, SLG: 0.484 (1, 7)										3	0	1	1	1	1	0	1										
Rod Carew, L OBP: 0.396, SLG: 0.405 (1, 3)										5	1	2	1	0	0	4											
Reggie Jackson, L OBP: 0.374, SLG: 0.511 Gary Pettis, S (8, 8)										5	0	0	0	0	3	3											
Fred Lynn, L OBP: 0.375, SLG: 0.500 Juan Beniquez, R OBP: 0.314, SLG: 0.376 (8, 9)										3	2	2	0	1	0	1											
Doug DeCinces, R OBP: 0.369, SLG: 0.548 (1, 5)										5	1	2	2	0	1	4											
Don Baylor, R OBP: 0.329, SLG: 0.425 (1, 10)										4	2	2	1	1	1	1											
Bobby Grich, R OBP: 0.371, SLG: 0.445 (1, 4)										4	0	1	1	0	3	1											
Tim Foli, R OBP: 0.275, SLG: 0.312 (1, 6)										5	0	2	0	0	0	1											
Bob Boone, R OBP: 0.315, SLG: 0.339 (1, 2)										3	0	2	0	1	0	3											
Inning Stats	R: 0 E: 0 K: 1 S: 6	H: 1 LOB: 1 BB: 0 P: 6	R: 0 E: 0 K: 1 S: 7	H: 3 LOB: 2 BB: 0 P: 7	R: 0 E: 0 K: 1 S: 5	H: 0 LOB: 0 BB: 0 P: 5	R: 1 E: 0 K: 1 S: 7	H: 2 LOB: 1 BB: 0 P: 7	R: 0 E: 0 K: 0 S: 4	H: 2 LOB: 3 BB: 2 P: 12	R: 1 E: 0 K: 1 S: 7	H: 2 LOB: 1 BB: 0 P: 7	R: 4 E: 0 K: 1 S: 9	H: 4 LOB: 3 BB: 2 P: 18	R: 0 E: 0 K: 1 S: 5	H: 0 LOB: 0 BB: 0 P: 5	R: 0 E: 0 K: 1 S: 5	H: 0 LOB: 0 BB: 0 P: 5	1B: 11 2B: 0 3B: 0 HR: 3	SF: 1 SAC: 0 DP: 1 HBP: 1	WP: 0 PB: 0 SB: 0 CS: 1	PA: 44					
PITCHER	IP	WLS	BF	H	R	ER	SO	BB	IBB	HBP	BLK	WP	HR	S	P	ERA	WHIP										
John Butcher, R ERA: 4.9 (1, 1)	6.0		29	11	3	3	5	1	1	0	0	0	2	37	45	4.50	2.000										
Danny Darwin, R ERA: 3.24 (7, 1)	0.2	L	6	3	2	2	1	1	0	0	0	0	1	7	11	27.00	6.000										
Tom Henke, R ERA: 1.29 Paul Mirabella, L ERA: 5.1 (7, 1)	2.1		7	0	0	0	2	0	0	0	0	0	0	11	11	0.00	0.000										

California Angels @ Texas Rangers
Arlington Stadium, Arlington, TX
Sat Sep 25 1982, 8:05 PM EDT
Att: 13,210 - Unknown

AB 38
R 6
H 14
RBI 6
BB 4
SO 8
LOB 19

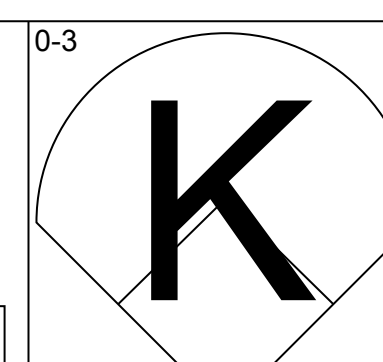
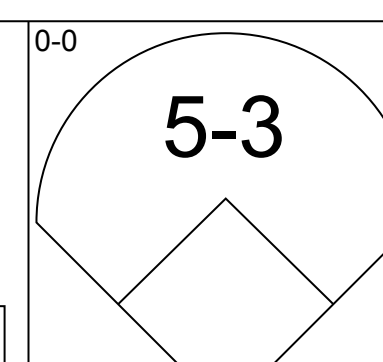
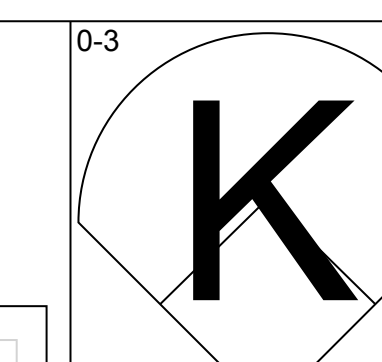
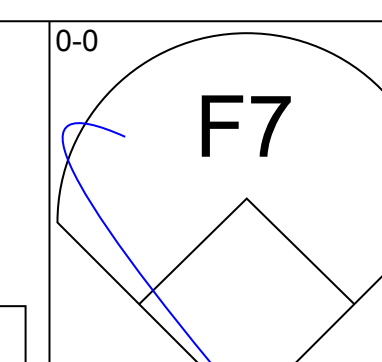
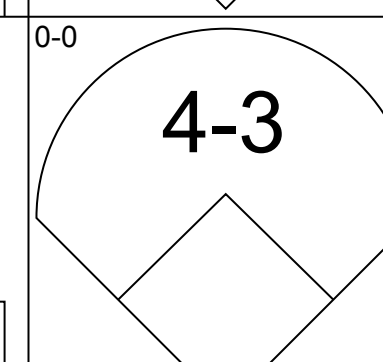
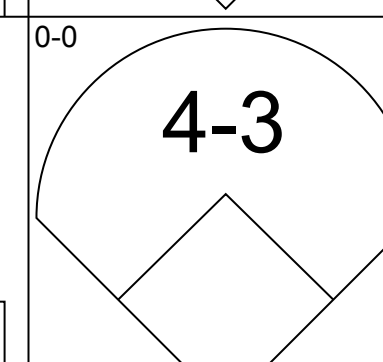
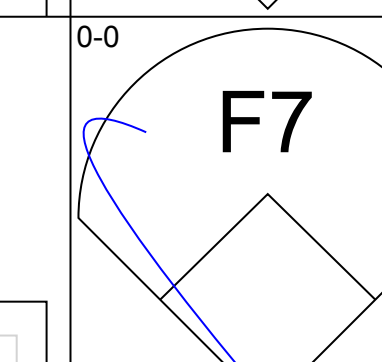
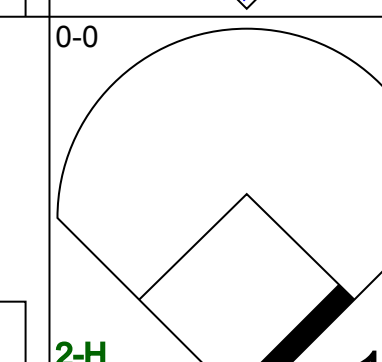
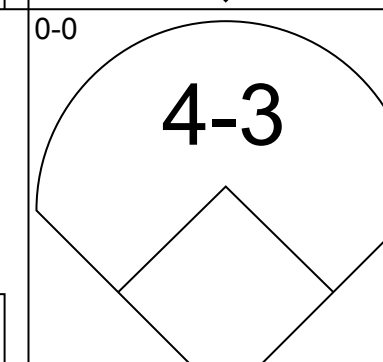
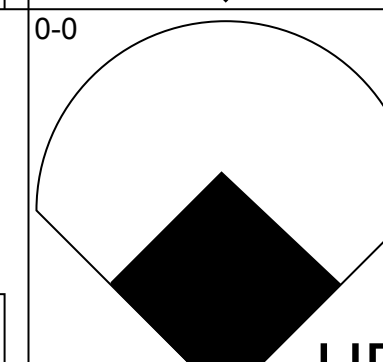
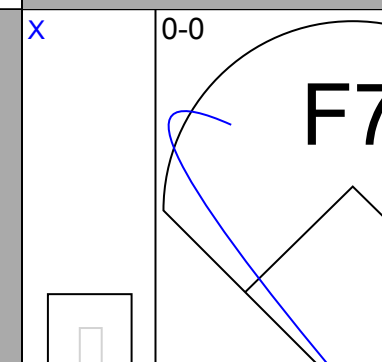
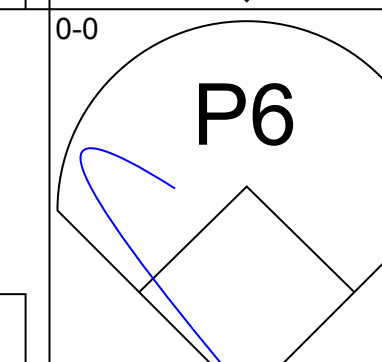
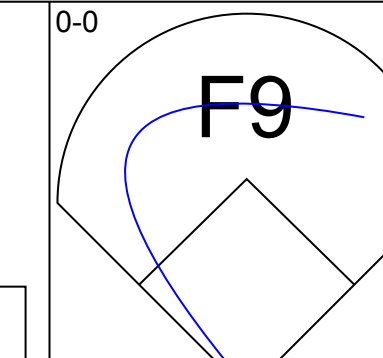
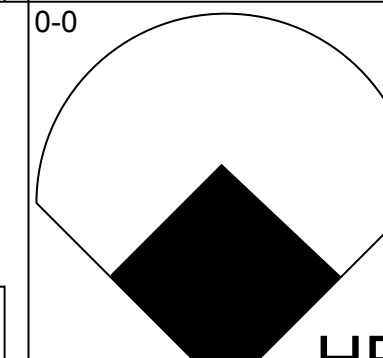
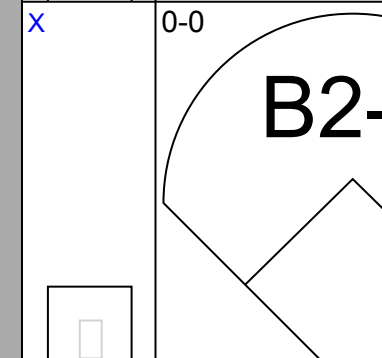
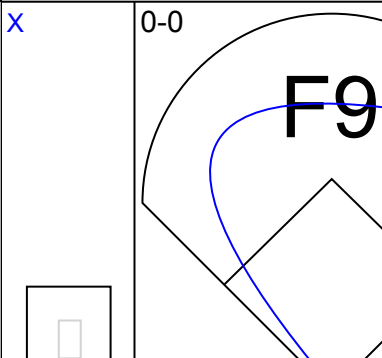
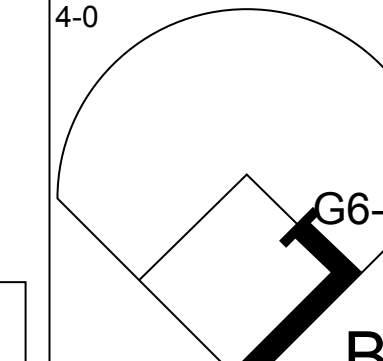
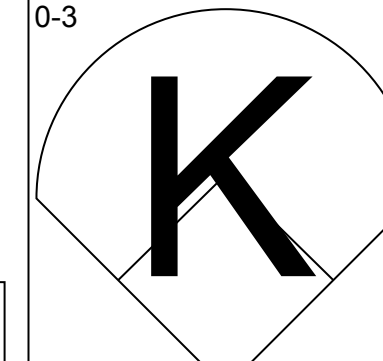
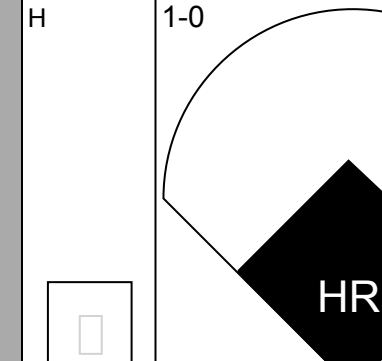
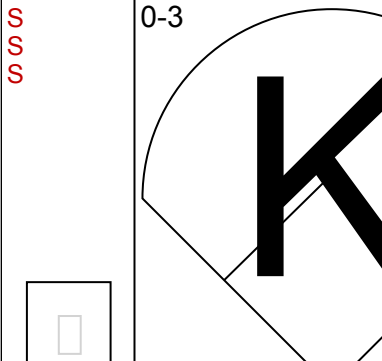
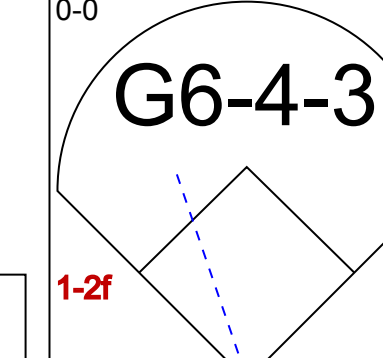
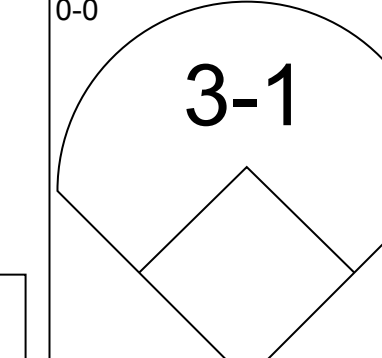
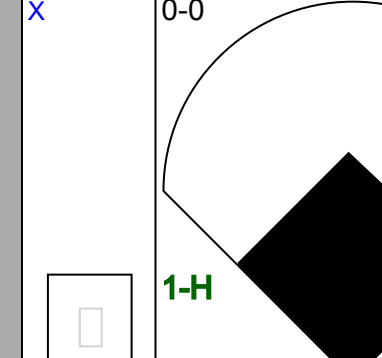
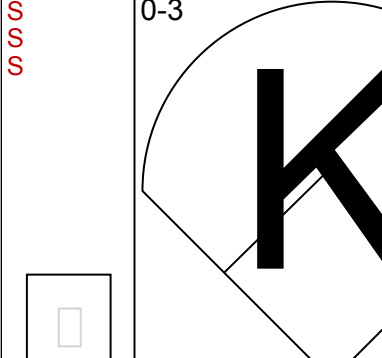
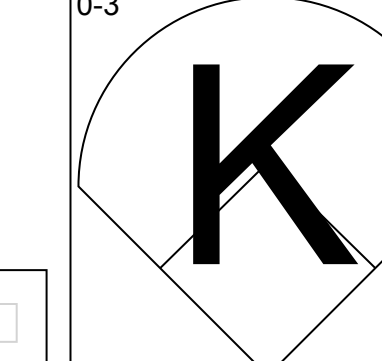
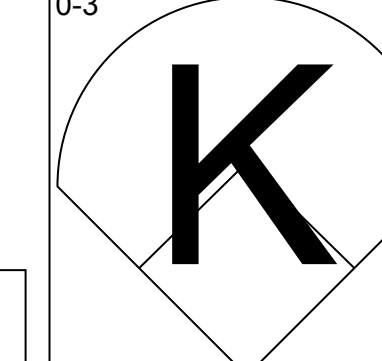
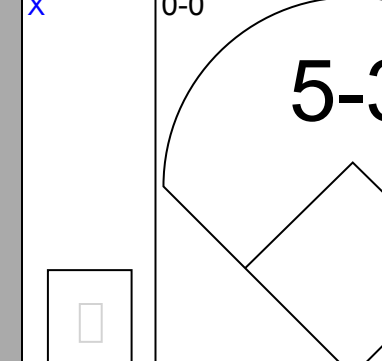
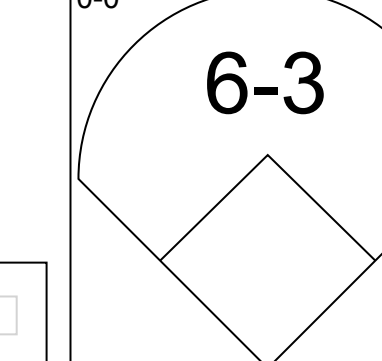
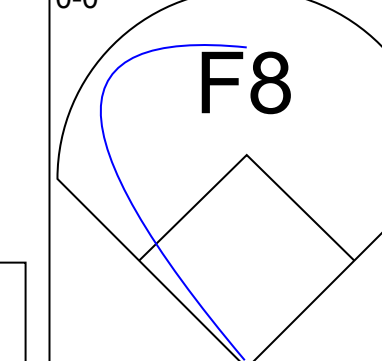
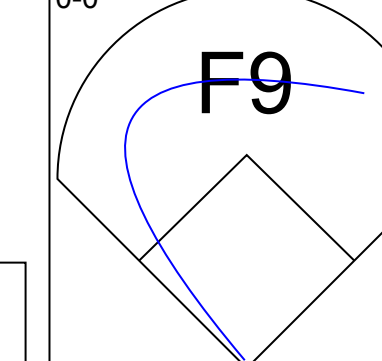
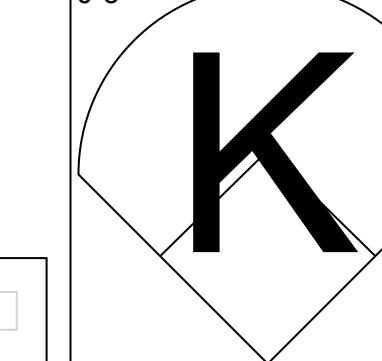
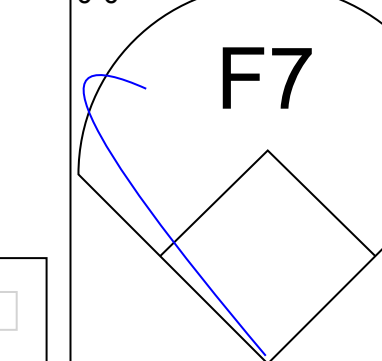
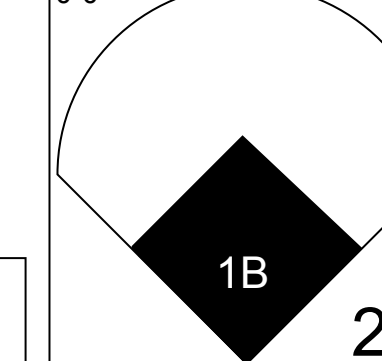
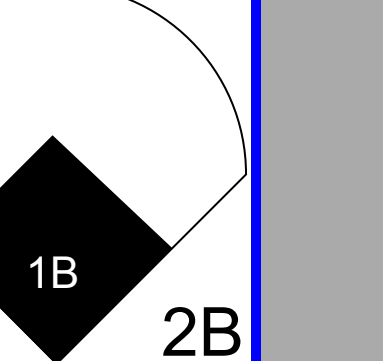


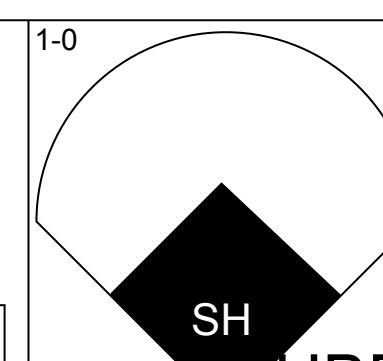
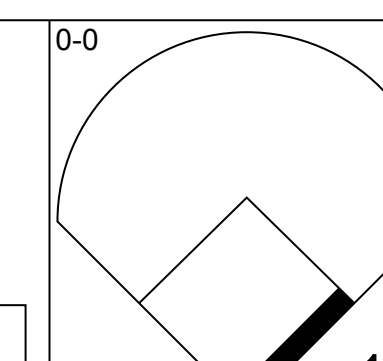
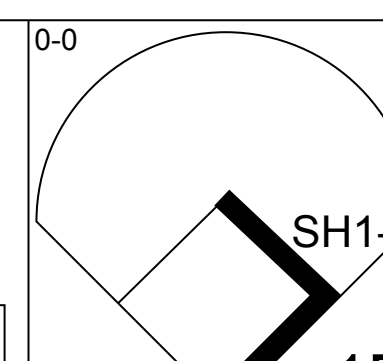
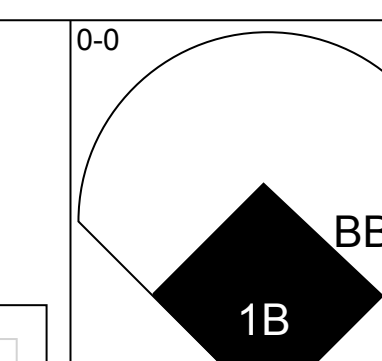
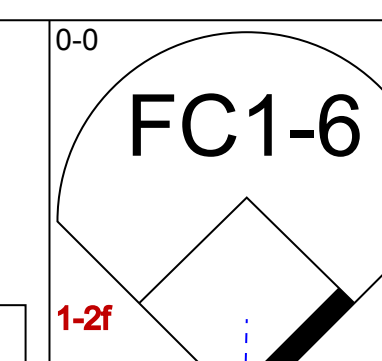
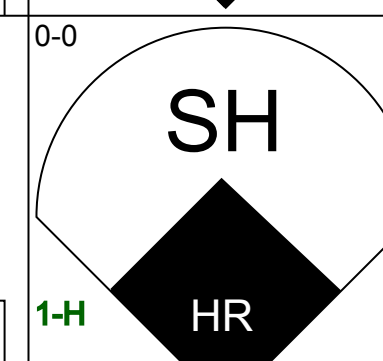
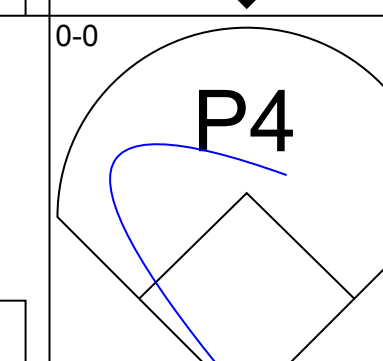
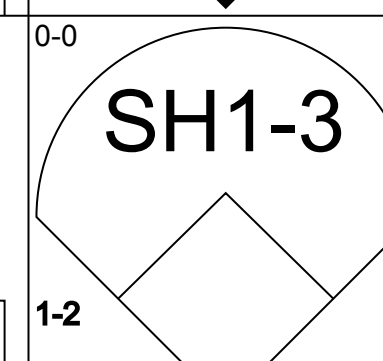
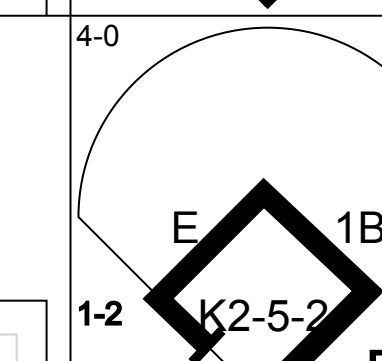
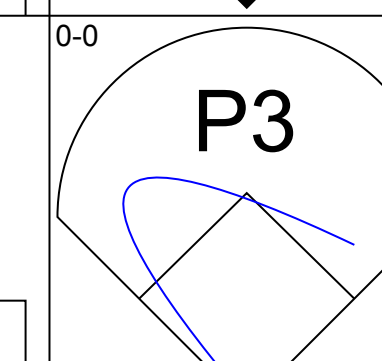
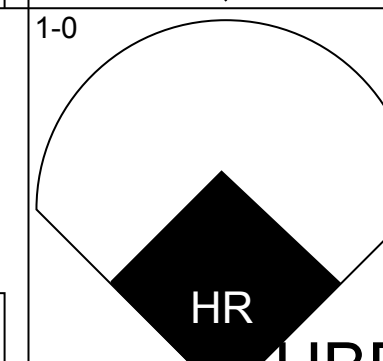
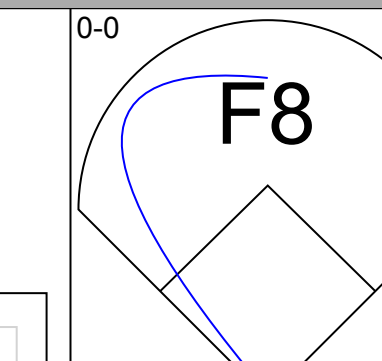
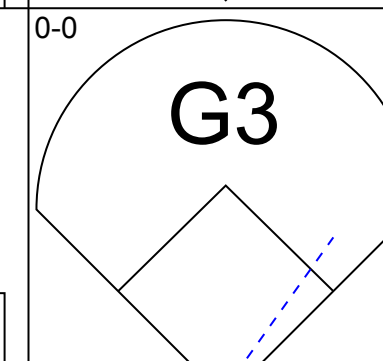
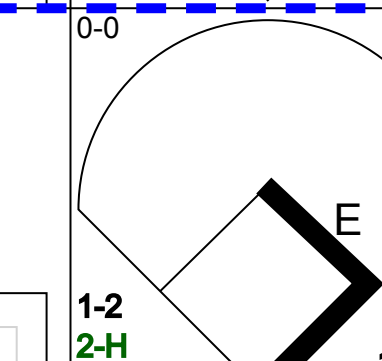
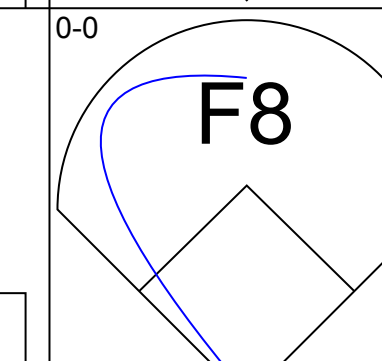
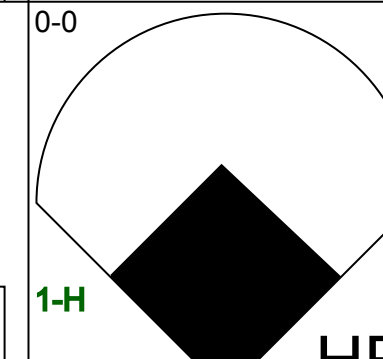
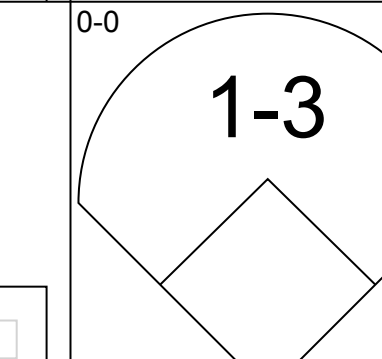
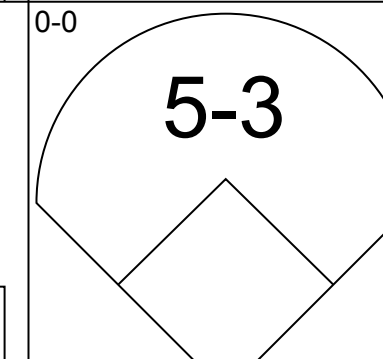
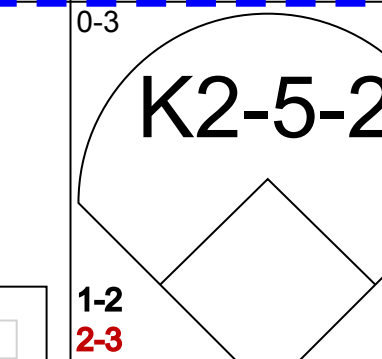
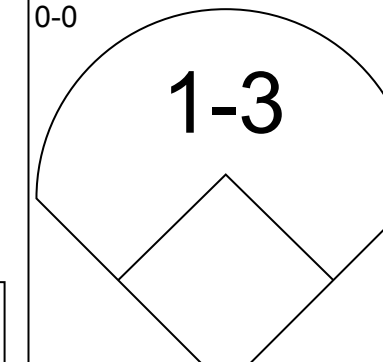
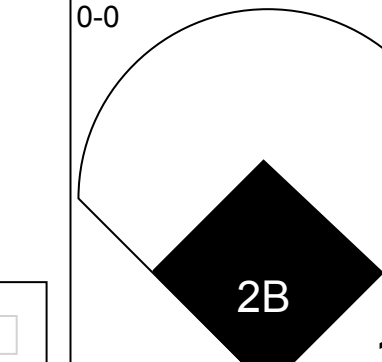
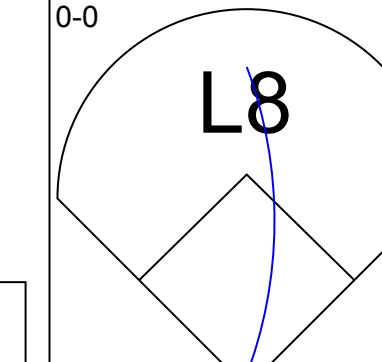
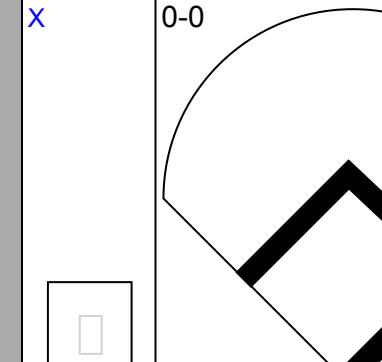
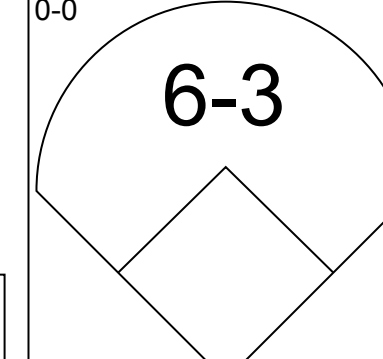
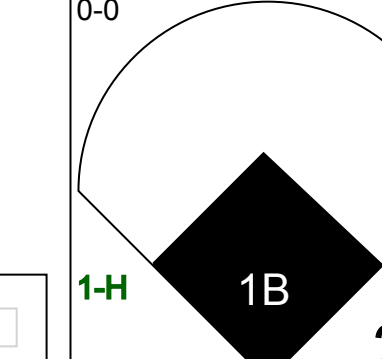
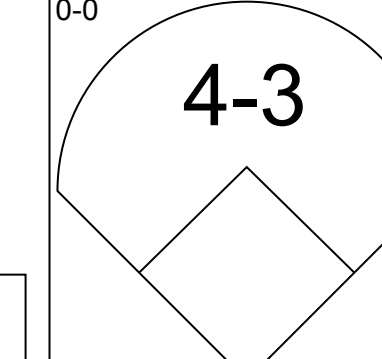
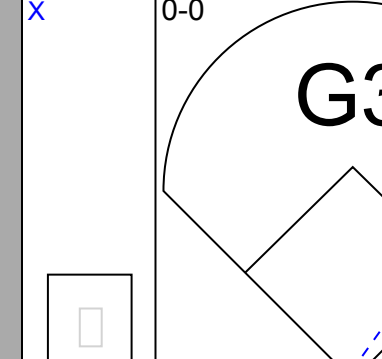
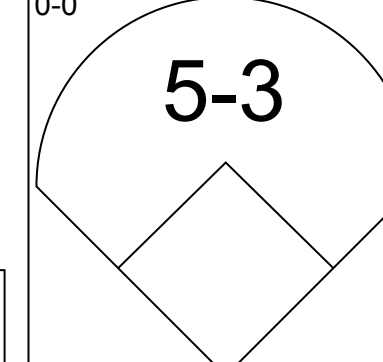
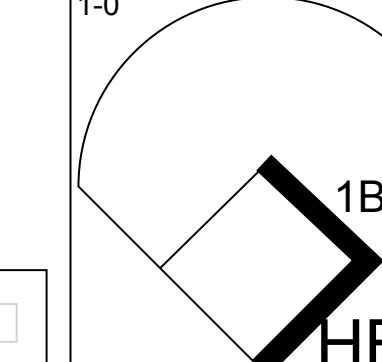
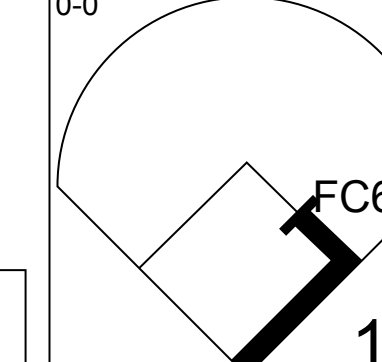
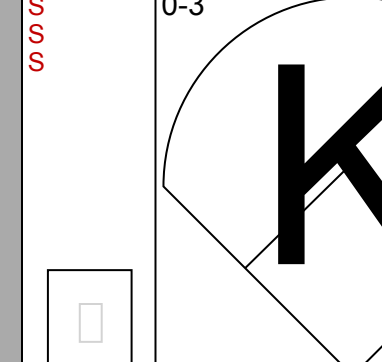
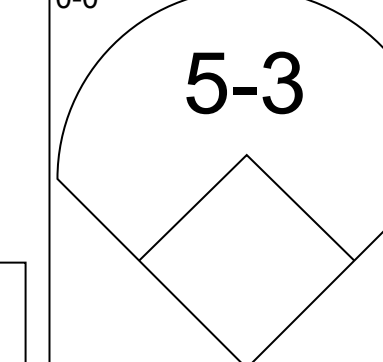
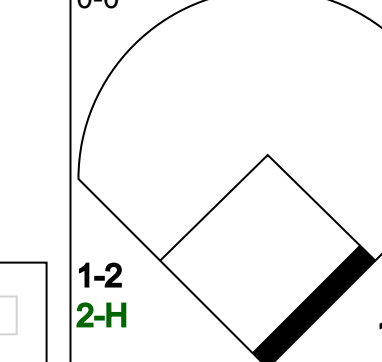
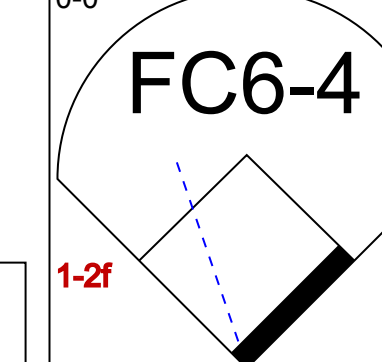
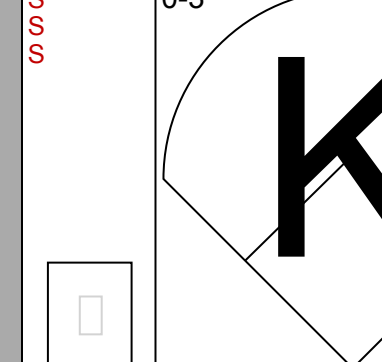
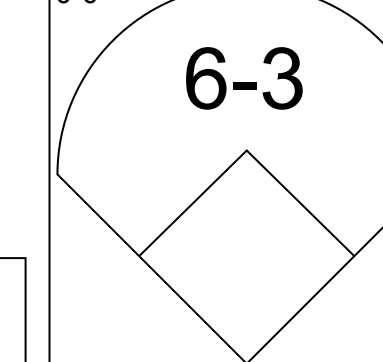
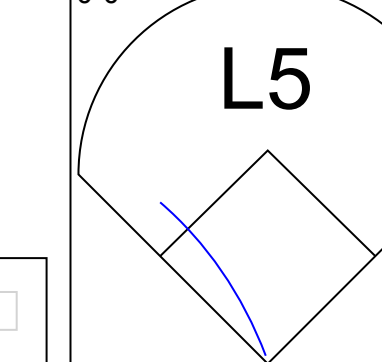
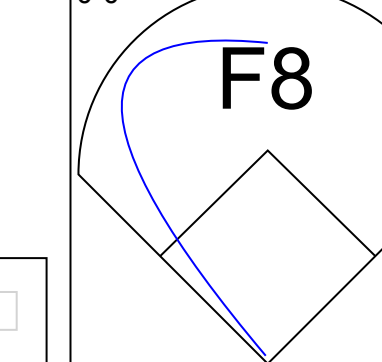
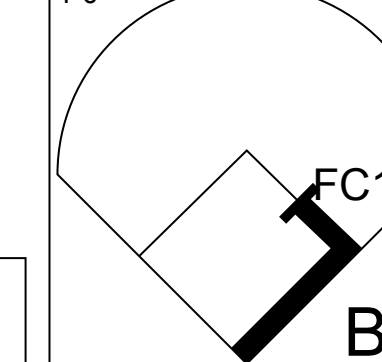
Batter	1	2	3	4	5	6	7	8	9	AB	R	H	RBI	BB	SO	LOB	BOTTOM										
George Wright, S OBP: 0.297, SLG: 0.372 (1, 8)										5	0	1	2	0	2	2											
Bill Sample, R OBP: 0.318, SLG: 0.402 (1, 7)										5	1	2	1	0	0	3											
Lamar Johnson, R OBP: 0.328, SLG: 0.360 (1, 10)										3	0	1	1	1	0	1											
Larry Parrish, R OBP: 0.315, SLG: 0.406 (1, 9)										4	0	0	0	0	0	2											
Jim Sundberg, R OBP: 0.321, SLG: 0.370 (1, 2)										4	0	0	0	0	1	0											
Bill Stein, R OBP: 0.298, SLG: 0.314 (1, 5)										4	1	1	0	0	0	1											
Dave Hostetter, R OBP: 0.299, SLG: 0.436 (1, 3)										3	1	0	0	1	1	2											
Mike Richardt, R OBP: 0.274, SLG: 0.285 (1, 4)										4	1	2	1	0	0	0											
Bucky Dent, R OBP: 0.243, SLG: 0.245 Buddy Bell, R OBP: 0.376, SLG: 0.426 Wayne Tolleson, S OBP: 0.167, SLG: 0.137 (1, 6)										2	1	1	0	1	0	1											
Inning Stats	R: 0 E: 0 K: 0 S: 2	H: 0 LOB: 1 BB: 1 P: 6	R: 0 E: 1 K: 0 S: 4	H: 0 LOB: 1 BB: 0 P: 4	R: 2 E: 0 K: 1 S: 8	H: 3 LOB: 1 BB: 0 P: 8	R: 1 E: 0 K: 0 S: 5	H: 2 LOB: 1 BB: 0 P: 5	R: 0 E: 0 K: 0 S: 4	H: 1 LOB: 1 BB: 0 P: 4	R: 2 E: 0 K: 1 S: 7	H: 2 LOB: 2 BB: 2 P: 15	R: 0 E: 0 K: 0 S: 3	H: 0 LOB: 0 BB: 0 P: 3	R: 0 E: 0 K: 1 S: 5	H: 0 LOB: 0 BB: 0 P: 5	R: 0 E: 0 K: 1 S: 4	H: 0 LOB: 1 BB: 1 P: 8	1B: 6 2B: 1 3B: 1 HR: 0	SF: 0 SAC: 0 DP: 1 HBP: 0	WP: 0 PB: 0 SB: 0 CS: 1	PA: 39					
PITCHER	IP	WLS	BF	H	R	ER	SO	BB	IBB	HBP	BLK	WP	HR	S	P	ERA	WHIP										
Geoff Zahn, L ERA: 3.88 (1, 1)	5.2		26	7	5	5	2	2	0	0	0	0	0	28	36	7.94	1.588										
Dave Goltz, R ERA: 4.26 (6, 1)	3.1	W	12	1	0	0	2	2	0	0	0	0	0	14	22	0.00	0.900										

California Angels @ Texas Rangers
Arlington Stadium, Arlington, TX
Sat Sep 25 1982, 8:05 PM EDT
Att: 13,210 - Unknown

AB 34
R 5
H 8
RBI 5
BB 4
SO 4
LOB 12



Batter	1	2	3	4	5	6	7	8	9	AB	R	H	RBI	BB	SO	LOB	TOP			
Brian Downing, R OBP: 0.366, SLG: 0.481 (1, 7)										4	0	0	0	0	2	1	California Angels @ Texas Rangers Arlington Stadium, Arlington, TX Sun Sep 26 1982, 8:05 PM EDT Att: 29,036 - Unknown			
Rod Carew, L OBP: 0.395, SLG: 0.404 (1, 3)										4	0	1	1	0	0	0				
Doug DeCinces, R OBP: 0.368, SLG: 0.551 (1, 5)										4	1	1	1	0	0	2				
Fred Lynn, L OBP: 0.374, SLG: 0.504 (1, 8)										4	1	1	1	0	0	0				
Don Baylor, R OBP: 0.330, SLG: 0.423 (1, 10)										2	1	0	0	1	2	0				
Reggie Jackson, L OBP: 0.373, SLG: 0.515 (1, 9)										4	1	1	2	0	1	1				
Bobby Grich, R OBP: 0.369, SLG: 0.442 (1, 4)										3	0	0	0	0	2	0				
Tim Foli, R OBP: 0.273, SLG: 0.310 (1, 6)										3	0	0	0	0	0	0				
Bob Boone, R OBP: 0.315, SLG: 0.341 Gary Pettis, S (8, PR)										3	0	1	0	0	1	0				
Joe Ferguson, R OBP: 0.333, SLG: 0.370 (8, 2)										0	1	0	0	0	0	0				
Inning Stats	R: 0 E: 0 K: 1 S: 5	H: 0 LOB: 0 BB: 0 P: 5	R: 0 E: 0 K: 0 S: 2	H: 0 LOB: 0 BB: 1 P: 6	R: 0 E: 0 K: 2 S: 7	H: 0 LOB: 0 BB: 0 P: 7	R: 2 E: 0 K: 1 S: 7	H: 2 LOB: 0 BB: 0 P: 7	R: 0 E: 0 K: 1 S: 5	H: 0 LOB: 0 BB: 0 P: 5	R: 2 E: 0 K: 0 S: 4	H: 1 LOB: 0 BB: 0 P: 5	R: 1 E: 0 K: 0 S: 5	H: 2 LOB: 2 BB: 0 P: 5	R: 0 E: 0 K: 2 S: 7	H: 0 LOB: 0 BB: 0 P: 7	1B: 1 2B: 1 3B: 0 HR: 3	SF: 0 SAC: 0 DP: 1 HBP: 1	WP: 0 PB: 0 SB: 0 CS: 0	PA: 33
PITCHER Charlie Hough, R ERA: 3.82 (1, 1)	IP: 9.0 WLS: W BF: 33 H: 5 R: 5 ER: 5 SO: 8 BB: 1 IBB: 0 HBP: 1 BLK: 0 WP: 0 HR: 3 S: 47 P: 52 ERA: 5.00 WHIP: 0.667															PITCHER				

Batter	1	2	3	4	5	6	7	8	9	AB	R	H	RBI	BB	SO	LOB	BOTTOM			
George Wright, S OBP: 0.302, SLG: 0.375 (1, 8)										4	2	3	0	0	0	1	California Angels @ Texas Rangers Arlington Stadium, Arlington, TX Sun Sep 26 1982, 8:05 PM EDT Att: 29,036 - Unknown			
Bill Sample, R OBP: 0.319, SLG: 0.399 (1, 7)										2	1	0	0	1	0	2				
Johnny Grubb, L OBP: 0.371, SLG: 0.368 Lamar Johnson, R OBP: 0.329, SLG: 0.361 (6, PH)										2	1	0	0	0	0	1				
Larry Parrish, R OBP: 0.315, SLG: 0.411 (1, 9)										4	1	1	3	0	1	3				
Jim Sundberg, R OBP: 0.322, SLG: 0.375 (1, 2)										4	1	2	0	0	0	0				
Pete O'Brien, L OBP: 0.276, SLG: 0.404 (1, 3)										4	1	1	1	0	0	1				
Bill Stein, R OBP: 0.303, SLG: 0.315 (1, 5)										3	0	1	0	0	1	1				
Mike Richardt, R OBP: 0.273, SLG: 0.284 (1, 4)										4	0	1	1	0	1	2				
Bucky Dent, R OBP: 0.243, SLG: 0.243 (1, 6)										3	0	0	0	1	0	2				
Inning Stats	R: 4 E: 1 K: 0 S: 5	H: 1 LOB: 0 BB: 0 P: 7	R: 0 E: 0 K: 0 S: 4	H: 1 LOB: 1 BB: 0 P: 4	R: 2 E: 0 K: 0 S: 6	H: 3 LOB: 2 BB: 0 P: 7	R: 0 E: 0 K: 0 S: 4	H: 1 LOB: 1 BB: 0 P: 4	R: 1 E: 1 K: 1 S: 6	H: 2 LOB: 2 BB: 1 P: 10	R: 0 E: 0 K: 2 S: 8	H: 1 LOB: 1 BB: 0 P: 8	R: 0 E: 0 K: 0 S: 3	H: 0 LOB: 1 BB: 1 P: 7	R: 0 E: 0 K: 1 S: 7	H: 0 LOB: 1 BB: 1 P: 7		1B: 7 2B: 2 3B: 1 HR: 1	SF: 0 SAC: 2 DP: 1 HBP: 3	WP: 0 PB: 0 SB: 0 CS: 0
PITCHER Ken Forsch, R ERA: 3.78 Rick Steiner, R ERA: 3.33 John Curtis, L ERA: 4.28 Steve Renko, R ERA: 4.47	IP: 2.2 WLS: L BF: 16 H: 4 R: 6 ER: 5 SO: 0 BB: 0 IBB: 0 HBP: 3 BLK: 0 WP: 0 HR: 1 S: 13 P: 16 ERA: 16.88 WHIP: 1.500															PITCHER				

Batter	1	2	3	4	5	6	7	8	9	AB	R	H	RBI	BB	SO	LOB	TOP								
Ron Jackson, R (1, 3) OBP: 0.380, SLG: 0.413 Rod Carew, L (7, PH) OBP: 0.393, SLG: 0.401 (7, 3)	1-3		F5	FC6-4			4-3		L6	3	0	0	0	0	0	1									
Juan Beniquez, R (1, 9) OBP: 0.319, SLG: 0.381	F9		F8		F8		1B			4	0	1	0	0	0	0									
Doug DeCinces, R (1, 5) OBP: 0.369, SLG: 0.549				1B	F7		F7			3	1	1	0	1	0	1									
Brian Downing, R (1, 7) OBP: 0.367, SLG: 0.479	4-3			1B	F9				4-3	4	1	1	0	0	0	1									
Bobby Grich, R (1, 4) OBP: 0.372, SLG: 0.443 Gary Pettis, S (8, PR)				1B						3	1	3	0	1	0	0									
Rob Wilfong, L (8, 4) OBP: 0.268, SLG: 0.268				1B						0	0	0	0	0	0	0									
Don Baylor, R (1, 10) OBP: 0.328, SLG: 0.420	L8			1B	F9		G6-4-3		G6-4-3	4	1	1	2	0	0	3									
Bobby Clark, R (1, 8) Fred Lynn, L (6, PH) OBP: 0.373, SLG: 0.502 (6, 8)	K			1B					4-3	1	0	0	1	0	1	1									
Tim Foli, R (1, 6) Daryl Sconiers, L (9, PH) OBP: 0.271, SLG: 0.307 (9, PH)	F9			1B			L5		F8	3	0	1	1	0	0	2									
Bob Boone, R (1, 2) Reggie Jackson, L (9, PH) OBP: 0.311, SLG: 0.337 (9, PH)			F3	P4			F9			3	0	0	0	0	0	1									
Inning Stats	R: 0 E: 0 K: 0 S: 3	H: 0 LOB: 1 BB: 1 P: 7	R: 0 E: 0 K: 1 S: 6	H: 1 LOB: 1 BB: 0 P: 6	R: 0 E: 0 K: 0 S: 3	H: 0 LOB: 0 BB: 0 P: 3	R: 4 E: 0 K: 0 S: 7	H: 4 LOB: 1 BB: 1 P: 11	R: 0 E: 0 K: 1 S: 6	H: 1 LOB: 1 BB: 0 P: 6	R: 0 E: 0 K: 0 S: 4	H: 1 LOB: 0 BB: 0 P: 4	R: 0 E: 0 K: 0 S: 3	H: 1 LOB: 1 BB: 0 P: 3	R: 0 E: 0 K: 0 S: 4	H: 1 LOB: 1 BB: 0 P: 4	R: 0 E: 0 K: 0 S: 4	H: 1 LOB: 1 BB: 0 P: 4	1B: 8 2B: 1 3B: 0 HR: 0	SF: 1 SAC: 0 DP: 1 HBP: 0	WP: 0 PB: 0 SB: 0 CS: 0	PA: 37			
PITCHER	IP	WLS	BF	H	R	ER	SO	BB	IBB	HBP	BLK	WP	HR	S	P	ERA	WHIP								
Larry Gura, L (1, 1) ERA: 3.96	3.1		17	5	4	4	1	2	0	0	0	0	0	17	25	10.80	2.100								
Mike Armstrong, R (4, 1) ERA: 3.18	4.0	W	15	3	0	0	1	0	0	0	0	0	0	17	17	0.00	0.750								
Dan Quisenberry, R (8, 1) ERA: 2.52	1.2	S	5	1	0	0	0	0	0	0	0	0	0	5	5	0.00	0.600								

California Angels @ Kansas City Royals
Royals Stadium, Kansas City, MO
Tue Sep 28 1982, 8:05 PM EDT
Att: 30,454 - Unknown - 81 F

AB 34
R 4
H 9
RBI 4
BB 2
SO 2
LOB 12



Batter	1	2	3	4	5	6	7	8	9	AB	R	H	RBI	BB	SO	LOB	BOTTOM								
Willie Wilson, S (1, 7) OBP: 0.369, SLG: 0.431	FC5			FC6			G3			4	1	3	0	0	0	1									
U L Washington, S (1, 6) OBP: 0.330, SLG: 0.407	B1		F8		4-3		G3			4	0	0	0	0	0	3									
George Brett, L (1, 5) OBP: 0.376, SLG: 0.508	FC5		F7		L3					4	1	1	1	0	0	2									
Hal McRae, R (1, 10) OBP: 0.371, SLG: 0.535	E5		F9		F9		4-3			4	0	0	0	0	0	3									
Willie Aikens, L (1, 3) OBP: 0.337, SLG: 0.439				HBP			K		F8	3	1	1	1	1	1	0									
Jerry Martin, R (1, 9) OBP: 0.315, SLG: 0.396	K			G4-6-3					K	4	2	2	1	0	2	2									
John Wathan, R (1, 2) OBP: 0.344, SLG: 0.320			P5				L6		4-3	3	0	0	0	0	0	0									
Cesar Geronimo, L (1, 8) OBP: 0.307, SLG: 0.447	4-3			G4-6-3			L7			3	0	0	0	0	0	2									
Onix Concepcion, R (1, 4) OBP: 0.252, SLG: 0.280 Steve Hammond, L (4, PH) OBP: 0.248, SLG: 0.306 Greg Pryor, R (5, 4) OBP: 0.304, SLG: 0.376	F9						3-1			1	0	0	0	0	0	0									
Inning Stats	R: 1 E: 1 K: 1 S: 8	H: 2 LOB: 2 BB: 0 P: 8	R: 0 E: 0 K: 0 S: 3	H: 0 LOB: 0 BB: 0 P: 3	R: 0 E: 0 K: 0 S: 4	H: 1 LOB: 1 BB: 0 P: 4	R: 2 E: 0 K: 0 S: 4	H: 2 LOB: 1 BB: 1 P: 9	R: 0 E: 0 K: 0 S: 3	H: 0 LOB: 0 BB: 0 P: 3	R: 1 E: 0 K: 1 S: 6	H: 1 LOB: 0 BB: 0 P: 6	R: 1 E: 0 K: 0 S: 5	H: 2 LOB: 1 BB: 0 P: 5	R: 0 E: 0 K: 1 S: 5	H: 0 LOB: 0 BB: 0 P: 5	1B: 5 2B: 2 3B: 0 HR: 1	SF: 0 SAC: 0 DP: 1 HBP: 1	WP: 0 PB: 0 SB: 0 CS: 0	PA: 34					
PITCHER	IP	WLS	BF	H	R	ER	SO	BB	IBB	HBP	BLK	WP	HR	S	P	ERA	WHIP								
Mike Witt, R (1, 1) ERA: 3.55	6.0		26	6	4	3	2	1	0	0	0	0	0	10	33	4.50	1.167								
Dave Goltz, R (7, 1) ERA: 4.27	2.0	L	8	2	1	1	1	0	0	0	0	0	0	10	10	4.50	1.000								

California Angels @ Kansas City Royals
Royals Stadium, Kansas City, MO
Tue Sep 28 1982, 8:05 PM EDT
Att: 30,454 - Unknown - 81 F

AB 32
R 5
H 8
RBI 4
BB 1
SO 3
LOB 13



Batter	1	2	3	4	5	6	7	8	9	AB	R	H	RBI	BB	SO	LOB	TOP		
Brian Downing, R OBP: 0.366, SLG: 0.476	F8		6-3		FC6-4					3	0	0	0	1	0	1	California Angels @ Kansas City Royals Royals Stadium, Kansas City, MO Wed Sep 29 1982, 8:05 PM EDT Att: 26,502 - Unknown - 82 F		
Rod Carew, L OBP: 0.394, SLG: 0.402	6-3						4-3			4	1	2	0	0	0	1			
Reggie Jackson, L OBP: 0.373, SLG: 0.518	HR						4-3			4	1	1	1	0	1	2			
Fred Lynn, L OBP: 0.371, SLG: 0.499 Gary Pettis, S	4-3						F8			3	0	0	0	0	0	2			
Don Baylor, R OBP: 0.329, SLG: 0.426		L8								4	1	2	2	0	0	1			
Doug DeCinces, R OBP: 0.369, SLG: 0.549		F7								4	1	1	0	0	1	1			
Bobby Grich, R OBP: 0.371, SLG: 0.442		P3								4	1	1	0	0	0	1			
Tim Foli, R OBP: 0.271, SLG: 0.307			6-3							1	0	0	0	0	0	0			
Mick Kelleher, R OBP: 0.294, SLG: 0.191					P5					0	0	0	0	0	0	0			
Ron Jackson, R OBP: 0.377, SLG: 0.410							4-3			1	0	0	0	0	0	1			
Ricky Adams, R OBP: 0.154, SLG: 0.083										1	0	0	0	0	0	1			
Rob Wilfong, L OBP: 0.267, SLG: 0.267										1	0	0	0	0	0	0			
Bob Boone, R OBP: 0.310, SLG: 0.337							SF7			3	0	1	2	0	0	0			
Inning Stats	R: 1 E: 0 K: 0 S: 4	H: 1 LOB: 0 BB: 0 P: 4	R: 0 E: 0 K: 0 S: 3	H: 0 LOB: 0 BB: 0 P: 3	R: 0 E: 0 K: 1 S: 6	H: 1 LOB: 1 BB: 0 P: 6	R: 1 E: 0 K: 0 S: 5	H: 2 LOB: 1 BB: 0 P: 5	R: 2 E: 0 K: 1 S: 7	H: 2 LOB: 0 BB: 0 P: 7	R: 1 E: 0 K: 0 S: 4	H: 1 LOB: 1 BB: 1 P: 8	R: 0 E: 0 K: 0 S: 4	H: 1 LOB: 1 BB: 0 P: 4	R: 0 E: 0 K: 0 S: 3	H: 0 LOB: 0 BB: 0 P: 3	1B: 5 2B: 1 3B: 0 HR: 2	SF: 1 SAC: 0 DP: 0 HBP: 0	WP: 1 PA: 36 PB: 0 SB: 1 CS: 0
PITCHER	IP WLS BF H R ER SO BB IBB HBP BLK WP HR S P ERA WHIP																		
Dennis Leonard, R ERA: 5.1	(1, 1) 6.2	28	7	5	5	2	1	0	0	0	0	1	2	31	35	6.75	1.200		
Bob Tufts, L ERA: 3.78	(7, 1) 1.0	W 3	0	0	0	0	0	0	0	0	0	0	0	3	3	0.00	0.000		
Dan Quisenberry, R ERA: 2.49	(8, 1) 1.1	S 5	1	0	0	0	0	0	0	0	0	0	0	5	5	0.00	0.750		

Batter	1	2	3	4	5	6	7	8	9	AB	R	H	RBI	BB	SO	LOB	BOTTOM		
Willie Wilson, S OBP: 0.370, SLG: 0.434	F8		6-3							3	1	1	1	0	0	0	California Angels @ Kansas City Royals Royals Stadium, Kansas City, MO Wed Sep 29 1982, 8:05 PM EDT Att: 26,502 - Unknown - 82 F		
U L Washington, S OBP: 0.325, SLG: 0.405	6-3									4	0	1	2	0	1	1			
George Brett, L OBP: 0.376, SLG: 0.508	4-3									4	0	1	1	0	0	1			
Hal McRae, R OBP: 0.369, SLG: 0.532		6-3								4	0	0	0	0	0	2			
Willie Aikens, L OBP: 0.339, SLG: 0.439 Greg Pryor, R OBP: 0.304, SLG: 0.376		F7								3	0	1	0	1	0	0			
Frank White, R OBP: 0.315, SLG: 0.460										4	1	1	0	0	1	3			
Jerry Martin, R OBP: 0.315, SLG: 0.394										4	1	1	0	0	0	1			
John Wathan, R OBP: 0.342, SLG: 0.317										4	0	0	0	0	3	3			
Cesar Geronimo, L OBP: 0.325, SLG: 0.509										3	3	3	2	0	0	0			
Inning Stats	R: 0 E: 0 K: 0 S: 3	H: 0 LOB: 0 BB: 0 P: 3	R: 0 E: 0 K: 0 S: 3	H: 0 LOB: 0 BB: 0 P: 3	R: 1 E: 0 K: 1 S: 6	H: 1 LOB: 0 BB: 0 P: 6	R: 0 E: 0 K: 0 S: 4	H: 1 LOB: 2 BB: 1 P: 8	R: 1 E: 0 K: 2 S: 9	H: 2 LOB: 1 BB: 0 P: 9	R: 0 E: 0 K: 0 S: 3	H: 0 LOB: 0 BB: 0 P: 3	R: 4 E: 0 K: 1 S: 9	H: 4 LOB: 1 BB: 0 P: 10	R: 0 E: 0 K: 1 S: 6	H: 1 LOB: 1 BB: 0 P: 6		1B: 4 2B: 2 3B: 2 HR: 1	SF: 0 SAC: 0 DP: 0 HBP: 1
PITCHER	IP WLS BF H R ER SO BB IBB HBP BLK WP HR S P ERA WHIP																		
Bruce Kison, R ERA: 3.17	(1, 1) 6.1	27	7	5	5	4	0	0	0	0	0	1	0	0	0	0			
Luis Sanchez, R ERA: 3.31	(7, 1) 0.0	L 2	1	0	0	0	0	0	1	0	0	0	1	2					
Andy Hassler, L ERA: 2.43	(7, 1) 0.2	3	1	1	1	0	0	0	0	0	0	3	3	13.50	1.500				
Dave Goltz, R ERA: 4.22	(8, 1) 1.0	3	0	0	0	1	0	0	0	0	0	5	5	0.00	0.000				

Batter	1	2	3	4	5	6	7	8	9	AB	R	H	RBI	BB	SO	LOB	TOP			
George Wright, S OBP: 0.305, SLG: 0.378 (1, 8)	5-3		G5-4-3			F8		FC6-4	1B	4	0	1	0	0	0	1				
Bill Sample, R OBP: 0.316, SLG: 0.394 (1, 7)	E1			5-3			G5-4-3	1B	1B	4	0	1	0	0	0	1	3			
Lamar Johnson, R OBP: 0.327, SLG: 0.359 (1, 10)	K			5-3			G5-4-3	1B	K	4	0	0	0	0	2	5				
Larry Parrish, R OBP: 0.312, SLG: 0.406 (1, 9)	L4			1-3			G3	1B	FC6-4	4	0	0	0	0	0	4				
Jim Sundberg, R OBP: 0.322, SLG: 0.376 (1, 2)		5-3			5-3				6-3	3	0	0	0	0	0	0				
Dave Hostetter, R OBP: 0.299, SLG: 0.434 (1, 3)		F7			K				1-3	3	0	0	0	0	1	0				
Bill Stein, R OBP: 0.295, SLG: 0.305 (1, 5)		F3			F8				F9	3	0	0	0	0	0	0				
Mike Richardt, R OBP: 0.280, SLG: 0.287 (1, 4)			5-3			P3			1B	3	0	1	0	0	0	0				
Wayne Tolleson, S OBP: 0.191, SLG: 0.143 (1, 6)					5-3				1B	3	0	2	0	0	0	0				
Inning Stats	R: 0 E: 1 K: 1 S: 6	H: 0 LOB: 1 BB: 0 P: 6	R: 0 E: 0 K: 0 S: 3	H: 0 LOB: 0 BB: 0 P: 3	R: 0 E: 0 K: 0 S: 3	H: 1 LOB: 0 BB: 0 P: 3	R: 0 E: 0 K: 0 S: 3	H: 0 LOB: 0 BB: 0 P: 3	R: 0 E: 0 K: 1 S: 5	H: 0 LOB: 0 BB: 0 P: 5	R: 0 E: 0 K: 0 S: 3	H: 1 LOB: 0 BB: 0 P: 3	R: 0 E: 0 K: 0 S: 3	H: 0 LOB: 0 BB: 0 P: 3	R: 0 E: 0 K: 2 S: 10	H: 3 LOB: 3 BB: 0 P: 10	1B: 5 2B: 0 3B: 0 HR: 0	SF: 0 SAC: 0 DP: 2 HBP: 0	WP: 0 PB: 0 SB: 0 CS: 0	PA: 31
PITCHER Geoff Zahn, L ERA: 3.73 (1, 1)	IP: 9.0 WLS: W BF: 31 H: 5 R: 0 ER: 0 SO: 4 BB: 0 IBB: 0 HBP: 0 BLK: 0 WP: 0 HR: 0 S: 39 P: 39 ERA: 0.00 WHIP: 0.556															PITCHER				

Texas Rangers @ California Angels
Anaheim Stadium, Anaheim, CA
Fri Oct 01 1982, 10:05 PM EDT
Att: 39,558 - Unknown

AB	31
R	0
H	5
RBI	0
BB	0
SO	4
LOB	13



Batter	1	2	3	4	5	6	7	8	9	AB	R	H	RBI	BB	SO	LOB	BOTTOM	
Brian Downing, R OBP: 0.366, SLG: 0.476 (1, 7)	F9						4-3			4	0	1	0	0	0	2		
Juan Beniquez, R OBP: 0.319, SLG: 0.381 (8, 9)		6-3								0	0	0	0	0	0	0		
Rod Carew, L OBP: 0.393, SLG: 0.401 (1, 3)	1-3		3-1			F8	1B	2B	1B	4	1	1	1	0	0	1		
Fred Lynn, L OBP: 0.374, SLG: 0.510 (1, 8)	HR					F2	2B	1B	1B	4	1	3	1	0	0	1		
Reggie Jackson, L OBP: 0.374, SLG: 0.519 (1, 9)	E4					K				3	0	1	1	1	1	1		
Bobby Clark, R OBP: 0.216, SLG: 0.302 (8, 7)										0	0	0	0	0	0	0		
Don Baylor, R OBP: 0.327, SLG: 0.423 (1, 10)	5-3		G4-3							4	0	0	0	0	0	5		
Doug DeCinces, R OBP: 0.369, SLG: 0.550 (1, 5)		SH1-4 SF9 1B				L8			5-3	4	1	2	0	0	0	0		
Bobby Grich, R OBP: 0.370, SLG: 0.439 (1, 4)		SH1-4 BB			4-3	F3			F8	3	0	0	0	1	0	1		
Tim Foli, R OBP: 0.271, SLG: 0.307 (1, 6)		SH1-4			6-3				P6	3	1	1	0	0	0	1		
Bob Boone, R OBP: 0.309, SLG: 0.336 (1, 2)		SF9			F7		SH1-4 1B			1	0	0	1	0	0	1		
Inning Stats	R: 1 E: 1 K: 0 S: 5	H: 1 LOB: 1 BB: 0 P: 5	R: 1 E: 0 K: 0 S: 4	H: 1 LOB: 1 BB: 1 P: 8	R: 0 E: 0 K: 0 S: 3	H: 1 LOB: 1 BB: 1 P: 7	R: 0 E: 0 K: 0 S: 4	H: 1 LOB: 1 BB: 0 P: 4	R: 0 E: 0 K: 0 S: 3	H: 0 LOB: 0 BB: 0 P: 3	R: 2 E: 0 K: 0 S: 7	H: 4 LOB: 2 BB: 0 P: 7	R: 0 E: 0 K: 0 S: 3	H: 0 LOB: 0 BB: 0 P: 3	1B: 4 2B: 4 3B: 0 HR: 1	SF: 1 SAC: 2 DP: 1 HBP: 0	WP: 0 PB: 0 SB: 0 CS: 0	PA: 35
PITCHER John Butcher, R ERA: 4.87 Paul Mirabella, L ERA: 4.99 Danny Darwin, R ERA: 3.39 Jon Mattack, L ERA: 3.53 Dan Boitano, R ERA: 5.34	IP: 4.1 WLS: L BF: 20 H: 5 R: 2 ER: 2 SO: 2 BB: 1 IBB: 0 HBP: 0 BLK: 0 WP: 0 HR: 1 S: 18 P: 26 ERA: 4.15 WHIP: 1.385															PITCHER		

Texas Rangers @ California Angels
Anaheim Stadium, Anaheim, CA
Fri Oct 01 1982, 10:05 PM EDT
Att: 39,558 - Unknown

AB	30
R	4
H	9
RBI	4
BB	2
SO	1
LOB	13



Batter	1	2	3	4	5	6	7	8	9	AB	R	H	RBI	BB	SO	LOB	TOP										
George Wright, S OBP: 0.305, SLG: 0.376	G3	P6					FC6-4			3	0	0	0	1	0	2											
Wayne Tolleson, S OBP: 0.181, SLG: 0.134	4-3		K				K			4	0	0	0	0	3	2											
Johnny Grubb, L OBP: 0.368, SLG: 0.370	4-3		6-3				CS	4-3		4	0	0	0	0	0	1											
Larry Parrish, R OBP: 0.314, SLG: 0.414		HR	6-3				F9 1B	K		4	1	2	1	0	1	0											
Pete O'Brien, L OBP: 0.271, SLG: 0.413	4-3			HR			K	K		4	1	1	1	0	2	1											
Jim Sundberg, R OBP: 0.323, SLG: 0.384		HR	6-3				FC6 1B		5-3	4	1	2	1	0	0	0											
Pat Putnam, L OBP: 0.293, SLG: 0.344		G3 1B		CS BB			F9	G3		3	1	1	0	1	0	2											
Bill Stein, R OBP: 0.294, SLG: 0.300	G3						FC6			3	0	0	0	1	1	4											
Nick Capra, R OBP: 0.429, SLG: 0.545	G3		K				FC6			0	0	0	0	0	0	0											
Mike Richardt, R OBP: 0.282, SLG: 0.290										3	0	2	1	0	0	0											
Lamar Johnson, R OBP: 0.326, SLG: 0.358		2H 1B	6-3				FC6-4 1B		1-3	1	0	0	0	0	0	1											
Inning Stats	R: 0 E: 0 K: 0 S: 3	H: 0 LOB: 0 BB: 0 P: 3	R: 3 E: 0 K: 0 S: 7	H: 4 LOB: 1 BB: 0 P: 7	R: 0 E: 0 K: 1 S: 5	H: 0 LOB: 0 BB: 0 P: 5	R: 1 E: 0 K: 1 S: 5	H: 1 LOB: 0 BB: 1 P: 9	R: 0 E: 0 K: 1 S: 7	H: 2 LOB: 2 BB: 0 P: 7	R: 0 E: 0 K: 1 S: 5	H: 1 LOB: 0 BB: 0 P: 5	R: 0 E: 0 K: 2 S: 7	H: 0 LOB: 0 BB: 0 P: 7	R: 0 E: 0 K: 0 S: 3	H: 0 LOB: 1 BB: 1 P: 7	1B: 5 2B: 0 3B: 0 HR: 3	SF: 0 SAC: 0 DP: 0 HBP: 0	WP: 0 PB: 0 SB: 0 CS: 2	PA: 37							
PITCHER	IP	WLS	BF	H	R	ER	SO	BB	IBB	HBP	BLK	WP	HR	S	P	ERA	WHIP										
Ken Forsch, R ERA: 3.87	1.2		9	4	3	3	0	0	0	0	0	0	2	9	9	16.20	2.400										
Dave Goltz, R ERA: 4.12	4.1	W	18	4	1	1	4	2	0	0	0	0	1	24	32	2.08	1.385										
Luis Sanchez, R ERA: 3.21	3.0	S	9	0	0	0	3	1	0	0	0	0	0	14	18	0.00	0.333										

Texas Rangers @ California Angels
Anaheim Stadium, Anaheim, CA
Sat Oct 02 1982, 6:33 AM EDT
Att: 33,405 - Unknown


AB 33
R 4
H 8
RBI 4
BB 3
SO 7
LOB 13



Batter	1	2	3	4	5	6	7	8	9	AB	R	H	RBI	BB	SO	LOB	BOTTOM										
Brian Downing, R OBP: 0.366, SLG: 0.477	1B	G1-2-3		P4				F9		4	1	1	0	1	0	2											
Juan Beniquez, R OBP: 0.319, SLG: 0.381	2B	BB								0	0	0	0	0	0	0											
Rod Carew, L OBP: 0.395, SLG: 0.402	CS	G1-2-3						CS		3	1	2	1	1	0	3											
Fred Lynn, L OBP: 0.373, SLG: 0.514	2H 1B	1-2 2-3 3-H					HR	1B		4	1	1	2	0	1	4											
Reggie Jackson, L OBP: 0.374, SLG: 0.525	G3	L6					HR			4	1	2	1	0	0	0											
Bobby Clark, R OBP: 0.216, SLG: 0.302	HR		4-3				F8			0	0	0	0	0	0	0											
Doug DeCinces, R OBP: 0.369, SLG: 0.548	K		6-3					1B		4	0	1	0	0	2	1											
Don Baylor, R OBP: 0.328, SLG: 0.424	K						G5-4-3			3	1	1	0	0	1	2											
Bobby Grich, R OBP: 0.370, SLG: 0.444		HR					G5-4-3			4	1	1	1	0	2	2											
Tim Foli, R OBP: 0.273, SLG: 0.308		HR					3-1			4	1	1	1	0	2	2											
Bob Boone, R OBP: 0.311, SLG: 0.338		BB 1B					5-3			4	0	2	1	0	0	0											
		G1-2-3						2H 1B		4	0	2	0	0	0	1											
		1-2						P4		4	0	2	0	0	0	1											
Inning Stats	R: 2 E: 0 K: 2 S: 10	H: 3 LOB: 1 BB: 0 P: 10	R: 1 E: 0 K: 0 S: 5	H: 3 LOB: 2 BB: 1 P: 9	R: 0 E: 0 K: 1 S: 5	H: 0 LOB: 1 BB: 0 P: 6	R: 0 E: 0 K: 0 S: 3	H: 0 LOB: 0 BB: 0 P: 3	R: 2 E: 0 K: 0 S: 4	H: 2 LOB: 0 BB: 1 P: 8	R: 0 E: 0 K: 0 S: 4	H: 1 LOB: 1 BB: 0 P: 4	R: 0 E: 0 K: 2 S: 8	H: 2 LOB: 1 BB: 0 P: 8	R: 1 E: 0 K: 1 S: 7	H: 2 LOB: 1 BB: 0 P: 7	1B: 8 2B: 3 3B: 0 HR: 3	SF: 0 SAC: 0 DP: 3 HBP: 1	WP: 0 PB: 1 SB: 0 CS: 2	PA: 37							
PITCHER	IP	WLS	BF	H	R	ER	SO	BB	IBB	HBP	BLK	WP	HR	S	P	ERA	WHIP										
Charlie Hough, R ERA: 3.95	4.1	L	23	8	5	5	3	2	0	1	0	0	3	26	35	10.38	2.308										
Tom Henke, R ERA: 1.15	3.2		14	5	1	1	3	0	0	0	0	0	0	20	20	2.46	1.364										

Texas Rangers @ California Angels
Anaheim Stadium, Anaheim, CA
Sat Oct 02 1982, 6:33 AM EDT
Att: 33,405 - Unknown

AB 34
R 6
H 13
RBI 6
BB 2
SO 6
LOB 15



Batter	1	2	3	4	5	6	7	8	9	AB	R	H	RBI	BB	SO	LOB	TOP		
Paul Moltzer, R OBP: 0.250, SLG: 0.250	1-1 5-3		1-1 1B FC4-6		2-3 K		0-3 K			4	1	1	0	0	2	0			
Robin Yount, R OBP: 0.250, SLG: 0.250	0-2 6-3		3-2 1B FC4-6		0-0 5-3			1-1 5-3		4	0	1	0	0	0	0			
Cecil Cooper, L OBP: 0.250, SLG: 0.500	2-0 4-3		0-0 1B FC4-6		1-0 2B			1-1 F8		4	0	1	1	0	0	1			
Ted Simmons, S OBP: 0.500, SLG: 0.500		1-0 1B HR	1-2 4-3		3-3 K			0-0 1B		4	1	2	0	0	1	2			
Gorman Thomas, R OBP: 0.250, SLG: 1.000		1-0 1B HR		3-2 F8		2-3 K		1-1 F9		4	1	1	2	0	1	1			
Ben Oglivie, L (1, 7)	0-1 1-3		1-1 F8		1-1 3-1			1-3 K		4	0	0	0	0	1	0			
Don Money, R (1, 10)	3-2 P5		4-2 1B BB		2-2 5-3			2-2 F8		3	0	0	0	1	0	0			
Charlie Moore, R OBP: 0.500, SLG: 0.333	0-0 P5		1-2 1B FC5-4		0-0 F7			2-2 HBP		3	0	1	0	0	0	0			
Jim Gantner, L (1, 4)			1-2 3-1	1-2 FC5-4		2-0 L1		0-0 F7		4	0	0	0	0	0	3			
Inning Stats	R: 0 E: 0 K: 0 S: 6	H: 0 LOB: 0 BB: 0 P: 9	R: 2 E: 0 K: 0 S: 9	H: 2 LOB: 0 BB: 0 P: 14	R: 1 E: 0 K: 0 S: 16	H: 2 LOB: 1 BB: 0 P: 21	R: 0 E: 0 K: 0 S: 14	H: 1 LOB: 2 BB: 1 P: 24	R: 0 E: 0 K: 1 S: 9	H: 0 LOB: 0 BB: 0 P: 14	R: 0 E: 0 K: 1 S: 5	H: 0 LOB: 0 BB: 0 P: 7	R: 0 E: 0 K: 0 S: 7	H: 1 LOB: 1 BB: 0 P: 10	R: 0 E: 0 K: 1 S: 10	H: 0 LOB: 1 BB: 0 P: 15	1B: 5 2B: 1 3B: 0 HR: 1	SF: 0 SAC: 0 DP: 0 HBP: 1	WP: 0 PA: 36 ERA: 3.0
PITCHER Tommy John, L ERA: 3.0	IP: 9.0 WLS: W BF: 36 H: 7 R: 3 ER: 3 SO: 5 BB: 1 IBB: 0 HBP: 1 BLK: 0 WP: 0 HR: 1 S: 84 P: 128 ERA: 3.00 WHIP: 0.889																		

Milwaukee Brewers @ California Angels
Anaheim Stadium, Anaheim, CA
Tue Oct 05 1982, 6:33 AM EDT
Att: 64,406 - Unknown

AB 34
R 3
H 7
RBI 3
BB 1
SO 5
LOB 7



Batter	1	2	3	4	5	6	7	8	9	AB	R	H	RBI	BB	SO	LOB	BOTTOM		
Brian Downing, R OBP: 0.400, SLG: 0.250 Juan Beniquez, R (9, 7)	1-1 WP SF8 1B		4-1 1B BB	3-1 F9		1-0 F8		1-1 F7		4	2	1	0	1	0	1			
Doug DeCinces, R OBP: 0.250, SLG: 0.250	1-2 E1 SF8 WP		1-2 1B 3B	0-0 E5 BB 1B		1-3 K				4	2	1	0	0	1	2			
Bobby Grich, R OBP: 0.750, SLG: 1.000	3-3 K		0-1 1B 3B	4-2 L6 1B BB		0-0 2B				3	1	2	1	1	1	2			
Don Baylor, R OBP: 0.500, SLG: 1.333	0-0 SF8		1-0 1B 4-3	2-0 1B 1B		1-1 L1				3	1	2	5	0	0	1			
Reggie Jackson, L Bobby Clark, R (8, 9)	2-3 3-H 4-3		1-0 3B 4-3	1-0 1B L6		1-3 K				4	0	0	1	0	1	3			
Fred Lynn, L OBP: 0.750, SLG: 1.500		1-1 1B 1-3	2-1 1B 1-3		1-2 HR		2-3 K			4	1	3	1	0	1	0			
Rod Carew, L (1, 3)	2-3 K		0-0 1B 1-3		1-3 K		2-3 K			4	0	0	0	0	3	2			
Tim Foli, R (1, 6)	1-0 1-3		1-1 6-3		0-0 P6			0-1 4-3		4	0	0	0	0	0	2			
Bob Boone, R OBP: 0.250, SLG: 0.250	1-0 F7		2-2 1B E		0-0 F8			1-1 L6		4	1	1	0	0	0	1			
Inning Stats	R: 1 E: 1 K: 1 S: 10	H: 1 LOB: 1 BB: 0 P: 16	R: 0 E: 0 K: 1 S: 7	H: 1 LOB: 1 BB: 0 P: 12	R: 4 E: 0 K: 0 S: 13	H: 4 LOB: 1 BB: 1 P: 23	R: 2 E: 1 K: 0 S: 13	H: 2 LOB: 1 BB: 1 P: 22	R: 1 E: 0 K: 1 S: 9	H: 1 LOB: 0 BB: 0 P: 11	R: 0 E: 0 K: 1 S: 7	H: 1 LOB: 1 BB: 0 P: 10	R: 0 E: 0 K: 3 S: 11	H: 0 LOB: 0 BB: 0 P: 16	R: 0 E: 0 K: 0 S: 6	H: 0 LOB: 0 BB: 0 P: 8	1B: 7 2B: 2 3B: 1 HR: 1	SF: 1 SAC: 0 DP: 1 HBP: 0	WP: 1 PA: 37 ERA: 15.0
PITCHER Mike Caldwell, L ERA: 15.0 Jim Slaton, R ERA: 3.0 Pete Ladd, R ERA: Dwight Bernard, R ERA:	IP: 3.0 WLS: L BF: 18 H: 7 R: 6 ER: 5 SO: 2 BB: 1 IBB: 0 HBP: 0 BLK: 0 WP: 0 HR: 1 S: 33 P: 56 ERA: 15.00 WHIP: 2.667																		

Milwaukee Brewers @ California Angels
Anaheim Stadium, Anaheim, CA
Tue Oct 05 1982, 6:33 AM EDT
Att: 64,406 - Unknown

AB 34
R 8
H 10
RBI 8
BB 2
SO 7
LOB 14



Batter	1	2	3	4	5	6	7	8	9	AB	R	H	RBI	BB	SO	LOB	TOP					
Paul Moltor, R OBP: 0.375, SLG: 0.750	0-1 6-3		0-2 SAFE 2-3		0-1 2H IHR			0-3 K		4	1	2	2	0	1	0	Milwaukee Brewers @ California Angels Anaheim Stadium, Anaheim, CA Wed Oct 06 1982, 6:33 AM EDT Att: 64,179 - Unknown					
Robin Yount, R OBP: 0.250, SLG: 0.250	2-1 1B		0-1 F7		0-0 P4			0-0 6-3		4	0	1	0	0	0	2						
Cecil Cooper, L OBP: 0.125, SLG: 0.250	1-3 K		0-0 G3			0-0 F9			1-0 4-3	4	0	0	0	0	1	3						
Ted Simmons, S OBP: 0.250, SLG: 0.250	1-0 2-3			2-3 K			3-1 4-3		2-1 P6	4	0	0	0	0	1	1						
Ben Oglivie, L (1, 7)		1-3 K		2-1 4-3			3-1 G3		0-0 4-3	4	0	0	0	0	1	0						
Gorman Thomas, R OBP: 0.143, SLG: 0.571		1-3 K		1-1 5-3			1-3 K			3	0	0	0	0	2	0						
Roy Howell, L (1, 10)		0-3 K			1-1 4-3		1-0 G3			3	0	0	0	0	1	0						
Charlie Moore, R OBP: 0.571, SLG: 0.500			0-0 1B G3 1B		1-2 IHR 1B		0-3 K			3	1	2	0	0	1	0						
Jim Gantner, L (1, 4)			1-0 G3		0-1 G3			0-0 F8		3	0	0	0	0	0	2						
Inning Stats	R: 0 E: 0 K: 1 S: 8	H: 1 LOB: 1 BB: 0 P: 12	R: 0 E: 0 K: 3 S: 10	H: 0 LOB: 0 BB: 0 P: 12	R: 0 E: 0 K: 0 S: 8	H: 2 LOB: 2 BB: 0 P: 9	R: 0 E: 0 K: 1 S: 7	H: 0 LOB: 0 BB: 0 P: 12	R: 2 E: 0 K: 0 S: 11	H: 2 LOB: 0 BB: 0 P: 13	R: 0 E: 0 K: 0 S: 5	H: 0 LOB: 0 BB: 0 P: 11	R: 0 E: 0 K: 2 S: 7	H: 0 LOB: 0 BB: 0 P: 9	R: 0 E: 0 K: 1 S: 5	H: 0 LOB: 0 BB: 0 P: 5	R: 0 E: 0 K: 0 S: 4	H: 0 LOB: 0 BB: 0 P: 7	1B: 4 2B: 0 3B: 0 HR: 1	SF: 0 SAC: 0 DP: 0 HBP: 0	WP: 0 PB: 0 SB: 0 CS: 0	PA: 32
PITCHER Bruce Kison, R ERA: 2.0	IP: 9.0 WLS: W BF: 32	H: 5 R: 2 ER: 2 SO: 8	BB: 0 IBB: 0 HBP: 0 BLK: 0	WP: 0 HR: 0 S: 65 P: 90	ERA: 2.00 WHIP: 0.556	PITCHER										ERA: 2.00 WHIP: 0.556						

Batter	1	2	3	4	5	6	7	8	9	AB	R	H	RBI	BB	SO	LOB	BOTTOM			
Brian Downing, R OBP: 0.333, SLG: 0.143	0-1 F8			3-3 K			4-0 BB			3	0	0	0	1	1	3	Milwaukee Brewers @ California Angels Anaheim Stadium, Anaheim, CA Wed Oct 06 1982, 6:33 AM EDT Att: 64,179 - Unknown			
Juan Beniquez, R (9, 7)		0-1 F2								0	0	0	0	0	0	0				
Rod Carew, L (1, 3)	1-3 K		0-0 F7		3-2 F8		1-1 P4			4	0	0	0	0	1	1				
Reggie Jackson, L OBP: 0.250, SLG: 0.571	3-2 G3		0-0 HR		4-0 G4-6-3 BB		3-2 P6			3	1	1	1	1	0	0				
Bobby Clark, R (9, 9)								0-0 F5		0	0	0	0	0	0	0				
Fred Lynn, L OBP: 0.625, SLG: 1.000		1-0 2B 1B	3-0 G6-4-3 1B		0-2 G4-6-3		0-0 F5			4	1	2	0	0	0	1				
Don Baylor, R OBP: 0.375, SLG: 0.667		1-0 F8	0-1 G6-4-3		1-2 F9		4-0 FC6-4 BB			3	0	0	0	1	0	2				
Doug DeCinces, R OBP: 0.375, SLG: 0.429	1-0 1B SH3-4	1-3 SH3-4 2B		4-1 SH1-3 1B SF9 BB		3-3 K		1-1 FC6-4		3	2	1	0	1	1	1				
Bobby Grich, R OBP: 0.714, SLG: 0.800		2-1 SH3-4 1B HBP		0-1 SH1-3 1B		3-3 K				2	0	1	0	0	1	0				
Tim Foli, R OBP: 0.167, SLG: 0.167		1-1 SH3-4 1B		0-0 SH1-3			0-1 F9			2	0	1	1	0	0	0				
Bob Boone, R OBP: 0.167, SLG: 0.200		1-2 2-3 3-H SH3-4		1-1 SF9			1-0 5-3			1	0	0	2	0	0	0				
Inning Stats	R: 0 E: 0 K: 1 S: 8	H: 0 LOB: 0 BB: 0 P: 12	R: 2 E: 0 K: 0 S: 10	H: 3 LOB: 2 BB: 0 P: 17	R: 1 E: 0 K: 0 S: 5	H: 2 LOB: 0 BB: 0 P: 8	R: 1 E: 0 K: 1 S: 9	H: 1 LOB: 1 BB: 1 P: 18	R: 0 E: 0 K: 0 S: 6	H: 0 LOB: 0 BB: 1 P: 13	R: 0 E: 0 K: 2 S: 10	H: 0 LOB: 0 BB: 0 P: 17	R: 0 E: 0 K: 0 S: 5	H: 0 LOB: 1 BB: 1 P: 11	R: 0 E: 0 K: 0 S: 7	H: 0 LOB: 1 BB: 1 P: 15	1B: 4 2B: 1 3B: 0 HR: 1	SF: 1 SAC: 2 DP: 2 HBP: 1	WP: 0 PB: 0 SB: 0 CS: 0	PA: 33
PITCHER Pete Vuckovich, R ERA: 4.5	IP: 8.0 WLS: L BF: 33	H: 6 R: 4 ER: 4 SO: 4	BB: 4 IBB: 0 HBP: 1 BLK: 0	WP: 0 HR: 1 S: 60 P: 111	ERA: 4.50 WHIP: 1.250	PITCHER										ERA: 4.50 WHIP: 1.250				

Batter	1	2	3	4	5	6	7	8	9	AB	R	H	RBI	BB	SO	LOB	TOP				
Brian Downing, R OBP: 0.231, SLG: 0.091	F3		5-3			F3		F8		4	0	0	0	0	0	0	California Angels @ Milwaukee Brewers Milwaukee County Stadium, Milwaukee, WI Fri Oct 08 1982, 4:33 AM EDT Att: 50,135 - Unknown				
Rod Carew, L OBP: 0.167, SLG: 0.167	1B		F8			G3		2B	1B	4	1	2	0	0	0						
Reggie Jackson, L OBP: 0.250, SLG: 0.455	K					1B		K		4	0	1	0	0	3						
Fred Lynn, L OBP: 0.667, SLG: 1.000	BB					K		2B		3	1	2	1	1	1						
Don Baylor, R OBP: 0.417, SLG: 0.667	6-3					1B		2B		3	0	1	1	1	0						
Doug DeCinces, R OBP: 0.333, SLG: 0.364		6-3				1B		5-3		4	0	1	0	0	1						
Bobby Grich, R OBP: 0.455, SLG: 0.444		K				K			4-3	4	0	0	0	0	3						
Tim Foli, R OBP: 0.111, SLG: 0.111		6-3				K				3	0	0	0	0	1						
Rob Wilfong, L (9, PH)						G3				1	0	0	0	0	1						
Bob Boone, R OBP: 0.200, SLG: 0.556			5-3			FC6-4		HR		4	1	1	1	0	1						
Inning Stats	R: 0 E: 0 K: 1 S: 9	H: 1 LOB: 2 BB: 1 P: 16	R: 0 E: 0 K: 1 S: 7	H: 0 LOB: 0 BB: 0 P: 12	R: 0 E: 0 K: 0 S: 8	H: 0 LOB: 0 BB: 0 P: 12	R: 0 E: 0 K: 1 S: 6	H: 1 LOB: 0 BB: 0 P: 11	R: 0 E: 0 K: 2 S: 12	H: 1 LOB: 1 BB: 0 P: 14	R: 0 E: 0 K: 1 S: 9	H: 0 LOB: 1 BB: 1 P: 17	R: 0 E: 0 K: 2 S: 12	H: 0 LOB: 1 BB: 1 P: 21	R: 3 E: 0 K: 1 S: 12	H: 4 LOB: 1 BB: 0 P: 16	R: 0 E: 0 K: 2 S: 10	H: 0 LOB: 0 BB: 0 P: 11	1B: 5 2B: 3 3B: 0 HR: 1	SF: 0 SAC: 0 DP: 1 HBP: 0	WP: 0 PA: 36 SB: 0 CS: 1
PITCHER	IP WLS BF H R ER SO BB IBB HBP BLK WP HR S P ERA WHIP	7.2 W 32 8 3 3 9 2 0 0 0 0 1 72 114 3.52 1.304	1.1 S 4 0 0 0 2 0 0 0 0 0 0 13 16 0.00 0.000											IP WLS BF H R ER SO BB IBB HBP BLK WP HR S P ERA WHIP							
Don Sutton, R ERA: 3.52																					
Pete Ladd, R ERA:																					

Batter	1	2	3	4	5	6	7	8	9	AB	R	H	RBI	BB	SO	LOB	BOTTOM			
Paul Molitor, R OBP: 0.333, SLG: 0.833	F7		G5-4-3		4-3			HR		4	1	1	2	0	0	1	California Angels @ Milwaukee Brewers Milwaukee County Stadium, Milwaukee, WI Fri Oct 08 1982, 4:33 AM EDT Att: 50,135 - Unknown			
Robin Yount, R OBP: 0.417, SLG: 0.300	P3				1B			BB		2	1	1	0	2	0					
Cecil Cooper, L OBP: 0.167, SLG: 0.333	K				K			BB		4	1	1	1	0	3					
Ted Simmons, S OBP: 0.250, SLG: 0.250		F5			1B			6-3		4	1	1	0	0	0					
Gorman Thomas, R OBP: 0.091, SLG: 0.400		K			SF8			F8		3	0	0	1	0	1					
Ben Oglivie, L OBP: 0.167, SLG: 0.091					1B			P6		3	0	1	0	0	0					
Don Money, R Marshall Edwards, L (7, PR)		HBP			1B			F5		1	0	0	1	1	0					
Charlie Moore, R OBP: 0.556, SLG: 0.500					SF7			HR		0	1	0	0	0	0					
Jim Gantner, L (1, 4)					K			SH1-4		2	0	1	0	0	1					
Inning Stats	R: 0 E: 0 K: 1 S: 5	H: 0 LOB: 0 BB: 0 P: 7	R: 0 E: 0 K: 1 S: 8	H: 0 LOB: 0 BB: 0 P: 12	R: 0 E: 0 K: 0 S: 7	H: 1 LOB: 0 BB: 0 P: 8	R: 3 E: 0 K: 1 S: 14	H: 3 LOB: 1 BB: 1 P: 25	R: 0 E: 0 K: 2 S: 10	H: 1 LOB: 1 BB: 0 P: 14	R: 0 E: 0 K: 0 S: 6	H: 0 LOB: 0 BB: 0 P: 12	R: 2 E: 0 K: 1 S: 12	H: 1 LOB: 2 BB: 2 P: 24	R: 0 E: 0 K: 0 S: 8	H: 0 LOB: 0 BB: 0 P: 9		1B: 4 2B: 1 3B: 0 HR: 1	SF: 2 SAC: 1 DP: 1 HBP: 1	WP: 0 PA: 33 SB: 0 CS: 0
PITCHER	IP WLS BF H R ER SO BB IBB HBP BLK WP HR S P ERA WHIP	3.2 L 16 4 3 3 2 1 0 0 0 0 1 28 50 6.00 1.333	1.1 S 4 0 0 0 1 0 0 0 0 0 0 11 14 0.00 0.000											IP WLS BF H R ER SO BB IBB HBP BLK WP HR S P ERA WHIP						
Geoff Zahn, L ERA: 7.36																				
Mike Witt, R ERA: 6.0																				
Andy Hassler, L ERA:																				

Batter	1	2	3	4	5	6	7	8	9	AB	R	H	RBI	BB	SO	LOB	TOP					
Brian Downing, R OBP: 0.278, SLG: 0.133 (1, 7)										4	1	1	0	1	1	0	California Angels @ Milwaukee Brewers Milwaukee County Stadium, Milwaukee, WI Sat Oct 09 1982, 4:33 AM EDT Att: 51,003 - Unknown livebaseballscorecards.com					
Rod Carew, L OBP: 0.313, SLG: 0.286 (1, 3)										2	1	1	0	2	0	1						
Reggie Jackson, L OBP: 0.188, SLG: 0.333 (1, 9)										4	1	0	0	0	2	5						
Fred Lynn, L OBP: 0.625, SLG: 0.929 (1, 8)										3	1	1	1	1	1	1						
Don Baylor, R OBP: 0.375, SLG: 0.769 (1, 10)										4	1	1	4	0	0	1						
Doug DeCinces, R OBP: 0.250, SLG: 0.267 (1, 5)										4	0	0	0	0	1	0						
Bobby Grich, R OBP: 0.400, SLG: 0.333 (1, 4)										3	0	0	0	1	1	0						
Tim Foli, R OBP: 0.154, SLG: 0.154 (1, 6)										4	0	1	0	0	1	2						
Bob Boone, R OBP: 0.143, SLG: 0.385 (1, 2)										4	0	0	0	0	1	3						
Inning Stats	R: 0 E: 0 K: 1 S: 12	H: 0 LOB: 0 BB: 1 P: 20	R: 0 E: 0 K: 2 S: 7	H: 0 LOB: 0 BB: 0 P: 13	R: 0 E: 0 K: 0 S: 7	H: 0 LOB: 0 BB: 0 P: 14	R: 0 E: 0 K: 1 S: 10	H: 0 LOB: 1 BB: 1 P: 16	R: 0 E: 1 K: 2 S: 11	H: 0 LOB: 2 BB: 1 P: 19	R: 1 E: 1 K: 0 S: 13	H: 1 LOB: 1 BB: 0 P: 21	R: 0 E: 0 K: 0 S: 9	H: 1 LOB: 1 BB: 0 P: 13	R: 4 E: 0 K: 2 S: 17	H: 3 LOB: 0 BB: 1 P: 29	R: 0 E: 0 K: 0 S: 4	H: 0 LOB: 0 BB: 0 P: 5	1B: 2 2B: 2 3B: 0 HR: 1	SF: 0 SAC: 0 DP: 0 HBP: 0	WP: 0 PB: 0 SB: 0 CS: 1	PA: 38
PITCHER	IP	WLS	BF	H	R	ER	SO	BB	IBB	HBP	BLK	WP	HR	S	P	ERA	WHIP					
Moose Haas, R ERA: 4.91 (1, 1)	7.1	W	32	5	5	4	7	5	0	0	0	0	1	81	137	4.91	1.364					
Jim Slaton, R ERA: 1.93 (8, 1)	1.2	S	5	0	0	0	1	0	0	0	0	0	0	9	13	0.00	0.000					

Batter	1	2	3	4	5	6	7	8	9	AB	R	H	RBI	BB	SO	LOB	BOTTOM				
Paul Molitor, R OBP: 0.294, SLG: 0.625 (1, 5)										4	0	0	1	1	0	4	California Angels @ Milwaukee Brewers Milwaukee County Stadium, Milwaukee, WI Sat Oct 09 1982, 4:33 AM EDT Att: 51,003 - Unknown livebaseballscorecards.com				
Robin Yount, R OBP: 0.412, SLG: 0.286 (1, 6)										4	0	1	0	1	0	4					
Cecil Cooper, L OBP: 0.125, SLG: 0.250 (1, 3)										4	0	0	0	0	0	3					
Ted Simmons, S OBP: 0.250, SLG: 0.200 (1, 2)										3	1	0	0	1	1	1					
Gorman Thomas, R OBP: 0.200, SLG: 0.333 (1, 8)										2	0	0	0	2	2	1					
Don Money, R OBP: 0.455, SLG: 0.286 (1, 10)										3	2	0	1	0	1	1					
Marshall Edwards, L (8, PR)										0	1	0	0	0	0	0					
Mark Brouhard, R OBP: 0.750, SLG: 1.750 (1, 7)										4	4	3	3	0	0	2					
Charlie Moore, R OBP: 0.583, SLG: 0.500 (1, 9)										2	1	1	0	1	0	0					
Jim Gantner, L OBP: 0.143, SLG: 0.143 (1, 4)										4	0	2	2	0	0	1					
Inning Stats	R: 0 E: 0 K: 0 S: 6	H: 0 LOB: 0 BB: 1 P: 12	R: 3 E: 1 K: 1 S: 13	H: 1 LOB: 0 BB: 2 P: 24	R: 0 E: 1 K: 0 S: 10	H: 1 LOB: 1 BB: 0 P: 12	R: 3 E: 0 K: 0 S: 8	H: 2 LOB: 2 BB: 3 P: 25	R: 0 E: 0 K: 0 S: 5	H: 0 LOB: 0 BB: 1 P: 11	R: 1 E: 0 K: 0 S: 13	H: 2 LOB: 1 BB: 0 P: 19	R: 0 E: 0 K: 2 S: 9	H: 0 LOB: 0 BB: 0 P: 11	R: 2 E: 0 K: 0 S: 13	H: 3 LOB: 2 BB: 0 P: 19	1B: 7 2B: 1 3B: 0 HR: 1	SF: 0 SAC: 1 DP: 1 HBP: 0	WP: 3 PB: 1 SB: 1 CS: 2	PA: 38	
PITCHER	IP	WLS	BF	H	R	ER	SO	BB	IBB	HBP	BLK	WP	HR	S	P	ERA	WHIP				
Tommy John, L ERA: 5.11 (1, 1)	3.1	L	18	4	6	4	1	4	1	0	0	0	0	35	66	10.80	2.400				
Dave Goltz, R ERA: 7.36 (4, 1)	3.2		16	4	3	3	2	2	0	0	0	0	1	35	57	7.36	1.636				
Luis Sanchez, R ERA: (8, 1)	1.0		4	1	0	0	0	0	0	0	0	0	0	7	10	0.00	1.000				

Batter	1	2	3	4	5	6	7	8	9	AB	R	H	RBI	BB	SO	LOB	TOP					
Brian Downing, R OBP: 0.273, SLG: 0.211	1-2 E 2B		0-0 SH3-4	0-2 G5-4-3			0-0 1-3		1-2 5-3	4	1	1	0	0	0	4	California Angels @ Milwaukee Brewers Milwaukee County Stadium, Milwaukee, WI Sun Oct 10 1982, 4:33 AM EDT Att: 54,968 - Unknown					
Rod Carew, L OBP: 0.333, SLG: 0.235	1-0 F7		4-0 E BB				4-1 1-3		1-2 6-3	3	0	0	0	2	0	3						
Reggie Jackson, L OBP: 0.200, SLG: 0.278	2-0 L5		1-3 K				4-2 1B BB		0-0 G4-6-3	3	0	0	0	1	1	4						
Fred Lynn, L OBP: 0.650, SLG: 0.889	3-1 E7 1B		0-2 E7 1B				2-2 1B 1B		1-2 F7	4	0	3	2	0	0	0						
Don Baylor, R OBP: 0.350, SLG: 0.647	1-1 2-3		1-1 P6				3-1 1B		2-2 F8	4	0	1	0	0	0	3						
Doug DeCinces, R OBP: 0.350, SLG: 0.421		0-0 CS 1B		2-1 SH 1B 2B			1-3 K		0-0 1B	4	1	3	0	0	1	2						
Bobby Grich, R OBP: 0.333, SLG: 0.267		3-3 K 1-2		0-1 SH 1B			3-1 5-3		2-0 F8	3	0	0	0	0	1	2						
Tim Foli, R OBP: 0.125, SLG: 0.125		3-3 K		2-2 F3			1-0 P6		0-0 SH1-4 1B	3	0	0	0	0	1	2						
Ron Jackson, R OBP: 1.000, SLG: 1.000				1-2 F9						1	0	1	0	0	0	0						
Rob Wilfong, L OBP: 1.000, SLG: 1.000										0	0	0	0	0	0	0						
Bob Boone, R OBP: 0.235, SLG: 0.438			1-0 SH3-4 E 1B	1-0 G5-4-3 1B			0-0 F9		0-0 SH1-4	3	1	2	1	0	0	0						
Inning Stats	R: 1 E: 2 K: 0 S: 9	H: 2 LOB: 1 BB: 0 P: 17	R: 0 E: 0 K: 2 S: 8	H: 1 LOB: 0 BB: 0 P: 14	R: 1 E: 1 K: 1 S: 10	H: 2 LOB: 2 BB: 1 P: 17	R: 1 E: 1 K: 0 S: 12	H: 2 LOB: 1 BB: 0 P: 17	R: 0 E: 0 K: 1 S: 11	H: 0 LOB: 0 BB: 2 P: 22	R: 0 E: 0 K: 0 S: 4	H: 0 LOB: 0 BB: 0 P: 8	R: 0 E: 0 K: 0 S: 3	H: 0 LOB: 0 BB: 1 P: 7	R: 0 E: 0 K: 0 S: 10	H: 1 LOB: 1 BB: 0 P: 15	R: 0 E: 0 K: 0 S: 8	H: 1 LOB: 2 BB: 0 P: 10	1B: 9 2B: 2 3B: 0 HR: 0	SF: 0 SAC: 3 DP: 2 HBP: 0	WP: 0 PB: 0 SB: 0 CS: 1	PA: 38
PITCHER	IP WLS BF H R ER SO BB IBB HBP BLK WP HR S P ERA WHIP	6.1 W 29 9 3 3 4 3 0 0 0 0 0 56 101 4.26 1.895	1.2 L 6 2 0 0 0 0 0 0 0 0 0 12 17 0.00 1.200	1.0 S 3 0 0 0 0 0 0 0 0 0 7 9 0.00 0.000	PITCHER										IP WLS BF H R ER SO BB IBB HBP BLK WP HR S P ERA WHIP							
Pete Vuckovich, R ERA: 4.4											6.1 W 29 9 3 3 4 3 0 0 0 0 0 56 101 4.26 1.895											
Bob McClure, L ERA:											1.2 L 6 2 0 0 0 0 0 0 0 0 12 17 0.00 1.200											
Pete Ladd, R ERA:											1.0 S 3 0 0 0 0 0 0 0 0 0 7 9 0.00 0.000											

Batter	1	2	3	4	5	6	7	8	9	AB	R	H	RBI	BB	SO	LOB	BOTTOM				
Paul Molitor, R OBP: 0.381, SLG: 0.684	2-1 SF9 2B		0-2 FC5-4 1B				4-2 S BB		1-1 F7	3	1	2	0	1	0	2	California Angels @ Milwaukee Brewers Milwaukee County Stadium, Milwaukee, WI Sun Oct 10 1982, 4:33 AM EDT Att: 54,968 - Unknown				
Robin Yount, R OBP: 0.429, SLG: 0.250	1-1 4-3		1-0 FC5-4 1B				4-2 1B BB		4-2 1B BB	2	0	0	0	2	0	3					
Cecil Cooper, L OBP: 0.150, SLG: 0.250	1-0 E5		2-3 K				1-3 K		1-2 2-H 3-H 1B	4	0	1	2	0	2	4					
Ted Simmons, S OBP: 0.200, SLG: 0.167	0-0 SF9						0-0 G3		3-1 F7	3	0	0	1	0	1	2					
Ben Oglivie, L OBP: 0.188, SLG: 0.333	1-1 G3						0-1 HR		2-3 K	4	1	1	1	0	1	1					
Gorman Thomas, R OBP: 0.167, SLG: 0.267		1-2 4-3		1-3 K			1-1 5-3		1-0 F8	3	0	0	0	0	1	0					
Marshall Edwards, L OBP: 0.167, SLG: 0.267							2-2 1-3		2-2 1-3	1	0	0	0	0	0	0					
Don Money, R OBP: 0.333, SLG: 0.182		1-3 K		2-0 F5			2-2 P3		1-1 F8	4	0	0	0	0	1	0					
Charlie Moore, R OBP: 0.533, SLG: 0.462		0-0 F8					1-0 P4		1-0 BB 1B 1B	3	1	1	0	0	0	0					
Jim Gantner, L OBP: 0.235, SLG: 0.188			4-0 FC5-4 1B BB				0-2 P4		0-0 BB 1B 1B	2	1	1	0	1	0	0					
Inning Stats	R: 1 E: 1 K: 0 S: 8	H: 1 LOB: 1 BB: 0 P: 13	R: 0 E: 0 K: 1 S: 7	H: 0 LOB: 0 BB: 0 P: 9	R: 0 E: 0 K: 1 S: 9	H: 1 LOB: 1 BB: 1 P: 16	R: 1 E: 0 K: 1 S: 7	H: 1 LOB: 0 BB: 0 P: 10	R: 0 E: 0 K: 1 S: 17	H: 0 LOB: 2 BB: 2 P: 27	R: 0 E: 0 K: 1 S: 10	H: 0 LOB: 0 BB: 0 P: 16	R: 2 E: 0 K: 1 S: 18	H: 3 LOB: 2 BB: 1 P: 28	R: 0 E: 0 K: 0 S: 6	H: 0 LOB: 0 BB: 0 P: 10	1B: 4 2B: 1 3B: 0 HR: 1	SF: 1 SAC: 0 DP: 1 HBP: 0	WP: 0 PB: 0 SB: 1 CS: 0	PA: 34	
PITCHER	IP WLS BF H R ER SO BB IBB HBP BLK WP HR S P ERA WHIP	5.0 L 9 3 2 2 1 1 0 0 0 0 0 23 38 10.80 2.400	1.1 L 4 0 0 0 1 0 0 0 0 0 11 16 0.00 0.000	PITCHER										IP WLS BF H R ER SO BB IBB HBP BLK WP HR S P ERA WHIP							
Bruce Kison, R ERA: 1.93											5.0 L 9 3 2 2 1 1 0 0 0 0 0 23 38 10.80 2.400										
Luis Sanchez, R ERA: 6.75											1.1 L 4 0 0 0 1 0 0 0 0 0 11 16 0.00 0.000										
Andy Hassler, L ERA:											1.1 L 4 0 0 0 1 0 0 0 0 0 11 16 0.00 0.000										