California Angels - 1983

Batter	1	2	3	4	5	6	7	8	9	AB	R	H	RBI	BB	SO	LOB
Paul Molitor, R (1, 5) OBP: 0.400, SLG: 0.500	F5		FC4-6 1B 1-2		6-3		1B 1-3		SF9 3-H	4	0	2	1	0	0	0
Robin Yount, R (1, 6) OBP: 0.400, SLG: 0.250	5-3		FC4-6 2B 1-2f 2-3			S BB	F8		WP 1B 1-2	4	0	1	0	1	0	4
Cecil Cooper, L (1, 3) OBP: 0.200, SLG: 0.400	K		2B 1-3 3-H			F9		1-3	4-3 1-2 2-3	5	0	1	1	0	1	3
Ted Simmons, S (1, 2) OBP: 0.250, SLG: 0.250		5-3	4-3			K 1-2		1B		4	0	1	0	0	1	3
Ben Oglivie, L (1, 7)		BB		F3		BB		F7		2	0	0	0	2	0	1
Gorman Thomas, R (1, 8)		P3		G1-6-3 BB		5-3		1-3		3	0	0	0	1	0	4
Roy Howell, L (1, 10)		F6		G1-6-3 1-2f			K		5-3	4	0	0	0	0	1	2
Charlie Moore, R (1, 9) OBP: 0.500, SLG: 0.333			1-3		F2		1B		SF9 1B BB	3	1	1	0	1	0	0
Jim Gantner, L (1, 4) OBP: 0.500, SLG: 0.500			FC4-6 1B 2B		G3		K		WP 1B 1-3	4	1	2	0	0	1	1
Inning Stats	R: 0 E: 0 K: 1 S: 5 H: 0 LOB: 0 BB: 0 P: 5	R: 0 E: 0 K: 0 S: 3 H: 0 LOB: 1 BB: 1 P: 7	R: 1 E: 0 K: 0 S: 6 H: 3 LOB: 2 BB: 0 P: 6	R: 0 E: 0 K: 0 S: 2 H: 0 LOB: 0 BB: 1 P: 6	R: 0 E: 0 K: 0 S: 3 H: 0 LOB: 0 BB: 0 P: 3	R: 0 E: 0 K: 1 S: 5 H: 0 LOB: 2 BB: 2 P: 13	R: 0 E: 0 K: 2 S: 9 H: 2 LOB: 2 BB: 0 P: 9	R: 0 E: 0 K: 0 S: 4 H: 1 LOB: 1 BB: 0 P: 4	R: 1 E: 0 K: 0 S: 5 H: 2 LOB: 2 BB: 1 P: 9	1B: 7 2B: 1 3B: 0 HR: 0 SF: 1 SAC: 0 DP: 1 HBP: 0	WP: 1 PB: 0 SB: 1 CS: 0 PA: 39					

PITCHER		IP	WLS	BF	H	R	ER	SO	BB	IBB	HBP	BLK	WP	HR	S	P	ERA	WHIP
Bruce Kison, R ERA: 1.35	(1, 1)	6.2	W	28	5	1	1	4	4	0	0	0	0	0	32	48	1.35	1.350
Luis Sanchez, R ERA: 4.5	(7, 1)	2.0		10	3	1	1	0	1	0	0	0	0	0	9	13	4.50	2.000
Andy Hassler, L ERA:	(9, 1)	0.1	S	1	0	0	0	0	0	0	0	0	1	0	1	1	0.00	0.000

PITCHER	IP	WLS	BF	H	R	ER	SO	BB	IBB	HBP	BLK	WP	HR	S	P	ERA	WHIP

TOP

Milwaukee Brewers @ California Angels

Anaheim Stadium, Anaheim, CA

Tue Apr 05 1983, 9:05 PM EST

Att. 34,177 - Unknown

livebaseballscorecards.com

AB	33
R	2
H	8
RBI	2
BB	5
SO	4
LOB	18

Milwaukee Brewers @ California Angels

Anaheim Stadium, Anaheim, CA

Tue Apr 05 1983, 9:05 PM EST

Att. 34,177 - Unknown

BOTTOM

Batter	1	2	3	4	5	6	7	8	9	AB	R	H	RBI	BB	SO	LOB
Brian Downing, R (1, 7) Juan Beniquez, R (8, 7)	F4		6-3		F8 SH1-3 PB BB		6-3			3 0	1 0	0 0	0 0	1 0	0 0	0 0
Bobby Clark, R (1, 9) OBP: 0.333, SLG: 0.667	5-3		2B		SH1-3 1-2		F2			3	0	1	0	0	0	0
Daryl Sconiers, L (1, 3) OBP: 0.250, SLG: 1.000	HR		K		F8 2-3			F8		4	1	1	1	0	1	2
Reggie Jackson, L (1, 10) OBP: 0.500, SLG: 0.333	K			1B 1B 1B	BB 3-H			K		3	1	1	0	1	2	0
Fred Lynn, L (1, 8)		F7		F6	F6			1-3		4	0	0	0	0	0	2
Doug DeCinces, R (1, 5) OBP: 0.667, SLG: 0.667		BB 1B		1B 1-2 1B		6-3				3	0	2	0	0	0	0
Bobby Grich, R (1, 4) OBP: 0.667, SLG: 0.500		G6-4-3 1-2 BB		1-2 2-H 1B		K				2	0	1	1	1	1	0
Tim Foli, R (1, 6)		G6-4-3 1-2f		F7		4-3				3	0	0	0	0	0	4
Bob Boone, R (1, 2)			F8	1-3			6-3			3	0	0	0	0	0	2

Inning Stats										
	R: 1 H: 1 E: 0 LOB: 0 K: 1 BB: 0 S: 6 P: 6	R: 0 H: 1 E: 0 LOB: 1 K: 0 BB: 1 S: 3 P: 7	R: 0 H: 1 E: 0 LOB: 1 K: 1 BB: 0 S: 6 P: 6	R: 1 H: 3 E: 0 LOB: 2 K: 0 BB: 0 S: 6 P: 6	R: 1 H: 0 E: 0 LOB: 1 K: 0 BB: 2 S: 3 P: 11	R: 0 H: 0 E: 0 LOB: 0 K: 1 BB: 0 S: 5 P: 5	R: 0 H: 0 E: 0 LOB: 0 K: 0 BB: 0 S: 3 P: 3	R: 0 H: 0 E: 0 LOB: 0 K: 1 BB: 0 S: 5 P: 5		1B: 4 SF: 0 2B: 1 SAC: 1 3B: 0 DP: 1 HR: 1 HBP: 0	WP: 0 PA: 32 PB: 1 SB: 0 CS: 0

PITCHER	IP	WLS	BF	H	R	ER	SO	BB	IBB	HBP	BLK	WP	HR	S	P	ERA	WHIP
Don Sutton, R (1, 1) ERA: 2.25	8.0	L	32	6	3	2	4	3	0	0	0	0	1	37	49	2.25	1.125

PITCHER	IP	WLS	BF	H	R	ER	SO	BB	IBB	HBP	BLK	WP	HR	S	P	ERA	WHIP

livebaseballscorecards.com

AB	28
R	3
H	6
RBI	2
BB	3
SO	4
LOB	10

Batter	1	2	3	4	5	6	7	8	9	AB	R	H	RBI	BB	SO	LOB
Paul Molitor, R (1, 5) OBP: 0.222, SLG: 0.250	F4	FC6-4 1-2f			5-3			F2		4	0	0	0	0	0	2
Robin Yount, R (1, 6) OBP: 0.333, SLG: 0.250	2B 1B		E5 CS			6-3		F7		4	1	1	0	0	0	1
Cecil Cooper, L (1, 3) OBP: 0.333, SLG: 0.556	1-H HR 2B		S S S K 1-2			WP 1B		L4		4	1	2	1	0	1	2
Ted Simmons, S (1, 2) OBP: 0.250, SLG: 0.625	2-H HR		5-3			6-3 1-2			1-3	4	1	1	2	0	0	1
Gorman Thomas, R (1, 8)	6-3			F8		6-3			F7	4	0	0	0	0	0	1
Ben Oglivie, L (1, 7)	G3			L3			5-3		F9	4	0	0	0	0	0	0
Don Money, R (1, 10) OBP: 0.333, SLG: 0.333		FC6-4 1B		F9			6-3			3	0	1	0	0	0	0
Charlie Moore, R (1, 9) OBP: 0.286, SLG: 0.167		F2			6-3		L5			3	0	0	0	0	0	1
Jim Gantner, L (1, 4) OBP: 0.429, SLG: 0.429		FC6-4 FC6-4 1-2f			S S S K			1B		3	0	1	0	0	1	1
Inning Stats	R: 3 H: 3 E: 0 LOB: 0 K: 0 BB: 0 S: 6 P: 6	R: 0 H: 1 E: 0 LOB: 1 K: 0 BB: 0 S: 4 P: 4	R: 0 H: 0 E: 1 LOB: 0 K: 1 BB: 0 S: 5 P: 5	R: 0 H: 0 E: 0 LOB: 0 K: 0 BB: 0 S: 3 P: 3	R: 0 H: 0 E: 0 LOB: 0 K: 1 BB: 0 S: 5 P: 5	R: 0 H: 1 E: 0 LOB: 1 K: 0 BB: 0 S: 4 P: 4	R: 0 H: 0 E: 0 LOB: 0 K: 0 BB: 0 S: 3 P: 3	R: 0 H: 1 E: 0 LOB: 1 K: 0 BB: 0 S: 4 P: 4	R: 0 H: 0 E: 0 LOB: 0 K: 0 BB: 0 S: 3 P: 3	1B: 4 SF: 0 2B: 2 SAC: 0 3B: 0 DP: 1 HR: 1 HBP: 0						WP: 1 PA: 33 PB: 0 SB: 0 CS: 1

PITCHER	IP	WLS	BF	H	R	ER	SO	BB	IBB	HBP	BLK	WP	HR	S	P	ERA	WHIP
Tommy John, L (1, 1) ERA: 3.0	9.0	W	33	6	3	3	2	0	0	0	0	1	1	37	37	3.00	0.667

PITCHER	IP	WLS	BF	H	R	ER	SO	BB	IBB	HBP	BLK	WP	HR	S	P	ERA	WHIP

TOP

Milwaukee Brewers @ California Angels

Anaheim Stadium, Anaheim, CA

Wed Apr 06 1983, 9:05 PM EST

Att. 28,162 - Unknown

livebaseballscorecards.com

AB	33
R	3
H	6
RBI	3
BB	0
SO	2
LOB	9

BOTTOM

Milwaukee Brewers @ California Angels

Anaheim Stadium, Anaheim, CA

Wed Apr 06 1983, 9:05 PM EST

Att. 28,162 - Unknown

livebaseballscorecards.com

Batter	1	2	3	4	5	6	7	8	9	AB	R	H	RBI	BB	SO	LOB
Brian Downing, R (1, 7) OBP: 0.375, SLG: 0.667	HR	F8			BB	F9				3	2	1	1	1	0	2
Juan Beniquez, R (7, 7)										0	0	0	0	0	0	0
Bobby Clark, R (1, 9) OBP: 0.286, SLG: 0.571	5-3		6-3		F9 1-H 2B		6-3			4	0	1	1	0	0	0
Fred Lynn, L (1, 8) OBP: 0.125, SLG: 0.500	6-3		HR		P3		K			4	1	1	1	0	1	1
Doug DeCinces, R (1, 5) OBP: 0.571, SLG: 1.000	HR		F4		F9 2-3		1B			4	1	2	1	0	0	1
Reggie Jackson, L (1, 10) OBP: 0.500, SLG: 0.571	1B		2B		K		K			4	0	2	0	0	2	2
Ron Jackson, R (1, 3) OBP: 0.500, SLG: 0.500	1-2 1B		F7			BB		4-3		4	0	2	0	0	0	1
Bobby Grich, R (1, 4) OBP: 0.429, SLG: 0.200	F8			6-3		1-2 BB		F9		3	0	0	0	1	0	2
Tim Foli, R (1, 6)		F8		5-3		F7		G3		4	0	0	0	0	0	2
Bob Boone, R (1, 2)		6-3		F9		F7				3	0	0	0	0	0	2
Inning Stats	R: 2 E: 0 K: 0 S: 7	H: 4 LOB: 2 BB: 0 P: 7	R: 0 E: 0 K: 0 S: 3	H: 0 LOB: 0 BB: 0 P: 3	R: 1 E: 0 K: 0 S: 5	H: 2 LOB: 1 BB: 0 P: 5	R: 0 E: 0 K: 0 S: 3	H: 0 LOB: 0 BB: 0 P: 3	R: 1 E: 0 K: 1 S: 6	H: 1 LOB: 1 BB: 1 P: 10	R: 0 E: 0 K: 0 S: 4	H: 1 LOB: 2 BB: 1 P: 8	R: 0 E: 0 K: 2 S: 8	H: 1 LOB: 1 BB: 0 P: 8	R: 0 E: 0 K: 0 S: 3	H: 0 LOB: 0 BB: 0 P: 3	

	AB	33
	R	4
	H	9
	RBI	4
	BB	2
	SO	3
	LOB	13

	1B: 4	SF: 0	WP: 0	PA: 35
	2B: 2	SAC: 0	PB: 0	
	3B: 0	DP: 0	SB: 0	
	HR: 3	HBP: 0	CS: 0	

PITCHER	IP	WLS	BF	H	R	ER	SO	BB	IBB	HBP	BLK	WP	HR	S	P	ERA	WHIP
Mike Caldwell, L (1, 1) ERA: 4.5	8.0	L	35	9	4	4	3	2	0	0	0	0	3	39	47	4.50	1.375

PITCHER	IP	WLS	BF	H	R	ER	SO	BB	IBB	HBP	BLK	WP	HR	S	P	ERA	WHIP

Batter	1	2	3	4	5	6	7	8	9	AB	R	H	RBI	BB	SO	LOB
Paul Molitor, R (1, 5) OBP: 0.357, SLG: 0.385	6-3		5-3 1B			HR 1B		BB BB G1-2-3 1B	F6	5	1	3	0	0	0	1
Robin Yount, R (1, 6) OBP: 0.429, SLG: 0.545	5-3		5-3 1-2			1-H HR		BBBB G1-2-3 BB 1-2 BB BB	BBBB FC6-4 1-2 BB	3	2	1	2	2	0	1
Cecil Cooper, L (1, 3) OBP: 0.286, SLG: 0.385	4-3		F7			F7		BBBB BB G1-2-3 1-2 2-3 BB	FC6-4 1-2f	4	0	0	0	1	0	3
Ted Simmons, S (1, 10) OBP: 0.250, SLG: 0.500		WP 1B 1B		L5		4-3		G1-2-3 1-2 2-3 3-Hf		4	1	1	0	0	0	3
Ben Oglivie, L (1, 7)		F6 1-3		F9		S S S K		IIII BB IBB		3	0	0	0	1	1	1
Gorman Thomas, R (1, 8) OBP: 0.250, SLG: 0.400		S S S K		F8				BBBB FC5-4 1-2 2-3 3-H BB		3	1	1	2	1	1	1
Charlie Moore, R (1, 9) OBP: 0.273, SLG: 0.200		3-H 1B			6-3		5-3	FC5-4 1-2f		4	0	1	1	0	0	3
Jim Gantner, L (1, 4) OBP: 0.273, SLG: 0.273		F7			F8		5-3		1-3	4	0	0	0	0	0	1
Ned Yost, R (1, 2) OBP: 0.250, SLG: 0.250			5-3		6-3		F5		BB 1B	4	0	1	0	0	0	0
Inning Stats	R: 0 E: 0 K: 0 S: 3 H: 0 LOB: 0 BB: 0 P: 3	R: 1 E: 0 K: 1 S: 7 H: 2 LOB: 1 BB: 0 P: 7	R: 0 E: 0 K: 0 S: 4 H: 1 LOB: 1 BB: 0 P: 4	R: 0 E: 0 K: 0 S: 3 H: 0 LOB: 0 BB: 0 P: 3	R: 0 E: 0 K: 0 S: 3 H: 0 LOB: 0 BB: 0 P: 3	R: 2 E: 0 K: 1 S: 7 H: 2 LOB: 0 BB: 0 P: 7	R: 1 E: 0 K: 0 S: 4 H: 1 LOB: 0 BB: 0 P: 4	R: 1 E: 0 K: 0 S: 3 H: 1 LOB: 3 BB: 4 P: 19	R: 0 E: 0 K: 0 S: 4 H: 1 LOB: 2 BB: 1 P: 8	1B: 6 2B: 0 3B: 0 HR: 2 SF: 0 SAC: 0 DP: 1 HBP: 0						

PITCHER		IP	WLS	BF	H	R	ER	SO	BB	IBB	HBP	BLK	WP	HR	S	P	ERA	WHIP
Mike Witt, R ERA: 5.14	(1, 1)	7.0	L	27	6	4	4	2	0	0	0	0	1	2	31	31	5.14	0.857
Dave Goltz, R ERA: 4.5	(8, 1)	2.0		12	2	1	1	0	4	1	0	0	0	0	7	27	4.50	3.000

PITCHER	IP	WLS	BF	H	R	ER	SO	BB	IBB	HBP	BLK	WP	HR	S	P	ERA	WHIP

TOP

Milwaukee Brewers @ California Angels

Anaheim Stadium, Anaheim, CA

Thu Apr 07 1983, 9:05 PM EST

Att. 30,145 - Unknown

livebaseballscorecards.com

AB	34
R	5
H	8
RBI	5
BB	5
SO	2
LOB	14

WP: 2	PA: 39		
PB: 0			
SB: 0			
CS: 0			

Milwaukee Brewers @ California Angels

Anaheim Stadium, Anaheim, CA

Thu Apr 07 1983, 9:05 PM EST

Att. 30,145 - Unknown

BOTTOM

Batter	1	2	3	4	5	6	7	8	9	AB	R	H	RBI	BB	SO	LOB
Brian Downing, R (1, 7) OBP: 0.333, SLG: 0.444	4-3		6-3 1-2			4-3		BB		3	0	0	0	1	0	1
Bobby Clark, R (1, 9) OBP: 0.273, SLG: 0.455	F9		5-3			E 1B 1B		K		4	0	1	0	0	1	2
Fred Lynn, L (1, 8) OBP: 0.333, SLG: 0.545	WP BB			F5		E9 G4-6-3 1-3 1B			FC3-6 1B	3	0	2	0	1	0	0
Doug DeCinces, R (1, 5) OBP: 0.400, SLG: 0.700	F4 1-2			F9		G4-6-3 1-2f			F9	3	0	0	0	0	0	3
Ricky Adams, R (9, 5)										1	0	0	0	0	0	1
Reggie Jackson, L (1, 10) OBP: 0.417, SLG: 0.400		G6-4-3 BB		3-1			K		FC3-6 1B 1-2f HR	3	1	0	0	1	1	1
Ron Jackson, R (1, 3) OBP: 0.500, SLG: 0.500		F9			1B 1B		F9		1-2 HR 1B	4	1	2	0	0	0	1
Bobby Grich, R (1, 4) OBP: 0.364, SLG: 0.556		G6-4-3 1-2f			F8		K		1-H 2-H HR	4	1	1	3	0	1	2
Tim Foli, R (1, 6) OBP: 0.100, SLG: 0.100			5-3		G5-4-3 1-3 1B			5-3	FC6-4 1B	3	0	1	0	0	0	0
Rod Carew, L (9, PH) OBP: 1.000, SLG: 1.000										1	0	1	0	0	0	0
Rob Wilfong, L (9, PR)										0	0	0	0	0	0	0
Bob Boone, R (1, 2)			BB 6-3		G5-4-3 1-2f			K	FC6-4 1-2f	3	0	0	0	1	1	3

Inning Stats	1	2	3	4	5	6	7	8	9
	R: 0 E: 0 K: 0 S: 3	H: 0 LOB: 1 BB: 1 P: 7	R: 0 E: 0 K: 0 S: 2	H: 0 LOB: 0 BB: 1 P: 6	R: 0 E: 0 K: 0 S: 3	H: 0 LOB: 1 BB: 1 P: 7	R: 0 E: 0 K: 0 S: 3	H: 0 LOB: 0 BB: 0 P: 3	R: 0 E: 0 K: 0 S: 4	H: 2 LOB: 1 BB: 0 P: 4	R: 0 E: 1 K: 0 S: 4	H: 2 LOB: 1 BB: 0 P: 4	R: 0 E: 0 K: 2 S: 7	H: 0 LOB: 0 BB: 0 P: 7	R: 0 E: 0 K: 2 S: 7	H: 0 LOB: 1 BB: 1 P: 11	R: 3 E: 0 K: 0 S: 7	H: 4 LOB: 1 BB: 0 P: 7

	AB	R	H	RBI	BB	SO	LOB
	32	3	8	3	4	4	14

	1B	SF	WP	PA
	7	0	1	36
	2B: 0	SAC: 0	PB: 0	
	3B: 0	DP: 3	SB: 0	
	HR: 1	HBP: 0	CS: 0	

livebaseballscorecards.com

PITCHER	IP	WLS	BF	H	R	ER	SO	BB	IBB	HBP	BLK	WP	HR	S	P	ERA	WHIP
Jerry Augustine, L (1, 1) ERA: 3.0	9.0	W	36	8	3	3	4	4	0	0	0	1	1	40	56	3.00	1.333

PITCHER	IP	WLS	BF	H	R	ER	SO	BB	IBB	HBP	BLK	WP	HR	S	P	ERA	WHIP

California Angels @ Oakland Athletics

Oakland-Alameda County Coliseum, Oakland, CA

Fri Apr 08 1983, 6:05 PM PST

Att. 21,341 - Unknown

TOP

livebaseballscorecards.com

Batter	1	2	3	4	5	6	7	8	9	AB	R	H	RBI	BB	SO	LOB
Brian Downing, R (1, 7) OBP: 0.353, SLG: 0.462	F9 2B		6-3			BBBB 4-0 WP SH1-3 1-2 1B BB	F9		SSS 0-3 K	4	1	1	0	1	1	4
Bobby Clark, R (1, 9) OBP: 0.267, SLG: 0.400	0-0 F9 2-3		SSS 0-3 K			0-0 SH1-3 1-2 2-3		0-0 1B 1B	SSS 0-3 K	4	0	1	0	0	2	3
Daryl Sconiers, L (1, 3) OBP: 0.333, SLG: 0.667	0-0 G3			0-0 F8		0-0 2-H 3-H 1B		0-0 1-2 1B	0-0 F8	5	0	2	1	0	0	3
Reggie Jackson, L (1, 10) OBP: 0.438, SLG: 0.333	BBBB 4-0 BB			BBBB 4-0 K2-3-2 BB		0-0 F8		0-0 F2		2	0	0	0	2	0	3
Fred Lynn, L (1, 8) OBP: 0.250, SLG: 0.400	0-0 G3			SSS 0-3 K2-3-2 1-1		0-0 F7		0-0 F8		4	0	0	0	0	1	6
Doug DeCinces, R (1, 5) OBP: 0.357, SLG: 0.571		SSS 0-3 K			0-0 6-3		0-0 FC6-4 1B	SSS 0-3 K		4	0	1	0	0	2	2
Bobby Grich, R (1, 4) OBP: 0.267, SLG: 0.385		SSS 0-3 K			SSS 0-3 K		0-0 FC6-4 1-2f 1B		0-0 E8 1B 1B	4	1	0	0	0	2	1
Tim Foli, R (1, 6) OBP: 0.214, SLG: 0.214		0-0 F8			SSS 0-3 K		0-0 1-2 1B		0-0 1B 2-3 1B	4	0	2	0	0	1	0
Bob Boone, R (1, 2) Rod Carew, L (9, PH) OBP: 1.000, SLG: 1.000			0-0 6-3			BBBB 4-0 SH1-3 BB WP BB	0-0 P3		0-0 1-2 3-H 1B	2 1	1 0	0 1	0 1	1 0	0 0	2 0
AB	34															
R	3															
H	8															
RBI	2															
BB	4															
SO	9															
LOB	24															

Inning Stats																															
	R: 0	H: 1		R: 0	H: 0		R: 0	H: 0		R: 0	H: 0		R: 0	H: 0		R: 2	H: 1		R: 0	H: 2		R: 0	H: 2		R: 1	H: 2		1B: 7	SF: 0		WP: 1	PA: 39	
	E: 0	LOB: 2		E: 0	LOB: 0		E: 0	LOB: 1		E: 0	LOB: 0		E: 0	LOB: 0		E: 0	LOB: 1		E: 0	LOB: 2		E: 0	LOB: 2		E: 1	LOB: 2		2B: 2	SAC: 1		PB: 0		
	K: 0	BB: 1		K: 2	BB: 0		K: 1	BB: 1		K: 0	BB: 0		K: 2	BB: 0		K: 0	BB: 2		K: 0	BB: 0		K: 1	BB: 0		K: 2	BB: 0		3B: 0	DP: 1		SB: 0		
	S: 4	P: 8		S: 7	P: 7		S: 5	P: 5		S: 4	P: 8		S: 7	P: 7		S: 4	P: 12		S: 5	P: 5		S: 7	P: 7		S: 10	P: 10		HR: 0	HBP: 0		CS: 0		

PITCHER		IP	WLS	BF	H	R	ER	SO	BB	IBB	HBP	BLK	WP	HR	S	P	ERA	WHIP
Chris Codiroli, R ERA: 3.38	(1, 1)	5.1		21	2	2	2	6	4	0	0	0	1	0	29	45	3.38	1.125
Tom Burgmeier, L ERA:	(6, 1)	2.1		11	4	0	0	0	0	0	0	0	0	0	11	11	0.00	1.714
Dave Beard, R ERA: 2.7	(8, 1)	1.1	W	7	2	1	0	3	0	0	0	0	0	0	13	13	0.00	1.500

PITCHER	IP	WLS	BF	H	R	ER	SO	BB	IBB	HBP	BLK	WP	HR	S	P	ERA	WHIP

Batter	1	2	3	4	5	6	7	8	9	AB	R	H	RBI	BB	SO	LOB
Rickey Henderson, R (1, 7) OBP: 0.471, SLG: 0.417	S S S 0-3 K ①		x 0-0 G3 ② 1-2 2-3		S S S 0-3 K ②		x 0-0 F5 ③			4	0	0	0	0	2	5
Mike Davis, L (1, 9) OBP: 0.222, SLG: 0.353	x 0-0 2-3 ②		x 0-0 E1 2-3 3-H		x 0-0 1-3 ③			x 0-0 1-3 ①		4	0	0	0	0	0	2
Carney Lansford, R (1, 5) OBP: 0.353, SLG: 0.400	S S S 0-3 K ③		S S S 0-3 K ③			x 0-0 F8 ①		B B B 4-0 BB 2B BB		3	1	0	0	1	2	2
Dwayne Murphy, L (1, 8) OBP: 0.438, SLG: 0.533		x 0-0 G6-4-3 1B		S S S 0-3 K ①		x 0-0 F7 ②		B B B B 4-0 2B 1-2 BB		3	1	1	0	1	1	0
Jeff Burroughs, R (1, 10) OBP: 0.400, SLG: 0.385 Mitchell Page, L (8, PR)		x 0-0 G6-4-3 ① ② 1-2f		x 0-0 1B SF9 1B		x 0-0 1-3 ③		x 0-0 1B 1-H 2-H 2B		4 0	1 1	2 0	2 0	0 0	0 0	1 0
Kelvin Moore, R (1, 3) OBP: 0.250, SLG: 0.400 Wayne Gross, L (9, 3)		x 0-0 1-3 ③		x 0-0 CS 1-3 1B			x 0-0 6-3 ① S S S	0-3 K ②		4 0	0 0	1 0	0 0	0 0	1 0	1 0
Davey Lopes, R (1, 4) OBP: 0.400, SLG: 0.500			x 0-0 6-3 ①	x 0-0 SF9 ② 3-H			x 0-0 F9 1B 1B	x 0-0 1B 2-H 1B		3	0	2	2	0	0	0
Bob Kearney, R (1, 2) OBP: 0.500, SLG: 0.600			x 0-0 G3 1B E 1B	0-0 CS ③ 1-2	x 0-0 CS 2B		x 0-0 1-2 1B	x 0-0 1-2 1B		4	1	4	0	0	0	0
Tony Phillips, S (1, 6) OBP: 0.200, SLG: 0.143			x 0-0 E G3 1-2 1B		x 0-0 E1 ① 2-3 1B		x 0-0 F9 ② 2-3	x 0-0 4-3 ③		4	0	2	0	0	0	4
Inning Stats	R: 0 E: 0 K: 2 S: 7 H: 0 LOB: 0 BB: 0 P: 7	R: 0 E: 0 K: 0 S: 3 H: 1 LOB: 0 BB: 0 P: 3	R: 1 E: 1 K: 1 S: 8 H: 2 LOB: 2 BB: 0 P: 8	R: 1 E: 0 K: 1 S: 6 H: 2 LOB: 0 BB: 0 P: 6	R: 0 E: 1 K: 1 S: 6 H: 2 LOB: 1 BB: 0 P: 6	R: 0 E: 0 K: 0 S: 3 H: 0 LOB: 0 BB: 0 P: 3	R: 0 E: 0 K: 0 S: 5 H: 2 LOB: 2 BB: 0 P: 5	R: 3 E: 0 K: 1 S: 8 H: 3 LOB: 2 BB: 2 P: 16		1B: 10 2B: 2 3B: 0 HR: 0	SF: 1 SAC: 0 DP: 1 HBP: 0					

PITCHER		IP	WLS	BF	H	R	ER	SO	BB	IBB	HBP	BLK	WP	HR	S	P	ERA	WHIP
Geoff Zahn, L ERA: 3.68	(1, 1)	7.1	L	31	9	4	3	5	2	0	0	0	0	0	39	47	3.68	1.500
Doug Corbett, R ERA: 13.5	(8, 1)	0.2		5	3	1	1	1	0	0	0	0	0	0	7	7	13.50	4.500

PITCHER	IP	WLS	BF	H	R	ER	SO	BB	IBB	HBP	BLK	WP	HR	S	P	ERA	WHIP

BOTTOM

California Angels @ Oakland Athletics

Oakland-Alameda County Coliseum, Oakland, CA

Fri Apr 08 1983, 6:05 PM PST

Att. 21,341 - Unknown

livebaseballscorecards.com

AB	33
R	5
H	12
RBI	4
BB	2
SO	6
LOB	15

PA: 37

WP: 0 PB: 0 SB: 0 CS: 2

California Angels @ Oakland Athletics

Oakland-Alameda County Coliseum, Oakland, CA

Sat Apr 09 1983, 3:33 AM PST

Att. 22,507 - Cloudy

livebaseballscorecards.com

TOP

Batter	1	2	3	4	5	6	7	8	9	AB	R	H	RBI	BB	SO	LOB
Rod Carew, L (1, 10) OBP: 0.714, SLG: 1.143 Ron Jackson, R (9, PH) OBP: 0.556, SLG: 0.500	G5-4-3 1B 1B		K		1-H 2-H 3-H HR	F8		1B BB E 1B	G4-3 1-2 BB	5 0	2 0	3 0	4 0	0 1	1 0	1 0
Daryl Sconiers, L (1, 3) OBP: 0.467, SLG: 0.692	G5-4-3 1-2 1B		6-3		1B 1B 2B		BBBB 1B 2B BB	E 1B 1-2 1B BB	G4-3 1-2f	4	3	2	0	2	0	2
Brian Downing, R (1, 7) OBP: 0.381, SLG: 0.471 Juan Beniquez, R (7, 9) OBP: 1.000, SLG: 1.000	G5-4-3 1-2f 2-3			F2	1B 1B 1B		2B 1-2 1B	E 1B 1-2 2-3 1B		4 1	0 1	2 1	0 0	0 0	0 0	2 0
Reggie Jackson, L (1, 9) OBP: 0.450, SLG: 0.438 Bobby Clark, R (7, PR) OBP: 0.250, SLG: 0.375 (7, 7)	K			K	G5-3 1-2 2-3 1B		1-3 2-H 2B	E5 1B 1B 1-2 2-3 3-H		4 1	0 1	2 0	1 0	0 0	2 0	1 2
Fred Lynn, L (1, 8) OBP: 0.333, SLG: 0.450		S 1B		F6	1-2 2-3 3-H 1B		K 1B	1B 1-2 2-H 3-H 1B		5	0	3	3	0	1	2
Doug DeCinces, R (1, 5) OBP: 0.421, SLG: 0.529 Ricky Adams, R (8, PR) (8, 5)		K 1-2			1B HR 1B BB G5-3 2-3f		G6-4-3 IBB	FC5-4 1-3 2-H 1B		3 0	1 0	1 0	1 0	2 0	1 0	4 0
Bobby Grich, R (1, 4) OBP: 0.250, SLG: 0.333		F9			K	S 1B	G6-4-3 1-2f	FC5-4 1-2f		5	0	1	0	0	1	7
Tim Foli, R (1, 6) OBP: 0.211, SLG: 0.211		F4			1B 1-2 HR 1B	F7 1-2		F8	5-3	5	1	1	0	0	0	2
Bob Boone, R (1, 2) OBP: 0.222, SLG: 0.125			F8		1-2 2-3 HR 1B	F8		F8	BB 1B	5	1	2	0	0	0	1
Inning Stats	R: 0 E: 0 K: 1 S: 6 H: 2 LOB: 1 BB: 0 P: 6	R: 0 E: 0 K: 1 S: 6 H: 1 LOB: 1 BB: 0 P: 6	R: 0 E: 0 K: 1 S: 5 H: 0 LOB: 0 BB: 0 P: 5	R: 0 E: 0 K: 1 S: 5 H: 0 LOB: 0 BB: 0 P: 5	R: 5 E: 0 K: 1 S: 11 H: 7 LOB: 2 BB: 1 P: 15	R: 0 E: 0 K: 0 S: 4 H: 1 LOB: 1 BB: 0 P: 4	R: 1 E: 0 K: 1 S: 6 H: 2 LOB: 2 BB: 2 P: 14	R: 4 E: 1 K: 0 S: 8 H: 4 LOB: 2 BB: 1 P: 12	R: 0 E: 0 K: 0 S: 3 H: 1 LOB: 1 BB: 1 P: 7	1B: 15 2B: 2 3B: 0 HR: 1 SF: 0 SAC: 0 DP: 4 HBP: 0	WP: 0 PB: 0 SB: 2 CS: 0 PA: 47					

	AB	42
	R	10
	H	18
	RBI	9
	BB	5
	SO	6
	LOB	24

PITCHER		IP	WLS	BF	H	R	ER	SO	BB	IBB	HBP	BLK	WP	HR	S	P	ERA	WHIP
Matt Keough, R ERA: 10.38	(1, 1)	4.1	L	21	8	5	5	5	1	0	0	0	0	1	30	34	10.38	2.077
Tom Underwood, L ERA: 21.0	(5, 1)	1.2		10	5	1	1	0	1	0	0	0	0	0	9	13	5.40	3.600
Tim Conroy, L ERA: 1.17	(7, 1)	2.0		12	4	4	0	1	1	1	0	0	0	0	12	20	0.00	2.500
Steve Baker, R ERA: 5.68	(9, 1)	1.0		4	1	0	0	0	1	0	0	0	0	0	3	7	0.00	2.000

PITCHER	IP	WLS	BF	H	R	ER	SO	BB	IBB	HBP	BLK	WP	HR	S	P	ERA	WHIP

BOTTOM

California Angels @ Oakland Athletics

Oakland-Alameda County Coliseum, Oakland, CA

Sat Apr 09 1983, 3:33 AM PST

Att. 22,507 - Cloudy

livebaseballscorecards.com

Batter	1	2	3	4	5	6	7	8	9	AB	R	H	RBI	BB	SO	LOB
Rickey Henderson, R (1, 7) OBP: 0.476, SLG: 0.500 Garry Hancock, L (9, 9)	F3		1B 2B 1-H			G4-6-3 1B		G6-4-3 1-2f		4 0	1 0	2 0	1 0	0 0	0 0	1 0
Mike Davis, L (1, 9) OBP: 0.273, SLG: 0.429 (9, 8)	4-3		S 1B 2-H			G4-6-3 1-2f			2B	4 0	0 0	2 0	1 0	0 0	0 0	1 0
Carney Lansford, R (1, 5) OBP: 0.300, SLG: 0.333 Wayne Gross, L (9, 5)	4-3		6-3 1-2			G3			6-3	3 1	0 0	0 0	0 0	0 0	0 0	1 1
Dwayne Murphy, L (1, 8) OBP: 0.474, SLG: 0.529 Dan Meyer, L (9, 7)		G4-3 1B		F7			BBB S BB		F7	2 1	0 0	1 0	0 0	1 0	0 0	0 1
Jeff Burroughs, R (1, 10) OBP: 0.389, SLG: 0.375 Mitchell Page, L (9, PH)		G4-3 1-2f		CS 1B			SSS 0-3 K 1-2		F6	3 1	0 0	1 0	0 0	0 0	1 0	2 1
Kelvin Moore, R (1, 3) OBP: 0.211, SLG: 0.333	5-3			SSS 0-3 K 1-2			SSS 0-3 K			3	0	0	0	0	2	2
Davey Lopes, R (1, 4) OBP: 0.389, SLG: 0.438 Bill Almon, R (9, 6)			BBB 4-0 FC1-6 BB		1-3		SSS 0-3 K			2 0	0 0	0 0	0 0	1 0	1 0	1 0
Bob Kearney, R (1, 2) OBP: 0.474, SLG: 0.529			FC1-6 FC3-6 1-2f		1-3			BBB 4-0 G6-4-3 BB		2	0	0	0	1	0	1
Tony Phillips, S (1, 6) OBP: 0.167, SLG: 0.118 (9, 4)			FC3-6 2B 1-2f		5-3			F8		3	1	0	0	0	0	2
Inning Stats	R: 0 E: 0 K: 0 S: 3 H: 0 LOB: 0 BB: 0 P: 3	R: 0 E: 0 K: 0 S: 3 H: 1 LOB: 0 BB: 0 P: 3	R: 2 E: 0 K: 0 S: 5 H: 2 LOB: 1 BB: 1 P: 9	R: 0 E: 0 K: 1 S: 5 H: 1 LOB: 1 BB: 0 P: 5	R: 0 E: 0 K: 0 S: 3 H: 0 LOB: 0 BB: 0 P: 3	R: 0 E: 0 K: 0 S: 3 H: 1 LOB: 0 BB: 0 P: 3	R: 0 E: 0 K: 3 S: 9 H: 0 LOB: 1 BB: 1 P: 13	R: 0 E: 0 K: 0 S: 2 H: 0 LOB: 0 BB: 1 P: 6	R: 0 E: 0 K: 0 S: 4 H: 1 LOB: 1 BB: 0 P: 4	1B: 4 2B: 3 3B: 0 HR: 0 SF: 0 SAC: 0 DP: 4 HBP: 0						

	AB	29
	R	2
	H	6
	RBI	2
	BB	3
	SO	4
	LOB	14

PITCHER		IP	WLS	BF	H	R	ER	SO	BB	IBB	HBP	BLK	WP	HR	S	P	ERA	WHIP
Ken Forsch, R ERA: 3.6	(1, 1)	5.0	W	18	4	2	2	1	1	0	0	0	0	0	19	23	3.60	1.000
Luis Sanchez, R ERA: 1.5	(6, 1)	4.0	S	14	2	0	0	3	2	0	0	0	0	0	18	26	0.00	1.000

PITCHER	IP	WLS	BF	H	R	ER	SO	BB	IBB	HBP	BLK	WP	HR	S	P	ERA	WHIP

WP: 0 PA: 32
PB: 0
SB: 2
CS: 1

Batter	1	2	3	4	5	6	7	8	9	AB	R	H	RBI	BB	SO	LOB
Brian Downing, R (1, 7) OBP: 0.385, SLG: 0.429	x 0-0 G4-6-3 1B		x 0-0 5-3 ①		B B B 4-0 1B E BB		x 0-0 ① 4-3	x 0-0 ② F7		4	1	1	0	1	0	2
Juan Beniquez, R (1, 9) OBP: 0.333, SLG: 0.333	x 0-0 ① ② G4-6-3 1-2f		x 0-0 ② F2		x 0-0 ② F8		x 0-0 E7 4-3 2B 1B	x 0-0 ③ P3		5	1	1	0	0	0	4
Fred Lynn, L (1, 8) OBP: 0.308, SLG: 0.400	S S S 0-3 ③ K		x 0-0 ③ F8		x 0-0 E1 1-H 1B 1B		x 0-0 ② 4-3 2-3		x 0-0 ① 4-3	5	1	1	0	0	1	1
Doug DeCinces, R (1, 5) OBP: 0.435, SLG: 0.571 Ricky Adams, R (7, PR) (7, 5)		x 0-0 ① 5-3		x 0-0 ① 6-3	x 0-0 2-H 1B		x 0-0 3-H 2B		x 0-0 ② 4-3	4 1	0 0	2 0	2 0	0 0	0 0	0 0
Reggie Jackson, L (1, 10) OBP: 0.500, SLG: 0.444 Daryl Sconiers, L (9, PH) OBP: 0.438, SLG: 0.643		x 0-0 FC6-4 1B		B B B B 4-0 1B 1B BB	x 0-0 ③ F7		H 1-0 FC6-4 HBP		x 0-0 ③ F5	2 1	0 0	1 0	0 0	1 0	0 0	1 0
Ron Jackson, R (1, 3) OBP: 0.462, SLG: 0.417		x 0-0 ② FC6-4 BB 1-2f 1B		x 0-0 1B 1-2 1B		x 0-0 ① F5	x 0-0 ③ FC6-4 1-2f			4	1	1	0	0	0	3
Bobby Grich, R (1, 4) OBP: 0.333, SLG: 0.350		B B B 4-0 PB 1B 1-2 BB		x 0-0 ② 1-2 2-H 1B		B B B 4-0 BB		S S S 0-3 ① K		2	0	1	0	2	1	0
Tim Foli, R (1, 6) OBP: 0.261, SLG: 0.261		x 0-0 PB 1-2 2-H 1B		x 0-0 ③ 1-4-3		x 0-0 ② F7		x 0-0 1B 1B		4	0	2	1	0	0	3
Bob Boone, R (1, 2) OBP: 0.227, SLG: 0.150		x 0-0 ③ 5-3 1-2 2-3			x 0-0 ① F9	x 0-0 ③ F7		x 0-0 1-2 1B		4	0	1	0	0	0	3
Inning Stats	R: 0 H: 1 E: 0 LOB: 0 K: 1 BB: 0 S: 5 P: 5	R: 1 H: 2 E: 0 LOB: 2 K: 0 BB: 1 S: 5 P: 9	R: 0 H: 0 E: 0 LOB: 0 K: 0 BB: 0 S: 3 P: 3	R: 0 H: 2 E: 0 LOB: 2 K: 0 BB: 1 S: 4 P: 8	R: 2 H: 2 E: 1 LOB: 1 K: 0 BB: 1 S: 5 P: 9	R: 0 H: 0 E: 0 LOB: 1 K: 0 BB: 1 S: 3 P: 7	R: 1 H: 2 E: 1 LOB: 2 K: 0 BB: 0 S: 5 P: 6	R: 0 H: 2 E: 0 LOB: 2 K: 1 BB: 0 S: 7 P: 7	R: 0 H: 0 E: 0 LOB: 0 K: 0 BB: 0 S: 3 P: 3	1B: 10 2B: 1 3B: 0 HR: 0	SF: 0 SAC: 0 DP: 1 HBP: 1					

PITCHER		IP	WLS	BF	H	R	ER	SO	BB	IBB	HBP	BLK	WP	HR	S	P	ERA	WHIP
Bill Krueger, L ERA: 3.86	(1, 1)	7.0	W	33	9	4	3	1	4	0	1	0	0	0	30	47	3.86	1.857
Steve Baker, R ERA: 4.32	(8, 1)	2.0		8	2	0	0	1	0	0	0	0	0	0	10	10	0.00	1.000

PITCHER	IP	WLS	BF	H	R	ER	SO	BB	IBB	HBP	BLK	WP	HR	S	P	ERA	WHIP

TOP

California Angels @ Oakland Athletics

Oakland-Alameda County Coliseum, Oakland, CA

Sun Apr 10 1983, 3:33 AM PST

Att. 28,590 - Sunny

livebaseballscorecards.com

AB	36
R	4
H	11
RBI	3
BB	4
SO	2
LOB	17

1B: 10 SF: 0
2B: 1 SAC: 0
3B: 0 DP: 1
HR: 0 HBP: 1

WP: 0 PA: 41
PB: 1
SB: 0
CS: 0

BOTTOM

California Angels @ Oakland Athletics

Oakland-Alameda County Coliseum, Oakland, CA

Sun Apr 10 1983, 3:33 AM PST

Att. 28,590 - Sunny

livebaseballscorecards.com

Batter	1	2	3	4	5	6	7	8	9	AB	R	H	RBI	BB	SO	LOB
Rickey Henderson, R (1, 7) OBP: 0.500, SLG: 0.550	2B	1B	F9		5-3		BB			4	2	2	1	1	0	1
Mike Davis, L (1, 9) OBP: 0.333, SLG: 0.500	1B	F7 S WP		1B	F7		F5			5	3	3	2	0	0	1
Wayne Gross, L (1, 5) OBP: 0.714, SLG: 0.600	2B	E WP		BB		2B SF9		K		4	3	3	1	1	1	0
Dwayne Murphy, L (1, 8) OBP: 0.417, SLG: 0.429	K	F7		E		F9		4-3		4	1	0	0	1	1	4
Jeff Burroughs, R (1, 10) OBP: 0.391, SLG: 0.429	K	4-3		E5		SF9		K		5	0	2	2	0	2	2
Kelvin Moore, R (1, 3) OBP: 0.217, SLG: 0.381	2B	K		K		SF9				3	0	1	1	0	2	2
Davey Lopes, R (1, 4) OBP: 0.409, SLG: 0.450	6-3		CS 1B	G6-4-3		F8				4	0	2	1	0	0	3
Bob Kearney, R (1, 2) OBP: 0.478, SLG: 0.550		SH 2B	HBP	G6-4-3			4-3			3	1	1	0	0	0	2
Tony Phillips, S (1, 6) OBP: 0.143, SLG: 0.100		SH 1B	K	K			F9			3	1	0	0	0	2	1
Inning Stats	R: 2 E: 0 K: 2 S: 11 H: 4 LOB: 2 BB: 0 P: 11	R: 5 E: 2 K: 1 S: 9 H: 3 LOB: 0 BB: 1 P: 13	R: 0 E: 0 K: 1 S: 5 H: 1 LOB: 1 BB: 0 P: 6	R: 3 E: 1 K: 1 S: 8 H: 4 LOB: 1 BB: 1 P: 12	R: 0 E: 0 K: 1 S: 5 H: 0 LOB: 0 BB: 0 P: 5	R: 1 E: 0 K: 0 S: 5 H: 2 LOB: 1 BB: 0 P: 5	R: 0 E: 0 K: 0 S: 3 H: 0 LOB: 1 BB: 1 P: 7	R: 0 E: 0 K: 2 S: 7 H: 0 LOB: 0 BB: 0 P: 7		1B: 9 2B: 5 3B: 0 HR: 0 SF: 1 SAC: 1 DP: 1 HBP: 1						

	AB	35
	R	11
	H	14
	RBI	8
	BB	3
	SO	8
	LOB	16

WP: 1 PB: 0 SB: 1 CS: 1 PA: 41

PITCHER		IP	WLS	BF	H	R	ER	SO	BB	IBB	HBP	BLK	WP	HR	S	P	ERA	WHIP
Bruce Kison, R ERA: 5.87	(1, 1)	1.0	L	10	6	5	4	2	0	0	0	0	0	0	14	14	36.00	6.000
Dave Goltz, R ERA: 6.43	(2, 1)	5.0		24	8	6	4	4	2	0	1	0	1	0	29	38	7.20	2.000
John Curtis, L ERA:	(7, 1)	1.0		4	0	0	0	0	1	0	0	0	0	0	3	7	0.00	1.000
Doug Corbett, R ERA: 5.4	(8, 1)	1.0		3	0	0	0	2	0	0	0	0	0	0	7	7	0.00	0.000

PITCHER	IP	WLS	BF	H	R	ER	SO	BB	IBB	HBP	BLK	WP	HR	S	P	ERA	WHIP

Batter	1	2	3	4	5	6	7	8	9	AB	R	H	RBI	BB	SO	LOB
Steve Henderson, R (1, 7) OBP: 0.500, SLG: 0.480	6-3		1-3		6-3		FC6-4 1B 2-H			4	0	1	1	0	0	1
Dave Edler, R (1, 5) OBP: 0.267, SLG: 0.267	FC6-4 1B		FC6-4 1B			F9	FC6-4 1-2f			4	0	2	0	0	0	1
Al Cowens, R (1, 9) OBP: 0.233, SLG: 0.222	FC6-4 FC6-4 1-2f		FC6-4 1-2f			1-3		K		4	0	0	0	0	1	2
Richie Zisk, R (1, 10) OBP: 0.207, SLG: 0.259	FC6-4 1-2f			1-3		1B BB		5-3		3	0	0	0	1	0	1
Dave Henderson, R (1, 8) OBP: 0.379, SLG: 0.500		F9		6-3		1B 1-3		6-3		4	0	1	0	0	0	0
Pat Putnam, L (1, 3) OBP: 0.214, SLG: 0.357		3-1		1-3		4-3			6-3	4	0	0	0	0	0	2
Todd Cruz, R (1, 6) OBP: 0.429, SLG: 0.615		FC5-4 1B			5-3 1B		1-3 1B		F7	4	1	3	0	0	0	0
Orlando Mercado, R (1, 2) OBP: 0.067, SLG: 0.267 Rod Allen, R (9, PH) OBP: 0.333, SLG: 0.333		FC5-4 1-2f			F7		F7		6-3	3 1	0 0	0 0	0 0	0 0	3 0	3 0
Julio Cruz, S (1, 4) OBP: 0.480, SLG: 0.714			6-3		5-3 1-2		1-3 1-2			3	0	0	0	0	0	2
Inning Stats	R: 0 H: 1 E: 0 LOB: 1 K: 0 BB: 0 S: 4 P: 4	R: 0 H: 1 E: 0 LOB: 1 K: 0 BB: 0 S: 4 P: 4	R: 0 H: 1 E: 0 LOB: 1 K: 0 BB: 0 S: 4 P: 4	R: 0 H: 0 E: 0 LOB: 0 K: 0 BB: 0 S: 3 P: 3	R: 0 H: 1 E: 0 LOB: 1 K: 0 BB: 0 S: 4 P: 4	R: 0 H: 1 E: 0 LOB: 2 K: 0 BB: 1 S: 4 P: 8	R: 1 H: 2 E: 0 LOB: 1 K: 0 BB: 0 S: 5 P: 5	R: 0 H: 0 E: 0 LOB: 0 K: 1 BB: 0 S: 5 P: 5	R: 0 H: 0 E: 0 LOB: 0 K: 0 BB: 0 S: 3 P: 3	1B: 7 SF: 0 2B: 0 SAC: 0 3B: 0 DP: 0 HR: 0 HBP: 0						

PITCHER	IP	WLS	BF	H	R	ER	SO	BB	IBB	HBP	BLK	WP	HR	S	P	ERA	WHIP
Tommy John, L (1, 1) ERA: 2.0	9.0	W	35	7	1	1	1	1	0	0	0	0	0	36	40	1.00	0.889

PITCHER	IP	WLS	BF	H	R	ER	SO	BB	IBB	HBP	BLK	WP	HR	S	P	ERA	WHIP

TOP

Seattle Mariners @ California Angels

Anaheim Stadium, Anaheim, CA

Mon Apr 11 1983, 9:05 PM EST

Att. 22,588 - Unknown

livebaseballscorecards.com

AB	34
R	1
H	7
RBI	1
BB	1
SO	1
LOB	12

PA: 35

WP: 0
PB: 0
SB: 0
CS: 0

Batter	1	2	3	4	5	6	7	8	9	AB	R	H	RBI	BB	SO	LOB
Rod Carew, L (1, 3) OBP: 0.545, SLG: 0.900	5-3	SF7 1-2 3-H			1-3	1B 1-2				3	0	1	1	0	0	0
Juan Beniquez, R (1, 9) (9, 7) OBP: 0.400, SLG: 0.333	1B	HBP			6-3	4-3				3	0	1	0	0	0	2
Fred Lynn, L (1, 8) OBP: 0.267, SLG: 0.345	K	F9			K	4-3				4	0	0	0	0	2	3
Doug DeCinces, R (1, 5) OBP: 0.407, SLG: 0.560	6-3	6-3			6-3	L6-4 2B				4	0	1	0	0	0	1
Reggie Jackson, L (1, 10) OBP: 0.464, SLG: 0.381	K	F7			BB 1B BB	L6-4 2-3				3	1	0	0	1	1	1
Brian Downing, R (1, 7) OBP: 0.400, SLG: 0.391 Bobby Clark, R (9, 9) OBP: 0.250, SLG: 0.375	2B 1B BB	K			E 1B 1-2 1B BB	5-3				2 0	2 0	0 0	0 0	2 0	1 0	0 0
Bobby Grich, R (1, 4) OBP: 0.429, SLG: 0.500	1-3 1B 2B	G6-4-3 1B			E7 1-3 2-H 1B	G6-4-3 1B				4	2	4	1	0	0	0
Joe Ferguson, R (1, 2)	1B SF7 BB	G6-4-3 1-2f			K	G6-4-3 1-2f				3	1	0	0	1	1	4
Tim Foli, R (1, 6) OBP: 0.308, SLG: 0.308	SF7 1-3 2-H 3-H 1B	1-3			1B 2-H 3-H 1B					3	0	2	4	0	0	0
Inning Stats	R: 0 E: 0 K: 1 S: 6 H: 1 LOB: 1 BB: 0 P: 6	R: 3 E: 0 K: 1 S: 7 H: 2 LOB: 2 BB: 2 P: 16	R: 0 E: 0 K: 1 S: 5 H: 0 LOB: 0 BB: 0 P: 5	R: 0 E: 0 K: 0 S: 3 H: 1 LOB: 0 BB: 0 P: 3	R: 0 E: 0 K: 1 S: 5 H: 0 LOB: 0 BB: 0 P: 5	R: 3 E: 1 K: 1 S: 8 H: 3 LOB: 2 BB: 2 P: 16	R: 0 E: 0 K: 0 S: 3 H: 1 LOB: 0 BB: 0 P: 3	R: 0 E: 0 K: 0 S: 3 H: 1 LOB: 0 BB: 0 P: 3		1B: 7 2B: 3 3B: 0 HR: 0 SF: 1 SAC: 0 DP: 3 HBP: 1					WP: 0 PB: 0 SB: 0 CS: 0 PA: 35	

PITCHER		IP	WLS	BF	H	R	ER	SO	BB	IBB	HBP	BLK	WP	HR	S	P	ERA	WHIP
Matt Young, L ERA: 5.84	(1, 1)	5.1	L	25	5	6	6	4	4	0	1	0	0	0	28	45	10.12	1.688
Roy Thomas, R ERA:	(6, 1)	2.2		10	4	0	0	1	0	0	0	0	0	0	12	12	0.00	1.500

PITCHER	IP	WLS	BF	H	R	ER	SO	BB	IBB	HBP	BLK	WP	HR	S	P	ERA	WHIP

BOTTOM

Seattle Mariners @ California Angels

Anaheim Stadium, Anaheim, CA

Mon Apr 11 1983, 9:05 PM EST

Att. 22,588 - Unknown

livebaseballscorecards.com

AB	29
R	6
H	9
RBI	6
BB	4
SO	5
LOB	11

Batter	1	2	3	4	5	6	7	8	9	AB	R	H	RBI	BB	SO	LOB
Steve Henderson, R (1, 7) OBP: 0.556, SLG: 0.679	B B B B 4-0 CS BB			x 0-0 4-3 PO 2B		x 0-0 1-H 1B 3B	x 0-0 2B		x 0-0 ① 6-3	3	1	3	1	1	0	0
John Moses, S (7, 7)										1	0	0	0	0	0	0
Manny Castillo, S (1, 5) OBP: 0.200, SLG: 0.211	x 0-0 ① F6			x 0-0 ① 4-3 2-3		x 0-0 S S S 2B SF8 3-H 1B	0-3 ① K		x 0-0 ② 4-3	5	1	1	1	0	1	3
Al Cowens, R (1, 9) OBP: 0.257, SLG: 0.281	x 0-0 ② ③ 5-3 1-2			x 0-0 ② F3		x 0-0 S S S 1-3 E 2B	0-3 ② K		x 0-0 1B	5	1	2	0	0	1	3
Ken Phelps, L (1, 10) OBP: 0.333, SLG: 1.000		x 0-0 ① F7		0-0 ③ PO 3-H	x 0-0 HR	x 0-0 ① SF8 3-H	x 0-0 ③ 6-3		S S S 0-3 ③ K	4	1	1	2	0	1	2
Pat Putnam, L (1, 3) OBP: 0.219, SLG: 0.323		x 0-0 ② 4-3			x 0-0 ① H G3	1-0 FC4-6 HBP		S S S 0-3 ① K		3	0	0	0	0	1	0
Dave Henderson, R (1, 8) OBP: 0.394, SLG: 0.594		S S S 0-3 ③ K			x 0-0 1B 1B	x 0-0 ② FC4-6 1-2f 2-H 2B		x 0-0 HR		4	2	2	1	0	1	1
Todd Cruz, R (1, 6) OBP: 0.469, SLG: 0.655			x 0-0 ① 5-3		x 0-0 G5-4-3 1-3 1B	4-0 2B IBB		x 0-0 2B		3	1	2	0	1	0	0
Orlando Mercado, R (1, 2) OBP: 0.158, SLG: 0.368			x 0-0 G3-6-3 1B		x 0-0 ② ③ G5-4-3 1-2f	x 0-0 1-H 2-H 2B		S S S 0-3 ② K		4	0	2	2	0	1	3
Julio Cruz, S (1, 4) OBP: 0.448, SLG: 0.640			x 0-0 ② ③ G3-6-3 1-2f			x 0-0 3B 1B		x 0-0 ③ 4-3		4	1	1	0	0	1	3
Inning Stats	R: 0 E: 0 K: 0 S: 2 H: 0 LOB: 0 BB: 1 P: 6	R: 0 E: 0 K: 1 S: 5 H: 0 LOB: 0 BB: 0 P: 5	R: 0 E: 0 K: 0 S: 3 H: 1 LOB: 0 BB: 0 P: 3	R: 0 E: 0 K: 0 S: 3 H: 1 LOB: 0 BB: 0 P: 3	R: 1 E: 0 K: 0 S: 5 H: 3 LOB: 1 BB: 0 P: 5	R: 6 E: 1 K: 1 S: 10 H: 5 LOB: 1 BB: 1 P: 15	R: 0 E: 0 K: 2 S: 8 H: 1 LOB: 1 BB: 0 P: 8	R: 1 E: 0 K: 2 S: 9 H: 2 LOB: 1 BB: 0 P: 9	R: 0 E: 0 K: 1 S: 6 H: 1 LOB: 1 BB: 0 P: 6	1B: 6 2B: 5 3B: 1 HR: 2 SF: 1 SAC: 0 DP: 2 HBP: 1						

PITCHER		IP	WLS	BF	H	R	ER	SO	BB	IBB	HBP	BLK	WP	HR	S	P	ERA	WHIP
Mike Witt, R ERA: 6.75	(1, 1)	5.0	L	21	9	5	5	1	1	0	0	0	0	1	22	26	9.00	2.000
John Curtis, L ERA: 7.71	(6, 1)	1.1		8	2	2	2	2	0	1	1	0	0	0	10	15	13.50	1.500
Doug Corbett, R ERA: 4.15	(7, 1)	2.2		11	3	1	1	4	0	0	0	0	0	1	19	19	3.38	1.125

PITCHER	IP	WLS	BF	H	R	ER	SO	BB	IBB	HBP	BLK	WP	HR	S	P	ERA	WHIP

Seattle Mariners @ California Angels

Anaheim Stadium, Anaheim, CA

Tue Apr 12 1983, 9:05 PM EST

Att. 22,912 - Unknown

TOP

livebaseballscorecards.com

AB	36
R	8
H	14
RBI	7
BB	2
SO	7
LOB	15

WP: 0	PA: 41		
PB: 0			
SB: 0			
CS: 1			

BOTTOM

Seattle Mariners @ California Angels

Anaheim Stadium, Anaheim, CA

Tue Apr 12 1983, 9:05 PM EST

Att. 22,912 - Unknown

livebaseballscorecards.com

Batter	1	2	3	4	5	6	7	8	9	AB	R	H	RBI	BB	SO	LOB
Rod Carew, L (1, 3) OBP: 0.400, SLG: 0.643	G3		F7		4-3			F7		4	0	0	0	0	0	1
Daryl Sconiers, L (1, 10) OBP: 0.450, SLG: 0.588	2B BB		F5			K		1B		3	1	1	0	1	1	0
Brian Downing, R (1, 7) OBP: 0.412, SLG: 0.481	1-H 2B			F9 2B		4-3		F8		4	0	2	1	0	0	1
Reggie Jackson, L (1, 9) OBP: 0.469, SLG: 0.375	K			2-3 BB		F5			G6-4-3 1B	3	0	1	0	1	1	1
Fred Lynn, L (1, 8) OBP: 0.265, SLG: 0.364	P3			F9 2-3			2B		F9	4	0	1	0	0	0	4
Doug DeCinces, R (1, 5) OBP: 0.355, SLG: 0.483		P3		2-3 1-2			F4		G6-4-3 1-2f	4	0	0	0	0	0	4
Bobby Grich, R (1, 4) OBP: 0.419, SLG: 0.462		L5			SH1-4 BB		6-3			2	0	0	0	1	0	1
Tim Foli, R (1, 6) OBP: 0.286, SLG: 0.286		F5			SH1-4 1-2		B1			2	0	0	0	0	0	1
Bob Boone, R (1, 2) OBP: 0.200, SLG: 0.130			F8		F7			F7		3	0	0	0	0	0	1
Inning Stats	R: 1 H: 1 E: 0 LOB: 1 K: 1 BB: 1 S: 6 P: 10	R: 0 H: 0 E: 0 LOB: 0 K: 0 BB: 0 S: 3 P: 3	R: 0 H: 0 E: 0 LOB: 0 K: 0 BB: 0 S: 3 P: 3	R: 0 H: 1 E: 0 LOB: 1 K: 0 BB: 1 S: 3 P: 7	R: 0 H: 0 E: 0 LOB: 1 K: 0 BB: 1 S: 3 P: 7	R: 0 H: 0 E: 0 LOB: 0 K: 1 BB: 0 S: 5 P: 5	R: 0 H: 1 E: 0 LOB: 1 K: 0 BB: 0 S: 4 P: 4	R: 0 H: 1 E: 0 LOB: 1 K: 0 BB: 0 S: 4 P: 4	R: 0 H: 1 E: 0 LOB: 0 K: 0 BB: 0 S: 3 P: 3	1B: 2 SF: 0 2B: 3 SAC: 1 3B: 0 DP: 1 HR: 0 HBP: 0						

	AB	29
	R	1
	H	5
	RBI	1
	BB	3
	SO	2
	LOB	14

PITCHER		IP	WLS	BF	H	R	ER	SO	BB	IBB	HBP	BLK	WP	HR	S	P	ERA	WHIP
Bob Stoddard, R ERA: 4.26	(1, 1)	9.0	W	33	5	1	1	2	3	0	0	0	0	0	34	46	1.00	0.889

PITCHER	IP	WLS	BF	H	R	ER	SO	BB	IBB	HBP	BLK	WP	HR	S	P	ERA	WHIP

Batter	1	2	3	4	5	6	7	8	9	AB	R	H	RBI	BB	SO	LOB
Steve Henderson, R (1, 7) OBP: 0.525, SLG: 0.625	5-3			K		K			FC5-4 1-3 1B	4	0	1	0	0	2	0
Manny Castillo, S (1, 5) OBP: 0.208, SLG: 0.217	G3			1B			F8		FC5-4 1-2f 3-H	4	0	1	1	0	0	1
Al Cowens, R (1, 9) OBP: 0.231, SLG: 0.250	F3			K			6-3		F9	4	0	0	0	0	1	2
Richie Zisk, R (1, 10) OBP: 0.188, SLG: 0.233		K		K			L6			3	0	0	0	0	2	1
Dave Henderson, R (1, 8) OBP: 0.361, SLG: 0.543		6-3			K			F7		3	0	0	0	0	1	0
Ken Phelps, L (1, 3) OBP: 0.250, SLG: 0.727		F5			G3			F6		3	0	0	0	0	0	0
Todd Cruz, R (1, 6) OBP: 0.457, SLG: 0.625			CS 1B		K			F9		3	0	1	0	0	1	0
Orlando Mercado, R (1, 2) OBP: 0.143, SLG: 0.333 Rod Allen, R (9, PH) OBP: 0.250, SLG: 0.250			F7			4-3			6-3	2 1	0 0	0 0	0 0	0 0	0 0	1 0
Julio Cruz, S (1, 4) OBP: 0.438, SLG: 0.607			5-3 1-2			6-3			1B FC5-4 1B	3	1	1	0	0	0	1
Inning Stats	R: 0 H: 0 E: 0 LOB: 0 K: 0 BB: 0 S: 3 P: 3	R: 0 H: 0 E: 0 LOB: 0 K: 1 BB: 0 S: 5 P: 5	R: 0 H: 1 E: 0 LOB: 0 K: 0 BB: 0 S: 3 P: 3	R: 0 H: 1 E: 0 LOB: 1 K: 3 BB: 0 S: 10 P: 10	R: 0 H: 0 E: 0 LOB: 0 K: 2 BB: 0 S: 7 P: 7	R: 0 H: 0 E: 0 LOB: 0 K: 1 BB: 0 S: 5 P: 5	R: 0 H: 0 E: 0 LOB: 0 K: 0 BB: 0 S: 3 P: 3	R: 0 H: 0 E: 0 LOB: 0 K: 0 BB: 0 S: 3 P: 3	R: 1 H: 2 E: 0 LOB: 1 K: 0 BB: 0 S: 5 P: 5	1B: 4 SF: 0 2B: 0 SAC: 0 3B: 0 DP: 0 HR: 0 HBP: 0						

PITCHER	IP	WLS	BF	H	R	ER	SO	BB	IBB	HBP	BLK	WP	HR	S	P	ERA	WHIP
Geoff Zahn, L (1, 1) ERA: 2.2	9.0	W	30	4	1	1	7	0	0	0	0	0	0	44	44	1.00	0.444

PITCHER	IP	WLS	BF	H	R	ER	SO	BB	IBB	HBP	BLK	WP	HR	S	P	ERA	WHIP

TOP

Seattle Mariners @ California Angels

Anaheim Stadium, Anaheim, CA

Wed Apr 13 1983, 9:05 PM EST

Att. 24,002 - Unknown

livebaseballscorecards.com

AB	30
R	1
H	4
RBI	1
BB	0
SO	7
LOB	6

Seattle Mariners @ California Angels

Anaheim Stadium, Anaheim, CA

Wed Apr 13 1983, 9:05 PM EST

Att. 24,002 - Unknown

BOTTOM

Batter	1	2	3	4	5	6	7	8	9	AB	R	H	RBI	BB	SO	LOB
Rod Carew, L (1, 3) OBP: 0.350, SLG: 0.526	K	E6 1-3 2-H		1B		1-4-3		K		5	0	1	0	0	2	3
Daryl Sconiers, L (1, 10) Ron Jackson, R (8, PH) OBP: 0.458, SLG: 0.550 OBP: 0.500, SLG: 0.417	F7		4-3 1B BB	FC4-6 1-3 1B			6-3	BB		3 0	1 0	1 0	0 0	1 1	0 0	0 0
Brian Downing, R (1, 7) Juan Beniquez, R (8, 7) OBP: 0.421, SLG: 0.484 OBP: 0.364, SLG: 0.300	1B	4-3 1-2		FC4-6 1-2f			2B 1B	F9		4 1	1 0	2 0	0 0	0 0	0 0	3 2
Reggie Jackson, L (1, 9) Bobby Clark, R (7, PR) (8, 9) OBP: 0.472, SLG: 0.429 OBP: 0.250, SLG: 0.375	K	HR 2-H 1B	K				1-H 2B			4 0	1 0	2 0	2 0	0 0	2 0	1 0
Fred Lynn, L (1, 8) OBP: 0.263, SLG: 0.378		1B SF 2B	K	4-3			F6			4	1	1	0	0	1	2
Doug DeCinces, R (1, 5) Ricky Adams, R (9, 5) OBP: 0.400, SLG: 0.594		SF E 2-3 1B	1-H HR	K			BB			3 0	2 0	2 0	2 0	1 0	1 0	0 0
Bobby Grich, R (1, 4) OBP: 0.400, SLG: 0.414	F4	F7				6-3 BB	G3			3	0	0	0	1	0	4
Tim Foli, R (1, 6) OBP: 0.250, SLG: 0.258		SF E6 1-2 3-H		6-3		6-3 1-2		F9		3	0	0	1	0	0	1
Bob Boone, R (1, 2) OBP: 0.207, SLG: 0.185		F9		5-3		5-3		2B		4	0	1	0	0	0	3
Inning Stats	R: 0 E: 0 K: 2 S: 8 H: 1 LOB: 1 BB: 0 P: 8	R: 2 E: 2 K: 0 S: 6 H: 2 LOB: 1 BB: 0 P: 6	R: 3 E: 0 K: 1 S: 7 H: 2 LOB: 0 BB: 1 P: 11	R: 0 E: 0 K: 0 S: 5 H: 2 LOB: 2 BB: 0 P: 5	R: 0 E: 0 K: 2 S: 7 H: 0 LOB: 0 BB: 0 P: 7	R: 0 E: 0 K: 0 S: 3 H: 0 LOB: 1 BB: 1 P: 7	R: 1 E: 0 K: 0 S: 5 H: 2 LOB: 2 BB: 1 P: 9	R: 0 E: 0 K: 1 S: 6 H: 1 LOB: 2 BB: 1 P: 10		1B: 6 2B: 3 3B: 0 HR: 1 SF: 1 SAC: 0 DP: 0 HBP: 0				WP: 0 PB: 0 SB: 0 CS: 0 PA: 39		

livebaseballscorecards.com

	AB	34
	R	6
	H	10
	RBI	5
	BB	4
	SO	6
	LOB	19

PITCHER		IP	WLS	BF	H	R	ER	SO	BB	IBB	HBP	BLK	WP	HR	S	P	ERA	WHIP
Mike Moore, R ERA: 6.55	(1, 1)	5.0	L	25	7	5	4	5	2	0	0	0	0	1	33	41	7.20	1.800
Roy Thomas, R ERA:	(6, 1)	0.2		2	0	0	0	0	0	0	0	0	0	0	2	2	0.00	0.000
Bryan Clark, L ERA: 3.18	(6, 1)	1.1		7	2	1	1	0	1	0	0	0	0	0	6	10	6.75	2.250
Bill Caudill, R ERA: 1.5	(8, 1)	0.1		2	1	0	0	0	0	0	0	0	0	0	2	2	0.00	3.000
Ed Vande Berg, L ERA:	(8, 1)	0.2		3	0	0	0	1	1	0	0	0	0	0	4	8	0.00	1.500

PITCHER	IP	WLS	BF	H	R	ER	SO	BB	IBB	HBP	BLK	WP	HR	S	P	ERA	WHIP

Batter	1	2	3	4	5	6	7	8	9	AB	R	H	RBI	BB	SO	LOB
Rod Carew, L (1, 3) OBP: 0.346, SLG: 0.480	3-1		1B 1-2 1B		1B HR 1B	F7		1-3	FC6-4 1-2f	6	1	2	0	0	0	4
Bobby Clark, R (1, 9) OBP: 0.333, SLG: 0.429	K		1-2 2-3 1B		1-2 HR 1B	F9		1B		5	1	3	0	0	1	2
Fred Lynn, L (1, 8) OBP: 0.256, SLG: 0.429	4-3		K		1-H 2-H HR	F9		F9		5	1	1	3	0	1	6
Doug DeCinces, R (1, 5) OBP: 0.375, SLG: 0.541		4-3		K	P3		BB 1B		F4	5	0	1	0	0	1	0
Reggie Jackson, L (1, 10) OBP: 0.463, SLG: 0.500		4-3		HR	1-3		1-2 BB		K	4	1	1	1	1	1	0
Brian Downing, R (1, 7) OBP: 0.405, SLG: 0.457		K		K		HR 1B	P2		2B BB	4	1	1	0	0	2	2
Juan Beniquez, R (7, 7) OBP: 0.417, SLG: 0.300										0	1	0	0	1	0	0
Bobby Grich, R (1, 4) OBP: 0.425, SLG: 0.545			5-3 BBB BB			1-H HR	K		1-H 2B 2B	4	2	2	3	1	1	2
Tim Foli, R (1, 6) OBP: 0.297, SLG: 0.333			1B 1B 1B	P5		1B 1B	F8		E 2-H 2B	5	0	3	1	0	0	3
Bob Boone, R (1, 2) OBP: 0.206, SLG: 0.188			L7		F7	1-2 1B		5-3	E3 FC6-4 2-3	5	0	1	0	0	0	2
Inning Stats	R: 0 E: 0 K: 1 S: 5 H: 0 LOB: 0 BB: 0 P: 5	R: 0 E: 0 K: 1 S: 5 H: 0 LOB: 0 BB: 0 P: 5	R: 0 E: 0 K: 1 S: 8 H: 3 LOB: 3 BB: 0 P: 8	R: 1 E: 0 K: 2 S: 8 H: 1 LOB: 1 BB: 1 P: 12	R: 3 E: 0 K: 0 S: 6 H: 3 LOB: 0 BB: 0 P: 6	R: 2 E: 0 K: 0 S: 7 H: 4 LOB: 2 BB: 0 P: 7	R: 0 E: 0 K: 1 S: 6 H: 1 LOB: 2 BB: 1 P: 10	R: 0 E: 0 K: 0 S: 4 H: 1 LOB: 1 BB: 0 P: 4	R: 2 E: 1 K: 1 S: 8 H: 2 LOB: 2 BB: 1 P: 12	1B: 10 2B: 2 3B: 0 HR: 3 SF: 0 SAC: 0 DP: 0 HBP: 0						

PITCHER		IP	WLS	BF	H	R	ER	SO	BB	IBB	HBP	BLK	WP	HR	S	P	ERA	WHIP
Frank Viola, L ERA: 8.68	(1, 1)	5.0	L	25	9	6	6	5	1	0	0	0	0	3	34	38	10.80	2.000
Bobby Castillo, R ERA: 4.91	(6, 1)	3.2		20	6	2	2	2	2	0	0	0	0	0	22	30	4.91	2.182
Pete Filson, L ERA: 6.75	(9, 1)	0.1		1	0	0	0	0	0	0	0	0	0	0	1	1	0.00	0.000

PITCHER	IP	WLS	BF	H	R	ER	SO	BB	IBB	HBP	BLK	WP	HR	S	P	ERA	WHIP

TOP

California Angels @ Minnesota Twins

Hubert H. Humphrey Metrodome, Minneapolis, MN

Fri Apr 15 1983, 7:05 PM EST
Att. 7,323 - Dome - 70 F

livebaseballscorecards.com

AB	43
R	8
H	15
RBI	8
BB	3
SO	7
LOB	21

WP: 0 PB: 0 SB: 0 CS: 0 PA: 46

Batter	1	2	3	4	5	6	7	8	9	AB	R	H	RBI	BB	SO	LOB
Mickey Hatcher, R (1, 9) OBP: 0.300, SLG: 0.222	F8		P4		F8		6-3			4	0	0	0	0	0	1
John Castino, R (1, 4) OBP: 0.372, SLG: 0.650	2B 1B		P4			HR		6-3		4	2	2	1	0	0	0
Gary Ward, R (1, 7) OBP: 0.233, SLG: 0.225	3-1 1-H 2B		6-3			1B 1B		L7		4	0	2	1	0	0	0
Kent Hrbek, L (1, 3) OBP: 0.293, SLG: 0.395	3-1 2-3			F7		K		2B		4	0	1	0	0	1	2
Gary Gaetti, R (1, 5) OBP: 0.415, SLG: 0.543	5-3			F4		1-2 1B		F7		4	0	1	0	0	0	2
Tom Brunansky, R (1, 8) OBP: 0.190, SLG: 0.081		F9		F8		F7			F9	4	0	0	0	0	0	2
Randy Bush, L (1, 10) OBP: 0.314, SLG: 0.576		1B			E4 G6-4-3	G3			F6	4	0	1	0	0	0	2
Tim Laudner, R (1, 2) OBP: 0.263, SLG: 0.125		K			G6-4-3 1-2f		K		F7	4	0	0	0	0	2	2
Lenny Faedo, R (1, 6) OBP: 0.250, SLG: 0.211		F9			1B		6-3			3	0	1	0	0	0	1
Inning Stats	R: 1 H: 2 E: 0 LOB: 1 K: 0 BB: 0 S: 5 P: 5	R: 0 H: 1 E: 0 LOB: 1 K: 1 BB: 0 S: 6 P: 6	R: 0 H: 0 E: 0 LOB: 0 K: 0 BB: 0 S: 3 P: 3	R: 0 H: 0 E: 0 LOB: 0 K: 0 BB: 0 S: 3 P: 3	R: 0 H: 1 E: 1 LOB: 1 K: 0 BB: 0 S: 4 P: 4	R: 1 H: 3 E: 0 LOB: 2 K: 1 BB: 0 S: 8 P: 8	R: 0 H: 0 E: 0 LOB: 0 K: 1 BB: 0 S: 5 P: 5	R: 0 H: 1 E: 0 LOB: 1 K: 0 BB: 0 S: 4 P: 4	R: 0 H: 0 E: 0 LOB: 0 K: 0 BB: 0 S: 3 P: 3	1B: 5 SF: 0 2B: 2 SAC: 0 3B: 0 DP: 1 HR: 1 HBP: 0						

PITCHER	IP	WLS	BF	H	R	ER	SO	BB	IBB	HBP	BLK	WP	HR	S	P	ERA	WHIP
Ken Forsch, R (1, 1) ERA: 2.57	9.0	W	35	8	2	2	3	0	0	0	0	0	1	41	41	2.00	0.889

PITCHER	IP	WLS	BF	H	R	ER	SO	BB	IBB	HBP	BLK	WP	HR	S	P	ERA	WHIP

BOTTOM

California Angels @ Minnesota Twins

Hubert H. Humphrey Metrodome, Minneapolis, MN

Fri Apr 15 1983, 7:05 PM EST
Att. 7,323 - Dome - 70 F

livebaseballscorecards.com

AB	35
R	2
H	8
RBI	2
BB	0
SO	3
LOB	12

California Angels @ Minnesota Twins

Hubert H. Humphrey Metrodome, Minneapolis, MN

Sat Apr 16 1983, 7:05 PM EST

Att. 9,974 - Dome - 68 F

livebaseballscorecards.com

TOP

Batter	1	2	3	4	5	6	7	8	9	AB	R	H	RBI	BB	SO	LOB
Rod Carew, L (1, 3) OBP: 0.355, SLG: 0.467	4-3		G6-4-3 1B		SF9 HR 1B 1-3 2-H		G3		L7	5	1	2	1	0	0	0
Bobby Clark, R (1, 9) OBP: 0.320, SLG: 0.440	3-1 2B		G6-4-3 1-2f		5-3		K			4	0	1	0	0	1	3
Fred Lynn, L (1, 8) OBP: 0.255, SLG: 0.400	3-1 2-3			F8	HR IBB		4-3			3	1	0	0	1	0	1
Doug DeCinces, R (1, 5) OBP: 0.364, SLG: 0.600	5-3			6-3	SF9 2-3 3-H			HR		3	1	1	2	0	0	1
Reggie Jackson, L (1, 10) OBP: 0.444, SLG: 0.556		K		6-3	HR 1-H 3-H			K		4	1	1	3	0	2	0
Brian Downing, R (1, 7) OBP: 0.413, SLG: 0.432 Juan Beniquez, R (8, 7) OBP: 0.417, SLG: 0.300		BB G5-4-3			BB K			F6		2 0	1 0	0 0	0 0	2 0	1 0	0 0
Bobby Grich, R (1, 4) OBP: 0.409, SLG: 0.500		G5-4-3 1-2f			BB 1-2	5-3		4-3		3	1	0	0	1	0	1
Tim Foli, R (1, 6) OBP: 0.293, SLG: 0.325			F7		1-2 2-3	6-3			6-3	4	1	1	0	0	0	0
Bob Boone, R (1, 2) OBP: 0.237, SLG: 0.306			HR		SF9 1-2 2-H 3-H	5-3			5-3	4	2	2	3	0	0	0

	AB	32
	R	9
	H	8
	RBI	9
	BB	4
	SO	4
	LOB	6

Inning Stats	1	2	3	4	5	6	7	8	9	1B: 4	SF: 1	WP: 0	PA: 37
	R: 0 E: 0 K: 0 S: 4	R: 0 E: 0 K: 1 S: 4	R: 1 E: 0 K: 0 S: 4	R: 0 E: 0 K: 0 S: 3	R: 7 E: 0 K: 1 S: 9	R: 0 E: 0 K: 0 S: 3	R: 0 E: 0 K: 1 S: 5	R: 1 E: 0 K: 1 S: 6	R: 0 E: 0 K: 0 S: 3	2B: 1	SAC: 0	PB: 0	
	H: 1 LOB: 1 BB: 0 P: 4	H: 0 LOB: 0 BB: 1 P: 8	H: 2 LOB: 0 BB: 0 P: 4	H: 0 LOB: 0 BB: 0 P: 3	H: 4 LOB: 0 BB: 3 P: 21	H: 0 LOB: 0 BB: 0 P: 3	H: 0 LOB: 0 BB: 0 P: 5	H: 1 LOB: 0 BB: 0 P: 6	H: 0 LOB: 0 BB: 0 P: 3	3B: 0	DP: 2	SB: 0	
										HR: 3	HBP: 0	CS: 0	

PITCHER		IP	WLS	BF	H	R	ER	SO	BB	IBB	HBP	BLK	WP	HR	S	P	ERA	WHIP
Bryan Oelkers, L ERA: 6.75	(1, 1)	4.0	L	19	6	6	6	1	3	0	0	0	0	1	18	30	13.50	2.250
Rick Lysander, R ERA: 3.18	(5, 1)	2.0		8	1	2	2	1	0	1	0	0	0	1	9	13	9.00	0.500
Pete Filson, L ERA: 5.14	(7, 1)	3.0		10	1	1	1	2	0	0	0	0	0	1	14	14	3.00	0.333

PITCHER	IP	WLS	BF	H	R	ER	SO	BB	IBB	HBP	BLK	WP	HR	S	P	ERA	WHIP

Batter	1	2	3	4	5	6	7	8	9	AB	R	H	RBI	BB	SO	LOB
Mickey Hatcher, R (1, 9) OBP: 0.333, SLG: 0.231	F9		K		FC5-4 1B			HR BB	F7	4	1	1	0	1	1	3
John Castino, R (1, 4) OBP: 0.362, SLG: 0.682	K		1-H 2-H HR		FC5-4 1-2f			F5		4	1	1	3	0	1	2
Gary Ward, R (1, 7) OBP: 0.255, SLG: 0.302	K		BB			F8		1-H HR		3	1	1	2	1	1	0
Kent Hrbek, L (1, 3) OBP: 0.289, SLG: 0.405		F6	K2-3			6-3		2B		4	0	1	0	0	1	1
Gary Gaetti, R (1, 5) OBP: 0.378, SLG: 0.487		F8		K		K		K		4	0	0	0	0	3	1
Tom Brunansky, R (1, 8) OBP: 0.174, SLG: 0.073		F8		6-3			F3	K		4	0	0	0	0	1	1
Randy Bush, L (1, 10) OBP: 0.308, SLG: 0.528			4-3	K2-3			BB		F7	3	0	0	0	1	1	0
Ray Smith, R (1, 2) OBP: 0.389, SLG: 0.214			1B HR 1B		5-3		L7		6-3	4	1	1	0	0	0	1
Lenny Faedo, R (1, 6) OBP: 0.261, SLG: 0.227			1-2 HR 1B		F9		K		1B	3	1	1	0	0	1	1
Dave Engle, R (9, PH) OBP: 0.429, SLG: 0.429										1	0	1	0	0	0	0
Inning Stats	R: 0 E: 0 K: 2 S: 7 H: 0 LOB: 0 BB: 0 P: 7	R: 0 E: 0 K: 0 S: 3 H: 0 LOB: 0 BB: 0 P: 3	R: 3 E: 0 K: 2 S: 10 H: 3 LOB: 1 BB: 1 P: 14	R: 0 E: 0 K: 2 S: 7 H: 0 LOB: 0 BB: 0 P: 7	R: 0 E: 0 K: 0 S: 4 H: 1 LOB: 1 BB: 0 P: 4	R: 0 E: 0 K: 1 S: 5 H: 0 LOB: 0 BB: 0 P: 5	R: 0 E: 0 K: 1 S: 5 H: 0 LOB: 1 BB: 1 P: 9	R: 2 E: 0 K: 2 S: 9 H: 2 LOB: 1 BB: 1 P: 13	R: 0 E: 0 K: 0 S: 4 H: 1 LOB: 1 BB: 0 P: 4	1B: 4 2B: 1 3B: 0 HR: 2	SF: 0 SAC: 0 DP: 0 HBP: 0						

PITCHER	IP	WLS	BF	H	R	ER	SO	BB	IBB	HBP	BLK	WP	HR	S	P	ERA	WHIP
Bruce Kison, R (1, 1) ERA: 5.4	9.0	W	37	7	5	5	10	3	0	0	0	0	2	54	66	5.00	1.111

PITCHER	IP	WLS	BF	H	R	ER	SO	BB	IBB	HBP	BLK	WP	HR	S	P	ERA	WHIP

BOTTOM

California Angels @ Minnesota Twins

Hubert H. Humphrey Metrodome, Minneapolis, MN

Sat Apr 16 1983, 7:05 PM EST

Att. 9,974 - Dome - 68 F

livebaseballscorecards.com

AB	34
R	5
H	7
RBI	5
BB	3
SO	10
LOB	10

1B: 4	SF: 0	WP: 0	PA: 37
2B: 1	SAC: 0	PB: 0	
3B: 0	DP: 0	SB: 0	
HR: 2	HBP: 0	CS: 0	

California Angels @ Minnesota Twins

Hubert H. Humphrey Metrodome, Minneapolis, MN

Sun Apr 17 1983, 7:05 PM EST

Att. 23,010 - Dome - 65 F

TOP

livebaseballscorecards.com

Batter	1	2	3	4	5	6	7	8	9	AB	R	H	RBI	BB	SO	LOB
Rod Carew, L (1, 3) OBP: 0.389, SLG: 0.486	6-3		E 1B; 1-2 2-3; 1B	HR; 1B		G3-6-3; 1-2f			5-3; 1-3; 1B	5	2	3	0	0	0	1
Bobby Clark, R (1, 9) OBP: 0.267, SLG: 0.367	F8		K	F9			F9		5-3; 1-2; 3-H	5	0	0	1	0	1	5
Fred Lynn, L (1, 8) OBP: 0.308, SLG: 0.490	BB		E9; SF9; 1-H 2-H 3-H; 1B	1-H; HR			G5-4-3; 1B		P5	4	2	3	4	1	0	1
Doug DeCinces, R (1, 5) OBP: 0.333, SLG: 0.558	F9		SF9; 3-H	5-3			G5-4-3; 1-2f			3	0	0	1	0	0	2
Reggie Jackson, L (1, 10) OBP: 0.449, SLG: 0.650		F7	HR		K			L4; 2B		4	1	2	1	0	1	0
Brian Downing, R (1, 7) OBP: 0.400, SLG: 0.400		6-3	1B; BB		F9			L4; 2-3		3	0	0	0	1	0	1
Bobby Grich, R (1, 4) OBP: 0.396, SLG: 0.475		6-3	FC5-4; 1-2; 1B		K			L3		4	0	1	0	0	1	0
Tim Foli, R (1, 6) OBP: 0.311, SLG: 0.341			1B; FC5-4			5-3			1B; 5-3; 1B	4	2	2	0	0	0	2
Bob Boone, R (1, 2) OBP: 0.268, SLG: 0.333			1B; 1-2; 1B	6-3		G3-6-3; 1B			K	3	1	2	0	0	0	0
Daryl Sconiers, L (9, PH) OBP: 0.440, SLG: 0.524										1	0	0	0	0	1	1

	AB	36
	R	8
	H	13
	RBI	7
	BB	2
	SO	4
	LOB	13

Inning Stats	1	2	3	4	5	6	7	8	9
	R: 0 E: 0 K: 0 S: 3 H: 0 LOB: 1 BB: 1 P: 7	R: 0 E: 0 K: 0 S: 3 H: 0 LOB: 0 BB: 0 P: 3	R: 5 E: 1 K: 1 S: 11 H: 6 LOB: 2 BB: 1 P: 15	R: 2 E: 0 K: 0 S: 5 H: 2 LOB: 0 BB: 0 P: 5	R: 0 E: 0 K: 2 S: 7 H: 0 LOB: 0 BB: 0 P: 7	R: 0 E: 0 K: 0 S: 3 H: 1 LOB: 0 BB: 0 P: 3	R: 0 E: 0 K: 0 S: 3 H: 1 LOB: 0 BB: 0 P: 3	R: 0 E: 0 K: 0 S: 3 H: 1 LOB: 0 BB: 0 P: 3	R: 1 E: 0 K: 1 S: 7 H: 2 LOB: 1 BB: 0 P: 7

	1B: 10	SF: 1	WP: 0	PA: 39
	2B: 2	SAC: 0	PB: 0	
	3B: 0	DP: 3	SB: 0	
	HR: 2	HBP: 0	CS: 0	

PITCHER		IP	WLS	BF	H	R	ER	SO	BB	IBB	HBP	BLK	WP	HR	S	P	ERA	WHIP
Brad Havens, L ERA: 11.57	(1, 1)	5.1		27	9	7	7	3	2	0	0	0	0	2	31	39	11.81	2.062
Len Whitehouse, L ERA: 1.93	(6, 1)	1.2	W	5	2	0	0	0	0	0	0	0	0	0	5	5	0.00	1.200
Ron Davis, R ERA: 2.53	(8, 1)	2.0	S	7	2	1	1	1	0	0	0	0	0	0	9	9	4.50	1.000

PITCHER		IP	WLS	BF	H	R	ER	SO	BB	IBB	HBP	BLK	WP	HR	S	P	ERA	WHIP

Batter	1	2	3	4	5	6	7	8	9	AB	R	H	RBI	BB	SO	LOB
Mickey Hatcher, R (1, 9) OBP: 0.300, SLG: 0.222	4-3	5-3		5-3		F8		1B		5	1	1	0	0	0	1
John Castino, R (1, 4) OBP: 0.365, SLG: 0.653	6-3		F8	5-3			FC5-2-5	1B		5	1	2	0	0	0	0
Gary Ward, R (1, 7) OBP: 0.269, SLG: 0.313	4-3		F8		5-3		1-3	1-2		5	1	2	1	0	0	0
Gary Gaetti, R (1, 5) OBP: 0.380, SLG: 0.477		6-3	2B HR		F9		FC5-2-5 1-2 3-H	G5-4-3 1-3 2-H		5	2	2	1	0	0	2
Tom Brunansky, R (1, 8) OBP: 0.235, SLG: 0.136		BBBB 1B BB	1-3 HR 2B		BBBB BB		1-2 2-H	G5-4-3 1-2f		3	3	2	1	2	0	2
Kent Hrbek, L (1, 3) OBP: 0.327, SLG: 0.489		FC5-4 1B 1-3 2B 1B	2-H 3-H HR		BBBB FC6-4 1-2 BB		P3			3	2	2	3	1	0	2
Dave Engle, R (1, 2) OBP: 0.545, SLG: 0.727		FC5-4 1-2 3-H 1B	2B		FC6-4 1-2f		1-H 2-H 2B			4	0	3	3	0	0	2
Scott Ullger, R (1, 10) Randy Bush, L (6, PH) OBP: 0.293, SLG: 0.500		FC5-4 1-2f 2-3 2B	F9			SSS G3	0-3 K			2 2	1 0	0 0	0 0	0 0	0 1	3 1
Lenny Faedo, R (1, 6) OBP: 0.259, SLG: 0.269		1-H 3-H 2B		6-3		5-3		L4		4	0	1	2	0	0	0
Inning Stats	R: 0 E: 0 K: 0 S: 3 H: 0 LOB: 0 BB: 0 P: 3	R: 3 E: 0 K: 0 S: 6 H: 3 LOB: 1 BB: 1 P: 10	R: 3 E: 0 K: 0 S: 7 H: 4 LOB: 1 BB: 0 P: 7	R: 0 E: 0 K: 0 S: 3 H: 0 LOB: 0 BB: 0 P: 3	R: 0 E: 0 K: 0 S: 3 H: 0 LOB: 2 BB: 2 P: 11	R: 0 E: 0 K: 0 S: 3 H: 0 LOB: 0 BB: 0 P: 3	R: 3 E: 0 K: 1 S: 9 H: 4 LOB: 1 BB: 0 P: 9	R: 2 E: 0 K: 0 S: 6 H: 4 LOB: 1 BB: 0 P: 6		1B: 10 2B: 4 3B: 0 HR: 1 SF: 0 SAC: 0 DP: 1 HBP: 0						

BOTTOM

California Angels @ Minnesota Twins

Hubert H. Humphrey Metrodome, Minneapolis, MN

Sun Apr 17 1983, 7:05 PM EST

Att. 23,010 - Dome - 65 F

livebaseballscorecards.com

AB	38
R	11
H	15
RBI	11
BB	3
SO	1
LOB	13

PITCHER		IP	WLS	BF	H	R	ER	SO	BB	IBB	HBP	BLK	WP	HR	S	P	ERA	WHIP
Tommy John, L ERA: 3.91	(1, 1)	5.0		25	7	6	6	0	3	0	0	0	0	1	22	34	10.80	2.000
Dave Goltz, R ERA: 8.64	(6, 1)	1.1	L	7	3	3	3	0	0	0	0	0	0	0	7	7	20.25	2.250
Andy Hassler, L ERA: 13.5	(7, 1)	1.0		6	3	2	2	1	0	0	0	0	0	0	8	8	18.00	3.000
Doug Corbett, R ERA: 3.6	(8, 1)	0.2		3	2	0	0	0	0	0	0	0	0	0	3	3	0.00	3.000

PITCHER	IP	WLS	BF	H	R	ER	SO	BB	IBB	HBP	BLK	WP	HR	S	P	ERA	WHIP

Oakland Athletics @ California Angels

Anaheim Stadium, Anaheim, CA

Mon Apr 18 1983, 9:05 PM EST

Att. 27,780 - Unknown

TOP

livebaseballscorecards.com

Batter	1	2	3	4	5	6	7	8	9	AB	R	H	RBI	BB	SO	LOB
Rickey Henderson, R (1, 7) OBP: 0.429, SLG: 0.368	5-3		BBB 4-0 1B 1-2 1B BB	F9		SSS 0-3 K			F9	4	1	0	0	1	1	1
Mike Davis, L (1, 9) OBP: 0.316, SLG: 0.389	E4 CS		0-0 1B 1-2 2-H 3-H G6-4-3 1B		F6		F5		E3	5	1	1	2	0	0	0
Wayne Gross, L (1, 5) (8, 3) OBP: 0.536, SLG: 0.565	SSS 0-3 K		0-0 1-3 2-H G6-4-3 1B		F9		F9		3-1	5	0	1	1	0	1	2
Dwayne Murphy, L (1, 8) OBP: 0.302, SLG: 0.359	0-0 CS 1-2	SSS 0-3 K	0-0 1-2f 3-H G6-4-3		1B		F9			4	0	1	0	0	1	1
Jeff Burroughs, R (1, 10) OBP: 0.360, SLG: 0.478 Mitchell Page, L (8, PR) OBP: 0.300, SLG: 0.400		0-0 6-3	0-0 L3		0-0 BB 1-3 1B			0-0 FC5-4 E 1B		4 0	0 0	2 0	0 0	0 0	0 0	0 0
Davey Lopes, R (1, 4) OBP: 0.375, SLG: 0.442		0-0 WP 1B		0-0 1B 2B	BBB 4-0 1-2 BB			0-0 E5 FC5-4 1-2		3	1	2	0	1	0	1
Kelvin Moore, R (1, 3) OBP: 0.255, SLG: 0.326 Bill Almon, R (8, PR) OBP: 0.438, SLG: 0.448 (8, 5)		0-0 6-3 1-2		0-0 G6-4-3 2-H 1B	0-0 F9			0-0 FC5-4 1-2f 2-3		4 0	0 0	1 0	1 0	0 0	0 0	6 0
Bob Kearney, R (1, 2) OBP: 0.298, SLG: 0.318			0-0 1B 1B 1B	0-0 G6-4-3 1-2f		0-0 6-3		0-0 4-3		4	1	1	0	0	0	2
Tony Phillips, S (1, 6) OBP: 0.283, SLG: 0.268			0-0 BB 1-3 1B 1B	BBB 4-0 BB		0-0 F8			0-0 F9	3	1	1	0	1	0	0

	AB	36
	R	5
	H	10
	RBI	4
	BB	3
	SO	3
	LOB	13

Inning Stats																												
	R: 0	H: 0	R: 0	H: 1	R: 4	H: 4	R: 1	H: 2	R: 0	H: 2	R: 0	H: 0	R: 0	H: 0	R: 0	H: 1	R: 0	H: 0	1B: 9	SF: 0	WP: 1	PA: 40
	E: 1	LOB: 0	E: 0	LOB: 1	E: 0	LOB: 0	E: 0	LOB: 1	E: 0	LOB: 3	E: 0	LOB: 0	E: 0	LOB: 0	E: 1	LOB: 1	E: 1	LOB: 1	2B: 1	SAC: 0	PB: 0	
	K: 1	BB: 0	K: 1	BB: 0	K: 0	BB: 1	K: 0	BB: 1	K: 0	BB: 1	K: 1	BB: 0	K: 0	BB: 0	K: 0	BB: 0	K: 0	BB: 0	3B: 0	DP: 2	SB: 0	
	S: 5	P: 5	S: 6	P: 6	S: 6	P: 10	S: 4	P: 8	S: 5	P: 9	S: 5	P: 5	S: 3	P: 3	S: 4	P: 4	S: 4	P: 4	HR: 0	HBP: 0	CS: 1	

PITCHER		IP	WLS	BF	H	R	ER	SO	BB	IBB	HBP	BLK	WP	HR	S	P	ERA	WHIP
Mike Witt, R ERA: 8.4	(1, 1)	3.0	L	16	7	5	5	2	1	0	0	0	1	0	19	23	15.00	2.667
Dave Goltz, R ERA: 5.4	(4, 1)	5.0		19	3	0	0	1	2	0	0	0	0	0	19	27	0.00	1.000
Luis Sanchez, R ERA: 1.35	(9, 1)	0.2		3	0	0	0	0	0	0	0	0	0	0	3	3	0.00	0.000
Andy Hassler, L ERA: 10.8	(9, 1)	0.1		1	0	0	0	0	0	0	0	0	0	0	1	1	0.00	0.000

PITCHER	IP	WLS	BF	H	R	ER	SO	BB	IBB	HBP	BLK	WP	HR	S	P	ERA	WHIP

Oakland Athletics @ California Angels

Anaheim Stadium, Anaheim, CA

Mon Apr 18 1983, 9:05 PM EST

Att. 27,780 - Unknown

BOTTOM

Batter	1	2	3	4	5	6	7	8	9	AB	R	H	RBI	BB	SO	LOB
Rod Carew, L (1, 3) OBP: 0.375, SLG: 0.462	4-3		FC1-6 1B; 2-H; 3-H		G6-3; 1-2f; 2-3			G3		4	0	1	2	0	0	2
Bobby Clark, R (1, 9) OBP: 0.265, SLG: 0.353	5-3		FC1-6; 1-2f		5-3			G4-6-3 1B		4	0	1	0	0	0	2
Fred Lynn, L (1, 8) OBP: 0.286, SLG: 0.453	F5		F3			K		G4-6-3; 1-2f		4	0	0	0	0	1	2
Doug DeCinces, R (1, 5) OBP: 0.327, SLG: 0.532		F9		F8		1B			6-3	4	0	1	0	0	0	0
Reggie Jackson, L (1, 10) OBP: 0.434, SLG: 0.682		F8		F8		F8			HR	4	1	1	1	0	0	1
Brian Downing, R (1, 7) OBP: 0.389, SLG: 0.372		F8		BB; B B B; 4-0		F8			F8	3	0	0	0	1	0	1
Bobby Grich, R (1, 4) OBP: 0.385, SLG: 0.455			E 1B BB 1B	K; S S S			6-3		K; S S S	4	1	1	0	0	2	1
Tim Foli, R (1, 6) OBP: 0.333, SLG: 0.348			BB; B B B B; 1-2		G6-3 BB 1B		6-3			2	1	1	0	1	0	0
Bob Boone, R (1, 2) OBP: 0.273, SLG: 0.317			L4; 1-2; 2-3		BB; B B B B; 1-2		K; S S S			2	0	0	0	1	1	2
Inning Stats	R: 0 E: 0 K: 0 S: 3 H: 0 LOB: 0 BB: 0 P: 3	R: 0 E: 0 K: 0 S: 3 H: 0 LOB: 0 BB: 0 P: 3	R: 2 E: 1 K: 0 S: 5 H: 2 LOB: 1 BB: 1 P: 9	R: 0 E: 0 K: 1 S: 5 H: 0 LOB: 1 BB: 1 P: 9	R: 0 E: 0 K: 0 S: 3 H: 1 LOB: 1 BB: 1 P: 7	R: 0 E: 0 K: 1 S: 6 H: 1 LOB: 1 BB: 0 P: 6	R: 0 E: 0 K: 1 S: 5 H: 0 LOB: 0 BB: 0 P: 5	R: 0 E: 0 K: 0 S: 3 H: 1 LOB: 0 BB: 0 P: 3	R: 1 E: 0 K: 1 S: 6 H: 1 LOB: 0 BB: 0 P: 6	1B: 5 2B: 0 3B: 0 HR: 1	SF: 0 SAC: 0 DP: 2 HBP: 0						

	AB	31
	R	3
	H	6
	RBI	3
	BB	3
	SO	4
	LOB	11

WP: 0 PB: 0 SB: 0 CS: 0 PA: 34

livebaseballscorecards.com

PITCHER		IP	WLS	BF	H	R	ER	SO	BB	IBB	HBP	BLK	WP	HR	S	P	ERA	WHIP
Tom Underwood, L ERA: 6.75	(1, 1)	6.0	W	24	4	2	1	2	3	0	0	0	0	0	25	37	1.50	1.167
Steve Baker, R ERA: 3.07	(7, 1)	3.0	S	10	2	1	1	2	0	0	0	0	0	1	14	14	3.00	0.667

PITCHER	IP	WLS	BF	H	R	ER	SO	BB	IBB	HBP	BLK	WP	HR	S	P	ERA	WHIP

Batter	1	2	3	4	5	6	7	8	9	AB	R	H	RBI	BB	SO	LOB
Rickey Henderson, R (1, 7) OBP: 0.434, SLG: 0.439	BBBB 4-0 2B BB		SSS 0-3 ① K		SSS 0-3 ② K			x 0-0 HR		3	1	1	1	1	2	2
Mike Davis, L (1, 9) OBP: 0.311, SLG: 0.379	SSS 0-3 ① K		x 0-0 1-3 1B		x 0-0 ③ F9			x 0-0 ① 6-3		4	0	1	0	0	1	2
Bill Almon, R (1, 5) OBP: 0.444, SLG: 0.500	x 0-0 ② 1-H 2B		x 0-0 ② SF8 3-H			x 0-0 G4-6-3 1B		SSS 0-3 ② K		3	0	2	1	0	1	0
Dwayne Murphy, L (1, 8) OBP: 0.298, SLG: 0.333	BBBB 4-0 BB		x 0-0 ③ 3-1			x 0-0 ① ② G4-6-3 1-2f		x 0-0 ③ 3-1		3	0	0	0	1	0	2
Jeff Burroughs, R (1, 10) OBP: 0.352, SLG: 0.449	x 0-0 ③ P3			SSS 0-3 ① K		BBBB 4-0 BB			x 0-0 ① 6-3	3	0	0	0	1	1	2
Davey Lopes, R (1, 4) OBP: 0.365, SLG: 0.426		x 0-0 CS 1B		x 0-0 ② 6-3		SSS 0-3 ③ K			x 0-0 ② G3	4	0	1	0	0	1	1
Kelvin Moore, R (1, 3) OBP: 0.235, SLG: 0.298		x 0-0 ① F8		x 0-0 ③ 6-3			x 0-0 ① 5-3		x 0-0 ③ P3	4	0	0	0	0	0	1
Bob Kearney, R (1, 2) OBP: 0.300, SLG: 0.304		x 0-0 ② ③ 6-3 1-2		BBBB 4-0 BB			x 0-0 ② 5-3			2	0	0	0	1	0	1
Tony Phillips, S (1, 6) OBP: 0.286, SLG: 0.256			BBBB 4-0 1B SF8 BB		SSS 0-3 ① K		x 0-0 ③ F7			2	1	0	0	1	1	1
Inning Stats	R: 0 E: 0 K: 1 S: 5 H: 1 LOB: 2 BB: 2 P: 13	R: 0 E: 0 K: 0 S: 3 H: 1 LOB: 0 BB: 0 P: 3	R: 1 E: 0 K: 1 S: 6 H: 1 LOB: 1 BB: 1 P: 10	R: 0 E: 0 K: 1 S: 5 H: 0 LOB: 0 BB: 0 P: 5	R: 0 E: 0 K: 2 S: 7 H: 0 LOB: 1 BB: 1 P: 11	R: 0 E: 0 K: 1 S: 5 H: 1 LOB: 1 BB: 1 P: 9	R: 0 E: 0 K: 0 S: 3 H: 0 LOB: 0 BB: 0 P: 3	R: 1 E: 0 K: 1 S: 6 H: 1 LOB: 0 BB: 0 P: 6	R: 0 E: 0 K: 0 S: 3 H: 0 LOB: 0 BB: 0 P: 3	1B: 3 2B: 1 3B: 0 HR: 1 SF: 1 SAC: 0 DP: 1 HBP: 0							

PITCHER	IP	WLS	BF	H	R	ER	SO	BB	IBB	HBP	BLK	WP	HR	S	P	ERA	WHIP
Geoff Zahn, L (1, 1) ERA: 2.13	9.0	W	34	5	2	2	7	5	0	0	0	0	1	43	63	2.00	1.111

PITCHER	IP	WLS	BF	H	R	ER	SO	BB	IBB	HBP	BLK	WP	HR	S	P	ERA	WHIP

TOP

Oakland Athletics @ California Angels

Anaheim Stadium, Anaheim, CA

Thu Apr 21 1983, 9:05 PM EST

Unknown

livebaseballscorecards.com

AB	28
R	2
H	5
RBI	2
BB	5
SO	7
LOB	12

PA: 34

WP: 0 PB: 0 SB: 0 CS: 1

Batter	1	2	3	4	5	6	7	8	9	AB	R	H	RBI	BB	SO	LOB
Rod Carew, L (1, 3) OBP: 0.386, SLG: 0.465	F8		G3		HR 2-H 1B	1-2 2-H 1B				4	1	2	2	0	0	0
Brian Downing, R (1, 7) OBP: 0.362, SLG: 0.340	6-3			6-3	F8	K				4	0	0	0	0	1	3
Juan Beniquez, R (8, 7) OBP: 0.417, SLG: 0.300										0	0	0	0	0	0	0
Fred Lynn, L (1, 8) OBP: 0.300, SLG: 0.500	G3			FC5-4 BB	HR 1-H		F5			3	1	1	2	1	0	0
Reggie Jackson, L (1, 9) OBP: 0.421, SLG: 0.646		K		FC5-4 1-2f HR	1B		K			4	1	1	0	0	2	1
Bobby Clark, R (8, 9) OBP: 0.265, SLG: 0.353										0	0	0	0	0	0	0
Doug DeCinces, R (1, 5) OBP: 0.339, SLG: 0.588		3-1 1B		HR 1-H	K		K			4	1	2	2	0	2	1
Daryl Sconiers, L (1, 10) OBP: 0.414, SLG: 0.480		3-1 1-2		E S 1B	F7	F4				4	0	1	0	0	0	2
Rob Wilfong, L (1, 4)		K		F8 1-3	F7			F9		4	0	0	0	0	1	2
Tim Foli, R (1, 6) OBP: 0.346, SLG: 0.360			4-3		SH1-4 1B 1B	1B 1B 1B		F9		4	2	2	0	0	0	0
Bob Boone, R (1, 2) OBP: 0.277, SLG: 0.318			F8		SH1-4 1-2	1B 1-2 1B		F4		3	0	1	0	0	0	0
Inning Stats	R: 0 E: 0 K: 0 S: 3 H: 0 LOB: 0 BB: 0 P: 3	R: 0 E: 0 K: 2 S: 8 H: 1 LOB: 1 BB: 0 P: 8	R: 0 E: 0 K: 0 S: 3 H: 0 LOB: 0 BB: 0 P: 3	R: 2 E: 0 K: 0 S: 5 H: 2 LOB: 1 BB: 1 P: 9	R: 3 E: 0 K: 1 S: 9 H: 4 LOB: 1 BB: 0 P: 9	R: 1 E: 0 K: 1 S: 8 H: 3 LOB: 2 BB: 0 P: 8	R: 0 E: 0 K: 2 S: 8 H: 0 LOB: 1 BB: 0 P: 8	R: 0 E: 0 K: 0 S: 3 H: 0 LOB: 0 BB: 0 P: 3		1B: 8 2B: 0 3B: 0 HR: 2 SF: 0 SAC: 1 DP: 0 HBP: 0						

PITCHER	IP	WLS	BF	H	R	ER	SO	BB	IBB	HBP	BLK	WP	HR	S	P	ERA	WHIP
Chris Codiroli, R (1, 1) ERA: 3.57	4.2	L	22	7	5	5	2	1	0	0	0	0	2	25	29	9.64	1.714
Steve McCatty, R (5, 1) ERA: 2.7	3.1		14	3	1	1	4	0	0	0	0	1	0	22	22	2.70	0.900

PITCHER	IP	WLS	BF	H	R	ER	SO	BB	IBB	HBP	BLK	WP	HR	S	P	ERA	WHIP

BOTTOM

Oakland Athletics @ California Angels

Anaheim Stadium, Anaheim, CA

Thu Apr 21 1983, 9:05 PM EST

Unknown

livebaseballscorecards.com

AB	34
R	6
H	10
RBI	6
BB	1
SO	6
LOB	9

1B: 8	SF: 0	WP: 1	PA: 36
2B: 0	SAC: 1	PB: 0	
3B: 0	DP: 0	SB: 1	
HR: 2	HBP: 0	CS: 0	

Batter	1	2	3	4	5	6	7	8	9	AB	R	H	RBI	BB	SO	LOB
Rickey Henderson, R (1, 7) OBP: 0.456, SLG: 0.429	B B B B 4-0 FC6 BB		S S S 0-3 ② K			B B B B 4-0 ① S 1B SF8 1-2 BB	B B B B 4-0 2B 1-2 2-3 BB			1	1	0	0	3	1	1
Mike Davis, L (1, 9) OBP: 0.338, SLG: 0.419	X 0-0 ① FC6 4-3 S 1-2f		X 0-0 CS 2-H 1B			X 0-0 SF8 S 1-2 1B	X 0-0 1-3 2-H 3-H 2B			4	0	3	3	0	0	1
Bill Almon, R (1, 6) OBP: 0.400, SLG: 0.457	X 0-0 ② 4-3 1-3		0-0 ③ CS 1-2	X 0-0 ① 6-3		X 0-0 ② SF8 1-3 2-H	X 0-0 ③ F9			3	0	0	1	0	0	3
Dwayne Murphy, L (1, 8) OBP: 0.275, SLG: 0.304	X 0-0 ③ F8			X 0-0 ② F8		X 0-0 ③ 1-3		X 0-0 ① F8		4	0	0	0	0	0	2
Wayne Gross, L (1, 5) OBP: 0.500, SLG: 0.519		X 0-0 ① F7		S S S 0-3 ③ K			X 0-0 FC6-4 1B	X 0-0 ② F9		4	0	1	0	0	1	0
Mitchell Page, L (1, 10) OBP: 0.214, SLG: 0.286		S S S 0-3 ② K			S S S 0-3 ① K		X 0-0 ① FC6-4 1-2f 1B 1B	X 0-0 ③ 4-3		4	1	0	0	0	2	1
Garry Hancock, L (1, 3) OBP: 0.417, SLG: 0.364		X 0-0 ③ 4-3			X 0-0 ② G3		X 0-0 BB 1B 1-2 2B 1B		X 0-0 ① F7	4	1	1	0	0	0	0
Bob Kearney, R (1, 2) OBP: 0.315, SLG: 0.320			X 0-0 G3 1B 1B		S S S 0-3 ③ K		X 0-0 BB 1-2 2-H 2B 1B		X 0-0 ② F5	4	2	2	1	0	1	0
Tony Phillips, S (1, 4) OBP: 0.294, SLG: 0.267 Jeff Burroughs, R (7, PH) OBP: 0.345, SLG: 0.440 Davey Lopes, R (7, 4) OBP: 0.358, SLG: 0.417			X 0-0 ① G3 1-2			X 0-0 CS 1B	X 0-0 ② F6		X 0-0 ③ 6-3	2 1 1	0 0 0	1 0 0	0 0 0	0 0 0	0 0 0	1 2 0
Inning Stats	R: 0 E: 0 K: 0 S: 3 H: 0 LOB: 1 BB: 1 P: 7	R: 0 E: 0 K: 1 S: 5 H: 0 LOB: 0 BB: 0 P: 5	R: 1 E: 0 K: 1 S: 6 H: 2 LOB: 0 BB: 0 P: 6	R: 0 E: 0 K: 1 S: 5 H: 0 LOB: 0 BB: 0 P: 5	R: 0 E: 0 K: 2 S: 7 H: 0 LOB: 0 BB: 0 P: 7	R: 1 E: 0 K: 0 S: 4 H: 2 LOB: 1 BB: 1 P: 8	R: 3 E: 0 K: 0 S: 7 H: 4 LOB: 2 BB: 1 P: 11	R: 0 E: 0 K: 0 S: 3 H: 0 LOB: 0 BB: 0 P: 3	R: 0 E: 0 K: 0 S: 3 H: 0 LOB: 0 BB: 0 P: 3	1B: 7 2B: 1 3B: 0 HR: 0 SF: 1 SAC: 0 DP: 0 HBP: 0						

Oakland Athletics @ California Angels

Anaheim Stadium, Anaheim, CA

Thu Apr 21 1983, 9:05 PM EST

Att. 29,400 - Unknown

TOP

livebaseballscorecards.com

AB	32
R	5
H	8
RBI	5
BB	3
SO	5
LOB	11

PITCHER		IP	W/L/S	BF	H	R	ER	SO	BB	IBB	HBP	BLK	WP	HR	S	P	ERA	WHIP	PITCHER	IP	W/L/S	BF	H	R	ER	SO	BB	IBB	HBP	BLK	WP	HR	S	P	ERA	WHIP
Ken Forsch, R	(1, 1)	6.1	W	26	7	5	5	5	2	0	0	0	0	0	34	42	7.11	1.421																		
ERA: 3.98																																				
Luis Sanchez, R	(7, 1)	2.2	S	10	1	0	0	0	1	0	0	0	0	0	9	13	0.00	0.750																		
ERA: 0.96																																				

Oakland Athletics @ California Angels

Anaheim Stadium, Anaheim, CA

Thu Apr 21 1983, 9:05 PM EST

Att. 29,400 - Unknown

BOTTOM

Batter	1	2	3	4	5	6	7	8	9	AB	R	H	RBI	BB	SO	LOB
Rod Carew, L (1, 3) OBP: 0.408, SLG: 0.479	6-3		E9 1B		1B	4-3 1B 1-2 2-3 3-H	4-3			5	0	3	1	0	0	2
Juan Beniquez, R (1, 9) OBP: 0.294, SLG: 0.200 (9, 7)	4-3	6-3		L5	4-3 1-2 2-3 3-H	K			5	0	0	1	0	1	4	
Fred Lynn, L (1, 8) OBP: 0.308, SLG: 0.541	K	4-3		HR K	1B				5	1	2	1	0	2	3	
Reggie Jackson, L (1, 10) OBP: 0.435, SLG: 0.620		FC5-4 BB	K	BB FC6-4 1BB	F6				2	1	0	0	3	1	1	
Doug DeCinces, R (1, 5) OBP: 0.344, SLG: 0.564		FC5-4 1B 1-2f	F9	E 1B 1-2 BB FC6-4 1-2f				1-2 1B		4	1	1	0	1	0	4
Brian Downing, R (1, 7) OBP: 0.381, SLG: 0.340 Bobby Clark, R (9, 9) OBP: 0.265, SLG: 0.353	K	BB	1B E E 1-2 2-H 1B	FC1-5 1B BB	F8					3 0	1 0	1 0	1 0	2 0	1 0	3 0
Bobby Grich, R (1, 4) OBP: 0.411, SLG: 0.479	1-2 1B	F8	E 1B 1-3 2-H 1B	FC1-5 1-2 1B						4	1	3	1	0	0	1
Tim Foli, R (1, 6) OBP: 0.352, SLG: 0.365 Ricky Adams, R (6, 6)	F7		1B	1B E 4-3 BB	FC1-5 1-2 2-3f					2 1	0 1	1 0	0 0	0 1	0 0	2 2
Joe Ferguson, R (1, 2) Daryl Sconiers, L (7, PH) OBP: 0.400, SLG: 0.462 Bob Boone, R (8, 2) OBP: 0.277, SLG: 0.318			F6	F3	E6 4-3 1B 1-2 2-3 3-H	K				3 1 0	0 0 0	0 0 0	1 0 0	0 0 0	0 1 0	2 2 0
Inning Stats	R: 0 E: 0 K: 1 S: 5 H: 0 LOB: 0 BB: 0 P: 5	R: 0 E: 0 K: 1 S: 6 H: 1 LOB: 2 BB: 1 P: 10	R: 0 E: 1 K: 0 S: 4 H: 1 LOB: 1 BB: 0 P: 4	R: 0 E: 0 K: 1 S: 5 H: 0 LOB: 1 BB: 1 P: 9	R: 0 E: 0 K: 0 S: 4 H: 2 LOB: 1 BB: 0 P: 4	R: 6 E: 2 K: 1 S: 10 H: 4 LOB: 3 BB: 4 P: 26	R: 0 E: 0 K: 1 S: 6 H: 1 LOB: 2 BB: 1 P: 10	R: 0 E: 0 K: 1 S: 7 H: 2 LOB: 2 BB: 0 P: 7		1B: 10 2B: 0 3B: 0 HR: 1	SF: 0 SAC: 0 DP: 0 HBP: 0					

livebaseballscorecards.com

AB	35
R	6
H	11
RBI	6
BB	7
SO	6
LOB	26

PITCHER		IP	WLS	BF	H	R	ER	SO	BB	IBB	HBP	BLK	WP	HR	S	P	ERA	WHIP
Matt Keough, R ERA: 8.22	(1, 1)	5.0	L	24	6	4	4	3	4	0	0	0	0	1	26	42	7.20	2.000
Tim Conroy, L ERA: 1.86	(6, 1)	0.0		4	2	1	1	0	1	0	0	0	0	0	3	7	∞	∞
Steve Baker, R ERA: 2.65	(6, 1)	2.1		11	2	1	0	3	1	1	0	0	0	0	15	23	0.00	1.286
Tom Burgmeier, L ERA:	(8, 1)	0.2		3	1	0	0	0	0	0	0	0	0	0	3	3	0.00	1.500

PITCHER	IP	WLS	BF	H	R	ER	SO	BB	IBB	HBP	BLK	WP	HR	S	P	ERA	WHIP

Batter	1	2	3	4	5	6	7	8	9	10	11	AB	R	H	RBI	BB	SO	LOB
Al Bumbry, L (1, 8) OBP: 0.405, SLG: 0.400	L7		1-3		HR		6-3		K		K	4	1	1	2	0	0	1
John Shelby, S (9, PH) OBP: 0.429, SLG: 0.630												2	0	0	0	0	2	0
(9, 8)																		
Dan Ford, R (1, 9) OBP: 0.429, SLG: 0.510	6-3		5-3		3B		1B		K			5	1	2	0	0	1	1
Cal Ripken Jr., R (1, 6) OBP: 0.358, SLG: 0.452	K			F3	F8		2-H 1B		6-3			5	0	1	1	0	1	1
Eddie Murray, S (1, 3) OBP: 0.444, SLG: 0.491		F8		S BB		HR 1B				6-3		4	1	1	0	1	1	1
John Lowenstein, L (1, 7) OBP: 0.439, SLG: 0.629	1B			K 1-2		1-H HR		K		2B		4	1	2	2	0	2	1
Gary Roenicke, R (10, PH) OBP: 0.211, SLG: 0.444												1	0	1	0	0	0	0
(10, 7)																		
Jim Dwyer, L (1, 10) OBP: 0.379, SLG: 0.440	F7			F8		K		1B		G6-4-3 IBB		3	0	0	0	0	1	2
Ken Singleton, S (8, PH) OBP: 0.306, SLG: 0.469												1	0	1	0	1	0	0
Rich Dauer, R (1, 4) OBP: 0.283, SLG: 0.357	F9		4-3		1-3		1-2 1B			G6-4-3 1-2f		5	0	1	0	0	0	3
Leo Hernandez, R (1, 5) OBP: 0.264, SLG: 0.408		6-3		4-3		K		F9			K	5	0	0	0	0	2	2
Joe Nolan, L (1, 2) OBP: 0.316, SLG: 0.389		2B		HR 1B			4-3	F9			1-3	3	1	2	0	0	0	0
Benny Ayala, R (8, PH) OBP: 0.375, SLG: 0.875												1	0	0	0	0	0	2
Rick Dempsey, R (8, 2) OBP: 0.139, SLG: 0.188												1	0	0	0	0	0	0
Inning Stats	R: 0 E: 0 K: 1 S: 5 H: 0 LOB: 0 BB: 0 P: 5	R: 0 E: 0 K: 0 S: 4 H: 1 LOB: 1 BB: 0 P: 4	R: 0 E: 0 K: 0 S: 4 H: 1 LOB: 1 BB: 0 P: 4	R: 0 E: 0 K: 1 S: 5 H: 0 LOB: 1 BB: 1 P: 9	R: 2 E: 0 K: 0 S: 6 H: 3 LOB: 1 BB: 0 P: 6	R: 2 E: 0 K: 2 S: 9 H: 2 LOB: 0 BB: 0 P: 9	R: 1 E: 0 K: 1 S: 7 H: 2 LOB: 1 BB: 0 P: 7	R: 0 E: 0 K: 1 S: 7 H: 2 LOB: 2 BB: 0 P: 7	R: 0 E: 0 K: 2 S: 7 H: 0 LOB: 0 BB: 0 P: 7	R: 0 E: 0 K: 0 S: 3 H: 1 LOB: 1 BB: 1 P: 7	R: 0 E: 0 K: 2 S: 7 H: 0 LOB: 0 BB: 0 P: 7							

Baltimore Orioles @ California Angels

Anaheim Stadium, Anaheim, CA

Fri Apr 22 1983, 9:05 PM EST

Att. 31,794 - Unknown

TOP

livebaseballscorecards.com

AB	44
R	5
H	12
RBI	5
BB	2
SO	10
LOB	14

1B: 6	2B: 3	3B: 1	HR: 2	SF: 0	SAC: 0	DP: 1	HBP: 0	WP: 0	PB: 0	SB: 1	CS: 0	PA: 46								

PITCHER		IP	WLS	BF	H	R	ER	SO	BB	IBB	HBP	BLK	WP	HR	S	P	ERA	WHIP
Bruce Kison, R ERA: 5.79	(1, 1)	6.2		30	9	5	5	4	1	0	0	0	0	2	37	41	6.75	1.500
Mike Witt, R ERA: 8.22	(7, 1)	0.1		1	0	0	0	1	0	0	0	0	0	0	3	3	0.00	0.000
Andy Hassler, L ERA: 4.5	(8, 1)	2.1		10	3	0	0	3	0	0	0	0	0	0	16	16	0.00	1.286
Luis Sanchez, R ERA: 0.82	(10, 1)	1.2	W	5	0	0	0	2	0	1	0	0	0	0	8	12	0.00	0.000

PITCHER	IP	WLS	BF	H	R	ER	SO	BB	IBB	HBP	BLK	WP	HR	S	P	ERA	WHIP

Batter	1	2	3	4	5	6	7	8	9	10	11	AB	R	H	RBI	BB	SO	LOB
Rod Carew, L (1, 3) OBP: 0.446, SLG: 0.527	K		6-3 1B 2B		L6	2-H 1B		E BB 3-H 1B		1B 1B	1-2 2-3 3-H 1B	7	1	5	3	0	1	0
Bobby Clark, R (1, 9) OBP: 0.275, SLG: 0.333	5-3		6-3 2-3		6-3	P3		BB E 1-2 BB		1-3 1B		5	0	1	0	1	0	2
Fred Lynn, L (1, 8) OBP: 0.338, SLG: 0.547	FC5-4 BB		1B BB		2B		1-3	E3 1-2 2-3		IBB		3	0	1	0	3	0	2
Doug DeCinces, R (1, 5) OBP: 0.328, SLG: 0.525	FC5-4 1-2f		1-2 3-H 1B		E1		K	F3		K		6	0	1	1	0	2	8
Reggie Jackson, L (1, 10) OBP: 0.409, SLG: 0.574 Ron Jackson, R (9, PH) OBP: 0.438, SLG: 0.357		K	6-3		4-3		K		P4	4-3		4 2	0 0	0 0	0 0	2 0	4 0	4 3
Brian Downing, R (1, 7) OBP: 0.406, SLG: 0.393		F9		6-3		1B 2B		SH2-4 BB 4-3 1B		1B	E9 SH3-4 1B 1B	6	3	4	0	0	0	0
Bobby Grich, R (1, 4) OBP: 0.426, SLG: 0.471		BB		4-3		WP 2-H 1B 1B		4-3 SH2-4 1-2 1B BB		F7	SH3-4 2-3	3	2	1	1	2	0	1
Tim Foli, R (1, 6) OBP: 0.356, SLG: 0.357		5-3		S 1B		F7 1-2		SH2-4 1-2 2-3		K	1B BB IBB	4	0	1	0	1	1	3
Bob Boone, R (1, 2) OBP: 0.260, SLG: 0.298 Daryl Sconiers, L (8, PH) OBP: 0.387, SLG: 0.444 Joe Ferguson, R (9, 2)			6-3	F9 1-2		F9		4-3 2-3 3-H		F9	1B BB	3 1 1	0 0 0	0 0 0	0 1 0	0 0 1	0 0 0	2 1 0
Inning Stats	R: 0 E: 0 K: 1 S: 5 H: 0 LOB: 1 BB: 1 P: 9	R: 0 E: 0 K: 1 S: 5 H: 0 LOB: 1 BB: 1 P: 9	R: 1 E: 0 K: 0 S: 5 H: 2 LOB: 2 BB: 1 P: 9	R: 0 E: 0 K: 0 S: 4 H: 1 LOB: 1 BB: 0 P: 4	R: 0 E: 1 K: 0 S: 5 H: 1 LOB: 2 BB: 0 P: 5	R: 2 E: 0 K: 0 S: 6 H: 3 LOB: 1 BB: 0 P: 6	R: 0 E: 0 K: 2 S: 7 H: 0 LOB: 0 BB: 0 P: 7	R: 2 E: 1 K: 0 S: 6 H: 2 LOB: 3 BB: 2 P: 14	R: 0 E: 0 K: 1 S: 6 H: 1 LOB: 1 BB: 0 P: 6	R: 0 E: 0 K: 1 S: 7 H: 2 LOB: 3 BB: 1 P: 11	R: 1 E: 1 K: 0 S: 3 H: 2 LOB: 3 BB: 2 P: 11	1B: 11 2B: 3 3B: 0 HR: 0 SF: 0 SAC: 2 DP: 0 HBP: 0						

PITCHER		IP	WLS	BF	H	R	ER	SO	BB	IBB	HBP	BLK	WP	HR	S	P	ERA	WHIP
Mike Flanagan, L ERA: 4.13	(1, 1)	5.0		25	6	3	3	2	3	0	0	0	0	0	26	38	5.40	1.800
Storm Davis, R ERA: 3.52	(6, 1)	2.2		11	2	2	2	2	1	0	0	0	1	0	14	18	6.75	1.125
Sammy Stewart, R ERA: 2.31	(8, 1)	2.1		14	4	0	0	2	1	1	0	0	0	0	16	24	0.00	2.143
Don Welchel, R ERA: 5.56	(11, 1)	0.1	L	5	2	1	1	0	1	1	0	0	0	0	3	11	27.00	9.000

PITCHER	IP	WLS	BF	H	R	ER	SO	BB	IBB	HBP	BLK	WP	HR	S	P	ERA	WHIP

BOTTOM

Baltimore Orioles @ California Angels

Anaheim Stadium, Anaheim, CA

Fri Apr 22 1983, 9:05 PM EST

Att. 31,794 - Unknown

livebaseballscorecards.com

AB	45
R	6
H	14
RBI	6
BB	8
SO	6
LOB	26

WP: 1 PA: 55
PB: 0
SB: 1
CS: 0

Baltimore Orioles @ California Angels

Anaheim Stadium, Anaheim, CA

Sat Apr 23 1983, 10:05 PM EST

Att. 63,073 - Unknown

TOP

livebaseballscorecards.com

Batter	1	2	3	4	5	6	7	8	9	AB	R	H	RBI	BB	SO	LOB
John Shelby, S (1, 8) OBP: 0.485, SLG: 0.688	0-0 1B G6-4-3 1B		0-0 FC6-5 1-3 1B		0-0 2B		0-0 ② 5-3		0-0 G5-4-3 1B	5	1	4	0	0	0	1
Dan Ford, R (1, 9) OBP: 0.410, SLG: 0.482	0-0 G6-4-3 1-3 1B		0-0 ① FC6-5 FC5 1B 2-3 3-H		0-0 ② F9		S S S 0-3 ③ K		0-0 ②③ G5-4-3 1-2f	5	0	1	1	0	1	4
Cal Ripken Jr., R (1, 6) OBP: 0.352, SLG: 0.439	0-0 ①② G6-4-3 1-2f 3-H		0-0 1-2 1B		S S S 0-3 ③ K			0-0 ① 5-3		4	0	1	0	0	1	2
Eddie Murray, S (1, 3) OBP: 0.448, SLG: 0.491	0-0 ③ F9		S S S 0-3 ② K			0-0 G5-4-3 1B		0-0 1B 1B 1B		4	1	2	0	0	1	2
Gary Roenicke, R (1, 7) OBP: 0.217, SLG: 0.409		0-0 ① F9	0-0 ③ FC5 2-3f			0-0 ①② G5-4-3 1-2f		0-0 1B 1-2 1B		4	0	1	0	0	0	3
Ken Singleton, S (1, 10) OBP: 0.300, SLG: 0.444		0-0 ② 5-3		0-0 ① F9		0-0 1B		S S S 0-3 ② K		4	0	1	0	0	1	2
Rich Dauer, R (1, 4) OBP: 0.297, SLG: 0.367		0-0 FC6-4 1B		0-0 ② F7		0-0 ③ 6-3		0-0 1-2 2-H 1B		4	0	2	1	0	0	1
Leo Hernandez, R (1, 5) OBP: 0.268, SLG: 0.404		0-0 ③ FC6-4 1-2f		0-0 ③ F9			0-0 SH1-4 1B	0-0 ③ P4		3	0	1	0	0	0	1
Aurelio Rodriguez, R (7, 5)										1	0	0	0	0	0	2
Rick Dempsey, R (1, 2) OBP: 0.154, SLG: 0.200			0-0 1B FC6-5 1B		0-0 ① 5-3		0-0 ① SH1-4 1-2		S S S 0-3 ① K	3	1	1	0	0	1	0
Inning Stats	R: 1 E: 0 K: 0 S: 4 H: 2 LOB: 0 BB: 0 P: 4	R: 0 E: 0 K: 0 S: 4 H: 1 LOB: 1 BB: 0 P: 4	R: 1 E: 0 K: 1 S: 8 H: 3 LOB: 2 BB: 0 P: 8	R: 0 E: 0 K: 0 S: 3 H: 0 LOB: 0 BB: 0 P: 3	R: 0 E: 0 K: 1 S: 6 H: 1 LOB: 1 BB: 0 P: 6	R: 0 E: 0 K: 0 S: 4 H: 2 LOB: 1 BB: 0 P: 4	R: 0 E: 0 K: 1 S: 6 H: 1 LOB: 1 BB: 0 P: 6	R: 1 E: 0 K: 1 S: 8 H: 3 LOB: 2 BB: 0 P: 8	R: 0 E: 0 K: 1 S: 5 H: 1 LOB: 0 BB: 0 P: 5	1B: 13 2B: 1 3B: 0 HR: 0	SF: 0 SAC: 1 DP: 3 HBP: 0						

	AB	37
	R	3
	H	14
	RBI	2
	BB	0
	SO	5
	LOB	18

PITCHER	IP	WLS	BF	H	R	ER	SO	BB	IBB	HBP	BLK	WP	HR	S	P	ERA	WHIP
Tommy John, L (1, 1) ERA: 3.66	9.0	L	38	14	3	3	5	0	0	0	0	0	0	48	48	3.00	1.556

PITCHER	IP	WLS	BF	H	R	ER	SO	BB	IBB	HBP	BLK	WP	HR	S	P	ERA	WHIP

WP: 0 PB: 0 SB: 0 CS: 0 PA: 38

Baltimore Orioles @ California Angels

Anaheim Stadium, Anaheim, CA

Sat Apr 23 1983, 10:05 PM EST

Att. 63,073 - Unknown

BOTTOM

Batter	1	2	3	4	5	6	7	8	9	AB	R	H	RBI	BB	SO	LOB
Rod Carew, L (1, 3) OBP: 0.417, SLG: 0.492	3-1		G3		G3		4-3			4	0	0	0	0	0	2
Juan Beniquez, R (1, 8) OBP: 0.286, SLG: 0.211	3-1			P4		1B		6-3		4	0	1	0	0	0	0
Ron Jackson, R (1, 10) OBP: 0.400, SLG: 0.333	P3			1B		F9		6-3		4	0	1	0	0	0	1
Doug DeCinces, R (1, 5) OBP: 0.338, SLG: 0.538		F2		2B		FC6-4 1-2		6-3		4	0	2	0	0	0	0
Brian Downing, R (1, 7) OBP: 0.384, SLG: 0.367		6-3		1-3		FC6-4 FC5-4 1-2f			F7	4	0	0	0	0	0	3
Bobby Clark, R (1, 9) OBP: 0.295, SLG: 0.372		1B			K	FC5-4 1-2f			2B	4	0	2	0	0	1	2
Bobby Grich, R (1, 4) OBP: 0.415, SLG: 0.473		F9			F8		F9 6-3		5-3	4	1	1	0	0	0	2
Tim Foli, R (1, 6) OBP: 0.355, SLG: 0.356			F9		1B		F9 2-3		K	3	0	1	0	0	0	1
Fred Lynn, L (9, PH) OBP: 0.333, SLG: 0.538										1	0	0	0	0	1	1
Bob Boone, R (1, 2) OBP: 0.264, SLG: 0.300			F9		1-2 1B		6-3 3-H			3	0	1	1	0	0	0
Inning Stats	R: 0 E: 0 K: 0 S: 3 H: 0 LOB: 0 BB: 0 P: 3	R: 0 E: 0 K: 0 S: 4 H: 1 LOB: 1 BB: 0 P: 4	R: 0 E: 0 K: 0 S: 3 H: 0 LOB: 0 BB: 0 P: 3	R: 0 E: 0 K: 0 S: 4 H: 2 LOB: 1 BB: 0 P: 4	R: 0 E: 0 K: 1 S: 7 H: 2 LOB: 2 BB: 0 P: 7	R: 0 E: 0 K: 0 S: 5 H: 2 LOB: 2 BB: 0 P: 5	R: 1 E: 0 K: 0 S: 4 H: 1 LOB: 0 BB: 0 P: 4	R: 0 E: 0 K: 0 S: 3 H: 0 LOB: 0 BB: 0 P: 3	R: 0 E: 0 K: 1 S: 6 H: 1 LOB: 1 BB: 0 P: 6	1B: 6 2B: 3 3B: 0 HR: 0 SF: 0 SAC: 0 DP: 0 HBP: 0	WP: 0 PB: 0 SB: 0 CS: 0 PA: 35					

livebaseballscorecards.com

	AB	35
	R	1
	H	9
	RBI	1
	BB	0
	SO	2
	LOB	12

PITCHER	IP	WLS	BF	H	R	ER	SO	BB	IBB	HBP	BLK	WP	HR	S	P	ERA	WHIP
Scott McGregor, L (1, 1) ERA: 3.77	9.0	W	35	9	1	1	2	0	0	0	0	0	0	39	39	1.00	1.000

PITCHER	IP	WLS	BF	H	R	ER	SO	BB	IBB	HBP	BLK	WP	HR	S	P	ERA	WHIP

Batter	1	2	3	4	5	6	7	8	9	AB	R	H	RBI	BB	SO	LOB
Al Bumbry, L (1, 8) OBP: 0.383, SLG: 0.400	F8		1-H 2B		4-3 2-3 3-H		F8		FC1-6 1-2f 2-3	5	0	1	2	0	0	4
Dan Ford, R (1, 9) OBP: 0.379, SLG: 0.443	6-3		K		5-3		F3		F9	5	0	0	0	0	1	5
Cal Ripken Jr., R (1, 6) OBP: 0.360, SLG: 0.486	K			G3-6 1B		HR		F9		4	1	2	1	0	1	0
Eddie Murray, S (1, 3) OBP: 0.437, SLG: 0.492		K		G3-6 1-2f		K		2B		4	0	1	0	0	2	1
John Lowenstein, L (1, 7) OBP: 0.422, SLG: 0.615		L4		2B		F7		1-3		4	0	1	0	0	0	1
Ken Singleton, S (1, 10) OBP: 0.295, SLG: 0.410		F7		F9		BB		4-3		3	0	0	0	1	0	2
Rich Dauer, R (1, 4) OBP: 0.294, SLG: 0.349			5-3		SH1-4 1B 4-3 BB	F9			F9	3	1	0	0	1	0	1
Leo Hernandez, R (1, 5) OBP: 0.300, SLG: 0.429			2B 1B		4-3 SH1-4 1-2 1B		5-3		FC1-6 BB 1B	4	1	3	0	0	0	0
Rick Dempsey, R (1, 2) OBP: 0.190, SLG: 0.216			P2		SH1-4 1-2 2-3		1B		FC1-6 1-2 BB	2	0	1	0	1	0	1
Inning Stats	R: 0 E: 0 K: 1 S: 5 H: 0 LOB: 0 BB: 0 P: 5	R: 0 E: 0 K: 1 S: 5 H: 0 LOB: 0 BB: 0 P: 5	R: 1 E: 0 K: 1 S: 7 H: 2 LOB: 0 BB: 0 P: 7	R: 0 E: 0 K: 0 S: 4 H: 2 LOB: 1 BB: 0 P: 4	R: 1 E: 0 K: 0 S: 4 H: 1 LOB: 1 BB: 1 P: 8	R: 1 E: 0 K: 1 S: 6 H: 1 LOB: 1 BB: 1 P: 10	R: 0 E: 0 K: 0 S: 4 H: 1 LOB: 1 BB: 0 P: 4	R: 0 E: 0 K: 0 S: 4 H: 1 LOB: 1 BB: 0 P: 4	R: 0 E: 0 K: 0 S: 4 H: 1 LOB: 2 BB: 1 P: 8	1B: 5 2B: 3 3B: 0 HR: 1 SF: 0 SAC: 1 DP: 1 HBP: 0						

PITCHER	IP	WLS	BF	H	R	ER	SO	BB	IBB	HBP	BLK	WP	HR	S	P	ERA	WHIP
Dave Goltz, R (1, 1) ERA: 5.21	5.2		24	6	3	3	4	2	0	0	0	0	1	30	38	4.76	1.412
Mike Witt, R (6, 1) ERA: 6.75	3.1	W	14	3	0	0	0	1	0	0	0	0	0	13	17	0.00	1.200

PITCHER	IP	WLS	BF	H	R	ER	SO	BB	IBB	HBP	BLK	WP	HR	S	P	ERA	WHIP

TOP

Baltimore Orioles @ California Angels

Anaheim Stadium, Anaheim, CA

Sun Apr 24 1983, 6:33 AM EDT

Att. 43,521 - Unknown

livebaseballscorecards.com

AB	34
R	3
H	9
RBI	3
BB	3
SO	4
LOB	15

Baltimore Orioles @ California Angels

Anaheim Stadium, Anaheim, CA

Sun Apr 24 1983, 6:33 AM EDT

Att. 43,521 - Unknown

BOTTOM

livebaseballscorecards.com

Batter	1	2	3	4	5	6	7	8	9	AB	R	H	RBI	BB	SO	LOB
Rod Carew, L (1, 3) OBP: 0.446, SLG: 0.563	SF8 3B		4-3		SH1-3 6-3 2B	1-3 3-H 1B		BB 1B 1-2 1B		5	2	4	0	0	0	0
Tim Foli, R (1, 6) OBP: 0.364, SLG: 0.371	SF8 3-H		1B 1B		SH1-3 2-3	F8		BB 1-2 2-H 1B		3	0	2	2	0	0	2
Daryl Sconiers, L (1, 10) OBP: 0.371, SLG: 0.419 Ron Jackson, R (8, PH) OBP: 0.381, SLG: 0.316	K		1-2 1B		6-3 3-H		K	K		4 1	0 0	1 0	1 0	0 0	2 1	0 2
Fred Lynn, L (1, 8) OBP: 0.351, SLG: 0.544	2B		P6		4-3		FC5-4 BB	1-2 2-3 BB		3	0	1	0	2	0	2
Brian Downing, R (1, 7) OBP: 0.390, SLG: 0.422 Bobby Clark, R (8, 9) OBP: 0.289, SLG: 0.364	P6			S 1B 1B		HR	K	K		4 1	2 0	2 0	1 0	0 0	1 1	2 3
Juan Beniquez, R (1, 9) OBP: 0.320, SLG: 0.304 (8, 7)		6-3		S 1-H 1B		1B 2B	FC5-4 1-2f			4	1	2	1	0	0	1
Bobby Grich, R (1, 4) OBP: 0.406, SLG: 0.448		5-3		1-3 1-2		6-3		SH5-4 1B BB		3	1	0	0	1	0	2
Rob Wilfong, L (1, 5) OBP: 0.143, SLG: 0.143		G3		F8		E WP 2-H 1B		SH5-4 1-2		3	0	1	1	0	0	1
Bob Boone, R (1, 2) OBP: 0.263, SLG: 0.296			P4	4-3		E5 1B WP 1-3		1B 1B 2-H 1B		4	1	1	1	0	0	2
Inning Stats	R: 1 E: 0 K: 1 S: 7 H: 2 LOB: 1 BB: 0 P: 7	R: 0 E: 0 K: 0 S: 3 H: 0 LOB: 0 BB: 0 P: 3	R: 0 E: 0 K: 0 S: 5 H: 2 LOB: 2 BB: 0 P: 5	R: 1 E: 0 K: 0 S: 5 H: 2 LOB: 1 BB: 0 P: 5	R: 1 E: 0 K: 0 S: 4 H: 1 LOB: 0 BB: 0 P: 4	R: 2 E: 1 K: 0 S: 7 H: 4 LOB: 2 BB: 0 P: 7	R: 0 E: 0 K: 2 S: 7 H: 0 LOB: 0 BB: 1 P: 11	R: 2 E: 0 K: 2 S: 10 H: 3 LOB: 3 BB: 2 P: 18		1B: 9 2B: 3 3B: 1 HR: 1	SF: 1 SAC: 2 DP: 0 HBP: 0					

	AB	35
	R	7
	H	14
	RBI	7
	BB	3
	SO	5
	LOB	17

PITCHER		IP	WLS	BF	H	R	ER	SO	BB	IBB	HBP	BLK	WP	HR	S	P	ERA	WHIP
Dennis Martinez, R ERA: 5.47	(1, 1)	5.0	L	24	9	5	5	1	0	0	0	0	0	1	26	26	9.00	1.800
Sammy Stewart, R ERA: 3.21	(6, 1)	2.1		14	5	2	2	2	2	0	0	0	1	0	16	24	7.71	3.000
Tippy Martinez, L ERA: 5.59	(8, 1)	0.2		3	0	0	0	2	1	0	0	0	0	0	6	10	0.00	1.500

PITCHER	IP	WLS	BF	H	R	ER	SO	BB	IBB	HBP	BLK	WP	HR	S	P	ERA	WHIP

Detroit Tigers @ California Angels

Anaheim Stadium, Anaheim, CA

Wed Apr 27 1983, 10:05 PM EDT

Att. 28,776 - Unknown

TOP

livebaseballscorecards.com

Batter	1	2	3	4	5	6	7	8	9	AB	R	H	RBI	BB	SO	LOB
Lou Whitaker, L (1, 4) OBP: 0.299, SLG: 0.278	4-3		FC4-6, SH5-3, 1B, 1-2f		E4		F8		5-3	5	1	0	0	0	0	3
Alan Trammell, R (1, 6) OBP: 0.377, SLG: 0.333	K		SH5-3, 1-2		F8		2B, 1-2, 2-H, 1B		F6	3	0	1	1	0	1	1
Howard Johnson, S (9, PH) OBP: 0.182, SLG: 0.129										1	0	0	0	0	0	0
Larry Herndon, R (1, 7) OBP: 0.333, SLG: 0.571	1B, 1B		FC4-6, 2-H, 1B			FC6-4, 1B	1-3, 2-H, 2B		F4	5	0	4	2	0	0	0
Lance Parrish, R (1, 2) OBP: 0.371, SLG: 0.456	1-2, 1B		FC4-6, 1-2f			F7	K			4	0	1	0	0	1	4
Glenn Wilson, R (1, 9) OBP: 0.345, SLG: 0.627	1-3			4-3		FC6-4, 1-2f		1-3		4	0	0	0	0	0	3
John Wockenfuss, R (1, 10) OBP: 0.276, SLG: 0.269		K		5-3		F7		4-3		4	0	0	0	0	1	1
Mike Ivie, R (1, 3) OBP: 0.303, SLG: 0.400		F9		4-3			5-3	FC5, BB, 1B		4	0	1	0	0	0	0
Chet Lemon, R (1, 8) OBP: 0.397, SLG: 0.407		F6			K		1B, 1B, BB	1-2, BB		2	1	0	0	2	1	0
Tom Brookens, R (1, 5) OBP: 0.415, SLG: 0.556			FC4-6, 1B		F7		1B, 2B, 1B	2-3f		4	1	2	0	0	0	2

AB	36
R	3
H	9
RBI	3
BB	2
SO	4
LOB	14

Inning Stats	1	2	3	4	5	6	7	8	9
	R: 0 E: 0 K: 1 S: 7	H: 2 LOB: 2 BB: 0 P: 7	R: 0 E: 0 K: 1 S: 5	H: 0 LOB: 0 BB: 0 P: 5	R: 1 E: 0 K: 0 S: 5	H: 2 LOB: 1 BB: 0 P: 5	R: 0 E: 0 K: 0 S: 3	H: 0 LOB: 0 BB: 0 P: 3	R: 0 E: 1 K: 1 S: 6	H: 0 LOB: 1 BB: 0 P: 6
	R: 0 E: 0 K: 0 S: 4	H: 1 LOB: 1 BB: 0 P: 4	R: 2 E: 0 K: 1 S: 8	H: 3 LOB: 2 BB: 1 P: 12	R: 0 E: 0 K: 0 S: 4	H: 1 LOB: 2 BB: 1 P: 8	R: 0 E: 0 K: 0 S: 3	H: 0 LOB: 0 BB: 0 P: 3	1B: 8 2B: 1 3B: 0 HR: 0	SF: 0 SAC: 1 DP: 0 HBP: 0
	WP: 0 PB: 0 SB: 0 CS: 0	PA: 39								

PITCHER		IP	WLS	BF	H	R	ER	SO	BB	IBB	HBP	BLK	WP	HR	S	P	ERA	WHIP
Geoff Zahn, L	(1, 1)	6.2	W	30	8	3	3	3	1	0	0	0	0	0	35	39	4.05	1.350
ERA: 2.53																		
Mike Witt, R	(7, 1)	2.1	S	9	1	0	0	1	1	0	0	0	0	0	10	14	0.00	0.857
ERA: 6.0																		

PITCHER	IP	WLS	BF	H	R	ER	SO	BB	IBB	HBP	BLK	WP	HR	S	P	ERA	WHIP

Detroit Tigers @ California Angels

Anaheim Stadium, Anaheim, CA

Wed Apr 27 1983, 10:05 PM EDT

Att. 28,776 - Unknown

BOTTOM

Batter	1	2	3	4	5	6	7	8	9	AB	R	H	RBI	BB	SO	LOB
Rod Carew, L (1, 3) OBP: 0.465, SLG: 0.574	4-3	1-3	BB		1B		BB HR	2B		4	1	2	0	2	0	1
Juan Beniquez, R (1, 9) OBP: 0.355, SLG: 0.357	1B		1B HR 2B K		6-3		HR	F9		5	2	2	0	1	1	4
Daryl Sconiers, L (1, 10) OBP: 0.425, SLG: 0.583 Ron Jackson, R (8, PH) OBP: 0.364, SLG: 0.300	BB		FC HR	3B		F8	HR	P4		5 1	3 0	4 0	4 0	0 0	0 0	0 1
Doug DeCinces, R (1, 5) OBP: 0.355, SLG: 0.609	BB		FC HR	3B		K	HR			4	2	2	2	1	1	2
Fred Lynn, L (1, 8) OBP: 0.354, SLG: 0.569	K		HR	4-3		HBP BB	K			4	1	1	4	1	2	4
Brian Downing, R (1, 7) OBP: 0.402, SLG: 0.409	1-3		SH1-4 BB FC1-2 BB	L1-3 BB		HBP	K			2	0	0	0	2	1	3
Bobby Grich, R (1, 4) OBP: 0.417, SLG: 0.450 Rob Wilfong, L (5, 4) OBP: 0.111, SLG: 0.111		G5-4-3 1B	FC1-2 SH1-4 WP BB	L1-3		F6		4-3		2 2	1 0	1 0	0 0	1 0	0 0	2 2
Tim Foli, R (1, 6) OBP: 0.357, SLG: 0.364		G5-4-3	SH1-4	K			5-3	HR 1B		4	1	1	0	0	1	1
Bob Boone, R (1, 2) OBP: 0.290, SLG: 0.373		1B	FC1-2 WP	F6			BB S HR 1B	HR		5	2	3	2	0	0	2
Inning Stats	R: 0 E: 0 K: 1 S: 7 H: 2 LOB: 3 BB: 1 P: 11	R: 0 E: 0 K: 0 S: 4 H: 2 LOB: 1 BB: 0 P: 4	R: 5 E: 0 K: 1 S: 9 H: 3 LOB: 2 BB: 3 P: 21	R: 1 E: 0 K: 0 S: 4 H: 2 LOB: 1 BB: 1 P: 8	R: 0 E: 0 K: 1 S: 6 H: 1 LOB: 1 BB: 0 P: 6	R: 0 E: 0 K: 1 S: 5 H: 0 LOB: 2 BB: 1 P: 10	R: 5 E: 0 K: 2 S: 10 H: 3 LOB: 0 BB: 2 P: 18	R: 2 E: 0 K: 0 S: 6 H: 3 LOB: 1 BB: 0 P: 6		1B: 8 2B: 4 3B: 1 HR: 4 SF: 0 SAC: 1 DP: 2 HBP: 1						

livebaseballscorecards.com

AB	38
R	13
H	16
RBI	12
BB	8
SO	6
LOB	22

PITCHER		IP	WLS	BF	H	R	ER	SO	BB	IBB	HBP	BLK	WP	HR	S	P	ERA	WHIP
Milt Wilcox, R ERA: 3.58	(1, 1)	3.0	L	22	9	6	6	2	4	0	0	0	1	1	22	38	18.00	4.333
Dave Rozema, R ERA: 1.08	(4, 1)	2.0		7	1	0	0	1	1	0	0	0	0	0	8	12	0.00	1.000
Juan Berenguer, R ERA:	(6, 1)	1.0		5	0	0	0	1	1	0	1	0	0	0	5	10	0.00	1.000
Bob James, R ERA: 11.25	(7, 1)	1.0		8	3	5	5	2	2	0	0	0	0	2	10	18	45.00	5.000
Howard Bailey, L ERA: 8.53	(8, 1)	1.0		6	3	2	2	0	0	0	0	0	0	1	6	6	18.00	3.000

PITCHER	IP	WLS	BF	H	R	ER	SO	BB	IBB	HBP	BLK	WP	HR	S	P	ERA	WHIP

Boston Red Sox @ California Angels

Anaheim Stadium, Anaheim, CA

Fri Apr 29 1983, 10:05 PM EDT

Att. 43,308 - Unknown

TOP

livebaseballscorecards.com

Batter	1	2	3	4	5	6	7	8	9	AB	R	H	RBI	BB	SO	LOB
Wade Boggs, L (1, 5) OBP: 0.470, SLG: 0.486	4-3 FC6-2 2B		BBB 1B 1-2 2B BB	F7			SSS K		4-3 BB 1-2 2B 1B	4	2	2	0	1	1	0
Dwight Evans, R (1, 9) OBP: 0.366, SLG: 0.534	4-3 2-3		SSS K		1-3 1B		3B		BBB 4-3 1-2 2-3 2B BB	4	1	2	0	1	1	3
Jim Rice, R (1, 7) OBP: 0.363, SLG: 0.574	FC6-2 FC5-4 3-H		2B 6-3 1-2 2-H 1B	F9			1-3		4-3 1-2 2-3 3-H	5	1	1	2	0	0	5
Tony Armas, R (1, 10) OBP: 0.274, SLG: 0.368 Ed Jurak, R (9, PR) OBP: 0.313, SLG: 0.267	FC5-4 1-2f		1-3 2-H 2B	1-3 1-2			L4		2-H 3-H 2B	5 0	0 0	2 0	3 0	0 0	0 0	3 0
Dave Stapleton, R (1, 3) OBP: 0.260, SLG: 0.338		BBBB 1B BB	6-3 3-H	F8				6-3	F7	4	0	0	1	1	0	3
Rich Gedman, L (1, 2) OBP: 0.340, SLG: 0.391		SH1-3 1-3 1B	IIII IBB		F7			F5		3	0	1	0	1	0	0
Reid Nichols, R (1, 8) OBP: 0.298, SLG: 0.302		SH1-3 1-2	F5		BBBB BB BB			6-3		2	0	0	0	1	0	2
Glenn Hoffman, R (1, 6) OBP: 0.338, SLG: 0.295 Rick Miller, L (9, PH) OBP: 0.231, SLG: 0.167 Julio Valdez, S (9, 6) OBP: 0.185, SLG: 0.120		SSS K	F7		BBBB G1-6-3 1-2 BB				5-3	2 1 0	0 0 0	0 0 0	0 0 0	1 0 0	1 0 0	1 0 0
Jerry Remy, L (1, 4) OBP: 0.231, SLG: 0.167			BB 1B 1B	6-3	G1-6-3 1-2f				BBBB BB 1B 4-3 BB	3	2	1	0	1	0	2
Inning Stats	R: 0 E: 0 K: 0 S: 4 H: 1 LOB: 1 BB: 0 P: 4	R: 0 E: 0 K: 1 S: 5 H: 1 LOB: 1 BB: 1 P: 9	R: 3 E: 0 K: 1 S: 8 H: 3 LOB: 2 BB: 2 P: 16	R: 0 E: 0 K: 0 S: 3 H: 0 LOB: 0 BB: 0 P: 3	R: 0 E: 0 K: 0 S: 4 H: 1 LOB: 1 BB: 0 P: 4	R: 0 E: 0 K: 0 S: 2 H: 0 LOB: 1 BB: 2 P: 10	R: 0 E: 0 K: 1 S: 6 H: 1 LOB: 1 BB: 0 P: 6	R: 0 E: 0 K: 0 S: 3 H: 0 LOB: 0 BB: 0 P: 3	R: 3 E: 0 K: 0 S: 5 H: 2 LOB: 1 BB: 2 P: 13	1B: 5 2B: 3 3B: 1 HR: 0 SF: 0 SAC: 1 DP: 1 HBP: 0						

	AB	33
	R	6
	H	9
	RBI	6
	BB	7
	SO	3
	LOB	19

WP: 0 PB: 0 SB: 0 CS: 0 PA: 41

PITCHER		IP	WLS	BF	H	R	ER	SO	BB	IBB	HBP	BLK	WP	HR	S	P	ERA	WHIP
Bruce Kison, R ERA: 5.65	(1, 1)	5.1		26	6	3	3	2	4	1	0	0	0	0	25	45	5.06	1.875
Andy Hassler, L ERA: 3.6	(6, 1)	1.0		3	1	0	0	1	0	0	0	0	0	0	5	5	0.00	1.000
Luis Sanchez, R ERA: 2.63	(7, 1)	2.2	L	12	2	3	3	0	2	0	0	0	0	0	10	18	10.12	1.500

PITCHER		IP	WLS	BF	H	R	ER	SO	BB	IBB	HBP	BLK	WP	HR	S	P	ERA	WHIP

Boston Red Sox @ California Angels

Anaheim Stadium, Anaheim, CA

Fri Apr 29 1983, 10:05 PM EDT

Att. 43,308 - Unknown

BOTTOM

Batter	1	2	3	4	5	6	7	8	9	AB	R	H	RBI	BB	SO	LOB
Rod Carew, L (1, 3) OBP: 0.447, SLG: 0.562	4-3		1B HR 2B		F8	4-3			K	5	1	1	0	0	1	0
Juan Beniquez, R (1, 9) OBP: 0.389, SLG: 0.394	S 1B		HR 1B 2-3		BB 1B 1B		3-1		F4	5	2	3	0	0	0	0
Fred Lynn, L (1, 8) OBP: 0.372, SLG: 0.627	K 1-2		HR 1-H 3-H		BB 1B 1-2 BB		2B			3	1	2	3	1	1	1
Doug DeCinces, R (1, 5) OBP: 0.350, SLG: 0.589	6-3		6-3		BB 1-2 2-H 1B		6-3			4	0	1	1	0	0	2
Brian Downing, R (1, 7) OBP: 0.384, SLG: 0.386		K	F7		F5		F7			4	0	0	0	0	1	3
Ron Jackson, R (1, 10) OBP: 0.400, SLG: 0.455		HR	F8		BB 1-2 2-3			F7		2	1	1	1	1	0	0
Daryl Sconiers, L (8, PH) OBP: 0.415, SLG: 0.568										1	0	0	0	0	0	0
Tim Foli, R (1, 6) OBP: 0.338, SLG: 0.343		F7	6-3		5-3			5-3		4	0	0	0	0	0	3
Bob Boone, R (1, 2) OBP: 0.288, SLG: 0.365		FC6 1B	6-3			F7		F8		4	0	1	0	0	0	0
Ricky Adams, R (1, 4)		FC6 1-2f	P3			6-3			K	3	0	0	0	0	0	1
Reggie Jackson, L (9, PH) OBP: 0.403, SLG: 0.564										1	0	0	0	0	1	0
Inning Stats	R: 0 E: 0 K: 1 S: 6 / H: 1 LOB: 1 BB: 0 P: 6	R: 1 E: 0 K: 1 S: 7 / H: 2 LOB: 1 BB: 0 P: 7	R: 3 E: 0 K: 0 S: 6 / H: 3 LOB: 0 BB: 0 P: 6	R: 0 E: 0 K: 0 S: 3 / H: 0 LOB: 0 BB: 0 P: 3	R: 1 E: 0 K: 0 S: 5 / H: 2 LOB: 3 BB: 2 P: 13	R: 0 E: 0 K: 0 S: 3 / H: 0 LOB: 0 BB: 0 P: 3	R: 0 E: 0 K: 0 S: 4 / H: 1 LOB: 1 BB: 0 P: 4	R: 0 E: 0 K: 0 S: 3 / H: 0 LOB: 0 BB: 0 P: 3	R: 0 E: 0 K: 2 S: 7 / H: 0 LOB: 0 BB: 0 P: 7	1B: 5 2B: 2 3B: 0 HR: 2	SF: 0 SAC: 0 DP: 0 HBP: 0						

livebaseballscorecards.com

AB	36
R	5
H	9
RBI	5
BB	2
SO	4
LOB	10

WP: 0 PB: 0 SB: 1 CS: 0 PA: 38

PITCHER		IP	WLS	BF	H	R	ER	SO	BB	IBB	HBP	BLK	WP	HR	S	P	ERA	WHIP
Bruce Hurst, L ERA: 3.34	(1, 1)	4.2		24	8	5	5	2	2	0	0	0	0	2	26	34	9.64	2.143
Luis Aponte, R ERA: 1.35	(5, 1)	3.1	W	11	1	0	0	0	0	0	0	0	0	0	11	11	0.00	0.300
Bob Stanley, R ERA: 1.66	(9, 1)	1.0	S	3	0	0	0	2	0	0	0	0	0	0	7	7	0.00	0.000

PITCHER	IP	WLS	BF	H	R	ER	SO	BB	IBB	HBP	BLK	WP	HR	S	P	ERA	WHIP

Batter	1	2	3	4	5	6	7	8	9	10	11	AB	R	H	RBI	BB	SO	LOB
Wade Boggs, L (1, 5) OBP: 0.471, SLG: 0.486	6-3			G4-6-3 1B			6-3		SH G6-4-3 1-2		G4-6-3 1B	4	0	2	0	0	0	0
Dwight Evans, R (1, 9) OBP: 0.356, SLG: 0.506	G5-4-3 BB B B B B			G4-6-3 1-2f			6-3		G6-4-3 1-2f 2-3		B2	4	0	0	0	1	0	4
Jim Rice, R (1, 7) OBP: 0.353, SLG: 0.548	G5-4-3 1-2f			6-3			6-3		1B 3-H		G4-6-3 1-2f	5	0	1	1	0	0	2
Tony Armas, R (1, 10) OBP: 0.258, SLG: 0.344		6-3			K S S S			F8	G3			4	0	0	0	0	1	1
Reid Nichols, R (1, 8) OBP: 0.294, SLG: 0.283		F7			5-3			CS BB B B B B		K S S S		3	0	0	0	1	1	0
Dave Stapleton, R (1, 3) OBP: 0.260, SLG: 0.324		F9			4-3			BB BB B B B B 1-2		4-3		3	0	0	0	1	0	0
Jeff Newman, R (1, 2) OBP: 0.176, SLG: 0.250 Julio Valdez, S (10, PR) OBP: 0.185, SLG: 0.120 (10, 6)			4-3			G3		BB B B B B 1-2		2B		3 0	0 0	1 0	0 0	1 0	0 0	0 0
Glenn Hoffman, R (1, 6) OBP: 0.324, SLG: 0.281 Rich Gedman, L (10, PH) OBP: 0.353, SLG: 0.391 (10, 2)			4-3			5-3		4-3		IBB		3 0	0 0	0 0	0 0	0 1	0 0	2 0
Jerry Remy, L (1, 4) OBP: 0.233, SLG: 0.179			6-3			6-3			G6-4-3 SH 1B 1B		4-3	4	1	1	0	0	0	2
Inning Stats	R: 0 E: 0 K: 0 S: 2 H: 0 LOB: 0 BB: 1 P: 6	R: 0 E: 0 K: 0 S: 3 H: 0 LOB: 0 BB: 0 P: 3	R: 0 E: 0 K: 0 S: 3 H: 0 LOB: 0 BB: 0 P: 3	R: 0 E: 0 K: 0 S: 3 H: 1 LOB: 0 BB: 0 P: 3	R: 0 E: 0 K: 1 S: 5 H: 0 LOB: 0 BB: 0 P: 5	R: 0 E: 0 K: 0 S: 3 H: 0 LOB: 0 BB: 0 P: 3	R: 0 E: 0 K: 0 S: 3 H: 0 LOB: 0 BB: 0 P: 3	R: 0 E: 0 K: 0 S: 2 H: 0 LOB: 2 BB: 3 P: 14	R: 1 E: 1 K: 0 S: 5 H: 2 LOB: 1 BB: 0 P: 5	R: 0 E: 0 K: 1 S: 6 H: 1 LOB: 2 BB: 1 P: 10	R: 0 E: 0 K: 0 S: 3 H: 1 LOB: 0 BB: 0 P: 3						

PITCHER		IP	WLS	BF	H	R	ER	SO	BB	IBB	HBP	BLK	WP	HR	S	P	ERA	WHIP
Tommy John, L ERA: 3.34	(1, 1)	3.0		10	1	0	0	0	1	0	0	0	0	0	9	13	0.00	0.667
Mike Witt, R ERA: 4.85	(4, 1)	5.0		16	0	0	0	1	3	0	0	0	0	0	15	27	0.00	0.600
Andy Hassler, L ERA: 5.4	(9, 1)	0.0		2	1	1	1	0	0	0	0	0	0	0	2	2	∞	∞
Luis Sanchez, R ERA: 2.35	(9, 1)	1.2		7	2	0	0	1	0	1	0	0	0	0	8	12	0.00	1.200
John Curtis, L ERA: 6.75	(10, 1)	0.1		2	1	0	0	0	0	0	0	0	0	0	2	2	0.00	3.000

PITCHER		IP	WLS	BF	H	R	ER	SO	BB	IBB	HBP	BLK	WP	HR	S	P	ERA	WHIP
Doug Corbett, R ERA: 3.0	(11, 1)	1.0	W	2	0	0	0	0	0	0	0	0	0	0	2	2	0.00	0.000

TOP

Boston Red Sox @ California Angels

Anaheim Stadium, Anaheim, CA

Sat Apr 30 1983, 10:05 PM EDT

Att. 39,507 - Unknown

livebaseballscorecards.com

AB	33
R	1
H	5
RBI	1
BB	5
SO	2
LOB	11

1B: 4	SF: 0	WP: 0	PA: 39
2B: 1	SAC: 1	PB: 0	
3B: 0	DP: 4	SB: 0	
HR: 0	HBP: 0	CS: 1	

Batter	1	2	3	4	5	6	7	8	9	10	11	AB	R	H	RBI	BB	SO	LOB
Rod Carew, L (1, 3) OBP: 0.457, SLG: 0.564	0-0 1B		0-0 HBP		0-0 CS			0-0 F7 ①		0-0 4-3 ③		5	0	3	0	0	0	0
Juan Beniquez, R (1, 9) OBP: 0.415, SLG: 0.472	0-0 F9 ①		1-0 1-2 HBP		0-0 ②③ 1-2 F9			0-0 HR			BBBB 4-0 1B HR BB	3	2	1	1	1	0	2
Fred Lynn, L (1, 8) OBP: 0.363, SLG: 0.600	0-0 1-3 1B		0-0 F7 ①			SSS 0-3 K ①		0-0 4-3 ②			0-0 F7 ①	5	0	1	0	0	1	3
Doug DeCinces, R (1, 5) OBP: 0.341, SLG: 0.564	SSS 0-3 K ②		0-0 F2 ②			0-0 6-3 ②		SSS 0-3 K ③			0-0 1-2 HR 1B	5	1	1	0	0	2	4
Reggie Jackson, L (1, 10) OBP: 0.408, SLG: 0.552 Rob Wilfong, L (9, PR) OBP: 0.111, SLG: 0.111 Daryl Sconiers, L (11, PH) OBP: 0.429, SLG: 0.658	SSS 0-3 K ③		SSS 0-3 K ③			0-0 1B			BBBB 4-0 2-3 BB		0-0 ①② 1-H 2-H HR	3 0 1	0 0 1	1 0 1	0 0 3	1 0 0	2 0 0	4 0 0
Brian Downing, R (1, 7) OBP: 0.367, SLG: 0.365		0-0 F8 ①		SSS 0-3 K ①		SSS 0-3 K ③			0-0 ①② 2-3 1-2f			4	0	0	0	0	2	2
Tim Foli, R (1, 6) OBP: 0.321, SLG: 0.324		0-0 F9 ②		0-0 6-3 ②			0-0 F7 ①		0-0 5-3 ③			4	0	0	0	0	0	1
Bob Boone, R (1, 2) OBP: 0.286, SLG: 0.358		0-0 1B		0-0 F8 ③			0-0 F8 ②			0-0 F7 ①		4	0	1	0	0	0	0
Ricky Adams, R (1, 4)		0-0 4-3 ③			0-0 F8 ①		0-0 F8 ③			0-0 6-3 ②		4	0	0	0	0	0	1
Inning Stats	R: 0 H: 2 E: 0 LOB: 2 K: 2 BB: 0 S: 9 P: 9	R: 0 H: 1 E: 0 LOB: 1 K: 0 BB: 0 S: 4 P: 4	R: 0 H: 1 E: 0 LOB: 2 K: 1 BB: 0 S: 6 P: 7	R: 0 H: 0 E: 0 LOB: 0 K: 1 BB: 0 S: 5 P: 5	R: 0 H: 1 E: 0 LOB: 0 K: 0 BB: 0 S: 3 P: 3	R: 0 H: 1 E: 0 LOB: 1 K: 2 BB: 0 S: 8 P: 8	R: 0 H: 0 E: 0 LOB: 0 K: 0 BB: 0 S: 3 P: 3	R: 1 H: 1 E: 0 LOB: 0 K: 1 BB: 0 S: 6 P: 6	R: 0 H: 0 E: 0 LOB: 1 K: 0 BB: 1 S: 2 P: 6	R: 0 H: 0 E: 0 LOB: 0 K: 0 BB: 0 S: 3 P: 3	R: 3 H: 2 E: 0 LOB: 0 K: 0 BB: 1 S: 3 P: 7	1B: 7 SF: 0 2B: 1 SAC: 0 3B: 0 DP: 1 HR: 2 HBP: 1						WP: 0 PA: 41 PB: 0 SB: 0 CS: 1

PITCHER		IP	WLS	BF	H	R	ER	SO	BB	IBB	HBP	BLK	WP	HR	S	P	ERA	WHIP
John Tudor, L ERA: 2.58	(1, 1)	10.0		37	7	1	1	7	1	0	1	0	0	1	49	54	0.90	0.800
Mark Clear, R ERA: 9.39	(11, 1)	0.1	L	4	2	3	3	0	1	0	0	0	0	1	3	7	81.00	9.000

PITCHER	IP	WLS	BF	H	R	ER	SO	BB	IBB	HBP	BLK	WP	HR	S	P	ERA	WHIP

BOTTOM

Boston Red Sox @ California Angels

Anaheim Stadium, Anaheim, CA

Sat Apr 30 1983, 10:05 PM EDT

Att. 39,507 - Unknown

livebaseballscorecards.com

AB	38
R	4
H	9
RBI	4
BB	2
SO	7
LOB	17

Batter	1	2	3	4	5	6	7	8	9	AB	R	H	RBI	BB	SO	LOB
Rick Miller, L (1, 8) OBP: 0.316, SLG: 0.444	G6-4-3 1B		BB 1B	F6		1-H 2-H HR	K		FC6 1-2f	6	1	3	3	0	1	3
Dwight Evans, R (1, 9) OBP: 0.359, SLG: 0.488	G6-4-3 1-2f		1-2 BB	BB	E5 FC5 1B			6-3		3	0	0	0	2	0	1
Jim Rice, R (1, 7) OBP: 0.356, SLG: 0.551	2B		5-3		K	1-2 1B		F8		5	0	2	0	0	1	3
Tony Armas, R (1, 10) OBP: 0.254, SLG: 0.379	5-3			HR	K	FC5 2-3f		K		5	1	1	1	0	2	4
Wade Boggs, L (1, 5) OBP: 0.478, SLG: 0.487		G5-4-3 1B		BB HR BB	4-3		SH3-4 E 1B		6-3	4	2	2	0	1	0	1
Dave Stapleton, R (1, 3) OBP: 0.280, SLG: 0.333		G5-4-3 1-2f		1-2 HR BB		F7	SH3-4 1-2 2B 1B		1B 1B 1B	4	3	2	0	1	0	1
Rich Gedman, L (1, 2) OBP: 0.370, SLG: 0.469 Jeff Newman, R (9, PH) OBP: 0.222, SLG: 0.294 (9, 2)		G1		1-H 2-H HR		1B HR 1B	SH3-4 1-2 2-3		1B 1-2 1B	3 1	2 0	2 1	3 0	0 0	0 0	0 0
Glenn Hoffman, R (1, 6) OBP: 0.316, SLG: 0.275			6-3	5-3		1-2 HR 1B	3-H		F6	5	1	1	0	0	1	3
Jerry Remy, L (1, 4) OBP: 0.257, SLG: 0.242			L1	G3		F8	2-H 2B		1-2 2-H FC6 1B	5	0	2	2	0	0	2
Inning Stats	R: 0 E: 0 K: 0 S: 4 H: 2 LOB: 1 BB: 0 P: 4	R: 0 E: 0 K: 0 S: 3 H: 1 LOB: 0 BB: 0 P: 3	R: 0 E: 0 K: 0 S: 4 H: 1 LOB: 2 BB: 1 P: 8	R: 4 E: 0 K: 0 S: 5 H: 2 LOB: 0 BB: 2 P: 13	R: 0 E: 0 K: 2 S: 7 H: 0 LOB: 1 BB: 1 P: 11	R: 3 E: 1 K: 0 S: 8 H: 4 LOB: 2 BB: 0 P: 8	R: 2 E: 1 K: 2 S: 10 H: 3 LOB: 1 BB: 0 P: 10	R: 0 E: 0 K: 1 S: 5 H: 0 LOB: 0 BB: 0 P: 5	R: 1 E: 0 K: 0 S: 6 H: 3 LOB: 2 BB: 0 P: 6	1B: 11 2B: 2 3B: 0 HR: 3 SF: 0 SAC: 1 DP: 2 HBP: 0	WP: 0 PB: 0 SB: 0 CS: 0 PA: 46					

PITCHER		IP	WLS	BF	H	R	ER	SO	BB	IBB	HBP	BLK	WP	HR	S	P	ERA	WHIP
Dave Goltz, R ERA: 6.57	(1, 1)	5.2		28	9	7	7	2	4	0	0	0	0	3	28	44	11.12	2.294
Doug Corbett, R ERA: 5.14	(6, 1)	1.0		8	4	2	2	1	0	0	0	0	0	0	10	10	18.00	4.000
Andy Hassler, L ERA: 5.4	(7, 1)	1.2	L	7	2	1	1	2	0	0	0	0	0	0	11	11	5.40	1.200
Luis Sanchez, R ERA: 2.25	(9, 1)	0.2		3	1	0	0	0	0	0	0	0	0	0	3	3	0.00	1.500

PITCHER	IP	WLS	BF	H	R	ER	SO	BB	IBB	HBP	BLK	WP	HR	S	P	ERA	WHIP

TOP

Boston Red Sox @ California Angels

Anaheim Stadium, Anaheim, CA

Sun May 01 1983, 6:33 AM EDT

Att. 37,645 - Unknown

livebaseballscorecards.com

AB	41
R	10
H	16
RBI	9
BB	4
SO	5
LOB	18

Boston Red Sox @ California Angels

Anaheim Stadium, Anaheim, CA

Sun May 01 1983, 6:33 AM EDT

Att. 37,645 - Unknown

BOTTOM

Batter	1	2	3	4	5	6	7	8	9	AB	R	H	RBI	BB	SO	LOB
Rod Carew, L (1, 3) OBP: 0.483, SLG: 0.590	FC6-5 2B	BB 1B		1B BB 1B	BBB 4-0 E FC5-2-3-2 1-2 1B BB		1B 1B		4-3 ③	5	2	4	0	1	0	1
Juan Beniquez, R (1, 9) (4, 8) OBP: 0.413, SLG: 0.463	FC6-5 ① FC6-4 2-3	F8 ①		BB BB 1B 1-3	FC5-2-3-2 ①② E 1B 1-2 2-H 3-H		G6-3 1B 1-3			5	1	2	0	0	0	5
Brian Downing, R (1, 7) OBP: 0.368, SLG: 0.351	FC6-4 ② BB BB E 1-2f	BBB 4-0 1-2 BB		BBB 4-0 BB 1-2 BB	E5 1B 1-2 2-3		G6-3 ②③ 1-2f			3	1	0	0	2	0	5
Reggie Jackson, L (1, 10) OBP: 0.434, SLG: 0.550	BBBB 4-0 E BB 2B 1-2 BB	F9 ②		BBB 4-0 1-2 2-3 3-H BB	1B 1-3 2-H 3-H			BBB 4-0 6-3 SH2-4 BB		2	1	1	3	3	0	2
Fred Lynn, L (1, 8) OBP: 0.366, SLG: 0.593 Joe Ferguson, R (4, 9)	BBB 4-0 E 2B 1-2 2-3 BB	SSS 0-3 K ③		F6 ①	SSS 0-3 K ③			0-0 SH2-4 ① 1-2		1 2	1 0	0 0	0 0	1 0	1 1	2 5
Doug DeCinces, R (1, 5) OBP: 0.333, SLG: 0.578	E6 2B 1B 1-2 2-3 3-H		HR	F6 ②		SSS 0-3 K ①		6-3 ② 2-3		5	2	1	1	0	1	6
Rob Wilfong, L (1, 4) OBP: 0.143, SLG: 0.214	1B 2B 1-3 2-H 3-H	L3 ①		F7 ③		F6 ②		F8 ③		5	1	1	2	0	0	4
Tim Foli, R (1, 6) Ricky Adams, R (9, PR) OBP: 0.337, SLG: 0.333	1B 2-H 3-H	6-3 ②			1B FC5-2-3-2 1B	F7 ③			H G5-4-3 HBP 1-0	4 0	0 0	2 0	2 0	0 0	0 0	0 0
Bob Boone, R (1, 2) OBP: 0.280, SLG: 0.347	SSS K ③	6-3 ③			BB 1-3 FC5-2-3-2 1B		F8 ①		G5-4-3 ①② 1-2f	5	0	1	0	0	1	2
Inning Stats	R: 5 E: 1 K: 1 S: 9 H: 3 LOB: 1 BB: 2 P: 17	R: 0 E: 0 K: 1 S: 6 H: 1 LOB: 2 BB: 1 P: 10	R: 1 E: 0 K: 0 S: 4 H: 1 LOB: 0 BB: 0 P: 4	R: 1 E: 0 K: 0 S: 5 H: 2 LOB: 3 BB: 2 P: 13	R: 2 E: 1 K: 1 S: 8 H: 3 LOB: 2 BB: 1 P: 12	R: 0 E: 0 K: 1 S: 5 H: 0 LOB: 0 BB: 0 P: 5	R: 0 E: 0 K: 0 S: 4 H: 2 LOB: 1 BB: 0 P: 4	R: 0 E: 0 K: 0 S: 3 H: 0 LOB: 1 BB: 1 P: 7	R: 0 E: 0 K: 0 S: 2 H: 0 LOB: 1 BB: 0 P: 3	1B: 9 2B: 3 3B: 0 HR: 1 SF: 0 SAC: 1 DP: 3 HBP: 1						

	AB	37
	R	9
	H	12
	RBI	8
	BB	7
	SO	4
	LOB	32

WP: 0 PB: 0 SB: 0 CS: 0 PA: 46

livebaseballscorecards.com

PITCHER		IP	WLS	BF	H	R	ER	SO	BB	IBB	HBP	BLK	WP	HR	S	P	ERA	WHIP
Mike Brown, R ERA: 6.0	(1, 1)	3.0		20	7	7	2	2	3	0	0	0	0	1	21	33	6.00	3.333
Luis Aponte, R ERA: 1.04	(4, 1)	2.0		12	3	2	0	1	3	0	0	0	0	0	11	23	0.00	3.000
Doug Bird, R ERA: 10.45	(6, 1)	1.0		3	0	0	0	1	0	0	0	0	0	0	5	5	0.00	0.000
Bob Stanley, R ERA: 1.46	(7, 1)	3.0	W	11	2	0	0	0	1	0	1	0	0	0	9	14	0.00	1.000

PITCHER	IP	WLS	BF	H	R	ER	SO	BB	IBB	HBP	BLK	WP	HR	S	P	ERA	WHIP

Batter	1	2	3	4	5	6	7	8	9	AB	R	H	RBI	BB	SO	LOB
Rod Carew, L (1, 3) OBP: 0.484, SLG: 0.586	SSS 0-3 ① K		x 0-0 BB 1B 1B 1B		x 0-0 FC6-4 1B		SSS 0-3 ③ K			4	1	2	0	0	2	0
Juan Beniquez, R (1, 8) OBP: 0.420, SLG: 0.467	x 0-0 1B 1B		x 0-0 BB 1-2 1B 1B		x 0-0 ② FC6-4 1-2f			x 0-0 ① F8		4	1	2	0	0	0	1
Brian Downing, R (1, 7) OBP: 0.364, SLG: 0.338	x 0-0 ② F8		BBBB 4-0 1B 1-2 2-3 BB		x 0-0 ③ 5-3			x 0-0 ② 6-3		3	0	0	0	1	0	2
Doug DeCinces, R (1, 5) OBP: 0.340, SLG: 0.575	x 0-0 1-2 1B		x 0-0 G4-6-3 1-2 2-H 3-H 1B			SSS 0-3 ① K		x 0-0 ③ 4-3		4	0	2	2	0	1	0
Reggie Jackson, L (1, 10) OBP: 0.413, SLG: 0.516	SSS 0-3 ③ K		x 0-0 ② ③ G4-6-3 1-2f			SSS 0-3 ② K			x 0-0 ① 4-3	4	0	0	0	0	2	4
Bobby Clark, R (1, 9) OBP: 0.286, SLG: 0.354		SSS 0-3 ① K		x 0-0 ① F9		x 0-0 1B			x 0-0 ② 6-3	4	0	1	0	0	1	0
Tim Foli, R (1, 6) OBP: 0.322, SLG: 0.317		x 0-0 ② F9		x 0-0 ② G3		x 0-0 ③ L8			x 0-0 ③ 6-3	4	0	0	0	0	0	1
Bob Boone, R (1, 2) OBP: 0.269, SLG: 0.333		x 0-0 ③ F9		x 0-0 ③ L5			x 0-0 ① F8			3	0	0	0	0	0	0
Ricky Adams, R (1, 4)			SSS 0-3 ① K		x 0-0 ① 5-3		SSS 0-3 ② K2-3			3	0	0	0	0	2	0
Inning Stats	R: 0 H: 2 E: 0 LOB: 2 K: 2 BB: 0 S: 9 P: 9	R: 0 H: 0 E: 0 LOB: 0 K: 1 BB: 0 S: 5 P: 5	R: 2 H: 3 E: 0 LOB: 1 K: 1 BB: 1 S: 7 P: 11	R: 0 H: 0 E: 0 LOB: 0 K: 0 BB: 0 S: 3 P: 3	R: 0 H: 1 E: 0 LOB: 1 K: 0 BB: 0 S: 4 P: 4	R: 0 H: 1 E: 0 LOB: 1 K: 2 BB: 0 S: 8 P: 8	R: 0 H: 0 E: 0 LOB: 0 K: 2 BB: 0 S: 7 P: 7	R: 0 H: 0 E: 0 LOB: 0 K: 0 BB: 0 S: 3 P: 3	R: 0 H: 0 E: 0 LOB: 0 K: 0 BB: 0 S: 3 P: 3	1B: 7 SF: 0 2B: 0 SAC: 0 3B: 0 DP: 1 HR: 0 HBP: 0						WP: 0 PA: 34 PB: 0 SB: 0 CS: 0	

PITCHER	IP	WLS	BF	H	R	ER	SO	BB	IBB	HBP	BLK	WP	HR	S	P	ERA	WHIP
Mike Flanagan, L (1, 1) ERA: 3.08	9.0	W	34	7	2	2	8	1	0	0	0	0	0	49	53	2.00	0.889

PITCHER	IP	WLS	BF	H	R	ER	SO	BB	IBB	HBP	BLK	WP	HR	S	P	ERA	WHIP

TOP

California Angels @ Baltimore Orioles

Memorial Stadium, Baltimore, MD

Tue May 03 1983, 7:05 PM EDT

Att. 20,837 - Unknown - 71 F

livebaseballscorecards.com

AB	33
R	2
H	7
RBI	2
BB	1
SO	8
LOB	8

Batter	1	2	3	4	5	6	7	8	9	AB	R	H	RBI	BB	SO	LOB
John Shelby, S (1, 8) OBP: 0.375, SLG: 0.532	S S S 0-3 K ①		x 0-0 F7 ①		x 0-0 B2-3 ②		x 0-0 G6-4-3 ②③ 1-2f			4	0	0	0	0	1	4
Dan Ford, R (1, 9) OBP: 0.387, SLG: 0.430	x 0-0 5-3 ②		x 0-0 S 1-3 2-H 1B		x 0-0 1B			B B B B 4-0 HR BB		3	1	2	1	1	0	0
Cal Ripken Jr., R (1, 6) OBP: 0.343, SLG: 0.468	x 0-0 2B		S S S 0-3 K ② 1-2 3-H		x 0-0 6-3 ③			x 0-0 1-H HR		4	1	2	2	0	1	2
Eddie Murray, S (1, 3) OBP: 0.398, SLG: 0.412	S S S 0-3 K ③		x 0-0 F6 ③			x 0-0 F4 ①		x 0-0 F8 ①		4	0	0	0	0	1	2
Gary Roenicke, R (1, 7) OBP: 0.368, SLG: 0.424		B B B B 4-0 CS BB		x 0-0 F6 ①		x 0-0 F8 ②		x 0-0 5-3 ②		3	0	0	0	1	0	0
Ken Singleton, S (1, 10) OBP: 0.310, SLG: 0.438 Al Bumbry, L (8, PR) OBP: 0.371, SLG: 0.382		S S S 0-3 K ①		x 0-0 6-3 ②		x 0-0 F7 ③		x 0-0 CS 1B		4 0	0 0	1 0	0 0	0 0	1 0	1 0
Rich Dauer, R (1, 4) OBP: 0.304, SLG: 0.345		x 0-0 5-3 ②③ 1-2		x 0-0 1B			x 0-0 1B 2B	0-0 CS ③ 1-2		3	0	2	0	0	0	1
Leo Hernandez, R (1, 5) OBP: 0.298, SLG: 0.380			x 0-0 1B 1B 1B	x 0-0 F7 ③			x 0-0 G6-4-3 2-3 1B			3	1	2	0	0	0	1
Rick Dempsey, R (1, 2) OBP: 0.263, SLG: 0.229			x 0-0 1B 1-2 E 1B		x 0-0 F7 ①		x 0-0 F9 ①			3	1	1	0	0	0	2
Inning Stats	R: 0 H: 1 E: 0 LOB: 1 K: 2 BB: 0 S: 8 P: 8	R: 0 H: 0 E: 0 LOB: 0 K: 1 BB: 1 S: 4 P: 8	R: 2 H: 3 E: 1 LOB: 1 K: 1 BB: 0 S: 8 P: 8	R: 0 H: 1 E: 0 LOB: 1 K: 0 BB: 0 S: 4 P: 4	R: 0 H: 1 E: 0 LOB: 1 K: 0 BB: 0 S: 4 P: 4	R: 0 H: 0 E: 0 LOB: 0 K: 0 BB: 0 S: 3 P: 3	R: 0 H: 2 E: 0 LOB: 1 K: 0 BB: 0 S: 4 P: 4	R: 2 H: 2 E: 0 LOB: 1 K: 0 BB: 1 S: 4 P: 8		1B: 7 SF: 0 2B: 2 SAC: 0 3B: 0 DP: 1 HR: 1 HBP: 0						

PITCHER		IP	WLS	BF	H	R	ER	SO	BB	IBB	HBP	BLK	WP	HR	S	P	ERA	WHIP
Geoff Zahn, L ERA: 2.72	(1, 1)	7.2	L	33	10	4	3	4	2	0	0	0	0	1	39	47	3.52	1.565
Mike Witt, R ERA: 4.78	(8, 1)	0.1		0	0	0	0	0	0	0	0	0	0	0	0	0	0.00	0.000

PITCHER	IP	WLS	BF	H	R	ER	SO	BB	IBB	HBP	BLK	WP	HR	S	P	ERA	WHIP

BOTTOM

California Angels @ Baltimore Orioles

Memorial Stadium, Baltimore, MD

Tue May 03 1983, 7:05 PM EDT

Att. 20,837 - Unknown - 71 F

livebaseballscorecards.com

AB	31
R	4
H	10
RBI	3
BB	2
SO	4
LOB	13

California Angels @ Baltimore Orioles

Memorial Stadium, Baltimore, MD

Wed May 04 1983, 7:05 PM EDT

Att. 17,448 - Unknown

livebaseballscorecards.com

TOP

Batter	1	2	3	4	5	6	7	8	9	AB	R	H	RBI	BB	SO	LOB
Rod Carew, L (1, 3) OBP: 0.500, SLG: 0.620	1B 3B		1B 1B	2-H 3-H 1B	F8		SH1-3 2B 1B	4-3		5	1	4	2	0	0	3
Daryl Sconiers, L (7, PR) (7, 3) OBP: 0.419, SLG: 0.641										1	1	0	0	0	0	0
Tim Foli, R (1, 6) OBP: 0.337, SLG: 0.333	G6-4-3 3-H 1B		F7 1B	4-3		HR SH3-4 1B	SH1-3 1-2		BB 1B SF7 1B	5	2	3	1	0	0	2
Juan Beniquez, R (1, 8) OBP: 0.455, SLG: 0.520	G6-4-3 1-2f		G4-6-3 1-2 1B		BB BB BB 1B	SH3-4 1-2	1B 2-H 2B		SF7 BB 1-2 1B 1B	5	3	4	1	0	0	1
Doug DeCinces, R (1, 5) OBP: 0.360, SLG: 0.637	HR		G4-6-3 1-2f		BB BB 1-2 SF7 BB	HR 2-H	K		BB 1-2 1B 2-3 BB	4	4	2	3	2	1	4
Reggie Jackson, L (1, 10) OBP: 0.430, SLG: 0.508	K			E BB BB	BB BB 1-2 2-3 BB	1B BB	1B IBB		SF7 2-3 3-H	1	2	0	1	4	1	0
Brian Downing, R (1, 7) OBP: 0.381, SLG: 0.337		F7		SH1-4 E 1-2 FC4-6-2 BB	BB 1-2 2-3 3-H BB	K	1-3 2-H 1B		1B E 1-2 BB	3	1	1	2	3	1	1
Bobby Clark, R (1, 9) OBP: 0.291, SLG: 0.352		K	E5 SH1-4 FC4-6-2 1B 1-2 2-H	K	1B 1-2	K			E5 1B 1-3 2-H 3-H	6	1	2	2	0	3	6
Bob Boone, R (1, 2) OBP: 0.277, SLG: 0.342	1B	SH1-4 1-2 2-3	SF7 3-H	1-2 2-H 1B		5-3	F3			4	0	2	2	0	0	2
Ricky Adams, R (1, 4)	1-3	FC4-6-2 1B 2-3 3-H	BB 1-2 2-3	L4	E5 1-3 3-H					5	1	0	0	1	1	6
Inning Stats	R: 2 E: 0 K: 1 S: 7 H: 3 LOB: 0 BB: 0 P: 7	R: 0 E: 0 K: 1 S: 6 H: 1 LOB: 1 BB: 0 P: 6	R: 0 E: 0 K: 0 S: 4 H: 2 LOB: 0 BB: 0 P: 4	R: 3 E: 1 K: 0 S: 5 H: 1 LOB: 1 BB: 2 P: 13	R: 2 E: 0 K: 1 S: 6 H: 1 LOB: 3 BB: 4 P: 22	R: 3 E: 0 K: 2 S: 11 H: 4 LOB: 2 BB: 1 P: 15	R: 2 E: 0 K: 2 S: 10 H: 3 LOB: 2 BB: 1 P: 14	R: 0 E: 0 K: 0 S: 3 H: 0 LOB: 0 BB: 0 P: 3	R: 4 E: 1 K: 0 S: 6 H: 3 LOB: 1 BB: 2 P: 14	1B: 14 2B: 1 3B: 1 HR: 2 SF: 2 SAC: 3 DP: 2 HBP: 0							

	AB	39
	R	16
	H	18
	RBI	14
	BB	10
	SO	7
	LOB	25

WP: 0 PB: 0 SB: 0 CS: 0 PA: 54

PITCHER		IP	WLS	BF	H	R	ER	SO	BB	IBB	HBP	BLK	WP	HR	S	P	ERA	WHIP
Scott McGregor, L ERA: 3.89	(1, 1)	4.0	L	22	8	7	5	2	3	0	0	0	0	1	23	35	11.25	2.750
Sammy Stewart, R ERA: 4.3	(5, 1)	1.2		12	3	3	3	2	4	0	0	0	0	1	12	28	16.20	4.200
Tim Stoddard, R ERA: 2.7	(6, 1)	2.1		12	4	2	2	3	0	1	0	0	0	0	17	21	7.71	1.714
Tippy Martinez, L ERA: 5.28	(9, 1)	1.0		8	3	4	3	0	2	0	0	0	0	0	6	14	27.00	5.000

PITCHER	IP	WLS	BF	H	R	ER	SO	BB	IBB	HBP	BLK	WP	HR	S	P	ERA	WHIP

Batter	1	2	3	4	5	6	7	8	9	AB	R	H	RBI	BB	SO	LOB
Al Bumbry, L (1, 8) OBP: 0.373, SLG: 0.383	G3	2B 1-2 2-3 1B		F8		BB BB SF8 1B	K			5	1	2	0	0	1	2
Dan Ford, R (1, 9) OBP: 0.396, SLG: 0.449	4-3	1-3 2-H 3-H 2B		1-2 3-H 1B		SF8 BB 1-2 1B BB		F9		3	0	2	3	0	0	0
Jim Dwyer, L (6, PH) OBP: 0.387, SLG: 0.423 (7, 9)										1	1	0	0	1	0	0
Cal Ripken Jr., R (1, 6) OBP: 0.346, SLG: 0.454	BB	F8		K		1B 1-2 2-3 BB		6-3		3	0	0	0	2	1	4
Eddie Murray, S (1, 3) OBP: 0.388, SLG: 0.404	K	F8			1B 1B 1B	SF8 2-3 3-H		4-3		4	1	1	1	0	1	1
John Lowenstein, L (1, 7) OBP: 0.435, SLG: 0.623		4-3	F7		SH3-4 1B 1-2 1B	K			4-3	5	0	1	0	0	1	2
Ken Singleton, S (1, 10) OBP: 0.342, SLG: 0.493		WP E 2B	4-3		1-2 2-H SH3-4 1B	1-2 3-H 1B			1B 2B	5	2	4	2	0	0	0
Rich Dauer, R (1, 4) OBP: 0.302, SLG: 0.333	1B E 2B 2-3 BB			F8	SH3-4 1-2 2-3	F5			K	3	1	0	0	1	1	3
Leo Hernandez, R (1, 5) OBP: 0.303, SLG: 0.393		E1 1B 1-2 2B 3-H		1B 1B 2B	F5		F8		2-H 1B	5	2	2	2	0	0	3
Joe Nolan, L (1, 2) OBP: 0.345, SLG: 0.370		F7		1B 2-3 1B	4-3		F8		G3	5	0	1	0	0	0	5
Inning Stats	R: 0 E: 0 K: 1 S: 5 H: 0 LOB: 1 BB: 1 P: 9	R: 3 E: 1 K: 0 S: 7 H: 3 LOB: 2 BB: 1 P: 11	R: 0 E: 0 K: 0 S: 3 H: 0 LOB: 0 BB: 0 P: 3	R: 1 E: 0 K: 1 S: 8 H: 3 LOB: 2 BB: 0 P: 8	R: 1 E: 0 K: 0 S: 6 H: 3 LOB: 2 BB: 0 P: 6	R: 2 E: 0 K: 1 S: 7 H: 2 LOB: 2 BB: 2 P: 15	R: 0 E: 0 K: 1 S: 5 H: 0 LOB: 0 BB: 0 P: 5	R: 0 E: 0 K: 0 S: 3 H: 0 LOB: 0 BB: 0 P: 3	R: 1 E: 0 K: 1 S: 7 H: 2 LOB: 1 BB: 0 P: 7	1B: 9 2B: 4 3B: 0 HR: 0 SF: 1 SAC: 1 DP: 0 HBP: 0				WP: 1 PB: 0 SB: 0 CS: 0		PA: 45

PITCHER		IP	WLS	BF	H	R	ER	SO	BB	IBB	HBP	BLK	WP	HR	S	P	ERA	WHIP
Ken Forsch, R ERA: 4.44	(1, 1)	4.0		24	9	5	3	2	2	0	0	0	1	0	26	34	6.75	2.750
Dave Goltz, R ERA: 6.84	(5, 1)	1.2		9	2	2	2	1	2	0	0	0	0	0	9	17	10.80	2.400
Luis Sanchez, R ERA: 2.33	(6, 1)	3.1	W	12	2	1	1	2	0	0	0	0	0	0	16	16	2.70	0.600

PITCHER	IP	WLS	BF	H	R	ER	SO	BB	IBB	HBP	BLK	WP	HR	S	P	ERA	WHIP

BOTTOM

California Angels @ Baltimore Orioles

Memorial Stadium, Baltimore, MD

Wed May 04 1983, 7:05 PM EDT

Att. 17,448 - Unknown

livebaseballscorecards.com

AB	39
R	8
H	13
RBI	8
BB	4
SO	5
LOB	20

California Angels @ Detroit Tigers

Tiger Stadium, Detroit, MI

Fri May 06 1983, 7:05 PM EDT

Att. 18,616 - Unknown

TOP

Batter	1	2	3	4	5	6	7	8	9	AB	R	H	RBI	BB	SO	LOB
Rod Carew, L (1, 3) OBP: 0.515, SLG: 0.625	0-0 BB 1B 1B		0-0 1B 1B		0-0 G3 ②		4-0 2B IBB		0-0 1-2 3-H 1B	4	2	3	1	1	0	0
Juan Beniquez, R (1, 9) (8, 7) OBP: 0.467, SLG: 0.537	B B B B 4-0 1B 1-2 BB		0-0 1-2 1B		0-0 E5 CS		0-0 1-H 2-H 2B		S S S 0-3 K ②	4	0	2	2	1	1	2
Fred Lynn, L (1, 8) OBP: 0.357, SLG: 0.570	0-0 1-2 2-H 1B		S S S 0-3 K ①		0-0 CS ③ 1-2	0-0 F8 ①	0-0 F8 ③		S S S 0-3 K ③	5	0	1	1	0	2	5
Reggie Jackson, L (1, 10) OBP: 0.411, SLG: 0.478	S S S 0-3 K ①		S S S 0-3 K ②			0-0 F8 ②		0-0 F2 ①		4	0	0	0	0	2	4
Doug DeCinces, R (1, 5) OBP: 0.356, SLG: 0.621	S S S 0-3 K ②		S S S 0-3 K ③			0-0 1B		0-0 6-3 ②		4	0	1	0	0	2	4
Brian Downing, R (1, 7) OBP: 0.367, SLG: 0.322 Ellis Valentine, R (8, 9)	0-0 F7 ③			0-0 F8 ①		0-0 1-3 ③		0-0 5-3 ③		4 0	0 0	0 0	0 0	0 0	0 0	3 0
Bobby Grich, R (1, 4) OBP: 0.408, SLG: 0.453		0-0 F3 ①		0-0 F3 ②			0-0 F9 ①		0-0 1B 2B	4	0	1	0	0	0	0
Tim Foli, R (1, 6) OBP: 0.344, SLG: 0.341		0-0 G3 ②		S S S 0-3 K ③			0-0 WP 2B 1B		0-0 ① 1B 2-3 1B 1B	4	2	2	0	0	1	0
Bob Boone, R (1, 2) OBP: 0.276, SLG: 0.337		S S S 0-3 K ③			0-0 F4 ①		0-0 5-3 ② 1-2		0-0 1B 1-3 1B	4	0	1	0	0	1	1
Inning Stats	R: 1 E: 0 K: 2 S: 9 H: 2 LOB: 2 BB: 1 P: 13	R: 0 E: 0 K: 1 S: 5 H: 0 LOB: 0 BB: 0 P: 5	R: 0 E: 0 K: 3 S: 11 H: 2 LOB: 2 BB: 0 P: 11	R: 0 E: 0 K: 1 S: 5 H: 0 LOB: 0 BB: 0 P: 5	R: 0 E: 1 K: 0 S: 3 H: 0 LOB: 0 BB: 0 P: 3	R: 0 E: 0 K: 0 S: 4 H: 1 LOB: 1 BB: 0 P: 4	R: 2 E: 0 K: 0 S: 5 H: 2 LOB: 1 BB: 1 P: 9	R: 0 E: 0 K: 0 S: 3 H: 0 LOB: 0 BB: 0 P: 3	R: 1 E: 0 K: 2 S: 10 H: 4 LOB: 2 BB: 0 P: 10	1B: 9 2B: 2 3B: 0 HR: 0	SF: 0 SAC: 0 DP: 0 HBP: 0						

PITCHER		IP	WLS	BF	H	R	ER	SO	BB	IBB	HBP	BLK	WP	HR	S	P	ERA	WHIP
Milt Wilcox, R ERA: 3.48	(1, 1)	8.1	L	36	10	4	4	7	1	1	0	0	1	0	48	56	4.32	1.320
Aurelio Lopez, R ERA: 1.17	(9, 1)	0.2		3	1	0	0	2	0	0	0	0	0	0	7	7	0.00	1.500

PITCHER	IP	WLS	BF	H	R	ER	SO	BB	IBB	HBP	BLK	WP	HR	S	P	ERA	WHIP

livebaseballscorecards.com

AB	37
R	4
H	11
RBI	4
BB	2
SO	9
LOB	19

1B: 9	SF: 0	WP: 1	PA: 40
2B: 2	SAC: 0	PB: 0	
3B: 0	DP: 0	SB: 0	
HR: 0	HBP: 0	CS: 1	

BOTTOM

California Angels @ Detroit Tigers

Tiger Stadium, Detroit, MI

Fri May 06 1983, 7:05 PM EDT

Att. 18,616 - Unknown

Batter	1	2	3	4	5	6	7	8	9	AB	R	H	RBI	BB	SO	LOB
Lou Whitaker, L (1, 4) OBP: 0.301, SLG: 0.298	HR		K		F8			1B		4	1	2	1	0	1	2
Johnny Grubb, L (1, 10) OBP: 0.355, SLG: 0.385	3B		1-3			K		K		4	0	1	0	0	2	1
Kirk Gibson, L (1, 8) OBP: 0.265, SLG: 0.256	G3			0-3 1B		4-3		F8		4	0	1	0	0	0	2
Lance Parrish, R (1, 2) OBP: 0.379, SLG: 0.494	K			9-3 1-2f		K			BB FC6-4 2B	4	1	1	0	0	2	2
Larry Herndon, R (1, 7) OBP: 0.299, SLG: 0.484	K			1-3			F9		FC6-4 BB BB	3	0	0	0	1	1	1
Glenn Wilson, R (1, 9) OBP: 0.324, SLG: 0.522		1-3			BB 1B		1B		FC6-4 1-2 2-3 BB	3	0	2	0	1	0	0
Mike Ivie, R (1, 3) OBP: 0.268, SLG: 0.342 Enos Cabell, R (9, PR) OBP: 0.381, SLG: 0.350		3-1			F7		F3		FC6-4 1-2f 2-3 3-H	4 0	0 0	0 0	1 0	0 0	0 0	4 0
Howard Johnson, S (1, 5) OBP: 0.233, SLG: 0.154		4-3			1-2 BB		3-1		F5	3	0	0	0	1	0	3
Alan Trammell, R (1, 6) OBP: 0.333, SLG: 0.353 Rick Leach, L (8, PH) OBP: 0.259, SLG: 0.280 Tom Brookens, R (9, 6) OBP: 0.357, SLG: 0.417			K		K			1-3	F3	2 1 1	0 0 0	0 0 0	0 0 0	0 0 0	2 0 0	2 0 2
Inning Stats	R: 1 E: 0 K: 2 S: 9 H: 2 LOB: 1 BB: 0 P: 9	R: 0 E: 0 K: 0 S: 3 H: 0 LOB: 0 BB: 0 P: 3	R: 0 E: 0 K: 2 S: 7 H: 0 LOB: 0 BB: 0 P: 7	R: 0 E: 0 K: 0 S: 3 H: 1 LOB: 0 BB: 0 P: 3	R: 0 E: 0 K: 1 S: 6 H: 1 LOB: 2 BB: 1 P: 10	R: 0 E: 0 K: 2 S: 7 H: 0 LOB: 0 BB: 0 P: 7	R: 0 E: 0 K: 0 S: 4 H: 1 LOB: 1 BB: 0 P: 4	R: 0 E: 0 K: 1 S: 6 H: 1 LOB: 1 BB: 0 P: 6	R: 1 E: 0 K: 0 S: 4 H: 1 LOB: 2 BB: 2 P: 12	1B: 4 2B: 2 3B: 1 HR: 1	SF: 0 SAC: 0 DP: 1 HBP: 0						

AB	33
R	2
H	7
RBI	2
BB	3
SO	8
LOB	19

WP: 0 PB: 0 SB: 0 CS: 0 PA: 36

livebaseballscorecards.com

PITCHER		IP	WLS	BF	H	R	ER	SO	BB	IBB	HBP	BLK	WP	HR	S	P	ERA	WHIP
Bruce Kison, R ERA: 4.91	(1, 1)	8.0	W	32	7	2	2	8	2	0	0	0	0	1	46	54	2.25	1.125
Mike Witt, R ERA: 4.61	(9, 1)	1.0	S	4	0	0	0	0	1	0	0	0	0	0	3	7	0.00	1.000

PITCHER	IP	WLS	BF	H	R	ER	SO	BB	IBB	HBP	BLK	WP	HR	S	P	ERA	WHIP

Batter	1	2	3	4	5	6	7	8	9	10	11	12	AB	R	H	RBI	BB	SO	LOB
Rod Carew, L (1, 3) OBP: 0.486, SLG: 0.588	K	F7		4-3			3-1		1-3		6-3		6	0	0	0	0	1	3
Juan Beniquez, R (1, 9) OBP: 0.455, SLG: 0.525 (10, 7)	5-3		G6-4-3 BB		F7		2B		F7		K		5	0	1	0	1	1	0
Fred Lynn, L (1, 8) OBP: 0.346, SLG: 0.543	4-3		G6-4-3 1-2f		K		K		6-3			CS 1B	6	0	1	0	0	2	2
Reggie Jackson, L (1, 10) OBP: 0.396, SLG: 0.446		6-3	3-1		F7			G3		SH1-4 BB		K	5	0	0	0	1	1	1
Doug DeCinces, R (1, 5) OBP: 0.367, SLG: 0.660		6-3		1B 2B		6-3 4-3 1B		F7		SH1-4 1-2		1-2 HR	5	2	3	1	0	0	0
Brian Downing, R (1, 7) OBP: 0.386, SLG: 0.344 Ellis Valentine, R (10, 9)		1B 1B 2B		SH5-4 BB SF9 2-H 1B		4-3 1-2		BB 1B		IBB		6-3	3 1	2 0	2 0	1 0	2 0	0 0	1 0
Bobby Grich, R (1, 4) OBP: 0.420, SLG: 0.456		1B 1B 2-3 1B		SH5-4 1-2 BB		6-3 2-3		1B 1-2 1B		F9			4	1	2	0	1	0	3
Tim Foli, R (1, 6) OBP: 0.340, SLG: 0.337		1B 1-2 3-H 1B		SH5-4 1-2 2-3		5-3		F7		F4			4	0	1	1	0	0	5
Bob Boone, R (1, 2) OBP: 0.278, SLG: 0.341 Daryl Sconiers, L (9, PH) OBP: 0.432, SLG: 0.725 Joe Ferguson, R (9, 2)		1-2 2-H 1B		SF9 3-H			5-3		HR		K		2 1 1	0 1 0	1 1 0	2 1 0	0 0 1	0 0 0	0 0 0
Inning Stats	R: 0 H: 0 E: 0 LOB: 0 K: 1 BB: 0 S: 5 P: 5	R: 2 H: 4 E: 0 LOB: 2 K: 0 BB: 0 S: 7 P: 7	R: 0 H: 0 E: 0 LOB: 0 K: 0 BB: 1 S: 2 P: 6	R: 2 H: 2 E: 0 LOB: 1 K: 0 BB: 1 S: 5 P: 9	R: 0 H: 0 E: 0 LOB: 0 K: 1 BB: 0 S: 5 P: 5	R: 0 H: 1 E: 0 LOB: 1 K: 0 BB: 0 S: 4 P: 4	R: 0 H: 1 E: 0 LOB: 1 K: 1 BB: 0 S: 6 P: 6	R: 0 H: 1 E: 0 LOB: 2 K: 0 BB: 1 S: 4 P: 8	R: 1 H: 1 E: 0 LOB: 0 K: 0 BB: 0 S: 4 P: 4	R: 0 H: 0 E: 0 LOB: 2 K: 0 BB: 2 S: 3 P: 11	R: 0 H: 0 E: 0 LOB: 0 K: 2 BB: 0 S: 7 P: 7	R: 1 H: 2 E: 0 LOB: 0 K: 1 BB: 0 S: 6 P: 6	1B: 7 SF: 1 2B: 3 SAC: 2 3B: 0 DP: 1 HR: 2 HBP: 0						

PITCHER		IP	WLS	BF	H	R	ER	SO	BB	IBB	HBP	BLK	WP	HR	S	P	ERA	WHIP
Dan Petry, R ERA: 2.35	(1, 1)	7.2		33	8	4	4	3	3	0	0	0	0	0	36	48	4.70	1.435
Aurelio Lopez, R ERA: 1.83	(8, 1)	4.1	L	18	4	2	2	3	1	1	0	0	0	2	22	30	4.15	1.154

PITCHER	IP	WLS	BF	H	R	ER	SO	BB	IBB	HBP	BLK	WP	HR	S	P	ERA	WHIP

TOP

California Angels @ Detroit Tigers

Tiger Stadium, Detroit, MI

Sat May 07 1983, 3:33 AM EDT

Att. 15,003 - Unknown

livebaseballscorecards.com

AB	43
R	6
H	12
RBI	6
BB	5
SO	6
LOB	15

WP: 0	PA: 51		
PB: 0			
SB: 0			
CS: 1			

Batter	1	2	3	4	5	6	7	8	9	10	11	12	AB	R	H	RBI	BB	SO	LOB
Lou Whitaker, L (1, 4) OBP: 0.294, SLG: 0.320	HR	4-3			4-3	5-3		K			6-3		6	1	1	1	0	1	1
Chet Lemon, R (1, 8) OBP: 0.360, SLG: 0.377	5-3		5-3		HR		K		1-3			6-3	6	1	1	1	0	1	0
Larry Herndon, R (1, 7) OBP: 0.301, SLG: 0.495	5-3		1-3 1B 1B		6-3		1B 3B		F4			K	6	1	2	0	0	1	0
Lance Parrish, R (1, 2) OBP: 0.386, SLG: 0.494	1B		1-3 1-2 1B		E 1B 1B		5-3		G3			K	6	1	3	0	0	1	1
Glenn Wilson, R (1, 9) OBP: 0.316, SLG: 0.500	F8		1-3 1-2 2-3		E5 1B 1-2		BB 3-H 1B			K			5	0	1	1	0	1	4
John Wockenfuss, R (1, 10) OBP: 0.310, SLG: 0.368 Kirk Gibson, L (10, PH) OBP: 0.260, SLG: 0.250		HR	5-3		1-3 2-H 1B		FC6-4 1-2 BB			5-3			3 1	1 0	2 0	2 0	1 0	0 0	2 0
Mike Ivie, R (1, 3) OBP: 0.244, SLG: 0.310 Enos Cabell, R (8, 3) OBP: 0.364, SLG: 0.333	K	5-3	5-3				FC6-4 1-2f			F8			4 1	0 0	0 0	0 0	1 0	4 0	4 0
Tom Brookens, R (1, 5) OBP: 0.344, SLG: 0.385	5-3 BB	F2				6-3		F8			G3		4	0	0	0	1	0	0
Alan Trammell, R (1, 6) OBP: 0.313, SLG: 0.329	5-3 1-2	5-3				K		F2			F9		5	0	0	0	0	1	1
Inning Stats	R: 1 H: 2 E: 0 LOB: 1 K: 0 BB: 0 S: 5 P: 5	R: 1 H: 1 E: 0 LOB: 1 K: 1 BB: 1 S: 6 P: 10	R: 0 H: 2 E: 0 LOB: 2 K: 0 BB: 0 S: 5 P: 5	R: 0 H: 0 E: 0 LOB: 0 K: 0 BB: 0 S: 3 P: 3	R: 2 H: 3 E: 1 LOB: 2 K: 0 BB: 0 S: 7 P: 7	R: 0 H: 0 E: 0 LOB: 0 K: 1 BB: 0 S: 5 P: 5	R: 1 H: 2 E: 0 LOB: 2 K: 1 BB: 1 S: 7 P: 11	R: 0 H: 0 E: 0 LOB: 0 K: 1 BB: 0 S: 5 P: 5	R: 0 H: 0 E: 0 LOB: 0 K: 0 BB: 0 S: 3 P: 3	R: 0 H: 0 E: 0 LOB: 0 K: 1 BB: 0 S: 5 P: 5	R: 0 H: 0 E: 0 LOB: 0 K: 0 BB: 0 S: 3 P: 3	R: 0 H: 0 E: 0 LOB: 0 K: 2 BB: 0 S: 7 P: 7	1B: 6 2B: 0 3B: 1 HR: 3	SF: 0 SAC: 0 DP: 0 HBP: 0			WP: 0 PA: 49 PB: 0 SB: 0 CS: 0		

PITCHER		IP	WLS	BF	H	R	ER	SO	BB	IBB	HBP	BLK	WP	HR	S	P	ERA	WHIP
Geoff Zahn, L ERA: 3.13	(1, 1)	6.1		30	9	5	4	3	1	0	0	0	0	3	35	39	5.68	1.579
Luis Sanchez, R ERA: 1.8	(7, 1)	5.2	W	19	1	0	0	4	1	0	0	0	0	0	26	30	0.00	0.353

PITCHER	IP	WLS	BF	H	R	ER	SO	BB	IBB	HBP	BLK	WP	HR	S	P	ERA	WHIP

BOTTOM

California Angels @ Detroit Tigers

Tiger Stadium, Detroit, MI

Sat May 07 1983, 3:33 AM EDT

Att. 15,003 - Unknown

livebaseballscorecards.com

AB	47
R	5
H	10
RBI	5
BB	2
SO	7
LOB	13

Batter	1	2	3	4	5	6	7	8	9	AB	R	H	RBI	BB	SO	LOB
Juan Beniquez, R (1, 8) OBP: 0.443, SLG: 0.508	F9		1-2 1B			F8		1-2 5-3		4	0	1	0	0	0	1
Daryl Sconiers, L (1, 3) OBP: 0.417, SLG: 0.727	3-1		K			K		2-H 3B		4	0	1	1	0	2	2
Ellis Valentine, R (1, 9)	F8			6-3		K		F8		4	0	0	0	0	1	2
Reggie Jackson, L (1, 10) OBP: 0.380, SLG: 0.423		6-3		1-3			K		K	4	0	0	0	0	2	0
Doug DeCinces, R (1, 5) OBP: 0.363, SLG: 0.644		K		6-3			1B		F8	4	0	1	0	0	1	0
Brian Downing, R (1, 7) OBP: 0.388, SLG: 0.341		F8			5-3 HBP		K		6-3	1	0	0	0	0	0	0
Bobby Clark, R (5, 7) OBP: 0.281, SLG: 0.339										2	0	0	0	0	1	1
Bobby Grich, R (1, 4) OBP: 0.405, SLG: 0.437			K		5-3		4-3			3	0	0	0	0	1	2
Tim Foli, R (1, 6) OBP: 0.340, SLG: 0.337			6-3		F6			5-3 3B 1B		3	0	1	0	0	0	1
Ricky Adams, R (8, PR) (8, 6)										0	1	0	0	0	0	0
Bob Boone, R (1, 2) OBP: 0.280, SLG: 0.341			1B 1B		5-3			F6		3	0	1	0	0	0	2

TOP

California Angels @ Detroit Tigers

Tiger Stadium, Detroit, MI

Sun May 08 1983, 3:33 AM EDT

Att. 9,924 - Unknown

livebaseballscorecards.com

AB	32
R	1
H	5
RBI	1
BB	0
SO	8
LOB	11

Inning Stats	1	2	3	4	5	6	7	8	9
	R: 0 E: 0 K: 0 S: 3	R: 0 E: 0 K: 1 S: 5	R: 0 E: 0 K: 2 S: 9	R: 0 E: 0 K: 0 S: 3	R: 0 E: 0 K: 0 S: 3	R: 0 E: 0 K: 2 S: 7	R: 0 E: 0 K: 2 S: 8	R: 1 E: 0 K: 0 S: 5	R: 0 E: 0 K: 1 S: 5
	H: 0 LOB: 0 BB: 0 P: 3	H: 0 LOB: 0 BB: 0 P: 5	H: 2 LOB: 2 BB: 0 P: 9	H: 0 LOB: 0 BB: 0 P: 3	H: 0 LOB: 1 BB: 0 P: 4	H: 0 LOB: 0 BB: 0 P: 7	H: 1 LOB: 1 BB: 0 P: 8	H: 2 LOB: 2 BB: 0 P: 5	H: 0 LOB: 0 BB: 0 P: 5

| | | | | | | | | | |

California Angels @ Detroit Tigers

Tiger Stadium, Detroit, MI

Sun May 08 1983, 3:33 AM EDT

Att. 9,924 - Unknown

livebaseballscorecards.com

BOTTOM

Batter	1	2	3	4	5	6	7	8	9	AB	R	H	RBI	BB	SO	LOB
Lou Whitaker, L (1, 4) OBP: 0.292, SLG: 0.320	G3		WP, 1B		SF7, 3-H		F8			3	0	1	1	0	0	0
Howard Johnson, S (1, 5) OBP: 0.234, SLG: 0.233	G3		F8		1-3		HR			4	1	1	1	0	0	1
Tom Brookens, R (8, 5) OBP: 0.344, SLG: 0.385										0	0	0	0	0	0	0
Kirk Gibson, L (1, 10) OBP: 0.278, SLG: 0.239	4-3		BBB, G5-4-3, 1-2, BB			4-3	BBB, HR, BB			2	1	0	0	2	0	0
Lance Parrish, R (1, 2) OBP: 0.390, SLG: 0.527		PB, 1B, 1B	G5-4-3, 1-2f			F7	1-H, HR			4	1	2	2	0	0	2
Larry Herndon, R (1, 7) OBP: 0.308, SLG: 0.505		BB, 1-2, 1B		F9		SSS, 1B, 2B	K			4	1	2	0	0	1	0
Glenn Wilson, R (1, 9) OBP: 0.313, SLG: 0.481		SSS, K		F8		1B, IBB		F3		3	0	0	0	1	1	2
Chet Lemon, R (1, 8) OBP: 0.355, SLG: 0.370		F8, 2-3		SSS, K		FC5-4, 1-2, 2-H, 1B		SSS, K		4	0	1	1	0	2	2
Enos Cabell, R (1, 3) OBP: 0.385, SLG: 0.375		BBBB, 1-2, BB			SH2-4, SF7, 2B	FC5-4, 1-2f		6-3		3	1	1	0	1	0	2
Alan Trammell, R (1, 6) OBP: 0.306, SLG: 0.320		SSS, K			SH2-4, 2-3		F7			2	0	0	0	0	1	3
Inning Stats	R: 0 E: 0 K: 0 S: 3 H: 0 LOB: 0 BB: 0 P: 3	R: 0 E: 0 K: 2 S: 9 H: 2 LOB: 3 BB: 1 P: 13	R: 0 E: 0 K: 0 S: 3 H: 1 LOB: 1 BB: 1 P: 7	R: 0 E: 0 K: 1 S: 5 H: 0 LOB: 0 BB: 0 P: 5	R: 1 E: 0 K: 0 S: 4 H: 1 LOB: 0 BB: 0 P: 4	R: 1 E: 0 K: 0 S: 5 H: 2 LOB: 2 BB: 1 P: 9	R: 3 E: 0 K: 1 S: 7 H: 2 LOB: 0 BB: 1 P: 11	R: 0 E: 0 K: 1 S: 5 H: 0 LOB: 0 BB: 0 P: 5		1B: 4 2B: 2 3B: 0 HR: 2	SF: 1 SAC: 1 DP: 1 HBP: 0						

	AB	29
	R	5
	H	8
	RBI	5
	BB	4
	SO	5
	LOB	12

WP: 1 PB: 1 SB: 0 CS: 0 PA: 35

PITCHER		IP	WLS	BF	H	R	ER	SO	BB	IBB	HBP	BLK	WP	HR	S	P	ERA	WHIP
Ken Forsch, R ERA: 4.88	(1, 1)	7.0	L	32	8	5	5	4	3	1	0	0	1	2	36	52	6.43	1.571
John Curtis, L ERA: 4.91	(8, 1)	1.0		3	0	0	0	1	0	0	0	0	0	0	5	5	0.00	0.000

PITCHER	IP	WLS	BF	H	R	ER	SO	BB	IBB	HBP	BLK	WP	HR	S	P	ERA	WHIP

Batter	1	2	3	4	5	6	7	8	9	AB	R	H	RBI	BB	SO	LOB
Juan Beniquez, R (1, 8) OBP: 0.446, SLG: 0.500	F7		BB, 1B 1-2 1B		BBB 4-0 G6-4-3 BB		FC6-4 1-2f			3	0	1	0	1	0	1
Ellis Valentine, R (1, 9) OBP: 0.222, SLG: 0.556	HR		G5-3, BB 1-2 2-3 1B		G6-4-3 1-2f			6-3		4	1	2	1	0	0	1
Reggie Jackson, L (1, 10) OBP: 0.375, SLG: 0.407	L4		BBBB 4-0 1-2 2-3 3-H BB		F7			F7		3	0	0	1	1	0	0
Doug DeCinces, R (1, 5) OBP: 0.350, SLG: 0.620	F8		G5-3 2-3f			F8		5-3		4	0	0	0	0	0	3
Ron Jackson, R (1, 3) OBP: 0.379, SLG: 0.423		1B		5-3		6-3			K	4	0	1	0	0	1	0
Bobby Clark, R (1, 7) OBP: 0.279, SLG: 0.350		K		E6 E		L3			2B	4	0	1	0	0	1	0
Bobby Grich, R (1, 4) OBP: 0.386, SLG: 0.413		F8		F8			1-3		K	4	0	0	0	0	1	2
Bob Boone, R (1, 2) OBP: 0.292, SLG: 0.344 Daryl Sconiers, L (9, PH) OBP: 0.408, SLG: 0.711			BBBB 4-0 FC5-4 BB	E5 FC4 1-2			FC6-4 1B		F7	2 1	0 0	1 0	0 0	1 0	0 0	1 1
Ricky Adams, R (1, 6)			FC5-4 1B, 1B 1-2f BB	FC4 1-2f			K			3	1	0	0	0	1	4
Inning Stats	R: 1 H: 1 E: 0 LOB: 0 K: 0 BB: 0 S: 4 P: 4	R: 0 H: 1 E: 0 LOB: 0 K: 1 BB: 0 S: 5 P: 5	R: 1 H: 2 E: 0 LOB: 2 K: 0 BB: 2 S: 4 P: 12	R: 0 H: 0 E: 2 LOB: 2 K: 0 BB: 0 S: 5 P: 5	R: 0 H: 0 E: 0 LOB: 0 K: 0 BB: 1 S: 2 P: 6	R: 0 H: 0 E: 0 LOB: 0 K: 0 BB: 0 S: 3 P: 3	R: 0 H: 1 E: 0 LOB: 1 K: 1 BB: 0 S: 6 P: 6	R: 0 H: 0 E: 0 LOB: 0 K: 0 BB: 0 S: 3 P: 3	R: 0 H: 1 E: 0 LOB: 1 K: 2 BB: 0 S: 8 P: 8	1B: 4 SF: 0 2B: 1 SAC: 0 3B: 0 DP: 2 HR: 1 HBP: 0						

PITCHER		IP	WLS	BF	H	R	ER	SO	BB	IBB	HBP	BLK	WP	HR	S	P	ERA	WHIP
Bruce Hurst, L ERA: 3.07	(1, 1)	2.1		12	4	2	2	1	2	0	0	0	0	1	12	20	7.71	2.571
Bob Stanley, R ERA: 1.11	(3, 1)	6.2	W	23	2	0	0	3	1	0	0	0	0	0	28	32	0.00	0.450

PITCHER	IP	WLS	BF	H	R	ER	SO	BB	IBB	HBP	BLK	WP	HR	S	P	ERA	WHIP

TOP

California Angels @ Boston Red Sox

Fenway Park, Boston, MA

Mon May 09 1983, 7:05 PM EDT

Att. 16,148 - Unknown

livebaseballscorecards.com

AB	32
R	2
H	6
RBI	2
BB	3
SO	4
LOB	13

BOTTOM

California Angels @ Boston Red Sox

Fenway Park, Boston, MA

Mon May 09 1983, 7:05 PM EDT

Att. 16,148 - Unknown

livebaseballscorecards.com

Batter	1	2	3	4	5	6	7	8	9	AB	R	H	RBI	BB	SO	LOB
Jerry Remy, L (1, 4) OBP: 0.339, SLG: 0.327 Marty Barrett, R (8, PR) (9, 4)	4-3	SF9 2-3 3-H		4-3		6-3		BB BB		3 0	0 0	0 0	1 0	1 0	0 0	0 0
Dwight Evans, R (1, 9) OBP: 0.361, SLG: 0.490	3B 1B	5-3 3-H		K2-3		F9		G6-3 1-2 2-3 BB		4	1	1	0	1	1	0
Jim Rice, R (1, 7) OBP: 0.379, SLG: 0.556	F8		1B 1B BB	K			G6-4-3 1B	G6-3 1-2f		4	1	1	0	1	1	4
Tony Armas, R (1, 10) OBP: 0.240, SLG: 0.411	1-H 3B		1-3 1B 1B		6-3		G6-4-3 1-2f			4	1	2	1	0	0	1
Wade Boggs, L (1, 5) OBP: 0.366, SLG: 0.449	F7		2-H 3-H HR 1B		BLK 1B BB		2B 1B			3	1	2	2	1	0	1
Reid Nichols, R (1, 8) OBP: 0.349, SLG: 0.474		FC6-4 2B 2B	1-H HR		BLK 1-2 1B		1-3 2B			4	2	4	2	0	0	0
Dave Stapleton, R (1, 3) OBP: 0.276, SLG: 0.287		FC6-4 BB	F8		G4-6-3 1-2 2-3 IBB		5-3			2	0	0	0	2	0	2
Jeff Newman, R (1, 2) OBP: 0.200, SLG: 0.241		FC6-4 2B 1-2f 2-3 SF9	6-3		G4-6-3 1-2f			F5		4	1	0	0	0	0	5
Glenn Hoffman, R (1, 6) OBP: 0.347, SLG: 0.302		SF9 1-3 3-H WP 2B	5-3			K		BB 2B		4	1	2	1	0	1	0
Inning Stats	R: 1 E: 0 K: 0 S: 5 H: 2 LOB: 1 BB: 0 P: 5	R: 3 E: 0 K: 0 S: 5 H: 2 LOB: 0 BB: 1 P: 9	R: 4 E: 0 K: 0 S: 6 H: 3 LOB: 0 BB: 1 P: 10	R: 0 E: 0 K: 2 S: 7 H: 0 LOB: 0 BB: 0 P: 7	R: 0 E: 0 K: 0 S: 3 H: 1 LOB: 2 BB: 2 P: 11	R: 0 E: 0 K: 1 S: 5 H: 0 LOB: 0 BB: 0 P: 5	R: 0 E: 0 K: 0 S: 5 H: 3 LOB: 2 BB: 0 P: 5	R: 0 E: 0 K: 0 S: 3 H: 1 LOB: 3 BB: 2 P: 11		1B: 6 2B: 4 3B: 1 HR: 1 SF: 1 SAC: 0 DP: 3 HBP: 0				WP: 1 PB: 0 SB: 0 CS: 0 PA: 39		

	AB	32
	R	8
	H	12
	RBI	7
	BB	6
	SO	3
	LOB	13

PITCHER		IP	WLS	BF	H	R	ER	SO	BB	IBB	HBP	BLK	WP	HR	S	P	ERA	WHIP
Tommy John, L ERA: 4.86	(1, 1)	2.0	L	14	6	7	7	0	2	0	0	0	1	0	12	20	31.50	4.000
Dave Goltz, R ERA: 5.85	(3, 1)	6.0		25	6	1	1	3	3	1	0	1	0	1	27	43	1.50	1.500

PITCHER	IP	WLS	BF	H	R	ER	SO	BB	IBB	HBP	BLK	WP	HR	S	P	ERA	WHIP

California Angels @ Boston Red Sox

Fenway Park, Boston, MA

Tue May 10 1983, 7:05 PM EDT

Att. 15,775 - Unknown

TOP

livebaseballscorecards.com

Batter	1	2	3	4	5	6	7	8	9	AB	R	H	RBI	BB	SO	LOB
Juan Beniquez, R (1, 7) (7, 8) OBP: 0.443, SLG: 0.493	FC9-5 1B; 1B	FC1-4; 1-2f		F9		1-3			6-3 SH1-3; 2-H; 1B	5	0	2	1	0	0	3
Ellis Valentine, R (1, 9) OBP: 0.231, SLG: 0.462	1B FC9-5; 1-2; 2B; 1B	F9		1-3			F1		SH1-3; 1-2	4	1	1	0	0	0	2
Fred Lynn, L (1, 8) OBP: 0.333, SLG: 0.521 Bobby Clark, R (7, 7) OBP: 0.274, SLG: 0.344	K	4-3			K		3-1		6-3; 2-3	4 1	0 0	0 0	0 0	0 0	2 0	3 1
Doug DeCinces, R (1, 5) OBP: 0.336, SLG: 0.593	FC9-5 1B; 1-2; 2-3f; 2B		G3		F3		6-3		6-3	5	1	0	0	0	0	3
Reggie Jackson, L (1, 10) OBP: 0.389, SLG: 0.417	1-2; 2-3; 2B; 1B		BBBB; BB		4-3			1B		3	1	2	0	1	0	0
Ron Jackson, R (1, 3) OBP: 0.364, SLG: 0.433	1-H; 2-H; 3-H; 1B; 2B		F8			L4		SSS; K		4	1	1	3	0	1	2
Bobby Grich, R (1, 4) OBP: 0.380, SLG: 0.405	2-H; 1B		F9			3-1		L5		4	0	1	1	0	0	2
Bob Boone, R (1, 2) OBP: 0.300, SLG: 0.362	4-3			SH1-4; 1B		E; 2B		F3		4	1	2	0	0	0	2
Ricky Adams, R (1, 6) OBP: 0.160, SLG: 0.087 Rod Carew, L (9, PH) OBP: 0.491, SLG: 0.602 Rob Wilfong, L (9, 6) OBP: 0.143, SLG: 0.214		FC1-4; 1B		SH1-4; 1-2		E9; 2-H; 1B			1B; 2B	2 1 0	0 1 0	2 1 0	1 0 0	0 0 0	0 0 0	0 0 0

	AB	37
	R	6
	H	12
	RBI	6
	BB	1
	SO	3
	LOB	18

Inning Stats	1	2	3	4	5	6	7	8	9	1B: 9	SF: 0	WP: 0	PA: 40
R	4	0	0	0	0	1	0	0	1	2B: 3	SAC: 2	PB: 0	
E	0	0	0	0	0	0	0	0	0	3B: 0	DP: 0	SB: 0	
K	1	0	0	0	1	0	0	1	0	HR: 0	HBP: 0	CS: 0	
S	10	4	3	4	5	5	3	6	5				
H	5	1	0	1	0	2	0	1	2				
LOB	1	1	1	1	0	1	0	1	1				
BB	0	0	1	0	0	0	0	0	0				
P	10	4	7	4	5	5	3	6	5				

PITCHER		IP	WLS	BF	H	R	ER	SO	BB	IBB	HBP	BLK	WP	HR	S	P	ERA	WHIP
Bob Ojeda, L ERA: 10.38	(1, 1)	5.2		27	9	5	5	2	1	0	0	0	0	0	30	34	7.94	1.765
Luis Aponte, R ERA: 1.17	(6, 1)	3.1	L	13	3	1	1	1	0	0	0	0	0	0	15	15	2.70	0.900

PITCHER		IP	WLS	BF	H	R	ER	SO	BB	IBB	HBP	BLK	WP	HR	S	P	ERA	WHIP

California Angels @ Boston Red Sox

Fenway Park, Boston, MA

Tue May 10 1983, 7:05 PM EDT

Att. 15,775 - Unknown

BOTTOM

livebaseballscorecards.com

Batter	1	2	3	4	5	6	7	8	9	AB	R	H	RBI	BB	SO	LOB
Jerry Remy, L (1, 4) OBP: 0.328, SLG: 0.316	F7		E6 1-2 2B		1B 2-H SF8-5-4-3 1B	FC4-6 1-2f			K	5	2	1	1	0	1	4
Dwight Evans, R (1, 9) OBP: 0.355, SLG: 0.477	4-3		F8		SF8-5-4-3 1-3 1B		F8		F6	5	0	1	0	0	0	3
Jim Rice, R (1, 7) OBP: 0.367, SLG: 0.534	F5		F9		F5		F8			4	0	0	0	0	0	4
Tony Armas, R (1, 10) OBP: 0.250, SLG: 0.430		WP BB 1B	1-H 2-H 2B		SF8-5-4-3 1-2 3-H		K			3	0	2	3	0	1	0
Wade Boggs, L (1, 5) OBP: 0.458, SLG: 0.441		F7	4-3			F8 SH1-3 1B 1B		6-3		4	1	1	0	0	0	2
Reid Nichols, R (1, 8) OBP: 0.333, SLG: 0.450		F8		K		SH1-3 1-2		6-3		3	0	0	0	0	1	1
Dave Stapleton, R (1, 3) OBP: 0.275, SLG: 0.278		WP 1-2 BB		F9		F8 2-3		4-3		3	0	0	0	1	0	1
Jeff Newman, R (1, 2) OBP: 0.188, SLG: 0.226 Rich Gedman, L (6, PH) OBP: 0.338, SLG: 0.403 (7, 2)	4-3 1-2 2-3		G3		BB 3-H 1B				F6	2 2	0 0	0 1	0 1	0 0	0 0	2 0
Glenn Hoffman, R (1, 6) OBP: 0.366, SLG: 0.330 Rick Miller, L (9, PH) OBP: 0.394, SLG: 0.452			E 2B 1B		1B 2B	FC4-6 1-2 BB			1B	2 1	2 0	2 1	0 0	1 0	0 0	0 0
Inning Stats	R: 0 E: 0 K: 0 S: 3 H: 0 LOB: 0 BB: 0 P: 3	R: 0 E: 0 K: 0 S: 4 H: 1 LOB: 2 BB: 1 P: 8	R: 2 E: 1 K: 0 S: 6 H: 2 LOB: 1 BB: 0 P: 6	R: 0 E: 0 K: 1 S: 5 H: 0 LOB: 0 BB: 0 P: 5	R: 2 E: 0 K: 0 S: 5 H: 3 LOB: 0 BB: 0 P: 5	R: 1 E: 0 K: 0 S: 5 H: 2 LOB: 2 BB: 1 P: 9	R: 0 E: 0 K: 1 S: 5 H: 0 LOB: 0 BB: 0 P: 5	R: 0 E: 0 K: 0 S: 3 H: 0 LOB: 0 BB: 0 P: 3	R: 0 E: 0 K: 1 S: 6 H: 1 LOB: 1 BB: 0 P: 6	1B: 7 2B: 3 3B: 0 HR: 0	SF: 1 SAC: 1 DP: 1 HBP: 0						

	AB	34
	R	5
	H	9
	RBI	5
	BB	2
	SO	3
	LOB	17

WP: 1 PB: 0 SB: 0 CS: 0 PA: 38

PITCHER		IP	WLS	BF	H	R	ER	SO	BB	IBB	HBP	BLK	WP	HR	S	P	ERA	WHIP
Bill Travers, L ERA: 5.4	(1, 1)	5.0		23	7	5	3	1	1	0	0	0	1	0	24	28	5.40	1.600
Luis Sanchez, R ERA: 1.59	(6, 1)	3.1	W	13	2	0	0	1	1	0	0	0	0	0	14	18	0.00	0.900
Andy Hassler, L ERA: 5.14	(9, 1)	0.1		1	0	0	0	1	0	0	0	0	0	0	3	3	0.00	0.000
Mike Witt, R ERA: 4.55	(9, 1)	0.1	S	1	0	0	0	0	0	0	0	0	0	0	1	1	0.00	0.000

PITCHER	IP	WLS	BF	H	R	ER	SO	BB	IBB	HBP	BLK	WP	HR	S	P	ERA	WHIP

California Angels @ Boston Red Sox

Fenway Park, Boston, MA

Wed May 11 1983, 7:05 PM EDT

Att. 16,978 - Unknown

TOP

livebaseballscorecards.com

Batter	1	2	3	4	5	6	7	8	9	AB	R	H	RBI	BB	SO	LOB
Juan Beniquez, R (1, 8) OBP: 0.422, SLG: 0.467	G3		K			G3			K	4	0	0	0	0	2	0
Daryl Sconiers, L (1, 10) OBP: 0.377, SLG: 0.653	4-3		6-3			K			K	4	0	0	0	0	2	0
Ellis Valentine, R (1, 9) OBP: 0.235, SLG: 0.588	K			K			HR		K	4	1	1	1	0	3	0
Doug DeCinces, R (1, 5) OBP: 0.336, SLG: 0.586		HR 1B		K			6-3			3	1	1	0	0	1	0
Ron Jackson, R (1, 3) OBP: 0.333, SLG: 0.394		F3		F2			5-3			3	0	0	0	0	0	1
Bobby Grich, R (1, 4) OBP: 0.368, SLG: 0.390		F9			F9		F8			3	0	0	0	0	0	1
Bobby Clark, R (1, 7) OBP: 0.277, SLG: 0.391		1-H HR			F7			6-3		3	1	1	2	0	0	0
Bob Boone, R (1, 2) OBP: 0.291, SLG: 0.351		5-3			F4			6-3		3	0	0	0	0	0	0
Ricky Adams, R (1, 6) OBP: 0.143, SLG: 0.077			F8			F7		5-3		3	0	0	0	0	0	0

	AB	30
	R	3
	H	3
	RBI	3
	BB	0
	SO	8
	LOB	2

Inning Stats	1	2	3	4	5	6	7	8	9
	R: 0 E: 0 K: 1 S: 5	H: 0 LOB: 0 BB: 0 P: 5	R: 2 E: 0 K: 0 S: 5	H: 2 LOB: 0 BB: 0 P: 5	R: 0 E: 0 K: 1 S: 5	H: 0 LOB: 0 BB: 0 P: 5	R: 0 E: 0 K: 2 S: 7	H: 0 LOB: 0 BB: 0 P: 7	R: 0 E: 0 K: 0 S: 3	H: 0 LOB: 0 BB: 0 P: 3
	R: 0 E: 0 K: 1 S: 5	H: 0 LOB: 0 BB: 0 P: 5	R: 1 E: 0 K: 0 S: 4	H: 1 LOB: 0 BB: 0 P: 4	R: 0 E: 0 K: 0 S: 3	H: 0 LOB: 0 BB: 0 P: 3	R: 0 E: 0 K: 3 S: 9	H: 0 LOB: 0 BB: 0 P: 9	1B: 1 2B: 0 3B: 0 HR: 2	SF: 0 SAC: 0 DP: 0 HBP: 0

	WP: 0	PA: 30
	PB: 0	
	SB: 0	
	CS: 0	

PITCHER		IP	WLS	BF	H	R	ER	SO	BB	IBB	HBP	BLK	WP	HR	S	P	ERA	WHIP
John Tudor, L ERA: 3.1	(1, 1)	8.1	L	28	3	3	3	6	0	0	0	0	0	2	40	40	3.24	0.360
John Henry Johnson, L ERA:	(9, 1)	0.2		2	0	0	0	2	0	0	0	0	0	0	6	6	0.00	0.000

PITCHER	IP	WLS	BF	H	R	ER	SO	BB	IBB	HBP	BLK	WP	HR	S	P	ERA	WHIP

Batter	1	2	3	4	5	6	7	8	9	AB	R	H	RBI	BB	SO	LOB
Jerry Remy, L (1, 4) OBP: 0.313, SLG: 0.300	K		SH3-4 1-2 2-3		G6-3 1-2f			2-3		3	0	0	0	0	1	1
Dwight Evans, R (1, 9) OBP: 0.344, SLG: 0.464	K		SF7 3-H			F2		F8		3	0	0	1	0	1	0
Jim Rice, R (1, 7) OBP: 0.363, SLG: 0.523	1B		F7			6-3			1-3	4	0	1	0	0	0	1
Tony Armas, R (1, 10) OBP: 0.240, SLG: 0.412	6-3			K		K			K	4	0	0	0	0	3	1
Wade Boggs, L (1, 5) OBP: 0.444, SLG: 0.425		L5		F9			4-3		5-3	4	0	0	0	0	0	0
Rich Gedman, L (1, 2) OBP: 0.338, SLG: 0.415		K		E8			2B			3	0	1	0	0	1	0
Dave Stapleton, R (1, 3) OBP: 0.267, SLG: 0.269		5-3		F9			F8			3	0	0	0	0	0	2
Rick Miller, L (1, 8) OBP: 0.389, SLG: 0.441			SH3-4 1B SF7 1B		F4		4-3			3	1	1	0	0	0	1
Glenn Hoffman, R (1, 6) OBP: 0.375, SLG: 0.333			1-2 SH3-4 1B		G6-3 BB			K		2	0	1	0	1	1	0
Inning Stats	R: 0 E: 0 K: 2 S: 8 H: 1 LOB: 1 BB: 0 P: 8	R: 0 E: 0 K: 1 S: 5 H: 0 LOB: 0 BB: 0 P: 5	R: 1 E: 0 K: 0 S: 5 H: 2 LOB: 1 BB: 0 P: 5	R: 0 E: 1 K: 1 S: 6 H: 0 LOB: 1 BB: 0 P: 6	R: 0 E: 0 K: 0 S: 2 H: 0 LOB: 0 BB: 1 P: 6	R: 0 E: 0 K: 1 S: 5 H: 0 LOB: 0 BB: 0 P: 5	R: 0 E: 0 K: 0 S: 4 H: 1 LOB: 1 BB: 0 P: 4	R: 0 E: 0 K: 1 S: 5 H: 0 LOB: 0 BB: 0 P: 5	R: 0 E: 0 K: 1 S: 5 H: 0 LOB: 0 BB: 0 P: 5	1B: 3 2B: 1 3B: 0 HR: 0 SF: 1 SAC: 1 DP: 1 HBP: 0						

PITCHER	IP	WLS	BF	H	R	ER	SO	BB	IBB	HBP	BLK	WP	HR	S	P	ERA	WHIP
Bruce Kison, R (1, 1) ERA: 4.14	9.0	W	32	4	1	1	7	1	0	0	0	0	0	45	49	1.00	0.556

PITCHER	IP	WLS	BF	H	R	ER	SO	BB	IBB	HBP	BLK	WP	HR	S	P	ERA	WHIP

BOTTOM

California Angels @ Boston Red Sox

Fenway Park, Boston, MA

Wed May 11 1983, 7:05 PM EDT

Att. 16,978 - Unknown

livebaseballscorecards.com

AB	29
R	1
H	4
RBI	1
BB	1
SO	7
LOB	6

Batter	1	2	3	4	5	6	7	8	9	10	11	AB	R	H	RBI	BB	SO	LOB
Darrell Brown, S (1, 8) OBP: 0.311, SLG: 0.339	6-3 ①		CS 1B			E5 F8 BB 1B	G6-4-3 1-2 3-H 1B			BB SH3-4	BB 1-2	3	1	1	0	0	0	0
Bobby Mitchell, L (7, PH) OBP: 0.367, SLG: 0.225 (7, 8)												1	0	1	1	2	0	0
John Castino, R (1, 4) OBP: 0.364, SLG: 0.534	4-3 ②		F7 1-2 ②③			1B BB 1-2	G6-4-3 1-2f ②③			SH3-4 1-2 ①	K ③	4	0	0	0	1	1	5
Gary Ward, R (1, 7) OBP: 0.259, SLG: 0.368	L7 ③			6-3 ①		F8 2-3 ①		G4-6-3 1B		K ②		5	0	1	0	0	1	3
Kent Hrbek, L (1, 3) OBP: 0.408, SLG: 0.566		1B 4-3 1B		F8 ②		1-2 3-H 1B		G4-6-3 ① ② 1-2f		IBB		4	1	2	1	1	0	1
Gary Gaetti, R (1, 5) OBP: 0.295, SLG: 0.375		5-3 1-3 1B		F9 ③		F4 ②		BB		K ③		4	0	1	0	1	1	4
Tom Brunansky, R (1, 9) OBP: 0.254, SLG: 0.236		5-3 ① 1-2			6-3 ①	L5 ③		5-3 ③			FC1-6 1B	5	0	1	0	0	0	5
Mickey Hatcher, R (1, 10) OBP: 0.338, SLG: 0.387		4-3 ② 3-H			1B 2B		FC5-6 1B 1B 1B		G3 ①		FC1-6 ① 1-2f 2B	5	3	2	1	0	0	2
Lenny Faedo, R (1, 6) OBP: 0.337, SLG: 0.391		6-3 ③			2-H 1B ②		FC5-6 1-2 1B		K ②		FC6-5 1-H 2B	5	0	3	2	0	1	1
Tim Laudner, R (1, 2) OBP: 0.256, SLG: 0.189			K ①		F8 ③		FC5-6 ① 1-2f 2-3 1B		K ③		FC6-5 ② 2-3 BB	3	0	0	0	0	1	2
Randy Bush, L (9, PH) OBP: 0.373, SLG: 0.520												1	0	0	0	0	1	0
Dave Engle, R (9, 2) OBP: 0.306, SLG: 0.414												1	0	0	0	0	0	1
Inning Stats	R: 0 E: 0 K: 0 S: 3 H: 0 LOB: 0 BB: 0 P: 3	R: 1 E: 0 K: 0 S: 5 H: 2 LOB: 1 BB: 0 P: 5	R: 0 E: 0 K: 1 S: 5 H: 1 LOB: 0 BB: 0 P: 5	R: 0 E: 0 K: 0 S: 3 H: 0 LOB: 0 BB: 0 P: 3	R: 1 E: 0 K: 0 S: 4 H: 2 LOB: 0 BB: 0 P: 4	R: 1 E: 1 K: 0 S: 5 H: 1 LOB: 2 BB: 1 P: 9	R: 1 E: 0 K: 0 S: 5 H: 3 LOB: 1 BB: 0 P: 5	R: 0 E: 0 K: 0 S: 3 H: 1 LOB: 1 BB: 1 P: 7	R: 0 E: 0 K: 2 S: 7 H: 0 LOB: 0 BB: 0 P: 7	R: 0 E: 0 K: 2 S: 7 H: 0 LOB: 2 BB: 2 P: 15	R: 1 E: 0 K: 1 S: 7 H: 2 LOB: 2 BB: 1 P: 11	1B: 10 2B: 2 3B: 0 HR: 0 SF: 0 SAC: 1 DP: 2 HBP: 0						

PITCHER		IP	WLS	BF	H	R	ER	SO	BB	IBB	HBP	BLK	WP	HR	S	P	ERA	WHIP
Geoff Zahn, L ERA: 3.27	(1, 1)	6.1		27	8	4	3	1	1	0	0	0	0	0	28	32	4.26	1.421
Luis Sanchez, R ERA: 1.41	(7, 1)	3.2		14	2	0	0	4	2	1	0	0	0	0	19	31	0.00	1.091
Mike Witt, R ERA: 4.71	(11, 1)	1.0	L	6	2	1	1	1	1	0	0	0	0	0	7	11	9.00	3.000

PITCHER	IP	WLS	BF	H	R	ER	SO	BB	IBB	HBP	BLK	WP	HR	S	P	ERA	WHIP

TOP

Minnesota Twins @ California Angels

Anaheim Stadium, Anaheim, CA

Fri May 13 1983, 10:05 PM EDT

Att. 29,469 - Unknown - 65 F

livebaseballscorecards.com

AB	41
R	5
H	12
RBI	5
BB	5
SO	6
LOB	24

WP: 0	PA: 47
PB: 0	
SB: 0	
CS: 1	

Minnesota Twins @ California Angels

Anaheim Stadium, Anaheim, CA

Fri May 13 1983, 10:05 PM EDT

Att. 29,469 - Unknown - 65 F

livebaseballscorecards.com

BOTTOM

Batter	1	2	3	4	5	6	7	8	9	10	11	AB	R	H	RBI	BB	SO	LOB
Rod Carew, L (1, 3) OBP: 0.487, SLG: 0.585	4-3		3-1		BBBB 4-0 FC6-4 BB		4-3 2-3			BBBB 4-0 G6-4-3 BB		3	0	0	0	2	0	1
Juan Beniquez, R (1, 8) OBP: 0.398, SLG: 0.438	F9		F9		FC6-4 1-2f		1-3			G6-4-3 1-2f		5	0	0	0	0	0	4
Ellis Valentine, R (1, 9) OBP: 0.182, SLG: 0.455	6-3			5-3		5-3		5-3		F9		5	0	0	0	0	0	0
Doug DeCinces, R (1, 5) OBP: 0.346, SLG: 0.608		HR		G3 1B		BBBB 4-0 S HR BB		5-3			6-3	4	2	2	1	1	0	0
Reggie Jackson, L (1, 10) OBP: 0.372, SLG: 0.393		SSS 0-3 K		G3 1-2		SSS 0-3 K 1-2		G5			SSS 0-3 K	5	0	0	0	0	3	2
Bobby Grich, R (1, 4) OBP: 0.370, SLG: 0.419		F6		F8		2-H HR			L6		BBBB 4-0 BB	4	1	1	2	1	0	1
Bobby Clark, R (1, 7) OBP: 0.286, SLG: 0.391		F9			SH1-3 1B	4-3			1-3 1B		SSS 0-3 K	5	0	2	0	0	1	1
Tim Foli, R (1, 6) OBP: 0.349, SLG: 0.376			HR		SH1-3 1-2		4-3 SH1-3 1B		1-3 1-2			3	1	2	1	0	0	1
Bob Boone, R (1, 2) OBP: 0.286, SLG: 0.343			5-3		SSS 0-3 K		SH1-3 1-2		5-3			2	0	0	0	0	1	1
Daryl Sconiers, L (9, PH) OBP: 0.377, SLG: 0.653												0	0	0	0	0	0	0
Ron Jackson, R (9, PH) OBP: 0.324, SLG: 0.382												1	0	0	0	0	0	1
Joe Ferguson, R (10, 2)												0	0	0	0	0	0	0
Inning Stats	R: 0 E: 0 K: 0 S: 3 H: 0 LOB: 0 BB: 0 P: 3	R: 1 E: 0 K: 1 S: 6 H: 1 LOB: 0 BB: 0 P: 6	R: 1 E: 0 K: 0 S: 4 H: 1 LOB: 0 BB: 0 P: 4	R: 0 E: 0 K: 0 S: 4 H: 1 LOB: 1 BB: 0 P: 4	R: 0 E: 0 K: 1 S: 6 H: 1 LOB: 2 BB: 1 P: 10	R: 2 E: 0 K: 1 S: 6 H: 1 LOB: 0 BB: 1 P: 10	R: 0 E: 0 K: 0 S: 4 H: 1 LOB: 1 BB: 0 P: 4	R: 0 E: 0 K: 0 S: 3 H: 0 LOB: 0 BB: 0 P: 3	R: 0 E: 0 K: 0 S: 4 H: 1 LOB: 1 BB: 0 P: 4	R: 0 E: 0 K: 0 S: 2 H: 0 LOB: 0 BB: 0 P: 6	R: 0 E: 0 K: 2 S: 7 H: 0 LOB: 1 BB: 1 P: 11	1B: 4 2B: 0 3B: 0 HR: 3 SF: 0 SAC: 2 DP: 1 HBP: 0						

	AB	37
	R	4
	H	7
	RBI	4
	BB	4
	SO	5
	LOB	12

WP: 0 PB: 0 SB: 1 CS: 0 PA: 43

PITCHER		IP	WLS	BF	H	R	ER	SO	BB	IBB	HBP	BLK	WP	HR	S	P	ERA	WHIP
Frank Viola, L ERA: 5.26	(1, 1)	6.2		28	6	4	4	3	2	0	0	0	0	3	32	40	5.40	1.200
Rick Lysander, R ERA: 2.77	(7, 1)	2.0		7	1	0	0	0	0	0	0	0	0	0	7	7	0.00	0.500
Len Whitehouse, L ERA: 2.66	(9, 1)	2.0	W	7	0	0	0	1	2	0	0	0	0	0	7	15	0.00	1.000
Ron Davis, R ERA: 4.58	(11, 1)	0.1	S	1	0	0	0	1	0	0	0	0	0	0	3	3	0.00	0.000

PITCHER	IP	WLS	BF	H	R	ER	SO	BB	IBB	HBP	BLK	WP	HR	S	P	ERA	WHIP

Batter	1	2	3	4	5	6	7	8	9	AB	R	H	RBI	BB	SO	LOB
Bobby Mitchell, L (1, 8) OBP: 0.333, SLG: 0.200	6-3		4-3			FC3-6 1-3 1-2f		4-3	L6	5	0	0	0	0	0	2
John Castino, R (1, 4) OBP: 0.358, SLG: 0.522	F7			5-3		1-3 1-2		BB 1B 1B 1B	F9	5	1	1	0	0	0	1
Gary Ward, R (1, 7) OBP: 0.259, SLG: 0.365	F8			SSS K		F7		BB 1B 1-2 1B		4	1	1	0	0	1	1
Kent Hrbek, L (1, 3) OBP: 0.395, SLG: 0.545		4-3		4-3			L3	F2		4	0	0	0	0	0	2
Gary Gaetti, R (1, 5) OBP: 0.301, SLG: 0.374		5-3			F7		FC4-6 1B	1B BB 1-2 2-3		3	0	1	0	1	0	0
Tom Brunansky, R (1, 9) OBP: 0.254, SLG: 0.237		SSS K			1-3		FC4-6 WP 1B 1-2f	1B 1-3 2-H 3-H		4	0	1	2	0	1	1
Randy Bush, L (1, 10) OBP: 0.391, SLG: 0.526			4-3		1B		WP 1B 1-2	IBB		3	0	2	0	1	0	0
Lenny Faedo, R (1, 6) OBP: 0.333, SLG: 0.378			4-3		F9		IBB 1-2 2-3	4-3		3	0	0	0	1	0	4
Tim Laudner, R (1, 2) OBP: 0.277, SLG: 0.244			2B			FC3-6 1B	F4		K	4	0	2	0	0	1	3
Inning Stats	R: 0 E: 0 K: 0 S: 3 H: 0 LOB: 0 BB: 0 P: 3	R: 0 E: 0 K: 1 S: 5 H: 0 LOB: 0 BB: 0 P: 5	R: 0 E: 0 K: 0 S: 4 H: 1 LOB: 1 BB: 0 P: 4	R: 0 E: 0 K: 1 S: 5 H: 0 LOB: 0 BB: 0 P: 5	R: 0 E: 0 K: 0 S: 4 H: 1 LOB: 1 BB: 0 P: 4	R: 0 E: 0 K: 0 S: 4 H: 1 LOB: 1 BB: 0 P: 4	R: 0 E: 0 K: 0 S: 5 H: 2 LOB: 3 BB: 1 P: 9	R: 2 E: 0 K: 0 S: 6 H: 3 LOB: 3 BB: 2 P: 14	R: 0 E: 0 K: 1 S: 5 H: 0 LOB: 0 BB: 0 P: 5	1B: 7 2B: 1 3B: 0 HR: 0	SF: 0 SAC: 0 DP: 0 HBP: 0						

TOP

Minnesota Twins @ California Angels

Anaheim Stadium, Anaheim, CA

Sat May 14 1983, 10:05 PM EDT

Att. 44,047 - Unknown - 65 F

livebaseballscorecards.com

AB	35
R	2
H	8
RBI	2
BB	3
SO	3
LOB	14

WP: 1 PB: 0 SB: 0 CS: 0 PA: 38

PITCHER	IP	WLS	BF	H	R	ER	SO	BB	IBB	HBP	BLK	WP	HR	S	P	ERA	WHIP
Ken Forsch, R (1, 1) ERA: 4.42	7.1	L	30	7	2	2	2	0	1	0	0	1	0	33	37	2.46	0.955
Andy Hassler, L (8, 1) ERA: 4.91	0.1		1	0	0	0	0	0	0	0	0	0	0	1	1	0.00	0.000
Mike Witt, R (8, 1) ERA: 4.5	1.1		7	1	0	0	1	1	1	0	0	0	0	7	15	0.00	1.500

PITCHER	IP	WLS	BF	H	R	ER	SO	BB	IBB	HBP	BLK	WP	HR	S	P	ERA	WHIP

Batter	1	2	3	4	5	6	7	8	9	AB	R	H	RBI	BB	SO	LOB
Rod Carew, L (1, 3) OBP: 0.479, SLG: 0.569	6-3		F8		BB			F7		3	0	0	0	1	0	1
Juan Beniquez, R (1, 8) OBP: 0.380, SLG: 0.417	K		FC5-4		F9			F9		4	0	0	0	0	1	2
Daryl Sconiers, L (1, 10) OBP: 0.351, SLG: 0.604	3-1			4-3		6-3		F5		4	0	0	0	0	0	0
Doug DeCinces, R (1, 5) OBP: 0.343, SLG: 0.605		F9 2B		F6		E6			F7	4	0	1	0	0	0	0
Reggie Jackson, L (1, 9) OBP: 0.376, SLG: 0.424		K		BB		K			HR	3	1	1	1	1	2	2
Bobby Grich, R (1, 4) OBP: 0.375, SLG: 0.409		F9		BB		K			BB	2	0	0	0	2	1	2
Bobby Clark, R (1, 7) OBP: 0.270, SLG: 0.370		F4		G3		6-3			F9	4	0	0	0	0	0	4
Tim Foli, R (1, 6) OBP: 0.336, SLG: 0.362			F7		4-3	L7			F5	4	0	0	0	0	0	1
Bob Boone, R (1, 2) OBP: 0.296, SLG: 0.347			FC5-4 1B		CS BB	5-3				2	0	1	0	1	0	0
Inning Stats	R: 0 H: 0 E: 0 LOB: 0 K: 1 BB: 0 S: 5 P: 5	R: 0 H: 1 E: 0 LOB: 1 K: 1 BB: 0 S: 6 P: 6	R: 0 H: 1 E: 0 LOB: 1 K: 0 BB: 0 S: 4 P: 4	R: 0 H: 0 E: 0 LOB: 2 K: 0 BB: 2 S: 3 P: 11	R: 0 H: 0 E: 0 LOB: 1 K: 0 BB: 2 S: 2 P: 10	R: 0 H: 0 E: 1 LOB: 1 K: 2 BB: 0 S: 8 P: 8	R: 0 H: 0 E: 0 LOB: 0 K: 0 BB: 0 S: 3 P: 3	R: 0 H: 0 E: 0 LOB: 0 K: 0 BB: 0 S: 3 P: 3	R: 1 H: 1 E: 0 LOB: 1 K: 0 BB: 1 S: 4 P: 8	1B: 1 SF: 0 2B: 1 SAC: 0 3B: 0 DP: 0 HR: 1 HBP: 0						WP: 0 PA: 35 PB: 0 SB: 0 CS: 1	

PITCHER		IP	WLS	BF	H	R	ER	SO	BB	IBB	HBP	BLK	WP	HR	S	P	ERA	WHIP
Bobby Castillo, R ERA: 3.44	(1, 1)	4.0		16	2	0	0	2	2	0	0	0	0	0	18	26	0.00	1.000
Ken Schrom, R ERA: 1.69	(5, 1)	4.1	W	17	1	1	1	2	3	0	0	0	0	1	18	30	2.08	0.923
Ron Davis, R ERA: 4.42	(9, 1)	0.2	S	2	0	0	0	0	0	0	0	0	0	0	2	2	0.00	0.000

PITCHER	IP	WLS	BF	H	R	ER	SO	BB	IBB	HBP	BLK	WP	HR	S	P	ERA	WHIP

BOTTOM

Minnesota Twins @ California Angels

Anaheim Stadium, Anaheim, CA

Sat May 14 1983, 10:05 PM EDT

Att. 44,047 - Unknown - 65 F

livebaseballscorecards.com

AB	30
R	1
H	3
RBI	1
BB	5
SO	4
LOB	12

Batter	1	2	3	4	5	6	7	8	9	AB	R	H	RBI	BB	SO	LOB
Darrell Brown, S (1, 8) OBP: 0.313, SLG: 0.339	4-3		1-3		1B	F8		4-3		3	0	1	0	0	0	0
Bobby Mitchell, L (6, PH) (6, 8) OBP: 0.321, SLG: 0.191										2	0	0	0	0	0	2
John Castino, R (1, 4) OBP: 0.359, SLG: 0.518	FC4-6 1B 1B		F9		G3	1B 1-2 1B		F8		5	0	2	0	0	0	2
Gary Ward, R (1, 7) OBP: 0.276, SLG: 0.408	FC4-6 1-2 1B		HR	4-3 1-2 2-3 1B HR 1-3					HR 2B	5	2	4	1	0	0	0
Kent Hrbek, L (1, 3) OBP: 0.395, SLG: 0.591	FC4-6 1-2f 2-3		3-1						2-H HR	5	2	2	3	0	0	5
Gary Gaetti, R (1, 5) OBP: 0.298, SLG: 0.367	K			K		2B E 1B	6-3		L7	5	1	1	0	0	2	2
Tom Brunansky, R (1, 9) OBP: 0.259, SLG: 0.246		F7		G1-4-6-3 BB		E 1-3 2B 2B	4-3		E3 G4-6-3	4	1	1	0	1	0	0
Mickey Hatcher, R (1, 10) OBP: 0.315, SLG: 0.358		6-3		G1-4-6-3 1-2f		E4 2B 2-3 3-H	L8		G4-6-3 1-2f	5	1	0	1	0	0	3
Dave Engle, R (1, 2) OBP: 0.329, SLG: 0.446		FC6-4 1B			6-3	1B 1-H 3-H 2B		F9 WP 1B		4	1	3	2	0	0	0
Lenny Faedo, R (1, 6) OBP: 0.330, SLG: 0.372		FC6-4 1-2f			5-3	1B 1B 3-H 1B		F9 1-3		4	0	1	1	0	0	2
Inning Stats	R: 0 E: 0 K: 1 S: 7 H: 2 LOB: 2 BB: 0 P: 7	R: 0 E: 0 K: 0 S: 4 H: 1 LOB: 1 BB: 0 P: 4	R: 1 E: 0 K: 0 S: 4 H: 1 LOB: 0 BB: 0 P: 4	R: 0 E: 0 K: 1 S: 4 H: 0 LOB: 0 BB: 1 P: 8	R: 0 E: 0 K: 0 S: 4 H: 1 LOB: 1 BB: 0 P: 4	R: 5 E: 1 K: 0 S: 11 H: 7 LOB: 3 BB: 0 P: 11	R: 0 E: 0 K: 0 S: 3 H: 0 LOB: 0 BB: 0 P: 3	R: 0 E: 0 K: 0 S: 4 H: 1 LOB: 1 BB: 0 P: 4	R: 2 E: 1 K: 0 S: 5 H: 2 LOB: 0 BB: 0 P: 5	1B: 9 2B: 3 3B: 0 HR: 3 SF: 0 SAC: 0 DP: 2 HBP: 0						

TOP

Minnesota Twins @ California Angels

Anaheim Stadium, Anaheim, CA

Sun May 15 1983, 6:33 AM EDT

Att. 30,840 - Unknown - 70 F

livebaseballscorecards.com

AB	42
R	8
H	15
RBI	8
BB	1
SO	2
LOB	16

WP: 1 PA: 43
PB: 0
SB: 0
CS: 0

PITCHER		IP	WLS	BF	H	R	ER	SO	BB	IBB	HBP	BLK	WP	HR	S	P	ERA	WHIP
Tommy John, L ERA: 5.1	(1, 1)	5.1		25	8	5	5	2	1	0	0	0	0	2	28	32	8.44	1.688
Dave Goltz, R ERA: 6.06	(6, 1)	0.1	L	5	4	1	0	0	0	0	0	0	0	0	5	5	0.00	12.000
Andy Hassler, L ERA: 5.06	(6, 1)	3.1		13	3	2	2	0	0	0	0	0	1	1	13	13	5.40	0.900

PITCHER	IP	WLS	BF	H	R	ER	SO	BB	IBB	HBP	BLK	WP	HR	S	P	ERA	WHIP

Batter	1	2	3	4	5	6	7	8	9	AB	R	H	RBI	BB	SO	LOB
Rod Carew, L (1, 3) OBP: 0.475, SLG: 0.584	K	1-H HR		4-3		K		FC5-4 IBB		4	1	1	2	1	2	0
Tim Foli, R (1, 6) OBP: 0.330, SLG: 0.364	3B 2B	F7			K		F9	FC5-4 1-2f		5	1	1	0	0	1	2
Reggie Jackson, L (1, 9) OBP: 0.377, SLG: 0.448	K	K			HR		K		BB 1B BB	4	2	1	1	1	3	1
Doug DeCinces, R (1, 5) OBP: 0.360, SLG: 0.619	2-H 1B 3B		K		BLK BB		1B BB		SH2-4 1B 1-2 BB	2	1	1	1	3	1	0
Ron Jackson, R (1, 10) OBP: 0.357, SLG: 0.395	1B BB		5-3		1-2 K		1-3 1B		SH2-4 1-2 2-H 1B	4	0	2	1	1	1	1
Bobby Grich, R (1, 4) OBP: 0.389, SLG: 0.411	1-2 3-H 1B		FC5-4 BB		BB		K		1-2 SH2-4 2-3	2	0	1	1	2	1	2
Juan Beniquez, R (1, 8) OBP: 0.361, SLG: 0.393	L7		FC5-4 1-2f		F8			F9	K	5	0	0	0	0	1	7
Bob Boone, R (1, 2) OBP: 0.292, SLG: 0.333		4-3		5-3		F3		BLK BB	K	4	0	0	0	1	1	2
Joe Ferguson, R (1, 7) Daryl Sconiers, L (8, PH) OBP: 0.345, SLG: 0.593 Ellis Valentine, R (9, 7) OBP: 0.182, SLG: 0.455		HR BB		4-3		K		F9 1-2		2 1 0	1 0 0	0 0 0	0 0 0	1 0 0	1 0 0	0 1 0
Inning Stats	R: 2 H: 3 E: 0 LOB: 2 K: 2 BB: 1 S: 10 P: 14	R: 2 H: 1 E: 0 LOB: 0 K: 1 BB: 1 S: 6 P: 10	R: 0 H: 0 E: 0 LOB: 1 K: 1 BB: 1 S: 5 P: 9	R: 0 H: 0 E: 0 LOB: 0 K: 0 BB: 0 S: 3 P: 3	R: 1 H: 1 E: 0 LOB: 2 K: 2 BB: 2 S: 8 P: 16	R: 0 H: 0 E: 0 LOB: 0 K: 2 BB: 0 S: 7 P: 7	R: 0 H: 1 E: 0 LOB: 2 K: 2 BB: 1 S: 8 P: 12	R: 0 H: 0 E: 0 LOB: 2 K: 0 BB: 2 S: 3 P: 11	R: 1 H: 1 E: 0 LOB: 2 K: 2 BB: 2 S: 8 P: 16	1B: 3 SF: 0 2B: 1 SAC: 1 3B: 1 DP: 0 HR: 2 HBP: 0						

PITCHER		IP	WLS	BF	H	R	ER	SO	BB	IBB	HBP	BLK	WP	HR	S	P	ERA	WHIP
Jack O'Connor, L ERA: 6.94	(1, 1)	4.1		22	5	5	5	5	4	0	0	0	0	2	28	44	10.38	2.077
Pete Filson, L ERA: 3.13	(5, 1)	2.1	W	10	1	0	0	4	2	0	0	1	0	0	16	24	0.00	1.286
Rick Lysander, R ERA: 2.96	(7, 1)	1.1		7	0	1	1	1	2	1	0	1	0	0	6	18	6.75	1.500
Ron Davis, R ERA: 4.19	(9, 1)	1.0	S	5	1	0	0	2	1	0	0	0	0	0	8	12	0.00	2.000

PITCHER	IP	WLS	BF	H	R	ER	SO	BB	IBB	HBP	BLK	WP	HR	S	P	ERA	WHIP

BOTTOM

Minnesota Twins @ California Angels

Anaheim Stadium, Anaheim, CA

Sun May 15 1983, 6:33 AM EDT

Att. 30,840 - Unknown - 70 F

livebaseballscorecards.com

AB	33
R	6
H	7
RBI	6
BB	10
SO	12
LOB	16

WP: 0	PA: 44																	
PB: 0																		
SB: 0																		
CS: 0																		

Batter	1	2	3	4	5	6	7	8	9	AB	R	H	RBI	BB	SO	LOB
Rod Carew, L (1, 3) OBP: 0.480, SLG: 0.593	4-3 1B		G3			PB 2B 2-H	4-3		1B	5	0	3	1	0	0	2
Juan Beniquez, R (1, 8) OBP: 0.363, SLG: 0.398	4-3 1-2f			4-3		FC5 PB BB 2-3		2B 2B	K	4	1	1	0	1	1	2
Ellis Valentine, R (1, 9) OBP: 0.192, SLG: 0.462	K			F9		L3		WP 2B 2-H		4	0	1	1	0	1	2
Reggie Jackson, L (1, 10) OBP: 0.373, SLG: 0.434		F8		F8		IBB 1-2		K		3	0	0	0	1	1	1
Doug DeCinces, R (1, 5) OBP: 0.357, SLG: 0.605		F5			F8	FC5 2-3f		WP IBB		3	0	0	0	1	0	3
Bobby Grich, R (1, 4) OBP: 0.375, SLG: 0.394		F9			K		K	F3		4	0	0	0	0	2	2
Bobby Clark, R (1, 7) OBP: 0.269, SLG: 0.364			5-3		F4		1B 1B	4-3 1-2 2-3		4	1	1	0	0	0	2
Tim Foli, R (1, 6) OBP: 0.336, SLG: 0.368			F2			SH1-4 2B 1-2	1B 1B		F9	4	1	2	0	0	0	0
Bob Boone, R (1, 2) OBP: 0.302, SLG: 0.343			1B			SH1-4 1-2	1-3 2-H 1B		F6	3	0	2	1	0	0	0
Inning Stats	R: 0 E: 0 K: 1 S: 5 H: 1 LOB: 0 BB: 0 P: 5	R: 0 E: 0 K: 0 S: 3 H: 0 LOB: 0 BB: 0 P: 3	R: 0 E: 0 K: 0 S: 4 H: 1 LOB: 1 BB: 0 P: 4	R: 0 E: 0 K: 0 S: 3 H: 0 LOB: 0 BB: 0 P: 3	R: 0 E: 0 K: 1 S: 5 H: 0 LOB: 0 BB: 0 P: 5	R: 1 E: 0 K: 0 S: 5 H: 2 LOB: 3 BB: 2 P: 13	R: 1 E: 0 K: 1 S: 7 H: 3 LOB: 1 BB: 0 P: 7	R: 1 E: 0 K: 1 S: 7 H: 2 LOB: 2 BB: 1 P: 11	R: 0 E: 0 K: 1 S: 6 H: 1 LOB: 1 BB: 0 P: 6	1B: 7 2B: 4 3B: 0 HR: 0 SF: 0 SAC: 1 DP: 1 HBP: 0							

TOP

California Angels @ Seattle Mariners

The Kingdome, Seattle, WA

Tue May 17 1983, 10:05 PM EDT

Att. 7,313 - Dome

livebaseballscorecards.com

AB	34
R	3
H	10
RBI	3
BB	3
SO	5
LOB	14

WP: 1 PB: 2 SB: 0 CS: 0 PA: 38

PITCHER		IP	WLS	BF	H	R	ER	SO	BB	IBB	HBP	BLK	WP	HR	S	P	ERA	WHIP
Gaylord Perry, R ERA: 5.43	(1, 1)	6.1	L	26	6	2	2	3	1	1	0	0	0	0	30	38	2.84	1.105
Mike Stanton, R ERA: 3.45	(7, 1)	0.1		1	1	0	0	0	0	0	0	0	0	0	1	1	0.00	3.000
Bryan Clark, L ERA: 2.41	(7, 1)	0.2		5	2	1	1	1	0	1	0	0	0	0	6	10	13.50	3.000
Bill Caudill, R ERA: 4.5	(8, 1)	1.2		6	1	0	0	1	0	0	0	0	1	0	8	8	0.00	0.600

PITCHER	IP	WLS	BF	H	R	ER	SO	BB	IBB	HBP	BLK	WP	HR	S	P	ERA	WHIP

Batter	1	2	3	4	5	6	7	8	9	AB	R	H	RBI	BB	SO	LOB
Julio Cruz, S (1, 4) OBP: 0.360, SLG: 0.394	5-3		BB, 1B		G3		K			4	0	1	0	0	1	1
Jamie Allen, R (1, 5) OBP: 0.328, SLG: 0.385	K		1-2, BB			G5-6-3, 1B		4-3		3	0	1	0	1	1	0
Ricky Nelson, L (1, 7)	K		4-3			G5-6-3 1-2f		F8		4	0	0	0	0	1	3
Pat Putnam, L (1, 3) OBP: 0.314, SLG: 0.427		4-3		F7		HR		F8		4	1	1	1	0	0	0
Dave Henderson, R (1, 8) OBP: 0.323, SLG: 0.419		F9		5-3		BB			K	3	0	0	0	1	1	0
Ken Phelps, L (1, 10) OBP: 0.259, SLG: 0.416		1B		1B		F5			F8	4	0	2	0	0	0	1
Al Cowens, R (1, 9) OBP: 0.228, SLG: 0.261		F7		F5			F4		BB	3	0	0	0	1	0	2
Rick Sweet, S (1, 2) OBP: 0.299, SLG: 0.323			6-3		5-3		F8		1-3	4	0	0	0	0	0	1
Todd Cruz, R (1, 6) OBP: 0.284, SLG: 0.405			F5		4-3		HBP			2	0	0	0	0	0	0
Inning Stats	R: 0 E: 0 K: 2 S: 7 H: 0 LOB: 0 BB: 0 P: 7	R: 0 E: 0 K: 0 S: 4 H: 1 LOB: 1 BB: 0 P: 4	R: 0 E: 0 K: 0 S: 4 H: 1 LOB: 2 BB: 1 P: 8	R: 0 E: 0 K: 0 S: 4 H: 1 LOB: 1 BB: 0 P: 4	R: 0 E: 0 K: 0 S: 3 H: 0 LOB: 0 BB: 0 P: 3	R: 1 E: 0 K: 0 S: 4 H: 2 LOB: 1 BB: 1 P: 8	R: 0 E: 0 K: 1 S: 5 H: 0 LOB: 1 BB: 0 P: 6	R: 0 E: 0 K: 0 S: 3 H: 0 LOB: 0 BB: 0 P: 3	R: 0 E: 0 K: 1 S: 5 H: 0 LOB: 1 BB: 1 P: 9	1B: 4 2B: 0 3B: 0 HR: 1 SF: 0 SAC: 0 DP: 1 HBP: 1						

PITCHER	IP	WLS	BF	H	R	ER	SO	BB	IBB	HBP	BLK	WP	HR	S	P	ERA	WHIP
Bruce Kison, R (1, 1) ERA: 3.62	9.0	W	35	5	1	1	4	3	0	1	0	0	1	39	52	1.00	0.889

PITCHER	IP	WLS	BF	H	R	ER	SO	BB	IBB	HBP	BLK	WP	HR	S	P	ERA	WHIP

BOTTOM

California Angels @ Seattle Mariners

The Kingdome, Seattle, WA

Tue May 17 1983, 10:05 PM EDT

Att. 7,313 - Dome

livebaseballscorecards.com

AB	31
R	1
H	5
RBI	1
BB	3
SO	4
LOB	8

PA: 35

California Angels @ Seattle Mariners

The Kingdome, Seattle, WA

Wed May 18 1983, 10:05 PM EDT

Att. 6,299 - Dome

TOP

livebaseballscorecards.com

Batter	1	2	3	4	5	6	7	8	9	AB	R	H	RBI	BB	SO	LOB
Rod Carew, L (1, 3) OBP: 0.477, SLG: 0.588	1-3			F6		F6 1-3		F7		1	0	0	0	0	0	0
Daryl Sconiers, L (4, PH) OBP: 0.328, SLG: 0.561										3	0	0	0	0	0	2
(4, 3)																
Juan Beniquez, R (1, 8) OBP: 0.358, SLG: 0.385	F7			K		F5		FC6-4 1-2		3	0	0	0	1	1	1
Ellis Valentine, R (1, 9) OBP: 0.200, SLG: 0.433	K			F9			1B G6-4-3 1B	FC6-4 1-2f		4	1	1	0	0	1	2
Reggie Jackson, L (1, 10) OBP: 0.369, SLG: 0.427		F7			4-3		G6-4-3 1-3 1B		K	4	0	1	0	0	1	0
Doug DeCinces, R (1, 5) OBP: 0.347, SLG: 0.586		6-3			K		G6-4-3 1-2f 3-H		K	4	0	0	0	0	2	1
Bobby Grich, R (1, 4) OBP: 0.388, SLG: 0.396		F8			1B		BB		BB	2	0	1	0	2	0	0
Bobby Clark, R (1, 7) OBP: 0.268, SLG: 0.350			5-3		K		6-3		BB 1-2	3	0	0	0	1	1	2
Tim Foli, R (1, 6) OBP: 0.333, SLG: 0.364			6-3			F8		BB 1B	F9	4	0	1	0	0	0	2
Bob Boone, R (1, 2) OBP: 0.303, SLG: 0.342			F8			WP 1B		K		3	0	1	0	0	1	1
Inning Stats	R: 0 E: 0 K: 1 S: 5 H: 0 LOB: 0 BB: 0 P: 5	R: 0 E: 0 K: 0 S: 3 H: 0 LOB: 0 BB: 0 P: 3	R: 0 E: 0 K: 0 S: 3 H: 0 LOB: 0 BB: 0 P: 3	R: 0 E: 0 K: 1 S: 5 H: 0 LOB: 0 BB: 0 P: 5	R: 0 E: 0 K: 2 S: 8 H: 1 LOB: 1 BB: 0 P: 8	R: 0 E: 0 K: 0 S: 4 H: 1 LOB: 1 BB: 0 P: 4	R: 1 E: 0 K: 0 S: 4 H: 2 LOB: 1 BB: 1 P: 8	R: 0 E: 0 K: 1 S: 6 H: 1 LOB: 2 BB: 1 P: 10	R: 0 E: 0 K: 2 S: 7 H: 0 LOB: 2 BB: 2 P: 15	1B: 5 2B: 0 3B: 0 HR: 0 SF: 0 SAC: 0 DP: 1 HBP: 0	WP: 2 PB: 0 SB: 0 CS: 0 PA: 35					

	AB	31
	R	1
	H	5
	RBI	0
	BB	4
	SO	7
	LOB	11

PITCHER	IP	WLS	BF	H	R	ER	SO	BB	IBB	HBP	BLK	WP	HR	S	P	ERA	WHIP
Bob Stoddard, R (1, 1) ERA: 4.81	6.0	W	22	4	1	1	4	0	0	0	0	1	0	30	30	1.50	0.667
Mike Stanton, R (7, 1) ERA: 3.24	1.0		3	0	0	0	0	1	0	0	0	0	0	2	6	0.00	1.000
Bill Caudill, R (8, 1) ERA: 4.09	2.0	S	10	1	0	0	3	3	0	0	0	0	0	13	25	0.00	2.000

PITCHER	IP	WLS	BF	H	R	ER	SO	BB	IBB	HBP	BLK	WP	HR	S	P	ERA	WHIP

California Angels @ Seattle Mariners

The Kingdome, Seattle, WA

Wed May 18 1983, 10:05 PM EDT

Att. 6,299 - Dome

BOTTOM

livebaseballscorecards.com

Batter	1	2	3	4	5	6	7	8	9	AB	R	H	RBI	BB	SO	LOB
Steve Henderson, R (1, 10) OBP: 0.403, SLG: 0.425	K		1B 1-2 BB		F9		5-3			3	0	0	0	1	1	1
Jamie Allen, R (1, 5) OBP: 0.355, SLG: 0.400	1B		FC6-4 1B 1-2 2-3		BB 1-2		4-3			3	0	2	0	1	0	0
Al Cowens, R (1, 9) OBP: 0.228, SLG: 0.263	F8		SF8 3-H		G5-3 2-3f			1B		3	0	1	1	0	0	3
Dave Henderson, R (1, 8) OBP: 0.321, SLG: 0.421	F9		F8			G3 2B		F8		4	0	1	0	0	0	4
Todd Cruz, R (1, 6) OBP: 0.275, SLG: 0.392		E6 SF8	FC6-4 1-2f			F7		F6		4	1	0	0	0	0	4
Pat Putnam, L (1, 3) OBP: 0.304, SLG: 0.416		SF8 3-H	K			G3 2-3		K		3	0	0	1	0	2	2
Orlando Mercado, R (1, 2) OBP: 0.232, SLG: 0.333		6-3	6-3			FC5-4 BB				2	0	0	0	1	0	0
Ricky Nelson, L (1, 7)		G3	F8			FC5-4 1-2f				3	0	0	0	0	0	2
Julio Cruz, S (1, 4) OBP: 0.367, SLG: 0.402			1B BB SF8 1B		G5-3 BB 1B		F3			3	1	2	0	0	0	0
Inning Stats	R: 0 H: 1 E: 0 LOB: 1 K: 1 BB: 0 S: 6 P: 6	R: 1 H: 0 E: 1 LOB: 0 K: 0 BB: 0 S: 4 P: 4	R: 1 H: 2 E: 0 LOB: 2 K: 0 BB: 1 S: 5 P: 9	R: 0 H: 0 E: 0 LOB: 0 K: 1 BB: 0 S: 5 P: 5	R: 0 H: 1 E: 0 LOB: 1 K: 0 BB: 1 S: 3 P: 7	R: 0 H: 1 E: 0 LOB: 2 K: 0 BB: 1 S: 4 P: 8	R: 0 H: 0 E: 0 LOB: 0 K: 0 BB: 0 S: 3 P: 3	R: 0 H: 1 E: 0 LOB: 1 K: 1 BB: 0 S: 6 P: 6		1B: 5 SF: 2 2B: 1 SAC: 0 3B: 0 DP: 1 HR: 0 HBP: 0						

	AB	28
	R	2
	H	6
	RBI	2
	BB	3
	SO	3
	LOB	16

WP: 0 PA: 33
PB: 0
SB: 0
CS: 0

PITCHER	IP	WLS	BF	H	R	ER	SO	BB	IBB	HBP	BLK	WP	HR	S	P	ERA	WHIP
Geoff Zahn, L (1, 1) ERA: 2.98	8.0	L	33	6	2	1	3	3	0	0	0	0	0	36	48	1.12	1.125

PITCHER	IP	WLS	BF	H	R	ER	SO	BB	IBB	HBP	BLK	WP	HR	S	P	ERA	WHIP

Batter	1	2	3	4	5	6	7	8	9	AB	R	H	RBI	BB	SO	LOB
Rod Carew, L (1, 3) OBP: 0.470, SLG: 0.577	1-3		F7			6-3		CS 1B		4	0	1	0	0	0	0
Tim Foli, R (1, 6) OBP: 0.331, SLG: 0.361	K		4-3			CS 1B		F8 1-2		4	0	1	0	0	1	1
Ellis Valentine, R (1, 9) OBP: 0.235, SLG: 0.424	K			1B		CS 1-2	BB 1B		6-3	3	0	1	0	1	1	0
Doug DeCinces, R (1, 5) OBP: 0.338, SLG: 0.569		6-3		F9			K		F9	4	0	0	0	0	1	2
Reggie Jackson, L (1, 10) OBP: 0.358, SLG: 0.411		1-3		K			K		K	4	0	0	0	0	3	2
Bobby Grich, R (1, 4) OBP: 0.395, SLG: 0.398		FC5-4 BB			1-3		1-3 BB 1B			2	0	1	0	1	0	0
Bobby Clark, R (1, 7) OBP: 0.271, SLG: 0.341		FC5-4 1-2f			K		1-2 BB			2	0	0	0	1	1	1
Juan Beniquez, R (1, 8) OBP: 0.349, SLG: 0.374			4-3		F9		F8			3	0	0	0	0	0	3
Bob Boone, R (1, 2) OBP: 0.295, SLG: 0.333			6-3			6-3		6-3		3	0	0	0	0	0	0
Inning Stats	R: 0 E: 0 K: 2 S: 7 H: 0 LOB: 0 BB: 0 P: 7	R: 0 E: 0 K: 0 S: 3 H: 0 LOB: 1 BB: 1 P: 7	R: 0 E: 0 K: 0 S: 3 H: 0 LOB: 0 BB: 0 P: 3	R: 0 E: 0 K: 1 S: 6 H: 1 LOB: 1 BB: 0 P: 6	R: 0 E: 0 K: 1 S: 5 H: 0 LOB: 0 BB: 0 P: 5	R: 0 E: 0 K: 0 S: 3 H: 1 LOB: 0 BB: 0 P: 3	R: 0 E: 0 K: 2 S: 8 H: 1 LOB: 3 BB: 2 P: 16	R: 0 E: 0 K: 0 S: 3 H: 1 LOB: 0 BB: 0 P: 3	R: 0 E: 0 K: 1 S: 5 H: 0 LOB: 0 BB: 0 P: 5	1B: 4 2B: 0 3B: 0 HR: 0 SF: 0 SAC: 0 DP: 0 HBP: 0						

PITCHER	IP	WLS	BF	H	R	ER	SO	BB	IBB	HBP	BLK	WP	HR	S	P	ERA	WHIP
Matt Young, L (1, 1) ERA: 2.26	9.0	W	32	4	0	0	7	3	0	0	0	0	0	43	55	0.00	0.778

PITCHER	IP	WLS	BF	H	R	ER	SO	BB	IBB	HBP	BLK	WP	HR	S	P	ERA	WHIP

TOP

California Angels @ Seattle Mariners

The Kingdome, Seattle, WA

Thu May 19 1983, 10:05 PM EDT

Att. 6,585 - Dome

livebaseballscorecards.com

AB	29
R	0
H	4
RBI	0
BB	3
SO	7
LOB	9

Batter	1	2	3	4	5	6	7	8	9	AB	R	H	RBI	BB	SO	LOB
Steve Henderson, R (1, 9) OBP: 0.401, SLG: 0.423	4-3		BB, 1B		6-3			BBB, SH1-4, BB, 2-3		3	0	1	0	0	0	0
Ken Phelps, L (8, PH) OBP: 0.267, SLG: 0.416										0	0	0	0	1	0	0
John Moses, S (8, PR) OBP: 0.200, SLG: 0.040 (9, 9)										0	0	0	0	0	0	0
Jamie Allen, R (1, 5) OBP: 0.354, SLG: 0.386	4-3		BBB, 4-0, 1-2, BB		F8			SH1-4, 1-2, 3-H		2	0	0	1	1	0	0
Ricky Nelson, L (1, 7)	F9		SSS, 0-3, K			F9		F7		4	0	0	0	0	1	4
Pat Putnam, L (1, 3) OBP: 0.310, SLG: 0.414		SSS, 0-3, K		FC5-4, 1B		G3		IBB		3	0	1	0	1	1	0
Dave Henderson, R (1, 8) OBP: 0.319, SLG: 0.416		1B		F8		F6		SSS, 0-3, K		4	0	1	0	0	1	3
Al Cowens, R (1, 10) OBP: 0.224, SLG: 0.257		SSS, 0-3, K		FC5-4, 1B, 1-2f			5-3			3	0	0	0	0	1	2
Rick Sweet, S (1, 2) OBP: 0.300, SLG: 0.323		F9		1-3, 1B			G3			3	0	1	0	0	0	1
Todd Cruz, R (1, 6) OBP: 0.270, SLG: 0.383			6-3	SSS, 0-3, K			L5			3	0	0	0	0	1	2
Julio Cruz, S (1, 4) OBP: 0.366, SLG: 0.409			4-3		4-3			E, SH1-4, 2B		3	1	1	0	0	0	0
Inning Stats	R: 0 E: 0 K: 0 S: 3 H: 0 LOB: 0 BB: 0 P: 3	R: 0 E: 0 K: 2 S: 8 H: 1 LOB: 1 BB: 0 P: 8	R: 0 E: 0 K: 1 S: 6 H: 1 LOB: 2 BB: 1 P: 10	R: 0 E: 0 K: 1 S: 7 H: 2 LOB: 2 BB: 0 P: 7	R: 0 E: 0 K: 0 S: 3 H: 0 LOB: 0 BB: 0 P: 3	R: 0 E: 0 K: 0 S: 3 H: 0 LOB: 0 BB: 0 P: 3	R: 0 E: 0 K: 0 S: 3 H: 0 LOB: 0 BB: 0 P: 3	R: 1 E: 1 K: 1 S: 6 H: 1 LOB: 2 BB: 2 P: 14		1B: 4 2B: 1 3B: 0 HR: 0 SF: 0 SAC: 1 DP: 0 HBP: 0						

PITCHER	IP	WLS	BF	H	R	ER	SO	BB	IBB	HBP	BLK	WP	HR	S	P	ERA	WHIP
Ken Forsch, R (1, 1) ERA: 3.86	8.0	L	32	5	1	1	5	2	1	0	0	0	0	39	51	1.12	0.875

PITCHER	IP	WLS	BF	H	R	ER	SO	BB	IBB	HBP	BLK	WP	HR	S	P	ERA	WHIP

BOTTOM

California Angels @ Seattle Mariners

The Kingdome, Seattle, WA

Thu May 19 1983, 10:05 PM EDT

Att. 6,585 - Dome

livebaseballscorecards.com

AB	28
R	1
H	5
RBI	1
BB	3
SO	5
LOB	12

Cleveland Indians @ California Angels

Anaheim Stadium, Anaheim, CA

Fri May 20 1983, 10:05 PM EDT

Att. 26,650 - Unknown

TOP

livebaseballscorecards.com

Batter	1	2	3	4	5	6	7	8	9	AB	R	H	RBI	BB	SO	LOB
Alan Bannister, R (1, 7) OBP: 0.337, SLG: 0.375	F8		1B		F9			E6 1B SF8	G3 2-3 3-H 1B	4	1	1	0	0	0	1
Broderick Perkins, L (9, PH) OBP: 0.259, SLG: 0.269										0	0	0	0	0	0	0
Pat Tabler, R (9, PH) OBP: 0.405, SLG: 0.484										1	0	1	1	0	0	0
Miguel Dilone, S (9, PR) OBP: 0.381, SLG: 0.353										0	0	0	0	0	0	0
Toby Harrah, R (1, 5) OBP: 0.390, SLG: 0.319	6-3		F9		G5-4-3 1-2f			1-3 2B 1B	G3 1-2	5	1	1	0	0	0	4
Bake McBride, L (1, 9) OBP: 0.311, SLG: 0.298	E5		F6			4-3		SF8 3-H	4-3	4	0	0	1	0	0	4
Andre Thornton, R (1, 10) OBP: 0.471, SLG: 0.548	L5		1-2 1B			F8		1B 1-H 2B		4	0	2	1	0	0	1
Manny Trillo, R (1, 4) OBP: 0.408, SLG: 0.381		4-3 2B 1B	F8			6-3		2-3 1B		4	1	2	0	0	0	2
Mike Hargrove, L (1, 3) OBP: 0.353, SLG: 0.333		4-3 1-2		E3 FC6-4			3-1	F6		4	0	0	0	0	0	3
Julio Franco, R (1, 6) OBP: 0.297, SLG: 0.407		FC6-5-4 2-H 2B		FC6-4 G3-6-3 1-2f			CS 1B		SH1-4 1B 1B 1B	4	1	3	1	0	0	1
Rick Manning, L (1, 8) OBP: 0.308, SLG: 0.278		FC6-5-4 2-3		G3-6-3 1-2f			G3 1-2		1B SH1-4 1-2 1B	4	0	1	0	0	0	3
Ron Hassey, L (1, 2) OBP: 0.355, SLG: 0.324		F8			G5-4-3 1B			F7	SH1-4 1-2 2-3	3	0	1	0	0	0	1

	AB	37
	R	4
	H	12
	RBI	4
	BB	0
	SO	0
	LOB	20

Inning Stats	1	2	3	4	5	6	7	8	9	1B: 10	SF: 1	WP: 0	PA: 39
R	0	1	0	0	0	0	0	2	1	2B: 2	SAC: 1	PB: 0	
E	1	0	0	1	0	0	0	1	0	3B: 0	DP: 2	SB: 0	
K	0	0	0	0	0	0	0	0	0	HR: 0	HBP: 0	CS: 1	
S	4	5	5	3	3	3	3	7	6				
H	0	2	2	0	1	0	1	3	3				
LOB	1	1	2	0	0	0	0	0	0				
BB	0	0	0	0	0	0	0	0	0				
P	4	5	5	3	3	3	3	7	6				

PITCHER		IP	WLS	BF	H	R	ER	SO	BB	IBB	HBP	BLK	WP	HR	S	P	ERA	WHIP
Tommy John, L ERA: 4.5	(1, 1)	7.2	W	31	8	3	1	0	0	0	0	0	0	0	31	31	1.17	1.043
Luis Sanchez, R ERA: 1.65	(8, 1)	0.2		5	3	1	1	0	0	0	0	0	0	0	5	5	13.50	4.500
Andy Hassler, L ERA: 5.06	(9, 1)	0.0		1	1	0	0	0	0	0	0	0	0	0	1	1	∞	∞
Mike Witt, R ERA: 4.4	(9, 1)	0.2	S	2	0	0	0	0	0	0	0	0	0	0	2	2	0.00	0.000

PITCHER	IP	WLS	BF	H	R	ER	SO	BB	IBB	HBP	BLK	WP	HR	S	P	ERA	WHIP

Cleveland Indians @ California Angels

Anaheim Stadium, Anaheim, CA

Fri May 20 1983, 10:05 PM EDT

Att. 26,650 - Unknown

livebaseballscorecards.com

BOTTOM

Batter	1	2	3	4	5	6	7	8	9	AB	R	H	RBI	BB	SO	LOB
Rod Carew, L (1, 3) OBP: 0.478, SLG: 0.598	2B SF9 2B		CS 1B		E3 1B		2B			4	1	3	0	0	0	0
Daryl Sconiers, L (1, 10) OBP: 0.323, SLG: 0.557	SF9 WP 2B 2-3		F9 1-2		F8		4-3			4	1	1	0	0	0	3
Fred Lynn, L (1, 8) OBP: 0.339, SLG: 0.525	SF9 2-3 3-H		HR 1B		FC6-4 1B 1-3			F9		3	1	2	1	0	0	0
Doug DeCinces, R (1, 5) OBP: 0.342, SLG: 0.589	5-3		1-H HR		FC6-4 1-2f			BB 1B FC5 1B		4	2	2	2	0	0	3
Reggie Jackson, L (1, 9) OBP: 0.362, SLG: 0.409 Juan Beniquez, R (9, 7) OBP: 0.349, SLG: 0.374	WP HBP		6-3			F8		FC5 BB 1B 1-2		3 0	0 0	1 0	0 0	0 0	0 0	0 0
Ellis Valentine, R (1, 7) OBP: 0.237, SLG: 0.389 (9, 9)	K 1-2 3-H			6-3		F9		FC5 BB 1-2 2-3		3	0	0	0	1	1	1
Bobby Grich, R (1, 4) OBP: 0.382, SLG: 0.382		6-3		5-3		F9		FC5 1-2 2-3f 3-H		4	0	0	1	0	0	2
Tim Foli, R (1, 6) OBP: 0.321, SLG: 0.349		K		F7			F9	F7		4	0	0	0	0	1	2
Bob Boone, R (1, 2) OBP: 0.288, SLG: 0.325		K			K		6-3			3	0	0	0	0	2	0
Inning Stats	R: 2 H: 2 E: 0 LOB: 1 K: 1 BB: 0 S: 7 P: 8	R: 0 H: 0 E: 0 LOB: 0 K: 2 BB: 0 S: 7 P: 7	R: 2 H: 3 E: 0 LOB: 0 K: 0 BB: 0 S: 5 P: 5	R: 0 H: 0 E: 0 LOB: 0 K: 0 BB: 0 S: 3 P: 3	R: 0 H: 1 E: 1 LOB: 2 K: 1 BB: 0 S: 7 P: 7	R: 0 H: 0 E: 0 LOB: 0 K: 0 BB: 0 S: 3 P: 3	R: 0 H: 1 E: 0 LOB: 1 K: 0 BB: 0 S: 4 P: 4	R: 1 H: 2 E: 0 LOB: 2 K: 0 BB: 1 S: 5 P: 9		1B: 5 SF: 1 2B: 3 SAC: 0 3B: 0 DP: 0 HR: 1 HBP: 1						

	AB	32
	R	5
	H	9
	RBI	4
	BB	1
	SO	4
	LOB	11

WP: 1 PA: 35
PB: 0
SB: 0
CS: 1

PITCHER		IP	WLS	BF	H	R	ER	SO	BB	IBB	HBP	BLK	WP	HR	S	P	ERA	WHIP
Juan Eichelberger, R ERA: 3.25	(1, 1)	7.1	L	32	9	5	5	4	0	0	1	0	1	1	39	40	6.14	1.227
Dan Spillner, R ERA: 6.38	(8, 1)	0.2		3	0	0	0	0	1	0	0	0	0	0	2	6	0.00	1.500

PITCHER	IP	WLS	BF	H	R	ER	SO	BB	IBB	HBP	BLK	WP	HR	S	P	ERA	WHIP

Cleveland Indians @ California Angels

Anaheim Stadium, Anaheim, CA

Sat May 21 1983, 10:05 PM EDT

Att. 35,177 - Unknown

TOP

livebaseballscorecards.com

Batter	1	2	3	4	5	6	7	8	9	AB	R	H	RBI	BB	SO	LOB
Alan Bannister, R (1, 7) OBP: 0.330, SLG: 0.359	BBBB 4-0 2B 1B BB	x 0-0 ③ 6-3		x 0-0 ③ FC6 1-2f		x 0-0 ② F7	x 0-0 ③ 5-3			4	1	0	0	1	0	3
Toby Harrah, R (1, 5) OBP: 0.375, SLG: 0.294	x 0-0 ① F7		BBBB 4-0 F9 BB BB		x 0-0 ① F9	x 0-0 ③ 4-3		x 0-0 ① F6		4	0	0	0	1	0	2
Mike Hargrove, L (1, 3) OBP: 0.368, SLG: 0.364	x 0-0 1B 3B 1-3 2B		BBBB 4-0 G5-4-3 1-2 BB		x 0-0 2B 2B		x 0-0 1B FC6-2 1B	SSS 0-3 ② K		4	2	3	0	1	1	0
Andre Thornton, R (1, 10) OBP: 0.469, SLG: 0.543	x 0-0 3B 2-3 3-H 1B		x 0-0 ① F9 2-3		x 0-0 ② 5-3		x 0-0 BB FC6-2 2B 1-3 1B	x 0-0 ③ 6-3		5	2	2	1	0	0	3
Manny Trillo, R (1, 4) OBP: 0.400, SLG: 0.367	x 0-0 ② F3		x 0-0 ②③ G5-4-3 1-2f		4-0 2B IBB		x 0-0 ① FC6-2 BB 2B 1-2 3-H		x 0-0 ① 6-3	4	1	0	0	1	0	6
George Vukovich, L (1, 9) OBP: 0.231, SLG: 0.278	x 0-0 1-H 3-H 3B			SSS 0-3 ① K2-3	x 0-0 1-3 2-H 2B		BBBB 4-0 2B E 1-2 2-3 BB		BBBB 4-0 BB	3	1	2	3	2	1	0
Julio Franco, R (1, 6) OBP: 0.300, SLG: 0.414	SSS 0-3 ③ K			x 0-0 E S 1B 1B	x 0-0 ③ 4-3		x 0-0 E7 1B 1-H 2-H 3-H 2B		x 0-0 ② F7	5	2	2	2	0	1	4
Rick Manning, L (1, 8) OBP: 0.305, SLG: 0.275		x 0-0 ① F7		x 0-0 ② 4-3 1-3		x 0-0 ① 6-3	x 0-0 S 1B 3-H		SSS 0-3 ③ K	5	0	1	1	0	1	2
Chris Bando, S (1, 2) OBP: 0.352, SLG: 0.313		SSS 0-3 ② K		x 0-0 FC6 1B 3-H		BBBB 4-0 BB	x 0-0 ② 4-3 1-2			3	0	1	1	1	1	1
Inning Stats	R: 3 E: 0 K: 1 S: 8 H: 3 LOB: 1 BB: 1 P: 12	R: 0 E: 0 K: 1 S: 5 H: 0 LOB: 0 BB: 0 P: 5	R: 0 E: 0 K: 0 S: 2 H: 0 LOB: 1 BB: 2 P: 10	R: 1 E: 0 K: 1 S: 7 H: 2 LOB: 1 BB: 0 P: 7	R: 1 E: 0 K: 0 S: 5 H: 2 LOB: 2 BB: 1 P: 9	R: 0 E: 0 K: 0 S: 3 H: 0 LOB: 1 BB: 1 P: 7	R: 4 E: 1 K: 0 S: 7 H: 4 LOB: 1 BB: 1 P: 11	R: 0 E: 0 K: 1 S: 5 H: 0 LOB: 0 BB: 0 P: 5	R: 0 E: 0 K: 1 S: 5 H: 0 LOB: 1 BB: 1 P: 9	1B: 6 2B: 4 3B: 1 HR: 0 SF: 0 SAC: 0 DP: 1 HBP: 0						

	AB	37
	R	9
	H	11
	RBI	8
	BB	7
	SO	5
	LOB	21

PITCHER		IP	WLS	BF	H	R	ER	SO	BB	IBB	HBP	BLK	WP	HR	S	P	ERA	WHIP
Bill Travers, L ERA: 7.45	(1, 1)	4.2	L	24	7	5	5	3	3	1	0	0	0	0	26	42	9.64	2.143
Dave Goltz, R ERA: 6.69	(5, 1)	2.1		13	4	4	4	0	2	0	0	0	0	0	11	19	15.43	2.571
John Curtis, L ERA: 3.18	(8, 1)	2.0		7	0	0	0	2	1	0	0	0	0	0	10	14	0.00	0.500

PITCHER	IP	WLS	BF	H	R	ER	SO	BB	IBB	HBP	BLK	WP	HR	S	P	ERA	WHIP

WP: 0 PB: 0 SB: 2 CS: 0 PA: 44

Batter	1	2	3	4	5	6	7	8	9	AB	R	H	RBI	BB	SO	LOB
Rod Carew, L (1, 3) OBP: 0.471, SLG: 0.588	K		G3 2-3			FC4-6 1B		4-3		4	0	1	0	0	1	1
Daryl Sconiers, L (1, 10) OBP: 0.319, SLG: 0.531	F9		4-3 3-H			FC4-6 1-2f			1B SF8 BB	3	1	0	1	1	0	1
Fred Lynn, L (1, 8) OBP: 0.345, SLG: 0.534	WP 2B		F7			F4			1-3 1B	4	1	2	0	0	0	1
Doug DeCinces, R (1, 5) OBP: 0.333, SLG: 0.576	K 2-H			K		4-3			SF8 3-H	3	0	0	1	0	2	1
Reggie Jackson, L (1, 9) OBP: 0.352, SLG: 0.395		4-3		K			5-3		K	4	0	0	0	0	2	1
Ellis Valentine, R (1, 7) OBP: 0.214, SLG: 0.350		F8		F8			F9		K	4	0	0	0	0	1	1
Bobby Grich, R (1, 4) OBP: 0.389, SLG: 0.390		1B			G5-4-3 1B		F9			3	0	2	0	0	0	0
Tim Foli, R (1, 6) OBP: 0.316, SLG: 0.344		4-3			G5-4-3 1-2f			G6-4-3 1B		2	0	0	0	0	0	2
Ricky Adams, R (8, 6) OBP: 0.172, SLG: 0.111										1	0	1	0	0	0	0
Bob Boone, R (1, 2) OBP: 0.289, SLG: 0.333			G3 4-3 2B		F8			G6-4-3 1-2f		3	1	1	0	0	0	1
Inning Stats	R: 1 E: 0 K: 2 S: 8 H: 1 LOB: 0 BB: 0 P: 8	R: 0 E: 0 K: 0 S: 4 H: 1 LOB: 1 BB: 0 P: 4	R: 1 E: 0 K: 0 S: 4 H: 1 LOB: 0 BB: 0 P: 4	R: 0 E: 0 K: 2 S: 7 H: 0 LOB: 0 BB: 0 P: 7	R: 0 E: 0 K: 0 S: 3 H: 1 LOB: 0 BB: 0 P: 3	R: 0 E: 0 K: 0 S: 4 H: 1 LOB: 1 BB: 0 P: 4	R: 0 E: 0 K: 0 S: 3 H: 0 LOB: 0 BB: 0 P: 3	R: 0 E: 0 K: 0 S: 3 H: 1 LOB: 0 BB: 0 P: 3	R: 1 E: 0 K: 2 S: 8 H: 1 LOB: 1 BB: 1 P: 12	1B: 5 2B: 2 3B: 0 HR: 0 SF: 1 SAC: 0 DP: 2 HBP: 0						

PITCHER	IP	WLS	BF	H	R	ER	SO	BB	IBB	HBP	BLK	WP	HR	S	P	ERA	WHIP
Bert Blyleven, R (1, 1) ERA: 3.81	6.1	W	23	5	2	2	4	0	0	0	0	1	0	31	31	2.84	0.789
Dan Spillner, R (7, 1) ERA: 6.08	2.2		10	2	1	1	2	1	0	0	0	0	0	13	17	3.38	1.125

PITCHER	IP	WLS	BF	H	R	ER	SO	BB	IBB	HBP	BLK	WP	HR	S	P	ERA	WHIP

BOTTOM

Cleveland Indians @ California Angels

Anaheim Stadium, Anaheim, CA

Sat May 21 1983, 10:05 PM EDT

Att. 35,177 - Unknown

livebaseballscorecards.com

AB	31
R	3
H	7
RBI	2
BB	1
SO	6
LOB	9

WP: 2	PA: 33		
PB: 0			
SB: 0			
CS: 0			

Batter	1	2	3	4	5	6	7	8	9	AB	R	H	RBI	BB	SO	LOB
Rick Manning, L (1, 8) OBP: 0.303, SLG: 0.275	4-3		5-3			L5-3 1B		FC4-6 1-2f		4	0	1	0	0	0	1
Toby Harrah, R (1, 5) OBP: 0.368, SLG: 0.278	K			F7		L5-3 1-2			BB	3	0	0	0	1	1	1
Mike Hargrove, L (1, 3) OBP: 0.358, SLG: 0.352	F8			F2			4-3		F6	4	0	0	0	0	0	1
Andre Thornton, R (1, 10) OBP: 0.458, SLG: 0.526		K		5-3			L5		F5	4	0	0	0	0	1	1
Bake McBride, L (1, 9) OBP: 0.319, SLG: 0.318		1B			4-3		2B		1-3	4	0	2	0	0	0	1
Manny Trillo, R (1, 4) OBP: 0.391, SLG: 0.357		F8			6-3		K			3	0	0	0	0	1	2
George Vukovich, L (1, 7) OBP: 0.234, SLG: 0.280		5-3			1B			F6		3	0	1	0	0	0	1
Julio Franco, R (1, 6) OBP: 0.294, SLG: 0.405			K		K			6-3		3	0	0	0	0	2	1
Ron Hassey, L (1, 2) OBP: 0.354, SLG: 0.314			F9			4-3		FC4-6 BB		2	0	0	0	1	0	0
Inning Stats	R: 0 H: 0 E: 0 LOB: 0 K: 1 BB: 0 S: 5 P: 5	R: 0 H: 1 E: 0 LOB: 1 K: 1 BB: 0 S: 6 P: 6	R: 0 H: 0 E: 0 LOB: 0 K: 1 BB: 0 S: 5 P: 5	R: 0 H: 0 E: 0 LOB: 0 K: 0 BB: 0 S: 3 P: 3	R: 0 H: 1 E: 0 LOB: 1 K: 1 BB: 0 S: 6 P: 6	R: 0 H: 1 E: 0 LOB: 0 K: 0 BB: 0 S: 3 P: 3	R: 0 H: 1 E: 0 LOB: 1 K: 1 BB: 0 S: 6 P: 6	R: 0 H: 0 E: 0 LOB: 1 K: 0 BB: 1 S: 3 P: 7	R: 0 H: 0 E: 0 LOB: 1 K: 0 BB: 1 S: 3 P: 7	1B: 3 SF: 0 2B: 2 SAC: 0 3B: 0 DP: 1 HR: 0 HBP: 0						

PITCHER	IP	WLS	BF	H	R	ER	SO	BB	IBB	HBP	BLK	WP	HR	S	P	ERA	WHIP
Bruce Kison, R (1, 1) ERA: 3.11	9.0	W	32	4	0	0	5	2	0	0	0	0	0	40	48	0.00	0.667

PITCHER	IP	WLS	BF	H	R	ER	SO	BB	IBB	HBP	BLK	WP	HR	S	P	ERA	WHIP

TOP

Cleveland Indians @ California Angels

Anaheim Stadium, Anaheim, CA

Sun May 22 1983, 10:05 PM EDT

Att. 37,646 - Unknown

livebaseballscorecards.com

AB	30
R	0
H	4
RBI	0
BB	2
SO	5
LOB	9

BOTTOM

Cleveland Indians @ California Angels

Anaheim Stadium, Anaheim, CA

Sun May 22 1983, 10:05 PM EDT

Att. 37,646 - Unknown

Batter	1	2	3	4	5	6	7	8	9	AB	R	H	RBI	BB	SO	LOB
Rod Carew, L (1, 3) OBP: 0.476, SLG: 0.588	6-3 1B		K	2B 1B		6-3		BB SF7 BB 1B		5	2	3	1	0	1	0
Tim Foli, R (1, 6) OBP: 0.326, SLG: 0.356	6-3 1-2		1B	2B 1-H		6-3		BB 1-2		4	0	2	1	1	0	1
Reggie Jackson, L (1, 9) OBP: 0.340, SLG: 0.378 Juan Beniquez, R (9, 9) OBP: 0.349, SLG: 0.374	K		F7	F7		G3		F7		5 0	0 0	0 0	0 0	0 0	1 0	5 0
Fred Lynn, L (1, 8) OBP: 0.355, SLG: 0.524	K			2B HR BB	1B SF9 BB		F7	BB 1-2 2-3		2	2	0	0	3	1	1
Doug DeCinces, R (1, 5) OBP: 0.348, SLG: 0.595		S 1B		HR 1-3	1B 1-3 1B		1B 1B	SF7 3-H		4	2	4	1	0	0	0
Daryl Sconiers, L (1, 10) OBP: 0.319, SLG: 0.567 Ron Jackson, R (7, PH) OBP: 0.364, SLG: 0.400	K			HR 2-H 3-H	K		E 1B 6-3 1-2 1B	K		3 2	1 1	1 1	3 0	0 0	2 1	3 2
Bobby Grich, R (1, 4) OBP: 0.392, SLG: 0.393	6-3 1-2			G6-4-3 BB	SF9 3-H		E7 1-3 2-H 1B			2	0	1	2	1	0	1
Bobby Clark, R (1, 7) OBP: 0.270, SLG: 0.337	6-3			G6-4-3 1-2f	1-2 1B		6-3 3-H			4	0	1	1	0	0	3
Bob Boone, R (1, 2) OBP: 0.288, SLG: 0.339			F8	1B 2B	F4		F9			4	1	1	0	0	0	3
Inning Stats	R: 0 E: 0 K: 2 S: 8 H: 1 LOB: 1 BB: 0 P: 8	R: 0 E: 0 K: 1 S: 6 H: 1 LOB: 1 BB: 0 P: 6	R: 0 E: 0 K: 1 S: 6 H: 1 LOB: 1 BB: 0 P: 6	R: 5 E: 0 K: 0 S: 7 H: 5 LOB: 1 BB: 2 P: 15	R: 1 E: 0 K: 1 S: 7 H: 2 LOB: 2 BB: 1 P: 11	R: 0 E: 0 K: 0 S: 3 H: 0 LOB: 0 BB: 0 P: 3	R: 2 E: 1 K: 0 S: 6 H: 3 LOB: 1 BB: 0 P: 6	R: 1 E: 0 K: 1 S: 6 H: 1 LOB: 2 BB: 2 P: 14		1B: 10 2B: 3 3B: 0 HR: 1 SF: 2 SAC: 0 DP: 1 HBP: 0						

PITCHER		IP	WLS	BF	H	R	ER	SO	BB	IBB	HBP	BLK	WP	HR	S	P	ERA	WHIP
Len Barker, R ERA: 4.35	(1, 1)	3.2	L	20	8	5	5	4	2	0	0	0	0	1	26	34	12.27	2.727
Rick Waits, L ERA: 4.26	(4, 1)	3.1		16	5	3	2	1	1	0	0	0	0	0	17	21	5.40	1.800
Ed Glynn, L ERA: 5.84	(8, 1)	1.0		6	1	1	1	1	2	0	0	0	0	0	6	14	9.00	3.000

PITCHER	IP	WLS	BF	H	R	ER	SO	BB	IBB	HBP	BLK	WP	HR	S	P	ERA	WHIP

AB	35
R	9
H	14
RBI	9
BB	5
SO	6
LOB	19

WP: 0 PA: 42
PB: 0
SB: 1
CS: 0

livebaseballscorecards.com

Batter	1	2	3	4	5	6	7	8	9	AB	R	H	RBI	BB	SO	LOB
Willie Randolph, R (1, 4) OBP: 0.356, SLG: 0.316	F8		1B		G6-4-3 BB 1-2			4-3		3	0	1	0	1	0	0
Ken Griffey, L (1, 3) OBP: 0.367, SLG: 0.426	1-3		P3		F7			L5		4	0	0	0	0	0	3
Dave Winfield, R (1, 7) OBP: 0.343, SLG: 0.532	2B 1B		F9		G6-4-3 1-2f			F8		4	0	1	0	0	0	3
Don Baylor, R (1, 10) OBP: 0.372, SLG: 0.461	2B 1-3			SH1-3 2B		F7			6-3	4	0	2	0	0	0	0
Steve Kemp, L (1, 9) OBP: 0.324, SLG: 0.429	6-3			SH1-3 2-3		F7			FC5-4 1B	3	0	1	0	0	0	2
Roy Smalley, S (1, 6) OBP: 0.325, SLG: 0.394		G6-4-3 1B		P6		F7			FC5-4 FC6-4 1-2f	4	0	1	0	0	0	2
Jerry Mumphrey, S (1, 8) OBP: 0.286, SLG: 0.374		G6-4-3 1-2f		BB			6-3		FC6-4 1-2f	3	0	0	0	1	0	2
Graig Nettles, L (1, 5) OBP: 0.331, SLG: 0.310		F7		F8			3-1			3	0	0	0	0	0	2
Rick Cerone, R (1, 2) OBP: 0.224, SLG: 0.250			4-3		BB		6-3			2	0	0	0	1	0	0
Inning Stats	R: 0 E: 0 K: 0 S: 5 H: 2 LOB: 2 BB: 0 P: 5	R: 0 E: 0 K: 0 S: 3 H: 1 LOB: 0 BB: 0 P: 3	R: 0 E: 0 K: 0 S: 4 H: 1 LOB: 1 BB: 0 P: 4	R: 0 E: 0 K: 0 S: 4 H: 1 LOB: 2 BB: 1 P: 8	R: 0 E: 0 K: 0 S: 2 H: 0 LOB: 1 BB: 2 P: 10	R: 0 E: 0 K: 0 S: 3 H: 0 LOB: 0 BB: 0 P: 3	R: 0 E: 0 K: 0 S: 3 H: 0 LOB: 0 BB: 0 P: 3	R: 0 E: 0 K: 0 S: 3 H: 0 LOB: 0 BB: 0 P: 3	R: 0 E: 0 K: 0 S: 4 H: 1 LOB: 1 BB: 0 P: 4	1B: 4 2B: 2 3B: 0 HR: 0	SF: 0 SAC: 1 DP: 2 HBP: 0					

PITCHER	IP	WLS	BF	H	R	ER	SO	BB	IBB	HBP	BLK	WP	HR	S	P	ERA	WHIP
Geoff Zahn, L (1, 1) ERA: 2.6	9.0	W	34	6	0	0	0	3	0	0	0	0	0	31	43	0.00	1.000

PITCHER	IP	WLS	BF	H	R	ER	SO	BB	IBB	HBP	BLK	WP	HR	S	P	ERA	WHIP

New York Yankees @ California Angels

Anaheim Stadium, Anaheim, CA

Mon May 23 1983, 10:05 PM EDT

Att. 35,712 - Unknown

TOP

livebaseballscorecards.com

AB	30
R	0
H	6
RBI	0
BB	3
SO	0
LOB	14

1B: 4	SF: 0	WP: 0	PA: 34
2B: 2	SAC: 1	PB: 0	
3B: 0	DP: 2	SB: 0	
HR: 0	HBP: 0	CS: 0	

New York Yankees @ California Angels

Anaheim Stadium, Anaheim, CA

Mon May 23 1983, 10:05 PM EDT

Att. 35,712 - Unknown

BOTTOM

Batter	1	2	3	4	5	6	7	8	9	AB	R	H	RBI	BB	SO	LOB
Rod Carew, L (1, 3) OBP: 0.477, SLG: 0.593	4-3	1-2 2-3 1B			4-3		1-H 1B 2B			4	1	2	1	0	0	0
Tim Foli, R (1, 6) OBP: 0.331, SLG: 0.360	5-3 1B 1B	FC5 2-3f			1-3		2-H 1B			4	1	2	1	0	0	3
Reggie Jackson, L (1, 10) OBP: 0.331, SLG: 0.366	5-3 1-2		F8		6-3		F9			4	0	0	0	0	0	2
Fred Lynn, L (1, 8) OBP: 0.368, SLG: 0.528	FC4-6 2-H 1B		FC5-4 1B			B B B B 9-3 BB		S S S K		3	0	2	1	1	1	0
Ron Jackson, R (1, 5) OBP: 0.333, SLG: 0.364 Ricky Adams, R (9, 5) OBP: 0.172, SLG: 0.111	FC4-6 1-2f		S S S K			9-3 1-2f		P2		4 0	0 0	0 0	0 0	0 0	1 0	3 0
Ellis Valentine, R (1, 9) OBP: 0.217, SLG: 0.326		5-3	FC5-4 1-2f			S S S K		B B B BB		3	0	0	0	1	1	1
Bobby Grich, R (1, 4) OBP: 0.381, SLG: 0.378		S S S K	F9				5-3	4-3		4	0	0	0	0	1	1
Juan Beniquez, R (1, 7) OBP: 0.348, SLG: 0.373		1B S 1B	F8				F3			3	0	1	0	0	0	0
Bob Boone, R (1, 2) OBP: 0.296, SLG: 0.341		B B B B FC5 1B 1-2 BB	L6				S 2B 1B			2	1	1	0	1	0	0
Inning Stats	R: 1 H: 2 E: 0 LOB: 1 K: 0 BB: 0 S: 5 P: 5	R: 0 H: 2 E: 0 LOB: 3 K: 1 BB: 1 S: 7 P: 11	R: 0 H: 1 E: 0 LOB: 1 K: 1 BB: 0 S: 6 P: 6	R: 0 H: 0 E: 0 LOB: 0 K: 0 BB: 0 S: 3 P: 3	R: 0 H: 0 E: 0 LOB: 0 K: 0 BB: 0 S: 3 P: 3	R: 0 H: 0 E: 0 LOB: 0 K: 1 BB: 1 S: 4 P: 8	R: 2 H: 3 E: 0 LOB: 1 K: 0 BB: 0 S: 6 P: 6	R: 0 H: 0 E: 0 LOB: 1 K: 1 BB: 1 S: 5 P: 9		1B: 7 SF: 0 2B: 2 SAC: 0 3B: 0 DP: 1 HR: 0 HBP: 0						

livebaseballscorecards.com

AB	31
R	3
H	8
RBI	3
BB	3
SO	4
LOB	10

WP: 0 PB: 0 SB: 2 CS: 0 PA: 34

PITCHER		IP	WLS	BF	H	R	ER	SO	BB	IBB	HBP	BLK	WP	HR	S	P	ERA	WHIP
Dave Righetti, L ERA: 3.66	(1, 1)	8.0	L	34	8	3	3	4	3	0	0	0	0	0	39	51	3.38	1.375

PITCHER	IP	WLS	BF	H	R	ER	SO	BB	IBB	HBP	BLK	WP	HR	S	P	ERA	WHIP

Batter	1	2	3	4	5	6	7	8	9	10	AB	R	H	RBI	BB	SO	LOB
Willie Randolph, R (1, 4) OBP: 0.350, SLG: 0.311	F9		F9		F8		FC5-4 BB 1-2f	FC6 1B 1-2 3-H			5	0	1	0	0	0	3
Ken Griffey, L (1, 3) OBP: 0.375, SLG: 0.436	FC4-6 2B 2B		G1-6-3 1-2f			BB 1B	FC6-4 BB 1-2	FC6 1-2f			4	1	2	0	1	0	3
Dave Winfield, R (1, 8) OBP: 0.345, SLG: 0.522	FC4-6 BB			5-3		F7	FC6-4 1-2f		G3-6-3 BB		3	0	0	0	2	0	3
Steve Kemp, L (1, 7) OBP: 0.320, SLG: 0.428	FC4-6 1-2f 2-3 2B			G3		F9		HR 2B	K		5	1	1	0	0	1	4
Oscar Gamble, L (1, 9) OBP: 0.448, SLG: 0.652	1-H 3-H 2B			1B		BB 1-2		HR 2-H	G3-6-3 1-2f		4	1	3	3	1	0	1
Don Baylor, R (1, 10) OBP: 0.366, SLG: 0.447		F8		P6		P4		4-3 1B E BB		5-3	4	1	0	0	1	0	3
Graig Nettles, L (1, 5) OBP: 0.333, SLG: 0.339		F9			4-3		HR	E 4-3 1-2 1B 1B		K	5	1	2	1	0	1	0
Roy Smalley, S (1, 6) OBP: 0.321, SLG: 0.408		G3			G3		4-3	4-3 1-2 2-3		HR	5	1	1	1	0	0	2
Juan Espino, R (1, 2) OBP: 0.429, SLG: 0.429			G1-6-3 1B		1B		FC5-4 1B	E6 1B 2-3 3-H		6-3	5	0	3	1	0	0	1
Inning Stats	R: 1 E: 0 K: 0 S: 4 H: 2 LOB: 2 BB: 1 P: 8	R: 0 E: 0 K: 0 S: 3 H: 0 LOB: 0 BB: 0 P: 3	R: 0 E: 0 K: 0 S: 3 H: 1 LOB: 0 BB: 0 P: 3	R: 0 E: 0 K: 0 S: 4 H: 1 LOB: 1 BB: 0 P: 4	R: 0 E: 0 K: 0 S: 4 H: 1 LOB: 1 BB: 0 P: 4	R: 0 E: 0 K: 0 S: 4 H: 1 LOB: 2 BB: 1 P: 8	R: 1 E: 0 K: 0 S: 5 H: 2 LOB: 2 BB: 1 P: 9	R: 3 E: 1 K: 0 S: 7 H: 4 LOB: 2 BB: 1 P: 11	R: 0 E: 0 K: 1 S: 4 H: 0 LOB: 0 BB: 1 P: 8	R: 1 E: 0 K: 1 S: 6 H: 1 LOB: 0 BB: 0 P: 6	1B: 7 2B: 3 3B: 0 HR: 3 SF: 0 SAC: 0 DP: 2 HBP: 0						

PITCHER		IP	WLS	BF	H	R	ER	SO	BB	IBB	HBP	BLK	WP	HR	S	P	ERA	WHIP
Ken Forsch, R ERA: 3.71	(1, 1)	6.2		29	8	2	2	0	3	0	0	0	0	1	26	38	2.70	1.650
Luis Sanchez, R ERA: 2.45	(7, 1)	0.1		4	2	3	3	0	1	0	0	0	0	1	3	7	81.00	9.000
Mike Witt, R ERA: 4.28	(8, 1)	3.0	W	12	3	1	1	2	1	0	0	0	0	1	15	19	3.00	1.333

PITCHER	IP	WLS	BF	H	R	ER	SO	BB	IBB	HBP	BLK	WP	HR	S	P	ERA	WHIP

TOP

New York Yankees @ California Angels

Anaheim Stadium, Anaheim, CA

Tue May 24 1983, 10:05 PM EDT

Att. 41,042 - Unknown

livebaseballscorecards.com

AB	40
R	6
H	13
RBI	6
BB	5
SO	2
LOB	20

WP: 0	PA: 45		
PB: 0			
SB: 0			
CS: 0			

New York Yankees @ California Angels

Anaheim Stadium, Anaheim, CA

Tue May 24 1983, 10:05 PM EDT

Att. 41,042 - Unknown

livebaseballscorecards.com

BOTTOM

Batter	1	2	3	4	5	6	7	8	9	10	AB	R	H	RBI	BB	SO	LOB
Rod Carew, L (1, 3) OBP: 0.468, SLG: 0.579	4-3		4-3	1-3			1B		G6-3 1-2f		5	0	1	0	0	0	3
Tim Foli, R (1, 6) OBP: 0.320, SLG: 0.348	F7		K		F9		F9			5-3	5	0	0	0	0	1	1
Reggie Jackson, L (1, 10) OBP: 0.321, SLG: 0.352	4-3			K	4-3		K			K	5	0	0	0	0	3	1
Fred Lynn, L (1, 8) OBP: 0.385, SLG: 0.555		FC6-4 BB		2B BB	K			HR		HBP 1B BB	2	3	1	1	3	1	0
Ron Jackson, R (1, 5) OBP: 0.340, SLG: 0.375		FC6-4 1B SF8 1-2f		2B 1-3		6-3		K		1B HBP 1-2	4	2	1	0	0	1	1
Ricky Adams, R (10, PR) OBP: 0.172, SLG: 0.111											0	1	0	0	0	0	0
Ellis Valentine, R (1, 9) OBP: 0.255, SLG: 0.375		1B 1-3		1B 2-H 3-H		4-3		K		1B 1-3 2-H	5	1	3	3	0	1	0
Bobby Grich, R (1, 4) OBP: 0.388, SLG: 0.386	SF8 3-H			E 1B BB		1B		P6		1B 1-2 3-H	3	0	2	2	1	0	0
Juan Beniquez, R (1, 7) OBP: 0.336, SLG: 0.358	F8			F3		P4			F8		4	0	0	0	0	0	4
Bob Boone, R (1, 2) OBP: 0.302, SLG: 0.341			F7	E8 1-3 2-H			F8		G6-3 BB		3	0	1	1	1	0	0

Inning Stats	1	2	3	4	5	6	7	8	9	10
	R: 0 E: 0 K: 0 S: 3	R: 1 E: 0 K: 0 S: 4	R: 0 E: 0 K: 1 S: 5	R: 3 E: 1 K: 1 S: 8	R: 0 E: 0 K: 1 S: 5	R: 0 E: 0 K: 0 S: 4	R: 0 E: 0 K: 1 S: 6	R: 1 E: 0 K: 2 S: 8	R: 0 E: 0 K: 0 S: 2	R: 2 E: 0 K: 1 S: 6
	H: 0 LOB: 0 BB: 0 P: 3	H: 1 LOB: 1 BB: 1 P: 8	H: 0 LOB: 0 BB: 0 P: 5	H: 3 LOB: 2 BB: 2 P: 16	H: 0 LOB: 0 BB: 0 P: 5	H: 1 LOB: 1 BB: 0 P: 4	H: 1 LOB: 1 BB: 0 P: 6	H: 1 LOB: 0 BB: 0 P: 8	H: 0 LOB: 0 BB: 1 P: 6	H: 2 LOB: 2 BB: 1 P: 11

1B: 6 SF: 1
2B: 2 SAC: 0
3B: 0 DP: 1
HR: 1 HBP: 1

WP: 0 PA: 43
PB: 0
SB: 0
CS: 0

PITCHER		IP	WLS	BF	H	R	ER	SO	BB	IBB	HBP	BLK	WP	HR	S	P	ERA	WHIP
Bob Shirley, L ERA: 4.93	(1, 1)	3.1		16	3	4	4	2	3	0	0	0	0	0	17	29	10.80	1.800
Dale Murray, R ERA: 5.54	(4, 1)	3.2		15	4	1	1	2	0	0	0	0	0	1	19	19	2.46	1.091
Rich Gossage, R ERA: 3.86	(8, 1)	2.0		6	0	0	0	2	1	0	0	0	0	0	9	13	0.00	0.500
Rudy May, L ERA: 7.0	(10, 1)	0.2	L	6	2	2	2	1	1	0	1	0	0	0	6	11	27.00	4.500

PITCHER	IP	WLS	BF	H	R	ER	SO	BB	IBB	HBP	BLK	WP	HR	S	P	ERA	WHIP

AB	36
R	7
H	9
RBI	7
BB	5
SO	7
LOB	10

Batter	1	2	3	4	5	6	7	8	9	AB	R	H	RBI	BB	SO	LOB
Willie Randolph, R (1, 4) OBP: 0.340, SLG: 0.302	5-3		6-3		L6			4-3		4	0	0	0	0	0	0
Ken Griffey, L (1, 3) OBP: 0.385, SLG: 0.465	G3		HR		G5-4-3, 1B			1B, 1B		4	1	3	1	0	0	0
Dave Winfield, R (1, 8) OBP: 0.348, SLG: 0.522	1B, 1B		F2		G5-4-3 1-2f			1-2, 1B		4	0	2	0	0	0	1
Don Baylor, R (1, 10) OBP: 0.369, SLG: 0.444	1-3, 1B		BBB, FC5-4, BB			5-3		F8		3	0	1	0	1	0	2
Lou Piniella, R (1, 7) OBP: 0.378, SLG: 0.425		6-3	FC5-4 1-2f			SSS, K		5-3		4	0	0	0	0	1	3
Steve Kemp, L (1, 9) OBP: 0.312, SLG: 0.415		SSS, K		4-3		G3			L4	4	0	0	0	0	1	0
Rick Cerone, R (1, 2) OBP: 0.225, SLG: 0.250		E4, 1B		F8			E5, L4-3		FC6-4, 1B	4	0	1	0	0	0	0
Bert Campaneris, R (1, 5) OBP: 0.423, SLG: 0.500		FC6 1-2, 1B		FC6-4, 1B			L4-3 1-2		FC6-4 1-2f	4	0	2	0	0	0	2
Andre Robertson, R (1, 6) OBP: 0.286, SLG: 0.318		FC6 1-2f		FC6-4 1-2f			F9		F8	4	0	0	0	0	0	4
Inning Stats	R: 0 E: 0 K: 0 S: 4 H: 2 LOB: 2 BB: 0 P: 4	R: 0 E: 1 K: 1 S: 7 H: 1 LOB: 2 BB: 0 P: 7	R: 1 E: 0 K: 0 S: 4 H: 1 LOB: 1 BB: 1 P: 8	R: 0 E: 0 K: 0 S: 4 H: 1 LOB: 1 BB: 0 P: 4	R: 0 E: 0 K: 0 S: 3 H: 1 LOB: 0 BB: 0 P: 3	R: 0 E: 0 K: 1 S: 5 H: 0 LOB: 0 BB: 0 P: 5	R: 0 E: 1 K: 0 S: 3 H: 0 LOB: 0 BB: 0 P: 3	R: 0 E: 0 K: 0 S: 5 H: 2 LOB: 2 BB: 0 P: 5	R: 0 E: 0 K: 0 S: 4 H: 1 LOB: 1 BB: 0 P: 4	1B: 8 2B: 1 3B: 0 HR: 1 SF: 0 SAC: 0 DP: 2 HBP: 0							

TOP

New York Yankees @ California Angels

Anaheim Stadium, Anaheim, CA

Wed May 25 1983, 10:05 PM EDT

Att. 45,385 - Unknown

livebaseballscorecards.com

AB	35
R	1
H	9
RBI	1
BB	1
SO	2
LOB	12

WP: 0 PB: 0 SB: 0 CS: 0 PA: 36

PITCHER	IP	WLS	BF	H	R	ER	SO	BB	IBB	HBP	BLK	WP	HR	S	P	ERA	WHIP
Tommy John, L (1, 1) ERA: 3.97	9.0	W	36	9	1	1	2	1	0	0	0	0	1	39	43	1.00	1.111

PITCHER	IP	WLS	BF	H	R	ER	SO	BB	IBB	HBP	BLK	WP	HR	S	P	ERA	WHIP

BOTTOM

New York Yankees @ California Angels

Anaheim Stadium, Anaheim, CA

Wed May 25 1983, 10:05 PM EDT

Att. 45,385 - Unknown

livebaseballscorecards.com

Batter	1	2	3	4	5	6	7	8	9	AB	R	H	RBI	BB	SO	LOB
Juan Beniquez, R (1, 7) OBP: 0.339, SLG: 0.369	0-0 BB 1B 3-1 1B	0-0 1-3 2-H 2B		0-0 5-3 ②		0-0 4-3 ① 2-3		0-0 F7 ①		5	1	2	1	0	0	1
Tim Foli, R (1, 6) OBP: 0.318, SLG: 0.345	0-0 3-1 BB 1B 1-2 1B	0-0 4-3 ①		0-0 1-3 ③		S S S 0-3 K ②		0-0 2B		4	1	1	0	0	1	3
Rob Wilfong, L (7, 5) OBP: 0.200, SLG: 0.333										1	0	1	0	0	0	0
Ellis Valentine, R (1, 9) OBP: 0.268, SLG: 0.423	B B B B 4-0 1B 3-1 1-2 2-3 BB	0-0 6-3 ②			0-0 1-3 ①	0-0 3-H HR		S S S 0-3 K ②		4	1	1	2	1	1	3
Fred Lynn, L (1, 8) OBP: 0.378, SLG: 0.539	0-0 3-1 ① 1-2 2-3 3-H	0-0 3-1 ③			0-0 4-3 ②	0-0 2B 1B		0-0 F8 ③		5	0	1	1	0	0	5
Bobby Grich, R (1, 4) OBP: 0.399, SLG: 0.427	0-0 6-3 ②		0-0 HR		B B B B 4-0 BB 2B BB	0-0 1-3 2B				3	2	2	1	1	0	2
Bobby Clark, R (1, 10) OBP: 0.280, SLG: 0.337	0-0 2-3 3-H 1B		0-0 4-3 ①		B B B B 4-0 2B 1-2 BB	S S S 0-3 K ③				3	0	1	1	1	1	2
Daryl Sconiers, L (1, 3) OBP: 0.316, SLG: 0.563	S S S 0-3 K ③		0-0 1-3 ②		0-0 1-3 2-H 2B		S S S 0-3 K ①			4	0	1	1	0	2	2
Bob Boone, R (1, 2) OBP: 0.301, SLG: 0.333		B B B B 4-0 E 2B BB	0-0 4-3 ③		0-0 P4 ③		0-0 F8 ②			3	1	0	0	1	0	2
Ricky Adams, R (1, 5) OBP: 0.182, SLG: 0.161 (7, 6)		0-0 E1 2B 1-2		S S S 0-3 K ①		0-0 4-3 HR 2B	S S S 0-3 K ③			4	1	1	0	0	2	1
Inning Stats	R: 2 E: 0 K: 1 S: 8 H: 3 LOB: 2 BB: 1 P: 12	R: 1 E: 1 K: 0 S: 5 H: 1 LOB: 2 BB: 1 P: 9	R: 1 E: 0 K: 0 S: 4 H: 1 LOB: 0 BB: 0 P: 4	R: 0 E: 0 K: 1 S: 5 H: 0 LOB: 0 BB: 0 P: 5	R: 1 E: 0 K: 0 S: 4 H: 1 LOB: 2 BB: 2 P: 12	R: 2 E: 0 K: 2 S: 11 H: 4 LOB: 2 BB: 0 P: 11	R: 0 E: 0 K: 2 S: 7 H: 0 LOB: 0 BB: 0 P: 7	R: 0 E: 0 K: 1 S: 6 H: 1 LOB: 1 BB: 0 P: 6		1B: 4 2B: 5 3B: 0 HR: 2	SF: 0 SAC: 0 DP: 0 HBP: 0						

	AB	36
	R	7
	H	11
	RBI	7
	BB	4
	SO	7
	LOB	21

	WP: 0	PA: 40
	PB: 0	
	SB: 0	
	CS: 0	

PITCHER		IP	WLS	BF	H	R	ER	SO	BB	IBB	HBP	BLK	WP	HR	S	P	ERA	WHIP
Shane Rawley, L ERA: 3.66	(1, 1)	5.2	L	31	9	7	6	3	4	0	0	0	0	2	33	49	9.53	2.294
Doyle Alexander, R ERA: 6.0	(6, 1)	2.1		9	2	0	0	4	0	0	0	0	0	0	17	17	0.00	0.857

PITCHER	IP	WLS	BF	H	R	ER	SO	BB	IBB	HBP	BLK	WP	HR	S	P	ERA	WHIP

Batter	1	2	3	4	5	6	7	8	9	10	11	12	AB	R	H	RBI	BB	SO	LOB
Rod Carew, L (1, 10) OBP: 0.469, SLG: 0.576	G3		2B 1B	FC6-4 1-2f 2-3 3-H		1B 1-3 1B		L6			BB 1B		6	0	3	1	0	0	3
Juan Beniquez, R (1, 7) OBP: 0.339, SLG: 0.376	K		1-3 2-H 2B	L7		S 1-3 3-H 1B			F8		K		6	0	2	2	0	2	3
Ron Jackson, R (1, 5) OBP: 0.322, SLG: 0.340	K	2-3			F9	6-3 1-2			F3		BB 1-2		5	0	0	0	1	1	4
Fred Lynn, L (1, 8) OBP: 0.376, SLG: 0.537		4-3 2B	4-3		1B		G3		K		F8		6	0	2	0	0	1	4
Daryl Sconiers, L (1, 3) OBP: 0.317, SLG: 0.545		4-3 2-3		1B SF9 1B	F8		F8			F5		1B 1B 1B	6	2	2	0	0	0	2
Bobby Grich, R (1, 4) OBP: 0.396, SLG: 0.423		5-3		SF9 1-3 FC6-4 1B	5-3		F9			F9 1B		K	6	1	2	0	0	1	3
Ellis Valentine, R (1, 9) OBP: 0.258, SLG: 0.404		K		SF9 2-3 3-H		G3		E5 SH1-4		F9 1-2		1B 1-3 1B	5	0	1	1	0	1	2
Bob Boone, R (1, 2) OBP: 0.304, SLG: 0.336			5-3	FC6-4 HBP 1B		F4		SH1-4 1-2		L4		G4-6-3 1-2 3-H 1B	5	0	2	1	0	0	1
Ricky Adams, R (1, 6) OBP: 0.231, SLG: 0.222			2B 2B	FC6-4 1-2 HBP		1B 1B		F8			F4	G4-6-3 1-2f	5	2	2	0	0	0	3

| Inning Stats | | |

California Angels @ Cleveland Indians

Cleveland Municipal Stadium, Cleveland, OH

Fri May 27 1983, 7:05 PM EDT

Att. 24,776 - Unknown

BOTTOM

livebaseballscorecards.com

Batter	1	2	3	4	5	6	7	8	9	10	11	12	AB	R	H	RBI	BB	SO	LOB
Rick Manning, L (1, 8) OBP: 0.318, SLG: 0.319	F8	CS 1-2	F9 SH1-4 1B 1B	F9			F1		SH1-4 1B		8-4 1B		6	1	3	0	0	0	1
Toby Harrah, R (1, 5) OBP: 0.353, SLG: 0.261	S 1B		SH1-4 1-2		G6-3 1B		BBBB 1B FC6-4 BB		SH1-4 1-2		8-4 1-2f		3	1	2	0	1	0	1
Mike Hargrove, L (1, 3) OBP: 0.352, SLG: 0.366	F5 1-2		F9 2-3		G6-3 1-2f		FC6-4 1-3 1B		5-3			FC5-4 1B	4	0	1	0	0	0	3
Miguel Dilone, S (7, PR) OBP: 0.381, SLG: 0.353													0	0	0	0	0	0	0
George Vukovich, L (8, 9) OBP: 0.215, SLG: 0.253													2	0	1	0	0	0	1
Andre Thornton, R (1, 10) OBP: 0.454, SLG: 0.497	SSS K		BBBB 1B BB		F9		IIII FC6-4 IBB		IIII IBB			FC5-4 1-3 1-2f	3	0	0	0	3	1	2
Mike Fischlin, R (12, PR) OBP: 0.318, SLG: 0.359													0	0	0	0	0	0	0
Bake McBride, L (1, 9) OBP: 0.330, SLG: 0.340		G3 2B 2B	FC4-6 1-2 3-H 1B			F8	FC6-4 FC5-4 1-2f 2-3 3-H		L4			1-3 1-2	3	1	2	1	0	0	0
Alan Bannister, R (7, PH) OBP: 0.318, SLG: 0.374 (8, 7)													3	0	0	1	0	0	5
Manny Trillo, R (1, 4) OBP: 0.368, SLG: 0.331		G3 2-3	FC4-6 1-2f			BBBB PB 1B BB	FC5-4 1-2f			SSS K		F8	5	0	0	0	1	1	8
Broderick Perkins, L (1, 7) OBP: 0.333, SLG: 0.353 (8, 3)	1B 3-H 2B	G3				PB 1-2 1B	4-3		4-3				5	1	2	1	0	0	0
Julio Franco, R (1, 6) OBP: 0.296, SLG: 0.411	5-3	6-3				SSS K 1-2 2-3	G3		F7				5	0	0	0	0	1	3
Ron Hassey, L (1, 2) OBP: 0.344, SLG: 0.309	CS 2-H 1B	1B				F8	4-3				F8		5	0	2	1	0	0	2
Inning Stats	R: 0 H: 1 E: 0 LOB: 1 K: 1 BB: 0 S: 6 P: 6	R: 2 H: 3 E: 0 LOB: 0 K: 0 BB: 0 S: 5 P: 5	R: 1 H: 2 E: 0 LOB: 2 K: 0 BB: 1 S: 5 P: 9	R: 0 H: 1 E: 0 LOB: 1 K: 0 BB: 0 S: 4 P: 4	R: 0 H: 1 E: 0 LOB: 0 K: 0 BB: 0 S: 3 P: 3	R: 0 H: 1 E: 0 LOB: 2 K: 1 BB: 1 S: 6 P: 10	R: 1 H: 1 E: 0 LOB: 3 K: 0 BB: 2 S: 4 P: 12	R: 0 H: 0 E: 0 LOB: 0 K: 0 BB: 0 S: 3 P: 3	R: 0 H: 1 E: 0 LOB: 2 K: 0 BB: 1 S: 4 P: 8	R: 0 H: 0 E: 0 LOB: 0 K: 1 BB: 0 S: 5 P: 5	R: 0 H: 1 E: 0 LOB: 0 K: 0 BB: 0 S: 3 P: 3	R: 0 H: 1 E: 0 LOB: 2 K: 0 BB: 0 S: 4 P: 4	1B: 11 SF: 0 2B: 3 SAC: 2 3B: 0 DP: 2 HR: 0 HBP: 0						

	AB	44
	R	4
	H	13
	RBI	4
	BB	5
	SO	3
	LOB	26

WP: 0 PA: 52
PB: 1
SB: 1
CS: 1

PITCHER		IP	WLS	BF	H	R	ER	SO	BB	IBB	HBP	BLK	WP	HR	S	P	ERA	WHIP
Bruce Kison, R ERA: 3.23	(1, 1)	6.0		27	9	3	3	2	2	0	0	0	0	0	29	37	4.50	1.833
Andy Hassler, L ERA: 5.73	(7, 1)	0.1		4	1	1	1	0	1	1	0	0	0	0	2	10	27.00	6.000
Luis Sanchez, R ERA: 2.09	(7, 1)	5.2	W	20	3	0	0	1	0	1	0	0	0	0	21	25	0.00	0.529

PITCHER	IP	WLS	BF	H	R	ER	SO	BB	IBB	HBP	BLK	WP	HR	S	P	ERA	WHIP

California Angels @ Cleveland Indians

Cleveland Municipal Stadium, Cleveland, OH

Sat May 28 1983, 7:05 PM EDT

Att. 9,805 - Unknown

TOP

livebaseballscorecards.com

Batter	1	2	3	4	5	6	7	8	9	AB	R	H	RBI	BB	SO	LOB
Rod Carew, L (1, 10) OBP: 0.479, SLG: 0.578	E4 BB 1B BB	FC5-4 1B		1B 1B 1-2 1B		G4-6-3 IBB			4-3 SH3-4 2B BB	3	2	2	0	2	0	0
Juan Beniquez, R (1, 9) OBP: 0.344, SLG: 0.380	BB BB HR 1-2 1B	FC5-4 1-2f		1B 1-2 2-H 1B		G4-6-3 1-2f			SH3-4 1-2	4	1	2	1	0	0	3
Ron Jackson, R (1, 5) OBP: 0.328, SLG: 0.333	BB HR 1-2 2-3 BB	4-3		1-2 2-3 1B			6-3		4-3 2-3	4	1	1	0	1	0	2
Fred Lynn, L (1, 8) OBP: 0.377, SLG: 0.524	HR 1-2 2-3 3-H BB	F8	F8				K		2B BB	3	1	0	1	2	1	3
Daryl Sconiers, L (1, 3) OBP: 0.322, SLG: 0.585	HR 1-H 2-H 3-H	F8		4-3			F9		1-3 3-H 2B	5	1	2	5	0	0	0
Bobby Grich, R (1, 4) OBP: 0.403, SLG: 0.421	K	6-3		CS 1B				5-3 SH1-4 BB	FC6-4 IBB	3	0	1	0	2	1	0
Bobby Clark, R (1, 7) OBP: 0.278, SLG: 0.333	G4-6-3 1B		K	K 1-2				SH1-4 1-2	FC6-4 1-2f	4	0	1	0	0	2	4
Bob Boone, R (1, 2) OBP: 0.303, SLG: 0.333	G4-6-3 1-2f		F5			SH1-4 1B		5-3 2-3		4	0	1	0	0	0	2
Ricky Adams, R (1, 6) OBP: 0.238, SLG: 0.211		K	1B 1B BB			SH1-4 1-2		F8		2	1	0	0	1	1	1

	AB	32
	R	7
	H	10
	RBI	7
	BB	8
	SO	5
	LOB	15

Inning Stats																																		
	R: 5	E: 1	K: 1	S: 8	H: 3	LOB: 0	BB: 2	P: 16	R: 0	E: 0	K: 1	S: 6	H: 1	LOB: 1	BB: 0	P: 6	R: 0	E: 0	K: 0	S: 3	H: 0	LOB: 0	BB: 0	P: 3	R: 1	E: 0	K: 1	S: 8	H: 3	LOB: 3	BB: 1	P: 12	R: 0	E: 0	K: 1	S: 5	H: 1	LOB: 0	BB: 0	P: 5	R: 0	E: 0	K: 0	S: 3	H: 1	LOB: 1	BB: 1	P: 7	R: 0	E: 0	K: 1	S: 5	H: 0	LOB: 0	BB: 0	P: 5	R: 0	E: 0	K: 0	S: 3	H: 0	LOB: 1	BB: 1	P: 7	R: 1	E: 0	K: 0	S: 4	H: 1	LOB: 3	BB: 3	P: 16	1B: 8	2B: 1	3B: 0	HR: 1	SF: 0	SAC: 3	DP: 2	HBP: 0	WP: 0	PB: 0	SB: 0	CS: 1	PA: 43
---	---	---	---	---	---	---	---	---	---	---	---	---	---	---	---	---	---	---

BOTTOM

California Angels @ Cleveland Indians

Cleveland Municipal Stadium, Cleveland, OH

Sat May 28 1983, 7:05 PM EDT

Att. 9,805 - Unknown

livebaseballscorecards.com

Batter	1	2	3	4	5	6	7	8	9	AB	R	H	RBI	BB	SO	LOB
Alan Bannister, R (1, 7) OBP: 0.316, SLG: 0.369	6-3		F7	FC6 1-3			1-3			4	0	1	0	0	0	1
Toby Harrah, R (1, 5) OBP: 0.337, SLG: 0.250	5-3		F7	SF7 3-H			5-3			3	0	0	1	0	0	1
Mike Hargrove, L (1, 3) OBP: 0.349, SLG: 0.359	3-1		BBBB 2B 1-2 BB	FC6 1-2f			4-3			3	1	0	0	1	0	1
Andre Thornton, R (1, 10) OBP: 0.455, SLG: 0.503		1B 1B	2B 1-3 2-H 2B		F8			F8		4	1	2	1	0	0	0
Bake McBride, L (1, 9) OBP: 0.336, SLG: 0.356		F8	1B 2-H 3-H 2B		CS 1B			G3		4	0	2	2	0	0	1
Manny Trillo, R (1, 4) OBP: 0.365, SLG: 0.328		F7	2-3 1B		F7 1-2			F7		4	0	1	0	0	0	2
Rick Manning, L (1, 8) OBP: 0.322, SLG: 0.323		FC4-6 1-2 1B	L3			F9			G5-4-3 1B	4	0	2	0	0	0	2
Julio Franco, R (1, 6) OBP: 0.289, SLG: 0.401		FC4-6 1-2f		F9		F6			G5-4-3 1-2f	4	0	0	0	0	0	3
Chris Bando, S (1, 2) OBP: 0.362, SLG: 0.314			BB 2B 1B	BBBB 1B SF7 BB		5-3			F8	3	2	1	0	1	0	0
Inning Stats	R: 0 E: 0 K: 0 S: 3 H: 0 LOB: 0 BB: 0 P: 3	R: 0 E: 0 K: 0 S: 5 H: 2 LOB: 2 BB: 0 P: 5	R: 3 E: 0 K: 0 S: 7 H: 4 LOB: 2 BB: 1 P: 11	R: 1 E: 0 K: 0 S: 4 H: 1 LOB: 1 BB: 1 P: 8	R: 0 E: 0 K: 0 S: 3 H: 1 LOB: 0 BB: 0 P: 3	R: 0 E: 0 K: 0 S: 3 H: 0 LOB: 0 BB: 0 P: 3	R: 0 E: 0 K: 0 S: 3 H: 0 LOB: 0 BB: 0 P: 3	R: 0 E: 0 K: 0 S: 3 H: 0 LOB: 0 BB: 0 P: 3	R: 0 E: 0 K: 0 S: 3 H: 1 LOB: 0 BB: 0 P: 3	1B: 7 2B: 2 3B: 0 HR: 0 SF: 1 SAC: 0 DP: 1 HBP: 0				WP: 0 PB: 0 SB: 0 CS: 1		PA: 36

PITCHER	IP	WLS	BF	H	R	ER	SO	BB	IBB	HBP	BLK	WP	HR	S	P	ERA	WHIP
Geoff Zahn, L (1, 1) ERA: 2.76	9.0	W	36	9	4	4	0	2	0	0	0	0	0	34	42	4.00	1.222

PITCHER	IP	WLS	BF	H	R	ER	SO	BB	IBB	HBP	BLK	WP	HR	S	P	ERA	WHIP

AB	33
R	4
H	9
RBI	4
BB	2
SO	0
LOB	11

California Angels @ Cleveland Indians

Cleveland Municipal Stadium, Cleveland, OH

Sun May 29 1983, 3:33 AM EDT

Att. 11,746 - Unknown

TOP

livebaseballscorecards.com

Batter	1	2	3	4	5	6	7	8	9	AB	R	H	RBI	BB	SO	LOB
Rod Carew, L (1, 10) OBP: 0.482, SLG: 0.579	F8		3-1 1-2 1B		1B 1B		3-1		FC5-4 1B	5	0	3	0	0	0	0
Juan Beniquez, R (1, 7) (9, 9) OBP: 0.338, SLG: 0.373	K		3-1 1-2 2-3		1-2 1B		F8		FC5-4 1-2f HR	5	1	1	0	0	1	3
Reggie Jackson, L (1, 9) OBP: 0.317, SLG: 0.371	K		SF7 3-H		F7		G3		1-H HR	4	1	1	3	0	1	2
Bobby Clark, R (9, 7) OBP: 0.278, SLG: 0.333										0	0	0	0	0	0	0
Fred Lynn, L (1, 8) OBP: 0.384, SLG: 0.543		BB 1B FC4-6	BB		G3			HR	F8	3	2	1	1	2	0	2
Doug DeCinces, R (1, 5) OBP: 0.349, SLG: 0.588		FC4-6 1-3 1B	F6			WP 1B 1B		F7	F4	5	1	2	0	0	0	2
Ron Jackson, R (9, 5) OBP: 0.328, SLG: 0.333										0	0	0	0	0	0	0
Daryl Sconiers, L (1, 3) OBP: 0.308, SLG: 0.558	FC4-6 1-2f 3-H			3-1		K		F7		4	0	0	1	0	1	2
Bobby Grich, R (1, 4) OBP: 0.405, SLG: 0.419	K		F6	F7		1-H 1B		BB 1B		3	0	1	1	1	1	1
Bob Boone, R (1, 2) OBP: 0.301, SLG: 0.331	F8			F9		F7		1-3 1B		4	0	1	0	0	0	2
Ricky Adams, R (1, 6) OBP: 0.239, SLG: 0.214			3-1 SF7 1B		5-3	5-3		4-3		4	1	1	0	0	0	3

	AB	37
	R	6
	H	11
	RBI	6
	BB	3
	SO	4
	LOB	17

Inning Stats																		
	R: 0	H: 0	R: 1	H: 1	R: 1	H: 2	R: 0	H: 0	R: 0	H: 2	R: 1	H: 2	R: 0	H: 0	R: 1	H: 2	R: 2	H: 2
	E: 0	LOB: 0	E: 0	LOB: 1	E: 0	LOB: 2	E: 0	LOB: 0	E: 0	LOB: 2	E: 0	LOB: 1	E: 0	LOB: 0	E: 0	LOB: 2	E: 0	LOB: 0
	K: 2	BB: 0	K: 1	BB: 1	K: 0	BB: 1	K: 0	BB: 0	K: 0	BB: 0	K: 1	BB: 0	K: 0	BB: 0	K: 0	BB: 1	K: 0	BB: 0
	S: 7	P: 7	S: 6	P: 10	S: 5	P: 9	S: 3	P: 3	S: 5	P: 5	S: 7	P: 7	S: 3	P: 3	S: 5	P: 9	S: 5	P: 5

	1B: 9	SF: 1	WP: 1	PA: 41
	2B: 0	SAC: 0	PB: 0	
	3B: 0	DP: 0	SB: 0	
	HR: 2	HBP: 0	CS: 0	

PITCHER		IP	WLS	BF	H	R	ER	SO	BB	IBB	HBP	BLK	WP	HR	S	P	ERA	WHIP
Rick Sutcliffe, R ERA: 3.84	(1, 1)	7.2		35	9	4	4	4	3	0	0	0	1	1	40	52	4.70	1.565
Dan Spillner, R ERA: 6.16	(8, 1)	1.1	L	6	2	2	2	0	0	0	0	0	0	1	6	6	13.50	1.500

PITCHER	IP	WLS	BF	H	R	ER	SO	BB	IBB	HBP	BLK	WP	HR	S	P	ERA	WHIP

California Angels @ Cleveland Indians

Cleveland Municipal Stadium, Cleveland, OH

Sun May 29 1983, 3:33 AM EDT

Att. 11,746 - Unknown

livebaseballscorecards.com

BOTTOM

Batter	1	2	3	4	5	6	7	8	9	AB	R	H	RBI	BB	SO	LOB
Rick Manning, L (1, 8) OBP: 0.319, SLG: 0.320	4-3		CS 1B		F7		5-3 1-2		4-3	5	0	1	0	0	0	2
Toby Harrah, R (1, 5) OBP: 0.340, SLG: 0.260	4-1 1B		4-3 1-2			F7	2-H 1B		4-3	5	0	2	1	0	0	1
Mike Hargrove, L (1, 3) OBP: 0.353, SLG: 0.369	4-1 1-3			1B G6-3 2B		BB 1B	F9			4	1	2	0	0	0	2
Andre Thornton, R (1, 10) OBP: 0.466, SLG: 0.507	BB FC6-4			G6-3 2-3 1B		BB 1-2		SH3-4 1B BB		1	1	1	0	3	0	0
Bake McBride, L (1, 9) OBP: 0.327, SLG: 0.346 George Vukovich, L (8, 9) OBP: 0.215, SLG: 0.253	FC6-4 1-2f			G6-3 1-2f 3-H		F7		SH3-4 1-2		3 0	0 0	0 0	0 0	0 0	0 0	5 0
Broderick Perkins, L (1, 7) OBP: 0.308, SLG: 0.324 Alan Bannister, R (8, PH) OBP: 0.313, SLG: 0.365 (9, 7)		G3		L4		F9		K		3 1	0 0	0 0	0 0	0 0	0 1	2 1
Manny Trillo, R (1, 4) OBP: 0.368, SLG: 0.341		K			F7		1B FC6-4 2B	2-H 1B		4	1	2	1	0	1	0
Julio Franco, R (1, 6) OBP: 0.294, SLG: 0.400		6-3			BB CS		2-3 FC6-4 1B	K		3	0	1	0	1	1	1
Ron Hassey, L (1, 2) OBP: 0.348, SLG: 0.325 Pat Tabler, R (7, PH) OBP: 0.407, SLG: 0.479 Miguel Dilone, S (7, PR) OBP: 0.381, SLG: 0.353 Jim Essian, R (8, 2) OBP: 0.150, SLG: 0.063 Mike Fischlin, R (9, PH) OBP: 0.311, SLG: 0.350			K	1-2 2B			FC6-4 5-3 1-2f 3-H 1B		K	2 1 0 0 1	0 0 1 0 0	1 0 0 0 0	0 1 0 0 0	0 0 0 0 0	1 1 0 0 1	0 1 0 0 0
Inning Stats	R: 0 E: 0 K: 0 S: 4 H: 1 LOB: 2 BB: 1 P: 8	R: 0 E: 0 K: 1 S: 5 H: 0 LOB: 0 BB: 0 P: 5	R: 0 E: 0 K: 1 S: 5 H: 1 LOB: 0 BB: 0 P: 5	R: 1 E: 0 K: 0 S: 4 H: 2 LOB: 0 BB: 0 P: 4	R: 0 E: 0 K: 0 S: 3 H: 1 LOB: 1 BB: 1 P: 7	R: 0 E: 0 K: 0 S: 4 H: 1 LOB: 2 BB: 1 P: 8	R: 2 E: 0 K: 0 S: 6 H: 3 LOB: 1 BB: 0 P: 6	R: 1 E: 0 K: 2 S: 8 H: 1 LOB: 1 BB: 1 P: 12	R: 0 E: 0 K: 1 S: 5 H: 0 LOB: 0 BB: 0 P: 5	1B: 7 2B: 3 3B: 0 HR: 0	SF: 0 SAC: 1 DP: 1 HBP: 0						

	AB	33
	R	4
	H	10
	RBI	3
	BB	4
	SO	5
	LOB	15

WP: 0 PB: 0 SB: 0 CS: 2 PA: 38

PITCHER		IP	WLS	BF	H	R	ER	SO	BB	IBB	HBP	BLK	WP	HR	S	P	ERA	WHIP
Ken Forsch, R ERA: 3.79	(1, 1)	6.0		26	8	3	3	2	3	0	0	0	0	0	27	39	4.50	1.833
Andy Hassler, L ERA: 5.84	(7, 1)	1.1		6	1	1	1	0	1	0	0	0	0	0	5	9	6.75	1.500
Mike Witt, R ERA: 4.08	(8, 1)	1.2	W	6	1	0	0	3	0	0	0	0	0	0	12	12	0.00	0.600

PITCHER		IP	WLS	BF	H	R	ER	SO	BB	IBB	HBP	BLK	WP	HR	S	P	ERA	WHIP

California Angels @ Cleveland Indians

Cleveland Municipal Stadium, Cleveland, OH

Mon May 30 1983, 7:05 PM EDT

Att. 5,137 - Unknown

TOP

livebaseballscorecards.com

Batter	1	2	3	4	5	6	7	8	9	AB	R	H	RBI	BB	SO	LOB
Rod Carew, L (1, 10) OBP: 0.480, SLG: 0.573	L5		1-2 1B		1B		FC6-4 1-2f		3-1	5	0	2	0	0	0	1
Tim Foli, R (1, 6) OBP: 0.314, SLG: 0.340	6-3		4-3		F9			HR 1B	5-3	5	1	1	0	0	0	3
Reggie Jackson, L (1, 9) OBP: 0.313, SLG: 0.387	F8			3-1		F7		1-H HR	K	5	1	1	2	0	1	0
Fred Lynn, L (1, 8) OBP: 0.387, SLG: 0.542 Bobby Clark, R (8, PR) OBP: 0.278, SLG: 0.333 (8, 7)		4-3		1B SF7 1B		F7		FC6-4 1B		4 0	1 0	2 0	0 0	0 0	0 0	0 0
Doug DeCinces, R (1, 5) OBP: 0.353, SLG: 0.592		6-3		1-3 1B		2B		FC6-4 1-2f WP		4	0	2	0	0	0	1
Daryl Sconiers, L (1, 3) OBP: 0.295, SLG: 0.539		4-3		SF7 3-H		4-3		F7 1-2		3	0	0	1	0	0	2
Bobby Grich, R (1, 4) OBP: 0.401, SLG: 0.409			F4	K			FC5-4 HBP	K		3	0	0	0	0	2	3
Juan Beniquez, R (1, 7) OBP: 0.336, SLG: 0.392 (8, 8)			K	K2-3			F9		HR	4	1	1	1	0	2	1
Joe Ferguson, R (1, 2) Rob Wilfong, L (9, PH) OBP: 0.250, SLG: 0.563 Bob Boone, R (9, 2) OBP: 0.301, SLG: 0.331			BBBB 1B BB		F8		FC5-4 1-2f FC6-4		HR	2 1 0	0 1 0	0 1 0	0 1 0	1 0 0	0 0 0	1 0 0
Inning Stats	R: 0 E: 0 K: 0 S: 3 H: 0 LOB: 0 BB: 0 P: 3	R: 0 E: 0 K: 0 S: 3 H: 0 LOB: 0 BB: 0 P: 3	R: 0 E: 0 K: 1 S: 6 H: 1 LOB: 2 BB: 1 P: 10	R: 1 E: 0 K: 1 S: 7 H: 2 LOB: 1 BB: 0 P: 7	R: 0 E: 0 K: 1 S: 6 H: 1 LOB: 1 BB: 0 P: 6	R: 0 E: 0 K: 0 S: 4 H: 1 LOB: 1 BB: 0 P: 4	R: 0 E: 0 K: 0 S: 3 H: 0 LOB: 1 BB: 0 P: 4	R: 2 E: 0 K: 1 S: 8 H: 3 LOB: 2 BB: 0 P: 8	R: 2 E: 0 K: 1 S: 7 H: 2 LOB: 0 BB: 0 P: 7	1B: 6 2B: 1 3B: 0 HR: 3 SF: 1 SAC: 0 DP: 0 HBP: 1	WP: 1 PB: 0 SB: 0 CS: 0 PA: 39					

	AB	36
	R	5
	H	10
	RBI	5
	BB	1
	SO	5
	LOB	12

PITCHER		IP	WLS	BF	H	R	ER	SO	BB	IBB	HBP	BLK	WP	HR	S	P	ERA	WHIP
Lary Sorensen, R ERA: 4.09	(1, 1)	7.0		31	8	3	3	3	1	0	1	0	0	1	35	40	3.86	1.286
Bud Anderson, R ERA: 5.79	(8, 1)	1.0		5	2	2	2	1	0	0	0	0	1	2	7	7	18.00	2.000
Neal Heaton, L ERA: 1.24	(9, 1)	1.0	W	3	0	0	0	1	0	0	0	0	0	0	5	5	0.00	0.000

PITCHER	IP	WLS	BF	H	R	ER	SO	BB	IBB	HBP	BLK	WP	HR	S	P	ERA	WHIP

Batter	1	2	3	4	5	6	7	8	9	AB	R	H	RBI	BB	SO	LOB
Miguel Dilone, S (1, 7) OBP: 0.423, SLG: 0.409	6-3	K		1B		E 1B		G1-6-3 1B 1-2		5	1	3	0	0	1	1
Manny Trillo, R (1, 4) OBP: 0.369, SLG: 0.343	1B 5-3 1B		6-3	5-3		E7 SF8 1-H		G1-6-3 1-2f		5	1	2	0	0	0	3
Mike Hargrove, L (1, 3) OBP: 0.360, SLG: 0.386 Mike Fischlin, R (9, PR) OBP: 0.311, SLG: 0.350	5-3 1-2		1B 1B		1B 2B	SF8 3-H			1B WP FC6-2 1B	4 0	2 0	3 0	1 0	0 0	0 0	1 0
Andre Thornton, R (1, 10) OBP: 0.465, SLG: 0.500	2-3 1B		L6		5-3	6-3			FC6-2 1B 1-2 1B IBB	4	1	1	0	1	0	2
Toby Harrah, R (1, 5) OBP: 0.354, SLG: 0.280	F8		FC5 1B 1-2 1B		6-3		L3 1B		1B FC6-2 1-2 2-3 1B	5	0	3	0	0	0	3
Julio Franco, R (1, 6) OBP: 0.302, SLG: 0.399		BBB 6-3 1B BB	1-2 2-H 1B		BBB 1B BB		L3 1-2		FC6-2 1B 1-2 2-3 3-Hf	3	1	1	1	2	0	4
Alan Bannister, R (1, 9) OBP: 0.311, SLG: 0.361 Broderick Perkins, L (9, PH) OBP: 0.325, SLG: 0.342		F9	FC5 2-3f		1-2 2-H 1B		4-3		1-2 2-3 3-H 1B	4 1	0 0	1 1	1 1	0 0	0 0	3 0
Rick Manning, L (1, 8) OBP: 0.317, SLG: 0.318		6-3 1-2		4-3	SSS K			1B		4	0	1	0	0	1	3
Chris Bando, S (1, 2) OBP: 0.355, SLG: 0.309		2-H 1B		F9		5-3		F3		4	0	1	1	0	0	1
Inning Stats	R: 0 E: 0 K: 0 S: 5 H: 2 LOB: 2 BB: 0 P: 5	R: 1 E: 0 K: 1 S: 6 H: 1 LOB: 1 BB: 1 P: 10	R: 1 E: 0 K: 0 S: 6 H: 3 LOB: 2 BB: 0 P: 6	R: 0 E: 0 K: 0 S: 4 H: 1 LOB: 1 BB: 0 P: 4	R: 1 E: 0 K: 1 S: 7 H: 2 LOB: 2 BB: 1 P: 11	R: 2 E: 1 K: 0 S: 5 H: 2 LOB: 0 BB: 0 P: 5	R: 0 E: 0 K: 0 S: 3 H: 1 LOB: 0 BB: 0 P: 3	R: 0 E: 0 K: 0 S: 4 H: 2 LOB: 1 BB: 0 P: 4	R: 1 E: 0 K: 0 S: 4 H: 3 LOB: 3 BB: 1 P: 8	1B: 16 2B: 2 3B: 0 HR: 0 SF: 1 SAC: 0 DP: 2 HBP: 0							

PITCHER		IP	WLS	BF	H	R	ER	SO	BB	IBB	HBP	BLK	WP	HR	S	P	ERA	WHIP
Tommy John, L ERA: 4.09	(1, 1)	7.0		34	12	5	4	2	2	0	0	0	0	0	36	44	5.14	2.000
John Curtis, L ERA: 2.7	(8, 1)	1.0		4	2	0	0	0	0	0	0	0	0	0	4	4	0.00	2.000
Luis Sanchez, R ERA: 2.31	(9, 1)	0.1	L	5	3	1	1	0	0	1	0	0	1	0	4	8	27.00	9.000

PITCHER	IP	WLS	BF	H	R	ER	SO	BB	IBB	HBP	BLK	WP	HR	S	P	ERA	WHIP

BOTTOM

California Angels @ Cleveland Indians

Cleveland Municipal Stadium, Cleveland, OH

Mon May 30 1983, 7:05 PM EDT

Att. 5,137 - Unknown

livebaseballscorecards.com

AB	39
R	6
H	17
RBI	5
BB	3
SO	2
LOB	21

Batter	1	2	3	4	5	6	7	8	9	AB	R	H	RBI	BB	SO	LOB
Rod Carew, L (1, 3) OBP: 0.475, SLG: 0.563	G3		K			F7	IBB			3	0	0	0	1	1	0
Tim Foli, R (1, 6) OBP: 0.313, SLG: 0.338	G1-6-3 1B			F9		F4	1-3			4	0	1	0	0	0	2
Ellis Valentine, R (1, 9) OBP: 0.242, SLG: 0.377	G1-6-3 1-2f			4-3		6-3		K		4	0	0	0	0	1	1
Reggie Jackson, L (1, 10) OBP: 0.318, SLG: 0.386		F9		1B			BB 1B 1B BB	K		3	1	1	0	1	1	0
Doug DeCinces, R (1, 5) OBP: 0.350, SLG: 0.584		6-3		F9			1-2 1B BB 1B	F6		4	1	1	0	0	0	1
Bobby Grich, R (1, 4) OBP: 0.404, SLG: 0.407		1B			E5 FC1-5 1B		1-2 2-3 1B 3-1 BB		F4	3	1	1	0	1	0	0
Juan Beniquez, R (1, 8) OBP: 0.340, SLG: 0.396		4-3			G5-3 FC1-5 1-2 1B		1-3 2-H 3-H 3-1 1B		6-3	4	0	2	2	0	0	1
Bobby Clark, R (1, 7) OBP: 0.267, SLG: 0.320			4-3		FC1-5 1-2 2-3f		K		F9	4	0	0	0	0	1	4
Bob Boone, R (1, 2) OBP: 0.296, SLG: 0.324			L3		G5-3 2-3f		3-1 1-2 3-H			3	0	0	1	0	0	3
Inning Stats	R: 0 E: 0 K: 0 S: 3 H: 1 LOB: 0 BB: 0 P: 3	R: 0 E: 0 K: 0 S: 4 H: 1 LOB: 1 BB: 0 P: 4	R: 0 E: 0 K: 1 S: 5 H: 0 LOB: 0 BB: 0 P: 5	R: 0 E: 0 K: 0 S: 4 H: 1 LOB: 1 BB: 0 P: 4	R: 0 E: 1 K: 0 S: 4 H: 1 LOB: 1 BB: 0 P: 4	R: 0 E: 0 K: 0 S: 3 H: 0 LOB: 0 BB: 0 P: 3	R: 3 E: 0 K: 1 S: 7 H: 2 LOB: 2 BB: 3 P: 19	R: 0 E: 0 K: 2 S: 7 H: 0 LOB: 0 BB: 0 P: 7	R: 0 E: 0 K: 0 S: 3 H: 0 LOB: 0 BB: 0 P: 3	1B: 6 2B: 0 3B: 0 HR: 0 SF: 0 SAC: 0 DP: 2 HBP: 0						

PITCHER		IP	WLS	BF	H	R	ER	SO	BB	IBB	HBP	BLK	WP	HR	S	P	ERA	WHIP
Shane Rawley, L ERA: 3.73	(1, 1)	6.0		24	5	3	3	1	2	0	0	0	0	0	24	32	4.50	1.167
Dale Murray, R ERA: 4.97	(7, 1)	3.0	W	11	1	0	0	3	0	1	0	0	0	0	16	20	0.00	0.333

PITCHER	IP	WLS	BF	H	R	ER	SO	BB	IBB	HBP	BLK	WP	HR	S	P	ERA	WHIP

TOP

California Angels @ New York Yankees

Yankee Stadium, Bronx, NY

Tue May 31 1983, 7:05 PM EDT

Att. 20,219 - Unknown - 66 F

livebaseballscorecards.com

AB	32
R	3
H	6
RBI	3
BB	3
SO	4
LOB	12

PA: 35

WP: 0
PB: 0
SB: 0
CS: 0

Batter	1	2	3	4	5	6	7	8	9	AB	R	H	RBI	BB	SO	LOB
Bert Campaneris, R (1, 4) OBP: 0.400, SLG: 0.469	SH1-3 SF9 2B		F9		CS BB		F8			3	1	1	0	1	0	0
Roy Smalley, S (1, 5) OBP: 0.354, SLG: 0.444	SH1-3 2-3		K		F4			S BB SF8 BB		2	1	0	0	1	1	1
Dave Winfield, R (1, 7) OBP: 0.351, SLG: 0.524	SF9 3-H		K		CS 1-2	G3 2B		1-2 S E BB		2	1	1	1	1	1	0
Don Baylor, R (1, 10) OBP: 0.360, SLG: 0.422	K		P3			G3 2-3		SF8 1-2 2-H		3	0	0	1	0	1	2
Lou Piniella, R (1, 9) OBP: 0.397, SLG: 0.412		5-3		BB		BB		E8 1-3 1B 2-H		2	0	1	1	2	0	0
Jerry Mumphrey, S (8, PR) OBP: 0.291, SLG: 0.357										0	1	0	0	0	0	0
(9, 8)																
Steve Balboni, R (1, 3)		BB WP 1B		F7		F3		1-3 1B IBB		2	0	0	0	1	0	3
Oscar Gamble, L (8, PH) OBP: 0.457, SLG: 0.639										0	1	0	0	1	0	0
(9, 9)																
Butch Wynegar, S (1, 2) OBP: 0.429, SLG: 0.522		F6		K		F8		1-3 1-2 2-3		4	0	0	0	0	1	6
Ken Griffey, L (1, 8) OBP: 0.388, SLG: 0.451		WP 1-2 1B		F7			F3	FC4-6 2-H 3-H 1B		4	0	2	2	0	0	1
(9, 3)																
Andre Robertson, R (1, 6) OBP: 0.270, SLG: 0.298		K 1-2 2-3			K2-3		4-3	FC4-6 1-2f		4	0	0	0	0	2	4
Inning Stats	R: 1 H: 1 E: 0 LOB: 0 K: 1 BB: 0 S: 6 P: 6	R: 0 H: 1 E: 0 LOB: 2 K: 1 BB: 1 S: 6 P: 10	R: 0 H: 0 E: 0 LOB: 1 K: 2 BB: 0 S: 8 P: 8	R: 0 H: 0 E: 0 LOB: 1 K: 1 BB: 1 S: 5 P: 9	R: 0 H: 0 E: 0 LOB: 0 K: 1 BB: 1 S: 4 P: 8	R: 0 H: 1 E: 0 LOB: 2 K: 0 BB: 1 S: 4 P: 8	R: 0 H: 0 E: 0 LOB: 0 K: 0 BB: 0 S: 3 P: 3	R: 4 H: 2 E: 1 LOB: 2 K: 0 BB: 3 S: 5 P: 17		1B: 3 SF: 2 2B: 2 SAC: 1 3B: 0 DP: 0 HR: 0 HBP: 0						

PITCHER		IP	WLS	BF	H	R	ER	SO	BB	IBB	HBP	BLK	WP	HR	S	P	ERA	WHIP
Bill Travers, L ERA: 5.4	(1, 1)	7.0		29	3	2	2	6	5	0	0	0	1	0	36	56	2.57	1.143
Mike Witt, R ERA: 4.79	(8, 1)	0.1	L	4	1	1	1	0	1	1	0	0	0	0	2	10	27.00	6.000
Andy Hassler, L ERA: 5.54	(8, 1)	0.2		3	1	2	2	0	0	0	0	0	0	0	3	3	27.00	1.500

PITCHER	IP	WLS	BF	H	R	ER	SO	BB	IBB	HBP	BLK	WP	HR	S	P	ERA	WHIP

BOTTOM

California Angels @ New York Yankees

Yankee Stadium, Bronx, NY

Tue May 31 1983, 7:05 PM EDT
Att. 20,219 - Unknown - 66 F

livebaseballscorecards.com

AB	26
R	5
H	5
RBI	5
BB	7
SO	6
LOB	17

Batter	1	2	3	4	5	6	7	8	9	AB	R	H	RBI	BB	SO	LOB
Rod Carew, L (1, 3) OBP: 0.475, SLG: 0.559	0-0 1B		4-0 BB		0-0 G3			0-0 F8		3	0	1	0	1	0	2
Tim Foli, R (1, 6) OBP: 0.305, SLG: 0.329	0-0 P2		0-0 6-3			0-0 5-3		0-0 F9		4	0	0	0	0	0	3
Reggie Jackson, L (1, 9) OBP: 0.322, SLG: 0.389	0-0 1-3 1B			0-0 CS BB 1B		0-0 4-3		0-0 1-2 F8		4	0	2	0	0	0	1
Doug DeCinces, R (1, 5) OBP: 0.348, SLG: 0.573	0-0 G3			4-0 1-2 BB		0-0 F8			0-0 F8	3	0	0	0	1	0	1
Ron Jackson, R (1, 10) OBP: 0.309, SLG: 0.311		0-3 K		0-3 K			0-0 6-3		0-3 K	4	0	0	0	0	3	2
Bobby Grich, R (1, 4) OBP: 0.400, SLG: 0.399		0-0 F8		0-3 2-3 K			4-0 FC1-4 BB		0-0 5-3	3	0	0	0	1	1	2
Ellis Valentine, R (1, 7) OBP: 0.246, SLG: 0.375		0-0 F8			0-0 FC5-4 1B		0-0 FC1-4 1-2f			3	0	1	0	0	0	1
Juan Beniquez, R (1, 8) OBP: 0.333, SLG: 0.387			0-0 F8		0-0 FC5-4 5-3 1-2f		0-0 F9			3	0	0	0	0	0	2
Bob Boone, R (1, 2) OBP: 0.296, SLG: 0.325			0-3 K		0-0 5-3 1-2			0-0 S 1B		3	0	1	0	0	1	1
Inning Stats	R: 0 E: 0 K: 0 S: 4 H: 2 LOB: 1 BB: 0 P: 4	R: 0 E: 0 K: 1 S: 5 H: 0 LOB: 0 BB: 0 P: 5	R: 0 E: 0 K: 1 S: 5 H: 0 LOB: 1 BB: 1 P: 9	R: 0 E: 0 K: 2 S: 7 H: 1 LOB: 2 BB: 1 P: 11	R: 0 E: 0 K: 0 S: 4 H: 1 LOB: 1 BB: 0 P: 4	R: 0 E: 0 K: 0 S: 3 H: 0 LOB: 0 BB: 0 P: 3	R: 0 E: 0 K: 0 S: 3 H: 0 LOB: 1 BB: 1 P: 7	R: 0 E: 0 K: 0 S: 4 H: 1 LOB: 1 BB: 0 P: 4	R: 0 E: 0 K: 1 S: 5 H: 0 LOB: 0 BB: 0 P: 5	1B: 5 2B: 1 3B: 0 HR: 0	SF: 0 SAC: 0 DP: 1 HBP: 0						

PITCHER	IP	WLS	BF	H	R	ER	SO	BB	IBB	HBP	BLK	WP	HR	S	P	ERA	WHIP
Ron Guidry, L (1, 1) ERA: 3.05	9.0	W	33	5	0	0	5	3	0	0	0	0	0	40	52	0.00	0.889

PITCHER	IP	WLS	BF	H	R	ER	SO	BB	IBB	HBP	BLK	WP	HR	S	P	ERA	WHIP

TOP

California Angels @ New York Yankees

Yankee Stadium, Bronx, NY

Wed Jun 01 1983, 7:05 PM EDT

Att. 28,427 - Unknown - 69 F

livebaseballscorecards.com

AB	30
R	0
H	5
RBI	0
BB	3
SO	5
LOB	15

PA: 33

WP: 0 PB: 0 SB: 1 CS: 1

Batter	1	2	3	4	5	6	7	8	9	AB	R	H	RBI	BB	SO	LOB
Bobby Murcer, L (1, 10) OBP: 0.286, SLG: 0.615	4-3		F9		2-5	HR		5-3		4	1	1	1	0	0	0
Ken Griffey, L (1, 3) OBP: 0.379, SLG: 0.440	4-3		G1			4-3		4-3		4	0	0	0	0	0	0
Dave Winfield, R (1, 8) (8, 7) OBP: 0.348, SLG: 0.514	4-3			5-3		BB HR		6-3		3	1	0	0	1	0	0
Oscar Gamble, L (1, 9) OBP: 0.449, SLG: 0.692		K		F9		HR 1-H				3	1	1	2	0	1	0
Jerry Mumphrey, S (8, 8) OBP: 0.291, SLG: 0.357										0	0	0	0	0	0	0
Steve Kemp, L (1, 7) (8, 9) OBP: 0.314, SLG: 0.408		5-3 1B		BB		3-1				2	0	1	0	1	0	0
Butch Wynegar, S (1, 2) OBP: 0.413, SLG: 0.500		5-3 1-2		G3		1-3				3	0	0	0	0	0	2
Roy Smalley, S (1, 6) OBP: 0.354, SLG: 0.439		BB			1-3		F9			2	0	0	0	1	0	0
Graig Nettles, L (1, 5) OBP: 0.346, SLG: 0.383		2-3			2-5 PB 1B		F8			3	0	1	0	0	0	2
Andre Robertson, R (1, 4) OBP: 0.261, SLG: 0.287			K		F9 1-2		5-3			3	0	0	0	0	1	1
Inning Stats	R: 0 E: 0 K: 0 S: 3 H: 0 LOB: 0 BB: 0 P: 3	R: 0 E: 0 K: 1 S: 6 H: 1 LOB: 2 BB: 1 P: 10	R: 0 E: 0 K: 1 S: 5 H: 0 LOB: 0 BB: 0 P: 5	R: 0 E: 0 K: 0 S: 3 H: 0 LOB: 1 BB: 1 P: 7	R: 0 E: 0 K: 0 S: 3 H: 1 LOB: 1 BB: 0 P: 3	R: 3 E: 0 K: 0 S: 5 H: 2 LOB: 0 BB: 1 P: 9	R: 0 E: 0 K: 0 S: 3 H: 0 LOB: 0 BB: 0 P: 3	R: 0 E: 0 K: 0 S: 3 H: 0 LOB: 0 BB: 0 P: 3		1B: 2 2B: 0 3B: 0 HR: 2	SF: 0 SAC: 0 DP: 0 HBP: 0						

PITCHER	IP	WLS	BF	H	R	ER	SO	BB	IBB	HBP	BLK	WP	HR	S	P	ERA	WHIP
Dave Goltz, R (1, 1) ERA: 6.31	6.1	L	26	4	3	3	2	3	0	0	0	0	2	26	38	4.26	1.105
John Curtis, L (7, 1) ERA: 2.16	1.2		5	0	0	0	0	0	0	0	0	0	0	5	5	0.00	0.000

PITCHER	IP	WLS	BF	H	R	ER	SO	BB	IBB	HBP	BLK	WP	HR	S	P	ERA	WHIP

BOTTOM

California Angels @ New York Yankees

Yankee Stadium, Bronx, NY

Wed Jun 01 1983, 7:05 PM EDT
Att. 28,427 - Unknown - 69 F

livebaseballscorecards.com

AB	27
R	3
H	4
RBI	3
BB	3
SO	2
LOB	5

WP: 0 PA: 30
PB: 1
SB: 0
CS: 0

Batter	1	2	3	4	5	6	7	8	9	AB	R	H	RBI	BB	SO	LOB
Rod Carew, L (1, 3) OBP: 0.473, SLG: 0.552	S 1B		BBBB 4-0 BB		F8 1-2	G3		G3		4	0	1	0	1	0	1
Tim Foli, R (1, 6) OBP: 0.310, SLG: 0.340	F4		F8			1B 2B	HR 1B		6-3	4	1	2	0	0	0	2
Ricky Adams, R (7, PR) (7, 6) OBP: 0.234, SLG: 0.209										1	1	0	0	0	0	0
Reggie Jackson, L (1, 9) OBP: 0.318, SLG: 0.383	K 1-2			4-3		1B BB 2-H 1B	K		K	5	1	1	1	0	3	2
Bobby Clark, R (9, 7) OBP: 0.267, SLG: 0.320										0	0	0	0	0	0	0
Doug DeCinces, R (1, 5) OBP: 0.349, SLG: 0.604	K			HR		F8	1-H HR		K	5	2	2	3	0	2	2
Ron Jackson, R (1, 10) OBP: 0.306, SLG: 0.308		K		F8		BB BB HR 1-3 1B	E5			4	1	1	0	0	1	1
Bobby Grich, R (1, 4) OBP: 0.402, SLG: 0.393		F6		6-3		BBBB 4-0 BB HR 1-2 BB	BBBB 4-0 G6-4-3 BB			2	1	0	0	2	0	0
Juan Beniquez, R (1, 8) OBP: 0.331, SLG: 0.379		5-3			G3	BBBB 4-0 HR 1-2 2-3 3-H BB	1-2f G6-4-3			3	1	0	1	1	0	2
Ellis Valentine, R (1, 7) (9, 9) OBP: 0.260, SLG: 0.426			5-3		S 1B	1-H 2-H 3-H HR		F9		4	1	2	4	0	0	0
Bob Boone, R (1, 2) OBP: 0.289, SLG: 0.316			F4		F7	5-3		6-3		4	0	0	0	0	0	1
Inning Stats	R: 0 E: 0 K: 2 S: 8 H: 1 LOB: 1 BB: 0 P: 8	R: 0 E: 0 K: 1 S: 5 H: 0 LOB: 0 BB: 0 P: 5	R: 0 E: 0 K: 0 S: 3 H: 0 LOB: 1 BB: 1 P: 7	R: 1 E: 0 K: 0 S: 4 H: 1 LOB: 0 BB: 0 P: 4	R: 0 E: 0 K: 0 S: 4 H: 1 LOB: 1 BB: 0 P: 4	R: 6 E: 0 K: 0 S: 7 H: 4 LOB: 0 BB: 2 P: 15	R: 2 E: 1 K: 1 S: 7 H: 2 LOB: 2 BB: 1 P: 11	R: 0 E: 0 K: 0 S: 3 H: 0 LOB: 0 BB: 0 P: 3	R: 0 E: 0 K: 2 S: 7 H: 0 LOB: 0 BB: 0 P: 7	1B: 5 2B: 1 3B: 0 HR: 3 SF: 0 SAC: 0 DP: 1 HBP: 0						

California Angels @ New York Yankees

Yankee Stadium, Bronx, NY

Thu Jun 02 1983, 7:05 PM EDT

Att. 30,217 - Unknown - 74 F

TOP

livebaseballscorecards.com

AB	36
R	9
H	9
RBI	9
BB	4
SO	6
LOB	11

WP: 0 PB: 0 SB: 2 CS: 0 PA: 40

PITCHER		IP	WLS	BF	H	R	ER	SO	BB	IBB	HBP	BLK	WP	HR	S	P	ERA	WHIP
Dave Righetti, L ERA: 3.8	(1, 1)	5.1		24	6	5	5	3	2	0	0	0	0	1	28	36	8.44	1.500
Dale Murray, R ERA: 5.46	(6, 1)	0.2		4	1	2	2	0	1	0	0	0	0	1	3	7	27.00	3.000
Rudy May, L ERA: 5.93	(7, 1)	0.1	L	5	2	2	2	1	1	0	0	0	0	1	6	10	54.00	9.000
George Frazier, R ERA: 3.18	(7, 1)	2.2		7	0	0	0	2	0	0	0	0	0	0	11	11	0.00	0.000

PITCHER	IP	WLS	BF	H	R	ER	SO	BB	IBB	HBP	BLK	WP	HR	S	P	ERA	WHIP

BOTTOM

California Angels @ New York Yankees

Yankee Stadium, Bronx, NY

Thu Jun 02 1983, 7:05 PM EDT

Att. 30,217 - Unknown - 74 F

livebaseballscorecards.com

Batter	1	2	3	4	5	6	7	8	9	AB	R	H	RBI	BB	SO	LOB
Willie Randolph, R (1, 4) OBP: 0.346, SLG: 0.308	6-3		1B HR 2B	2-3 1B		BBBB FC3-2 BB		F8		4	1	2	0	1	0	0
Ken Griffey, L (1, 8) OBP: 0.385, SLG: 0.450 (8, 3)	BBBB HR BB		2-3 HR 1B	SF9		FC3-2 G5-4-3 1-2 3-H		2B		3	2	2	1	1	0	2
Dave Winfield, R (1, 7) OBP: 0.345, SLG: 0.522 (8, 8)	SSS K		1-H 3-H HR	4-3		G5-4-3 1-2f		F8		5	1	1	3	0	1	5
Don Baylor, R (1, 10) OBP: 0.367, SLG: 0.447	1-H HR		FC5-4 1B		F8		1-3 2B 1B		E6 4-3 4-3	5	2	3	2	0	0	0
Lou Piniella, R (1, 9) OBP: 0.377, SLG: 0.389 Steve Kemp, L (7, PH) OBP: 0.310, SLG: 0.403 (8, 7)	6-3		FC5-4 1-2f		F2		1-3 1-2		4-3 1-2	3 2	0 0	0 0	0 0	0 0	0 0	1 2
Steve Balboni, R (1, 3) OBP: 0.333, SLG: 0.200 Oscar Gamble, L (7, PH) OBP: 0.431, SLG: 0.659 (8, 9)		L6 1B 1B	SSS K		E7 1B		F7		4-3 2-3	3 2	1 0	1 0	0 0	0 0	1 0	1 2
Bert Campaneris, R (1, 5) OBP: 0.421, SLG: 0.486 Graig Nettles, L (7, PH) OBP: 0.348, SLG: 0.393 (8, 5)		1-2 1B	F7		3-H 1B		2-H 2B		F8	3 2	0 0	2 1	1 1	0 0	0 0	1 1
Rick Cerone, R (1, 2) OBP: 0.219, SLG: 0.233 Bobby Murcer, L (7, PH) OBP: 0.267, SLG: 0.571 Butch Wynegar, S (8, 2) OBP: 0.413, SLG: 0.500		P1	BBBB 1B 5-3 SF9 BB		4-3		F9			2 1 0	1 0 0	0 0 0	0 0 0	1 0 0	0 0 0	3 1 0
Andre Robertson, R (1, 6) OBP: 0.263, SLG: 0.311 Roy Smalley, S (8, PH) OBP: 0.352, SLG: 0.436 (9, 6)		2-3 L6		1-2 5-3		FC3-2 3B		F8		3 1	0 0	1 0	0 0	0 0	0 0	3 0
Inning Stats	R: 2 H: 1 E: 0 LOB: 0 K: 1 BB: 1 S: 6 P: 10	R: 0 H: 2 E: 0 LOB: 1 K: 0 BB: 0 S: 4 P: 4	R: 3 H: 4 E: 0 LOB: 1 K: 1 BB: 0 S: 9 P: 9	R: 1 H: 1 E: 0 LOB: 1 K: 0 BB: 1 S: 4 P: 8	R: 1 H: 1 E: 1 LOB: 1 K: 0 BB: 0 S: 5 P: 5	R: 0 H: 1 E: 0 LOB: 1 K: 0 BB: 1 S: 3 P: 7	R: 1 H: 2 E: 0 LOB: 1 K: 0 BB: 0 S: 5 P: 5	R: 0 H: 1 E: 0 LOB: 1 K: 0 BB: 0 S: 4 P: 4	R: 0 H: 0 E: 1 LOB: 1 K: 0 BB: 0 S: 4 P: 4	1B: 7 SF: 1 2B: 4 SAC: 0 3B: 1 DP: 2 HR: 2 HBP: 0						

	AB	39
	R	8
	H	13
	RBI	8
	BB	3
	SO	2
	LOB	22

WP: 0 PA: 43
PB: 0
SB: 0
CS: 0

PITCHER		IP	WLS	BF	H	R	ER	SO	BB	IBB	HBP	BLK	WP	HR	S	P	ERA	WHIP
Geoff Zahn, L ERA: 3.24	(1, 1)	5.0		26	9	7	6	2	2	0	0	0	0	2	28	36	10.80	2.200
Luis Sanchez, R ERA: 2.43	(6, 1)	1.2	W	8	3	1	1	0	1	0	0	0	0	0	7	11	5.40	2.400
Andy Hassler, L ERA: 5.14	(7, 1)	1.0		4	1	0	0	0	0	0	0	0	0	0	4	4	0.00	1.000
Mike Witt, R ERA: 4.71	(8, 1)	0.2		3	0	0	0	0	0	0	0	0	0	0	3	3	0.00	0.000
John Curtis, L ERA: 2.0	(9, 1)	0.2	S	2	0	0	0	0	0	0	0	0	0	0	2	2	0.00	0.000

PITCHER	IP	WLS	BF	H	R	ER	SO	BB	IBB	HBP	BLK	WP	HR	S	P	ERA	WHIP

Batter	1	2	3	4	5	6	7	8	9	AB	R	H	RBI	BB	SO	LOB
Juan Beniquez, R (1, 8) OBP: 0.327, SLG: 0.372	S S S 0-3 ① K		x 0-0 ② 6-3		S S S 0-3 ③ K			x 0-0 SH 1B 1B	x 0-0 ③ F8	5	1	1	0	0	2	0
Daryl Sconiers, L (1, 3) OBP: 0.296, SLG: 0.533	x 0-0 ② F8		x 0-0 ③ 6-3			x 0-0 S 1B		x 0-0 SH 1B 1-3		3	1	1	0	0	0	0
Reggie Jackson, L (1, 9) OBP: 0.322, SLG: 0.392 Bobby Clark, R (8, 7) OBP: 0.267, SLG: 0.320	x 0-0 ③ 4-3			x 0-0 4-3 2B		S S S 0-3 ① K 1-2		x 0-0 FC6-4 1B 1B 2-H 3-H		4 0	0 0	2 0	2 0	0 0	1 0	1 0
Doug DeCinces, R (1, 5) OBP: 0.353, SLG: 0.599		x 0-0 ① 6-3		x 0-0 ① 4-3 2-3		B B B 4-0 BB		x 0-0 FC6-4 1B 1-2		3	0	1	0	1	0	1
Fred Lynn, L (1, 10) OBP: 0.390, SLG: 0.560		x 0-0 HR		B B B B 4-0 BB		S S S 0-3 ② K		S S S 0-3 ① K		3	1	1	1	1	2	4
Ellis Valentine, R (1, 7) (8, 9) OBP: 0.260, SLG: 0.417		x 0-0 S 1B		x 0-0 ② F9		x 0-0 ③ 6-3		x 0-0 ② FC6-4 1-2f 2-3		4	0	1	0	0	0	6
Rob Wilfong, L (1, 4) OBP: 0.200, SLG: 0.450		x 0-0 ② F9		x 0-0 ③ F9			S S S 0-3 ① K	x 0-0 ③ F9		4	0	0	0	0	1	5
Bob Boone, R (1, 2) OBP: 0.282, SLG: 0.308	S S S 0-3 ③ K 1-2				x 0-0 ① 6-3		x 0-0 ② 5-3		x 0-0 ① F7	4	0	0	0	0	1	1
Ricky Adams, R (1, 6) OBP: 0.216, SLG: 0.191			x 0-0 ① F7		x 0-0 ② F9		S S S 0-3 ③ K		S S S 0-3 ② K	4	0	0	0	0	2	0
Inning Stats	R: 0 E: 0 K: 1 S: 5 H: 0 LOB: 0 BB: 0 P: 5	R: 1 E: 0 K: 1 S: 7 H: 2 LOB: 1 BB: 0 P: 7	R: 0 E: 0 K: 0 S: 3 H: 0 LOB: 0 BB: 0 P: 3	R: 0 E: 0 K: 0 S: 4 H: 1 LOB: 2 BB: 1 P: 8	R: 0 E: 0 K: 1 S: 5 H: 0 LOB: 0 BB: 0 P: 5	R: 0 E: 0 K: 2 S: 8 H: 1 LOB: 2 BB: 1 P: 12	R: 0 E: 0 K: 2 S: 7 H: 0 LOB: 0 BB: 0 P: 7	R: 2 E: 1 K: 1 S: 9 H: 3 LOB: 2 BB: 0 P: 9	R: 0 E: 0 K: 1 S: 5 H: 0 LOB: 0 BB: 0 P: 5	1B: 5 2B: 1 3B: 0 HR: 1	SF: 0 SAC: 1 DP: 0 HBP: 0						

TOP

California Angels @ Milwaukee Brewers

Milwaukee County Stadium, Milwaukee, WI

Fri Jun 03 1983, 8:05 PM EDT
Att. 26,612 - Unknown

livebaseballscorecards.com

AB	34
R	3
H	7
RBI	3
BB	2
SO	9
LOB	18

PITCHER		IP	WLS	BF	H	R	ER	SO	BB	IBB	HBP	BLK	WP	HR	S	P	ERA	WHIP
Don Sutton, R ERA: 3.63	(1, 1)	8.0	L	34	7	3	3	8	2	0	0	0	0	1	48	56	3.38	1.125
Jim Slaton, R ERA: 2.18	(9, 1)	1.0		3	0	0	0	1	0	0	0	0	0	0	5	5	0.00	0.000

PITCHER		IP	WLS	BF	H	R	ER	SO	BB	IBB	HBP	BLK	WP	HR	S	P	ERA	WHIP

WP: 0	PB: 0	SB: 2	CS: 0
PA: 37			

Batter	1	2	3	4	5	6	7	8	9	AB	R	H	RBI	BB	SO	LOB
Paul Molitor, R (1, 5) OBP: 0.351, SLG: 0.409	F4		S 1B		F9			F9		4	0	1	0	0	0	0
Robin Yount, R (1, 6) OBP: 0.412, SLG: 0.562	6-3		F6		K			F4		4	0	0	0	0	1	1
Cecil Cooper, L (1, 3) OBP: 0.304, SLG: 0.453	E 1B		F8			F9		F8		4	0	1	0	0	0	1
Ted Simmons, S (1, 2) OBP: 0.358, SLG: 0.443	E3 FC6-4 1-2		F7 1-2			F5			L3	4	0	0	0	0	0	2
Ben Oglivie, L (1, 7) OBP: 0.414, SLG: 0.533	FC6-4 1-2f			K		F8			F9	4	0	0	0	0	1	2
Roy Howell, L (1, 10) OBP: 0.345, SLG: 0.453		4-3		1B			6-3		1B	4	0	2	0	0	0	0
Gorman Thomas, R (1, 8) OBP: 0.280, SLG: 0.314		BBBB 1B BB		F7			6-3		5-3	3	0	0	0	1	0	2
Jim Gantner, L (1, 4) OBP: 0.330, SLG: 0.446		G4-6-3 1-2 1B		4-3			1B			3	0	2	0	0	0	1
Charlie Moore, R (1, 9) OBP: 0.368, SLG: 0.435		G4-6-3 1-2f			F2		1-3			3	0	0	0	0	0	3
Inning Stats	R: 0 H: 1 E: 1 LOB: 2 K: 0 BB: 0 S: 5 P: 5	R: 0 H: 1 E: 0 LOB: 1 K: 0 BB: 1 S: 3 P: 7	R: 0 H: 1 E: 0 LOB: 1 K: 0 BB: 0 S: 4 P: 4	R: 0 H: 1 E: 0 LOB: 1 K: 1 BB: 0 S: 6 P: 6	R: 0 H: 0 E: 0 LOB: 0 K: 1 BB: 0 S: 5 P: 5	R: 0 H: 0 E: 0 LOB: 0 K: 0 BB: 0 S: 3 P: 3	R: 0 H: 1 E: 0 LOB: 1 K: 0 BB: 0 S: 4 P: 4	R: 0 H: 0 E: 0 LOB: 0 K: 0 BB: 0 S: 3 P: 3	R: 0 H: 1 E: 0 LOB: 1 K: 0 BB: 0 S: 4 P: 4	1B: 6 SF: 0 2B: 0 SAC: 0 3B: 0 DP: 1 HR: 0 HBP: 0						

PITCHER		IP	WLS	BF	H	R	ER	SO	BB	IBB	HBP	BLK	WP	HR	S	P	ERA	WHIP
Ken Forsch, R ERA: 3.29	(1, 1)	9.0	W	34	6	0	0	2	1	0	0	0	0	0	37	41	0.00	0.778

PITCHER	IP	WLS	BF	H	R	ER	SO	BB	IBB	HBP	BLK	WP	HR	S	P	ERA	WHIP

BOTTOM

California Angels @ Milwaukee Brewers

Milwaukee County Stadium, Milwaukee, WI

Fri Jun 03 1983, 8:05 PM EDT

Att. 26,612 - Unknown

livebaseballscorecards.com

AB	33
R	0
H	6
RBI	0
BB	1
SO	2
LOB	12

PA: 34

Batter	1	2	3	4	5	6	7	8	9	AB	R	H	RBI	BB	SO	LOB
Juan Beniquez, R (1, 8) OBP: 0.329, SLG: 0.380	x 0-0 ① F8	x 0-0 ③ F8			x 0-0 1B SF9 2B	x 0-0 ① FC1-5 HR 1-2 2-3f		x 0-0 1B 1-2 1B		5	2	2	0	0	0	4
Tim Foli, R (1, 6) OBP: 0.312, SLG: 0.359	x 0-0 ② F7		x 0-0 ① F7		x 0-0 ① F8	x 0-0 HR 1-H 2-H		x 0-0 1-3 2-H 1B		5	1	2	4	0	0	1
Reggie Jackson, L (1, 9) OBP: 0.330, SLG: 0.395 Bobby Clark, R (8, 7) OBP: 0.267, SLG: 0.320	x 0-0 1B	S S S 0-3 ② K			x 0-0 2-3 1B	B B B 4-0 G4-6-3 BB		S S S 0-3 ② K		4 0	0 0	2 0	0 0	1 0	2 0	2 0
Doug DeCinces, R (1, 5) OBP: 0.349, SLG: 0.591	x 0-0 ③ L6	x 0-0 1B			x 0-0 ② SF9 3-H	x 0-0 ② ③ G4-6-3 1-2f		S S S 0-3 ③ K		4	0	1	1	0	1	4
Fred Lynn, L (1, 10) OBP: 0.390, SLG: 0.576		x 0-0 HR	x 0-0 ③ 4-3		x 0-0 ③ G3		x 0-0 G6-4-3 1B		x 0-0 ① F6	5	1	2	1	0	0	2
Ron Jackson, R (1, 3) OBP: 0.312, SLG: 0.314		x 0-0 ① F9		x 0-0 ① 1B		x 0-0 1B BB 1B 1B	x 0-0 ① F9		x 0-0 ② 5-3	5	1	2	0	0	0	1
Bobby Grich, R (1, 4) OBP: 0.408, SLG: 0.387		S S S 0-3 ② K		B B B 4-0 BB		B B B 4-0 1-2 1B BB	x 0-0 ② ③ G6-4-3 1-2f		B B B 4-0 BB	2	1	0	0	3	1	1
Ellis Valentine, R (1, 7) (8, 9) OBP: 0.268, SLG: 0.416		x 0-0 BB 1B		x 0-0 ② F7		x 0-0 FC1-5 1B 1-2 2-3 1B		x 0-0 ① 4-3	x 0-0 ③ F8	5	0	2	0	0	0	2
Bob Boone, R (1, 2) OBP: 0.293, SLG: 0.315		B B B 4-0 1-2 BB		x 0-0 ③ F9		x 0-0 FC1-5 1-2 2-H 3-H HR 1B		x 0-0 1B 1B		3	2	2	2	1	0	1
Inning Stats	R: 0 H: 1 E: 0 LOB: 1 K: 0 BB: 0 S: 4 P: 4	R: 1 H: 2 E: 0 LOB: 2 K: 1 BB: 1 S: 7 P: 11	R: 0 H: 1 E: 0 LOB: 1 K: 1 BB: 0 S: 6 P: 6	R: 0 H: 1 E: 0 LOB: 1 K: 0 BB: 1 S: 3 P: 7	R: 1 H: 2 E: 0 LOB: 1 K: 0 BB: 0 S: 5 P: 5	R: 5 H: 4 E: 0 LOB: 0 K: 0 BB: 2 S: 6 P: 14	R: 0 H: 1 E: 0 LOB: 0 K: 0 BB: 0 S: 3 P: 3	R: 1 H: 3 E: 0 LOB: 2 K: 2 BB: 0 S: 10 P: 10	R: 0 H: 0 E: 0 LOB: 1 K: 0 BB: 1 S: 3 P: 7	1B: 12 SF: 1 2B: 1 SAC: 0 3B: 0 DP: 2 HR: 2 HBP: 0						

TOP

California Angels @ Milwaukee Brewers

Milwaukee County Stadium, Milwaukee, WI

Sat Jun 04 1983, 4:33 AM EDT

Att. 51,703 - Unknown

livebaseballscorecards.com

AB	38
R	8
H	15
RBI	8
BB	5
SO	4
LOB	18

WP: 0 PA: 44
PB: 0
SB: 0
CS: 0

PITCHER		IP	WLS	BF	H	R	ER	SO	BB	IBB	HBP	BLK	WP	HR	S	P	ERA	WHIP
Jerry Augustine, L ERA: 6.0	(1, 1)	5.0	L	26	9	5	5	2	3	0	0	0	0	1	27	39	9.00	2.400
Jim Slaton, R ERA: 2.65	(6, 1)	1.0		5	2	2	2	0	1	0	0	0	0	1	4	8	18.00	3.000
Jamie Easterly, L ERA: 3.86	(7, 1)	3.0		13	4	1	1	2	1	0	0	0	0	0	16	20	3.00	1.667

PITCHER	IP	WLS	BF	H	R	ER	SO	BB	IBB	HBP	BLK	WP	HR	S	P	ERA	WHIP

Batter	1	2	3	4	5	6	7	8	9	AB	R	H	RBI	BB	SO	LOB
Paul Molitor, R (1, 5) OBP: 0.343, SLG: 0.399	F8		4-3		4-3 2-3			F9		4	0	0	0	0	0	1
Robin Yount, R (1, 6) OBP: 0.405, SLG: 0.550	E6 HR		6-3		F8			6-3		4	1	0	0	0	0	1
Cecil Cooper, L (1, 3) OBP: 0.308, SLG: 0.474	1-H HR			4-3 1B 2B		F8		3-1		4	2	2	2	0	0	0
Ted Simmons, S (1, 2) OBP: 0.355, SLG: 0.439	6-3			4-3 2-3		5-3			1B 1B	4	0	1	0	0	0	1
Gorman Thomas, R (1, 8) OBP: 0.285, SLG: 0.325	S S S K			1B 3-H 1B		WP 2B			F7	4	0	2	1	0	1	1
Ben Oglivie, L (1, 7) OBP: 0.420, SLG: 0.538		G4-6-3 1B		1-3 1B		6-3 2-3			1-2 1B	4	0	3	0	0	0	1
Don Money, R (1, 10) OBP: 0.220, SLG: 0.244		L6		F7			6-3		F8	4	0	0	0	0	0	4
Charlie Moore, R (1, 9) OBP: 0.366, SLG: 0.430		G4-6-3 1-2f			4-3 6-3 1B		6-3		F8	4	0	1	0	0	0	3
Jim Gantner, L (1, 4) OBP: 0.325, SLG: 0.438			2-3		6-3 1-2		4-3			3	0	0	0	0	0	1
Inning Stats	R: 2 E: 1 K: 1 S: 7 H: 1 LOB: 0 BB: 0 P: 7	R: 0 E: 0 K: 0 S: 3 H: 1 LOB: 0 BB: 0 P: 3	R: 0 E: 0 K: 0 S: 3 H: 0 LOB: 0 BB: 0 P: 3	R: 1 E: 0 K: 0 S: 5 H: 3 LOB: 1 BB: 0 P: 5	R: 0 E: 0 K: 0 S: 4 H: 1 LOB: 1 BB: 0 P: 4	R: 0 E: 0 K: 0 S: 4 H: 1 LOB: 1 BB: 0 P: 4	R: 0 E: 0 K: 0 S: 3 H: 0 LOB: 0 BB: 0 P: 3	R: 0 E: 0 K: 0 S: 3 H: 0 LOB: 0 BB: 0 P: 3	R: 0 E: 0 K: 0 S: 5 H: 2 LOB: 2 BB: 0 P: 5	1B: 6 2B: 2 3B: 0 HR: 1 SF: 0 SAC: 0 DP: 1 HBP: 0						

PITCHER	IP	WLS	BF	H	R	ER	SO	BB	IBB	HBP	BLK	WP	HR	S	P	ERA	WHIP
Tommy John, L (1, 1) ERA: 3.84	9.0	W	35	9	3	2	1	0	0	0	0	1	1	37	37	2.00	1.000

PITCHER	IP	WLS	BF	H	R	ER	SO	BB	IBB	HBP	BLK	WP	HR	S	P	ERA	WHIP

BOTTOM

California Angels @ Milwaukee Brewers

Milwaukee County Stadium, Milwaukee, WI

Sat Jun 04 1983, 4:33 AM EDT

Att. 51,703 - Unknown

livebaseballscorecards.com

AB	35
R	3
H	9
RBI	3
BB	0
SO	1
LOB	13

PA: 35

WP: 1
PB: 0
SB: 0
CS: 0

Batter	1	2	3	4	5	6	7	8	9	AB	R	H	RBI	BB	SO	LOB
Rod Carew, L (1, 10) OBP: 0.477, SLG: 0.548	SH2-3 HR 1B		F7		K			2B BB	FC6-4 IBB	3	1	1	0	2	1	0
Tim Foli, R (1, 6) OBP: 0.311, SLG: 0.363	SH2-3 1-2		2B			F9		F2	FC6-4 1-2f	4	0	1	0	0	0	3
Reggie Jackson, L (1, 9) OBP: 0.328, SLG: 0.410 Juan Beniquez, R (9, 7) OBP: 0.329, SLG: 0.380	HR 2-H		F7			F8		F4		4 0	1 0	1 0	2 0	0 0	0 0	2 0
Doug DeCinces, R (1, 5) OBP: 0.347, SLG: 0.589	6-3			F9		F7		2B 1-3		4	0	1	0	0	0	0
Fred Lynn, L (1, 8) OBP: 0.399, SLG: 0.599	6-3			HR			1B 4-1 PB	IBB		3	2	2	1	1	0	0
Daryl Sconiers, L (1, 3) OBP: 0.284, SLG: 0.510		E2 6-3		F6			4-1 1-3	F7		4	0	0	0	0	0	4
Bobby Grich, R (1, 4) OBP: 0.404, SLG: 0.384		F9		K			FC6-4 3-H		F9	4	0	1	1	0	1	1
Bobby Clark, R (1, 7) OBP: 0.267, SLG: 0.337 (9, 9)		6-3 1-2			K		F8		3B	4	0	1	0	0	1	2
Joe Ferguson, R (1, 2)			K		K		FC6-4 1-2f		F9	4	0	0	0	0	2	2
Inning Stats	R: 2 E: 0 K: 0 S: 5 H: 2 LOB: 0 BB: 0 P: 5	R: 0 E: 1 K: 0 S: 3 H: 0 LOB: 0 BB: 0 P: 3	R: 0 E: 0 K: 1 S: 6 H: 1 LOB: 1 BB: 0 P: 6	R: 1 E: 0 K: 1 S: 6 H: 1 LOB: 0 BB: 0 P: 6	R: 0 E: 0 K: 3 S: 9 H: 0 LOB: 0 BB: 0 P: 9	R: 0 E: 0 K: 0 S: 3 H: 0 LOB: 0 BB: 0 P: 3	R: 1 E: 0 K: 0 S: 5 H: 2 LOB: 1 BB: 0 P: 5	R: 0 E: 0 K: 0 S: 4 H: 1 LOB: 3 BB: 2 P: 12	R: 0 E: 0 K: 0 S: 4 H: 1 LOB: 2 BB: 1 P: 8	1B: 3 2B: 2 3B: 1 HR: 2 SF: 0 SAC: 1 DP: 0 HBP: 0						

PITCHER	IP	WLS	BF	H	R	ER	SO	BB	IBB	HBP	BLK	WP	HR	S	P	ERA	WHIP
Moose Haas, R (1, 1) ERA: 4.16	9.0	W	38	8	4	4	5	1	2	0	0	0	2	45	57	4.00	1.000

PITCHER	IP	WLS	BF	H	R	ER	SO	BB	IBB	HBP	BLK	WP	HR	S	P	ERA	WHIP

TOP

California Angels @ Milwaukee Brewers

Milwaukee County Stadium, Milwaukee, WI

Sun Jun 05 1983, 4:33 AM EDT

Att. 45,835 - Unknown

livebaseballscorecards.com

AB	34
R	4
H	8
RBI	4
BB	3
SO	5
LOB	14

WP: 0 PA: 38
PB: 1
SB: 0
CS: 0

BOTTOM

California Angels @ Milwaukee Brewers

Milwaukee County Stadium, Milwaukee, WI

Sun Jun 05 1983, 4:33 AM EDT

Att. 45,835 - Unknown

livebaseballscorecards.com

Batter	1	2	3	4	5	6	7	8	9	AB	R	H	RBI	BB	SO	LOB
Paul Molitor, R (1, 5) OBP: 0.350, SLG: 0.405	S BB 1B	1-2 1B		E S 1B		F9		F9		5	0	3	0	0	0	2
Robin Yount, R (1, 6) OBP: 0.405, SLG: 0.544	1-2 S BB	F7		F4 1-3			G3		SH1-3 HR 1B	4	1	1	0	1	0	3
Cecil Cooper, L (1, 3) OBP: 0.312, SLG: 0.480	F7 1-2 2-3		6-3 1B		F9		E 2B		SH1-3 1-2	4	1	2	0	0	0	2
Ted Simmons, S (1, 10) OBP: 0.356, SLG: 0.459	F3		6-3 1-2		F8		E6 9-5 2B 2-H		HR 2-H	5	1	2	3	0	0	3
Gorman Thomas, R (1, 8) OBP: 0.284, SLG: 0.323	F7		F4		1B		FC			4	0	1	0	0	0	4
Ben Oglivie, L (1, 7) OBP: 0.412, SLG: 0.525		4-3	K		F3		9-5 3-Hf			4	0	0	0	0	1	4
Charlie Moore, R (1, 9) OBP: 0.374, SLG: 0.450		1B 3B		F6		SH1-3 1B		SH2-4 1B		4	1	3	0	0	0	0
Jim Gantner, L (1, 4) OBP: 0.326, SLG: 0.439		FC4 1B 3-H		1-3		SH1-3 1-2		SH2-4 1-2		2	0	1	1	0	0	0
Ned Yost, R (1, 2) OBP: 0.297, SLG: 0.516		FC4 1B 1-2		HR		6-3		5-3		4	1	1	1	0	0	3
Inning Stats	R: 0 E: 0 K: 0 S: 4 H: 1 LOB: 2 BB: 1 P: 8	R: 1 E: 0 K: 0 S: 6 H: 3 LOB: 2 BB: 0 P: 6	R: 0 E: 0 K: 1 S: 6 H: 1 LOB: 1 BB: 0 P: 6	R: 1 E: 0 K: 0 S: 5 H: 2 LOB: 1 BB: 0 P: 5	R: 0 E: 0 K: 0 S: 4 H: 1 LOB: 1 BB: 0 P: 4	R: 0 E: 0 K: 0 S: 4 H: 1 LOB: 1 BB: 0 P: 4	R: 1 E: 1 K: 0 S: 5 H: 2 LOB: 1 BB: 0 P: 5	R: 0 E: 0 K: 0 S: 4 H: 1 LOB: 1 BB: 0 P: 4	R: 2 E: 0 K: 0 S: 3 H: 2 LOB: 0 BB: 0 P: 3	1B: 9 2B: 3 3B: 1 HR: 2	SF: 0 SAC: 3 DP: 1 HBP: 0						

	AB	36
	R	5
	H	14
	RBI	5
	BB	1
	SO	1
	LOB	21

WP: 0 PB: 0 SB: 3 CS: 0 PA: 40

PITCHER		IP	WLS	BF	H	R	ER	SO	BB	IBB	HBP	BLK	WP	HR	S	P	ERA	WHIP
Bill Travers, L ERA: 4.91	(1, 1)	5.1		26	9	2	2	1	1	0	0	0	0	1	27	31	3.38	1.875
Luis Sanchez, R ERA: 2.7	(6, 1)	2.2		12	4	2	2	0	0	0	0	0	0	0	12	12	6.75	1.500
Andy Hassler, L ERA: 5.65	(9, 1)	0.1	L	2	1	1	1	0	0	0	0	0	0	1	2	2	27.00	3.000

PITCHER		IP	WLS	BF	H	R	ER	SO	BB	IBB	HBP	BLK	WP	HR	S	P	ERA	WHIP

Batter	1	2	3	4	5	6	7	8	9	AB	R	H	RBI	BB	SO	LOB
Rod Carew, L (1, 3) OBP: 0.475, SLG: 0.541	B B B B 4-0 F8 WP BB		x 0-0 ① 1B		x 0-0 ③ F7			x 0-0 ① F8	S S S 0-3 ① K	4	0	1	0	1	1	0
Tim Foli, R (1, 6) Ricky Adams, R (8, 6) OBP: 0.216, SLG: 0.191 Daryl Sconiers, L (9, PH) OBP: 0.291, SLG: 0.515	x 0-0 ① F8 1-3		x 0-0 ② F8			x 0-0 ① 1-3		x 0-0 1B 1B BB 1B	x 0-0 1B	4 0 1	1 0 0	1 0 1	0 0 0	0 0 0	0 0 0	1 0 0
Reggie Jackson, L (1, 9) OBP: 0.330, SLG: 0.406	x 0-0 ② F6		S S S 0-3 ③ K			B B B B 4-0 FC4-6 BB		x 0-0 BB 1B 1-2 HR 1B	x 0-0 ② F6	4	1	1	0	1	1	2
Doug DeCinces, R (1, 5) OBP: 0.348, SLG: 0.582	B B B B 4-0 BB			x 0-0 ① F2		x 0-0 ② FC4-6 1-2f		x 0-0 BB 1-2 HR 2-3 1B	S S S 0-3 ③ K	4	1	1	0	1	1	2
Fred Lynn, L (1, 8) OBP: 0.401, SLG: 0.600	x 0-0 ③ 4-3			x 0-0 2B		x 0-0 F9		B B B B 4-0 1-2 HR 2-3 3-H BB		3	1	1	1	1	0	3
Ron Jackson, R (1, 10) OBP: 0.321, SLG: 0.356		x 0-0 ① F9		x 0-0 ② 5-3			B B B B 4-0 BB	x 0-0 1-H 2-H 3-H HR		3	1	1	4	1	0	1
Bobby Grich, R (1, 4) OBP: 0.401, SLG: 0.400		x 0-0 ② 6-3		x 0-0 ③ F9			x 0-0 ① F8	x 0-0 HR		4	1	1	1	0	0	2
Juan Beniquez, R (1, 7) OBP: 0.327, SLG: 0.377		x 0-0 ③ F9			x 0-0 ① F6		x 0-0 ② F9	x 0-0 G5-4-3 1B		4	0	1	0	0	0	1
Bob Boone, R (1, 2) OBP: 0.292, SLG: 0.331			x 0-0 HR		x 0-0 ② F8		x 0-0 ③ 4-3	x 0-0 ② ③ G5-4-3 1-2f		4	1	1	1	0	0	2
Inning Stats	R: 0 H: 0 E: 0 LOB: 2 K: 0 BB: 2 S: 3 P: 11	R: 0 H: 0 E: 0 LOB: 0 K: 0 BB: 0 S: 3 P: 3	R: 1 H: 2 E: 0 LOB: 0 K: 1 BB: 0 S: 6 P: 6	R: 0 H: 1 E: 0 LOB: 1 K: 0 BB: 0 S: 4 P: 4	R: 0 H: 0 E: 0 LOB: 0 K: 0 BB: 0 S: 3 P: 3	R: 0 H: 0 E: 0 LOB: 1 K: 0 BB: 1 S: 3 P: 7	R: 0 H: 0 E: 0 LOB: 1 K: 0 BB: 1 S: 3 P: 7	R: 6 H: 6 E: 0 LOB: 0 K: 0 BB: 1 S: 8 P: 12	R: 0 H: 1 E: 0 LOB: 1 K: 2 BB: 0 S: 8 P: 8	1B: 6 SF: 0 2B: 1 SAC: 0 3B: 0 DP: 1 HR: 3 HBP: 0						WP: 1 PA: 40 PB: 0 SB: 0 CS: 0	

PITCHER		IP	WLS	BF	H	R	ER	SO	BB	IBB	HBP	BLK	WP	HR	S	P	ERA	WHIP
Bob McClure, L ERA: 4.26	(1, 1)	7.1	W	33	7	6	6	1	5	0	0	0	1	2	30	50	7.36	1.636
Tom Tellmann, R ERA: 1.82	(8, 1)	1.2	S	7	3	1	1	2	0	0	0	0	0	1	11	11	5.40	1.800

PITCHER	IP	WLS	BF	H	R	ER	SO	BB	IBB	HBP	BLK	WP	HR	S	P	ERA	WHIP

TOP

California Angels @ Milwaukee Brewers

Milwaukee County Stadium, Milwaukee, WI

Mon Jun 06 1983, 8:05 PM EDT

Att. 17,183 - Unknown

livebaseballscorecards.com

AB	35
R	7
H	10
RBI	7
BB	5
SO	3
LOB	14

Batter	1	2	3	4	5	6	7	8	9	AB	R	H	RBI	BB	SO	LOB
Paul Molitor, R (1, 5) OBP: 0.368, SLG: 0.451	0-0 S 2B 1B	4-0 BB		0-0 1-H 2-H 2B		0-0 1-3 2B 2B	0-0 HR			4	3	4	3	1	0	0
Robin Yount, R (1, 6) OBP: 0.404, SLG: 0.543	0-0 ① 5-3 1-2	0-3 ② K		4-0 G3-6-3 BB		0-0 1B 2-H 3-H 1B 2B	0-0 ② F8			4	1	1	2	1	1	4
Cecil Cooper, L (1, 3) OBP: 0.314, SLG: 0.483	0-0 E 2-H 2B	0-0 ③ F8		0-0 ① F7		0-0 1B 3B 2-3 1B	0-0 ③ 4-3			5	1	2	1	0	0	5
Ted Simmons, S (1, 10) OBP: 0.357, SLG: 0.463 Mark Brouhard, R (8, PR)	0-0 E4 S 2-3		0-0 ① 1-3	0-0 ② ③ G3-6-3 1-2f		0-0 1-2 3B 3-H 1B		0-0 2B		5 0	1 0	2 0	1 0	0 0	0 0	3 0
Ben Oglivie, L (1, 7) OBP: 0.403, SLG: 0.511	0-3 ② K	0-0 ② F8			0-0 ① F8	0-3 ① K		0-0 ① F8		5	0	0	0	0	2	5
Charlie Moore, R (1, 9) OBP: 0.374, SLG: 0.451	0-0 ③ 5-3 1-2	0-0 2B			4-0 G3 BB	0-0 ② F7		0-3 ② K		4	0	1	0	1	1	5
Jim Gantner, L (1, 4) OBP: 0.333, SLG: 0.451		0-0 SH5-4 1B 1B	0-0 ③ 4-3		0-0 ② G3 1-2	0-0 1-H 2-H 3B		4-0 IBB		4	0	2	2	1	0	2
Ned Yost, R (1, 2) OBP: 0.304, SLG: 0.507		0-0 SH5-4 1-2 1B		0-0 S 1B 2B 1B	0-0 ③ F7	0-3 ③ K		0-0 ③ 5-3		5	1	2	0	0	1	4
Marshall Edwards, L (1, 8) OBP: 0.400, SLG: 0.400		0-0 ① SH5-4 1-2 2-3		0-0 S 1-2 2B 1B		0-0 2B 2B 1B	0-0 ① F8			3	2	2	0	0	0	0
Inning Stats	R: 1 H: 2 E: 1 LOB: 2 K: 1 BB: 0 S: 8 P: 8	R: 0 H: 2 E: 0 LOB: 3 K: 1 BB: 1 S: 7 P: 11	R: 0 H: 1 E: 0 LOB: 1 K: 0 BB: 0 S: 4 P: 4	R: 2 H: 3 E: 0 LOB: 1 K: 0 BB: 1 S: 5 P: 9	R: 0 H: 0 E: 0 LOB: 1 K: 0 BB: 1 S: 3 P: 7	R: 5 H: 6 E: 0 LOB: 1 K: 2 BB: 0 S: 13 P: 13	R: 1 H: 1 E: 0 LOB: 0 K: 0 BB: 0 S: 4 P: 4	R: 0 H: 1 E: 0 LOB: 2 K: 1 BB: 1 S: 6 P: 10		1B: 8 SF: 0 2B: 6 SAC: 1 3B: 1 DP: 1 HR: 1 HBP: 0						

PITCHER		IP	WLS	BF	H	R	ER	SO	BB	IBB	HBP	BLK	WP	HR	S	P	ERA	WHIP
Dave Goltz, R ERA: 6.8	(1, 1)	5.0	L	29	11	6	6	2	3	0	0	0	0	0	30	42	10.80	2.800
John Curtis, L ERA: 4.09	(6, 1)	2.0		10	4	3	3	2	0	0	0	0	0	1	14	14	13.50	2.000
Luis Sanchez, R ERA: 2.64	(8, 1)	1.0		5	1	0	0	1	0	1	0	0	0	0	6	10	0.00	1.000

PITCHER	IP	WLS	BF	H	R	ER	SO	BB	IBB	HBP	BLK	WP	HR	S	P	ERA	WHIP

BOTTOM

California Angels @ Milwaukee Brewers

Milwaukee County Stadium, Milwaukee, WI

Mon Jun 06 1983, 8:05 PM EDT

Att. 17,183 - Unknown

livebaseballscorecards.com

AB	39
R	9
H	16
RBI	9
BB	4
SO	5
LOB	28

Batter	1	2	3	4	5	6	7	8	9	10	AB	R	H	RBI	BB	SO	LOB
Rudy Law, L (1, 8) OBP: 0.333, SLG: 0.313	6-3		G4-6-3 1B		G1	F8		S HR 1B 2-H		4-3	6	1	2	1	0	0	1
Tony Bernazard, S (1, 4) OBP: 0.294, SLG: 0.363	K		G4-6-3 1-2f			F4	F8 HBP 1B BB	F7 1-2		2B BB	4	2	0	0	2	1	2
Harold Baines, L (1, 9) OBP: 0.332, SLG: 0.397	2B		4-3			1B 2B BB	K	HR IBB		F9	4	2	1	0	2	1	2
Greg Luzinski, R (1, 10) OBP: 0.326, SLG: 0.410	1-3			6-3		2B BB 1B 1-2	1B HBP 1-2	HR 1-H 2-H		2B 1-H	5	2	3	4	0	0	1
Tom Paciorek, R (1, 3) OBP: 0.313, SLG: 0.434 Mike Squires, L (8, 3) OBP: 0.279, SLG: 0.221		1B E 1B		5-3		BB 2B 2B 1-3 2-H	F8 2-3	6-3			5 0	2 0	2 0	1 0	0 0	0 0	2 0
Ron Kittle, R (1, 7) OBP: 0.304, SLG: 0.508		K		FC5-4 1B		1B 2B HBP	FC5-4 1B 1-2 3-H		5-3		4	1	2	1	0	1	1
Carlton Fisk, R (1, 2) OBP: 0.302, SLG: 0.362	E7 1B 1-H			FC5-4 1-2f		2B SF8 BB 1-2 2-3 3-H	FC5-4 1-2f		5-3		4	1	1	1	1	0	3
Vance Law, R (1, 5) OBP: 0.268, SLG: 0.367 Greg Walker, L (6, PH) OBP: 0.315, SLG: 0.458 Scott Fletcher, R (6, PR) OBP: 0.373, SLG: 0.319 (6, 5)	G4-6-3 HBP				4-3	1-3 2-H 3-H 2B		1B SH2-4 HBP		BB	1 1 0	0 0 1	0 1 0	0 2 0	0 0 1	0 0 0	0 0 0
Jerry Dybzinski, R (1, 6) OBP: 0.354, SLG: 0.371	G4-6-3 1-2f				K	SF8 3-H		SH2-4 1-2	5-3		3	0	0	1	0	1	3
Inning Stats	R: 0 E: 0 K: 1 S: 6 H: 1 LOB: 1 BB: 0 P: 6	R: 1 E: 1 K: 1 S: 6 H: 2 LOB: 1 BB: 0 P: 7	R: 0 E: 0 K: 0 S: 3 H: 1 LOB: 0 BB: 0 P: 3	R: 0 E: 0 K: 0 S: 4 H: 1 LOB: 1 BB: 0 P: 4	R: 0 E: 0 K: 1 S: 5 H: 0 LOB: 0 BB: 0 P: 5	R: 5 E: 0 K: 0 S: 6 H: 3 LOB: 1 BB: 2 P: 15	R: 1 E: 0 K: 1 S: 6 H: 1 LOB: 2 BB: 1 P: 11	R: 4 E: 0 K: 0 S: 5 H: 2 LOB: 0 BB: 1 P: 10	R: 0 E: 0 K: 0 S: 3 H: 0 LOB: 1 BB: 1 P: 7	R: 1 E: 0 K: 0 S: 3 H: 1 LOB: 1 BB: 1 P: 7	1B: 7 2B: 4 3B: 0 HR: 1 SF: 1 SAC: 1 DP: 2 HBP: 4						

PITCHER		IP	WLS	BF	H	R	ER	SO	BB	IBB	HBP	BLK	WP	HR	S	P	ERA	WHIP
Mike Witt, R ERA: 5.18	(1, 1)	5.1		25	7	6	5	3	2	0	2	0	0	0	27	37	8.44	1.688
Byron McLaughlin, R ERA: 6.75	(6, 1)	1.1		7	1	1	1	1	1	0	1	0	0	0	7	12	6.75	1.500
Luis Sanchez, R ERA: 3.35	(7, 1)	1.1		9	3	4	4	0	0	1	1	0	0	1	7	12	27.00	2.250
Andy Hassler, L ERA: 5.51	(9, 1)	2.0	L	8	1	1	1	0	2	0	0	0	0	0	6	14	4.50	1.500

PITCHER	IP	WLS	BF	H	R	ER	SO	BB	IBB	HBP	BLK	WP	HR	S	P	ERA	WHIP

TOP

Chicago White Sox @ California Angels

Anaheim Stadium, Anaheim, CA

Tue Jun 07 1983, 10:05 PM EDT

Att. 33,556 - Overcast - 63 F

livebaseballscorecards.com

AB	37
R	12
H	12
RBI	11
BB	6
SO	4
LOB	15

WP: 0 PB: 0 SB: 1 CS: 0

PA: 49

Batter	1	2	3	4	5	6	7	8	9	10	AB	R	H	RBI	BB	SO	LOB
Rod Carew, L (1, 3) OBP: 0.473, SLG: 0.535	x 0-0 G3 ①		x 0-0 1-3 HR 1B	x 0-0 4-3 ③			x 0-0 4-3 ①		B B B B 4-0 1-2 HR BB		4	2	1	0	1	0	0
Daryl Sconiers, L (1, 10) OBP: 0.302, SLG: 0.550 Ron Jackson, R (7, PH) OBP: 0.325, SLG: 0.400	x 0-0 F7 ②		x 0-0 1-H 3-H HR		x 0-0 1B		x 0-0 5-3 ②		x 0-0 1-H 2-H HR		3 2	1 1	2 1	3 3	0 0	0 0	0 0
Reggie Jackson, L (1, 9) OBP: 0.327, SLG: 0.418	S S S 0-3 K ③		x 0-0 HR		x 0-0 F5 ①		S S S 0-3 K ③		x 0-0 G3 ②		5	1	1	1	0	2	1
Doug DeCinces, R (1, 5) OBP: 0.349, SLG: 0.582		x 0-0 6-3 ①	x 0-0 HR 1B		x 0-0 L9 ②			x 0-0 5-3 ①	x 0-0 1B 2B		5	2	2	0	0	0	1
Fred Lynn, L (1, 8) OBP: 0.407, SLG: 0.617		B B B B 4-0 WP BB	x 0-0 1-H HR		x 0-0 F8 ③			x 0-0 4-3 ②	x 0-0 2-H 1B		4	1	2	3	1	0	1
Bobby Grich, R (1, 4) OBP: 0.401, SLG: 0.400		x 0-0 F9 ② 1-2	x 0-0 6-3 ②			x 0-0 1B G6-4-3 1B		x 0-0 1B	x 0-0 F9 ③		5	1	2	0	0	0	2
Juan Beniquez, R (1, 7) OBP: 0.324, SLG: 0.371		x 0-0 4-3 ③	x 0-0 F2 ③			x 0-0 G6-4-3 1-3 1B		x 0-0 F8 ③		x 0-0 F7 ①	5	0	1	0	0	0	2
Bob Boone, R (1, 2) OBP: 0.284, SLG: 0.322			x 0-0 5-3 ① S S S 0-3 K ①			x 0-0 ① G6-4-3 ② 1-2f 3-H			x 0-0 L7 ①	x 0-0 1-3 ②	5	0	0	0	0	1	1
Ricky Adams, R (1, 6) OBP: 0.222, SLG: 0.200 Ellis Valentine, R (9, PH) OBP: 0.265, SLG: 0.410 Rob Wilfong, L (10, 6) OBP: 0.190, SLG: 0.429			x 0-0 1B HR 1B	x 0-0 1-3 ②		x 0-0 6-3 ③			x 0-0 E6 BB HR	x 0-0 3-1 ③	3 1 1	1 1 0	1 0 0	0 0 0	0 0 0	0 0 0	0 0 0
Inning Stats	R: 0 E: 0 K: 1 S: 5 H: 0 LOB: 0 BB: 0 P: 5	R: 0 E: 0 K: 0 S: 3 H: 0 LOB: 1 BB: 1 P: 7	R: 6 E: 0 K: 0 S: 9 H: 6 LOB: 0 BB: 0 P: 9	R: 0 E: 0 K: 1 S: 5 H: 0 LOB: 0 BB: 0 P: 5	R: 0 E: 0 K: 0 S: 4 H: 1 LOB: 1 BB: 0 P: 4	R: 1 E: 0 K: 0 S: 4 H: 2 LOB: 0 BB: 0 P: 4	R: 0 E: 0 K: 1 S: 5 H: 0 LOB: 0 BB: 0 P: 5	R: 0 E: 0 K: 0 S: 4 H: 1 LOB: 1 BB: 0 P: 4	R: 4 E: 1 K: 0 S: 7 H: 3 LOB: 1 BB: 1 P: 11	R: 0 E: 0 K: 0 S: 3 H: 0 LOB: 0 BB: 0 P: 3	1B: 8 2B: 1 3B: 0 HR: 4	SF: 0 SAC: 0 DP: 1 HBP: 0						

PITCHER	IP	WLS	BF	H	R	ER	SO	BB	IBB	HBP	BLK	WP	HR	S	P	ERA	WHIP
Richard Dotson, R (1, 1) ERA: 4.67	2.1		14	6	6	6	1	1	0	0	0	1	3	15	19	23.14	3.000
Dennis Lamp, R (3, 1) ERA: 4.59	3.2		13	3	1	1	1	0	0	0	0	0	0	15	15	2.46	0.818
Juan Agosto, L (7, 1) ERA: 1.23	2.1		10	1	2	2	1	1	0	0	0	0	0	11	15	7.71	0.857
Dick Tidrow, R (9, 1) ERA: 3.63	1.2	W	8	3	2	1	0	0	0	0	0	0	1	8	8	5.40	1.800

PITCHER	IP	WLS	BF	H	R	ER	SO	BB	IBB	HBP	BLK	WP	HR	S	P	ERA	WHIP

BOTTOM

Chicago White Sox @ California Angels

Anaheim Stadium, Anaheim, CA

Tue Jun 07 1983, 10:05 PM EDT

Att. 33,556 - Overcast - 63 F

livebaseballscorecards.com

AB	43
R	11
H	13
RBI	10
BB	2
SO	3
LOB	8

WP: 1 PB: 0 SB: 0 CS: 0 PA: 45

Batter	1	2	3	4	5	6	7	8	9	AB	R	H	RBI	BB	SO	LOB
Rudy Law, L (1, 8) OBP: 0.338, SLG: 0.313	B B B B 4-0 1B S G4-6-3 BB		x 0-0 ③ G3		x 0-0 ③ FC6 1-2f			x 0-0 G4-6-3 1-2 2-3 1B		3	1	1	0	1	0	1
Tony Bernazard, S (1, 4) OBP: 0.293, SLG: 0.361	x 0-0 G4-6-3 1-3 1B			S S S 0-3 ① K		x 0-0 ① F7		x 0-0 ① ② G4-6-3 1-2f 2-3 3-H		4	0	1	0	0	1	2
Harold Baines, L (1, 9) OBP: 0.326, SLG: 0.389	x 0-0 ① ② G4-6-3 1-2f 3-H			x 0-0 ② 4-3		x 0-0 ② G3		x 0-0 ③ 4-3		4	0	0	0	0	0	2
Greg Luzinski, R (1, 10) OBP: 0.320, SLG: 0.400	x 0-0 ③ 6-3			S S S 0-3 ③ K		x 0-0 ③ F9			x 0-0 ① F8	4	0	0	0	0	1	0
Tom Paciorek, R (1, 3) OBP: 0.304, SLG: 0.421		S S S 0-3 ① K			x 0-0 ① F7		x 0-0 ① 5-3		x 0-0 ② L7	4	0	0	0	0	1	0
Ron Kittle, R (1, 7) OBP: 0.306, SLG: 0.505 Jerry Hairston, S (6, 7) OBP: 0.409, SLG: 0.500		x 0-0 ② 5-3			H 1-0 E 4-3 HBP		B B B B 4-0 G6-4-3 BB		x 0-0 ③ F8	1 1	1 0	0 0	0 1	0 0	0 1	0 0
Carlton Fisk, R (1, 2) OBP: 0.303, SLG: 0.361		S S S 0-3 ③ K			x 0-0 E7 4-3 1-3 1B		x 0-0 ② ③ G6-4-3 1-2f			3	1	1	0	0	1	1
Vance Law, R (1, 5) OBP: 0.263, SLG: 0.359 Mike Squires, L (8, PH) OBP: 0.287, SLG: 0.231 Scott Fletcher, R (8, 5) OBP: 0.373, SLG: 0.319			S S S 0-3 ① K		x 0-0 ② 4-3 2-3 3-H			x 0-0 1B BB G4-6-3 1B		2 1 0	0 1 0	0 1 0	1 0 0	0 0 0	1 0 0	1 0 0
Jerry Dybzinski, R (1, 6) OBP: 0.363, SLG: 0.374			x 0-0 ② 5-3		x 0-0 FC6 3-H 1B			B B B B 4-0 G4-6-3 1B 1-2 BB		2	0	1	1	1	0	0
Inning Stats	R: 1 H: 1 E: 0 LOB: 0 K: 0 BB: 1 S: 3 P: 7	R: 0 H: 0 E: 0 LOB: 0 K: 2 BB: 0 S: 7 P: 7	R: 0 H: 0 E: 0 LOB: 0 K: 1 BB: 0 S: 5 P: 5	R: 0 H: 0 E: 0 LOB: 0 K: 2 BB: 0 S: 7 P: 7	R: 2 H: 2 E: 1 LOB: 1 K: 0 BB: 0 S: 5 P: 6	R: 0 H: 0 E: 0 LOB: 0 K: 0 BB: 0 S: 3 P: 3	R: 0 H: 0 E: 0 LOB: 0 K: 0 BB: 1 S: 2 P: 6	R: 1 H: 2 E: 0 LOB: 1 K: 0 BB: 1 S: 4 P: 8	R: 0 H: 0 E: 0 LOB: 0 K: 0 BB: 0 S: 3 P: 3	1B: 5 SF: 0 2B: 0 SAC: 0 3B: 0 DP: 3 HR: 0 HBP: 1						WP: 0 PA: 33 PB: 0 SB: 1 CS: 0

PITCHER	IP	WLS	BF	H	R	ER	SO	BB	IBB	HBP	BLK	WP	HR	S	P	ERA	WHIP
Ken Forsch, R (1, 1) ERA: 3.26	9.0	W	33	5	4	3	5	3	0	1	0	0	0	39	52	3.00	0.889

PITCHER	IP	WLS	BF	H	R	ER	SO	BB	IBB	HBP	BLK	WP	HR	S	P	ERA	WHIP

TOP

Chicago White Sox @ California Angels

Anaheim Stadium, Anaheim, CA

Wed Jun 08 1983, 10:05 PM EDT

Att. 28,754 - Sunny - 65 F

livebaseballscorecards.com

AB	29
R	4
H	5
RBI	2
BB	3
SO	5
LOB	7

Batter	1	2	3	4	5	6	7	8	9	AB	R	H	RBI	BB	SO	LOB
Rod Carew, L (1, 3) OBP: 0.466, SLG: 0.526	0-0 1B 1B 1B	0-0 F9 ①		0-0 6-3 ②	0-0 4-3 ③			0-0 F1 ①		5	1	1	0	0	0	2
Juan Beniquez, R (1, 7) OBP: 0.322, SLG: 0.368 Bobby Clark, R (7, 7) OBP: 0.264, SLG: 0.333	0-0 1B 1B 1B 1-2	0-0 5-3 ②		0-0 L7 ③		SSS 0-3 K ①		0-0 F9 ②		4 1	1 0	1 0	0 0	0 0	1 0	0 0
Reggie Jackson, L (1, 9) OBP: 0.333, SLG: 0.416	0-0 F7 ①	0-0 4-3 ③			0-0 FC6 1B	BBB 4-0 BB		BBB 4-0 BB		3	0	1	0	2	0	2
Doug DeCinces, R (1, 5) OBP: 0.350, SLG: 0.575	0-0 1B 1B 1B 1-2 2-H		0-0 F6 ①		0-0 FC6 ① 4-3 1B 1-2f	0-0 F5 ②		BBBB 4-0 BB 1-2		4	2	1	1	1	0	2
Fred Lynn, L (1, 8) OBP: 0.401, SLG: 0.604	0-0 F7 ②		0-0 4-3 1B		0-0 4-3 ② 1-2	0-0 1-3 ③		0-0 6-3 ③		5	0	1	0	0	0	6
Ron Jackson, R (1, 10) OBP: 0.345, SLG: 0.430	0-0 1B 1B 1-3 2-H		0-0 4-3 ② 1-2		0-0 BB 1B 1B 2-H		0-0 2B			4	1	3	2	0	0	1
Bobby Grich, R (1, 4) OBP: 0.408, SLG: 0.401	0-0 1B 1-2 3-H		BBB 4-0 BB		BBB 4-0 BB 1B BB		SSS 0-3 K ①			2	1	1	1	2	1	1
Bob Boone, R (1, 2) OBP: 0.283, SLG: 0.316	0-0 G3 ③		0-0 F9 ③		BBBB 4-0 1B BB 1-2 2-3		0-0 F7 ②			3	0	0	0	1	0	5
Ricky Adams, R (1, 6) OBP: 0.241, SLG: 0.278		0-0 HR		0-0 4-3 ①	0-0 1B 1-3 2-H 3-H		0-0 F8 ③			4	1	2	3	0	0	1
Inning Stats	R: 3 E: 0 K: 0 S: 8 H: 5 LOB: 2 BB: 0 P: 8	R: 1 E: 0 K: 0 S: 4 H: 1 LOB: 0 BB: 0 P: 4	R: 0 E: 0 K: 0 S: 4 H: 1 LOB: 2 BB: 1 P: 8	R: 0 E: 0 K: 0 S: 3 H: 0 LOB: 0 BB: 0 P: 3	R: 3 E: 0 K: 0 S: 6 H: 3 LOB: 2 BB: 2 P: 14	R: 0 E: 0 K: 1 S: 5 H: 0 LOB: 1 BB: 1 P: 9	R: 0 E: 0 K: 1 S: 6 H: 1 LOB: 1 BB: 0 P: 6	R: 0 E: 0 K: 0 S: 3 H: 0 LOB: 2 BB: 2 P: 11		1B: 9 2B: 1 3B: 0 HR: 1	SF: 0 SAC: 0 DP: 0 HBP: 0			WP: 0 PB: 0 SB: 0 CS: 0	PA: 41	

PITCHER	IP	WLS	BF	H	R	ER	SO	BB	IBB	HBP	BLK	WP	HR	S	P	ERA	WHIP
Jerry Koosman, L (1, 1) ERA: 4.56	4.2	L	24	9	6	6	0	1	0	0	0	0	1	23	27	11.57	2.143
Salome Barojas, R (5, 1) ERA: 3.76	2.1		12	2	1	1	2	3	0	0	0	0	0	13	25	3.86	2.143
Kevin Hickey, L (8, 1) ERA: 3.18	1.0		5	0	0	0	0	2	0	0	0	0	0	3	11	0.00	2.000

PITCHER	IP	WLS	BF	H	R	ER	SO	BB	IBB	HBP	BLK	WP	HR	S	P	ERA	WHIP

BOTTOM

Chicago White Sox @ California Angels

Anaheim Stadium, Anaheim, CA

Wed Jun 08 1983, 10:05 PM EDT

Att. 28,754 - Sunny - 65 F

livebaseballscorecards.com

AB	35
R	7
H	11
RBI	7
BB	6
SO	2
LOB	20

Chicago White Sox @ California Angels

Anaheim Stadium, Anaheim, CA

Thu Jun 09 1983, 10:05 PM EDT

Att. 28,296 - Unknown - 70 F

TOP

livebaseballscorecards.com

Batter	1	2	3	4	5	6	7	8	9	AB	R	H	RBI	BB	SO	LOB
Rudy Law, L (1, 8) OBP: 0.333, SLG: 0.309	G6-4-3 1B		G3			4-3	E4 1B 1-2 2-3 3-H		6-3	5	0	1	0	0	0	2
Tony Bernazard, S (1, 4) OBP: 0.300, SLG: 0.364	G6-4-3 1-2f		1-3			BB	1B 1-2 2-3 3-H		FC5-4 1B	4	0	2	1	1	0	1
Tom Paciorek, R (1, 9) OBP: 0.301, SLG: 0.414	S 1B			F9		F8	L7		FC5-4 1-2f	5	0	1	0	0	0	5
Greg Luzinski, R (1, 10) OBP: 0.318, SLG: 0.402 Mike Squires, L (8, PR) OBP: 0.287, SLG: 0.231	5-3 1-2			F9		6-3		FC6 2B		4 0	0 0	1 0	0 0	0 0	0 0	2 0
Ron Kittle, R (1, 7) OBP: 0.305, SLG: 0.500		F3		F8			1B SH5-4 E 1B	K		4	1	1	0	0	1	1
Marc Hill, R (1, 2) OBP: 0.333, SLG: 0.375 Carlton Fisk, R (8, PR) OBP: 0.303, SLG: 0.361 (8, 2)		F9			4-3		SH5-4 1-2	FC6 1B 2-3		3 0	0 0	0 0	0 0	0 0	0 0	1 0
Chris Nyman, R (1, 3) OBP: 0.375, SLG: 0.429	1B				1B		E 1B 1B BB	1B 1-2		3	1	3	0	1	0	0
Vance Law, R (1, 5) OBP: 0.262, SLG: 0.354	4-3				G6-4-3 1-2 1B		F4	4-3		4	0	1	0	0	0	5
Jerry Dybzinski, R (1, 6) OBP: 0.358, SLG: 0.368			F8		G6-4-3 1-2f		1B E 1-2 2-3 1B		F8	4	0	1	0	0	0	2
Inning Stats	R: 0 E: 0 K: 0 S: 4 H: 2 LOB: 1 BB: 0 P: 4	R: 0 E: 0 K: 0 S: 4 H: 1 LOB: 1 BB: 0 P: 4	R: 0 E: 0 K: 0 S: 3 H: 0 LOB: 0 BB: 0 P: 3	R: 0 E: 0 K: 0 S: 3 H: 0 LOB: 0 BB: 0 P: 3	R: 0 E: 0 K: 0 S: 4 H: 2 LOB: 1 BB: 0 P: 4	R: 0 E: 0 K: 0 S: 3 H: 0 LOB: 1 BB: 1 P: 7	R: 2 E: 1 K: 0 S: 7 H: 3 LOB: 3 BB: 1 P: 11	R: 0 E: 0 K: 1 S: 7 H: 2 LOB: 2 BB: 0 P: 7	R: 0 E: 0 K: 0 S: 4 H: 1 LOB: 1 BB: 0 P: 4	1B: 10 2B: 1 3B: 0 HR: 0 SF: 0 SAC: 1 DP: 2 HBP: 0						

	AB	36
	R	2
	H	11
	RBI	1
	BB	2
	SO	1
	LOB	19

WP: 0 PB: 0 SB: 1 CS: 0 PA: 39

PITCHER	IP	WLS	BF	H	R	ER	SO	BB	IBB	HBP	BLK	WP	HR	S	P	ERA	WHIP
Tommy John, L (1, 1) ERA: 3.43	9.0	W	39	11	2	0	1	2	0	0	0	0	0	39	47	0.00	1.444

PITCHER	IP	WLS	BF	H	R	ER	SO	BB	IBB	HBP	BLK	WP	HR	S	P	ERA	WHIP

Batter	1	2	3	4	5	6	7	8	9	AB	R	H	RBI	BB	SO	LOB
Ricky Adams, R (1, 6) OBP: 0.238, SLG: 0.271	HBP 1B 1B		5-3	F9		F9		5-3		5	0	1	0	0	0	3
Juan Beniquez, R (1, 10) OBP: 0.330, SLG: 0.375	1-2 HBP 1B		5-3		2B 1B		BB 1B G1 1B	K		5	2	3	0	0	1	0
Ron Jackson, R (1, 3) OBP: 0.363, SLG: 0.439	1-2 2-3 HBP		FC4-6 1B		L8		G1 BB 1-2 SF7 1B			3	1	2	0	0	0	1
Doug DeCinces, R (1, 5) OBP: 0.353, SLG: 0.577	L5		1-2f FC4-6		1-H 2B		BBBB 1-2 2-3 SF7 G1 BB			3	0	1	1	1	0	4
Fred Lynn, L (1, 8) OBP: 0.398, SLG: 0.592	SSS K			3-1	BBBB BB		1-2 2-3 3-H G1			3	0	0	1	1	1	5
Bobby Grich, R (1, 4) OBP: 0.410, SLG: 0.396	SSS K			BBB E 1B BB	SSS K		IIII FC4 IBB			2	0	0	0	2	2	5
Bobby Clark, R (1, 7) OBP: 0.264, SLG: 0.333		SSS K		1-2 BB 1B	SSS K		SF7 2-3 3-H			3	0	1	1	0	2	2
Bob Boone, R (1, 2) OBP: 0.277, SLG: 0.309		6-3		L5 2-3		4-3	1-2f FC4			4	0	0	0	0	0	4
Joe Ferguson, R (1, 9)		SSS K		BBB 1-2 BB		F7		6-3		3	0	0	0	1	1	0
Inning Stats	R: 0 E: 0 K: 2 S: 9 H: 2 LOB: 3 BB: 0 P: 10	R: 0 E: 0 K: 2 S: 7 H: 0 LOB: 0 BB: 0 P: 7	R: 0 E: 0 K: 0 S: 4 H: 1 LOB: 1 BB: 0 P: 4	R: 0 E: 1 K: 0 S: 4 H: 1 LOB: 3 BB: 2 P: 12	R: 1 E: 0 K: 2 S: 9 H: 2 LOB: 2 BB: 1 P: 13	R: 0 E: 0 K: 0 S: 3 H: 0 LOB: 0 BB: 0 P: 3	R: 2 E: 0 K: 0 S: 5 H: 2 LOB: 2 BB: 2 P: 13	R: 0 E: 0 K: 1 S: 5 H: 0 LOB: 0 BB: 0 P: 5		1B: 7 2B: 1 3B: 0 HR: 0 SF: 1 SAC: 0 DP: 0 HBP: 1						

BOTTOM

Chicago White Sox @ California Angels

Anaheim Stadium, Anaheim, CA

Thu Jun 09 1983, 10:05 PM EDT

Att. 28,296 - Unknown - 70 F

livebaseballscorecards.com

AB	31
R	3
H	8
RBI	3
BB	5
SO	7
LOB	24

WP: 0 PB: 0 SB: 0 CS: 0 PA: 38

PITCHER		IP	WLS	BF	H	R	ER	SO	BB	IBB	HBP	BLK	WP	HR	S	P	ERA	WHIP
Britt Burns, L ERA: 4.46	(1, 1)	6.0		29	7	2	2	6	3	0	1	0	0	0	37	50	3.00	1.667
Dennis Lamp, R ERA: 4.76	(7, 1)	0.0	L	2	1	0	0	0	1	0	0	0	0	0	1	5	∞	∞
Juan Agosto, L ERA: 0.96	(7, 1)	2.0		7	0	1	1	1	0	1	0	0	0	0	8	12	4.50	0.000

PITCHER	IP	WLS	BF	H	R	ER	SO	BB	IBB	HBP	BLK	WP	HR	S	P	ERA	WHIP

Batter	1	2	3	4	5	6	7	8	9	AB	R	H	RBI	BB	SO	LOB
Damaso Garcia, R (1, 4) OBP: 0.279, SLG: 0.323	F3		1-3			PB, E, 1B	FC6-4, 1-2f			4	1	1	0	0	0	1
Lloyd Moseby, L (1, 8) OBP: 0.360, SLG: 0.519	F9			BBBB, CS, BB		E7, CS, 1-H, 1B		6-3		3	0	1	0	1	0	0
Barry Bonnell, R (1, 7) OBP: 0.341, SLG: 0.355	K			K, 1-2		F4, 1-2		F5		4	0	0	0	0	2	2
Cliff Johnson, R (1, 10) OBP: 0.389, SLG: 0.568		BBBB, BB		6-3		F4		5-3		3	0	0	0	1	0	0
Jesse Barfield, R (1, 9) OBP: 0.247, SLG: 0.400		F5			FC1-6, 1B		K		4-3	3	0	1	0	0	1	1
Hosken Powell, L (9, PH) OBP: 0.226, SLG: 0.241										1	0	0	0	0	0	0
Willie Upshaw, L (1, 3) OBP: 0.370, SLG: 0.524		K			FC1-6, 1-2f, 1B		2B, 2B		1-3	4	1	1	0	0	1	2
Garth Iorg, R (1, 5) OBP: 0.306, SLG: 0.339		F8			1-2, 1B		1B, 2-H, 2B		2B	3	1	2	1	0	0	1
Rance Mulliniks, L (9, PH) OBP: 0.397, SLG: 0.491										1	0	1	0	0	0	0
Buck Martinez, R (1, 2) OBP: 0.346, SLG: 0.458			F8		K		FC6-4, 2-H, 1B		F9	3	0	1	1	0	1	2
Jorge Orta, L (9, PH) OBP: 0.244, SLG: 0.324										1	0	0	0	0	0	1
Alfredo Griffin, S (1, 6) OBP: 0.255, SLG: 0.333			1-3		F3		F9			3	0	0	0	0	0	3
Inning Stats	R: 0 E: 0 K: 1 S: 5 H: 0 LOB: 0 BB: 0 P: 5	R: 0 E: 0 K: 1 S: 5 H: 0 LOB: 1 BB: 1 P: 9	R: 0 E: 0 K: 0 S: 3 H: 0 LOB: 0 BB: 0 P: 3	R: 0 E: 0 K: 1 S: 4 H: 0 LOB: 0 BB: 1 P: 8	R: 0 E: 0 K: 1 S: 7 H: 2 LOB: 2 BB: 0 P: 7	R: 1 E: 1 K: 0 S: 4 H: 2 LOB: 0 BB: 0 P: 4	R: 2 E: 0 K: 1 S: 8 H: 3 LOB: 1 BB: 0 P: 8	R: 0 E: 0 K: 0 S: 3 H: 0 LOB: 0 BB: 0 P: 3	R: 0 E: 0 K: 0 S: 4 H: 1 LOB: 1 BB: 0 P: 4	1B: 5 2B: 3 3B: 0 HR: 0 SF: 0 SAC: 0 DP: 0 HBP: 0						

PITCHER	IP	WLS	BF	H	R	ER	SO	BB	IBB	HBP	BLK	WP	HR	S	P	ERA	WHIP
Bill Travers, L (1, 1) ERA: 4.45	6.1		26	7	3	2	5	2	0	0	0	0	0	34	42	2.84	1.421
Curt Brown, R (7, 1) ERA:	2.2	W	9	1	0	0	0	0	0	0	0	0	0	9	9	0.00	0.375

PITCHER	IP	WLS	BF	H	R	ER	SO	BB	IBB	HBP	BLK	WP	HR	S	P	ERA	WHIP

TOP

Toronto Blue Jays @ California Angels

Anaheim Stadium, Anaheim, CA

Fri Jun 10 1983, 10:05 PM EDT

Att. 32,751 - Unknown

livebaseballscorecards.com

AB	33
R	3
H	8
RBI	2
BB	2
SO	5
LOB	13

WP: 0 PB: 1 SB: 0 CS: 2 PA: 35

Batter	1	2	3	4	5	6	7	8	9	AB	R	H	RBI	BB	SO	LOB
Rod Carew, L (1, 3) OBP: 0.462, SLG: 0.521	6-3			1-4-3		L6		HR, 1B 1-3		4	1	1	0	0	0	0
Ricky Adams, R (1, 6) OBP: 0.227, SLG: 0.258	6-3			F8			5-3	HR 1-H 3-H		3	0	0	0	0	0	0
Reggie Jackson, L (8, PH) (9, 9) OBP: 0.337, SLG: 0.437										1	1	1	3	0	0	0
Daryl Sconiers, L (1, 7) OBP: 0.300, SLG: 0.538	6-3			6-3			F6	HR, 1B		4	0	1	0	0	0	0
Rob Wilfong, L (8, PR) (9, 6) OBP: 0.190, SLG: 0.429										0	1	0	0	0	0	0
Doug DeCinces, R (1, 5) OBP: 0.360, SLG: 0.598		BB, L9-3			K		2B	HR, 1B 1-H		3	1	2	2	1	1	0
Fred Lynn, L (1, 8) OBP: 0.400, SLG: 0.585		L9-3 1-2			BB		BB	K		2	0	0	0	2	1	2
Ron Jackson, R (1, 10) OBP: 0.351, SLG: 0.424		6-3			F9		F9			3	0	0	0	0	0	3
Bobby Grich, R (1, 4) OBP: 0.404, SLG: 0.389			K		6-3			K		3	0	0	0	0	2	1
Bobby Clark, R (1, 9) (9, 7) OBP: 0.257, SLG: 0.324			F9			F8		F8		3	0	0	0	0	0	0
Bob Boone, R (1, 2) OBP: 0.278, SLG: 0.309			4-3			F9		1B, HR, 1B		3	1	1	0	0	0	0
Inning Stats	R: 0 E: 0 K: 0 S: 3 H: 0 LOB: 0 BB: 0 P: 3	R: 0 E: 0 K: 0 S: 2 H: 0 LOB: 0 BB: 1 P: 6	R: 0 E: 0 K: 1 S: 5 H: 0 LOB: 0 BB: 0 P: 5	R: 0 E: 0 K: 0 S: 3 H: 0 LOB: 0 BB: 0 P: 3	R: 0 E: 0 K: 1 S: 5 H: 0 LOB: 1 BB: 1 P: 9	R: 0 E: 0 K: 0 S: 3 H: 0 LOB: 0 BB: 0 P: 3	R: 0 E: 0 K: 0 S: 4 H: 1 LOB: 2 BB: 1 P: 8	R: 5 E: 0 K: 2 S: 12 H: 5 LOB: 1 BB: 0 P: 12		1B: 3 2B: 2 3B: 0 HR: 2 SF: 0 SAC: 0 DP: 1 HBP: 0						

PITCHER		IP	WLS	BF	H	R	ER	SO	BB	IBB	HBP	BLK	WP	HR	S	P	ERA	WHIP
Luis Leal, R ERA: 3.73	(1, 1)	7.2	L	30	5	4	4	3	3	0	0	0	0	1	33	45	4.70	1.043
Joey McLaughlin, R ERA: 2.42	(8, 1)	0.1		2	1	1	1	1	0	0	0	0	0	1	4	4	27.00	3.000

PITCHER	IP	WLS	BF	H	R	ER	SO	BB	IBB	HBP	BLK	WP	HR	S	P	ERA	WHIP

BOTTOM

Toronto Blue Jays @ California Angels

Anaheim Stadium, Anaheim, CA

Fri Jun 10 1983, 10:05 PM EDT

Att. 32,751 - Unknown

livebaseballscorecards.com

AB	29
R	5
H	6
RBI	5
BB	3
SO	4
LOB	6

Toronto Blue Jays @ California Angels

Anaheim Stadium, Anaheim, CA

Sat Jun 11 1983, 10:05 PM EDT

Att. 45,393 - Unknown

TOP

Batter	1	2	3	4	5	6	7	8	9	AB	R	H	RBI	BB	SO	LOB
Damaso Garcia, R (1, 4) OBP: 0.282, SLG: 0.321	4-3		BBB 2B SF9 1-2 BB		BB 1B 1B		6-3		F4	4	2	1	0	1	0	0
Rance Mulliniks, L (1, 5) OBP: 0.408, SLG: 0.500	SSS K		1-3 2-H 2B		BBBB 1B 1-2 BB		BBBB FC4-6 BB			2	0	1	1	2	1	0
Willie Upshaw, L (1, 3) OBP: 0.368, SLG: 0.521	4-3		SF9 3-H		1-2 2-H 1B		FC4-6 1-2f			3	0	1	2	0	0	1
Cliff Johnson, R (1, 10) OBP: 0.386, SLG: 0.559		F7	SSS K		SSS K			BB 1B		4	0	1	0	0	2	3
Lloyd Moseby, L (1, 8) OBP: 0.357, SLG: 0.512		FC4-6 1B		6-3		SSS K		F8		4	0	1	0	0	1	1
Jorge Orta, L (1, 7) OBP: 0.247, SLG: 0.324 Barry Bonnell, R (6, 7) OBP: 0.346, SLG: 0.355		FC4-6 1-2f		F6		0-0 1B		BBB G3-6-3 1-2 BB		3 0	0 0	1 0	0 0	0 1	0 0	1 0
Ernie Whitt, L (1, 2) OBP: 0.306, SLG: 0.362		F8		1-3		F8		G3-6-3 1-2f		4	0	0	0	0	0	4
Hosken Powell, L (1, 9) OBP: 0.215, SLG: 0.230 Jesse Barfield, R (9, PH) OBP: 0.245, SLG: 0.397 (9, 9)			4-3		F9	1-3			SSS K	3 1	0 0	0 0	0 0	0 1	1 0	1 0
Alfredo Griffin, S (1, 6) OBP: 0.255, SLG: 0.331			BB 2B 1B		F7	6-3			F8	4	1	1	0	0	0	0
Inning Stats	R: 0 E: 0 K: 1 S: 5 H: 0 LOB: 0 BB: 0 P: 5	R: 0 E: 0 K: 0 S: 4 H: 1 LOB: 1 BB: 0 P: 4	R: 2 E: 0 K: 1 S: 7 H: 2 LOB: 1 BB: 1 P: 11	R: 0 E: 0 K: 0 S: 3 H: 0 LOB: 0 BB: 0 P: 3	R: 1 E: 0 K: 1 S: 7 H: 2 LOB: 2 BB: 1 P: 11	R: 0 E: 0 K: 1 S: 6 H: 1 LOB: 1 BB: 0 P: 6	R: 0 E: 0 K: 0 S: 3 H: 0 LOB: 1 BB: 1 P: 7	R: 0 E: 0 K: 0 S: 3 H: 1 LOB: 1 BB: 1 P: 7	R: 0 E: 0 K: 1 S: 5 H: 0 LOB: 0 BB: 0 P: 5	1B: 6 2B: 1 3B: 0 HR: 0 SF: 1 SAC: 0 DP: 1 HBP: 0						

livebaseballscorecards.com

	AB	32
	R	3
	H	7
	RBI	3
	BB	4
	SO	5
	LOB	11

WP: 0 PB: 0 SB: 0 CS: 0 PA: 37

PITCHER		IP	WLS	BF	H	R	ER	SO	BB	IBB	HBP	BLK	WP	HR	S	P	ERA	WHIP
Dave Goltz, R ERA: 6.37	(1, 1)	7.1	L	33	7	3	3	4	4	0	0	0	0	0	37	53	3.68	1.500
Andy Hassler, L ERA: 5.29	(8, 1)	0.2		1	0	0	0	0	0	0	0	0	0	0	1	1	0.00	0.000
Luis Sanchez, R ERA: 3.28	(9, 1)	1.0		3	0	0	0	1	0	0	0	0	0	0	5	5	0.00	0.000

PITCHER	IP	WLS	BF	H	R	ER	SO	BB	IBB	HBP	BLK	WP	HR	S	P	ERA	WHIP

Batter	1	2	3	4	5	6	7	8	9	AB	R	H	RBI	BB	SO	LOB
Rod Carew, L (1, 3) OBP: 0.458, SLG: 0.515	FC6-4 1B		K		5-3		4-3			4	0	1	0	0	1	1
Tim Foli, R (1, 6) OBP: 0.303, SLG: 0.352	FC6-4 FC6-4 1-2f		F9		F6			F3		4	0	0	0	0	0	1
Reggie Jackson, L (1, 9) OBP: 0.340, SLG: 0.435	K		1B BB			F7		G5-4-3 1B		3	0	1	0	1	1	1
Doug DeCinces, R (1, 5) OBP: 0.358, SLG: 0.591	FC6-4 1-2f		1B 1-2			K		G5-4-3 1-2f		4	0	1	0	0	1	2
Fred Lynn, L (1, 8) OBP: 0.397, SLG: 0.577		4-3	K			E6			CS 1B	4	0	1	0	0	1	2
Daryl Sconiers, L (1, 10) OBP: 0.298, SLG: 0.528		L6		F7		F7			1B G3 1-2	4	1	1	0	0	0	1
Bobby Grich, R (1, 4) OBP: 0.406, SLG: 0.392		PB 1B		5-3			5-3		G3 1-3 2-3	4	1	2	0	0	0	0
Bobby Clark, R (1, 7) OBP: 0.259, SLG: 0.324		1-H		5-3			F3		G3 1-2 3-H	3	0	1	1	0	0	0
Rob Wilfong, L (9, PH) OBP: 0.182, SLG: 0.409										1	0	0	1	0	0	1
Bob Boone, R (1, 2) OBP: 0.278, SLG: 0.308		F6			F9		1B		F7	4	0	1	0	0	0	2
Inning Stats	R: 0 H: 1 E: 0 LOB: 1 K: 1 BB: 0 S: 6 P: 6	R: 1 H: 2 E: 0 LOB: 1 K: 0 BB: 0 S: 5 P: 5	R: 0 H: 1 E: 0 LOB: 2 K: 2 BB: 1 S: 8 P: 12	R: 0 H: 0 E: 0 LOB: 0 K: 0 BB: 0 S: 3 P: 3	R: 0 H: 0 E: 0 LOB: 0 K: 0 BB: 0 S: 3 P: 3	R: 0 H: 0 E: 1 LOB: 1 K: 1 BB: 0 S: 6 P: 6	R: 0 H: 1 E: 0 LOB: 1 K: 0 BB: 0 S: 4 P: 4	R: 0 H: 1 E: 0 LOB: 0 K: 0 BB: 0 S: 3 P: 3	R: 1 H: 3 E: 0 LOB: 1 K: 0 BB: 0 S: 5 P: 5	1B: 9 SF: 0 2B: 0 SAC: 0 3B: 0 DP: 1 HR: 0 HBP: 0							WP: 0 PA: 36 PB: 1 SB: 0 CS: 1

PITCHER		IP	WLS	BF	H	R	ER	SO	BB	IBB	HBP	BLK	WP	HR	S	P	ERA	WHIP
Jim Gott, R ERA: 4.84	(1, 1)	8.0	W	33	8	2	1	4	1	0	0	0	0	0	40	44	1.12	1.125
Randy Moffitt, R ERA: 1.8	(9, 1)	1.0	S	3	1	0	0	0	0	0	0	0	0	0	3	3	0.00	1.000

PITCHER	IP	WLS	BF	H	R	ER	SO	BB	IBB	HBP	BLK	WP	HR	S	P	ERA	WHIP

BOTTOM

Toronto Blue Jays @ California Angels

Anaheim Stadium, Anaheim, CA

Sat Jun 11 1983, 10:05 PM EDT

Att. 45,393 - Unknown

livebaseballscorecards.com

AB	35
R	2
H	9
RBI	2
BB	1
SO	4
LOB	11

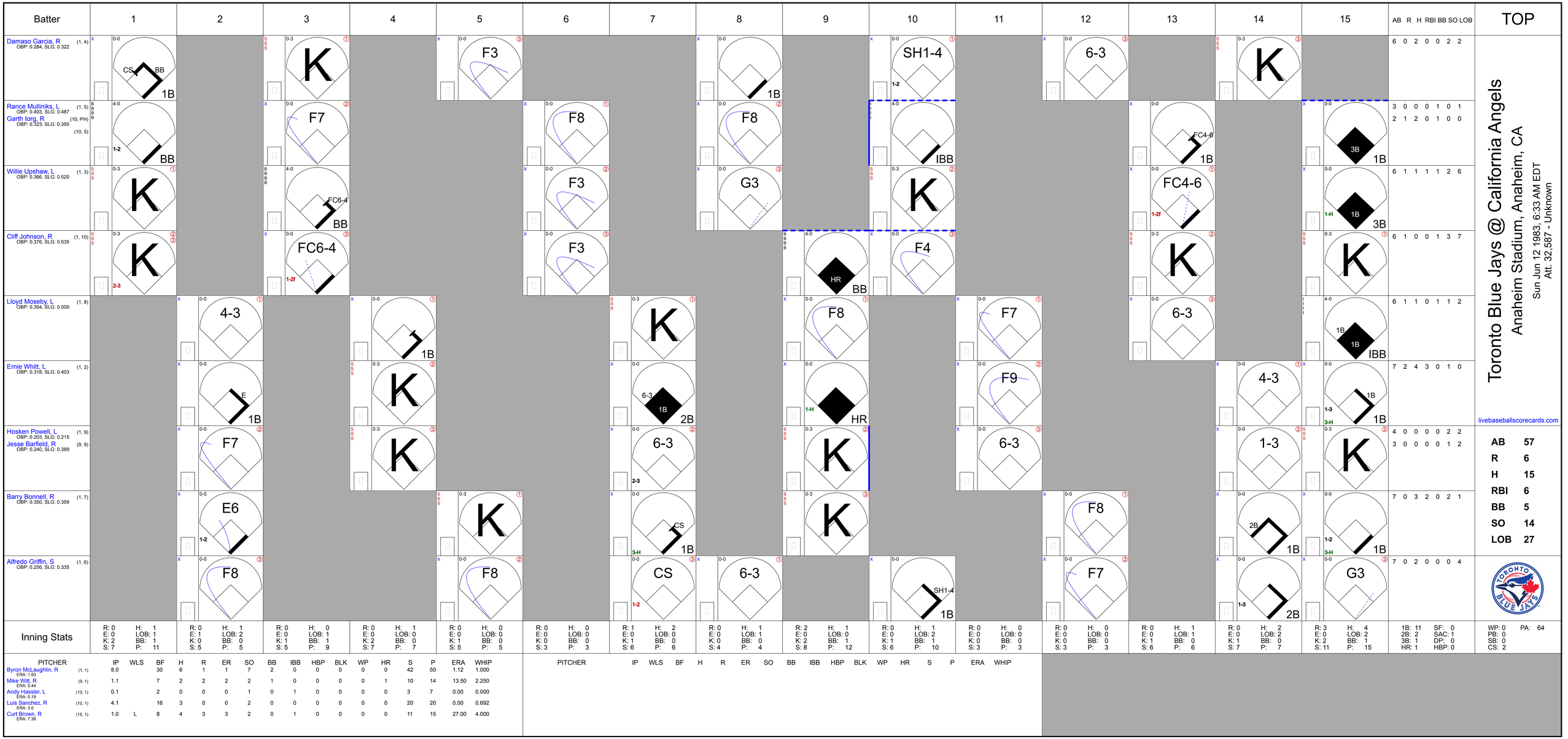
Batter
1
2
3
4
5
6
7
8
9
10
11
12
13
14
15
AB R H RBI BB SO LOB
TOP
Damaso Garcia, R (1, 4)
OBP: 0.284, SLG: 0.322
6 0 2 0 0 2 2
Rance Mullinks, L (1, 5)
OBP: 0.403, SLG: 0.487
Garth Iorg, R (10, PH) (10, 5)
OBP: 0.323, SLG: 0.350
3 0 0 0 1 0 1
2 1 2 0 1 0 0
Willie Upshaw, L (1, 3)
OBP: 0.366, SLG: 0.520
6 1 1 1 1 2 6
Cliff Johnson, R (1, 10)
OBP: 0.376, SLG: 0.535
6 1 0 0 1 3 7
Lloyd Moseby, L (1, 8)
OBP: 0.354, SLG: 0.500
6 1 1 0 1 1 2
Ernie Whitt, L (1, 2)
OBP: 0.318, SLG: 0.403
7 2 4 3 0 1 0
Hosken Powell, L (1, 9)
OBP: 0.203, SLG: 0.215
Jesse Barfield, R (9, 9)
OBP: 0.240, SLG: 0.389
4 0 0 0 0 2 2
3 0 0 0 0 1 2
Barry Bonnell, R (1, 7)
OBP: 0.350, SLG: 0.359
7 0 3 2 0 2 1
Alfredo Griffin, S (1, 6)
OBP: 0.256, SLG: 0.335
7 0 2 0 0 0 4
Toronto Blue Jays @ California Angels
Anaheim Stadium, Anaheim, CA
Sun Jun 12 1983, 6:33 AM EDT
Att. 32,587 - Unknown
livebaseballscorecards.com
AB 57
R 6
H 15
RBI 6
BB 5
SO 14
LOB 27
Inning Stats
R: 0 H: 1 E: 0 LOB: 1 K: 2 BB: 1 S: 7 P: 11
R: 0 H: 1 E: 1 LOB: 2 K: 0 BB: 0 S: 5 P: 5
R: 0 H: 0 E: 0 LOB: 1 K: 1 BB: 1 S: 5 P: 9
R: 0 H: 1 E: 0 LOB: 0 K: 2 BB: 0 S: 7 P: 7
R: 0 H: 0 E: 0 LOB: 0 K: 1 BB: 0 S: 5 P: 5
R: 0 H: 0 E: 0 LOB: 0 K: 0 BB: 0 S: 3 P: 3
R: 1 H: 2 E: 0 LOB: 0 K: 1 BB: 0 S: 6 P: 6
R: 0 H: 1 E: 0 LOB: 0 K: 0 BB: 0 S: 4 P: 4
R: 2 H: 1 E: 0 LOB: 2 K: 2 BB: 1 S: 8 P: 12
R: 0 H: 1 E: 0 LOB: 2 K: 1 BB: 1 S: 6 P: 10
R: 0 H: 0 E: 0 LOB: 0 K: 0 BB: 0 S: 3 P: 3
R: 0 H: 0 E: 0 LOB: 0 K: 0 BB: 0 S: 3 P: 3
R: 0 H: 1 E: 0 LOB: 1 K: 1 BB: 0 S: 6 P: 6
R: 0 H: 2 E: 0 LOB: 2 K: 1 BB: 0 S: 7 P: 7
R: 3 H: 4 E: 0 LOB: 2 K: 2 BB: 1 S: 11 P: 15
1B: 11 SF: 0
2B: 2 SAC: 1
3B: 1 DP: 0
HR: 1 HBP: 0
WP: 0 PA: 64
PB: 0
SB: 0
CS: 2
PITCHER IP WLS BF H R ER SO BB IBB HBP BLK WP HR S P ERA WHIP
Byron McLaughlin, R (1, 1) ERA: 1.93 8.0 30 6 1 1 7 2 0 0 0 0 0 42 50 1.12 1.000
Mike Witt, R (9, 1) ERA: 5.44 1.1 7 2 2 2 2 1 0 0 0 0 1 10 14 13.50 2.250
Andy Hassler, L (10, 1) ERA: 5.19 0.1 2 0 0 0 1 0 1 0 0 0 0 3 7 0.00 0.000
Luis Sanchez, R (10, 1) ERA: 3.0 4.1 16 3 0 0 2 0 0 0 0 0 0 20 20 0.00 0.692
Curt Brown, R (15, 1) ERA: 7.36 1.0 L 8 4 3 3 2 0 1 0 0 0 0 11 15 27.00 4.000
PITCHER IP WLS BF H R ER SO BB IBB HBP BLK WP HR S P ERA WHIP

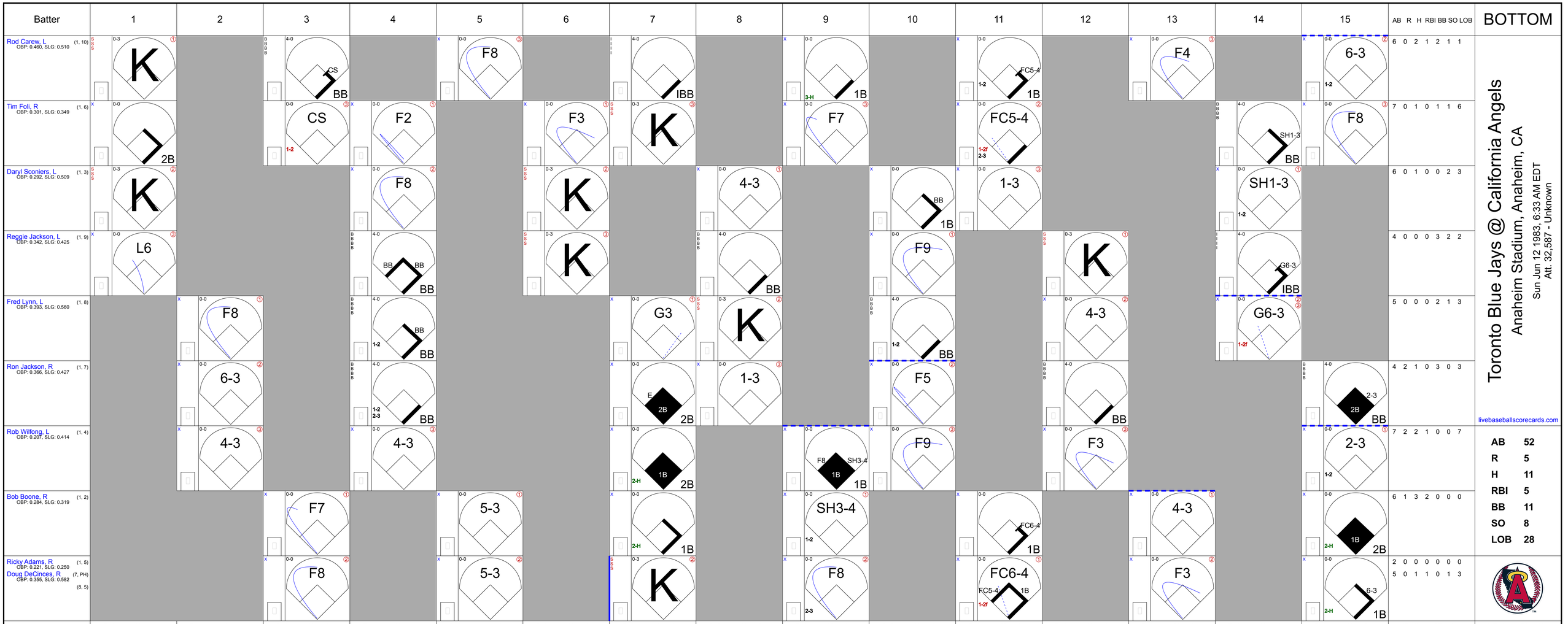
Batter
1
2
3
4
5
6
7
8
9
10
11
12
13
14
15
AB R H RBI BB SO LOB
BOTTOM
Rod Carew, L (1, 10) OBP: 0.460, SLG: 0.510
6 0 2 1 2 1 1
Tim Foli, R (1, 6) OBP: 0.301, SLG: 0.349
7 0 1 0 1 1 6
Daryl Sconiers, L (1, 3) OBP: 0.292, SLG: 0.509
6 0 1 0 0 2 3
Reggie Jackson, L (1, 9) OBP: 0.342, SLG: 0.425
4 0 0 0 3 2 2
Fred Lynn, L (1, 8) OBP: 0.393, SLG: 0.560
5 0 0 0 2 1 3
Ron Jackson, R (1, 7) OBP: 0.366, SLG: 0.427
4 2 1 0 3 0 3
Rob Wilfong, L (1, 4) OBP: 0.207, SLG: 0.414
7 2 2 1 0 0 7
Bob Boone, R (1, 2) OBP: 0.284, SLG: 0.319
6 1 3 2 0 0 0
Ricky Adams, R (1, 5) OBP: 0.221, SLG: 0.250
2 0 0 0 0 0 0
Doug DeCinces, R (7, PH) (8, 5) OBP: 0.355, SLG: 0.582
5 0 1 1 0 1 3
Toronto Blue Jays @ California Angels
Anaheim Stadium, Anaheim, CA
Sun Jun 12 1983, 6:33 AM EDT
Att. 32,587 - Unknown
livebaseballscorecards.com
AB 52
R 5
H 11
RBI 5
BB 11
SO 8
LOB 28
Inning Stats
R: 0 H: 1 E: 0 LOB: 1 K: 2 BB: 0 S: 8 P: 8
R: 0 H: 0 E: 0 LOB: 0 K: 0 BB: 0 S: 3 P: 3
R: 0 H: 0 E: 0 LOB: 0 K: 0 BB: 1 S: 2 P: 6
R: 0 H: 0 E: 0 LOB: 3 K: 0 BB: 3 S: 3 P: 15
R: 0 H: 0 E: 0 LOB: 0 K: 0 BB: 0 S: 3 P: 3
R: 0 H: 0 E: 0 LOB: 0 K: 2 BB: 0 S: 7 P: 7
R: 2 H: 3 E: 1 LOB: 2 K: 2 BB: 1 S: 10 P: 14
R: 0 H: 0 E: 0 LOB: 1 K: 1 BB: 1 S: 5 P: 9
R: 1 H: 2 E: 0 LOB: 1 K: 0 BB: 0 S: 5 P: 5
R: 0 H: 1 E: 0 LOB: 2 K: 0 BB: 1 S: 4 P: 8
R: 0 H: 2 E: 0 LOB: 2 K: 0 BB: 0 S: 5 P: 5
R: 0 H: 0 E: 0 LOB: 1 K: 1 BB: 1 S: 5 P: 9
R: 0 H: 0 E: 0 LOB: 0 K: 0 BB: 0 S: 3 P: 3
R: 0 H: 0 E: 0 LOB: 1 K: 0 BB: 2 S: 2 P: 10
R: 2 H: 2 E: 0 LOB: 1 K: 0 BB: 1 S: 5 P: 9
1B: 7 SF: 0 2B: 4 SAC: 2 3B: 0 DP: 1 HR: 0 HBP: 0
WP: 0 PA: 66 PB: 0 SB: 0 CS: 1
PITCHER IP WLS BF H R ER SO BB IBB HBP BLK WP HR S P ERA WHIP
Dave Stieb, R (1, 1) ERA: 2.11 8.0 33 4 2 2 7 5 1 0 0 0 0 41 65 2.25 1.125
Joey McLaughlin, R (9, 1) ERA: 2.63 1.1 8 3 1 1 0 1 0 0 0 0 0 7 11 6.75 3.000
Randy Moffitt, R (10, 1) ERA: 1.59 2.2 11 2 0 0 1 1 0 0 0 0 0 12 16 0.00 1.125
Roy Lee Jackson, R (13, 1) ERA: 4.35 1.1 6 0 0 0 0 1 1 0 0 0 0 4 12 0.00 0.750
Stan Clarke, L (14, 1) ERA: 9.0 0.2 W 2 0 1 1 0 1 0 0 0 0 0 1 5 13.50 1.500
PITCHER IP WLS BF H R ER SO BB IBB HBP BLK WP HR S P ERA WHIP
Jim Acker, R (15, 1) ERA: 3.91 0.1 3 2 1 1 0 0 0 0 0 0 0 0 3 3 27.00 6.000
Dave Geisel, L (15, 1) ERA: 4.61 0.2 S 2 0 0 0 0 0 0 0 0 0 0 0 2 2 0.00 0.000

Batter	1	2	3	4	5	6	7	8	9	AB	R	H	RBI	BB	SO	LOB
Rod Carew, L (1, 3) OBP: 0.461, SLG: 0.507	6-3	K			BB E		1B SH3-4 1-2		3B	3	2	1	0	1	1	1
Daryl Sconiers, L (7, 3) OBP: 0.298, SLG: 0.530										1	0	1	0	0	0	0
Juan Beniquez, R (1, 10) OBP: 0.330, SLG: 0.374	1B G4-6-3		F9		SH F8 1-H 1B		SH3-4 1-2 2-3		K	3	1	1	0	0	1	1
Fred Lynn, L (1, 8) OBP: 0.388, SLG: 0.547	G4-6-3 1-2f		4-3		F8 2-3		1B IBB		K	4	0	0	0	1	1	3
Doug DeCinces, R (1, 5) OBP: 0.352, SLG: 0.573		K	L5		K		1B 1-2 2-H 3-H		4-3	5	0	1	2	0	2	2
Ron Jackson, R (1, 7) OBP: 0.371, SLG: 0.441		6-3		2B WP	CS 3-H 1B		F9			4	0	2	1	0	0	2
Bobby Grich, R (1, 4) OBP: 0.408, SLG: 0.387		1B 2B BB		BB 2-3	CS 1-2	6-3	5-3			2	1	0	0	2	0	2
Bobby Clark, R (1, 9) OBP: 0.258, SLG: 0.330		1B 2B 1-3		K		F9		6-3		4	1	1	0	0	1	2
Tim Foli, R (1, 6) OBP: 0.305, SLG: 0.353		1B S 2-H 3-H		L5		6-3		G6-4-3 1B		4	1	2	2	0	0	2
Joe Ferguson, R (1, 2) OBP: 0.233, SLG: 0.080		1B 1-H		K			1B SH3-4 1B	G6-4-3 1-2f		4	1	2	1	0	1	3

Inning Stats									
	R: 0 E: 0 K: 0 S: 3	H: 1 LOB: 0 BB: 0 P: 3	R: 3 E: 0 K: 2 S: 10	H: 3 LOB: 1 BB: 1 P: 14	R: 0 E: 0 K: 0 S: 3	H: 0 LOB: 0 BB: 0 P: 3	R: 0 E: 0 K: 2 S: 8	H: 1 LOB: 2 BB: 1 P: 12	R: 2 E: 1 K: 1 S: 6	H: 1 LOB: 0 BB: 1 P: 10
	R: 0 E: 0 K: 0 S: 3	H: 0 LOB: 0 BB: 0 P: 3	R: 2 E: 0 K: 0 S: 6	H: 3 LOB: 2 BB: 1 P: 10	R: 0 E: 0 K: 0 S: 3	H: 1 LOB: 0 BB: 0 P: 3	R: 0 E: 0 K: 2 S: 8	H: 1 LOB: 1 BB: 0 P: 8	1B: 8 2B: 2 3B: 1 HR: 0	SF: 0 SAC: 2 DP: 2 HBP: 0
	WP: 1 PB: 0 SB: 1 CS: 1	PA: 41								

PITCHER		IP	WLS	BF	H	R	ER	SO	BB	IBB	HBP	BLK	WP	HR	S	P	ERA	WHIP
Britt Burns, L ERA: 4.6	(1, 1)	4.2	L	23	6	5	3	5	3	0	0	0	1	0	30	42	5.79	1.929
Dennis Lamp, R ERA: 4.72	(5, 1)	4.1		17	5	2	2	2	0	1	0	0	0	0	20	24	4.15	1.154

PITCHER	IP	WLS	BF	H	R	ER	SO	BB	IBB	HBP	BLK	WP	HR	S	P	ERA	WHIP

TOP

California Angels @ Chicago White Sox

Comiskey Park, Chicago, IL

Mon Jun 13 1983, 8:05 PM EDT

Att. 27,160 - Unknown - 81 F

livebaseballscorecards.com

AB	34
R	7
H	11
RBI	6
BB	4
SO	7
LOB	18

Batter	1	2	3	4	5	6	7	8	9	AB	R	H	RBI	BB	SO	LOB
Rudy Law, L (1, 8) OBP: 0.317, SLG: 0.297	5-3		4-3 (1-2)		F5		K (S S S)		4-3	5	0	0	0	0	1	2
Mike Squires, L (1, 3) OBP: 0.330, SLG: 0.271	BB (B B B B) G4-6-3		BB (B B B B)		1B		4-3			2	0	1	0	2	0	0
Harold Baines, L (1, 9) OBP: 0.332, SLG: 0.384	G4-6-3 (1-2f)		F7		F7		4-3			4	0	0	0	0	0	4
Greg Walker, L (1, 10) OBP: 0.352, SLG: 0.565		HR	K (S S S)			2B HR		3-1		4	2	2	1	0	1	2
Ron Kittle, R (1, 7) OBP: 0.298, SLG: 0.510		3B 1-6-3		F9		HR (2-H)		5-3		4	2	2	2	0	0	0
Carlton Fisk, R (1, 2) OBP: 0.296, SLG: 0.351		1-6-3 (3-H)		F8		F2		F3		4	0	0	1	0	0	0
Tony Bernazard, S (1, 4) OBP: 0.306, SLG: 0.373		F8		1B		1B			F3	4	0	2	0	0	0	0
Vance Law, R (1, 5) OBP: 0.296, SLG: 0.400		F7		F9		K (S S S)			BB (B B B B)	3	0	0	0	1	1	2
Jerry Dybzinski, R (1, 6) OBP: 0.328, SLG: 0.327 Tom Paciorek, R (9, PH) OBP: 0.299, SLG: 0.401			E4 4-3		1-3	6-3			F9	3 1	0 0	0 0	0 0	0 0	0 0	1 1
Inning Stats	R: 0 H: 0 E: 0 LOB: 0 K: 0 BB: 1 S: 2 P: 6	R: 2 H: 2 E: 0 LOB: 0 K: 0 BB: 0 S: 5 P: 5	R: 0 H: 0 E: 1 LOB: 2 K: 1 BB: 1 S: 6 P: 10	R: 0 H: 1 E: 0 LOB: 1 K: 0 BB: 0 S: 4 P: 4	R: 0 H: 1 E: 0 LOB: 1 K: 0 BB: 0 S: 4 P: 4	R: 2 H: 3 E: 0 LOB: 1 K: 1 BB: 0 S: 8 P: 8	R: 0 H: 0 E: 0 LOB: 0 K: 1 BB: 0 S: 5 P: 5	R: 0 H: 0 E: 0 LOB: 0 K: 0 BB: 0 S: 3 P: 3	R: 0 H: 0 E: 0 LOB: 1 K: 0 BB: 1 S: 3 P: 7	1B: 3 SF: 0 2B: 1 SAC: 0 3B: 1 DP: 1 HR: 2 HBP: 0						

PITCHER	IP	WLS	BF	H	R	ER	SO	BB	IBB	HBP	BLK	WP	HR	S	P	ERA	WHIP
Ken Forsch, R (1, 1) ERA: 3.34	9.0	W	37	7	4	4	3	3	0	0	0	0	2	40	52	4.00	1.111

PITCHER	IP	WLS	BF	H	R	ER	SO	BB	IBB	HBP	BLK	WP	HR	S	P	ERA	WHIP

BOTTOM

California Angels @ Chicago White Sox

Comiskey Park, Chicago, IL

Mon Jun 13 1983, 8:05 PM EDT

Att. 27,160 - Unknown - 81 F

livebaseballscorecards.com

AB	34
R	4
H	7
RBI	4
BB	3
SO	3
LOB	12

Batter	1	2	3	4	5	6	7	8	9	AB	R	H	RBI	BB	SO	LOB
Juan Beniquez, R (1, 10) OBP: 0.323, SLG: 0.366	F5		4-3		E5			F9		4	0	0	0	0	0	0
Tim Foli, R (1, 6) OBP: 0.299, SLG: 0.345	1-3		F7		5-3			F7		4	0	0	0	0	0	1
Reggie Jackson, L (1, 9) OBP: 0.345, SLG: 0.424	G3			BB, 2B	K				1B	3	1	1	0	1	1	0
Doug DeCinces, R (1, 5) OBP: 0.346, SLG: 0.562		F9		F2	K				6-3	4	0	0	0	0	1	1
Fred Lynn, L (1, 8) OBP: 0.386, SLG: 0.545		1B, 2B		F5	F8				5-3	4	1	1	0	0	0	1
Ron Jackson, R (1, 7) OBP: 0.380, SLG: 0.458		3-1		1-H, 2B			G4-6-3, 1B			3	0	2	1	0	0	1
Daryl Sconiers, L (1, 3) OBP: 0.298, SLG: 0.525		2-H, 1B		1-3			F8			3	0	1	1	0	0	2
Bobby Grich, R (1, 4) OBP: 0.402, SLG: 0.380		K			K		1-2f, G4-6-3			3	0	0	0	0	2	2
Bob Boone, R (1, 2) OBP: 0.280, SLG: 0.314			5-3		1-3			F9		3	0	0	0	0	0	0
Inning Stats	R: 0 E: 0 K: 0 S: 3 H: 0 LOB: 0 BB: 0 P: 3	R: 1 E: 0 K: 1 S: 7 H: 2 LOB: 1 BB: 0 P: 7	R: 0 E: 0 K: 0 S: 3 H: 0 LOB: 0 BB: 0 P: 3	R: 1 E: 0 K: 0 S: 4 H: 1 LOB: 1 BB: 1 P: 8	R: 0 E: 1 K: 1 S: 6 H: 0 LOB: 1 BB: 0 P: 6	R: 0 E: 0 K: 2 S: 7 H: 0 LOB: 0 BB: 0 P: 7	R: 0 E: 0 K: 0 S: 3 H: 1 LOB: 0 BB: 0 P: 3	R: 0 E: 0 K: 0 S: 3 H: 0 LOB: 0 BB: 0 P: 3	R: 0 E: 0 K: 0 S: 3 H: 1 LOB: 0 BB: 0 P: 3	1B: 3 2B: 2 3B: 0 HR: 0 SF: 0 SAC: 0 DP: 1 HBP: 0						

PITCHER		IP	WLS	BF	H	R	ER	SO	BB	IBB	HBP	BLK	WP	HR	S	P	ERA	WHIP
LaMarr Hoyt, R ERA: 4.13	(1, 1)	7.0	W	26	4	2	2	4	1	0	0	0	0	0	33	37	2.57	0.714
Dick Tidrow, R ERA: 3.56	(8, 1)	1.0		3	0	0	0	0	0	0	0	0	0	0	3	3	0.00	0.000
Juan Agosto, L ERA: 0.73	(9, 1)	1.0	S	3	1	0	0	0	0	0	0	0	0	0	3	3	0.00	1.000

PITCHER	IP	WLS	BF	H	R	ER	SO	BB	IBB	HBP	BLK	WP	HR	S	P	ERA	WHIP

TOP

California Angels @ Chicago White Sox

Comiskey Park, Chicago, IL

Wed Jun 15 1983, 8:05 PM EDT

Att. 24,561 - Unknown - 81 F

livebaseballscorecards.com

AB	31
R	2
H	5
RBI	2
BB	1
SO	4
LOB	8

PA: 32

WP: 0
PB: 0
SB: 0
CS: 0

BOTTOM

California Angels @ Chicago White Sox

Comiskey Park, Chicago, IL

Wed Jun 15 1983, 8:05 PM EDT

Att. 24,561 - Unknown - 81 F

livebaseballscorecards.com

Batter	1	2	3	4	5	6	7	8	9	AB	R	H	RBI	BB	SO	LOB
Rudy Law, L (1, 8) OBP: 0.310, SLG: 0.289	G3		G3 1-2		K		F4			4	0	0	0	0	1	2
Carlton Fisk, R (1, 2) OBP: 0.295, SLG: 0.362	K		5-3		1-H 3B		K			4	0	1	1	0	2	1
Tom Paciorek, R (1, 9) (5, 7) OBP: 0.298, SLG: 0.404	2B		F9		5-3		K			4	1	1	0	0	1	2
Greg Luzinski, R (1, 10) OBP: 0.323, SLG: 0.396	2-H 2B			5-3		BBBB 1-3 1B 1B BB		K		3	1	1	1	1	1	0
Ron Kittle, R (1, 7) OBP: 0.295, SLG: 0.505	K			5-3		1B 1-3 1-2 SF8 1B		S 1B		2	0	0	0	0	1	1
Harold Baines, L (5, 9) OBP: 0.337, SLG: 0.389										2	1	2	0	0	0	0
Greg Walker, L (1, 3) OBP: 0.338, SLG: 0.538		G3		4-3		1-3 1-2 2-3		F8 1-2		3	0	0	0	0	0	2
Mike Squires, L (7, 3) OBP: 0.327, SLG: 0.267										1	0	0	0	0	0	1
Vance Law, R (1, 5) OBP: 0.295, SLG: 0.395		K			5-3	SF8 2-3 3-H 1B		F8		4	0	1	1	0	1	1
Scott Fletcher, R (1, 4) OBP: 0.324, SLG: 0.298		1-3			1B 2B	SF8 2-3 3-H				2	1	1	1	0	0	0
Jerry Dybzinski, R (1, 6) OBP: 0.328, SLG: 0.327			E5 G3		2-H 3B 1B	4-3				3	1	1	1	0	0	1
Inning Stats	R: 1 H: 2 E: 0 LOB: 1 K: 2 BB: 0 S: 9 P: 9	R: 0 H: 0 E: 0 LOB: 0 K: 1 BB: 0 S: 5 P: 5	R: 0 H: 0 E: 1 LOB: 1 K: 0 BB: 0 S: 4 P: 4	R: 0 H: 0 E: 0 LOB: 0 K: 0 BB: 0 S: 3 P: 3	R: 2 H: 3 E: 0 LOB: 1 K: 1 BB: 0 S: 8 P: 8	R: 2 H: 2 E: 0 LOB: 1 K: 0 BB: 1 S: 5 P: 9	R: 0 H: 0 E: 0 LOB: 0 K: 2 BB: 0 S: 7 P: 7	R: 0 H: 1 E: 0 LOB: 1 K: 1 BB: 0 S: 6 P: 6		1B: 4 SF: 1 2B: 3 SAC: 0 3B: 1 DP: 0 HR: 0 HBP: 0						

	AB	32
	R	5
	H	8
	RBI	5
	BB	1
	SO	7
	LOB	11

WP: 0 PA: 34
PB: 0
SB: 1
CS: 0

PITCHER		IP	WLS	BF	H	R	ER	SO	BB	IBB	HBP	BLK	WP	HR	S	P	ERA	WHIP
Tommy John, L ERA: 3.73	(1, 1)	5.1	L	25	7	5	5	4	1	0	0	0	0	0	32	36	8.44	1.500
Byron McLaughlin, R ERA: 1.59	(6, 1)	2.0		7	1	0	0	3	0	0	0	0	0	0	13	13	0.00	0.500
John Curtis, L ERA: 3.97	(8, 1)	0.1		1	0	0	0	0	0	0	0	0	0	0	1	1	0.00	0.000
Mike Witt, R ERA: 5.4	(8, 1)	0.1		1	0	0	0	0	0	0	0	0	0	0	1	1	0.00	0.000

PITCHER		IP	WLS	BF	H	R	ER	SO	BB	IBB	HBP	BLK	WP	HR	S	P	ERA	WHIP

Batter	1	2	3	4	5	6	7	8	9	AB	R	H	RBI	BB	SO	LOB
Rod Carew, L (1, 3) OBP: 0.461, SLG: 0.510	2B		BB			G3	6-3			3	0	1	0	1	0	1
Daryl Sconiers, L (1, 10) OBP: 0.289, SLG: 0.508	F9		F7			K		K		4	0	0	0	0	2	2
Reggie Jackson, L (1, 9) OBP: 0.341, SLG: 0.417	F9			K		K		6-3		3	0	0	0	0	2	1
Juan Beniquez, R (6, 9) OBP: 0.321, SLG: 0.364										1	0	0	0	0	0	0
Doug DeCinces, R (1, 5) OBP: 0.348, SLG: 0.573	F9			F7			HR	BB		3	1	1	1	1	0	1
Fred Lynn, L (1, 8) OBP: 0.379, SLG: 0.533		G3		K			F8	K		4	0	0	0	0	2	1
Ron Jackson, R (1, 7) OBP: 0.375, SLG: 0.450		K			6-3		1B 2B 1B		F7	4	1	1	0	0	1	0
Bobby Grich, R (1, 4) OBP: 0.408, SLG: 0.385		5-3			BB		1-2 2B 1B		FC6-4 1B	3	1	2	0	1	0	0
Tim Foli, R (1, 6) OBP: 0.293, SLG: 0.338			F9		F8		F8		F2	4	0	0	0	0	0	4
Joe Ferguson, R (1, 2) OBP: 0.219, SLG: 0.074			5-3		4-3		1-H 2-H 2B		FC6-4 1-2f	2	0	0	0	0	0	1
Bob Boone, R (5, 2) OBP: 0.282, SLG: 0.321										2	0	1	2	0	0	1
Inning Stats	R: 0 E: 0 K: 0 S: 4 H: 1 LOB: 1 BB: 0 P: 4	R: 0 E: 0 K: 1 S: 5 H: 0 LOB: 0 BB: 0 P: 5	R: 0 E: 0 K: 0 S: 3 H: 0 LOB: 1 BB: 1 P: 7	R: 0 E: 0 K: 2 S: 7 H: 0 LOB: 0 BB: 0 P: 7	R: 0 E: 0 K: 0 S: 3 H: 0 LOB: 1 BB: 1 P: 7	R: 0 E: 0 K: 2 S: 7 H: 0 LOB: 0 BB: 0 P: 7	R: 3 E: 0 K: 0 S: 7 H: 4 LOB: 1 BB: 0 P: 7	R: 0 E: 0 K: 2 S: 7 H: 0 LOB: 1 BB: 1 P: 11	R: 0 E: 0 K: 0 S: 4 H: 1 LOB: 1 BB: 0 P: 4	1B: 3 2B: 2 3B: 0 HR: 1 SF: 0 SAC: 0 DP: 0 HBP: 0						

PITCHER	IP	WLS	BF	H	R	ER	SO	BB	IBB	HBP	BLK	WP	HR	S	P	ERA	WHIP
Dave Stieb, R (1, 1) ERA: 2.18	9.0	W	36	6	3	3	7	3	0	0	0	0	1	47	59	3.00	1.000

PITCHER	IP	WLS	BF	H	R	ER	SO	BB	IBB	HBP	BLK	WP	HR	S	P	ERA	WHIP

TOP

California Angels @ Toronto Blue Jays

Exhibition Stadium, Toronto, ON

Fri Jun 17 1983, 7:05 PM EDT

Att. 31,586 - Unknown

livebaseballscorecards.com

AB	33
R	3
H	6
RBI	3
BB	3
SO	7
LOB	12

PA: 36

WP: 0
PB: 0
SB: 0
CS: 0

Batter	1	2	3	4	5	6	7	8	9	AB	R	H	RBI	BB	SO	LOB
Mickey Klutts, R (1, 5) OBP: 0.294, SLG: 0.344	H 1-0 G1-6-3 HBP	x 0-0 1-2 2-3 1B	x 0-0 1-2 2-H 1B			x 0-0 ① F3		x 0-0 ③ 1-6-3		3	0	2	1	0	0	0
Rance Mulliniks, L (8, PH) OBP: 0.404, SLG: 0.475 (9, 5)										1	0	0	0	0	0	1
Lloyd Moseby, L (1, 8) OBP: 0.343, SLG: 0.484	x 0-0 ①② G1-6-3 1-2f	x 0-0 ③ F8	SSS 0-3 ③ K			SSS 0-3 ② K				4	0	0	0	0	2	6
Garth Iorg, R (1, 4) OBP: 0.317, SLG: 0.338	x 0-0 ③ F4		x 0-0 ① F7	x 0-0 ① 5-3		x 0-0 ③ 6-3				4	0	0	0	0	0	0
Cliff Johnson, R (1, 10) OBP: 0.383, SLG: 0.542		x 0-0 HR	x 0-0 HR 1B	x 0-0 ② 6-3			BBBB 4-0 G5-4-3 BB			3	2	2	1	1	0	0
Jesse Barfield, R (1, 9) OBP: 0.244, SLG: 0.424		x 0-0 1B 1B 2B	SSS 0-3 ② K	SSS 0-3 ③ K			SSS 0-3 ① K			4	1	1	0	0	3	2
Barry Bonnell, R (1, 7) OBP: 0.363, SLG: 0.448		x 0-0 1B 1B 2-3 1B	x 0-0 1-H HR		x 0-0 1B		x 0-0 ②③ G5-4-3 1-2f			4	1	3	2	0	0	1
Willie Upshaw, L (1, 3) OBP: 0.376, SLG: 0.536		x 0-0 1B 1-2 3-H 1B	x 0-0 BB 1B 1B		x 0-0 ① F7			x 0-0 ① F9		4	1	2	1	0	0	1
Buck Martinez, R (1, 2) OBP: 0.371, SLG: 0.524		x 0-0 ① F8	BBBB 4-0 1B 1-2 1B BB		x 0-0 ② F5			x 0-0 ② F8		3	1	0	0	1	0	3
Alfredo Griffin, S (1, 6) OBP: 0.267, SLG: 0.365		SSS 0-3 ② K	x 0-0 1B 1-2 2-H 1B		SSS 0-3 ③ K			x 0-0 1B		4	0	2	1	0	2	3
Inning Stats	R: 0 E: 0 K: 0 S: 2 H: 0 LOB: 0 BB: 0 P: 3	R: 2 E: 0 K: 1 S: 10 H: 5 LOB: 3 BB: 0 P: 10	R: 4 E: 0 K: 2 S: 12 H: 5 LOB: 2 BB: 1 P: 16	R: 0 E: 0 K: 1 S: 5 H: 0 LOB: 0 BB: 0 P: 5	R: 0 E: 0 K: 1 S: 6 H: 1 LOB: 1 BB: 0 P: 6	R: 0 E: 0 K: 1 S: 5 H: 0 LOB: 0 BB: 0 P: 5	R: 0 E: 0 K: 1 S: 4 H: 0 LOB: 0 BB: 1 P: 8	R: 0 E: 0 K: 0 S: 4 H: 1 LOB: 1 BB: 0 P: 4		1B: 9 2B: 1 3B: 0 HR: 2	SF: 0 SAC: 0 DP: 2 HBP: 1						

PITCHER		IP	WLS	BF	H	R	ER	SO	BB	IBB	HBP	BLK	WP	HR	S	P	ERA	WHIP
Bill Travers, L ERA: 5.52	(1, 1)	2.2	L	16	8	5	5	2	0	0	1	0	0	2	19	20	16.88	3.000
Byron McLaughlin, R ERA: 1.84	(3, 1)	3.1		14	3	1	1	4	1	0	0	0	0	0	21	25	2.70	1.200
Curt Brown, R ERA: 4.76	(7, 1)	2.0		7	1	0	0	1	1	0	0	0	0	0	8	12	0.00	1.000

PITCHER	IP	WLS	BF	H	R	ER	SO	BB	IBB	HBP	BLK	WP	HR	S	P	ERA	WHIP

BOTTOM

California Angels @ Toronto Blue Jays

Exhibition Stadium, Toronto, ON

Fri Jun 17 1983, 7:05 PM EDT

Att. 31,586 - Unknown

livebaseballscorecards.com

AB	34
R	6
H	12
RBI	6
BB	2
SO	7
LOB	17

WP: 0	PB: 0	SB: 0	CS: 0
PA: 37			

Batter	1	2	3	4	5	6	7	8	9	AB	R	H	RBI	BB	SO	LOB
Rod Carew, L (1, 10) OBP: 0.460, SLG: 0.512	3-1		K			F8		WP 2-H 2B	1B HR 1B	5	1	2	1	0	1	0
Juan Beniquez, R (1, 7) (9, 9) OBP: 0.318, SLG: 0.359	K			F4		F5		K	HR 1-2 1B	5	1	1	0	0	2	1
Reggie Jackson, L (1, 9) OBP: 0.346, SLG: 0.445	3-1			2B 3B		4-3		IBB 2-3 IBB	HR 1-H 2-H HR	4	2	2	3	1	0	0
Bobby Clark, R (9, 7) OBP: 0.258, SLG: 0.330										0	0	0	0	0	0	0
Doug DeCinces, R (1, 5) OBP: 0.345, SLG: 0.569		F9		3-H 2B			K	K	F3	5	0	1	1	0	2	2
Fred Lynn, L (1, 8) OBP: 0.376, SLG: 0.525		4-1		K			F9	1-2 IBB		3	0	0	0	1	1	1
Daryl Sconiers, L (1, 3) OBP: 0.295, SLG: 0.512		1B 2B		3-1			BB	F9		3	1	1	0	1	0	4
Bobby Grich, R (1, 4) OBP: 0.414, SLG: 0.407		2-H 1B			F7		1-2 BB		HR	3	1	2	2	1	0	0
Tim Foli, R (1, 6) OBP: 0.288, SLG: 0.333			F9		F8		F8		F9	3	0	0	0	0	0	2
Rob Wilfong, L (9, PH) OBP: 0.200, SLG: 0.400										1	0	0	0	0	0	0
Ricky Adams, R (9, 6) OBP: 0.221, SLG: 0.250										0	0	0	0	0	0	0
Bob Boone, R (1, 2) OBP: 0.282, SLG: 0.325			F9		6-3			2B	K	4	1	1	0	0	1	0
Inning Stats	R: 0 E: 0 K: 1 S: 5 H: 0 LOB: 0 BB: 0 P: 5	R: 1 E: 0 K: 0 S: 4 H: 2 LOB: 1 BB: 0 P: 4	R: 0 E: 0 K: 1 S: 5 H: 0 LOB: 0 BB: 0 P: 5	R: 1 E: 0 K: 1 S: 7 H: 2 LOB: 1 BB: 0 P: 7	R: 0 E: 0 K: 0 S: 3 H: 0 LOB: 0 BB: 0 P: 3	R: 0 E: 0 K: 0 S: 3 H: 0 LOB: 0 BB: 0 P: 3	R: 0 E: 0 K: 1 S: 5 H: 0 LOB: 2 BB: 2 P: 13	R: 1 E: 0 K: 2 S: 9 H: 2 LOB: 3 BB: 2 P: 17	R: 4 E: 0 K: 1 S: 9 H: 4 LOB: 0 BB: 0 P: 9	1B: 3 2B: 4 3B: 1 HR: 2	SF: 0 SAC: 0 DP: 0 HBP: 0						

PITCHER	IP	WLS	BF	H	R	ER	SO	BB	IBB	HBP	BLK	WP	HR	S	P	ERA	WHIP
Jim Clancy, R (1, 1) ERA: 3.78	7.0		28	6	3	3	4	2	0	0	0	0	0	34	42	3.86	1.143
Joey McLaughlin, R (8, 1) ERA: 3.34	1.2		10	3	3	3	3	0	2	0	0	1	1	14	22	16.20	1.800
Stan Clarke, L (9, 1) ERA: 10.13	0.1	L	2	1	1	1	0	0	0	0	0	0	1	2	2	27.00	3.000

PITCHER	IP	WLS	BF	H	R	ER	SO	BB	IBB	HBP	BLK	WP	HR	S	P	ERA	WHIP

TOP

California Angels @ Toronto Blue Jays

Exhibition Stadium, Toronto, ON

Sat Jun 18 1983, 3:33 AM EDT

Att. 40,150 - Unknown

livebaseballscorecards.com

AB	36
R	7
H	10
RBI	7
BB	4
SO	7
LOB	10

1B: 3	SF: 0	WP: 1	PA: 40
2B: 4	SAC: 0	PB: 0	
3B: 1	DP: 0	SB: 0	
HR: 2	HBP: 0	CS: 0	

Batter	1	2	3	4	5	6	7	8	9	AB	R	H	RBI	BB	SO	LOB
Rance Mulliniks, L (1, 5) OBP: 0.404, SLG: 0.496	3-1		5-3		3B			F9 SF8 2B	K	5	1	2	0	0	1	0
Garth Iorg, R (1, 4) OBP: 0.309, SLG: 0.329	F9		5-3		F9			F9 2-3		4	0	0	0	0	0	2
Willie Upshaw, L (1, 3) OBP: 0.382, SLG: 0.537	4-3			1B 1B		4-3 G3 1B		BBB HR BB		3	2	2	0	1	0	0
Jorge Orta, L (1, 10) OBP: 0.267, SLG: 0.380 Cliff Johnson, R (8, PH) OBP: 0.381, SLG: 0.542		HR		1B 1-2 1B		G3 1-2		SF8 3-H		3 0	1 0	2 0	1 1	0 0	0 0	1 0
Lloyd Moseby, L (1, 8) OBP: 0.346, SLG: 0.511		4-3 3B		F7		4-3 2-3		HR 1-H		4	2	2	2	0	0	3
Ernie Whitt, L (1, 2) OBP: 0.331, SLG: 0.426		4-3 3-H		G5-4-3 1B 1-2 2-H		F7		BBBB FC4-6 BB		3	0	1	2	1	0	1
Barry Bonnell, R (1, 7) OBP: 0.354, SLG: 0.436		L5		G5-4-3 1-2f			K	FC4-6 1-2f		4	0	0	0	0	1	3
Hosken Powell, L (1, 9) OBP: 0.197, SLG: 0.208 Jesse Barfield, R (9, PH) OBP: 0.242, SLG: 0.421		6-3			K		F9		6-3	3 1	0 0	0 0	0 0	0 0	1 0	0 0
Alfredo Griffin, S (1, 6) OBP: 0.262, SLG: 0.357			F6		1-6-3		F7		F9	4	0	0	0	0	0	0
Inning Stats	R: 0 H: 0 E: 0 LOB: 0 K: 0 BB: 0 S: 3 P: 3	R: 2 H: 2 E: 0 LOB: 0 K: 0 BB: 0 S: 5 P: 5	R: 0 H: 0 E: 0 LOB: 0 K: 0 BB: 0 S: 3 P: 3	R: 1 H: 3 E: 0 LOB: 1 K: 0 BB: 0 S: 5 P: 5	R: 0 H: 1 E: 0 LOB: 1 K: 1 BB: 0 S: 6 P: 6	R: 0 H: 1 E: 0 LOB: 1 K: 0 BB: 0 S: 4 P: 4	R: 0 H: 0 E: 0 LOB: 0 K: 1 BB: 0 S: 5 P: 5	R: 3 H: 2 E: 0 LOB: 1 K: 0 BB: 2 S: 5 P: 13	R: 0 H: 0 E: 0 LOB: 0 K: 1 BB: 0 S: 5 P: 5	1B: 4 SF: 1 2B: 1 SAC: 0 3B: 2 DP: 1 HR: 2 HBP: 0						WP: 0 PA: 37 PB: 0 SB: 0 CS: 0	

BOTTOM

California Angels @ Toronto Blue Jays

Exhibition Stadium, Toronto, ON

Sat Jun 18 1983, 3:33 AM EDT

Att. 40,150 - Unknown

livebaseballscorecards.com

AB	34
R	6
H	9
RBI	6
BB	2
SO	3
LOB	10

PITCHER		IP	WLS	BF	H	R	ER	SO	BB	IBB	HBP	BLK	WP	HR	S	P	ERA	WHIP
Ken Forsch, R ERA: 3.46	(1, 1)	7.1		29	8	4	4	2	0	0	0	0	0	1	33	33	4.91	1.091
Andy Hassler, L ERA: 5.71	(8, 1)	0.0		1	0	0	0	0	1	0	0	0	0	0	0	4	∞	∞
Luis Sanchez, R ERA: 3.08	(8, 1)	1.2	W	7	1	2	2	1	1	0	0	0	0	1	8	12	10.80	1.200

PITCHER	IP	WLS	BF	H	R	ER	SO	BB	IBB	HBP	BLK	WP	HR	S	P	ERA	WHIP

California Angels @ Toronto Blue Jays

Exhibition Stadium, Toronto, ON

Sun Jun 19 1983, 3:33 AM EDT

Att. 36,098 - Unknown

TOP

livebaseballscorecards.com

Batter	1	2	3	4	5	6	7	8	9	AB	R	H	RBI	BB	SO	LOB
Juan Beniquez, R (1, 9) OBP: 0.316, SLG: 0.353	0-0 ① 4-3	0-3 ② K			0-0 ① F9		1-0 HBP 1-2			3	0	0	0	0	1	1
Bobby Clark, R (7, PR) OBP: 0.258, SLG: 0.330 (7, 9)										0	0	0	0	0	0	0
Daryl Sconiers, L (1, 3) OBP: 0.287, SLG: 0.496	0-0 ② G3	0-0 ③ F9			0-0 ② 3-1		0-3 ② K			4	0	0	0	0	1	3
Reggie Jackson, L (1, 10) OBP: 0.345, SLG: 0.438	4-0 BB 2B BB		0-3 ① K		0-3 ③ K		0-0 ③ F8			3	1	0	0	1	2	2
Doug DeCinces, R (1, 5) OBP: 0.348, SLG: 0.570	0-0 BB 1-3 2B		0-0 ② F8			4-0 BB FC6-4		0-0 ① 4-3		3	0	1	0	1	0	0
Fred Lynn, L (1, 8) OBP: 0.374, SLG: 0.516	4-0 IBB BB		0-0 ③ F4			0-0 ① F8		0-0 ② F3		3	0	0	0	1	0	1
Ron Jackson, R (1, 7) OBP: 0.371, SLG: 0.437	4-0 BB 1-2 2-3 3-H			0-0 ① F6		0-0 ② F7		0-0 ③ F9		3	0	0	1	1	0	1
Bobby Grich, R (1, 4) OBP: 0.412, SLG: 0.403	0-0 ③ F8			0-0 F7 1B		0-0 ③ FC6-4 1-2f			0-0 ① F9	4	0	1	0	0	0	4
Bob Boone, R (1, 2) OBP: 0.276, SLG: 0.319		0-0 ① 6-3		0-0 ② F7 1-2			0-3 ① K		0-0 ② F8	4	0	0	0	0	1	1
Ricky Adams, R (1, 6) OBP: 0.239, SLG: 0.258		0-0 1B		0-0 ③ 6-3			1-0 HBP HBP		0-0 ③ 4-3	2	0	1	0	0	0	1
Rob Wilfong, L (9, PH) OBP: 0.194, SLG: 0.387										1	0	0	0	0	0	0

	AB	30
	R	1
	H	3
	RBI	1
	BB	4
	SO	5
	LOB	14

Inning Stats	1	2	3	4	5	6	7	8	9	1B: 2	SF: 0	WP: 0	PA: 36
R	1	0	0	0	0	0	0	0	0	2B: 1	SAC: 0	PB: 0	
E	0	0	0	0	0	0	0	0	0	3B: 0	DP: 0	SB: 0	
K	0	1	1	0	1	1	2	0	0	HR: 0	HBP: 2	CS: 0	
S	4	6	5	4	5	3	7	3	3				
LOB	3	1	0	1	0	1	0	0	0				
BB	3	0	0	1	0	1	0	0	0				
P	16	6	5	4	5	7	9	3	3				
H	1	1	0	1	0	0	0	0	0				

PITCHER	IP	WLS	BF	H	R	ER	SO	BB	IBB	HBP	BLK	WP	HR	S	P	ERA	WHIP
Luis Leal, R (1, 1) ERA: 3.8	9.0	W	36	3	1	1	5	3	1	2	0	0	0	40	58	1.00	0.667

PITCHER	IP	WLS	BF	H	R	ER	SO	BB	IBB	HBP	BLK	WP	HR	S	P	ERA	WHIP

Batter	1	2	3	4	5	6	7	8	9	AB	R	H	RBI	BB	SO	LOB
Rance Mulliniks, L (1, 5) OBP: 0.397, SLG: 0.492	5-3	6-3		F9			4-3, 1B, 2B	4-3		5	1	1	0	0	0	2
Garth Iorg, R (1, 4) OBP: 0.303, SLG: 0.322	4-3		K	K			6-3			3	0	0	0	0	2	0
Damaso Garcia, R (7, PH) OBP: 0.287, SLG: 0.324 (8, 4)										1	0	0	0	0	0	1
Willie Upshaw, L (1, 3) OBP: 0.384, SLG: 0.537	1B		E7, FC5, 1B	4-3			4-3, 2-3			4	0	2	0	0	0	1
Jorge Orta, L (1, 10) OBP: 0.270, SLG: 0.370	F7		BB	G3			IBB			2	1	0	0	1	0	1
Cliff Johnson, R (7, PH) OBP: 0.384, SLG: 0.542										0	0	0	0	1	0	0
Lloyd Moseby, L (1, 8) OBP: 0.344, SLG: 0.505		4-3	FC5, 1B, 1-2, 2-3f			6-3	1B, 1-2, 3-H			4	0	1	1	0	0	2
Ernie Whitt, L (1, 2) OBP: 0.341, SLG: 0.451		HR	1B, 1-2, 2-H			BB	K			3	2	2	2	1	1	2
Barry Bonnell, R (1, 7) OBP: 0.351, SLG: 0.451		K	F7			HR, 1-H		6-3		4	1	1	2	0	1	2
Hosken Powell, L (1, 9) OBP: 0.203, SLG: 0.203		BB		4-3		G3		HR		2	0	0	0	1	0	0
Jesse Barfield, R (7, 9) OBP: 0.247, SLG: 0.444										1	1	1	1	0	0	0
Alfredo Griffin, S (1, 6) OBP: 0.261, SLG: 0.355		1B, 1-2		F7		G3		F8		4	0	1	0	0	0	0
Inning Stats	R: 0, E: 0, K: 0, S: 4 H: 1, LOB: 1, BB: 0, P: 4	R: 1, E: 0, K: 1, S: 7 H: 2, LOB: 2, BB: 1, P: 11	R: 1, E: 1, K: 1, S: 7 H: 2, LOB: 2, BB: 1, P: 11	R: 0, E: 0, K: 0, S: 3 H: 0, LOB: 0, BB: 0, P: 3	R: 0, E: 0, K: 1, S: 5 H: 0, LOB: 0, BB: 0, P: 5	R: 2, E: 0, K: 0, S: 4 H: 1, LOB: 0, BB: 1, P: 8	R: 1, E: 0, K: 1, S: 7 H: 2, LOB: 2, BB: 1, P: 11	R: 1, E: 0, K: 0, S: 4 H: 1, LOB: 0, BB: 0, P: 4		1B: 5, 2B: 1, 3B: 0, HR: 3 SF: 0, SAC: 0, DP: 0, HBP: 0						

PITCHER		IP	WLS	BF	H	R	ER	SO	BB	IBB	HBP	BLK	WP	HR	S	P	ERA	WHIP
Dave Goltz, R ERA: 6.45	(1, 1)	6.1	L	29	7	5	5	3	3	0	0	0	0	2	32	44	7.11	1.579
John Curtis, L ERA: 3.75	(7, 1)	0.2		4	1	0	0	1	0	1	0	0	0	0	5	9	0.00	1.500
Curt Brown, R ERA: 5.4	(8, 1)	1.0		4	1	1	1	0	0	0	0	0	0	1	4	4	9.00	1.000

BOTTOM

California Angels @ Toronto Blue Jays

Exhibition Stadium, Toronto, ON

Sun Jun 19 1983, 3:33 AM EDT

Att. 36,098 - Unknown

livebaseballscorecards.com

AB	33
R	6
H	9
RBI	6
BB	4
SO	4
LOB	11

PITCHER	IP	WLS	BF	H	R	ER	SO	BB	IBB	HBP	BLK	WP	HR	S	P	ERA	WHIP

California Angels @ Texas Rangers

Arlington Stadium, Arlington, TX

Mon Jun 20 1983, 8:05 PM EDT

Att. 22,412 - Unknown

TOP

livebaseballscorecards.com

Batter	1	2	3	4	5	6	7	8	9	10	11	12	13	AB	R	H	RBI	BB	SO	LOB
Daryl Sconiers, L (1, 3) OBP: 0.287, SLG: 0.485	4-3	2-H 1B		1B			4-1 2-3		F7	4-3 1-2			F8	7	0	2	1	0	0	2
Tim Foli, R (1, 6) OBP: 0.288, SLG: 0.332	5-3	F9		6-3			4-3 1B 3-H 1B		BB 1B		F9		HBP 2B 1B	4	1	1	1	0	0	2
Rod Carew, L (9, PH) OBP: 0.462, SLG: 0.514														1	0	1	0	0	0	0
Ricky Adams, R (9, PR) OBP: 0.247, SLG: 0.265 (9, 6)														2	1	1	0	0	0	0
Reggie Jackson, L (1, 10) OBP: 0.347, SLG: 0.432	K	K			CS 1B		4-3 1-2		FC6-4 1-2 BB	F5			2B 1-2 HBP	5	0	1	0	1	2	1
Doug DeCinces, R (1, 5) OBP: 0.354, SLG: 0.581		BB 1B E BB	3B		K 1-2		0-0 2-H 1B		FC6-4 1-2f	F8			1-3 2-H 2B	6	1	3	2	1	1	3
Ron Jackson, R (1, 7) OBP: 0.366, SLG: 0.422		BB 1B E 1-2	6-3		5-3		K			E5 4-3 2B		5-3	IBB	6	2	1	0	1	1	2
Fred Lynn, L (1, 8) OBP: 0.362, SLG: 0.497		K	F5			K		K		4-3 2-3		4-3	F7	7	0	0	0	0	3	7
Bobby Grich, R (1, 4) OBP: 0.414, SLG: 0.409		E SF7 1-2 2-3 BB		F9		K		6-3		1B 3-H 2B		1B		5	2	2	1	1	1	0
Bobby Clark, R (1, 9) OBP: 0.254, SLG: 0.347		E1 1B 1-3 2-H 3-H		HR		F8		F8		K		5-3		6	2	1	1	0	1	3
Bob Boone, R (1, 2) OBP: 0.278, SLG: 0.325		SF7 3-H		4-3			4-1 1B 2B		F3	WP 2-H 1B			F8	5	1	2	2	0	0	0

	AB	54
	R	10
	H	15
	RBI	8
	BB	4
	SO	9
	LOB	20

Inning Stats	1	2	3	4	5	6	7	8	9	10	11	12	13
	R: 0 E: 0 K: 1 S: 5	H: 0 LOB: 0 BB: 0 P: 5	R: 4 E: 1 K: 1 S: 8	H: 2 LOB: 1 BB: 2 P: 16	R: 0 E: 0 K: 1 S: 6	H: 1 LOB: 1 BB: 0 P: 6	R: 1 E: 0 K: 0 S: 5	H: 2 LOB: 1 BB: 0 P: 5	R: 0 E: 0 K: 1 S: 5	H: 1 LOB: 0 BB: 0 P: 5	R: 0 E: 0 K: 2 S: 7	H: 0 LOB: 0 BB: 0 P: 7	R: 2 E: 0 K: 1 S: 8	H: 3 LOB: 1 BB: 0 P: 8
	R: 0 E: 0 K: 1 S: 5	H: 0 LOB: 0 BB: 0 P: 5	R: 0 E: 0 K: 1 S: 4	H: 1 LOB: 2 BB: 1 P: 8	R: 2 E: 1 K: 1 S: 8	H: 2 LOB: 1 BB: 0 P: 8	R: 0 E: 0 K: 0 S: 3	H: 0 LOB: 0 BB: 0 P: 3	R: 0 E: 0 K: 0 S: 4	H: 1 LOB: 1 BB: 0 P: 4	R: 1 E: 0 K: 0 S: 5	H: 2 LOB: 3 BB: 1 P: 10	

1B: 10	SF: 1
2B: 3	SAC: 0
3B: 1	DP: 0
HR: 1	HBP: 1

WP: 1	PA: 60
PB: 0	
SB: 0	
CS: 1	

PITCHER		IP	WLS	BF	H	R	ER	SO	BB	IBB	HBP	BLK	WP	HR	S	P	ERA	WHIP
Frank Tanana, L ERA: 1.74	(1, 1)	6.2		30	8	7	3	6	2	0	0	0	0	1	40	48	4.05	1.500
Odell Jones, R ERA: 3.16	(7, 1)	3.0		15	4	2	0	3	1	0	0	0	0	0	20	24	0.00	1.667
Jon Matlack, L ERA: 3.77	(10, 1)	3.1	L	15	3	1	1	0	0	1	1	0	1	0	13	18	2.70	0.900

PITCHER	IP	WLS	BF	H	R	ER	SO	BB	IBB	HBP	BLK	WP	HR	S	P	ERA	WHIP

Batter	1	2	3	4	5	6	7	8	9	10	11	12	13	AB	R	H	RBI	BB	SO	LOB
Wayne Tolleson, S (1, 4) OBP: 0.340, SLG: 0.387	G3		BB G1 1-2	2B 1-3 3-H		BB WP S 1B		F7	FC6-4 1-2f		4-3			5	1	1	1	2	0	2
Mickey Rivers, L (1, 10) OBP: 0.294, SLG: 0.313	4-3		G1 1-2 2-3	5-3		F8 1-2		K		1B SF 1B 1B	F6			7	1	1	0	0	1	5
Buddy Bell, R (1, 5) OBP: 0.316, SLG: 0.416	2B 1B		FC5-2 FC6-4 3-H		5-3	CS 1B 2-H		E4		SF 1B E 1B 1-2		F7		7	2	3	1	0	0	2
Larry Parrish, R (1, 9) OBP: 0.366, SLG: 0.516 Jim Anderson, R (10, PR) (11, 9) OBP: 0.179, SLG: 0.185	1-H 2B		FC6-4 1-2f		2B 1B 1B	HR 1-2		IBB		E SF G5-2-3 1B 1-2 2-3		5-3		5 1	2 0	4 0	2 0	1 0	0 0	2 0
George Wright, S (1, 8) OBP: 0.328, SLG: 0.415	6-3			4-3 2B 1B	2B 1B 1-2	F6		F7		K		F6		7	2	2	0	0	1	6
Bill Sample, R (1, 7) OBP: 0.330, SLG: 0.405		1-3		4-3 2-3	F9		K		SH3 1B	SF E 1-2 2-3 3-H			FC1-5 1B BB	5	0	1	1	1	1	3
Pete O'Brien, L (1, 3) OBP: 0.318, SLG: 0.359 Bill Stein, R (10, PH) (11, 3) OBP: 0.327, SLG: 0.354	K			FC6-4 2B 1B 3-H	1B 2B 1-H 2-H		FC5-4 BB	SH3 1-2	FC6-4 IBB	E6 1-2 2-3 3-H			G5-3 FC1-5 1B 1-2	3 2	1 0	2 1	3 1	1 0	1 0	0 2
Bob Johnson, R (1, 2) OBP: 0.247, SLG: 0.341 Larry Biittner, L (9, PH) OBP: 0.304, SLG: 0.329 Jim Sundberg, R (10, 2) OBP: 0.249, SLG: 0.263	6-3			FC6-4 1B 1-2	FC6-4 BB	FC5-4 1-2f	1-3	G5-2-3 3-Hf					FC1-5 1B 1-2 2-3f	3 0 2	0 0 0	1 0 0	0 0 0	1 1 0	0 0 5	1 0 0
Bucky Dent, R (1, 6) OBP: 0.321, SLG: 0.355		G1 BB FC5-2 1B		FC6-4 2B 1B 1-2f 2-3	FC6-4 1-2f				F9		K		G5-3 1B 2-3f	7	0	1	0	0	1	9
Inning Stats	R: 1 H: 2 E: 0 LOB: 1 K: 0 BB: 0 S: 5 P: 5	R: 0 H: 0 E: 0 LOB: 0 K: 1 BB: 0 S: 5 P: 5	R: 0 H: 1 E: 0 LOB: 2 K: 0 BB: 1 S: 4 P: 8	R: 2 H: 4 E: 0 LOB: 2 K: 0 BB: 0 S: 7 P: 7	R: 2 H: 3 E: 0 LOB: 2 K: 0 BB: 1 S: 6 P: 10	R: 2 H: 2 E: 0 LOB: 0 K: 0 BB: 1 S: 4 P: 8	R: 0 H: 0 E: 0 LOB: 1 K: 1 BB: 1 S: 5 P: 9	R: 0 H: 0 E: 1 LOB: 2 K: 1 BB: 1 S: 6 P: 10	R: 0 H: 1 E: 0 LOB: 2 K: 0 BB: 1 S: 4 P: 8	R: 2 H: 3 E: 2 LOB: 2 K: 1 BB: 0 S: 9 P: 9	R: 0 H: 0 E: 0 LOB: 0 K: 1 BB: 0 S: 5 P: 5	R: 0 H: 0 E: 0 LOB: 0 K: 0 BB: 0 S: 3 P: 3	R: 0 H: 1 E: 0 LOB: 1 K: 0 BB: 1 S: 3 P: 7	1B: 12 SF: 1 2B: 4 SAC: 1 3B: 0 DP: 2 HR: 1 HBP: 0						WP: 1 PA: 63 PB: 0 SB: 1 CS: 1	

PITCHER		IP	WLS	BF	H	R	ER	SO	BB	IBB	HBP	BLK	WP	HR	S	P	ERA	WHIP
Tommy John, L ERA: 4.02	(1, 1)	4.2		25	10	5	5	1	1	0	0	0	0	0	26	30	9.64	2.357
Mike Witt, R ERA: 5.44	(5, 1)	3.0		15	2	2	2	2	3	1	0	0	1	1	15	31	6.00	1.667
Andy Hassler, L ERA: 5.6	(8, 1)	0.1		1	0	0	0	0	0	0	0	0	0	0	1	1	0.00	0.000
Luis Sanchez, R ERA: 3.19	(9, 1)	1.0		8	4	2	1	0	0	1	0	0	0	0	7	11	9.00	4.000
Curt Brown, R ERA: 5.14	(10, 1)	0.1		2	0	0	0	1	0	0	0	0	0	0	4	4	0.00	0.000

PITCHER		IP	WLS	BF	H	R	ER	SO	BB	IBB	HBP	BLK	WP	HR	S	P	ERA	WHIP
John Curtis, L ERA: 2.87	(10, 1)	3.2	W	12	1	0	0	1	1	0	0	0	0	0	13	17	0.00	0.545

BOTTOM

California Angels @ Texas Rangers

Arlington Stadium, Arlington, TX

Mon Jun 20 1983, 8:05 PM EDT

Att. 22,412 - Unknown

livebaseballscorecards.com

AB	54
R	9
H	17
RBI	9
BB	7
SO	5
LOB	37

Batter	1	2	3	4	5	6	7	8	9	AB	R	H	RBI	BB	SO	LOB
Brian Downing, R (1, 10) OBP: 0.383, SLG: 0.337	5-3		5-3		5-3 1-2 3-H			2B 1B		4	1	1	1	0	0	1
Tim Foli, R (1, 6) OBP: 0.292, SLG: 0.340	E4 1B 1B		K		F3			1-H 2B		4	0	2	1	0	1	1
Fred Lynn, L (1, 8) OBP: 0.365, SLG: 0.495	E4 1-2 1B		F7			4-3		BB		3	0	1	0	1	0	0
Reggie Jackson, L (1, 9) OBP: 0.344, SLG: 0.428 Rob Wilfong, L (4, 5) OBP: 0.212, SLG: 0.394	K			F7		L3 1B		F6		2 2	0 0	0 1	0 0	0 0	1 0	2 2
Daryl Sconiers, L (1, 3) OBP: 0.281, SLG: 0.475 Rod Carew, L (8, PH) (8, 3) OBP: 0.460, SLG: 0.512	E4 1-2 2-3			6-3		L3 1-2		4-3		3 1	0 0	0 0	0 0	0 0	0 0	3 2
Ron Jackson, R (1, 5) (4, 7) OBP: 0.354, SLG: 0.407		5-3		F3			F7		K	4	0	0	0	0	1	0
Bobby Grich, R (1, 4) OBP: 0.415, SLG: 0.411		5-3			1B 5-3 1B		G6-4-3 1B		6-3	4	1	2	0	0	0	0
Bobby Clark, R (1, 7) (4, 9) OBP: 0.254, SLG: 0.339		BB			F9		G6-4-3 1-2f		6-3	3	0	0	0	1	0	2
Bob Boone, R (1, 2) OBP: 0.279, SLG: 0.325		K			5-3 1-3 1B			K		3	0	1	0	0	2	1
Inning Stats	R: 0 E: 1 K: 1 S: 7 H: 2 LOB: 2 BB: 0 P: 7	R: 0 E: 0 K: 1 S: 5 H: 0 LOB: 1 BB: 1 P: 9	R: 0 E: 0 K: 1 S: 5 H: 0 LOB: 0 BB: 0 P: 5	R: 0 E: 0 K: 0 S: 3 H: 0 LOB: 0 BB: 0 P: 3	R: 1 E: 0 K: 0 S: 5 H: 2 LOB: 1 BB: 0 P: 5	R: 0 E: 0 K: 0 S: 3 H: 1 LOB: 0 BB: 0 P: 3	R: 0 E: 0 K: 0 S: 3 H: 1 LOB: 0 BB: 0 P: 3	R: 1 E: 0 K: 1 S: 7 H: 2 LOB: 2 BB: 1 P: 11	R: 0 E: 0 K: 1 S: 5 H: 0 LOB: 0 BB: 0 P: 5	1B: 7 2B: 2 3B: 0 HR: 0 SF: 0 SAC: 0 DP: 2 HBP: 0						

TOP

California Angels @ Texas Rangers

Arlington Stadium, Arlington, TX

Tue Jun 21 1983, 8:05 PM EDT

Att. 24,333 - Unknown

livebaseballscorecards.com

AB	33
R	2
H	8
RBI	2
BB	2
SO	5
LOB	14

PITCHER		IP	WLS	BF	H	R	ER	SO	BB	IBB	HBP	BLK	WP	HR	S	P	ERA	WHIP
Danny Darwin, R ERA: 2.79	(1, 1)	7.1	W	30	8	2	2	4	2	0	0	0	0	0	36	44	2.46	1.364
Dave Schmidt, R ERA: 2.38	(8, 1)	1.2	S	5	0	0	0	1	0	0	0	0	0	0	7	7	0.00	0.000

PITCHER	IP	WLS	BF	H	R	ER	SO	BB	IBB	HBP	BLK	WP	HR	S	P	ERA	WHIP

California Angels @ Texas Rangers

Arlington Stadium, Arlington, TX

Tue Jun 21 1983, 8:05 PM EDT

Att. 24,333 - Unknown

BOTTOM

Batter	1	2	3	4	5	6	7	8	9	AB	R	H	RBI	BB	SO	LOB
Wayne Tolleson, S (1, 4) OBP: 0.338, SLG: 0.384	1-4-3		K 1-2		4-3 2B 1B	K				4	1	1	0	0	2	3
Mickey Rivers, L (1, 10) OBP: 0.283, SLG: 0.300	6-3		K		F5		5-3			4	0	0	0	0	1	2
Buddy Bell, R (1, 5) OBP: 0.318, SLG: 0.415	BB			1B 2B 1B	4-3 1-2		F9			3	1	1	0	1	0	1
Larry Parrish, R (1, 9) OBP: 0.373, SLG: 0.542	F7			2B 1-2 1B	2-H 2B		HR			4	1	3	2	0	0	1
George Wright, S (1, 8) OBP: 0.327, SLG: 0.416		F4		1-3 2-H 2B	F9		K			4	0	1	1	0	1	1
Pete O'Brien, L (1, 7) OBP: 0.317, SLG: 0.357		F8		F8		2B 1B		F8		4	0	1	0	0	0	2
Bill Sample, R (1, 3) OBP: 0.332, SLG: 0.408		1-3		IBB		1-3 2B		6-3		3	0	1	0	1	0	0
Bob Johnson, R (1, 2) OBP: 0.258, SLG: 0.341			S BB	K		K		FC6-4 1B		3	0	1	0	1	2	5
Bucky Dent, R (1, 6) OBP: 0.315, SLG: 0.348			F8	4-3		F6		FC6-4 1-2f		4	0	0	0	0	0	7
Inning Stats	R: 0 E: 0 K: 0 S: 3 H: 0 LOB: 1 BB: 1 P: 7	R: 0 E: 0 K: 0 S: 3 H: 0 LOB: 0 BB: 0 P: 3	R: 0 E: 0 K: 2 S: 7 H: 0 LOB: 1 BB: 1 P: 11	R: 1 E: 0 K: 1 S: 8 H: 3 LOB: 3 BB: 1 P: 12	R: 1 E: 0 K: 0 S: 5 H: 2 LOB: 1 BB: 0 P: 5	R: 0 E: 0 K: 2 S: 9 H: 2 LOB: 2 BB: 0 P: 9	R: 1 E: 0 K: 1 S: 6 H: 1 LOB: 0 BB: 0 P: 6	R: 0 E: 0 K: 0 S: 4 H: 1 LOB: 1 BB: 0 P: 4		1B: 5 2B: 3 3B: 0 HR: 1	SF: 0 SAC: 0 DP: 0 HBP: 0						

PITCHER		IP	WLS	BF	H	R	ER	SO	BB	IBB	HBP	BLK	WP	HR	S	P	ERA	WHIP
Byron McLaughlin, R ERA: 2.42	(1, 1)	7.2	L	35	9	3	3	6	2	1	0	0	0	1	44	56	3.52	1.435
Luis Sanchez, R ERA: 3.17	(8, 1)	0.1		1	0	0	0	0	0	0	0	0	0	0	1	1	0.00	0.000

PITCHER	IP	WLS	BF	H	R	ER	SO	BB	IBB	HBP	BLK	WP	HR	S	P	ERA	WHIP

AB	33
R	3
H	9
RBI	3
BB	3
SO	6
LOB	22

WP: 0 PA: 36
PB: 0
SB: 1
CS: 0

livebaseballscorecards.com

Batter	1	2	3	4	5	6	7	8	9	AB	R	H	RBI	BB	SO	LOB
Daryl Sconiers, L (1, 10) OBP: 0.273, SLG: 0.462	F7		5-3		3-1			G3 2-3		4	0	0	0	0	0	1
Tim Foli, R (1, 6) OBP: 0.286, SLG: 0.333	6-3		4-3			4-3		6-3 3-H		4	0	0	1	0	0	0
Brian Downing, R (1, 7) OBP: 0.387, SLG: 0.337	BB 1B		5-3			BB		3-1		3	0	1	0	1	0	0
Ron Jackson, R (1, 3) OBP: 0.351, SLG: 0.397	FC6-4 1-2 BB			6-3		L6			L6	3	0	0	0	1	0	1
Bobby Grich, R (1, 4) OBP: 0.414, SLG: 0.408 Rob Wilfong, L (1, 4) OBP: 0.194, SLG: 0.361	FC6-4 1-2f			K		K			K	1 3	0 0	0 0	0 0	0 0	0 3	2 1
Bobby Clark, R (1, 8) OBP: 0.269, SLG: 0.352		FC4-6 1B		1B			G6-4-3 1B		5-3	4	0	3	0	0	0	0
Ellis Valentine, R (1, 9) OBP: 0.256, SLG: 0.395		FC4-6 5-3 1-2f		5-3			G6-4-3 1-2f			3	0	0	0	0	0	3
Ricky Adams, R (1, 5) OBP: 0.237, SLG: 0.254		5-3 1-2			5-3		5-3			3	0	0	0	0	0	1
Mike O'Berry, R (1, 2) OBP: 0.333, SLG: 0.667		6-3			F9			G3 6-3 2B		3	1	1	0	0	0	1
Inning Stats	R: 0 E: 0 K: 0 S: 4	H: 1 LOB: 2 BB: 1 P: 8	R: 0 E: 0 K: 0 S: 4	H: 1 LOB: 1 BB: 0 P: 4	R: 0 E: 0 K: 0 S: 3	H: 0 LOB: 0 BB: 0 P: 3	R: 0 E: 0 K: 1 S: 6	H: 1 LOB: 1 BB: 0 P: 6	R: 0 E: 0 K: 0 S: 3	H: 0 LOB: 0 BB: 0 P: 3	R: 0 E: 0 K: 1 S: 5	H: 0 LOB: 1 BB: 1 P: 9	R: 0 E: 0 K: 0 S: 3	H: 1 LOB: 0 BB: 0 P: 3	R: 1 E: 0 K: 0 S: 4	H: 1 LOB: 0 BB: 0 P: 4	R: 0 E: 0 K: 1 S: 5	H: 0 LOB: 0 BB: 0 P: 5	1B: 4 2B: 1 3B: 0 HR: 0	SF: 0 SAC: 0 DP: 1 HBP: 0	WP: 0 PB: 0 SB: 0 CS: 0	PA: 33

PITCHER	IP	WLS	BF	H	R	ER	SO	BB	IBB	HBP	BLK	WP	HR	S	P	ERA	WHIP
Rick Honeycutt, L (1, 1) ERA: 1.45	9.0	W	33	5	1	1	3	2	0	0	0	0	0	37	45	1.00	0.778

PITCHER	IP	WLS	BF	H	R	ER	SO	BB	IBB	HBP	BLK	WP	HR	S	P	ERA	WHIP

TOP

California Angels @ Texas Rangers

Arlington Stadium, Arlington, TX

Wed Jun 22 1983, 8:05 PM EDT

Att. 29,197 - Unknown

livebaseballscorecards.com

AB	31
R	1
H	5
RBI	1
BB	2
SO	3
LOB	10

BOTTOM

California Angels @ Texas Rangers

Arlington Stadium, Arlington, TX

Wed Jun 22 1983, 8:05 PM EDT

Att. 29,197 - Unknown

livebaseballscorecards.com

Batter	1	2	3	4	5	6	7	8	9	AB	R	H	RBI	BB	SO	LOB
Wayne Tolleson, S (1, 4) OBP: 0.342, SLG: 0.388	0-0 E WP BB 1B	0-0 1B 3-H 1B	0-0 E5 FC6-4 1-3 2-H			0-0 ① 6-3		0-0 ① 6-3		3	1	2	1	0	0	1
Jim Anderson, R (6, 4) OBP: 0.167, SLG: 0.172										2	0	0	0	0	0	0
Bill Stein, R (1, 10) OBP: 0.333, SLG: 0.434	0-0 ① F8	0-0 ② F9	0-0 ③ FC6-4 1-2f			0-0 HR		0-0 1B 3-1 2B		5	2	2	1	0	0	4
Buddy Bell, R (1, 5) OBP: 0.330, SLG: 0.419	B B B B 4-0 WP E 1-2 WP BB	0-0 1-2 1B		0-0 G3 1B		B B B B 4-0 1B BB		B B B B 4-0 3-1 1B 1B BB		2	2	2	0	3	0	0
Larry Parrish, R (1, 9) OBP: 0.373, SLG: 0.538	S S S 0-3 ② K 1-2 2-3	S S S 0-3 ③ K		0-0 ① G3 1-2		0-0 FC1-4 1-3 1B		0-0 3-1 1B 1-2 2-3 1B		5	1	2	0	0	2	5
George Wright, S (1, 8) OBP: 0.328, SLG: 0.414	B B B B 4-0 WP 2-3 3-H BB		0-0 G6-4-3 1B	0-0 ② 6-3		0-0 ② F6		0-0 ② 3-1 1-2 2-3 3-H		4	0	1	1	1	0	5
Bill Sample, R (1, 7) OBP: 0.333, SLG: 0.405	B B B B 4-0 1-2 3-H BB		0-0 ① ② G6-4-3 1-2f	0-0 ③ F7		0-0 ③ FC1-4 1-2f		0-0 ③ 2-H 3-H 1B		4	0	1	2	1	0	4
Pete O'Brien, L (1, 3) OBP: 0.312, SLG: 0.351	S S S 0-3 ③ K		0-0 E1 1B S E		0-0 ① F7		0-0 ① 4-3			4	1	0	0	0	1	2
Jim Sundberg, R (1, 2) OBP: 0.254, SLG: 0.274		0-0 6-3 1B 2B	0-0 E 1-3 E 1B		0-0 ② 5-3		0-0 ② 6-3			4	2	2	0	0	0	0
Bucky Dent, R (1, 6) OBP: 0.309, SLG: 0.341		0-0 ① 6-3 2-3	0-0 E5 E 1-2 3-H		0-0 ③ F9		0-0 ③ F9			4	0	0	0	0	0	2
Inning Stats	R: 2 H: 1 E: 1 LOB: 2 K: 2 BB: 3 S: 8 P: 20	R: 1 H: 3 E: 0 LOB: 2 K: 1 BB: 0 S: 8 P: 8	R: 2 H: 2 E: 3 LOB: 2 K: 0 BB: 0 S: 7 P: 7	R: 0 H: 1 E: 0 LOB: 1 K: 0 BB: 0 S: 4 P: 4	R: 0 H: 0 E: 0 LOB: 0 K: 0 BB: 0 S: 3 P: 3	R: 1 H: 2 E: 0 LOB: 2 K: 0 BB: 1 S: 5 P: 9	R: 0 H: 0 E: 0 LOB: 0 K: 0 BB: 0 S: 3 P: 3	R: 3 H: 3 E: 0 LOB: 1 K: 0 BB: 1 S: 5 P: 9		1B: 9 SF: 0 2B: 2 SAC: 0 3B: 0 DP: 1 HR: 1 HBP: 0					WP: 2 PA: 42 PB: 0 SB: 1 CS: 0	

	AB	37
	R	9
	H	12
	RBI	5
	BB	5
	SO	3
	LOB	23

PITCHER		IP	WLS	BF	H	R	ER	SO	BB	IBB	HBP	BLK	WP	HR	S	P	ERA	WHIP
Bill Travers, L ERA: 5.79	(1, 1)	1.2	L	12	4	3	2	2	3	0	0	0	2	0	13	25	10.80	4.200
Dave Goltz, R ERA: 6.22	(2, 1)	3.2		19	5	3	1	1	1	0	0	0	0	1	20	24	2.46	1.636
Curt Brown, R ERA: 6.52	(6, 1)	2.2		11	3	3	3	0	1	0	0	0	0	0	10	14	10.12	1.500

PITCHER	IP	WLS	BF	H	R	ER	SO	BB	IBB	HBP	BLK	WP	HR	S	P	ERA	WHIP

California Angels @ Kansas City Royals

Royals Stadium, Kansas City, MO

Thu Jun 23 1983, 8:05 PM EDT

Att. 38,823 - Unknown - 90 F

TOP

livebaseballscorecards.com

Batter	1	2	3	4	5	6	7	8	9	AB	R	H	RBI	BB	SO	LOB
Brian Downing, R (1, 10) OBP: 0.395, SLG: 0.382	F9 1-6-3 2B		FC4-6 E 1B 1-2f 1B	BBBB BB		1-H HR		F9		4	3	2	2	1	0	2
Tim Foli, R (1, 6) OBP: 0.284, SLG: 0.330	F9 2-3		E 1-2 1B 1B	F7		F9		SSS K		5	1	1	0	0	1	3
Ron Jackson, R (1, 3) OBP: 0.346, SLG: 0.388	1-6-3 3-H		E5 5-3 1B 1-2 2-3		F9	6-3			FC6-4 1B	5	0	1	1	0	0	2
Doug DeCinces, R (1, 5) OBP: 0.360, SLG: 0.586 Ricky Adams, R (7, 5) OBP: 0.234, SLG: 0.250	BBBB BB		5-3 1-2 2-H 3-H 1B		1B 2B	6-3			F9	3 1	1 0	2 0	2 0	1 0	0 0	0 1
Bobby Grich, R (1, 4) OBP: 0.413, SLG: 0.402	F4		5-3 1-2 2-3		BBBB 1B BB		BBBB G1-4-3 BB		FC6-4 1-2f	3	0	0	0	2	0	4
Fred Lynn, L (1, 8) OBP: 0.357, SLG: 0.483		F8	F4		SSS K		F7		F9	5	0	0	0	0	1	6
Bobby Clark, R (1, 7) OBP: 0.268, SLG: 0.348		4-3		1-3	1-2 2-H 1B		G1-4-3 1-2f			4	0	1	1	0	0	1
Ellis Valentine, R (1, 9) OBP: 0.267, SLG: 0.447		5-3		HR	F7			2B		4	1	2	1	0	0	2
Bob Boone, R (1, 2) OBP: 0.283, SLG: 0.329			FC4-6 1B	5-3		HR 1B		F7		4	1	2	0	0	0	1

	AB	38
	R	7
	H	11
	RBI	7
	BB	4
	SO	2
	LOB	22

Inning Stats																																		
	R: 1	H: 1	R: 0	H: 0	R: 2	H: 3	R: 1	H: 1	R: 1	H: 2	R: 2	H: 2	R: 0	H: 0	R: 0	H: 1	R: 0	H: 1	1B: 6	SF: 0	WP: 0	PA: 42
	E: 0	LOB: 1	E: 0	LOB: 0	E: 1	LOB: 2	E: 0	LOB: 1	E: 0	LOB: 2	E: 0	LOB: 0	E: 0	LOB: 0	E: 0	LOB: 1	E: 0	LOB: 1	2B: 3	SAC: 0	PB: 0	
	K: 0	BB: 1	K: 0	BB: 0	K: 0	BB: 1	K: 0	BB: 1	K: 1	BB: 0	K: 0	BB: 0	K: 0	BB: 1	K: 1	BB: 0	K: 0	BB: 0	3B: 0	DP: 1	SB: 0	
	S: 4	P: 8	S: 3	P: 3	S: 7	P: 7	S: 4	P: 8	S: 7	P: 11	S: 5	P: 5	S: 2	P: 6	S: 6	P: 6	S: 4	P: 4	HR: 2	HBP: 0	CS: 0	

PITCHER		IP	WLS	BF	H	R	ER	SO	BB	IBB	HBP	BLK	WP	HR	S	P	ERA	WHIP
Bud Black, L ERA: 2.82	(1, 1)	4.2	L	25	7	5	5	1	3	0	0	0	0	1	24	36	9.64	2.143
Bill Castro, R ERA: 6.13	(5, 1)	1.1		6	2	2	2	0	0	0	0	0	0	1	6	6	13.50	1.500
Steve Renko, R ERA: 4.83	(7, 1)	2.0		7	1	0	0	1	1	0	0	0	0	0	8	12	0.00	1.000
Don Hood, L ERA: 1.74	(9, 1)	1.0		4	1	0	0	0	0	0	0	0	0	0	4	4	0.00	1.000

PITCHER		IP	WLS	BF	H	R	ER	SO	BB	IBB	HBP	BLK	WP	HR	S	P	ERA	WHIP

BOTTOM

Batter	1	2	3	4	5	6	7	8	9	AB	R	H	RBI	BB	SO	LOB
Willie Wilson, S (1, 7) OBP: 0.318, SLG: 0.359	5-3		G3			G3		4-3		4	0	0	0	0	0	1
U L Washington, S (1, 6) OBP: 0.292, SLG: 0.313	1-3			K			F4		4-3	4	0	0	0	0	1	0
Frank White, R (1, 4) OBP: 0.299, SLG: 0.438	4-3			F3			5-3		2B 2B	4	1	1	0	0	0	0
Hal McRae, R (1, 10) OBP: 0.409, SLG: 0.511		K		F6			2B 1B		5-3 2-H 2B	4	1	2	1	0	1	0
Willie Aikens, L (1, 3) OBP: 0.381, SLG: 0.524		K			G3		1-H 2B		5-3 2-3	4	0	1	1	0	1	1
Amos Otis, R (1, 8) OBP: 0.327, SLG: 0.364 Joe Simpson, L (5, 8) OBP: 0.237, SLG: 0.209 Pat Sheridan, L (9, PH) OBP: 0.236, SLG: 0.348		BB 1B 1B			3-1		K		F7	0 2 1	0 0 0	0 0 0	0 0 0	1 0 0	0 1 0	0 1 1
Cesar Geronimo, L (1, 9) OBP: 0.333, SLG: 0.353		1-H 1B			1-6-3			G6-4-3 1B		3	0	2	0	0	0	0
Cliff Pastornicky, R (1, 5) OBP: 0.143, SLG: 0.357			F9			K		G6-4-3 1-2f		3	0	0	0	0	1	1
John Wathan, R (1, 2) OBP: 0.317, SLG: 0.342			6-3			K		BB		2	0	0	0	1	1	0
Inning Stats	R: 0 E: 0 K: 0 S: 3	H: 0 LOB: 0 BB: 0 P: 3	R: 0 E: 0 K: 2 S: 7	H: 1 LOB: 2 BB: 1 P: 11	R: 0 E: 0 K: 0 S: 3	H: 0 LOB: 0 BB: 0 P: 3	R: 0 E: 0 K: 1 S: 5	H: 0 LOB: 0 BB: 0 P: 5	R: 0 E: 0 K: 0 S: 3	H: 0 LOB: 0 BB: 0 P: 3	R: 0 E: 0 K: 2 S: 7	H: 0 LOB: 0 BB: 0 P: 7	R: 1 E: 0 K: 1 S: 7	H: 2 LOB: 1 BB: 0 P: 7	R: 0 E: 0 K: 0 S: 3	H: 1 LOB: 1 BB: 1 P: 7	R: 1 E: 0 K: 0 S: 5	H: 2 LOB: 1 BB: 0 P: 5	1B: 3 2B: 3 3B: 0 HR: 0	SF: 0 SAC: 0 DP: 1 HBP: 0	WP: 0 PB: 0 SB: 0 CS: 0	PA: 33

PITCHER		IP	WLS	BF	H	R	ER	SO	BB	IBB	HBP	BLK	WP	HR	S	P	ERA	WHIP
Ken Forsch, R ERA: 3.33	(1, 1)	9.0	W	33	6	2	2	6	2	0	0	0	0	0	43	51	2.00	0.889

PITCHER	IP	WLS	BF	H	R	ER	SO	BB	IBB	HBP	BLK	WP	HR	S	P	ERA	WHIP

California Angels @ Kansas City Royals

Royals Stadium, Kansas City, MO

Thu Jun 23 1983, 8:05 PM EDT

Att. 38,823 - Unknown - 90 F

livebaseballscorecards.com

AB	31
R	2
H	6
RBI	2
BB	2
SO	6
LOB	5

California Angels @ Kansas City Royals

Royals Stadium, Kansas City, MO

Fri Jun 24 1983, 8:05 PM EDT

Att. 29,370 - Unknown

TOP

livebaseballscorecards.com

Batter	1	2	3	4	5	6	7	8	9	AB	R	H	RBI	BB	SO	LOB
Brian Downing, R (1, 10) OBP: 0.396, SLG: 0.377	F7		K 1-2			BB 1B	1B		F7	4	1	1	0	1	1	1
Tim Foli, R (1, 6) OBP: 0.279, SLG: 0.324	6-3			F4		F3	F7			4	0	0	0	0	0	2
Ron Jackson, R (1, 3) OBP: 0.343, SLG: 0.379	F8			5-3		F8 1B 1-2 BB		K		3	0	0	0	1	1	0
Doug DeCinces, R (1, 5) OBP: 0.363, SLG: 0.588		1B		F8		BB 1-2 2-H 1B		HBP 1B		3	0	2	1	0	0	0
Rob Wilfong, L (8, PH) (8, 5) OBP: 0.216, SLG: 0.378										1	0	1	0	0	0	0
Bobby Grich, R (1, 4) OBP: 0.411, SLG: 0.399		F7			3B 1B	F8 2-3		F8		4	1	1	0	0	0	4
Fred Lynn, L (1, 8) OBP: 0.364, SLG: 0.493		F9			SF9 1-H 3B	BB 1-2		FC5-4 1-2 HBP		2	1	1	1	1	0	1
Bobby Clark, R (1, 7) OBP: 0.261, SLG: 0.338		K			F9	F4		FC5-4 1-2f		4	0	0	0	0	1	7
Ellis Valentine, R (1, 9) OBP: 0.266, SLG: 0.437			BB CS		SF9 3-H		F6		F7	2	0	0	1	1	0	0
Bob Boone, R (1, 2) OBP: 0.278, SLG: 0.323			F4		F8		F4		F4	4	0	0	0	0	0	1
Inning Stats	R: 0 E: 0 K: 0 S: 3 H: 0 LOB: 0 BB: 0 P: 3	R: 0 E: 0 K: 1 S: 6 H: 1 LOB: 1 BB: 0 P: 6	R: 0 E: 0 K: 1 S: 4 H: 0 LOB: 1 BB: 1 P: 8	R: 0 E: 0 K: 0 S: 3 H: 0 LOB: 0 BB: 0 P: 3	R: 2 E: 0 K: 0 S: 5 H: 2 LOB: 0 BB: 0 P: 5	R: 1 E: 0 K: 0 S: 4 H: 1 LOB: 3 BB: 3 P: 16	R: 0 E: 0 K: 0 S: 4 H: 1 LOB: 1 BB: 0 P: 4	R: 0 E: 0 K: 1 S: 6 H: 1 LOB: 2 BB: 0 P: 7	R: 0 E: 0 K: 0 S: 3 H: 0 LOB: 0 BB: 0 P: 3	1B: 5 2B: 1 3B: 1 HR: 0 SF: 1 SAC: 0 DP: 1 HBP: 1	WP: 0 PB: 0 SB: 0 CS: 1 PA: 37					

	AB	31
	R	3
	H	6
	RBI	3
	BB	4
	SO	3
	LOB	16

PITCHER		IP	WLS	BF	H	R	ER	SO	BB	IBB	HBP	BLK	WP	HR	S	P	ERA	WHIP
Vida Blue, L ERA: 4.73	(1, 1)	5.1		21	3	3	3	2	3	0	0	0	0	0	22	34	5.06	1.125
Mike Armstrong, R ERA: 3.49	(6, 1)	3.2	W	16	3	0	0	1	1	0	1	0	0	0	16	21	0.00	1.091

PITCHER	IP	WLS	BF	H	R	ER	SO	BB	IBB	HBP	BLK	WP	HR	S	P	ERA	WHIP

BOTTOM

California Angels @ Kansas City Royals

Royals Stadium, Kansas City, MO

Fri Jun 24 1983, 8:05 PM EDT

Att. 29,370 - Unknown

Batter	1	2	3	4	5	6	7	8	9	AB	R	H	RBI	BB	SO	LOB
Willie Wilson, S (1, 8) OBP: 0.323, SLG: 0.363 Cesar Geronimo, L (8, PR) OBP: 0.333, SLG: 0.353 (9, 8)	G1-4-3, BB, 1B; 1B		5-3		F7		FC5, HR; 1-2, 3-H; 1B	3-H; 1B		5 0	2 0	3 0	2 0	0 0	0 0	1 0
U L Washington, S (1, 6) OBP: 0.290, SLG: 0.308	BBBB; G1-4-3; 1-2; BB		6-3			F9	FC5, HR; 1-2, 2-3f	4-3		4	1	0	0	1	0	3
Frank White, R (1, 4) OBP: 0.298, SLG: 0.448 Onix Concepcion, R (9, 4) OBP: 0.133, SLG: 0.172	G1-4-3; 1-2f, 2-3			F4		6-3	1-H, 2-H; HR			4 0	1 0	1 0	3 0	0 0	0 0	2 0
Hal McRae, R (1, 10) OBP: 0.407, SLG: 0.506	FC5-4; 3-H; 1B			F8		SSS; K	F9			4	0	1	1	0	1	1
John Wathan, R (1, 9) OBP: 0.316, SLG: 0.340 (8, 3)	FC5-4; 1-2f			4-3			1B; 2B; 1B; 1-3			4	1	1	0	0	0	2
Leon Roberts, R (1, 7) OBP: 0.319, SLG: 0.349		G6-3; 1B			2B; 1B		2B; 1-2; 2B; 1B	BBBB; 1B; BB		3	3	3	0	1	0	0
Willie Aikens, L (1, 3) OBP: 0.380, SLG: 0.527 Joe Simpson, L (7, PR) OBP: 0.245, SLG: 0.218 (8, 9)		F7	F7				1-3, 2-H; 2B; 2B	G5-4-3; 1-2; 1B; 1B		3 1	0 2	1 1	1 0	0 0	0 0	2 0
Don Slaught, R (1, 2) OBP: 0.247, SLG: 0.259		G6-3; 1-2f			1-H; 2B		1B; 2-H, 3-H; 1B; 2B	1-2, 2-H; G5-4-3; 1B		4	1	3	4	0	0	1
Greg Pryor, R (1, 5) OBP: 0.267, SLG: 0.259			6-3		6-3		FC5; 2-3; 1B	1-2f, 2-3; G5-4-3		4	0	1	0	0	0	3
Inning Stats	R: 1 E: 0 K: 0 S: 4 H: 2 LOB: 1 BB: 1 P: 8	R: 0 E: 0 K: 0 S: 3 H: 1 LOB: 0 BB: 0 P: 3	R: 0 E: 0 K: 0 S: 3 H: 0 LOB: 0 BB: 0 P: 3	R: 0 E: 0 K: 0 S: 3 H: 0 LOB: 0 BB: 0 P: 3	R: 1 E: 0 K: 0 S: 5 H: 2 LOB: 1 BB: 0 P: 5	R: 0 E: 0 K: 1 S: 5 H: 0 LOB: 0 BB: 0 P: 5	R: 7 E: 0 K: 0 S: 10 H: 7 LOB: 1 BB: 0 P: 10	R: 2 E: 0 K: 0 S: 5 H: 3 LOB: 1 BB: 1 P: 9		1B: 11 2B: 3 3B: 0 HR: 1 SF: 0 SAC: 0 DP: 3 HBP: 0						

livebaseballscorecards.com

AB	36
R	11
H	15
RBI	11
BB	2
SO	1
LOB	15

PITCHER		IP	WLS	BF	H	R	ER	SO	BB	IBB	HBP	BLK	WP	HR	S	P	ERA	WHIP
Tommy John, L ERA: 4.32	(1, 1)	6.0	L	26	9	6	6	1	1	0	0	0	0	0	27	31	9.00	1.667
Luis Sanchez, R ERA: 3.64	(7, 1)	0.1		4	3	3	3	0	0	0	0	0	0	1	4	4	81.00	9.000
Curt Brown, R ERA: 7.15	(7, 1)	1.2		8	3	2	2	0	1	0	0	0	0	0	7	11	10.80	2.400

PITCHER	IP	WLS	BF	H	R	ER	SO	BB	IBB	HBP	BLK	WP	HR	S	P	ERA	WHIP

California Angels @ Kansas City Royals

Royals Stadium, Kansas City, MO

Sat Jun 25 1983, 8:05 PM EDT

Att. 40,125 - Unknown

TOP

livebaseballscorecards.com

Batter	1	2	3	4	5	6	7	8	9	AB	R	H	RBI	BB	SO	LOB
Rod Carew, L (1, 10) OBP: 0.461, SLG: 0.511	0-0 4-3 5-3 HR 1B	0-0 G6-4-3 1-2f ②③		0-0 1-3 1B	0-0 1-3 ③			0-0 G6-4-3 1-2 1B	0-0 4-3 ③	6	1	3	0	0	0	4
Ellis Valentine, R (1, 9) OBP: 0.253, SLG: 0.413	0-0 5-3 1-2 ①		SSS 0-3 K ①	0-0 4-3 ③		0-0 F4 ①		0-0 G6-4-3 1-2f 2-3 ①②		5	0	0	0	0	1	5
Daryl Sconiers, L (1, 3) OBP: 0.284, SLG: 0.473	0-0 4-3 2-3 ②		SSS 0-3 K ②		0-0 BB 2B 1B	0-0 1B		0-0 1B 3-H 2B		5	2	3	1	0	1	1
Brian Downing, R (1, 7) OBP: 0.410, SLG: 0.413	0-0 3-H HR		BBB 4-0 BB		BBB 4-0 1-2 2B BB	SSS 0-3 K ②		0-0 1B 2-H 1B		3	2	2	3	2	1	1
Fred Lynn, L (1, 8) OBP: 0.368, SLG: 0.498	BBB 4-0 BB		0-0 F9 ③		0-0 1-H 2-H 3B 2B	0-0 4-3 ③		0-0 FC5-4 1-2 1B		4	1	2	2	1	0	2
Ron Jackson, R (1, 5) OBP: 0.338, SLG: 0.388	0-0 F4 ③			0-0 F3 ①	0-0 2-H 3B		0-0 F7 ①	0-0 FC5-4 1-2f ③		5	0	1	1	0	0	3
Bobby Grich, R (1, 4) OBP: 0.410, SLG: 0.429		0-0 HR		0-0 HR	0-0 5-3 ①		SSS 0-3 K ②		SSS 0-3 K ①	5	2	2	2	0	2	1
Ricky Adams, R (1, 6) OBP: 0.268, SLG: 0.276		0-0 FC1-6 1B		0-0 1B 1B	H 1-0 HBP		0-0 6-3 ③		0-0 1B	4	0	3	0	0	0	0
Mike O'Berry, R (1, 2) OBP: 0.250, SLG: 0.375		0-0 FC1-6 G6-4-3 1-2f ①		0-0 F4 SSS ②	0-3 K ②			0-0 G6-4-3 1B 2B 1B	0-0 F7 ②	5	1	1	0	0	1	5
Inning Stats	R: 2 E: 0 K: 0 S: 5 H: 2 LOB: 1 BB: 1 P: 9	R: 1 E: 0 K: 0 S: 4 H: 2 LOB: 0 BB: 0 P: 4	R: 0 E: 0 K: 2 S: 7 H: 0 LOB: 1 BB: 1 P: 11	R: 1 E: 0 K: 0 S: 6 H: 3 LOB: 2 BB: 0 P: 6	R: 3 E: 0 K: 1 S: 8 H: 3 LOB: 2 BB: 1 P: 13	R: 0 E: 0 K: 1 S: 6 H: 1 LOB: 1 BB: 0 P: 6	R: 0 E: 0 K: 1 S: 5 H: 0 LOB: 0 BB: 0 P: 5	R: 2 E: 0 K: 0 S: 7 H: 5 LOB: 2 BB: 0 P: 7	R: 0 E: 0 K: 1 S: 6 H: 1 LOB: 1 BB: 0 P: 6	1B: 11 2B: 2 3B: 1 HR: 3	SF: 0 SAC: 0 DP: 2 HBP: 1						

	AB	42
	R	9
	H	17
	RBI	9
	BB	3
	SO	6
	LOB	22

	WP: 0	PA: 46
	PB: 0	
	SB: 0	
	CS: 0	

PITCHER		IP	WLS	BF	H	R	ER	SO	BB	IBB	HBP	BLK	WP	HR	S	P	ERA	WHIP
Keith Creel, R ERA: 7.5	(1, 1)	3.2	L	19	7	4	4	2	2	0	0	0	0	3	21	29	9.82	2.455
Bill Castro, R ERA: 6.64	(4, 1)	1.0		8	3	3	3	1	1	0	1	0	0	0	8	13	27.00	4.000
Don Hood, L ERA: 2.16	(5, 1)	4.1		19	7	2	2	3	0	0	0	0	0	0	25	25	4.15	1.615

PITCHER		IP	WLS	BF	H	R	ER	SO	BB	IBB	HBP	BLK	WP	HR	S	P	ERA	WHIP

Batter	1	2	3	4	5	6	7	8	9	AB	R	H	RBI	BB	SO	LOB
Willie Wilson, S (1, 8) OBP: 0.318, SLG: 0.357	K		FC4-6 1-2f 2-3		K		F8		F9	5	1	0	0	0	2	2
U L Washington, S (1, 6) OBP: 0.293, SLG: 0.308	G5-4-3 1B		K 1-2		BB		E4			3	0	1	0	1	1	2
Frank White, R (1, 4) OBP: 0.297, SLG: 0.444	G5-4-3 1-2f		2B 2-3 3-H 1B		F4		5-3			4	0	1	1	0	0	3
Hal McRae, R (1, 10) OBP: 0.404, SLG: 0.506		F8	1-3 3-H 2B			F9		4-3		4	0	1	1	0	0	0
Willie Aikens, L (1, 3) OBP: 0.383, SLG: 0.533		4-3 2B	4-3			BB 1B		G3		4	0	2	0	0	0	2
Cesar Geronimo, L (1, 9) OBP: 0.316, SLG: 0.333 Leon Roberts, R (8, PH) OBP: 0.329, SLG: 0.349 (9, 7)		4-3 2-3		1-3	K			BB		3 0	0 0	0 0	0 0	0 1	1 0	2 0
Pat Sheridan, L (1, 7) OBP: 0.240, SLG: 0.338 John Wathan, R (8, PH) OBP: 0.314, SLG: 0.338 (9, 9)	K		K		FC5-4 1-2 BB			F8		2 1	0 0	0 0	0 0	1 0	2 0	1 1
Cliff Pastornicky, R (1, 5) OBP: 0.125, SLG: 0.313			E6 FC4-6 1B	5-3	FC5-4 1-2f				F7	4	1	0	0	0	0	2
Don Slaught, R (1, 2) OBP: 0.247, SLG: 0.258			FC4-6 1-2 1B	F7		6-3			5-3	4	0	1	0	0	0	0
Inning Stats	R: 0 H: 1 E: 0 LOB: 0 K: 1 BB: 0 S: 5 P: 5	R: 0 H: 1 E: 0 LOB: 1 K: 1 BB: 0 S: 6 P: 6	R: 2 H: 3 E: 1 LOB: 2 K: 1 BB: 0 S: 9 P: 9	R: 0 H: 0 E: 0 LOB: 0 K: 1 BB: 0 S: 5 P: 5	R: 0 H: 0 E: 0 LOB: 1 K: 1 BB: 1 S: 5 P: 9	R: 0 H: 1 E: 0 LOB: 2 K: 1 BB: 1 S: 6 P: 10	R: 0 H: 0 E: 1 LOB: 1 K: 0 BB: 0 S: 4 P: 4	R: 0 H: 0 E: 0 LOB: 1 K: 0 BB: 1 S: 3 P: 7	R: 0 H: 0 E: 0 LOB: 0 K: 0 BB: 0 S: 3 P: 3	1B: 4 SF: 0 2B: 2 SAC: 0 3B: 0 DP: 1 HR: 0 HBP: 0						

PITCHER		IP	WLS	BF	H	R	ER	SO	BB	IBB	HBP	BLK	WP	HR	S	P	ERA	WHIP
Mike Witt, R ERA: 4.73	(1, 1)	7.0	W	30	6	2	0	6	2	0	0	0	0	0	40	48	0.00	1.143
John Curtis, L ERA: 2.55	(8, 1)	2.0		7	0	0	0	0	1	0	0	0	0	0	6	10	0.00	0.500

PITCHER	IP	WLS	BF	H	R	ER	SO	BB	IBB	HBP	BLK	WP	HR	S	P	ERA	WHIP

BOTTOM

California Angels @ Kansas City Royals

Royals Stadium, Kansas City, MO

Sat Jun 25 1983, 8:05 PM EDT

Att. 40,125 - Unknown

livebaseballscorecards.com

AB	34
R	2
H	6
RBI	2
BB	3
SO	6
LOB	15

WP: 0	PA: 37		
PB: 0			
SB: 1			
CS: 0			

Batter	1	2	3	4	5	6	7	8	9	AB	R	H	RBI	BB	SO	LOB
Wayne Tolleson, S (1, 4) OBP: 0.343, SLG: 0.388	F7		K			4-3		6-3		4	0	0	0	0	1	0
Mickey Rivers, L (1, 10) OBP: 0.283, SLG: 0.302	2B		F3			S HBP		F8		3	0	1	0	0	0	0
Buddy Bell, R (1, 5) OBP: 0.332, SLG: 0.432	K			K		F4 1-2		1-3		4	0	0	0	0	2	2
Larry Parrish, R (1, 9) OBP: 0.360, SLG: 0.528	5-3			5-3			BB BB BB		K	3	0	0	0	1	1	1
George Wright, S (1, 8) OBP: 0.322, SLG: 0.391		FC4-6 1B		3-1			F7		K	4	0	1	0	0	1	1
Pete O'Brien, L (1, 3) OBP: 0.319, SLG: 0.354		F7			F8		F7		F8	4	0	0	0	0	0	2
Bill Sample, R (1, 7) OBP: 0.338, SLG: 0.413		FC4-6 1-2f			F8		BB 1-2 BB			2	0	0	0	1	0	1
Jim Sundberg, R (1, 2) OBP: 0.264, SLG: 0.265		6-3			K		1-2 2-3 BB			2	0	0	0	1	1	1
Bucky Dent, R (1, 6) OBP: 0.308, SLG: 0.338			F5			6-3	3-1			3	0	0	0	0	0	3
Inning Stats	R: 0 H: 1 E: 0 LOB: 1 K: 1 BB: 0 S: 6 P: 6	R: 0 H: 1 E: 0 LOB: 1 K: 0 BB: 0 S: 4 P: 4	R: 0 H: 0 E: 0 LOB: 0 K: 1 BB: 0 S: 5 P: 5	R: 0 H: 0 E: 0 LOB: 0 K: 1 BB: 0 S: 5 P: 5	R: 0 H: 0 E: 0 LOB: 0 K: 1 BB: 0 S: 5 P: 5	R: 0 H: 0 E: 0 LOB: 1 K: 0 BB: 0 S: 3 P: 4	R: 0 H: 0 E: 0 LOB: 3 K: 0 BB: 3 S: 3 P: 15	R: 0 H: 0 E: 0 LOB: 0 K: 0 BB: 0 S: 3 P: 3	R: 0 H: 0 E: 0 LOB: 0 K: 2 BB: 0 S: 7 P: 7	1B: 1 SF: 0 2B: 1 SAC: 0 3B: 0 DP: 0 HR: 0 HBP: 1						

PITCHER		IP	WLS	BF	H	R	ER	SO	BB	IBB	HBP	BLK	WP	HR	S	P	ERA	WHIP
Bruce Kison, R ERA: 2.93	(1, 1)	7.0	W	27	2	0	0	4	3	0	1	0	0	0	31	44	0.00	0.714
Luis Sanchez, R ERA: 3.51	(8, 1)	2.0		6	0	0	0	2	0	0	0	0	0	0	10	10	0.00	0.000

PITCHER IP WLS BF H R ER SO BB IBB HBP BLK WP HR S P ERA WHIP

TOP

Texas Rangers @ California Angels

Anaheim Stadium, Anaheim, CA

Mon Jun 27 1983, 10:05 PM EDT

Att. 42,578 - Unknown

livebaseballscorecards.com

AB	29
R	0
H	2
RBI	0
BB	3
SO	6
LOB	11

WP: 0 PA: 33
PB: 0
SB: 1
CS: 0

Texas Rangers @ California Angels

Anaheim Stadium, Anaheim, CA

Mon Jun 27 1983, 10:05 PM EDT

Att. 42,578 - Unknown

BOTTOM

Batter	1	2	3	4	5	6	7	8	9	AB	R	H	RBI	BB	SO	LOB
Daryl Sconiers, L (1, 3) OBP: 0.288, SLG: 0.471	4-3		BB, 1B	FC4-6, 1-2f		K		HR, 1-2		5	2	2	0	0	1	1
Ellis Valentine, R (1, 9) OBP: 0.279, SLG: 0.458	1B, 1B		BBBB, 1B, 1-2		HBP, 1B	F8		1-H, 2-H		4	2	3	3	1	0	0
Ron Jackson, R (1, 5) OBP: 0.353, SLG: 0.398 Ricky Adams, R (9, 5) OBP: 0.268, SLG: 0.276	1-H		1-3, 2-H		H, 1B, 1-2, FC5-4		FC1-5, BB	K		4 0	1 0	3 0	1 0	0 0	1 0	0 0
Brian Downing, R (1, 10) OBP: 0.410, SLG: 0.402	5-3		IIII, IBB		K		BBBB, FC1-5, 1B, 1-2	6-3		3	1	0	0	2	1	3
Fred Lynn, L (1, 8) OBP: 0.367, SLG: 0.493		4-3	F6		FC5-4, 1-3, 2-H		FC1-5, 1-2, 2-3f			4	0	1	1	0	0	5
Bobby Grich, R (1, 4) OBP: 0.412, SLG: 0.427		F8	BBBB, FC4-6, BB		FC5-4, BB, 1-2f, 3-H		G5-4-3, 1-2, 2-H			3	0	1	2	1	0	1
Bobby Clark, R (1, 7) OBP: 0.260, SLG: 0.331	K		FC4-6, E, 1B, SF7, 1-2f BBBB, 1-2, BB				G5-4-3, 1-2f			3	1	0	0	1	1	3
Tim Foli, R (1, 6) OBP: 0.279, SLG: 0.323			5-3	E7, FC4-6, 1-3	F6			F4		4	0	1	0	0	0	2
Bob Boone, R (1, 2) OBP: 0.277, SLG: 0.323			F8	SF7, 3-H		F7		HR, 1B		3	1	1	1	0	0	0
Inning Stats	R: 0, E: 0, K: 0, S: 4, H: 2, LOB: 1, BB: 0, P: 4	R: 0, E: 0, K: 1, S: 5, H: 0, LOB: 0, BB: 0, P: 5	R: 1, E: 0, K: 0, S: 5, H: 2, LOB: 3, BB: 2, P: 13	R: 1, E: 1, K: 0, S: 4, H: 1, LOB: 1, BB: 1, P: 8	R: 2, E: 0, K: 1, S: 7, H: 2, LOB: 2, BB: 1, P: 12	R: 0, E: 0, K: 1, S: 5, H: 0, LOB: 0, BB: 0, P: 5	R: 1, E: 0, K: 0, S: 4, H: 2, LOB: 1, BB: 1, P: 8	R: 3, E: 0, K: 1, S: 8, H: 3, LOB: 0, BB: 0, P: 8		1B: 11, 2B: 0, 3B: 0, HR: 1	SF: 1, SAC: 0, DP: 1, HBP: 1					

livebaseballscorecards.com

	AB	33
	R	8
	H	12
	RBI	8
	BB	5
	SO	4
	LOB	15

WP: 0, PB: 0, SB: 0, CS: 0, PA: 40

PITCHER		IP	WLS	BF	H	R	ER	SO	BB	IBB	HBP	BLK	WP	HR	S	P	ERA	WHIP
Rick Honeycutt, L ERA: 1.61	(1, 1)	4.2	L	25	7	4	3	2	3	1	1	0	0	0	24	41	5.79	2.143
Jon Matlack, L ERA: 3.83	(5, 1)	1.2		8	2	1	1	1	1	0	0	0	0	0	9	13	5.40	1.800
Dave Tobik, R ERA: 6.85	(7, 1)	0.2		1	0	0	0	0	0	0	0	0	0	0	1	1	0.00	0.000
Odell Jones, R ERA: 3.79	(8, 1)	1.0		6	3	3	3	1	0	0	0	0	0	1	8	8	27.00	3.000

PITCHER	IP	WLS	BF	H	R	ER	SO	BB	IBB	HBP	BLK	WP	HR	S	P	ERA	WHIP

Texas Rangers @ California Angels

Anaheim Stadium, Anaheim, CA

Tue Jun 28 1983, 10:05 PM EDT

Att. 30,028 - Unknown

TOP

Batter	1	2	3	4	5	6	7	8	9	AB	R	H	RBI	BB	SO	LOB
Wayne Tolleson, S (1, 4) OBP: 0.338, SLG: 0.381	F7		5-3		4-3		F8			4	0	0	0	0	0	1
Mickey Rivers, L (1, 10) OBP: 0.282, SLG: 0.300	G3			3-1	1B			6-3		4	0	1	0	0	0	0
Buddy Bell, R (1, 5) OBP: 0.334, SLG: 0.443	5-3			HR	1-2 1B			5-3		4	1	2	1	0	0	0
Larry Parrish, R (1, 9) OBP: 0.359, SLG: 0.523		6-3		WP 1B 1B	K			F3		4	1	1	0	0	1	2
George Wright, S (1, 8) OBP: 0.324, SLG: 0.393		G4-6-3 1B		1-2 WP 1B		F7			6-3	4	1	2	0	0	0	0
Pete O'Brien, L (1, 3) OBP: 0.318, SLG: 0.350		G4-6-3 1-2f		K		4-0 F9 BB			F8	3	0	0	0	1	1	3
Bill Sample, R (1, 7) OBP: 0.337, SLG: 0.411			1-3	1-H 2-H 1B		1-2 F9			K	4	0	1	2	0	1	1
Jim Sundberg, R (1, 2) OBP: 0.260, SLG: 0.261			F9	F9			F8			3	0	0	0	0	0	1
Bucky Dent, R (1, 6) OBP: 0.308, SLG: 0.338			1B		4-3		K			3	0	1	0	0	1	0
Inning Stats	R: 0 E: 0 K: 0 S: 3 H: 0 LOB: 0 BB: 0 P: 3	R: 0 E: 0 K: 0 S: 3 H: 1 LOB: 0 BB: 0 P: 3	R: 0 E: 0 K: 0 S: 4 H: 1 LOB: 1 BB: 0 P: 4	R: 3 E: 0 K: 1 S: 9 H: 4 LOB: 1 BB: 0 P: 9	R: 0 E: 0 K: 1 S: 7 H: 2 LOB: 2 BB: 0 P: 7	R: 0 E: 0 K: 0 S: 2 H: 0 LOB: 0 BB: 1 P: 6	R: 0 E: 0 K: 1 S: 5 H: 0 LOB: 0 BB: 0 P: 5	R: 0 E: 0 K: 0 S: 3 H: 0 LOB: 0 BB: 0 P: 3	R: 0 E: 0 K: 1 S: 5 H: 0 LOB: 0 BB: 0 P: 5	1B: 7 2B: 0 3B: 0 HR: 1	SF: 0 SAC: 0 DP: 1 HBP: 0						

PITCHER		IP	WLS	BF	H	R	ER	SO	BB	IBB	HBP	BLK	WP	HR	S	P	ERA	WHIP
Ken Forsch, R ERA: 3.44	(1, 1)	4.2	L	21	8	3	3	1	0	0	0	0	1	1	23	23	5.79	1.714
John Curtis, L ERA: 2.05	(5, 1)	4.1		13	0	0	0	3	1	0	0	0	0	0	18	22	0.00	0.231

PITCHER	IP	WLS	BF	H	R	ER	SO	BB	IBB	HBP	BLK	WP	HR	S	P	ERA	WHIP

AB	33
R	3
H	8
RBI	3
BB	1
SO	4
LOB	8

WP: 1	PA: 34		
PB: 0			
SB: 0			
CS: 0			

livebaseballscorecards.com

Texas Rangers @ California Angels

Anaheim Stadium, Anaheim, CA

Tue Jun 28 1983, 10:05 PM EDT

Att. 30,028 - Unknown

BOTTOM

Batter	1	2	3	4	5	6	7	8	9	AB	R	H	RBI	BB	SO	LOB
Rod Carew, L (1, 10) OBP: 0.462, SLG: 0.507	BBBB 4-0 G6-4-3 BB		x 0-0 F9 ③			x 0-0 F7 ②		BBBB 4-0 BB		2	0	0	0	2	0	0
Daryl Sconiers, L (1, 3) OBP: 0.280, SLG: 0.459	x 0-0 L6 ①			x 0-0 6-3 ①		x 0-0 6-3 ③		x 0-0 F5 ③		4	0	0	0	0	0	3
Ron Jackson, R (1, 5) OBP: 0.344, SLG: 0.387	x 0-0 G6-4-3 ② ③ 1-2f			x 0-0 F8 ②			x 0-0 5-3 ①		x 0-0 F3 ①	4	0	0	0	0	0	1
Fred Lynn, L (1, 8) OBP: 0.376, SLG: 0.514		x 0-0 S 1B		x 0-0 1B			BBBB 4-0 BB		x 0-0 HR	3	1	3	1	1	0	0
Brian Downing, R (1, 7) OBP: 0.399, SLG: 0.388		SSS 0-3 K ①		SSS 0-3 K ③			SSS 0-3 K ②		x 0-0 F8 ②	4	0	0	0	0	3	3
Bobby Grich, R (1, 4) OBP: 0.405, SLG: 0.419		x 0-0 6-3 ② 1-2			x 0-0 F7 ①		SSS 0-3 K ③		x 0-0 4-3 ③	4	0	0	0	0	1	2
Ellis Valentine, R (1, 9) OBP: 0.271, SLG: 0.444		x 0-0 6-3 ③			SSS 0-3 K ②			SSS 0-3 K2-3 ①		3	0	0	0	0	2	1
Tim Foli, R (1, 6) OBP: 0.275, SLG: 0.319			x 0-0 F3 ①		x 0-0 F7 ③			x 0-0 F4 ②		3	0	0	0	0	0	0
Bob Boone, R (1, 2) OBP: 0.278, SLG: 0.327			x 0-0 F2 ②			x 0-0 F8 ①		x 0-0 2B		3	0	1	0	0	0	0
Inning Stats	R: 0 E: 0 K: 0 S: 2 H: 0 LOB: 0 BB: 1 P: 6	R: 0 E: 0 K: 1 S: 6 H: 1 LOB: 1 BB: 0 P: 6	R: 0 E: 0 K: 0 S: 3 H: 0 LOB: 0 BB: 0 P: 3	R: 0 E: 0 K: 1 S: 6 H: 1 LOB: 1 BB: 0 P: 6	R: 0 E: 0 K: 1 S: 5 H: 0 LOB: 0 BB: 0 P: 5	R: 0 E: 0 K: 0 S: 3 H: 0 LOB: 0 BB: 0 P: 3	R: 0 E: 0 K: 2 S: 7 H: 0 LOB: 1 BB: 1 P: 11	R: 0 E: 0 K: 1 S: 6 H: 1 LOB: 2 BB: 1 P: 10	R: 1 E: 0 K: 0 S: 4 H: 1 LOB: 0 BB: 0 P: 4	1B: 2 2B: 1 3B: 0 HR: 1	SF: 0 SAC: 0 DP: 1 HBP: 0						

livebaseballscorecards.com

	AB	30
	R	1
	H	4
	RBI	1
	BB	3
	SO	6
	LOB	10

PITCHER		IP	WLS	BF	H	R	ER	SO	BB	IBB	HBP	BLK	WP	HR	S	P	ERA	WHIP
Charlie Hough, R ERA: 3.31	(1, 1)	7.2	W	28	3	0	0	6	3	0	0	0	0	0	37	49	0.00	0.783
Dave Schmidt, R ERA: 2.84	(8, 1)	1.1	S	5	1	1	1	0	0	0	0	0	0	1	5	5	6.75	0.750

PITCHER	IP	WLS	BF	H	R	ER	SO	BB	IBB	HBP	BLK	WP	HR	S	P	ERA	WHIP

Batter	1	2	3	4	5	6	7	8	9	AB	R	H	RBI	BB	SO	LOB
Wayne Tolleson, S (1, 4) OBP: 0.336, SLG: 0.383	F8		FC6-5 1-H 2B		5-3			F7		4	0	1	1	0	0	0
Bill Stein, R (1, 10) OBP: 0.347, SLG: 0.437	K		FC6-5 S 2-3		F8			1-3		4	0	0	0	0	1	1
Buddy Bell, R (1, 5) OBP: 0.330, SLG: 0.437	F8		F8 1-2			6-3		6-3		4	0	0	0	0	0	1
Larry Parrish, R (1, 9) OBP: 0.357, SLG: 0.518		E 1B		4-3		E5			6-3	4	0	1	0	0	0	0
George Wright, S (1, 8) OBP: 0.320, SLG: 0.387		F9 1-3		K		K			K	4	0	0	0	0	3	2
Bill Sample, R (1, 7) OBP: 0.335, SLG: 0.408		K		1B 1B		5-3			6-3	4	0	1	0	0	1	2
Pete O'Brien, L (1, 3) OBP: 0.318, SLG: 0.349		F8		1-3 1B			F7			3	0	1	0	0	0	1
Jim Sundberg, R (1, 2) OBP: 0.257, SLG: 0.257			F7	F4			K			3	0	0	0	0	1	2
Bucky Dent, R (1, 6) OBP: 0.309, SLG: 0.338			2B 1B		F9		F9			3	1	1	0	0	0	0
Inning Stats	R: 0 E: 0 K: 1 S: 5 H: 0 LOB: 0 BB: 0 P: 5	R: 0 E: 1 K: 1 S: 6 H: 1 LOB: 1 BB: 0 P: 6	R: 1 E: 0 K: 0 S: 5 H: 2 LOB: 1 BB: 0 P: 5	R: 0 E: 0 K: 1 S: 7 H: 2 LOB: 2 BB: 0 P: 7	R: 0 E: 0 K: 0 S: 3 H: 0 LOB: 0 BB: 0 P: 3	R: 0 E: 1 K: 1 S: 6 H: 0 LOB: 1 BB: 0 P: 6	R: 0 E: 0 K: 1 S: 5 H: 0 LOB: 0 BB: 0 P: 5	R: 0 E: 0 K: 0 S: 3 H: 0 LOB: 0 BB: 0 P: 3	R: 0 E: 0 K: 1 S: 5 H: 0 LOB: 0 BB: 0 P: 5	1B: 4 2B: 1 3B: 0 HR: 0 SF: 0 SAC: 0 DP: 0 HBP: 0						

PITCHER		IP	WLS	BF	H	R	ER	SO	BB	IBB	HBP	BLK	WP	HR	S	P	ERA	WHIP
Tommy John, L ERA: 4.08	(1, 1)	8.0		30	5	1	1	5	0	0	0	0	0	0	40	40	1.12	0.625
Luis Sanchez, R ERA: 3.45	(9, 1)	1.0	W	3	0	0	0	1	0	0	0	0	0	0	5	5	0.00	0.000

PITCHER		IP	WLS	BF	H	R	ER	SO	BB	IBB	HBP	BLK	WP	HR	S	P	ERA	WHIP

TOP

Texas Rangers @ California Angels

Anaheim Stadium, Anaheim, CA

Wed Jun 29 1983, 10:05 PM EDT

Att. 30,464 - Unknown

livebaseballscorecards.com

AB	33
R	1
H	5
RBI	1
BB	0
SO	6
LOB	9

Texas Rangers @ California Angels

Anaheim Stadium, Anaheim, CA

Wed Jun 29 1983, 10:05 PM EDT

Att. 30,464 - Unknown

BOTTOM

Batter	1	2	3	4	5	6	7	8	9	AB	R	H	RBI	BB	SO	LOB
Rod Carew, L (1, 3) OBP: 0.458, SLG: 0.500	SSS 0-3 ① K		x 0-0 ② FC3-6 S 1-2f		BBBB 4-0 BB		x 0-0 ③ 4-3			3	0	0	0	1	1	2
Daryl Sconiers, L (1, 10) OBP: 0.274, SLG: 0.447	x 0-0 ② 4-3		x 0-0 ③ G3 1-2		x 0-0 ③ 4-3			x 0-0 ① F8		4	0	0	0	0	0	3
Ron Jackson, R (1, 5) OBP: 0.335, SLG: 0.376	x 0-0 ③ 1-3			x 0-0 ① 5-3		x 0-0 ① F2		x 0-0 ② 4-3		4	0	0	0	0	0	0
Fred Lynn, L (1, 8) OBP: 0.375, SLG: 0.507		x 0-0 ① F7		SSS 0-3 ② K		x 0-0 ② G3		BBBB 4-0 BB		3	0	0	0	1	1	0
Brian Downing, R (1, 7) OBP: 0.401, SLG: 0.387		x 0-0 ② 3-1		x 0-0 1B		BBBB 4-0 BB		x 0-0 ③ F7		3	0	1	0	1	0	1
Bobby Grich, R (1, 4) OBP: 0.399, SLG: 0.411		x 0-0 ③ 4-3		SSS 0-3 ③ K		x 0-0 ③ F8			x 0-0 ① 5-3	4	0	0	0	0	1	2
Ellis Valentine, R (1, 9) OBP: 0.279, SLG: 0.451			x 0-0 1B 2B		SSS 0-3 ① K		x 0-0 ① F8		BBBB 4-0 1B BB	3	2	1	0	1	1	0
Tim Foli, R (1, 6) OBP: 0.283, SLG: 0.326			x 0-0 CS 2-H 1B		x 0-0 ② 4-3		x 0-0 1B		x 0-0 1B 1-3 1B	4	0	3	1	0	0	0
Bob Boone, R (1, 2) OBP: 0.286, SLG: 0.339			x 0-0 ① FC3-6 1-2 1B		x 0-0 2B		x 0-0 ② F7		x 0-0 1B 1-2 3-H	4	0	3	1	0	0	1

	AB	R	H	RBI	BB	SO	LOB
	32	2	8	2	4	4	9

livebaseballscorecards.com

Inning Stats	1	2	3	4	5	6	7	8	9
	R: 0 H: 0 E: 0 LOB: 0 K: 1 BB: 0 S: 5 P: 5	R: 0 H: 0 E: 0 LOB: 0 K: 0 BB: 0 S: 3 P: 3	R: 1 H: 3 E: 0 LOB: 1 K: 0 BB: 0 S: 5 P: 5	R: 0 H: 1 E: 0 LOB: 1 K: 2 BB: 0 S: 8 P: 8	R: 0 H: 1 E: 0 LOB: 2 K: 1 BB: 1 S: 6 P: 10	R: 0 H: 0 E: 0 LOB: 1 K: 0 BB: 1 S: 3 P: 7	R: 0 H: 1 E: 0 LOB: 1 K: 0 BB: 0 S: 4 P: 4	R: 0 H: 0 E: 0 LOB: 1 K: 0 BB: 1 S: 3 P: 7	R: 1 H: 2 E: 0 LOB: 2 K: 0 BB: 1 S: 3 P: 7

	1B	SF	WP	PA
	2B: 2	SAC: 0	PB: 0	
	3B: 0	DP: 0	SB: 1	
	HR: 0	HBP: 0	CS: 1	

PITCHER	IP	WLS	BF	H	R	ER	SO	BB	IBB	HBP	BLK	WP	HR	S	P	ERA	WHIP
Mike Smithson, R (1, 1) ERA: 4.13	8.1	L	36	8	2	2	4	4	0	0	0	0	0	40	56	2.16	1.440

PITCHER	IP	WLS	BF	H	R	ER	SO	BB	IBB	HBP	BLK	WP	HR	S	P	ERA	WHIP

Batter	1	2	3	4	5	6	7	8	9	10	AB	R	H	RBI	BB	SO	LOB
Wayne Tolleson, S (1, 4) OBP: 0.340, SLG: 0.384	BBBB 4-0 SH1-3 1B BB	x 0-0 F7 ②			x 0-0 1B 1B 1B		x 0-0 4-3 ②	SSS 0-3 K ③			2	1	1	0	1	0	2
Bill Stein, R (5, 4) OBP: 0.338, SLG: 0.425											2	0	0	0	0	1	1
Mickey Rivers, L (1, 10) OBP: 0.273, SLG: 0.289	x 0-0 SH1-3 ① 1-2	SSS 0-3 K ③			x 0-0 F5 ②		x 0-0 F5 ③			x 0-0 5-3 ①	4	0	0	0	0	1	3
Buddy Bell, R (1, 5) OBP: 0.334, SLG: 0.438	x 0-0 F8 ②		x 0-0 G5-4-3 1B		x 0-0 1-H 1B ③			x 0-0 1-3 ①		H 1-0 1B 1B HBP	4	0	2	0	0	0	1
Larry Parrish, R (1, 9) OBP: 0.358, SLG: 0.515	x 0-0 2-H 1B		x 0-0 G5-4-3 ① ② 1-2f			x 0-0 6-3 ①		x 0-0 F4 ②		x 0-0 1B 1-2 1B	5	1	2	1	0	0	1
Pete O'Brien, L (1, 3) OBP: 0.319, SLG: 0.348	x 0-0 F7 ③		x 0-0 4-3 ③			x 0-0 F7 ②		BBBB 4-0 BB		x 0-0 1-3 2-H 1B ②	4	1	1	0	1	0	1
George Wright, S (1, 8) OBP: 0.325, SLG: 0.388		x 0-0 BB 1B 1B		x 0-0 4-3 ①		H 1-0 S HBP		x 0-0 F7 ③		x 0-0 2-H 3-H 1B ③	4	1	2	2	0	0	1
Bill Sample, R (1, 7) OBP: 0.341, SLG: 0.409		BBB 4-0 1-2 1B BB		x 0-0 G1-4-3 1B		BBB 4-0 1-2 BB			x 0-0 L6 ①		2	0	1	0	2	0	0
Bob Johnson, R (1, 2) OBP: 0.258, SLG: 0.337 Bob Jones, L (6, PH) OBP: 0.500, SLG: 0.500 Jim Sundberg, R (6, 2) OBP: 0.260, SLG: 0.261		SSS 0-3 K ①		x 0-0 G1-4-3 ② ③ 1-2f		x 0-0 F4 ③			x 0-0 FC6-4 1B		2	0	0	0	0	1	3
											1	0	0	0	0	0	2
											1	0	1	0	0	0	0
Bucky Dent, R (1, 6) OBP: 0.308, SLG: 0.336		x 0-0 1-2 2-H 1B			x 0-0 F9 ①		x 0-0 F8 ①		x 0-0 FC6-4 1-2f ②		4	0	1	1	0	0	1
Inning Stats	R: 1 E: 0 K: 0 S: 4 H: 1 LOB: 1 BB: 1 P: 8	R: 1 E: 0 K: 2 S: 9 H: 2 LOB: 2 BB: 1 P: 13	R: 0 E: 0 K: 0 S: 3 H: 1 LOB: 0 BB: 0 P: 3	R: 0 E: 0 K: 0 S: 3 H: 1 LOB: 0 BB: 0 P: 3	R: 0 E: 0 K: 0 S: 4 H: 2 LOB: 2 BB: 0 P: 4	R: 0 E: 0 K: 0 S: 3 H: 0 LOB: 2 BB: 1 P: 8	R: 0 E: 0 K: 0 S: 3 H: 0 LOB: 0 BB: 0 P: 3	R: 0 E: 0 K: 0 S: 3 H: 0 LOB: 1 BB: 1 P: 7	R: 0 E: 0 K: 1 S: 6 H: 1 LOB: 1 BB: 0 P: 6	R: 2 E: 0 K: 0 S: 4 H: 3 LOB: 1 BB: 0 P: 5	1B: 11 2B: 0 3B: 0 HR: 0	SF: 0 SAC: 1 DP: 2 HBP: 2						

PITCHER		IP	WLS	BF	H	R	ER	SO	BB	IBB	HBP	BLK	WP	HR	S	P	ERA	WHIP
Mike Witt, R ERA: 4.4	(1, 1)	8.0		33	7	2	2	2	4	0	1	0	0	0	32	49	2.25	1.375
Luis Sanchez, R ERA: 3.53	(9, 1)	1.1	L	7	2	2	2	1	0	0	1	0	0	0	8	9	13.50	1.500
Andy Hassler, L ERA: 5.89	(10, 1)	0.2		2	2	0	0	0	0	0	0	0	0	0	2	2	0.00	3.000

PITCHER	IP	WLS	BF	H	R	ER	SO	BB	IBB	HBP	BLK	WP	HR	S	P	ERA	WHIP

TOP

Texas Rangers @ California Angels

Anaheim Stadium, Anaheim, CA

Thu Jun 30 1983, 10:05 PM EDT

Att. 30,190 - Unknown

livebaseballscorecards.com

AB	35
R	4
H	11
RBI	4
BB	4
SO	3
LOB	16

1B: 11	SF: 0	WP: 0	PA: 42
2B: 0	SAC: 1	PB: 0	
3B: 0	DP: 2	SB: 1	
HR: 0	HBP: 2	CS: 0	

Texas Rangers @ California Angels

Anaheim Stadium, Anaheim, CA

Thu Jun 30 1983, 10:05 PM EDT

Att. 30,190 - Unknown

livebaseballscorecards.com

Batter	1	2	3	4	5	6	7	8	9	10	AB	R	H	RBI	BB	SO	LOB
Rick Burleson, R (1, 6) OBP: 0.400, SLG: 0.400	S S S 0-3 K		x 0-0 F9 ①		x 0-0 1B		x 0-0 FC6-4 1B		x 0-0 F6 ②		5	0	2	0	0	1	0
Ellis Valentine, R (1, 9) OBP: 0.276, SLG: 0.439	x 0-0 F8 ②		x 0-0 1B		S S S 0-3 K ②		x 0-0 F7 ②		x 0-0 F9 ③		5	0	1	0	0	1	2
Ron Jackson, R (1, 3) (9, 7) OBP: 0.325, SLG: 0.363	x 0-0 L5 ③		S S S 0-3 K ②		x 0-0 1-3 ③		x 0-0 FC6-4 1-2f ③			x 0-0 F7 ①	5	0	0	0	0	1	3
Brian Downing, R (1, 10) OBP: 0.395, SLG: 0.403		x 0-0 F9 ①	x 0-0 G3 ③			x 0-0 HR		x 0-0 F3 ①		x 0-0 1-3 ②	5	1	1	1	0	0	1
Fred Lynn, L (1, 8) OBP: 0.375, SLG: 0.514		S S S 0-3 K ②		x 0-0 G3-6-3 1B		S S S 0-3 K ①		x 0-0 1B 3B		x 0-0 3-1 ③	5	1	2	0	0	2	0
Bobby Grich, R (1, 4) OBP: 0.401, SLG: 0.407		B B B B 4-0 BB 1B BB		x 0-0 G3-6-3 ① ② 1-2f		x 0-0 F9 ②		B B B B 4-0 1B BB			2	0	0	0	2	0	1
Bobby Clark, R (1, 7) OBP: 0.275, SLG: 0.340 Daryl Sconiers, L (8, PH) OBP: 0.278, SLG: 0.451 (9, 3)	x 0-0 BB 1-2 1B		x 0-0 1B			B B B B 4-0 BB	x 0-0 G6-4-3 1-2 3-H 1B				2	0	2	0	1	0	0
											1	0	1	1	0	0	0
Tim Foli, R (1, 5) OBP: 0.283, SLG: 0.322	B B B B 4-0 1-2 2-3 BB		x 0-0 F8 ③			x 0-0 F7 ③		x 0-0 G6-4-3 ② ③ 1-2f			3	0	0	0	1	0	4
Mike O'Berry, R (1, 2) OBP: 0.167, SLG: 0.250		S S S 0-3 K ③			S S S 0-3 K ①		x 0-0 F6 ①		x 0-0 6-3 ①		4	0	0	0	0	2	3
Inning Stats	R: 0 H: 0 E: 0 LOB: 0 K: 1 BB: 0 S: 5 P: 5	R: 0 H: 1 E: 0 LOB: 3 K: 2 BB: 2 S: 8 P: 16	R: 0 H: 1 E: 0 LOB: 1 K: 1 BB: 0 S: 6 P: 6	R: 0 H: 2 E: 0 LOB: 1 K: 0 BB: 0 S: 4 P: 4	R: 0 H: 1 E: 0 LOB: 1 K: 2 BB: 0 S: 8 P: 8	R: 1 H: 1 E: 0 LOB: 1 K: 1 BB: 1 S: 6 P: 10	R: 0 H: 1 E: 0 LOB: 1 K: 0 BB: 0 S: 4 P: 4	R: 1 H: 2 E: 0 LOB: 1 K: 0 BB: 1 S: 4 P: 8	R: 0 H: 0 E: 0 LOB: 0 K: 0 BB: 0 S: 3 P: 3	R: 0 H: 0 E: 0 LOB: 0 K: 0 BB: 0 S: 3 P: 3	1B: 7 SF: 0 2B: 0 SAC: 0 3B: 1 DP: 2 HR: 1 HBP: 0						WP: 0 PA: 41 PB: 0 SB: 0 CS: 0

PITCHER		IP	WLS	BF	H	R	ER	SO	BB	IBB	HBP	BLK	WP	HR	S	P	ERA	WHIP
Frank Tanana, L ERA: 1.84	(1, 1)	6.1		28	7	1	1	7	3	0	0	0	0	1	39	51	1.42	1.579
John Butcher, R ERA: 3.79	(7, 1)	1.0		5	1	1	1	0	1	0	0	0	0	0	4	8	9.00	2.000
Dave Schmidt, R ERA: 2.35	(8, 1)	2.2	W	8	1	0	0	0	0	0	0	0	0	0	8	8	0.00	0.375

PITCHER	IP	WLS	BF	H	R	ER	SO	BB	IBB	HBP	BLK	WP	HR	S	P	ERA	WHIP

BOTTOM

AB	37
R	2
H	9
RBI	2
BB	4
SO	7
LOB	14

Kansas City Royals @ California Angels

Anaheim Stadium, Anaheim, CA

Fri Jul 01 1983, 10:05 PM EDT

Att. 34,428 - Unknown

TOP

livebaseballscorecards.com

Batter	1	2	3	4	5	6	7	8	9	AB	R	H	RBI	BB	SO	LOB
Willie Wilson, S (1, 8) OBP: 0.331, SLG: 0.368	4-3 S SF8 1B		F8		4-3		E2 1-3 1B	4-3		5	1	2	0	0	0	2
U L Washington, S (1, 6) OBP: 0.301, SLG: 0.333	4-3 1-3		HR 1B		5-3		K		6-3	5	1	1	0	0	1	3
George Brett, L (1, 7) OBP: 0.448, SLG: 0.698	SF8 3-H		1-H HR		4-3			1B 2B 1B	F8	4	2	2	3	0	0	0
Hal McRae, R (1, 10) OBP: 0.393, SLG: 0.481	1-3		K			5-3		2B 1-2 2B 1B	4-3	5	1	1	0	0	1	0
Willie Aikens, L (1, 3) OBP: 0.390, SLG: 0.533		FC6-4 1B	F7			K		1-3 2-H 2B 2B		4	1	2	1	0	1	0
Frank White, R (1, 4) OBP: 0.291, SLG: 0.427		FC6-4 1B 1-2f		CS 1B		F8		K		4	0	1	0	0	1	3
John Wathan, R (1, 2) OBP: 0.326, SLG: 0.354		F9		B B B B 4-3 1-2 BB			E 1B 1B	1B 2-H 3-H 2B		3	0	2	2	1	0	1
Pat Sheridan, L (1, 9) OBP: 0.238, SLG: 0.329 Leon Roberts, R (8, PH) OBP: 0.337, SLG: 0.395 (8, 9)	1-3 1B		4-3 1-2				L5	2-3 1B		3 1	0 0	1 1	0 0	0 0	0 0	2 0
Onix Concepcion, R (1, 5) OBP: 0.188, SLG: 0.178 Cesar Geronimo, L (8, PH) OBP: 0.286, SLG: 0.300 Greg Pryor, R (8, 5) OBP: 0.258, SLG: 0.250		F4	5-3				F5	K		3 1 0	0 0 0	0 0 0	0 0 0	0 0 0	0 1 0	4 2 0
Inning Stats	R: 1 E: 0 K: 0 S: 4 H: 1 LOB: 0 BB: 0 P: 4	R: 0 E: 0 K: 0 S: 5 H: 2 LOB: 2 BB: 0 P: 5	R: 2 E: 0 K: 1 S: 7 H: 2 LOB: 0 BB: 0 P: 7	R: 0 E: 0 K: 0 S: 3 H: 1 LOB: 1 BB: 1 P: 7	R: 0 E: 0 K: 0 S: 3 H: 0 LOB: 0 BB: 0 P: 3	R: 0 E: 0 K: 1 S: 5 H: 0 LOB: 0 BB: 0 P: 5	R: 0 E: 1 K: 1 S: 7 H: 2 LOB: 2 BB: 0 P: 7	R: 3 E: 0 K: 2 S: 12 H: 5 LOB: 2 BB: 0 P: 12	R: 0 E: 0 K: 0 S: 3 H: 0 LOB: 0 BB: 0 P: 3	1B: 10 2B: 2 3B: 0 HR: 1	SF: 1 SAC: 0 DP: 0 HBP: 0						

	AB	38
	R	6
	H	13
	RBI	6
	BB	1
	SO	5
	LOB	17

WP: 0 PB: 0 SB: 1 CS: 1 PA: 40

PITCHER		IP	WLS	BF	H	R	ER	SO	BB	IBB	HBP	BLK	WP	HR	S	P	ERA	WHIP
Byron McLaughlin, R ERA: 3.38	(1, 1)	7.0	W	31	10	5	5	3	1	0	0	0	0	1	36	40	6.43	1.571
John Curtis, L ERA: 2.42	(8, 1)	0.1		3	2	1	1	1	0	0	0	0	0	0	5	5	27.00	6.000
Luis Sanchez, R ERA: 3.43	(8, 1)	1.2	S	6	1	0	0	1	0	0	0	0	0	0	8	8	0.00	0.600

PITCHER		IP	WLS	BF	H	R	ER	SO	BB	IBB	HBP	BLK	WP	HR	S	P	ERA	WHIP

Batter	1	2	3	4	5	6	7	8	9	AB	R	H	RBI	BB	SO	LOB
Rick Burleson, R (1, 6) OBP: 0.600, SLG: 0.556	1B	L6		1B 3B 1B 2-H		L1-3 1B		CS BB B B B		4	1	3	1	1	0	1
Tim Foli, R (1, 5) OBP: 0.282, SLG: 0.321	F3		F4	3B 1B 1-2		L1-3 1-2		CS 1-2		4	1	1	0	0	0	2
Ellis Valentine, R (1, 9) OBP: 0.283, SLG: 0.459	K		1B 1B	1B 3B 1-H 2-H		6-3				4	1	2	2	0	1	1
Brian Downing, R (1, 10) OBP: 0.385, SLG: 0.391	K		F9	F4			L4			4	0	0	0	0	1	3
Fred Lynn, L (1, 8) OBP: 0.381, SLG: 0.516		K	1B 1-3	1B 3-H			FC5-4 BB B B B B			3	0	2	1	1	1	0
Ron Jackson, R (1, 3) OBP: 0.317, SLG: 0.353		K	F9	K			L6			4	0	0	0	0	2	4
Bobby Grich, R (1, 4) OBP: 0.402, SLG: 0.406		2B 1B BB B B B B		1B SF9 1B	K		FC5-4 1-2f			3	2	1	0	1	1	1
Bobby Clark, R (1, 7) OBP: 0.281, SLG: 0.352		1B 2B 1-3		SF9 1B 1-3	K			F4		4	2	2	0	0	1	0
Bob Boone, R (1, 2) OBP: 0.285, SLG: 0.339		1B 2-H 3-H		SF9 1-2 3-H	5-3			6-3		3	0	1	3	0	0	0
Inning Stats	R: 0 E: 0 K: 2 S: 8 H: 1 LOB: 1 BB: 0 P: 8	R: 2 E: 0 K: 2 S: 9 H: 2 LOB: 1 BB: 1 P: 13	R: 0 E: 0 K: 0 S: 5 H: 2 LOB: 2 BB: 0 P: 5	R: 5 E: 0 K: 1 S: 11 H: 6 LOB: 1 BB: 0 P: 11	R: 0 E: 0 K: 2 S: 7 H: 0 LOB: 0 BB: 0 P: 7	R: 0 E: 0 K: 0 S: 3 H: 1 LOB: 0 BB: 0 P: 3	R: 0 E: 0 K: 0 S: 3 H: 0 LOB: 1 BB: 1 P: 7	R: 0 E: 0 K: 0 S: 2 H: 0 LOB: 0 BB: 1 P: 6		1B: 10 2B: 2 3B: 1 HR: 0 SF: 1 SAC: 0 DP: 1 HBP: 0						

PITCHER		IP	WLS	BF	H	R	ER	SO	BB	IBB	HBP	BLK	WP	HR	S	P	ERA	WHIP
Vida Blue, L ERA: 5.27	(1, 1)	3.1	L	20	9	6	6	4	1	0	0	0	0	0	27	31	16.20	3.000
Mike Armstrong, R ERA: 3.15	(4, 1)	2.2		10	3	1	1	3	0	0	0	0	0	0	16	16	3.38	1.125
Keith Creel, R ERA: 8.1	(7, 1)	2.0		7	0	0	0	0	2	0	0	0	0	0	5	13	0.00	1.000

PITCHER	IP	WLS	BF	H	R	ER	SO	BB	IBB	HBP	BLK	WP	HR	S	P	ERA	WHIP

BOTTOM

Kansas City Royals @ California Angels

Anaheim Stadium, Anaheim, CA

Fri Jul 01 1983, 10:05 PM EDT

Att. 34,428 - Unknown

livebaseballscorecards.com

AB	33
R	7
H	12
RBI	7
BB	3
SO	7
LOB	12

WP: 0 PB: 0 SB: 0 CS: 1 PA: 38

Batter	1	2	3	4	5	6	7	8	9	AB	R	H	RBI	BB	SO	LOB
Willie Wilson, S (1, 8) OBP: 0.332, SLG: 0.372	4-3		HR 2B (1-3)	6-3		1B (1-H)			F9	5	1	2	1	0	0	1
U L Washington, S (1, 6) OBP: 0.299, SLG: 0.331	K		6-3 (3-H)		2B 1B	F9			5-3	5	1	1	1	0	1	2
George Brett, L (1, 7) OBP: 0.451, SLG: 0.718	1B		HR (2-H)		L5-4 2B (1-H)		K		K	5	1	3	3	0	2	0
Hal McRae, R (1, 10) OBP: 0.391, SLG: 0.478	F7		FC6-5 E 1B		F9		4-3			4	0	1	0	0	0	2
Willie Aikens, L (1, 3) OBP: 0.387, SLG: 0.523		K	E3 (1-2)		IBB		K			3	0	0	0	1	2	1
Joe Simpson, L (7, 3) OBP: 0.253, SLG: 0.227										0	0	0	0	0	0	0
Frank White, R (1, 4) OBP: 0.287, SLG: 0.421		6-3	FC6-5 (2-3f)		L5-4 (2-3)			F9		4	0	0	0	0	0	4
John Wathan, R (1, 2) OBP: 0.325, SLG: 0.349		F7		5-3		BBBB S 1B BB		5-3		3	1	0	0	1	0	0
Pat Sheridan, L (1, 9) OBP: 0.250, SLG: 0.329			2B 6-3 1B	G3		F9		BBBB BB		3	1	1	0	1	0	1
Onix Concepcion, R (1, 5) OBP: 0.192, SLG: 0.204			K	2B		F8		F8		4	0	1	0	0	1	3
Inning Stats	R: 0 E: 0 K: 1 S: 6 H: 1 LOB: 1 BB: 0 P: 6	R: 0 E: 0 K: 1 S: 5 H: 0 LOB: 0 BB: 0 P: 5	R: 3 E: 1 K: 1 S: 10 H: 4 LOB: 2 BB: 0 P: 10	R: 0 E: 0 K: 0 S: 4 H: 1 LOB: 1 BB: 0 P: 4	R: 1 E: 0 K: 0 S: 4 H: 2 LOB: 1 BB: 1 P: 8	R: 1 E: 0 K: 0 S: 4 H: 1 LOB: 1 BB: 1 P: 8	R: 0 E: 0 K: 2 S: 7 H: 0 LOB: 0 BB: 0 P: 7	R: 0 E: 0 K: 0 S: 3 H: 0 LOB: 1 BB: 1 P: 7	R: 0 E: 0 K: 1 S: 5 H: 0 LOB: 0 BB: 0 P: 5	1B: 5 2B: 4 3B: 0 HR: 1 SF: 0 SAC: 0 DP: 1 HBP: 0							

Kansas City Royals @ California Angels

Anaheim Stadium, Anaheim, CA

Sat Jul 02 1983, 10:05 PM EDT

Att. 39,382 - Unknown

TOP

livebaseballscorecards.com

AB	36
R	5
H	9
RBI	5
BB	3
SO	6
LOB	14

WP: 0 PB: 0 SB: 1 CS: 0 PA: 39

PITCHER		IP	WLS	BF	H	R	ER	SO	BB	IBB	HBP	BLK	WP	HR	S	P	ERA	WHIP
Bruce Kison, R ERA: 3.28	(1, 1)	5.2	L	28	9	5	5	3	1	1	0	0	0	1	32	40	7.94	1.765
Bill Travers, L ERA: 5.25	(6, 1)	3.1		11	0	0	0	3	1	0	0	0	0	0	16	20	0.00	0.300

PITCHER	IP	WLS	BF	H	R	ER	SO	BB	IBB	HBP	BLK	WP	HR	S	P	ERA	WHIP

Batter	1	2	3	4	5	6	7	8	9	AB	R	H	RBI	BB	SO	LOB
Daryl Sconiers, L (1, 3) OBP: 0.277, SLG: 0.442	1-3		F8			HR BB		K		3	1	0	0	1	1	0
Tim Foli, R (1, 6) OBP: 0.280, SLG: 0.318	F6			K		F7		F6		1	0	0	0	0	0	0
Rob Wilfong, L (4, PH) OBP: 0.205, SLG: 0.359 (5, 6)										3	0	0	0	0	1	1
Ellis Valentine, R (1, 9) OBP: 0.306, SLG: 0.522	BB			1B BB		1-H HR		HR		2	2	2	3	2	0	0
Brian Downing, R (1, 10) OBP: 0.382, SLG: 0.386	4-3			1-2 1B		6-3		5-3		4	0	1	0	0	0	1
Fred Lynn, L (1, 8) OBP: 0.375, SLG: 0.507		G3		F8		K			6-3	4	0	0	0	0	1	2
Bobby Grich, R (1, 4) OBP: 0.404, SLG: 0.405		G4-6-3 BB		F9			F3		G6-4-3 1B	3	0	1	0	1	0	2
Ron Jackson, R (1, 5) OBP: 0.316, SLG: 0.351		G4-6-3 1-2f			L5		1B 1B		G6-4-3 1-2f	4	0	1	0	0	0	2
Bobby Clark, R (1, 7) OBP: 0.282, SLG: 0.351			E6 G4-6-3		F3		G5-4-3 1-2 1B			3	0	1	0	0	0	0
Mike O'Berry, R (1, 2) OBP: 0.143, SLG: 0.214			G4-6-3 1-2f		F9		G5-4-3 1-2f			2	0	0	0	0	0	1
Rod Carew, L (7, PH) OBP: 0.457, SLG: 0.498										1	0	0	0	0	0	2
Bob Boone, R (8, 2) OBP: 0.285, SLG: 0.339										0	0	0	0	0	0	0
Inning Stats	R: 0 H: 0 E: 0 LOB: 1 K: 0 BB: 1 S: 3 P: 7	R: 0 H: 0 E: 0 LOB: 0 K: 0 BB: 1 S: 2 P: 6	R: 0 H: 0 E: 1 LOB: 0 K: 0 BB: 0 S: 3 P: 3	R: 0 H: 1 E: 0 LOB: 2 K: 1 BB: 1 S: 6 P: 10	R: 0 H: 0 E: 0 LOB: 0 K: 0 BB: 0 S: 3 P: 3	R: 2 H: 1 E: 0 LOB: 0 K: 1 BB: 1 S: 6 P: 10	R: 0 H: 2 E: 0 LOB: 1 K: 0 BB: 0 S: 4 P: 4	R: 1 H: 1 E: 0 LOB: 0 K: 1 BB: 0 S: 6 P: 6	R: 0 H: 1 E: 0 LOB: 0 K: 0 BB: 0 S: 3 P: 3	1B: 4 SF: 0 2B: 0 SAC: 0 3B: 0 DP: 4 HR: 2 HBP: 0						WP: 0 PA: 34 PB: 0 SB: 0 CS: 0	

PITCHER		IP	WLS	BF	H	R	ER	SO	BB	IBB	HBP	BLK	WP	HR	S	P	ERA	WHIP
Larry Gura, L ERA: 4.4	(1, 1)	5.1	W	21	2	2	2	1	4	0	0	0	0	1	19	35	3.38	1.125
Don Hood, L ERA: 1.74	(6, 1)	1.0		5	2	0	0	1	0	0	0	0	0	0	7	7	0.00	2.000
Dan Quisenberry, R ERA: 1.76	(7, 1)	2.2	S	8	2	1	1	1	0	0	0	0	0	1	10	10	3.38	0.750

PITCHER	IP	WLS	BF	H	R	ER	SO	BB	IBB	HBP	BLK	WP	HR	S	P	ERA	WHIP

BOTTOM

Kansas City Royals @ California Angels

Anaheim Stadium, Anaheim, CA

Sat Jul 02 1983, 10:05 PM EDT

Att. 39,382 - Unknown

livebaseballscorecards.com

AB	30
R	3
H	6
RBI	3
BB	4
SO	3
LOB	11

Batter	1	2	3	4	5	6	7	8	9	AB	R	H	RBI	BB	SO	LOB
Willie Wilson, S (1, 8) OBP: 0.331, SLG: 0.371	S S S 0-3 ① K		x 0-0 1B		x 0-0 ② F9		x 0-0 ③ 6-3			4	0	1	0	0	1	0
U L Washington, S (1, 6) OBP: 0.299, SLG: 0.330	x 0-0 FC6-4 1B		x 0-0 ② F8		x 0-0 ③ 5-3			x 0-0 ① 4-3		4	0	1	0	0	0	1
George Brett, L (1, 5) OBP: 0.448, SLG: 0.713	x 0-0 ② FC6-4 1-2f		x 0-0 ③ L4			x 0-0 F8 WP 2B		x 0-0 ② F9		4	1	1	0	0	0	2
Hal McRae, R (1, 10) OBP: 0.386, SLG: 0.471	x 0-0 ③ 5-3			x 0-0 ① 6-3		x 0-0 ① F8 2-3		x 0-0 ③ F8		4	0	0	0	0	0	2
Willie Aikens, L (1, 3) OBP: 0.395, SLG: 0.551		x 0-0 1B FC5-4-2 2B		x 0-0 HR		x 0-0 3-H 1B			x 0-0 ① 4-3	4	1	3	1	0	0	0
Frank White, R (1, 4) OBP: 0.287, SLG: 0.419		x 0-0 FC5-4-2 2-3 1B		x 0-0 ② 6-3		x 0-0 ② F7			x 0-0 ② F3	4	0	1	0	0	0	1
John Wathan, R (1, 2) OBP: 0.323, SLG: 0.347		x 0-0 ① ② FC5-4-2 1-2 3-H		x 0-0 1B		x 0-0 ③ 4-3			x 0-0 ③ F4	4	0	1	0	0	0	3
Pat Sheridan, L (1, 9) OBP: 0.241, SLG: 0.317		x 0-0 ③ 3-1		x 0-0 ③ F7			x 0-0 ① 4-3			3	0	0	0	0	0	2
Cesar Geronimo, L (1, 7) OBP: 0.273, SLG: 0.286			x 0-0 ① F6		x 0-0 ① 4-3		x 0-0 ② 4-3			3	0	0	0	0	0	0
Inning Stats	R: 0 H: 1 E: 0 LOB: 1 K: 1 BB: 0 S: 6 P: 6	R: 0 H: 2 E: 0 LOB: 1 K: 0 BB: 0 S: 4 P: 4	R: 0 H: 1 E: 0 LOB: 1 K: 0 BB: 0 S: 4 P: 4	R: 1 H: 2 E: 0 LOB: 1 K: 0 BB: 0 S: 5 P: 5	R: 0 H: 0 E: 0 LOB: 0 K: 0 BB: 0 S: 3 P: 3	R: 1 H: 2 E: 0 LOB: 1 K: 0 BB: 0 S: 5 P: 5	R: 0 H: 0 E: 0 LOB: 0 K: 0 BB: 0 S: 3 P: 3	R: 0 H: 0 E: 0 LOB: 0 K: 0 BB: 0 S: 3 P: 3	R: 0 H: 0 E: 0 LOB: 0 K: 0 BB: 0 S: 3 P: 3	1B: 5 SF: 0 2B: 3 SAC: 0 3B: 0 DP: 1 HR: 1 HBP: 0				WP: 1 PA: 34 PB: 0 SB: 0 CS: 0		

PITCHER		IP	WLS	BF	H	R	ER	SO	BB	IBB	HBP	BLK	WP	HR	S	P	ERA	WHIP
Ken Forsch, R ERA: 3.33	(1, 1)	9.0	W	34	8	2	2	1	0	0	0	0	1	1	36	36	2.00	0.889

PITCHER	IP	WLS	BF	H	R	ER	SO	BB	IBB	HBP	BLK	WP	HR	S	P	ERA	WHIP

TOP

Kansas City Royals @ California Angels

Anaheim Stadium, Anaheim, CA

Sun Jul 03 1983, 6:33 AM EDT

Att. 36,405 - Unknown

livebaseballscorecards.com

AB	34
R	2
H	8
RBI	1
BB	0
SO	1
LOB	11

BOTTOM

Batter	1	2	3	4	5	6	7	8	9	AB	R	H	RBI	BB	SO	LOB
Rick Burleson, R (1, 6) OBP: 0.571, SLG: 0.538	0-0 WP HBP 1B 1B	0-0 F4		0-0 6-3			0-0 CS 1B			4	1	2	0	0	0	0
Tim Foli, R (1, 5) OBP: 0.276, SLG: 0.313	0-0 F7	0-0 F8			0-3 K		0-0 5-3 1-2			4	0	0	0	0	1	2
Ellis Valentine, R (1, 9) OBP: 0.305, SLG: 0.513	0-0 HBP BB 1-2 1B 1B		0-0 F7		0-0 6-3			0-0 F7		4	1	1	0	0	0	0
Brian Downing, R (1, 10) OBP: 0.379, SLG: 0.378	B B B B 4-0 HBP 1-2 2-3 1B BB		0-0 5-3		0-0 F8			0-0 F9		3	1	0	0	1	0	0
Fred Lynn, L (1, 8) OBP: 0.373, SLG: 0.500	H 1-0 1B 1-2 2-3 3-H HBP		S S S 0-3 K			0-0 L4		0-0 F9		3	0	0	1	0	1	0
Bobby Grich, R (1, 4) OBP: 0.410, SLG: 0.411	0-0 1-2 2-H 3-H 1B			0-0 HR 1B		B B B B 4-0 FC6-4 BB				2	1	2	2	1	0	0
Ron Jackson, R (1, 3) OBP: 0.316, SLG: 0.369	0-0 F4			0-0 1-H HR		0-0 F5				3	1	1	2	0	0	3
Bobby Clark, R (1, 7) OBP: 0.277, SLG: 0.344	0-0 F9			S S S 0-3 K		0-0 FC6-4 1-2f				3	0	0	0	0	1	3
Bob Boone, R (1, 2) OBP: 0.282, SLG: 0.335		0-0 F3		0-0 F8			S S S 0-3 K			3	0	0	0	0	1	0
Inning Stats	R: 3 H: 3 E: 0 LOB: 2 K: 0 BB: 1 S: 6 P: 11	R: 0 H: 0 E: 0 LOB: 0 K: 0 BB: 0 S: 3 P: 3	R: 0 H: 0 E: 0 LOB: 0 K: 1 BB: 0 S: 5 P: 5	R: 2 H: 2 E: 0 LOB: 0 K: 1 BB: 0 S: 7 P: 7	R: 0 H: 0 E: 0 LOB: 0 K: 1 BB: 0 S: 5 P: 5	R: 0 H: 0 E: 0 LOB: 1 K: 0 BB: 1 S: 3 P: 7	R: 0 H: 1 E: 0 LOB: 0 K: 1 BB: 0 S: 5 P: 5	R: 0 H: 0 E: 0 LOB: 0 K: 0 BB: 0 S: 3 P: 3		1B: 5 SF: 0 2B: 0 SAC: 0 3B: 0 DP: 0 HR: 1 HBP: 1						

PITCHER		IP	WLS	BF	H	R	ER	SO	BB	IBB	HBP	BLK	WP	HR	S	P	ERA	WHIP
Bud Black, L ERA: 3.72	(1, 1)	4.0	L	19	5	5	5	2	1	0	1	0	1	1	21	26	11.25	1.500
Steve Renko, R ERA: 4.92	(5, 1)	4.0		13	1	0	0	2	1	0	0	0	0	0	16	20	0.00	0.500

PITCHER	IP	WLS	BF	H	R	ER	SO	BB	IBB	HBP	BLK	WP	HR	S	P	ERA	WHIP

Kansas City Royals @ California Angels

Anaheim Stadium, Anaheim, CA

Sun Jul 03 1983, 6:33 AM EDT

Att. 36,405 - Unknown

livebaseballscorecards.com

AB	29
R	5
H	6
RBI	5
BB	2
SO	4
LOB	8

WP: 1 PA: 32
PB: 0
SB: 0
CS: 1

Batter	1	2	3	4	5	6	7	8	9	AB	R	H	RBI	BB	SO	LOB
Willie Wilson, S (1, 8) OBP: 0.329, SLG: 0.368	6-3	K 1-2 2-3	1B 1-3 2-H 1B		K			6-3		5	0	1	1	0	2	3
U L Washington, S (1, 6) OBP: 0.300, SLG: 0.331	G3 1B 1B	1-3	1-2 1B		F7			F9		5	1	2	0	0	0	3
George Brett, L (1, 9) OBP: 0.447, SLG: 0.701	G3 1-2	FC4-6 BB	3-1			E5 CS		BB		3	0	0	0	2	0	4
Hal McRae, R (1, 10) OBP: 0.383, SLG: 0.466	2-H 1B	FC4-6 1-2f		K	K 1-2			F3		5	0	1	1	0	2	5
Frank White, R (1, 4) OBP: 0.285, SLG: 0.415	F9		1B WP SF9 1B	5-3		F9			F7	5	1	1	0	0	0	1
Willie Aikens, L (1, 3) OBP: 0.405, SLG: 0.559 Joe Simpson, L (9, PR) OBP: 0.253, SLG: 0.227 (9, 3)		1B 2B	1-2 BB	1B			K		1B BB	3 0	1 0	2 0	0 0	2 0	1 0	0 0
John Wathan, R (1, 2) OBP: 0.333, SLG: 0.352		1B 1B BB	1-2 2-3 BB 1B	K			CS BB		G6-4-3 1-2 1B	3	2	2	0	2	1	1
Leon Roberts, R (1, 7) OBP: 0.341, SLG: 0.392		WP 1B 1-3 2-H 1B	SF9 3-H		K		1-2 BB		G6-4-3 1-2f	3	0	1	2	1	1	2
Greg Pryor, R (1, 5) OBP: 0.288, SLG: 0.271		WP 1-2 3-H 1B	1B 1-2 BB		1B		L5			3	0	2	1	1	0	1
Inning Stats	R: 1 E: 0 K: 0 S: 5 H: 2 LOB: 1 BB: 0 P: 5	R: 2 E: 0 K: 1 S: 8 H: 3 LOB: 3 BB: 2 P: 16	R: 2 E: 0 K: 0 S: 6 H: 4 LOB: 3 BB: 2 P: 14	R: 0 E: 0 K: 2 S: 8 H: 1 LOB: 1 BB: 0 P: 8	R: 0 E: 0 K: 2 S: 8 H: 1 LOB: 1 BB: 0 P: 8	R: 0 E: 1 K: 1 S: 5 H: 0 LOB: 0 BB: 0 P: 5	R: 0 E: 0 K: 1 S: 4 H: 0 LOB: 1 BB: 2 P: 12	R: 0 E: 0 K: 0 S: 3 H: 0 LOB: 1 BB: 1 P: 7	R: 0 E: 0 K: 0 S: 3 H: 1 LOB: 2 BB: 1 P: 7	1B: 11 2B: 1 3B: 0 HR: 0 SF: 1 SAC: 0 DP: 1 HBP: 0	WP: 2 PB: 0 SB: 0 CS: 2 PA: 44					

PITCHER		IP	WLS	BF	H	R	ER	SO	BB	IBB	HBP	BLK	WP	HR	S	P	ERA	WHIP
Tommy John, L ERA: 4.27	(1, 1)	1.2	L	12	5	3	3	1	2	0	0	0	1	0	12	20	16.20	4.200
Mike Witt, R ERA: 4.32	(2, 1)	5.1		24	6	2	2	6	4	0	0	0	1	0	32	48	3.38	1.875
John Curtis, L ERA: 2.28	(8, 1)	1.1		7	1	0	0	0	2	0	0	0	0	0	5	13	0.00	2.250
Curt Brown, R ERA: 6.75	(9, 1)	0.2		1	0	0	0	0	0	0	0	0	0	0	1	1	0.00	0.000

PITCHER	IP	WLS	BF	H	R	ER	SO	BB	IBB	HBP	BLK	WP	HR	S	P	ERA	WHIP

TOP

Kansas City Royals @ California Angels

Anaheim Stadium, Anaheim, CA

Mon Jul 04 1983, 6:33 AM EDT

Att. 63,132 - Unknown

livebaseballscorecards.com

AB	35
R	5
H	12
RBI	5
BB	8
SO	7
LOB	20

BOTTOM

Kansas City Royals @ California Angels

Anaheim Stadium, Anaheim, CA

Mon Jul 04 1983, 6:33 AM EDT

Att. 63,132 - Unknown

livebaseballscorecards.com

Batter	1	2	3	4	5	6	7	8	9	AB	R	H	RBI	BB	SO	LOB
Rick Burleson, R (1, 6) OBP: 0.556, SLG: 0.529	4-3			5-3		1B			BB, 1B, 1B	4	1	2	0	0	0	0
Tim Foli, R (1, 5) OBP: 0.275, SLG: 0.312	F8			1-3, 1B		F8			F4	4	0	1	0	0	0	2
Ellis Valentine, R (1, 9) OBP: 0.303, SLG: 0.500	K			1-3 1-2			F3		BBBB 1B 1-2 BB	3	0	0	0	1	1	1
Brian Downing, R (1, 7) OBP: 0.376, SLG: 0.374		6-3		SSS K			F8		1-2 2-H 1B	4	0	1	1	0	1	1
Bobby Grich, R (1, 4) OBP: 0.407, SLG: 0.407 Rob Wilfong, L (6, 4) OBP: 0.195, SLG: 0.341		4-3			F6		F8		F8	2 2	0 0	0 0	0 0	0 0	0 0	0 2
Ron Jackson, R (1, 3) OBP: 0.311, SLG: 0.363		L3			6-3			F9		3	0	0	0	0	0	0
Daryl Sconiers, L (1, 10) OBP: 0.273, SLG: 0.435			SSS K		F8			F7		3	0	0	0	0	1	0
Bobby Clark, R (1, 8) OBP: 0.272, SLG: 0.338			6-3			F8		F6		3	0	0	0	0	0	0
Bob Boone, R (1, 2) OBP: 0.278, SLG: 0.331			SSS K			F3			6-3	3	0	0	0	0	1	0

	AB	31
	R	1
	H	4
	RBI	1
	BB	1
	SO	4
	LOB	6

Inning Stats	1	2	3	4	5	6	7	8	9	1B: 4	SF: 0	WP: 0	PA: 32
R	0	0	0	0	0	0	0	0	1	2B: 0	SAC: 0	PB: 0	
E	0	0	0	0	0	0	0	0	0	3B: 0	DP: 0	SB: 0	
K	1	0	2	1	0	0	0	0	0	HR: 0	HBP: 0	CS: 0	
S	5	3	7	6	3	4	3	3	5				
H	0	0	0	1	0	1	0	0	2				
LOB	0	0	0	1	0	1	0	0	2				
BB	0	0	0	0	0	0	0	0	1				
P	5	3	7	6	3	4	3	3	9				

PITCHER	IP	WLS	BF	H	R	ER	SO	BB	IBB	HBP	BLK	WP	HR	S	P	ERA	WHIP
Paul Splittorff, L (1, 1) ERA: 4.07	9.0	W	32	4	1	1	4	1	0	0	0	0	0	39	43	1.00	0.556

PITCHER	IP	WLS	BF	H	R	ER	SO	BB	IBB	HBP	BLK	WP	HR	S	P	ERA	WHIP

Batter	1	2	3	4	5	6	7	8	9	AB	R	H	RBI	BB	SO	LOB
Rod Carew, L (1, 3) OBP: 0.459, SLG: 0.502	6-3		1-3 1B 3-H 2B		4-3		2B HBP	1-H 2-H 3-H E8 SF8 1B		4	2	2	3	0	0	0
Rick Burleson, R (1, 6) OBP: 0.565, SLG: 0.667	6-3		2-H 3-H 3B 1B		2B		1-3 2B	3-H SF8		4	1	3	3	0	0	0
Ellis Valentine, R (1, 9) OBP: 0.307, SLG: 0.508	5-3		2-H 3B		5-3		F3	BBBB BB		4	0	1	1	1	0	3
Fred Lynn, L (1, 8) OBP: 0.370, SLG: 0.498		G3	G3			2B	3-1	F6		5	0	1	0	0	0	4
Reggie Jackson, L (1, 10) OBP: 0.341, SLG: 0.422		F7	F8			F7		1-3 E4 1B	SSS K	5	1	1	0	0	1	2
Brian Downing, R (1, 7) OBP: 0.373, SLG: 0.366 Bobby Clark, R (8, 7) OBP: 0.270, SLG: 0.335		F9		5-3		BBBB BB		2-3 1-3	SSS K	3 1	0 0	0 0	0 0	1 0	0 0	1 0
Bobby Grich, R (1, 4) OBP: 0.407, SLG: 0.407			1B 2B 1B	4-3	SSS K			1B 1B 1B	F9	5	2	2	1	0	1	2
Tim Foli, R (1, 5) OBP: 0.275, SLG: 0.311			F3	F2		4-3		1-2 1B 1B		4	1	1	0	0	0	3
Bob Boone, R (1, 2) OBP: 0.282, SLG: 0.333			1-3 2B 1B		SSS K		SSS K	1-2 2-3 1B E		4	2	2	0	0	2	0
Inning Stats	R: 0 E: 0 K: 0 S: 3 H: 0 LOB: 0 BB: 0 P: 3	R: 0 E: 0 K: 0 S: 3 H: 0 LOB: 0 BB: 0 P: 3	R: 4 E: 0 K: 0 S: 8 H: 5 LOB: 0 BB: 0 P: 8	R: 0 E: 0 K: 0 S: 3 H: 0 LOB: 0 BB: 0 P: 3	R: 0 E: 0 K: 1 S: 6 H: 1 LOB: 1 BB: 0 P: 6	R: 0 E: 0 K: 1 S: 6 H: 1 LOB: 2 BB: 1 P: 10	R: 0 E: 0 K: 1 S: 6 H: 1 LOB: 2 BB: 0 P: 7	R: 5 E: 2 K: 0 S: 8 H: 5 LOB: 1 BB: 1 P: 12	R: 0 E: 0 K: 2 S: 7 H: 0 LOB: 0 BB: 0 P: 7	1B: 8 2B: 4 3B: 1 HR: 0	SF: 1 SAC: 0 DP: 0 HBP: 1						

TOP

California Angels @ Boston Red Sox

Fenway Park, Boston, MA

Fri Jul 08 1983, 7:05 PM EDT

Att. 33,878 - Unknown

livebaseballscorecards.com

AB	39
R	9
H	13
RBI	8
BB	2
SO	5
LOB	15

PITCHER		IP	WLS	BF	H	R	ER	SO	BB	IBB	HBP	BLK	WP	HR	S	P	ERA	WHIP
Dennis Eckersley, R ERA: 5.81	(1, 1)	7.1	L	35	11	7	7	3	1	0	1	0	0	0	39	44	8.59	1.636
Luis Aponte, R ERA: 2.83	(8, 1)	0.0		1	1	0	0	0	0	0	0	0	0	0	1	1	∞	∞
John Henry Johnson, L ERA: 2.66	(8, 1)	1.2		7	1	2	1	2	1	0	0	0	0	0	10	14	5.40	1.200

PITCHER	IP	WLS	BF	H	R	ER	SO	BB	IBB	HBP	BLK	WP	HR	S	P	ERA	WHIP

BOTTOM

Batter	1	2	3	4	5	6	7	8	9	AB	R	H	RBI	BB	SO	LOB
Jerry Remy, L (1, 4) OBP: 0.274, SLG: 0.288	4-3		L5		6-3		1B		4-3 2-3	5	0	1	0	0	0	1
Wade Boggs, L (1, 5) OBP: 0.450, SLG: 0.462	1B		BB 1B		2B		1-3 1B		1B 3-H	4	0	4	1	1	0	0
Jim Rice, R (1, 7) OBP: 0.366, SLG: 0.564	F8		G6-4-3 1-3 1B		5-3		K		1-3 1B	5	0	2	0	0	1	4
Tony Armas, R (1, 8) OBP: 0.281, SLG: 0.479	5-3		G6-4-3 1-2f			K2-3		HR 1B	K	5	1	1	0	0	2	5
Dwight Evans, R (1, 9) OBP: 0.335, SLG: 0.448		K		4-3 1B		4-3 2B		F7	F4	5	0	2	0	0	1	3
Carl Yastrzemski, L (1, 10) OBP: 0.410, SLG: 0.449		1B HBP		4-3 1-2		4-3 2-3		1-H HR		3	1	1	2	0	0	2
Dave Stapleton, R (1, 3) OBP: 0.253, SLG: 0.301		1-3 1B		F8		5-3		4-3		4	0	1	0	0	0	2
Gary Allenson, R (1, 2) OBP: 0.296, SLG: 0.342		K		K			1-3	K		4	0	0	0	0	3	3
Glenn Hoffman, R (1, 6) OBP: 0.304, SLG: 0.315		K			6-3		2-3		4-3 1B	3	0	0	0	0	1	2
Rick Miller, L (9, PH) OBP: 0.434, SLG: 0.448										1	1	1	0	0	0	0
Inning Stats	R: 0 E: 0 K: 0 S: 4 H: 1 LOB: 1 BB: 0 P: 4	R: 0 E: 0 K: 3 S: 10 H: 1 LOB: 2 BB: 0 P: 11	R: 0 E: 0 K: 0 S: 3 H: 1 LOB: 1 BB: 1 P: 7	R: 0 E: 0 K: 1 S: 6 H: 1 LOB: 1 BB: 0 P: 6	R: 0 E: 0 K: 0 S: 4 H: 1 LOB: 1 BB: 0 P: 4	R: 0 E: 0 K: 1 S: 6 H: 1 LOB: 1 BB: 0 P: 6	R: 0 E: 0 K: 1 S: 7 H: 2 LOB: 2 BB: 0 P: 7	R: 2 E: 0 K: 1 S: 7 H: 2 LOB: 0 BB: 0 P: 7	R: 1 E: 0 K: 1 S: 8 H: 3 LOB: 2 BB: 0 P: 8	1B: 9 2B: 3 3B: 0 HR: 1 SF: 0 SAC: 0 DP: 1 HBP: 1						

PITCHER		IP	WLS	BF	H	R	ER	SO	BB	IBB	HBP	BLK	WP	HR	S	P	ERA	WHIP
Bruce Kison, R ERA: 3.28	(1, 1)	8.1	W	39	13	3	3	7	1	0	1	0	0	1	51	56	3.24	1.680
Luis Sanchez, R ERA: 3.39	(9, 1)	0.2		2	0	0	0	1	0	0	0	0	0	0	4	4	0.00	0.000

PITCHER	IP	WLS	BF	H	R	ER	SO	BB	IBB	HBP	BLK	WP	HR	S	P	ERA	WHIP

California Angels @ Boston Red Sox

Fenway Park, Boston, MA

Fri Jul 08 1983, 7:05 PM EDT

Att. 33,878 - Unknown

livebaseballscorecards.com

AB	39
R	3
H	13
RBI	3
BB	1
SO	8
LOB	22

1B: 9	SF: 0	WP: 0	PA: 41
2B: 3	SAC: 0	PB: 0	
3B: 0	DP: 1	SB: 0	
HR: 1	HBP: 1	CS: 0	

Batter	1	2	3	4	5	6	7	8	9	AB	R	H	RBI	BB	SO	LOB
Rod Carew, L (1, 3) OBP: 0.456, SLG: 0.502	K	6-3			E 1-3 2B		K		6-3	4	0	1	0	0	2	1
Mike O'Berry, R (8, 2) OBP: 0.133, SLG: 0.200										1	0	0	0	0	0	2
Tim Foli, R (1, 6) OBP: 0.271, SLG: 0.306	F8		F7		L5 2-3 3-H			F4		4	0	0	0	0	0	1
Reggie Jackson, L (1, 10) OBP: 0.340, SLG: 0.424	1B 2B		K		K			3-1		4	0	1	0	0	2	1
Brian Downing, R (1, 7) OBP: 0.381, SLG: 0.397	FC4-6 2-3 1B		5-3			HR		1B		4	1	3	1	0	0	0
Ellis Valentine, R (1, 9) OBP: 0.298, SLG: 0.492	FC4-6 1-2f			K2-3		F7		F9		4	0	0	0	0	1	3
Ron Jackson, R (1, 5) OBP: 0.309, SLG: 0.366		SH1 1B 2B		G3		F2			F7	4	1	1	0	0	0	0
Bobby Grich, R (1, 4) OBP: 0.406, SLG: 0.403		SH1 2-3		F8		F6			1B BB	2	0	0	0	1	0	0
Bobby Clark, R (1, 8) OBP: 0.269, SLG: 0.333		3-H 1B			F9		F8		F9	4	0	1	1	0	0	1
Bob Boone, R (1, 2) OBP: 0.282, SLG: 0.333		F7			2B E 1B		F6		1-2 1B	3	1	1	0	0	0	1
Daryl Sconiers, L (8, 3) OBP: 0.277, SLG: 0.438										1	0	1	0	0	0	0
Inning Stats	R: 0 E: 0 K: 1 S: 7 H: 2 LOB: 2 BB: 0 P: 7	R: 1 E: 0 K: 0 S: 5 H: 2 LOB: 1 BB: 0 P: 5	R: 0 E: 0 K: 1 S: 5 H: 0 LOB: 0 BB: 0 P: 5	R: 0 E: 0 K: 1 S: 5 H: 0 LOB: 0 BB: 0 P: 5	R: 1 E: 1 K: 1 S: 7 H: 2 LOB: 1 BB: 0 P: 7	R: 1 E: 0 K: 0 S: 4 H: 1 LOB: 0 BB: 0 P: 4	R: 0 E: 0 K: 1 S: 5 H: 0 LOB: 0 BB: 0 P: 5	R: 0 E: 0 K: 0 S: 4 H: 1 LOB: 1 BB: 0 P: 4	R: 0 E: 0 K: 0 S: 4 H: 1 LOB: 2 BB: 1 P: 8	1B: 5 2B: 3 3B: 0 HR: 1 SF: 0 SAC: 1 DP: 0 HBP: 0						

PITCHER		IP	WLS	BF	H	R	ER	SO	BB	IBB	HBP	BLK	WP	HR	S	P	ERA	WHIP
John Tudor, L ERA: 3.46	(1, 1)	9.0	W	37	9	3	2	5	1	0	0	0	0	1	46	50	2.00	1.111

PITCHER	IP	WLS	BF	H	R	ER	SO	BB	IBB	HBP	BLK	WP	HR	S	P	ERA	WHIP

TOP

California Angels @ Boston Red Sox

Fenway Park, Boston, MA

Sat Jul 09 1983, 3:33 AM EDT

Att. 32,667 - Unknown

livebaseballscorecards.com

AB	35
R	3
H	9
RBI	2
BB	1
SO	5
LOB	10

WP: 0	PA: 37
PB: 0	
SB: 0	
CS: 0	

BOTTOM

California Angels @ Boston Red Sox

Fenway Park, Boston, MA

Sat Jul 09 1983, 3:33 AM EDT

Att. 32,667 - Unknown

livebaseballscorecards.com

Batter	1	2	3	4	5	6	7	8	9	AB	R	H	RBI	BB	SO	LOB
Jerry Remy, L (1, 4) OBP: 0.276, SLG: 0.290	G3		G3		FC4-6 1B	FC4-6 1B		K		5	0	2	0	0	1	0
Wade Boggs, L (1, 5) OBP: 0.444, SLG: 0.455	4-3		G3		FC4-6 E 1B	FC4-6 1B		K2-3		4	1	0	2	0	0	2
Ed Jurak, R (7, 5) OBP: 0.386, SLG: 0.387										1	0	0	0	0	1	0
Jim Rice, R (1, 7) OBP: 0.366, SLG: 0.561	F9		F9		E6 HBP 1B 2B	1B		1B		5	1	2	0	0	0	1
Tony Armas, R (1, 8) OBP: 0.279, SLG: 0.474		6-3		F2	HBP 2B 1B	K		K		5	1	1	1	0	2	3
Dwight Evans, R (1, 9) OBP: 0.340, SLG: 0.447		HR BB		G4-6-3 BB	2B HBP	4-3				1	2	0	0	2	0	0
Carl Yastrzemski, L (1, 10) OBP: 0.412, SLG: 0.475		HR		G4-6-3	HR FC5 2B	K				4	1	2	5	0	1	1
Dave Stapleton, R (1, 3) OBP: 0.261, SLG: 0.321		1B 1B			HR FC5	WP 1B				4	2	3	1	0	0	1
Glenn Hoffman, R (1, 6) OBP: 0.314, SLG: 0.329		G6-4-3 1B			1B SH1-4 FC4-6 1B	1B FC4-6 2B		1B 1B		4	2	4	1	0	0	0
Jeff Newman, R (1, 2) OBP: 0.245, SLG: 0.333		G6-4-3			SH1-4	6-3				3	0	1	0	0	0	3
Inning Stats	R: 0 E: 0 K: 0 S: 3 H: 0 LOB: 0 BB: 0 P: 3	R: 2 E: 0 K: 0 S: 5 H: 3 LOB: 1 BB: 1 P: 9	R: 0 E: 0 K: 0 S: 3 H: 0 LOB: 0 BB: 0 P: 3	R: 0 E: 0 K: 0 S: 2 H: 0 LOB: 0 BB: 1 P: 6	R: 6 E: 1 K: 0 S: 9 H: 5 LOB: 1 BB: 0 P: 10	R: 1 E: 0 K: 1 S: 8 H: 3 LOB: 2 BB: 0 P: 8	R: 1 E: 0 K: 1 S: 7 H: 3 LOB: 2 BB: 0 P: 7	R: 0 E: 0 K: 3 S: 10 H: 1 LOB: 1 BB: 0 P: 10		1B: 11 2B: 2 3B: 0 HR: 2	SF: 0 SAC: 1 DP: 2 HBP: 1						

	AB	36
	R	10
	H	15
	RBI	10
	BB	2
	SO	5
	LOB	11

WP: 1 PB: 0 SB: 0 CS: 0 PA: 40

PITCHER		IP	WLS	BF	H	R	ER	SO	BB	IBB	HBP	BLK	WP	HR	S	P	ERA	WHIP
Ken Forsch, R ERA: 3.5	(1, 1)	4.2	L	22	7	7	5	0	2	0	0	0	0	2	20	28	9.64	1.929
Byron McLaughlin, R ERA: 3.64	(5, 1)	0.1		3	1	1	0	0	0	0	1	0	0	0	2	3	0.00	3.000
Curt Brown, R ERA: 7.07	(6, 1)	2.0		11	6	2	2	2	0	0	0	0	1	0	15	15	9.00	3.000
John Curtis, L ERA: 2.19	(8, 1)	1.0		4	1	0	0	3	0	0	0	0	0	0	10	10	0.00	1.000

PITCHER		IP	WLS	BF	H	R	ER	SO	BB	IBB	HBP	BLK	WP	HR	S	P	ERA	WHIP

TOP

California Angels @ Boston Red Sox

Fenway Park, Boston, MA

Sun Jul 10 1983, 3:33 AM EDT

Att. 32,142 - Unknown

livebaseballscorecards.com

Batter	1	2	3	4	5	6	7	8	9	AB	R	H	RBI	BB	SO	LOB
Rod Carew, L (1, 3) OBP: 0.459, SLG: 0.502	0-0 G6-4-3 1B		0-0 1B 1B		0-0 ③ 6-3		4-0 1B 1B 1-2 3-H IBB		0-0 ② 6-3	4	1	2	0	1	0	0
Rick Burleson, R (1, 6) OBP: 0.536, SLG: 0.615	0-0 ①② G6-4-3 1-2f		0-0 1-2 1B			0-0 ① F7	0-0 1B 1-3 2-H 1B		0-0 ③ F3	5	0	2	1	0	0	1
Reggie Jackson, L (1, 10) OBP: 0.339, SLG: 0.421	S S S 0-3 ③ K		S S S 0-3 ③ K			S S S 0-3 ② K	0-0 1-3 3-H 1B			4	0	1	1	0	3	2
Brian Downing, R (1, 7) OBP: 0.378, SLG: 0.393		0-0 FC5-4 1B 1B		0-0 ① 4-3		0-0 ③ 5-3	0-0 ③ F8			4	0	1	0	0	0	2
Fred Lynn, L (9, 8) OBP: 0.370, SLG: 0.498										0	0	0	0	0	0	0
Ellis Valentine, R (1, 9) OBP: 0.303, SLG: 0.492		0-0 FC5-4 1-2 1B		0-0 ② 4-3			0-0 FC4-6 WP 1B 1B		0-0 ① 4-3	4	1	2	0	0	0	0
Bobby Grich, R (1, 4) OBP: 0.404, SLG: 0.398		0-0 ① FC5-4 G6-4-3 1-2f 2-3		0-0 ③ 6-3			B B B B 4-0 FC4-6 1-2 BB		0-0 ② 6-3	3	0	0	0	1	0	2
Bobby Clark, R (1, 8) OBP: 0.275, SLG: 0.356 (9, 7)		0-0 ②③ G6-4-3 1-2f			0-0 HR		0-0 ① FC4-6 FC5-4 1B PB 1-2f 2-3		0-0 E6 1B	4	2	2	1	0	0	4
Tim Foli, R (1, 5) OBP: 0.274, SLG: 0.309			0-0 ① F3		0-0 CS 1B		0-0 FC5-4 1-2 3-H 1B		0-0 ③ 5-3	4	0	2	1	0	0	1
Bob Boone, R (1, 2) OBP: 0.278, SLG: 0.328			0-0 ② F2		0-0 ①② 4-3 1-2		0-0 ② FC5-4 PB 1B 1-2f 2-3		0-0 ① 6-3	4	1	0	0	0	0	3
Inning Stats	R: 0 E: 0 K: 1 S: 5 H: 1 LOB: 0 BB: 0 P: 5	R: 0 E: 0 K: 0 S: 4 H: 2 LOB: 1 BB: 0 P: 4	R: 0 E: 0 K: 1 S: 7 H: 2 LOB: 2 BB: 0 P: 7	R: 0 E: 0 K: 0 S: 3 H: 0 LOB: 0 BB: 0 P: 3	R: 1 E: 0 K: 0 S: 4 H: 2 LOB: 0 BB: 0 P: 4	R: 0 E: 0 K: 1 S: 5 H: 0 LOB: 0 BB: 0 P: 5	R: 4 E: 0 K: 0 S: 7 H: 4 LOB: 2 BB: 2 P: 15	R: 0 E: 1 K: 0 S: 4 H: 1 LOB: 1 BB: 0 P: 4	R: 0 E: 0 K: 0 S: 3 H: 0 LOB: 0 BB: 0 P: 3	1B: 11 2B: 0 3B: 0 HR: 1 SF: 0 SAC: 0 DP: 2 HBP: 0							

	AB	36
	R	5
	H	12
	RBI	4
	BB	2
	SO	3
	LOB	15

WP: 1 PB: 1 SB: 0 CS: 1 PA: 38

PITCHER		IP	WLS	BF	H	R	ER	SO	BB	IBB	HBP	BLK	WP	HR	S	P	ERA	WHIP
Bruce Hurst, L ERA: 4.7	(1, 1)	6.1	L	26	9	4	4	3	1	0	0	0	1	1	31	35	5.68	1.579
Bob Stanley, R ERA: 2.3	(7, 1)	2.2		12	3	1	1	0	0	1	0	0	0	0	11	15	3.38	1.125

PITCHER	IP	WLS	BF	H	R	ER	SO	BB	IBB	HBP	BLK	WP	HR	S	P	ERA	WHIP

Batter	1	2	3	4	5	6	7	8	9	AB	R	H	RBI	BB	SO	LOB
Jerry Remy, L (1, 4) OBP: 0.276, SLG: 0.289	4-3	FC4-6 1-2f			FC HR 1-3		FC6-4 1B		1-3	5	1	1	0	0	0	4
Dave Stapleton, R (1, 3) OBP: 0.256, SLG: 0.314	F8		F9		F4		F9		5-3	5	0	0	0	0	0	3
Jim Rice, R (1, 7) OBP: 0.368, SLG: 0.570	FC6-4 1B		F7		HR 1-H		FC6-4 1-2f			4	1	2	2	0	0	1
Tony Armas, R (1, 8) OBP: 0.276, SLG: 0.468	FC6-4 1-2f		6-3		F9			6-3		4	0	0	0	0	0	1
Dwight Evans, R (1, 9) OBP: 0.339, SLG: 0.444		1B 1B		F9		F9		F8		4	0	1	0	0	0	0
Reid Nichols, R (1, 10) OBP: 0.379, SLG: 0.448		E 1B SF9 1-2 1B		2B		F8		1B		4	1	3	0	0	0	0
Ed Jurak, R (1, 5) OBP: 0.380, SLG: 0.380		E 1-2 1B		4-3		E6		K		4	0	1	0	0	1	2
Glenn Hoffman, R (1, 6) OBP: 0.310, SLG: 0.325		E5 FC4-6 1-2 2-3		F8		K			5-3	3	0	0	0	0	1	4
Rick Miller, L (9, PH) OBP: 0.429, SLG: 0.441										1	0	0	0	0	0	0
Gary Allenson, R (1, 2) OBP: 0.298, SLG: 0.347		SF9 3-H			FC 1B		6-3		2B	2	0	1	1	0	0	0
Carl Yastrzemski, L (9, PH) OBP: 0.415, SLG: 0.485										1	0	1	0	0	0	0
Marty Barrett, R (9, PR) OBP: 0.444, SLG: 0.444										0	0	0	0	0	0	0
Inning Stats	R: 0 E: 0 K: 0 S: 4 H: 1 LOB: 1 BB: 0 P: 4	R: 1 E: 1 K: 0 S: 6 H: 3 LOB: 2 BB: 0 P: 6	R: 0 E: 0 K: 0 S: 3 H: 0 LOB: 0 BB: 0 P: 3	R: 0 E: 0 K: 0 S: 4 H: 1 LOB: 1 BB: 0 P: 4	R: 2 E: 0 K: 0 S: 5 H: 2 LOB: 0 BB: 0 P: 5	R: 0 E: 1 K: 1 S: 6 H: 0 LOB: 1 BB: 0 P: 6	R: 0 E: 0 K: 0 S: 4 H: 1 LOB: 1 BB: 0 P: 4	R: 0 E: 0 K: 1 S: 6 H: 1 LOB: 1 BB: 0 P: 6	R: 0 E: 0 K: 0 S: 4 H: 1 LOB: 1 BB: 0 P: 4	1B: 7 2B: 2 3B: 0 HR: 1 SF: 1 SAC: 1 DP: 0 HBP: 0	WP: 0 PB: 0 SB: 0 CS: 0 PA: 38					

PITCHER	IP	WLS	BF	H	R	ER	SO	BB	IBB	HBP	BLK	WP	HR	S	P	ERA	WHIP
Tommy John, L (1, 1) ERA: 4.18	6.2	W	29	8	3	2	1	0	0	0	0	0	1	31	31	2.70	1.200
Luis Sanchez, R (7, 1) ERA: 3.27	2.1	S	9	2	0	0	1	0	0	0	0	0	0	11	11	0.00	0.857

PITCHER	IP	WLS	BF	H	R	ER	SO	BB	IBB	HBP	BLK	WP	HR	S	P	ERA	WHIP

BOTTOM

California Angels @ Boston Red Sox

Fenway Park, Boston, MA

Sun Jul 10 1983, 3:33 AM EDT

Att. 32,142 - Unknown

livebaseballscorecards.com

AB	37
R	3
H	10
RBI	3
BB	0
SO	2
LOB	15

California Angels @ Detroit Tigers

Tiger Stadium, Detroit, MI

Mon Jul 11 1983, 7:05 PM EDT

Att. 26,092 - Unknown

TOP

livebaseballscorecards.com

Batter	1	2	3	4	5	6	7	8	9	AB	R	H	RBI	BB	SO	LOB
Rod Carew, L (1, 3) OBP: 0.460, SLG: 0.502	HR 1B		K			1B BLK 1B	F7			4	2	2	0	0	1	0
Rick Burleson, R (1, 6) OBP: 0.531, SLG: 0.600	1-2 HR 1B		K			1-3 G4-6-3 1B		F9		4	2	2	0	0	1	0
Brian Downing, R (1, 7) OBP: 0.381, SLG: 0.416	1-H 2-H HR		6-3			G4-6-3 1B 1-2 3-H 1B		5-3		4	2	2	4	0	0	0
Reggie Jackson, L (1, 10) OBP: 0.337, SLG: 0.417	E1 8-6-3			K		G4-6-3 1-2 2-3 1B		K		4	0	1	0	0	2	0
Fred Lynn, L (1, 8) OBP: 0.365, SLG: 0.490	8-6-3 1-2f			F5		G4-6-3 1-2f 2-3 3-H			K	4	0	0	0	0	1	3
Ellis Valentine, R (1, 9) OBP: 0.302, SLG: 0.485	F3			5-3		3-H 1B			6-3	4	0	1	1	0	0	0
Bobby Grich, R (1, 4) OBP: 0.399, SLG: 0.392		F8			6-3	F8			K	4	0	0	0	0	1	1
Tim Foli, R (1, 5) OBP: 0.271, SLG: 0.306		K			5-3		F9			3	0	0	0	0	1	0
Bob Boone, R (1, 2) OBP: 0.275, SLG: 0.324		K			1-3		6-3			3	0	0	0	0	1	0
Inning Stats	R: 3 E: 1 K: 0 S: 6 H: 3 LOB: 0 BB: 0 P: 6	R: 0 E: 0 K: 2 S: 7 H: 0 LOB: 0 BB: 0 P: 7	R: 0 E: 0 K: 2 S: 7 H: 0 LOB: 0 BB: 0 P: 7	R: 0 E: 0 K: 1 S: 5 H: 0 LOB: 0 BB: 0 P: 5	R: 0 E: 0 K: 0 S: 3 H: 0 LOB: 0 BB: 0 P: 3	R: 3 E: 0 K: 0 S: 7 H: 5 LOB: 1 BB: 0 P: 7	R: 0 E: 0 K: 0 S: 3 H: 0 LOB: 0 BB: 0 P: 3	R: 0 E: 0 K: 1 S: 5 H: 0 LOB: 0 BB: 0 P: 5	R: 0 E: 0 K: 2 S: 7 H: 0 LOB: 0 BB: 0 P: 7	1B: 7 2B: 1 3B: 0 HR: 1 SF: 0 SAC: 0 DP: 2 HBP: 0							

	AB	34
	R	6
	H	8
	RBI	5
	BB	0
	SO	8
	LOB	4

WP: 0 PB: 0 SB: 0 CS: 0 PA: 34

PITCHER		IP	WLS	BF	H	R	ER	SO	BB	IBB	HBP	BLK	WP	HR	S	P	ERA	WHIP
Dave Rozema, R ERA: 3.03	(1, 1)	5.0	W	22	7	6	6	5	0	0	0	1	0	1	32	32	10.80	1.400
Doug Bair, R ERA: 2.0	(6, 1)	4.0	S	12	1	0	0	3	0	0	0	0	0	0	18	18	0.00	0.250

PITCHER		IP	WLS	BF	H	R	ER	SO	BB	IBB	HBP	BLK	WP	HR	S	P	ERA	WHIP

Batter	1	2	3	4	5	6	7	8	9	AB	R	H	RBI	BB	SO	LOB
Lou Whitaker, L (1, 4) OBP: 0.372, SLG: 0.467	HR E4 FC6-4 1-2 2-3		2B 1B	4-3		FC6-4 IBB		G4-6-3 BB		4	2	2	1	2	0	3
Enos Cabell, R (1, 3) OBP: 0.359, SLG: 0.468	2B BB 1B FC6-4 1-2f		F9 ①		HR 2B	SF9 ② 3-H		G4-6-3 ①② 1-2f		5	2	2	1	0	0	5
Larry Herndon, R (1, 7) OBP: 0.319, SLG: 0.463	BB 1B 1-3 2B	BB 1B 1B	1-H 2B		2-H HR	FC6-4 ③ 1-2f		E9 1B		6	4	5	3	0	0	2
Lance Parrish, R (1, 10) OBP: 0.331, SLG: 0.485	BB 1B BB	F7 ①	FC6-5 2-H 2B		G5-4-3 1B	5-3 ①	F5 ③			5	1	2	1	1	0	2
Glenn Wilson, R (1, 9) OBP: 0.307, SLG: 0.460	K ①	HBP 1B 1-2 BB	FC6-5 ② WP 2-3		G5-4-3 ①② 1-2f	1B FC6-4 HBP				3	1	0	0	1	1	5
John Wockenfuss, R (1, 2) OBP: 0.333, SLG: 0.442	FC5-4 1B 1B 1-2 2-3 3-H BB	HBP 1-2 2-H 1B	F8 ③ 1-2		4-3 ③		FC6-4 1-3 1B			4	1	2	2	1	0	1
Chet Lemon, R (1, 8) OBP: 0.373, SLG: 0.441	FC5-4 1-2 2-H 3-H 1B	HBP 1-2 2-3		5-3 ①		F4 ①	FC6-4 ② 1B 1-2f 3-H			4	0	1	3	0	0	1
Alan Trammell, R (1, 6) OBP: 0.357, SLG: 0.402	FC5-4 ② E 1B 1-2f 2-3	K ②		4-3 ②		2B SF9 1B	1-2 1B			5	1	2	0	0	1	5
Marty Castillo, R (1, 5) OBP: 0.282, SLG: 0.368	E 1-2 3-H 1B	F7 ③		1B		1-3 2B	F9 ③			5	0	3	1	0	0	5
Inning Stats	R: 5 E: 1 K: 1 S: 11 H: 5 LOB: 3 BB: 2 P: 19	R: 1 E: 0 K: 1 S: 7 H: 2 LOB: 3 BB: 1 P: 12	R: 2 E: 0 K: 0 S: 6 H: 3 LOB: 1 BB: 0 P: 6	R: 0 E: 0 K: 0 S: 4 H: 1 LOB: 1 BB: 0 P: 4	R: 2 E: 0 K: 0 S: 5 H: 3 LOB: 0 BB: 0 P: 5	R: 1 E: 0 K: 0 S: 5 H: 2 LOB: 2 BB: 1 P: 9	R: 1 E: 0 K: 0 S: 5 H: 2 LOB: 2 BB: 0 P: 6	R: 0 E: 1 K: 0 S: 3 H: 1 LOB: 1 BB: 1 P: 7		1B: 12 2B: 5 3B: 0 HR: 2	SF: 1 SAC: 0 DP: 2 HBP: 2					

PITCHER		IP	WLS	BF	H	R	ER	SO	BB	IBB	HBP	BLK	WP	HR	S	P	ERA	WHIP
Geoff Zahn, L ERA: 3.75	(1, 1)	0.2	L	10	5	5	5	1	2	0	0	0	0	1	10	18	67.50	10.500
Bill Travers, L ERA: 5.73	(1, 1)	1.2		12	5	3	3	1	1	0	1	0	0	0	12	17	16.20	3.600
John Curtis, L ERA: 2.93	(3, 1)	3.0		15	6	3	3	0	0	1	0	0	1	1	14	18	9.00	2.000
Mike Witt, R ERA: 4.28	(6, 1)	2.2		12	3	1	1	0	1	0	1	0	0	0	10	15	3.38	1.500

PITCHER	IP	WLS	BF	H	R	ER	SO	BB	IBB	HBP	BLK	WP	HR	S	P	ERA	WHIP

BOTTOM

California Angels @ Detroit Tigers

Tiger Stadium, Detroit, MI

Mon Jul 11 1983, 7:05 PM EDT

Att. 26,092 - Unknown

livebaseballscorecards.com

AB	41
R	12
H	19
RBI	12
BB	5
SO	2
LOB	29

WP: 1	PA: 49		
PB: 0			
SB: 0			
CS: 0			

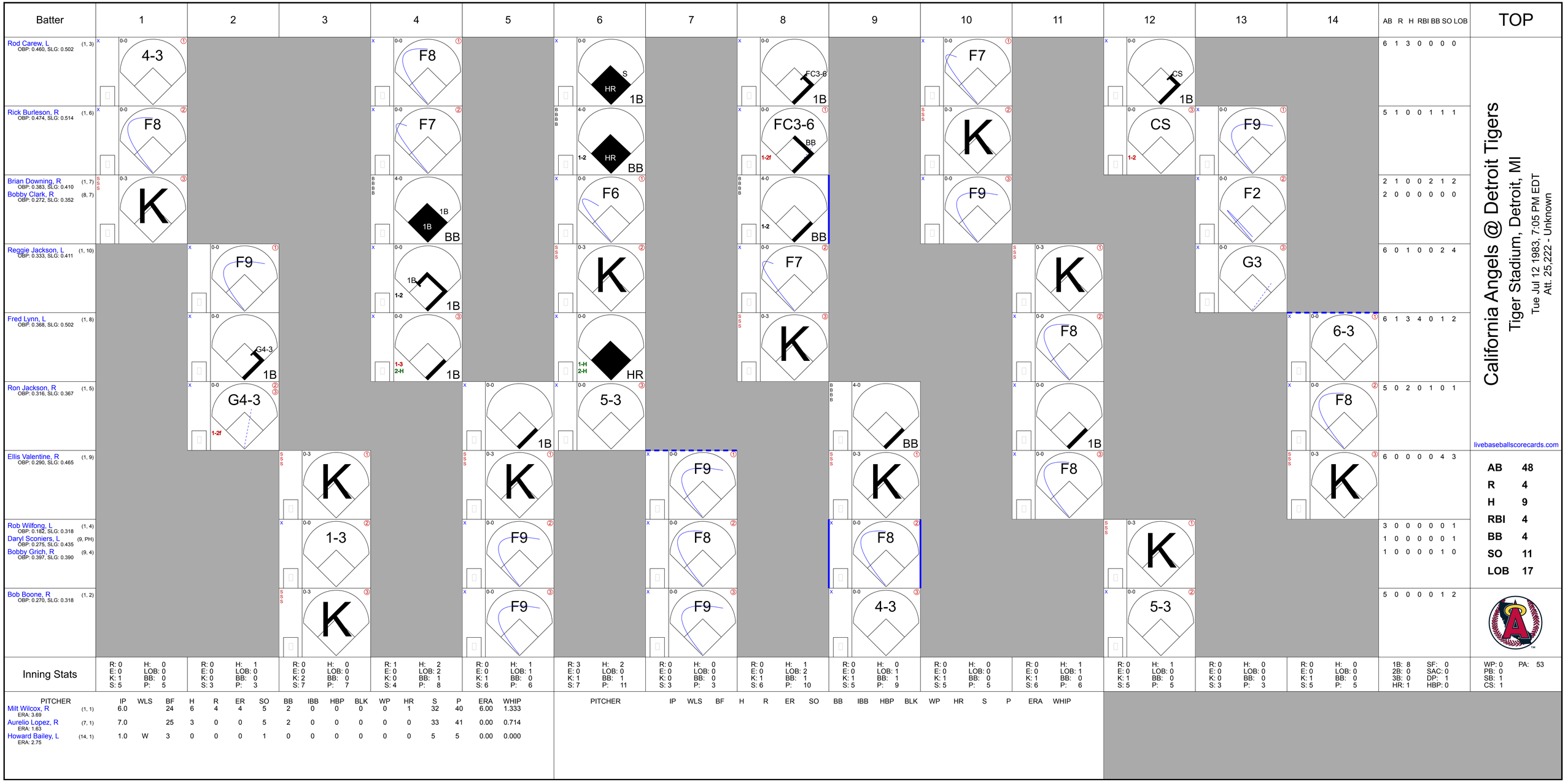

California Angels @ Detroit Tigers

Tiger Stadium, Detroit, MI

Tue Jul 12 1983, 7:05 PM EDT

Att. 25,222 - Unknown

Batter	1	2	3	4	5	6	7	8	9	10	11	12	13	14	AB R H RBI BB SO LOB
Rod Carew, L (1, 3) OBP: 0.460, SLG: 0.502	4-3			F8		HR S 1B		FC3-6 1B		F7		CS 1B			6 1 3 0 0 0 0
Rick Burleson, R (1, 6) OBP: 0.474, SLG: 0.514	F8			F7		HR 1-2 BB		FC3-6 BB 1-2f		K		CS 1-2	F9		5 1 0 0 1 1 1
Brian Downing, R (1, 7) OBP: 0.383, SLG: 0.410	K			1B 1B BB		F6		BB 1-2		F9			F2		2 1 0 0 2 1 2
Bobby Clark, R (8, 7) OBP: 0.272, SLG: 0.352															2 0 0 0 0 0 0
Reggie Jackson, L (1, 10) OBP: 0.333, SLG: 0.411		F9		1B 1-2 1B		K		F7			K		G3		6 0 1 0 0 2 4
Fred Lynn, L (1, 8) OBP: 0.368, SLG: 0.502		G4-3 1B		1-3 2-H 1B		1-H 2-H HR		K			F8			6-3	6 1 3 4 0 1 2
Ron Jackson, R (1, 5) OBP: 0.316, SLG: 0.367		G4-3 1-2f			1B	5-3			BB		1B			F8	5 0 2 0 1 0 1
Ellis Valentine, R (1, 9) OBP: 0.290, SLG: 0.465			K		K		F9		K		F8			K	6 0 0 0 0 4 3
Rob Wilfong, L (1, 4) OBP: 0.182, SLG: 0.318			1-3		F9		F8		F8			K			3 0 0 0 0 0 1
Daryl Sconiers, L (9, PH) OBP: 0.275, SLG: 0.435															1 0 0 0 0 0 1
Bobby Grich, R (9, 4) OBP: 0.397, SLG: 0.390															1 0 0 0 0 1 0
Bob Boone, R (1, 2) OBP: 0.270, SLG: 0.318			K		F9		F9		4-3			5-3			5 0 0 0 0 1 2

Inning Stats	1	2	3	4	5	6	7	8	9	10	11	12	13	14
	R: 0 H: 0 E: 0 LOB: 0 K: 1 BB: 0 S: 5 P: 5	R: 0 H: 1 E: 0 LOB: 0 K: 0 BB: 0 S: 3 P: 3	R: 0 H: 0 E: 0 LOB: 0 K: 2 BB: 0 S: 7 P: 7	R: 1 H: 2 E: 0 LOB: 2 K: 0 BB: 1 S: 4 P: 8	R: 0 H: 1 E: 0 LOB: 1 K: 1 BB: 0 S: 6 P: 6	R: 3 H: 2 E: 0 LOB: 0 K: 1 BB: 1 S: 7 P: 11	R: 0 H: 0 E: 0 LOB: 0 K: 0 BB: 0 S: 3 P: 3	R: 0 H: 1 E: 0 LOB: 2 K: 1 BB: 1 S: 6 P: 10	R: 0 H: 0 E: 0 LOB: 1 K: 1 BB: 1 S: 5 P: 9	R: 0 H: 0 E: 0 LOB: 0 K: 1 BB: 0 S: 5 P: 5	R: 0 H: 1 E: 0 LOB: 1 K: 1 BB: 0 S: 6 P: 6	R: 0 H: 1 E: 0 LOB: 0 K: 1 BB: 0 S: 5 P: 5	R: 0 H: 0 E: 0 LOB: 0 K: 0 BB: 0 S: 3 P: 3	R: 0 H: 0 E: 0 LOB: 0 K: 1 BB: 0 S: 5 P: 5

PITCHER	IP	WLS	BF	H	R	ER	SO	BB	IBB	HBP	BLK	WP	HR	S	P	ERA	WHIP
Milt Wilcox, R (1, 1) ERA: 3.69	6.0		24	6	4	4	5	2	0	0	0	0	1	32	40	6.00	1.333
Aurelio Lopez, R (7, 1) ERA: 1.63	7.0		25	3	0	0	5	2	0	0	0	0	0	33	41	0.00	0.714
Howard Bailey, L (14, 1) ERA: 2.75	1.0	W	3	0	0	0	1	0	0	0	0	0	0	5	5	0.00	0.000

PITCHER	IP	WLS	BF	H	R	ER	SO	BB	IBB	HBP	BLK	WP	HR	S	P	ERA	WHIP

TOP	
1B: 8 SF: 0	WP: 0 PA: 53
2B: 0 SAC: 0	PB: 0
3B: 0 DP: 1	SB: 1
HR: 1 HBP: 0	CS: 1

AB	48
R	4
H	9
RBI	4
BB	4
SO	11
LOB	17

livebaseballscorecards.com

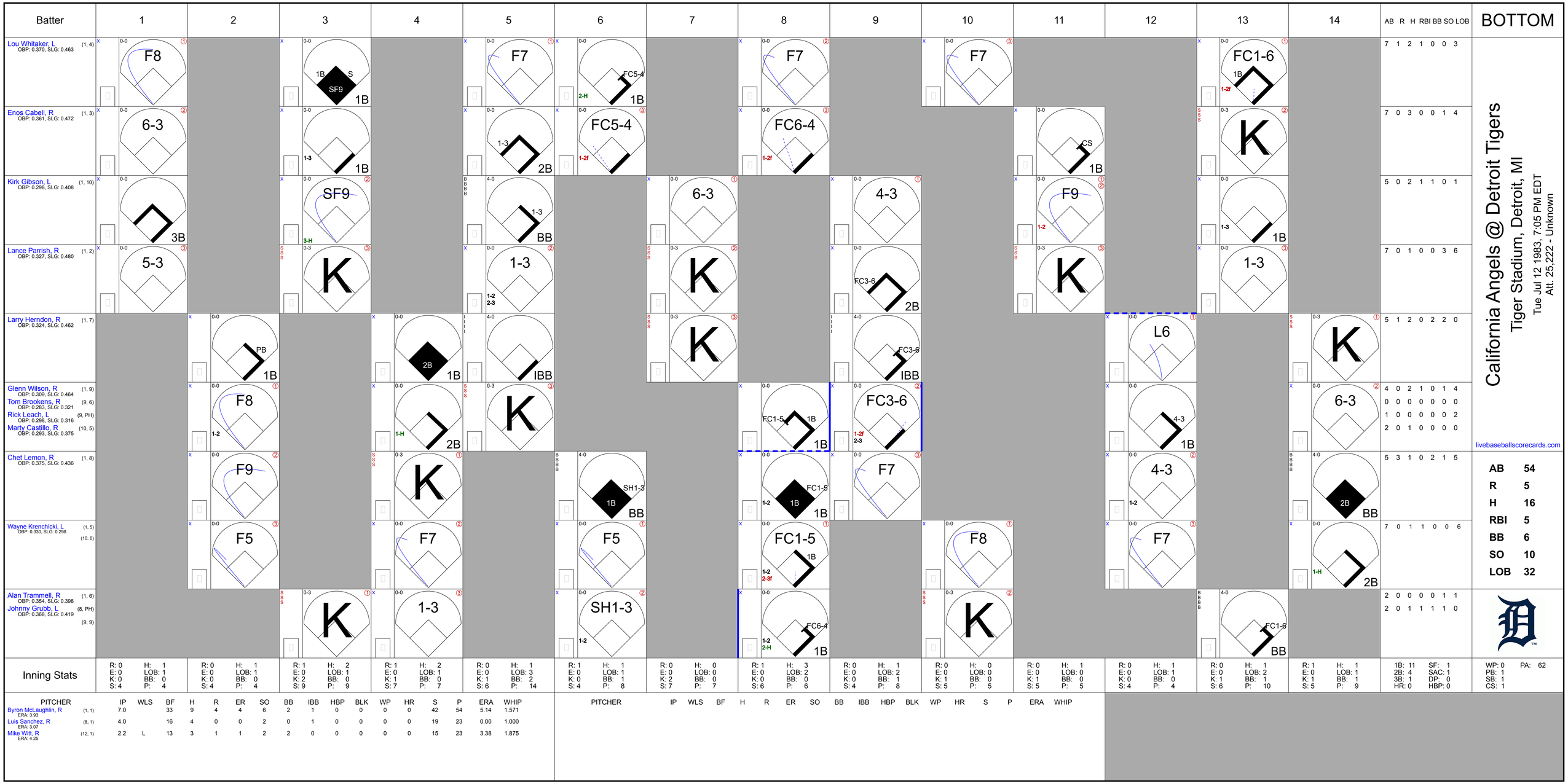
Batter
1
2
3
4
5
6
7
8
9
10
11
12
13
14
AB R H RBI BB SO LOB
BOTTOM
Lou Whitaker, L (1, 4) OBP: 0.370, SLG: 0.463
F8
1B S SF9 1B
F7
FC5-4 1B
F7
F7
FC1-6 1B
7 1 2 1 0 0 3
Enos Cabell, R (1, 3) OBP: 0.361, SLG: 0.472
6-3
1-3 1B
1-3 2B
FC5-4
FC6-4
CS 1B
K
7 0 3 0 0 1 4
Kirk Gibson, L (1, 10) OBP: 0.298, SLG: 0.408
3B
SF9 3-H
1-3 BB
6-3
4-3
F9 1-2
1B
5 0 2 1 1 0 1
Lance Parrish, R (1, 2) OBP: 0.327, SLG: 0.480
5-3
K
1-3 1-2 2-3
K
FC3-6 2B
K
1-3
7 0 1 0 0 3 6
Larry Herndon, R (1, 7) OBP: 0.324, SLG: 0.462
PB 1B
2B 1B
IBB
K
FC3-6 IBB
L6
K
5 1 2 0 2 2 0
Glenn Wilson, R (1, 9) OBP: 0.309, SLG: 0.464
Tom Brookens, R (9, 6) OBP: 0.283, SLG: 0.321
Rick Leach, L (9, PH) OBP: 0.298, SLG: 0.316
Marty Castillo, R (10, 5) OBP: 0.293, SLG: 0.375
F8 1-2
1-H 2B
K
FC1-5 1B
FC3-6 1-2f 2-3
4-3
6-3
4 0 2 1 0 1 4
0 0 0 0 0 0 0
1 0 0 0 0 0 2
2 0 1 0 0 0 0
Chet Lemon, R (1, 8) OBP: 0.375, SLG: 0.436
F9
K
SH1-3 1B BB
FC1-5 1B
F7
4-3 1-2
2B BB
5 3 1 0 2 1 5
Wayne Krenchicki, L (1, 5) (10, 6) OBP: 0.330, SLG: 0.298
F5
F7
F5
FC1-5 1-2 2-3f 1B
F8
F7
1-H 2B
7 0 1 1 0 0 6
Alan Trammell, R (1, 6) OBP: 0.354, SLG: 0.398
Johnny Grubb, L (8, PH) OBP: 0.368, SLG: 0.419 (9, 9)
K
1-3
SH1-3 1-2
FC6-4 1-2 2-H 1B
K
FC1-6 BB
2 0 0 0 0 1 1
2 0 1 1 1 1 0
California Angels @ Detroit Tigers
Tiger Stadium, Detroit, MI
Tue Jul 12 1983, 7:05 PM EDT
Att. 25,222 - Unknown
livebaseballscorecards.com
AB 54
R 5
H 16
RBI 5
BB 6
SO 10
LOB 32
Inning Stats
R: 0 E: 0 K: 0 S: 4 H: 1 LOB: 1 BB: 0 P: 4
R: 0 E: 0 K: 0 S: 4 H: 1 LOB: 1 BB: 0 P: 4
R: 1 E: 0 K: 2 S: 9 H: 2 LOB: 1 BB: 0 P: 9
R: 1 E: 0 K: 1 S: 7 H: 2 LOB: 1 BB: 0 P: 7
R: 0 E: 0 K: 1 S: 6 H: 1 LOB: 3 BB: 2 P: 14
R: 1 E: 0 K: 0 S: 4 H: 1 LOB: 1 BB: 1 P: 8
R: 0 E: 0 K: 2 S: 7 H: 0 LOB: 0 BB: 0 P: 7
R: 1 E: 0 K: 0 S: 6 H: 3 LOB: 2 BB: 0 P: 6
R: 0 E: 0 K: 0 S: 4 H: 1 LOB: 2 BB: 1 P: 8
R: 0 E: 0 K: 1 S: 5 H: 0 LOB: 0 BB: 0 P: 5
R: 0 E: 0 K: 1 S: 5 H: 1 LOB: 0 BB: 0 P: 5
R: 0 E: 0 K: 0 S: 4 H: 1 LOB: 1 BB: 0 P: 4
R: 0 E: 0 K: 1 S: 6 H: 1 LOB: 2 BB: 1 P: 10
R: 1 E: 0 K: 1 S: 5 H: 1 LOB: 1 BB: 1 P: 9
1B: 11 2B: 4 3B: 1 HR: 0 SF: 1 SAC: 1 DP: 0 HBP: 0
WP: 0 PB: 1 SB: 1 CS: 1
PA: 62
PITCHER IP WLS BF H R ER SO BB IBB HBP BLK WP HR S P ERA WHIP
Byron McLaughlin, R (1, 1) ERA: 3.93 7.0 33 9 4 4 6 2 1 0 0 0 0 42 54 5.14 1.571
Luis Sanchez, R (8, 1) ERA: 3.07 4.0 16 4 0 0 2 0 1 0 0 0 0 19 23 0.00 1.000
Mike Witt, R (12, 1) ERA: 4.25 2.2 L 13 3 1 1 2 2 0 0 0 0 0 15 23 3.38 1.875
PITCHER IP WLS BF H R ER SO BB IBB HBP BLK WP HR S P ERA WHIP

Batter	1	2	3	4	5	6	7	8	9	AB	R	H	RBI	BB	SO	LOB
Rod Carew, L (1, 3) OBP: 0.454, SLG: 0.496	6-3		SF8 1-2 3-H		G1-6-3 1-2f		4-3			3	0	0	1	0	0	1
Tim Foli, R (1, 6) OBP: 0.274, SLG: 0.309	3-1		2-3 1B		1B 1B			F8		4	0	2	0	0	0	0
Reggie Jackson, L (1, 10) OBP: 0.332, SLG: 0.408	G3		K		1-3 1B			K2-3		4	0	1	0	0	2	2
Fred Lynn, L (1, 8) OBP: 0.366, SLG: 0.502		K	F8		F5			2B		4	0	1	0	0	1	4
Brian Downing, R (1, 7) OBP: 0.378, SLG: 0.403 Bobby Clark, R (6, 7) OBP: 0.270, SLG: 0.349		F7	6-3		4-3			F7		3 1	0 0	0 0	0 0	0 0	0 0	0 1
Ron Jackson, R (1, 5) OBP: 0.319, SLG: 0.370		1B	1B		6-3				6-3	4	0	2	0	0	0	0
Ellis Valentine, R (1, 9) OBP: 0.283, SLG: 0.452		K	F3		4-3				K	4	0	0	0	0	2	2
Bobby Grich, R (1, 4) OBP: 0.399, SLG: 0.396			1B SF8 1B		5-3		6-3		2B	4	1	2	0	0	0	1
Bob Boone, R (1, 2) OBP: 0.270, SLG: 0.317			1B SF8 1-3 1B		E6 G1-6-3		F9		5-3	4	0	1	0	0	0	1
Inning Stats	R: 0 E: 0 K: 0 S: 3 H: 0 LOB: 0 BB: 0 P: 3	R: 0 E: 0 K: 2 S: 8 H: 1 LOB: 1 BB: 0 P: 8	R: 1 E: 0 K: 1 S: 8 H: 3 LOB: 2 BB: 0 P: 8	R: 0 E: 0 K: 0 S: 4 H: 1 LOB: 1 BB: 0 P: 4	R: 0 E: 1 K: 0 S: 5 H: 2 LOB: 2 BB: 0 P: 5	R: 0 E: 0 K: 0 S: 3 H: 0 LOB: 0 BB: 0 P: 3	R: 0 E: 0 K: 0 S: 3 H: 0 LOB: 0 BB: 0 P: 3	R: 0 E: 0 K: 1 S: 6 H: 1 LOB: 1 BB: 0 P: 6	R: 0 E: 0 K: 1 S: 6 H: 1 LOB: 1 BB: 0 P: 6	1B: 7 2B: 2 3B: 0 HR: 0 SF: 1 SAC: 0 DP: 1 HBP: 0	WP: 0 PB: 0 SB: 0 CS: 0 PA: 36					

PITCHER	IP	WLS	BF	H	R	ER	SO	BB	IBB	HBP	BLK	WP	HR	S	P	ERA	WHIP
Dan Petry, R (1, 1) ERA: 3.8	9.0	W	36	9	1	1	5	0	0	0	0	0	0	46	46	1.00	1.000

PITCHER	IP	WLS	BF	H	R	ER	SO	BB	IBB	HBP	BLK	WP	HR	S	P	ERA	WHIP

TOP

California Angels @ Detroit Tigers

Tiger Stadium, Detroit, MI

Wed Jul 13 1983, 7:05 PM EDT

Att. 30,733 - Unknown

livebaseballscorecards.com

AB	35
R	1
H	9
RBI	1
BB	0
SO	5
LOB	12

California Angels @ Detroit Tigers

Tiger Stadium, Detroit, MI

Wed Jul 13 1983, 7:05 PM EDT

Att. 30,733 - Unknown

BOTTOM

Batter	1	2	3	4	5	6	7	8	9	AB	R	H	RBI	BB	SO	LOB
Lou Whitaker, L (1, 4) OBP: 0.374, SLG: 0.469	2B		1B		K	1-2 1B		1-2 1B		4	0	3	0	0	1	0
Lynn Jones, R (8, PH) OBP: 0.238, SLG: 0.429										1	0	1	0	0	0	0
Tom Brookens, R (9, 4) OBP: 0.283, SLG: 0.321										0	0	0	0	0	0	0
Kirk Gibson, L (1, 10) OBP: 0.298, SLG: 0.402	F7 ①		SH1-3 ① 1-2			1B BB K		F1 ③		3	1	0	0	1	1	5
Larry Herndon, R (1, 7) OBP: 0.323, SLG: 0.459	5-3 ②		5-3 ②			1-3 2B 1B K				4	1	1	0	0	1	4
Johnny Grubb, L (1, 9) OBP: 0.376, SLG: 0.421	BB		F5 ③			2B BB 1B 1-2 3-H		5-3 ①		2	1	1	1	1	0	1
Glenn Wilson, R (7, PH) OBP: 0.308, SLG: 0.462 (8, 9)										1	0	0	0	0	0	0
Chet Lemon, R (1, 8) OBP: 0.373, SLG: 0.437	K ③			5-3 ①		BB SF8 2B 1-3 2-H		F9 ②		4	1	1	1	0	1	2
Rick Leach, L (1, 3) OBP: 0.302, SLG: 0.328		1B 2B		F8 ②		E BB IBB 4-0		L5 ③		2	1	1	0	0	0	0
Enos Cabell, R (6, PH) OBP: 0.363, SLG: 0.470 (7, 3)										1	1	0	0	1	0	0
Wayne Krenchicki, L (1, 5) OBP: 0.324, SLG: 0.292		K ①	K ③			E 1B BB 1-2 2-3 3-H		6-3 ①		2	0	0	0	0	2	1
Marty Castillo, R (6, PH) OBP: 0.302, SLG: 0.366 (7, 5)										1	1	0	1	1	0	0
Alan Trammell, R (1, 6) OBP: 0.352, SLG: 0.394		K ②			K ①	SF8 ① 1-3 2-H 3-H		1B BB		2	0	0	1	1	2	1
Bill Fahey, L (1, 2) OBP: 0.381, SLG: 0.333		1B ③ 2-H			F7 ②	1B 1B 3-H		F7 ②		2	0	1	1	0	0	0
John Wockenfuss, R (6, PH) OBP: 0.336, SLG: 0.443 (7, 2)										2	0	1	1	0	0	1

Inning Stats	1	2	3	4	5	6	7	8	9
	R: 0 H: 1 E: 0 LOB: 2 K: 1 BB: 1 S: 6 P: 10	R: 1 H: 2 E: 0 LOB: 1 K: 2 BB: 0 S: 8 P: 8	R: 0 H: 1 E: 0 LOB: 1 K: 0 BB: 0 S: 4 P: 4	R: 0 H: 0 E: 0 LOB: 0 K: 1 BB: 0 S: 5 P: 5	R: 0 H: 0 E: 0 LOB: 0 K: 2 BB: 0 S: 7 P: 7	R: 6 H: 5 E: 1 LOB: 2 K: 2 BB: 3 S: 12 P: 24	R: 0 H: 0 E: 0 LOB: 0 K: 0 BB: 0 S: 3 P: 3	R: 0 H: 1 E: 0 LOB: 2 K: 0 BB: 1 S: 4 P: 8	

	AB	31
	R	7
	H	10
	RBI	6
	BB	5
	SO	8
	LOB	15

1B: 7 SF: 1
2B: 3 SAC: 1
3B: 0 DP: 0
HR: 0 HBP: 0

WP: 0 PA: 38
PB: 0
SB: 0
CS: 0

livebaseballscorecards.com

PITCHER		IP	WLS	BF	H	R	ER	SO	BB	IBB	HBP	BLK	WP	HR	S	P	ERA	WHIP
Bruce Kison, R ERA: 3.57	(1, 1)	5.0	L	23	7	5	5	6	2	0	0	0	0	0	33	41	9.00	1.800
John Curtis, L ERA: 3.34	(6, 1)	2.0		10	2	2	2	2	1	1	0	0	0	0	12	20	9.00	1.500
Geoff Zahn, L ERA: 3.71	(8, 1)	1.0		5	1	0	0	0	1	0	0	0	0	0	4	8	0.00	2.000

PITCHER	IP	WLS	BF	H	R	ER	SO	BB	IBB	HBP	BLK	WP	HR	S	P	ERA	WHIP

California Angels @ Baltimore Orioles

Memorial Stadium, Baltimore, MD

Thu Jul 14 1983, 7:05 PM EDT

Att. 26,608 - Unknown

livebaseballscorecards.com

Batter	1	2	3	4	5	6	7	8	9	AB	R	H	RBI	BB	SO	LOB
Rick Burleson, R (1, 6) OBP: 0.452, SLG: 0.513	F8		4-3			F4			1B SF8 2B	4	1	1	0	0	0	0
Tim Foli, R (1, 5) OBP: 0.274, SLG: 0.308	F8			FC4-6 1B		5-3			6-3	4	0	1	0	0	0	1
Ron Jackson, R (1, 3) OBP: 0.318, SLG: 0.367	1-3			FC4-6 1B 1-2f		L4			E 2-3 1B	4	0	1	0	0	0	1
Brian Downing, R (1, 10) OBP: 0.375, SLG: 0.401		G4-6-3 1B 1B		K			F5		SF8 3-H	3	0	1	1	0	1	1
Fred Lynn, L (1, 8) OBP: 0.371, SLG: 0.506		G4-6-3 1-2 1B		1-2 1B			1B		E3 1-3	4	0	3	0	0	0	1
Bobby Grich, R (1, 4) OBP: 0.393, SLG: 0.390		G4-6-3 1-2f 2-3		F9			F9		F9	4	0	0	0	0	0	6
Ellis Valentine, R (1, 9) OBP: 0.278, SLG: 0.443		L9			1-3			K		3	0	0	0	0	1	1
Bobby Clark, R (1, 7) OBP: 0.266, SLG: 0.343			P3		4-3			1-3		3	0	0	0	0	0	0
Bob Boone, R (1, 2) OBP: 0.267, SLG: 0.313			F9		F7			K		3	0	0	0	0	1	0

AB	32
R	1
H	7
RBI	1
BB	0
SO	3
LOB	11

Inning Stats	1	2	3	4	5	6	7	8	9		
	R: 0 H: 0 E: 0 LOB: 0 K: 0 BB: 0 S: 3 P: 3	R: 0 H: 2 E: 0 LOB: 1 K: 0 BB: 0 S: 4 P: 4	R: 0 H: 0 E: 0 LOB: 0 K: 0 BB: 0 S: 3 P: 3	R: 0 H: 2 E: 0 LOB: 2 K: 1 BB: 0 S: 7 P: 7	R: 0 H: 0 E: 0 LOB: 0 K: 0 BB: 0 S: 3 P: 3	R: 0 H: 0 E: 0 LOB: 0 K: 0 BB: 0 S: 3 P: 3	R: 0 H: 1 E: 0 LOB: 0 K: 0 BB: 0 S: 3 P: 3	R: 0 H: 0 E: 0 LOB: 0 K: 2 BB: 0 S: 7 P: 7	R: 1 H: 2 E: 1 LOB: 2 K: 0 BB: 0 S: 6 P: 6	1B: 6 SF: 1 2B: 1 SAC: 0 3B: 0 DP: 1 HR: 0 HBP: 0	WP: 0 PA: 33 PB: 0 SB: 0 CS: 0

PITCHER		IP	WLS	BF	H	R	ER	SO	BB	IBB	HBP	BLK	WP	HR	S	P	ERA	WHIP
Scott McGregor, L (1, 1) ERA: 3.25		9.0	W	33	7	1	1	3	0	0	0	0	0	0	39	39	1.00	0.778

PITCHER	IP	WLS	BF	H	R	ER	SO	BB	IBB	HBP	BLK	WP	HR	S	P	ERA	WHIP

Batter	1	2	3	4	5	6	7	8	9	AB	R	H	RBI	BB	SO	LOB
Al Bumbry, L (1, 8) OBP: 0.321, SLG: 0.357	F7		6-3 3B 2-H		K 1-2			HR 1B 2-3		4	2	2	1	0	1	1
Jim Dwyer, L (1, 9) OBP: 0.360, SLG: 0.520	BB		K			F9		HR 1-H 3-H		3	1	1	3	1	1	1
Cal Ripken Jr., R (1, 6) OBP: 0.350, SLG: 0.474	F4		6-3 3-H			4-6-3 1B		K		4	0	1	1	0	1	2
Eddie Murray, S (1, 3) OBP: 0.388, SLG: 0.490	K		6-3			4-6-3 1-2		F9		4	0	0	0	0	1	3
John Lowenstein, L (1, 7) OBP: 0.363, SLG: 0.462 Mike Young, S (9, 7) OBP: 0.227, SLG: 0.200		BB FC6-4		L4		F8		L9		3 0	0 0	0 0	0 0	1 0	0 0	2 0
Ken Singleton, S (1, 10) OBP: 0.380, SLG: 0.481		FC6-4 1-2f 1-3		G3			K			3	0	0	0	0	1	1
Joe Nolan, L (1, 2) OBP: 0.354, SLG: 0.423		1-3 1-2		G3			L3			3	0	0	0	0	0	1
Todd Cruz, R (1, 5) OBP: 0.240, SLG: 0.337		F7			5-3		P4			3	0	0	0	0	0	1
Rich Dauer, R (1, 4) OBP: 0.274, SLG: 0.286 Lenn Sakata, R (8, PR) OBP: 0.281, SLG: 0.350 (9, 4)			3B 2B		CS 1B			1B HR 2B		3 0	1 1	3 0	0 0	0 0	0 0	0 0
Inning Stats	R: 0 E: 0 K: 1 S: 5 H: 0 LOB: 1 BB: 1 P: 9	R: 0 E: 0 K: 0 S: 3 H: 0 LOB: 1 BB: 1 P: 7	R: 2 E: 0 K: 1 S: 7 H: 2 LOB: 0 BB: 0 P: 7	R: 0 E: 0 K: 0 S: 3 H: 0 LOB: 0 BB: 0 P: 3	R: 0 E: 0 K: 1 S: 5 H: 1 LOB: 1 BB: 0 P: 5	R: 0 E: 0 K: 0 S: 4 H: 1 LOB: 1 BB: 0 P: 4	R: 0 E: 0 K: 1 S: 5 H: 0 LOB: 0 BB: 0 P: 5	R: 3 E: 0 K: 1 S: 8 H: 3 LOB: 1 BB: 0 P: 8		1B: 3 2B: 3 3B: 1 HR: 1 SF: 0 SAC: 0 DP: 1 HBP: 0						

PITCHER	IP	WLS	BF	H	R	ER	SO	BB	IBB	HBP	BLK	WP	HR	S	P	ERA	WHIP
Ken Forsch, R (1, 1) ERA: 3.63	8.0	L	32	7	5	5	5	2	0	0	0	0	1	40	48	5.62	1.125

PITCHER	IP	WLS	BF	H	R	ER	SO	BB	IBB	HBP	BLK	WP	HR	S	P	ERA	WHIP

BOTTOM

California Angels @ Baltimore Orioles

Memorial Stadium, Baltimore, MD

Thu Jul 14 1983, 7:05 PM EDT

Att. 26,608 - Unknown

livebaseballscorecards.com

AB	30
R	5
H	7
RBI	5
BB	2
SO	5
LOB	12

WP: 0 PA: 32
PB: 0
SB: 0
CS: 1

Batter	1	2	3	4	5	6	7	8	9	AB	R	H	RBI	BB	SO	LOB
Rod Carew, L (1, 3) OBP: 0.451, SLG: 0.490	B B B B 4-0 2B 1B BB		x 0-0 ② 3-1		x 0-0 ③ G3			x 0-0 ③ 1-3		3	1	0	0	1	0	0
Rick Burleson, R (1, 6) OBP: 0.457, SLG: 0.524	x 0-0 1B 1-3 G4-6-3 2B	B B B B 4-0 2B BB			S S S 0-3 ① K			x 0-0 ① F8	3	2	1	0	1	1	0
Daryl Sconiers, L (1, 10) OBP: 0.286, SLG: 0.448	x 0-0 G4-6-3 2-3 3-H 1B	x 0-0 1-H 1B 2B				x 0-0 ② F8		x 0-0 4-3 1B	4	1	3	2	0	0	0
Fred Lynn, L (1, 8) OBP: 0.370, SLG: 0.502	x 0-0 ① ② G4-6-3 1-2f 3-H	x 0-0 ③ 2-H 1B				x 0-0 ③ 3-1		x 0-0 ② 4-3 1-2	4	0	1	1	0	0	2
Brian Downing, R (1, 7) OBP: 0.373, SLG: 0.398	x 0-0 ③ F9			x 0-0 G6-3 1B			x 0-0 ① F5		x 0-0 ③ F8	4	0	1	0	0	0	1
Reggie Jackson, L (1, 9) OBP: 0.328, SLG: 0.403		x 0-0 ① 6-3		x 0-0 ① ② G6-3 1-2f			x 0-0 ② 3-1			3	0	0	0	0	0	1
Ron Jackson, R (1, 5) OBP: 0.313, SLG: 0.361		S S S 0-3 ② K		x 0-0 ③ F3			x 0-0 ③ 5-3			3	0	0	0	0	1	0
Bobby Grich, R (1, 4) OBP: 0.390, SLG: 0.385		x 0-0 ③ 5-3			S S S 0-3 ① K			x 0-0 ① 6-3		3	0	0	0	0	1	0
Mike O'Berry, R (1, 2) OBP: 0.111, SLG: 0.167			x 0-0 ① F9		x 0-0 ② 5-3			x 0-0 ② 5-3		3	0	0	0	0	0	0
Inning Stats	R: 2 H: 2 E: 0 LOB: 0 K: 0 BB: 1 S: 4 P: 8	R: 0 H: 0 E: 0 LOB: 0 K: 1 BB: 0 S: 5 P: 5	R: 2 H: 2 E: 0 LOB: 1 K: 0 BB: 1 S: 4 P: 8	R: 0 H: 1 E: 0 LOB: 0 K: 0 BB: 0 S: 3 P: 3	R: 0 H: 0 E: 0 LOB: 0 K: 1 BB: 0 S: 5 P: 5	R: 0 H: 0 E: 0 LOB: 0 K: 1 BB: 0 S: 5 P: 5	R: 0 H: 0 E: 0 LOB: 0 K: 0 BB: 0 S: 3 P: 3	R: 0 H: 0 E: 0 LOB: 0 K: 0 BB: 0 S: 3 P: 3	R: 0 H: 1 E: 0 LOB: 1 K: 0 BB: 0 S: 4 P: 4	1B: 4 SF: 0 2B: 2 SAC: 0 3B: 0 DP: 2 HR: 0 HBP: 0						

TOP

California Angels @ Baltimore Orioles

Memorial Stadium, Baltimore, MD

Fri Jul 15 1983, 7:05 PM EDT

Att. 34,249 - Unknown

livebaseballscorecards.com

AB	30
R	4
H	6
RBI	3
BB	2
SO	3
LOB	4

PITCHER		IP	WLS	BF	H	R	ER	SO	BB	IBB	HBP	BLK	WP	HR	S	P	ERA	WHIP
Mike Boddicker, R ERA: 3.52	(1, 1)	9.0	W	32	6	4	4	3	2	0	0	0	0	0	36	44	4.00	0.889

PITCHER	IP	WLS	BF	H	R	ER	SO	BB	IBB	HBP	BLK	WP	HR	S	P	ERA	WHIP

Batter	1	2	3	4	5	6	7	8	9	AB	R	H	RBI	BB	SO	LOB
Todd Cruz, R (1, 5) OBP: 0.240, SLG: 0.336	6-3		K		1B	5-3		L6		1	0	0	0	0	0	0
Aurelio Rodriguez, R (3, 5) OBP: 0.153, SLG: 0.140										4	0	1	0	0	1	1
Rich Dauer, R (1, 4) OBP: 0.280, SLG: 0.287	F8		G5-4-3 BB		K		BB 3B 1B	1B 1B BB		3	2	1	0	2	1	1
Cal Ripken Jr., R (1, 6) OBP: 0.350, SLG: 0.471	5-3		G5-4-3 1-2f			HR 1B	1-2 3B BB	L8		4	2	1	0	1	0	3
Eddie Murray, S (1, 3) OBP: 0.396, SLG: 0.513		4-3 1B 1B		S BB		1-H HR	1-H 2-H FC4-6 3B	1B 1-2 1B		4	3	4	4	1	0	0
Gary Roenicke, R (1, 8) (7, 7) OBP: 0.316, SLG: 0.474		4-3 1-2		L8		1B FC5-2-5 1B	FC4-6 1B	1-2 2-H 1B		5	0	3	1	0	0	2
Ken Singleton, S (1, 10) OBP: 0.377, SLG: 0.476	6-3			5-3 1-2		FC5-2-5 1-3 3B 1B	FC4-6 1-2f FC4-6	6-3		5	1	1	0	0	0	6
Benny Ayala, R (1, 7) OBP: 0.282, SLG: 0.460										3	1	1	1	0	0	3
Al Bumbry, L (7, 8) OBP: 0.319, SLG: 0.355	2-H 1B		5-3			FC5-2-5 1-2 3B 3-H	FC4-6 BB 1-2f 3-H			1	0	0	1	0	0	1
Mike Young, S (1, 9) OBP: 0.269, SLG: 0.304	6-3				5-3	1-H 2-H SF8 3B	FC6-4 1-2 BB			3	1	1	2	1	0	1
Rick Dempsey, R (1, 2) OBP: 0.317, SLG: 0.319			3B		L5	SF8 3-H	FC6-4 1-2f			3	0	1	1	0	0	2
Inning Stats	R: 0 E: 0 K: 0 S: 3 H: 0 LOB: 0 BB: 0 P: 3	R: 1 E: 0 K: 0 S: 5 H: 2 LOB: 1 BB: 0 P: 5	R: 0 E: 0 K: 1 S: 5 H: 1 LOB: 1 BB: 1 P: 9	R: 0 E: 0 K: 0 S: 3 H: 0 LOB: 1 BB: 1 P: 7	R: 0 E: 0 K: 1 S: 6 H: 1 LOB: 1 BB: 0 P: 6	R: 5 E: 0 K: 0 S: 8 H: 5 LOB: 0 BB: 0 P: 8	R: 3 E: 0 K: 0 S: 6 H: 3 LOB: 2 BB: 2 P: 14	R: 1 E: 0 K: 0 S: 5 H: 2 LOB: 2 BB: 1 P: 9		1B: 10 2B: 0 3B: 3 HR: 1 SF: 1 SAC: 0 DP: 1 HBP: 0						

BOTTOM

California Angels @ Baltimore Orioles

Memorial Stadium, Baltimore, MD

Fri Jul 15 1983, 7:05 PM EDT

Att. 34,249 - Unknown

livebaseballscorecards.com

AB	36
R	10
H	14
RBI	10
BB	5
SO	2
LOB	20

PITCHER		IP	WLS	BF	H	R	ER	SO	BB	IBB	HBP	BLK	WP	HR	S	P	ERA	WHIP
Tommy John, L ERA: 4.44	(1, 1)	5.1	L	26	9	6	6	2	2	0	0	0	0	1	28	36	10.12	2.062
Mike Witt, R ERA: 4.56	(6, 1)	1.0		7	3	3	3	0	1	0	0	0	0	0	6	10	27.00	4.000
Andy Hassler, L ERA: 5.85	(7, 1)	1.2		9	2	1	1	0	2	0	0	0	0	0	7	15	5.40	2.400

PITCHER	IP	WLS	BF	H	R	ER	SO	BB	IBB	HBP	BLK	WP	HR	S	P	ERA	WHIP

Batter	1	2	3	4	5	6	7	8	9	AB	R	H	RBI	BB	SO	LOB
Rick Burleson, R (1, 6) OBP: 0.451, SLG: 0.511	0-0 1B 1-4-3 1B	0-0 F8		0-0 FC6-4 1-2 2-H 3-H 1B	0-0 6-3		0-0 FC5-4 1-2f			5	1	2	2	0	0	3
Tim Foli, R (1, 5) OBP: 0.273, SLG: 0.306	0-0 1B 1-4-3 1-3 1B		0-0 F7	0-0 FC6-4 1-2f		0-0 L3		0-0 4-3		5	0	1	0	0	0	2
Daryl Sconiers, L (1, 3) OBP: 0.289, SLG: 0.444	0-0 1-4-3 1-2 3-H		S S S 0-3 K		0-0 HR 1B	B B B 4-0 FC3-6 BB		0-0 F7		4	1	1	1	1	1	1
Fred Lynn, L (1, 8) OBP: 0.367, SLG: 0.496	0-0 BB 2-3 1B		0-0 3-1		0-0 F2	0-0 FC3-6 FC6-4 1-2f		0-0 6-3		5	0	1	0	0	0	2
Brian Downing, R (1, 10) OBP: 0.378, SLG: 0.418	B B B B 4-0 G6-4-3 1-2 BB			0-0 E BB 1B 1B	0-0 1-H HR	0-0 FC6-4 1-2f			0-0 F3	4	2	2	2	1	0	1
Reggie Jackson, L (1, 9) OBP: 0.331, SLG: 0.402 Ellis Valentine, R (7, 9) OBP: 0.276, SLG: 0.440	0-0 G6-4-3 1-2f			B B B B 4-0 E 1-2 1B BB	0-0 1B HR 1B		0-0 L6		0-0 F9	3 1	2 0	1 0	0 0	1 0	0 0	3 0
Bobby Grich, R (1, 4) OBP: 0.393, SLG: 0.387		0-0 G6-4-3 1B		0-0 E4 1B 1-2 2-3	0-0 HR 1B 1-3		B B B B 4-0 1B BB		S S S 0-3 K	4	1	2	0	1	1	2
Bobby Clark, R (1, 7) OBP: 0.265, SLG: 0.358		0-0 G6-4-3 1-2f		0-0 F3	0-0 1-H 3-H HR		S S S 0-3 K			4	1	1	3	0	1	5
Bob Boone, R (1, 2) OBP: 0.270, SLG: 0.313		B B B B 4-0 BB		0-0 F5	S S S 0-3 K		0-0 FC5-4 1-3 1B			3	0	1	0	1	1	3
Inning Stats	R: 1 H: 3 E: 0 LOB: 2 K: 0 BB: 1 S: 5 P: 9	R: 0 H: 1 E: 0 LOB: 1 K: 0 BB: 1 S: 3 P: 7	R: 0 H: 0 E: 0 LOB: 0 K: 1 BB: 0 S: 5 P: 5	R: 2 H: 2 E: 1 LOB: 2 K: 0 BB: 1 S: 6 P: 10	R: 5 H: 5 E: 0 LOB: 0 K: 1 BB: 0 S: 10 P: 10	R: 0 H: 0 E: 0 LOB: 1 K: 0 BB: 1 S: 3 P: 7	R: 0 H: 1 E: 0 LOB: 2 K: 1 BB: 1 S: 6 P: 10	R: 0 H: 0 E: 0 LOB: 0 K: 0 BB: 0 S: 3 P: 3	R: 0 H: 0 E: 0 LOB: 0 K: 1 BB: 0 S: 5 P: 5	1B: 10 SF: 0 2B: 0 SAC: 0 3B: 0 DP: 2 HR: 2 HBP: 0						

TOP

California Angels @ Baltimore Orioles

Memorial Stadium, Baltimore, MD

Sat Jul 16 1983, 7:05 PM EDT

Att. 40,952 - Unknown - 94 F

livebaseballscorecards.com

AB	38
R	8
H	12
RBI	8
BB	5
SO	4
LOB	22

PITCHER		IP	WLS	BF	H	R	ER	SO	BB	IBB	HBP	BLK	WP	HR	S	P	ERA	WHIP
Dennis Martinez, R ERA: 5.67	(1, 1)	4.1	L	23	8	5	3	1	3	0	0	0	0	1	22	34	6.23	2.538
Sammy Stewart, R ERA: 4.57	(5, 1)	0.2		5	3	3	3	1	0	0	0	0	0	1	7	7	40.50	4.500
Paul Mirabella, L ERA:	(6, 1)	4.0		15	1	0	0	2	2	0	0	0	0	0	17	25	0.00	0.750

PITCHER	IP	WLS	BF	H	R	ER	SO	BB	IBB	HBP	BLK	WP	HR	S	P	ERA	WHIP

WP: 0	PA: 43				
PB: 0					
SB: 0					
CS: 0					

BOTTOM

California Angels @ Baltimore Orioles

Memorial Stadium, Baltimore, MD

Sat Jul 16 1983, 7:05 PM EDT

Att. 40,952 - Unknown - 94 F

Batter	1	2	3	4	5	6	7	8	9	AB	R	H	RBI	BB	SO	LOB
Benny Ayala, R (1, 7) OBP: 0.289, SLG: 0.500	6-3	HR		K			K		1B (1-2, 2-H)	5	1	2	2	0	2	0
Rich Dauer, R (1, 4) OBP: 0.283, SLG: 0.290	BB, BB, 1B	1B			F9		F8		F8	4	1	2	0	0	0	0
John Lowenstein, L (9, PH) OBP: 0.361, SLG: 0.459										1	0	0	0	0	0	2
Cal Ripken Jr., R (1, 6) OBP: 0.352, SLG: 0.470	BB, 1B (1-2)	F7			1B			K		3	1	1	0	1	1	1
Eddie Murray, S (1, 3) OBP: 0.400, SLG: 0.524	1B (1-2, 2-3)		HR		F9 (1-3)			5-3		3	1	2	1	1	0	0
Gary Roenicke, R (1, 8) OBP: 0.309, SLG: 0.463	F6		1-3		4-3			L5		4	0	0	0	0	0	4
Ken Singleton, S (1, 10) OBP: 0.375, SLG: 0.472	1B (1-3, 2-H, 3-H)		F8			6-3			F8	4	0	1	2	0	0	0
Mike Young, S (1, 9) OBP: 0.267, SLG: 0.333	1-3		K			4-3			1B, 2B	4	1	1	0	0	1	2
Rick Dempsey, R (1, 2) OBP: 0.311, SLG: 0.313		K		F9		F5			E5, 1B	4	0	0	0	0	1	1
Aurelio Rodriguez, R (1, 5) OBP: 0.143, SLG: 0.131		F6		L6			F7		K	4	0	0	0	0	1	2
Inning Stats	R: 2, E: 0, K: 0, S: 5; H: 2, LOB: 2, BB: 2, P: 13	R: 1, E: 0, K: 1, S: 7; H: 2, LOB: 1, BB: 0, P: 7	R: 1, E: 0, K: 1, S: 6; H: 1, LOB: 0, BB: 0, P: 6	R: 0, E: 0, K: 1, S: 5; H: 0, LOB: 0, BB: 0, P: 5	R: 0, E: 0, K: 0, S: 4; H: 2, LOB: 1, BB: 0, P: 4	R: 0, E: 0, K: 0, S: 3; H: 0, LOB: 0, BB: 0, P: 3	R: 0, E: 0, K: 1, S: 5; H: 0, LOB: 0, BB: 0, P: 5	R: 0, E: 0, K: 1, S: 5; H: 0, LOB: 0, BB: 0, P: 5	R: 1, E: 1, K: 1, S: 8; H: 2, LOB: 2, BB: 0, P: 8	1B: 6, 2B: 1, 3B: 0, HR: 2	SF: 0, SAC: 0, DP: 0, HBP: 0		WP: 0, PB: 0, SB: 0, CS: 0	PA: 38			

	AB	36
	R	5
	H	9
	RBI	5
	BB	2
	SO	6
	LOB	12

livebaseballscorecards.com

PITCHER	IP	WLS	BF	H	R	ER	SO	BB	IBB	HBP	BLK	WP	HR	S	P	ERA	WHIP
Geoff Zahn, L (1, 1) ERA: 3.75	8.2	W	37	9	5	4	6	2	0	0	0	0	2	47	55	4.15	1.269
Luis Sanchez, R (9, 1) ERA: 3.06	0.1	S	1	0	0	0	0	0	0	0	0	0	0	1	1	0.00	0.000

PITCHER	IP	WLS	BF	H	R	ER	SO	BB	IBB	HBP	BLK	WP	HR	S	P	ERA	WHIP

California Angels @ Baltimore Orioles

Memorial Stadium, Baltimore, MD

Sun Jul 17 1983, 3:33 AM EDT

Att. 41,684 - Unknown - 95 F

TOP

livebaseballscorecards.com

Batter	1	2	3	4	5	6	7	8	9	AB	R	H	RBI	BB	SO	LOB
Rob Wilfong, L (1, 5) (6, 6) OBP: 0.167, SLG: 0.292	4-3		6-3		4-3			3-1		4	0	0	0	0	0	0
Tim Foli, R (1, 6) OBP: 0.273, SLG: 0.306	6-3		1B			F7		F8		3	0	1	0	0	0	0
Ellis Valentine, R (6, 7) OBP: 0.274, SLG: 0.437										1	0	0	0	0	0	0
Daryl Sconiers, L (1, 3) OBP: 0.293, SLG: 0.448	BB		F9			1B 2B		F8		3	0	1	0	1	0	1
Fred Lynn, L (1, 8) OBP: 0.362, SLG: 0.489	K 1-2			F7		F5			L3	4	0	0	0	0	1	2
Brian Downing, R (1, 10) OBP: 0.380, SLG: 0.416		BB		F9		2-3 1B			5-3	3	0	1	0	1	0	0
Reggie Jackson, L (1, 9) OBP: 0.326, SLG: 0.395		K		F5		F8			F7	4	0	0	0	0	1	3
Bobby Grich, R (1, 4) OBP: 0.392, SLG: 0.398		F9			HR		6-3			3	1	1	1	0	0	1
Bobby Clark, R (1, 7) (6, 5) OBP: 0.261, SLG: 0.352		K			F3		F9			3	0	0	0	0	1	1
Bob Boone, R (1, 2) OBP: 0.269, SLG: 0.312			L8		F7		F7			1	0	0	0	0	0	0
Mike O'Berry, R (5, PH) (5, 2) OBP: 0.100, SLG: 0.150										2	0	0	0	0	0	0

	AB	31
	R	1
	H	4
	RBI	1
	BB	2
	SO	3
	LOB	8

Inning Stats	1	2	3	4	5	6	7	8	9	1B: 2	SF: 0	WP: 0	PA: 33
	R: 0 E: 0 K: 1 S: 5 H: 0 LOB: 1 BB: 1 P: 9	R: 0 E: 0 K: 2 S: 7 H: 0 LOB: 1 BB: 1 P: 11	R: 0 E: 0 K: 0 S: 4 H: 1 LOB: 1 BB: 0 P: 4	R: 0 E: 0 K: 0 S: 3 H: 0 LOB: 0 BB: 0 P: 3	R: 1 E: 0 K: 0 S: 4 H: 1 LOB: 0 BB: 0 P: 4	R: 0 E: 0 K: 0 S: 5 H: 2 LOB: 2 BB: 0 P: 5	R: 0 E: 0 K: 0 S: 3 H: 0 LOB: 0 BB: 0 P: 3	R: 0 E: 0 K: 0 S: 3 H: 0 LOB: 0 BB: 0 P: 3	R: 0 E: 0 K: 0 S: 3 H: 0 LOB: 0 BB: 0 P: 3	2B: 1 3B: 0 HR: 1	SAC: 0 DP: 0 HBP: 0	PB: 0 SB: 1 CS: 0	

PITCHER		IP	WLS	BF	H	R	ER	SO	BB	IBB	HBP	BLK	WP	HR	S	P	ERA	WHIP
Allan Ramirez, R ERA: 1.55	(1, 1)	9.0	W	33	4	1	1	3	2	0	0	0	0	1	37	45	1.00	0.667

PITCHER		IP	WLS	BF	H	R	ER	SO	BB	IBB	HBP	BLK	WP	HR	S	P	ERA	WHIP

BOTTOM

California Angels @ Baltimore Orioles

Memorial Stadium, Baltimore, MD

Sun Jul 17 1983, 3:33 AM EDT

Att. 41,684 - Unknown - 95 F

livebaseballscorecards.com

Batter	1	2	3	4	5	6	7	8	9	AB	R	H	RBI	BB	SO	LOB
Al Bumbry, L (1, 8) OBP: 0.321, SLG: 0.353	F6	K		1B	2B BB		1-3			4	2	1	0	1	1	4
Jim Dwyer, L (1, 9) OBP: 0.385, SLG: 0.575	2B	2B		1B	2B			4-3		5	2	4	4	0	0	0
Mike Young, S (9, 9) OBP: 0.267, SLG: 0.333										0	0	0	0	0	0	0
Cal Ripken Jr., R (1, 6) OBP: 0.352, SLG: 0.472	2B	6-3		1B	F8			F9		5	0	2	2	0	0	2
Eddie Murray, S (1, 3) OBP: 0.400, SLG: 0.522	K	F4		G6-4-3 1B	F8			HR 1B		5	1	2	1	0	1	1
John Lowenstein, L (1, 7) OBP: 0.363, SLG: 0.457	F8	BB 1B BB		F6	G6-3 1B			HR		1	1	0	0	1	0	1
Gary Roenicke, R (4, PH) OBP: 0.315, SLG: 0.483										3	1	2	2	0	0	2
(5, 7)																
Ken Singleton, S (1, 10) OBP: 0.375, SLG: 0.469		SH1-4 2B 1B BB	F9	G6-4-3	G6-3			FC4-6 1B		4	1	1	0	1	0	4
Joe Nolan, L (1, 2) OBP: 0.369, SLG: 0.453		SH1-4 2B 1B	1B BB		SF7 3B		4-3	FC4-6		4	2	2	0	1	0	1
Rich Dauer, R (1, 5) OBP: 0.284, SLG: 0.292		SH1-4	1B		SF7		F8			2	0	1	2	0	0	0
Lenn Sakata, R (1, 4) OBP: 0.294, SLG: 0.349		2B BB	K		F7		S 1B			3	1	1	0	1	1	2
Inning Stats	R: 1 E: 0 K: 1 S: 7 H: 2 LOB: 1 BB: 0 P: 7	R: 3 E: 0 K: 1 S: 7 H: 2 LOB: 1 BB: 2 P: 15	R: 1 E: 0 K: 1 S: 6 H: 1 LOB: 2 BB: 2 P: 14	R: 2 E: 0 K: 0 S: 6 H: 4 LOB: 1 BB: 0 P: 6	R: 2 E: 0 K: 0 S: 5 H: 2 LOB: 1 BB: 1 P: 9	R: 0 E: 0 K: 0 S: 3 H: 1 LOB: 0 BB: 0 P: 3	R: 0 E: 0 K: 0 S: 4 H: 1 LOB: 1 BB: 0 P: 4	R: 2 E: 0 K: 0 S: 6 H: 3 LOB: 1 BB: 0 P: 6		1B: 10 2B: 4 3B: 1 HR: 1 SF: 1 SAC: 1 DP: 2 HBP: 0						

	AB	36
	R	11
	H	16
	RBI	11
	BB	5
	SO	3
	LOB	17

WP: 0 PA: 43
PB: 0
SB: 1
CS: 0

PITCHER		IP	WLS	BF	H	R	ER	SO	BB	IBB	HBP	BLK	WP	HR	S	P	ERA	WHIP
Byron McLaughlin, R ERA: 5.22	(1, 1)	3.0	L	21	8	7	7	3	4	0	0	0	0	0	23	39	21.00	4.000
Bill Travers, L ERA: 5.91	(4, 1)	5.0		22	8	4	4	0	1	0	0	0	0	1	21	25	7.20	1.800

PITCHER	IP	WLS	BF	H	R	ER	SO	BB	IBB	HBP	BLK	WP	HR	S	P	ERA	WHIP

Boston Red Sox @ California Angels

Anaheim Stadium, Anaheim, CA

Mon Jul 18 1983, 10:05 PM EDT

Att. 34,391 - Unknown

TOP

livebaseballscorecards.com

Batter	1	2	3	4	5	6	7	8	9	AB	R	H	RBI	BB	SO	LOB
Jerry Remy, L (1, 4) OBP: 0.287, SLG: 0.308	1-3		4-3	1-2 1B		1-3		6-3		5	0	1	0	0	0	1
Wade Boggs, L (1, 5) OBP: 0.459, SLG: 0.498	6-3		2B 3B	1-3		BBBB FC6-4 BB		WP 1B		4	1	2	0	1	0	2
Jim Rice, R (1, 7) OBP: 0.367, SLG: 0.557	3-1		1B 2B 3-H		5-3	FC6-4 1-2f		6-3 1-2		5	1	1	1	0	0	3
Dwight Evans, R (1, 9) OBP: 0.346, SLG: 0.461		F7	1B 2-H		FC 1B		F9	4-3		5	0	2	1	0	0	1
Carl Yastrzemski, L (1, 10) OBP: 0.410, SLG: 0.492		1B	F7		FC G4-6-3 1-2		6-3		4-3	5	0	1	0	0	0	2
Rick Miller, L (1, 8) OBP: 0.452, SLG: 0.476		1B 2B	SSS K		G4-6-3 1-2f		WP 1B 1B		BBBB FC5 1B BB	4	2	2	0	1	1	3
Dave Stapleton, R (1, 3) OBP: 0.279, SLG: 0.343		HR 1B 2-H		FC5-4 1B		1B E 1B	1B 1-2 IBB		F8	4	2	3	1	1	0	1
Gary Allenson, R (1, 2) OBP: 0.323, SLG: 0.405		HR 1-H		SSS K		E 1-3 1B	1-2 2-H 1B		1B 1-2	5	1	4	3	0	1	1
Glenn Hoffman, R (1, 6) OBP: 0.296, SLG: 0.310		L5		FC5-4 1B 1-2f		L6 1-3 3-H	F9		FC5 2-3f	5	0	0	0	0	0	6
Inning Stats	R: 0 H: 0 E: 0 LOB: 0 K: 0 BB: 0 S: 3 P: 3	R: 3 H: 4 E: 0 LOB: 0 K: 0 BB: 0 S: 6 P: 6	R: 2 H: 3 E: 0 LOB: 1 K: 1 BB: 0 S: 8 P: 8	R: 0 H: 2 E: 0 LOB: 2 K: 1 BB: 0 S: 7 P: 7	R: 0 H: 1 E: 0 LOB: 1 K: 0 BB: 0 S: 4 P: 4	R: 1 H: 2 E: 1 LOB: 2 K: 0 BB: 1 S: 5 P: 9	R: 1 H: 2 E: 0 LOB: 2 K: 0 BB: 1 S: 5 P: 9	R: 0 H: 1 E: 0 LOB: 1 K: 0 BB: 0 S: 4 P: 4	R: 0 H: 1 E: 0 LOB: 2 K: 0 BB: 1 S: 4 P: 8	1B: 12 SF: 0 2B: 2 SAC: 0 3B: 1 DP: 1 HR: 1 HBP: 0						WP: 2 PA: 45 PB: 0 SB: 0 CS: 0

	AB	42
	R	7
	H	16
	RBI	6
	BB	3
	SO	2
	LOB	20

PITCHER		IP	WLS	BF	H	R	ER	SO	BB	IBB	HBP	BLK	WP	HR	S	P	ERA	WHIP
Bruce Kison, R ERA: 3.95	(1, 1)	2.1	L	13	7	5	5	0	0	0	0	0	0	1	13	13	19.29	3.000
John Curtis, L ERA: 3.18	(3, 1)	4.1		21	6	2	1	2	1	1	0	0	1	0	23	31	2.08	1.615
Mike Witt, R ERA: 4.42	(7, 1)	2.1		11	3	0	0	0	1	0	0	0	1	0	10	14	0.00	1.714

PITCHER	IP	WLS	BF	H	R	ER	SO	BB	IBB	HBP	BLK	WP	HR	S	P	ERA	WHIP

Batter	1	2	3	4	5	6	7	8	9	AB	R	H	RBI	BB	SO	LOB
Rod Carew, L (1, 10) OBP: 0.450, SLG: 0.492	4-3	F8			2B		G1 1-2 2-3 3-H		1B	5	0	2	1	0	0	4
Rick Burleson, R (1, 6) OBP: 0.429, SLG: 0.500	2B		F8		K		1-3		G3	5	0	1	0	0	1	4
Fred Lynn, L (1, 8) OBP: 0.358, SLG: 0.482	F8		4-3		F7		F8			4	0	0	0	0	0	4
Brian Downing, R (1, 7) OBP: 0.378, SLG: 0.418	6-3		2B			6-3		4-3		4	0	1	0	0	0	1
Daryl Sconiers, L (1, 3) OBP: 0.292, SLG: 0.443		BB 1B FC6-4 1B	6-3			F8		K		4	1	1	0	0	1	1
Reggie Jackson, L (1, 9) OBP: 0.329, SLG: 0.397		FC6-4 BB 1-2 1B		F9		F8		1B		4	0	2	0	0	0	0
Bobby Grich, R (1, 4) OBP: 0.397, SLG: 0.398		FC6-4 1-2 2-3 BB		G3-6-3 HBP			BB BB G1 1B	F9		2	1	1	0	1	0	1
Rob Wilfong, L (1, 5) OBP: 0.173, SLG: 0.275		FC6-4 1-2f 2-3 3-H		G3-6-3 1-2f			G1 BB 1-2 BB		F7	3	0	0	1	1	0	3
Mike O'Berry, R (1, 2) OBP: 0.130, SLG: 0.136 Bobby Clark, R (9, PH) OBP: 0.259, SLG: 0.350		K			5-3		G1 1-2 2-3 BB		5-3	2 1	0 0	0 0	0 0	1 0	1 0	2 0
Inning Stats	R: 0 H: 1 E: 0 LOB: 1 K: 0 BB: 0 S: 4 P: 4	R: 1 H: 2 E: 0 LOB: 2 K: 1 BB: 1 S: 7 P: 11	R: 0 H: 1 E: 0 LOB: 1 K: 0 BB: 0 S: 4 P: 4	R: 0 H: 0 E: 0 LOB: 0 K: 0 BB: 0 S: 2 P: 3	R: 0 H: 1 E: 0 LOB: 1 K: 1 BB: 0 S: 6 P: 6	R: 0 H: 0 E: 0 LOB: 0 K: 0 BB: 0 S: 3 P: 3	R: 1 H: 1 E: 0 LOB: 2 K: 0 BB: 2 S: 4 P: 12	R: 0 H: 1 E: 0 LOB: 1 K: 1 BB: 0 S: 6 P: 6	R: 0 H: 1 E: 0 LOB: 1 K: 0 BB: 0 S: 4 P: 4	1B: 5 2B: 3 3B: 0 HR: 0	SF: 0 SAC: 0 DP: 1 HBP: 1					

PITCHER		IP	WLS	BF	H	R	ER	SO	BB	IBB	HBP	BLK	WP	HR	S	P	ERA	WHIP
Dennis Eckersley, R ERA: 5.82	(1, 1)	6.0	W	27	6	2	2	2	3	0	1	0	0	0	27	40	3.00	1.500
Bob Stanley, R ERA: 2.77	(7, 1)	3.0	S	11	2	0	0	1	0	0	0	0	0	0	13	13	0.00	0.667

PITCHER	IP	WLS	BF	H	R	ER	SO	BB	IBB	HBP	BLK	WP	HR	S	P	ERA	WHIP

BOTTOM

Boston Red Sox @ California Angels

Anaheim Stadium, Anaheim, CA

Mon Jul 18 1983, 10:05 PM EDT

Att. 34,391 - Unknown

livebaseballscorecards.com

AB	34
R	2
H	8
RBI	2
BB	3
SO	3
LOB	20

WP: 0 PA: 38
PB: 0
SB: 0
CS: 0

Batter	1	2	3	4	5	6	7	8	9	AB	R	H	RBI	BB	SO	LOB
Jerry Remy, L (1, 4) OBP: 0.283, SLG: 0.304	G3		1-3			L4		F8		4	0	0	0	0	0	1
Wade Boggs, L (1, 5) OBP: 0.455, SLG: 0.492	4-3		F4			F7			6-3	4	0	0	0	0	0	1
Jim Rice, R (1, 7) OBP: 0.363, SLG: 0.551	K			K		FC6-4 (1-2f)			F9	4	0	0	0	0	2	1
Dwight Evans, R (1, 9) OBP: 0.345, SLG: 0.458		1-3 1B		F6			F5		F6	4	0	1	0	0	0	0
Carl Yastrzemski, L (1, 10) OBP: 0.405, SLG: 0.484		F4		6-3			4-3			3	0	0	0	0	0	1
Rick Miller, L (1, 8) OBP: 0.438, SLG: 0.459		1-3 (1-2)			F7		F6			3	0	0	0	0	0	1
Dave Stapleton, R (1, 3) OBP: 0.282, SLG: 0.355		BB			5-3			HR		2	1	1	1	1	0	0
Gary Allenson, R (1, 2) OBP: 0.313, SLG: 0.391		F8			F9			F7		3	0	0	0	0	0	2
Glenn Hoffman, R (1, 6) OBP: 0.297, SLG: 0.310			K			FC6-4 1B		F7		3	0	1	0	0	1	0
Inning Stats	R: 0 E: 0 K: 1 S: 5 H: 0 LOB: 0 BB: 0 P: 5	R: 0 E: 0 K: 0 S: 4 H: 1 LOB: 2 BB: 1 P: 8	R: 0 E: 0 K: 1 S: 5 H: 0 LOB: 0 BB: 0 P: 5	R: 0 E: 0 K: 1 S: 5 H: 0 LOB: 0 BB: 0 P: 5	R: 0 E: 0 K: 0 S: 3 H: 0 LOB: 0 BB: 0 P: 3	R: 0 E: 0 K: 0 S: 4 H: 1 LOB: 1 BB: 0 P: 4	R: 0 E: 0 K: 0 S: 3 H: 0 LOB: 0 BB: 0 P: 3	R: 1 E: 0 K: 0 S: 4 H: 1 LOB: 0 BB: 0 P: 4	R: 0 E: 0 K: 0 S: 3 H: 0 LOB: 0 BB: 0 P: 3	1B: 2 2B: 0 3B: 0 HR: 1 SF: 0 SAC: 0 DP: 0 HBP: 0						

PITCHER	IP	WLS	BF	H	R	ER	SO	BB	IBB	HBP	BLK	WP	HR	S	P	ERA	WHIP
Ken Forsch, R (1, 1) ERA: 3.46	9.0	W	31	3	1	1	3	1	0	0	0	0	1	36	40	1.00	0.444

PITCHER	IP	WLS	BF	H	R	ER	SO	BB	IBB	HBP	BLK	WP	HR	S	P	ERA	WHIP

TOP

Boston Red Sox @ California Angels

Anaheim Stadium, Anaheim, CA

Tue Jul 19 1983, 10:05 PM EDT

Att. 35,758 - Unknown

livebaseballscorecards.com

AB	30
R	1
H	3
RBI	1
BB	1
SO	3
LOB	7

Batter	1	2	3	4	5	6	7	8	9	AB	R	H	RBI	BB	SO	LOB
Rod Carew, L (1, 3) OBP: 0.451, SLG: 0.491	BB E 1B		FC6-4 BB	F7			F8			3	1	1	0	1	0	1
Rick Burleson, R (1, 6) OBP: 0.417, SLG: 0.473	E 1-3 1-2 BB		FC6-4 1-2f HR		F5		5-3			3	2	0	0	1	0	1
Ellis Valentine, R (1, 9) OBP: 0.268, SLG: 0.426	F8 1-3 2-H		F9		F3			5-3		4	0	0	0	0	0	2
Brian Downing, R (1, 7) OBP: 0.382, SLG: 0.436 Bobby Clark, R (8, 7) OBP: 0.258, SLG: 0.348	1-3 BB		2-H HR		F9			F8		2 1	1 0	1 0	2 0	1 0	0 0	0 0
Fred Lynn, L (1, 8) OBP: 0.356, SLG: 0.489	1-3 1-2 3-H		K			HR		4-3		4	1	1	2	0	1	1
Bobby Grich, R (1, 4) OBP: 0.393, SLG: 0.394	F6			5-3		F4				3	0	0	0	0	0	1
Reggie Jackson, L (1, 10) OBP: 0.329, SLG: 0.393		F7		1B 1B BB		K				2	1	0	0	1	1	0
Tim Foli, R (1, 5) OBP: 0.274, SLG: 0.306		F4		1B 1-2 1B 1B		F7				3	0	1	0	0	0	0
Mike O'Berry, R (1, 2) OBP: 0.154, SLG: 0.160		K		1-H 2-H 1B			F8			3	0	1	1	0	1	0
Inning Stats	R: 2 E: 1 K: 0 S: 4 H: 1 LOB: 1 BB: 2 P: 12	R: 0 E: 0 K: 1 S: 5 H: 0 LOB: 0 BB: 0 P: 5	R: 2 E: 1 K: 1 S: 6 H: 1 LOB: 0 BB: 1 P: 10	R: 1 E: 0 K: 0 S: 4 H: 2 LOB: 1 BB: 1 P: 8	R: 0 E: 0 K: 0 S: 3 H: 0 LOB: 0 BB: 0 P: 3	R: 1 E: 0 K: 1 S: 6 H: 1 LOB: 0 BB: 0 P: 6	R: 0 E: 0 K: 0 S: 3 H: 0 LOB: 0 BB: 0 P: 3	R: 0 E: 0 K: 0 S: 3 H: 0 LOB: 0 BB: 0 P: 3		1B: 3 2B: 0 3B: 0 HR: 2 SF: 0 SAC: 0 DP: 0 HBP: 0						

PITCHER		IP	WLS	BF	H	R	ER	SO	BB	IBB	HBP	BLK	WP	HR	S	P	ERA	WHIP
John Tudor, L ERA: 3.62	(1, 1)	7.0	L	29	5	6	5	3	4	0	0	0	0	2	31	47	6.43	1.286
Doug Bird, R ERA: 8.39	(8, 1)	1.0		3	0	0	0	0	0	0	0	0	0	0	3	3	0.00	0.000

PITCHER	IP	WLS	BF	H	R	ER	SO	BB	IBB	HBP	BLK	WP	HR	S	P	ERA	WHIP

BOTTOM

Boston Red Sox @ California Angels

Anaheim Stadium, Anaheim, CA

Tue Jul 19 1983, 10:05 PM EDT

Att. 35,758 - Unknown

livebaseballscorecards.com

AB	28
R	6
H	5
RBI	5
BB	4
SO	3
LOB	6

Batter	1	2	3	4	5	6	7	8	9	AB	R	H	RBI	BB	SO	LOB
Jerry Remy, L (1, 4) OBP: 0.282, SLG: 0.302	5-3		4-3		1-2 1B			4-3	S S S K	5	0	1	0	0	1	3
Wade Boggs, L (1, 5) OBP: 0.456, SLG: 0.500	6-3			E4 1B FC1-2 1B	F8			HR BB 1B	1-H 2-H 3B	5	1	3	2	0	0	2
Dwight Evans, R (1, 9) OBP: 0.345, SLG: 0.456	4-3			2-3 G5-4-3 1B		6-3		B B B B 1-2 HR BB	F7	4	1	1	0	1	0	3
Tony Armas, R (1, 10) OBP: 0.274, SLG: 0.466		F9		1-2f G5-4-3		6-3		1-H 2-H HR		4	1	1	3	0	0	2
Reid Nichols, R (1, 7) OBP: 0.365, SLG: 0.424		6-3		3-H FC1-2		S S S K		6-3		4	0	0	0	0	1	1
Dave Stapleton, R (1, 3) OBP: 0.279, SLG: 0.350		5-3			1-3		F8	5-3		4	0	0	0	0	0	0
Gary Allenson, R (1, 2) OBP: 0.310, SLG: 0.396 Marty Barrett, R (9, PR) OBP: 0.444, SLG: 0.444 Jeff Newman, R (9, 2) OBP: 0.242, SLG: 0.319			F3		5-3		5-3		3B 2B	4 0 0	0 1 0	1 0 0	0 0 0	0 0 0	0 0 0	0 0 0
Rick Miller, L (1, 8) OBP: 0.450, SLG: 0.483			5-3 1B		1B 2B		1B		F8	4	1	3	0	0	0	1
Glenn Hoffman, R (1, 6) OBP: 0.297, SLG: 0.310 Carl Yastrzemski, L (9, PH) OBP: 0.407, SLG: 0.484 Ed Jurak, R (9, PR) OBP: 0.376, SLG: 0.375 (9, 6)			1-2 5-3		2-H 1B 1B		S S S K		3B IBB	3 0 0	0 0 1	1 0 0	1 1 0	0 0 0	1 0 0	2 0 0
Inning Stats	R: 0 E: 0 K: 0 S: 3 H: 0 LOB: 0 BB: 0 P: 3	R: 0 E: 0 K: 0 S: 3 H: 0 LOB: 0 BB: 0 P: 3	R: 0 E: 0 K: 0 S: 4 H: 1 LOB: 1 BB: 0 P: 4	R: 0 E: 1 K: 0 S: 4 H: 2 LOB: 1 BB: 0 P: 4	R: 1 E: 0 K: 0 S: 6 H: 3 LOB: 2 BB: 0 P: 6	R: 0 E: 0 K: 1 S: 5 H: 0 LOB: 0 BB: 0 P: 5	R: 0 E: 0 K: 1 S: 6 H: 1 LOB: 1 BB: 0 P: 6	R: 3 E: 0 K: 0 S: 5 H: 2 LOB: 0 BB: 1 P: 9	R: 2 E: 0 K: 1 S: 7 H: 2 LOB: 3 BB: 1 P: 11	1B: 7 2B: 2 3B: 1 HR: 1	SF: 0 SAC: 0 DP: 1 HBP: 0						

TOP

Boston Red Sox @ California Angels

Anaheim Stadium, Anaheim, CA

Wed Jul 20 1983, 10:05 PM EDT

Att. 39,966 - Unknown

livebaseballscorecards.com

AB	37
R	6
H	11
RBI	6
BB	2
SO	3
LOB	14

WP: 0 PB: 0 SB: 0 CS: 0 PA: 39

PITCHER		IP	WLS	BF	H	R	ER	SO	BB	IBB	HBP	BLK	WP	HR	S	P	ERA	WHIP
Tommy John, L ERA: 4.51	(1, 1)	8.0	L	34	10	5	5	2	1	0	0	0	0	1	37	41	5.62	1.375
Luis Sanchez, R ERA: 3.15	(9, 1)	1.0		5	1	1	1	1	0	1	0	0	0	0	6	10	9.00	1.000

PITCHER	IP	WLS	BF	H	R	ER	SO	BB	IBB	HBP	BLK	WP	HR	S	P	ERA	WHIP

Boston Red Sox @ California Angels

Anaheim Stadium, Anaheim, CA

Wed Jul 20 1983, 10:05 PM EDT

Att. 39,966 - Unknown

BOTTOM

Batter	1	2	3	4	5	6	7	8	9	AB	R	H	RBI	BB	SO	LOB
Rod Carew, L (1, 3) OBP: 0.447, SLG: 0.485	K	FC4-6			K		1B	FC5-4		5	0	1	0	0	2	2
Steve Lubratich, R (1, 5) OBP: 0.400, SLG: 0.400	1B		6-3		F9		1-2		5-3	5	0	2	0	0	0	0
Ellis Valentine, R (1, 9) OBP: 0.260, SLG: 0.413	F9		F9			5-3	F8		F7	5	0	0	0	0	0	3
Brian Downing, R (1, 7) OBP: 0.387, SLG: 0.457	1-2		F9			1B		HR	F1	5	1	3	1	0	0	0
Fred Lynn, L (1, 8) OBP: 0.355, SLG: 0.486	F7			5-3		1-2		G3		4	0	1	0	0	0	2
Bobby Grich, R (1, 4) OBP: 0.394, SLG: 0.396		1B		K		K		2B		4	2	2	0	0	2	2
Reggie Jackson, L (1, 10) OBP: 0.331, SLG: 0.399		F7				K		1-H		4	1	2	1	0	1	3
Tim Foli, R (1, 6) OBP: 0.274, SLG: 0.306		F9		F7			F8	FC5-4		4	0	1	1	0	0	2
Mike O'Berry, R (1, 2) OBP: 0.172, SLG: 0.179		FC4-6			F8		K	K		3	0	1	1	0	1	0
Daryl Sconiers, L (8, PH) OBP: 0.291, SLG: 0.441										1	0	0	0	0	1	1
Bob Boone, R (9, 2) OBP: 0.269, SLG: 0.312										0	0	0	0	0	0	0
Inning Stats	R: 0 E: 0 K: 1 S: 7 H: 2 LOB: 2 BB: 0 P: 7	R: 1 E: 0 K: 0 S: 5 H: 2 LOB: 1 BB: 0 P: 5	R: 0 E: 0 K: 0 S: 3 H: 0 LOB: 0 BB: 0 P: 3	R: 0 E: 0 K: 1 S: 6 H: 1 LOB: 1 BB: 0 P: 6	R: 0 E: 0 K: 1 S: 5 H: 0 LOB: 0 BB: 0 P: 5	R: 0 E: 0 K: 2 S: 9 H: 2 LOB: 2 BB: 0 P: 9	R: 0 E: 0 K: 1 S: 7 H: 2 LOB: 2 BB: 0 P: 7	R: 3 E: 0 K: 1 S: 9 H: 4 LOB: 1 BB: 0 P: 9	R: 0 E: 0 K: 0 S: 3 H: 0 LOB: 0 BB: 0 P: 3	1B: 11 2B: 1 3B: 0 HR: 1 SF: 0 SAC: 0 DP: 0 HBP: 0	WP: 0 PB: 0 SB: 0 CS: 1 PA: 40					

livebaseballscorecards.com

	AB	40
	R	4
	H	13
	RBI	4
	BB	0
	SO	7
	LOB	15

PITCHER	IP	WLS	BF	H	R	ER	SO	BB	IBB	HBP	BLK	WP	HR	S	P	ERA	WHIP
Bruce Hurst, L (1, 1) ERA: 4.72	7.1		34	12	4	3	6	0	0	0	0	0	1	46	46	3.68	1.636
Bob Stanley, R (8, 1) ERA: 2.72	1.2	W	6	1	0	0	1	0	0	0	0	0	0	8	8	0.00	0.600

PITCHER	IP	WLS	BF	H	R	ER	SO	BB	IBB	HBP	BLK	WP	HR	S	P	ERA	WHIP

Detroit Tigers @ California Angels

Anaheim Stadium, Anaheim, CA

Thu Jul 21 1983, 6:33 AM EDT

Unknown

TOP

livebaseballscorecards.com

Batter	1	2	3	4	5	6	7	8	9	AB	R	H	RBI	BB	SO	LOB
Lou Whitaker, L (1, 4) OBP: 0.376, SLG: 0.463	SSS 0-3 ① K		x 0-0 1B 1-2 1B		x 0-0 ② F8		x 0-0 ① F9	x 0-0 ② FC5-2 1-2 2-3 3-Hf		5	0	1	0	0	1	5
Alan Trammell, R (1, 6) OBP: 0.369, SLG: 0.414	SSS 0-3 ② K		SSS 0-3 ② K		x 0-0 1-H HR		SSS 0-3 ② K	SSS 0-3 ③ K		5	1	1	2	0	4	6
Johnny Grubb, L (1, 10) OBP: 0.380, SLG: 0.425 John Wockenfuss, R (7, PH) OBP: 0.331, SLG: 0.410	x 0-0 ③ G3		x 0-0 1-3 2-H 1B		x 0-0 1B		x 0-0 ③ F4		x 0-0 ① 6-3	3 2	0 0	2 0	1 0	0 0	0 0	0 1
Larry Herndon, R (1, 7) OBP: 0.321, SLG: 0.456		SSS 0-3 ① K	SSS 0-3 ③ K		x 0-0 ③ 5-3			x 0-0 HR	x 0-0 ② 6-3	5	1	1	1	0	2	3
Glenn Wilson, R (1, 9) OBP: 0.307, SLG: 0.453		x 0-0 2B		x 0-0 ① 5-3		x 0-0 ① F9		x 0-0 FC1-5 1B 1B	x 0-0 ③ 6-3	5	0	2	0	0	0	0
Kirk Gibson, L (1, 8) OBP: 0.281, SLG: 0.372 Chet Lemon, R (8, PH) OBP: 0.373, SLG: 0.433 (8, 8)		x 0-0 ② F7		x 0-0 ② F1		x 0-0 ② G3		x 0-0 1-2 FC1-5 1B 1B		3 1	0 1	0 1	0 0	0 0	0 0	1 0
Rick Leach, L (1, 3) OBP: 0.319, SLG: 0.363 Enos Cabell, R (8, PH) OBP: 0.352, SLG: 0.468 (8, 3)		x 0-0 ③ F7		x 0-0 ③ F7		x 0-0 1B		x 0-0 ① FC1-5 1B 1-2 2-3f FC5-2		3 1	0 0	1 0	0 0	0 0	0 0	1 2
Wayne Krenchicki, L (1, 5) OBP: 0.336, SLG: 0.296 Tom Brookens, R (8, PH) OBP: 0.277, SLG: 0.317 (8, 5)			x 0-0 ① 4-3		x 0-0 HR 1B	SSS 0-3 ③ K		x 0-0 FC5-2 IBB 1-3 2-H 1B		3 1	1 0	1 1	0 1	0 0	1 0	1 0
Bill Fahey, L (1, 2) OBP: 0.417, SLG: 0.316 Lance Parrish, R (8, PH) OBP: 0.324, SLG: 0.480 (8, 2)			BBB 4-0 1B 1B BB		x 0-0 ① F3		BBB 4-0 BB	III 4-0 FC5-2 1-2 IBB		1 0	1 0	0 0	0 0	2 1	0 0	1 0
Inning Stats	R: 0 H: 0 E: 0 LOB: 0 K: 2 BB: 0 S: 7 P: 7	R: 0 H: 1 E: 0 LOB: 1 K: 1 BB: 0 S: 6 P: 6	R: 1 H: 2 E: 0 LOB: 2 K: 2 BB: 1 S: 9 P: 13	R: 0 H: 0 E: 0 LOB: 0 K: 0 BB: 0 S: 3 P: 3	R: 2 H: 3 E: 0 LOB: 1 K: 0 BB: 0 S: 6 P: 6	R: 0 H: 1 E: 0 LOB: 1 K: 1 BB: 0 S: 6 P: 6	R: 0 H: 0 E: 0 LOB: 1 K: 1 BB: 1 S: 5 P: 9	R: 2 H: 4 E: 0 LOB: 3 K: 1 BB: 1 S: 9 P: 13	R: 0 H: 0 E: 0 LOB: 0 K: 0 BB: 0 S: 3 P: 3	1B: 8 2B: 1 3B: 0 HR: 2	SF: 0 SAC: 0 DP: 0 HBP: 0						

	AB	38
	R	5
	H	11
	RBI	5
	BB	3
	SO	8
	LOB	21

WP: 0 PB: 0 SB: 0 CS: 0 PA: 41

PITCHER	IP	WLS	BF	H	R	ER	SO	BB	IBB	HBP	BLK	WP	HR	S	P	ERA	WHIP
Mike Witt, R (1, 1) ERA: 4.43	6.0	L	26	7	3	3	6	1	0	0	0	0	1	37	41	4.50	1.333
John Curtis, L (7, 1) ERA: 3.57	1.1		9	4	2	2	1	1	0	0	0	0	1	10	14	13.50	3.750
Andy Hassler, L (8, 1) ERA: 5.4	1.2		6	0	0	0	1	0	1	0	0	0	0	7	11	0.00	0.000

PITCHER	IP	WLS	BF	H	R	ER	SO	BB	IBB	HBP	BLK	WP	HR	S	P	ERA	WHIP

Detroit Tigers @ California Angels

Anaheim Stadium, Anaheim, CA

Thu Jul 21 1983, 6:33 AM EDT

Unknown

BOTTOM

Batter	1	2	3	4	5	6	7	8	9	AB	R	H	RBI	BB	SO	LOB
Rod Carew, L (1, 3) OBP: 0.441, SLG: 0.478	6-3		F7		FC6-4 1-2f			L4		4	0	0	0	0	0	1
Steve Lubratich, R (1, 5) OBP: 0.333, SLG: 0.444	G1 2B			E6 2B 1B		F6		F8		4	1	1	0	0	0	0
Reggie Jackson, L (1, 10) OBP: 0.333, SLG: 0.402	G1 2-3			1B 1-3 FC1-2-5 2B		SSS K		BBBB BB		3	0	1	0	1	1	1
Brian Downing, R (1, 7) OBP: 0.389, SLG: 0.455	6-3			G5-3 FC1-2-5 2-3 3-H 1B		BBBB BB		F3		3	0	1	1	1	0	2
Fred Lynn, L (1, 8) OBP: 0.351, SLG: 0.479		G3		FC1-2-5 1-2 3-H		4-3			F7	4	0	0	0	0	0	3
Bobby Grich, R (1, 4) OBP: 0.393, SLG: 0.393		F7		G5-3 2-3f			FC6-4 1B		SSS K	4	0	1	0	0	1	2
Mike Brown, R (1, 9)		5-3			BBBB FC6-4 BB		FC6-4 1-2f		5-3	3	0	0	0	1	0	1
Tim Foli, R (1, 6) OBP: 0.272, SLG: 0.303 Rick Burleson, R (7, PH) OBP: 0.410, SLG: 0.464 (8, 6)			F8		SSS K		F7			2 1	0 0	0 0	0 0	0 0	1 0	1 1
Mike O'Berry, R (1, 2) OBP: 0.161, SLG: 0.167 Daryl Sconiers, L (7, PH) OBP: 0.289, SLG: 0.439 Bob Boone, R (8, 2) OBP: 0.269, SLG: 0.312			F9		F9		F8			2 1 0	0 0 0	0 0 0	0 0 0	0 0 0	0 0 0	1 1 0
Inning Stats	R: 0 H: 1 E: 0 LOB: 1 K: 0 BB: 0 S: 4 P: 4	R: 0 H: 0 E: 0 LOB: 0 K: 0 BB: 0 S: 3 P: 3	R: 0 H: 0 E: 0 LOB: 0 K: 0 BB: 0 S: 3 P: 3	R: 1 H: 2 E: 1 LOB: 1 K: 0 BB: 0 S: 5 P: 5	R: 0 H: 0 E: 0 LOB: 1 K: 1 BB: 1 S: 5 P: 9	R: 0 H: 0 E: 0 LOB: 1 K: 1 BB: 1 S: 5 P: 9	R: 0 H: 1 E: 0 LOB: 1 K: 0 BB: 0 S: 4 P: 4	R: 0 H: 0 E: 0 LOB: 1 K: 0 BB: 1 S: 3 P: 7	R: 0 H: 0 E: 0 LOB: 0 K: 1 BB: 0 S: 5 P: 5	1B: 2 2B: 2 3B: 0 HR: 0	SF: 0 SAC: 0 DP: 1 HBP: 0						

livebaseballscorecards.com

AB	31
R	1
H	4
RBI	1
BB	3
SO	3
LOB	14

WP: 0 PB: 0 SB: 0 CS: 0 PA: 34

PITCHER		IP	WLS	BF	H	R	ER	SO	BB	IBB	HBP	BLK	WP	HR	S	P	ERA	WHIP
Howard Bailey, L ERA: 2.53	(1, 1)	6.0	W	24	4	1	0	2	2	0	0	0	0	0	26	34	0.00	1.000
Aurelio Lopez, R ERA: 1.71	(7, 1)	3.0	S	10	0	0	0	1	1	0	0	0	0	0	11	15	0.00	0.333

PITCHER	IP	WLS	BF	H	R	ER	SO	BB	IBB	HBP	BLK	WP	HR	S	P	ERA	WHIP

Detroit Tigers @ California Angels

Anaheim Stadium, Anaheim, CA

Thu Jul 21 1983, 10:05 PM EDT

Att. 34,544 - Unknown

TOP

livebaseballscorecards.com

Batter	1	2	3	4	5	6	7	8	9	AB	R	H	RBI	BB	SO	LOB
Alan Trammell, R (1, 6) OBP: 0.365, SLG: 0.408	F9		5-3		6-3		F8			3	0	0	0	0	0	0
Lou Whitaker, L (7, PH) OBP: 0.375, SLG: 0.462 (7, 4)										1	0	0	0	0	0	2
Enos Cabell, R (1, 3) OBP: 0.350, SLG: 0.469	2B		6-3			6-3		4-3		4	1	1	0	0	0	0
Larry Herndon, R (1, 7) OBP: 0.320, SLG: 0.456	6-3		F8			2B		K		4	0	1	0	0	1	1
Lance Parrish, R (1, 10) OBP: 0.323, SLG: 0.480	2-H 2B			F8		F7		F9		4	0	1	1	0	0	1
Glenn Wilson, R (1, 9) OBP: 0.306, SLG: 0.448	BB			F7		F3			6-3	3	0	0	0	1	0	1
John Wockenfuss, R (1, 2) OBP: 0.336, SLG: 0.430	4-3			1B			F6		1B 3B	4	1	2	0	0	0	2
Chet Lemon, R (1, 8) OBP: 0.371, SLG: 0.431		6-3		5-3			2B 1B		1-3	4	0	1	0	0	0	2
Tom Brookens, R (1, 4) OBP: 0.274, SLG: 0.313 (7, 6)		F9			6-3		F4		1B	3	0	0	0	0	0	1
Johnny Grubb, L (9, PH) OBP: 0.385, SLG: 0.430									3-H	1	0	1	1	0	0	0
Jack Morris, R (9, PR)										0	0	0	0	0	0	0
Marty Castillo, R (1, 5) OBP: 0.262, SLG: 0.339		F4			F8		1-3 2B		K	3	0	1	0	0	0	0
Kirk Gibson, L (9, PH) OBP: 0.280, SLG: 0.370										1	0	0	0	0	1	1

	AB	35
	R	2
	H	8
	RBI	2
	BB	1
	SO	2
	LOB	11

Inning Stats																																
	R: 1	H: 2	R: 0	H: 0	R: 0	H: 0	R: 0	H: 1	R: 0	H: 0	R: 0	H: 1	R: 0	H: 2	R: 0	H: 0	R: 1	H: 2	1B: 3	SF: 0	WP: 0	PA: 36
	E: 0	LOB: 2	E: 0	LOB: 0	E: 0	LOB: 0	E: 0	LOB: 1	E: 0	LOB: 1	E: 0	LOB: 0	E: 0	LOB: 2	E: 0	LOB: 0	E: 0	LOB: 1	2B: 4	SAC: 0	PB: 0	
	K: 0	BB: 1	K: 0	BB: 0	K: 0	BB: 0	K: 0	BB: 0	K: 0	BB: 0	K: 0	BB: 0	K: 0	BB: 0	K: 1	BB: 0	K: 1	BB: 0	3B: 1	DP: 0	SB: 0	
	S: 5	P: 9	S: 3	P: 3	S: 3	P: 3	S: 4	P: 4	S: 3	P: 3	S: 4	P: 4	S: 5	P: 5	S: 5	P: 5	S: 7	P: 7	HR: 0	HBP: 0	CS: 0	

PITCHER		IP	WLS	BF	H	R	ER	SO	BB	IBB	HBP	BLK	WP	HR	S	P	ERA	WHIP
Geoff Zahn, L ERA: 3.59	(1, 1)	6.2	W	27	6	1	1	0	1	0	0	0	0	0	26	30	1.35	1.050
Luis Sanchez, R ERA: 3.18	(7, 1)	2.0		8	2	1	1	1	0	0	0	0	0	0	10	10	4.50	1.000
Andy Hassler, L ERA: 5.32	(9, 1)	0.1	S	1	0	0	0	1	0	0	0	0	0	0	3	3	0.00	0.000

PITCHER	IP	WLS	BF	H	R	ER	SO	BB	IBB	HBP	BLK	WP	HR	S	P	ERA	WHIP

Detroit Tigers @ California Angels

Anaheim Stadium, Anaheim, CA

Thu Jul 21 1983, 10:05 PM EDT

Att. 34,544 - Unknown

BOTTOM

Batter	1	2	3	4	5	6	7	8	9	AB	R	H	RBI	BB	SO	LOB
Rod Carew, L (1, 3) OBP: 0.435, SLG: 0.471	G3	4-3			L3	1-5-3				4	0	0	0	0	0	2
Rick Burleson, R (1, 6) OBP: 0.385, SLG: 0.433	3-1		K		4-3		F7			4	0	0	0	0	1	0
Brian Downing, R (1, 7) OBP: 0.386, SLG: 0.450	F3		K		BB, 1B		K			4	1	1	0	0	2	0
Fred Lynn, L (1, 8) OBP: 0.352, SLG: 0.476		K	BB		E 1B, 1-2		L3			2	0	0	0	2	1	0
Reggie Jackson, L (1, 9) OBP: 0.336, SLG: 0.408 Ellis Valentine, R (9, 9) OBP: 0.260, SLG: 0.413		1B, 1B, 2B	K		E9, 1-3, 2-H			G3		4 0	1 0	2 0	1 0	0 0	1 0	1 0
Daryl Sconiers, L (1, 10) OBP: 0.299, SLG: 0.447		F7, 1B, E, 2-3, 1B		1B, 2B	IBB			K		3	1	2	0	1	1	0
Rob Wilfong, L (1, 4) OBP: 0.214, SLG: 0.327		E, 1-2, 3-H, 1B		2-H, 1B	3-1			2B		4	0	3	1	0	0	3
Steve Lubratich, R (1, 5) OBP: 0.231, SLG: 0.308		F7, 2-3		F6		6-3		F6		4	0	0	0	0	0	4
Bob Boone, R (1, 2) OBP: 0.266, SLG: 0.309		E6, 1-2, 3-H		L5		L6				3	0	0	0	0	0	2
Inning Stats	R: 0 E: 0 K: 0 S: 3 H: 0 LOB: 0 BB: 0 P: 3	R: 2 E: 1 K: 1 S: 9 H: 3 LOB: 2 BB: 0 P: 9	R: 0 E: 0 K: 3 S: 9 H: 0 LOB: 1 BB: 1 P: 13	R: 0 E: 0 K: 0 S: 4 H: 2 LOB: 1 BB: 0 P: 4	R: 1 E: 1 K: 0 S: 5 H: 2 LOB: 3 BB: 2 P: 13	R: 0 E: 0 K: 0 S: 3 H: 0 LOB: 0 BB: 0 P: 3	R: 0 E: 0 K: 1 S: 5 H: 0 LOB: 0 BB: 0 P: 5	R: 0 E: 0 K: 1 S: 6 H: 1 LOB: 1 BB: 0 P: 6		1B: 5 2B: 3 3B: 0 HR: 0 SF: 0 SAC: 0 DP: 0 HBP: 0					

livebaseballscorecards.com

AB	32
R	3
H	8
RBI	2
BB	3
SO	6
LOB	12

WP: 0 PB: 0 SB: 0 CS: 0 PA: 35

PITCHER	IP	WLS	BF	H	R	ER	SO	BB	IBB	HBP	BLK	WP	HR	S	P	ERA	WHIP
Dave Rozema, R (1, 1) ERA: 2.7	8.0	L	35	8	3	2	6	2	1	0	0	0	0	44	56	2.25	1.250

PITCHER	IP	WLS	BF	H	R	ER	SO	BB	IBB	HBP	BLK	WP	HR	S	P	ERA	WHIP

Detroit Tigers @ California Angels

Anaheim Stadium, Anaheim, CA

Fri Jul 22 1983, 10:05 PM EDT

Att. 32,249 - Unknown

TOP

livebaseballscorecards.com

Batter	1	2	3	4	5	6	7	8	9	AB	R	H	RBI	BB	SO	LOB
Lou Whitaker, L (1, 4) OBP: 0.376, SLG: 0.461	FC6-4 1B	FC4-6 BB		S 1B	4-3		F7		1-4-3	5	1	2	0	1	0	2
Enos Cabell, R (1, 3) OBP: 0.345, SLG: 0.460	FC6-4 BB 1-2f 1B	FC4-6 BB BB 1-2f FC6-4		F5 1-2		E5	4-3 2-3		G1-4-3 1B	6	2	1	0	0	0	4
Johnny Grubb, L (1, 10) OBP: 0.403, SLG: 0.440 John Wockenfuss, R (7, PH) OBP: 0.338, SLG: 0.431	1B 1-2 1B BB	FC6-4 BB 1-2 BB		1B 2-H 1B		FC5-4 1B	HR 3-H 1B		G1-4-3 1-2f	2 2	1 1	2 1	1 1	2 0	0 0	0 1
Lance Parrish, R (1, 2) OBP: 0.327, SLG: 0.490	F9	FC6-4 1-2 2-3 BB		G5-4-3 1-2 1B		FC5-4 1B 1-2f 1B	1-H HR			4	2	2	2	1	0	3
Larry Herndon, R (1, 7) OBP: 0.324, SLG: 0.457	1B 1B 1-2 2-H 1B 1B	FC6-4 1-2f 2-3 3-H		G5-4-3 1-2f		1B E 1-2 1B	FC6-4 BB			4	2	2	2	1	0	4
Glenn Wilson, R (1, 9) OBP: 0.307, SLG: 0.448	1B 1-2 2-H 1B 1B	4-3			F3	E 1-3 2-H 1B	FC6-4 1-2f			5	2	2	2	0	0	3
Kirk Gibson, L (1, 8) OBP: 0.285, SLG: 0.371 Chet Lemon, R (6, PH) OBP: 0.369, SLG: 0.428 (6, 8)	1B 1-2 2-3 1B		K		3-1 2B BB	E7 1-H 3-H		5-3		2 2	1 0	1 0	0 0	1 0	1 0	0 0
Wayne Krenchicki, L (1, 5) OBP: 0.336, SLG: 0.297 Tom Brookens, R (6, PH) OBP: 0.272, SLG: 0.310 (6, 5)	1-2 2-H 3-H 1B		4-3		3-1 1-2	F3		5-3		3 2	0 0	1 0	2 0	0 0	0 0	1 1
Alan Trammell, R (1, 6) OBP: 0.365, SLG: 0.417	F8		5-3		2-H 2B		4-3 1B 2B	1-3		5	1	2	1	0	0	2

Inning Stats										
	R: 4 E: 0 K: 0 S: 8	H: 5 LOB: 2 BB: 1 P: 12	R: 1 E: 0 K: 0 S: 3	H: 0 LOB: 2 BB: 3 P: 15	R: 0 E: 0 K: 1 S: 5	H: 0 LOB: 0 BB: 0 P: 5	R: 1 E: 0 K: 0 S: 5	H: 3 LOB: 1 BB: 0 P: 5	R: 1 E: 0 K: 0 S: 4	H: 1 LOB: 1 BB: 1 P: 8
	R: 3 E: 2 K: 0 S: 7	H: 3 LOB: 1 BB: 0 P: 7	R: 3 E: 0 K: 0 S: 6	H: 3 LOB: 1 BB: 1 P: 10	R: 0 E: 0 K: 0 S: 3	H: 0 LOB: 0 BB: 0 P: 3	R: 0 E: 0 K: 0 S: 3	H: 1 LOB: 0 BB: 0 P: 3	1B: 13 2B: 2 3B: 0 HR: 1	SF: 0 SAC: 0 DP: 2 HBP: 0

AB	42
R	13
H	16
RBI	11
BB	6
SO	1
LOB	21

WP: 0 PB: 0 SB: 1 CS: 0 PA: 48

PITCHER		IP	WLS	BF	H	R	ER	SO	BB	IBB	HBP	BLK	WP	HR	S	P	ERA	WHIP
Byron McLaughlin, R ERA: 6.02	(1, 1)	0.2	L	8	5	4	4	0	1	0	0	0	0	0	7	11	54.00	9.000
Rick Steirer, R ERA: 7.2	(1, 1)	5.0		25	7	6	4	1	4	0	0	0	0	0	23	39	7.20	2.200
John Curtis, L ERA: 4.06	(6, 1)	2.1		12	3	3	3	0	1	0	0	0	0	1	11	15	11.57	1.714
Luis Sanchez, R ERA: 3.14	(9, 1)	1.0		3	1	0	0	0	0	0	0	0	0	0	3	3	0.00	1.000

PITCHER	IP	WLS	BF	H	R	ER	SO	BB	IBB	HBP	BLK	WP	HR	S	P	ERA	WHIP

BOTTOM

Detroit Tigers @ California Angels

Anaheim Stadium, Anaheim, CA

Fri Jul 22 1983, 10:05 PM EDT

Att. 32,249 - Unknown

Batter	1	2	3	4	5	6	7	8	9	AB	R	H	RBI	BB	SO	LOB
Rod Carew, L (1, 3) OBP: 0.433, SLG: 0.468	F8		4-3	F8			BB BB HR 1B 1-2	6-3 1-2		4	1	1	0	0	0	0
Ron Jackson, R (8, 3) OBP: 0.312, SLG: 0.359										1	0	0	0	0	0	1
Rick Burleson, R (1, 6) OBP: 0.414, SLG: 0.484	G3		1B 1B		2B		BB HR BB 1-2 2-3	2-H 2B		4	1	3	1	1	0	0
Brian Downing, R (1, 7) OBP: 0.387, SLG: 0.446	F7		1-3 1B		6-3		HR BB 1-2 2-3 3-H	5-3		4	1	1	1	1	0	2
Fred Lynn, L (1, 8) OBP: 0.347, SLG: 0.467		4-3	F9		F9		K		K	5	0	0	0	0	2	6
Reggie Jackson, L (1, 10) OBP: 0.330, SLG: 0.400		G3		F9	K		F5		K	5	0	0	0	0	2	4
Bobby Grich, R (1, 4) OBP: 0.396, SLG: 0.404		BB HR BB		H 1B 1B HBP 1-0			F9	1-H 2-H 3-H HR	F8	3	3	1	4	1	0	0
Mike Brown, R (1, 9) OBP: 0.375, SLG: 0.714		1-H HR		E 1B WP 1-2 1B			F8	K		4	2	2	2	0	1	1
Steve Lubratich, R (1, 5) OBP: 0.235, SLG: 0.294		F9		E8 WP 4-3 1-3 2-H 1B			6-3		F4	4	1	1	1	0	0	0
Bob Boone, R (1, 2) OBP: 0.267, SLG: 0.309			F1	4-3 2-H 3-H			BB 1B BB 1B	6-3 2B BB		3	0	1	1	0	0	0
Mike O'Berry, R (7, PR) (8, 2) OBP: 0.188, SLG: 0.167										0	2	0	0	1	0	0
Inning Stats	R: 0 E: 0 K: 0 S: 3 H: 0 LOB: 0 BB: 0 P: 3	R: 2 E: 0 K: 0 S: 4 H: 1 LOB: 0 BB: 1 P: 8	R: 0 E: 0 K: 0 S: 5 H: 2 LOB: 2 BB: 0 P: 5	R: 3 E: 1 K: 0 S: 5 H: 2 LOB: 0 BB: 0 P: 6	R: 0 E: 0 K: 1 S: 6 H: 1 LOB: 1 BB: 0 P: 6	R: 0 E: 0 K: 0 S: 3 H: 0 LOB: 0 BB: 0 P: 3	R: 5 E: 0 K: 2 S: 10 H: 3 LOB: 1 BB: 2 P: 18	R: 1 E: 0 K: 0 S: 4 H: 1 LOB: 1 BB: 1 P: 8	R: 0 E: 0 K: 2 S: 7 H: 0 LOB: 0 BB: 0 P: 7	1B: 6 2B: 2 3B: 0 HR: 2	SF: 0 SAC: 0 DP: 0 HBP: 1						

livebaseballscorecards.com

	AB	37
	R	11
	H	10
	RBI	10
	BB	4
	SO	5
	LOB	14

WP: 1 PB: 0 SB: 0 CS: 0 PA: 42

PITCHER		IP	WLS	BF	H	R	ER	SO	BB	IBB	HBP	BLK	WP	HR	S	P	ERA	WHIP
Milt Wilcox, R ERA: 3.89	(1, 1)	6.0	W	29	8	8	7	1	2	0	1	0	1	1	28	37	10.50	1.667
Doug Bair, R ERA: 2.79	(7, 1)	1.2		9	2	3	3	2	2	0	0	0	0	1	11	19	16.20	2.400
Aurelio Lopez, R ERA: 1.68	(8, 1)	1.1	S	4	0	0	0	2	0	0	0	0	0	0	8	8	0.00	0.000

PITCHER		IP	WLS	BF	H	R	ER	SO	BB	IBB	HBP	BLK	WP	HR	S	P	ERA	WHIP

Detroit Tigers @ California Angels

Anaheim Stadium, Anaheim, CA

Sat Jul 23 1983, 10:05 PM EDT

Att. 50,011 - Unknown

TOP

livebaseballscorecards.com

Batter	1	2	3	4	5	6	7	8	9	AB	R	H	RBI	BB	SO	LOB
Lou Whitaker, L (1, 4) OBP: 0.379, SLG: 0.472	BBBB 4-0 FC6-4 BB		x 0-0 ② L9		x 0-0 1-H HR	x 0-0 2-H 2B		x 0-0 ③ F7		4	1	2	3	1	0	1
Enos Cabell, R (1, 3) OBP: 0.342, SLG: 0.455	x 0-0 ① FC6-4 FC5-4 1-2f		x 0-0 1B		x 0-0 ① 6-3	SSS 0-3 ③ K			x 0-0 ① F9	5	0	1	0	0	1	2
Johnny Grubb, L (1, 9) OBP: 0.409, SLG: 0.468 Glenn Wilson, R (7, PH) OBP: 0.305, SLG: 0.445 (7, 9)	BBBB 4-0 FC5-4 BB		x 0-0 ③ 4-3		x 0-0 HR		x 0-0 ① 4-3		x 0-0 ② 5-3	2 2	1 0	1 0	1 0	1 0	0 0	1 0
Lance Parrish, R (1, 2) OBP: 0.325, SLG: 0.485	x 0-0 ② FC5-4 1-2f 2-3			SSS 0-3 ① K	x 0-0 G6-4-3 1B		x 0-0 ② L5		x 0-0 ③ 4-3	5	0	1	0	0	1	2
Larry Herndon, R (1, 10) OBP: 0.323, SLG: 0.454	x 0-0 ③ F4			x 0-0 1B 5-3 1B	x 0-0 ②③ G6-4-3 1-2f		SSS 0-3 ③ K			4	1	1	0	0	1	3
Kirk Gibson, L (1, 7) OBP: 0.289, SLG: 0.375 Lynn Jones, R (8, PH) OBP: 0.217, SLG: 0.391 (8, 7)		x 0-0 ① F8		x 0-0 5-3 S 1-3 1B		x 0-0 6-3 S 2B 1B		x 0-0 ① 5-3		3 1	1 0	2 0	0 0	0 0	0 0	0 0
Chet Lemon, R (1, 8) OBP: 0.365, SLG: 0.422		x 0-0 ② F8		x 0-0 ② 5-3 1-3 3-H		x 0-0 ① 6-3 1-3		x 0-0 ② 6-3		4	0	0	1	0	0	2
Wayne Krenchicki, L (1, 5) OBP: 0.336, SLG: 0.307 Marty Castillo, R (6, 5) OBP: 0.274, SLG: 0.367		x 0-0 ③ 4-3		SSS 0-3 ③ K		x 0-0 3-H 2B 2B		x 0-0 1B 2B		3 1	1 1	1 1	1 0	0 0	1 0	1 0
Alan Trammell, R (1, 6) OBP: 0.367, SLG: 0.416			x 0-0 ① F7		BBBB 4-0 HR BB	x 0-0 ② F8		x 0-0 2-H 1B		3	1	1	1	1	0	1
Inning Stats	R: 0 E: 1 K: 0 S: 3 H: 0 LOB: 2 BB: 2 P: 11	R: 0 E: 0 K: 0 S: 3 H: 0 LOB: 0 BB: 0 P: 3	R: 0 E: 0 K: 0 S: 4 H: 1 LOB: 1 BB: 0 P: 4	R: 1 E: 0 K: 2 S: 9 H: 2 LOB: 1 BB: 0 P: 9	R: 3 E: 0 K: 0 S: 5 H: 3 LOB: 0 BB: 1 P: 9	R: 2 E: 0 K: 1 S: 8 H: 3 LOB: 1 BB: 0 P: 8	R: 0 E: 0 K: 1 S: 5 H: 0 LOB: 0 BB: 0 P: 5	R: 1 E: 0 K: 0 S: 5 H: 2 LOB: 1 BB: 0 P: 5	R: 0 E: 0 K: 0 S: 3 H: 0 LOB: 0 BB: 0 P: 3	1B: 6 2B: 3 3B: 0 HR: 2	SF: 0 SAC: 0 DP: 1 HBP: 0						

	AB	37
	R	7
	H	11
	RBI	7
	BB	3
	SO	4
	LOB	13

WP: 0 PB: 0 SB: 2 CS: 0 PA: 40

PITCHER		IP	WLS	BF	H	R	ER	SO	BB	IBB	HBP	BLK	WP	HR	S	P	ERA	WHIP
Bruce Kison, R ERA: 4.25	(1, 1)	5.2	L	27	8	6	6	2	3	0	0	0	0	2	28	40	9.53	1.941
Andy Hassler, L ERA: 4.97	(6, 1)	3.1		13	3	1	1	2	0	0	0	0	0	0	17	17	2.70	0.900

PITCHER		IP	WLS	BF	H	R	ER	SO	BB	IBB	HBP	BLK	WP	HR	S	P	ERA	WHIP

Detroit Tigers @ California Angels

Anaheim Stadium, Anaheim, CA

Sat Jul 23 1983, 10:05 PM EDT

Att. 50,011 - Unknown

BOTTOM

Batter	1	2	3	4	5	6	7	8	9	AB	R	H	RBI	BB	SO	LOB
Steve Lubratich, R (1, 5) OBP: 0.190, SLG: 0.238	F9		F8		3-1		G6-4-3 1-2f			4	0	0	0	0	0	1
Ron Jackson, R (1, 3) OBP: 0.305, SLG: 0.351	E6 HR		6-3		E5			F8		4	1	0	0	0	0	0
Fred Lynn, L (1, 8) OBP: 0.349, SLG: 0.478	1-H HR			E 1B 1B	K			6-3		4	1	2	2	0	1	1
Brian Downing, R (1, 10) OBP: 0.384, SLG: 0.442	L6			E 1-2 1B		6-3		1-3		4	0	1	0	0	0	0
Reggie Jackson, L (1, 9) OBP: 0.326, SLG: 0.394	K			E4 1-2 2-3		3-1			F7	4	0	0	0	0	1	2
Bobby Grich, R (1, 4) OBP: 0.400, SLG: 0.409		G1-4-3 1B		L5		1B			3-1 1B	4	0	3	0	0	0	3
Mike Brown, R (1, 7) OBP: 0.250, SLG: 0.455		G1-4-3 1-2f		F9		F4			3-1 1-2	4	0	0	0	0	0	6
Tim Foli, R (1, 6) OBP: 0.269, SLG: 0.300 Rod Carew, L (9, PH) OBP: 0.431, SLG: 0.466		5-3		K			5-3		F8	3 1	0 0	0 0	0 0	1 0	3 1	3 1
Bob Boone, R (1, 2) OBP: 0.268, SLG: 0.309			5-3		L4		G6-4-3 1B			3	0	1	0	0	0	0
Inning Stats	R: 2 E: 1 K: 1 S: 7 H: 1 LOB: 0 BB: 0 P: 7	R: 0 E: 0 K: 0 S: 3 H: 1 LOB: 0 BB: 0 P: 3	R: 0 E: 0 K: 0 S: 3 H: 0 LOB: 0 BB: 0 P: 3	R: 0 E: 1 K: 1 S: 8 H: 2 LOB: 3 BB: 0 P: 8	R: 0 E: 1 K: 1 S: 6 H: 0 LOB: 1 BB: 0 P: 6	R: 0 E: 0 K: 0 S: 4 H: 1 LOB: 1 BB: 0 P: 4	R: 0 E: 0 K: 0 S: 3 H: 1 LOB: 0 BB: 0 P: 3	R: 0 E: 0 K: 0 S: 3 H: 0 LOB: 0 BB: 0 P: 3	R: 0 E: 0 K: 0 S: 4 H: 1 LOB: 1 BB: 0 P: 4	1B: 6 2B: 0 3B: 0 HR: 1 SF: 0 SAC: 0 DP: 2 HBP: 0						

PITCHER	IP	WLS	BF	H	R	ER	SO	BB	IBB	HBP	BLK	WP	HR	S	P	ERA	WHIP
Dan Petry, R (1, 1) ERA: 3.52	9.0	W	35	7	2	1	3	0	0	0	0	0	1	41	41	1.00	0.778

PITCHER	IP	WLS	BF	H	R	ER	SO	BB	IBB	HBP	BLK	WP	HR	S	P	ERA	WHIP

AB	35
R	2
H	7
RBI	2
BB	0
SO	3
LOB	17

WP: 0 PA: 35
PB: 0
SB: 0
CS: 0

livebaseballscorecards.com

Detroit Tigers @ California Angels

Anaheim Stadium, Anaheim, CA

Sun Jul 24 1983, 6:33 AM EDT

Att. 30,958 - Unknown

TOP

livebaseballscorecards.com

Batter	1	2	3	4	5	6	7	8	9	10	11	12	AB	R	H	RBI	BB	SO	LOB
Lou Whitaker, L (1, 4) OBP: 0.374, SLG: 0.465	4-3		K		E4 1B		G3 2-3 3-H			G3		G3	6	0	0	1	0	1	3
Alan Trammell, R (1, 6) OBP: 0.381, SLG: 0.432	4-3 S BB		G4-6-3 1-3 1B		1-3 1B		CS 3-H 1B			2B		G6-3 1B	5	0	5	1	1	0	0
Johnny Grubb, L (1, 9) OBP: 0.399, SLG: 0.448	4-3 1-3		G4-6-3 1-2f		F7		CS 1-2	F8		BB		G6-3 1-2f	5	0	0	0	1	0	6
Lynn Jones, R (12, 9) OBP: 0.217, SLG: 0.391													0	0	0	0	0	0	0
Larry Herndon, R (1, 10) OBP: 0.321, SLG: 0.459	F8			HR		6-3		F8		L4			5	1	1	1	0	0	3
Kirk Gibson, L (1, 7) OBP: 0.291, SLG: 0.373		FC5-4 1B		6-3		4-3		G3			FC4-6 BB		4	0	1	0	1	0	0
Rick Leach, L (1, 3) OBP: 0.307, SLG: 0.349	F8			F7		G3			4-3		FC4-6 CS 1-2f		5	0	0	0	0	0	2
Enos Cabell, R (11, PR) OBP: 0.342, SLG: 0.455 (11, 3)													0	0	0	0	0	0	0
Chet Lemon, R (1, 8) OBP: 0.365, SLG: 0.419		FC5-4 1-2f		F7			G4 G3 1B 1B		F5		1-2 BB		4	1	1	0	1	0	1
Wayne Krenchicki, L (1, 5) OBP: 0.336, SLG: 0.308		G3			G3				F9		L4		3	0	1	0	0	0	1
Tom Brookens, R (7, PR) OBP: 0.271, SLG: 0.309 (7, 5)							G3 G4 1-2 1B 1B						1	1	0	0	0	0	0
Glenn Wilson, R (11, PH) OBP: 0.304, SLG: 0.443													1	0	0	0	0	0	1
Marty Castillo, R (11, 5) OBP: 0.274, SLG: 0.367													0	0	0	0	0	0	0
Bill Fahey, L (1, 2) OBP: 0.407, SLG: 0.318			1B 1B		F9		G4 1-2 2-3			6-3		HR	3	0	1	0	0	0	2
Lance Parrish, R (10, PH) OBP: 0.326, SLG: 0.494 (10, 2)													2	1	1	1	0	0	0
Inning Stats	R: 0 E: 0 K: 0 S: 3 H: 0 LOB: 1 BB: 1 P: 7	R: 0 E: 0 K: 0 S: 4 H: 1 LOB: 1 BB: 0 P: 4	R: 0 E: 0 K: 1 S: 6 H: 2 LOB: 1 BB: 0 P: 6	R: 1 E: 0 K: 0 S: 4 H: 1 LOB: 0 BB: 0 P: 4	R: 0 E: 1 K: 0 S: 5 H: 1 LOB: 2 BB: 0 P: 5	R: 0 E: 0 K: 0 S: 3 H: 0 LOB: 0 BB: 0 P: 3	R: 2 E: 0 K: 0 S: 5 H: 3 LOB: 1 BB: 0 P: 5	R: 0 E: 0 K: 0 S: 3 H: 0 LOB: 0 BB: 0 P: 3	R: 0 E: 0 K: 0 S: 3 H: 0 LOB: 0 BB: 0 P: 3	R: 0 E: 0 K: 0 S: 4 H: 1 LOB: 2 BB: 1 P: 8	R: 0 E: 0 K: 0 S: 2 H: 0 LOB: 1 BB: 2 P: 10	R: 1 E: 0 K: 0 S: 4 H: 2 LOB: 0 BB: 0 P: 4	1B: 8 2B: 1 3B: 0 HR: 2 SF: 0 SAC: 0 DP: 2 HBP: 0		WP: 0 PB: 0 SB: 1 CS: 2	PA: 49

	AB	44
	R	4
	H	11
	RBI	4
	BB	4
	SO	1
	LOB	19

PITCHER		IP	WLS	BF	H	R	ER	SO	BB	IBB	HBP	BLK	WP	HR	S	P	ERA	WHIP
Ken Forsch, R ERA: 3.41	(1, 1)	9.2		39	9	3	3	1	2	0	0	0	0	1	39	47	2.79	1.138
Luis Sanchez, R ERA: 3.16	(10, 1)	2.1	L	9	2	1	1	0	2	0	0	0	0	1	7	15	3.86	1.714

PITCHER	IP	WLS	BF	H	R	ER	SO	BB	IBB	HBP	BLK	WP	HR	S	P	ERA	WHIP

Batter	1	2	3	4	5	6	7	8	9	10	11	12	AB	R	H	RBI	BB	SO	LOB
Rod Carew, L (1, 3) OBP: 0.433, SLG: 0.469	6-3		1B 1B 2B 2-H		BBBB SH2-3 BB		1B			SSS K		F8	5	1	2	1	1	1	1
Rick Burleson, R (1, 6) OBP: 0.405, SLG: 0.471	6-3		1B 1B 2-3		SH2-3 1-2		5-3			F9			4	0	1	0	0	0	1
Fred Lynn, L (1, 8) OBP: 0.347, SLG: 0.473	SSS K		1-2 1B 3-H		SSS K			F6		F9			5	0	1	1	0	2	1
Brian Downing, R (1, 7) OBP: 0.381, SLG: 0.433		BBBB 1B 1B BB	F7		F3			SSS K			0-0 F9		4	1	0	0	1	1	3
Reggie Jackson, L (1, 10) OBP: 0.324, SLG: 0.390		1B 1-2 1B	SSS K			4-3		SSS K			4-3		5	0	1	0	0	2	2
Bobby Grich, R (1, 4) OBP: 0.394, SLG: 0.401		F3	5-3			SSS K			F8		6-3		5	0	0	0	0	1	4
Mike Brown, R (1, 9) OBP: 0.235, SLG: 0.375		G5-4-3 1-2 1B 2-H	SSS K			F8			SSS K			SSS K	5	0	1	1	0	3	0
Tim Foli, R (1, 5) OBP: 0.269, SLG: 0.303		G5-4-3 1-2f	F5				5-3		2B			1B	4	0	1	0	0	0	2
Steve Lubratich, R (9, PR) OBP: 0.190, SLG: 0.238													0	0	0	0	0	0	0
(10, 5)																			
Rob Wilfong, L (12, PH) OBP: 0.228, SLG: 0.339													1	0	1	0	0	0	0
Bob Boone, R (1, 2) OBP: 0.270, SLG: 0.314			2B 2B				5-3		F4			1B	5	1	2	0	0	0	1
Daryl Sconiers, L (12, PR) OBP: 0.299, SLG: 0.447													0	0	0	0	0	0	0
Inning Stats	R: 0 H: 0 E: 0 LOB: 0 K: 1 BB: 0 S: 5 P: 5	R: 1 H: 2 E: 0 LOB: 1 K: 0 BB: 1 S: 4 P: 8	R: 2 H: 4 E: 0 LOB: 2 K: 1 BB: 0 S: 9 P: 9	R: 0 H: 0 E: 0 LOB: 0 K: 1 BB: 0 S: 5 P: 5	R: 0 H: 0 E: 0 LOB: 1 K: 1 BB: 1 S: 5 P: 9	R: 0 H: 0 E: 0 LOB: 0 K: 1 BB: 0 S: 5 P: 5	R: 0 H: 1 E: 0 LOB: 1 K: 0 BB: 0 S: 4 P: 4	R: 0 H: 0 E: 0 LOB: 0 K: 2 BB: 0 S: 7 P: 7	R: 0 H: 1 E: 0 LOB: 1 K: 1 BB: 0 S: 6 P: 6	R: 0 H: 0 E: 0 LOB: 0 K: 1 BB: 0 S: 5 P: 5	R: 0 H: 0 E: 0 LOB: 0 K: 0 BB: 0 S: 3 P: 3	R: 0 H: 2 E: 0 LOB: 1 K: 1 BB: 0 S: 6 P: 6	1B: 7 SF: 0 2B: 3 SAC: 1 3B: 0 DP: 1 HR: 0 HBP: 0						

PITCHER	IP	WLS	BF	H	R	ER	SO	BB	IBB	HBP	BLK	WP	HR	S	P	ERA	WHIP
Jack Morris, R (1, 1) ERA: 3.88	10.0		39	8	3	3	9	2	0	0	0	0	0	55	63	2.70	1.000
Aurelio Lopez, R (11, 1) ERA: 1.64	2.0	W	7	2	0	0	1	0	0	0	0	0	0	9	9	0.00	1.000

PITCHER	IP	WLS	BF	H	R	ER	SO	BB	IBB	HBP	BLK	WP	HR	S	P	ERA	WHIP

BOTTOM

Detroit Tigers @ California Angels

Anaheim Stadium, Anaheim, CA

Sun Jul 24 1983, 6:33 AM EDT

Att. 30,958 - Unknown

livebaseballscorecards.com

AB	43
R	3
H	10
RBI	3
BB	2
SO	10
LOB	15

Batter	1	2	3	4	5	6	7	8	9	AB	R	H	RBI	BB	SO	LOB
John Shelby, S (1, 8) OBP: 0.320, SLG: 0.422	G5-4-3 1B		F7		F8			HR		4	1	2	1	0	0	2
Dan Ford, R (1, 9) OBP: 0.335, SLG: 0.489	G5-4-3 1-2f			K		1-3 1B		F8		4	0	1	0	0	1	1
Cal Ripken Jr., R (1, 6) OBP: 0.359, SLG: 0.493	F8			K		1-3 1-2		1B		4	0	1	0	0	1	1
Eddie Murray, S (1, 3) OBP: 0.395, SLG: 0.513		5-3		1B WP BB		5-3		P4		3	1	0	0	1	0	2
Gary Roenicke, R (1, 7) OBP: 0.315, SLG: 0.459		5-3		1-3 1B		6-3			1B 1B	4	0	2	0	0	0	1
Ken Singleton, S (1, 10) OBP: 0.389, SLG: 0.463		F9		K 3-H			K		K	4	0	0	0	0	3	2
Rich Dauer, R (1, 4) OBP: 0.281, SLG: 0.285			F9		3-1		G5-4-3 1B		G6-4-3 1-2 1B	4	0	2	0	0	0	0
Todd Cruz, R (1, 5) OBP: 0.244, SLG: 0.338			5-3		5-3		G5-4-3 1-2f		G6-4-3 1-2f	4	0	0	0	0	0	3
Rick Dempsey, R (1, 2) OBP: 0.320, SLG: 0.325			BB		1B			P5		2	0	1	0	1	0	0
Inning Stats	R: 0 E: 0 K: 0 S: 3 H: 1 LOB: 0 BB: 0 P: 3	R: 0 E: 0 K: 0 S: 3 H: 0 LOB: 0 BB: 0 P: 3	R: 0 E: 0 K: 0 S: 3 H: 0 LOB: 1 BB: 1 P: 7	R: 1 E: 0 K: 3 S: 10 H: 1 LOB: 1 BB: 1 P: 14	R: 0 E: 0 K: 0 S: 4 H: 1 LOB: 1 BB: 0 P: 4	R: 0 E: 0 K: 0 S: 4 H: 1 LOB: 1 BB: 0 P: 4	R: 0 E: 0 K: 1 S: 5 H: 1 LOB: 0 BB: 0 P: 5	R: 1 E: 0 K: 0 S: 5 H: 2 LOB: 1 BB: 0 P: 5	R: 0 E: 0 K: 1 S: 6 H: 2 LOB: 1 BB: 0 P: 6	1B: 8 2B: 0 3B: 0 HR: 1 SF: 0 SAC: 0 DP: 3 HBP: 0						

PITCHER		IP	WLS	BF	H	R	ER	SO	BB	IBB	HBP	BLK	WP	HR	S	P	ERA	WHIP
Tommy John, L ERA: 4.39	(1, 1)	7.2	W	30	7	2	2	4	2	0	0	0	1	1	36	44	2.35	1.174
Andy Hassler, L ERA: 4.73	(8, 1)	1.1	S	5	2	0	0	1	0	0	0	0	0	0	7	7	0.00	1.500

PITCHER	IP	WLS	BF	H	R	ER	SO	BB	IBB	HBP	BLK	WP	HR	S	P	ERA	WHIP

TOP

Baltimore Orioles @ California Angels

Anaheim Stadium, Anaheim, CA

Mon Jul 25 1983, 6:33 AM EDT

Att. 24,127 - Unknown

livebaseballscorecards.com

AB	33
R	2
H	9
RBI	1
BB	2
SO	5
LOB	12

WP: 1 PA: 35
PB: 0
SB: 0
CS: 0

Baltimore Orioles @ California Angels

Anaheim Stadium, Anaheim, CA

Mon Jul 25 1983, 6:33 AM EDT

Att. 24,127 - Unknown

BOTTOM

Batter	1	2	3	4	5	6	7	8	9	AB	R	H	RBI	BB	SO	LOB
Rod Carew, L (1, 3) OBP: 0.429, SLG: 0.462	6-3		3-1	K		6-3		BB		4	0	0	0	1	1	4
Steve Lubratich, R (1, 6) OBP: 0.269, SLG: 0.308	E 1B, 1B		1B		F7		1B	1-3		5	1	3	0	0	0	1
Mike Brown, R (1, 7) OBP: 0.273, SLG: 0.524	E6, 1B, 1-2		K		HR		BB, 1-3, 1B	F8		5	1	2	1	0	1	3
Fred Lynn, L (1, 8) OBP: 0.349, SLG: 0.472	FC6-4, 1-3, 2-H, 1B		K	K			BB, 1-2			3	0	1	1	1	2	1
Brian Downing, R (1, 10) OBP: 0.375, SLG: 0.425	FC6-4, 1-2f			K	G3		P4			4	0	0	0	0	1	4
Reggie Jackson, L (1, 9) OBP: 0.326, SLG: 0.401 Ellis Valentine, R (8, 9) OBP: 0.260, SLG: 0.413		HR		5-3		F8, BB, HBP	K			3 0	1 0	1 0	1 0	0 0	1 0	3 0
Bobby Grich, R (1, 4) OBP: 0.395, SLG: 0.399	1-3			1B, 1B, BB		1-2, BB	6-3			2	1	0	0	2	0	3
Rob Wilfong, L (1, 5) OBP: 0.246, SLG: 0.350	CS, 1B			1B, 1-3, 1B		K		K		4	0	2	0	0	2	2
Bob Boone, R (1, 2) OBP: 0.273, SLG: 0.328	6-3, 1-2			1B, 1-3, 3-H		F8, 2-3		HR		4	1	2	2	0	0	3
Inning Stats	R: 1 E: 1 K: 0 S: 5 / H: 2 LOB: 1 BB: 0 P: 5	R: 1 E: 0 K: 0 S: 4 / H: 2 LOB: 0 BB: 0 P: 4	R: 0 E: 0 K: 2 S: 8 / H: 1 LOB: 1 BB: 0 P: 8	R: 1 E: 0 K: 2 S: 9 / H: 2 LOB: 2 BB: 1 P: 13	R: 1 E: 0 K: 1 S: 6 / H: 1 LOB: 0 BB: 0 P: 6	R: 0 E: 0 K: 1 S: 5 / H: 0 LOB: 2 BB: 1 P: 10	R: 0 E: 0 K: 1 S: 7 / H: 2 LOB: 3 BB: 1 P: 11	R: 1 E: 0 K: 1 S: 6 / H: 1 LOB: 1 BB: 1 P: 10		1B: 8 2B: 0 3B: 0 HR: 3	SF: 0 SAC: 0 DP: 0 HBP: 1			WP: 0 PB: 0 SB: 0 CS: 1	PA: 39		

livebaseballscorecards.com

	AB	34
	R	5
	H	11
	RBI	5
	BB	4
	SO	8
	LOB	24

PITCHER		IP	WLS	BF	H	R	ER	SO	BB	IBB	HBP	BLK	WP	HR	S	P	ERA	WHIP
Mike Boddicker, R ERA: 3.67	(1, 1)	5.0	L	23	8	4	3	5	1	0	0	0	0	2	32	36	5.40	1.800
Dan Morogiello, L ERA: 3.47	(6, 1)	1.0		8	2	0	0	1	2	0	1	0	0	0	7	16	0.00	4.000
Sammy Stewart, R ERA: 4.34	(7, 1)	2.0		8	1	1	1	2	1	0	0	0	0	1	11	15	4.50	1.000

PITCHER	IP	WLS	BF	H	R	ER	SO	BB	IBB	HBP	BLK	WP	HR	S	P	ERA	WHIP

Batter	1	2	3	4	5	6	7	8	9	AB	R	H	RBI	BB	SO	LOB
Dan Ford, R (1, 9) OBP: 0.333, SLG: 0.485	0-0 FC6-2 1B	0-3 K			0-0 4-3		0-0 P4			4	0	1	0	0	1	0
Rich Dauer, R (1, 4) OBP: 0.280, SLG: 0.288	0-0 FC6-2 1-3 2B	0-0 E6 G4-6-3			0-0 6-3		0-0 1-3			4	1	1	0	0	0	0
Cal Ripken Jr., R (1, 6) OBP: 0.358, SLG: 0.491	0-0 FC6-2 2B BB 2-3 3-H	0-0 G4-6-3 1-2f			0-0 HR 1B			0-0 F9		4	2	1	0	0	0	3
Eddie Murray, S (1, 3) OBP: 0.396, SLG: 0.524	0-0 BB BB 1-3 3-H 2B		0-0 L5		0-0 1-H HR			0-0 4-3		4	2	2	3	0	0	0
Gary Roenicke, R (1, 8) (9, 7) OBP: 0.314, SLG: 0.452	4-0 BB BB IBB		0-0 5-3		0-0 F8			0-3 K		3	0	0	0	1	1	0
Ken Singleton, S (1, 10) OBP: 0.387, SLG: 0.460	0-3 K		0-0 6-3			0-0 G5-4-3 1B			0-0 6-3	4	0	1	0	0	1	3
Benny Ayala, R (1, 7) OBP: 0.281, SLG: 0.436	4-0 BB 1-2 2-3 3-H BB			0-0 F3		0-0 P4			0-0 G3	3	0	0	1	1	0	1
John Shelby, S (9, 8) OBP: 0.320, SLG: 0.422									0-0 1B	0	0	0	0	0	0	0
Todd Cruz, R (1, 5) OBP: 0.247, SLG: 0.338	4-0 FC6-4 1-2 2-3 3-H BB			0-0 6-3		0-0 G5-4-3 1-2f			0-0	3	0	1	1	1	0	1
Rick Dempsey, R (1, 2) OBP: 0.314, SLG: 0.319	0-0 FC6-4 1-2f			0-0 5-3			0-0 5-3		0-0 F8	4	0	0	0	0	0	4
Inning Stats	R: 3 E: 0 K: 1 S: 8 H: 3 LOB: 3 BB: 3 P: 20	R: 0 E: 1 K: 1 S: 5 H: 0 LOB: 0 BB: 0 P: 5	R: 0 E: 0 K: 0 S: 3 H: 0 LOB: 0 BB: 0 P: 3	R: 0 E: 0 K: 0 S: 3 H: 0 LOB: 0 BB: 0 P: 3	R: 2 E: 0 K: 0 S: 5 H: 2 LOB: 0 BB: 0 P: 5	R: 0 E: 0 K: 0 S: 3 H: 1 LOB: 0 BB: 0 P: 3	R: 0 E: 0 K: 0 S: 3 H: 0 LOB: 0 BB: 0 P: 3	R: 0 E: 0 K: 1 S: 5 H: 0 LOB: 0 BB: 0 P: 5	R: 0 E: 0 K: 0 S: 4 H: 1 LOB: 1 BB: 0 P: 4	1B: 4 2B: 2 3B: 0 HR: 1 SF: 0 SAC: 0 DP: 2 HBP: 0							

PITCHER	IP	WLS	BF	H	R	ER	SO	BB	IBB	HBP	BLK	WP	HR	S	P	ERA	WHIP
Geoff Zahn, L (1, 1) ERA: 3.7	9.0	L	36	7	5	5	3	2	1	0	0	0	1	39	51	5.00	1.000

PITCHER	IP	WLS	BF	H	R	ER	SO	BB	IBB	HBP	BLK	WP	HR	S	P	ERA	WHIP

TOP

Baltimore Orioles @ California Angels

Anaheim Stadium, Anaheim, CA

Tue Jul 26 1983, 10:05 PM EDT

Att. 32,668 - Unknown

livebaseballscorecards.com

AB	33
R	5
H	7
RBI	5
BB	3
SO	3
LOB	12

WP: 0 PB: 0 SB: 0 CS: 0 PA: 36

Baltimore Orioles @ California Angels

Anaheim Stadium, Anaheim, CA

Tue Jul 26 1983, 10:05 PM EDT

Att. 32,668 - Unknown

BOTTOM

Batter	1	2	3	4	5	6	7	8	9	AB	R	H	RBI	BB	SO	LOB
Steve Lubratich, R (1, 5) OBP: 0.267, SLG: 0.333	K		BB, FC5-2, 2B		P4			L1		4	0	1	0	0	1	0
Ron Jackson, R (1, 3) OBP: 0.314, SLG: 0.362	E, 1B		FC5-2, BB, 1B, BB		6-3			2B, 2B		3	2	2	0	1	0	0
Mike Brown, R (1, 8) OBP: 0.308, SLG: 0.542	F9, 1-3		FC5-2, 1B, 1-2, 2-3, BB		5-3			2-H, 2B		3	1	1	1	1	0	1
Brian Downing, R (1, 10) OBP: 0.373, SLG: 0.419	F8		FC5-2, 1B, 1-2, 2-3, 3-Hf			F8		G6-4-3, HBP		3	0	0	0	0	0	4
Bobby Grich, R (1, 4) OBP: 0.397, SLG: 0.403		6-3, 5-3, 2B	1-2, 2-H, 3-H, 1B			K		G6-4-3, 1-2f		4	1	2	2	0	1	2
Reggie Jackson, L (1, 9) OBP: 0.322, SLG: 0.395		6-3, 2-3	K			K			4-3	4	0	0	0	0	2	3
Ellis Valentine, R (1, 7) OBP: 0.256, SLG: 0.405 Rod Carew, L (9, PH) OBP: 0.428, SLG: 0.461	5-3, 3-H			1-3			F9		6-3	3 1	0	0	1	0	0	0 0
Tim Foli, R (1, 6) OBP: 0.269, SLG: 0.303 Fred Lynn, L (9, PH) OBP: 0.348, SLG: 0.470	P4			G1-4-3, 1B			4-3		K, SB 2	3 1	0	1	0	0	0	0 0
Bob Boone, R (1, 2) OBP: 0.270, SLG: 0.324			F9	G1-4-3, 1-2f			F3			3	0	0	0	0	0	1

Inning Stats	1	2	3	4	5	6	7	8	9
	R: 0 H: 1 E: 1 LOB: 1 K: 1 BB: 0 S: 6 P: 6	R: 1 H: 1 E: 0 LOB: 0 K: 0 BB: 0 S: 4 P: 4	R: 2 H: 2 E: 0 LOB: 2 K: 1 BB: 2 S: 7 P: 15	R: 0 H: 1 E: 0 LOB: 0 K: 0 BB: 0 S: 3 P: 3	R: 0 H: 0 E: 0 LOB: 0 K: 0 BB: 0 S: 3 P: 3	R: 0 H: 0 E: 0 LOB: 0 K: 2 BB: 0 S: 7 P: 7	R: 0 H: 0 E: 0 LOB: 0 K: 0 BB: 0 S: 3 P: 3	R: 1 H: 2 E: 0 LOB: 1 K: 0 BB: 0 S: 4 P: 5	R: 0 H: 0 E: 0 LOB: 0 K: 1 BB: 0 S: 5 P: 5

	1B: 3	SF: 0	WP: 0	PA: 35
	2B: 4	SAC: 0	PB: 0	
	3B: 0	DP: 2	SB: 0	
	HR: 0	HBP: 1	CS: 0	

	AB	32
	R	4
	H	7
	RBI	4
	BB	2
	SO	5
	LOB	11

livebaseballscorecards.com

PITCHER	IP	WLS	BF	H	R	ER	SO	BB	IBB	HBP	BLK	WP	HR	S	P	ERA	WHIP
Paul Mirabella, L (1, 1) ERA: 5.59	3.0		15	4	3	3	2	2	0	0	0	0	0	17	25	9.00	2.000
Dennis Martinez, R (4, 1) ERA: 5.62	6.0	W	20	3	1	1	3	0	0	1	0	0	0	25	26	1.50	0.500

PITCHER	IP	WLS	BF	H	R	ER	SO	BB	IBB	HBP	BLK	WP	HR	S	P	ERA	WHIP

Baltimore Orioles @ California Angels

Anaheim Stadium, Anaheim, CA

Wed Jul 27 1983, 10:05 PM EDT

Att. 31,088 - Unknown

TOP

livebaseballscorecards.com

Batter	1	2	3	4	5	6	7	8	9	AB	R	H	RBI	BB	SO	LOB
Al Bumbry, L (1, 8) OBP: 0.325, SLG: 0.353 John Shelby, S (9, PH) OBP: 0.323, SLG: 0.422 (9, 8)	6-3		K		WP 1B 1B	F7		SH1-4 1B	E IBB	5 0	2 1	2 0	0 0	0 1	1 0	1 0
Jim Dwyer, L (1, 9) OBP: 0.416, SLG: 0.646 Dan Ford, R (9, PH) OBP: 0.336, SLG: 0.488 (9, 9)	6-3		BB		1B 1-2 FC5-2 BB	1-2 1B		SH1-4 1-2	E9 2B 1-H 2-H 3-H 1B	2 1	0 1	1 1	0 1	2 0	0 0	0 0
Cal Ripken Jr., R (1, 6) OBP: 0.362, SLG: 0.496	BB 1B		K		3-1 FC5-2 1-3 2-H 1B	F9		HBP 2-H 1B	2B 3-H 2B	6	1	4	3	0	1	3
Eddie Murray, S (1, 3) OBP: 0.397, SLG: 0.519	1-2 BB			G3	FC5-2 3-1 1-2 3-H		2B FC1-2-5 BB	P6	2B BB	3	0	0	0	3	0	3
John Lowenstein, L (1, 7) OBP: 0.374, SLG: 0.453 Gary Roenicke, R (5, PH) OBP: 0.322, SLG: 0.465 (5, 7)	K			1B 4-3 1B	3-1 1-2 2-3		FC1-2-5 1-3 2B	1-0 1-2 HBP	1-3 2-H 2B	2 3	1 0	1 2	0 1	0 0	1 0	2 2
Ken Singleton, S (1, 10) OBP: 0.389, SLG: 0.457		K		4-3 1-3 2B 1B	IBB		BB FC1-2-5 IBB	K	F9	4	1	1	0	2	2	4
Joe Nolan, L (1, 2) OBP: 0.330, SLG: 0.398 Benny Ayala, R (5, PH) OBP: 0.278, SLG: 0.430 Rick Dempsey, R (5, 2) OBP: 0.310, SLG: 0.315		4-3	5-3 F9	4-3 1-2 3-H	K		FC1-2-5 BB 1-2 2-3 3-H			2 1 3	0 0 0	0 0 0	1 0 0	0 0 0	0 1 0	1 3 5
Todd Cruz, R (1, 5) OBP: 0.253, SLG: 0.344		P3		1B 2-H 2B		5-3	1-2 2-3 BB		2B 1B 1B	4	2	2	1	1	0	0
Rich Dauer, R (1, 4) OBP: 0.285, SLG: 0.295			5-3	2-H 1B		1B BB	F9		1B 1-3 E 2B	4	1	2	1	1	0	3

	AB	40
	R	10
	H	16
	RBI	8
	BB	10
	SO	6
	LOB	27

Inning Stats										
	R: 0	H: 1	R: 0	H: 0	R: 0	H: 0	R: 3	H: 4	R: 1	H: 2
	E: 0	LOB: 2	E: 0	LOB: 0	E: 0	LOB: 1	E: 0	LOB: 1	E: 0	LOB: 3
	K: 1	BB: 1	K: 1	BB: 0	K: 2	BB: 1	K: 0	BB: 0	K: 1	BB: 2
	S: 6	P: 10	S: 5	P: 5	S: 7	P: 11	S: 6	P: 6	S: 7	P: 15

Inning Stats										
	R: 0	H: 1	R: 0	H: 1	R: 1	H: 2	R: 5	H: 5	1B: 11	SF: 0
	E: 0	LOB: 2	E: 0	LOB: 3	E: 0	LOB: 2	E: 1	LOB: 2	2B: 5	SAC: 1
	K: 0	BB: 1	K: 0	BB: 3	K: 1	BB: 0	K: 0	BB: 2	3B: 0	DP: 1
	S: 4	P: 8	S: 3	P: 15	S: 7	P: 8	S: 8	P: 16	HR: 0	HBP: 1

	WP: 1	PA: 52
	PB: 0	
	SB: 0	
	CS: 0	

PITCHER		IP	WLS	BF	H	R	ER	SO	BB	IBB	HBP	BLK	WP	HR	S	P	ERA	WHIP
Mike Witt, R ERA: 4.64	(1, 1)	4.0	L	21	7	4	4	4	3	0	0	0	1	0	26	38	9.00	2.500
John Curtis, L ERA: 3.86	(5, 1)	2.0		12	2	0	0	1	2	2	0	0	0	0	10	26	0.00	2.000
Rick Steirer, R ERA: 8.59	(7, 1)	2.1		12	4	3	3	1	1	0	1	0	0	0	12	17	11.57	2.143
Andy Hassler, L ERA: 5.6	(9, 1)	0.2		7	3	3	3	0	1	1	0	0	0	0	5	13	40.50	6.000

PITCHER	IP	WLS	BF	H	R	ER	SO	BB	IBB	HBP	BLK	WP	HR	S	P	ERA	WHIP

Batter	1	2	3	4	5	6	7	8	9	AB	R	H	RBI	BB	SO	LOB
Steve Lubratich, R (1, 5) OBP: 0.229, SLG: 0.286	F6		F9		F8		FC3-6 G5-4-3 1-2f		G1-6-3 1-2f	5	0	0	0	0	0	4
Ron Jackson, R (1, 3) OBP: 0.313, SLG: 0.365	F9		4-3			1B 2B	G5-4-3 1-2f			4	1	1	0	0	0	2
Mike Brown, R (1, 9) OBP: 0.267, SLG: 0.464	K			F3		F8		P4		4	0	0	0	0	1	1
Fred Lynn, L (1, 8) OBP: 0.352, SLG: 0.482		HR		1B BB		BB BB SF9 2-H 1B		6-3		3	2	2	2	1	0	0
Brian Downing, R (1, 7) OBP: 0.371, SLG: 0.413		P1		F9		SF9 BB 1-2 BB		6-3		3	0	0	0	1	0	1
Bobby Grich, R (1, 4) OBP: 0.401, SLG: 0.406		F8		1-3 1B		FC6-4 1-2 2-3 BB			1B 1B	3	1	2	0	1	0	0
Reggie Jackson, L (1, 10) OBP: 0.318, SLG: 0.391		G3		K		SF9 2-3 3-H			K	3	0	0	1	0	2	3
Tim Foli, R (1, 6) OBP: 0.269, SLG: 0.303			F8		P5	FC6-4 1-2f			1B 1-2	4	0	1	0	0	0	2
Bob Boone, R (1, 2) OBP: 0.277, SLG: 0.328			BB		4-3		FC3-6		G1-6-3 1-2 2-H	3	0	2	1	1	0	0
Inning Stats	R: 0 E: 0 K: 1 S: 5 H: 0 LOB: 0 BB: 0 P: 5	R: 1 E: 0 K: 0 S: 4 H: 1 LOB: 0 BB: 0 P: 4	R: 0 E: 0 K: 0 S: 3 H: 0 LOB: 1 BB: 1 P: 7	R: 0 E: 0 K: 1 S: 6 H: 1 LOB: 2 BB: 1 P: 10	R: 0 E: 0 K: 0 S: 3 H: 0 LOB: 0 BB: 0 P: 3	R: 2 E: 0 K: 0 S: 5 H: 2 LOB: 2 BB: 2 P: 13	R: 0 E: 0 K: 0 S: 3 H: 1 LOB: 0 BB: 0 P: 3	R: 0 E: 0 K: 0 S: 3 H: 0 LOB: 0 BB: 0 P: 3	R: 1 E: 0 K: 1 S: 7 H: 3 LOB: 1 BB: 0 P: 7	1B: 6 2B: 1 3B: 0 HR: 1 SF: 1 SAC: 0 DP: 2 HBP: 0						

PITCHER	IP	WLS	BF	H	R	ER	SO	BB	IBB	HBP	BLK	WP	HR	S	P	ERA	WHIP
Allan Ramirez, R (1, 1) ERA: 2.66	5.1	W	23	4	3	3	2	3	0	0	0	0	1	24	36	5.06	1.312
Sammy Stewart, R (6, 1) ERA: 4.27	3.2	S	14	4	1	1	1	1	0	0	0	0	0	15	19	2.46	1.364

PITCHER	IP	WLS	BF	H	R	ER	SO	BB	IBB	HBP	BLK	WP	HR	S	P	ERA	WHIP

BOTTOM

Baltimore Orioles @ California Angels

Anaheim Stadium, Anaheim, CA

Wed Jul 27 1983, 10:05 PM EDT

Att. 31,088 - Unknown

livebaseballscorecards.com

AB	32
R	4
H	8
RBI	4
BB	4
SO	3
LOB	13

PA: 37

Oakland Athletics @ California Angels

Anaheim Stadium, Anaheim, CA

Fri Jul 29 1983, 10:05 PM EDT

Att. 43,662 - Unknown

TOP

livebaseballscorecards.com

Batter	1	2	3	4	5	6	7	8	9	AB	R	H	RBI	BB	SO	LOB
Rickey Henderson, R (1, 7) OBP: 0.402, SLG: 0.416	F9		L4	1-2 2-H 1B		K			BBBB S E BB	4	1	1	1	1	1	1
Mike Davis, L (1, 9) OBP: 0.309, SLG: 0.363	S 1B 1B		B1-3	F5		K			F8 1-H	5	1	1	0	0	1	3
Dwayne Murphy, L (1, 8) OBP: 0.337, SLG: 0.372	FC5-4 BB 1-H 1B		FC5 1B		K		G1-4-3 1B		K	5	0	3	1	0	2	0
Davey Lopes, R (1, 4) OBP: 0.348, SLG: 0.460 Tony Phillips, S (7, 4) OBP: 0.314, SLG: 0.281	BBBB FC5-4 1-2 BB		1-2 1B	F8			G1-4-3 1-2f		F9	3 1	0 0	1 0	0 0	1 0	0 0	1 0
Carney Lansford, R (1, 5) OBP: 0.352, SLG: 0.472	FC5-4 1-2f 2-3		FC5 2-3f	HR 1B			F9			4	1	1	0	0	0	4
Garry Hancock, L (1, 3) OBP: 0.301, SLG: 0.451 Wayne Gross, L (8, 3) OBP: 0.313, SLG: 0.396	4-3			1B 1B 1B	1-H HR			F8		4 0	2 0	2 0	2 0	0 0	0 0	2 0
Bill Almon, R (1, 10) OBP: 0.323, SLG: 0.399		F8	F9	K				3-1 2B		4	0	1	0	0	1	1
Donnie Hill, S (1, 6) OBP: 0.278, SLG: 0.333		F8	K			F8		3-1 2-3		4	0	0	0	0	1	2
Mike Heath, R (1, 2) OBP: 0.323, SLG: 0.380		K	1B 1-2 1B			1B		F4		4	0	2	0	0	1	1

	AB	38
	R	5
	H	12
	RBI	4
	BB	2
	SO	7
	LOB	15

Inning Stats																		
	R: 1	H: 2	R: 0	H: 0	R: 0	H: 2	R: 1	H: 3	R: 2	H: 2	R: 0	H: 1	R: 0	H: 1	R: 0	H: 1	R: 1	H: 0
	E: 0	LOB: 2	E: 0	LOB: 0	E: 0	LOB: 2	E: 0	LOB: 2	E: 0	LOB: 0	E: 0	LOB: 0	E: 0	LOB: 0	E: 0	LOB: 1	E: 0	LOB: 0
	K: 0	BB: 1	K: 1	BB: 0	K: 0	BB: 0	K: 1	BB: 0	K: 2	BB: 0	K: 2	BB: 0	K: 0	BB: 0	K: 0	BB: 0	K: 1	BB: 1
	S: 5	P: 9	S: 5	P: 5	S: 5	P: 5	S: 8	P: 8	S: 9	P: 9	S: 8	P: 8	S: 3	P: 3	S: 4	P: 4	S: 5	P: 9

	1B: 10	SF: 0	WP: 0	PA: 40
	2B: 1	SAC: 0	PB: 0	
	3B: 0	DP: 1	SB: 3	
	HR: 1	HBP: 0	CS: 0	

PITCHER		IP	WLS	BF	H	R	ER	SO	BB	IBB	HBP	BLK	WP	HR	S	P	ERA	WHIP
Ken Forsch, R ERA: 3.53	(1, 1)	8.0	L	37	12	5	5	6	2	0	0	0	0	1	47	55	5.62	1.750
Andy Hassler, L ERA: 5.4	(9, 1)	1.0		3	0	0	0	1	0	0	0	0	0	0	5	5	0.00	0.000

PITCHER	IP	WLS	BF	H	R	ER	SO	BB	IBB	HBP	BLK	WP	HR	S	P	ERA	WHIP

Batter	1	2	3	4	5	6	7	8	9	AB	R	H	RBI	BB	SO	LOB
Rod Carew, L (1, 3) OBP: 0.429, SLG: 0.459	6-3		1B			F7		BB		3	0	1	0	1	0	0
Rick Burleson, R (1, 6) OBP: 0.397, SLG: 0.458	F9		F6			K		G4-6-3 1B		4	0	1	0	0	1	1
Mike Brown, R (1, 7) OBP: 0.265, SLG: 0.419	K			F8			BB 2B BB	G4-6-3		3	1	0	0	1	1	2
Brian Downing, R (1, 10) OBP: 0.373, SLG: 0.412		CS 1B		F7			2B SF8 BB		F7	3	1	1	0	1	0	0
Fred Lynn, L (1, 8) OBP: 0.348, SLG: 0.476		K		G3			F8		4-3	4	0	0	0	0	1	3
Bobby Grich, R (1, 4) OBP: 0.404, SLG: 0.412		BB			K		2B		1B	3	0	2	1	1	1	0
Ellis Valentine, R (1, 9) OBP: 0.250, SLG: 0.398		F4			K		SF8		F8	3	0	0	1	0	1	2
Steve Lubratich, R (1, 5) OBP: 0.237, SLG: 0.289			CS 1B		F9		K			3	0	1	0	0	1	1
Bob Boone, R (1, 2) OBP: 0.274, SLG: 0.324			K			F3		5-3		3	0	0	0	0	1	1
Inning Stats	R: 0 E: 0 K: 1 S: 5 H: 0 LOB: 0 BB: 0 P: 5	R: 0 E: 0 K: 1 S: 5 H: 1 LOB: 1 BB: 1 P: 9	R: 0 E: 0 K: 1 S: 6 H: 2 LOB: 1 BB: 0 P: 6	R: 0 E: 0 K: 0 S: 3 H: 0 LOB: 0 BB: 0 P: 3	R: 0 E: 0 K: 2 S: 7 H: 0 LOB: 0 BB: 0 P: 7	R: 0 E: 0 K: 1 S: 5 H: 0 LOB: 0 BB: 0 P: 5	R: 2 E: 0 K: 1 S: 6 H: 1 LOB: 1 BB: 2 P: 14	R: 0 E: 0 K: 0 S: 3 H: 1 LOB: 1 BB: 0 P: 7	R: 0 E: 0 K: 0 S: 4 H: 1 LOB: 1 BB: 0 P: 4	1B: 5 2B: 1 3B: 0 HR: 0 SF: 1 SAC: 0 DP: 1 HBP: 0	WP: 0 PB: 0 SB: 0 CS: 2 PA: 34					

PITCHER	IP	WLS	BF	H	R	ER	SO	BB	IBB	HBP	BLK	WP	HR	S	P	ERA	WHIP
Tim Conroy, L (1, 1) ERA: 3.67	6.0	W	22	3	2	2	6	3	0	0	0	0	0	31	43	3.00	1.000
Tom Underwood, L (7, 1) ERA: 4.61	3.0	S	12	3	0	0	1	1	0	0	0	0	0	13	17	0.00	1.333

PITCHER	IP	WLS	BF	H	R	ER	SO	BB	IBB	HBP	BLK	WP	HR	S	P	ERA	WHIP

BOTTOM

Oakland Athletics @ California Angels

Anaheim Stadium, Anaheim, CA

Fri Jul 29 1983, 10:05 PM EDT

Att. 43,662 - Unknown

livebaseballscorecards.com

AB	29
R	2
H	6
RBI	2
BB	4
SO	7
LOB	10

Oakland Athletics @ California Angels

Anaheim Stadium, Anaheim, CA

Sat Jul 30 1983, 6:33 AM EDT

Unknown

TOP

livebaseballscorecards.com

Batter	1	2	3	4	5	6	7	8	9	AB	R	H	RBI	BB	SO	LOB
Mike Davis, L (1, 9) OBP: 0.306, SLG: 0.361	SSS 0-3 K ①		x 0-0 E4 2B 1-2 SF9	SSS 0-3 K ②		x 0-0 G5-4-3 1B	x 0-0 FC5-2 ② 3-H		x 0-0 F3 ①	2	1	0	0	0	1	1
Bill Almon, R (4, PH) (4, 9) (5, 3) OBP: 0.322, SLG: 0.397										4	0	1	0	0	1	5
Donnie Hill, S (1, 6) OBP: 0.292, SLG: 0.375	SSS 0-3 K ②		x 0-0 SF9 HR 1-3 2-H 2B	SSS 0-3 K ③		x 0-0 G5-4-3 ②③ 1-2f	x 0-0 F7 ③		x 0-0 E3 1-3 3-H 1B	6	1	2	2	0	2	3
Dwayne Murphy, L (1, 8) OBP: 0.340, SLG: 0.377	BBBB 4-0 BB		x 0-0 SF9 ① 2-3 3-H		x 0-0 F9 ①		x 0-0 1B 2B 1B	x 0-0 FC4-5 2B	SSS 0-3 K ②	4	1	2	1	1	1	2
Garry Hancock, L (1, 7) OBP: 0.304, SLG: 0.474	x 0-0 F8 ③		x 0-0 HR 3-H		x 0-0 2B		x 0-0 2B 1B 1-2 1B	x 0-0 FC4-5 ① 1B 2-3	x 0-0 F8 ③	2	1	1	2	0	0	1
Davey Lopes, R (5, PH) (5, 9) (8, 4) OBP: 0.350, SLG: 0.463										4	1	2	0	0	0	3
Carney Lansford, R (1, 5) OBP: 0.353, SLG: 0.475		x 0-0 1B 1B	x 0-0 5-3 ②		SSS 0-3 K ②		x 0-0 1B 1-3 2-H 2B	x 0-0 F3 ②		5	1	2	1	0	1	2
Bob Kearney, R (8, 2) OBP: 0.308, SLG: 0.395										0	0	0	0	0	0	0
Wayne Gross, L (1, 3) OBP: 0.315, SLG: 0.397		x 0-0 G4-6-3 SSS 1-2 1B	SSS 0-3 K ③		x 0-0 F7 ③		4-0 1B E IBB	x 0-0 S 1-3 1B		2	0	1	0	0	1	0
Rickey Henderson, R (5, PH) (5, 7) OBP: 0.404, SLG: 0.417										2	1	1	0	1	0	1
Mitchell Page, L (1, 10) OBP: 0.327, SLG: 0.255		x 0-0 F7 ①		x 0-0 1-3 1B 1B		x 0-0 HR 1B	x 0-0 E 1-3 2-H 3-H 1B	SSS 0-3 K ③ 1-2		2	1	1	0	0	0	2
Jeff Burroughs, R (6, PH) OBP: 0.349, SLG: 0.398										2	1	2	2	0	0	0
Rick Peters, S (7, PR) OBP: 0.336, SLG: 0.314										1	1	0	0	0	1	2
Mike Heath, R (1, 2) (8, 9) OBP: 0.325, SLG: 0.406		x 0-0 G4-6-3 ②③ 1-2f		x 0-0 1-3 ① 1-2		x 0-0 1-H HR	x 0-0 E2 1-H FC5-2 3-H		x 0-0 1B 1B 2B	5	2	2	3	0	0	3
Tony Phillips, S (1, 4) (8, 5) OBP: 0.319, SLG: 0.287			x 0-0 E 2B 1B	x 0-0 2-H 1B		SSS 0-3 K ①	x 0-0 F7 ①		x 0-0 E 1B 2-3 1B	5	1	3	1	0	1	2

	AB	46
	R	13
	H	20
	RBI	12
	BB	2
	SO	9
	LOB	27

Inning Stats	1	2	3	4	5	6	7	8	9
	R: 0 E: 0 K: 2 S: 7	H: 0 LOB: 1 BB: 1 P: 11	R: 0 E: 0 K: 0 S: 4	H: 2 LOB: 1 BB: 0 P: 4	R: 4 E: 1 K: 1 S: 9	H: 3 LOB: 0 BB: 0 P: 9	R: 1 E: 0 K: 2 S: 9	H: 2 LOB: 1 BB: 0 P: 9	R: 0 E: 0 K: 1 S: 6	H: 1 LOB: 1 BB: 0 P: 6	R: 2 E: 0 K: 1 S: 7	H: 3 LOB: 0 BB: 0 P: 7	R: 5 E: 1 K: 0 S: 8	H: 4 LOB: 1 BB: 1 P: 12	R: 0 E: 0 K: 1 S: 7	H: 2 LOB: 2 BB: 0 P: 7	R: 1 E: 1 K: 1 S: 8	H: 3 LOB: 2 BB: 0 P: 8

1B: 13	SF: 1
2B: 5	SAC: 0
3B: 0	DP: 2
HR: 2	HBP: 0

WP: 0	PA: 49
PB: 0	
SB: 1	
CS: 0	

PITCHER		IP	WLS	BF	H	R	ER	SO	BB	IBB	HBP	BLK	WP	HR	S	P	ERA	WHIP
Bruce Kison, R (1, 1) ERA: 4.46		3.1		18	7	5	4	3	1	0	0	0	0	1	23	27	10.80	2.400
John Curtis, L (4, 1) ERA: 4.04		2.2		11	4	2	2	4	0	0	0	0	0	1	19	19	6.75	1.500
Luis Sanchez, R (7, 1) ERA: 3.65		0.0	L	5	4	5	4	0	0	1	0	0	0	0	4	8	∞	∞
Rick Steirer, R (7, 1) ERA: 6.97		3.0		15	5	1	1	2	0	0	0	0	0	0	19	19	3.00	1.667

PITCHER	IP	WLS	BF	H	R	ER	SO	BB	IBB	HBP	BLK	WP	HR	S	P	ERA	WHIP

Oakland Athletics @ California Angels

Anaheim Stadium, Anaheim, CA

Sat Jul 30 1983, 6:33 AM EDT

Unknown

BOTTOM

livebaseballscorecards.com

Batter	1	2	3	4	5	6	7	8	9	AB	R	H	RBI	BB	SO	LOB
Rod Carew, L (1, 10) OBP: 0.431, SLG: 0.460	SH2-4 1B 1B 2-H 1B			BBBB 4-0 SH1-4 BB		x 0-0 ② 3-1 2-3		x 0-0 ③ F7		4	1	2	1	1	0	1
Tim Foli, R (1, 6) OBP: 0.267, SLG: 0.300	0-0 SH2-4 1-2 K2-3			x 0-0 ① SH1-4 1-2		x 0-0 ③ 6-3			x 0-0 ① 1-3	3	0	0	0	0	1	2
Daryl Sconiers, L (1, 3) OBP: 0.296, SLG: 0.441	x 0-0 1B 2B 2-H 1B	x 0-0 ① F9		x 0-0 ② F5			x 0-0 ① G3		x 0-0 ② F8	5	1	1	1	0	0	1
Brian Downing, R (1, 7) OBP: 0.373, SLG: 0.412	x 0-0 1-3 2B 1B	x 0-0 1B		x 0-0 ③ F7			x 0-0 ② 6-3		x 0-0 ③ F9	5	0	2	0	0	0	1
Fred Lynn, L (1, 8) OBP: 0.353, SLG: 0.483	x 0-0 ② 1B 1-H 3-H 2B	x 0-0 ② F9			x 0-0 G4-6-3 1B		x 0-0 1B			4	1	3	1	0	0	1
Reggie Jackson, L (1, 9) OBP: 0.317, SLG: 0.389	x 0-0 1B 2B 2-H 1B	x 0-0 ③ F6			x 0-0 ①② G4-6-3 1-2f		SSS 0-3 ③ K			4	1	1	1	0	1	3
Ron Jackson, R (1, 5) OBP: 0.316, SLG: 0.364	x 0-0 BB 1-3 2B 1B		BBBB 4-0 FC6-4 BB		x 0-0 ③ F3			x 0-0 ① F7		3	1	1	0	1	0	0
Bobby Grich, R (1, 4) OBP: 0.408, SLG: 0.425	BBBB 4-0 1-2 2B BB		x 0-0 ① FC6-4 G1-4-3 1-2f			x 0-0 3-1 SH3-4 1B		x 0-0 HR		3	2	2	1	1	0	1
Bob Boone, R (1, 2) OBP: 0.274, SLG: 0.328	x 0-0 1B 1-H 2-H 3-H 2B		x 0-0 ②③ G1-4-3 1-2f			x 0-0 ① SH3-4 1-2		x 0-0 ② F7		3	1	1	3	0	0	1
Inning Stats	R: 7 H: 8 E: 0 LOB: 1 K: 1 BB: 1 S: 12 P: 16	R: 0 H: 1 E: 0 LOB: 1 K: 0 BB: 0 S: 4 P: 4	R: 0 H: 0 E: 0 LOB: 0 K: 0 BB: 1 S: 2 P: 6	R: 0 H: 0 E: 0 LOB: 1 K: 0 BB: 1 S: 3 P: 7	R: 0 H: 1 E: 0 LOB: 0 K: 0 BB: 0 S: 3 P: 3	R: 0 H: 1 E: 0 LOB: 1 K: 0 BB: 0 S: 4 P: 4	R: 0 H: 1 E: 0 LOB: 1 K: 1 BB: 0 S: 6 P: 6	R: 1 H: 1 E: 0 LOB: 0 K: 0 BB: 0 S: 4 P: 4	R: 0 H: 0 E: 0 LOB: 0 K: 0 BB: 0 S: 3 P: 3	1B: 10 2B: 2 3B: 0 HR: 1	SF: 0 SAC: 3 DP: 2 HBP: 0			WP: 0 PB: 0 SB: 0 CS: 0	PA: 40		

	AB	34
	R	8
	H	13
	RBI	8
	BB	3
	SO	2
	LOB	11

PITCHER		IP	WLS	BF	H	R	ER	SO	BB	IBB	HBP	BLK	WP	HR	S	P	ERA	WHIP
Chris Codiroli, R ERA: 4.47	(1, 1)	0.2		10	8	7	7	0	1	0	0	0	0	0	9	13	94.50	13.500
Tom Burgmeier, L ERA: 2.84	(1, 1)	8.1	W	30	5	1	1	2	2	0	0	0	0	1	32	40	1.08	0.840

PITCHER	IP	WLS	BF	H	R	ER	SO	BB	IBB	HBP	BLK	WP	HR	S	P	ERA	WHIP

Oakland Athletics @ California Angels

Anaheim Stadium, Anaheim, CA

Sat Jul 30 1983, 10:05 PM EDT

Att. 41,306 - Unknown

TOP

livebaseballscorecards.com

Batter	1	2	3	4	5	6	7	8	9	10	11	12	AB	R	H	RBI	BB	SO	LOB
Rickey Henderson, R (1, 7) OBP: 0.405, SLG: 0.415	F9		F9			5-3		1B IBB		G6-4-3 IBB		1-2 3-H 1B	4	0	1	1	2	0	1
Rick Peters, S (1, 9) OBP: 0.238, SLG: 0.306 Davey Lopes, R (8, PH) OBP: 0.351, SLG: 0.465 Mike Davis, L (8, PR) OBP: 0.306, SLG: 0.361 (8, 9) Bob Kearney, R (10, PH) OBP: 0.306, SLG: 0.391 (10, 2)	4-3		K			6-3	1-2 2-3 1B			G6-4-3 1-2f		F8	3 1 0 2	0 0 0 0	0 1 0 0	0 0 0 0	0 0 0 0	1 0 0 0	1 0 0 4
Dwayne Murphy, L (1, 8) OBP: 0.338, SLG: 0.374	4-3			4-3			G6-4-3 1B	L9			F8		5	0	1	0	0	0	3
Jeff Burroughs, R (1, 10) OBP: 0.344, SLG: 0.391		6-3		5-3			G6-4-3 1-2f		6-3		6-3		5	0	0	0	0	0	1
Carney Lansford, R (1, 5) OBP: 0.350, SLG: 0.466		5-3		5-3			FC6-4 HBP		F8		G3		4	0	0	0	0	0	0
Bill Almon, R (1, 3) OBP: 0.323, SLG: 0.400 Wayne Gross, L (12, 3) OBP: 0.315, SLG: 0.397		4-3			K		FC6-4 1-2f		2B			S SH3-4 1B 1B	5 0	1 0	2 0	0 0	0 0	1 0	1 0
Donnie Hill, S (1, 6) OBP: 0.286, SLG: 0.357			1B FC5-4 1B		F6			F7	6-3			SH3-4 1-2	4	1	1	0	0	0	1
Mike Heath, R (1, 2) OBP: 0.333, SLG: 0.409 (10, 9)			FC5-4 1-3 1B		F8			6-3		SH3-4 1B		1B IBB	4	0	2	0	1	0	0
Tony Phillips, S (1, 4) OBP: 0.318, SLG: 0.290			FC5-4 1-2f 3-H			G2		1B 2B		SH3-4 1-2		F9 2-3	4	0	1	1	0	0	3
Inning Stats	R: 0 E: 0 K: 0 S: 3 H: 0 LOB: 0 BB: 0 P: 3	R: 0 E: 0 K: 0 S: 3 H: 0 LOB: 0 BB: 0 P: 3	R: 1 E: 0 K: 1 S: 7 H: 2 LOB: 1 BB: 0 P: 7	R: 0 E: 0 K: 0 S: 3 H: 0 LOB: 0 BB: 0 P: 3	R: 0 E: 0 K: 1 S: 5 H: 0 LOB: 0 BB: 0 P: 5	R: 0 E: 0 K: 0 S: 3 H: 0 LOB: 0 BB: 0 P: 3	R: 0 E: 0 K: 0 S: 3 H: 1 LOB: 1 BB: 0 P: 4	R: 0 E: 0 K: 0 S: 5 H: 2 LOB: 3 BB: 1 P: 9	R: 0 E: 0 K: 0 S: 4 H: 1 LOB: 1 BB: 0 P: 4	R: 0 E: 0 K: 0 S: 3 H: 1 LOB: 1 BB: 1 P: 7	R: 0 E: 0 K: 0 S: 3 H: 0 LOB: 0 BB: 0 P: 3	R: 1 E: 0 K: 0 S: 5 H: 2 LOB: 2 BB: 1 P: 9	1B: 7 2B: 2 3B: 0 HR: 0 SF: 0 SAC: 2 DP: 2 HBP: 1						

PITCHER	IP	WLS	BF	H	R	ER	SO	BB	IBB	HBP	BLK	WP	HR	S	P	ERA	WHIP
Tommy John, L (1, 1) ERA: 4.16	12.0	L	47	9	2	2	2	0	3	1	0	0	0	47	60	1.50	0.750

PITCHER	IP	WLS	BF	H	R	ER	SO	BB	IBB	HBP	BLK	WP	HR	S	P	ERA	WHIP

AB	41
R	2
H	9
RBI	2
BB	3
SO	2
LOB	15

WP: 0 PB: 0 SB: 1 CS: 0 PA: 47

Batter	1	2	3	4	5	6	7	8	9	10	11	12	AB	R	H	RBI	BB	SO	LOB
Rod Carew, L (1, 3) OBP: 0.429, SLG: 0.455	BBBB 4-0 G6-4-3 BB		x 0-0 ② L6			x 0-0 ① 4-3		x 0-0 ① SH1-3 1-2			x 0-0 ① 4-3		3	0	0	0	1	0	0
Rick Burleson, R (1, 6) OBP: 0.373, SLG: 0.429	x 0-0 ①② G6-4-3 1-2f		x 0-0 ③ F7			x 0-0 ② F6		x 0-0 ② F9			x 0-0 ② 5-3		5	0	0	0	0	0	2
Daryl Sconiers, L (1, 10) OBP: 0.294, SLG: 0.435	x 0-0 1B			x 0-0 ① L6		x 0-0 E6		x 0-0 ③ F9			x 0-0 ③ F7		5	0	1	0	0	0	1
Brian Downing, R (1, 7) OBP: 0.370, SLG: 0.404	SSS 0-3 ③ K			BBBB 4-0 BB		SSS 0-3 ③ K			x 0-0 ① F7			SSS 0-3 ① K	4	0	0	0	1	3	2
Fred Lynn, L (1, 8) OBP: 0.353, SLG: 0.491		x 0-0 3-1 BB 1B		SSS 0-3 ② K			x 0-0 HR		x 0-0 ② F5			x 0-0 ② F9	5	1	2	1	0	1	1
Reggie Jackson, L (1, 9) OBP: 0.315, SLG: 0.383		BBBB 4-0 L6-4 3-1 1-2 BB		SSS 0-3 ③ K			x 0-0 ① F8		x 0-0 ③ F6			x 0-0 ③ 4-3	4	0	0	0	1	1	1
Ron Jackson, R (1, 5) OBP: 0.315, SLG: 0.362		x 0-0 ① 3-1 1-2 2-3			x 0-0 ① 4-3		x 0-0 CS 1B			x 0-0 ① F9			4	0	1	0	0	0	2
Rob Wilfong, L (1, 4) OBP: 0.231, SLG: 0.328		x 0-0 ②③ L6-4 2-3			x 0-0 ② 3-1		x 0-0 ②③ F9 1-2			x 0-0 ② F5			4	0	0	0	0	0	3
Mike O'Berry, R (1, 2) OBP: 0.176, SLG: 0.156			SSS 0-3 ① K		x 0-0 ③ F9			x 0-0 SH1-3 1B		x 0-0 ③ F3			2	0	0	0	0	1	0
Bobby Grich, R (8, PH) OBP: 0.410, SLG: 0.427													1	0	1	0	0	0	0
Bob Boone, R (9, 2) OBP: 0.274, SLG: 0.327													1	0	0	0	0	0	0
Inning Stats	R: 0 H: 1 E: 0 LOB: 1 K: 1 BB: 1 S: 5 P: 9	R: 0 H: 1 E: 0 LOB: 1 K: 0 BB: 1 S: 3 P: 7	R: 0 H: 0 E: 0 LOB: 0 K: 1 BB: 0 S: 5 P: 5	R: 0 H: 0 E: 0 LOB: 1 K: 2 BB: 1 S: 7 P: 11	R: 0 H: 0 E: 0 LOB: 0 K: 0 BB: 0 S: 3 P: 3	R: 0 H: 0 E: 1 LOB: 1 K: 1 BB: 0 S: 6 P: 6	R: 1 H: 2 E: 0 LOB: 0 K: 0 BB: 0 S: 4 P: 4	R: 0 H: 1 E: 0 LOB: 1 K: 0 BB: 0 S: 4 P: 4	R: 0 H: 0 E: 0 LOB: 0 K: 0 BB: 0 S: 3 P: 3	R: 0 H: 0 E: 0 LOB: 0 K: 0 BB: 0 S: 3 P: 3	R: 0 H: 0 E: 0 LOB: 0 K: 0 BB: 0 S: 3 P: 3	R: 0 H: 0 E: 0 LOB: 0 K: 1 BB: 0 S: 5 P: 5	1B: 4 2B: 1 3B: 0 HR: 1	SF: 0 SAC: 1 DP: 2 HBP: 0						

PITCHER	IP	WLS	BF	H	R	ER	SO	BB	IBB	HBP	BLK	WP	HR	S	P	ERA	WHIP
Steve McCatty, R (1, 1) ERA: 4.02	8.0		30	5	1	1	5	3	0	0	0	0	1	37	49	1.12	1.000
Dave Beard, R (9, 1) ERA: 6.03	4.0	W	12	0	0	0	1	0	0	0	0	0	0	14	14	0.00	0.000

PITCHER	IP	WLS	BF	H	R	ER	SO	BB	IBB	HBP	BLK	WP	HR	S	P	ERA	WHIP

BOTTOM

Oakland Athletics @ California Angels

Anaheim Stadium, Anaheim, CA

Sat Jul 30 1983, 10:05 PM EDT

Att. 41,306 - Unknown

livebaseballscorecards.com

AB	38
R	1
H	5
RBI	1
BB	3
SO	6
LOB	12

1B: 4	SF: 0	WP: 0	PA: 42
2B: 1	SAC: 1	PB: 0	
3B: 0	DP: 2	SB: 0	
HR: 1	HBP: 0	CS: 1	

Batter	1	2	3	4	5	6	7	8	9	AB	R	H	RBI	BB	SO	LOB
Rickey Henderson, R (1, 7) OBP: 0.404, SLG: 0.413	G1-6-3 1B		5-3			G6-4-3 1-2f			1-3	4	0	1	0	0	0	2
Rick Peters, S (1, 9) OBP: 0.326, SLG: 0.304	F9			K			F8		1B	4	0	1	0	0	1	1
Dwayne Murphy, L (1, 8) OBP: 0.337, SLG: 0.373	G1-6-3 1-2f			4-3			L6-3 1B		F9	4	0	1	0	0	0	2
Davey Lopes, R (1, 4) OBP: 0.348, SLG: 0.459		K		F7			L6-3 1-2		5-3	4	0	0	0	0	1	2
Carney Lansford, R (1, 5) OBP: 0.349, SLG: 0.464		F8			F7			1B 1B		3	0	1	0	0	0	0
Jeff Burroughs, R (1, 10) OBP: 0.341, SLG: 0.388		G1			F8			F8		3	0	0	0	0	0	1
Bill Almon, R (1, 3) OBP: 0.323, SLG: 0.399			6-3		F8			1-2 1B		3	0	1	0	0	0	0
Donnie Hill, S (1, 6) OBP: 0.258, SLG: 0.323			5-3			F7		F3		3	0	0	0	0	0	2
Bob Kearney, R (1, 2) OBP: 0.310, SLG: 0.399						G6-4-3 1B		F7		3	0	2	0	0	0	2
Inning Stats	R: 0 H: 1 E: 0 LOB: 0 K: 0 BB: 0 S: 3 P: 3	R: 0 H: 0 E: 0 LOB: 0 K: 1 BB: 0 S: 5 P: 5	R: 0 H: 1 E: 0 LOB: 0 K: 0 BB: 0 S: 4 P: 4	R: 0 H: 0 E: 0 LOB: 0 K: 1 BB: 0 S: 5 P: 5	R: 0 H: 0 E: 0 LOB: 0 K: 0 BB: 0 S: 3 P: 3	R: 0 H: 1 E: 0 LOB: 0 K: 0 BB: 0 S: 3 P: 3	R: 0 H: 1 E: 0 LOB: 0 K: 0 BB: 0 S: 3 P: 3	R: 0 H: 2 E: 0 LOB: 2 K: 0 BB: 0 S: 5 P: 5	R: 0 H: 1 E: 0 LOB: 1 K: 0 BB: 0 S: 4 P: 4	1B: 6 SF: 0 2B: 2 SAC: 0 3B: 0 DP: 3 HR: 0 HBP: 0						WP: 0 PA: 31 PB: 0 SB: 0 CS: 0	

PITCHER	IP	WLS	BF	H	R	ER	SO	BB	IBB	HBP	BLK	WP	HR	S	P	ERA	WHIP
Geoff Zahn, L (1, 1) ERA: 3.42	9.0	W	31	7	0	0	2	0	0	0	0	0	0	35	35	0.00	0.778

PITCHER	IP	WLS	BF	H	R	ER	SO	BB	IBB	HBP	BLK	WP	HR	S	P	ERA	WHIP

TOP

Oakland Athletics @ California Angels

Anaheim Stadium, Anaheim, CA

Sun Jul 31 1983, 6:33 AM EDT

Att. 27,051 - Unknown

livebaseballscorecards.com

AB	31
R	0
H	7
RBI	0
BB	0
SO	2
LOB	12

Batter	1	2	3	4	5	6	7	8	9	AB	R	H	RBI	BB	SO	LOB
Rod Carew, L (1, 3) OBP: 0.426, SLG: 0.450	BBBB 4-0 SH1-3 BB		x 0-0 ① FC4-6 S 1-2f		x 0-0 ② 1-3		x 0-0 ② 3-1	x 0-0 ③ 6-3 1-2		4	0	0	0	1	0	2
Steve Lubratich, R (1, 5) OBP: 0.268, SLG: 0.300	x 0-0 ① SH1-3 1-2		x 0-0 ② F9		BBBB 4-0 3B BB		x 0-0 2B 1B			2	2	1	0	1	0	1
Mike Brown, R (1, 8) OBP: 0.316, SLG: 0.529	SSS 0-3 ② K		BBBB 4-0 1-2 BB		x 0-0 1-H 3B		x 0-0 1-H 1B 2B			3	1	2	2	1	1	1
Ron Jackson, R (1, 7) OBP: 0.314, SLG: 0.360	x 0-0 ③ 6-3		x 0-0 ③ 4-3		x 0-0 ③ F9		x 0-0 2-H 1B			4	0	1	1	0	0	4
Bobby Grich, R (1, 4) OBP: 0.408, SLG: 0.424		SSS 0-3 ① K		x 0-0 ① 5-3		x 0-0 1B	SSS 0-3 ③ K			4	0	1	0	0	2	1
Reggie Jackson, L (1, 10) OBP: 0.315, SLG: 0.392		x 0-0 ② F5		x 0-0 ② 4-3		x 0-0 ① F6		x 0-0 HR		4	1	1	1	0	0	1
Ellis Valentine, R (1, 9) OBP: 0.255, SLG: 0.402		x 0-0 2B		BBBB 4-0 BB		x 0-0 ② F9		x 0-0 ① F9		3	0	1	0	1	0	1
Tim Foli, R (1, 6) OBP: 0.263, SLG: 0.296		x 0-0 ③ F8		x 0-0 ③ F5		x 0-0 ③ F6		x 0-0 ② F7		4	0	0	0	0	0	3
Bob Boone, R (1, 2) OBP: 0.276, SLG: 0.327			x 0-0 FC4-6 1B		x 0-0 ① F2		x 0-0 ① F3	BBBB 4-0 S BB		3	0	1	0	1	0	0
Inning Stats	R: 0 H: 0 E: 0 LOB: 1 K: 1 BB: 1 S: 5 P: 9	R: 0 H: 1 E: 0 LOB: 1 K: 1 BB: 0 S: 6 P: 6	R: 0 H: 1 E: 0 LOB: 2 K: 0 BB: 1 S: 4 P: 8	R: 0 H: 0 E: 0 LOB: 1 K: 0 BB: 1 S: 3 P: 7	R: 1 H: 1 E: 0 LOB: 1 K: 0 BB: 1 S: 4 P: 8	R: 0 H: 1 E: 0 LOB: 1 K: 0 BB: 0 S: 4 P: 4	R: 2 H: 3 E: 0 LOB: 1 K: 1 BB: 0 S: 8 P: 8	R: 1 H: 1 E: 0 LOB: 1 K: 0 BB: 1 S: 4 P: 8		1B: 4 SF: 0 2B: 2 SAC: 1 3B: 1 DP: 0 HR: 1 HBP: 0				WP: 0 PA: 37 PB: 0 SB: 2 CS: 0		

PITCHER		IP	WLS	BF	H	R	ER	SO	BB	IBB	HBP	BLK	WP	HR	S	P	ERA	WHIP
Gorman Heimueller, L ERA: 5.22	(1, 1)	6.2	L	30	6	3	3	2	4	0	0	0	0	0	30	46	4.05	1.500
Keith Atherton, R ERA: 3.57	(7, 1)	1.1		7	2	1	1	1	1	0	0	0	0	1	8	12	6.75	2.250

PITCHER	IP	WLS	BF	H	R	ER	SO	BB	IBB	HBP	BLK	WP	HR	S	P	ERA	WHIP

BOTTOM

Oakland Athletics @ California Angels

Anaheim Stadium, Anaheim, CA

Sun Jul 31 1983, 6:33 AM EDT

Att. 27,051 - Unknown

livebaseballscorecards.com

AB	31
R	4
H	8
RBI	4
BB	5
SO	3
LOB	14

Batter	1	2	3	4	5	6	7	8	9	AB	R	H	RBI	BB	SO	LOB
Rod Carew, L (1, 3) OBP: 0.430, SLG: 0.450	BBBB 4-0 FC5-4 BB	BBB 4-0 1-2 2-3 BB		x 0-0 E4 4-3 SH1-3 1B	x 0-0 ②③ G6-4-3 1-2f		x 0-0 1-3 2B 1B		x 0-0 FC6-4 1-3 3-H 1B	4	2	2	1	2	0	1
Steve Lubratich, R (1, 5) OBP: 0.261, SLG: 0.318	x 0-0 ① FC5-4 FC4-6 1-2f	x 0-0 ① SF9 3-H		x 0-0 ① SH1-3 1-2		x 0-0 ① 5-3 2B	x 0-0 1-H 3-H 2B		x 0-0 ② FC6-4 1-2f 3-H	4	0	1	4	0	0	2
Mike Brown, R (1, 8) OBP: 0.295, SLG: 0.500	x 0-0 ② FC4-6 2B 1-2f	SSS 0-3 ② K		x 0-0 ② 4-3 2-3		x 0-0 2B	x 0-0 ③ L9		x 0-0 ③ F9	6	1	1	0	0	1	6
Ron Jackson, R (1, 7) OBP: 0.320, SLG: 0.367	x 0-0 1-H 2B	x 0-0 ③ F4		x 0-0 S 1B 3-H 1B		BBBB 4-0 G6-4-3 BB		x 0-0 ① F8		4	1	2	2	1	0	2
Bobby Grich, R (1, 4) OBP: 0.411, SLG: 0.429	BBBB 4-0 BB	x 0-0 2B 2B		x 0-0 1B 1-H 1B		x 0-0 ②③ G6-4-3 1-2f		x 0-0 ② L9		4	1	2	1	1	0	2
Reggie Jackson, L (1, 10) OBP: 0.319, SLG: 0.402	SSS 0-3 ③ K	x 0-0 1B 2-H 2B		x 0-0 1-3 1B			x 0-0 1B FC6 2B	SSS 0-3 ③ K		5	2	3	1	0	2	2
Ellis Valentine, R (1, 9) OBP: 0.270, SLG: 0.407		BBB 4-0 1B 1B BB	x 0-0 L8-6-5 SH1-3 2-H 1B	x 0-0 ③ L4			x 0-0 FC6 2-3 1B		BBB 4-0 1B 1B BB	3	2	2	1	2	0	2
Tim Foli, R (1, 6) OBP: 0.263, SLG: 0.295		x 0-0 BB 1B 1-2 SF9 1B	x 0-0 ① SH1-3 1-2		x 0-0 E5 G6-4-3		x 0-0 ① FC6 1B 1-2f 2B 3-H		x 0-0 ① F4	4	2	1	1	0	0	2
Bob Boone, R (1, 2) OBP: 0.278, SLG: 0.328		x 0-0 BB 1-2 2-H 1B	x 0-0 ②③ L8-6-5 2-3		x 0-0 ① F9		SSS 0-3 ② K		x 0-0 1B 1-3 FC6-4 1B	5	1	2	1	0	1	3
Inning Stats	R: 1 E: 0 K: 1 S: 6 H: 1 LOB: 2 BB: 2 P: 14	R: 2 E: 0 K: 1 S: 7 H: 2 LOB: 2 BB: 2 P: 15	R: 2 E: 0 K: 0 S: 5 H: 3 LOB: 0 BB: 0 P: 5	R: 2 E: 1 K: 0 S: 7 H: 3 LOB: 2 BB: 0 P: 7	R: 0 E: 1 K: 0 S: 3 H: 0 LOB: 0 BB: 0 P: 3	R: 0 E: 0 K: 0 S: 3 H: 1 LOB: 1 BB: 1 P: 7	R: 3 E: 0 K: 1 S: 9 H: 4 LOB: 1 BB: 0 P: 9	R: 0 E: 0 K: 1 S: 5 H: 0 LOB: 0 BB: 0 P: 5	R: 2 E: 0 K: 0 S: 5 H: 2 LOB: 1 BB: 1 P: 9	1B: 10 2B: 7 3B: 0 HR: 0 SF: 1 SAC: 2 DP: 3 HBP: 0							

PITCHER		IP	WLS	BF	H	R	ER	SO	BB	IBB	HBP	BLK	WP	HR	S	P	ERA	WHIP
Brad Havens, L ERA: 8.18	(1, 1)	2.0	L	16	6	5	5	2	4	0	0	0	0	0	16	32	22.50	5.000
Mike Walters, R ERA: 3.06	(3, 1)	4.2		21	7	5	3	1	1	0	0	0	0	0	22	26	5.79	1.714
Len Whitehouse, L ERA: 3.34	(7, 1)	2.1		11	3	2	2	1	1	0	0	0	0	0	12	16	7.71	1.714

PITCHER	IP	WLS	BF	H	R	ER	SO	BB	IBB	HBP	BLK	WP	HR	S	P	ERA	WHIP

TOP

California Angels @ Minnesota Twins

Hubert H. Humphrey Metrodome, Minneapolis, MN

Mon Aug 01 1983, 8:05 PM EDT

Dome

livebaseballscorecards.com

AB	39
R	12
H	16
RBI	12
BB	6
SO	4
LOB	22

WP: 0 PB: 0 SB: 1 CS: 0 PA: 48

Batter	1	2	3	4	5	6	7	8	9	AB	R	H	RBI	BB	SO	LOB
Rusty Kuntz, R (1, 8) OBP: 0.297, SLG: 0.318	F9	K			F9		K		E7 1B FC4-6 1B	5	1	1	0	0	2	1
John Castino, R (1, 4) OBP: 0.370, SLG: 0.460	6-3		E 2B		2B BB		1B		FC4-6 2-3 1B	4	2	3	0	1	0	0
Gary Ward, R (1, 7) OBP: 0.334, SLG: 0.490	2B		E9 2-H 1B		1-H 2B		F9		FC4-6 1B 1-2f 3-H	5	0	3	3	0	0	2
Kent Hrbek, L (1, 3) OBP: 0.363, SLG: 0.480	4-3		F7		F5			HR	FC4-6 1-2 1B	5	1	2	1	0	0	3
Gary Gaetti, R (1, 5) OBP: 0.307, SLG: 0.415		6-3	K		6-3			5-3	F7	5	0	0	0	0	1	4
Randy Bush, L (1, 10) OBP: 0.348, SLG: 0.488		FC1-6 2B BB 1B	K			F7		BB BB	FC4-6 1-2f	4	1	1	0	1	1	3
Tom Brunansky, R (1, 9) OBP: 0.285, SLG: 0.382		FC1-6 1-2 BB		L1-3 1B		6-3		F2		3	0	1	0	1	0	1
Tim Laudner, R (1, 2) OBP: 0.256, SLG: 0.291		FC1-6 2B 1-2f 2-3		L1-3 1-2		K		1-2 BB		3	1	0	0	1	1	3
Houston Jimenez, R (1, 6) OBP: 0.246, SLG: 0.302		1-H 3-H 2B		F8			F8	5-3		4	0	1	2	0	0	2
Inning Stats	R: 0 E: 0 K: 0 S: 4 H: 1 LOB: 1 BB: 0 P: 4	R: 2 E: 0 K: 1 S: 7 H: 2 LOB: 1 BB: 1 P: 11	R: 1 E: 1 K: 2 S: 9 H: 2 LOB: 1 BB: 0 P: 9	R: 0 E: 0 K: 0 S: 3 H: 1 LOB: 0 BB: 0 P: 3	R: 1 E: 0 K: 0 S: 4 H: 1 LOB: 1 BB: 1 P: 8	R: 0 E: 0 K: 1 S: 5 H: 0 LOB: 0 BB: 0 P: 5	R: 0 E: 0 K: 1 S: 6 H: 1 LOB: 1 BB: 0 P: 6	R: 1 E: 0 K: 0 S: 4 H: 1 LOB: 2 BB: 2 P: 12	R: 1 E: 1 K: 0 S: 6 H: 3 LOB: 2 BB: 0 P: 6	1B: 7 2B: 5 3B: 0 HR: 1 SF: 0 SAC: 0 DP: 1 HBP: 0	WP: 0 PB: 0 SB: 0 CS: 0 PA: 42					

PITCHER	IP	WLS	BF	H	R	ER	SO	BB	IBB	HBP	BLK	WP	HR	S	P	ERA	WHIP
Mike Witt, R (1, 1) ERA: 4.77	9.0	W	42	12	6	6	5	4	0	0	0	0	1	48	64	6.00	1.778

PITCHER	IP	WLS	BF	H	R	ER	SO	BB	IBB	HBP	BLK	WP	HR	S	P	ERA	WHIP

BOTTOM

California Angels @ Minnesota Twins

Hubert H. Humphrey Metrodome, Minneapolis, MN

Mon Aug 01 1983, 8:05 PM EDT

Dome

livebaseballscorecards.com

AB	38
R	6
H	12
RBI	6
BB	4
SO	5
LOB	19

California Angels @ Minnesota Twins

Hubert H. Humphrey Metrodome, Minneapolis, MN

Mon Aug 01 1983, 8:05 PM EDT

Att. 18,368 - Dome

livebaseballscorecards.com

TOP

Batter	1	2	3	4	5	6	7	8	9	AB	R	H	RBI	BB	SO	LOB
Rod Carew, L (1, 10) OBP: 0.429, SLG: 0.449	4-3		K		G6-4-3 1B		1B		F8	5	0	2	0	0	1	2
Rick Burleson, R (1, 6) OBP: 0.364, SLG: 0.415	F4		G3-6-3 1B		G6-4-3 1-2f		K		FC6-4 1-2f	5	0	1	0	0	1	5
Daryl Sconiers, L (1, 3) OBP: 0.293, SLG: 0.431	1B		G3-6-3 1-2f			L4		G3		4	0	1	0	0	0	1
Fred Lynn, L (1, 8) OBP: 0.355, SLG: 0.491	K			1B 1B		BB 1B		4-3		4	0	2	0	0	1	1
Ron Jackson, R (1, 5) OBP: 0.323, SLG: 0.370		WP 1B		F8		F5		1B		4	0	2	0	0	0	2
Reggie Jackson, L (1, 9) OBP: 0.321, SLG: 0.401		L8		G6-4-3 1-2 1B		BB 1-2		F8		3	0	1	0	1	0	2
Mike Brown, R (1, 7) OBP: 0.313, SLG: 0.488		FC4 1-2 BB		G6-4-3 1-2f		6-3			BB 1B	3	0	1	0	1	0	4
Rob Wilfong, L (1, 4) OBP: 0.232, SLG: 0.313		K			F7		F8		FC6-4 1-2 BB	3	0	0	0	1	1	2
Mike O'Berry, R (1, 2) OBP: 0.189, SLG: 0.171 Bobby Grich, R (9, PH) OBP: 0.410, SLG: 0.427		FC4 1-2f			1B 1B		6-3		K	3 1	0 0	1 0	0 0	0 0	0 1	2 2
Inning Stats	R: 0 E: 0 K: 1 S: 6 H: 1 LOB: 1 BB: 0 P: 6	R: 0 E: 0 K: 1 S: 6 H: 1 LOB: 2 BB: 1 P: 10	R: 0 E: 0 K: 1 S: 5 H: 1 LOB: 0 BB: 0 P: 5	R: 0 E: 0 K: 0 S: 4 H: 2 LOB: 1 BB: 0 P: 4	R: 0 E: 0 K: 0 S: 4 H: 2 LOB: 1 BB: 0 P: 4	R: 0 E: 0 K: 0 S: 4 H: 1 LOB: 2 BB: 1 P: 8	R: 0 E: 0 K: 1 S: 6 H: 1 LOB: 1 BB: 0 P: 6	R: 0 E: 0 K: 0 S: 4 H: 1 LOB: 1 BB: 0 P: 4	R: 0 E: 0 K: 1 S: 6 H: 1 LOB: 2 BB: 1 P: 10	1B: 11 2B: 0 3B: 0 HR: 0	SF: 0 SAC: 0 DP: 3 HBP: 0						

	AB	35
	R	0
	H	11
	RBI	0
	BB	3
	SO	5
	LOB	23

WP: 1 PB: 0 SB: 0 CS: 0 PA: 38

PITCHER	IP	WLS	BF	H	R	ER	SO	BB	IBB	HBP	BLK	WP	HR	S	P	ERA	WHIP
Rick Lysander, R (1, 1) ERA: 2.85	9.0	W	38	11	0	0	5	3	0	0	0	1	0	45	57	0.00	1.556

PITCHER	IP	WLS	BF	H	R	ER	SO	BB	IBB	HBP	BLK	WP	HR	S	P	ERA	WHIP

BOTTOM

California Angels @ Minnesota Twins

Hubert H. Humphrey Metrodome, Minneapolis, MN

Mon Aug 01 1983, 8:05 PM EDT

Att. 18,368 - Dome

livebaseballscorecards.com

Batter	1	2	3	4	5	6	7	8	9	AB	R	H	RBI	BB	SO	LOB
Darrell Brown, S (1, 8) OBP: 0.314, SLG: 0.328	0-0 S, 2B, 1B	0-0 S, 3-H, 1B		4-0 BBBB, L3, BB		0-0 1B, E, 1B		0-0 FC5-2, 3B		4	2	4	1	1	0	0
John Castino, R (1, 4) OBP: 0.370, SLG: 0.462	0-0 3-1, 1-H, 1B, 2B	0-0 ② F6		0-0 ②③ L3, 1-2		0-0 E3, G5-4-3, 1-H, 1B		0-0 ② FC5-2, 2B, 3-H		5	2	2	1	0	0	3
Gary Ward, R (1, 7) OBP: 0.335, SLG: 0.492	0-0 ① 3-1, 2-3 SSS	0-3 ③ K, 1-2			0-0 1B, 1B, 1B	0-0 ① F9		0-0 2B, 1-H		5	1	2	1	0	1	3
Kent Hrbek, L (1, 3) OBP: 0.365, SLG: 0.482 Scott Ullger, R (6, 3) OBP: 0.196, SLG: 0.189	0-0 3-H, 1B		0-0 ① 4-3		0-0 ① 1B, 1B, 1-2 FC6-2, 1B	0-0 ②③ G5-4-3, 1-2f		0-0 ③ 4-3		3 2	0 0	2 0	1 0	0 0	0 0	0 2
Gary Gaetti, R (1, 5) OBP: 0.309, SLG: 0.421	0-0 ② F3		0-0 3-1, 2B		0-0 ① F4		0-0 2B			4	0	2	0	0	0	3
Randy Bush, L (1, 10) OBP: 0.347, SLG: 0.485	0-0 ③ F7		0-0 ② 3-1, 2-3		0-0 FC6-2, 1B, 1-2, 2-H, 1B		0-0 ① F5			4	0	1	1	0	0	3
Tom Brunansky, R (1, 9) OBP: 0.290, SLG: 0.392		0-0 HR	BBBB 4-0 BB		0-0 FC6-2, 1-2, 2-3, 1B		0-0 ② 5-3			3	1	2	1	1	0	1
Ray Smith, R (1, 2) OBP: 0.294, SLG: 0.272		0-0 ① L7	0-0 ③ 5-3		0-0 ② FC6-2, 1-2, 2-3, 3-Hf	SSS 0-3 ③ K				4	0	0	0	0	1	6
Houston Jimenez, R (1, 6) OBP: 0.246, SLG: 0.333		0-0 1B, 3B		0-0 ① F6	SSS 0-3 ③ K			0-0 ① 5-3		4	1	1	0	0	1	3
Inning Stats	R: 2 E: 0 K: 0 S: 6 H: 3 LOB: 1 BB: 0 P: 6	R: 2 E: 0 K: 1 S: 8 H: 3 LOB: 1 BB: 0 P: 8	R: 0 E: 0 K: 0 S: 4 H: 1 LOB: 2 BB: 1 P: 8	R: 0 E: 0 K: 0 S: 2 H: 0 LOB: 0 BB: 1 P: 6	R: 1 E: 0 K: 1 S: 9 H: 4 LOB: 3 BB: 0 P: 9	R: 1 E: 1 K: 0 S: 4 H: 2 LOB: 0 BB: 0 P: 4	R: 0 E: 0 K: 1 S: 6 H: 1 LOB: 1 BB: 0 P: 6	R: 1 E: 0 K: 0 S: 5 H: 2 LOB: 1 BB: 0 P: 5		1B: 9 2B: 5 3B: 2 HR: 1	SF: 0 SAC: 0 DP: 2 HBP: 0					

	AB	38
	R	7
	H	16
	RBI	6
	BB	2
	SO	3
	LOB	24

WP: 0 PB: 0 SB: 2 CS: 0 PA: 40

PITCHER		IP	WLS	BF	H	R	ER	SO	BB	IBB	HBP	BLK	WP	HR	S	P	ERA	WHIP
Steve Brown, R ERA: 10.38	(1, 1)	4.1	L	25	11	5	5	1	2	0	0	0	0	1	25	33	10.38	3.000
Rick Steirer, R ERA: 5.79	(5, 1)	3.2		15	5	2	1	2	0	0	0	0	0	0	19	19	2.46	1.364

PITCHER	IP	WLS	BF	H	R	ER	SO	BB	IBB	HBP	BLK	WP	HR	S	P	ERA	WHIP

Batter	1	2	3	4	5	6	7	8	9	AB	R	H	RBI	BB	SO	LOB
Rod Carew, L (1, 3) OBP: 0.430, SLG: 0.448	F8		1B		L8			BB FC5-4		3	0	1	0	1	0	0
Rick Burleson, R (1, 6) OBP: 0.348, SLG: 0.395	K		K		5-3			FC5-4 1B 1-2f		4	0	0	0	0	2	2
Daryl Sconiers, L (1, 10) OBP: 0.292, SLG: 0.428	F9		K			1-3		1B 1-H		4	0	1	0	0	1	1
Fred Lynn, L (1, 8) OBP: 0.356, SLG: 0.494		2B 1B	K			3-1			HR	4	1	2	0	0	1	1
Ron Jackson, R (1, 5) OBP: 0.331, SLG: 0.388 Steve Lubratich, R (9, 5) OBP: 0.261, SLG: 0.318		1B BB 2-3		BB 6-3		F9			HR 1-H	3 0	1 0	2 0	2 0	1 0	0 0	0 0
Reggie Jackson, L (1, 9) OBP: 0.317, SLG: 0.396 Ellis Valentine, R (9, 9) OBP: 0.270, SLG: 0.407		K		L7			F8		5-3	4 0	0 0	0 0	0 0	0 0	1 0	3 0
Bobby Grich, R (1, 4) OBP: 0.411, SLG: 0.426		BB 1-2		6-3 1-2			5-3		FC6-4 1B	3	0	1	0	1	0	1
Mike Brown, R (1, 7) OBP: 0.288, SLG: 0.447		F6		5-3			L4		FC6-4 S 1-2f	4	0	0	0	0	0	5
Bob Boone, R (1, 2) OBP: 0.275, SLG: 0.324		F7			5-3			F2	F8 1-2	4	0	0	0	0	0	4
Inning Stats	R: 0 E: 0 K: 1 S: 5 H: 0 LOB: 0 BB: 0 P: 5	R: 0 E: 0 K: 1 S: 7 H: 2 LOB: 3 BB: 1 P: 11	R: 0 E: 0 K: 3 S: 10 H: 1 LOB: 1 BB: 0 P: 10	R: 0 E: 0 K: 0 S: 3 H: 0 LOB: 1 BB: 1 P: 7	R: 0 E: 0 K: 0 S: 3 H: 0 LOB: 0 BB: 0 P: 3	R: 0 E: 0 K: 0 S: 3 H: 0 LOB: 0 BB: 0 P: 3	R: 0 E: 0 K: 0 S: 3 H: 0 LOB: 0 BB: 0 P: 3	R: 0 E: 0 K: 0 S: 3 H: 1 LOB: 2 BB: 1 P: 7	R: 2 E: 0 K: 0 S: 6 H: 3 LOB: 1 BB: 0 P: 6	1B: 5 2B: 1 3B: 0 HR: 1	SF: 0 SAC: 0 DP: 0 HBP: 0						

TOP

California Angels @ Minnesota Twins

Hubert H. Humphrey Metrodome, Minneapolis, MN

Tue Aug 02 1983, 8:05 PM EDT

Att. 13,064 - Dome - 75 F

livebaseballscorecards.com

AB	33
R	2
H	7
RBI	2
BB	3
SO	5
LOB	17

WP: 0 PB: 0 SB: 1 CS: 0 PA: 36

PITCHER	IP	WLS	BF	H	R	ER	SO	BB	IBB	HBP	BLK	WP	HR	S	P	ERA	WHIP
Bobby Castillo, R (1, 1) ERA: 4.35	8.2	L	35	7	2	2	5	3	0	0	0	0	1	42	54	2.08	1.154
Ron Davis, R (9, 1) ERA: 3.58	0.1		1	0	0	0	0	0	0	0	0	0	0	1	1	0.00	0.000

PITCHER	IP	WLS	BF	H	R	ER	SO	BB	IBB	HBP	BLK	WP	HR	S	P	ERA	WHIP

Batter	1	2	3	4	5	6	7	8	9	AB	R	H	RBI	BB	SO	LOB
Darrell Brown, S (1, 8) OBP: 0.306, SLG: 0.319	F7		F7		K			SH, FC6, BB 1-2 2-3		3	0	0	0	0	1	1
John Castino, R (1, 4) OBP: 0.371, SLG: 0.461	6-3		6-3			CS, 1B		BBBB FC6, BB 1-2 2-3 3-H		3	0	1	1	1	0	0
Gary Ward, R (1, 7) OBP: 0.332, SLG: 0.487	6-3			4-3		L9 1-2		FC6 1-2 2-3f		4	0	0	0	0	0	4
Kent Hrbek, L (1, 3) OBP: 0.367, SLG: 0.481		HBP, 1B, FC5-2, 1B		BBBB BB		4-3		SSS K		3	0	1	0	1	1	3
Gary Gaetti, R (1, 5) OBP: 0.308, SLG: 0.420		FC5-2, HBP 1-2 1B		L7			F5	SSS K		4	0	1	0	0	1	4
Randy Bush, L (1, 10) OBP: 0.346, SLG: 0.479		H FC5-2, HBP 1-2 2-3		SSS K			G3		4-3	3	0	0	0	0	1	1
Tom Brunansky, R (1, 9) OBP: 0.287, SLG: 0.388		FC5-2, G4-3 1-2 2-3 3-Hf			L7		L8		SSS K	4	0	0	0	0	1	3
Ray Smith, R (1, 2) OBP: 0.295, SLG: 0.273 Bobby Mitchell, L (8, PR) OBP: 0.347, SLG: 0.307 Tim Laudner, R (9, 2) OBP: 0.256, SLG: 0.291 Ron Washington, R (9, PH) OBP: 0.295, SLG: 0.342		G4-3 1-2f			F7			SH, BB, BB 1B	6-3	3 0 0 1	0 1 0 0	1 0 0 0	0 0 0 0	0 0 0 0	0 0 0 0	3 0 0 0
Houston Jimenez, R (1, 6) OBP: 0.266, SLG: 0.339			5-3			1B		BBBB BB, SH 1-2 BB		2	0	1	0	1	0	0
Inning Stats	R: 0 E: 0 K: 0 S: 3 H: 0 LOB: 0 BB: 0 P: 3	R: 0 E: 0 K: 0 S: 4 H: 2 LOB: 2 BB: 0 P: 5	R: 0 E: 0 K: 0 S: 3 H: 0 LOB: 0 BB: 0 P: 3	R: 0 E: 0 K: 1 S: 5 H: 0 LOB: 1 BB: 1 P: 9	R: 0 E: 0 K: 1 S: 6 H: 1 LOB: 1 BB: 0 P: 6	R: 0 E: 0 K: 0 S: 3 H: 1 LOB: 0 BB: 0 P: 3	R: 0 E: 0 K: 0 S: 3 H: 0 LOB: 0 BB: 0 P: 3	R: 1 E: 0 K: 2 S: 9 H: 1 LOB: 3 BB: 2 P: 17	R: 0 E: 0 K: 1 S: 5 H: 0 LOB: 0 BB: 0 P: 5	1B: 5 2B: 0 3B: 0 HR: 0	SF: 0 SAC: 1 DP: 1 HBP: 1					

PITCHER		IP	WLS	BF	H	R	ER	SO	BB	IBB	HBP	BLK	WP	HR	S	P	ERA	WHIP
Ken Forsch, R ERA: 3.43	(1, 1)	7.0		28	5	1	1	2	2	0	1	0	0	0	29	38	1.29	1.000
Luis Sanchez, R ERA: 3.63	(8, 1)	0.1		2	0	0	0	0	1	0	0	0	0	0	1	5	0.00	3.000
Andy Hassler, L ERA: 5.34	(8, 1)	0.1		1	0	0	0	1	0	0	0	0	0	0	3	3	0.00	0.000
Bruce Kison, R ERA: 4.4	(8, 1)	1.1	W	4	0	0	0	2	0	0	0	0	0	0	8	8	0.00	0.000

PITCHER	IP	WLS	BF	H	R	ER	SO	BB	IBB	HBP	BLK	WP	HR	S	P	ERA	WHIP

BOTTOM

California Angels @ Minnesota Twins

Hubert H. Humphrey Metrodome, Minneapolis, MN

Tue Aug 02 1983, 8:05 PM EDT

Att. 13,064 - Dome - 75 F

livebaseballscorecards.com

AB	30
R	1
H	5
RBI	1
BB	3
SO	5
LOB	19

WP: 0	PB: 0	SB: 0	CS: 1	PA: 35		

Batter	1	2	3	4	5	6	7	8	9	10	AB	R	H	RBI	BB	SO	LOB
Rod Carew, L (1, 3) OBP: 0.427, SLG: 0.444	4-3		K	BB 1-2		K			F7		5	0	1	0	0	2	0
Tim Foli, R (1, 6) OBP: 0.265, SLG: 0.300	2B		1B 1B	F9		6-3			L5		5	1	2	0	0	0	2
Brian Downing, R (1, 10) OBP: 0.374, SLG: 0.404	F7		2B 1-H	BB 1-2 2-3			F7			SH3 2B BB	3	2	1	0	2	0	1
Ron Jackson, R (1, 5) OBP: 0.329, SLG: 0.390 Steve Lubratich, R (9, 5) OBP: 0.261, SLG: 0.318	6-3		HR 2-H	F8			6-3			SH3 1-2	4	1	1	1	0	0	4
											0	0	0	0	0	0	0
Fred Lynn, L (1, 8) OBP: 0.357, SLG: 0.489		F7	HR		4-3		4-3			2B IBB	3	2	0	0	2	0	0
Bobby Grich, R (1, 4) OBP: 0.415, SLG: 0.438 Rob Wilfong, L (7, 4) OBP: 0.239, SLG: 0.333		2-3 BB	1-H 2-H HR	BB				F6		1B 1-H 2-H 2B	1	1	1	3	2	0	0
											2	0	1	2	0	0	0
Ellis Valentine, R (1, 9) OBP: 0.263, SLG: 0.395		2-3 1-2	5-3	F8				F8		K	5	0	0	0	0	1	3
Mike Brown, R (1, 7) OBP: 0.281, SLG: 0.423		K		E4 BB 1B	G3			1-3		1B 2-H	5	0	1	0	0	1	2
Bob Boone, R (1, 2) OBP: 0.272, SLG: 0.320			F8	F9		F9			F5		4	0	0	0	0	0	1
Inning Stats	R: 0 E: 0 K: 0 S: 4 H: 1 LOB: 1 BB: 0 P: 4	R: 0 E: 0 K: 1 S: 5 H: 0 LOB: 1 BB: 1 P: 9	R: 5 E: 0 K: 1 S: 9 H: 4 LOB: 0 BB: 1 P: 13	R: 0 E: 1 K: 0 S: 5 H: 1 LOB: 3 BB: 1 P: 9	R: 0 E: 0 K: 0 S: 3 H: 0 LOB: 1 BB: 1 P: 7	R: 0 E: 0 K: 1 S: 5 H: 0 LOB: 0 BB: 0 P: 5	R: 0 E: 0 K: 0 S: 3 H: 0 LOB: 0 BB: 0 P: 3	R: 0 E: 0 K: 0 S: 3 H: 0 LOB: 0 BB: 0 P: 3	R: 0 E: 0 K: 0 S: 3 H: 0 LOB: 0 BB: 0 P: 3	R: 2 E: 0 K: 1 S: 6 H: 2 LOB: 2 BB: 2 P: 14	1B: 4 2B: 3 3B: 0 HR: 1 SF: 0 SAC: 1 DP: 0 HBP: 0						

PITCHER		IP	WLS	BF	H	R	ER	SO	BB	IBB	HBP	BLK	WP	HR	S	P	ERA	WHIP
Frank Viola, L ERA: 5.37	(1, 1)	3.2		21	6	5	5	2	3	0	0	0	0	1	22	34	12.27	2.455
Mike Walters, R ERA: 3.09	(4, 1)	5.2	L	20	0	2	2	1	2	1	0	0	0	0	19	31	3.18	0.353
Ron Davis, R ERA: 3.54	(10, 1)	0.2		3	2	0	0	1	0	0	0	0	0	0	5	5	0.00	3.000

PITCHER	IP	WLS	BF	H	R	ER	SO	BB	IBB	HBP	BLK	WP	HR	S	P	ERA	WHIP

TOP

California Angels @ Minnesota Twins

Hubert H. Humphrey Metrodome, Minneapolis, MN

Wed Aug 03 1983, 8:05 PM EDT

Att. 10,711 - Dome - 76 F

livebaseballscorecards.com

AB	37
R	7
H	8
RBI	6
BB	6
SO	4
LOB	13

1B: 4 SF: 0 PA: 44
2B: 3 SAC: 1
3B: 0 DP: 0
HR: 1 HBP: 0

WP: 0
PB: 0
SB: 0
CS: 0

Batter	1	2	3	4	5	6	7	8	9	10	AB	R	H	RBI	BB	SO	LOB
Darrell Brown, S (1, 8) OBP: 0.326, SLG: 0.339	G4-6-3 1B		1B		FC6 1-2f		BB 1B		SH3 1B 1B		5	1	4	0	0	0	1
John Castino, R (1, 4) OBP: 0.373, SLG: 0.460	G4-6-3 1-2f		6-3			1B 1B FC5-4 1B	BBB 1-2 BB		SH3 1-2		3	1	1	0	1	0	2
Gary Ward, R (1, 7) OBP: 0.330, SLG: 0.484	6-3			1-3		FC5-4 1-2 1B	SSS K		F8		5	0	1	0	0	1	3
Dave Engle, R (1, 10) OBP: 0.370, SLG: 0.509		4-3 5-3 2B		4-3		FC5-4 1-2 2-3 1B		2B 2B	2-H 1B		5	2	4	1	0	0	0
Kent Hrbek, L (1, 3) OBP: 0.364, SLG: 0.476 Scott Ullger, R (7, 3) OBP: 0.207, SLG: 0.218		4-3 2-3		G1		SSS K		2-H 2B	F9		3 2	0 0	0 1	0 1	0 0	1 0	4 1
Gary Gaetti, R (1, 5) OBP: 0.305, SLG: 0.414		5-3 3-H			4-3	FC5-4 1-2f 2-3 3-H	SSS K			5-3	5	0	0	2	0	1	3
Tom Brunansky, R (1, 9) OBP: 0.288, SLG: 0.387		3-1			6-3	F5		1B		BBBB 1-3 BB	4	0	1	0	1	0	2
Tim Laudner, R (1, 2) OBP: 0.254, SLG: 0.311			F9		HR		SSS K	SSS K		1-2	5	1	1	1	0	2	3
Houston Jimenez, R (1, 6) OBP: 0.269, SLG: 0.339 Randy Bush, L (8, PH) OBP: 0.345, SLG: 0.477 Ron Washington, R (9, 6) OBP: 0.293, SLG: 0.341			6-3		FC6 1B		SSS K	F8		F9	3 1 1	0 0 0	1 0 0	0 0 0	0 0 0	1 0 0	0 2 1
Inning Stats	R: 0 H: 1 E: 0 LOB: 0 K: 0 BB: 0 S: 3 P: 3	R: 1 H: 1 E: 0 LOB: 0 K: 0 BB: 0 S: 4 P: 4	R: 0 H: 1 E: 0 LOB: 1 K: 0 BB: 0 S: 4 P: 4	R: 0 H: 0 E: 0 LOB: 0 K: 0 BB: 0 S: 3 P: 3	R: 1 H: 2 E: 0 LOB: 1 K: 0 BB: 0 S: 5 P: 5	R: 1 H: 3 E: 0 LOB: 2 K: 1 BB: 0 S: 8 P: 8	R: 0 H: 1 E: 0 LOB: 2 K: 3 BB: 1 S: 10 P: 14	R: 1 H: 3 E: 0 LOB: 2 K: 2 BB: 0 S: 10 P: 10	R: 1 H: 2 E: 0 LOB: 1 K: 0 BB: 0 S: 5 P: 5	R: 0 H: 0 E: 0 LOB: 1 K: 0 BB: 1 S: 3 P: 7	1B: 10 SF: 0 2B: 3 SAC: 1 3B: 0 DP: 1 HR: 1 HBP: 0						

PITCHER		IP	WLS	BF	H	R	ER	SO	BB	IBB	HBP	BLK	WP	HR	S	P	ERA	WHIP
Tommy John, L ERA: 4.18	(1, 1)	5.2		24	8	3	3	1	0	0	0	0	0	1	26	26	4.76	1.412
Luis Sanchez, R ERA: 3.69	(6, 1)	1.1		8	3	1	1	3	1	0	0	0	0	0	13	17	6.75	3.000
Bruce Kison, R ERA: 4.37	(8, 1)	3.0	W	13	3	1	1	2	1	0	0	0	0	0	16	20	3.00	1.333

PITCHER	IP	WLS	BF	H	R	ER	SO	BB	IBB	HBP	BLK	WP	HR	S	P	ERA	WHIP

BOTTOM

California Angels @ Minnesota Twins

Hubert H. Humphrey Metrodome, Minneapolis, MN

Wed Aug 03 1983, 8:05 PM EDT
Att. 10,711 - Dome - 76 F

livebaseballscorecards.com

AB	42
R	5
H	14
RBI	5
BB	2
SO	6
LOB	22

WP: 0 PA: 45
PB: 0
SB: 0
CS: 0

Batter	1	2	3	4	5	6	7	8	9	AB	R	H	RBI	BB	SO	LOB
Rod Carew, L (1, 10) OBP: 0.429, SLG: 0.447	4-3	1B 1-2 1B		CS 1-2	G6-4-3 1B		F8 BB 1B		6-3	5	0	3	0	0	0	0
Rick Burleson, R (1, 6) OBP: 0.351, SLG: 0.389	B B B B 3B BB	1-3 2-H 1B			G6-4-3 1-2f		F9		F3	4	1	1	1	1	0	2
Brian Downing, R (1, 7) OBP: 0.382, SLG: 0.435	1-H 1B 3B		4-3 2B		HR		B B B B 1-2 BB		S S S K	4	2	3	2	1	1	0
Fred Lynn, L (1, 8) OBP: 0.358, SLG: 0.493	FC6-4 3-H 1B		4-3 2-3		2B		F8 2-3			4	0	2	1	0	0	3
Reggie Jackson, L (1, 9) OBP: 0.317, SLG: 0.392	S S S K		B B B B G4-6-3 BB		4-3		S S S K			3	0	0	0	1	2	4
Ron Jackson, R (1, 5) OBP: 0.324, SLG: 0.383	FC6-4 1-2f		G4-6-3 1-2f			F9		F7		4	0	0	0	0	0	3
Daryl Sconiers, L (1, 3) OBP: 0.291, SLG: 0.429		4-3		F6		E 2B		F8		4	1	1	0	0	0	0
Rob Wilfong, L (1, 4) OBP: 0.257, SLG: 0.347 Bobby Grich, R (8, PH) OBP: 0.417, SLG: 0.443 (8, 4)	1B 1B 1B			4-3	E9 G5-4-3 2-H 1B			2B		3 1	1 0	2 1	0 0	0 0	0 0	0 0
Bob Boone, R (1, 2) OBP: 0.271, SLG: 0.319	F8		CS 1B		G5-4-3 1-2f			F9		4	0	1	0	0	0	3
Inning Stats	R: 2 E: 0 K: 1 S: 7 H: 2 LOB: 1 BB: 1 P: 11	R: 1 E: 0 K: 0 S: 5 H: 3 LOB: 2 BB: 0 P: 5	R: 0 E: 0 K: 0 S: 3 H: 1 LOB: 1 BB: 1 P: 7	R: 0 E: 0 K: 0 S: 3 H: 1 LOB: 0 BB: 0 P: 3	R: 1 E: 0 K: 0 S: 5 H: 3 LOB: 1 BB: 0 P: 5	R: 1 E: 1 K: 0 S: 4 H: 2 LOB: 0 BB: 0 P: 4	R: 0 E: 0 K: 1 S: 6 H: 1 LOB: 2 BB: 1 P: 10	R: 0 E: 0 K: 0 S: 4 H: 1 LOB: 1 BB: 0 P: 4	R: 0 E: 0 K: 1 S: 5 H: 0 LOB: 0 BB: 0 P: 5	1B: 8 2B: 4 3B: 1 HR: 1 SF: 0 SAC: 0 DP: 3 HBP: 0						

PITCHER		IP	WLS	BF	H	R	ER	SO	BB	IBB	HBP	BLK	WP	HR	S	P	ERA	WHIP
Glenn Abbott, R ERA: 4.09	(1, 1)	4.2		21	9	4	4	1	2	0	0	0	0	1	21	29	7.71	2.357
Bryan Clark, L ERA: 3.92	(5, 1)	2.0	W	10	4	1	0	0	1	0	0	0	0	0	9	13	0.00	2.500
Ed Vande Berg, L ERA: 3.83	(7, 1)	2.1	S	8	1	0	0	2	0	0	0	0	0	0	12	12	0.00	0.429

PITCHER	IP	WLS	BF	H	R	ER	SO	BB	IBB	HBP	BLK	WP	HR	S	P	ERA	WHIP

TOP

California Angels @ Seattle Mariners

The Kingdome, Seattle, WA

Thu Aug 04 1983, 10:05 PM EDT

Att. 8,865 - Dome

livebaseballscorecards.com

AB	36
R	5
H	14
RBI	4
BB	3
SO	3
LOB	15

PA: 40

WP: 0
PB: 0
SB: 0
CS: 1

BOTTOM

California Angels @ Seattle Mariners

The Kingdome, Seattle, WA

Thu Aug 04 1983, 10:05 PM EDT

Att. 8,865 - Dome

livebaseballscorecards.com

Batter	1	2	3	4	5	6	7	8	9	AB	R	H	RBI	BB	SO	LOB
Tony Bernazard, S (1, 4) OBP: 0.330, SLG: 0.372	F8		F5			HR 1-H	G1-6-3 BB 1B BB	SF9 3-H		3	2	1	3	1	0	0
Domingo Ramos, R (1, 6) OBP: 0.372, SLG: 0.430	FC3-6 1B			4-3		E 1B 1B	G1-6-3 1-2 BB	FC6 1-2f		4	1	2	0	1	0	1
Pat Putnam, L (1, 3) OBP: 0.315, SLG: 0.445	FC3-6 1-2f			4-3		E 1-2 1B 1B	G1-6-3 1-2f 2-3			4	1	1	0	0	0	3
Al Chambers, L (1, 10) OBP: 0.433, SLG: 0.400 Jamie Allen, R (7, PH) OBP: 0.331, SLG: 0.323	K			G3		E4 1-3 2-H 1B	CS 3-H 1B			3 1	1 0	0 1	0 1	0 0	1 0	2 0
Ron Roenicke, S (1, 8) OBP: 0.297, SLG: 0.305 Richie Zisk, R (6, PH) OBP: 0.309, SLG: 0.402 John Moses, S (6, PR) OBP: 0.277, SLG: 0.287 (7, 8)		G3			F5	E 1B BB	CS 1-2	1B 2B		2 0 1	0 0 2	0 0 1	0 0 0	0 1 0	0 0 0	0 0 0
Ricky Nelson, L (1, 7) OBP: 0.315, SLG: 0.417 Steve Henderson, R (5, 7) OBP: 0.353, SLG: 0.404		4-3			K	E5 1-2 2-H 3-H 1B		5-3		1 3	0 0	0 1	0 2	0 0	0 1	0 1
Dave Henderson, R (1, 9) OBP: 0.303, SLG: 0.414		4-3			K	E5 1-3 2-H 1B		1B 1B BB		3	2	0	0	1	1	1
Manny Castillo, S (1, 5) OBP: 0.255, SLG: 0.294			F8			FC4-6 1B 2-H 1B		1B SF9 1-2 2-H 1B		4	1	3	2	0	0	0
Rick Sweet, S (1, 2) OBP: 0.259, SLG: 0.244			4-3			FC4-6 HR F4		FC6 1-3 2-H 1B		4	1	1	1	0	0	2
Inning Stats	R: 0 H: 1 E: 0 LOB: 1 K: 1 BB: 0 S: 6 P: 6	R: 0 H: 0 E: 0 LOB: 0 K: 0 BB: 0 S: 3 P: 3	R: 0 H: 0 E: 0 LOB: 0 K: 0 BB: 0 S: 3 P: 3	R: 0 H: 0 E: 0 LOB: 0 K: 0 BB: 0 S: 3 P: 3	R: 0 H: 0 E: 0 LOB: 0 K: 2 BB: 0 S: 7 P: 7	R: 7 H: 6 E: 2 LOB: 1 K: 0 BB: 1 S: 10 P: 14	R: 1 H: 1 E: 0 LOB: 0 K: 0 BB: 2 S: 2 P: 10	R: 3 H: 3 E: 0 LOB: 1 K: 0 BB: 1 S: 6 P: 10		1B: 9 SF: 1 2B: 1 SAC: 0 3B: 0 DP: 1 HR: 1 HBP: 0				WP: 0 PA: 39 PB: 0 SB: 0 CS: 1		

PITCHER		IP	WLS	BF	H	R	ER	SO	BB	IBB	HBP	BLK	WP	HR	S	P	ERA	WHIP
Rick Steirer, R ERA: 6.05	(1, 1)	5.1		22	5	5	5	3	0	0	0	0	0	1	28	28	8.44	0.938
John Curtis, L ERA: 4.4	(6, 1)	0.2	L	7	2	3	1	0	3	0	0	0	0	0	4	16	13.50	7.500
Andy Hassler, L ERA: 5.46	(7, 1)	1.0		3	2	1	1	0	0	0	0	0	0	0	3	3	9.00	2.000
Steve Brown, R ERA: 11.81	(8, 1)	1.0		6	2	2	2	0	1	0	0	0	0	0	5	9	18.00	3.000

PITCHER	IP	WLS	BF	H	R	ER	SO	BB	IBB	HBP	BLK	WP	HR	S	P	ERA	WHIP

California Angels @ Seattle Mariners

The Kingdome, Seattle, WA

Fri Aug 05 1983, 6:33 AM EDT

Att. 7,313 - Dome

TOP

livebaseballscorecards.com

Batter	1	2	3	4	5	6	7	8	9	AB	R	H	RBI	BB	SO	LOB
Steve Lubratich, R (1, 5) OBP: 0.245, SLG: 0.298	F8		L1-4		F3			BB, 1B		3	0	0	0	0	0	2
Rod Carew, L (8, PH) OBP: 0.431, SLG: 0.448										1	0	1	0	0	0	0
Rick Burleson, R (8, 6) OBP: 0.351, SLG: 0.389										0	0	0	0	0	0	0
Tim Foli, R (1, 6) OBP: 0.266, SLG: 0.303	5-3		1-3, 2B		F4			K		3	0	1	0	0	0	1
Reggie Jackson, L (8, PH) OBP: 0.316, SLG: 0.391										1	0	0	0	0	1	1
(8, 9)																
Brian Downing, R (1, 10) OBP: 0.380, SLG: 0.430	F8		BB			F8		K		3	0	0	0	1	1	1
Fred Lynn, L (1, 8) OBP: 0.360, SLG: 0.491		K	F8			1B		1-2, BB		3	0	1	0	1	1	3
Bobby Grich, R (1, 4) OBP: 0.412, SLG: 0.437		L9		F6		F8		F8		4	0	0	0	0	0	3
Ron Jackson, R (1, 3) OBP: 0.323, SLG: 0.378		F9		F9		4-3			G6-3, BB	3	0	0	0	1	0	1
(7, 7)																
(8, 5)																
Ellis Valentine, R (1, 9) OBP: 0.263, SLG: 0.409			HR	F4			E6, G3-6-3		F3	4	1	1	1	0	0	1
(8, 7)																
Mike Brown, R (1, 7) OBP: 0.271, SLG: 0.407			4-3		F3		1-2f, G3-6-3		1-2f, G6-3	2	0	0	0	0	0	0
Daryl Sconiers, L (7, PH) OBP: 0.289, SLG: 0.425										2	0	0	0	0	0	2
(7, 3)																
Bob Boone, R (1, 2) OBP: 0.275, SLG: 0.320			2B, BB		1B		F7			2	0	1	0	1	0	0
Inning Stats	R: 0 E: 0 K: 0 S: 3 H: 0 LOB: 0 BB: 0 P: 3	R: 0 E: 0 K: 1 S: 5 H: 0 LOB: 0 BB: 0 P: 5	R: 1 E: 0 K: 0 S: 5 H: 2 LOB: 3 BB: 2 P: 13	R: 0 E: 0 K: 0 S: 3 H: 0 LOB: 0 BB: 0 P: 3	R: 0 E: 0 K: 0 S: 4 H: 1 LOB: 1 BB: 0 P: 4	R: 0 E: 0 K: 0 S: 4 H: 1 LOB: 1 BB: 0 P: 4	R: 0 E: 1 K: 0 S: 3 H: 0 LOB: 0 BB: 0 P: 3	R: 0 E: 0 K: 2 S: 8 H: 1 LOB: 2 BB: 1 P: 12	R: 0 E: 0 K: 0 S: 2 H: 0 LOB: 0 BB: 1 P: 6	1B: 3 2B: 1 3B: 0 HR: 1 SF: 0 SAC: 0 DP: 2 HBP: 0	WP: 0 PB: 0 SB: 0 CS: 0 PA: 35					

	AB	31
	R	1
	H	5
	RBI	1
	BB	4
	SO	3
	LOB	15

PITCHER	IP	WLS	BF	H	R	ER	SO	BB	IBB	HBP	BLK	WP	HR	S	P	ERA	WHIP
Matt Young, L (1, 1) ERA: 2.95	2.2		10	1	1	1	1	1	0	0	0	0	1	11	15	3.38	0.750
Bob Stoddard, R (3, 1) ERA: 4.55	5.0	W	21	4	0	0	2	2	0	0	0	0	0	23	31	0.00	1.200
Bill Caudill, R (8, 1) ERA: 4.27	1.1	S	4	0	0	0	0	1	0	0	0	0	0	3	7	0.00	0.750

PITCHER	IP	WLS	BF	H	R	ER	SO	BB	IBB	HBP	BLK	WP	HR	S	P	ERA	WHIP

Batter	1	2	3	4	5	6	7	8	9	AB	R	H	RBI	BB	SO	LOB
Tony Bernazard, S (1, 4) OBP: 0.331, SLG: 0.377	6-3		4-3 1-H 2B		SF7 3-H		1B			3	0	2	2	0	0	0
Domingo Ramos, R (1, 6) OBP: 0.378, SLG: 0.427	BBBB WP BB		4-3 2-3		1B 1-2 1B		F9			3	0	1	0	1	0	2
Steve Henderson, R (1, 7) OBP: 0.352, SLG: 0.402	L6		SSS K		1-2 2-H 1B			E6 1B		4	0	1	1	0	1	2
John Moses, S (8, PR) (9, 7) OBP: 0.277, SLG: 0.287										0	0	0	0	0	0	0
Richie Zisk, R (1, 10) OBP: 0.308, SLG: 0.399	F8 1-2			F9	F8			1-2 1B		4	0	1	0	0	0	3
Al Chambers, L (8, PR) OBP: 0.433, SLG: 0.400										0	0	0	0	0	0	0
Dave Henderson, R (1, 9) OBP: 0.299, SLG: 0.410		F2		F3		SSS K		SSS K		4	0	0	0	0	2	2
Ron Roenicke, S (1, 8) OBP: 0.291, SLG: 0.298		4-3		2-3		F2		L8		4	0	0	0	0	0	2
Jamie Allen, R (1, 5) OBP: 0.330, SLG: 0.322		SSS K			1B SH5-4 SF7 1B	SSS K		F8		4	1	1	0	0	2	2
Manny Castillo, S (1, 3) OBP: 0.252, SLG: 0.290			F6		SH5-4 1-2		F7			2	0	0	0	0	0	0
Jamie Nelson, R (1, 2) OBP: 0.267, SLG: 0.321			2B 1B		1B 2-3 1B		5-3			3	2	2	0	0	0	0
Inning Stats	R: 0 E: 0 K: 0 S: 3 H: 0 LOB: 1 BB: 1 P: 7	R: 0 E: 0 K: 1 S: 5 H: 0 LOB: 0 BB: 0 P: 5	R: 1 E: 0 K: 1 S: 7 H: 2 LOB: 1 BB: 0 P: 7	R: 0 E: 0 K: 0 S: 3 H: 0 LOB: 0 BB: 0 P: 3	R: 2 E: 0 K: 0 S: 7 H: 4 LOB: 2 BB: 0 P: 7	R: 0 E: 0 K: 2 S: 7 H: 0 LOB: 0 BB: 0 P: 7	R: 0 E: 0 K: 0 S: 4 H: 1 LOB: 1 BB: 0 P: 4	R: 0 E: 1 K: 1 S: 7 H: 1 LOB: 2 BB: 0 P: 7		1B: 7 2B: 1 3B: 0 HR: 0 SF: 1 SAC: 1 DP: 0 HBP: 0						

PITCHER		IP	WLS	BF	H	R	ER	SO	BB	IBB	HBP	BLK	WP	HR	S	P	ERA	WHIP
Geoff Zahn, L ERA: 3.45	(1, 1)	7.0	L	31	8	3	3	4	1	0	0	0	1	0	38	42	3.86	1.286
Luis Sanchez, R ERA: 3.64	(8, 1)	1.0		3	0	0	0	1	0	0	0	0	0	0	5	5	0.00	0.000

PITCHER	IP	WLS	BF	H	R	ER	SO	BB	IBB	HBP	BLK	WP	HR	S	P	ERA	WHIP

BOTTOM

California Angels @ Seattle Mariners

The Kingdome, Seattle, WA

Fri Aug 05 1983, 6:33 AM EDT

Att. 7,313 - Dome

livebaseballscorecards.com

AB	31
R	3
H	8
RBI	3
BB	1
SO	5
LOB	13

WP: 1	PA: 34		
PB: 0			
SB: 0			
CS: 0			

Batter	1	2	3	4	5	6	7	8	9	AB	R	H	RBI	BB	SO	LOB
Rod Carew, L (1, 3) OBP: 0.429, SLG: 0.446	0-0 5-3 1B		0-3 K2-3			0-3 K		0-3 K		4	0	1	0	0	3	1
Rick Burleson, R (1, 6) OBP: 0.347, SLG: 0.383	0-0 F8		0-0 4-3			0-0 2-H 1B		0-0 4-3		4	0	1	1	0	0	1
Brian Downing, R (1, 7) OBP: 0.375, SLG: 0.423	0-0 5-3 1-2			0-3 K		0-0 F9			0-0 6-3	4	0	0	0	0	1	2
Fred Lynn, L (1, 8) OBP: 0.356, SLG: 0.485	0-0 F7			0-3 K		0-0 4-3			0-3 K	4	0	0	0	0	2	2
Bobby Grich, R (1, 4) OBP: 0.411, SLG: 0.435		0-3 K		0-0 5-3			0-0 5-3		0-0 BB 1B	4	0	1	0	0	1	0
Reggie Jackson, L (1, 10) OBP: 0.318, SLG: 0.390		0-3 K			0-0 F7		0-0 1B		B B B B 4-0 1-2 BB	3	0	1	0	1	1	0
Ellis Valentine, R (1, 9) OBP: 0.264, SLG: 0.408 Daryl Sconiers, L (9, PH) OBP: 0.288, SLG: 0.423	0-0 1B				0-0 5-3		0-3 K		0-0 G3	3 1	0 0	1 0	0 0	0 0	1 0	1 2
Tim Foli, R (1, 5) OBP: 0.263, SLG: 0.301	0-0 5-3				0-0 1-3		0-0 F8			3	0	0	0	0	0	2
Bob Boone, R (1, 2) OBP: 0.275, SLG: 0.323			0-0 6-3			0-0 1B 2B		0-0 L6		3	1	1	0	0	0	0
Inning Stats	R: 0 E: 0 K: 0 S: 4 H: 1 LOB: 1 BB: 0 P: 4	R: 0 E: 0 K: 2 S: 8 H: 1 LOB: 1 BB: 0 P: 8	R: 0 E: 0 K: 1 S: 5 H: 0 LOB: 0 BB: 0 P: 5	R: 0 E: 0 K: 2 S: 7 H: 0 LOB: 0 BB: 0 P: 7	R: 0 E: 0 K: 0 S: 3 H: 0 LOB: 0 BB: 0 P: 3	R: 1 E: 0 K: 1 S: 7 H: 2 LOB: 1 BB: 0 P: 7	R: 0 E: 0 K: 1 S: 6 H: 1 LOB: 1 BB: 0 P: 6	R: 0 E: 0 K: 1 S: 5 H: 0 LOB: 0 BB: 0 P: 5	R: 0 E: 0 K: 1 S: 6 H: 1 LOB: 2 BB: 1 P: 10	1B: 5 2B: 1 3B: 0 HR: 0	SF: 0 SAC: 0 DP: 0 HBP: 0						

TOP

California Angels @ Seattle Mariners

The Kingdome, Seattle, WA

Sat Aug 06 1983, 10:05 PM EDT

Att. 26,440 - Dome

livebaseballscorecards.com

AB	33
R	1
H	6
RBI	1
BB	1
SO	9
LOB	11

PITCHER		IP	WLS	BF	H	R	ER	SO	BB	IBB	HBP	BLK	WP	HR	S	P	ERA	WHIP
Mike Moore, R ERA: 4.3	(1, 1)	8.2	W	33	6	1	1	9	1	0	0	0	0	0	50	54	1.04	0.808
Bill Caudill, R ERA: 4.25	(9, 1)	0.1	S	1	0	0	0	0	0	0	0	0	0	0	1	1	0.00	0.000

PITCHER	IP	WLS	BF	H	R	ER	SO	BB	IBB	HBP	BLK	WP	HR	S	P	ERA	WHIP

BOTTOM

California Angels @ Seattle Mariners

The Kingdome, Seattle, WA

Sat Aug 06 1983, 10:05 PM EDT

Att. 26,440 - Dome

livebaseballscorecards.com

Batter	1	2	3	4	5	6	7	8	9	AB	R	H	RBI	BB	SO	LOB
Tony Bernazard, S (1, 4) OBP: 0.334, SLG: 0.379	BBBB 4-0 G6-3 BB	x 0-0 ②③ 8-2 3-Hf		x 0-0 1-H 2B		4-0 1B IBB		x 0-0 ③ F7		3	0	1	1	2	0	4
Domingo Ramos, R (1, 6) OBP: 0.372, SLG: 0.419	x 0-0 ①② G6-3 1-2f		x 0-0 ① F9	x 0-0 ③ F8		x 0-0 1-2 2-3 1B				4	0	1	0	0	0	2
Steve Henderson, R (1, 7) OBP: 0.356, SLG: 0.402 Dave Henderson, R (7, 9) OBP: 0.299, SLG: 0.410	BBBB 4-0 BB		BBBB 4-0 BB BB		x 0-0 1B	SSS 0-3 ③ K				2 0	0 0	1 0	0 0	2 0	1 0	3 0
Pat Putnam, L (1, 3) OBP: 0.311, SLG: 0.439	x 0-0 ③ 4-3		x 0-0 ② F5		x 0-0 ① F8		x 0-0 ① 4-3			4	0	0	0	0	0	3
Al Chambers, L (1, 10) OBP: 0.441, SLG: 0.429		x 0-0 1B FC6 2B	BBBB 4-0 1-2 BB		SSS 0-3 ② K		x 0-0 ② F7			3	1	1	0	1	1	1
Ron Roenicke, S (1, 8) OBP: 0.291, SLG: 0.297		x 0-0 FC6 2-3 1B	x 0-0 ③ G3		x 0-0 ③ 4-3		x 0-0 ③ 4-3			4	0	1	0	0	0	3
Manny Castillo, S (1, 5) OBP: 0.252, SLG: 0.289		x 0-0 ① FC6 1B 1-2f 8-2 3-H		x 0-0 ① 1-3		x 0-0 1B SH3-4 1B		x 0-0 ① F7		4	0	1	1	0	0	1
Jamie Nelson, R (1, 2) OBP: 0.273, SLG: 0.323		x 0-0 HBP 1-3 1B		x 0-0 ② 5-3		x 0-0 ① SH3-4 1-2		x 0-0 ② F8		3	0	1	0	0	0	0
John Moses, S (1, 9) OBP: 0.295, SLG: 0.292 (7, 7)		H 1-0 1-2 HBP		x 0-0 2B 1B		x 0-0 ② F9		BBBB 4-0 BB		2	1	1	0	1	0	1
Inning Stats	R: 0 H: 0 E: 0 LOB: 1 K: 0 BB: 2 S: 2 P: 10	R: 1 H: 3 E: 0 LOB: 2 K: 0 BB: 0 S: 5 P: 6	R: 0 H: 0 E: 0 LOB: 2 K: 0 BB: 2 S: 3 P: 11	R: 1 H: 2 E: 0 LOB: 1 K: 0 BB: 0 S: 5 P: 5	R: 0 H: 1 E: 0 LOB: 1 K: 1 BB: 0 S: 6 P: 6	R: 0 H: 2 E: 0 LOB: 3 K: 1 BB: 1 S: 7 P: 11	R: 0 H: 0 E: 0 LOB: 0 K: 0 BB: 0 S: 3 P: 3	R: 0 H: 0 E: 0 LOB: 1 K: 0 BB: 1 S: 3 P: 7		1B: 6 SF: 0 2B: 3 SAC: 1 3B: 0 DP: 2 HR: 0 HBP: 1						

	AB	29
	R	2
	H	8
	RBI	2
	BB	6
	SO	2
	LOB	18

WP: 0 PA: 37
PB: 0
SB: 0
CS: 0

PITCHER		IP	WLS	BF	H	R	ER	SO	BB	IBB	HBP	BLK	WP	HR	S	P	ERA	WHIP
Mike Witt, R ERA: 4.68	(1, 1)	5.2	L	29	8	2	2	1	4	1	1	0	0	0	25	46	3.18	2.118
Luis Sanchez, R ERA: 3.53	(6, 1)	2.1		8	0	0	0	1	1	0	0	0	0	0	9	13	0.00	0.429

PITCHER	IP	WLS	BF	H	R	ER	SO	BB	IBB	HBP	BLK	WP	HR	S	P	ERA	WHIP

California Angels @ Seattle Mariners

The Kingdome, Seattle, WA

Sun Aug 07 1983, 10:05 PM EDT

Att. 8,722 - Dome

TOP

livebaseballscorecards.com

Batter	1	2	3	4	5	6	7	8	9	AB	R	H	RBI	BB	SO	LOB
Rod Carew, L (1, 3) OBP: 0.431, SLG: 0.447	6-3		G5-4-3 1B		G6-4-3 1B	FC6-4 1-2f			WP BB	4	0	2	0	1	0	3
Rick Burleson, R (1, 6) OBP: 0.330, SLG: 0.364	5-3		G5-4-3 1-2f		F9	1-3			K 1-2	5	0	0	0	0	1	3
Brian Downing, R (1, 7) OBP: 0.376, SLG: 0.421 Mike Brown, R (8, 7) OBP: 0.271, SLG: 0.407	FC5-4 BB			BB 2B 1B	G6-4-3 1-2f	5-3				3 0	1 0	1 0	0 0	1 0	0 0	1 0
Fred Lynn, L (1, 8) OBP: 0.358, SLG: 0.484	FC5-4 1-2f			1-2 2B BB	1B FC6-4 1B	K				3	2	1	0	1	1	1
Bobby Grich, R (1, 4) OBP: 0.412, SLG: 0.439		K		G3 1B 1-H 2-H 2B	FC6-4 1-3 1B	F8				4	1	2	2	0	1	0
Reggie Jackson, L (1, 10) OBP: 0.317, SLG: 0.387		F9 WP BB		G3 2-3	FC6-4 BB 1B 1-2f 3-H	F7				3	0	0	1	1	0	2
Ellis Valentine, R (1, 9) OBP: 0.263, SLG: 0.404		F9 1-3		5-3 3-H 1B	F8	6-3				4	0	1	1	0	0	2
Tim Foli, R (1, 5) OBP: 0.263, SLG: 0.300 Steve Lubratich, R (9, 5) OBP: 0.245, SLG: 0.298		5-3		5-3 1-2	BB 1B 1-2				6-3	4 0	0 0	1 0	0 0	0 0	0 0	2 0
Bob Boone, R (1, 2) OBP: 0.275, SLG: 0.320			5-3	4-3	FC6-4 BB 1-2 2-3				K	3	0	0	0	1	1	1

	AB	33
	R	4
	H	8
	RBI	4
	BB	5
	SO	4
	LOB	15

Inning Stats	1	2	3	4	5	6	7	8	9
	R: 0 E: 0 K: 0 S: 3	H: 0 LOB: 1 BB: 1 P: 7	R: 0 E: 0 K: 1 S: 5	H: 0 LOB: 1 BB: 1 P: 9	R: 0 E: 0 K: 0 S: 3	H: 1 LOB: 0 BB: 0 P: 3	R: 3 E: 0 K: 0 S: 6	H: 3 LOB: 1 BB: 1 P: 10	R: 0 E: 0 K: 0 S: 3	H: 1 LOB: 0 BB: 0 P: 3	R: 1 E: 0 K: 0 S: 6	H: 3 LOB: 3 BB: 1 P: 10	R: 0 E: 0 K: 1 S: 5	H: 0 LOB: 0 BB: 0 P: 5	R: 0 E: 0 K: 0 S: 3	H: 0 LOB: 0 BB: 0 P: 3	R: 0 E: 0 K: 2 S: 7	H: 0 LOB: 1 BB: 1 P: 11

	1B: 7	SF: 0	WP: 2	PA: 38
	2B: 1	SAC: 0	PB: 0	
	3B: 0	DP: 2	SB: 0	
	HR: 0	HBP: 0	CS: 0	

PITCHER		IP	WLS	BF	H	R	ER	SO	BB	IBB	HBP	BLK	WP	HR	S	P	ERA	WHIP
Bryan Clark, L ERA: 4.05	(1, 1)	5.2	L	26	8	4	4	1	3	0	0	0	1	0	25	37	6.35	1.941
Roy Thomas, R ERA: 3.77	(6, 1)	3.1		12	0	0	0	3	2	0	0	0	1	0	16	24	0.00	0.600

PITCHER		IP	WLS	BF	H	R	ER	SO	BB	IBB	HBP	BLK	WP	HR	S	P	ERA	WHIP

BOTTOM

Batter	1	2	3	4	5	6	7	8	9	AB	R	H	RBI	BB	SO	LOB
Tony Bernazard, S (1, 4) OBP: 0.337, SLG: 0.382	B B B B 4-0 1B S 1B BB	x 0-0 ② G3 2-3		x 0-0 E8 2-H 2B		x 0-0 ③ F8			B B B B 4-0 CS BB	3	1	1	1	2	0	2
Domingo Ramos, R (1, 6) OBP: 0.364, SLG: 0.407	x 0-0 1B 1B 1-3 1B	S S S 0-3 ③ K		x 0-0 ③ F9			x 0-0 ① F7		S S S 0-3 ① K	5	1	1	0	0	2	3
Steve Henderson, R (1, 7) OBP: 0.354, SLG: 0.399	x 0-0 1B 1-2 3-H 1B		x 0-0 ① 6-3		x 0-0 ① 6-3		x 0-0 ② F8		S S S 0-3 ②③ K 1-2	5	0	1	1	0	1	1
Pat Putnam, L (1, 3) OBP: 0.311, SLG: 0.440	x 0-0 ① F7		x 0-0 G3 2B		x 0-0 ② F8		x 0-0 ③ F2			4	0	1	0	0	0	2
Al Chambers, L (1, 10) OBP: 0.447, SLG: 0.419	x 0-0 ② F5		x 0-0 ② G3 2-3		B B B B 4-0 BB			x 0-0 FC1-5 BB 1B		3	0	1	0	1	0	3
Ron Roenicke, S (1, 8) OBP: 0.295, SLG: 0.298	x 0-0 1-3 2-H 1B		x 0-0 ③ 1-3		x 0-0 ③ 4-3			B B B B 4-0 F8 FC1-5 1-2 BB		3	0	1	1	1	0	2
Manny Castillo, S (1, 5) OBP: 0.252, SLG: 0.288	x 0-0 ③ 4-3			x 0-0 S E 1B		x 0-0 ① F8		x 0-0 ① FC1-5 1-2 2-3f		4	1	1	0	0	0	4
Jamie Nelson, R (1, 2) OBP: 0.278, SLG: 0.324 Rick Sweet, S (8, PH) OBP: 0.258, SLG: 0.243 (9, 2)		x 0-0 G3 S 1B		S S S 0-3 ① K 1-2		x 0-0 ② F2		x 0-0 ② F8 2-3		3 1	0 0	1 0	0 0	0 0	1 0	1 2
John Moses, S (1, 9) OBP: 0.294, SLG: 0.290		S S S 0-3 ① K 1-2		x 0-0 ② F7		x 0-0 1B		x 0-0 ③ F7		4	0	1	0	0	1	4
Inning Stats	R: 2 H: 3 E: 0 LOB: 2 K: 0 BB: 1 S: 6 P: 10	R: 0 H: 1 E: 0 LOB: 1 K: 2 BB: 0 S: 8 P: 8	R: 0 H: 1 E: 0 LOB: 1 K: 0 BB: 0 S: 4 P: 4	R: 1 H: 2 E: 1 LOB: 1 K: 1 BB: 0 S: 7 P: 7	R: 0 H: 0 E: 0 LOB: 1 K: 0 BB: 1 S: 3 P: 7	R: 0 H: 1 E: 0 LOB: 1 K: 0 BB: 0 S: 4 P: 4	R: 0 H: 0 E: 0 LOB: 0 K: 0 BB: 0 S: 3 P: 3	R: 0 H: 1 E: 0 LOB: 2 K: 0 BB: 1 S: 4 P: 8	R: 0 H: 0 E: 0 LOB: 0 K: 2 BB: 1 S: 6 P: 10	1B: 7 SF: 0 2B: 2 SAC: 0 3B: 0 DP: 0 HR: 0 HBP: 0						

PITCHER		IP	WLS	BF	H	R	ER	SO	BB	IBB	HBP	BLK	WP	HR	S	P	ERA	WHIP
Ken Forsch, R ERA: 3.44	(1, 1)	7.1	W	34	9	3	3	3	3	0	0	0	0	0	37	49	3.68	1.636
Bruce Kison, R ERA: 4.3	(8, 1)	1.2	S	5	0	0	0	2	1	0	0	0	0	0	8	12	0.00	0.600

PITCHER	IP	WLS	BF	H	R	ER	SO	BB	IBB	HBP	BLK	WP	HR	S	P	ERA	WHIP

California Angels @ Seattle Mariners

The Kingdome, Seattle, WA

Sun Aug 07 1983, 10:05 PM EDT

Att. 8,722 - Dome

livebaseballscorecards.com

AB	35
R	3
H	9
RBI	3
BB	4
SO	5
LOB	24

1B: 7	SF: 0	WP: 0	PA: 39
2B: 2	SAC: 0	PB: 0	
3B: 0	DP: 0	SB: 3	
HR: 0	HBP: 0	CS: 1	

Minnesota Twins @ California Angels

Anaheim Stadium, Anaheim, CA

Mon Aug 08 1983, 10:05 PM EDT

Att. 37,307 - Unknown - 87 F

livebaseballscorecards.com

TOP

Batter	1	2	3	4	5	6	7	8	9	AB	R	H	RBI	BB	SO	LOB
Darrell Brown, S (1, 8) OBP: 0.314, SLG: 0.320	5-3		F8		G6-4-3 (1-2f, 3-H)		3-1 (2-3)		F6	5	0	0	0	0	0	2
John Castino, R (1, 4) OBP: 0.363, SLG: 0.441	4-3			6-3	L7		6-3		F3	5	0	0	0	0	0	1
Gary Ward, R (1, 7) OBP: 0.325, SLG: 0.479	2B			1-3		F9		K	F7	5	0	1	0	0	1	0
Dave Engle, R (1, 10) OBP: 0.369, SLG: 0.500	K			2B		E6 (FC5, 1B)		1B (E)		4	1	2	0	0	1	1
Kent Hrbek, L (1, 3) OBP: 0.371, SLG: 0.478		4-3		F7		FC5 (1-2)		E (1-3)		4	0	2	0	0	0	1
Gary Gaetti, R (1, 5) OBP: 0.306, SLG: 0.419		F3			HR	FC5 (1-2, 2-3f)		E (IBB)		3	1	1	1	1	0	2
Tom Brunansky, R (1, 9) OBP: 0.293, SLG: 0.397		5-3			HR	F7		E6 (1-2, 2-3, 3-H)		4	1	1	2	0	0	4
Ron Washington, R (1, 6) OBP: 0.296, SLG: 0.339			4-3		1B, G6-4-3		E4 (3-1, 6-3)	F9		4	1	1	0	0	0	3
Tim Laudner, R (1, 2) OBP: 0.259, SLG: 0.323			K		G6-4-3 (1-3)		6-3 (1-2)	3-1		3	0	1	0	0	1	1
Randy Bush, L (8, PH) OBP: 0.346, SLG: 0.473										1	0	0	0	0	0	3
Ray Smith, R (8, 2) OBP: 0.289, SLG: 0.271										0	0	0	0	0	0	0

Inning Stats	1	2	3	4	5	6	7	8	9
R	0	0	0	0	3	0	0	1	0
E	0	0	0	0	0	1	1	0	0
K	1	0	1	0	0	0	0	1	0
S	6	3	5	4	6	5	4	8	3
H	1	0	0	1	4	1	0	2	0
LOB	1	0	0	1	0	2	0	3	0
BB	0	0	0	0	0	0	0	1	0
P	6	3	5	4	6	5	4	12	3

1B	5
2B	2
3B	0
HR	2
SF	0
SAC	0
DP	1
HBP	0

WP	0
PB	0
SB	0
CS	0
PA	39

AB	38
R	4
H	9
RBI	3
BB	1
SO	3
LOB	18

PITCHER	IP	WLS	BF	H	R	ER	SO	BB	IBB	HBP	BLK	WP	HR	S	P	ERA	WHIP
Tommy John, L (1, 1) ERA: 4.21	7.1	L	33	9	4	4	3	0	1	0	0	0	2	38	42	4.91	1.227
Luis Sanchez, R (8, 1) ERA: 3.46	1.2		6	0	0	0	0	0	0	0	0	0	0	6	6	0.00	0.000

Minnesota Twins @ California Angels

Anaheim Stadium, Anaheim, CA

Mon Aug 08 1983, 10:05 PM EDT

Att. 37,307 - Unknown - 87 F

BOTTOM

livebaseballscorecards.com

Batter	1	2	3	4	5	6	7	8	9	AB	R	H	RBI	BB	SO	LOB
Rod Carew, L (1, 3) OBP: 0.432, SLG: 0.446	BBBB 4-0 1B BB		x 0-0 SH1-4 1-2 3-H 1B		x 0-0 ② 6-3			x 0-0 ① F7		3	0	1	1	1	0	1
Steve Lubratich, R (1, 6) OBP: 0.250, SLG: 0.300	x 0-0 ① PB 1-3 1B		x 0-0 ① SH1-4 1-2 2-3		x 0-0 ③ 5-3			x 0-0 ② F7		3	0	1	0	0	0	1
Brian Downing, R (1, 7) OBP: 0.371, SLG: 0.416	x 0-0 ② F9 1-2		x 0-0 ② SF7 3-H			x 0-0 ① 1-3		x 0-0 ③ L4		3	0	0	1	0	0	1
Fred Lynn, L (1, 8) OBP: 0.357, SLG: 0.481	x 0-0 ③ F6		x 0-0 ③ 4-3			x 0-0 1B			x 0-0 ① F8	4	0	1	0	0	0	2
Bobby Grich, R (1, 4) OBP: 0.410, SLG: 0.435		x 0-0 ① L6		BBBB 4-0 L5-4-3 BB BB		x 0-0 ② F3			x 0-0 ② F8	3	0	0	0	1	0	1
Reggie Jackson, L (1, 10) OBP: 0.316, SLG: 0.383		SSS 0-3 ② K		BBB 4-0 L5-4-3 1-2 BB		x 0-0 ③ F2			x 0-0 ③ 5-3	3	0	0	0	1	1	1
Ron Jackson, R (1, 5) OBP: 0.319, SLG: 0.373		x 0-0 ③ 6-3		x 0-0 ① ② ③ L5-4-3 1-2 2-3			SSS 0-3 ① K			3	0	0	0	0	1	2
Ellis Valentine, R (1, 9) OBP: 0.269, SLG: 0.414			x 0-0 1B 1B 2B		x 0-0 SH1-3 1B		x 0-0 ② 5-3			3	1	2	0	0	0	0
Bob Boone, R (1, 2) OBP: 0.276, SLG: 0.321			x 0-0 SH1-4 1B SF7 2-3 1B		x 0-0 ① SH1-3 1-2		x 0-0 ③ 6-3			2	1	1	0	0	0	0
Inning Stats	R: 0 H: 1 E: 0 LOB: 1 K: 0 BB: 1 S: 3 P: 7	R: 0 H: 0 E: 0 LOB: 0 K: 1 BB: 0 S: 5 P: 5	R: 2 H: 3 E: 0 LOB: 1 K: 0 BB: 0 S: 6 P: 6	R: 0 H: 0 E: 0 LOB: 0 K: 0 BB: 2 S: 1 P: 9	R: 0 H: 1 E: 0 LOB: 1 K: 0 BB: 0 S: 4 P: 4	R: 0 H: 1 E: 0 LOB: 1 K: 0 BB: 0 S: 4 P: 4	R: 0 H: 0 E: 0 LOB: 0 K: 1 BB: 0 S: 5 P: 5	R: 0 H: 0 E: 0 LOB: 0 K: 0 BB: 0 S: 3 P: 3	R: 0 H: 0 E: 0 LOB: 0 K: 0 BB: 0 S: 3 P: 3	1B: 5 SF: 1 2B: 1 SAC: 2 3B: 1 DP: 0 HR: 0 HBP: 0							

	AB	27
	R	2
	H	6
	RBI	2
	BB	3
	SO	2
	LOB	9

WP: 0 PA: 33
PB: 1
SB: 0
CS: 0

PITCHER	IP	WLS	BF	H	R	ER	SO	BB	IBB	HBP	BLK	WP	HR	S	P	ERA	WHIP
Ken Schrom, R (1, 1) ERA: 4.03	9.0	W	33	6	2	2	2	3	0	0	0	0	0	34	46	2.00	1.000

PITCHER	IP	WLS	BF	H	R	ER	SO	BB	IBB	HBP	BLK	WP	HR	S	P	ERA	WHIP

Batter	1	2	3	4	5	6	7	8	9	AB	R	H	RBI	BB	SO	LOB
Darrell Brown, S (1, 8) OBP: 0.316, SLG: 0.322	F7		F7		1-3 1B		G5-4-3 1-2 2-H 3-H 1B		4-3	5	0	2	2	0	0	0
Ron Washington, R (1, 4) OBP: 0.291, SLG: 0.332	4-3		5-3		1-3		F9		F8	5	0	0	0	0	0	4
Gary Ward, R (1, 7) OBP: 0.325, SLG: 0.477	1-3			4-3		FC6-4 1B	G5-4-3 1-2f			4	0	1	0	0	0	2
Kent Hrbek, L (1, 3) OBP: 0.375, SLG: 0.481		FC5-4 1B		1B		FC6-4 FC9-6 1-2f		G1-6-3 1B 1B		4	0	3	0	0	0	1
Gary Gaetti, R (1, 5) (7, 6) OBP: 0.305, SLG: 0.418	FC5-4 FC1-5-4 1-2f		K			FC9-6 WP 1-2f		G1-6-3 1-2 1B		4	0	1	0	0	1	3
Randy Bush, L (1, 10) OBP: 0.342, SLG: 0.466	FC1-5-4 1B 1-2f		F7			K2-3 1-2		G1-6-3 1-2f 2-3		4	0	0	0	0	1	5
Tom Brunansky, R (1, 9) OBP: 0.297, SLG: 0.397	1-3 1B				F6		BB 1B 1B BB		BB	2	1	1	0	2	0	0
Dave Engle, R (1, 2) OBP: 0.371, SLG: 0.500	4-3				FC3-6 1B		BB 1-2 1B 1B		F8	4	1	2	0	0	0	4
Houston Jimenez, R (1, 6) OBP: 0.231, SLG: 0.288 Bobby Mitchell, L (7, PH) OBP: 0.350, SLG: 0.307 Scott Ullger, R (7, 5) OBP: 0.203, SLG: 0.214			1-3		FC3-6 1B 1-2f		1B 1-2 2-3 BB		5-3	2	0	0	0	0	0	1
										0	0	0	0	1	0	0
										1	0	0	0	0	0	0
Inning Stats	R: 0 E: 0 K: 0 S: 3 H: 0 LOB: 0 BB: 0 P: 3	R: 0 E: 0 K: 0 S: 5 H: 2 LOB: 2 BB: 0 P: 5	R: 0 E: 0 K: 0 S: 3 H: 0 LOB: 0 BB: 0 P: 3	R: 0 E: 0 K: 1 S: 6 H: 1 LOB: 1 BB: 0 P: 6	R: 0 E: 0 K: 0 S: 5 H: 2 LOB: 2 BB: 0 P: 5	R: 0 E: 0 K: 1 S: 6 H: 1 LOB: 1 BB: 0 P: 6	R: 2 E: 0 K: 0 S: 4 H: 2 LOB: 1 BB: 2 P: 12	R: 0 E: 0 K: 0 S: 4 H: 2 LOB: 2 BB: 1 P: 8	R: 0 E: 0 K: 0 S: 3 H: 0 LOB: 0 BB: 0 P: 3	1B: 10 2B: 0 3B: 0 HR: 0 SF: 0 SAC: 0 DP: 2 HBP: 0						

PITCHER	IP	WLS	BF	H	R	ER	SO	BB	IBB	HBP	BLK	WP	HR	S	P	ERA	WHIP
Rick Steirer, R (1, 1) ERA: 5.33	6.0	W	27	7	2	2	2	2	0	0	0	1	0	29	37	3.00	1.500
Bruce Kison, R (7, 1) ERA: 4.19	3.0	S	11	3	0	0	0	1	0	0	0	0	0	10	14	0.00	1.333

PITCHER	IP	WLS	BF	H	R	ER	SO	BB	IBB	HBP	BLK	WP	HR	S	P	ERA	WHIP

TOP

Minnesota Twins @ California Angels

Anaheim Stadium, Anaheim, CA

Tue Aug 09 1983, 10:05 PM EDT

Att. 25,443 - Unknown

livebaseballscorecards.com

AB	35
R	2
H	10
RBI	2
BB	3
SO	2
LOB	20

WP: 1	PA: 38
PB: 0	
SB: 0	
CS: 0	

Batter	1	2	3	4	5	6	7	8	9	AB	R	H	RBI	BB	SO	LOB
Rod Carew, L (1, 3) OBP: 0.433, SLG: 0.449	4-3 2B		G6-4-3 1-2f		SH1-3 1B 1B	6-3		5-3		4	1	2	0	0	0	1
Juan Beniquez, R (8, 7) OBP: 0.315, SLG: 0.351										1	0	0	0	0	0	0
Rick Burleson, R (1, 6) OBP: 0.327, SLG: 0.353	4-3 2-3		HR BB		SH1-3 1-2		F9	6-3		3	1	0	0	1	0	1
Brian Downing, R (1, 7) OBP: 0.376, SLG: 0.431	BB		HR 1-H		K		BB 1B			3	1	2	2	1	1	1
Steve Lubratich, R (8, 5) OBP: 0.250, SLG: 0.300										0	0	0	0	0	0	0
Fred Lynn, L (1, 8) OBP: 0.358, SLG: 0.480	K		HR 1-H 1B		1B IBB		K			3	1	1	0	1	2	3
Bobby Grich, R (1, 4) OBP: 0.413, SLG: 0.446	G3		HR 1-H		1B 1-2 2-H		BB 1-2			3	1	2	3	1	0	2
Reggie Jackson, L (1, 10) OBP: 0.313, SLG: 0.378		L4	K		F7		K			4	0	0	0	0	2	4
Ron Jackson, R (1, 5) OBP: 0.322, SLG: 0.379 (8, 3)		F2	5-3		E 2B			HR 1B		4	2	2	0	0	0	0
Ellis Valentine, R (1, 9) OBP: 0.269, SLG: 0.410		6-3	6-3		E7 G5-4-3 2-H 1B			L5		4	0	1	0	0	0	1
Bob Boone, R (1, 2) OBP: 0.279, SLG: 0.332			G6-4-3 1B	6-3	G5-4-3 1-2f			HR 1-H		4	1	2	2	0	0	1
Inning Stats	R: 0 H: 1 E: 0 LOB: 2 K: 1 BB: 1 S: 6 P: 10	R: 0 H: 0 E: 0 LOB: 0 K: 0 BB: 0 S: 3 P: 3	R: 4 H: 4 E: 0 LOB: 0 K: 1 BB: 1 S: 8 P: 12	R: 0 H: 0 E: 0 LOB: 0 K: 0 BB: 0 S: 3 P: 3	R: 1 H: 2 E: 0 LOB: 2 K: 1 BB: 1 S: 7 P: 11	R: 1 H: 2 E: 1 LOB: 0 K: 0 BB: 0 S: 4 P: 4	R: 0 H: 1 E: 0 LOB: 2 K: 2 BB: 1 S: 8 P: 12	R: 2 H: 2 E: 0 LOB: 0 K: 0 BB: 0 S: 5 P: 5		1B: 7 SF: 0 2B: 2 SAC: 1 3B: 0 DP: 2 HR: 3 HBP: 0						

PITCHER	IP	WLS	BF	H	R	ER	SO	BB	IBB	HBP	BLK	WP	HR	S	P	ERA	WHIP
Rick Lysander, R (1, 1) ERA: 3.14	3.0	L	15	5	4	4	2	2	0	0	0	0	2	17	25	12.00	2.333
Mike Walters, R (4, 1) ERA: 2.97	3.0		13	4	2	2	1	0	1	0	0	0	0	14	18	6.00	1.333
Jack O'Connor, L (7, 1) ERA: 6.36	2.0		10	3	2	2	2	1	0	0	0	0	1	13	17	9.00	2.000

PITCHER	IP	WLS	BF	H	R	ER	SO	BB	IBB	HBP	BLK	WP	HR	S	P	ERA	WHIP

BOTTOM

Minnesota Twins @ California Angels

Anaheim Stadium, Anaheim, CA

Tue Aug 09 1983, 10:05 PM EDT

Att. 25,443 - Unknown

livebaseballscorecards.com

AB	33
R	8
H	12
RBI	7
BB	4
SO	5
LOB	14

Batter	1	2	3	4	5	6	7	8	9	AB	R	H	RBI	BB	SO	LOB
Darrell Brown, S (1, 8) OBP: 0.315, SLG: 0.327	F4		F8		2B		6-3			4	0	1	0	0	0	0
Ron Washington, R (1, 4) OBP: 0.290, SLG: 0.331	5-3		HR 1B		F8			K		4	1	1	0	0	1	1
Gary Ward, R (1, 7) OBP: 0.324, SLG: 0.482	K		1-H HR		6-3			E6 FC4-6		4	1	1	2	0	1	1
Kent Hrbek, L (1, 3) OBP: 0.371, SLG: 0.476		5-3	G3			4-3		FC4-6 1-2f		4	0	0	0	0	0	1
Dave Engle, R (1, 10) OBP: 0.373, SLG: 0.513		5-3 1B		HR		L7		4-3		4	1	2	1	0	0	1
Gary Gaetti, R (1, 5) OBP: 0.307, SLG: 0.425		5-3 1-2		6-3		1B			HR	4	1	2	1	0	0	1
Tom Brunansky, R (1, 9) OBP: 0.296, SLG: 0.394		BBBB 4-0 BB		6-3		F5			5-3	3	0	0	0	1	0	1
Tim Laudner, R (1, 2) OBP: 0.252, SLG: 0.313		SSS K		4-3			F8		F8	4	0	0	0	0	1	2
Houston Jimenez, R (1, 6) OBP: 0.220, SLG: 0.273			SSS K		L5		4-3		4-3	4	0	0	0	0	1	0
Inning Stats	R: 0 E: 0 K: 1 S: 5 H: 0 LOB: 0 BB: 0 P: 5	R: 0 E: 0 K: 1 S: 6 H: 1 LOB: 2 BB: 1 P: 10	R: 2 E: 0 K: 1 S: 7 H: 2 LOB: 0 BB: 0 P: 7	R: 1 E: 0 K: 0 S: 4 H: 1 LOB: 0 BB: 0 P: 4	R: 0 E: 0 K: 0 S: 4 H: 1 LOB: 1 BB: 0 P: 4	R: 0 E: 0 K: 0 S: 4 H: 1 LOB: 1 BB: 0 P: 4	R: 0 E: 0 K: 0 S: 3 H: 0 LOB: 0 BB: 0 P: 3	R: 0 E: 1 K: 1 S: 6 H: 0 LOB: 1 BB: 0 P: 6	R: 1 E: 0 K: 0 S: 4 H: 1 LOB: 0 BB: 0 P: 4	1B: 3 2B: 1 3B: 0 HR: 3 SF: 0 SAC: 0 DP: 0 HBP: 0						

PITCHER	IP	WLS	BF	H	R	ER	SO	BB	IBB	HBP	BLK	WP	HR	S	P	ERA	WHIP
Geoff Zahn, L (1, 1) ERA: 3.48	9.0	L	36	7	4	4	4	1	0	0	0	0	3	43	47	4.00	0.889

PITCHER	IP	WLS	BF	H	R	ER	SO	BB	IBB	HBP	BLK	WP	HR	S	P	ERA	WHIP

TOP

Minnesota Twins @ California Angels

Anaheim Stadium, Anaheim, CA

Wed Aug 10 1983, 10:05 PM EDT

Att. 27,510 - Unknown

livebaseballscorecards.com

AB	35
R	4
H	7
RBI	4
BB	1
SO	4
LOB	8

Minnesota Twins @ California Angels

Anaheim Stadium, Anaheim, CA

Wed Aug 10 1983, 10:05 PM EDT

Att. 27,510 - Unknown

BOTTOM

Batter	1	2	3	4	5	6	7	8	9	AB	R	H	RBI	BB	SO	LOB
Rod Carew, L (1, 3) OBP: 0.427, SLG: 0.443	F8	F9		FC2-5 G5-3 BB 1-2 2-3f		K			G3 1-2	5	0	0	0	0	1	6
Rick Burleson, R (1, 6) OBP: 0.339, SLG: 0.358	BB 1B		FC6-4 1B	BBBB 1-2 2-3 BB			L5		5-3	4	0	2	0	1	0	2
Brian Downing, R (1, 7) OBP: 0.375, SLG: 0.426	BBBB 1-2 BB		FC6-4 1B 1-2f 1B	G5-3 2-3f			L5			3	1	0	0	1	0	4
Fred Lynn, L (1, 8) OBP: 0.355, SLG: 0.475	F9		F5		F7		4-3			4	0	0	0	0	0	3
Bobby Grich, R (1, 4) OBP: 0.412, SLG: 0.443	F8		1B 1-2 1B		1-3			K		4	0	1	0	0	1	2
Reggie Jackson, L (1, 10) OBP: 0.315, SLG: 0.380		FC5-4 1B	1-2 2-H 1B		1-3			K		4	0	2	1	0	1	0
Ron Jackson, R (1, 5) OBP: 0.320, SLG: 0.377		FC5-4 1B 1-2f	F9			F8 5-3 1B		5-3		4	0	1	0	0	0	3
Ellis Valentine, R (1, 9) OBP: 0.269, SLG: 0.407		F8		FC2-5 1B 1B		5-3 1-2			F2	4	0	1	0	0	0	2
Bob Boone, R (1, 2) OBP: 0.284, SLG: 0.337						F8 2-3			G3 1B	4	0	3	0	0	0	1
Rob Wilfong, L (9, PR) OBP: 0.257, SLG: 0.347		1-3 1B		BB FC2-5 1-2 1B						0	0	0	0	0	0	0
Inning Stats	R: 0 E: 0 K: 0 S: 4 H: 1 LOB: 2 BB: 1 P: 8	R: 0 E: 0 K: 0 S: 5 H: 2 LOB: 2 BB: 0 P: 5	R: 1 E: 0 K: 0 S: 6 H: 3 LOB: 2 BB: 0 P: 6	R: 0 E: 0 K: 0 S: 4 H: 2 LOB: 2 BB: 1 P: 8	R: 0 E: 0 K: 0 S: 3 H: 0 LOB: 0 BB: 0 P: 3	R: 0 E: 0 K: 1 S: 6 H: 1 LOB: 1 BB: 0 P: 6	R: 0 E: 0 K: 0 S: 3 H: 0 LOB: 0 BB: 0 P: 3	R: 0 E: 0 K: 2 S: 7 H: 0 LOB: 0 BB: 0 P: 7	R: 0 E: 0 K: 0 S: 4 H: 1 LOB: 2 BB: 0 P: 4	1B: 10 2B: 0 3B: 0 HR: 0	SF: 0 SAC: 0 DP: 1 HBP: 0					

PITCHER	IP	WLS	BF	H	R	ER	SO	BB	IBB	HBP	BLK	WP	HR	S	P	ERA	WHIP
Bobby Castillo, R (1, 1) ERA: 4.19	9.0	W	38	10	1	1	3	2	0	0	0	0	0	42	50	1.00	1.333

PITCHER	IP	WLS	BF	H	R	ER	SO	BB	IBB	HBP	BLK	WP	HR	S	P	ERA	WHIP

AB	36
R	1
H	10
RBI	1
BB	2
SO	3
LOB	23

WP: 0 PB: 0 SB: 0 CS: 0 PA: 38

livebaseballscorecards.com

Seattle Mariners @ California Angels

Anaheim Stadium, Anaheim, CA

Fri Aug 12 1983, 10:05 PM EDT

Att. 37,552 - Unknown

TOP

livebaseballscorecards.com

Batter	1	2	3	4	5	6	7	8	9	AB	R	H	RBI	BB	SO	LOB
Tony Bernazard, S (1, 4) OBP: 0.341, SLG: 0.380	S S S 0-3 ① K		x 0-0 FC4-6 1-2 1B	x 0-0 ③ FC6-4 1-2f		x 0-0 SH CS 1-3		x 0-0 ③ F5		4	0	1	0	0	1	1
Spike Owen, S (1, 6) OBP: 0.274, SLG: 0.331	S S S 0-3 ② K		x 0-0 ① F2		x 0-0 ① G3	x 0-0 ① SF7 3-H			x 0-0 ① 4-3	4	0	0	1	0	1	2
Ron Roenicke, S (1, 7) (5, 9) (9, 7)	x 0-0 ③ F4		x 0-0 ② FC4-6 BB 1B 1-2f 2-3		B B B B 4-0 1B 1B BB	B B B B 4-0 ② 1-2 BB			x 0-0 ② F9	3	1	0	0	2	0	2
Pat Putnam, L (1, 3) OBP: 0.320, SLG: 0.454		x 0-0 WP 1B G3 1B	x 0-0 BB 1-2 3-H 1B		x 0-0 BB 1-3 1B 1B	x 0-0 G3			x 0-0 HR	5	3	4	2	0	0	1
Al Chambers, L (1, 10) OBP: 0.478, SLG: 0.382		S S S 0-3 ① K	B B B B 4-0 1B 1-2 2-3 BB		B B B B 4-0 1B 1-2 BB		x 0-0 ① F7		B B B B 4-0 2B BB	2	1	0	0	3	1	1
Ricky Nelson, L (1, 9) Steve Henderson, R (5, PH) OBP: 0.358, SLG: 0.406 (5, 7) Dave Henderson, R (9, 9) OBP: 0.295, SLG: 0.405		x 0-0 G3 WP 1-2 1B	x 0-0 ③ 4-3		x 0-0 1-2 2-H 3-H 1B		B B B B 4-0 G5-4-3 BB		x 0-0 1-H 2B	2	0	1	0	0	0	3
										2	0	2	3	1	0	0
										0	0	0	0	0	0	0
Manny Castillo, S (1, 5) OBP: 0.249, SLG: 0.289		x 0-0 ② G3 1-3 2-H	x 0-0 ① G3		x 0-0 ② F4		x 0-0 ② ③ G5-4-3 1-2f		4-0 IBB	4	0	0	1	1	0	4
Jamie Nelson, R (1, 2) OBP: 0.283, SLG: 0.318 Rick Sweet, S (8, PH) OBP: 0.258, SLG: 0.244 (8, 2)	S S S 0-3 ③ K		x 0-0 FC6-4 1B	x 0-0 ③ F8				x 0-0 G6-4-3 1-2f 1B	x 0-0 ③ F4	3	0	1	0	0	1	3
										2	0	1	0	0	0	2
John Moses, S (1, 8) OBP: 0.298, SLG: 0.282			x 0-0 FC4-6 1B 1B	x 0-0 ② F9		x 0-0 SH S SF7 1B		x 0-0 ① ② G6-4-3 1-2f		4	2	2	0	0	0	2
Inning Stats	R: 0 H: 0 E: 0 LOB: 0 K: 2 BB: 0 S: 7 P: 7	R: 1 H: 2 E: 0 LOB: 1 K: 2 BB: 0 S: 9 P: 9	R: 1 H: 3 E: 0 LOB: 3 K: 0 BB: 1 S: 6 P: 10	R: 0 H: 1 E: 0 LOB: 1 K: 0 BB: 0 S: 4 P: 4	R: 2 H: 2 E: 0 LOB: 2 K: 0 BB: 2 S: 5 P: 13	R: 1 H: 1 E: 1 LOB: 1 K: 0 BB: 1 S: 4 P: 8	R: 0 H: 0 E: 0 LOB: 0 K: 0 BB: 1 S: 2 P: 6	R: 0 H: 1 E: 0 LOB: 0 K: 0 BB: 0 S: 3 P: 3	R: 2 H: 2 E: 0 LOB: 2 K: 0 BB: 2 S: 5 P: 13	1B: 10 SF: 1 2B: 1 SAC: 1 3B: 0 DP: 2 HR: 1 HBP: 0						

AB	35
R	7
H	12
RBI	7
BB	7
SO	4
LOB	21

WP: 1 PA: 44
PB: 0
SB: 1
CS: 1

PITCHER		IP	WLS	BF	H	R	ER	SO	BB	IBB	HBP	BLK	WP	HR	S	P	ERA	WHIP
Mike Witt, R ERA: 4.83	(1, 1)	4.1		23	7	4	4	4	3	0	0	0	1	0	28	40	8.31	2.308
John Curtis, L ERA: 4.34	(5, 1)	2.2		11	2	1	1	0	2	0	0	0	0	0	9	17	3.38	1.500
Luis Sanchez, R ERA: 3.61	(8, 1)	1.2	L	9	3	2	2	0	1	1	0	0	0	1	7	15	10.80	2.400
Andy Hassler, L ERA: 5.4	(9, 1)	0.1		1	0	0	0	0	0	0	0	0	0	0	1	1	0.00	0.000

PITCHER	IP	WLS	BF	H	R	ER	SO	BB	IBB	HBP	BLK	WP	HR	S	P	ERA	WHIP

Batter	1	2	3	4	5	6	7	8	9	AB	R	H	RBI	BB	SO	LOB
Rod Carew, L (1, 3) OBP: 0.432, SLG: 0.454	0-0 2B 2B	0-0 2B 3-H 1B		0-0 2B		0-0 ② 4-3		0-0 SH3-4 1B		5	1	4	1	0	0	0
Steve Lubratich, R (1, 6) OBP: 0.250, SLG: 0.315	0-0 ① 2B 2-3 2B	0-0 ② F6		0-0 ② 5-3		0-0 ③ F7		0-0 ① SH3-4 1-2		4	1	1	0	0	0	2
Bobby Grich, R (1, 4) OBP: 0.412, SLG: 0.444	B B B B 4-0 2B 1B BB	0-0 1-H 2B		S S S 0-3 ③ K			0-0 ① 5-3	S S S 0-3 ② K		4	1	1	1	1	2	2
Fred Lynn, L (1, 8) OBP: 0.353, SLG: 0.471	0-0 ② F9	0-0 ③ F6			0-0 ① F8		0-0 2B FC6-2 1B	0-0 ③ F9		5	0	1	0	0	0	4
Reggie Jackson, L (1, 10) OBP: 0.316, SLG: 0.386	0-0 1-3 2-H 1B 2B		S S S 0-3 ① K		0-0 ② 4-3		0-0 FC6-2 1-3 E 2B		0-0 ① F5	5	2	2	1	0	1	0
Brian Downing, R (1, 7) OBP: 0.379, SLG: 0.429 Juan Beniquez, R (8, 7) OBP: 0.313, SLG: 0.349	0-0 FC5-4 2-H 3-H 1B		0-0 ② 5-3		0-0 1B 1B		4-0 E FC6-2 IBB		0-0 ② F8	3 1	0 0	2 0	2 0	1 0	0 0	0 0
Ron Jackson, R (1, 5) OBP: 0.322, SLG: 0.382	0-0 ③ FC5-4 1-2f		0-0 2B		0-0 1-2 1B		0-0 ② FC6-2 E 1-2 2-3 3-Hf		0-0 ③ F8	5	0	2	0	0	0	4
Ellis Valentine, R (1, 9) OBP: 0.268, SLG: 0.409		0-0 E7 1B 2B	0-0 ③ F5		0-0 ③ F8		0-0 E6 1-2 2-3 3-H			4	1	1	0	0	0	5
Bob Boone, R (1, 2) OBP: 0.281, SLG: 0.333		0-0 ① 4-3		0-0 ① 5-3		0-0 ① F8	0-0 ③ F5			4	0	0	0	0	0	4
Inning Stats	R: 3 E: 0 K: 0 S: 6 H: 4 LOB: 1 BB: 1 P: 10	R: 2 E: 1 K: 0 S: 6 H: 3 LOB: 1 BB: 0 P: 6	R: 0 E: 0 K: 1 S: 6 H: 1 LOB: 1 BB: 0 P: 6	R: 0 E: 0 K: 1 S: 6 H: 1 LOB: 1 BB: 0 P: 6	R: 0 E: 0 K: 0 S: 5 H: 2 LOB: 2 BB: 0 P: 5	R: 0 E: 0 K: 0 S: 3 H: 0 LOB: 0 BB: 0 P: 3	R: 1 E: 1 K: 0 S: 6 H: 2 LOB: 3 BB: 1 P: 10	R: 0 E: 0 K: 1 S: 6 H: 1 LOB: 1 BB: 0 P: 6	R: 0 E: 0 K: 0 S: 3 H: 0 LOB: 0 BB: 0 P: 3	1B: 6 2B: 8 3B: 0 HR: 0 SF: 0 SAC: 1 DP: 0 HBP: 0						

BOTTOM

Seattle Mariners @ California Angels

Anaheim Stadium, Anaheim, CA

Fri Aug 12 1983, 10:05 PM EDT

Att. 37,552 - Unknown

livebaseballscorecards.com

AB	40
R	6
H	14
RBI	5
BB	2
SO	3
LOB	21

PITCHER		IP	WLS	BF	H	R	ER	SO	BB	IBB	HBP	BLK	WP	HR	S	P	ERA	WHIP
Mike Moore, R ERA: 4.87	(1, 1)	1.1		10	6	5	5	0	1	0	0	0	0	0	9	13	33.75	5.250
Roy Thomas, R ERA: 3.49	(2, 1)	5.0		20	5	0	0	2	0	0	0	0	0	0	24	24	0.00	1.000
Ed Vande Berg, L ERA: 3.71	(7, 1)	0.0		3	2	0	0	0	0	1	0	0	0	0	2	6	∞	∞
Mike Stanton, R ERA: 4.1	(7, 1)	1.2	W	7	1	1	0	1	0	0	0	0	0	0	9	9	0.00	0.600
Bill Caudill, R ERA: 4.23	(9, 1)	1.0	S	3	0	0	0	0	0	0	0	0	0	0	3	3	0.00	0.000

PITCHER	IP	WLS	BF	H	R	ER	SO	BB	IBB	HBP	BLK	WP	HR	S	P	ERA	WHIP

Seattle Mariners @ California Angels

Anaheim Stadium, Anaheim, CA

Sat Aug 13 1983, 10:05 PM EDT

Att. 29,702 - Unknown

TOP

livebaseballscorecards.com

Batter	1	2	3	4	5	6	7	8	9	AB	R	H	RBI	BB	SO	LOB
Tony Bernazard, S (1, 4) OBP: 0.344, SLG: 0.390	F7		F8		1-H, 2-H, 3-H HR		WP 1B		2-H 1B	5	1	3	5	0	0	0
Spike Owen, S (1, 6) OBP: 0.275, SLG: 0.327	BBBB CS BB			SSS K	F8		1-2 F8		4-3	2	0	0	0	1	1	0
Richie Zisk, R (7, PH) OBP: 0.307, SLG: 0.394										1	0	0	0	0	0	1
Domingo Ramos, R (7, 6) OBP: 0.346, SLG: 0.385										1	0	0	0	0	0	1
Ron Roenicke, S (1, 7) OBP: 0.316, SLG: 0.338	BBBB 1-2 S BB			BBBB 1B BB	1-3			2B		2	0	1	0	2	0	0
Pat Putnam, L (1, 3) OBP: 0.322, SLG: 0.454	4-3			1-2 G6-4-3 1B		1B		F4		4	0	2	0	0	0	2
Al Chambers, L (1, 10) OBP: 0.449, SLG: 0.351		6-3		G6-4-3	SSS K			F8		3	0	0	0	0	1	3
Dave Henderson, R (8, PH) OBP: 0.295, SLG: 0.404				1-2f						1	0	0	0	0	0	1
Ricky Nelson, L (1, 9) OBP: 0.319, SLG: 0.416		6-3			BB 1B HR 1B	1-2 G4-6-3 1B		F7		4	1	2	0	0	0	1
Manny Castillo, S (1, 5) OBP: 0.244, SLG: 0.284		4-3			F7	G4-6-3			1B 2B	3	0	0	0	0	0	3
Jamie Allen, R (9, PH) OBP: 0.331, SLG: 0.328						1-2f				1	1	1	0	0	0	0
Rick Sweet, S (1, 2) OBP: 0.259, SLG: 0.246			SSS K		1-2 BB HR 1B		SSS K		F8	3	1	1	0	0	2	0
Jamie Nelson, R (9, PH) OBP: 0.277, SLG: 0.311										1	0	0	0	0	0	1
John Moses, S (1, 8) OBP: 0.296, SLG: 0.274			F4	BBBB 1-2 2-3 HR BB			4-3		F3	3	1	0	0	1	0	1

	AB	34
	R	5
	H	10
	RBI	5
	BB	4
	SO	4
	LOB	14

Inning Stats										
	R: 0	H: 0	R: 0	H: 0	R: 0	H: 0	R: 0	H: 1	R: 4	H: 3
	E: 0	LOB: 1	E: 0	LOB: 0	E: 0	LOB: 0	E: 0	LOB: 1	E: 0	LOB: 0
	K: 0	BB: 2	K: 0	BB: 0	K: 1	BB: 0	K: 1	BB: 1	K: 0	BB: 1
	S: 2	P: 10	S: 3	P: 3	S: 5	P: 5	S: 5	P: 9	S: 6	P: 10

Inning Stats										
	R: 0	H: 2	R: 0	H: 1	R: 0	H: 1	R: 1	H: 2	1B: 7	SF: 0	WP: 1	PA: 38
	E: 0	LOB: 1	E: 0	LOB: 1	E: 0	LOB: 1	E: 0	LOB: 1	2B: 2	SAC: 0	PB: 0	
	K: 1	BB: 0	K: 0	BB: 0	K: 1	BB: 0	K: 0	BB: 0	3B: 0	DP: 2	SB: 1	
	S: 6	P: 6	S: 4	P: 4	S: 6	P: 6	S: 5	P: 5	HR: 1	HBP: 0	CS: 1	

PITCHER		IP	WLS	BF	H	R	ER	SO	BB	IBB	HBP	BLK	WP	HR	S	P	ERA	WHIP
Ken Forsch, R ERA: 3.54	(1, 1)	5.1	W	24	6	4	4	3	4	0	0	0	0	1	26	42	6.75	1.875
John Curtis, L ERA: 4.2	(6, 1)	3.2	S	14	4	1	1	1	0	0	0	0	1	0	16	16	2.46	1.091

PITCHER	IP	WLS	BF	H	R	ER	SO	BB	IBB	HBP	BLK	WP	HR	S	P	ERA	WHIP

BOTTOM

Seattle Mariners @ California Angels

Anaheim Stadium, Anaheim, CA

Sat Aug 13 1983, 10:05 PM EDT

Att. 29,702 - Unknown

livebaseballscorecards.com

Batter	1	2	3	4	5	6	7	8	9	AB	R	H	RBI	BB	SO	LOB
Rod Carew, L (1, 3) OBP: 0.431, SLG: 0.452	4-3		F7		4-3		CS 1B 1B			1	0	0	0	0	0	0
Daryl Sconiers, L (2, 3) OBP: 0.288, SLG: 0.422										3	1	1	0	0	0	0
Steve Lubratich, R (1, 6) OBP: 0.283, SLG: 0.351	2B 1B		HR 2B		K		HBP 1B 1-3 BB			3	1	2	0	1	1	0
Bobby Grich, R (1, 4) OBP: 0.415, SLG: 0.458	HR 2B 1-H		HR 2-H		F9		1B HR HBP 1-2			3	3	2	2	0	0	0
Fred Lynn, L (1, 8) OBP: 0.356, SLG: 0.482	HR 2-H		G3			SH2-4 1B 1B	HR 1B 1-2 2-H 3-H			4	3	3	3	0	0	0
Brian Downing, R (1, 7) OBP: 0.379, SLG: 0.440	K		K			SH2-4 1-2	HR 1-H 2-H			3	1	1	3	0	2	0
Juan Beniquez, R (8, 7) OBP: 0.313, SLG: 0.349										0	0	0	0	0	0	0
Reggie Jackson, L (1, 10) OBP: 0.318, SLG: 0.386		E4 1B SF7-2-4		BLK 1B BB		F8 2-H 1B	F7			3	1	1	1	1	0	0
Ron Jackson, R (1, 5) OBP: 0.321, SLG: 0.380		SF7-2-4 1B 1-3		F3 1-2		F8 1-2		5-3		4	0	1	0	0	0	2
Ellis Valentine, R (1, 9) OBP: 0.263, SLG: 0.401		F4		K		K		F7		4	0	0	0	0	2	4
Bob Boone, R (1, 2) OBP: 0.281, SLG: 0.333		SF7-2-4 1-2 3-H		1B 2-H			F9	6-3		3	0	1	1	0	0	0
Inning Stats	R: 2 E: 0 K: 1 S: 7 H: 3 LOB: 0 BB: 0 P: 7	R: 1 E: 1 K: 0 S: 4 H: 1 LOB: 0 BB: 0 P: 4	R: 2 E: 0 K: 1 S: 7 H: 2 LOB: 0 BB: 0 P: 7	R: 0 E: 0 K: 1 S: 5 H: 1 LOB: 2 BB: 1 P: 9	R: 0 E: 0 K: 1 S: 5 H: 0 LOB: 0 BB: 0 P: 5	R: 1 E: 0 K: 1 S: 7 H: 2 LOB: 1 BB: 0 P: 7	R: 4 E: 0 K: 0 S: 5 H: 3 LOB: 0 BB: 1 P: 10	R: 0 E: 0 K: 0 S: 3 H: 0 LOB: 0 BB: 0 P: 3		1B: 7 2B: 3 3B: 0 HR: 3 SF: 1 SAC: 1 DP: 1 HBP: 1						

	AB	31
	R	10
	H	12
	RBI	10
	BB	2
	SO	5
	LOB	6

WP: 0 PB: 0 SB: 0 CS: 1 PA: 36

PITCHER		IP	WLS	BF	H	R	ER	SO	BB	IBB	HBP	BLK	WP	HR	S	P	ERA	WHIP
Bryan Clark, L ERA: 4.04	(1, 1)	0.1		1	0	0	0	0	0	0	0	0	0	0	1	1	0.00	0.000
Bob Stoddard, R ERA: 4.75	(1, 1)	6.0	L	28	10	8	7	5	2	0	0	1	0	2	36	44	10.50	2.000
Matt Young, L ERA: 3.2	(7, 1)	0.2		4	2	2	1	0	0	0	1	0	0	1	3	4	13.50	3.000
Ed Vande Berg, L ERA: 3.64	(8, 1)	1.0		3	0	0	0	0	0	0	0	0	0	0	3	3	0.00	0.000

PITCHER		IP	WLS	BF	H	R	ER	SO	BB	IBB	HBP	BLK	WP	HR	S	P	ERA	WHIP

Batter	1	2	3	4	5	6	7	8	9	AB	R	H	RBI	BB	SO	LOB
Tony Bernazard, S (1, 4) OBP: 0.343, SLG: 0.388	1-3			6-3		G1-6-3 1-2f			4-3 1B	4	0	1	0	0	0	1
Steve Henderson, R (1, 7) OBP: 0.356, SLG: 0.402	BBBB G4-6-3 BB			SSS K			1-3		4-3 1-2	3	0	0	0	1	1	1
Pat Putnam, L (1, 3) OBP: 0.320, SLG: 0.450	G4-6-3 1-2f			1-3			4-3		G3	3	0	0	0	0	0	1
Manny Castillo, S (7, 3) OBP: 0.243, SLG: 0.282										1	0	0	0	0	0	1
Richie Zisk, R (1, 10) OBP: 0.306, SLG: 0.403		3-1			F8		HR		6-3	4	1	1	1	0	0	1
Ron Roenicke, S (1, 8) OBP: 0.316, SLG: 0.338		5-3			1B		F5			3	0	1	0	0	0	0
Dave Henderson, R (1, 9) OBP: 0.295, SLG: 0.412		6-3			SSS K			HR		3	1	1	1	0	1	1
Jamie Allen, R (1, 5) OBP: 0.327, SLG: 0.324			F9		SSS K			6-3		3	0	0	0	0	1	1
Jamie Nelson, R (1, 2) OBP: 0.260, SLG: 0.292			SSS K			F9		4-3		3	0	0	0	0	1	0
Domingo Ramos, R (1, 6) OBP: 0.346, SLG: 0.384			6-3			G1-6-3 1B		F9		3	0	1	0	0	0	0
Inning Stats	R: 0 E: 0 K: 0 S: 2 H: 0 LOB: 0 BB: 1 P: 6	R: 0 E: 0 K: 0 S: 3 H: 0 LOB: 0 BB: 0 P: 3	R: 0 E: 0 K: 1 S: 5 H: 0 LOB: 0 BB: 0 P: 5	R: 0 E: 0 K: 1 S: 5 H: 0 LOB: 0 BB: 0 P: 5	R: 0 E: 0 K: 2 S: 8 H: 1 LOB: 1 BB: 0 P: 8	R: 0 E: 0 K: 0 S: 3 H: 1 LOB: 0 BB: 0 P: 3	R: 1 E: 0 K: 0 S: 4 H: 1 LOB: 0 BB: 0 P: 4	R: 1 E: 0 K: 0 S: 4 H: 1 LOB: 0 BB: 0 P: 4	R: 0 E: 0 K: 0 S: 4 H: 1 LOB: 1 BB: 0 P: 4	1B: 3 2B: 0 3B: 0 HR: 2 SF: 0 SAC: 0 DP: 2 HBP: 0	WP: 0 PB: 0 SB: 0 CS: 0 PA: 31					

PITCHER	IP	WLS	BF	H	R	ER	SO	BB	IBB	HBP	BLK	WP	HR	S	P	ERA	WHIP
Tommy John, L (1, 1) ERA: 4.1	9.0	W	31	5	2	2	4	1	0	0	0	0	2	38	42	2.00	0.667

PITCHER	IP	WLS	BF	H	R	ER	SO	BB	IBB	HBP	BLK	WP	HR	S	P	ERA	WHIP

TOP

Seattle Mariners @ California Angels

Anaheim Stadium, Anaheim, CA

Sun Aug 14 1983, 6:33 AM EDT

Att. 23,754 - Unknown

livebaseballscorecards.com

AB	30
R	2
H	5
RBI	2
BB	1
SO	4
LOB	7

BOTTOM

Seattle Mariners @ California Angels

Anaheim Stadium, Anaheim, CA

Sun Aug 14 1983, 6:33 AM EDT

Att. 23,754 - Unknown

Batter	1	2	3	4	5	6	7	8	9	AB	R	H	RBI	BB	SO	LOB
Rod Carew, L (1, 3) OBP: 0.429, SLG: 0.450	3-1		4-3	1B 1B 1B 1-3		L4		G6-4-3 1B		4	1	1	0	0	0	0
Daryl Sconiers, L (8, PH) OBP: 0.291, SLG: 0.425 (9, 3)										1	0	1	0	0	0	0
Rick Burleson, R (1, 6) OBP: 0.358, SLG: 0.361	HR BB		2B WP BB	1B 1B 1B 1-3 3-H		1B 1B BB		L9		2	3	1	1	3	0	1
Juan Beniquez, R (1, 9) OBP: 0.320, SLG: 0.361 (8, 7)	F9		WP E 2B 1-3	1B 1B 1-3 3-H		1B 1-2		G6-4-3 1-2f		5	1	3	1	0	0	2
Fred Lynn, L (1, 8) OBP: 0.360, SLG: 0.490	HR 1-H		E WP IBB	1B BB		K				2	1	1	2	2	1	2
Reggie Jackson, L (1, 10) OBP: 0.320, SLG: 0.387	5-3		K 1-2 2-3 3-H	1B 1-2 3-H		1B 1-2 2-H				4	0	2	1	0	1	2
Brian Downing, R (1, 7) OBP: 0.374, SLG: 0.433		F5	E6 2-3 3-H	6-3			5-3			4	0	0	0	0	0	3
Ellis Valentine, R (8, 9) OBP: 0.263, SLG: 0.401										0	0	0	0	0	0	0
Rob Wilfong, L (1, 4) OBP: 0.256, SLG: 0.333		K	F7		F9		BB			3	0	0	0	1	1	2
Steve Lubratich, R (1, 5) OBP: 0.297, SLG: 0.361		1B		1B 1B 1B	5-3		K			4	1	2	0	0	1	1
Mike O'Berry, R (1, 2) OBP: 0.171, SLG: 0.154		K		F3	F3		F8			4	0	0	0	0	1	3
Inning Stats	R: 2 E: 0 K: 0 S: 4 H: 1 LOB: 0 BB: 1 P: 8	R: 0 E: 0 K: 2 S: 8 H: 1 LOB: 1 BB: 0 P: 8	R: 2 E: 1 K: 1 S: 7 H: 1 LOB: 2 BB: 2 P: 15	R: 3 E: 0 K: 0 S: 7 H: 5 LOB: 2 BB: 1 P: 11	R: 0 E: 0 K: 0 S: 3 H: 0 LOB: 0 BB: 0 P: 3	R: 0 E: 0 K: 1 S: 6 H: 2 LOB: 2 BB: 1 P: 10	R: 0 E: 0 K: 1 S: 5 H: 0 LOB: 1 BB: 1 P: 9	R: 0 E: 0 K: 0 S: 3 H: 1 LOB: 0 BB: 0 P: 3		1B: 9 2B: 1 3B: 0 HR: 1	SF: 0 SAC: 0 DP: 1 HBP: 0						

	AB	33
	R	7
	H	11
	RBI	5
	BB	6
	SO	5
	LOB	16

WP: 1 PB: 0 SB: 0 CS: 0 PA: 39

livebaseballscorecards.com

PITCHER		IP	WLS	BF	H	R	ER	SO	BB	IBB	HBP	BLK	WP	HR	S	P	ERA	WHIP
Jim Beattie, R ERA: 4.21	(1, 1)	4.0	L	24	8	7	6	3	3	1	0	0	1	1	26	42	13.50	2.750
Roy Thomas, R ERA: 3.39	(5, 1)	2.0		8	2	0	0	1	1	0	0	0	0	0	9	13	0.00	1.500
Mike Moore, R ERA: 4.73	(7, 1)	2.0		7	1	0	0	1	1	0	0	0	0	0	8	12	0.00	1.000

PITCHER	IP	WLS	BF	H	R	ER	SO	BB	IBB	HBP	BLK	WP	HR	S	P	ERA	WHIP

California Angels @ Oakland Athletics

Oakland-Alameda County Coliseum, Oakland, CA

Mon Aug 15 1983, 7:05 PM PDT

Att. 31,619 - Unknown

TOP

livebaseballscorecards.com

Batter	1	2	3	4	5	6	7	8	9	AB	R	H	RBI	BB	SO	LOB
Rod Carew, L (1, 3) OBP: 0.427, SLG: 0.448	K		3-1			1-3			FC5-4 1B	4	0	1	0	0	1	0
Steve Lubratich, R (1, 6) OBP: 0.279, SLG: 0.338	6-3		F7			6-3			F7	4	0	0	0	0	0	1
Juan Beniquez, R (1, 9) OBP: 0.319, SLG: 0.359	F7			F6			4-3		1-2 FC5-4 1B	4	0	1	0	0	0	0
Fred Lynn, L (1, 8) OBP: 0.357, SLG: 0.485		F8		1-3			3-1		1-2f 2-3 FC5-4 FC5-4	4	0	0	0	0	0	2
Bobby Grich, R (1, 4) OBP: 0.413, SLG: 0.454		1B HBP		F8			6-3		1-2f FC5-4	3	0	0	0	0	0	2
Reggie Jackson, L (1, 10) OBP: 0.320, SLG: 0.386		1-2 1B			K			K		3	0	1	0	0	2	0
Brian Downing, R (1, 7) OBP: 0.371, SLG: 0.428		F4			K			F9		3	0	0	0	0	1	2
Rob Wilfong, L (1, 5) OBP: 0.259, SLG: 0.333		K			K			1B		3	0	1	0	0	2	2
Bob Boone, R (1, 2) OBP: 0.278, SLG: 0.330			1-3			K		F9		3	0	0	0	0	1	1

Inning Stats	R: 0	H: 0		R: 0	H: 1		R: 0	H: 0		R: 0	H: 0		R: 0	H: 0		R: 0	H: 0		R: 0	H: 0		R: 0	H: 1		R: 0	H: 2		1B: 4	SF: 0		WP: 0	PA: 32
	E: 0	LOB: 0		E: 0	LOB: 2		E: 0	LOB: 0		E: 0	LOB: 0		E: 0	LOB: 0		E: 0	LOB: 0		E: 0	LOB: 0		E: 0	LOB: 1		E: 0	LOB: 2		2B: 0	SAC: 0		PB: 0	
	K: 1	BB: 0		K: 1	BB: 0		K: 0	BB: 0		K: 3	BB: 0		K: 1	BB: 0		K: 0	BB: 0		K: 0	BB: 0		K: 1	BB: 0		K: 0	BB: 0		3B: 0	DP: 0		SB: 0	
	S: 5	P: 5		S: 6	P: 7		S: 3	P: 3		S: 9	P: 9		S: 5	P: 5		S: 3	P: 3		S: 6	P: 6		S: 5	P: 5		HR: 0	HBP: 1		CS: 0	

PITCHER		IP	WLS	BF	H	R	ER	SO	BB	IBB	HBP	BLK	WP	HR	S	P	ERA	WHIP
Gorman Heimueller, L (1, 1) ERA: 4.56		9.0	W	32	4	0	0	7	0	0	1	0	0	0	45	46	0.00	0.444

PITCHER	IP	WLS	BF	H	R	ER	SO	BB	IBB	HBP	BLK	WP	HR	S	P	ERA	WHIP

AB	31
R	0
H	4
RBI	0
BB	0
SO	7
LOB	10

BOTTOM

Batter	1	2	3	4	5	6	7	8	9	AB	R	H	RBI	BB	SO	LOB
Rickey Henderson, R (1, 7) OBP: 0.405, SLG: 0.412	F8 BB 1B	FC6-4-5 CS 1-2 2-3 3-H			K		S IBB 1B 1-2 2-H			4	0	2	2	0	1	2
Bill Almon, R (1, 3) OBP: 0.326, SLG: 0.404	G4-6-3 BB 1-2	CS 1-2	F9		CS 3B		S IBB 1-2 2-3			2	0	1	0	2	0	0
Wayne Gross, L (8, 3) OBP: 0.308, SLG: 0.383										0	0	0	0	0	0	0
Davey Lopes, R (1, 4) OBP: 0.347, SLG: 0.437	F8 2-3		5-3		6-3 3-H		L5 3-H			4	0	0	0	0	0	6
Jeff Burroughs, R (1, 10) OBP: 0.340, SLG: 0.379	G4-6-3 1-2f		5-3			5-3	F8 1-2 2-3			4	0	0	0	0	0	4
Carney Lansford, R (1, 5) OBP: 0.360, SLG: 0.484		1B 1B 1B 1B		K		L6-4 1B		1-3		4	1	2	0	0	1	0
Dwayne Murphy, L (1, 8) OBP: 0.325, SLG: 0.376		1B 1B 1B 1B 1-2		F7		1-2		K		4	1	2	0	0	1	0
Mike Heath, R (1, 9) OBP: 0.342, SLG: 0.402		1B 1B FC6-4-5 1B 1-2 2-3		HR		L6-4 2-3		4-3		4	2	2	1	0	0	2
Bob Kearney, R (1, 2) OBP: 0.331, SLG: 0.413		FC6-4-5 1B 1B 1-2 2-H 3-H					E 1B 1B			3	1	3	2	0	0	0
Donnie Hill, S (1, 6) OBP: 0.222, SLG: 0.242		FC6-4-5 1B 1-2 2-3		6-3			E6 IBB 1B L5 1-2			3	0	1	0	0	0	2
Inning Stats	R: 0 H: 1 E: 0 LOB: 1 K: 0 BB: 1 S: 3 P: 7	R: 3 H: 5 E: 0 LOB: 0 K: 0 BB: 0 S: 6 P: 6	R: 0 H: 0 E: 0 LOB: 0 K: 0 BB: 0 S: 3 P: 3	R: 1 H: 2 E: 0 LOB: 1 K: 1 BB: 0 S: 7 P: 7	R: 0 H: 1 E: 0 LOB: 0 K: 1 BB: 0 S: 5 P: 5	R: 0 H: 2 E: 0 LOB: 1 K: 0 BB: 0 S: 4 P: 4	R: 1 H: 2 E: 1 LOB: 2 K: 0 BB: 1 S: 5 P: 9	R: 0 H: 0 E: 0 LOB: 0 K: 1 BB: 0 S: 5 P: 5		1B: 11 SF: 0 2B: 3 SAC: 0 3B: 1 DP: 4 HR: 1 HBP: 0						

PITCHER	IP	WLS	BF	H	R	ER	SO	BB	IBB	HBP	BLK	WP	HR	S	P	ERA	WHIP
Geoff Zahn, L (1, 1) ERA: 3.59	6.0	L	28	13	5	4	2	1	0	0	0	0	1	31	35	6.00	2.333
Luis Sanchez, R (7, 1) ERA: 3.52	2.0		6	0	0	0	1	0	1	0	0	0	0	7	11	0.00	0.000

PITCHER	IP	WLS	BF	H	R	ER	SO	BB	IBB	HBP	BLK	WP	HR	S	P	ERA	WHIP

California Angels @ Oakland Athletics

Oakland-Alameda County Coliseum, Oakland, CA

Mon Aug 15 1983, 7:05 PM PDT

Att. 31,619 - Unknown

livebaseballscorecards.com

AB	32
R	5
H	13
RBI	5
BB	2
SO	3
LOB	16

PA: 35

WP: 0
PB: 0
SB: 2
CS: 2

California Angels @ Oakland Athletics

Oakland-Alameda County Coliseum, Oakland, CA

Tue Aug 16 1983, 7:05 PM PDT

Att. 16,560 - Unknown

TOP

livebaseballscorecards.com

Batter	1	2	3	4	5	6	7	8	9	AB	R	H	RBI	BB	SO	LOB
Rod Carew, L (1, 3) OBP: 0.423, SLG: 0.443	F7		F9		F7			F8		4	0	0	0	0	0	1
Rob Wilfong, L (1, 5) OBP: 0.282, SLG: 0.346	F2		FC6-4 1B			1B 1B		BBBB BB WP BB		3	0	2	0	1	0	0
Juan Beniquez, R (1, 9) OBP: 0.327, SLG: 0.364	1B		FC6-4 1-2f			L4 1-2 1B		BBBB BB 1-2 BB		3	0	2	0	1	0	1
Fred Lynn, L (1, 8) OBP: 0.356, SLG: 0.481	SSS K			1-3		L4 1-2		BBBB 1-2 2-3 BB		3	0	0	0	1	1	3
Bobby Grich, R (1, 4) OBP: 0.409, SLG: 0.449		F8		SSS K		5-3		L6		4	0	0	0	0	1	4
Reggie Jackson, L (1, 10) OBP: 0.317, SLG: 0.382		F8		SSS K			F7		G3	4	0	0	0	0	1	0
Brian Downing, R (1, 7) OBP: 0.369, SLG: 0.425		FC6-4 1B			F5		F8		F8	4	0	1	0	0	0	0
Steve Lubratich, R (1, 6) OBP: 0.268, SLG: 0.324 Daryl Sconiers, L (9, PH) OBP: 0.294, SLG: 0.427		FC6-4 1-2f			F4		6-3		1B	3 1	0 0	0 1	0 0	0 0	0 0	1 0
Bob Boone, R (1, 2) OBP: 0.278, SLG: 0.330			L6		1B			SSS 6-3	K	4	0	1	0	0	1	1
Inning Stats	R: 0 E: 0 K: 1 S: 6 H: 1 LOB: 1 BB: 0 P: 6	R: 0 E: 0 K: 0 S: 4 H: 1 LOB: 1 BB: 0 P: 4	R: 0 E: 0 K: 0 S: 4 H: 1 LOB: 1 BB: 0 P: 4	R: 0 E: 0 K: 2 S: 7 H: 0 LOB: 0 BB: 0 P: 7	R: 0 E: 0 K: 0 S: 4 H: 1 LOB: 1 BB: 0 P: 4	R: 0 E: 0 K: 0 S: 4 H: 2 LOB: 1 BB: 0 P: 4	R: 0 E: 0 K: 0 S: 3 H: 0 LOB: 0 BB: 0 P: 3	R: 0 E: 0 K: 0 S: 3 H: 0 LOB: 3 BB: 3 P: 15	R: 0 E: 0 K: 1 S: 6 H: 1 LOB: 1 BB: 0 P: 6	1B: 7 2B: 1 3B: 0 HR: 0 SF: 0 SAC: 0 DP: 1 HBP: 0						

	AB	33
	R	0
	H	7
	RBI	0
	BB	3
	SO	4
	LOB	11

WP: 1 PB: 0 SB: 0 CS: 0 PA: 36

PITCHER		IP	WLS	BF	H	R	ER	SO	BB	IBB	HBP	BLK	WP	HR	S	P	ERA	WHIP
Chris Codiroli, R ERA: 4.06	(1, 1)	7.2	W	29	6	0	0	3	1	0	0	0	0	0	34	38	0.00	0.913
Dave Beard, R ERA: 4.85	(8, 1)	1.1	S	7	1	0	0	1	2	0	0	0	1	0	7	15	0.00	2.250

PITCHER	IP	WLS	BF	H	R	ER	SO	BB	IBB	HBP	BLK	WP	HR	S	P	ERA	WHIP

Batter	1	2	3	4	5	6	7	8	9	AB	R	H	RBI	BB	SO	LOB
Rickey Henderson, R (1, 7) OBP: 0.406, SLG: 0.413	F8 S 1B		CS 1B		F4		F8			4	0	2	0	0	0	1
Mike Davis, L (1, 9) OBP: 0.310, SLG: 0.390	F8 1-3		F9 1-2		1B 1B		1B 1-3			4	0	2	0	0	0	2
Dwayne Murphy, L (1, 8) OBP: 0.325, SLG: 0.375	K			4-3	1-3			F9		4	0	1	0	0	1	1
Davey Lopes, R (1, 4) OBP: 0.346, SLG: 0.435	5-3			F5	F9			1B 1B		4	1	1	0	0	0	3
Carney Lansford, R (1, 5) OBP: 0.359, SLG: 0.481		5-3		5-3		F7		CS 1B 1-3		4	0	1	0	0	0	0
Garry Hancock, L (1, 3) OBP: 0.313, SLG: 0.506 Bill Almon, R (8, PH) OBP: 0.328, SLG: 0.406 Wayne Gross, L (9, 3) OBP: 0.308, SLG: 0.383		FC6-4 1B	1B SH		4-3			1-2 3-H		3 1 0	1 0 0	2 1 0	0 1 0	0 0 0	0 0 0	0 0 0
Mike Heath, R (1, 2) OBP: 0.341, SLG: 0.399		FC6-4 1-2f	1-2 SH		5-3			F9 2-3		4	1	1	0	0	0	3
Mitchell Page, L (1, 10) OBP: 0.369, SLG: 0.296		F7	SH 1-H 2-H				1B			2	1	1	0	0	0	1
Donnie Hill, S (1, 6) OBP: 0.227, SLG: 0.246			F9		2-H		F5			3	0	1	1	0	0	1
Inning Stats	R: 0 H: 1 E: 0 LOB: 1 K: 1 BB: 0 S: 6 P: 6	R: 0 H: 1 E: 1 LOB: 1 K: 0 BB: 0 S: 4 P: 4	R: 0 H: 1 E: 0 LOB: 0 K: 0 BB: 0 S: 3 P: 3	R: 0 H: 0 E: 0 LOB: 0 K: 0 BB: 0 S: 3 P: 3	R: 3 H: 5 E: 1 LOB: 2 K: 0 BB: 0 S: 8 P: 8	R: 0 H: 0 E: 0 LOB: 0 K: 0 BB: 0 S: 3 P: 3	R: 0 H: 2 E: 0 LOB: 2 K: 0 BB: 0 S: 4 P: 4	R: 1 H: 3 E: 0 LOB: 1 K: 0 BB: 0 S: 5 P: 5		1B: 13 SF: 0 2B: 0 SAC: 1 3B: 0 DP: 0 HR: 0 HBP: 0						

PITCHER		IP	WLS	BF	H	R	ER	SO	BB	IBB	HBP	BLK	WP	HR	S	P	ERA	WHIP
Rick Steirer, R ERA: 4.96	(1, 1)	7.1	L	32	12	4	3	1	0	0	0	0	0	0	34	34	3.68	1.636
Andy Hassler, L ERA: 5.4	(8, 1)	0.0		1	1	0	0	0	0	0	0	0	0	0	1	1	∞	∞
Bruce Kison, R ERA: 4.17	(8, 1)	0.2		1	0	0	0	0	0	0	0	0	0	0	1	1	0.00	0.000

PITCHER	IP	WLS	BF	H	R	ER	SO	BB	IBB	HBP	BLK	WP	HR	S	P	ERA	WHIP

BOTTOM

California Angels @ Oakland Athletics

Oakland-Alameda County Coliseum, Oakland, CA

Tue Aug 16 1983, 7:05 PM PDT

Att. 16,560 - Unknown

livebaseballscorecards.com

AB	33
R	4
H	13
RBI	2
BB	0
SO	1
LOB	12

California Angels @ Oakland Athletics

Oakland-Alameda County Coliseum, Oakland, CA

Wed Aug 17 1983, 7:05 PM PDT

Att. 13,520 - Unknown

TOP

livebaseballscorecards.com

Batter	1	2	3	4	5	6	7	8	9	AB	R	H	RBI	BB	SO	LOB
Rod Carew, L (1, 3) OBP: 0.428, SLG: 0.446	BBBB 4-0 1-3 BB		x 0-0 2B		x 0-0 ③ F7		IIII 4-0 BB HR IBB		BBBB 4-0 FC2-6 BB	2	1	1	0	3	0	1
Rob Wilfong, L (1, 5) OBP: 0.289, SLG: 0.341	x 0-0 ① F3		SSS 0-3 ③ K			x 0-0 E SF7 1B	BBBB 4-0 1-2 2-3 HR BB		x 0-0 ① FC2-6 1B 1-2f 1B	4	3	1	0	1	1	3
Juan Beniquez, R (1, 9) (8, 7) OBP: 0.329, SLG: 0.379	x 0-0 ② 1-3 1-2			x 0-0 ① F2		x 0-0 E2 FC5 1B 1-3	x 0-0 1-H 2-H 3-H HR		x 0-0 1B 1-2 1B	5	1	2	4	0	0	2
Fred Lynn, L (1, 8) OBP: 0.359, SLG: 0.489	x 0-0 ③ F8			x 0-0 2B		x 0-0 ① SF7 3-H	x 0-0 2B		x 0-0 ② 1B 1-3 2-H 1B	4	0	3	2	0	0	1
Bobby Grich, R (1, 4) OBP: 0.409, SLG: 0.448		x 0-0 ① 6-3		x 0-0 ② 6-3		x 0-0 1-2 1B	x 0-0 ② 5-3		x 0-0 1-2 1B	5	0	2	0	0	0	2
Reggie Jackson, L (1, 10) OBP: 0.313, SLG: 0.376		x 0-0 ② F9		x 0-0 ③ F7		x 0-0 ② F5	x 0-0 ③ F9		x 0-0 ③ F7	5	0	0	0	0	0	6
Brian Downing, R (1, 7) OBP: 0.365, SLG: 0.419		SSS 0-3 ③ K			x 0-0 ① F8	x 0-0 ③ FC5 2-3f		x 0-0 ① F9		4	0	0	0	0	1	2
Ellis Valentine, R (8, 9) OBP: 0.263, SLG: 0.401										0	0	0	0	0	0	0
Steve Lubratich, R (1, 6) OBP: 0.253, SLG: 0.306			x 0-0 ① F8		SSS 0-3 ② K		x 0-0 ① F9	SSS 0-3 ② K		4	0	0	0	0	2	0
Bob Boone, R (1, 2) OBP: 0.280, SLG: 0.334			x 0-0 ② 6-3		x 0-0 1B		x 0-0 BB HR 2B	x 0-0 ③ F8		4	1	2	0	0	0	0
Inning Stats	R: 0 E: 0 K: 0 S: 3 H: 0 LOB: 1 BB: 1 P: 7	R: 0 E: 0 K: 1 S: 5 H: 0 LOB: 0 BB: 0 P: 5	R: 0 E: 0 K: 1 S: 6 H: 1 LOB: 1 BB: 0 P: 6	R: 0 E: 0 K: 0 S: 4 H: 1 LOB: 1 BB: 0 P: 4	R: 0 E: 0 K: 1 S: 6 H: 1 LOB: 1 BB: 0 P: 6	R: 1 E: 1 K: 0 S: 6 H: 2 LOB: 2 BB: 0 P: 6	R: 4 E: 0 K: 0 S: 6 H: 3 LOB: 1 BB: 2 P: 14	R: 0 E: 0 K: 1 S: 5 H: 0 LOB: 0 BB: 0 P: 5	R: 1 E: 0 K: 0 S: 5 H: 3 LOB: 2 BB: 1 P: 9	1B: 6 2B: 4 3B: 0 HR: 1 SF: 1 SAC: 0 DP: 0 HBP: 0						

	AB	37
	R	6
	H	11
	RBI	6
	BB	4
	SO	4
	LOB	17

PITCHER		IP	WLS	BF	H	R	ER	SO	BB	IBB	HBP	BLK	WP	HR	S	P	ERA	WHIP
Mike Warren, R ERA: 6.43	(1, 1)	6.1	L	30	7	5	4	3	2	1	0	0	0	1	33	45	5.68	1.421
Tom Underwood, L ERA: 4.38	(7, 1)	2.2		12	4	1	1	1	1	0	0	0	0	0	13	17	3.38	1.875

PITCHER		IP	WLS	BF	H	R	ER	SO	BB	IBB	HBP	BLK	WP	HR	S	P	ERA	WHIP

WP: 0	PB: 0	SB: 0	CS: 0	PA: 42														

BOTTOM

California Angels @ Oakland Athletics

Oakland-Alameda County Coliseum, Oakland, CA

Wed Aug 17 1983, 7:05 PM PDT

Att. 13,520 - Unknown

livebaseballscorecards.com

Batter	1	2	3	4	5	6	7	8	9	AB	R	H	RBI	BB	SO	LOB
Rickey Henderson, R (1, 7) OBP: 0.408, SLG: 0.416	S 2B 1B		BBBB 4-0 SH2-3 1-2 BB		1-3		F9		4-3 1-3 2B	4	1	2	0	1	0	2
Mike Davis, L (1, 9) OBP: 0.311, SLG: 0.399 Bill Almon, R (9, PH) OBP: 0.327, SLG: 0.405	F9		SH2-3 1-2 2-3		F7		1-H HR		4-3 2-3 3-H	3 1	1 0	1 0	2 1	0 0	0 0	2 1
Dwayne Murphy, L (1, 8) OBP: 0.326, SLG: 0.376	1-H 2B		IIII 4-0 8-4 IBB			4-3	G3		SSS K	4	0	1	1	1	1	1
Davey Lopes, R (1, 10) OBP: 0.343, SLG: 0.430	F3		8-4 1-2f			5-3		6-3		4	0	0	0	0	0	4
Carney Lansford, R (1, 5) OBP: 0.357, SLG: 0.481	G3			6-3		1B 2B		5-3		4	0	1	0	0	0	1
Garry Hancock, L (1, 3) OBP: 0.311, SLG: 0.497		E4 G6-4-3		F8		1B IBB		L6		3	0	0	0	1	0	0
Mike Heath, R (1, 2) OBP: 0.339, SLG: 0.396		G6-4-3 1-2f		SSS K		1-2 2-H 1B			F6	4	0	1	0	0	1	1
Donnie Hill, S (1, 6) OBP: 0.243, SLG: 0.275		SSS K			SH1-4 1B		F5		1B 2B	4	1	2	0	0	1	0
Tony Phillips, S (1, 4) OBP: 0.328, SLG: 0.318			SH2-3 BB 1B		SH1-4 1-2		HR 1B		2B 4-3 2-H 1B	3	2	3	1	0	0	0
Inning Stats	R: 1 H: 2 E: 0 LOB: 1 K: 0 BB: 0 S: 5 P: 5	R: 0 H: 0 E: 1 LOB: 0 K: 1 BB: 0 S: 5 P: 5	R: 0 H: 1 E: 0 LOB: 2 K: 0 BB: 2 S: 3 P: 11	R: 0 H: 0 E: 0 LOB: 0 K: 1 BB: 0 S: 5 P: 5	R: 0 H: 1 E: 0 LOB: 1 K: 0 BB: 0 S: 4 P: 4	R: 0 H: 2 E: 0 LOB: 2 K: 0 BB: 1 S: 4 P: 8	R: 2 H: 2 E: 0 LOB: 0 K: 0 BB: 0 S: 5 P: 5	R: 0 H: 0 E: 0 LOB: 0 K: 0 BB: 0 S: 3 P: 3	R: 2 H: 3 E: 0 LOB: 1 K: 1 BB: 0 S: 8 P: 8	1B: 6 SF: 0 2B: 5 SAC: 2 3B: 0 DP: 2 HR: 1 HBP: 0						WP: 0 PA: 39 PB: 0 SB: 1 CS: 0	

	AB	34
	R	5
	H	11
	RBI	5
	BB	3
	SO	3
	LOB	12

PITCHER		IP	WLS	BF	H	R	ER	SO	BB	IBB	HBP	BLK	WP	HR	S	P	ERA	WHIP
Mike Witt, R ERA: 4.78	(1, 1)	6.2	W	29	8	3	3	2	1	2	0	0	0	1	30	42	4.05	1.350
Andy Hassler, L ERA: 5.34	(7, 1)	0.1		1	0	0	0	0	0	0	0	0	0	0	1	1	0.00	0.000
Bruce Kison, R ERA: 4.27	(8, 1)	1.1		7	3	2	2	0	0	0	0	0	0	0	7	7	13.50	2.250
John Curtis, L ERA: 4.14	(9, 1)	0.2	S	2	0	0	0	1	0	0	0	0	0	0	4	4	0.00	0.000

PITCHER	IP	WLS	BF	H	R	ER	SO	BB	IBB	HBP	BLK	WP	HR	S	P	ERA	WHIP

Batter	1	2	3	4	5	6	7	8	9	AB	R	H	RBI	BB	SO	LOB
Brian Downing, R (1, 7) OBP: 0.368, SLG: 0.420	FC6-4 1B		BBB 4-0 BB		0-0 5-3		0-0 G5-4-3 1-2f		0-0 HR 1B	4	1	2	0	1	0	2
Rod Carew, L (1, 3) OBP: 0.427, SLG: 0.444	0-0 FC6-4 1-2f		0-0 F7			BBBB 4-0 1B SF9 1B BB		0-0 HR 2B	0-0 1-H HR	2	0	0	0	1	0	2
Daryl Sconiers, L (6, PR) OBP: 0.300, SLG: 0.450 (6, 3)										2	3	2	2	0	0	0
Juan Beniquez, R (1, 8) OBP: 0.326, SLG: 0.375	0-0 F8		0-0 F7			0-0 SF9 1B SF7 1-2 1B		0-0 1-3	0-0 F9	5	1	1	0	0	0	3
Doug DeCinces, R (1, 10) OBP: 0.362, SLG: 0.582	0-0 F8			0-0 F8		0-0 1-2 2-3 1B		SSS 0-3 K		4	0	1	0	0	1	2
Bobby Grich, R (1, 4) OBP: 0.408, SLG: 0.455		0-0 6-3		0-0 F7		0-0 SF9 2-3 3-H		0-0 2-H HR		3	1	1	3	0	0	0
Reggie Jackson, L (1, 9) OBP: 0.312, SLG: 0.374		0-0 E4		0-0 F8		0-0 SF7 3-H		BBBB 4-0 BB		2	0	0	1	1	0	0
Ron Jackson, R (1, 5) OBP: 0.316, SLG: 0.373		0-0 F7			0-0 5-3	0-0 P4		0-0 F8		4	0	0	0	0	0	4
Steve Lubratich, R (1, 6) OBP: 0.241, SLG: 0.289		0-0 F7			0-0 F9		SSS 0-3 K		0-0 F8	4	0	0	0	0	1	1
Bob Boone, R (1, 2) OBP: 0.282, SLG: 0.338			0-0 F8		0-0 2B		0-0 G5-4-3 1B		0-0 6-3	2	0	1	0	0	0	0
Mike O'Berry, R (6, 2) OBP: 0.186, SLG: 0.171										2	0	1	0	0	0	0

TOP

California Angels @ New York Yankees

Yankee Stadium, Bronx, NY

Fri Aug 19 1983, 7:05 PM EDT

Att. 43,181 - Unknown

livebaseballscorecards.com

AB	34
R	6
H	9
RBI	6
BB	3
SO	2
LOB	14

Inning Stats	1	2	3	4	5	6	7	8	9	1B: 5	SF: 2	WP: 0	PA: 39
	R: 0	R: 0	R: 0	R: 0	R: 0	R: 2	R: 0	R: 2	R: 2	2B: 2	SAC: 0	PB: 0	
	E: 0	E: 1	E: 0	E: 0	E: 0	E: 0	E: 0	E: 0	E: 0	3B: 0	DP: 1	SB: 0	
	K: 0	K: 0	K: 0	K: 0	K: 0	K: 0	K: 1	K: 1	K: 0	HR: 2	HBP: 0	CS: 0	
	S: 4	S: 4	S: 3	S: 3	S: 4	S: 5	S: 5	S: 7	S: 5				
	H: 1	H: 0	H: 0	H: 0	H: 1	H: 2	H: 1	H: 2	H: 2				
	LOB: 1	LOB: 1	LOB: 1	LOB: 0	LOB: 1	LOB: 2	LOB: 0	LOB: 1	LOB: 0				
	BB: 0	BB: 0	BB: 1	BB: 0	BB: 0	BB: 1	BB: 0	BB: 1	BB: 0				
	P: 4	P: 4	P: 7	P: 3	P: 4	P: 9	P: 5	P: 11	P: 5				

PITCHER	IP	WLS	BF	H	R	ER	SO	BB	IBB	HBP	BLK	WP	HR	S	P	ERA	WHIP
Ron Guidry, L (1, 1) ERA: 3.61	9.0	W	39	9	6	6	2	3	0	0	0	0	2	40	52	6.00	1.333

PITCHER	IP	WLS	BF	H	R	ER	SO	BB	IBB	HBP	BLK	WP	HR	S	P	ERA	WHIP

Batter	1	2	3	4	5	6	7	8	9	AB	R	H	RBI	BB	SO	LOB
Willie Randolph, R (1, 4) OBP: 0.363, SLG: 0.337	0-0 1B	0-3 K	0-0 F7		0-0 1B 1B WP 2-H 1B		0-0 P4			4	1	2	1	0	1	4
Larry Milbourne, S (7, PH) OBP: 0.273, SLG: 0.263 (8, 4)										1	0	0	0	0	0	0
Ken Griffey, L (1, 3) OBP: 0.374, SLG: 0.463	0-0 L3	4-0 1B IBB	0-0 E5 2B 1-2 2-H		0-0 WP 1B 6-3 1-2 1B		0-0 F7			4	1	1	0	1	0	2
Graig Nettles, L (1, 5) OBP: 0.350, SLG: 0.459	0-0 1-3 1B	0-0 G6-4-3 1-3 2-H 3-H 1B	0-0 1-3 2-H 2B		0-0 FC6-5 WP 1-2 2-3 1B		0-0 F9			5	0	4	3	0	0	0
Bobby Meacham, S (8, 6)										0	0	0	0	0	0	0
Oscar Gamble, L (1, 10) OBP: 0.374, SLG: 0.511	0-0 P6	0-0 G6-4-3 1-2f	0-0 F7		0-0 6-3 1-2 2-H 3-H			0-0 4-3 2B		1	0	0	0	0	0	2
Don Baylor, R (2, PH) OBP: 0.352, SLG: 0.474										4	0	1	1	0	0	5
Butch Wynegar, S (1, 2) OBP: 0.378, SLG: 0.434	0-0 4-3		B B B B 4-0 1B BB BB	S S S 0-3 K	0-0 FC6-5 2-3			0-0 6-3		4	1	0	0	1	1	4
Steve Kemp, L (1, 9) OBP: 0.328, SLG: 0.417		0-0 HR	B B B B 4-0 1-2 1B BB	0-0 F8	0-0 F8			0-0 4-3 2-3		4	2	1	1	1	0	2
Don Mattingly, L (1, 7) OBP: 0.356, SLG: 0.497	B B B B 4-0 1B 2B BB	0-0 P5	0-0 1B	0-0 F9				B B B B 4-0 BB		3	1	1	0	2	0	2
Roy Smalley, S (1, 6) OBP: 0.354, SLG: 0.441 (8, 5)	0-0 2B 1-3 1B 1B	0-0 1-2 2-3 1B E 1B	0-0 5-3	0-0 5-3				0-0 F9		5	2	2	0	0	0	3
Omar Moreno, L (1, 8) OBP: 0.284, SLG: 0.329	0-0 1-3 3-H 1B 2B	0-0 1-2 2-H 3-H E 2B 1B		0-0 1B 2B	0-0 F8					4	3	3	3	0	0	0
Inning Stats	R: 0 E: 0 K: 0 S: 5 H: 2 LOB: 2 BB: 0 P: 5	R: 4 E: 0 K: 1 S: 8 H: 4 LOB: 1 BB: 2 P: 16	R: 4 E: 1 K: 0 S: 7 H: 3 LOB: 2 BB: 2 P: 15	R: 0 E: 0 K: 1 S: 6 H: 1 LOB: 1 BB: 0 P: 6	R: 3 E: 0 K: 0 S: 7 H: 4 LOB: 1 BB: 0 P: 7	R: 0 E: 0 K: 0 S: 3 H: 0 LOB: 0 BB: 0 P: 3	R: 0 E: 0 K: 0 S: 3 H: 0 LOB: 0 BB: 0 P: 3	R: 0 E: 0 K: 0 S: 4 H: 1 LOB: 2 BB: 1 P: 8		1B: 10 2B: 4 3B: 0 HR: 1	SF: 0 SAC: 0 DP: 1 HBP: 0					

PITCHER		IP	WLS	BF	H	R	ER	SO	BB	IBB	HBP	BLK	WP	HR	S	P	ERA	WHIP
Ken Forsch, R ERA: 3.72	(1, 1)	1.1	L	12	6	4	4	1	1	1	0	0	0	1	12	20	27.00	5.250
John Curtis, L ERA: 4.45	(2, 1)	6.2		32	9	7	5	1	3	0	0	0	1	0	31	43	6.75	1.800

PITCHER	IP	WLS	BF	H	R	ER	SO	BB	IBB	HBP	BLK	WP	HR	S	P	ERA	WHIP

BOTTOM

California Angels @ New York Yankees

Yankee Stadium, Bronx, NY

Fri Aug 19 1983, 7:05 PM EDT

Att. 43,181 - Unknown

livebaseballscorecards.com

AB	39
R	11
H	15
RBI	9
BB	5
SO	2
LOB	24

1B: 10	SF: 0	WP: 1	PA: 44
2B: 4	SAC: 0	PB: 0	
3B: 0	DP: 1	SB: 0	
HR: 1	HBP: 0	CS: 0	

California Angels @ New York Yankees

Yankee Stadium, Bronx, NY

Sat Aug 20 1983, 7:05 PM EDT

Att. 42,356 - Unknown - 90 F

TOP

livebaseballscorecards.com

Batter	1	2	3	4	5	6	7	8	9	AB	R	H	RBI	BB	SO	LOB
Rod Carew, L (1, 3) OBP: 0.424, SLG: 0.439	4-3	L6		4-3 1-2 2-3			4-3 1-2		BB	4	0	0	0	1	0	4
Ron Jackson, R (1, 5) OBP: 0.318, SLG: 0.374	FC6-4 E 1B 1B		6-3		F5		2-3 1B		P3	5	1	2	0	0	0	1
Juan Beniquez, R (1, 7) OBP: 0.324, SLG: 0.377	E5 FC6-4 1-2		2B		P4		F7			4	0	1	0	0	0	3
Doug DeCinces, R (1, 10) OBP: 0.360, SLG: 0.577	FC6-4 1B 1-2f 2-3		K		4-3			E7 SF7 1B		4	1	1	0	0	1	3
Fred Lynn, L (1, 8) OBP: 0.358, SLG: 0.488	1-2 3-H 1B		K			K		SF7 3-H		3	0	1	2	0	2	1
Bobby Grich, R (1, 4) OBP: 0.404, SLG: 0.450	F8			L6		5-3		5-3		4	0	0	0	0	0	2
Reggie Jackson, L (1, 9) OBP: 0.311, SLG: 0.373		K		WP 1B 1B		3-1		F8		4	0	1	0	0	1	0
Steve Lubratich, R (1, 6) OBP: 0.244, SLG: 0.291		4-3		F8			1B 4-3 1B		6-3	3	0	1	0	0	0	1
Brian Downing, R (9, PH) OBP: 0.367, SLG: 0.419										1	0	0	0	0	0	0
Bob Boone, R (1, 2) OBP: 0.284, SLG: 0.338		BB		WP 1-2 1B			F8		P6	3	0	1	0	1	0	1

	AB	35
	R	2
	H	8
	RBI	2
	BB	2
	SO	4
	LOB	16

Inning Stats	1	2	3	4	5	6	7	8	9
	R: 1 E: 1 K: 0 S: 6	H: 2 LOB: 2 BB: 0 P: 6	R: 0 E: 0 K: 1 S: 5	H: 0 LOB: 1 BB: 1 P: 9	R: 0 E: 0 K: 2 S: 8	H: 1 LOB: 1 BB: 0 P: 8	R: 0 E: 0 K: 0 S: 5	H: 2 LOB: 2 BB: 0 P: 5	R: 0 E: 0 K: 0 S: 3	H: 0 LOB: 0 BB: 0 P: 3	R: 0 E: 0 K: 1 S: 5	H: 0 LOB: 0 BB: 0 P: 5	R: 0 E: 0 K: 0 S: 5	H: 2 LOB: 2 BB: 0 P: 5	R: 1 E: 1 K: 0 S: 4	H: 1 LOB: 0 BB: 0 P: 4	R: 0 E: 0 K: 0 S: 3	H: 0 LOB: 1 BB: 1 P: 7

	1B: 7	SF: 1
	2B: 1	SAC: 0
	3B: 0	DP: 0
	HR: 0	HBP: 0

	WP: 1	PA: 38
	PB: 0	
	SB: 0	
	CS: 0	

PITCHER	IP	WLS	BF	H	R	ER	SO	BB	IBB	HBP	BLK	WP	HR	S	P	ERA	WHIP
Shane Rawley, L (1, 1) ERA: 3.79	9.0	W	38	8	2	0	4	2	0	0	0	1	0	44	52	0.00	1.111

PITCHER	IP	WLS	BF	H	R	ER	SO	BB	IBB	HBP	BLK	WP	HR	S	P	ERA	WHIP

Batter	1	2	3	4	5	6	7	8	9	AB	R	H	RBI	BB	SO	LOB
Willie Randolph, R (1, 4) OBP: 0.365, SLG: 0.335	BBBB 4-0 WP WP 1B BB	BBBB 4-0 ② 1-2 BB		x 0-0 ② F9		x 0-0 ③ 1-3				2	1	0	0	2	0	0
Ken Griffey, L (1, 3) OBP: 0.375, SLG: 0.465	BBBB 4-0 1B WP 1-2 6-3 BB	x 0-0 ③ F8		x 0-0 2B			x 0-0 ① F9			3	1	1	0	1	0	1
Dave Winfield, R (1, 7) OBP: 0.344, SLG: 0.522	x 0-0 WP 6-3 1-3 CS 2-H 1B		x 0-0 1B 1B 1B	x 0-0 ③ 4-3			x 0-0 ② G3			4	1	2	1	0	0	1
Don Baylor, R (1, 10) OBP: 0.355, SLG: 0.485	x 0-0 ① 6-3 1-2 3-H		x 0-0 1B E 1-3 1B		x 0-0 HR		x 0-0 FC5-4 1B			4	2	3	2	0	0	1
Butch Wynegar, S (1, 2) OBP: 0.380, SLG: 0.439	x 0-0 ② 2-H 2B		x 0-0 FC3-6 1-2 3-H 1B		x 0-0 ① 5-3		x 0-0 ③ FC5-4 1-2f			4	0	2	1	0	0	1
Graig Nettles, L (1, 5) OBP: 0.347, SLG: 0.454	x 0-0 ③ F8		x 0-0 ① FC3-6 FC6-4 1-2f 2-H		x 0-0 ② F8			x 0-0 ① F8		4	0	0	0	0	0	2
Steve Kemp, L (1, 9) OBP: 0.325, SLG: 0.412		x 0-0 E9 1B	x 0-0 ② F8		x 0-0 ③ 4-1			x 0-0 ② P6		4	1	0	0	0	0	1
Roy Smalley, S (1, 6) OBP: 0.353, SLG: 0.438		x 0-0 FC4-6 2-H 1B	x 0-0 ③ FC6-4 1-2f			x 0-0 ① F8		x 0-0 ③ L6		4	0	1	1	0	0	1
Omar Moreno, L (1, 8) OBP: 0.285, SLG: 0.332		x 0-0 ① FC4-6 CS 1-2f		SSS 0-3 ① K		x 0-0 ② 2B				3	0	1	0	0	1	1
Inning Stats	R: 2 H: 2 E: 0 LOB: 1 K: 0 BB: 2 S: 4 P: 12	R: 1 H: 1 E: 1 LOB: 1 K: 0 BB: 1 S: 4 P: 8	R: 2 H: 3 E: 1 LOB: 1 K: 0 BB: 0 S: 6 P: 6	R: 0 H: 1 E: 0 LOB: 1 K: 1 BB: 0 S: 6 P: 6	R: 1 H: 1 E: 0 LOB: 0 K: 0 BB: 0 S: 4 P: 4	R: 0 H: 1 E: 0 LOB: 0 K: 0 BB: 0 S: 3 P: 3	R: 0 H: 1 E: 0 LOB: 1 K: 0 BB: 0 S: 4 P: 4	R: 0 H: 0 E: 0 LOB: 0 K: 0 BB: 0 S: 3 P: 3		1B: 6 SF: 0 2B: 3 SAC: 0 3B: 0 DP: 0 HR: 1 HBP: 0						

PITCHER	IP	WLS	BF	H	R	ER	SO	BB	IBB	HBP	BLK	WP	HR	S	P	ERA	WHIP
Tommy John, L (1, 1) ERA: 4.17	8.0	L	35	10	6	5	1	3	0	0	0	3	1	34	46	5.62	1.625

PITCHER	IP	WLS	BF	H	R	ER	SO	BB	IBB	HBP	BLK	WP	HR	S	P	ERA	WHIP

BOTTOM

California Angels @ New York Yankees

Yankee Stadium, Bronx, NY

Sat Aug 20 1983, 7:05 PM EDT
Att. 42,356 - Unknown - 90 F

livebaseballscorecards.com

AB	32
R	6
H	10
RBI	5
BB	3
SO	1
LOB	9

WP: 3 PA: 35
PB: 0
SB: 0
CS: 2

California Angels @ New York Yankees

Yankee Stadium, Bronx, NY

Sun Aug 21 1983, 3:33 AM EDT

Att. 50,896 - Unknown - 83 F

livebaseballscorecards.com

Batter	1	2	3	4	5	6	7	8	9	AB	R	H	RBI	BB	SO	LOB
Brian Downing, R (1, 7) OBP: 0.366, SLG: 0.414	4-3			G4-6-3 BB		F7		L6 2-3		3	0	0	0	1	0	3
Daryl Sconiers, L (1, 3) OBP: 0.300, SLG: 0.456	K			G4-6-3 1-2f			K		1B 3B	4	1	1	0	0	2	1
Juan Beniquez, R (1, 9) OBP: 0.325, SLG: 0.374 Rod Carew, L (9, PH) OBP: 0.423, SLG: 0.438 Ellis Valentine, R (9, 9) OBP: 0.263, SLG: 0.401	6-3			5-3			E BB		K	2 1 0	0 0 0	0 0 0	0 0 0	1 0 0	0 1 0	0 1 0
Doug DeCinces, R (1, 10) OBP: 0.362, SLG: 0.574		6-3			L6-3 BB		E4 1-2		1B 3-H	3	0	1	1	1	0	1
Fred Lynn, L (1, 8) OBP: 0.354, SLG: 0.483		K			F7		F2		F8	4	0	0	0	0	1	4
Bobby Grich, R (1, 4) OBP: 0.400, SLG: 0.445		K			L6-3 1-2		P6		F6	4	0	0	0	0	1	4
Ron Jackson, R (1, 5) OBP: 0.318, SLG: 0.374			6-3			FC3-6 1B		K		3	0	1	0	0	1	0
Steve Lubratich, R (1, 6) OBP: 0.247, SLG: 0.305			P4			FC3-6 1-2f		L6 2B		3	0	1	0	0	0	1
Bob Boone, R (1, 2) OBP: 0.284, SLG: 0.336			F8			F9		BB		2	0	0	0	1	0	1

TOP	
AB	29
R	1
H	4
RBI	1
BB	4
SO	6
LOB	16

Inning Stats	1	2	3	4	5	6	7	8	9	1B	SF	WP	PA
R	0	0	0	0	0	0	0	0	1	2	0	0	33
E	0	0	0	0	0	0	1	0	0	3	0	0	
K	1	2	3	2	0	4	6	5	7	1	0	0	
S	5	7			2					HR 0	HBP 0	CS 0	
H	0	0	0	0	0	1	0	1	2				
LOB	0	0	0	0	0	1	0	1	0				
BB	0	0	0	1	1	1	1	1	0				
P	5	7	3	6	6	4	10	9	7				

PITCHER		IP	WLS	BF	H	R	ER	SO	BB	IBB	HBP	BLK	WP	HR	S	P	ERA	WHIP
Dave Righetti, L ERA: 3.19	(1, 1)	8.0		29	3	1	1	5	4	0	0	0	0	0	35	51	1.12	0.875
Rich Gossage, R ERA: 2.06	(9, 1)	1.0	W	4	1	0	0	1	0	0	0	0	0	0	6	6	0.00	1.000

BOTTOM

California Angels @ New York Yankees

Yankee Stadium, Bronx, NY

Sun Aug 21 1983, 3:33 AM EDT

Att. 50,896 - Unknown - 83 F

livebaseballscorecards.com

Batter	1	2	3	4	5	6	7	8	9	AB	R	H	RBI	BB	SO	LOB
Willie Randolph, R (1, 4) OBP: 0.369, SLG: 0.337	E 1B		1B		5-3		1-2 BB		E4 1-3 1B	4	1	2	0	1	0	2
Ken Griffey, L (1, 3) OBP: 0.373, SLG: 0.461	E5 1-2		F8		4-3		F8		2-H 3-H 1B	5	0	1	2	0	0	5
Dave Winfield, R (1, 7) OBP: 0.343, SLG: 0.519	F7		K			E BB		P4		3	0	0	0	1	1	3
Don Baylor, R (1, 10) OBP: 0.352, SLG: 0.480	F9			L5		F9		G1		4	0	0	0	0	0	3
Butch Wynegar, S (1, 2) OBP: 0.378, SLG: 0.434	F7			5-3		F8		BB		3	0	0	0	1	0	3
Steve Kemp, L (1, 9) OBP: 0.324, SLG: 0.411		F8		1B		6-3 1-2		6-3		4	0	1	0	0	0	2
Roy Smalley, S (1, 6) OBP: 0.352, SLG: 0.435		F8		F7			6-3		FC5-4 BB	3	0	0	0	1	0	1
Larry Milbourne, S (9, PR) OBP: 0.273, SLG: 0.263										0	0	0	0	0	0	0
Bert Campaneris, R (1, 5) OBP: 0.343, SLG: 0.349		F7			SH3 1B		F9		FC5-4 E 1-2f 1B	4	1	1	0	0	0	1
Omar Moreno, L (1, 8) OBP: 0.286, SLG: 0.333			6-3		SH3 1-2		BB 1B		F9	2	0	1	0	0	0	0
Don Mattingly, L (9, PH) OBP: 0.354, SLG: 0.494										1	0	0	0	0	0	1

	AB	33
	R	2
	H	6
	RBI	2
	BB	4
	SO	1
	LOB	21

Inning Stats	1	2	3	4	5	6	7	8	9
	R: 0 H: 1 E: 1 LOB: 2 K: 0 BB: 0 S: 5 P: 5	R: 0 H: 0 E: 0 LOB: 0 K: 0 BB: 0 S: 3 P: 3	R: 0 H: 1 E: 0 LOB: 1 K: 1 BB: 0 S: 6 P: 6	R: 0 H: 1 E: 0 LOB: 1 K: 0 BB: 0 S: 4 P: 4	R: 0 H: 1 E: 0 LOB: 1 K: 0 BB: 0 S: 4 P: 4	R: 0 H: 0 E: 1 LOB: 1 K: 0 BB: 1 S: 3 P: 7	R: 0 H: 1 E: 0 LOB: 2 K: 0 BB: 1 S: 4 P: 8	R: 0 H: 0 E: 0 LOB: 1 K: 0 BB: 1 S: 3 P: 7	R: 2 H: 1 E: 1 LOB: 1 K: 0 BB: 1 S: 4 P: 8

1B: 6	SF: 0
2B: 0	SAC: 1
3B: 0	DP: 0
HR: 0	HBP: 0

WP: 0	PA: 38
PB: 0	
SB: 0	
CS: 0	

PITCHER		IP	WLS	BF	H	R	ER	SO	BB	IBB	HBP	BLK	WP	HR	S	P	ERA	WHIP
Geoff Zahn, L ERA: 3.38	(1, 1)	8.2	L	38	6	2	0	1	4	0	0	0	0	0	36	52	0.00	1.154

PITCHER	IP	WLS	BF	H	R	ER	SO	BB	IBB	HBP	BLK	WP	HR	S	P	ERA	WHIP

Batter	1	2	3	4	5	6	7	8	9	10	11	12	13	AB	R	H	RBI	BB	SO	LOB
Brian Downing, R (1, 7) OBP: 0.365, SLG: 0.414	BBBB 4-0 G4-3 BB			x 0-0 1B 2B		x 0-0 ① F9		SSS 0-3 ③ K		x 0-0 ① 4-3			x 0-0 ① F9	5	1	1	0	1	1	0
Rod Carew, L (1, 3) (9, 4) OBP: 0.427, SLG: 0.444	x 0-0 ① ② G4-3 1-2f			x 0-0 2-H 1B		x 0-0 ② 3-1			x 0-0 1B 1B	x 0-0 L3 1B			x 0-0 1B 2B	6	2	4	1	0	0	1
Fred Lynn, L (1, 8) OBP: 0.352, SLG: 0.477	x 0-0 ③ 6-3			x 0-0 ① F5		x 0-0 ③ F5			x 0-0 ① F7	x 0-0 ② ③ L3 1-2			4-0 1B 2B IBB	5	1	0	0	1	0	3
Doug DeCinces, R (1, 10) OBP: 0.360, SLG: 0.569 Juan Beniquez, R (9, PR) OBP: 0.326, SLG: 0.375		x 0-0 ① 4-3		x 0-0 ② F7			x 0-0 ① F9		x 0-0 1B 1B 1-2 1B		x 0-0 ① 2-3		x 0-0 1-3 2-H 2B 1B	4	0	1	0	0	0	1
Reggie Jackson, L (1, 9) OBP: 0.310, SLG: 0.371 Rob Wilfong, L (5, 5) OBP: 0.286, SLG: 0.337 Ellis Valentine, R (9, PH) OBP: 0.269, SLG: 0.405 (9, 9)		x 0-0 ② 4-3		SSS 0-3 ③ K			SSS 0-3 ② K		x 0-0 1B 1B 1-2 2-H 1B		x 0-0 G5-4-3 1B		SSS 0-3 ② K	2	0	0	0	0	1	1
														1	0	0	0	0	1	0
														3	0	2	1	0	1	2
Bobby Grich, R (1, 4) (9, 6) OBP: 0.404, SLG: 0.454		x 0-0 ③ F9			x 0-0 CS 2B		x 0-0 WP 1B		x 0-0 1B 1-2 2-H 1B		x 0-0 ② ③ G5-4-3 1-2f		x 0-0 1-H 3-H 2B	6	1	4	3	0	0	1
Ron Jackson, R (1, 5) (5, 9) (9, 5) OBP: 0.325, SLG: 0.379	BBBB 4-0 G5-4-3 BB				BBBB 4-0 BB		x 0-0 ③ F7 1-2		x 0-0 FC6-4 1-2 2-3 1B			x 0-0 ① F8	x 0-0 2-H 2B	4	0	2	1	2	0	1
Steve Lubratich, R (1, 6) OBP: 0.239, SLG: 0.294 Daryl Sconiers, L (9, PH) OBP: 0.300, SLG: 0.452 (9, 3)	x 0-0 ① F9				x 0-0 ① F9			x 0-0 ① F7	x 0-0 ② F2			x 0-0 ② F8	4-0 IBB	3	0	0	0	0	0	3
														2	0	0	0	1	0	3
Bob Boone, R (1, 2) OBP: 0.280, SLG: 0.331	x 0-0 ② ③ G5-4-3 1-2f				SSS 0-3 ② ③ K 2-3			x 0-0 ② F7	x 0-0 ③ FC6-4 1-2f			SSS 0-3 ③ K	SSS 0-3 ③ K	6	0	0	0	0	3	8
Inning Stats	R: 0 E: 0 K: 0 S: 2 H: 0 LOB: 0 BB: 1 P: 6	R: 0 E: 0 K: 0 S: 3 H: 0 LOB: 0 BB: 0 P: 3	R: 0 E: 0 K: 0 S: 2 H: 0 LOB: 0 BB: 1 P: 6	R: 1 E: 0 K: 1 S: 7 H: 2 LOB: 1 BB: 0 P: 7	R: 0 E: 0 K: 1 S: 5 H: 1 LOB: 1 BB: 1 P: 9	R: 0 E: 0 K: 0 S: 3 H: 0 LOB: 0 BB: 0 P: 3	R: 0 E: 0 K: 1 S: 6 H: 1 LOB: 1 BB: 0 P: 6	R: 0 E: 0 K: 1 S: 5 H: 0 LOB: 0 BB: 0 P: 5	R: 2 E: 0 K: 0 S: 8 H: 5 LOB: 3 BB: 0 P: 8	R: 0 E: 0 K: 0 S: 3 H: 1 LOB: 0 BB: 0 P: 3	R: 0 E: 0 K: 0 S: 3 H: 1 LOB: 0 BB: 0 P: 3	R: 0 E: 0 K: 1 S: 5 H: 0 LOB: 0 BB: 0 P: 5	R: 4 E: 0 K: 2 S: 11 H: 4 LOB: 2 BB: 2 P: 19	1B: 10 2B: 6 3B: 0 HR: 0	SF: 0 SAC: 0 DP: 4 HBP: 0	WP: 1 PB: 0 SB: 0 CS: 1	PA: 54			

PITCHER		IP	WLS	BF	H	R	ER	SO	BB	IBB	HBP	BLK	WP	HR	S	P	ERA	WHIP
Rick Sutcliffe, R ERA: 4.0	(1, 1)	8.0		28	4	1	1	4	3	0	0	0	1	0	33	45	1.12	0.875
Jamie Easterly, L ERA: 2.93	(9, 1)	0.1		4	3	2	2	0	0	0	0	0	0	0	4	4	54.00	9.000
Dan Spillner, R ERA: 5.07	(9, 1)	4.1	L	20	8	4	4	2	0	1	0	0	0	0	23	27	8.31	1.846
Bud Anderson, R ERA: 3.33	(13, 1)	0.1		2	0	0	0	1	0	1	0	0	0	0	3	7	0.00	0.000

PITCHER	IP	WLS	BF	H	R	ER	SO	BB	IBB	HBP	BLK	WP	HR	S	P	ERA	WHIP

TOP

California Angels @ Cleveland Indians

Cleveland Municipal Stadium, Cleveland, OH

Mon Aug 22 1983, 7:05 PM EDT

Att. 6,184 - Unknown

livebaseballscorecards.com

AB	49
R	7
H	15
RBI	7
BB	5
SO	7
LOB	24

Batter	1	2	3	4	5	6	7	8	9	10	11	12	13	AB	R	H	RBI	BB	SO	LOB
Toby Harrah, R (1, 5) OBP: 0.370, SLG: 0.366	5-3	BB			F8			E9 1-3		K		L5		5	0	0	0	1	1	0
Alan Bannister, R (1, 9) (9, 7) (10, 4) OBP: 0.330, SLG: 0.410	5-3	F6			6-3			1-3 2-3		2B		K		6	0	1	0	0	1	3
Pat Tabler, R (1, 7) OBP: 0.371, SLG: 0.396 Carmen Castillo, R (9, 9) OBP: 0.333, SLG: 0.143	K		5-3 1B		5-3			1-3		F7		F7		4 2	0 0	1 0	0 0	0 0	1 0	1 1
Andre Thornton, R (1, 10) OBP: 0.382, SLG: 0.430	1B SF7 1B	K				L6		F7		F4			1B	6	1	2	0	0	1	3
Mike Hargrove, L (1, 3) OBP: 0.389, SLG: 0.381	1-3 1B 1B	5-3 1-2				4-3			F9		BB FC3-6		F7	5	1	1	0	1	0	2
Gorman Thomas, R (1, 8) OBP: 0.291, SLG: 0.364	5-3	F7				K			FC5-4 1B		FC3-6 S 1-2f		K	6	0	1	0	0	2	5
Ron Hassey, L (1, 2) OBP: 0.331, SLG: 0.339 Chris Bando, S (9, PH) OBP: 0.328, SLG: 0.389 George Vukovich, L (9, PR) OBP: 0.251, SLG: 0.281 (10, 7)	SF7 3-H		3-1				F8		FC5-4 1B 1-2f		F8 1-2		F7	2 1 2	0 0 0	0 0 0	1 0 0	0 0 0	0 0 0	0 1 2
Julio Franco, R (1, 6) OBP: 0.318, SLG: 0.413	E 2-H 1B		3-1				4-3		1B 1-2		IBB			4	1	2	1	1	0	0
Mike Fischlin, R (1, 4) OBP: 0.307, SLG: 0.276 Broderick Perkins, L (9, PH) OBP: 0.302, SLG: 0.344 Jim Essian, R (10, 2) OBP: 0.315, SLG: 0.311	E2 2-H 1B		5-3				F9		F7		L5			3 1 1	0 0 0	1 0 0	1 0 0	0 0 0	0 0 0	0 2 2
Inning Stats	R: 0 H: 0 E: 0 LOB: 0 K: 1 BB: 0 S: 5 P: 5	R: 3 H: 4 E: 1 LOB: 2 K: 0 BB: 1 S: 7 P: 11	R: 0 H: 1 E: 0 LOB: 1 K: 1 BB: 0 S: 6 P: 6	R: 0 H: 0 E: 0 LOB: 0 K: 0 BB: 0 S: 3 P: 3	R: 0 H: 0 E: 0 LOB: 0 K: 0 BB: 0 S: 3 P: 3	R: 0 H: 0 E: 0 LOB: 0 K: 1 BB: 0 S: 5 P: 5	R: 0 H: 0 E: 0 LOB: 0 K: 0 BB: 0 S: 3 P: 3	R: 0 H: 0 E: 0 LOB: 0 K: 0 BB: 0 S: 4 P: 4	R: 0 H: 2 E: 0 LOB: 2 K: 0 BB: 0 S: 5 P: 5	R: 0 H: 1 E: 0 LOB: 1 K: 1 BB: 0 S: 6 P: 6	R: 0 H: 0 E: 0 LOB: 2 K: 0 BB: 2 S: 3 P: 11	R: 0 H: 0 E: 0 LOB: 0 K: 1 BB: 0 S: 5 P: 5	R: 0 H: 1 E: 0 LOB: 1 K: 1 BB: 0 S: 6 P: 6	1B: 8 SF: 1 2B: 1 SAC: 0 3B: 0 DP: 0 HR: 0 HBP: 0						

PITCHER		IP	WLS	BF	H	R	ER	SO	BB	IBB	HBP	BLK	WP	HR	S	P	ERA	WHIP
Rick Steirer ERA: 4.61	(1, 1)	8.1		33	6	3	3	3	1	0	0	0	0	0	38	42	3.24	0.840
Andy Hassler, L ERA: 5.28	(9, 1)	0.1		1	0	0	0	0	0	0	0	0	0	0	1	1	0.00	0.000
Bruce Kison, R ERA: 4.15	(9, 1)	3.1	W	14	2	0	0	2	1	1	0	0	0	0	16	24	0.00	0.900
Luis Sanchez, R ERA: 3.48	(13, 1)	1.0		4	1	0	0	1	0	0	0	0	0	0	6	6	0.00	1.000

PITCHER	IP	WLS	BF	H	R	ER	SO	BB	IBB	HBP	BLK	WP	HR	S	P	ERA	WHIP

BOTTOM

California Angels @ Cleveland Indians

Cleveland Municipal Stadium, Cleveland, OH

Mon Aug 22 1983, 7:05 PM EDT

Att. 6,184 - Unknown

livebaseballscorecards.com

AB	48
R	3
H	9
RBI	3
BB	3
SO	6
LOB	22

														WP: 0	PA: 52			
														PB: 0				
														SB: 1				
														CS: 0				

California Angels @ Cleveland Indians

Cleveland Municipal Stadium, Cleveland, OH

Tue Aug 23 1983, 7:05 PM EDT

Att. 7,001 - Unknown

TOP

livebaseballscorecards.com

Batter	1	2	3	4	5	6	7	8	9	AB	R	H	RBI	BB	SO	LOB
Brian Downing, R (1, 7) OBP: 0.369, SLG: 0.428	F6		K2-3		2-H 1B		HR		1-2 2B 1B	5	2	3	2	0	1	0
Rod Carew, L (1, 3) OBP: 0.426, SLG: 0.444	F7		6-3		FC6-4 IBB		4-3		1-H 2-H 1B 2B	4	1	1	2	1	0	0
Juan Beniquez, R (1, 9) OBP: 0.328, SLG: 0.376	1B 1B		F8		FC6-4 1-2f		6-3		2-H 1B	5	0	2	1	0	0	2
Doug DeCinces, R (1, 10) OBP: 0.358, SLG: 0.562	1-2 1B			5-3		K		K	F7	5	0	1	0	0	2	1
Fred Lynn, L (1, 8) OBP: 0.349, SLG: 0.472	F8			K		K		F5		4	0	0	0	0	2	2
Bobby Grich, R (1, 4) OBP: 0.405, SLG: 0.452		G3-6-3 BB		K		BB		6-3		2	0	0	0	2	1	0
Ron Jackson, R (1, 5) OBP: 0.328, SLG: 0.379		G3-6-3 1-2f			SH1-4 1B 1B	IBB 1-2			F9	3	1	1	0	1	0	1
Steve Lubratich, R (1, 6) OBP: 0.242, SLG: 0.307		2B			SH1-4 1-2	K			5-3	3	0	1	0	0	1	2
Mike O'Berry, R (1, 2) OBP: 0.191, SLG: 0.178		F9			K		F7		1B 2B 1B	4	1	1	0	0	1	2

	AB	35
	R	5
	H	10
	RBI	5
	BB	4
	SO	8
	LOB	10

Inning Stats	1	2	3	4	5	6	7	8	9	1B: 7	SF: 0	WP: 0	PA: 40
	R: 0	R: 0	R: 0	R: 0	R: 1	R: 0	R: 1	R: 0	R: 3	2B: 2	SAC: 1	PB: 0	
	E: 0	E: 0	E: 0	E: 0	E: 0	E: 0	E: 0	E: 0	E: 0	3B: 0	DP: 1	SB: 1	
	K: 0	K: 0	K: 1	K: 2	K: 1	K: 3	K: 0	K: 1	K: 0	HR: 1	HBP: 0	CS: 0	
	S: 5	S: 3	S: 5	S: 7	S: 7	S: 9	S: 4	S: 5	S: 7				
	H: 2	H: 1	H: 0	H: 0	H: 2	H: 0	H: 1	H: 0	H: 4				
	LOB: 2	LOB: 1	LOB: 0	LOB: 0	LOB: 2	LOB: 2	LOB: 0	LOB: 0	LOB: 1				
	BB: 0	BB: 1	BB: 0	BB: 0	BB: 1	BB: 2	BB: 0	BB: 0	BB: 0				
	P: 5	P: 7	P: 5	P: 7	P: 11	P: 17	P: 4	P: 5	P: 7				

PITCHER	IP	WLS	BF	H	R	ER	SO	BB	IBB	HBP	BLK	WP	HR	S	P	ERA	WHIP
Len Barker, R (1, 1) ERA: 5.11	8.2	L	38	9	5	5	8	2	2	0	0	0	1	50	66	5.19	1.269
Bud Anderson, R (9, 1) ERA: 3.3	0.1		2	1	0	0	0	0	0	0	0	0	0	2	2	0.00	3.000

PITCHER	IP	WLS	BF	H	R	ER	SO	BB	IBB	HBP	BLK	WP	HR	S	P	ERA	WHIP

Batter	1	2	3	4	5	6	7	8	9	AB	R	H	RBI	BB	SO	LOB
Toby Harrah, R (1, 5) OBP: 0.369, SLG: 0.365	x 0-0 CS 1B		x 0-0 ②③ G5-4-3 1-2f			x 0-0 ① 1-3		x 0-0 ① 6-3		4	0	1	0	0	0	1
Alan Bannister, R (1, 9) (8, 4) OBP: 0.329, SLG: 0.406	x 0-0 ①② 6-3 1-2			x 0-0 ① 6-3		H 1-0 E HBP		x 0-0 ② F6		3	0	0	0	0	0	1
Pat Tabler, R (1, 7) OBP: 0.370, SLG: 0.393	x 0-0 ③ 6-3			B B B 4-0 BB		x 0-0 ② 6-3 1-3		x 0-0 ③ F4		3	0	0	0	1	0	1
Andre Thornton, R (1, 10) OBP: 0.381, SLG: 0.427		S S S 0-3 ① K		x 0-0 ② F8		x 0-0 ③ F5			B B B 4-0 1B 1B BB	3	1	0	0	1	1	2
Mike Hargrove, L (1, 3) OBP: 0.390, SLG: 0.382		x 0-0 1B		x 0-0 ③ F7			x 0-0 ① F5		x 0-0 1B 1-2	4	0	2	0	0	0	1
Gorman Thomas, R (1, 8) OBP: 0.290, SLG: 0.361		x 0-0 ② F6			S S S 0-3 ① K		B B B 4-0 2B 1B BB		x 0-0 ① F9	3	1	0	0	1	1	3
Ron Hassey, L (1, 2) OBP: 0.333, SLG: 0.345		S S S 0-3 ③ K			x 0-0 ② 1-3		x 0-0 1B 1-3 2B		x 0-0 1-2 2-H 1B	4	0	2	1	0	1	1
Julio Franco, R (1, 6) OBP: 0.317, SLG: 0.411			S S S 0-3 ① K		x 0-0 E6		x 0-0 G4-6-3 2-3 3-H 1B		x 0-0 ② L6	4	0	1	1	0	1	2
Mike Fischlin, R (1, 4) OBP: 0.310, SLG: 0.274 Broderick Perkins, L (7, PH) OBP: 0.300, SLG: 0.342 George Vukovich, L (8, 9) OBP: 0.250, SLG: 0.279			B B B 4-0 G5-4-3 BB		x 0-0 ③ F7		x 0-0 ②③ G4-6-3 1-2f		x 0-0 ③ F7	1 1 1	0 0 0	0 0 0	0 0 0	1 0 0	0 0 0	1 2 2
Inning Stats	R: 0 H: 1 E: 0 LOB: 0 K: 0 BB: 0 S: 3 P: 3	R: 0 H: 1 E: 0 LOB: 1 K: 2 BB: 0 S: 8 P: 8	R: 0 H: 0 E: 0 LOB: 0 K: 1 BB: 1 S: 4 P: 8	R: 0 H: 0 E: 0 LOB: 1 K: 0 BB: 1 S: 3 P: 7	R: 0 H: 0 E: 1 LOB: 1 K: 1 BB: 0 S: 6 P: 6	R: 0 H: 0 E: 1 LOB: 1 K: 0 BB: 0 S: 3 P: 4	R: 1 H: 2 E: 0 LOB: 1 K: 0 BB: 1 S: 4 P: 8	R: 0 H: 0 E: 0 LOB: 0 K: 0 BB: 0 S: 3 P: 3	R: 1 H: 2 E: 0 LOB: 2 K: 0 BB: 1 S: 5 P: 9	1B: 5 SF: 0 2B: 1 SAC: 0 3B: 0 DP: 2 HR: 0 HBP: 1				WP: 0 PA: 36 PB: 0 SB: 0 CS: 1		

PITCHER		IP	WLS	BF	H	R	ER	SO	BB	IBB	HBP	BLK	WP	HR	S	P	ERA	WHIP
Mike Witt, R	(1, 1)	8.0	W	32	5	2	2	4	4	0	1	0	0	0	35	52	2.25	1.125
ERA: 4.61																		
Luis Sanchez, R	(9, 1)	1.0	S	4	1	0	0	0	0	0	0	0	0	0	4	4	0.00	1.000
ERA: 3.44																		

PITCHER	IP	WLS	BF	H	R	ER	SO	BB	IBB	HBP	BLK	WP	HR	S	P	ERA	WHIP

BOTTOM

California Angels @ Cleveland Indians

Cleveland Municipal Stadium, Cleveland, OH

Tue Aug 23 1983, 7:05 PM EDT

Att. 7,001 - Unknown

livebaseballscorecards.com

AB	31
R	2
H	6
RBI	2
BB	4
SO	4
LOB	17

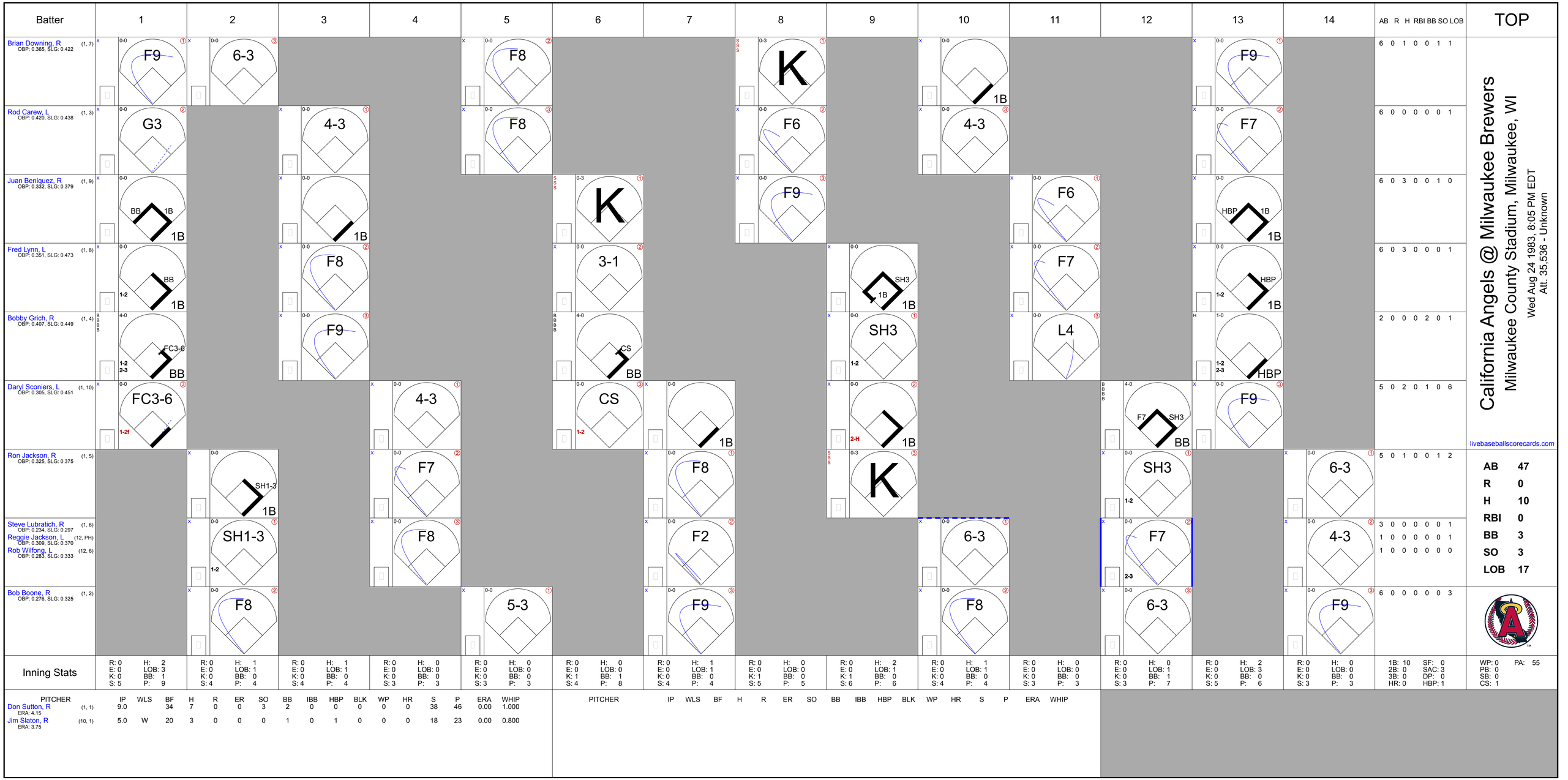
Batter
1
2
3
4
5
6
7
8
9
10
11
12
13
14
AB R H RBI BB SO LOB
TOP
Brian Downing, R (1, 7) OBP: 0.365, SLG: 0.422
F9
6-3
F8
K
1B
F9
6 0 1 0 0 1 1
Rod Carew, L (1, 3) OBP: 0.420, SLG: 0.438
G3
4-3
F8
F6
4-3
F7
6 0 0 0 0 0 1
Juan Beniquez, R (1, 9) OBP: 0.332, SLG: 0.379
BB 1B
1B
1B
K
F9
F6
HBP 1B
1B
6 0 3 0 0 1 0
Fred Lynn, L (1, 8) OBP: 0.351, SLG: 0.473
BB
1-2
1B
F8
3-1
SH3 1B
1B
F7
HBP
1-2
1B
6 0 3 0 0 0 1
Bobby Grich, R (1, 4) OBP: 0.407, SLG: 0.449
FC3-6
1-2
2-3
BB
F9
CS
BB
SH3
1-2
L4
1-0
1-2
2-3
HBP
2 0 0 0 2 0 1
Daryl Sconiers, L (1, 10) OBP: 0.305, SLG: 0.451
FC3-6
1-2f
4-3
CS
1-2
1B
2-H
1B
F7 SH3
BB
F9
5 0 2 0 1 0 6
Ron Jackson, R (1, 5) OBP: 0.325, SLG: 0.375
SH1-3
1B
F7
F8
K
SH3
1-2
6-3
5 0 1 0 0 1 2
Steve Lubratich, R (1, 6) OBP: 0.234, SLG: 0.297
Reggie Jackson, L (12, PH) OBP: 0.309, SLG: 0.370
Rob Wilfong, L (12, 6) OBP: 0.283, SLG: 0.333
SH1-3
1-2
F8
F2
6-3
F7
2-3
4-3
3 0 0 0 0 0 1
1 0 0 0 0 0 1
1 0 0 0 0 0 0
Bob Boone, R (1, 2) OBP: 0.276, SLG: 0.325
F8
5-3
F9
F8
6-3
F9
6 0 0 0 0 0 3
Inning Stats
R: 0 E: 0 K: 0 S: 5
H: 2 LOB: 3 BB: 1 P: 9
R: 0 E: 0 K: 0 S: 4
H: 1 LOB: 1 BB: 0 P: 4
R: 0 E: 0 K: 0 S: 4
H: 1 LOB: 1 BB: 0 P: 4
R: 0 E: 0 K: 0 S: 3
H: 0 LOB: 0 BB: 0 P: 3
R: 0 E: 0 K: 0 S: 3
H: 0 LOB: 0 BB: 0 P: 3
R: 0 E: 0 K: 1 S: 4
H: 0 LOB: 0 BB: 1 P: 8
R: 0 E: 0 K: 0 S: 4
H: 1 LOB: 1 BB: 0 P: 4
R: 0 E: 0 K: 1 S: 5
H: 0 LOB: 0 BB: 0 P: 5
R: 0 E: 0 K: 1 S: 6
H: 2 LOB: 1 BB: 0 P: 6
R: 0 E: 0 K: 0 S: 4
H: 1 LOB: 1 BB: 0 P: 4
R: 0 E: 0 K: 0 S: 3
H: 0 LOB: 0 BB: 0 P: 3
R: 0 E: 0 K: 0 S: 3
H: 0 LOB: 1 BB: 1 P: 7
R: 0 E: 0 K: 0 S: 5
H: 2 LOB: 3 BB: 0 P: 6
R: 0 E: 0 K: 0 S: 3
H: 0 LOB: 0 BB: 0 P: 3
1B: 10 2B: 0 3B: 0 HR: 0
SF: 0 SAC: 3 DP: 0 HBP: 1
WP: 0 PB: 0 SB: 0 CS: 1
PA: 55
PITCHER IP WLS BF H R ER SO BB IBB HBP BLK WP HR S P ERA WHIP
Don Sutton, R (1, 1) ERA: 4.15 9.0 34 7 0 0 3 2 0 0 0 0 0 38 46 0.00 1.000
Jim Slaton, R (10, 1) ERA: 3.75 5.0 W 20 3 0 0 0 1 0 1 0 0 0 18 23 0.00 0.800
PITCHER IP WLS BF H R ER SO BB IBB HBP BLK WP HR S P ERA WHIP
California Angels @ Milwaukee Brewers
Milwaukee County Stadium, Milwaukee, WI
Wed Aug 24 1983, 8:05 PM EDT
Att. 35,536 - Unknown
livebaseballscorecards.com
AB 47
R 0
H 10
RBI 0
BB 3
SO 3
LOB 17

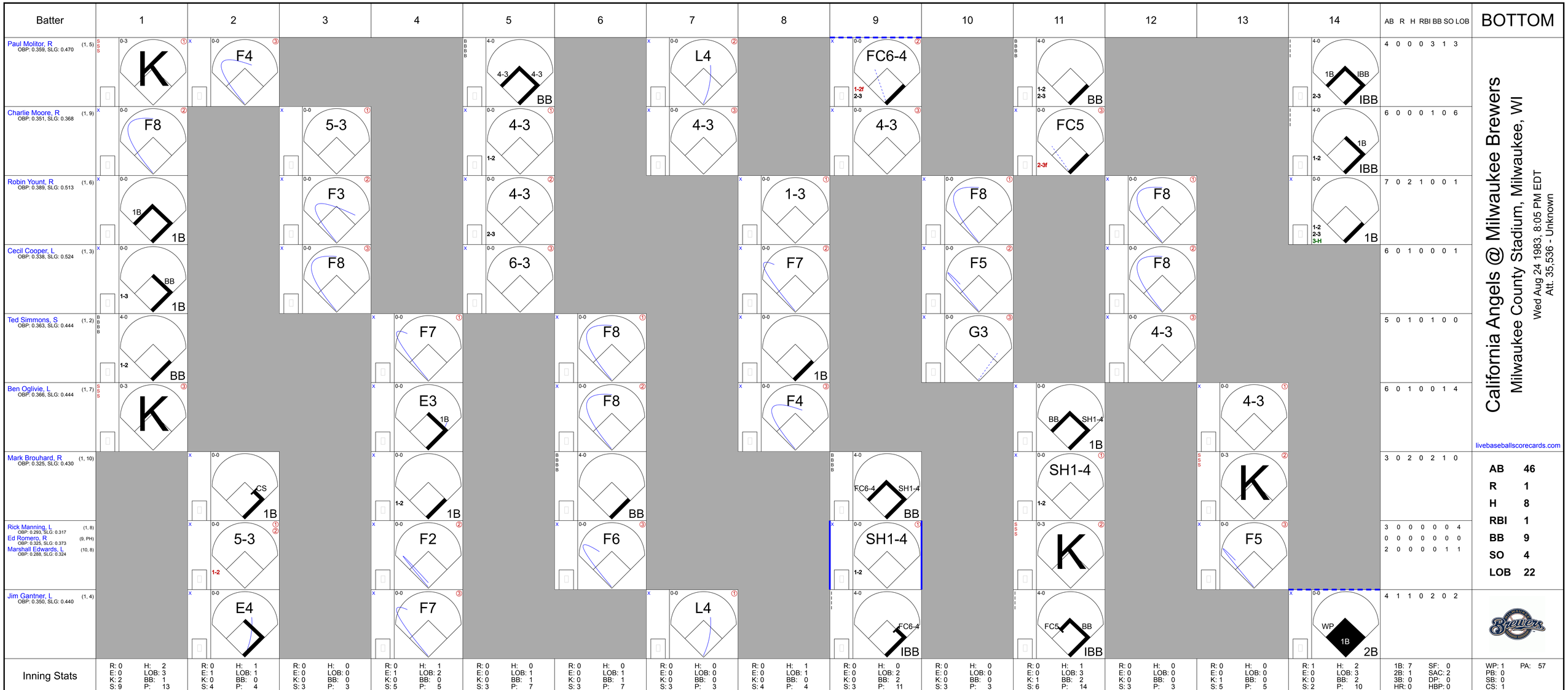
Batter
1
2
3
4
5
6
7
8
9
10
11
12
13
14
AB R H RBI BB SO LOB
BOTTOM
Paul Molitor, R (1, 5) OBP: 0.359, SLG: 0.470
4 0 0 0 3 1 3
Charlie Moore, R (1, 9) OBP: 0.351, SLG: 0.368
6 0 0 0 1 0 6
Robin Yount, R (1, 6) OBP: 0.389, SLG: 0.513
7 0 2 1 0 0 1
Cecil Cooper, L (1, 3) OBP: 0.338, SLG: 0.524
6 0 1 0 0 0 1
Ted Simmons, S (1, 2) OBP: 0.363, SLG: 0.444
5 0 1 0 1 0 0
Ben Oglivie, L (1, 7) OBP: 0.366, SLG: 0.444
6 0 1 0 0 1 4
Mark Brouhard, R (1, 10) OBP: 0.325, SLG: 0.430
3 0 2 0 2 1 0
Rick Manning, L (1, 8) OBP: 0.293, SLG: 0.317
Ed Romero, R (9, PH) OBP: 0.325, SLG: 0.373
Marshall Edwards, L (10, 8) OBP: 0.288, SLG: 0.324
3 0 0 0 0 0 4
0 0 0 0 0 0 0
2 0 0 0 0 1 1
Jim Gantner, L (1, 4) OBP: 0.350, SLG: 0.440
4 1 1 0 2 0 2
Inning Stats
PITCHER IP WLS BF H R ER SO BB IBB HBP BLK WP HR S P ERA WHIP
John Curtis, L (1, 1) ERA: 3.88 8.1 36 5 0 0 2 4 1 0 0 0 0 35 55 0.00 1.080
Bruce Kison, R (9, 1) ERA: 4.0 4.2 17 1 0 0 2 1 1 0 0 0 0 19 27 0.00 0.429
Andy Hassler, L (14, 1) ERA: 5.58 0.0 L 4 2 1 1 0 0 2 0 0 1 0 2 10 ∞ ∞
PITCHER IP WLS BF H R ER SO BB IBB HBP BLK WP HR S P ERA WHIP
California Angels @ Milwaukee Brewers
Milwaukee County Stadium, Milwaukee, WI
Wed Aug 24 1983, 8:05 PM EDT
Att. 35,536 - Unknown
livebaseballscorecards.com
AB 46
R 1
H 8
RBI 1
BB 9
SO 4
LOB 22
1B: 7 SF: 0
2B: 1 SAC: 2
3B: 0 DP: 0
HR: 0 HBP: 0
WP: 1 PA: 57
PB: 0
SB: 0
CS: 1

California Angels @ Milwaukee Brewers

Milwaukee County Stadium, Milwaukee, WI

Thu Aug 25 1983, 4:33 AM EDT
Att. 32,951 - Unknown

TOP

livebaseballscorecards.com

Batter	1	2	3	4	5	6	7	8	9	AB	R	H	RBI	BB	SO	LOB
Brian Downing, R (1, 7) OBP: 0.364, SLG: 0.418	BBBB 4-0 FC4-6 BB		x 0-0 ② F9		x 0-0 ③ 5-3			x 0-0 ② F6		3	0	0	0	1	0	3
Rob Wilfong, L (1, 5) OBP: 0.281, SLG: 0.330	x 0-0 ① FC4-6 FC6-4 1-2f		x 0-0 ③ 5-3			SSS 0-3 ① K		x 0-0 1B		4	0	1	0	0	1	2
Daryl Sconiers, L (1, 3) OBP: 0.300, SLG: 0.443	x 0-0 ② F8			x 0-0 ① F8		x 0-0 ② G3		x 0-0 ③ F7		4	0	0	0	0	0	2
Doug DeCinces, R (1, 10) OBP: 0.356, SLG: 0.557	x 0-0 ③ FC6-4 1-2f			x 0-0 G4-6-3 1B		x 0-0 F9			x 0-0 ① 5-3	4	0	1	0	0	0	1
Fred Lynn, L (1, 8) OBP: 0.354, SLG: 0.475		x 0-0 G1-6-3 1B		x 0-0 ②③ G4-6-3 1-2f			x 0-0 1B		x 0-0 2B 1B	4	0	3	0	0	0	1
Reggie Jackson, L (1, 9) OBP: 0.306, SLG: 0.366		x 0-0 ①② G1-6-3 1-2f			x 0-0 ① 4-1		SSS 0-3 ① K		SSS 0-3 ② K	4	0	0	0	0	2	3
Bobby Grich, R (1, 4) OBP: 0.408, SLG: 0.451		SSS 0-3 ③ K			BBBB 4-0 1B BB		x 0-0 ② F9		x 0-0 1-3 2B	3	0	1	0	1	1	1
Steve Lubratich, R (1, 6) OBP: 0.237, SLG: 0.298 Rod Carew, L (9, PH) OBP: 0.420, SLG: 0.437			x 0-0 ① 6-3		x 0-0 1-2 1B		x 0-0 ③ F9		x 0-0 ③ 4-3	3 1	0 0	1 0	0 0	0 0	0 0	1 2
Mike O'Berry, R (1, 2) OBP: 0.200, SLG: 0.188			x 0-0 1B		x 0-0 ② F8			x 0-0 ① F9		3	0	1	0	0	0	2
Inning Stats	R: 0 H: 0 E: 0 LOB: 1 K: 0 BB: 1 S: 3 P: 7	R: 0 H: 1 E: 0 LOB: 0 K: 1 BB: 0 S: 5 P: 5	R: 0 H: 1 E: 0 LOB: 1 K: 0 BB: 0 S: 4 P: 4	R: 0 H: 1 E: 0 LOB: 0 K: 0 BB: 0 S: 3 P: 3	R: 0 H: 1 E: 0 LOB: 2 K: 0 BB: 1 S: 4 P: 8	R: 0 H: 0 E: 0 LOB: 0 K: 1 BB: 0 S: 5 P: 5	R: 0 H: 1 E: 0 LOB: 1 K: 1 BB: 0 S: 6 P: 6	R: 0 H: 1 E: 0 LOB: 1 K: 0 BB: 0 S: 4 P: 4	R: 0 H: 2 E: 0 LOB: 2 K: 1 BB: 0 S: 7 P: 7	1B: 7 SF: 0 2B: 1 SAC: 0 3B: 0 DP: 2 HR: 0 HBP: 0						

	AB	33
	R	0
	H	8
	RBI	0
	BB	2
	SO	4
	LOB	18

WP: 0 PA: 35
PB: 0
SB: 0
CS: 0

PITCHER	IP	WLS	BF	H	R	ER	SO	BB	IBB	HBP	BLK	WP	HR	S	P	ERA	WHIP
Tom Candiotti, R (1, 1) ERA: 0.42	9.0	W	35	8	0	0	4	2	0	0	0	0	0	41	49	0.00	1.111

PITCHER	IP	WLS	BF	H	R	ER	SO	BB	IBB	HBP	BLK	WP	HR	S	P	ERA	WHIP

Batter	1	2	3	4	5	6	7	8	9	AB	R	H	RBI	BB	SO	LOB
Paul Molitor, R (1, 5) OBP: 0.362, SLG: 0.472	SH5-3 1B 1B	FC4 1-2 3-H 1B		2-H 1B		4-3		F7		5	1	3	1	0	0	0
Charlie Moore, R (1, 9) OBP: 0.351, SLG: 0.368	SH5-3 1-2	FC4 1-2f			2B 1B	4-3				3	1	1	0	0	0	2
Robin Yount, R (1, 6) OBP: 0.389, SLG: 0.514 Rob Picciolo, R (7, 6) OBP: 0.222, SLG: 0.346	1B HBP		F3		3-1 1-H 1B 2B	K				3 0	1 0	1 0	1 0	0 0	1 0	0 0
Cecil Cooper, L (1, 3) OBP: 0.338, SLG: 0.521	G6-4-3 1-2 2-H 1B		F8		3-1 2-3		6-3			4	0	1	1	0	0	1
Ted Simmons, S (1, 10) OBP: 0.366, SLG: 0.447	G6-4-3 1-2f		FC5-4 1B		HR 3-H 1B		FC4-6 1B			4	1	3	1	0	0	2
Mark Brouhard, R (1, 7) OBP: 0.322, SLG: 0.422		6-3	FC5-4 1-2f		HR 1-2 1B		FC4-6 1-2f			4	1	1	0	0	0	2
Ned Yost, R (1, 2) OBP: 0.266, SLG: 0.412		FC3-6 1B 1B		4-3 1B 1B	HR 1-H 2-H		K			4	2	3	3	0	1	1
Rick Manning, L (1, 8) OBP: 0.292, SLG: 0.316		FC3-6 1-2 1B		F7	F2			4-3		4	0	1	0	0	0	1
Jim Gantner, L (1, 4) OBP: 0.348, SLG: 0.437 Ed Romero, R (7, 4) OBP: 0.323, SLG: 0.370		FC3-6 1-2f 2-3 1B		4-3 1-2	5-3			F3		3 1	0 0	0 0	0 0	0 0	0 0	3 0
Inning Stats	R: 1 E: 0 K: 0 S: 4 H: 2 LOB: 1 BB: 0 P: 5	R: 1 E: 0 K: 0 S: 6 H: 3 LOB: 2 BB: 0 P: 6	R: 0 E: 0 K: 0 S: 4 H: 1 LOB: 1 BB: 0 P: 4	R: 0 E: 0 K: 0 S: 4 H: 2 LOB: 2 BB: 0 P: 4	R: 5 E: 0 K: 0 S: 8 H: 5 LOB: 0 BB: 0 P: 8	R: 0 E: 0 K: 1 S: 5 H: 0 LOB: 0 BB: 0 P: 5	R: 0 E: 0 K: 1 S: 6 H: 1 LOB: 1 BB: 0 P: 6	R: 0 E: 0 K: 0 S: 3 H: 0 LOB: 0 BB: 0 P: 3		1B: 12 2B: 1 3B: 0 HR: 1	SF: 0 SAC: 1 DP: 1 HBP: 1				WP: 0 PB: 0 SB: 0 CS: 0	PA: 37	

PITCHER		IP	WLS	BF	H	R	ER	SO	BB	IBB	HBP	BLK	WP	HR	S	P	ERA	WHIP
Tommy John, L ERA: 4.39	(1, 1)	5.0	L	27	13	7	7	0	0	0	1	0	0	1	26	27	12.60	2.600
Steve Brown, R ERA: 7.56	(6, 1)	3.0		10	1	0	0	2	0	0	0	0	0	0	14	14	0.00	0.333

PITCHER	IP	WLS	BF	H	R	ER	SO	BB	IBB	HBP	BLK	WP	HR	S	P	ERA	WHIP

BOTTOM

California Angels @ Milwaukee Brewers

Milwaukee County Stadium, Milwaukee, WI

Thu Aug 25 1983, 4:33 AM EDT

Att. 32,951 - Unknown

livebaseballscorecards.com

AB	35
R	7
H	14
RBI	7
BB	0
SO	2
LOB	12

Batter	1	2	3	4	5	6	7	8	9	AB	R	H	RBI	BB	SO	LOB
Willie Randolph, R (1, 4) OBP: 0.362, SLG: 0.330	F8		6-3			5-3		F8 1-2	6-3	5	0	0	0	0	0	1
Ken Griffey, L (1, 3) OBP: 0.364, SLG: 0.443	5-3		4-3			6-3		3-1 2-3		4	0	0	0	0	0	1
Dave Winfield, R (1, 7) OBP: 0.339, SLG: 0.509	F8			F7		BBBB 4-0 1B BB		0-0 1B 3-H 2B		3	0	1	1	1	0	0
Don Baylor, R (1, 10) OBP: 0.349, SLG: 0.480		HR		6-3		0-0 1-2 1B		4-0 1B IBB		3	1	2	1	1	0	0
Roy Smalley, S (1, 6) OBP: 0.352, SLG: 0.431		6-3		F9		F9		0-0 1-2 2-3 1B		4	0	1	0	0	0	2
Graig Nettles, L (1, 5) OBP: 0.343, SLG: 0.441		4-3			G3		F8 SSS	0-3 K		4	0	0	0	0	1	3
Don Mattingly, L (1, 9) OBP: 0.356, SLG: 0.503		1B			1B		1-3		HR	4	1	3	1	0	0	0
Rick Cerone, R (1, 2) OBP: 0.262, SLG: 0.276		6-3			G4-6-3 1-2 1B		5-3		G3	4	0	1	0	0	0	1
Omar Moreno, L (1, 8) OBP: 0.291, SLG: 0.350			G3		G4-6-3 1-2f			BBBB 4-0 3-1 S 2B BB	SSS K	3	1	0	0	1	1	2
Inning Stats	R: 0 E: 0 K: 0 S: 3 H: 0 LOB: 0 BB: 0 P: 3	R: 1 E: 0 K: 0 S: 5 H: 2 LOB: 1 BB: 0 P: 5	R: 0 E: 0 K: 0 S: 3 H: 0 LOB: 0 BB: 0 P: 3	R: 0 E: 0 K: 0 S: 3 H: 0 LOB: 0 BB: 0 P: 3	R: 0 E: 0 K: 0 S: 4 H: 2 LOB: 1 BB: 0 P: 4	R: 0 E: 0 K: 0 S: 4 H: 1 LOB: 2 BB: 1 P: 8	R: 0 E: 0 K: 0 S: 3 H: 0 LOB: 0 BB: 0 P: 3	R: 1 E: 0 K: 1 S: 7 H: 2 LOB: 3 BB: 2 P: 15	R: 1 E: 0 K: 1 S: 6 H: 1 LOB: 0 BB: 0 P: 6	1B: 5 2B: 1 3B: 0 HR: 2 SF: 0 SAC: 0 DP: 1 HBP: 0						

PITCHER	IP	WLS	BF	H	R	ER	SO	BB	IBB	HBP	BLK	WP	HR	S	P	ERA	WHIP
Geoff Zahn, L (1, 1) ERA: 3.36	9.0	L	37	8	3	3	2	2	1	0	0	0	2	38	50	3.00	1.111

PITCHER	IP	WLS	BF	H	R	ER	SO	BB	IBB	HBP	BLK	WP	HR	S	P	ERA	WHIP

TOP

New York Yankees @ California Angels

Anaheim Stadium, Anaheim, CA

Fri Aug 26 1983, 10:05 PM EDT

Att. 42,945 - Unknown

livebaseballscorecards.com

AB	34
R	3
H	8
RBI	3
BB	3
SO	2
LOB	10

PA: 37

WP: 0
PB: 0
SB: 1
CS: 0

Batter	1	2	3	4	5	6	7	8	9	AB	R	H	RBI	BB	SO	LOB
Brian Downing, R (1, 7) OBP: 0.363, SLG: 0.426	S S S 0-3 K ①		x 0-0 P4 ②		x 0-0 F7 ③		x 0-0 1-H HR		x 0-0 F8 ③	4	1	1	2	0	1	3
Fred Lynn, L (8, 8) OBP: 0.353, SLG: 0.474										1	0	0	0	0	0	1
Rod Carew, L (1, 3) OBP: 0.418, SLG: 0.433	S S S 0-3 K ②		x 0-0 G3 ③			B B B B 4-0 G4-3 1B BB	x 0-0 5-3 ③			3	0	0	0	1	1	2
Juan Beniquez, R (1, 8) (8, 7) OBP: 0.331, SLG: 0.377	x 0-0 6-3 ③			x 0-0 L6 ①		x 0-0 1-2 G4-3 1B		x 0-0 4-3 ①		4	0	1	0	0	0	0
Doug DeCinces, R (1, 10) OBP: 0.351, SLG: 0.549		x 0-0 5-3 ①		x 0-0 6-5-3 ②		x 0-0 ①② G4-3 1-2f 2-3		x 0-0 6-3 ②		4	0	0	0	0	0	2
Bobby Grich, R (1, 4) OBP: 0.411, SLG: 0.451		x 0-0 5-3 ②		x 0-0 1B		B B B B 4-0 FC5-4 BB		B B B B 4-0 BB		2	0	1	0	2	0	0
Ron Jackson, R (1, 5) OBP: 0.321, SLG: 0.370		S S S 0-3 K ③		x 0-0 4-3 ③		x 0-0 ③ FC5-4 1-2f		x 0-0 4-3 ③		4	0	0	0	0	1	4
Ellis Valentine, R (1, 9) OBP: 0.268, SLG: 0.407			S S S 0-3 K SH1-3 SH		S S S 0-3 ① K		S S S 0-3 ① K		x 0-0 SH3 2B	4	0	1	0	0	3	0
Steve Lubratich, R (1, 6) OBP: 0.242, SLG: 0.302			x 0-0 SH SH1-3 1-2		x 0-0 ② 6-3		x 0-0 HR 1B		x 0-0 ① SH3 2-3	2	1	1	0	0	0	0
Bob Boone, R (1, 2) OBP: 0.277, SLG: 0.324			x 0-0 ① SH1-3 1-2 2-3		B B B B 4-0 BB		x 0-0 ② P4		S S S 0-3 ② K	1	0	0	0	1	0	1
Daryl Sconiers, L (9, PH) OBP: 0.299, SLG: 0.441										1	0	0	0	0	1	1
Inning Stats	R: 0 E: 0 K: 2 S: 7 H: 0 LOB: 0 BB: 0 P: 7	R: 0 E: 0 K: 1 S: 5 H: 0 LOB: 0 BB: 0 P: 5	R: 0 E: 0 K: 1 S: 7 H: 0 LOB: 2 BB: 0 P: 7	R: 0 E: 0 K: 0 S: 4 H: 1 LOB: 1 BB: 0 P: 4	R: 0 E: 0 K: 1 S: 5 H: 0 LOB: 1 BB: 1 P: 9	R: 0 E: 0 K: 0 S: 3 H: 1 LOB: 2 BB: 2 P: 11	R: 2 E: 0 K: 1 S: 7 H: 2 LOB: 0 BB: 0 P: 7	R: 0 E: 0 K: 0 S: 3 H: 0 LOB: 1 BB: 1 P: 7	R: 0 E: 0 K: 1 S: 6 H: 1 LOB: 1 BB: 0 P: 6	1B: 3 2B: 1 3B: 0 HR: 1	SF: 0 SAC: 3 DP: 1 HBP: 0						

PITCHER	IP	WLS	BF	H	R	ER	SO	BB	IBB	HBP	BLK	WP	HR	S	P	ERA	WHIP
Dave Righetti, L (1, 1) ERA: 3.15	8.1	W	35	5	2	2	6	4	0	0	0	1	1	43	59	2.16	1.080
Rich Gossage, R (9, 1) ERA: 1.95	0.2	S	2	0	0	0	1	0	0	0	0	0	0	4	4	0.00	0.000

PITCHER	IP	WLS	BF	H	R	ER	SO	BB	IBB	HBP	BLK	WP	HR	S	P	ERA	WHIP

BOTTOM

New York Yankees @ California Angels

Anaheim Stadium, Anaheim, CA

Fri Aug 26 1983, 10:05 PM EDT

Att. 42,945 - Unknown

livebaseballscorecards.com

AB	30
R	2
H	5
RBI	2
BB	4
SO	7
LOB	14

New York Yankees @ California Angels

Anaheim Stadium, Anaheim, CA

Sat Aug 27 1983, 10:05 PM EDT

Att. 45,747 - Unknown

TOP

livebaseballscorecards.com

Batter	1	2	3	4	5	6	7	8	9	AB	R	H	RBI	BB	SO	LOB
Willie Randolph, R (1, 4) OBP: 0.361, SLG: 0.333	5-3		6-3		G2	G6-4-3 1-3 2B	1B 3-H		K	6	1	2	1	0	1	1
Ken Griffey, L (1, 3) OBP: 0.373, SLG: 0.458	HR		1B		E 1B 1B BB	G6-4-3 BB	1-3			3	2	3	1	2	0	0
Dave Winfield, R (1, 7) OBP: 0.338, SLG: 0.505	1-3		K		1-2 E 1B	1-2f 2-3 3-H G6-4-3	P3			5	1	1	0	0	1	5
Graig Nettles, L (1, 5) OBP: 0.344, SLG: 0.443	F7		1-3 FC6-4 1B		F7	3-H 2B		G3		5	0	2	1	0	0	2
Don Baylor, R (1, 10) OBP: 0.348, SLG: 0.475		5-3	1-2f FC6-4		1-2 2-3 E5 1B	IBB		F8		4	0	0	0	1	0	4
Butch Wynegar, S (1, 2) OBP: 0.388, SLG: 0.433		BB		1B	1-3 2-H 3-H 1B		K	F7		4	0	2	2	1	1	2
Don Mattingly, L (1, 9) OBP: 0.357, SLG: 0.497		1-2 1B		K	IBB		6-3		F7	4	0	1	0	1	1	1
Roy Smalley, S (1, 6) OBP: 0.350, SLG: 0.430		F7		F7	K		WP 1B 2B		K	5	1	1	0	0	2	6
Omar Moreno, L (1, 8) OBP: 0.292, SLG: 0.351		4-3		4-3		2B G6-4-3 1B	F7 2-3		1B	5	1	2	0	0	0	4
Inning Stats	R: 1 E: 0 K: 0 S: 4 H: 1 LOB: 0 BB: 0 P: 4	R: 0 E: 0 K: 0 S: 4 H: 1 LOB: 2 BB: 1 P: 8	R: 0 E: 0 K: 1 S: 7 H: 2 LOB: 2 BB: 0 P: 7	R: 0 E: 0 K: 1 S: 6 H: 1 LOB: 1 BB: 0 P: 6	R: 2 E: 1 K: 1 S: 8 H: 2 LOB: 3 BB: 2 P: 16	R: 2 E: 0 K: 1 S: 7 H: 3 LOB: 2 BB: 2 P: 15	R: 1 E: 0 K: 0 S: 6 H: 3 LOB: 2 BB: 0 P: 6	R: 0 E: 0 K: 0 S: 3 H: 0 LOB: 0 BB: 0 P: 3	R: 0 E: 0 K: 2 S: 8 H: 1 LOB: 1 BB: 0 P: 8	1B: 10 2B: 3 3B: 0 HR: 1 SF: 0 SAC: 0 DP: 1 HBP: 0							

	AB	41
	R	6
	H	14
	RBI	5
	BB	5
	SO	6
	LOB	25

WP: 1 PB: 0 SB: 0 CS: 0 PA: 46

PITCHER		IP	WLS	BF	H	R	ER	SO	BB	IBB	HBP	BLK	WP	HR	S	P	ERA	WHIP
Rick Steirer, R ERA: 4.7	(1, 1)	5.0		28	9	5	3	3	2	1	0	0	0	1	31	43	5.40	2.200
John Curtis, L ERA: 3.92	(6, 1)	1.2		10	4	1	1	1	1	1	0	0	1	0	10	18	5.40	3.000
Steve Brown, R ERA: 5.91	(7, 1)	2.1	W	8	1	0	0	2	0	0	0	0	0	0	12	12	0.00	0.429

PITCHER	IP	WLS	BF	H	R	ER	SO	BB	IBB	HBP	BLK	WP	HR	S	P	ERA	WHIP

BOTTOM

New York Yankees @ California Angels

Anaheim Stadium, Anaheim, CA

Sat Aug 27 1983, 10:05 PM EDT

Att. 45,747 - Unknown

livebaseballscorecards.com

Batter	1	2	3	4	5	6	7	8	9	AB	R	H	RBI	BB	SO	LOB
Brian Downing, R (1, 7) OBP: 0.366, SLG: 0.436	4-3		1-H HR		SH5-3 1B		F7		BBB 1-2 E 1B BB	4	2	2	2	1	0	0
Rod Carew, L (1, 3) OBP: 0.416, SLG: 0.431	4-3		1B 1B 1B		SH5-3 1-2		6-3		E6 1B 1B 1-2 2-3 E	4	1	1	0	0	0	2
Juan Beniquez, R (1, 8) OBP: 0.332, SLG: 0.377	5-3		1B 1-2 1B		F7		SSS K		E 1-2 2-H 3-H 1B	5	0	2	2	0	1	1
Doug DeCinces, R (1, 10) OBP: 0.349, SLG: 0.542		F9	1-2 2-3 1B		6-3			F8	F7	5	0	1	0	0	0	3
Bobby Grich, R (1, 4) OBP: 0.411, SLG: 0.451		F9	SSS K			6-3		E 1B	E6 1-2 2-H 1B	5	0	2	0	0	1	3
Ron Jackson, R (1, 5) OBP: 0.317, SLG: 0.365		1-3		F8		F3		L5 1-2		4	0	0	0	0	0	1
Ellis Valentine, R (1, 9) OBP: 0.269, SLG: 0.406 Reggie Jackson, L (8, PH) OBP: 0.305, SLG: 0.365 (9, 9)			F9	G5-3 1B		SSS K		SSS K		3 1	0 0	1 0	0 0	0 0	1 1	0 1
Steve Lubratich, R (1, 6) OBP: 0.255, SLG: 0.313 Daryl Sconiers, L (9, PH) OBP: 0.298, SLG: 0.439			F8	1-2 1B			HR 1B		SSS K	3 1	1 0	2 0	0 0	0 0	0 1	0 0
Bob Boone, R (1, 2) OBP: 0.281, SLG: 0.337			HR 1B	G5-3 2-3f			1-H HR		E BB 1B 1B	4	3	3	2	0	0	2

| | | |

New York Yankees @ California Angels

Anaheim Stadium, Anaheim, CA

Sun Aug 28 1983, 6:33 AM EDT

Att. 38,469 - Unknown

TOP

livebaseballscorecards.com

Batter	1	2	3	4	5	6	7	8	9	AB	R	H	RBI	BB	SO	LOB
Willie Randolph, R (1, 4) OBP: 0.359, SLG: 0.329	5-3		P4			6-3 G5-4-3			BB L3	4	0	0	0	1	0	2
Ken Griffey, L (1, 3) OBP: 0.371, SLG: 0.454	F9			4-3		1B 1B	F8		L3 1-2	5	1	1	0	0	0	1
Dave Winfield, R (1, 7) OBP: 0.339, SLG: 0.505	1B			5-3		1B 1-2 1B	K			4	1	2	0	0	1	0
Graig Nettles, L (1, 5) OBP: 0.345, SLG: 0.449 Bert Campaneris, R (9, 5) OBP: 0.355, SLG: 0.357	F9			2B 3B		1B 1-3 2-H 1B	K			4 0	2 0	2 0	1 0	0 0	1 0	1 0
Oscar Gamble, L (1, 10) OBP: 0.373, SLG: 0.510 Don Baylor, R (8, PH) OBP: 0.349, SLG: 0.479		L4		2B 3-H		1B HR 1-2 3-H 1B		2B		3 1	1 0	2 1	2 0	0 0	0 0	0 0
Don Mattingly, L (1, 9) OBP: 0.360, SLG: 0.494		BB G4-6-3		5-3		HR 1-2 2-H 1B		K		3	1	1	1	1	1	2
Roy Smalley, S (1, 6) OBP: 0.349, SLG: 0.436		G4-6-3 1-2f			F7	HR 1-H 2-H		5-3		4	1	1	3	0	0	2
Omar Moreno, L (1, 8) OBP: 0.292, SLG: 0.349			F8		4-3	BB HBP		K		3	0	0	0	1	1	1
Rick Cerone, R (1, 2) OBP: 0.262, SLG: 0.271			F7		6-3	HBP G5-4-3 1-2			F7	3	0	0	0	0	0	0

	AB	34
	R	7
	H	10
	RBI	7
	BB	3
	SO	4
	LOB	9

Inning Stats	1	2	3	4	5	6	7	8	9
	R: 0 E: 0 K: 0 S: 4	H: 1 LOB: 1 BB: 0 P: 4	R: 0 E: 0 K: 0 S: 2	H: 0 LOB: 0 BB: 1 P: 6	R: 0 E: 0 K: 0 S: 3	H: 0 LOB: 0 BB: 0 P: 3	R: 1 E: 0 K: 0 S: 5	H: 2 LOB: 1 BB: 0 P: 5	R: 0 E: 0 K: 0 S: 3	H: 0 LOB: 0 BB: 0 P: 3	R: 6 E: 0 K: 0 S: 8	H: 6 LOB: 1 BB: 1 P: 13	R: 0 E: 0 K: 2 S: 7	H: 0 LOB: 0 BB: 0 P: 7	R: 0 E: 0 K: 2 S: 8	H: 1 LOB: 1 BB: 0 P: 8	R: 0 E: 0 K: 0 S: 2	H: 0 LOB: 0 BB: 1 P: 6

1B: 6	SF: 0	WP: 0	PA: 38
2B: 3	SAC: 0	PB: 0	
3B: 1	DP: 3	SB: 0	
HR: 1	HBP: 1	CS: 0	

PITCHER		IP	WLS	BF	H	R	ER	SO	BB	IBB	HBP	BLK	WP	HR	S	P	ERA	WHIP
Ken Forsch, R ERA: 3.91	(1, 1)	5.1	L	24	8	6	6	0	1	0	0	0	0	0	23	27	10.12	1.688
Bruce Kison, R ERA: 4.05	(6, 1)	0.2		4	1	1	1	0	1	0	1	0	0	1	2	7	13.50	3.000
Andy Hassler, L ERA: 5.08	(7, 1)	3.0		10	1	0	0	4	1	0	0	0	0	0	17	21	0.00	0.667

PITCHER	IP	WLS	BF	H	R	ER	SO	BB	IBB	HBP	BLK	WP	HR	S	P	ERA	WHIP

Batter	1	2	3	4	5	6	7	8	9	AB	R	H	RBI	BB	SO	LOB
Brian Downing, R (1, 7) OBP: 0.361, SLG: 0.429	K		K		P6		K		6-3	5	0	0	0	0	3	4
Rob Wilfong, L (1, 5) (9, 4) OBP: 0.277, SLG: 0.323	G5-4-3 1B		4-3			P6		1-3	K	5	0	1	0	0	1	1
Juan Beniquez, R (1, 8) OBP: 0.335, SLG: 0.379	G5-4-3			L6		1B		FC6-4		4	1	2	0	0	0	1
Doug DeCinces, R (1, 10) OBP: 0.351, SLG: 0.542		BB 1B		F4		F8		FC6-4 1B		4	0	2	0	0	0	1
Reggie Jackson, L (1, 9) OBP: 0.304, SLG: 0.363		K		3-1		K				2	0	0	0	0	1	1
Ellis Valentine, R (5, 9) OBP: 0.271, SLG: 0.406								FC6-4 1B		2	0	1	0	0	1	1
Bobby Grich, R (1, 4) OBP: 0.414, SLG: 0.460										1	1	1	1	1	0	0
Ron Jackson, R (8, PH) (9, 5) OBP: 0.316, SLG: 0.363		BB			HR		6-3 HBP	FC6-4		1	0	0	1	0	0	2
Daryl Sconiers, L (1, 3) OBP: 0.293, SLG: 0.432		P6			5-3		L3	G1		4	0	0	0	0	0	5
Steve Lubratich, R (1, 6) OBP: 0.257, SLG: 0.314		K			P4		6-3		1-3 BB	3	0	1	0	0	1	2
Rod Carew, L (9, PH) OBP: 0.418, SLG: 0.431							1B			0	0	0	0	1	0	0
Bob Boone, R (1, 2) OBP: 0.284, SLG: 0.346			CS 1B		HR		6-3		1-3	4	1	2	1	0	0	3
Inning Stats	R: 0 H: 1 E: 0 LOB: 0 K: 1 BB: 0 S: 5 P: 5	R: 0 H: 1 E: 0 LOB: 2 K: 2 BB: 1 S: 8 P: 12	R: 0 H: 1 E: 0 LOB: 0 K: 1 BB: 0 S: 5 P: 5	R: 0 H: 0 E: 0 LOB: 0 K: 0 BB: 0 S: 3 P: 3	R: 2 H: 2 E: 0 LOB: 0 K: 0 BB: 0 S: 5 P: 5	R: 0 H: 1 E: 0 LOB: 1 K: 1 BB: 0 S: 6 P: 6	R: 0 H: 1 E: 0 LOB: 2 K: 1 BB: 0 S: 6 P: 7	R: 1 H: 3 E: 0 LOB: 2 K: 0 BB: 0 S: 6 P: 6	R: 0 H: 0 E: 0 LOB: 1 K: 1 BB: 1 S: 5 P: 9	1B: 8 SF: 0 2B: 1 SAC: 0 3B: 0 DP: 2 HR: 2 HBP: 1						

PITCHER		IP	WLS	BF	H	R	ER	SO	BB	IBB	HBP	BLK	WP	HR	S	P	ERA	WHIP
John Montefusco, R ERA: 3.29	(1, 1)	6.0	W	23	6	2	2	5	1	0	0	0	0	2	32	36	3.00	1.167
George Frazier, R ERA: 3.59	(7, 1)	3.0	S	15	4	1	1	2	1	0	1	0	0	0	17	22	3.00	1.667

PITCHER	IP	WLS	BF	H	R	ER	SO	BB	IBB	HBP	BLK	WP	HR	S	P	ERA	WHIP

BOTTOM

New York Yankees @ California Angels

Anaheim Stadium, Anaheim, CA

Sun Aug 28 1983, 6:33 AM EDT

Att. 38,469 - Unknown

livebaseballscorecards.com

AB	35
R	3
H	10
RBI	3
BB	2
SO	7
LOB	21

WP: 0 PA: 38
PB: 0
SB: 0
CS: 1

Batter	1	2	3	4	5	6	7	8	9	AB	R	H	RBI	BB	SO	LOB
Toby Harrah, R (1, 5) OBP: 0.364, SLG: 0.352	BBBB 4-0 1-3 2B BB		BBBB 4-0 G3-6-3 BB		x 0-0 ② 4-3		SSS 0-3 ① K		x 0-0 ② 4-3	3	1	0	0	2	1	0
Mike Hargrove, L (1, 3) OBP: 0.386, SLG: 0.375	x 0-0 ① 1-3 1-2		x 0-0 ②③ G3-6-3 1-2f		x 0-0 2B		x 0-0 ② F9		BBBB 4-0 BB	4	0	1	0	1	0	2
Julio Franco, R (1, 6) OBP: 0.314, SLG: 0.408	x 0-0 6-3 2-H 2B			x 0-0 BB S 1B	x 0-0 ③ F8		x 0-0 ③ F8		x 0-0 ③ F9	5	0	2	1	0	0	2
Andre Thornton, R (1, 10) OBP: 0.383, SLG: 0.431	x 0-0 ② 6-3 2-3			BBBB 4-0 ① 1-3 2B BB	x 0-0 2B SF8 1B			BBBB 4-0 BB 1B BB		2	3	1	0	2	0	1
Pat Tabler, R (1, 7) OBP: 0.362, SLG: 0.390	SSS 0-3 ③ K			x 0-0 1-H 2B	x 0-0 SF8 1-3 CS 2B			x 0-0 ① F8		4	0	2	1	0	1	2
Gorman Thomas, R (1, 8) OBP: 0.299, SLG: 0.357		x 0-0 ① F7		BBBB 4-0 BB	x 0-0 ① SF8 2-3 3-H			BBBB 4-0 1B 1-2 9-2 BB		1	0	0	1	2	0	0
George Vukovich, L (1, 9) OBP: 0.278, SLG: 0.308		x 0-0 ② F7		SSS 0-3 ② K	x 0-0 ② HR 3-H 1B			x 0-0 1-3 2-H 1B		4	1	2	1	0	1	2
Jim Essian, R (1, 2) OBP: 0.305, SLG: 0.343		x 0-0 ③ 2-3		x 0-0 ③ F8	x 0-0 1-H HR			x 0-0 ②③ 9-2 3-Hf		4	1	1	2	0	0	4
Mike Fischlin, R (1, 4) OBP: 0.285, SLG: 0.247			x 0-0 ① 5-3		x 0-0 ① 6-3	x 0-0 ③ F9			x 0-0 ① 5-3	4	0	0	0	0	0	0
Inning Stats	R: 1 H: 1 E: 0 LOB: 1 K: 1 BB: 1 S: 6 P: 10	R: 0 H: 0 E: 0 LOB: 0 K: 0 BB: 0 S: 3 P: 3	R: 0 H: 0 E: 0 LOB: 0 K: 0 BB: 1 S: 2 P: 6	R: 1 H: 2 E: 0 LOB: 2 K: 1 BB: 2 S: 6 P: 14	R: 0 H: 1 E: 0 LOB: 1 K: 0 BB: 0 S: 4 P: 4	R: 3 H: 4 E: 0 LOB: 0 K: 0 BB: 0 S: 6 P: 6	R: 0 H: 0 E: 0 LOB: 0 K: 1 BB: 0 S: 5 P: 5	R: 1 H: 1 E: 0 LOB: 1 K: 0 BB: 2 S: 3 P: 11	R: 0 H: 0 E: 0 LOB: 1 K: 0 BB: 1 S: 3 P: 7	1B: 4 SF: 1 2B: 5 SAC: 0 3B: 0 DP: 2 HR: 1 HBP: 0						

TOP

Cleveland Indians @ California Angels

Anaheim Stadium, Anaheim, CA

Mon Aug 29 1983, 10:05 PM EDT

Att. 22,134 - Unknown

livebaseballscorecards.com

AB	31
R	6
H	9
RBI	6
BB	7
SO	3
LOB	13

PITCHER		IP	WLS	BF	H	R	ER	SO	BB	IBB	HBP	BLK	WP	HR	S	P	ERA	WHIP
Mike Witt, R ERA: 4.75	(1, 1)	6.0	L	27	8	5	5	2	4	0	0	0	0	1	27	43	7.50	2.000
Steve Brown, R ERA: 6.0	(7, 1)	1.1		7	1	1	1	1	2	0	0	0	0	0	7	15	6.75	2.250
Luis Sanchez, R ERA: 3.38	(8, 1)	1.2		5	0	0	0	0	1	0	0	0	0	0	4	8	0.00	0.600

PITCHER		IP	WLS	BF	H	R	ER	SO	BB	IBB	HBP	BLK	WP	HR	S	P	ERA	WHIP

BOTTOM

Batter	1	2	3	4	5	6	7	8	9	AB	R	H	RBI	BB	SO	LOB
Brian Downing, R (1, 7) OBP: 0.361, SLG: 0.432	F9		F8			5-3	FC3-6 1-2 1B		1-H 2B	5	0	2	1	0	0	0
Rod Carew, L (1, 10) OBP: 0.413, SLG: 0.426	K		F7			E6 1B	FC3-6 1-2f 2-3		1-3	5	0	0	0	0	1	3
Juan Beniquez, R (1, 8) OBP: 0.333, SLG: 0.377	F7			6-3		FC4 1-3 1B	5-3			4	0	1	0	0	0	2
Doug DeCinces, R (1, 5) OBP: 0.346, SLG: 0.534		F7		F8		FC4 1-2f		F8		4	0	0	0	0	0	2
Ron Jackson, R (1, 3) OBP: 0.315, SLG: 0.372		F9		1-3			HR	K		4	1	1	1	0	1	0
Ellis Valentine, R (1, 9) OBP: 0.275, SLG: 0.408		1B 1B			F7		1B 1B	F6		4	1	2	0	0	0	0
Bob Boone, R (1, 2) OBP: 0.286, SLG: 0.349 Daryl Sconiers, L (9, PH) OBP: 0.296, SLG: 0.432		1-3 1B			5-3		1B SF9 1-2 1B		FC5-4 BB	3 0	1 0	2 0	0 0	0 1	0 0	0 0
Steve Lubratich, R (1, 6) OBP: 0.257, SLG: 0.311		F7			F6		FC3-6 1-3 2-H 1B		K	4	0	1	1	0	1	3
Rob Wilfong, L (1, 4) OBP: 0.267, SLG: 0.313			4-3			L3	SF9 3-H		FC5-4 WP 1-2f 2B	3	1	0	1	0	0	1
Inning Stats	R: 0 E: 0 K: 1 S: 5 H: 0 LOB: 0 BB: 0 P: 5	R: 0 E: 0 K: 0 S: 5 H: 2 LOB: 2 BB: 0 P: 5	R: 0 E: 0 K: 0 S: 3 H: 0 LOB: 0 BB: 0 P: 3	R: 0 E: 0 K: 0 S: 3 H: 0 LOB: 0 BB: 0 P: 3	R: 0 E: 0 K: 0 S: 3 H: 0 LOB: 0 BB: 0 P: 3	R: 0 E: 1 K: 0 S: 5 H: 1 LOB: 2 BB: 0 P: 5	R: 3 E: 0 K: 0 S: 8 H: 5 LOB: 2 BB: 0 P: 8	R: 0 E: 0 K: 1 S: 5 H: 0 LOB: 0 BB: 0 P: 5	R: 1 E: 0 K: 1 S: 6 H: 1 LOB: 1 BB: 1 P: 10	1B: 7 2B: 1 3B: 0 HR: 1 SF: 1 SAC: 0 DP: 0 HBP: 0						

PITCHER		IP	WLS	BF	H	R	ER	SO	BB	IBB	HBP	BLK	WP	HR	S	P	ERA	WHIP
Neal Heaton, L ERA: 3.54	(1, 1)	6.1	W	28	8	3	3	1	0	0	0	0	0	1	30	30	4.26	1.263
Bud Anderson, R ERA: 3.18	(7, 1)	2.2	S	10	1	1	1	2	1	0	0	0	1	0	13	17	3.38	0.750

PITCHER	IP	WLS	BF	H	R	ER	SO	BB	IBB	HBP	BLK	WP	HR	S	P	ERA	WHIP

Cleveland Indians @ California Angels

Anaheim Stadium, Anaheim, CA

Mon Aug 29 1983, 10:05 PM EDT

Att. 22,134 - Unknown

livebaseballscorecards.com

AB	36
R	4
H	9
RBI	4
BB	1
SO	3
LOB	11

1B: 7	SF: 1	WP: 1	PA: 38
2B: 1	SAC: 0	PB: 0	
3B: 0	DP: 0	SB: 0	
HR: 1	HBP: 0	CS: 0	

Cleveland Indians @ California Angels

Anaheim Stadium, Anaheim, CA

Tue Aug 30 1983, 10:05 PM EDT

Att. 22,187 - Unknown

TOP

livebaseballscorecards.com

Batter	1	2	3	4	5	6	7	8	9	AB	R	H	RBI	BB	SO	LOB
Alan Bannister, R (1, 9) (8, 4) OBP: 0.331, SLG: 0.406	4-3		BBBB 4-0 1B BB		x 0-0 1-3 2B 2B	SSS 0-3 K			x 0-0 5-3	4	1	1	0	1	1	0
Toby Harrah, R (1, 5) OBP: 0.365, SLG: 0.355	5-3		x 0-0 1-2 1B		x 0-0 BB 1B 2-H 3-H 2B	x 0-0 4-3			x 0-0 F8	5	1	2	2	0	0	0
Julio Franco, R (1, 6) OBP: 0.313, SLG: 0.405	6-3		x 0-0 F8		BBBB 4-0 1B BB BB BB	x 0-0 2-3			x 0-0 5-3	4	1	0	0	1	0	2
Andre Thornton, R (1, 10) OBP: 0.382, SLG: 0.428		x 0-0 5-3		x 0-0 6-3	BBBB 4-0 BB 1B 1-2 2-3 SF8 BB		x 0-0 F7			3	1	0	0	1	0	0
Pat Tabler, R (1, 7) OBP: 0.366, SLG: 0.393		BBBB 4-0 G3 BB		x 0-0 BB 1B	x 0-0 SF8 BB 1-2 2-3 3-H 1B		x 0-0 L3			3	1	2	1	1	0	0
Mike Hargrove, L (1, 3) OBP: 0.387, SLG: 0.373		x 0-0 G3 1-2		BBBB 4-0 G6-4-3 1-2 BB	BBBB 4-0 1B 1-2 2-3 3-H BB		x 0-0 F5			2	0	0	1	2	0	1
Gorman Thomas, R (1, 8) OBP: 0.296, SLG: 0.355		SSS 0-3 K		x 0-0 G6-4-3 1-2f	x 0-0 SF8 2-3 3-H			SSS 0-3 K		3	0	0	1	0	2	3
Ron Hassey, L (1, 2) OBP: 0.338, SLG: 0.343			SSS 0-3 K		BBBB 4-0 2B 2B BB x 0-0 1-2 3-H 1B			SSS 0-3 K		3	1	1	1	1	2	0
Mike Fischlin, R (1, 4) OBP: 0.280, SLG: 0.242 Broderick Perkins, L (8, PH) OBP: 0.289, SLG: 0.324 George Vukovich, L (8, 9) OBP: 0.278, SLG: 0.308			x 0-0 F9		x 0-0 F8 x 0-0 3-1			SSS 0-3 K		3 1 0	0 0 0	0 0 0	0 0 0	0 0 0	0 1 0	3 0 0

Inning Stats	1	2	3	4	5	6	7	8	9			
	R: 0 H: 0 E: 0 LOB: 0 K: 0 BB: 0 S: 3 P: 3	R: 0 H: 0 E: 0 LOB: 1 K: 1 BB: 1 S: 5 P: 9	R: 0 H: 1 E: 0 LOB: 2 K: 1 BB: 1 S: 6 P: 10	R: 0 H: 1 E: 0 LOB: 1 K: 0 BB: 1 S: 3 P: 7	R: 6 H: 4 E: 0 LOB: 2 K: 0 BB: 4 S: 7 P: 23	R: 0 H: 0 E: 0 LOB: 0 K: 1 BB: 0 S: 5 P: 5	R: 0 H: 0 E: 0 LOB: 0 K: 0 BB: 0 S: 3 P: 3	R: 0 H: 0 E: 0 LOB: 0 K: 3 BB: 0 S: 9 P: 9	R: 0 H: 0 E: 0 LOB: 0 K: 0 BB: 0 S: 3 P: 3	1B: 4 SF: 1 2B: 2 SAC: 0 3B: 0 DP: 1 HR: 0 HBP: 0	WP: 0 PA: 39 PB: 0 SB: 0 CS: 0	

	AB	31
	R	6
	H	6
	RBI	6
	BB	7
	SO	6
	LOB	9

PITCHER	IP	WLS	BF	H	R	ER	SO	BB	IBB	HBP	BLK	WP	HR	S	P	ERA	WHIP
Tommy John, L (1, 1) ERA: 4.58	4.1		24	5	6	6	2	7	0	0	0	0	0	21	49	12.46	2.769
Rick Steirer, R (5, 1) ERA: 4.26	4.2	W	15	1	0	0	4	0	0	0	0	0	0	23	23	0.00	0.214

PITCHER	IP	WLS	BF	H	R	ER	SO	BB	IBB	HBP	BLK	WP	HR	S	P	ERA	WHIP

Batter	1	2	3	4	5	6	7	8	9	AB	R	H	RBI	BB	SO	LOB
Brian Downing, R (1, 7) OBP: 0.365, SLG: 0.431	B B B B 4-0 CS BB		S S S 0-3 ① K	X 0-0 E8 1B 1-H 3-H 1B	X 0-0 ③ F7		H 1-0 G6-4-3 HBP			3	1	1	1	1	1	5
Ellis Valentine, R (8, 9) OBP: 0.275, SLG: 0.408										0	0	0	0	0	0	0
Rod Carew, L (1, 3)	S S S 0-3 ① K		X 0-0 2B 1-2 2-3 1B	X 0-0 3-H 1B		X 0-0 1B SF7 1B	X 0-0 ②③ G6-4-3 1-2f			5	2	3	1	0	1	2
Juan Beniquez, R (1, 9) OBP: 0.331, SLG: 0.371	B B B B 4-0 ② 1-2 BB		S S S 0-3 ② K	X 0-0 ③ L4		X 0-0 ① F8		X 0-0 ① F7		4	0	0	0	1	1	5
(8, 7)																
Doug DeCinces, R (1, 5) OBP: 0.347, SLG: 0.535	X 0-0 ③ F3		X 0-0 1-H 2-H 3-H 2B		X 0-0 ① 4-3	X 0-0 2B 1-3 1B 1B		X 0-0 ② 6-3		5	1	2	3	0	0	1
Fred Lynn, L (1, 8) OBP: 0.354, SLG: 0.473		X 0-0 G3-6-3 1B	X 0-0 ③ F5		B B B B 4-0 1B 1B BB	X 0-0 ② SF7 3-H		S S S 0-3 ③ K		3	1	1	1	1	1	1
Daryl Sconiers, L (1, 10) OBP: 0.303, SLG: 0.441		X 0-0 ①② G3-6-3 1-2f	X 0-0 1B 1B 1B	X 0-0 1B 1B 1-3 1B 1B	X 0-0 1-3 1B 2B					4	2	3	0	0	0	1
Bob Boone, R (1, 2) OBP: 0.288, SLG: 0.349	S S S 0-3 ③ K			X 0-0 ① F8	X 0-0 1B 1-2 3-H 1B	4-0 1B IBB				3	0	1	1	1	1	1
Rob Wilfong, L (1, 4) OBP: 0.278, SLG: 0.324			X 0-0 1B E 2B 1B	X 0-0 ② F7	X 0-0 1-2 2-3 1B	X 0-0 ③ 1-3 2-H 3-H 1B				3	1	2	0	0	0	1
Ron Jackson, R (6, PH) OBP: 0.317, SLG: 0.375										1	0	1	2	0	0	0
Steve Lubratich, R (7, 4) OBP: 0.257, SLG: 0.311										0	0	0	0	0	0	0
Ricky Adams, R (1, 6) OBP: 0.267, SLG: 0.275			X 0-0 E4 1B 1-2 2B	X 0-0 1B 1-3 E 1B	X 0-0 ② F4		X 0-0 ① 3-1			4	2	1	0	0	0	4
Inning Stats	R: 0 E: 0 K: 1 S: 4 H: 0 LOB: 1 BB: 2 P: 12	R: 0 E: 0 K: 1 S: 5 H: 1 LOB: 0 BB: 0 P: 5	R: 3 E: 1 K: 2 S: 11 H: 3 LOB: 1 BB: 0 P: 11	R: 3 E: 1 K: 0 S: 7 H: 4 LOB: 1 BB: 0 P: 7	R: 1 E: 0 K: 0 S: 6 H: 3 LOB: 3 BB: 1 P: 10	R: 3 E: 0 K: 0 S: 6 H: 4 LOB: 2 BB: 1 P: 10	R: 0 E: 0 K: 0 S: 2 H: 0 LOB: 0 BB: 0 P: 3	R: 0 E: 0 K: 1 S: 5 H: 0 LOB: 0 BB: 0 P: 5		1B: 13 2B: 2 3B: 0 HR: 0 SF: 1 SAC: 0 DP: 2 HBP: 1					WP: 0 PB: 0 SB: 0 CS: 1 PA: 41	

PITCHER		IP	WLS	BF	H	R	ER	SO	BB	IBB	HBP	BLK	WP	HR	S	P	ERA	WHIP
Rick Sutcliffe, R ERA: 3.81	(1, 1)	3.0		14	4	3	0	4	2	0	0	0	0	0	20	28	0.00	2.000
Mike Jeffcoat, L ERA: 5.87	(4, 1)	1.1	L	10	5	4	3	0	1	0	0	0	0	0	9	13	20.25	4.500
Dan Spillner, R ERA: 5.47	(5, 1)	1.1		10	5	3	3	0	0	1	0	0	0	0	9	13	20.25	3.750
Jamie Easterly, L ERA: 2.75	(6, 1)	1.1		4	1	0	0	0	0	0	1	0	0	0	3	4	0.00	0.750
Tom Brennan, R ERA: 3.72	(8, 1)	1.0		3	0	0	0	1	0	0	0	0	0	0	5	5	0.00	0.000

PITCHER	IP	WLS	BF	H	R	ER	SO	BB	IBB	HBP	BLK	WP	HR	S	P	ERA	WHIP

BOTTOM

Cleveland Indians @ California Angels

Anaheim Stadium, Anaheim, CA

Tue Aug 30 1983, 10:05 PM EDT

Att. 22,187 - Unknown

livebaseballscorecards.com

AB	35
R	10
H	15
RBI	9
BB	4
SO	5
LOB	21

Batter	1	2	3	4	5	6	7	8	9	10	AB	R	H	RBI	BB	SO	LOB
Alan Bannister, R (1, 9) OBP: 0.332, SLG: 0.407	0-0 1B 1B 1B	0-0 ③ 2-H 1B			0-0 ① F7	0-0 ③ FC5-4 1-2f			0-0 ① 4-3	0-0 1-2 2-H 3-H 1B	4	1	2	0	0	0	3
George Vukovich, L (9, PH) OBP: 0.279, SLG: 0.310											2	0	1	2	0	0	0
(9, 9)																	
Toby Harrah, R (1, 5) OBP: 0.364, SLG: 0.362	0-0 FC 1-3 1B 1B		0-0 ① 6-3		0-0 HR		0-0 ① 4-3		0-0 ② F4	SSS 0-3 ③ K	6	2	2	1	0	1	2
(10, 4)																	
Julio Franco, R (1, 6) OBP: 0.311, SLG: 0.401	0-0 ① F3		0-0 ② 4-3		0-0 ② 6-3		0-0 ② 4-3		H 1-0 HBP		4	0	0	0	0	0	2
Bake McBride, L (1, 10) OBP: 0.313, SLG: 0.337	0-0 FC F9 1B 1-2		0-0 BB 1B		0-0 ③ F9		0-0 ③ 6-3		SSS 0-3 ③ K		5	0	1	0	0	1	3
Pat Tabler, R (1, 7) OBP: 0.372, SLG: 0.397	0-0 1-2 2-H 3-H 1B		BBBB 4-0 1-2 BB			0-0 BB 1B 1B		SSS 0-3 ① K		0-0 FC2-6 1B	4	0	3	2	1	1	0
Mike Hargrove, L (1, 3) OBP: 0.388, SLG: 0.374	0-0 ② ③ F9 2-3		0-0 ③ F9			0-0 BB 1-2 1B		0-0 HR 1B		0-0 ① FC2-6 BB IBB 1-2f 1B	4	0	2	0	0	0	4
Carmen Castillo, R (8, PR) OBP: 0.333, SLG: 0.167											0	1	0	0	0	0	0
Broderick Perkins, L (8, 3) OBP: 0.287, SLG: 0.322											1	1	0	0	0	0	1
Gorman Thomas, R (1, 8) OBP: 0.299, SLG: 0.363		BBBB 4-0 2B CS BB		x 0-0 G6-4-3 1B		x 0-0 ① F5		x 0-0 1-H HR		x 0-0 ② F8	4	1	2	2	1	0	3
Ron Hassey, L (1, 2) OBP: 0.339, SLG: 0.346	x 0-0 1-3 1B 2B			x 0-0 ① ② G6-4-3 1-2f		x 0-0 ② F7		x 0-0 ② L5		IIII 4-0 BB 1-2 1B IBB	4	1	1	0	1	0	4
Mike Fischlin, R (1, 4) OBP: 0.279, SLG: 0.237	x 0-0 ① ② 5-3 3-H			SSS 0-3 ③ K		BBBB 4-0 FC5-4 1-2 2-3 BB		x 0-0 ③ 6-3		BBBB 4-0 1B 1-2 2-3 BB	3	0	0	0	1	1	3
Chris Bando, S (10, PH) OBP: 0.336, SLG: 0.391											0	0	0	0	1	0	0
Jim Essian, R (10, 5) OBP: 0.305, SLG: 0.343											0	0	0	0	0	0	0
Inning Stats	R: 2 E: 0 K: 0 S: 6 H: 3 LOB: 1 BB: 0 P: 6	R: 0 E: 0 K: 0 S: 3 H: 2 LOB: 2 BB: 1 P: 7	R: 0 E: 0 K: 0 S: 4 H: 1 LOB: 2 BB: 1 P: 8	R: 0 E: 0 K: 1 S: 5 H: 1 LOB: 0 BB: 0 P: 5	R: 1 E: 0 K: 0 S: 4 H: 1 LOB: 0 BB: 0 P: 4	R: 0 E: 0 K: 0 S: 5 H: 2 LOB: 3 BB: 1 P: 9	R: 0 E: 0 K: 0 S: 3 H: 0 LOB: 0 BB: 0 P: 3	R: 2 E: 0 K: 1 S: 7 H: 2 LOB: 1 BB: 0 P: 7	R: 0 E: 0 K: 1 S: 5 H: 0 LOB: 1 BB: 0 P: 6	R: 2 E: 0 K: 1 S: 7 H: 2 LOB: 2 BB: 2 P: 15	1B: 11 2B: 1 3B: 0 HR: 2	SF: 0 SAC: 0 DP: 1 HBP: 1					

PITCHER		IP	WLS	BF	H	R	ER	SO	BB	IBB	HBP	BLK	WP	HR	S	P	ERA	WHIP
Geoff Zahn, L ERA: 3.41	(1, 1)	5.2		27	10	3	3	1	3	0	0	0	0	1	26	38	4.76	2.294
Steve Brown, R ERA: 6.28	(6, 1)	2.1		9	2	2	2	1	0	0	0	0	0	1	11	11	7.71	0.857
Luis Sanchez, R ERA: 3.5	(9, 1)	2.0	L	11	2	2	2	2	1	1	1	0	0	0	12	21	9.00	1.500

PITCHER	IP	WLS	BF	H	R	ER	SO	BB	IBB	HBP	BLK	WP	HR	S	P	ERA	WHIP

TOP

Cleveland Indians @ California Angels

Anaheim Stadium, Anaheim, CA

Wed Aug 31 1983, 10:05 PM EDT

Att. 22,659 - Unknown

livebaseballscorecards.com

AB	41
R	7
H	14
RBI	7
BB	5
SO	4
LOB	25

1B: 11	SF: 0	WP: 0	PA: 47
2B: 1	SAC: 0	PB: 0	
3B: 0	DP: 1	SB: 0	
HR: 2	HBP: 1	CS: 1	

Batter	1	2	3	4	5	6	7	8	9	10	AB	R	H	RBI	BB	SO	LOB
Brian Downing, R (1, 7) OBP: 0.367, SLG: 0.435	0-0 SH1-3 SF7 2B	0-3 K			1-0 G4-6-3 HBP			0-0 F9	0-0 F8		2	1	1	0	0	1	1
Ellis Valentine, R (5, PR) OBP: 0.273, SLG: 0.404											2	0	0	0	0	0	2
(6, 7)																	
Steve Lubratich, R (10, 6) OBP: 0.257, SLG: 0.311											0	0	0	0	0	0	0
Rod Carew, L (1, 3) OBP: 0.415, SLG: 0.427	BBBB 4-0 SH1-3 BB		0-0 F7		0-0 G4-6-3 1-2f			0-0 SF7 BB 1-2 1B		0-0 F7	4	0	1	0	1	0	1
Juan Beniquez, R (1, 8) OBP: 0.333, SLG: 0.368	0-0 SH1-3 1-2 2-3		0-0 6-3			BBBB 4-0 G5-4-3 BB		BBBB 4-0 SF7 1-2 2-3 BB		0-0 6-3	2	0	0	0	2	0	0
(10, 7)																	
Doug DeCinces, R (1, 5) OBP: 0.345, SLG: 0.543	0-0 SF7 3-H		0-0 HR			0-0 G5-4-3 1-2f		0-0 SF7 1-2 2-3 3-H		0-0 6-3	3	1	1	3	0	0	1
Reggie Jackson, L (1, 9) OBP: 0.301, SLG: 0.359	0-0 4-3		0-0 F8			0-0 F7		SSS 0-3 K			4	0	0	0	0	1	3
Daryl Sconiers, L (1, 10) OBP: 0.309, SLG: 0.454		0-0 2B 2B		0-0 CS 1B			SSS 0-3 K		0-0 SH1-4 2B 2B		4	2	3	0	0	1	0
Bob Boone, R (1, 2) OBP: 0.291, SLG: 0.354		0-0 4-3 2-H 2B		0-0 5-3 1-2			0-0 G4-6-3 1B		0-0 SH1-4 2-3		3	0	2	1	0	0	1
Rob Wilfong, L (1, 4) OBP: 0.277, SLG: 0.330		0-0 4-3 2-3		SSS 0-3 K			0-0 G4-6-3 1-2f		0-0 3-H 2B		4	0	1	1	0	1	2
Ricky Adams, R (1, 6) OBP: 0.270, SLG: 0.268		SSS 0-3 K			0-0 6-3			BBBB 4-0 BB 1B SF7 BB		0-0 F3	2	1	0	0	1	1	1
Fred Lynn, L (9, PH) OBP: 0.353, SLG: 0.472											1	0	0	0	0	0	1
(10, 8)																	
Inning Stats	R: 1 H: 1 E: 0 LOB: 1 K: 0 BB: 1 S: 4 P: 8	R: 1 H: 2 E: 0 LOB: 1 K: 2 BB: 0 S: 9 P: 9	R: 1 H: 1 E: 0 LOB: 0 K: 0 BB: 0 S: 4 P: 4	R: 0 H: 1 E: 0 LOB: 0 K: 1 BB: 0 S: 5 P: 5	R: 0 H: 0 E: 0 LOB: 1 K: 0 BB: 0 S: 2 P: 3	R: 0 H: 0 E: 0 LOB: 0 K: 0 BB: 1 S: 2 P: 6	R: 0 H: 1 E: 0 LOB: 0 K: 1 BB: 0 S: 5 P: 5	R: 1 H: 1 E: 0 LOB: 2 K: 1 BB: 2 S: 6 P: 14	R: 1 H: 2 E: 0 LOB: 1 K: 0 BB: 0 S: 5 P: 5	R: 0 H: 0 E: 0 LOB: 0 K: 0 BB: 0 S: 3 P: 3							

PITCHER		IP	WLS	BF	H	R	ER	SO	BB	IBB	HBP	BLK	WP	HR	S	P	ERA	WHIP
Bert Blyleven, R ERA: 3.83	(1, 1)	5.0		20	5	3	3	3	1	0	1	0	0	1	24	29	5.40	1.200
Bud Anderson, R ERA: 3.21	(6, 1)	2.1		9	2	1	1	1	2	0	0	0	0	0	9	17	3.86	1.714
Rick Sutcliffe, R ERA: 3.83	(8, 1)	1.2	W	8	2	1	1	1	1	0	0	0	0	0	9	13	5.40	1.800
Jamie Easterly, L ERA: 2.7	(10, 1)	1.0	S	3	0	0	0	0	0	0	0	0	0	0	3	3	0.00	0.000

PITCHER	IP	WLS	BF	H	R	ER	SO	BB	IBB	HBP	BLK	WP	HR	S	P	ERA	WHIP

BOTTOM

Cleveland Indians @ California Angels

Anaheim Stadium, Anaheim, CA

Wed Aug 31 1983, 10:05 PM EDT

Att. 22,659 - Unknown

livebaseballscorecards.com

AB	31
R	5
H	9
RBI	5
BB	4
SO	5
LOB	13

1B: 3	SF: 2	WP: 0	PA: 40
2B: 5	SAC: 2	PB: 0	
3B: 0	DP: 3	SB: 0	
HR: 1	HBP: 1	CS: 1	

Milwaukee Brewers @ California Angels

Anaheim Stadium, Anaheim, CA

Fri Sep 02 1983, 10:05 PM EDT

Att. 25,094 - Unknown

TOP

livebaseballscorecards.com

Batter	1	2	3	4	5	6	7	8	9	AB	R	H	RBI	BB	SO	LOB
Paul Molitor, R (1, 5) OBP: 0.357, SLG: 0.455	F9		F8		6-3		BBB 4-0 S 1B BB	SH1-3 2-3		3	1	0	0	1	0	0
Jim Gantner, L (1, 4) OBP: 0.347, SLG: 0.434	F7		L4-3 1B		2B		1-H 2B 1B	3-H 1B		5	1	4	2	0	0	0
Robin Yount, R (1, 6) OBP: 0.385, SLG: 0.502	1B		L4-3 1-2		F5		3-1 2-H 2B	F7		5	0	2	1	0	0	3
Cecil Cooper, L (1, 3) OBP: 0.334, SLG: 0.519	5-3			4-3 E 2B	F7		3-1 IBB		6-3	4	1	1	0	1	0	2
Ted Simmons, S (1, 10) OBP: 0.360, SLG: 0.445		1B 2B		4-3 2-3		F9	1-2 2-3 3-1		1-3	5	1	1	0	0	0	3
Ben Oglivie, L (1, 7) OBP: 0.361, SLG: 0.427		2-H FC5-4 1B		FC6 FC6-4 3-H	G3		FC4-6 IBB		F5	4	0	1	1	1	0	0
Rick Manning, L (1, 8) OBP: 0.289, SLG: 0.310		F9		BBB 4-0 FC6-4 BB	BBB 4-0 BB		FC4-6 1-2f			2	0	0	0	2	0	4
Ned Yost, R (1, 2) OBP: 0.256, SLG: 0.396 Marshall Edwards, L (8, PH) OBP: 0.297, SLG: 0.333 Bill Schroeder, R (8, 2) OBP: 0.188, SLG: 0.283	SSS K		FC6-4 1-2f 2-3		F6			SH1-3 4-3 1B 1B		3 1 0	0 1 0	0 1 0	0 0 0	0 0 0	1 0 0	4 0 0
Charlie Moore, R (1, 9) OBP: 0.347, SLG: 0.361		FC5-4 1-2f		F9			F9	4-3 1-2		4	0	0	0	0	0	4
Inning Stats	R: 0 E: 0 K: 0 S: 4 H: 1 LOB: 1 BB: 0 P: 4	R: 1 E: 0 K: 1 S: 7 H: 2 LOB: 1 BB: 0 P: 7	R: 0 E: 0 K: 0 S: 3 H: 1 LOB: 0 BB: 0 P: 3	R: 1 E: 1 K: 0 S: 5 H: 1 LOB: 2 BB: 1 P: 9	R: 0 E: 0 K: 0 S: 4 H: 1 LOB: 1 BB: 0 P: 4	R: 0 E: 0 K: 0 S: 3 H: 0 LOB: 1 BB: 1 P: 7	R: 2 E: 0 K: 0 S: 5 H: 2 LOB: 3 BB: 3 P: 17	R: 1 E: 0 K: 0 S: 5 H: 2 LOB: 1 BB: 0 P: 5	R: 0 E: 0 K: 0 S: 3 H: 0 LOB: 0 BB: 0 P: 3	1B: 6 2B: 5 3B: 0 HR: 0	SF: 0 SAC: 1 DP: 1 HBP: 0						

	AB	36
	R	5
	H	10
	RBI	4
	BB	5
	SO	1
	LOB	20

WP: 0 PB: 0 SB: 1 CS: 0 PA: 42

PITCHER	IP	WLS	BF	H	R	ER	SO	BB	IBB	HBP	BLK	WP	HR	S	P	ERA	WHIP
Ken Forsch, R (1, 1) ERA: 3.92	6.1		29	7	4	3	1	3	0	0	0	0	0	28	40	4.26	1.579
Rick Steirer, R (7, 1) ERA: 4.3	1.2	W	10	3	1	1	0	0	2	0	0	0	0	8	16	5.40	1.800
Andy Hassler, L (9, 1) ERA: 4.93	1.0	S	3	0	0	0	0	0	0	0	0	0	0	3	3	0.00	0.000

PITCHER	IP	WLS	BF	H	R	ER	SO	BB	IBB	HBP	BLK	WP	HR	S	P	ERA	WHIP

BOTTOM

Batter	1	2	3	4	5	6	7	8	9	AB	R	H	RBI	BB	SO	LOB
Brian Downing, R (1, 7) OBP: 0.368, SLG: 0.433 Ellis Valentine, R (4, PH) OBP: 0.282, SLG: 0.410 (5, 9)	G3		E BB	1-3 2-H 1B		BB	1-3 2-H 3-H 1B			1 2	0 0	0 2	0 3	1 1	0 0	0 0
Rod Carew, L (1, 3) OBP: 0.415, SLG: 0.429 Steve Lubratich, R (8, 6) OBP: 0.257, SLG: 0.311	G3 1B 1B		F7		1B SF7 2B	F8	F7			5 0	1 0	2 0	0 0	0 0	0 0	4 0
Juan Beniquez, R (1, 9) OBP: 0.335, SLG: 0.369 (5, 7)	G3 1-2 1B		F8		E 1B SF8 2-3 1B	4-3		6-3		5	1	2	0	0	0	2
Fred Lynn, L (1, 8) OBP: 0.352, SLG: 0.472	G3 1-2 2-3		E4 1-3		SF7 3-H		1B SF8 2B	K		4	1	1	1	0	1	3
Ron Jackson, R (1, 5) OBP: 0.318, SLG: 0.375	5-3		F8		E9 2B 1-3 1B		1B SF8 1B 2-3 1B	5-3		5	1	2	0	0	0	4
Reggie Jackson, L (1, 10) OBP: 0.298, SLG: 0.356		K		G3	SF8 3-H		K			3	0	0	1	0	2	2
Bob Boone, R (1, 2) OBP: 0.293, SLG: 0.359		F7		1B 1B 1B	1-3 2B		SF8 1-2 3-H			3	1	2	1	0	0	0
Rob Wilfong, L (1, 4) OBP: 0.284, SLG: 0.330		1B		F8	L4		1B 1B IBB			3	1	1	0	1	0	3
Ricky Adams, R (1, 6) OBP: 0.272, SLG: 0.271 Daryl Sconiers, L (7, PH) OBP: 0.312, SLG: 0.456 (8, 3)		F9		1B 1-2 1B		1-3	1B 1-2 2-3 1B			3 1	0 0	1 1	0 0	0 0	0 0	1 0
Inning Stats	R: 0 H: 2 E: 0 LOB: 2 K: 0 BB: 0 S: 5 P: 5	R: 0 H: 1 E: 0 LOB: 1 K: 1 BB: 0 S: 6 P: 6	R: 0 H: 0 E: 1 LOB: 2 K: 0 BB: 1 S: 4 P: 8	R: 1 H: 3 E: 0 LOB: 2 K: 0 BB: 0 S: 5 P: 5	R: 2 H: 4 E: 1 LOB: 2 K: 0 BB: 0 S: 7 P: 7	R: 0 H: 0 E: 0 LOB: 1 K: 0 BB: 1 S: 3 P: 7	R: 3 H: 4 E: 0 LOB: 2 K: 1 BB: 1 S: 9 P: 13	R: 0 H: 0 E: 0 LOB: 0 K: 1 BB: 0 S: 5 P: 5		1B: 11 SF: 3 2B: 3 SAC: 0 3B: 0 DP: 0 HR: 0 HBP: 0						

PITCHER		IP	WLS	BF	H	R	ER	SO	BB	IBB	HBP	BLK	WP	HR	S	P	ERA	WHIP
Chuck Porter, R ERA: 4.01	(1, 1)	4.2		25	10	3	3	1	1	0	0	0	0	0	26	30	5.79	2.357
Rick Waits, L ERA: 5.45	(5, 1)	1.2	L	8	2	2	2	1	1	0	0	0	0	0	9	13	10.80	1.800
Jim Slaton, R ERA: 3.79	(7, 1)	0.1		2	0	0	0	0	0	1	0	0	0	0	1	5	0.00	0.000
Jerry Augustine, L ERA: 5.62	(7, 1)	0.0		1	1	0	0	0	0	0	0	0	0	0	1	1	∞	∞
Tom Tellmann, R ERA: 3.05	(7, 1)	1.1		5	1	1	1	1	0	0	0	0	0	0	7	7	6.75	0.750

PITCHER	IP	WLS	BF	H	R	ER	SO	BB	IBB	HBP	BLK	WP	HR	S	P	ERA	WHIP

Milwaukee Brewers @ California Angels

Anaheim Stadium, Anaheim, CA

Fri Sep 02 1983, 10:05 PM EDT

Att. 25,094 - Unknown

livebaseballscorecards.com

AB	35
R	6
H	14
RBI	6
BB	3
SO	3
LOB	19

WP: 0 PA: 41
PB: 0
SB: 0
CS: 0

Milwaukee Brewers @ California Angels

Anaheim Stadium, Anaheim, CA

Sat Sep 03 1983, 10:05 PM EDT

Att. 34,312 - Unknown

TOP

livebaseballscorecards.com

Batter	1	2	3	4	5	6	7	8	9	AB	R	H	RBI	BB	SO	LOB
Paul Molitor, R (1, 5) OBP: 0.354, SLG: 0.450	5-3		F8		K 1-2			6-3	1-3	5	0	0	0	0	1	3
Jim Gantner, L (1, 4) OBP: 0.348, SLG: 0.435	1B			E8 F9 1B		F8		F7		4	1	2	0	0	0	0
Robin Yount, R (1, 6) OBP: 0.382, SLG: 0.498	F9			F9 2-3		F7		4-3		4	0	0	0	0	0	2
Cecil Cooper, L (1, 3) OBP: 0.337, SLG: 0.522	F7			BB 1B FC3-2-4-6 3-H		2B			1B WP	4	2	3	1	0	0	1
Ted Simmons, S (1, 2) OBP: 0.362, SLG: 0.446		F8		BB FC3-2-4-6 1-2		IBB			1B WP 1B 1-3	3	1	2	0	1	0	0
Ben Oglivie, L (1, 7) OBP: 0.365, SLG: 0.429		G4-6-3 1B		BB FC3-2-4-6 1-2 2-3		1-3			SH1-4 1B 1-3 3-H	3	0	2	0	1	0	2
Roy Howell, L (1, 10) OBP: 0.326, SLG: 0.410 Ed Romero, R (9, PH) OBP: 0.333, SLG: 0.380		G4-6-3 1-2f		FC3-2-4-6 1-2 2-H 3-H			3-1		SH1-4 1-2 3-H	3 1	0 0	0 1	1 1	0 0	0 0	3 0
Rick Manning, L (1, 8) OBP: 0.287, SLG: 0.308			4-3		5-3		F7		SH1-4 1-2 2-3	3	0	0	0	0	0	0
Charlie Moore, R (1, 9) OBP: 0.347, SLG: 0.360			K		CS 1B		5-3		6-3	4	0	1	0	0	1	2

	AB	34
	R	4
	H	11
	RBI	3
	BB	2
	SO	2
	LOB	13

Inning Stats										
	R: 0 E: 0 K: 0 S: 4	H: 1 LOB: 1 BB: 0 P: 4	R: 0 E: 0 K: 0 S: 3	H: 1 LOB: 0 BB: 0 P: 3	R: 0 E: 0 K: 1 S: 5	H: 0 LOB: 0 BB: 0 P: 5	R: 2 E: 1 K: 0 S: 5	H: 3 LOB: 1 BB: 1 P: 9	R: 0 E: 0 K: 1 S: 5	H: 1 LOB: 0 BB: 0 P: 5
	R: 0 E: 0 K: 0 S: 4	H: 1 LOB: 2 BB: 1 P: 8	R: 0 E: 0 K: 0 S: 3	H: 0 LOB: 0 BB: 0 P: 3	R: 0 E: 0 K: 0 S: 3	H: 0 LOB: 0 BB: 0 P: 3	R: 2 E: 0 K: 0 S: 7	H: 4 LOB: 2 BB: 0 P: 7	1B: 10 2B: 2 3B: 0 HR: 0	SF: 0 SAC: 1 DP: 2 HBP: 0
	WP: 1 PB: 0 SB: 0 CS: 1	PA: 37								

PITCHER		IP	WLS	BF	H	R	ER	SO	BB	IBB	HBP	BLK	WP	HR	S	P	ERA	WHIP
Mike Witt, R ERA: 4.74	(1, 1)	8.0	L	32	9	4	4	2	1	1	0	0	0	0	34	42	4.50	1.250
Andy Hassler, L ERA: 4.93	(9, 1)	0.0		1	1	0	0	0	0	0	0	0	1	0	1	1	∞	∞
Luis Sanchez, R ERA: 3.46	(9, 1)	1.0		4	1	0	0	0	0	0	0	0	0	0	4	4	0.00	1.000

PITCHER	IP	WLS	BF	H	R	ER	SO	BB	IBB	HBP	BLK	WP	HR	S	P	ERA	WHIP

BOTTOM

Milwaukee Brewers @ California Angels

Anaheim Stadium, Anaheim, CA

Sat Sep 03 1983, 10:05 PM EDT

Att. 34,312 - Unknown

Batter	1	2	3	4	5	6	7	8	9	AB	R	H	RBI	BB	SO	LOB
Rick Burleson, R (1, 6) OBP: 0.355, SLG: 0.357	L5			F9		2B 1B		FC6-4 1-2f		4	1	1	0	0	0	1
Ricky Adams, R (9, 6) OBP: 0.272, SLG: 0.271										0	0	0	0	0	0	0
Ellis Valentine, R (1, 9) OBP: 0.285, SLG: 0.416	F8			1B		1-H 2B		F5		4	0	2	1	0	0	1
Juan Beniquez, R (1, 7) OBP: 0.337, SLG: 0.368	1-3			F2		BBB 4-0 G6-4-3 BB			1B SF9 1B	3	1	1	0	1	0	1
Doug DeCinces, R (1, 5) OBP: 0.341, SLG: 0.536		F3		F8		G6-4-3 1-2f			SSS K	4	0	0	0	0	1	4
Ron Jackson, R (1, 3) OBP: 0.318, SLG: 0.373		F4			4-3		F4		1-3 1B	4	0	1	0	0	0	0
Fred Lynn, L (1, 8) OBP: 0.349, SLG: 0.469		4-3			F7		F7		SF9 3-H	3	0	0	1	0	0	0
Bob Boone, R (1, 2) OBP: 0.290, SLG: 0.355			SSS K		F8		6-3		L6	4	0	0	0	0	1	1
Bobby Clark, R (1, 10) OBP: 0.259, SLG: 0.365			F9			HR		F6		3	1	1	1	0	0	0
Steve Lubratich, R (1, 4) OBP: 0.259, SLG: 0.312			4-3			F7		FC6-4 1B		3	0	1	0	0	0	0
Inning Stats	R: 0 H: 0 E: 0 LOB: 0 K: 0 BB: 0 S: 3 P: 3	R: 0 H: 0 E: 0 LOB: 0 K: 0 BB: 0 S: 3 P: 3	R: 0 H: 0 E: 0 LOB: 0 K: 1 BB: 0 S: 5 P: 5	R: 0 H: 1 E: 0 LOB: 1 K: 0 BB: 0 S: 4 P: 4	R: 0 H: 0 E: 0 LOB: 0 K: 0 BB: 0 S: 3 P: 3	R: 2 H: 3 E: 0 LOB: 1 K: 0 BB: 1 S: 5 P: 9	R: 0 H: 0 E: 0 LOB: 0 K: 0 BB: 0 S: 3 P: 3	R: 0 H: 1 E: 0 LOB: 1 K: 0 BB: 0 S: 4 P: 4	R: 1 H: 2 E: 0 LOB: 1 K: 1 BB: 0 S: 7 P: 7	1B: 5 SF: 1 2B: 1 SAC: 0 3B: 0 DP: 1 HR: 1 HBP: 0						

livebaseballscorecards.com

	AB	32
	R	3
	H	7
	RBI	3
	BB	1
	SO	2
	LOB	8

PITCHER		IP	WLS	BF	H	R	ER	SO	BB	IBB	HBP	BLK	WP	HR	S	P	ERA	WHIP
Mike Caldwell, L ERA: 4.43	(1, 1)	8.0	W	29	5	2	2	1	1	0	0	0	0	1	30	34	2.25	0.750
Pete Ladd, R ERA: 2.67	(9, 1)	1.0	S	5	2	1	1	1	0	0	0	0	0	0	7	7	9.00	2.000

PITCHER	IP	WLS	BF	H	R	ER	SO	BB	IBB	HBP	BLK	WP	HR	S	P	ERA	WHIP

Milwaukee Brewers @ California Angels

Anaheim Stadium, Anaheim, CA

Sun Sep 04 1983, 6:33 AM EDT

Att. 23,970 - Unknown

TOP

livebaseballscorecards.com

Batter	1	2	3	4	5	6	7	8	9	AB	R	H	RBI	BB	SO	LOB
Paul Molitor, R (1, 5) OBP: 0.354, SLG: 0.453	CS 2B		FC6-4 1B		F9		SF8 1-2 3-H		F9	4	0	2	1	0	0	1
Charlie Moore, R (1, 9) OBP: 0.349, SLG: 0.363	6-3 2-3		FC6-4 FC6-4 1-2f		FC1-4 1B		G6-3 2-3 1B		BB BB PB 1-3 1B	5	1	3	0	0	0	2
Robin Yount, R (1, 6) OBP: 0.383, SLG: 0.495	BB		FC6-4 1-2f		FC1-4 1-2f		G6-3 1-2f		PB BB 1-2 BB	3	0	0	0	2	0	4
Cecil Cooper, L (1, 3) OBP: 0.338, SLG: 0.520	G3		4-3		G3			FC5-4 1B	PB 1-2 2-3 3-H BB	4	0	1	1	1	0	3
Ted Simmons, S (1, 10) OBP: 0.361, SLG: 0.446		1B 2B		K		K		F8	F8 1-2 2-3 3-H	5	0	1	0	0	2	3
Ed Romero, R (1, 7) OBP: 0.331, SLG: 0.376		6-3		1B 1B		6-3		FC5-4 1-2f		4	0	1	0	0	0	2
Rick Manning, L (1, 8) OBP: 0.288, SLG: 0.308		L5		FC6-4 1-2 1B		1-3		F9		3	0	1	0	0	0	1
Randy Ready, R (8, PH)										1	0	0	0	0	0	1
Marshall Edwards, L (8, 8) OBP: 0.297, SLG: 0.333										0	0	0	0	0	0	0
Ned Yost, R (1, 2) OBP: 0.268, SLG: 0.401		FC6-4 2-3 1B		F4			E SF8 BB		1B BB 1B	3	2	2	0	1	0	2
Jim Gantner, L (1, 4) OBP: 0.346, SLG: 0.431		FC6-4 1-2f		FC6-4 1-2f			E3 1B SF8 1-3		L6	4	0	0	0	0	0	6
Inning Stats	R: 0 H: 1 E: 0 LOB: 1 K: 0 BB: 1 S: 3 P: 7	R: 0 H: 2 E: 0 LOB: 2 K: 0 BB: 0 S: 5 P: 5	R: 0 H: 1 E: 0 LOB: 1 K: 0 BB: 0 S: 4 P: 4	R: 0 H: 2 E: 0 LOB: 2 K: 1 BB: 0 S: 7 P: 7	R: 0 H: 1 E: 0 LOB: 1 K: 0 BB: 0 S: 4 P: 4	R: 0 H: 0 E: 0 LOB: 0 K: 1 BB: 0 S: 5 P: 5	R: 1 H: 1 E: 1 LOB: 1 K: 0 BB: 1 S: 4 P: 8	R: 0 H: 1 E: 0 LOB: 1 K: 0 BB: 0 S: 4 P: 4	R: 2 H: 2 E: 0 LOB: 2 K: 0 BB: 2 S: 5 P: 13	1B: 9 SF: 1 2B: 2 SAC: 0 3B: 0 DP: 1 HR: 0 HBP: 0						

	AB	36
	R	3
	H	11
	RBI	2
	BB	4
	SO	2
	LOB	25

WP: 0 PA: 41
PB: 1
SB: 0
CS: 1

PITCHER		IP	WLS	BF	H	R	ER	SO	BB	IBB	HBP	BLK	WP	HR	S	P	ERA	WHIP
Tommy John, L ERA: 4.42	(1, 1)	8.2	W	39	11	3	1	2	3	0	0	0	0	0	40	52	1.04	1.615
Luis Sanchez, R ERA: 3.45	(9, 1)	0.1	S	2	0	0	0	0	1	0	0	0	0	0	1	5	0.00	3.000

PITCHER	IP	WLS	BF	H	R	ER	SO	BB	IBB	HBP	BLK	WP	HR	S	P	ERA	WHIP

Milwaukee Brewers @ California Angels

Anaheim Stadium, Anaheim, CA

Sun Sep 04 1983, 6:33 AM EDT

Att. 23,970 - Unknown

livebaseballscorecards.com

BOTTOM

Batter	1	2	3	4	5	6	7	8	9	AB	R	H	RBI	BB	SO	LOB
Rob Wilfong, L (1, 4) OBP: 0.292, SLG: 0.345	F8			K		HR 2B	G3 1B			4	1	2	0	0	1	0
Daryl Sconiers, L (1, 3) OBP: 0.307, SLG: 0.449	F8			L3		K	G3			4	0	0	1	0	1	2
Juan Beniquez, R (1, 7) OBP: 0.336, SLG: 0.364	F9			F9		HR HBP	5-3			3	1	0	0	0	0	1
Doug DeCinces, R (1, 5) OBP: 0.339, SLG: 0.542		F8			K	HR		F9		4	1	1	3	0	1	0
Fred Lynn, L (1, 8) OBP: 0.350, SLG: 0.469		F7			BB 1B	FC6 1B		F7		4	0	2	0	0	0	0
Reggie Jackson, L (1, 10) OBP: 0.300, SLG: 0.354		4-3			BB	FC6		BB		2	0	0	0	2	0	1
Ellis Valentine, R (1, 9) OBP: 0.289, SLG: 0.421			K SH1-3 1B		F3	E 2B		K		4	1	2	0	0	1	3
Ricky Adams, R (1, 6) OBP: 0.277, SLG: 0.276			SH1-3		F8	E3 1B SH1-3 G3 1B				2	1	1	0	0	0	2
Mike O'Berry, R (1, 2) OBP: 0.192, SLG: 0.180			K			F6	SH1-3			2	0	0	0	0	1	1
Inning Stats	R: 0 E: 0 K: 0 S: 3 H: 0 LOB: 0 BB: 0 P: 3	R: 0 E: 0 K: 0 S: 3 H: 0 LOB: 0 BB: 0 P: 3	R: 0 E: 0 K: 1 S: 5 H: 1 LOB: 0 BB: 0 P: 5	R: 0 E: 0 K: 1 S: 5 H: 0 LOB: 0 BB: 0 P: 5	R: 0 E: 0 K: 1 S: 6 H: 1 LOB: 2 BB: 1 P: 10	R: 3 E: 0 K: 1 S: 8 H: 3 LOB: 1 BB: 0 P: 9	R: 2 E: 1 K: 0 S: 6 H: 3 LOB: 1 BB: 0 P: 6	R: 0 E: 0 K: 1 S: 5 H: 0 LOB: 1 BB: 1 P: 9		1B: 5 2B: 2 3B: 0 HR: 1	SF: 0 SAC: 2 DP: 0 HBP: 1						

	AB	29
	R	5
	H	8
	RBI	4
	BB	2
	SO	5
	LOB	10

WP: 0 PB: 0 SB: 0 CS: 0 PA: 34

PITCHER		IP	WLS	BF	H	R	ER	SO	BB	IBB	HBP	BLK	WP	HR	S	P	ERA	WHIP
Don Sutton, R ERA: 4.16	(1, 1)	7.0	L	30	8	5	5	4	1	0	1	0	0	1	36	41	6.43	1.286
Jerry Augustine, L ERA: 5.52	(8, 1)	1.0		4	0	0	0	1	1	0	0	0	0	0	5	9	0.00	1.000

PITCHER	IP	WLS	BF	H	R	ER	SO	BB	IBB	HBP	BLK	WP	HR	S	P	ERA	WHIP

Batter	1	2	3	4	5	6	7	8	9	AB	R	H	RBI	BB	SO	LOB
Rick Burleson, R (1, 6) OBP: 0.344, SLG: 0.345	4-3		K			4-3		6-3		4	0	0	0	0	1	0
Rob Wilfong, L (1, 4) OBP: 0.306, SLG: 0.353	1B		G4-3 1B			BB 1B BB		F7		3	0	2	0	1	0	0
Daryl Sconiers, L (1, 3) OBP: 0.307, SLG: 0.446	F8		G4-3 1-2f			BB 1-2 1B		1-3		4	0	1	0	0	0	2
Doug DeCinces, R (1, 10) OBP: 0.338, SLG: 0.537	1-3			F4		BB 1-2 2-3			F8	3	0	0	0	1	0	1
Fred Lynn, L (1, 8) OBP: 0.347, SLG: 0.465		1-3		F8		F7			F7	4	0	0	0	0	0	3
Ron Jackson, R (1, 7) OBP: 0.317, SLG: 0.372		1B 1B		F4		1-3			F9	4	0	1	0	0	0	3
Ellis Valentine, R (1, 9) OBP: 0.285, SLG: 0.416		F8			5-3		K			3	0	0	0	0	1	1
Bob Boone, R (1, 2) OBP: 0.291, SLG: 0.355		FC6-4 1-2 1B			K		F7			3	0	1	0	0	1	0
Steve Lubratich, R (1, 5) OBP: 0.252, SLG: 0.304		FC6-4 1-2f			F8		5-3			3	0	0	0	0	0	2
Inning Stats	R: 0 E: 0 K: 0 S: 4 H: 1 LOB: 1 BB: 0 P: 4	R: 0 E: 0 K: 0 S: 5 H: 2 LOB: 2 BB: 0 P: 5	R: 0 E: 0 K: 1 S: 5 H: 1 LOB: 0 BB: 0 P: 5	R: 0 E: 0 K: 0 S: 3 H: 0 LOB: 0 BB: 0 P: 3	R: 0 E: 0 K: 1 S: 5 H: 0 LOB: 0 BB: 0 P: 5	R: 0 E: 0 K: 0 S: 4 H: 1 LOB: 3 BB: 2 P: 12	R: 0 E: 0 K: 1 S: 5 H: 0 LOB: 0 BB: 0 P: 5	R: 0 E: 0 K: 0 S: 3 H: 0 LOB: 0 BB: 0 P: 3	R: 0 E: 0 K: 0 S: 3 H: 0 LOB: 0 BB: 0 P: 3	1B: 5 2B: 0 3B: 0 HR: 0 SF: 0 SAC: 0 DP: 1 HBP: 0						

PITCHER	IP	WLS	BF	H	R	ER	SO	BB	IBB	HBP	BLK	WP	HR	S	P	ERA	WHIP
Jim Gott, R (1, 1) ERA: 4.61	9.0	W	33	5	0	0	3	2	0	0	0	0	0	37	45	0.00	0.778

PITCHER	IP	WLS	BF	H	R	ER	SO	BB	IBB	HBP	BLK	WP	HR	S	P	ERA	WHIP

TOP

California Angels @ Toronto Blue Jays

Exhibition Stadium, Toronto, ON

Mon Sep 05 1983, 7:05 PM EDT

Att. 24,741 - Unknown

livebaseballscorecards.com

AB	31
R	0
H	5
RBI	0
BB	2
SO	3
LOB	12

PA: 33

WP: 0 PB: 0 SB: 0 CS: 0

BOTTOM

California Angels @ Toronto Blue Jays

Exhibition Stadium, Toronto, ON

Mon Sep 05 1983, 7:05 PM EDT

Att. 24,741 - Unknown

livebaseballscorecards.com

Batter	1	2	3	4	5	6	7	8	9	AB	R	H	RBI	BB	SO	LOB
Damaso Garcia, R (1, 4) OBP: 0.330, SLG: 0.391	4-3	HR 1-H		4-3	1B 1-2 2-H 3-H			F9		5	1	2	4	0	0	0
Lloyd Moseby, L (1, 8) OBP: 0.379, SLG: 0.524	1B 1B 1B	K		1B	K			G3		4	1	2	0	0	2	2
Mitch Webster, S (6, 8)										1	0	0	0	0	0	0
Jesse Barfield, R (1, 9) OBP: 0.289, SLG: 0.507	1B 1-2 1B	1B		4-3		K		4-3		5	0	2	0	0	1	1
Cliff Johnson, R (1, 10) OBP: 0.376, SLG: 0.499	F7	K			1B E 1B BB	FC6-4 1B				3	1	1	0	1	1	3
George Bell, R (1, 7) OBP: 0.305, SLG: 0.423	1-2 2-H 1B		F8		F9	FC6-4 1-2f				4	0	1	1	0	0	2
Garth Iorg, R (1, 5) OBP: 0.299, SLG: 0.383	G3		1-3		K 1-2	F9				4	0	0	0	0	1	4
Willie Upshaw, L (1, 3) OBP: 0.367, SLG: 0.500		1B FC4-6 1B	FC5-4 1B		BB 1B 1B 2-3 1B		4-3			4	2	3	0	0	0	0
Buck Martinez, R (1, 2) OBP: 0.338, SLG: 0.455		FC4-6 1-3 1B	FC5-4 1-2f		BB 1B 1-2 3-H 1B		K			4	1	2	1	0	1	1
Alfredo Griffin, S (1, 6) OBP: 0.287, SLG: 0.357		FC4-6 HR 1-2f 3-H		5-3	1B 1-2 2-3 BB		K			2	1	0	1	1	0	1
Tony Fernandez, S (6, 6)										1	0	0	0	0	1	0
Inning Stats	R: 1 E: 0 K: 0 S: 6 H: 3 LOB: 2 BB: 0 P: 6	R: 3 E: 0 K: 2 S: 11 H: 4 LOB: 1 BB: 0 P: 11	R: 0 E: 0 K: 0 S: 4 H: 1 LOB: 1 BB: 0 P: 4	R: 0 E: 0 K: 0 S: 4 H: 1 LOB: 1 BB: 0 P: 4	R: 3 E: 1 K: 2 S: 10 H: 3 LOB: 2 BB: 2 P: 18	R: 0 E: 0 K: 1 S: 6 H: 1 LOB: 1 BB: 0 P: 6	R: 0 E: 0 K: 2 S: 7 H: 0 LOB: 0 BB: 0 P: 7	R: 0 E: 0 K: 0 S: 3 H: 0 LOB: 0 BB: 0 P: 3		1B: 12 2B: 0 3B: 0 HR: 1	SF: 0 SAC: 0 DP: 0 HBP: 0						

	AB	37
	R	7
	H	13
	RBI	7
	BB	2
	SO	7
	LOB	14

	WP: 0	PA: 39
	PB: 0	
	SB: 0	
	CS: 0	

PITCHER		IP	WLS	BF	H	R	ER	SO	BB	IBB	HBP	BLK	WP	HR	S	P	ERA	WHIP
Geoff Zahn, L ERA: 3.64	(1, 1)	4.2	L	25	10	6	6	3	1	0	0	0	0	1	30	34	11.57	2.357
Byron McLaughlin, R ERA: 5.77	(5, 1)	3.1		14	3	1	1	4	1	0	0	0	0	0	21	25	2.70	1.200

PITCHER	IP	WLS	BF	H	R	ER	SO	BB	IBB	HBP	BLK	WP	HR	S	P	ERA	WHIP

Batter	1	2	3	4	5	6	7	8	9	AB	R	H	RBI	BB	SO	LOB
Brian Downing, R (1, 7) OBP: 0.364, SLG: 0.428	F8		1-3			4-3		F9		4	0	0	0	0	0	1
Rod Carew, L (1, 10) OBP: 0.416, SLG: 0.429	F9			G3		1B		E9 WP 1-H 1B	1B	4	1	2	0	0	0	0
Daryl Sconiers, L (1, 3) OBP: 0.303, SLG: 0.441	G3			K		F7		K		3	0	0	0	0	1	1
Ron Jackson, R (8, PH) OBP: 0.316, SLG: 0.370 (8, 3)										1	0	0	0	0	1	1
Doug DeCinces, R (1, 5) OBP: 0.340, SLG: 0.545		F9		HR		1-3		1B 2-3 BB		3	1	1	1	1	0	1
Fred Lynn, L (1, 8) OBP: 0.350, SLG: 0.477		2B		HR			4-3	1-3 3-H 1B		4	1	3	2	0	0	0
Bob Boone, R (1, 2) OBP: 0.288, SLG: 0.351		5-3		F8			L6	F8		4	0	0	0	0	0	3
Ellis Valentine, R (1, 9) OBP: 0.285, SLG: 0.411		F9			F7		BB		K	3	0	0	0	1	1	1
Rob Wilfong, L (1, 4) OBP: 0.297, SLG: 0.342			4-3		G3		F7		F7	4	0	0	0	0	0	1
Ricky Adams, R (1, 6) OBP: 0.271, SLG: 0.270			F8		F7			1B E 1B	4-3	2	0	0	0	0	0	0
Rick Burleson, R (8, PH) OBP: 0.349, SLG: 0.350										1	1	1	0	0	0	0
Steve Lubratich, R (8, 6) OBP: 0.252, SLG: 0.304										0	0	0	0	0	0	0
Reggie Jackson, L (9, PH) OBP: 0.300, SLG: 0.353										1	0	0	0	0	0	0
Inning Stats	R: 0 E: 0 K: 0 S: 3 H: 0 LOB: 0 BB: 0 P: 3	R: 0 E: 0 K: 0 S: 4 H: 1 LOB: 1 BB: 0 P: 4	R: 0 E: 0 K: 0 S: 3 H: 0 LOB: 0 BB: 0 P: 3	R: 2 E: 0 K: 1 S: 7 H: 2 LOB: 0 BB: 0 P: 7	R: 0 E: 0 K: 0 S: 3 H: 0 LOB: 0 BB: 0 P: 3	R: 0 E: 0 K: 0 S: 4 H: 1 LOB: 1 BB: 0 P: 4	R: 0 E: 0 K: 0 S: 3 H: 0 LOB: 1 BB: 1 P: 7	R: 2 E: 1 K: 1 S: 8 H: 3 LOB: 2 BB: 1 P: 12	R: 0 E: 0 K: 1 S: 5 H: 0 LOB: 0 BB: 0 P: 5	1B: 4 2B: 1 3B: 0 HR: 2 SF: 0 SAC: 0 DP: 0 HBP: 0						

TOP

California Angels @ Toronto Blue Jays

Exhibition Stadium, Toronto, ON

Tue Sep 06 1983, 7:05 PM EDT

Att. 19,176 - Unknown

livebaseballscorecards.com

AB	34
R	4
H	7
RBI	3
BB	2
SO	3
LOB	9

WP: 1 PB: 0 SB: 0 CS: 0 PA: 36

PITCHER		IP	WLS	BF	H	R	ER	SO	BB	IBB	HBP	BLK	WP	HR	S	P	ERA	WHIP
Doyle Alexander, R ERA: 5.06	(1, 1)	7.1	W	29	6	4	4	1	1	0	0	0	0	2	30	34	4.91	0.955
Dave Geisel, L ERA: 4.14	(8, 1)	0.1		3	1	0	0	1	1	0	0	0	1	0	4	8	0.00	6.000
Jim Acker, R ERA: 4.24	(8, 1)	1.1	S	4	0	0	0	1	0	0	0	0	0	0	6	6	0.00	0.000

PITCHER		IP	WLS	BF	H	R	ER	SO	BB	IBB	HBP	BLK	WP	HR	S	P	ERA	WHIP

BOTTOM

California Angels @ Toronto Blue Jays

Exhibition Stadium, Toronto, ON

Tue Sep 06 1983, 7:05 PM EDT

Att. 19,176 - Unknown

Batter	1	2	3	4	5	6	7	8	9	AB	R	H	RBI	BB	SO	LOB
Damaso Garcia, R (1, 4) OBP: 0.331, SLG: 0.393	WP 1B 2B	K			FC6-4 1B	3-1 1-2 2-3		5-3		5	1	2	0	0	1	2
Lloyd Moseby, L (1, 8) OBP: 0.377, SLG: 0.520	K		4-3		FC6-4 BB 1-2f 2B	FC6-4 IBB		K		4	1	0	0	1	2	2
Jesse Barfield, R (1, 9) OBP: 0.292, SLG: 0.505	BB 2-H 3B 1B		F8		2B BB 1-2	FC6-4 1-2f				3	2	1	1	1	0	3
Cliff Johnson, R (1, 10) OBP: 0.377, SLG: 0.500	1-2 3B BB		4-3		1-H 2-H 2B		1-3			3	1	1	2	1	0	0
George Bell, R (1, 7) OBP: 0.337, SLG: 0.469	1-H 2-H 3B			E S SF7 1B	IBB		BB 1B			3	1	3	2	1	0	0
Garth Iorg, R (1, 5) OBP: 0.297, SLG: 0.382 Rance Mulliniks, L (5, PH) OBP: 0.378, SLG: 0.470 (6, 5)	F9			SF7 1-H	F8		F9			1 2	0 0	0 0	1 0	0 0	0 0	1 3
Willie Upshaw, L (1, 3) OBP: 0.368, SLG: 0.499	G3			4-3		3-1 FC 1B	1-2 BB			3	0	1	0	1	0	1
Buck Martinez, R (1, 2) OBP: 0.332, SLG: 0.446		F7		5-3		F8	4-3			4	0	0	0	0	0	3
Alfredo Griffin, S (1, 6) OBP: 0.285, SLG: 0.354		4-3			5-3	FC 3-1 1-2		F7		4	0	0	0	0	0	1
Inning Stats	R: 3 E: 0 K: 1 S: 8 H: 3 LOB: 1 BB: 1 P: 12	R: 0 E: 0 K: 1 S: 5 H: 0 LOB: 0 BB: 0 P: 5	R: 0 E: 0 K: 0 S: 3 H: 0 LOB: 0 BB: 0 P: 3	R: 1 E: 0 K: 0 S: 4 H: 1 LOB: 0 BB: 0 P: 4	R: 2 E: 0 K: 0 S: 5 H: 2 LOB: 2 BB: 2 P: 13	R: 0 E: 0 K: 0 S: 5 H: 1 LOB: 3 BB: 1 P: 9	R: 0 E: 0 K: 0 S: 4 H: 1 LOB: 2 BB: 1 P: 8	R: 0 E: 0 K: 1 S: 5 H: 0 LOB: 0 BB: 0 P: 5		1B: 5 2B: 2 3B: 1 HR: 0	SF: 1 SAC: 0 DP: 0 HBP: 0					

livebaseballscorecards.com

	AB	32
	R	6
	H	8
	RBI	6
	BB	5
	SO	3
	LOB	16

WP: 1 PB: 0 SB: 1 CS: 0 PA: 38

PITCHER		IP	WLS	BF	H	R	ER	SO	BB	IBB	HBP	BLK	WP	HR	S	P	ERA	WHIP
John Curtis, L ERA: 4.29	(1, 1)	4.2	L	23	6	6	5	2	2	1	0	0	1	0	24	36	9.64	1.714
Steve Brown, R ERA: 5.4	(5, 1)	2.1		12	2	0	0	0	1	1	0	0	0	0	10	18	0.00	1.286
Rick Steirer, R ERA: 4.22	(8, 1)	1.0		3	0	0	0	1	0	0	0	0	0	0	5	5	0.00	0.000

PITCHER	IP	WLS	BF	H	R	ER	SO	BB	IBB	HBP	BLK	WP	HR	S	P	ERA	WHIP

California Angels @ Toronto Blue Jays

Exhibition Stadium, Toronto, ON

Wed Sep 07 1983, 7:05 PM EDT

Att. 22,639 - Unknown

TOP

livebaseballscorecards.com

Batter	1	2	3	4	5	6	7	8	9	AB	R	H	RBI	BB	SO	LOB
Rod Carew, L (1, 3) (9, 4) OBP: 0.418, SLG: 0.429	1-3		1B BB		6-3 SH5-3 1B 1-2	K			E BB 1-2 2-3	3	1	1	0	2	1	2
Rob Wilfong, L (1, 4) OBP: 0.305, SLG: 0.350	HR 1B		1-2 1B		SH5-3 1-2 2-3		K		E8 PB 2B 1-H 2-H 3-H	3	1	2	0	0	1	0
Tim Foli, R (9, PH) OBP: 0.263, SLG: 0.300										0	0	0	0	0	0	0
Daryl Sconiers, L (9, PH) (9, 3) OBP: 0.306, SLG: 0.447										1	1	1	3	0	0	0
Ellis Valentine, R (1, 9) OBP: 0.286, SLG: 0.424	1-H HR		F9		6-3 2-3 3-H		K		1B PB FC3-4 BB	2	1	1	2	0	0	2
Ron Jackson, R (3, 7) OBP: 0.316, SLG: 0.368										2	1	0	1	1	1	1
Doug DeCinces, R (1, 5) OBP: 0.335, SLG: 0.536	1-3		K		6-3		F9		1-2 3-H	5	0	0	0	0	2	4
Fred Lynn, L (1, 8) OBP: 0.349, SLG: 0.473	3-1		F2			K	K	K	FC3-4 1B 2-3	5	0	1	0	0	2	2
Reggie Jackson, L (1, 10) OBP: 0.296, SLG: 0.348		F5		K		K	K	K	FC3-4 1-2f 3-H	5	0	0	1	0	3	1
Bob Boone, R (1, 2) OBP: 0.289, SLG: 0.352		BB 1B		K		1B 1B	F4	L5		5	1	2	0	0	1	1
Bobby Clark, R (1, 7) (3, 9) OBP: 0.269, SLG: 0.375		G1-6-3 BB 1-2		K		1B 1-2			BB E 2B	3	1	2	0	1	1	0
Ricky Adams, R (1, 6) OBP: 0.283, SLG: 0.283		G1-6-3 1-2f			SH5-3 1B 6-3	1B 1-2 2-H			BB E BB	3	1	2	1	0	0	2
Rick Burleson, R (9, PH) OBP: 0.354, SLG: 0.350										0	1	0	0	1	0	0
Steve Lubratich, R (9, 6) OBP: 0.252, SLG: 0.304										0	0	0	0	0	0	0

	AB	37
	R	9
	H	12
	RBI	8
	BB	5
	SO	12
	LOB	15

Inning Stats																												
	R: 2	H: 2	R: 0	H: 1	R: 0	H: 1	R: 0	H: 0	R: 1	H: 2	R: 1	H: 3	R: 0	H: 0	R: 0	H: 0	R: 5	H: 3	1B: 9	SF: 0	WP: 0	PA: 43
	E: 0	LOB: 0	E: 0	LOB: 1	E: 0	LOB: 2	E: 0	LOB: 1	E: 0	LOB: 1	E: 0	LOB: 2	E: 0	LOB: 0	E: 0	LOB: 0	E: 1	LOB: 1	2B: 2	SAC: 1	PB: 1	
	K: 0	BB: 0	K: 0	BB: 1	K: 1	BB: 1	K: 3	BB: 0	K: 0	BB: 0	K: 3	BB: 0	K: 2	BB: 0	K: 2	BB: 0	K: 1	BB: 3	3B: 0	DP: 1	SB: 0	
	S: 5	P: 5	S: 3	P: 7	S: 6	P: 10	S: 9	P: 9	S: 5	P: 5	S: 12	P: 12	S: 7	P: 7	S: 7	P: 7	S: 8	P: 20	HR: 1	HBP: 0	CS: 0	

PITCHER		IP	WLS	BF	H	R	ER	SO	BB	IBB	HBP	BLK	WP	HR	S	P	ERA	WHIP
Luis Leal, R ERA: 4.19	(1, 1)	7.0		31	9	4	4	9	2	0	0	0	0	1	47	55	5.14	1.571
Dave Geisel, L ERA: 4.59	(8, 1)	1.0	L	6	1	3	3	2	2	0	0	0	0	0	8	16	27.00	3.000
Jim Acker, R ERA: 4.32	(9, 1)	0.1		3	1	1	1	1	1	0	0	0	0	0	4	8	27.00	6.000
Stan Clarke, L ERA: 8.1	(9, 1)	0.2		3	1	1	0	0	0	0	0	0	0	0	3	3	0.00	1.500

PITCHER	IP	WLS	BF	H	R	ER	SO	BB	IBB	HBP	BLK	WP	HR	S	P	ERA	WHIP

Batter	1	2	3	4	5	6	7	8	9	AB	R	H	RBI	BB	SO	LOB
Dave Collins, S (1, 7) OBP: 0.339, SLG: 0.320	1B 1B	BBB S BB		5-3			SH2-4 1-2		BBB BB	2	1	1	0	2	0	0
Rance Mulliniks, L (1, 5) OBP: 0.378, SLG: 0.469	1B E 1-3 1B	F7 1-2			G3		3-1 1B IBB		SSS K	3	1	1	0	0	0	2
Garth Iorg, R (7, PH) OBP: 0.299, SLG: 0.381 (8, 5)										1	1	0	0	1	1	1
Lloyd Moseby, L (1, 8) OBP: 0.376, SLG: 0.516	E9 2B 1-H 3-H 1B	4-3			F6		3-1 1-2 2-3		F8	5	1	1	1	0	0	5
Willie Upshaw, L (1, 3) OBP: 0.368, SLG: 0.497	F7	H 1B HBP			F6		1B 2-H 3-H 1B		F3	4	0	1	2	0	0	2
Jorge Orta, L (1, 10) OBP: 0.301, SLG: 0.399	2B 3-H	F8				HR	1B 1-2			3	1	2	2	0	0	1
Cliff Johnson, R (7, PH) OBP: 0.379, SLG: 0.501										1	0	1	0	0	0	0
Ernie Whitt, L (1, 2) OBP: 0.348, SLG: 0.455	F5	G6-4-3 1-2 1B				G5-4-3 1B	4-3			4	0	2	0	0	0	3
Jesse Barfield, R (1, 9) OBP: 0.288, SLG: 0.498	F7	G6-4-3 1-2f				G5-4-3 1-2f		SSS K		4	0	0	0	0	1	4
Damaso Garcia, R (1, 4) OBP: 0.330, SLG: 0.392		E1 6-3 1B		F6		F2		1-3		4	0	1	0	0	0	0
Alfredo Griffin, S (1, 6) OBP: 0.284, SLG: 0.352		6-3 2-3		G3			BBB 3-1 SH2-4 1B BB	SSS K		3	1	0	0	1	1	1
Inning Stats	R: 3 E: 1 K: 0 S: 7 H: 4 LOB: 1 BB: 0 P: 7	R: 0 E: 1 K: 0 S: 4 H: 1 LOB: 2 BB: 1 P: 8	R: 0 E: 0 K: 0 S: 3 H: 1 LOB: 1 BB: 0 P: 4	R: 0 E: 0 K: 0 S: 3 H: 0 LOB: 0 BB: 0 P: 3	R: 0 E: 0 K: 0 S: 3 H: 0 LOB: 0 BB: 0 P: 3	R: 1 E: 0 K: 0 S: 4 H: 2 LOB: 0 BB: 0 P: 4	R: 2 E: 0 K: 0 S: 5 H: 2 LOB: 2 BB: 2 P: 13	R: 0 E: 0 K: 2 S: 7 H: 0 LOB: 0 BB: 0 P: 7	R: 0 E: 0 K: 1 S: 5 H: 0 LOB: 1 BB: 1 P: 9	1B: 8 2B: 1 3B: 0 HR: 1 SF: 0 SAC: 1 DP: 2 HBP: 1						

PITCHER		IP	WLS	BF	H	R	ER	SO	BB	IBB	HBP	BLK	WP	HR	S	P	ERA	WHIP
Ken Forsch, R ERA: 4.03	(1, 1)	6.0		27	8	5	5	0	2	0	1	0	0	1	24	33	7.50	1.667
Andy Hassler, L ERA: 5.09	(7, 1)	0.2		4	1	1	1	0	0	1	0	0	0	0	3	7	13.50	1.500
Luis Sanchez, R ERA: 3.36	(7, 1)	2.1	W	9	1	0	0	3	1	0	0	0	0	0	14	18	0.00	0.857

PITCHER	IP	WLS	BF	H	R	ER	SO	BB	IBB	HBP	BLK	WP	HR	S	P	ERA	WHIP

BOTTOM

California Angels @ Toronto Blue Jays

Exhibition Stadium, Toronto, ON

Wed Sep 07 1983, 7:05 PM EDT

Att. 22,639 - Unknown

livebaseballscorecards.com

AB	34
R	6
H	10
RBI	5
BB	4
SO	3
LOB	19

1B: 8 SF: 0
2B: 1 SAC: 1
3B: 0 DP: 2
HR: 1 HBP: 1

WP: 0 PA: 40
PB: 0
SB: 1
CS: 0

Batter	1	2	3	4	5	6	7	8	9	AB	R	H	RBI	BB	SO	LOB
Gary Pettis, S (1, 9)	G3		K		L5-3 BB			2B BB	G3	3	1	0	0	2	1	0
Rod Carew, L (1, 3) OBP: 0.421, SLG: 0.433	S BB		1-3 1B BB		L5-3 1-2			1-H 2B 2B	DI 1B	3	2	2	1	2	0	1
Daryl Sconiers, L (1, 10) OBP: 0.302, SLG: 0.442	F7 1-2		1-3 1-2		F7			6-3	K 1-2	3	0	0	0	0	0	2
Ron Jackson, R (8, PH) OBP: 0.314, SLG: 0.365										2	0	0	0	0	1	2
Doug DeCinces, R (1, 5) OBP: 0.337, SLG: 0.538	4-3		1B 2-H 1B			F9		2B 2-H 2B		4	1	2	2	0	0	1
Fred Lynn, L (1, 8) OBP: 0.352, SLG: 0.483		3B	1-2 1B			F8		2B 2-H 2B		4	1	3	1	0	0	0
Bob Boone, R (1, 2) OBP: 0.288, SLG: 0.350		K2-3	K			4-3		2B		2	0	0	0	0	2	3
Jerry Narron, L (6, PH)										1	0	0	0	0	0	0
(6, 2)																
Brian Downing, R (8, PH) OBP: 0.365, SLG: 0.433										1	0	1	1	0	0	0
Mike O'Berry, R (8, 2) OBP: 0.192, SLG: 0.180								2-H 2B		0	0	0	0	0	0	0
Bobby Clark, R (1, 7) OBP: 0.269, SLG: 0.369		BB		L3			F9	1-3		3	0	0	0	1	0	1
Rob Wilfong, L (1, 4) OBP: 0.296, SLG: 0.339		F7		4-3			4-3	6-3		4	0	0	0	0	0	3
Steve Lubratich, R (8, 4) OBP: 0.252, SLG: 0.304										0	0	0	0	0	0	0
Rick Burleson, R (1, 6) OBP: 0.348, SLG: 0.345		G3		F8			L4		5-3	2	0	0	0	0	0	2
Dick Schofield, R (6, 6)										2	0	0	0	0	0	0
Inning Stats	R: 0 E: 0 K: 0 S: 3 H: 0 LOB: 1 BB: 1 P: 7	R: 0 E: 0 K: 1 S: 6 H: 1 LOB: 2 BB: 1 P: 10	R: 1 E: 0 K: 2 S: 9 H: 2 LOB: 2 BB: 1 P: 13	R: 0 E: 0 K: 0 S: 3 H: 0 LOB: 0 BB: 0 P: 3	R: 0 E: 0 K: 0 S: 2 H: 0 LOB: 0 BB: 1 P: 6	R: 0 E: 0 K: 0 S: 3 H: 0 LOB: 0 BB: 0 P: 3	R: 0 E: 0 K: 0 S: 3 H: 0 LOB: 0 BB: 0 P: 3	R: 4 E: 0 K: 0 S: 7 H: 4 LOB: 1 BB: 1 P: 11	R: 0 E: 0 K: 1 S: 6 H: 1 LOB: 1 BB: 0 P: 6	1B: 3 2B: 5 3B: 1 HR: 0	SF: 0 SAC: 0 DP: 1 HBP: 0						

PITCHER	IP	WLS	BF	H	R	ER	SO	BB	IBB	HBP	BLK	WP	HR	S	P	ERA	WHIP
Richard Dotson, R (1, 1) ERA: 3.69	7.0	W	29	4	3	3	3	5	0	0	0	0	0	30	50	3.86	1.286
Guy Hoffman, L (8, 1) ERA: 8.44	0.1		3	2	1	1	0	0	0	0	0	0	0	3	3	27.00	6.000
Dennis Lamp, R (8, 1) ERA: 3.68	1.2		7	2	1	1	1	0	0	0	0	0	0	9	9	5.40	1.200

PITCHER	IP	WLS	BF	H	R	ER	SO	BB	IBB	HBP	BLK	WP	HR	S	P	ERA	WHIP

TOP

California Angels @ Chicago White Sox

Comiskey Park, Chicago, IL

Thu Sep 08 1983, 8:05 PM EDT

Att. 34,006 - Unknown - 78 F

livebaseballscorecards.com

AB	34
R	5
H	8
RBI	5
BB	5
SO	4
LOB	15

WP: 0	PA: 39		
PB: 0			
SB: 1			
CS: 0			

BOTTOM

California Angels @ Chicago White Sox

Comiskey Park, Chicago, IL

Thu Sep 08 1983, 8:05 PM EDT

Att. 34,006 - Unknown - 78 F

livebaseballscorecards.com

Batter	1	2	3	4	5	6	7	8	9	AB	R	H	RBI	BB	SO	LOB
Rudy Law, L (1, 8) OBP: 0.340, SLG: 0.367	4-3	F6	F8			BBB 4-0 G5-4-3 1-2 BB		4-3		4	0	0	0	1	0	2
Carlton Fisk, R (1, 2) OBP: 0.357, SLG: 0.542	F7	HR 1B F2				G5-4-3 1-2f 2-3				4	1	1	0	0	0	4
Harold Baines, L (1, 9) OBP: 0.329, SLG: 0.418	BB 1B 2B	1-H HR	F8			3-1				4	2	2	2	0	0	1
Greg Luzinski, R (1, 10) OBP: 0.342, SLG: 0.486	BBBB 4-0 BB 1B BB	HR	L4				SSS K			3	2	1	1	1	1	0
Greg Walker, L (1, 3) OBP: 0.325, SLG: 0.431 Mike Squires, L (8, 3) OBP: 0.317, SLG: 0.264	BBBB 4-0 1B S 1-2 2-3 BB	BBBB 4-0 2B BB	4-3				3B			2 0	2 0	1 0	0 0	2 0	0 0	0 0
Ron Kittle, R (1, 7) OBP: 0.316, SLG: 0.521 Dave Stegman, R (8, 7) OBP: 0.298, SLG: 0.237	E S 1B 1-3 2-H 3-H	SSS K		SSS K			SSS K			4 0	0 0	1 0	2 0	0 0	3 0	2 0
Vance Law, R (1, 5) OBP: 0.314, SLG: 0.342 Aurelio Rodriguez, R (8, 5) OBP: 0.129, SLG: 0.118	6-3 1-3 3-H	1-H 1B 2B		SSS K			5-3			4 0	1 0	1 0	1 0	0 0	1 0	2 0
Scott Fletcher, R (1, 6) OBP: 0.341, SLG: 0.400		4-3	2-H 1B		F9			G3		4	0	1	1	0	0	0
Julio Cruz, S (1, 4) OBP: 0.305, SLG: 0.319		SSS K	E6			BBBB 4-0 G5-4-3 BB BB		6-3		3	0	0	0	1	1	1
Inning Stats	R: 3 E: 0 K: 0 S: 5 H: 2 LOB: 1 BB: 2 P: 13	R: 0 E: 0 K: 1 S: 5 H: 0 LOB: 0 BB: 0 P: 5	R: 5 E: 1 K: 1 S: 11 H: 5 LOB: 2 BB: 1 P: 15	R: 0 E: 0 K: 0 S: 3 H: 0 LOB: 0 BB: 0 P: 3	R: 0 E: 0 K: 2 S: 7 H: 0 LOB: 0 BB: 0 P: 7	R: 0 E: 0 K: 0 S: 2 H: 0 LOB: 1 BB: 2 P: 10	R: 0 E: 0 K: 2 S: 8 H: 1 LOB: 1 BB: 0 P: 8	R: 0 E: 0 K: 0 S: 3 H: 0 LOB: 0 BB: 0 P: 3		1B: 3 2B: 2 3B: 1 HR: 2	SF: 0 SAC: 0 DP: 1 HBP: 0			WP: 0 PB: 0 SB: 2 CS: 0	PA: 37	

	AB	32
	R	8
	H	8
	RBI	7
	BB	5
	SO	6
	LOB	12

PITCHER	IP	WLS	BF	H	R	ER	SO	BB	IBB	HBP	BLK	WP	HR	S	P	ERA	WHIP
Mike Witt, R (1, 1) ERA: 5.07	2.0	L	13	5	6	6	1	2	0	0	0	0	2	13	21	27.00	3.500
Steve Brown, R (3, 1) ERA: 5.49	3.0		15	2	2	2	3	3	0	0	0	0	0	18	30	6.00	1.667
Bob Lacey, L (6, 1) ERA:	2.0		6	1	0	0	2	0	0	0	0	0	0	10	10	0.00	0.500
Rick Steirer, R (8, 1) ERA: 4.14	1.0		3	0	0	0	0	0	0	0	0	0	0	3	3	0.00	0.000

PITCHER	IP	WLS	BF	H	R	ER	SO	BB	IBB	HBP	BLK	WP	HR	S	P	ERA	WHIP

Batter	1	2	3	4	5	6	7	8	9	AB	R	H	RBI	BB	SO	LOB
Gary Pettis, S (1, 8)	6-3			6-3			K		4-3	4	0	0	0	0	1	0
Rod Carew, L (1, 10) OBP: 0.418, SLG: 0.429	F7			K			K		4-3	4	0	0	0	0	2	0
Mike Brown, R (1, 7) OBP: 0.274, SLG: 0.404	F9			K			1B			3	0	1	0	0	1	0
Doug DeCinces, R (1, 5) OBP: 0.334, SLG: 0.533		K			F9		F3			3	0	0	0	0	1	1
Ricky Adams, R (7, 5) OBP: 0.283, SLG: 0.283										0	0	0	0	0	0	0
Ron Jackson, R (1, 3) OBP: 0.314, SLG: 0.363		F9			K			BB		2	0	0	0	1	1	0
Bobby Clark, R (1, 9) OBP: 0.265, SLG: 0.363		6-3			K			F9		3	0	0	0	0	1	1
Dick Schofield, R (1, 6)			F7			F3		F9		3	0	0	0	0	0	1
Steve Lubratich, R (1, 4) OBP: 0.246, SLG: 0.296			K			6-3		F9		3	0	0	0	0	1	1
Mike O'Berry, R (1, 2) OBP: 0.185, SLG: 0.173			F8			K			5-3	2	0	0	0	0	1	0
Brian Downing, R (9, PH) OBP: 0.365, SLG: 0.432										1	0	0	0	0	0	0

TOP

California Angels @ Chicago White Sox

Comiskey Park, Chicago, IL

Fri Sep 09 1983, 8:05 PM EDT

Att. 36,650 - Unknown - 93 F

livebaseballscorecards.com

AB	28
R	0
H	1
RBI	0
BB	1
SO	9
LOB	4

Inning Stats	1	2	3	4	5	6	7	8	9	1B	SF	PA
R	0	0	0	0	0	0	0	0	0	1	0	29
E	0	0	0	0	0	0	0	0	0	2B: 0	SAC: 0	
K	0	1	1	2	2	1	2	0	0	3B: 0	DP: 0	WP: 0
S	3	5	5	7	7	5	8	3	3	HR: 0	HBP: 0	PB: 0
H	0	0	0	0	0	0	1	0	0			SB: 0
LOB	0	0	0	0	0	0	1	1	0			CS: 0
BB	0	0	0	0	0	0	0	1	0			
P	3	5	5	7	7	5	8	7	3			

PITCHER	IP	WLS	BF	H	R	ER	SO	BB	IBB	HBP	BLK	WP	HR	S	P	ERA	WHIP
Britt Burns, L (1, 1) ERA: 3.82	9.0	W	29	1	0	0	9	1	0	0	0	0	0	46	50	0.00	0.222

Batter	1	2	3	4	5	6	7	8	9	AB	R	H	RBI	BB	SO	LOB
Rudy Law, L (1, 8) OBP: 0.338, SLG: 0.364 Jerry Hairston, S (7, PH) (8, 8) OBP: 0.393, SLG: 0.562	G3		K	1-3	4-3 2-3		E3 8-4 1B			4 1	0 0	0 0	0 0	0 0	1 0	3 0
Carlton Fisk, R (1, 2) OBP: 0.360, SLG: 0.549 Marc Hill, R (7, PH) (8, 2) OBP: 0.270, SLG: 0.292	HR		WP 1B BB	1B HBP 1B IBB	K		1B 1-2			2 1	3 0	1 1	1 0	2 0	1 0	1 0
Tom Paciorek, R (1, 3) OBP: 0.328, SLG: 0.433 Mike Squires, L (7, 3) OBP: 0.315, SLG: 0.262	HR		1B 1-H 1B	1B 1B E 1-2 2-3 3-H HBP		E6 1B	8-4 2-3f			3 1	4 0	3 0	3 0	0 0	0 0	0 2
Greg Luzinski, R (1, 10) OBP: 0.345, SLG: 0.495 Greg Walker, L (7, PH) OBP: 0.328, SLG: 0.433	HR		1B 1-3 1B	E 1-2 2-3 3-H 1B		F4	1B 1-2			4 1	1 0	3 1	2 0	0 0	0 0	1 0
Ron Kittle, R (1, 7) OBP: 0.317, SLG: 0.520	5-3		FC6-4 1-2 3-H 1B	K		1B 2-H 1B	K			5	1	2	2	0	2	5
Harold Baines, L (1, 9) OBP: 0.331, SLG: 0.422	1-3		K	E3 1-3 2-H 3-H 1B		1B 1-2 1B		FC6-5 2B		5	0	3	1	0	1	2
Vance Law, R (1, 5) OBP: 0.313, SLG: 0.341 Aurelio Rodriguez, R (8, 5) OBP: 0.127, SLG: 0.116		6-3	FC6-4 1-2f	L3		FC6-4 1-3 2-H 1B		F3		4 1	0 0	1 0	1 0	0 0	0 0	4 1
Scott Fletcher, R (1, 6) (8, 4) OBP: 0.338, SLG: 0.395		6-3		E5 2B HBP	E6 4-3 1B	FC6-4 1-2f FC4		FC6-5 2-3		5	1	1	0	0	0	3
Julio Cruz, S (1, 4) OBP: 0.305, SLG: 0.321 Jerry Dybzinski, R (8, 6) OBP: 0.286, SLG: 0.289		5-3		HBP 1-3 1B 2B	K	FC4 1-2f		F4		4 1	1 0	1 0	0 0	0 0	1 0	3 1
Inning Stats	R: 3 E: 0 K: 0 S: 6 H: 3 LOB: 0 BB: 0 P: 6	R: 0 E: 0 K: 0 S: 3 H: 0 LOB: 0 BB: 0 P: 3	R: 2 E: 0 K: 2 S: 10 H: 3 LOB: 2 BB: 1 P: 14	R: 4 E: 2 K: 1 S: 9 H: 3 LOB: 2 BB: 1 P: 14	R: 0 E: 1 K: 2 S: 8 H: 1 LOB: 1 BB: 0 P: 8	R: 2 E: 1 K: 0 S: 7 H: 4 LOB: 2 BB: 0 P: 7	R: 0 E: 1 K: 1 S: 7 H: 2 LOB: 2 BB: 0 P: 7	R: 0 E: 0 K: 0 S: 4 H: 1 LOB: 1 BB: 0 P: 4		1B: 12 2B: 3 3B: 0 HR: 3 SF: 0 SAC: 0 DP: 1 HBP: 1					WP: 2 PB: 0 SB: 0 CS: 0	PA: 45

PITCHER		IP	WLS	BF	H	R	ER	SO	BB	IBB	HBP	BLK	WP	HR	S	P	ERA	WHIP
Tommy John, L ERA: 4.6	(1, 1)	2.1	L	13	5	5	5	1	1	0	0	0	1	3	14	18	19.29	2.571
Doug Corbett, R ERA: 4.66	(3, 1)	2.2		16	5	4	1	4	0	1	1	0	0	0	22	27	3.38	1.875
Curt Brown, R ERA: 7.31	(6, 1)	2.0		12	6	2	2	1	0	0	0	0	0	0	14	14	9.00	3.000
Andy Hassler, L ERA: 4.95	(8, 1)	1.0		4	1	0	0	0	0	0	0	0	0	0	4	4	0.00	1.000

PITCHER	IP	WLS	BF	H	R	ER	SO	BB	IBB	HBP	BLK	WP	HR	S	P	ERA	WHIP

BOTTOM

California Angels @ Chicago White Sox

Comiskey Park, Chicago, IL

Fri Sep 09 1983, 8:05 PM EDT

Att. 36,650 - Unknown - 93 F

livebaseballscorecards.com

AB	42
R	11
H	17
RBI	10
BB	2
SO	6
LOB	26

Batter	1	2	3	4	5	6	7	8	9	10	11	12	AB	R	H	RBI	BB	SO	LOB
Gary Pettis, S (1, 8)	K		BB		5-3		4-3		4-3		4-3		5	1	0	0	1	1	2
Steve Lubratich, R (1, 4) OBP: 0.260, SLG: 0.317 Rob Wilfong, L (12, PH) OBP: 0.301, SLG: 0.339 (12, 4)	K		1B		K			E	G4-6-3			G5-3	5	1	3	1	0	2	1
												BB	0	0	0	0	1	0	0
Juan Beniquez, R (1, 10) OBP: 0.333, SLG: 0.361 Rod Carew, L (12, PH) OBP: 0.417, SLG: 0.428	F9		FC6-4		4-3			E4	G4-6-3			F7	5	1	1	1	0	0	2
													1	0	0	0	0	0	1
Doug DeCinces, R (1, 5) OBP: 0.331, SLG: 0.526		6-3	K			6-3		F7		F3		1B	6	0	1	0	0	1	3
Ron Jackson, R (1, 3) OBP: 0.312, SLG: 0.369		HR	FC6-4			K		5-3		5-3		G5-3	6	1	1	1	0	1	5
Bob Boone, R (1, 2) OBP: 0.289, SLG: 0.349		5-3		5-3		4-3		E		BB			4	0	1	1	1	0	0
Bobby Clark, R (1, 9) OBP: 0.263, SLG: 0.359		4-3		F5			E	E5		K			5	0	1	0	0	1	2
Mike Brown, R (1, 7) OBP: 0.269, SLG: 0.387			1B	K			K	FC4			1-6-3		5	1	1	0	0	2	3
Dick Schofield, R (1, 6) OBP: 0.222, SLG: 0.556			SH1-4		WP 5-3		K		HR		F9		4	1	2	1	0	1	1
Inning Stats	R: 0 H: 0 E: 0 LOB: 0 K: 2 BB: 0 S: 7 P: 7	R: 1 H: 1 E: 0 LOB: 0 K: 0 BB: 0 S: 4 P: 4	R: 2 H: 3 E: 0 LOB: 2 K: 1 BB: 1 S: 8 P: 12	R: 0 H: 0 E: 0 LOB: 0 K: 1 BB: 0 S: 5 P: 5	R: 0 H: 1 E: 0 LOB: 1 K: 1 BB: 0 S: 6 P: 6	R: 0 H: 0 E: 0 LOB: 0 K: 1 BB: 0 S: 5 P: 5	R: 0 H: 1 E: 1 LOB: 1 K: 2 BB: 0 S: 8 P: 8	R: 2 H: 2 E: 2 LOB: 2 K: 0 BB: 0 S: 7 P: 7	R: 1 H: 2 E: 0 LOB: 0 K: 0 BB: 0 S: 4 P: 4	R: 0 H: 0 E: 0 LOB: 1 K: 1 BB: 1 S: 5 P: 9	R: 0 H: 0 E: 0 LOB: 0 K: 0 BB: 0 S: 3 P: 3	R: 0 H: 1 E: 0 LOB: 1 K: 0 BB: 1 S: 3 P: 7	1B: 8 SF: 0 2B: 1 SAC: 1 3B: 0 DP: 2 HR: 2 HBP: 0						

PITCHER		IP	WLS	BF	H	R	ER	SO	BB	IBB	HBP	BLK	WP	HR	S	P	ERA	WHIP
Floyd Bannister, L ERA: 3.61	(1, 1)	7.0		30	7	5	4	8	1	0	0	0	1	1	45	49	5.14	1.143
Salome Barojas, R ERA: 2.17	(8, 1)	5.0	W	20	4	1	1	1	2	0	0	0	0	1	20	28	1.80	1.200
Salome Barojas, R ERA: 2.17	(12, 1)	5.0	W	20	4	1	1	1	2	0	0	0	0	1	20	28	1.80	1.200

PITCHER	IP	WLS	BF	H	R	ER	SO	BB	IBB	HBP	BLK	WP	HR	S	P	ERA	WHIP

TOP

California Angels @ Chicago White Sox

Comiskey Park, Chicago, IL

Sat Sep 10 1983, 8:05 PM EDT

Att. 43,097 - Unknown - 92 F

livebaseballscorecards.com

AB	46
R	6
H	11
RBI	5
BB	3
SO	9
LOB	20

WP: 1 PA: 50
PB: 0
SB: 0
CS: 0

Batter	1	2	3	4	5	6	7	8	9	10	11	12	AB	R	H	RBI	BB	SO	LOB
Rudy Law, L (1, 8) OBP: 0.338, SLG: 0.364	4-3		G4-6-3, 1B		4-3			F4	2B, 2-3, 3-H, 1B		F5		6	1	2	1	0	0	0
Carlton Fisk, R (1, 2) OBP: 0.358, SLG: 0.543	5-3		G4-6-3, 1-2f			K		2B, 1B	F5		F7		6	0	1	0	0	1	3
Salome Barojas, R (12, 1)													0	0	0	0	0	0	0
Tom Paciorek, R (1, 3) OBP: 0.328, SLG: 0.436	6-3		F7			5-3		1-3, 2B	1-3, 3-H, 2B		K		6	1	2	1	0	1	0
Greg Luzinski, R (1, 10) OBP: 0.349, SLG: 0.498		BB, 1B, 2B		FC6-4, 2B		K		1-0, FC6-4, HBP	WP, 2-H, 3-H, 2B			F9	2	1	1	0	1	1	0
Mike Squires, L (8, PR) OBP: 0.315, SLG: 0.262													0	0	0	0	0	0	0
Marc Hill, R (9, PH) OBP: 0.273, SLG: 0.303 (12, 2)													2	0	1	2	0	0	0
Ron Kittle, R (1, 7) OBP: 0.320, SLG: 0.519		1-2, 2B, 1B		FC6-4, G3, WP, 2-3			BB	FC6-4, 1-2f	WP, IBB			K	3	0	1	0	2	0	4
Aurelio Rodriguez, R (10, 5) OBP: 0.125, SLG: 0.114													1	0	0	0	0	1	0
Harold Baines, L (1, 9) OBP: 0.333, SLG: 0.429		1B, 8-2, 1-H, 2-H, 2B		G3, 1-3			K	BB, 1B, BB	K			HR	5	2	2	2	1	2	4
Vance Law, R (1, 5) OBP: 0.314, SLG: 0.340		BB, 2-3, 1B		6-3			F9		BB, G3, 1B, 1-2, 1B		6-3		3	0	1	0	0	0	2
Jerry Hairston, S (9, PH) OBP: 0.395, SLG: 0.557 (10, 7)													1	1	0	0	1	0	0
Scott Fletcher, R (1, 6) OBP: 0.338, SLG: 0.391		1-2, BB			F4		F3		1B, G3, 1-2, 2-H, 2B, 1B		F3		2	0	0	0	1	0	1
Greg Walker, L (9, PH) OBP: 0.330, SLG: 0.435													1	1	1	1	0	0	0
Jerry Dybzinski, R (10, 6) OBP: 0.285, SLG: 0.288													1	0	0	0	0	0	0
Julio Cruz, S (1, 4) OBP: 0.302, SLG: 0.317		8-2, 3-Hf			K			1-3	G3, 1-2, 2-3		F7		5	0	0	0	0	1	5
Inning Stats	R: 0 E: 0 K: 0 S: 3 H: 0 LOB: 0 BB: 0 P: 3	R: 1 E: 0 K: 0 S: 4 H: 3 LOB: 2 BB: 2 P: 12	R: 0 E: 0 K: 0 S: 3 H: 1 LOB: 0 BB: 0 P: 3	R: 0 E: 0 K: 0 S: 4 H: 1 LOB: 1 BB: 0 P: 4	R: 0 E: 0 K: 1 S: 5 H: 0 LOB: 0 BB: 0 P: 5	R: 0 E: 0 K: 2 S: 7 H: 0 LOB: 0 BB: 0 P: 7	R: 0 E: 0 K: 1 S: 5 H: 0 LOB: 1 BB: 1 P: 9	R: 0 E: 0 K: 0 S: 5 H: 2 LOB: 3 BB: 0 P: 6	R: 5 E: 0 K: 1 S: 9 H: 4 LOB: 2 BB: 3 P: 21	R: 0 E: 0 K: 0 S: 3 H: 0 LOB: 0 BB: 0 P: 3	R: 0 E: 0 K: 1 S: 5 H: 0 LOB: 0 BB: 0 P: 5	R: 1 E: 0 K: 1 S: 5 H: 1 LOB: 0 BB: 0 P: 5	1B: 6 2B: 6 3B: 0 HR: 1 SF: 0 SAC: 0 DP: 2 HBP: 1						

PITCHER		IP	WLS	BF	H	R	ER	SO	BB	IBB	HBP	BLK	WP	HR	S	P	ERA	WHIP
Geoff Zahn, L ERA: 3.53	(1, 1)	7.2		30	7	1	1	4	3	0	0	0	1	0	35	47	1.17	1.304
Rick Steirer, R ERA: 4.45	(8, 1)	0.1		4	0	2	2	0	2	0	1	0	0	0	1	10	54.00	6.000
Bob Lacey, L ERA: 7.71	(9, 1)	0.1		3	2	0	0	0	0	0	0	0	0	0	3	3	0.00	6.000
Byron McLaughlin, R ERA: 5.93	(9, 1)	0.1		2	1	1	1	0	0	0	0	0	0	0	2	2	27.00	3.000
John Curtis, L ERA: 4.19	(9, 1)	1.2		7	1	2	2	1	0	1	0	0	1	0	8	12	10.80	0.600

PITCHER		IP	WLS	BF	H	R	ER	SO	BB	IBB	HBP	BLK	WP	HR	S	P	ERA	WHIP
Steve Brown, R ERA: 5.57	(11, 1)	1.1	L	5	1	1	1	2	0	0	0	0	0	1	9	9	6.75	0.750

BOTTOM

California Angels @ Chicago White Sox

Comiskey Park, Chicago, IL

Sat Sep 10 1983, 8:05 PM EDT

Att. 43,097 - Unknown - 92 F

livebaseballscorecards.com

AB	44
R	7
H	12
RBI	7
BB	6
SO	7
LOB	19

PA: 51

WP: 2
PB: 0
SB: 0
CS: 0

Batter	1	2	3	4	5	6	7	8	9	10	AB	R	H	RBI	BB	SO	LOB
Gary Pettis, S (1, 8) OBP: 0.250, SLG: 0.118	4-3		E4 CS		S 1B			6-3		G5-4-3 1B	5	0	2	0	0	0	0
Rod Carew, L (1, 3) OBP: 0.415, SLG: 0.425	K		4-3 1-2		G3 1-2			1B 1B		G5-4-3 1-2f	5	0	1	0	0	1	3
Mike Brown, R (1, 9) OBP: 0.282, SLG: 0.394	F8			2B 1B 1B		K		G5-4-3 1-2 1B			4	1	2	0	0	1	0
Ron Jackson, R (1, 7) OBP: 0.311, SLG: 0.371		L9		1B 2B 1-3		F9		G5-4-3 1-2f			4	1	1	0	0	0	2
Jerry Narron, L (1, 10) OBP: 0.200, SLG: 0.200		6-3		G5-4-3 1B 2-H 3-H		F8			F9		4	0	1	2	0	0	0
Bob Boone, R (1, 2) OBP: 0.293, SLG: 0.361		1B 2B		G5-4-3 1-2f			FC6-4 BB		HR		3	2	2	1	1	0	1
Rob Wilfong, L (1, 4) OBP: 0.307, SLG: 0.344		2-H 1B		F9			K		G4-6-3 1B		4	0	2	1	0	1	1
Dick Schofield, R (1, 6) OBP: 0.154, SLG: 0.385		F9			5-3		FC6-4 1-2f		G4-6-3 1-2f		4	0	0	0	0	0	3
Steve Lubratich, R (1, 5) OBP: 0.254, SLG: 0.309			6-3		F8		F7			F7	3	0	0	0	0	0	1
Reggie Jackson, L (10, PH) OBP: 0.295, SLG: 0.347											1	0	0	0	0	0	0
Ricky Adams, R (10, 5) OBP: 0.283, SLG: 0.283											0	0	0	0	0	0	0

Inning Stats	1	2	3	4	5	6	7	8	9	10
	R: 0 H: 0 E: 0 LOB: 0 K: 1 BB: 0 S: 5 P: 5	R: 1 H: 2 E: 0 LOB: 1 K: 0 BB: 0 S: 5 P: 5	R: 0 H: 0 E: 1 LOB: 0 K: 0 BB: 0 S: 3 P: 3	R: 2 H: 3 E: 0 LOB: 0 K: 0 BB: 0 S: 5 P: 5	R: 0 H: 1 E: 0 LOB: 1 K: 0 BB: 0 S: 4 P: 4	R: 0 H: 0 E: 0 LOB: 0 K: 1 BB: 0 S: 5 P: 5	R: 0 H: 0 E: 0 LOB: 1 K: 1 BB: 1 S: 5 P: 9	R: 0 H: 2 E: 0 LOB: 1 K: 0 BB: 0 S: 4 P: 4	R: 1 H: 2 E: 0 LOB: 0 K: 0 BB: 0 S: 4 P: 4	R: 0 H: 1 E: 0 LOB: 0 K: 0 BB: 0 S: 3 P: 3

PITCHER	IP	WLS	BF	H	R	ER	SO	BB	IBB	HBP	BLK	WP	HR	S	P	ERA	WHIP
LaMarr Hoyt, R (1, 1) ERA: 3.83	10.0	W	38	11	4	4	3	1	0	0	0	0	1	43	47	3.60	1.200

PITCHER	IP	WLS	BF	H	R	ER	SO	BB	IBB	HBP	BLK	WP	HR	S	P	ERA	WHIP

TOP

California Angels @ Chicago White Sox

Comiskey Park, Chicago, IL

Sun Sep 11 1983, 8:05 PM EDT
Att. 41,878 - Unknown - 70 F

livebaseballscorecards.com

AB	37
R	4
H	11
RBI	4
BB	1
SO	3
LOB	11

1B: 8	SF: 0	WP: 0	PA: 38
2B: 2	SAC: 0	PB: 0	
3B: 0	DP: 4	SB: 1	
HR: 1	HBP: 0	CS: 1	

Batter	1	2	3	4	5	6	7	8	9	10	AB	R	H	RBI	BB	SO	LOB
Rudy Law, L (1, 8) OBP: 0.342, SLG: 0.372	BBBB 4-0 F8 S 4-3 BB		x 0-0 6-3 1-3 1B 2B		x 0-0 E S 1B			x 0-0 E 2B		x 0-0 ① 4-3 1-2	4	3	3	0	1	0	1
Carlton Fisk, R (1, 2) OBP: 0.356, SLG: 0.538	x 0-0 ① F8 1-3		x 0-0 ① 6-3 2-3 3-H		BBBB 4-0 G4-3 1-3 BB			SSS 0-3 ① K		SSS 0-3 ② K	4	0	0	1	1	2	4
Harold Baines, L (1, 9) OBP: 0.332, SLG: 0.427	x 0-0 ② 4-3 3-H		x 0-0 ② 4-3		x 0-0 ②③ G4-3 1-2f			x 0-0 E3 2-H		x 0-0 2-H 1B	5	0	1	2	0	0	3
Greg Luzinski, R (1, 10) OBP: 0.348, SLG: 0.496	x 0-0 ③ 1-3		x 0-0 3-H 1B			x 0-0 ① 1-3		x 0-0 ② F8			4	0	1	1	0	0	1
Greg Walker, L (1, 3) OBP: 0.326, SLG: 0.429 Mike Squires, L (9, 3) OBP: 0.315, SLG: 0.262		SSS 0-3 ① K	x 0-0 ③ F7			x 0-0 ② 5-3		x 0-0 ③ 4-3			4 0	0 0	0 0	0 0	0 0	1 0	2 0
Ron Kittle, R (1, 7) OBP: 0.317, SLG: 0.514	x 0-0 ② F6	x 0-0 ① F5				SSS 0-3 ③ K			SSS 0-3 ① K		4	0	0	0	0	2	0
Vance Law, R (1, 5) OBP: 0.314, SLG: 0.339 Jerry Hairston, S (9, PH) OBP: 0.392, SLG: 0.551 Aurelio Rodriguez, R (10, 5) OBP: 0.125, SLG: 0.114	BBBB 4-0 WP BB	x 0-0 ② F9					x 0-0 ① 6-3		x 0-0 ② F8		2 1 0	0 0 0	0 0 0	0 0 0	1 0 0	0 0 0	0 0 0
Scott Fletcher, R (1, 4) OBP: 0.332, SLG: 0.384	x 0-0 ③ F8 1-2	SSS 0-3 ③ K					x 0-0 ② F4		x 0-0 ③ F4		4	0	0	0	0	1	1
Jerry Dybzinski, R (1, 6) OBP: 0.286, SLG: 0.289 Julio Cruz, S (10, PH) OBP: 0.303, SLG: 0.319			x 0-0 2B 6-3 1B		x 0-0 ① L4		x 0-0 ③ F3			x 0-0 4-3 1B 1B	3 1	1 1	1 1	0 0	0 0	0 0	0 0
Inning Stats	R: 1 H: 0 E: 0 LOB: 0 K: 0 BB: 1 S: 3 P: 7	R: 0 H: 0 E: 0 LOB: 1 K: 1 BB: 1 S: 5 P: 9	R: 2 H: 3 E: 0 LOB: 1 K: 0 BB: 0 S: 6 P: 6	R: 0 H: 0 E: 0 LOB: 0 K: 1 BB: 0 S: 5 P: 5	R: 0 H: 1 E: 0 LOB: 1 K: 0 BB: 1 S: 3 P: 7	R: 0 H: 0 E: 0 LOB: 0 K: 1 BB: 0 S: 5 P: 5	R: 0 H: 0 E: 0 LOB: 0 K: 0 BB: 0 S: 3 P: 3	R: 1 H: 1 E: 1 LOB: 1 K: 1 BB: 0 S: 7 P: 7	R: 0 H: 0 E: 0 LOB: 0 K: 1 BB: 0 S: 5 P: 5	R: 1 H: 2 E: 0 LOB: 1 K: 1 BB: 0 S: 6 P: 6	1B: 5 2B: 2 3B: 0 HR: 0	SF: 0 SAC: 0 DP: 1 HBP: 0					WP: 1 PB: 0 SB: 2 CS: 0	PA: 39

PITCHER	IP	WLS	BF	H	R	ER	SO	BB	IBB	HBP	BLK	WP	HR	S	P	ERA	WHIP
Ken Forsch, R (1, 1) ERA: 4.01	9.2	L	39	7	5	4	6	3	0	0	0	1	0	48	60	3.72	1.034

PITCHER	IP	WLS	BF	H	R	ER	SO	BB	IBB	HBP	BLK	WP	HR	S	P	ERA	WHIP

BOTTOM

California Angels @ Chicago White Sox

Comiskey Park, Chicago, IL

Sun Sep 11 1983, 8:05 PM EDT

Att. 41,878 - Unknown - 70 F

livebaseballscorecards.com

AB	36
R	5
H	7
RBI	4
BB	3
SO	6
LOB	12

Batter	1	2	3	4	5	6	7	8	9	AB	R	H	RBI	BB	SO	LOB
Willie Wilson, S (1, 8) OBP: 0.315, SLG: 0.355	G3	FC5-4 S 1B 1-2f 2-3			G4-6-3 1B		F7			4	1	1	0	0	0	2
Pat Sheridan, L (1, 9) OBP: 0.316, SLG: 0.402	1-3	1B 1-H 3-H			G4-6-3 1-2f		4-3			4	0	1	2	0	0	1
George Brett, L (1, 5) OBP: 0.383, SLG: 0.554 Greg Pryor, R (8, 5) OBP: 0.267, SLG: 0.280	BB 1B 1B	F7			4-3			1-6-3		3 0	1 0	0 0	0 0	1 0	0 0	0 0
Hal McRae, R (1, 10) OBP: 0.375, SLG: 0.464	1B 1B 1-3 1B		K			BB 1B		G4-6-3 HBP		2	1	1	0	1	1	0
Willie Aikens, L (1, 3) OBP: 0.371, SLG: 0.507	1B 1-2 3-H 1B		G5-4-3 1B			F8		G4-6-3 1-2f		4	0	2	1	0	0	2
Frank White, R (1, 4) OBP: 0.277, SLG: 0.399	1-3 2-H 1B		G5-4-3 1-2f			1-2 1B			F7	4	0	2	1	0	0	1
Butch Davis, R (1, 7) OBP: 0.309, SLG: 0.373	1-3			G3		F7			FC6-4 1B	4	0	1	0	0	0	4
Don Slaught, R (1, 2) OBP: 0.324, SLG: 0.370		FC5-4 BB 1B 1B		4-3		F7			FC6-4 1-2f	4	1	1	0	0	0	3
U L Washington, S (1, 6) OBP: 0.300, SLG: 0.330		BB FC5-4 1-2		6-3			F8		6-3	3	0	0	0	1	0	1
Inning Stats	R: 2 E: 0 K: 0 S: 6 H: 3 LOB: 2 BB: 1 P: 10	R: 2 E: 0 K: 0 S: 4 H: 2 LOB: 0 BB: 1 P: 8	R: 0 E: 0 K: 1 S: 5 H: 1 LOB: 0 BB: 0 P: 5	R: 0 E: 0 K: 0 S: 3 H: 0 LOB: 0 BB: 0 P: 3	R: 0 E: 0 K: 0 S: 3 H: 1 LOB: 0 BB: 0 P: 3	R: 0 E: 0 K: 0 S: 4 H: 1 LOB: 2 BB: 1 P: 8	R: 0 E: 0 K: 0 S: 3 H: 0 LOB: 0 BB: 0 P: 3	R: 0 E: 0 K: 0 S: 2 H: 0 LOB: 0 BB: 0 P: 3	R: 0 E: 0 K: 0 S: 4 H: 1 LOB: 1 BB: 0 P: 4	1B: 9 2B: 0 3B: 0 HR: 0 SF: 0 SAC: 0 DP: 3 HBP: 1	WP: 0 PB: 0 SB: 1 CS: 0 PA: 36					

PITCHER		IP	WLS	BF	H	R	ER	SO	BB	IBB	HBP	BLK	WP	HR	S	P	ERA	WHIP
Luis Sanchez, R ERA: 3.67	(1, 1)	2.0	L	12	5	4	4	0	2	0	0	0	0	0	10	18	18.00	3.500
Byron McLaughlin, R ERA: 5.67	(3, 1)	2.0		6	1	0	0	1	0	0	0	0	0	0	8	8	0.00	0.500
John Curtis, L ERA: 3.92	(5, 1)	5.0		18	3	0	0	0	1	0	1	0	0	0	16	21	0.00	0.800

PITCHER	IP	WLS	BF	H	R	ER	SO	BB	IBB	HBP	BLK	WP	HR	S	P	ERA	WHIP

Kansas City Royals @ California Angels

Anaheim Stadium, Anaheim, CA

Tue Sep 13 1983, 10:05 PM EDT

Att. 23,959 - Unknown

TOP

livebaseballscorecards.com

AB	32
R	4
H	9
RBI	4
BB	3
SO	1
LOB	14

Batter	1	2	3	4	5	6	7	8	9	AB	R	H	RBI	BB	SO	LOB
Gary Pettis, S (1, 8) OBP: 0.208, SLG: 0.095	6-3		F9		1-3			F8		4	0	0	0	0	0	2
Dick Schofield, R (1, 6) OBP: 0.125, SLG: 0.313	K			6-3		F4			F9 HR 1B	3	0	0	0	0	1	0
Juan Beniquez, R (9, PH) OBP: 0.336, SLG: 0.363										1	1	1	0	0	0	0
Brian Downing, R (1, 10) OBP: 0.363, SLG: 0.429	K			F8		F4			1-2 HR 1B	4	1	1	0	0	1	0
Doug DeCinces, R (1, 5) OBP: 0.333, SLG: 0.523		BB FC4-6		BB FC5-4		L4			F9 2-3	2	0	0	0	2	0	2
Ron Jackson, R (1, 3) OBP: 0.310, SLG: 0.379		FC4-6 1-2f		FC5-4 1-2f			F8		1-H 3-H HR	4	1	1	3	0	0	2
Ellis Valentine, R (1, 9) OBP: 0.283, SLG: 0.419		F6			F7		K		5-3	3	0	0	0	0	1	1
Rod Carew, L (9, PH) OBP: 0.414, SLG: 0.424										1	0	0	0	0	0	0
Mike Brown, R (1, 7) OBP: 0.270, SLG: 0.377		4-3			E5 1B		L6		K	3	0	0	0	0	0	1
Daryl Sconiers, L (9, PH) OBP: 0.301, SLG: 0.440										1	0	0	0	0	1	0
Bob Boone, R (1, 2) OBP: 0.291, SLG: 0.358			F3		F9			F3		3	0	0	0	0	0	1
Steve Lubratich, R (1, 4) OBP: 0.256, SLG: 0.310			F9		1-3 1B			F6		3	0	1	0	0	0	0
Inning Stats	R: 0 H: 0 E: 0 LOB: 0 K: 2 BB: 0 S: 7 P: 7	R: 0 H: 0 E: 0 LOB: 1 K: 0 BB: 1 S: 3 P: 7	R: 0 H: 0 E: 0 LOB: 0 K: 0 BB: 0 S: 3 P: 3	R: 0 H: 0 E: 0 LOB: 1 K: 0 BB: 1 S: 3 P: 7	R: 0 H: 1 E: 1 LOB: 2 K: 0 BB: 0 S: 5 P: 5	R: 0 H: 0 E: 0 LOB: 0 K: 0 BB: 0 S: 3 P: 3	R: 0 H: 0 E: 0 LOB: 0 K: 1 BB: 0 S: 5 P: 5	R: 0 H: 0 E: 0 LOB: 0 K: 0 BB: 0 S: 3 P: 3	R: 3 H: 3 E: 0 LOB: 0 K: 1 BB: 0 S: 8 P: 8	1B: 3 SF: 0 2B: 0 SAC: 0 3B: 0 DP: 0 HR: 1 HBP: 0						

PITCHER	IP	WLS	BF	H	R	ER	SO	BB	IBB	HBP	BLK	WP	HR	S	P	ERA	WHIP
Bud Black, L (1, 1) ERA: 3.64	8.1	W	32	4	3	3	3	2	0	0	0	0	1	36	44	3.24	0.720
Dan Quisenberry, R (9, 1) ERA: 1.93	0.2	S	2	0	0	0	1	0	0	0	0	0	0	4	4	0.00	0.000

PITCHER	IP	WLS	BF	H	R	ER	SO	BB	IBB	HBP	BLK	WP	HR	S	P	ERA	WHIP

BOTTOM

Kansas City Royals @ California Angels

Anaheim Stadium, Anaheim, CA

Tue Sep 13 1983, 10:05 PM EDT

Att. 23,959 - Unknown

livebaseballscorecards.com

AB	32
R	3
H	4
RBI	3
BB	2
SO	4
LOB	9

WP: 0		PA:	34
PB: 0			
SB: 0			
CS: 0			

TOP

Kansas City Royals @ California Angels

Anaheim Stadium, Anaheim, CA

Wed Sep 14 1983, 10:05 PM EDT

Att. 23,284 - Unknown

livebaseballscorecards.com

Batter	1	2	3	4	5	6	7	8	9	10	11	12	13	14	AB	R	H	RBI	BB	SO	LOB
Willie Wilson, S (1, 8) OBP: 0.313, SLG: 0.353	1-4-3		G1-6-3 1-2f			K 1-3			F9	FC5-4 1-2f			G6-4-3 1B		6	0	1	0	0	1	4
U L Washington, S (1, 6) OBP: 0.297, SLG: 0.326	5-3		L1			F7			F9		4-3		G6-4-3 1-2f		6	0	0	0	0	0	1
Frank White, R (1, 4) OBP: 0.278, SLG: 0.398	1B			5-3			F9		1B 1B		6-3			F9	6	0	2	0	0	0	0
Hal McRae, R (1, 10) OBP: 0.376, SLG: 0.468	F9			E6 CS			K		FC6-4 1-3 1B		1B			1B 3B	6	1	3	0	0	1	1
Ron Johnson, R (1, 3) OBP: 0.571, SLG: 0.500		1B		F4 1-2			1B		FC6-4 1-2f		F8			1B IBB	5	0	2	0	0	0	4
Willie Aikens, L (14, PH) OBP: 0.373, SLG: 0.507															0	0	0	0	1	0	0
Joe Simpson, L (14, PR) OBP: 0.250, SLG: 0.220															0	0	0	0	0	0	0
(14, 9)																					
Darryl Motley, R (1, 9) OBP: 0.286, SLG: 0.375		K			K		5-3			F9		F9		FC5-4 1-3 3-H 1B	5	0	0	0	0	2	2
Pat Sheridan, L (14, PH) OBP: 0.316, SLG: 0.402															0	0	0	0	0	0	0
Don Slaught, R (14, PH) OBP: 0.327, SLG: 0.373															1	0	1	1	0	0	0
(14, 2)																					
Butch Davis, R (1, 7) OBP: 0.311, SLG: 0.368		K			G4-6-3 1B			K		1B		6-3		FC5-4 1-2f	6	0	2	0	0	2	2
John Wathan, R (1, 2) OBP: 0.292, SLG: 0.310		5-3			G4-6-3 1-2f			6-3		1B 1B		F7			5	0	1	0	0	0	2
(14, 3)																					
Onix Concepcion, R (1, 5) OBP: 0.283, SLG: 0.326			G1-6-3 1B			CS S 1B		5-3		FC5-4 1-2 1B			6-3		5	0	3	0	0	0	0

	AB	R	H	RBI	BB	SO	LOB
	51	**1**	**15**	**1**	**1**	**6**	**16**

| Inning Stats | | | | | | | | | | | | | | | | | | |

BOTTOM

Kansas City Royals @ California Angels

Anaheim Stadium, Anaheim, CA

Wed Sep 14 1983, 10:05 PM EDT

Att. 23,284 - Unknown

livebaseballscorecards.com

Batter	1	2	3	4	5	6	7	8	9	10	11	12	13	14	AB	R	H	RBI	BB	SO	LOB
Brian Downing, R (1, 10) OBP: 0.365, SLG: 0.427	G6-4-3 BB BB		FC4-6 1B			K		G2-3-4-2 IBB 1-2			5-3		F8		4	0	1	0	2	1	1
Dick Schofield, R (1, 6) OBP: 0.158, SLG: 0.278 Rod Carew, L (8, PH) OBP: 0.413, SLG: 0.423 Ricky Adams, R (9, 6) OBP: 0.283, SLG: 0.283 Rob Wilfong, L (11, PH) OBP: 0.303, SLG: 0.338 (12, 4)	G6-4-3 1-2 BB		F4			K		G2-3-4-2 1-2 2-3 3-Hf			4-3		F7		2 1 0 2	0 0 0 0	0 0 0 0	0 0 0 0	1 0 0 0	1 0 0 0	1 3 0 1
Juan Beniquez, R (1, 8) OBP: 0.336, SLG: 0.366	G6-4-3 1-2f 2-3		FC4-6 CS 1-2f			2B		F7			FC6-4 1B			K	6	0	2	0	0	1	6
Doug DeCinces, R (1, 5) OBP: 0.328, SLG: 0.514	K		CS 1-2	F8		K			6-3		FC6-4 1-2f			6-3	6	0	0	0	0	2	3
Ron Jackson, R (1, 3) OBP: 0.307, SLG: 0.374 Daryl Sconiers, L (12, 3) OBP: 0.299, SLG: 0.437		F7		F7			F8		2-3			F7		4-3	4 2	0 0	0 0	0 0	0 0	0 0	0 0
Ellis Valentine, R (1, 9) OBP: 0.278, SLG: 0.410		5-3		4-3			F2		F9			F4			5	0	0	0	0	0	0
Mike Brown, R (1, 7) OBP: 0.266, SLG: 0.365		BB 1B			F4		F9			4-3		5-3			5	0	1	0	0	0	0
Bob Boone, R (1, 2) OBP: 0.294, SLG: 0.359 Gary Pettis, S (8, PR) OBP: 0.208, SLG: 0.095 Mike O'Berry, R (9, 2) OBP: 0.185, SLG: 0.173 Jerry Narron, L (10, PH) OBP: 0.143, SLG: 0.143 (11, 2)		1-2 BB			G5-4-3 1B		F9	E5 SH G2-3-4-2		K			F8		2 0 0 2	0 0 0 0	1 0 0 0	0 0 0 0	1 0 0 1	0 0 0 0	0 0 0 0
Steve Lubratich, R (1, 4) OBP: 0.256, SLG: 0.315 (12, 6)		F8			G5-4-3 1-2f			SH G2-3-4-2 IBB 1-3		5-3			2B		4	0	1	0	0	0	3
Inning Stats	R: 0 E: 0 K: 1 S: 4 H: 0 LOB: 1 BB: 2 P: 12	R: 0 E: 0 K: 0 S: 4 H: 1 LOB: 2 BB: 1 P: 8	R: 0 E: 0 K: 0 S: 3 H: 1 LOB: 0 BB: 0 P: 3	R: 0 E: 0 K: 0 S: 3 H: 0 LOB: 0 BB: 0 P: 3	R: 0 E: 0 K: 0 S: 3 H: 1 LOB: 0 BB: 0 P: 3	R: 0 E: 0 K: 3 S: 10 H: 1 LOB: 1 BB: 0 P: 10	R: 0 E: 0 K: 0 S: 3 H: 0 LOB: 0 BB: 0 P: 3	R: 0 E: 2 K: 0 S: 4 H: 0 LOB: 3 BB: 1 P: 8	R: 0 E: 0 K: 0 S: 3 H: 0 LOB: 0 BB: 0 P: 3	R: 0 E: 0 K: 1 S: 5 H: 0 LOB: 0 BB: 0 P: 5	R: 0 E: 0 K: 0 S: 4 H: 1 LOB: 1 BB: 0 P: 4	R: 0 E: 0 K: 0 S: 3 H: 0 LOB: 0 BB: 0 P: 3	R: 0 E: 0 K: 0 S: 4 H: 1 LOB: 1 BB: 0 P: 4	R: 0 E: 0 K: 1 S: 5 H: 0 LOB: 0 BB: 0 P: 5	1B: 4 2B: 2 3B: 0 HR: 0 SF: 0 SAC: 1 DP: 3 HBP: 0	PA: 51

PITCHER		IP	WLS	BF	H	R	ER	SO	BB	IBB	HBP	BLK	WP	HR	S	P	ERA	WHIP
Paul Splittorff, L ERA: 3.6	(1, 1)	8.0		30	4	0	0	4	3	1	0	0	0	0	34	50	0.00	0.875
Dan Quisenberry, R ERA: 1.88	(9, 1)	3.0		10	1	0	0	1	0	0	0	0	0	0	12	12	0.00	0.333
Mike Armstrong, R ERA: 3.95	(12, 1)	3.0	W	10	1	0	0	1	0	0	0	0	0	0	12	12	0.00	0.333

PITCHER	IP	WLS	BF	H	R	ER	SO	BB	IBB	HBP	BLK	WP	HR	S	P	ERA	WHIP

AB	45
R	0
H	6
RBI	0
BB	4
SO	6
LOB	18

WP: 0 PB: 0 SB: 0 CS: 1

Batter	1	2	3	4	5	6	7	8	9	AB	R	H	RBI	BB	SO	LOB
Bill Sample, R (1, 7) OBP: 0.322, SLG: 0.398	FC6-4 1B		4-3		F7		F7	1-2 3-H 1B		5	0	2	1	0	0	1
Dave Hostetler, R (1, 10) OBP: 0.323, SLG: 0.373	FC6-4 E 1-2f		1-3		1-H HR		BBBB 1B 1B BB	SSS K		4	2	1	2	1	1	3
George Wright, S (1, 8) OBP: 0.320, SLG: 0.436	E6 1-2		SSS K		FC6-4 1B		1B 1-3 1B		F7	5	0	2	0	0	1	1
Larry Parrish, R (1, 9) OBP: 0.326, SLG: 0.475 Tom Dunbar, L (6, 9) OBP: 0.412, SLG: 0.231	SSS K			F7	F6		G5-4-3 1-3 3-H 1B		SSS K	3 2	0 0	0 1	0 1	0 0	1 1	3 0
Buddy Bell, R (1, 5) OBP: 0.332, SLG: 0.409	F9			5-3	FC6-4 1-2f		G5-4-3 1-2f		BBBB BB	4	0	0	0	1	0	5
Bill Stein, R (1, 3) OBP: 0.332, SLG: 0.410 Mickey Rivers, L (9, PH) OBP: 0.303, SLG: 0.336		F9		F9		SSS K		F7	F5	4 1	0 0	0 0	0 0	0 0	1 0	0 1
Bucky Dent, R (1, 6) OBP: 0.282, SLG: 0.302		F7			HR	5-3		1B WP 1B 1B		4	2	2	1	0	0	0
Bob Johnson, R (1, 2) OBP: 0.280, SLG: 0.364		1B			HR	1B		1-3 1B 1B		4	1	4	1	0	0	0
Curtis Wilkerson, S (1, 4) OBP: 0.200, SLG: 0.111		F7			HR 1B	1-3		SSS K		4	1	1	0	0	1	4
Inning Stats	R: 0 E: 1 K: 1 S: 7 H: 1 LOB: 2 BB: 0 P: 7	R: 0 E: 0 K: 0 S: 4 H: 1 LOB: 1 BB: 0 P: 4	R: 0 E: 0 K: 1 S: 5 H: 0 LOB: 0 BB: 0 P: 5	R: 0 E: 0 K: 0 S: 3 H: 0 LOB: 0 BB: 0 P: 3	R: 4 E: 0 K: 0 S: 8 H: 5 LOB: 1 BB: 0 P: 8	R: 0 E: 0 K: 1 S: 6 H: 1 LOB: 1 BB: 0 P: 6	R: 1 E: 0 K: 0 S: 4 H: 2 LOB: 1 BB: 1 P: 8	R: 1 E: 0 K: 2 S: 10 H: 3 LOB: 2 BB: 0 P: 10	R: 0 E: 0 K: 1 S: 5 H: 0 LOB: 1 BB: 1 P: 9	1B: 10 2B: 0 3B: 0 HR: 3	SF: 0 SAC: 0 DP: 1 HBP: 0						

PITCHER	IP	WLS	BF	H	R	ER	SO	BB	IBB	HBP	BLK	WP	HR	S	P	ERA	WHIP
Geoff Zahn, L (1, 1) ERA: 3.64	4.1		20	6	4	4	2	0	0	0	0	0	3	24	24	8.31	1.385
Rick Steirer, R (5, 1) ERA: 4.58	2.0		11	4	1	1	1	1	0	0	0	0	0	12	16	4.50	2.500
Luis Sanchez, R (7, 1) ERA: 3.66	2.2	W	11	3	1	1	3	1	0	0	0	1	0	16	20	3.38	1.500

PITCHER	IP	WLS	BF	H	R	ER	SO	BB	IBB	HBP	BLK	WP	HR	S	P	ERA	WHIP

TOP

Texas Rangers @ California Angels

Anaheim Stadium, Anaheim, CA

Fri Sep 16 1983, 10:05 PM EDT

Att. 21,850 - Unknown

livebaseballscorecards.com

AB	40
R	6
H	13
RBI	6
BB	2
SO	6
LOB	18

1B: 10	SF: 0	WP: 1	PA: 42
2B: 0	SAC: 0	PB: 0	
3B: 0	DP: 1	SB: 0	
HR: 3	HBP: 0	CS: 0	

Batter	1	2	3	4	5	6	7	8	9	AB	R	H	RBI	BB	SO	LOB
Gary Pettis, S (1, 8) OBP: 0.241, SLG: 0.154	K		G3	1-2 1B		G3		1-3 2-H E 1B		5	1	2	1	0	1	0
Daryl Sconiers, L (1, 3) OBP: 0.304, SLG: 0.444	2B FC 1B		1B E 1B	4-3		F4		1-H 3-H E9 2B		5	3	3	2	0	0	2
Juan Beniquez, R (1, 9) OBP: 0.340, SLG: 0.374	1-3 2B		1-3 E 1B		1B		F8	F8		5	0	3	0	0	0	0
Doug DeCinces, R (1, 5) OBP: 0.327, SLG: 0.509	FC 3-H		1-2 3-H E1		F8		BBBB 4-0 G5-4-3 BB			3	0	0	2	1	0	3
Brian Downing, R (1, 7) OBP: 0.362, SLG: 0.422	L4		F5		F9		G5-4-3 1-2f			4	0	0	0	0	0	6
Mike Brown, R (9, 7) OBP: 0.266, SLG: 0.365										0	0	0	0	0	0	0
Reggie Jackson, L (1, 10) OBP: 0.293, SLG: 0.344	K		K		4-3			K		4	0	0	0	0	3	5
Bob Boone, R (1, 2) OBP: 0.298, SLG: 0.361		6-3		BBBB 4-0 1B BB		HR 1B		BB 1B 1B		3	2	2	0	1	0	0
Rob Wilfong, L (1, 4) OBP: 0.308, SLG: 0.360		K		F5		1-H HR		BBBB 4-0 1B 1-2 E BB		3	2	1	2	1	1	1
Dick Schofield, R (1, 6) OBP: 0.136, SLG: 0.238		F8		K		F3		F4		3	0	0	0	0	1	1
Jerry Narron, L (8, PH) OBP: 0.125, SLG: 0.125										1	0	0	0	0	0	2
Ricky Adams, R (9, 6) OBP: 0.283, SLG: 0.283										0	0	0	0	0	0	0
Inning Stats	R: 1 E: 0 K: 2 S: 10 H: 2 LOB: 2 BB: 0 P: 10	R: 0 E: 0 K: 1 S: 5 H: 0 LOB: 0 BB: 0 P: 5	R: 1 E: 1 K: 1 S: 8 H: 2 LOB: 2 BB: 0 P: 8	R: 0 E: 0 K: 1 S: 6 H: 1 LOB: 2 BB: 1 P: 10	R: 0 E: 0 K: 0 S: 4 H: 1 LOB: 1 BB: 0 P: 4	R: 2 E: 0 K: 0 S: 5 H: 2 LOB: 0 BB: 0 P: 5	R: 0 E: 0 K: 0 S: 2 H: 0 LOB: 0 BB: 1 P: 6	R: 4 E: 1 K: 1 S: 8 H: 3 LOB: 0 BB: 1 P: 12		1B: 8 2B: 2 3B: 0 HR: 1 SF: 0 SAC: 0 DP: 1 HBP: 0						

PITCHER		IP	WLS	BF	H	R	ER	SO	BB	IBB	HBP	BLK	WP	HR	S	P	ERA	WHIP
Danny Darwin, R ERA: 3.62	(1, 1)	6.0		29	8	4	4	5	1	0	0	0	0	1	38	42	6.00	1.500
John Butcher, R ERA: 3.39	(7, 1)	1.2	L	9	3	4	3	1	2	0	0	0	0	0	9	17	16.20	3.000
Victor Cruz, R ERA: 1.61	(8, 1)	0.1		1	0	0	0	0	0	0	0	0	0	0	1	1	0.00	0.000

PITCHER	IP	WLS	BF	H	R	ER	SO	BB	IBB	HBP	BLK	WP	HR	S	P	ERA	WHIP

BOTTOM

Texas Rangers @ California Angels

Anaheim Stadium, Anaheim, CA

Fri Sep 16 1983, 10:05 PM EDT

Att. 21,850 - Unknown

livebaseballscorecards.com

AB	36
R	8
H	11
RBI	7
BB	3
SO	6
LOB	20

PA: 39

WP: 0 PB: 0 SB: 0 CS: 0

Texas Rangers @ California Angels

Anaheim Stadium, Anaheim, CA

Sat Sep 17 1983, 10:05 PM EDT

Att. 34,608 - Unknown

livebaseballscorecards.com

Batter	1	2	3	4	5	6	7	8	9	AB	R	H	RBI	BB	SO	LOB
Mickey Rivers, L (1, 9) OBP: 0.301, SLG: 0.333	6-3	FC5-4 1-3 1B		1-6-3		4-3		5-3		5	0	1	0	0	0	1
Bill Sample, R (1, 7) OBP: 0.324, SLG: 0.399	1B 1B	FC5-4 1-2f		1-3			2-3 2B 1B	S BB		4	1	2	0	1	0	2
George Wright, S (1, 8) OBP: 0.319, SLG: 0.434	FC6-4 1-3 1B		F8		F6		2-3 1-2	4-3 1-2		5	0	1	0	0	0	2
Larry Parrish, R (1, 10) OBP: 0.328, SLG: 0.481	K		HR		1B		2B G3 IBB		F9	4	2	2	1	1	1	2
Buddy Bell, R (1, 5) OBP: 0.333, SLG: 0.410	FC6-4 1-2f		1B SF8 1B		F8		G3 1-3 2-H 2B		K	2	1	1	0	0	0	2
Bill Stein, R (3, 5) OBP: 0.332, SLG: 0.414										3	0	1	1	0	1	1
Pete O'Brien, L (1, 3) OBP: 0.312, SLG: 0.346		K	1-3 1B		F9		G3 IBB		K	4	0	1	0	1	2	1
Bucky Dent, R (1, 6) OBP: 0.282, SLG: 0.301		6-3	SF8 3-H			5-3 BB	G3 1-2 2-3 3-H			2	0	0	2	1	0	2
Bob Johnson, R (1, 2) OBP: 0.279, SLG: 0.367		1B 2B	K			5-3 1-2	K			4	1	1	0	0	2	4
Wayne Tolleson, S (1, 4) OBP: 0.318, SLG: 0.320		1B 2-H 1B		F7		1-3		F7		4	0	1	1	0	0	1

Inning Stats	1	2	3	4	5	6	7	8	9		
	R: 0 H: 2	R: 1 H: 3	R: 2 H: 3	R: 0 H: 0	R: 0 H: 1	R: 0 H: 0	R: 2 H: 2	R: 0 H: 0	R: 0 H: 0	1B: 8 SF: 1	WP: 0 PA: 42
	E: 0 LOB: 2	E: 0 LOB: 2	E: 0 LOB: 1	E: 0 LOB: 0	E: 0 LOB: 1	E: 0 LOB: 1	E: 0 LOB: 2	E: 0 LOB: 1	E: 0 LOB: 0	2B: 2 SAC: 0	PB: 0
	K: 1 BB: 0	K: 1 BB: 0	K: 1 BB: 0	K: 0 BB: 0	K: 0 BB: 0	K: 0 BB: 1	K: 1 BB: 2	K: 0 BB: 1	K: 2 BB: 0	3B: 0 DP: 0	SB: 1
	S: 7 P: 7	S: 8 P: 8	S: 8 P: 8	S: 3 P: 3	S: 4 P: 4	S: 3 P: 7	S: 7 P: 15	S: 3 P: 7	S: 7 P: 7	HR: 1 HBP: 0	CS: 0

PITCHER		IP	WLS	BF	H	R	ER	SO	BB	IBB	HBP	BLK	WP	HR	S	P	ERA	WHIP
Ken Forsch, R ERA: 4.11	(1, 1)	6.1	L	32	11	5	5	3	1	1	0	0	0	1	36	44	7.11	1.895
Byron McLaughlin, R ERA: 5.36	(7, 1)	2.2		10	0	0	0	3	1	1	0	0	0	0	14	22	0.00	0.375

PITCHER	IP	WLS	BF	H	R	ER	SO	BB	IBB	HBP	BLK	WP	HR	S	P	ERA	WHIP

Batter	1	2	3	4	5	6	7	8	9	AB	R	H	RBI	BB	SO	LOB
Gary Pettis, S (1, 8) OBP: 0.235, SLG: 0.226	K	E5 1-2 3-H			F2		SF8 3B		6-3	5	1	1	0	0	1	1
Rod Carew, L (1, 10) OBP: 0.412, SLG: 0.421	FC5-4 BB	6-3			K		SF8 3-H			2	0	0	1	1	1	2
Juan Beniquez, R (1, 9) OBP: 0.339, SLG: 0.372	FC5-4 BB 1-2f		F7		F4		1B			4	0	1	0	0	0	1
Doug DeCinces, R (1, 5) OBP: 0.326, SLG: 0.504	1-2 BB		F8			K	K			3	0	0	0	1	2	1
Brian Downing, R (1, 7) OBP: 0.358, SLG: 0.417	F7		5-3			F8		K		4	0	0	0	0	1	2
Daryl Sconiers, L (1, 3) OBP: 0.311, SLG: 0.448		4-3 E 2B		G5-4-3 BB		1B BB		K		2	1	1	0	2	1	0
Bob Boone, R (1, 2) OBP: 0.297, SLG: 0.360		4-3 2-3		G5-4-3 1-2f		1B 1-2		F8		4	0	1	0	0	0	2
Rob Wilfong, L (1, 4) OBP: 0.307, SLG: 0.357		F3		1B		L3			F9	4	0	1	0	0	0	3
Dick Schofield, R (1, 6) OBP: 0.160, SLG: 0.217		BB E		F8			4-3		K	2	0	0	0	1	0	1
Jerry Narron, L (9, PH) OBP: 0.111, SLG: 0.111										1	0	0	0	0	1	0
Inning Stats	R: 0 E: 0 K: 1 S: 5 H: 0 LOB: 2 BB: 2 P: 13	R: 1 E: 1 K: 0 S: 5 H: 1 LOB: 2 BB: 1 P: 9	R: 0 E: 0 K: 0 S: 3 H: 0 LOB: 0 BB: 0 P: 3	R: 0 E: 0 K: 0 S: 3 H: 1 LOB: 1 BB: 1 P: 7	R: 0 E: 0 K: 1 S: 5 H: 0 LOB: 0 BB: 0 P: 5	R: 0 E: 0 K: 1 S: 6 H: 1 LOB: 2 BB: 1 P: 10	R: 1 E: 0 K: 1 S: 7 H: 2 LOB: 1 BB: 0 P: 7	R: 0 E: 0 K: 2 S: 7 H: 0 LOB: 0 BB: 0 P: 7	R: 0 E: 0 K: 1 S: 5 H: 0 LOB: 0 BB: 0 P: 5	1B: 3 2B: 1 3B: 1 HR: 0 SF: 1 SAC: 0 DP: 1 HBP: 0						

PITCHER	IP	WLS	BF	H	R	ER	SO	BB	IBB	HBP	BLK	WP	HR	S	P	ERA	WHIP
Dave Stewart, R (1, 1) ERA: 2.75	7.0	W	31	5	2	1	4	5	0	0	0	0	0	34	54	1.29	1.429
Dave Tobik, R (8, 1) ERA: 3.86	2.0	S	6	0	0	0	3	0	0	0	0	0	0	12	12	0.00	0.000

PITCHER	IP	WLS	BF	H	R	ER	SO	BB	IBB	HBP	BLK	WP	HR	S	P	ERA	WHIP

BOTTOM

Texas Rangers @ California Angels

Anaheim Stadium, Anaheim, CA

Sat Sep 17 1983, 10:05 PM EDT

Att. 34,608 - Unknown

livebaseballscorecards.com

AB	31
R	2
H	5
RBI	1
BB	5
SO	7
LOB	13

Texas Rangers @ California Angels

Anaheim Stadium, Anaheim, CA

Sun Sep 18 1983, 6:33 AM EDT

Att. 22,556 - Unknown

TOP

livebaseballscorecards.com

Batter	1	2	3	4	5	6	7	8	9	AB	R	H	RBI	BB	SO	LOB
Mickey Rivers, L (1, 10) OBP: 0.299, SLG: 0.335	4-3	1-H 2B		K			4-3	1-2f FC4-6		5	0	1	1	0	1	5
Bill Sample, R (1, 7) OBP: 0.325, SLG: 0.399	E 1B 1B	F7		1-2f FC6-4			F9		HR 1B	5	2	2	0	0	0	3
George Wright, S (1, 8) OBP: 0.320, SLG: 0.434	E HR 1-2 1B	F9			G3		FC6-4 1B		K	5	1	2	0	0	1	2
Larry Parrish, R (1, 9) OBP: 0.329, SLG: 0.486	E9 HR 1-3 2-H 1B		4-3		K		1-2f FC6-4		1-H HR	5	2	2	3	0	1	1
Bill Stein, R (1, 5) OBP: 0.335, SLG: 0.416 Curtis Wilkerson, S (8, PR) OBP: 0.190, SLG: 0.105 (8, 5)	K		6-3		E4 1B			SH 1B 1B	F9	4 1	0 0	2 0	0 0	0 0	1 0	2 0
Pete O'Brien, L (1, 3) OBP: 0.314, SLG: 0.355	2-H 3-H HR		F7		4-3			1-2 SH 1B	1B	5	1	3	3	0	0	1
Bucky Dent, R (1, 6) OBP: 0.284, SLG: 0.305	5-3			2B		CS 1B		1-2 2-3 SH FC4-6	F8	4	0	2	0	0	0	1
Jim Sundberg, R (1, 2) OBP: 0.269, SLG: 0.255 Tom Dunbar, L (8, PH) OBP: 0.412, SLG: 0.231 Dave Hostetler, R (8, PH) OBP: 0.322, SLG: 0.372 Bob Johnson, R (8, 2) OBP: 0.279, SLG: 0.367		F3		FC6-4 BB		1-2 K		K		2 0 1 0	0 0 0 0	0 0 0 0	0 0 0 0	1 0 0 0	1 0 1 0	1 0 3 0
Wayne Tolleson, S (1, 4) OBP: 0.319, SLG: 0.322 Mike Richardt, R (2, 4) OBP: 0.176, SLG: 0.244		2B 1B		K		6-3		F4		1 3	1 0	1 0	0 0	0 0	0 1	0 5
Inning Stats	R: 4 E: 1 K: 1 S: 9 H: 4 LOB: 0 BB: 0 P: 9	R: 1 E: 0 K: 0 S: 5 H: 2 LOB: 1 BB: 0 P: 5	R: 0 E: 0 K: 0 S: 3 H: 0 LOB: 0 BB: 0 P: 3	R: 0 E: 0 K: 2 S: 8 H: 1 LOB: 2 BB: 1 P: 12	R: 0 E: 1 K: 1 S: 6 H: 1 LOB: 1 BB: 0 P: 6	R: 0 E: 0 K: 1 S: 5 H: 1 LOB: 0 BB: 0 P: 5	R: 0 E: 0 K: 0 S: 4 H: 1 LOB: 1 BB: 0 P: 4	R: 0 E: 0 K: 1 S: 8 H: 2 LOB: 3 BB: 0 P: 8	R: 2 E: 0 K: 1 S: 8 H: 3 LOB: 1 BB: 0 P: 8	1B: 11 2B: 2 3B: 0 HR: 2 SF: 0 SAC: 1 DP: 0 HBP: 0						

	AB	41
	R	7
	H	15
	RBI	7
	BB	1
	SO	7
	LOB	24

	WP: 0	PA: 43
	PB: 0	
	SB: 0	
	CS: 1	

PITCHER		IP	WLS	BF	H	R	ER	SO	BB	IBB	HBP	BLK	WP	HR	S	P	ERA	WHIP
Mike Witt, R ERA: 5.32	(1, 1)	2.0		12	6	5	5	1	0	0	0	0	0	1	14	14	22.50	3.000
Doug Corbett, R ERA: 3.07	(3, 1)	5.0		19	4	0	0	4	1	0	0	0	0	0	26	30	0.00	1.000
Luis Sanchez, R ERA: 3.66	(8, 1)	0.0		3	2	0	0	0	0	0	0	0	0	0	3	3	∞	∞
Bob Lacey, L ERA: 7.2	(8, 1)	2.0	L	9	3	2	2	2	0	0	0	0	0	1	13	13	9.00	1.500

PITCHER	IP	WLS	BF	H	R	ER	SO	BB	IBB	HBP	BLK	WP	HR	S	P	ERA	WHIP

Texas Rangers @ California Angels

Anaheim Stadium, Anaheim, CA

Sun Sep 18 1983, 6:33 AM EDT

Att. 22,556 - Unknown

BOTTOM

Batter	1	2	3	4	5	6	7	8	9	AB	R	H	RBI	BB	SO	LOB
Brian Downing, R (1, 10) OBP: 0.359, SLG: 0.417	F7		BB, 1B 1-2	6-3			BB, 1B 1-3	F7		5	1	2	0	0	0	2
Steve Lubratich, R (1, 4) OBP: 0.250, SLG: 0.308	F6	F6	F6		K		G6-4-3 1-2		1-3	3	0	0	0	0	1	2
Rob Wilfong, L (7, PH) (8, 4) OBP: 0.309, SLG: 0.355										1	0	0	0	1	0	0
Juan Beniquez, R (1, 8) (9, 9) OBP: 0.340, SLG: 0.373	F8		BB 1-2 2-H		1-3		G6-4-3 1-2 2-H 3-H		6-3	5	0	2	3	0	0	0
Doug DeCinces, R (1, 5) OBP: 0.324, SLG: 0.499		K	BB 1-2 2-3		F5		G6-4-3 1-2f 2-3		F4	4	0	0	0	1	1	2
Ron Jackson, R (1, 3) OBP: 0.303, SLG: 0.369		E5 PO	F8			E5 BB	F8			4	0	0	0	0	0	4
Bobby Clark, R (1, 7) OBP: 0.263, SLG: 0.357		K		FC6-4 1B		K		K		4	0	1	0	0	3	2
Gary Pettis, S (9, 8) OBP: 0.235, SLG: 0.226										0	0	0	0	0	0	0
Mike Brown, R (1, 9) (9, 7) OBP: 0.277, SLG: 0.377		PO 1-2	1B 2B	FC6-4 1-2f HR		G6-4-3 1-2 BB		E6 1B		3	2	1	0	1	0	1
Dick Schofield, R (1, 6) OBP: 0.143, SLG: 0.192			K	K		G6-4-3 1-2f		1-2 1B		3	0	0	0	0	2	4
Daryl Sconiers, L (8, PH) OBP: 0.313, SLG: 0.450										1	0	1	0	0	0	0
Ricky Adams, R (9, 6) OBP: 0.283, SLG: 0.283										0	0	0	0	0	0	0
Mike O'Berry, R (1, 2) OBP: 0.214, SLG: 0.259			1B 1B 2-H	HR 2-H			1B 1B	F7		2	2	2	3	0	0	0
Rod Carew, L (7, PH) (8, 2) OBP: 0.413, SLG: 0.422										1	1	1	0	0	0	0
Bob Boone, R (8, 2) OBP: 0.297, SLG: 0.359										1	0	0	0	0	0	2
Inning Stats	R: 0 E: 0 K: 0 S: 3 H: 0 LOB: 0 BB: 0 P: 3	R: 0 E: 1 K: 2 S: 7 H: 0 LOB: 0 BB: 0 P: 7	R: 2 E: 0 K: 1 S: 9 H: 4 LOB: 3 BB: 1 P: 13	R: 2 E: 1 K: 1 S: 7 H: 2 LOB: 0 BB: 0 P: 7	R: 0 E: 0 K: 1 S: 5 H: 0 LOB: 0 BB: 0 P: 5	R: 0 E: 1 K: 1 S: 5 H: 0 LOB: 1 BB: 1 P: 9	R: 2 E: 0 K: 0 S: 5 H: 3 LOB: 1 BB: 1 P: 9	R: 0 E: 1 K: 1 S: 7 H: 1 LOB: 2 BB: 0 P: 7	R: 0 E: 0 K: 0 S: 3 H: 0 LOB: 0 BB: 0 P: 3	1B: 8 2B: 1 3B: 0 HR: 1	SF: 0 SAC: 0 DP: 2 HBP: 0						

	AB	37
	R	6
	H	10
	RBI	6
	BB	3
	SO	7
	LOB	19

WP: 0 PB: 0 SB: 0 CS: 0 PA: 41

livebaseballscorecards.com

PITCHER		IP	WLS	BF	H	R	ER	SO	BB	IBB	HBP	BLK	WP	HR	S	P	ERA	WHIP
Frank Tanana, L ERA: 3.15	(1, 1)	6.0		26	6	4	4	6	2	0	0	0	0	1	36	44	6.00	1.333
John Butcher, R ERA: 3.51	(7, 1)	1.0		6	3	2	2	0	1	0	0	0	0	0	5	9	18.00	4.000
Victor Cruz, R ERA: 1.48	(8, 1)	2.0	W	8	1	0	0	1	0	0	0	0	0	0	10	10	0.00	0.500

PITCHER	IP	WLS	BF	H	R	ER	SO	BB	IBB	HBP	BLK	WP	HR	S	P	ERA	WHIP

Batter	1	2	3	4	5	6	7	8	9	AB	R	H	RBI	BB	SO	LOB
Rod Carew, L (1, 3) OBP: 0.411, SLG: 0.420	S S S 0-3 ① K		x 0-0 ② ③ G4-6-3 1-2f			x 0-0 ① SH1-3 1-2		x 0-0 ① 1-4-3		3	0	0	0	0	1	1
Steve Lubratich, R (1, 4) OBP: 0.243, SLG: 0.299	x 0-0 ② F8			x 0-0 ① 6-3		S S S 0-3 ② K		x 0-0 ② 6-3		4	0	0	0	0	1	1
Juan Beniquez, R (1, 8) OBP: 0.345, SLG: 0.381	x 0-0 ③ F8			x 0-0 1B 1B		x 0-0 2-H 2B		x 0-0 1B 1B 1B		4	1	3	1	0	0	0
Doug DeCinces, R (1, 5) OBP: 0.326, SLG: 0.499		x 0-0 ① 6-3		x 0-0 G1-4-3 1-2 1B		x 0-0 ③ F9		x 0-0 1B 1-2 1B		4	0	2	0	0	0	1
Brian Downing, R (1, 10) OBP: 0.360, SLG: 0.418		x 0-0 G5-4-3 1B		x 0-0 ② ③ G1-4-3 1-2f			S S S 0-3 ① K	x 0-0 1-3 2-H 1B		4	0	2	1	0	1	2
Bob Boone, R (1, 2) OBP: 0.299, SLG: 0.361		x 0-0 ② ③ G5-4-3 1-2f			x 0-0 G6-4-3 1B		x 0-0 FC6-4 1B	x 0-0 ③ L4		4	0	2	0	0	0	3
Ellis Valentine, R (1, 9) OBP: 0.277, SLG: 0.420			x 0-0 HR		x 0-0 ① ② G6-4-3 1-2f		x 0-0 ② F3		x 0-0 ① 5-3	4	1	1	1	0	0	2
Mike Brown, R (1, 7) OBP: 0.264, SLG: 0.358			S S S 0-3 ① K		x 0-0 ③ F8		x 0-0 ③ FC6-4 1-2f		S S S 0-3 ② K	4	0	0	0	0	2	1
Ricky Adams, R (1, 6) OBP: 0.304, SLG: 0.337 Daryl Sconiers, L (9, PH) OBP: 0.312, SLG: 0.448			x 0-0 G4-6-3 1B			x 0-0 SH1-3 2B 1B		x 0-0 HR	x 0-0 ③ F6	3 1	2 0	3 0	1 0	0 0	0 0	0 0
Inning Stats	R: 0 E: 0 K: 1 S: 5 H: 0 LOB: 0 BB: 0 P: 5	R: 0 E: 0 K: 0 S: 3 H: 1 LOB: 0 BB: 0 P: 3	R: 1 E: 0 K: 1 S: 6 H: 2 LOB: 0 BB: 0 P: 6	R: 0 E: 0 K: 0 S: 4 H: 2 LOB: 1 BB: 0 P: 4	R: 0 E: 0 K: 0 S: 3 H: 1 LOB: 0 BB: 0 P: 3	R: 1 E: 0 K: 1 S: 7 H: 2 LOB: 1 BB: 0 P: 7	R: 0 E: 0 K: 1 S: 6 H: 1 LOB: 1 BB: 0 P: 6	R: 2 E: 0 K: 0 S: 7 H: 4 LOB: 2 BB: 0 P: 7	R: 0 E: 0 K: 1 S: 5 H: 0 LOB: 0 BB: 0 P: 5	1B: 10 2B: 1 3B: 0 HR: 2	SF: 0 SAC: 1 DP: 4 HBP: 0						

TOP

California Angels @ Kansas City Royals

Royals Stadium, Kansas City, MO

Mon Sep 19 1983, 4:33 AM EDT

Unknown

livebaseballscorecards.com

AB	35
R	4
H	13
RBI	4
BB	0
SO	5
LOB	11

PITCHER		IP	WLS	BF	H	R	ER	SO	BB	IBB	HBP	BLK	WP	HR	S	P	ERA	WHIP
Bud Black, L ERA: 3.69	(1, 1)	7.2		32	13	4	4	4	0	0	0	0	0	2	40	40	4.70	1.696
Mike Armstrong, R ERA: 3.9	(8, 1)	1.1	W	4	0	0	0	1	0	0	0	0	0	0	6	6	0.00	0.000

PITCHER		IP	WLS	BF	H	R	ER	SO	BB	IBB	HBP	BLK	WP	HR	S	P	ERA	WHIP

Batter	1	2	3	4	5	6	7	8	9	AB	R	H	RBI	BB	SO	LOB
Willie Wilson, S (1, 8) OBP: 0.319, SLG: 0.359	FC4-6 S 1B		6-3 S 1B		F8			WP BB 1B BB FC6-4 1B		4	1	3	0	1	0	1
U L Washington, S (1, 6) OBP: 0.302, SLG: 0.324	BBBB FC4-6 BB 1-2		6-3 1-3		1-3			WP E BB FC6-4 1-2 2-3		3	1	0	0	2	0	4
Pat Sheridan, L (1, 9) OBP: 0.306, SLG: 0.388 John Wathan, R (8, PH) OBP: 0.293, SLG: 0.310 (9, 9)	FC4-6 G4-6-3 1-2f 2-3		4-3			E3 1B		E6 S IBB SF8 1B 1-H 2-H		3 1	1 1	0 1	0 1	0 0	0 0	3 0
Hal McRae, R (1, 10) OBP: 0.378, SLG: 0.471	G4-6-3 1-2f			K		L4		SF8 HBP 3B IBB 1-2		3	1	0	0	1	1	3
Willie Aikens, L (1, 3) OBP: 0.378, SLG: 0.523 Leon Roberts, R (8, PH) OBP: 0.319, SLG: 0.408 (9, 3)		G6-4-3 1B		HR		G6-4-3 1B 2-H		FC6-4 HBP 1-2 2-3		3 0	1 0	3 0	2 0	0 0	0 0	0 0
Frank White, R (1, 4) OBP: 0.279, SLG: 0.405	G6-4-3 1-2f			5-3		G6-4-3 1-2f		SF8 2-3 3-H		3	0	0	1	0	0	2
Butch Davis, R (1, 7) OBP: 0.316, SLG: 0.408	FC6-4 1B			F8			CS 1B	FC6-4 3B 1-2f		4	1	2	0	0	0	2
Don Slaught, R (1, 2) OBP: 0.328, SLG: 0.385	FC6-4 1-2f				F4		G1-6-3 1B 1-2	1B 3B 1-H 3-H		4	1	2	2	0	0	1
Onix Concepcion, R (1, 5) OBP: 0.286, SLG: 0.330			F2		2B		G1-6-3 1-2f	FC6-4 1B 1B 3-H		4	0	2	1	0	0	1
Inning Stats	R: 0 H: 1 E: 0 LOB: 1 K: 0 BB: 1 S: 3 P: 7	R: 0 H: 2 E: 0 LOB: 1 K: 0 BB: 0 S: 4 P: 4	R: 0 H: 1 E: 0 LOB: 1 K: 0 BB: 0 S: 4 P: 4	R: 1 H: 1 E: 0 LOB: 0 K: 1 BB: 0 S: 6 P: 6	R: 0 H: 1 E: 0 LOB: 1 K: 0 BB: 0 S: 4 P: 4	R: 1 H: 1 E: 1 LOB: 0 K: 0 BB: 0 S: 4 P: 4	R: 0 H: 2 E: 0 LOB: 0 K: 0 BB: 0 S: 3 P: 3	R: 6 H: 4 E: 1 LOB: 2 K: 0 BB: 3 S: 7 P: 20		1B: 10 SF: 1 2B: 1 SAC: 0 3B: 1 DP: 4 HR: 1 HBP: 1						

PITCHER		IP	WLS	BF	H	R	ER	SO	BB	IBB	HBP	BLK	WP	HR	S	P	ERA	WHIP
Steve Brown, R ERA: 5.14	(1, 1)	7.0		29	9	4	3	1	3	0	0	0	0	1	28	40	3.86	1.714
Andy Hassler, L ERA: 5.45	(8, 1)	0.0	L	2	1	0	0	0	0	1	0	0	1	0	1	5	∞	∞
Rick Steirer, R ERA: 4.81	(8, 1)	1.0		7	3	4	4	0	0	0	1	0	0	0	6	7	36.00	3.000

PITCHER	IP	WLS	BF	H	R	ER	SO	BB	IBB	HBP	BLK	WP	HR	S	P	ERA	WHIP

BOTTOM

California Angels @ Kansas City Royals

Royals Stadium, Kansas City, MO

Mon Sep 19 1983, 4:33 AM EDT

Unknown

livebaseballscorecards.com

AB	32
R	8
H	13
RBI	7
BB	4
SO	1
LOB	17

Batter	1	2	3	4	5	6	7	8	9	AB	R	H	RBI	BB	SO	LOB
Gary Pettis, S (1, 8) OBP: 0.308, SLG: 0.314	BBBB 4-0 E S 1B BB	x 0-0 1B		x 0-0 1B		x 0-0 E 6-3 2B 2-H		x 0-0 ② FC4-6 1-2f		4	2	3	1	1	0	1
Daryl Sconiers, L (1, 3) OBP: 0.310, SLG: 0.444	x 0-0 2B 1B 1-H	x 0-0 ③ G3		x 0-0 ③ 4-3		x 0-0 E4 6-3 2-3		SSS 0-3 ③ K		5	1	1	1	0	1	4
Juan Beniquez, R (1, 9) OBP: 0.346, SLG: 0.385	x 0-0 4-3 1B 2B 1-H		x 0-0 G4-6-3 1B		x 0-0 ① 6-3	x 0-0 ② 6-3 1-2 3-H			x 0-0 ① 5-3	5	1	2	2	0	0	1
Ron Jackson, R (1, 5) OBP: 0.302, SLG: 0.365	x 0-0 ① 4-3 2-3		x 0-0 ① ② G4-6-3 1-2f		BBB 4-0 1B BB	x 0-0 ③ 4-3			SSS 0-3 ② K	4	0	0	0	1	1	3
Brian Downing, R (1, 10) OBP: 0.363, SLG: 0.423	x 0-0 ② 4-3		x 0-0 1B 2B		x 0-0 1-2 1B		x 0-0 ① L5		x 0-0 1B	5	1	3	0	0	0	1
Bobby Clark, R (1, 7) OBP: 0.266, SLG: 0.358	x 0-0 3-H 1B		x 0-0 2-H 1B		SSS 0-3 ② K		SSS 0-3 ② K		x 0-0 ③ F5	5	0	2	2	0	2	3
Steve Lubratich, R (1, 4) OBP: 0.236, SLG: 0.291	x 0-0 ③ F9		x 0-0 ③ F4		x 0-0 ③ 6-3		SSS 0-3 ③ K2-3			4	0	0	0	0	1	4
Ricky Adams, R (1, 6) OBP: 0.311, SLG: 0.337		x 0-0 ① 5-3		x 0-0 ① 1-3		x 0-0 SH1-4 2B 1B		BBBB 4-0 FC1-6 BB		3	1	1	0	1	0	0
Mike O'Berry, R (1, 2) OBP: 0.203, SLG: 0.246		x 0-0 ② F7		x 0-0 ② 6-3		x 0-0 ① SH1-4 1-2		x 0-0 ① FC1-6 FC4-6 1-2f		3	0	0	0	0	0	1
Inning Stats	R: 3 H: 3 E: 0 LOB: 1 K: 0 BB: 1 S: 6 P: 10	R: 0 H: 1 E: 0 LOB: 1 K: 0 BB: 0 S: 4 P: 4	R: 1 H: 3 E: 0 LOB: 1 K: 0 BB: 0 S: 5 P: 5	R: 0 H: 1 E: 0 LOB: 1 K: 0 BB: 0 S: 4 P: 4	R: 0 H: 1 E: 0 LOB: 2 K: 1 BB: 1 S: 6 P: 10	R: 2 H: 2 E: 1 LOB: 1 K: 0 BB: 0 S: 6 P: 6	R: 0 H: 0 E: 0 LOB: 0 K: 2 BB: 0 S: 7 P: 7	R: 0 H: 0 E: 0 LOB: 1 K: 1 BB: 1 S: 5 P: 9	R: 0 H: 1 E: 0 LOB: 1 K: 1 BB: 0 S: 6 P: 6	1B: 9 SF: 0 2B: 3 SAC: 1 3B: 0 DP: 1 HR: 0 HBP: 0						

PITCHER	IP	WLS	BF	H	R	ER	SO	BB	IBB	HBP	BLK	WP	HR	S	P	ERA	WHIP
Danny Jackson, L (1, 1) ERA: 5.0	6.0		31	11	6	5	1	2	0	0	0	0	0	31	39	7.50	2.167
Mark Huismann, R (7, 1) ERA: 6.41	3.0	W	11	1	0	0	4	1	0	0	0	0	0	18	22	0.00	0.667

PITCHER	IP	WLS	BF	H	R	ER	SO	BB	IBB	HBP	BLK	WP	HR	S	P	ERA	WHIP

TOP

California Angels @ Kansas City Royals

Royals Stadium, Kansas City, MO

Mon Sep 19 1983, 8:05 PM EDT

Att. 24,576 - Unknown

livebaseballscorecards.com

AB	38
R	6
H	12
RBI	6
BB	3
SO	5
LOB	18

BOTTOM

California Angels @ Kansas City Royals

Royals Stadium, Kansas City, MO

Mon Sep 19 1983, 8:05 PM EDT

Att. 24,576 - Unknown

livebaseballscorecards.com

Batter	1	2	3	4	5	6	7	8	9	AB	R	H	RBI	BB	SO	LOB
Darryl Motley, R (1, 8) OBP: 0.250, SLG: 0.375	F3		SF8 2-H 3-H 3B		F8		K		K 1-2	5	1	1	2	0	2	2
Butch Davis, R (1, 7) OBP: 0.321, SLG: 0.413	5-3		SF8 3-H		FC6-4 1-2 1B		1B		F8 2-3	4	0	2	1	0	0	1
John Wathan, R (1, 2) OBP: 0.293, SLG: 0.309 Willie Wilson, S (9, PH) OBP: 0.320, SLG: 0.362	F8		1B		FC6-4 E 1-2f 2-3		F7		1B 3-H 2B	4 1	0 1	1 1	0 1	0 0	0 0	3 0
Leon Roberts, R (1, 9) OBP: 0.313, SLG: 0.400 Pat Sheridan, L (9, PH) OBP: 0.308, SLG: 0.390		6-3	F9		E5 1-2 3-H		F2		1B 2-H	4 1	0 0	0 1	0 1	0 0	0 0	3 0
Ron Johnson, R (1, 3) OBP: 0.357, SLG: 0.308		6-3		F8	4-3			6-3		4	0	0	0	0	0	2
Don Slaught, R (1, 10) OBP: 0.331, SLG: 0.390		F3		6-3		FC5-4 1B		1B 2B		4	1	2	0	0	0	0
Onix Concepcion, R (1, 4) OBP: 0.286, SLG: 0.328 (9, 5)			2B 3B 1B	E6		FC5-4 WP 1-2f		F9		4	1	1	0	0	0	2
Greg Pryor, R (1, 5) OBP: 0.269, SLG: 0.292 Frank White, R (8, PH) OBP: 0.280, SLG: 0.406 (9, 4)			1-3 3B 2B	4-3		F8		CS 2-H 1B		3 1	1 0	1 1	0 1	0 0	0 0	2 0
Buddy Biancalana, S (1, 6) OBP: 0.091, SLG: 0.091 U L Washington, S (8, PH) OBP: 0.303, SLG: 0.324 (9, 6)			F8		FC6-4 1B E 1B		4-3 1-2	CS 1-2	F8 S 2B BB	3 0	1 1	1 0	0 0	0 1	0 0	3 0
Inning Stats	R: 0 E: 0 K: 0 S: 3 H: 0 LOB: 0 BB: 0 P: 3	R: 0 E: 0 K: 0 S: 3 H: 0 LOB: 0 BB: 0 P: 3	R: 3 E: 0 K: 0 S: 7 H: 4 LOB: 1 BB: 0 P: 7	R: 0 E: 1 K: 0 S: 4 H: 0 LOB: 1 BB: 0 P: 4	R: 1 E: 1 K: 0 S: 6 H: 2 LOB: 2 BB: 0 P: 6	R: 0 E: 0 K: 0 S: 4 H: 1 LOB: 1 BB: 0 P: 4	R: 0 E: 0 K: 1 S: 6 H: 1 LOB: 1 BB: 0 P: 6	R: 1 E: 0 K: 0 S: 4 H: 2 LOB: 0 BB: 0 P: 4	R: 2 E: 0 K: 1 S: 6 H: 2 LOB: 1 BB: 1 P: 10	1B: 8 2B: 3 3B: 1 HR: 0 SF: 1 SAC: 0 DP: 0 HBP: 0						WP: 1 PB: 0 SB: 1 CS: 1 PA: 41	

	AB	38
	R	7
	H	12
	RBI	6
	BB	1
	SO	2
	LOB	18

PITCHER		IP	WLS	BF	H	R	ER	SO	BB	IBB	HBP	BLK	WP	HR	S	P	ERA	WHIP
John Curtis, L ERA: 3.99	(1, 1)	7.2		35	10	5	4	1	0	0	0	0	1	0	37	37	4.70	1.304
Byron McLaughlin, R ERA: 5.62	(8, 1)	1.0	L	4	1	2	2	1	1	0	0	0	0	0	5	9	18.00	2.000
Bob Lacey, L ERA: 7.2	(9, 1)	0.0		1	1	0	0	0	0	0	0	0	0	0	1	1	∞	∞

PITCHER	IP	WLS	BF	H	R	ER	SO	BB	IBB	HBP	BLK	WP	HR	S	P	ERA	WHIP

California Angels @ Kansas City Royals

Royals Stadium, Kansas City, MO

Tue Sep 20 1983, 8:05 PM EDT

Att. 15,003 - Unknown

TOP

livebaseballscorecards.com

Batter	1	2	3	4	5	6	7	8	9	AB	R	H	RBI	BB	SO	LOB
Gary Pettis, S (1, 8) OBP: 0.318, SLG: 0.289	BBBB 4-0 1B S SF BB	x 0-0 ② FC5-4 BB 1-2f 1B		BBBB 4-0 G4-6-3 1-2 BB		x 0-0 ③ 4-3			x 0-0 E3 E SF8	3	3	0	0	2	0	2
Ellis Valentine, R (1, 9) OBP: 0.283, SLG: 0.422	x 0-0 SF 1-3 2B 1B	BBBB 4-0 1B 1-2 BB		x 0-0 ② ③ G4-6-3 1-2f			x 0-0 G6-4-3 1B		x 0-0 ② SF8 1-H	3	1	2	1	1	0	2
Juan Beniquez, R (1, 7) OBP: 0.344, SLG: 0.383	x 0-0 SF 1-2 2B 3-H	x 0-0 1-2 2-H 1B			x 0-0 ① F8		x 0-0 ① ② G6-4-3 1-2f		x 0-0 ③ F9	4	1	1	2	0	0	1
Doug DeCinces, R (1, 5) OBP: 0.328, SLG: 0.503 Ricky Adams, R (1, PR) OBP: 0.312, SLG: 0.337 (1, 5)	x 0-0 1-H 2-H 2B	SSS 0-3 ③ K			x 0-0 ② L1		x 0-0 1B			1 3	0 0	1 1	2 0	0 0	0 1	0 2
Brian Downing, R (1, 10) OBP: 0.360, SLG: 0.419	x 0-0 ① G3		x 0-0 ① 6-3		x 0-0 ③ F7		x 0-0 ③ G3			4	0	0	0	0	0	2
Ron Jackson, R (1, 3) OBP: 0.298, SLG: 0.360	x 0-0 ② 4-3		x 0-0 ② 5-3			x 0-0 E5 E S 1B		x 0-0 E5 G1-6-3		4	1	0	0	0	0	1
Bob Boone, R (1, 2) OBP: 0.298, SLG: 0.360	x 0-0 ③ F8		x 0-0 ③ 1-3			x 0-0 SH3-4 1-H 1B		x 0-0 ① ② G1-6-3 1-2f		4	0	1	1	0	0	2
Steve Lubratich, R (1, 4) OBP: 0.231, SLG: 0.285		x 0-0 ① 4-3		x 0-0 ① F3		x 0-0 ① SH3-4 1-2		x 0-0 ③ 4-3		3	0	0	0	0	0	0
Dick Schofield, R (1, 6) OBP: 0.188, SLG: 0.207		BBBB 4-0 FC5-4 BB		x 0-0 BB 1B		x 0-0 ② F9			x 0-0 ① 5-3	3	0	1	0	1	0	1
Inning Stats	R: 3 H: 2 E: 1 LOB: 1 K: 0 BB: 1 S: 6 P: 10	R: 1 H: 1 E: 0 LOB: 2 K: 1 BB: 2 S: 6 P: 14	R: 0 H: 0 E: 0 LOB: 0 K: 0 BB: 0 S: 3 P: 3	R: 0 H: 1 E: 0 LOB: 1 K: 0 BB: 1 S: 3 P: 7	R: 0 H: 0 E: 0 LOB: 0 K: 0 BB: 0 S: 3 P: 3	R: 1 H: 1 E: 1 LOB: 1 K: 0 BB: 0 S: 5 P: 5	R: 0 H: 2 E: 0 LOB: 1 K: 0 BB: 0 S: 4 P: 4	R: 0 H: 0 E: 1 LOB: 0 K: 0 BB: 0 S: 3 P: 3	R: 1 H: 0 E: 2 LOB: 0 K: 0 BB: 0 S: 4 P: 4	1B: 6 SF: 2 2B: 1 SAC: 1 3B: 0 DP: 3 HR: 0 HBP: 0						

AB	32
R	6
H	7
RBI	6
BB	4
SO	1
LOB	13

WP: 0 PA: 39
PB: 0
SB: 2
CS: 0

PITCHER		IP	WLS	BF	H	R	ER	SO	BB	IBB	HBP	BLK	WP	HR	S	P	ERA	WHIP
Paul Splittorff, L ERA: 3.75	(1, 1)	1.2	L	12	3	4	3	0	3	0	0	0	0	0	9	21	16.20	3.600
Keith Creel, R ERA: 6.27	(2, 1)	5.1		20	4	1	0	1	1	0	0	0	0	0	21	25	0.00	0.938
Don Hood, L ERA: 2.38	(8, 1)	2.0		7	0	1	0	0	0	0	0	0	0	0	7	7	0.00	0.000

PITCHER	IP	WLS	BF	H	R	ER	SO	BB	IBB	HBP	BLK	WP	HR	S	P	ERA	WHIP

Batter	1	2	3	4	5	6	7	8	9	AB	R	H	RBI	BB	SO	LOB
Willie Wilson, S (1, 8) OBP: 0.321, SLG: 0.362	5-3		5-3		L4			5-3 1B 1B	BBBB SF8 1-2 BB	4	1	1	0	1	0	0
U L Washington, S (1, 6) OBP: 0.303, SLG: 0.324 Willie Aikens, L (9, PH) OBP: 0.377, SLG: 0.523	F8		3-1 WP 1B		F8			5-3 1-2	SF8 1-2 2-3 3-H	4 0	0 0	1 0	0 1	0 0	0 0	1 0
Frank White, R (1, 4) OBP: 0.280, SLG: 0.404	5-3		3-1 1-3			5-3		1B 1B	F2	5	0	1	0	0	0	3
Hal McRae, R (1, 10) OBP: 0.377, SLG: 0.469		L1	5-3			F9		FC6-4 1-2 2-H 1B		4	0	1	1	0	0	1
Ron Johnson, R (1, 3) OBP: 0.389, SLG: 0.353		FC1-6 1B		FC5-4 1B		6-3		FC6-4 1-2f		4	0	2	0	0	0	2
Butch Davis, R (1, 7) OBP: 0.318, SLG: 0.430		FC1-6 1B 1B 1-2f		SSS K			F7	1B 3B		4	2	1	0	0	1	2
Don Slaught, R (1, 2) OBP: 0.333, SLG: 0.392		1B 2-3 1B		FC5-4 1-2f			F8	1B SF8 3-H 1B		4	1	2	1	0	0	1
Darryl Motley, R (1, 9) OBP: 0.250, SLG: 0.364		1-2 3-H 1B		5-3			F8	F9		4	0	1	1	0	0	2
Onix Concepcion, R (1, 5) OBP: 0.285, SLG: 0.326		1-3			F8			4-3	SF8 BB 1-3 1B	4	0	1	0	0	0	2
Inning Stats	R: 0 H: 0 E: 0 LOB: 0 K: 0 BB: 0 S: 3 P: 3	R: 1 H: 3 E: 1 LOB: 2 K: 0 BB: 0 S: 6 P: 6	R: 0 H: 1 E: 0 LOB: 1 K: 0 BB: 0 S: 4 P: 4	R: 0 H: 1 E: 0 LOB: 1 K: 1 BB: 0 S: 6 P: 6	R: 0 H: 0 E: 0 LOB: 0 K: 0 BB: 0 S: 3 P: 3	R: 0 H: 0 E: 0 LOB: 0 K: 0 BB: 0 S: 3 P: 3	R: 0 H: 0 E: 0 LOB: 0 K: 0 BB: 0 S: 3 P: 3	R: 1 H: 3 E: 0 LOB: 2 K: 0 BB: 0 S: 6 P: 6	R: 2 H: 3 E: 0 LOB: 2 K: 0 BB: 1 S: 6 P: 10	1B: 10 SF: 1 2B: 0 SAC: 0 3B: 1 DP: 0 HR: 0 HBP: 0						

BOTTOM

California Angels @ Kansas City Royals

Royals Stadium, Kansas City, MO

Tue Sep 20 1983, 8:05 PM EDT

Att. 15,003 - Unknown

livebaseballscorecards.com

AB	37
R	4
H	11
RBI	4
BB	1
SO	1
LOB	14

WP: 1 PA: 39
PB: 0
SB: 0
CS: 0

PITCHER		IP	WLS	BF	H	R	ER	SO	BB	IBB	HBP	BLK	WP	HR	S	P	ERA	WHIP
Tommy John, L ERA: 4.32	(1, 1)	8.1	W	37	11	4	4	1	1	0	0	0	1	0	38	42	4.32	1.440
Mike Witt, R ERA: 5.3	(9, 1)	0.2	S	2	0	0	0	0	0	0	0	0	0	0	2	2	0.00	0.000

PITCHER	IP	WLS	BF	H	R	ER	SO	BB	IBB	HBP	BLK	WP	HR	S	P	ERA	WHIP

Batter	1	2	3	4	5	6	7	8	9	AB	R	H	RBI	BB	SO	LOB
Gary Pettis, S (1, 8) OBP: 0.327, SLG: 0.349	F8		1B 3B		S 1B 1B	FC6-4 S 1-2f		F8 1-2		5	2	2	0	0	0	2
Rob Wilfong, L (1, 4) OBP: 0.306, SLG: 0.349	F9		FC6-4 1B 3-H 1B		K	F9 1-2			4-3	5	0	1	1	0	1	2
Rod Carew, L (1, 10) OBP: 0.413, SLG: 0.420	1B 1B		FC6-4 1-2 1B		K2-3 1-2		CS 1B BB		4-3	4	0	2	0	1	1	1
Juan Beniquez, R (1, 7) OBP: 0.348, SLG: 0.387	1-3 1B		FC6-4 1-2f 2-3		1B 1B 2-H 1B		1-2 1B		K	5	1	3	1	0	1	2
Daryl Sconiers, L (1, 3) OBP: 0.309, SLG: 0.441	5-3		F8		1B 2-3 1B		F8			4	0	1	0	0	0	6
Bob Boone, R (1, 2) OBP: 0.298, SLG: 0.359		K		F7	FC6-4 1-2 3-H 1B		K 2-3			4	0	1	1	0	2	2
Ellis Valentine, R (1, 9) OBP: 0.283, SLG: 0.420		F9		1B	FC6-4 1-2f			K		4	0	1	0	0	1	2
Dick Schofield, R (1, 6) OBP: 0.194, SLG: 0.212		1-3		L6		FC6-4 1B		K		4	0	1	0	0	1	1
Ricky Adams, R (1, 5) OBP: 0.310, SLG: 0.333			F8	K		F8		S 1B		4	0	1	0	0	1	2
Inning Stats	R: 0 E: 0 K: 0 S: 5 H: 2 LOB: 2 BB: 0 P: 5	R: 0 E: 0 K: 1 S: 5 H: 0 LOB: 0 BB: 0 P: 5	R: 1 E: 0 K: 0 S: 6 H: 3 LOB: 2 BB: 0 P: 6	R: 0 E: 0 K: 1 S: 6 H: 1 LOB: 1 BB: 0 P: 6	R: 2 E: 0 K: 2 S: 11 H: 4 LOB: 2 BB: 0 P: 11	R: 0 E: 0 K: 0 S: 4 H: 1 LOB: 1 BB: 0 P: 4	R: 0 E: 0 K: 1 S: 5 H: 1 LOB: 1 BB: 1 P: 9	R: 0 E: 0 K: 2 S: 8 H: 1 LOB: 1 BB: 0 P: 8	R: 0 E: 0 K: 1 S: 5 H: 0 LOB: 0 BB: 0 P: 5	1B: 12 2B: 0 3B: 1 HR: 0	SF: 0 SAC: 0 DP: 0 HBP: 0						

PITCHER		IP	WLS	BF	H	R	ER	SO	BB	IBB	HBP	BLK	WP	HR	S	P	ERA	WHIP
Gaylord Perry, R ERA: 4.64	(1, 1)	5.0	L	25	10	3	3	4	0	0	0	0	0	0	33	33	5.40	2.000
Mark Huismann, R ERA: 5.58	(6, 1)	4.0		15	3	0	0	4	1	0	0	0	0	0	22	26	0.00	1.000

PITCHER	IP	WLS	BF	H	R	ER	SO	BB	IBB	HBP	BLK	WP	HR	S	P	ERA	WHIP

TOP

California Angels @ Kansas City Royals

Royals Stadium, Kansas City, MO

Wed Sep 21 1983, 8:05 PM EDT

Att. 14,874 - Unknown

livebaseballscorecards.com

AB	39
R	3
H	13
RBI	3
BB	1
SO	8
LOB	20

1B: 12	SF: 0	WP: 0	PA: 40
2B: 0	SAC: 0	PB: 0	
3B: 1	DP: 0	SB: 3	
HR: 0	HBP: 0	CS: 1	

Batter	1	2	3	4	5	6	7	8	9	AB	R	H	RBI	BB	SO	LOB
Willie Wilson, S (1, 8) OBP: 0.319, SLG: 0.359	S S S 0-3 K ①		x 0-0 1-4-3 ①		S S S 0-3 K ②		x 0-0 6-3 ③			4	0	0	0	0	2	1
U L Washington, S (1, 6) OBP: 0.301, SLG: 0.321	x 0-0 4-3 ②		x 0-0 F9 ②		x 0-0 2-3 ③			x 0-0 F2 ①		4	0	0	0	0	0	1
Frank White, R (1, 4) OBP: 0.279, SLG: 0.405	x 0-0 2B		x 0-0 5-3 ③			x 0-0 F7 ①		S S S 0-3 K ②		4	0	1	0	0	1	0
Hal McRae, R (1, 10) OBP: 0.376, SLG: 0.468	x 0-0 6-3 ③			S S S 0-3 K ①		x 0-0 G3 WP 1B		S S S 0-3 K ③		4	0	1	0	0	2	1
Ron Johnson, R (1, 3) OBP: 0.364, SLG: 0.300		S S S 0-3 K ①		x 0-0 5-3 ②	B B B B 4-0 G3 1-2 BB				x 0-0 6-3 ①	3	0	0	0	1	1	0
Butch Davis, R (1, 7) OBP: 0.315, SLG: 0.422		x 0-0 E6 1B		x 0-0 FC5-4 1B		x 0-0 G3 ② 1-2 2-3			x 0-0 4-3 ②	4	0	1	0	0	0	2
John Wathan, R (1, 2) OBP: 0.292, SLG: 0.309		x 0-0 S 1-3 1B		x 0-0 FC5-4 ③ 1-2f		x 0-0 5-3 ③			x 0-0 1-3 ③	4	0	1	0	0	0	3
Darryl Motley, R (1, 9) OBP: 0.235, SLG: 0.340		x 0-0 F3 ② 1-2			x 0-0 F4 ①		x 0-0 F9 ①			3	0	0	0	0	0	2
Onix Concepcion, R (1, 5) OBP: 0.286, SLG: 0.327		S S S 0-3 K ③			x 0-0 1B		x 0-0 6-3 ②			3	0	1	0	0	1	2
Inning Stats	R: 0 H: 1 E: 0 LOB: 1 K: 1 BB: 0 S: 6 P: 6	R: 0 H: 1 E: 1 LOB: 2 K: 2 BB: 0 S: 9 P: 9	R: 0 H: 0 E: 0 LOB: 0 K: 0 BB: 0 S: 3 P: 3	R: 0 H: 1 E: 0 LOB: 1 K: 1 BB: 0 S: 6 P: 6	R: 0 H: 1 E: 0 LOB: 1 K: 1 BB: 0 S: 6 P: 6	R: 0 H: 1 E: 0 LOB: 2 K: 0 BB: 1 S: 4 P: 8	R: 0 H: 0 E: 0 LOB: 0 K: 0 BB: 0 S: 3 P: 3	R: 0 H: 0 E: 0 LOB: 0 K: 2 BB: 0 S: 7 P: 7	R: 0 H: 0 E: 0 LOB: 0 K: 0 BB: 0 S: 3 P: 3	1B: 4 SF: 0 2B: 1 SAC: 0 3B: 0 DP: 0 HR: 0 HBP: 0					WP: 1 PA: 34 PB: 0 SB: 1 CS: 0		

PITCHER	IP	WLS	BF	H	R	ER	SO	BB	IBB	HBP	BLK	WP	HR	S	P	ERA	WHIP
Geoff Zahn, L (1, 1) ERA: 3.47	9.0	W	34	5	0	0	7	1	0	0	0	1	0	47	51	0.00	0.667

PITCHER	IP	WLS	BF	H	R	ER	SO	BB	IBB	HBP	BLK	WP	HR	S	P	ERA	WHIP

BOTTOM

California Angels @ Kansas City Royals

Royals Stadium, Kansas City, MO

Wed Sep 21 1983, 8:05 PM EDT

Att. 14,874 - Unknown

livebaseballscorecards.com

AB	33
R	0
H	5
RBI	0
BB	1
SO	7
LOB	12

Chicago White Sox @ California Angels

Anaheim Stadium, Anaheim, CA

Thu Sep 22 1983, 10:05 PM EDT

Att. 24,668 - Unknown

TOP

livebaseballscorecards.com

Batter	1	2	3	4	5	6	7	8	9	AB	R	H	RBI	BB	SO	LOB
Rudy Law, L (1, 8) OBP: 0.340, SLG: 0.371	FC3-6 1B		4-3		S HBP			G3	1-2 2B	4	0	2	0	0	0	0
Carlton Fisk, R (1, 2) OBP: 0.359, SLG: 0.526	F9		1B		F2			2B FC5-4 1B	F3	5	1	2	0	0	0	3
Harold Baines, L (1, 9) OBP: 0.334, SLG: 0.446	FC3-6 1-2f		G3		F7 1-2			FC5-4 1-3 2B		4	0	1	0	0	0	3
Greg Walker, L (1, 10) OBP: 0.329, SLG: 0.433	4-3			HR		3-1		FC5-4 IBB		3	1	1	1	1	0	1
Tom Paciorek, R (1, 3) (8, 7) OBP: 0.335, SLG: 0.440		4-3		F7		F4		FC5-4 BB 1-2f 2-3 3-H		4	0	0	1	0	0	2
Ron Kittle, R (1, 7) OBP: 0.317, SLG: 0.512 Jerry Dybzinski, R (8, 5) OBP: 0.283, SLG: 0.285		FC5-4 1B		HR	S S S K			B B B B 1-2 BB		3 0	1 0	2 0	1 0	1 0	1 0	0 0
Vance Law, R (1, 5) OBP: 0.324, SLG: 0.342 Jerry Hairston, S (7, PH) OBP: 0.384, SLG: 0.513 Aurelio Rodriguez, R (7, 5) OBP: 0.117, SLG: 0.107 Mike Squires, L (8, PH) OBP: 0.314, SLG: 0.259 (8, 3)		F7		6-3			S S S K		F6	2 1 0 1	0 0 0 0	0 0 0 0	0 0 0 0	0 1 0 0	0 0 0 0	1 0 0 3
Scott Fletcher, R (1, 6) OBP: 0.321, SLG: 0.371		FC5-4 1-2f		F8			S S S K		F4	4	0	0	0	0	1	1
Julio Cruz, S (1, 4) OBP: 0.321, SLG: 0.333			4-3		6-3		4-3		CS 1B	4	0	1	0	0	0	0

	AB	35
	R	3
	H	9
	RBI	3
	BB	2
	SO	3
	LOB	14

Inning Stats										
	R: 0 H: 1 E: 0 LOB: 1 K: 0 BB: 0 S: 4 P: 4	R: 0 H: 1 E: 0 LOB: 1 K: 0 BB: 0 S: 4 P: 4	R: 0 H: 1 E: 0 LOB: 1 K: 0 BB: 0 S: 4 P: 4	R: 2 H: 2 E: 0 LOB: 0 K: 0 BB: 0 S: 5 P: 5	R: 0 H: 0 E: 0 LOB: 1 K: 0 BB: 0 S: 3 P: 4	R: 0 H: 0 E: 0 LOB: 0 K: 1 BB: 0 S: 5 P: 5	R: 0 H: 0 E: 0 LOB: 0 K: 2 BB: 0 S: 7 P: 7	R: 1 H: 2 E: 0 LOB: 3 K: 0 BB: 2 S: 5 P: 13	R: 0 H: 2 E: 0 LOB: 1 K: 0 BB: 0 S: 4 P: 4	1B: 5 SF: 0 2B: 2 SAC: 0 3B: 0 DP: 0 HR: 2 HBP: 1	WP: 0 PA: 38 PB: 0 SB: 1 CS: 1

PITCHER		IP	WLS	BF	H	R	ER	SO	BB	IBB	HBP	BLK	WP	HR	S	P	ERA	WHIP
Ken Forsch, R ERA: 4.06	(1, 1)	9.0	L	38	9	3	3	3	1	1	1	0	0	2	41	50	3.00	1.111

PITCHER		IP	WLS	BF	H	R	ER	SO	BB	IBB	HBP	BLK	WP	HR	S	P	ERA	WHIP

Batter	1	2	3	4	5	6	7	8	9	AB	R	H	RBI	BB	SO	LOB
Gary Pettis, S (1, 8) OBP: 0.315, SLG: 0.333	F9		6-3		SH2-4 1B		F9		F4	5	0	1	0	0	0	0
Steve Lubratich, R (1, 4) (8, 5) OBP: 0.233, SLG: 0.286	F8		BB 1B		SH2-4 1-2		F8			3	0	1	0	0	0	0
Ellis Valentine, R (1, 9) OBP: 0.286, SLG: 0.430	HR		F4		SSS K		BBBB BB			3	1	1	1	1	1	2
Juan Beniquez, R (1, 7) OBP: 0.347, SLG: 0.385	F9		BB 1B 1-2		6-3		F8			4	0	1	0	0	0	2
Brian Downing, R (1, 10) OBP: 0.361, SLG: 0.426		6-3	BBBB 4-0 1-2 BB 2-3			HR		F9		3	1	1	1	1	0	0
Ron Jackson, R (1, 3) OBP: 0.295, SLG: 0.356		6-3	4-3			F8		5-3		4	0	0	0	0	0	3
Bob Boone, R (1, 2) OBP: 0.295, SLG: 0.356		E4 E		F5		F4		2-3		4	0	0	0	0	0	0
Dick Schofield, R (1, 6) OBP: 0.205, SLG: 0.250		E5 1-2		F3		2B			6-3	3	0	1	0	0	0	1
Daryl Sconiers, L (9, PH) OBP: 0.308, SLG: 0.439										1	0	0	0	0	0	0
Ricky Adams, R (1, 5) OBP: 0.302, SLG: 0.324		4-3		F9		6-3			SSS K	3	0	0	0	0	0	3
Rob Wilfong, L (8, 4) OBP: 0.304, SLG: 0.347										1	0	0	0	0	1	0
Inning Stats	R: 1 H: 1 E: 0 LOB: 0 K: 0 BB: 0 S: 4 P: 4	R: 0 H: 0 E: 2 LOB: 2 K: 0 BB: 0 S: 5 P: 5	R: 0 H: 2 E: 0 LOB: 3 K: 0 BB: 1 S: 5 P: 9	R: 0 H: 0 E: 0 LOB: 0 K: 0 BB: 0 S: 3 P: 3	R: 0 H: 1 E: 0 LOB: 1 K: 1 BB: 0 S: 6 P: 6	R: 1 H: 2 E: 0 LOB: 1 K: 0 BB: 0 S: 5 P: 5	R: 0 H: 0 E: 0 LOB: 1 K: 0 BB: 1 S: 3 P: 7	R: 0 H: 0 E: 0 LOB: 0 K: 0 BB: 0 S: 3 P: 3	R: 0 H: 0 E: 0 LOB: 0 K: 1 BB: 0 S: 5 P: 5	1B: 3 SF: 0 2B: 1 SAC: 1 3B: 0 DP: 0 HR: 2 HBP: 0						

PITCHER		IP	WLS	BF	H	R	ER	SO	BB	IBB	HBP	BLK	WP	HR	S	P	ERA	WHIP
Jerry Koosman, L ERA: 4.9	(1, 1)	7.0	W	31	6	2	2	1	2	0	0	0	0	2	31	39	2.57	1.143
Salome Barojas, R ERA: 2.37	(8, 1)	1.0		3	0	0	0	0	0	0	0	0	0	0	3	3	0.00	0.000
Juan Agosto, L ERA: 4.15	(9, 1)	1.0	S	3	0	0	0	1	0	0	0	0	0	0	5	5	0.00	0.000

PITCHER	IP	WLS	BF	H	R	ER	SO	BB	IBB	HBP	BLK	WP	HR	S	P	ERA	WHIP

BOTTOM

Chicago White Sox @ California Angels

Anaheim Stadium, Anaheim, CA

Thu Sep 22 1983, 10:05 PM EDT

Att. 24,668 - Unknown

livebaseballscorecards.com

AB	34
R	2
H	6
RBI	2
BB	2
SO	2
LOB	11

WP: 0	PA: 37		
PB: 0			
SB: 0			
CS: 0			

Chicago White Sox @ California Angels

Anaheim Stadium, Anaheim, CA

Fri Sep 23 1983, 10:05 PM EDT

Att. 24,358 - Unknown

TOP

livebaseballscorecards.com

Batter	1	2	3	4	5	6	7	8	9	AB	R	H	RBI	BB	SO	LOB
Rudy Law, L (1, 8) OBP: 0.344, SLG: 0.371	4-3	1B 1-2 2-H 3-H		BB G5-4-3 1-2			BB CS			2	0	1	2	2	0	0
Carlton Fisk, R (1, 2) OBP: 0.356, SLG: 0.522	L4	FC5 2-3f		G5-4-3 1-2f			F8 1-2			4	0	0	0	0	0	5
Harold Baines, L (1, 9) OBP: 0.338, SLG: 0.448	BB	1B BB			1B L4-3			BB FC4		2	0	2	0	2	0	0
Greg Luzinski, R (1, 10) OBP: 0.352, SLG: 0.500	K	K			L4-3 1-2			F3		4	0	0	0	0	2	4
Tom Paciorek, R (1, 3) OBP: 0.334, SLG: 0.441 Mike Squires, L (8, 3) OBP: 0.314, SLG: 0.259		2B G1 FC5-2	F9		F8			FC4 1-2f		4 0	0 0	1 0	0 0	0 0	0 0	2 0
Ron Kittle, R (1, 7) OBP: 0.316, SLG: 0.509		G1 2-3	BB 1-2			5-3		F6		3	0	0	0	1	0	2
Vance Law, R (1, 5) OBP: 0.324, SLG: 0.342 Jerry Hairston, S (9, PH) OBP: 0.381, SLG: 0.508 Aurelio Rodriguez, R (9, 5) OBP: 0.117, SLG: 0.107		FC5-2 E BB 1B 3-H	F3			G4-6-3 1B			F2	3 1 0	1 0 0	1 0 0	0 0 0	0 0 0	0 0 0	3 0 0
Scott Fletcher, R (1, 6) OBP: 0.325, SLG: 0.372 Greg Walker, L (9, PH) OBP: 0.328, SLG: 0.432 Jerry Dybzinski, R (9, 6) OBP: 0.283, SLG: 0.285		BB E 1B 1-2		1B FC3-6		G4-6-3 1-2f			F4	2 1 0	1 0 0	1 0 0	0 0 0	1 0 0	0 0 0	1 0 0
Julio Cruz, S (1, 4) OBP: 0.318, SLG: 0.331		E2 FC5 1B 1-2 2-3		FC3-6 S 1-2f			F7		K	4	0	0	0	0	1	3

| | | |

Batter	1	2	3	4	5	6	7	8	9	AB	R	H	RBI	BB	SO	LOB
Gary Pettis, S (1, 8) OBP: 0.310, SLG: 0.327	S S S 0-3 K ①		x 0-0 6-3 ①		x 0-0 FC4 ② 1-2f S		x 0-0 ③ 1-2 2-H 1B			4	0	1	0	0	1	2
Rob Wilfong, L (1, 4) OBP: 0.302, SLG: 0.344	x 0-0 1B 1B		x 0-0 4-3 ② 2-3		x 0-0 L3 ③ 1-2			x 0-0 F9 ①		4	0	1	0	0	0	2
Rod Carew, L (1, 10) OBP: 0.413, SLG: 0.420	x 0-0 G4-6-3 1-2 1B		x 0-0 F7 ③			x 0-0 4-3 ①		B B B 4-0 FC1-6 BB		3	0	1	0	1	0	1
Brian Downing, R (1, 7) OBP: 0.358, SLG: 0.422	x 0-0 G4-6-3 ② ③ 1-2f			x 0-0 6-3 ①		x 0-0 6-3 ②		x 0-0 FC1-6 ② 1-2f		4	0	0	0	0	0	3
Daryl Sconiers, L (1, 3) OBP: 0.304, SLG: 0.433		x 0-0 4-3 ①		x 0-0 G3 ②		x 0-0 4-3 ③		x 0-0 4-3 ③		4	0	0	0	0	0	1
Jerry Narron, L (1, 2) OBP: 0.154, SLG: 0.083		x 0-0 L8 ②		x 0-0 4-3 ③			B B B B 4-0 WP 1B BB		x 0-0 4-3 ①	3	0	0	0	1	0	0
Mike Brown, R (1, 9) OBP: 0.286, SLG: 0.424		x 0-0 1B			x 0-0 HR		S S S 0-3 K ① 1-2		x 0-0 2B	4	1	3	1	0	1	1
Steve Lubratich, R (1, 5) OBP: 0.234, SLG: 0.280		S S S 0-3 K ③			x 0-0 3-1 ①		B B B B 4-0 1B BB		x 0-0 F7 ②	3	0	0	0	1	1	2
Dick Schofield, R (1, 6) OBP: 0.244, SLG: 0.297 Juan Beniquez, R (7, PH) OBP: 0.345, SLG: 0.384 Ricky Adams, R (8, 6) OBP: 0.302, SLG: 0.324 Reggie Jackson, L (9, PH) OBP: 0.292, SLG: 0.343			x 0-0 4-3 2B		B B B B 4-0 FC4 BB		x 0-0 F9 ②		S S S 0-3 K ③	1 1 0 1	0 0 0 0	1 0 0 0	0 0 0 0	1 0 0 0	0 0 0 1	0 2 0 1
Inning Stats	R: 0 E: 0 K: 1 S: 6 H: 2 LOB: 1 BB: 0 P: 6	R: 0 E: 0 K: 1 S: 6 H: 1 LOB: 1 BB: 0 P: 6	R: 0 E: 0 K: 0 S: 4 H: 1 LOB: 1 BB: 0 P: 4	R: 0 E: 0 K: 0 S: 3 H: 0 LOB: 0 BB: 0 P: 3	R: 1 E: 0 K: 0 S: 4 H: 1 LOB: 1 BB: 1 P: 8	R: 0 E: 0 K: 0 S: 3 H: 0 LOB: 0 BB: 0 P: 3	R: 0 E: 0 K: 1 S: 5 H: 1 LOB: 2 BB: 2 P: 13	R: 0 E: 0 K: 0 S: 3 H: 0 LOB: 1 BB: 1 P: 7	R: 0 E: 0 K: 1 S: 6 H: 1 LOB: 1 BB: 0 P: 6	1B: 4 2B: 2 3B: 0 HR: 1	SF: 0 SAC: 0 DP: 1 HBP: 0					

PITCHER	IP	WLS	BF	H	R	ER	SO	BB	IBB	HBP	BLK	WP	HR	S	P	ERA	WHIP
Richard Dotson, R (1, 1) ERA: 3.3	9.0	W	36	7	1	1	4	4	0	0	0	1	1	40	56	1.00	1.222

PITCHER	IP	WLS	BF	H	R	ER	SO	BB	IBB	HBP	BLK	WP	HR	S	P	ERA	WHIP

BOTTOM

Chicago White Sox @ California Angels

Anaheim Stadium, Anaheim, CA

Fri Sep 23 1983, 10:05 PM EDT

Att. 24,358 - Unknown

livebaseballscorecards.com

AB	32
R	1
H	7
RBI	1
BB	4
SO	4
LOB	15

WP: 1 PA: 36
PB: 0
SB: 1
CS: 0

Batter	1	2	3	4	5	6	7	8	9	AB	R	H	RBI	BB	SO	LOB
Rudy Law, L (1, 8) OBP: 0.345, SLG: 0.376	SH1-3 S SF8 1B	3B			1-3		F5			4	1	2	0	0	0	1
Scott Fletcher, R (1, 6) OBP: 0.321, SLG: 0.367	SH1-3 1-3	L4			F4			4-3		3	0	0	0	0	0	1
Harold Baines, L (1, 9) OBP: 0.336, SLG: 0.445	SF8 3-H		K		K			6-3		3	0	0	1	0	2	0
Greg Luzinski, R (1, 3) OBP: 0.352, SLG: 0.499 Mike Squires, L (6, 3) OBP: 0.312, SLG: 0.257	BB 1B 1B	6-3				K		F8		3 1	0 0	1 0	0 0	0 0	1 0	0 0
Greg Walker, L (1, 10) OBP: 0.333, SLG: 0.439 Chris Nyman, R (9, PR) OBP: 0.379, SLG: 0.375	BB 1-2 1B	2B				F7			2B 1B	4 0	0 1	3 0	0 0	0 0	0 0	0 0
Ron Kittle, R (1, 7) OBP: 0.316, SLG: 0.506	BB 1-2 2-3		F9			F4			L8	3	0	0	0	1	0	2
Vance Law, R (1, 5) OBP: 0.322, SLG: 0.340 Jerry Hairston, S (7, PH) OBP: 0.379, SLG: 0.504 Aurelio Rodriguez, R (7, 5) OBP: 0.117, SLG: 0.107 Casey Parsons, L (9, PH) OBP: 0.600, SLG: 0.333 Jerry Dybzinski, R (9, 5) OBP: 0.283, SLG: 0.285	G3			K			5-3		F3	2 1 0 1 0	0 0 0 0 0	0 0 0 0 0	0 0 0 0 0	0 0 0 0 0	1 0 0 0 0	3 0 0 1 0
Marc Hill, R (1, 2) OBP: 0.281, SLG: 0.300		F8		K			3-1 BB		1-H 2B	3	0	1	1	1	1	0
Julio Cruz, S (1, 4) OBP: 0.316, SLG: 0.328		K		F8			3-1 1-2		4-3	4	0	0	0	0	1	3

TOP

Chicago White Sox @ California Angels

Anaheim Stadium, Anaheim, CA

Sat Sep 24 1983, 6:33 AM EDT

Att. 23,388 - Unknown

livebaseballscorecards.com

AB	32
R	2
H	7
RBI	2
BB	2
SO	6
LOB	11

Inning Stats	1	2	3	4	5	6	7	8	9	1B: 4	SF: 1	WP: 0	PA: 36
	R: 1 E: 0 K: 0 S: 6 H: 3 LOB: 3 BB: 1 P: 10	R: 0 E: 0 K: 1 S: 6 H: 1 LOB: 1 BB: 0 P: 6	R: 0 E: 0 K: 1 S: 6 H: 1 LOB: 1 BB: 0 P: 6	R: 0 E: 0 K: 2 S: 7 H: 0 LOB: 0 BB: 0 P: 7	R: 0 E: 0 K: 1 S: 5 H: 0 LOB: 0 BB: 0 P: 5	R: 0 E: 0 K: 1 S: 5 H: 0 LOB: 0 BB: 0 P: 5	R: 0 E: 0 K: 0 S: 3 H: 0 LOB: 1 BB: 1 P: 7	R: 0 E: 0 K: 0 S: 3 H: 0 LOB: 0 BB: 0 P: 3	R: 1 E: 0 K: 0 S: 5 H: 2 LOB: 2 BB: 0 P: 5	2B: 2 3B: 1 HR: 0	SAC: 1 DP: 0 HBP: 0	PB: 0 SB: 1 CS: 0	

PITCHER	IP	WLS	BF	H	R	ER	SO	BB	IBB	HBP	BLK	WP	HR	S	P	ERA	WHIP
Steve Brown, R (1, 1) ERA: 4.38	9.0	L	36	7	2	2	6	2	0	0	0	0	0	46	54	2.00	1.000

PITCHER	IP	WLS	BF	H	R	ER	SO	BB	IBB	HBP	BLK	WP	HR	S	P	ERA	WHIP

Batter	1	2	3	4	5	6	7	8	9	AB	R	H	RBI	BB	SO	LOB
Gary Pettis, S (1, 8) OBP: 0.306, SLG: 0.321	CS 1B		G4-6-3 1-2f			L9			F8	4	0	1	0	0	0	1
Steve Lubratich, R (1, 4) OBP: 0.241, SLG: 0.281	1-2 1B			5-3			BBBBB SH2-4 BB		5-3	3	0	1	0	1	0	0
Juan Beniquez, R (1, 9) OBP: 0.343, SLG: 0.381	F9			F8			SH2-4 1-2			2	0	0	0	0	0	1
Doug DeCinces, R (1, 5) OBP: 0.326, SLG: 0.499	F9			6-3			SSS K			3	0	0	0	0	1	2
Brian Downing, R (1, 10) OBP: 0.355, SLG: 0.418		SSS K			F5		F7			3	0	0	0	0	1	1
Ron Jackson, R (1, 3) OBP: 0.293, SLG: 0.353		F9			F9			5-3		3	0	0	0	0	0	0
Bob Boone, R (1, 2) OBP: 0.293, SLG: 0.353		6-3			F9			L7		3	0	0	0	0	0	0
Mike Brown, R (1, 7) OBP: 0.277, SLG: 0.409			L8			6-3		6-3		3	0	0	0	0	0	0
Dick Schofield, R (1, 6) OBP: 0.256, SLG: 0.289			H 1-0 G4-6-3 HBP			SSS K			F7	1	0	0	0	0	1	0
Rod Carew, L (9, PH) OBP: 0.412, SLG: 0.419										1	0	0	0	0	0	0
Inning Stats	R: 0 E: 0 K: 0 S: 4 H: 2 LOB: 1 BB: 0 P: 4	R: 0 E: 0 K: 1 S: 5 H: 0 LOB: 0 BB: 0 P: 5	R: 0 E: 0 K: 0 S: 2 H: 0 LOB: 0 BB: 0 P: 3	R: 0 E: 0 K: 0 S: 3 H: 0 LOB: 0 BB: 0 P: 3	R: 0 E: 0 K: 0 S: 3 H: 0 LOB: 0 BB: 0 P: 3	R: 0 E: 0 K: 1 S: 5 H: 0 LOB: 0 BB: 0 P: 5	R: 0 E: 0 K: 1 S: 5 H: 0 LOB: 1 BB: 1 P: 9	R: 0 E: 0 K: 0 S: 3 H: 0 LOB: 0 BB: 0 P: 3	R: 0 E: 0 K: 0 S: 3 H: 0 LOB: 0 BB: 0 P: 3	1B: 2 2B: 0 3B: 0 HR: 0 SF: 0 SAC: 1 DP: 1 HBP: 1						

PITCHER	IP	WLS	BF	H	R	ER	SO	BB	IBB	HBP	BLK	WP	HR	S	P	ERA	WHIP
Britt Burns, L (1, 1) ERA: 3.59	9.0	W	29	2	0	0	3	1	0	1	0	0	0	33	38	0.00	0.333

PITCHER	IP	WLS	BF	H	R	ER	SO	BB	IBB	HBP	BLK	WP	HR	S	P	ERA	WHIP

BOTTOM

Chicago White Sox @ California Angels

Anaheim Stadium, Anaheim, CA

Sat Sep 24 1983, 6:33 AM EDT

Att. 23,388 - Unknown

livebaseballscorecards.com

AB	26
R	0
H	2
RBI	0
BB	1
SO	3
LOB	5

WP: 0 PA: 29
PB: 0
SB: 0
CS: 1

Batter	1	2	3	4	5	6	7	8	9	AB	R	H	RBI	BB	SO	LOB
Dave Stegman, R (1, 8) (9, 7) OBP: 0.300, SLG: 0.224	1B	FC6 1-2f		5-3		BBBB FC6-4 BB		6-3		4	1	1	0	1	0	1
Carlton Fisk, R (1, 2) OBP: 0.358, SLG: 0.521	1B 1-2 FC5-2 1B		L5		BBBB WP 1B BB	FC6-4 1-2f			1B 1B	4	2	2	0	1	0	1
Tom Paciorek, R (1, 9) OBP: 0.337, SLG: 0.450	FC5-2 1-3 2-H 1B		4-3 1B		SSS K 1-2		HR		F9	5	1	3	2	0	1	2
Greg Luzinski, R (1, 10) OBP: 0.349, SLG: 0.494	FC5-2 G5-4-3 1-2 3-H		4-3 1-2		SSS K	SSS K	K		F3	5	0	0	0	0	2	5
Ron Kittle, R (1, 7) OBP: 0.315, SLG: 0.504 Jerry Hairston, S (9, PH) OBP: 0.383, SLG: 0.508 Rudy Law, L (9, 8) OBP: 0.345, SLG: 0.376	G5-4-3 1-2f		SSS K		2-H 1B		G3		1B 1-3 1B	4 1 0	0 0 0	1 1 0	1 0 0	0 0 0	1 0 0	3 0 0
Greg Walker, L (1, 3) OBP: 0.335, SLG: 0.438 Mike Squires, L (7, PR) OBP: 0.316, SLG: 0.262 (7, 3)		4-3		BBBB FC6-4 BB	1-3		1B		1-2 3-H 1B	3 1	0 0	1 1	0 1	1 0	0 0	1 0
Vance Law, R (1, 5) OBP: 0.323, SLG: 0.346	E SF8 2B	FC6-4 2B 1-2f SF9			SH1-3 2B	F4		5-3		5	3	2	0	0	0	4
Scott Fletcher, R (1, 4) OBP: 0.321, SLG: 0.371	E6 FC6 2-3	E 1-3 2B			SH1-3 2-3			F8		3	1	1	0	0	0	1
Jerry Dybzinski, R (1, 6) OBP: 0.282, SLG: 0.291	SF8 3-H	SF9 2-H 3-H			3-H 2B			4-3		2	0	1	3	0	0	0
Inning Stats	R: 1 E: 0 K: 0 S: 5 H: 3 LOB: 1 BB: 0 P: 5	R: 1 E: 1 K: 0 S: 5 H: 1 LOB: 1 BB: 0 P: 5	R: 0 E: 0 K: 1 S: 6 H: 1 LOB: 1 BB: 0 P: 6	R: 2 E: 1 K: 0 S: 4 H: 1 LOB: 0 BB: 1 P: 8	R: 1 E: 0 K: 2 S: 8 H: 1 LOB: 1 BB: 1 P: 12	R: 1 E: 0 K: 0 S: 4 H: 2 LOB: 1 BB: 1 P: 8	R: 1 E: 0 K: 1 S: 7 H: 2 LOB: 1 BB: 0 P: 7	R: 0 E: 0 K: 0 S: 3 H: 0 LOB: 0 BB: 0 P: 3	R: 1 E: 0 K: 0 S: 6 H: 3 LOB: 2 BB: 0 P: 6	1B: 9 2B: 4 3B: 0 HR: 1 SF: 2 SAC: 1 DP: 1 HBP: 0						

TOP

Chicago White Sox @ California Angels

Anaheim Stadium, Anaheim, CA

Sun Sep 25 1983, 6:33 AM EDT

Att. 38,575 - Unknown

livebaseballscorecards.com

AB	37
R	8
H	14
RBI	7
BB	3
SO	4
LOB	18

WP: 1 PB: 0 SB: 0 CS: 0 PA: 43

PITCHER		IP	WLS	BF	H	R	ER	SO	BB	IBB	HBP	BLK	WP	HR	S	P	ERA	WHIP
Tommy John, L ERA: 4.37	(1, 1)	5.2	L	28	9	6	4	3	3	0	0	0	1	0	31	43	6.35	2.118
Rick Steirer, R ERA: 4.84	(6, 1)	3.1		15	5	2	2	1	0	0	0	0	0	1	17	17	5.40	1.500

PITCHER	IP	WLS	BF	H	R	ER	SO	BB	IBB	HBP	BLK	WP	HR	S	P	ERA	WHIP

BOTTOM

Chicago White Sox @ California Angels

Anaheim Stadium, Anaheim, CA

Sun Sep 25 1983, 6:33 AM EDT

Att. 38,575 - Unknown

livebaseballscorecards.com

Batter	1	2	3	4	5	6	7	8	9	AB	R	H	RBI	BB	SO	LOB
Gary Pettis, S (1, 8) OBP: 0.303, SLG: 0.367	4-3		1-H HR			F7		K		4	1	1	2	0	1	0
Rob Wilfong, L (1, 4) OBP: 0.295, SLG: 0.335	B1-3		F4			5-3		1-3		4	0	0	0	0	0	0
Brian Downing, R (1, 7) OBP: 0.354, SLG: 0.419	G3			K		5-3			1B 2B	4	1	1	0	0	1	0
Doug DeCinces, R (1, 5) OBP: 0.327, SLG: 0.497		F9		L8			1B 1B G4-6-3 1B		BBBB 1B BB	3	1	1	0	1	0	0
Daryl Sconiers, L (1, 3) OBP: 0.307, SLG: 0.434		6-3		4-3			G4-6-3 1B 1-2		1-2 G5-4-3 2-H 1B	4	0	2	1	0	0	0
Reggie Jackson, L (1, 10) OBP: 0.292, SLG: 0.342		SSS K			3-1		G4-6-3 1-2 2-3 1B		SSS K	4	0	1	0	0	2	2
Bob Boone, R (1, 2) OBP: 0.291, SLG: 0.350			6-3		F4		G4-6-3 1-2f 2-3 3-H		G5-4-3 1-2f	4	0	0	0	0	0	4
Bobby Clark, R (1, 9) OBP: 0.263, SLG: 0.353			F9		SSS K		6-3			3	0	0	0	0	1	1
Dick Schofield, R (1, 6) OBP: 0.283, SLG: 0.390			HR 1B			HR		F7		3	2	2	1	0	0	0
Inning Stats	R: 0 E: 0 K: 0 S: 3 H: 0 LOB: 0 BB: 0 P: 3	R: 0 E: 0 K: 1 S: 5 H: 0 LOB: 0 BB: 0 P: 5	R: 2 E: 0 K: 0 S: 5 H: 2 LOB: 0 BB: 0 P: 5	R: 0 E: 0 K: 1 S: 5 H: 0 LOB: 0 BB: 0 P: 5	R: 0 E: 0 K: 1 S: 5 H: 0 LOB: 0 BB: 0 P: 5	R: 1 E: 0 K: 0 S: 4 H: 1 LOB: 0 BB: 0 P: 4	R: 1 E: 0 K: 0 S: 5 H: 3 LOB: 1 BB: 0 P: 5	R: 0 E: 0 K: 1 S: 5 H: 0 LOB: 0 BB: 0 P: 5	R: 1 E: 0 K: 1 S: 6 H: 2 LOB: 1 BB: 1 P: 10	1B: 5 2B: 1 3B: 0 HR: 2	SF: 0 SAC: 0 DP: 2 HBP: 0						

	AB	33
	R	5
	H	8
	RBI	4
	BB	1
	SO	5
	LOB	7

WP: 0 PB: 0 SB: 0 CS: 0 PA: 34

PITCHER		IP	WLS	BF	H	R	ER	SO	BB	IBB	HBP	BLK	WP	HR	S	P	ERA	WHIP
LaMarr Hoyt, R ERA: 3.62	(1, 1)	6.0	W	21	3	3	3	3	0	0	0	0	0	2	27	27	4.50	0.500
Juan Agosto, L ERA: 4.38	(7, 1)	0.0		3	3	1	1	0	0	0	0	0	0	0	3	3	∞	∞
Salome Barojas, R ERA: 2.42	(7, 1)	2.0		7	1	1	1	1	1	0	0	0	0	0	8	12	4.50	1.000
Guy Hoffman, L ERA: 7.5	(9, 1)	0.1		2	1	0	0	1	0	0	0	0	0	0	4	4	0.00	3.000
Dennis Lamp, R ERA: 3.75	(9, 1)	0.2	S	1	0	0	0	0	0	0	0	0	0	0	1	1	0.00	0.000

PITCHER	IP	WLS	BF	H	R	ER	SO	BB	IBB	HBP	BLK	WP	HR	S	P	ERA	WHIP

Batter	1	2	3	4	5	6	7	8	9	10	AB	R	H	RBI	BB	SO	LOB
Damaso Garcia, R (1, 4) OBP: 0.333, SLG: 0.391	F5		FC1-6 S 1B E 1-2f		F8			SH2-4 1B 1B		1-3 1B 1B	5	3	2	0	0	0	2
Garth Iorg, R (1, 5) OBP: 0.295, SLG: 0.374	4-3		S 1-2 1B		F5			SH2-4 1-2		2-H 1B	4	0	2	1	0	0	1
Jesse Barfield, R (1, 9) OBP: 0.298, SLG: 0.511	1B		F2 1-3 2-H			E5 9-3		G6-4-3 2-H 1B		L5	5	0	2	1	0	0	2
Cliff Johnson, R (1, 10) OBP: 0.371, SLG: 0.484	F7			1-3		F8		G6-4-3 1-2f			4	0	0	0	0	0	3
George Bell, R (1, 7) OBP: 0.304, SLG: 0.415 Lloyd Moseby, L (8, 8) OBP: 0.379, SLG: 0.507		5-3		BB 1B		9-3 1-2f			K		2 1	0 0	0 0	0 0	1 0	0 1	1 0
Barry Bonnell, R (1, 8) (8, 7) OBP: 0.366, SLG: 0.469		K		G1-6-3 1-2 1B			5-3		F7		4	0	1	0	0	1	0
Willie Upshaw, L (1, 3) OBP: 0.375, SLG: 0.517		4-3		G1-6-3 1-2f			F4		G3		4	0	0	0	0	0	2
Buck Martinez, R (1, 2) OBP: 0.339, SLG: 0.459 Mitch Webster, S (7, PR) OBP: 0.182, SLG: 0.100 Ernie Whitt, L (7, 2) OBP: 0.343, SLG: 0.449 Dave Collins, S (10, PH) OBP: 0.349, SLG: 0.335 Geno Petralli, L (10, 2)			5-3		6-3		WP 2B			6-3	3 0 0 1 0	0 0 0 0 0	1 0 0 0 0	0 0 0 0 0	0 0 0 0 0	0 0 0 0 0	0 0 0 0 0
Alfredo Griffin, S (1, 6) OBP: 0.288, SLG: 0.349			E5 FC1-6	1B			F7 2-3			1B 1B	4	0	2	0	0	0	1
Inning Stats	R: 0 E: 0 K: 0 S: 4 H: 1 LOB: 1 BB: 0 P: 4	R: 0 E: 0 K: 1 S: 5 H: 0 LOB: 0 BB: 0 P: 5	R: 1 E: 1 K: 0 S: 5 H: 1 LOB: 1 BB: 0 P: 5	R: 0 E: 0 K: 0 S: 3 H: 1 LOB: 1 BB: 1 P: 7	R: 0 E: 0 K: 0 S: 4 H: 1 LOB: 1 BB: 0 P: 4	R: 0 E: 1 K: 0 S: 3 H: 0 LOB: 0 BB: 0 P: 3	R: 0 E: 0 K: 0 S: 4 H: 1 LOB: 2 BB: 0 P: 4	R: 1 E: 0 K: 0 S: 4 H: 2 LOB: 0 BB: 0 P: 4	R: 0 E: 0 K: 1 S: 5 H: 0 LOB: 0 BB: 0 P: 5	R: 1 E: 0 K: 0 S: 5 H: 3 LOB: 1 BB: 0 P: 5	1B: 9 2B: 2 3B: 0 HR: 0	SF: 0 SAC: 1 DP: 3 HBP: 0						

PITCHER	IP	WLS	BF	H	R	ER	SO	BB	IBB	HBP	BLK	WP	HR	S	P	ERA	WHIP
Geoff Zahn, L (1, 1) ERA: 3.39	7.1		30	7	2	1	1	1	0	0	0	1	0	31	35	1.23	1.091
Doug Corbett, R (8, 1) ERA: 2.93	0.2		1	0	0	0	0	0	0	0	0	0	0	1	1	0.00	0.000
Bob Lacey, L (9, 1) ERA: 6.43	2.0	L	8	3	1	1	1	0	0	0	0	0	0	10	10	4.50	1.500

PITCHER	IP	WLS	BF	H	R	ER	SO	BB	IBB	HBP	BLK	WP	HR	S	P	ERA	WHIP

TOP

Toronto Blue Jays @ California Angels

Anaheim Stadium, Anaheim, CA

Mon Sep 26 1983, 10:05 PM EDT

Att. 19,713 - Unknown

livebaseballscorecards.com

AB	37
R	3
H	10
RBI	2
BB	1
SO	2
LOB	12

1B: 9	SF: 0	WP: 1	PA: 39
2B: 2	SAC: 1	PB: 0	
3B: 0	DP: 3	SB: 3	
HR: 0	HBP: 0	CS: 0	

Batter	1	2	3	4	5	6	7	8	9	10	AB	R	H	RBI	BB	SO	LOB
Gary Pettis, S (1, 8) OBP: 0.310, SLG: 0.406	S S S 0-3 ① K		S S S 0-3 ② K		x 0-0 ② F7			x 0-0 HR	B B B B 4-0 BB		4	1	1	1	1	2	1
Rod Carew, L (1, 10) OBP: 0.410, SLG: 0.415	x 0-0 ② F7		x 0-0 ③ 4-3		B B B B 4-0 CS BB			x 0-0 ② 1-6-3	x 0-0 ③ 4-3		4	0	0	0	1	0	4
Brian Downing, R (1, 7) OBP: 0.355, SLG: 0.419	S S S 0-3 ③ K2-3			x 0-0 BB 1B 1B	0-0 ③ CS 1-2	x 0-0 ① 5-3		x 0-0 1B 1B		x 0-0 ① F4	5	1	2	0	0	1	0
Doug DeCinces, R (1, 5) OBP: 0.331, SLG: 0.499 Bobby Clark, R (10, PR) OBP: 0.263, SLG: 0.353		x 0-0 ① F8		x 0-0 ① F8		x 0-0 G3-6-3 1B		x 0-0 1-2 1B		x 0-0 G4-6-3 1B	5	0	3	0	0	0	1
											0	0	0	0	0	0	0
Daryl Sconiers, L (1, 3) OBP: 0.308, SLG: 0.430		B B B B 4-0 S BB		B B B B 4-0 1B 1-2 BB		x 0-0 ② ③ G3-6-3 1-2f		x 0-0 ③ F8		x 0-0 ② ③ G4-6-3 1-2f	3	0	0	0	2	0	4
Jerry Narron, L (1, 2) OBP: 0.176, SLG: 0.125		x 0-0 ② F5		x 0-0 1-3 2-H 1B			x 0-0 ① 4-1		x 0-0 ① F9		4	0	1	1	0	0	1
Mike Brown, R (1, 9) OBP: 0.265, SLG: 0.391		x 0-0 ③ F9 1-2		S S S 0-3 ② K			x 0-0 ② F8		x 0-0 ② 6-3		4	0	0	0	0	1	3
Rob Wilfong, L (1, 4) OBP: 0.294, SLG: 0.333			x 0-0 ① 3-1	x 0-0 ③ G3			x 0-0 ③ F7		x 0-0 2B 1B		4	0	1	0	0	0	2
Dick Schofield, R (1, 6) OBP: 0.286, SLG: 0.386 Reggie Jackson, L (9, PH) OBP: 0.293, SLG: 0.346 Ricky Adams, R (10, 6) OBP: 0.302, SLG: 0.324			x 0-0 1B		x 0-0 ① F9			x 0-0 ① F3	x 0-0 1-3 2B		3	0	1	0	0	0	0
											1	0	1	0	0	0	0
											0	0	0	0	0	0	0
Inning Stats	R: 0 H: 0 E: 0 LOB: 0 K: 2 BB: 0 S: 7 P: 7	R: 0 H: 0 E: 0 LOB: 1 K: 0 BB: 1 S: 3 P: 7	R: 0 H: 1 E: 0 LOB: 1 K: 1 BB: 0 S: 6 P: 6	R: 1 H: 2 E: 0 LOB: 2 K: 1 BB: 1 S: 7 P: 11	R: 0 H: 0 E: 0 LOB: 0 K: 0 BB: 1 S: 2 P: 6	R: 0 H: 1 E: 0 LOB: 0 K: 0 BB: 0 S: 3 P: 3	R: 0 H: 0 E: 0 LOB: 0 K: 0 BB: 0 S: 3 P: 3	R: 1 H: 3 E: 0 LOB: 2 K: 0 BB: 0 S: 6 P: 6	R: 0 H: 2 E: 0 LOB: 3 K: 0 BB: 1 S: 5 P: 9	R: 0 H: 1 E: 0 LOB: 1 K: 0 BB: 0 S: 3 P: 3	1B: 8 2B: 1 3B: 0 HR: 1	SF: 0 SAC: 0 DP: 2 HBP: 0					

PITCHER	IP	WLS	BF	H	R	ER	SO	BB	IBB	HBP	BLK	WP	HR	S	P	ERA	WHIP
Doyle Alexander, R (1, 1) ERA: 4.5	9.0	W	38	9	2	2	4	4	0	0	0	0	1	42	58	2.00	1.444
Roy Lee Jackson, R (10, 1) ERA: 4.53	1.0	S	3	1	0	0	0	0	0	0	0	0	0	3	3	0.00	1.000

PITCHER	IP	WLS	BF	H	R	ER	SO	BB	IBB	HBP	BLK	WP	HR	S	P	ERA	WHIP

BOTTOM

Toronto Blue Jays @ California Angels

Anaheim Stadium, Anaheim, CA

Mon Sep 26 1983, 10:05 PM EDT

Att. 19,713 - Unknown

livebaseballscorecards.com

AB	37
R	2
H	10
RBI	2
BB	4
SO	4
LOB	16

1B: 8	SF: 0	WP: 0	PA: 42
2B: 1	SAC: 0	PB: 0	
3B: 0	DP: 2	SB: 1	
HR: 1	HBP: 0	CS: 1	

Batter	1	2	3	4	5	6	7	8	9	AB	R	H	RBI	BB	SO	LOB
Dave Collins, S (1, 7) OBP: 0.346, SLG: 0.332	6-3		5-3		K		4-3			4	0	0	0	0	1	0
Rance Mulliniks, L (1, 5) OBP: 0.375, SLG: 0.471	1B		1B		F9			G4-6-3 1B		3	0	2	0	0	0	0
Garth Iorg, R (7, 5) OBP: 0.297, SLG: 0.376										1	0	1	0	0	0	0
Lloyd Moseby, L (1, 8) OBP: 0.376, SLG: 0.503	F7		K			F9		G4-6-3 1-2f		4	0	0	0	0	1	3
Willie Upshaw, L (1, 3) OBP: 0.374, SLG: 0.520	6-3			F8		HR		5-3		4	1	1	1	0	0	1
Jorge Orta, L (1, 10) OBP: 0.290, SLG: 0.403		K		F8		F5			6-3	3	0	0	0	0	1	0
Cliff Johnson, R (9, PH) OBP: 0.370, SLG: 0.483										1	0	0	0	0	0	0
Ernie Whitt, L (1, 2) OBP: 0.346, SLG: 0.451		FC6-4 1B		E BB		BB			5-3	1	0	1	0	1	0	0
Geno Petralli, L (5, 2)										1	0	0	0	1	0	0
Jesse Barfield, R (1, 9) OBP: 0.295, SLG: 0.505		FC6-4 1-2f		E5 1-3		F4			F9	4	0	0	0	0	0	3
Damaso Garcia, R (1, 4) OBP: 0.331, SLG: 0.389		F9		6-3			6-3			3	0	0	0	0	0	3
Alfredo Griffin, S (1, 6) OBP: 0.286, SLG: 0.348			4-3		4-3		F8			2	0	0	0	0	0	0
Tony Fernandez, S (5, 6) OBP: 0.294, SLG: 0.323										1	0	0	0	0	0	0
Inning Stats	R: 0 E: 0 K: 0 S: 4 H: 1 LOB: 1 BB: 0 P: 4	R: 0 E: 0 K: 1 S: 6 H: 1 LOB: 1 BB: 0 P: 6	R: 0 E: 0 K: 1 S: 6 H: 1 LOB: 1 BB: 0 P: 6	R: 0 E: 1 K: 0 S: 4 H: 0 LOB: 2 BB: 1 P: 8	R: 0 E: 0 K: 1 S: 5 H: 0 LOB: 0 BB: 0 P: 5	R: 1 E: 0 K: 0 S: 4 H: 1 LOB: 1 BB: 1 P: 8	R: 0 E: 0 K: 0 S: 3 H: 0 LOB: 0 BB: 0 P: 3	R: 0 E: 0 K: 0 S: 3 H: 1 LOB: 0 BB: 0 P: 3	R: 0 E: 0 K: 0 S: 3 H: 0 LOB: 0 BB: 0 P: 3	1B: 4 2B: 0 3B: 0 HR: 1	SF: 0 SAC: 0 DP: 1 HBP: 0						

TOP

Toronto Blue Jays @ California Angels

Anaheim Stadium, Anaheim, CA

Tue Sep 27 1983, 10:05 PM EDT

Att. 20,559 - Unknown

livebaseballscorecards.com

AB	32
R	1
H	5
RBI	1
BB	2
SO	3
LOB	10

PITCHER		IP	WLS	BF	H	R	ER	SO	BB	IBB	HBP	BLK	WP	HR	S	P	ERA	WHIP
Byron McLaughlin, R ERA: 5.17	(1, 1)	6.0	W	25	4	1	1	3	2	0	0	0	0	1	29	37	1.50	1.000
John Curtis, L ERA: 3.86	(7, 1)	3.0	S	9	1	0	0	0	0	0	0	0	0	0	9	9	0.00	0.333

PITCHER	IP	WLS	BF	H	R	ER	SO	BB	IBB	HBP	BLK	WP	HR	S	P	ERA	WHIP

Batter	1	2	3	4	5	6	7	8	9	AB	R	H	RBI	BB	SO	LOB
Gary Pettis, S (1, 8) OBP: 0.347, SLG: 0.485	HR 1B	IHR		1B 1B		G4-6-3 1B				4	2	4	1	0	0	0
Rod Carew, L (1, 3) OBP: 0.411, SLG: 0.415	1-2 HR BB	3-1		1-3 1B		1-2f G4-6-3				3	1	1	0	1	0	1
Ellis Valentine, R (1, 9) OBP: 0.285, SLG: 0.439	1-H 2-H HR	K		K			F7			4	1	1	3	0	2	2
Brian Downing, R (1, 7) OBP: 0.354, SLG: 0.420	F8 4-3 2B	L4			F4		K			4	1	1	0	0	1	0
Mike Brown, R (8, 7) OBP: 0.265, SLG: 0.391										0	0	0	0	0	0	0
Reggie Jackson, L (1, 10) OBP: 0.291, SLG: 0.343	F8 2-3	K			F5		F7			4	0	0	0	0	1	1
Ron Jackson, R (1, 5) OBP: 0.295, SLG: 0.356	4-3 BB	F8			2B			F7		3	0	1	0	1	0	0
Steve Lubratich, R (9, 5) OBP: 0.241, SLG: 0.281										0	0	0	0	0	0	0
Bob Boone, R (1, 2) OBP: 0.291, SLG: 0.356	4-3 1-2 3-H			HR	F7			K		4	1	1	2	0	1	2
Rob Wilfong, L (1, 4) OBP: 0.287, SLG: 0.325	K			5-3		F9		K		4	0	0	0	0	2	1
Dick Schofield, R (1, 6) OBP: 0.288, SLG: 0.447		6-3		6-3		HR				3	1	1	1	0	0	0
Inning Stats	R: 4 H: 3 E: 0 LOB: 1 K: 1 BB: 2 S: 8 P: 16	R: 1 H: 1 E: 0 LOB: 0 K: 1 BB: 0 S: 6 P: 6	R: 0 H: 0 E: 0 LOB: 0 K: 1 BB: 0 S: 5 P: 5	R: 1 H: 3 E: 0 LOB: 2 K: 1 BB: 0 S: 8 P: 8	R: 0 H: 1 E: 0 LOB: 1 K: 0 BB: 0 S: 4 P: 4	R: 1 H: 2 E: 0 LOB: 0 K: 0 BB: 0 S: 4 P: 4	R: 0 H: 0 E: 0 LOB: 0 K: 1 BB: 0 S: 5 P: 5	R: 0 H: 0 E: 0 LOB: 0 K: 2 BB: 0 S: 7 P: 7		1B: 4 SF: 0 2B: 2 SAC: 0 3B: 0 DP: 1 HR: 4 HBP: 0						

PITCHER		IP	WLS	BF	H	R	ER	SO	BB	IBB	HBP	BLK	WP	HR	S	P	ERA	WHIP
Luis Leal, R ERA: 4.31	(1, 1)	3.2	L	20	7	6	6	3	2	0	0	0	0	2	24	32	14.73	2.455
Don Cooper, R ERA: 7.36	(4, 1)	2.1		9	3	1	1	1	0	0	0	0	0	1	11	11	3.86	1.286
Stan Clarke, L ERA: 4.15	(7, 1)	2.0		6	0	0	0	3	0	0	0	0	0	0	12	12	0.00	0.000

PITCHER	IP	WLS	BF	H	R	ER	SO	BB	IBB	HBP	BLK	WP	HR	S	P	ERA	WHIP

BOTTOM

Toronto Blue Jays @ California Angels

Anaheim Stadium, Anaheim, CA

Tue Sep 27 1983, 10:05 PM EDT

Att. 20,559 - Unknown

livebaseballscorecards.com

AB	33
R	7
H	10
RBI	7
BB	2
SO	7
LOB	7

Batter	1	2	3	4	5	6	7	8	9	AB	R	H	RBI	BB	SO	LOB
Dave Collins, S (1, 7) OBP: 0.344, SLG: 0.331	4-3		K		G5-3 1-2 3-H 1B		SF8 3-H		FC4-6 CS S 1-2f 3-H	4	0	1	3	0	1	1
Garth Iorg, R (1, 5) OBP: 0.296, SLG: 0.375	F9		E5 1B PO		G5-3 1-2 2-3f		S 1B		CS 1-3	4	0	1	0	0	0	2
Lloyd Moseby, L (1, 8) OBP: 0.377, SLG: 0.503	1B		1B 1-3		F7		6-3 1-2			4	0	2	0	0	0	2
Willie Upshaw, L (1, 3) OBP: 0.372, SLG: 0.517	F5		PO 3-H	K		1-3		F9		4	0	0	0	0	1	1
Jorge Orta, L (1, 10) OBP: 0.290, SLG: 0.414 Cliff Johnson, R (8, PH) OBP: 0.369, SLG: 0.481		G3		HR		4-3		K		3 1	1 0	1 0	1 0	0 0	0 1	0 0
Ernie Whitt, L (1, 2) OBP: 0.343, SLG: 0.445		F5		K		F5		K		4	0	0	0	0	2	0
Jesse Barfield, R (1, 9) OBP: 0.295, SLG: 0.501		BB		F6			F9		K	3	0	0	0	1	1	0
Damaso Garcia, R (1, 4) OBP: 0.335, SLG: 0.389		K			1B 1B		E 1B		FC4-6 BB	2	3	1	0	2	1	1
Alfredo Griffin, S (1, 6) OBP: 0.290, SLG: 0.351			4-3		G5-3 1-3 1B		E9 1-H SF8		FC4-6 1-3	4	1	3	0	0	0	0
Inning Stats	R: 0 E: 0 K: 0 S: 4 H: 1 LOB: 1 BB: 0 P: 4	R: 0 E: 0 K: 1 S: 5 H: 0 LOB: 1 BB: 1 P: 9	R: 0 E: 1 K: 1 S: 6 H: 1 LOB: 1 BB: 0 P: 6	R: 1 E: 0 K: 2 S: 8 H: 1 LOB: 0 BB: 0 P: 8	R: 1 E: 0 K: 0 S: 5 H: 3 LOB: 1 BB: 0 P: 5	R: 0 E: 0 K: 0 S: 3 H: 0 LOB: 0 BB: 0 P: 3	R: 2 E: 1 K: 0 S: 5 H: 2 LOB: 1 BB: 1 P: 9	R: 0 E: 0 K: 2 S: 7 H: 0 LOB: 0 BB: 0 P: 7	R: 1 E: 0 K: 1 S: 5 H: 1 LOB: 0 BB: 1 P: 9	1B: 8 2B: 0 3B: 0 HR: 1 SF: 1 SAC: 0 DP: 1 HBP: 0						

PITCHER		IP	WLS	BF	H	R	ER	SO	BB	IBB	HBP	BLK	WP	HR	S	P	ERA	WHIP
Mike Witt, R ERA: 4.93	(1, 1)	6.2	L	29	8	4	3	4	2	0	0	0	0	1	35	43	4.05	1.500
Bob Lacey, L ERA: 5.4	(7, 1)	1.1		4	0	0	0	2	0	0	0	0	0	0	8	8	0.00	0.000
Doug Corbett, R ERA: 3.31	(9, 1)	1.0		4	1	1	1	1	1	0	0	0	0	0	5	9	9.00	2.000

PITCHER	IP	WLS	BF	H	R	ER	SO	BB	IBB	HBP	BLK	WP	HR	S	P	ERA	WHIP

TOP

Toronto Blue Jays @ California Angels

Anaheim Stadium, Anaheim, CA

Wed Sep 28 1983, 10:05 PM EDT

Att. 20,592 - Unknown

livebaseballscorecards.com

AB	33
R	5
H	9
RBI	4
BB	3
SO	7
LOB	7

WP: 0 PB: 0 SB: 2 CS: 1 PA: 39

Toronto Blue Jays @ California Angels

Anaheim Stadium, Anaheim, CA

Wed Sep 28 1983, 10:05 PM EDT

Att. 20,592 - Unknown

BOTTOM

Batter	1	2	3	4	5	6	7	8	9	AB	R	H	RBI	BB	SO	LOB
Gary Pettis, S (1, 8) OBP: 0.346, SLG: 0.479	1B S 4-3 1B		F8		CS 1-2	K		1B BB 1B	L6	3	1	1	0	0	1	0
Juan Beniquez, R (7, 8) OBP: 0.344, SLG: 0.382										2	0	1	0	0	0	2
Rod Carew, L (1, 10) OBP: 0.412, SLG: 0.414	4-3 S SF9 1-3 1B		4-1			F8		BBBB 1B 1-2 BB		3	1	1	0	1	0	0
Brian Downing, R (1, 7) OBP: 0.353, SLG: 0.418	4-3 1-3 3-H		SSS K2-3			6-3		1-2 2-3 1B		4	0	1	1	0	1	1
Doug DeCinces, R (1, 5) OBP: 0.330, SLG: 0.500	SF9 3-H			SSS K			2B	F8		3	0	1	1	0	1	3
Daryl Sconiers, L (1, 3) OBP: 0.311, SLG: 0.431	1B			F8			SSS K		1B 1B 5-3 1B	4	1	2	0	0	1	1
Ellis Valentine, R (1, 9) OBP: 0.283, SLG: 0.435	F9			4-3			SSS K		5-3 1B 1-2 1B	2	0	0	0	0	0	1
Reggie Jackson, L (7, PH) OBP: 0.290, SLG: 0.342										1	0	0	0	0	1	1
Mike Brown, R (8, 9) OBP: 0.273, SLG: 0.398										1	0	1	0	0	0	0
Bob Boone, R (1, 2) OBP: 0.288, SLG: 0.353		F8			4-3		6-3		F9	4	0	0	0	0	0	3
Rob Wilfong, L (1, 4) OBP: 0.292, SLG: 0.329		3-1			CS 1B			F4	5-3 1-2 2-3 1B	4	0	2	0	0	0	0
Dick Schofield, R (1, 6) OBP: 0.278, SLG: 0.429		F2			F6			SSS K	5-3 1-2 2-3 3-H	2	0	0	0	0	0	1
Jerry Narron, L (8, PH) OBP: 0.167, SLG: 0.118										1	0	0	0	0	1	0
Ricky Adams, R (9, 6) OBP: 0.302, SLG: 0.324										0	0	0	0	0	0	0
Ron Jackson, R (9, PH) OBP: 0.294, SLG: 0.355										1	0	0	1	0	0	2
Inning Stats	R: 2 E: 0 K: 0 S: 6 H: 3 LOB: 1 BB: 0 P: 6		R: 0 E: 0 K: 0 S: 3 H: 0 LOB: 0 BB: 0 P: 3	R: 0 E: 0 K: 1 S: 5 H: 0 LOB: 0 BB: 0 P: 5	R: 0 E: 0 K: 1 S: 5 H: 0 LOB: 0 BB: 0 P: 5	R: 0 E: 0 K: 0 S: 3 H: 1 LOB: 0 BB: 0 P: 3	R: 0 E: 0 K: 1 S: 5 H: 0 LOB: 0 BB: 0 P: 5	R: 0 E: 0 K: 2 S: 8 H: 1 LOB: 1 BB: 0 P: 8	R: 0 E: 0 K: 1 S: 7 H: 2 LOB: 3 BB: 1 P: 11	R: 1 E: 0 K: 0 S: 6 H: 3 LOB: 2 BB: 0 P: 6							

PITCHER	IP	WLS	BF	H	R	ER	SO	BB	IBB	HBP	BLK	WP	HR	S	P	ERA	WHIP
Jim Clancy, R (1, 1) ERA: 3.7	8.1	W	35	10	3	3	6	1	0	0	0	0	0	46	50	3.24	1.320
Roy Lee Jackson, R (9, 1) ERA: 4.5	0.2	S	2	0	0	0	0	0	0	0	0	0	0	2	2	0.00	0.000

PITCHER	IP	WLS	BF	H	R	ER	SO	BB	IBB	HBP	BLK	WP	HR	S	P	ERA	WHIP

AB	35
R	3
H	10
RBI	3
BB	1
SO	6
LOB	15

1B: 9 SF: 1
2B: 1 SAC: 0
3B: 0 DP: 0
HR: 0 HBP: 0

WP: 0 PA: 38
PB: 0
SB: 2
CS: 1

livebaseballscorecards.com

Batter	1	2	3	4	5	6	7	8	9	10	AB	R	H	RBI	BB	SO	LOB
Gary Pettis, S (1, 8) OBP: 0.354, SLG: 0.480	K		BLK 1B		FC4-6 1B		SH SH3 1-2		K		4	0	2	0	0	2	0
Steve Lubratich, R (1, 4) OBP: 0.236, SLG: 0.276	F9		F9 1-2		FC4-6 2B 1-2f		SH3 1-2 2-3			4-3	3	1	0	0	0	0	2
Rob Wilfong, L (10, PH) OBP: 0.291, SLG: 0.327 (10, 4)											1	0	0	0	0	0	0
Bobby Clark, R (1, 9) OBP: 0.261, SLG: 0.354	K		K		1B 2B 1-H		K			F9	5	1	1	1	0	3	3
Doug DeCinces, R (1, 5) OBP: 0.331, SLG: 0.499		6-3	L6		FC4-6 1B 2-H		4-3			1B	5	0	2	1	0	0	3
Brian Downing, R (1, 10) OBP: 0.353, SLG: 0.425		HR		G1 1B	FC4-6 1-2f			K		4-3	5	1	2	1	0	1	2
Ron Jackson, R (1, 3) OBP: 0.292, SLG: 0.352		K		L4		6-3		F7			3	0	0	0	0	1	1
Daryl Sconiers, L (8, PH) OBP: 0.310, SLG: 0.430 (8, 3)											1	0	0	0	0	0	0
Bob Boone, R (1, 2) OBP: 0.289, SLG: 0.353		WP 1B		G1 1-2		K		F9			3	0	1	0	0	1	1
Jerry Narron, L (8, PH) OBP: 0.158, SLG: 0.111 (8, 2)											1	0	0	0	0	0	0
Mike Brown, R (1, 7) OBP: 0.272, SLG: 0.385		BB 1-3		5-3		G3			K		3	0	0	0	1	1	1
Dick Schofield, R (1, 6) OBP: 0.281, SLG: 0.412		F7			F9				K		2	0	0	0	1	0	2
Rod Carew, L (9, PH) OBP: 0.411, SLG: 0.413											1	0	0	0	0	1	0
Ricky Adams, R (9, 6) OBP: 0.302, SLG: 0.324							SH3 SH BB				0	0	0	0	0	0	0
Inning Stats	R: 0 E: 0 K: 2 S: 7 H: 0 LOB: 0 BB: 0 P: 7	R: 1 E: 0 K: 1 S: 7 H: 2 LOB: 2 BB: 1 P: 11	R: 0 E: 0 K: 1 S: 6 H: 1 LOB: 1 BB: 0 P: 6	R: 0 E: 0 K: 0 S: 4 H: 1 LOB: 1 BB: 0 P: 4	R: 2 E: 0 K: 0 S: 6 H: 3 LOB: 1 BB: 0 P: 6	R: 0 E: 0 K: 1 S: 5 H: 0 LOB: 0 BB: 0 P: 5	R: 0 E: 1 K: 1 S: 6 H: 0 LOB: 2 BB: 1 P: 10	R: 0 E: 0 K: 1 S: 5 H: 0 LOB: 0 BB: 0 P: 5	R: 0 E: 0 K: 3 S: 9 H: 0 LOB: 0 BB: 0 P: 9	R: 0 E: 0 K: 0 S: 4 H: 1 LOB: 1 BB: 0 P: 4	1B: 6 2B: 1 3B: 0 HR: 1	SF: 0 SAC: 2 DP: 0 HBP: 0						

PITCHER	IP	WLS	BF	H	R	ER	SO	BB	IBB	HBP	BLK	WP	HR	S	P	ERA	WHIP
Frank Tanana, L (1, 1) ERA: 3.16	5.0		23	7	3	3	4	1	0	0	1	1	1	30	34	5.40	1.600
Ricky Wright, L (6, 1) ERA: 2.16	2.0		8	0	0	0	2	1	0	0	0	0	0	11	15	0.00	0.500
Tom Henke, R (8, 1) ERA: 3.38	3.0	W	10	1	0	0	4	0	0	0	0	0	0	18	18	0.00	0.333

PITCHER	IP	WLS	BF	H	R	ER	SO	BB	IBB	HBP	BLK	WP	HR	S	P	ERA	WHIP

TOP

California Angels @ Texas Rangers

Arlington Stadium, Arlington, TX

Fri Sep 30 1983, 8:05 PM EDT

Att. 9,232 - Unknown

livebaseballscorecards.com

AB	37
R	3
H	8
RBI	3
BB	2
SO	10
LOB	15

1B: 6 SF: 0
2B: 1 SAC: 2
3B: 0 DP: 0
HR: 1 HBP: 0

WP: 2 PA: 41
PB: 0
SB: 0
CS: 0

Batter	1	2	3	4	5	6	7	8	9	10	AB	R	H	RBI	BB	SO	LOB
Mickey Rivers, L (1, 10) OBP: 0.309, SLG: 0.348	2B 1B		2B 1B 1-2		2-3 2B		BBB 2B BB		F9 ③		4	1	3	0	1	0	1
Bill Sample, R (1, 7) OBP: 0.333, SLG: 0.405	0-0 ① 1-H 2B		0-0 1-3 2-H 2B		0-0 ② 2-3 2-3		0-0 ③ 1-H 2-H 2B			1B 1B 1B	5	1	4	3	0	0	1
George Wright, S (1, 8) OBP: 0.321, SLG: 0.427	BBBB 4-0 1B BB		SSS 0-3 ① K		0-0 ③ 5-3			0-0 1B 1B		0-0 1B IBB 1-3 1B	4	0	2	0	1	1	3
Larry Parrish, R (1, 9) OBP: 0.328, SLG: 0.476	0-0 L4-3 1-3 1B		4-0 G6-4-3 IBB			0-0 ① L4		0-0 ① F9		4-0 1B 1-2 IBB	3	0	1	0	2	0	1
Buddy Bell, R (1, 5) OBP: 0.332, SLG: 0.412	0-0 ②③ L4-3 1-2		0-0 ②③ G6-4-3 1-2f			0-0 ② 6-3		0-0 G3-6-3 1-3 1B		0-0 1-2 2-3 3-H 1B	5	0	2	1	0	0	5
Pete O'Brien, L (1, 3) OBP: 0.314, SLG: 0.349		0-0 ① 4-3		0-0 ① F8		0-0 ③ 3-1		0-0 ②③ G3-6-3 1-2f			4	0	0	0	0	0	2
Bob Johnson, R (1, 2) OBP: 0.280, SLG: 0.343 Nick Capra, R (7, PR) Jim Sundberg, R (8, 2) OBP: 0.271, SLG: 0.255 Curtis Wilkerson, S (9, PH) OBP: 0.182, SLG: 0.194 Donnie Scott, S (10, 2)		SSS 0-3 ② K		0-0 ② 1-3			0-0 SH1-3 2B 1B		SSS 0-3 ① K		3 0 0 1 0	0 1 0 0 0	1 0 0 0 0	0 0 0 0 0	0 0 0 1 0	1 0 0 0 0	0 0 0 0 0
Bucky Dent, R (1, 6) OBP: 0.277, SLG: 0.297		0-0 ③ 5-3		0-0 ③ 5-3			0-0 ① SH1-3 1-2		0-0 ② 6-3		3	0	0	0	0	0	0
Wayne Tolleson, S (1, 4) OBP: 0.321, SLG: 0.317			0-0 1B 2B 1B		0-0 ① F9		0-0 ② 6-3		0-0 1B		4	1	2	0	0	0	2
Inning Stats	R: 1 H: 3 E: 0 LOB: 1 K: 0 BB: 1 S: 4 P: 8	R: 0 H: 0 E: 0 LOB: 0 K: 1 BB: 0 S: 5 P: 5	R: 1 H: 3 E: 0 LOB: 2 K: 1 BB: 1 S: 7 P: 11	R: 0 H: 0 E: 0 LOB: 0 K: 0 BB: 0 S: 3 P: 3	R: 0 H: 1 E: 0 LOB: 1 K: 0 BB: 0 S: 4 P: 4	R: 0 H: 0 E: 0 LOB: 0 K: 0 BB: 0 S: 3 P: 3	R: 1 H: 2 E: 0 LOB: 3 K: 0 BB: 1 S: 4 P: 8	R: 0 H: 2 E: 0 LOB: 1 K: 0 BB: 0 S: 4 P: 4	R: 0 H: 1 E: 0 LOB: 1 K: 1 BB: 0 S: 6 P: 6	R: 1 H: 3 E: 0 LOB: 3 K: 0 BB: 1 S: 3 P: 7	1B: 11 SF: 0 2B: 5 SAC: 1 3B: 0 DP: 3 HR: 0 HBP: 0						

PITCHER		IP	WLS	BF	H	R	ER	SO	BB	IBB	HBP	BLK	WP	HR	S	P	ERA	WHIP
Tommy John, L ERA: 4.33	(1, 1)	8.0		33	11	3	3	2	2	1	0	0	0	0	34	46	3.38	1.625
Doug Corbett, R ERA: 3.63	(9, 1)	1.0	L	8	4	1	1	1	0	1	0	0	0	0	9	13	9.00	4.000

PITCHER		IP	WLS	BF	H	R	ER	SO	BB	IBB	HBP	BLK	WP	HR	S	P	ERA	WHIP

BOTTOM

California Angels @ Texas Rangers

Arlington Stadium, Arlington, TX

Fri Sep 30 1983, 8:05 PM EDT

Att. 9,232 - Unknown

livebaseballscorecards.com

AB	36
R	4
H	15
RBI	4
BB	4
SO	3
LOB	15

WP: 0 PA: 41
PB: 0
SB: 0
CS: 0

Batter	1	2	3	4	5	6	7	8	9	AB	R	H	RBI	BB	SO	LOB
Gary Pettis, S (1, 8) OBP: 0.356, SLG: 0.500	E9		3B		1B		FC6-4	K		5	2	2	0	0	1	3
Rod Carew, L (1, 10) OBP: 0.409, SLG: 0.411	3-1		3-1		CS	K	1B		3-1	5	0	1	2	0	1	0
Daryl Sconiers, L (1, 3) OBP: 0.311, SLG: 0.432	F5		2B			K	1B		1-3	5	0	2	0	0	1	0
Doug DeCinces, R (1, 5) OBP: 0.332, SLG: 0.496	BB		F9			HR	K		6-3	4	1	1	0	1	1	4
Brian Downing, R (1, 7) OBP: 0.353, SLG: 0.431	F3			F8		HR		F9		4	1	1	2	0	0	1
Jerry Narron, L (1, 2) OBP: 0.174, SLG: 0.273		F8		F7		G3		HR		4	1	1	1	0	0	0
Mike O'Berry, R (8, 2) OBP: 0.203, SLG: 0.246										0	0	0	0	0	0	0
Mike Brown, R (1, 9) OBP: 0.262, SLG: 0.370		6-3		F9			F8	4-3		4	0	0	0	0	0	0
Juan Beniquez, R (8, 9) OBP: 0.344, SLG: 0.382										0	0	0	0	0	0	0
Rob Wilfong, L (1, 4) OBP: 0.295, SLG: 0.343		K			G3		3B	BB		4	1	2	0	0	1	0
Dick Schofield, R (1, 6) OBP: 0.295, SLG: 0.407			4-3		5-3		FC6-4	BB		3	0	1	1	1	0	0
Inning Stats	R: 1 E: 1 K: 0 S: 4 H: 0 LOB: 1 BB: 1 P: 8	R: 0 E: 0 K: 1 S: 5 H: 0 LOB: 0 BB: 0 P: 5	R: 1 E: 0 K: 0 S: 5 H: 2 LOB: 1 BB: 0 P: 5	R: 0 E: 0 K: 0 S: 3 H: 0 LOB: 0 BB: 0 P: 3	R: 0 E: 0 K: 0 S: 3 H: 1 LOB: 0 BB: 0 P: 3	R: 2 E: 0 K: 2 S: 9 H: 2 LOB: 0 BB: 0 P: 9	R: 1 E: 0 K: 1 S: 9 H: 4 LOB: 3 BB: 0 P: 9	R: 1 E: 0 K: 1 S: 7 H: 2 LOB: 2 BB: 1 P: 11	R: 0 E: 0 K: 0 S: 3 H: 0 LOB: 0 BB: 0 P: 3	1B: 6 2B: 1 3B: 2 HR: 2 SF: 0 SAC: 0 DP: 0 HBP: 0						

PITCHER		IP	WLS	BF	H	R	ER	SO	BB	IBB	HBP	BLK	WP	HR	S	P	ERA	WHIP
Charlie Hough, R ERA: 3.18	(1, 1)	6.2		29	8	5	4	3	1	0	0	0	0	1	34	38	5.40	1.350
Victor Cruz, R ERA: 1.44	(7, 1)	0.1		2	1	0	0	1	0	0	0	0	0	0	4	4	0.00	3.000
Odell Jones, R ERA: 3.09	(8, 1)	0.2	L	5	2	1	1	0	1	0	0	0	0	1	4	8	13.50	4.500
Dave Tobik, R ERA: 3.68	(8, 1)	1.1		4	0	0	0	1	0	0	0	0	0	0	6	6	0.00	0.000

PITCHER	IP	WLS	BF	H	R	ER	SO	BB	IBB	HBP	BLK	WP	HR	S	P	ERA	WHIP

TOP

California Angels @ Texas Rangers

Arlington Stadium, Arlington, TX

Sat Oct 01 1983, 8:05 PM EDT

Att. 11,356 - Unknown

livebaseballscorecards.com

AB	38
R	6
H	11
RBI	6
BB	2
SO	5
LOB	8

PA: 41

WP: 0
PB: 0
SB: 0
CS: 1

California Angels @ Texas Rangers

Arlington Stadium, Arlington, TX

Sat Oct 01 1983, 8:05 PM EDT

Att. 11,356 - Unknown

BOTTOM

Batter	1	2	3	4	5	6	7	8	9	AB	R	H	RBI	BB	SO	LOB
Bill Sample, R (1, 7) OBP: 0.333, SLG: 0.404	F7			L5		CS 1B	1B BB		F9	4	0	1	0	1	0	0
Dave Hostetler, R (1, 10) OBP: 0.323, SLG: 0.372 Mickey Rivers, L (7, PH) OBP: 0.309, SLG: 0.348 Bill Stein, R (7, PH) OBP: 0.331, SLG: 0.409	K			E SF7 1B		G5-4-3 1B	1B			3 0 1	1 0 0	2 0 1	0 0 2	0 0 0	1 0 0	0 0 0
George Wright, S (1, 8) OBP: 0.321, SLG: 0.425	5-3			E8		G5-4-3	F3			4	0	1	0	0	0	3
Larry Parrish, R (1, 9) OBP: 0.326, SLG: 0.474		L4		SF7			5-3	F4		3	0	0	1	0	0	0
Buddy Bell, R (1, 5) OBP: 0.332, SLG: 0.411		6-3		K			E5 1B	G3 1B		4	1	1	0	0	1	1
Pete O'Brien, L (1, 3) OBP: 0.315, SLG: 0.350		F8			SH1-3 1B		BB 1B	G3		4	1	2	1	0	0	1
Jim Sundberg, R (1, 2) OBP: 0.272, SLG: 0.254 Tom Dunbar, L (8, PH) OBP: 0.360, SLG: 0.238 Mike Richardt, R (8, PH) OBP: 0.174, SLG: 0.241 Bob Johnson, R (9, 2) OBP: 0.280, SLG: 0.343		F9			SH1-3		4-3 1B 1B BB	F8		1 0 1 0	1 0 0 0	0 0 0 0	0 0 0 0	1 0 0 0	0 0 1 0	0 0 1 0
Bucky Dent, R (1, 6) OBP: 0.278, SLG: 0.297 Curtis Wilkerson, S (7, PR) (8, 6) OBP: 0.176, SLG: 0.188		K			F6		4-3 1B 1B		1-3	3 1	0 1	1 0	1 0	0 0	1 0	1 0
Wayne Tolleson, S (1, 4) OBP: 0.319, SLG: 0.315		1-4-3			6-3		4-3		L5	4	0	0	0	0	0	3
Inning Stats	R: 0 E: 0 K: 1 S: 5 H: 0 LOB: 0 BB: 0 P: 5	R: 0 E: 0 K: 0 S: 3 H: 0 LOB: 0 BB: 0 P: 3	R: 0 E: 0 K: 1 S: 5 H: 0 LOB: 0 BB: 0 P: 5	R: 1 E: 1 K: 1 S: 7 H: 2 LOB: 1 BB: 0 P: 7	R: 0 E: 0 K: 0 S: 4 H: 1 LOB: 1 BB: 0 P: 4	R: 0 E: 0 K: 0 S: 3 H: 2 LOB: 0 BB: 0 P: 3	R: 4 E: 1 K: 0 S: 7 H: 3 LOB: 2 BB: 2 P: 15	R: 0 E: 0 K: 0 S: 4 H: 1 LOB: 1 BB: 0 P: 4	R: 0 E: 0 K: 0 S: 3 H: 0 LOB: 0 BB: 0 P: 3	1B: 9 2B: 0 3B: 0 HR: 0	SF: 1 SAC: 1 DP: 1 HBP: 0						

livebaseballscorecards.com

AB	33
R	5
H	9
RBI	5
BB	2
SO	3
LOB	10

WP: 0 PB: 0 SB: 0 CS: 1 PA: 37

PITCHER		IP	WLS	BF	H	R	ER	SO	BB	IBB	HBP	BLK	WP	HR	S	P	ERA	WHIP
Geoff Zahn, L ERA: 3.33	(1, 1)	6.1		26	7	5	1	3	1	0	0	0	0	0	31	35	1.42	1.263
Rick Steirer, R ERA: 4.82	(7, 1)	0.1		2	0	0	0	0	1	0	0	0	0	0	1	5	0.00	3.000
Bob Lacey, L ERA: 5.19	(7, 1)	0.1	W	2	1	0	0	0	0	0	0	0	0	0	2	2	0.00	3.000
Mike Witt, R ERA: 4.91	(8, 1)	0.2		3	1	0	0	0	0	0	0	0	0	0	3	3	0.00	1.500
John Curtis, L ERA: 3.8	(8, 1)	1.1	S	4	0	0	0	0	0	0	0	0	0	0	4	4	0.00	0.000

PITCHER	IP	WLS	BF	H	R	ER	SO	BB	IBB	HBP	BLK	WP	HR	S	P	ERA	WHIP

Batter	1	2	3	4	5	6	7	8	9	AB	R	H	RBI	BB	SO	LOB
Gary Pettis, S (1, 8) OBP: 0.348, SLG: 0.494	S S S 0-3 ① K		x 0-0 1B 2B		x 0-0 ② 6-3 1-2		x 0-0 ① FC1-6 1B 1-2f		S S S 0-3 ② K	5	1	1	0	0	2	2
Rob Wilfong, L (1, 4) OBP: 0.293, SLG: 0.339	x 0-0 ② F9		x 0-0 2-H 1B		x 0-0 ③ F8		x 0-0 ② F8		x 0-0 ③ F9	5	0	1	1	0	0	2
Daryl Sconiers, L (1, 3) OBP: 0.310, SLG: 0.430	x 0-0 ③ 4-3		x 0-0 ② F6			x 0-0 ① F9	x 0-0 1-2 1B			4	0	1	0	0	0	1
Doug DeCinces, R (1, 5) OBP: 0.332, SLG: 0.495 Ron Jackson, R (7, PH) OBP: 0.291, SLG: 0.351 Dick Schofield, R (7, 6) OBP: 0.295, SLG: 0.407		x 0-0 ① 4-3	x 0-0 ③ F7			x 0-0 BB 1B	x 0-0 ③ F2			3 1 0	1 0 0	1 0 0	0 0 0	0 0 0	0 0 0	1 2 0
Brian Downing, R (1, 7) OBP: 0.352, SLG: 0.429 Bobby Clark, R (8, 9) OBP: 0.261, SLG: 0.354		x 0-0 1B 1B		S S S 0-3 ① K2-3		S S S 0-3 ② K		x 0-0 ① F8		4 0	0 0	1 0	0 0	0 0	2 0	1 0
Reggie Jackson, L (1, 10) OBP: 0.290, SLG: 0.340 Juan Beniquez, R (8, PH) OBP: 0.343, SLG: 0.381		S S S 0-3 ② K		S S S 0-3 ② K		B B B B 4-0 1-2 1B BB		S S S 0-3 ② K		2 1	0 0	0 0	0 0	1 0	2 1	1 0
Mike Brown, R (1, 9) OBP: 0.279, SLG: 0.385 (8, 7)		x 0-0 1-3 1B		S S S 0-3 ③ K		x 0-0 1-2 2-H 1B		x 0-0 1B		4	0	3	1	0	1	0
Ricky Adams, R (1, 6) OBP: 0.300, SLG: 0.321 (7, 5)		x 0-0 ③ 4-3			x 0-0 CS 1B	x 0-0 ③ F7		x 0-0 ③ F7		4	0	1	0	0	0	5
Mike O'Berry, R (1, 2) OBP: 0.206, SLG: 0.233			x 0-0 ① G3		B B B B 4-0 ① 6-3 1-2 BB		x 0-0 E4 FC1-6		x 0-0 ① 6-3	3	0	0	0	1	0	0
Inning Stats	R: 0 H: 0 E: 0 LOB: 0 K: 1 BB: 0 S: 5 P: 5	R: 0 H: 2 E: 0 LOB: 2 K: 1 BB: 0 S: 7 P: 7	R: 1 H: 2 E: 0 LOB: 1 K: 0 BB: 0 S: 5 P: 5	R: 0 H: 0 E: 0 LOB: 0 K: 3 BB: 0 S: 9 P: 9	R: 0 H: 1 E: 0 LOB: 1 K: 0 BB: 1 S: 3 P: 7	R: 1 H: 2 E: 0 LOB: 2 K: 1 BB: 1 S: 7 P: 11	R: 0 H: 1 E: 1 LOB: 2 K: 0 BB: 0 S: 5 P: 5	R: 0 H: 1 E: 0 LOB: 1 K: 1 BB: 0 S: 6 P: 6	R: 0 H: 0 E: 0 LOB: 0 K: 1 BB: 0 S: 5 P: 5	1B: 8 SF: 0 2B: 1 SAC: 0 3B: 0 DP: 0 HR: 0 HBP: 0						

PITCHER		IP	WLS	BF	H	R	ER	SO	BB	IBB	HBP	BLK	WP	HR	S	P	ERA	WHIP
Al Lachowicz, R ERA: 2.25	(1, 1)	6.0	L	26	7	2	2	6	2	0	0	0	0	0	36	44	3.00	1.500
Mike Mason, L ERA: 5.91	(7, 1)	3.0		12	2	0	0	2	0	0	0	0	0	0	16	16	0.00	0.667

PITCHER	IP	WLS	BF	H	R	ER	SO	BB	IBB	HBP	BLK	WP	HR	S	P	ERA	WHIP

TOP

California Angels @ Texas Rangers

Arlington Stadium, Arlington, TX

Sun Oct 02 1983, 4:33 AM EDT

Att. 8,727 - Unknown

livebaseballscorecards.com

AB	36
R	2
H	9
RBI	2
BB	2
SO	8
LOB	15

WP: 0	PA: 38
PB: 0	
SB: 0	
CS: 1	

Batter	1	2	3	4	5	6	7	8	9	AB	R	H	RBI	BB	SO	LOB
Mickey Rivers, L (1, 10) OBP: 0.309, SLG: 0.350	F8		F7			1-3 2B		2-3 4-3		4	0	1	0	0	0	1
Pete O'Brien, L (1, 3) OBP: 0.313, SLG: 0.347	3-1		K			K		F4		4	0	0	0	0	2	3
George Wright, S (1, 8) OBP: 0.321, SLG: 0.424	E3 1B			F9		K			CS BB 1B	4	0	1	0	0	1	2
Tom Dunbar, L (1, 9) OBP: 0.379, SLG: 0.250	1-2 FC6-4 1B			L5		F4			B B B B 1-2 BB	3	0	1	0	1	0	2
Bill Sample, R (1, 7) OBP: 0.331, SLG: 0.401	1-2f FC6-4			F9			F4		2-3 F8	4	0	0	0	0	0	4
Donnie Scott, S (1, 2)		F7			F8		F9		F7	4	0	0	0	0	0	1
Jim Anderson, R (1, 5) OBP: 0.252, SLG: 0.245		F9			F5		4-3			3	0	0	0	0	0	0
Wayne Tolleson, S (1, 4) OBP: 0.319, SLG: 0.315		F7			K			CS 1B		3	0	1	0	0	1	0
Curtis Wilkerson, S (1, 6) OBP: 0.216, SLG: 0.229			F7			2B 1B		1-2 E7 4-3 1B		3	0	2	0	0	0	0
Inning Stats	R: 0 E: 1 K: 0 S: 5 H: 1 LOB: 2 BB: 0 P: 5	R: 0 E: 0 K: 0 S: 3 H: 0 LOB: 0 BB: 0 P: 3	R: 0 E: 0 K: 1 S: 5 H: 0 LOB: 0 BB: 0 P: 5	R: 0 E: 0 K: 0 S: 3 H: 0 LOB: 0 BB: 0 P: 3	R: 0 E: 0 K: 1 S: 5 H: 0 LOB: 0 BB: 0 P: 5	R: 0 E: 0 K: 2 S: 9 H: 2 LOB: 2 BB: 0 P: 9	R: 0 E: 0 K: 0 S: 3 H: 0 LOB: 0 BB: 0 P: 3	R: 0 E: 1 K: 0 S: 4 H: 2 LOB: 1 BB: 0 P: 4	R: 0 E: 0 K: 0 S: 3 H: 1 LOB: 1 BB: 1 P: 7	1B: 5 2B: 1 3B: 0 HR: 0	SF: 0 SAC: 0 DP: 0 HBP: 0						

PITCHER	IP	WLS	BF	H	R	ER	SO	BB	IBB	HBP	BLK	WP	HR	S	P	ERA	WHIP
Steve Brown, R (1, 1) ERA: 3.52	9.0	W	33	6	0	0	4	1	0	0	0	0	0	40	44	0.00	0.778

BOTTOM

California Angels @ Texas Rangers

Arlington Stadium, Arlington, TX

Sun Oct 02 1983, 4:33 AM EDT

Att. 8,727 - Unknown

livebaseballscorecards.com

AB	32
R	0
H	6
RBI	0
BB	1
SO	4
LOB	13

WP: 0 PB: 0 SB: 0 CS: 2 PA: 33