

California Angels - 1983

Batter	1	2	3	4	5	6	7	8	9	AB	R	H	RBI	BB	SO	LOB	TOP								
Paul Moltor, R OBP: 0.400, SLG: 0.500 (1, 5)	F5		FC4-6 1B		6-3		1-3 1B		SF9	4	0	2	1	0	0	0									
Robin Yount, R OBP: 0.400, SLG: 0.250 (1, 6)	5-3		FC4-6 2B			4-0 BB	F8		3-H WP 1B	4	0	1	0	1	0	4									
Cecil Cooper, L OBP: 0.200, SLG: 0.400 (1, 3)	K		1-2 2-3 2B			0-0 1B			1-2 2-3 1B	5	0	1	1	0	1	3									
Ted Simmons, S OBP: 0.250, SLG: 0.250 (1, 2)		5-3	4-3			0-3 1-2 K			1-2 2-3 1B	4	0	1	0	0	1	3									
Ben Oglivie, L (1, 7)		4-0 BB			0-0 F3	4-0 BB			0-0 F7 1B	2	0	0	0	2	0	1									
Gorman Thomas, R (1, 8)		0-0 P3			4-0 G1-6-3 BB	0-0 5-3			0-0 1-3	3	0	0	0	1	0	4									
Roy Howell, L (1, 10)		0-0 F6			0-0 G1-6-3 1-2	0-3 K			0-0 5-3	4	0	0	0	0	1	2	AB 33								
Charlie Moore, R OBP: 0.500, SLG: 0.333 (1, 9)			1-3		0-0 F2	0-0 1B 1B			4-0 1B SF9 BB	3	1	1	0	1	0	0	R 2								
Jim Gantner, L OBP: 0.500, SLG: 0.500 (1, 4)			FC4-6 2B 1B		0-0 G3	0-3 K			0-0 WP 1B 1B	4	1	2	0	0	1	1	H 8								
Inning Stats	R: 0 E: 0 K: 1 S: 5	H: 0 LOB: 0 BB: 0 P: 5	R: 0 E: 0 K: 0 S: 3	H: 0 LOB: 1 BB: 1 P: 7	R: 1 E: 0 K: 0 S: 6	H: 3 LOB: 2 BB: 0 P: 6	R: 0 E: 0 K: 0 S: 2	H: 0 LOB: 0 BB: 1 P: 6	R: 0 E: 0 K: 0 S: 3	H: 0 LOB: 0 BB: 0 P: 3	R: 0 E: 0 K: 1 S: 5	H: 2 LOB: 2 BB: 2 P: 13	R: 0 E: 0 K: 2 S: 9	H: 2 LOB: 2 BB: 0 P: 9	R: 0 E: 0 K: 0 S: 4	H: 1 LOB: 1 BB: 0 P: 4	R: 1 E: 0 K: 0 S: 5	H: 2 LOB: 2 BB: 1 P: 9	1B: 7 2B: 1 3B: 0 HR: 0	SF: 1 SAC: 0 DP: 1 HBP: 0	WP: 1 PB: 0 SB: 1 CS: 0	PA: 39			
PITCHER	IP	WLS	BF	H	R	ER	SO	BB	IBB	HBP	BLK	WP	HR	S	P	ERA	WHIP								
Bruce Kison, R ERA: 1.35 (1, 1)	6.2	W	28	5	1	1	4	4	0	0	0	0	0	32	48	1.35	1.350								
Luis Sanchez, R ERA: 4.5 (7, 1)	2.0		10	3	1	1	0	1	0	0	0	0	0	9	13	4.50	2.000								
Andy Hassler, L ERA: (9, 1)	0.1	S	1	0	0	0	0	0	0	0	0	1	0	1	1	0.00	0.000								

Milwaukee Brewers @ California Angels
Anaheim Stadium, Anaheim, CA
Tue Apr 05 1983, 9:05 PM EST
Att: 34,177 - Unknown

AB 33
R 2
H 8
RBI 2
BB 5
SO 4
LOB 18



Batter	1	2	3	4	5	6	7	8	9	AB	R	H	RBI	BB	SO	LOB	BOTTOM								
Brian Downing, R (1, 7)					4-0 F8 SH1-3 PB BB					3	1	0	0	1	0	0									
Juan Beniquez, R (8, 7)	F4		6-3				6-3			0	0	0	0	0	0	0									
Bobby Clark, R OBP: 0.333, SLG: 0.667 (1, 9)	5-3		2B		0-0 SH1-3 1-2		F2			3	0	1	0	0	0	0									
Daryl Sconiers, L OBP: 0.250, SLG: 1.000 (1, 3)	HR		K		0-0 F8 2-3				0-0 F8	4	1	1	1	0	1	2									
Reggie Jackson, L OBP: 0.500, SLG: 0.333 (1, 10)	K				0-0 1B 1B				0-3 K	3	1	1	0	1	2	0									
Fred Lynn, L (1, 8)		0-0 F7			0-0 F6		0-0 F6		0-0 1-3	4	0	0	0	0	0	2									
Doug DeCinces, R OBP: 0.667, SLG: 0.667 (1, 5)		0-0 BB 1B			0-0 1B 1-2		6-3			3	0	2	0	0	0	0									
Bobby Grich, R OBP: 0.667, SLG: 0.500 (1, 4)		4-0 G6-4-3 BB			0-0 1-2 2-H 1B		K			2	0	1	1	1	1	0	AB 28								
Tim Foli, R (1, 6)		0-0 G6-4-3 1-2			0-0 F7		4-3			3	0	0	0	0	0	4	R 3								
Bob Boone, R (1, 2)			0-0 F8		0-0 1-3		6-3			3	0	0	0	0	0	2	H 6								
Inning Stats	R: 1 E: 0 K: 1 S: 6	H: 1 LOB: 0 BB: 0 P: 6	R: 0 E: 0 K: 0 S: 3	H: 1 LOB: 1 BB: 1 P: 7	R: 0 E: 0 K: 1 S: 6	H: 1 LOB: 1 BB: 0 P: 6	R: 1 E: 0 K: 0 S: 6	H: 3 LOB: 2 BB: 0 P: 6	R: 1 E: 0 K: 0 S: 3	H: 0 LOB: 1 BB: 2 P: 11	R: 0 E: 0 K: 1 S: 5	H: 0 LOB: 0 BB: 0 P: 5	R: 0 E: 0 K: 0 S: 3	H: 0 LOB: 0 BB: 0 P: 3	R: 0 E: 0 K: 1 S: 5	H: 0 LOB: 0 BB: 0 P: 5	R: 0 E: 0 K: 1 S: 5	H: 0 LOB: 0 BB: 0 P: 5	1B: 4 2B: 1 3B: 0 HR: 1	SF: 0 SAC: 1 DP: 1 HBP: 0	WP: 0 PB: 1 SB: 0 CS: 0	PA: 32			
PITCHER	IP	WLS	BF	H	R	ER	SO	BB	IBB	HBP	BLK	WP	HR	S	P	ERA	WHIP								
Don Sutton, R ERA: 2.25 (1, 1)	8.0	L	32	6	3	2	4	3	0	0	0	0	1	37	49	2.25	1.125								

Milwaukee Brewers @ California Angels
Anaheim Stadium, Anaheim, CA
Tue Apr 05 1983, 9:05 PM EST
Att: 34,177 - Unknown

AB 28
R 3
H 6
RBI 2
BB 3
SO 4
LOB 10



Batter	1	2	3	4	5	6	7	8	9	AB	R	H	RBI	BB	SO	LOB	TOP					
Paul Moltor, R OBP: 0.222, SLG: 0.250 (1,5)	F4	FC6-4			5-3			F2		4	0	0	0	0	0	2	Milwaukee Brewers @ California Angels Anaheim Stadium, Anaheim, CA Wed Apr 06 1983, 9:05 PM EST Att: 28,162 - Unknown livebaseballscorecards.com					
Robin Yount, R OBP: 0.333, SLG: 0.250 (1,6)	2B		E5			6-3		F7		4	1	1	0	0	0	1						
Cecil Cooper, L OBP: 0.333, SLG: 0.556 (1,3)	HR		K					L4		4	1	2	1	0	1	2						
Ted Simmons, S OBP: 0.250, SLG: 0.625 (1,2)	HR		5-3			6-3			1-3	4	1	1	2	0	0	1						
Gorman Thomas, R (1,8)	6-3				F8				F7	4	0	0	0	0	0	1						
Ben Oglivie, L (1,7)	G3				L3				F9	4	0	0	0	0	0	0						
Don Money, R OBP: 0.333, SLG: 0.333 (1,10)					F9					3	0	1	0	0	0	0						
Charlie Moore, R OBP: 0.286, SLG: 0.167 (1,9)						6-3			L5	3	0	0	0	0	0	1						
Jim Gantner, L OBP: 0.429, SLG: 0.429 (1,4)					FC6-4					3	0	1	0	0	1	1						
Inning Stats	R: 3 E: 0 K: 0 S: 6	H: 3 LOB: 0 BB: 0 P: 6	R: 0 E: 0 K: 0 S: 4	H: 1 LOB: 1 BB: 0 P: 4	R: 0 E: 1 K: 1 S: 5	H: 0 LOB: 0 BB: 0 P: 5	R: 0 E: 0 K: 0 S: 3	H: 0 LOB: 0 BB: 0 P: 3	R: 0 E: 0 K: 1 S: 5	H: 0 LOB: 0 BB: 0 P: 5	R: 0 E: 0 K: 0 S: 4	H: 1 LOB: 1 BB: 0 P: 4	R: 0 E: 0 K: 0 S: 3	H: 0 LOB: 0 BB: 0 P: 3	R: 0 E: 0 K: 0 S: 4	H: 1 LOB: 1 BB: 0 P: 4		R: 0 E: 0 K: 0 S: 3	H: 0 LOB: 0 BB: 0 P: 3	1B: 4 2B: 2 3B: 0 HR: 1	SF: 0 SAC: 0 DP: 1 HBP: 0	WP: 1 PB: 0 SB: 0 CS: 1
PITCHER Tommy John, L ERA: 3.0 (1,1)	IP: 9.0 WLS: W BF: 33 H: 6 R: 3 ER: 3 SO: 2 BB: 0 IBB: 0 HBP: 0 BLK: 0 WP: 1 HR: 1 S: 37 P: 37 ERA: 3.00 WHIP: 0.667															PITCHER						

Batter	1	2	3	4	5	6	7	8	9	AB	R	H	RBI	BB	SO	LOB	BOTTOM			
Brian Downing, R OBP: 0.375, SLG: 0.667 Juan Beniquez, R (7,7)	HR	F8				2B		F9		3	2	1	1	1	0	2	Milwaukee Brewers @ California Angels Anaheim Stadium, Anaheim, CA Wed Apr 06 1983, 9:05 PM EST Att: 28,162 - Unknown livebaseballscorecards.com			
Bobby Clark, R OBP: 0.286, SLG: 0.571 (1,9)	5-3		6-3		F9			6-3		4	0	1	1	0	0	0				
Fred Lynn, L OBP: 0.125, SLG: 0.500 (1,8)	6-3				P3			K		4	1	1	1	0	1	1				
Doug DeCinces, R OBP: 0.571, SLG: 1.000 (1,5)	HR		F4		F9				1B	4	1	2	1	0	0	1				
Reggie Jackson, L OBP: 0.500, SLG: 0.571 (1,10)	1B				K			K		4	0	2	0	0	2	2				
Ron Jackson, R OBP: 0.500, SLG: 0.500 (1,3)	1B				F7			4-3		4	0	2	0	0	0	1				
Bobby Grich, R OBP: 0.429, SLG: 0.200 (1,4)	F8				6-3			F9		3	0	0	0	1	0	2				
Tim Foli, R (1,6)					5-3			F7		4	0	0	0	0	0	2				
Bob Boone, R (1,2)					F9			F7		3	0	0	0	0	0	2				
Inning Stats	R: 2 E: 0 K: 0 S: 7	H: 4 LOB: 2 BB: 0 P: 7	R: 0 E: 0 K: 0 S: 3	H: 0 LOB: 0 BB: 0 P: 3	R: 1 E: 0 K: 0 S: 5	H: 2 LOB: 1 BB: 0 P: 5	R: 0 E: 0 K: 0 S: 3	H: 0 LOB: 0 BB: 0 P: 3	R: 1 E: 0 K: 1 S: 6	H: 1 LOB: 1 BB: 1 P: 10	R: 0 E: 0 K: 2 S: 8	H: 1 LOB: 1 BB: 0 P: 8	R: 0 E: 0 K: 0 S: 3	H: 0 LOB: 0 BB: 0 P: 3	R: 0 E: 0 K: 0 S: 3	H: 0 LOB: 0 BB: 0 P: 3		1B: 4 2B: 2 3B: 0 HR: 3	SF: 0 SAC: 0 DP: 0 HBP: 0	WP: 0 PB: 0 SB: 0 CS: 0
PITCHER Mike Caldwell, L ERA: 4.5 (1,1)	IP: 8.0 WLS: L BF: 35 H: 9 R: 4 ER: 4 SO: 3 BB: 2 IBB: 0 HBP: 0 BLK: 0 WP: 0 HR: 3 S: 39 P: 47 ERA: 4.50 WHIP: 1.375															PITCHER				

Batter	1	2	3	4	5	6	7	8	9	AB	R	H	RBI	BB	SO	LOB	TOP											
Paul Moltzer, R OBP: 0.357, SLG: 0.385	0-0 6-3		0-0 5-3 1B			0-0 HR 1B		0-0 BB BB G1-2-3 1B	0-0 F6	5	1	3	0	0	0	1												
Robin Yount, R OBP: 0.429, SLG: 0.545	0-0 5-3		0-0 5-3 1-2			0-0 HR 1-H		4-0 BB BB G1-2-3 1-2	4-0 FC6-4 BB	3	2	1	2	2	0	1												
Cecil Cooper, L OBP: 0.286, SLG: 0.385	0-0 4-3		0-0 F7			0-0 F7		4-0 BB BB G1-2-3 1-2 2-3	0-0 FC6-4 1-2	4	0	0	0	1	0	3												
Ted Simmons, S OBP: 0.250, SLG: 0.500		0-0 WP 1B 1B		0-0 L5		0-0 4-3		0-0 G1-2-3		4	1	1	0	0	0	3												
Ben Oglivie, L (1, 7)		0-0 F6 1-3		0-0 F9		0-3 K		4-0 BB IBB		3	0	0	0	1	1	1												
Gorman Thomas, R OBP: 0.250, SLG: 0.400		0-3 K		0-0 F8				4-0 FC5-4 BB 1-2 2-3 3-H		3	1	1	2	1	1	1												
Charlie Moore, R OBP: 0.273, SLG: 0.200		0-0 1B		0-0 6-3		0-0 5-3		0-0 FC5-4 1-2		4	0	1	1	0	0	3												
Jim Gantner, L OBP: 0.273, SLG: 0.273		0-0 F7 3-H		0-0 F8		0-0 5-3		0-0 1-3		4	0	0	0	0	0	1												
Ned Yost, R OBP: 0.250, SLG: 0.250			0-0 5-3		0-0 6-3		0-0 F5		0-0 BB 1B	4	0	1	0	0	0	0												
Inning Stats	R: 0 E: 0 K: 0 S: 3	H: 0 LOB: 0 BB: 0 P: 3	R: 1 E: 0 K: 1 S: 7	H: 2 LOB: 1 BB: 0 P: 7	R: 0 E: 0 K: 0 S: 4	H: 1 LOB: 1 BB: 0 P: 4	R: 0 E: 0 K: 0 S: 3	H: 0 LOB: 0 BB: 0 P: 3	R: 0 E: 0 K: 1 S: 7	H: 2 LOB: 0 BB: 0 P: 7	R: 1 E: 0 K: 0 S: 4	H: 1 LOB: 0 BB: 0 P: 4	R: 1 E: 0 K: 0 S: 3	H: 1 LOB: 3 BB: 4 P: 19	R: 0 E: 0 K: 0 S: 4	H: 1 LOB: 2 BB: 1 P: 8	1B: 6 2B: 0 3B: 0 HR: 2	SF: 0 SAC: 0 DP: 1 HBP: 0	WP: 2 PB: 0 CS: 0	PA: 39								
PITCHER	IP	WLS	BF	H	R	ER	SO	BB	IBB	HBP	BLK	WP	HR	S	P	ERA	WHIP											
Mike Witt, R ERA: 5.14	(1, 1)	7.0	L	27	6	4	4	2	0	0	0	0	1	2	31	31	5.14	0.857										
Dave Goltz, R ERA: 4.5	(8, 1)	2.0		12	2	1	1	0	4	1	0	0	0	0	7	27	4.50	3.000										

Milwaukee Brewers @ California Angels
Anaheim Stadium, Anaheim, CA
Thu Apr 07 1983, 9:05 PM EST
Att: 30,145 - Unknown

AB 34
R 5
H 8
RBI 5
BB 5
SO 2
LOB 14



Batter	1	2	3	4	5	6	7	8	9	AB	R	H	RBI	BB	SO	LOB	BOTTOM											
Brian Downing, R OBP: 0.333, SLG: 0.444	0-0 4-3		0-0 6-3 1-2			0-0 4-3		4-0 BB		3	0	0	0	1	0	1												
Bobby Clark, R OBP: 0.273, SLG: 0.455	0-0 F9		0-0 5-3			0-0 E 1B 1B		0-3 K		4	0	1	0	0	1	2												
Fred Lynn, L OBP: 0.333, SLG: 0.545	4-0 WP BB		0-0 F5			0-0 E9 G4-6-3 1B		0-0 FC3-6 1B		3	0	2	0	1	0	0												
Doug DeCinces, R OBP: 0.400, SLG: 0.700	0-0 F4		0-0 F9			0-0 G4-6-3		0-0 F9		3	0	0	0	0	0	3												
Ricky Adams, R	1-2					1-2				1	0	0	0	0	0	1												
Reggie Jackson, L OBP: 0.417, SLG: 0.400		4-0 G6-4-3 BB		0-0 3-1		0-3 K		0-0 FC3-6 1B 1-2 HR		3	1	0	0	1	1	1												
Ron Jackson, R OBP: 0.500, SLG: 0.500		0-0 F9				0-0 1B		0-0 F9		4	1	2	0	0	0	1												
Bobby Grich, R OBP: 0.384, SLG: 0.556		0-0 G6-4-3 1-2		0-0 F8		0-3 K		0-0 HR		4	1	1	3	0	1	2												
Tim Foli, R OBP: 0.100, SLG: 0.100			0-0 5-3			0-0 1B		0-0 5-3		3	0	1	0	0	0	0												
Rod Carew, L OBP: 1.000, SLG: 1.000						1-3 G5-4-3 1B		0-0 FC6-4 1B		1	0	1	0	0	0	0												
Rob Wilfong, L (9, FR)										0	0	0	0	0	0	0												
Bob Boone, R (1, 2)			4-0 6-3 BB			0-0 G5-4-3 1-2		0-3 K		3	0	0	0	1	1	3												
Inning Stats	R: 0 E: 0 K: 0 S: 3	H: 0 LOB: 1 BB: 1 P: 7	R: 0 E: 0 K: 0 S: 2	H: 0 LOB: 0 BB: 1 P: 6	R: 0 E: 0 K: 0 S: 3	H: 0 LOB: 1 BB: 1 P: 7	R: 0 E: 0 K: 0 S: 3	H: 0 LOB: 0 BB: 0 P: 3	R: 0 E: 0 K: 2 S: 7	H: 2 LOB: 0 BB: 0 P: 4	R: 0 E: 0 K: 2 S: 7	H: 0 LOB: 1 BB: 1 P: 11	R: 0 E: 0 K: 0 S: 7	H: 4 LOB: 1 BB: 0 P: 7	R: 3 E: 0 K: 0 S: 7	H: 4 LOB: 1 BB: 0 P: 7	1B: 7 2B: 0 3B: 0 HR: 1	SF: 0 SAC: 0 DP: 3 HBP: 0	WP: 1 PB: 0 CS: 0	PA: 36								
PITCHER	IP	WLS	BF	H	R	ER	SO	BB	IBB	HBP	BLK	WP	HR	S	P	ERA	WHIP											
Jerry Augustine, L ERA: 3.0	(1, 1)	9.0	W	36	8	3	3	4	4	0	0	0	1	1	40	56	3.00	1.333										

Milwaukee Brewers @ California Angels
Anaheim Stadium, Anaheim, CA
Thu Apr 07 1983, 9:05 PM EST
Att: 30,145 - Unknown

AB 32
R 3
H 8
RBI 3
BB 4
SO 4
LOB 14



Batter	1	2	3	4	5	6	7	8	9	AB	R	H	RBI	BB	SO	LOB	TOP										
Brian Downing, R OBP: 0.353, SLG: 0.462										4	1	1	0	1	1	4	California Angels @ Oakland Athletics Oakland-Alameda County Coliseum, Oakland, CA Fri Apr 08 1983, 6:05 PM PST Att: 21,341 - Unknown										
Bobby Clark, R OBP: 0.297, SLG: 0.400										4	0	1	0	0	2	3											
Daryl Sconiers, L OBP: 0.333, SLG: 0.667										5	0	2	1	0	0	3											
Reggie Jackson, L OBP: 0.438, SLG: 0.333										2	0	0	0	2	0	3											
Fred Lynn, L OBP: 0.250, SLG: 0.400										4	0	0	0	0	1	6											
Doug DeCinces, R OBP: 0.357, SLG: 0.571										4	0	1	0	0	2	2											
Bobby Grich, R OBP: 0.267, SLG: 0.385										4	1	0	0	0	2	1											
Tim Foli, R OBP: 0.214, SLG: 0.214										4	0	2	0	0	1	0											
Bob Boone, R										2	1	0	0	1	0	2											
Rod Carew, L OBP: 1.000, SLG: 1.000										1	0	1	1	0	0	0											
Inning Stats	R: 0 E: 0 K: 0 S: 4	H: 1 LOB: 2 BB: 1 P: 8	R: 0 E: 0 K: 2 S: 7	H: 0 LOB: 0 BB: 0 P: 7	R: 0 E: 0 K: 1 S: 5	H: 0 LOB: 1 BB: 1 P: 8	R: 0 E: 0 K: 2 S: 7	H: 0 LOB: 0 BB: 0 P: 7	R: 2 E: 0 K: 0 S: 4	H: 1 LOB: 1 BB: 2 P: 12	R: 0 E: 0 K: 0 S: 5	H: 2 LOB: 2 BB: 0 P: 5	R: 0 E: 0 K: 1 S: 7	H: 2 LOB: 0 BB: 0 P: 7	R: 1 E: 1 K: 2 S: 10	H: 2 LOB: 2 BB: 0 P: 10	1B: 7 2B: 2 3B: 0 HR: 0	SF: 0 SAC: 1 DP: 1 HBP: 0	WP: 1 PB: 0 SB: 0 CS: 0	PA: 39							
PITCHER	IP	WLS	BF	H	R	ER	SO	BB	IBB	HBP	BLK	WP	HR	S	P	ERA	WHIP										
Chris Codiroli, R ERA: 3.38	(1, 1)	5.1	21	2	2	2	6	4	0	0	0	1	0	29	45	3.38	1.125										
Tom Burgmeier, L ERA:	(6, 1)	2.1	11	4	0	0	0	0	0	0	0	0	0	11	11	0.00	1.714										
Dave Beard, R ERA: 2.7	(8, 1)	1.1	W	7	2	1	0	3	0	0	0	0	0	13	13	0.00	1.500										

AB	34
R	3
H	8
RBI	2
BB	4
SO	9
LOB	24



Batter	1	2	3	4	5	6	7	8	9	AB	R	H	RBI	BB	SO	LOB	BOTTOM										
Rickey Henderson, R OBP: 0.471, SLG: 0.417										4	0	0	0	0	2	5	California Angels @ Oakland Athletics Oakland-Alameda County Coliseum, Oakland, CA Fri Apr 08 1983, 6:05 PM PST Att: 21,341 - Unknown										
Mike Davis, L OBP: 0.222, SLG: 0.353										4	0	0	0	0	2												
Carney Lansford, R OBP: 0.353, SLG: 0.400										3	1	0	0	1	2	2											
Dwayne Murphy, L OBP: 0.438, SLG: 0.533										3	1	1	0	1	1	0											
Jeff Burroughs, R OBP: 0.400, SLG: 0.385										4	1	2	2	0	0	1											
Mitchell Page, L OBP: 0.200, SLG: 0.100										0	1	0	0	0	0	0											
Kelvin Moore, R OBP: 0.250, SLG: 0.400										4	0	1	0	0	1	1											
Wayne Gross, L										0	0	0	0	0	0	0											
Davey Lopes, R OBP: 0.400, SLG: 0.500										3	0	2	2	0	0	0											
Bob Kearney, R OBP: 0.500, SLG: 0.600										4	1	4	0	0	0	0											
Tony Phillips, S OBP: 0.200, SLG: 0.143										4	0	2	0	0	0	4											
Inning Stats	R: 0 E: 0 K: 2 S: 7	H: 0 LOB: 0 BB: 0 P: 7	R: 0 E: 0 K: 0 S: 3	H: 1 LOB: 0 BB: 0 P: 3	R: 1 E: 1 K: 1 S: 8	H: 2 LOB: 2 BB: 0 P: 8	R: 1 E: 0 K: 1 S: 6	H: 2 LOB: 0 BB: 0 P: 6	R: 0 E: 0 K: 1 S: 6	H: 2 LOB: 1 BB: 0 P: 6	R: 0 E: 0 K: 0 S: 3	H: 0 LOB: 0 BB: 0 P: 3	R: 0 E: 0 K: 0 S: 5	H: 2 LOB: 2 BB: 0 P: 5	R: 3 E: 0 K: 1 S: 8	H: 3 LOB: 2 BB: 2 P: 16	1B: 10 2B: 2 3B: 0 HR: 0	SF: 1 SAC: 0 DP: 1 HBP: 0	WP: 0 PB: 0 SB: 0 CS: 2	PA: 37							
PITCHER	IP	WLS	BF	H	R	ER	SO	BB	IBB	HBP	BLK	WP	HR	S	P	ERA	WHIP										
Geoff Zahn, L ERA: 3.68	(1, 1)	7.1	L	31	4	3	3	5	0	0	0	0	0	39	47	3.68	1.500										
Doug Corbett, R ERA: 13.5	(8, 1)	0.2	5	3	1	1	1	0	0	0	0	0	0	7	7	13.50	4.500										



Batter	1	2	3	4	5	6	7	8	9	AB	R	H	RBI	BB	SO	LOB	TOP					
Brian Downing, R OBP: 0.385, SLG: 0.429	0-0 G4-6-3 1B		0-0 5-3		4-0 1B E BB		0-0 4-3	0-0 F7		4	1	1	0	1	0	2	California Angels @ Oakland Athletics Oakland-Alameda County Coliseum, Oakland, CA Sun Apr 10 1983, 3:33 AM PST Att: 28,590 - Sunny					
Juan Beniquez, R OBP: 0.333, SLG: 0.333	0-0 G4-6-3 1-2		0-0 F2		0-0 F8		0-0 E7 4-3 2B 1B	0-0 P3		5	1	1	0	0	0	4						
Fred Lynn, L OBP: 0.308, SLG: 0.400	0-3 K		0-0 F8		0-0 E1 1B 1B		0-0 4-3		0-0 4-3	5	1	1	0	0	1	1						
Doug DeCinces, R OBP: 0.435, SLG: 0.571 Ricky Adams, R (7, PR) (7, 5)		0-0 5-3		0-0 6-3		0-0 1B 2H			0-0 4-3	4	0	2	2	0	0	0		0				
Reggie Jackson, L OBP: 0.500, SLG: 0.444 Daryl Scotters, L OBP: 0.438, SLG: 0.643		0-0 FC6-4 1B		4-0 1B 1B BB		0-0 F7		0-0 FC6-4 HBP	0-0 F5	2	0	1	0	1	0	1		0				
Ron Jackson, R OBP: 0.462, SLG: 0.417		0-0 FC6-4 1B 1-2		0-0 1B 1-2		0-0 F5		0-0 FC6-4 1-2		4	1	1	0	0	0	3						
Bobby Grich, R OBP: 0.333, SLG: 0.350		4-0 PB 1B 1-2		0-0 1B 1-2 2H		4-0 1B BB		0-3 K		2	0	1	0	2	1	0						
Tim Foli, R OBP: 0.261, SLG: 0.261		0-0 PB 1B 1-2 2H		0-0 1-4-3		0-0 F7		0-0 1B		4	0	2	1	0	0	3						
Bob Boone, R OBP: 0.227, SLG: 0.150		0-0 5-3 1-2 2-3		0-0 F9		0-0 F7		0-0 1B		4	0	1	0	0	0	3						
Inning Stats	R: 0 E: 0 K: 1 S: 5	H: 1 LOB: 0 BB: 0 P: 5	R: 1 E: 0 K: 0 S: 5	H: 2 LOB: 2 BB: 1 P: 9	R: 0 E: 0 K: 0 S: 3	H: 0 LOB: 0 BB: 0 P: 3	R: 0 E: 0 K: 0 S: 4	H: 2 LOB: 2 BB: 1 P: 8	R: 2 E: 1 K: 0 S: 5	H: 2 LOB: 1 BB: 1 P: 9	R: 0 E: 0 K: 0 S: 3	H: 0 LOB: 1 BB: 1 P: 7	R: 1 E: 1 K: 0 S: 5	H: 2 LOB: 2 BB: 0 P: 6	R: 0 E: 0 K: 1 S: 7	H: 2 LOB: 2 BB: 0 P: 7		R: 0 E: 0 K: 0 S: 3	H: 0 LOB: 0 BB: 0 P: 3	1B: 10 2B: 1 3B: 0 HR: 0	SF: 0 SAC: 0 DP: 1 HBP: 1	WP: 0 PB: 1 SB: 0 CS: 0
PITCHER	IP WLS BF H R ER SO BB IBB HBP BLK WP HR S P ERA WHIP	IP WLS BF H R ER SO BB IBB HBP BLK WP HR S P ERA WHIP																				
Bill Krueger, L ERA: 3.86	(1, 1) 7.0 W 33 9 4 3 1 4 0 0 1 0 0 0 30 47 3.86 1.857	(8, 1) 2.0 8 2 0 0 1 0 0 0 0 0 0 0 10 10 0.00 1.000																				

AB	36
R	4
H	11
RBI	3
BB	4
SO	2
LOB	17



Batter	1	2	3	4	5	6	7	8	9	AB	R	H	RBI	BB	SO	LOB	BOTTOM					
Rickey Henderson, R OBP: 0.500, SLG: 0.550	0-0 2B 2B	0-0 1B 1B	0-0 F9		0-0 5-3		4-0 BB			4	2	2	1	1	0	1	California Angels @ Oakland Athletics Oakland-Alameda County Coliseum, Oakland, CA Sun Apr 10 1983, 3:33 AM PST Att: 28,590 - Sunny					
Mike Davis, L OBP: 0.333, SLG: 0.500	0-0 1B 2H	0-0 F7 S WP 1B		0-0 1B 1B		0-0 F7		0-0 F5		5	3	3	2	0	0	1						
Wayne Gross, L OBP: 0.714, SLG: 0.600	0-0 2B 2H	4-0 WP E BB		0-0 1B 1B		0-0 2B SF9 1B		0-3 K		4	3	3	1	1	1	0						
Dwayne Murphy, L OBP: 0.417, SLG: 0.429	0-3 K	0-0 F7		4-0 E 1B BB		0-0 F9		0-0 4-3		4	1	0	0	1	1	4						
Jeff Burroughs, R OBP: 0.391, SLG: 0.429	0-3 K	0-0 4-3		0-0 E5 1B BB		0-0 SF9 2B		0-3 K		5	0	2	2	0	2	2						
Kelvin Moore, R OBP: 0.217, SLG: 0.381	0-0 1-3 2B	0-3 K		0-3 K		0-0 SF9		0-0 2B		3	0	1	1	0	2	2						
Davey Lopes, R OBP: 0.409, SLG: 0.450	0-0 6-3		0-0 CS 1B	0-0 G6-4-3 1B		0-0 F8				4	0	2	1	0	0	3						
Bob Kearney, R OBP: 0.478, SLG: 0.550		0-0 SH 2B	0-0 1-2 HBP	0-0 G6-4-3		0-0 4-3				3	1	1	0	0	0	2						
Tony Phillips, S OBP: 0.143, SLG: 0.100		0-0 SH 1B	0-3 K		0-3 K		0-0 F9			3	1	0	0	0	2	1						
Inning Stats	R: 2 E: 0 K: 2 S: 11	H: 4 LOB: 2 BB: 0 P: 11	R: 5 E: 2 K: 1 S: 9	H: 3 LOB: 0 BB: 1 P: 13	R: 0 E: 0 K: 1 S: 5	H: 1 LOB: 1 BB: 0 P: 6	R: 3 E: 1 K: 1 S: 8	H: 4 LOB: 1 BB: 1 P: 12	R: 0 E: 0 K: 1 S: 5	H: 0 LOB: 0 BB: 0 P: 5	R: 1 E: 0 K: 0 S: 5	H: 2 LOB: 1 BB: 0 P: 5	R: 0 E: 0 K: 0 S: 3	H: 0 LOB: 1 BB: 1 P: 7	R: 0 E: 0 K: 2 S: 7	H: 0 LOB: 0 BB: 0 P: 7		R: 0 E: 0 K: 0 S: 3	H: 0 LOB: 0 BB: 0 P: 3	1B: 9 2B: 5 3B: 0 HR: 0	SF: 1 SAC: 1 DP: 1 HBP: 1	WP: 1 PB: 0 SB: 1 CS: 1
PITCHER	IP WLS BF H R ER SO BB IBB HBP BLK WP HR S P ERA WHIP	IP WLS BF H R ER SO BB IBB HBP BLK WP HR S P ERA WHIP																				
Bruce Kison, R ERA: 5.87	(1, 1) 1.0 L 10 8 6 4 4 2 0 0 0 1 0 29 38 7.20 2.000	(2, 1) 5.0 24 8 6 4 4 2 0 1 0 1 0 29 38 7.20 2.000	(7, 1) 1.0 4 0 0 0 0 1 0 0 0 0 0 3 7 0.00 1.000	(8, 1) 1.0 3 0 0 0 2 0 0 0 0 0 0 7 7 0.00 0.000																		


AB	35
R	11
H	14
RBI	8
BB	3
SO	8
LOB	16



Batter	1	2	3	4	5	6	7	8	9	AB	R	H	RBI	BB	SO	LOB	TOP	
Steve Henderson, R (1.7) OBP: 0.500, SLG: 0.480	0-0 6-3		0-0 1-3		0-0 6-3		0-0 FC6-4 2H 1B			4	0	1	1	0	0	1		
Dave Edler, R (1.5) OBP: 0.267, SLG: 0.267	0-0 FC6-4 1B		0-0 FC6-4 1B		0-0 FC6-4	0-0 F9	0-0 FC6-4 1-2			4	0	2	0	0	0	1		
Al Cowens, R (1.9) OBP: 0.233, SLG: 0.222	0-0 FC6-4 1-2		0-0 FC6-4 1-2		0-0 1-3		0-0 1-3	0-3 K		4	0	0	0	0	1	2		
Richie Zisk, R (1.10) OBP: 0.207, SLG: 0.259	0-0 FC6-4 1-2			0-0 1-3		4-0 1B BB		0-0 5-3		3	0	0	0	1	0	1		
Dave Henderson, R (1.8) OBP: 0.379, SLG: 0.500		0-0 F9		0-0 6-3		0-0 1-3 1B		0-0 6-3		4	0	1	0	0	0	0		
Pat Putnam, L (1.3) OBP: 0.214, SLG: 0.357		0-0 3-1		0-0 1-3		0-0 4-3			0-0 6-3	4	0	0	0	0	0	2		
Todd Cruz, R (1.6) OBP: 0.429, SLG: 0.615		0-0 FC5-4 1B			0-0 5-3 1B		0-0 1-3 1B		0-0 F7	4	1	3	0	0	0	0		
Orlando Mercado, R (1.2) OBP: 0.067, SLG: 0.267 (9, PH)		0-0 FC5-4 1-2			0-0 F7		0-0 F7		0-0 6-3	3	0	0	0	0	0	3		
Rod Allen, R (9, PH) OBP: 0.333, SLG: 0.333					0-0 F7		0-0 F7		0-0 6-3	1	0	0	0	0	0	0		
Julio Cruz, S (1.4) OBP: 0.480, SLG: 0.714			0-0 6-3		0-0 5-3		0-0 1-3			3	0	0	0	0	0	2		
Inning Stats	R: 0 E: 0 K: 0 S: 4	H: 1 LOB: 1 BB: 0 P: 4	R: 0 E: 0 K: 0 S: 4	H: 1 LOB: 1 BB: 0 P: 4	R: 0 E: 0 K: 0 S: 3	H: 0 LOB: 0 BB: 0 P: 3	R: 0 E: 0 K: 0 S: 4	H: 1 LOB: 2 BB: 1 P: 8	R: 1 E: 0 K: 0 S: 5	H: 2 LOB: 1 BB: 0 P: 5	R: 0 E: 0 K: 1 S: 5	H: 0 LOB: 0 BB: 0 P: 5	R: 0 E: 0 K: 0 S: 3	H: 0 LOB: 0 BB: 0 P: 3	1B: 7 2B: 0 3B: 0 HR: 0	SF: 0 SAC: 0 DP: 0 HBP: 0	WP: 0 PB: 0 SB: 0 CS: 0	PA: 35
PITCHER Tommy John, L (1.1) ERA: 2.0	IP: 9.0 WLS: W BF: 35 H: 7 R: 1 ER: 1 SO: 1 BB: 1 IBB: 0 HBP: 0 BLK: 0 WP: 0 HR: 0 S: 36 P: 40 ERA: 1.00 WHIP: 0.889											PITCHER	IP: 9.0 WLS: W BF: 35 H: 7 R: 1 ER: 1 SO: 1 BB: 1 IBB: 0 HBP: 0 BLK: 0 WP: 0 HR: 0 S: 36 P: 40 ERA: 1.00 WHIP: 0.889					

Seattle Mariners @ California Angels
Anaheim Stadium, Anaheim, CA
Mon Apr 11 1983, 9:05 PM EST
Att: 22,588 - Unknown


AB	34
R	1
H	7
RBI	1
BB	1
SO	1
LOB	12



Batter	1	2	3	4	5	6	7	8	9	AB	R	H	RBI	BB	SO	LOB	BOTTOM	
Rod Carew, L (1.3) OBP: 0.545, SLG: 0.900	0-0 5-3	0-0 SF7 1-2 3H			0-0 1-3	0-0 1B				3	0	1	1	0	0	0		
Juan Beniquez, R (1.9) OBP: 0.400, SLG: 0.333 (9, 7)	0-0 1B	0-0 HBP			0-0 6-3	0-0 4-3				3	0	1	0	0	0	2		
Fred Lynn, L (1.8) OBP: 0.267, SLG: 0.345	0-3 K	0-0 F9			0-3 K		0-0 4-3			4	0	0	0	0	2	3		
Doug DeCinces, R (1.5) OBP: 0.407, SLG: 0.560	0-0 6-3		0-0 6-3		0-0 6-3	0-0 L6-4 2B				4	0	1	0	0	0	1		
Reggie Jackson, L (1.10) OBP: 0.464, SLG: 0.381		0-3 K	0-0 F7		4-0 BB 1B BB	0-0 L6-4 2-3				3	1	0	0	1	1	1		
Brian Downing, R (1.7) OBP: 0.400, SLG: 0.391		4-0 2B 1B BB			4-0 E 1B BB			0-0 5-3		2	2	0	0	2	1	0		
Bobby Clark, R (9, 9) OBP: 0.250, SLG: 0.375					0-0 K					0	0	0	0	0	0	0		
Bobby Grich, R (1.4) OBP: 0.429, SLG: 0.500		0-0 1B 2B		0-0 G6-4-3 1B		0-0 E7 1B 1B		0-0 G6-4-3 1B		4	2	4	1	0	0	0		
Joe Ferguson, R (1.2)		4-0 1B SF7 BB		0-0 G6-4-3 1-2		0-3 K		0-0 G6-4-3 1-2		3	1	0	0	1	1	4		
Tim Foli, R (1.6) OBP: 0.308, SLG: 0.308		0-0 1-3 2H 3H 1B		0-0 1-3		0-0 1B				3	0	2	4	0	0	0		
Inning Stats	R: 0 E: 0 K: 1 S: 6	H: 1 LOB: 1 BB: 0 P: 6	R: 3 E: 0 K: 1 S: 7	H: 2 LOB: 2 BB: 2 P: 16	R: 0 E: 0 K: 1 S: 5	H: 0 LOB: 0 BB: 0 P: 5	R: 0 E: 0 K: 0 S: 3	H: 1 LOB: 0 BB: 0 P: 3	R: 0 E: 0 K: 0 S: 3	H: 1 LOB: 0 BB: 0 P: 3	R: 0 E: 0 K: 0 S: 3	H: 1 LOB: 0 BB: 0 P: 3	R: 0 E: 0 K: 0 S: 3	H: 1 LOB: 0 BB: 0 P: 3	1B: 7 2B: 3 3B: 0 HR: 0	SF: 1 SAC: 0 DP: 3 HBP: 1	WP: 0 PB: 0 SB: 0 CS: 0	PA: 35
PITCHER Matt Young, L (1.1) ERA: 5.84	IP: 5.1 WLS: L BF: 25 H: 5 R: 6 ER: 6 SO: 4 BB: 4 IBB: 0 HBP: 1 BLK: 0 WP: 0 HR: 0 S: 28 P: 45 ERA: 10.12 WHIP: 1.688											PITCHER Roy Thomas, R (6, 1) ERA:	IP: 2.2 WLS: 10 BF: 4 H: 0 R: 0 ER: 0 SO: 1 BB: 0 IBB: 0 HBP: 0 BLK: 0 WP: 0 HR: 0 S: 12 P: 12 ERA: 0.00 WHIP: 1.500					

Seattle Mariners @ California Angels
Anaheim Stadium, Anaheim, CA
Mon Apr 11 1983, 9:05 PM EST
Att: 22,588 - Unknown

AB	29
R	6
H	9
RBI	6
BB	4
SO	5
LOB	11



Batter	1	2	3	4	5	6	7	8	9	AB	R	H	RBI	BB	SO	LOB	TOP										
Steve Henderson, R (1.7) OBP: 0.556, SLG: 0.679 John Moses, S (7.7)	4-0 CS BB			4-3 PO 2B		0-0 1B 3B	0-0 2B		6-3 ①	3	1	3	1	1	0	0											
Manny Castillo, S (1.5) OBP: 0.200, SLG: 0.211	0-0 F6			4-3		0-0 2B SF8 1B	0-3 K		4-3 ②	5	1	1	1	0	1	3											
Al Cowens, R (1.9) OBP: 0.257, SLG: 0.281	0-0 5-3 1-2			F3		0-0 E 2B	0-3 K		1B	5	1	2	0	0	1	3											
Ken Phelps, L (1.10) OBP: 0.333, SLG: 1.000		0-0 F7		PO		0-0 HR	0-0 SF8 6-3		6-3 ③	4	1	1	2	0	1	2											
Pat Putnam, L (1.3) OBP: 0.219, SLG: 0.323		0-0 4-3				0-0 G3	0-3 K			3	0	0	0	0	1	0											
Dave Henderson, R (1.8) OBP: 0.394, SLG: 0.594		0-3 K				0-0 1B	0-0 FC4-6 HBP			4	2	2	1	0	1	1											
Todd Cruz, R (1.6) OBP: 0.469, SLG: 0.655			0-0 5-3			0-0 1B	4-0 2B IBB			3	1	2	0	1	0	0											
Orlando Mercado, R (1.2) OBP: 0.156, SLG: 0.368				0-0 G3-6-3 1B		0-0 G5-4-3 1B	0-0 2B			4	0	2	2	0	1	3											
Julio Cruz, S (1.4) OBP: 0.448, SLG: 0.640				0-0 G3-6-3			0-0 K		4-3 ③	4	1	1	0	0	1	3											
Inning Stats	R: 0 E: 0 K: 0 S: 2	H: 0 LOB: 0 BB: 1 P: 6	R: 0 E: 0 K: 1 S: 5	H: 0 LOB: 0 BB: 0 P: 5	R: 0 E: 0 K: 0 S: 3	H: 1 LOB: 0 BB: 0 P: 3	R: 0 E: 0 K: 0 S: 3	H: 1 LOB: 0 BB: 0 P: 3	R: 1 E: 0 K: 0 S: 5	H: 3 LOB: 1 BB: 0 P: 5	R: 6 E: 1 K: 1 S: 10	H: 5 LOB: 1 BB: 1 P: 15	R: 0 E: 0 K: 2 S: 8	H: 1 LOB: 1 BB: 0 P: 8	R: 1 E: 0 K: 2 S: 9	H: 2 LOB: 1 BB: 0 P: 9	R: 0 E: 0 K: 1 S: 6	H: 1 LOB: 1 BB: 0 P: 6	1B: 6 2B: 5 3B: 1 HR: 2	SF: 1 SAC: 0 DP: 2 HBP: 1	WP: 0 PB: 0 SB: 0 CS: 1	PA: 41					
PITCHER	IP	WLS	BF	H	R	ER	SO	BB	IBB	HBP	BLK	WP	HR	S	P	ERA	WHIP										
Mike Witt, R (1.1) ERA: 6.75	5.0	L	21	9	5	5	1	1	0	0	0	0	1	22	26	9.00	2.000										
John Curtis, L (6.1) ERA: 7.71	1.1		8	2	2	2	2	0	1	1	0	0	0	10	15	13.50	1.500										
Doug Corbett, R (7.1) ERA: 4.15	2.2		11	3	1	1	4	0	0	0	0	0	1	19	19	3.38	1.125										

Seattle Mariners @ California Angels
Anaheim Stadium, Anaheim, CA
Tue Apr 12 1983, 9:05 PM EST
Att: 22,912 - Unknown

AB 36
R 8
H 14
RBI 7
BB 2
SO 7
LOB 15



Batter	1	2	3	4	5	6	7	8	9	AB	R	H	RBI	BB	SO	LOB	BOTTOM										
Rod Carew, L (1.3) OBP: 0.400, SLG: 0.643	0-0 G3		0-0 F7		0-0 4-3			0-0 F7		4	0	0	0	0	0	1											
Daryl Scotters, L (1.10) OBP: 0.450, SLG: 0.588	4-0 2B BB		0-0 F5			0-3 K		0-0 1B		3	1	1	0	1	1	0											
Brian Downing, R (1.7) OBP: 0.412, SLG: 0.481	0-0 1-H 2B			0-0 F9 2B		0-0 4-3		0-0 F8		4	0	2	1	0	0	1											
Reggie Jackson, L (1.9) OBP: 0.469, SLG: 0.375	0-3 K			4-0 2-3 BB		0-0 F5			0-0 G6-4-3 1B	3	0	1	0	1	1	1											
Fred Lynn, L (1.8) OBP: 0.265, SLG: 0.364	0-0 P3			0-0 F9					0-0 F9	4	0	1	0	0	0	4											
Doug DeCinces, R (1.5) OBP: 0.355, SLG: 0.483		0-0 P3		0-0 2-3					0-0 G6-4-3 1-2	4	0	0	0	0	0	4											
Bobby Grich, R (1.4) OBP: 0.419, SLG: 0.462		0-0 L5			4-0 SH1-4 BB				0-0 6-3	2	0	0	0	1	0	1											
Tim Foli, R (1.6) OBP: 0.286, SLG: 0.286		0-0 F5			0-0 SH1-4				0-0 B1	2	0	0	0	0	0	1											
Bob Boone, R (1.2) OBP: 0.200, SLG: 0.130			0-0 F8			0-0 F7			0-0 F7	3	0	0	0	0	0	1											
Inning Stats	R: 1 E: 0 K: 1 S: 6	H: 1 LOB: 1 BB: 1 P: 10	R: 0 E: 0 K: 0 S: 3	H: 0 LOB: 0 BB: 0 P: 3	R: 0 E: 0 K: 0 S: 3	H: 0 LOB: 0 BB: 0 P: 3	R: 0 E: 0 K: 0 S: 3	H: 1 LOB: 1 BB: 1 P: 7	R: 0 E: 0 K: 0 S: 5	H: 0 LOB: 0 BB: 1 P: 7	R: 0 E: 0 K: 1 S: 4	H: 1 LOB: 1 BB: 0 P: 4	R: 0 E: 0 K: 0 S: 4	H: 1 LOB: 1 BB: 0 P: 4	R: 0 E: 0 K: 0 S: 3	H: 1 LOB: 0 BB: 0 P: 3	1B: 2 2B: 3 3B: 0 HR: 0	SF: 0 SAC: 1 DP: 1 HBP: 0	WP: 0 PB: 0 SB: 0 CS: 0	PA: 33							
PITCHER	IP	WLS	BF	H	R	ER	SO	BB	IBB	HBP	BLK	WP	HR	S	P	ERA	WHIP										
Bob Stoddard, R (1.1) ERA: 4.26	9.0	W	33	5	1	1	2	3	0	0	0	0	0	34	46	1.00	0.889										

Seattle Mariners @ California Angels
Anaheim Stadium, Anaheim, CA
Tue Apr 12 1983, 9:05 PM EST
Att: 22,912 - Unknown

AB 29
R 1
H 5
RBI 1
BB 3
SO 2
LOB 14



Batter	1	2	3	4	5	6	7	8	9	AB	R	H	RBI	BB	SO	LOB	TOP			
Steve Henderson, R (1, 7) OBP: 0.525, SLG: 0.625	5-3			K		K			FC5-4 1B	4	0	1	0	0	2	0	Seattle Mariners @ California Angels Anaheim Stadium, Anaheim, CA Wed Apr 13 1983, 9:05 PM EST Att: 24,002 - Unknown livebaseballscorecards.com			
Manny Castillo, S (1, 5) OBP: 0.298, SLG: 0.217	G3			1B			F8		FC5-4	4	0	1	1	0	0	1				
Al Cowens, R (1, 9) OBP: 0.231, SLG: 0.250	F3			K			6-3		F9	4	0	0	0	0	1	2				
Richie Zisk, R (1, 10) OBP: 0.188, SLG: 0.233			K	K			L6			3	0	0	0	0	2	1				
Dave Henderson, R (1, 8) OBP: 0.361, SLG: 0.543		6-3			K				F7	3	0	0	0	0	1	0				
Ken Phelps, L (1, 3) OBP: 0.250, SLG: 0.727		F5			G3				F6	3	0	0	0	0	0	0				
Todd Cruz, R (1, 6) OBP: 0.457, SLG: 0.625					K				F9	3	0	1	0	0	1	0				
Orlando Mercado, R (1, 2) OBP: 0.143, SLG: 0.333																				
Rod Allen, R (9, PH) OBP: 0.250, SLG: 0.250							4-3		6-3	2	0	0	0	0	0	1				
Julio Cruz, S (1, 4) OBP: 0.438, SLG: 0.607							6-3		1B FC5-4 1B	1	0	0	0	0	0	0				
Inning Stats	R: 0 E: 0 K: 0 S: 3	H: 0 LOB: 0 BB: 0 P: 3	R: 0 E: 0 K: 1 S: 5	H: 0 LOB: 0 BB: 0 P: 5	R: 0 E: 0 K: 0 S: 3	H: 1 LOB: 0 BB: 0 P: 3	R: 0 E: 0 K: 3 S: 10	H: 1 LOB: 1 BB: 0 P: 10	R: 0 E: 0 K: 2 S: 7	H: 0 LOB: 0 BB: 0 P: 7	R: 0 E: 0 K: 0 S: 3	H: 0 LOB: 0 BB: 0 P: 3	R: 0 E: 0 K: 0 S: 3	H: 0 LOB: 0 BB: 0 P: 3	R: 1 E: 0 K: 0 S: 5	H: 2 LOB: 1 BB: 0 P: 5	1B: 4 2B: 0 3B: 0 HR: 0	SF: 0 SAC: 0 DP: 0 HBP: 0	WP: 0 PB: 0 SB: 0 CS: 1	PA: 30
PITCHER Geoff Zahn, L (1, 1) ERA: 2.2	IP: 9.0 WLS: W BF: 30	H: 4 R: 1 ER: 1 SO: 7	BB: 0 IBB: 0 HBP: 0 BLK: 0	WP: 0 HR: 0 S: 44 P: 44	ERA: 1.00 WHIP: 0.444	PITCHER										IP: 9.0 WLS: W BF: 30	H: 4 R: 1 ER: 1 SO: 7	BB: 0 IBB: 0 HBP: 0 BLK: 0	WP: 0 HR: 0 S: 44 P: 44	ERA: 1.00 WHIP: 0.444

Batter	1	2	3	4	5	6	7	8	9	AB	R	H	RBI	BB	SO	LOB	BOTTOM			
Rod Carew, L (1, 3) OBP: 0.350, SLG: 0.526	K	E6		1B		1-4-3		K		5	0	1	0	0	2	3	Seattle Mariners @ California Angels Anaheim Stadium, Anaheim, CA Wed Apr 13 1983, 9:05 PM EST Att: 24,002 - Unknown livebaseballscorecards.com			
Daryl Sconiers, L (1, 10) OBP: 0.458, SLG: 0.550	F7			1B			6-3			3	1	1	0	1	0	0				
Ron Jackson, R (8, PH) OBP: 0.500, SLG: 0.417				1B			1B			0	0	0	0	1	0	0				
Brian Downing, R (1, 7) OBP: 0.421, SLG: 0.484				1B						4	1	2	0	0	0	3				
Juan Benitez, R (8, 7) OBP: 0.364, SLG: 0.300				1B			FC4-6		F9	1	0	0	0	0	0	2				
Reggie Jackson, L (1, 9) OBP: 0.472, SLG: 0.429	K									4	1	2	2	0	2	1				
Bobby Clark, R (7, PR) OBP: 0.250, SLG: 0.375	K			HR						0	0	0	0	0	0	0				
Fred Lynn, L (1, 8) OBP: 0.263, SLG: 0.378				1B						4	1	1	0	0	1	2				
Doug DeCinces, R (1, 5) OBP: 0.400, SLG: 0.594										3	2	2	2	1	1	0				
Ricky Adams, R (9, 5)										0	0	0	0	0	0	0				
Bobby Grich, R (1, 4) OBP: 0.400, SLG: 0.414										3	0	0	0	1	0	4				
Tim Foli, R (1, 6) OBP: 0.250, SLG: 0.258										3	0	0	1	0	0	1				
Bob Boone, R (1, 2) OBP: 0.207, SLG: 0.185										4	0	1	0	0	0	3				
Inning Stats	R: 0 E: 0 K: 2 S: 8	H: 1 LOB: 1 BB: 0 P: 8	R: 2 E: 2 K: 0 S: 6	H: 2 LOB: 1 BB: 0 P: 6	R: 3 E: 0 K: 1 S: 7	H: 2 LOB: 0 BB: 1 P: 11	R: 0 E: 0 K: 0 S: 5	H: 2 LOB: 2 BB: 0 P: 5	R: 0 E: 0 K: 2 S: 7	H: 0 LOB: 0 BB: 0 P: 7	R: 0 E: 0 K: 0 S: 3	H: 0 LOB: 1 BB: 1 P: 7	R: 1 E: 0 K: 0 S: 5	H: 2 LOB: 2 BB: 1 P: 9	R: 0 E: 0 K: 1 S: 6	H: 1 LOB: 2 BB: 1 P: 10	1B: 6 2B: 3 3B: 0 HR: 1	SF: 1 SAC: 0 DP: 0 HBP: 0	WP: 0 PB: 0 SB: 0 CS: 0	PA: 39
PITCHER Mike Moore, R (1, 1) ERA: 6.55	IP: 5.0 WLS: L BF: 25	H: 7 R: 5 ER: 4 SO: 5	BB: 2 IBB: 0 HBP: 0 BLK: 0	WP: 0 HR: 1 S: 33 P: 41	ERA: 7.20 WHIP: 1.800	PITCHER										IP: 5.0 WLS: L BF: 25	H: 7 R: 5 ER: 4 SO: 5	BB: 2 IBB: 0 HBP: 0 BLK: 0	WP: 0 HR: 1 S: 33 P: 41	ERA: 7.20 WHIP: 1.800
Roy Thomas, R (6, 1) ERA: 3.18	0.2	2	0	0	0	0	0	0	0	0	0	2	2	0.00	0.000					
Bryan Clark, L (6, 1) ERA: 3.18	1.1	7	2	1	1	0	1	0	0	0	6	10	6.75	2.250						
Bill Caudill, R (8, 1) ERA: 1.5	0.1	2	1	0	0	0	0	0	0	2	2	0.00	3.000							
Ed Yande Berg, L (8, 1) ERA: 1.5	0.2	3	0	0	0	1	1	0	0	0	4	8	0.00	1.500						

Batter	1	2	3	4	5	6	7	8	9	AB	R	H	RBI	BB	SO	LOB	TOP								
Rod Carew, L OBP: 0.346, SLG: 0.480 (1, 3)	0-0 3-1		0-0 1B		0-0 1B HR	0-0 F7		0-0 1-3	0-0 FC6-4	6	1	2	0	0	0	4									
Bobby Clark, R OBP: 0.333, SLG: 0.429 (1, 9)	0-3 K		0-0 1B		0-0 1B HR	0-0 F9		0-0 1B		5	1	3	0	0	1	2									
Fred Lynn, L OBP: 0.256, SLG: 0.429 (1, 8)	0-0 4-3		0-3 K		0-0 1B HR	0-0 F9		0-0 F9		5	1	1	3	0	1	6									
Doug DeCinces, R OBP: 0.375, SLG: 0.541 (1, 5)		0-0 4-3		0-3 K	0-0 P3		0-0 BB 1B		0-0 F4	5	0	1	0	0	1	0									
Reggie Jackson, L OBP: 0.463, SLG: 0.500 (1, 10)		0-0 4-3		0-0 HR	0-0 1-3		0-0 BB		0-3 K	4	1	1	1	1	1	0									
Brian Downing, R OBP: 0.405, SLG: 0.457 Juan Beniquez, R OBP: 0.417, SLG: 0.300 (1, 7) (7, 7)		0-3 K		0-3 K		0-0 HR 1B	0-0 P2		4-0 2B BB	4	1	1	0	0	2	2									
Bobby Grich, R OBP: 0.425, SLG: 0.545 (1, 4)			0-0 5-3	4-0 BB		0-0 HR 1B	0-3 K		0-0 2B	4	2	2	3	1	1	2									
Tim Foli, R OBP: 0.297, SLG: 0.333 (1, 6)			0-0 1B 1B	0-0 P5		0-0 1B	0-0 F8		0-0 2B	5	0	3	1	0	0	3									
Bob Boone, R OBP: 0.206, SLG: 0.188 (1, 2)			0-0 L7		0-0 F7	0-0 1B		0-0 5-3	0-0 E3 FC6-4	5	0	1	0	0	0	2									
Inning Stats	R: 0 E: 0 K: 1 S: 5	H: 0 LOB: 0 BB: 0 P: 5	R: 0 E: 0 K: 1 S: 5	H: 0 LOB: 0 BB: 0 P: 5	R: 0 E: 0 K: 1 S: 8	H: 3 LOB: 3 BB: 0 P: 8	R: 1 E: 0 K: 2 S: 8	H: 1 LOB: 1 BB: 1 P: 12	R: 3 E: 0 K: 0 S: 6	H: 3 LOB: 0 BB: 0 P: 6	R: 2 E: 0 K: 0 S: 7	H: 4 LOB: 2 BB: 0 P: 7	R: 0 E: 0 K: 1 S: 6	H: 1 LOB: 2 BB: 1 P: 10	R: 0 E: 0 K: 0 S: 4	H: 1 LOB: 1 BB: 0 P: 4	R: 2 E: 1 K: 1 S: 8	H: 2 LOB: 2 BB: 1 P: 12	1B: 10 2B: 2 3B: 0 HR: 3	SF: 0 SAC: 0 DP: 0 HBP: 0	WP: 0 PB: 0 SB: 0 CS: 0	PA: 46			
PITCHER	IP	WLS	BF	H	R	ER	SO	BB	IBB	HBP	BLK	WP	HR	S	P	ERA	WHIP								
Frank Viola, L ERA: 8.68 (1, 1)	5.0	L	25	9	6	6	5	1	0	0	0	0	3	34	38	10.80	2.000								
Bobby Castillo, R ERA: 4.91 (6, 1)	3.2		20	6	2	2	2	2	0	0	0	0	0	22	30	4.91	2.182								
Pete Filson, L ERA: 6.75 (9, 1)	0.1		1	0	0	0	0	0	0	0	0	0	0	1	1	0.00	0.000								

California Angels @ Minnesota Twins
Hubert H. Humphrey Metrodome, Minneapolis, MN
Fri Apr 15 1983, 7:05 PM EST
Att. 7,323 - Dome - 70 F

AB 43
R 8
H 15
RBI 8
BB 3
SO 7
LOB 21



Batter	1	2	3	4	5	6	7	8	9	AB	R	H	RBI	BB	SO	LOB	BOTTOM								
Mickey Hatcher, R OBP: 0.300, SLG: 0.222 (1, 9)	0-0 F8		0-0 P4		0-0 F8		0-0 6-3			4	0	0	0	0	0	1									
John Castino, R OBP: 0.372, SLG: 0.650 (1, 4)	0-0 2B 1B		0-0 P4		0-0 HR		0-0 6-3			4	2	2	1	0	0	0									
Gary Ward, R OBP: 0.233, SLG: 0.225 (1, 7)	0-0 3-1 1H 2B		0-0 6-3		0-0 1B 1B		0-0 L7			4	0	2	1	0	0	0									
Kent Hrbek, L OBP: 0.293, SLG: 0.395 (1, 3)	0-0 3-1		0-0 F7		0-3 K		0-0 2B			4	0	1	0	0	1	2									
Gary Gaetti, R OBP: 0.415, SLG: 0.543 (1, 5)	0-0 5-3		0-0 F4		0-0 1B		0-0 F7			4	0	1	0	0	0	2									
Tom Brunansky, R OBP: 0.190, SLG: 0.081 (1, 8)		0-0 F9		0-0 F8		0-0 F7		0-0 F9		4	0	0	0	0	0	2									
Randy Bush, L OBP: 0.314, SLG: 0.576 (1, 10)		0-0 1B		0-0 E4 G6-4-3	0-0 G3		0-0 F6			4	0	1	0	0	0	2									
Tim Laudner, R OBP: 0.263, SLG: 0.125 (1, 2)		0-3 K		0-0 G6-4-3		0-3 K		0-0 F7		4	0	0	0	0	2	2									
Lenny Faedo, R OBP: 0.250, SLG: 0.211 (1, 6)		0-0 F9		0-0 1B		0-0 6-3				3	0	1	0	0	0	1									
Inning Stats	R: 1 E: 0 K: 0 S: 5	H: 2 LOB: 1 BB: 0 P: 5	R: 0 E: 0 K: 1 S: 6	H: 1 LOB: 0 BB: 0 P: 6	R: 0 E: 0 K: 0 S: 3	H: 0 LOB: 0 BB: 0 P: 3	R: 0 E: 0 K: 0 S: 3	H: 0 LOB: 0 BB: 0 P: 3	R: 0 E: 1 K: 0 S: 4	H: 1 LOB: 1 BB: 0 P: 4	R: 1 E: 0 K: 1 S: 8	H: 3 LOB: 2 BB: 0 P: 8	R: 0 E: 0 K: 1 S: 5	H: 0 LOB: 0 BB: 0 P: 5	R: 0 E: 0 K: 0 S: 4	H: 1 LOB: 1 BB: 0 P: 4	R: 0 E: 0 K: 0 S: 3	H: 0 LOB: 0 BB: 0 P: 3	1B: 5 2B: 2 3B: 0 HR: 1	SF: 0 SAC: 0 DP: 1 HBP: 0	WP: 0 PB: 0 SB: 0 CS: 0	PA: 35			
PITCHER	IP	WLS	BF	H	R	ER	SO	BB	IBB	HBP	BLK	WP	HR	S	P	ERA	WHIP								
Ken Forsch, R ERA: 2.57 (1, 1)	9.0	W	35	8	2	2	3	0	0	0	0	0	1	41	41	2.00	0.889								

California Angels @ Minnesota Twins
Hubert H. Humphrey Metrodome, Minneapolis, MN
Fri Apr 15 1983, 7:05 PM EST
Att. 7,323 - Dome - 70 F

AB 35
R 2
H 8
RBI 2
BB 0
SO 3
LOB 12



Batter	1	2	3	4	5	6	7	8	9	AB	R	H	RBI	BB	SO	LOB	TOP								
Rod Carew, L (1, 3) OBP: 0.355, SLG: 0.467	0-0 4-3		0-0 G6-4-3 1B		0-0 SF9 HR 1B		0-0 G3		0-0 L7	5	1	2	1	0	0	0									
Bobby Clark, R (1, 9) OBP: 0.320, SLG: 0.440	0-0 3-1 2B		0-0 G6-4-3 1-2		0-0 5-3		0-3 K			4	0	1	0	0	1	3									
Fred Lynn, L (1, 8) OBP: 0.255, SLG: 0.400	0-0 3-1 2-3			0-0 F8	4-0 HR IBB		0-0 4-3			3	1	0	0	1	0	1									
Doug DeCinces, R (1, 5) OBP: 0.364, SLG: 0.600	0-0 5-3			0-0 6-3	0-0 SF9			0-0 HR		3	1	1	2	0	0	1									
Reggie Jackson, L (1, 10) OBP: 0.444, SLG: 0.556		0-3 K		0-0 6-3	0-0 HR			0-3 K		4	1	1	3	0	2	0									
Brian Downing, R (1, 7) OBP: 0.413, SLG: 0.432		4-0 G5-4-3 BB			0-0 K			0-0 F6		2	1	0	0	2	1	0									
Juan Beniquez, R (8, 7) OBP: 0.417, SLG: 0.300					0-0 K					0	0	0	0	0	0	0									
Bobby Grich, R (1, 4) OBP: 0.409, SLG: 0.500		0-0 G5-4-3 1-2			4-0 1B BB		0-0 5-3		0-0 4-3	3	1	0	0	1	0	1									
Tim Foli, R (1, 6) OBP: 0.293, SLG: 0.325			0-0 F7		0-0 1B 1B		0-0 6-3		0-0 6-3	4	1	1	0	0	0	0									
Bob Boone, R (1, 2) OBP: 0.237, SLG: 0.306			0-0 HR		0-0 1B SF9 1B		0-0 5-3		0-0 5-3	4	2	2	3	0	0	0									
Inning Stats	R: 0 E: 0 K: 0 S: 4	H: 1 LOB: 1 BB: 0 P: 4	R: 0 E: 0 K: 1 S: 4	H: 0 LOB: 0 BB: 1 P: 8	R: 1 E: 0 K: 0 S: 4	H: 2 LOB: 2 BB: 0 P: 4	R: 0 E: 0 K: 0 S: 3	H: 0 LOB: 0 BB: 0 P: 3	R: 7 E: 0 K: 1 S: 9	H: 4 LOB: 0 BB: 3 P: 21	R: 0 E: 0 K: 0 S: 3	H: 0 LOB: 0 BB: 0 P: 3	R: 0 E: 0 K: 1 S: 5	H: 0 LOB: 0 BB: 0 P: 5	R: 1 E: 0 K: 0 S: 6	H: 1 LOB: 0 BB: 0 P: 6	R: 0 E: 0 K: 0 S: 3	H: 0 LOB: 0 BB: 0 P: 3	1B: 4 2B: 1 3B: 0 HR: 3	SF: 1 SAC: 0 DP: 2 HBP: 0	WP: 0 PB: 0 SB: 0 CS: 0	PA: 37			
PITCHER	IP	WLS	BF	H	R	ER	SO	BB	IBB	HBP	BLK	WP	HR	S	P	ERA	WHIP								
Bryan Oelkers, L (1, 1) ERA: 6.75	4.0	L	19	6	6	6	1	3	0	0	0	0	1	18	30	13.50	2.250								
Rick Lysander, R (5, 1) ERA: 3.18	2.0		8	1	2	2	1	0	1	0	0	0	1	9	13	9.00	0.500								
Pete Filson, L (7, 1) ERA: 5.14	3.0		10	1	1	1	2	0	0	0	0	0	1	14	14	3.00	0.333								

California Angels @ Minnesota Twins
 Hubert H. Humphrey Metrodome, Minneapolis, MN
 Sat Apr 16 1983, 7:05 PM EST
 Alt: 9,974 - Dome - 68 F

AB 32
 R 9
 H 8
 RBI 9
 BB 4
 SO 4
 LOB 6



Batter	1	2	3	4	5	6	7	8	9	AB	R	H	RBI	BB	SO	LOB	BOTTOM								
Mickey Hatcher, R (1, 9) OBP: 0.333, SLG: 0.231	0-0 F9		0-3 K		0-0 FC5-4 1B			4-0 HR BB	0-0 F7	4	1	1	0	1	1	3									
John Castino, R (1, 4) OBP: 0.362, SLG: 0.682	0-3 K		0-0 HR		0-0 FC5-4 1-2			0-0 F5		4	1	1	3	0	1	2									
Gary Ward, R (1, 7) OBP: 0.255, SLG: 0.302	0-3 K		4-0 BB		0-0 F8			0-0 HR		3	1	1	2	1	1	0									
Kent Hrbek, L (1, 3) OBP: 0.289, SLG: 0.405		0-0 F6	0-3 K2-3		0-0 6-3			0-0 2B		4	0	1	0	0	1	1									
Gary Gaetti, R (1, 5) OBP: 0.378, SLG: 0.487		0-0 F8		0-3 K		0-3 K		0-3 K		4	0	0	0	0	3	1									
Tom Brunansky, R (1, 8) OBP: 0.174, SLG: 0.073		0-0 F8		0-0 6-3			0-0 F3	0-3 K		4	0	0	0	0	1	1									
Randy Bush, L (1, 10) OBP: 0.308, SLG: 0.528			0-0 4-3	0-3 K2-3			4-0 BB		0-0 F7	3	0	0	0	1	1	0									
Ray Smith, R (1, 2) OBP: 0.389, SLG: 0.214			0-0 1B HR 1B		0-0 5-3		0-0 L7		0-0 6-3	4	1	1	0	0	0	1									
Lenny Faedo, R (1, 6) OBP: 0.261, SLG: 0.227			0-0 HR 1B		0-0 F9		0-3 K		0-0 1B	3	1	1	0	0	1	1									
Dave Engle, R (8, PH) OBP: 0.429, SLG: 0.429					0-0 F9					1	0	1	0	0	0	0									
Inning Stats	R: 0 E: 0 K: 2 S: 7	H: 0 LOB: 0 BB: 0 P: 7	R: 0 E: 0 K: 0 S: 3	H: 0 LOB: 0 BB: 0 P: 3	R: 3 E: 0 K: 2 S: 10	H: 3 LOB: 1 BB: 1 P: 14	R: 0 E: 0 K: 2 S: 7	H: 0 LOB: 0 BB: 0 P: 7	R: 0 E: 0 K: 0 S: 4	H: 1 LOB: 1 BB: 0 P: 4	R: 0 E: 0 K: 1 S: 5	H: 0 LOB: 0 BB: 0 P: 5	R: 0 E: 0 K: 1 S: 5	H: 0 LOB: 1 BB: 1 P: 9	R: 2 E: 0 K: 2 S: 9	H: 2 LOB: 1 BB: 1 P: 13	R: 0 E: 0 K: 0 S: 4	H: 1 LOB: 1 BB: 0 P: 4	1B: 4 2B: 1 3B: 0 HR: 2	SF: 0 SAC: 0 DP: 0 HBP: 0	WP: 0 PB: 0 SB: 0 CS: 0	PA: 37			
PITCHER	IP	WLS	BF	H	R	ER	SO	BB	IBB	HBP	BLK	WP	HR	S	P	ERA	WHIP								
Bruce Kison, R (1, 1) ERA: 5.4	9.0	W	37	7	5	5	10	3	0	0	0	0	2	54	66	5.00	1.111								

California Angels @ Minnesota Twins
 Hubert H. Humphrey Metrodome, Minneapolis, MN
 Sat Apr 16 1983, 7:05 PM EST
 Alt: 9,974 - Dome - 68 F

AB 34
 R 5
 H 7
 RBI 5
 BB 3
 SO 10
 LOB 10



Batter	1	2	3	4	5	6	7	8	9	AB	R	H	RBI	BB	SO	LOB	TOP								
Rod Carew, L (1,3) OBP: 0.389, SLG: 0.486	6-3		E 1B	HR 1B		G3-6-3			5-3 1B	5	2	3	0	0	0	1									
Bobby Clark, R (1,9) OBP: 0.297, SLG: 0.367	F8		K 1B	F9			F9		5-3 1B	5	0	0	1	0	1	5									
Fred Lynn, L (1,8) OBP: 0.308, SLG: 0.490	BB		E9 SF9 1B	HR			G5-4-3 1B		P5	4	2	3	4	1	0	1									
Doug DeCinces, R (1,5) OBP: 0.333, SLG: 0.558	F9		SF9 1B	5-3			G5-4-3 1B			3	0	0	1	0	0	2									
Reggie Jackson, L (1,10) OBP: 0.449, SLG: 0.650		F7	HR			K			L4 2B	4	1	2	1	0	1	0									
Brian Downing, R (1,7) OBP: 0.400, SLG: 0.400	6-3		1B BB			F9			L4	3	0	0	0	1	0	1									
Bobby Grich, R (1,4) OBP: 0.396, SLG: 0.475	6-3		1-2 FC5-4 1B			K			L3	4	0	1	0	0	1	0									
Tim Foli, R (1,6) OBP: 0.311, SLG: 0.341			1B	FC5-4		5-3			1B 5-3 1B	4	2	2	0	0	0	2									
Bob Boone, R (1,2) OBP: 0.268, SLG: 0.333			1B	6-3					K	3	1	2	0	0	0	0									
Daryl Sconiers, L (9, PH) OBP: 0.440, SLG: 0.524			1B							1	0	0	0	0	1	1									
Inning Stats	R: 0 E: 0 K: 0 S: 3	H: 0 LOB: 1 BB: 1 P: 7	R: 0 E: 0 K: 0 S: 3	H: 0 LOB: 0 BB: 0 P: 3	R: 5 E: 1 K: 1 S: 11	H: 6 LOB: 2 BB: 1 P: 15	R: 2 E: 0 K: 0 S: 5	H: 2 LOB: 0 BB: 0 P: 5	R: 0 E: 0 K: 2 S: 7	H: 0 LOB: 0 BB: 0 P: 7	R: 0 E: 0 K: 0 S: 3	H: 1 LOB: 0 BB: 0 P: 3	R: 0 E: 0 K: 0 S: 3	H: 1 LOB: 0 BB: 0 P: 3	R: 0 E: 0 K: 0 S: 3	H: 1 LOB: 1 BB: 0 P: 7	R: 1 E: 0 K: 1 S: 7	H: 2 LOB: 1 BB: 0 P: 7	1B: 10 2B: 2 3B: 0 HR: 2	SF: 1 SAC: 0 DP: 3 HBP: 0	WP: 0 PB: 0 SB: 0 CS: 0	PA: 39			
PITCHER	IP	WLS	BF	H	R	ER	SO	BB	IBB	HBP	BLK	WP	HR	S	P	ERA	WHIP								
Brad Havens, L (1,1) ERA: 11.57	5.1		27	9	7	7	3	2	0	0	0	0	2	31	39	11.81	2.062								
Len Whitehouse, L (6,1) ERA: 1.93	1.2	W	5	2	0	0	0	0	0	0	0	0	0	5	5	0.00	1.200								
Ron Davis, R (8,1) ERA: 2.53	2.0	S	7	2	1	1	1	0	0	0	0	0	0	9	9	4.50	1.000								

California Angels @ Minnesota Twins
Hubert H. Humphrey Metrodome, Minneapolis, MN

AB 36
R 8
H 13
RBI 7
BB 2
SO 4
LOB 13



Sun Apr 17 1983, 7:05 PM EST
Att: 23,010 - Dome - 65 F

Batter	1	2	3	4	5	6	7	8	9	AB	R	H	RBI	BB	SO	LOB	BOTTOM								
Mickey Hatcher, R (1,9) OBP: 0.300, SLG: 0.222	4-3	5-3		5-3		F8			1B 1B	5	1	1	0	0	0	1									
John Castino, R (1,4) OBP: 0.365, SLG: 0.653	6-3		F8	5-3			1B FC5-2-5 1B		1B 1B	5	1	2	0	0	0	0									
Gary Ward, R (1,7) OBP: 0.269, SLG: 0.313	4-3		F8			5-3			1B 1B	5	1	2	1	0	0	0									
Gary Gaetti, R (1,5) OBP: 0.380, SLG: 0.477		6-3	2B HR 1B			F9			FC5-2-5 1B 1B	5	2	2	1	0	0	2									
Tom Brunansky, R (1,8) OBP: 0.235, SLG: 0.136		1B BB	1-3 HR 2B			BB			G5-4-3 1B	3	3	2	1	2	0	2									
Kent Hrbek, L (1,3) OBP: 0.327, SLG: 0.489		FC5-4 1B	2B 1B	2H HR		FC6-4 BB			P3	3	2	2	3	1	0	2									
Dave Engle, R (1,2) OBP: 0.546, SLG: 0.727		FC5-4 1B	1-2 FC5-4 1B			FC6-4			G5-4-3	4	0	3	3	0	0	2									
Scott Ullger, R (1,10) ERA: 8.64		FC5-4 2B	1-2 FC5-4 1B			FC6-4			2B	2	1	0	0	0	0	3									
Randy Bush, L (6, PH) OBP: 0.293, SLG: 0.500		FC5-4 2B	1-2 FC5-4 1B			G3			K	2	0	0	0	0	1	1									
Lenny Faedo, R (1,6) OBP: 0.259, SLG: 0.269		1-2 FC5-4 1B				5-3			L4	4	0	1	2	0	0	0									
Inning Stats	R: 0 E: 0 K: 0 S: 3	H: 0 LOB: 0 BB: 0 P: 3	R: 3 E: 0 K: 0 S: 6	H: 3 LOB: 1 BB: 1 P: 10	R: 3 E: 0 K: 0 S: 7	H: 4 LOB: 1 BB: 0 P: 7	R: 0 E: 0 K: 0 S: 3	H: 0 LOB: 0 BB: 0 P: 3	R: 0 E: 0 K: 0 S: 3	H: 0 LOB: 2 BB: 2 P: 11	R: 0 E: 0 K: 0 S: 3	H: 0 LOB: 0 BB: 0 P: 3	R: 3 E: 0 K: 1 S: 9	H: 4 LOB: 1 BB: 0 P: 9	R: 2 E: 0 K: 0 S: 6	H: 4 LOB: 1 BB: 0 P: 6	1B: 10 2B: 4 3B: 0 HR: 1	SF: 0 SAC: 0 DP: 1 HBP: 0	WP: 0 PB: 0 SB: 0 CS: 0	PA: 41					
PITCHER	IP	WLS	BF	H	R	ER	SO	BB	IBB	HBP	BLK	WP	HR	S	P	ERA	WHIP								
Tommy John, L (1,1) ERA: 3.91	5.0		25	7	6	6	0	3	0	0	0	0	0	7	7	20.25	2.250								
Dave Goltz, R (6,1) ERA: 8.64	1.1	L	7	3	3	3	0	0	0	0	0	0	0	7	7	20.25	2.250								
Andy Hassler, L (7,1) ERA: 13.5	1.0		6	3	2	2	1	0	0	0	0	0	0	8	8	18.00	3.000								
Doug Corbett, R (8,1) ERA: 3.6	0.2		3	2	0	0	0	0	0	0	0	0	0	3	3	0.00	3.000								

California Angels @ Minnesota Twins
Hubert H. Humphrey Metrodome, Minneapolis, MN

AB 38
R 11
H 15
RBI 11
BB 3
SO 1
LOB 13



Sun Apr 17 1983, 7:05 PM EST
Att: 23,010 - Dome - 65 F

Batter	1	2	3	4	5	6	7	8	9	AB	R	H	RBI	BB	SO	LOB	TOP										
Rickey Henderson, R OBP: 0.429, SLG: 0.388 (1, 7)	5-3		1B 1-2 BB	F9		K		F9	F9	4	1	0	0	1	1	1											
Mike Davis, L OBP: 0.316, SLG: 0.389 (1, 9)	E4		1B 1-2 G6-4-3 1B		F6		F5		E3	5	1	1	2	0	0	0											
Wayne Gross, L OBP: 0.536, SLG: 0.565 (1, 5) (8, 3)	K		1B 1-3 2-H		F9		F9		3-1	5	0	1	1	0	1	2											
Dwayne Murphy, L OBP: 0.302, SLG: 0.359 (1, 8)	CS	K	G6-4-3				F9			4	0	1	0	0	1	1											
Jeff Burroughs, R OBP: 0.255, SLG: 0.478 Mitchell Page, L OBP: 0.300, SLG: 0.400 (8, PR)		6-3	L3						FC5-4 E 1B	4	0	2	0	0	0	0											
Davey Lopes, R OBP: 0.375, SLG: 0.442 (1, 4)		WP 1B			1B 2B				E5 FC5-4	3	1	2	0	1	0	1											
Kelvin Moore, R OBP: 0.360, SLG: 0.478 Bill Almon, R OBP: 0.438, SLG: 0.448 (8, PR)		6-3							FC5-4 1-2 2-3	4	0	1	1	0	0	6											
Bob Kearney, R OBP: 0.296, SLG: 0.318 (1, 2)			1B 1B		G6-4-3				4-3	4	1	1	0	0	0	2											
Tony Phillips, S OBP: 0.283, SLG: 0.268 (1, 6)			1B 1B						F9	3	1	1	0	1	0	0											
Inning Stats	R: 0 E: 1 K: 1 S: 5	H: 0 LOB: 0 BB: 0 P: 5	R: 0 E: 0 K: 1 S: 6	H: 1 LOB: 1 BB: 0 P: 6	R: 4 E: 0 K: 0 S: 6	H: 4 LOB: 0 BB: 1 P: 10	R: 1 E: 0 K: 0 S: 4	H: 2 LOB: 1 BB: 1 P: 8	R: 0 E: 0 K: 0 S: 5	H: 0 LOB: 0 BB: 0 P: 5	R: 0 E: 0 K: 0 S: 3	H: 0 LOB: 0 BB: 0 P: 3	R: 0 E: 1 K: 0 S: 4	H: 1 LOB: 1 BB: 0 P: 4	R: 0 E: 1 K: 0 S: 4	H: 0 LOB: 1 BB: 0 P: 4	1B: 9 2B: 1 3B: 0 HR: 0	SF: 0 SAC: 0 DP: 2 HBP: 0	WP: 1 PB: 0 SB: 0 CS: 1	PA: 40							
PITCHER	IP	WLS	BF	H	R	ER	SO	BB	IBB	HBP	BLK	WP	HR	S	P	ERA	WHIP										
Mike Witt, R ERA: 8.4 (1, 1)	3.0	L	16	7	5	5	2	1	0	0	0	1	0	19	23	15.00	2.667										
Dave Goltz, R ERA: 5.4 (4, 1)	5.0		19	3	0	0	1	2	0	0	0	0	0	19	27	0.00	1.000										
Luis Sanchez, R ERA: 1.35 (9, 1)	0.2		3	0	0	0	0	0	0	0	0	0	0	3	3	0.00	0.000										
Andy Hassler, L ERA: 10.8 (9, 1)	0.1		1	0	0	0	0	0	0	0	0	0	0	1	1	0.00	0.000										

Oakland Athletics @ California Angels
Anaheim Stadium, Anaheim, CA
Mon Apr 18 1983, 9:05 PM EST
Att: 27,780 - Unknown

AB 36
R 5
H 10
RBI 4
BB 3
SO 3
LOB 13



Batter	1	2	3	4	5	6	7	8	9	AB	R	H	RBI	BB	SO	LOB	BOTTOM										
Rod Carew, L OBP: 0.375, SLG: 0.462 (1, 3)	4-3		FC1-6 1B		G6-3			G3		4	0	1	2	0	0	2											
Bobby Clark, R OBP: 0.285, SLG: 0.353 (1, 9)	5-3		FC1-6 1-2		5-3			G4-6-3 1B		4	0	1	0	0	0	2											
Fred Lynn, L OBP: 0.286, SLG: 0.453 (1, 8)	F5		F3				K	G4-6-3 1-2		4	0	0	0	0	1	2											
Doug DeCinces, R OBP: 0.327, SLG: 0.532 (1, 5)		F9			F8		1B		6-3	4	0	1	0	0	0	0											
Reggie Jackson, L OBP: 0.434, SLG: 0.682 (1, 10)		F8			F8		F8		HR	4	1	1	1	0	0	1											
Brian Downing, R OBP: 0.389, SLG: 0.372 (1, 7)		F8					F8		F8	3	0	0	0	1	0	1											
Bobby Grich, R OBP: 0.385, SLG: 0.455 (1, 4)			E 1B BB		K				K	4	1	1	0	0	2	1											
Tim Foli, R OBP: 0.333, SLG: 0.348 (1, 6)			E 1B BB		G6-3 BB 1B					2	1	1	0	1	0	0											
Bob Boone, R OBP: 0.273, SLG: 0.317 (1, 2)			L4							2	0	0	0	1	1	2											
Inning Stats	R: 0 E: 0 K: 0 S: 3	H: 0 LOB: 0 BB: 0 P: 3	R: 0 E: 0 K: 0 S: 3	H: 0 LOB: 0 BB: 0 P: 3	R: 2 E: 1 K: 0 S: 5	H: 2 LOB: 1 BB: 1 P: 9	R: 0 E: 0 K: 1 S: 5	H: 0 LOB: 1 BB: 1 P: 9	R: 0 E: 0 K: 1 S: 6	H: 1 LOB: 1 BB: 0 P: 6	R: 0 E: 0 K: 1 S: 5	H: 0 LOB: 0 BB: 0 P: 5	R: 0 E: 0 K: 0 S: 3	H: 1 LOB: 0 BB: 0 P: 3	R: 1 E: 0 K: 1 S: 6	H: 1 LOB: 0 BB: 0 P: 6	1B: 5 2B: 0 3B: 0 HR: 1	SF: 0 SAC: 0 DP: 2 HBP: 0	WP: 0 PB: 0 SB: 0 CS: 0	PA: 34							
PITCHER	IP	WLS	BF	H	R	ER	SO	BB	IBB	HBP	BLK	WP	HR	S	P	ERA	WHIP										
Tom Underwood, L ERA: 6.75 (1, 1)	6.0	W	24	4	2	1	2	3	0	0	0	0	0	25	37	1.50	1.167										
Steve Baker, R ERA: 3.07 (7, 1)	3.0	S	10	2	1	1	2	0	0	0	0	0	1	14	14	3.00	0.667										

Oakland Athletics @ California Angels
Anaheim Stadium, Anaheim, CA
Mon Apr 18 1983, 9:05 PM EST
Att: 27,780 - Unknown

AB 31
R 3
H 6
RBI 3
BB 3
SO 4
LOB 11



Batter	1	2	3	4	5	6	7	8	9	AB	R	H	RBI	BB	SO	LOB	TOP					
Rickey Henderson, R OBP: 0.434, SLG: 0.439	4-0 2B BB		0-3 K		0-3 K			0-0 HR		3	1	1	1	1	2	2						
Mike Davis, L OBP: 0.311, SLG: 0.379	0-3 K		0-0 1B		0-0 F9			0-0 6-3		4	0	1	0	0	1	2						
Bill Almon, R OBP: 0.444, SLG: 0.500	0-0 2B		0-0 SF8		0-0 1B			0-3 K		3	0	2	1	0	1	0						
Dwayne Murphy, L OBP: 0.298, SLG: 0.333	4-0 BB		0-0 3-1		0-0 G4-6-3			0-0 3-1		3	0	0	0	1	0	2						
Jeff Burroughs, R OBP: 0.352, SLG: 0.449	0-0 P3			0-3 K				4-0 BB		3	0	0	0	1	1	2						
Davey Lopes, R OBP: 0.365, SLG: 0.426		0-0 CS 1B		0-0 6-3				0-3 K		4	0	1	0	0	1	1						
Kelvin Moore, R OBP: 0.235, SLG: 0.298		0-0 F8		0-0 6-3				0-0 5-3		4	0	0	0	0	0	1						
Bob Kearney, R OBP: 0.300, SLG: 0.304		0-0 6-3			4-0 BB			0-0 5-3		2	0	0	0	1	0	1						
Tony Phillips, S OBP: 0.286, SLG: 0.256			4-0 1B SF8 BB		0-3 K			0-0 F7		2	1	0	0	1	1	1						
Inning Stats	R: 0 E: 0 K: 1 S: 5	H: 1 LOB: 2 BB: 2 P: 13	R: 0 E: 0 K: 0 S: 3	H: 1 LOB: 0 BB: 0 P: 3	R: 1 E: 0 K: 1 S: 6	H: 1 LOB: 1 BB: 1 P: 10	R: 0 E: 0 K: 1 S: 5	H: 0 LOB: 0 BB: 0 P: 5	R: 0 E: 0 K: 2 S: 7	H: 0 LOB: 1 BB: 1 P: 11	R: 0 E: 0 K: 1 S: 5	H: 1 LOB: 1 BB: 1 P: 9	R: 0 E: 0 K: 0 S: 3	H: 0 LOB: 0 BB: 0 P: 3	R: 1 E: 0 K: 1 S: 6	H: 1 LOB: 0 BB: 0 P: 6	R: 0 E: 0 K: 0 S: 3	H: 0 LOB: 0 BB: 0 P: 3	1B: 3 2B: 1 3B: 0 HR: 1	SF: 1 SAC: 0 DP: 1 HBP: 0	WP: 0 PB: 0 SB: 0 CS: 1	PA: 34
PITCHER Geoff Zahn, L ERA: 2.13	IP: 9.0 WLS: W BF: 34	H: 5 R: 2 ER: 2 SO: 7	BB: 5 IBB: 0 HBP: 0 BLK: 0	WP: 0 HR: 1 S: 43 P: 63	ERA: 2.00 WHIP: 1.111	PITCHER										IP: 9.0 WLS: W BF: 34	H: 5 R: 2 ER: 2 SO: 7	BB: 5 IBB: 0 HBP: 0 BLK: 0	WP: 0 HR: 1 S: 43 P: 63	ERA: 2.00 WHIP: 1.111		

Oakland Athletics @ California Angels
Anaheim Stadium, Anaheim, CA
Thu Apr 21 1983, 9:05 PM EST
Unknown

AB 28
R 2
H 5
RBI 2
BB 5
SO 7
LOB 12



Batter	1	2	3	4	5	6	7	8	9	AB	R	H	RBI	BB	SO	LOB	BOTTOM			
Rod Carew, L OBP: 0.386, SLG: 0.465	0-0 F8		0-0 G3		0-0 HR			0-0 1B		4	1	2	2	0	0	0				
Brian Downing, R OBP: 0.382, SLG: 0.340	0-0 6-3			0-0 6-3		0-0 F8		0-3 K		4	0	0	0	0	1	3				
Juan Beniquez, R OBP: 0.417, SLG: 0.300					0-0 F8			0-3 K		0	0	0	0	0	0	0				
Fred Lynn, L OBP: 0.300, SLG: 0.500	0-0 G3			4-0 FC5-4 BB		0-0 HR		0-0 F5		3	1	1	2	1	0	0				
Reggie Jackson, L OBP: 0.421, SLG: 0.646		0-3 K		0-0 FC5-4 BB		0-0 HR		0-3 K		4	1	1	0	0	2	1				
Bobby Clark, R OBP: 0.295, SLG: 0.353				0-0 HR		0-0 1B		0-3 K		0	0	0	0	0	0	0				
Doug DeCinces, R OBP: 0.339, SLG: 0.588		0-0 3-1 1B		0-0 HR		0-3 K		0-3 K		4	1	2	2	0	2	1				
Daryl Scaniers, L OBP: 0.414, SLG: 0.480		0-0 3-1		0-0 E S 1B		0-0 F7		0-0 F4		4	0	1	0	0	0	2				
Rob Wilfong, L		0-3 K		0-0 F8		0-0 F7		0-0 F9		4	0	0	0	0	1	2				
Tim Foli, R OBP: 0.346, SLG: 0.360			0-0 4-3		0-0 SH1-4 1B		0-0 1B		0-0 F9		4	2	2	0	0	0				
Bob Boone, R OBP: 0.277, SLG: 0.318		0-0 F8		0-0 SH1-4 1B		0-0 1B		0-0 F4		3	0	1	0	0	0	0				
Inning Stats	R: 0 E: 0 K: 0 S: 3	H: 0 LOB: 0 BB: 0 P: 3	R: 0 E: 0 K: 2 S: 8	H: 1 LOB: 0 BB: 0 P: 8	R: 0 E: 0 K: 0 S: 3	H: 0 LOB: 0 BB: 0 P: 3	R: 2 E: 0 K: 0 S: 5	H: 2 LOB: 1 BB: 1 P: 9	R: 3 E: 0 K: 1 S: 9	H: 4 LOB: 1 BB: 0 P: 9	R: 1 E: 0 K: 1 S: 8	H: 3 LOB: 2 BB: 0 P: 8	R: 0 E: 0 K: 2 S: 8	H: 0 LOB: 1 BB: 0 P: 8	R: 0 E: 0 K: 0 S: 3	H: 0 LOB: 0 BB: 0 P: 3	1B: 8 2B: 0 3B: 0 HR: 2	SF: 0 SAC: 1 DP: 0 HBP: 0	WP: 1 PB: 0 SB: 1 CS: 0	PA: 36
PITCHER Chris Codiroli, R ERA: 3.57 Steve McCatty, R ERA: 2.7	IP: 4.2 WLS: L BF: 22	H: 7 R: 5 ER: 5 SO: 2	BB: 1 IBB: 0 HBP: 0 BLK: 0	WP: 0 HR: 2 S: 25 P: 29	ERA: 9.64 WHIP: 1.714	PITCHER										IP: 3.1 WLS: L BF: 14	H: 3 R: 1 ER: 1 SO: 4	BB: 0 IBB: 0 HBP: 0 BLK: 0	WP: 1 PB: 0 SB: 1 CS: 0	PA: 36

Oakland Athletics @ California Angels
Anaheim Stadium, Anaheim, CA
Thu Apr 21 1983, 9:05 PM EST
Unknown

AB 34
R 6
H 10
RBI 6
BB 1
SO 6
LOB 9



Batter	1	2	3	4	5	6	7	8	9	AB	R	H	RBI	BB	SO	LOB	TOP			
Rickey Henderson, R OBP: 0.456, SLG: 0.429	4-0 FC6 BB		0-3 K			4-0 S 1B SF8 BB	4-0 2B BB			1	1	0	0	3	1	1	Oakland Athletics @ California Angels Anaheim Stadium, Anaheim, CA Thu Apr 21 1983, 9:05 PM EST Att: 29,400 - Unknown livebaseballscores.com			
Mike Davis, L OBP: 0.338, SLG: 0.419	0-0 FC6 S 1-2		0-0 CS 1B			0-0 SF8 S 1B	0-0 1B 2B			4	0	3	3	0	0	1				
Bill Almon, R OBP: 0.400, SLG: 0.457	0-0 4-3		0-0 CS	0-0 6-3		0-0 SF8	0-0 F9			3	0	0	1	0	0	3				
Dwayne Murphy, L OBP: 0.275, SLG: 0.304	0-0 F8			0-0 F8		0-0 1-3		0-0 F8		4	0	0	0	0	0	2				
Wayne Gross, L OBP: 0.500, SLG: 0.519		0-0 F7		0-3 K			0-0 FC6-4 1B	0-0 F9		4	0	1	0	0	1	0				
Mitchell Page, L OBP: 0.214, SLG: 0.286		0-3 K			0-3 K		0-0 FC6-4 1B	0-0 4-3		4	1	0	0	0	2	1				
Garry Hancock, L OBP: 0.417, SLG: 0.364		0-0 4-3			0-0 G3		0-0 BB 1B 2B		0-0 F7	4	1	1	0	0	0	0				
Bob Kearney, R OBP: 0.315, SLG: 0.320			0-0 G3 1B		0-3 K		0-0 BB 2B 1B	0-0 F5		4	2	2	1	0	1	0				
Tony Phillips, S OBP: 0.294, SLG: 0.267			0-0 G3			0-0 CS 1B	0-0 F6		0-0 6-3	2	0	1	0	0	0	1				
Jeff Burroughs, R OBP: 0.345, SLG: 0.440										1	0	0	0	0	0	2				
Davey Lopes, R OBP: 0.358, SLG: 0.417										1	0	0	0	0	0	0				
Inning Stats	R: 0 E: 0 K: 0 S: 3	H: 0 LOB: 1 BB: 1 P: 7	R: 0 E: 0 K: 1 S: 5	H: 0 LOB: 0 BB: 0 P: 5	R: 1 E: 0 K: 1 S: 6	H: 2 LOB: 0 BB: 0 P: 6	R: 0 E: 0 K: 1 S: 5	H: 0 LOB: 0 BB: 0 P: 5	R: 0 E: 0 K: 2 S: 7	H: 0 LOB: 0 BB: 0 P: 7	R: 0 E: 0 K: 0 S: 4	H: 2 LOB: 1 BB: 1 P: 8	R: 0 E: 0 K: 0 S: 3	H: 0 LOB: 0 BB: 0 P: 3	R: 0 E: 0 K: 0 S: 3	H: 0 LOB: 0 BB: 0 P: 3	1B: 7 2B: 1 3B: 0 HR: 0	SF: 1 SAC: 0 DP: 0 HBP: 0	WP: 0 PB: 0 SB: 3 CS: 2	PA: 37
PITCHER	IP WLS BF H R ER SO	IP WLS BF H R ER SO	IP WLS BF H R ER SO	IP WLS BF H R ER SO	IP WLS BF H R ER SO	IP WLS BF H R ER SO	IP WLS BF H R ER SO	IP WLS BF H R ER SO	IP WLS BF H R ER SO	IP WLS BF H R ER SO	IP WLS BF H R ER SO	IP WLS BF H R ER SO	IP WLS BF H R ER SO	IP WLS BF H R ER SO	IP WLS BF H R ER SO	IP WLS BF H R ER SO	ERA WHIP	ERA WHIP		
Ken Forsch, R ERA: 3.98	(1, 1) 6.1 W 26 7 5 5 5	(1, 1) 6.1 W 26 7 5 5 5	(1, 1) 6.1 W 26 7 5 5 5	(1, 1) 6.1 W 26 7 5 5 5	(1, 1) 6.1 W 26 7 5 5 5	(1, 1) 6.1 W 26 7 5 5 5	(1, 1) 6.1 W 26 7 5 5 5	(1, 1) 6.1 W 26 7 5 5 5	(1, 1) 6.1 W 26 7 5 5 5	(1, 1) 6.1 W 26 7 5 5 5	(1, 1) 6.1 W 26 7 5 5 5	(1, 1) 6.1 W 26 7 5 5 5	(1, 1) 6.1 W 26 7 5 5 5	(1, 1) 6.1 W 26 7 5 5 5	(1, 1) 6.1 W 26 7 5 5 5	(1, 1) 6.1 W 26 7 5 5 5	7.11 1.421	7.11 1.421		
Luis Sanchez, R ERA: 0.96	(7, 1) 2.2 S 10 1 0 0 0	(7, 1) 2.2 S 10 1 0 0 0	(7, 1) 2.2 S 10 1 0 0 0	(7, 1) 2.2 S 10 1 0 0 0	(7, 1) 2.2 S 10 1 0 0 0	(7, 1) 2.2 S 10 1 0 0 0	(7, 1) 2.2 S 10 1 0 0 0	(7, 1) 2.2 S 10 1 0 0 0	(7, 1) 2.2 S 10 1 0 0 0	(7, 1) 2.2 S 10 1 0 0 0	(7, 1) 2.2 S 10 1 0 0 0	(7, 1) 2.2 S 10 1 0 0 0	(7, 1) 2.2 S 10 1 0 0 0	(7, 1) 2.2 S 10 1 0 0 0	(7, 1) 2.2 S 10 1 0 0 0	(7, 1) 2.2 S 10 1 0 0 0	0.00 0.750	0.00 0.750		

Batter	1	2	3	4	5	6	7	8	9	AB	R	H	RBI	BB	SO	LOB	BOTTOM			
Rod Carew, L OBP: 0.408, SLG: 0.479	0-0 6-3		0-0 E9 1B		0-0 1B	0-0 4-3 1B	0-0 4-3			5	0	3	1	0	0	2	Oakland Athletics @ California Angels Anaheim Stadium, Anaheim, CA Thu Apr 21 1983, 9:05 PM EST Att: 29,400 - Unknown livebaseballscores.com			
Juan Beniquez, R OBP: 0.294, SLG: 0.200	0-0 4-3		0-0 6-3		0-0 L5	0-0 4-3		0-3 K		5	0	0	1	0	1	4				
Fred Lynn, L OBP: 0.308, SLG: 0.541	0-3 K		0-0 4-3			HR K		0-0 1B 1B		5	1	2	1	0	2	3				
Reggie Jackson, L OBP: 0.435, SLG: 0.620		4-0 FC5-4 BB		0-3 K		BB BB		0-0 F6		2	1	0	0	3	1	1				
Doug DeCinces, R OBP: 0.344, SLG: 0.564		0-0 FC5-4 1B		0-0 F9		BB BB	0-0 FC6-4	0-0 1B		4	1	1	0	1	0	4				
Brian Downing, R OBP: 0.381, SLG: 0.340		0-3 K		4-0 BB		0-0 1B E 1B	4-0 FC1-5 1B BB	0-0 F8		3	1	1	1	2	1	3				
Bobby Clark, R OBP: 0.265, SLG: 0.353						1-2 2-H E 1B				0	0	0	0	0	0	0				
Bobby Grich, R OBP: 0.411, SLG: 0.479		0-0 1B		0-0 F8		0-0 E 1B 1B	0-0 FC1-5 1B			4	1	3	1	0	0	1				
Tim Foli, R OBP: 0.352, SLG: 0.365		0-0 F7			0-0 1B	0-0 E 1B BB	0-0 FC1-5			2	0	1	0	0	0	2				
Ricky Adams, R OBP: 0.352, SLG: 0.365						1-2 2-3 3-H				1	1	0	0	1	0	2				
Joe Ferguson, R OBP: 0.277, SLG: 0.318			0-0 F6		0-0 F3	0-0 E6 4-3 1B	0-3 K			3	0	0	1	0	0	2				
Daryl Sconiers, L OBP: 0.400, SLG: 0.462										1	0	0	0	0	1	2				
Bob Boone, R OBP: 0.277, SLG: 0.318										0	0	0	0	0	0	0				
Inning Stats	R: 0 E: 0 K: 1 S: 5	H: 0 LOB: 0 BB: 0 P: 5	R: 0 E: 0 K: 1 S: 6	H: 1 LOB: 2 BB: 1 P: 10	R: 0 E: 1 K: 0 S: 4	H: 1 LOB: 1 BB: 0 P: 4	R: 0 E: 0 K: 1 S: 5	H: 0 LOB: 1 BB: 1 P: 9	R: 0 E: 0 K: 1 S: 4	H: 0 LOB: 1 BB: 1 P: 4	R: 0 E: 0 K: 1 S: 6	H: 1 LOB: 2 BB: 1 P: 10	R: 0 E: 0 K: 1 S: 7	H: 2 LOB: 2 BB: 0 P: 7	1B: 10 2B: 0 3B: 0 HR: 1	SF: 0 SAC: 0 DP: 0 HBP: 0	WP: 0 PB: 0 SB: 0 CS: 0	PA: 42		
PITCHER	IP WLS BF H R ER SO	IP WLS BF H R ER SO	IP WLS BF H R ER SO	IP WLS BF H R ER SO	IP WLS BF H R ER SO	IP WLS BF H R ER SO	IP WLS BF H R ER SO	IP WLS BF H R ER SO	IP WLS BF H R ER SO	IP WLS BF H R ER SO	IP WLS BF H R ER SO	IP WLS BF H R ER SO	IP WLS BF H R ER SO	IP WLS BF H R ER SO	IP WLS BF H R ER SO	IP WLS BF H R ER SO	ERA WHIP	ERA WHIP		
Matt Keough, R ERA: 8.22	(1, 1) 5.0 L 24 4 2 4 4	(1, 1) 5.0 L 24 4 2 4 4	(1, 1) 5.0 L 24 4 2 4 4	(1, 1) 5.0 L 24 4 2 4 4	(1, 1) 5.0 L 24 4 2 4 4	(1, 1) 5.0 L 24 4 2 4 4	(1, 1) 5.0 L 24 4 2 4 4	(1, 1) 5.0 L 24 4 2 4 4	(1, 1) 5.0 L 24 4 2 4 4	(1, 1) 5.0 L 24 4 2 4 4	(1, 1) 5.0 L 24 4 2 4 4	(1, 1) 5.0 L 24 4 2 4 4	(1, 1) 5.0 L 24 4 2 4 4	(1, 1) 5.0 L 24 4 2 4 4	(1, 1) 5.0 L 24 4 2 4 4	(1, 1) 5.0 L 24 4 2 4 4	7.20 2.000	7.20 2.000		
Tim Conroy, L ERA: 1.96	(6, 1) 0.0 4 2 1 1 0	(6, 1) 0.0 4 2 1 1 0	(6, 1) 0.0 4 2 1 1 0	(6, 1) 0.0 4 2 1 1 0	(6, 1) 0.0 4 2 1 1 0	(6, 1) 0.0 4 2 1 1 0	(6, 1) 0.0 4 2 1 1 0	(6, 1) 0.0 4 2 1 1 0	(6, 1) 0.0 4 2 1 1 0	(6, 1) 0.0 4 2 1 1 0	(6, 1) 0.0 4 2 1 1 0	(6, 1) 0.0 4 2 1 1 0	(6, 1) 0.0 4 2 1 1 0	(6, 1) 0.0 4 2 1 1 0	(6, 1) 0.0 4 2 1 1 0	(6, 1) 0.0 4 2 1 1 0	0.00 1.286	0.00 1.286		
Steve Baker, R ERA: 2.65	(6, 1) 2.1 11 2 1 0 3	(6, 1) 2.1 11 2 1 0 3	(6, 1) 2.1 11 2 1 0 3	(6, 1) 2.1 11 2 1 0 3	(6, 1) 2.1 11 2 1 0 3	(6, 1) 2.1 11 2 1 0 3	(6, 1) 2.1 11 2 1 0 3	(6, 1) 2.1 11 2 1 0 3	(6, 1) 2.1 11 2 1 0 3	(6, 1) 2.1 11 2 1 0 3	(6, 1) 2.1 11 2 1 0 3	(6, 1) 2.1 11 2 1 0 3	(6, 1) 2.1 11 2 1 0 3	(6, 1) 2.1 11 2 1 0 3	(6, 1) 2.1 11 2 1 0 3	(6, 1) 2.1 11 2 1 0 3	0.00 1.500	0.00 1.500		
Tom Burgmeier, L ERA:	(8, 1) 0.2 3 1 0 0 0	(8, 1) 0.2 3 1 0 0 0	(8, 1) 0.2 3 1 0 0 0	(8, 1) 0.2 3 1 0 0 0	(8, 1) 0.2 3 1 0 0 0	(8, 1) 0.2 3 1 0 0 0	(8, 1) 0.2 3 1 0 0 0	(8, 1) 0.2 3 1 0 0 0	(8, 1) 0.2 3 1 0 0 0	(8, 1) 0.2 3 1 0 0 0	(8, 1) 0.2 3 1 0 0 0	(8, 1) 0.2 3 1 0 0 0	(8, 1) 0.2 3 1 0 0 0	(8, 1) 0.2 3 1 0 0 0	(8, 1) 0.2 3 1 0 0 0	(8, 1) 0.2 3 1 0 0 0	0.00 1.500	0.00 1.500		



Batter	1	2	3	4	5	6	7	8	9	10	11	AB	R	H	RBI	BB	SO	LOB	TOP								
Al Bumbry, L OBP: 0.405, SLG: 0.400 John Shetty, S OBP: 0.429, SLG: 0.630	L7		1-3		1-H HR		6-3		K		K	4	1	1	2	0	0	1									
Dan Ford, R OBP: 0.429, SLG: 0.510	6-3		5-3				1B 2B		K			5	1	2	0	0	1	1									
Cal Ripken Jr., R OBP: 0.358, SLG: 0.452	K				F3		F8		6-3			5	0	1	1	0	1	1									
Eddie Murray, S OBP: 0.444, SLG: 0.491			F8		S BB		HR 1B		6-3			4	1	1	0	1	1	1									
John Lowenstein, L OBP: 0.439, SLG: 0.629 Gary Roenicke, R OBP: 0.211, SLG: 0.444					K		1-H HR		K			4	1	2	2	0	2	1									
Jim Dwyer, L OBP: 0.379, SLG: 0.440 Ken Singleton, S OBP: 0.306, SLG: 0.469			1B		F7		F8		K			3	0	0	0	0	1	2									
Rich Dauer, R OBP: 0.283, SLG: 0.357			F9				F8		1B			1	0	1	0	1	0	0									
Leo Hernandez, R OBP: 0.264, SLG: 0.408			6-3				4-3		1B			5	0	0	0	0	2	2									
Joe Nolan, L OBP: 0.316, SLG: 0.389 Benny Ayala, R OBP: 0.375, SLG: 0.875 Rick Dempsey, R OBP: 0.139, SLG: 0.188					2B		HR 1B		F9			3	1	2	0	0	0	0									
Inning Stats	R: 0 E: 0 K: 1 S: 5	H: 0 LOB: 0 BB: 0 P: 5	R: 0 E: 0 K: 0 S: 4	H: 1 LOB: 1 BB: 0 P: 4	R: 0 E: 0 K: 0 S: 4	H: 1 LOB: 1 BB: 0 P: 4	R: 0 E: 0 K: 1 S: 5	H: 0 LOB: 1 BB: 1 P: 9	R: 2 E: 0 K: 0 S: 6	H: 3 LOB: 1 BB: 0 P: 6	R: 2 E: 0 K: 2 S: 9	H: 2 LOB: 0 BB: 0 P: 9	R: 1 E: 0 K: 1 S: 7	H: 2 LOB: 1 BB: 0 P: 7	R: 0 E: 0 K: 1 S: 7	H: 2 LOB: 2 BB: 0 P: 7	R: 0 E: 0 K: 2 S: 7	H: 1 LOB: 1 BB: 1 P: 7	R: 0 E: 0 K: 2 S: 7	H: 0 LOB: 0 BB: 0 P: 7	1B: 6 2B: 3 3B: 1 HR: 2	SF: 0 SAC: 0 DP: 1 HBP: 0	WP: 0 PB: 0 SB: 1 CS: 0	PA: 46			
PITCHER	IP ERA WHS BF H R ER SO BB IBB HBP BLK WP HR S P ERA WHIP	1.1 5.79 0.1 1 0 0 0 1 0 0 0 0 0 0 3 3 0.00 0.000	7.1 8.22 2.1 10 3 0 0 3 0 0 0 0 0 0 16 16 0.00 1.286	8.1 4.5 1.2 5 0 0 0 2 0 0 1 0 0 0 0 8 12 0.00 0.000																							

Baltimore Orioles @ California Angels
Anaheim Stadium, Anaheim, CA
Fri Apr 22 1983, 9:05 PM EST
Att: 31,794 - Unknown

AB 44
R 5
H 12
RBI 5
BB 2
SO 10
LOB 14



Batter	1	2	3	4	5	6	7	8	9	10	11	AB	R	H	RBI	BB	SO	LOB	BOTTOM					
Rod Carew, L OBP: 0.446, SLG: 0.527	K		6-3 1B 2B		L6		2-H 1B		E BB 1B		1B 1B	7	1	5	3	0	1	0						
Bobby Clark, R OBP: 0.275, SLG: 0.333	5-3		6-3		6-3		P3		E BB		1B	5	0	1	0	1	0	2						
Fred Lynn, L OBP: 0.338, SLG: 0.547	FC5-4 BB		2-3 1B BB		2B		1-3		E3		1B 1B	3	0	1	0	3	0	2						
Doug DeCinces, R OBP: 0.328, SLG: 0.525	FC5-4		1-2 1B		E1		K		F3		K	6	0	1	1	0	2	8						
Reggie Jackson, L OBP: 0.469, SLG: 0.574 Ron Jackson, R OBP: 0.438, SLG: 0.357			6-3		4-3		K		P4		4-3	4	0	0	0	0	2	4						
Brian Downing, R OBP: 0.408, SLG: 0.393			F9		6-3		1B 2B		SH2-4 BB 4-3 1B		1B	6	3	4	0	0	0	0						
Bobby Grich, R OBP: 0.426, SLG: 0.471			4-3		4-3		WP 1B 1B		4-3 SH2-4 1B BB		F7	3	2	1	1	2	0	1						
Tim Lincecum, R OBP: 0.356, SLG: 0.357			5-3		S 1B		F7		SH2-4		K	4	0	1	0	1	1	3						
Bob Boone, R OBP: 0.298, SLG: 0.298 Daryl Sconiers, L OBP: 0.387, SLG: 0.444 Joe Ferguson, R OBP: 0.231, SLG: 0.231			6-3		F9		F9		4-3		F9	3	0	0	0	0	0	2						
Inning Stats	R: 0 E: 0 K: 1 S: 5	H: 0 LOB: 1 BB: 1 P: 9	R: 0 E: 0 K: 1 S: 5	H: 0 LOB: 1 BB: 1 P: 9	R: 1 E: 0 K: 0 S: 5	H: 2 LOB: 2 BB: 1 P: 9	R: 0 E: 0 K: 0 S: 4	H: 1 LOB: 1 BB: 0 P: 4	R: 0 E: 0 K: 0 S: 6	H: 3 LOB: 1 BB: 0 P: 6	R: 0 E: 0 K: 2 S: 7	H: 0 LOB: 0 BB: 0 P: 7	R: 2 E: 1 K: 0 S: 6	H: 2 LOB: 3 BB: 2 P: 14	R: 0 E: 0 K: 1 S: 6	H: 1 LOB: 1 BB: 0 P: 6	R: 0 E: 0 K: 1 S: 7	H: 2 LOB: 3 BB: 1 P: 11	R: 1 E: 1 K: 0 S: 3	H: 2 LOB: 3 BB: 2 P: 11	1B: 11 2B: 3 3B: 0 HR: 0	SF: 0 SAC: 2 DP: 0 HBP: 0	WP: 1 PB: 0 SB: 1 CS: 0	PA: 55
PITCHER	IP ERA WHS BF H R ER SO BB IBB HBP BLK WP HR S P ERA WHIP	1.1 4.13 2.2 11 6 2 2 2 2 1 0 0 0 1 0 14 18 6.75 1.125	8.1 3.52 2.1 14 4 0 0 2 1 1 0 0 0 0 16 24 0.00 2.143	11.1 5.56 0.1 5 2 1 1 0 1 1 0 0 0 0 3 11 27.00 9.000																				


Baltimore Orioles @ California Angels
Anaheim Stadium, Anaheim, CA
Fri Apr 22 1983, 9:05 PM EST
Att: 31,794 - Unknown


AB 45
R 6
H 14
RBI 6
BB 8
SO 6
LOB 26



Batter	1	2	3	4	5	6	7	8	9	AB	R	H	RBI	BB	SO	LOB	TOP					
John Shelby, S OBP: 0.485, SLG: 0.688 (1, 8)										5	1	4	0	0	0	1	Baltimore Orioles @ California Angels Anaheim Stadium, Anaheim, CA Sat Apr 23 1983, 10:05 PM EST Att: 63,073 - Unknown livebaseballscorecards.com					
Dan Ford, R OBP: 0.410, SLG: 0.482 (1, 9)										5	0	1	1	0	1	4						
Cal Ripken Jr., R OBP: 0.352, SLG: 0.439 (1, 6)										4	0	1	0	0	1	2						
Eddie Murray, S OBP: 0.448, SLG: 0.491 (1, 3)										4	1	2	0	0	1	2						
Gary Roenicke, R OBP: 0.217, SLG: 0.409 (1, 7)										4	0	1	0	0	0	3						
Ken Singleton, S OBP: 0.300, SLG: 0.444 (1, 10)										4	0	1	0	0	1	2						
Rich Dauer, R OBP: 0.297, SLG: 0.367 (1, 4)										4	0	2	1	0	0	1						
Leo Hernandez, R OBP: 0.288, SLG: 0.404 (1, 5)										3	0	1	0	0	0	1						
Aurelio Rodriguez, R (7, 5)										1	0	0	0	0	0	2						
Rick Dempsey, R OBP: 0.154, SLG: 0.200 (1, 2)										3	1	1	0	0	1	0						
Inning Stats	R: 1 E: 0 K: 0 S: 4	H: 2 LOB: 0 BB: 0 P: 4	R: 0 E: 0 K: 0 S: 4	H: 1 LOB: 1 BB: 0 P: 4	R: 1 E: 0 K: 1 S: 8	H: 3 LOB: 2 BB: 0 P: 8	R: 0 E: 0 K: 0 S: 3	H: 0 LOB: 0 BB: 0 P: 3	R: 0 E: 0 K: 1 S: 6	H: 1 LOB: 1 BB: 0 P: 6	R: 0 E: 0 K: 0 S: 4	H: 2 LOB: 1 BB: 0 P: 4	R: 0 E: 0 K: 1 S: 6	H: 1 LOB: 1 BB: 0 P: 6	R: 1 E: 0 K: 1 S: 8	H: 3 LOB: 2 BB: 0 P: 8	R: 0 E: 0 K: 1 S: 5	H: 1 LOB: 0 BB: 0 P: 5	1B: 13 2B: 1 3B: 0 HR: 0	SF: 0 SAC: 1 DP: 3 HBP: 0	WP: 0 PB: 0 SB: 0 CS: 0	PA: 38
PITCHER Tommy John, L ERA: 3.66 (1, 1)	IP: 9.0 WLS: L BF: 38	H: 14 R: 3 ER: 3 SO: 5	BB: 0 IBB: 0 HBP: 0 BLK: 0	WP: 0 HR: 0 S: 48 P: 48	ERA: 3.00 WHIP: 1.556																	

Batter	1	2	3	4	5	6	7	8	9	AB	R	H	RBI	BB	SO	LOB	BOTTOM					
Rod Carew, L OBP: 0.417, SLG: 0.492 (1, 3)										4	0	0	0	0	0	2	Baltimore Orioles @ California Angels Anaheim Stadium, Anaheim, CA Sat Apr 23 1983, 10:05 PM EST Att: 63,073 - Unknown livebaseballscorecards.com					
Juan Beniquez, R OBP: 0.286, SLG: 0.211 (1, 8)										4	0	1	0	0	0	0						
Ron Jackson, R OBP: 0.400, SLG: 0.333 (1, 10)										4	0	1	0	0	0	1						
Doug DeCinces, R OBP: 0.338, SLG: 0.538 (1, 5)										4	0	2	0	0	0	0						
Brian Downing, R OBP: 0.384, SLG: 0.367 (1, 7)										4	0	0	0	0	0	3						
Bobby Clark, R OBP: 0.285, SLG: 0.372 (1, 9)										4	0	2	0	0	1	2						
Bobby Grich, R OBP: 0.415, SLG: 0.473 (1, 4)										4	1	1	0	0	0	2						
Tim Foli, R OBP: 0.355, SLG: 0.356 (1, 6)										3	0	1	0	0	0	1						
Fred Lynn, L OBP: 0.333, SLG: 0.538 (9, PH)										1	0	0	0	0	1	1						
Bob Boone, R OBP: 0.264, SLG: 0.300 (1, 2)										3	0	1	1	0	0	0						
Inning Stats	R: 0 E: 0 K: 0 S: 3	H: 0 LOB: 0 BB: 0 P: 3	R: 0 E: 0 K: 0 S: 4	H: 1 LOB: 1 BB: 0 P: 4	R: 0 E: 0 K: 0 S: 3	H: 0 LOB: 0 BB: 0 P: 3	R: 0 E: 0 K: 0 S: 4	H: 2 LOB: 1 BB: 0 P: 4	R: 0 E: 0 K: 1 S: 7	H: 2 LOB: 2 BB: 0 P: 7	R: 0 E: 0 K: 0 S: 5	H: 2 LOB: 2 BB: 0 P: 5	R: 1 E: 0 K: 0 S: 4	H: 1 LOB: 0 BB: 0 P: 4	R: 0 E: 0 K: 0 S: 3	H: 0 LOB: 0 BB: 0 P: 3	R: 0 E: 0 K: 1 S: 6	H: 1 LOB: 1 BB: 0 P: 6	1B: 6 2B: 3 3B: 0 HR: 0	SF: 0 SAC: 0 DP: 0 HBP: 0	WP: 0 PB: 0 SB: 0 CS: 0	PA: 35
PITCHER Scott McGregor, L ERA: 3.77 (1, 1)	IP: 9.0 WLS: W BF: 35	H: 9 R: 1 ER: 1 SO: 2	BB: 0 IBB: 0 HBP: 0 BLK: 0	WP: 0 HR: 0 S: 39 P: 39	ERA: 1.00 WHIP: 1.000																	

Batter	1	2	3	4	5	6	7	8	9	AB	R	H	RBI	BB	SO	LOB	TOP										
Al Bumbry, L OBP: 0.383, SLG: 0.400 (1, 8)	F8		1-H 2B		4-3		F8		FC1-6	5	0	1	2	0	0	4	Baltimore Orioles @ California Angels Anaheim Stadium, Anaheim, CA Sun Apr 24 1983, 6:33 AM EDT Att: 43,521 - Unknown AB 34 R 3 H 9 RBI 3 BB 3 SO 4 LOB 15 										
Dan Ford, R OBP: 0.379, SLG: 0.443 (1, 9)	6-3		K		5-3		F3		F9	5	0	0	0	0	1	5											
Cal Ripken Jr., R OBP: 0.360, SLG: 0.486 (1, 6)	K				G3-6 1B		HR		F9	4	1	2	1	0	1	0											
Eddie Murray, S OBP: 0.437, SLG: 0.492 (1, 3)		K			G3-6 1-2		K		2B	4	0	1	0	0	2	1											
John Lowenstein, L OBP: 0.422, SLG: 0.615 (1, 7)		L4			2B		F7		1-3	4	0	1	0	0	0	1											
Ken Singleton, S OBP: 0.295, SLG: 0.410 (1, 10)		F7			F9		BB		4-3	3	0	0	0	1	0	2											
Rich Dauer, R OBP: 0.294, SLG: 0.349 (1, 4)					5-3		F9		F9	3	1	0	0	1	0	1											
Leo Hernandez, R OBP: 0.300, SLG: 0.429 (1, 5)					2B 1B		4-3 SH1-4 1B		5-3 FC1-6 BB 1B	4	1	3	0	0	0	0											
Rick Dempsey, R OBP: 0.190, SLG: 0.216 (1, 2)		P2			SH1-4		1-2 2-3		FC1-6 BB	2	0	1	0	1	0	1											
Inning Stats	R: 0 E: 0 K: 1 S: 5	H: 0 LOB: 0 BB: 0 P: 5	R: 0 E: 0 K: 1 S: 5	H: 0 LOB: 0 BB: 0 P: 5	R: 1 E: 0 K: 1 S: 7	H: 2 LOB: 1 BB: 0 P: 7	R: 0 E: 0 K: 0 S: 4	H: 2 LOB: 1 BB: 0 P: 4	R: 1 E: 0 K: 0 S: 4	H: 1 LOB: 1 BB: 1 P: 8	R: 0 E: 0 K: 0 S: 4	H: 1 LOB: 1 BB: 0 P: 4	R: 0 E: 0 K: 0 S: 4	H: 1 LOB: 2 BB: 1 P: 8	R: 0 E: 0 K: 0 S: 4	H: 1 LOB: 1 BB: 1 P: 8	1B: 5 2B: 3 3B: 0 HR: 1	SF: 0 SAC: 1 DP: 1 HBP: 0	WP: 0 PB: 0 SB: 0 CS: 0	PA: 38							
PITCHER	IP	WLS	BF	H	R	ER	SO	BB	IBB	HBP	BLK	WP	HR	S	P	ERA	WHIP										
Dave Goltz, R ERA: 5.21 (1, 1)	5.2		24	6	3	3	4	2	0	0	0	0	1	30	38	4.76	1.412										
Mike Witt, R ERA: 6.75 (6, 1)	3.1	W	14	3	0	0	0	1	0	0	0	0	0	13	17	0.00	1.200										

Batter	1	2	3	4	5	6	7	8	9	AB	R	H	RBI	BB	SO	LOB	BOTTOM										
Rod Carew, L OBP: 0.446, SLG: 0.563 (1, 3)	SF8 3B		4-3		SH1-3 6-3 2B		1-3 3-H 1B		BB 1B 1B	5	2	4	0	0	0	0	Baltimore Orioles @ California Angels Anaheim Stadium, Anaheim, CA Sun Apr 24 1983, 6:33 AM EDT Att: 43,521 - Unknown AB 35 R 7 H 14 RBI 7 BB 3 SO 5 LOB 17 										
Tim Lincecum, R OBP: 0.364, SLG: 0.371 (1, 6)	SF8		1B		SH1-3		F8		BB 1B	3	0	2	2	0	0	2											
Daryl Sconiers, L OBP: 0.371, SLG: 0.419 (1, 10)	3-H		1B		2-3		1-2 2-H		1B	4	0	1	1	0	2	0											
Ron Jackson, R OBP: 0.381, SLG: 0.316 (6, PH)	K		1-2 1B		6-3		K		K	1	0	0	0	0	1	2											
Fred Lynn, L OBP: 0.351, SLG: 0.544 (1, 8)	2B		P6		4-3		FC5-4 BB		1-2 2-3 BB	3	0	1	0	2	0	2											
Brian Downing, R OBP: 0.390, SLG: 0.422 (1, 7)	P6				1B S 1B		HR		K	4	2	2	1	0	1	2											
Bobby Clark, R OBP: 0.289, SLG: 0.364 (8, 9)					1B		K		K	1	0	0	0	0	1	3											
Juan Beniquez, R OBP: 0.320, SLG: 0.304 (1, 9)			6-3		1-H 1B		1B 2B		FC5-4 1-2	4	1	2	1	0	0	1											
Bobby Grich, R OBP: 0.406, SLG: 0.448 (1, 4)			5-3		1-2		6-3		SH5-4 1B BB	3	1	0	0	1	0	2											
Rob Wilfong, L OBP: 0.143, SLG: 0.143 (1, 5)			G3		F8		E 2-H WP 1B		SH5-4	3	0	1	1	0	0	1											
Bob Boone, R OBP: 0.263, SLG: 0.296 (1, 2)			P4		4-3		E5 1B WP		1B 1B	4	1	1	1	0	0	2											
Inning Stats	R: 1 E: 0 K: 1 S: 7	H: 2 LOB: 1 BB: 0 P: 7	R: 0 E: 0 K: 0 S: 3	H: 0 LOB: 0 BB: 0 P: 3	R: 0 E: 0 K: 0 S: 5	H: 2 LOB: 2 BB: 0 P: 5	R: 1 E: 0 K: 0 S: 5	H: 2 LOB: 1 BB: 0 P: 5	R: 1 E: 1 K: 0 S: 7	H: 4 LOB: 2 BB: 0 P: 7	R: 0 E: 0 K: 2 S: 7	H: 0 LOB: 1 BB: 1 P: 11	R: 2 E: 0 K: 2 S: 10	H: 3 LOB: 3 BB: 2 P: 18	R: 0 E: 0 K: 0 S: 10	H: 1 LOB: 1 BB: 1 P: 11	1B: 9 2B: 3 3B: 1 HR: 1	SF: 1 SAC: 2 DP: 0 HBP: 0	WP: 1 PB: 0 SB: 2 CS: 0	PA: 41							
PITCHER	IP	WLS	BF	H	R	ER	SO	BB	IBB	HBP	BLK	WP	HR	S	P	ERA	WHIP										
Dennis Martinez, R ERA: 5.47 (1, 1)	5.0	L	24	9	5	5	1	0	0	0	0	0	1	26	26	9.00	1.800										
Sammy Stewart, R ERA: 3.21 (6, 1)	2.1		14	5	2	2	2	2	0	0	0	1	0	16	24	7.71	3.000										
Tippy Martinez, L ERA: 5.59 (8, 1)	0.2		3	0	0	0	2	1	0	0	0	0	0	6	10	0.00	1.500										

Batter	1	2	3	4	5	6	7	8	9	AB	R	H	RBI	BB	SO	LOB	TOP										
Lou Whitaker, L (1,4) OBP: 0.299, SLG: 0.278	4-3		FC4-6 SH5-3 1B		E4		F8		5-3	5	1	0	0	0	0	3											
Alan Trammell, R (1,6) OBP: 0.377, SLG: 0.333 Howard Johnson, S (9, FH) OBP: 0.182, SLG: 0.129	K		SH5-3		F8		F8 2B 1B		F6	3	0	1	1	0	1	1											
Larry Hemdon, R (1,7) OBP: 0.333, SLG: 0.571	1B 1B		FC4-6 1B		FC6-4 1B		FC6-4 1B 1-3 2-H		F4	5	0	4	2	0	0	0											
Lance Parrish, R (1,2) OBP: 0.371, SLG: 0.456	1B		FC4-6		F7		K			4	0	1	0	0	1	4											
Glenn Wilson, R (1,9) OBP: 0.345, SLG: 0.627	1-3				4-3		FC6-4 1-2		1-3	4	0	0	0	0	0	3											
John Wockenfuss, R (1,10) OBP: 0.276, SLG: 0.269		K			5-3		F7		4-3	4	0	0	0	0	1	1											
Mike Ivie, R (1,3) OBP: 0.303, SLG: 0.400		F9			4-3				5-3	4	0	1	0	0	0	0											
Chet Lemon, R (1,8) OBP: 0.397, SLG: 0.407		F6					K		5-3	2	1	0	0	2	1	0											
Tom Brookens, R (1,5) OBP: 0.415, SLG: 0.556					F7		F7		FC5	4	1	2	0	0	0	2											
Inning Stats	R: 0 E: 0 K: 1 S: 7	H: 2 LOB: 2 BB: 0 P: 7	R: 0 E: 0 K: 1 S: 5	H: 0 LOB: 0 BB: 0 P: 5	R: 1 E: 0 K: 0 S: 5	H: 2 LOB: 1 BB: 0 P: 5	R: 0 E: 0 K: 0 S: 3	H: 0 LOB: 0 BB: 0 P: 3	R: 0 E: 1 K: 1 S: 6	H: 0 LOB: 1 BB: 0 P: 6	R: 0 E: 0 K: 0 S: 4	H: 1 LOB: 1 BB: 0 P: 4	R: 2 E: 0 K: 1 S: 8	H: 3 LOB: 2 BB: 1 P: 12	R: 0 E: 0 K: 0 S: 4	H: 1 LOB: 2 BB: 1 P: 8	R: 0 E: 0 K: 0 S: 3	H: 0 LOB: 0 BB: 0 P: 3	1B: 8 2B: 1 3B: 0 HR: 0	SF: 0 SAC: 1 DP: 0 HBP: 0	WP: 0 PB: 0 SB: 0 CS: 0	PA: 39					
PITCHER	IP	WLS	BF	H	R	ER	SO	BB	IBB	HBP	BLK	WP	HR	S	P	ERA	WHIP										
Geoff Zahn, L (1,1) ERA: 2.53	6.2	W	30	8	3	3	3	1	0	0	0	0	0	35	39	4.05	1.350										
Mike Witt, R (7,1) ERA: 6.0	2.1	S	9	1	0	0	1	1	0	0	0	0	0	10	14	0.00	0.857										

Detroit Tigers @ California Angels
Anaheim Stadium, Anaheim, CA
Wed Apr 27 1983, 10:05 PM EDT
Att: 28,776 - Unknown

AB	36
R	3
H	9
RBI	3
BB	2
SO	4
LOB	14




Batter	1	2	3	4	5	6	7	8	9	AB	R	H	RBI	BB	SO	LOB	BOTTOM											
Rod Carew, L (1,3) OBP: 0.465, SLG: 0.574	4-3	1-3	1-2 3-H BB							4	1	2	0	2	0	1												
Juan Beniquez, R (1,9) OBP: 0.355, SLG: 0.357	1B		1B HR 2B		K		6-3			5	2	2	0	1	1	4												
Daryl Sconiers, L (1,10) OBP: 0.417, SLG: 0.583 Ron Jackson, R (6, FH) OBP: 0.364, SLG: 0.300	BB 1B		FC HR 1B		3B 2B		F8		P4	5	3	4	4	0	0	0												
Doug DeCinces, R (1,5) OBP: 0.355, SLG: 0.609	1-2 BB		FC HR 1B		2-H 3B		K		HR	4	2	2	2	1	1	2												
Fred Lynn, L (1,8) OBP: 0.354, SLG: 0.569	K		HR		4-3		HBP BB		K	4	1	1	4	1	2	4												
Brian Downing, R (1,7) OBP: 0.402, SLG: 0.409	1-3		SH1-4 FC1-2 BB		L1-3 BB		HBP		K	2	0	0	0	2	1	3												
Bobby Grich, R (1,4) OBP: 0.417, SLG: 0.450 Rob Wilfong, L (5,4) OBP: 0.111, SLG: 0.111		G5-4-3 1B	FC1-2 SH1-4 WP BB		L1-3		F6		4-3	2	1	1	0	1	0	2												
Tim Foli, R (1,6) OBP: 0.357, SLG: 0.364		G5-4-3 1-2	SH1-4				K		5-3	4	1	1	0	0	1	1												
Bob Boone, R (1,2) OBP: 0.290, SLG: 0.373		1B	FC1-2 WP		F6		F6		BB HR 1B	5	2	3	2	0	0	2												
Inning Stats	R: 0 E: 0 K: 1 S: 7	H: 2 LOB: 3 BB: 1 P: 11	R: 0 E: 0 K: 0 S: 4	H: 2 LOB: 1 BB: 0 P: 4	R: 5 E: 0 K: 1 S: 9	H: 3 LOB: 2 BB: 3 P: 21	R: 1 E: 0 K: 0 S: 4	H: 2 LOB: 1 BB: 1 P: 8	R: 0 E: 0 K: 1 S: 5	H: 1 LOB: 1 BB: 0 P: 6	R: 0 E: 0 K: 1 S: 5	H: 0 LOB: 2 BB: 1 P: 10	R: 5 E: 0 K: 2 S: 10	H: 3 LOB: 0 BB: 2 P: 18	R: 2 E: 0 K: 0 S: 6	H: 3 LOB: 1 BB: 0 P: 6	1B: 8 2B: 4 3B: 1 HR: 4	SF: 0 SAC: 1 DP: 2 HBP: 1	WP: 1 PB: 0 SB: 1 CS: 0	PA: 48								
PITCHER	IP	WLS	BF	H	R	ER	SO	BB	IBB	HBP	BLK	WP	HR	S	P	ERA	WHIP											
Milt Wilcox, R (1,1) ERA: 3.58	3.0	L	22	9	6	6	2	4	0	0	0	0	0	8	12	0.00	1.000											
Dave Rozema, R (4,1) ERA: 1.09	2.0		7	1	0	0	1	1	0	0	0	0	0	5	10	0.00	1.000											
Juan Berenguer, R (6,1) ERA:	1.0		5	0	0	0	1	1	0	1	0	0	0	2	10	18	45.00	5.000										
Bob James, R (7,1) ERA: 11.25	1.0		8	3	5	5	2	2	0	0	0	0	2	10	18	45.00	5.000											
Howard Bailey, L (8,1) ERA: 8.53	1.0		6	3	2	2	0	0	0	0	0	0	1	6	6	18.00	3.000											

Detroit Tigers @ California Angels
Anaheim Stadium, Anaheim, CA
Wed Apr 27 1983, 10:05 PM EDT
Att: 28,776 - Unknown

AB	38
R	13
H	16
RBI	12
BB	8
SO	6
LOB	22



Batter	1	2	3	4	5	6	7	8	9	AB	R	H	RBI	BB	SO	LOB	TOP					
Wade Boggs, L (1,5) X OBP: 0.370, SLG: 0.486	0-0 4-3 FC6-2 2B		0-0 1-2 2B BB	0-0 F7		0-0 K		0-0 4-3 2B 1B	4 2 2 0 1 1 0													
Dwight Evans, R (1,9) X OBP: 0.366, SLG: 0.534	0-0 4-3		0-3 K		0-0 1-3 1B		0-0 3B	4-0 4-3 2B BB	4 1 2 0 1 1 3													
Jim Rice, R (1,7) X OBP: 0.363, SLG: 0.574	0-0 FC6-2 FC5-4		0-0 2B 6-3 1B		0-0 F9		0-0 1-3	0-0 4-3	5 1 1 2 0 0 5													
Tony Armas, R (1,10) X Ed Jurak, R (9, PR) X OBP: 0.274, SLG: 0.368 OBP: 0.313, SLG: 0.267	0-0 FC5-4		0-0 1-2 2B		0-0 1-3		0-0 L4	0-0 2B	5 0 2 3 0 0 3 0 0 0 0 0 0 0													
Dave Stapleton, R (1,3) X OBP: 0.260, SLG: 0.338		4-0 1B BB	0-0 6-3		0-0 F8			0-0 6-3 F7	4 0 0 1 1 0 3													
Rich Gedman, L (1,2) X OBP: 0.340, SLG: 0.391		0-0 SH1-3 1B	3-0 4-0 IBB		0-0 F7			0-0 F5	3 0 1 0 1 0 0													
Reid Nichols, R (1,8) X OBP: 0.298, SLG: 0.302		0-0 SH1-3 1-2	0-0 F5		4-0 BB BB			0-0 6-3	2 0 0 0 1 0 2													
Glenn Hoffman, R (1,6) X Rick Miller, L (9, PH) X Julio Valdez, S (9,6) X OBP: 0.338, SLG: 0.295 OBP: 0.231, SLG: 0.167 OBP: 0.185, SLG: 0.120		0-3 K		0-0 F7		4-0 BB BB		0-0 5-3	2 0 0 0 1 1 1 1 0 0 0 0 0 0 0 0 0 0 0 0 0													
Jerry Remy, L (1,4) X OBP: 0.231, SLG: 0.167			0-0 BB 1B		0-0 6-3		0-0 G1-6-3 BB	4-0 BB 1B 4-3 BB	3 2 1 0 1 0 2													
Inning Stats	R: 0 E: 0 K: 0 S: 4	H: 1 LOB: 1 BB: 0 P: 4	R: 0 E: 0 K: 1 S: 5	H: 1 LOB: 1 BB: 1 P: 9	R: 3 E: 0 K: 1 S: 8	H: 3 LOB: 2 BB: 2 P: 16	R: 0 E: 0 K: 0 S: 3	H: 0 LOB: 0 BB: 0 P: 3	R: 0 E: 0 K: 0 S: 4	H: 1 LOB: 1 BB: 0 P: 4	R: 0 E: 0 K: 1 S: 6	H: 1 LOB: 1 BB: 0 P: 6	R: 0 E: 0 K: 0 S: 3	H: 0 LOB: 0 BB: 0 P: 3	R: 3 E: 0 K: 0 S: 5	H: 2 LOB: 1 BB: 2 P: 13	1B: 5 2B: 3 3B: 1 HR: 0	SF: 0 SAC: 1 DP: 1 HBP: 0	WP: 0 PB: 0 SB: 0 CS: 0	PA: 41		
PITCHER	IP WLS BF H R ER SO BB IBB HBP BLK WP HR S P ERA WHIP	IP WLS BF H R ER SO BB IBB HBP BLK WP HR S P ERA WHIP	IP WLS BF H R ER SO BB IBB HBP BLK WP HR S P ERA WHIP	IP WLS BF H R ER SO BB IBB HBP BLK WP HR S P ERA WHIP	IP WLS BF H R ER SO BB IBB HBP BLK WP HR S P ERA WHIP	IP WLS BF H R ER SO BB IBB HBP BLK WP HR S P ERA WHIP	IP WLS BF H R ER SO BB IBB HBP BLK WP HR S P ERA WHIP	IP WLS BF H R ER SO BB IBB HBP BLK WP HR S P ERA WHIP	IP WLS BF H R ER SO BB IBB HBP BLK WP HR S P ERA WHIP	IP WLS BF H R ER SO BB IBB HBP BLK WP HR S P ERA WHIP	IP WLS BF H R ER SO BB IBB HBP BLK WP HR S P ERA WHIP	IP WLS BF H R ER SO BB IBB HBP BLK WP HR S P ERA WHIP	IP WLS BF H R ER SO BB IBB HBP BLK WP HR S P ERA WHIP	IP WLS BF H R ER SO BB IBB HBP BLK WP HR S P ERA WHIP	IP WLS BF H R ER SO BB IBB HBP BLK WP HR S P ERA WHIP	IP WLS BF H R ER SO BB IBB HBP BLK WP HR S P ERA WHIP	IP WLS BF H R ER SO BB IBB HBP BLK WP HR S P ERA WHIP	IP WLS BF H R ER SO BB IBB HBP BLK WP HR S P ERA WHIP	IP WLS BF H R ER SO BB IBB HBP BLK WP HR S P ERA WHIP	IP WLS BF H R ER SO BB IBB HBP BLK WP HR S P ERA WHIP	IP WLS BF H R ER SO BB IBB HBP BLK WP HR S P ERA WHIP	IP WLS BF H R ER SO BB IBB HBP BLK WP HR S P ERA WHIP
Bruce Kison, R (1,1) X ERA: 5.65	5.1	26	6	3	3	2	4	1	0	0	0	0	0	0	25	45	5.06	1.875				
Andy Hassler, L (6,1) X ERA: 3.5	1.0	3	1	0	0	1	0	0	0	0	0	0	0	5	5	0.00	1.000					
Luis Sanchez, R (7,1) X ERA: 2.63	2.2	L	12	2	3	3	0	2	0	0	0	0	0	10	18	10.12	1.500					

Boston Red Sox @ California Angels
Anaheim Stadium, Anaheim, CA
Fri Apr 29 1983, 10:05 PM EDT
Att: 43,308 - Unknown

AB 33
R 6
H 9
RBI 6
BB 7
SO 3
LOB 19



Batter	1	2	3	4	5	6	7	8	9	AB	R	H	RBI	BB	SO	LOB	BOTTOM						
Rod Carew, L (1,3) X OBP: 0.447, SLG: 0.562	0-0 4-3		0-0 1B HR 2B		0-0 F8		0-0 4-3		0-3 K	5 1 1 0 0 1 0													
Juan Beniquez, R (1,9) X OBP: 0.388, SLG: 0.394	0-0 S 1B		0-0 HR 1B		0-0 BB 1B		0-0 3-1		0-0 F4	5 2 3 0 0 0 0													
Fred Lynn, L (1,8) X OBP: 0.372, SLG: 0.627	0-3 K		0-0 1-2 HR		4-0 BB 1B BB		0-0 2B			3 1 2 3 1 1 1													
Doug DeCinces, R (1,5) X OBP: 0.350, SLG: 0.589	0-0 6-3		0-0 6-3		0-0 BB 1B		0-0 6-3			4 0 1 1 0 0 2													
Brian Downing, R (1,7) X OBP: 0.384, SLG: 0.386		0-3 K	0-0 F7		0-0 F5		0-0 F7			4 0 0 0 0 1 3													
Ron Jackson, R (1,10) X Daryl Sconiers, L (8, PH) X OBP: 0.400, SLG: 0.455 OBP: 0.415, SLG: 0.568		0-0 HR	0-0 F8		4-0 1-2 2-3 BB		0-0 F7		0-0 F7	2 1 1 1 1 0 0 1 0 0 0 0 0 0													
Tim Lincecum, R (1,6) X OBP: 0.338, SLG: 0.343		0-0 F7		0-0 6-3		0-0 5-3		0-0 5-3	4 0 0 0 0 0 3														
Bob Boone, R (1,2) X OBP: 0.288, SLG: 0.365		0-0 FC6 1B		0-0 6-3		0-0 F7		0-0 F8	4 0 1 0 0 0 0														
Ricky Adams, R (1,4) X Reggie Jackson, L (9, PH) X OBP: 0.403, SLG: 0.564		0-0 FC6		0-0 P3		0-0 6-3			0-3 K	3 0 0 0 0 0 1 1 0 0 0 0 1 0													
Inning Stats	R: 0 E: 0 K: 1 S: 6	H: 1 LOB: 1 BB: 0 P: 6	R: 1 E: 0 K: 1 S: 7	H: 2 LOB: 1 BB: 0 P: 7	R: 3 E: 0 K: 0 S: 6	H: 3 LOB: 0 BB: 0 P: 6	R: 0 E: 0 K: 0 S: 3	H: 0 LOB: 0 BB: 0 P: 3	R: 1 E: 0 K: 0 S: 5	H: 2 LOB: 3 BB: 2 P: 13	R: 0 E: 0 K: 0 S: 3	H: 0 LOB: 0 BB: 0 P: 3	R: 0 E: 0 K: 0 S: 4	H: 1 LOB: 1 BB: 0 P: 4	R: 0 E: 0 K: 0 S: 3	H: 0 LOB: 0 BB: 0 P: 3	R: 0 E: 0 K: 2 S: 7	H: 0 LOB: 0 BB: 0 P: 7	1B: 5 2B: 2 3B: 0 HR: 2	SF: 0 SAC: 0 DP: 0 HBP: 0	WP: 0 PB: 0 SB: 1 CS: 0	PA: 38	
PITCHER	IP WLS BF H R ER SO BB IBB HBP BLK WP HR S P ERA WHIP	IP WLS BF H R ER SO BB IBB HBP BLK WP HR S P ERA WHIP	IP WLS BF H R ER SO BB IBB HBP BLK WP HR S P ERA WHIP	IP WLS BF H R ER SO BB IBB HBP BLK WP HR S P ERA WHIP	IP WLS BF H R ER SO BB IBB HBP BLK WP HR S P ERA WHIP	IP WLS BF H R ER SO BB IBB HBP BLK WP HR S P ERA WHIP	IP WLS BF H R ER SO BB IBB HBP BLK WP HR S P ERA WHIP	IP WLS BF H R ER SO BB IBB HBP BLK WP HR S P ERA WHIP	IP WLS BF H R ER SO BB IBB HBP BLK WP HR S P ERA WHIP	IP WLS BF H R ER SO BB IBB HBP BLK WP HR S P ERA WHIP	IP WLS BF H R ER SO BB IBB HBP BLK WP HR S P ERA WHIP	IP WLS BF H R ER SO BB IBB HBP BLK WP HR S P ERA WHIP	IP WLS BF H R ER SO BB IBB HBP BLK WP HR S P ERA WHIP	IP WLS BF H R ER SO BB IBB HBP BLK WP HR S P ERA WHIP	IP WLS BF H R ER SO BB IBB HBP BLK WP HR S P ERA WHIP	IP WLS BF H R ER SO BB IBB HBP BLK WP HR S P ERA WHIP	IP WLS BF H R ER SO BB IBB HBP BLK WP HR S P ERA WHIP	IP WLS BF H R ER SO BB IBB HBP BLK WP HR S P ERA WHIP	IP WLS BF H R ER SO BB IBB HBP BLK WP HR S P ERA WHIP	IP WLS BF H R ER SO BB IBB HBP BLK WP HR S P ERA WHIP	IP WLS BF H R ER SO BB IBB HBP BLK WP HR S P ERA WHIP	IP WLS BF H R ER SO BB IBB HBP BLK WP HR S P ERA WHIP	IP WLS BF H R ER SO BB IBB HBP BLK WP HR S P ERA WHIP
Bruce Hurst, L (1,1) X ERA: 3.34	4.2	24	8	5	5	2	2	0	0	0	0	0	0	0	11	11	0.00	0.300					
Luis Aponte, R (5,1) X ERA: 1.35	3.1	W	11	1	0	0	0	0	0	0	0	0	0	11	11	0.00	0.300						
Bob Stanley, R (9,1) X ERA: 1.66	1.0	S	3	0	0	0	2	0	0	0	0	0	0	7	7	0.00	0.000						

Boston Red Sox @ California Angels
Anaheim Stadium, Anaheim, CA
Fri Apr 29 1983, 10:05 PM EDT
Att: 43,308 - Unknown


AB 36
R 5
H 9
RBI 5
BB 2
SO 4
LOB 10



Batter	1	2	3	4	5	6	7	8	9	AB	R	H	RBI	BB	SO	LOB	TOP					
Rick Miller, L OBP: 0.316, SLG: 0.444 (1, 8)	G6-4-3 1B		BB 1B	F6		HR 1-2H 2-H	K		FC6 1-2F	6	1	3	3	0	1	3						
Dwight Evans, R OBP: 0.359, SLG: 0.488 (1, 9)	G6-4-3 1-2F		BB 1-2 BB		BB	E5 FC5 1B		6-3		3	0	0	0	2	0	1						
Jim Rice, R OBP: 0.356, SLG: 0.551 (1, 7)	2B		5-3		K	1-2 1B		F8		5	0	2	0	0	1	3						
Tony Armas, R OBP: 0.254, SLG: 0.379 (1, 10)	5-3			HR	K	FC5 2-3F		K		5	1	1	1	0	2	4						
Wade Boggs, L OBP: 0.378, SLG: 0.487 (1, 5)		G5-4-3 1B		BB HR BB	4-3		SH3-4 1B E 1B		6-3	4	2	2	0	1	0	1						
Dave Stapleton, R OBP: 0.222, SLG: 0.333 (1, 3)	G5-4-3 1-2F		BB 1-2 BB	HR BB		F7	SH3-4 2B 1B		1B 1B	4	3	2	0	1	0	1						
Rich Gedman, L OBP: 0.370, SLG: 0.469 (9, PH) Jeff Newman, R OBP: 0.222, SLG: 0.294 (9, 2)	G1			HR		1B HR 1B	SH3-4 1-2 2-3		1B 1B	3	2	2	3	0	0	0						
Glenn Hoffman, R OBP: 0.316, SLG: 0.275 (1, 6)			6-3	5-3		HR 1B	K		F6	5	1	1	0	0	1	3						
Jerry Remy, L OBP: 0.257, SLG: 0.242 (1, 4)			L1	G3		F8	2-H 2B		FC6 1-2 2-H 1B	5	0	2	2	0	0	2						
Inning Stats	R: 0 E: 0 K: 0 S: 4	H: 2 LOB: 1 BB: 0 P: 4	R: 0 E: 0 K: 0 S: 3	H: 1 LOB: 0 BB: 0 P: 3	R: 0 E: 0 K: 0 S: 4	H: 1 LOB: 2 BB: 1 P: 8	R: 4 E: 0 K: 0 S: 5	H: 2 LOB: 0 BB: 2 P: 13	R: 0 E: 0 K: 2 S: 7	H: 0 LOB: 1 BB: 1 P: 11	R: 3 E: 1 K: 0 S: 8	H: 4 LOB: 2 BB: 0 P: 8	R: 2 E: 1 K: 2 S: 10	H: 3 LOB: 1 BB: 0 P: 10	R: 0 E: 0 K: 1 S: 5	H: 0 LOB: 0 BB: 0 P: 5	R: 1 E: 0 K: 0 S: 6	H: 3 LOB: 2 BB: 0 P: 6	1B: 11 2B: 2 3B: 0 HR: 3	SF: 0 SAC: 1 DP: 2 HBP: 0	WP: 0 PB: 0 SB: 0 CS: 0	PA: 46
PITCHER	IP	WLS	BF	H	R	ER	SO	BB	IBB	HBP	BLK	WP	HR	S	P	ERA	WHIP					
Dave Goltz, R ERA: 6.57 (1, 1)	5.2		28	9	7	7	2	4	0	0	0	0	3	28	44	11.12	2.294					
Doug Corbett, R ERA: 5.14 (6, 1)	1.0		8	4	2	2	1	0	0	0	0	0	0	10	10	18.00	4.000					
Andy Hassler, L ERA: 5.4 (7, 1)	1.2	L	7	2	1	1	2	0	0	0	0	0	0	11	11	5.40	1.200					
Luis Sanchez, R ERA: 2.25 (9, 1)	0.2		3	1	0	0	0	0	0	0	0	0	0	3	3	0.00	1.500					

Boston Red Sox @ California Angels
Anaheim Stadium, Anaheim, CA
Sun May 01 1983, 6:33 AM EDT
Att: 37,645 - Unknown


AB 41
R 10
H 16
RBI 9
BB 4
SO 5
LOB 18



Batter	1	2	3	4	5	6	7	8	9	AB	R	H	RBI	BB	SO	LOB	BOTTOM					
Rod Carew, L OBP: 0.483, SLG: 0.590 (1, 3)	FC6-5 2B	BB 1B		1B BB 1B	E FC5-2-3-2 BB		1B		4-3	5	2	4	0	1	0	1						
Juan Beniquez, R OBP: 0.413, SLG: 0.463 (1, 9) (4, 8)	FC6-5 FC6-4 2-3	F8		BB BB 1B	FC5-2-3-2 E 1B		G6-3 1B			5	1	2	0	0	0	5						
Brian Downing, R OBP: 0.368, SLG: 0.351 (1, 7)	FC6-4 BB E 1-2F			BB 1-2 BB	E5 1B 1-2 2-3		G6-3 1-2F			3	1	0	0	2	0	5						
Reggie Jackson, L OBP: 0.434, SLG: 0.550 (1, 10)	E 2B BB 1-2	F9		BB 1-2 2-3 3-H	BB 1-3 2-H 3-H		6-3 SH2-4 BB			2	1	1	3	3	0	2						
Fred Lynn, L OBP: 0.366, SLG: 0.593 (1, 8) Joe Ferguson, R (4, 9)	E 2B BB 1-2 2-3	K		F6	K		SH2-4			1	1	0	0	1	1	2						
Doug DeCinces, R OBP: 0.333, SLG: 0.578 (1, 5)	E6 2B 1B 1-2 2-3 3-H			HR	F6		K		6-3	5	2	1	1	0	1	6						
Rob Wilfong, L OBP: 0.143, SLG: 0.214 (1, 4)	1B 2B 1-3 2-H 3-H		L3	F7		F6		F8		5	1	1	2	0	0	4						
Tim Foli, R OBP: 0.337, SLG: 0.333 (1, 6) Ricky Adams, R (9, PR)			6-3		1B FC5-2-3-2 1B		F7		G5-4-3 HBP	4	0	2	2	0	0	0						
Bob Boone, R OBP: 0.280, SLG: 0.347 (1, 2)	K		6-3		1B FC5-2-3-2 1B		F8		G5-4-3 1-2F	5	0	1	0	0	1	2						
Inning Stats	R: 5 E: 1 K: 1 S: 9	H: 3 LOB: 1 BB: 2 P: 17	R: 0 E: 0 K: 1 S: 6	H: 1 LOB: 1 BB: 1 P: 10	R: 1 E: 0 K: 0 S: 4	H: 1 LOB: 0 BB: 0 P: 4	R: 1 E: 0 K: 0 S: 5	H: 2 LOB: 2 BB: 2 P: 13	R: 2 E: 0 K: 1 S: 8	H: 3 LOB: 1 BB: 1 P: 12	R: 0 E: 0 K: 1 S: 5	H: 0 LOB: 0 BB: 0 P: 5	R: 0 E: 0 K: 0 S: 4	H: 2 LOB: 1 BB: 0 P: 4	R: 0 E: 0 K: 0 S: 3	H: 0 LOB: 1 BB: 1 P: 7	R: 0 E: 0 K: 0 S: 2	H: 0 LOB: 1 BB: 0 P: 3	1B: 9 2B: 3 3B: 0 HR: 1	SF: 0 SAC: 1 DP: 3 HBP: 1	WP: 0 PB: 0 SB: 0 CS: 0	PA: 46
PITCHER	IP	WLS	BF	H	R	ER	SO	BB	IBB	HBP	BLK	WP	HR	S	P	ERA	WHIP					
Mike Brown, R ERA: 6.0 (1, 1)	3.0		20	7	7	2	2	3	0	0	0	0	0	21	33	6.00	3.333					
Luis Aponte, R ERA: 1.04 (4, 1)	2.0		12	3	2	0	1	3	0	0	0	0	0	11	23	0.00	3.000					
Doug Bird, R ERA: 10.45 (6, 1)	1.0		3	0	0	0	1	0	0	0	0	0	0	5	5	0.00	0.000					
Bob Stanley, R ERA: 1.46 (7, 1)	3.0	W	11	2	0	0	0	1	0	1	0	0	0	9	14	0.00	1.000					

Boston Red Sox @ California Angels
Anaheim Stadium, Anaheim, CA
Sun May 01 1983, 6:33 AM EDT
Att: 37,645 - Unknown

AB 37
R 9
H 12
RBI 8
BB 7
SO 4
LOB 32



Batter	1	2	3	4	5	6	7	8	9	AB	R	H	RBI	BB	SO	LOB	TOP			
Rod Carew, L (1, 3) OBP: 0.484, SLG: 0.586										4	1	2	0	0	2	0	California Angels @ Baltimore Orioles Memorial Stadium, Baltimore, MD Tue May 03 1983, 7:05 PM EDT Att: 20,837 - Unknown - 71 F			
Juan Beniquez, R (1, 8) OBP: 0.420, SLG: 0.467										4	1	2	0	0	0	1				
Brian Downing, R (1, 7) OBP: 0.364, SLG: 0.338										3	0	0	0	1	0	2				
Doug DeCinces, R (1, 5) OBP: 0.340, SLG: 0.575										4	0	2	2	0	1	0				
Reggie Jackson, L (1, 10) OBP: 0.413, SLG: 0.516										4	0	0	0	0	2	4				
Bobby Clark, R (1, 9) OBP: 0.286, SLG: 0.354										4	0	1	0	0	1	0				
Tim Foli, R (1, 6) OBP: 0.322, SLG: 0.317										4	0	0	0	0	0	1				
Bob Boone, R (1, 2) OBP: 0.269, SLG: 0.333										3	0	0	0	0	0	0				
Ricky Adams, R (1, 4)										3	0	0	0	0	2	0				
Inning Stats	R: 0 E: 0 K: 2 S: 9	H: 2 LOB: 2 BB: 0 P: 9	R: 0 E: 0 K: 1 S: 5	H: 0 LOB: 0 BB: 0 P: 5	R: 2 E: 0 K: 1 S: 7	H: 3 LOB: 1 BB: 1 P: 11	R: 0 E: 0 K: 0 S: 3	H: 0 LOB: 0 BB: 0 P: 3	R: 0 E: 0 K: 0 S: 4	H: 1 LOB: 1 BB: 0 P: 4	R: 0 E: 0 K: 2 S: 8	H: 1 LOB: 1 BB: 0 P: 8	R: 0 E: 0 K: 0 S: 7	H: 0 LOB: 0 BB: 0 P: 7	R: 0 E: 0 K: 0 S: 3	H: 0 LOB: 0 BB: 0 P: 3	1B: 7 2B: 0 3B: 0 HR: 0	SF: 0 SAC: 0 DP: 1 HBP: 0	WP: 0 PB: 0 SB: 0 CS: 0	PA: 34
PITCHER Mike Flanagan, L (1, 1) ERA: 3.08	IP: 9.0 WLS: W BF: 34 H: 7 R: 2 ER: 2 SO: 8 BB: 1 IBB: 0 HBP: 0 BLK: 0 WP: 0 HR: 0 S: 49 P: 53 ERA: 2.00 WHIP: 0.889															PITCHER				

Batter	1	2	3	4	5	6	7	8	9	AB	R	H	RBI	BB	SO	LOB	BOTTOM			
John Shelby, S (1, 8) OBP: 0.375, SLG: 0.532										4	0	0	0	0	1	4	California Angels @ Baltimore Orioles Memorial Stadium, Baltimore, MD Tue May 03 1983, 7:05 PM EDT Att: 20,837 - Unknown - 71 F			
Dan Ford, R (1, 9) OBP: 0.387, SLG: 0.430										3	1	2	1	1	0	0				
Cal Ripken Jr., R (1, 6) OBP: 0.343, SLG: 0.468										4	1	2	2	0	1	2				
Eddie Murray, S (1, 3) OBP: 0.398, SLG: 0.412										4	0	0	0	0	1	2				
Gary Roenicke, R (1, 7) OBP: 0.368, SLG: 0.424										3	0	0	0	1	0	0				
Ken Singleton, S (1, 10) OBP: 0.310, SLG: 0.438										4	0	1	0	0	1	1				
Al Bumbry, L (8, FR) OBP: 0.371, SLG: 0.382										0	0	0	0	0	0	0				
Rich Dauer, R (1, 4) OBP: 0.304, SLG: 0.345										3	0	2	0	0	0	1				
Leo Hernandez, R (1, 5) OBP: 0.298, SLG: 0.380										3	1	2	0	0	0	1				
Rick Dempsey, R (1, 2) OBP: 0.263, SLG: 0.229										3	1	1	0	0	0	2				
Inning Stats	R: 0 E: 0 K: 2 S: 8	H: 1 LOB: 1 BB: 0 P: 8	R: 0 E: 0 K: 1 S: 4	H: 0 LOB: 0 BB: 1 P: 8	R: 2 E: 1 K: 1 S: 8	H: 3 LOB: 1 BB: 0 P: 8	R: 0 E: 0 K: 0 S: 4	H: 1 LOB: 1 BB: 0 P: 4	R: 0 E: 0 K: 0 S: 4	H: 1 LOB: 1 BB: 0 P: 4	R: 0 E: 0 K: 0 S: 3	H: 0 LOB: 0 BB: 0 P: 3	R: 0 E: 0 K: 0 S: 4	H: 2 LOB: 1 BB: 0 P: 4	R: 2 E: 0 K: 0 S: 4	H: 2 LOB: 1 BB: 1 P: 8	1B: 7 2B: 2 3B: 0 HR: 1	SF: 0 SAC: 0 DP: 1 HBP: 0	WP: 0 PB: 0 SB: 1 CS: 2	PA: 34
PITCHER Geoff Zahn, L (1, 1) ERA: 2.72 Mike Witt, R (8, 1) ERA: 4.79	IP: 7.2 WLS: L BF: 33 H: 10 R: 4 ER: 3 SO: 4 BB: 2 IBB: 0 HBP: 0 BLK: 0 WP: 0 HR: 1 S: 39 P: 47 ERA: 3.52 WHIP: 1.565															PITCHER				

Batter	1	2	3	4	5	6	7	8	9	AB	R	H	RBI	BB	SO	LOB	TOP				
Rod Carew, L (1, 3) OBP: 0.500, SLG: 0.620										5	1	4	2	0	0	3					
Daryl Sconiers, L (7, FR) OBP: 0.419, SLG: 0.641										1	1	0	0	0	0	0					
Tim Foli, R (1, 6) OBP: 0.337, SLG: 0.333										5	2	3	1	0	0	2					
Juan Beniquez, R (1, 8) OBP: 0.455, SLG: 0.520										5	3	4	1	0	0	1					
Doug DeCinces, R (1, 5) OBP: 0.360, SLG: 0.637										4	4	2	3	2	1	4					
Reggie Jackson, L (1, 10) OBP: 0.430, SLG: 0.508										1	2	0	1	4	1	0					
Brian Downing, R (1, 7) OBP: 0.381, SLG: 0.337										3	1	1	2	3	1	1					
Bobby Clark, R (1, 9) OBP: 0.291, SLG: 0.352									6	1	2	2	0	3	6						
Bob Boone, R (1, 2) OBP: 0.277, SLG: 0.342									4	0	2	2	0	0	2						
Ricky Adams, R (1, 4) OBP: 0.277, SLG: 0.342									5	1	0	0	1	1	6						
Inning Stats	R: 2 E: 0 K: 1 S: 7	H: 3 LOB: 0 BB: 0 P: 7	R: 0 E: 0 K: 1 S: 6	H: 1 LOB: 1 BB: 0 P: 6	R: 0 E: 0 K: 0 S: 4	H: 2 LOB: 1 BB: 0 P: 4	R: 3 E: 1 K: 0 S: 5	H: 1 LOB: 3 BB: 2 P: 13	R: 2 E: 0 K: 2 S: 11	H: 4 LOB: 2 BB: 1 P: 15	R: 2 E: 0 K: 2 S: 10	H: 3 LOB: 2 BB: 1 P: 14	R: 0 E: 0 K: 0 S: 3	H: 0 LOB: 0 BB: 0 P: 3	R: 4 E: 1 K: 0 S: 6	H: 3 LOB: 1 BB: 2 P: 14	1B: 14 2B: 1 3B: 1 HR: 2	SF: 2 SAC: 3 DP: 2 HBP: 0	WP: 0 PB: 0 SB: 0 CS: 0	PA: 54	
PITCHER	IP	WLS	BF	H	R	ER	SO	BB	IBB	HBP	BLK	WP	HR	S	P	ERA	WHIP				
Scott McGregor, L (1, 1) ERA: 3.89	4.0	L	22	8	7	5	2	3	0	0	0	0	1	23	35	11.25	2.750				
Sammy Stewart, R (5, 1) ERA: 4.3	1.2		12	3	3	3	2	4	0	0	0	0	1	12	28	16.20	4.200				
Tim Stoddard, R (6, 1) ERA: 2.7	2.1		12	4	2	2	3	0	1	0	0	0	0	17	21	7.71	1.714				
Tippy Martinez, L (9, 1) ERA: 5.28	1.0		8	3	4	3	0	2	0	0	0	0	0	6	14	27.00	5.000				

California Angels @ Baltimore Orioles
 Memorial Stadium, Baltimore, MD
 Wed May 04 1983, 7:05 PM EDT
 Att: 17,448 - Unknown

AB 39
 R 16
 H 18
 RBI 14
 BB 10
 SO 7
 LOB 25



Batter	1	2	3	4	5	6	7	8	9	AB	R	H	RBI	BB	SO	LOB	BOTTOM				
Al Bumbry, L (1, 8) OBP: 0.373, SLG: 0.383										5	1	2	0	0	1	2					
Dan Ford, R (1, 9) OBP: 0.396, SLG: 0.449										3	0	2	3	0	0	0					
Jim Dwyer, L (6, FH) OBP: 0.387, SLG: 0.423										1	1	0	0	1	0	0					
Cal Ripken Jr., R (1, 6) OBP: 0.346, SLG: 0.454										3	0	0	0	2	1	4					
Eddie Murray, S (1, 3) OBP: 0.388, SLG: 0.404										4	1	1	1	0	1	1					
John Lowenstein, L (1, 7) OBP: 0.435, SLG: 0.623										5	0	1	0	0	1	2					
Ken Singleton, S (1, 10) OBP: 0.342, SLG: 0.493										5	2	4	2	0	0	0					
Rich Dauer, R (1, 4) OBP: 0.302, SLG: 0.333										3	1	0	0	1	1	3					
Leo Hernandez, R (1, 5) OBP: 0.303, SLG: 0.393										5	2	2	2	0	0	3					
Joe Nolan, L (1, 2) OBP: 0.345, SLG: 0.370										5	0	1	0	0	0	5					
Inning Stats	R: 0 E: 0 K: 1 S: 5	H: 0 LOB: 1 BB: 1 P: 9	R: 3 E: 1 K: 0 S: 7	H: 3 LOB: 1 BB: 1 P: 11	R: 0 E: 0 K: 0 S: 3	H: 0 LOB: 0 BB: 0 P: 3	R: 1 E: 0 K: 1 S: 8	H: 3 LOB: 2 BB: 0 P: 8	R: 1 E: 0 K: 0 S: 6	H: 3 LOB: 2 BB: 0 P: 6	R: 2 E: 0 K: 1 S: 7	H: 2 LOB: 0 BB: 2 P: 15	R: 0 E: 0 K: 0 S: 3	H: 0 LOB: 0 BB: 0 P: 3	R: 1 E: 0 K: 1 S: 7	H: 2 LOB: 1 BB: 0 P: 7	1B: 9 2B: 4 3B: 0 HR: 0	SF: 1 SAC: 1 DP: 0 HBP: 0	WP: 1 PB: 0 SB: 0 CS: 0	PA: 45	
PITCHER	IP	WLS	BF	H	R	ER	SO	BB	IBB	HBP	BLK	WP	HR	S	P	ERA	WHIP				
Ken Forsch, R (1, 1) ERA: 4.44	4.0		24	9	5	3	2	2	0	0	0	0	0	26	34	6.75	2.750				
Dave Goltz, R (5, 1) ERA: 6.84	1.2		9	2	2	2	1	2	0	0	0	0	0	9	17	10.80	2.400				
Luis Sanchez, R (6, 1) ERA: 2.33	3.1	W	12	2	1	1	2	0	0	0	0	0	0	16	16	2.70	0.600				

California Angels @ Baltimore Orioles
 Memorial Stadium, Baltimore, MD
 Wed May 04 1983, 7:05 PM EDT
 Att: 17,448 - Unknown

AB 39
 R 8
 H 13
 RBI 8
 BB 4
 SO 5
 LOB 20



Batter	1	2	3	4	5	6	7	8	9	AB	R	H	RBI	BB	SO	LOB	TOP								
Rod Carew, L OBP: 0.515, SLG: 0.625 (1, 3)										4	2	3	1	1	0	0	California Angels @ Detroit Tigers Tiger Stadium, Detroit, MI Fri May 06 1983, 7:05 PM EDT Att: 18,616 - Unknown								
Juan Beniquez, R OBP: 0.467, SLG: 0.537 (1, 9) (8, 7)										4	0	2	2	1	1	2									
Fred Lynn, L OBP: 0.357, SLG: 0.570 (1, 8)										5	0	1	1	1	0	2									
Reggie Jackson, L OBP: 0.411, SLG: 0.478 (1, 10)										4	0	0	0	0	2	4									
Doug DeCinces, R OBP: 0.356, SLG: 0.621 (1, 5)										4	0	1	0	0	2	4									
Brian Downing, R OBP: 0.367, SLG: 0.322 Ellis Valentine, R (8, 9)										4	0	0	0	0	0	3									
Bobby Grich, R OBP: 0.408, SLG: 0.453 (1, 4)										4	0	1	0	0	0	0									
Tim Foli, R OBP: 0.344, SLG: 0.341 (1, 6)										4	2	2	0	0	1	0									
Bob Boone, R OBP: 0.276, SLG: 0.337 (1, 2)										4	0	1	0	0	1	1									
Inning Stats	R: 1 E: 0 K: 2 S: 9	H: 2 LOB: 2 BB: 1 P: 13	R: 0 E: 0 K: 1 S: 5	H: 0 LOB: 0 BB: 0 P: 5	R: 0 E: 0 K: 3 S: 11	H: 2 LOB: 2 BB: 0 P: 11	R: 0 E: 0 K: 1 S: 5	H: 0 LOB: 0 BB: 0 P: 5	R: 0 E: 1 K: 0 S: 3	H: 0 LOB: 0 BB: 0 P: 3	R: 0 E: 0 K: 0 S: 4	H: 1 LOB: 1 BB: 0 P: 4	R: 2 E: 0 K: 0 S: 5	H: 2 LOB: 1 BB: 1 P: 9	R: 0 E: 0 K: 0 S: 3	H: 0 LOB: 0 BB: 0 P: 3	R: 1 E: 0 K: 2 S: 10	H: 4 LOB: 2 BB: 0 P: 10	1B: 9 2B: 2 3B: 0 HR: 0	SF: 0 SAC: 0 DP: 0 HBP: 0	WP: 1 PB: 0 SB: 0 CS: 1	PA: 40			
PITCHER	IP	WLS	BF	H	R	ER	SO	BB	IBB	HBP	BLK	WP	HR	S	P	ERA	WHIP	PITCHER							
Milt Wilcox, R ERA: 3.48 (1, 1)	8.1	L	36	10	4	4	7	1	1	0	0	1	0	48	56	4.32	1.320								
Aurelio Lopez, R ERA: 1.17 (9, 1)	0.2	S	3	1	0	0	2	0	0	0	0	0	0	7	7	0.00	1.500								

Batter	1	2	3	4	5	6	7	8	9	AB	R	H	RBI	BB	SO	LOB	BOTTOM								
Lou Whitaker, L OBP: 0.301, SLG: 0.298 (1, 4)										4	1	2	1	0	1	2	California Angels @ Detroit Tigers Tiger Stadium, Detroit, MI Fri May 06 1983, 7:05 PM EDT Att: 18,616 - Unknown								
Johnny Grubb, L OBP: 0.355, SLG: 0.385 (1, 10)										4	0	1	0	0	2	1									
Kirk Gibson, L OBP: 0.265, SLG: 0.256 (1, 8)										4	0	1	0	0	0	2									
Lance Parrish, R OBP: 0.379, SLG: 0.494 (1, 2)										4	1	1	0	0	2	2									
Larry Herndon, R OBP: 0.299, SLG: 0.484 (1, 7)										3	0	0	0	1	1	1									
Glenn Wilson, R OBP: 0.324, SLG: 0.522 (1, 9)										3	0	2	0	1	0	0									
Mike Ivie, R OBP: 0.268, SLG: 0.342 Enos Cabell, R OBP: 0.259, SLG: 0.280 (9, PR)										4	0	0	1	0	0	4									
Howard Johnson, S OBP: 0.233, SLG: 0.154 (1, 5)										3	0	0	0	1	0	3									
Alan Trammell, R OBP: 0.333, SLG: 0.353 Rick Leach, L OBP: 0.259, SLG: 0.280 Tom Brookens, R OBP: 0.357, SLG: 0.417 (8, PH) (9, 6)										2	0	0	0	0	2	2									
Inning Stats	R: 1 E: 0 K: 2 S: 9	H: 2 LOB: 1 BB: 0 P: 9	R: 0 E: 0 K: 0 S: 3	H: 0 LOB: 0 BB: 0 P: 3	R: 0 E: 0 K: 2 S: 7	H: 0 LOB: 0 BB: 0 P: 7	R: 0 E: 0 K: 0 S: 3	H: 1 LOB: 0 BB: 0 P: 3	R: 0 E: 0 K: 1 S: 6	H: 1 LOB: 2 BB: 1 P: 10	R: 0 E: 0 K: 2 S: 7	H: 0 LOB: 0 BB: 0 P: 7	R: 0 E: 0 K: 0 S: 4	H: 1 LOB: 1 BB: 0 P: 4	R: 0 E: 0 K: 1 S: 6	H: 1 LOB: 1 BB: 0 P: 6	R: 1 E: 0 K: 0 S: 4	H: 1 LOB: 2 BB: 2 P: 12	1B: 4 2B: 2 3B: 1 HR: 1	SF: 0 SAC: 0 DP: 1 HBP: 0	WP: 0 PB: 0 SB: 0 CS: 0	PA: 36			
PITCHER	IP	WLS	BF	H	R	ER	SO	BB	IBB	HBP	BLK	WP	HR	S	P	ERA	WHIP	PITCHER							
Bruce Kison, R ERA: 4.91 (1, 1)	8.0	W	32	7	2	2	8	2	0	0	0	0	0	46	54	2.25	1.125								
Mike Witt, R ERA: 4.61 (9, 1)	1.0	S	4	0	0	0	0	1	0	0	0	0	0	3	7	0.00	1.000								

Batter	1	2	3	4	5	6	7	8	9	AB	R	H	RBI	BB	SO	LOB	TOP					
Juan Beniquez, R OBP: 0.443, SLG: 0.508 (1, 8)										4	0	1	0	0	0	1						
Daryl Sconiers, L OBP: 0.417, SLG: 0.727 (1, 3)										4	0	1	1	0	2	2						
Ellis Valentine, R (1, 9)										4	0	0	0	0	1	2						
Reggie Jackson, L OBP: 0.380, SLG: 0.423 (1, 10)										4	0	0	0	0	2	0						
Doug DeCinces, R OBP: 0.363, SLG: 0.644 (1, 5)										4	0	1	0	0	1	0						
Brian Downing, R OBP: 0.388, SLG: 0.341 Bobby Clark, R OBP: 0.281, SLG: 0.339 (1, 7) (5, 7)										1	0	0	0	0	0	0						
Bobby Grich, R OBP: 0.405, SLG: 0.437 (1, 4)										3	0	0	0	0	1	2						
Tim Foli, R OBP: 0.340, SLG: 0.337 Ricky Adams, R (8, FR) (8, 6)										3	0	1	0	0	0	1						
Bob Boone, R OBP: 0.280, SLG: 0.341 (1, 2)										3	0	1	0	0	0	2						
Inning Stats	R: 0 E: 0 K: 0 S: 3	H: 0 LOB: 0 BB: 0 P: 3	R: 0 E: 0 K: 1 S: 5	H: 0 LOB: 0 BB: 0 P: 5	R: 0 E: 0 K: 2 S: 9	H: 2 LOB: 2 BB: 0 P: 9	R: 0 E: 0 K: 0 S: 3	H: 0 LOB: 0 BB: 0 P: 3	R: 0 E: 0 K: 0 S: 3	H: 0 LOB: 1 BB: 0 P: 4	R: 0 E: 0 K: 2 S: 7	H: 0 LOB: 0 BB: 0 P: 7	R: 0 E: 0 K: 2 S: 8	H: 1 LOB: 1 BB: 0 P: 8	R: 1 E: 0 K: 0 S: 5	H: 2 LOB: 2 BB: 0 P: 5	R: 0 E: 0 K: 1 S: 5	H: 0 LOB: 0 BB: 0 P: 5	1B: 4 2B: 0 3B: 1 HR: 0	SF: 0 SAC: 0 DP: 0 HBP: 1	WP: 0 PB: 0 SB: 0 CS: 0	PA: 33
PITCHER Jack Morris, R ERA: 5.43 (1, 1)	IP: 9.0 WLS: W BF: 33 H: 5 R: 1 ER: 1 SO: 8 BB: 0 IBB: 0 HBP: 1 BLK: 0 WP: 0 HR: 0 S: 48 P: 49 ERA: 1.00 WHIP: 0.556															PITCHER						

California Angels @ Detroit Tigers
Tiger Stadium, Detroit, MI
Sun May 08 1983, 3:33 AM EDT
Att: 9,924 - Unknown

AB 32
R 1
H 5
RBI 1
BB 0
SO 8
LOB 11



Batter	1	2	3	4	5	6	7	8	9	AB	R	H	RBI	BB	SO	LOB	BOTTOM	
Lou Whitaker, L OBP: 0.292, SLG: 0.320 (1, 4)										3	0	1	1	0	0	0		
Howard Johnson, S OBP: 0.234, SLG: 0.233 Tom Brookens, R OBP: 0.344, SLG: 0.385 (1, 5) (8, 5)										4	1	1	1	0	0	1		
Kirk Gibson, L OBP: 0.278, SLG: 0.239 (1, 10)										2	1	0	0	2	0	0		
Lance Parrish, R OBP: 0.390, SLG: 0.527 (1, 2)										4	1	2	2	0	0	2		
Larry Herndon, R OBP: 0.308, SLG: 0.505 (1, 7)										4	1	2	0	0	1	0		
Glenn Wilson, R OBP: 0.313, SLG: 0.481 (1, 9)										3	0	0	0	1	1	2		
Chet Lemon, R OBP: 0.355, SLG: 0.370 (1, 8)										4	0	1	1	0	2	2		
Enos Cabell, R OBP: 0.385, SLG: 0.375 (1, 3)										3	1	1	0	1	0	2		
Alan Trammell, R OBP: 0.306, SLG: 0.320 (1, 6)										2	0	0	0	0	1	3		
Inning Stats	R: 0 E: 0 K: 0 S: 3	H: 2 LOB: 3 BB: 1 P: 13	R: 0 E: 0 K: 2 S: 9	H: 2 LOB: 1 BB: 1 P: 7	R: 0 E: 0 K: 1 S: 5	H: 0 LOB: 0 BB: 0 P: 5	R: 1 E: 0 K: 0 S: 4	H: 1 LOB: 0 BB: 0 P: 4	R: 1 E: 0 K: 0 S: 5	H: 2 LOB: 2 BB: 1 P: 9	R: 3 E: 0 K: 1 S: 7	H: 2 LOB: 0 BB: 1 P: 11	R: 0 E: 0 K: 1 S: 5	H: 0 LOB: 0 BB: 0 P: 5	1B: 4 2B: 2 3B: 0 HR: 2	SF: 1 SAC: 1 DP: 1 HBP: 0	WP: 1 PB: 1 SB: 0 CS: 0	PA: 35
PITCHER Ken Forsch, R ERA: 4.88 John Curtis, L ERA: 4.91 (1, 1) (8, 1)	IP: 7.0 WLS: L BF: 32 H: 8 R: 5 ER: 5 SO: 4 BB: 0 IBB: 0 HBP: 0 BLK: 0 WP: 0 HR: 2 S: 36 P: 52 ERA: 6.43 WHIP: 1.571															PITCHER		

California Angels @ Detroit Tigers
Tiger Stadium, Detroit, MI
Sun May 08 1983, 3:33 AM EDT
Att: 9,924 - Unknown

AB 29
R 5
H 8
RBI 5
BB 4
SO 5
LOB 12



Batter	1	2	3	4	5	6	7	8	9	AB	R	H	RBI	BB	SO	LOB	TOP								
Juan Beniquez, R OBP: 0.446, SLG: 0.500 (1, 8)	F7		BB 1B 1-2		G6-4-3 BB		FC6-4			3	0	1	0	1	0	1	California Angels @ Boston Red Sox Fenway Park, Boston, MA Mon May 09 1983, 7:05 PM EDT Att: 16,148 - Unknown								
Ellis Valentine, R OBP: 0.222, SLG: 0.556 (1, 9)	HR		G5-3 BB 1-2 2-3		G6-4-3		6-3		4	1	2	1	0	0	1										
Reggie Jackson, L OBP: 0.375, SLG: 0.407 (1, 10)	L4		BB 1-2 2-3 3-H		F7		F7		3	0	0	1	1	0	0										
Doug DeCinces, R OBP: 0.350, SLG: 0.620 (1, 5)	F8		G5-3 2-3		F8		5-3		4	0	0	0	0	0	3										
Ron Jackson, R OBP: 0.379, SLG: 0.423 (1, 3)		BB 1B		5-3		6-3		K	4	0	1	0	0	1	0										
Bobby Clark, R OBP: 0.278, SLG: 0.350 (1, 7)	K			E6		L3		2B	4	0	1	0	0	1	0										
Bobby Grich, R OBP: 0.386, SLG: 0.413 (1, 4)	F8			F8		1-3		K	4	0	0	0	0	1	2										
Bob Boone, R OBP: 0.292, SLG: 0.344 Daryl Scotters, L OBP: 0.408, SLG: 0.711 (9, PH)			FC5-4 BB	E5		FC6-4 1B		F7	2	0	1	0	1	0	1										
Ricky Adams, R (1, 6)			FC5-4 1B BB	FC4		K			3	1	0	0	0	1	4										
Inning Stats	R: 1 E: 0 K: 0 S: 4	H: 1 LOB: 0 BB: 0 P: 4	R: 0 E: 0 K: 1 S: 5	H: 1 LOB: 0 BB: 0 P: 5	R: 1 E: 0 K: 0 S: 4	H: 2 LOB: 2 BB: 2 P: 12	R: 0 E: 2 K: 0 S: 5	H: 0 LOB: 0 BB: 0 P: 6	R: 0 E: 0 K: 1 S: 3	H: 1 LOB: 1 BB: 0 P: 6	R: 0 E: 0 K: 0 S: 3	H: 0 LOB: 0 BB: 0 P: 3	R: 0 E: 0 K: 2 S: 6	H: 1 LOB: 1 BB: 0 P: 6	R: 0 E: 0 K: 2 S: 8	H: 1 LOB: 1 BB: 0 P: 8	1B: 4 2B: 1 3B: 0 HR: 1	SF: 0 SAC: 0 DP: 2 HBP: 0	WP: 0 PB: 0 SB: 0 CS: 0	PA: 35					
PITCHER	IP	WLS	BF	H	R	ER	SO	BB	IBB	HBP	BLK	WP	HR	S	P	ERA	WHIP								
Bruce Hurst, L ERA: 3.07 Bob Stanley, R ERA: 1.11	(1, 1)	2.1	12	4	2	2	1	2	0	0	0	0	1	12	20	7.71	2.571								
	(3, 1)	6.2	W	23	2	0	0	3	1	0	0	0	0	28	32	0.00	0.450								

Batter	1	2	3	4	5	6	7	8	9	AB	R	H	RBI	BB	SO	LOB	BOTTOM								
Jerry Remy, L OBP: 0.339, SLG: 0.327 Marty Barrett, R (8, PR) (9, 4)	4-3	SF9		4-3		6-3		BB BB		3	0	0	1	1	0	0	California Angels @ Boston Red Sox Fenway Park, Boston, MA Mon May 09 1983, 7:05 PM EDT Att: 16,148 - Unknown								
Dwight Evans, R OBP: 0.381, SLG: 0.490 (1, 9)	3B 1B	5-3		K2-3		F9		G6-3 BB	4	1	1	0	1	1	0										
Jim Rice, R OBP: 0.379, SLG: 0.556 (1, 7)	F8		1B BB	K		G6-4-3 1B		G6-3	4	1	1	0	1	1	4										
Tony Armas, R OBP: 0.240, SLG: 0.411 (1, 10)	3B		1B 1B	6-3		G6-4-3			4	1	2	1	0	0	1										
Wade Boggs, L OBP: 0.466, SLG: 0.449 (1, 5)	F7		HR 1B	BLK 1B		2B 1B			3	1	2	2	1	0	1										
Reid Nichols, R OBP: 0.349, SLG: 0.474 (1, 8)		FC6-4 2B	HR	BLK 1B		2B			4	2	4	2	0	0	0										
Dave Stapleton, R OBP: 0.276, SLG: 0.287 (1, 3)	FC6-4 BB	F8		G4-6-3 IBB		5-3			2	0	0	0	2	0	2										
Jeff Newman, R OBP: 0.200, SLG: 0.241 (1, 2)	FC6-4 2B SF9	6-3		G4-6-3		F5			4	1	0	0	0	0	5										
Glenn Hoffman, R OBP: 0.347, SLG: 0.302 (1, 6)	SF9 WP	5-3		K		BB 2B			4	1	2	1	0	1	0										
Inning Stats	R: 3 E: 0 K: 0 S: 5	H: 2 LOB: 1 BB: 0 P: 5	R: 3 E: 0 K: 0 S: 5	H: 2 LOB: 0 BB: 1 P: 9	R: 4 E: 0 K: 0 S: 6	H: 3 LOB: 0 BB: 1 P: 10	R: 0 E: 0 K: 2 S: 7	H: 0 LOB: 0 BB: 0 P: 7	R: 0 E: 0 K: 1 S: 5	H: 1 LOB: 2 BB: 2 P: 11	R: 0 E: 0 K: 1 S: 5	H: 0 LOB: 0 BB: 0 P: 5	R: 0 E: 0 K: 0 S: 5	H: 3 LOB: 2 BB: 0 P: 5	R: 0 E: 0 K: 0 S: 3	H: 1 LOB: 3 BB: 2 P: 11	1B: 6 2B: 4 3B: 1 HR: 1	SF: 1 SAC: 0 DP: 3 HBP: 0	WP: 1 PB: 0 SB: 0 CS: 0	PA: 39					
PITCHER	IP	WLS	BF	H	R	ER	SO	BB	IBB	HBP	BLK	WP	HR	S	P	ERA	WHIP								
Tommy John, L ERA: 4.86 Dave Goltz, R ERA: 5.85	(1, 1)	2.0	L	14	6	7	0	2	0	0	0	0	1	12	20	31.50	4.000								
	(3, 1)	6.0		25	6	1	1	3	3	1	0	1	0	27	43	1.50	1.500								

Batter	1	2	3	4	5	6	7	8	9	AB	R	H	RBI	BB	SO	LOB	TOP																			
Juan Beniquez, R OBP: 0.443, SLG: 0.493 (1, 7)										5	0	2	1	0	0	3																				
Ellis Valentine, R OBP: 0.231, SLG: 0.462 (1, 9)										4	1	1	0	0	0	2																				
Fred Lynn, L OBP: 0.333, SLG: 0.521 Bobby Clark, R OBP: 0.274, SLG: 0.344 (1, 8)										4	0	0	0	0	2	3																				
Doug DeCinces, R OBP: 0.336, SLG: 0.593 (1, 5)										5	1	0	0	0	0	3																				
Reggie Jackson, L OBP: 0.389, SLG: 0.417 (1, 10)										3	1	2	0	1	0	0																				
Ron Jackson, R OBP: 0.364, SLG: 0.433 (1, 3)										4	1	1	3	0	1	2																				
Bobby Grich, R OBP: 0.380, SLG: 0.405 (1, 4)										4	0	1	1	0	0	2																				
Bob Boone, R OBP: 0.300, SLG: 0.362 (1, 2)										4	1	2	0	0	0	2																				
Ricky Adams, R OBP: 0.160, SLG: 0.087 Rod Carew, L OBP: 0.491, SLG: 0.602 Rob Wilfong, L OBP: 0.143, SLG: 0.214 (1, 6)										2	0	2	1	0	0	0																				
Inning Stats	R: 4 E: 0 K: 1 S: 10	H: 5 LOB: 1 BB: 0 P: 10	R: 0 E: 0 K: 0 S: 4	H: 1 LOB: 1 BB: 0 P: 4	R: 0 E: 0 K: 0 S: 3	H: 0 LOB: 1 BB: 1 P: 7	R: 0 E: 0 K: 0 S: 4	H: 1 LOB: 1 BB: 0 P: 4	R: 0 E: 0 K: 1 S: 5	H: 0 LOB: 0 BB: 0 P: 5	R: 1 E: 1 K: 0 S: 5	H: 2 LOB: 1 BB: 0 P: 5	R: 0 E: 0 K: 0 S: 3	H: 0 LOB: 0 BB: 0 P: 3	R: 0 E: 0 K: 1 S: 6	H: 1 LOB: 1 BB: 0 P: 6	R: 1 E: 0 K: 0 S: 5	H: 2 LOB: 1 BB: 0 P: 5	1B: 9 2B: 3 3B: 0 HR: 0	SF: 0 SAC: 2 DP: 0 HBP: 0	WP: 0 PB: 0 SB: 0 CS: 0	PA: 40														
PITCHER	IP WLS BF H R ER SO BB IBB HBP BLK WP HR S P ERA WHIP																																			
Bob Ojeda, L ERA: 10.38 Luis Aponte, R ERA: 1.17 (1, 1)	5.2	L	27	9	5	5	2	1	0	0	0	0	0	0	0	30	34	7.94	1.765																	
(6, 1)	3.1	L	13	3	1	1	1	0	0	0	0	0	0	0	0	15	15	2.70	0.900																	

California Angels @ Boston Red Sox
Fenway Park, Boston, MA
Tue May 10 1983, 7:05 PM EDT
Att: 15,775 - Unknown

AB 37
R 6
H 12
RBI 6
BB 1
SO 3
LOB 18



Batter	1	2	3	4	5	6	7	8	9	AB	R	H	RBI	BB	SO	LOB	BOTTOM																			
Jerry Remy, L OBP: 0.326, SLG: 0.316 (1, 4)										5	2	1	1	0	1	4																				
Dwight Evans, R OBP: 0.355, SLG: 0.477 (1, 9)										5	0	1	0	0	0	3																				
Jim Rice, R OBP: 0.367, SLG: 0.534 (1, 7)										4	0	0	0	0	0	4																				
Tony Armas, R OBP: 0.250, SLG: 0.430 (1, 10)										3	0	2	3	0	1	0																				
Wade Boggs, L OBP: 0.358, SLG: 0.441 (1, 5)										4	1	1	0	0	0	2																				
Reid Nichols, R OBP: 0.333, SLG: 0.450 (1, 8)										3	0	0	0	0	1	1																				
Dave Stapleton, R OBP: 0.275, SLG: 0.278 (1, 3)										3	0	0	0	1	0	1																				
Jeff Newman, R OBP: 0.188, SLG: 0.226 Rich Gedman, L OBP: 0.338, SLG: 0.403 (1, 2)										2	0	0	0	0	0	2																				
Glenn Hoffman, R OBP: 0.366, SLG: 0.330 Rick Miller, L OBP: 0.394, SLG: 0.452 (1, 6)										2	2	2	0	1	0	0																				
Inning Stats	R: 0 E: 0 K: 0 S: 3	H: 0 LOB: 0 BB: 0 P: 3	R: 0 E: 0 K: 0 S: 4	H: 1 LOB: 2 BB: 1 P: 8	R: 2 E: 1 K: 0 S: 6	H: 2 LOB: 1 BB: 0 P: 6	R: 0 E: 0 K: 1 S: 5	H: 0 LOB: 0 BB: 0 P: 5	R: 2 E: 0 K: 0 S: 5	H: 3 LOB: 0 BB: 0 P: 5	R: 1 E: 0 K: 0 S: 5	H: 2 LOB: 2 BB: 1 P: 9	R: 0 E: 0 K: 1 S: 3	H: 0 LOB: 0 BB: 0 P: 3	R: 0 E: 0 K: 0 S: 6	H: 1 LOB: 1 BB: 0 P: 6	1B: 7 2B: 3 3B: 0 HR: 0	SF: 1 SAC: 1 DP: 1 HBP: 0	WP: 1 PB: 0 SB: 0 CS: 0	PA: 38																
PITCHER	IP WLS BF H R ER SO BB IBB HBP BLK WP HR S P ERA WHIP																																			
Bill Travers, L ERA: 5.4 Luis Sanchez, R ERA: 1.59 Andy Hassler, L ERA: 5.14 Mike Witt, R ERA: 4.85 (1, 1)	5.0	W	23	7	0	0	1	1	0	0	0	0	0	0	0	14	18	0.00	0.900																	
(6, 1)	3.1	W	13	2	0	0	1	1	0	0	0	0	0	0	0	3	3	0.00	0.000																	
(9, 1)	0.1	S	1	0	0	0	0	0	0	0	0	0	0	0	0	1	1	0.00	0.000																	
(9, 1)	0.1	S	1	0	0	0	0	0	0	0	0	0	0	0	0	1	1	0.00	0.000																	

California Angels @ Boston Red Sox
Fenway Park, Boston, MA
Tue May 10 1983, 7:05 PM EDT
Att: 15,775 - Unknown

AB 34
R 5
H 9
RBI 5
BB 2
SO 3
LOB 17



Batter	1	2	3	4	5	6	7	8	9	AB	R	H	RBI	BB	SO	LOB	TOP				
Juan Beniquez, R OBP: 0.422, SLG: 0.467 (1, 8)	G3		K			G3			K	4	0	0	0	0	2	0					
Daryl Sconiers, L OBP: 0.377, SLG: 0.653 (1, 10)	4-3		6-3			K			K	4	0	0	0	0	2	0					
Ellis Valentine, R OBP: 0.235, SLG: 0.588 (1, 9)	K			K			HR		K	4	1	1	1	0	3	0					
Doug DeCinces, R OBP: 0.336, SLG: 0.586 (1, 5)		HR		K			6-3			3	1	1	0	0	1	0					
Ron Jackson, R OBP: 0.333, SLG: 0.394 (1, 3)	F3			F2			5-3			3	0	0	0	0	0	1					
Bobby Grich, R OBP: 0.388, SLG: 0.390 (1, 4)	F9				F9		F8			3	0	0	0	0	0	1					
Bobby Clark, R OBP: 0.277, SLG: 0.391 (1, 7)		HR			F7			6-3		3	1	1	2	0	0	0					
Bob Boone, R OBP: 0.291, SLG: 0.351 (1, 2)	5-3				F4			6-3		3	0	0	0	0	0	0					
Ricky Adams, R OBP: 0.143, SLG: 0.077 (1, 6)			F8			F7		5-3		3	0	0	0	0	0	0					
Inning Stats	R: 0 E: 0 K: 1 S: 5	H: 0 LOB: 0 BB: 0 P: 5	R: 2 E: 0 K: 0 S: 5	H: 2 LOB: 0 BB: 0 P: 5	R: 0 E: 0 K: 1 S: 5	H: 0 LOB: 0 BB: 0 P: 5	R: 0 E: 0 K: 2 S: 7	H: 0 LOB: 0 BB: 0 P: 7	R: 0 E: 0 K: 0 S: 3	H: 0 LOB: 0 BB: 0 P: 3	R: 1 E: 0 K: 0 S: 4	H: 1 LOB: 0 BB: 0 P: 4	R: 0 E: 0 K: 0 S: 3	H: 0 LOB: 0 BB: 0 P: 3	R: 0 E: 0 K: 3 S: 9	H: 0 LOB: 0 BB: 0 P: 9	1B: 1 2B: 0 3B: 0 HR: 2	SF: 0 SAC: 0 DP: 0 HBP: 0	WP: 0 PB: 0 SB: 0 CS: 0	PA: 30	
PITCHER	IP	WLS	BF	H	R	ER	SO	BB	IBB	HBP	BLK	WP	HR	S	P	ERA	WHIP				
John Tudor, L ERA: 3.1 (1, 1)	8.1	L	28	3	3	3	6	0	0	0	0	0	2	40	40	3.24	0.360				
John Henry Johnson, L ERA: (9, 1)	0.2		2	0	0	0	2	0	0	0	0	0	0	6	6	0.00	0.000				

California Angels @ Boston Red Sox
Fenway Park, Boston, MA
Wed May 11 1983, 7:05 PM EDT
Att: 16,978 - Unknown

AB 30
R 3
H 3
RBI 3
BB 0
SO 8
LOB 2



Batter	1	2	3	4	5	6	7	8	9	AB	R	H	RBI	BB	SO	LOB	BOTTOM					
Jerry Remy, L OBP: 0.313, SLG: 0.300 (1, 4)	K		SH3-4		G6-3			2-3		3	0	0	0	0	1	1						
Dwight Evans, R OBP: 0.344, SLG: 0.464 (1, 9)	K		SF7			F2		F8		3	0	0	1	0	1	0						
Jim Rice, R OBP: 0.363, SLG: 0.523 (1, 7)			F7			6-3			1-3	4	0	1	0	0	0	1						
Tony Armas, R OBP: 0.240, SLG: 0.412 (1, 10)	6-3			K		K			K	4	0	0	0	0	3	1						
Wade Boggs, L OBP: 0.344, SLG: 0.425 (1, 5)		L5			F9		4-3		5-3	4	0	0	0	0	0	0						
Rich Gedman, L OBP: 0.338, SLG: 0.415 (1, 2)		K		E8			2B			3	0	1	0	0	1	0						
Dave Stapleton, R OBP: 0.267, SLG: 0.269 (1, 3)		5-3			F9		F8			3	0	0	0	0	0	2						
Rick Miller, L OBP: 0.389, SLG: 0.441 (1, 8)			SH3-4	1B		F4		4-3		3	1	1	0	0	0	1						
Glenn Hoffman, R OBP: 0.375, SLG: 0.333 (1, 6)			SH3-4	1B			G6-3		K	2	0	1	0	1	1	0						
Inning Stats	R: 0 E: 0 K: 2 S: 8	H: 1 LOB: 1 BB: 0 P: 8	R: 0 E: 0 K: 1 S: 5	H: 0 LOB: 0 BB: 0 P: 5	R: 1 E: 0 K: 0 S: 5	H: 2 LOB: 1 BB: 0 P: 5	R: 0 E: 0 K: 1 S: 6	H: 0 LOB: 0 BB: 0 P: 6	R: 0 E: 0 K: 0 S: 2	H: 0 LOB: 0 BB: 1 P: 6	R: 0 E: 0 K: 1 S: 5	H: 0 LOB: 0 BB: 0 P: 5	R: 0 E: 0 K: 0 S: 4	H: 1 LOB: 1 BB: 0 P: 4	R: 0 E: 0 K: 1 S: 5	H: 0 LOB: 0 BB: 0 P: 5	R: 0 E: 0 K: 1 S: 5	H: 0 LOB: 0 BB: 0 P: 5	1B: 3 2B: 1 3B: 0 HR: 0	SF: 1 SAC: 1 DP: 1 HBP: 0	WP: 0 PB: 0 SB: 0 CS: 0	PA: 32
PITCHER	IP	WLS	BF	H	R	ER	SO	BB	IBB	HBP	BLK	WP	HR	S	P	ERA	WHIP					
Bruce Kison, R ERA: 4.14 (1, 1)	9.0	W	32	4	1	1	7	1	0	0	0	0	0	45	49	1.00	0.556					

California Angels @ Boston Red Sox
Fenway Park, Boston, MA
Wed May 11 1983, 7:05 PM EDT
Att: 16,978 - Unknown

AB 29
R 1
H 4
RBI 1
BB 1
SO 7
LOB 6



Batter	1	2	3	4	5	6	7	8	9	AB	R	H	RBI	BB	SO	LOB	TOP										
Bobby Mitchell, L OBP: 0.333, SLG: 0.200 (1.8)	0-0 6-3		0-0 4-3			0-0 FC3-6 1-3		0-0 4-3	0-0 L6	5	0	0	0	0	0	2											
John Castino, R OBP: 0.358, SLG: 0.522 (1.4)	0-0 F7			0-0 5-3		0-0 1-3		0-0 BB 1B	0-0 F9	5	1	1	0	0	0	1											
Gary Ward, R OBP: 0.259, SLG: 0.365 (1.7)	0-0 F8			0-3 K		0-0 F7		0-0 BB 1B		4	1	1	0	0	1	1											
Kent Hrbek, L OBP: 0.395, SLG: 0.545 (1.3)		0-0 4-3		0-0 4-3			0-0 L3	0-0 F2		4	0	0	0	0	0	2											
Gary Gaetti, R OBP: 0.301, SLG: 0.374 (1.5)		0-0 5-3			0-0 F7		0-0 FC4-6 1B	4-0 1B BB		3	0	1	0	1	0	0											
Tom Brunansky, R OBP: 0.254, SLG: 0.237 (1.9)		0-3 K			0-0 1-3		0-0 FC4-6 WP 1B	0-0 1B		4	0	1	2	0	1	1											
Randy Bush, L OBP: 0.391, SLG: 0.526 (1.10)			0-0 4-3		0-0 1B		0-0 WP 1B	0-0 IBB		3	0	2	0	1	0	0											
Lenny Faedo, R OBP: 0.333, SLG: 0.378 (1.6)		0-0 4-3			0-0 F9		4-0 1B	0-0 4-3		3	0	0	0	1	0	4											
Tim Laudner, R OBP: 0.277, SLG: 0.244 (1.2)						0-0 FC3-6 1B	0-0 F4		0-3 K	4	0	2	0	0	1	3											
Inning Stats	R: 0 E: 0 K: 0 S: 3	H: 0 LOB: 0 BB: 0 P: 3	R: 0 E: 0 K: 1 S: 5	H: 0 LOB: 0 BB: 0 P: 5	R: 0 E: 0 K: 0 S: 4	H: 1 LOB: 0 BB: 0 P: 4	R: 0 E: 0 K: 1 S: 5	H: 0 LOB: 0 BB: 0 P: 5	R: 0 E: 0 K: 0 S: 4	H: 1 LOB: 1 BB: 0 P: 4	R: 0 E: 0 K: 0 S: 4	H: 2 LOB: 3 BB: 1 P: 9	R: 2 E: 0 K: 0 S: 6	H: 3 LOB: 3 BB: 2 P: 14	R: 0 E: 0 K: 1 S: 5	H: 0 LOB: 0 BB: 0 P: 5	1B: 7 2B: 1 3B: 0 HR: 0	SF: 0 SAC: 0 DP: 0 HBP: 0	WP: 1 PB: 0 CS: 0	PA: 38							
PITCHER	IP	WLS	BF	H	R	ER	SO	BB	IBB	HBP	BLK	WP	HR	S	P	ERA	WHIP										
Ken Forsch, R ERA: 4.42 (1.1)	7.1	L	30	7	2	2	2	0	1	0	0	1	0	33	37	2.46	0.955										
Andy Hassler, L ERA: 4.91 (8.1)	0.1		1	0	0	0	0	0	0	0	0	0	0	1	1	0.00	0.000										
Mike Witt, R ERA: 4.5 (8.1)	1.1		7	1	0	0	1	1	1	0	0	0	0	7	15	0.00	1.500										

Minnesota Twins @ California Angels
Anaheim Stadium, Anaheim, CA
Sat May 14 1983, 10:05 PM EDT
Att: 44,047 - Unknown - 65 F

AB 35
R 2
H 8
RBI 2
BB 3
SO 3
LOB 14



Batter	1	2	3	4	5	6	7	8	9	AB	R	H	RBI	BB	SO	LOB	BOTTOM										
Rod Carew, L OBP: 0.479, SLG: 0.569 (1.3)	0-0 6-3		0-0 F8		4-0 BB			0-0 F7		3	0	0	0	1	0	1											
Juan Beniquez, R OBP: 0.380, SLG: 0.417 (1.8)	0-3 K		0-0 FC5-4		0-0 F9			0-0 F9		4	0	0	0	0	1	2											
Daryl Sconiers, L OBP: 0.351, SLG: 0.604 (1.10)	0-0 3-1			0-0 4-3		0-0 6-3		0-0 F5		4	0	0	0	0	0	0											
Doug DeCinces, R OBP: 0.343, SLG: 0.605 (1.5)		0-0 F9 2B		0-0 F6		0-0 E6		0-0 F7		4	0	1	0	0	0	0											
Reggie Jackson, L OBP: 0.376, SLG: 0.424 (1.9)		0-3 K		4-0 BB BB		0-3 K		0-0 HR		3	1	1	1	1	2	2											
Bobby Grich, R OBP: 0.375, SLG: 0.409 (1.4)		0-0 F9		4-0 BB BB		0-3 K		4-0 BB		2	0	0	0	2	1	2											
Bobby Clark, R OBP: 0.270, SLG: 0.370 (1.7)		0-0 F4		0-0 G3			0-0 6-3		0-0 F9	4	0	0	0	0	0	4											
Tim Foli, R OBP: 0.336, SLG: 0.362 (1.6)			0-0 F7		0-0 4-3		0-0 L7		0-0 F5	4	0	0	0	0	0	1											
Bob Boone, R OBP: 0.296, SLG: 0.347 (1.2)				0-0 FC5-4 1B		4-0 CS BB		0-0 5-3		2	0	1	0	1	0	0											
Inning Stats	R: 0 E: 0 K: 1 S: 5	H: 0 LOB: 0 BB: 0 P: 5	R: 0 E: 0 K: 1 S: 6	H: 1 LOB: 1 BB: 0 P: 6	R: 0 E: 0 K: 0 S: 4	H: 1 LOB: 1 BB: 0 P: 4	R: 0 E: 0 K: 0 S: 3	H: 0 LOB: 2 BB: 2 P: 11	R: 0 E: 0 K: 0 S: 2	H: 0 LOB: 1 BB: 2 P: 10	R: 0 E: 1 K: 2 S: 8	H: 0 LOB: 0 BB: 0 P: 8	R: 0 E: 0 K: 0 S: 3	H: 0 LOB: 0 BB: 0 P: 3	R: 0 E: 0 K: 0 S: 3	H: 0 LOB: 0 BB: 0 P: 3	R: 1 E: 0 K: 0 S: 4	H: 1 LOB: 1 BB: 1 P: 8	1B: 1 2B: 1 3B: 0 HR: 1	SF: 0 SAC: 0 DP: 0 HBP: 0	WP: 0 PB: 0 CS: 1	PA: 35					
PITCHER	IP	WLS	BF	H	R	ER	SO	BB	IBB	HBP	BLK	WP	HR	S	P	ERA	WHIP										
Bobby Castillo, R ERA: 3.44 (1.1)	4.0		16	2	0	0	2	2	0	0	0	0	1	18	26	0.00	1.000										
Ken Schrom, R ERA: 1.69 (5.1)	4.1	W	17	1	1	1	2	3	0	0	0	0	0	18	30	2.08	0.923										
Ron Davis, R ERA: 4.42 (9.1)	0.2	S	2	0	0	0	0	0	0	0	0	0	0	2	2	0.00	0.000										

Minnesota Twins @ California Angels
Anaheim Stadium, Anaheim, CA
Sat May 14 1983, 10:05 PM EDT
Att: 44,047 - Unknown - 65 F

AB 30
R 1
H 3
RBI 1
BB 5
SO 4
LOB 12



Batter	1	2	3	4	5	6	7	8	9	AB	R	H	RBI	BB	SO	LOB	TOP										
Darrell Brown, S (1, 8) OBP: 0.313, SLG: 0.339 Bobby Mitchell, L (6, PH) OBP: 0.321, SLG: 0.191 (6, 8)	4-3		1-3			F8		4-3		3	0	1	0	0	0	0	Minnesota Twins @ California Angels Anaheim Stadium, Anaheim, CA Sun May 15 1983, 6:33 AM EDT Att: 30,840 - Unknown - 70 F livebaseballscorecards.com										
John Castino, R (1, 4) OBP: 0.359, SLG: 0.518	FC4-6 1B		F9		G3			F8		5	0	2	0	0	0	2											
Gary Ward, R (1, 7) OBP: 0.276, SLG: 0.408	FC4-6 1B					4-3				5	2	4	1	0	0	0											
Kent Hrbek, L (1, 3) OBP: 0.395, SLG: 0.591	FC4-6 1-2		3-1			HR				5	2	2	3	0	0	5											
Gary Gaetti, R (1, 5) OBP: 0.298, SLG: 0.367	K					HR				5	1	1	0	0	2	2											
Tom Brunansky, R (1, 9) OBP: 0.299, SLG: 0.246						2B				4	1	1	0	1	0	0											
Mickey Hatcher, R (1, 10) OBP: 0.315, SLG: 0.358						2B				5	1	0	1	0	0	3											
Dave Engle, R (1, 2) OBP: 0.329, SLG: 0.446						2B				4	1	3	2	0	0	0											
Lenny Faedo, R (1, 6) OBP: 0.330, SLG: 0.372	FC6-4					1B				4	0	1	1	0	0	2											
Inning Stats	R: 0 E: 0 K: 1 S: 7	H: 2 LOB: 2 BB: 0 P: 7	R: 0 E: 0 K: 0 S: 4	H: 1 LOB: 1 BB: 0 P: 4	R: 1 E: 0 K: 0 S: 4	H: 1 LOB: 0 BB: 0 P: 4	R: 0 E: 0 K: 1 S: 4	H: 0 LOB: 0 BB: 1 P: 8	R: 0 E: 0 K: 0 S: 4	H: 1 LOB: 1 BB: 0 P: 4	R: 5 E: 1 K: 0 S: 11	H: 7 LOB: 3 BB: 0 P: 11	R: 0 E: 0 K: 0 S: 3	H: 0 LOB: 0 BB: 0 P: 3	R: 0 E: 0 K: 0 S: 4	H: 1 LOB: 1 BB: 0 P: 4		R: 2 E: 1 K: 0 S: 5	H: 2 LOB: 0 BB: 0 P: 5	1B: 9 2B: 3 3B: 0 HR: 3	SF: 0 SAC: 0 DP: 2 HBP: 0	WP: 1 PB: 0 CS: 0	PA: 43				
PITCHER	IP	WLS	BF	H	R	ER	SO	BB	IBB	HBP	BLK	WP	HR	S	P	ERA	WHIP										
Tommy John, L (1, 1) ERA: 5.1	5.1		25	8	5	5	2	1	0	0	0	0	2	28	32	8.44	1.688										
Dave Goltz, R (6, 1) ERA: 8.06	0.1	L	5	4	1	0	0	0	0	0	0	0	0	5	5	0.00	12.000										
Andy Hassler, L (6, 1) ERA: 5.06	3.1		13	3	2	2	0	0	0	0	0	1	1	13	13	5.40	0.900										
Batter	1	2	3	4	5	6	7	8	9	AB	R	H	RBI	BB	SO	LOB	BOTTOM										
Rod Carew, L (1, 3) OBP: 0.475, SLG: 0.584	K			4-3		K				4	1	1	2	1	2	0	Minnesota Twins @ California Angels Anaheim Stadium, Anaheim, CA Sun May 15 1983, 6:33 AM EDT Att: 30,840 - Unknown - 70 F livebaseballscorecards.com										
Tim Lincecum, R (1, 6) OBP: 0.330, SLG: 0.364	3B									5	1	1	0	0	1	2											
Reggie Jackson, L (1, 9) OBP: 0.377, SLG: 0.448	K									4	2	1	1	1	3	1											
Doug DeCinces, R (1, 5) OBP: 0.360, SLG: 0.619	1B									2	1	1	1	3	1	0											
Ron Jackson, R (1, 10) OBP: 0.357, SLG: 0.395	1B									4	0	2	1	1	1	1											
Bobby Grich, R (1, 4) OBP: 0.389, SLG: 0.411	1B									2	0	1	1	2	1	2											
Juan Beniquez, R (1, 8) OBP: 0.361, SLG: 0.393	L7									5	0	0	0	0	1	7											
Bob Boone, R (1, 2) OBP: 0.292, SLG: 0.333										4	0	0	0	1	1	2											
Joe Ferguson, R (1, 7) Daryl Sconiers, L (8, PH) OBP: 0.345, SLG: 0.593 Ellis Valentine, R (9, 7) OBP: 0.182, SLG: 0.455										2	1	0	0	1	1	0											
Inning Stats	R: 2 E: 0 K: 2 S: 10	H: 3 LOB: 2 BB: 1 P: 14	R: 2 E: 0 K: 1 S: 6	H: 1 LOB: 1 BB: 1 P: 10	R: 0 E: 0 K: 1 S: 5	H: 0 LOB: 1 BB: 1 P: 9	R: 0 E: 0 K: 0 S: 3	H: 0 LOB: 0 BB: 0 P: 3	R: 1 E: 0 K: 2 S: 8	H: 1 LOB: 2 BB: 2 P: 16	R: 0 E: 0 K: 2 S: 7	H: 0 LOB: 0 BB: 0 P: 7	R: 0 E: 0 K: 2 S: 8	H: 1 LOB: 2 BB: 1 P: 12	R: 0 E: 0 K: 0 S: 3	H: 0 LOB: 2 BB: 2 P: 11		R: 1 E: 0 K: 2 S: 8	H: 1 LOB: 2 BB: 2 P: 16	1B: 3 2B: 1 3B: 1 HR: 2	SF: 0 SAC: 1 DP: 0 HBP: 0	WP: 0 PB: 0 CS: 0	PA: 44				
PITCHER	IP	WLS	BF	H	R	ER	SO	BB	IBB	HBP	BLK	WP	HR	S	P	ERA	WHIP										
Jack O'Connor, L (1, 1) ERA: 6.94	2.1	W	10	1	0	0	4	2	0	0	1	0	0	16	24	0.00	1.286										
Pete Filson, L (5, 1) ERA: 3.13	1.1		7	0	1	1	1	2	1	0	1	0	0	6	18	6.75	1.500										
Rick Lysander, R (9, 1) ERA: 4.19	1.0	S	5	1	0	0	2	1	0	0	0	0	0	8	12	0.00	2.000										

Batter	1	2	3	4	5	6	7	8	9	AB	R	H	RBI	BB	SO	LOB	TOP										
Rod Carew, L (1, 3) OBP: 0.480, SLG: 0.593										5	0	3	1	0	0	2											
Juan Beniquez, R (1, 8) OBP: 0.383, SLG: 0.398										4	1	1	0	1	1	2											
Ellis Valentine, R (1, 9) OBP: 0.192, SLG: 0.462										4	0	1	1	0	1	2											
Reggie Jackson, L (1, 10) OBP: 0.373, SLG: 0.434										3	0	0	0	1	1	1											
Doug DeCinces, R (1, 5) OBP: 0.357, SLG: 0.695										3	0	0	0	1	0	3											
Bobby Grich, R (1, 4) OBP: 0.375, SLG: 0.394										4	0	0	0	0	2	2											
Bobby Clark, R (1, 7) OBP: 0.269, SLG: 0.364										4	1	1	0	0	0	2											
Tim Foli, R (1, 6) OBP: 0.336, SLG: 0.368										4	1	2	0	0	0	0											
Bob Boone, R (1, 2) OBP: 0.302, SLG: 0.343										3	0	2	1	0	0	0											
Inning Stats	R: 0 E: 0 K: 1 S: 5	H: 1 LOB: 0 BB: 0 P: 5	R: 0 E: 0 K: 0 S: 3	H: 0 LOB: 0 BB: 0 P: 3	R: 0 E: 0 K: 0 S: 4	H: 1 LOB: 1 BB: 0 P: 4	R: 0 E: 0 K: 0 S: 3	H: 0 LOB: 0 BB: 0 P: 3	R: 0 E: 0 K: 1 S: 5	H: 0 LOB: 0 BB: 0 P: 5	R: 1 E: 0 K: 0 S: 5	H: 2 LOB: 3 BB: 2 P: 13	R: 1 E: 0 K: 1 S: 7	H: 3 LOB: 1 BB: 0 P: 7	R: 1 E: 0 K: 1 S: 7	H: 2 LOB: 2 BB: 1 P: 11	R: 0 E: 0 K: 1 S: 6	H: 1 LOB: 1 BB: 0 P: 6	1B: 7 2B: 4 3B: 0 HR: 0	SF: 0 SAC: 1 DP: 1 HBP: 0	WP: 1 PB: 2 SB: 0 CS: 0	PA: 38					
PITCHER	IP	WLS	BF	H	R	ER	SO	BB	IBB	HBP	BLK	WP	HR	S	P	ERA	WHIP										
Gaylord Perry, R (1, 1) ERA: 5.43	6.1	L	26	6	2	2	3	1	1	0	0	0	0	30	38	2.84	1.105										
Mike Stanton, R (7, 1) ERA: 3.45	0.1		1	1	0	0	0	0	0	0	0	0	0	1	1	0.00	3.000										
Bryan Clark, L (7, 1) ERA: 2.41	0.2		5	2	1	1	1	0	1	0	0	0	0	6	10	13.50	3.000										
Bill Caudill, R (8, 1) ERA: 4.5	1.2		6	1	0	0	1	0	0	0	0	1	0	8	8	0.00	0.600										

California Angels @ Seattle Mariners
The Kingdome, Seattle, WA
Tue May 17 1983, 10:05 PM EDT
Att: 7,313 - Dome

AB 34
R 3
H 10
RBI 3
BB 3
SO 5
LOB 14



Batter	1	2	3	4	5	6	7	8	9	AB	R	H	RBI	BB	SO	LOB	BOTTOM										
Julio Cruz, S (1, 4) OBP: 0.360, SLG: 0.394										4	0	1	0	0	1	1											
Jamie Allen, R (1, 5) OBP: 0.326, SLG: 0.385										3	0	1	0	1	1	0											
Ricky Nelson, L (1, 7) OBP: 0.314, SLG: 0.427										4	0	0	0	0	1	3											
Pat Putnam, L (1, 3) OBP: 0.314, SLG: 0.427										4	1	1	1	0	0	0											
Dave Henderson, R (1, 8) OBP: 0.323, SLG: 0.419										3	0	0	0	1	1	0											
Ken Phelps, L (1, 10) OBP: 0.259, SLG: 0.416										4	0	2	0	0	0	1											
Al Cowens, R (1, 9) OBP: 0.228, SLG: 0.261										3	0	0	0	1	0	2											
Rick Sweet, S (1, 2) OBP: 0.299, SLG: 0.323										4	0	0	0	0	0	1											
Todd Cruz, R (1, 6) OBP: 0.284, SLG: 0.405										2	0	0	0	0	0	0											
Inning Stats	R: 0 E: 0 K: 2 S: 7	H: 0 LOB: 0 BB: 0 P: 7	R: 0 E: 0 K: 0 S: 4	H: 1 LOB: 1 BB: 0 P: 4	R: 0 E: 0 K: 0 S: 4	H: 1 LOB: 2 BB: 1 P: 8	R: 0 E: 0 K: 0 S: 4	H: 1 LOB: 1 BB: 0 P: 4	R: 0 E: 0 K: 0 S: 3	H: 0 LOB: 0 BB: 0 P: 3	R: 1 E: 0 K: 0 S: 4	H: 2 LOB: 1 BB: 1 P: 8	R: 0 E: 0 K: 1 S: 5	H: 0 LOB: 1 BB: 0 P: 6	R: 0 E: 0 K: 0 S: 3	H: 0 LOB: 0 BB: 0 P: 3	R: 0 E: 0 K: 1 S: 5	H: 0 LOB: 1 BB: 1 P: 9	1B: 4 2B: 0 3B: 0 HR: 1	SF: 0 SAC: 0 DP: 1 HBP: 1	WP: 0 PB: 0 SB: 0 CS: 0	PA: 35					
PITCHER	IP	WLS	BF	H	R	ER	SO	BB	IBB	HBP	BLK	WP	HR	S	P	ERA	WHIP										
Bruce Kison, R (1, 1) ERA: 3.62	9.0	W	35	5	1	1	4	3	0	1	0	0	1	39	52	1.00	0.889										

California Angels @ Seattle Mariners
The Kingdome, Seattle, WA
Tue May 17 1983, 10:05 PM EDT
Att: 7,313 - Dome

AB 31
R 1
H 5
RBI 1
BB 3
SO 4
LOB 8



Batter	1	2	3	4	5	6	7	8	9	AB	R	H	RBI	BB	SO	LOB	TOP				
Rod Carew, L OBP: 0.477, SLG: 0.588 Daryl Sconiers, L OBP: 0.328, SLG: 0.561 (4, FH) (4, 3)	0-0 1-3			0-0 F6		0-0 F6		0-0 F7		1	0	0	0	0	0	0					
Juan Beniquez, R OBP: 0.385, SLG: 0.385 (1, 8)	0-0 F7			0-3 K		0-0 F5		4-0 FC6-4 BB		3	0	0	0	1	1	1					
Ellis Valentine, R OBP: 0.200, SLG: 0.433 (1, 9)	0-3 K			0-0 F9				0-0 FC6-4		4	1	1	0	0	1	2					
Reggie Jackson, L OBP: 0.369, SLG: 0.427 (1, 10)		0-0 F7			0-0 4-3				0-3 K	4	0	1	0	0	1	0					
Doug DeCinces, R OBP: 0.347, SLG: 0.586 (1, 5)		0-0 6-3			0-3 K		0-0 G6-4-3		0-3 K	4	0	0	0	0	2	1					
Bobby Grich, R OBP: 0.388, SLG: 0.396 (1, 4)		0-0 F8			0-0 1B		0-0 BB		4-0 BB	2	0	1	0	2	0	0					
Bobby Clark, R OBP: 0.268, SLG: 0.350 (1, 7)			0-0 5-3		0-3 K		0-0 6-3		4-0 BB	3	0	0	0	1	1	2					
Tim Foli, R OBP: 0.333, SLG: 0.364 (1, 6)			0-0 6-3			0-0 F8		0-0 BB	0-0 F9	4	0	1	0	0	0	2					
Bob Boone, R OBP: 0.303, SLG: 0.342 (1, 2)			0-0 F8			0-0 WP		0-3 K		3	0	1	0	0	1	1					
Inning Stats	R: 0 E: 0 K: 1 S: 5	H: 0 LOB: 0 BB: 0 P: 5	R: 0 E: 0 K: 0 S: 3	H: 0 LOB: 0 BB: 0 P: 3	R: 0 E: 0 K: 0 S: 3	H: 0 LOB: 0 BB: 0 P: 3	R: 0 E: 0 K: 1 S: 5	H: 0 LOB: 0 BB: 0 P: 5	R: 0 E: 0 K: 2 S: 8	H: 1 LOB: 1 BB: 0 P: 8	R: 1 E: 0 K: 0 S: 4	H: 2 LOB: 1 BB: 1 P: 8	R: 0 E: 0 K: 1 S: 6	H: 1 LOB: 2 BB: 1 P: 10	R: 0 E: 0 K: 2 S: 7	H: 0 LOB: 2 BB: 2 P: 15	1B: 5 2B: 0 3B: 0 HR: 0	SF: 0 SAC: 0 DP: 1 HBP: 0	WP: 2 PB: 0 SB: 0 CS: 0	PA: 35	
PITCHER	IP	WLS	BF	H	R	ER	SO	BB	IBB	HBP	BLK	WP	HR	S	P	ERA	WHIP				
Bob Stoddard, R ERA: 4.81 (1, 1)	6.0	W	22	4	1	1	4	0	0	0	0	1	0	30	30	1.50	0.667				
Mike Stanton, R ERA: 3.24 (7, 1)	1.0		3	0	0	0	0	1	0	0	0	0	0	2	6	0.00	1.000				
Bill Caudill, R ERA: 4.09 (8, 1)	2.0	S	10	1	0	0	3	3	0	0	0	0	0	13	25	0.00	2.000				

California Angels @ Seattle Mariners
The Kingdome, Seattle, WA
Wed May 18 1983, 10:05 PM EDT
Att: 6,299 - Dome

AB 31
R 1
H 5
RBI 0
BB 4
SO 7
LOB 11



Batter	1	2	3	4	5	6	7	8	9	AB	R	H	RBI	BB	SO	LOB	BOTTOM				
Steve Henderson, R OBP: 0.403, SLG: 0.425 (1, 10)	0-3 K		4-0 1B BB		0-0 F9		0-0 5-3			3	0	0	0	1	1	1					
Jamie Allen, R OBP: 0.355, SLG: 0.400 (1, 5)	0-0 1B		4-0 FC6-4 1B		4-0 1B BB		0-0 4-3			3	0	2	0	1	0	0					
Al Cowens, R OBP: 0.228, SLG: 0.263 (1, 9)	0-0 F8		0-0 SF8		0-0 G5-3			0-0 1B		3	0	1	1	0	0	3					
Dave Henderson, R OBP: 0.321, SLG: 0.421 (1, 8)	0-0 F9		0-0 F8			0-0 G3		0-0 F8		4	0	1	0	0	0	4					
Todd Cruz, R OBP: 0.275, SLG: 0.392 (1, 6)		0-0 E6 SF8	0-0 FC6-4			0-0 F7		0-0 F6		4	1	0	0	0	0	4					
Pat Putnam, L OBP: 0.304, SLG: 0.416 (1, 3)		0-0 SF8		0-3 K		0-0 G3		0-3 K		3	0	0	1	0	2	2					
Orlando Mercado, R OBP: 0.232, SLG: 0.333 (1, 2)		0-0 6-3		0-0 6-3		4-0 FC5-4 BB				2	0	0	0	1	0	0					
Ricky Nelson, L (1, 7)		0-0 G3		0-0 F8		0-0 FC5-4				3	0	0	0	0	0	2					
Julio Cruz, S OBP: 0.367, SLG: 0.402 (1, 4)			0-0 1B BB SF8		0-0 G5-3 BB		0-0 F3			3	1	2	0	0	0	0					
Inning Stats	R: 0 E: 0 K: 1 S: 6	H: 1 LOB: 1 BB: 0 P: 6	R: 1 E: 1 K: 0 S: 4	H: 0 LOB: 0 BB: 0 P: 4	R: 1 E: 0 K: 0 S: 5	H: 2 LOB: 2 BB: 1 P: 9	R: 0 E: 0 K: 1 S: 5	H: 0 LOB: 0 BB: 0 P: 5	R: 0 E: 0 K: 0 S: 3	H: 1 LOB: 1 BB: 1 P: 7	R: 0 E: 0 K: 0 S: 4	H: 1 LOB: 2 BB: 1 P: 8	R: 0 E: 0 K: 0 S: 3	H: 0 LOB: 0 BB: 0 P: 3	R: 0 E: 0 K: 1 S: 6	H: 1 LOB: 1 BB: 0 P: 6	1B: 5 2B: 1 3B: 0 HR: 0	SF: 2 SAC: 0 DP: 1 HBP: 0	WP: 0 PB: 0 SB: 0 CS: 0	PA: 33	
PITCHER	IP	WLS	BF	H	R	ER	SO	BB	IBB	HBP	BLK	WP	HR	S	P	ERA	WHIP				
Geoff Zahn, L ERA: 2.98 (1, 1)	8.0	L	33	6	2	1	3	3	0	0	0	0	0	36	48	1.12	1.125				

California Angels @ Seattle Mariners
The Kingdome, Seattle, WA
Wed May 18 1983, 10:05 PM EDT
Att: 6,299 - Dome

AB 28
R 2
H 6
RBI 2
BB 3
SO 3
LOB 16



Batter	1	2	3	4	5	6	7	8	9	AB	R	H	RBI	BB	SO	LOB	TOP			
Rod Carew, L OBP: 0.470, SLG: 0.577	0-0 1-3		0-0 F7			0-0 6-3		0-0 CS 1B		4	0	1	0	0	0	0				
Tim Foli, R OBP: 0.331, SLG: 0.361	0-3 K			0-0 4-3		0-0 CS 1B		0-0 F8		4	0	1	0	0	1	1				
Ellis Valentine, R OBP: 0.235, SLG: 0.424	0-3 K			0-0 1B		0-0 CS 1-2	4-0 1B BB		0-0 6-3	3	0	1	0	1	1	0				
Doug DeCinces, R OBP: 0.338, SLG: 0.569		0-0 6-3		0-0 F9			0-3 K		0-0 F9	4	0	0	0	0	1	2				
Reggie Jackson, L OBP: 0.358, SLG: 0.411		0-0 1-3		0-3 K			0-3 K		0-3 K	4	0	0	0	0	3	2				
Bobby Grich, R OBP: 0.395, SLG: 0.398		4-0 FC5-4 BB			0-0 1-3		0-0 BB 1B			2	0	1	0	1	0	0				
Bobby Clark, R OBP: 0.271, SLG: 0.341		0-0 FC5-4 1-2			0-3 K		4-0 1-2 BB			2	0	0	0	1	1	1				
Juan Beniquez, R OBP: 0.349, SLG: 0.374			0-0 4-3		0-0 F9		0-0 F8			3	0	0	0	0	0	3				
Bob Boone, R OBP: 0.295, SLG: 0.333		0-0 6-3				0-0 6-3		0-0 6-3		3	0	0	0	0	0	0				
Inning Stats	R: 0 E: 0 K: 2 S: 7	H: 0 LOB: 0 BB: 0 P: 7	R: 0 E: 0 K: 0 S: 3	H: 0 LOB: 1 BB: 1 P: 7	R: 0 E: 0 K: 0 S: 3	H: 0 LOB: 0 BB: 0 P: 3	R: 0 E: 0 K: 1 S: 6	H: 1 LOB: 1 BB: 0 P: 6	R: 0 E: 0 K: 0 S: 5	H: 0 LOB: 0 BB: 0 P: 5	R: 0 E: 0 K: 0 S: 8	H: 1 LOB: 3 BB: 2 P: 16	R: 0 E: 0 K: 0 S: 3	H: 1 LOB: 0 BB: 0 P: 3	R: 0 E: 0 K: 1 S: 5	H: 0 LOB: 0 BB: 0 P: 5	1B: 4 2B: 0 3B: 0 HR: 0	SF: 0 SAC: 0 DP: 0 HBP: 0	WP: 0 PB: 0 SB: 0 CS: 2	PA: 33
PITCHER Matt Young, L ERA: 2.26	IP: 9.0 WLS: W BF: 32 H: 4 R: 0 ER: 0 SO: 7 BB: 3 IBB: 0 HBP: 0 BLK: 0 WP: 0 HR: 0 S: 43 P: 55 ERA: 0.00 WHIP: 0.778																			

California Angels @ Seattle Mariners
The Kingdome, Seattle, WA
Thu May 19 1983, 10:05 PM EDT
Att: 6,585 - Dome

AB 29
R 0
H 4
RBI 0
BB 3
SO 7
LOB 9



Batter	1	2	3	4	5	6	7	8	9	AB	R	H	RBI	BB	SO	LOB	BOTTOM			
Steve Henderson, R OBP: 0.401, SLG: 0.423	0-0 4-3		0-0 BB 1B		0-0 6-3			4-0 SH1-4 BB		3	0	1	0	0	0	0				
Ken Phelps, L OBP: 0.267, SLG: 0.416 (8, PH)				4-0 1-2 BB		0-0 F8		0-0 SH1-4		2	0	0	1	1	0	0				
John Moses, S OBP: 0.200, SLG: 0.040 (8, PR)								1-2 3-H 0-0 F7		4	0	0	0	0	1	4				
Jamie Allen, R OBP: 0.354, SLG: 0.386	0-0 4-3				0-0 F8			0-0 SH1-4		2	0	0	1	1	0	0				
Ricky Nelson, L	0-0 F9		0-3 K			0-0 F9		0-0 F7		4	0	0	0	0	1	4				
Pat Putnam, L OBP: 0.310, SLG: 0.414		0-3 K		0-0 FC5-4 1B		0-0 G3		4-0 IBB		3	0	1	0	1	1	0				
Dave Henderson, R OBP: 0.319, SLG: 0.416		0-0 1B		0-0 F8		0-0 F6		0-3 K		4	0	1	0	0	1	3				
Al Cowens, R OBP: 0.224, SLG: 0.257		0-3 K		0-0 FC5-4 1B 1-2			0-0 5-3			3	0	0	0	0	1	2				
Rick Sweet, S OBP: 0.300, SLG: 0.323		0-0 F9		0-0 1-3 1B			0-0 G3			3	0	1	0	0	0	1				
Todd Cruz, R OBP: 0.270, SLG: 0.383			0-0 6-3		0-3 K			0-0 L5		3	0	0	0	0	1	2				
Julio Cruz, S OBP: 0.366, SLG: 0.409			0-0 4-3			0-0 4-3		0-0 SH1-4 2B		3	1	1	0	0	0	0				
Inning Stats	R: 0 E: 0 K: 0 S: 3	H: 0 LOB: 0 BB: 0 P: 3	R: 0 E: 0 K: 2 S: 8	H: 1 LOB: 1 BB: 0 P: 8	R: 0 E: 0 K: 1 S: 6	H: 1 LOB: 2 BB: 1 P: 10	R: 0 E: 0 K: 1 S: 7	H: 2 LOB: 2 BB: 0 P: 7	R: 0 E: 0 K: 0 S: 3	H: 0 LOB: 0 BB: 0 P: 3	R: 0 E: 0 K: 0 S: 3	H: 0 LOB: 0 BB: 0 P: 3	R: 0 E: 1 K: 1 S: 6	H: 1 LOB: 2 BB: 2 P: 14	R: 1 E: 1 K: 1 S: 6	H: 1 LOB: 2 BB: 2 P: 14	1B: 4 2B: 1 3B: 0 HR: 0	SF: 0 SAC: 1 DP: 0 HBP: 0	WP: 0 PB: 0 SB: 0 CS: 0	PA: 32
PITCHER Ken Forsch, R ERA: 3.86	IP: 8.0 WLS: L BF: 32 H: 5 R: 1 ER: 1 SO: 5 BB: 2 IBB: 1 HBP: 0 BLK: 0 WP: 0 HR: 0 S: 39 P: 51 ERA: 1.12 WHIP: 0.875																			

California Angels @ Seattle Mariners
The Kingdome, Seattle, WA
Thu May 19 1983, 10:05 PM EDT
Att: 6,585 - Dome

AB 28
R 1
H 5
RBI 1
BB 3
SO 5
LOB 12



Batter	1	2	3	4	5	6	7	8	9	AB	R	H	RBI	BB	SO	LOB	TOP			
Rick Manning, L OBP: 0.303, SLG: 0.275 (1, 8)	0-0 4-3		0-0 5-3			0-0 L5-3 1B		0-0 FC4-6		4	0	1	0	0	0	1				
Toby Harrah, R OBP: 0.388, SLG: 0.278 (1, 5)	0-3 K			0-0 F7		0-0 L5-3			4-0 BB	3	0	0	0	1	1					
Mike Hargrove, L OBP: 0.359, SLG: 0.352 (1, 3)	0-0 F8			0-0 F2			0-0 4-3		0-0 F6	4	0	0	0	0	0	1				
Andre Thornton, R OBP: 0.458, SLG: 0.526 (1, 10)		0-3 K		0-0 5-3			0-0 L5		0-0 F5	4	0	0	0	0	1					
Bake McBride, L OBP: 0.319, SLG: 0.318 (1, 9)		0-0 1B			0-0 4-3		0-0 2B		0-0 1-3	4	0	2	0	0	0	1				
Manny Trillo, R OBP: 0.391, SLG: 0.357 (1, 4)		0-0 F8			0-0 6-3		0-3 K			3	0	0	0	0	1	2				
George Vukovich, L OBP: 0.234, SLG: 0.280 (1, 7)		0-0 5-3			0-0 1B			0-0 F6		3	0	1	0	0	0	1				
Julio Franco, R OBP: 0.294, SLG: 0.405 (1, 6)			0-3 K		0-3 K			0-0 6-3		3	0	0	0	0	2	1				
Ron Hassey, L OBP: 0.354, SLG: 0.314 (1, 2)			0-0 F9			0-0 4-3		4-0 FC4-6 BB		2	0	0	0	1	0	0				
Inning Stats	R: 0 E: 0 K: 1 S: 5	H: 0 LOB: 0 BB: 0 P: 5	R: 0 E: 0 K: 1 S: 6	H: 1 LOB: 1 BB: 0 P: 6	R: 0 E: 0 K: 1 S: 5	H: 0 LOB: 0 BB: 0 P: 5	R: 0 E: 0 K: 0 S: 3	H: 0 LOB: 0 BB: 0 P: 3	R: 0 E: 0 K: 1 S: 6	H: 1 LOB: 1 BB: 0 P: 6	R: 0 E: 0 K: 0 S: 3	H: 1 LOB: 1 BB: 0 P: 6	R: 0 E: 0 K: 0 S: 3	H: 0 LOB: 1 BB: 1 P: 7	R: 0 E: 0 K: 0 S: 3	H: 0 LOB: 1 BB: 1 P: 7	1B: 3 2B: 2 3B: 0 HR: 0	SF: 0 SAC: 0 DP: 1 HBP: 0	WP: 0 PB: 0 SB: 0 CS: 0	PA: 32
PITCHER Bruce Kison, R ERA: 3.11 (1, 1)	IP: 9.0 WLS: W BF: 32 H: 4 R: 0 ER: 0 SO: 5 BB: 2 IBB: 0 HBP: 0 BLK: 0 WP: 0 HR: 0 S: 40 P: 48 ERA: 0.00 WHIP: 0.667															PITCHER				

Cleveland Indians @ California Angels
Anaheim Stadium, Anaheim, CA
Sun May 22 1983, 10:05 PM EDT
Att: 37,646 - Unknown

AB 30
R 0
H 4
RBI 0
BB 2
SO 5
LOB 9



Batter	1	2	3	4	5	6	7	8	9	AB	R	H	RBI	BB	SO	LOB	BOTTOM			
Rod Carew, L OBP: 0.476, SLG: 0.588 (1, 3)	0-0 6-3 1B		0-3 K	0-0 2B 1B		0-0 6-3		0-0 BB SF7 1B		5	2	3	1	0	1	0				
Tim Lincecum, R OBP: 0.326, SLG: 0.356 (1, 6)	0-0 6-3 1-2		0-0 1B	0-0 1-1 2B		0-0 6-3		4-0 BB BB		4	0	2	1	1	0	1				
Reggie Jackson, L OBP: 0.340, SLG: 0.378 Juan Beniquez, R OBP: 0.348, SLG: 0.374 (1, 9) (9, 9)	0-3 K		0-0 F7	0-0 F7		0-0 G3		0-0 F7		5	0	0	0	0	1	5				
Fred Lynn, L OBP: 0.355, SLG: 0.524 (1, 8)	0-3 K			4-0 2B HR BB	4-0 1B SF9 BB		0-0 F7	4-0 1-2 2-3 BB		2	2	0	0	3	1	1				
Doug DeCinces, R OBP: 0.348, SLG: 0.595 (1, 5)		0-0 S 1B		0-0 HR 2B	0-0 1-3 1B		0-0 1B 1B	0-0 SF7		4	2	4	1	0	0	0				
Daryl Sconiers, L OBP: 0.319, SLG: 0.567 Ron Jackson, R OBP: 0.364, SLG: 0.400 (1, 10) (7, FH)		0-3 K		0-0 HR	0-3 K		0-0 E 6-3 1B	0-3 K		3	1	1	3	0	2	3				
Bobby Grich, R OBP: 0.392, SLG: 0.393 (1, 4)		0-0 6-3 1-2		2-1 3-1 HR	0-0 SF9		0-0 E7	1-3 2-1 1B		2	0	1	2	1	0	1				
Bobby Clark, R OBP: 0.270, SLG: 0.337 (1, 7)		0-0 6-3		0-0 G6-4-3 BB	0-0 G6-4-3		0-0 6-3			4	0	1	1	0	0	3				
Bob Boone, R OBP: 0.288, SLG: 0.339 (1, 2)			0-0 F8	0-0 1B 2B	0-0 F4		0-0 F9			4	1	1	0	0	0	3				
Inning Stats	R: 0 E: 0 K: 2 S: 8	H: 1 LOB: 1 BB: 0 P: 8	R: 0 E: 0 K: 1 S: 6	H: 1 LOB: 1 BB: 0 P: 6	R: 0 E: 0 K: 1 S: 6	H: 1 LOB: 1 BB: 0 P: 6	R: 5 E: 0 K: 0 S: 7	H: 5 LOB: 1 BB: 2 P: 15	R: 1 E: 0 K: 1 S: 7	H: 2 LOB: 2 BB: 1 P: 11	R: 0 E: 0 K: 0 S: 3	H: 0 LOB: 0 BB: 0 P: 3	R: 2 E: 1 K: 0 S: 6	H: 3 LOB: 1 BB: 0 P: 6	R: 1 E: 0 K: 1 S: 6	H: 1 LOB: 2 BB: 2 P: 14	1B: 10 2B: 3 3B: 0 HR: 1	SF: 2 SAC: 0 DP: 1 HBP: 0	WP: 0 PB: 0 SB: 1 CS: 0	PA: 42
PITCHER Len Barker, R ERA: 4.35 Rick Waits, L ERA: 4.29 Ed Glynn, L ERA: 5.84 (1, 1) (4, 1) (8, 1)	IP: 3.2 WLS: L BF: 20 H: 5 R: 3 ER: 2 SO: 4 BB: 1 IBB: 0 HBP: 0 BLK: 0 WP: 0 HR: 1 S: 26 P: 34 ERA: 12.27 WHIP: 2.727															PITCHER				

Cleveland Indians @ California Angels
Anaheim Stadium, Anaheim, CA
Sun May 22 1983, 10:05 PM EDT
Att: 37,646 - Unknown

AB 35
R 9
H 14
RBI 9
BB 5
SO 6
LOB 19



Batter	1	2	3	4	5	6	7	8	9	AB	R	H	RBI	BB	SO	LOB	TOP		
Willie Randolph, R OBP: 0.356, SLG: 0.316 (1, 4)										3	0	1	0	1	0	0	<p>New York Yankees @ California Angels Anaheim Stadium, Anaheim, CA Mon May 23 1983, 10:05 PM EDT Att: 35,712 - Unknown</p> <p>livebaseballscores.com</p> <p>AB 30 R 0 H 6 RBI 0 BB 3 SO 0 LOB 14</p>		
Ken Griffey, L OBP: 0.367, SLG: 0.426 (1, 3)										4	0	0	0	0	0	3			
Dave Winfield, R OBP: 0.343, SLG: 0.532 (1, 7)										4	0	1	0	0	0	3			
Don Baylor, R OBP: 0.372, SLG: 0.461 (1, 10)										4	0	2	0	0	0	0			
Steve Kemp, L OBP: 0.324, SLG: 0.429 (1, 9)										3	0	1	0	0	0	2			
Roy Smalley, S OBP: 0.325, SLG: 0.394 (1, 6)										4	0	1	0	0	0	2			
Jerry Mumphrey, S OBP: 0.286, SLG: 0.374 (1, 8)										3	0	0	0	1	0	2			
Graig Nettles, L OBP: 0.331, SLG: 0.310 (1, 5)										3	0	0	0	0	0	2			
Rick Cerone, R OBP: 0.224, SLG: 0.250 (1, 2)										2	0	0	0	1	0	0			
Inning Stats	R: 0 E: 0 K: 0 S: 5	H: 2 LOB: 2 BB: 0 P: 5	R: 0 E: 0 K: 0 S: 3	H: 1 LOB: 3 BB: 0 P: 3	R: 0 E: 0 K: 0 S: 4	H: 1 LOB: 1 BB: 0 P: 4	R: 0 E: 0 K: 0 S: 4	H: 1 LOB: 2 BB: 1 P: 8	R: 0 E: 0 K: 0 S: 2	H: 0 LOB: 1 BB: 2 P: 10	R: 0 E: 0 K: 0 S: 3	H: 0 LOB: 0 BB: 0 P: 3	R: 0 E: 0 K: 0 S: 3	H: 0 LOB: 0 BB: 0 P: 3	R: 0 E: 0 K: 0 S: 4	H: 1 LOB: 1 BB: 0 P: 4	1B: 4 2B: 2 3B: 0 HR: 0	SF: 0 SAC: 1 DP: 2 HBP: 0	WP: 0 PA: 34 CS: 0
PITCHER Geoff Zahn, L ERA: 2.6 (1, 1)	IP: 9.0 WLS: W BF: 34 H: 6 R: 0 ER: 0 SO: 0 BB: 3 IBB: 0 HBP: 0 BLK: 0 WP: 0 HR: 0 S: 31 P: 43 ERA: 0.00 WHIP: 1.000															PITCHER			

Batter	1	2	3	4	5	6	7	8	9	AB	R	H	RBI	BB	SO	LOB	BOTTOM	
Rod Carew, L OBP: 0.477, SLG: 0.593 (1, 3)										4	1	2	1	0	0	0	<p>New York Yankees @ California Angels Anaheim Stadium, Anaheim, CA Mon May 23 1983, 10:05 PM EDT Att: 35,712 - Unknown</p> <p>livebaseballscores.com</p> <p>AB 31 R 3 H 8 RBI 3 BB 3 SO 4 LOB 10</p>	
Tim Lincecum, R OBP: 0.331, SLG: 0.360 (1, 6)										4	1	2	1	0	0	3		
Reggie Jackson, L OBP: 0.331, SLG: 0.366 (1, 10)										4	0	0	0	0	0	2		
Fred Lynn, L OBP: 0.368, SLG: 0.528 (1, 8)										3	0	2	1	1	1	0		
Ron Jackson, R OBP: 0.333, SLG: 0.364 Ricky Adams, R OBP: 0.172, SLG: 0.111 (1, 5) (9, 5)										4	0	0	0	0	1	3		
Ellis Valentine, R OBP: 0.217, SLG: 0.326 (1, 9)										3	0	0	0	1	1	1		
Bobby Grich, R OBP: 0.381, SLG: 0.378 (1, 4)										4	0	0	0	0	1	1		
Juan Beniquez, R OBP: 0.348, SLG: 0.373 (1, 7)										3	0	1	0	0	0	0		
Bob Boone, R OBP: 0.296, SLG: 0.341 (1, 2)										2	1	1	0	1	0	0		
Inning Stats	R: 1 E: 0 K: 0 S: 5	H: 2 LOB: 1 BB: 0 P: 5	R: 0 E: 0 K: 1 S: 7	H: 2 LOB: 3 BB: 1 P: 11	R: 0 E: 0 K: 1 S: 6	H: 1 LOB: 1 BB: 0 P: 6	R: 0 E: 0 K: 0 S: 3	H: 0 LOB: 0 BB: 0 P: 3	R: 0 E: 0 K: 1 S: 4	H: 0 LOB: 0 BB: 1 P: 8	R: 2 E: 0 K: 0 S: 6	H: 3 LOB: 1 BB: 0 P: 6	R: 0 E: 0 K: 1 S: 5	H: 0 LOB: 1 BB: 1 P: 9	1B: 7 2B: 2 3B: 0 HR: 0	SF: 0 SAC: 0 DP: 1 HBP: 0		WP: 0 PA: 34 CS: 0
PITCHER Dave Righetti, L ERA: 3.66 (1, 1)	IP: 8.0 WLS: L BF: 34 H: 8 R: 3 ER: 3 SO: 4 BB: 3 IBB: 0 HBP: 0 BLK: 0 WP: 0 HR: 0 S: 39 P: 51 ERA: 3.38 WHIP: 1.375															PITCHER		

Batter	1	2	3	4	5	6	7	8	9	AB	R	H	RBI	BB	SO	LOB	TOP			
Willie Randolph, R OBP: 0.340, SLG: 0.302 (1, 4)	5-3		6-3		L6			4-3		4	0	0	0	0	0	0	New York Yankees @ California Angels Anaheim Stadium, Anaheim, CA Wed May 25 1983, 10:05 PM EDT Att: 45,385 - Unknown livebaseballscorecards.com			
Ken Griffey, L OBP: 0.385, SLG: 0.465 (1, 3)	G3		HR		G5-4-3 1B			1B		4	1	3	1	0	0					
Dave Winfield, R OBP: 0.348, SLG: 0.522 (1, 8)	1B		F2		G5-4-3 1-2			1B		4	0	2	0	0	0					
Don Baylor, R OBP: 0.369, SLG: 0.444 (1, 10)	1B		FC5-4 BB		5-3			F8		3	0	1	0	1	0					
Lou Piniella, R OBP: 0.378, SLG: 0.425 (1, 7)		6-3	FC5-4 1-2		K			5-3		4	0	0	0	0	1					
Steve Kemp, L OBP: 0.312, SLG: 0.415 (1, 9)		K		4-3		G3			L4	4	0	0	0	0	1					
Rick Cerone, R OBP: 0.225, SLG: 0.250 (1, 2)		E4 1B		F8			E5 1-4-3		FC6-4 1B	4	0	1	0	0	0					
Bert Campaneris, R OBP: 0.423, SLG: 0.500 (1, 5)		FC6 1-2 1B		FC6-4 1B			L4-3 1-2		FC6-4 1-2	4	0	2	0	0	0					
Andre Robertson, R OBP: 0.286, SLG: 0.318 (1, 6)		FC6 1-2		FC6-4 1-2			F9		F8	4	0	0	0	0	0					
Inning Stats	R: 0 E: 0 K: 0 S: 4	H: 2 LOB: 2 BB: 0 P: 4	R: 0 E: 1 K: 1 S: 7	H: 1 LOB: 2 BB: 0 P: 7	R: 1 E: 0 K: 0 S: 4	H: 1 LOB: 1 BB: 1 P: 8	R: 0 E: 0 K: 0 S: 4	H: 1 LOB: 0 BB: 0 P: 4	R: 0 E: 0 K: 1 S: 5	H: 0 LOB: 0 BB: 0 P: 5	R: 0 E: 1 K: 0 S: 3	H: 0 LOB: 0 BB: 0 P: 3	R: 0 E: 0 K: 0 S: 5	H: 2 LOB: 2 BB: 0 P: 5	R: 0 E: 0 K: 0 S: 4	H: 1 LOB: 1 BB: 0 P: 4	1B: 8 2B: 1 3B: 0 HR: 1	SF: 0 SAC: 0 DP: 2 HBP: 0	WP: 0 PB: 0 CS: 0	PA: 36
PITCHER Tommy John, L ERA: 3.97 (1, 1)	IP: 9.0 WLS: W BF: 36 H: 9 R: 1 ER: 1 SO: 2 BB: 1 IBB: 0 HBP: 0 BLK: 0 WP: 0 HR: 1 S: 39 P: 43 ERA: 1.00 WHIP: 1.111																			

Batter	1	2	3	4	5	6	7	8	9	AB	R	H	RBI	BB	SO	LOB	BOTTOM			
Juan Beniquez, R OBP: 0.339, SLG: 0.369 (1, 7)	BB 3-1 1B	1-3 2-H 2B		5-3		4-3		F7		5	1	2	1	0	0	1	New York Yankees @ California Angels Anaheim Stadium, Anaheim, CA Wed May 25 1983, 10:05 PM EDT Att: 45,385 - Unknown livebaseballscorecards.com			
Tim Foli, R OBP: 0.318, SLG: 0.345 Rob Wilfong, L OBP: 0.200, SLG: 0.333 (1, 6) (7, 5)	3-1 1-2 1B	4-3		1-3		K		2B		4	1	1	0	0	1					
Ellis Valentine, R OBP: 0.268, SLG: 0.423 (1, 9)	1B 1-2 2-3 BB	6-3		1-3		HR		K		4	1	1	2	1	1					
Fred Lynn, L OBP: 0.378, SLG: 0.539 (1, 8)	3-1	3-1		4-3		2B 1B		F8		5	0	1	1	0	0					
Bobby Grich, R OBP: 0.399, SLG: 0.427 (1, 4)	6-3		HR		2B BB	1-3 2B				3	2	2	1	1	0					
Bobby Clark, R OBP: 0.280, SLG: 0.337 (1, 10)	2-3 3-H 1B		4-3		2B BB	K				3	0	1	1	1	1					
Daryl Sconiers, L OBP: 0.316, SLG: 0.563 (1, 3)	K		1-3		1-3 2-H 2B		K			4	0	1	1	0	2					
Bob Boone, R OBP: 0.301, SLG: 0.333 (1, 2)		E 2B BB		4-3		P4		F8		3	1	0	0	1	0					
Ricky Adams, R OBP: 0.182, SLG: 0.161 (7, 6)	E1 2B 1-2		K		4-3 HR 2B		K			4	1	1	0	0	2					
Inning Stats	R: 2 E: 0 K: 1 S: 8	H: 3 LOB: 2 BB: 1 P: 12	R: 1 E: 1 K: 0 S: 5	H: 1 LOB: 2 BB: 1 P: 9	R: 1 E: 0 K: 0 S: 4	H: 1 LOB: 0 BB: 0 P: 4	R: 0 E: 0 K: 1 S: 5	H: 0 LOB: 0 BB: 0 P: 5	R: 1 E: 0 K: 0 S: 4	H: 1 LOB: 2 BB: 2 P: 12	R: 2 E: 0 K: 2 S: 11	H: 4 LOB: 2 BB: 0 P: 11	R: 0 E: 0 K: 2 S: 7	H: 0 LOB: 0 BB: 0 P: 7	R: 0 E: 0 K: 1 S: 6	H: 1 LOB: 1 BB: 0 P: 6	1B: 4 2B: 5 3B: 0 HR: 2	SF: 0 SAC: 0 DP: 0 HBP: 0	WP: 0 PB: 0 CS: 0	PA: 40
PITCHER Shane Rawley, L ERA: 3.66 Doyle Alexander, R ERA: 6.0 (1, 1) (6, 1)	IP: 5.2 WLS: L BF: 31 H: 9 R: 2 ER: 0 SO: 4 BB: 4 IBB: 0 HBP: 0 BLK: 0 WP: 0 HR: 2 S: 23 P: 49 ERA: 9.53 WHIP: 2.294																			

Batter	1	2	3	4	5	6	7	8	9	10	11	12	AB	R	H	RBI	BB	SO	LOB	TOP					
Rod Carew, L OBP: 0.469, SLG: 0.576 (1.10)	G3		2B 1B	FC6-4		1B 1B		L6			BB 1B		6	0	3	1	0	0	3						
Juan Beniquez, R OBP: 0.339, SLG: 0.376 (1.7)	K		2B	L7		1B S			F8		K		6	0	2	2	0	2	3						
Ron Jackson, R OBP: 0.322, SLG: 0.340 (1.5)	K		2-3			1B 1B			F3		BB BB 1B		5	0	0	0	1	1	4						
Fred Lynn, L OBP: 0.376, SLG: 0.537 (1.8)		4-3 2B	4-3			1B			G3		F8		6	0	2	0	0	1	4						
Daryl Sconiers, L OBP: 0.317, SLG: 0.545 (1.3)		4-3		1B SF9		1B			F8		F5		6	2	2	0	0	0	2						
Bobby Grich, R OBP: 0.366, SLG: 0.423 (1.4)		5-3		SF9 FC6-4		1B			F9		F9 1B		6	1	2	0	0	1	3						
Ellis Valentine, R OBP: 0.258, SLG: 0.404 (1.9)	K			SF9					G3		F9		5	0	1	1	0	1	2						
Bob Boone, R OBP: 0.304, SLG: 0.336 (1.2)			5-3	FC6-4 HBP		1B			F4		SH1-4		5	0	2	1	0	0	1						
Ricky Adams, R OBP: 0.231, SLG: 0.222 (1.6)			2B	2B		1B			F8		F8		5	2	2	0	0	0	3						
Inning Stats	R: 0 E: 0 K: 2 S: 7	H: 0 LOB: 0 BB: 0 P: 7	R: 0 E: 0 K: 1 S: 6	H: 1 LOB: 1 BB: 0 P: 6	R: 1 E: 0 K: 0 S: 6	H: 3 LOB: 2 BB: 0 P: 6	R: 2 E: 0 K: 0 S: 6	H: 3 LOB: 2 BB: 0 P: 7	R: 0 E: 0 K: 0 S: 3	H: 0 LOB: 0 BB: 0 P: 3	R: 0 E: 1 K: 0 S: 5	H: 0 LOB: 1 BB: 0 P: 4	R: 0 E: 0 K: 0 S: 4	H: 1 LOB: 1 BB: 0 P: 4	R: 0 E: 0 K: 1 S: 6	H: 1 LOB: 2 BB: 0 P: 10	R: 1 E: 0 K: 1 S: 7	H: 3 LOB: 1 BB: 0 P: 7	1B: 13 2B: 3 3B: 0 HR: 0	SF: 1 SAC: 1 DP: 1 HBP: 1	WP: 0 PB: 0 SB: 1 CS: 0	PA: 54			
PITCHER	IP WLS BF H R ER SO BB IBB HBP BLK WP HR S P ERA WHIP	PITCHER																							
Bert Blyleven, R ERA: 4.02 (1.1)	6.0	30	11	4	0	3	0	0	0	0	0	0	0	0	0	15	15	0.00	0.273						
Neal Heston, L ERA: 1.29 (7.1)	3.2	13	1	0	0	1	0	0	0	0	0	0	0	0	0	15	15	0.00	0.273						
Dan Spillner, R ERA: 5.83 (10.1)	2.1	L	11	4	1	1	2	1	0	0	0	0	0	0	0	14	18	3.86	2.143						

California Angels @ Cleveland Indians
Cleveland Municipal Stadium, Cleveland, OH

Fri May 27 1983, 7:05 PM EDT
Alt. 24,776 - Unknown

AB 50
R 5
H 16
RBI 5
BB 1
SO 6
LOB 25



Batter	1	2	3	4	5	6	7	8	9	10	11	12	AB	R	H	RBI	BB	SO	LOB	BOTTOM						
Rick Manning, L OBP: 0.316, SLG: 0.319 (1.8)	F8	CS	F9 SH1-4 1B	F9			F1		SH1-4 1B		SH1-4 1B		6	1	3	0	0	0	1							
Toby Harrah, R OBP: 0.353, SLG: 0.261 (1.5)	S 1B		SH1-4			G6-3 1B	1B FC6-4 BB		SH1-4		8-4		3	1	2	0	1	0	1							
Mike Hargrove, L OBP: 0.352, SLG: 0.366 (1.3)	F5		F9			G6-3	FC6-4 1B		5-3				4	0	1	0	0	0	3							
Miguel Dilone, S OBP: 0.381, SLG: 0.353 (7. PR)													0	0	0	0	0	0	0							
George Vukovich, L OBP: 0.215, SLG: 0.253 (8.9)	1-2						FC6-4 1B						2	0	1	0	0	0	1							
Andre Thornton, R OBP: 0.454, SLG: 0.497 (1.10)	K						F9						3	0	0	0	3	1	2							
Mike Fischlin, R OBP: 0.318, SLG: 0.359 (12. PR)							FC6-4 IBB						0	0	0	0	0	0	0							
Bake McBride, L OBP: 0.330, SLG: 0.340 (1.9)		G3 2B					F8		FC6-4		L4		3	1	2	1	0	0	0							
Alan Bannister, R OBP: 0.316, SLG: 0.374 (8.7)							FC6-4 FC5-4						3	0	0	1	0	0	5							
Manny Trillo, R OBP: 0.368, SLG: 0.331 (1.4)		G3	FC4-6				FC5-4						5	0	0	0	1	1	8							
Broderick Perkins, L OBP: 0.333, SLG: 0.353 (8.3)													5	1	2	1	0	0	0							
Julio Franco, R OBP: 0.296, SLG: 0.411 (1.6)		1B 2B					G3						5	0	0	0	0	1	3							
Ron Hassey, L OBP: 0.344, SLG: 0.309 (1.2)		5-3					6-3						5	0	0	0	0	1	3							
													5	0	2	1	0	0	2							
Inning Stats	R: 0 E: 0 K: 1 S: 6	H: 1 LOB: 1 BB: 0 P: 6	R: 2 E: 0 K: 0 S: 5	H: 3 LOB: 0 BB: 0 P: 5	R: 1 E: 0 K: 0 S: 6	H: 2 LOB: 2 BB: 1 P: 9	R: 0 E: 0 K: 0 S: 4	H: 1 LOB: 1 BB: 0 P: 4	R: 0 E: 0 K: 0 S: 3	H: 1 LOB: 0 BB: 0 P: 3	R: 1 E: 0 K: 0 S: 3	H: 1 LOB: 3 BB: 2 P: 12	R: 0 E: 0 K: 0 S: 3	H: 0 LOB: 0 BB: 0 P: 3	R: 0 E: 0 K: 0 S: 4	H: 1 LOB: 2 BB: 1 P: 5	R: 0 E: 0 K: 1 S: 5	H: 0 LOB: 0 BB: 0 P: 5	R: 0 E: 0 K: 0 S: 3	H: 1 LOB: 0 BB: 0 P: 3	R: 0 E: 0 K: 0 S: 4	H: 1 LOB: 2 BB: 0 P: 4	1B: 11 2B: 3 3B: 0 HR: 0	SF: 0 SAC: 2 DP: 2 HBP: 0	WP: 0 PB: 1 SB: 1 CS: 1	PA: 52
PITCHER	IP WLS BF H R ER SO BB IBB HBP BLK WP HR S P ERA WHIP	PITCHER																								
Bruce Kison, R ERA: 3.23 (7.1)	6.0	27	9	3	3	2	2	0	0	0	0	0	0	0	0	29	37	4.50	1.833							
Andy Hassler, L ERA: 5.73 (7.1)	0.1	4	1	1	1	0	1	1	0	0	0	0	0	0	0	2	10	27.00	6.000							
Luis Sanchez, R ERA: 2.09 (7.1)	5.2	W	20	3	0	0	1	0	0	0	0	0	0	0	0	21	25	0.00	0.529							

California Angels @ Cleveland Indians
Cleveland Municipal Stadium, Cleveland, OH

Fri May 27 1983, 7:05 PM EDT
Alt. 24,776 - Unknown

AB 44
R 4
H 13
RBI 4
BB 5
SO 3
LOB 26



Batter	1	2	3	4	5	6	7	8	9	AB	R	H	RBI	BB	SO	LOB	TOP																
Rod Carew, L (1,10) OBP: 0.482, SLG: 0.579	F8		3-1 1B		1B		3-1		FC5-4 1B	5	0	3	0	0	0	0	California Angels @ Cleveland Indians Cleveland Municipal Stadium, Cleveland, OH Sun May 29, 1983, 3:33 AM EDT Att: 11,746 - Unknown																
Juan Beniquez, R (1,7) OBP: 0.338, SLG: 0.373	K		3-1		1B		F8		FC5-4 HR	5	1	1	0	0	1	3																	
Reggie Jackson, L (1,9) OBP: 0.317, SLG: 0.371	K		SF7		F7		G3		HR	4	1	1	3	0	1	2																	
Bobby Clark, R (9,7) OBP: 0.278, SLG: 0.333	K		3-H		G3				HR	0	0	0	0	0	0	0																	
Fred Lynn, L (1,8) OBP: 0.384, SLG: 0.543		1B FC4-6 BB			G3				F8	3	2	1	1	2	0	2																	
Doug DeCinces, R (1,5) OBP: 0.349, SLG: 0.588		1B FC4-6 1B							F7	5	1	2	0	0	0	2																	
Ron Jackson, R (9,5) OBP: 0.328, SLG: 0.333		1B FC4-6 1B							F4	0	0	0	0	0	0	0																	
Daryl Scanlens, L (1,3) OBP: 0.308, SLG: 0.558		1B FC4-6							F7	4	0	0	1	0	1	2																	
Bobby Grich, R (1,4) OBP: 0.405, SLG: 0.419	K								F7	3	0	1	1	1	1	1																	
Bob Boone, R (1,2) OBP: 0.301, SLG: 0.331	F8								1B BB	4	0	1	0	0	0	2																	
Ricky Adams, R (1,6) OBP: 0.239, SLG: 0.214			3-1 1B SF7 1B		5-3		5-3		4-3	4	1	1	0	0	0	3																	
Inning Stats	R: 0 E: 0 K: 2 S: 7	H: 0 LOB: 0 BB: 0 P: 7	R: 1 E: 0 K: 1 S: 6	H: 1 LOB: 1 BB: 1 P: 10	R: 1 E: 0 K: 0 S: 5	H: 2 LOB: 2 BB: 1 P: 9	R: 0 E: 0 K: 0 S: 3	H: 0 LOB: 0 BB: 0 P: 3	R: 0 E: 0 K: 0 S: 5	H: 2 LOB: 2 BB: 0 P: 5	R: 1 E: 0 K: 1 S: 7	H: 2 LOB: 1 BB: 0 P: 7	R: 0 E: 0 K: 0 S: 3	H: 0 LOB: 0 BB: 0 P: 3	R: 1 E: 0 K: 0 S: 5	H: 2 LOB: 2 BB: 1 P: 9	R: 2 E: 0 K: 0 S: 5	H: 2 LOB: 2 BB: 0 P: 5	1B: 9 2B: 0 3B: 0 HR: 2	SF: 1 SAC: 0 DP: 0 HBP: 0	WP: 1 PB: 0 SB: 0 CS: 0	PA: 41											
PITCHER	IP WLS BF H R ER SO BB IBB HBP BLK WP HR S P ERA WHIP	IP WLS BF H R ER SO BB IBB HBP BLK WP HR S P ERA WHIP																															
Rick Sutcliffe, R (1,1) ERA: 3.84	7.2	35	9	4	4	4	3	0	0	0	0	1	1	40	52	4.70	1.565																
Dan Spillner, R (8,1) ERA: 6.16	1.1	L 6	2	2	2	0	0	0	0	0	0	0	1	6	6	13.50	1.500																

Batter	1	2	3	4	5	6	7	8	9	AB	R	H	RBI	BB	SO	LOB	BOTTOM																
Rick Manning, L (1,8) OBP: 0.319, SLG: 0.320	4-3				F7		5-3		4-3	5	0	1	0	0	0	2	California Angels @ Cleveland Indians Cleveland Municipal Stadium, Cleveland, OH Sun May 29, 1983, 3:33 AM EDT Att: 11,746 - Unknown																
Toby Harrah, R (1,5) OBP: 0.340, SLG: 0.260	4-1 1B		4-3				F7		4-3	5	0	2	1	0	0	1																	
Mike Hargrove, L (1,3) OBP: 0.353, SLG: 0.369	4-1				1B G6-3 2B				F9	4	1	2	0	0	0	2																	
Andre Thornton, R (1,10) OBP: 0.466, SLG: 0.507	FC6-4 BB				G6-3 1B				SH3-4 1B BB	1	1	1	0	3	0	0																	
Bake McBride, L (1,9) OBP: 0.327, SLG: 0.346	FC6-4				G6-3				SH3-4	3	0	0	0	0	0	5																	
George Vukovich, L (8,9) OBP: 0.215, SLG: 0.253	FC6-4				G6-3				SH3-4	0	0	0	0	0	0	0																	
Broderick Perkins, L (1,7) OBP: 0.308, SLG: 0.324			G3		L4				K	3	0	0	0	0	0	2																	
Alan Bannister, R (8,PH) OBP: 0.313, SLG: 0.385									K	1	0	0	0	0	1	1																	
Manny Trillo, R (1,4) OBP: 0.368, SLG: 0.341	K				F7					4	1	2	1	0	1	0																	
Julio Franco, R (1,6) OBP: 0.294, SLG: 0.400			6-3						K	3	0	1	0	1	1	1																	
Ron Hassey, L (1,2) OBP: 0.348, SLG: 0.325										2	0	1	0	0	1	0																	
Pat Tabler, R (7,PH) OBP: 0.407, SLG: 0.479			K						K	1	0	1	0	0	0	1																	
Miguel Dilone, S (7,PR) OBP: 0.381, SLG: 0.353										0	1	0	0	0	0	0																	
Jim Essian, R (8,2) OBP: 0.150, SLG: 0.063										0	0	0	0	0	0	0																	
Mike Fischlin, R (9,PH) OBP: 0.311, SLG: 0.350									K	1	0	0	0	1	0	1																	
Inning Stats	R: 0 E: 0 K: 0 S: 4	H: 1 LOB: 2 BB: 1 P: 8	R: 0 E: 0 K: 1 S: 5	H: 0 LOB: 0 BB: 0 P: 5	R: 0 E: 0 K: 1 S: 5	H: 1 LOB: 0 BB: 0 P: 5	R: 1 E: 0 K: 0 S: 4	H: 2 LOB: 0 BB: 0 P: 4	R: 0 E: 0 K: 0 S: 3	H: 1 LOB: 1 BB: 1 P: 7	R: 0 E: 0 K: 0 S: 4	H: 1 LOB: 2 BB: 1 P: 8	R: 2 E: 0 K: 0 S: 6	H: 3 LOB: 1 BB: 0 P: 6	R: 1 E: 0 K: 2 S: 8	H: 1 LOB: 1 BB: 1 P: 12	R: 0 E: 0 K: 1 S: 5	H: 0 LOB: 0 BB: 0 P: 5	1B: 7 2B: 3 3B: 0 HR: 0	SF: 0 SAC: 1 DP: 1 HBP: 0	WP: 0 PB: 0 SB: 0 CS: 2	PA: 38											
PITCHER	IP WLS BF H R ER SO BB IBB HBP BLK WP HR S P ERA WHIP	IP WLS BF H R ER SO BB IBB HBP BLK WP HR S P ERA WHIP																															
Ken Forsch, R (1,1) ERA: 3.79	6.0	26	8	3	3	2	3	0	0	0	0	0	0	27	39	4.50	1.833																
Andy Hassler, L (7,1) ERA: 5.84	1.1	6	1	1	1	0	1	0	0	0	0	0	5	9	6.75	1.500																	
Mike Witt, R (8,1) ERA: 4.08	1.2	W 6	1	0	0	3	0	0	0	0	0	0	12	12	0.00	0.600																	

Batter	1	2	3	4	5	6	7	8	9	AB	R	H	RBI	BB	SO	LOB	TOP				
Rod Carew, L (1, 10) OBP: 0.480, SLG: 0.573	L5		1-2 1B				FC6-4		3-1	5	0	2	0	0	0	1					
Tim Foli, R (1, 6) OBP: 0.314, SLG: 0.340	6-3		4-3						5-3	5	1	1	0	0	0	3					
Reggie Jackson, L (1, 9) OBP: 0.313, SLG: 0.387	F8			3-1					K	5	1	1	2	0	1	0					
Fred Lynn, L (1, 8) OBP: 0.387, SLG: 0.542		4-3								4	1	2	0	0	0	0					
Bobby Clark, R (8, PR) OBP: 0.276, SLG: 0.333				1B SF7						0	0	0	0	0	0	0					
Doug DeCinces, R (1, 5) OBP: 0.353, SLG: 0.592		6-3								4	0	2	0	0	0	1					
Daryl Scanlens, L (1, 3) OBP: 0.295, SLG: 0.539										3	0	0	1	0	0	2					
Bobby Grich, R (1, 4) OBP: 0.401, SLG: 0.409			F4						K	3	0	0	0	0	2	3					
Juan Beniquez, R (1, 7) OBP: 0.336, SLG: 0.392			K							4	1	1	1	0	2	1					
Joe Ferguson, R (1, 2)										2	0	0	0	1	0	1					
Rob Wilfong, L (9, PH) OBP: 0.250, SLG: 0.563										1	1	1	1	0	0	0					
Bob Boone, R (9, 2) OBP: 0.301, SLG: 0.331				1B						0	0	0	0	0	0	0					
Inning Stats	R: 0 E: 0 K: 0 S: 3	H: 0 LOB: 0 BB: 0 P: 3	R: 0 E: 0 K: 0 S: 3	H: 0 LOB: 0 BB: 0 P: 3	R: 0 E: 0 K: 1 S: 6	H: 1 LOB: 2 BB: 1 P: 10	R: 1 E: 0 K: 1 S: 7	H: 2 LOB: 1 BB: 0 P: 7	R: 0 E: 0 K: 0 S: 4	H: 1 LOB: 1 BB: 0 P: 4	R: 0 E: 0 K: 0 S: 3	H: 0 LOB: 1 BB: 0 P: 4	R: 2 E: 0 K: 1 S: 8	H: 3 LOB: 2 BB: 0 P: 8	R: 2 E: 0 K: 1 S: 7	H: 2 LOB: 0 BB: 0 P: 7	1B: 6 2B: 1 3B: 0 HR: 3	SF: 1 SAC: 0 DP: 0 HBP: 1	WP: 1 PB: 0 SB: 0 CS: 0	PA: 39	
PITCHER	IP	WLS	BF	H	R	ER	SO	BB	IBB	HBP	BLK	WP	HR	S	P	ERA	WHIP				
Lary Sorensen, R (1, 1) ERA: 4.09	7.0		31	8	3	3	3	1	0	1	0	0	1	35	40	3.86	1.286				
Bud Anderson, R (8, 1) ERA: 5.79	1.0		5	2	2	2	1	0	0	0	0	1	2	7	7	18.00	2.000				
Neal Heaton, L (9, 1) ERA: 1.24	1.0	W	3	0	0	0	1	0	0	0	0	0	0	5	5	0.00	0.000				

California Angels @ Cleveland Indians
Cleveland Municipal Stadium, Cleveland, OH

AB 36
R 5
H 10
RBI 5
BB 1
SO 5
LOB 12



Mon May 30 1983, 7:05 PM EDT
Att: 5,137 - Unknown

Batter	1	2	3	4	5	6	7	8	9	AB	R	H	RBI	BB	SO	LOB	BOTTOM					
Miguel Dilone, S (1, 7) OBP: 0.423, SLG: 0.409	6-3		K							5	1	3	0	0	1	1						
Manny Trillo, R (1, 4) OBP: 0.369, SLG: 0.343										5	1	2	0	0	0	3						
Mike Hargrove, L (1, 3) OBP: 0.360, SLG: 0.386										4	2	3	1	0	0	1						
Mike Fischlin, R (9, PR) OBP: 0.311, SLG: 0.350										0	0	0	0	0	0	0						
Andre Thornton, R (1, 10) OBP: 0.465, SLG: 0.500										4	1	1	0	1	0	2						
Toby Harrah, R (1, 5) OBP: 0.354, SLG: 0.280										5	0	3	0	0	0	3						
Julio Franco, R (1, 6) OBP: 0.302, SLG: 0.399										3	1	1	1	2	0	4						
Alan Bannister, R (1, 9) OBP: 0.371, SLG: 0.361										4	0	1	1	0	0	3						
Broderick Perkins, L (9, PH) OBP: 0.325, SLG: 0.342										1	0	1	1	0	0	0						
Rick Manning, L (1, 8) OBP: 0.317, SLG: 0.318										4	0	1	0	0	1	3						
Chris Bando, S (1, 2) OBP: 0.355, SLG: 0.309										4	0	1	1	0	0	1						
Inning Stats	R: 0 E: 0 K: 0 S: 5	H: 2 LOB: 2 BB: 0 P: 5	R: 1 E: 0 K: 1 S: 6	H: 1 LOB: 1 BB: 1 P: 10	R: 1 E: 0 K: 0 S: 6	H: 3 LOB: 2 BB: 0 P: 6	R: 0 E: 0 K: 0 S: 4	H: 1 LOB: 1 BB: 0 P: 4	R: 1 E: 0 K: 1 S: 7	H: 2 LOB: 2 BB: 1 P: 11	R: 2 E: 1 K: 0 S: 5	H: 2 LOB: 0 BB: 0 P: 5	R: 0 E: 0 K: 0 S: 3	H: 1 LOB: 1 BB: 0 P: 3	R: 0 E: 0 K: 0 S: 4	H: 2 LOB: 1 BB: 0 P: 4	R: 1 E: 0 K: 0 S: 4	H: 3 LOB: 3 BB: 1 P: 8	1B: 16 2B: 2 3B: 0 HR: 0	SF: 1 SAC: 0 DP: 2 HBP: 0	WP: 1 PB: 0 SB: 0 CS: 0	PA: 43
PITCHER	IP	WLS	BF	H	R	ER	SO	BB	IBB	HBP	BLK	WP	HR	S	P	ERA	WHIP					
Tommy John, L (1, 1) ERA: 4.09	7.0		34	12	5	4	2	2	0	0	0	0	0	36	44	5.14	2.000					
John Curtis, L (8, 1) ERA: 2.71	1.0		4	2	0	0	0	0	0	0	0	0	0	4	4	0.00	2.000					
Luis Sanchez, R (9, 1) ERA: 2.31	0.1	L	5	3	1	1	0	0	1	0	0	1	0	4	8	27.00	9.000					

California Angels @ Cleveland Indians
Cleveland Municipal Stadium, Cleveland, OH

AB 39
R 6
H 17
RBI 5
BB 3
SO 2
LOB 21



Mon May 30 1983, 7:05 PM EDT
Att: 5,137 - Unknown

Batter	1	2	3	4	5	6	7	8	9	AB	R	H	RBI	BB	SO	LOB	TOP					
Rod Carew, L OBP: 0.475, SLG: 0.563 (1, 3)	G3		K			F7	IBB			3	0	0	0	1	1	0	California Angels @ New York Yankees Yankee Stadium, Bronx, NY Tue May 31 1983, 7:05 PM EDT Att: 20,219 - Unknown - 66 F					
Tim Foli, R OBP: 0.313, SLG: 0.338 (1, 6)	G1-6-3 1B				F9	F4	1-3			4	0	1	0	0	0	2						
Ellis Valentine, R OBP: 0.242, SLG: 0.377 (1, 9)	G1-6-3 1-2			4-3		6-3		K		4	0	0	0	0	1	1						
Reggie Jackson, L OBP: 0.318, SLG: 0.386 (1, 10)		F9					BB 1B 1B BB	K		3	1	1	0	1	1	0						
Doug DeCinces, R OBP: 0.350, SLG: 0.584 (1, 5)		6-3			F9		BB 1B 1-2 1B	F6		4	1	1	0	0	0	1						
Bobby Grich, R OBP: 0.404, SLG: 0.407 (1, 4)						E5 FC1-5 1B	1B 1-2 2-3 BB		F4	3	1	1	0	1	0	0						
Juan Beniquez, R OBP: 0.340, SLG: 0.396 (1, 8)			4-3			G5-3 FC1-5 1-2 1B	3-1 1-3 2-H 3-H	6-3		4	0	2	2	0	0	1						
Bobby Clark, R OBP: 0.267, SLG: 0.320 (1, 7)			4-3			FC1-5 1-2 2-3	K	F9		4	0	0	0	0	1	4						
Bob Boone, R OBP: 0.296, SLG: 0.324 (1, 2)			L3			G5-3 2-3	3-1 1-2 3-H			3	0	0	1	0	0	3						
Inning Stats	R: 0 E: 0 K: 0 S: 3	H: 1 LOB: 0 BB: 0 P: 3	R: 0 E: 0 K: 0 S: 4	H: 1 LOB: 1 BB: 0 P: 4	R: 0 E: 0 K: 1 S: 5	H: 0 LOB: 0 BB: 0 P: 5	R: 0 E: 0 K: 0 S: 4	H: 1 LOB: 1 BB: 0 P: 4	R: 0 E: 1 K: 0 S: 4	H: 1 LOB: 0 BB: 0 P: 4	R: 0 E: 0 K: 0 S: 3	H: 0 LOB: 0 BB: 0 P: 3	R: 3 E: 0 K: 1 S: 7	H: 2 LOB: 2 BB: 3 P: 19	R: 0 E: 0 K: 2 S: 7	H: 0 LOB: 0 BB: 0 P: 7	R: 0 E: 0 K: 0 S: 3	H: 0 LOB: 0 BB: 0 P: 3	1B: 6 2B: 0 3B: 0 HR: 0	SF: 0 SAC: 0 DP: 2 HBP: 0	WP: 0 PB: 0 SB: 0 CS: 0	PA: 35
PITCHER	IP WLS BF H R ER SO BB IBB HBP BLK WP HR S P ERA WHIP																					
Shane Rawley, L ERA: 3.73 (1, 1)	6.0	WLS: 24	H: 5 R: 3 ER: 3 SO: 1 BB: 2 IBB: 0 HBP: 0 BLK: 0 WP: 0 HR: 0 S: 24 P: 32 ERA: 4.50 WHIP: 1.167																			
Dale Murray, R ERA: 4.97 (7, 1)	3.0	WLS: 11	H: 1 R: 0 ER: 0 SO: 3 BB: 0 IBB: 1 HBP: 0 BLK: 0 WP: 0 HR: 0 S: 16 P: 20 ERA: 0.00 WHIP: 0.333																			

Batter	1	2	3	4	5	6	7	8	9	AB	R	H	RBI	BB	SO	LOB	BOTTOM			
Bert Campaneris, R OBP: 0.400, SLG: 0.469 (1, 4)	SH1-3 SF9 2B		F9				F8			3	1	1	0	1	0	0	California Angels @ New York Yankees Yankee Stadium, Bronx, NY Tue May 31 1983, 7:05 PM EDT Att: 20,219 - Unknown - 66 F			
Roy Smalley, S OBP: 0.354, SLG: 0.444 (1, 5)	SH1-3 2-3		K			F4		S BB SF8 BB		2	1	0	0	1	1	1				
Dave Winfield, R OBP: 0.351, SLG: 0.524 (1, 7)	SF9 3-H		K			CS		S E BB		2	1	1	1	1	1	0				
Don Baylor, R OBP: 0.360, SLG: 0.422 (1, 10)	K		P3			G3		SF8		3	0	0	1	0	1	2				
Lou Piniella, R OBP: 0.397, SLG: 0.412 Jerry Mumphrey, S OBP: 0.291, SLG: 0.357 (8, PR) (9, 8)	5-3							E8 1-3 BB 1B 1B		2	0	1	1	2	0	0				
Steve Balboni, R (1, 3)								BB		2	0	0	0	1	0	3				
Oscar Gamble, L OBP: 0.457, SLG: 0.639 (8, FH) (9, 9)	WP 1B BB					F7		1-3 1B IBB		0	1	0	0	1	0	0				
Butch Wynegar, S OBP: 0.429, SLG: 0.522 (1, 2)		F6				K		1-3 1B		4	0	0	0	0	1	6				
Ken Griffey, L OBP: 0.388, SLG: 0.451 (9, 3)								F3		4	0	2	2	0	0	1				
Andre Robertson, R OBP: 0.270, SLG: 0.298 (1, 6)			K			K2-3		4-3		4	0	0	0	0	2	4				
Inning Stats	R: 1 E: 0 K: 1 S: 6	H: 1 LOB: 2 BB: 1 P: 10	R: 0 E: 0 K: 2 S: 8	H: 0 LOB: 1 BB: 0 P: 8	R: 0 E: 0 K: 1 S: 5	H: 0 LOB: 1 BB: 1 P: 9	R: 0 E: 0 K: 1 S: 4	H: 0 LOB: 0 BB: 1 P: 8	R: 0 E: 0 K: 0 S: 3	H: 1 LOB: 2 BB: 1 P: 8	R: 0 E: 0 K: 0 S: 3	H: 0 LOB: 0 BB: 0 P: 3	R: 4 E: 1 K: 0 S: 5	H: 2 LOB: 2 BB: 3 P: 17	R: 0 E: 0 K: 0 S: 5	H: 0 LOB: 0 BB: 0 P: 17	1B: 3 2B: 2 3B: 0 HR: 0	SF: 2 SAC: 1 DP: 0 HBP: 0	WP: 1 PB: 1 SB: 2 CS: 1	PA: 37
PITCHER	IP WLS BF H R ER SO BB IBB HBP BLK WP HR S P ERA WHIP																			
Bill Travers, L ERA: 5.4 (1, 1)	7.0	WLS: 29	H: 3 R: 2 ER: 2 SO: 6 BB: 5 IBB: 0 HBP: 0 BLK: 0 WP: 1 HR: 0 S: 36 P: 56 ERA: 2.57 WHIP: 1.143																	
Mike Witt, R ERA: 4.79 (8, 1)	0.1	L	H: 1 R: 1 ER: 1 SO: 0 BB: 1 IBB: 0 HBP: 0 BLK: 0 WP: 0 HR: 0 S: 2 P: 10 ERA: 27.00 WHIP: 6.000																	
Andy Hassler, L ERA: 5.54 (8, 1)	0.2		H: 2 R: 2 ER: 2 SO: 0 BB: 0 IBB: 0 HBP: 0 BLK: 0 WP: 0 HR: 0 S: 3 P: 3 ERA: 27.00 WHIP: 1.500																	

Batter	1	2	3	4	5	6	7	8	9	AB	R	H	RBI	BB	SO	LOB	TOP			
Rod Carew, L (1,3) OBP: 0.475, SLG: 0.559	0-0 1B		4-0 BB		0-0 G3			0-0 F8		3	0	1	0	1	0	2	California Angels @ New York Yankees Yankee Stadium, Bronx, NY Wed Jun 01 1983, 7:05 PM EDT Att: 28,427 - Unknown - 69 F			
Tim Lincecum, R (1,6) OBP: 0.305, SLG: 0.329	0-0 P2		0-0 6-3			0-0 5-3		0-0 F9		4	0	0	0	0	0	3				
Reggie Jackson, L (1,9) OBP: 0.322, SLG: 0.389	0-0 1-3 1B			0-0 CS BB 1B		0-0 4-3		0-0 F8		4	0	2	0	0	0	1				
Doug DeCinces, R (1,5) OBP: 0.348, SLG: 0.573	0-0 G3			4-0 1-2 BB		0-0 F8			0-0 F8	3	0	0	0	1	0	1				
Ron Jackson, R (1,10) OBP: 0.309, SLG: 0.311		0-3 K		0-3 K			0-0 6-3		0-3 K	4	0	0	0	0	3	2				
Bobby Grich, R (1,4) OBP: 0.400, SLG: 0.399	0-0 F8			0-3 K			4-0 FC1-4 BB		0-0 5-3	3	0	0	0	1	1	2				
Ellis Valentine, R (1,7) OBP: 0.246, SLG: 0.375	0-0 F8				0-0 FC5-4 1B		0-0 FC1-4 1-2			3	0	1	0	0	0	1				
Juan Beniquez, R (1,8) OBP: 0.333, SLG: 0.387			0-0 F8		0-0 FC5-4 5-3		0-0 F9			3	0	0	0	0	0	2				
Bob Boone, R (1,2) OBP: 0.296, SLG: 0.325			0-3 K		0-0 5-3			0-0 S 1B		3	0	1	0	0	1	1				
Inning Stats	R: 0 E: 0 K: 0 S: 4	H: 2 LOB: 1 BB: 0 P: 4	R: 0 E: 0 K: 1 S: 5	H: 0 LOB: 0 BB: 0 P: 5	R: 0 E: 0 K: 1 S: 5	H: 0 LOB: 1 BB: 1 P: 9	R: 0 E: 0 K: 2 S: 7	H: 1 LOB: 2 BB: 1 P: 11	R: 0 E: 0 K: 0 S: 3	H: 0 LOB: 0 BB: 0 P: 3	R: 0 E: 0 K: 0 S: 3	H: 0 LOB: 1 BB: 1 P: 7	R: 0 E: 0 K: 0 S: 4	H: 1 LOB: 0 BB: 0 P: 4	R: 0 E: 0 K: 1 S: 5	H: 0 LOB: 0 BB: 0 P: 5	1B: 5 2B: 1 3B: 0 HR: 0	SF: 0 SAC: 0 DP: 1 HBP: 0	WP: 0 PB: 0 SB: 1 CS: 1	PA: 33
PITCHER Ron Guidry, L (1,1) ERA: 3.05	IP: 9.0 WLS: W BF: 33 H: 5 R: 0 ER: 0 SO: 5 BB: 3 IBB: 0 HBP: 0 BLK: 0 WP: 0 HR: 0 S: 40 P: 52 ERA: 0.00 WHIP: 0.889															PITCHER				

Batter	1	2	3	4	5	6	7	8	9	AB	R	H	RBI	BB	SO	LOB	BOTTOM			
Bobby Murcer, L (1,10) OBP: 0.286, SLG: 0.615	0-0 4-3		0-0 F9		0-0 2-5	0-0 HR		0-0 5-3		4	1	1	1	0	0	0	California Angels @ New York Yankees Yankee Stadium, Bronx, NY Wed Jun 01 1983, 7:05 PM EDT Att: 28,427 - Unknown - 69 F			
Ken Griffey, L (1,3) OBP: 0.379, SLG: 0.440	0-0 4-3		0-0 G1			0-0 4-3		0-0 4-3		4	0	0	0	0	0	0				
Dave Winfield, R (1,8) OBP: 0.348, SLG: 0.514 (8,7)	0-0 4-3			0-0 5-3		4-0 HR BB		0-0 6-3		3	1	0	0	1	0	0				
Oscar Gamble, L (1,9) OBP: 0.449, SLG: 0.692		0-3 K		0-0 F9		0-0 HR				3	1	1	2	0	1	0				
Jerry Mumphrey, S (8,8) OBP: 0.291, SLG: 0.357						1-1 HR				0	0	0	0	0	0	0				
Steve Kemp, L (1,7) OBP: 0.314, SLG: 0.408 (8,9)		0-0 5-3 1B		4-0 BB		0-0 3-1				2	0	1	0	1	0	0				
Butch Wynegar, S (1,2) OBP: 0.413, SLG: 0.500		0-0 5-3		0-0 G3		0-0 1-3				3	0	0	0	0	0	2				
Roy Smalley, S (1,6) OBP: 0.354, SLG: 0.439		4-0 BB			0-0 1-3		0-0 F9			2	0	0	0	1	0	0				
Graig Nettles, L (1,5) OBP: 0.346, SLG: 0.383		0-0 2-3			0-0 2-5 PB 1B		0-0 F8			3	0	1	0	0	0	2				
Andre Robertson, R (1,4) OBP: 0.261, SLG: 0.287			0-3 K		0-0 F9		0-0 5-3			3	0	0	0	0	1	1				
Inning Stats	R: 0 E: 0 K: 0 S: 3	H: 0 LOB: 0 BB: 0 P: 3	R: 0 E: 0 K: 1 S: 6	H: 1 LOB: 2 BB: 1 P: 10	R: 0 E: 0 K: 1 S: 5	H: 0 LOB: 0 BB: 0 P: 5	R: 0 E: 0 K: 0 S: 3	H: 0 LOB: 1 BB: 1 P: 7	R: 0 E: 0 K: 0 S: 3	H: 1 LOB: 0 BB: 0 P: 3	R: 3 E: 0 K: 0 S: 5	H: 2 LOB: 1 BB: 1 P: 9	R: 0 E: 0 K: 0 S: 3	H: 0 LOB: 0 BB: 0 P: 3	R: 0 E: 0 K: 0 S: 3	H: 0 LOB: 0 BB: 0 P: 3	1B: 2 2B: 0 3B: 0 HR: 2	SF: 0 SAC: 0 DP: 0 HBP: 0	WP: 0 PB: 1 SB: 0 CS: 0	PA: 30
PITCHER Dave Goltz, R (1,1) ERA: 6.31 John Curtis, L (7,1) ERA: 2.16	IP: 6.1 WLS: L BF: 26 H: 4 R: 3 ER: 3 SO: 2 BB: 3 IBB: 0 HBP: 0 BLK: 0 WP: 0 HR: 2 S: 26 P: 38 ERA: 4.26 WHIP: 1.105															PITCHER				

Batter	1	2	3	4	5	6	7	8	9	AB	R	H	RBI	BB	SO	LOB	TOP																	
Rod Carew, L OBP: 0.473, SLG: 0.552 (1, 3)										4	0	1	0	1	0	1	California Angels @ New York Yankees Yankee Stadium, Bronx, NY Thu Jun 02 1983, 7:05 PM EDT Att: 30,217 - Unknown - 74 F																	
Tim Foli, R OBP: 0.310, SLG: 0.340 Ricky Adams, R OBP: 0.234, SLG: 0.209 (7, FR) (7, 6)										4	1	2	0	0	0	2																		
Reggie Jackson, L OBP: 0.318, SLG: 0.383 Bobby Clark, R OBP: 0.267, SLG: 0.320 (1, 9) (9, 7)										5	1	1	1	0	3	2																		
Doug DeCinces, R OBP: 0.349, SLG: 0.604 (1, 5)										5	2	2	3	0	2	2																		
Ron Jackson, R OBP: 0.306, SLG: 0.308 (1, 10)										4	1	1	0	0	1	1																		
Bobby Grich, R OBP: 0.402, SLG: 0.393 (1, 4)										2	1	0	0	2	0	0																		
Juan Beniquez, R OBP: 0.331, SLG: 0.379 (1, 8)										3	1	0	1	1	0	2																		
Ellis Valentine, R OBP: 0.260, SLG: 0.426 (1, 7) (9, 9)										4	1	2	4	0	0	0																		
Bob Boone, R OBP: 0.289, SLG: 0.316 (1, 2)										4	0	0	0	0	0	1																		
Inning Stats	R: 0 E: 0 K: 2 S: 8	H: 1 LOB: 1 BB: 0 P: 8	R: 0 E: 0 K: 1 S: 5	H: 0 LOB: 0 BB: 5	R: 0 E: 0 K: 0 S: 3	H: 0 LOB: 1 BB: 1 P: 7	R: 1 E: 0 K: 0 S: 4	H: 1 LOB: 0 BB: 0 P: 4	R: 0 E: 0 K: 0 S: 4	H: 1 LOB: 1 BB: 0 P: 4	R: 6 E: 0 K: 0 S: 7	H: 4 LOB: 0 BB: 2 P: 15	R: 2 E: 1 K: 1 S: 7	H: 2 LOB: 2 BB: 1 P: 11	R: 0 E: 0 K: 0 S: 3	H: 0 LOB: 0 BB: 0 P: 3		R: 0 E: 0 K: 2 S: 7	H: 0 LOB: 0 BB: 0 P: 7	1B: 5 2B: 1 3B: 0 HR: 3	SF: 0 SAC: 0 DP: 1 HBP: 0	WP: 0 PB: 0 SB: 2 CS: 0	PA: 40											
PITCHER	IP WLS BF H R ER SO BB IBB HBP BLK WP HR S P ERA WHIP																																	
Dave Righetti, L ERA: 3.8 (1, 1)	5.1	24	6	5	5	3	2	0	0	0	0	0	0	1	28	36	8.44	1.500																
Dale Murray, R ERA: 5.45 (6, 1)	0.2	4	1	2	2	0	1	0	0	0	0	0	0	1	3	7	27.00	3.000																
Rudy May, L ERA: 5.93 (7, 1)	0.1	L	5	2	2	1	1	0	0	0	0	0	0	1	6	10	54.00	9.000																
George Frazier, R ERA: 3.18 (7, 1)	2.2	7	0	0	0	2	0	0	0	0	0	0	0	0	11	11	0.00	0.000																

Batter	1	2	3	4	5	6	7	8	9	AB	R	H	RBI	BB	SO	LOB	BOTTOM																	
Willie Randolph, R OBP: 0.346, SLG: 0.308 (1, 4)										4	1	2	0	1	0	0	California Angels @ New York Yankees Yankee Stadium, Bronx, NY Thu Jun 02 1983, 7:05 PM EDT Att: 30,217 - Unknown - 74 F																	
Ken Griffey, L OBP: 0.385, SLG: 0.450 (1, 8) (8, 3)										3	2	2	1	1	0	2																		
Dave Winfield, R OBP: 0.345, SLG: 0.522 (1, 7) (8, 8)										5	1	1	3	0	1	5																		
Don Baylor, R OBP: 0.367, SLG: 0.447 (1, 10)										5	2	3	2	0	0	0																		
Lou Piniella, R OBP: 0.377, SLG: 0.389 Steve Kemp, L OBP: 0.310, SLG: 0.403 (7, PH) (8, 7)										3	0	0	0	0	0	1																		
Steve Balboni, R OBP: 0.333, SLG: 0.200 Oscar Gamble, L OBP: 0.431, SLG: 0.659 (1, 3) (7, PH) (8, 9)										3	1	1	0	0	1	1																		
Bert Campaneris, R OBP: 0.421, SLG: 0.486 Graig Nettles, L OBP: 0.348, SLG: 0.393 (7, PH) (8, 5)										3	0	2	1	0	0	1																		
Rick Cerone, R OBP: 0.219, SLG: 0.233 Bobby Murcer, L OBP: 0.397, SLG: 0.571 Butch Wynegar, S OBP: 0.413, SLG: 0.500 (1, 2) (7, PH) (8, 2)										2	1	0	0	1	0	3																		
Andre Robertson, R OBP: 0.263, SLG: 0.311 Roy Smalley, S OBP: 0.352, SLG: 0.436 (1, 6) (8, PH) (9, 6)										3	0	1	0	0	0	3																		
Inning Stats	R: 2 E: 0 K: 1 S: 6	H: 1 LOB: 0 BB: 1 P: 10	R: 0 E: 0 K: 0 S: 4	H: 2 LOB: 1 BB: 0 P: 4	R: 3 E: 0 K: 1 S: 9	H: 4 LOB: 1 BB: 0 P: 9	R: 1 E: 0 K: 0 S: 4	H: 1 LOB: 1 BB: 1 P: 8	R: 1 E: 1 K: 0 S: 5	H: 1 LOB: 1 BB: 0 P: 5	R: 0 E: 0 K: 0 S: 3	H: 1 LOB: 1 BB: 1 P: 7	R: 1 E: 0 K: 0 S: 5	H: 2 LOB: 1 BB: 0 P: 5	R: 0 E: 0 K: 0 S: 4	H: 1 LOB: 1 BB: 0 P: 4		R: 0 E: 0 K: 0 S: 4	H: 0 LOB: 1 BB: 0 P: 4	1B: 7 2B: 4 3B: 1 HR: 2	SF: 1 SAC: 0 DP: 2 HBP: 0	WP: 0 PB: 0 SB: 0 CS: 0	PA: 43											
PITCHER	IP WLS BF H R ER SO BB IBB HBP BLK WP HR S P ERA WHIP																																	
Geoff Zahn, L ERA: 3.24 Luis Sanchez, R ERA: 2.43 Andy Hassler, L ERA: 5.14 Mike Witt, R ERA: 4.71 John Curtis, L ERA: 2.0 (1, 1) (6, 1) (7, 1) (8, 1) (9, 1)	5.0	26	9	7	6	2	2	0	0	0	0	0	0	0	7	11	5.40	2.400																
	1.2	W	8	3	1	1	0	1	0	0	0	0	0	0	4	4	0.00	1.000																
	0.2	S	3	0	0	0	0	0	0	0	0	0	0	0	3	3	0.00	0.000																
	0.2	S	2	0	0	0	0	0	0	0	0	0	0	2	2	0.00	0.000																	

Batter	1	2	3	4	5	6	7	8	9	AB	R	H	RBI	BB	SO	LOB	TOP																					
Juan Beniquez, R OBP: 0.329, SLG: 0.380	F8	F8				1B SF9		1B		5	2	2	0	0	0	4	California Angels @ Milwaukee Brewers Milwaukee County Stadium, Milwaukee, WI Sat Jun 04 1983, 4:33 AM EDT Att: 51,703 - Unknown																					
Tim Foli, R OBP: 0.312, SLG: 0.359	F7		F7			F8				5	1	2	4	0	0	1																						
Reggie Jackson, L OBP: 0.330, SLG: 0.395 Bobby Clark, R OBP: 0.267, SLG: 0.320										4	0	2	0	1	2	2																						
Doug DeCinces, R OBP: 0.349, SLG: 0.591	1B					1B				0	0	0	0	0	0	0																						
Fred Lynn, L OBP: 0.390, SLG: 0.576										4	0	1	1	0	1	4																						
Ron Jackson, R OBP: 0.312, SLG: 0.314										5	1	2	0	0	0	1																						
Bobby Grich, R OBP: 0.408, SLG: 0.387										2	1	0	0	3	1	1																						
Ellis Valentine, R OBP: 0.268, SLG: 0.416										5	0	2	0	0	0	2																						
Bob Boone, R OBP: 0.293, SLG: 0.315										3	2	2	2	1	0	1																						
Inning Stats	R: 0 E: 0 K: 0 S: 4	H: 1 LOB: 1 BB: 4	R: 1 E: 0 K: 1 S: 7	H: 2 LOB: 2 BB: 1 P: 11	R: 0 E: 0 K: 1 S: 6	H: 1 LOB: 1 BB: 0 P: 6	R: 0 E: 0 K: 0 S: 3	H: 1 LOB: 1 BB: 1 P: 7	R: 1 E: 0 K: 0 S: 5	H: 2 LOB: 1 BB: 0 P: 5	R: 5 E: 0 K: 0 S: 6	H: 4 LOB: 0 BB: 2 P: 14	R: 0 E: 0 K: 0 S: 3	H: 1 LOB: 0 BB: 0 P: 3	R: 1 E: 0 K: 2 S: 10	H: 3 LOB: 2 BB: 0 P: 10	R: 0 E: 0 K: 0 S: 3	H: 0 LOB: 1 BB: 1 P: 7	1B: 12 2B: 1 3B: 0 HR: 2	SF: 1 SAC: 0 DP: 2 HBP: 0	WP: 0 PB: 0 SB: 0 CS: 0	PA: 44																
PITCHER	IP	WLS	BF	H	R	ER	SO	BB	IBB	HBP	BLK	WP	HR	S	P	ERA	WHIP	PITCHER				IP	WLS	BF	H	R	ER	SO	BB	IBB	HBP	BLK	WP	HR	S	P	ERA	WHIP
Jerry Augustine, L ERA: 6.0	(1, 1)	5.0	L	26	9	5	5	2	3	0	0	0	0	1	27	39	9.00	2.400																				
Jim Slaton, R ERA: 2.55	(6, 1)	1.0		5	2	2	2	0	1	0	0	0	0	1	4	8	18.00	3.000																				
Jamie Easterly, L ERA: 3.86	(7, 1)	3.0		13	4	1	1	2	1	0	0	0	0	0	16	20	3.00	1.667																				

AB 38
R 8
H 15
RBI 8
BB 5
SO 4
LOB 18



Batter	1	2	3	4	5	6	7	8	9	AB	R	H	RBI	BB	SO	LOB	BOTTOM																						
Paul Molitor, R OBP: 0.343, SLG: 0.399	F8		4-3					F9		4	0	0	0	0	0	1	California Angels @ Milwaukee Brewers Milwaukee County Stadium, Milwaukee, WI Sat Jun 04 1983, 4:33 AM EDT Att: 51,703 - Unknown																						
Robin Yount, R OBP: 0.405, SLG: 0.550	E6 HR		6-3					6-3		4	1	0	0	0	0	1																							
Cecil Cooper, L OBP: 0.308, SLG: 0.474										4	2	2	2	0	0	0																							
Ted Simmons, S OBP: 0.355, SLG: 0.439	6-3									4	0	1	0	0	0	1																							
Gorman Thomas, R OBP: 0.285, SLG: 0.325	K									4	0	2	1	0	1	1																							
Ben Oglivie, L OBP: 0.420, SLG: 0.538										4	0	3	0	0	0	1																							
Don Money, R OBP: 0.220, SLG: 0.244										4	0	0	0	0	0	4																							
Charlie Moore, R OBP: 0.366, SLG: 0.430										4	0	1	0	0	0	3																							
Jim Gantner, L OBP: 0.325, SLG: 0.438										3	0	0	0	0	0	1																							
Inning Stats	R: 2 E: 1 K: 1 S: 7	H: 1 LOB: 0 BB: 0 P: 7	R: 0 E: 0 K: 0 S: 3	H: 1 LOB: 0 BB: 0 P: 3	R: 0 E: 0 K: 0 S: 3	H: 0 LOB: 0 BB: 0 P: 3	R: 1 E: 0 K: 0 S: 5	H: 3 LOB: 1 BB: 0 P: 5	R: 0 E: 0 K: 0 S: 4	H: 1 LOB: 1 BB: 0 P: 4	R: 0 E: 0 K: 0 S: 4	H: 1 LOB: 1 BB: 0 P: 4	R: 0 E: 0 K: 0 S: 3	H: 0 LOB: 0 BB: 0 P: 3	R: 0 E: 0 K: 0 S: 3	H: 0 LOB: 0 BB: 0 P: 3	R: 0 E: 0 K: 0 S: 5	H: 2 LOB: 2 BB: 0 P: 5	1B: 6 2B: 2 3B: 0 HR: 1	SF: 0 SAC: 0 DP: 1 HBP: 0	WP: 1 PB: 0 SB: 0 CS: 0	PA: 35																	
PITCHER	IP	WLS	BF	H	R	ER	SO	BB	IBB	HBP	BLK	WP	HR	S	P	ERA	WHIP	PITCHER				IP	WLS	BF	H	R	ER	SO	BB	IBB	HBP	BLK	WP	HR	S	P	ERA	WHIP	
Tommy John, L ERA: 3.84	(1, 1)	9.0	W	35	9	3	2	1	0	0	0	0	1	1	37	37	2.00	1.000																					



AB 35
R 3
H 9
RBI 3
BB 0
SO 1
LOB 13

Batter	1	2	3	4	5	6	7	8	9	AB	R	H	RBI	BB	SO	LOB	TOP					
Rod Carew, L OBP: 0.477, SLG: 0.548 (1, 10)	SH2-3 HR 1B		F7		K			2B BB	FC6-4 IBB	3	1	1	0	2	1	0	California Angels @ Milwaukee Brewers Milwaukee County Stadium, Milwaukee, WI Sun Jun 05 1983, 4:33 AM EDT Att: 45,835 - Unknown					
Tim Foli, R OBP: 0.311, SLG: 0.363 (1, 6)	SH2-3 1-2					F9		F2	FC6-4 1-2	4	0	1	0	0	0	3						
Reggie Jackson, L OBP: 0.328, SLG: 0.410 Juan Benquez, R OBP: 0.329, SLG: 0.380 (9, 7)	HR		F7			F8		F4		4	1	1	2	0	0	2						
Doug DeCinces, R OBP: 0.347, SLG: 0.589 (1, 5)	6-3					F7				4	0	1	0	0	0	0						
Fred Lynn, L OBP: 0.399, SLG: 0.599 (1, 8)	6-3									3	2	2	1	1	0	0						
Daryl Scanlon, L OBP: 0.284, SLG: 0.510 (1, 3)		E2 6-3		F6						4	0	0	0	0	0	4						
Bobby Grich, R OBP: 0.404, SLG: 0.384 (1, 4)			F9		K					4	0	1	1	0	1	1						
Bobby Clark, R OBP: 0.267, SLG: 0.337 (9, 9)			6-3 1-2		K					4	0	1	0	0	1	2						
Joe Ferguson, R (1, 2)					K					4	0	0	0	0	2	2						
Inning Stats	R: 2 E: 0 K: 0 S: 5	H: 2 LOB: 0 BB: 0 P: 5	R: 0 E: 1 K: 0 S: 3	H: 0 LOB: 0 BB: 0 P: 3	R: 0 E: 0 K: 1 S: 6	H: 1 LOB: 1 BB: 0 P: 6	R: 1 E: 0 K: 1 S: 6	H: 1 LOB: 0 BB: 0 P: 6	R: 0 E: 0 K: 0 S: 9	H: 0 LOB: 0 BB: 0 P: 9	R: 0 E: 0 K: 0 S: 3	H: 0 LOB: 0 BB: 0 P: 3	R: 1 E: 0 K: 0 S: 5	H: 2 LOB: 1 BB: 0 P: 5	R: 0 E: 0 K: 0 S: 4	H: 1 LOB: 3 BB: 2 P: 12	R: 0 E: 0 K: 0 S: 4	H: 1 LOB: 2 BB: 1 P: 8	1B: 3 2B: 2 3B: 1 HR: 2	SF: 0 SAC: 1 DP: 0 HBP: 0	WP: 0 PB: 1 CS: 0	PA: 38
PITCHER Moose Haas, R ERA: 4.16 (1, 1)	IP: 9.0 WLS: W BF: 38 H: 8 R: 4 ER: 4 SO: 5 BB: 1 IBB: 2 HBP: 0 BLK: 0 WP: 0 HR: 2 S: 45 P: 57 ERA: 4.00 WHIP: 1.000															PITCHER						

Batter	1	2	3	4	5	6	7	8	9	AB	R	H	RBI	BB	SO	LOB	BOTTOM			
Paul Molitor, R OBP: 0.350, SLG: 0.405 (1, 5)	S BB 1B					F9		F9		5	0	3	0	0	0	2	California Angels @ Milwaukee Brewers Milwaukee County Stadium, Milwaukee, WI Sun Jun 05 1983, 4:33 AM EDT Att: 45,835 - Unknown			
Robin Yount, R OBP: 0.405, SLG: 0.544 (1, 6)	S BB 1-2		F7			F4		G3		4	1	1	0	1	0	3				
Cecil Cooper, L OBP: 0.312, SLG: 0.480 (1, 3)	F7 1-2 2-3									4	1	2	0	0	0	2				
Ted Simmons, S OBP: 0.356, SLG: 0.459 (1, 10)	F3		6-3			F8		E6 9-5 2B		5	1	2	3	0	0	3				
Gorman Thomas, R OBP: 0.284, SLG: 0.323 (1, 8)	F7					F4		FC		4	0	1	0	0	0	4				
Ben Oglivie, L OBP: 0.412, SLG: 0.525 (1, 7)			4-3			K				4	0	0	0	0	1	4				
Charlie Moore, R OBP: 0.374, SLG: 0.450 (1, 9)						F6				4	1	3	0	0	0	0				
Jim Gantner, L OBP: 0.326, SLG: 0.439 (1, 4)										2	0	1	1	0	0	0				
Ned Yost, R OBP: 0.297, SLG: 0.516 (1, 2)										4	1	1	1	0	0	3				
Inning Stats	R: 0 E: 0 K: 0 S: 4	H: 1 LOB: 2 BB: 1 P: 8	R: 1 E: 0 K: 0 S: 6	H: 3 LOB: 0 BB: 0 P: 6	R: 0 E: 0 K: 1 S: 6	H: 1 LOB: 1 BB: 0 P: 6	R: 1 E: 0 K: 0 S: 5	H: 2 LOB: 1 BB: 0 P: 5	R: 0 E: 0 K: 0 S: 4	H: 1 LOB: 1 BB: 0 P: 4	R: 1 E: 1 K: 0 S: 5	H: 2 LOB: 1 BB: 0 P: 5	R: 0 E: 0 K: 0 S: 4	H: 1 LOB: 1 BB: 0 P: 4	R: 2 E: 0 K: 0 S: 3	H: 2 LOB: 0 BB: 0 P: 3	1B: 9 2B: 3 3B: 1 HR: 2	SF: 0 SAC: 3 DP: 1 HBP: 0	WP: 0 PB: 0 CS: 0	PA: 40
PITCHER Bill Travers, L ERA: 4.91 Luis Sanchez, R ERA: 2.1 Andy Hassler, L ERA: 5.65 (6, 1) (9, 1)	IP: 5.1 WLS: L BF: 26 H: 9 R: 2 ER: 2 SO: 2 BB: 0 IBB: 0 HBP: 0 BLK: 0 WP: 0 HR: 1 S: 27 P: 31 ERA: 3.38 WHIP: 1.875															PITCHER				

Batter	1	2	3	4	5	6	7	8	9	AB	R	H	RBI	BB	SO	LOB	TOP																					
Rod Carew, L OBP: 0.475, SLG: 0.541 (1, 3)	F8 WP BB		F8 1B		F7			F8	K	4	0	1	0	1	1	0	California Angels @ Milwaukee Brewers Milwaukee County Stadium, Milwaukee, WI Mon Jun 06 1983, 8:05 PM EDT Att: 17,183 - Unknown																					
Tim Foli, R OBP: 0.309, SLG: 0.360 Ricky Adams, R OBP: 0.216, SLG: 0.191 Daryl Sconiers, L OBP: 0.291, SLG: 0.515 (1, 6)	F8		F8			1-3		F8		4	1	1	0	0	0	1																						
Reggie Jackson, L OBP: 0.330, SLG: 0.406 (1, 9)	F6		K					F8		0	0	0	0	0	0	0																						
Doug DeCinces, R OBP: 0.348, SLG: 0.582 (1, 5)	F6		K					F8		1	0	1	0	0	0	0																						
Fred Lynn, L OBP: 0.401, SLG: 0.600 (1, 8)	4-3							F8		4	1	1	0	1	1	2																						
Ron Jackson, R OBP: 0.321, SLG: 0.356 (1, 10)								F8		4	1	1	0	1	1	2																						
Bobby Grich, R OBP: 0.401, SLG: 0.400 (1, 4)								F8		4	1	1	1	0	0	2																						
Juan Beniquez, R OBP: 0.327, SLG: 0.377 (1, 7)								F8		4	0	1	0	0	0	1																						
Bob Boone, R OBP: 0.292, SLG: 0.331 (1, 2)								F8		4	1	1	1	0	0	2																						
Inning Stats	R: 0 E: 0 K: 0 S: 3	H: 0 LOB: 2 BB: 2 P: 11	R: 0 E: 0 K: 0 S: 3	H: 0 LOB: 0 BB: 0 P: 3	R: 1 E: 0 K: 1 S: 6	H: 2 LOB: 0 BB: 0 P: 6	R: 0 E: 0 K: 0 S: 4	H: 1 LOB: 1 BB: 0 P: 4	R: 0 E: 0 K: 0 S: 3	H: 0 LOB: 0 BB: 0 P: 3	R: 0 E: 0 K: 0 S: 3	H: 0 LOB: 1 BB: 1 P: 7	R: 0 E: 0 K: 0 S: 3	H: 0 LOB: 1 BB: 1 P: 7	R: 6 E: 0 K: 0 S: 8	H: 6 LOB: 0 BB: 1 P: 12	R: 0 E: 0 K: 2 S: 8	H: 1 LOB: 1 BB: 0 P: 8	1B: 6 2B: 1 3B: 0 HR: 3	SF: 0 SAC: 0 DP: 1 HBP: 0	WP: 1 PB: 0 SB: 0 CS: 0	PA: 40																
PITCHER	IP	WLS	BF	H	R	ER	SO	BB	IBB	HBP	BLK	WP	HR	S	P	ERA	WHIP	PITCHER				IP	WLS	BF	H	R	ER	SO	BB	IBB	HBP	BLK	WP	HR	S	P	ERA	WHIP
Bob McClure, L ERA: 4.26 (1, 1)	7.1	W	33	7	6	6	1	5	0	0	0	1	2	30	50	7.36	1.636					1.2	S	7	3	1	1	2	0	0	0	0	0	1	11	11	5.40	1.800
Tom Tellmann, R ERA: 1.82 (8, 1)																																						

Batter	1	2	3	4	5	6	7	8	9	AB	R	H	RBI	BB	SO	LOB	BOTTOM																					
Paul Molitor, R OBP: 0.368, SLG: 0.451 (1, 5)	S 2B									4	3	4	3	1	0	0	California Angels @ Milwaukee Brewers Milwaukee County Stadium, Milwaukee, WI Mon Jun 06 1983, 8:05 PM EDT Att: 17,183 - Unknown																					
Robin Yount, R OBP: 0.404, SLG: 0.543 (1, 6)	5-3									4	1	1	2	1	1	4																						
Cecil Cooper, L OBP: 0.314, SLG: 0.483 (1, 3)	E 2B									5	1	2	1	0	0	5																						
Ted Simmons, S OBP: 0.357, SLG: 0.463 Mark Brouhard, R (8, PR)	E4									5	1	2	1	0	0	3																						
Ben Oglivie, L OBP: 0.403, SLG: 0.511 (1, 7)	K									0	0	0	0	0	0	0																						
Charlie Moore, R OBP: 0.374, SLG: 0.451 (1, 9)	5-3									4	0	1	0	1	1	5																						
Jim Gantner, L OBP: 0.333, SLG: 0.451 (1, 4)										4	0	2	2	1	0	2																						
Ned Yost, R OBP: 0.304, SLG: 0.507 (1, 2)										5	1	2	0	0	1	4																						
Marshall Edwards, L OBP: 0.400, SLG: 0.400 (1, 8)										3	2	2	0	0	0	0																						
Inning Stats	R: 1 E: 1 K: 1 S: 8	H: 2 LOB: 2 BB: 0 P: 8	R: 0 E: 0 K: 1 S: 7	H: 2 LOB: 3 BB: 1 P: 11	R: 0 E: 0 K: 0 S: 4	H: 1 LOB: 1 BB: 0 P: 4	R: 2 E: 0 K: 0 S: 5	H: 3 LOB: 1 BB: 1 P: 9	R: 0 E: 0 K: 0 S: 3	H: 0 LOB: 1 BB: 1 P: 7	R: 5 E: 0 K: 2 S: 13	H: 6 LOB: 1 BB: 0 P: 13	R: 1 E: 0 K: 0 S: 4	H: 1 LOB: 0 BB: 0 P: 4	R: 0 E: 0 K: 1 S: 6	H: 1 LOB: 2 BB: 1 P: 10	1B: 8 2B: 6 3B: 1 HR: 1	SF: 0 SAC: 1 DP: 1 HBP: 0	WP: 0 PB: 0 SB: 4 CS: 0	PA: 44																		
PITCHER	IP	WLS	BF	H	R	ER	SO	BB	IBB	HBP	BLK	WP	HR	S	P	ERA	WHIP	PITCHER				IP	WLS	BF	H	R	ER	SO	BB	IBB	HBP	BLK	WP	HR	S	P	ERA	WHIP
Dave Goltz, R ERA: 6.8 (1, 1)	5.0	L	29	11	6	6	2	3	0	0	0	0	0	0	0	10.80	2.800					2.0		10	4	3	3	2	0	0	0	0	0	1	14	14	13.50	2.000
John Curtis, L ERA: 4.09 (6, 1)																																						
Luis Sanchez, R ERA: 2.64 (8, 1)																																						

Batter	1	2	3	4	5	6	7	8	9	10	AB	R	H	RBI	BB	SO	LOB	TOP				
Rudy Law, L OBP: 0.333, SLG: 0.313 (1, 8)	6-3		G4-6-3 1B		G1	F8		HR 1B		4-3	6	1	2	1	0	0	1					
Tony Bernazard, S OBP: 0.294, SLG: 0.363 (1, 4)	K		G4-6-3 1-2			F4	F8 1B HBP BB	F7 1-2		2B BB	4	2	0	0	2	1	2					
Harold Baines, L OBP: 0.332, SLG: 0.397 (1, 9)	2B		4-3			1B 2B BB	K	HR 1BB		F9	4	2	1	0	2	1	2					
Greg Luzinski, R OBP: 0.326, SLG: 0.410 (1, 10)	1-3				6-3	2B 1B BB	1B HBP	HR		2B	5	2	3	4	0	0	1					
Tom Paciorek, R OBP: 0.268, SLG: 0.434 Mike Squires, L OBP: 0.279, SLG: 0.221 (8, 3)	1B E 1B				5-3	BB 2B	F8 2-3	6-3			5	2	2	1	0	0	2					
Ron Kittle, R OBP: 0.304, SLG: 0.508 (1, 7)	K					1-3 2-3 2H	2B				4	1	2	1	0	1	1					
Carlton Fisk, R OBP: 0.302, SLG: 0.362 (1, 2)	E7 1B				FC5-4 1B	BB 2B HBP	FC5-4 1B			5-3	4	1	1	1	1	0	3					
Vance Law, R OBP: 0.268, SLG: 0.367 Greg Walker, L OBP: 0.315, SLG: 0.458 Scott Fletcher, R OBP: 0.373, SLG: 0.319 (6, PH) (6, PR) (6, 5)	G4-6-3 HBP				4-3	1-2 2-3 3H	2B	SH2-4 1B HBP		BB	1	0	0	0	0	0	0					
Jerry Dybzinski, R OBP: 0.354, SLG: 0.371 (1, 6)	G4-6-3 1-2				K	3H	SF8	SH2-4 1-2		5-3	3	0	0	1	0	1	3					
Inning Stats	R: 0 E: 0 K: 1 S: 6	H: 1 LOB: 1 BB: 0 P: 6	R: 1 E: 1 K: 1 S: 6	H: 2 LOB: 1 BB: 0 P: 7	R: 0 E: 0 K: 0 S: 3	H: 1 LOB: 0 BB: 0 P: 3	R: 0 E: 0 K: 1 S: 5	H: 0 LOB: 0 BB: 1 P: 5	R: 5 E: 0 K: 0 S: 6	H: 3 LOB: 1 BB: 2 P: 15	R: 1 E: 0 K: 1 S: 6	H: 1 LOB: 2 BB: 1 P: 11	R: 4 E: 0 K: 0 S: 5	H: 2 LOB: 0 BB: 1 P: 10	R: 0 E: 0 K: 0 S: 3	H: 0 LOB: 1 BB: 1 P: 7	R: 1 E: 0 K: 0 S: 3	H: 1 LOB: 1 BB: 1 P: 7	1B: 7 2B: 4 3B: 0 HR: 1	SF: 1 SAC: 1 DP: 2 HBP: 4	WP: 0 PB: 0 SB: 1 CS: 0	PA: 49
PITCHER	IP WLS BF H R ER SO BB IBB HBP BLK WP HR S P ERA WHIP	5.1 1.1 7 1 1 5 3 2 0 2 0 0 0 0 27 37 8.44 1.688	6.1 1.1 9 3 4 4 0 0 1 1 0 0 0 1 7 12 27.00 2.250	8.1 2.0 L 8 1 1 1 0 2 0 0 0 0 0 6 14 4.50 1.500											ERA WHIP							

Chicago White Sox @ California Angels
Anaheim Stadium, Anaheim, CA
Tue Jun 07 1983, 10:05 PM EDT
Att: 33,556 - Overcast - 63 F

AB	37
R	12
H	12
RBI	11
BB	6
SO	4
LOB	15



Batter	1	2	3	4	5	6	7	8	9	10	AB	R	H	RBI	BB	SO	LOB	BOTTOM
Rod Carew, L OBP: 0.473, SLG: 0.535 (1, 3)	G3		HR 1B	4-3			4-3		HR BB		4	2	1	0	1	0	0	
Daryl Sconiers, L OBP: 0.302, SLG: 0.550 Ron Jackson, R OBP: 0.325, SLG: 0.400 (7, PH)	F7		HR				5-3		HR		3	1	2	3	0	0	0	
Reggie Jackson, L OBP: 0.327, SLG: 0.416 (1, 9)	K		HR				K		G3		2	1	1	1	0	2	1	
Doug DeCinces, R OBP: 0.349, SLG: 0.582 (1, 5)		6-3	HR 1B			L9		5-3	1B 2B		5	2	2	0	0	0	1	
Fred Lynn, L OBP: 0.407, SLG: 0.617 (1, 8)		WP BB	HR			F8		4-3	1B		4	1	2	3	1	0	1	
Bobby Grich, R OBP: 0.401, SLG: 0.400 (1, 4)	F9		6-3			1B G6-4-3 1B		1B	F9		5	1	2	0	0	0	2	
Juan Beniquez, R OBP: 0.324, SLG: 0.371 (1, 7)	4-3		F2			1-3 1B		F8		F7	5	0	1	0	0	0	2	
Bob Boone, R OBP: 0.284, SLG: 0.322 (1, 2)			5-3	K		G6-4-3 1-2 3H			L7	1-3	5	0	0	0	0	1	1	
Ricky Adams, R OBP: 0.222, SLG: 0.200 Ellis Valentine, R OBP: 0.265, SLG: 0.410 Rob Wilfong, L OBP: 0.190, SLG: 0.429 (9, PH) (10, 6)	1B HR 1B		1-3			6-3		E6 BB HR		3-1	3	1	1	0	0	0	0	
Inning Stats	R: 0 E: 0 K: 1 S: 5	H: 0 LOB: 0 BB: 5 P: 5	R: 0 E: 0 K: 0 S: 3	H: 0 LOB: 1 BB: 1 P: 7	R: 6 E: 0 K: 0 S: 9	H: 6 LOB: 0 BB: 9 P: 9	R: 0 E: 0 K: 1 S: 5	H: 0 LOB: 0 BB: 0 P: 5	R: 0 E: 0 K: 0 S: 4	H: 1 LOB: 1 BB: 0 P: 4	R: 4 E: 1 K: 0 S: 7	H: 3 LOB: 1 BB: 1 P: 11	R: 0 E: 0 K: 0 S: 3	H: 0 LOB: 0 BB: 0 P: 3	1B: 8 2B: 1 3B: 0 HR: 4	SF: 0 SAC: 0 DP: 1 HBP: 0	WP: 1 PB: 0 SB: 0 CS: 0	PA: 45
PITCHER	IP WLS BF H R ER SO BB IBB HBP BLK WP HR S P ERA WHIP	2.1 3.2 13 3 1 6 1 1 0 0 0 0 0 0 15 15 2.46 0.818	2.1 10 1 2 2 1 1 0 0 0 0 0 0 11 15 7.71 0.857	1.2 W 8 3 2 1 0 0 0 0 0 0 1 8 8 5.40 1.800											ERA WHIP			


Chicago White Sox @ California Angels
Anaheim Stadium, Anaheim, CA
Tue Jun 07 1983, 10:05 PM EDT
Att: 33,556 - Overcast - 63 F

AB	43
R	11
H	13
RBI	10
BB	2
SO	3
LOB	8




Batter	1	2	3	4	5	6	7	8	9	AB	R	H	RBI	BB	SO	LOB	TOP					
Rudy Law, L OBP: 0.338, SLG: 0.313 (1, 8)										3	1	1	0	1	0	1	Chicago White Sox @ California Angels Anaheim Stadium, Anaheim, CA Wed Jun 08 1983, 10:05 PM EDT Att: 28,754 - Sunny - 65 F					
Tony Bernazard, S OBP: 0.293, SLG: 0.361 (1, 4)										4	0	1	0	0	1	2						
Harold Baines, L OBP: 0.326, SLG: 0.389 (1, 9)										4	0	0	0	0	0	2						
Greg Luzinski, R OBP: 0.320, SLG: 0.400 (1, 10)										4	0	0	0	0	1	0						
Tom Paciorek, R OBP: 0.304, SLG: 0.421 (1, 3)										4	0	0	0	0	1	0						
Ron Kittle, R OBP: 0.306, SLG: 0.505 Jerry Hairston, S OBP: 0.409, SLG: 0.500 (6, 7)									1	1	0	0	0	0	0	0						
Carlton Fisk, R OBP: 0.303, SLG: 0.361 (1, 2)									3	1	1	0	0	1	1							
Vance Law, R OBP: 0.263, SLG: 0.359 Mike Squires, L OBP: 0.297, SLG: 0.231 Scott Fletcher, R OBP: 0.373, SLG: 0.319 (8, 5)									2	0	0	1	0	1	1							
Jerry Dybzinski, R OBP: 0.363, SLG: 0.374 (1, 6)									2	0	1	1	1	0	0							
Inning Stats	R: 1 E: 0 K: 0 S: 3	H: 1 LOB: 0 BB: 1 P: 7	R: 0 E: 0 K: 2 S: 7	H: 0 LOB: 0 BB: 0 P: 7	R: 0 E: 0 K: 1 S: 5	H: 0 LOB: 0 BB: 0 P: 5	R: 0 E: 0 K: 2 S: 7	H: 0 LOB: 0 BB: 0 P: 7	R: 2 E: 1 K: 0 S: 5	H: 2 LOB: 1 BB: 0 P: 6	R: 0 E: 0 K: 0 S: 3	H: 0 LOB: 0 BB: 0 P: 3	R: 0 E: 0 K: 0 S: 2	H: 0 LOB: 0 BB: 1 P: 6	R: 1 E: 0 K: 0 S: 4	H: 2 LOB: 1 BB: 1 P: 8		R: 0 E: 0 K: 0 S: 3	H: 0 LOB: 0 BB: 0 P: 3	1B: 5 2B: 0 3B: 0 HR: 0	SF: 0 SAC: 0 DP: 3 HBP: 1	WP: 0 PB: 0 SB: 1 CS: 0
PITCHER Ken Forsch, R ERA: 3.26 (1, 1)	IP: 9.0 WLS: W BF: 33	H: 5 R: 4 ER: 3 SO: 5	BB: 3 IBB: 0 HBP: 1 BLK: 0	WP: 0 HR: 0 S: 39 P: 52	ERA: 3.00 WHIP: 0.889	PITCHER																

AB	29
R	4
H	5
RBI	2
BB	3
SO	5
LOB	7



Batter	1	2	3	4	5	6	7	8	9	AB	R	H	RBI	BB	SO	LOB	BOTTOM			
Rod Carew, L OBP: 0.466, SLG: 0.526 (1, 3)										5	1	1	0	0	0	2	Chicago White Sox @ California Angels Anaheim Stadium, Anaheim, CA Wed Jun 08 1983, 10:05 PM EDT Att: 28,754 - Sunny - 65 F			
Juan Beniquez, R OBP: 0.322, SLG: 0.368 Bobby Clark, R OBP: 0.264, SLG: 0.333 (7, 7)										4	1	1	0	0	1	0				
Reggie Jackson, L OBP: 0.333, SLG: 0.416 (1, 9)										3	0	1	0	2	0	2				
Doug DeCinces, R OBP: 0.350, SLG: 0.575 (1, 5)										4	2	1	1	1	0	2				
Fred Lynn, L OBP: 0.401, SLG: 0.604 (1, 8)										5	0	1	0	0	0	6				
Ron Jackson, R OBP: 0.345, SLG: 0.430 (1, 10)										4	1	3	2	0	0	1				
Bobby Grich, R OBP: 0.408, SLG: 0.401 (1, 4)										2	1	1	1	2	1	1				
Bob Boone, R OBP: 0.283, SLG: 0.316 (1, 2)										3	0	0	0	1	0	5				
Ricky Adams, R OBP: 0.241, SLG: 0.278 (1, 6)										4	1	2	3	0	0	1				
Inning Stats	R: 3 E: 0 K: 0 S: 8	H: 5 LOB: 2 BB: 0 P: 8	R: 1 E: 0 K: 0 S: 4	H: 1 LOB: 0 BB: 0 P: 4	R: 0 E: 0 K: 0 S: 4	H: 1 LOB: 2 BB: 1 P: 8	R: 0 E: 0 K: 0 S: 3	H: 0 LOB: 0 BB: 0 P: 3	R: 3 E: 0 K: 0 S: 6	H: 3 LOB: 2 BB: 2 P: 14	R: 0 E: 0 K: 1 S: 5	H: 0 LOB: 1 BB: 1 P: 9	R: 0 E: 0 K: 1 S: 6	H: 1 LOB: 1 BB: 0 P: 6	R: 0 E: 0 K: 0 S: 3	H: 0 LOB: 2 BB: 2 P: 11		1B: 9 2B: 1 3B: 0 HR: 1	SF: 0 SAC: 0 DP: 0 HBP: 0	WP: 0 PB: 0 SB: 0 CS: 0
PITCHER Jerry Koonsman, L ERA: 4.56 Salome Barojas, R ERA: 3.75 Kevin Hickey, L ERA: 3.18 (8, 1)	IP: 4.2 WLS: L BF: 24	H: 9 R: 6 ER: 6 SO: 6	BB: 1 IBB: 0 HBP: 0 BLK: 0	WP: 0 HR: 1 S: 23 P: 27	ERA: 11.57 WHIP: 2.143	PITCHER														

AB	35
R	7
H	11
RBI	7
BB	6
SO	2
LOB	20



Batter	1	2	3	4	5	6	7	8	9	AB	R	H	RBI	BB	SO	LOB	TOP					
Rudy Law, L OBP: 0.333, SLG: 0.309 (1, 8)										5	0	1	0	0	0	2						
Tony Bernazard, S OBP: 0.300, SLG: 0.364 (1, 4)										4	0	2	1	1	0	1						
Tom Paciorek, R OBP: 0.301, SLG: 0.414 (1, 9)										5	0	1	0	0	0	5						
Greg Luzinski, R OBP: 0.318, SLG: 0.402 (1, 10)										4	0	1	0	0	0	2						
Mike Squires, L OBP: 0.297, SLG: 0.231 (8, PR)										0	0	0	0	0	0	0						
Ron Kittle, R OBP: 0.305, SLG: 0.500 (1, 7)										4	1	1	0	0	1	1						
Marc Hill, R OBP: 0.333, SLG: 0.375 (1, 2)										3	0	0	0	0	0	1						
Carlton Fisk, R OBP: 0.303, SLG: 0.361 (8, PR)										0	0	0	0	0	0	0						
Chris Nyman, R OBP: 0.375, SLG: 0.429 (1, 3)										3	1	3	0	1	0	0						
Vance Law, R OBP: 0.262, SLG: 0.354 (1, 5)										4	0	1	0	0	0	5						
Jerry Dybzinski, R OBP: 0.358, SLG: 0.368 (1, 6)										4	0	1	0	0	0	2						
Inning Stats	R: 0 E: 0 K: 0 S: 4	H: 2 LOB: 1 BB: 0 P: 4	R: 0 E: 0 K: 0 S: 4	H: 1 LOB: 1 BB: 0 P: 4	R: 0 E: 0 K: 0 S: 3	H: 0 LOB: 0 BB: 0 P: 3	R: 0 E: 0 K: 0 S: 3	H: 0 LOB: 0 BB: 0 P: 3	R: 0 E: 0 K: 0 S: 4	H: 2 LOB: 1 BB: 0 P: 4	R: 0 E: 0 K: 0 S: 3	H: 0 LOB: 1 BB: 1 P: 7	R: 2 E: 1 K: 0 S: 7	H: 3 LOB: 3 BB: 1 P: 11	R: 0 E: 0 K: 1 S: 7	H: 2 LOB: 2 BB: 0 P: 7	R: 0 E: 0 K: 0 S: 4	H: 1 LOB: 1 BB: 0 P: 4	1B: 10 2B: 1 3B: 0 HR: 0	SF: 0 SAC: 1 DP: 2 HBP: 0	WP: 0 PB: 0 SB: 1 CS: 0	PA: 39
PITCHER Tommy John, L ERA: 3.43 (1, 1)	IP: 9.0 WLS: W BF: 39 H: 11 R: 2 ER: 0 SO: 1 BB: 2 IBB: 0 HBP: 0 BLK: 0 WP: 0 HR: 0 S: 39 P: 47 ERA: 0.00 WHIP: 1.444															PITCHER	IP: 9.0 WLS: W BF: 39 H: 11 R: 2 ER: 0 SO: 1 BB: 2 IBB: 0 HBP: 0 BLK: 0 WP: 0 HR: 0 S: 39 P: 47 ERA: 0.00 WHIP: 1.444					

Chicago White Sox @ California Angels
Anaheim Stadium, Anaheim, CA
Thu Jun 09 1983, 10:05 PM EDT
Att: 28,296 - Unknown - 70 F

AB 36
R 2
H 11
RBI 1
BB 2
SO 1
LOB 19



Batter	1	2	3	4	5	6	7	8	9	AB	R	H	RBI	BB	SO	LOB	BOTTOM			
Ricky Adams, R OBP: 0.238, SLG: 0.271 (1, 6)										5	0	1	0	0	0	3				
Juan Beniquez, R OBP: 0.330, SLG: 0.375 (1, 10)										5	2	3	0	0	1	0				
Ron Jackson, R OBP: 0.363, SLG: 0.439 (1, 3)										3	1	2	0	0	0	1				
Doug DeCinces, R OBP: 0.353, SLG: 0.577 (1, 5)										3	0	1	1	1	0	4				
Fred Lynn, L OBP: 0.398, SLG: 0.592 (1, 8)										3	0	0	1	1	1	5				
Bobby Grich, R OBP: 0.410, SLG: 0.396 (1, 4)										2	0	0	0	2	2	5				
Bobby Clark, R OBP: 0.284, SLG: 0.333 (1, 7)										3	0	1	1	0	2	2				
Bob Boone, R OBP: 0.277, SLG: 0.309 (1, 2)										4	0	0	0	0	0	4				
Joe Ferguson, R OBP: 0.277, SLG: 0.309 (1, 9)										3	0	0	0	1	1	0				
Inning Stats	R: 0 E: 0 K: 2 S: 9	H: 2 LOB: 3 BB: 0 P: 10	R: 0 E: 0 K: 2 S: 7	H: 0 LOB: 0 BB: 0 P: 7	R: 0 E: 0 K: 0 S: 4	H: 1 LOB: 1 BB: 0 P: 4	R: 0 E: 1 K: 0 S: 4	H: 1 LOB: 3 BB: 2 P: 12	R: 1 E: 0 K: 2 S: 9	H: 2 LOB: 2 BB: 1 P: 13	R: 0 E: 0 K: 0 S: 3	H: 0 LOB: 0 BB: 0 P: 3	R: 2 E: 0 K: 0 S: 5	H: 2 LOB: 2 BB: 2 P: 13	R: 0 E: 0 K: 1 S: 5	H: 0 LOB: 0 BB: 0 P: 5	1B: 7 2B: 1 3B: 0 HR: 0	SF: 1 SAC: 0 DP: 0 HBP: 1	WP: 0 PB: 0 SB: 0 CS: 0	PA: 38
PITCHER Britt Burns, L ERA: 4.46 (1, 1)	IP: 6.0 WLS: L BF: 29 H: 7 R: 2 ER: 0 SO: 6 BB: 3 IBB: 0 HBP: 0 BLK: 0 WP: 0 HR: 0 S: 37 P: 50 ERA: 3.00 WHIP: 1.667															PITCHER	IP: 6.0 WLS: L BF: 29 H: 7 R: 2 ER: 0 SO: 6 BB: 3 IBB: 0 HBP: 0 BLK: 0 WP: 0 HR: 0 S: 37 P: 50 ERA: 3.00 WHIP: 1.667			
PITCHER Dennis Lamp, R ERA: 4.75 (7, 1)	IP: 0.0 WLS: L BF: 2 H: 1 R: 0 ER: 0 SO: 0 BB: 1 IBB: 0 HBP: 0 BLK: 0 WP: 0 HR: 0 S: 1 P: 5 ERA: 4.75															PITCHER	IP: 0.0 WLS: L BF: 2 H: 1 R: 0 ER: 0 SO: 0 BB: 1 IBB: 0 HBP: 0 BLK: 0 WP: 0 HR: 0 S: 1 P: 5 ERA: 4.75			
PITCHER Juan Agosto, L ERA: 0.96 (7, 1)	IP: 2.0 WLS: 7 BF: 0 H: 1 R: 1 ER: 1 SO: 1 BB: 0 IBB: 1 HBP: 0 BLK: 0 WP: 0 HR: 0 S: 8 P: 12 ERA: 4.50 WHIP: 0.000															PITCHER	IP: 2.0 WLS: 7 BF: 0 H: 1 R: 1 ER: 1 SO: 1 BB: 0 IBB: 1 HBP: 0 BLK: 0 WP: 0 HR: 0 S: 8 P: 12 ERA: 4.50 WHIP: 0.000			

Chicago White Sox @ California Angels
Anaheim Stadium, Anaheim, CA
Thu Jun 09 1983, 10:05 PM EDT
Att: 28,296 - Unknown - 70 F

AB 31
R 3
H 8
RBI 3
BB 5
SO 7
LOB 24



Batter	1	2	3	4	5	6	7	8	9	AB	R	H	RBI	BB	SO	LOB	TOP								
Damaso Garcia, R (1, 4) OBP: 0.279, SLG: 0.323	F3		1-3				FC6-4			4	1	1	0	0	0	1									
Lloyd Moseby, L (1, 8) OBP: 0.360, SLG: 0.519	F9					E7		6-3		3	0	1	0	1	0	0									
Barry Bonnell, R (1, 7) OBP: 0.341, SLG: 0.355	K					F4		F5		4	0	0	0	0	2	2									
Cliff Johnson, R (1, 10) OBP: 0.389, SLG: 0.568						F4		5-3		3	0	0	0	1	0	0									
Jesse Barfield, R (1, 9) OBP: 0.247, SLG: 0.400	F5					FC1-6				3	0	1	0	0	1	1									
Hosken Powell, L (9, PH) OBP: 0.226, SLG: 0.241						1B				1	0	0	0	0	0	0									
Willie Upshaw, L (1, 3) OBP: 0.370, SLG: 0.524	K					FC1-6		1-3		4	1	1	0	0	1	2									
Garth Iorg, R (1, 5) OBP: 0.306, SLG: 0.339	F8					1B				3	1	2	1	0	0	1									
Rance Mulliniks, L (9, PH) OBP: 0.397, SLG: 0.491						1B		2B		1	0	1	0	0	0	0									
Buck Martinez, R (1, 2) OBP: 0.346, SLG: 0.458						K		F9		3	0	1	1	0	1	2									
Jorge Orta, L (9, PH) OBP: 0.244, SLG: 0.324						1B				1	0	0	0	0	0	1									
Alfredo Griffin, S (1, 6) OBP: 0.255, SLG: 0.333	1-3					F3		F9		3	0	0	0	0	0	3									
Inning Stats	R: 0 E: 0 K: 1 S: 5	H: 0 LOB: 0 BB: 0 P: 5	R: 0 E: 0 K: 1 S: 5	H: 0 LOB: 1 BB: 1 P: 9	R: 0 E: 0 K: 0 S: 3	H: 0 LOB: 0 BB: 0 P: 3	R: 0 E: 0 K: 1 S: 4	H: 0 LOB: 0 BB: 0 P: 8	R: 0 E: 0 K: 1 S: 7	H: 2 LOB: 2 BB: 0 P: 7	R: 1 E: 1 K: 0 S: 4	H: 2 LOB: 0 BB: 0 P: 4	R: 2 E: 0 K: 1 S: 8	H: 3 LOB: 1 BB: 0 P: 8	R: 0 E: 0 K: 0 S: 3	H: 0 LOB: 0 BB: 0 P: 3	R: 0 E: 0 K: 0 S: 4	H: 1 LOB: 1 BB: 0 P: 4	1B: 5 2B: 3 3B: 0 HR: 0	SF: 0 SAC: 0 DP: 0 HBP: 0	WP: 0 PB: 1 SB: 0 CS: 2	PA: 35			
PITCHER	IP	WLS	BF	H	R	ER	SO	BB	IBB	HBP	BLK	WP	HR	S	P	ERA	WHIP								
Bill Travers, L (1, 1) ERA: 4.45	6.1		26	7	3	2	5	2	0	0	0	0	0	34	42	2.84	1.421								
Curt Brown, R (7, 1) ERA:	2.2	W	9	1	0	0	0	0	0	0	0	0	0	9	9	0.00	0.375								

Toronto Blue Jays @ California Angels
Anaheim Stadium, Anaheim, CA
Fri Jun 10 1983, 10:05 PM EDT
Att: 32,751 - Unknown

AB 33
R 3
H 8
RBI 2
BB 2
SO 5
LOB 13



Batter	1	2	3	4	5	6	7	8	9	AB	R	H	RBI	BB	SO	LOB	BOTTOM								
Rod Carew, L (1, 3) OBP: 0.462, SLG: 0.521	6-3			1-4-3		L6		HR		4	1	1	0	0	0	0									
Ricky Adams, R (1, 6) OBP: 0.227, SLG: 0.258	6-3			F8				1B		3	0	0	0	0	0	0									
Reggie Jackson, L (8, PH) OBP: 0.337, SLG: 0.437								HR		1	1	1	3	0	0	0									
Daryl Sconiers, L (1, 7) OBP: 0.300, SLG: 0.538	6-3			6-3				1B		4	0	1	0	0	0	0									
Rob Wilfong, L (9, PR) OBP: 0.190, SLG: 0.429								HR		0	1	0	0	0	0	0									
Doug DeCinces, R (1, 5) OBP: 0.360, SLG: 0.598						K		HR		3	1	2	2	1	1	0									
Fred Lynn, L (1, 8) OBP: 0.400, SLG: 0.585	L9-3							HR		2	0	0	0	2	1	2									
Ron Jackson, R (1, 10) OBP: 0.351, SLG: 0.424	6-3									3	0	0	0	0	0	3									
Bobby Grich, R (1, 4) OBP: 0.404, SLG: 0.389						6-3				3	0	0	0	0	2	1									
Bobby Clark, R (1, 9) OBP: 0.257, SLG: 0.324								F8		3	0	0	0	0	0	0									
Bob Boone, R (1, 2) OBP: 0.278, SLG: 0.309								F8		3	1	1	0	0	0	0									
Inning Stats	R: 0 E: 0 K: 0 S: 3	H: 0 LOB: 0 BB: 0 P: 3	R: 0 E: 0 K: 0 S: 2	H: 0 LOB: 0 BB: 1 P: 6	R: 0 E: 0 K: 1 S: 5	H: 0 LOB: 0 BB: 0 P: 5	R: 0 E: 0 K: 0 S: 3	H: 0 LOB: 0 BB: 0 P: 3	R: 0 E: 0 K: 0 S: 3	H: 0 LOB: 0 BB: 0 P: 3	R: 0 E: 0 K: 0 S: 4	H: 0 LOB: 0 BB: 0 P: 8	R: 5 E: 0 K: 2 S: 12	H: 5 LOB: 1 BB: 0 P: 12	R: 0 E: 0 K: 0 S: 3	H: 0 LOB: 0 BB: 0 P: 3	R: 0 E: 0 K: 0 S: 4	H: 1 LOB: 2 BB: 1 P: 8	R: 5 E: 0 K: 2 S: 12	H: 5 LOB: 1 BB: 0 P: 12	1B: 3 2B: 2 3B: 0 HR: 2	SF: 0 SAC: 0 DP: 1 HBP: 0	WP: 0 PB: 0 SB: 0 CS: 0	PA: 32	
PITCHER	IP	WLS	BF	H	R	ER	SO	BB	IBB	HBP	BLK	WP	HR	S	P	ERA	WHIP								
Luis Leal, R (1, 1) ERA: 3.73	7.2	L	30	5	4	4	3	3	0	0	0	0	1	33	45	4.70	1.043								
Joey McLaughlin, R (8, 1) ERA: 2.42	0.1		2	1	1	1	1	0	0	0	0	0	1	4	4	27.00	3.000								

Toronto Blue Jays @ California Angels
Anaheim Stadium, Anaheim, CA
Fri Jun 10 1983, 10:05 PM EDT
Att: 32,751 - Unknown

AB 29
R 5
H 6
RBI 5
BB 3
SO 4
LOB 6



Batter	1	2	3	4	5	6	7	8	9	AB	R	H	RBI	BB	SO	LOB	TOP										
Damaso Garcia, R (1, 4) OBP: 0.282, SLG: 0.321	0-0 4-3		4-0 2B SF9 BB		0-0 BB 1B		0-0 6-3		0-0 F4	4	2	1	0	1	0	0											
Rance Mulliniks, L (1, 5) OBP: 0.406, SLG: 0.500	0-3 K		0-0		4-0 1B BB		4-0 FC4-6 BB			2	0	1	1	2	1	0											
Willie Upshaw, L (1, 3) OBP: 0.308, SLG: 0.521	0-0 4-3		0-0 SF9		0-0 1-2 2-H 1B		0-0 FC4-6			3	0	1	2	0	0	1											
Cliff Johnson, R (1, 10) OBP: 0.386, SLG: 0.559		0-0 F7	0-3 K		0-3 K				0-0 BB 1B	4	0	1	0	0	2	3											
Lloyd Moseby, L (1, 8) OBP: 0.357, SLG: 0.512		0-0 FC4-6 1B		0-0 6-3		0-3 K		0-0 F8		4	0	1	0	0	1	1											
Jorge Orta, L (1, 7) OBP: 0.247, SLG: 0.324		0-0 FC4-6		0-0 F6		0-0 1B		4-0 G3-6-3 BB		3	0	1	0	0	0	1											
Barry Bonnell, R (6, 7) OBP: 0.346, SLG: 0.355		1-2								0	0	0	0	1	0	0											
Ernie Whitt, L (1, 2) OBP: 0.306, SLG: 0.362		0-0 F8		0-0 1-3		0-0 F8		0-0 G3-6-3		4	0	0	0	0	0	4											
Hosken Powell, L (1, 9) OBP: 0.215, SLG: 0.230			0-0 4-3		0-0 F9		0-0 1-3		0-3 K	3	0	0	0	0	0	1											
Jesse Barfield, R (9, PH) OBP: 0.245, SLG: 0.397										1	0	0	0	0	1	0											
Alfredo Griffin, S (1, 6) OBP: 0.255, SLG: 0.331			0-0 BB 2B 1B		0-0 F7		0-0 6-3		0-0 F8	4	1	1	0	0	0	0											
Inning Stats	R: 0 E: 0 K: 1 S: 5	H: 0 LOB: 0 BB: 0 P: 5	R: 0 E: 0 K: 0 S: 4	H: 1 LOB: 1 BB: 0 P: 4	R: 2 E: 0 K: 1 S: 7	H: 2 LOB: 1 BB: 1 P: 11	R: 0 E: 0 K: 0 S: 3	H: 0 LOB: 0 BB: 0 P: 3	R: 1 E: 0 K: 1 S: 7	H: 2 LOB: 2 BB: 1 P: 11	R: 0 E: 0 K: 1 S: 6	H: 1 LOB: 1 BB: 0 P: 6	R: 0 E: 0 K: 0 S: 3	H: 0 LOB: 1 BB: 1 P: 7	R: 0 E: 0 K: 0 S: 3	H: 1 LOB: 1 BB: 1 P: 7	R: 0 E: 0 K: 1 S: 5	H: 0 LOB: 0 BB: 0 P: 5	1B: 6 2B: 1 3B: 0 HR: 0	SF: 1 SAC: 0 DP: 1 HBP: 0	WP: 0 PB: 0 SB: 0 CS: 0	PA: 37					
PITCHER	IP	WLS	BF	H	R	ER	SO	BB	IBB	HBP	BLK	WP	HR	S	P	ERA	WHIP										
Dave Goltz, R (1, 1) ERA: 6.37	7.1	L	33	7	3	3	4	4	0	0	0	0	0	37	53	3.68	1.500										
Andy Hassler, L (8, 1) ERA: 5.29	0.2		1	0	0	0	0	0	0	0	0	0	0	1	1	0.00	0.000										
Luis Sanchez, R (9, 1) ERA: 3.28	1.0	S	3	0	0	0	1	0	0	0	0	0	0	5	5	0.00	0.000										

Toronto Blue Jays @ California Angels
Anaheim Stadium, Anaheim, CA
Sat Jun 11 1983, 10:05 PM EDT
Att: 45,393 - Unknown


AB	32
R	3
H	7
RBI	3
BB	4
SO	5
LOB	11



Batter	1	2	3	4	5	6	7	8	9	AB	R	H	RBI	BB	SO	LOB	BOTTOM										
Rod Carew, L (1, 3) OBP: 0.458, SLG: 0.515	0-0 FC6-4 1B		0-3 K		0-0 5-3		0-0 4-3			4	0	1	0	0	1	1											
Tim Lincecum, R (1, 6) OBP: 0.303, SLG: 0.352	0-0 FC6-4 1-2		0-0 F9		0-0 F6			0-0 F3		4	0	0	0	0	0	1											
Reggie Jackson, L (1, 9) OBP: 0.340, SLG: 0.435	0-3 K		4-0 1B BB		0-0 F7		0-0 G5-4-3 1B			3	0	1	0	1	1	1											
Doug DeCinces, R (1, 5) OBP: 0.358, SLG: 0.591	0-0 FC6-4 1-2		0-0 1-2 1B		0-3 K		0-0 G5-4-3		0-0 1-2	4	0	1	0	0	1	2											
Fred Lynn, L (1, 8) OBP: 0.397, SLG: 0.577		0-0 4-3	0-3 K		0-0 E6			0-0 CS 1B 1B		4	0	1	0	0	1	2											
Daryl Sconiers, L (1, 10) OBP: 0.296, SLG: 0.528		0-0 L6		0-0 F7		0-0 F7		0-0 1B 1-2 G3 1B		4	1	1	0	0	0	1											
Bobby Grich, R (1, 4) OBP: 0.406, SLG: 0.392		0-0 PB 1B 1B		0-0 5-3			0-0 5-3		0-0 1-3 2-3 1B	4	1	2	0	0	0	0											
Bobby Clark, R (1, 7) OBP: 0.259, SLG: 0.324		0-0		0-0 5-3			0-0 F3		0-0 G3	3	0	1	1	0	0	0											
Rob Wilfong, L (9, PH) OBP: 0.162, SLG: 0.409		1-H						1-2		1	0	0	1	0	0	1											
Bob Boone, R (1, 2) OBP: 0.278, SLG: 0.308		0-0 F6		0-0 F9			0-0 1B		0-0 3-H	4	0	1	0	0	0	2											
Inning Stats	R: 0 E: 0 K: 1 S: 6	H: 1 LOB: 1 BB: 0 P: 6	R: 1 E: 0 K: 0 S: 5	H: 2 LOB: 1 BB: 0 P: 5	R: 0 E: 0 K: 2 S: 8	H: 1 LOB: 2 BB: 1 P: 12	R: 0 E: 0 K: 0 S: 3	H: 0 LOB: 0 BB: 0 P: 3	R: 0 E: 1 K: 1 S: 6	H: 0 LOB: 1 BB: 0 P: 6	R: 0 E: 0 K: 0 S: 4	H: 1 LOB: 1 BB: 0 P: 4	R: 0 E: 0 K: 0 S: 3	H: 1 LOB: 0 BB: 0 P: 3	R: 1 E: 0 K: 0 S: 5	H: 3 LOB: 1 BB: 0 P: 5	1B: 9 2B: 0 3B: 0 HR: 0	SF: 0 SAC: 0 DP: 1 HBP: 0	WP: 0 PB: 1 SB: 0 CS: 1	PA: 36							
PITCHER	IP	WLS	BF	H	R	ER	SO	BB	IBB	HBP	BLK	WP	HR	S	P	ERA	WHIP										
Jim Gott, R (1, 1) ERA: 4.84	8.0	W	33	8	2	1	4	1	0	0	0	0	0	40	44	1.12	1.125										
Randy Moffitt, R (9, 1) ERA: 1.6	1.0	S	3	1	0	0	0	0	0	0	0	0	0	3	3	0.00	1.000										

Toronto Blue Jays @ California Angels
Anaheim Stadium, Anaheim, CA
Sat Jun 11 1983, 10:05 PM EDT
Att: 45,393 - Unknown

AB	35
R	2
H	9
RBI	2
BB	1
SO	4
LOB	11



Batter	1	2	3	4	5	6	7	8	9	AB	R	H	RBI	BB	SO	LOB	TOP									
Rod Carew, L OBP: 0.461, SLG: 0.507 Daryl Sconiers, L OBP: 0.298, SLG: 0.530	6-3	K			E BB		SH3-4 1B		3B	3	2	1	0	1	1	1	California Angels @ Chicago White Sox Comiskey Park, Chicago, IL Mon Jun 13 1983, 8:05 PM EDT Att: 27,160 - Unknown - 81 F									
Juan Beniquez, R OBP: 0.330, SLG: 0.374	G4-6-3 1B		F9		SH F8 1B		SH3-4		K	3	1	1	0	0	1	1										
Fred Lynn, L OBP: 0.388, SLG: 0.547	G4-6-3 1-2		4-3		F8		1B IBB		K	4	0	0	0	1	1	3										
Doug DeCinces, R OBP: 0.352, SLG: 0.573		K	L5		K		1B		4-3	5	0	1	2	0	2	2										
Ron Jackson, R OBP: 0.371, SLG: 0.441	6-3			WP 2B	CS 1B		F9			4	0	2	1	0	0	2										
Bobby Grich, R OBP: 0.408, SLG: 0.387	2B 1B BB			2-3 BB	CS 1B	6-3	5-3			2	1	0	0	2	0	2										
Bobby Clark, R OBP: 0.298, SLG: 0.330	1B 2B			K		F9		6-3		4	1	1	0	0	1	2										
Tim Foli, R OBP: 0.305, SLG: 0.353	1B S 1B		L5		6-3			G6-4-3 1B		4	1	2	2	0	0	2										
Joe Ferguson, R OBP: 0.233, SLG: 0.080	1B			K			SH3-4 1B 1B	G6-4-3 1B		4	1	2	1	0	1	3										
Inning Stats	R: 0 E: 0 K: 0 S: 3	H: 1 LOB: 0 BB: 0 P: 3	R: 3 E: 0 K: 2 S: 10	H: 3 LOB: 1 BB: 1 P: 14	R: 0 E: 0 K: 0 S: 3	H: 0 LOB: 0 BB: 0 P: 3	R: 0 E: 0 K: 2 S: 8	H: 1 LOB: 2 BB: 1 P: 12	R: 2 E: 1 K: 1 S: 6	H: 1 LOB: 0 BB: 0 P: 10	R: 0 E: 0 K: 0 S: 3	H: 0 LOB: 0 BB: 0 P: 3	R: 2 E: 0 K: 0 S: 6	H: 3 LOB: 2 BB: 1 P: 10	R: 0 E: 0 K: 0 S: 3	H: 1 LOB: 0 BB: 0 P: 3		R: 0 E: 0 K: 2 S: 8	H: 1 LOB: 1 BB: 0 P: 8	1B: 8 2B: 2 3B: 1 HR: 0	SF: 0 SAC: 2 DP: 2 HBP: 0	WP: 1 PB: 0 CS: 1	PA: 41			
PITCHER	IP WLS BF H R ER SO BB IBB HBP BLK WP HR S P ERA WHIP	IP WLS BF H R ER SO BB IBB HBP BLK WP HR S P ERA WHIP																								
Britt Burns, L ERA: 4.6	(1, 1)	4.2	L	23	6	5	3	5	3	0	0	0	0	0	0	0	1	0	30	42	5.79	1.929				
Dennis Lamp, R ERA: 4.72	(5, 1)	4.1		17	5	2	2	2	0	1	0	0	0	0	0	0	0	0	20	24	4.15	1.154				

Batter	1	2	3	4	5	6	7	8	9	AB	R	H	RBI	BB	SO	LOB	BOTTOM									
Rudy Law, L OBP: 0.317, SLG: 0.297	5-3		4-3		F5		K		4-3	5	0	0	0	0	1	2	California Angels @ Chicago White Sox Comiskey Park, Chicago, IL Mon Jun 13 1983, 8:05 PM EDT Att: 27,160 - Unknown - 81 F									
Mike Squires, L OBP: 0.330, SLG: 0.271	G4-6-3 BB				1B		4-3			2	0	1	0	2	0	0										
Harold Baines, L OBP: 0.332, SLG: 0.384	G4-6-3 1-2		F7		F7		4-3			4	0	0	0	0	0	4										
Greg Walker, L OBP: 0.352, SLG: 0.565		HR	K				HR 2B		3-1	4	2	2	1	0	1	2										
Ron Kittle, R OBP: 0.298, SLG: 0.510		1-6-3 3B		F9		HR		5-3		4	2	2	2	0	0	0										
Carlton Fisk, R OBP: 0.296, SLG: 0.351		1-6-3		F8		F2		F3		4	0	0	1	0	0	0										
Tony Bernazard, S OBP: 0.306, SLG: 0.373		F8			1B				F3	4	0	2	0	0	0	0										
Vance Law, R OBP: 0.296, SLG: 0.400		F7		F9		K			BB	3	0	0	0	1	1	2										
Jerry Dybzinski, R OBP: 0.328, SLG: 0.327 Tom Paciorek, R OBP: 0.299, SLG: 0.401			E4 4-3		1-3		6-3		F9	3	0	0	0	0	0	1										
Inning Stats	R: 0 E: 0 K: 0 S: 2	H: 0 LOB: 0 BB: 1 P: 6	R: 2 E: 0 K: 0 S: 5	H: 2 LOB: 0 BB: 0 P: 5	R: 0 E: 1 K: 1 S: 6	H: 0 LOB: 2 BB: 1 P: 10	R: 0 E: 0 K: 0 S: 4	H: 1 LOB: 1 BB: 0 P: 4	R: 0 E: 0 K: 0 S: 4	H: 1 LOB: 1 BB: 0 P: 4	R: 2 E: 0 K: 1 S: 8	H: 3 LOB: 1 BB: 0 P: 8	R: 0 E: 0 K: 1 S: 5	H: 0 LOB: 0 BB: 0 P: 5	R: 0 E: 0 K: 0 S: 3	H: 0 LOB: 0 BB: 0 P: 3		R: 0 E: 0 K: 0 S: 3	H: 0 LOB: 1 BB: 1 P: 7	1B: 3 2B: 1 3B: 1 HR: 2	SF: 0 SAC: 0 DP: 1 HBP: 0	WP: 0 PB: 0 CS: 0	PA: 37			
PITCHER	IP WLS BF H R ER SO BB IBB HBP BLK WP HR S P ERA WHIP	IP WLS BF H R ER SO BB IBB HBP BLK WP HR S P ERA WHIP																								
Ken Forsch, R ERA: 3.34	(1, 1)	9.0	W	37	7	4	4	3	3	0	0	0	0	0	0	0	0	2	40	52	4.00	1.111				

Batter	1	2	3	4	5	6	7	8	9	AB	R	H	RBI	BB	SO	LOB	TOP					
Juan Beniquez, R (1.10) OBP: 0.323, SLG: 0.366	F5		4-3		E5			F9		4	0	0	0	0	0	0						
Tim Foli, R (1.6) OBP: 0.299, SLG: 0.345	1-3		F7		5-3			F7		4	0	0	0	0	0	1						
Reggie Jackson, L (1.9) OBP: 0.345, SLG: 0.424	G3			2B BB					1B	3	1	1	0	1	1	0						
Doug DeCinces, R (1.5) OBP: 0.346, SLG: 0.562		F9		F2					6-3	4	0	0	0	0	1	1						
Fred Lynn, L (1.8) OBP: 0.386, SLG: 0.545		1B 2B		F5				F8		4	1	1	0	0	0	1						
Ron Jackson, R (1.7) OBP: 0.380, SLG: 0.458		3-1		1-H 2B				G4-6-3 1B		3	0	2	1	0	0	1						
Daryl Sconiers, L (1.3) OBP: 0.298, SLG: 0.525		2-H 1B		1-3				F8		3	0	1	1	0	0	2						
Bobby Grich, R (1.4) OBP: 0.402, SLG: 0.380		K						G4-6-3 1-2		3	0	0	0	0	2	2						
Bob Boone, R (1.2) OBP: 0.280, SLG: 0.314			5-3		1-3			F9		3	0	0	0	0	0	0						
Inning Stats	R: 0 E: 0 K: 0 S: 3	H: 0 LOB: 0 BB: 0 P: 3	R: 1 E: 0 K: 1 S: 7	H: 2 LOB: 1 BB: 0 P: 7	R: 0 E: 0 K: 0 S: 3	H: 0 LOB: 0 BB: 0 P: 3	R: 1 E: 0 K: 0 S: 4	H: 1 LOB: 1 BB: 1 P: 8	R: 0 E: 1 K: 1 S: 6	H: 0 LOB: 0 BB: 0 P: 6	R: 0 E: 0 K: 2 S: 7	H: 0 LOB: 0 BB: 0 P: 7	R: 0 E: 0 K: 0 S: 3	H: 1 LOB: 0 BB: 0 P: 3	R: 0 E: 0 K: 0 S: 3	H: 0 LOB: 0 BB: 0 P: 3	R: 0 E: 0 K: 0 S: 3	H: 1 LOB: 0 BB: 0 P: 3	1B: 3 2B: 2 3B: 0 HR: 0	SF: 0 SAC: 0 DP: 1 HBP: 0	WP: 0 PB: 0 SB: 0 CS: 0	PA: 32
PITCHER	IP	WLS	BF	H	R	ER	SO	BB	IBB	HBP	BLK	WP	HR	S	P	ERA	WHIP					
LaMarr Hoyt, R (1.1) ERA: 4.13	7.0	W	26	4	2	2	4	1	0	0	0	0	0	33	37	2.57	0.714					
Dick Tidrow, R (8.1) ERA: 3.59	1.0		3	0	0	0	0	0	0	0	0	0	0	3	3	0.00	0.000					
Juan Agosto, L (9.1) ERA: 0.73	1.0	S	3	1	0	0	0	0	0	0	0	0	0	3	3	0.00	1.000					

California Angels @ Chicago White Sox
Comiskey Park, Chicago, IL
Wed Jun 15 1983, 8:05 PM EDT
Att: 24,561 - Unknown - 81 F

AB 31
R 2
H 5
RBI 2
BB 1
SO 4
LOB 8




Batter	1	2	3	4	5	6	7	8	9	AB	R	H	RBI	BB	SO	LOB	BOTTOM					
Rudy Law, L (1.8) OBP: 0.310, SLG: 0.289	G3		G3		K			F4		4	0	0	0	0	1	2						
Carlton Fisk, R (1.2) OBP: 0.295, SLG: 0.362	K		5-3		1-H 3B			K		4	0	1	1	0	2	1						
Tom Paciorek, R (1.9) OBP: 0.298, SLG: 0.404	2B		F9		5-3			K		4	1	1	0	0	1	2						
Greg Luzinski, R (1.10) OBP: 0.323, SLG: 0.396	2-H 2B			5-3				K		3	1	1	1	1	1	0						
Ron Kittle, R (1.7) OBP: 0.295, SLG: 0.505	K			5-3				1B BB		2	0	0	0	0	1	1						
Harold Baines, L (5.9) OBP: 0.337, SLG: 0.389	K			5-3				1B 1-3 SF8 1B		2	1	2	0	0	0	0						
Greg Walker, L (1.3) OBP: 0.338, SLG: 0.538		G3		4-3				F8		3	0	0	0	0	0	2						
Mike Squires, L (7.3) OBP: 0.327, SLG: 0.267								1-2 2-3		1	0	0	0	0	0	1						
Vance Law, R (1.5) OBP: 0.295, SLG: 0.395	K				5-3			F8		4	0	1	1	0	1	1						
Scott Fletcher, R (1.4) OBP: 0.324, SLG: 0.298		1-3			1B 2B			SF8		2	1	1	1	0	0	0						
Jerry Dybzinski, R (1.6) OBP: 0.328, SLG: 0.327			E5		2-H 3B 1B			4-3		3	1	1	1	0	0	1						
Inning Stats	R: 1 E: 0 K: 2 S: 9	H: 2 LOB: 1 BB: 0 P: 9	R: 0 E: 0 K: 1 S: 5	H: 0 LOB: 0 BB: 0 P: 5	R: 0 E: 1 K: 0 S: 4	H: 0 LOB: 1 BB: 0 P: 4	R: 0 E: 0 K: 0 S: 3	H: 0 LOB: 0 BB: 0 P: 3	R: 2 E: 0 K: 1 S: 8	H: 3 LOB: 1 BB: 0 P: 8	R: 2 E: 0 K: 0 S: 5	H: 2 LOB: 1 BB: 1 P: 9	R: 0 E: 0 K: 2 S: 7	H: 0 LOB: 0 BB: 0 P: 7	R: 0 E: 0 K: 1 S: 6	H: 1 LOB: 1 BB: 0 P: 6	R: 0 E: 0 K: 1 S: 6	H: 1 LOB: 1 BB: 0 P: 6	1B: 4 2B: 3 3B: 1 HR: 0	SF: 1 SAC: 0 DP: 0 HBP: 0	WP: 0 PB: 0 SB: 1 CS: 0	PA: 34
PITCHER	IP	WLS	BF	H	R	ER	SO	BB	IBB	HBP	BLK	WP	HR	S	P	ERA	WHIP					
Tommy John, L (1.1) ERA: 3.73	5.1	L	25	7	5	5	4	1	0	0	0	0	0	32	36	8.44	1.500					
Byron McLaughlin, R (6.1) ERA: 1.59	2.0		7	1	0	0	3	0	0	0	0	0	0	13	13	0.00	0.500					
John Curtis, L (8.1) ERA: 3.97	0.1		1	0	0	0	0	0	0	0	0	0	0	1	1	0.00	0.000					
Mike Witt, R (8.1) ERA: 5.4	0.1		1	0	0	0	0	0	0	0	0	0	0	1	1	0.00	0.000					


California Angels @ Chicago White Sox
Comiskey Park, Chicago, IL
Wed Jun 15 1983, 8:05 PM EDT
Att: 24,561 - Unknown - 81 F

AB 32
R 5
H 8
RBI 5
BB 1
SO 7
LOB 11



Batter	1	2	3	4	5	6	7	8	9	AB	R	H	RBI	BB	SO	LOB	TOP								
Rod Carew, L OBP: 0.460, SLG: 0.512 (1, 10)	3-1		K			F8		WP 2H 2B	1B HR	5	1	2	1	0	1	0	California Angels @ Toronto Blue Jays Exhibition Stadium, Toronto, ON Sat Jun 18 1983, 3:33 AM EDT Att: 40,150 - Unknown								
Juan Beniquez, R OBP: 0.316, SLG: 0.359 (1, 7) (9, 9)	K			F4		F5		K	1B HR	5	1	1	0	0	2	1									
Reggie Jackson, L OBP: 0.346, SLG: 0.445 Bobby Clark, R OBP: 0.258, SLG: 0.330 (1, 9) (9, 7)	3-1				2B	3B		4-0 2-3 IBB IBB	1B HR	4	2	2	3	1	0	0									
Doug DeCinces, R OBP: 0.345, SLG: 0.569 (1, 5)		F9					K	K	F3	5	0	1	1	0	2	2									
Fred Lynn, L OBP: 0.376, SLG: 0.525 (1, 8)		4-1			2B		F9			3	0	0	0	1	1	1									
Daryl Sconiers, L OBP: 0.295, SLG: 0.512 (1, 3)								IBB		3	1	1	0	1	0	4									
Bobby Grich, R OBP: 0.414, SLG: 0.407 (1, 4)						F7		BB BB		3	1	2	2	1	0	0									
Tim Foli, R OBP: 0.288, SLG: 0.333 Rob Wilfong, L OBP: 0.200, SLG: 0.400 Ricky Adams, R OBP: 0.221, SLG: 0.250 (1, 6) (9, PH) (9, 6)			F9			F8		F8	F9	3	0	0	0	0	0	2									
Bob Boone, R OBP: 0.282, SLG: 0.325 (1, 2)			F9			6-3				4	1	1	0	0	1	0									
Inning Stats	R: 0 E: 0 K: 1 S: 5	H: 0 LOB: 0 BB: 0 P: 5	R: 1 E: 0 K: 0 S: 4	H: 2 LOB: 1 BB: 0 P: 4	R: 0 E: 0 K: 1 S: 5	H: 0 LOB: 0 BB: 0 P: 5	R: 1 E: 0 K: 1 S: 7	H: 2 LOB: 1 BB: 0 P: 7	R: 0 E: 0 K: 0 S: 3	H: 0 LOB: 0 BB: 0 P: 3	R: 0 E: 0 K: 0 S: 3	H: 0 LOB: 0 BB: 0 P: 3	R: 0 E: 0 K: 1 S: 5	H: 0 LOB: 2 BB: 2 P: 13	R: 1 E: 0 K: 2 S: 9	H: 2 LOB: 3 BB: 2 P: 17		R: 4 E: 0 K: 1 S: 9	H: 4 LOB: 0 BB: 0 P: 9	1B: 3 2B: 4 3B: 1 HR: 2	SF: 0 SAC: 0 DP: 0 HBP: 0	WP: 1 PB: 0 SB: 0 CS: 0	PA: 40		
PITCHER	IP	WLS	BF	H	R	ER	SO	BB	IBB	HBP	BLK	WP	HR	S	P	ERA	WHIP								
Jim Clancy, R ERA: 3.78 Joey McLaughlin, R ERA: 3.34 Stan Clarke, L ERA: 10.13 (1, 1) (8, 1) (9, 1)	7.0		28	6	3	3	4	2	0	0	0	0	0	34	42	3.86	1.143								
Batter	1	2	3	4	5	6	7	8	9	AB	R	H	RBI	BB	SO	LOB	BOTTOM								
Rance Mulliniks, L OBP: 0.404, SLG: 0.496 (1, 5)	3-1		5-3					F9 SF8 2B	K	5	1	2	0	0	1	0	California Angels @ Toronto Blue Jays Exhibition Stadium, Toronto, ON Sat Jun 18 1983, 3:33 AM EDT Att: 40,150 - Unknown								
Garth Iorg, R OBP: 0.309, SLG: 0.329 (1, 4)	F9		5-3			F9		F9		4	0	0	0	0	0	2									
Willie Upshaw, L OBP: 0.382, SLG: 0.537 (1, 3)	4-3					1B 1B		4-0 2-3 HR BB		3	2	2	0	1	0	0									
Jorge Orta, L OBP: 0.267, SLG: 0.380 Cliff Johnson, R OBP: 0.361, SLG: 0.542 (1, 10) (9, PH)		HR				1B 1B		G3 1-2	SF8	3	1	2	1	0	0	1									
Lloyd Moseby, L OBP: 0.346, SLG: 0.511 (1, 8)						F7		4-3		4	2	2	2	0	0	3									
Ernie Whitt, L OBP: 0.331, SLG: 0.426 (1, 2)						F7		F7		3	0	1	2	1	0	1									
Barry Bonnell, R OBP: 0.354, SLG: 0.436 (1, 7)						1B		G5-4-3 1-2 2H	FC4-6 BB	4	0	0	0	0	1	3									
Hosken Powell, L OBP: 0.197, SLG: 0.208 Jesse Barfield, R OBP: 0.242, SLG: 0.421 (1, 9) (9, PH)								K	FC4-6	4	0	0	0	0	1	0									
Alfredo Griffin, S OBP: 0.262, SLG: 0.357 (1, 6)								F9		3	0	0	0	0	1	0									
Inning Stats	R: 0 E: 0 K: 0 S: 3	H: 0 LOB: 0 BB: 0 P: 3	R: 2 E: 0 K: 0 S: 5	H: 2 LOB: 0 BB: 0 P: 5	R: 0 E: 0 K: 0 S: 3	H: 0 LOB: 0 BB: 0 P: 3	R: 1 E: 0 K: 0 S: 5	H: 3 LOB: 1 BB: 0 P: 5	R: 0 E: 0 K: 1 S: 6	H: 1 LOB: 1 BB: 0 P: 6	R: 0 E: 0 K: 0 S: 4	H: 1 LOB: 1 BB: 0 P: 4	R: 0 E: 0 K: 1 S: 5	H: 0 LOB: 0 BB: 0 P: 5	R: 3 E: 0 K: 0 S: 5	H: 2 LOB: 1 BB: 2 P: 13		R: 0 E: 0 K: 1 S: 5	H: 0 LOB: 0 BB: 0 P: 5	1B: 4 2B: 1 3B: 2 HR: 2	SF: 1 SAC: 0 DP: 1 HBP: 0	WP: 0 PB: 0 SB: 0 CS: 0	PA: 37		
PITCHER	IP	WLS	BF	H	R	ER	SO	BB	IBB	HBP	BLK	WP	HR	S	P	ERA	WHIP								
Ken Forsch, R ERA: 3.46 Andy Hassler, L ERA: 5.71 Luis Sanchez, R ERA: 3.08 (1, 1) (8, 1) (8, 1)	7.1		29	8	4	4	2	0	0	0	0	0	0	33	33	4.91	1.091								
PITCHER	IP	WLS	BF	H	R	ER	SO	BB	IBB	HBP	BLK	WP	HR	S	P	ERA	WHIP								
Luis Sanchez, R ERA: 3.08 (8, 1)	1.2	W	7	1	2	2	1	1	0	0	0	0	1	8	12	10.80	1.200								

Batter	1	2	3	4	5	6	7	8	9	AB	R	H	RBI	BB	SO	LOB	TOP			
Juan Beniquez, R OBP: 0.316, SLG: 0.353 Bobby Clark, R OBP: 0.258, SLG: 0.330	4-3	K			F9		HBP			3	0	0	0	0	1	1	California Angels @ Toronto Blue Jays Exhibition Stadium, Toronto, ON Sun Jun 19 1983, 3:33 AM EDT Att: 36,098 - Unknown			
Daryl Scanlens, L OBP: 0.297, SLG: 0.496	G3	F9			3-1		K			4	0	0	0	0	1	3				
Reggie Jackson, L OBP: 0.345, SLG: 0.438	2B BB		K		K		F8			3	1	0	0	1	2	2				
Doug DeCinces, R OBP: 0.348, SLG: 0.570	BB 1-3 2B		F8		F8	FC6-4 BB		4-3		3	0	1	0	1	0	0				
Fred Lynn, L OBP: 0.374, SLG: 0.516	BB IBB		F4		F8		F3			3	0	0	0	1	0	1				
Ron Jackson, R OBP: 0.371, SLG: 0.437	1-2 2-3 3-H BB		F6		F7		F9			3	0	0	1	1	0	1				
Bobby Grich, R OBP: 0.412, SLG: 0.403	F8		F7 1B		FC6-4 1-2		F9			4	0	1	0	0	0	4				
Bob Boone, R OBP: 0.276, SLG: 0.319	6-3		F7 1-2		K		F8			4	0	0	0	0	1	1				
Ricky Adams, R OBP: 0.239, SLG: 0.258 Rob Wilfong, L OBP: 0.194, SLG: 0.387	1B		6-3		HBP HBP		4-3			2	0	1	0	0	0	1				
Inning Stats	R: 1 E: 0 K: 0 S: 4	H: 1 LOB: 3 BB: 3 P: 16	R: 0 E: 0 K: 1 S: 6	H: 1 LOB: 1 BB: 0 P: 6	R: 0 E: 0 K: 1 S: 5	H: 0 LOB: 0 BB: 0 P: 5	R: 0 E: 0 K: 0 S: 4	H: 1 LOB: 1 BB: 0 P: 4	R: 0 E: 0 K: 1 S: 5	H: 0 LOB: 0 BB: 0 P: 5	R: 0 E: 0 K: 2 S: 7	H: 0 LOB: 2 BB: 0 P: 9	R: 0 E: 0 K: 0 S: 3	H: 0 LOB: 0 BB: 0 P: 3	R: 0 E: 0 K: 0 S: 3	H: 0 LOB: 0 BB: 0 P: 3	1B: 2 2B: 1 3B: 0 HR: 0	SF: 0 SAC: 0 DP: 0 HBP: 2	WP: 0 PB: 0 SB: 0 CS: 0	PA: 36
PITCHER Luis Leal, R ERA: 3.8	IP: 9.0 WLS: W BF: 36 H: 3 R: 1 ER: 1 SO: 5 BB: 3 IBB: 1 HBP: 2 BLK: 0 WP: 0 HR: 0 S: 40 P: 58 ERA: 1.00 WHIP: 0.667															PITCHER				

Batter	1	2	3	4	5	6	7	8	9	AB	R	H	RBI	BB	SO	LOB	BOTTOM	
Rance Mulliniks, L OBP: 0.397, SLG: 0.492	5-3	6-3		F9			4-3 1B 2B	4-3		5	1	1	0	0	0	2	California Angels @ Toronto Blue Jays Exhibition Stadium, Toronto, ON Sun Jun 19 1983, 3:33 AM EDT Att: 36,098 - Unknown	
Garth Iorg, R OBP: 0.303, SLG: 0.322 Damaso Garcia, R OBP: 0.287, SLG: 0.324	4-3		K		K		6-3			3	0	0	0	0	2	0		
Willie Upshaw, L OBP: 0.384, SLG: 0.537	1B		E7 FC5 1B		4-3		4-3			4	0	2	0	0	0	1		
Jorge Orta, L OBP: 0.270, SLG: 0.370 Cliff Johnson, R OBP: 0.394, SLG: 0.542	F7		FC5 1B BB		G3		1B IBB			2	1	0	0	1	0	1		
Lloyd Moseby, L OBP: 0.344, SLG: 0.505	4-3		FC5 1B 1-2 2-3F		6-3		1B 3-H			4	0	1	1	0	0	2		
Ernie Whitt, L OBP: 0.341, SLG: 0.451	HR		1-2 2-H 1B		HR BB		K			3	2	2	1	1	2			
Barry Bonnell, R OBP: 0.351, SLG: 0.451	K		F7		HR		6-3			4	1	1	2	0	1	2		
Hosken Powell, L OBP: 0.203, SLG: 0.203 Jesse Barfield, R OBP: 0.247, SLG: 0.444	1B BB		4-3		G3		HR			2	0	0	0	1	0	0		
Alfredo Griffin, S OBP: 0.261, SLG: 0.355	1-2 1B		F7		G3		F8			4	0	1	0	0	0	0		
Inning Stats	R: 0 E: 0 K: 0 S: 4	H: 1 LOB: 1 BB: 0 P: 4	R: 1 E: 0 K: 1 S: 7	H: 2 LOB: 2 BB: 1 P: 11	R: 0 E: 0 K: 1 S: 3	H: 0 LOB: 0 BB: 0 P: 3	R: 2 E: 0 K: 0 S: 4	H: 1 LOB: 1 BB: 1 P: 8	R: 1 E: 0 K: 1 S: 7	H: 2 LOB: 2 BB: 1 P: 11	R: 1 E: 0 K: 0 S: 4	H: 1 LOB: 0 BB: 0 P: 4	R: 0 E: 0 K: 0 S: 3	H: 0 LOB: 0 BB: 0 P: 3	1B: 5 2B: 1 3B: 0 HR: 3	SF: 0 SAC: 0 DP: 0 HBP: 0	WP: 0 PB: 0 SB: 0 CS: 0	PA: 37
PITCHER Dave Goltz, R ERA: 6.45 John Curtis, L ERA: 3.75 Curt Brown, R ERA: 5.4	IP: 6.1 WLS: L BF: 29 H: 7 R: 5 ER: 5 SO: 3 BB: 3 IBB: 0 HBP: 0 BLK: 0 WP: 0 HR: 2 S: 32 P: 44 ERA: 7.11 WHIP: 1.579															PITCHER		

Batter	1	2	3	4	5	6	7	8	9	AB	R	H	RBI	BB	SO	LOB	TOP									
Brian Downing, R OBP: 0.383, SLG: 0.337 (1, 10)	5-3		5-3		5-3			2B		4	1	1	1	0	0	1	California Angels @ Texas Rangers Arlington Stadium, Arlington, TX Tue Jun 21 1983, 8:05 PM EDT Att: 24,333 - Unknown									
Tim Foli, R OBP: 0.292, SLG: 0.340 (1, 6)	E4		K		F3			1B		4	0	2	1	0	1	1										
Fred Lynn, L OBP: 0.365, SLG: 0.495 (1, 8)	E4		F7		4-3			BB		3	0	1	0	1	0	0										
Reggie Jackson, L OBP: 0.344, SLG: 0.428 Rob Wilford, L OBP: 0.212, SLG: 0.394 (4, 5)	K		F7		L3			F6		2	0	0	0	0	1	2										
Daryl Sconiers, L OBP: 0.281, SLG: 0.475 Rod Carew, L OBP: 0.460, SLG: 0.512 (8, PH)	E4		6-3		L3			4-3		2	0	1	0	0	0	2										
Ron Jackson, R OBP: 0.354, SLG: 0.407 (4, 7)	5-3		F3		F7			K		4	0	0	0	0	1	0										
Bobby Grich, R OBP: 0.415, SLG: 0.411 (1, 4)	5-3		1B		5-3			6-3		4	1	2	0	0	0	0										
Bobby Clark, R OBP: 0.254, SLG: 0.339 (4, 9)	BB		F9		G6-4-3			6-3		3	0	0	0	1	0	2										
Bob Boone, R OBP: 0.279, SLG: 0.325 (1, 2)	K		5-3		1-3			K		3	0	1	0	0	2	1										
Inning Stats	R: 0 E: 1 K: 1 S: 7	H: 2 LOB: 2 BB: 0 P: 7	R: 0 E: 0 K: 1 S: 5	H: 0 LOB: 1 BB: 1 P: 9	R: 0 E: 0 K: 1 S: 5	H: 0 LOB: 0 BB: 0 P: 5	R: 0 E: 0 K: 0 S: 3	H: 0 LOB: 0 BB: 0 P: 3	R: 1 E: 0 K: 0 S: 5	H: 2 LOB: 1 BB: 0 P: 5	R: 0 E: 0 K: 0 S: 3	H: 1 LOB: 0 BB: 0 P: 3	R: 0 E: 0 K: 0 S: 3	H: 1 LOB: 0 BB: 0 P: 3	R: 1 E: 0 K: 1 S: 7	H: 2 LOB: 2 BB: 1 P: 11	R: 0 E: 0 K: 1 S: 5	H: 0 LOB: 0 BB: 0 P: 5	1B: 7 2B: 2 3B: 0 HR: 0	SF: 0 SAC: 0 DP: 2 HBP: 0	WP: 0 PB: 0 SB: 0 CS: 0	PA: 35				
PITCHER	IP	WLS	BF	H	R	ER	SO	BB	IBB	HBP	BLK	WP	HR	S	P	ERA	WHIP									
Danny Darwin, R ERA: 2.79 Dave Schmidt, R ERA: 2.39	(1, 1)	7.1	W	30	8	2	2	4	2	0	0	0	0	0	36	44	2.46	1.364								
(8, 1)	1.2	S	5	0	0	0	1	0	0	0	0	0	0	7	7	0.00	0.000									

Batter	1	2	3	4	5	6	7	8	9	AB	R	H	RBI	BB	SO	LOB	BOTTOM								
Wayne Tolleson, S OBP: 0.338, SLG: 0.384 (1, 4)	1-4-3		K		4-3			K		4	1	1	0	0	2	3	California Angels @ Texas Rangers Arlington Stadium, Arlington, TX Tue Jun 21 1983, 8:05 PM EDT Att: 24,333 - Unknown								
Mickey Rivers, L OBP: 0.283, SLG: 0.300 (1, 10)	6-3		K		F5			5-3		4	0	0	0	0	1	2									
Buddy Bell, R OBP: 0.318, SLG: 0.415 (1, 5)	BB		1B		4-3			F9		3	1	1	0	1	0	1									
Larry Parrish, R OBP: 0.373, SLG: 0.542 (1, 9)	F7		2B		2B			HR		4	1	3	2	0	0	1									
George Wright, S OBP: 0.327, SLG: 0.416 (1, 8)	F4		1-3		F9			K		4	0	1	1	0	1	1									
Pete O'Brien, L OBP: 0.317, SLG: 0.357 (1, 7)	F8		F8		F8			F8		4	0	1	0	0	0	2									
Bill Sample, R OBP: 0.332, SLG: 0.408 (1, 3)	1-3		IBB		2B			6-3		3	0	1	0	1	0	0									
Bob Johnson, R OBP: 0.258, SLG: 0.341 (1, 2)	S		K		K			FC6-4		3	0	1	0	1	2	5									
Bucky Dent, R OBP: 0.315, SLG: 0.348 (1, 6)	F8		4-3		F6			FC6-4		4	0	0	0	0	0	7									
Inning Stats	R: 0 E: 0 K: 0 S: 3	H: 0 LOB: 1 BB: 1 P: 7	R: 0 E: 0 K: 2 S: 7	H: 0 LOB: 1 BB: 1 P: 11	R: 1 E: 0 K: 1 S: 8	H: 3 LOB: 3 BB: 1 P: 12	R: 1 E: 0 K: 0 S: 5	H: 2 LOB: 1 BB: 0 P: 5	R: 0 E: 0 K: 2 S: 9	H: 2 LOB: 2 BB: 0 P: 9	R: 1 E: 0 K: 1 S: 6	H: 1 LOB: 0 BB: 0 P: 6	R: 0 E: 0 K: 0 S: 4	H: 1 LOB: 1 BB: 0 P: 4	R: 0 E: 0 K: 0 S: 4	H: 1 LOB: 1 BB: 0 P: 4	1B: 5 2B: 3 3B: 0 HR: 1	SF: 0 SAC: 0 DP: 0 HBP: 0	WP: 0 PB: 0 SB: 1 CS: 0	PA: 36					
PITCHER	IP	WLS	BF	H	R	ER	SO	BB	IBB	HBP	BLK	WP	HR	S	P	ERA	WHIP								
Byron McLaughlin, R ERA: 2.42 Luis Sanchez, R ERA: 3.17	(1, 1)	7.2	L	35	9	3	3	6	2	1	0	0	0	44	56	3.52	1.435								
(8, 1)	0.1		1	0	0	0	0	0	0	0	0	0	0	1	1	0.00	0.000								

Batter	1	2	3	4	5	6	7	8	9	AB	R	H	RBI	BB	SO	LOB	TOP					
Daryl Sconiers, L (1, 10) OBP: 0.273, SLG: 0.462	F7		5-3		3-1			G3		4	0	0	0	0	0	1	California Angels @ Texas Rangers Arlington Stadium, Arlington, TX Wed Jun 22 1983, 8:05 PM EDT Att: 29,197 - Unknown					
Tim Foli, R (1, 6) OBP: 0.286, SLG: 0.333	6-3		4-3			4-3		6-3		4	0	0	1	0	0	0						
Brian Downing, R (1, 7) OBP: 0.387, SLG: 0.337	BB 1B		5-3			BB		3-1		3	0	1	0	1	0	0						
Ron Jackson, R (1, 3) OBP: 0.351, SLG: 0.397	FC6-4 BB			6-3		L6		L6		3	0	0	0	1	0	1						
Bobby Grich, R (1, 4) OBP: 0.414, SLG: 0.408 Rob Wilfong, L (1, 4) OBP: 0.194, SLG: 0.361	FC6-4			K		K		K		1	0	0	0	0	0	2						
Bobby Clark, R (1, 8) OBP: 0.269, SLG: 0.352										4	0	3	0	0	0	0						
Ellis Valentine, R (1, 9) OBP: 0.256, SLG: 0.395										3	0	0	0	0	0	3						
Ricky Adams, R (1, 5) OBP: 0.237, SLG: 0.254										3	0	0	0	0	0	1						
Mike O'Berry, R (1, 2) OBP: 0.333, SLG: 0.667										3	1	1	0	0	0	1						
Inning Stats	R: 0 E: 0 K: 0 S: 4	H: 1 LOB: 2 BB: 1 P: 8	R: 0 E: 0 K: 0 S: 4	H: 1 LOB: 0 BB: 0 P: 4	R: 0 E: 0 K: 1 S: 3	H: 0 LOB: 0 BB: 0 P: 3	R: 0 E: 0 K: 1 S: 6	H: 1 LOB: 1 BB: 0 P: 6	R: 0 E: 0 K: 0 S: 3	H: 0 LOB: 0 BB: 0 P: 3	R: 0 E: 0 K: 1 S: 5	H: 0 LOB: 1 BB: 1 P: 9	R: 0 E: 0 K: 0 S: 3	H: 1 LOB: 0 BB: 0 P: 3	R: 1 E: 0 K: 0 S: 4	H: 1 LOB: 0 BB: 0 P: 4	R: 0 E: 0 K: 1 S: 5	H: 0 LOB: 0 BB: 0 P: 5	1B: 4 2B: 1 3B: 0 HR: 0	SF: 0 SAC: 0 DP: 1 HBP: 0	WP: 0 PB: 0 SB: 0 CS: 0	PA: 33
PITCHER Rick Honeycutt, L (1, 1) ERA: 1.45	IP: 9.0 WLS: W BF: 33 H: 5 R: 1 ER: 1 SO: 3 BB: 2 IBB: 0 HBP: 0 BLK: 0 WP: 0 HR: 0 S: 37 P: 45 ERA: 1.00 WHIP: 0.778															PITCHER						

Batter	1	2	3	4	5	6	7	8	9	AB	R	H	RBI	BB	SO	LOB	BOTTOM			
Wayne Tolleson, S (1, 4) OBP: 0.342, SLG: 0.388 Jim Anderson, R (6, 4) OBP: 0.167, SLG: 0.172	E BB WP 1B		FC6-4			6-3		6-3		3	1	2	1	0	0	1	California Angels @ Texas Rangers Arlington Stadium, Arlington, TX Wed Jun 22 1983, 8:05 PM EDT Att: 29,197 - Unknown			
Bill Stein, R (1, 10) OBP: 0.333, SLG: 0.434	F8		FC6-4			HR		1B 3-1 2B		5	2	2	1	0	0	4				
Buddy Bell, R (1, 5) OBP: 0.330, SLG: 0.419	WP E BB 1B					1B		3-1 1B BB		2	2	2	0	3	0	0				
Larry Parrish, R (1, 9) OBP: 0.373, SLG: 0.538	K		K			G3		FC1-4 1B		5	1	2	0	0	2	5				
George Wright, S (1, 8) OBP: 0.328, SLG: 0.414	WP BB					6-3		F6		4	0	1	1	1	0	5				
Bill Sample, R (1, 7) OBP: 0.333, SLG: 0.405			G6-4-3			F7		FC1-4		4	0	1	2	1	0	4				
Pete O'Brien, L (1, 3) OBP: 0.312, SLG: 0.351	K		E1			F7		4-3		4	1	0	0	0	1	2				
Jim Sundberg, R (1, 2) OBP: 0.254, SLG: 0.274						5-3		6-3		4	2	2	0	0	0	0				
Bucky Dent, R (1, 6) OBP: 0.309, SLG: 0.341						F9		F9		4	0	0	0	0	0	2				
Inning Stats	R: 2 E: 1 K: 2 S: 8	H: 3 LOB: 2 BB: 3 P: 20	R: 1 E: 0 K: 1 S: 8	H: 3 LOB: 0 BB: 0 P: 8	R: 2 E: 3 K: 0 S: 7	H: 2 LOB: 2 BB: 0 P: 7	R: 0 E: 0 K: 0 S: 4	H: 1 LOB: 1 BB: 0 P: 4	R: 0 E: 0 K: 0 S: 3	H: 0 LOB: 0 BB: 0 P: 3	R: 1 E: 0 K: 0 S: 5	H: 2 LOB: 2 BB: 1 P: 9	R: 0 E: 0 K: 0 S: 3	H: 0 LOB: 0 BB: 0 P: 3	R: 3 E: 0 K: 0 S: 5	H: 3 LOB: 1 BB: 1 P: 9	1B: 9 2B: 2 3B: 0 HR: 1	SF: 0 SAC: 0 DP: 1 HBP: 0	WP: 2 PB: 0 SB: 1 CS: 0	PA: 42
PITCHER Bill Travers, L (1, 1) ERA: 5.79 Dave Goltz, R (2, 1) ERA: 6.22 Curt Brown, R (6, 1) ERA: 6.52	IP: 1.2 WLS: L BF: 12 H: 4 R: 3 ER: 2 SO: 2 BB: 3 IBB: 0 HBP: 0 BLK: 0 WP: 0 HR: 0 S: 13 P: 25 ERA: 10.80 WHIP: 4.200															PITCHER				

Batter	1	2	3	4	5	6	7	8	9	AB	R	H	RBI	BB	SO	LOB	TOP										
Brian Downing, R OBP: 0.396, SLG: 0.377 (1, 10)	F7		K						F7	4	1	1	0	1	1	1											
Tim Foli, R OBP: 0.279, SLG: 0.324 (1, 6)	6-3			F4		F3	F7			4	0	0	0	0	0	2											
Ron Jackson, R OBP: 0.343, SLG: 0.379 (1, 3)	F8			5-3		F8			K	3	0	0	0	1	1	0											
Doug DeCinces, R OBP: 0.363, SLG: 0.588 Rob Wilfong, L OBP: 0.216, SLG: 0.378 (8, PH) (8, 5)		1B		F8						3	0	2	1	0	0	0											
Bobby Grich, R OBP: 0.411, SLG: 0.399 (1, 4)	F7					F8			F8	4	1	1	0	0	0	4											
Fred Lynn, L OBP: 0.364, SLG: 0.493 (1, 8)	F9									2	1	1	1	1	0	1											
Bobby Clark, R OBP: 0.261, SLG: 0.338 (1, 7)	K			F9		F4			FC5-4	4	0	0	0	0	1	7											
Ellis Valentine, R OBP: 0.266, SLG: 0.437 (1, 9)						SF9			F7	2	0	0	1	1	0	0											
Bob Boone, R OBP: 0.278, SLG: 0.323 (1, 2)	F4					F8			F4	4	0	0	0	0	0	1											
Inning Stats	R: 0 E: 0 K: 0 S: 3	H: 0 LOB: 0 BB: 0 P: 3	R: 0 E: 0 K: 1 S: 6	H: 1 LOB: 1 BB: 0 P: 6	R: 0 E: 0 K: 1 S: 4	H: 0 LOB: 1 BB: 1 P: 8	R: 0 E: 0 K: 0 S: 3	H: 0 LOB: 0 BB: 0 P: 3	R: 2 E: 0 K: 0 S: 5	H: 2 LOB: 0 BB: 0 P: 5	R: 1 E: 0 K: 0 S: 4	H: 1 LOB: 3 BB: 3 P: 16	R: 0 E: 0 K: 0 S: 4	H: 1 LOB: 0 BB: 0 P: 4	R: 0 E: 0 K: 1 S: 6	H: 1 LOB: 2 BB: 0 P: 7	R: 0 E: 0 K: 0 S: 3	H: 0 LOB: 0 BB: 0 P: 3	1B: 5 2B: 1 3B: 1 HR: 0	SF: 1 SAC: 0 DP: 1 HBP: 1	WP: 0 PB: 0 SB: 0 CS: 1	PA: 37					
PITCHER	IP	WLS	BF	H	R	ER	SO	BB	IBB	HBP	BLK	WP	HR	S	P	ERA	WHIP										
Vida Blue, L ERA: 4.73 Mike Armstrong, R ERA: 3.49	5.1		21	3	3	3	2	3	0	0	0	0	0	22	34	5.06	1.125										

California Angels @ Kansas City Royals
Royals Stadium, Kansas City, MO
Fri Jun 24 1983, 8:05 PM EDT
Att: 29,370 - Unknown

AB 31
R 3
H 6
RBI 3
BB 4
SO 3
LOB 16



Batter	1	2	3	4	5	6	7	8	9	AB	R	H	RBI	BB	SO	LOB	BOTTOM										
Willie Wilson, S OBP: 0.323, SLG: 0.363 Cesar Geronimo, L OBP: 0.333, SLG: 0.353 (8, PR) (8, 8)	G1-4-3		5-3		F7					5	2	3	2	0	0	1											
U L Washington, S OBP: 0.290, SLG: 0.308 (1, 6)			6-3							4	1	0	0	1	0	3											
Frank White, R OBP: 0.298, SLG: 0.448 Onix Concepcion, R OBP: 0.133, SLG: 0.172 (1, 4) (9, 4)	G1-4-3			F4		6-3				4	1	1	3	0	0	2											
Hal McRae, R OBP: 0.407, SLG: 0.506 (1, 10)				F8						4	0	1	1	0	1	1											
John Wathan, R OBP: 0.316, SLG: 0.340 (1, 9) (8, 3)	FC5-4			4-3						4	1	1	0	0	0	2											
Leon Roberts, R OBP: 0.319, SLG: 0.349 (1, 7)										3	3	3	0	1	0	0											
Willie Aikens, L OBP: 0.290, SLG: 0.527 Joe Simpson, L OBP: 0.245, SLG: 0.218 (7, PR) (8, 9)	F7				F7					3	0	1	1	0	0	2											
Don Slaught, R OBP: 0.247, SLG: 0.259 (1, 2)	G6-3									4	1	3	4	0	0	1											
Greg Pryor, R OBP: 0.267, SLG: 0.259 (1, 5)			6-3							4	0	1	0	0	0	3											
Inning Stats	R: 1 E: 0 K: 0 S: 4	H: 2 LOB: 1 BB: 1 P: 8	R: 0 E: 0 K: 0 S: 3	H: 1 LOB: 0 BB: 0 P: 3	R: 0 E: 0 K: 0 S: 3	H: 0 LOB: 0 BB: 0 P: 3	R: 0 E: 0 K: 0 S: 3	H: 0 LOB: 0 BB: 0 P: 3	R: 1 E: 0 K: 0 S: 5	H: 2 LOB: 1 BB: 0 P: 5	R: 0 E: 0 K: 1 S: 5	H: 0 LOB: 0 BB: 0 P: 5	R: 7 E: 0 K: 0 S: 10	H: 7 LOB: 1 BB: 0 P: 10	R: 2 E: 0 K: 0 S: 5	H: 3 LOB: 1 BB: 1 P: 9	1B: 11 2B: 3 3B: 0 HR: 1	SF: 0 SAC: 0 DP: 3 HBP: 0	WP: 0 PB: 0 SB: 0 CS: 0	PA: 38							
PITCHER	IP	WLS	BF	H	R	ER	SO	BB	IBB	HBP	BLK	WP	HR	S	P	ERA	WHIP										
Tommy John, L ERA: 4.32 Luis Sanchez, R ERA: 3.64 Curt Brown, R ERA: 7.15	6.0	L	26	9	6	6	1	1	0	0	0	0	0	27	31	9.00	1.667										

California Angels @ Kansas City Royals
Royals Stadium, Kansas City, MO
Fri Jun 24 1983, 8:05 PM EDT
Att: 29,370 - Unknown

AB 36
R 11
H 15
RBI 11
BB 2
SO 1
LOB 15



Batter	1	2	3	4	5	6	7	8	9	AB	R	H	RBI	BB	SO	LOB	TOP				
Wayne Tolleson, S (1.4) OBP: 0.343, SLG: 0.388	F7		K			4-3		6-3		4	0	0	0	0	1	0					
Mickey Rivers, L (1.10) OBP: 0.283, SLG: 0.302	2B		F3			HBP		F8		3	0	1	0	0	0	0					
Buddy Bell, R (1.5) OBP: 0.332, SLG: 0.432	K			K		F4		1-3		4	0	0	0	0	2	2					
Larry Parrish, R (1.9) OBP: 0.360, SLG: 0.528	5-3			5-3		BB	BB	K		3	0	0	0	1	1	1					
George Wright, S (1.8) OBP: 0.322, SLG: 0.391	FC4-6 1B			3-1		F7		K		4	0	1	0	0	1	1					
Pete O'Brien, L (1.3) OBP: 0.319, SLG: 0.354	F7				F8		F7	F8		4	0	0	0	0	0	2					
Bill Sample, R (1.7) OBP: 0.338, SLG: 0.413	FC4-6 1-2				F8		BB	BB		2	0	0	0	1	0	1					
Jim Sundberg, R (1.2) OBP: 0.264, SLG: 0.265	6-3				K		BB	BB		2	0	0	0	1	1	1					
Bucky Dent, R (1.6) OBP: 0.308, SLG: 0.338			F5			6-3		3-1		3	0	0	0	0	0	3					
Inning Stats	R: 0 E: 0 K: 1 S: 6	H: 1 LOB: 1 BB: 0 P: 6	R: 0 E: 0 K: 0 S: 4	H: 1 LOB: 1 BB: 0 P: 4	R: 0 E: 0 K: 1 S: 5	H: 0 LOB: 0 BB: 0 P: 5	R: 0 E: 0 K: 1 S: 5	H: 0 LOB: 0 BB: 0 P: 5	R: 0 E: 0 K: 0 S: 3	H: 0 LOB: 1 BB: 0 P: 4	R: 0 E: 0 K: 0 S: 3	H: 0 LOB: 0 BB: 0 P: 3	R: 0 E: 0 K: 2 S: 7	H: 0 LOB: 0 BB: 0 P: 7	R: 0 E: 0 K: 0 S: 7	H: 0 LOB: 0 BB: 0 P: 7	1B: 1 2B: 1 3B: 0 HR: 0	SF: 0 SAC: 0 DP: 0 HBP: 1	WP: 0 PB: 0 SB: 1 CS: 0	PA: 33	
PITCHER	IP	WLS	BF	H	R	ER	SO	BB	IBB	HBP	BLK	WP	HR	S	P	ERA	WHIP				
Bruce Kison, R (1.1) ERA: 2.93	7.0	W	27	2	0	0	4	3	0	1	0	0	0	31	44	0.00	0.714				
Luis Sanchez, R (8.1) ERA: 3.51	2.0		6	0	0	0	2	0	0	0	0	0	0	10	10	0.00	0.000				

Texas Rangers @ California Angels
Anaheim Stadium, Anaheim, CA
Mon Jun 27 1983, 10:05 PM EDT
Att: 42,578 - Unknown

AB 29
R 0
H 2
RBI 0
BB 3
SO 6
LOB 11



Batter	1	2	3	4	5	6	7	8	9	AB	R	H	RBI	BB	SO	LOB	BOTTOM				
Daryl Sconiers, L (1.3) OBP: 0.288, SLG: 0.471	4-3		BB 1B	FC4-6 1-2		K		HR 1B		5	2	2	0	0	1	1					
Ellis Valentine, R (1.9) OBP: 0.279, SLG: 0.458	1B		1B BB	HBP 1B		F8		HR 1-1 2-H		4	2	3	3	1	0	0					
Ron Jackson, R (1.5) OBP: 0.353, SLG: 0.398	1B		1B	FC5-4 HBP		1B		K		4	1	3	1	0	1	0					
Ricky Adams, R (9.5) OBP: 0.268, SLG: 0.276	1B		1B	FC5-4 HBP		FC1-5 BB		K		0	0	0	0	0	0	0					
Brian Downing, R (1.10) OBP: 0.410, SLG: 0.402	5-3		1B	K		FC1-5 BB		6-3		3	1	0	0	2	1	3					
Fred Lynn, L (1.8) OBP: 0.367, SLG: 0.493	4-3		F6	FC5-4 1B		FC1-5 1B		FC1-5 1B		4	0	1	1	0	0	5					
Bobby Grich, R (1.4) OBP: 0.412, SLG: 0.427	F8		FC4-6 BB	FC5-4 BB		FC5-4 BB		G5-4-3 1B		3	0	1	2	1	0	1					
Bobby Clark, R (1.7) OBP: 0.260, SLG: 0.331	K		FC4-6 SF7 1B	FC4-6 BB		G5-4-3 1B		G5-4-3		3	1	0	0	1	1	3					
Tim Foli, R (1.6) OBP: 0.279, SLG: 0.323	5-3		5-3	E7 FC4-6 1B		F6		F4		4	0	1	0	0	0	2					
Bob Boone, R (1.2) OBP: 0.277, SLG: 0.323	F8		SF7	F7		F7		1B HR		3	1	1	1	0	0	0					
Inning Stats	R: 0 E: 0 K: 0 S: 4	H: 2 LOB: 1 BB: 0 P: 4	R: 0 E: 0 K: 1 S: 5	H: 0 LOB: 0 BB: 0 P: 5	R: 1 E: 0 K: 0 S: 5	H: 2 LOB: 3 BB: 2 P: 13	R: 1 E: 1 K: 0 S: 4	H: 1 LOB: 1 BB: 1 P: 8	R: 2 E: 0 K: 1 S: 7	H: 2 LOB: 2 BB: 1 P: 12	R: 0 E: 0 K: 1 S: 5	H: 0 LOB: 0 BB: 0 P: 5	R: 1 E: 0 K: 0 S: 4	H: 2 LOB: 1 BB: 1 P: 8	R: 3 E: 0 K: 1 S: 8	H: 3 LOB: 0 BB: 0 P: 8	1B: 11 2B: 0 3B: 0 HR: 1	SF: 1 SAC: 0 DP: 1 HBP: 1	WP: 0 PB: 0 SB: 0 CS: 0	PA: 40	
PITCHER	IP	WLS	BF	H	R	ER	SO	BB	IBB	HBP	BLK	WP	HR	S	P	ERA	WHIP				
Rick Honeycutt, L (1.1) ERA: 1.61	4.2	L	25	7	4	3	2	3	1	1	0	0	0	24	41	5.79	2.143				
Jon Matlack, L (5.1) ERA: 3.53	1.2		8	2	1	1	1	1	0	0	0	0	0	9	13	5.40	1.800				
Dave Tobik, R (7.1) ERA: 6.85	0.2		1	0	0	0	0	0	0	0	0	0	0	1	1	0.00	0.000				
Odell Jones, R (8.1) ERA: 3.79	1.0		6	3	3	3	1	0	0	0	0	0	1	8	8	27.00	3.000				

Texas Rangers @ California Angels
Anaheim Stadium, Anaheim, CA
Mon Jun 27 1983, 10:05 PM EDT
Att: 42,578 - Unknown

AB 33
R 8
H 12
RBI 8
BB 5
SO 4
LOB 15



Batter	1	2	3	4	5	6	7	8	9	AB	R	H	RBI	BB	SO	LOB	TOP				
Wayne Tolleson, S (1,4) OBP: 0.338, SLG: 0.381	F7		5-3		4-3		F8			4	0	0	0	0	0	1					
Mickey Rivers, L (1,10) OBP: 0.282, SLG: 0.300	G3			3-1	1B			6-3		4	0	1	0	0	0	0					
Buddy Bell, R (1,5) OBP: 0.334, SLG: 0.443	5-3			HR	1B			5-3		4	1	2	1	0	0	0					
Larry Parrish, R (1,9) OBP: 0.359, SLG: 0.523		6-3		WP 1B	1B			F3		4	1	1	0	0	1	2					
George Wright, S (1,8) OBP: 0.324, SLG: 0.393		G4-6-3 1B		WP 1B	1B		F7		6-3	4	1	2	0	0	0	0					
Pete O'Brien, L (1,3) OBP: 0.318, SLG: 0.350		G4-6-3 1-2		K			F9 BB		F8	3	0	0	0	1	1	3					
Bill Sample, R (1,7) OBP: 0.337, SLG: 0.411			1-3		1B		F9		K	4	0	1	2	0	1	1					
Jim Sundberg, R (1,2) OBP: 0.260, SLG: 0.261			F9		F9			F8		3	0	0	0	0	0	1					
Bucky Dent, R (1,6) OBP: 0.308, SLG: 0.338					4-3			K		3	0	1	0	0	1	0					
Inning Stats	R: 0 E: 0 K: 0 S: 3	H: 0 LOB: 0 BB: 0 P: 3	R: 0 E: 0 K: 0 S: 3	H: 1 LOB: 0 BB: 0 P: 3	R: 0 E: 0 K: 0 S: 4	H: 1 LOB: 1 BB: 0 P: 4	R: 3 E: 0 K: 1 S: 9	H: 4 LOB: 1 BB: 0 P: 9	R: 0 E: 0 K: 0 S: 2	H: 0 LOB: 0 BB: 1 P: 6	R: 0 E: 0 K: 1 S: 5	H: 0 LOB: 0 BB: 0 P: 5	R: 0 E: 0 K: 0 S: 3	H: 0 LOB: 0 BB: 0 P: 3	R: 0 E: 0 K: 1 S: 5	H: 0 LOB: 0 BB: 0 P: 5	1B: 7 2B: 0 3B: 0 HR: 1	SF: 0 SAC: 0 DP: 1 HBP: 0	WP: 1 PB: 0 SB: 0 CS: 0	PA: 34	
PITCHER	IP	WLS	BF	H	R	ER	SO	BB	IBB	HBP	BLK	WP	HR	S	P	ERA	WHIP				
Ken Forsch, R (1,1) ERA: 3.44	4.2	L	21	8	3	3	1	0	0	0	0	1	1	23	23	5.79	1.714				
John Curtis, L (5,1) ERA: 2.05	4.1		13	0	0	0	3	1	0	0	0	0	0	18	22	0.00	0.231				

Texas Rangers @ California Angels
Anaheim Stadium, Anaheim, CA
Tue Jun 28 1983, 10:05 PM EDT
Att: 30,028 - Unknown


AB 33
R 3
H 8
RBI 3
BB 1
SO 4
LOB 8



Batter	1	2	3	4	5	6	7	8	9	AB	R	H	RBI	BB	SO	LOB	BOTTOM				
Rod Carew, L (1,10) OBP: 0.462, SLG: 0.507	G6-4-3 BB		F9			F7				2	0	0	0	2	0	0					
Daryl Scotters, L (1,3) OBP: 0.280, SLG: 0.459	L6			6-3		6-3		F5		4	0	0	0	0	0	3					
Ron Jackson, R (1,5) OBP: 0.344, SLG: 0.387	G6-4-3 1-2			F8		5-3		F3		4	0	0	0	0	0	1					
Fred Lynn, L (1,8) OBP: 0.376, SLG: 0.514		S 1B								3	1	3	1	1	0	0					
Brian Downing, R (1,7) OBP: 0.399, SLG: 0.388		K		K		K		F8		4	0	0	0	0	3	3					
Bobby Grich, R (1,4) OBP: 0.405, SLG: 0.419		6-3				F7		4-3		4	0	0	0	0	1	2					
Ellis Valentine, R (1,9) OBP: 0.271, SLG: 0.444		6-3				K		K2-3		3	0	0	0	0	2	1					
Tim Foli, R (1,6) OBP: 0.275, SLG: 0.319			F3			F7		F4		3	0	0	0	0	0	0					
Bob Boone, R (1,2) OBP: 0.278, SLG: 0.327			F2			F8				3	0	1	0	0	0	0					
Inning Stats	R: 0 E: 0 K: 0 S: 2	H: 0 LOB: 1 BB: 0 P: 6	R: 0 E: 0 K: 1 S: 6	H: 1 LOB: 0 BB: 0 P: 6	R: 0 E: 0 K: 0 S: 3	H: 0 LOB: 0 BB: 0 P: 3	R: 0 E: 0 K: 1 S: 6	H: 1 LOB: 0 BB: 0 P: 6	R: 0 E: 0 K: 1 S: 5	H: 0 LOB: 0 BB: 0 P: 5	R: 0 E: 0 K: 2 S: 7	H: 0 LOB: 1 BB: 1 P: 11	R: 0 E: 0 K: 1 S: 6	H: 1 LOB: 2 BB: 1 P: 10	R: 1 E: 0 K: 0 S: 4	H: 1 LOB: 0 BB: 0 P: 4	1B: 2 2B: 1 3B: 0 HR: 1	SF: 0 SAC: 0 DP: 1 HBP: 0	WP: 0 PB: 0 SB: 1 CS: 0	PA: 33	
PITCHER	IP	WLS	BF	H	R	ER	SO	BB	IBB	HBP	BLK	WP	HR	S	P	ERA	WHIP				
Charlie Hough, R (1,1) ERA: 3.31	7.2	W	28	3	0	0	6	3	0	0	0	0	0	37	49	0.00	0.783				
Dave Schmidt, R (8,1) ERA: 2.84	1.1	S	5	1	1	1	0	0	0	0	0	0	1	5	5	6.75	0.750				

Texas Rangers @ California Angels
Anaheim Stadium, Anaheim, CA
Tue Jun 28 1983, 10:05 PM EDT
Att: 30,028 - Unknown

AB 30
R 1
H 4
RBI 1
BB 3
SO 6
LOB 10



Batter	1	2	3	4	5	6	7	8	9	AB	R	H	RBI	BB	SO	LOB	TOP								
Wayne Tolleson, S (1, 4) OBP: 0.336, SLG: 0.383	F8		FC6-5 1-H 2B		5-3			F7		4	0	1	1	0	0	0	Texas Rangers @ California Angels Anaheim Stadium, Anaheim, CA Wed Jun 29 1983, 10:05 PM EDT Att: 30,464 - Unknown								
Bill Stein, R (1, 10) OBP: 0.347, SLG: 0.437	K		FC6-5 S		F8			1-3		4	0	0	0	0	1	1									
Buddy Bell, R (1, 5) OBP: 0.330, SLG: 0.437	F8		F8			6-3		6-3		4	0	0	0	0	0	1									
Larry Parrish, R (1, 9) OBP: 0.357, SLG: 0.518		E 1B		4-3		E5		6-3		4	0	1	0	0	0	0									
George Wright, S (1, 8) OBP: 0.320, SLG: 0.387	F9 1-3			K		K		K		4	0	0	0	0	3	2									
Bill Sample, R (1, 7) OBP: 0.335, SLG: 0.408	K			1B		5-3		6-3		4	0	1	0	0	1	2									
Pete O'Brien, L (1, 3) OBP: 0.318, SLG: 0.349	F8						F7			3	0	1	0	0	0	1									
Jim Sundberg, R (1, 2) OBP: 0.257, SLG: 0.257			F7	F4			K			3	0	0	0	0	1	2									
Bucky Dent, R (1, 6) OBP: 0.309, SLG: 0.338					F9		F9			3	1	1	0	0	0	0									
Inning Stats	R: 0 E: 0 K: 1 S: 5	H: 0 LOB: 0 BB: 0 P: 5	R: 0 E: 1 K: 1 S: 6	H: 1 LOB: 1 BB: 0 P: 6	R: 1 E: 0 K: 0 S: 5	H: 2 LOB: 1 BB: 0 P: 5	R: 0 E: 0 K: 1 S: 7	H: 2 LOB: 2 BB: 0 P: 7	R: 0 E: 0 K: 0 S: 3	H: 0 LOB: 0 BB: 0 P: 3	R: 0 E: 1 K: 1 S: 6	H: 0 LOB: 1 BB: 0 P: 6	R: 0 E: 0 K: 1 S: 5	H: 0 LOB: 0 BB: 0 P: 5	R: 0 E: 0 K: 1 S: 3	H: 0 LOB: 0 BB: 0 P: 3	R: 0 E: 0 K: 1 S: 5	H: 0 LOB: 0 BB: 0 P: 5	1B: 4 2B: 1 3B: 0 HR: 0	SF: 0 SAC: 0 DP: 0 HBP: 0	WP: 0 PB: 0 SB: 1 CS: 0	PA: 33			
PITCHER	IP	WLS	BF	H	R	ER	SO	BB	IBB	HBP	BLK	WP	HR	S	P	ERA	WHIP								
Tommy John, L (1, 1) ERA: 4.08	8.0		30	5	1	1	5	0	0	0	0	0	0	40	40	1.12	0.625								
Luis Sanchez, R (9, 1) ERA: 3.45	1.0	W	3	0	0	0	1	0	0	0	0	0	0	5	5	0.00	0.000								

AB 33
R 1
H 5
RBI 1
BB 0
SO 6
LOB 9



Batter	1	2	3	4	5	6	7	8	9	AB	R	H	RBI	BB	SO	LOB	BOTTOM								
Rod Carew, L (1, 3) OBP: 0.458, SLG: 0.500	K		FC3-6 S 1-2			4-0 BB	4-3			3	0	0	0	1	1	2	Texas Rangers @ California Angels Anaheim Stadium, Anaheim, CA Wed Jun 29 1983, 10:05 PM EDT Att: 30,464 - Unknown								
Daryl Sconiers, L (1, 10) OBP: 0.274, SLG: 0.447	4-3		G3 1-2		4-3			F8		4	0	0	0	0	0	3									
Ron Jackson, R (1, 5) OBP: 0.335, SLG: 0.376	1-3			5-3		F2		4-3		4	0	0	0	0	0	0									
Fred Lynn, L (1, 8) OBP: 0.375, SLG: 0.507		F7		K		G3			4-0 BB	3	0	0	0	1	1	0									
Brian Downing, R (1, 7) OBP: 0.401, SLG: 0.387		3-1					4-0 BB	F7		3	0	1	0	1	0	1									
Bobby Grich, R (1, 4) OBP: 0.399, SLG: 0.411		4-3		K		F8				4	0	0	0	0	1	2									
Ellis Valentine, R (1, 9) OBP: 0.279, SLG: 0.451						K		F8		3	2	1	0	1	1	0									
Tim Foli, R (1, 6) OBP: 0.283, SLG: 0.326						4-3				4	0	3	1	0	0	0									
Bob Boone, R (1, 2) OBP: 0.286, SLG: 0.339								F7		4	0	3	1	0	0	1									
Inning Stats	R: 0 E: 0 K: 1 S: 5	H: 0 LOB: 0 BB: 0 P: 5	R: 0 E: 0 K: 0 S: 3	H: 0 LOB: 0 BB: 0 P: 3	R: 1 E: 0 K: 0 S: 5	H: 3 LOB: 1 BB: 0 P: 5	R: 0 E: 0 K: 2 S: 8	H: 1 LOB: 1 BB: 0 P: 8	R: 0 E: 0 K: 1 S: 6	H: 1 LOB: 2 BB: 1 P: 10	R: 0 E: 0 K: 0 S: 3	H: 0 LOB: 1 BB: 1 P: 7	R: 0 E: 0 K: 0 S: 4	H: 1 LOB: 1 BB: 0 P: 4	R: 0 E: 0 K: 0 S: 3	H: 0 LOB: 1 BB: 1 P: 7	R: 1 E: 0 K: 0 S: 3	H: 2 LOB: 2 BB: 1 P: 7	1B: 6 2B: 2 3B: 0 HR: 0	SF: 0 SAC: 0 DP: 0 HBP: 0	WP: 0 PB: 0 SB: 1 CS: 1	PA: 36			
PITCHER	IP	WLS	BF	H	R	ER	SO	BB	IBB	HBP	BLK	WP	HR	S	P	ERA	WHIP								
Mike Smithson, R (1, 1) ERA: 4.13	8.1	L	36	8	2	2	4	4	0	0	0	0	0	40	56	2.16	1.440								

AB 32
R 2
H 8
RBI 2
BB 4
SO 4
LOB 9




Batter	1	2	3	4	5	6	7	8	9	10	AB	R	H	RBI	BB	SO	LOB	
Wayne Tolleson, S OBP: 0.340, SLG: 0.384 Bill Stein, R OBP: 0.338, SLG: 0.425	SH1-3 1B	F7			1B		4-3		K		2	1	1	0	1	0	2	
Mickey Rivers, L OBP: 0.273, SLG: 0.289	SH1-3	K			F5		F5			5-3	4	0	0	0	0	1	3	
Buddy Bell, R OBP: 0.334, SLG: 0.438	F8				G5-4-3 1B				1-3	1B HBP	4	0	2	0	0	0	1	
Larry Parrish, R OBP: 0.358, SLG: 0.515					G5-4-3		6-3		F4	1B 1B	5	1	2	1	0	0	1	
Pete O'Brien, L OBP: 0.319, SLG: 0.348	F7				4-3		F7			1B	4	1	1	0	1	0	1	
George Wright, S OBP: 0.325, SLG: 0.388					4-3				F7	1B	4	1	2	2	0	0	1	
Bill Sample, R OBP: 0.341, SLG: 0.409					G1-4-3 1B				L6		2	0	1	0	2	0	0	
Bob Johnson, R OBP: 0.298, SLG: 0.337 Bob Jones, L OBP: 0.500, SLG: 0.500 Jim Sundberg, R OBP: 0.280, SLG: 0.261					G1-4-3 1B					1B	2	0	0	0	0	1	3	
Bucky Dent, R OBP: 0.308, SLG: 0.336					F9				F8	FC6-4 1B	1	0	0	0	0	0	0	
Inning Stats	R: 1 E: 0 K: 0 S: 4	H: 1 LOB: 1 BB: 1 P: 8	R: 1 E: 0 K: 2 S: 9	H: 2 LOB: 2 BB: 1 P: 13	R: 0 E: 0 K: 0 S: 3	H: 1 LOB: 0 BB: 0 P: 3	R: 0 E: 0 K: 0 S: 3	H: 1 LOB: 0 BB: 0 P: 3	R: 0 E: 0 K: 0 S: 3	H: 0 LOB: 2 BB: 1 P: 8	R: 0 E: 0 K: 0 S: 3	H: 0 LOB: 1 BB: 1 P: 7	R: 0 E: 0 K: 1 S: 6	H: 1 LOB: 0 BB: 0 P: 6	R: 2 E: 0 K: 0 S: 4	H: 3 LOB: 1 BB: 0 P: 5	1B: 11 2B: 0 3B: 0 HR: 0	SF: 0 SAC: 1 DP: 2 HBP: 2

TOP

Texas Rangers @ California Angels
Anaheim Stadium, Anaheim, CA
Thu Jun 30 1983, 10:05 PM EDT
Att: 30,190 - Unknown

AB	35
R	4
H	11
RBI	4
BB	4
SO	3
LOB	16



WP: 0 PA: 42
PB: 0 SB: 1 CS: 0


PITCHER	IP	WLS	BF	H	R	ER	SO	BB	IBB	HBP	BLK	WP	HR	S	P	ERA	WHIP
Mike Witt, R ERA: 4.4	8.0		33	7	2	2	2	4	0	1	0	0	0	32	49	2.25	1.375
Luis Sanchez, R ERA: 3.53	9.1	L	7	2	2	2	1	0	0	1	0	0	0	8	9	13.50	1.500
Andy Hassler, L ERA: 5.89	10.1		2	2	0	0	0	0	0	0	0	0	0	2	2	0.00	3.000

Batter	1	2	3	4	5	6	7	8	9	10	AB	R	H	RBI	BB	SO	LOB					
Rick Burleson, R OBP: 0.400, SLG: 0.400	K				1B		FC6-4 1B		F6		5	0	2	0	0	1	0					
Ellis Valentine, R OBP: 0.276, SLG: 0.439	F8				K		F7		F9		5	0	1	0	0	1	2					
Ron Jackson, R OBP: 0.325, SLG: 0.363	L5				1-3		FC6-4			F7	5	0	0	0	0	1	3					
Brian Downing, R OBP: 0.395, SLG: 0.403					G3				1-3		5	1	1	1	0	0	1					
Fred Lynn, L OBP: 0.375, SLG: 0.514					G3-6-3 1B		HR K		1B 3B	3-1	5	1	2	0	0	2	0					
Bobby Grich, R OBP: 0.401, SLG: 0.407					G3-6-3		F9		1B BB		2	0	0	0	2	0	1					
Bobby Clark, R OBP: 0.275, SLG: 0.340 Daryl Sconiers, L OBP: 0.278, SLG: 0.451					1B				G6-4-3 1B		2	0	2	0	1	0	0					
Tim Foli, R OBP: 0.283, SLG: 0.322					F8		F7		G6-4-3		3	0	0	0	1	0	4					
Mike O'Berry, R OBP: 0.167, SLG: 0.250					K		F6		6-3		4	0	0	0	0	2	3					
Inning Stats	R: 0 E: 0 K: 1 S: 5	H: 0 LOB: 0 BB: 0 P: 5	R: 0 E: 0 K: 2 S: 8	H: 1 LOB: 3 BB: 2 P: 16	R: 0 E: 0 K: 1 S: 6	H: 1 LOB: 1 BB: 0 P: 6	R: 0 E: 0 K: 0 S: 4	H: 2 LOB: 1 BB: 0 P: 4	R: 0 E: 0 K: 2 S: 8	H: 1 LOB: 1 BB: 0 P: 8	R: 1 E: 0 K: 1 S: 6	H: 1 LOB: 1 BB: 1 P: 10	R: 0 E: 0 K: 0 S: 4	H: 1 LOB: 1 BB: 0 P: 4	R: 1 E: 0 K: 0 S: 4	H: 2 LOB: 1 BB: 1 P: 8	R: 0 E: 0 K: 0 S: 3	H: 0 LOB: 0 BB: 0 P: 3	R: 0 E: 0 K: 0 S: 3	H: 0 LOB: 0 BB: 0 P: 3	1B: 7 2B: 0 3B: 1 HR: 1	SF: 0 SAC: 0 DP: 2 HBP: 0

BOTTOM

Texas Rangers @ California Angels
Anaheim Stadium, Anaheim, CA
Thu Jun 30 1983, 10:05 PM EDT
Att: 30,190 - Unknown

AB	37
R	2
H	9
RBI	2
BB	4
SO	7
LOB	14



WP: 0 PA: 41
PB: 0 SB: 0 CS: 0

PITCHER	IP	WLS	BF	H	R	ER	SO	BB	IBB	HBP	BLK	WP	HR	S	P	ERA	WHIP
Frank Tanana, L ERA: 1.84	6.1		28	7	1	1	7	3	0	0	0	0	1	39	51	1.42	1.579
John Butcher, R ERA: 3.79	7.1		5	1	1	1	0	1	0	0	0	0	0	4	8	9.00	2.000
Dave Schmidt, R ERA: 2.35	8.1	W	8	1	0	0	0	0	0	0	0	0	0	8	8	0.00	0.375

Batter	1	2	3	4	5	6	7	8	9	AB	R	H	RBI	BB	SO	LOB	TOP			
Willie Wilson, S OBP: 0.331, SLG: 0.371	0-3 K		0-0 1B		0-0 F9		0-0 6-3			4	0	1	0	0	1	0				
U L Washington, S OBP: 0.295, SLG: 0.330	0-0 FC6-4 1B		0-0 F8		0-0 5-3			0-0 4-3		4	0	1	0	0	0	1				
George Brett, L OBP: 0.448, SLG: 0.713	0-0 FC6-4 1-2		0-0 L4			0-0 F8 WP 2B		0-0 F9		4	1	1	0	0	0	2				
Hal McRae, R OBP: 0.386, SLG: 0.471	0-0 5-3			0-0 6-3		0-0 F8 2-3		0-0 F8		4	0	0	0	0	0	2				
Willie Aikens, L OBP: 0.395, SLG: 0.551		0-0 1B FC5-4-2 2B		0-0 HR		0-0 1B 3-H		0-0 4-3		4	1	3	1	0	0	0				
Frank White, R OBP: 0.287, SLG: 0.419		0-0 FC5-4-2 2-3 1B		0-0 6-3		0-0 F7		0-0 F3		4	0	1	0	0	0	1				
John Wathan, R OBP: 0.323, SLG: 0.347		0-0 FC5-4-2 1-2 3-H 1B		0-0 1B		0-0 4-3		0-0 F4		4	0	1	0	0	0	3				
Pat Sheridan, L OBP: 0.241, SLG: 0.317		0-0 3-1		0-0 F7			0-0 4-3			3	0	0	0	0	0	2				
Cesar Geronimo, L OBP: 0.273, SLG: 0.286			0-0 F6		0-0 4-3		0-0 4-3			3	0	0	0	0	0	0				
Inning Stats	R: 0 E: 0 K: 1 S: 6	H: 1 LOB: 1 BB: 0 P: 6	R: 0 E: 0 K: 0 S: 4	H: 2 LOB: 1 BB: 0 P: 4	R: 0 E: 0 K: 0 S: 4	H: 1 LOB: 1 BB: 0 P: 4	R: 1 E: 0 K: 0 S: 5	H: 2 LOB: 1 BB: 0 P: 5	R: 0 E: 0 K: 0 S: 3	H: 0 LOB: 0 BB: 0 P: 3	R: 0 E: 0 K: 0 S: 3	H: 0 LOB: 0 BB: 0 P: 3	R: 0 E: 0 K: 0 S: 3	H: 0 LOB: 0 BB: 0 P: 3	R: 0 E: 0 K: 0 S: 3	H: 0 LOB: 0 BB: 0 P: 3	1B: 5 2B: 3 3B: 0 HR: 1	SF: 0 SAC: 0 DP: 1 HBP: 0	WP: 1 PB: 0 SB: 0 CS: 0	PA: 34
PITCHER Ken Forsch, R ERA: 3.33	IP: 9.0 WLS: W BF: 34 H: 8 R: 2 ER: 2 SO: 1 BB: 0 IBB: 0 HBP: 0 BLK: 0 WP: 1 HR: 1 S: 36 P: 36 ERA: 2.00 WHIP: 0.889																			

Kansas City Royals @ California Angels
Anaheim Stadium, Anaheim, CA
Sun Jul 03 1983, 6:33 AM EDT
Att: 36,405 - Unknown

AB 34
R 2
H 8
RBI 1
BB 0
SO 1
LOB 11



Batter	1	2	3	4	5	6	7	8	9	AB	R	H	RBI	BB	SO	LOB	BOTTOM			
Rick Burleson, R OBP: 0.571, SLG: 0.538	0-0 WP HBP 1B	0-0 F4		0-0 6-3			0-0 CS 1B			4	1	2	0	0	0	0				
Tim Foli, R OBP: 0.276, SLG: 0.313	0-0 F7	0-0 F8			0-3 K		0-0 5-3 1-2			4	0	0	0	0	1	2				
Ellis Valentine, R OBP: 0.305, SLG: 0.513	0-0 HBP 1-2 1B		0-0 F7		0-0 6-3		0-0 F7			4	1	1	0	0	0	0				
Brian Downing, R OBP: 0.379, SLG: 0.378	4-0 HBP 1-2 2-3 1B BB		0-0 5-3		0-0 F8		0-0 F9			3	1	0	0	1	0	0				
Fred Lynn, L OBP: 0.373, SLG: 0.500	1-0 1B 1-2 2-3 3-H HBP		0-3 K			0-0 L4		0-0 F9		3	0	0	1	0	1	0				
Bobby Grich, R OBP: 0.410, SLG: 0.411	0-0 1-2 2-H 3-H 1B			0-0 HR 1B		4-0 FC6-4 BB				2	1	2	2	1	0	0				
Ron Jackson, R OBP: 0.316, SLG: 0.369	0-0 F4			0-0 HR 1B		0-0 F5				3	1	1	2	0	0	3				
Bobby Clark, R OBP: 0.277, SLG: 0.344	0-0 F9			0-3 K		0-0 FC6-4 1-2				3	0	0	0	0	1	3				
Bob Boone, R OBP: 0.282, SLG: 0.335		0-0 F3		0-0 F8			0-3 K			3	0	0	0	0	1	0				
Inning Stats	R: 3 E: 0 K: 0 S: 6	H: 3 LOB: 2 BB: 1 P: 11	R: 0 E: 0 K: 0 S: 3	H: 0 LOB: 0 BB: 0 P: 3	R: 0 E: 0 K: 1 S: 5	H: 0 LOB: 0 BB: 0 P: 5	R: 2 E: 0 K: 1 S: 7	H: 2 LOB: 0 BB: 0 P: 7	R: 0 E: 0 K: 0 S: 3	H: 0 LOB: 1 BB: 1 P: 7	R: 0 E: 0 K: 1 S: 5	H: 1 LOB: 0 BB: 0 P: 5	R: 0 E: 0 K: 0 S: 3	H: 0 LOB: 0 BB: 0 P: 3	R: 0 E: 0 K: 0 S: 3	H: 0 LOB: 0 BB: 0 P: 3	1B: 5 2B: 0 3B: 0 HR: 1	SF: 0 SAC: 0 DP: 0 HBP: 1	WP: 1 PB: 0 SB: 0 CS: 1	PA: 32
PITCHER Bud Black, L ERA: 3.72 Steve Renko, R ERA: 4.92	IP: 4.0 WLS: L BF: 19 H: 5 R: 0 ER: 5 SO: 2 BB: 1 IBB: 0 HBP: 1 BLK: 0 WP: 1 HR: 1 S: 21 P: 26 ERA: 11.25 WHIP: 1.500																			


Kansas City Royals @ California Angels
Anaheim Stadium, Anaheim, CA
Sun Jul 03 1983, 6:33 AM EDT
Att: 36,405 - Unknown

AB 29
R 5
H 6
RBI 5
BB 2
SO 4
LOB 8



Batter	1	2	3	4	5	6	7	8	9	AB	R	H	RBI	BB	SO	LOB	TOP																					
Rod Carew, L (1,3) OBP: 0.459, SLG: 0.502	6-3		1B		4-3		2B	E8		4	2	2	3	0	0	0	California Angels @ Boston Red Sox Fenway Park, Boston, MA Fri Jul 08 1983, 7:05 PM EDT Att: 33,878 - Unknown																					
Rick Burleson, R (1,6) OBP: 0.565, SLG: 0.667	6-3		3B					SF8		4	1	3	3	0	0	0																						
Ellis Valentine, R (1,9) OBP: 0.307, SLG: 0.508	5-3		3B		5-3		F3			4	0	1	1	1	0	3																						
Fred Lynn, L (1,8) OBP: 0.370, SLG: 0.498		G3	G3			2B	3-1	F6		5	0	1	0	0	0	4																						
Reggie Jackson, L (1,10) OBP: 0.341, SLG: 0.422		F7	F8			F7		E4	K	5	1	1	0	0	1	2																						
Brian Downing, R (1,7) OBP: 0.373, SLG: 0.366				5-3				1-3	K	3	0	0	0	1	0	1																						
Bobby Clark, R (8,7) OBP: 0.270, SLG: 0.335						BB		1-3	K	1	0	0	0	0	1	0																						
Bobby Grich, R (1,4) OBP: 0.407, SLG: 0.407			1B	4-3		K		1B	F9	5	2	2	1	0	1	2																						
Tim Foli, R (1,5) OBP: 0.275, SLG: 0.311			F3	F2		4-3		1B		4	1	1	0	0	0	3																						
Bob Boone, R (1,2) OBP: 0.282, SLG: 0.333			2B		K		K	1B		4	2	2	0	0	2	0																						
Inning Stats	R: 0 E: 0 K: 0 S: 3	H: 0 LOB: 0 BB: 0 P: 3	R: 0 E: 0 K: 0 S: 3	H: 0 LOB: 0 BB: 0 P: 3	R: 4 E: 0 K: 0 S: 8	H: 5 LOB: 1 BB: 0 P: 8	R: 0 E: 0 K: 0 S: 3	H: 0 LOB: 0 BB: 0 P: 3	R: 0 E: 0 K: 1 S: 6	H: 1 LOB: 1 BB: 0 P: 6	R: 0 E: 0 K: 1 S: 6	H: 1 LOB: 2 BB: 1 P: 10	R: 0 E: 0 K: 1 S: 6	H: 1 LOB: 2 BB: 0 P: 7	R: 5 E: 2 K: 0 S: 8	H: 5 LOB: 1 BB: 1 P: 12	R: 0 E: 0 K: 2 S: 7	H: 0 LOB: 0 BB: 0 P: 7	1B: 8 2B: 4 3B: 1 HR: 0	SF: 1 SAC: 0 DP: 0 HBP: 1	WP: 0 PB: 0 SB: 0 CS: 0	PA: 43																
PITCHER	IP	WLS	BF	H	R	ER	SO	BB	IBB	HBP	BLK	WP	HR	S	P	ERA	WHIP	PITCHER				IP	WLS	BF	H	R	ER	SO	BB	IBB	HBP	BLK	WP	HR	S	P	ERA	WHIP
Dennis Eckersley, R (1,1) ERA: 5.81	7.1	L	35	11	7	7	3	1	0	1	0	0	0	39	44	8.59	1.636																					
Luis Aponte, R (8,1) ERA: 2.83	0.0		1	1	0	0	0	0	0	0	0	0	0	1	1	=	=																					
John Henry Johnson, L (8,1) ERA: 2.66	1.2		7	1	2	1	2	1	0	0	0	0	0	10	14	5.40	1.200																					


AB	39
R	9
H	13
RBI	8
BB	2
SO	5
LOB	15




Batter	1	2	3	4	5	6	7	8	9	AB	R	H	RBI	BB	SO	LOB	BOTTOM																					
Jerry Remy, L (1,4) OBP: 0.274, SLG: 0.288	4-3		L5		6-3		1B		4-3	5	0	1	0	0	0	1	California Angels @ Boston Red Sox Fenway Park, Boston, MA Fri Jul 08 1983, 7:05 PM EDT Att: 33,878 - Unknown																					
Wade Boggs, L (1,5) OBP: 0.450, SLG: 0.462			1B						1B	4	0	4	1	1	0	0																						
Jim Rice, R (1,7) OBP: 0.366, SLG: 0.564	F8		G6-4-3		5-3		K		1B	5	0	2	0	0	1	4																						
Tony Armas, R (1,8) OBP: 0.281, SLG: 0.479	5-3		G6-4-3			K2-3		HR	K	5	1	1	0	0	2	5																						
Dwight Evans, R (1,9) OBP: 0.335, SLG: 0.448		K		4-3		4-3		F7	F4	5	0	2	0	0	1	3																						
Carl Yastrzemski, L (1,10) OBP: 0.410, SLG: 0.449		1B		4-3		4-3				3	1	1	2	0	0	2																						
Dave Stapleton, R (1,3) OBP: 0.253, SLG: 0.301				F8		5-3		4-3		4	0	1	0	0	0	2																						
Gary Allenson, R (1,2) OBP: 0.296, SLG: 0.342		K		K			1-3		K	4	0	0	0	0	3	3																						
Glenn Hoffman, R (1,6) OBP: 0.304, SLG: 0.315					6-3					3	0	0	0	0	1	2																						
Rick Miller, L (9,PH) OBP: 0.434, SLG: 0.448							2-3		4-3	1	1	1	0	0	0	0																						
Inning Stats	R: 0 E: 0 K: 0 S: 4	H: 1 LOB: 1 BB: 0 P: 4	R: 0 E: 0 K: 3 S: 10	H: 1 LOB: 2 BB: 0 P: 11	R: 0 E: 0 K: 0 S: 3	H: 1 LOB: 1 BB: 1 P: 7	R: 0 E: 0 K: 1 S: 6	H: 1 LOB: 1 BB: 0 P: 6	R: 0 E: 0 K: 1 S: 6	H: 1 LOB: 1 BB: 0 P: 6	R: 0 E: 0 K: 1 S: 7	H: 2 LOB: 2 BB: 0 P: 7	R: 2 E: 0 K: 1 S: 7	H: 2 LOB: 0 BB: 0 P: 7	R: 1 E: 0 K: 1 S: 8	H: 3 LOB: 2 BB: 0 P: 8	1B: 9 2B: 3 3B: 0 HR: 1	SF: 0 SAC: 0 DP: 1 HBP: 1	WP: 0 PB: 0 SB: 0 CS: 0	PA: 41																		
PITCHER	IP	WLS	BF	H	R	ER	SO	BB	IBB	HBP	BLK	WP	HR	S	P	ERA	WHIP	PITCHER				IP	WLS	BF	H	R	ER	SO	BB	IBB	HBP	BLK	WP	HR	S	P	ERA	WHIP
Bruce Kison, R (1,1) ERA: 3.28	8.1	W	39	13	3	3	7	1	0	1	0	0	0	51	56	3.24	1.680																					
Luis Sanchez, R (9,1) ERA: 3.39	0.2		2	0	0	0	1	0	0	0	0	0	0	4	4	0.00	0.000																					

AB	39
R	3
H	13
RBI	3
BB	1
SO	8
LOB	22



Batter	1	2	3	4	5	6	7	8	9	AB	R	H	RBI	BB	SO	LOB	TOP					
Rod Carew, L (1, 3) OBP: 0.456, SLG: 0.502 Mike O'Berry, R (8, 2) OBP: 0.133, SLG: 0.200	K	6-3					K		6-3	4	0	1	0	0	2	1	California Angels @ Boston Red Sox Fenway Park, Boston, MA Sat Jul 09 1983, 3:33 AM EDT Att: 32,667 - Unknown					
Tim Foli, R (1, 6) OBP: 0.271, SLG: 0.306	F8		F7		L5			F4		4	0	0	0	0	0	1						
Reggie Jackson, L (1, 10) OBP: 0.340, SLG: 0.424	1B		K		K			3-1		4	0	1	0	0	2	1						
Brian Downing, R (1, 7) OBP: 0.381, SLG: 0.397	FC4-6		5-3					1B		4	1	3	1	0	0	0						
Ellis Valentine, R (1, 9) OBP: 0.298, SLG: 0.492	FC4-6				K2-3			F7		4	0	0	0	0	1	3						
Ron Jackson, R (1, 5) OBP: 0.309, SLG: 0.366		SH1			G3			F2		4	1	1	0	0	0	0						
Bobby Grich, R (1, 4) OBP: 0.406, SLG: 0.403		SH1			F8			F6		2	0	0	0	1	0	0						
Bobby Clark, R (1, 8) OBP: 0.269, SLG: 0.333					F9			F8		4	0	1	1	0	0	1						
Bob Boone, R (1, 2) OBP: 0.282, SLG: 0.333 Daryl Sconiers, L (8, 3) OBP: 0.277, SLG: 0.438		F7						F6		3	1	1	0	0	0	1						
Inning Stats	R: 0 E: 0 K: 1 S: 7	H: 2 LOB: 2 BB: 0 P: 7	R: 1 E: 0 K: 0 S: 5	H: 2 LOB: 1 BB: 0 P: 5	R: 0 E: 0 K: 1 S: 5	H: 0 LOB: 0 BB: 0 P: 5	R: 0 E: 0 K: 1 S: 5	H: 0 LOB: 0 BB: 0 P: 5	R: 1 E: 1 K: 1 S: 7	H: 2 LOB: 1 BB: 0 P: 7	R: 1 E: 0 K: 0 S: 4	H: 1 LOB: 0 BB: 0 P: 4	R: 0 E: 0 K: 1 S: 5	H: 0 LOB: 0 BB: 0 P: 5	R: 0 E: 0 K: 0 S: 4	H: 1 LOB: 1 BB: 0 P: 4		R: 0 E: 0 K: 0 S: 4	H: 1 LOB: 2 BB: 1 P: 8	1B: 5 2B: 3 3B: 0 HR: 1	SF: 0 SAC: 1 DP: 0 HBP: 0	WP: 0 PB: 0 SB: 0 CS: 0
PITCHER John Tudor, L (1, 1) ERA: 3.46	IP: 9.0 WLS: W BF: 37 H: 9 R: 3 ER: 2 SO: 5 BB: 1 IBB: 0 HBP: 0 BLK: 0 WP: 0 HR: 1 S: 46 P: 50 ERA: 2.00 WHIP: 1.111															PITCHER	IP: 9.0 WLS: W BF: 37 H: 9 R: 3 ER: 2 SO: 5 BB: 1 IBB: 0 HBP: 0 BLK: 0 WP: 0 HR: 1 S: 46 P: 50 ERA: 2.00 WHIP: 1.111					

Batter	1	2	3	4	5	6	7	8	9	AB	R	H	RBI	BB	SO	LOB	BOTTOM			
Jerry Remy, L (1, 4) OBP: 0.276, SLG: 0.290	G3		G3					K		5	0	2	0	0	1	0	California Angels @ Boston Red Sox Fenway Park, Boston, MA Sat Jul 09 1983, 3:33 AM EDT Att: 32,667 - Unknown			
Wade Boggs, L (1, 5) OBP: 0.444, SLG: 0.455 Ed Jurak, R (7, 5) OBP: 0.386, SLG: 0.387	4-3		G3		FC4-6	FC4-6		K2-3		4	1	0	2	0	0	2				
Jim Rice, R (1, 7) OBP: 0.366, SLG: 0.561	F9		F9		FC4-6	FC4-6				1	0	0	0	0	1	0				
Tony Armas, R (1, 8) OBP: 0.279, SLG: 0.474		6-3			E6					5	1	2	0	0	0	1				
Dwight Evans, R (1, 9) OBP: 0.340, SLG: 0.447					HBP					5	1	1	1	0	2	3				
Carl Yastrzemski, L (1, 10) OBP: 0.412, SLG: 0.475		HR			2B					1	2	0	0	2	0	0				
Dave Stapleton, R (1, 3) OBP: 0.261, SLG: 0.321					G4-6-3					4	1	2	5	0	1	1				
Glenn Hoffman, R (1, 6) OBP: 0.314, SLG: 0.329					G4-6-3					4	2	3	1	0	0	1				
Jeff Newman, R (1, 2) OBP: 0.245, SLG: 0.333					HR					4	2	4	1	0	0	0				
Inning Stats	R: 0 E: 0 K: 0 S: 3	H: 0 LOB: 0 BB: 0 P: 3	R: 2 E: 0 K: 0 S: 5	H: 3 LOB: 1 BB: 1 P: 9	R: 0 E: 0 K: 0 S: 3	H: 0 LOB: 0 BB: 0 P: 3	R: 0 E: 0 K: 0 S: 2	H: 0 LOB: 0 BB: 1 P: 6	R: 6 E: 1 K: 0 S: 9	H: 5 LOB: 1 BB: 0 P: 10	R: 1 E: 0 K: 1 S: 8	H: 3 LOB: 2 BB: 0 P: 8	R: 1 E: 0 K: 1 S: 7	H: 3 LOB: 3 BB: 0 P: 7	R: 0 E: 0 K: 3 S: 10	H: 1 LOB: 1 BB: 0 P: 10	1B: 11 2B: 2 3B: 0 HR: 2	SF: 0 SAC: 1 DP: 2 HBP: 1	WP: 1 PB: 0 SB: 0 CS: 0	PA: 40
PITCHER Ken Forsch, R (1, 1) ERA: 3.9 Byron McLaughlin, R (5, 1) ERA: 3.64 Curt Brown, R (6, 1) ERA: 7.07 John Curtis, L (8, 1) ERA: 2.19	IP: 4.2 WLS: L BF: 22 H: 7 R: 7 ER: 5 SO: 0 BB: 2 IBB: 0 HBP: 0 BLK: 0 WP: 0 HR: 2 S: 20 P: 28 ERA: 9.64 WHIP: 1.929															PITCHER	IP: 4.2 WLS: L BF: 22 H: 7 R: 7 ER: 5 SO: 0 BB: 2 IBB: 0 HBP: 0 BLK: 0 WP: 0 HR: 2 S: 20 P: 28 ERA: 9.64 WHIP: 1.929			

Batter	1	2	3	4	5	6	7	8	9	AB	R	H	RBI	BB	SO	LOB	TOP					
Rod Carew, L OBP: 0.459, SLG: 0.502 (1, 3)										4	1	2	0	1	0	0	California Angels @ Boston Red Sox Fenway Park, Boston, MA Sun Jul 10 1983, 3:33 AM EDT Att: 32,142 - Unknown					
Rick Burleson, R OBP: 0.536, SLG: 0.615 (1, 6)										5	0	2	1	0	0	1						
Reggie Jackson, L OBP: 0.339, SLG: 0.421 (1, 10)										4	0	1	1	0	3	2						
Brian Downing, R OBP: 0.378, SLG: 0.393 Fred Lynn, L OBP: 0.370, SLG: 0.498 (1, 7) (9, 8)										4	0	1	0	0	0	2						
Ellis Valentine, R OBP: 0.303, SLG: 0.492 (1, 9)										4	1	2	0	0	0	0						
Bobby Grich, R OBP: 0.404, SLG: 0.398 (1, 4)										3	0	0	0	1	0	2						
Bobby Clark, R OBP: 0.275, SLG: 0.356 (1, 8) (9, 7)										4	2	2	1	0	0	4						
Tim Foli, R OBP: 0.274, SLG: 0.309 (1, 5)										4	0	2	1	0	0	1						
Bob Boone, R OBP: 0.278, SLG: 0.328 (1, 2)										4	1	0	0	0	0	3						
Inning Stats	R: 0 E: 0 K: 1 S: 5	H: 1 LOB: 0 BB: 0 P: 5	R: 0 E: 0 K: 0 S: 4	H: 2 LOB: 1 BB: 0 P: 4	R: 0 E: 0 K: 1 S: 7	H: 2 LOB: 2 BB: 0 P: 7	R: 0 E: 0 K: 0 S: 3	H: 0 LOB: 0 BB: 0 P: 3	R: 1 E: 0 K: 0 S: 4	H: 2 LOB: 0 BB: 0 P: 4	R: 0 E: 0 K: 1 S: 5	H: 0 LOB: 0 BB: 0 P: 5	R: 4 E: 0 K: 0 S: 7	H: 4 LOB: 2 BB: 2 P: 15	R: 0 E: 1 K: 0 S: 4	H: 1 LOB: 1 BB: 0 P: 4		R: 0 E: 0 K: 0 S: 3	H: 0 LOB: 0 BB: 0 P: 3	1B: 11 2B: 0 3B: 0 HR: 1	SF: 0 SAC: 0 DP: 2 HBP: 0	WP: 1 PB: 1 CS: 0 S: 1
PITCHER	IP WLS BF H R ER SO BB IBB HBP BLK WP HR S P ERA WHIP	IP WLS BF H R ER SO BB IBB HBP BLK WP HR S P ERA WHIP																				
Bruce Hurst, L ERA: 4.7 Bob Stanley, R ERA: 2.3 (1, 1) (7, 1)	6.1 L 26 9 4 4 3 1 0 0 0 1 1 31 35 5.68 1.579	2.2 S 12 3 1 1 0 0 1 0 0 0 0 11 15 3.38 1.125																				

AB	36
R	5
H	12
RBI	4
BB	2
SO	3
LOB	15



Batter	1	2	3	4	5	6	7	8	9	AB	R	H	RBI	BB	SO	LOB	BOTTOM							
Jerry Remy, L OBP: 0.276, SLG: 0.289 (1, 4)										5	1	1	0	0	0	4	California Angels @ Boston Red Sox Fenway Park, Boston, MA Sun Jul 10 1983, 3:33 AM EDT Att: 32,142 - Unknown							
Dave Stapleton, R OBP: 0.256, SLG: 0.314 (1, 3)										5	0	0	0	0	0	3								
Jim Rice, R OBP: 0.368, SLG: 0.570 (1, 7)										4	1	2	2	0	0	1								
Tony Armas, R OBP: 0.276, SLG: 0.468 (1, 8)										4	0	0	0	0	0	1								
Dwight Evans, R OBP: 0.339, SLG: 0.444 (1, 9)										4	0	1	0	0	0	0								
Reid Nichols, R OBP: 0.379, SLG: 0.448 (1, 10)										4	1	3	0	0	0	0								
Ed Jurak, R OBP: 0.380, SLG: 0.380 (1, 5)										4	0	1	0	0	1	2								
Glenn Hoffman, R OBP: 0.310, SLG: 0.325 Rick Miller, L OBP: 0.425, SLG: 0.441 (1, 6) (9, PH)										3	0	0	0	0	1	4								
Gary Allenson, R OBP: 0.298, SLG: 0.347 Carl Yastrzemski, L OBP: 0.415, SLG: 0.585 Marty Barrett, R OBP: 0.444, SLG: 0.444 (1, 2) (9, PH) (9, PR)										2	0	1	1	0	0	0								
Inning Stats	R: 0 E: 0 K: 0 S: 4	H: 1 LOB: 1 BB: 0 P: 4	R: 1 E: 1 K: 0 S: 6	H: 3 LOB: 2 BB: 0 P: 6	R: 0 E: 0 K: 0 S: 3	H: 0 LOB: 0 BB: 0 P: 3	R: 0 E: 0 K: 0 S: 4	H: 1 LOB: 1 BB: 0 P: 4	R: 2 E: 1 K: 1 S: 6	H: 2 LOB: 0 BB: 0 P: 5	R: 0 E: 1 K: 1 S: 6	H: 0 LOB: 1 BB: 0 P: 6	R: 0 E: 0 K: 0 S: 4	H: 1 LOB: 1 BB: 0 P: 4	R: 0 E: 0 K: 1 S: 6	H: 1 LOB: 1 BB: 0 P: 6		R: 0 E: 0 K: 0 S: 4	H: 1 LOB: 1 BB: 0 P: 4	R: 0 E: 0 K: 0 S: 4	H: 1 LOB: 1 BB: 0 P: 4	1B: 7 2B: 2 3B: 0 HR: 1	SF: 1 SAC: 1 DP: 0 HBP: 0	WP: 0 PB: 0 CS: 0 S: 0
PITCHER	IP WLS BF H R ER SO BB IBB HBP BLK WP HR S P ERA WHIP	IP WLS BF H R ER SO BB IBB HBP BLK WP HR S P ERA WHIP																						
Tommy John, L ERA: 4.18 Luis Sanchez, R ERA: 3.27 (1, 1) (7, 1)	6.2 W 29 8 3 2 1 0 0 0 0 0 1 31 31 2.70 1.200	2.1 S 9 2 0 0 1 0 0 0 0 0 0 11 11 0.00 0.857																						



Batter	1	2	3	4	5	6	7	8	9	AB	R	H	RBI	BB	SO	LOB	TOP																			
Rod Carew, L OBP: 0.460, SLG: 0.502										4	2	2	0	0	1	0	California Angels @ Detroit Tigers Tiger Stadium, Detroit, MI Mon Jul 11 1983, 7:05 PM EDT Att: 26,092 - Unknown																			
Rick Burleson, R OBP: 0.531, SLG: 0.600										4	2	2	0	0	1	0																				
Brian Downing, R OBP: 0.381, SLG: 0.416										4	2	2	4	0	0	0																				
Reggie Jackson, L OBP: 0.337, SLG: 0.417										4	0	1	0	0	2	0																				
Fred Lynn, L OBP: 0.365, SLG: 0.490										4	0	0	0	0	1	3																				
Ellis Valentine, R OBP: 0.302, SLG: 0.485										4	0	1	1	0	0	0																				
Bobby Grich, R OBP: 0.399, SLG: 0.392										4	0	0	0	0	1	1																				
Tim Foli, R OBP: 0.271, SLG: 0.306										3	0	0	0	0	1	0																				
Bob Boone, R OBP: 0.275, SLG: 0.324										3	0	0	0	0	1	0																				
Inning Stats	R: 3 E: 1 K: 0 S: 6	H: 3 LOB: 0 BB: 0 P: 6	R: 0 E: 0 K: 2 S: 7	H: 0 LOB: 0 BB: 0 P: 7	R: 0 E: 0 K: 1 S: 5	H: 0 LOB: 0 BB: 0 P: 5	R: 0 E: 0 K: 0 S: 3	H: 0 LOB: 0 BB: 0 P: 3	R: 3 E: 0 K: 0 S: 7	H: 5 LOB: 1 BB: 0 P: 7	R: 0 E: 0 K: 0 S: 3	H: 0 LOB: 0 BB: 0 P: 3	R: 0 E: 0 K: 1 S: 5	H: 0 LOB: 0 BB: 0 P: 5	R: 0 E: 0 K: 2 S: 7	H: 0 LOB: 0 BB: 0 P: 7	1B: 7 2B: 1 3B: 0 HR: 1	SF: 0 SAC: 0 DP: 2 HBP: 0	WP: 0 PA: 34 PB: 0 SB: 0 CS: 0																	
PITCHER	IP	WLS	BF	H	R	ER	SO	BB	IBB	HBP	BLK	WP	HR	S	P	ERA	WHIP	PITCHER		IP	WLS	BF	H	R	ER	SO	BB	IBB	HBP	BLK	WP	HR	S	P	ERA	WHIP
Dave Rozema, R ERA: 3.03	(1, 1)	5.0	W	22	7	6	6	5	0	0	0	1	0	1	32	32	10.80	1.400																		
Doug Bair, R ERA: 2.0	(6, 1)	4.0	S	12	1	0	0	3	0	0	0	0	0	0	18	18	0.00	0.250																		

AB	34
R	6
H	8
RBI	5
BB	0
SO	8
LOB	4



Batter	1	2	3	4	5	6	7	8	9	AB	R	H	RBI	BB	SO	LOB	BOTTOM																			
Lou Whitaker, L OBP: 0.372, SLG: 0.467										4	2	2	1	2	0	3	California Angels @ Detroit Tigers Tiger Stadium, Detroit, MI Mon Jul 11 1983, 7:05 PM EDT Att: 26,092 - Unknown																			
Enos Cabell, R OBP: 0.359, SLG: 0.468										5	2	2	1	0	0	5																				
Larry Hemdon, R OBP: 0.319, SLG: 0.463										6	4	5	3	0	0	2																				
Lance Parrish, R OBP: 0.331, SLG: 0.485										5	1	2	1	1	0	2																				
Glenn Wilson, R OBP: 0.307, SLG: 0.460									3	1	0	0	1	1	5																					
John Wockenfuss, R OBP: 0.333, SLG: 0.442									4	1	2	2	1	0	1																					
Chet Lemon, R OBP: 0.373, SLG: 0.441									4	0	1	3	0	0	1																					
Alan Trammell, R OBP: 0.357, SLG: 0.402									5	1	2	0	0	1	5																					
Marty Castillo, R OBP: 0.282, SLG: 0.368									5	0	3	1	0	0	5																					
Inning Stats	R: 5 E: 1 K: 1 S: 11	H: 5 LOB: 2 BB: 2 P: 19	R: 1 E: 0 K: 1 S: 7	H: 2 LOB: 3 BB: 1 P: 12	R: 2 E: 0 K: 0 S: 6	H: 3 LOB: 1 BB: 0 P: 6	R: 0 E: 0 K: 0 S: 4	H: 1 LOB: 1 BB: 0 P: 4	R: 2 E: 0 K: 0 S: 5	H: 3 LOB: 0 BB: 0 P: 5	R: 1 E: 0 K: 0 S: 5	H: 2 LOB: 2 BB: 1 P: 9	R: 1 E: 0 K: 0 S: 5	H: 2 LOB: 2 BB: 0 P: 6	R: 0 E: 1 K: 0 S: 3	H: 1 LOB: 1 BB: 1 P: 7	1B: 12 2B: 5 3B: 0 HR: 2	SF: 1 SAC: 0 DP: 2 HBP: 2	WP: 1 PA: 49 PB: 0 SB: 0 CS: 0																	
PITCHER	IP	WLS	BF	H	R	ER	SO	BB	IBB	HBP	BLK	WP	HR	S	P	ERA	WHIP	PITCHER		IP	WLS	BF	H	R	ER	SO	BB	IBB	HBP	BLK	WP	HR	S	P	ERA	WHIP
Geoff Zahn, L ERA: 3.75	(1, 1)	0.2	L	10	5	5	5	1	1	0	0	0	0	0	12	17	16.20	3.600																		
Bill Travers, L ERA: 5.73	(1, 1)	1.2		5	3	3	1	1	0	1	0	0	0	0	12	17	16.20	3.600																		
John Curtis, L ERA: 2.93	(3, 1)	3.0		15	6	3	3	0	0	1	0	0	1	1	14	18	9.00	2.000																		
Mike Witt, R ERA: 4.28	(6, 1)	2.2		12	3	1	1	0	1	0	1	0	0	0	10	15	3.38	1.500																		


AB	41
R	12
H	19
RBI	12
BB	5
SO	2
LOB	29



Batter	1	2	3	4	5	6	7	8	9	AB	R	H	RBI	BB	SO	LOB	TOP							
Rod Carew, L OBP: 0.454, SLG: 0.496 (1, 3)	6-3		SF8		G1-6-3		4-3			3	0	0	1	0	0	1								
Tim Foli, R OBP: 0.274, SLG: 0.309 (1, 6)	3-1				1B			F8		4	0	2	0	0	0	0								
Reggie Jackson, L OBP: 0.332, SLG: 0.408 (1, 10)	G3		K		1B			K2-3		4	0	1	0	0	2	2								
Fred Lynn, L OBP: 0.366, SLG: 0.502 (1, 8)		K	F8		F5				2B	4	0	1	0	0	1	4								
Brian Downing, R OBP: 0.378, SLG: 0.403 Bobby Clark, R OBP: 0.270, SLG: 0.349 (6, 7)	F7			6-3		4-3		F7		3	0	0	0	0	0	0								
Ron Jackson, R OBP: 0.319, SLG: 0.370 (1, 5)		1B		1B		6-3				4	0	2	0	0	0	0								
Ellis Valentine, R OBP: 0.283, SLG: 0.452 (1, 9)		K		F3		4-3			K	4	0	0	0	0	2	2								
Bobby Grich, R OBP: 0.399, SLG: 0.396 (1, 4)			1B SF8	5-3		6-3				4	1	2	0	0	0	1								
Bob Boone, R OBP: 0.270, SLG: 0.317 (1, 2)			1B SF8		E6		F9		5-3	4	0	1	0	0	0	1								
Inning Stats	R: 0 E: 0 K: 0 S: 3	H: 0 LOB: 0 BB: 0 P: 3	R: 0 E: 0 K: 2 S: 8	H: 1 LOB: 1 BB: 0 P: 8	R: 1 E: 0 K: 1 S: 8	H: 3 LOB: 2 BB: 0 P: 8	R: 0 E: 0 K: 0 S: 4	H: 1 LOB: 1 BB: 0 P: 4	R: 0 E: 1 K: 0 S: 5	H: 2 LOB: 2 BB: 0 P: 5	R: 0 E: 0 K: 0 S: 3	H: 0 LOB: 0 BB: 0 P: 3	R: 0 E: 0 K: 0 S: 3	H: 0 LOB: 0 BB: 0 P: 3	R: 0 E: 0 K: 1 S: 6	H: 1 LOB: 1 BB: 0 P: 6	R: 0 E: 0 K: 1 S: 6	H: 1 LOB: 1 BB: 0 P: 6	R: 0 E: 0 K: 1 S: 6	H: 1 LOB: 1 BB: 0 P: 6	1B: 7 2B: 2 3B: 0 HR: 0	SF: 1 SAC: 0 DP: 1 HBP: 0	WP: 0 PB: 0 SB: 0 CS: 0	PA: 36
PITCHER Dan Petry, R ERA: 3.8 (1, 1)	IP: 9.0 WLS: W BF: 36 H: 9 R: 1 ER: 1 SO: 5 BB: 0 IBB: 0 HBP: 0 BLK: 0 WP: 0 HR: 0 S: 46 P: 46 ERA: 1.00 WHIP: 1.000																							

California Angels @ Detroit Tigers
Tiger Stadium, Detroit, MI
Wed Jul 13 1983, 7:05 PM EDT
Att: 30,733 - Unknown


AB 35
R 1
H 9
RBI 1
BB 0
SO 5
LOB 12



Batter	1	2	3	4	5	6	7	8	9	AB	R	H	RBI	BB	SO	LOB	BOTTOM			
Lou Whitaker, L OBP: 0.374, SLG: 0.469 Lynn Jones, R OBP: 0.238, SLG: 0.429 Tom Brookens, R OBP: 0.283, SLG: 0.321 (8, PH)			SH1-3		K					4	0	3	0	0	1	0				
Kirk Gibson, L OBP: 0.298, SLG: 0.402 (1, 10)	2B		1B			1B		1B		3	1	0	0	1	1	5				
Larry Hemdon, R OBP: 0.323, SLG: 0.459 (1, 7)	F7		SH1-3					F1		4	1	1	0	0	1	4				
Johnny Grubb, L OBP: 0.376, SLG: 0.421 Glenn Wilson, R OBP: 0.308, SLG: 0.462 (7, PH)	5-3		5-3							2	1	1	1	1	0	1				
Chet Lemon, R OBP: 0.373, SLG: 0.437 (1, 8)	BB		F5							1	0	0	0	0	0	0				
Rick Leach, L OBP: 0.302, SLG: 0.328 Enos Cabell, R OBP: 0.363, SLG: 0.470 (6, PH)					5-3					4	1	1	1	0	1	2				
Wayne Krenchicki, L OBP: 0.334, SLG: 0.292 Marty Castillo, R OBP: 0.302, SLG: 0.366 (6, PH)										2	1	1	0	0	0	0				
Alan Trammell, R OBP: 0.352, SLG: 0.394 (1, 6)										1	1	0	1	1	0	0				
Bill Fahey, L OBP: 0.381, SLG: 0.333 John Wockenfuss, R OBP: 0.336, SLG: 0.443 (6, PH)										2	0	0	1	1	2	1				
Inning Stats	R: 0 E: 0 K: 1 S: 6	H: 1 LOB: 2 BB: 1 P: 10	R: 1 E: 0 K: 2 S: 8	H: 2 LOB: 1 BB: 0 P: 8	R: 0 E: 0 K: 1 S: 5	H: 0 LOB: 0 BB: 0 P: 5	R: 0 E: 0 K: 2 S: 7	H: 0 LOB: 0 BB: 0 P: 7	R: 0 E: 1 K: 2 S: 12	H: 5 LOB: 2 BB: 3 P: 24	R: 0 E: 0 K: 0 S: 3	H: 0 LOB: 0 BB: 0 P: 3	R: 0 E: 0 K: 0 S: 4	H: 1 LOB: 2 BB: 1 P: 8	R: 0 E: 0 K: 0 S: 4	H: 1 LOB: 2 BB: 1 P: 8	1B: 7 2B: 3 3B: 0 HR: 0	SF: 1 SAC: 1 DP: 0 HBP: 0	WP: 0 PB: 0 SB: 0 CS: 0	PA: 38
PITCHER Bruce Kison, R ERA: 3.57 John Curtis, L ERA: 3.34 Geoff Zahn, L ERA: 3.71 (8, 1)	IP: 5.0 WLS: L BF: 23 H: 7 R: 5 ER: 5 SO: 6 BB: 2 IBB: 0 HBP: 0 BLK: 0 WP: 0 HR: 0 S: 33 P: 41 ERA: 9.00 WHIP: 1.800																			

California Angels @ Detroit Tigers
Tiger Stadium, Detroit, MI
Wed Jul 13 1983, 7:05 PM EDT
Att: 30,733 - Unknown

AB 31
R 7
H 10
RBI 6
BB 5
SO 8
LOB 15



Batter	1	2	3	4	5	6	7	8	9	AB	R	H	RBI	BB	SO	LOB	TOP			
Rick Burleson, R OBP: 0.452, SLG: 0.513 (1, 6)	F8		4-3			F4			SF8	4	1	1	0	0	0	0	California Angels @ Baltimore Orioles Memorial Stadium, Baltimore, MD Thu Jul 14 1983, 7:05 PM EDT Att: 26,608 - Unknown			
Tim Foli, R OBP: 0.274, SLG: 0.308 (1, 5)	F8			FC4-6		5-3			6-3	4	0	1	0	0	0	1				
Ron Jackson, R OBP: 0.318, SLG: 0.367 (1, 3)	1-3			FC4-6		L4			E	4	0	1	0	0	0	1				
Brian Downing, R OBP: 0.375, SLG: 0.401 (1, 10)		G4-6-3		K			F5		SF8	3	0	1	1	0	1	1				
Fred Lynn, L OBP: 0.371, SLG: 0.506 (1, 8)		G4-6-3		1B			1B		E3	4	0	3	0	0	0	1				
Bobby Grich, R OBP: 0.393, SLG: 0.390 (1, 4)		G4-6-3		F9			F9		F9	4	0	0	0	0	0	6				
Ellis Valentine, R OBP: 0.278, SLG: 0.443 (1, 9)		L9			1-3			K		3	0	0	0	0	1	1				
Bobby Clark, R OBP: 0.266, SLG: 0.343 (1, 7)			P3		4-3			1-3		3	0	0	0	0	0	0				
Bob Boone, R OBP: 0.267, SLG: 0.313 (1, 2)			F9		F7			K		3	0	0	0	0	1	0				
Inning Stats	R: 0 E: 0 K: 0 S: 3	H: 0 LOB: 0 BB: 0 P: 3	R: 0 E: 0 K: 0 S: 4	H: 2 LOB: 1 BB: 0 P: 4	R: 0 E: 0 K: 0 S: 3	H: 0 LOB: 0 BB: 0 P: 3	R: 0 E: 0 K: 1 S: 7	H: 2 LOB: 2 BB: 0 P: 7	R: 0 E: 0 K: 0 S: 3	H: 0 LOB: 0 BB: 0 P: 3	R: 0 E: 0 K: 0 S: 3	H: 1 LOB: 0 BB: 0 P: 3	R: 0 E: 0 K: 2 S: 7	H: 0 LOB: 0 BB: 0 P: 7	R: 1 E: 1 K: 0 S: 6	H: 2 LOB: 2 BB: 0 P: 6	1B: 6 2B: 1 3B: 0 HR: 0	SF: 1 SAC: 0 DP: 1 HBP: 0	WP: 0 PB: 0 SB: 0 CS: 0	PA: 33
PITCHER Scott McGregor, L ERA: 3.25 (1, 1)	IP: 9.0 WLS: W BF: 33 H: 7 R: 1 ER: 1 SO: 3 BB: 0 IBB: 0 HBP: 0 BLK: 0 WP: 0 HR: 0 S: 39 P: 39 ERA: 1.00 WHIP: 0.778															PITCHER				

Batter	1	2	3	4	5	6	7	8	9	AB	R	H	RBI	BB	SO	LOB	BOTTOM			
Al Bumbry, L OBP: 0.521, SLG: 0.357 (1, 8)	F7		6-3		K			HR		4	2	2	1	0	1	1	California Angels @ Baltimore Orioles Memorial Stadium, Baltimore, MD Thu Jul 14 1983, 7:05 PM EDT Att: 26,608 - Unknown			
Jim Dwyer, L OBP: 0.360, SLG: 0.520 (1, 9)	BB		K			F9		HR		3	1	1	3	1	1	1				
Cal Ripken Jr., R OBP: 0.350, SLG: 0.474 (1, 6)	F4		6-3			4-6-3		K		4	0	1	1	0	1	2				
Eddie Murray, S OBP: 0.388, SLG: 0.490 (1, 3)	K		6-3			4-6-3		F9		4	0	0	0	0	1	3				
John Lowenstein, L OBP: 0.363, SLG: 0.462 Mike Young, S OBP: 0.227, SLG: 0.200 (9, 7)		FC6-4		L4		F8		L9		3	0	0	0	1	0	2				
Ken Singleton, S OBP: 0.380, SLG: 0.481 (1, 10)		FC6-4		G3			K			3	0	0	0	0	1	1				
Joe Nolan, L OBP: 0.354, SLG: 0.423 (1, 2)		1-3		G3			L3			3	0	0	0	0	0	1				
Todd Cruz, R OBP: 0.240, SLG: 0.337 (1, 5)	F7				5-3			P4		3	0	0	0	0	0	1				
Rich Dauer, R OBP: 0.274, SLG: 0.286 Lenn Sakata, R OBP: 0.281, SLG: 0.350 (8, PR) (9, 4)			3B		CS			HR		3	1	3	0	0	0	0				
Inning Stats	R: 0 E: 0 K: 1 S: 5	H: 0 LOB: 1 BB: 1 P: 9	R: 0 E: 0 K: 0 S: 3	H: 0 LOB: 1 BB: 1 P: 7	R: 2 E: 0 K: 1 S: 7	H: 2 LOB: 0 BB: 0 P: 7	R: 0 E: 0 K: 0 S: 3	H: 0 LOB: 0 BB: 0 P: 3	R: 0 E: 0 K: 0 S: 4	H: 1 LOB: 1 BB: 0 P: 5	R: 0 E: 0 K: 0 S: 5	H: 0 LOB: 0 BB: 0 P: 5	R: 0 E: 0 K: 1 S: 5	H: 0 LOB: 0 BB: 0 P: 5	R: 3 E: 0 K: 1 S: 8	H: 3 LOB: 1 BB: 0 P: 8	1B: 3 2B: 3 3B: 1 HR: 1	SF: 0 SAC: 0 DP: 1 HBP: 0	WP: 0 PB: 0 SB: 0 CS: 1	PA: 32
PITCHER Ken Forsch, R ERA: 3.83 (1, 1)	IP: 8.0 WLS: L BF: 32 H: 7 R: 5 ER: 5 SO: 5 BB: 2 IBB: 0 HBP: 0 BLK: 0 WP: 0 HR: 1 S: 40 P: 48 ERA: 5.62 WHIP: 1.125															PITCHER				

Batter	1	2	3	4	5	6	7	8	9	AB	R	H	RBI	BB	SO	LOB	TOP			
Rod Carew, L (1, 3) OBP: 0.451, SLG: 0.490	4-0 2B 1B BB		0-0 3-1			0-0 G3		0-0 1-3		3	1	0	0	1	0	0	California Angels @ Baltimore Orioles Memorial Stadium, Baltimore, MD Fri Jul 15 1983, 7:05 PM EDT Att: 34,249 - Unknown			
Rick Burleson, R (1, 6) OBP: 0.457, SLG: 0.524	0-0 1B 1-3 G4-6-3 2B		4-0 2B BB			0-3 K		0-0 F8	0-0 F8	3	2	1	0	1	1	0				
Daryl Sconiers, L (1, 10) OBP: 0.286, SLG: 0.448	0-0 G4-6-3 1B		0-0 1B 2B			0-0 F8		0-0 4-3 1B	0-0 4-3 1B	4	1	3	2	0	0	0				
Fred Lynn, L (1, 8) OBP: 0.370, SLG: 0.502	0-0 G4-6-3		0-0 1B 2B			0-0 3-1		0-0 4-3	0-0 4-3	4	0	1	1	0	0	2				
Brian Downing, R (1, 7) OBP: 0.373, SLG: 0.398	0-0 F9		0-0 1B 2B			0-0 F5		0-0 F8	0-0 F8	4	0	1	0	0	0	1				
Reggie Jackson, L (1, 9) OBP: 0.328, SLG: 0.403		0-0 6-3		0-0 G6-3		0-0 3-1				3	0	0	0	0	0	1				
Ron Jackson, R (1, 5) OBP: 0.313, SLG: 0.361		0-3 K		0-0 F3		0-0 5-3				3	0	0	0	0	1	0				
Bobby Grich, R (1, 4) OBP: 0.390, SLG: 0.385		0-0 5-3			0-3 K		0-0 6-3			3	0	0	0	0	1	0				
Mike O'Berry, R (1, 2) OBP: 0.111, SLG: 0.167			0-0 F9		0-0 5-3		0-0 5-3			3	0	0	0	0	0	0				
Inning Stats	R: 2 E: 0 K: 0 S: 4	H: 2 LOB: 0 BB: 1 P: 8	R: 0 E: 0 K: 1 S: 5	H: 0 LOB: 0 BB: 0 P: 5	R: 2 E: 0 K: 0 S: 4	H: 2 LOB: 1 BB: 1 P: 8	R: 0 E: 0 K: 1 S: 3	H: 1 LOB: 0 BB: 0 P: 3	R: 0 E: 0 K: 1 S: 5	H: 0 LOB: 0 BB: 0 P: 5	R: 0 E: 0 K: 0 S: 3	H: 0 LOB: 0 BB: 0 P: 3	R: 0 E: 0 K: 0 S: 3	H: 0 LOB: 0 BB: 0 P: 3	R: 0 E: 0 K: 0 S: 4	H: 1 LOB: 1 BB: 0 P: 4	1B: 4 2B: 2 3B: 0 HR: 0	SF: 0 SAC: 0 DP: 2 HBP: 0	WP: 0 PB: 0 SB: 0 CS: 0	PA: 32
PITCHER Mike Boddicker, R (1, 1) ERA: 3.52	IP: 9.0 WLS: W BF: 32 H: 6 R: 4 ER: 4 SO: 3 BB: 2 IBB: 0 HBP: 0 BLK: 0 WP: 0 HR: 0 S: 36 P: 44 ERA: 4.00 WHIP: 0.889																			

Batter	1	2	3	4	5	6	7	8	9	AB	R	H	RBI	BB	SO	LOB	BOTTOM			
Todd Cruz, R (1, 5) OBP: 0.240, SLG: 0.336	0-0 6-3		0-3 K		0-0 1B	0-0 5-3		0-0 L6		1	0	0	0	0	0	0	California Angels @ Baltimore Orioles Memorial Stadium, Baltimore, MD Fri Jul 15 1983, 7:05 PM EDT Att: 34,249 - Unknown			
Aurelio Rodriguez, R (3, 5) OBP: 0.153, SLG: 0.140										4	0	1	0	0	1	1				
Rich Dauer, R (1, 4) OBP: 0.280, SLG: 0.287	0-0 F8		4-0 G5-4-3 BB		0-3 K		0-0 3B 1B	4-0 1B BB		3	2	1	0	2	1	1				
Cal Ripken Jr., R (1, 6) OBP: 0.350, SLG: 0.471	0-0 5-3		0-0 G5-4-3		0-0 HR 1B	0-0 1B BB	4-0 3B BB	0-0 L8		4	2	1	0	1	0	3				
Eddie Murray, S (1, 3) OBP: 0.396, SLG: 0.513		0-0 4-3 1B 1B		4-0 S BB	0-0 HR 1B	0-0 1B BB	0-0 FC4-6 3B	0-0 1B		4	3	4	4	1	0	0				
Gary Roenicke, R (1, 8) OBP: 0.316, SLG: 0.474		0-0 4-3		0-0 L8		0-0 1B 1B	0-0 FC4-6 1B	0-0 1B	0-0 1B	5	0	3	1	0	0	2				
Ken Singleton, S (1, 10) OBP: 0.377, SLG: 0.476		0-0 6-3		0-0 5-3		0-0 3B 1B	0-0 FC4-6 1B	0-0 6-3		5	1	1	0	0	0	6				
Benny Ayala, R (1, 7) OBP: 0.232, SLG: 0.460		0-0 1B		0-0 5-3		0-0 FC5-2-5 3B	0-0 FC4-6 BB			3	1	1	1	0	0	3				
Al Bumbry, L (7, 8) OBP: 0.319, SLG: 0.355		0-0 2H 1B			0-0 5-3	0-0 FC5-2-5 3B	0-0 FC4-6 BB			1	0	0	1	0	0	1				
Mike Young, S (1, 9) OBP: 0.269, SLG: 0.304		0-0 6-3			0-0 5-3	0-0 SF8 3B	0-0 FC6-4 BB			3	1	1	2	1	0	1				
Rick Dempsey, R (1, 2) OBP: 0.317, SLG: 0.319			0-0 3B		0-0 L5	0-0 SF8	0-0 FC6-4			3	0	1	1	0	0	2				
Inning Stats	R: 0 E: 0 K: 0 S: 3	H: 0 LOB: 0 BB: 0 P: 3	R: 1 E: 0 K: 0 S: 5	H: 2 LOB: 1 BB: 0 P: 5	R: 0 E: 0 K: 1 S: 5	H: 1 LOB: 1 BB: 1 P: 9	R: 0 E: 0 K: 0 S: 3	H: 0 LOB: 1 BB: 1 P: 7	R: 0 E: 0 K: 1 S: 6	H: 1 LOB: 1 BB: 0 P: 6	R: 5 E: 0 K: 0 S: 8	H: 5 LOB: 0 BB: 0 P: 8	R: 3 E: 0 K: 0 S: 6	H: 3 LOB: 2 BB: 2 P: 14	R: 1 E: 0 K: 0 S: 5	H: 2 LOB: 2 BB: 1 P: 9	1B: 10 2B: 0 3B: 3 HR: 1	SF: 1 SAC: 0 DP: 1 HBP: 0	WP: 0 PB: 0 SB: 1 CS: 0	PA: 42
PITCHER Tommy John, L (1, 1) ERA: 4.44 Mike Witt, R (6, 1) ERA: 4.59 Andy Hassler, L (7, 1) ERA: 5.85	IP: 5.1 WLS: L BF: 26 H: 9 R: 6 ER: 6 SO: 2 BB: 2 IBB: 0 HBP: 0 BLK: 0 WP: 1 HR: 1 S: 28 P: 36 ERA: 10.12 WHIP: 2.062																			

Batter	1	2	3	4	5	6	7	8	9	AB	R	H	RBI	BB	SO	LOB	TOP				
Rick Burleson, R OBP: 0.451, SLG: 0.511 (1, 6)										5	1	2	2	0	0	3	California Angels @ Baltimore Orioles Memorial Stadium, Baltimore, MD Sat Jul 16 1983, 7:05 PM EDT Att: 40,952 - Unknown - 94 F				
Tim Foli, R OBP: 0.273, SLG: 0.306 (1, 5)										5	0	1	0	0	0	2					
Daryl Sconiers, L OBP: 0.289, SLG: 0.444 (1, 3)										4	1	1	1	1	1	1					
Fred Lynn, L OBP: 0.367, SLG: 0.496 (1, 8)										5	0	1	0	0	0	2					
Brian Downing, R OBP: 0.378, SLG: 0.418 (1, 10)										4	2	2	2	1	0	1					
Reggie Jackson, L OBP: 0.331, SLG: 0.402 Ellis Valentine, R OBP: 0.276, SLG: 0.440 (1, 9) (7, 9)										3	2	1	0	1	0	3					
Bobby Grich, R OBP: 0.393, SLG: 0.387 (1, 4)										4	1	2	0	1	1	2					
Bobby Clark, R OBP: 0.265, SLG: 0.358 (1, 7)										4	1	1	3	0	1	5					
Bob Boone, R OBP: 0.270, SLG: 0.313 (1, 2)										3	0	1	0	1	1	3					
Inning Stats	R: 1 E: 0 K: 0 S: 5	H: 3 LOB: 2 BB: 1 P: 9	R: 0 E: 0 K: 0 S: 3	H: 1 LOB: 1 BB: 1 P: 7	R: 0 E: 0 K: 1 S: 5	H: 0 LOB: 0 BB: 0 P: 5	R: 2 E: 1 K: 0 S: 6	H: 2 LOB: 2 BB: 1 P: 10	R: 5 E: 0 K: 1 S: 10	H: 5 LOB: 1 BB: 1 P: 10	R: 0 E: 0 K: 1 S: 6	H: 1 LOB: 2 BB: 1 P: 10	R: 0 E: 0 K: 0 S: 3	H: 0 LOB: 0 BB: 0 P: 3	R: 0 E: 0 K: 1 S: 5	H: 0 LOB: 0 BB: 0 P: 5	1B: 10 2B: 0 3B: 0 HR: 2	SF: 0 SAC: 0 DP: 2 HBP: 0	WP: 0 PB: 0 SB: 0 CS: 0	PA: 43	
PITCHER	IP	WLS	BF	H	R	ER	SO	BB	IBB	HBP	BLK	WP	HR	S	P	ERA	WHIP				
Dennis Martinez, R ERA: 5.67 (1, 1)	4.1	L	23	8	5	3	1	3	0	0	0	0	1	22	34	6.23	2.538				
Sammy Stewart, R ERA: 4.57 (5, 1)	0.2		5	3	3	3	1	0	0	0	0	0	1	7	7	40.50	4.500				
Paul Mirabella, L ERA: (6, 1)	4.0		15	1	0	0	2	2	0	0	0	0	0	17	25	0.00	0.750				

Batter	1	2	3	4	5	6	7	8	9	AB	R	H	RBI	BB	SO	LOB	BOTTOM				
Benny Ayala, R OBP: 0.289, SLG: 0.500 (1, 7)										5	1	2	2	0	2	0	California Angels @ Baltimore Orioles Memorial Stadium, Baltimore, MD Sat Jul 16 1983, 7:05 PM EDT Att: 40,952 - Unknown - 94 F				
Rich Dauer, R OBP: 0.283, SLG: 0.290 John Lowenstein, L OBP: 0.361, SLG: 0.459 (1, 4) (9, FH)										4	1	2	0	0	0	0					
Cal Ripken Jr., R OBP: 0.352, SLG: 0.470 (1, 6)										3	1	1	0	1	1	1					
Eddie Murray, S OBP: 0.400, SLG: 0.524 (1, 3)										3	1	2	1	1	0	0					
Gary Roenicke, R OBP: 0.309, SLG: 0.463 (1, 8)										4	0	0	0	0	0	4					
Ken Singleton, S OBP: 0.375, SLG: 0.472 (1, 10)										4	0	1	2	0	0	0					
Mike Young, S OBP: 0.287, SLG: 0.333 (1, 9)										4	1	1	0	0	1	2					
Rick Dempsey, R OBP: 0.311, SLG: 0.313 (1, 2)										4	0	0	0	0	1	1					
Aurelio Rodriguez, R OBP: 0.143, SLG: 0.131 (1, 5)										4	0	0	0	0	1	2					
Inning Stats	R: 2 E: 0 K: 0 S: 5	H: 2 LOB: 2 BB: 2 P: 13	R: 1 E: 0 K: 1 S: 7	H: 2 LOB: 1 BB: 0 P: 7	R: 1 E: 0 K: 1 S: 6	H: 1 LOB: 0 BB: 0 P: 6	R: 0 E: 0 K: 1 S: 5	H: 0 LOB: 0 BB: 0 P: 5	R: 0 E: 0 K: 0 S: 4	H: 2 LOB: 1 BB: 0 P: 4	R: 0 E: 0 K: 0 S: 3	H: 0 LOB: 0 BB: 0 P: 3	R: 0 E: 0 K: 1 S: 5	H: 0 LOB: 0 BB: 0 P: 5	R: 0 E: 0 K: 1 S: 5	H: 2 LOB: 2 BB: 0 P: 5	1B: 6 2B: 1 3B: 0 HR: 2	SF: 0 SAC: 0 DP: 0 HBP: 0	WP: 0 PB: 0 SB: 0 CS: 0	PA: 38	
PITCHER	IP	WLS	BF	H	R	ER	SO	BB	IBB	HBP	BLK	WP	HR	S	P	ERA	WHIP				
Geoff Zahn, L ERA: 3.75 (1, 1)	8.2	W	37	9	5	4	6	2	0	0	0	0	2	47	55	4.15	1.269				
Luis Sanchez, R ERA: 3.06 (9, 1)	0.1	S	1	0	0	0	0	0	0	0	0	0	0	1	1	0.00	0.000				

Batter	1	2	3	4	5	6	7	8	9	AB	R	H	RBI	BB	SO	LOB	TOP			
Rob Wilfong, L (1,5) OBP: 0.167, SLG: 0.292 (6,6)	0-0 4-3		0-0 6-3		0-0 4-3			0-0 3-1		4	0	0	0	0	0	0	California Angels @ Baltimore Orioles Memorial Stadium, Baltimore, MD Sun Jul 17 1983, 3:33 AM EDT Att: 41,684 - Unknown - 95 F livebaseballscorecards.com			
Tim Foli, R (1,6) OBP: 0.273, SLG: 0.306 Ellis Valentine, R (6,7) OBP: 0.274, SLG: 0.437	0-0 6-3		0-0 1B		0-0 F7		0-0 F8	0-0 F8	3	0	1	0	0	0	0	0				
Daryl Sconiers, L (1,3) OBP: 0.293, SLG: 0.448	4-0 S BB		0-0 F9		0-0 1B		0-0 2B	0-0 F8	3	0	1	0	1	0	1	0				
Fred Lynn, L (1,8) OBP: 0.362, SLG: 0.489	0-3 K 1-2			0-0 F7		0-0 F5		0-0 L3	4	0	0	0	0	1	2	0				
Brian Downing, R (1,10) OBP: 0.380, SLG: 0.416		4-0 BB		0-0 F9		0-0 2-3		0-0 5-3	3	0	1	0	1	0	0	0				
Reggie Jackson, L (1,9) OBP: 0.326, SLG: 0.395	0-3 K		0-0 F5		0-0 F8		0-0 1B	0-0 F7	4	0	0	0	0	1	3	0				
Bobby Grich, R (1,4) OBP: 0.392, SLG: 0.398		0-0 F9			0-0 HR		0-0 6-3		3	1	1	1	0	0	1	0				
Bobby Clark, R (1,7) OBP: 0.261, SLG: 0.352 (6,5)	0-3 K		0-0 F3		0-0 F9		0-0 F9		3	0	0	0	0	1	1	0				
Bob Boone, R (1,2) OBP: 0.269, SLG: 0.312 Mike O'Berry, R (5,PH) OBP: 0.100, SLG: 0.150 (5,2)			0-0 L8		0-0 F7		0-0 F7		1	0	0	0	0	0	0	0				
Inning Stats	R: 0 E: 0 K: 1 S: 5	H: 0 LOB: 1 BB: 1 P: 9	R: 0 E: 0 K: 2 S: 7	H: 0 LOB: 1 BB: 1 P: 11	R: 0 E: 0 K: 0 S: 4	H: 1 LOB: 1 BB: 0 P: 4	R: 0 E: 0 K: 0 S: 3	H: 0 LOB: 0 BB: 0 P: 3	R: 1 E: 0 K: 0 S: 4	H: 1 LOB: 0 BB: 0 P: 4	R: 0 E: 0 K: 0 S: 5	H: 2 LOB: 2 BB: 0 P: 5	R: 0 E: 0 K: 0 S: 3	H: 0 LOB: 0 BB: 0 P: 3	R: 0 E: 0 K: 0 S: 3	H: 0 LOB: 0 BB: 0 P: 3	1B: 2 2B: 1 3B: 0 HR: 1	SF: 0 SAC: 0 DP: 0 HBP: 0	WP: 0 PB: 0 SB: 1 CS: 0	PA: 33
PITCHER Allan Ramirez, R (1,1) ERA: 1.55	IP: 9.0 WLS: W BF: 33 H: 4 R: 1 ER: 1 SO: 3 BB: 2 IBB: 0 HBP: 0 BLK: 0 WP: 0 HR: 1 S: 37 P: 45 ERA: 1.00 WHIP: 0.667															PITCHER				

Batter	1	2	3	4	5	6	7	8	9	AB	R	H	RBI	BB	SO	LOB	BOTTOM			
Al Bumbry, L (1,8) OBP: 0.321, SLG: 0.353	0-0 F6	0-3 K		0-0 1B	4-0 2B		0-0 1-3		4	2	1	0	1	1	4	0	California Angels @ Baltimore Orioles Memorial Stadium, Baltimore, MD Sun Jul 17 1983, 3:33 AM EDT Att: 41,684 - Unknown - 95 F livebaseballscorecards.com			
Jim Dwyer, L (1,9) OBP: 0.385, SLG: 0.575 Mike Young, S (9,9) OBP: 0.267, SLG: 0.333	0-0 2B	0-0 1-H 2-H 3-H		0-0 1B	0-0 2B		0-0 4-3		5	2	4	4	0	0	0	0				
Cal Ripken Jr., R (1,6) OBP: 0.352, SLG: 0.472	0-0 2-H	0-0 6-3		0-0 1B	0-0 F8		0-0 F9		5	0	2	2	0	0	2	0				
Eddie Murray, S (1,3) OBP: 0.400, SLG: 0.522	0-3 K		0-0 F4	0-0 G6-4-3		0-0 F8		0-0 HR	5	1	2	1	0	1	1	0				
John Lowenstein, L (1,7) OBP: 0.363, SLG: 0.457 Gary Roenicke, R (4,PH) OBP: 0.315, SLG: 0.483	0-0 F8		4-0 BB	0-0 F6		0-0 G6-3		0-0 HR	1	1	0	0	1	0	1	0				
Ken Singleton, S (1,10) OBP: 0.375, SLG: 0.469		4-0 SH1-4 2B BB	0-0 F9	0-0 G6-4-3		0-0 G6-3		0-0 FC4-6	4	1	1	0	1	0	4	0				
Joe Nolan, L (1,2) OBP: 0.389, SLG: 0.453		0-0 SH1-4 2B 1B	4-0 1B		0-0 SF7		0-0 4-3	0-0 FC4-6	4	2	2	0	1	0	1	0				
Rich Dauer, R (1,5) OBP: 0.284, SLG: 0.292		0-0 SH1-4		0-0 1B		0-0 SF7		0-0 F8	2	0	1	2	0	0	0	0				
Lenn Sakata, R (1,4) OBP: 0.294, SLG: 0.349		4-0 2B BB	0-0 K		0-0 F7		0-0 S		3	1	1	0	1	1	2	0				
Inning Stats	R: 1 E: 0 K: 1 S: 7	H: 2 LOB: 1 BB: 0 P: 7	R: 3 E: 0 K: 1 S: 7	H: 2 LOB: 2 BB: 2 P: 15	R: 1 E: 0 K: 1 S: 6	H: 1 LOB: 2 BB: 2 P: 14	R: 2 E: 0 K: 0 S: 6	H: 4 LOB: 1 BB: 0 P: 6	R: 2 E: 0 K: 0 S: 5	H: 2 LOB: 1 BB: 1 P: 9	R: 0 E: 0 K: 0 S: 3	H: 1 LOB: 0 BB: 0 P: 3	R: 0 E: 0 K: 0 S: 4	H: 1 LOB: 1 BB: 0 P: 4	R: 2 E: 0 K: 0 S: 6	H: 3 LOB: 1 BB: 0 P: 6	1B: 10 2B: 4 3B: 1 HR: 1	SF: 1 SAC: 1 DP: 2 HBP: 0	WP: 0 PB: 0 SB: 1 CS: 0	PA: 43
PITCHER Byron McLaughlin, R (1,1) ERA: 5.22 Bill Travers, L (4,1) ERA: 5.91	IP: 3.0 WLS: L BF: 21 H: 8 R: 4 ER: 4 SO: 0 BB: 1 IBB: 0 HBP: 0 BLK: 0 WP: 0 HR: 1 S: 21 P: 25 ERA: 7.20 WHIP: 1.800															PITCHER				


Batter	1	2	3	4	5	6	7	8	9	AB	R	H	RBI	BB	SO	LOB	TOP					
Jerry Remy, L (1.4) OBP: 0.283, SLG: 0.304	G3		1-3			L4		F8		4	0	0	0	0	0	1	Boston Red Sox @ California Angels Anaheim Stadium, Anaheim, CA Tue Jul 19 1983, 10:05 PM EDT Att: 35,758 - Unknown livebaseballscores.com					
Wade Boggs, L (1.5) OBP: 0.455, SLG: 0.492	4-3		F4			F7			6-3	4	0	0	0	0	0	1						
Jim Rice, R (1.7) OBP: 0.363, SLG: 0.551	K					FC6-4			F9	4	0	0	0	0	2	1						
Dwight Evans, R (1.9) OBP: 0.345, SLG: 0.458									F6	4	0	1	0	0	0	0						
Carl Yastrzemski, L (1.10) OBP: 0.405, SLG: 0.484									F4	3	0	0	0	0	0	1						
Rick Miller, L (1.8) OBP: 0.438, SLG: 0.459									1-3	3	0	0	0	0	0	1						
Dave Stapleton, R (1.3) OBP: 0.313, SLG: 0.355									5-3	2	1	1	1	1	0	0						
Gary Allenson, R (1.2) OBP: 0.313, SLG: 0.391									F8	3	0	0	0	0	0	2						
Glenn Hoffman, R (1.6) OBP: 0.297, SLG: 0.310									K	3	0	1	0	0	1	0						
Inning Stats	R: 0 E: 0 K: 1 S: 5	H: 0 LOB: 0 BB: 0 P: 5	R: 0 E: 0 K: 0 S: 4	H: 1 LOB: 2 BB: 1 P: 8	R: 0 E: 0 K: 1 S: 5	H: 0 LOB: 0 BB: 0 P: 5	R: 0 E: 0 K: 0 S: 3	H: 0 LOB: 0 BB: 0 P: 3	R: 0 E: 0 K: 0 S: 4	H: 1 LOB: 1 BB: 0 P: 4	R: 0 E: 0 K: 0 S: 3	H: 0 LOB: 0 BB: 0 P: 3	R: 0 E: 0 K: 0 S: 3	H: 0 LOB: 0 BB: 0 P: 3	R: 1 E: 0 K: 0 S: 4	H: 1 LOB: 0 BB: 0 P: 4	R: 0 E: 0 K: 0 S: 3	H: 0 LOB: 0 BB: 0 P: 3	1B: 2 2B: 0 3B: 0 HR: 1	SF: 0 SAC: 0 DP: 0 HBP: 0	WP: 0 PB: 0 SB: 0 CS: 0	PA: 31
PITCHER Ken Forsch, R (1.1) ERA: 3.46	IP: 9.0 WLS: W BF: 31 H: 3 R: 1 ER: 1 SO: 3 BB: 1 IBB: 0 HBP: 0 BLK: 0 WP: 0 HR: 1 S: 36 P: 40 ERA: 1.00 WHIP: 0.444															PITCHER						

Batter	1	2	3	4	5	6	7	8	9	AB	R	H	RBI	BB	SO	LOB	BOTTOM						
Rod Carew, L (1.3) OBP: 0.451, SLG: 0.491	BB E 1B		FC6-4 BB			F7		F8		3	1	1	0	1	0	1	Boston Red Sox @ California Angels Anaheim Stadium, Anaheim, CA Tue Jul 19 1983, 10:05 PM EDT Att: 35,758 - Unknown livebaseballscores.com						
Rick Burleson, R (1.6) OBP: 0.417, SLG: 0.473	BB E 1-3 BB		FC6-4 HR			F5		5-3		3	2	0	0	1	0	1							
Ellis Valentine, R (1.9) OBP: 0.268, SLG: 0.426	F8 1-3 2H		F9			F3		5-3		4	0	0	0	0	0	2							
Brian Downing, R (1.7) OBP: 0.382, SLG: 0.436	BB BB BB BB					F9		F8		2	1	1	2	1	0	0							
Bobby Clark, R (8.7) OBP: 0.236, SLG: 0.348	1-3 BB		2H HR			F9		F8		1	0	0	0	0	0	0							
Fred Lynn, L (1.8) OBP: 0.356, SLG: 0.489	1-3 1-2 3H		K					4-3		4	1	1	2	0	1	1							
Bobby Grich, R (1.4) OBP: 0.393, SLG: 0.394	F6					5-3		HR		3	0	0	0	0	0	1							
Reggie Jackson, L (1.10) OBP: 0.329, SLG: 0.393										2	1	0	0	1	1	0							
Tim Foli, R (1.5) OBP: 0.274, SLG: 0.306										3	0	1	0	0	0	0							
Mike O'Berry, R (1.2) OBP: 0.154, SLG: 0.160										3	0	1	1	0	1	0							
Inning Stats	R: 2 E: 1 K: 0 S: 4	H: 1 LOB: 1 BB: 2 P: 12	R: 0 E: 0 K: 1 S: 5	H: 0 LOB: 0 BB: 0 P: 5	R: 2 E: 1 K: 1 S: 6	H: 1 LOB: 1 BB: 1 P: 10	R: 1 E: 0 K: 0 S: 4	H: 2 LOB: 1 BB: 1 P: 8	R: 0 E: 0 K: 0 S: 3	H: 0 LOB: 0 BB: 0 P: 3	R: 1 E: 0 K: 1 S: 6	H: 1 LOB: 0 BB: 0 P: 6	R: 0 E: 0 K: 0 S: 3	H: 0 LOB: 0 BB: 0 P: 3	R: 0 E: 0 K: 0 S: 3	H: 0 LOB: 0 BB: 0 P: 3		R: 0 E: 0 K: 0 S: 3	H: 0 LOB: 0 BB: 0 P: 3	1B: 3 2B: 0 3B: 0 HR: 2	SF: 0 SAC: 0 DP: 0 HBP: 0	WP: 0 PB: 0 SB: 0 CS: 0	PA: 32
PITCHER John Tudor, L (1.1) ERA: 3.62	IP: 7.0 WLS: L BF: 29 H: 5 R: 6 ER: 5 SO: 3 BB: 4 IBB: 0 HBP: 0 BLK: 0 WP: 0 HR: 2 S: 31 P: 47 ERA: 6.43 WHIP: 1.286															PITCHER							
Doug Bird, R (8.1) ERA: 8.39	IP: 1.0 WLS: L BF: 3 H: 0 R: 0 ER: 0 SO: 0 BB: 0 IBB: 0 HBP: 0 BLK: 0 WP: 0 HR: 0 S: 3 P: 3 ERA: 0.00 WHIP: 0.000															PITCHER							

Batter	1	2	3	4	5	6	7	8	9	AB	R	H	RBI	BB	SO	LOB	TOP				
Jerry Remy, L OBP: 0.282, SLG: 0.302 (1, 4)	5-3		4-3					4-3	K	5	0	1	0	0	1	3					
Wade Boggs, L OBP: 0.455, SLG: 0.500 (1, 5)	6-3			E4 1B FC1-2	F8			BB HR	3B	5	1	3	2	0	0	2					
Dwight Evans, R OBP: 0.345, SLG: 0.456 (1, 9)	4-3			G5-4-3 1B				BB HR	F7	4	1	1	0	1	0	3					
Tony Armas, R OBP: 0.274, SLG: 0.466 (1, 10)		F9		G5-4-3 1B				BB HR		4	1	1	3	0	0	2					
Reid Nichols, R OBP: 0.365, SLG: 0.424 (1, 7)	6-3		FC1-2					HR	6-3	4	0	0	0	0	1	1					
Dave Stapleton, R OBP: 0.279, SLG: 0.350 (1, 3)	5-3				1-3				5-3	4	0	0	0	0	0	0					
Gary Allenson, R OBP: 0.310, SLG: 0.396 Marty Barrett, R OBP: 0.444, SLG: 0.444 Jeff Newman, R OBP: 0.242, SLG: 0.319 (1, 2)			F3		5-3					4	0	1	0	0	0	0					
Rick Miller, L OBP: 0.450, SLG: 0.483 (1, 8)			5-3 1B		1B				F8	4	1	3	0	0	0	1					
Glenn Hoffman, R OBP: 0.297, SLG: 0.310 Carl Yastrzemski, L OBP: 0.407, SLG: 0.484 Ed Jurak, R OBP: 0.370, SLG: 0.375 (1, 6)			5-3		1B				3B IBB	3	0	1	1	0	1	2					
Inning Stats	R: 0 E: 0 K: 0 S: 3	H: 0 LOB: 0 BB: 0 P: 3	R: 0 E: 0 K: 0 S: 3	H: 0 LOB: 0 BB: 0 P: 3	R: 0 E: 0 K: 0 S: 4	H: 1 LOB: 1 BB: 0 P: 4	R: 0 E: 1 K: 0 S: 4	H: 2 LOB: 1 BB: 0 P: 4	R: 1 E: 0 K: 0 S: 6	H: 3 LOB: 2 BB: 0 P: 6	R: 0 E: 0 K: 1 S: 5	H: 0 LOB: 0 BB: 0 P: 5	R: 0 E: 0 K: 1 S: 6	H: 1 LOB: 1 BB: 0 P: 6	R: 3 E: 0 K: 0 S: 5	H: 2 LOB: 0 BB: 1 P: 9	R: 2 E: 0 K: 1 S: 7	H: 2 LOB: 3 BB: 1 P: 11	1B: 7 2B: 2 3B: 1 HR: 1	SF: 0 SAC: 0 DP: 1 HBP: 0	WP: 0 PA: 39
PITCHER	IP	WLS	BF	H	R	ER	SO	BB	IBB	HBP	BLK	WP	HR	S	P	ERA	WHIP				
Tommy John, L ERA: 4.51 Luis Sanchez, R ERA: 3.15 (1, 1)	8.0	L	34	10	5	5	2	1	0	0	0	0	1	37	41	5.62	1.375				
(9, 1)	1.0		5	1	1	1	1	0	1	0	0	0	0	6	10	9.00	1.000				

Boston Red Sox @ California Angels
Anaheim Stadium, Anaheim, CA
Wed Jul 20 1983, 10:05 PM EDT
Att: 39,966 - Unknown


AB 37
R 6
H 11
RBI 6
BB 2
SO 3
LOB 14



Batter	1	2	3	4	5	6	7	8	9	AB	R	H	RBI	BB	SO	LOB	BOTTOM		
Rod Carew, L OBP: 0.447, SLG: 0.485 (1, 3)	K	FC4-6			K			FC5-4		5	0	1	0	0	2	2			
Steve Lubratich, R OBP: 0.400, SLG: 0.400 (1, 5)	1B		6-3		F9				5-3	5	0	2	0	0	0	0			
Ellis Valentine, R OBP: 0.260, SLG: 0.413 (1, 9)	F9		F9			5-3	F8		F7	5	0	0	0	0	0	3			
Brian Downing, R OBP: 0.387, SLG: 0.457 (1, 7)	1B		F9			1B		HR	F1	5	1	3	1	0	0	0			
Fred Lynn, L OBP: 0.355, SLG: 0.486 (1, 8)	F7			5-3		1B		G3		4	0	1	0	0	0	2			
Bobby Grich, R OBP: 0.394, SLG: 0.396 (1, 4)		1B		K		K		2B	1B	4	2	2	0	0	2	2			
Reggie Jackson, L OBP: 0.331, SLG: 0.399 (1, 10)		F7				K		1B		4	1	2	1	0	1	3			
Tim Foli, R OBP: 0.274, SLG: 0.306 (1, 6)		F9			F7			FC5-4 1B		4	0	1	1	0	0	2			
Mike O'Berry, R OBP: 0.172, SLG: 0.179 Daryl Sconiers, L OBP: 0.291, SLG: 0.441 Bob Boone, R OBP: 0.269, SLG: 0.312 (1, 2)					F8				K	3	0	1	1	0	1	0			
Inning Stats	R: 0 E: 0 K: 1 S: 7	H: 2 LOB: 2 BB: 0 P: 7	R: 1 E: 0 K: 0 S: 5	H: 2 LOB: 1 BB: 0 P: 5	R: 0 E: 0 K: 0 S: 3	H: 0 LOB: 0 BB: 0 P: 3	R: 0 E: 0 K: 1 S: 6	H: 1 LOB: 1 BB: 0 P: 6	R: 0 E: 0 K: 2 S: 9	H: 2 LOB: 2 BB: 0 P: 9	R: 0 E: 0 K: 1 S: 7	H: 2 LOB: 2 BB: 0 P: 7	R: 3 E: 0 K: 1 S: 9	H: 4 LOB: 1 BB: 0 P: 9	R: 0 E: 0 K: 0 S: 3	H: 0 LOB: 0 BB: 0 P: 3	1B: 11 2B: 1 3B: 0 HR: 1	SF: 0 SAC: 0 DP: 0 HBP: 0	WP: 0 PA: 40
PITCHER	IP	WLS	BF	H	R	ER	SO	BB	IBB	HBP	BLK	WP	HR	S	P	ERA	WHIP		
Bruce Hurst, L ERA: 4.72 Bob Stanley, R ERA: 2.72 (1, 1)	7.1		34	12	4	3	6	0	0	0	0	0	0	46	46	3.68	1.636		
(8, 1)	1.2	W	6	1	0	0	1	0	0	0	0	0	0	8	8	0.00	0.600		

Boston Red Sox @ California Angels
Anaheim Stadium, Anaheim, CA
Wed Jul 20 1983, 10:05 PM EDT
Att: 39,966 - Unknown


AB 40
R 4
H 13
RBI 4
BB 0
SO 7
LOB 15



Batter	1	2	3	4	5	6	7	8	9	AB	R	H	RBI	BB	SO	LOB	TOP								
Alan Trammell, R OBP: 0.365, SLG: 0.408 Lou Whitaker, L OBP: 0.375, SLG: 0.462	F9		5-3		6-3		F8			3	0	0	0	0	0	0									
Enos Cabell, R OBP: 0.350, SLG: 0.469	2B		6-3		6-3		4-3			4	1	1	0	0	0	0									
Larry Hemdon, R OBP: 0.320, SLG: 0.456	6-3		F8			2B	K			4	0	1	0	0	1	1									
Lance Parrish, R OBP: 0.323, SLG: 0.480	2B			F8		F7	F9			4	0	1	1	0	0	1									
Glenn Wilson, R OBP: 0.306, SLG: 0.448	BB			F7		F3			6-3	3	0	0	0	1	0	1									
John Wockenfuss, R OBP: 0.336, SLG: 0.430	4-3				1B		F6		1B	4	1	2	0	0	0	2									
Chet Lemon, R OBP: 0.371, SLG: 0.431		6-3		5-3			2B	1B	1-3	4	0	1	0	0	0	2									
Tom Brookens, R OBP: 0.274, SLG: 0.313						6-3				3	0	0	0	0	0	1									
Johnny Grubb, L OBP: 0.385, SLG: 0.430 Jack Morris, R							F4			1	0	1	1	0	0	0									
Marty Castillo, R OBP: 0.262, SLG: 0.339 Kirk Gibson, L OBP: 0.280, SLG: 0.370							F8		K	3	0	1	0	0	0	0									
Inning Stats	R: 1 E: 0 K: 0 S: 5	H: 2 LOB: 2 BB: 1 P: 9	R: 0 E: 0 K: 0 S: 3	H: 0 LOB: 0 BB: 0 P: 3	R: 0 E: 0 K: 0 S: 3	H: 0 LOB: 0 BB: 0 P: 3	R: 0 E: 0 K: 0 S: 4	H: 1 LOB: 1 BB: 0 P: 4	R: 0 E: 0 K: 0 S: 3	H: 0 LOB: 0 BB: 0 P: 3	R: 0 E: 0 K: 0 S: 4	H: 1 LOB: 1 BB: 0 P: 4	R: 0 E: 0 K: 0 S: 5	H: 2 LOB: 2 BB: 0 P: 5	R: 0 E: 0 K: 1 S: 5	H: 0 LOB: 0 BB: 0 P: 5	R: 1 E: 0 K: 1 S: 7	H: 2 LOB: 1 BB: 0 P: 7	1B: 3 2B: 4 3B: 1 HR: 0	SF: 0 SAC: 0 DP: 0 HBP: 0	WP: 0 PB: 0 SB: 0 CS: 0	PA: 36			
PITCHER	IP	WLS	BF	H	R	ER	SO	BB	IBB	HBP	BLK	WP	HR	S	P	ERA	WHIP								
Geoff Zahn, L ERA: 3.59	6.2	W	27	6	1	1	0	1	0	0	0	0	0	26	30	1.35	1.050								
Luis Sanchez, R ERA: 3.18	2.0		8	2	1	1	1	0	0	0	0	0	0	10	10	4.50	1.000								
Andy Hassler, L ERA: 5.32	0.1	S	1	0	0	0	1	0	0	0	0	0	0	3	3	0.00	0.000								

Detroit Tigers @ California Angels
Anaheim Stadium, Anaheim, CA
Thu Jul 21 1983, 10:05 PM EDT
Att: 34,544 - Unknown


AB 35
R 2
H 8
RBI 2
BB 1
SO 2
LOB 11



Batter	1	2	3	4	5	6	7	8	9	AB	R	H	RBI	BB	SO	LOB	BOTTOM								
Rod Carew, L OBP: 0.435, SLG: 0.471	G3	4-3			L3	1-5-3				4	0	0	0	0	0	2									
Rick Burleson, R OBP: 0.385, SLG: 0.433	3-1		K		4-3		F7			4	0	0	0	0	1	0									
Brian Downing, R OBP: 0.386, SLG: 0.450	F3		K		BB	1B	K			4	1	1	0	0	2	0									
Fred Lynn, L OBP: 0.352, SLG: 0.476		K			1B	BB	L3			2	0	0	0	2	1	0									
Reggie Jackson, L OBP: 0.336, SLG: 0.408 Ellis Valentine, R OBP: 0.260, SLG: 0.413		1B	K		E9		G3			4	1	2	1	0	1	1									
Daryl Scaniers, L OBP: 0.295, SLG: 0.447		1B			1-3	2H	1B			0	0	0	0	0	0	0									
Daryl Scaniers, L OBP: 0.295, SLG: 0.447		F7	1B		1B	2B	K			3	1	2	0	1	1	0									
Rob Wilfong, L OBP: 0.214, SLG: 0.327		E			1B	2B				4	0	3	1	0	0	3									
Steve Lubratic, R OBP: 0.231, SLG: 0.308		1B			1B	IBB				4	0	0	0	0	0	4									
Bob Boone, R OBP: 0.266, SLG: 0.309		F7			F6		6-3			4	0	0	0	0	0	4									
		E6			L5		L6			3	0	0	0	0	0	2									
Inning Stats	R: 0 E: 0 K: 0 S: 3	H: 0 LOB: 0 BB: 0 P: 3	R: 2 E: 1 K: 1 S: 9	H: 3 LOB: 3 BB: 0 P: 9	R: 0 E: 0 K: 3 S: 9	H: 0 LOB: 1 BB: 1 P: 13	R: 0 E: 0 K: 0 S: 4	H: 2 LOB: 1 BB: 0 P: 4	R: 0 E: 0 K: 0 S: 5	H: 0 LOB: 0 BB: 0 P: 13	R: 0 E: 0 K: 0 S: 3	H: 0 LOB: 0 BB: 0 P: 3	R: 0 E: 0 K: 1 S: 5	H: 0 LOB: 0 BB: 0 P: 5	R: 0 E: 0 K: 1 S: 6	H: 1 LOB: 1 BB: 0 P: 6	1B: 5 2B: 3 3B: 0 HR: 0	SF: 0 SAC: 0 DP: 0 HBP: 0	WP: 0 PB: 0 SB: 0 CS: 0	PA: 35					
PITCHER	IP	WLS	BF	H	R	ER	SO	BB	IBB	HBP	BLK	WP	HR	S	P	ERA	WHIP								
Dave Rozema, R ERA: 2.7	8.0	L	35	8	3	2	6	2	1	0	0	0	0	44	56	2.25	1.250								

Detroit Tigers @ California Angels
Anaheim Stadium, Anaheim, CA
Thu Jul 21 1983, 10:05 PM EDT
Att: 34,544 - Unknown

AB 32
R 3
H 8
RBI 2
BB 3
SO 6
LOB 12



Batter	1	2	3	4	5	6	7	8	9	10	11	12	AB	R	H	RBI	BB	SO	LOB										
Lou Whitaker, L (1.4) OBP: 0.374, SLG: 0.465	0-0 4-3		0-3 K		0-0 E4		0-0 G3			0-0 G3		0-0 G3	6	0	0	1	0	1	3										
Alan Trammell, R (1.6) OBP: 0.381, SLG: 0.432	4-0 4-3 S BB		0-0 G4-6-3 1B		0-0 1B		0-0 3-H 1B			0-0 2B		0-0 G6-3 1B	5	0	5	1	1	0	0										
Johnny Grubb, L (1.9) OBP: 0.389, SLG: 0.448	0-0 4-3		0-0 G4-6-3		0-0 F7		0-0 CS		0-0 F8			0-0 G6-3	5	0	0	0	0	1	0	6									
Lynn Jones, R (12.9) OBP: 0.217, SLG: 0.391	1-3 4-3		1-2 G4-6-3		1-2 F7		1-2 CS		1-2 F8			1-2 G6-3	0	0	0	0	0	0	0	0									
Larry Herndon, R (1.10) OBP: 0.321, SLG: 0.459	0-0 F8				0-0 HR		0-0 6-3		0-0 F8			0-0 L4	5	1	1	1	0	0	3										
Kirk Gibson, L (1.7) OBP: 0.281, SLG: 0.373					0-0 HR		0-0 6-3		0-0 4-3			0-0 G3	4	0	1	0	1	0	0										
Rick Leach, L (1.3) OBP: 0.307, SLG: 0.349	0-0 F8		0-0 FC5-4 1B		0-0 F7		0-0 G3			0-0 4-3		0-0 FC4-6 BB	5	0	0	0	0	0	2										
Enos Cabell, R (11, PR) OBP: 0.342, SLG: 0.455	1-3 F8		1-2 FC5-4		1-2 F7		1-2 G3			1-2 4-3		1-2 FC4-6 CS	0	0	0	0	0	0	0										
Chet Lemon, R (1.8) OBP: 0.365, SLG: 0.419	0-0 FC5-4		1-2 FC5-4		0-0 F7		0-0 G4 1B		0-0 F5			0-0 BB	4	1	1	0	1	0	1										
Wayne Krenchicki, L (1.5) OBP: 0.336, SLG: 0.308	0-0 G3		0-0 G3		0-0 G3		0-0 G3 1B		0-0 F9			0-0 L4	3	0	1	0	0	0	1										
Tom Brookens, R (7, PR) OBP: 0.271, SLG: 0.309	0-0 G3		0-0 G3		0-0 G3		0-0 G3 1B		0-0 F9			0-0 L4	1	1	0	0	0	0	0										
Glenn Wilson, R (11, PH) OBP: 0.304, SLG: 0.443	0-0 G3		0-0 G3		0-0 G3		0-0 G3 1B		0-0 F9			0-0 L4	1	0	0	0	0	0	1										
Marty Castillo, R (11.5) OBP: 0.274, SLG: 0.367	0-0 G3		0-0 G3		0-0 G3		0-0 G3 1B		0-0 F9			0-0 L4	0	0	0	0	0	0	0										
Bill Fahey, L (1.2) OBP: 0.407, SLG: 0.318	0-0 1B		0-0 1B		0-0 F9		0-0 G4			0-0 6-3		0-0 HR	3	0	1	0	0	0	2										
Lance Parrish, R (10, PH) OBP: 0.326, SLG: 0.494	0-0 1B		0-0 1B		0-0 F9		0-0 G4			0-0 6-3		0-0 HR	2	1	1	1	0	0	0										
Inning Stats	R: 0 E: 0 K: 0 S: 3	H: 0 LOB: 1 BB: 1 P: 7	R: 0 E: 0 K: 0 S: 4	H: 1 LOB: 1 BB: 0 P: 4	R: 0 E: 0 K: 1 S: 6	H: 2 LOB: 1 BB: 0 P: 6	R: 1 E: 0 K: 0 S: 4	H: 0 LOB: 0 BB: 0 P: 4	R: 0 E: 0 K: 0 S: 5	H: 1 LOB: 1 BB: 0 P: 5	R: 0 E: 0 K: 0 S: 3	H: 0 LOB: 0 BB: 0 P: 3	R: 0 E: 0 K: 0 S: 3	H: 0 LOB: 0 BB: 0 P: 3	R: 0 E: 0 K: 0 S: 4	H: 0 LOB: 2 BB: 1 P: 8	R: 0 E: 0 K: 0 S: 2	H: 0 LOB: 1 BB: 2 P: 10	R: 1 E: 0 K: 0 S: 4	H: 2 LOB: 0 BB: 0 P: 4	1B: 8 2B: 1 3B: 0 HR: 2	SF: 0 SAC: 0 DP: 2 HBP: 0	WP: 0 PA: 49 PB: 0 SB: 1 CS: 2						
PITCHER	IP WLS BF H R ER SO BB IBB HBP BLK WP HR S P ERA WHIP	9.2 L 39 9 3 3 1 2 0 0 0 0 1 7 47 2.79 1.138	2.1 L 9 2 1 1 0 2 0 0 0 0 1 7 15 3.86 1.714	PITCHER												IP WLS BF H R ER SO BB IBB HBP BLK WP HR S P ERA WHIP													
Ken Forsch, R (1.1) ERA: 3.41													2.1	L	9	2	1	1	0	2	0	0	0	0	1	7	15	3.86	1.714
Luis Sanchez, R (10, 11) ERA: 3.16													2.1	L	9	2	1	1	0	2	0	0	0	0	1	7	15	3.86	1.714

TOP

Detroit Tigers @ California Angels
Anaheim Stadium, Anaheim, CA
Sun Jul 24 1983, 6:33 AM EDT
Att. 30,958 - Unknown

AB	44
R	4
H	11
RBI	4
BB	4
SO	1
LOB	19

Batter	1	2	3	4	5	6	7	8	9	10	11	12	AB	R	H	RBI	BB	SO	LOB										
Rod Carew, L (1.3) OBP: 0.433, SLG: 0.469	0-0 6-3		0-0 1B 2B		4-0 SH2-3 BB		0-0 1B			0-3 K		0-0 F8	5	1	2	1	1	1	1										
Rick Burleson, R (1.6) OBP: 0.405, SLG: 0.471	0-0 6-3		0-0 1B		0-0 SH2-3		0-0 5-3			0-0 F9			4	0	1	0	0	0	1										
Fred Lynn, L (1.8) OBP: 0.347, SLG: 0.473	0-3 K		0-0 1B		0-0 K		0-0 F6			0-0 F9			5	0	1	1	0	2	1										
Brian Downing, R (1.7) OBP: 0.381, SLG: 0.433			0-0 1B BB		0-0 F7		0-0 F3		0-0 K			0-0 F9	4	1	0	0	1	1	3										
Reggie Jackson, L (1.10) OBP: 0.324, SLG: 0.390			0-0 1B		0-0 K		0-0 4-3		0-0 K			0-0 4-3	5	0	1	0	0	2	2										
Bobby Grich, R (1.4) OBP: 0.384, SLG: 0.401			0-0 F3		0-0 5-3		0-0 K			0-0 F8			5	0	0	0	0	1	4										
Mike Brown, R (1.9) OBP: 0.235, SLG: 0.375			0-0 G5-4-3 1B		0-0 K		0-0 F8			0-0 K			5	0	1	1	0	3	0										
Tim Foli, R (1.5) OBP: 0.269, SLG: 0.303			0-0 G5-4-3		0-0 F5		0-0 5-3			0-0 5-3			4	0	1	0	0	0	2										
Steve Lubratich, R (9, PR) OBP: 0.190, SLG: 0.238			0-0 G5-4-3		0-0 F5		0-0 5-3			0-0 2B			0	0	0	0	0	0	0										
Rob Wilfong, L (12, PH) OBP: 0.228, SLG: 0.339			0-0 G5-4-3		0-0 F5		0-0 5-3			0-0 2B			1	0	1	0	0	0	0										
Bob Boone, R (1.2) OBP: 0.270, SLG: 0.314			0-0 2B		0-0 6-3		0-0 5-3			0-0 F4			5	1	2	0	0	0	1										
Daryl Sconiers, L (12, PR) OBP: 0.299, SLG: 0.447			0-0 2B		0-0 6-3		0-0 5-3			0-0 F4			0	0	0	0	0	0	0										
Inning Stats	R: 0 E: 0 K: 1 S: 5	H: 0 LOB: 0 BB: 0 P: 5	R: 1 E: 0 K: 0 S: 4	H: 2 LOB: 1 BB: 1 P: 8	R: 2 E: 0 K: 1 S: 9	H: 4 LOB: 2 BB: 0 P: 9	R: 0 E: 0 K: 1 S: 5	H: 0 LOB: 0 BB: 0 P: 6	R: 0 E: 0 K: 1 S: 5	H: 0 LOB: 1 BB: 1 P: 9	R: 0 E: 0 K: 0 S: 5	H: 0 LOB: 0 BB: 0 P: 5	R: 0 E: 0 K: 0 S: 6	H: 1 LOB: 1 BB: 0 P: 6	R: 0 E: 0 K: 1 S: 5	H: 0 LOB: 0 BB: 0 P: 5	R: 0 E: 0 K: 0 S: 3	H: 0 LOB: 0 BB: 0 P: 3	R: 0 E: 0 K: 1 S: 6	H: 2 LOB: 1 BB: 0 P: 6	1B: 7 2B: 3 3B: 0 HR: 0	SF: 0 SAC: 1 DP: 1 HBP: 0	WP: 0 PA: 46 PB: 0 SB: 0 CS: 0						
PITCHER	IP WLS BF H R ER SO BB IBB HBP BLK WP HR S P ERA WHIP	10.0 W 39 8 3 3 9 2 0 0 0 0 0 9 63 2.70 1.000	2.0 W 7 2 0 0 1 0 0 0 0 0 0 9 9 0.00 1.000	PITCHER												IP WLS BF H R ER SO BB IBB HBP BLK WP HR S P ERA WHIP													
Jack Morris, R (1.1) ERA: 3.88													10.0	W	39	8	3	3	9	2	0	0	0	0	0	9	63	2.70	1.000
Aurelio Lopez, R (11, 11) ERA: 1.64													2.0	W	7	2	0	0	1	0	0	0	0	0	0	9	9	0.00	1.000

BOTTOM

Detroit Tigers @ California Angels
Anaheim Stadium, Anaheim, CA
Sun Jul 24 1983, 6:33 AM EDT
Att. 30,958 - Unknown

AB	43
R	3
H	10
RBI	3
BB	2
SO	10
LOB	15

Batter	1	2	3	4	5	6	7	8	9	AB	R	H	RBI	BB	SO	LOB	TOP				
John Shelby, S OBP: 0.320, SLG: 0.422 (1, 8)										4	1	2	1	0	0	2	Baltimore Orioles @ California Angels Anaheim Stadium, Anaheim, CA Mon Jul 25 1983, 6:33 AM EDT Att: 24,127 - Unknown				
Dan Ford, R OBP: 0.335, SLG: 0.489 (1, 9)										4	0	1	0	0	1	1					
Cal Ripken Jr., R OBP: 0.359, SLG: 0.493 (1, 6)										4	0	1	0	0	1	1					
Eddie Murray, S OBP: 0.395, SLG: 0.513 (1, 3)										3	1	0	0	1	0	2					
Gary Roenicke, R OBP: 0.315, SLG: 0.459 (1, 7)										4	0	2	0	0	0	1					
Ken Singleton, S OBP: 0.389, SLG: 0.463 (1, 10)										4	0	0	0	0	3	2					
Rich Dauer, R OBP: 0.281, SLG: 0.285 (1, 4)										4	0	2	0	0	0	0					
Todd Cruz, R OBP: 0.244, SLG: 0.338 (1, 5)										4	0	0	0	0	0	3					
Rick Dempsey, R OBP: 0.320, SLG: 0.325 (1, 2)										2	0	1	0	1	0	0					
Inning Stats	R: 0 E: 0 K: 0 S: 3	H: 1 LOB: 0 BB: 0 P: 3	R: 0 E: 0 K: 0 S: 3	H: 0 LOB: 0 BB: 0 P: 3	R: 0 E: 0 K: 0 S: 3	H: 0 LOB: 1 BB: 1 P: 7	R: 1 E: 0 K: 3 S: 10	H: 1 LOB: 1 BB: 1 P: 14	R: 0 E: 0 K: 0 S: 4	H: 1 LOB: 1 BB: 0 P: 4	R: 0 E: 0 K: 1 S: 5	H: 1 LOB: 0 BB: 0 P: 5	R: 1 E: 0 K: 0 S: 5	H: 2 LOB: 1 BB: 0 P: 5	R: 0 E: 0 K: 1 S: 6	H: 2 LOB: 1 BB: 0 P: 6	1B: 8 2B: 0 3B: 0 HR: 1	SF: 0 SAC: 0 DP: 3 HBP: 0	WP: 1 PB: 0 SB: 0 CS: 0	PA: 35	
PITCHER	IP	WLS	BF	H	R	ER	SO	BB	IBB	HBP	BLK	WP	HR	S	P	ERA	WHIP				
Tommy John, L ERA: 4.39 (1, 1)	7.2	W	30	7	2	2	4	2	0	0	0	1	1	36	44	2.35	1.174				
Andy Hassler, L ERA: 4.73 (8, 1)	1.1	S	5	2	0	0	1	0	0	0	0	0	0	7	7	0.00	1.500				

Batter	1	2	3	4	5	6	7	8	9	AB	R	H	RBI	BB	SO	LOB	BOTTOM				
Rod Carew, L OBP: 0.429, SLG: 0.462 (1, 3)										4	0	0	0	1	1	4	Baltimore Orioles @ California Angels Anaheim Stadium, Anaheim, CA Mon Jul 25 1983, 6:33 AM EDT Att: 24,127 - Unknown				
Steve Lubratich, R OBP: 0.269, SLG: 0.308 (1, 6)										5	1	3	0	0	0	1					
Mike Brown, R OBP: 0.273, SLG: 0.524 (1, 7)										5	1	2	1	0	1	3					
Fred Lynn, L OBP: 0.349, SLG: 0.472 (1, 8)										3	0	1	1	1	2	1					
Brian Downing, R OBP: 0.375, SLG: 0.425 (1, 10)										4	0	0	0	0	1	4					
Reggie Jackson, L OBP: 0.326, SLG: 0.401 (1, 9)										3	1	1	1	0	1	3					
Ellis Valentine, R OBP: 0.260, SLG: 0.413 (8, 9)										0	0	0	0	0	0	0					
Bobby Grich, R OBP: 0.395, SLG: 0.399 (1, 4)										2	1	0	0	2	0	3					
Rob Wilfong, L OBP: 0.246, SLG: 0.350 (1, 5)										4	0	2	0	0	2	2					
Bob Boone, R OBP: 0.273, SLG: 0.328 (1, 2)										4	1	2	2	0	0	3					
Inning Stats	R: 1 E: 1 K: 0 S: 5	H: 2 LOB: 1 BB: 0 P: 5	R: 1 E: 0 K: 0 S: 4	H: 2 LOB: 0 BB: 0 P: 4	R: 0 E: 0 K: 2 S: 8	H: 1 LOB: 1 BB: 0 P: 8	R: 1 E: 0 K: 2 S: 9	H: 2 LOB: 2 BB: 1 P: 13	R: 1 E: 0 K: 1 S: 6	H: 1 LOB: 0 BB: 0 P: 6	R: 0 E: 0 K: 1 S: 5	H: 0 LOB: 2 BB: 1 P: 10	R: 0 E: 0 K: 1 S: 7	H: 2 LOB: 3 BB: 1 P: 11	R: 1 E: 0 K: 1 S: 6	H: 1 LOB: 1 BB: 1 P: 10	1B: 8 2B: 0 3B: 0 HR: 3	SF: 0 SAC: 0 DP: 0 HBP: 1	WP: 0 PB: 0 SB: 0 CS: 1	PA: 39	
PITCHER	IP	WLS	BF	H	R	ER	SO	BB	IBB	HBP	BLK	WP	HR	S	P	ERA	WHIP				
Mike Boddicker, R ERA: 3.67 (1, 1)	5.0	L	23	8	4	3	5	1	0	0	0	0	0	32	36	5.40	1.800				
Dan Morigiello, L ERA: 3.47 (6, 1)	1.0		8	2	0	0	1	2	0	1	0	0	0	7	16	0.00	4.000				
Sammy Stewart, R ERA: 4.34 (7, 1)	2.0		8	1	1	1	2	1	0	0	0	0	1	11	15	4.50	1.000				

AB 33
R 2
H 9
RBI 1
BB 2
SO 5
LOB 12



AB 34
R 5
H 11
RBI 5
BB 4
SO 8
LOB 24



Batter	1	2	3	4	5	6	7	8	9	AB	R	H	RBI	BB	SO	LOB	TOP			
Dan Ford, R OBP: 0.333, SLG: 0.485 (1, 9)										4	0	1	0	0	1	0				
Rich Dauer, R OBP: 0.280, SLG: 0.288 (1, 4)										4	1	1	0	0	0	0				
Cal Ripken Jr., R OBP: 0.358, SLG: 0.491 (1, 6)										4	2	1	0	0	0	3				
Eddie Murray, S OBP: 0.396, SLG: 0.524 (1, 3)										4	2	2	3	0	0	0				
Gary Roenicke, R OBP: 0.314, SLG: 0.452 (1, 8) (9, 7)										3	0	0	0	1	1	0				
Ken Singleton, S OBP: 0.387, SLG: 0.460 (1, 10)										4	0	1	0	0	1	3				
Benny Ayala, R OBP: 0.281, SLG: 0.436 John Shelby, S OBP: 0.320, SLG: 0.422 (9, 8)										3	0	0	1	1	0	1				
Todd Cruz, R OBP: 0.247, SLG: 0.338 (1, 5)										3	0	1	1	1	0	1				
Rick Dempsey, R OBP: 0.314, SLG: 0.319 (1, 2)										4	0	0	0	0	0	4				
Inning Stats	R: 3 E: 0 K: 1 S: 8	H: 3 LOB: 3 BB: 3 P: 20	R: 0 E: 1 K: 1 S: 5	H: 0 LOB: 0 BB: 0 P: 5	R: 0 E: 0 K: 0 S: 3	H: 0 LOB: 0 BB: 0 P: 3	R: 0 E: 0 K: 0 S: 3	H: 1 LOB: 0 BB: 0 P: 3	R: 0 E: 0 K: 0 S: 5	H: 0 LOB: 0 BB: 0 P: 3	R: 0 E: 0 K: 1 S: 4	H: 1 LOB: 1 BB: 0 P: 4	R: 0 E: 0 K: 0 S: 4	H: 0 LOB: 0 BB: 0 P: 5	R: 0 E: 0 K: 0 S: 5	H: 1 LOB: 1 BB: 0 P: 4	1B: 4 2B: 2 3B: 0 HR: 1	SF: 0 SAC: 0 DP: 2 HBP: 0	WP: 0 PB: 0 SB: 0 CS: 0	PA: 36
PITCHER Geoff Zahn, L ERA: 3.7 (1, 1)	IP: 9.0 WLS: L BF: 36 H: 7 R: 5 ER: 5 SO: 3 BB: 2 IBB: 1 HBP: 0 BLK: 0 WP: 0 HR: 1 S: 39 P: 51 ERA: 5.00 WHIP: 1.000															PITCHER				

Baltimore Orioles @ California Angels
Anaheim Stadium, Anaheim, CA
Tue Jul 26 1983, 10:05 PM EDT
Att: 32,668 - Unknown

AB 33
R 5
H 7
RBI 5
BB 3
SO 3
LOB 12



Batter	1	2	3	4	5	6	7	8	9	AB	R	H	RBI	BB	SO	LOB	BOTTOM			
Steve Lubratich, R OBP: 0.267, SLG: 0.333 (1, 5)										4	0	1	0	0	1	0				
Ron Jackson, R OBP: 0.314, SLG: 0.362 (1, 3)										3	2	2	0	1	0	0				
Mike Brown, R OBP: 0.308, SLG: 0.542 (1, 8)										3	1	1	1	1	0	1				
Brian Downing, R OBP: 0.373, SLG: 0.419 (1, 10)										3	0	0	0	0	0	4				
Bobby Grich, R OBP: 0.397, SLG: 0.403 (1, 4)										4	1	2	2	0	1	2				
Reggie Jackson, L OBP: 0.322, SLG: 0.395 (1, 9)										4	0	0	0	0	2	3				
Ellis Valentine, R OBP: 0.256, SLG: 0.405 Rod Carew, L OBP: 0.428, SLG: 0.461 (9, PH)										3	0	0	1	0	0	0				
Tim Foli, R OBP: 0.269, SLG: 0.303 Fred Lynn, L OBP: 0.346, SLG: 0.470 (9, PH)										3	0	1	0	0	0	0				
Bob Boone, R OBP: 0.270, SLG: 0.324 (1, 2)										3	0	0	0	0	1					
Inning Stats	R: 0 E: 1 K: 1 S: 6	H: 1 LOB: 1 BB: 0 P: 6	R: 1 E: 0 K: 0 S: 4	H: 1 LOB: 0 BB: 0 P: 4	R: 2 E: 0 K: 1 S: 7	H: 2 LOB: 2 BB: 2 P: 15	R: 0 E: 0 K: 0 S: 3	H: 1 LOB: 0 BB: 0 P: 3	R: 0 E: 0 K: 2 S: 7	H: 0 LOB: 0 BB: 0 P: 7	R: 0 E: 0 K: 0 S: 3	H: 0 LOB: 0 BB: 0 P: 3	R: 0 E: 0 K: 0 S: 4	H: 2 LOB: 1 BB: 0 P: 5	R: 0 E: 0 K: 1 S: 5	H: 0 LOB: 0 BB: 0 P: 5	1B: 3 2B: 4 3B: 0 HR: 0	SF: 0 SAC: 0 DP: 2 HBP: 1	WP: 0 PB: 0 SB: 0 CS: 0	PA: 35
PITCHER Paul Mirabella, L ERA: 5.59 Dennis Martinez, R ERA: 5.62 (4, 1)	IP: 3.0 WLS: W BF: 15 H: 4 R: 3 ER: 3 SO: 2 BB: 0 IBB: 0 HBP: 1 BLK: 0 WP: 0 HR: 0 S: 17 P: 25 ERA: 9.00 WHIP: 2.000															PITCHER				

Baltimore Orioles @ California Angels
Anaheim Stadium, Anaheim, CA
Tue Jul 26 1983, 10:05 PM EDT
Att: 32,668 - Unknown

AB 32
R 4
H 7
RBI 4
BB 2
SO 5
LOB 11



Batter	1	2	3	4	5	6	7	8	9	AB	R	H	RBI	BB	SO	LOB	TOP																					
Rickey Henderson, R OBP: 0.402, SLG: 0.416 (1, 7)										4	1	1	1	1	1	1																						
Mike Davis, L OBP: 0.309, SLG: 0.363 (1, 9)										5	1	1	0	0	1	3																						
Dwayne Murphy, L OBP: 0.337, SLG: 0.372 (1, 8)										5	0	3	1	0	2	0																						
Davey Lopes, R OBP: 0.348, SLG: 0.460 Tony Phillips, S OBP: 0.314, SLG: 0.281 (1, 4) (7, 4)										3	0	1	0	1	0	1																						
Carney Lansford, R OBP: 0.352, SLG: 0.472 (1, 5)										4	1	1	0	0	0	4																						
Garry Hancock, L OBP: 0.301, SLG: 0.451 Wayne Gross, L OBP: 0.313, SLG: 0.396 (1, 3) (8, 3)										4	2	2	0	0	2																							
Bill Almon, R OBP: 0.323, SLG: 0.399 (1, 10)										4	0	1	0	0	1	1																						
Donnie Hill, S OBP: 0.278, SLG: 0.333 (1, 6)										4	0	0	0	0	1	2																						
Mike Heath, R OBP: 0.323, SLG: 0.380 (1, 2)										4	0	2	0	0	1	1																						
Inning Stats	R: 1 E: 0 K: 0 S: 5	H: 2 LOB: 2 BB: 1 P: 9	R: 0 E: 0 K: 1 S: 5	H: 0 LOB: 0 BB: 0 P: 5	R: 0 E: 0 K: 0 S: 5	H: 2 LOB: 2 BB: 0 P: 5	R: 1 E: 0 K: 1 S: 8	H: 3 LOB: 2 BB: 0 P: 8	R: 2 E: 0 K: 2 S: 9	H: 2 LOB: 0 BB: 0 P: 9	R: 0 E: 0 K: 0 S: 8	H: 1 LOB: 1 BB: 0 P: 8	R: 0 E: 0 K: 0 S: 3	H: 1 LOB: 0 BB: 0 P: 3	R: 0 E: 0 K: 0 S: 4	H: 1 LOB: 1 BB: 0 P: 4	R: 1 E: 0 K: 1 S: 5	H: 0 LOB: 0 BB: 1 P: 9	1B: 10 2B: 1 3B: 0 HR: 1	SF: 0 SAC: 0 DP: 1 HBP: 0	WP: 0 PB: 0 SB: 3 CS: 0	PA: 40																
PITCHER	IP	WLS	BF	H	R	ER	SO	BB	IBB	HBP	BLK	WP	HR	S	P	ERA	WHIP	PITCHER				IP	WLS	BF	H	R	ER	SO	BB	IBB	HBP	BLK	WP	HR	S	P	ERA	WHIP
Ken Forsch, R ERA: 3.53 Andy Hassler, L ERA: 5.4 (1, 1) (9, 1)	8.0	L	37	12	5	5	6	2	0	0	0	0	0	1	47	55	5.62	1.750																				

Oakland Athletics @ California Angels
Anaheim Stadium, Anaheim, CA
Fri Jul 29 1983, 10:05 PM EDT
Att: 43,662 - Unknown

AB	38
R	5
H	12
RBI	4
BB	2
SO	7
LOB	15



Batter	1	2	3	4	5	6	7	8	9	AB	R	H	RBI	BB	SO	LOB	BOTTOM																					
Rod Carew, L OBP: 0.429, SLG: 0.459 (1, 3)										3	0	1	0	1	0	0																						
Rick Burleson, R OBP: 0.397, SLG: 0.458 (1, 6)										4	0	1	0	0	1	1																						
Mike Brown, R OBP: 0.265, SLG: 0.419 (1, 7)										3	1	0	0	1	1	2																						
Brian Downing, R OBP: 0.373, SLG: 0.412 (1, 10)										3	1	1	0	1	0	0																						
Fred Lynn, L OBP: 0.348, SLG: 0.476 (1, 8)										4	0	0	0	0	1	3																						
Bobby Grich, R OBP: 0.404, SLG: 0.412 (1, 4)										3	0	2	1	1	1	0																						
Ellis Valentine, R OBP: 0.250, SLG: 0.398 (1, 9)										3	0	0	1	0	1	2																						
Steve Lubratich, R OBP: 0.237, SLG: 0.289 (1, 5)										3	0	1	0	0	1	1																						
Bob Boone, R OBP: 0.274, SLG: 0.324 (1, 2)										3	0	0	0	0	1	1																						
Inning Stats	R: 0 E: 0 K: 1 S: 5	H: 0 LOB: 0 BB: 0 P: 5	R: 0 E: 0 K: 1 S: 5	H: 1 LOB: 1 BB: 1 P: 9	R: 0 E: 0 K: 1 S: 6	H: 2 LOB: 1 BB: 0 P: 6	R: 0 E: 0 K: 0 S: 3	H: 0 LOB: 0 BB: 0 P: 3	R: 0 E: 0 K: 2 S: 7	H: 0 LOB: 0 BB: 0 P: 7	R: 0 E: 0 K: 1 S: 5	H: 0 LOB: 0 BB: 0 P: 5	R: 2 E: 0 K: 1 S: 6	H: 1 LOB: 1 BB: 2 P: 14	R: 0 E: 0 K: 0 S: 3	H: 1 LOB: 1 BB: 1 P: 7	R: 0 E: 0 K: 0 S: 4	H: 1 LOB: 1 BB: 0 P: 4	1B: 5 2B: 1 3B: 0 HR: 0	SF: 1 SAC: 0 DP: 1 HBP: 0	WP: 0 PB: 0 SB: 0 CS: 2	PA: 34																
PITCHER	IP	WLS	BF	H	R	ER	SO	BB	IBB	HBP	BLK	WP	HR	S	P	ERA	WHIP	PITCHER				IP	WLS	BF	H	R	ER	SO	BB	IBB	HBP	BLK	WP	HR	S	P	ERA	WHIP
Tim Conroy, L ERA: 3.67 Tom Underwood, L ERA: 4.61 (1, 1) (7, 1)	6.0	W	22	3	2	2	6	3	0	0	0	0	0	0	31	43	3.00	1.000																				

Oakland Athletics @ California Angels
Anaheim Stadium, Anaheim, CA
Fri Jul 29 1983, 10:05 PM EDT
Att: 43,662 - Unknown

AB	29
R	2
H	6
RBI	2
BB	4
SO	7
LOB	10



Batter	1	2	3	4	5	6	7	8	9	AB	R	H	RBI	BB	SO	LOB	TOP								
Mike Davis, L (1, 9) <small>OBP: 0.306, SLG: 0.361</small> Bill Almon, R (4, PH) <small>OBP: 0.322, SLG: 0.397</small>										2	1	0	0	0	1	1									
Donnie Hill, S (1, 6) <small>OBP: 0.292, SLG: 0.375</small>										6	1	2	2	0	2	3									
Dwayne Murphy, L (1, 8) <small>OBP: 0.340, SLG: 0.377</small>										4	1	2	1	1	1	2									
Garry Hancock, L (1, 7) <small>OBP: 0.304, SLG: 0.474</small> Davey Lopes, R (5, PH) <small>OBP: 0.350, SLG: 0.463</small>										2	1	1	2	0	0	1									
Carney Lansford, R (1, 5) <small>OBP: 0.353, SLG: 0.475</small> Bob Kearney, R (8, 2) <small>OBP: 0.308, SLG: 0.395</small>										5	1	2	1	0	1	2									
Wayne Gross, L (1, 3) <small>OBP: 0.315, SLG: 0.397</small> Rickey Henderson, R (5, PH) <small>OBP: 0.404, SLG: 0.417</small>										2	0	1	0	0	1	0									
Mitchell Page, L (1, 10) <small>OBP: 0.327, SLG: 0.255</small> Jeff Burroughs, R (6, PH) <small>OBP: 0.348, SLG: 0.398</small> Rick Peters, S (7, PR) <small>OBP: 0.336, SLG: 0.314</small>										2	1	1	0	0	0	2									
Mike Heath, R (1, 2) <small>OBP: 0.325, SLG: 0.406</small>										5	2	2	3	0	0	3									
Tony Phillips, S (1, 4) <small>OBP: 0.319, SLG: 0.287</small>										5	1	3	1	0	1	2									
Inning Stats	R: 0 E: 0 K: 2 S: 7	H: 0 LOB: 1 BB: 1 P: 11	R: 0 E: 0 K: 0 S: 4	H: 2 LOB: 1 BB: 0 P: 4	R: 4 E: 1 K: 1 S: 9	H: 3 LOB: 0 BB: 0 P: 9	R: 1 E: 0 K: 2 S: 9	H: 2 LOB: 1 BB: 0 P: 9	R: 0 E: 0 K: 1 S: 6	H: 1 LOB: 1 BB: 0 P: 6	R: 2 E: 0 K: 1 S: 7	H: 3 LOB: 0 BB: 0 P: 7	R: 5 E: 1 K: 0 S: 8	H: 4 LOB: 1 BB: 1 P: 12	R: 0 E: 0 K: 1 S: 7	H: 2 LOB: 2 BB: 0 P: 7	R: 1 E: 1 K: 1 S: 8	H: 3 LOB: 2 BB: 0 P: 8	1B: 13 2B: 5 3B: 0 HR: 2	SF: 1 SAC: 0 DP: 2 HBP: 0	WP: 0 PB: 0 SB: 1 CS: 0	PA: 49			
PITCHER	IP	WLS	BF	H	R	ER	SO	BB	IBB	HBP	BLK	WP	HR	S	P	ERA	WHIP								
Bruce Kison, R (1, 1) <small>ERA: 4.46</small>	3.1		18	7	5	4	3	1	0	0	0	0	1	23	27	10.80	2.400								
John Curtis, L (4, 1) <small>ERA: 4.04</small>	2.2		11	4	2	2	4	0	0	0	0	0	1	19	19	6.75	1.500								
Luis Sanchez, R (7, 1) <small>ERA: 3.65</small>	0.0	L	5	4	5	4	0	0	1	0	0	0	0	4	8	∞	∞								
Rick Steirer, R (7, 1) <small>ERA: 6.97</small>	3.0		15	5	1	1	2	0	0	0	0	0	0	19	19	3.00	1.667								

Oakland Athletics @ California Angels
Anaheim Stadium, Anaheim, CA
Sat Jul 30 1983, 6:33 AM EDT
Unknown

AB	46
R	13
H	20
RBI	12
BB	2
SO	9
LOB	27



Batter	1	2	3	4	5	6	7	8	9	AB	R	H	RBI	BB	SO	LOB	BOTTOM								
Rod Carew, L (1, 10) <small>OBP: 0.431, SLG: 0.460</small>										4	1	2	1	1	0	1									
Tim Lincecum, R (1, 6) <small>OBP: 0.287, SLG: 0.300</small>										3	0	0	0	0	1	2									
Daryl Sconiers, L (1, 3) <small>OBP: 0.296, SLG: 0.441</small>										5	1	1	1	0	0	1									
Brian Downing, R (1, 7) <small>OBP: 0.373, SLG: 0.412</small>										5	0	2	0	0	0	1									
Fred Lynn, L (1, 8) <small>OBP: 0.353, SLG: 0.483</small>										4	1	3	1	0	0	1									
Reggie Jackson, L (1, 9) <small>OBP: 0.317, SLG: 0.389</small>										4	1	1	1	0	1	3									
Ron Jackson, R (1, 5) <small>OBP: 0.316, SLG: 0.364</small>										3	1	1	0	1	0	0									
Bobby Grich, R (1, 4) <small>OBP: 0.408, SLG: 0.425</small>										3	2	2	1	1	0	1									
Bob Boone, R (1, 2) <small>OBP: 0.274, SLG: 0.328</small>										3	1	1	3	0	0	1									
Inning Stats	R: 7 E: 0 K: 1 S: 12	H: 8 LOB: 1 BB: 1 P: 16	R: 0 E: 0 K: 0 S: 4	H: 1 LOB: 1 BB: 0 P: 4	R: 0 E: 0 K: 0 S: 2	H: 0 LOB: 0 BB: 1 P: 6	R: 0 E: 0 K: 0 S: 3	H: 0 LOB: 1 BB: 1 P: 7	R: 0 E: 0 K: 0 S: 3	H: 1 LOB: 0 BB: 0 P: 3	R: 0 E: 0 K: 0 S: 4	H: 1 LOB: 1 BB: 0 P: 4	R: 0 E: 0 K: 1 S: 6	H: 1 LOB: 1 BB: 0 P: 6	R: 1 E: 0 K: 0 S: 4	H: 1 LOB: 0 BB: 0 P: 4	R: 0 E: 0 K: 0 S: 3	H: 0 LOB: 0 BB: 0 P: 3	1B: 10 2B: 2 3B: 0 HR: 1	SF: 0 SAC: 3 DP: 2 HBP: 0	WP: 0 PB: 0 SB: 0 CS: 0	PA: 40			
PITCHER	IP	WLS	BF	H	R	ER	SO	BB	IBB	HBP	BLK	WP	HR	S	P	ERA	WHIP								
Chris Codiroli, R (1, 1) <small>ERA: 4.47</small>	0.2		10	8	7	7	0	1	0	0	0	0	0	9	13	94.50	13.500								
Tom Burgmeier, L (1, 1) <small>ERA: 2.84</small>	8.1	W	30	5	1	1	2	2	0	0	0	0	1	32	40	1.08	0.840								

Oakland Athletics @ California Angels
Anaheim Stadium, Anaheim, CA
Sat Jul 30 1983, 6:33 AM EDT
Unknown

AB	34
R	8
H	13
RBI	8
BB	3
SO	2
LOB	11



Batter	1	2	3	4	5	6	7	8	9	10	11	12	AB	R	H	RBI	BB	SO	LOB			
Rickey Henderson, R OBP: 0.465, SLG: 0.415	F9		F9			5-3		1B IBB		G6-4-3 IBB		F8	4	0	1	1	2	0	1			
Rick Peters, S OBP: 0.338, SLG: 0.306 Davey Lopes, R OBP: 0.337, SLG: 0.448 Mike Davis, L OBP: 0.306, SLG: 0.361 Bob Koamey, R OBP: 0.302, SLG: 0.391	4-3		K			6-3		1B 1-2 2-3		G6-4-3		F8	3	0	0	0	0	1	1			
Dwayne Murphy, L OBP: 0.338, SLG: 0.374	4-3			4-3				L9				F8	5	0	1	0	0	0	3			
Jeff Burroughs, R OBP: 0.344, SLG: 0.391		6-3		5-3				G6-4-3				6-3	5	0	0	0	0	0	1			
Carney Lansford, R OBP: 0.350, SLG: 0.466		5-3		5-3				FC6-4 HBP				G3	4	0	0	0	0	0	0			
Bill Almon, R OBP: 0.323, SLG: 0.400 Wayne Gross, L OBP: 0.315, SLG: 0.397	4-3					K		FC6-4				SH3-4 1B	5	1	2	0	0	1	1			
Donnie Hill, S OBP: 0.286, SLG: 0.357			1B FC5-4			F6						6-3	4	1	1	0	0	0	1			
Mike Heath, R OBP: 0.333, SLG: 0.409			FC5-4 1B			F8		6-3				SH3-4 1B IBB	4	0	2	0	1	0	0			
Tony Phillips, S OBP: 0.316, SLG: 0.290			FC5-4					G2				SH3-4	4	0	1	1	0	0	3			
Inning Stats	R: 0 E: 0 K: 1 S: 3	H: 0 LOB: 0 BB: 0 P: 3	R: 0 E: 0 K: 0 S: 3	H: 0 LOB: 0 BB: 0 P: 3	R: 1 E: 0 K: 1 S: 7	H: 2 LOB: 1 BB: 0 P: 7	R: 0 E: 0 K: 0 S: 3	H: 0 LOB: 0 BB: 0 P: 3	R: 0 E: 0 K: 1 S: 5	H: 0 LOB: 0 BB: 0 P: 5	R: 0 E: 0 K: 0 S: 3	H: 1 LOB: 1 BB: 0 P: 4	R: 0 E: 0 K: 0 S: 4	H: 1 LOB: 1 BB: 0 P: 4	R: 0 E: 0 K: 0 S: 3	H: 0 LOB: 0 BB: 0 P: 3	R: 1 E: 0 K: 0 S: 5	H: 2 LOB: 2 BB: 1 P: 9	1B: 7 2B: 2 3B: 0 HR: 0	SF: 0 SAC: 2 DP: 2 HBP: 1	WP: 0 PB: 0 SB: 1 CS: 0	PA: 47
PITCHER Tommy John, L ERA: 4.16	IP: 12.0 WLS: 4 BF: 47 H: 9 R: 2 ER: 2 SO: 2 BB: 0 IBB: 3 HBP: 1 BLK: 0 WP: 0 HR: 0 S: 47 P: 60 ERA: 1.50 WHIP: 0.750																					

TOP

Oakland Athletics @ California Angels
Anaheim Stadium, Anaheim, CA

Sat Jul 30 1983, 10:05 PM EDT
Alt. 41,306 - Unknown

livebaseballscorecards.com

AB 41
R 2
H 9
RBI 2
BB 3
SO 2
LOB 15



Batter	1	2	3	4	5	6	7	8	9	10	11	12	AB	R	H	RBI	BB	SO	LOB					
Rod Carew, L OBP: 0.429, SLG: 0.455	G6-4-3 BB		L6			4-3		SH1-3				4-3	3	0	0	0	1	0	0					
Rick Burleson, R OBP: 0.373, SLG: 0.429	G6-4-3		F7			F6		F9				5-3	5	0	0	0	0	0	2					
Daryl Scomiers, L OBP: 0.294, SLG: 0.435						L6		F9				F7	5	0	1	0	0	0	1					
Brian Downing, R OBP: 0.370, SLG: 0.404	K					K						K	4	0	0	0	1	3	2					
Fred Lynn, L OBP: 0.353, SLG: 0.491		3-1 BB 1B		K		K		HR				F9	5	1	2	1	0	1	1					
Reggie Jackson, L OBP: 0.315, SLG: 0.383		L6-4 3-1 BB		K		K		F8				4-3	4	0	0	0	1	1	1					
Ron Jackson, R OBP: 0.315, SLG: 0.362		3-1				4-3		CS 1B				F9	4	0	1	0	0	0	2					
Rob Wilfong, L OBP: 0.231, SLG: 0.328	L6-4					3-1		F9				F5	4	0	0	0	0	0	3					
Mike O'Berry, R OBP: 0.176, SLG: 0.156 Bobby Grich, R OBP: 0.410, SLG: 0.427 Bob Boone, R OBP: 0.274, SLG: 0.327			K			F9		SH1-3 1B				F3	2	0	0	0	0	1	0					
Inning Stats	R: 0 E: 0 K: 1 S: 5	H: 1 LOB: 1 BB: 1 P: 9	R: 0 E: 0 K: 0 S: 3	H: 1 LOB: 1 BB: 1 P: 7	R: 0 E: 0 K: 1 S: 5	H: 0 LOB: 0 BB: 0 P: 5	R: 0 E: 0 K: 2 S: 7	H: 0 LOB: 1 BB: 1 P: 11	R: 0 E: 0 K: 0 S: 3	H: 0 LOB: 0 BB: 0 P: 3	R: 0 E: 1 K: 1 S: 6	H: 2 LOB: 0 BB: 0 P: 4	R: 0 E: 0 K: 0 S: 4	H: 1 LOB: 1 BB: 0 P: 4	R: 0 E: 0 K: 0 S: 3	H: 0 LOB: 0 BB: 0 P: 3	R: 0 E: 0 K: 0 S: 3	H: 0 LOB: 0 BB: 0 P: 3	R: 0 E: 0 K: 1 S: 5	H: 0 LOB: 0 BB: 0 P: 6	1B: 4 2B: 1 3B: 0 HR: 1	SF: 0 SAC: 1 DP: 2 HBP: 0	WP: 0 PB: 0 SB: 0 CS: 1	PA: 42
PITCHER Steve McCatty, R ERA: 4.22	IP: 8.0 WLS: 3 BF: 30 H: 5 R: 1 ER: 1 SO: 5 BB: 3 IBB: 0 HBP: 0 BLK: 0 WP: 0 HR: 1 S: 37 P: 49 ERA: 1.12 WHIP: 1.000																							
PITCHER Dave Beard, R ERA: 6.03	IP: 4.0 WLS: 0 BF: 12 H: 0 R: 0 ER: 0 SO: 1 BB: 0 IBB: 0 HBP: 0 BLK: 0 WP: 0 HR: 0 S: 14 P: 14 ERA: 0.00 WHIP: 0.000																							


BOTTOM

Oakland Athletics @ California Angels
Anaheim Stadium, Anaheim, CA

Sat Jul 30 1983, 10:05 PM EDT
Alt. 41,306 - Unknown

livebaseballscorecards.com


AB 38
R 1
H 5
RBI 1
BB 3
SO 6
LOB 12



Batter	1	2	3	4	5	6	7	8	9	AB	R	H	RBI	BB	SO	LOB	TOP					
Rickey Henderson, R OBP: 0.404, SLG: 0.413 (1, 7)										4	0	1	0	0	0	2						
Rick Peters, S OBP: 0.326, SLG: 0.304 (1, 9)										4	0	1	0	0	1	1						
Dwayne Murphy, L OBP: 0.337, SLG: 0.373 (1, 8)										4	0	1	0	0	0	2						
Davey Lopes, R OBP: 0.348, SLG: 0.459 (1, 4)										4	0	0	0	0	1	2						
Carney Lansford, R OBP: 0.349, SLG: 0.464 (1, 5)										3	0	1	0	0	0	0						
Jeff Burroughs, R OBP: 0.341, SLG: 0.388 (1, 10)										3	0	0	0	0	0	1						
Bill Almon, R OBP: 0.323, SLG: 0.399 (1, 3)										3	0	1	0	0	0	0						
Donnie Hill, S OBP: 0.258, SLG: 0.323 (1, 6)										3	0	0	0	0	0	2						
Bob Kearney, R OBP: 0.310, SLG: 0.399 (1, 2)										3	0	2	0	0	0	2						
Inning Stats	R: 0 E: 0 K: 0 S: 3	H: 1 LOB: 0 BB: 0 P: 3	R: 0 E: 0 K: 1 S: 5	H: 0 LOB: 0 BB: 0 P: 5	R: 0 E: 0 K: 1 S: 4	H: 1 LOB: 1 BB: 0 P: 4	R: 0 E: 0 K: 1 S: 5	H: 0 LOB: 0 BB: 0 P: 5	R: 0 E: 0 K: 0 S: 3	H: 0 LOB: 0 BB: 0 P: 3	R: 0 E: 0 K: 0 S: 3	H: 1 LOB: 0 BB: 0 P: 3	R: 0 E: 0 K: 0 S: 3	H: 1 LOB: 0 BB: 0 P: 3	R: 0 E: 0 K: 0 S: 5	H: 2 LOB: 2 BB: 0 P: 5	R: 0 E: 0 K: 0 S: 4	H: 1 LOB: 1 BB: 0 P: 4	1B: 6 2B: 2 3B: 0 HR: 0	SF: 0 SAC: 0 DP: 3 HBP: 0	WP: 0 PB: 0 SB: 0 CS: 0	PA: 31
PITCHER Geoff Zahn, L ERA: 3.42 (1, 1)	IP: 9.0 WLS: W BF: 31 H: 7 R: 0 ER: 0 SO: 2 BB: 0 IBB: 0 HBP: 0 BLK: 0 WP: 0 HR: 0 S: 35 P: 35 ERA: 0.00 WHIP: 0.778																					

Oakland Athletics @ California Angels
Anaheim Stadium, Anaheim, CA
Sun Jul 31 1983, 6:33 AM EDT
Att: 27,051 - Unknown


AB	31
R	0
H	7
RBI	0
BB	0
SO	2
LOB	12



Batter	1	2	3	4	5	6	7	8	9	AB	R	H	RBI	BB	SO	LOB	BOTTOM			
Rod Carew, L OBP: 0.426, SLG: 0.450 (1, 3)										4	0	0	0	1	0	2				
Steve Lubratich, R OBP: 0.288, SLG: 0.300 (1, 5)										2	2	1	0	1	0	1				
Mike Brown, R OBP: 0.316, SLG: 0.529 (1, 8)										3	1	2	2	1	1	1				
Ron Jackson, R OBP: 0.314, SLG: 0.360 (1, 7)										4	0	1	1	0	0	4				
Bobby Grich, R OBP: 0.408, SLG: 0.424 (1, 4)										4	0	1	0	0	2	1				
Reggie Jackson, L OBP: 0.315, SLG: 0.392 (1, 10)										4	1	1	1	0	0	1				
Ellis Valentine, R OBP: 0.255, SLG: 0.402 (1, 9)										3	0	1	0	1	0	1				
Tim Foli, R OBP: 0.263, SLG: 0.296 (1, 6)										4	0	0	0	0	0	3				
Bob Boone, R OBP: 0.276, SLG: 0.327 (1, 2)										3	0	1	0	1	0	0				
Inning Stats	R: 0 E: 0 K: 1 S: 5	H: 0 LOB: 1 BB: 1 P: 9	R: 0 E: 0 K: 1 S: 6	H: 1 LOB: 0 BB: 0 P: 6	R: 0 E: 0 K: 0 S: 4	H: 1 LOB: 2 BB: 1 P: 8	R: 0 E: 0 K: 0 S: 3	H: 0 LOB: 1 BB: 1 P: 7	R: 1 E: 0 K: 0 S: 4	H: 1 LOB: 1 BB: 1 P: 8	R: 0 E: 0 K: 0 S: 4	H: 1 LOB: 1 BB: 0 P: 4	R: 2 E: 0 K: 1 S: 8	H: 3 LOB: 1 BB: 0 P: 8	R: 1 E: 0 K: 0 S: 4	H: 1 LOB: 1 BB: 1 P: 8	1B: 4 2B: 2 3B: 1 HR: 1	SF: 0 SAC: 1 DP: 0 HBP: 0	WP: 0 PB: 0 SB: 2 CS: 0	PA: 37
PITCHER Gorman Heimuelter, L ERA: 5.27 Keith Atherton, R ERA: 3.57 (1, 1) (7, 1)	IP: 6.2 WLS: L BF: 30 H: 6 R: 3 ER: 3 SO: 2 BB: 4 IBB: 0 HBP: 0 BLK: 0 WP: 0 HR: 0 S: 30 P: 46 ERA: 4.05 WHIP: 1.500																			

Oakland Athletics @ California Angels
Anaheim Stadium, Anaheim, CA
Sun Jul 31 1983, 6:33 AM EDT
Att: 27,051 - Unknown

AB	31
R	4
H	8
RBI	4
BB	5
SO	3
LOB	14



Batter	1	2	3	4	5	6	7	8	9	AB	R	H	RBI	BB	SO	LOB	TOP			
Rod Carew, L OBP: 0.428, SLG: 0.449 (1, 10)	0-0 4-3		0-3 K		0-0 1B		0-0 1B		0-0 F8	5	0	2	0	0	1	2	California Angels @ Minnesota Twins Hubert H. Humphrey Metrodome, Minneapolis, MN Mon Aug 01 1983, 8:05 PM EDT Att: 18,368 - Dome livebaseballscorecards.com			
Rick Burleson, R OBP: 0.384, SLG: 0.415 (1, 6)	0-0 F4		0-0 1B		0-0 G6-4-3		0-3 K		0-0 FC6-4	5	0	1	0	0	1	5				
Daryl Sconiers, L OBP: 0.293, SLG: 0.431 (1, 3)	0-0 1B		0-0 G3-6-3							4	0	1	0	0	0	1				
Fred Lynn, L OBP: 0.355, SLG: 0.491 (1, 8)	0-3 K				0-0 1B		0-0 1B		0-0 4-3	4	0	2	0	0	1	1				
Ron Jackson, R OBP: 0.323, SLG: 0.370 (1, 5)		0-0 WP 1B		0-0 F8		0-0 1B		0-0 F5		0-0 1B	4	0	2	0	0	2				
Reggie Jackson, L OBP: 0.321, SLG: 0.401 (1, 9)		0-0 L8		0-0 1B		0-0 1B		0-0 F8			3	0	1	0	1	2				
Mike Brown, R OBP: 0.313, SLG: 0.488 (1, 7)		0-0 FC4 BB		0-0 G6-4-3		0-0 6-3			0-0 BB 1B	3	0	1	0	1	0	4				
Rob Wilfong, L OBP: 0.232, SLG: 0.313 (1, 4)		0-3 K			0-0 F7		0-0 F8		0-0 FC6-4 BB	3	0	0	0	1	1	2				
Mike O'Berry, R OBP: 0.189, SLG: 0.171 Bobby Grich, R OBP: 0.410, SLG: 0.427 (9, PH)		0-0 FC4			0-0 1B		0-0 6-3		0-3 K	3	0	1	0	0	0	2				
Inning Stats	R: 0 E: 0 K: 1 S: 6	H: 1 LOB: 1 BB: 0 P: 6	R: 0 E: 0 K: 1 S: 6	H: 1 LOB: 2 BB: 1 P: 10	R: 0 E: 0 K: 1 S: 5	H: 1 LOB: 0 BB: 0 P: 5	R: 0 E: 0 K: 0 S: 4	H: 2 LOB: 1 BB: 0 P: 4	R: 0 E: 0 K: 0 S: 4	H: 1 LOB: 1 BB: 0 P: 8	R: 0 E: 0 K: 1 S: 6	H: 1 LOB: 1 BB: 0 P: 6	R: 0 E: 0 K: 0 S: 4	H: 1 LOB: 2 BB: 1 P: 4	R: 0 E: 0 K: 1 S: 6	H: 1 LOB: 2 BB: 0 P: 10	1B: 11 2B: 0 3B: 0 HR: 0	SF: 0 SAC: 0 DP: 3 HBP: 0	WP: 1 PB: 0 SB: 0 CS: 0	PA: 38
PITCHER Rick Lysander, R ERA: 2.85 (1, 1)	IP: 9.0 WLS: W BF: 38 H: 11 R: 0 ER: 0 SO: 5 BB: 3 IBB: 0 HBP: 0 BLK: 0 WP: 1 HR: 0 S: 45 P: 57 ERA: 0.00 WHIP: 1.556															PITCHER				

Batter	1	2	3	4	5	6	7	8	9	AB	R	H	RBI	BB	SO	LOB	BOTTOM			
Darrell Brown, S OBP: 0.314, SLG: 0.328 (1, 8)	0-0 S 2B			0-0 L3 BB		0-0 1B		0-0 FC5-2 3B		4	2	4	1	1	0	0	California Angels @ Minnesota Twins Hubert H. Humphrey Metrodome, Minneapolis, MN Mon Aug 01 1983, 8:05 PM EDT Att: 18,368 - Dome livebaseballscorecards.com			
John Castino, R OBP: 0.370, SLG: 0.462 (1, 4)	0-0 3-1 1B	0-0 F6		0-0 L3		0-0 E3 1B		0-0 FC5-2 2B		5	2	2	1	0	0	3				
Gary Ward, R OBP: 0.335, SLG: 0.492 (1, 7)	0-0 3-1	0-3 K			0-0 1B		0-0 F9		0-0 2B	5	1	2	1	0	1	3				
Kent Hrbek, L OBP: 0.365, SLG: 0.482 Scott Ulger, R OBP: 0.196, SLG: 0.189 (6, 3)	0-0 1B		0-0 4-3		0-0 1B		0-0 G5-4-3		0-0 4-3	3	0	2	1	0	0	0				
Gary Gaetti, R OBP: 0.309, SLG: 0.421 (1, 5)	0-0 F3		0-0 3-1 2B		0-0 F4					4	0	2	0	0	0	3				
Randy Bush, L OBP: 0.347, SLG: 0.485 (1, 10)	0-0 F7		0-0 3-1		0-0 FC6-2 1B		0-0 F5			4	0	1	1	0	0	3				
Tom Brunansky, R OBP: 0.290, SLG: 0.392 (1, 9)		0-0 HR		0-0 BB		0-0 FC6-2 1B		0-0 5-3		3	1	2	1	1	0	1				
Ray Smith, R OBP: 0.284, SLG: 0.272 (1, 2)		0-0 L7		0-0 5-3		0-0 FC6-2		0-3 K		4	0	0	0	0	1	6				
Houston Jimenez, R OBP: 0.246, SLG: 0.333 (1, 6)		0-0 1B		0-0 F6		0-0 K		0-0 5-3		4	1	1	0	0	1	3				
Inning Stats	R: 2 E: 0 K: 0 S: 6	H: 3 LOB: 1 BB: 0 P: 6	R: 2 E: 0 K: 1 S: 8	H: 3 LOB: 0 BB: 0 P: 8	R: 0 E: 0 K: 0 S: 4	H: 1 LOB: 2 BB: 1 P: 8	R: 0 E: 0 K: 0 S: 2	H: 0 LOB: 0 BB: 1 P: 6	R: 1 E: 0 K: 1 S: 9	H: 4 LOB: 3 BB: 0 P: 9	R: 1 E: 1 K: 0 S: 4	H: 2 LOB: 0 BB: 0 P: 4	R: 0 E: 0 K: 1 S: 6	H: 1 LOB: 1 BB: 0 P: 6	R: 1 E: 0 K: 0 S: 5	H: 2 LOB: 1 BB: 0 P: 5	1B: 9 2B: 5 3B: 2 HR: 1	SF: 0 SAC: 0 DP: 2 HBP: 0	WP: 0 PB: 0 SB: 2 CS: 0	PA: 40
PITCHER Steve Brown, R ERA: 10.38 Rick Steiner, R ERA: 5.79 (5, 1)	IP: 4.1 WLS: L BF: 25 H: 11 R: 5 ER: 5 SO: 1 BB: 2 IBB: 0 HBP: 0 BLK: 0 WP: 0 HR: 1 S: 25 P: 33 ERA: 10.38 WHIP: 3.000															PITCHER				

Batter	1	2	3	4	5	6	7	8	9	AB	R	H	RBI	BB	SO	LOB	TOP				
Rod Carew, L OBP: 0.430, SLG: 0.448 (1, 3)	F8		1B		L8			FC5-4 BB		3	0	1	0	1	0	0	California Angels @ Minnesota Twins Hubert H. Humphrey Metrodome, Minneapolis, MN Tue Aug 02 1983, 8:05 PM EDT Att: 13,064 - Dome - 75 F				
Rick Burleson, R OBP: 0.346, SLG: 0.395 (1, 6)	K		K		5-3			FC5-4 1B		4	0	0	0	0	2	2					
Daryl Sconiers, L OBP: 0.292, SLG: 0.428 (1, 10)	F9		K		1-3			1B		4	0	1	0	0	1	1					
Fred Lynn, L OBP: 0.356, SLG: 0.494 (1, 8)		1B 2B	K		3-1			HR 1B		4	1	2	0	0	1	1					
Ron Jackson, R OBP: 0.331, SLG: 0.388 Steve Lubratic, R OBP: 0.261, SLG: 0.318 (9, 5)		BB 1B		6-3 BB	F9			HR		3	1	2	2	1	0	0					
Reggie Jackson, L OBP: 0.317, SLG: 0.396 Ellis Valentine, R OBP: 0.270, SLG: 0.407 (9, 9)	K			L7				5-3		4	0	0	0	0	1	3					
Bobby Grich, R OBP: 0.411, SLG: 0.426 (1, 4)				6-3				FC6-4 1B		3	0	1	0	1	0	1					
Mike Brown, R OBP: 0.288, SLG: 0.447 (1, 7)	F6			5-3				FC6-4 S		4	0	0	0	0	0	5					
Bob Boone, R OBP: 0.275, SLG: 0.324 (1, 2)	F7			5-3				F2 F8		4	0	0	0	0	0	4					
Inning Stats	R: 0 E: 0 K: 1 S: 5	H: 0 LOB: 0 BB: 0 P: 5	R: 0 E: 0 K: 1 S: 7	H: 2 LOB: 3 BB: 1 P: 11	R: 0 E: 0 K: 3 S: 10	H: 1 LOB: 1 BB: 0 P: 10	R: 0 E: 0 K: 0 S: 3	H: 0 LOB: 1 BB: 1 P: 7	R: 0 E: 0 K: 0 S: 3	H: 0 LOB: 0 BB: 0 P: 3	R: 0 E: 0 K: 0 S: 3	H: 0 LOB: 0 BB: 0 P: 3	R: 0 E: 0 K: 0 S: 3	H: 1 LOB: 2 BB: 1 P: 7	R: 2 E: 0 K: 0 S: 6	H: 3 LOB: 1 BB: 0 P: 6		1B: 5 2B: 1 3B: 0 HR: 1	SF: 0 SAC: 0 DP: 0 HBP: 0	WP: 0 PB: 0 SB: 1 CS: 0	PA: 36
PITCHER	IP	WLS	BF	H	R	ER	SO	BB	IBB	HBP	BLK	WP	HR	S	P	ERA	WHIP				
Bobby Castillo, R ERA: 4.35 (1, 1)	8.2	L	35	7	2	2	5	3	0	0	0	0	1	42	54	2.08	1.154				
Ron Davis, R ERA: 3.55 (9, 1)	0.1		1	0	0	0	0	0	0	0	0	0	0	1	1	0.00	0.000				

AB	33
R	2
H	7
RBI	2
BB	3
SO	5
LOB	17



Batter	1	2	3	4	5	6	7	8	9	AB	R	H	RBI	BB	SO	LOB	BOTTOM					
Darrell Brown, S OBP: 0.306, SLG: 0.319 (1, 8)	F7		F7		K			SH FC6 BB		3	0	0	0	0	1	1	California Angels @ Minnesota Twins Hubert H. Humphrey Metrodome, Minneapolis, MN Tue Aug 02 1983, 8:05 PM EDT Att: 13,064 - Dome - 75 F					
John Castino, R OBP: 0.371, SLG: 0.461 (1, 4)	6-3		6-3				CS 1B	FC6 BB		3	0	1	1	1	0	0						
Gary Ward, R OBP: 0.332, SLG: 0.487 (1, 7)	6-3			4-3			L9	FC6		4	0	0	0	0	0	4						
Kent Hrbek, L OBP: 0.367, SLG: 0.481 (1, 3)		HBP FC5-2 1B		BB			4-3	K		3	0	1	0	1	1	3						
Gary Gaetti, R OBP: 0.308, SLG: 0.420 (1, 5)		FC5-2 HBP 1B		L7			F5	K		4	0	1	0	0	1	4						
Randy Bush, L OBP: 0.346, SLG: 0.479 (1, 10)		FC5-2 HBP		K			G3			3	0	0	0	0	1	1						
Tom Brunansky, R OBP: 0.287, SLG: 0.388 (1, 9)		FC5-2 G4-3		L7			L8			4	0	0	0	0	1	3						
Ray Smith, R OBP: 0.295, SLG: 0.273 Bobby Mitchell, L OBP: 0.347, SLG: 0.307 Tim Laudner, R OBP: 0.256, SLG: 0.291 Ron Washington, R OBP: 0.295, SLG: 0.342 (8, PR) (9, 2) (9, PH)		G4-3		F7				SH BB 1B		3	0	1	0	0	0	3						
Houston Jimenez, R OBP: 0.266, SLG: 0.339 (1, 6)			5-3					BB SH BB		2	0	1	0	1	0	0						
Inning Stats	R: 0 E: 0 K: 0 S: 3	H: 0 LOB: 0 BB: 0 P: 3	R: 0 E: 0 K: 0 S: 4	H: 2 LOB: 2 BB: 0 P: 5	R: 0 E: 0 K: 1 S: 5	H: 0 LOB: 0 BB: 0 P: 3	R: 0 E: 0 K: 1 S: 5	H: 0 LOB: 1 BB: 1 P: 9	R: 0 E: 0 K: 1 S: 6	H: 1 LOB: 1 BB: 0 P: 6	R: 0 E: 0 K: 0 S: 3	H: 1 LOB: 0 BB: 0 P: 3	R: 0 E: 0 K: 0 S: 3	H: 0 LOB: 0 BB: 0 P: 3	R: 1 E: 0 K: 2 S: 9	H: 1 LOB: 3 BB: 2 P: 17		R: 0 E: 0 K: 1 S: 5	H: 0 LOB: 0 BB: 0 P: 5	1B: 5 2B: 0 3B: 0 HR: 0	SF: 0 SAC: 1 DP: 1 HBP: 1	WP: 0 PB: 0 SB: 0 CS: 1
PITCHER	IP	WLS	BF	H	R	ER	SO	BB	IBB	HBP	BLK	WP	HR	S	P	ERA	WHIP					
Ken Forsch, R ERA: 3.43 (1, 1)	7.0		28	5	1	1	2	2	0	1	0	0	0	29	38	1.29	1.000					
Luis Sanchez, R ERA: 3.63 (8, 1)	0.1		2	0	0	0	0	1	0	0	0	0	0	1	5	0.00	3.000					
Andy Hassler, L ERA: 5.34 (8, 1)	0.1	W	4	0	0	0	1	0	0	0	0	0	0	3	3	0.00	0.000					
Bruce Kison, R ERA: 4.4 (8, 1)	1.1		4	0	0	0	2	0	0	0	0	0	0	8	8	0.00	0.000					

AB	30
R	1
H	5
RBI	1
BB	3
SO	5
LOB	19



Batter	1	2	3	4	5	6	7	8	9	AB	R	H	RBI	BB	SO	LOB	TOP								
Rod Carew, L (1, 10) OBP: 0.428, SLG: 0.447	4-3	1B		CS	G6-4-3		F8 BB		6-3	5	0	3	0	0	0	0									
Rick Burleson, R (1, 6) OBP: 0.351, SLG: 0.389	3B BB	1B			G6-4-3		F9		F3	4	1	1	1	1	0	2									
Brian Downing, R (1, 7) OBP: 0.382, SLG: 0.435	1B	3B		4-3	HR		BB		K	4	2	3	2	1	1	0									
Fred Lynn, L (1, 8) OBP: 0.358, SLG: 0.493	FC6-4	1B		4-3	2B		F8			4	0	2	1	0	0	3									
Reggie Jackson, L (1, 9) OBP: 0.317, SLG: 0.392	K			4-3	2B		F8			3	0	0	0	1	2	4									
Ron Jackson, R (1, 5) OBP: 0.324, SLG: 0.383	FC6-4			G4-6-3	2B		F9		F7	4	0	0	0	0	0	3									
Daryl Sconiers, L (1, 3)		4-3		F6			F8			4	1	1	0	0	0	0									
Rob Wilfong, L (1, 4) OBP: 0.257, SLG: 0.347				4-3			E9			3	1	2	0	0	0	0									
Bobby Grich, R (8, PH) OBP: 0.417, SLG: 0.443	1B	1B		4-3	1B		G5-4-3			1	0	1	0	0	0	0									
Bob Boone, R (1, 2) OBP: 0.271, SLG: 0.319	F8			CS	1B		G5-4-3		F9	4	0	1	0	0	0	3									
Inning Stats	R: 2 E: 0 K: 1 S: 7	H: 2 LOB: 1 BB: 1 P: 11	R: 1 E: 0 K: 0 S: 5	H: 3 LOB: 2 BB: 0 P: 5	R: 0 E: 0 K: 0 S: 3	H: 1 LOB: 1 BB: 1 P: 7	R: 0 E: 0 K: 0 S: 3	H: 1 LOB: 0 BB: 0 P: 3	R: 1 E: 0 K: 0 S: 5	H: 3 LOB: 1 BB: 0 P: 5	R: 1 E: 1 K: 0 S: 4	H: 2 LOB: 0 BB: 0 P: 4	R: 0 E: 0 K: 1 S: 6	H: 1 LOB: 2 BB: 1 P: 10	R: 0 E: 0 K: 0 S: 4	H: 1 LOB: 1 BB: 0 P: 4	R: 0 E: 0 K: 1 S: 5	H: 0 LOB: 0 BB: 0 P: 5	1B: 8 2B: 4 3B: 1 HR: 1	SF: 0 SAC: 0 DP: 3 HBP: 0	WP: 0 PB: 0 SB: 0 CS: 1	PA: 40			
PITCHER	IP	WLS	BF	H	R	ER	SO	BB	IBB	HBP	BLK	WP	HR	S	P	ERA	WHIP								
Glenn Abbott, R (1, 1) ERA: 4.09	4.2		21	9	4	4	1	2	0	0	0	0	1	21	29	7.71	2.357								
Bryan Clark, L (5, 1) ERA: 3.92	2.0	W	10	4	1	0	0	1	0	0	0	0	0	9	13	0.00	2.500								
Ed Vande Berg, L (7, 1) ERA: 3.83	2.1	S	8	1	0	0	2	0	0	0	0	0	0	12	12	0.00	0.429								

California Angels @ Seattle Mariners
The Kingdome, Seattle, WA
Thu Aug 04 1983, 10:05 PM EDT
Att: 8,865 - Dome

AB 36
R 5
H 14
RBI 4
BB 3
SO 3
LOB 15



Batter	1	2	3	4	5	6	7	8	9	AB	R	H	RBI	BB	SO	LOB	BOTTOM								
Tony Bernazard, S (1, 4) OBP: 0.330, SLG: 0.372	F8		F5			HR	BB	SF9		3	2	1	3	1	0	0									
Domingo Ramos, R (1, 6) OBP: 0.372, SLG: 0.430	FC3-6			4-3		1B	BB	FC6		4	1	2	0	1	0	1									
Pat Putnam, L (1, 3) OBP: 0.315, SLG: 0.445	FC3-6			4-3		E	BB			4	1	1	0	0	0	3									
Al Chambers, L (1, 10) OBP: 0.433, SLG: 0.400	K			G3		E4				3	1	0	0	0	1	2									
Jamie Allen, R (7, PH) OBP: 0.331, SLG: 0.323						1B	CS			1	0	1	1	0	0	0									
Ron Roenicke, S (1, 8) OBP: 0.297, SLG: 0.305		G3				1B				2	0	0	0	0	0	0									
Richie Zisk, R (6, PH) OBP: 0.309, SLG: 0.402					F5	BB				0	0	0	0	1	0	0									
John Moses, S (6, PR) OBP: 0.277, SLG: 0.287						1B	CS			1	2	1	0	0	0	0									
Ricky Nelson, L (1, 7) OBP: 0.315, SLG: 0.417					K	1B				1	0	0	0	0	0	0									
Steve Henderson, R (5, 7) OBP: 0.353, SLG: 0.404		4-3			K	E5		5-3		3	0	1	2	0	1	1									
Dave Henderson, R (1, 9) OBP: 0.303, SLG: 0.414		4-3			K	1B		1B		3	2	0	0	1	1	1									
Manny Castillo, S (1, 5) OBP: 0.255, SLG: 0.294					F8					4	1	3	2	0	0	0									
Rick Sweet, S (1, 2) OBP: 0.259, SLG: 0.244					4-3	FC4-6	F4	FC6		4	1	1	1	0	0	2									
Inning Stats	R: 0 E: 0 K: 1 S: 6	H: 1 LOB: 0 BB: 0 P: 6	R: 0 E: 0 K: 0 S: 3	H: 0 LOB: 0 BB: 0 P: 3	R: 0 E: 0 K: 0 S: 3	H: 0 LOB: 0 BB: 0 P: 3	R: 0 E: 0 K: 2 S: 7	H: 0 LOB: 0 BB: 0 P: 7	R: 7 E: 2 K: 0 S: 10	H: 6 LOB: 1 BB: 1 P: 14	R: 1 E: 0 K: 0 S: 2	H: 1 LOB: 0 BB: 2 P: 10	R: 3 E: 0 K: 0 S: 6	H: 3 LOB: 1 BB: 1 P: 10	R: 0 E: 0 K: 0 S: 6	H: 0 LOB: 0 BB: 0 P: 5	1B: 9 2B: 1 3B: 0 HR: 1	SF: 1 SAC: 0 DP: 1 HBP: 0	WP: 0 PB: 0 SB: 0 CS: 1	PA: 39					
PITCHER	IP	WLS	BF	H	R	ER	SO	BB	IBB	HBP	BLK	WP	HR	S	P	ERA	WHIP								
Rick Steiner, R (1, 1) ERA: 6.05	5.1		22	5	5	5	3	0	0	0	0	0	0	4	16	13.50	7.500								
John Curtis, L (6, 1) ERA: 4.4	0.2	L	7	2	3	1	0	3	0	0	0	0	0	4	16	13.50	7.500								
Andy Hassler, L (7, 1) ERA: 5.46	1.0		3	2	1	1	0	0	0	0	0	0	0	3	3	9.00	2.000								
Steve Brown, R (8, 1) ERA: 11.81	1.0		6	2	2	2	0	1	0	0	0	0	0	5	9	18.00	3.000								

California Angels @ Seattle Mariners
The Kingdome, Seattle, WA
Thu Aug 04 1983, 10:05 PM EDT
Att: 8,865 - Dome

AB 33
R 11
H 11
RBI 9
BB 4
SO 3
LOB 10

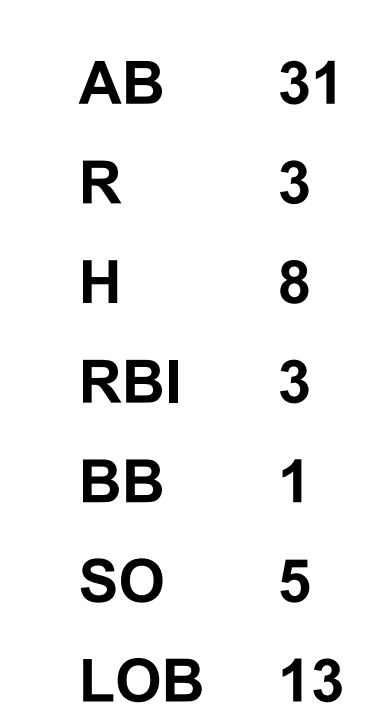


Batter	1	2	3	4	5	6	7	8	9	AB	R	H	RBI	BB	SO	LOB	TOP			
Steve Lubratich, R (1, 5) OBP: 0.245, SLG: 0.298	F8		L1-4		F3			BB 1B		3	0	0	0	0	0	2	California Angels @ Seattle Mariners The Kingdome, Seattle, WA Fri Aug 05 1983, 6:33 AM EDT Att: 7,313 - Dome			
Rod Carew, L (8, PH) OBP: 0.431, SLG: 0.448										1	0	1	0	0	0	0				
Rick Burleson, R (8, 6) OBP: 0.391, SLG: 0.389										0	0	0	0	0	0	0				
Tim Foli, R (1, 6) OBP: 0.266, SLG: 0.303	5-3				F4			K		3	0	1	0	0	0	1				
Reggie Jackson, L (8, PH) OBP: 0.316, SLG: 0.391			1-3							1	0	0	0	0	1	1				
Brian Downing, R (1, 10) OBP: 0.380, SLG: 0.430	F8				F8			K		3	0	0	0	1	1	1				
Fred Lynn, L (1, 8) OBP: 0.360, SLG: 0.491		K								3	0	1	0	1	1	3				
Bobby Grich, R (1, 4) OBP: 0.412, SLG: 0.437					F8			BB F8		4	0	0	0	0	0	3				
Ron Jackson, R (1, 3) OBP: 0.323, SLG: 0.378										3	0	0	0	1	0	1				
Ellis Valentine, R (1, 9) OBP: 0.263, SLG: 0.409					F4					4	1	1	1	0	0	1				
Mike Brown, R (1, 7) OBP: 0.271, SLG: 0.407										2	0	0	0	0	0	0				
Daryl Sconiers, L (7, PH) OBP: 0.289, SLG: 0.425			4-3		F3			G3-6-3		2	0	0	0	0	0	2				
Bob Boone, R (1, 2) OBP: 0.275, SLG: 0.320										2	0	1	0	1	0	0				
Inning Stats	R: 0 E: 0 K: 0 S: 3	H: 0 LOB: 0 BB: 0 P: 3	R: 0 E: 0 K: 1 S: 5	H: 0 LOB: 0 BB: 0 P: 5	R: 1 E: 0 K: 0 S: 5	H: 2 LOB: 2 BB: 2 P: 13	R: 0 E: 0 K: 0 S: 3	H: 0 LOB: 0 BB: 0 P: 3	R: 0 E: 0 K: 0 S: 4	H: 1 LOB: 1 BB: 0 P: 4	R: 0 E: 0 K: 0 S: 3	H: 0 LOB: 0 BB: 0 P: 3	R: 0 E: 1 K: 0 S: 8	H: 1 LOB: 2 BB: 1 P: 12	R: 0 E: 0 K: 0 S: 2	H: 0 LOB: 0 BB: 1 P: 6	1B: 3 2B: 1 3B: 0 HR: 1	SF: 0 SAC: 0 DP: 2 HBP: 0	WP: 0 PB: 0 SB: 0 CS: 0	PA: 35
PITCHER	IP WLS BF H R ER SO	IP WLS BF H R ER SO	IP WLS BF H R ER SO	IP WLS BF H R ER SO	IP WLS BF H R ER SO	IP WLS BF H R ER SO	IP WLS BF H R ER SO	IP WLS BF H R ER SO	IP WLS BF H R ER SO	IP WLS BF H R ER SO	IP WLS BF H R ER SO	IP WLS BF H R ER SO	IP WLS BF H R ER SO	IP WLS BF H R ER SO	IP WLS BF H R ER SO	IP WLS BF H R ER SO	ERA WHIP	ERA WHIP		
Matt Young, L (1, 1) ERA: 2.95	2.2									3.38	0.750									
Bob Stoddard, R (3, 1) ERA: 4.55	5.0	W	21	4	0	0	2	2	0	0	23	31	0.00	1.200						
Bill Caudill, R (8, 1) ERA: 4.27	1.1	S	4	0	0	0	0	1	0	0	3	7	0.00	0.750						

AB	31
R	1
H	5
RBI	1
BB	4
SO	3
LOB	15



Batter	1	2	3	4	5	6	7	8	9	AB	R	H	RBI	BB	SO	LOB	BOTTOM			
Tony Bernazard, S (1, 4) OBP: 0.331, SLG: 0.377	6-3				SF7					3	0	2	2	0	0	0	California Angels @ Seattle Mariners The Kingdome, Seattle, WA Fri Aug 05 1983, 6:33 AM EDT Att: 7,313 - Dome			
Domingo Ramos, R (1, 6) OBP: 0.378, SLG: 0.427			4-3							3	0	1	0	1	0	2				
Steve Henderson, R (1, 7) OBP: 0.352, SLG: 0.402										4	0	1	1	0	1	2				
John Moses, S (6, PR) OBP: 0.277, SLG: 0.287	L6							E6		0	0	0	0	0	0	0				
Richie Zisk, R (1, 10) OBP: 0.308, SLG: 0.399										4	0	1	0	0	0	3				
Al Chambers, L (6, PR) OBP: 0.433, SLG: 0.400	F8				F8					0	0	0	0	0	0	0				
Dave Henderson, R (1, 9) OBP: 0.299, SLG: 0.410										4	0	0	0	0	2	2				
Ron Roenicke, S (1, 8) OBP: 0.291, SLG: 0.298										4	0	0	0	0	0	2				
Jamie Allen, R (1, 5) OBP: 0.330, SLG: 0.322										4	1	1	0	0	2	2				
Manny Castillo, S (1, 3) OBP: 0.252, SLG: 0.290										2	0	0	0	0	0	0				
Jamie Nelson, R (1, 2) OBP: 0.267, SLG: 0.321										3	2	2	0	0	0	0				
Inning Stats	R: 0 E: 0 K: 0 S: 3	H: 0 LOB: 1 BB: 1 P: 7	R: 0 E: 0 K: 1 S: 5	H: 0 LOB: 0 BB: 0 P: 5	R: 1 E: 0 K: 1 S: 7	H: 2 LOB: 1 BB: 0 P: 7	R: 0 E: 0 K: 0 S: 3	H: 0 LOB: 0 BB: 0 P: 3	R: 2 E: 0 K: 0 S: 7	H: 4 LOB: 2 BB: 0 P: 7	R: 0 E: 0 K: 2 S: 7	H: 0 LOB: 0 BB: 0 P: 7	R: 0 E: 1 K: 1 S: 7	H: 1 LOB: 2 BB: 0 P: 7	R: 0 E: 0 K: 0 S: 2	H: 1 LOB: 0 BB: 0 P: 7	1B: 7 2B: 1 3B: 0 HR: 0	SF: 1 SAC: 1 DP: 0 HBP: 0	WP: 1 PB: 0 SB: 0 CS: 0	PA: 34
PITCHER	IP WLS BF H R ER SO	IP WLS BF H R ER SO	IP WLS BF H R ER SO	IP WLS BF H R ER SO	IP WLS BF H R ER SO	IP WLS BF H R ER SO	IP WLS BF H R ER SO	IP WLS BF H R ER SO	IP WLS BF H R ER SO	IP WLS BF H R ER SO	IP WLS BF H R ER SO	IP WLS BF H R ER SO	IP WLS BF H R ER SO	IP WLS BF H R ER SO	IP WLS BF H R ER SO	IP WLS BF H R ER SO	ERA WHIP	ERA WHIP		
Geoff Zahn, L (1, 1) ERA: 3.45	7.0	L	31	8	3	3	4	1	0	38	42	0.00	1.286							
Luis Sanchez, R (8, 1) ERA: 3.64	1.0		3	0	0	0	1	0	0	5	5	0.00	0.000							



Batter	1	2	3	4	5	6	7	8	9	AB	R	H	RBI	BB	SO	LOB	TOP					
Rod Carew, L OBP: 0.428, SLG: 0.446 (1, 3)	0-0 5-3 1B		0-3 K2-3			0-3 K		0-3 K		4	0	1	0	0	3	1	California Angels @ Seattle Mariners The Kingdome, Seattle, WA Sat Aug 06 1983, 10:05 PM EDT Att: 26,440 - Dome					
Rick Burleson, R OBP: 0.347, SLG: 0.383 (1, 6)	0-0 F8		0-0 4-3			0-0 1B		0-0 4-3		4	0	1	1	0	0	1						
Brian Downing, R OBP: 0.375, SLG: 0.423 (1, 7)	0-0 5-3 1-2			0-3 K		0-0 F9		0-0 6-3		4	0	0	0	0	1	2						
Fred Lynn, L OBP: 0.356, SLG: 0.485 (1, 8)	0-0 F7			0-3 K		0-0 4-3		0-3 K		4	0	0	0	0	2	2						
Bobby Grich, R OBP: 0.411, SLG: 0.435 (1, 4)		0-3 K		0-0 5-3			0-0 5-3		0-0 BB 1B	4	0	1	0	0	1	0						
Reggie Jackson, L OBP: 0.318, SLG: 0.390 (1, 10)		0-3 K			0-0 F7		0-0 1B		4-0 BB 1-2 BB	3	0	1	0	1	1	0						
Ellis Valentine, R OBP: 0.264, SLG: 0.408 Daryl Sconiers, L OBP: 0.288, SLG: 0.423 (9, PH)		0-0 1B		0-0 5-3		0-3 K		0-0 G3		3	0	1	0	0	1	1						
Tim Foli, R OBP: 0.263, SLG: 0.301 (1, 5)	0-0 5-3			0-0 1-3		0-0 F8				3	0	0	0	0	0	2						
Bob Boone, R OBP: 0.275, SLG: 0.323 (1, 2)			0-0 6-3			0-0 1B 2B		0-0 L6		3	1	1	0	0	0	0						
Inning Stats	R: 0 E: 0 K: 0 S: 4	H: 1 LOB: 1 BB: 0 P: 4	R: 0 E: 0 K: 2 S: 8	H: 1 LOB: 1 BB: 0 P: 8	R: 0 E: 0 K: 1 S: 5	H: 0 LOB: 0 BB: 0 P: 5	R: 0 E: 0 K: 2 S: 7	H: 0 LOB: 0 BB: 0 P: 7	R: 0 E: 0 K: 1 S: 3	H: 0 LOB: 0 BB: 0 P: 3	R: 1 E: 0 K: 1 S: 7	H: 2 LOB: 1 BB: 0 P: 7	R: 0 E: 0 K: 1 S: 6	H: 1 LOB: 1 BB: 0 P: 6	R: 0 E: 0 K: 1 S: 5	H: 0 LOB: 0 BB: 0 P: 5	R: 0 E: 0 K: 1 S: 6	H: 1 LOB: 2 BB: 1 P: 10	1B: 5 2B: 1 3B: 0 HR: 0	SF: 0 SAC: 0 DP: 0 HBP: 0	WP: 0 PB: 0 SB: 0 CS: 0	PA: 34
PITCHER	IP WLS BF H R ER SO BB IBB HBP BLK WP HR S P ERA WHIP	IP WLS BF H R ER SO BB IBB HBP BLK WP HR S P ERA WHIP															IP WLS BF H R ER SO BB IBB HBP BLK WP HR S P ERA WHIP					
Mike Moore, R ERA: 4.3 (1, 1)	8.2 W 33 6 1 1 9	0.1 S 1 0 0 0 0															0.00 0.000					
Bill Caudill, R ERA: 4.25 (9, 1)															0.00 0.000							

Batter	1	2	3	4	5	6	7	8	9	AB	R	H	RBI	BB	SO	LOB	BOTTOM					
Tony Bernazard, S OBP: 0.334, SLG: 0.379 (1, 4)	4-0 G6-3 BB	0-0 8-2		0-0 1-1 2B		4-0 1B		0-0 F7		3	0	1	1	2	0	4	California Angels @ Seattle Mariners The Kingdome, Seattle, WA Sat Aug 06 1983, 10:05 PM EDT Att: 26,440 - Dome					
Domingo Ramos, R OBP: 0.372, SLG: 0.419 (1, 6)	0-0 G6-3 1-2		0-0 F9	0-0 F8		0-0 1B				4	0	1	0	0	0	2						
Steve Henderson, R OBP: 0.356, SLG: 0.402 Dave Henderson, R OBP: 0.299, SLG: 0.410 (1, 7) (7, 9)	4-0 BB		4-0 BB		0-0 1B	0-3 K				2	0	1	0	2	1	3						
Pat Putnam, L OBP: 0.311, SLG: 0.439 (1, 3)	0-0 4-3		0-0 F5		0-0 F8		0-0 4-3			4	0	0	0	0	0	3						
Al Chambers, L OBP: 0.441, SLG: 0.429 (1, 10)		0-0 1B FC6 2B	4-0 1-2 BB		0-3 K		0-0 F7			3	1	1	0	1	1	1						
Ron Roenicke, S OBP: 0.291, SLG: 0.297 (1, 8)		0-0 FC6 1B	0-0 G3		0-0 4-3		0-0 4-3			4	0	1	0	0	0	3						
Manny Castillo, S OBP: 0.252, SLG: 0.289 (1, 5)		0-0 FC6 1B 1-2 8-2 3-H		0-0 1-3		0-0 1B SH3-4 1B		0-0 F7		4	0	1	1	0	0	1						
Jamie Nelson, R OBP: 0.273, SLG: 0.323 (1, 2)		0-0 HBP 1-3 1B		0-0 5-3		0-0 SH3-4		0-0 F8		3	0	1	0	0	0	0						
John Moses, S OBP: 0.295, SLG: 0.292 (1, 9) (7, 7)		1-0 HBP 1-2		0-0 2B 1B		0-0 F9		4-0 BB		2	1	1	0	1	0	1						
Inning Stats	R: 0 E: 0 K: 0 S: 2	H: 0 LOB: 1 BB: 2 P: 10	R: 1 E: 0 K: 0 S: 5	H: 3 LOB: 2 BB: 0 P: 6	R: 0 E: 0 K: 0 S: 3	H: 0 LOB: 2 BB: 2 P: 11	R: 1 E: 0 K: 0 S: 5	H: 2 LOB: 1 BB: 0 P: 5	R: 0 E: 0 K: 1 S: 6	H: 1 LOB: 1 BB: 0 P: 6	R: 0 E: 0 K: 1 S: 7	H: 2 LOB: 3 BB: 1 P: 11	R: 0 E: 0 K: 0 S: 3	H: 0 LOB: 0 BB: 0 P: 3	R: 0 E: 0 K: 0 S: 3	H: 0 LOB: 1 BB: 1 P: 7	R: 0 E: 0 K: 0 S: 3	H: 0 LOB: 1 BB: 1 P: 7	1B: 6 2B: 3 3B: 0 HR: 0	SF: 0 SAC: 1 DP: 2 HBP: 1	WP: 0 PB: 0 SB: 0 CS: 0	PA: 37
PITCHER	IP WLS BF H R ER SO BB IBB HBP BLK WP HR S P ERA WHIP	IP WLS BF H R ER SO BB IBB HBP BLK WP HR S P ERA WHIP															IP WLS BF H R ER SO BB IBB HBP BLK WP HR S P ERA WHIP					
Mike Witt, R ERA: 4.68 (1, 1)	5.2 L 29 8 2 2 1	2.1 8 0 0 0 1															0.00 0.429					
Luis Sanchez, R ERA: 3.53 (6, 1)															0.00 0.429							

Batter	1	2	3	4	5	6	7	8	9	AB	R	H	RBI	BB	SO	LOB	TOP					
Darrell Brown, S OBP: 0.314, SLG: 0.320 (1, 8)	5-3		F8		G6-4-3		3-1		F6	5	0	0	0	0	0	2						
John Castino, R OBP: 0.363, SLG: 0.441 (1, 4)	4-3			6-3	L7		6-3		F3	5	0	0	0	0	0	1						
Gary Ward, R OBP: 0.325, SLG: 0.479 (1, 7)				1-3					F7	5	0	1	0	0	1	0						
Dave Engle, R OBP: 0.369, SLG: 0.500 (1, 10)										4	1	2	0	0	1	1						
Kent Hrbek, L OBP: 0.371, SLG: 0.478 (1, 3)		4-3								4	0	2	0	0	0	1						
Gary Gaetti, R OBP: 0.306, SLG: 0.419 (1, 5)		F3								3	1	1	1	1	0	2						
Tom Brunansky, R OBP: 0.397, SLG: 0.397 (1, 9)		5-3								4	1	1	2	0	0	4						
Ron Washington, R OBP: 0.296, SLG: 0.339 (1, 6)			4-3							4	1	1	0	0	0	3						
Tim Laudner, R OBP: 0.259, SLG: 0.323 (1, 2)										3	0	1	0	0	1	1						
Randy Bush, L OBP: 0.346, SLG: 0.473 (8, PH)										1	0	0	0	0	0	3						
Ray Smith, R OBP: 0.289, SLG: 0.271 (8, 2)										0	0	0	0	0	0	0						
Inning Stats	R: 0 E: 0 K: 1 S: 6	H: 1 LOB: 1 BB: 0 P: 6	R: 0 E: 0 K: 0 S: 3	H: 0 LOB: 0 BB: 0 P: 3	R: 0 E: 0 K: 1 S: 5	H: 0 LOB: 0 BB: 0 P: 5	R: 0 E: 0 K: 0 S: 4	H: 1 LOB: 1 BB: 0 P: 4	R: 3 E: 0 K: 0 S: 6	H: 4 LOB: 0 BB: 0 P: 6	R: 0 E: 1 K: 0 S: 5	H: 1 LOB: 2 BB: 0 P: 5	R: 0 E: 1 K: 0 S: 4	H: 0 LOB: 1 BB: 0 P: 4	R: 1 E: 1 K: 1 S: 8	H: 2 LOB: 3 BB: 1 P: 12	R: 0 E: 0 K: 0 S: 3	H: 0 LOB: 0 BB: 0 P: 3	1B: 5 2B: 2 3B: 0 HR: 2	SF: 0 SAC: 0 DP: 1 HBP: 0	WP: 0 PB: 0 CS: 0	PA: 39
PITCHER	IP	WLS	BF	H	R	ER	SO	BB	IBB	HBP	BLK	WP	HR	S	P	ERA	WHIP					
Tommy John, L ERA: 4.21 (1, 1)	7.1	L	33	9	4	4	3	0	1	0	0	0	2	38	42	4.91	1.227					
Luis Sanchez, R ERA: 3.46 (8, 1)	1.2		6	0	0	0	0	0	0	0	0	0	0	6	6	0.00	0.000					

Minnesota Twins @ California Angels
Anaheim Stadium, Anaheim, CA

AB 38
R 4
H 9
RBI 3
BB 1
SO 3
LOB 18



Mon Aug 08 1983, 10:05 PM EDT
Att: 37,307 - Unknown - 87 F

Batter	1	2	3	4	5	6	7	8	9	AB	R	H	RBI	BB	SO	LOB	BOTTOM				
Rod Carew, L OBP: 0.432, SLG: 0.446 (1, 3)	1B		SH1-4		6-3			F7		3	0	1	1	1	0	1					
Steve Lubratich, R OBP: 0.250, SLG: 0.300 (1, 6)			SH1-4		5-3			F7		3	0	1	0	0	0	1					
Brian Downing, R OBP: 0.371, SLG: 0.416 (1, 7)			SF7				1-3	L4		3	0	0	1	0	0	1					
Fred Lynn, L OBP: 0.357, SLG: 0.481 (1, 8)			4-3					F8		4	0	1	0	0	0	2					
Bobby Grich, R OBP: 0.410, SLG: 0.435 (1, 4)			L6		L5-4-3			F8		3	0	0	0	1	0	1					
Reggie Jackson, L OBP: 0.316, SLG: 0.383 (1, 10)			K		L5-4-3			5-3		3	0	0	0	1	1	1					
Ron Jackson, R OBP: 0.319, SLG: 0.373 (1, 5)			6-3		L5-4-3					3	0	0	0	0	1	2					
Ellis Valentine, R OBP: 0.269, SLG: 0.414 (1, 9)										3	1	2	0	0	0	0					
Bob Boone, R OBP: 0.276, SLG: 0.321 (1, 2)										2	1	1	0	0	0	0					
Inning Stats	R: 0 E: 0 K: 0 S: 3	H: 1 LOB: 1 BB: 0 P: 7	R: 0 E: 0 K: 1 S: 5	H: 0 LOB: 0 BB: 0 P: 5	R: 2 E: 0 K: 0 S: 6	H: 3 LOB: 1 BB: 0 P: 6	R: 0 E: 0 K: 0 S: 1	H: 0 LOB: 0 BB: 2 P: 9	R: 0 E: 0 K: 0 S: 4	H: 1 LOB: 1 BB: 0 P: 4	R: 0 E: 0 K: 0 S: 5	H: 0 LOB: 0 BB: 0 P: 5	R: 0 E: 0 K: 1 S: 3	H: 0 LOB: 0 BB: 0 P: 3	R: 0 E: 0 K: 0 S: 3	H: 0 LOB: 0 BB: 0 P: 3	1B: 5 2B: 1 3B: 0 HR: 0	SF: 1 SAC: 2 DP: 0 HBP: 0	WP: 0 PB: 0 CS: 0	PA: 33	
PITCHER	IP	WLS	BF	H	R	ER	SO	BB	IBB	HBP	BLK	WP	HR	S	P	ERA	WHIP				
Ken Schrom, R ERA: 4.03 (1, 1)	9.0	W	33	6	2	2	2	3	0	0	0	0	0	34	46	2.00	1.000				

Minnesota Twins @ California Angels
Anaheim Stadium, Anaheim, CA

AB 27
R 2
H 6
RBI 2
BB 3
SO 2
LOB 9



Mon Aug 08 1983, 10:05 PM EDT
Att: 37,307 - Unknown - 87 F

Batter	1	2	3	4	5	6	7	8	9	AB	R	H	RBI	BB	SO	LOB	TOP					
Darrell Brown, S OBP: 0.316, SLG: 0.322 (1, 8)	F7		F7				G5-4-3		4-3	5	0	2	2	0	0	0	Minnesota Twins @ California Angels Anaheim Stadium, Anaheim, CA Tue Aug 09 1983, 10:05 PM EDT Att: 25,443 - Unknown					
Ron Washington, R OBP: 0.291, SLG: 0.332 (1, 4)	4-3		5-3		1-3		F9		F8	5	0	0	0	0	0	4						
Gary Ward, R OBP: 0.325, SLG: 0.477 (1, 7)	1-3			4-3			G5-4-3			4	0	1	0	0	0	2						
Kent Hrbek, L OBP: 0.375, SLG: 0.481 (1, 3)		FC5-4 1B								4	0	3	0	0	0	1						
Gary Gaetti, R OBP: 0.305, SLG: 0.418 (1, 5) (7, 6)		FC5-4 1-2f		K			FC9-6 WP			4	0	1	0	0	1	3						
Randy Bush, L OBP: 0.342, SLG: 0.466 (1, 10)		FC1-5-4 1B		F7			K2-3		G1-6-3	4	0	0	0	0	1	5						
Tom Brunansky, R OBP: 0.397, SLG: 0.397 (1, 9)										2	1	1	0	2	0	0						
Dave Engle, R OBP: 0.371, SLG: 0.500 (1, 2)										4	1	2	0	0	0	4						
Houston Jimenez R OBP: 0.231, SLG: 0.288 (1, 6)										2	0	0	0	0	0	1						
Bobby Mitchell, L OBP: 0.350, SLG: 0.307 (7, PH)			1-3							0	0	0	0	1	0	0						
Scott Ullger, R OBP: 0.203, SLG: 0.214 (7, 5)					FC3-6 1B				5-3	1	0	0	0	0	0	0						
Inning Stats	R: 0 E: 0 K: 0 S: 3	H: 0 LOB: 0 BB: 0 P: 3	R: 0 E: 0 K: 0 S: 5	H: 2 LOB: 2 BB: 0 P: 5	R: 0 E: 0 K: 0 S: 3	H: 0 LOB: 0 BB: 0 P: 3	R: 0 E: 0 K: 1 S: 6	H: 1 LOB: 1 BB: 0 P: 6	R: 0 E: 0 K: 0 S: 5	H: 2 LOB: 2 BB: 0 P: 5	R: 0 E: 0 K: 1 S: 6	H: 1 LOB: 1 BB: 0 P: 6	R: 2 E: 0 K: 0 S: 4	H: 2 LOB: 1 BB: 2 P: 12	R: 0 E: 0 K: 0 S: 4	H: 2 LOB: 2 BB: 1 P: 8	R: 0 E: 0 K: 0 S: 3	H: 0 LOB: 0 BB: 0 P: 3	1B: 10 2B: 0 3B: 0 HR: 0	SF: 0 SAC: 0 DP: 2 HBP: 0	WP: 1 PB: 0 CS: 0	PA: 38
PITCHER	IP WLS BF H R ER SO BB IBB HBP BLK WP HR S P ERA WHIP	IP WLS BF H R ER SO BB IBB HBP BLK WP HR S P ERA WHIP																				
Rick Steiner, R ERA: 5.33 (1, 1)	6.0 W 27 7 2 2 2 2 2 0 0 0 1 0 29 37 3.00 1.500	3.0 S 11 3 0 0 0 1 0 0 0 0 0 0 10 14 0.00 1.333																				
Bruce Kison, R ERA: 4.19 (7, 1)																						

AB 35
R 2
H 10
RBI 2
BB 3
SO 2
LOB 20



Batter	1	2	3	4	5	6	7	8	9	AB	R	H	RBI	BB	SO	LOB	BOTTOM			
Rod Carew, L OBP: 0.433, SLG: 0.449 (1, 3)	4-3 2B		G6-4-3							4	1	2	0	0	0	1	Minnesota Twins @ California Angels Anaheim Stadium, Anaheim, CA Tue Aug 09 1983, 10:05 PM EDT Att: 25,443 - Unknown			
Juan Beniquez, R OBP: 0.315, SLG: 0.351 (8, 7)			1-2f		SH1-3 1B		6-3		5-3	1	0	0	0	0	0	0				
Rick Burleson, R OBP: 0.327, SLG: 0.353 (1, 6)	4-3		HR		SH1-3				6-3	3	1	0	0	1	0	1				
Brian Downing, R OBP: 0.376, SLG: 0.431 (1, 7)	2-3		BB		K					3	1	2	2	1	1	1				
Steve Lubratich, R OBP: 0.250, SLG: 0.300 (8, 5)			HR		1B					0	0	0	0	0	0	0				
Fred Lynn, L OBP: 0.358, SLG: 0.480 (1, 8)	K		HR		1B					3	1	1	0	1	2	3				
Bobby Grich, R OBP: 0.413, SLG: 0.446 (1, 4)	G3		HR		1B					3	1	2	3	1	0	2				
Reggie Jackson, L OBP: 0.313, SLG: 0.378 (1, 10)			L4		F7					4	0	0	0	0	2	4				
Ron Jackson, R OBP: 0.322, SLG: 0.379 (1, 5) (8, 3)			F2		5-3					4	2	2	0	0	0	0				
Ellis Valentine, R OBP: 0.269, SLG: 0.410 (1, 9)			6-3		6-3					4	0	1	0	0	0	1				
Bob Boone, R OBP: 0.279, SLG: 0.332 (1, 2)					6-3					4	1	2	2	0	0	1				
Inning Stats	R: 0 E: 0 K: 1 S: 6	H: 1 LOB: 2 BB: 1 P: 10	R: 0 E: 0 K: 0 S: 3	H: 0 LOB: 0 BB: 0 P: 3	R: 4 E: 0 K: 1 S: 8	H: 4 LOB: 0 BB: 1 P: 12	R: 0 E: 0 K: 0 S: 3	H: 0 LOB: 0 BB: 0 P: 3	R: 1 E: 0 K: 1 S: 7	H: 2 LOB: 2 BB: 1 P: 11	R: 1 E: 1 K: 0 S: 4	H: 2 LOB: 0 BB: 0 P: 4	R: 0 E: 0 K: 2 S: 8	H: 1 LOB: 2 BB: 1 P: 12	R: 2 E: 0 K: 0 S: 5	H: 2 LOB: 2 BB: 0 P: 5	1B: 7 2B: 2 3B: 0 HR: 3	SF: 0 SAC: 1 DP: 2 HBP: 0	WP: 0 PB: 0 CS: 0	PA: 38
PITCHER	IP WLS BF H R ER SO BB IBB HBP BLK WP HR S P ERA WHIP	IP WLS BF H R ER SO BB IBB HBP BLK WP HR S P ERA WHIP																		
Rick Lysander, R ERA: 3.14 (1, 1)	3.0 L 15 4 4 4 2 2 0 0 0 0 0 14 18 6.00 1.333	2.0 10 3 2 2 2 2 1 0 0 0 0 1 13 17 9.00 2.000																		
Mike Walters, R ERA: 2.97 (4, 1)																				
Jack O'Connor, L ERA: 6.36 (7, 1)																				

AB 33
R 8
H 12
RBI 7
BB 4
SO 5
LOB 14



Batter	1	2	3	4	5	6	7	8	9	AB	R	H	RBI	BB	SO	LOB	TOP			
Darrell Brown, S OBP: 0.315, SLG: 0.327 (1, 8)	F4		F8							4	0	1	0	0	0	0	Minnesota Twins @ California Angels Anaheim Stadium, Anaheim, CA Wed Aug 10 1983, 10:05 PM EDT Att: 27,510 - Unknown			
Ron Washington, R OBP: 0.290, SLG: 0.331 (1, 4)	5-3		HR							4	1	1	0	0	1					
Gary Ward, R OBP: 0.324, SLG: 0.482 (1, 7)	K		HR							4	1	1	2	0	1					
Kent Hrbek, L OBP: 0.371, SLG: 0.476 (1, 3)		5-3	G3							4	0	0	0	0	1					
Dave Engle, R OBP: 0.373, SLG: 0.513 (1, 10)		5-3		HR						4	1	2	1	0	0					
Gary Gaetti, R OBP: 0.307, SLG: 0.425 (1, 5)		5-3		6-3						4	1	2	1	0	0					
Tom Brunansky, R OBP: 0.296, SLG: 0.394 (1, 9)				6-3						3	0	0	0	1	0					
Tim Laudner, R OBP: 0.252, SLG: 0.313 (1, 2)				4-3						4	0	0	0	0	1					
Houston Jimenez, R OBP: 0.220, SLG: 0.273 (1, 6)			K							4	0	0	0	0	1					
Inning Stats	R: 0 E: 0 K: 1 S: 5	H: 0 LOB: 0 BB: 0 P: 5	R: 0 E: 0 K: 1 S: 6	H: 1 LOB: 2 BB: 1 P: 10	R: 2 E: 0 K: 1 S: 7	H: 2 LOB: 0 BB: 0 P: 7	R: 1 E: 0 K: 0 S: 4	H: 1 LOB: 2 BB: 0 P: 4	R: 0 E: 0 K: 0 S: 4	H: 1 LOB: 1 BB: 0 P: 4	R: 0 E: 0 K: 0 S: 3	H: 0 LOB: 0 BB: 0 P: 3	R: 0 E: 1 K: 1 S: 6	H: 0 LOB: 1 BB: 0 P: 6	R: 1 E: 0 K: 0 S: 4	H: 1 LOB: 0 BB: 0 P: 4	1B: 3 2B: 1 3B: 0 HR: 3	SF: 0 SAC: 0 DP: 0 HBP: 0	WP: 0 PB: 0 CS: 0	PA: 36
PITCHER Geoff Zahn, L ERA: 3.48 (1, 1)	IP: 9.0 WLS: L BF: 36 H: 7 R: 4 ER: 4 SO: 4 BB: 1 IBB: 0 HBP: 0 BLK: 0 WP: 0 HR: 3 S: 43 P: 47 ERA: 4.00 WHIP: 0.889																			

livebaseballscores.com



AB 35
R 4
H 7
RBI 4
BB 1
SO 4
LOB 8

Batter	1	2	3	4	5	6	7	8	9	AB	R	H	RBI	BB	SO	LOB	BOTTOM			
Rod Carew, L OBP: 0.427, SLG: 0.443 (1, 3)	F8	F9		FC2-5 G5-3 BB					G3	5	0	0	0	0	1	6	Minnesota Twins @ California Angels Anaheim Stadium, Anaheim, CA Wed Aug 10 1983, 10:05 PM EDT Att: 27,510 - Unknown			
Rick Burleson, R OBP: 0.339, SLG: 0.358 (1, 6)	BB			FC6-4					5-3	4	0	2	0	1	0	2				
Brian Downing, R OBP: 0.375, SLG: 0.426 (1, 7)				FC6-4 1B						3	1	0	0	1	0	4				
Fred Lynn, L OBP: 0.355, SLG: 0.475 (1, 8)	F9			G5-3						4	0	0	0	0	3					
Bobby Grich, R OBP: 0.412, SLG: 0.443 (1, 4)	F8			1B						4	0	1	0	0	1	2				
Reggie Jackson, L OBP: 0.315, SLG: 0.380 (1, 10)				1B						4	0	2	1	0	1	0				
Ron Jackson, R OBP: 0.320, SLG: 0.377 (1, 5)				FC5-4 1B						4	0	1	0	0	3					
Ellis Valentine, R OBP: 0.269, SLG: 0.407 (1, 9)				F9						4	0	1	0	0	2					
Bob Boone, R OBP: 0.284, SLG: 0.337 (1, 2)				FC2-5 1B						4	0	3	0	0	1					
Rob Wilfong, L OBP: 0.297, SLG: 0.347 (9, PR)				BB FC2-5 1B						0	0	0	0	0	0					
Inning Stats	R: 0 E: 0 K: 0 S: 4	H: 1 LOB: 2 BB: 1 P: 8	R: 0 E: 0 K: 0 S: 5	H: 2 LOB: 0 BB: 0 P: 5	R: 1 E: 0 K: 0 S: 6	H: 3 LOB: 2 BB: 0 P: 6	R: 0 E: 0 K: 0 S: 4	H: 2 LOB: 2 BB: 1 P: 8	R: 0 E: 0 K: 0 S: 3	H: 0 LOB: 0 BB: 0 P: 3	R: 0 E: 0 K: 1 S: 6	H: 1 LOB: 1 BB: 0 P: 6	R: 0 E: 0 K: 2 S: 7	H: 0 LOB: 0 BB: 0 P: 7	R: 0 E: 0 K: 0 S: 4	H: 1 LOB: 2 BB: 0 P: 4	1B: 10 2B: 0 3B: 0 HR: 0	SF: 0 SAC: 0 DP: 1 HBP: 0	WP: 0 PB: 0 CS: 0	PA: 38
PITCHER Bobby Castillo, R ERA: 4.19 (1, 1)	IP: 9.0 WLS: W BF: 38 H: 10 R: 1 ER: 1 SO: 3 BB: 2 IBB: 0 HBP: 0 BLK: 0 WP: 0 HR: 0 S: 42 P: 50 ERA: 1.00 WHIP: 1.333																			

livebaseballscores.com



AB 36
R 1
H 10
RBI 1
BB 2
SO 3
LOB 23


Batter	1	2	3	4	5	6	7	8	9	AB	R	H	RBI	BB	SO	LOB	TOP				
Tony Bernazard, S (1, 4) OBP: 0.344, SLG: 0.390	F7		F8				WP 1B			5	1	3	5	0	0	0	Seattle Mariners @ California Angels Anaheim Stadium, Anaheim, CA Sat Aug 13 1983, 10:05 PM EDT Att: 29,702 - Unknown livebaseballscorecards.com				
Spike Owen, S (1, 6) OBP: 0.275, SLG: 0.327						1-H 2-H 3-H HR			2H 1B	2	0	0	0	1	1	0					
Richie Zisk, R (7, PH) OBP: 0.307, SLG: 0.394				K			F8		4-3	1	0	0	0	0	0	1					
Domingo Ramos, R (7, 6) OBP: 0.346, SLG: 0.385	CS BB						1-2 F8			1	0	0	0	0	0	1					
Ron Roenicke, S (1, 7) OBP: 0.316, SLG: 0.338				1B BB						2	0	1	0	2	0	0					
Pat Putnam, L (1, 3) OBP: 0.322, SLG: 0.454	4-3								F4	4	0	2	0	0	0	2					
Al Chambers, L (1, 10) OBP: 0.449, SLG: 0.351									F8	3	0	0	0	0	1	3					
Dave Henderson, R (8, PH) OBP: 0.295, SLG: 0.404				G6-4-3 1B					F8	1	0	0	0	0	0	1					
Ricky Nelson, L (1, 9) OBP: 0.319, SLG: 0.416									F7	4	1	2	0	0	0	1					
Manny Castillo, S (1, 5) OBP: 0.244, SLG: 0.284										3	0	0	0	0	0	3					
Jamie Allen, R (9, PH) OBP: 0.331, SLG: 0.328	4-3								1B 2B	1	1	1	0	0	0	0					
Rick Sweet, S (1, 2) OBP: 0.259, SLG: 0.246										3	1	1	0	0	2	0					
Jamie Nelson, R (9, PH) OBP: 0.277, SLG: 0.311				K					F8	1	0	0	0	0	0	1					
John Moses, S (1, 8) OBP: 0.296, SLG: 0.274										3	1	0	0	1	0	1					
Inning Stats	R: 0 E: 0 K: 0 S: 2	H: 0 LOB: 1 BB: 2 P: 10	R: 0 E: 0 K: 0 S: 3	H: 0 LOB: 0 BB: 0 P: 3	R: 0 E: 0 K: 1 S: 5	H: 1 LOB: 1 BB: 0 P: 9	R: 4 E: 0 K: 0 S: 6	H: 3 LOB: 0 BB: 1 P: 10	R: 0 E: 0 K: 1 S: 6	H: 2 LOB: 1 BB: 0 P: 6	R: 0 E: 0 K: 1 S: 6	H: 1 LOB: 1 BB: 0 P: 6	R: 0 E: 0 K: 0 S: 4	H: 1 LOB: 1 BB: 0 P: 4	R: 1 E: 0 K: 0 S: 5	H: 2 LOB: 1 BB: 0 P: 5	1B: 7 2B: 2 3B: 0 HR: 1	SF: 0 SAC: 0 DP: 2 HBP: 0	WP: 1 PB: 0 SB: 1 CS: 1	PA: 38	
PITCHER	IP WLS BF H R ER SO BB IBB HBP BLK WP HR S P ERA WHIP	5.1 W 24 6 4 4 3 4 0 0 0 0 1 26 42 6.75 1.875	6.1 S 14 4 1 1 1 0 0 0 0 1 0 16 16 2.46 1.091																		

AB 34
R 5
H 10
RBI 5
BB 4
SO 4
LOB 14



Batter	1	2	3	4	5	6	7	8	9	AB	R	H	RBI	BB	SO	LOB	BOTTOM				
Rod Carew, L (1, 3) OBP: 0.431, SLG: 0.452	4-3									1	0	0	0	0	0	0	Seattle Mariners @ California Angels Anaheim Stadium, Anaheim, CA Sat Aug 13 1983, 10:05 PM EDT Att: 29,702 - Unknown livebaseballscorecards.com				
Daryl Sconiers, L (2, 3) OBP: 0.288, SLG: 0.422										3	1	1	0	0	0	0					
Steve Lubratich, R (1, 6) OBP: 0.283, SLG: 0.351										3	1	2	0	1	1	0					
Bobby Grich, R (1, 4) OBP: 0.415, SLG: 0.458										3	3	2	2	0	0	0					
Fred Lynn, L (1, 8) OBP: 0.356, SLG: 0.482										4	3	3	3	0	0	0					
Brian Downing, R (1, 7) OBP: 0.379, SLG: 0.440										3	1	1	3	0	2	0					
Juan Beniquez, R (8, 7) OBP: 0.313, SLG: 0.349										0	0	0	0	0	0	0					
Reggie Jackson, L (1, 10) OBP: 0.318, SLG: 0.386										3	1	1	1	1	0	0					
Ron Jackson, R (1, 5) OBP: 0.321, SLG: 0.380										4	0	1	0	0	0	2					
Ellis Valentine, R (1, 9) OBP: 0.263, SLG: 0.401										4	0	0	0	0	2	4					
Bob Boone, R (1, 2) OBP: 0.281, SLG: 0.333										3	0	1	1	0	0	0					
Inning Stats	R: 2 E: 0 K: 1 S: 7	H: 3 LOB: 0 BB: 0 P: 7	R: 1 E: 1 K: 0 S: 4	H: 1 LOB: 0 BB: 0 P: 4	R: 2 E: 0 K: 1 S: 7	H: 2 LOB: 0 BB: 0 P: 7	R: 0 E: 0 K: 1 S: 5	H: 1 LOB: 2 BB: 1 P: 9	R: 0 E: 0 K: 1 S: 5	H: 0 LOB: 0 BB: 0 P: 5	R: 1 E: 0 K: 1 S: 7	H: 2 LOB: 1 BB: 0 P: 7	R: 4 E: 0 K: 0 S: 5	H: 3 LOB: 0 BB: 1 P: 10	R: 0 E: 0 K: 0 S: 3	H: 0 LOB: 0 BB: 0 P: 3	1B: 7 2B: 3 3B: 0 HR: 3	SF: 1 SAC: 1 DP: 1 HBP: 1	WP: 0 PB: 0 SB: 0 CS: 1	PA: 36	
PITCHER	IP WLS BF H R ER SO BB IBB HBP BLK WP HR S P ERA WHIP	0.1 L 28 10 8 7 5 2 0 0 1 0 2 36 44 10.50 2.000	0.2 4 2 2 1 0 0 0 0 1 0 0 1 3 4 13.50 3.000	1.0 3 0 0 0 0 0 0 0 0 0 0 0 3 3 0.00 0.000																	

AB 31
R 10
H 12
RBI 10
BB 2
SO 5
LOB 6



Batter	1	2	3	4	5	6	7	8	9	AB	R	H	RBI	BB	SO	LOB	TOP					
Rod Carew, L OBP: 0.427, SLG: 0.448 (1, 3)	K		3-1			1-3			FC5-4 1B	4	0	1	0	0	1	0	California Angels @ Oakland Athletics Oakland-Alameda County Coliseum, Oakland, CA Mon Aug 15 1983, 7:05 PM PDT Att: 31,619 - Unknown livebaseballscorecards.com					
Steve Lubratich, R OBP: 0.278, SLG: 0.338 (1, 6)	6-3		F7			6-3			F7	4	0	0	0	0	0	1						
Juan Beniquez, R OBP: 0.319, SLG: 0.359 (1, 9)	F7				F6				4-3	4	0	1	0	0	0	0						
Fred Lynn, L OBP: 0.357, SLG: 0.485 (1, 8)		F8			1-3				3-1	4	0	0	0	0	0	2						
Bobby Grich, R OBP: 0.413, SLG: 0.454 (1, 4)		1B HBP			F8				6-3	3	0	0	0	0	0	2						
Reggie Jackson, L OBP: 0.320, SLG: 0.386 (1, 10)						K			K	3	0	1	0	0	2	0						
Brian Downing, R OBP: 0.371, SLG: 0.428 (1, 7)						K			F9	3	0	0	0	0	1	2						
Rob Wilfong, L OBP: 0.259, SLG: 0.333 (1, 5)						K				3	0	1	0	0	2	2						
Bob Boone, R OBP: 0.278, SLG: 0.330 (1, 2)				1-3		K			F9	3	0	0	0	0	1	1						
Inning Stats	R: 0 E: 0 K: 1 S: 5	H: 0 LOB: 0 BB: 0 P: 5	R: 0 E: 0 K: 1 S: 6	H: 1 LOB: 2 BB: 0 P: 7	R: 0 E: 0 K: 0 S: 3	H: 0 LOB: 0 BB: 0 P: 3	R: 0 E: 0 K: 0 S: 3	H: 0 LOB: 0 BB: 0 P: 3	R: 0 E: 0 K: 3 S: 9	H: 0 LOB: 0 BB: 0 P: 9	R: 0 E: 0 K: 1 S: 5	H: 0 LOB: 0 BB: 0 P: 5	R: 0 E: 0 K: 0 S: 3	H: 0 LOB: 0 BB: 0 P: 3	R: 0 E: 0 K: 1 S: 6	H: 1 LOB: 1 BB: 0 P: 6	R: 0 E: 0 K: 0 S: 5	H: 2 LOB: 2 BB: 0 P: 5	1B: 4 2B: 0 3B: 0 HR: 0	SF: 0 SAC: 0 DP: 0 HBP: 1	WP: 0 PB: 0 SB: 0 CS: 0	PA: 32
PITCHER Goman Heimuelter, L ERA: 4.58 (1, 1)	IP: 9.0 WLS: W BF: 32 H: 4 R: 0 ER: 0 SO: 7 BB: 0 IBB: 0 HBP: 1 BLK: 0 WP: 0 HR: 0 S: 45 P: 46 ERA: 0.00 WHIP: 0.444																					

Batter	1	2	3	4	5	6	7	8	9	AB	R	H	RBI	BB	SO	LOB	BOTTOM			
Rickey Henderson, R OBP: 0.405, SLG: 0.412 (1, 7)	F8 BB 1B	FC6-4-5 CS			K				S IBB 1B	4	0	2	2	0	1	2	California Angels @ Oakland Athletics Oakland-Alameda County Coliseum, Oakland, CA Mon Aug 15 1983, 7:05 PM PDT Att: 31,619 - Unknown livebaseballscorecards.com			
Bill Almon, R OBP: 0.326, SLG: 0.404 (1, 3)	G4-6-3 BB 1B	CS			F9				S IBB 1B	2	0	1	0	2	0	0				
Wayne Gross, L OBP: 0.308, SLG: 0.383 (8, 3)									S IBB 1B	0	0	0	0	0	0	0				
Davey Lopes, R OBP: 0.347, SLG: 0.437 (1, 4)	F8				5-3				L5	4	0	0	0	0	0	6				
Jeff Burroughs, R OBP: 0.340, SLG: 0.379 (1, 10)	G4-6-3				5-3				F8	4	0	0	0	0	0	4				
Carney Lansford, R OBP: 0.360, SLG: 0.484 (1, 5)					K				1-3	4	1	2	0	0	1	0				
Dwayne Murphy, L OBP: 0.325, SLG: 0.376 (1, 8)					F7				K	4	1	2	0	0	1	0				
Mike Heath, R OBP: 0.342, SLG: 0.402 (1, 9)									4-3	4	2	2	1	0	0	2				
Bob Kearney, R OBP: 0.331, SLG: 0.413 (1, 2)									E 1B 1B	3	1	3	2	0	0	0				
Donnie Hill, S OBP: 0.222, SLG: 0.242 (1, 6)									E6 IBB 1B	3	0	1	0	0	0	2				
Inning Stats	R: 0 E: 0 K: 0 S: 3	H: 1 LOB: 1 BB: 1 P: 7	R: 3 E: 0 K: 0 S: 6	H: 5 LOB: 0 BB: 0 P: 6	R: 0 E: 0 K: 0 S: 3	H: 0 LOB: 0 BB: 0 P: 3	R: 1 E: 0 K: 1 S: 7	H: 2 LOB: 1 BB: 0 P: 7	R: 0 E: 0 K: 1 S: 5	H: 1 LOB: 0 BB: 0 P: 5	R: 0 E: 0 K: 0 S: 4	H: 2 LOB: 1 BB: 0 P: 4	R: 1 E: 1 K: 0 S: 5	H: 2 LOB: 2 BB: 1 P: 9	R: 0 E: 0 K: 1 S: 5	H: 0 LOB: 0 BB: 0 P: 5	1B: 11 2B: 3 3B: 1 HR: 1	SF: 0 SAC: 0 DP: 4 HBP: 0	WP: 0 PB: 0 SB: 2 CS: 2	PA: 35
PITCHER Geoff Zahn, L ERA: 3.59 (1, 1)	IP: 6.0 WLS: L BF: 28 H: 13 R: 5 ER: 4 SO: 2 BB: 1 IBB: 0 HBP: 0 BLK: 0 WP: 0 HR: 1 S: 31 P: 35 ERA: 6.00 WHIP: 2.333																			
PITCHER Luis Sanchez, R ERA: 3.52 (7, 1)	IP: 2.0 WLS: W BF: 6 H: 0 R: 0 ER: 0 SO: 1 BB: 0 IBB: 1 HBP: 0 BLK: 0 WP: 0 HR: 0 S: 7 P: 11 ERA: 0.00 WHIP: 0.000																			

Batter	1	2	3	4	5	6	7	8	9	AB	R	H	RBI	BB	SO	LOB	TOP	
Rod Carew, L OBP: 0.423, SLG: 0.443 (1,3)	F7		F9		F7			F8		4	0	0	0	0	0	1	California Angels @ Oakland Athletics Oakland-Alameda County Coliseum, Oakland, CA Tue Aug 16 1983, 7:05 PM PDT Att: 16,560 - Unknown livebaseballscorecards.com	
Rob Wilfong, L OBP: 0.292, SLG: 0.346 (1,5)	F2		FC6-4 1B			1B		BB WP BB		3	0	2	0	1	0	0		
Juan Beniquez, R OBP: 0.327, SLG: 0.364 (1,9)			FC6-4					BB BB		3	0	2	0	1	0	1		
Fred Lynn, L OBP: 0.356, SLG: 0.481 (1,8)	K							BB BB		3	0	0	0	1	1	3		
Bobby Grich, R OBP: 0.409, SLG: 0.449 (1,4)								BB BB		4	0	0	0	0	1	4		
Reggie Jackson, L OBP: 0.317, SLG: 0.382 (1,10)	F8		K					BB		4	0	0	0	0	1	0		
Brian Downing, R OBP: 0.369, SLG: 0.425 (1,7)								BB		4	0	1	0	0	0	0		
Steve Lubratic, R OBP: 0.268, SLG: 0.324 (1,6)								BB		3	0	0	0	0	0	1		
Daryl Scotters, L OBP: 0.294, SLG: 0.427 (9, PH)	FC6-4							BB		1	0	1	0	0	0	0		
Bob Boone, R OBP: 0.278, SLG: 0.330 (1,2)			L6					BB		4	0	1	0	0	1	1		
Inning Stats	R: 0 E: 0 K: 1 S: 6	H: 1 LOB: 1 BB: 0 P: 6	R: 0 E: 0 K: 0 S: 4	H: 1 LOB: 1 BB: 0 P: 4	R: 0 E: 0 K: 2 S: 7	H: 0 LOB: 0 BB: 0 P: 7	R: 0 E: 0 K: 0 S: 4	H: 1 LOB: 1 BB: 0 P: 4	R: 0 E: 0 K: 0 S: 3	H: 0 LOB: 0 BB: 0 P: 3	R: 0 E: 0 K: 1 S: 6	H: 1 LOB: 1 BB: 0 P: 6	R: 0 E: 0 K: 1 S: 6	H: 1 LOB: 1 BB: 0 P: 6	1B: 7 2B: 1 3B: 0 HR: 0	SF: 0 SAC: 0 DP: 1 HBP: 0	WP: 1 PB: 0 SB: 0 CS: 0	PA: 36
PITCHER	IP WLS BF H R ER SO BB IBB HBP BLK WP HR S P ERA WHIP																	
Chris Codiroli, R ERA: 4.06 (1,1)	7.2 W 29 6 0 0 3 1 0 0 0 0 0 34 38 0.00 0.913																	
Dave Beard, R ERA: 4.85 (8,1)	1.1 S 7 1 0 0 1 2 0 0 0 1 0 7 15 0.00 2.250																	

Batter	1	2	3	4	5	6	7	8	9	AB	R	H	RBI	BB	SO	LOB	BOTTOM	
Rickey Henderson, R OBP: 0.406, SLG: 0.413 (1,7)	F8 S 1B		CS 1B		F4		F8			4	0	2	0	0	0	1	California Angels @ Oakland Athletics Oakland-Alameda County Coliseum, Oakland, CA Tue Aug 16 1983, 7:05 PM PDT Att: 16,560 - Unknown livebaseballscorecards.com	
Mike Davis, L OBP: 0.310, SLG: 0.390 (1,9)	F8		F9		1B		1B			4	0	2	0	0	0	2		
Dwayne Murphy, L OBP: 0.325, SLG: 0.375 (1,8)	K				4-3		1B			4	0	1	0	0	1	1		
Davey Lopes, R OBP: 0.346, SLG: 0.435 (1,4)	5-3				F5		F9			4	1	1	0	0	0	3		
Carney Lansford, R OBP: 0.359, SLG: 0.481 (1,5)			5-3		5-3		F7			4	0	1	0	0	0	0		
Garry Hancock, L OBP: 0.313, SLG: 0.506 (1,3)							4-3			3	1	2	0	0	0	0		
Bill Almon, R OBP: 0.328, SLG: 0.406 (8, PH)							4-3			1	0	1	1	0	0	0		
Wayne Gross, L OBP: 0.306, SLG: 0.383 (9,3)	FC6-4 1B				SH 1B					0	0	0	0	0	0	0		
Mike Heath, R OBP: 0.341, SLG: 0.399 (1,2)	FC6-4				SH 1B		5-3			4	1	1	0	0	0	3		
Mitchell Page, L OBP: 0.369, SLG: 0.296 (1,10)	F7				SH 1B					2	1	1	0	0	0	1		
Donnie Hill, S OBP: 0.227, SLG: 0.246 (1,6)			F9				F5			3	0	1	1	0	0	1		
Inning Stats	R: 0 E: 0 K: 1 S: 6	H: 1 LOB: 1 BB: 0 P: 6	R: 0 E: 1 K: 0 S: 4	H: 1 LOB: 1 BB: 0 P: 4	R: 0 E: 0 K: 0 S: 3	H: 0 LOB: 0 BB: 0 P: 3	R: 0 E: 0 K: 0 S: 3	H: 0 LOB: 0 BB: 0 P: 3	R: 0 E: 0 K: 0 S: 4	H: 2 LOB: 2 BB: 0 P: 4	R: 1 E: 0 K: 0 S: 5	H: 3 LOB: 1 BB: 0 P: 5	R: 0 E: 0 K: 0 S: 5	H: 0 LOB: 0 BB: 0 P: 5	1B: 13 2B: 0 3B: 0 HR: 0	SF: 0 SAC: 1 DP: 0 HBP: 0	WP: 0 PB: 0 SB: 1 CS: 2	PA: 34
PITCHER	IP WLS BF H R ER SO BB IBB HBP BLK WP HR S P ERA WHIP																	
Rick Steirer, R ERA: 4.96 (1,1)	7.1 L 32 12 4 3 1 0 0 0 0 0 0 34 34 3.68 1.636																	
Andy Hassler, L ERA: 5.4 (8,1)	0.0 1 1 0 0 0 0 0 0 0 0 0 1 1 ∞ ∞																	
Bruce Kison, R ERA: 4.17 (8,1)	0.2 1 0 0 0 0 0 0 0 0 0 0 1 1 0.00 0.000																	

Batter	1	2	3	4	5	6	7	8	9	AB	R	H	RBI	BB	SO	LOB	TOP			
Brian Downing, R OBP: 0.368, SLG: 0.420 (1, 7)										4	1	2	0	1	0	2	California Angels @ New York Yankees Yankee Stadium, Bronx, NY Fri Aug 19 1983, 7:05 PM EDT Att: 43,181 - Unknown			
Rod Carew, L OBP: 0.427, SLG: 0.444 Daryl Sconiers, L OBP: 0.300, SLG: 0.450 (6, FR)										2	0	0	0	1	0	2				
Juan Beniquez, R OBP: 0.326, SLG: 0.375 (1, 8)										5	1	1	0	0	0	3				
Doug DeCinces, R OBP: 0.362, SLG: 0.582 (1, 10)										4	0	1	0	0	1	2				
Bobby Grich, R OBP: 0.408, SLG: 0.455 (1, 4)										3	1	1	3	0	0	0				
Reggie Jackson, L OBP: 0.312, SLG: 0.374 (1, 9)										2	0	0	1	1	0	0				
Ron Jackson, R OBP: 0.316, SLG: 0.373 (1, 5)										4	0	0	0	0	0	4				
Steve Lubratic, R OBP: 0.241, SLG: 0.289 (1, 6)										4	0	0	0	0	1	1				
Bob Boone, R OBP: 0.282, SLG: 0.338 Mike O'Berry, R OBP: 0.186, SLG: 0.171 (6, 2)										2	0	1	0	0	0	0				
Inning Stats	R: 0 E: 0 K: 0 S: 4	H: 1 LOB: 1 BB: 0 P: 4	R: 0 E: 1 K: 0 S: 4	H: 0 LOB: 1 BB: 1 P: 4	R: 0 E: 0 K: 0 S: 3	H: 0 LOB: 0 BB: 1 P: 7	R: 0 E: 0 K: 0 S: 3	H: 1 LOB: 0 BB: 0 P: 3	R: 2 E: 0 K: 0 S: 5	H: 2 LOB: 2 BB: 1 P: 9	R: 0 E: 0 K: 1 S: 5	H: 1 LOB: 0 BB: 0 P: 5	R: 2 E: 0 K: 1 S: 7	H: 2 LOB: 1 BB: 1 P: 11	R: 2 E: 0 K: 0 S: 5	H: 2 LOB: 0 BB: 0 P: 5		1B: 5 2B: 2 3B: 0 HR: 2	SF: 2 SAC: 0 DP: 1 HBP: 0	WP: 0 PB: 0 SB: 0 CS: 0
PITCHER Ron Guidry, L ERA: 3.61 (1, 1)	IP: 9.0 WLS: W BF: 39 H: 9 R: 6 ER: 6 SO: 2 BB: 3 IBB: 0 HBP: 0 BLK: 0 WP: 0 HR: 2 S: 40 P: 52 ERA: 6.00 WHIP: 1.333																			

Batter	1	2	3	4	5	6	7	8	9	AB	R	H	RBI	BB	SO	LOB	BOTTOM			
Willie Randolph, R OBP: 0.363, SLG: 0.337 Larry Milbourne, S OBP: 0.273, SLG: 0.263 (7, PH)										4	1	2	1	0	1	4	California Angels @ New York Yankees Yankee Stadium, Bronx, NY Fri Aug 19 1983, 7:05 PM EDT Att: 43,181 - Unknown			
Ken Griffey, L OBP: 0.374, SLG: 0.463 (1, 3)										4	1	1	0	1	0	2				
Graig Nettles, L OBP: 0.350, SLG: 0.459 Bobby Meacham, S (8, 6)										5	0	4	3	0	0	0				
Oscar Gamble, L OBP: 0.374, SLG: 0.511 Don Baylor, R OBP: 0.352, SLG: 0.474 (2, PH)										1	0	0	0	0	0	2				
Butch Wynegar, S OBP: 0.378, SLG: 0.434 (1, 2)										4	1	0	0	1	1	4				
Steve Kemp, L OBP: 0.328, SLG: 0.417 (1, 9)										4	2	1	1	1	0	2				
Don Mattingly, L OBP: 0.356, SLG: 0.497 (1, 7)										3	1	1	0	2	0	2				
Roy Smalley, S OBP: 0.354, SLG: 0.441 (8, 5)										5	2	2	0	0	0	3				
Omar Moreno, L OBP: 0.284, SLG: 0.329 (1, 8)										4	3	3	3	0	0	0				
Inning Stats	R: 0 E: 0 K: 0 S: 5	H: 2 LOB: 2 BB: 0 P: 5	R: 4 E: 0 K: 1 S: 8	H: 4 LOB: 1 BB: 2 P: 16	R: 4 E: 1 K: 0 S: 7	H: 3 LOB: 2 BB: 2 P: 15	R: 0 E: 0 K: 1 S: 6	H: 1 LOB: 1 BB: 0 P: 6	R: 3 E: 0 K: 0 S: 7	H: 4 LOB: 1 BB: 0 P: 7	R: 0 E: 0 K: 0 S: 3	H: 0 LOB: 0 BB: 0 P: 3	R: 0 E: 0 K: 0 S: 3	H: 0 LOB: 0 BB: 0 P: 3	R: 0 E: 0 K: 0 S: 4	H: 1 LOB: 2 BB: 1 P: 8		1B: 10 2B: 4 3B: 0 HR: 1	SF: 0 SAC: 0 DP: 1 HBP: 0	WP: 1 PB: 0 SB: 0 CS: 0
PITCHER Ken Forsch, R ERA: 3.72 John Curtis, L ERA: 4.45 (2, 1)	IP: 1.1 WLS: L BF: 32 H: 9 R: 7 ER: 5 SO: 1 BB: 3 IBB: 0 HBP: 0 BLK: 0 WP: 1 HR: 0 S: 31 P: 43 ERA: 6.75 WHIP: 1.800																			

Batter	1	2	3	4	5	6	7	8	9	AB	R	H	RBI	BB	SO	LOB	TOP			
Rod Carew, L OBP: 0.424, SLG: 0.439	4-3	L6		4-3			4-3		BB	4	0	0	0	1	0	4	California Angels @ New York Yankees Yankee Stadium, Bronx, NY Sat Aug 20 1983, 7:05 PM EDT Att: 42,356 - Unknown - 90 F livebaseballscores.com			
Ron Jackson, R OBP: 0.318, SLG: 0.374	FC6-4 1B		6-3		F5		1B		BB	5	1	2	0	0	0	1				
Juan Beniquez, R OBP: 0.324, SLG: 0.377	E5				P4		F7			4	0	1	0	0	0	3				
Doug DeCinces, R OBP: 0.360, SLG: 0.577	FC6-4 1B		K		4-3				E7 SF7 1B	4	1	1	0	0	1	3				
Fred Lynn, L OBP: 0.358, SLG: 0.488	1B		K						SF7	3	0	1	2	0	2	1				
Bobby Grich, R OBP: 0.404, SLG: 0.450	F8				L6		5-3		3H	4	0	0	0	0	0	2				
Reggie Jackson, L OBP: 0.311, SLG: 0.373			K		WP 1B		3-1		F8	4	0	1	0	0	1	0				
Steve Lubratich, R OBP: 0.244, SLG: 0.291	4-3				F8				6-3	3	0	1	0	0	0	1				
Brian Downing, R OBP: 0.397, SLG: 0.419							1B 4-3			1	0	0	0	0	0	0				
Bob Boone, R OBP: 0.284, SLG: 0.338					WP 1B		F8		P6	3	0	1	0	1	0	1				
Inning Stats	R: 1 E: 1 K: 0 S: 6	H: 2 LOB: 2 BB: 0 P: 6	R: 0 E: 0 K: 1 S: 5	H: 0 LOB: 1 BB: 1 P: 9	R: 0 E: 0 K: 2 S: 8	H: 1 LOB: 1 BB: 0 P: 8	R: 0 E: 0 K: 0 S: 5	H: 2 LOB: 2 BB: 0 P: 5	R: 0 E: 0 K: 1 S: 3	H: 0 LOB: 0 BB: 0 P: 3	R: 0 E: 0 K: 0 S: 5	H: 2 LOB: 2 BB: 0 P: 5	R: 1 E: 1 K: 0 S: 4	H: 1 LOB: 0 BB: 0 P: 4	R: 0 E: 0 K: 0 S: 3	H: 0 LOB: 1 BB: 1 P: 7	1B: 7 2B: 1 3B: 0 HR: 0	SF: 1 SAC: 0 DP: 0 HBP: 0	WP: 1 PB: 0 SB: 0 CS: 0	PA: 38
PITCHER Shane Rawley, L ERA: 3.79	IP: 9.0 WLS: W BF: 38 H: 8 R: 2 ER: 0 SO: 4 BB: 2 IBB: 0 HBP: 0 BLK: 0 WP: 1 HR: 0 S: 44 P: 52 ERA: 0.00 WHIP: 1.111															PITCHER				

Batter	1	2	3	4	5	6	7	8	9	AB	R	H	RBI	BB	SO	LOB	BOTTOM			
Willie Randolph, R OBP: 0.365, SLG: 0.335	WP 1B			F9		1-3				2	1	0	0	2	0	0	California Angels @ New York Yankees Yankee Stadium, Bronx, NY Sat Aug 20 1983, 7:05 PM EDT Att: 42,356 - Unknown - 90 F livebaseballscores.com			
Ken Griffey, L OBP: 0.375, SLG: 0.465	1B 6-3		F8				F9			3	1	1	0	1	0	1				
Dave Winfield, R OBP: 0.344, SLG: 0.522	WP CS			1B		4-3			G3	4	1	2	1	0	0	1				
Don Baylor, R OBP: 0.355, SLG: 0.485	6-3			1B					FC5-4 1B	4	2	3	2	0	0	1				
Butch Wynegar, S OBP: 0.380, SLG: 0.439				E			5-3		FC5-4	4	0	2	1	0	0	1				
Graig Nettles, L OBP: 0.347, SLG: 0.454	F8		FC3-6		F8				F8	4	0	0	0	0	0	2				
Steve Kemp, L OBP: 0.325, SLG: 0.412			E9		F8		4-1		P6	4	1	0	0	0	0	1				
Roy Smalley, S OBP: 0.353, SLG: 0.438			FC4-6		FC6-4		F8		L6	4	0	1	1	0	0	1				
Omar Moreno, L OBP: 0.285, SLG: 0.332	FC4-6									3	0	1	0	0	1	1				
Inning Stats	R: 2 E: 0 K: 0 S: 4	H: 2 LOB: 1 BB: 2 P: 12	R: 1 E: 1 K: 0 S: 4	H: 1 LOB: 1 BB: 1 P: 8	R: 2 E: 1 K: 0 S: 6	H: 3 LOB: 1 BB: 0 P: 6	R: 0 E: 0 K: 1 S: 6	H: 1 LOB: 0 BB: 0 P: 6	R: 1 E: 0 K: 0 S: 4	H: 1 LOB: 0 BB: 0 P: 4	R: 0 E: 0 K: 0 S: 3	H: 1 LOB: 0 BB: 0 P: 3	R: 0 E: 0 K: 0 S: 4	H: 0 LOB: 0 BB: 0 P: 4	R: 0 E: 0 K: 0 S: 3	H: 0 LOB: 0 BB: 0 P: 3	1B: 6 2B: 3 3B: 0 HR: 1	SF: 0 SAC: 0 DP: 0 HBP: 0	WP: 3 PB: 0 SB: 0 CS: 2	PA: 35
PITCHER Tommy John, L ERA: 4.17	IP: 8.0 WLS: L BF: 35 H: 10 R: 6 ER: 5 SO: 1 BB: 3 IBB: 0 HBP: 0 BLK: 0 WP: 3 HR: 1 S: 34 P: 46 ERA: 5.62 WHIP: 1.625															PITCHER				

Batter	1	2	3	4	5	6	7	8	9	AB	R	H	RBI	BB	SO	LOB	TOP										
Brian Downing, R OBP: 0.366, SLG: 0.414	4-3			G4-6-3 BB		F7		L6		3	0	0	0	1	0	3											
Daryl Sconiers, L OBP: 0.300, SLG: 0.456	K			G4-6-3 1-2			K		1B 3B	4	1	1	0	0	2	1											
Juan Beniquez, R OBP: 0.325, SLG: 0.374 Rod Carew, L OBP: 0.423, SLG: 0.438 Ellis Valentine, R OBP: 0.263, SLG: 0.401	6-3			5-3			E BB		K	2	0	0	0	1	0	0											
Doug DeCinces, R OBP: 0.362, SLG: 0.574		6-3			L6-3 BB		E4		1B	3	0	1	1	1	0	1											
Fred Lynn, L OBP: 0.354, SLG: 0.483	K				F7		F2		F8	4	0	0	0	0	1	4											
Bobby Grich, R OBP: 0.400, SLG: 0.445	K				L6-3		P6		F6	4	0	0	0	0	1	4											
Ron Jackson, R OBP: 0.318, SLG: 0.374			6-3			FC3-6 1B		K		3	0	1	0	0	1	0											
Steve Lubratic, R OBP: 0.247, SLG: 0.305			P4			FC3-6 1-2		L6 2B		3	0	1	0	0	0	1											
Bob Boone, R OBP: 0.284, SLG: 0.336			F8			F9		BB		2	0	0	0	1	0	1											
Inning Stats	R: 0 E: 0 K: 1 S: 5	H: 0 LOB: 0 BB: 0 P: 5	R: 0 E: 0 K: 2 S: 7	H: 0 LOB: 0 BB: 0 P: 7	R: 0 E: 0 K: 0 S: 3	H: 0 LOB: 0 BB: 0 P: 3	R: 0 E: 0 K: 0 S: 2	H: 0 LOB: 0 BB: 1 P: 6	R: 0 E: 0 K: 0 S: 4	H: 1 LOB: 1 BB: 0 P: 4	R: 0 E: 1 K: 1 S: 6	H: 0 LOB: 2 BB: 1 P: 10	R: 0 E: 0 K: 1 S: 5	H: 1 LOB: 1 BB: 1 P: 9	R: 1 E: 0 K: 1 S: 7	H: 2 LOB: 1 BB: 0 P: 7	1B: 2 2B: 3 3B: 1 HR: 0	SF: 0 SAC: 0 DP: 3 HBP: 0	WP: 0 PB: 0 CS: 0	PA: 33							
PITCHER	IP	WLS	BF	H	R	ER	SO	BB	IBB	HBP	BLK	WP	HR	S	P	ERA	WHIP										
Dave Righetti, L ERA: 3.19	(1, 1)	8.0	29	3	1	1	5	4	0	0	0	0	0	35	51	1.12	0.875										
Rich Gossage, R ERA: 2.06	(9, 1)	1.0	W	4	1	0	0	1	0	0	0	0	0	6	6	0.00	1.000										

California Angels @ New York Yankees
Yankee Stadium, Bronx, NY
Sun Aug 21 1983, 3:33 AM EDT
Att: 50,896 - Unknown - 83 F

AB	29
R	1
H	4
RBI	1
BB	4
SO	6
LOB	16



Batter	1	2	3	4	5	6	7	8	9	AB	R	H	RBI	BB	SO	LOB	BOTTOM										
Willie Randolph, R OBP: 0.369, SLG: 0.337	E 1B				5-3				E4 1B	4	1	2	0	1	0	2											
Ken Griffey, L OBP: 0.373, SLG: 0.461	E5 1-2		F8		4-3		F8		1B	5	0	1	2	0	0	5											
Dave Winfield, R OBP: 0.343, SLG: 0.519	F7		K			E BB		P4		3	0	0	0	1	1	3											
Don Baylor, R OBP: 0.352, SLG: 0.480	F9			L5		F9		G1		4	0	0	0	0	0	3											
Butch Wynegar, S OBP: 0.378, SLG: 0.434	F7			5-3		F8		BB		3	0	0	0	1	0	3											
Steve Kemp, L OBP: 0.324, SLG: 0.411		F8			1B		6-3		6-3	4	0	1	0	0	0	2											
Roy Smalley, S OBP: 0.352, SLG: 0.435 Larry Milbourne, S OBP: 0.273, SLG: 0.263		F8		F7			6-3		FC5-4 BB	3	0	0	0	1	0	1											
Bert Campaneris, R OBP: 0.343, SLG: 0.349		F7			SH3 1B		F9		FC5-4 E 1B	4	1	1	0	0	0	1											
Omar Moreno, L OBP: 0.286, SLG: 0.333 Don Mattingly, L OBP: 0.354, SLG: 0.494			6-3		SH3		BB 1B		F9	2	0	1	0	0	0	0											
Inning Stats	R: 0 E: 1 K: 0 S: 5	H: 1 LOB: 2 BB: 0 P: 5	R: 0 E: 0 K: 0 S: 3	H: 0 LOB: 0 BB: 0 P: 3	R: 0 E: 0 K: 1 S: 6	H: 1 LOB: 1 BB: 0 P: 6	R: 0 E: 0 K: 0 S: 4	H: 1 LOB: 1 BB: 0 P: 4	R: 0 E: 0 K: 0 S: 4	H: 0 LOB: 1 BB: 1 P: 7	R: 0 E: 0 K: 0 S: 4	H: 1 LOB: 2 BB: 1 P: 8	R: 0 E: 0 K: 0 S: 3	H: 0 LOB: 1 BB: 1 P: 7	R: 2 E: 1 K: 0 S: 4	H: 1 LOB: 1 BB: 1 P: 8	1B: 6 2B: 0 3B: 0 HR: 0	SF: 0 SAC: 1 DP: 0 HBP: 0	WP: 0 PB: 0 CS: 0	PA: 38							
PITCHER	IP	WLS	BF	H	R	ER	SO	BB	IBB	HBP	BLK	WP	HR	S	P	ERA	WHIP										
Geoff Zahn, L ERA: 3.38	(1, 1)	8.2	L	38	6	2	0	1	4	0	0	0	0	36	52	0.00	1.154										

California Angels @ New York Yankees
Yankee Stadium, Bronx, NY
Sun Aug 21 1983, 3:33 AM EDT
Att: 50,896 - Unknown - 83 F

AB	33
R	2
H	6
RBI	2
BB	4
SO	1
LOB	21



Batter	1	2	3	4	5	6	7	8	9	AB	R	H	RBI	BB	SO	LOB	TOP										
Brian Downing, R OBP: 0.369, SLG: 0.428 (1, 7)	F6		K2-3														5 2 3 2 0 1 0										
Rod Carew, L OBP: 0.426, SLG: 0.444 (1, 3)	F7		6-3														4 1 1 2 1 0 0										
Juan Beniquez, R OBP: 0.328, SLG: 0.376 (1, 9)	1B		F8														5 0 2 1 0 0 2										
Doug DeCinces, R OBP: 0.358, SLG: 0.562 (1, 10)	1B																5 0 1 0 0 2 1										
Fred Lynn, L OBP: 0.349, SLG: 0.472 (1, 8)	F8																4 0 0 0 0 2 2										
Bobby Grich, R OBP: 0.405, SLG: 0.452 (1, 4)																	2 0 0 0 2 1 0										
Ron Jackson, R OBP: 0.328, SLG: 0.379 (1, 5)																	3 1 1 0 1 0 1										
Steve Lubratic, R OBP: 0.242, SLG: 0.307 (1, 6)																	3 0 1 0 0 1 2										
Mike O'Berry, R OBP: 0.191, SLG: 0.178 (1, 2)																	4 1 1 0 0 1 2										
Inning Stats	R: 0 E: 0 K: 0 S: 5	H: 2 LOB: 2 BB: 0 P: 5	R: 0 E: 0 K: 0 S: 3	H: 1 LOB: 1 BB: 1 P: 7	R: 0 E: 0 K: 1 S: 5	H: 0 LOB: 0 BB: 0 P: 5	R: 0 E: 0 K: 2 S: 7	H: 0 LOB: 0 BB: 0 P: 7	R: 1 E: 0 K: 1 S: 7	H: 2 LOB: 2 BB: 1 P: 11	R: 0 E: 0 K: 3 S: 9	H: 0 LOB: 2 BB: 2 P: 17	R: 1 E: 0 K: 0 S: 4	H: 1 LOB: 0 BB: 0 P: 4	R: 0 E: 0 K: 1 S: 5	H: 0 LOB: 0 BB: 0 P: 5	R: 3 E: 0 K: 0 S: 7	H: 4 LOB: 1 BB: 0 P: 7	1B: 7 2B: 2 3B: 0 HR: 1	SF: 0 SAC: 1 DP: 1 HBP: 0	WP: 0 PB: 0 SB: 1 CS: 0	PA: 40					
PITCHER	IP	WLS	BF	H	R	ER	SO	BB	IBB	HBP	BLK	WP	HR	S	P	ERA	WHIP										
Len Barker, R ERA: 5.11 (1, 1)	8.2	L	38	9	5	5	8	2	2	0	0	0	1	50	66	5.19	1.269										
Bud Anderson, R ERA: 3.3 (9, 1)	0.1		2	1	0	0	0	0	0	0	0	0	0	2	2	0.00	3.000										

California Angels @ Cleveland Indians
Cleveland Municipal Stadium, Cleveland, OH

Tue Aug 23 1983, 7:05 PM EDT
Att: 7,001 - Unknown

AB 35
R 5
H 10
RBI 5
BB 4
SO 8
LOB 10



Batter	1	2	3	4	5	6	7	8	9	AB	R	H	RBI	BB	SO	LOB	BOTTOM										
Toby Harrah, R OBP: 0.369, SLG: 0.365 (1, 5)	1B		G5-4-3														4 0 1 0 0 0 1										
Alan Bannister, R OBP: 0.329, SLG: 0.406 (1, 9) (8, 4)	6-3																3 0 0 0 0 0 1										
Pat Tabler, R OBP: 0.370, SLG: 0.393 (1, 7)	6-3																3 0 0 0 1 0 1										
Andre Thornton, R OBP: 0.381, SLG: 0.427 (1, 10)																	3 1 0 0 1 1 2										
Mike Hargrove, L OBP: 0.390, SLG: 0.382 (1, 3)																	4 0 2 0 0 0 1										
Gorman Thomas, R OBP: 0.290, SLG: 0.361 (1, 8)																	3 1 0 0 1 1 3										
Ron Hassey, L OBP: 0.333, SLG: 0.345 (1, 2)																	4 0 2 1 0 1 1										
Julio Franco, R OBP: 0.317, SLG: 0.411 (1, 6)																	4 0 1 1 0 1 2										
Mike Fischlin, R OBP: 0.310, SLG: 0.274 (1, 4)																	1 0 0 0 1 0 1										
Broderick Perkins, L OBP: 0.350, SLG: 0.342 (7, PH)																	1 0 0 0 0 0 2										
George Vukovich, L OBP: 0.250, SLG: 0.279 (8, 9)																	1 0 0 0 0 0 2										
Inning Stats	R: 0 E: 0 K: 0 S: 3	H: 1 LOB: 0 BB: 0 P: 3	R: 0 E: 0 K: 2 S: 8	H: 1 LOB: 1 BB: 0 P: 8	R: 0 E: 0 K: 1 S: 4	H: 0 LOB: 0 BB: 1 P: 8	R: 0 E: 0 K: 0 S: 3	H: 0 LOB: 1 BB: 1 P: 7	R: 0 E: 1 K: 1 S: 6	H: 0 LOB: 1 BB: 0 P: 6	R: 0 E: 1 K: 0 S: 3	H: 0 LOB: 1 BB: 0 P: 4	R: 1 E: 0 K: 0 S: 4	H: 2 LOB: 1 BB: 1 P: 8	R: 0 E: 0 K: 0 S: 3	H: 0 LOB: 0 BB: 0 P: 3	R: 1 E: 0 K: 0 S: 5	H: 2 LOB: 2 BB: 1 P: 9	1B: 5 2B: 1 3B: 0 HR: 0	SF: 0 SAC: 0 DP: 2 HBP: 1	WP: 0 PB: 0 SB: 0 CS: 1	PA: 36					
PITCHER	IP	WLS	BF	H	R	ER	SO	BB	IBB	HBP	BLK	WP	HR	S	P	ERA	WHIP										
Mike Witt, R ERA: 4.61 (1, 1)	8.0	W	32	5	2	2	4	4	0	1	0	0	0	35	52	2.25	1.125										
Luis Sanchez, R ERA: 3.44 (9, 1)	1.0	S	4	1	0	0	0	0	0	0	0	0	0	4	4	0.00	1.000										

California Angels @ Cleveland Indians
Cleveland Municipal Stadium, Cleveland, OH

Tue Aug 23 1983, 7:05 PM EDT
Att: 7,001 - Unknown

AB 31
R 2
H 6
RBI 2
BB 4
SO 4
LOB 17



Batter	1	2	3	4	5	6	7	8	9	10	11	12	13	14	AB	R	H	RBI	BB	SO	LOB	TOP					
Brian Downing, R OBP: 0.365, SLG: 0.422 (1.7)	F9	6-3			F8			K		1B			F9		6	0	1	0	0	1	1						
Rod Carew, L OBP: 0.420, SLG: 0.438 (1.3)	G3		4-3		F8			F6		4-3			F7		6	0	0	0	0	0	1						
Juan Beniquez, R OBP: 0.332, SLG: 0.379 (1.9)	BB 1B 1B					K		F9					HBP 1B 1B		6	0	3	0	0	1	0						
Fred Lynn, L OBP: 0.351, SLG: 0.473 (1.9)	BB 1B 1-2		F8			3-1				SH3 1B 1B			F7		6	0	3	0	0	0	1						
Bobby Grich, R OBP: 0.407, SLG: 0.449 (1.4)	FC3-6 BB 1-2 2-3		F9							SH3 1-2			L4		2	0	0	0	2	0	1						
Daryl Sconiers, L OBP: 0.305, SLG: 0.451 (1.10)	FC3-6 1-2				4-3								F7 SH3 BB		5	0	2	0	1	0	6						
Ron Jackson, R OBP: 0.325, SLG: 0.375 (1.5)													SH3 1-2		5	0	1	0	0	1	2						
Steve Lubratic, R OBP: 0.224, SLG: 0.297 (1.6)																											
Reggie Jackson, L OBP: 0.309, SLG: 0.370 (12. PH)			SH1-3										F7 2-3		3	0	0	0	0	0	1						
Rob Wilton, L OBP: 0.263, SLG: 0.333 (12.6)															1	0	0	0	0	0	1						
Bob Boone, R OBP: 0.270, SLG: 0.325 (1.2)			F8										6-3		1	0	0	0	0	0	0						
					5-3										6	0	0	0	0	0	3						
Inning Stats	R: 0 E: 0 K: 0 S: 5	H: 2 LOB: 3 BB: 1 P: 9	H: 1 LOB: 1 K: 0 P: 4	R: 0 E: 0 K: 0 S: 4	H: 1 LOB: 1 K: 0 P: 4	R: 0 E: 0 K: 0 S: 3	H: 0 LOB: 0 K: 0 P: 3	R: 0 E: 0 K: 1 S: 4	H: 0 LOB: 0 K: 1 P: 5	R: 0 E: 0 K: 1 S: 6	H: 2 LOB: 1 K: 0 P: 6	R: 0 E: 0 K: 0 S: 4	H: 1 LOB: 1 K: 0 P: 4	R: 0 E: 0 K: 0 S: 3	R: 0 E: 0 K: 0 S: 3	H: 0 LOB: 1 BB: 1 P: 7	R: 0 E: 0 K: 0 S: 5	H: 2 LOB: 3 K: 0 P: 6	R: 0 E: 0 K: 0 S: 3	H: 0 LOB: 0 BB: 0 P: 3	1B: 10 2B: 0 3B: 0 HR: 0	SF: 0 SAC: 3 DP: 0 HBP: 1	WP: 0 PA: 55 CS: 1				
PITCHER	IP 9.0	WLS 34	BF 7	H 0	R 0	ER 0	SO 3	BB 2	IBB 0	HBP 0	BLK 0	WP 0	HR 0	S 38	P 46	ERA 0.00	WHIP 1.000										
Don Sutton, R ERA: 4.15 (1.1)																											
Jim Slaton, R ERA: 3.75 (10.1)																											

California Angels @ Milwaukee Brewers
Milwaukee County Stadium, Milwaukee, WI
Wed Aug 24 1983, 8:05 PM EDT
Att: 35,536 - Unknown

AB	47
R	0
H	10
RBI	0
BB	3
SO	3
LOB	17



Batter	1	2	3	4	5	6	7	8	9	10	11	12	13	14	AB	R	H	RBI	BB	SO	LOB	BOTTOM					
Paul Molitor, R OBP: 0.350, SLG: 0.470 (1.5)	K	F4			4-3 4-3 BB				L4		FC6-4 1-2 2-3			1B IBB IBB	4	0	0	0	3	1	3						
Charlie Moore, R OBP: 0.351, SLG: 0.368 (1.9)	F8		5-3		4-3			4-3		4-3			FC5 2-3	1B IBB IBB	6	0	0	0	1	0	6						
Robin Yount, R OBP: 0.389, SLG: 0.513 (1.6)	1B 1B		F3		4-3			1-3			F8			F8	7	0	2	1	0	0	1						
Cecil Cooper, L OBP: 0.338, SLG: 0.524 (1.3)	BB 1B 1-3		F8		6-3			F7		F5			F8		6	0	1	0	0	0	1						
Ted Simmons, S OBP: 0.363, SLG: 0.444 (1.2)	BB 1B 1-2				F7					G3			4-3		5	0	1	0	1	0	0						
Ben Oglivie, L OBP: 0.366, SLG: 0.444 (1.7)	K				E3 1B			F8		F4				4-3	6	0	1	0	0	1	4						
Mark Brouhard, R OBP: 0.325, SLG: 0.430 (1.10)										FC6-4 SH1-4 BB			SH1-4 1-2	K	3	0	2	0	2	1	0						
Rick Manning, L OBP: 0.299, SLG: 0.317 (1.8)			5-3					F6		SH1-4				F5	3	0	0	0	0	0	4						
Ed Romero, R OBP: 0.326, SLG: 0.373 (9. PH)					F2										0	0	0	0	0	0	0						
Marshall Edwards, L OBP: 0.288, SLG: 0.324 (10.8)															2	0	0	0	0	1	1						
Jim Gantner, L OBP: 0.350, SLG: 0.440 (1.4)			E4		F7				L4		FC6-4 IBB			FC5 BB IBB	4	1	1	0	2	0	2						
														WP 1B 2B	4	1	1	0	2	0	2						
Inning Stats	R: 0 E: 0 K: 2 S: 9	H: 2 LOB: 3 BB: 1 P: 13	H: 1 LOB: 1 K: 0 P: 4	R: 0 E: 0 K: 0 S: 3	H: 0 LOB: 0 K: 0 P: 3	R: 0 E: 0 K: 0 S: 5	H: 1 LOB: 2 K: 0 P: 5	R: 0 E: 0 K: 0 S: 3	H: 0 LOB: 0 K: 0 P: 7	R: 0 E: 0 K: 0 S: 3	H: 0 LOB: 0 K: 0 P: 3	R: 0 E: 0 K: 1 S: 6	H: 1 LOB: 3 BB: 2 P: 14	R: 0 E: 0 K: 0 S: 3	H: 0 LOB: 0 BB: 0 P: 3	R: 0 E: 0 K: 1 S: 5	H: 0 LOB: 0 BB: 0 P: 5	R: 1 E: 0 K: 0 S: 2	H: 2 LOB: 3 BB: 2 P: 10	1B: 7 2B: 1 3B: 0 HR: 0	SF: 0 SAC: 2 DP: 0 HBP: 0	WP: 1 PA: 57 CS: 1					
PITCHER	IP 8.1	WLS 36	BF 5	H 0	R 0	ER 0	SO 2	BB 4	IBB 1	HBP 0	BLK 0	WP 0	HR 0	S 35	P 55	ERA 0.00	WHIP 1.080										
John Curtis, L ERA: 3.88 (1.1)																											
Bruce Kison, R ERA: 4.0 (9.1)																											
Andy Hassler, L ERA: 5.88 (14.1)																											

California Angels @ Milwaukee Brewers
Milwaukee County Stadium, Milwaukee, WI
Wed Aug 24 1983, 8:05 PM EDT
Att: 35,536 - Unknown

AB	46
R	1
H	8
RBI	1
BB	9
SO	4
LOB	22



Batter	1	2	3	4	5	6	7	8	9	AB	R	H	RBI	BB	SO	LOB	TOP		
Brian Downing, R OBP: 0.364, SLG: 0.418 (1, 7)										3	0	0	0	1	0	3	California Angels @ Milwaukee Brewers Milwaukee County Stadium, Milwaukee, WI Thu Aug 25 1983, 4:33 AM EDT Att: 32,951 - Unknown livebaseballscorecards.com		
Rob Wilfong, L OBP: 0.291, SLG: 0.330 (1, 5)										4	0	1	0	0	1	2			
Daryl Sconiers, L OBP: 0.300, SLG: 0.443 (1, 3)										4	0	0	0	0	2				
Doug DeCinces, R OBP: 0.356, SLG: 0.557 (1, 10)										4	0	1	0	0	0	1			
Fred Lynn, L OBP: 0.354, SLG: 0.475 (1, 8)										4	0	3	0	0	0	1			
Reggie Jackson, L OBP: 0.306, SLG: 0.366 (1, 9)										4	0	0	0	0	2	3			
Bobby Grich, R OBP: 0.408, SLG: 0.451 (1, 4)										3	0	1	0	1	1	1			
Steve Lubratic, R OBP: 0.237, SLG: 0.298 (9, PH)										3	0	1	0	0	0	1			
Rod Carew, L OBP: 0.420, SLG: 0.437 (9, PH)										1	0	0	0	0	0	2			
Mike O'Berry, R OBP: 0.200, SLG: 0.188 (1, 2)										3	0	1	0	0	0	2			
Inning Stats	R: 0 E: 0 K: 0 S: 3	H: 0 LOB: 1 BB: 1 P: 7	R: 0 E: 0 K: 1 S: 5	H: 1 LOB: 0 BB: 0 P: 5	R: 0 E: 0 K: 0 S: 4	H: 1 LOB: 1 BB: 0 P: 4	R: 0 E: 0 K: 0 S: 3	H: 1 LOB: 0 BB: 0 P: 3	R: 0 E: 0 K: 1 S: 5	H: 0 LOB: 0 BB: 0 P: 5	R: 0 E: 0 K: 1 S: 6	H: 1 LOB: 1 BB: 0 P: 6	R: 0 E: 0 K: 0 S: 4	H: 1 LOB: 1 BB: 0 P: 4	R: 0 E: 0 K: 1 S: 7	H: 2 LOB: 2 BB: 0 P: 7	1B: 7 2B: 1 3B: 0 HR: 0	SF: 0 SAC: 0 DP: 2 HBP: 0	WP: 0 PA: 35 CS: 0
PITCHER Tom Candiotti, R ERA: 0.42 (1, 1)	IP: 9.0 WLS: W BF: 35 H: 8 R: 0 ER: 0 SO: 4 BB: 2 IBB: 0 HBP: 0 BLK: 0 WP: 0 HR: 0 S: 41 P: 49 ERA: 0.00 WHIP: 1.111															PITCHER			

Batter	1	2	3	4	5	6	7	8	9	AB	R	H	RBI	BB	SO	LOB	BOTTOM		
Paul Molitor, R OBP: 0.362, SLG: 0.472 (1, 5)										5	1	3	1	0	0	0	California Angels @ Milwaukee Brewers Milwaukee County Stadium, Milwaukee, WI Thu Aug 25 1983, 4:33 AM EDT Att: 32,951 - Unknown livebaseballscorecards.com		
Charlie Moore, R OBP: 0.351, SLG: 0.368 (1, 9)										3	1	1	0	0	0	2			
Robin Yount, R OBP: 0.389, SLG: 0.514 (1, 6)										3	1	1	1	0	1	0			
Rob Picciolo, R OBP: 0.222, SLG: 0.346 (7, 6)										0	0	0	0	0	0	0			
Cecil Cooper, L OBP: 0.338, SLG: 0.521 (1, 3)										4	0	1	1	0	0	1			
Ted Simmons, S OBP: 0.366, SLG: 0.447 (1, 10)										4	1	3	1	0	0	2			
Mark Brouhard, R OBP: 0.322, SLG: 0.422 (1, 7)										4	1	1	0	0	0	2			
Ned Yost, R OBP: 0.266, SLG: 0.412 (1, 2)										4	2	3	3	0	1	1			
Rick Manning, L OBP: 0.292, SLG: 0.316 (1, 8)										4	0	1	0	0	0	1			
Jim Gantner, L OBP: 0.348, SLG: 0.437 (1, 4)										3	0	0	0	0	0	3			
Ed Romero, R OBP: 0.323, SLG: 0.370 (7, 4)										1	0	0	0	0	0	0			
Inning Stats	R: 1 E: 0 K: 0 S: 4	H: 2 LOB: 1 BB: 0 P: 5	R: 1 E: 0 K: 0 S: 6	H: 3 LOB: 2 BB: 0 P: 6	R: 0 E: 0 K: 0 S: 4	H: 1 LOB: 1 BB: 0 P: 4	R: 0 E: 0 K: 0 S: 4	H: 2 LOB: 2 BB: 0 P: 4	R: 5 E: 0 K: 0 S: 8	H: 5 LOB: 0 BB: 0 P: 8	R: 0 E: 0 K: 1 S: 5	H: 0 LOB: 0 BB: 0 P: 5	R: 0 E: 0 K: 1 S: 6	H: 1 LOB: 1 BB: 0 P: 6	R: 0 E: 0 K: 0 S: 3	H: 0 LOB: 0 BB: 0 P: 3	1B: 12 2B: 1 3B: 0 HR: 1	SF: 0 SAC: 1 DP: 1 HBP: 1	WP: 0 PA: 37 CS: 0
PITCHER Tommy John, L ERA: 4.39 Steve Brown, R ERA: 7.56 (1, 1)	IP: 5.0 WLS: L BF: 27 H: 13 R: 7 ER: 7 SO: 7 BB: 0 IBB: 0 HBP: 1 BLK: 0 WP: 0 HR: 1 S: 26 P: 27 ERA: 12.60 WHIP: 2.600															PITCHER			

Batter	1	2	3	4	5	6	7	8	9	AB	R	H	RBI	BB	SO	LOB	TOP		
Willie Randolph, R OBP: 0.362, SLG: 0.330	F8		6-3			5-3		F8	6-3	5	0	0	0	0	0	1			
Ken Griffey, L OBP: 0.364, SLG: 0.443	5-3		4-3			6-3		3-1		4	0	0	0	0	0	1			
Dave Winfield, R OBP: 0.339, SLG: 0.509	F8			F7		1B BB		1B 2B		3	0	1	1	1	0	0			
Don Baylor, R OBP: 0.349, SLG: 0.480		HR		6-3		1B		1B IBB		3	1	2	1	1	0	0			
Roy Smalley, S OBP: 0.352, SLG: 0.431	6-3		F9			F9		1B		4	0	1	0	0	0	2			
Graig Nettles, L OBP: 0.343, SLG: 0.441	4-3				G3			F8	K	4	0	0	0	0	1	3			
Don Mattingly, L OBP: 0.356, SLG: 0.503		1B			1B			1-3		4	1	3	1	0	0	0			
Rick Cerone, R OBP: 0.262, SLG: 0.276	6-3				G4-6-3 1B			5-3	G3	4	0	1	0	0	0	1			
Omar Moreno, L OBP: 0.291, SLG: 0.350			G3		G4-6-3			3-1 2B BB	K	3	1	0	0	1	1	2			
Inning Stats	R: 0 E: 0 K: 0 S: 3	H: 0 LOB: 0 BB: 0 P: 3	R: 1 E: 0 K: 0 S: 5	H: 2 LOB: 1 BB: 0 P: 5	R: 0 E: 0 K: 0 S: 3	H: 0 LOB: 0 BB: 0 P: 3	R: 0 E: 0 K: 0 S: 4	H: 2 LOB: 1 BB: 0 P: 4	R: 0 E: 0 K: 0 S: 4	H: 1 LOB: 2 BB: 1 P: 8	R: 0 E: 0 K: 0 S: 3	H: 0 LOB: 0 BB: 0 P: 3	R: 1 E: 0 K: 1 S: 7	H: 2 LOB: 3 BB: 2 P: 15	R: 1 E: 0 K: 1 S: 6	H: 1 LOB: 0 BB: 0 P: 6	1B: 5 2B: 1 3B: 0 HR: 2	SF: 0 SAC: 0 DP: 1 HBP: 0	WP: 0 PA: 37 CS: 1
PITCHER Geoff Zahn, L ERA: 3.36	IP: 9.0 WLS: L BF: 37	H: 8 R: 3 ER: 3 SO: 2	BB: 2 IBB: 1 HBP: 0 BLK: 0	WP: 0 HR: 2 S: 38 P: 50	ERA: 3.00 WHIP: 1.111	PITCHER	IP: 9.0 WLS: L BF: 37	H: 8 R: 3 ER: 3 SO: 2	BB: 2 IBB: 1 HBP: 0 BLK: 0	WP: 0 HR: 2 S: 38 P: 50	ERA: 3.00 WHIP: 1.111	PITCHER	IP: 9.0 WLS: L BF: 37	H: 8 R: 3 ER: 3 SO: 2	BB: 2 IBB: 1 HBP: 0 BLK: 0	WP: 0 HR: 2 S: 38 P: 50	ERA: 3.00 WHIP: 1.111		

New York Yankees @ California Angels
Anaheim Stadium, Anaheim, CA
Fri Aug 26 1983, 10:05 PM EDT
Att: 42,945 - Unknown

AB 34
R 3
H 8
RBI 3
BB 3
SO 2
LOB 10



Batter	1	2	3	4	5	6	7	8	9	AB	R	H	RBI	BB	SO	LOB	BOTTOM				
Brian Downing, R OBP: 0.363, SLG: 0.426	K		P4		F7				F8	4	1	1	2	0	1	3					
Fred Lynn, L OBP: 0.353, SLG: 0.474										1	0	0	0	0	0	1					
Rod Carew, L OBP: 0.418, SLG: 0.433	K		G3			G4-3 1B BB				3	0	0	0	1	1	2					
Juan Beniquez, R OBP: 0.331, SLG: 0.377	6-3			L6		G4-3 1B			4-3	4	0	1	0	0	0	0					
Doug DeCinces, R OBP: 0.351, SLG: 0.549		5-3		6-5-3		G4-3			6-3	4	0	0	0	0	0	2					
Bobby Grich, R OBP: 0.411, SLG: 0.451	5-3					FC5-4 BB				2	0	1	0	2	0	0					
Ron Jackson, R OBP: 0.321, SLG: 0.370	K			4-3		FC5-4			4-3	4	0	0	0	0	1	4					
Ellis Valentine, R OBP: 0.268, SLG: 0.407			K SH1-3 SH		K				SH3 2B	4	0	1	0	0	3	0					
Steve Lubratich, R OBP: 0.242, SLG: 0.302			SH SH1-3		6-3				SH3	2	1	1	0	0	0	0					
Bob Boone, R OBP: 0.277, SLG: 0.324			SH1-3							1	0	0	0	1	0	1					
Daryl Gossage, L OBP: 0.299, SLG: 0.441									K	1	0	0	0	0	1	1					
Inning Stats	R: 0 E: 0 K: 2 S: 7	H: 0 LOB: 0 BB: 0 P: 7	R: 0 E: 0 K: 1 S: 5	H: 0 LOB: 0 BB: 0 P: 5	R: 0 E: 0 K: 1 S: 7	H: 0 LOB: 2 BB: 0 P: 7	R: 0 E: 0 K: 0 S: 4	H: 1 LOB: 1 BB: 0 P: 4	R: 0 E: 0 K: 1 S: 5	H: 0 LOB: 1 BB: 1 P: 9	R: 0 E: 0 K: 0 S: 3	H: 1 LOB: 2 BB: 2 P: 11	R: 2 E: 0 K: 1 S: 7	H: 2 LOB: 0 BB: 0 P: 7	R: 0 E: 0 K: 0 S: 3	H: 0 LOB: 1 BB: 1 P: 7	R: 0 E: 0 K: 1 S: 6	H: 1 LOB: 1 BB: 0 P: 6	1B: 3 2B: 1 3B: 0 HR: 1	SF: 0 SAC: 3 DP: 1 HBP: 0	WP: 1 PA: 37 CS: 0
PITCHER Dave Righetti, L ERA: 3.15	IP: 8.1 WLS: W BF: 35	H: 5 R: 2 ER: 2 SO: 6	BB: 4 IBB: 0 HBP: 0 BLK: 0	WP: 1 HR: 1 S: 43 P: 59	ERA: 2.16 WHIP: 1.080	PITCHER	IP: 0.2 WLS: S BF: 2	H: 0 R: 0 ER: 0 SO: 1	BB: 0 IBB: 0 HBP: 0 BLK: 0	WP: 0 HR: 0 S: 4 P: 4	ERA: 0.00 WHIP: 0.000	PITCHER	IP: 0.2 WLS: S BF: 2	H: 0 R: 0 ER: 0 SO: 1	BB: 0 IBB: 0 HBP: 0 BLK: 0	WP: 0 HR: 0 S: 4 P: 4	ERA: 0.00 WHIP: 0.000				

New York Yankees @ California Angels
Anaheim Stadium, Anaheim, CA
Fri Aug 26 1983, 10:05 PM EDT
Att: 42,945 - Unknown

AB 30
R 2
H 5
RBI 2
BB 4
SO 7
LOB 14



Batter	1	2	3	4	5	6	7	8	9	AB R H RBI BB SO LOB	TOP															
Willie Randolph, R (1,4) OBP: 0.361, SLG: 0.333	5-3		6-3		G2	G6-4-3 2B	1B		K	6 1 2 1 0 1 1	New York Yankees @ California Angels Anaheim Stadium, Anaheim, CA Sat Aug 27 1983, 10:05 PM EDT Att: 45,747 - Unknown															
Ken Griffey, L (1,3) OBP: 0.373, SLG: 0.458	HR		1B		1B	G6-4-3 BB	1B			3 2 3 1 2 0 0																
Dave Winfield, R (1,7) OBP: 0.338, SLG: 0.505	1-3		K		1B	G6-4-3 BB	P3			5 1 1 0 0 1 5																
Graig Nettles, L (1,5) OBP: 0.344, SLG: 0.443	F7		FC6-4 1B		F7	2B		G3		5 0 2 1 0 0 2																
Don Baylor, R (1,10) OBP: 0.348, SLG: 0.475	5-3		FC6-4 1B		E5 1B	IBB		F8		4 0 0 0 1 0 4																
Butch Wynegar, S (1,2) OBP: 0.388, SLG: 0.433	1B BB				1B	K		F7		4 0 2 2 1 1 2																
Don Mattingly, L (1,9) OBP: 0.397, SLG: 0.497	1-2 1B		K		IBB		6-3		F7	4 0 1 0 1 1 1																
Roy Smalley, S (1,6) OBP: 0.350, SLG: 0.430	F7		F7		K	WP 1B 2B		K		5 1 1 0 0 2 6																
Omar Moreno, L (1,8) OBP: 0.292, SLG: 0.351	4-3		4-3			G6-4-3 1B	F7			5 1 2 0 0 0 4																
Inning Stats	R: 1 E: 0 K: 0 S: 4	H: 1 LOB: 0 BB: 0 P: 4	R: 0 E: 0 K: 0 S: 4	H: 1 LOB: 2 BB: 1 P: 8	R: 0 E: 0 K: 1 S: 7	H: 2 LOB: 2 BB: 0 P: 7	R: 0 E: 0 K: 1 S: 6	H: 1 LOB: 1 BB: 0 P: 6	R: 2 E: 0 K: 1 S: 8	H: 2 LOB: 3 BB: 2 P: 16	R: 1 E: 0 K: 0 S: 6	H: 3 LOB: 2 BB: 0 P: 6	R: 0 E: 0 K: 0 S: 3	H: 0 LOB: 0 BB: 0 P: 3	R: 0 E: 0 K: 2 S: 8	H: 1 LOB: 1 BB: 0 P: 8	1B: 10 2B: 3 3B: 0 HR: 1	SF: 0 SAC: 0 DP: 1 HBP: 0	WP: 1 PB: 0 CS: 0	PA: 46						
PITCHER	IP WLS BF H R ER SO BB IBB HBP BLK WP HR S P ERA WHIP											PITCHER	IP WLS BF H R ER SO BB IBB HBP BLK WP HR S P ERA WHIP													
Rick Steiner, R (1,1) ERA: 4.7	5.0	28	9	5	3	3	2	1	0	0	0	1	31	43	5.40	2.200										
John Curtis, L (6,1) ERA: 3.92	1.2	10	4	1	1	1	1	1	0	0	1	0	10	18	5.40	3.000										
Steve Brown, R (7,1) ERA: 5.91	2.1	W 8	1	0	0	2	0	0	0	0	0	0	12	12	0.00	0.429										

Batter	1	2	3	4	5	6	7	8	9	AB R H RBI BB SO LOB	BOTTOM															
Brian Downing, R (1,7) OBP: 0.366, SLG: 0.436	4-3		HR		SH5-3 1B		F7		E 1B BB	4 2 2 2 1 0 0	New York Yankees @ California Angels Anaheim Stadium, Anaheim, CA Sat Aug 27 1983, 10:05 PM EDT Att: 45,747 - Unknown															
Rod Carew, L (1,3) OBP: 0.416, SLG: 0.431	4-3		1B 1B 1B		SH5-3 1-2		6-3		E6 1B E	4 1 1 0 0 0 2																
Juan Beniquez, R (1,8) OBP: 0.332, SLG: 0.377	5-3		1B 1-2 1B		F7		K		E 1B	5 0 2 2 0 1 1																
Doug DeCinces, R (1,10) OBP: 0.349, SLG: 0.542	F9		1-2 2-3 1B		6-3		F8		F7	5 0 1 0 0 0 3																
Bobby Grich, R (1,4) OBP: 0.411, SLG: 0.451	F9		K				6-3		E 1B	5 0 2 0 0 1 3																
Ron Jackson, R (1,5) OBP: 0.317, SLG: 0.365	1-3				F8		F3		L5 1-2	4 0 0 0 0 0 1																
Ellis Valentine, R (1,9) OBP: 0.269, SLG: 0.406			F9				K		K	3 0 1 0 0 1 0																
Reggie Jackson, L (6, PH) OBP: 0.305, SLG: 0.365			G5-3 1B						K	1 0 0 0 0 1 1																
Steve Lubratich, R (1,6) OBP: 0.255, SLG: 0.313			F8				HR 1B		K	3 1 2 0 0 0 0																
Daryl Scomiers, L (9, PH) OBP: 0.236, SLG: 0.439					1-2 1B				K	1 0 0 0 0 1 0																
Bob Boone, R (1,2) OBP: 0.281, SLG: 0.337			HR 1B		G5-3 2-3		HR		E BB 1B 1B	4 3 3 2 0 0 2																
Inning Stats	R: 0 E: 0 K: 0 S: 3	H: 0 LOB: 0 BB: 0 P: 3	R: 0 E: 0 K: 0 S: 3	H: 0 LOB: 0 BB: 0 P: 3	R: 2 E: 0 K: 1 S: 10	H: 5 LOB: 3 BB: 0 P: 10	R: 0 E: 0 K: 0 S: 4	H: 2 LOB: 1 BB: 0 P: 4	R: 0 E: 0 K: 1 S: 5	H: 0 LOB: 0 BB: 0 P: 5	R: 2 E: 0 K: 1 S: 7	H: 2 LOB: 0 BB: 0 P: 7	R: 0 E: 1 K: 1 S: 6	H: 1 LOB: 1 BB: 0 P: 6	R: 3 E: 2 K: 1 S: 8	H: 3 LOB: 2 BB: 1 P: 12	1B: 12 2B: 0 3B: 0 HR: 2	SF: 0 SAC: 1 DP: 1 HBP: 0	WP: 0 PB: 0 CS: 0	PA: 41						
PITCHER	IP WLS BF H R ER SO BB IBB HBP BLK WP HR S P ERA WHIP											PITCHER	IP WLS BF H R ER SO BB IBB HBP BLK WP HR S P ERA WHIP													
Ray Fontenot, L (1,1) ERA: 3.15	5.0	22	8	2	2	1	0	0	0	0	0	1	24	24	3.60	1.600										
George Frazier, R (6,1) ERA: 3.61	2.2	11	3	2	2	2	0	0	0	0	0	1	15	15	6.75	1.125										
Rich Gossage, R (8,1) ERA: 2.05	1.0	L 8	3	3	1	2	1	0	0	0	0	0	11	15	9.00	4.000										

Batter	1	2	3	4	5	6	7	8	9	AB	R	H	RBI	BB	SO	LOB	TOP					
Willie Randolph, R (1,4) OBP: 0.359, SLG: 0.329	5-3		P4			6-3			L3	4	0	0	0	1	0	2						
Ken Griffey, L (1,3) OBP: 0.371, SLG: 0.454	F9			4-3		1B	F8		L3	5	1	1	0	0	0	1						
Dave Winfield, R (1,7) OBP: 0.339, SLG: 0.505				5-3		1B	K			4	1	2	0	0	1	0						
Graig Nettles, L (1,5) Bert Campaneris, R (9,5) OBP: 0.345, SLG: 0.449 OBP: 0.355, SLG: 0.357	F9			2B	3B	1B	K			4	2	2	1	0	1	1						
Oscar Gamble, L (1,10) Don Baylor, R (8,PH) OBP: 0.373, SLG: 0.510 OBP: 0.349, SLG: 0.479		L4				1B				3	1	2	2	0	0	0						
Don Mattingly, L (1,9) OBP: 0.380, SLG: 0.494				2B		1B	K			1	0	1	0	0	0	0						
Roy Smalley, S (1,6) OBP: 0.349, SLG: 0.436				5-3		1B	K			3	1	1	1	1	1	2						
Omar Moreno, L (1,8) OBP: 0.292, SLG: 0.349						HR				4	1	1	3	0	0	2						
Rick Cerone, R (1,2) OBP: 0.262, SLG: 0.271				F8		4-3				3	0	0	0	1	1	1						
				F7		6-3			F7	3	0	0	0	0	0	0						
Inning Stats	R: 0 E: 0 K: 0 S: 4	H: 1 LOB: 1 BB: 0 P: 4	R: 0 E: 0 K: 0 S: 2	H: 0 LOB: 0 BB: 1 P: 6	R: 0 E: 0 K: 0 S: 3	H: 0 LOB: 0 BB: 0 P: 3	R: 1 E: 0 K: 0 S: 5	H: 2 LOB: 1 BB: 0 P: 5	R: 0 E: 0 K: 0 S: 3	H: 0 LOB: 0 BB: 0 P: 3	R: 6 E: 0 K: 0 S: 8	H: 6 LOB: 1 BB: 1 P: 13	R: 0 E: 0 K: 2 S: 7	H: 0 LOB: 0 BB: 0 P: 7	R: 0 E: 0 K: 2 S: 8	H: 1 LOB: 1 BB: 0 P: 8	R: 0 E: 0 K: 0 S: 2	H: 0 LOB: 0 BB: 1 P: 6	1B: 6 2B: 3 3B: 1 HR: 1	SF: 0 SAC: 0 DP: 3 HBP: 1	WP: 0 PB: 0 CS: 0	PA: 38
PITCHER	IP	WLS	BF	H	R	ER	SO	BB	IBB	HBP	BLK	WP	HR	S	P	ERA	WHIP					
Ken Forsch, R (1,1) ERA: 3.91	5.1	L	24	8	6	6	0	1	0	0	0	0	0	23	27	10.12	1.688					
Bruce Kison, R (6,1) ERA: 4.05	0.2		4	1	1	1	0	1	0	1	0	0	1	2	7	13.50	3.000					
Andy Hassler, L (7,1) ERA: 5.08	3.0		10	1	0	0	4	1	0	0	0	0	0	17	21	0.00	0.667					

New York Yankees @ California Angels
Anaheim Stadium, Anaheim, CA
Sun Aug 28 1983, 6:33 AM EDT
Att: 38,469 - Unknown

AB 34
R 7
H 10
RBI 7
BB 3
SO 4
LOB 9



Batter	1	2	3	4	5	6	7	8	9	AB	R	H	RBI	BB	SO	LOB	BOTTOM					
Brian Downing, R (1,7) OBP: 0.361, SLG: 0.429	K		K			P6			6-3	5	0	0	0	0	3	4						
Rob Wilfong, L (1,5) OBP: 0.277, SLG: 0.323			4-3			P6			K	5	0	1	0	0	1	1						
Juan Beniquez, R (1,8) OBP: 0.335, SLG: 0.379					L6					4	1	2	0	0	0	1						
Doug DeCinces, R (1,10) OBP: 0.351, SLG: 0.542					F4				1B	4	0	2	0	0	0	1						
Reggie Jackson, L (1,9) Ellis Valentine, R (5,9) OBP: 0.304, SLG: 0.363 OBP: 0.271, SLG: 0.406					3-1				1B	2	0	0	0	0	1	1						
Bobby Grich, R (1,4) Ron Jackson, R (8,PH) OBP: 0.414, SLG: 0.460 OBP: 0.316, SLG: 0.363						HR			FC6-4	1	1	1	1	1	0	0						
Daryl Sconiers, L (1,3) OBP: 0.293, SLG: 0.432						5-3			G1	4	0	0	0	0	0	5						
Steve Lubratich, R (1,6) Rod Carew, L (9,PH) OBP: 0.257, SLG: 0.314 OBP: 0.418, SLG: 0.431						P4				3	0	1	0	0	1	2						
Bob Boone, R (1,2) OBP: 0.284, SLG: 0.346						HR			1-3	4	1	2	1	0	0	3						
Inning Stats	R: 0 E: 0 K: 1 S: 5	H: 1 LOB: 0 BB: 0 P: 5	R: 0 E: 0 K: 2 S: 8	H: 1 LOB: 2 BB: 1 P: 12	R: 0 E: 0 K: 1 S: 5	H: 1 LOB: 0 BB: 0 P: 5	R: 0 E: 0 K: 0 S: 3	H: 0 LOB: 0 BB: 0 P: 3	R: 2 E: 0 K: 0 S: 5	H: 2 LOB: 0 BB: 0 P: 5	R: 0 E: 0 K: 1 S: 6	H: 1 LOB: 1 BB: 0 P: 6	R: 0 E: 0 K: 1 S: 6	H: 1 LOB: 2 BB: 0 P: 7	R: 1 E: 0 K: 0 S: 6	H: 3 LOB: 2 BB: 0 P: 6	R: 0 E: 0 K: 1 S: 5	H: 0 LOB: 1 BB: 1 P: 9	1B: 8 2B: 1 3B: 0 HR: 2	SF: 0 SAC: 0 DP: 2 HBP: 1	WP: 0 PB: 0 CS: 1	PA: 38
PITCHER	IP	WLS	BF	H	R	ER	SO	BB	IBB	HBP	BLK	WP	HR	S	P	ERA	WHIP					
John Montefusco, R (1,1) ERA: 3.29	6.0	W	23	6	2	2	5	1	0	0	0	0	0	2	36	3.00	1.167					
George Frazier, R (7,1) ERA: 3.59	3.0	S	15	4	1	1	2	1	0	1	0	0	0	17	22	3.00	1.667					

New York Yankees @ California Angels
Anaheim Stadium, Anaheim, CA
Sun Aug 28 1983, 6:33 AM EDT
Att: 38,469 - Unknown

AB 35
R 3
H 10
RBI 3
BB 2
SO 7
LOB 21



Batter	1	2	3	4	5	6	7	8	9	AB	R	H	RBI	BB	SO	LOB	TOP								
Toby Harrah, R OBP: 0.364, SLG: 0.352	4-0 1-3 2B BB		4-0 G3-6-3 BB		0-0 4-3		0-3 K		0-0 4-3	3	1	0	0	2	1	0									
Mike Hargrove, L OBP: 0.386, SLG: 0.375	0-0 1-3		0-0 G3-6-3 1-2		0-0 2B		0-0 F9		4-0 BB	4	0	1	0	1	0	2									
Julio Franco, R OBP: 0.314, SLG: 0.408	0-0 6-3 2-H 2B			0-0 BB S 1B		0-0 F8		0-0 F8	0-0 F9	5	0	2	1	0	0	2									
Andre Thornton, R OBP: 0.383, SLG: 0.431	0-0 6-3			4-0 2B 1B		0-0 2B SF8		4-0 BB BB		2	3	1	0	2	0	1									
Pat Tabler, R OBP: 0.362, SLG: 0.390	0-3 K			0-0 2B		0-0 SF8 CS 2B		0-0 F8		4	0	2	1	0	1	2									
Gorman Thomas, R OBP: 0.299, SLG: 0.357		0-0 F7		4-0 BB		0-0 SF8		4-0 1B 1-2 9-2 BB		1	0	0	1	2	0	0									
George Vukovich, L OBP: 0.278, SLG: 0.308		0-0 F7		0-3 K		0-0 HR 1B		0-0 1-3 2-H 2B 1B		4	1	2	1	0	1	2									
Jim Essian, R OBP: 0.305, SLG: 0.343		0-0 2-3		0-0 F8		0-0 HR		0-0 9-2		4	1	1	2	0	0	4									
Mike Fischlin, R OBP: 0.285, SLG: 0.247			0-0 5-3		0-0 6-3		0-0 F9		0-0 5-3	4	0	0	0	0	0	0									
Inning Stats	R: 1 E: 0 K: 1 S: 6	H: 1 LOB: 1 BB: 1 P: 10	R: 0 E: 0 K: 0 S: 3	H: 0 LOB: 0 BB: 0 P: 3	R: 0 E: 0 K: 0 S: 2	H: 0 LOB: 0 BB: 1 P: 6	R: 1 E: 0 K: 1 S: 6	H: 2 LOB: 2 BB: 2 P: 14	R: 0 E: 0 K: 0 S: 4	H: 1 LOB: 1 BB: 0 P: 4	R: 3 E: 0 K: 0 S: 6	H: 4 LOB: 0 BB: 0 P: 6	R: 0 E: 0 K: 1 S: 5	H: 0 LOB: 0 BB: 0 P: 5	R: 1 E: 0 K: 0 S: 3	H: 1 LOB: 1 BB: 2 P: 11	R: 0 E: 0 K: 0 S: 3	H: 0 LOB: 1 BB: 1 P: 7	1B: 4 2B: 5 3B: 0 HR: 1	SF: 1 SAC: 0 DP: 2 HBP: 0	WP: 0 PB: 0 SB: 1 CS: 1	PA: 39			
PITCHER	IP	WLS	BF	H	R	ER	SO	BB	IBB	HBP	BLK	WP	HR	S	P	ERA	WHIP								
Mike Witt, R ERA: 4.75	6.0	L	27	8	5	5	2	4	0	0	0	0	1	27	43	7.50	2.000								
Steve Brown, R ERA: 6.0	1.1		7	1	1	1	1	2	0	0	0	0	0	7	15	6.75	2.250								
Luis Sanchez, R ERA: 3.38	1.2		5	0	0	0	0	1	0	0	0	0	0	4	8	0.00	0.600								

Cleveland Indians @ California Angels
Anaheim Stadium, Anaheim, CA

AB 31
R 6
H 9
RBI 6
BB 7
SO 3
LOB 13



WP: 0
PB: 0
SB: 1
CS: 1

Cleveland Indians @ California Angels
Anaheim Stadium, Anaheim, CA

AB 36
R 4
H 9
RBI 4
BB 1
SO 3
LOB 11



WP: 1
PB: 0
SB: 0
CS: 0

Batter	1	2	3	4	5	6	7	8	9	AB	R	H	RBI	BB	SO	LOB	BOTTOM								
Brian Downing, R OBP: 0.361, SLG: 0.432	0-0 F9		0-0 F8			0-0 5-3	0-0 FC3-6 1B		0-0 1-H 2B	5	0	2	1	0	0	0									
Rod Carew, L OBP: 0.413, SLG: 0.426	0-3 K		0-0 F7			0-0 1B E6	0-0 FC3-6 1-2 2-3		0-0 1-3	5	0	0	0	0	1	3									
Juan Beniquez, R OBP: 0.333, SLG: 0.377	0-0 F7			0-0 6-3		0-0 FC4 1B	0-0 5-3			4	0	1	0	0	0	2									
Doug DeCinces, R OBP: 0.346, SLG: 0.534		0-0 F7		0-0 F8		0-0 FC4 1-2		0-0 F8		4	0	0	0	0	0	2									
Ron Jackson, R OBP: 0.315, SLG: 0.372		0-0 F9		0-0 1-3			0-0 HR	0-3 K		4	1	1	1	0	1	0									
Ellis Valentine, R OBP: 0.275, SLG: 0.408		0-0 1B			0-0 F7		0-0 1B 1B	0-0 F6		4	1	2	0	0	0	0									
Bob Boone, R OBP: 0.286, SLG: 0.349		0-0 1B			0-0 5-3		0-0 1B SF9 1B	4-0 FC5-4 BB		3	1	2	0	0	0	0									
Daryl Sconiers, L OBP: 0.296, SLG: 0.432		1-3 1B					0-0 FC3-6 1B 1-3 2-H 1B	0-3 K		4	0	1	1	0	1	3									
Steve Lubratic, R OBP: 0.257, SLG: 0.311		0-0 F7			0-0 F6		0-0 FC3-6 1B 1-3 2-H 1B	0-0 K		4	0	1	1	0	1	3									
Rob Wilfong, L OBP: 0.267, SLG: 0.313			0-0 4-3			0-0 L3	0-0 SF9	0-0 FC5-4 2B		3	1	0	1	0	0	1									
Inning Stats	R: 0 E: 0 K: 1 S: 5	H: 0 LOB: 0 BB: 0 P: 5	R: 0 E: 0 K: 0 S: 5	H: 2 LOB: 0 BB: 0 P: 5	R: 0 E: 0 K: 0 S: 3	H: 0 LOB: 0 BB: 0 P: 3	R: 0 E: 0 K: 0 S: 3	H: 0 LOB: 0 BB: 0 P: 3	R: 0 E: 1 K: 0 S: 5	H: 1 LOB: 2 BB: 0 P: 5	R: 3 E: 0 K: 0 S: 8	H: 5 LOB: 2 BB: 0 P: 8	R: 0 E: 0 K: 1 S: 5	H: 0 LOB: 0 BB: 0 P: 5	R: 1 E: 0 K: 1 S: 6	H: 1 LOB: 1 BB: 1 P: 10	1B: 7 2B: 1 3B: 0 HR: 1	SF: 1 SAC: 0 DP: 0 HBP: 0	WP: 1 PB: 0 SB: 0 CS: 0	PA: 38					
PITCHER	IP	WLS	BF	H	R	ER	SO	BB	IBB	HBP	BLK	WP	HR	S	P	ERA	WHIP								
Neal Heaton, L ERA: 3.54	6.1	W	28	8	3	3	1	0	0	0	0	1	0	30	30	4.26	1.263								
Bud Anderson, R ERA: 3.16	2.2	S	10	1	1	1	2	1	0	0	0	1	0	13	17	3.38	0.750								

WP: 1
PB: 0
SB: 0
CS: 0

Batter	1	2	3	4	5	6	7	8	9	10	AB	R	H	RBI	BB	SO	LOB	TOP									
Alan Bannister, R (1, 9) <small>OBP: 0.332, SLG: 0.407</small> George Vukovich, L (9, PH) <small>OBP: 0.279, SLG: 0.310</small> (9, 9)											4	1	2	0	0	0	3										
Toby Harrah, R (1, 5) <small>OBP: 0.364, SLG: 0.362</small> (10, 4)											6	2	2	1	0	1	2										
Julio Franco, R (1, 6) <small>OBP: 0.311, SLG: 0.401</small>											4	0	0	0	0	0	2										
Bake McBride, L (1, 10) <small>OBP: 0.313, SLG: 0.337</small>											5	0	1	0	0	1	3										
Pat Tabler, R (1, 7) <small>OBP: 0.372, SLG: 0.397</small>											4	0	3	2	1	1	0										
Mike Hargrave, L (1, 3) <small>OBP: 0.366, SLG: 0.374</small> Carmen Castillo, R (8, PR) <small>OBP: 0.336, SLG: 0.167</small> Broderick Perkins, L (8, 3) <small>OBP: 0.287, SLG: 0.322</small>											4	0	2	0	0	0	4										
Gorman Thomas, R (1, 8) <small>OBP: 0.299, SLG: 0.363</small>											4	1	2	2	1	0	3										
Ron Hassey, L (1, 2) <small>OBP: 0.339, SLG: 0.346</small>											4	1	1	0	1	0	4										
Mike Fischlin, R (1, 4) <small>OBP: 0.279, SLG: 0.237</small> Chris Bando, S (10, PH) <small>OBP: 0.356, SLG: 0.391</small> Jim Essian, R (10, 5) <small>OBP: 0.305, SLG: 0.343</small>											3	0	0	0	1	1	3										
Inning Stats	R: 2 E: 0 K: 0 S: 6	H: 3 LOB: 1 BB: 0 P: 6	R: 0 E: 0 K: 0 S: 3	H: 2 LOB: 2 BB: 1 P: 7	R: 0 E: 0 K: 1 S: 4	H: 1 LOB: 0 BB: 0 P: 5	R: 0 E: 0 K: 1 S: 5	H: 1 LOB: 0 BB: 0 P: 5	R: 1 E: 0 K: 0 S: 4	H: 1 LOB: 0 BB: 0 P: 4	R: 0 E: 0 K: 0 S: 5	H: 2 LOB: 3 BB: 1 P: 9	R: 0 E: 0 K: 0 S: 3	H: 0 LOB: 0 BB: 0 P: 3	R: 2 E: 0 K: 1 S: 7	H: 2 LOB: 1 BB: 0 P: 7	R: 0 E: 0 K: 1 S: 5	H: 0 LOB: 1 BB: 0 P: 6	R: 2 E: 0 K: 1 S: 7	H: 2 LOB: 2 BB: 2 P: 15	1B: 11 2B: 3 3B: 0 HR: 2	SF: 0 SAC: 0 DP: 1 HBP: 1	WP: 0 PA: 47				
PITCHER	IP 5.2	WLS 27	H 10	R 3	ER 3	SO 1	BB 3	IBB 0	HBP 0	BLK 0	WP 0	HR 1	S 26	P 38	ERA 4.76	WHIP 2.294											
Geoff Zahn, L (1, 1) ERA: 3.41	2.1	9	2	2	2	1	0	0	0	0	0	1	11	11	7.71	0.857											
Steve Brown, R (6, 1) ERA: 6.28	2.0	L	11	2	2	2	2	1	1	1	0	0	0	12	21	9.00	1.500										
Luis Sanchez, R (9, 1) ERA: 3.5																											

Cleveland Indians @ California Angels
Anaheim Stadium, Anaheim, CA
Wed Aug 31 1983, 10:05 PM EDT
Att: 22,659 - Unknown


AB	41
R	7
H	14
RBI	7
BB	5
SO	4
LOB	25



Batter	1	2	3	4	5	6	7	8	9	10	AB	R	H	RBI	BB	SO	LOB	BOTTOM								
Brian Downing, R (1, 7) <small>OBP: 0.367, SLG: 0.435</small> Ellis Valentine, R (5, PR) <small>OBP: 0.273, SLG: 0.404</small> (6, 7)											2	1	1	0	0	1	1									
Steve Lubratich, R (10, 6) <small>OBP: 0.257, SLG: 0.311</small>											0	0	0	0	0	0	0									
Rod Carew, L (1, 3) <small>OBP: 0.415, SLG: 0.427</small>											4	0	1	0	1	0	1									
Juan Beniquez, R (1, 8) <small>OBP: 0.333, SLG: 0.368</small> (10, 7)											2	0	0	0	2	0	0									
Doug DeCinces, R (1, 5) <small>OBP: 0.345, SLG: 0.543</small>											3	1	1	3	0	0	1									
Reggie Jackson, L (1, 9) <small>OBP: 0.301, SLG: 0.359</small>											4	0	0	0	0	1	3									
Daryl Sconiers, L (1, 10) <small>OBP: 0.309, SLG: 0.454</small>											4	2	3	0	0	1	0									
Bob Boone, R (1, 2) <small>OBP: 0.291, SLG: 0.354</small>											3	0	2	1	0	0	1									
Rob Wilfong, L (1, 4) <small>OBP: 0.277, SLG: 0.330</small>											4	0	1	1	0	1	2									
Ricky Adams, R (1, 6) <small>OBP: 0.270, SLG: 0.268</small> Fred Lynn, L (9, PH) <small>OBP: 0.353, SLG: 0.472</small> (10, 8)											2	1	0	0	1	1	1									
Inning Stats	R: 1 E: 0 K: 0 S: 4	H: 1 LOB: 1 BB: 1 P: 8	R: 1 E: 0 K: 2 S: 9	H: 2 LOB: 1 BB: 0 P: 9	R: 0 E: 0 K: 0 S: 4	H: 1 LOB: 0 BB: 0 P: 4	R: 0 E: 0 K: 1 S: 5	H: 1 LOB: 0 BB: 0 P: 5	R: 0 E: 0 K: 0 S: 2	H: 1 LOB: 0 BB: 1 P: 6	R: 0 E: 0 K: 1 S: 5	H: 1 LOB: 0 BB: 0 P: 5	R: 1 E: 0 K: 1 S: 6	H: 1 LOB: 2 BB: 2 P: 14	R: 0 E: 0 K: 0 S: 5	H: 2 LOB: 1 BB: 0 P: 5	R: 0 E: 0 K: 0 S: 3	H: 0 LOB: 0 BB: 0 P: 3	1B: 3 2B: 5 3B: 0 HR: 1	SF: 2 SAC: 2 DP: 3 HBP: 1	WP: 0 PA: 40					
PITCHER	IP 5.0	WLS 27	H 10	R 3	ER 3	SO 1	BB 3	IBB 0	HBP 1	BLK 0	WP 0	HR 1	S 24	P 29	ERA 5.40	WHIP 1.200										
Bert Blyleven, R (1, 1) ERA: 3.83	2.1	9	2	1	1	1	2	0	0	0	0	0	9	17	3.86	1.714										
Bud Anderson, R (6, 1) ERA: 3.21	1.2	W	8	2	1	1	1	0	0	0	0	0	9	13	5.40	1.800										
Rick Sutcliffe, R (8, 1) ERA: 3.83	1.0	S	3	0	0	0	0	0	0	0	0	0	3	3	0.00	0.000										
Jamie Easterly, L (10, 1) ERA: 2.7																										

Cleveland Indians @ California Angels
Anaheim Stadium, Anaheim, CA
Wed Aug 31 1983, 10:05 PM EDT
Att: 22,659 - Unknown

AB	31
R	5
H	9
RBI	5
BB	4
SO	5
LOB	13



Batter	1	2	3	4	5	6	7	8	9	AB	R	H	RBI	BB	SO	LOB	TOP										
Paul Moltzer, R OBP: 0.354, SLG: 0.450 (1, 5)										5	0	0	0	0	1	3											
Jim Gantner, L OBP: 0.346, SLG: 0.435 (1, 4)				 F9 1B						4	1	2	0	0	0	0											
Robin Yount, R OBP: 0.382, SLG: 0.498 (1, 6)										4	0	0	0	0	0	2											
Cecil Cooper, L OBP: 0.337, SLG: 0.522 (1, 3)				 1B FC3-4-4					 WP 1B	4	2	3	1	0	0	1											
Ted Simmons, S OBP: 0.362, SLG: 0.446 (1, 2)				 1B FC3-4-4					 WP 1B	3	1	2	0	1	0	0											
Ben Oglivie, L OBP: 0.365, SLG: 0.429 (1, 7)	 1B			 2-3 BB					 1B	3	0	2	0	1	0	2											
Roy Howell, L OBP: 0.326, SLG: 0.410 (1, 10)				 2-3 BB					 1B	3	0	0	1	0	0	3											
Ed Romero, R OBP: 0.333, SLG: 0.380 (9, PH)	 1B								 1B	1	0	1	1	0	0	0											
Rick Manning, L OBP: 0.287, SLG: 0.308 (1, 8)										3	0	0	0	0	0	0											
Charlie Moore, R OBP: 0.347, SLG: 0.360 (1, 9)					 1B					4	0	1	0	0	1	2											
Inning Stats	R: 0 E: 0 K: 0 S: 4	H: 1 LOB: 1 BB: 0 P: 4	R: 0 E: 0 K: 0 S: 3	H: 1 LOB: 0 BB: 0 P: 3	R: 0 E: 0 K: 1 S: 5	H: 0 LOB: 0 BB: 0 P: 5	R: 2 E: 1 K: 0 S: 5	H: 3 LOB: 1 BB: 1 P: 9	R: 0 E: 0 K: 1 S: 5	H: 1 LOB: 0 BB: 0 P: 5	R: 0 E: 0 K: 0 S: 4	H: 0 LOB: 0 BB: 0 P: 3	R: 0 E: 0 K: 0 S: 3	H: 0 LOB: 0 BB: 0 P: 3	R: 2 E: 0 K: 0 S: 7	H: 4 LOB: 2 BB: 0 P: 7	1B: 10 2B: 2 3B: 0 HR: 0	SF: 0 SAC: 1 DP: 2 HBP: 0	WP: 1 PA: 37								
PITCHER	IP	WLS	BF	H	R	ER	SO	BB	IBB	HBP	BLK	WP	HR	S	P	ERA	WHIP										
Mike Witt, R ERA: 4.74 (1, 1)	8.0	L	32	9	4	4	2	1	1	0	0	0	0	34	42	4.50	1.250										
Andy Hassler, L ERA: 4.53 (9, 1)	0.0		1	1	0	0	0	0	0	0	0	1	0	1	1	∞	∞										
Luis Sanchez, R ERA: 3.46 (9, 1)	1.0	S	4	1	0	0	0	0	0	0	0	0	0	4	4	0.00	1.000										

Milwaukee Brewers @ California Angels
Anaheim Stadium, Anaheim, CA
Sat Sep 03 1983, 10:05 PM EDT
Att: 34,312 - Unknown

AB 34
R 4
H 11
RBI 3
BB 2
SO 2
LOB 13



Batter	1	2	3	4	5	6	7	8	9	AB	R	H	RBI	BB	SO	LOB	BOTTOM										
Rick Burleson, R OBP: 0.355, SLG: 0.357 (1, 6)						 1B				4	1	1	0	0	0	1											
Ricky Adams, R OBP: 0.272, SLG: 0.271 (9, 6)										0	0	0	0	0	0	0											
Ellis Valentine, R OBP: 0.285, SLG: 0.416 (1, 9)										4	0	2	1	0	0	1											
Juan Beniquez, R OBP: 0.337, SLG: 0.368 (1, 7)						 G6-4-3			 SF9 1B	3	1	1	0	1	0	1											
Doug DeCinces, R OBP: 0.341, SLG: 0.536 (1, 5)										4	0	0	0	0	1	4											
Ron Jackson, R OBP: 0.318, SLG: 0.373 (1, 3)										4	0	1	0	0	0	0											
Fred Lynn, L OBP: 0.349, SLG: 0.469 (1, 8)									 SF9	3	0	0	1	0	0	0											
Bob Boone, R OBP: 0.290, SLG: 0.355 (1, 2)										4	0	0	0	0	1	1											
Bobby Clark, R OBP: 0.259, SLG: 0.365 (1, 10)										3	1	1	1	0	0	0											
Steve Lubratich, R OBP: 0.259, SLG: 0.312 (1, 4)							 1B			3	0	1	0	0	0	0											
Inning Stats	R: 0 E: 0 K: 0 S: 3	H: 0 LOB: 0 BB: 0 P: 3	R: 0 E: 0 K: 1 S: 5	H: 0 LOB: 0 BB: 0 P: 5	R: 0 E: 0 K: 0 S: 4	H: 1 LOB: 1 BB: 0 P: 4	R: 0 E: 0 K: 0 S: 5	H: 3 LOB: 1 BB: 1 P: 9	R: 0 E: 0 K: 0 S: 3	H: 0 LOB: 0 BB: 0 P: 3	R: 0 E: 0 K: 0 S: 4	H: 1 LOB: 1 BB: 0 P: 4	R: 0 E: 0 K: 1 S: 7	H: 2 LOB: 1 BB: 0 P: 7	1B: 5 2B: 1 3B: 0 HR: 1	SF: 1 SAC: 0 DP: 1 HBP: 0	WP: 0 PA: 34										
PITCHER	IP	WLS	BF	H	R	ER	SO	BB	IBB	HBP	BLK	WP	HR	S	P	ERA	WHIP										
Mike Caldwell, L ERA: 4.43 (1, 1)	8.0	W	29	5	2	2	1	1	0	0	0	0	0	30	34	2.25	0.750										
Pete Ladd, R ERA: 2.67 (9, 1)	1.0	S	5	2	1	1	1	0	0	0	0	0	0	7	7	9.00	2.000										

Milwaukee Brewers @ California Angels
Anaheim Stadium, Anaheim, CA
Sat Sep 03 1983, 10:05 PM EDT
Att: 34,312 - Unknown

AB 32
R 3
H 7
RBI 3
BB 1
SO 2
LOB 8



Batter	1	2	3	4	5	6	7	8	9	AB	R	H	RBI	BB	SO	LOB	TOP				
Paul Moltis, R OBP: 0.354, SLG: 0.453 (1, 5)										4	0	2	1	0	0	1					
Charlie Moore, R OBP: 0.349, SLG: 0.363 (1, 9)										5	1	3	0	0	0	2					
Robin Yount, R OBP: 0.383, SLG: 0.495 (1, 6)										3	0	0	0	2	0	4					
Cecil Cooper, L OBP: 0.338, SLG: 0.520 (1, 3)										4	0	1	1	1	0	3					
Ted Simmons, S OBP: 0.361, SLG: 0.446 (1, 10)										5	0	1	0	0	2	3					
Ed Romero, R OBP: 0.331, SLG: 0.376 (1, 7)										4	0	1	0	0	0	2					
Rick Manning, L OBP: 0.289, SLG: 0.308 (1, 8)										3	0	1	0	0	0	1					
Randy Ready, R (8, PH)										1	0	0	0	0	0	1					
Marshall Edwards, L OBP: 0.297, SLG: 0.333 (8, 8)										0	0	0	0	0	0	0					
Ned Yost, R OBP: 0.268, SLG: 0.401 (1, 2)										3	2	2	0	1	0	2					
Jim Gantner, L OBP: 0.346, SLG: 0.431 (1, 4)										4	0	0	0	0	0	6					
Inning Stats	R: 0 E: 0 K: 0 S: 3	H: 1 LOB: 1 BB: 1 P: 7	R: 0 E: 0 K: 0 S: 5	H: 2 LOB: 2 BB: 0 P: 5	R: 0 E: 0 K: 1 S: 4	H: 1 LOB: 1 BB: 0 P: 4	R: 0 E: 0 K: 1 S: 7	H: 2 LOB: 2 BB: 0 P: 7	R: 0 E: 0 K: 1 S: 4	H: 0 LOB: 0 BB: 0 P: 5	R: 1 E: 1 K: 0 S: 4	H: 1 LOB: 1 BB: 1 P: 8	R: 0 E: 0 K: 0 S: 4	H: 1 LOB: 1 BB: 0 P: 4	R: 2 E: 0 K: 0 S: 5	H: 2 LOB: 2 BB: 2 P: 13	1B: 9 2B: 2 HR: 0	SF: 1 SAC: 0 HBP: 0	WP: 0 PB: 1 SB: 0 CS: 1	PA: 41	
PITCHER	IP WLS BF H R ER SO BB IBB HBP BLK WP HR S P ERA WHIP	8.2 W 39 11 3 1 2 3 0 0 0 0 0 40 52 1.04 1.615	0.1 S 2 0 0 0 0 1 0 0 0 0 0 1 5 0.00 3.000																		

Milwaukee Brewers @ California Angels
Anaheim Stadium, Anaheim, CA
Sun Sep 04 1983, 6:33 AM EDT
Att: 23,970 - Unknown

AB 36
R 3
H 11
RBI 2
BB 4
SO 2
LOB 25



Batter	1	2	3	4	5	6	7	8	9	AB	R	H	RBI	BB	SO	LOB	BOTTOM	
Rob Wilfong, L OBP: 0.292, SLG: 0.345 (1, 4)										4	1	2	0	0	1	0		
Daryl Sconiers, L OBP: 0.307, SLG: 0.449 (1, 3)										4	0	0	1	0	1	2		
Juan Beniquez, R OBP: 0.336, SLG: 0.364 (1, 7)										3	1	0	0	0	0	1		
Doug DeCinces, R OBP: 0.339, SLG: 0.542 (1, 5)										4	1	1	3	0	1	0		
Fred Lynn, L OBP: 0.350, SLG: 0.469 (1, 8)										4	0	2	0	0	0	0		
Reggie Jackson, L OBP: 0.300, SLG: 0.354 (1, 10)										2	0	0	0	2	0	1		
Ellis Valentine, R OBP: 0.289, SLG: 0.421 (1, 9)										4	1	2	0	0	1	3		
Ricky Adams, R OBP: 0.277, SLG: 0.276 (1, 6)										2	1	1	0	0	0	2		
Mike O'Berry, R OBP: 0.192, SLG: 0.180 (1, 2)										2	0	0	0	0	1	1		
Inning Stats	R: 0 E: 0 K: 0 S: 3	H: 0 LOB: 0 BB: 0 P: 3	R: 0 E: 0 K: 1 S: 5	H: 1 LOB: 0 BB: 0 P: 5	R: 0 E: 0 K: 1 S: 5	H: 0 LOB: 0 BB: 0 P: 5	R: 0 E: 0 K: 1 S: 6	H: 1 LOB: 2 BB: 1 P: 10	R: 3 E: 0 K: 0 S: 8	H: 3 LOB: 1 BB: 0 P: 9	R: 2 E: 1 K: 0 S: 6	H: 3 LOB: 1 BB: 0 P: 6	R: 0 E: 0 K: 1 S: 5	H: 0 LOB: 1 BB: 1 P: 9	1B: 5 2B: 2 3B: 0 HR: 1	SF: 0 SAC: 2 DP: 1 HBP: 1	WP: 0 PB: 0 SB: 0 CS: 0	PA: 34
PITCHER	IP WLS BF H R ER SO BB IBB HBP BLK WP HR S P ERA WHIP	7.0 L 30 8 5 5 4 1 0 1 0 0 0 5 41 6.43 1.286	1.0 4 0 0 0 1 1 0 0 0 0 0 0 5 9 0.00 1.000															

Milwaukee Brewers @ California Angels
Anaheim Stadium, Anaheim, CA
Sun Sep 04 1983, 6:33 AM EDT
Att: 23,970 - Unknown

AB 29
R 5
H 8
RBI 4
BB 2
SO 5
LOB 10



Batter	1	2	3	4	5	6	7	8	9	AB	R	H	RBI	BB	SO	LOB	TOP			
Rick Burleson, R OBP: 0.344, SLG: 0.345 (1, 6)	0-0 4-3		0-3 K			0-0 4-3		0-0 6-3		4	0	0	0	0	1	0	California Angels @ Toronto Blue Jays Exhibition Stadium, Toronto, ON Mon Sep 05 1983, 7:05 PM EDT Att: 24,741 - Unknown			
Rob Wilfong, L OBP: 0.305, SLG: 0.353 (1, 4)	0-0 1B		0-0 1B			4-0 BB 1B BB		0-0 F7		3	0	2	0	1	0	0				
Daryl Sconiers, L OBP: 0.307, SLG: 0.446 (1, 3)	0-0 F8		0-0 G4-3			0-0 BB 1-2		0-0 1-3		4	0	1	0	0	0	2				
Doug DeCinces, R OBP: 0.338, SLG: 0.537 (1, 10)	0-0 1-3					4-0 BB 1-2 2-3				3	0	0	0	1	0	1				
Fred Lynn, L OBP: 0.347, SLG: 0.465 (1, 8)		0-0 1-3				0-0 BB		0-0 F7		4	0	0	0	0	0	3				
Ron Jackson, R OBP: 0.317, SLG: 0.372 (1, 7)		0-0 1B				0-0 1-3				4	0	1	0	0	0	3				
Ellis Valentine, R OBP: 0.285, SLG: 0.416 (1, 9)		0-0 F8				0-0 K				3	0	0	0	0	1	1				
Bob Boone, R OBP: 0.291, SLG: 0.355 (1, 2)		0-0 FC6-4 1-2				0-3 K		0-0 F7		3	0	1	0	0	1	0				
Steve Lubratic, R OBP: 0.252, SLG: 0.304 (1, 5)		0-0 FC6-4 1-2				0-0 F8		0-0 5-3		3	0	0	0	0	0	2				
Inning Stats	R: 0 E: 0 K: 0 S: 4	H: 1 LOB: 1 BB: 0 P: 4	R: 0 E: 0 K: 0 S: 5	H: 2 LOB: 2 BB: 0 P: 5	R: 0 E: 0 K: 1 S: 5	H: 1 LOB: 0 BB: 0 P: 5	R: 0 E: 0 K: 0 S: 3	H: 0 LOB: 0 BB: 0 P: 3	R: 0 E: 0 K: 1 S: 5	H: 1 LOB: 3 BB: 2 P: 12	R: 0 E: 0 K: 1 S: 5	H: 0 LOB: 0 BB: 0 P: 5	R: 0 E: 0 K: 0 S: 3	H: 0 LOB: 0 BB: 0 P: 3	R: 0 E: 0 K: 0 S: 3	H: 0 LOB: 0 BB: 0 P: 3	1B: 5 2B: 0 3B: 0 HR: 0	SF: 0 SAC: 0 DP: 1 HBP: 0	WP: 0 PB: 0 SB: 0 CS: 0	PA: 33
PITCHER Jim Gott, R ERA: 4.61 (1, 1)	IP: 9.0 WLS: W BF: 33 H: 5 R: 0 ER: 0 SO: 3 BB: 2 IBB: 0 HBP: 0 BLK: 0 WP: 0 HR: 0 S: 37 P: 45 ERA: 0.00 WHIP: 0.778															PITCHER				

Batter	1	2	3	4	5	6	7	8	9	AB	R	H	RBI	BB	SO	LOB	BOTTOM			
Damaso Garcia, R OBP: 0.330, SLG: 0.391 (1, 4)	0-0 4-3							0-0 F9		5	1	2	4	0	0	0	California Angels @ Toronto Blue Jays Exhibition Stadium, Toronto, ON Mon Sep 05 1983, 7:05 PM EDT Att: 24,741 - Unknown			
Lloyd Moseby, L OBP: 0.379, SLG: 0.524 Mitch Webster, S (6, 8)	0-0 1B	1-H HR				1-2 2-H 3-H 1B		0-0 G3		4	1	2	0	0	2	2				
Jesse Barfield, R OBP: 0.289, SLG: 0.507 (1, 9)	0-0 1-2 1B					0-3 K		0-0 4-3		5	0	2	0	0	1	1				
Cliff Johnson, R OBP: 0.376, SLG: 0.499 (1, 10)	0-0 F7					4-0 1B E 1B BB		0-0 FC6-4 1B		3	1	1	0	1	1	3				
George Bell, R OBP: 0.305, SLG: 0.423 (1, 7)	0-0 1-2 2-H 1B					0-0 F9		0-0 FC6-4 1-2		4	0	1	1	0	0	2				
Garth Iorg, R OBP: 0.299, SLG: 0.383 (1, 5)	0-0 G3					0-3 K		0-0 F9		4	0	0	0	0	1	4				
Willie Upshaw, L OBP: 0.367, SLG: 0.500 (1, 3)		0-0 1B FC4-6				0-0 BB 1B 2-3 1B		0-0 4-3		4	2	3	0	0	0	0				
Buck Martinez, R OBP: 0.338, SLG: 0.455 (1, 2)		0-0 FC4-6 1-3 1B				0-0 BB 1B 1-2 3-H 2-3 1B		0-3 K		4	1	2	1	0	1	1				
Alfredo Griffin, S OBP: 0.287, SLG: 0.357 Tony Fernandez, S (6, 6)		0-0 FC4-6 1-2 3-H HR				0-0 5-3		0-3 K		2	1	0	1	1	0	1				
Inning Stats	R: 1 E: 0 K: 0 S: 6	H: 3 LOB: 2 BB: 0 P: 6	R: 3 E: 0 K: 2 S: 11	H: 4 LOB: 1 BB: 0 P: 11	R: 0 E: 0 K: 0 S: 4	H: 1 LOB: 1 BB: 0 P: 4	R: 0 E: 0 K: 0 S: 4	H: 1 LOB: 1 BB: 0 P: 4	R: 3 E: 1 K: 2 S: 10	H: 3 LOB: 2 BB: 2 P: 18	R: 0 E: 0 K: 1 S: 6	H: 1 LOB: 1 BB: 0 P: 6	R: 0 E: 0 K: 2 S: 7	H: 0 LOB: 0 BB: 0 P: 7	R: 0 E: 0 K: 0 S: 3	H: 0 LOB: 0 BB: 0 P: 3	1B: 12 2B: 0 3B: 0 HR: 1	SF: 0 SAC: 0 DP: 0 HBP: 0	WP: 0 PB: 0 SB: 0 CS: 0	PA: 39
PITCHER Geoff Zahn, L ERA: 3.64 Byron McLoughlin, R ERA: 5.77 (5, 1)	IP: 4.2 WLS: L BF: 25 H: 10 R: 6 ER: 6 SO: 3 BB: 1 IBB: 0 HBP: 0 BLK: 0 WP: 0 HR: 1 S: 30 P: 34 ERA: 11.57 WHIP: 2.357															PITCHER				

Batter	1	2	3	4	5	6	7	8	9	AB	R	H	RBI	BB	SO	LOB	TOP								
Brian Downing, R OBP: 0.364, SLG: 0.428	F8		1-3			4-3		F9		4	0	0	0	0	0	1									
Rod Carew, L OBP: 0.416, SLG: 0.429	F9			G3				E9 WP 1B 1B		4	1	2	0	0	0	0									
Daryl Sconiers, L OBP: 0.303, SLG: 0.441 Ron Jackson, R OBP: 0.316, SLG: 0.370	G3			K		F7		K		3	0	0	0	0	1	1									
Doug DeCinces, R OBP: 0.340, SLG: 0.545		F9				1-3		1B 2-3 BB		3	1	1	1	1	0	1									
Fred Lynn, L OBP: 0.350, SLG: 0.477							4-3			4	1	3	2	0	0	0									
Bob Boone, R OBP: 0.288, SLG: 0.351		2B						1-3 3H 1B		4	0	0	0	0	0	3									
Ellis Valentine, R OBP: 0.285, SLG: 0.411								F8		4	0	0	0	0	0	3									
Rob Wilfong, L OBP: 0.297, SLG: 0.342				4-3		G3		F7		4	0	0	0	0	0	1									
Ricky Adams, R OBP: 0.271, SLG: 0.270 Rick Burleson, R OBP: 0.349, SLG: 0.350 Steve Lubratic, R OBP: 0.252, SLG: 0.304 Reggie Jackson, L OBP: 0.300, SLG: 0.353				F8		F7				2	0	0	0	0	0	0									
								1B E 1B		1	1	1	0	0	0	0									
										1	0	0	0	0	0	0									
Inning Stats	R: 0 E: 0 K: 0 S: 3	H: 0 LOB: 0 BB: 0 P: 3	R: 0 E: 0 K: 0 S: 4	H: 1 LOB: 1 BB: 0 P: 4	R: 0 E: 0 K: 0 S: 3	H: 0 LOB: 0 BB: 0 P: 3	R: 2 E: 0 K: 1 S: 7	H: 2 LOB: 0 BB: 0 P: 7	R: 0 E: 0 K: 0 S: 3	H: 0 LOB: 0 BB: 0 P: 3	R: 0 E: 0 K: 0 S: 4	H: 1 LOB: 1 BB: 0 P: 4	R: 0 E: 0 K: 0 S: 3	H: 0 LOB: 1 BB: 1 P: 7	R: 2 E: 1 K: 1 S: 8	H: 3 LOB: 2 BB: 1 P: 12	R: 0 E: 0 K: 1 S: 5	H: 0 LOB: 0 BB: 0 P: 5	1B: 4 2B: 1 3B: 0 HR: 2	SF: 0 SAC: 0 DP: 0 HBP: 0	WP: 1 PB: 0 SB: 0 CS: 0	PA: 36			
PITCHER	IP	WLS	BF	H	R	ER	SO	BB	IBB	HBP	BLK	WP	HR	S	P	ERA	WHIP								
Doyle Alexander, R ERA: 5.06	7.1	W	29	6	4	4	1	1	0	0	0	0	2	30	34	4.91	0.955								
Dave Geisel, L ERA: 4.14	0.1		3	1	0	0	1	1	0	0	0	1	0	4	8	0.00	6.000								
Jim Acker, R ERA: 4.24	1.1	S	4	0	0	0	1	0	0	0	0	0	0	6	6	0.00	0.000								

California Angels @ Toronto Blue Jays
Exhibition Stadium, Toronto, ON
Tue Sep 06 1983, 7:05 PM EDT
Att: 19,176 - Unknown

AB 34
R 4
H 7
RBI 3
BB 2
SO 3
LOB 9



Batter	1	2	3	4	5	6	7	8	9	AB	R	H	RBI	BB	SO	LOB	BOTTOM								
Damaso Garcia, R OBP: 0.331, SLG: 0.393	WP 1B 2B		K			3-1		5-3		5	1	2	0	0	1	2									
Lloyd Moseby, L OBP: 0.377, SLG: 0.520				4-3		FC6-4 1B		K		4	1	0	0	1	2	2									
Jesse Barfield, R OBP: 0.292, SLG: 0.505				F8		FC6-4 2B		K		3	2	1	1	1	0	3									
Cliff Johnson, R OBP: 0.377, SLG: 0.500				4-3		FC6-4 1B				3	1	1	2	1	0	0									
George Bell, R OBP: 0.337, SLG: 0.469										3	1	3	2	1	0	0									
Garth Iorg, R OBP: 0.297, SLG: 0.382 Rance Mulliniks, L OBP: 0.378, SLG: 0.470										1	0	0	1	0	0	1									
Willie Upshaw, L OBP: 0.368, SLG: 0.499										2	0	0	0	0	0	3									
Buck Martinez, R OBP: 0.332, SLG: 0.446										4	0	0	0	0	0	3									
Alfredo Griffin, S OBP: 0.285, SLG: 0.354										4	0	0	0	0	0	1									
Inning Stats	R: 3 E: 0 K: 1 S: 8	H: 3 LOB: 1 BB: 1 P: 12	R: 0 E: 0 K: 1 S: 5	H: 0 LOB: 0 BB: 0 P: 5	R: 0 E: 0 K: 0 S: 3	H: 0 LOB: 0 BB: 0 P: 3	R: 1 E: 0 K: 0 S: 4	H: 1 LOB: 0 BB: 0 P: 4	R: 2 E: 0 K: 0 S: 5	H: 2 LOB: 2 BB: 2 P: 13	R: 0 E: 0 K: 0 S: 5	H: 1 LOB: 3 BB: 1 P: 9	R: 0 E: 0 K: 0 S: 4	H: 1 LOB: 2 BB: 1 P: 8	R: 0 E: 0 K: 1 S: 5	H: 0 LOB: 0 BB: 0 P: 5	1B: 5 2B: 2 3B: 1 HR: 0	SF: 1 SAC: 0 DP: 0 HBP: 0	WP: 1 PB: 0 SB: 1 CS: 0	PA: 38					
PITCHER	IP	WLS	BF	H	R	ER	SO	BB	IBB	HBP	BLK	WP	HR	S	P	ERA	WHIP								
John Curtis, L ERA: 4.29	4.2	L	23	6	6	5	2	2	1	0	0	0	0	24	36	9.64	1.714								
Steve Brown, R ERA: 5.4	2.1		12	2	0	0	0	1	1	0	0	0	0	10	18	0.00	1.286								
Rick Steiner, R ERA: 4.22	1.0		3	0	0	0	1	0	0	0	0	0	0	5	5	0.00	0.000								


California Angels @ Toronto Blue Jays
Exhibition Stadium, Toronto, ON
Tue Sep 06 1983, 7:05 PM EDT
Att: 19,176 - Unknown

AB 32
R 6
H 8
RBI 6
BB 5
SO 3
LOB 16

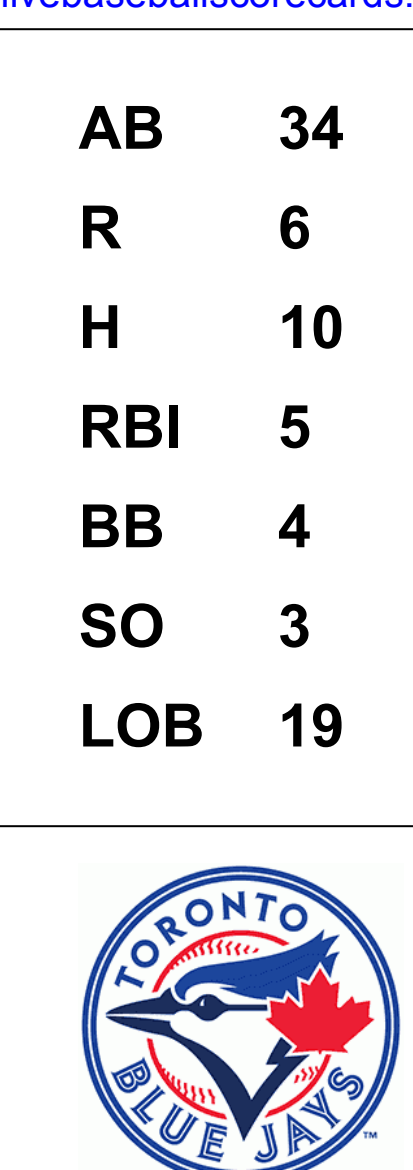


Batter	1	2	3	4	5	6	7	8	9	AB	R	H	RBI	BB	SO	LOB	TOP																										
Rod Carew, L OBP: 0.418, SLG: 0.429 (1, 3)	1-3		1B BB			6-3 SH5-3 1B	K		E BB	3	1	1	0	2	1	2	California Angels @ Toronto Blue Jays Exhibition Stadium, Toronto, ON Wed Sep 07 1983, 7:05 PM EDT Att: 22,639 - Unknown																										
Rob Wilfong, L OBP: 0.305, SLG: 0.350 (1, 4)									E8 PB 2B	3	1	2	0	0	1	0																											
Tim Foli, R OBP: 0.263, SLG: 0.300 (9, PH)										1	1	1	3	0	0	0																											
Daryl Sconiers, L OBP: 0.306, SLG: 0.447 (9, 3)	HR 1B		1-2 1B				K		1B PB FC3-4 BB	2	1	1	2	0	0	2																											
Ellis Valentine, R OBP: 0.286, SLG: 0.424 (1, 9)			F9							2	1	1	2	0	0	2																											
Ron Jackson, R OBP: 0.316, SLG: 0.368 (3, 7)										2	1	0	1	1	1	1																											
Doug DeCinces, R OBP: 0.335, SLG: 0.536 (1, 5)	1-3									5	0	0	0	0	2	4																											
Fred Lynn, L OBP: 0.349, SLG: 0.473 (1, 8)	3-1		F2							5	0	1	0	0	2	2																											
Reggie Jackson, L OBP: 0.296, SLG: 0.348 (1, 10)										5	0	0	1	0	3	1																											
Bob Boone, R OBP: 0.289, SLG: 0.352 (1, 2)										5	1	2	0	0	1	1																											
Bobby Clark, R OBP: 0.269, SLG: 0.375 (1, 7)										3	1	2	0	1	1	0																											
Ricky Adams, R OBP: 0.283, SLG: 0.283 (1, 6)										3	1	2	1	0	0	2																											
Rick Burleson, R OBP: 0.354, SLG: 0.350 (9, PH)										0	1	0	0	1	0	0																											
Steve Lubratich, R OBP: 0.252, SLG: 0.304 (9, 6)										0	0	0	0	0	0	0																											
Inning Stats	R: 2 E: 0 K: 0 S: 5	H: 2 LOB: 0 BB: 0 P: 5	R: 0 E: 0 K: 0 S: 3	H: 1 LOB: 1 BB: 1 P: 7	R: 0 E: 0 K: 1 S: 6	H: 1 LOB: 2 BB: 1 P: 10	R: 0 E: 0 K: 3 S: 9	H: 0 LOB: 0 BB: 0 P: 9	R: 1 E: 0 K: 0 S: 5	H: 2 LOB: 1 BB: 0 P: 5	R: 1 E: 0 K: 3 S: 12	H: 3 LOB: 2 BB: 0 P: 12	R: 0 E: 0 K: 2 S: 7	H: 0 LOB: 0 BB: 0 P: 7	R: 0 E: 0 K: 2 S: 7	H: 0 LOB: 0 BB: 0 P: 7	R: 5 E: 1 K: 1 S: 8	H: 3 LOB: 1 BB: 3 P: 20	1B: 9 2B: 2 3B: 0 HR: 1	SF: 0 SAC: 1 DP: 1 HBP: 0	WP: 0 PB: 1 SB: 0 CS: 0	PA: 43																					
PITCHER	IP	WLS	BF	H	R	ER	SO	BB	IBB	HBP	BLK	WP	HR	S	P	ERA	WHIP	PITCHER								IP	WLS	BF	H	R	ER	SO	BB	IBB	HBP	BLK	WP	HR	S	P	ERA	WHIP	
Luis Leal, R ERA: 4.19	7.0		31	9	4	4	9	2	0	0	0	0	1	47	55	5.14	1.571																										
Dave Geisel, L ERA: 4.59	1.0	L	6	1	3	3	2	2	0	0	0	0	0	8	16	27.00	3.000																										
Jim Acker, R ERA: 4.32	0.1		3	1	1	1	2	1	0	0	0	0	0	4	8	27.00	6.000																										
Stan Clarke, L ERA: 8.1	0.2		3	1	1	0	0	0	0	0	0	0	0	3	3	0.00	1.500																										

AB	37
R	9
H	12
RBI	8
BB	5
SO	12
LOB	15



Batter	1	2	3	4	5	6	7	8	9	AB	R	H	RBI	BB	SO	LOB	BOTTOM																												
Dave Collins, S OBP: 0.339, SLG: 0.320 (1, 7)	1B 1B	S BB		5-3			SH2-4		BB	2	1	1	0	2	0	0	California Angels @ Toronto Blue Jays Exhibition Stadium, Toronto, ON Wed Sep 07 1983, 7:05 PM EDT Att: 22,639 - Unknown																												
Rance Mulliniks, L OBP: 0.378, SLG: 0.469 (1, 5)										3	1	1	0	0	0	2																													
Garth Iorg, R OBP: 0.299, SLG: 0.381 (7, PH)	1B E 1B	F7								1	1	0	0	1	1	1																													
Lloyd Moseby, L OBP: 0.376, SLG: 0.516 (1, 8)	E9 2B 1B	4-3								5	1	1	1	0	0	5																													
Willie Upshaw, L OBP: 0.368, SLG: 0.497 (1, 3)	F7									4	0	1	2	0	0	2																													
Jorge Orta, L OBP: 0.301, SLG: 0.399 (1, 10)										3	1	2	2	0	0	1																													
Cliff Johnson, R OBP: 0.379, SLG: 0.501 (7, PH)										1	0	1	0	0	0	0																													
Ernie Whitt, L OBP: 0.348, SLG: 0.455 (1, 2)	F5									4	0	2	0	0	0	3																													
Jesse Barfield, R OBP: 0.288, SLG: 0.498 (1, 9)	F7									4	0	0	0	0	1	4																													
Damaso Garcia, R OBP: 0.330, SLG: 0.392 (1, 4)										4	0	1	0	0	0	0																													
Alfredo Griffin, S OBP: 0.284, SLG: 0.352 (1, 6)										3	1	0	0	1	1	1																													
Inning Stats	R: 3 E: 1 K: 0 S: 7	H: 4 LOB: 1 BB: 0 P: 7	R: 0 E: 1 K: 0 S: 4	H: 1 LOB: 2 BB: 1 P: 8	R: 0 E: 0 K: 0 S: 3	H: 1 LOB: 1 BB: 0 P: 4	R: 0 E: 0 K: 0 S: 3	H: 0 LOB: 0 BB: 0 P: 3	R: 0 E: 0 K: 0 S: 4	H: 2 LOB: 0 BB: 0 P: 4	R: 2 E: 0 K: 0 S: 5	H: 2 LOB: 2 BB: 2 P: 13	R: 0 E: 0 K: 2 S: 7	H: 0 LOB: 0 BB: 0 P: 7	R: 0 E: 0 K: 1 S: 5	H: 0 LOB: 1 BB: 1 P: 9	1B: 8 2B: 1 3B: 0 HR: 1	SF: 0 SAC: 1 DP: 2 HBP: 1	WP: 0 PB: 0 SB: 1 CS: 0	PA: 40																									
PITCHER	IP	WLS	BF	H	R	ER	SO	BB	IBB	HBP	BLK	WP	HR	S	P	ERA	WHIP	PITCHER								IP	WLS	BF	H	R	ER	SO	BB	IBB	HBP	BLK	WP	HR	S	P	ERA	WHIP			
Ken Forsch, R ERA: 4.03	6.0		27	8	5	5	0	2	0	1	0	0	1	24	33	7.50	1.667																												
Andy Hassler, L ERA: 5.09	0.2		4	1	1	1	0	0	1	0	0	0	0	3	7	13.50	1.500																												
Luis Sanchez, R ERA: 3.36	2.1	W	9	1	0	0	3	1	0	0	0	0	0	14	18	0.00	0.857																												





Batter	1	2	3	4	5	6	7	8	9	AB	R	H	RBI	BB	SO	LOB	TOP											
Gary Pettis, S (1, 9)	G3		K			L5-3 BB		2B BB	G3	3	1	0	0	2	1	0	California Angels @ Chicago White Sox Comiskey Park, Chicago, IL Thu Sep 08 1983, 8:05 PM EDT Att: 34,006 - Unknown - 78 F AB 34 R 5 H 8 RBI 5 BB 5 SO 4 LOB 15											
Rod Carew, L OBP: 0.421, SLG: 0.433 (1, 3)	S BB		1-3 1B BB			L5-3		2B 1-H 2B	DI 1B	3	2	2	1	2	0	1												
Daryl Sconiers, L OBP: 0.302, SLG: 0.442 Ron Jackson, R OBP: 0.314, SLG: 0.365 (1, 10)	F7		1-3			F7		6-3	K	3	0	0	0	0	0	2												
Doug DeCinces, R OBP: 0.337, SLG: 0.538 (1, 5)	4-3		1B			F9		2B		4	1	2	2	0	0	1												
Fred Lynn, L OBP: 0.352, SLG: 0.483 (1, 8)			1B			F8		2B		4	1	3	1	0	0	0												
Bob Boone, R OBP: 0.288, SLG: 0.350 Jerry Narron, L (6, 2)	K2-3		K			4-3		2B		2	0	0	0	0	2	3												
Brian Downing, R OBP: 0.365, SLG: 0.433 Mike O'Berry, R OBP: 0.192, SLG: 0.180 (8, 2)								2B		1	0	1	1	0	0	0												
Bobby Clark, R OBP: 0.269, SLG: 0.369 (1, 7)					L3			1-3		3	0	0	0	1	0	1												
Rob Wilfong, L OBP: 0.296, SLG: 0.339 Steve Lubratich, R OBP: 0.252, SLG: 0.304 (8, 4)	F7		4-3			4-3		6-3		4	0	0	0	0	0	3												
Rick Burleson, R OBP: 0.348, SLG: 0.345 Dick Schofield, R (6, 6)	G3		F8			L4		5-3		2	0	0	0	0	0	2												
Inning Stats	R: 0 E: 0 K: 0 S: 3	H: 0 LOB: 1 BB: 1 P: 7	R: 1 E: 0 K: 2 S: 9	H: 2 LOB: 2 BB: 1 P: 13	R: 0 E: 0 K: 0 S: 3	H: 0 LOB: 0 BB: 0 P: 3	R: 0 E: 0 K: 0 S: 2	H: 0 LOB: 0 BB: 0 P: 6	R: 0 E: 0 K: 0 S: 3	H: 0 LOB: 0 BB: 0 P: 3	R: 4 E: 0 K: 0 S: 7	H: 4 LOB: 1 BB: 1 P: 11	R: 0 E: 0 K: 1 S: 6	H: 1 LOB: 1 BB: 0 P: 6	1B: 3 2B: 5 3B: 1 HR: 0	SF: 0 SAC: 0 DP: 1 HBP: 0		WP: 0 PB: 0 SB: 1 CS: 0	PA: 39									
PITCHER	IP	WLS	BF	H	R	ER	SO	BB	IBB	HBP	BLK	WP	HR	S	P	ERA		WHIP										
Richard Dotson, R ERA: 3.69 (1, 1)	7.0	W	29	4	3	3	3	5	0	0	0	0	0	30	50	3.86		1.286										
Guy Hoffman, L ERA: 8.44 (8, 1)	0.1		3	2	1	1	0	0	0	0	0	0	0	3	3	27.00	6.000											
Dennis Lamp, R ERA: 3.68 (8, 1)	1.2		7	2	1	1	1	0	0	0	0	0	0	9	9	5.40	1.200											

Batter	1	2	3	4	5	6	7	8	9	AB	R	H	RBI	BB	SO	LOB	BOTTOM											
Rudy Law, L OBP: 0.340, SLG: 0.367 (1, 8)	4-3	F6	F8			G5-4-3 BB		4-3		4	0	0	0	1	0	2	California Angels @ Chicago White Sox Comiskey Park, Chicago, IL Thu Sep 08 1983, 8:05 PM EDT Att: 34,006 - Unknown - 78 F AB 32 R 8 H 8 RBI 7 BB 5 SO 6 LOB 12											
Carlton Fisk, R OBP: 0.357, SLG: 0.542 (1, 2)	F7		1B		F2	G5-4-3				4	1	1	0	0	0	4												
Harold Baines, L OBP: 0.329, SLG: 0.418 (1, 9)	BB 1B 2B		1-H HR		F8	3-1				4	2	2	2	0	0	1												
Greg Luzinski, R OBP: 0.342, SLG: 0.486 (1, 10)	BB 1B BB		HR		L4					3	2	1	1	1	1	0												
Greg Walker, L OBP: 0.325, SLG: 0.431 Mike Squires, L OBP: 0.317, SLG: 0.264 (8, 3)	1B S BB		HR		4-3			3B		2	2	1	0	2	0	0												
Ron Kittle, R OBP: 0.316, SLG: 0.521 Dave Stegman, R OBP: 0.298, SLG: 0.237 (1, 7)	E S 1B		K		K			K		4	0	1	2	0	3	2												
Vance Law, R OBP: 0.314, SLG: 0.342 Aurelio Rodriguez, R OBP: 0.129, SLG: 0.118 (8, 5)	6-3		1B 2B		K			5-3		4	1	1	1	0	1	2												
Scott Fletcher, R OBP: 0.341, SLG: 0.400 (1, 6)	4-3		1B		F9			G3		4	0	1	1	0	0	0												
Julio Cruz, S OBP: 0.305, SLG: 0.319 (1, 4)	K		E6			G5-4-3 BB		6-3		3	0	0	0	1	1	1												
Inning Stats	R: 3 E: 0 K: 0 S: 5	H: 2 LOB: 1 BB: 2 P: 13	R: 0 E: 0 K: 1 S: 5	H: 0 LOB: 0 BB: 0 P: 5	R: 5 E: 1 K: 1 S: 11	H: 5 LOB: 2 BB: 1 P: 15	R: 0 E: 0 K: 0 S: 3	H: 0 LOB: 0 BB: 0 P: 3	R: 0 E: 0 K: 2 S: 7	H: 0 LOB: 0 BB: 0 P: 7	R: 0 E: 0 K: 0 S: 2	H: 0 LOB: 1 BB: 2 P: 10	R: 0 E: 0 K: 2 S: 8	H: 1 LOB: 1 BB: 0 P: 8	R: 0 E: 0 K: 0 S: 3	H: 0 LOB: 0 BB: 0 P: 3		1B: 3 2B: 2 3B: 1 HR: 2	SF: 0 SAC: 0 DP: 1 HBP: 0	WP: 0 PB: 0 SB: 2 CS: 0	PA: 37							
PITCHER	IP	WLS	BF	H	R	ER	SO	BB	IBB	HBP	BLK	WP	HR	S	P	ERA		WHIP										
Mike Witt, R ERA: 5.07 (1, 1)	2.0	L	13	5	6	6	1	2	0	0	0	0	0	13	21	27.00		3.500										
Steve Brown, R ERA: 5.49 (3, 1)	3.0		15	2	2	2	3	3	0	0	0	0	0	18	30	6.00		1.667										
Bob Lacey, L ERA: (6, 1)	2.0		6	1	0	0	2	0	0	0	0	0	0	10	10	0.00	0.500											
Rick Steirer, R ERA: 4.14 (8, 1)	1.0		3	0	0	0	0	0	0	0	0	0	0	3	3	0.00	0.000											

Batter	1	2	3	4	5	6	7	8	9	AB	R	H	RBI	BB	SO	LOB	TOP		
Gary Pettis, S (1, 8)	0-0 6-3			0-0 6-3			0-3 K		0-0 4-3	4	0	0	0	0	1	0	California Angels @ Chicago White Sox Comiskey Park, Chicago, IL Fri Sep 09 1983, 8:05 PM EDT Att: 36,650 - Unknown - 93 F		
Rod Carew, L (1, 10) OBP: 0.418, SLG: 0.429	0-0 F7			0-3 K			0-3 K		0-0 4-3	4	0	0	0	0	2	0			
Mike Brown, R (1, 7)	0-0 F9			0-3 K						3	0	1	0	0	1	0			
Doug DeCinces, R (1, 5) OBP: 0.334, SLG: 0.533 Ricky Adams, R (7, 5) OBP: 0.293, SLG: 0.283		0-3 K			0-0 F9				0-0 F3	3	0	0	0	0	1	1			
Ron Jackson, R (1, 3) OBP: 0.314, SLG: 0.363		0-0 F9			0-3 K				4-0 BB	2	0	0	0	1	1	0			
Bobby Clark, R (1, 9) OBP: 0.285, SLG: 0.363		0-0 6-3			0-3 K				0-0 F9	3	0	0	0	0	1	1			
Dick Schofield, R (1, 6)			0-0 F7			0-0 F3			0-0 F9	3	0	0	0	0	0	1			
Steve Lubrath, R (1, 4) OBP: 0.246, SLG: 0.296			0-3 K			0-0 6-3			0-0 F9	3	0	0	0	0	1	1			
Mike O'Berry, R (1, 2) OBP: 0.185, SLG: 0.173 Brian Downing, R (9, PH) OBP: 0.365, SLG: 0.432			0-0 F8			0-3 K			0-0 5-3	2	0	0	0	0	1	0			
Inning Stats	R: 0 E: 0 K: 0 S: 3	H: 0 LOB: 0 BB: 0 P: 3	R: 0 E: 0 K: 1 S: 5	H: 0 LOB: 0 BB: 0 P: 5	R: 0 E: 0 K: 2 S: 5	H: 0 LOB: 0 BB: 0 P: 7	R: 0 E: 0 K: 2 S: 7	H: 0 LOB: 0 BB: 0 P: 7	R: 0 E: 0 K: 1 S: 5	H: 0 LOB: 0 BB: 0 P: 5	R: 0 E: 0 K: 2 S: 8	H: 1 LOB: 1 BB: 0 P: 8	R: 0 E: 0 K: 0 S: 3	H: 0 LOB: 1 BB: 1 P: 7	R: 0 E: 0 K: 0 S: 3	H: 0 LOB: 0 BB: 0 P: 3		1B: 1 2B: 0 3B: 0 HR: 0	SF: 0 SAC: 0 DP: 0 HBP: 0
PITCHER Britt Burns, L (1, 1) ERA: 3.82	IP: 9.0 WLS: W BF: 29 H: 1 R: 0 ER: 0 SO: 9 BB: 1 IBB: 0 HBP: 0 BLK: 0 WP: 0 HR: 0 S: 46 P: 50 ERA: 0.00 WHIP: 0.222															PITCHER			

Batter	1	2	3	4	5	6	7	8	9	AB	R	H	RBI	BB	SO	LOB	BOTTOM
Rudy Law, L (1, 8) OBP: 0.338, SLG: 0.364 Jerry Hairston, S (7, PH) OBP: 0.393, SLG: 0.562	0-0 G3		0-3 K	0-0 1-3	0-0 4-3		0-0 E3			4	0	0	0	0	1	3	California Angels @ Chicago White Sox Comiskey Park, Chicago, IL Fri Sep 09 1983, 8:05 PM EDT Att: 36,650 - Unknown - 93 F
Carlton Fisk, R (1, 2) OBP: 0.360, SLG: 0.549 Marc Hill, R (7, PH) OBP: 0.270, SLG: 0.292			4-0 WP 1B	4-0 1B HBP IBB	0-3 K		0-0 1B			2	3	1	1	2	1	1	
Tom Paciorek, R (1, 3) OBP: 0.328, SLG: 0.433 Mike Squires, L (7, 3) OBP: 0.315, SLG: 0.262			0-0 1B	1-0 1B E HBP		0-0 E6	0-0 8-4			3	4	3	3	0	0	0	
Greg Luzinski, R (1, 10) OBP: 0.345, SLG: 0.495 Greg Walker, L (7, PH) OBP: 0.326, SLG: 0.433			0-0 1B	0-0 E 1B		0-0 F4	0-0 1B			4	1	3	2	0	0	1	
Ron Kittle, R (1, 7) OBP: 0.317, SLG: 0.520	0-0 5-3		0-0 1B	0-3 K		0-0 1B	0-3 K			5	1	2	2	0	2	5	
Harold Baines, L (1, 9) OBP: 0.331, SLG: 0.422	0-0 1-3		0-3 K	0-0 E3		0-0 1B		0-0 FC6-5		5	0	3	1	0	1	2	
Vance Law, R (1, 5) OBP: 0.313, SLG: 0.341 Aurelio Rodriguez, R (8, 5) OBP: 0.127, SLG: 0.116		0-0 6-3	0-0 FC6-4	0-0 L3		0-0 1B		0-0 F3		4	0	1	1	0	0	4	
Scott Fletcher, R (1, 6) OBP: 0.338, SLG: 0.395		0-0 6-3		0-0 E5	0-0 E6	0-0 FC6-4		0-0 FC6-5		5	1	1	0	0	0	3	
Julio Cruz, S (1, 4) OBP: 0.305, SLG: 0.321 Jerry Dybzinski, R (8, 6) OBP: 0.286, SLG: 0.289		0-0 5-3		0-0 HBP	0-3 K		0-0 FC4		0-0 F4	4	1	1	0	0	1	3	
Inning Stats	R: 3 E: 0 K: 0 S: 6	H: 3 LOB: 0 BB: 0 P: 6	R: 2 E: 0 K: 2 S: 10	H: 3 LOB: 2 BB: 1 P: 14	R: 4 E: 2 K: 1 S: 9	H: 3 LOB: 2 BB: 1 P: 14	R: 0 E: 1 K: 2 S: 8	H: 1 LOB: 1 BB: 0 P: 8	R: 2 E: 1 K: 0 S: 7	H: 4 LOB: 2 BB: 0 P: 7	R: 0 E: 1 K: 1 S: 7	H: 2 LOB: 2 BB: 0 P: 7	R: 0 E: 0 K: 0 S: 4	H: 1 LOB: 1 BB: 0 P: 4	1B: 12 2B: 3 3B: 0 HR: 3	SF: 0 SAC: 0 DP: 1 HBP: 1	
PITCHER Tommy John, L (1, 1) ERA: 4.6 Doug Corbett, R (3, 1) ERA: 4.66 Curt Brown, R (6, 1) ERA: 7.31 Andy Hassler, L (8, 1) ERA: 4.95	IP: 2.1 WLS: L BF: 13 H: 5 R: 5 ER: 5 SO: 1 BB: 0 IBB: 0 HBP: 1 BLK: 0 WP: 0 HR: 3 S: 14 P: 18 ERA: 19.29 WHIP: 2.571															PITCHER	

Batter	1	2	3	4	5	6	7	8	9	10	AB	R	H	RBI	BB	SO	LOB	TOP				
Gary Pettis, S OBP: 0.250, SLG: 0.118 (1, 8)	4-3		E4					6-3			5	0	2	0	0	0	0	California Angels @ Chicago White Sox Comiskey Park, Chicago, IL Sun Sep 11 1983, 8:05 PM EDT Att: 41,878 - Unknown - 70 F 				
Rod Carew, L OBP: 0.415, SLG: 0.425 (1, 3)	K		4-3		G3					G5-4-3	5	0	1	0	0	1	3					
Mike Brown, R OBP: 0.282, SLG: 0.394 (1, 9)	F8										4	1	2	0	0	1	0					
Ron Jackson, R OBP: 0.311, SLG: 0.371 (1, 7)		L9									4	1	1	0	0	0	2					
Jerry Narron, L OBP: 0.200, SLG: 0.200 (1, 10)											4	0	1	2	0	0	0					
Bob Boone, R OBP: 0.293, SLG: 0.361 (1, 2)											3	2	2	1	1	0	1					
Rob Wilfong, L OBP: 0.307, SLG: 0.344 (1, 4)											4	0	2	1	0	1	1					
Dick Schofield, R OBP: 0.154, SLG: 0.385 (1, 6)											4	0	0	0	0	0	3					
Steve Lubratich, R OBP: 0.254, SLG: 0.309 (1, 5)											3	0	0	0	0	0	1					
Reggie Jackson, L OBP: 0.255, SLG: 0.347 (10, PH)											1	0	0	0	0	0	0					
Ricky Adams, R OBP: 0.283, SLG: 0.283 (10, 5)											0	0	0	0	0	0	0					
Inning Stats	R: 0 E: 0 K: 1 S: 5	H: 0 LOB: 0 BB: 0 P: 5	R: 1 E: 0 K: 0 S: 5	H: 2 LOB: 1 BB: 0 P: 5	R: 0 E: 1 K: 0 S: 3	H: 0 LOB: 0 BB: 0 P: 3	R: 2 E: 0 K: 0 S: 5	H: 3 LOB: 0 BB: 0 P: 5	R: 0 E: 0 K: 0 S: 4	H: 1 LOB: 1 BB: 1 P: 9	R: 0 E: 0 K: 1 S: 5	H: 0 LOB: 1 BB: 1 P: 4	R: 0 E: 0 K: 0 S: 4	H: 2 LOB: 1 BB: 0 P: 4	R: 1 E: 0 K: 0 S: 4	H: 2 LOB: 0 BB: 0 P: 4	R: 0 E: 0 K: 0 S: 3	H: 1 LOB: 0 BB: 0 P: 3	1B: 8 2B: 2 3B: 0 HR: 1	SF: 0 SAC: 0 DP: 4 HBP: 0	WP: 0 PB: 0 SB: 1 CS: 1	PA: 38
PITCHER LaMarr Hoyt, R ERA: 3.83 (1, 1)	IP 10.0	WLS W 38	BF H 11	R ER 4 3	SO BB 1	IBB HBP 0 0	BLK WP 0	HR S 1 43	P 47	ERA 3.60	WHIP 1.200											

Batter	1	2	3	4	5	6	7	8	9	10	AB	R	H	RBI	BB	SO	LOB	BOTTOM				
Rudy Law, L OBP: 0.342, SLG: 0.372 (1, 8)	F8 4-3 BB		6-3 1B 2B								4	3	3	0	1	0	1	California Angels @ Chicago White Sox Comiskey Park, Chicago, IL Sun Sep 11 1983, 8:05 PM EDT Att: 41,878 - Unknown - 70 F 				
Carlton Fisk, R OBP: 0.358, SLG: 0.538 (1, 2)	F8		6-3								4	0	0	1	1	2	4					
Harold Baines, L OBP: 0.332, SLG: 0.427 (1, 9)	4-3		4-3								5	0	1	2	0	0	3					
Greg Luzinski, R OBP: 0.348, SLG: 0.496 (1, 10)	1-3										4	0	1	1	0	0	1					
Greg Walker, L OBP: 0.309, SLG: 0.429 (1, 3)											4	0	0	0	0	1	2					
Mike Squires, L OBP: 0.315, SLG: 0.262 (9, 3)											0	0	0	0	0	0	0					
Ron Kittle, R OBP: 0.317, SLG: 0.514 (1, 7)											4	0	0	0	0	2	0					
Vance Law, R OBP: 0.314, SLG: 0.339 (1, 5)											2	0	0	0	1	0	0					
Jerry Hairston, S OBP: 0.392, SLG: 0.551 (9, PH)											1	0	0	0	0	0	0					
Aurelio Rodriguez, R OBP: 0.125, SLG: 0.114 (10, 5)											0	0	0	0	0	0	0					
Scott Fletcher, R OBP: 0.332, SLG: 0.384 (1, 4)											4	0	0	0	0	1	1					
Jerry Dybzinski, R OBP: 0.286, SLG: 0.289 (1, 6)											3	1	1	0	0	0	0					
Julio Cruz, S OBP: 0.303, SLG: 0.319 (10, PH)											1	1	1	0	0	0	0					
Inning Stats	R: 1 E: 0 K: 0 S: 3	H: 0 LOB: 0 BB: 1 P: 7	R: 0 E: 0 K: 1 S: 5	H: 0 LOB: 1 BB: 1 P: 9	R: 2 E: 0 K: 0 S: 6	H: 3 LOB: 1 BB: 0 P: 6	R: 0 E: 0 K: 1 S: 5	H: 0 LOB: 0 BB: 0 P: 5	R: 0 E: 0 K: 0 S: 3	H: 0 LOB: 0 BB: 0 P: 3	R: 1 E: 1 K: 1 S: 7	H: 1 LOB: 1 BB: 0 P: 7	R: 0 E: 0 K: 1 S: 5	H: 0 LOB: 0 BB: 0 P: 5	R: 0 E: 0 K: 1 S: 5	H: 0 LOB: 0 BB: 0 P: 5	R: 1 E: 0 K: 1 S: 6	H: 2 LOB: 1 BB: 0 P: 6	1B: 5 2B: 2 3B: 0 HR: 0	SF: 0 SAC: 0 DP: 1 HBP: 0	WP: 1 PB: 0 SB: 2 CS: 0	PA: 39
PITCHER Ken Forsch, R ERA: 4.01 (1, 1)	IP 9.2	WLS L 39	BF H 7	R ER 5 4	SO BB 3	IBB HBP 0 0	BLK WP 0	HR S 0 48	P 60	ERA 3.72	WHIP 1.034											

Batter	1	2	3	4	5	6	7	8	9	AB	R	H	RBI	BB	SO	LOB	TOP				
Willie Wilson, S OBP: 0.315, SLG: 0.355 (1, 8)	G3	FC5-4 1B			G4-6-3 1B		F7			4	1	1	0	0	0	2	Kansas City Royals @ California Angels Anaheim Stadium, Anaheim, CA Tue Sep 13 1983, 10:05 PM EDT Att: 23,959 - Unknown				
Pat Sheridan, L OBP: 0.316, SLG: 0.402 (1, 9)	1-3				G4-6-3 1B		4-3			4	0	1	2	0	0	1					
George Brett, L OBP: 0.383, SLG: 0.554 Greg Pryor, R OBP: 0.267, SLG: 0.280 (1, 5)	1B	F7			4-3				1-6-3	3	1	0	0	1	0	0					
Hal McRae, R OBP: 0.375, SLG: 0.464 (1, 10)	1B			K					G4-6-3 HBP	2	1	1	0	1	1	0					
Willie Aikens, L OBP: 0.371, SLG: 0.507 (1, 3)	1B				G5-4-3 1B		F8		G4-6-3	4	0	2	1	0	0	2					
Frank White, R OBP: 0.277, SLG: 0.399 (1, 4)	1B				G5-4-3				F7	4	0	2	1	0	0	1					
Butch Davis, R OBP: 0.309, SLG: 0.373 (1, 7)	1-3						F7		FC6-4 1B	4	0	1	0	0	0	4					
Don Slaught, R OBP: 0.324, SLG: 0.370 (1, 2)					4-3		F7		FC6-4	4	1	1	0	0	0	3					
U L Washington, S OBP: 0.300, SLG: 0.330 (1, 6)					6-3				F8	3	0	0	0	1	0	1					
Inning Stats	R: 2 E: 0 K: 0 S: 6	H: 3 LOB: 2 BB: 1 P: 10	R: 2 E: 0 K: 0 S: 4	H: 2 LOB: 0 BB: 1 P: 8	R: 0 E: 0 K: 1 S: 5	H: 1 LOB: 0 BB: 0 P: 5	R: 0 E: 0 K: 0 S: 3	H: 0 LOB: 0 BB: 0 P: 3	R: 0 E: 0 K: 0 S: 4	H: 1 LOB: 2 BB: 1 P: 8	R: 0 E: 0 K: 0 S: 3	H: 0 LOB: 0 BB: 0 P: 3	R: 0 E: 0 K: 0 S: 2	H: 0 LOB: 0 BB: 0 P: 3	R: 0 E: 0 K: 0 S: 4	H: 1 LOB: 1 BB: 0 P: 4	1B: 9 2B: 0 3B: 0 HR: 0	SF: 0 SAC: 0 DP: 3 HBP: 1	WP: 0 PB: 0 SB: 1 CS: 0	PA: 36	
PITCHER	IP	WLS	BF	H	R	ER	SO	BB	IBB	HBP	BLK	WP	HR	S	P	ERA	WHIP				
Luis Sanchez, R ERA: 3.67 (1, 1)	2.0	L	12	5	4	4	0	2	0	0	0	0	0	10	18	18.00	3.500				
Byron McLaughlin, R ERA: 5.67 (3, 1)	2.0		6	1	0	0	1	0	0	0	0	0	0	8	8	0.00	0.500				
John Curtis, L ERA: 9.92 (5, 1)	5.0		18	3	0	0	0	1	0	1	0	0	0	16	21	0.00	0.800				

Batter	1	2	3	4	5	6	7	8	9	AB	R	H	RBI	BB	SO	LOB	BOTTOM					
Gary Pettis, S OBP: 0.208, SLG: 0.095 (1, 8)	6-3		F9		1-3			F8		4	0	0	0	0	0	2	Kansas City Royals @ California Angels Anaheim Stadium, Anaheim, CA Tue Sep 13 1983, 10:05 PM EDT Att: 23,959 - Unknown					
Dick Schofield, R OBP: 0.125, SLG: 0.313 Juan Beniquez, R OBP: 0.336, SLG: 0.363 (1, 6)	K			6-3			F4		F9 1B HR	3	0	0	0	0	1	0						
Brian Downing, R OBP: 0.363, SLG: 0.429 (1, 10)	K				F8		F4		1B HR	4	1	1	0	0	1	0						
Doug DeCinces, R OBP: 0.333, SLG: 0.523 (1, 5)							L4		F9	2	0	0	0	2	0	2						
Ron Jackson, R OBP: 0.310, SLG: 0.379 (1, 3)							F8		HR	4	1	1	3	0	0	2						
Ellis Valentine, R OBP: 0.283, SLG: 0.419 Rod Carew, L OBP: 0.414, SLG: 0.424 (1, 9)							F7		5-3	3	0	0	0	0	1	1						
Mike Brown, R OBP: 0.270, SLG: 0.377 Daryl Sconiers, L OBP: 0.301, SLG: 0.440 (1, 7)							E5 1B		K	3	0	0	0	0	1	0						
Bob Boone, R OBP: 0.291, SLG: 0.358 (1, 2)							F3		F3	3	0	0	0	0	1	0						
Steve Lubratic, R OBP: 0.256, SLG: 0.310 (1, 4)							F9		F6	3	0	1	0	0	0	0						
Inning Stats	R: 0 E: 0 K: 2 S: 7	H: 0 LOB: 0 BB: 0 P: 7	R: 0 E: 0 K: 0 S: 3	H: 0 LOB: 1 BB: 1 P: 7	R: 0 E: 0 K: 0 S: 3	H: 0 LOB: 0 BB: 0 P: 3	R: 0 E: 0 K: 0 S: 3	H: 0 LOB: 1 BB: 1 P: 7	R: 0 E: 0 K: 0 S: 5	H: 1 LOB: 2 BB: 0 P: 5	R: 0 E: 0 K: 0 S: 3	H: 0 LOB: 0 BB: 0 P: 3	R: 0 E: 0 K: 1 S: 5	H: 0 LOB: 0 BB: 0 P: 5	R: 0 E: 0 K: 0 S: 3	H: 0 LOB: 0 BB: 0 P: 3	R: 3 E: 0 K: 1 S: 8	H: 3 LOB: 0 BB: 0 P: 8	1B: 3 2B: 0 3B: 0 HR: 1	SF: 0 SAC: 0 DP: 0 HBP: 0	WP: 0 PB: 0 SB: 0 CS: 0	PA: 34
PITCHER	IP	WLS	BF	H	R	ER	SO	BB	IBB	HBP	BLK	WP	HR	S	P	ERA	WHIP					
Bud Black, L ERA: 3.64 (1, 1)	8.1	W	32	4	3	3	3	2	0	0	0	0	0	36	44	3.24	0.720					
Dan Quisenberry, R ERA: 1.93 (9, 1)	0.2	S	2	0	0	0	1	0	0	0	0	0	0	4	4	0.00	0.000					

Batter	1	2	3	4	5	6	7	8	9	10	11	12	13	14	AB	R	H	RBI	BB	SO	LOB	TOP	
Willie Wilson, S OBP: 0.313, SLG: 0.353 (1, 8)	1-4-3		G1-6-3			K			F9	FC5-4			G6-4-3 1B		6	0	1	0	0	1	4		
U L Washington, S OBP: 0.297, SLG: 0.326 (1, 6)	5-3		L1			F7			F9				G6-4-3		6	0	0	0	0	0	1		
Frank White, R OBP: 0.276, SLG: 0.398 (1, 4)	1B				5-3				F9	1B					6	0	2	0	0	0	0		
Hal McRae, R OBP: 0.376, SLG: 0.468 (1, 10)	F9				E6				K	FC6-4 1B					6	1	3	0	0	1	1		
Ron Johnson, R OBP: 0.571, SLG: 0.500 Willie Aikens, L OBP: 0.373, SLG: 0.507 Joe Simpson, L OBP: 0.293, SLG: 0.220 (1, 3)	1B				F4					FC6-4 1B					5	0	2	0	0	0	4		
Darryl Motley, R OBP: 0.286, SLG: 0.375 Pat Sheridan, L OBP: 0.316, SLG: 0.402 Don Slaught, R OBP: 0.327, SLG: 0.373 (1, 9)	K				K				5-3						5	0	0	0	0	2	2		
Butch Davis, R OBP: 0.311, SLG: 0.368 (1, 7)	K				G4-6-3 1B				K	1B			6-3		6	0	2	0	0	2	2		
John Wathan, R OBP: 0.292, SLG: 0.310 (1, 2)	5-3				G4-6-3					1B			F7		5	0	1	0	0	0	2		
Onix Concepcion, R OBP: 0.293, SLG: 0.326 (1, 5)	1B				G1-6-3 1B					5-3			6-3		5	0	3	0	0	0	0		
Inning Stats	R: 0 E: 0 S: 4	H: 1 LOB: 1 BB: 0 P: 4	R: 0 E: 0 S: 8	H: 1 LOB: 1 BB: 0 P: 8	R: 0 E: 1 S: 3	H: 0 LOB: 0 BB: 0 P: 3	R: 0 E: 0 S: 5	H: 1 LOB: 0 BB: 0 P: 5	R: 0 E: 0 S: 6	H: 0 LOB: 1 BB: 0 P: 6	R: 0 E: 0 S: 5	H: 2 LOB: 2 BB: 0 P: 5	R: 0 E: 0 S: 4	H: 1 LOB: 1 BB: 0 P: 4	R: 0 E: 0 S: 3	H: 1 LOB: 0 BB: 0 P: 3	R: 1 E: 0 S: 4	H: 2 LOB: 1 BB: 1 P: 8	1B: 14 2B: 0 3B: 1 HR: 0	SF: 0 SAC: 0 DP: 3 HBP: 0	WP: 0 PB: 0 SB: 1 CS: 2	PA: 52	
PITCHER	IP WLS BF H R ER SO BB IBB HBP BLK WP HR S P ERA WHIP	PITCHER											PITCHER										
Tommy John, L ERA: 4.32 (1, 1)	13.0	0	47	13	0	6	0	0	0	0	0	0	0	0	0	0	0	0	0	0	0	0	
Rick Steiner, R ERA: 4.96 (14, 1)	0.1	L	3	1	1	1	0	0	1	0	0	0	0	0	0	0	0	0	0	0	0	0	
Bob Lacey, L ERA: 6.0 (14, 1)	0.2	2	1	0	0	0	0	0	0	0	0	0	0	0	0	0	0	0	0	0	0	0	

Kansas City Royals @ California Angels
 Anaheim Stadium, Anaheim, CA
 Wed Sep 14 1983, 10:05 PM EDT
 Att: 23,284 - Unknown

AB 51
 R 1
 H 15
 RBI 1
 BB 1
 SO 6
 LOB 16



Batter	1	2	3	4	5	6	7	8	9	10	11	12	13	14	AB	R	H	RBI	BB	SO	LOB	BOTTOM				
Brian Downing, R OBP: 0.365, SLG: 0.427 (1, 10)	G6-4-3 BB		FC4-6 1B			K		G2-3-4-2 IBB			5-3		F8		4	0	1	0	2	1	1					
Dick Schofield, R OBP: 0.158, SLG: 0.278 Rod Carew, L OBP: 0.413, SLG: 0.423 Ricky Adams, R OBP: 0.283, SLG: 0.283 Rob Wilton, L OBP: 0.303, SLG: 0.338 (1, 6)	G6-4-3 BB		F4			K		G2-3-4-2 1-2 2-3 3-H			4-3		F7		2	0	0	0	1	1	1					
Juan Beniquez, R OBP: 0.336, SLG: 0.366 (1, 9)	G6-4-3		FC4-6 CS			2B		F7			FC6-4 1B				6	0	2	0	0	1	6					
Doug DeCinces, R OBP: 0.328, SLG: 0.514 (1, 5)	K		CS		F8			K		6-3			FC6-4		6	0	0	0	0	2	3					
Ron Jackson, R OBP: 0.307, SLG: 0.374 Dani Scarni, L OBP: 0.298, SLG: 0.437 (12, 3)	F7				F7			F8		2-3			F7		4	0	0	0	0	0	0					
Ellis Valentine, R OBP: 0.276, SLG: 0.410 (1, 9)	5-3				4-3			F2		F9			F4		5	0	0	0	0	0	0					
Mike Brown, R OBP: 0.266, SLG: 0.365 (1, 7)	BB				1B			F4		F9			5-3		5	0	1	0	0	0	0					
Bob Boone, R OBP: 0.294, SLG: 0.359 Gary Pettis, S OBP: 0.208, SLG: 0.095 Mike O'Brien, R OBP: 0.162, SLG: 0.173 Jerry Narron, L OBP: 0.143, SLG: 0.143 (11, 2)	1B							G5-4-3 1B		E5 SH			F8		2	0	1	0	1	0	0					
Steve Lubratich, R OBP: 0.296, SLG: 0.315 (12, 6)	F8				G5-4-3			SH		IBB			2B		4	0	1	0	0	0	3					
Inning Stats	R: 0 E: 0 S: 4	H: 0 LOB: 1 BB: 2 P: 12	R: 0 E: 0 S: 4	H: 1 LOB: 2 BB: 1 P: 8	R: 0 E: 0 S: 3	H: 1 LOB: 0 BB: 0 P: 3	R: 0 E: 0 S: 10	H: 0 LOB: 1 BB: 0 P: 10	R: 0 E: 0 S: 3	H: 0 LOB: 0 BB: 0 P: 3	R: 0 E: 2 S: 4	H: 0 LOB: 3 BB: 1 P: 8	R: 0 E: 0 S: 3	H: 1 LOB: 1 BB: 0 P: 4	R: 0 E: 0 S: 3	H: 0 LOB: 0 BB: 0 P: 3	R: 0 E: 0 S: 4	H: 1 LOB: 1 BB: 0 P: 4	R: 0 E: 0 S: 5	H: 0 LOB: 0 BB: 0 P: 5	R: 0 E: 0 S: 4	H: 0 LOB: 0 BB: 0 P: 5	1B: 4 2B: 2 3B: 0 HR: 0	SF: 0 SAC: 1 DP: 3 HBP: 0	WP: 0 PB: 0 SB: 0 CS: 1	PA: 51
PITCHER	IP WLS BF H R ER SO BB IBB HBP BLK WP HR S P ERA WHIP	PITCHER											PITCHER													
Paul Splitter, L ERA: 3.6 (1, 1)	8.0	0	30	4	0	4	0	0	0	0	0	0	0	0	0	0	0	0	0	0	0	0				
Dan Quisenberry, R ERA: 1.88 (9, 1)	3.0	W	10	1	0	1	0	0	0	0	0	0	0	0	0	0	0	0	0	0	0	0				
Mike Armstrong, R ERA: 3.95 (12, 1)	3.0	W	10	1	0	0	1	0	0	0	0	0	0	0	0	0	0	0	0	0	0	0				

Kansas City Royals @ California Angels
 Anaheim Stadium, Anaheim, CA
 Wed Sep 14 1983, 10:05 PM EDT
 Att: 23,284 - Unknown

AB 45
 R 0
 H 6
 RBI 0
 BB 4
 SO 6
 LOB 18



Batter	1	2	3	4	5	6	7	8	9	AB	R	H	RBI	BB	SO	LOB	TOP										
Bill Sample, R OBP: 0.322, SLG: 0.398 (1, 7)										5	0	2	1	0	0	1	Texas Rangers @ California Angels Anaheim Stadium, Anaheim, CA Fri Sep 16 1983, 10:05 PM EDT Att: 21,850 - Unknown										
Dave Hostetter, R OBP: 0.323, SLG: 0.373 (1, 10)										4	2	1	2	1	1	3											
George Wright, S OBP: 0.326, SLG: 0.436 (1, 8)										5	0	2	0	0	1	1											
Larry Parrish, R OBP: 0.326, SLG: 0.475 Tom Dunbar, L OBP: 0.412, SLG: 0.231 (6, 9)										3	0	0	0	0	1	3											
Buddy Bell, R OBP: 0.332, SLG: 0.409 (1, 5)										4	0	0	0	1	0	5											
Bill Stein, R OBP: 0.332, SLG: 0.410 Mickey Rivers, L OBP: 0.303, SLG: 0.336 (9, PH)										4	0	0	0	0	1	0											
Bucky Dent, R OBP: 0.282, SLG: 0.302 (1, 6)										4	2	2	1	0	0	0											
Bob Johnson, R OBP: 0.280, SLG: 0.364 (1, 2)										4	1	4	1	0	0	0											
Curtis Wilkerson, S OBP: 0.200, SLG: 0.111 (1, 4)										4	1	1	0	0	1	4											
Inning Stats	R: 0 E: 1 K: 1 S: 7	H: 1 LOB: 2 BB: 0 P: 7	R: 0 E: 0 K: 0 S: 4	H: 1 LOB: 1 BB: 0 P: 4	R: 0 E: 0 K: 1 S: 5	H: 0 LOB: 0 BB: 0 P: 5	R: 0 E: 0 K: 0 S: 3	H: 0 LOB: 0 BB: 0 P: 3	R: 4 E: 0 K: 0 S: 8	H: 5 LOB: 1 BB: 0 P: 8	R: 0 E: 0 K: 1 S: 6	H: 1 LOB: 1 BB: 0 P: 6	R: 1 E: 0 K: 0 S: 4	H: 2 LOB: 1 BB: 1 P: 8	R: 1 E: 0 K: 2 S: 10	H: 3 LOB: 2 BB: 0 P: 10		R: 0 E: 0 K: 1 S: 5	H: 0 LOB: 1 BB: 1 P: 9	1B: 10 2B: 0 3B: 0 HR: 3	SF: 0 SAC: 0 DP: 1 HBP: 0	WP: 1 PB: 0 SB: 0 CS: 0	PA: 42				
PITCHER	IP	WLS	BF	H	R	ER	SO	BB	IBB	HBP	BLK	WP	HR	S	P	ERA	WHIP										
Geoff Zahn, L ERA: 3.64 Rick Steiner, R ERA: 4.58 Luis Sanchez, R ERA: 3.66	(1, 1)	4.1	20	6	4	4	2	0	0	0	0	0	3	24	24	8.31	1.385										

AB	40
R	6
H	13
RBI	6
BB	2
SO	6
LOB	18



Batter	1	2	3	4	5	6	7	8	9	AB	R	H	RBI	BB	SO	LOB	BOTTOM										
Gary Pettis, S OBP: 0.241, SLG: 0.154 (1, 8)										5	1	2	1	0	1	0	Texas Rangers @ California Angels Anaheim Stadium, Anaheim, CA Fri Sep 16 1983, 10:05 PM EDT Att: 21,850 - Unknown										
Daryl Sconiers, L OBP: 0.304, SLG: 0.444 (1, 3)										5	3	3	2	0	0	2											
Juan Beniquez, R OBP: 0.340, SLG: 0.374 (1, 9)										5	0	3	0	0	0	0											
Doug DeCinces, R OBP: 0.327, SLG: 0.509 (1, 5)										3	0	0	2	1	0	3											
Brian Downing, R OBP: 0.362, SLG: 0.422 Mike Brown, R OBP: 0.266, SLG: 0.365 (9, 7)										4	0	0	0	0	0	6											
Reggie Jackson, L OBP: 0.293, SLG: 0.344 (1, 10)										4	0	0	0	0	3	5											
Bob Boone, R OBP: 0.298, SLG: 0.361 (1, 2)										3	2	2	0	1	0	0											
Rob Wilfong, L OBP: 0.308, SLG: 0.360 (1, 4)										3	2	1	2	1	1	1											
Dick Schofield, R OBP: 0.136, SLG: 0.238 Jerry Naron, L OBP: 0.125, SLG: 0.125 Ricky Adams, R OBP: 0.283, SLG: 0.283 (8, PH)										3	0	0	0	0	1	1											
Victor Cruz, R ERA: 1.61 (8, 1)										0	0	0	0	0	0	0											
Inning Stats	R: 1 E: 0 K: 2 S: 10	H: 2 LOB: 2 BB: 0 P: 10	R: 0 E: 0 K: 1 S: 5	H: 0 LOB: 0 BB: 0 P: 5	R: 1 E: 1 K: 1 S: 8	H: 2 LOB: 2 BB: 0 P: 8	R: 0 E: 0 K: 1 S: 6	H: 1 LOB: 2 BB: 1 P: 10	R: 0 E: 0 K: 0 S: 4	H: 1 LOB: 1 BB: 0 P: 4	R: 2 E: 0 K: 0 S: 5	H: 2 LOB: 0 BB: 0 P: 5	R: 0 E: 0 K: 0 S: 2	H: 0 LOB: 1 BB: 1 P: 6	R: 4 E: 1 K: 1 S: 8	H: 3 LOB: 0 BB: 1 P: 12	R: 0 E: 0 K: 1 S: 5	H: 0 LOB: 1 BB: 1 P: 9	1B: 8 2B: 2 3B: 0 HR: 1	SF: 0 SAC: 0 DP: 1 HBP: 0	WP: 0 PB: 0 SB: 0 CS: 0	PA: 39					
PITCHER	IP	WLS	BF	H	R	ER	SO	BB	IBB	HBP	BLK	WP	HR	S	P	ERA	WHIP										
Danny Darwin, R ERA: 3.62 John Butcher, R ERA: 3.39 Victor Cruz, R ERA: 1.61	(1, 1)	6.0	29	8	4	4	5	1	0	0	0	0	1	38	42	6.00	1.500										

AB	36
R	8
H	11
RBI	7
BB	3
SO	6
LOB	20



Batter	1	2	3	4	5	6	7	8	9	AB	R	H	RBI	BB	SO	LOB	TOP								
Mickey Rivers, L OBP: 0.301, SLG: 0.333 (1, 9)	0-0 6-3 FC5-4 1B	0-0 FC5-4 1B		0-0 1-6-3		0-0 4-3		0-0 5-3		5	0	1	0	0	0	1									
Bill Sample, R OBP: 0.324, SLG: 0.399 (1, 7)	0-0 1B	0-0 FC5-4 1-2		0-0 1-3			0-0 2-3 2B	4-0 S BB		4	1	2	0	1	0	2									
George Wright, S OBP: 0.319, SLG: 0.434 (1, 8)	0-0 FC6-4 1-3 1B		0-0 F8		0-0 F6		0-0 2-3	0-0 4-3		5	0	1	0	0	0	2									
Larry Parrish, R OBP: 0.328, SLG: 0.481 (1, 10)	0-3 K		0-0 HR		0-0 1B		4-0 2B G3 IBB		0-0 F9	4	2	2	1	1	1	2									
Buddy Bell, R OBP: 0.333, SLG: 0.410 Bill Stein, R OBP: 0.332, SLG: 0.414 (1, 5) (3, 5)	0-0 FC6-4 1-2		0-0 1B SF8		0-0 F8		0-0 G3 1-3 2H 2B		0-3 K	2	1	1	0	0	0	2									
Pete O'Brien, L OBP: 0.312, SLG: 0.346 (1, 3)		0-3 K	0-0 1B		0-0 F9		4-0 G3 IBB		0-3 K	4	0	1	0	1	2	1									
Bucky Dent, R OBP: 0.282, SLG: 0.301 (1, 6)		0-0 6-3	0-0 SF8		4-0 5-3 BB		0-0 G3			2	0	0	2	1	0	2									
Bob Johnson, R OBP: 0.279, SLG: 0.367 (1, 2)		0-0 1B 2B	0-3 K		0-0 5-3		0-3 K			4	1	1	0	0	2	4									
Wayne Tolleson, S OBP: 0.318, SLG: 0.320 (1, 4)		0-0 1B 2H 1B		0-0 F7		0-0 1-3		0-0 F7		4	0	1	1	0	0	1									
Inning Stats	R: 0 E: 0 K: 1 S: 7	H: 2 LOB: 2 BB: 7	R: 1 E: 0 K: 1 S: 8	H: 3 LOB: 2 BB: 8	R: 2 E: 0 K: 1 S: 8	H: 3 LOB: 1 BB: 8	R: 0 E: 0 K: 0 S: 3	H: 0 LOB: 0 BB: 3	R: 0 E: 0 K: 0 S: 4	H: 1 LOB: 1 BB: 4	R: 0 E: 0 K: 0 S: 3	H: 0 LOB: 1 BB: 1	R: 2 E: 0 K: 1 S: 7	H: 2 LOB: 2 BB: 15	R: 0 E: 0 K: 0 S: 3	H: 0 LOB: 1 BB: 7	R: 0 E: 0 K: 2 S: 7	H: 0 LOB: 0 BB: 7	1B: 8 2B: 2 3B: 0 HR: 1	SF: 1 SAC: 0 DP: 0 HBP: 0	WP: 0 PB: 0 SB: 1 CS: 0	PA: 42			
PITCHER	IP WLS BF H R ER SO BB IBB HBP BLK WP HR S P ERA WHIP	Ken Forsch, R ERA: 4.11 Byron McLaughlin, R ERA: 5.36	IP WLS BF H R ER SO BB IBB HBP BLK WP HR S P ERA WHIP																						

Texas Rangers @ California Angels
Anaheim Stadium, Anaheim, CA
Sat Sep 17 1983, 10:05 PM EDT
Att: 34,608 - Unknown

AB	37
R	5
H	11
RBI	5
BB	4
SO	6
LOB	18



Batter	1	2	3	4	5	6	7	8	9	AB	R	H	RBI	BB	SO	LOB	BOTTOM							
Gary Pettis, S OBP: 0.235, SLG: 0.226 (1, 8)	0-3 K	0-0 E5 1-2 3H			0-0 F2		0-0 SF8 3B		0-0 6-3	5	1	1	0	0	1	1								
Rod Carew, L OBP: 0.412, SLG: 0.421 (1, 10)	4-0 FC5-4 BB	0-0 6-3			0-3 K		0-0 SF8 3H			2	0	0	1	1	1	2								
Juan Beniquez, R OBP: 0.339, SLG: 0.372 (1, 9)	0-0 FC5-4 1-2 BB		0-0 F7		0-0 F4		0-0 1B			4	0	1	0	0	0	1								
Doug DeCinces, R OBP: 0.326, SLG: 0.504 (1, 5)	4-0 1-2 BB		0-0 F8		0-3 K		0-3 K			3	0	0	0	1	2	1								
Brian Downing, R OBP: 0.358, SLG: 0.417 (1, 7)	0-0 F7		0-0 5-3		0-0 F8		0-3 K		0-3 K	4	0	0	0	0	1	2								
Daryl Sconiers, L OBP: 0.311, SLG: 0.448 (1, 3)		0-0 4-3 E 2B		4-0 G5-4-3 BB		4-0 1B BB		0-3 K		2	1	1	0	2	1	0								
Bob Boone, R OBP: 0.297, SLG: 0.360 (1, 2)		0-0 4-3 2-3		0-0 G5-4-3 1-2		0-0 1-2 1B		0-0 F8		4	0	1	0	0	0	2								
Rob Wilfong, L OBP: 0.307, SLG: 0.357 (1, 4)		0-0 F3		0-0 1B		0-0 L3			0-0 F9	4	0	1	0	0	0	3								
Dick Schofield, R OBP: 0.160, SLG: 0.217 Jerry Narron, L OBP: 0.111, SLG: 0.111 (1, 6) (9, PH)	4-0 E BB		0-0 F8		0-0 4-3			0-3 K		2	0	0	0	1	0	1								
Inning Stats	R: 0 E: 0 K: 1 S: 5	H: 0 LOB: 2 BB: 2 P: 13	R: 1 E: 1 K: 0 S: 5	H: 1 LOB: 2 BB: 1 P: 9	R: 0 E: 0 K: 0 S: 3	H: 0 LOB: 0 BB: 0 P: 3	R: 0 E: 0 K: 0 S: 3	H: 1 LOB: 1 BB: 1 P: 7	R: 0 E: 0 K: 1 S: 6	H: 1 LOB: 2 BB: 1 P: 10	R: 1 E: 0 K: 1 S: 7	H: 2 LOB: 1 BB: 0 P: 7	R: 0 E: 0 K: 2 S: 7	H: 0 LOB: 0 BB: 0 P: 7	R: 0 E: 0 K: 1 S: 5	H: 0 LOB: 0 BB: 0 P: 5	1B: 3 2B: 1 3B: 1 HR: 0	SF: 1 SAC: 0 DP: 1 HBP: 0	WP: 0 PB: 0 SB: 0 CS: 0	PA: 37				
PITCHER	IP WLS BF H R ER SO BB IBB HBP BLK WP HR S P ERA WHIP	Dave Stewart, R ERA: 2.75 Dave Tobik, R ERA: 3.66	IP WLS BF H R ER SO BB IBB HBP BLK WP HR S P ERA WHIP																					

Texas Rangers @ California Angels
Anaheim Stadium, Anaheim, CA
Sat Sep 17 1983, 10:05 PM EDT
Att: 34,608 - Unknown

AB	31
R	2
H	5
RBI	1
BB	5
SO	7
LOB	13



Batter	1	2	3	4	5	6	7	8	9	AB	R	H	RBI	BB	SO	LOB	TOP									
Rod Carew, L OBP: 0.411, SLG: 0.420 (1, 3)										3	0	0	0	0	1	1	California Angels @ Kansas City Royals Royals Stadium, Kansas City, MO Mon Sep 19 1983, 4:33 AM EDT Unknown									
Steve Lubratich, R OBP: 0.243, SLG: 0.299 (1, 4)										4	0	0	0	0	1	1										
Juan Beniquez, R OBP: 0.345, SLG: 0.381 (1, 8)										4	1	3	1	0	0	0										
Doug DeCinces, R OBP: 0.326, SLG: 0.499 (1, 5)										4	0	2	0	0	0	1										
Brian Downing, R OBP: 0.360, SLG: 0.418 (1, 10)										4	0	2	1	0	1	2										
Bob Boone, R OBP: 0.299, SLG: 0.361 (1, 2)										4	0	2	0	0	0	3										
Ellis Valentine, R OBP: 0.277, SLG: 0.420 (1, 9)										4	1	1	1	0	0	2										
Mike Brown, R OBP: 0.264, SLG: 0.358 (1, 7)										4	0	0	0	0	2	1										
Ricky Adams, R OBP: 0.304, SLG: 0.337 Daryl Sconiers, L (9, PH) OBP: 0.312, SLG: 0.448 (1, 6)										3	2	3	1	0	0	0										
Inning Stats	R: 0 E: 0 K: 1 S: 5	H: 0 LOB: 0 BB: 0 P: 5	R: 0 E: 0 K: 0 S: 3	H: 1 LOB: 0 BB: 0 P: 3	R: 1 E: 0 K: 1 S: 6	H: 2 LOB: 0 BB: 0 P: 6	R: 0 E: 0 K: 0 S: 4	H: 2 LOB: 1 BB: 0 P: 4	R: 0 E: 0 K: 0 S: 3	H: 1 LOB: 0 BB: 0 P: 3	R: 1 E: 0 K: 1 S: 7	H: 2 LOB: 1 BB: 0 P: 7	R: 0 E: 0 K: 1 S: 6	H: 1 LOB: 1 BB: 0 P: 6	R: 2 E: 0 K: 0 S: 7	H: 4 LOB: 2 BB: 0 P: 7	R: 0 E: 0 K: 1 S: 5	H: 0 LOB: 0 BB: 0 P: 5	1B: 10 2B: 1 3B: 0 HR: 2	SF: 0 SAC: 1 DP: 4 HBP: 0	WP: 0 PB: 0 SB: 0 CS: 0	PA: 36				
PITCHER	IP WLS BF H R ER SO BB IBB HBP BLK WP HR S P ERA WHIP																									
Bud Black, L ERA: 3.69 (1, 1)	7.2	32	13	4	4	4	4	0	0	0	0	0	0	0	0	0	4.70	1.696								
Mike Armstrong, R ERA: 3.9 (8, 1)	1.1	W	4	0	0	0	1	0	0	0	0	0	0	0	6	6	0.00	0.000								

Batter	1	2	3	4	5	6	7	8	9	AB	R	H	RBI	BB	SO	LOB	BOTTOM									
Willie Wilson, S OBP: 0.319, SLG: 0.359 (1, 8)										4	1	3	0	1	0	1	California Angels @ Kansas City Royals Royals Stadium, Kansas City, MO Mon Sep 19 1983, 4:33 AM EDT Unknown									
U L Washington, S OBP: 0.302, SLG: 0.324 (1, 6)										3	1	0	0	2	0	4										
Pat Sheridan, L OBP: 0.306, SLG: 0.388 John Wathan, R (9, PH) OBP: 0.293, SLG: 0.310 (1, 9)										3	1	0	0	0	0	3										
Hal McRae, R OBP: 0.378, SLG: 0.471 (1, 10)										3	1	0	0	1	1	3										
Willie Aikens, L OBP: 0.378, SLG: 0.523 Leon Roberts, R (9, PH) OBP: 0.319, SLG: 0.408 (1, 3)										3	1	3	2	0	0	0										
Frank White, R OBP: 0.279, SLG: 0.405 (1, 4)										3	0	0	1	0	0	2										
Butch Davis, R OBP: 0.316, SLG: 0.408 (1, 7)										4	1	2	0	0	0	2										
Don Slaught, R OBP: 0.328, SLG: 0.385 (1, 2)										4	1	2	2	0	0	1										
Onix Concepcion, R OBP: 0.286, SLG: 0.330 (1, 5)										4	0	2	1	0	0	1										
Inning Stats	R: 0 E: 0 K: 0 S: 3	H: 1 LOB: 1 BB: 1 P: 7	R: 0 E: 0 K: 0 S: 4	H: 2 LOB: 1 BB: 0 P: 4	R: 0 E: 0 K: 0 S: 4	H: 1 LOB: 1 BB: 0 P: 4	R: 1 E: 0 K: 1 S: 6	H: 1 LOB: 0 BB: 0 P: 6	R: 0 E: 0 K: 0 S: 4	H: 1 LOB: 0 BB: 0 P: 4	R: 1 E: 1 K: 0 S: 4	H: 1 LOB: 0 BB: 0 P: 4	R: 0 E: 0 K: 0 S: 3	H: 2 LOB: 2 BB: 0 P: 3	R: 6 E: 1 K: 0 S: 7	H: 4 LOB: 2 BB: 3 P: 20	R: 0 E: 0 K: 0 S: 3	H: 0 LOB: 0 BB: 0 P: 5	1B: 10 2B: 1 3B: 1 HR: 1	SF: 1 SAC: 0 DP: 4 HBP: 1	WP: 1 PB: 0 SB: 3 CS: 1	PA: 38				
PITCHER	IP WLS BF H R ER SO BB IBB HBP BLK WP HR S P ERA WHIP																									
Steve Brown, R ERA: 5.14 (1, 1)	7.0	L	29	9	4	3	1	0	0	0	0	0	0	0	0	0	3.86	1.714								
Andy Hassler, L ERA: 5.45 (8, 1)	0.0	L	2	1	0	0	0	0	1	0	0	1	0	1	5	∞	∞									
Rick Steier, R ERA: 4.81 (8, 1)	1.0	7	3	4	4	4	0	0	0	0	0	0	0	6	7	36.00	3.000									

Batter	1	2	3	4	5	6	7	8	9	AB	R	H	RBI	BB	SO	LOB	TOP			
Gary Pettis, S OBP: 0.308, SLG: 0.314 (1, 8)										4	2	3	1	1	0	1	California Angels @ Kansas City Royals Royals Stadium, Kansas City, MO Mon Sep 19 1983, 8:05 PM EDT Att: 24,576 - Unknown			
Daryl Scanlens, L OBP: 0.310, SLG: 0.444 (1, 3)										5	1	1	1	0	1	4				
Juan Beniquez, R OBP: 0.346, SLG: 0.385 (1, 9)											5	1	2	2	0	1				
Ron Jackson, R OBP: 0.302, SLG: 0.365 (1, 5)											4	0	0	0	1	3				
Brian Downing, R OBP: 0.363, SLG: 0.423 (1, 10)											5	1	3	0	0	1				
Bobby Clark, R OBP: 0.286, SLG: 0.358 (1, 7)											5	0	2	2	0	3				
Steve Lubrath, R OBP: 0.236, SLG: 0.291 (1, 4)											4	0	0	0	0	1		4		
Ricky Adams, R OBP: 0.311, SLG: 0.337 (1, 6)										3	1	1	0	1	0	0				
Mike O'Berry, R OBP: 0.203, SLG: 0.246 (1, 2)											3	0	0	0	0	1				
Inning Stats	R: 3 E: 0 K: 0 S: 6	H: 3 LOB: 1 BB: 1 P: 10	R: 0 E: 0 K: 0 S: 4	H: 1 LOB: 1 BB: 0 P: 4	R: 1 E: 0 K: 0 S: 5	H: 3 LOB: 1 BB: 0 P: 5	R: 0 E: 0 K: 0 S: 4	H: 1 LOB: 1 BB: 0 P: 4	R: 0 E: 0 K: 1 S: 6	H: 2 LOB: 2 BB: 0 P: 10	R: 0 E: 0 K: 2 S: 7	H: 0 LOB: 0 BB: 0 P: 7	R: 0 E: 0 K: 1 S: 5	H: 0 LOB: 1 BB: 1 P: 9	R: 0 E: 0 K: 1 S: 6	H: 1 LOB: 1 BB: 0 P: 6		1B: 9 2B: 3 3B: 0 HR: 0	SF: 0 SAC: 1 DP: 1 HBP: 0	WP: 0 PB: 0 SB: 1 CS: 0
PITCHER	IP WLS BF H R ER SO BB IBB HBP BLK WP HR S P ERA WHIP	IP WLS BF H R ER SO BB IBB HBP BLK WP HR S P ERA WHIP																		
Danny Jackson, L ERA: 5.0 (1, 1)	6.0	31	11	6	5	1	2	0	0	0	0	0	0	0	31	39	7.50	2.167		
Mark Huisman, R ERA: 6.41 (7, 1)	3.0	W	11	1	0	0	4	1	0	0	0	0	0	0	18	22	0.00	0.667		

Batter	1	2	3	4	5	6	7	8	9	AB	R	H	RBI	BB	SO	LOB	BOTTOM					
Darryl Motley, R OBP: 0.250, SLG: 0.375 (1, 8)											5	1	1	2	0	2	2					
Butch Davis, R OBP: 0.321, SLG: 0.413 (1, 7)											4	0	2	1	0	0	1					
John Wathan, R OBP: 0.293, SLG: 0.309 (1, 2)											4	0	1	0	0	0	3					
Willie Wilson, S OBP: 0.320, SLG: 0.362 (9, PH)											1	1	1	1	0	0	0					
Leon Roberts, R OBP: 0.313, SLG: 0.400 Pat Sheridan, L OBP: 0.308, SLG: 0.390 (9, PH)											4	0	0	0	0	0	3					
Ron Johnson, R OBP: 0.357, SLG: 0.308 (1, 3)											4	0	0	0	0	0	2					
Don Slaughter, R OBP: 0.331, SLG: 0.390 (1, 10)										4	1	2	0	0	0	0						
Onix Concepcion, R OBP: 0.286, SLG: 0.328 (9, 5)											4	1	1	0	0	0	2					
Greg Pryor, R OBP: 0.269, SLG: 0.292 Frank White, R OBP: 0.260, SLG: 0.406 (9, PH)											3	1	1	0	0	0	2					
Buddy Biancalana, S OBP: 0.091, SLG: 0.091 U L Washington, S OBP: 0.302, SLG: 0.304 (9, 6)											3	1	1	0	0	0	3					
Inning Stats	R: 0 E: 0 K: 0 S: 3	H: 0 LOB: 0 BB: 0 P: 3	R: 0 E: 0 K: 0 S: 3	H: 0 LOB: 0 BB: 0 P: 3	R: 3 E: 0 K: 0 S: 7	H: 4 LOB: 1 BB: 0 P: 7	R: 0 E: 1 K: 0 S: 4	H: 0 LOB: 1 BB: 0 P: 4	R: 1 E: 1 K: 0 S: 6	H: 2 LOB: 2 BB: 0 P: 6	R: 0 E: 0 K: 0 S: 4	H: 1 LOB: 1 BB: 0 P: 4	R: 0 E: 0 K: 1 S: 6	H: 1 LOB: 1 BB: 0 P: 6	R: 0 E: 0 K: 0 S: 4	H: 2 LOB: 0 BB: 0 P: 4	R: 2 E: 0 K: 1 S: 6	H: 2 LOB: 1 BB: 1 P: 10	1B: 8 2B: 3 3B: 1 HR: 0	SF: 1 SAC: 0 DP: 0 HBP: 0	WP: 1 PB: 0 SB: 1 CS: 1	PA: 41
PITCHER	IP WLS BF H R ER SO BB IBB HBP BLK WP HR S P ERA WHIP	IP WLS BF H R ER SO BB IBB HBP BLK WP HR S P ERA WHIP																				
John Curtis, L ERA: 3.99 (1, 1)	7.2	35	10	5	4	1	0	0	0	0	0	0	0	0	37	37	4.70	1.304				
Byron McLaughlin, R ERA: 5.62 (8, 1)	1.0	L	4	1	2	2	1	1	0	0	0	0	0	0	5	9	18.00	2.000				
Bob Lacey, L ERA: 7.2 (9, 1)	0.0		1	1	0	0	0	0	0	0	0	0	0	0	1	1	*	*				

Batter	1	2	3	4	5	6	7	8	9	AB	R	H	RBI	BB	SO	LOB	TOP							
Gary Pettis, S OBP: 0.318, SLG: 0.289 (1, 8)										3	3	0	0	2	0	2								
Ellis Valentine, R OBP: 0.283, SLG: 0.422 (1, 9)										3	1	2	1	1	0	2								
Juan Beniquez, R OBP: 0.344, SLG: 0.383 (1, 7)										4	1	1	2	0	0	1								
Doug DeCinces, R OBP: 0.328, SLG: 0.503 Ricky Adams, R OBP: 0.312, SLG: 0.337 (1, PR) (1, 5)										1	0	1	2	0	0									
Brian Downing, R OBP: 0.360, SLG: 0.419 (1, 10)										4	0	0	0	0	2									
Ron Jackson, R OBP: 0.298, SLG: 0.360 (1, 3)										4	1	0	0	0	1									
Bob Boone, R OBP: 0.298, SLG: 0.360 (1, 2)										4	0	1	1	0	2									
Steve Lubrath, R OBP: 0.231, SLG: 0.285 (1, 4)										3	0	0	0	0	0									
Dick Schofield, R OBP: 0.188, SLG: 0.207 (1, 6)										3	0	1	0	1	0									
Inning Stats	R: 3 E: 1 K: 0 S: 6	H: 2 LOB: 1 BB: 1 P: 10	R: 1 E: 0 K: 1 S: 6	H: 1 LOB: 2 BB: 2 P: 14	R: 0 E: 0 K: 0 S: 3	H: 0 LOB: 0 BB: 0 P: 3	R: 0 E: 0 K: 0 S: 3	H: 1 LOB: 1 BB: 1 P: 7	R: 0 E: 0 K: 0 S: 3	H: 0 LOB: 0 BB: 0 P: 3	R: 1 E: 1 K: 0 S: 5	H: 1 LOB: 1 BB: 0 P: 5	R: 0 E: 0 K: 0 S: 4	H: 2 LOB: 1 BB: 0 P: 4	R: 0 E: 0 K: 0 S: 3	H: 0 LOB: 0 BB: 0 P: 3	R: 1 E: 2 K: 0 S: 4	H: 0 LOB: 0 BB: 0 P: 4	1B: 6 2B: 1 3B: 0 HR: 0	SF: 2 SAC: 1 DP: 3 HBP: 0	WP: 0 PB: 0 SB: 2 CS: 0	PA: 39		
PITCHER	IP	WLS	BF	H	R	ER	SO	BB	IBB	HBP	BLK	WP	HR	S	P	ERA	WHIP							
Paul Spittorf, L ERA: 3.75 Keith Creel, R ERA: 8.27 Don Hood, L ERA: 2.38	(1, 1) 1.2	(2, 1) 5.1	(8, 1) 2.0	(1, 1) 1.2	(1, 1) 5.1	(8, 1) 2.0	(1, 1) 1.2	(1, 1) 1.2	(1, 1) 1.2	(1, 1) 1.2	(1, 1) 1.2	(1, 1) 1.2	(1, 1) 1.2	(1, 1) 1.2	(1, 1) 1.2	(1, 1) 1.2	(1, 1) 1.2	(1, 1) 1.2	(1, 1) 1.2	(1, 1) 1.2	(1, 1) 1.2	(1, 1) 1.2	(1, 1) 1.2	(1, 1) 1.2

California Angels @ Kansas City Royals
Royals Stadium, Kansas City, MO
Tue Sep 20 1983, 8:05 PM EDT
Att: 15,003 - Unknown

AB 32
R 6
H 7
RBI 6
BB 4
SO 1
LOB 13



Batter	1	2	3	4	5	6	7	8	9	AB	R	H	RBI	BB	SO	LOB	BOTTOM							
Willie Wilson, S OBP: 0.321, SLG: 0.362 (1, 8)										4	1	1	0	1	0	0								
U L Washington, S OBP: 0.303, SLG: 0.324 Willie Aikens, L OBP: 0.377, SLG: 0.523 (9, FH)										4	0	1	0	0	0	1								
Frank White, R OBP: 0.280, SLG: 0.404 (1, 4)										5	0	1	0	0	0	3								
Hal McRae, R OBP: 0.377, SLG: 0.469 (1, 10)										4	0	1	1	0	0	1								
Ron Johnson, R OBP: 0.389, SLG: 0.353 (1, 3)										4	0	2	0	0	2									
Butch Davis, R OBP: 0.318, SLG: 0.430 (1, 7)										4	2	1	0	0	1	2								
Don Slaught, R OBP: 0.333, SLG: 0.392 (1, 2)										4	1	2	1	0	0	1								
Darryl Motley, R OBP: 0.250, SLG: 0.364 (1, 9)										4	0	1	1	0	2									
Onix Concepcion, R OBP: 0.285, SLG: 0.326 (1, 5)										4	0	1	0	0	2									
Inning Stats	R: 0 E: 0 K: 0 S: 3	H: 0 LOB: 0 BB: 0 P: 3	R: 1 E: 1 K: 0 S: 6	H: 3 LOB: 2 BB: 0 P: 6	R: 0 E: 0 K: 1 S: 6	H: 1 LOB: 1 BB: 0 P: 6	R: 0 E: 0 K: 0 S: 3	H: 0 LOB: 0 BB: 0 P: 3	R: 0 E: 0 K: 0 S: 3	H: 0 LOB: 0 BB: 0 P: 3	R: 1 E: 0 K: 0 S: 6	H: 3 LOB: 2 BB: 0 P: 6	R: 2 E: 0 K: 0 S: 6	H: 3 LOB: 2 BB: 1 P: 10	1B: 10 2B: 0 3B: 1 HR: 0	SF: 1 SAC: 0 DP: 0 HBP: 0	WP: 1 PB: 0 SB: 0 CS: 0	PA: 39						
PITCHER	IP	WLS	BF	H	R	ER	SO	BB	IBB	HBP	BLK	WP	HR	S	P	ERA	WHIP							
Tommy John, L ERA: 4.32 Mike Witt, R ERA: 5.3	(1, 1) 8.1	(9, 1) 0.2	(1, 1) 1.2	(1, 1) 1.2	(1, 1) 1.2	(1, 1) 1.2	(1, 1) 1.2	(1, 1) 1.2	(1, 1) 1.2	(1, 1) 1.2	(1, 1) 1.2	(1, 1) 1.2	(1, 1) 1.2	(1, 1) 1.2	(1, 1) 1.2	(1, 1) 1.2	(1, 1) 1.2	(1, 1) 1.2	(1, 1) 1.2	(1, 1) 1.2	(1, 1) 1.2	(1, 1) 1.2	(1, 1) 1.2	

California Angels @ Kansas City Royals
Royals Stadium, Kansas City, MO
Tue Sep 20 1983, 8:05 PM EDT
Att: 15,003 - Unknown

AB 37
R 4
H 11
RBI 4
BB 1
SO 1
LOB 14



Batter	1	2	3	4	5	6	7	8	9	AB	R	H	RBI	BB	SO	LOB	TOP					
Gary Pettis, S OBP: 0.327, SLG: 0.349 (1, 8)	F8		1B		1B	FC6-4		F8		5	2	2	0	0	0	2						
Rob Wilfong, L OBP: 0.306, SLG: 0.349 (1, 4)	F9		FC6-4 1B		K	F9		4-3		5	0	1	1	0	1	2						
Rod Carew, L OBP: 0.413, SLG: 0.420 (1, 10)	1B		FC6-4 1B		K2-3		CS 1B	4-3		4	0	2	0	1	1	1						
Juan Beniquez, R OBP: 0.348, SLG: 0.387 (1, 7)	1B		FC6-4		1B		1B	K		5	1	3	1	0	1	2						
Daryl Sconiers, L OBP: 0.309, SLG: 0.441 (1, 3)	5-3		F8		1B		F8			4	0	1	0	0	0	6						
Bob Boone, R OBP: 0.298, SLG: 0.359 (1, 2)					F7		FC6-4 1B			4	0	1	1	0	2	2						
Ellis Valentine, R OBP: 0.283, SLG: 0.420 (1, 9)			F9				FC6-4			4	0	1	0	0	1	2						
Dick Schofield, R OBP: 0.194, SLG: 0.212 (1, 6)			1-3		L6		FC6-4 1B			4	0	1	0	0	1	1						
Ricky Adams, R OBP: 0.310, SLG: 0.333 (1, 5)			F8		K		F8			4	0	1	0	0	1	2						
Inning Stats	R: 0 E: 0 K: 0 S: 5	H: 2 LOB: 2 BB: 0 P: 5	R: 0 E: 0 K: 1 S: 5	H: 0 LOB: 0 BB: 0 P: 5	R: 1 E: 0 K: 0 S: 6	H: 3 LOB: 2 BB: 0 P: 6	R: 0 E: 0 K: 1 S: 6	H: 1 LOB: 1 BB: 0 P: 6	R: 2 E: 0 K: 2 S: 11	H: 4 LOB: 2 BB: 0 P: 11	R: 0 E: 0 K: 0 S: 4	H: 1 LOB: 1 BB: 0 P: 4	R: 0 E: 0 K: 1 S: 5	H: 1 LOB: 1 BB: 1 P: 9	R: 0 E: 0 K: 2 S: 8	H: 1 LOB: 0 BB: 0 P: 8	R: 0 E: 0 K: 1 S: 5	H: 0 LOB: 0 BB: 0 P: 5	1B: 12 2B: 0 3B: 1 HR: 0	SF: 0 SAC: 0 DP: 0 HBP: 0	WP: 0 PB: 0 SB: 3 CS: 1	PA: 40
PITCHER	IP	WLS	BF	H	R	ER	SO	BB	IBB	HBP	BLK	WP	HR	S	P	ERA	WHIP					
Gaylord Perry, R ERA: 4.64 (1, 1)	5.0	L	25	10	3	3	4	0	0	0	0	0	0	33	33	5.40	2.000					
Mark Huisman, R ERA: 5.99 (6, 1)	4.0		15	3	0	0	4	1	0	0	0	0	0	22	26	0.00	1.000					

California Angels @ Kansas City Royals
Royals Stadium, Kansas City, MO
Wed Sep 21 1983, 8:05 PM EDT
Att: 14,874 - Unknown

AB	39
R	3
H	13
RBI	3
BB	1
SO	8
LOB	20



Batter	1	2	3	4	5	6	7	8	9	AB	R	H	RBI	BB	SO	LOB	BOTTOM					
Willie Wilson, S OBP: 0.319, SLG: 0.359 (1, 8)	K		1-4-3		K		6-3			4	0	0	0	0	2	1						
U L Washington, S OBP: 0.307, SLG: 0.321 (1, 6)	4-3		F9		2-3			F2		4	0	0	0	0	0	1						
Frank White, R OBP: 0.279, SLG: 0.405 (1, 4)	2B		5-3				F7	K		4	0	1	0	0	1	0						
Hal McRae, R OBP: 0.376, SLG: 0.468 (1, 10)	6-3				K		G3 WP 1B	K		4	0	1	0	0	2	1						
Ron Johnson, R OBP: 0.364, SLG: 0.300 (1, 3)			K		5-3		G3 1B	6-3		3	0	0	0	1	1	0						
Butch Davis, R OBP: 0.315, SLG: 0.422 (1, 7)			E6 1B		FC5-4 1B		G3	4-3		4	0	1	0	0	0	2						
John Wathan, R OBP: 0.292, SLG: 0.309 (1, 2)			S 1B		FC5-4		5-3	1-3		4	0	1	0	0	0	3						
Darryl Motley, R OBP: 0.235, SLG: 0.340 (1, 9)			F3				F4	F9		3	0	0	0	0	0	2						
Onix Concepcion, R OBP: 0.286, SLG: 0.327 (1, 5)			K				1B	6-3		3	0	1	0	0	1	2						
Inning Stats	R: 0 E: 0 K: 1 S: 6	H: 1 LOB: 1 BB: 0 P: 6	R: 0 E: 1 K: 2 S: 9	H: 1 LOB: 2 BB: 0 P: 9	R: 0 E: 0 K: 0 S: 3	H: 0 LOB: 0 BB: 0 P: 3	R: 0 E: 0 K: 1 S: 6	H: 1 LOB: 1 BB: 0 P: 6	R: 0 E: 0 K: 1 S: 6	H: 1 LOB: 2 BB: 0 P: 6	R: 0 E: 0 K: 0 S: 4	H: 1 LOB: 2 BB: 1 P: 8	R: 0 E: 0 K: 0 S: 3	H: 0 LOB: 0 BB: 0 P: 3	R: 0 E: 0 K: 2 S: 7	H: 0 LOB: 0 BB: 0 P: 7	R: 0 E: 0 K: 0 S: 3	H: 0 LOB: 0 BB: 0 P: 3	1B: 4 2B: 1 3B: 0 HR: 0	SF: 0 SAC: 0 DP: 0 HBP: 0	WP: 1 PB: 0 SB: 1 CS: 0	PA: 34
PITCHER	IP	WLS	BF	H	R	ER	SO	BB	IBB	HBP	BLK	WP	HR	S	P	ERA	WHIP					
Geoff Zahn, L ERA: 3.47 (1, 1)	9.0	W	34	5	0	0	7	1	0	0	0	1	0	47	51	0.00	0.667					


California Angels @ Kansas City Royals
Royals Stadium, Kansas City, MO
Wed Sep 21 1983, 8:05 PM EDT
Att: 14,874 - Unknown

AB	33
R	0
H	5
RBI	0
BB	1
SO	7
LOB	12



Batter	1	2	3	4	5	6	7	8	9	AB	R	H	RBI	BB	SO	LOB	TOP
Rudy Law, L OBP: 0.340, SLG: 0.371 (1, 8)										4	0	2	0	0	0	0	Chicago White Sox @ California Angels Anaheim Stadium, Anaheim, CA Thu Sep 22 1983, 10:05 PM EDT Att: 24,668 - Unknown livebaseballscorecards.com
Carlton Fisk, R OBP: 0.359, SLG: 0.526 (1, 2)										5	1	2	0	0	0	3	
Harold Baines, L OBP: 0.334, SLG: 0.446 (1, 9)										4	0	1	0	0	0	3	
Greg Walker, L OBP: 0.329, SLG: 0.433 (1, 10)										3	1	1	1	1	0	1	
Tom Paciorek, R OBP: 0.335, SLG: 0.440 (1, 3) (8, 7)										4	0	0	1	0	0	2	
Ron Kittle, R OBP: 0.317, SLG: 0.512 Jerry Dybzinski, R OBP: 0.283, SLG: 0.285 (1, 7) (8, 5)										3	1	2	1	1	1	0	
Vance Law, R OBP: 0.334, SLG: 0.342 Jerry Hairston, S OBP: 0.384, SLG: 0.513 Aurelio Rodriguez, R OBP: 0.117, SLG: 0.107 Mike Squires, L OBP: 0.314, SLG: 0.259 (1, 5) (7, PH) (7, 5) (8, PH) (8, 3)										2	0	0	0	0	0	1	
Scott Fletcher, R OBP: 0.321, SLG: 0.371 (1, 6)										4	0	0	0	0	1	1	
Julio Cruz, S OBP: 0.321, SLG: 0.333 (1, 4)										4	0	1	0	0	0	0	
Inning Stats	R: 0 E: 0 K: 0 S: 4	H: 1 LOB: 1 BB: 0 P: 4	R: 0 E: 0 K: 0 S: 4	H: 1 LOB: 1 BB: 0 P: 4	R: 0 E: 0 K: 0 S: 5	H: 2 LOB: 0 BB: 0 P: 5	R: 0 E: 0 K: 1 S: 5	H: 0 LOB: 0 BB: 0 P: 5	R: 0 E: 0 K: 2 S: 7	H: 0 LOB: 0 BB: 0 P: 7	R: 1 E: 0 K: 0 S: 5	H: 2 LOB: 2 BB: 2 P: 13	R: 0 E: 0 K: 0 S: 4	H: 2 LOB: 1 BB: 0 P: 4	1B: 5 2B: 2 3B: 0 HR: 2	SF: 0 SAC: 0 DP: 0 HBP: 1	
PITCHER Ken Forsch, R ERA: 4.06 (1, 1)	IP: 9.0 WLS: L BF: 38 H: 9 R: 3 ER: 3 SO: 3 BB: 1 IBB: 1 HBP: 1 BLK: 0 WP: 0 HR: 2 S: 41 P: 50 ERA: 3.00 WHIP: 1.111											PITCHER IP: 9.0 WLS: L BF: 38 H: 9 R: 3 ER: 3 SO: 3 BB: 1 IBB: 1 HBP: 1 BLK: 0 WP: 0 HR: 2 S: 41 P: 50 ERA: 3.00 WHIP: 1.111					


Batter	1	2	3	4	5	6	7	8	9	AB	R	H	RBI	BB	SO	LOB	BOTTOM		
Gary Pettis, S OBP: 0.315, SLG: 0.333 (1, 8)										5	0	1	0	0	0	0	Chicago White Sox @ California Angels Anaheim Stadium, Anaheim, CA Thu Sep 22 1983, 10:05 PM EDT Att: 24,668 - Unknown livebaseballscorecards.com		
Steve Lubratich, R OBP: 0.233, SLG: 0.286 (1, 4) (8, 5)										3	0	1	0	0	0	0			
Ellis Valentine, R OBP: 0.286, SLG: 0.430 (1, 9)										3	1	1	1	1	1	2			
Juan Beniquez, R OBP: 0.347, SLG: 0.385 (1, 7)										4	0	1	0	0	0	2			
Brian Downing, R OBP: 0.361, SLG: 0.426 (1, 10)										3	1	1	1	1	0	0			
Ron Jackson, R OBP: 0.295, SLG: 0.356 (1, 3)										4	0	0	0	0	0	3			
Bob Boone, R OBP: 0.295, SLG: 0.356 (1, 2)										4	0	0	0	0	0	0			
Dick Schofield, R OBP: 0.205, SLG: 0.250 Daryl Scomiers, L OBP: 0.308, SLG: 0.439 (1, 6) (9, PH)										3	0	1	0	0	0	1			
Ricky Adams, R OBP: 0.302, SLG: 0.324 Rob Wilfong, L OBP: 0.304, SLG: 0.347 (1, 5) (8, 4)										3	0	0	0	0	0	3			
Inning Stats	R: 1 E: 0 K: 0 S: 4	H: 1 LOB: 0 BB: 0 P: 4	R: 0 E: 2 K: 0 S: 5	H: 0 LOB: 2 BB: 0 P: 5	R: 0 E: 0 K: 0 S: 3	H: 0 LOB: 0 BB: 0 P: 3	R: 0 E: 0 K: 1 S: 6	H: 1 LOB: 1 BB: 0 P: 6	R: 1 E: 0 K: 0 S: 5	H: 2 LOB: 1 BB: 0 P: 5	R: 0 E: 0 K: 0 S: 3	H: 0 LOB: 0 BB: 1 P: 7	R: 0 E: 0 K: 0 S: 3	H: 0 LOB: 0 BB: 0 P: 3	R: 0 E: 0 K: 1 S: 5	H: 0 LOB: 0 BB: 0 P: 5		1B: 3 2B: 1 3B: 0 HR: 2	SF: 0 SAC: 1 DP: 0 HBP: 0
PITCHER Jerry Kosman, L ERA: 4.9 Salome Barojas, R ERA: 2.37 Juan Agosto, L ERA: 4.15 (1, 1) (8, 1) (9, 1)	IP: 7.0 WLS: W BF: 31 H: 6 R: 2 ER: 2 SO: 1 BB: 2 IBB: 0 HBP: 0 BLK: 0 WP: 0 HR: 2 S: 31 P: 39 ERA: 2.57 WHIP: 1.143											PITCHER IP: 1.0 WLS: S BF: 3 H: 0 R: 0 ER: 0 SO: 1 BB: 0 IBB: 0 HBP: 0 BLK: 0 WP: 0 HR: 0 S: 5 P: 5 ERA: 0.00 WHIP: 0.000							

Batter	1	2	3	4	5	6	7	8	9	AB	R	H	RBI	BB	SO	LOB	TOP			
Rudy Law, L OBP: 0.344, SLG: 0.371 (1, 8)	0-0 4-3	0-0 1-2 2-H 3-H 1B	0-0 BB	4-0 G5-4-3 BB			4-0 CS BB			2	0	1	2	2	0	0				
Carlton Fisk, R OBP: 0.356, SLG: 0.522 (1, 2)	0-0 L4	0-0 FC5		0-0 G5-4-3			0-0 F8			4	0	0	0	0	0	5				
Harold Baines, L OBP: 0.338, SLG: 0.448 (1, 9)	4-0 BB		0-0 BB				4-0 L4-3 1B			2	0	2	0	2	0	0				
Greg Luzinski, R OBP: 0.352, SLG: 0.500 (1, 10)	0-3 K		0-3 K				0-0 L4-3			4	0	0	0	0	2	4				
Tom Paciorek, R OBP: 0.334, SLG: 0.441 Mike Squires, L OBP: 0.314, SLG: 0.259 (1, 3) (8, 3)		0-0 G1 FC5-2 2B	0-0 F9				0-0 F8			4	0	1	0	0	0	2				
Ron Kittle, R OBP: 0.316, SLG: 0.509 (1, 7)	0-0 G1		4-0 1-2 BB				0-0 5-3			3	0	0	0	1	0	2				
Vance Law, R OBP: 0.334, SLG: 0.342 Jerry Hairston, S OBP: 0.381, SLG: 0.508 Aurelio Rodriguez, R OBP: 0.117, SLG: 0.107 (1, 5) (9, PH) (9, 5)	0-0 FC5-2 1B		0-0 F3				0-0 G4-6-3 1B			3	1	1	0	0	0	3	AB R H RBI BB SO LOB			
Scott Fletcher, R OBP: 0.325, SLG: 0.372 (9, PH) Greg Walker, L OBP: 0.328, SLG: 0.432 Jerry Dybzinski, R OBP: 0.283, SLG: 0.285 (1, 6) (9, PH) (9, 6)	4-0 E 1B BB		0-0 F3				0-0 G4-6-3			2	1	1	0	1	0	1				
Julio Cruz, S OBP: 0.318, SLG: 0.331 (1, 4)	0-0 E2 FC5 1B		0-0 FC3-6				0-0 F7			4	0	0	0	0	1	3				
Inning Stats	R: 0 E: 0 K: 1 S: 5	H: 0 LOB: 1 BB: 1 P: 9	R: 2 E: 1 K: 0 S: 6	H: 2 LOB: 2 BB: 1 P: 10	R: 0 E: 0 K: 1 S: 6	H: 1 LOB: 1 BB: 1 P: 10	R: 0 E: 0 K: 0 S: 3	H: 1 LOB: 0 BB: 0 P: 3	R: 0 E: 0 K: 0 S: 2	H: 0 LOB: 0 BB: 1 P: 6	R: 0 E: 0 K: 0 S: 3	H: 0 LOB: 1 BB: 1 P: 7	R: 0 E: 0 K: 1 S: 5	H: 0 LOB: 0 BB: 0 P: 5	R: 0 E: 0 K: 1 S: 5	H: 0 LOB: 0 BB: 0 P: 5	1B: 5 2B: 2 3B: 0 HR: 0	SF: 0 SAC: 0 DP: 3 HBP: 0	WP: 0 PB: 0 SB: 1 CS: 1	PA: 36
PITCHER Mike Witt, R ERA: 4.97 (1, 1)	IP: 9.0 WLS: L BF: 36	H: 6 R: 2 ER: 0 SO: 3	BB: 6 IBB: 0 HBP: 0 BLK: 0	WP: 0 HR: 0 S: 36 P: 60	ERA: 0.00 WHIP: 1.333	PITCHER														

Chicago White Sox @ California Angels
Anaheim Stadium, Anaheim, CA
Fri Sep 23 1983, 10:05 PM EDT
Att: 24,358 - Unknown

AB 30
R 2
H 6
RBI 2
BB 6
SO 3
LOB 20



Batter	1	2	3	4	5	6	7	8	9	AB	R	H	RBI	BB	SO	LOB	BOTTOM					
Gary Pettis, S OBP: 0.310, SLG: 0.327 (1, 8)	0-3 K		0-0 6-3				0-0 FC4 S			4	0	1	0	0	1	2						
Rob Wilfong, L OBP: 0.302, SLG: 0.344 (1, 4)	0-0 1B		0-0 4-3				0-0 L3			4	0	1	0	0	0	2						
Rod Carew, L OBP: 0.413, SLG: 0.420 (1, 10)	0-0 G4-6-3 1B		0-0 F7				0-0 4-3			3	0	1	0	1	0	1						
Brian Downing, R OBP: 0.358, SLG: 0.422 (1, 7)	0-0 G4-6-3		0-0 6-3				0-0 6-3			4	0	0	0	0	0	3						
Daryl Sconiers, L OBP: 0.304, SLG: 0.433 (1, 3)		0-0 4-3		0-0 G3			0-0 4-3			4	0	0	0	0	0	1						
Jerry Narron, L OBP: 0.154, SLG: 0.083 (1, 2)		0-0 L8		0-0 4-3			4-0 WP 1B BB			3	0	0	0	1	0	0						
Mike Brown, R OBP: 0.286, SLG: 0.424 (1, 9)		0-0 1B			0-0 HR		0-3 K			4	1	3	1	0	1	1	AB R H RBI BB SO LOB					
Steve Lubratic, R OBP: 0.234, SLG: 0.280 (1, 5)	0-3 K		0-0 K				4-0 1B BB			3	0	0	0	1	1	2						
Dick Schofield, R OBP: 0.244, SLG: 0.297 Juan Beniquez, R OBP: 0.345, SLG: 0.384 Ricky Adams, R OBP: 0.302, SLG: 0.324 Reggie Jackson, L OBP: 0.292, SLG: 0.343 (1, 6) (7, PH) (8, 6) (9, PH)			0-0 4-3				0-0 F9			1	0	1	0	1	0	0						
Inning Stats	R: 0 E: 0 K: 1 S: 6	H: 2 LOB: 0 BB: 0 P: 6	R: 0 E: 0 K: 1 S: 6	H: 1 LOB: 0 BB: 0 P: 6	R: 0 E: 0 K: 0 S: 4	H: 1 LOB: 0 BB: 0 P: 4	R: 0 E: 0 K: 0 S: 3	H: 0 LOB: 0 BB: 0 P: 3	R: 1 E: 0 K: 0 S: 4	H: 1 LOB: 1 BB: 1 P: 8	R: 0 E: 0 K: 0 S: 3	H: 0 LOB: 0 BB: 0 P: 3	R: 0 E: 0 K: 1 S: 5	H: 1 LOB: 2 BB: 2 P: 13	R: 0 E: 0 K: 0 S: 3	H: 0 LOB: 1 BB: 1 P: 7	R: 0 E: 0 K: 1 S: 6	H: 1 LOB: 0 BB: 0 P: 6	1B: 4 2B: 2 3B: 0 HR: 1	SF: 0 SAC: 0 DP: 1 HBP: 0	WP: 1 PB: 0 SB: 1 CS: 0	PA: 36
PITCHER Richard Dotson, R ERA: 3.3 (1, 1)	IP: 9.0 WLS: W BF: 36	H: 7 R: 1 ER: 1 SO: 4	BB: 4 IBB: 0 HBP: 0 BLK: 0	WP: 1 HR: 1 S: 40 P: 56	ERA: 1.00 WHIP: 1.222	PITCHER																

Chicago White Sox @ California Angels
Anaheim Stadium, Anaheim, CA
Fri Sep 23 1983, 10:05 PM EDT
Att: 24,358 - Unknown

AB 32
R 1
H 7
RBI 1
BB 4
SO 4
LOB 15




Batter	1	2	3	4	5	6	7	8	9	AB	R	H	RBI	BB	SO	LOB	TOP			
Dave Stegman, R OBP: 0.300, SLG: 0.224 (1, 8)										4	1	1	0	1	0	1	Chicago White Sox @ California Angels Anaheim Stadium, Anaheim, CA Sun Sep 25 1983, 6:33 AM EDT Att: 38,575 - Unknown			
Carlton Fisk, R OBP: 0.358, SLG: 0.521 (1, 2)										4	2	2	0	1	0	1				
Tom Paciorek, R OBP: 0.337, SLG: 0.450 (1, 9)										5	1	3	2	0	1	2				
Greg Luzinski, R OBP: 0.349, SLG: 0.494 (1, 10)										5	0	0	0	0	2	5				
Ron Kittle, R OBP: 0.315, SLG: 0.504 (1, 7)										4	0	1	1	0	1	3				
Jerry Hairston, S OBP: 0.383, SLG: 0.508 (9, PH)										1	0	1	0	0	0	0				
Rudy Law, L OBP: 0.345, SLG: 0.376 (9, 8)										0	0	0	0	0	0	0				
Greg Walker, L OBP: 0.335, SLG: 0.438 (7, PR)										3	0	1	0	1	0	1				
Mike Squires, L OBP: 0.316, SLG: 0.262 (7, 3)										1	0	1	1	0	0	0				
Vance Law, R OBP: 0.323, SLG: 0.346 (1, 5)										5	3	2	0	0	0	4				
Scott Fletcher, R OBP: 0.321, SLG: 0.371 (1, 4)										3	1	1	0	0	0	1				
Jerry Dybzinski, R OBP: 0.282, SLG: 0.291 (1, 6)										2	0	1	3	0	0	0				
Inning Stats	R: 1 E: 0 K: 0 S: 5	H: 3 LOB: 1 BB: 0 P: 5	R: 1 E: 1 K: 0 S: 5	H: 1 LOB: 1 BB: 0 P: 5	R: 0 E: 0 K: 1 S: 6	H: 1 LOB: 1 BB: 0 P: 6	R: 2 E: 1 K: 0 S: 4	H: 1 LOB: 0 BB: 1 P: 8	R: 1 E: 0 K: 2 S: 8	H: 1 LOB: 1 BB: 1 P: 12	R: 1 E: 0 K: 1 S: 7	H: 2 LOB: 1 BB: 0 P: 7	R: 0 E: 0 K: 0 S: 3	H: 0 LOB: 0 BB: 0 P: 3	R: 1 E: 0 K: 0 S: 6	H: 3 LOB: 2 BB: 0 P: 6	1B: 9 2B: 4 3B: 0 HR: 1	SF: 2 SAC: 1 DP: 1 HBP: 0	WP: 1 PB: 0 SB: 0 CS: 0	PA: 43
PITCHER	IP WLS BF H R ER SO BB IBB HBP BLK WP HR S P ERA WHIP																			
Tommy John, L ERA: 4.37	(1, 1)	5.2 L 28 9 6 4 3 3 0 0 0 0 1 0 31 43 6.35 2.118																		
Rick Steiner, R ERA: 4.84	(6, 1)	3.1 15 5 2 2 1 0 0 0 0 0 1 17 17 5.40 1.500																		
Batter	1	2	3	4	5	6	7	8	9	AB	R	H	RBI	BB	SO	LOB	BOTTOM			
Gary Pettis, S OBP: 0.303, SLG: 0.367 (1, 8)										4	1	1	2	0	1	0	Chicago White Sox @ California Angels Anaheim Stadium, Anaheim, CA Sun Sep 25 1983, 6:33 AM EDT Att: 38,575 - Unknown			
Rob Wilfong, L OBP: 0.295, SLG: 0.335 (1, 4)										4	0	0	0	0	0	0				
Brian Downing, R OBP: 0.354, SLG: 0.419 (1, 7)										4	1	1	0	0	1	0				
Doug DeCinces, R OBP: 0.327, SLG: 0.497 (1, 5)										3	1	1	0	1	0	0				
Daryl Sconiers, L OBP: 0.307, SLG: 0.434 (1, 3)										4	0	2	1	0	0	0				
Reggie Jackson, L OBP: 0.292, SLG: 0.342 (1, 10)										4	0	1	0	0	2	2				
Bob Boone, R OBP: 0.291, SLG: 0.350 (1, 2)										4	0	0	0	0	0	4				
Bobby Clark, R OBP: 0.263, SLG: 0.353 (1, 9)										3	0	0	0	0	1	1				
Dick Schofield, R OBP: 0.283, SLG: 0.390 (1, 6)										3	2	2	1	0	0	0				
Inning Stats	R: 0 E: 0 K: 0 S: 3	H: 0 LOB: 0 BB: 0 P: 3	R: 0 E: 0 K: 1 S: 5	H: 0 LOB: 0 BB: 0 P: 5	R: 2 E: 0 K: 0 S: 5	H: 2 LOB: 0 BB: 0 P: 5	R: 0 E: 0 K: 1 S: 5	H: 0 LOB: 0 BB: 0 P: 5	R: 0 E: 0 K: 0 S: 4	H: 0 LOB: 0 BB: 0 P: 4	R: 1 E: 0 K: 0 S: 5	H: 3 LOB: 1 BB: 0 P: 5	R: 0 E: 0 K: 1 S: 5	H: 0 LOB: 0 BB: 0 P: 5	R: 1 E: 0 K: 1 S: 6	H: 2 LOB: 1 BB: 1 P: 10		1B: 5 2B: 1 3B: 0 HR: 2	SF: 0 SAC: 0 DP: 2 HBP: 0	WP: 0 PB: 0 SB: 0 CS: 0
PITCHER	IP WLS BF H R ER SO BB IBB HBP BLK WP HR S P ERA WHIP																			
LaMarr Hoyt, R ERA: 3.62	(1, 1)	6.0 W 21 3 3 3 3 3 0 0 0 0 0 0 3 3 4.50 0.500																		
Juan Agosto, L ERA: 4.39	(7, 1)	0.0 3 3 1 1 0 0 0 0 0 0 0 0 3 3 4.39 1.000																		
Salome Barojas, R ERA: 2.42	(7, 1)	2.0 7 1 1 1 1 1 0 0 0 0 0 0 8 12 4.50 1.000																		
Guy Hoffman, L ERA: 7.5	(9, 1)	0.1 2 1 0 0 1 0 0 0 0 0 0 0 4 4 0.00 3.000																		
Dennis Lamp, R ERA: 3.75	(9, 1)	0.2 S 1 0 0 0 0 0 0 0 0 0 0 0 1 1 0.00 0.000																		

Batter	1	2	3	4	5	6	7	8	9	10	AB	R	H	RBI	BB	SO	LOB						
Damaso Garcia, R OBP: 0.333, SLG: 0.391 (1,4)	F5		FC1-6 E		F8			SH2-4 1B		1B	5	3	2	0	0	0	2						
Garth Iorg, R OBP: 0.295, SLG: 0.374 (1,5)	4-3		S 1B		F5			SH2-4		1B	4	0	2	1	0	0	1						
Jesse Barfield, R OBP: 0.298, SLG: 0.511 (1,9)	1B		F2			E5		G6-4-3 1B		L5	5	0	2	1	0	0	2						
Cliff Johnson, R OBP: 0.371, SLG: 0.484 (1,10)	F7			1-3		F8		G6-4-3 1B			4	0	0	0	0	0	3						
George Bell, R OBP: 0.314, SLG: 0.415 (1,7)		5-3				9-3				K	2	0	0	0	1	0	1						
Lloyd Moseby, L OBP: 0.379, SLG: 0.507 (8,8)				BB							1	0	0	0	0	1	0						
Barry Bonnell, R OBP: 0.306, SLG: 0.469 (1,8)	K				G1-6-3 1B			5-3		F7	4	0	1	0	0	1	0						
Willie Upshaw, L OBP: 0.375, SLG: 0.517 (1,3)	4-3				G1-6-3 1B			F4		G3	4	0	0	0	0	0	2						
Buck Martinez, R OBP: 0.339, SLG: 0.459 (1,2)			5-3			6-3				6-3	3	0	1	0	0	0	0						
Mitch Webster, S OBP: 0.152, SLG: 0.100 (7,PR)								WP			0	0	0	0	0	0	0						
Ernie Whitt, L OBP: 0.343, SLG: 0.449 (7,2)											0	0	0	0	0	0	0						
Dave Collins, S OBP: 0.349, SLG: 0.335 (10,PH)											1	0	0	0	0	0	0						
Geno Petralli, L OBP: 0.349, SLG: 0.335 (10,2)								2B			0	0	0	0	0	0	0						
Alfredo Griffin, S OBP: 0.288, SLG: 0.349 (1,6)			E5 FC1-6					F7		1B	4	0	2	0	0	0	1						
Inning Stats	R: 0 E: 0 K: 0 S: 4	H: 1 LOB: 1 BB: 0 P: 4	R: 0 E: 0 K: 1 S: 5	H: 0 LOB: 0 BB: 0 P: 5	R: 1 E: 1 K: 0 S: 5	H: 1 LOB: 1 BB: 0 P: 5	R: 0 E: 0 K: 0 S: 3	H: 1 LOB: 1 BB: 1 P: 7	R: 0 E: 0 K: 0 S: 3	H: 0 LOB: 0 BB: 0 P: 3	R: 0 E: 0 K: 0 S: 4	H: 1 LOB: 2 BB: 0 P: 4	R: 1 E: 0 K: 0 S: 4	H: 2 LOB: 0 BB: 0 P: 4	R: 0 E: 0 K: 1 S: 5	H: 0 LOB: 0 BB: 0 P: 5	R: 1 E: 0 K: 0 S: 5	H: 3 LOB: 1 BB: 0 P: 5	1B: 9 2B: 2 3B: 0 HR: 0	SF: 0 SAC: 1 DP: 3 HBP: 0	WP: 1 PB: 0 SB: 3 CS: 0	PA: 39	
PITCHER	IP 7.1	WLS 30	H 7	R 2	ER 1	SO 1	BB 1	IBB 0	HBP 0	BLK 0	WP 1	HR 0	S 31	P 35	ERA 1.23	WHIP 1.091							
Geoff Zahn, L ERA: 3.39 (1,1)																							
Doug Corbett, R ERA: 2.93 (8,1)	0.2	1	0	0	0	0	0	0	0	0	0	0	1	1	0.00	0.000							
Bob Lacey, L ERA: 6.43 (9,1)	2.0	L	8	3	1	1	1	0	0	0	0	0	10	10	4.50	1.500							

Toronto Blue Jays @ California Angels
Anaheim Stadium, Anaheim, CA
Mon Sep 26 1983, 10:05 PM EDT
Att: 19,713 - Unknown

livebaseballscores.com

AB 37
R 3
H 10
RBI 2
BB 1
SO 2
LOB 12





Batter	1	2	3	4	5	6	7	8	9	10	AB	R	H	RBI	BB	SO	LOB					
Gary Pettis, S OBP: 0.310, SLG: 0.406 (1,8)	K		K		F7			HR		BB	4	1	1	1	1	2	1					
Rod Carew, L OBP: 0.410, SLG: 0.415 (1,10)	F7		4-3		CS BB			1-6-3		4-3	4	0	0	0	1	0	4					
Brian Downing, R OBP: 0.355, SLG: 0.419 (1,7)	K2-3				CS		5-3	1B		F4	5	1	2	0	0	1	0					
Doug DeCinces, R OBP: 0.331, SLG: 0.499 (1,5)		F8			F8			G3-6-3 1B		G4-6-3 1B	5	0	3	0	0	0	1					
Bobby Clark, R OBP: 0.263, SLG: 0.353 (10,PR)								1B			0	0	0	0	0	0	0					
Daryl Sconiers, L OBP: 0.308, SLG: 0.430 (1,3)		S BB			1B BB		G3-6-3	F8		G4-6-3	3	0	0	0	2	0	4					
Jerry Naron, L OBP: 0.176, SLG: 0.125 (1,2)		F5			1-3 2-H 1B		4-1			F9	4	0	1	1	0	0	1					
Mike Brown, R OBP: 0.265, SLG: 0.391 (1,9)		F9			K		F8			6-3	4	0	0	0	0	1	3					
Rob Wilfong, L OBP: 0.294, SLG: 0.333 (1,4)			3-1		G3		F7			2B 1B	4	0	1	0	0	0	2					
Dick Schofield, R OBP: 0.286, SLG: 0.386 (1,6)								F3			3	0	1	0	0	0	0					
Reggie Jackson, L OBP: 0.253, SLG: 0.346 (9,PH)										2B	1	0	1	0	0	0	0					
Ricky Adams, R OBP: 0.302, SLG: 0.324 (10,6)										1-3 2B	0	0	0	0	0	0	0					
Inning Stats	R: 0 E: 0 K: 2 S: 7	H: 0 LOB: 0 BB: 0 P: 7	R: 0 E: 0 K: 0 S: 3	H: 0 LOB: 1 BB: 1 P: 7	R: 0 E: 0 K: 1 S: 6	H: 1 LOB: 1 BB: 0 P: 6	R: 1 E: 0 K: 1 S: 7	H: 2 LOB: 2 BB: 1 P: 11	R: 0 E: 0 K: 0 S: 2	H: 0 LOB: 0 BB: 0 P: 3	R: 1 E: 0 K: 0 S: 6	H: 3 LOB: 2 BB: 0 P: 6	R: 0 E: 0 K: 0 S: 5	H: 2 LOB: 3 BB: 1 P: 9	R: 0 E: 0 K: 0 S: 3	H: 1 LOB: 1 BB: 0 P: 3	1B: 8 2B: 1 3B: 0 HR: 1	SF: 0 SAC: 0 DP: 2 HBP: 0	WP: 0 PB: 0 SB: 1 CS: 1	PA: 42		
PITCHER	IP 9.0	WLS 38	H 9	R 2	ER 2	SO 4	BB 4	IBB 0	HBP 0	BLK 0	WP 0	HR 1	S 42	P 58	ERA 2.00	WHIP 1.444						
Doyle Alexander, R ERA: 4.5 (1,1)																						
Roy Lee Jackson, R ERA: 4.53 (10,1)	1.0	S	3	1	0	0	0	0	0	0	0	0	0	3	3	0.00	1.000					


Toronto Blue Jays @ California Angels
Anaheim Stadium, Anaheim, CA
Mon Sep 26 1983, 10:05 PM EDT
Att: 19,713 - Unknown

livebaseballscores.com

AB 37
R 2
H 10
RBI 2
BB 4
SO 4
LOB 16



Batter	1	2	3	4	5	6	7	8	9	AB	R	H	RBI	BB	SO	LOB	TOP								
Dave Collins, S OBP: 0.344, SLG: 0.331 (1, 7)	0-0 4-3		0-3 K		0-0 G5-3 1B		0-0 SF8		0-0 FC4-6 CS	4	0	1	3	0	1	1	Toronto Blue Jays @ California Angels Anaheim Stadium, Anaheim, CA Wed Sep 28 1983, 10:05 PM EDT Att: 20,592 - Unknown AB 33 R 5 H 9 RBI 4 BB 3 SO 7 LOB 7 								
Garth Iorg, R OBP: 0.296, SLG: 0.375 (1, 5)	0-0 F9		0-0 E5 1B PO		0-0 G5-3		0-0 S		0-0 CS	4	0	1	0	0	0	2									
Lloyd Moseby, L OBP: 0.377, SLG: 0.503 (1, 8)	0-0 1B		0-0 1-3 1B		0-0 F7		0-0 6-3			4	0	2	0	0	0	2									
Willie Upshaw, L OBP: 0.372, SLG: 0.517 (1, 3)	0-0 F5		0-0 PO	0-3 K		0-0 1-3		0-0 F9		4	0	0	0	0	1	1									
Jorge Orta, L OBP: 0.290, SLG: 0.414 Cliff Johnson, R OBP: 0.369, SLG: 0.481 (8, PH)		0-0 G3		0-0 HR		0-0 4-3		0-3 K		3	1	1	1	0	0	0									
Ernie Whitt, L OBP: 0.343, SLG: 0.445 (1, 2)	0-0 F5		0-3 K		0-0 F5		0-3 K			4	0	0	0	0	2	0									
Jesse Barfield, R OBP: 0.295, SLG: 0.501 (1, 9)	4-0 BB		0-0 F6		0-0 F9		0-0 F9		0-3 K	3	0	0	0	1	1	0									
Damaso Garcia, R OBP: 0.335, SLG: 0.389 (1, 4)	0-3 K				0-0 1B 1B		4-0 E BB		4-0 FC4-6 BB	2	3	1	0	2	1	1									
Alfredo Griffin, S OBP: 0.290, SLG: 0.351 (1, 6)			0-0 4-3		0-0 G5-3 1B		0-0 E9 SF8 1B		0-0 FC4-6 1B	4	1	3	0	0	0	0									
Inning Stats	R: 0 E: 0 K: 0 S: 4	H: 1 LOB: 1 BB: 0 P: 4	R: 0 E: 0 K: 1 S: 5	H: 0 LOB: 1 BB: 1 P: 9	R: 0 E: 1 K: 1 S: 6	H: 1 LOB: 0 BB: 0 P: 6	R: 1 E: 0 K: 2 S: 8	H: 1 LOB: 0 BB: 0 P: 8	R: 1 E: 0 K: 0 S: 5	H: 3 LOB: 1 BB: 0 P: 5	R: 0 E: 0 K: 0 S: 3	H: 0 LOB: 0 BB: 0 P: 3	R: 2 E: 1 K: 0 S: 5	H: 2 LOB: 1 BB: 1 P: 9	R: 0 E: 0 K: 2 S: 7	H: 0 LOB: 0 BB: 0 P: 7	R: 1 E: 0 K: 1 S: 5	H: 1 LOB: 0 BB: 1 P: 9	1B: 8 2B: 0 3B: 0 HR: 1	SF: 1 SAC: 0 DP: 1 HBP: 0	WP: 0 PB: 0 SB: 2 CS: 1	PA: 39			
PITCHER	IP	WLS	BF	H	R	ER	SO	BB	IBB	HBP	BLK	WP	HR	S	P	ERA	WHIP								
Mike Witt, R ERA: 4.93 (1, 1)	6.2	L	29	8	4	3	4	2	0	0	0	0	1	35	43	4.05	1.500								
Bob Lacey, L ERA: 5.4 (7, 1)	1.1		4	0	0	0	2	0	0	0	0	0	0	8	8	0.00	0.000								
Doug Corbett, R ERA: 3.31 (9, 1)	1.0		4	1	1	1	1	1	0	0	0	0	0	5	9	9.00	2.000								

Batter	1	2	3	4	5	6	7	8	9	AB	R	H	RBI	BB	SO	LOB	BOTTOM								
Gary Pettis, S OBP: 0.346, SLG: 0.479 Juan Beniquez, R OBP: 0.344, SLG: 0.382 (7, 8)	0-0 1B 4-3 1B		0-0 F8		0-0 CS		0-3 K		0-0 L6	3	1	1	0	0	1	0	Toronto Blue Jays @ California Angels Anaheim Stadium, Anaheim, CA Wed Sep 28 1983, 10:05 PM EDT Att: 20,592 - Unknown AB 35 R 3 H 10 RBI 3 BB 1 SO 6 LOB 15 								
Rod Carew, L OBP: 0.412, SLG: 0.414 (1, 10)	0-0 4-3 SF9 1B		0-0 4-1		0-0 F8		0-0 F8		4-0 1B BB	3	1	1	0	1	0	0									
Brian Downing, R OBP: 0.353, SLG: 0.418 (1, 7)	0-0 4-3		0-3 K2-3		0-0 6-3		0-0 1B		0-0 1B	4	0	1	1	0	1	1									
Doug DeCinces, R OBP: 0.330, SLG: 0.500 (1, 5)	0-0 SF9			0-3 K		0-0 2B		0-0 F8		3	0	1	1	0	1	3									
Daryl Sconiers, L OBP: 0.311, SLG: 0.431 (1, 3)	0-0 1B		0-0 F8		0-0 F8		0-3 K		0-0 1B 1B	4	1	2	0	0	1	1									
Ellis Valentine, R OBP: 0.283, SLG: 0.435 Reggie Jackson, L OBP: 0.290, SLG: 0.342 Mike Brown, R OBP: 0.273, SLG: 0.398 (8, 9)	0-0 F9		0-0 4-3		0-0 4-3		0-3 K		0-0 5-3 1B	2	0	0	0	0	0	1									
Bob Boone, R OBP: 0.288, SLG: 0.353 (1, 2)		0-0 F8			0-0 4-3		0-0 6-3		0-0 F9	4	0	0	0	0	0	3									
Rob Wilfong, L OBP: 0.292, SLG: 0.329 (1, 4)		0-0 3-1			0-0 CS 1B		0-0 F4		0-0 5-3 1B	4	0	2	0	0	0	0									
Dick Schofield, R OBP: 0.278, SLG: 0.429 Jerry Narron, L OBP: 0.167, SLG: 0.116 Ricky Adams, R OBP: 0.302, SLG: 0.324 Ron Jackson, R OBP: 0.294, SLG: 0.355 (8, PH)		0-0 F2			0-0 F6		0-0 K		0-0 5-3	2	0	0	0	0	0	1									
Inning Stats	R: 2 E: 0 K: 0 S: 6	H: 3 LOB: 1 BB: 0 P: 6	R: 0 E: 0 K: 0 S: 3	H: 0 LOB: 0 BB: 0 P: 3	R: 0 E: 0 K: 1 S: 5	H: 0 LOB: 0 BB: 0 P: 5	R: 0 E: 0 K: 1 S: 5	H: 0 LOB: 0 BB: 0 P: 5	R: 0 E: 0 K: 2 S: 8	H: 1 LOB: 1 BB: 0 P: 8	R: 0 E: 0 K: 1 S: 7	H: 2 LOB: 3 BB: 1 P: 11	R: 1 E: 0 K: 0 S: 6	H: 3 LOB: 2 BB: 0 P: 6	1B: 9 2B: 1 3B: 0 HR: 0	SF: 1 SAC: 0 DP: 0 HBP: 0	WP: 0 PB: 0 SB: 2 CS: 1	PA: 38							
PITCHER	IP	WLS	BF	H	R	ER	SO	BB	IBB	HBP	BLK	WP	HR	S	P	ERA	WHIP								
Jim Clancy, R ERA: 3.7 (1, 1)	8.1	W	35	10	3	3	6	1	0	0	0	0	0	46	50	3.24	1.320								
Roy Lee Jackson, R ERA: 4.5 (9, 1)	0.2	S	2	0	0	0	0	0	0	0	0	0	0	2	2	0.00	0.000								

Batter	1	2	3	4	5	6	7	8	9	10	AB	R	H	RBI	BB	SO	LOB								
Gary Pettis, S OBP: 0.354, SLG: 0.480 (1, 8)	K		BLK 1B		FC4-6 1B		SH SH3 1-2		K		4	0	2	0	0	2	0								
Steve Lubratich, R OBP: 0.292, SLG: 0.276 (1, 4)	F9		F9		FC4-6 2B		SH3		4-3		3	1	0	0	0	0	2								
Rob Wilfong, L OBP: 0.291, SLG: 0.327 (10, 4)	F9		F9		FC4-6 2B		SH3		4-3		1	0	0	0	0	0	0								
Bobby Clark, R OBP: 0.261, SLG: 0.354 (1, 9)	K		K		1B 2B		K		F9		5	1	1	1	0	3	3								
Doug DeCinces, R OBP: 0.331, SLG: 0.499 (1, 5)		6-3	L6		FC4-6 1B		4-3		1B		5	0	2	1	0	0	3								
Brian Downing, R OBP: 0.353, SLG: 0.425 (1, 10)		HR			FC4-6 1B		K		4-3		5	1	2	1	0	1	2								
Ron Jackson, R OBP: 0.292, SLG: 0.352 (8, PH)	K		L4		6-3		F7				3	0	0	0	0	1	1								
Daryl Sconiers, L OBP: 0.310, SLG: 0.430 (8, 3)	K		L4		6-3		F7				1	0	0	0	0	0	0								
Bob Boone, R OBP: 0.289, SLG: 0.353 (8, PH)	WP 1B		G1		K		F9				3	0	1	0	0	1	1								
Jerry Narron, L OBP: 0.158, SLG: 0.111 (8, 2)	WP 1B		G1		K		F9				1	0	0	0	0	0	0								
Mike Brown, R OBP: 0.272, SLG: 0.385 (1, 7)	BB		5-3		G3				K		3	0	0	0	1	1	1								
Dick Schofield, R OBP: 0.281, SLG: 0.412 (9, PH)	BB		5-3		G3				K		2	0	0	0	1	0	2								
Rod Carew, L OBP: 0.411, SLG: 0.413 (9, 6)	F7				F9				K		1	0	0	0	0	1	0								
Ricky Adams, R OBP: 0.302, SLG: 0.324 (9, 6)	F7				F9		SH3 SH BB		K		0	0	0	0	0	0	0								
Inning Stats	R: 0 E: 0 K: 2 S: 7	H: 0 LOB: 0 BB: 0 P: 7	R: 1 E: 0 K: 1 S: 7	H: 2 LOB: 2 BB: 1 P: 11	R: 0 E: 0 K: 1 S: 6	H: 1 LOB: 1 BB: 0 P: 6	R: 0 E: 0 K: 0 S: 4	H: 1 LOB: 1 BB: 0 P: 4	R: 2 E: 0 K: 0 S: 6	H: 3 LOB: 1 BB: 0 P: 6	R: 0 E: 0 K: 1 S: 5	H: 0 LOB: 0 BB: 0 P: 5	R: 0 E: 1 K: 1 S: 6	H: 0 LOB: 2 BB: 1 P: 10	R: 0 E: 0 K: 1 S: 5	H: 0 LOB: 0 BB: 0 P: 5	R: 0 E: 0 K: 3 S: 9	H: 0 LOB: 0 BB: 0 P: 9	R: 0 E: 0 K: 0 S: 4	H: 1 LOB: 1 BB: 0 P: 4	1B: 6 2B: 1 3B: 0 HR: 1	SF: 0 SAC: 2 DP: 0 HBP: 0	WP: 2 PB: 0 SB: 0 CS: 0	PA: 41	
PITCHER	IP	WLS	BF	H	R	ER	SO	BB	IBB	HBP	BLK	WP	HR	S	P	ERA	WHIP								
Frank Tanana, L ERA: 3.16 (1, 1)	5.0		23	7	3	3	4	1	0	0	1	1	1	30	34	5.40	1.600								
Ricky Wright, L ERA: 2.76 (6, 1)	2.0		8	0	0	0	2	1	0	0	0	0	0	11	15	0.00	0.500								
Tom Henke, R ERA: 3.38 (8, 1)	3.0	W	10	1	0	0	4	0	0	0	0	0	0	18	18	0.00	0.333								

California Angels @ Texas Rangers
Arlington Stadium, Arlington, TX
Fri Sep 30 1983, 8:05 PM EDT
Att: 9,232 - Unknown

livebaseballscores.com

AB 37
R 3
H 8
RBI 3
BB 2
SO 10
LOB 15




Batter	1	2	3	4	5	6	7	8	9	10	AB	R	H	RBI	BB	SO	LOB								
Mickey Rivers, L OBP: 0.309, SLG: 0.348 (1, 10)	2B 1B		2B 1B		2-3 2B		2B BB		F9		4	1	3	0	1	0	1								
Bill Sample, R OBP: 0.333, SLG: 0.405 (1, 7)	2B		2B		2-3		2B				5	1	4	3	0	0	1								
George Wright, S OBP: 0.321, SLG: 0.427 (1, 8)	1B BB		K		5-3						4	0	2	0	1	1	3								
Larry Parrish, R OBP: 0.328, SLG: 0.476 (1, 9)	1B L4-3		IBB		L4		F9				3	0	1	0	2	0	1								
Buddy Bell, R OBP: 0.332, SLG: 0.412 (1, 5)	1B L4-3		IBB		6-3						5	0	2	1	0	0	5								
Pete O'Brien, L OBP: 0.314, SLG: 0.349 (1, 3)		4-3			F8		3-1		G3-6-3		4	0	0	0	0	0	2								
Bob Johnson, R OBP: 0.280, SLG: 0.343 (7, PR)	K		1-3								3	0	1	0	0	1	0								
Nick Capra, R OBP: 0.271, SLG: 0.255 (8, 2)	K		1-3								0	0	0	0	0	0	0								
Jim Sundberg, R OBP: 0.182, SLG: 0.194 (9, PH)	K		1-3								1	0	0	0	0	1	0								
Curtis Wilkerson, S OBP: 0.182, SLG: 0.194 (10, 2)	K		1-3								0	0	0	0	0	0	0								
Bucky Dent, R OBP: 0.277, SLG: 0.297 (1, 6)	5-3		5-3		5-3		SH1-3		6-3		3	0	0	0	0	0	0								
Wayne Tolleson, S OBP: 0.321, SLG: 0.317 (1, 4)			1B 2B		F9		6-3		1B		4	1	2	0	0	0	2								
Inning Stats	R: 1 E: 0 K: 0 S: 4	H: 3 LOB: 1 BB: 1 P: 8	R: 0 E: 0 K: 1 S: 5	H: 0 LOB: 0 BB: 0 P: 5	R: 0 E: 0 K: 1 S: 7	H: 3 LOB: 2 BB: 1 P: 11	R: 0 E: 0 K: 0 S: 3	H: 0 LOB: 0 BB: 0 P: 3	R: 0 E: 0 K: 0 S: 4	H: 0 LOB: 3 BB: 1 P: 8	R: 0 E: 0 K: 0 S: 4	H: 2 LOB: 1 BB: 0 P: 4	R: 0 E: 0 K: 1 S: 6	H: 1 LOB: 1 BB: 0 P: 6	R: 1 E: 0 K: 0 S: 3	H: 3 LOB: 3 BB: 1 P: 7	1B: 11 2B: 5 3B: 0 HR: 0	SF: 0 SAC: 1 DP: 3 HBP: 0	WP: 0 PB: 0 SB: 0 CS: 0	PA: 41					
PITCHER	IP	WLS	BF	H	R	ER	SO	BB	IBB	HBP	BLK	WP	HR	S	P	ERA	WHIP								
Tommy John, L ERA: 4.33 (9, 1)	8.0		33	11	3	3	2	2	1	0	0	0	0	34	46	3.38	1.625								
Doug Corbett, R ERA: 3.63 (9, 1)	1.0	L	8	4	1	1	1	0	1	0	0	0	0	9	13	9.00	4.000								

California Angels @ Texas Rangers
Arlington Stadium, Arlington, TX
Fri Sep 30 1983, 8:05 PM EDT
Att: 9,232 - Unknown

livebaseballscores.com

AB 36
R 4
H 15
RBI 4
BB 4
SO 3
LOB 15



Batter	1	2	3	4	5	6	7	8	9	AB	R	H	RBI	BB	SO	LOB	TOP								
Gary Pettis, S OBP: 0.356, SLG: 0.500 (1, 8)										5	2	2	0	0	1	3									
Rod Carow, L OBP: 0.409, SLG: 0.411 (1, 10)										5	0	1	2	0	1	0									
Daryl Sconiers, L OBP: 0.311, SLG: 0.432 (1, 3)										5	0	2	0	0	1	0									
Doug DeCinces, R OBP: 0.332, SLG: 0.496 (1, 5)										4	1	1	0	1	1	4									
Brian Downing, R OBP: 0.353, SLG: 0.431 (1, 7)										4	1	1	2	0	0	1									
Jerry Naron, L OBP: 0.174, SLG: 0.273 Mike O'Berry, R OBP: 0.203, SLG: 0.246 (1, 2) (8, 2)										4	1	1	1	0	0	0									
Mike Brown, R OBP: 0.370, SLG: 0.370 Juan Beniquez, R OBP: 0.344, SLG: 0.382 (1, 9) (8, 9)										4	0	0	0	0	0	0	AB 38								
Rob Wilfong, L OBP: 0.295, SLG: 0.343 (1, 4)										4	1	2	0	0	1	0	R 6								
Dick Schofield, R OBP: 0.295, SLG: 0.407 (1, 6)										3	0	1	1	1	0	0	H 11								
Inning Stats	R: 1 E: 1 K: 0 S: 4	H: 0 LOB: 1 BB: 1 P: 8	R: 0 E: 0 K: 1 S: 5	H: 0 LOB: 0 BB: 0 P: 5	R: 1 E: 0 K: 0 S: 5	H: 2 LOB: 1 BB: 0 P: 5	R: 0 E: 0 K: 0 S: 3	H: 0 LOB: 0 BB: 0 P: 3	R: 0 E: 0 K: 0 S: 3	H: 1 LOB: 0 BB: 0 P: 3	R: 2 E: 0 K: 2 S: 9	H: 2 LOB: 0 BB: 0 P: 9	R: 1 E: 0 K: 1 S: 9	H: 4 LOB: 3 BB: 0 P: 9	R: 1 E: 0 K: 1 S: 7	H: 2 LOB: 2 BB: 1 P: 11	R: 0 E: 0 K: 0 S: 3	H: 0 LOB: 0 BB: 0 P: 3	1B: 6 2B: 1 3B: 2 HR: 2	SF: 0 SAC: 0 DP: 0 HBP: 0	WP: 0 PB: 0 SB: 0 CS: 1	PA: 41			
PITCHER	IP	WLS	BF	H	R	ER	SO	BB	IBB	HBP	BLK	WP	HR	S	P	ERA	WHIP								
Charlie Hough, R ERA: 3.18 Victor Cruz, R ERA: 1.44 Odele Jones, R ERA: 3.09 Dave Tobik, R ERA: 3.68 (1, 1) (7, 1) (8, 1) (8, 1)	6.2		29	8	5	4	3	1	0	0	0	0	1	34	38	5.40	1.350								

California Angels @ Texas Rangers
Arlington Stadium, Arlington, TX
Sat Oct 01 1983, 8:05 PM EDT
Att: 11,356 - Unknown

AB 38
R 6
H 11
RBI 6
BB 2
SO 5
LOB 8



Batter	1	2	3	4	5	6	7	8	9	AB	R	H	RBI	BB	SO	LOB	BOTTOM								
Bill Sample, R OBP: 0.333, SLG: 0.404 (1, 7)										4	0	1	0	1	0	0									
Dave Hostetler, R OBP: 0.323, SLG: 0.372 Mickey Rivers, L OBP: 0.309, SLG: 0.348 Bill Stein, R OBP: 0.331, SLG: 0.409 (1, 10) (7, PH) (7, PH)										3	1	2	0	0	1	0									
George Wright, S OBP: 0.321, SLG: 0.425 (1, 8)										4	0	1	0	0	0	3									
Larry Parrish, R OBP: 0.326, SLG: 0.474 (1, 9)										3	0	0	1	0	0	0									
Buddy Bell, R OBP: 0.332, SLG: 0.411 (1, 5)										4	1	1	0	0	1	1									
Pete O'Brien, L OBP: 0.315, SLG: 0.350 (1, 3)										4	1	2	1	0	0	1									
Jim Sundberg, R OBP: 0.272, SLG: 0.254 Tom Dunbar, L OBP: 0.360, SLG: 0.238 Mike Richardt, R OBP: 0.174, SLG: 0.241 Bob Johnson, R OBP: 0.280, SLG: 0.343 (1, 2) (8, PH) (8, PH) (9, 2)										1	1	0	0	1	0	0	AB 33								
Bucky Dent, R OBP: 0.278, SLG: 0.297 Curtis Wilkerson, S OBP: 0.176, SLG: 0.188 (1, 6) (7, PR) (8, 6)										3	0	1	1	0	1	1	R 5								
Wayne Tolleson, S OBP: 0.319, SLG: 0.315 (1, 4)										4	0	0	0	0	0	3	H 9								
Inning Stats	R: 0 E: 0 K: 1 S: 5	H: 0 LOB: 0 BB: 0 P: 5	R: 0 E: 0 K: 0 S: 3	H: 0 LOB: 0 BB: 0 P: 3	R: 0 E: 0 K: 1 S: 7	H: 2 LOB: 1 BB: 0 P: 7	R: 0 E: 0 K: 0 S: 4	H: 1 LOB: 1 BB: 0 P: 4	R: 0 E: 0 K: 0 S: 3	H: 2 LOB: 0 BB: 0 P: 3	R: 4 E: 0 K: 0 S: 7	H: 3 LOB: 2 BB: 2 P: 15	R: 0 E: 0 K: 0 S: 4	H: 1 LOB: 1 BB: 0 P: 4	R: 0 E: 0 K: 0 S: 3	H: 0 LOB: 0 BB: 0 P: 3	1B: 9 2B: 0 3B: 0 HR: 0	SF: 1 SAC: 1 DP: 1 HBP: 0	WP: 0 PB: 0 SB: 0 CS: 1	PA: 37					
PITCHER	IP	WLS	BF	H	R	ER	SO	BB	IBB	HBP	BLK	WP	HR	S	P	ERA	WHIP								
Geoff Zahn, L ERA: 3.33 Rick Steiner, R ERA: 4.82 Bob Lacey, L ERA: 5.19 Mike Witt, R ERA: 4.91 John Curtis, L ERA: 3.8 (1, 1) (7, 1) (7, 1) (8, 1) (8, 1)	6.1		26	7	5	1	3	1	0	0	0	0	0	31	35	1.42	1.263								

California Angels @ Texas Rangers
Arlington Stadium, Arlington, TX
Sat Oct 01 1983, 8:05 PM EDT
Att: 11,356 - Unknown

AB 33
R 5
H 9
RBI 5
BB 2
SO 3
LOB 10



