

California Angels - 1984

Batter	1	2	3	4	5	6	7	8	9	AB	R	H	RBI	BB	SO	LOB	TOP					
Jerry Remy, L (1.4) OBP: 0.500, SLG: 0.500	0-0 6-3		0-0 CS 1B			0-3 K		0-0 2H 1B		4	0	2	0	0	1	0						
Dwight Evans, R (1.9) OBP: 0.500, SLG: 0.500	0-3 K		0-0 CS 1-2	0-0 4-3		0-3 K			0-0 1-3	4	0	0	0	0	2	0						
Wade Boggs, L (1.5) OBP: 0.250, SLG: 0.250	0-0 F8			0-0 FC4-6 1B			0-3 K		0-0 4-3	4	0	1	0	0	1	0						
Jim Rice, R (1.7)		0-3 K		0-0 FC4-6 1-2		0-0 5-3			0-0 F9	4	0	0	0	0	1	1						
Mike Easter, L (1.10) OBP: 0.333, SLG: 0.333		0-0 1-3 1B		0-0 G3		0-3 K				3	0	1	0	0	1	1						
Tony Armas, R (1.8)		0-0 1-3 1-2			0-0 5-3			0-3 K		3	0	0	0	0	1	1						
Rich Gedman, L (1.2) Reid Nichols, R (8. PR) Jeff Newman, R (8.2)		0-0 G3			0-0 F8			0-0 5-3 2B 1B		3	0	1	0	0	0	1	AB 31 R 1 H 6 RBI 1 BB 0 SO 8 LOB 5					
Dave Stapleton, R (1.3)			0-0 F7		0-0 6-3			0-0 5-3 1-2		3	0	0	0	0	0	1						
Glenn Hoffman, R (1.6) Rick Miller, L (8. PH) Jackie Gutierrez, R (8.6)			0-3 K			0-0 F7		0-0 2H 1B 2B		2	0	0	0	0	1	0						
Inning Stats	R: 0 E: 0 K: 1 S: 5	H: 0 LOB: 0 BB: 0 P: 5	R: 0 E: 0 K: 1 S: 6	H: 1 LOB: 1 BB: 0 P: 6	R: 0 E: 0 K: 1 S: 5	H: 1 LOB: 0 BB: 0 P: 5	R: 0 E: 0 K: 0 S: 4	H: 1 LOB: 0 BB: 0 P: 4	R: 0 E: 0 K: 0 S: 3	H: 0 LOB: 0 BB: 0 P: 3	R: 0 E: 0 K: 2 S: 7	H: 0 LOB: 0 BB: 0 P: 7	R: 0 E: 0 K: 2 S: 7	H: 0 LOB: 0 BB: 0 P: 7	R: 1 E: 0 K: 1 S: 7	H: 3 LOB: 3 BB: 0 P: 7	R: 0 E: 0 K: 0 S: 3	H: 0 LOB: 0 BB: 0 P: 3	1B: 5 2B: 1 3B: 0 HR: 0	SF: 0 SAC: 0 DP: 0 HBP: 0	WP: 0 PB: 0 SB: 0 CS: 1	PA: 32
PITCHER Ken Forsch, R (1.1) ERA: 1.0	IP: 9.0 WLS: W BF: 31 H: 6 R: 1 ER: 1 SO: 8 BB: 0 IBB: 0 HBP: 0 BLK: 0 WP: 0 HR: 0 S: 47 P: 47 ERA: 1.00 WHIP: 0.667															PITCHER IP: 9.0 WLS: W BF: 31 H: 6 R: 1 ER: 1 SO: 8 BB: 0 IBB: 0 HBP: 0 BLK: 0 WP: 0 HR: 0 S: 47 P: 47 ERA: 1.00 WHIP: 0.667						

Boston Red Sox @ California Angels
Anaheim Stadium, Anaheim, CA
Mon Apr 02 1984, 9:05 PM EST
Att: 31,760 - Unknown

AB 31
R 1
H 6
RBI 1
BB 0
SO 8
LOB 5





Batter	1	2	3	4	5	6	7	8	9	AB	R	H	RBI	BB	SO	LOB	BOTTOM					
Brian Downing, R (1.10)	0-0 F8			0-0 F3		4-0 F8 1B BB		0-0 6-3		3	0	0	0	1	0	0						
Rod Carew, L (1.3) OBP: 0.500, SLG: 0.500	0-0 F9 1B			0-3 K		0-0 1-2 1B		0-0 4-3		4	0	2	0	0	1	0						
Juan Beniquez, R (1.7) OBP: 0.250, SLG: 0.250	0-0 F9 1-2			0-0 F4		0-0 F8 2-3			0-0 5-3 BB E 1B	4	1	1	0	0	0	3						
Doug DeCinces, R (1.5)		0-0 6-3			0-0 F8	0-0 1-3			0-0 F1	4	0	0	0	0	0	3						
Fred Lynn, L (1.9) OBP: 0.500, SLG: 0.667		0-0 4-3			0-0 1B 2B		0-0 4-3		4-0 5-3 E BB	3	1	1	0	1	0	0						
Bobby Grich, R (1.4) OBP: 0.250, SLG: 0.250		0-0 F5			0-3 K		0-0 1B		0-0 5-3 1-2 2-3	4	0	1	0	0	1	3						
Dick Schofield, R (1.6) Daryl Sconiers, L (9. PH)			0-0 F9		0-0 2-3 1B		0-3 K		4-0 E IBB	3	0	1	0	0	1	1	AB 32 R 2 H 6 RBI 0 BB 3 SO 4 LOB 14					
Bob Boone, R (1.2)			0-0 F8		0-0 F7		0-0 F8		0-0 E6 1-2 2H 3H	4	0	0	0	0	0	4						
Gary Pettis, S (1.8)				0-0 6-3		0-0 6-3		0-3 K		3	0	0	0	0	1	0						
Inning Stats	R: 0 E: 0 K: 0 S: 3	H: 1 LOB: 0 BB: 0 P: 3	R: 0 E: 0 K: 0 S: 3	H: 0 LOB: 0 BB: 0 P: 3	R: 0 E: 0 K: 0 S: 3	H: 0 LOB: 0 BB: 0 P: 3	R: 0 E: 0 K: 1 S: 5	H: 0 LOB: 0 BB: 0 P: 5	R: 0 E: 0 K: 1 S: 7	H: 2 LOB: 2 BB: 0 P: 7	R: 0 E: 0 K: 0 S: 4	H: 1 LOB: 2 BB: 1 P: 8	R: 0 E: 0 K: 1 S: 6	H: 1 LOB: 1 BB: 0 P: 6	R: 0 E: 0 K: 1 S: 5	H: 0 LOB: 0 BB: 0 P: 5	R: 2 E: 1 K: 0 S: 4	H: 1 LOB: 2 BB: 2 P: 12	1B: 5 2B: 1 3B: 0 HR: 0	SF: 0 SAC: 0 DP: 0 HBP: 0	WP: 0 PB: 0 SB: 0 CS: 0	PA: 35
PITCHER Bruce Hurst, L (1.1) ERA: 0.00 Bob Stanley, R (9.1) ERA: 0.00	IP: 8.1 WLS: L BF: 32 H: 6 R: 2 ER: 0 SO: 4 BB: 2 IBB: 0 HBP: 0 BLK: 0 WP: 0 HR: 0 S: 38 P: 46 ERA: 0.00 WHIP: 0.960															PITCHER IP: 9.0 WLS: W BF: 31 H: 6 R: 1 ER: 1 SO: 8 BB: 0 IBB: 0 HBP: 0 BLK: 0 WP: 0 HR: 0 S: 47 P: 47 ERA: 1.00 WHIP: 0.667						


Boston Red Sox @ California Angels
Anaheim Stadium, Anaheim, CA
Mon Apr 02 1984, 9:05 PM EST
Att: 31,760 - Unknown

AB 32
R 2
H 6
RBI 0
BB 3
SO 4
LOB 14



Batter	1	2	3	4	5	6	7	8	9	AB	R	H	RBI	BB	SO	LOB	TOP																			
Jerry Remy, L (1.4) OBP: 0.375, SLG: 0.375	1-3			G6-4-3 1B		6-3		1-3		4	0	1	0	0	0	2	Boston Red Sox @ California Angels Anaheim Stadium, Anaheim, CA Wed Apr 04 1984, 9:05 PM EST Att: 24,300 - Unknown																			
Dwight Evans, R (1.9) OBP: 0.375, SLG: 0.375	K			G6-4-3 1-2		F8		K		4	0	0	0	0	2	3																				
Wade Boggs, L (1.5) OBP: 0.825, SLG: 0.571	1B			1B				FC5-4 BB		3	1	3	0	1	0	0																				
Jim Rice, R (1.7)		3-1		1-3				K		4	0	0	0	0	1	3																				
Mike Easter, L (1.10) OBP: 0.286, SLG: 0.714	K				E5 1B F7			K		4	1	1	2	0	2	1																				
Tony Armas, R (1.8) OBP: 0.286, SLG: 0.167	F8				FC6-4 1-3 1B			FC5-4 1-2		3	0	1	0	1	0	1																				
Rich Gedman, L (1.2) OBP: 0.143, SLG: 0.143			6-3		F7 3-H			F8		4	0	0	0	0	0	3																				
Dave Stapleton, R (1.3)			F8		FC6-4 1-2			1-3 BB BB		2	0	0	0	2	0	1																				
Glenn Hoffman, R (1.6) Rick Miller, L (8. PH) Jackie Gutierrez, R (8.6)	6-3				F8			1-2 BB 1-3 BB		2	0	0	0	0	0	0																				
Inning Stats	R: 0 E: 0 K: 1 S: 5	H: 1 LOB: 1 BB: 0 P: 5	R: 0 E: 0 K: 1 S: 5	H: 0 LOB: 0 BB: 0 P: 5	R: 0 E: 0 K: 0 S: 3	H: 0 LOB: 0 BB: 0 P: 3	R: 0 E: 0 K: 0 S: 4	H: 2 LOB: 1 BB: 0 P: 4	R: 0 E: 1 K: 0 S: 4	H: 1 LOB: 1 BB: 0 P: 4	R: 0 E: 0 K: 0 S: 3	H: 0 LOB: 0 BB: 0 P: 3	R: 0 E: 0 K: 2 S: 7	H: 0 LOB: 1 BB: 1 P: 11	R: 0 E: 0 K: 1 S: 5	H: 0 LOB: 2 BB: 2 P: 13		R: 2 E: 0 K: 0 S: 5	H: 2 LOB: 2 BB: 2 P: 13	1B: 5 2B: 0 3B: 0 HR: 1	SF: 0 SAC: 0 DP: 1 HBP: 0	WP: 0 PA: 36 PB: 0 SB: 0 CS: 0														
PITCHER	IP	WLS	BF	H	R	ER	SO	BB	IBB	HBP	BLK	WP	HR	S	P	ERA	WHIP	PITCHER		IP	WLS	BF	H	R	ER	SO	BB	IBB	HBP	BLK	WP	HR	S	P	ERA	WHIP
Mike Witt, R (1.1) ERA: 10.8	7.1		27	4	0	0	4	3	0	0	0	0	0	32	44	0.00	0.955			1.2	L	9	2	2	2	1	1	1	0	0	0	1	9	17	10.80	1.800


Batter	1	2	3	4	5	6	7	8	9	AB	R	H	RBI	BB	SO	LOB	BOTTOM																			
Brian Downing, R (1.10) OBP: 0.333, SLG: 0.250	F9		4-3 1-2		F9			G4-6-3 BB		3	0	0	0	2	0	3	Boston Red Sox @ California Angels Anaheim Stadium, Anaheim, CA Wed Apr 04 1984, 9:05 PM EST Att: 24,300 - Unknown																			
Rod Carew, L (1.3) OBP: 0.333, SLG: 0.250	5-3			FC6-4 BB		4-3		G4-6-3 1-2		4	0	0	0	1	1	4																				
Juan Beniquez, R (1.7) OBP: 0.333, SLG: 0.444	F8			FC6-4 1-2				1B 1B 1B		5	0	2	0	0	0	3																				
Doug DeCinces, R (1.5) OBP: 0.125, SLG: 0.125		6-3		3				1B 1B		4	0	1	0	0	0	2																				
Fred Lynn, L (1.9) OBP: 0.625, SLG: 1.167		K						HR 1-2 2-3 1B		3	1	2	1	1	1	0																				
Bobby Grich, R (1.4) OBP: 0.250, SLG: 0.143		F4						SH1-3 BB		3	0	0	0	1	0	5																				
Dick Schofield, R (1.6) OBP: 0.167, SLG: 0.167			F4		SH1-3 1-2			F5		3	0	0	0	0	1	5																				
Bob Boone, R (1.2) Daryl Sconiers, L (9. PH)			4-3					BB BB		1	0	0	0	2	0	0																				
Gary Pettis, S (1.8) OBP: 0.167, SLG: 0.167					K			F9		3	0	1	0	0	1	3																				
Inning Stats	R: 0 E: 0 K: 0 S: 3	H: 0 LOB: 0 BB: 0 P: 3	R: 0 E: 0 K: 1 S: 5	H: 0 LOB: 0 BB: 0 P: 5	R: 0 E: 0 K: 0 S: 4	H: 1 LOB: 1 BB: 0 P: 4	R: 0 E: 0 K: 0 S: 2	H: 0 LOB: 0 BB: 1 P: 6	R: 1 E: 0 K: 1 S: 6	H: 1 LOB: 2 BB: 2 P: 14	R: 0 E: 0 K: 0 S: 6	H: 3 LOB: 3 BB: 0 P: 6	R: 0 E: 0 K: 0 S: 2	H: 0 LOB: 1 BB: 2 P: 10	R: 0 E: 0 K: 1 S: 6	H: 1 LOB: 2 BB: 1 P: 10		R: 0 E: 0 K: 1 S: 5	H: 0 LOB: 2 BB: 2 P: 13	1B: 4 2B: 2 3B: 0 HR: 1	SF: 0 SAC: 2 DP: 2 HBP: 0	WP: 0 PA: 39 PB: 0 SB: 1 CS: 0														
PITCHER	IP	WLS	BF	H	R	ER	SO	BB	IBB	HBP	BLK	WP	HR	S	P	ERA	WHIP	PITCHER		IP	WLS	BF	H	R	ER	SO	BB	IBB	HBP	BLK	WP	HR	S	P	ERA	WHIP
Bob Ojeda, L (1.1) ERA: 1.29	7.0		30	6	1	1	2	5	0	0	0	0	0	29	49	1.29	1.571			2.0	W	9	0	0	0	2	2	1	0	0	0	0	10	22	0.00	1.000

Batter	1	2	3	4	5	6	7	8	9	AB	R	H	RBI	BB	SO	LOB	TOP								
Jerry Remy, L (1,4) OBP: 0.333, SLG: 0.333	0-0 1-3			0-0 F7		0-0 6-3		0-0 SH2-4	0-0 2B 1-2 2-H 1B	4	0	1	1	0	0	0									
Dwight Evans, R (1,9) OBP: 0.154, SLG: 0.333	0-0 F4			0-0 F8				0-0 SF7	0-0 2B 1-3 2-H	4	0	2	2	0	0	0									
Wade Boggs, L (1,5) OBP: 0.362, SLG: 0.417	0-0 F8			0-0 F8				0-0 F9	0-0 1B 3-H	5	0	1	0	0	0	3									
Jim Rice, R (1,7) OBP: 0.083, SLG: 0.083		0-0 5-3			0-0 G6-4-3 BB 1B			0-0 F9		4	0	1	0	0	0	2									
Mike Easter, L (1,10) OBP: 0.364, SLG: 0.700	0-3 K			4-0 G6-4-3 BB 1-2				0-0 F5	0-0 2B	3	1	1	0	1	1	1									
Tony Armas, R (1,8) OBP: 0.273, SLG: 0.200	0-0 F8			0-0 G6-4-3 1-2 2-3				0-0 SH E 1B	0-0 F7	4	1	1	0	0	0	3									
Rich Gedman, L (1,2) Reid Nichols, R (8, PR) Gary Allenson, R (8, 2)				0-0 G5-4-3 1B				0-0 E E 1-2 1B	0-0 F5	3	0	2	0	0	0	1	AB 34 R 7 H 11 RBI 5 BB 2 SO 1 LOB 12								
Dave Stapleton, R (1,3) OBP: 0.300, SLG: 0.250				0-0 G5-4-3 1-2				0-0 SH 2B	0-0 1B 2B	3	2	1	1	0	0	1									
Glenn Hoffman, R (1,6) OBP: 0.250, SLG: 0.286				0-0 3-1				0-0 SH2-4 3-H SF7 2B	4-0 1B 2B BB	3	2	1	1	1	0	0									
Inning Stats	R: 0 E: 0 K: 0 S: 3	H: 0 LOB: 0 BB: 0 P: 3	R: 0 E: 0 K: 1 S: 5	H: 0 LOB: 0 BB: 0 P: 5	R: 0 E: 0 K: 0 S: 3	H: 1 LOB: 0 BB: 0 P: 3	R: 0 E: 0 K: 0 S: 3	H: 0 LOB: 0 BB: 0 P: 3	R: 0 E: 0 K: 0 S: 3	H: 1 LOB: 1 BB: 0 P: 7	R: 0 E: 0 K: 0 S: 3	H: 0 LOB: 0 BB: 0 P: 3	R: 0 E: 0 K: 0 S: 4	H: 1 LOB: 1 BB: 0 P: 4	R: 4 E: 1 K: 0 S: 8	H: 4 LOB: 1 BB: 0 P: 8	R: 3 E: 0 K: 0 S: 7	H: 4 LOB: 2 BB: 1 P: 11	1B: 6 2B: 5 3B: 0 HR: 0	SF: 1 SAC: 2 DP: 2 HBP: 0	WP: 0 PB: 0 SB: 0 CS: 0	PA: 39			
PITCHER	IP	WLS	BF	H	R	ER	SO	BB	IBB	HBP	BLK	WP	HR	S	P	ERA	WHIP								
Ron Romanick, R (1,1) ERA: 3.86	7.0		27	6	4	3	1	1	0	0	0	0	0	28	32	3.86	1.000								
Curt Kauffman, R (8,1) ERA: 16.2	1.2	L	10	4	3	3	0	1	0	0	0	0	0	9	13	16.20	3.000								
Frank LaCorte, R (9,1) ERA:	0.1		2	1	0	0	0	0	0	0	0	0	0	2	2	0.00	3.000								

Boston Red Sox @ California Angels
Anaheim Stadium, Anaheim, CA
Thu Apr 05 1984, 9:05 PM EST
Att: 22,235 - Unknown

livebaseballscorecards.com



Batter	1	2	3	4	5	6	7	8	9	AB	R	H	RBI	BB	SO	LOB	BOTTOM								
Brian Downing, R (1,7) OBP: 0.400, SLG: 0.500	0-0 F9		0-3 K			0-0 F6		0-0 HR 1B		3	0	0	0	0	1	0									
Juan Beniquez, R (8,7) OBP: 0.400, SLG: 0.500	0-0 F9		0-0 K			0-0 F6		0-0 HR 1B		1	1	1	0	0	0	0									
Rod Carew, L (1,3) OBP: 0.308, SLG: 0.500	0-0 4-3		0-0 F7			0-0 4-3		0-0 HR		4	1	1	2	0	0	0									
Daryl Sconiers, L (1,10) Rob Wilfong, L (8, PR)	0-0 F6			0-0 G6-4-3 1B				0-0 E4		4	0	1	0	0	0	0									
Doug DeCinces, R (1,5) OBP: 0.167, SLG: 0.167		0-0 S 1B 1B		0-0 G6-4-3 1-2				0-0 F8		4	1	1	0	0	0	2									
Fred Lynn, L (1,9) OBP: 0.500, SLG: 0.800		0-0 F9		0-0 4-3				0-0 2B 1B		4	1	1	0	0	0	1									
Bobby Grich, R (1,4) OBP: 0.333, SLG: 0.364		0-3 K			0-0 CS 1B			0-0 1-H 2B		4	0	2	1	0	2	1									
Dick Schofield, R (1,6) OBP: 0.200, SLG: 0.200		0-0 S 1B			0-0 F5			0-0 F8		4	0	1	1	0	0	2	AB 34 R 4 H 8 RBI 4 BB 0 SO 4 LOB 8								
Bob Boone, R (1,2)		0-0 F6			0-0 F5			0-0 5-3		3	0	0	0	0	0	2									
Gary Pettis, S (1,8) OBP: 0.125, SLG: 0.125 Reggie Jackson, L (8, PH) Ron Jackson, R (9, 7)			0-3 K			0-0 F9		0-0 F3		2	0	0	0	0	1	0									
Inning Stats	R: 0 E: 0 K: 0 S: 3	H: 0 LOB: 0 BB: 0 P: 3	R: 1 E: 0 K: 1 S: 7	H: 2 LOB: 1 BB: 0 P: 7	R: 0 E: 0 K: 2 S: 7	H: 0 LOB: 0 BB: 0 P: 7	R: 0 E: 0 K: 0 S: 3	H: 1 LOB: 0 BB: 0 P: 3	R: 0 E: 0 K: 0 S: 3	H: 1 LOB: 0 BB: 0 P: 3	R: 0 E: 0 K: 0 S: 3	H: 0 LOB: 0 BB: 0 P: 3	R: 1 E: 0 K: 0 S: 5	H: 2 LOB: 1 BB: 0 P: 5	R: 2 E: 1 K: 0 S: 6	H: 2 LOB: 1 BB: 0 P: 6	R: 0 E: 0 K: 1 S: 5	H: 0 LOB: 0 BB: 0 P: 5	1B: 6 2B: 1 3B: 0 HR: 1	SF: 0 SAC: 0 DP: 1 HBP: 0	WP: 0 PB: 0 SB: 2 CS: 1	PA: 34			
PITCHER	IP	WLS	BF	H	R	ER	SO	BB	IBB	HBP	BLK	WP	HR	S	P	ERA	WHIP								
Dennis Eckersley, R (1,1) ERA: 4.7	7.2		29	8	4	4	3	0	0	0	0	0	0	35	35	4.70	1.043								
Bob Stanley, R (8,1) ERA:	1.1	W	5	0	0	0	1	0	0	0	0	0	0	7	7	0.00	0.000								

Boston Red Sox @ California Angels
Anaheim Stadium, Anaheim, CA
Thu Apr 05 1984, 9:05 PM EST
Att: 22,235 - Unknown

livebaseballscorecards.com



Batter	1	2	3	4	5	6	7	8	9	AB	R	H	RBI	BB	SO	LOB	TOP		
Damaso Garcia, R (1.4) OBP: 0.318, SLG: 0.350	0-0 4-3		0-0 BB 1B		0-0 F8		0-0 9-6 S 1B		0-0 F3	5	1	2	0	0	0	0			
Rance Mulliniks, L (1.5) OBP: 0.438, SLG: 0.385	0-0 1-3		4-0 BB 1B BB		0-0 1-3		0-0 9-6 1-3			3	0	0	0	1	0	1			
Lloyd Moseby, L (1.8) OBP: 0.368, SLG: 0.778	0-0 F8		0-0 BB 1B 1-2 2-H		0-0 F8					4	1	2	2	0	0	0			
Willie Upshaw, L (1.3) OBP: 0.579, SLG: 0.933		0-0 HR	4-0 1-2 2-3 BB		0-0 1B 1B				0-0 G1	3	1	2	1	1	0	0			
Cliff Johnson, R (1.10) OBP: 0.500, SLG: 0.833		4-0 G1-6-3 BB	0-0 1-3		0-0 F7				0-0 F6	3	0	0	0	1	0	4			
George Bell, R (1.9) OBP: 0.647, SLG: 0.882		0-0 G1-6-3 1-2			0-0 F8		0-0 1-2 1B		0-0 2B	4	0	2	0	0	0	1			
Ernie Whitt, L (1.2) OBP: 0.429, SLG: 0.636	0-0 F8		0-0 F9		0-0 F8		0-0 F8		0-0 4-3	4	0	0	0	0	0	3			
Dave Collins, S (1.7) OBP: 0.571, SLG: 0.571			0-0 4-3		0-0 K		0-3 K		0-0 F9	4	0	1	0	0	1	2			
Alfredo Griffin, S (1.6) OBP: 0.222, SLG: 0.278			0-0 5-3		0-3 K		0-0 G3		0-3 K	4	0	0	0	0	2	1			
Inning Stats	R: 0 E: 0 K: 0 S: 3	H: 0 LOB: 0 BB: 0 P: 3	R: 1 E: 0 K: 0 S: 3	H: 1 LOB: 0 BB: 1 P: 7	R: 1 E: 0 K: 0 S: 5	H: 2 LOB: 3 BB: 2 P: 13	R: 0 E: 0 K: 1 S: 6	H: 1 LOB: 1 BB: 0 P: 6	R: 0 E: 0 K: 0 S: 3	H: 0 LOB: 2 BB: 0 P: 3	R: 0 E: 0 K: 0 S: 3	H: 1 LOB: 0 BB: 0 P: 3	R: 1 E: 0 K: 0 S: 5	H: 2 LOB: 1 BB: 0 P: 5	R: 0 E: 0 K: 1 S: 5	H: 0 LOB: 0 BB: 0 P: 5	1B: 6 2B: 2 3B: 0 HR: 2	SF: 0 SAC: 0 DP: 2 HBP: 0	WP: 0 PA: 37 PB: 0 SB: 1 CS: 0
PITCHER	IP WLS BF H R ER SO BB IBB HBP BLK WP HR S P ERA WHIP	7.1 L 31 8 3 3 2 3 0 0 0 0 2 32 44 3.68 1.500	8.1 S 6 1 0 0 1 0 0 0 0 0 0 8 8 0.00 0.600																

Toronto Blue Jays @ California Angels
Anaheim Stadium, Anaheim, CA
Sat Apr 07 1984, 9:05 PM EST
Att: 41,859 - Unknown

AB 34
R 3
H 9
RBI 3
BB 3
SO 3
LOB 12



Batter	1	2	3	4	5	6	7	8	9	AB	R	H	RBI	BB	SO	LOB	BOTTOM		
Gary Pettis, S (1.8) OBP: 0.200, SLG: 0.077	0-3 K		0-0 1-3		0-3 K			0-3 K		4	0	0	0	0	3	0			
Rod Carew, L (1.3) OBP: 0.364, SLG: 0.524	0-0 4-3		0-0 1-3		0-0 1B			0-0 4-3		4	0	1	0	0	0	0			
Reggie Jackson, L (1.10) OBP: 0.222, SLG: 0.667	0-3 K				0-0 F5		0-0 4-3		0-0 5-3	4	0	0	0	0	1	1			
Doug DeCinces, R (1.5) OBP: 0.200, SLG: 0.350		0-0 F6			0-0 HR		0-0 F7		0-0 F8	4	1	1	1	0	0	0			
Fred Lynn, L (1.9) OBP: 0.350, SLG: 0.667		0-3 K			0-3 K		0-0 F7		0-0 4-3	4	0	0	0	0	2	0			
Brian Downing, R (1.7) OBP: 0.286, SLG: 0.118		0-0 1B 1B			0-0 BB 1B		0-0 6-3		0-0 6-3	4	0	2	0	0	0	0			
Rob Wilfong, L (1.4) OBP: 0.667, SLG: 0.500		0-0 1-2 1B			4-0 BB 1B				0-0 4-3	2	0	1	0	1	0	0			
Bob Boone, R (1.2) OBP: 0.235, SLG: 0.250		0-3 K			0-3 K				0-0 6-3	3	0	0	0	0	2	4			
Dick Schofield, R (1.6) OBP: 0.235, SLG: 0.250			0-0 F7		0-0 6-3				0-0 6-3	3	0	0	0	0	0	0			
Inning Stats	R: 0 E: 0 K: 2 S: 7	H: 0 LOB: 0 BB: 0 P: 7	R: 0 E: 0 K: 2 S: 9	H: 2 LOB: 2 BB: 0 P: 9	R: 0 E: 0 K: 0 S: 3	H: 0 LOB: 0 BB: 0 P: 3	R: 1 E: 0 K: 2 S: 9	H: 2 LOB: 2 BB: 1 P: 13	R: 0 E: 0 K: 1 S: 6	H: 1 LOB: 1 BB: 0 P: 6	R: 0 E: 0 K: 0 S: 3	H: 0 LOB: 0 BB: 0 P: 3	R: 0 E: 0 K: 1 S: 5	H: 0 LOB: 0 BB: 0 P: 5	R: 0 E: 0 K: 0 S: 3	H: 0 LOB: 0 BB: 0 P: 3	1B: 4 2B: 0 3B: 0 HR: 1	SF: 0 SAC: 0 DP: 0 HBP: 0	WP: 0 PA: 33 PB: 0 SB: 0 CS: 0
PITCHER	IP WLS BF H R ER SO BB IBB HBP BLK WP HR S P ERA WHIP	7.0 W 27 5 1 1 7 1 0 0 0 0 1 40 44 1.29 0.857	8.1 S 6 0 0 0 1 0 0 0 0 0 0 8 8 0.00 0.000																

Toronto Blue Jays @ California Angels
Anaheim Stadium, Anaheim, CA
Sat Apr 07 1984, 9:05 PM EST
Att: 41,859 - Unknown

AB 32
R 1
H 5
RBI 1
BB 1
SO 8
LOB 5



Batter	1	2	3	4	5	6	7	8	9	AB	R	H	RBI	BB	SO	LOB	TOP	
Damaso Garcia, R (1.4) OBP: 0.395, SLG: 0.500	0-0 4-3 2B		0-0 F9			0-0 1B		0-0 F7 2B		4	0	3	2	0	0	0	Toronto Blue Jays @ California Angels Anaheim Stadium, Anaheim, CA Sun Apr 08 1984, 6:33 AM EST Att: 24,095 - Unknown	
Lloyd Moseby, L (1.8) OBP: 0.346, SLG: 0.667	0-0 4-3			0-0 4-3			0-0 F7	0-0 IBB		3	0	0	0	1	0			
George Bell, R (1.7) OBP: 0.524, SLG: 0.714	0-3 K			0-0 F9			0-0 F3	0-0 F7		4	0	0	0	0	1	3		
Cliff Johnson, R (1.10) OBP: 0.450, SLG: 0.750	0-3 K			0-3 K			0-0 1B 2B	0-0 F7		4	1	1	0	0	2	3		
Jesse Barfield, R (1.9) OBP: 0.263, SLG: 0.222		0-0 F8			0-0 6-3		0-0 1B	1-0 1B HBP		3	0	1	1	0	0	0		
Willie Upshaw, L (1.3) OBP: 0.590, SLG: 0.875		0-0 F7			0-0 3-1		0-0 F4		0-3 K	1	0	0	0	0	0	0		
Dave Collins, S (4.3) OBP: 0.400, SLG: 0.400										3	0	0	0	0	1	2		
Garth Iorg, R (1.5) OBP: 0.500, SLG: 0.467		0-0 F9			0-0 F9			0-0 SH1-4 2B 1B	0-0 G5-4-3 1B	2	0	0	0	0	0	0		
Buck Martinez, R (1.2) OBP: 0.167, SLG: 0.400			0-0 1-3			0-0 F5		4-0 SH1-4 2B BB	0-0 G5-4-3	2	0	0	0	0	0	0		
Ernie Whitt, L (8. PH) OBP: 0.338, SLG: 0.583								1-2 2B BB	1-2 G5-4-3	1	1	0	0	1	0	2		
Alfredo Griffin, S (1.6) OBP: 0.200, SLG: 0.250			0-0 F6			0-0 F8		0-0 SH1-4		2	0	0	0	0	0	0		
Inning Stats	R: 0 E: 0 K: 2 S: 8	H: 1 LOB: 1 BB: 0 P: 8	R: 0 E: 0 K: 0 S: 3	H: 0 LOB: 0 BB: 0 P: 3	R: 0 E: 0 K: 0 S: 3	H: 0 LOB: 0 BB: 0 P: 3	R: 0 E: 0 K: 1 S: 5	H: 1 LOB: 1 BB: 0 P: 3	R: 1 E: 0 K: 0 S: 5	H: 2 LOB: 1 BB: 0 P: 5	R: 2 E: 0 K: 0 S: 5	H: 2 LOB: 2 BB: 2 P: 13	R: 0 E: 0 K: 1 S: 5	H: 1 LOB: 1 BB: 0 P: 6	1B: 4 2B: 3 3B: 0 HR: 0	SF: 0 SAC: 1 DP: 1 HBP: 1	WP: 0 PA: 35 PB: 0 SB: 0 CS: 0	
PITCHER	IP WLS BF H R ER SO BB IBB HBP BLK WP HR S P ERA WHIP	7.0 24 4 1 1 3 0 0 0 0 0 0 30 30 1.29 0.571	1.0 7 2 2 2 0 1 1 0 0 0 0 5 13 18.00 3.000	1.0 W 4 1 0 0 1 0 0 1 0 0 5 6 0.00 1.000	PITCHER													IP WLS BF H R ER SO BB IBB HBP BLK WP HR S P ERA WHIP


AB	31
R	3
H	7
RBI	3
BB	2
SO	4
LOB	11




Batter	1	2	3	4	5	6	7	8	9	AB	R	H	RBI	BB	SO	LOB	BOTTOM		
Rod Carew, L (1.3) OBP: 0.385, SLG: 0.520	0-3 K		0-3 K		0-0 1B 1B			0-0 HR 1B		4	1	2	0	0	2	0	Toronto Blue Jays @ California Angels Anaheim Stadium, Anaheim, CA Sun Apr 08 1984, 6:33 AM EST Att: 24,095 - Unknown		
Juan Beniquez, R (1.8) OBP: 0.400, SLG: 0.467	0-0 G3		0-0 G4-3 1B		0-0 1B		0-0 F9			4	0	2	1	0	0	1			
Reggie Jackson, L (1.10) OBP: 0.231, SLG: 0.769	0-0 4-3		0-0 G4-3			0-0 4-3		0-0 HR		4	1	1	2	0	0	1			
Doug DeCinces, R (1.5) OBP: 0.208, SLG: 0.458		0-0 F5		0-0 6-3		0-0 F8		0-0 HR		4	1	1	1	0	0	0			
Fred Lynn, L (1.9) OBP: 0.292, SLG: 0.545		0-0 4-3		0-0 F7		0-0 F8		0-0 F9		4	0	0	0	0	0	0			
Brian Downing, R (1.7) OBP: 0.292, SLG: 0.105		1-0 HBP BB HBP		0-3 K		0-0 5-3				2	0	0	0	0	1	0			
Gary Pettis, S (9.8) OBP: 0.200, SLG: 0.077										0	0	0	0	0	0	0			
Rob Wilfong, L (1.4) OBP: 0.500, SLG: 0.250		4-0 HBP BB			0-0 3-1		0-0 F8			2	0	0	0	1	0	0			
Dick Schofield, R (1.6) OBP: 0.250, SLG: 0.222		1-0 HBP			0-0 5-3		0-0 F9			2	0	0	0	0	0	0			
Jerry Narron, L (1.2) OBP: 0.333, SLG: 0.333		0-0 G3			0-0 1B 1B		0-0 F8			3	1	1	0	0	0	3			
Bob Boone, R (9.2) OBP: 0.333, SLG: 0.333										0	0	0	0	0	0	0			
Inning Stats	R: 0 E: 0 K: 1 S: 5	H: 0 LOB: 0 BB: 1 P: 5	R: 0 E: 0 K: 0 S: 3	H: 0 LOB: 0 BB: 1 P: 9	R: 0 E: 0 K: 1 S: 5	H: 1 LOB: 0 BB: 0 P: 5	R: 0 E: 0 K: 1 S: 5	H: 0 LOB: 0 BB: 0 P: 5	R: 1 E: 0 K: 0 S: 5	H: 3 LOB: 2 BB: 0 P: 5	R: 0 E: 0 K: 0 S: 3	H: 0 LOB: 0 BB: 0 P: 3	R: 0 E: 0 K: 0 S: 3	H: 0 LOB: 0 BB: 0 P: 3	R: 3 E: 0 K: 0 S: 6	H: 3 LOB: 0 BB: 0 P: 6	1B: 5 2B: 0 3B: 0 HR: 2	SF: 0 SAC: 0 DP: 1 HBP: 2	WP: 0 PA: 32 PB: 0 SB: 0 CS: 0
PITCHER	IP WLS BF H R ER SO BB IBB HBP BLK WP HR S P ERA WHIP	7.0 26 4 1 1 3 0 0 0 0 0 0 29 35 1.29 0.714	1.0 L 6 3 3 3 0 0 0 0 0 0 2 6 27.00 3.000	PITCHER													IP WLS BF H R ER SO BB IBB HBP BLK WP HR S P ERA WHIP		

AB	29
R	4
H	7
RBI	4
BB	1
SO	3
LOB	5



Batter	1	2	3	4	5	6	7	8	9	AB	R	H	RBI	BB	SO	LOB	TOP					
Randy Ready, R OBP: 0.375, SLG: 0.400	6-3		2B	6-3		6-3		FC6-4 BB		4	1	2	1	0	1		Milwaukee Brewers @ California Angels Anaheim Stadium, Anaheim, CA Tue Apr 10 1984, 9:05 PM EST Att: 23,754 - Unknown					
Robin Yount, R OBP: 0.286, SLG: 0.273	K		2B FC	HR		G3		FC6-4 WP E 1B		4	3	1	2	1	1							
Cecil Cooper, L OBP: 0.393, SLG: 0.333	K		FC G6-4-3 2B	BB		FC6-4 1B		E4 WP 1B		4	2	2	1	1	1							
Ted Simmons, S OBP: 0.125, SLG: 0.087		F9	FC	F7		FC6-4		F5		5	0	0	1	0	0	5						
Ben Oglivie, L OBP: 0.478, SLG: 0.550	1-3 1B	G6-4-3			F8		1B SF9	1B		5	1	3	2	0	0	1						
Jim Gantner, L OBP: 0.519, SLG: 0.577	1-3 1B	F8			G3		1-3 1B	4-3		5	0	2	0	0	0	1						
Jim Sundberg, R OBP: 0.300, SLG: 0.250	1-3			E 1B 6-3 BB		SF9		F9		3	1	1	1	1	0	2						
Charlie Moore, R OBP: 0.348, SLG: 0.476	1-3			E8 HR 1B		F8		6-3		5	1	1	0	0	0	4						
Rick Manning, L OBP: 0.417, SLG: 0.500			WP 3B 2B	K		F9		F8		5	1	1	0	0	2	5						
Inning Stats	R: 0 E: 0 K: 2 S: 7	H: 0 LOB: 0 BB: 0 P: 7	R: 0 E: 0 K: 0 S: 5	H: 2 LOB: 2 BB: 0 P: 5	R: 4 E: 0 K: 0 S: 6	H: 3 LOB: 0 BB: 1 P: 10	R: 3 E: 1 K: 1 S: 7	H: 2 LOB: 1 BB: 2 P: 15	R: 0 E: 0 K: 0 S: 5	H: 1 LOB: 2 BB: 0 P: 5	R: 0 E: 0 K: 0 S: 4	H: 1 LOB: 1 BB: 0 P: 4	R: 1 E: 0 K: 0 S: 5	H: 2 LOB: 1 BB: 0 P: 5	R: 2 E: 1 K: 0 S: 5	H: 1 LOB: 1 BB: 1 P: 9	R: 0 E: 0 K: 1 S: 5	H: 0 LOB: 0 BB: 0 P: 5	1B: 8 2B: 2 3B: 1 HR: 1	SF: 1 SAC: 0 DP: 1 HBP: 0	WP: 2 PB: 2 SB: 0 CS: 0	PA: 45
PITCHER	IP	WLS	BF	H	R	ER	SO	BB	IBB	HBP	BLK	WP	HR	S	P	ERA	WHIP					
Mike Witt, R ERA: 5.23	3.0	L	17	6	6	6	2	2	0	0	0	1	0	19	27	18.00	2.667					
John Curtis, L ERA: 4.5	4.0		19	5	2	2	1	1	0	0	0	0	1	20	24	4.50	1.500					
Frank LaCorte, R ERA: 5.79	2.0		9	1	2	0	1	1	0	0	0	1	0	10	14	0.00	1.000					

Batter	1	2	3	4	5	6	7	8	9	AB	R	H	RBI	BB	SO	LOB	BOTTOM				
Rod Carew, L OBP: 0.333, SLG: 0.448	F7		6-3		F7			K		4	0	0	0	0	1	0	Milwaukee Brewers @ California Angels Anaheim Stadium, Anaheim, CA Tue Apr 10 1984, 9:05 PM EST Att: 23,754 - Unknown				
Juan Beniquez, R OBP: 0.388, SLG: 0.421	F7		4-3		4-3			1B		4	0	1	0	0	0	0					
Reggie Jackson, L OBP: 0.294, SLG: 0.706	F8			1B 1B		G6-4-3 1B		1-3		4	1	2	0	0	0	1					
Doug DeCinces, R OBP: 0.250, SLG: 0.464		F8		F7 1B 1B		F9		G6-4-3 1B		4	0	2	0	0	0	1					
Brian Downing, R OBP: 0.286, SLG: 0.130		K		FC5-4 1B		G6-4-3		G6-4-3		4	0	1	1	0	1	2					
Fred Lynn, L OBP: 0.286, SLG: 0.480		BB BB		F7		5-3		F8		3	0	0	0	1	0	2					
Bobby Grich, R OBP: 0.283, SLG: 0.235		BB		F9		6-3				2	0	0	0	1	0	2					
Bob Boone, R		F4		FC5-4		6-3				3	0	0	0	0	0	4					
Dick Schofield, R OBP: 0.217, SLG: 0.190			F4		F8			6-3		3	0	0	0	0	0	0					
Inning Stats	R: 0 E: 0 K: 0 S: 3	H: 0 LOB: 0 BB: 0 P: 3	R: 0 E: 0 K: 1 S: 5	H: 0 LOB: 2 BB: 2 P: 13	R: 0 E: 0 K: 0 S: 3	H: 0 LOB: 0 BB: 0 P: 3	R: 1 E: 0 K: 0 S: 6	H: 3 LOB: 2 BB: 0 P: 6	R: 0 E: 0 K: 0 S: 3	H: 0 LOB: 0 BB: 0 P: 3	R: 0 E: 0 K: 0 S: 3	H: 1 LOB: 0 BB: 0 P: 3	R: 0 E: 0 K: 1 S: 6	H: 0 LOB: 1 BB: 0 P: 6	R: 0 E: 0 K: 0 S: 3	H: 1 LOB: 0 BB: 0 P: 3	1B: 6 2B: 0 3B: 0 HR: 0	SF: 0 SAC: 0 DP: 2 HBP: 0	WP: 0 PB: 0 SB: 0 CS: 0	PA: 33	
PITCHER	IP	WLS	BF	H	R	ER	SO	BB	IBB	HBP	BLK	WP	HR	S	P	ERA	WHIP				
Mike Caldwell, L ERA: 2.81	9.0	W	33	6	1	1	2	2	0	0	0	0	0	35	43	1.00	0.889				

Batter	1	2	3	4	5	6	7	8	9	AB	R	H	RBI	BB	SO	LOB	TOP					
Gary Pettis, S OBP: 0.250, SLG: 0.136 Juan Beniquez, R OBP: 0.318, SLG: 0.364	F5		4-3		F9		K		K	4	0	0	0	0	1	1	California Angels @ Oakland Athletics Oakland-Alameda County Coliseum, Oakland, CA Fri Apr 13 1984, 6:05 PM PST Att: 14,732 - Unknown					
Rod Carew, L OBP: 0.418, SLG: 0.462	1B		F3		1B		1B		1B	5	0	4	0	0	0	1						
Fred Lynn, L OBP: 0.310, SLG: 0.447	1B			BB	1B		1B		1B	5	0	4	0	0	1	1						
Doug DeCinces, R OBP: 0.220, SLG: 0.385	G5-4-3			K	F6		FC6-4			4	0	0	0	0	1	7						
Reggie Jackson, L OBP: 0.300, SLG: 0.517		4-3		K		F9		F6		4	0	0	0	0	1	1						
Brian Downing, R OBP: 0.359, SLG: 0.250	K			BB	1B		1B		2B	4	0	3	0	0	1	0						
Rob Wilfong, L OBP: 0.526, SLG: 0.643	F9			1-2	2-3		K		2B	3	0	1	0	1	1	1						
Bob Boone, R OBP: 0.125, SLG: 0.100			F9	F7		F9		F9		4	0	0	0	0	0	5						
Dick Schofield, R OBP: 0.303, SLG: 0.276 Jerry Narron, L OBP: 0.500, SLG: 1.250 Rob Picciolo, R (9, 6)			4-3	2B		F7		K		3	0	1	0	0	1	0						
									HR	1	1	1	1	0	0	0						
Inning Stats	R: 0 E: 0 K: 0 S: 4	H: 2 LOB: 1 BB: 0 P: 4	R: 0 E: 0 K: 1 S: 5	H: 0 LOB: 0 BB: 0 P: 5	R: 0 E: 0 K: 0 S: 4	H: 1 LOB: 1 BB: 0 P: 4	R: 0 E: 0 K: 2 S: 9	H: 2 LOB: 3 BB: 1 P: 13	R: 0 E: 0 K: 0 S: 5	H: 2 LOB: 2 BB: 0 P: 5	R: 0 E: 0 K: 1 S: 6	H: 1 LOB: 1 BB: 0 P: 6	R: 0 E: 0 K: 2 S: 9	H: 2 LOB: 2 BB: 0 P: 9	R: 0 E: 0 K: 0 S: 4	H: 2 LOB: 1 BB: 0 P: 4	R: 1 E: 0 K: 2 S: 8	H: 2 LOB: 1 BB: 0 P: 8	1B: 11 2B: 3 3B: 0 HR: 1	SF: 0 SAC: 0 DP: 2 HBP: 0	WP: 0 PB: 0 SB: 1 CS: 1	PA: 39
PITCHER	IP	WLS	BF	H	R	ER	SO	BB	IBB	HBP	BLK	WP	HR	S	P	ERA	WHIP					
Steve McCatty, R ERA: 3.0	(1, 1)	5.0	22	7	0	0	3	1	0	0	0	0	0	27	31	0.00	1.600					
Ray Burns, R ERA:	(6, 1)	2.0	9	3	0	0	3	0	0	0	0	0	0	15	15	0.00	1.500					
Bill Caudill, R ERA: 2.7	(8, 1)	2.0	W	8	4	1	1	2	0	0	0	0	1	12	12	4.50	2.000					

Batter	1	2	3	4	5	6	7	8	9	AB	R	H	RBI	BB	SO	LOB	BOTTOM					
Rickey Henderson, R OBP: 0.447, SLG: 0.647	F8		F9		5-3					4	1	2	0	0	0	0	California Angels @ Oakland Athletics Oakland-Alameda County Coliseum, Oakland, CA Fri Apr 13 1984, 6:05 PM PST Att: 14,732 - Unknown					
Bill Almon, R OBP: 0.111, SLG: 0.111	F8		6-3				1B		6-3	4	0	1	0	0	0	1						
Davey Lopes, R OBP: 0.321, SLG: 0.542 Dwayne Murphy, L OBP: 0.269, SLG: 0.217	SF8				F8		FC1-4-6		1B	2	0	0	1	0	0	1						
Carney Lansford, R OBP: 0.270, SLG: 0.405	F9				6-3		G5-4-3		1B	4	0	1	0	0	0	1						
Jeff Burroughs, R OBP: 0.250, SLG: 0.250		6-3			1B		6-3		WP	4	0	1	0	0	0	1						
Mike Heath, R OBP: 0.321, SLG: 0.346		WP			1B		F8			2	0	1	0	1	0	0						
Mike Davis, L OBP: 0.273, SLG: 0.222			4-3		4-3		F4			3	0	0	0	0	0	3						
Donnie Hill, S OBP: 0.160, SLG: 0.167			F8		4-3				4-3	3	0	0	0	0	0	1						
Tony Phillips, S (1, 4)			F4				K		6-3	3	0	0	0	0	1	0						
Inning Stats	R: 1 E: 0 K: 0 S: 4	H: 1 LOB: 0 BB: 0 P: 4	R: 0 E: 0 K: 0 S: 3	H: 0 LOB: 1 BB: 1 P: 7	R: 0 E: 0 K: 0 S: 3	H: 0 LOB: 0 BB: 0 P: 3	R: 0 E: 0 K: 0 S: 5	H: 2 LOB: 2 BB: 0 P: 5	R: 0 E: 0 K: 1 S: 5	H: 0 LOB: 0 BB: 0 P: 5	R: 0 E: 0 K: 0 S: 3	H: 1 LOB: 0 BB: 0 P: 3	R: 0 E: 0 K: 0 S: 3	H: 0 LOB: 0 BB: 0 P: 3	R: 0 E: 0 K: 0 S: 3	H: 1 LOB: 1 BB: 0 P: 3	R: 1 E: 0 K: 0 S: 3	H: 2 LOB: 1 BB: 0 P: 3	1B: 6 2B: 1 3B: 0 HR: 0	SF: 1 SAC: 0 DP: 1 HBP: 0	WP: 2 PB: 0 SB: 1 CS: 1	PA: 33
PITCHER	IP	WLS	BF	H	R	ER	SO	BB	IBB	HBP	BLK	WP	HR	S	P	ERA	WHIP					
Tommy John, L ERA: 1.76	(1, 1)	8.1	L	32	7	2	2	1	1	0	0	2	0	32	36	2.16	0.960					

Batter	1	2	3	4	5	6	7	8	9	AB	R	H	RBI	BB	SO	LOB	TOP						
Gary Pettis, S OBP: 0.273, SLG: 0.185 (1, 8)										5	1	2	0	0	0	1	California Angels @ Oakland Athletics Oakland-Alameda County Coliseum, Oakland, CA Sat Apr 14 1984, 3:33 AM PST Att: 17,570 - Unknown						
Fred Lynn, L OBP: 0.283, SLG: 0.405 (1, 9)										4	1	0	0	0	1	2							
Ron Jackson, R OBP: 1.000, SLG: 3.000 (1, 3)										1	1	1	2	3	0	0							
Doug DeCinces, R OBP: 0.244, SLG: 0.381 (1, 5)										3	0	1	1	1	0	2							
Brian Downing, R OBP: 0.326, SLG: 0.222 (1, 7)										4	0	0	0	0	0	5							
Reggie Jackson, L OBP: 0.285, SLG: 0.455 (1, 10)										4	0	0	0	0	1	1							
Bobby Grich, R OBP: 0.217, SLG: 0.190 (1, 4)										4	0	0	0	0	0	0							
Bob Boone, R OBP: 0.139, SLG: 0.147 (9, PR)										4	0	1	0	0	0	0							
Rob Picciolo, R (9, 6)										0	0	0	0	0	0	0							
Dick Schofield, R OBP: 0.278, SLG: 0.250 (9, PH)										4	0	1	0	0	0	0							
Jerry Narron, L OBP: 0.400, SLG: 1.000 (9, 2)										1	0	0	0	0	0	1							
Inning Stats	R: 0 E: 0 K: 1 S: 5	H: 1 LOB: 2 BB: 2 P: 13	R: 0 E: 0 K: 1 S: 6	H: 1 LOB: 1 BB: 0 P: 6	R: 0 E: 0 K: 0 S: 3	H: 0 LOB: 0 BB: 1 P: 7	R: 0 E: 0 K: 0 S: 3	H: 0 LOB: 0 BB: 0 P: 3	R: 0 E: 0 K: 0 S: 3	H: 0 LOB: 1 BB: 1 P: 7	R: 0 E: 0 K: 1 S: 5	H: 0 LOB: 0 BB: 0 P: 5	R: 0 E: 0 K: 0 S: 7	H: 3 LOB: 1 BB: 0 P: 7	R: 0 E: 1 K: 0 S: 4	H: 0 LOB: 1 BB: 0 P: 4	1B: 3 2B: 1 3B: 1 HR: 0	SF: 0 SAC: 0 DP: 1 HBP: 0	WP: 0 PB: 0 SB: 1 CS: 0	PA: 37			
PITCHER	IP WLS BF H R ER SO BB IBB HBP BLK WP HR S P ERA WHIP	7.1 30 4 3 2 3 4 0 0 0 0 0 0 32 48 2.46 1.091	1.2 W 7 1 0 0 0 0 0 0 0 0 0 7 7 0.00 0.600																				

AB 33
R 3
H 5
RBI 3
BB 4
SO 3
LOB 13



Batter	1	2	3	4	5	6	7	8	9	AB	R	H	RBI	BB	SO	LOB	BOTTOM					
Rickey Henderson, R OBP: 0.452, SLG: 0.622 (1, 7)										3	1	1	0	1	0	0	California Angels @ Oakland Athletics Oakland-Alameda County Coliseum, Oakland, CA Sat Apr 14 1984, 3:33 AM PST Att: 17,570 - Unknown					
Dwayne Murphy, L OBP: 0.297, SLG: 0.192 (1, 8)										3	0	0	0	1	1	1						
Joe Morgan, L OBP: 0.455, SLG: 0.440 (1, 4)										4	1	2	1	0	0	2						
Carney Lansford, R OBP: 0.268, SLG: 0.390 (1, 5)										4	1	1	0	0	1	3						
Bruce Bochte, L OBP: 0.424, SLG: 0.346 (8, PR)										2	0	1	1	1	0	1						
Bill Almon, R OBP: 0.111, SLG: 0.111 (9, 3)										0	0	0	0	0	0	0						
Davey Lopes, R OBP: 0.313, SLG: 0.500 (1, 10)										4	0	1	0	0	1	4						
Mike Davis, L OBP: 0.333, SLG: 0.250 (1, 9)										3	0	1	0	1	0	2						
Jim Essian, R OBP: 0.286, SLG: 0.667 (1, 2)										4	1	1	1	0	0	3						
Tony Phillips, S (1, 6)										3	0	0	0	0	0	1						
Inning Stats	R: 0 E: 0 K: 1 S: 5	H: 0 LOB: 3 BB: 3 P: 17	R: 0 E: 0 K: 0 S: 3	H: 1 LOB: 0 BB: 0 P: 3	R: 3 E: 3 K: 1 S: 9	H: 3 LOB: 2 BB: 1 P: 13	R: 0 E: 0 K: 0 S: 3	H: 0 LOB: 0 BB: 0 P: 3	R: 0 E: 0 K: 0 S: 4	H: 1 LOB: 1 BB: 0 P: 4	R: 0 E: 0 K: 0 S: 3	H: 0 LOB: 0 BB: 0 P: 3	R: 0 E: 0 K: 1 S: 6	H: 1 LOB: 1 BB: 0 P: 6	R: 1 E: 0 K: 0 S: 1	H: 1 LOB: 0 BB: 0 P: 1	1B: 6 2B: 1 3B: 0 HR: 1	SF: 1 SAC: 0 DP: 0 HBP: 0	WP: 0 PB: 0 SB: 1 CS: 1	PA: 36		
PITCHER	IP WLS BF H R ER SO BB IBB HBP BLK WP HR S P ERA WHIP	6.0 27 6 3 2 2 3 3 0 0 0 0 1 10 10 4.50 1.000	2.0 L 8 2 1 1 1 0 0 0 0 0 1 10 10 4.50 1.000																			

AB 30
R 4
H 8
RBI 3
BB 4
SO 3
LOB 17



Batter	1	2	3	4	5	6	7	8	9	AB	R	H	RBI	BB	SO	LOB	TOP								
Gary Pettis, S OBP: 0.297, SLG: 0.200 (1, 8)	0-3 K	0-0 BLK 1B	4-0 G4-6-3 BB		0-0 FC3-6 1-2			0-0 SH2-4		3	1	0	1	1	1		California Angels @ Oakland Athletics Oakland-Alameda County Coliseum, Oakland, CA Sun Apr 15 1984, 3:33 AM PST Att: 30,193 - Unknown								
Rod Carew, L OBP: 0.417, SLG: 0.455 (1, 3)	0-0 1B	0-0 BB HR 1B	0-0 F7			0-0 G3		0-0 3-4		5	2	2	1	0	0	2									
Fred Lynn, L OBP: 0.294, SLG: 0.391 (1, 9)	0-0 6-3 HR	0-0 K	0-0 G4-6-3 1-2			4-0 FC6-4 BB		0-0 3-1		4	1	1	0	1	1	3									
Doug DeCinces, R OBP: 0.260, SLG: 0.370 (1, 5)	0-0 6-3	4-0 BB HR BB		0-3 K		0-0 FC6-4 1-2		0-0 4-3 HR 1B		4	2	1	1	1	1	2									
Reggie Jackson, L OBP: 0.282, SLG: 0.514 (1, 10)	0-0 2H HR	4-0 HR BB		0-0 F6		0-0 F7		0-0 4-3		4	2	1	2	1	0	2									
Brian Downing, R OBP: 0.340, SLG: 0.308 Juan Beniquez, R OBP: 0.348, SLG: 0.522 (1, 7) (8, 7)	1-0 FC4-3 HBP	0-0 HR		0-0 F8			0-0 F8		0-0 HR	3	1	1	4	0	0	0									
Rob Wilfong, L OBP: 0.458, SLG: 0.684 (1, 4)	0-0 FC4-3 1-2				0-0 4-3			0-0 F9		5	1	1	1	0	0	1									
Bob Boone, R OBP: 0.146, SLG: 0.154 (1, 2)		6-3			0-0 F8			0-0 5-3		5	0	1	0	0	0	0									
Dick Schofield, R OBP: 0.325, SLG: 0.333 (1, 6)		1B F7			0-0 FC3-6 1B			0-0 SH2-4 2B		4	1	3	0	0	0	1									
Inning Stats	R: 3 E: 0 K: 1 S: 8	H: 3 LOB: 1 BB: 0 P: 9	R: 7 E: 0 K: 1 S: 11	H: 6 LOB: 1 BB: 2 P: 19	R: 0 E: 0 K: 0 S: 2	H: 0 LOB: 0 BB: 1 P: 6	R: 0 E: 0 K: 1 S: 5	H: 0 LOB: 0 BB: 0 P: 5	R: 0 E: 0 K: 0 S: 4	H: 1 LOB: 1 BB: 0 P: 4	R: 0 E: 0 K: 0 S: 3	H: 0 LOB: 0 BB: 0 P: 7	R: 0 E: 0 K: 0 S: 3	H: 0 LOB: 0 BB: 0 P: 3	R: 0 E: 0 K: 0 S: 4	H: 1 LOB: 1 BB: 0 P: 4	R: 2 E: 0 K: 0 S: 5	H: 2 LOB: 0 BB: 0 P: 5	1B: 8 2B: 1 3B: 0 HR: 4	SF: 0 SAC: 1 DP: 1 HBP: 1	WP: 0 PB: 0 SB: 1 CS: 0	PA: 44			
PITCHER	IP	WLS	BF	H	R	ER	SO	BB	IBB	HBP	BLK	WP	HR	S	P	ERA	WHIP								
Lary Sorensen, R ERA: 4.96 (1, 1)	1.1	L	11	6	6	6	1	0	0	1	1	0	1	12	13	40.50	4.500								
Chris Codiroli, R ERA: 8.53 (2, 1)	0.1		6	3	4	4	1	2	0	0	0	0	2	6	14	108.00	15.000								
Keith Atherton, R ERA: (2, 1)	5.2		20	2	0	0	1	2	0	0	0	0	0	20	28	0.00	0.706								
Tom Burgmeier, L ERA: 4.5 (8, 1)	1.2		7	2	2	2	0	0	0	0	0	0	1	7	7	10.80	1.200								

Batter	1	2	3	4	5	6	7	8	9	AB	R	H	RBI	BB	SO	LOB	BOTTOM								
Rickey Henderson, R OBP: 0.426, SLG: 0.561 (1, 7)	0-3 K		0-3 K		4-0 BB 1B SF7	0-0 G3	0-0 G3			4	1	0	1	1	2	2	California Angels @ Oakland Athletics Oakland-Alameda County Coliseum, Oakland, CA Sun Apr 15 1984, 3:33 AM PST Att: 30,193 - Unknown								
Dwayne Murphy, L OBP: 0.343, SLG: 0.267 (1, 8)	4-0 1-3 BB		0-0 FC5-4 1B		0-0 1B	0-0 1B		0-0 1-3 1B		4	1	3	1	1	0	0									
Joe Morgan, L OBP: 0.421, SLG: 0.400 (1, 4)	0-0 4-3 1-2		0-0 FC5-4 1-2		0-0 F3	0-0 BB 1B		0-0 E6		5	1	1	0	0	0	5									
Carney Lansford, R OBP: 0.304, SLG: 0.400 (1, 5)		0-0 F9		0-0 FC1-6 1B	4-0 1-2 2-3 BB	0-0 1-2 3H BB 1B		0-0 F8		4	1	2	1	1	0	1									
Bruce Bochte, L OBP: 0.395, SLG: 0.310 (1, 3)		0-0 F6		0-0 FC1-6 2B SF9 1-2	0-0 SF7	4-0 1-2 2-3 BB		0-0 4-3		3	1	0	1	1	0	2									
Davey Lopes, R OBP: 0.351, SLG: 0.545 (1, 10)		0-0 FC6-4 1B		0-0 2B 2B	0-0 6-3	0-0 1-2 2H 3H 1B		0-0 1-4-3		5	1	3	2	0	0	2									
Mike Davis, L OBP: 0.250, SLG: 0.188 (1, 9)		0-0 FC6-4 1-2		0-0 SF9		0-0 K		0-3 K		4	0	0	1	0	2	3									
Mike Heath, R OBP: 0.333, SLG: 0.387 (1, 2)			0-0 3-1		0-0 2H 2B	0-0 WP G3 1B	0-0 F7		0-0 1-3	5	1	2	1	0	0	0									
Tony Phillips, S OBP: 0.182, SLG: 0.182 (1, 6)			0-0 1B		0-3 K	0-0 G3 WP 1B	0-0 F6			4	1	2	0	0	1	1									
Inning Stats	R: 0 E: 0 K: 1 S: 4	H: 0 LOB: 0 BB: 1 P: 8	R: 0 E: 0 K: 0 S: 4	H: 1 LOB: 1 BB: 0 P: 4	R: 0 E: 0 K: 1 S: 7	H: 2 LOB: 2 BB: 0 P: 7	R: 2 E: 0 K: 1 S: 8	H: 3 LOB: 1 BB: 0 P: 8	R: 1 E: 0 K: 0 S: 4	H: 1 LOB: 2 BB: 2 P: 12	R: 5 E: 0 K: 1 S: 11	H: 6 LOB: 2 BB: 1 P: 15	R: 0 E: 0 K: 0 S: 3	H: 0 LOB: 0 BB: 0 P: 3	R: 0 E: 1 K: 0 S: 4	H: 0 LOB: 1 BB: 0 P: 4	R: 0 E: 0 K: 1 S: 5	H: 0 LOB: 0 BB: 0 P: 5	1B: 11 2B: 3 3B: 0 HR: 0	SF: 2 SAC: 0 DP: 1 HBP: 0	WP: 1 PB: 0 SB: 0 CS: 0	PA: 44			
PITCHER	IP	WLS	BF	H	R	ER	SO	BB	IBB	HBP	BLK	WP	HR	S	P	ERA	WHIP								
Mike Witt, R ERA: 6.75 (1, 1)	5.2	W	29	10	6	6	4	3	0	0	0	1	0	34	46	9.53	2.294								
Jim Slaton, R ERA: 12.0 (6, 1)	0.0		4	3	2	2	0	1	0	0	0	0	0	3	7	∞	∞								
Doug Corbett, R ERA: (6, 1)	3.1	S	11	0	0	0	1	0	0	0	0	0	0	13	13	0.00	0.000								



Batter	1	2	3	4	5	6	7	8	9	AB	R	H	RBI	BB	SO	LOB	TOP			
Gary Pettis, S OBP: 0.317, SLG: 0.265 (1, 8)	0-3 K		0-3 K							4	0	2	0	0	2	0	California Angels @ Minnesota Twins Hubert H. Humphrey Metrodome, Minneapolis, MN Mon Apr 16 1984, 7:05 PM EST Att: 6,227 - Unknown			
Rod Carew, L OBP: 0.404, SLG: 0.426 (1, 3)	0-0 F7			4-0 2B SF8 BB	0-0 F7		0-0 G3			3	1	0	0	1	0	2				
Fred Lynn, L OBP: 0.309, SLG: 0.460 (1, 9)	0-0 3B			0-3 K		0-0 2B		0-0 6-3		4	1	2	0	0	1	1				
Doug DeCinces, R Rob Picciolo, R OBP: 0.278, SLG: 0.420 (8, 5)	0-3 K			0-0 E 1-3 2B		0-0 CS 2H 2B		0-3 K		4	0	2	1	0	2	1				
Reggie Jackson, L OBP: 0.279, SLG: 0.475 (1, 10)		0-0 4-3		4-0 IBB		0-3 K		0-3 K		3	0	0	0	1	2	1				
Brian Downing, R OBP: 0.314, SLG: 0.286 (1, 7)	0-0 F5			0-0 SF8		0-0 E5		0-0 F8		3	0	0	1	0	0	1				
Rob Wilfong, L OBP: 0.393, SLG: 0.565 (1, 4)	0-0 F8			2-3 3H 0-0 1-3		0-0 F9		0-0 F8		4	0	0	0	0	0	3				
Bob Boone, R OBP: 0.133, SLG: 0.140 (1, 2)			0-3 K		0-0 F3		0-3 K		0-0 F4	4	0	0	0	0	2	0				
Dick Schofield, R OBP: 0.302, SLG: 0.308 (1, 6)			0-0 5-3		0-0 5-3		0-0 6-3			3	0	0	0	0	0	0				
Inning Stats	R: 0 E: 0 K: 2 S: 8	H: 1 LOB: 1 BB: 0 P: 8	R: 0 E: 0 K: 0 S: 3	H: 0 LOB: 0 BB: 0 P: 3	R: 0 E: 0 K: 2 S: 7	H: 0 LOB: 0 BB: 0 P: 7	R: 1 E: 1 K: 1 S: 6	H: 1 LOB: 2 BB: 2 P: 14	R: 0 E: 0 K: 0 S: 4	H: 1 LOB: 1 BB: 0 P: 4	R: 1 E: 0 K: 1 S: 7	H: 2 LOB: 1 BB: 0 P: 7	R: 0 E: 0 K: 1 S: 6	H: 1 LOB: 1 BB: 0 P: 6	R: 0 E: 0 K: 0 S: 3	H: 0 LOB: 0 BB: 0 P: 3	1B: 1 2B: 4 3B: 1 HR: 0	SF: 1 SAC: 0 DP: 0 HBP: 0	WP: 0 PB: 0 SB: 1 CS: 1	PA: 35
PITCHER Mike Smithson, R ERA: 1.82 (1, 1)	IP: 9.0 WLS: W BF: 35 H: 6 R: 2 ER: 2 SO: 9 BB: 1 IBB: 1 HBP: 0 BLK: 0 WP: 0 HR: 0 S: 51 P: 59 ERA: 2.00 WHIP: 0.778															PITCHER IP: WLS: BF: H: R: ER: SO: BB: IBB: HBP: BLK: WP: HR: S: P: ERA: WHIP				

Batter	1	2	3	4	5	6	7	8	9	AB	R	H	RBI	BB	SO	LOB	BOTTOM			
Darrell Brown, S OBP: 0.452, SLG: 0.514 (1, 8)	0-0 4-3		0-0 G4-6-3 1B		0-0 2B	4-0 HR BB		0-3 K		4	1	2	2	1	1	0	California Angels @ Minnesota Twins Hubert H. Humphrey Metrodome, Minneapolis, MN Mon Apr 16 1984, 7:05 PM EST Att: 6,227 - Unknown			
Tim Lincecum, R OBP: 0.400, SLG: 0.488 (1, 4)	0-3 K		0-0 G4-6-3 1-2		0-0 5-3	0-0 F7		0-0 5-3		5	0	0	0	0	1	6				
Kent Hrbek, L OBP: 0.400, SLG: 0.511 (1, 3)	0-0 3-1			0-0 F9		0-0 1B		0-0 F8		5	2	2	4	0	0	0				
Tom Brunansky, R OBP: 0.286, SLG: 0.273 (1, 9)		0-3 K		0-0 F8		0-0 1B		0-0 1B		4	1	2	0	0	1	0				
Mickey Hatcher, R OBP: 0.319, SLG: 0.478 (1, 7)		0-0 6-3		4-0 BB		0-0 K		0-0 F7		3	0	0	0	1	1	3				
Randy Bush, L OBP: 0.417, SLG: 0.500 (1, 10)		0-0 2B		0-0 4-3		4-0 BB 1B IBB		0-3 K		3	1	1	0	1	1	1				
Gary Gaetti, R OBP: 0.422, SLG: 0.500 (1, 5)		0-0 F3		0-0 5-3		0-0 1B BB 1B		0-0 2B		4	1	2	2	0	0	1				
Jeff Reed, L OBP: 0.333, SLG: 0.462 (1, 2)			0-0 FC6-5 2B		0-0 2B	4-0 BB 1B BB		0-3 K		3	2	2	0	1	1	1				
Lenny Faedo, R OBP: 0.282, SLG: 0.351 (1, 6)			0-0 FC6-5 1B		0-0 6-3	4-0 1-2 2-3 3H 1B		0-0 F9		4	1	1	1	0	0	3				
Inning Stats	R: 0 E: 0 K: 1 S: 5	H: 0 LOB: 0 BB: 0 P: 5	R: 0 E: 0 K: 1 S: 6	H: 1 LOB: 1 BB: 0 P: 6	R: 0 E: 0 K: 0 S: 4	H: 2 LOB: 1 BB: 0 P: 4	R: 0 E: 0 K: 0 S: 3	H: 0 LOB: 1 BB: 1 P: 7	R: 1 E: 0 K: 0 S: 5	H: 2 LOB: 1 BB: 0 P: 5	R: 8 E: 0 K: 1 S: 11	H: 6 LOB: 3 BB: 3 P: 23	R: 0 E: 0 K: 2 S: 8	H: 1 LOB: 1 BB: 0 P: 8	R: 0 E: 0 K: 1 S: 5	H: 0 LOB: 0 BB: 0 P: 5	1B: 6 2B: 5 3B: 0 HR: 1	SF: 0 SAC: 0 DP: 1 HBP: 0	WP: 0 PB: 0 SB: 2 CS: 0	PA: 39
PITCHER Ron Romanick, R ERA: 6.43 Frank LaCorte, R ERA: 7.2 John Curtis, L ERA: 4.26 (1, 1) (6, 1) (6, 1)	IP: 5.1 WLS: L BF: 27 H: 9 R: 7 ER: 7 SO: 7 BB: 2 IBB: 1 HBP: 0 BLK: 0 WP: 0 HR: 0 S: 30 P: 42 ERA: 11.81 WHIP: 2.062															PITCHER IP: WLS: BF: H: R: ER: SO: BB: IBB: HBP: BLK: WP: HR: S: P: ERA: WHIP				

Batter	1	2	3	4	5	6	7	8	9	AB	R	H	RBI	BB	SO	LOB	TOP										
Gary Pettis, S OBP: 0.304, SLG: 0.237 (1, 8)	1-3			K			G3		1-3	4	0	0	0	1	1	1	California Angels @ Minnesota Twins Hubert H. Humphrey Metrodome, Minneapolis, MN Tue Apr 17 1984, 7:05 PM EST Att: 9,370 - Unknown livebaseballscorecards.com										
Rod Carew, L OBP: 0.393, SLG: 0.420 (1, 3)	F8			FC4-6 1B	SF8		5-3			3	0	1	1	0	0												
Fred Lynn, L OBP: 0.288, SLG: 0.426 (1, 9)	5-3			FC4-6 E 2B	F6		F6			4	1	0	0	0	3												
Doug DeCinces, R OBP: 0.293, SLG: 0.444 (1, 5)		K		E7 2B					4-3 1B	4	2	2	0	0	1												
Reggie Jackson, L OBP: 0.277, SLG: 0.477 (1, 10)	F7						K		4-3 1B	4	0	1	2	0	1	2											
Brian Downing, R OBP: 0.333, SLG: 0.311 Juan Beniquez, R OBP: 0.333, SLG: 0.500 (1, 7) (7, 7)					4-3 E 1B		5-3		F8	3	1	2	0	0	0	1											
Rob Wilfong, L OBP: 0.469, SLG: 0.600 (1, 4)		CS			E SF8 1B		E9 2B 1B		SH2-3 BB	2	2	1	2	0	0												
Bob Boone, R OBP: 0.146, SLG: 0.174 (1, 2)				9-3	4-3				SH2-3	3	0	1	1	0	0	3											
Dick Schofield, R OBP: 0.277, SLG: 0.279 (1, 6)				F8	E5 BB		K		F7	4	0	0	0	0	1	3											
Inning Stats	R: 0 E: 0 K: 0 S: 3	H: 0 LOB: 0 BB: 0 P: 3	R: 0 E: 0 K: 1 S: 5	H: 1 LOB: 0 BB: 0 P: 5	R: 0 E: 0 K: 0 S: 2	H: 0 LOB: 0 BB: 1 P: 6	R: 2 E: 1 K: 1 S: 7	H: 2 LOB: 1 BB: 0 P: 7	R: 2 E: 1 K: 0 S: 6	H: 3 LOB: 1 BB: 0 P: 10	R: 0 E: 0 K: 0 S: 3	H: 0 LOB: 0 BB: 0 P: 3	R: 0 E: 0 K: 0 S: 3	H: 1 LOB: 0 BB: 0 P: 3	R: 0 E: 0 K: 0 S: 3	H: 0 LOB: 0 BB: 1 P: 7		1B: 6 2B: 5 3B: 0 HR: 0	SF: 1 SAC: 1 DP: 2 HBP: 0	WP: 0 PB: 0 CS: 1	PA: 38						
PITCHER	IP	WLS	BF	H	R	ER	SO	BB	IBB	HBP	BLK	WP	HR	S	P	ERA	WHIP										
John Butcher, R ERA: 2.33 (1, 1)	5.2	L	26	8	6	2	3	2	0	0	0	0	0	30	38	3.18	1.765										
Pete Filson, L ERA: 4.05 (6, 1)	1.1		4	0	0	0	1	0	0	0	0	0	0	6	6	0.00	0.000										
Keith Comstock, L ERA: 8.31 (8, 1)	2.0		7	1	0	0	0	1	0	0	0	0	0	6	10	0.00	1.000										

Batter	1	2	3	4	5	6	7	8	9	AB	R	H	RBI	BB	SO	LOB	BOTTOM										
Darrell Brown, S OBP: 0.426, SLG: 0.524 (1, 8)	1B 3B	FC5-4			E4 E 1-2	F9		F6		5	1	1	0	0	0	4	California Angels @ Minnesota Twins Hubert H. Humphrey Metrodome, Minneapolis, MN Tue Apr 17 1984, 7:05 PM EST Att: 9,370 - Unknown livebaseballscorecards.com										
Tim Laufel, R OBP: 0.382, SLG: 0.457 (1, 4)	1B FC6-2 3H		F7		F9		6-3		F9	5	0	1	1	0	0	2											
Tom Brunansky, R OBP: 0.296, SLG: 0.375 (1, 9)	F7				SF7		HR		F7	4	1	2	2	0	0	1											
Kent Hrbek, L OBP: 0.418, SLG: 0.500 (1, 3)	FC6-2 1B				E9		1B HBP		F7	3	0	1	0	0	0	1											
Mickey Hatcher, R OBP: 0.300, SLG: 0.449 Dave Meier, R (6, 7)	FC6-2		FC8-4-5		5-3		F8			3	0	0	0	0	0	6											
Dave Engle, R OBP: 0.400, SLG: 0.526 (1, 10)	F4				F9				F7	4	0	1	0	0	0	2											
Gary Gaetti, R OBP: 0.408, SLG: 0.467 (1, 5)					6-3		1B BB		F1	3	0	0	0	1	0	2											
Tim Laudner, R OBP: 0.207, SLG: 0.296 Jim Eisenreich, L OBP: 0.300, SLG: 0.308 Jeff Reed, L OBP: 0.333, SLG: 0.462 (1, 2) (8, PH) (9, 2)		F8			G3		F8		G6-4-3 1B	3	0	0	0	0	0	1											
Lenny Faedo, R OBP: 0.326, SLG: 0.375 (1, 6)					F9 E SF7				G6-4-3 1B	3	1	2	0	1	0	1											
Inning Stats	R: 1 E: 0 K: 0 S: 6	H: 3 LOB: 2 BB: 0 P: 6	R: 0 E: 0 K: 0 S: 4	H: 1 LOB: 1 BB: 0 P: 4	R: 0 E: 0 K: 0 S: 3	H: 1 LOB: 1 BB: 0 P: 4	R: 0 E: 0 K: 0 S: 3	H: 0 LOB: 0 BB: 0 P: 3	R: 1 E: 2 K: 0 S: 5	H: 0 LOB: 2 BB: 1 P: 9	R: 0 E: 0 K: 0 S: 4	H: 1 LOB: 2 BB: 1 P: 8	R: 1 E: 0 K: 0 S: 5	H: 2 LOB: 2 BB: 0 P: 6	R: 0 E: 0 K: 0 S: 3	H: 1 LOB: 0 BB: 0 P: 3		R: 0 E: 0 K: 0 S: 3	H: 0 LOB: 0 BB: 0 P: 3	1B: 6 2B: 2 3B: 1 HR: 1	SF: 1 SAC: 0 DP: 2 HBP: 2	WP: 0 PB: 0 CS: 0	PA: 40				
PITCHER	IP	WLS	BF	H	R	ER	SO	BB	IBB	HBP	BLK	WP	HR	S	P	ERA	WHIP										
Tommy John, L ERA: 2.05 (1, 1)	6.2	W	33	8	3	2	0	2	0	2	0	0	0	29	39	2.70	1.500										
Luis Sanchez, R ERA: 2.35 (7, 1)	2.1	S	7	1	0	0	0	0	0	0	0	0	0	7	7	0.00	0.429										

Batter	1	2	3	4	5	6	7	8	9	AB	R	H	RBI	BB	SO	LOB	TOP										
Gary Pettis, S OBP: 0.333, SLG: 0.244 (1, 8)	0-0 1B WP 2B	0-3 K		4-0 BB		4-0 BB		0-0 F8		3	1	1	0	2	1	0	California Angels @ Minnesota Twins Hubert H. Humphrey Metrodome, Minneapolis, MN Wed Apr 18 1984, 7:05 PM EST Att: 7,967 - Unknown										
Rod Carew, L OBP: 0.393, SLG: 0.396 (1, 3)	4-0 1B 2B	0-0 4-3		0-0 6-3		0-0 F9		4-0 BB		3	1	0	0	2	0	2											
Fred Lynn, L OBP: 0.297, SLG: 0.441 (1, 9)	0-0 2B 1-2 2-3 1B		0-0 6-3		0-0 3-1		0-0 G3 2B	0-0 F6		5	1	2	0	0	0	1											
Doug DeCinces, R OBP: 0.302, SLG: 0.458 (1, 5)	0-0 6-3 2B 1-3 2-H 3-H 2B		0-0 HR 1B		0-0 F8		0-0 F7	0-0 F8		5	2	2	2	0	0	1											
Reggie Jackson, L OBP: 0.288, SLG: 0.551 (1, 10)	0-0 6-3		0-0 HR 1B		0-0 2B 2B		0-0 G3	0-0 4-3		5	2	3	0	0	2												
Brian Downing, R OBP: 0.322, SLG: 0.320 (1, 7)	0-0 6-3 2-3		0-0 F3 1B		0-0 2B		0-3 K	0-0 F9		5	0	1	1	0	1	2											
Rob Wilfong, L OBP: 0.444, SLG: 0.586 (1, 4)	0-0 2B 3-H		0-0 1-3		0-0 4-3			0-0 3-1		4	0	1	1	0	0	1											
Bob Boone, R OBP: 0.154, SLG: 0.180 (1, 2)	0-0 4-3		0-3 K		0-0 F3			0-0 HR 1B		4	1	1	0	0	1	1											
Dick Schofield, R OBP: 0.275, SLG: 0.340 (1, 6)		0-0 F6		0-0 F5		0-0 G3		0-0 HR		4	1	1	2	0	0	0											
Inning Stats	R: 4 E: 0 K: 0 S: 7	H: 4 LOB: 1 BB: 1 P: 11	R: 0 E: 0 K: 1 S: 5	H: 0 LOB: 0 BB: 0 P: 5	R: 2 E: 0 K: 0 S: 5	H: 2 LOB: 0 BB: 0 P: 5	R: 0 E: 0 K: 1 S: 5	H: 0 LOB: 1 BB: 1 P: 9	R: 1 E: 0 K: 0 S: 5	H: 2 LOB: 1 BB: 0 P: 5	R: 0 E: 0 K: 0 S: 6	H: 1 LOB: 1 BB: 0 P: 6	R: 2 E: 0 K: 0 S: 5	H: 2 LOB: 1 BB: 1 P: 9	R: 0 E: 0 K: 0 S: 3	H: 0 LOB: 0 BB: 0 P: 3	1B: 4 2B: 5 3B: 0 HR: 2	SF: 0 SAC: 0 DP: 0 HBP: 0	WP: 1 PB: 0 SB: 0 CS: 0	PA: 42							
PITCHER	IP	WLS	BF	H	R	ER	SO	BB	IBB	HBP	BLK	WP	HR	S	P	ERA	WHIP										
Albert Williams, R ERA: 6.0 (1, 1)	0.2	L	7	4	4	4	0	1	0	0	0	1	0	6	10	54.00	7.500										
Larry Pashnick, R ERA: 2.59 (1, 1)	6.1		26	5	3	3	3	2	0	0	0	0	1	30	38	4.26	1.105										
Keith Comstock, L ERA: 8.53 (8, 1)	2.0		9	2	2	2	0	1	0	0	0	0	1	8	12	9.00	1.500										

AB	38
R	9
H	11
RBI	9
BB	4
SO	3
LOB	10



Batter	1	2	3	4	5	6	7	8	9	AB	R	H	RBI	BB	SO	LOB	BOTTOM										
Darrell Brown, S OBP: 0.431, SLG: 0.587 (1, 8)	0-0 HR		0-0 F6			0-0 6-3		0-0 G6-4-3 1B		4	1	2	2	0	0	0	California Angels @ Minnesota Twins Hubert H. Humphrey Metrodome, Minneapolis, MN Wed Apr 18 1984, 7:05 PM EST Att: 7,967 - Unknown										
Tim Lincecum, R OBP: 0.356, SLG: 0.420 (1, 4)	0-0 F3		0-0 G1-4-3			0-0 F9		0-0 G6-4-3 1-2 3-H 1-2		4	0	0	0	0	2												
Tom Brunansky, R OBP: 0.276, SLG: 0.346 (1, 9)	0-0 6-3			0-0 5-3			0-0 F9		0-3 K	4	0	0	0	0	1	0											
Kent Hrbek, L OBP: 0.441, SLG: 0.510 (1, 3)	4-0 FC6-4 BB			0-0 G5-4-3 1B			0-0 FC5-4 1B		0-0 F9	3	0	2	0	1	0	0											
Dave Engle, R OBP: 0.375, SLG: 0.478 (1, 10)	0-0 FC6-4 1-2			0-0 G5-4-3 1-2			0-0 F3		0-0 1B 1B	4	0	1	0	0	0	3											
Gary Gaetti, R OBP: 0.396, SLG: 0.449 (1, 5)		0-0 F9			0-0 F1		0-0 FC5-4 1-2		0-0 1B 1-2 1B	4	0	1	0	0	0	1											
Dave Meier, R OBP: 0.167, SLG: 0.167 (1, 7)		0-0 6-3			0-0 5-3			0-0 FC5-4 1B 1B	0-0 4-3	4	1	1	0	0	0	2											
Tim Lincecum, R OBP: 0.219, SLG: 0.300 (1, 2)		0-0 F7			0-0 F5			0-0 FC5-4 1-2 1B		3	0	1	0	0	0	0											
Lenny Faedo, R OBP: 0.304, SLG: 0.349 (1, 6)			0-0 F8			0-0 F2		0-0 FC5-4 1-2 2-3 1B		3	0	0	0	0	2												
Inning Stats	R: 1 E: 0 K: 0 S: 4	H: 1 LOB: 1 BB: 1 P: 8	R: 0 E: 0 K: 0 S: 3	H: 0 LOB: 0 BB: 0 P: 3	R: 0 E: 0 K: 0 S: 3	H: 1 LOB: 0 BB: 0 P: 3	R: 0 E: 0 K: 0 S: 3	H: 0 LOB: 0 BB: 0 P: 3	R: 0 E: 0 K: 0 S: 4	H: 1 LOB: 1 BB: 0 P: 4	R: 1 E: 0 K: 0 S: 5	H: 3 LOB: 1 BB: 0 P: 5	R: 0 E: 0 K: 1 S: 7	H: 2 LOB: 2 BB: 0 P: 7	1B: 7 2B: 0 3B: 0 HR: 1	SF: 0 SAC: 0 DP: 2 HBP: 0	WP: 0 PB: 0 SB: 0 CS: 0	PA: 34									
PITCHER	IP	WLS	BF	H	R	ER	SO	BB	IBB	HBP	BLK	WP	HR	S	P	ERA	WHIP										
Geoff Zahn, L ERA: 2.45 (1, 1)	8.0	W	29	6	2	2	0	1	0	0	0	0	0	7	7	0.00	2.000										
Doug Corbett, R ERA: (9, 1)	1.0		5	2	0	0	1	0	0	0	0	0	0	7	7	0.00	2.000										

AB	33
R	2
H	8
RBI	2
BB	1
SO	1
LOB	10



Batter	1	2	3	4	5	6	7	8	9	10	11	12	13	AB	R	H	RBI	BB	SO	LOB	TOP							
Gary Pettis, S OBP: 0.304, SLG: 0.217 Jerry Naron, L OBP: 0.286, SLG: 0.714 (10, 3)	K		F7		K		K		1-3	F8		4-3		5	0	0	0	0	3	3								
Rod Carew, L OBP: 0.420, SLG: 0.421 Rob Picciolo, R OBP: 1.000, SLG: 2.000 (9, PR) (10, 9)	6-3		1B		1B	2B	4-3		1B SF7 BB		4-3 1B 2B		WP 2B 2B	4	1	2	1	1	0	0								
Fred Lynn, L OBP: 0.310, SLG: 0.455 (10, 8)	K		F6		1B		E3 FC6-4		1B		4-3		2B 2B	7	1	3	2	0	1	3								
Doug DeCinces, R OBP: 0.314, SLG: 0.469 (1, 5)		5-3			1-3		FC6-4		SF7		FC3-6 1B		1B 2B	5	1	2	3	1	0	2								
Reggie Jackson, L OBP: 0.271, SLG: 0.491 (1, 10)	K		F5				F6		K		FC3-6 S		E 1B SFB 1BB	6	1	0	0	1	3	3								
Brian Downing, R OBP: 0.333, SLG: 0.375 (1, 7)							6-3			FC6-4 SH2-4 BB		F8		6	1	2	1	1	2	4								
Rob Wilfong, L OBP: 0.436, SLG: 0.563 Bobby Grich, R OBP: 0.293, SLG: 0.293 (8, PH) (8, 4) (9, 3) (10, 4)		1B								SH2-4			E9	3	0	1	0	0	0	2								
Bob Boone, R OBP: 0.203, SLG: 0.255 (1, 2)			5-3			FC 2B 2B	1-2 1B		2B		FC6-4 BB		SF8	5	1	3	2	1	0	0								
Dick Schofield, R OBP: 0.293, SLG: 0.352 (1, 6)			1B		FC 2B		F8		1B		FC6-4		F4	7	0	3	0	0	0	5								
Inning Stats	R: 0 E: 0 K: 2 S: 7	H: 0 LOB: 0 BB: 0 P: 7	R: 0 E: 0 K: 1 S: 6	H: 1 LOB: 1 BB: 0 P: 6	R: 0 E: 0 K: 0 S: 5	H: 2 LOB: 2 BB: 0 P: 5	R: 0 E: 0 K: 1 S: 5	H: 0 LOB: 1 BB: 1 P: 9	R: 2 E: 0 K: 1 S: 8	H: 3 LOB: 1 BB: 0 P: 8	R: 1 E: 0 K: 0 S: 5	H: 3 LOB: 1 BB: 0 P: 5	R: 0 E: 1 K: 1 S: 6	H: 0 LOB: 1 BB: 0 P: 6	R: 1 E: 0 K: 1 S: 6	H: 1 LOB: 1 BB: 1 P: 10	R: 0 E: 0 K: 0 S: 3	H: 0 LOB: 2 BB: 2 P: 11	R: 1 E: 0 K: 1 S: 6	H: 2 LOB: 1 BB: 0 P: 5	R: 0 E: 0 K: 1 S: 6	H: 1 LOB: 1 BB: 0 P: 6	R: 4 E: 1 K: 1 S: 9	H: 4 LOB: 1 BB: 1 P: 13	1B: 11 2B: 8 3B: 0 HR: 1	SF: 2 SAC: 1 DP: 0 HBP: 0	WP: 1 PB: 0 SB: 1 CS: 1	PA: 63
PITCHER	IP 6.0	WLS 27	BF 9	H 3	R 3	ER 3	SO 5	BB 1	IBB 0	HBP 0	BLK 0	WP 0	HR 1	S 36	P 40	ERA 4.50	WHIP 1.667											
Luis Leal, R ERA: 2.84											PITCHER Joey McLaughlin, R (13, 1) ERA: 0.2																	
Roy Lee Jackson, R ERA: 3.66	1.0	4	0	0	0	1	0	0	0	0	0	0	0	0	6	6	0.00	0.000										
Jimmy Key, L ERA: 1.35	0.2	4	2	1	1	1	0	0	0	0	0	0	0	0	6	6	13.50	3.000										
Dennis Lamp, R ERA: 3.38	2.1	11	2	1	1	1	3	0	0	0	0	0	0	10	22	3.86	2.143											
Jim Acker, R ERA: 4.38	2.1	L	15	7	5	4	2	0	1	0	0	1	0	18	22	15.43	3.000											

California Angels @ Toronto Blue Jays
Exhibition Stadium, Toronto, ON
Fri Apr 20 1984, 6:05 PM EST
Att. 37,241 - Unknown

AB 55
R 10
H 20
RBI 10
BB 5
SO 10
LOB 25



Batter	1	2	3	4	5	6	7	8	9	10	11	12	13	AB	R	H	RBI	BB	SO	LOB	BOTTOM						
Damaso Garcia, R OBP: 0.370, SLG: 0.492 (1, 4)	S 1B		G6-4-3			K		SH2-4 2B BB	F8			SH5-4 1B		5	1	2	0	1	1	3							
Dave Collins, S OBP: 0.380, SLG: 0.382 (1, 7)	F7				K		HR BB	SH2-4		K		SH5-4		3	1	0	0	1	2	1							
Lloyd Moseby, L OBP: 0.344, SLG: 0.491 (1, 8)	K				K			1B		K				5	1	2	5	1	3	1							
Willie Upshaw, L OBP: 0.451, SLG: 0.698 (1, 3)	K				F3			2B		F7		F9		5	0	0	0	1	1	3							
Cliff Johnson, R OBP: 0.362, SLG: 0.447 (1, 10)		K			F7		FC6-4 1B	F3		K		F6		6	0	1	0	0	2	4							
George Bell, R OBP: 0.417, SLG: 0.544 (1, 9)		F8			F4		FC6-4		1B	F6				6	0	2	0	0	0	1							
Rance Mulliniks, L OBP: 0.286, SLG: 0.250 Garth Iorg, R OBP: 0.240, SLG: 0.333 (8, PH) (9, 5)		F7			K			F7		F9				3	0	0	0	0	1	0							
Jesse Barfield, R OBP: 0.256, SLG: 0.297 Buck Martinez, R OBP: 0.056, SLG: 0.126 (12, 2)											WP 1B			1	1	1	0	0	0	0							
Ernie Whitt, L OBP: 0.381, SLG: 0.455 Mitch Webster, S OBP: 0.056, SLG: 0.126 (11, PR)			3-1						4-3					4	1	1	1	1	1	0							
Kelly Gruber, R (12, 5) Geno Petralli, L (13, PH)						BB 1B HR BB				K		PB 1B		0	0	0	0	0	0	0							
Alfredo Griffin, S OBP: 0.196, SLG: 0.280 (1, 6)						HR BB 1B		F7		F6		F7		6	1	2	0	0	0	2							
Inning Stats	R: 0 E: 0 K: 2 S: 8	H: 1 LOB: 1 BB: 0 P: 8	R: 0 E: 0 K: 1 S: 5	H: 0 LOB: 0 BB: 0 P: 5	R: 0 E: 0 K: 2 S: 7	H: 0 LOB: 0 BB: 0 P: 7	R: 0 E: 0 K: 1 S: 5	H: 0 LOB: 1 BB: 2 P: 16	R: 0 E: 0 K: 0 S: 3	H: 0 LOB: 0 BB: 0 P: 3	R: 1 E: 0 K: 0 S: 5	H: 2 LOB: 3 BB: 2 P: 13	R: 0 E: 0 K: 1 S: 5	H: 0 LOB: 0 BB: 0 P: 5	R: 0 E: 0 K: 2 S: 7	H: 0 LOB: 0 BB: 0 P: 7	R: 1 E: 0 K: 1 S: 7	H: 2 LOB: 2 BB: 0 P: 7	R: 0 E: 0 K: 0 S: 4	H: 1 LOB: 1 BB: 1 P: 8	R: 0 E: 0 K: 1 S: 6	H: 1 LOB: 1 BB: 0 P: 6	1B: 9 2B: 1 3B: 0 HR: 1	SF: 0 SAC: 2 DP: 1 HBP: 0	WP: 1 PB: 1 SB: 1 CS: 0	PA: 54	
PITCHER	IP 7.1	WLS 31	BF 6	H 5	R 5	ER 5	SO 7	BB 3	IBB 1	HBP 0	BLK 0	WP 0	HR 1	S 41	P 57	ERA 6.14	WHIP 1.227										
Mike Witt, R ERA: 6.56											PITCHER																
Luis Sanchez, R ERA: 2.19	4.2	W	19	4	1	1	4	0	1	0	0	1	0	26	30	1.93	0.857										
Curt Kaufman, R ERA: 5.88	1.0	4	1	0	0	1	0	0	0	0	0	0	0	6	6	0.00	1.000										

California Angels @ Toronto Blue Jays
Exhibition Stadium, Toronto, ON
Fri Apr 20 1984, 6:05 PM EST
Att. 37,241 - Unknown

AB 47
R 6
H 11
RBI 6
BB 5
SO 12
LOB 20



Batter	1	2	3	4	5	6	7	8	9	AB	R	H	RBI	BB	SO	LOB	TOP										
Gary Pettis, S (1, 8) OBP: 0.348, SLG: 0.302										4	1	1	0	1	1	3	California Angels @ Toronto Blue Jays Exhibition Stadium, Toronto, ON Sun Apr 22 1984, 3:33 AM EST Att: 16,462 - Unknown										
Rob Wilfong, L (1, 4) OBP: 0.408, SLG: 0.500										4	0	1	1	0	1	1											
Fred Lynn, L (1, 9) OBP: 0.296, SLG: 0.421										5	3	2	0	0	0	1											
Doug DeCinces, R (1, 5) OBP: 0.311, SLG: 0.500										4	1	1	2	0	1	1											
Rob Piccolo, R (7, 5) OBP: 1.000, SLG: 2.000										0	0	0	0	0	0	0											
Reggie Jackson, L (1, 10) OBP: 0.333, SLG: 0.563										5	2	4	0	0	1	1											
Brian Downing, R (1, 7) OBP: 0.342, SLG: 0.422										4	1	1	2	1	0	3											
Bobby Grich, R (1, 3) OBP: 0.333, SLG: 0.545										4	1	1	2	1	2	4											
Jerry Narron, L (1, 2) OBP: 0.273, SLG: 0.500										3	0	0	1	1	1	2											
Dick Schofield, R (1, 6) OBP: 0.299, SLG: 0.339										3	0	0	1	1	0	0											
Inning Stats	R: 0 E: 0 K: 1 S: 5	H: 1 LOB: 0 BB: 0 P: 5	R: 0 E: 0 K: 0 S: 4	H: 1 LOB: 2 BB: 1 P: 8	R: 1 E: 0 K: 0 S: 4	H: 1 LOB: 0 BB: 0 P: 4	R: 0 E: 0 K: 0 S: 4	H: 0 LOB: 1 BB: 1 P: 7	R: 2 E: 0 K: 2 S: 9	H: 2 LOB: 3 BB: 3 P: 21	R: 4 E: 0 K: 1 S: 9	H: 4 LOB: 0 BB: 0 P: 9	R: 0 E: 0 K: 1 S: 5	H: 0 LOB: 0 BB: 0 P: 5	R: 2 E: 1 K: 2 S: 9	H: 1 LOB: 0 BB: 0 P: 9	1B: 6 2B: 1 3B: 1 HR: 3	SF: 1 SAC: 1 DP: 1 HBP: 0	WP: 0 PB: 0 SB: 1 CS: 0	PA: 43							
PITCHER	IP	WLS	BF	H	R	ER	SO	BB	IBB	HBP	BLK	WP	HR	S	P	ERA	WHIP										
Doyle Alexander, R (1, 1) ERA: 5.09	5.1		24	6	3	3	2	3	0	0	0	0	0	25	37	5.06	1.688										
Roy Lee Jackson, R (6, 1) ERA: 3.52	0.1	3	0	0	0	1	2	0	0	0	0	0	0	3	11	0.00	6.000										
Jimmy Key, L (6, 1) ERA: 4.66	3.0	L	14	4	5	5	3	0	0	0	0	0	2	20	20	15.00	1.333										
Dennis Lamp, R (9, 1) ERA: 4.09	0.1		2	1	1	0	1	0	0	0	0	0	1	4	4	0.00	3.000										

Batter	1	2	3	4	5	6	7	8	9	AB	R	H	RBI	BB	SO	LOB	BOTTOM										
Damaso Garcia, R (1, 4) OBP: 0.397, SLG: 0.486										5	0	2	1	0	0	1	California Angels @ Toronto Blue Jays Exhibition Stadium, Toronto, ON Sun Apr 22 1984, 3:33 AM EST Att: 16,462 - Unknown										
Lloyd Moseby, L (1, 8) OBP: 0.314, SLG: 0.429										5	0	0	0	0	0	4											
George Bell, R (1, 7) OBP: 0.420, SLG: 0.545										5	2	2	0	0	0	1											
Cliff Johnson, R (1, 10) OBP: 0.373, SLG: 0.455										4	1	2	1	1	0	1											
Jesse Barfield, R (1, 9) OBP: 0.227, SLG: 0.262										5	1	0	0	0	0	5											
Willie Upshaw, L (1, 3) OBP: 0.497, SLG: 0.725										5	2	4	1	0	0	1											
Garth Iorg, R (1, 5) OBP: 0.214, SLG: 0.296										3	0	0	1	0	0	3											
Rance Mulliniks, L (7, PH) OBP: 0.282, SLG: 0.250										0	0	0	0	0	0	0											
Mitch Webster, S (7, PH) OBP: 0.333, SLG: 0.667										1	0	1	1	0	0	0											
Kelly Gruber, R (8, 5) OBP: 0.390, SLG: 0.395										0	0	0	0	0	0	0											
Dave Collins, S (9, PH) OBP: 0.390, SLG: 0.395										0	0	0	0	1	0	0											
Buck Martinez, R (1, 2) OBP: 0.143, SLG: 0.316										3	0	2	1	0	0	2											
Ernie Whitt, L (7, PH) OBP: 0.396, SLG: 0.432										0	0	0	0	2	0	0											
Alfredo Griffin, S (1, 6) OBP: 0.167, SLG: 0.241										5	0	0	0	0	0	10											
Inning Stats	R: 0 E: 0 K: 0 S: 3	H: 0 LOB: 0 BB: 0 P: 3	R: 0 E: 0 K: 0 S: 4	H: 1 LOB: 1 BB: 0 P: 4	R: 0 E: 0 K: 0 S: 4	H: 1 LOB: 1 BB: 0 P: 4	R: 3 E: 0 K: 0 S: 7	H: 4 LOB: 1 BB: 0 P: 7	R: 0 E: 0 K: 0 S: 4	H: 1 LOB: 2 BB: 1 P: 8	R: 1 E: 1 K: 0 S: 6	H: 2 LOB: 2 BB: 0 P: 6	R: 2 E: 1 K: 0 S: 6	H: 3 LOB: 2 BB: 1 P: 10	R: 0 E: 0 K: 0 S: 3	H: 0 LOB: 0 BB: 0 P: 3	R: 0 E: 0 K: 0 S: 4	H: 1 LOB: 3 BB: 2 P: 12	1B: 7 2B: 7 3B: 0 HR: 0	SF: 0 SAC: 0 DP: 1 HBP: 0	WP: 0 PB: 0 SB: 1 CS: 0	PA: 45					
PITCHER	IP	WLS	BF	H	R	ER	SO	BB	IBB	HBP	BLK	WP	HR	S	P	ERA	WHIP										
Tommy John, L (1, 1) ERA: 2.6	5.2		27	8	4	3	0	0	0	0	0	0	0	6	6	13.50	4.500										
Jim Stilton, R (6, 1) ERA: 12.15	0.2	W	6	3	2	1	0	0	0	0	0	0	0	6	6	0.00	4.500										
John Curtis, L (7, 1) ERA: 4.26	0.0		1	1	0	0	0	0	0	0	0	0	0	1	1	∞	∞										
Frank LaCorte, R (7, 1) ERA: 4.91	2.1		10	1	0	0	0	2	1	0	0	0	0	7	19	0.00	1.286										
Curt Kauffman, R (9, 1) ERA: 5.4	0.1	S	1	0	0	0	0	0	0	0	0	0	0	1	1	0.00	0.000										

Batter	1	2	3	4	5	6	7	8	9	AB	R	H	RBI	BB	SO	LOB	TOP			
Gary Pettis, S OBP: 0.333, SLG: 0.286 (1, 8)	0-0 4-3	0-0 FC6-4			0-0 4-3					3	0	0	0	0	0	2				
Rod Carew, L OBP: 0.391, SLG: 0.400 (1, 3)	0-3 K		0-0 4-3		0-0 4-3					3	0	0	0	0	1	0				
Fred Lynn, L OBP: 0.321, SLG: 0.429 (1, 9)	0-0 BB 1B		4-0 BB		4-0 BB			4-0 E BB		1	0	1	0	2	0	0				
Doug DeCinces, R OBP: 0.312, SLG: 0.486 (1, 5)	4-0 BB 1-2 BB		0-3 K		0-0 E6 G5-4-3					2	0	0	0	1	1	2				
Reggie Jackson, L OBP: 0.319, SLG: 0.537 (1, 10)	0-3 K		0-3 K		0-3 K					3	0	0	0	0	3	5				
Brian Downing, R OBP: 0.329, SLG: 0.403 (1, 7)		0-0 F3		0-0 F8				0-0 G5-4-3		3	0	0	0	0	0	2				
Bobby Grich, R OBP: 0.316, SLG: 0.514 (1, 4)		0-0 6-3		0-0 F8						2	0	0	0	0	0	0				
Bob Boone, R OBP: 0.212, SLG: 0.274 (1, 2)		0-0 1B 1B		0-0 5-3						2	0	1	0	0	0	0				
Dick Schofield, R OBP: 0.304, SLG: 0.344 (1, 6)		0-0 FC6-4 1B		0-3 K						2	0	1	0	0	1	0				
Inning Stats	R: 0 E: 0 K: 2 S: 8	H: 1 LOB: 2 BB: 1 P: 12	R: 0 E: 0 K: 0 S: 5	H: 2 LOB: 2 BB: 0 P: 5	R: 0 E: 0 K: 2 S: 7	H: 0 LOB: 1 BB: 1 P: 11	R: 0 E: 0 K: 0 S: 3	H: 0 LOB: 0 BB: 0 P: 3	R: 0 E: 1 K: 1 S: 5	H: 0 LOB: 1 BB: 1 P: 9							1B: 3 2B: 0 3B: 0 HR: 0	SF: 0 SAC: 0 DP: 1 HBP: 0	WP: 0 PB: 0 SB: 0 CS: 0	PA: 24
PITCHER Bob Ojeda, L ERA: 3.97 (1, 1)	IP: 6.0 WLS: W BF: 24 H: 3 R: 0 ER: 0 SO: 6 BB: 3 IBB: 0 HBP: 0 BLK: 0 WP: 0 HR: 0 S: 33 P: 45 ERA: 0.00 WHIP: 1.000															PITCHER	IP: WLS: BF: H: R: ER: SO: BB: IBB: HBP: BLK: WP: HR: S: P: ERA: WHIP:			

California Angels @ Boston Red Sox
Fenway Park, Boston, MA
Mon Apr 23 1984, 6:05 PM EST
Att: 12,912 - Unknown

AB 21
R 0
H 3
RBI 0
BB 3
SO 6
LOB 11



Batter	1	2	3	4	5	6	7	8	9	AB	R	H	RBI	BB	SO	LOB	BOTTOM					
Marty Barrett, R OBP: 0.667, SLG: 0.600 (1, 4)	0-0 BB 1B	0-0 FC6-4 1B			0-0 SH1-4 SF9 E 1B					3	1	3	1	0	0	0						
Dwight Evans, R OBP: 0.371, SLG: 0.382 (1, 9)	4-0 BB 1-2 BB	0-0 FC6-4			0-0 E9 SF9 SH1-4					2	0	0	0	1	0	3						
Wade Boggs, L OBP: 0.431, SLG: 0.286 (1, 5)	0-0 F7		4-0 G5-4-3 BB		0-0 SH1-4					1	0	0	0	1	0	2						
Jim Rice, R OBP: 0.209, SLG: 0.175 (1, 7)	0-0 F8		0-0 G5-4-3		4-0 IBB					2	0	0	0	1	0	3						
Mike Easter, L OBP: 0.431, SLG: 0.556 (1, 3)	0-0 F9		0-0 1B		0-0 SF9					2	0	1	1	0	0	2						
Tony Armas, R OBP: 0.297, SLG: 0.525 (1, 10)		0-0 4-3	0-3 K		0-0 1-4-3					3	0	0	0	0	1	3						
Reid Nichols, R OBP: 0.429, SLG: 0.542 (1, 8)		0-0 1B 1B 2B		0-0 1-3				0-0 F7		3	1	1	0	0	0	0						
Jeff Newman, R OBP: 0.667, SLG: 0.667 (1, 2)		0-0 1B 2-3 1B		0-0 6-3				0-0 1B		3	0	2	0	0	0	0						
Jackie Gutierrez, R OBP: 0.286, SLG: 0.462 (1, 6)		0-0 F9		0-0 G3						2	0	0	0	0	0	2						
Inning Stats	R: 0 E: 0 K: 0 S: 4	H: 1 LOB: 2 BB: 1 P: 8	R: 1 E: 0 K: 0 S: 6	H: 3 LOB: 2 BB: 0 P: 6	R: 0 E: 0 K: 1 S: 5	H: 1 LOB: 1 BB: 1 P: 9	R: 0 E: 0 K: 0 S: 3	H: 0 LOB: 0 BB: 0 P: 3	R: 1 E: 1 K: 0 S: 5	H: 1 LOB: 2 BB: 1 P: 9	R: 0 E: 0 K: 0 S: 2	H: 1 LOB: 1 BB: 0 P: 2							1B: 6 2B: 1 3B: 0 HR: 0	SF: 1 SAC: 1 DP: 1 HBP: 0	WP: 0 PB: 0 SB: 0 CS: 0	PA: 26
PITCHER Geoff Zahn, L ERA: 2.25 (1, 1)	IP: 5.1 WLS: L BF: 26 H: 7 R: 2 ER: 1 SO: 1 BB: 2 IBB: 1 HBP: 0 BLK: 0 WP: 0 HR: 0 S: 25 P: 37 ERA: 1.69 WHIP: 1.688															PITCHER	IP: WLS: BF: H: R: ER: SO: BB: IBB: HBP: BLK: WP: HR: S: P: ERA: WHIP:					

California Angels @ Boston Red Sox
Fenway Park, Boston, MA
Mon Apr 23 1984, 6:05 PM EST
Att: 12,912 - Unknown

AB 21
R 2
H 7
RBI 2
BB 3
SO 1
LOB 15



Batter	1	2	3	4	5	6	7	8	9	AB	R	H	RBI	BB	SO	LOB	TOP
Gary Pettis, S OBP: 0.351, SLG: 0.300 (1, 8)	0-0 1B SF9 1B		0-0 6-3	0-0 1-2 1B		4-0 FC4-6 BB FC1-2 BB		0-0 1-3		4	1	2	0	1	0	0	
Rod Carew, L OBP: 0.418, SLG: 0.422 (1, 3)	0-0 SF9 BB 1-3 1B		0-0 2B CS 1B	0-3 K		4-0 FC4-6 BB 1-2 2-3 3-H		0-0 G6-3 1B		4	0	3	1	1	1	2	
Fred Lynn, L OBP: 0.326, SLG: 0.432 (1, 9)	4-0 1-2 BB		0-0 1-3 2B	0-0 F8		0-0 FC4-6 FC1-2 1-2 2-3 3-H		0-0 G6-3		4	0	1	1	1	0	5	
Doug DeCinces, R OBP: 0.305, SLG: 0.514 (1, 5)	0-0 SF9 2-3 3-H		0-0 F4 3-H		0-0 HR	0-0 FC1-2 1-2 3-H		0-0 5-3		4	1	1	2	0	0	4	
Reggie Jackson, L OBP: 0.325, SLG: 0.583 (1, 10)	0-3 K		0-0 HR	0-0 6-3		0-3 K		0-0 1B 2B		5	2	2	1	0	2	4	
Brian Downing, R OBP: 0.333, SLG: 0.444 (1, 7)	0-0 F9		0-0 HR	0-0 4-3		0-0 F7		0-0 1B		5	1	2	2	0	0	2	
Bobby Grich, R OBP: 0.302, SLG: 0.550 (1, 4)		0-3 K	0-0 HR	0-0 F9		0-0 1-3		0-0 F9		5	1	1	1	0	1	1	
Bob Boone, R OBP: 0.254, SLG: 0.328 (1, 2)		0-0 G5-4-3 1B	0-0 FC4-6 1B	0-0 FC4-6 1B		0-0 E BB 1B		0-0 6-3		5	1	4	0	0	0	1	
Dick Schofield, R OBP: 0.288, SLG: 0.324 (1, 6)	0-0 G5-4-3 1-2		0-0 FC4-6 1B 1-2	0-0 E4 BB FC4-6 1-3		0-0 F6				4	1	0	0	0	0	4	
Inning Stats	R: 1 E: 0 K: 1 S: 7	H: 2 LOB: 2 BB: 1 P: 11	R: 0 E: 0 K: 1 S: 5	H: 1 LOB: 0 BB: 0 P: 5	R: 0 E: 0 K: 0 S: 4	H: 2 LOB: 1 BB: 0 P: 4	R: 3 E: 0 K: 1 S: 10	H: 5 LOB: 2 BB: 0 P: 10	R: 1 E: 0 K: 0 S: 4	H: 1 LOB: 1 BB: 0 P: 4	R: 0 E: 0 K: 0 S: 3	H: 1 LOB: 0 BB: 0 P: 3	R: 1 E: 0 K: 0 S: 5	H: 2 LOB: 1 BB: 0 P: 5	1B: 9 2B: 3 3B: 0 HR: 4	SF: 1 SAC: 0 DP: 2 HBP: 0	WP: 0 PA: 44 PB: 0 SB: 0 CS: 1
PITCHER	IP WLS BF H R ER SO BB IBB HBP BLK WP HR S P ERA WHIP	IP WLS BF H R ER SO BB IBB HBP BLK WP HR S P ERA WHIP	IP WLS BF H R ER SO BB IBB HBP BLK WP HR S P ERA WHIP	IP WLS BF H R ER SO BB IBB HBP BLK WP HR S P ERA WHIP	IP WLS BF H R ER SO BB IBB HBP BLK WP HR S P ERA WHIP	IP WLS BF H R ER SO BB IBB HBP BLK WP HR S P ERA WHIP	IP WLS BF H R ER SO BB IBB HBP BLK WP HR S P ERA WHIP	IP WLS BF H R ER SO BB IBB HBP BLK WP HR S P ERA WHIP	IP WLS BF H R ER SO BB IBB HBP BLK WP HR S P ERA WHIP	IP WLS BF H R ER SO BB IBB HBP BLK WP HR S P ERA WHIP	IP WLS BF H R ER SO BB IBB HBP BLK WP HR S P ERA WHIP	IP WLS BF H R ER SO BB IBB HBP BLK WP HR S P ERA WHIP	IP WLS BF H R ER SO BB IBB HBP BLK WP HR S P ERA WHIP	IP WLS BF H R ER SO BB IBB HBP BLK WP HR S P ERA WHIP	IP WLS BF H R ER SO BB IBB HBP BLK WP HR S P ERA WHIP	IP WLS BF H R ER SO BB IBB HBP BLK WP HR S P ERA WHIP	IP WLS BF H R ER SO BB IBB HBP BLK WP HR S P ERA WHIP
Oil Can Boyd, R ERA: 5.21 (1, 1)	3.0 17 9 4 4 2 2 1 0 0 0 0 0 3 20 24 12.00 3.333	2.0 12 3 3 2 1 2 0 0 0 0 0 0 1 12 20 9.00 2.500	2.0 10 2 0 0 1 0 0 0 0 0 0 0 0 5 5 9.00 2.000	1.0 L 5 2 1 1 0 0 0 0 0 0 0 0 5 5 9.00 2.000	1.0 L 5 2 1 1 0 0 0 0 0 0 0 0 5 5 9.00 2.000	1.0 L 5 2 1 1 0 0 0 0 0 0 0 0 5 5 9.00 2.000	1.0 L 5 2 1 1 0 0 0 0 0 0 0 0 5 5 9.00 2.000	1.0 L 5 2 1 1 0 0 0 0 0 0 0 0 5 5 9.00 2.000	1.0 L 5 2 1 1 0 0 0 0 0 0 0 0 5 5 9.00 2.000	1.0 L 5 2 1 1 0 0 0 0 0 0 0 0 5 5 9.00 2.000	1.0 L 5 2 1 1 0 0 0 0 0 0 0 0 5 5 9.00 2.000	1.0 L 5 2 1 1 0 0 0 0 0 0 0 0 5 5 9.00 2.000	1.0 L 5 2 1 1 0 0 0 0 0 0 0 0 5 5 9.00 2.000	1.0 L 5 2 1 1 0 0 0 0 0 0 0 0 5 5 9.00 2.000	1.0 L 5 2 1 1 0 0 0 0 0 0 0 0 5 5 9.00 2.000	1.0 L 5 2 1 1 0 0 0 0 0 0 0 0 5 5 9.00 2.000	1.0 L 5 2 1 1 0 0 0 0 0 0 0 0 5 5 9.00 2.000

California Angels @ Boston Red Sox
Fenway Park, Boston, MA
Tue Apr 24 1984, 6:05 PM EST
Att: 12,330 - Unknown

AB 40
R 8
H 16
RBI 8
BB 3
SO 4
LOB 23



Batter	1	2	3	4	5	6	7	8	9	AB	R	H	RBI	BB	SO	LOB	BOTTOM		
Jerry Remy, L OBP: 0.366, SLG: 0.385 (1, 4)	0-0 WP 2B 1B		0-0 6-3	4-0 1B 1B BB		0-0 FC3-6 G6-4-3 1-2		0-0 1-2 2-3 1B		4	2	2	0	1	0	2			
Dwight Evans, R OBP: 0.380, SLG: 0.356 (1, 9)	0-0 F4 1-2		4-0 BB BB 3B	0-0 F8		0-0 G6-4-3 1-2		0-3 K		4	1	0	0	1	1	6			
Wade Boggs, L OBP: 0.429, SLG: 0.283 (1, 5)	0-0 F7		4-0 1-2 3B BB	0-0 1B		0-0 F8		0-0 3-1		4	1	1	0	1	0	4			
Jim Rice, R OBP: 0.236, SLG: 0.250 (1, 7)	0-0 2H 1B 2B		0-0 2H 2H 2B 3B	0-0 1-2 3H 1B		0-0 6-3		0-0 F4		5	2	3	4	0	0	0			
Mike Easter, L OBP: 0.429, SLG: 0.542 (1, 3)	0-0 2H 1B		0-0 4-3	0-3 K		0-0 3-1		0-0 PB G3 1B		5	0	2	1	0	1	3			
Tony Armas, R OBP: 0.290, SLG: 0.500 (1, 10)	0-3 K		0-0 6-3	0-0 F5		0-0 2B SF8 1B		0-0 G3		5	1	1	0	0	1	3			
Rich Gedman, L OBP: 0.280, SLG: 0.404 (1, 2)		0-0 1-3	0-0 2B	0-0 F6		0-0 1B 2B		4-0 BB BB		4	0	2	1	0	0	0			
Marty Barrett, R OBP: 0.667, SLG: 0.600 (6, PR)			0-0 3H 2B	0-0 F8		0-0 1B HBP		0-0 F9		0	0	0	0	0	0	0			
Jeff Newman, R OBP: 0.750, SLG: 0.667 (9, 2)			0-0 F4	0-0 F4		0-0 F8		0-0 F9		4	0	0	0	0	0	3			
Reid Nichols, R OBP: 0.394, SLG: 0.464 (1, 8)			0-0 F4	0-0 F9		0-0 FC3-6 1B		0-0 SF8		3	0	2	0	0	0	0			
Jackie Gutierrez, R OBP: 0.353, SLG: 0.563 (1, 6)			0-0 2B	0-0 F9		0-0 FC3-6 1B		0-0 SF8		0	0	0	1	0	0	0			
Rick Miller, L OBP: 0.157, SLG: 0.200 (8, PH)										0	0	0	0	0	0	0			
Glenn Hoffman, R OBP: 0.226, SLG: 0.241 (9, 6)										0	0	0	0	0	0	0			
Inning Stats	R: 2 E: 0 K: 1 S: 8	H: 3 LOB: 1 BB: 0 P: 8	R: 0 E: 0 K: 0 S: 4	H: 1 LOB: 0 BB: 0 P: 4	R: 3 E: 0 K: 0 S: 5	H: 2 LOB: 1 BB: 2 P: 13	R: 1 E: 0 K: 1 S: 7	H: 2 LOB: 2 BB: 1 P: 11	R: 0 E: 0 K: 0 S: 3	H: 0 LOB: 0 BB: 0 P: 3	R: 0 E: 0 K: 0 S: 3	H: 0 LOB: 0 BB: 0 P: 3	R: 1 E: 0 K: 1 S: 8	H: 3 LOB: 3 BB: 0 P: 9	R: 0 E: 0 K: 0 S: 4	H: 1 LOB: 2 BB: 1 P: 8	1B: 8 2B: 4 3B: 1 HR: 0	SF: 1 SAC: 0 DP: 1 HBP: 1	WP: 1 PA: 44 PB: 1 SB: 0 CS: 0
PITCHER	IP WLS BF H R ER SO BB IBB HBP BLK WP HR S P ERA WHIP	IP WLS BF H R ER SO BB IBB HBP BLK WP HR S P ERA WHIP	IP WLS BF H R ER SO BB IBB HBP BLK WP HR S P ERA WHIP	IP WLS BF H R ER SO BB IBB HBP BLK WP HR S P ERA WHIP	IP WLS BF H R ER SO BB IBB HBP BLK WP HR S P ERA WHIP	IP WLS BF H R ER SO BB IBB HBP BLK WP HR S P ERA WHIP	IP WLS BF H R ER SO BB IBB HBP BLK WP HR S P ERA WHIP	IP WLS BF H R ER SO BB IBB HBP BLK WP HR S P ERA WHIP	IP WLS BF H R ER SO BB IBB HBP BLK WP HR S P ERA WHIP	IP WLS BF H R ER SO BB IBB HBP BLK WP HR S P ERA WHIP	IP WLS BF H R ER SO BB IBB HBP BLK WP HR S P ERA WHIP	IP WLS BF H R ER SO BB IBB HBP BLK WP HR S P ERA WHIP	IP WLS BF H R ER SO BB IBB HBP BLK WP HR S P ERA WHIP	IP WLS BF H R ER SO BB IBB HBP BLK WP HR S P ERA WHIP	IP WLS BF H R ER SO BB IBB HBP BLK WP HR S P ERA WHIP	IP WLS BF H R ER SO BB IBB HBP BLK WP HR S P ERA WHIP	IP WLS BF H R ER SO BB IBB HBP BLK WP HR S P ERA WHIP		
Steve Brown, R ERA: 9.0 (1, 1)	3.1 19 5 1 1 1 0 0 0 0 0 0 0 0 17 17 2.46 1.364	3.2 15 5 1 1 1 0 0 0 0 0 0 0 0 17 17 2.46 1.364	2.0 W 10 2 0 0 1 1 0 1 0 0 0 0 10 15 0.00 1.500	2.0 W 10 2 0 0 1 1 0 1 0 0 0 0 10 15 0.00 1.500	2.0 W 10 2 0 0 1 1 0 1 0 0 0 0 10 15 0.00 1.500	2.0 W 10 2 0 0 1 1 0 1 0 0 0 0 10 15 0.00 1.500	2.0 W 10 2 0 0 1 1 0 1 0 0 0 0 10 15 0.00 1.500	2.0 W 10 2 0 0 1 1 0 1 0 0 0 0 10 15 0.00 1.500	2.0 W 10 2 0 0 1 1 0 1 0 0 0 0 10 15 0.00 1.500	2.0 W 10 2 0 0 1 1 0 1 0 0 0 0 10 15 0.00 1.500	2.0 W 10 2 0 0 1 1 0 1 0 0 0 0 10 15 0.00 1.500	2.0 W 10 2 0 0 1 1 0 1 0 0 0 0 10 15 0.00 1.500	2.0 W 10 2 0 0 1 1 0 1 0 0 0 0 10 15 0.00 1.500	2.0 W 10 2 0 0 1 1 0 1 0 0 0 0 10 15 0.00 1.500	2.0 W 10 2 0 0 1 1 0 1 0 0 0 0 10 15 0.00 1.500	2.0 W 10 2 0 0 1 1 0 1 0 0 0 0 10 15 0.00 1.500	2.0 W 10 2 0 0 1 1 0 1 0 0 0 0 10 15 0.00 1.500		

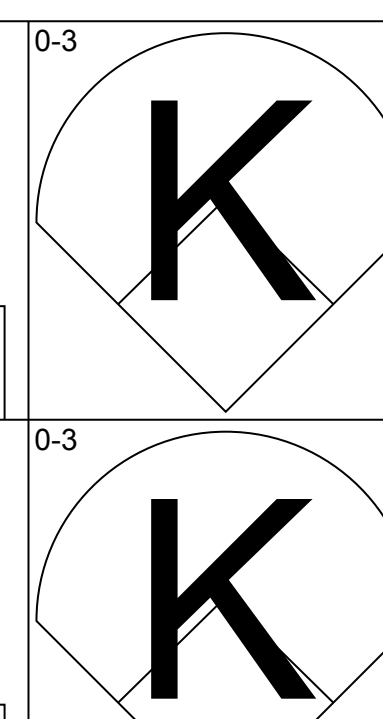
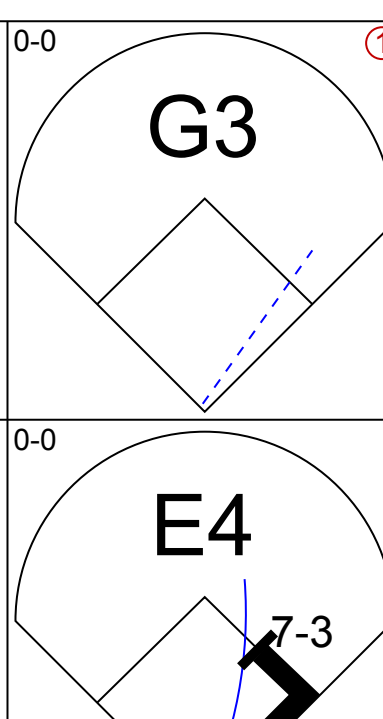
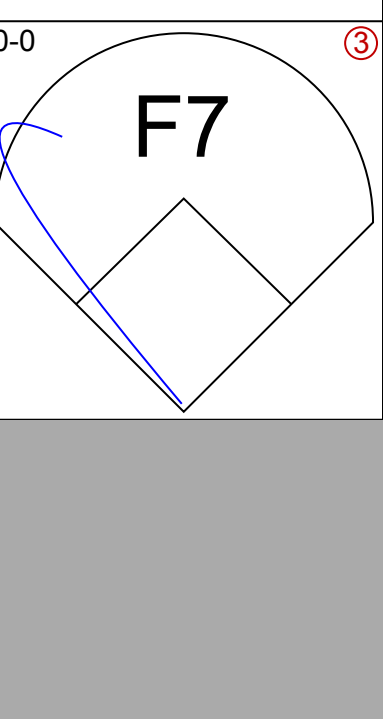
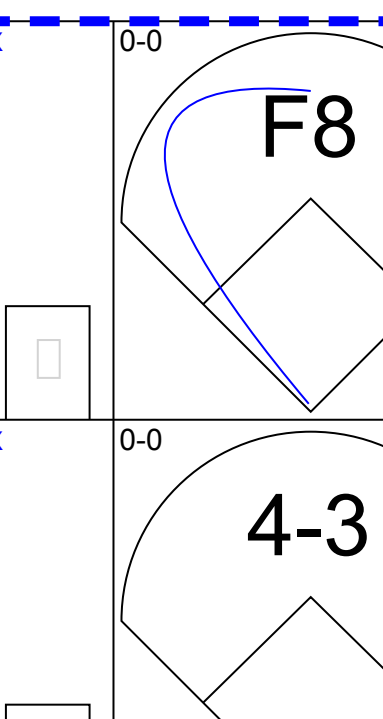
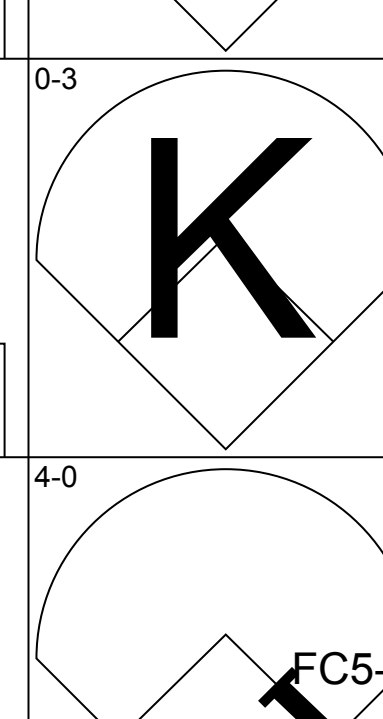
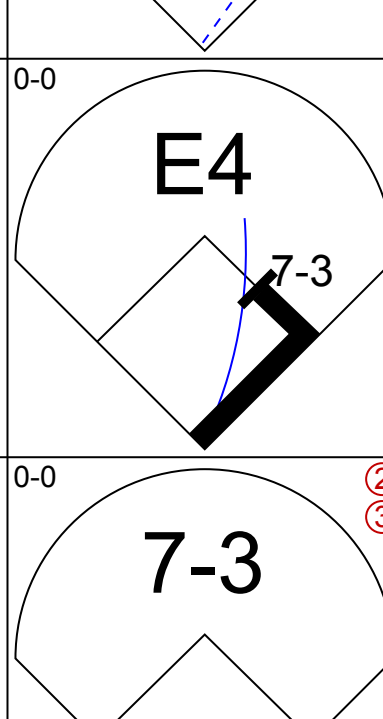
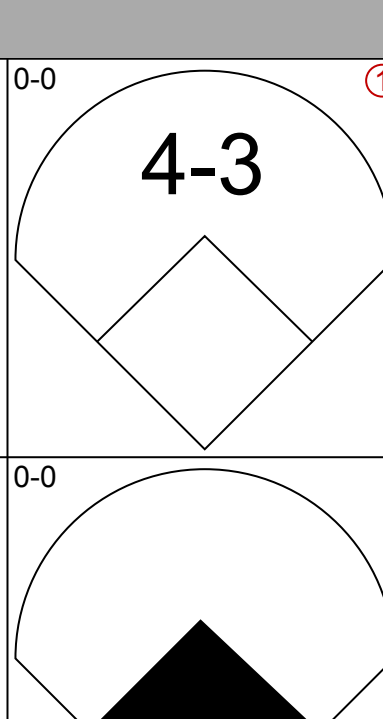
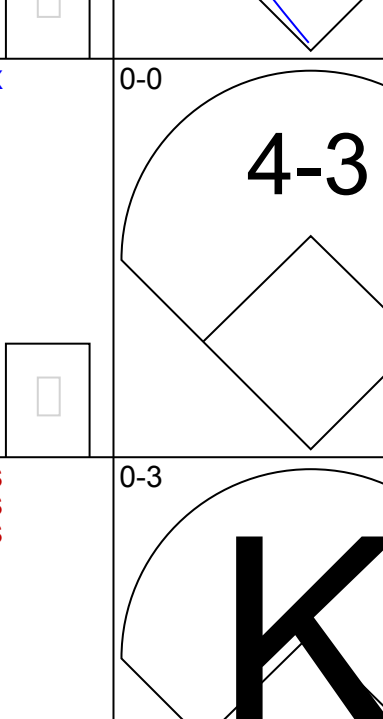
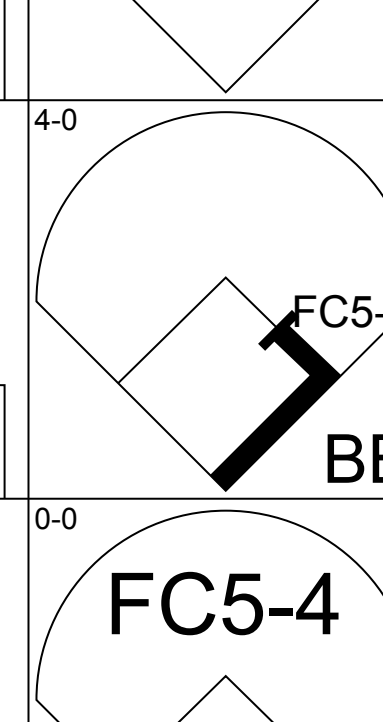
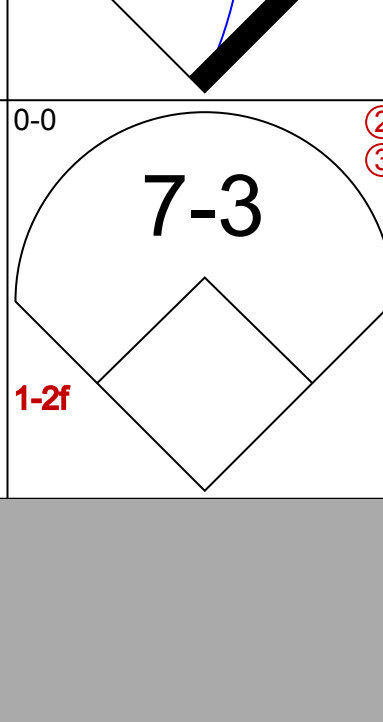
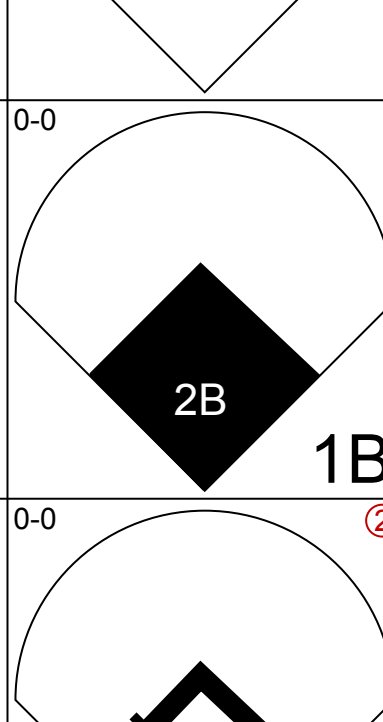
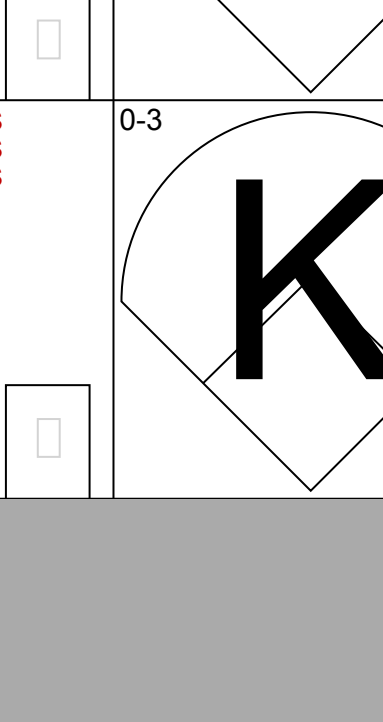
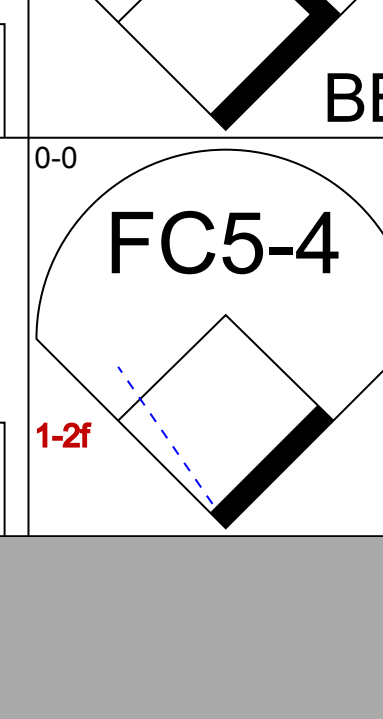
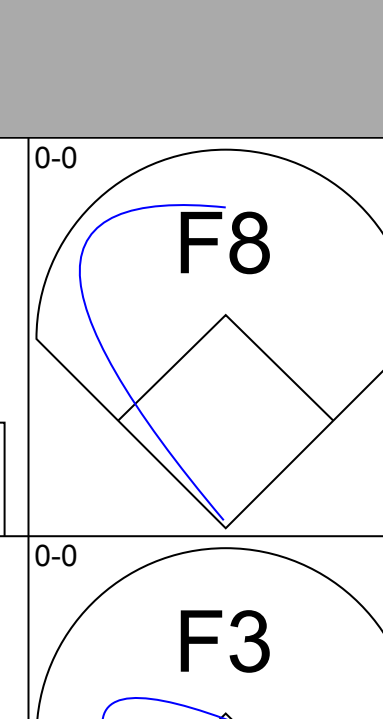
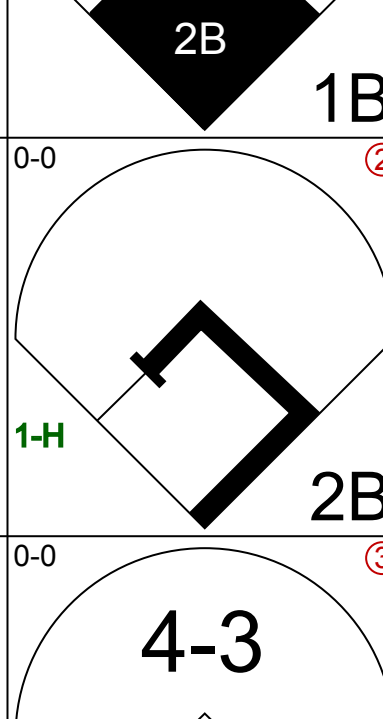
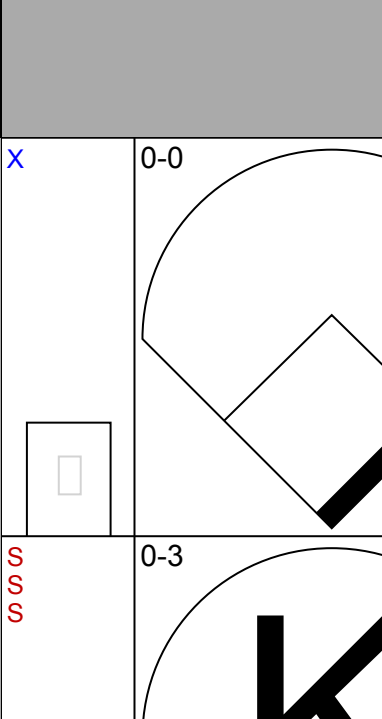
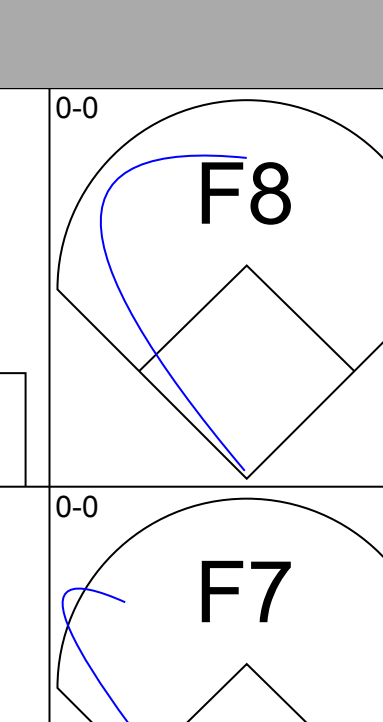
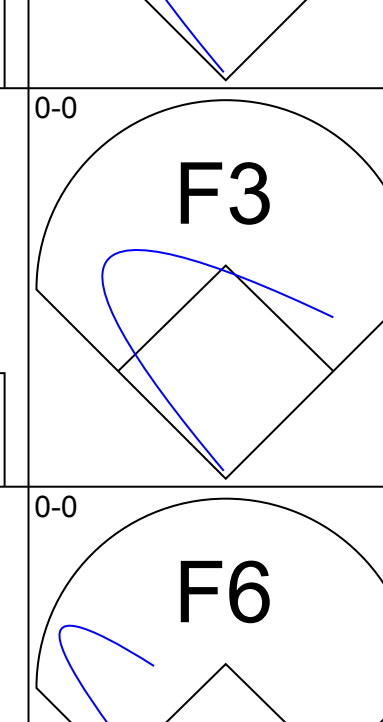
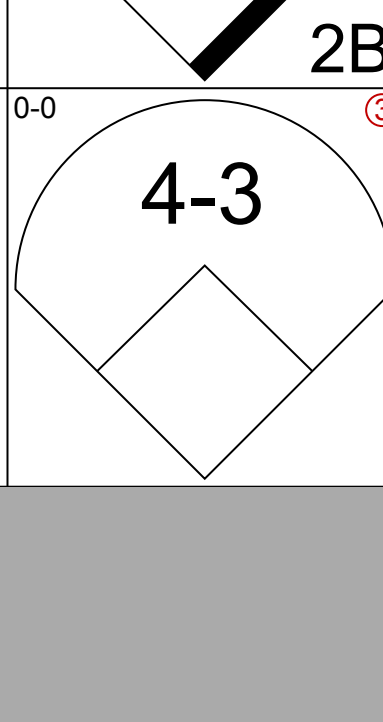
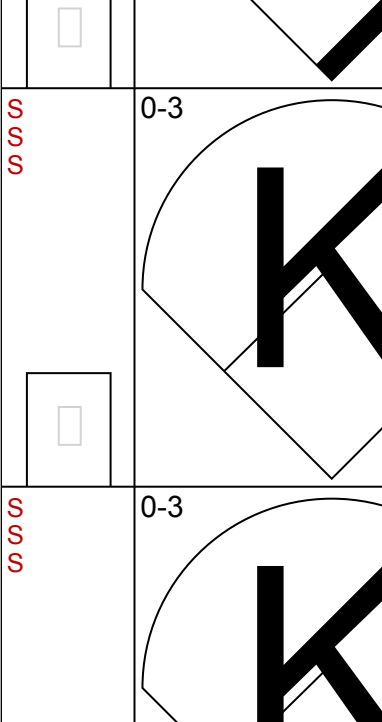
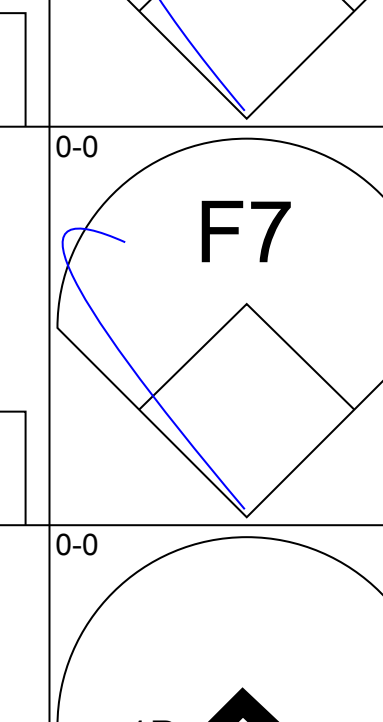
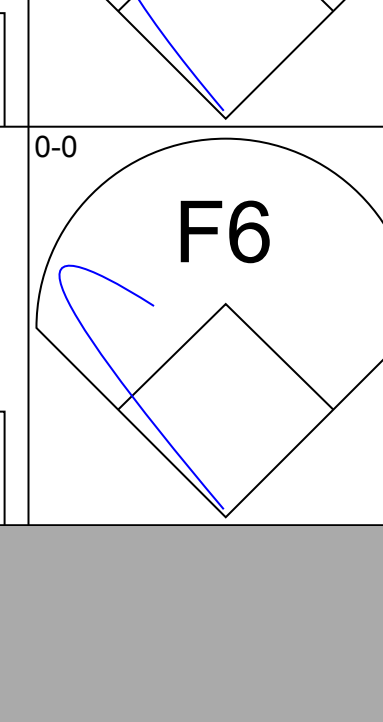
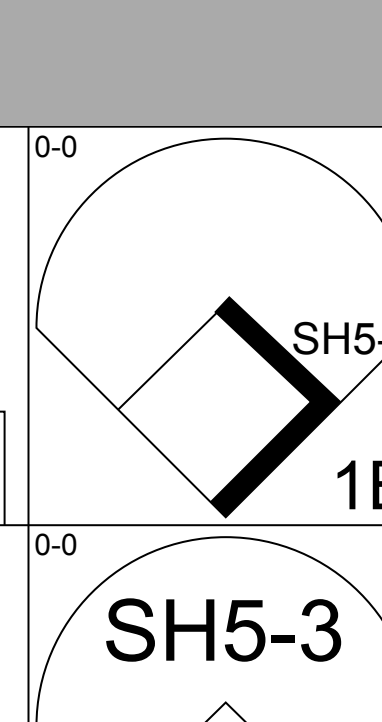
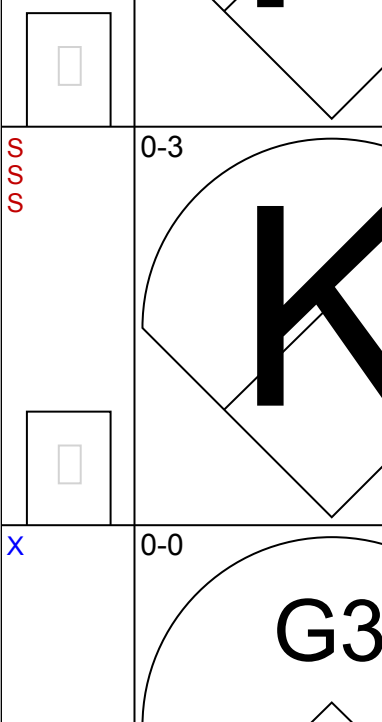
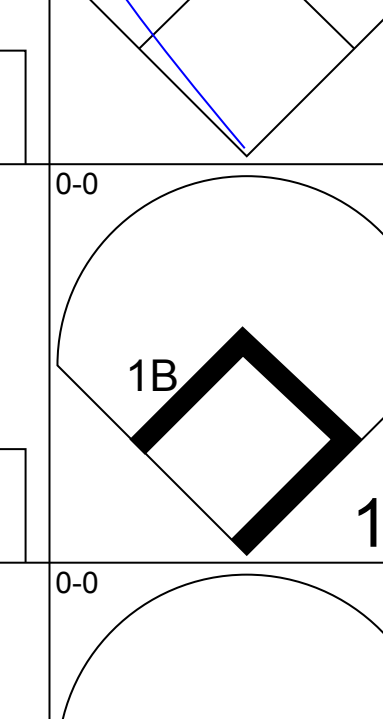
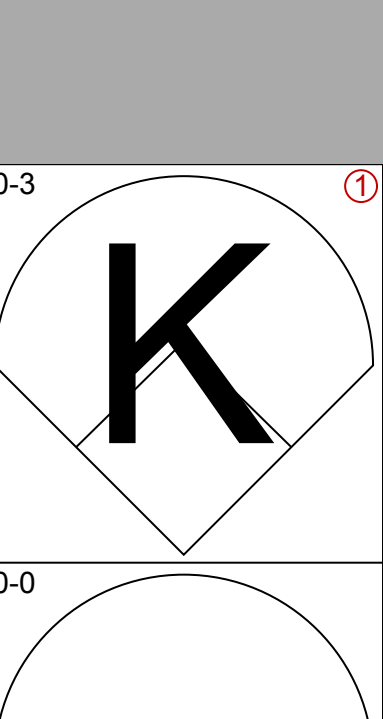
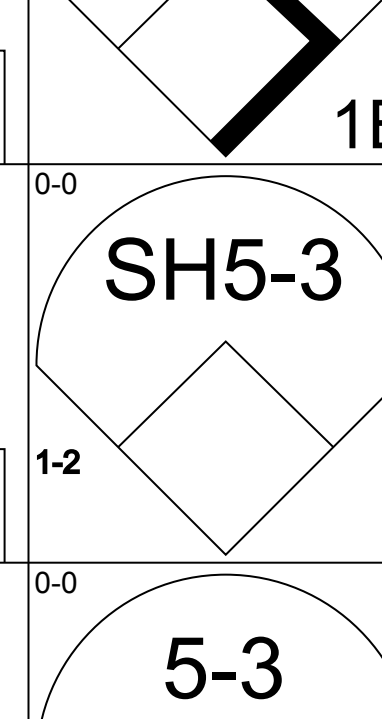
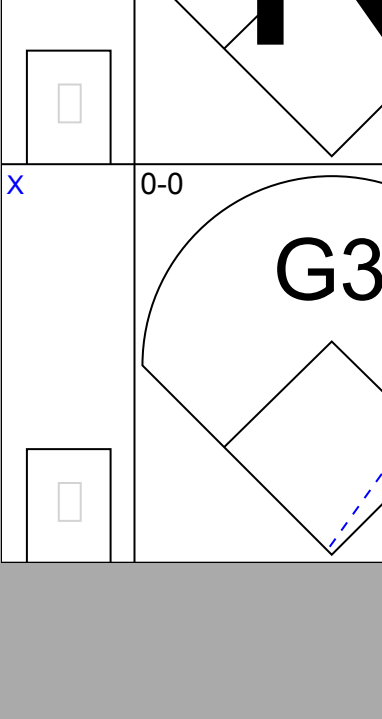
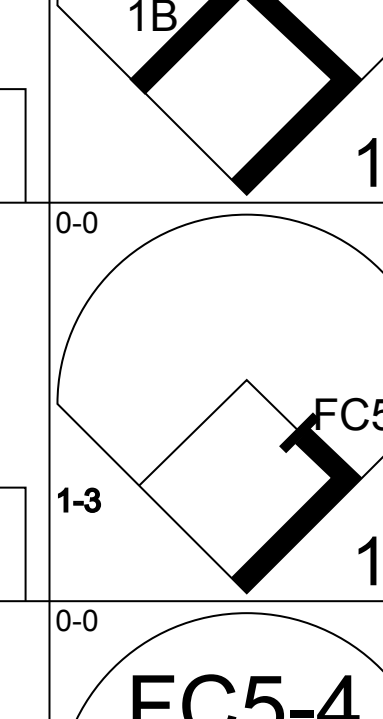
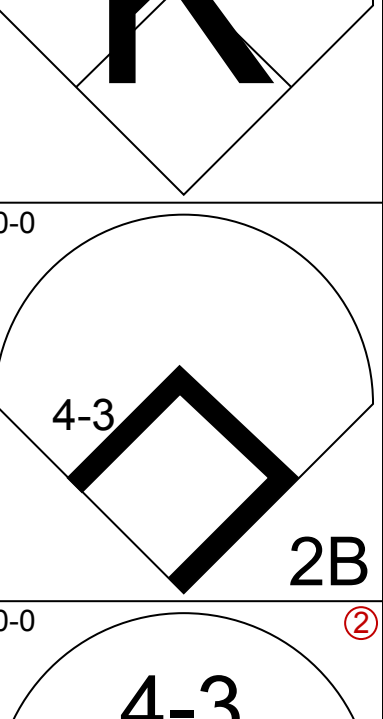
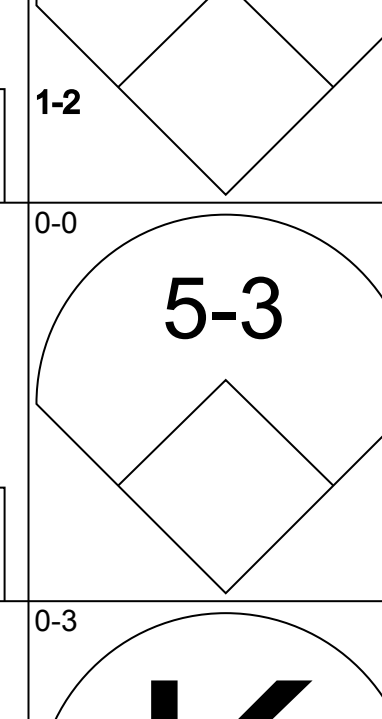
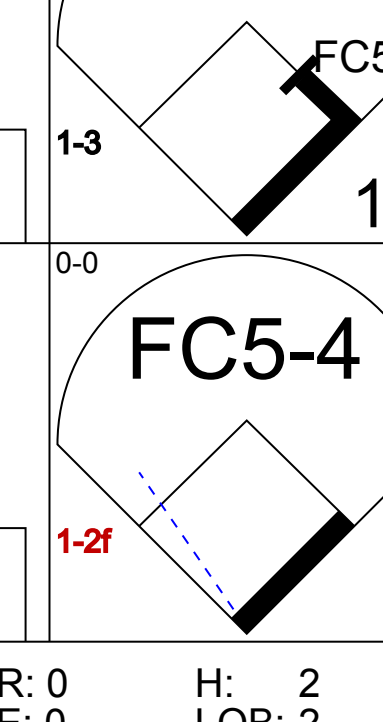
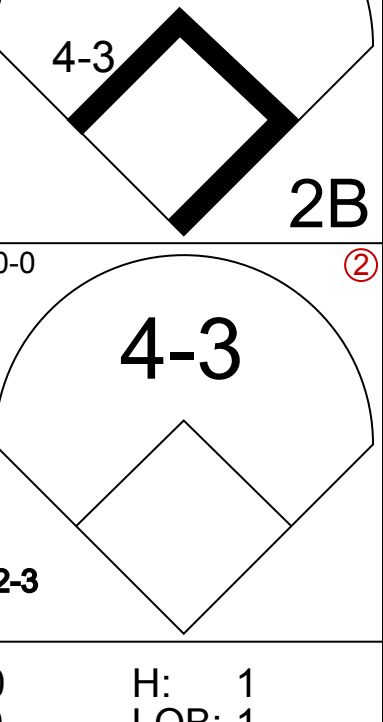
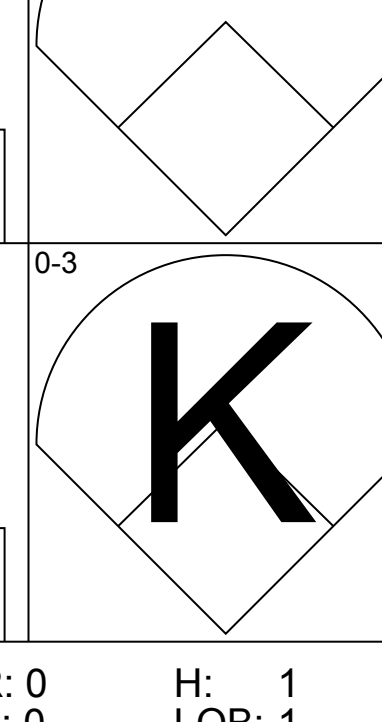
California Angels @ Boston Red Sox
Fenway Park, Boston, MA
Tue Apr 24 1984, 6:05 PM EST
Att: 12,330 - Unknown

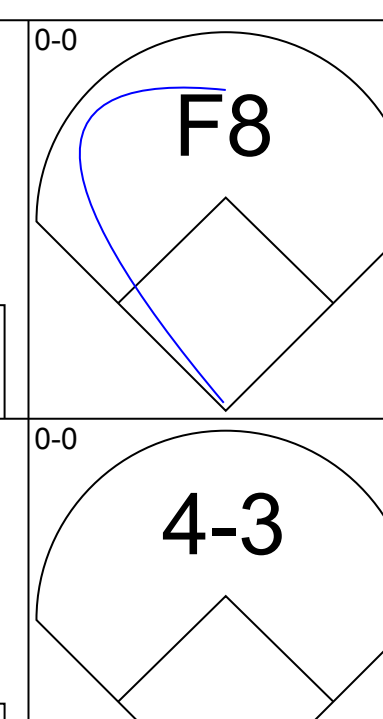
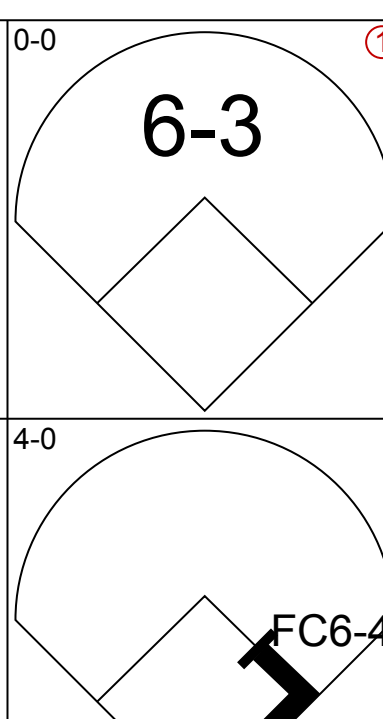
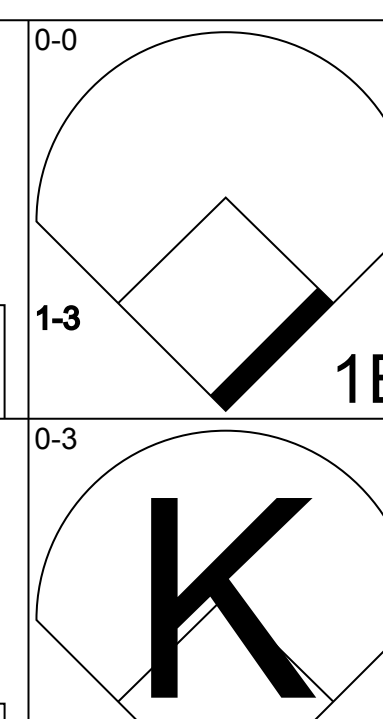
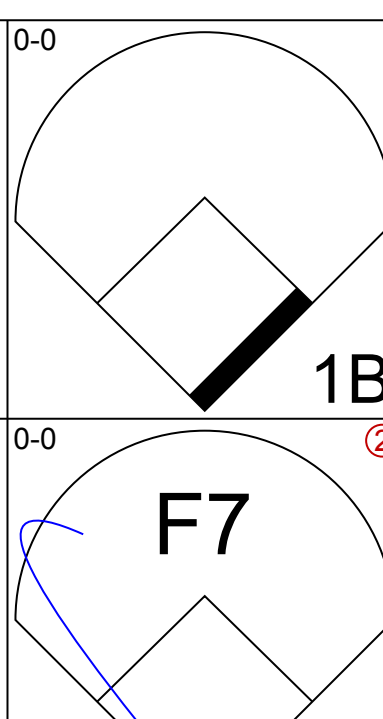
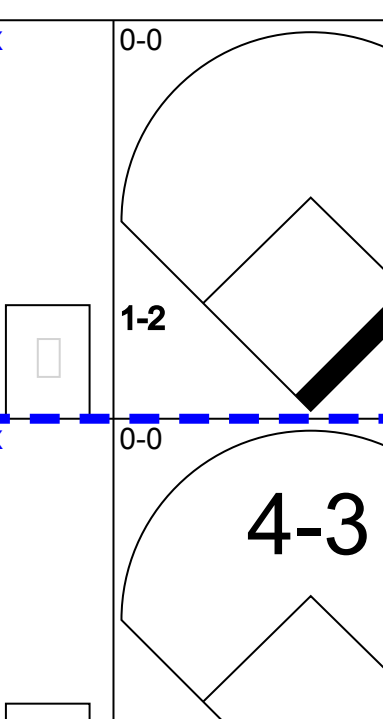
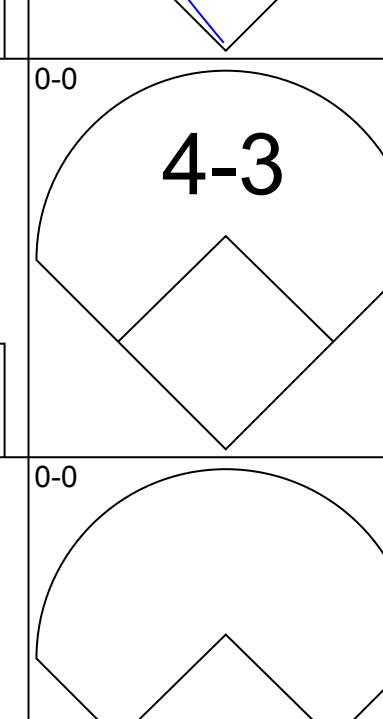
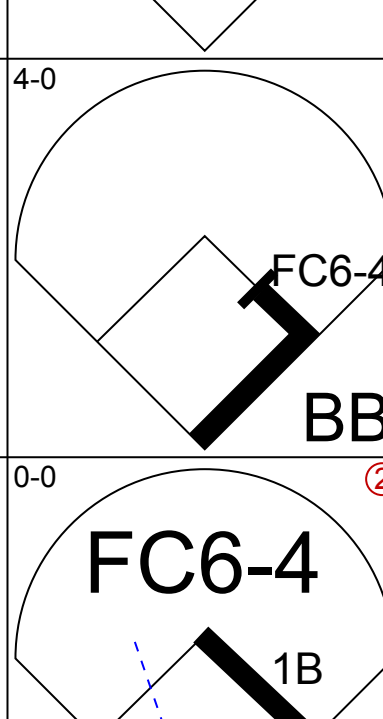
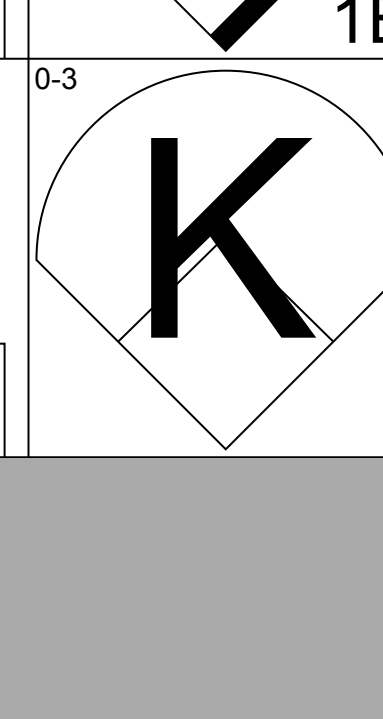
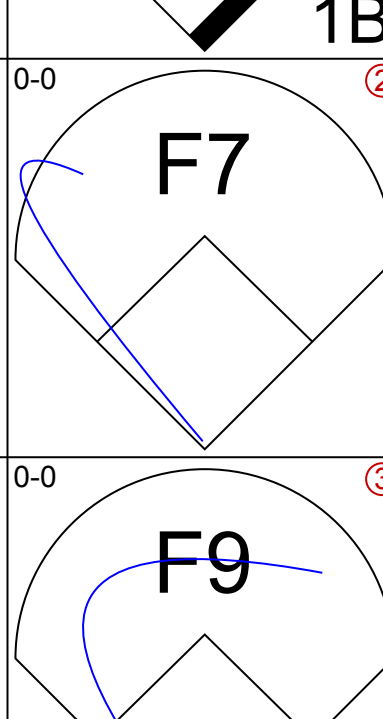
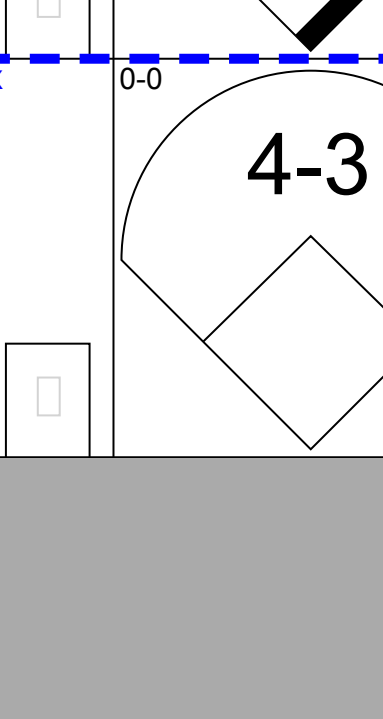
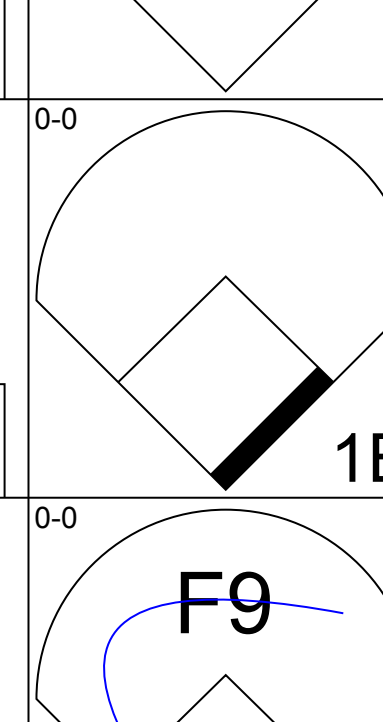
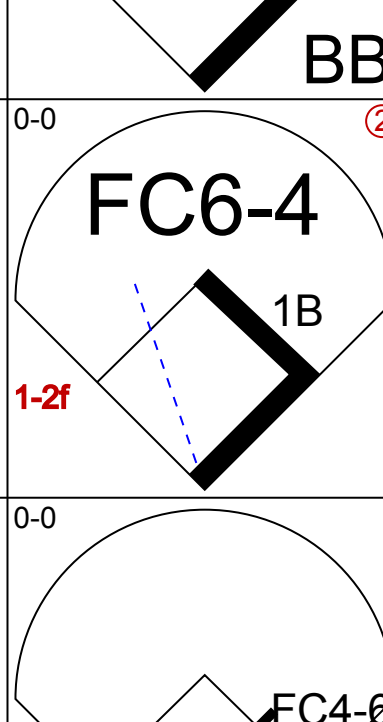
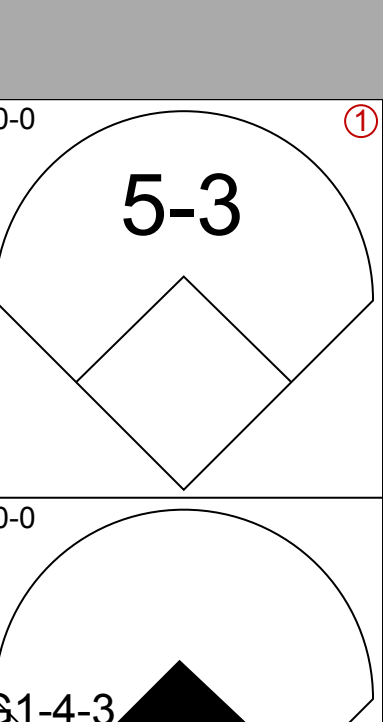
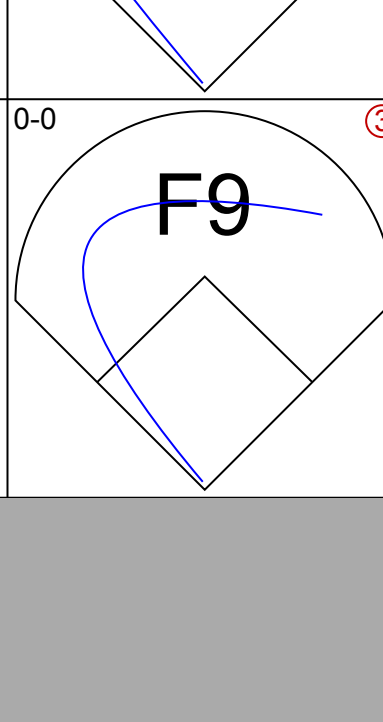
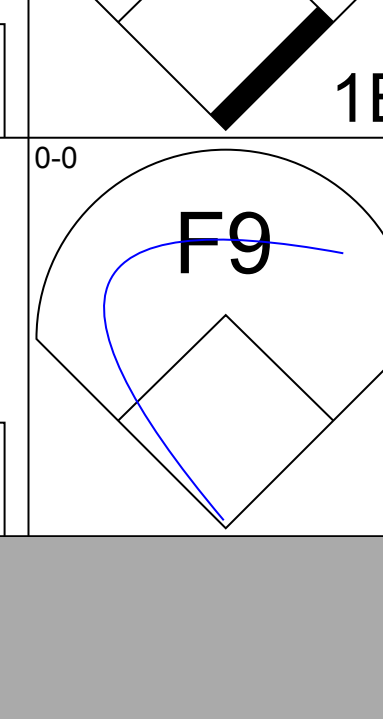
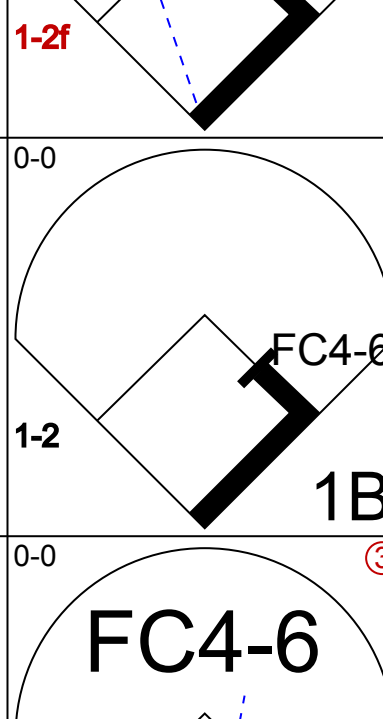

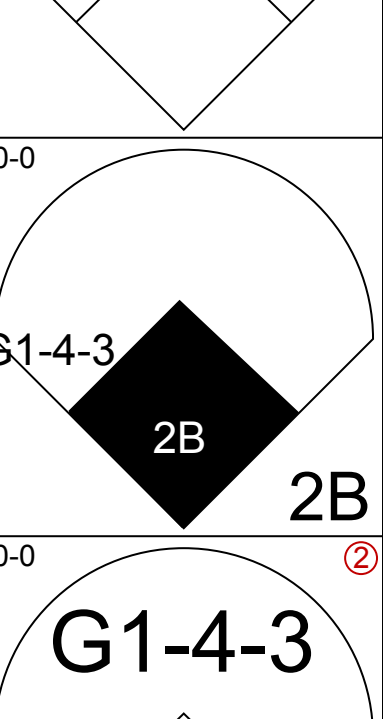
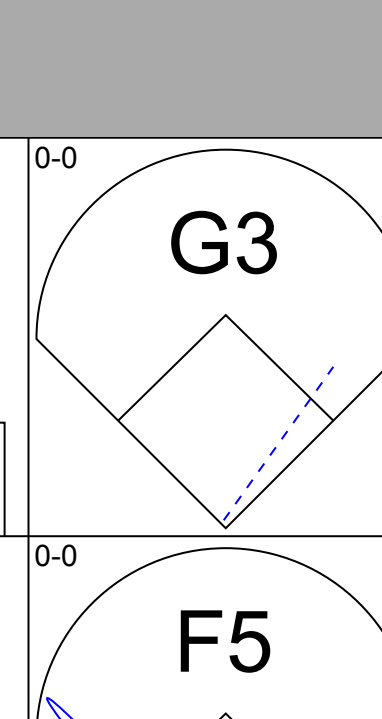
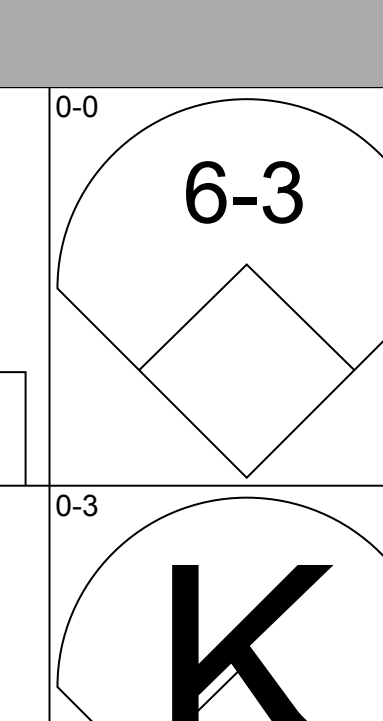
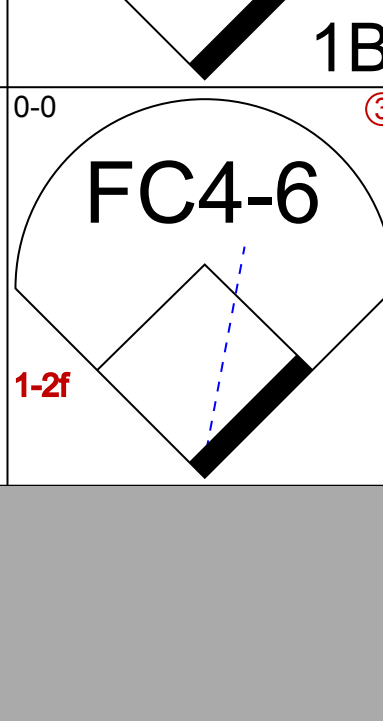
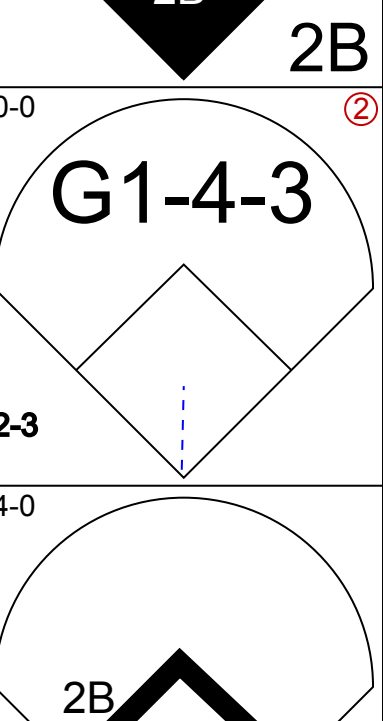
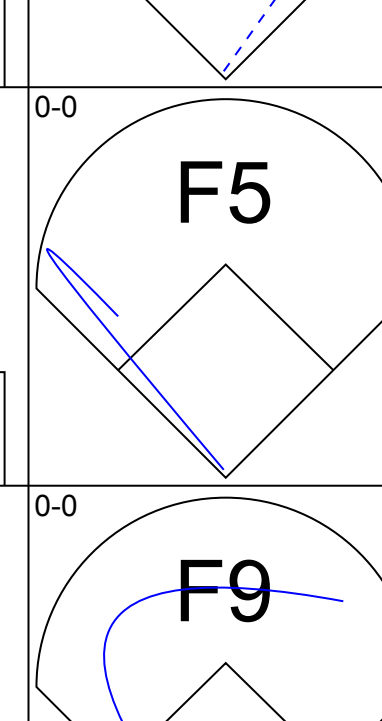

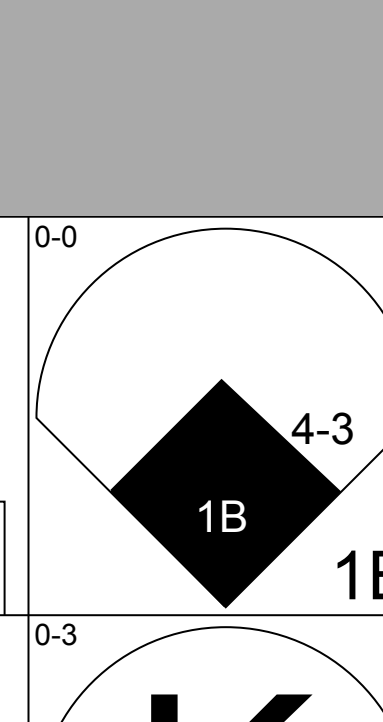
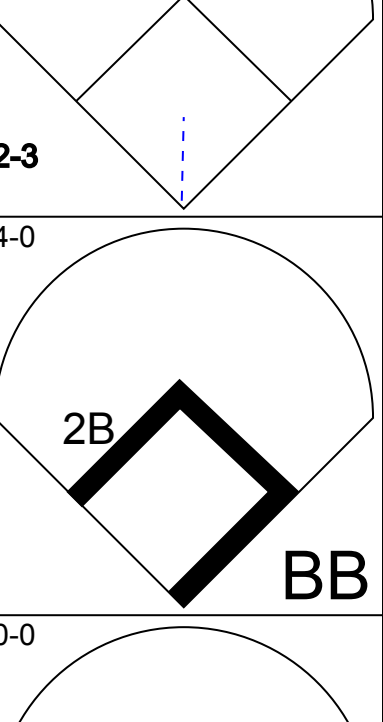
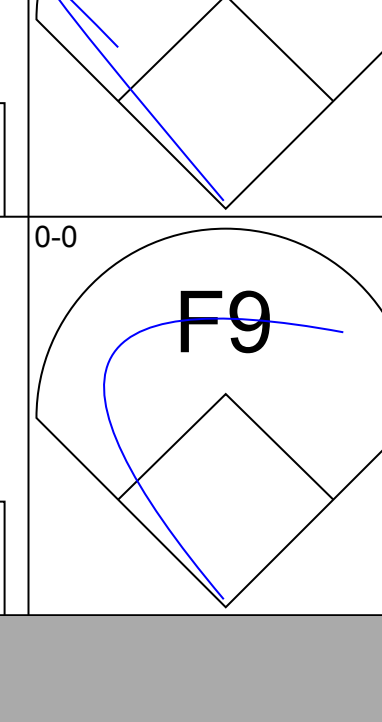

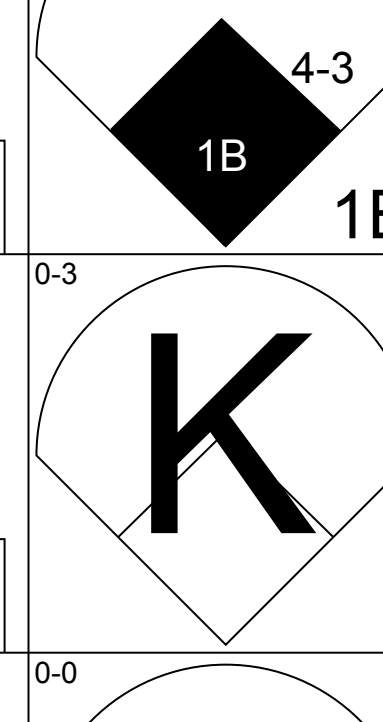
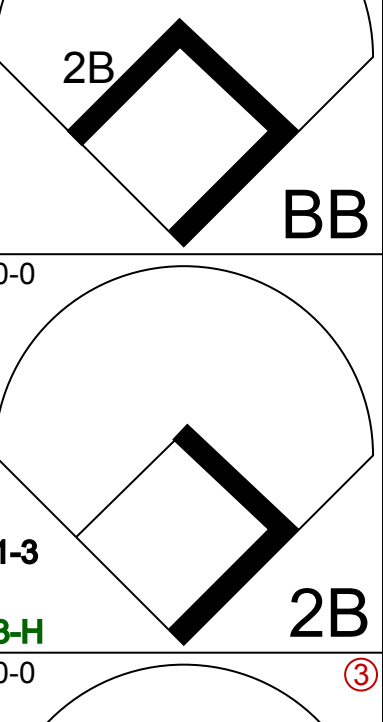
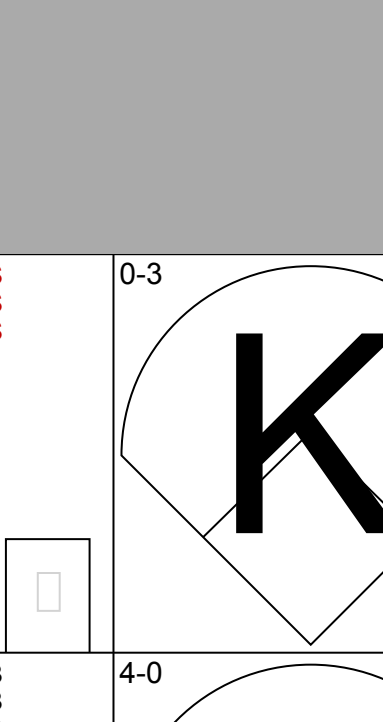

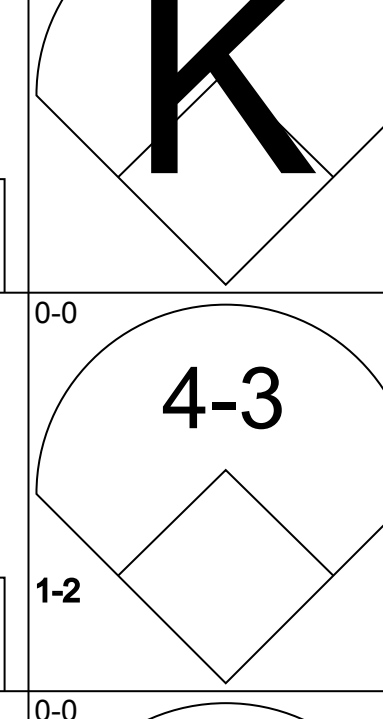
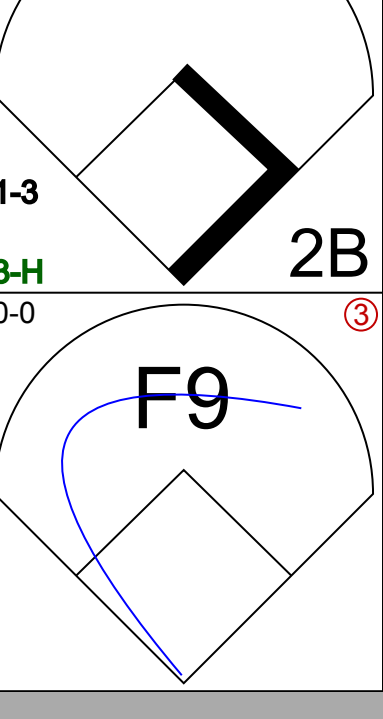
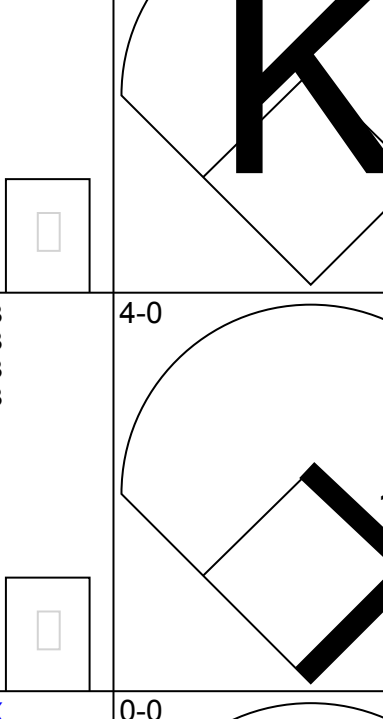

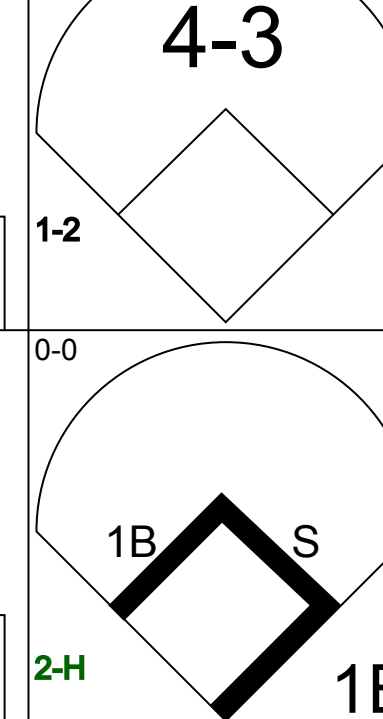
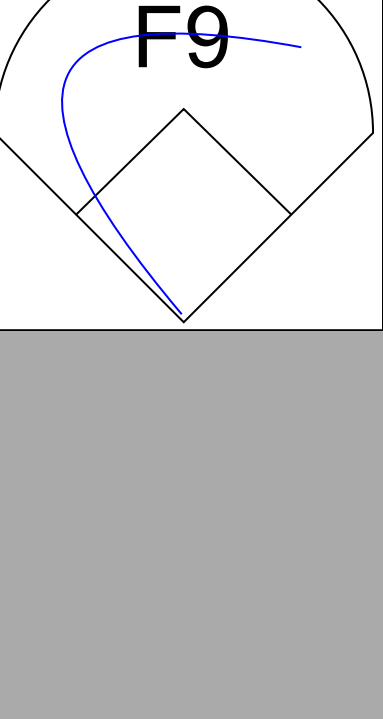
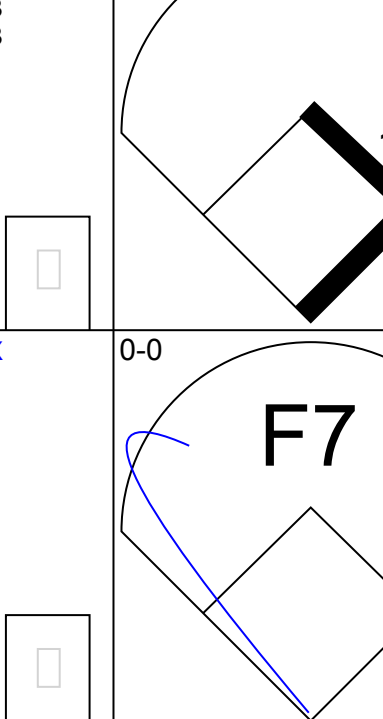
AB 38
R 7
H 13
RBI 7
BB 4
SO 3
LOB 21



Batter	1	2	3	4	5	6	7	8	9	AB	R	H	RBI	BB	SO	LOB	TOP					
Gary Pettis, S OBP: 0.342, SLG: 0.292 (1, 8)										5	0	1	0	0	2	2	California Angels @ Milwaukee Brewers Milwaukee County Stadium, Milwaukee, WI Wed Apr 25 1984, 7:05 PM EST Att: 10,426 - Unknown					
Rod Carew, L OBP: 0.392, SLG: 0.391 Ron Jackson, R OBP: 0.444, SLG: 0.500 (1, 3) (8, 3)										5	0	0	0	0	1	3						
Fred Lynn, L OBP: 0.340, SLG: 0.435 (1, 9)										4	0	2	0	1	0	2						
Doug DeCinces, R OBP: 0.310, SLG: 0.506 (1, 5)										5	1	2	0	0	2	2						
Reggie Jackson, L OBP: 0.341, SLG: 0.579 (1, 10)										4	1	2	0	1	0	3						
Brian Downing, R OBP: 0.330, SLG: 0.434 (1, 7)										4	0	1	0	0	0	4						
Bobby Grich, R OBP: 0.333, SLG: 0.535 (1, 4)										3	1	1	0	2	0	2						
Bob Boone, R OBP: 0.240, SLG: 0.310 (1, 2)										4	1	0	1	0	1	3						
Dick Schofield, R OBP: 0.299, SLG: 0.375 (1, 6)										4	1	2	3	0	1	3						
Inning Stats	R: 0 E: 0 K: 1 S: 6	H: 1 LOB: 2 BB: 1 P: 10	R: 0 E: 0 K: 1 S: 7	H: 2 LOB: 2 BB: 0 P: 7	R: 0 E: 0 K: 0 S: 5	H: 2 LOB: 2 BB: 0 P: 5	R: 1 E: 1 K: 0 S: 4	H: 0 LOB: 1 BB: 1 P: 8	R: 0 E: 0 K: 1 S: 6	H: 1 LOB: 2 BB: 1 P: 10	R: 0 E: 0 K: 0 S: 5	H: 2 LOB: 2 BB: 0 P: 5	R: 4 E: 1 K: 1 S: 8	H: 2 LOB: 0 BB: 1 P: 12	R: 0 E: 1 K: 2 S: 8	H: 1 LOB: 1 BB: 0 P: 8	R: 0 E: 0 K: 1 S: 5	H: 0 LOB: 0 BB: 0 P: 5	1B: 10 2B: 0 3B: 0 HR: 1	SF: 0 SAC: 2 DP: 0 HBP: 0	WP: 1 PB: 0 CS: 1	PA: 44
PITCHER	IP	WLS	BF	H	R	ER	SO	BB	IBB	HBP	BLK	WP	HR	S	P	ERA	WHIP					
Jaime Cocanower, R ERA: 3.67 (1, 1)	6.2	L	36	10	5	1	3	3	1	0	0	1	1	38	54	1.35	1.950					
Rick Waits, L ERA: (7, 1)	1.1		5	1	0	0	3	0	0	0	0	0	0	11	11	0.00	0.750					
Tom Tellmann, R ERA: 3.86 (9, 1)	1.0		3	0	0	0	1	0	0	0	0	0	0	5	5	0.00	0.000					

Batter	1	2	3	4	5	6	7	8	9	AB	R	H	RBI	BB	SO	LOB	BOTTOM					
Paul Molitor, R OBP: 0.207, SLG: 0.185 (1, 5)										4	0	1	0	0	2	1	California Angels @ Milwaukee Brewers Milwaukee County Stadium, Milwaukee, WI Wed Apr 25 1984, 7:05 PM EST Att: 10,426 - Unknown					
Robin Yount, R OBP: 0.352, SLG: 0.310 (1, 6)										2	0	0	0	2	0	0						
Cecil Cooper, L OBP: 0.386, SLG: 0.333 (1, 3)										4	1	2	0	0	0	3						
Ted Simmons, S OBP: 0.196, SLG: 0.185 (1, 10)										4	0	1	0	0	2	3						
Ben Oglivie, L OBP: 0.393, SLG: 0.469 (1, 7)										3	0	0	0	0	1	2						
Jim Gantner, L OBP: 0.375, SLG: 0.417 (1, 4)										4	0	1	1	0	0	2						
Jim Sundberg, R OBP: 0.340, SLG: 0.381 (1, 2)										4	0	1	0	0	2	1						
Charlie Moore, R OBP: 0.291, SLG: 0.327 (1, 9)										3	0	1	0	0	0	1						
Rick Manning, L OBP: 0.333, SLG: 0.408 (1, 8)										3	0	0	0	0	0	1						
Inning Stats	R: 0 E: 0 K: 2 S: 7	H: 0 LOB: 1 BB: 1 P: 11	R: 0 E: 0 K: 0 S: 3	H: 1 LOB: 0 BB: 0 P: 4	R: 0 E: 0 K: 1 S: 5	H: 0 LOB: 0 BB: 0 P: 5	R: 1 E: 0 K: 2 S: 9	H: 2 LOB: 1 BB: 0 P: 9	R: 0 E: 0 K: 0 S: 4	H: 1 LOB: 2 BB: 1 P: 8	R: 0 E: 0 K: 1 S: 5	H: 1 LOB: 0 BB: 0 P: 5	R: 0 E: 0 K: 1 S: 6	H: 1 LOB: 1 BB: 0 P: 6	R: 0 E: 0 K: 0 S: 3	H: 1 LOB: 0 BB: 0 P: 3	R: 0 E: 0 K: 0 S: 3	H: 0 LOB: 0 BB: 0 P: 3	1B: 4 2B: 3 3B: 0 HR: 0	SF: 0 SAC: 0 DP: 3 HBP: 1	WP: 0 PB: 0 CS: 0	PA: 34
PITCHER	IP	WLS	BF	H	R	ER	SO	BB	IBB	HBP	BLK	WP	HR	S	P	ERA	WHIP					
Mike Witt, R ERA: 5.01 (1, 1)	9.0	W	34	7	1	1	7	2	0	1	0	0	0	45	54	1.00	1.000					

Batter	1	2	3	4	5	6	7	8	9	AB	R	H	RBI	BB	SO	LOB	TOP								
Gary Pettis, S OBP: 0.325, SLG: 0.275 (1, 8)										4	0	0	0	0	1	1	California Angels @ Milwaukee Brewers Milwaukee County Stadium, Milwaukee, WI Thu Apr 26 1984, 4:33 AM EST Att: 14,680 - Unknown								
Rod Carew, L OBP: 0.373, SLG: 0.370 (1, 3)										4	0	0	0	0	1	0									
Fred Lynn, L OBP: 0.347, SLG: 0.432 (1, 9)										3	1	1	0	1	1	1									
Doug DeCinces, R OBP: 0.319, SLG: 0.518 Rob Picciolo, R OBP: 1.000, SLG: 2.000 (9, PR)										4	0	2	1	0	0	1									
Reggie Jackson, L OBP: 0.326, SLG: 0.550 (1, 10)										4	0	0	0	0	1	1									
Brian Downing, R OBP: 0.326, SLG: 0.425 (1, 7)										4	0	1	0	0	1	1									
Rob Wilfong, L OBP: 0.404, SLG: 0.488 (1, 4)										3	0	1	0	0	1	1									
Bob Boone, R OBP: 0.256, SLG: 0.338 (1, 2)										3	0	2	0	0	0	1									
Dick Schofield, R OBP: 0.288, SLG: 0.360 (1, 6)										3	0	0	0	0	1	4									
Inning Stats	R: 0 E: 0 K: 2 S: 7	H: 0 LOB: 1 BB: 1 P: 11	R: 0 E: 0 K: 0 S: 5	H: 2 LOB: 2 BB: 0 P: 5	R: 0 E: 1 K: 0 S: 3	H: 0 LOB: 0 BB: 0 P: 3	R: 0 E: 0 K: 0 S: 3	H: 0 LOB: 0 BB: 0 P: 3	R: 0 E: 0 K: 1 S: 6	H: 1 LOB: 1 BB: 0 P: 6	R: 1 E: 0 K: 0 S: 4	H: 2 LOB: 0 BB: 0 P: 4	R: 0 E: 0 K: 1 S: 6	H: 1 LOB: 1 BB: 0 P: 6	R: 0 E: 0 K: 2 S: 5	H: 0 LOB: 0 BB: 0 P: 5	R: 0 E: 0 K: 2 S: 8	H: 1 LOB: 1 BB: 0 P: 8	1B: 5 2B: 3 3B: 0 HR: 0	SF: 0 SAC: 1 DP: 1 HBP: 0	WP: 0 PB: 0 SB: 0 CS: 0	PA: 34			
PITCHER	IP	WLS	BF	H	R	ER	SO	BB	IBB	HBP	BLK	WP	HR	S	P	ERA	WHIP								
Don Sutton, R ERA: 3.23 (1, 1)	7.0	W	27	6	1	1	4	1	0	0	0	0	0	34	38	1.29	1.000								
Rollie Fingers, R ERA: 3.6 (8, 1)	2.0	S	7	1	0	0	3	0	0	0	0	0	0	13	13	0.00	0.500								

Batter	1	2	3	4	5	6	7	8	9	AB	R	H	RBI	BB	SO	LOB	BOTTOM								
Paul Molitor, R OBP: 0.265, SLG: 0.250 (1, 5)										5	0	3	0	0	0	0	California Angels @ Milwaukee Brewers Milwaukee County Stadium, Milwaukee, WI Thu Apr 26 1984, 4:33 AM EST Att: 14,680 - Unknown								
Charlie Moore, R OBP: 0.283, SLG: 0.302 (1, 9)										4	0	0	0	1	1	5									
Robin Yount, R OBP: 0.347, SLG: 0.306 (1, 6)										4	0	1	0	0	0	2									
Cecil Cooper, L OBP: 0.392, SLG: 0.358 (1, 10)										4	1	2	0	0	0	1									
Ted Simmons, S OBP: 0.183, SLG: 0.172 (1, 3)										4	0	0	0	0	0	3									
Mark Brouhard, R OBP: 0.412, SLG: 0.600 (1, 7)										3	1	1	0	1	1	0									
Jim Sundberg, R OBP: 0.353, SLG: 0.400 (1, 2)										3	0	1	1	1	2	1									
Ed Romero, R OBP: 0.364, SLG: 0.222 (1, 4)										3	0	1	0	1	0	3									
Rick Manning, L OBP: 0.328, SLG: 0.396 (1, 8)										4	0	1	1	0	0	3									
Inning Stats	R: 0 E: 0 K: 0 S: 4	H: 1 LOB: 1 BB: 0 P: 4	R: 0 E: 0 K: 1 S: 6	H: 1 LOB: 2 BB: 1 P: 10	R: 0 E: 0 K: 0 S: 4	H: 1 LOB: 2 BB: 1 P: 8	R: 1 E: 0 K: 2 S: 10	H: 3 LOB: 2 BB: 0 P: 10	R: 1 E: 0 K: 0 S: 5	H: 2 LOB: 2 BB: 1 P: 9	R: 0 E: 0 K: 0 S: 4	H: 1 LOB: 1 BB: 0 P: 4	R: 0 E: 0 K: 0 S: 3	H: 0 LOB: 0 BB: 0 P: 3	R: 0 E: 0 K: 1 S: 6	H: 1 LOB: 2 BB: 1 P: 10	1B: 8 2B: 2 3B: 0 HR: 0	SF: 0 SAC: 0 DP: 0 HBP: 0	WP: 0 PB: 0 SB: 1 CS: 0	PA: 38					
PITCHER	IP	WLS	BF	H	R	ER	SO	BB	IBB	HBP	BLK	WP	HR	S	P	ERA	WHIP								
Tommy John, L ERA: 2.55 (1, 1)	7.2	L	37	10	2	2	4	4	0	0	0	0	0	41	57	2.35	1.826								
Doug Corbett, R ERA: (8, 1)	0.1		1	0	0	0	0	0	0	0	0	0	0	1	1	0.00	0.000								

Batter	1	2	3	4	5	6	7	8	9	AB	R	H	RBI	BB	SO	LOB	TOP					
Jack Perconte, L (1,4) OBP: 0.363, SLG: 0.383	4-0 SH5-3 BB		0-0 6-3		0-0 1B		0-0 F8		0-0 FC4-6	4	0	1	0	1	0	1						
Phil Bradley, R (1,8) OBP: 0.365, SLG: 0.319	0-0 SH5-3			0-0 F9	0-0 1B		0-0 4-3		0-0 1-3	4	0	1	2	0	0	1						
Alvin Davis, L (1,3) OBP: 0.410, SLG: 0.764	0-0 F7			0-0 HR	0-0 F8			0-0 4-3		4	1	1	1	0	0	3						
Pat Putnam, L (1,10) OBP: 0.295, SLG: 0.345	0-0 F7			0-0 3-1		0-0 F9		0-0 FC2-6 1B		4	0	1	0	0	0	1						
Gorman Thomas, R (1,7) OBP: 0.397, SLG: 0.305		0-0 F8		0-0 F4		0-0 BB BB		0-0 FC2-6 1B		3	0	1	0	1	0	0						
Darnell Coles, R (1,5) OBP: 0.250, SLG: 0.077		0-3 K			1-0 CS HBP		0-0 F8		0-0 FC2-6	3	0	0	0	0	1	3						
Dave Henderson, R (1,9) OBP: 0.294, SLG: 0.233		0-3 K			0-0 1B 1B		4-0 FC5-4 BB		0-0 F8	3	1	1	0	1	1	2						
Bob Kearney, R (1,2) OBP: 0.270, SLG: 0.310			0-3 K		0-0 F4		0-0 FC5-4		0-0 FC4-6 1B	3	0	0	0	0	1	3						
Larry Milbourne, S (9,PH) OBP: 0.314, SLG: 0.233				0-0 K		0-0 F4		1-2 FC5-4		1	0	1	0	0	0	0						
Spike Owen, S (1,6) OBP: 0.271, SLG: 0.262			0-3 K		0-0 1B 1B		0-0 4-3		0-0 F8	4	1	1	0	0	1	1						
Inning Stats	R: 0 E: 0 K: 0 S: 3	H: 0 LOB: 1 BB: 1 P: 7	R: 0 E: 0 K: 2 S: 7	H: 0 LOB: 0 BB: 0 P: 7	R: 0 E: 0 K: 2 S: 7	H: 0 LOB: 0 BB: 0 P: 7	R: 1 E: 0 K: 0 S: 4	H: 1 LOB: 0 BB: 0 P: 4	R: 2 E: 0 K: 0 S: 6	H: 4 LOB: 2 BB: 0 P: 7	R: 0 E: 0 K: 0 S: 3	H: 0 LOB: 2 BB: 2 P: 11	R: 0 E: 0 K: 0 S: 3	H: 0 LOB: 0 BB: 0 P: 3	R: 0 E: 0 K: 0 S: 5	H: 2 LOB: 2 BB: 0 P: 5	R: 0 E: 0 K: 0 S: 4	H: 1 LOB: 1 BB: 0 P: 4	1B: 7 2B: 0 3B: 0 HR: 1	SF: 0 SAC: 1 DP: 0 HBP: 1	WP: 0 PB: 0 SB: 0 CS: 1	PA: 38
PITCHER	IP WLS BF H R ER SO BB IBB HBP BLK WP HR S P ERA WHIP	7.1 W 32 7 3 3 4 3 0 1 0 0 1 36 49 3.68 1.364	1.2 6 1 0 0 0 0 0 0 0 0 0 0 6 6 0.00 0.600	PITCHER										IP WLS BF H R ER SO BB IBB HBP BLK WP HR S P ERA WHIP								
Ron Romanick, R (1,1) ERA: 5.06											7.1 W 32 7 3 3 4 3 0 1 0 0 1 36 49 3.68 1.364											
Luis Sanchez, R (8,1) ERA: 1.69											1.2 6 1 0 0 0 0 0 0 0 0 0 0 6 6 0.00 0.600											

Seattle Mariners @ California Angels
Anaheim Stadium, Anaheim, CA
Fri Apr 27 1984, 9:05 PM EST
Att: 26,526 - Unknown

AB 33
R 3
H 8
RBI 3
BB 3
SO 4
LOB 15



Batter	1	2	3	4	5	6	7	8	9	AB	R	H	RBI	BB	SO	LOB	BOTTOM				
Gary Pettis, S (1,8) OBP: 0.330, SLG: 0.274	0-3 K		0-0 F7		0-0 E8 2B 1B		4-0 BB S 1B BB		0-0 G3	4	2	1	0	1	1	0					
Rod Carew, L (1,3) OBP: 0.386, SLG: 0.390	0-0 4-3		0-0 G5-4-3 BB 1B		0-0 WP 2B		4-0 1-2 1B BB		0-0 F8	4	2	2	1	1	0	0					
Fred Lynn, L (1,9) OBP: 0.356, SLG: 0.467			4-0 G5-4-3 BB		0-0 F7		4-0 1-2 2-3 SF7 BB			2	1	1	1	1	0	1					
Juan Beniquez, R (7,9) OBP: 0.360, SLG: 0.500			1-2 BB		0-0 F7		0-0 WP			0	1	0	0	1	0	0					
Doug DeCinces, R (1,5) OBP: 0.326, SLG: 0.517	0-0 WP HR 1B		0-0 G5-4-3 1-2 2-3		0-0 F7		0-0 WP 1B			4	1	2	2	0	0	2					
Reggie Jackson, L (1,10) OBP: 0.322, SLG: 0.536	0-0 WP HR 1B		0-0 1-3		0-0 F6		0-0 F7			4	1	1	0	0	0	3					
Brian Downing, R (1,7) OBP: 0.333, SLG: 0.458	0-0 1-2 HR			0-0 F9		0-0 F7		4-0 1-2 IBB		3	1	1	3	1	0	0					
Rob Wilfong, L (1,4) OBP: 0.411, SLG: 0.489	0-3 K			1-0 4-3 HBP		0-0 S 1B		0-0 SF7		2	0	1	1	0	1	0					
Bob Boone, R (1,2) OBP: 0.244, SLG: 0.321		0-0 3-1		0-0 4-3		0-0 F8		0-0 F8		4	0	0	0	0	0	4					
Dick Schofield, R (1,6) OBP: 0.274, SLG: 0.342		0-0 F8		0-0 F4		0-0 F9		0-0 F2		4	0	0	0	0	0	2					
Inning Stats	R: 4 E: 0 K: 2 S: 11	H: 4 LOB: 0 BB: 0 P: 11	R: 0 E: 0 K: 0 S: 3	H: 0 LOB: 0 BB: 0 P: 3	R: 0 E: 0 K: 0 S: 3	H: 1 LOB: 1 BB: 1 P: 7	R: 0 E: 0 K: 0 S: 3	H: 0 LOB: 1 BB: 0 P: 4	R: 2 E: 1 K: 0 S: 5	H: 2 LOB: 0 BB: 0 P: 5	R: 0 E: 0 K: 0 S: 4	H: 1 LOB: 1 BB: 0 P: 4	R: 3 E: 0 K: 0 S: 4	H: 1 LOB: 2 BB: 4 P: 20	R: 0 E: 0 K: 0 S: 3	H: 0 LOB: 0 BB: 0 P: 3	1B: 6 2B: 1 3B: 0 HR: 2	SF: 1 SAC: 0 DP: 1 HBP: 1	WP: 4 PB: 0 SB: 2 CS: 0	PA: 38	
PITCHER	IP WLS BF H R ER SO BB IBB HBP BLK WP HR S P ERA WHIP	5.0 L 23 7 6 6 2 1 0 1 0 0 2 25 30 10.80 1.600	1.0 7 1 3 3 0 3 0 0 0 0 0 0 4 16 27.00 4.000	1.0 5 1 0 0 0 0 1 0 0 1 0 4 8 0.00 1.000	1.0 3 0 0 0 0 0 0 0 0 0 0 3 3 0.00 0.000	PITCHER										IP WLS BF H R ER SO BB IBB HBP BLK WP HR S P ERA WHIP					
Bob Stoddard, R (1,1) ERA: 4.63											5.0 L 23 7 6 6 2 1 0 1 0 0 2 25 30 10.80 1.600										
Roy Thomas, R (6,1) ERA: 5.4											1.0 7 1 3 3 0 3 0 0 0 0 0 4 16 27.00 4.000										
Ed Vande Berg, L (7,1) ERA: 0.96											1.0 5 1 0 0 0 0 1 0 0 1 0 4 8 0.00 1.000										
Mike Stanton, R (8,1) ERA: 4.32											1.0 3 0 0 0 0 0 0 0 0 0 0 3 3 0.00 0.000										

Seattle Mariners @ California Angels
Anaheim Stadium, Anaheim, CA
Fri Apr 27 1984, 9:05 PM EST
Att: 26,526 - Unknown

AB 31
R 9
H 9
RBI 8
BB 5
SO 2
LOB 12



Batter	1	2	3	4	5	6	7	8	9	AB	R	H	RBI	BB	SO	LOB	TOP			
Jack Perconte, L (1,4) OBP: 0.358, SLG: 0.376	E5 F9 6-3 1B																4 1 1 0 0 0 0			
Barry Bonnell, R (1,8) OBP: 0.336, SLG: 0.373	6-3	4-3			4-3			F8									4 0 0 0 0 0 3			
Alvin Davis, L (1,3) OBP: 0.415, SLG: 0.741	F9																3 0 1 0 1 0 1			
Gorman Thomas, R (1,7) OBP: 0.390, SLG: 0.290	1B BB				G6-3												3 0 0 0 1 1 2			
Dave Henderson, R (1,9) OBP: 0.316, SLG: 0.265	1-2 1B				5-3												4 0 2 1 0 1 0			
Steve Henderson, R (1,10) OBP: 0.345, SLG: 0.464	F4																4 0 1 0 0 0 4			
Darnell Coles, R (1,5) OBP: 0.250, SLG: 0.118																	4 0 1 0 0 0 1			
Orlando Mercado, R (1,2)																	3 0 0 0 1 0 1			
Domingo Ramos, R (1,6)																	4 0 0 0 0 0 2			
Inning Stats	R: 1 E: 1 K: 0 S: 5	H: 1 LOB: 2 BB: 1 P: 9	R: 0 E: 0 K: 0 S: 5	H: 2 LOB: 0 BB: 0 P: 5	R: 0 E: 0 K: 0 S: 3	H: 1 LOB: 1 BB: 0 P: 3	R: 0 E: 0 K: 0 S: 3	H: 0 LOB: 0 BB: 1 P: 7	R: 0 E: 0 K: 2 S: 8	H: 1 LOB: 0 BB: 0 P: 8	R: 0 E: 0 K: 0 S: 3	H: 0 LOB: 2 BB: 1 P: 8	R: 0 E: 0 K: 0 S: 4	H: 1 LOB: 0 BB: 1 P: 8	R: 0 E: 0 K: 0 S: 3	H: 0 LOB: 0 BB: 0 P: 3	1B: 6 2B: 0 3B: 0 HR: 0	SF: 0 SAC: 0 DP: 1 HBP: 0	WP: 1 PB: 0 SB: 0 CS: 0	PA: 36
PITCHER Geoff Zahn, L (1,1) ERA: 1.55	IP: 9.0 WLS: W BF: 36 H: 6 R: 1 ER: 0 SO: 2 BB: 3 IBB: 0 HBP: 0 BLK: 0 WP: 1 HR: 0 S: 37 P: 49 ERA: 0.00 WHIP: 1.000																			

Seattle Mariners @ California Angels
Anaheim Stadium, Anaheim, CA
Sat Apr 28 1984, 6:33 AM EST
Att: 31,537 - Unknown

AB 33
R 1
H 6
RBI 1
BB 3
SO 2
LOB 14



Batter	1	2	3	4	5	6	7	8	9	AB	R	H	RBI	BB	SO	LOB	BOTTOM			
Gary Pettis, S (1,8) OBP: 0.344, SLG: 0.351	3-1 1-3 BB																4 2 2 4 1 1 1			
Juan Beniquez, R (1,9) OBP: 0.333, SLG: 0.448	1-3	6-3															5 0 1 1 0 2 2			
Ron Jackson, R (1,5) OBP: 0.308, SLG: 0.300	3-1																4 1 0 0 0 0 2			
Rob Wilfong, L (7,4) OBP: 0.404, SLG: 0.478	2-3																1 0 0 0 0 0 0			
Doug DeCinces, R (1,10) OBP: 0.340, SLG: 0.511	F9																3 0 1 0 2 0 1			
Brian Downing, R (1,7) OBP: 0.337, SLG: 0.442																	3 2 0 0 2 1 5			
Bobby Grich, R (1,3) OBP: 0.385, SLG: 0.523																	1 1 0 0 2 0 0			
Bob Boone, R (1,2) OBP: 0.256, SLG: 0.346																	3 2 2 1 0 0 2			
Dick Schofield, R (1,6) OBP: 0.273, SLG: 0.329																	3 1 0 0 1 0 4			
Rob Picciolo, R (1,4) OBP: 0.667, SLG: 1.000																	4 1 2 1 0 0 2			
Inning Stats	R: 0 E: 0 K: 0 S: 3	H: 0 LOB: 1 BB: 1 P: 7	R: 3 E: 1 K: 1 S: 7	H: 2 LOB: 1 BB: 2 P: 15	R: 1 E: 1 K: 0 S: 4	H: 0 LOB: 2 BB: 1 P: 9	R: 1 E: 1 K: 1 S: 8	H: 3 LOB: 2 BB: 0 P: 8	R: 0 E: 0 K: 0 S: 4	H: 2 LOB: 1 BB: 0 P: 4	R: 0 E: 0 K: 1 S: 5	H: 0 LOB: 0 BB: 0 P: 5	R: 5 E: 1 K: 1 S: 7	H: 1 LOB: 0 BB: 3 P: 19	R: 0 E: 0 K: 0 S: 2	H: 0 LOB: 0 BB: 1 P: 6	1B: 5 2B: 1 3B: 1 HR: 1	SF: 1 SAC: 0 DP: 1 HBP: 1	WP: 0 PB: 0 SB: 0 CS: 0	PA: 41
PITCHER Mark Langston, L (1,1) ERA: 5.32 Dave Beard, R (7,1) ERA: 3.69	IP: 6.1 WLS: L BF: 33 H: 7 R: 3 ER: 3 SO: 3 BB: 6 IBB: 0 HBP: 1 BLK: 0 WP: 0 HR: 0 S: 32 P: 57 ERA: 4.26 WHIP: 2.053																			

Seattle Mariners @ California Angels
Anaheim Stadium, Anaheim, CA
Sat Apr 28 1984, 6:33 AM EST
Att: 31,537 - Unknown

AB 31
R 10
H 8
RBI 7
BB 8
SO 4
LOB 19



Batter	1	2	3	4	5	6	7	8	9	10	AB	R	H	RBI	BB	SO	LOB	TOP				
Jack Perconte, L OBP: 0.360, SLG: 0.371 (1,4)	G3	1-3		F8		SH1-3		1B		HR	4	1	1	1	1	0	2					
Barry Bonnell, R OBP: 0.366, SLG: 0.438 (8,7)	FC3-6 1B		G3 1B BB		4-3 1B	F8		K		HR	5	3	3	3	1	1	3					
Alvin Davis, L OBP: 0.423, SLG: 0.762 (1,3)	FC3-6 BB		G3 1B		F8		4-3		HR	K	5	2	2	1	1	1	1					
Pat Putnam, L OBP: 0.294, SLG: 0.328 (1,10)	FC3-6 BB		F7		4-3		1B		F3	F7	6	0	1	0	0	0	5					
Gorman Thomas, R OBP: 0.395, SLG: 0.292 Phil Bradley, R OBP: 0.377, SLG: 0.333 (1,7) (8,8)	BB		G3		CS 1B		K		1B		3	0	1	1	1	1	3					
Al Cowens, R OBP: 0.348, SLG: 0.460 (1,9)	F8		CS 1B		CS	SH1-3 1B		K		F8	5	1	2	2	0	1	5					
Larry Milbourne, S OBP: 0.289, SLG: 0.212 Domingo Ramos, R (8,5)		F8		F8		SH 1B SH1-3		4-3		K	3	1	0	0	0	0	0					
Bob Kearney, R OBP: 0.296, SLG: 0.293 (1,2)	1-3			K		SH1-3		F8		5-3	4	0	0	0	0	1	0					
Spike Owen, S OBP: 0.320, SLG: 0.294 (1,6)				1B		SH1-3 1B		1B		HR BB	3	1	3	1	2	0	0					
Inning Stats	R: 0 E: 0 K: 0 S: 4	H: 1 LOB: 3 BB: 2 P: 12	R: 0 E: 0 K: 0 S: 3	H: 0 LOB: 1 BB: 1 P: 7	R: 2 E: 0 K: 1 S: 4	H: 2 LOB: 1 BB: 0 P: 8	R: 1 E: 0 K: 1 S: 4	H: 2 LOB: 0 BB: 0 P: 4	R: 2 E: 1 K: 0 S: 6	H: 2 LOB: 1 BB: 0 P: 6	R: 0 E: 0 K: 2 S: 8	H: 1 LOB: 1 BB: 0 P: 8	R: 0 E: 0 K: 1 S: 7	H: 2 LOB: 2 BB: 0 P: 7	R: 1 E: 0 K: 1 S: 7	H: 2 LOB: 1 BB: 0 P: 7	R: 3 E: 0 K: 1 S: 6	H: 1 LOB: 0 BB: 2 P: 14	1B: 12 2B: 0 3B: 0 HR: 2	SF: 0 SAC: 3 DP: 0 HBP: 0	WP: 0 PB: 0 SB: 1 CS: 1	PA: 50
PITCHER	IP	WLS	BF	H	R	ER	SO	BB	IBB	HBP	BLK	WP	HR	S	P	ERA	WHIP					
Curt Kaufman, R ERA: 5.56 (1,1)	4.2		23	6	3	3	1	4	0	0	0	0	0	21	37	5.79	2.143					
Jim Slaton, R ERA: 7.71 (5,1)	3.2		18	7	3	2	3	0	0	0	0	0	1	24	24	4.91	1.909					
Frank LaCorte, R ERA: 6.48 (9,1)	1.0	L	5	0	2	2	1	2	0	0	0	0	0	5	13	18.00	2.000					
Luis Sanchez, R ERA: 2.16 (10,1)	0.2		3	1	1	1	1	0	0	0	0	0	1	5	5	13.50	1.500					

Seattle Mariners @ California Angels
Anaheim Stadium, Anaheim, CA
Sun Apr 29 1984, 6:33 AM EDT
Att: 45,069 - Unknown

AB 40
R 9
H 14
RBI 9
BB 6
SO 6
LOB 20



Batter	1	2	3	4	5	6	7	8	9	10	AB	R	H	RBI	BB	SO	LOB	BOTTOM				
Gary Pettis, S OBP: 0.347, SLG: 0.354 (1,8)	6-3				6-3			4-3		1B	5	1	2	2	0	0	1					
Rod Carew, L OBP: 0.378, SLG: 0.378 Dick Schofield, R OBP: 0.273, SLG: 0.329 (1,3) (9, PR) (10, 6)	1-3		5-3			F8		G3		WP BB 1B	5	0	1	1	0	0	1					
Fred Lynn, L OBP: 0.377, SLG: 0.462 (1,9)	BB					F8 BLK 1B BB		K		WP BB	1	1	0	0	4	1	0					
Doug DeCinces, R OBP: 0.343, SLG: 0.500 (1,5)	F9				K	F8		F8		1B BB	4	1	1	0	1	1	3					
Reggie Jackson, L OBP: 0.326, SLG: 0.539 (1,10)		F4		F7						1B BB	5	1	2	1	0	0	4					
Brian Downing, R OBP: 0.330, SLG: 0.429 (1,7)	F2		1-3		1-3	F7		F7		4-3 1B 1B	5	1	1	2	0	0	2					
Bobby Grich, R OBP: 0.351, SLG: 0.490 (1,4) (10, 3)	K				6-3			K		4-3 1B 1B	5	1	1	0	0	3	0					
Bob Boone, R OBP: 0.253, SLG: 0.337 (1,2)			K			1-3		1-3		4-3 1B 1B	5	0	1	0	0	2	2					
Rob Picciolo, R OBP: 0.444, SLG: 0.667 Rob Wilong, L OBP: 0.397, SLG: 0.468 (1,6) (9, PH) (10, 4)			K		K			F9		K	3	0	0	0	0	2	1					
Inning Stats	R: 0 E: 0 K: 0 S: 3	H: 0 LOB: 1 BB: 1 P: 7	R: 0 E: 0 K: 1 S: 5	H: 0 LOB: 0 BB: 0 P: 5	R: 0 E: 1 K: 2 S: 8	H: 1 LOB: 1 BB: 0 P: 8	R: 0 E: 0 K: 1 S: 5	H: 0 LOB: 1 BB: 1 P: 9	R: 0 E: 0 K: 1 S: 6	H: 1 LOB: 1 BB: 0 P: 6	R: 1 E: 0 K: 1 S: 4	H: 1 LOB: 0 BB: 0 P: 5	R: 0 E: 0 K: 1 S: 5	H: 0 LOB: 0 BB: 0 P: 5	R: 0 E: 0 K: 1 S: 11	H: 6 LOB: 3 BB: 2 P: 19	R: 0 E: 0 K: 2 S: 7	H: 0 LOB: 0 BB: 0 P: 7	1B: 8 2B: 1 3B: 0 HR: 0	SF: 0 SAC: 0 DP: 0 HBP: 0	WP: 1 PB: 0 SB: 1 CS: 0	PA: 44
PITCHER	IP	WLS	BF	H	R	ER	SO	BB	IBB	HBP	BLK	WP	HR	S	P	ERA	WHIP					
Mike Moore, R ERA: 2.57 (9,1)	8.0		32	5	3	3	7	3	0	0	1	0	0	43	55	3.38	1.000					
Mike Stanton, R ERA: 6.48 (9,1)	0.0		2	2	0	0	0	0	0	0	0	0	0	2	2	∞	∞					
Dave Beard, R ERA: 4.11 (9,1)	0.2		3	1	2	2	1	0	0	0	0	0	0	5	5	27.00	1.500					
Ed Vande Berg, L ERA: 0.96 (9,1)	0.0		2	1	1	1	0	1	0	0	0	0	0	1	5	∞	∞					
Roy Thomas, R ERA: 4.91 (9,1)	1.1	W	5	0	0	0	2	1	0	0	0	1	0	8	12	0.00	0.750					

Seattle Mariners @ California Angels
Anaheim Stadium, Anaheim, CA
Sun Apr 29 1984, 6:33 AM EDT
Att: 45,069 - Unknown

AB 39
R 6
H 9
RBI 6
BB 5
SO 10
LOB 16



Batter	1	2	3	4	5	6	7	8	9	AB	R	H	RBI	BB	SO	LOB	TOP			
Larry Milbourne, S OBP: 0.310, SLG: 0.222	G3		BB			1-3		G5-4-3 1B		3	0	1	0	1	0	0	Seattle Mariners @ California Angels Anaheim Stadium, Anaheim, CA Mon Apr 30 1984, 10:05 PM EDT Att: 23,347 - Unknown			
Barry Bonnell, R OBP: 0.347, SLG: 0.412	K		F4			K		G5-4-3 1-2		4	0	0	0	0	2	3				
Alvin Davis, L OBP: 0.453, SLG: 0.769										2	0	2	0	1	0	0				
Pat Putnam, L OBP: 0.282, SLG: 0.323										4	1	1	0	0	0	3				
Al Cowens, R OBP: 0.329, SLG: 0.433										4	0	0	0	0	2	3				
Gorman Thomas, R OBP: 0.376, SLG: 0.275										4	0	0	0	0	1	2				
Darnell Coles, R OBP: 0.217, SLG: 0.100										3	0	0	0	0	0	0				
Bob Kearney, R OBP: 0.247, SLG: 0.282										3	0	0	0	0	1	0				
Spike Owen, S OBP: 0.321, SLG: 0.286										2	0	0	0	1	1	0				
Inning Stats	R: 0 E: 0 K: 1 S: 6	H: 1 LOB: 1 BB: 0 P: 6	R: 0 E: 0 K: 2 S: 7	H: 0 LOB: 0 BB: 0 P: 7	R: 0 E: 0 K: 1 S: 5	H: 0 LOB: 1 BB: 1 P: 9	R: 1 E: 1 K: 0 S: 3	H: 1 LOB: 0 BB: 0 P: 4	R: 0 E: 0 K: 1 S: 6	H: 0 LOB: 0 BB: 0 P: 3	R: 0 E: 0 K: 1 S: 5	H: 0 LOB: 0 BB: 0 P: 5	R: 0 E: 0 K: 1 S: 5	H: 1 LOB: 1 BB: 1 P: 9	R: 0 E: 0 K: 0 S: 3	H: 0 LOB: 1 BB: 1 P: 7	1B: 4 2B: 0 3B: 0 HR: 0	SF: 0 SAC: 0 DP: 1 HBP: 1	WP: 0 PB: 0 SB: 0 CS: 1	PA: 34
PITCHER Mike Witt, R ERA: 3.92	IP: 9.0 WLS: W BF: 33 H: 4 R: 1 ER: 0 SO: 7 BB: 3 IBB: 0 HBP: 1 BLK: 0 WP: 0 HR: 0 S: 43 P: 56 ERA: 0.00 WHIP: 0.778															PITCHER				

Batter	1	2	3	4	5	6	7	8	9	AB	R	H	RBI	BB	SO	LOB	BOTTOM			
Gary Pettis, S OBP: 0.350, SLG: 0.356								4-3		5	0	2	1	0	1	2	Seattle Mariners @ California Angels Anaheim Stadium, Anaheim, CA Mon Apr 30 1984, 10:05 PM EDT Att: 23,347 - Unknown			
Rod Carew, L OBP: 0.378, SLG: 0.379										5	1	2	0	0	0	3				
Fred Lynn, L OBP: 0.378, SLG: 0.447										3	1	0	0	2	2	3				
Doug DeCinces, R OBP: 0.339, SLG: 0.500										4	1	1	1	0	0	2				
Brian Downing, R OBP: 0.355, SLG: 0.473										2	2	2	3	1	0	0				
Reggie Jackson, L OBP: 0.313, SLG: 0.516										4	0	0	0	0	2	3				
Bobby Grich, R OBP: 0.361, SLG: 0.491										4	2	2	0	0	1	1				
Bob Boone, R OBP: 0.253, SLG: 0.344										4	1	1	1	0	0	2				
Dick Schofield, R OBP: 0.293, SLG: 0.365										3	0	2	1	1	1	0				
Inning Stats	R: 2 E: 0 K: 0 S: 5	H: 3 LOB: 1 BB: 1 P: 9	R: 0 E: 0 K: 0 S: 4	H: 1 LOB: 1 BB: 0 P: 4	R: 2 E: 0 K: 0 S: 4	H: 2 LOB: 0 BB: 1 P: 8	R: 1 E: 0 K: 1 S: 7	H: 2 LOB: 2 BB: 1 P: 11	R: 3 E: 0 K: 2 S: 10	H: 3 LOB: 1 BB: 0 P: 11	R: 0 E: 0 K: 0 S: 3	H: 0 LOB: 0 BB: 0 P: 3	R: 0 E: 0 K: 2 S: 7	H: 0 LOB: 1 BB: 1 P: 11	R: 0 E: 0 K: 2 S: 8	H: 1 LOB: 0 BB: 0 P: 8	1B: 7 2B: 4 3B: 0 HR: 1	SF: 0 SAC: 0 DP: 1 HBP: 1	WP: 1 PB: 0 SB: 0 CS: 1	PA: 39
PITCHER Paul Mirabella, L ERA: 5.0 Mike Stanton, R ERA: 7.15 Ed Vande Berg, L ERA: 0.87	IP: 4.0 WLS: L BF: 21 H: 8 R: 5 ER: 5 SO: 1 BB: 3 IBB: 0 HBP: 0 BLK: 0 WP: 1 HR: 1 S: 20 P: 32 ERA: 11.25 WHIP: 2.750															PITCHER				

Batter	1	2	3	4	5	6	7	8	9	AB	R	H	RBI	BB	SO	LOB	TOP				
Rickey Henderson, R OBP: 0.337, SLG: 0.396 (1, 7)	1-3		FC5-4			6-3		1B		4	0	1	0	0	0	1					
Joe Morgan, L OBP: 0.365, SLG: 0.361 (1, 4)	G3			4-3			E3 1B FC6-4	G3		4	1	0	0	0	0	2					
Davey Lopes, R OBP: 0.356, SLG: 0.477 (1, 9)	F8			F8			FC6-4 1B		F6	4	0	1	0	0	0	0					
Dave Kingman, R OBP: 0.284, SLG: 0.610 (1, 10)		K		5-3			F6		6-3	4	0	0	0	0	1	2					
Carney Lansford, R OBP: 0.295, SLG: 0.320 (1, 5)		K			F7		FC6-4		6-3	4	0	0	1	0	1	1					
Bill Almon, R OBP: 0.222, SLG: 0.269 (1, 3)			F8		K		F3			3	0	0	0	0	1	1					
Dwayne Murphy, L OBP: 0.358, SLG: 0.435 (1, 8)					F7				3-1	2	0	0	0	1	0	0					
Jim Essian, R OBP: 0.333, SLG: 0.292 (8, PH)					F7		6-3		K	2	0	0	0	0	0	1					
Mike Heath, R OBP: 0.336, SLG: 0.373 (8, 2)										1	0	0	0	0	1	0					
Donnie Hill, S OBP: 0.212, SLG: 0.254 (8, PH)										2	0	0	0	0	0	1					
Jeff Burroughs, R OBP: 0.296, SLG: 0.462 (8, PR)										0	0	0	0	1	0	0					
Tony Phillips, S OBP: 0.269, SLG: 0.346 (8, 6)									1B BB	0	0	0	0	0	0	0					
Inning Stats	R: 0 E: 0 K: 0 S: 3	H: 0 LOB: 0 BB: 0 P: 3	R: 0 E: 0 K: 2 S: 7	H: 0 LOB: 0 BB: 0 P: 7	R: 0 E: 0 K: 0 S: 3	H: 0 LOB: 1 BB: 1 P: 7	R: 0 E: 0 K: 0 S: 3	H: 0 LOB: 0 BB: 0 P: 3	R: 0 E: 0 K: 1 S: 5	H: 0 LOB: 0 BB: 0 P: 5	R: 1 E: 1 K: 0 S: 5	H: 1 LOB: 1 BB: 0 P: 5	R: 0 E: 0 K: 1 S: 6	H: 1 LOB: 2 BB: 1 P: 10	R: 0 E: 0 K: 0 S: 3	H: 0 LOB: 0 BB: 0 P: 3	1B: 2 2B: 0 3B: 0 HR: 0	SF: 0 SAC: 0 DP: 0 HBP: 0	WP: 0 PB: 0 SB: 0 CS: 0	PA: 32	
PITCHER	IP	WLS	BF	H	R	ER	SO	BB	IBB	HBP	BLK	WP	HR	S	P	ERA	WHIP				
Tommy John, L ERA: 2.08 (1, 1)	8.0	W	29	2	1	0	4	2	0	0	0	0	0	35	43	0.00	0.500				
Luis Sanchez, R ERA: 2.04 (9, 1)	1.0	S	3	0	0	0	0	0	0	0	0	0	0	3	3	0.00	0.000				

Oakland Athletics @ California Angels
Anaheim Stadium, Anaheim, CA
Tue May 01 1984, 10:05 PM EDT
Att: 27,009 - Unknown

AB	30
R	1
H	2
RBI	1
BB	2
SO	4
LOB	9



Batter	1	2	3	4	5	6	7	8	9	AB	R	H	RBI	BB	SO	LOB	BOTTOM				
Gary Pettis, S OBP: 0.355, SLG: 0.356 (1, 8)	K		1-3		1B BB	CS	1B			3	2	1	0	1	1	0					
Rod Carew, L OBP: 0.382, SLG: 0.385 (1, 3)	F8			4-3	1B		1B			4	0	2	1	0	0	0					
Fred Lynn, L OBP: 0.383, SLG: 0.443 (1, 9)	K			1B HBP	F8		1B			3	1	1	0	1	1	1					
Doug DeCinces, R OBP: 0.345, SLG: 0.500 (1, 5)		K		HBP F7 1B	1B		SF9-3-5			2	0	1	1	1	1	0					
Reggie Jackson, L OBP: 0.301, SLG: 0.495 (1, 10)		K		F7	F5		4-3			4	0	0	0	0	1	5					
Brian Downing, R OBP: 0.380, SLG: 0.469 (1, 7)								F7		3	0	1	0	0	0	0					
Juan Beniquez, R OBP: 0.333, SLG: 0.448 (9, 7)				HBP	HBP		F8		F7	0	0	0	0	0	0	0					
Bobby Grich, R OBP: 0.369, SLG: 0.536 (1, 4)		FC5-4			HBP			F1		3	1	1	2	0	0	1					
Jerry Narron, L OBP: 0.200, SLG: 0.357 (1, 2)			F3		F9		K		4-3	4	0	0	0	0	1	3					
Dick Schofield, R OBP: 0.295, SLG: 0.364 (1, 6)			K							3	0	1	0	0	2	0					
Inning Stats	R: 0 E: 0 K: 2 S: 7	H: 1 LOB: 1 BB: 0 P: 8	R: 0 E: 0 K: 1 S: 5	H: 0 LOB: 0 BB: 0 P: 5	R: 1 E: 0 K: 0 S: 5	H: 2 LOB: 2 BB: 0 P: 7	R: 1 E: 0 K: 1 S: 6	H: 1 LOB: 2 BB: 2 P: 14	R: 1 E: 0 K: 0 S: 4	H: 2 LOB: 1 BB: 1 P: 8	R: 0 E: 0 K: 0 S: 3	H: 0 LOB: 0 BB: 0 P: 3	1B: 7 2B: 1 3B: 0 HR: 1	SF: 1 SAC: 0 DP: 1 HBP: 2	WP: 0 PB: 0 SB: 1 CS: 1	PA: 36					
PITCHER	IP	WLS	BF	H	R	ER	SO	BB	IBB	HBP	BLK	WP	HR	S	P	ERA	WHIP				
Mike Warren, R ERA: 3.82 (1, 1)	6.0	L	29	8	4	4	7	2	0	2	0	0	1	39	49	6.00	1.667				
Tim Conroy, L ERA: 5.32 (7, 1)	0.0		1	0	0	0	0	1	0	0	0	0	0	0	4	∞	∞				
Lary Sorensen, R ERA: 5.61 (7, 1)	2.0		5	0	0	0	0	0	0	0	0	0	0	5	5	0.00	0.000				

Oakland Athletics @ California Angels
Anaheim Stadium, Anaheim, CA
Tue May 01 1984, 10:05 PM EDT
Att: 27,009 - Unknown

AB	29
R	4
H	8
RBI	4
BB	3
SO	7
LOB	10



Batter	1	2	3	4	5	6	7	8	9	AB	R	H	RBI	BB	SO	LOB	TOP								
Rickey Henderson, R OBP: 0.349, SLG: 0.411 (1, 7)										4	2	2	0	1	0	0	Oakland Athletics @ California Angels Anaheim Stadium, Anaheim, CA Wed May 02 1984, 10:05 PM EDT Att: 27,939 - Unknown livebaseballscorecards.com								
Dwayne Murphy, L OBP: 0.350, SLG: 0.461 (1, 8)										4	1	1	3	1	0	3									
Joe Morgan, L OBP: 0.367, SLG: 0.354 (1, 4)										4	0	1	1	1	0	1									
Dave Kingman, R OBP: 0.280, SLG: 0.586 (1, 10)										5	0	1	0	0	1	3									
Bill Almon, R OBP: 0.222, SLG: 0.269 (9, PR)										0	1	0	0	0	0	0									
Carney Lansford, R OBP: 0.300, SLG: 0.353 (1, 5)										5	1	2	1	0	0	1									
Bruce Bochte, L OBP: 0.337, SLG: 0.250 (1, 3)										4	0	1	0	1	0	0									
Mike Davis, L OBP: 0.344, SLG: 0.418 (1, 9)										5	1	3	2	0	0	2									
Jim Essian, R OBP: 0.314, SLG: 0.310 (1, 2)										5	0	1	0	0	1	4									
Donnie Hill, S OBP: 0.221, SLG: 0.262 (1, 6)										2	1	1	0	0	0	1									
Tony Phillips, S OBP: 0.286, SLG: 0.333 (5, 6)										1	0	0	0	1	0	2									
Inning Stats	R: 0 E: 0 K: 0 S: 3	H: 0 LOB: 1 BB: 1 P: 7	R: 0 E: 0 K: 0 S: 3	H: 0 LOB: 0 BB: 0 P: 3	R: 3 E: 0 K: 0 S: 6	H: 3 LOB: 1 BB: 1 P: 10	R: 0 E: 0 K: 0 S: 4	H: 2 LOB: 1 BB: 0 P: 4	R: 0 E: 0 K: 0 S: 3	H: 0 LOB: 1 BB: 1 P: 7	R: 0 E: 0 K: 0 S: 5	H: 2 LOB: 2 BB: 0 P: 5	R: 1 E: 0 K: 1 S: 6	H: 1 LOB: 0 BB: 0 P: 6	R: 2 E: 0 K: 0 S: 6	H: 3 LOB: 2 BB: 1 P: 10	R: 1 E: 0 K: 1 S: 7	H: 2 LOB: 3 BB: 1 P: 11	1B: 8 2B: 2 3B: 0 HR: 3	SF: 0 SAC: 0 DP: 1 HBP: 0	WP: 0 PB: 0 SB: 1 CS: 0	PA: 44			
PITCHER	IP	WLS	BF	H	R	ER	SO	BB	IBB	HBP	BLK	WP	HR	S	P	ERA	WHIP								
Ron Romanick, R ERA: 5.44 (1, 1)	7.1	L	34	10	6	6	1	3	0	0	0	0	3	33	45	7.36	1.773								
Doug Corbett, R ERA: (8, 1)	0.2		4	1	0	0	0	1	0	0	0	0	0	3	7	0.00	3.000								
Luis Sanchez, R ERA: 2.41 (9, 1)	1.0		6	2	1	1	1	1	0	0	0	0	0	7	11	9.00	3.000								

Batter	1	2	3	4	5	6	7	8	9	AB	R	H	RBI	BB	SO	LOB	BOTTOM								
Gary Pettis, S OBP: 0.366, SLG: 0.362 (1, 8)										4	2	2	2	1	1	2	Oakland Athletics @ California Angels Anaheim Stadium, Anaheim, CA Wed May 02 1984, 10:05 PM EDT Att: 27,939 - Unknown livebaseballscorecards.com								
Rod Carew, L OBP: 0.383, SLG: 0.417 (1, 3)										5	1	2	3	0	1	1									
Fred Lynn, L OBP: 0.378, SLG: 0.436 (1, 9)										4	0	1	0	0	1	0									
Doug DeCinces, R OBP: 0.339, SLG: 0.486 (1, 5)										5	0	1	0	0	2	2									
Reggie Jackson, L OBP: 0.306, SLG: 0.480 (1, 10)										3	1	0	0	2	0	2									
Brian Downing, R OBP: 0.356, SLG: 0.460 (1, 7)										4	0	1	0	0	1	2									
Bobby Grich, R OBP: 0.362, SLG: 0.517 (1, 4)										4	1	1	0	0	0	3									
Bob Boone, R OBP: 0.283, SLG: 0.366 (1, 2)										3	1	3	1	1	0	0									
Dick Schofield, R OBP: 0.299, SLG: 0.360 (1, 6)										1	0	0	0	1	1	1									
Rob Wilfong, L OBP: 0.390, SLG: 0.458 (8, PH)										1	0	0	0	0	1	2									
Rob Piccolo, R OBP: 0.444, SLG: 0.667 (9, 6)										0	0	0	0	0	0	0									
Inning Stats	R: 0 E: 0 K: 1 S: 6	H: 2 LOB: 1 BB: 0 P: 6	R: 1 E: 1 K: 1 S: 6	H: 1 LOB: 1 BB: 1 P: 10	R: 0 E: 0 K: 1 S: 5	H: 0 LOB: 0 BB: 0 P: 5	R: 0 E: 0 K: 0 S: 2	H: 0 LOB: 0 BB: 1 P: 6	R: 0 E: 0 K: 2 S: 8	H: 1 LOB: 2 BB: 1 P: 12	R: 0 E: 0 K: 1 S: 5	H: 0 LOB: 0 BB: 0 P: 5	R: 0 E: 0 K: 1 S: 7	H: 2 LOB: 2 BB: 0 P: 7	R: 1 E: 0 K: 1 S: 6	H: 1 LOB: 1 BB: 1 P: 10	1B: 10 2B: 0 3B: 0 HR: 1	SF: 0 SAC: 2 DP: 1 HBP: 0	WP: 0 PB: 0 SB: 1 CS: 2	PA: 41					
PITCHER	IP	WLS	BF	H	R	ER	SO	BB	IBB	HBP	BLK	WP	HR	S	P	ERA	WHIP								
Steve McCatty, R ERA: 4.33 (1, 1)	4.1		20	6	5	4	3	3	0	0	0	0	1	23	35	8.31	2.077								
Keith Atherton, R ERA: 1.25 (5, 1)	3.0	W	13	3	0	0	3	1	0	0	0	0	0	18	22	0.00	1.333								
Bill Caudill, R ERA: 2.4 (8, 1)	1.2	S	8	2	1	1	2	1	0	0	0	0	0	11	15	5.40	1.800								

Batter	1	2	3	4	5	6	7	8	9	AB	R	H	RBI	BB	SO	LOB	TOP							
Gary Pettis, S OBP: 0.352, SLG: 0.333 (1, 8)	0-3 K		4-0 S 1B BB		0-0 F7		0-0 F8		0-3 K	4	1	0	0	1	2	1	California Angels @ Seattle Mariners The Kingdome, Seattle, WA Sat May 05 1984, 10:05 PM EDT Att: 28,109 - Unknown							
Rod Carew, L OBP: 0.379, SLG: 0.410 (1, 3)	0-0 6-3		0-0 1B		0-0 1B		0-0 FC6 1B		0-0 1-3	5	0	3	2	0	0	0								
Fred Lynn, L OBP: 0.370, SLG: 0.411 (1, 9)	0-0 4-3		0-0 F6		0-0 3		0-0 FC6 FC5-4			4	0	0	0	0	0	4								
Doug DeCinces, R OBP: 0.349, SLG: 0.518 (1, 5)		0-3 K		0-0 E6 2B 1B		0-0 F9		0-0 FC5-4		4	1	1	0	0	1	2								
Reggie Jackson, L OBP: 0.302, SLG: 0.467 (1, 10)	0-0 4-3		0-0 F8 2H 2B		0-0 4-3			0-0 F6		4	0	1	1	0	0	0								
Brian Downing, R OBP: 0.349, SLG: 0.449 Juan Beniquez, R OBP: 0.333, SLG: 0.448 (8, 7)	0-0 F5		0-0 F8 2-3		0-0 1B			0-0 1B		4	0	2	0	0	0	1								
Bobby Grich, R OBP: 0.364, SLG: 0.485 (1, 4)			0-0 E9 4-3 1B		0-3 K		0-0 1-3 1B		0-3 K	4	1	1	0	0	2	2								
Bob Boone, R OBP: 0.280, SLG: 0.350 (1, 2)			0-0 F4		4-0 BB		0-0 4-3		0-0 F5	3	0	0	0	1	0	4								
Dick Schofield, R OBP: 0.286, SLG: 0.333 (1, 6)	0-0 4-3		0-0 4-3 2-3		0-3 K		4-0 FC6 1B BB		0-3 K	3	0	0	0	1	2	3								
Inning Stats	R: 0 E: 0 K: 1 S: 5	H: 0 LOB: 0 BB: 0 P: 5	R: 0 E: 0 K: 1 S: 5	H: 0 LOB: 0 BB: 0 P: 5	R: 2 E: 1 K: 0 S: 5	H: 1 LOB: 1 BB: 1 P: 9	R: 1 E: 1 K: 2 S: 9	H: 2 LOB: 2 BB: 1 P: 13	R: 0 E: 0 K: 0 S: 3	H: 1 LOB: 0 BB: 0 P: 3	R: 0 E: 0 K: 0 S: 5	H: 2 LOB: 2 BB: 0 P: 5	R: 0 E: 0 K: 0 S: 4	H: 1 LOB: 2 BB: 1 P: 8	R: 0 E: 0 K: 1 S: 6	H: 1 LOB: 1 BB: 0 P: 6		R: 0 E: 0 K: 2 S: 7	H: 0 LOB: 0 BB: 0 P: 7	1B: 7 2B: 2 3B: 0 HR: 0	SF: 0 SAC: 0 DP: 1 HBP: 0	WP: 0 PB: 0 SB: 1 CS: 0	PA: 38	
PITCHER	IP WLS BF H R ER SO BB IBB HBP BLK WP HR S P ERA WHIP	6.0 L 26 6 3 1 4 2 0 0 0 0 0 32 40 1.50 1.333	3.0 L 12 2 0 0 3 1 0 0 0 0 0 17 21 0.00 1.000																					

AB 35
R 3
H 8
RBI 3
BB 3
SO 7
LOB 17



Batter	1	2	3	4	5	6	7	8	9	AB	R	H	RBI	BB	SO	LOB	BOTTOM						
Jack Perconte, L OBP: 0.358, SLG: 0.364 (1, 4)	0-0 4-3		0-0 1-2 1B		0-0 F9			0-0 4-3		4	0	1	0	0	0	0	California Angels @ Seattle Mariners The Kingdome, Seattle, WA Sat May 05 1984, 10:05 PM EDT Att: 28,109 - Unknown						
Gorman Thomas, R OBP: 0.350, SLG: 0.253 (1, 7)	0-3 K		0-3 K		0-0 G5-4-3 1B		0-0 6-3		0-0 6-3	4	0	1	0	0	2	2							
Alvin Davis, L OBP: 0.448, SLG: 0.738 (1, 3)	0-0 3-1		0-0 F7		0-0 G5-4-3		4-0 BB		0-0 G3	3	0	0	0	1	0	3							
Pat Putnam, L OBP: 0.274, SLG: 0.299 (1, 10)		0-0 G3	0-3 K			0-0 F3		0-0 G3		4	0	0	0	0	1	3							
Al Cowens, R OBP: 0.301, SLG: 0.425 (1, 9)		0-3 K		0-3 K		0-0 1-3		0-0 4-3		4	0	0	0	0	2	0							
Barry Bonnell, R OBP: 0.395, SLG: 0.400 (1, 8)		0-0 BB 1B		0-0 2B 1B 1B		0-0 5-3		0-0 FC1-6 1B		4	1	3	0	0	0	0							
Darnell Coles, R OBP: 0.286, SLG: 0.194 (1, 5)		4-0 BB 1-2 BB		0-0 1-3 1B 2B		0-0 6-3		0-0 FC1-6 1-2		3	0	1	0	1	0	1							
Bob Kearney, R OBP: 0.287, SLG: 0.361 (1, 2)		0-0 5-3		0-0 2H 3H 1B		0-0 5-3		0-0 F3		4	0	1	1	0	0	3							
Spike Owen, S OBP: 0.330, SLG: 0.348 (1, 6)			0-0 1B 1B		0-3 K		0-0 6-3			3	0	1	0	0	1	1							
Inning Stats	R: 0 E: 0 K: 1 S: 5	H: 0 LOB: 0 BB: 0 P: 5	R: 0 E: 0 K: 1 S: 6	H: 1 LOB: 2 BB: 1 P: 10	R: 0 E: 0 K: 2 S: 9	H: 2 LOB: 0 BB: 0 P: 9	R: 1 E: 0 K: 2 S: 9	H: 3 LOB: 1 BB: 0 P: 9	R: 0 E: 0 K: 0 S: 3	H: 0 LOB: 0 BB: 0 P: 3	R: 0 E: 0 K: 0 S: 3	H: 0 LOB: 0 BB: 0 P: 3	R: 0 E: 0 K: 0 S: 3	H: 0 LOB: 0 BB: 0 P: 3	R: 0 E: 0 K: 0 S: 3	H: 0 LOB: 1 BB: 1 P: 7		R: 0 E: 0 K: 0 S: 4	H: 1 LOB: 1 BB: 0 P: 4	1B: 7 2B: 1 3B: 0 HR: 0	SF: 0 SAC: 0 DP: 1 HBP: 0	WP: 0 PB: 0 SB: 0 CS: 0	PA: 35
PITCHER	IP WLS BF H R ER SO BB IBB HBP BLK WP HR S P ERA WHIP	9.0 W 35 8 1 1 6 2 0 0 0 0 0 45 53 1.00 1.111																					

AB 33
R 1
H 8
RBI 1
BB 2
SO 6
LOB 13



Batter	1	2	3	4	5	6	7	8	9	AB	R	H	RBI	BB	SO	LOB	TOP		
Gary Pettis, S OBP: 0.341, SLG: 0.321 (1, 8)										4	0	0	0	0	2	0			
Juan Beniquez, R OBP: 0.353, SLG: 0.485 (1, 7)										4	1	2	0	0	0	0			
Mike Brown, R Fred Lynn, L OBP: 0.367, SLG: 0.407 (9, PH)										3	0	2	1	0	0	0			
Doug DeCinces, R OBP: 0.338, SLG: 0.500 (1, 5)										4	0	0	0	0	1	3			
Brian Downing, R OBP: 0.346, SLG: 0.441 (1, 10)										4	0	1	0	0	2	2			
Bobby Grich, R OBP: 0.350, SLG: 0.464 (1, 4)										3	0	0	0	0	1	1			
Ron Jackson, R OBP: 0.250, SLG: 0.231 (1, 3)										3	0	0	0	0	1	1			
Bob Boone, R OBP: 0.273, SLG: 0.340 (1, 2)										3	0	0	0	0	1	1			
Dick Schofield, R Rod Carew, L Rob Piccolo, R OBP: 0.444, SLG: 0.667 (8, 6)										2	0	0	0	0	2	0			
Inning Stats	R: 0 E: 0 K: 2 S: 9	H: 2 LOB: 2 BB: 0 P: 9	R: 0 E: 0 K: 0 S: 3	H: 0 LOB: 0 BB: 0 P: 3	R: 0 E: 0 K: 2 S: 7	H: 0 LOB: 0 BB: 0 P: 7	R: 0 E: 0 K: 1 S: 5	H: 0 LOB: 0 BB: 0 P: 5	R: 0 E: 0 K: 1 S: 8	H: 1 LOB: 1 BB: 0 P: 8	R: 0 E: 0 K: 0 S: 3	H: 0 LOB: 0 BB: 0 P: 3	R: 0 E: 0 K: 1 S: 5	H: 0 LOB: 0 BB: 0 P: 5	1B: 3 2B: 2 3B: 0 HR: 0	SF: 0 SAC: 0 DP: 0 HBP: 0	WP: 0 PB: 0 SB: 0 CS: 0	PA: 32	
PITCHER	IP	WLS	BF	H	R	ER	SO	BB	IBB	HBP	BLK	WP	HR	S	P	ERA	WHIP		
Ed Vande Berg, L ERA: 1.53 (1, 1)	5.2	W	21	4	1	1	7	0	0	0	0	0	0	35	35	1.59	0.706		
Dave Beard, R ERA: 2.7 (6, 1)	3.1	S	11	1	0	0	4	0	0	0	0	0	0	19	19	0.00	0.300		

California Angels @ Seattle Mariners
The Kingdome, Seattle, WA
Sun May 06 1984, 6:33 AM EDT
Att: 11,378 - Unknown

AB 32
R 1
H 5
RBI 1
BB 0
SO 11
LOB 8



Batter	1	2	3	4	5	6	7	8	9	AB	R	H	RBI	BB	SO	LOB	BOTTOM			
Jack Perconte, L OBP: 0.362, SLG: 0.368 (1, 4)										4	0	2	0	0	0	1				
Phil Bradley, R OBP: 0.355, SLG: 0.291 (1, 8)										3	1	0	0	1	0	2				
Alvin Davis, L OBP: 0.450, SLG: 0.762 (1, 3)										4	1	2	1	0	0	2				
Gorman Thomas, R Barry Bonnell, R OBP: 0.346, SLG: 0.244 (9, 7)										3	0	0	0	1	0	4				
Steve Henderson, R OBP: 0.349, SLG: 0.410 (1, 10)										3	0	0	0	1	0	3				
Dave Henderson, R OBP: 0.288, SLG: 0.225 (1, 9)										4	0	0	1	0	0	2				
Darnell Coles, R OBP: 0.283, SLG: 0.200 (1, 5)										4	0	1	0	0	0	2				
Bob Kearney, R OBP: 0.288, SLG: 0.390 (1, 2)										3	1	1	1	0	0	1				
Spike Owen, S OBP: 0.330, SLG: 0.348 (1, 6)										3	0	1	0	0	0	1				
Inning Stats	R: 0 E: 0 K: 0 S: 4	H: 1 LOB: 2 BB: 1 P: 8	R: 0 E: 0 K: 0 S: 4	H: 1 LOB: 1 BB: 0 P: 4	R: 0 E: 0 K: 0 S: 3	H: 0 LOB: 0 BB: 0 P: 3	R: 0 E: 0 K: 0 S: 3	H: 0 LOB: 1 BB: 1 P: 7	R: 2 E: 0 K: 0 S: 6	H: 3 LOB: 1 BB: 0 P: 6	R: 0 E: 0 K: 0 S: 3	H: 0 LOB: 0 BB: 0 P: 3	R: 0 E: 0 K: 0 S: 4	H: 1 LOB: 1 BB: 0 P: 4	R: 1 E: 0 K: 0 S: 4	H: 1 LOB: 1 BB: 1 P: 8	1B: 4 2B: 1 3B: 1 HR: 1	SF: 0 SAC: 0 DP: 0 HBP: 0	WP: 0 PB: 0 SB: 1 CS: 0	PA: 34
PITCHER	IP	WLS	BF	H	R	ER	SO	BB	IBB	HBP	BLK	WP	HR	S	P	ERA	WHIP			
Tommy John, L ERA: 2.28 (1, 1)	8.0	L	34	7	3	3	0	2	1	0	0	0	1	31	43	3.38	1.125			

California Angels @ Seattle Mariners
The Kingdome, Seattle, WA
Sun May 06 1984, 6:33 AM EDT
Att: 11,378 - Unknown

AB 31
R 3
H 7
RBI 3
BB 3
SO 0
LOB 18



Batter	1	2	3	4	5	6	7	8	9	AB R H RBI BB SO LOB	TOP								
Darrell Brown, S OBP: 0.326, SLG: 0.387 (1, 8)	1-3		SF9 SH SF8 1B	IBB		F8		4-3	SF8	4 1 1 1 1 0 1	Minnesota Twins @ California Angels Anaheim Stadium, Anaheim, CA Mon May 07 1984, 10:05 PM EDT Att: 23,575 - Unknown livebaseballscorecards.com								
Tim Tauler, R OBP: 0.365, SLG: 0.388 (1, 4)	K		SH	K			HR	K	F7	5 1 1 0 0 3 3									
Tom Brunansky, R OBP: 0.341, SLG: 0.351 (1, 9)	BB		SF9				F3		1B 1B 1B	3 1 2 1 1 0 1									
Randy Bush, L OBP: 0.317, SLG: 0.519 (1, 10)	F8		SF8				HR		1B 1B 1B	3 2 1 1 1 0 2									
Gary Gaetti, R OBP: 0.359, SLG: 0.391 (1, 7)		5-3	G3				HR		1B 1B 1B	5 2 2 3 0 0 2									
Mickey Hatcher, R OBP: 0.301, SLG: 0.385 (1, 3)	K			F3	K		5-3		WP 1B 1B	5 1 1 2 0 2 1									
John Castino, R OBP: 0.531, SLG: 0.481 (1, 5)				E 6-3		F7	FC5-4 BB		1B WP SF8 1B	4 2 3 1 1 0 0									
Tim Laudner, R OBP: 0.213, SLG: 0.333 (1, 2)	K			E8		K	FC5-4		F7	5 0 1 0 0 2 4									
Houston Jimenez, R OBP: 0.385, SLG: 0.474 (1, 6)			SH SF9 1B	6-3				5-3		5 1 3 2 0 0 1									
Inning Stats	R: 0 E: 0 K: 1 S: 5	H: 0 LOB: 1 BB: 1 P: 9	R: 0 E: 0 K: 2 S: 8	H: 1 LOB: 1 BB: 0 P: 8	R: 2 E: 1 K: 0 S: 6	H: 2 LOB: 1 BB: 0 P: 6	R: 1 E: 1 K: 1 S: 7	H: 2 LOB: 2 BB: 1 P: 11	R: 0 E: 0 K: 1 S: 6	H: 1 LOB: 1 BB: 0 P: 6	R: 3 E: 0 K: 0 S: 5	H: 2 LOB: 1 BB: 2 P: 13	R: 0 E: 0 K: 1 S: 5	H: 0 LOB: 0 BB: 0 P: 5	R: 5 E: 0 K: 0 S: 9	H: 6 LOB: 1 BB: 0 P: 9	1B: 13 2B: 1 3B: 0 HR: 1	SF: 3 SAC: 1 DP: 0 HBP: 0	WP: 1 PA: 47
PITCHER	IP WLS BF H R ER SO BB IBB HBP BLK WP HR S P ERA WHIP											IP WLS BF H R ER SO BB IBB HBP BLK WP HR S P ERA WHIP							
Ron Romanick, R ERA: 5.36 (1, 1)	4.0 L 21 6 3 2 4 1 1 0 0 0 0 27 35 4.50 1.750																		
Frank LaCorte, R ERA: 7.15 (5, 1)	3.0 14 3 3 3 2 1 1 0 0 0 1 16 24 9.00 1.333																		
Doug Corbett, R ERA: 5.68 (8, 1)	1.0 7 4 4 4 1 0 0 0 0 0 0 9 9 36.00 4.000																		
Curt Kaufman, R ERA: 5.84 (9, 1)	1.0 5 2 1 1 0 0 0 0 0 0 1 0 5 5 9.00 2.000																		

Batter	1	2	3	4	5	6	7	8	9	AB R H RBI BB SO LOB	BOTTOM								
Gary Pettis, S OBP: 0.338, SLG: 0.312 (1, 8)	F5 S BB		F7		K		K			3 0 0 0 1 2 0	Minnesota Twins @ California Angels Anaheim Stadium, Anaheim, CA Mon May 07 1984, 10:05 PM EDT Att: 23,575 - Unknown livebaseballscorecards.com								
Rod Carew, L OBP: 0.364, SLG: 0.391 (1, 3)	F8		4-3		K		G3			4 0 0 0 0 1 1									
Fred Lynn, L OBP: 0.356, SLG: 0.393 (1, 9)	F5		1-3		E3		F7			4 0 0 0 0 0 1									
Doug DeCinces, R OBP: 0.341, SLG: 0.496 (1, 5)				6-3				5-3		1 0 0 0 1 0 0									
Ron Jackson, R OBP: 0.222, SLG: 0.200 (5, 5)					K					2 0 0 0 0 1 1									
Reggie Jackson, L OBP: 0.300, SLG: 0.468 (1, 10)	F6			G3 1B	2B		K		5-3	4 1 1 0 0 1 2									
Brian Downing, R OBP: 0.336, SLG: 0.426 (1, 7)		5-3		G3		E6 1B		F9		4 0 0 0 0 0 1									
Rob Wilfong, L OBP: 0.397, SLG: 0.481 (1, 4)		G3 2B		1B 1B		F7			F6	4 0 2 1 0 0 1									
Jerry Naron, L OBP: 0.316, SLG: 0.444 (1, 2)		G3							G6-4-3 1B	4 0 3 0 0 0 1									
Dick Schofield, R OBP: 0.270, SLG: 0.314 (1, 6)	F5			F7		K			G6-4-3	4 0 0 0 0 1 6									
Inning Stats	R: 0 E: 0 K: 0 S: 3	H: 0 LOB: 2 BB: 2 P: 11	R: 0 E: 0 K: 0 S: 3	H: 1 LOB: 0 BB: 0 P: 4	R: 0 E: 0 K: 0 S: 3	H: 0 LOB: 0 BB: 0 P: 3	R: 1 E: 0 K: 0 S: 6	H: 3 LOB: 2 BB: 0 P: 6	R: 0 E: 1 K: 3 S: 10	H: 0 LOB: 1 BB: 0 P: 10	R: 0 E: 1 K: 2 S: 9	H: 1 LOB: 2 BB: 0 P: 9	R: 0 E: 0 K: 1 S: 5	H: 0 LOB: 0 BB: 0 P: 5	R: 0 E: 0 K: 0 S: 3	H: 0 LOB: 0 BB: 0 P: 3	1B: 4 2B: 2 3B: 0 HR: 0	SF: 0 SAC: 0 DP: 1 HBP: 0	WP: 0 PA: 36
PITCHER	IP WLS BF H R ER SO BB IBB HBP BLK WP HR S P ERA WHIP											IP WLS BF H R ER SO BB IBB HBP BLK WP HR S P ERA WHIP							
Mike Smithson, R ERA: 3.41 (1, 1)	9.0 W 36 6 1 1 6 2 0 0 0 0 0 46 54 1.00 0.889																		

Batter	1	2	3	4	5	6	7	8	9	AB	R	H	RBI	BB	SO	LOB	TOP						
Kirby Puckett, R OBP: 0.800, SLG: 0.800	0-0 6-3		0-0 1B S 1B		0-0 FC5-4 1B		0-0 1-2 1B 1B		0-0 1B	5	1	4	0	0	0	0							
Tim Lincecum, R OBP: 0.366, SLG: 0.388	0-0 F7		0-0 G1-4-3 1B		0-0 FC5-4 1-2		0-0 5-3		0-0 1B	5	0	2	0	0	0	4							
Tom Brunansky, R OBP: 0.343, SLG: 0.378	0-0 HR		0-0 G1-4-3 1-2				0-0 F7		0-0 F9	5	1	2	3	0	0	4							
Randy Bush, L OBP: 0.297, SLG: 0.483	0-0 F8				0-0 3-1		0-0 F7		0-0 F8	4	0	0	0	0	0	1							
Gary Gaetti, R OBP: 0.348, SLG: 0.378		0-0 F8			0-0 5-3		0-0 F2		0-0 5-3	4	0	0	0	0	0	0							
Mickey Hatcher, R OBP: 0.307, SLG: 0.383		4-0 BB			0-0 F9				0-0 6-3	3	1	1	0	1	0	0							
Mike Hart, L OBP: 0.215, SLG: 0.368		0-0 F5					0-0 E4 1B		0-0 F9	4	0	0	0	0	0	2							
Tim Lincecum, R OBP: 0.215, SLG: 0.368		0-3 K					0-0 F9		0-0 4-3	4	1	1	2	0	1	2							
Houston Jimenez, R OBP: 0.372, SLG: 0.439				0-0 5-3			0-0 F2		0-0 1-3	3	1	0	0	1	0	1							
Inning Stats	R: 1 E: 0 K: 0 S: 4	H: 1 LOB: 0 BB: 0 P: 4	R: 0 E: 0 K: 1 S: 5	H: 0 LOB: 1 BB: 1 P: 9	R: 0 E: 0 K: 0 S: 4	H: 2 LOB: 1 BB: 0 P: 4	R: 0 E: 0 K: 0 S: 3	H: 0 LOB: 0 BB: 0 P: 3	R: 0 E: 1 K: 0 S: 5	H: 1 LOB: 2 BB: 0 P: 5	R: 0 E: 0 K: 0 S: 3	H: 0 LOB: 0 BB: 0 P: 3	R: 4 E: 0 K: 0 S: 7	H: 4 LOB: 1 BB: 1 P: 11	R: 0 E: 0 K: 0 S: 3	H: 0 LOB: 0 BB: 0 P: 3	R: 0 E: 0 K: 0 S: 5	H: 2 LOB: 2 BB: 0 P: 5	1B: 8 2B: 0 3B: 0 HR: 2	SF: 0 SAC: 0 DP: 1 HBP: 0	WP: 0 PB: 0 CS: 1	PA: 39	
PITCHER	IP	WLS	BF	H	R	ER	SO	BB	IBB	HBP	BLK	WP	HR	S	P	ERA	WHIP						
Jim Slaton, R ERA: 7.08	(1, 1)	6.1	L	27	6	4	4	1	2	0	0	0	0	2	27	35	5.68	1.263					
Luis Sanchez, R ERA: 2.53	(7, 1)	2.2		12	4	1	1	0	0	0	0	0	0	12	12	3.38	1.500						

Minnesota Twins @ California Angels
Anaheim Stadium, Anaheim, CA
Tue May 08 1984, 10:05 PM EDT
Att: 23,678 - Unknown

AB 37
R 5
H 10
RBI 5
BB 2
SO 1
LOB 14



Batter	1	2	3	4	5	6	7	8	9	AB	R	H	RBI	BB	SO	LOB	BOTTOM					
Gary Pettis, S OBP: 0.346, SLG: 0.321	0-0 K S 1B		0-0 FC5-4 CS						0-0 FC5-4	3	0	2	0	0	0	1						
Mike Brown, R OBP: 0.500, SLG: 0.750			0-0 CS						0-0 K	1	0	0	0	0	0	1						
Rod Carew, L OBP: 0.368, SLG: 0.384	4-0 BB		0-0 CS		4-0 G5-4-3 BB		0-0 CS		0-0 F7	2	0	0	0	2	1	1						
Juan Beniquez, R OBP: 0.324, SLG: 0.444	0-3 K		0-0 G5-4-3		0-0 G5-4-3		0-0 6-3			3	0	0	0	0	1	3						
Doug DeCinces, R OBP: 0.333, SLG: 0.483	0-0 4-3				0-0 F7		0-0 F7			3	0	0	0	0	0	1						
Brian Downing, R OBP: 0.336, SLG: 0.419		0-0 5-3					0-0 F8		4-0 G4-6-3 BB	2	0	0	0	1	0	0						
Reggie Jackson, L OBP: 0.293, SLG: 0.456		0-3 K					0-0 G3		0-0 G4-6-3	3	0	0	0	0	1	1						
Bobby Grich, R OBP: 0.337, SLG: 0.444		0-0 6-3					0-0 F9		0-0 F8	3	0	0	0	0	0	0						
Jerry Narron, L OBP: 0.364, SLG: 0.476			0-0 FC5-4 1B				0-0 4-3		0-0 FC5-4 1B	3	0	2	0	0	0	0						
Dick Schofield, R OBP: 0.265, SLG: 0.308			0-3 K						0-3 K	2	0	0	0	0	2	1						
Ron Jackson, R OBP: 0.211, SLG: 0.188									0-3 K	1	0	0	0	0	1	1						
Inning Stats	R: 0 E: 0 K: 1 S: 5	H: 1 LOB: 1 BB: 1 P: 9	R: 0 E: 0 K: 1 S: 5	H: 0 LOB: 0 BB: 0 P: 5	R: 0 E: 0 K: 0 S: 5	H: 1 LOB: 0 BB: 0 P: 5	R: 0 E: 0 K: 0 S: 2	H: 0 LOB: 0 BB: 1 P: 6	R: 0 E: 0 K: 0 S: 3	H: 0 LOB: 0 BB: 0 P: 3	R: 0 E: 0 K: 1 S: 5	H: 1 LOB: 0 BB: 0 P: 5	R: 0 E: 0 K: 0 S: 3	H: 0 LOB: 0 BB: 0 P: 3	R: 0 E: 0 K: 0 S: 2	H: 0 LOB: 0 BB: 1 P: 6	R: 0 E: 0 K: 2 S: 8	H: 1 LOB: 1 BB: 0 P: 8	1B: 4 2B: 0 3B: 0 HR: 0	SF: 0 SAC: 0 DP: 2 HBP: 0	WP: 0 PB: 0 CS: 2	PA: 31
PITCHER	IP	WLS	BF	H	R	ER	SO	BB	IBB	HBP	BLK	WP	HR	S	P	ERA	WHIP					
Frank Viola, L ERA: 2.54	(1, 1)	9.0	W	29	4	0	0	6	3	0	0	0	0	38	50	0.00	0.778					

Minnesota Twins @ California Angels
Anaheim Stadium, Anaheim, CA
Tue May 08 1984, 10:05 PM EDT
Att: 23,678 - Unknown

AB 26
R 0
H 4
RBI 0
BB 3
SO 6
LOB 10



Batter	1	2	3	4	5	6	7	8	9	AB	R	H	RBI	BB	SO	LOB	TOP					
Kirby Puckett, R OBP: 0.500, SLG: 0.500 (1,8)	G3		4-3		1-3		6-3	1B		5	0	1	0	0	0	3	Minnesota Twins @ California Angels Anaheim Stadium, Anaheim, CA Wed May 09 1984, 10:05 PM EDT Att: 24,682 - Unknown					
Tim Lincecum, R OBP: 0.381, SLG: 0.381 (1,4)	6-3		1-3		F3		1B E	1B K		5	1	1	0	0	1	4						
Tom Brunansky, R OBP: 0.338, SLG: 0.371 (1,9)	F7		6-3		F6		E8 1B	5-3		5	1	1	0	0	4							
Gary Gaetti, R OBP: 0.350, SLG: 0.387 (1,5)		K		E6 G6-4-3		G3 1B	2B FC4-6	1B	F9	5	2	2	1	0	1	0						
Mickey Hatcher, R OBP: 0.318, SLG: 0.395 (1,3)		1B BB		G6-4-3		G3	FC4-6 1-3	2B	G3-6-3 1B	4	0	2	0	1	0	2						
Ron Washington, R OBP: 0.217, SLG: 0.318 (1,10)		F7		6-3		1B	FC4-6	IBB	G3-6-3	3	0	1	1	0	0	1						
Randy Bush, L OBP: 0.303, SLG: 0.475 (7,PH)						1B	1B		1-2	1	0	0	0	1	0	1						
Dave Meier, R OBP: 0.429, SLG: 0.333 (7,PH)						1B	1B			3	1	3	0	0	0	0						
Mike Hart, L (7,7)		1B				1B	1B	1-2 2-3 3-H		1	0	0	1	0	0	2						
Tim Laudner, R OBP: 0.217, SLG: 0.363 (1,2)		F8				1B	F7		K	4	0	1	0	0	1	6						
Houston Jimenez, R OBP: 0.383, SLG: 0.444 (1,6)				4-3 1B		1-3 2-H 1B	F6		F7	4	0	2	1	0	0	2						
Inning Stats	R: 0 E: 0 K: 0 S: 3	H: 0 LOB: 0 BB: 0 P: 3	R: 0 E: 0 K: 1 S: 6	H: 1 LOB: 2 BB: 1 P: 10	R: 0 E: 0 K: 0 S: 4	H: 1 LOB: 1 BB: 0 P: 4	R: 0 E: 1 K: 0 S: 3	H: 0 LOB: 0 BB: 0 P: 3	R: 1 E: 0 K: 0 S: 6	H: 3 LOB: 2 BB: 0 P: 6	R: 1 E: 0 K: 0 S: 6	H: 3 LOB: 2 BB: 0 P: 6	R: 3 E: 1 K: 1 S: 9	H: 4 LOB: 2 BB: 1 P: 13	R: 0 E: 0 K: 1 S: 6	H: 1 LOB: 1 BB: 0 P: 6	R: 0 E: 0 K: 0 S: 3	H: 1 LOB: 0 BB: 0 P: 3	1B: 12 2B: 2 3B: 0 HR: 0	SF: 0 SAC: 0 DP: 2 HBP: 0	WP: 0 PB: 0 CS: 1	PA: 42
PITCHER	IP	WLS	BF	H	R	ER	SO	BB	IBB	HBP	BLK	WP	HR	S	P	ERA	WHIP					
Geoff Zahn, L ERA: 2.23 (1,1)	6.1	L	31	11	5	5	1	1	0	0	0	0	0	32	36	7.11	1.895					
Doug Corbett, R ERA: 4.0 (7,1)	2.2		11	3	0	0	2	0	1	0	0	0	0	14	18	0.00	1.125					

AB	40
R	5
H	14
RBI	4
BB	2
SO	3
LOB	25



Batter	1	2	3	4	5	6	7	8	9	AB	R	H	RBI	BB	SO	LOB	BOTTOM				
Rod Carew, L OBP: 0.364, SLG: 0.379 (1,3)	G6-4-3 1B		4-3		6-3		4-3			4	0	1	0	0	0	1	Minnesota Twins @ California Angels Anaheim Stadium, Anaheim, CA Wed May 09 1984, 10:05 PM EDT Att: 24,682 - Unknown				
Juan Beniquez, R OBP: 0.317, SLG: 0.410 (1,9)	G6-4-3 1-2		1B HBP		F7		6-3			3	0	0	0	0	0	2					
Fred Lynn, L OBP: 0.353, SLG: 0.414 (1,8)	HR		F9		F9		K			4	1	1	1	0	1	2					
Doug DeCinces, R OBP: 0.331, SLG: 0.476 (1,5)	1-3		1B		K		F5			4	0	1	0	0	1	0					
Reggie Jackson, L OBP: 0.291, SLG: 0.475 (1,10)		K	F5		HR		K			4	1	1	1	0	2	2					
Brian Downing, R OBP: 0.340, SLG: 0.417 (1,7)		F9 1B BB		6-3		1B		F4		3	0	1	0	1	0	0					
Rob Wilfong, L OBP: 0.388, SLG: 0.464 (1,4)		1B	F8		F3		F9			4	0	1	0	0	0	1					
Jerry Narron, L OBP: 0.308, SLG: 0.400 (1,2)		F9	1-3		5-3		6-3			4	0	0	0	0	0	3					
Dick Schofield, R OBP: 0.267, SLG: 0.308 (1,6)		1-3		6-3 1B		F9				3	0	1	0	0	0	2					
Inning Stats	R: 1 E: 0 K: 0 S: 4	H: 2 LOB: 0 BB: 0 P: 4	R: 0 E: 0 K: 1 S: 6	H: 1 LOB: 2 BB: 1 P: 10	R: 0 E: 0 K: 0 S: 3	H: 0 LOB: 0 BB: 0 P: 3	R: 0 E: 0 K: 0 S: 4	H: 1 LOB: 1 BB: 0 P: 4	R: 1 E: 0 K: 1 S: 7	H: 2 LOB: 1 BB: 0 P: 7	R: 0 E: 0 K: 0 S: 3	H: 0 LOB: 0 BB: 0 P: 3	R: 0 E: 0 K: 2 S: 7	H: 0 LOB: 0 BB: 0 P: 7	R: 0 E: 0 K: 0 S: 3	H: 0 LOB: 0 BB: 0 P: 3		1B: 5 2B: 0 3B: 0 HR: 2	SF: 0 SAC: 0 DP: 1 HBP: 1	WP: 0 PB: 0 CS: 0	PA: 35
PITCHER	IP	WLS	BF	H	R	ER	SO	BB	IBB	HBP	BLK	WP	HR	S	P	ERA	WHIP				
John Butcher, R ERA: 2.34 (1,1)	5.0		21	5	1	1	1	1	0	1	0	0	1	21	26	1.80	1.200				
Pete Filson, L ERA: 3.57 (6,1)	4.0	W	14	2	1	1	3	0	0	0	0	0	1	20	20	2.25	0.500				

AB	33
R	2
H	7
RBI	2
BB	1
SO	4
LOB	13



Batter	1	2	3	4	5	6	7	8	9	AB	R	H	RBI	BB	SO	LOB	TOP			
Rod Carew, L OBP: 0.358, SLG: 0.372 (1, 3)	4-3	4-3			FC5-4		F6		G4-6-3 1B	5	0	1	0	0	0	4	California Angels @ Detroit Tigers Tiger Stadium, Detroit, MI Fri May 11 1984, 7:05 PM EDT Att: 44,187 - Unknown			
Juan Beniquez, R OBP: 0.326, SLG: 0.409 (1, 9)	K		F9		K				G4-6-3 1B	5	0	2	1	0	2	1				
Fred Lynn, L OBP: 0.348, SLG: 0.413 (1, 8)			F7			G3	F7		G4-6-3 1B	5	0	1	0	0	0	3				
Doug DeCinces, R OBP: 0.336, SLG: 0.508 Rob Picciolo, R OBP: 0.400, SLG: 0.600 (1, 5) (8, 5)	2-3		6-3			1B 2B			F9	4	1	2	1	0	0	1				
Reggie Jackson, L OBP: 0.282, SLG: 0.459 (1, 10)		K		4-3		K		E4		4	0	0	0	0	2	1				
Brian Downing, R OBP: 0.345, SLG: 0.415 (1, 7)			FC3-4 1B	5-3		1B BB		F8		3	0	1	0	1	0	1				
Rob Wilfong, L OBP: 0.388, SLG: 0.450 (1, 4)		FC3-4 HBP 1B		K		1-2 2-3 1B		F9		4	0	1	0	0	1	2				
Jerry Narron, L OBP: 0.333, SLG: 0.414 (1, 2)			HBP 1B		FC5-4 1B	4-3		F5		4	0	2	0	0	0	4				
Dick Schofield, R OBP: 0.275, SLG: 0.309 (1, 6)			1-2 2-3 HBP		F7		F8		1B 1B	3	1	1	0	0	0	1				
Inning Stats	R: 0 E: 0 K: 1 S: 6	H: 1 LOB: 1 BB: 0 P: 6	R: 0 E: 0 K: 1 S: 7	H: 2 LOB: 3 BB: 0 P: 8	R: 0 E: 0 K: 0 S: 3	H: 0 LOB: 0 BB: 0 P: 3	R: 0 E: 0 K: 1 S: 5	H: 0 LOB: 0 BB: 0 P: 5	R: 0 E: 0 K: 1 S: 6	H: 1 LOB: 1 BB: 0 P: 6	R: 0 E: 0 K: 0 S: 4	H: 1 LOB: 1 BB: 0 P: 4	R: 1 E: 1 K: 0 S: 5	H: 1 LOB: 1 BB: 0 P: 5	R: 1 E: 0 K: 0 S: 5	H: 3 LOB: 1 BB: 0 P: 5	1B: 8 2B: 2 3B: 0 HR: 1	SF: 0 SAC: 0 DP: 1 HBP: 1	WP: 0 PB: 0 SB: 0 CS: 0	PA: 40
PITCHER	IP WLS BF H R ER SO BB IBB HBP BLK WP HR S P ERA WHIP	IP WLS BF H R ER SO BB IBB HBP BLK WP HR S P ERA WHIP	IP WLS BF H R ER SO BB IBB HBP BLK WP HR S P ERA WHIP	IP WLS BF H R ER SO BB IBB HBP BLK WP HR S P ERA WHIP	IP WLS BF H R ER SO BB IBB HBP BLK WP HR S P ERA WHIP	IP WLS BF H R ER SO BB IBB HBP BLK WP HR S P ERA WHIP	IP WLS BF H R ER SO BB IBB HBP BLK WP HR S P ERA WHIP	IP WLS BF H R ER SO BB IBB HBP BLK WP HR S P ERA WHIP	IP WLS BF H R ER SO BB IBB HBP BLK WP HR S P ERA WHIP	IP WLS BF H R ER SO BB IBB HBP BLK WP HR S P ERA WHIP	IP WLS BF H R ER SO BB IBB HBP BLK WP HR S P ERA WHIP	IP WLS BF H R ER SO BB IBB HBP BLK WP HR S P ERA WHIP	IP WLS BF H R ER SO BB IBB HBP BLK WP HR S P ERA WHIP	IP WLS BF H R ER SO BB IBB HBP BLK WP HR S P ERA WHIP	IP WLS BF H R ER SO BB IBB HBP BLK WP HR S P ERA WHIP	IP WLS BF H R ER SO BB IBB HBP BLK WP HR S P ERA WHIP	IP WLS BF H R ER SO BB IBB HBP BLK WP HR S P ERA WHIP			
Milt Wilcox, R ERA: 3.32 (1, 1)	6.0	W	26	6	0	0	5	1	0	1	0	0	0	0	34	39	0.00	1.167		
Willie Hernandez, L ERA: 3.58 (7, 1)	3.0	S	14	5	2	2	0	0	0	0	0	0	0	0	1	14	6.00	1.667		

Batter	1	2	3	4	5	6	7	8	9	AB	R	H	RBI	BB	SO	LOB	BOTTOM			
Lou Whitaker, L OBP: 0.390, SLG: 0.437 (1, 4)	1B	G3		FC4-6 1B 2B	4-3		F8			5	1	2	0	0	0	2	California Angels @ Detroit Tigers Tiger Stadium, Detroit, MI Fri May 11 1984, 7:05 PM EDT Att: 44,187 - Unknown			
Alan Trammell, R OBP: 0.447, SLG: 0.537 (1, 6)	F4	5-3		FC4-6 BB	5-3		F8			4	0	0	0	1	0	3				
Kirk Gibson, L OBP: 0.364, SLG: 0.552 (1, 9)	1-3 1B		K	FC4-6 1B		G3			HR	5	2	2	1	0	1	2				
Darrell Evans, L OBP: 0.385, SLG: 0.462 (1, 10)	K		F9	1B 1B 1B		2B 1B BB			1B	4	2	2	2	1	1	2				
Johnny Grubb, L OBP: 0.487, SLG: 0.567 Larry Herndon, R OBP: 0.325, SLG: 0.343 (1, 7) (4, PH) (5, 7)	K		BB 1B	FC5 1B		1-3 1B 2B			K	2	0	1	0	0	1	2				
Barbato Garbey, R OBP: 0.437, SLG: 0.453 Howard Johnson, S OBP: 0.370, SLG: 0.409 (1, 5) (7, 3)		3B BB		BB 1B	1-2 1B	FC5-4 1B IBB			BB	2	1	2	1	2	0	0				
Dave Bergman, L OBP: 0.379, SLG: 0.385 Tom Brookens, R OBP: 0.238, SLG: 0.254 (1, 3) (6, PR) (7, 5)		1-3 E 3B		BB 1B	FC5	FC5-4 1B			K	3	1	2	3	1	0	2				
Chet Lemon, R OBP: 0.380, SLG: 0.613 Rusty Kuntz, R OBP: 0.350, SLG: 0.450 (1, 8) (9, 8)	E6 G3 SH2-4		K		F6	FC5-4			F8	5	0	0	1	0	1	6				
Dwight Lowry, L OBP: 0.300, SLG: 0.278 (1, 2)	SH2-4			1-3		4-3 2B			K	4	0	1	0	0	1	3				
Inning Stats	R: 0 E: 0 K: 2 S: 9	H: 2 LOB: 2 BB: 0 P: 9	R: 2 E: 1 K: 0 S: 5	H: 1 LOB: 1 BB: 1 P: 9	R: 0 E: 0 K: 2 S: 9	H: 2 LOB: 3 BB: 1 P: 13	R: 3 E: 0 K: 0 S: 7	H: 4 LOB: 2 BB: 1 P: 11	R: 0 E: 0 K: 0 S: 4	H: 1 LOB: 1 BB: 0 P: 4	R: 2 E: 0 K: 0 S: 5	H: 2 LOB: 2 BB: 2 P: 13	R: 1 E: 0 K: 1 S: 7	H: 2 LOB: 1 BB: 0 P: 7	R: 0 E: 0 K: 2 S: 7	H: 0 LOB: 1 BB: 1 P: 11	1B: 9 2B: 3 3B: 1 HR: 1	SF: 0 SAC: 1 DP: 0 HBP: 0	WP: 1 PB: 0 SB: 1 CS: 0	PA: 45
PITCHER	IP WLS BF H R ER SO BB IBB HBP BLK WP HR S P ERA WHIP	IP WLS BF H R ER SO BB IBB HBP BLK WP HR S P ERA WHIP	IP WLS BF H R ER SO BB IBB HBP BLK WP HR S P ERA WHIP	IP WLS BF H R ER SO BB IBB HBP BLK WP HR S P ERA WHIP	IP WLS BF H R ER SO BB IBB HBP BLK WP HR S P ERA WHIP	IP WLS BF H R ER SO BB IBB HBP BLK WP HR S P ERA WHIP	IP WLS BF H R ER SO BB IBB HBP BLK WP HR S P ERA WHIP	IP WLS BF H R ER SO BB IBB HBP BLK WP HR S P ERA WHIP	IP WLS BF H R ER SO BB IBB HBP BLK WP HR S P ERA WHIP	IP WLS BF H R ER SO BB IBB HBP BLK WP HR S P ERA WHIP	IP WLS BF H R ER SO BB IBB HBP BLK WP HR S P ERA WHIP	IP WLS BF H R ER SO BB IBB HBP BLK WP HR S P ERA WHIP	IP WLS BF H R ER SO BB IBB HBP BLK WP HR S P ERA WHIP	IP WLS BF H R ER SO BB IBB HBP BLK WP HR S P ERA WHIP	IP WLS BF H R ER SO BB IBB HBP BLK WP HR S P ERA WHIP	IP WLS BF H R ER SO BB IBB HBP BLK WP HR S P ERA WHIP				
Mike Witt, R ERA: 4.0 (1, 1)	3.2	L	22	7	5	5	4	3	0	0	0	0	0	1	0	10	10.80	3.600		
John Curtis, L ERA: 5.63 (4, 1)	1.2		12	5	2	2	0	1	1	0	0	0	0	1	0	18	10.80	3.600		
Curt Kaufman, R ERA: 5.4 (6, 1)	2.2		11	2	1	1	3	1	0	0	0	0	0	0	1	16	3.38	1.125		

Batter	1	2	3	4	5	6	7	8	9	AB	R	H	RBI	BB	SO	LOB	TOP										
Rob Wilfong, L (1,4) OBP: 0.382, SLG: 0.484	4-0 BB G5-4-3	0-0 F8		0-0 FC6-4		0-0 F9		0-0 HR		4	1	1	1	1	0	4											
Juan Beniquez, R (1,9) OBP: 0.314, SLG: 0.375	0-0 G5-4-3		0-0 F6		4-0 HR BB		0-3 K	0-0 F8		4	1	0	0	1	1	1											
Reggie Jackson, L (1,10) OBP: 0.287, SLG: 0.476	1-0 2B HBP		0-3 K		0-0 HR		0-0 1-3		0-0 F8	4	1	1	2	0	1	0											
Doug DeCinces, R (1,5) OBP: 0.345, SLG: 0.519	0-0 1-3 2B		0-0 E 1B		0-0 F9		0-0 WP 1B		0-0 F7	5	1	3	0	0	0	0											
Brian Downing, R (1,7) OBP: 0.347, SLG: 0.409	0-0 F7		0-0 E1		0-0 G4-6-3 1B		4-0 1B BB		0-0 F9	4	0	1	0	1	0	3											
Gary Pettis, S (9,8) OBP: 0.346, SLG: 0.321			1-2				1-2 1B			0	0	0	0	0	0	0											
Fred Lynn, L (1,8) OBP: 0.352, SLG: 0.416		0-0 1B	0-3 K		0-0 G4-6-3		0-0 1-3 2-H 1B			4	0	2	1	0	1	3											
Jerry Narron, L (1,3) OBP: 0.294, SLG: 0.364		0-0 F8		0-0 F3		0-0 F9		0-0 F8		4	0	0	0	0	0	3											
Bob Boone, R (1,2) OBP: 0.281, SLG: 0.346		0-0 1-3 1B		0-0 FC6-4 1B		0-3 K		0-0 5-3		4	0	2	0	0	1	0											
Dick Schofield, R (1,6) OBP: 0.274, SLG: 0.307		0-3 K		0-3 K		0-0 1B		0-0 F9		4	0	1	0	0	2	3											
Inning Stats	R: 0 E: 0 K: 0 S: 3	H: 1 LOB: 2 BB: 1 P: 8	R: 0 E: 0 K: 1 S: 7	H: 2 LOB: 2 BB: 0 P: 7	R: 0 E: 1 K: 2 S: 9	H: 1 LOB: 1 BB: 0 P: 9	R: 0 E: 0 K: 1 S: 6	H: 1 LOB: 0 BB: 1 P: 6	R: 2 E: 0 K: 0 S: 4	H: 2 LOB: 0 BB: 1 P: 8	R: 0 E: 0 K: 1 S: 6	H: 1 LOB: 1 BB: 0 P: 6	R: 1 E: 0 K: 1 S: 7	H: 2 LOB: 2 BB: 1 P: 11	R: 1 E: 0 K: 0 S: 4	H: 1 LOB: 0 BB: 0 P: 4	R: 0 E: 0 K: 0 S: 3	H: 0 LOB: 0 BB: 0 P: 3	1B: 8 2B: 1 3B: 0 HR: 2	SF: 0 SAC: 0 DP: 2 HBP: 1	WP: 1 PA: 41 PB: 0 SB: 0 CS: 0						
PITCHER	IP	WLS	BF	H	R	ER	SO	BB	IBB	HBP	BLK	WP	HR	S	P	ERA	WHIP										
Juan Berenguer, R (1,1) ERA: 3.18	6.2	L	33	10	3	3	6	3	0	1	0	1	1	41	54	4.05	1.950										
Aurelio Lopez, R (7,1) ERA: 1.55	2.1		8	1	1	1	0	0	0	0	0	0	1	8	8	3.86	0.429										

California Angels @ Detroit Tigers
Tiger Stadium, Detroit, MI
Sat May 12 1984, 3:33 AM EDT
Att: 38,516 - Unknown

AB	37
R	4
H	11
RBI	4
BB	3
SO	6
LOB	17



Batter	1	2	3	4	5	6	7	8	9	AB	R	H	RBI	BB	SO	LOB	BOTTOM										
Lou Whitaker, L (1,4) OBP: 0.393, SLG: 0.438	0-0 G6-4-3 1B		0-3 K		0-0 1B			0-0 F7		4	0	2	0	0	1	1											
Alan Trammell, R (1,6) OBP: 0.434, SLG: 0.520	0-0 G6-4-3		0-0 F9		0-0 F9			0-0 F3		4	0	0	0	0	0	3											
Barbaro Garbey, R (1,3) OBP: 0.427, SLG: 0.441	0-0 F8			0-0 6-3 1B		0-0 5-3		0-3 K		4	1	1	0	0	1	1											
Larry Herndon, R (1,7) OBP: 0.331, SLG: 0.343		0-0 1-3		0-0 6-3		0-0 G6-4-3 1B		4-0 G4-6-3 BB		3	0	1	0	1	0	1											
Chet Lemon, R (1,8) OBP: 0.383, SLG: 0.610		0-0 S WP E 1B		0-0 4-3 1B		0-0 G6-4-3		0-0 G4-6-3		4	1	2	1	0	0	2											
Darrell Evans, L (1,10) OBP: 0.380, SLG: 0.447		4-0 S BB		0-0 4-3		0-0 F8		0-0 F7		3	0	0	0	1	0	1											
Tom Brookens, R (1,5) OBP: 0.227, SLG: 0.242		0-0 6-3		0-0 5-3		0-0 F8				3	0	0	0	0	2												
Kirk Gibson, L (1,9) OBP: 0.364, SLG: 0.546		0-0 6-3			0-0 G6-4-3 1B		0-0 4-3			3	0	1	0	0	0	1											
Marty Castillo, R (1,2) OBP: 0.182, SLG: 0.273			0-0 F7		0-0 G6-4-3			0-0 2B		2	0	0	0	0	0	1											
Rusty Kuntz, R (8,PH) OBP: 0.381, SLG: 0.524										1	0	1	0	0	0	0											
Dwight Lowry, L (9,2) OBP: 0.300, SLG: 0.278										0	0	0	0	0	0	0											
Inning Stats	R: 0 E: 0 K: 0 S: 3	H: 1 LOB: 0 BB: 0 P: 3	R: 1 E: 0 K: 0 S: 4	H: 1 LOB: 1 BB: 1 P: 8	R: 0 E: 0 K: 1 S: 5	H: 0 LOB: 0 BB: 0 P: 5	R: 1 E: 0 K: 0 S: 5	H: 2 LOB: 1 BB: 0 P: 5	R: 0 E: 0 K: 0 S: 4	H: 2 LOB: 1 BB: 0 P: 4	R: 0 E: 0 K: 0 S: 3	H: 1 LOB: 0 BB: 0 P: 3	R: 0 E: 0 K: 1 S: 6	H: 0 LOB: 0 BB: 0 P: 3	R: 0 E: 0 K: 0 S: 2	H: 1 LOB: 0 BB: 0 P: 6	R: 0 E: 0 K: 0 S: 2	H: 0 LOB: 0 BB: 1 P: 6	1B: 7 2B: 1 3B: 0 HR: 0	SF: 0 SAC: 0 DP: 4 HBP: 0	WP: 1 PA: 33 PB: 0 SB: 2 CS: 0						
PITCHER	IP	WLS	BF	H	R	ER	SO	BB	IBB	HBP	BLK	WP	HR	S	P	ERA	WHIP										
Tommy John, L (1,1) ERA: 2.24	9.0	W	33	8	2	2	2	2	0	0	0	1	0	35	43	2.00	1.111										

California Angels @ Detroit Tigers
Tiger Stadium, Detroit, MI
Sat May 12 1984, 3:33 AM EDT
Att: 38,516 - Unknown

AB	31
R	2
H	8
RBI	1
BB	2
SO	2
LOB	13



Batter	1	2	3	4	5	6	7	8	9	AB	R	H	RBI	BB	SO	LOB	TOP			
Gary Pettis, S OBP: 0.350, SLG: 0.322 (1, 8)										3	0	1	0	1	0	0				
Rod Carew, L OBP: 0.350, SLG: 0.363 (1, 3)										3	0	0	0	0	0	1				
Reggie Jackson, L OBP: 0.293, SLG: 0.477 (1, 10)										4	1	2	0	0	2	1				
Doug DeCinces, R OBP: 0.336, SLG: 0.504 (1, 5)										4	0	0	0	0	1	3				
Brian Downing, R OBP: 0.344, SLG: 0.400 (1, 7)										3	0	0	0	1	0	1				
Juan Beniquez, R OBP: 0.327, SLG: 0.404 (1, 9)										4	0	2	1	0	0	1				
Bob Boone, R OBP: 0.280, SLG: 0.336 (1, 2)										3	0	0	0	1	0	1				
Dick Schofield, R OBP: 0.268, SLG: 0.299 (9, PH)										3	0	0	0	0	0	3				
Ron Jackson, R OBP: 0.200, SLG: 0.176 (9, PH)										1	0	0	0	0	0	1				
Rob Piccolo, R OBP: 0.308, SLG: 0.462 (1, 4)										3	0	0	0	0	0	0				
Inning Stats	R: 0 E: 0 K: 1 S: 6	H: 2 LOB: 1 BB: 0 P: 6	R: 0 E: 0 K: 0 S: 3	H: 0 LOB: 0 BB: 0 P: 3	R: 0 E: 0 K: 0 S: 3	H: 0 LOB: 0 BB: 0 P: 3	R: 1 E: 0 K: 0 S: 5	H: 2 LOB: 3 BB: 2 P: 13	R: 0 E: 0 K: 0 S: 3	H: 0 LOB: 1 BB: 0 P: 6	R: 0 E: 0 K: 0 S: 3	H: 0 LOB: 0 BB: 0 P: 3	R: 0 E: 0 K: 1 S: 5	H: 0 LOB: 1 BB: 1 P: 9	R: 0 E: 0 K: 0 S: 4	H: 1 LOB: 1 BB: 0 P: 4	1B: 4 2B: 1 3B: 0 HR: 0	SF: 0 SAC: 1 DP: 1 HBP: 0	WP: 0 PB: 0 SB: 0 CS: 0	PA: 35
PITCHER Scott McGregor, L ERA: 3.41 (1, 1)	IP: 9.0 WLS: W BF: 35 H: 5 R: 1 ER: 1 SO: 3 BB: 3 IBB: 0 HBP: 0 BLK: 0 WP: 0 HR: 0 S: 38 P: 50 ERA: 1.00 WHIP: 0.889																			

California Angels @ Baltimore Orioles
Memorial Stadium, Baltimore, MD
Mon May 14 1984, 7:05 PM EDT
Att: 21,666 - Unknown

AB 31
R 1
H 5
RBI 1
BB 3
SO 3
LOB 12



Batter	1	2	3	4	5	6	7	8	9	AB	R	H	RBI	BB	SO	LOB	BOTTOM		
John Shelby, S OBP: 0.245, SLG: 0.301 (1, 8)										3	1	1	0	1	0	0			
Rich Dauer, R OBP: 0.282, SLG: 0.309 (1, 4)										4	1	2	2	0	0	2			
Cal Ripken Jr., R OBP: 0.395, SLG: 0.657 (1, 6)										4	1	1	1	0	1	1			
Eddie Murray, S OBP: 0.421, SLG: 0.496 (1, 3)										4	0	1	1	0	0	0			
Gary Roenicke, R OBP: 0.361, SLG: 0.258 (9, 7)										3	0	1	0	0	1	0			
Benny Avila, R OBP: 0.237, SLG: 0.242 (8, PH)										3	0	0	0	0	1	1			
John Lowenstein, L OBP: 0.379, SLG: 0.390 (8, PH)										1	0	0	0	0	0	2			
Mike Young, S OBP: 0.353, SLG: 0.308 (1, 7)										3	0	1	0	0	0	2			
Jim Dwyer, L OBP: 0.295, SLG: 0.315 (9, 9)										1	0	0	0	0	0	2			
Todd Cruz, R OBP: 0.229, SLG: 0.294 (1, 5)										2	0	1	0	0	0	0			
Rick Dempsey, R OBP: 0.352, SLG: 0.333 (1, 2)										2	1	1	0	1	0	0			
Inning Stats	R: 0 E: 0 K: 0 S: 3	H: 0 LOB: 0 BB: 0 P: 3	R: 0 E: 0 K: 0 S: 3	H: 0 LOB: 0 BB: 0 P: 3	R: 2 E: 0 K: 0 S: 4	H: 2 LOB: 1 BB: 2 P: 12	R: 0 E: 0 K: 2 S: 7	H: 0 LOB: 0 BB: 0 P: 7	R: 0 E: 0 K: 0 S: 5	H: 3 LOB: 2 BB: 0 P: 5	R: 0 E: 1 K: 1 S: 7	H: 1 LOB: 2 BB: 0 P: 7	R: 0 E: 0 K: 0 S: 3	R: 0 E: 0 K: 0 S: 5	H: 3 LOB: 1 BB: 1 P: 9	1B: 6 2B: 2 3B: 1 HR: 0	SF: 0 SAC: 2 DP: 1 HBP: 0	WP: 0 PB: 0 SB: 0 CS: 0	PA: 34
PITCHER Geoff Zahn, L ERA: 2.63 (8, 1)	IP: 7.0 WLS: L BF: 31 H: 9 R: 4 ER: 4 SO: 3 BB: 2 IBB: 0 HBP: 0 BLK: 0 WP: 0 HR: 0 S: 35 P: 43 ERA: 5.14 WHIP: 1.571																		
PITCHER Doug Corbett, R ERA: 3.6 (8, 1)	IP: 1.0 WLS: L BF: 3 H: 0 R: 0 ER: 0 SO: 0 BB: 0 IBB: 1 HBP: 0 BLK: 0 WP: 0 HR: 0 S: 2 P: 6 ERA: 0.00 WHIP: 0.000																		

California Angels @ Baltimore Orioles
Memorial Stadium, Baltimore, MD
Mon May 14 1984, 7:05 PM EDT
Att: 21,666 - Unknown

AB 29
R 4
H 9
RBI 4
BB 3
SO 3
LOB 8



Batter	1	2	3	4	5	6	7	8	9	AB	R	H	RBI	BB	SO	LOB	TOP				
Gary Pettis, S OBP: 0.352, SLG: 0.319 (1, 8)	F8			1B	G1-6-3		4-3		K	4	1	1	0	1	1	0	California Angels @ Baltimore Orioles Memorial Stadium, Baltimore, MD Tue May 15 1984, 7:05 PM EDT Att: 16,165 - Unknown				
Rod Carew, L OBP: 0.345, SLG: 0.352 (1, 3)	K			6-3	G1-6-3		BB		K	4	0	0	0	1	2	2					
Reggie Jackson, L OBP: 0.297, SLG: 0.470 (1, 10)	F3			1B			K		F7	4	1	1	1	1	1	1					
Doug DeCinces, R OBP: 0.333, SLG: 0.496 (1, 5)		F3		1B	5-3		E5			4	1	1	0	0	0	2					
Brian Downing, R OBP: 0.354, SLG: 0.436 (1, 7)		6-3								3	2	2	3	1	0	0					
Juan Beniquez, R OBP: 0.327, SLG: 0.404 (7, 7)				HR						0	0	0	0	0	0	0					
Fred Lynn, L OBP: 0.349, SLG: 0.419 (1, 9)		4-3		1B						4	0	1	0	0	0	4					
Bobby Grich, R OBP: 0.333, SLG: 0.427 (1, 4)			4-3	K					F9	3	0	0	0	1	1	1					
Bob Boone, R OBP: 0.279, SLG: 0.336 (1, 2)			F8		SF8		F7			3	0	1	1	0	0	0					
Rob Picciolo, R OBP: 0.235, SLG: 0.353 (1, 6)			4-3	F8			5-3			4	0	0	0	0	1	3					
Inning Stats	R: 0 E: 0 K: 1 S: 5	H: 0 LOB: 0 BB: 0 P: 5	R: 0 E: 0 K: 0 S: 3	H: 0 LOB: 0 BB: 0 P: 3	R: 0 E: 0 K: 0 S: 3	H: 0 LOB: 0 BB: 0 P: 3	R: 4 E: 0 K: 1 S: 11	H: 6 LOB: 2 BB: 0 P: 11	R: 0 E: 0 K: 0 S: 2	H: 0 LOB: 1 BB: 1 P: 10	R: 0 E: 1 K: 1 S: 6	H: 0 LOB: 3 BB: 2 P: 14	R: 0 E: 0 K: 0 S: 3	H: 0 LOB: 0 BB: 0 P: 3	R: 0 E: 0 K: 2 S: 7	H: 0 LOB: 0 BB: 0 P: 7	1B: 4 2B: 2 3B: 0 HR: 1	SF: 1 SAC: 0 DP: 1 HBP: 0	WP: 0 PB: 0 SB: 1 CS: 0	PA: 39	
PITCHER	IP	WLS	BF	H	R	ER	SO	BB	IBB	HBP	BLK	WP	HR	S	P	ERA	WHIP				
Mike Flanagan, L ERA: 5.16 (1, 1)	4.0	L	18	6	4	4	2	0	0	0	0	0	1	22	22	9.00	1.500				
Dennis Martinez, R ERA: 5.3 (5, 1)	2.0		9	1	1	1	1	3	0	0	0	0	0	8	20	4.50	2.000				
Tom Underwood, L ERA: 3.93 (7, 1)	3.0		12	0	0	0	3	2	0	0	0	0	0	16	24	0.00	0.667				

Batter	1	2	3	4	5	6	7	8	9	AB	R	H	RBI	BB	SO	LOB	BOTTOM					
Al Bumbry, L OBP: 0.215, SLG: 0.194 (1, 8)	3-1		4-3		F9	4-3		G6-4-3		5	0	0	0	0	0	5	California Angels @ Baltimore Orioles Memorial Stadium, Baltimore, MD Tue May 15 1984, 7:05 PM EDT Att: 16,165 - Unknown					
Jim Dwyer, L OBP: 0.288, SLG: 0.305 (1, 9)	K		F9		1-3		F8		G4-6-3	5	0	1	0	0	1	1						
Cal Ripken Jr., R OBP: 0.395, SLG: 0.643 (1, 6)			F4		F6		BB		G4-6-3	3	0	0	0	1	0	2						
Eddie Murray, S OBP: 0.427, SLG: 0.515 (1, 3)	F9			K		HR	BB		BB	3	1	1	1	2	1	1						
John Lowenstein, L OBP: 0.380, SLG: 0.395 (1, 7)		F9		1B		3-1			F5	4	1	1	0	1	0	1						
Ken Singleton, S OBP: 0.295, SLG: 0.256 (1, 10)										3	0	3	1	0	0	0						
Mike Young, S OBP: 0.313, SLG: 0.286 (6, FR)			FC6-4		FC6-4		K			1	0	0	0	0	1	3						
Wayne Gross, L OBP: 0.422, SLG: 0.778 (1, 5)		F8		E3		1B				3	0	0	0	1	0	5						
Rich Dauer, R OBP: 0.271, SLG: 0.297 (1, 4)		FC6-4		FC6-4		K			F8	4	0	0	0	0	1	5						
Rick Dempsey, R OBP: 0.373, SLG: 0.349 (1, 2)				4-3	FC5-4				G6-4-3	3	0	2	0	1	0	2						
Inning Stats	R: 0 E: 0 K: 1 S: 5	H: 0 LOB: 1 BB: 1 P: 9	R: 0 E: 0 K: 0 S: 4	H: 1 LOB: 1 BB: 0 P: 4	R: 0 E: 0 K: 0 S: 3	H: 0 LOB: 1 BB: 1 P: 7	R: 1 E: 1 K: 1 S: 8	H: 2 LOB: 2 BB: 0 P: 8	R: 0 E: 0 K: 0 S: 3	H: 0 LOB: 0 BB: 0 P: 3	R: 1 E: 0 K: 1 S: 8	H: 3 LOB: 3 BB: 1 P: 12	R: 0 E: 0 K: 1 S: 5	H: 0 LOB: 3 BB: 2 P: 14	R: 0 E: 0 K: 0 S: 3	H: 1 LOB: 1 BB: 0 P: 3	R: 0 E: 0 K: 0 S: 3	H: 1 LOB: 1 BB: 1 P: 7	1B: 6 2B: 1 3B: 0 HR: 1	SF: 0 SAC: 0 DP: 2 HBP: 1	WP: 0 PB: 0 SB: 0 CS: 0	PA: 41
PITCHER	IP	WLS	BF	H	R	ER	SO	BB	IBB	HBP	BLK	WP	HR	S	P	ERA	WHIP					
Ron Romanick, R ERA: 5.17 (1, 1)	5.1	W	25	5	2	2	2	3	0	0	0	0	1	26	38	3.38	1.500					
Jim Slaton, R ERA: 6.75 (6, 1)	1.0		7	1	0	0	1	2	0	1	0	0	0	6	15	0.00	3.000					
Luis Sanchez, R ERA: 2.25 (7, 1)	2.2	S	9	2	0	0	1	1	0	0	0	0	0	10	14	0.00	1.125					

Batter	1	2	3	4	5	6	7	8	9	AB	R	H	RBI	BB	SO	LOB	TOP			
Gary Pettis, S OBP: 0.342, SLG: 0.309 (1, 8)	0-0 4-1		0-3 K		0-0 F6			0-0 4-3		4	0	0	0	0	1	0	California Angels @ Baltimore Orioles Memorial Stadium, Baltimore, MD Wed May 16 1984, 7:05 PM EDT Att: 22,948 - Unknown			
Rod Carew, L OBP: 0.348, SLG: 0.351 (1, 3)	4-0 1-3 1B BB		0-3 K			0-0 3-1 1B FC5-2 1B		0-3 K		3	0	1	0	1	2	0				
Fred Lynn, L OBP: 0.353, SLG: 0.421 (1, 9)	0-0 1-3 1-2 1B		0-0 3-1			0-0 FC5-2 3-1 1-2 1B		0-0 1-3		4	0	2	0	0	0	0				
Reggie Jackson, L OBP: 0.295, SLG: 0.464 (1, 10)	0-0 1-3 1-2 2-3			0-0 CS WP 1B		0-0 3-1			0-0 3-1	4	0	1	0	0	0	4				
Brian Downing, R OBP: 0.358, SLG: 0.430 (1, 7)	0-3 K			4-0 1-2 CS BB 1B		0-0 FC5-2		4-0 4-3 1B BB		2	0	0	0	2	1	4				
Ron Jackson, R OBP: 0.208, SLG: 0.190 (1, 5)		0-0 F9		0-3 K		0-0 1-3		0-0 1-2 4-3 1B		4	0	1	0	0	1	4				
Rob Wilfong, L OBP: 0.363, SLG: 0.456 (1, 4)		0-3 K		0-0 F9			0-0 6-3	0-0 4-3		4	0	0	0	0	1	3				
Bob Boone, R OBP: 0.278, SLG: 0.350 (1, 2)		0-0 3B			0-0 F8		0-0 F8	0-3 K		4	0	1	0	0	1	2				
Rob Picciolo, R OBP: 0.200, SLG: 0.300 (1, 6)		0-0 4-3			0-0 1-3		0-0 5-3			3	0	0	0	0	0	1				
Inning Stats	R: 0 E: 0 K: 1 S: 6	H: 1 LOB: 2 BB: 1 P: 10	R: 0 E: 0 K: 1 S: 6	H: 1 LOB: 1 BB: 0 P: 6	R: 0 E: 0 K: 2 S: 7	H: 0 LOB: 0 BB: 0 P: 7	R: 0 E: 0 K: 1 S: 5	H: 1 LOB: 1 BB: 1 P: 9	R: 0 E: 0 K: 0 S: 3	H: 0 LOB: 0 BB: 0 P: 3	R: 0 E: 0 K: 0 S: 5	H: 2 LOB: 2 BB: 0 P: 5	R: 0 E: 0 K: 0 S: 3	H: 0 LOB: 0 BB: 0 P: 3	R: 0 E: 0 K: 1 S: 5	H: 1 LOB: 2 BB: 1 P: 10	1B: 5 2B: 1 3B: 1 HR: 0	SF: 0 SAC: 0 DP: 1 HBP: 0	WP: 1 PB: 0 SB: 0 CS: 2	PA: 35
PITCHER Mike Boddicker, R ERA: 2.13 (1, 1)	IP: 9.0 WLS: W BF: 35 H: 6 R: 0 ER: 0 SO: 7 BB: 3 IBB: 0 HBP: 0 BLK: 0 WP: 1 HR: 0 S: 46 P: 58 ERA: 0.00 WHIP: 1.000															PITCHER				

Batter	1	2	3	4	5	6	7	8	9	AB	R	H	RBI	BB	SO	LOB	BOTTOM			
Al Bumbry, L OBP: 0.243, SLG: 0.239 (1, 8)	0-0 BB BB 1B		0-0 6-3		0-0 1B S FC4-6 1B	0-0 1B 2B		0-0 4-3		5	1	3	0	0	0	0	California Angels @ Baltimore Orioles Memorial Stadium, Baltimore, MD Wed May 16 1984, 7:05 PM EDT Att: 22,948 - Unknown			
Jim Dwyer, L OBP: 0.296, SLG: 0.290 (1, 9)	0-0 F7		4-0 4-3 WP BB		4-0 FC4-6 1B 1-2 1B BB	0-0 F9		0-0 E1 2B SF8		3	2	0	0	2	0	2				
Cal Ripken Jr., R OBP: 0.407, SLG: 0.653 (1, 6)	4-0 1-2 BB BB		0-0 4-3		0-0 FC4-6 1B 1-2 2-3 1B	0-0 2H 1B		0-0 SF8 1-3 2B		4	0	3	0	1	0	1				
Eddie Murray, S OBP: 0.432, SLG: 0.508 (1, 3)	4-0 1-2 2-3 BB		4-0 BB		0-0 FC4-6 1B 1-2 2-3 3H 1B		0-0 4-3	4-0 IBB		2	1	0	1	3	0	2				
John Lowenstein, L OBP: 0.362, SLG: 0.378 (1, 10)	0-3 K		0-0 F8		0-3 K		0-0 4-3	0-0 SF8		4	0	0	1	0	2	7				
Wayne Gross, L OBP: 0.420, SLG: 0.741 (1, 5)	0-0 F8			0-3 K	4-0 FC5 1B 1-2 BB		0-0 BB E 1B	0-0 F3		4	1	1	0	1	1	5				
Mike Young, S OBP: 0.400, SLG: 0.353 (1, 7)		0-0 F7		0-0 FC6-4 1B	0-0 1-2 2H 3H 1B		4-0 E BB		3	0	2	2	1	0	0					
Rich Dauer, R OBP: 0.270, SLG: 0.295 (1, 4)		0-0 F8		0-0 F9	0-0 FC5		0-0 E8 1-3 2H 1B		4	0	1	1	0	0	3					
Rick Dempsey, R OBP: 0.354, SLG: 0.328 (1, 2)		0-0 5-3		0-0 FC6-4	0-0 6-3		0-3 K		4	0	0	0	0	1	3					
Inning Stats	R: 0 E: 0 K: 1 S: 6	H: 1 LOB: 3 BB: 2 P: 14	R: 0 E: 0 K: 0 S: 3	H: 0 LOB: 0 BB: 0 P: 3	R: 0 E: 0 K: 0 S: 3	H: 0 LOB: 2 BB: 2 P: 11	R: 0 E: 0 K: 1 S: 6	H: 1 LOB: 1 BB: 0 P: 6	R: 3 E: 0 K: 1 S: 8	H: 3 LOB: 2 BB: 2 P: 16	R: 0 E: 0 K: 0 S: 4	H: 2 LOB: 2 BB: 0 P: 4	R: 1 E: 1 K: 1 S: 7	H: 2 LOB: 2 BB: 1 P: 11	R: 1 E: 1 K: 0 S: 5	H: 1 LOB: 2 BB: 1 P: 9	1B: 8 2B: 2 3B: 0 HR: 0	SF: 1 SAC: 0 DP: 0 HBP: 0	WP: 1 PB: 0 SB: 1 CS: 0	PA: 42
PITCHER Mike Witt, R ERA: 4.15 Frank LaCorte, R ERA: 6.39 (7, 1)	IP: 6.2 WLS: L BF: 35 H: 9 R: 4 ER: 4 SO: 4 BB: 7 IBB: 0 HBP: 0 BLK: 0 WP: 0 HR: 0 S: 34 P: 62 ERA: 5.40 WHIP: 2.400															PITCHER				

Batter	1	2	3	4	5	6	7	8	9	10	AB	R	H	RBI	BB	SO	LOB	TOP	
Gary Pettis, S OBP: 0.333, SLG: 0.299 (1, 8)	0-0 5-3		0-0 SH5-3	0-3 K		0-3 K			0-0 1-3		4	0	0	0	0	2	3		
Bob Boone, R OBP: 0.267, SLG: 0.336 (1, 2)	0-0 F4		0-0 5-3		0-0 F9		0-0 F4		0-0 5-3		5	0	0	0	0	0	1		
Reggie Jackson, L OBP: 0.292, SLG: 0.451 (1, 10)	0-3 K			0-0 4-3	4-0 F9 BB		0-3 K		0-3 K		4	0	0	0	1	3	0		
Doug DeCinces, R OBP: 0.342, SLG: 0.517 (1, 5)		0-0 F7		0-0 1B	4-0 1B		0-0 F9			0-0 HR	4	2	2	1	1	0	0		
Brian Downing, R OBP: 0.355, SLG: 0.420 (1, 7)		0-0 5-3		4-0 1B	0-0 F9			0-0 F3		0-0 6-3	3	1	0	0	1	0	2		
Juan Beniquez, R OBP: 0.321, SLG: 0.396 (8, 7)				1-2 WP	2-3 F9						1	0	0	0	0	0	0		
Fred Lynn, L OBP: 0.361, SLG: 0.423 (1, 9)		4-0 BB		0-0 1B	0-0 K			0-0 1B		0-3 K	4	1	2	1	1	2	2		
Ron Jackson, R OBP: 0.207, SLG: 0.192 (1, 3)		0-0 4-3		0-0 E6	0-0 1B		0-0 G3	0-0 SH1-3		0-3 K	5	0	1	0	0	1	3		
Bobby Grich, R OBP: 0.344, SLG: 0.436 (1, 4)			0-0 4-3	0-0 1B		0-0 SH1-3		0-0 1B			3	0	2	1	0	0	0		
Dick Schofield, R OBP: 0.267, SLG: 0.298 (1, 6)			0-0 SH5-3	0-0 F7		0-0 G3		0-0 4-3			4	0	1	0	0	0	5		
Inning Stats	R: 0 E: 0 K: 1 S: 5	H: 0 LOB: 0 BB: 0 P: 5	R: 0 E: 0 K: 0 S: 3	H: 0 LOB: 1 BB: 1 P: 7	R: 0 E: 0 K: 0 S: 4	H: 1 LOB: 1 BB: 0 P: 4	R: 3 E: 1 K: 1 S: 9	H: 3 LOB: 2 BB: 1 P: 13	R: 0 E: 0 K: 1 S: 5	H: 0 LOB: 0 BB: 0 P: 5	R: 0 E: 0 K: 0 S: 5	H: 2 LOB: 2 BB: 0 P: 5	R: 0 E: 0 K: 1 S: 5	H: 0 LOB: 0 BB: 0 P: 5	R: 1 E: 0 K: 2 S: 8	H: 1 LOB: 0 BB: 0 P: 8	1B: 7 2B: 0 3B: 0 HR: 1	SF: 0 SAC: 2 DP: 0 HBP: 0	WP: 1 PA: 43
PITCHER	IP WLS BF H R ER SO BB IBB HBP BLK WP HR S P ERA WHIP																		
Shane Rawley, L ERA: 5.68 (1, 1)	3.1	17	4	3	3	1	2	0	0	0	0	0	0	17	25	8.10	1.800		
Jose Rijo, R ERA: 3.19 (4, 1)	2.2	11	1	0	0	3	2	0	0	0	0	0	0	15	23	0.00	1.125		
Bob Shirley, L ERA: 5.11 (7, 1)	3.0	11	2	0	0	2	0	0	0	0	0	0	0	15	15	0.00	0.667		
Jay Howell, R ERA: 2.19 (10, 1)	1.0	L	4	1	1	2	0	0	0	0	0	1	8	8	9.00	1.000			

California Angels @ New York Yankees
Yankee Stadium, Bronx, NY
Fri May 18 1984, 7:05 PM EDT
Att: 23,609 - Unknown

AB	37
R	4
H	8
RBI	3
BB	4
SO	8
LOB	16



Batter	1	2	3	4	5	6	7	8	9	10	AB	R	H	RBI	BB	SO	LOB	BOTTOM			
Willie Randolph, R OBP: 0.427, SLG: 0.376 (1, 4)	0-0 F9		0-0 G6-4-3			0-0 FC1-6		0-0 FC6-4		0-3 K	5	0	2	0	0	1	1				
Toby Harrah, R OBP: 0.304, SLG: 0.299 (1, 5)	0-0 F7		0-0 G6-4-3			0-0 FC1-6			0-0 F7		5	0	0	0	0	1	3				
Dave Winfield, R OBP: 0.303, SLG: 0.486 (1, 9)	0-0 E5			0-0 F8		0-0 G6-4-3			0-0 1-3		4	0	0	0	0	0	1				
Don Baylor, R OBP: 0.320, SLG: 0.431 (1, 10)	0-0 4-3			0-3 K		0-0 G6-4-3		0-0 G6-4-3		0-0 BB	4	1	2	0	0	1	1				
Lou Piniella, R OBP: 0.328, SLG: 0.410 (1, 7)		0-0 5-3		0-0 HR		0-0 G6-4-3		0-0 G6-4-3		0-0 BB	4	2	2	1	0	0	1				
Don Mattingly, L OBP: 0.329, SLG: 0.531 (1, 3)		0-0 4-3		0-3 K		0-0 4-3			4-0 1B		3	0	0	0	1	1	0				
Butch Wynegar, S OBP: 0.305, SLG: 0.305 (1, 2)		0-0 4-3			0-0 F8			0-0 G6-4-3		0-0 1B	4	0	2	2	0	0	0				
Andre Robertson, R OBP: 0.253, SLG: 0.309 (1, 6)			0-0 FC1-6		0-0 F8			0-0 G6-4-3		0-3 K	3	0	1	0	0	0	1				
Roy Smalley, S OBP: 0.340, SLG: 0.407 (9, PH)					0-0 F8			0-0 G6-4-3		0-3 K	1	0	0	0	0	1	2				
Tim Foli, R OBP: 0.156, SLG: 0.200 (10, 6)						0-0 FC1-6		0-0 FC6-4			0	0	0	0	0	0	0				
Omar Moreno, L OBP: 0.238, SLG: 0.295 (1, 8)					0-0 FC1-6				0-0 F6		2	0	0	0	0	1	1				
Ken Griffey, L OBP: 0.313, SLG: 0.311 (8, PH)											2	0	1	0	0	0	0				
Inning Stats	R: 0 E: 1 K: 0 S: 4	H: 0 LOB: 1 BB: 0 P: 4	R: 0 E: 0 K: 0 S: 3	H: 0 LOB: 0 BB: 0 P: 3	R: 0 E: 0 K: 0 S: 4	H: 2 LOB: 1 BB: 0 P: 4	R: 1 E: 0 K: 2 S: 8	H: 1 LOB: 0 BB: 0 P: 8	R: 0 E: 0 K: 1 S: 5	H: 0 LOB: 0 BB: 0 P: 5	R: 0 E: 0 K: 0 S: 3	H: 1 LOB: 0 BB: 0 P: 3	R: 0 E: 0 K: 0 S: 4	H: 2 LOB: 1 BB: 0 P: 4	R: 2 E: 0 K: 1 S: 8	H: 3 LOB: 2 BB: 0 P: 12	R: 0 E: 0 K: 2 S: 7	H: 0 LOB: 0 BB: 0 P: 7	1B: 9 2B: 0 3B: 0 HR: 1	SF: 0 SAC: 0 DP: 4 HBP: 0	WP: 0 PA: 38
PITCHER	IP WLS BF H R ER SO BB IBB HBP BLK WP HR S P ERA WHIP																				
Tommy John, L ERA: 2.35 (1, 1)	8.2	33	9	3	3	3	1	0	0	0	0	0	0	38	42	3.12	1.154				
Luis Sanchez, R ERA: 2.13 (9, 1)	1.1	W	5	1	0	0	0	0	0	0	0	0	0	11	11	0.00	0.750				

California Angels @ New York Yankees
Yankee Stadium, Bronx, NY
Fri May 18 1984, 7:05 PM EDT
Att: 23,609 - Unknown

AB	37
R	3
H	10
RBI	3
BB	1
SO	6
LOB	11




Batter	1	2	3	4	5	6	7	8	9	AB	R	H	RBI	BB	SO	LOB	TOP																		
Gary Pettis, S OBP: 0.346, SLG: 0.331 (1, 8)										4	0	3	2	0	0	0	California Angels @ New York Yankees Yankee Stadium, Bronx, NY Sun May 20 1984, 3:33 AM EDT Att: 36,592 - Unknown																		
Juan Beniquez, R OBP: 0.300, SLG: 0.368 (1, 9) (9, 7)										4	0	0	0	0	1	3																			
Reggie Jackson, L OBP: 0.284, SLG: 0.430 (1, 10)										4	0	0	0	0	1	1																			
Doug DeCinces, R OBP: 0.343, SLG: 0.510 (1, 5)										3	1	0	0	1	0	1																			
Brian Downing, R OBP: 0.362, SLG: 0.438 Fred Lynn, L OBP: 0.352, SLG: 0.411 (1, 7) (9, 9)										4	0	1	0	0	0	0																			
Ron Jackson, R OBP: 0.200, SLG: 0.167 (1, 3)										3	0	0	0	1	0	0																			
Bob Boone, R OBP: 0.259, SLG: 0.328 (1, 2)										3	0	0	1	0	0	0																			
Dick Schofield, R OBP: 0.273, SLG: 0.326 (1, 6)										4	2	3	0	0	0	2																			
Rob Picciolo, R OBP: 0.182, SLG: 0.273 (1, 4)										2	0	0	0	0	0	2																			
Inning Stats	R: 0 E: 0 K: 1 S: 5	H: 0 LOB: 0 BB: 0 P: 5	R: 0 E: 0 K: 0 S: 3	H: 0 LOB: 0 BB: 0 P: 3	R: 1 E: 0 K: 0 S: 5	H: 2 LOB: 1 BB: 0 P: 5	R: 0 E: 0 K: 0 S: 3	H: 0 LOB: 0 BB: 0 P: 3	R: 0 E: 0 K: 1 S: 4	H: 1 LOB: 1 BB: 0 P: 4	R: 0 E: 0 K: 0 S: 6	H: 0 LOB: 0 BB: 0 P: 6	R: 0 E: 0 K: 0 S: 3	H: 0 LOB: 0 BB: 0 P: 3	R: 1 E: 0 K: 0 S: 4	H: 2 LOB: 0 BB: 0 P: 4	R: 1 E: 0 K: 0 S: 4	H: 1 LOB: 2 BB: 2 P: 12	1B: 3 2B: 2 3B: 2 HR: 0	SF: 1 SAC: 1 DP: 0 HBP: 0	WP: 0 PB: 0 SB: 1 CS: 1	PA: 35													
PITCHER Ron Guidry, L ERA: 3.89 (1, 1)	IP: 9.0 WLS: L BF: 35	H: 7 R: 3 ER: 3 SO: 2	BB: 1 IBB: 1 HBP: 0 BLK: 0	WP: 0 HR: 0 S: 37 P: 45	ERA: 3.00 WHIP: 0.889	PITCHER										IP: 9.0 WLS: W BF: 31	H: 3 R: 0 ER: 0 SO: 4	BB: 3 IBB: 0 HBP: 0 BLK: 0	WP: 0 HR: 0 S: 36 P: 48	ERA: 0.00 WHIP: 0.667	PITCHER										IP: 9.0 WLS: W BF: 31	H: 3 R: 0 ER: 0 SO: 4	BB: 3 IBB: 0 HBP: 0 BLK: 0	WP: 0 HR: 0 S: 36 P: 48	ERA: 0.00 WHIP: 0.667

Batter	1	2	3	4	5	6	7	8	9	AB	R	H	RBI	BB	SO	LOB	BOTTOM			
Omar Moreno, L OBP: 0.271, SLG: 0.313 (1, 8)										3	0	2	0	1	1	0	California Angels @ New York Yankees Yankee Stadium, Bronx, NY Sun May 20 1984, 3:33 AM EDT Att: 36,592 - Unknown			
Willie Randolph, R OBP: 0.416, SLG: 0.369 (1, 4)										4	0	0	0	0	1	3				
Oscar Gamble, L OBP: 0.191, SLG: 0.195 (1, 10)										3	0	0	0	1	1	1				
Dave Winfield, R OBP: 0.299, SLG: 0.464 (1, 9)										3	0	0	0	1	0	1				
Don Mattingly, L OBP: 0.342, SLG: 0.504 (1, 3)										3	0	0	0	0	0	2				
Steve Kemp, L OBP: 0.356, SLG: 0.341 (1, 7)										3	0	1	0	0	0	0				
Roy Smalley, S OBP: 0.330, SLG: 0.394 (1, 5)										3	0	0	0	0	0	1				
Butch Wynegar, S OBP: 0.295, SLG: 0.294 (1, 2)										3	0	0	0	0	0	1				
Tim Foli, R OBP: 0.149, SLG: 0.191 Ken Griffey, L OBP: 0.310, SLG: 0.308 Andre Robertson, R OBP: 0.241, SLG: 0.294 (1, 6) (8, PH) (9, 6)										2	0	0	0	0	1	1				
Inning Stats	R: 0 E: 0 K: 2 S: 8	H: 1 LOB: 2 BB: 1 P: 12	R: 0 E: 0 K: 0 S: 3	H: 0 LOB: 0 BB: 0 P: 3	R: 0 E: 0 K: 0 S: 3	H: 0 LOB: 0 BB: 0 P: 3	R: 0 E: 0 K: 0 S: 3	H: 0 LOB: 0 BB: 0 P: 3	R: 0 E: 0 K: 1 S: 5	H: 0 LOB: 0 BB: 0 P: 5	R: 0 E: 0 K: 0 S: 3	H: 0 LOB: 0 BB: 0 P: 3	R: 0 E: 0 K: 0 S: 3	H: 0 LOB: 0 BB: 0 P: 3	R: 0 E: 0 K: 0 S: 3	H: 0 LOB: 0 BB: 0 P: 3	1B: 3 2B: 1 3B: 0 HR: 0	SF: 0 SAC: 0 DP: 2 HBP: 0	WP: 0 PB: 0 SB: 1 CS: 0	PA: 31
PITCHER Ron Romanick, R ERA: 4.43 (1, 1)	IP: 9.0 WLS: W BF: 31	H: 3 R: 0 ER: 0 SO: 4	BB: 3 IBB: 0 HBP: 0 BLK: 0	WP: 0 HR: 0 S: 36 P: 48	ERA: 0.00 WHIP: 0.667	PITCHER										IP: 9.0 WLS: W BF: 31	H: 3 R: 0 ER: 0 SO: 4	BB: 3 IBB: 0 HBP: 0 BLK: 0	WP: 0 HR: 0 S: 36 P: 48	ERA: 0.00 WHIP: 0.667

Batter	1	2	3	4	5	6	7	8	9	AB	R	H	RBI	BB	SO	LOB	TOP								
Lou Whitaker, L (1,4) OBP: 0.384, SLG: 0.431	1-3	1-2					G4-6-3		4-3	5	0	2	0	0	0	1									
Alan Trammell, R (1,6) OBP: 0.434, SLG: 0.513	F4	CS	1-3					SH1-3 HBP		4	1	1	0	0	1	1									
Kirk Gibson, L (1,9) OBP: 0.369, SLG: 0.516	E S		6-3					SH1-3		2	1	1	0	1	0	0									
Lance Parrish, R (1,2) OBP: 0.308, SLG: 0.419	1-H		F7					SH1-3		3	0	1	1	0	1	2									
Darrell Evans, L (1,10) OBP: 0.386, SLG: 0.447 Rusty Kuntz, R (8, PR) OBP: 0.400, SLG: 0.667	F7							IBB		3	0	0	0	1	2	1									
Larry Hemdon, R (1,7) OBP: 0.333, SLG: 0.341								SF8		3	0	0	1	0	2	0									
Dave Bergman, L (1,3) OBP: 0.386, SLG: 0.410								3-H		3	1	1	0	0	0	2									
Chet Lemon, R (1,8) OBP: 0.398, SLG: 0.572								F8		3	0	0	1	1	0	1									
Howard Johnson, S (1,5) OBP: 0.383, SLG: 0.408 Tom Brookens, R (8,5) OBP: 0.227, SLG: 0.232								F9		3	0	1	0	0	0	1									
Inning Stats	R: 1 E: 0 K: 0 S: 5	H: 2 LOB: 1 BB: 0 P: 5	R: 1 E: 0 K: 1 S: 7	H: 3 LOB: 1 BB: 0 P: 7	R: 0 E: 0 K: 0 S: 3	H: 0 LOB: 0 BB: 0 P: 3	R: 0 E: 0 K: 2 S: 7	H: 0 LOB: 1 BB: 0 P: 8	R: 0 E: 0 K: 1 S: 8	H: 1 LOB: 2 BB: 1 P: 12	R: 0 E: 0 K: 1 S: 5	H: 0 LOB: 0 BB: 0 P: 5	R: 0 E: 0 K: 0 S: 2	H: 0 LOB: 0 BB: 1 P: 6	R: 1 E: 0 K: 0 S: 4	H: 1 LOB: 2 BB: 0 P: 9	R: 0 E: 0 K: 0 S: 3	H: 0 LOB: 0 BB: 0 P: 3	1B: 6 2B: 1 3B: 0 HR: 0	SF: 1 SAC: 1 DP: 1 HBP: 2	WP: 0 PB: 1 SB: 1 CS: 1	PA: 38			
PITCHER	IP	WLS	BF	H	R	ER	SO	BB	IBB	HBP	BLK	WP	HR	S	P	ERA	WHIP								
Mike Witt, R (1,1) ERA: 4.12	7.0	L	30	7	3	3	6	2	0	2	0	0	0	38	48	3.86	1.286								
Doug Corbett, R (8,1) ERA: 3.0	2.0		7	0	0	0	0	0	1	0	0	0	0	6	10	0.00	0.000								

Detroit Tigers @ California Angels
Anaheim Stadium, Anaheim, CA
Tue May 22 1984, 10:05 PM EDT
Att: 41,253 - Unknown


AB 30
R 3
H 7
RBI 3
BB 3
SO 6
LOB 9



Batter	1	2	3	4	5	6	7	8	9	AB	R	H	RBI	BB	SO	LOB	BOTTOM								
Gary Pettis, S (1,8) OBP: 0.337, SLG: 0.321	K		K					K		4	0	0	0	0	4	0									
Rod Carew, L (1,3) OBP: 0.360, SLG: 0.381								BLK		3	1	2	1	1	0	0									
Fred Lynn, L (1,9) OBP: 0.349, SLG: 0.414	4-3		4-3					K		4	0	1	0	0	1	2									
Doug DeCinces, R (1,5) OBP: 0.347, SLG: 0.503 Rob Picciolo, R (9, PR) OBP: 0.162, SLG: 0.273	F8							BB		2	0	0	0	2	1	0									
Reggie Jackson, L (1,10) OBP: 0.283, SLG: 0.421								BB		0	0	0	0	0	0	0									
Brian Downing, R (1,7) OBP: 0.360, SLG: 0.433								BB		3	0	0	0	1	2	3									
Rob Wilfong, L (1,4) OBP: 0.375, SLG: 0.473								1B		4	0	1	0	0	1	1									
Bob Boone, R (1,2) OBP: 0.252, SLG: 0.318								BB		0	0	0	0	0	0	0									
Dick Schofield, R (1,6) OBP: 0.268, SLG: 0.318								BB		4	0	0	0	0	3										
Inning Stats	R: 1 E: 0 K: 1 S: 6	H: 1 LOB: 0 BB: 0 P: 6	R: 0 E: 0 K: 1 S: 5	H: 1 LOB: 1 BB: 1 P: 9	R: 0 E: 0 K: 2 S: 7	H: 0 LOB: 1 BB: 1 P: 11	R: 0 E: 0 K: 2 S: 7	H: 0 LOB: 0 BB: 0 P: 7	R: 0 E: 0 K: 1 S: 5	H: 0 LOB: 0 BB: 0 P: 5	R: 0 E: 0 K: 2 S: 8	H: 1 LOB: 2 BB: 1 P: 12	R: 0 E: 0 K: 0 S: 3	H: 0 LOB: 0 BB: 0 P: 3	R: 0 E: 0 K: 3 S: 10	H: 1 LOB: 1 BB: 0 P: 10	R: 0 E: 0 K: 1 S: 6	H: 1 LOB: 2 BB: 1 P: 10	1B: 3 2B: 1 3B: 0 HR: 1	SF: 0 SAC: 0 DP: 0 HBP: 0	WP: 0 PB: 0 SB: 0 CS: 0	PA: 35			
PITCHER	IP	WLS	BF	H	R	ER	SO	BB	IBB	HBP	BLK	WP	HR	S	P	ERA	WHIP								
Juan Berenguer, R (1,1) ERA: 2.93	6.0	W	23	3	1	1	9	3	0	0	1	0	1	38	50	1.50	1.000								
Aurelio Lopez, R (7,1) ERA: 1.47	3.0	S	12	2	0	0	4	1	0	0	1	0	0	19	23	0.00	1.000								

Detroit Tigers @ California Angels
Anaheim Stadium, Anaheim, CA
Tue May 22 1984, 10:05 PM EDT
Att: 41,253 - Unknown

AB 31
R 1
H 5
RBI 1
BB 4
SO 13
LOB 10



Batter	1	2	3	4	5	6	7	8	9	AB	R	H	RBI	BB	SO	LOB	TOP			
Rusty Kuntz, R OBP: 0.357, SLG: 0.677 Kirk Gibson, L OBP: 0.364, SLG: 0.508	0-0 5-3 1B	4-0 FC5-2 BB		4-0 1B PO BB		0-0 F8		0-0 F9		1	0	1	0	2	0	0				
Alan Trammell, R OBP: 0.433, SLG: 0.516	0-0 5-3 1-2	0-0 FC5-2 FC6-4		0-0 1B		0-0 2B		0-0 F7		5	0	2	0	0	0	4				
Barbaro Garbey, R OBP: 0.398, SLG: 0.444	0-0 6-3	0-0 FC6-4		0-0 F8						5	1	1	0	0	0	6				
Lance Parrish, R OBP: 0.312, SLG: 0.442	0-3 K		0-0 5-3		0-0 1B					5	1	2	2	0	2	1				
Larry Herndon, R OBP: 0.329, SLG: 0.336		0-0 2B 1B	0-0 F9	0-0 PO	0-0 F9		0-0 F8		0-0 5-3	5	1	1	0	0	0	0				
Chet Lemon, R OBP: 0.412, SLG: 0.585		0-0 1B 2B	4-0 BB		4-0 CS BB		0-0 1B			2	1	2	0	2	0	0				
Rod Allen, R OBP: 0.320, SLG: 0.320 Darrell Evans, L OBP: 0.383, SLG: 0.443		0-0 SH3-4 FC5-2 1B	4-0 BB		1-0 1B HBP		0-0 F9			1	0	1	1	1	0	0				
Marty Castillo, R OBP: 0.333, SLG: 0.350 Lou Whitaker, L OBP: 0.382, SLG: 0.429		0-0 FC5-2 SH3-4 1B	0-3 K		0-0 1B		0-0 F9			3	0	2	1	0	1	2				
Tom Brookens, R OBP: 0.224, SLG: 0.229 Dave Bergman, L OBP: 0.375, SLG: 0.397		0-0 SH3-4		0-0 4-3		0-0 F8		0-0 G3		1	0	0	0	0	0	0				
Inning Stats	R: 0 E: 0 K: 1 S: 6	H: 1 LOB: 1 BB: 0 P: 6	R: 2 E: 0 K: 0 S: 7	H: 4 LOB: 3 BB: 1 P: 11	R: 0 E: 0 K: 1 S: 5	H: 0 LOB: 2 BB: 2 P: 13	R: 0 E: 0 K: 0 S: 4	H: 2 LOB: 2 BB: 1 P: 8	R: 0 E: 0 K: 0 S: 2	H: 1 LOB: 1 BB: 0 P: 7	R: 2 E: 0 K: 0 S: 6	H: 3 LOB: 1 BB: 0 P: 6	R: 0 E: 0 K: 1 S: 5	H: 0 LOB: 0 BB: 0 P: 5	R: 0 E: 0 K: 1 S: 5	H: 0 LOB: 0 BB: 0 P: 5	1B: 9 2B: 2 3B: 0 HR: 1	SF: 0 SAC: 1 DP: 0 HBP: 1	WP: 0 PB: 0 SB: 0 CS: 1	PA: 42
PITCHER	IP	WLS	BF	H	R	ER	SO	BB	IBB	HBP	BLK	WP	HR	S	P	ERA	WHIP			
Tommy John, L ERA: 2.43	5.0		26	8	2	2	2	5	0	1	0	0	0	24	45	3.60	2.600			
Frank LaCorte, R ERA: 5.94	4.0	L	15	4	2	2	1	0	0	0	0	0	1	17	17	4.50	1.000			

Detroit Tigers @ California Angels
Anaheim Stadium, Anaheim, CA
Wed May 23 1984, 10:05 PM EDT
Att: 41,205 - Unknown

AB	34
R	4
H	12
RBI	4
BB	5
SO	3
LOB	15



Batter	1	2	3	4	5	6	7	8	9	AB	R	H	RBI	BB	SO	LOB	BOTTOM					
Gary Pettis, S OBP: 0.335, SLG: 0.315	4-0 CS BB		0-0 G3		0-0 F7		0-0 G3			3	0	0	0	1	0	4						
Rod Carew, L OBP: 0.351, SLG: 0.370	0-0 6-3 1-2			0-3 K	0-3 K			0-0 5-3		4	0	0	0	0	2	3						
Fred Lynn, L OBP: 0.347, SLG: 0.409	0-0 4-3			0-0 HR 1B	0-0 F7			0-0 F8		4	1	1	0	0	0	2						
Doug DeCinces, R OBP: 0.345, SLG: 0.516		0-3 K		0-0 HR 1B		0-0 F8		0-0 4-3		4	1	1	2	0	1	0						
Brian Downing, R OBP: 0.352, SLG: 0.422		0-0 F7		0-0 F9		0-0 5-3			0-3 K	4	0	0	0	0	1	0						
Reggie Jackson, L OBP: 0.282, SLG: 0.413		0-3 K		4-0 BB		0-0 3-1			0-3 K	3	0	0	0	1	2	0						
Rob Wilfong, L OBP: 0.359, SLG: 0.449			0-0 F5	0-0 F8			0-0 F8		0-3 K	4	0	0	0	0	1	1						
Bob Boone, R OBP: 0.254, SLG: 0.318			0-0 F3		0-0 HBP 1B		0-3 K			3	0	1	0	0	1	0						
Dick Schofield, R OBP: 0.278, SLG: 0.338 Juan Beniquez, R OBP: 0.311, SLG: 0.379 Rob Piccolo, R OBP: 0.182, SLG: 0.273			0-0 3B		1-0 HBP		0-0 1B			1	0	1	0	0	0	0						
Inning Stats	R: 0 E: 0 K: 0 S: 2	H: 0 LOB: 0 BB: 1 P: 6	R: 0 E: 0 K: 2 S: 7	H: 0 LOB: 0 BB: 0 P: 7	R: 0 E: 0 K: 0 S: 4	H: 1 LOB: 1 BB: 0 P: 4	R: 2 E: 0 K: 1 S: 7	H: 2 LOB: 1 BB: 1 P: 11	R: 0 E: 0 K: 1 S: 6	H: 1 LOB: 2 BB: 0 P: 7	R: 0 E: 0 K: 0 S: 3	H: 0 LOB: 0 BB: 0 P: 3	R: 0 E: 0 K: 1 S: 6	H: 1 LOB: 1 BB: 0 P: 6	R: 0 E: 0 K: 0 S: 3	H: 0 LOB: 0 BB: 0 P: 3	R: 0 E: 0 K: 3 S: 9	H: 0 LOB: 0 BB: 0 P: 9	1B: 3 2B: 0 3B: 1 HR: 1	SF: 0 SAC: 0 DP: 0 HBP: 1	WP: 0 PB: 0 SB: 0 CS: 1	PA: 34
PITCHER	IP	WLS	BF	H	R	ER	SO	BB	IBB	HBP	BLK	WP	HR	S	P	ERA	WHIP					
Dan Petry, R ERA: 2.81	7.0	W	28	5	2	2	5	2	0	1	0	0	0	35	44	2.57	1.000					
Willie Hernandez, L ERA: 3.03	2.0	S	6	0	0	0	3	0	0	0	0	0	0	12	12	0.00	0.000					

Detroit Tigers @ California Angels
Anaheim Stadium, Anaheim, CA
Wed May 23 1984, 10:05 PM EDT
Att: 41,205 - Unknown

AB	31
R	2
H	5
RBI	2
BB	2
SO	8
LOB	10



Batter	1	2	3	4	5	6	7	8	9	AB	R	H	RBI	BB	SO	LOB	TOP					
Lou Whitaker, L (1.4) OBP: 0.395, SLG: 0.427	F7			HR	G1-6-3			FC4-6 1B		3	1	1	0	1	0	1	Detroit Tigers @ California Angels Anaheim Stadium, Anaheim, CA Thu May 24 1984, 10:05 PM EDT Att: 43,580 - Unknown					
Alan Trammell, R (1.6) OBP: 0.429, SLG: 0.528	K			HR			F3	F7		4	1	1	2	0	1	1						
Kirk Gibson, L (1.9) OBP: 0.361, SLG: 0.500	G3			1B	1B		4-3	FC4-6		4	1	1	0	0	0	1						
Lance Parrish, R (1.2) OBP: 0.317, SLG: 0.466		6-3		1B	1B			F8		4	2	2	1	0	0	1						
Darrell Evans, L (1.10) OBP: 0.387, SLG: 0.441	4-3			1B	1B			HR		3	0	1	1	1	0	0						
Lary Hemdon, R (1.7) OBP: 0.320, SLG: 0.326	F8			1B	1B		BB			4	0	0	0	0	0	2						
Dave Bergman, L (1.3) OBP: 0.355, SLG: 0.373			4-3	F7				F4		4	0	0	0	0	0	0						
Chet Lemon, R (1.8) OBP: 0.402, SLG: 0.570			F9		6-3			K		4	0	0	0	0	1	1						
Barbaro Garbey, R (1.5) OBP: 0.396, SLG: 0.441			F7					F8		3	0	1	0	0	0	0	AB 33 R 5 H 7 RBI 4 BB 2 SO 2 LOB 7					
Tom Brookens, R (7.5) OBP: 0.224, SLG: 0.229					G1-6-3 1B					0	0	0	0	0	0	0						
Inning Stats	R: 0 E: 0 K: 1 S: 5	H: 0 LOB: 0 BB: 0 P: 5	R: 0 E: 0 K: 0 S: 3	H: 0 LOB: 0 BB: 0 P: 3	R: 0 E: 0 K: 0 S: 3	H: 0 LOB: 0 BB: 0 P: 3	R: 4 E: 0 K: 0 S: 6	H: 4 LOB: 0 BB: 1 P: 10	R: 0 E: 0 K: 0 S: 3	H: 1 LOB: 0 BB: 0 P: 3	R: 1 E: 0 K: 0 S: 4	H: 1 LOB: 1 BB: 1 P: 8	R: 0 E: 0 K: 1 S: 5	H: 0 LOB: 0 BB: 0 P: 5	R: 0 E: 0 K: 0 S: 4	H: 1 LOB: 1 BB: 0 P: 4	R: 0 E: 1 K: 0 S: 4	H: 0 LOB: 1 BB: 0 P: 4	1B: 5 2B: 0 3B: 0 HR: 2	SF: 0 SAC: 0 DP: 2 HBP: 0	WP: 0 PB: 0 SB: 0 CS: 0	PA: 35
PITCHER	IP WLS BF H R ER SO BB IBB HBP BLK WP HR S P ERA WHIP																					
Jim Slaton, R (1.1) ERA: 7.0	5.2 L 23 6 5 5 1 2 0 0 0 0 2 23 31 7.94 1.412																					
Curt Kauffman, R (6.1) ERA: 4.57	2.1 8 1 0 0 1 0 0 0 0 0 0 10 10 0.00 0.429																					
Doug Corbett, R (9.1) ERA: 2.77	1.0 4 0 0 0 0 0 0 0 0 0 0 4 4 0.00 0.000																					

Batter	1	2	3	4	5	6	7	8	9	AB	R	H	RBI	BB	SO	LOB	BOTTOM					
Gary Pettis, S (1.8) OBP: 0.327, SLG: 0.306	K		K		K			4-3		4	0	0	0	0	3	0	Detroit Tigers @ California Angels Anaheim Stadium, Anaheim, CA Thu May 24 1984, 10:05 PM EDT Att: 43,580 - Unknown					
Rod Carew, L (1.3) OBP: 0.348, SLG: 0.366			F3				K	K		4	1	1	0	0	2	0						
Fred Lynn, L (1.9) OBP: 0.345, SLG: 0.405	K						K			4	0	1	0	0	2	1						
Doug DeCinces, R (1.5) OBP: 0.343, SLG: 0.509	E5		5-3				6-3			4	0	1	0	0	0	1						
Brian Downing, R (1.7) OBP: 0.344, SLG: 0.411	4-3				F2		6-3			4	0	0	0	0	0	1						
Reggie Jackson, L (1.10) OBP: 0.283, SLG: 0.408					K		K			2	0	0	0	1	2	0						
Rob Wilfong, L (1.4) OBP: 0.362, SLG: 0.463			SH2-3 BB		F7					2	0	1	0	0	0	0						
Bob Boone, R (1.2) OBP: 0.248, SLG: 0.311					6-3			F9		3	0	0	0	0	0	2						
Rob Piccolo, R (1.6) OBP: 0.167, SLG: 0.250										2	0	0	0	0	1	1	AB 30 R 1 H 4 RBI 0 BB 1 SO 10 LOB 6					
Mike Brown, R (8, PH) OBP: 0.400, SLG: 0.600										1	0	0	0	0	0	0						
Dick Schofield, R (9.6) OBP: 0.278, SLG: 0.338					K			1-3		0	0	0	0	0	0	0						
Inning Stats	R: 1 E: 1 K: 2 S: 9	H: 2 LOB: 1 BB: 0 P: 9	R: 0 E: 0 K: 0 S: 3	H: 0 LOB: 1 BB: 1 P: 7	R: 0 E: 0 K: 1 S: 6	H: 1 LOB: 0 BB: 0 P: 6	R: 0 E: 0 K: 1 S: 5	H: 0 LOB: 0 BB: 0 P: 5	R: 0 E: 0 K: 2 S: 7	H: 0 LOB: 0 BB: 0 P: 7	R: 0 E: 0 K: 2 S: 7	H: 0 LOB: 0 BB: 0 P: 7	R: 0 E: 0 K: 1 S: 6	H: 1 LOB: 0 BB: 0 P: 6	R: 0 E: 0 K: 1 S: 5	H: 0 LOB: 0 BB: 0 P: 5	R: 0 E: 0 K: 0 S: 3	H: 0 LOB: 0 BB: 0 P: 3	1B: 3 2B: 1 3B: 0 HR: 0	SF: 0 SAC: 1 DP: 0 HBP: 0	WP: 0 PB: 0 SB: 1 CS: 0	PA: 32
PITCHER	IP WLS BF H R ER SO BB IBB HBP BLK WP HR S P ERA WHIP																					
Jack Morris, R (1.1) ERA: 1.97	9.0 W 32 4 1 0 10 1 0 0 0 0 0 51 55 0.00 0.556																					

Batter	1	2	3	4	5	6	7	8	9	AB	R	H	RBI	BB	SO	LOB	TOP			
Al Bumbry, L OBP: 0.258, SLG: 0.253 (1, 8)										4	0	2	0	0	0	1	Baltimore Orioles @ California Angels Anaheim Stadium, Anaheim, CA Fri May 25 1984, 10:05 PM EDT Att: 31,650 - Unknown			
Jim Dwyer, L OBP: 0.287, SLG: 0.247 (1, 9)										3	0	0	1	0	0	2				
Cal Ripken Jr., R OBP: 0.376, SLG: 0.598 (1, 6)										4	1	1	0	0	0	1				
Eddie Murray, S OBP: 0.438, SLG: 0.532 (1, 3)										4	0	0	0	0	1	2				
Wayne Gross, L OBP: 0.398, SLG: 0.616 (1, 5)										4	0	0	0	0	0	1				
John Lowenstein, L OBP: 0.349, SLG: 0.373 (1, 10)										4	0	3	1	0	0	0				
Mike Young, S OBP: 0.396, SLG: 0.439 (1, 7)										4	0	0	0	0	0	3				
Orlando Sanchez, L OBP: 0.167, SLG: 0.222 (1, 2)										3	0	0	0	0	1	1				
Rich Dauer, R OBP: 0.283, SLG: 0.344 (1, 4)										3	1	1	0	0	1	0				
Inning Stats	R: 0 E: 0 K: 1 S: 6	H: 1 LOB: 1 BB: 0 P: 6	R: 0 E: 0 K: 0 S: 3	H: 0 LOB: 0 BB: 0 P: 3	R: 0 E: 0 K: 0 S: 4	H: 1 LOB: 1 BB: 0 P: 4	R: 1 E: 0 K: 0 S: 5	H: 2 LOB: 1 BB: 0 P: 5	R: 0 E: 0 K: 1 S: 5	H: 0 LOB: 0 BB: 0 P: 5	R: 0 E: 0 K: 1 S: 6	H: 1 LOB: 1 BB: 0 P: 6	R: 1 E: 0 K: 0 S: 4	H: 1 LOB: 0 BB: 0 P: 4	R: 0 E: 0 K: 0 S: 4	H: 1 LOB: 1 BB: 0 P: 4	1B: 4 2B: 3 3B: 0 HR: 0	SF: 1 SAC: 0 DP: 0 HBP: 0	WP: 0 PB: 0 SB: 0 CS: 0	PA: 34
PITCHER Ron Romanick, R ERA: 4.13 (1, 1)	IP: 9.0 WLS: W BF: 34 H: 7 R: 2 ER: 2 SO: 3 BB: 0 IBB: 0 HBP: 0 BLK: 0 WP: 0 HR: 0 S: 40 P: 40 ERA: 2.00 WHIP: 0.778															PITCHER Ron Romanick, R ERA: 4.13 (1, 1)	IP: 9.0 WLS: W BF: 34 H: 7 R: 2 ER: 2 SO: 3 BB: 0 IBB: 0 HBP: 0 BLK: 0 WP: 0 HR: 0 S: 40 P: 40 ERA: 2.00 WHIP: 0.778			

Batter	1	2	3	4	5	6	7	8	9	AB	R	H	RBI	BB	SO	LOB	BOTTOM			
Gary Pettis, S OBP: 0.324, SLG: 0.298 (1, 8)										4	1	0	0	1	1	2	Baltimore Orioles @ California Angels Anaheim Stadium, Anaheim, CA Fri May 25 1984, 10:05 PM EDT Att: 31,650 - Unknown			
Juan Beniquez, R OBP: 0.348, SLG: 0.460 (1, 7)										5	1	4	4	0	0	0				
Mike Brown, R OBP: 0.300, SLG: 0.400 (1, 9)										5	0	1	1	0	1	2				
Doug DeCinces, R OBP: 0.346, SLG: 0.506 Dick Schofield, R OBP: 0.276, SLG: 0.338 (7, 6)										3	2	1	0	1	0	2				
Brian Downing, R OBP: 0.342, SLG: 0.426 (1, 10)										4	1	1	2	0	1	1				
Ron Jackson, R OBP: 0.231, SLG: 0.206 (1, 3)										4	0	2	0	0	0	1				
Bob Boone, R OBP: 0.248, SLG: 0.304 (1, 2)										3	1	0	0	1	0	2				
Rob Wilfong, L OBP: 0.367, SLG: 0.476 (1, 4)										4	2	2	2	0	1	0				
Rob Picciolo, R OBP: 0.214, SLG: 0.286 (7, 5)										4	2	2	1	0	0	1				
Inning Stats	R: 0 E: 0 K: 0 S: 3	H: 0 LOB: 0 BB: 0 P: 3	R: 0 E: 0 K: 0 S: 4	H: 1 LOB: 1 BB: 0 P: 4	R: 0 E: 0 K: 0 S: 3	H: 0 LOB: 0 BB: 0 P: 3	R: 2 E: 0 K: 0 S: 5	H: 3 LOB: 1 BB: 1 P: 9	R: 2 E: 0 K: 1 S: 7	H: 2 LOB: 0 BB: 0 P: 7	R: 5 E: 0 K: 0 S: 8	H: 5 LOB: 2 BB: 2 P: 16	R: 0 E: 0 K: 1 S: 5	H: 0 LOB: 0 BB: 0 P: 5	R: 1 E: 0 K: 2 S: 9	H: 2 LOB: 1 BB: 0 P: 9	1B: 10 2B: 1 3B: 0 HR: 2	SF: 0 SAC: 0 DP: 1 HBP: 0	WP: 1 PB: 0 SB: 0 CS: 0	PA: 39
PITCHER Mike Flanagan, L ERA: 4.89 Dennis Martinez, R ERA: 7.2 Sammy Stewart, R ERA: 3.08 (6, 1)	IP: 5.0 WLS: L BF: 21 H: 6 R: 4 ER: 4 SO: 1 BB: 1 IBB: 0 HBP: 0 BLK: 0 WP: 0 HR: 2 S: 22 P: 26 ERA: 7.20 WHIP: 1.400	IP: 0.2 WLS: L BF: 9 H: 5 R: 5 ER: 5 SO: 0 BB: 2 IBB: 0 HBP: 0 BLK: 0 WP: 0 HR: 7 S: 15 P: 15 ERA: 67.50 WHIP: 10.500	IP: 2.1 WLS: L BF: 9 H: 2 R: 1 ER: 1 SO: 3 BB: 0 IBB: 0 HBP: 0 BLK: 0 WP: 1 HR: 0 S: 15 P: 15 ERA: 3.86 WHIP: 0.857															PITCHER Mike Flanagan, L ERA: 4.89 Dennis Martinez, R ERA: 7.2 Sammy Stewart, R ERA: 3.08 (6, 1)	IP: 5.0 WLS: L BF: 21 H: 6 R: 4 ER: 4 SO: 1 BB: 1 IBB: 0 HBP: 0 BLK: 0 WP: 0 HR: 2 S: 22 P: 26 ERA: 7.20 WHIP: 1.400	

Batter	1	2	3	4	5	6	7	8	9	AB	R	H	RBI	BB	SO	LOB	TOP									
John Shelby S OBP: 0.266, SLG: 0.317										5	1	1	0	0	1	2	Baltimore Orioles @ California Angels Anaheim Stadium, Anaheim, CA Sat May 26 1984, 6:33 AM EDT Att: 36,967 - Unknown									
Jim Dwyer L OBP: 0.293, SLG: 0.269										5	1	2	1	0	0	1										
Cal Ripken Jr. R OBP: 0.382, SLG: 0.609										5	1	3	1	0	0	1										
Eddie Murray S OBP: 0.442, SLG: 0.540										5	0	3	1	0	0	3										
Wayne Gross L OBP: 0.387, SLG: 0.584										4	1	0	0	1	2	4										
John Lowenstein L OBP: 0.351, SLG: 0.395										4	1	1	3	1	1	1										
Mike Young S OBP: 0.358, SLG: 0.391										5	1	0	0	0	2	4										
Rich Dauer R OBP: 0.287, SLG: 0.346										5	1	2	0	0	0	3										
Rick Dempsey R OBP: 0.348, SLG: 0.346										3	2	1	2	1	1	1										
Inning Stats	R: 2 E: 0 K: 0 S: 6	H: 3 LOB: 1 BB: 0 P: 6	R: 0 E: 0 K: 0 S: 3	H: 0 LOB: 0 BB: 0 P: 3	R: 0 E: 0 K: 1 S: 3	H: 2 LOB: 0 BB: 0 P: 7	R: 2 E: 0 K: 1 S: 7	H: 2 LOB: 0 BB: 0 P: 7	R: 1 E: 0 K: 0 S: 4	H: 1 LOB: 1 BB: 1 P: 8	R: 0 E: 0 K: 2 S: 7	H: 0 LOB: 0 BB: 0 P: 7	R: 2 E: 0 K: 2 S: 11	H: 4 LOB: 2 BB: 0 P: 11	R: 1 E: 1 K: 1 S: 7	H: 1 LOB: 1 BB: 0 P: 7	R: 1 E: 0 K: 1 S: 7	H: 2 LOB: 2 BB: 2 P: 15	1B: 8 2B: 2 3B: 1 HR: 2	SF: 0 SAC: 0 DP: 0 HBP: 0	WP: 1 PB: 0 SB: 3 CS: 0	PA: 44				
PITCHER	IP	WLS	BF	H	R	ER	SO	BB	IBB	HBP	BLK	WP	HR	S	P	ERA	WHIP									
Craig Swan R ERA: 8.34	(1, 1)	4.0	L	17	5	4	4	1	0	0	0	0	1	1	19	19	9.00	1.250								
Frank LaCorte R ERA: 6.52	(5, 1)	2.2		14	5	3	3	3	1	0	0	0	1	1	19	23	10.12	2.250								
Curt Kaufman R ERA: 4.34	(7, 1)	1.1		6	1	1	0	2	0	0	0	0	0	0	10	10	0.00	0.750								
Doug Corbett R ERA: 3.21	(9, 1)	1.0		7	2	1	1	1	1	1	0	0	0	0	7	15	9.00	3.000								
Batter	1	2	3	4	5	6	7	8	9	AB	R	H	RBI	BB	SO	LOB	BOTTOM									
Gary Pettis S OBP: 0.326, SLG: 0.292										3	1	0	0	2	1	2	Baltimore Orioles @ California Angels Anaheim Stadium, Anaheim, CA Sat May 26 1984, 6:33 AM EDT Att: 36,967 - Unknown									
Rod Carew L OBP: 0.346, SLG: 0.361										2	1	0	1	1	0	1										
Ron Jackson R OBP: 0.225, SLG: 0.200										1	0	0	0	0	0	1										
Fred Lynn L OBP: 0.348, SLG: 0.446										4	2	2	3	0	0	1										
Doug DeCinces R OBP: 0.344, SLG: 0.500										4	0	1	0	0	1	1										
Brian Downing R OBP: 0.340, SLG: 0.418										3	0	0	0	1	0	1										
Rob Wilfong L OBP: 0.373, SLG: 0.477										4	0	2	0	0	0	1										
Juan Beniquez R OBP: 0.343, SLG: 0.493										4	1	1	1	0	0	2										
Jerry Narron L OBP: 0.286, SLG: 0.341										4	0	1	0	0	0	2										
Rob Picciolo R OBP: 0.200, SLG: 0.267										2	0	0	0	0	0	1										
Reggie Jackson L OBP: 0.292, SLG: 0.405										1	0	0	0	0	0	1										
Dick Schofield R OBP: 0.278, SLG: 0.338										0	0	0	0	0	0	0										
Mike Brown R OBP: 0.364, SLG: 0.455										1	0	1	0	0	0	0										
Inning Stats	R: 1 E: 1 K: 0 S: 3	H: 0 LOB: 0 BB: 1 P: 7	R: 0 E: 0 K: 0 S: 4	H: 1 LOB: 1 BB: 0 P: 4	R: 2 E: 0 K: 1 S: 7	H: 2 LOB: 1 BB: 1 P: 11	R: 0 E: 0 K: 0 S: 4	H: 1 LOB: 1 BB: 0 P: 4	R: 0 E: 0 K: 0 S: 3	H: 0 LOB: 0 BB: 1 P: 7	R: 0 E: 0 K: 0 S: 3	H: 0 LOB: 0 BB: 0 P: 3	R: 0 E: 0 K: 0 S: 3	H: 1 LOB: 0 BB: 0 P: 3	R: 1 E: 0 K: 1 S: 6	H: 1 LOB: 1 BB: 1 P: 10	R: 1 E: 0 K: 0 S: 5	H: 2 LOB: 1 BB: 0 P: 5	1B: 5 2B: 0 3B: 0 HR: 3	SF: 1 SAC: 0 DP: 1 HBP: 0	WP: 0 PB: 0 SB: 1 CS: 0	PA: 38				
PITCHER	IP	WLS	BF	H	R	ER	SO	BB	IBB	HBP	BLK	WP	HR	S	P	ERA	WHIP									
Mike Boddicker R ERA: 2.83	(1, 1)	8.1	W	36	8	5	4	2	4	0	0	0	0	3	36	52	4.32	1.440								
Tippy Martinez L ERA: 3.59	(9, 1)	0.2		2	0	0	0	0	0	0	0	0	0	2	2	0.00	0.000									

Batter	1	2	3	4	5	6	7	8	9	AB	R	H	RBI	BB	SO	LOB	TOP								
Al Bumbry, L OBP: 0.287, SLG: 0.284 John Shelby, S OBP: 0.266, SLG: 0.317	0-0 CS 1B	0-0 FC6-4 1-2 1B		0-0 5-3 1B HR 1B		0-0 FC6 1B		0-0 1B BB 1B		5	2	4	1	0	0	2									
Jim Dwyer, L OBP: 0.302, SLG: 0.280 Gary Roenicke, R OBP: 0.360, SLG: 0.241	0-0 2B 1B		4-3	0-0 5-3 HR 1B		0-3 K 1B		4-0 BB 1B BB		4	2	2	0	0	1	1									
Cal Ripken Jr., R OBP: 0.377, SLG: 0.596	0-3 K 1B		4-0 BB BB	0-0 5-3		0-3 K 1B		0-0 F7 BB		4	0	0	1	1	2	6									
Eddie Murray, S OBP: 0.446, SLG: 0.545	0-0 1-H 2B		0-0 F7 BB	0-0 HR IBB		0-0 FC6 1-2 1B		0-0 BB 1B		4	1	2	1	1	0	2									
Wayne Gross, L OBP: 0.398, SLG: 0.613	0-0 F5		4-0 BB	0-0 HR		0-0 G3		4-0 BB		3	1	1	5	2	0	1									
John Lowenstein, L OBP: 0.353, SLG: 0.385		4-0 F9 BB BB	0-0 4-3	0-0 F7		4-0 BB		0-3 K		3	0	0	0	2	1	5									
Mike Young, S OBP: 0.362, SLG: 0.380		4-0 FC6-4 BB		0-0 1B S 1B		0-3 K		0-0 F7		4	0	1	0	1	2	1									
Rich Dauer, R OBP: 0.284, SLG: 0.340		0-0 F9		0-0 F3		0-0 F9		0-3 K		5	1	1	0	0	1	3									
Rick Dempsey, R OBP: 0.330, SLG: 0.325		0-3 K		0-0 FC5-2-5 1B 1B 5-3		0-3 K		0-0 5-3		5	1	0	0	0	3	4									
Inning Stats	R: 1 E: 0 K: 1 S: 7	H: 3 LOB: 1 BB: 0 P: 7	R: 0 E: 0 K: 1 S: 5	H: 0 LOB: 2 BB: 2 P: 13	R: 0 E: 0 K: 0 S: 3	H: 0 LOB: 2 BB: 2 P: 11	R: 6 E: 0 K: 0 S: 8	H: 5 LOB: 0 BB: 1 P: 12	R: 0 E: 0 K: 2 S: 7	H: 0 LOB: 0 BB: 0 P: 7	R: 0 E: 0 K: 2 S: 8	H: 1 LOB: 1 BB: 0 P: 8	R: 0 E: 0 K: 0 S: 3	H: 0 LOB: 1 BB: 1 P: 7	R: 1 E: 0 K: 1 S: 7	H: 2 LOB: 2 BB: 2 P: 15	R: 0 E: 0 K: 3 S: 9	H: 0 LOB: 0 BB: 0 P: 9	1B: 9 2B: 1 3B: 0 HR: 1	SF: 0 SAC: 0 DP: 0 HBP: 0	WP: 0 PB: 0 SB: 1 CS: 1	PA: 45			
PITCHER	IP	WLS	BF	H	R	ER	SO	BB	IBB	HBP	BLK	WP	HR	S	P	ERA	WHIP								
Mike Witt, R ERA: 4.77	4.0	L	24	8	7	7	2	4	1	0	0	0	1	23	43	15.75	3.000								
Curt Kauffman, R ERA: 4.03	3.2		16	3	1	1	4	2	0	0	0	0	0	22	30	2.46	1.364								
Luis Sanchez, R ERA: 2.03	1.1		5	0	0	0	4	1	0	0	0	0	0	12	16	0.00	0.750								

Baltimore Orioles @ California Angels
Anaheim Stadium, Anaheim, CA
Sun May 27 1984, 6:33 AM EDT
Att: 33,528 - Unknown

AB 37
R 8
H 11
RBI 8
BB 8
SO 10
LOB 25



Batter	1	2	3	4	5	6	7	8	9	AB	R	H	RBI	BB	SO	LOB	BOTTOM								
Gary Pettis, S OBP: 0.319, SLG: 0.285	0-0 F8		0-0 6-3			0-0 F8		0-3 K		4	0	0	0	0	1	1									
Juan Beniquez, R OBP: 0.351, SLG: 0.507	0-0 1B		0-0 5-3			0-0 F9		0-0 F8 2B		4	0	2	0	0	0	0									
Mike Brown, R OBP: 0.333, SLG: 0.400	0-0 F9			0-0 F8		0-0 1B		0-0 F8 2-3		4	0	1	0	0	0	2									
Doug DeCinces, R OBP: 0.337, SLG: 0.488	0-0 F4			0-0 F6		0-0 F7		0-0 5-3		4	0	0	0	0	0	3									
Brian Downing, R OBP: 0.333, SLG: 0.408		0-0 6-3		0-0 6-3		0-0 F4		0-3 K		4	0	0	0	0	1	2									
Ron Jackson, R OBP: 0.233, SLG: 0.211		0-0 FC5-4 1B			0-0 F8		0-0 F7			3	0	1	0	0	0	1									
Bobby Grich, R OBP: 0.337, SLG: 0.434		0-0 FC5-4 1-2			0-0 5-3			0-3 K		3	0	0	0	0	1	1									
Bob Boone, R OBP: 0.243, SLG: 0.298		0-0 F7			0-0 6-3			0-0 6-3		3	0	0	0	0	0	1									
Dick Schofield, R OBP: 0.279, SLG: 0.333			0-0 5-3			0-0 F8		4-0 BB		2	0	0	0	1	0	0									
Inning Stats	R: 0 E: 0 K: 0 S: 4	H: 1 LOB: 1 BB: 0 P: 4	R: 0 E: 0 K: 0 S: 4	H: 1 LOB: 0 BB: 0 P: 4	R: 0 E: 0 K: 0 S: 3	H: 0 LOB: 0 BB: 0 P: 3	R: 0 E: 0 K: 0 S: 3	H: 0 LOB: 0 BB: 0 P: 3	R: 0 E: 0 K: 2 S: 7	H: 0 LOB: 1 BB: 1 P: 11	R: 0 E: 0 K: 1 S: 6	H: 1 LOB: 1 BB: 0 P: 6	1B: 3 2B: 1 3B: 0 HR: 0	SF: 0 SAC: 0 DP: 0 HBP: 0	WP: 0 PB: 0 SB: 0 CS: 0	PA: 32									
PITCHER	IP	WLS	BF	H	R	ER	SO	BB	IBB	HBP	BLK	WP	HR	S	P	ERA	WHIP								
Scott McGregor, L ERA: 3.85	6.0	W	20	2	0	0	0	0	0	0	0	0	0	20	20	0.00	0.333								
Tom Underwood, L ERA: 3.69	1.0		4	1	0	0	0	0	0	0	0	0	0	4	4	0.00	1.000								
Bill Swaggerty, R ERA: 3.38	2.0		8	1	0	0	3	1	0	0	0	0	0	13	17	0.00	1.000								

Baltimore Orioles @ California Angels
Anaheim Stadium, Anaheim, CA
Sun May 27 1984, 6:33 AM EDT
Att: 33,528 - Unknown

AB 31
R 0
H 4
RBI 0
BB 1
SO 3
LOB 11



Batter	1	2	3	4	5	6	7	8	9	AB	R	H	RBI	BB	SO	LOB	TOP																					
Willie Randolph, R OBP: 0.412, SLG: 0.367 (1, 4)	6-3		S BB 1B		5-3		G4-6-3 BB		F4	4	0	1	0	1	0	1																						
Ken Griffey, L OBP: 0.310, SLG: 0.302 (1, 7)	4-3		1-2 BB		4-3		F5		1-2 1B	4	0	1	0	1	0	1																						
Dave Winfield, R OBP: 0.310, SLG: 0.457 (1, 9)	CS 1B		2-3 K		F2		G4-6-3 1-2		K	5	0	1	0	0	2	5																						
Don Baylor, R OBP: 0.301, SLG: 0.461 (1, 10)	CS 1-2	F5		E5 G4-3		1B WP SF8 BB		K		3	1	0	0	1	1	0																						
Don Mattingly, L OBP: 0.371, SLG: 0.509 (1, 3)		F9 2B		G4-3 1-2		2B 4-3 1B		F8 1B		4	1	3	0	0	0	1																						
Toby Harrah, R OBP: 0.312, SLG: 0.278 (1, 5)		F9 2-3		BB 2B		SF8		F8 1-2		3	0	1	1	0	0	2																						
Omar Moreno, L OBP: 0.275, SLG: 0.322 (1, 8)		F8		BB IBB		4-3 1-3 2B		K		3	0	1	0	1	1	2																						
Mike O'Berry, R OBP: 0.333, SLG: 0.273 Oscar Gamble, L OBP: 0.222, SLG: 0.261 (9, PH)			5-3	1-2 2-3 BB		4-3		1B BB		2	0	0	1	1	0	1																						
Andre Robertson, R OBP: 0.227, SLG: 0.274 Roy Smalley, S OBP: 0.326, SLG: 0.370 (6, PH)			F5	F5		F7		F7		2	0	0	0	0	0	3																						
Inning Stats	R: 0 E: 0 K: 0 S: 3	H: 1 LOB: 0 BB: 0 P: 3	R: 0 E: 0 K: 0 S: 4	H: 1 LOB: 1 BB: 0 P: 4	R: 0 E: 0 K: 1 S: 6	H: 1 LOB: 2 BB: 1 P: 10	R: 0 E: 1 K: 0 S: 4	H: 1 LOB: 3 BB: 2 P: 12	R: 0 E: 0 K: 0 S: 3	H: 0 LOB: 0 BB: 0 P: 3	R: 2 E: 0 K: 0 S: 5	H: 2 LOB: 1 BB: 1 P: 9	R: 0 E: 0 K: 2 S: 2	H: 0 LOB: 0 BB: 1 P: 6	R: 0 E: 0 K: 2 S: 8	H: 1 LOB: 1 BB: 0 P: 8	R: 0 E: 0 K: 1 S: 6	H: 1 LOB: 2 BB: 1 P: 10	1B: 5 2B: 3 3B: 0 HR: 0	SF: 1 SAC: 0 DP: 2 HBP: 0	WP: 1 PB: 0 SB: 1 CS: 1	PA: 40																
PITCHER	IP	WLS	BF	H	R	ER	SO	BB	IBB	HBP	BLK	WP	HR	S	P	ERA	WHIP	PITCHER				IP	WLS	BF	H	R	ER	SO	BB	IBB	HBP	BLK	WP	HR	S	P	ERA	WHIP
Doug Corbett, R ERA: 3.26 (1, 1)	5.1	W	25	6	2	2	1	3	1	0	0	1	0	23	39	3.38	1.688																					
Jim Slaton, R ERA: 6.37 (6, 1)	2.2		10	1	0	0	2	2	0	0	0	0	0	12	20	0.00	1.125																					
Luis Sanchez, R ERA: 1.95 (9, 1)	1.0		4	1	0	0	1	0	0	0	0	0	0	6	6	0.00	1.000																					

New York Yankees @ California Angels
Anaheim Stadium, Anaheim, CA
Mon May 28 1984, 6:33 AM EDT
Att: 34,277 - Unknown

AB 32
R 2
H 8
RBI 2
BB 6
SO 4
LOB 18



Batter	1	2	3	4	5	6	7	8	9	AB	R	H	RBI	BB	SO	LOB	BOTTOM																					
Juan Beniquez, R OBP: 0.372, SLG: 0.514 (9, 7)	K			SH SF8 HBP BB	CS 1B		FC3-6 1B			3	1	2	0	1	1	0																						
Dick Schofield, R OBP: 0.276, SLG: 0.326 (1, 6)	K			SF8 SH HR HBP	F7		FC3-6 FC6-4			3	1	0	0	0	1	2																						
Mike Brown, R OBP: 0.333, SLG: 0.556 (1, 9)	K			SH HR BB	HR		FC6-4			3	2	1	1	0	1	1																						
Doug DeCinces, R OBP: 0.335, SLG: 0.486 (1, 5)		F9		SF8	K		G3-6-3 1B			3	0	1	1	0	1	0																						
Brian Downing, R OBP: 0.337, SLG: 0.404 Gary Pettis, S OBP: 0.319, SLG: 0.285 (9, 8)		5-3		HR BB			G3-6-3			2	1	0	0	2	0	1																						
Reggie Jackson, L OBP: 0.281, SLG: 0.420 (1, 10)		3-1		HR			F5		K	4	1	1	4	0	1	1																						
Ron Jackson, R OBP: 0.239, SLG: 0.220 (1, 3)			F9	WP 1B			F8			3	0	1	0	0	0	1																						
Bobby Grich, R OBP: 0.327, SLG: 0.419 (1, 4)			K	K			K			3	0	0	0	0	3	2																						
Bob Boone, R OBP: 0.239, SLG: 0.292 (1, 2)			K	F8			6-3			3	0	0	0	0	1	1																						
Inning Stats	R: 0 E: 0 K: 3 S: 9	H: 0 LOB: 0 BB: 0 P: 9	R: 0 E: 0 K: 0 S: 3	H: 0 LOB: 0 BB: 0 P: 3	R: 0 E: 0 K: 2 S: 7	H: 0 LOB: 0 BB: 0 P: 7	R: 5 E: 0 K: 1 S: 8	H: 2 LOB: 1 BB: 2 P: 17	R: 1 E: 0 K: 1 S: 6	H: 2 LOB: 0 BB: 0 P: 6	R: 0 E: 0 K: 1 S: 5	H: 0 LOB: 1 BB: 1 P: 9	R: 0 E: 0 K: 0 S: 4	H: 1 LOB: 0 BB: 0 P: 4	R: 0 E: 0 K: 1 S: 5	H: 1 LOB: 0 BB: 0 P: 5	1B: 4 2B: 0 3B: 0 HR: 2	SF: 1 SAC: 1 DP: 1 HBP: 1	WP: 1 PB: 0 SB: 0 CS: 1	PA: 33																		
PITCHER	IP	WLS	BF	H	R	ER	SO	BB	IBB	HBP	BLK	WP	HR	S	P	ERA	WHIP	PITCHER				IP	WLS	BF	H	R	ER	SO	BB	IBB	HBP	BLK	WP	HR	S	P	ERA	WHIP
Dennis Rasmussen, L ERA: 4.15 (1, 1)	5.0	L	22	4	6	6	7	2	0	1	0	0	0	9	13	0.00	1.000																					
Jay Howell, R ERA: 2.93 (6, 1)	2.0		8	1	0	0	1	1	0	0	0	0	0	9	13	0.00	1.000																					
Bob Shirley, L ERA: 4.73 (8, 1)	1.0		3	1	0	0	1	0	0	0	0	0	0	5	5	0.00	1.000																					

New York Yankees @ California Angels
Anaheim Stadium, Anaheim, CA
Mon May 28 1984, 6:33 AM EDT
Att: 34,277 - Unknown

AB 27
R 6
H 6
RBI 6
BB 3
SO 9
LOB 9



Batter	1	2	3	4	5	6	7	8	9	AB	R	H	RBI	BB	SO	LOB	TOP																					
Willie Randolph, R (1,4) OBP: 0.402, SLG: 0.357	F8			F9	K		F9		L8	5	0	0	0	0	1	2																						
Ken Griffey, L (1,8) OBP: 0.305, SLG: 0.298	F7			4-3		HR	F8		F8	5	1	1	0	0	0	1																						
Don Mattingly, L (1,3) OBP: 0.378, SLG: 0.536	F7			BB 1B		HR	F5		2B	5	2	3	2	0	0	0																						
Don Baylor, R (1,10) OBP: 0.304, SLG: 0.476		F5		1B BB		HR			F8	4	1	1	1	1	0	3																						
Dave Winfield, R (1,9) OBP: 0.322, SLG: 0.486	5-3			1-2 BB		HR				4	1	3	2	0	0	0																						
Steve Kemp, L (1,7) OBP: 0.383, SLG: 0.343	1-3			1-2 2-H 1B	F9	F7		E4 1B		4	0	0	0	0	0	3																						
Roy Smalley, S (1,6) OBP: 0.333, SLG: 0.384			F2		1B	2B		3-1		4	0	2	0	0	0	2																						
Toby Harrah, R (1,5) OBP: 0.303, SLG: 0.269			F7		K	6-3		F9		4	0	0	0	0	1	4																						
Butch Wynegar, S (1,2) OBP: 0.286, SLG: 0.307			F3		K	K			2B 1B	4	0	1	0	0	2	2																						
Omar Moreno, L (9, PR) OBP: 0.275, SLG: 0.322										0	0	0	0	0	0	0																						
Inning Stats	R: 0 E: 0 K: 0 S: 3	H: 0 LOB: 0 BB: 0 P: 3	R: 0 E: 0 K: 0 S: 3	H: 0 LOB: 0 BB: 0 P: 3	R: 0 E: 0 K: 0 S: 3	H: 0 LOB: 0 BB: 0 P: 3	R: 1 E: 0 K: 0 S: 5	H: 2 LOB: 2 BB: 1 P: 9	R: 0 E: 0 K: 3 S: 10	H: 1 LOB: 1 BB: 0 P: 10	R: 4 E: 0 K: 1 S: 10	H: 5 LOB: 1 BB: 0 P: 10	R: 0 E: 0 K: 0 S: 3	H: 0 LOB: 0 BB: 0 P: 3	R: 0 E: 1 K: 0 S: 5	H: 1 LOB: 2 BB: 0 P: 5	R: 0 E: 0 K: 0 S: 5	H: 2 LOB: 3 BB: 0 P: 5	1B: 6 2B: 2 3B: 0 HR: 3	SF: 0 SAC: 0 DP: 0 HBP: 0	WP: 0 PB: 0 CS: 0	PA: 40																
PITCHER	IP	WLS	BF	H	R	ER	SO	BB	IBB	HBP	BLK	WP	HR	S	P	ERA	WHIP	PITCHER				IP	WLS	BF	H	R	ER	SO	BB	IBB	HBP	BLK	WP	HR	S	P	ERA	WHIP
Frank LaCorte, R (1,1) ERA: 6.29	5.0	W	21	5	3	3	3	1	0	0	0	0	1	26	30	5.40	1.200																					
Craig Swan, R (6,1) ERA: 8.75	1.0		6	3	2	2	1	0	0	0	0	0	2	8	8	18.00	3.000																					
Curt Kaufman, R (7,1) ERA: 3.7	2.0		8	1	0	0	0	0	0	0	0	0	0	8	8	0.00	0.500																					
Luis Sanchez, R (9,1) ERA: 1.88	1.0	S	5	2	0	0	0	0	0	0	0	0	0	5	5	0.00	2.000																					

New York Yankees @ California Angels
Anaheim Stadium, Anaheim, CA
Tue May 29 1984, 10:05 PM EDT
Att: 28,852 - Unknown

AB 39
R 5
H 11
RBI 5
BB 1
SO 4
LOB 17



Batter	1	2	3	4	5	6	7	8	9	AB	R	H	RBI	BB	SO	LOB	BOTTOM																					
Juan Beniquez, R (1,9) OBP: 0.410, SLG: 0.544	SH1-3 1B		1B	SF8 1B		FC5-4 1B		1B		5	2	5	0	0	0	0																						
Rod Carew, L (1,3) OBP: 0.348, SLG: 0.367	SH1-3 1-2		1B E	SF8 1-2 2-3 3-H		FC5-4 1B		5-3		3	1	2	1	0	0	1																						
Fred Lynn, L (1,8) OBP: 0.352, SLG: 0.447	G1-4-3 2-H 1B		E 1-3 2-H 1B	F3		FC5-4 1-2 2-3				4	0	2	2	0	0	4																						
Doug DeCinces, R (1,5) OBP: 0.328, SLG: 0.475	G1-4-3 1-2		FC5 G4-3		5-3	F4				4	0	0	0	0	0	4																						
Reggie Jackson, L (1,10) OBP: 0.280, SLG: 0.434		6-3	G4-3 1-2		HR		4-3			4	1	1	1	0	0	2																						
Brian Downing, R (1,7) OBP: 0.340, SLG: 0.402										3	1	1	0	1	1	0																						
Gary Pettis, S (8,8) OBP: 0.319, SLG: 0.285		K		SH1-3 2B	BB		F8			0	0	0	0	0	0	0																						
Rob Wilfong, L (1,4) OBP: 0.371, SLG: 0.484				SH1-3 1-2	F5		G3			3	0	1	0	0	0	1																						
Bob Boone, R (1,2) OBP: 0.239, SLG: 0.286		F5		2B SF8 BB	1-3		6-3			3	1	0	0	1	0	2																						
Dick Schofield, R (1,6) OBP: 0.277, SLG: 0.331			5-3	SF8 1-3 2-H 2B		F8		K		4	0	1	1	0	1	0																						
Inning Stats	R: 1 E: 0 K: 0 S: 4	H: 2 LOB: 0 BB: 0 P: 4	R: 0 E: 0 K: 1 S: 6	H: 1 LOB: 0 BB: 0 P: 6	R: 2 E: 1 K: 0 S: 6	H: 3 LOB: 1 BB: 0 P: 6	R: 2 E: 0 K: 0 S: 6	H: 3 LOB: 2 BB: 1 P: 10	R: 1 E: 0 K: 0 S: 4	H: 1 LOB: 1 BB: 1 P: 8	R: 0 E: 0 K: 0 S: 5	H: 2 LOB: 0 BB: 0 P: 5	R: 0 E: 0 K: 0 S: 3	H: 0 LOB: 0 BB: 0 P: 3	R: 0 E: 0 K: 1 S: 6	H: 1 LOB: 1 BB: 0 P: 6	1B: 10 2B: 2 3B: 0 HR: 1	SF: 1 SAC: 2 DP: 2 HBP: 0	WP: 0 PB: 0 CS: 0	PA: 38																		
PITCHER	IP	WLS	BF	H	R	ER	SO	BB	IBB	HBP	BLK	WP	HR	S	P	ERA	WHIP	PITCHER				IP	WLS	BF	H	R	ER	SO	BB	IBB	HBP	BLK	WP	HR	S	P	ERA	WHIP
Phil Niekro, R (1,1) ERA: 1.6	3.2	L	20	9	5	4	1	1	0	0	0	0	0	21	25	9.82	2.727																					
Bob Shirley, L (4,1) ERA: 4.5	3.1		14	3	1	1	0	1	0	0	0	0	1	13	17	2.70	1.200																					
Dave Righetti, L (8,1) ERA: 1.82	1.0		4	1	0	0	1	0	0	0	0	0	0	6	6	0.00	1.000																					

New York Yankees @ California Angels
Anaheim Stadium, Anaheim, CA
Tue May 29 1984, 10:05 PM EDT
Att: 28,852 - Unknown

AB 33
R 6
H 13
RBI 5
BB 2
SO 2
LOB 14



Batter	1	2	3	4	5	6	7	8	9	AB	R	H	RBI	BB	SO	LOB	TOP									
Willie Randolph, R OBP: 0.397, SLG: 0.349 (1, 4)	G3	BB			F9		K		6-3	4	0	0	0	1	1	0										
Ken Griffey, L OBP: 0.286, SLG: 0.288 Omar Moreno, L OBP: 0.272, SLG: 0.318 (1, 8) (8, 8)	4-3	F8			1-3		F8		K	4	0	0	0	0	0	1										
Don Mattingly, L OBP: 0.384, SLG: 0.550 (1, 3)	2B		4-3		F4				1B 2B	5	2	3	0	0	0	0										
Don Baylor, R OBP: 0.319, SLG: 0.497 (1, 10)	1B 2B				F3				2B 1B	4	2	3	1	1	0	0										
Dave Winfield, R OBP: 0.325, SLG: 0.490 (1, 9)	1B		6-3		F3		F8		1B 2B	5	1	2	2	0	0	3										
Steve Kemp, L OBP: 0.372, SLG: 0.354 (1, 7)	1-3		F6		1B HR			FC3-6	2B 1B	5	2	3	2	0	0	2										
Roy Smalley, S OBP: 0.344, SLG: 0.427 (1, 5)		HR		G3		1B HR		F5	2B 1B	5	2	3	2	0	0	1										
Butch Wynegar, S OBP: 0.283, SLG: 0.326 (1, 2)		F8		F9		1B HR		FC3-6	F5	5	1	1	3	0	0	2										
Andre Robertson, R OBP: 0.218, SLG: 0.263 (1, 6)		4-3		F9		6-3		F8		4	0	0	0	0	0	1										
Inning Stats	R: 2 E: 0 K: 0 S: 6	H: 3 LOB: 1 BB: 0 P: 6	R: 1 E: 0 K: 0 S: 4	H: 1 LOB: 1 BB: 1 P: 8	R: 0 E: 0 K: 0 S: 4	H: 1 LOB: 1 BB: 0 P: 4	R: 0 E: 0 K: 0 S: 3	H: 0 LOB: 0 BB: 0 P: 3	R: 0 E: 0 K: 0 S: 3	H: 0 LOB: 0 BB: 0 P: 3	R: 3 E: 0 K: 0 S: 6	H: 3 LOB: 0 BB: 0 P: 6	R: 0 E: 0 K: 1 S: 6	H: 1 LOB: 2 BB: 1 P: 10	R: 0 E: 1 K: 0 S: 4	H: 1 LOB: 1 BB: 0 P: 4	R: 4 E: 0 K: 1 S: 10	H: 5 LOB: 1 BB: 0 P: 10	1B: 7 2B: 6 3B: 0 HR: 2	SF: 0 SAC: 0 DP: 0 HBP: 0	WP: 0 PB: 0 CS: 0	PA: 44				
PITCHER	IP	WLS	BF	H	R	ER	SO	BB	IBB	HBP	BLK	WP	HR	S	P	ERA	WHIP									
Ron Romanick, R ERA: 4.44 Jim Slaton, R ERA: 7.11 (1, 1) (8, 1)	7.0	L	32	9	6	6	1	2	0	0	0	0	0	2	32	40	7.71	1.571								
PITCHER	IP	WLS	BF	H	R	ER	SO	BB	IBB	HBP	BLK	WP	HR	S	P	ERA	WHIP									

New York Yankees @ California Angels
Anaheim Stadium, Anaheim, CA
Wed May 30 1984, 10:05 PM EDT
Att: 31,963 - Unknown

AB 42
R 10
H 15
RBI 10
BB 2
SO 2
LOB 10



Batter	1	2	3	4	5	6	7	8	9	AB	R	H	RBI	BB	SO	LOB	BOTTOM								
Juan Beniquez, R OBP: 0.398, SLG: 0.524 (1, 8)	F9		FC6-4 E 1B		F9		FC5-4		4-3	5	0	1	0	0	0	4									
Dick Schofield, R OBP: 0.277, SLG: 0.324 (1, 6)	2B BB		E5 FC6-4		F3			F9		3	1	0	0	1	0	2									
Mike Brown, R OBP: 0.364, SLG: 0.591 (1, 9)	1H 2B		FC6-4		1B 1B			1-3		4	0	2	1	0	0	2									
Doug DeCinces, R OBP: 0.327, SLG: 0.470 (1, 5)	1-3		F8		1B 1B		G1-6-3	E6		4	0	1	0	0	0	3									
Brian Downing, R OBP: 0.333, SLG: 0.393 (1, 7)	F9			4-3	F5			F8		4	0	0	0	0	0	4									
Reggie Jackson, L OBP: 0.280, SLG: 0.429 (1, 10)		F3		F2	G1-6-3			2B 1B		4	0	1	0	0	0	2									
Ron Jackson, R OBP: 0.220, SLG: 0.200 (1, 3)		F7		F8			1-3	F9		4	0	0	0	0	0	1									
Bobby Grich, R OBP: 0.314, SLG: 0.400 (1, 4)		F8			K		6-3	K		4	0	0	0	0	2	1									
Bob Boone, R OBP: 0.252, SLG: 0.300 (1, 2)			F8				FC5-4	1-3 2B		3	0	2	0	1	0	0									
Inning Stats	R: 1 E: 0 K: 0 S: 4	H: 1 LOB: 1 BB: 1 P: 8	R: 0 E: 0 K: 0 S: 3	H: 0 LOB: 0 BB: 0 P: 3	R: 0 E: 1 K: 0 S: 5	H: 1 LOB: 2 BB: 0 P: 5	R: 0 E: 0 K: 0 S: 3	H: 0 LOB: 0 BB: 0 P: 3	R: 0 E: 0 K: 1 S: 6	H: 1 LOB: 1 BB: 0 P: 6	R: 0 E: 0 K: 0 S: 4	H: 2 LOB: 1 BB: 0 P: 4	R: 0 E: 0 K: 0 S: 3	H: 0 LOB: 1 BB: 1 P: 7	R: 0 E: 1 K: 0 S: 4	H: 0 LOB: 1 BB: 0 P: 4	R: 0 E: 0 K: 1 S: 7	H: 2 LOB: 2 BB: 0 P: 7	1B: 5 2B: 2 3B: 0 HR: 0	SF: 0 SAC: 0 DP: 1 HBP: 0	WP: 0 PB: 0 CS: 0	PA: 37			
PITCHER	IP	WLS	BF	H	R	ER	SO	BB	IBB	HBP	BLK	WP	HR	S	P	ERA	WHIP								
Ron Guidry, L ERA: 3.87 (1, 1)	9.0	W	37	7	1	1	2	2	0	0	0	0	0	39	47	1.00	1.000								
PITCHER	IP	WLS	BF	H	R	ER	SO	BB	IBB	HBP	BLK	WP	HR	S	P	ERA	WHIP								

New York Yankees @ California Angels
Anaheim Stadium, Anaheim, CA
Wed May 30 1984, 10:05 PM EDT
Att: 31,963 - Unknown

AB 35
R 1
H 7
RBI 1
BB 2
SO 2
LOB 19



Batter	1	2	3	4	5	6	7	8	9	AB	R	H	RBI	BB	SO	LOB	TOP			
Juan Beniquez, R OBP: 0.380, SLG: 0.500 (1, 7)	0-3 K		0-0 6-3	0-3 K		0-0 F7			0-0 SH3-4	4	0	0	0	0	2	3				
Rod Carew, L OBP: 0.357, SLG: 0.367 (1, 3)	0-0 3-1			FC6-4 1B	WP FC6-4 BB				FC6-4 1B	3	1	1	0	2	1	0				
Fred Lynn, L OBP: 0.353, SLG: 0.446 (1, 8) (9, 9)	0-0 1B			F9	F7				FC6-4 1B	5	0	2	1	0	0	2				
Doug DeCinces, R OBP: 0.324, SLG: 0.460 (1, 5)	0-3 K			FC6-4 1B	E6 FC6-4 WP				FC6-4 1B	4	1	0	0	1	1	5				
Reggie Jackson, L OBP: 0.288, SLG: 0.424 (1, 10)		4-0 FC6-4 BB		1B 1B BB	FC6-4 BB				K	2	1	0	0	3	1	3				
Mike Brown, R OBP: 0.346, SLG: 0.538 Gary Pettis, S OBP: 0.319, SLG: 0.285 (1, 9) (9, 8)	0-0 FC6-4 1-2f			1B 1B	FC6-4 BB				6-3	4	1	1	2	0	0	3				
Rob Wilfong, L OBP: 0.367, SLG: 0.474 (1, 4)	0-3 K			BB 1B	F9				F8	4	0	1	0	0	1	3				
Bob Boone, R OBP: 0.251, SLG: 0.299 (1, 2)			0-3 K	1-2 2-H 3-H	BB 1B				F4	4	0	1	2	0	1	0				
Dick Schofield, R OBP: 0.282, SLG: 0.320 (1, 6)			0-0 3-1	1-2 2-3	BB				SH3-4 1B BB	2	1	0	0	2	1	0				
Inning Stats	R: 0 E: 0 K: 2 S: 8	H: 1 LOB: 1 BB: 0 P: 8	R: 0 E: 0 K: 1 S: 4	H: 0 LOB: 0 BB: 1 P: 8	R: 0 E: 0 K: 1 S: 5	H: 0 LOB: 0 BB: 0 P: 5	R: 3 E: 0 K: 1 S: 9	H: 4 LOB: 3 BB: 2 P: 17	R: 1 E: 1 K: 0 S: 4	H: 0 LOB: 2 BB: 0 P: 12	R: 0 E: 0 K: 1 S: 5	H: 0 LOB: 1 BB: 1 P: 9	R: 0 E: 0 K: 0 S: 3	H: 0 LOB: 0 BB: 0 P: 3	R: 1 E: 0 K: 1 S: 6	H: 1 LOB: 2 BB: 2 P: 14	1B: 6 2B: 0 3B: 0 HR: 0	SF: 0 SAC: 1 DP: 0 HBP: 0	WP: 1 PB: 0 SB: 1 CS: 0	PA: 41
PITCHER	IP WLS BF	H R ER SO	BB IBB HBP BLK	WP HR S P	ERA WHIP	PITCHER	IP WLS BF	H R ER SO	BB IBB HBP BLK	WP HR S P	ERA WHIP									
Rick Sutcliffe, R ERA: 5.06 (1, 1)	8.1 L	39 6 5 4 7	7 1 0 0	1 0 45 77	4.32 1.560	Ernie Camacho, R ERA: 2.3 (9, 1)	0.2 2	0 0 0 1	0 0 0 0	0 0 4 4	0.00 0.000									

California Angels @ Cleveland Indians
Cleveland Municipal Stadium, Cleveland, OH
Fri Jun 01 1984, 7:05 PM EDT
Att: 15,571 - Unknown

AB 32
R 5
H 6
RBI 5
BB 8
SO 8
LOB 19



Batter	1	2	3	4	5	6	7	8	9	AB	R	H	RBI	BB	SO	LOB	BOTTOM					
Brett Butler, L OBP: 0.354, SLG: 0.302 (1, 8)	0-0 4-3				1B 1B BB				F8	3	1	1	0	2	0	0						
Tony Bemazard, S OBP: 0.340, SLG: 0.282 (1, 4)	0-0 E 1B		0-3 K		1B 1B				4-3	5	0	2	0	0	1	4						
Mike Hargrove, L OBP: 0.367, SLG: 0.351 (1, 3)	0-0 E 1B		0-0 F8		1-2 2-H				F4	5	0	2	1	0	1	1						
Andre Thornton, R OBP: 0.385, SLG: 0.439 (1, 10)	4-0 1-2 2-3		0-0 6-3		K				FC4-6 1B	4	1	2	1	1	1	3						
Ron Hassey, L OBP: 0.325, SLG: 0.315 (1, 2)	0-3 K			4-3	4-3				FC4-6 1B	5	0	1	0	0	1	6						
Julio Franco, R OBP: 0.291, SLG: 0.292 (1, 6)	0-3 K			4-3		BB E 1B			FC4-6 1-2f	4	0	1	0	0	1	4						
Pat Tabler, R OBP: 0.369, SLG: 0.348 Jerry Willard, L OBP: 0.315, SLG: 0.349 Otis Nixon, S OBP: 0.220, SLG: 0.146 (1, 7) (7, PH) (8, 7)		0-0 6-3			1B				5-3	3	0	1	0	0	0	1						
George Vukovich, L OBP: 0.323, SLG: 0.357 (1, 9)	0-3 K			0-0 F9					F7	4	0	1	0	0	1	1						
Brook Jacoby, R OBP: 0.280, SLG: 0.352 (1, 5)	0-3 K				0-0 F7				K	4	0	0	0	0	3	2						
Inning Stats	R: 0 E: 1 K: 2 S: 9	H: 2 LOB: 3 BB: 1 P: 13	R: 0 E: 0 K: 2 S: 7	H: 0 LOB: 0 BB: 0 P: 7	R: 0 E: 0 K: 1 S: 6	H: 1 LOB: 1 BB: 0 P: 6	R: 0 E: 0 K: 0 S: 4	H: 1 LOB: 1 BB: 0 P: 4	R: 1 E: 0 K: 1 S: 7	H: 2 LOB: 2 BB: 1 P: 11	R: 0 E: 1 K: 1 S: 7	H: 2 LOB: 3 BB: 1 P: 11	R: 1 E: 0 K: 2 S: 9	H: 2 LOB: 1 BB: 0 P: 9	R: 0 E: 0 K: 1 S: 5	H: 0 LOB: 0 BB: 0 P: 5	R: 0 E: 0 K: 0 S: 4	H: 1 LOB: 1 BB: 0 P: 4	1B: 9 2B: 1 3B: 0 HR: 1	SF: 0 SAC: 0 DP: 0 HBP: 0	WP: 0 PB: 0 SB: 0 CS: 0	PA: 41
PITCHER	IP WLS BF	H R ER SO	BB IBB HBP BLK	WP HR S P	ERA WHIP	PITCHER	IP WLS BF	H R ER SO	BB IBB HBP BLK	WP HR S P	ERA WHIP											
Mike Witt, R ERA: 4.62 (1, 1)	6.1 W	32 10 2 2 8	3 0 0 0	0 0 13 13	0.00 0.375	Doug Corbett, R ERA: 2.96 (7, 1)	2.2 S	9 1 0 0 2	0 0 0 0	0 0 13 13	0.00 0.375											

California Angels @ Cleveland Indians
Cleveland Municipal Stadium, Cleveland, OH
Fri Jun 01 1984, 7:05 PM EDT
Att: 15,571 - Unknown

AB 38
R 2
H 11
RBI 2
BB 3
SO 10
LOB 23



Batter	1	2	3	4	5	6	7	8	9	AB	R	H	RBI	BB	SO	LOB	TOP																
Juan Beniquez, R OBP: 0.381, SLG: 0.500 (1, 7)										4	2	3	1	0	1		California Angels @ Cleveland Indians Cleveland Municipal Stadium, Cleveland, OH Sat Jun 02 1984, 7:05 PM EDT Att: 7,926 - Unknown																
Rod Carew, L OBP: 0.354, SLG: 0.364 (1, 3)										4	0	1	1	0	0	2																	
Fred Lynn, L OBP: 0.359, SLG: 0.447 (1, 8) (8, 9)										4	0	2	0	1	1	1																	
Doug DeCinces, R OBP: 0.321, SLG: 0.455 (1, 5)										4	0	1	1	0	0	2																	
Reggie Jackson, L OBP: 0.287, SLG: 0.426 Brian Downing, R OBP: 0.332, SLG: 0.391 (1, 10) (8, PR)										4	0	1	0	0	2	2																	
Mike Brown, R OBP: 0.367, SLG: 0.552 Gary Pettis, S OBP: 0.319, SLG: 0.285 (1, 9) (8, 8)										3	0	1	0	1	0	1																	
Rob Wilfong, L OBP: 0.287, SLG: 0.469 Bobby Grich, R OBP: 0.311, SLG: 0.396 (1, 4) (8, PH) (8, 4)										3	1	1	0	0	0	0																	
Jerry Narron, L OBP: 0.283, SLG: 0.333 Rob Piccolo, R OBP: 0.200, SLG: 0.267 Bob Boone, R OBP: 0.251, SLG: 0.299 (1, 2) (9, PR) (9, 2)										4	0	1	0	0	0	2																	
Dick Schofield, R OBP: 0.287, SLG: 0.320 (1, 6)										3	2	1	0	1	0	1																	
Inning Stats	R: 0 E: 0 K: 0 S: 4	H: 1 LOB: 1 BB: 0 P: 4	R: 0 E: 0 K: 0 S: 3	H: 0 LOB: 0 BB: 0 P: 3	R: 0 E: 0 K: 1 S: 6	H: 1 LOB: 1 BB: 0 P: 6	R: 3 E: 0 K: 0 S: 6	H: 4 LOB: 1 BB: 0 P: 10	R: 0 E: 0 K: 1 S: 5	H: 1 LOB: 2 BB: 0 P: 5	R: 0 E: 0 K: 0 S: 4	H: 1 LOB: 2 BB: 1 P: 8	R: 0 E: 1 K: 1 S: 6	H: 1 LOB: 2 BB: 1 P: 10	R: 3 E: 1 K: 0 S: 6	H: 1 LOB: 2 BB: 1 P: 10		1B: 7 2B: 3 3B: 0 HR: 0	SF: 1 SAC: 1 DP: 1 HBP: 0	WP: 1 PB: 0 SB: 0 CS: 1	PA: 42												
PITCHER	IP WLS BF H R ER SO BB IBB HBP BLK WP HR S P ERA WHIP																																
Steve Comer, R ERA: 4.61 (1, 1)	6.2	28	8	3	3	2	2	0	0	0	0	0	0	30	38	4.05	1.500																
Mike Jeffcoat, L ERA: 0.93 (7, 1)	1.0	5	1	0	0	1	0	1	0	0	0	0	0	6	10	0.00	1.000																
Tom Waddell, R ERA: 2.35 (8, 1)	0.1	2	1	1	0	0	0	0	0	0	0	0	2	2	0.00	3.000																	
Ernie Camacho, R ERA: 2.22 (9, 1)	1.0	L 6	0	2	0	0	0	1	0	0	1	0	5	9	0.00	0.000																	

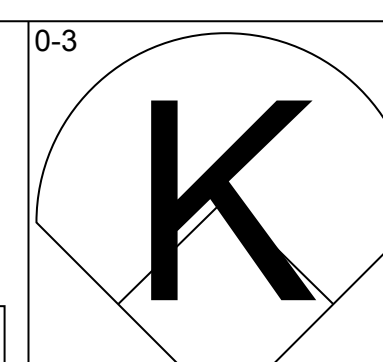
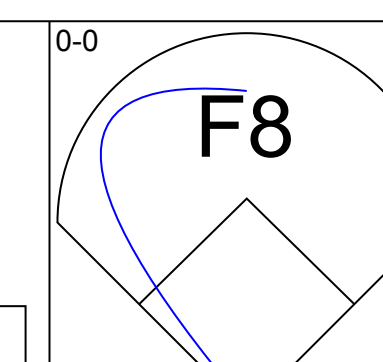
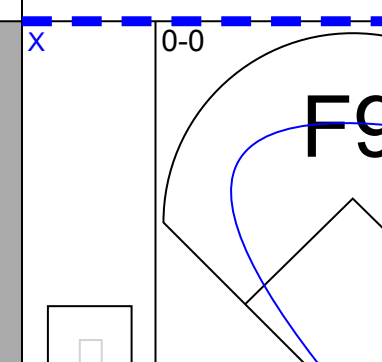
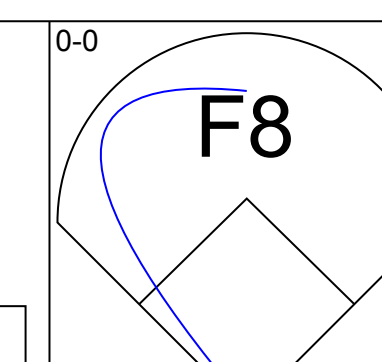
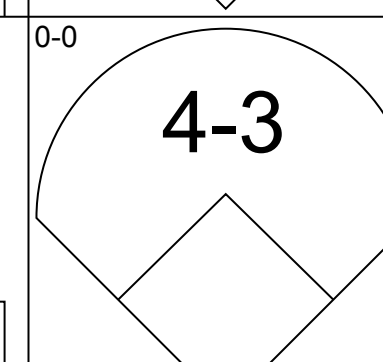
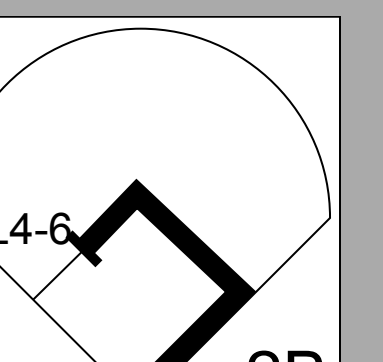
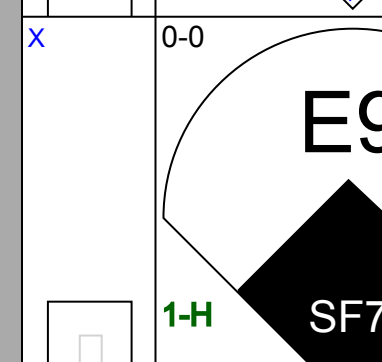
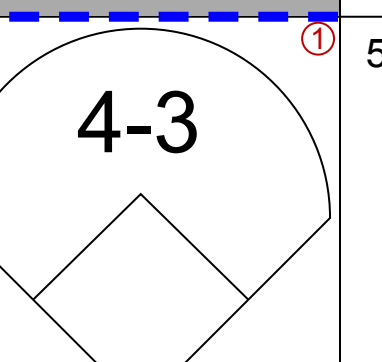
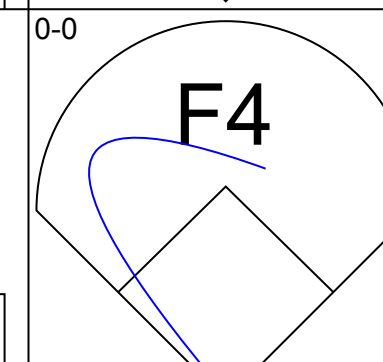
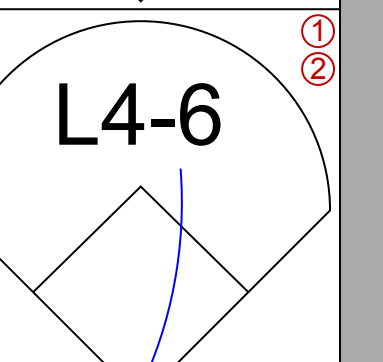
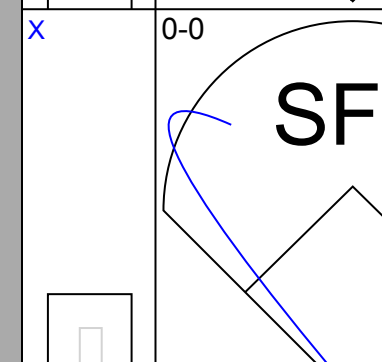
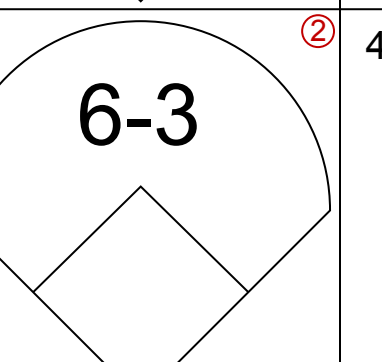
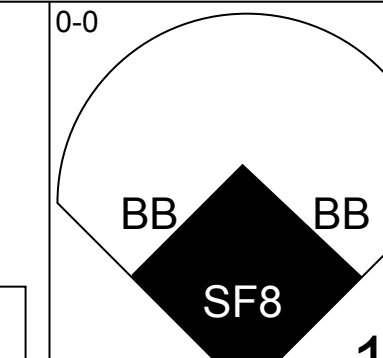
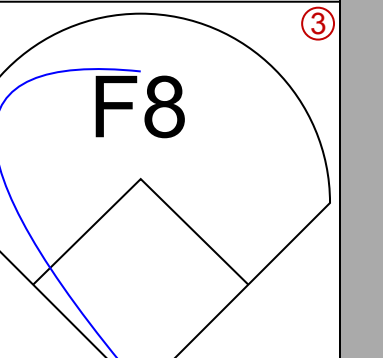
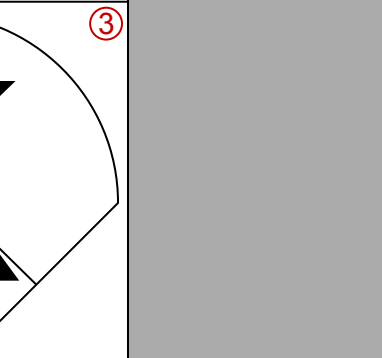

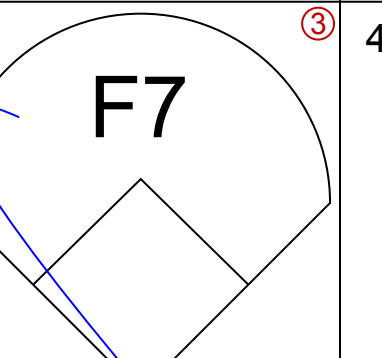

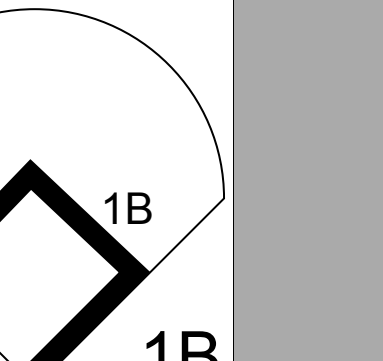
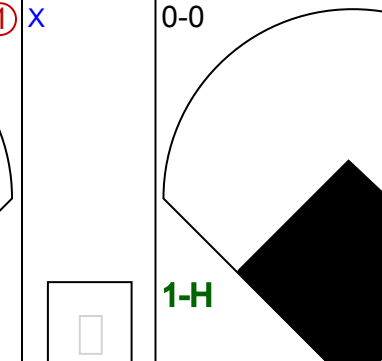

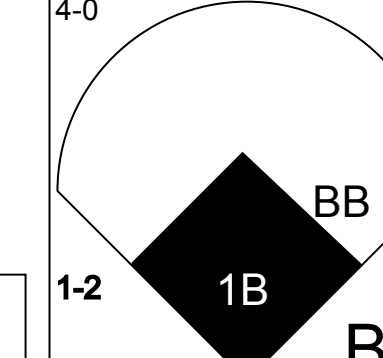
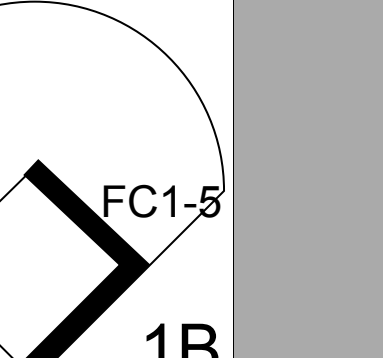
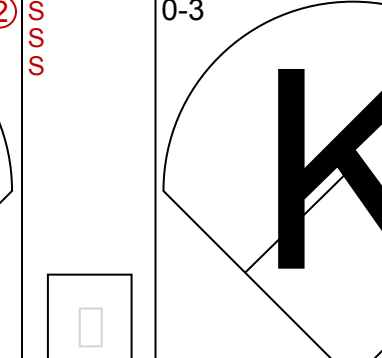

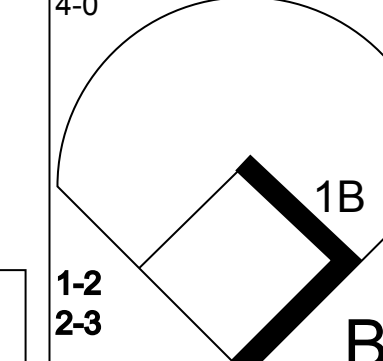
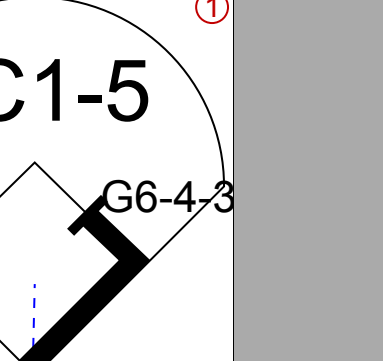
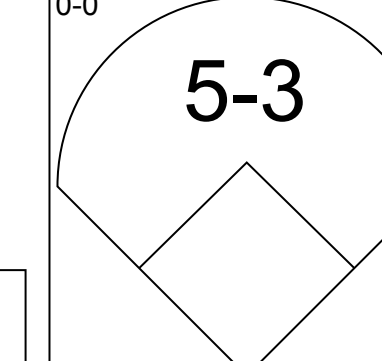
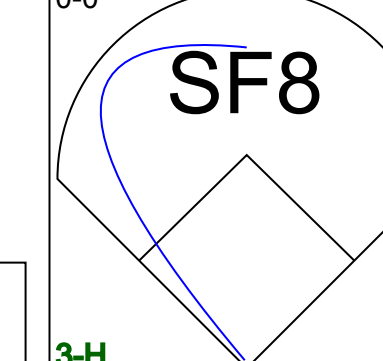
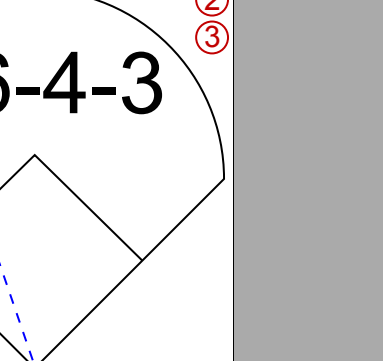

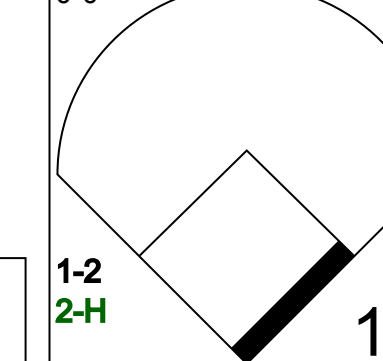
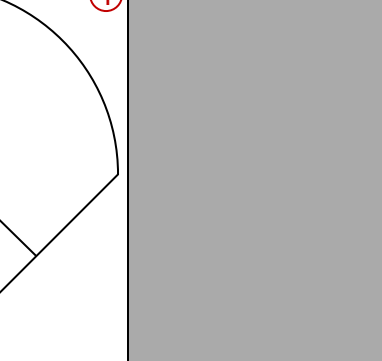
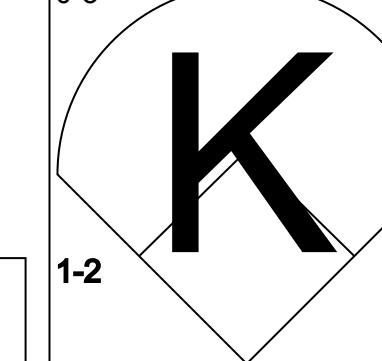

AB 35
R 6
H 10
RBI 5
BB 4
SO 3
LOB 16

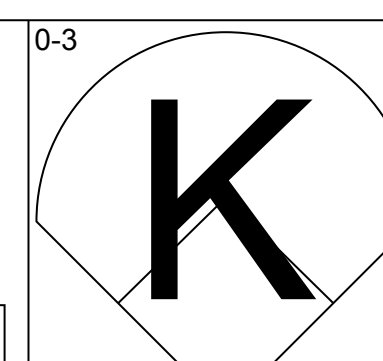
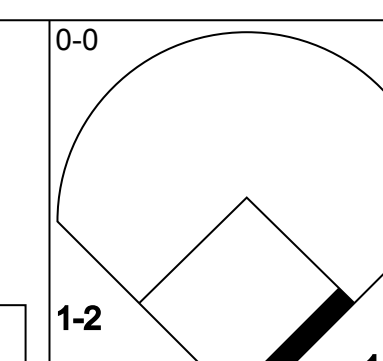
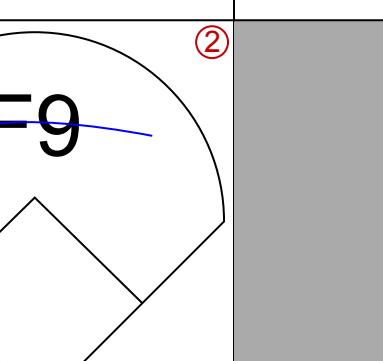

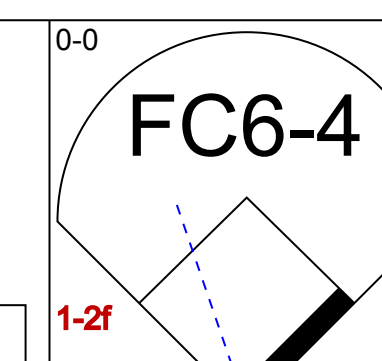
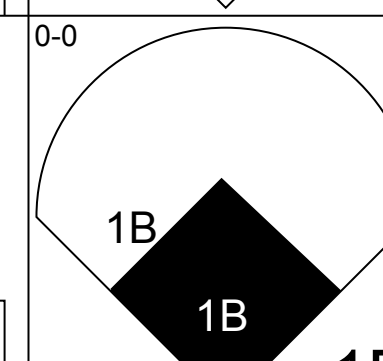
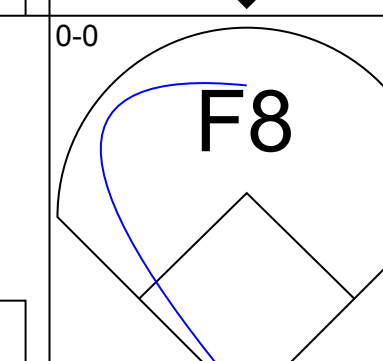
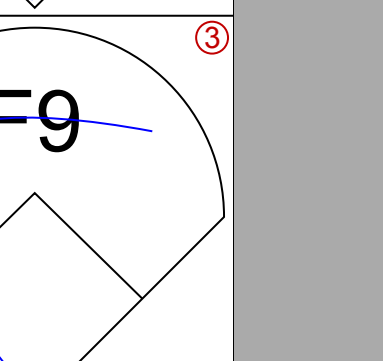

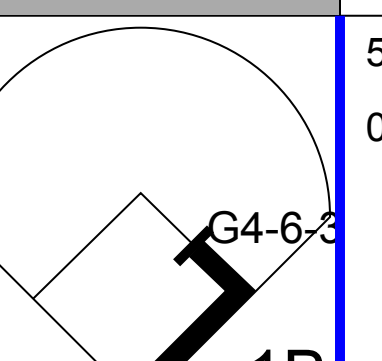
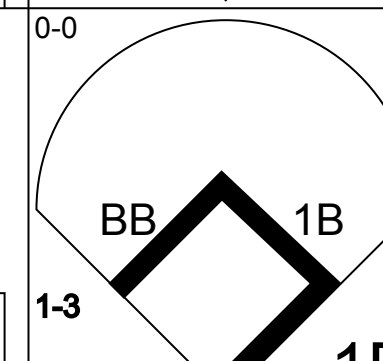
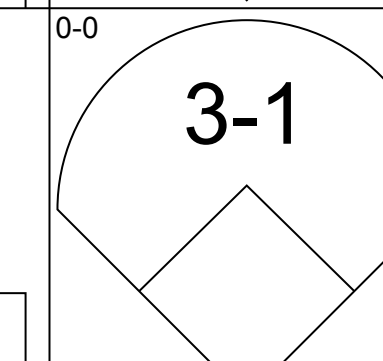
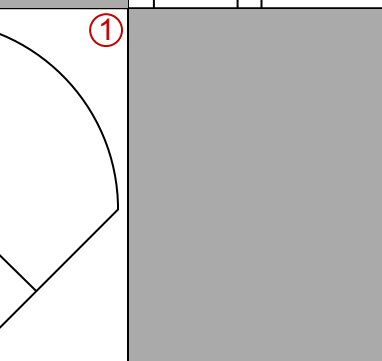

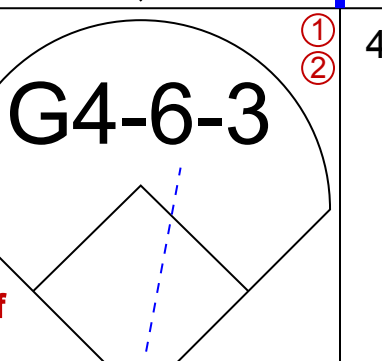
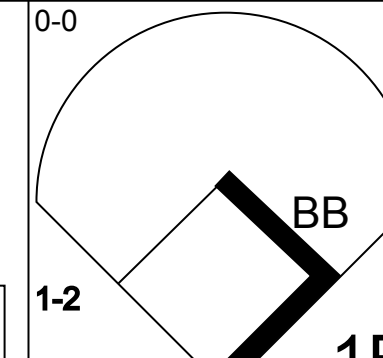
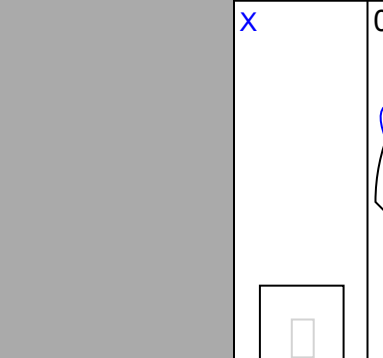
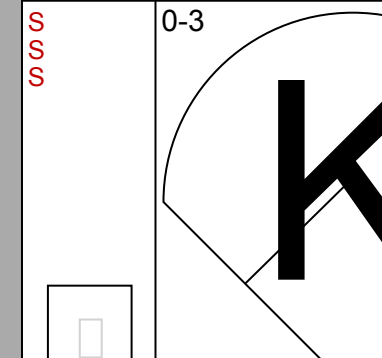

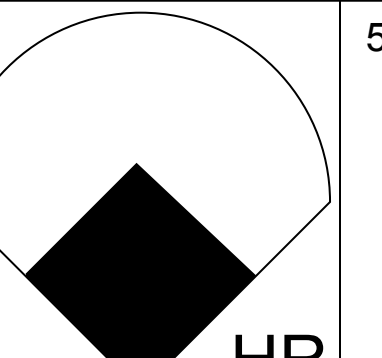
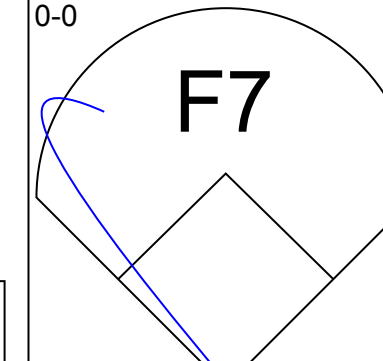
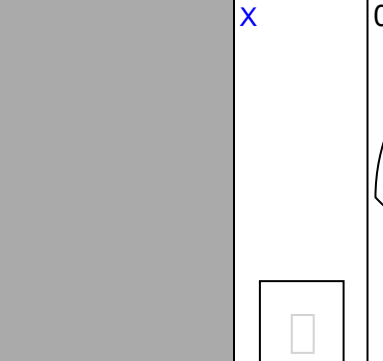
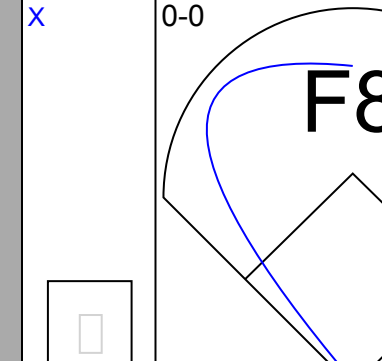

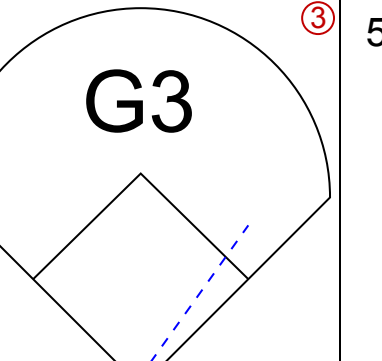
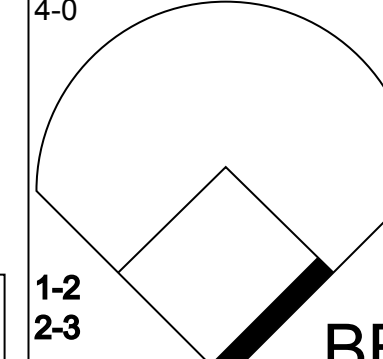
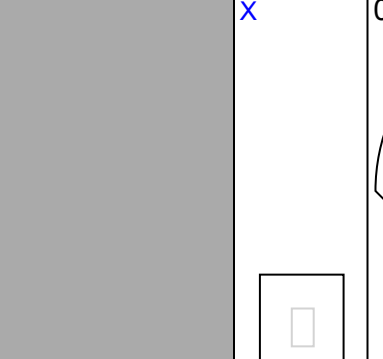
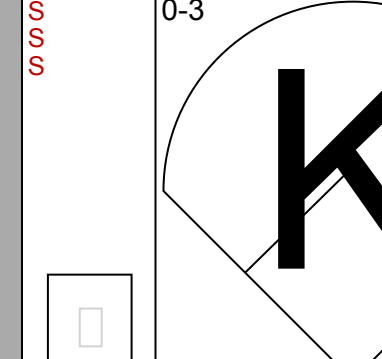

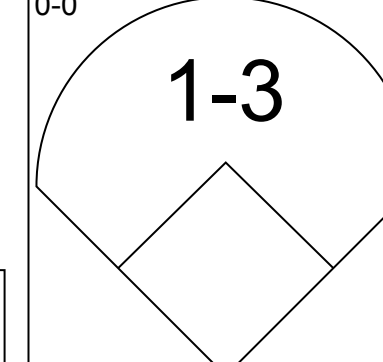



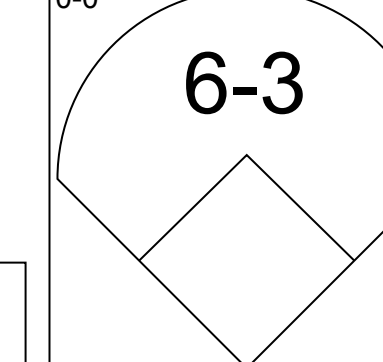




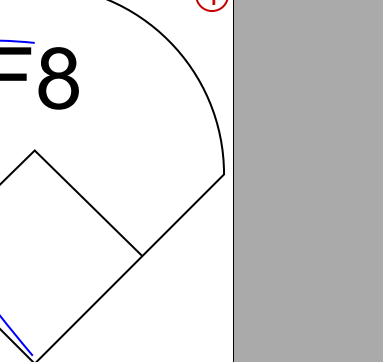




Batter	1	2	3	4	5	6	7	8	9	AB	R	H	RBI	BB	SO	LOB	BOTTOM																
Brett Butler, L OBP: 0.346, SLG: 0.293 (1, 8)										5	0	0	0	0	2	1	California Angels @ Cleveland Indians Cleveland Municipal Stadium, Cleveland, OH Sat Jun 02 1984, 7:05 PM EDT Att: 7,926 - Unknown																
Tony Bemazzard, S OBP: 0.343, SLG: 0.289 (1, 4)										3	1	1	0	1	1	0																	
Mike Hargrove, L OBP: 0.372, SLG: 0.351 Otis Nixon, S OBP: 0.220, SLG: 0.146 (1, 3) (8, PR) (9, 7)										3	0	1	0	1	1	0																	
Andre Thornton, R OBP: 0.387, SLG: 0.440 (1, 10)										2	0	1	1	1	1	0																	
Pat Tabler, R OBP: 0.385, SLG: 0.346 (1, 7) (9, 3)										4	1	1	1	0	0	2																	
Julio Franco, R OBP: 0.295, SLG: 0.293 (1, 6)										3	0	1	0	1	0	2																	
Jerry Willard, L OBP: 0.310, SLG: 0.340 (1, 2)										4	0	1	0	0	1	3																	
Brook Jacoby, R OBP: 0.274, SLG: 0.343 (1, 5)										4	0	0	0	0	1	1																	
Carmen Castillo, R OBP: 0.254, SLG: 0.364 (1, 9)										3	1	1	1	1	0	1																	
Inning Stats	R: 1 E: 0 K: 1 S: 8	H: 3 LOB: 2 BB: 0 P: 8	R: 1 E: 0 K: 1 S: 6	H: 1 LOB: 0 BB: 0 P: 6	R: 0 E: 0 K: 1 S: 5	H: 1 LOB: 1 BB: 1 P: 9	R: 0 E: 0 K: 0 S: 4	H: 1 LOB: 1 BB: 0 P: 4	R: 0 E: 0 K: 1 S: 5	H: 0 LOB: 0 BB: 0 P: 5	R: 0 E: 0 K: 2 S: 7	H: 0 LOB: 0 BB: 0 P: 7	R: 2 E: 1 K: 0 S: 4	H: 2 LOB: 2 BB: 2 P: 12	R: 0 E: 0 K: 0 S: 2	H: 0 LOB: 0 BB: 1 P: 6		1B: 5 2B: 2 3B: 0 HR: 1	SF: 1 SAC: 0 DP: 1 HBP: 0	WP: 0 PB: 0 SB: 0 CS: 0	PA: 37												
PITCHER	IP WLS BF H R ER SO BB IBB HBP BLK WP HR S P ERA WHIP																																
Tommy John, L ERA: 2.48 (1, 1)	6.0	25	5	2	2	5	2	0	0	0	0	0	1	33	41	3.00	1.167																
Luis Sanchez, R ERA: 1.99 (7, 1)	3.0	W 12	2	2	1	2	3	0	0	0	0	0	13	25	3.00	1.667																	

AB 31
R 4
H 7
RBI 3
BB 5
SO 7
LOB 10



Batter	1	2	3	4	5	6	7	8	9	AB	R	H	RBI	BB	SO	LOB	TOP									
Juan Beniquez, R OBP: 0.363, SLG: 0.474 (1, 7)										5	0	0	0	0	1	4	California Angels @ Cleveland Indians Cleveland Municipal Stadium, Cleveland, OH Sun Jun 03 1984, 3:33 AM EDT Att: 13,962 - Unknown									
Rod Carew, L OBP: 0.361, SLG: 0.377 (1, 3)										5	2	3	0	0	0	0										
Brian Downing, R OBP: 0.329, SLG: 0.393 (1, 10)										4	0	1	1	0	0	1										
Fred Lynn, L OBP: 0.360, SLG: 0.443 (7, 9)										4	2	1	0	1	1	1										
Mike Brown, R OBP: 0.382, SLG: 0.636 Gary Pettis, S OBP: 0.319, SLG: 0.285 (7, 8)										4	1	2	2	0	1	1										
Ron Jackson, R OBP: 0.241, SLG: 0.208 (1, 5)										3	1	1	0	1	2	0										
Bobby Grich, R OBP: 0.318, SLG: 0.404 (1, 4)										3	0	1	0	1	0	2										
Bob Boone, R OBP: 0.251, SLG: 0.299 (1, 2)										3	0	1	1	0	0	3										
Dick Schofield, R OBP: 0.292, SLG: 0.325 (1, 6)										4	1	2	1	0	1	1										
Inning Stats	R: 0 E: 0 K: 1 S: 5	H: 0 LOB: 0 BB: 0 P: 5	R: 2 E: 0 K: 1 S: 7	H: 2 LOB: 2 BB: 2 P: 15	R: 0 E: 0 K: 0 S: 3	H: 1 LOB: 0 BB: 0 P: 3	R: 0 E: 0 K: 0 S: 4	H: 2 LOB: 1 BB: 0 P: 4	R: 1 E: 1 K: 1 S: 7	H: 2 LOB: 1 BB: 0 P: 7	R: 0 E: 0 K: 1 S: 6	H: 1 LOB: 1 BB: 0 P: 6	R: 4 E: 1 K: 1 S: 8	H: 3 LOB: 0 BB: 1 P: 12	R: 0 E: 0 K: 1 S: 6	H: 1 LOB: 1 BB: 0 P: 6		R: 0 E: 0 K: 0 S: 3	H: 0 LOB: 0 BB: 0 P: 3	1B: 8 2B: 4 3B: 0 HR: 1	SF: 2 SAC: 0 DP: 2 HBP: 0	WP: 0 PB: 0 SB: 2 CS: 0	PA: 40			
PITCHER	IP	WLS	BF	H	R	ER	SO	BB	IBB	HBP	BLK	WP	HR	S	P	ERA	WHIP									
Dan Spillner, R ERA: 4.63 (1, 1)	6.0	L	27	9	4	3	4	2	0	0	0	0	0	0	33	41	4.50	1.833								
Tom Waddell, R ERA: 3.03 (7, 1)	2.0		10	3	3	3	2	1	0	0	0	0	1	13	17	13.50	2.000									
George Frazier, R ERA: 4.19 (9, 1)	1.0		3	0	0	0	0	0	0	0	0	0	0	3	3	0.00	0.000									

Batter	1	2	3	4	5	6	7	8	9	AB	R	H	RBI	BB	SO	LOB	BOTTOM								
Carmen Castillo, R OBP: 0.265, SLG: 0.367 (1, 9)										5	0	2	1	0	1	1	California Angels @ Cleveland Indians Cleveland Municipal Stadium, Cleveland, OH Sun Jun 03 1984, 3:33 AM EDT Att: 13,962 - Unknown								
Tony Bernazard, S OBP: 0.344, SLG: 0.292 Mike Fischlin, R OBP: 0.235, SLG: 0.071 (9, FR)										5	1	2	0	0	0	4									
Mike Hargrove, L OBP: 0.373, SLG: 0.347 (1, 3)										4	0	1	0	1	0	3									
Andre Thornton, R OBP: 0.392, SLG: 0.480 (1, 10)										5	2	3	3	0	1	1									
Jerry Willard, L OBP: 0.302, SLG: 0.346 (1, 2)										5	0	1	0	0	0	4									
Pat Tabler, R OBP: 0.388, SLG: 0.341 (1, 7)										2	0	0	0	2	1	2									
Julio Franco, R OBP: 0.299, SLG: 0.297 (1, 6)										4	1	2	0	0	0	4									
Brook Jacoby, R OBP: 0.274, SLG: 0.341 (1, 5)										4	0	1	0	0	0	2									
Otis Nixon, S OBP: 0.223, SLG: 0.153 Broderick Perkins, L OBP: 0.333, SLG: 0.263 Brett Butler, L OBP: 0.346, SLG: 0.293 (8, PH)										3	0	1	0	0	0	2									
Inning Stats	R: 1 E: 0 K: 1 S: 8	H: 3 LOB: 3 BB: 1 P: 12	R: 0 E: 0 K: 0 S: 5	H: 2 LOB: 2 BB: 0 P: 5	R: 1 E: 0 K: 0 S: 4	H: 1 LOB: 1 BB: 1 P: 8	R: 0 E: 0 K: 0 S: 3	H: 0 LOB: 0 BB: 0 P: 3	R: 0 E: 0 K: 0 S: 4	H: 1 LOB: 1 BB: 0 P: 4	R: 1 E: 0 K: 2 S: 7	H: 3 LOB: 1 BB: 1 P: 11	R: 0 E: 0 K: 0 S: 4	H: 1 LOB: 1 BB: 0 P: 4	R: 1 E: 0 K: 0 S: 4	H: 2 LOB: 1 BB: 0 P: 4		R: 0 E: 0 K: 0 S: 3	H: 0 LOB: 0 BB: 0 P: 3	1B: 10 2B: 1 3B: 0 HR: 2	SF: 0 SAC: 0 DP: 2 HBP: 0	WP: 0 PB: 0 SB: 0 CS: 0	PA: 41		
PITCHER	IP	WLS	BF	H	R	ER	SO	BB	IBB	HBP	BLK	WP	HR	S	P	ERA	WHIP								
Jim Slaton, R ERA: 6.81 (1, 1)	5.1		28	10	3	3	1	2	0	0	0	0	0	8	12	0.00	0.600								
Curt Kauffman, R ERA: 3.49 (6, 1)	1.2	W	5	0	0	0	2	1	0	0	0	0	0	8	8	4.50	1.500								
Doug Corbett, R ERA: 3.0 (8, 1)	2.0		8	3	1	1	0	0	0	0	0	0	1	8	8	4.50	1.500								

Batter	1	2	3	4	5	6	7	8	9	AB	R	H	RBI	BB	SO	LOB	TOP			
Juan Beniquez, R OBP: 0.346, SLG: 0.451 (1, 7)	F7		4-3		5-3			6-3	F5	5	0	0	0	0	0	2				
Rod Carew, L OBP: 0.364, SLG: 0.380 (1, 3)	1B		6-3		FC4			1-3		4	0	2	0	0	0	0				
Fred Lynn, L OBP: 0.358, SLG: 0.435 (1, 8)	F8			F3	FC4			BB		3	0	0	0	1	0	2				
Doug DeCinces, R OBP: 0.320, SLG: 0.451 (1, 5)	4-3			1B	CS		6-3	F3		4	0	1	0	0	0	2				
Reggie Jackson, L OBP: 0.291, SLG: 0.428 (1, 10)		F9		G6-4-3			F9		E7	4	1	2	0	0	0	0				
Mike Brown, R OBP: 0.368, SLG: 0.583 (1, 9)	F3		G6-4-3				K		SF8	3	0	0	0	1	1	2				
Rob Wilfong, L OBP: 0.379, SLG: 0.500 (1, 4)	1B						1B		K	4	1	3	0	0	1	2				
Bob Boone, R OBP: 0.253, SLG: 0.300 (1, 2)	F9						F4		SF8	3	1	1	1	0	0	2				
Jerry Narron, L OBP: 0.277, SLG: 0.333 (9, PH)							HR			0	0	0	1	0	0	0				
Dick Schofield, R OBP: 0.293, SLG: 0.344 (1, 6)			6-3				G4-6-3			3	1	1	2	0	0	1				
Brian Downing, R OBP: 0.332, SLG: 0.393 (9, PH)							3-H			0	0	0	0	1	0	0				
Gary Pettis, S OBP: 0.319, SLG: 0.285 (9, PR)							1-H			0	0	0	0	0	0	0				
Inning Stats	R: 0 E: 0 K: 0 S: 4	H: 1 LOB: 1 BB: 0 P: 4	R: 0 E: 0 K: 0 S: 4	H: 1 LOB: 1 BB: 0 P: 4	R: 0 E: 0 K: 0 S: 3	H: 0 LOB: 0 BB: 0 P: 3	R: 0 E: 0 K: 0 S: 4	H: 2 LOB: 1 BB: 0 P: 4	R: 3 E: 0 K: 1 S: 5	H: 4 LOB: 0 BB: 0 P: 6	R: 0 E: 0 K: 0 S: 5	H: 1 LOB: 0 BB: 0 P: 3	R: 0 E: 0 K: 0 S: 3	H: 0 LOB: 1 BB: 1 P: 7	R: 1 E: 1 K: 1 S: 6	H: 1 LOB: 2 BB: 2 P: 14	1B: 8 2B: 0 3B: 1 HR: 1	SF: 1 SAC: 0 DP: 2 HBP: 0	WP: 0 PB: 0 CS: 1	PA: 38
PITCHER	IP WLS BF H R ER SO BB IBB HBP BLK WP HR S P ERA WHIP																			
LaMarr Hoyt, R ERA: 3.72 (1, 1)	8.0 W 32 10 4 3 1 1 0 0 0 0 1 33 37 3.38 1.375																			
Al Jones, R ERA: 3.97 (9, 1)	1.0 S 5 0 0 0 1 2 0 0 0 0 0 5 13 0.00 2.000																			

California Angels @ Chicago White Sox
Comiskey Park, Chicago, IL
Mon Jun 04 1984, 8:05 PM EDT
Att: 25,779 - Unknown

AB 33
R 4
H 10
RBI 4
BB 3
SO 2
LOB 13



Batter	1	2	3	4	5	6	7	8	9	AB	R	H	RBI	BB	SO	LOB	BOTTOM			
Rudy Law, L OBP: 0.391, SLG: 0.466 (1, 8)	1B		BB	1B	HR		F7			4	2	3	2	0	0	0				
Carlton Fisk, R OBP: 0.271, SLG: 0.379 (1, 2)	F8		K	6-3			2B			4	1	1	0	0	1	3				
Harold Baines, L OBP: 0.264, SLG: 0.371 (1, 9)	1B		BB	1B		K	F8			4	0	2	1	0	1	1				
Greg Luzinski, R OBP: 0.339, SLG: 0.293 (1, 10)	SF7		F9		F9		2B			3	0	1	2	0	0	2				
Greg Walker, L OBP: 0.319, SLG: 0.523 (1, 3)	K					F7				3	0	0	0	1	1	2				
Mike Squires, L OBP: 0.333, SLG: 0.281 (8, 3)							F2			0	0	0	0	0	0	0				
Ron Kittle, R OBP: 0.325, SLG: 0.507 (1, 7)	F8		5-3			HR			F7	4	1	1	1	0	0	3				
Vance Law, R OBP: 0.264, SLG: 0.379 (1, 5)	5-3					F8				4	0	1	0	0	0	0				
Scott Fletcher, R OBP: 0.335, SLG: 0.282 (1, 6)	6-3						5-3			4	0	0	0	0	1	1				
Julio Cruz, S OBP: 0.261, SLG: 0.297 (1, 4)			1B	1B	FC3-6		4-3			3	2	1	0	0	0	1				
Inning Stats	R: 1 E: 0 K: 1 S: 7	H: 2 LOB: 1 BB: 0 P: 7	R: 0 E: 0 K: 0 S: 3	H: 0 LOB: 0 BB: 0 P: 3	R: 1 E: 0 K: 1 S: 8	H: 3 LOB: 3 BB: 1 P: 12	R: 2 E: 0 K: 1 S: 7	H: 2 LOB: 0 BB: 0 P: 7	R: 0 E: 0 K: 0 S: 5	H: 0 LOB: 0 BB: 0 P: 5	R: 1 E: 0 K: 0 S: 4	H: 1 LOB: 0 BB: 0 P: 4	R: 1 E: 0 K: 0 S: 5	H: 2 LOB: 1 BB: 0 P: 5	R: 0 E: 0 K: 0 S: 3	H: 0 LOB: 0 BB: 0 P: 3	1B: 7 2B: 1 3B: 0 HR: 2	SF: 1 SAC: 0 DP: 0 HBP: 0	WP: 0 PB: 0 CS: 0	PA: 35
PITCHER	IP WLS BF H R ER SO BB IBB HBP BLK WP HR S P ERA WHIP																			
Ron Romanick, R ERA: 4.66 (1, 1)	8.0 L 35 10 6 6 4 1 0 0 0 0 2 42 46 6.75 1.375																			

California Angels @ Chicago White Sox
Comiskey Park, Chicago, IL
Mon Jun 04 1984, 8:05 PM EDT
Att: 25,779 - Unknown

AB 33
R 6
H 10
RBI 6
BB 1
SO 4
LOB 13



Batter	1	2	3	4	5	6	7	8	9	AB	R	H	RBI	BB	SO	LOB	TOP			
Rob Wilfong, L (1,4) OBP: 0.367, SLG: 0.481	F2			F3		F3			B1-3	4	0	0	0	0	0	1				
Rod Carew, L (1,3) OBP: 0.356, SLG: 0.371	6-3			K		6-3			6-3	4	0	0	0	0	1	1				
Fred Lynn, L (1,8) OBP: 0.356, SLG: 0.431	K			FC6-4 1B		F3			F3	4	0	1	0	0	1	0				
Doug DeCinces, R (1,5) OBP: 0.314, SLG: 0.440		F8		FC6-4 1-2		F8				3	0	0	0	0	1					
Reggie Jackson, L (1,10) OBP: 0.287, SLG: 0.421		K			K					3	0	0	0	0	3	0				
Brian Downing, R (1,7) OBP: 0.335, SLG: 0.400		G1-6-3			G5-4-3 1B				K	3	0	1	0	0	1	0				
Mike Brown, R (1,9) OBP: 0.341, SLG: 0.524			K		G5-4-3 1-2				1B	3	0	1	0	0	1	1				
Bob Boone, R (1,2) OBP: 0.243, SLG: 0.287		F4				F9			K	3	0	0	0	0	1	1				
Dick Schofield, R (1,6) OBP: 0.294, SLG: 0.344		1-3							F8	3	0	1	0	0	0	1				
Inning Stats	R: 0 E: 0 K: 1 S: 5	H: 0 LOB: 0 BB: 0 P: 5	R: 0 E: 0 K: 1 S: 5	H: 0 LOB: 0 BB: 0 P: 5	R: 0 E: 0 K: 1 S: 5	H: 1 LOB: 1 BB: 0 P: 6	R: 0 E: 0 K: 1 S: 5	H: 1 LOB: 1 BB: 0 P: 5	R: 0 E: 0 K: 0 S: 4	H: 0 LOB: 0 BB: 0 P: 4	R: 0 E: 0 K: 1 S: 5	H: 0 LOB: 0 BB: 0 P: 5	R: 0 E: 0 K: 2 S: 8	H: 1 LOB: 1 BB: 0 P: 8	R: 0 E: 0 K: 0 S: 3	H: 0 LOB: 0 BB: 0 P: 3	1B: 4 2B: 0 3B: 0 HR: 0	SF: 0 SAC: 0 DP: 1 HBP: 0	WP: 0 PB: 0 CS: 0	PA: 30
PITCHER Tom Seaver, R (1,1) ERA: 4.28	IP: 9.0 WLS: W BF: 30 H: 4 R: 0 ER: 0 SO: 8 BB: 0 IBB: 0 HBP: 0 BLK: 0 WP: 0 HR: 0 S: 46 P: 46 ERA: 0.00 WHIP: 0.444															PITCHER				

California Angels @ Chicago White Sox
Comiskey Park, Chicago, IL
Wed Jun 06 1984, 8:05 PM EDT
Att: 20,995 - Unknown

AB 30
R 0
H 4
RBI 0
BB 0
SO 8
LOB 6



Batter	1	2	3	4	5	6	7	8	9	AB	R	H	RBI	BB	SO	LOB	BOTTOM			
Rudy Law, L (1,8) OBP: 0.373, SLG: 0.442	F3		F7		F6		4-3			4	0	0	0	0	0	0				
Carlton Fisk, R (1,2) OBP: 0.270, SLG: 0.394	6-3		F7		HR		F6			4	1	1	1	0	0	0				
Harold Baines, L (1,9) OBP: 0.264, SLG: 0.369	K		2B 1B		K		6-3			4	0	1	0	0	2	0				
Ron Kittle, R (1,7) OBP: 0.333, SLG: 0.516		4-3 FC5-2 2B	1-3 2B		2B BB			K		3	1	2	0	1	1	0				
Greg Walker, L (1,10) OBP: 0.317, SLG: 0.522		4-3 2-3	F3		1-H 2B		4-3			4	0	1	1	0	0	3				
Tom Paciorek, R (1,3) OBP: 0.327, SLG: 0.342		FC5-2 1B		4-3 BB		6-3				3	1	0	0	1	0	2				
Mike Squires, L (9,3) OBP: 0.333, SLG: 0.281		1B 3-H						F3		0	0	0	0	0	0	0				
Vance Law, R (1,5) OBP: 0.261, SLG: 0.371		1B 1B		K		K				3	1	1	0	0	2	1				
Scott Fletcher, R (1,4) OBP: 0.335, SLG: 0.279		1B		4-3		1-3				3	0	1	2	0	0	1				
Jerry Dybzinski, R (1,6) OBP: 0.389, SLG: 0.378		2H 3-H 1B		1-2						3	0	0	0	0	0	2				
Inning Stats	R: 0 E: 0 K: 1 S: 5	H: 3 LOB: 1 BB: 0 P: 6	R: 0 E: 0 K: 0 S: 6	H: 2 LOB: 2 BB: 0 P: 5	R: 0 E: 0 K: 1 S: 5	H: 0 LOB: 1 BB: 1 P: 9	R: 2 E: 0 K: 1 S: 7	H: 2 LOB: 1 BB: 1 P: 11	R: 0 E: 0 K: 0 S: 5	H: 0 LOB: 0 BB: 0 P: 5	R: 0 E: 0 K: 0 S: 3	H: 0 LOB: 0 BB: 0 P: 3	R: 0 E: 0 K: 1 S: 5	H: 0 LOB: 0 BB: 0 P: 5	R: 0 E: 0 K: 0 S: 5	H: 0 LOB: 0 BB: 0 P: 5	1B: 3 2B: 3 3B: 0 HR: 1	SF: 0 SAC: 0 DP: 0 HBP: 0	WP: 0 PB: 0 CS: 0	PA: 33
PITCHER Mike Witt, R (1,1) ERA: 4.6	IP: 8.0 WLS: L BF: 33 H: 7 R: 4 ER: 4 SO: 5 BB: 2 IBB: 0 HBP: 0 BLK: 0 WP: 0 HR: 1 S: 41 P: 49 ERA: 4.50 WHIP: 1.125															PITCHER				

California Angels @ Chicago White Sox
Comiskey Park, Chicago, IL
Wed Jun 06 1984, 8:05 PM EDT
Att: 20,995 - Unknown

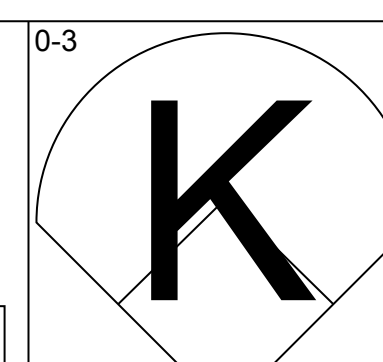
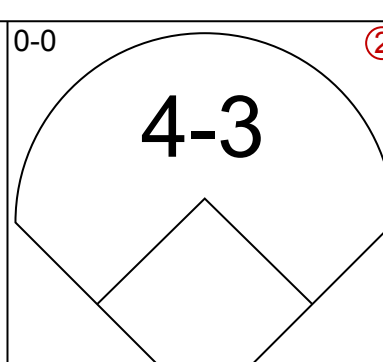
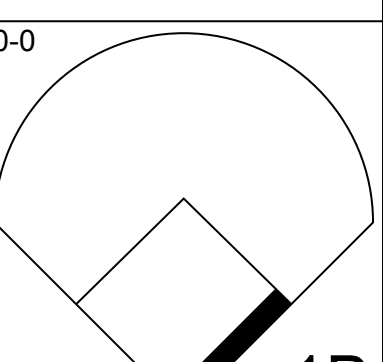
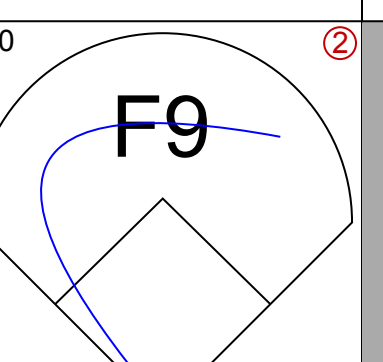
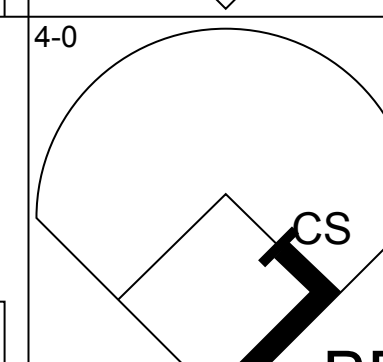
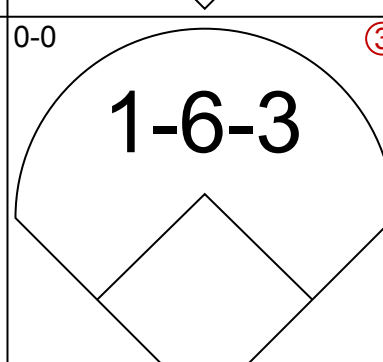
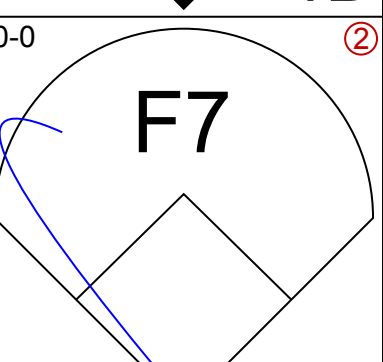
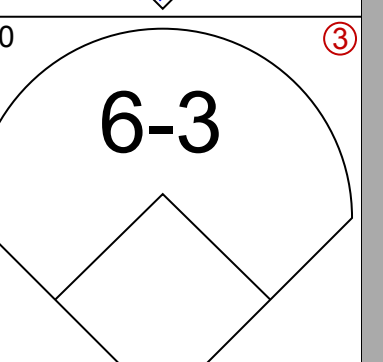
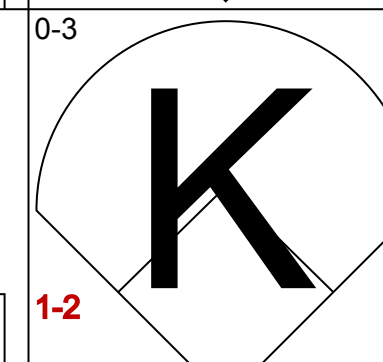
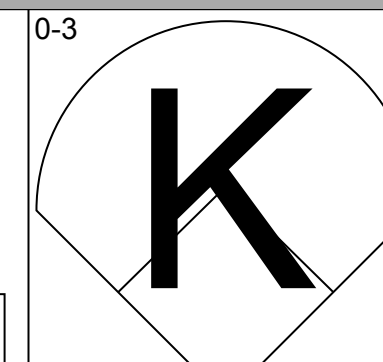
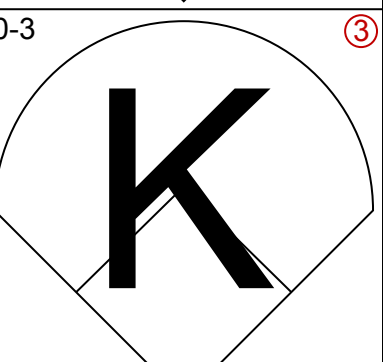
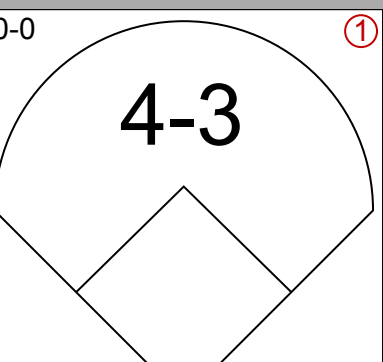
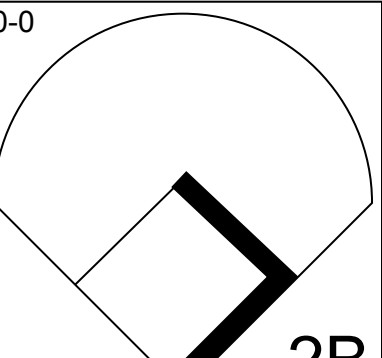
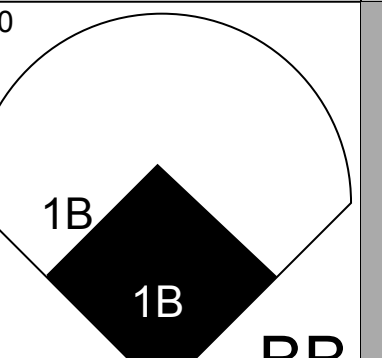
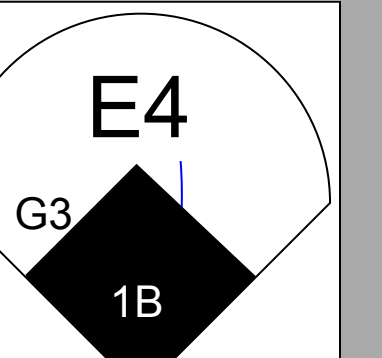
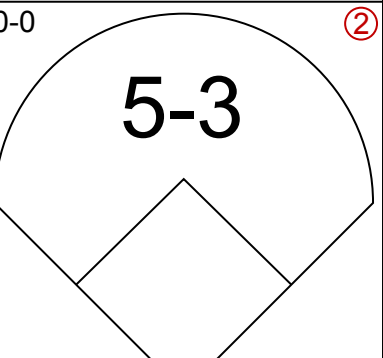
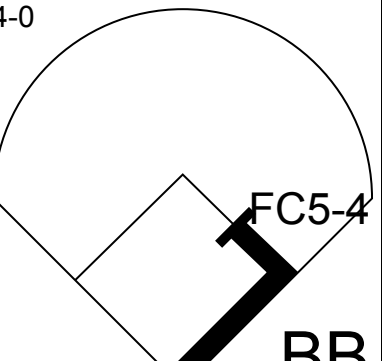
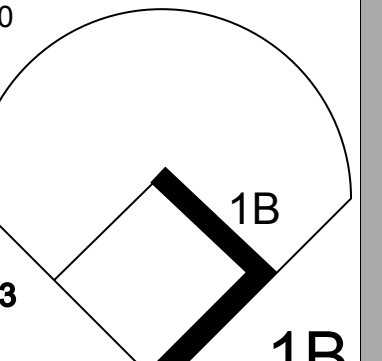
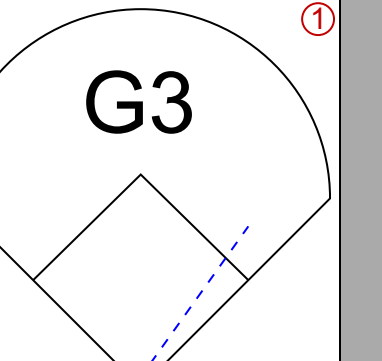
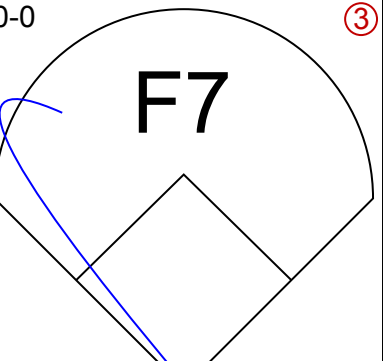
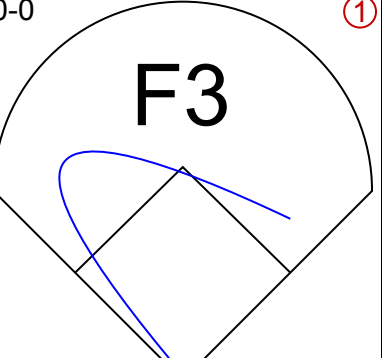
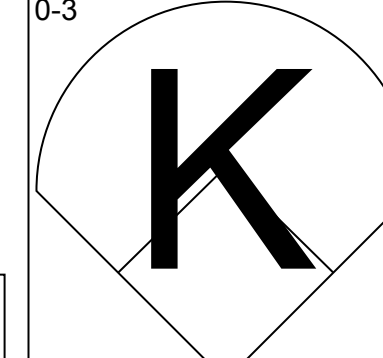
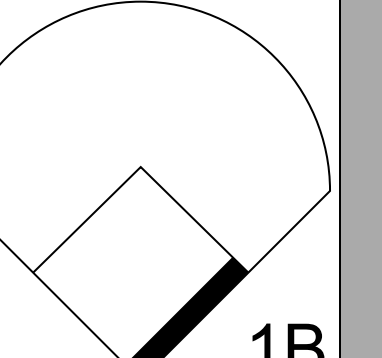
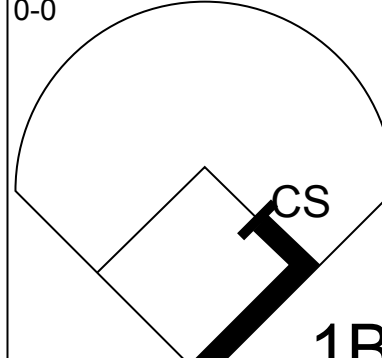
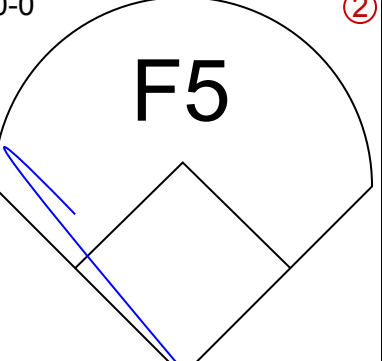
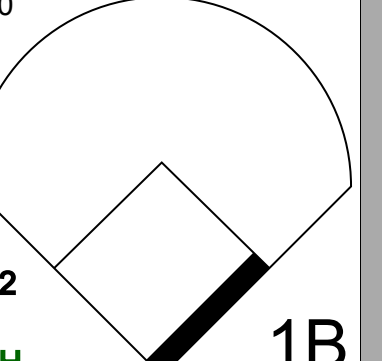
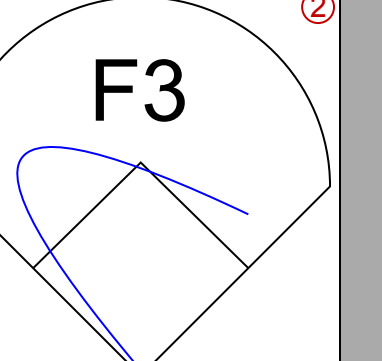
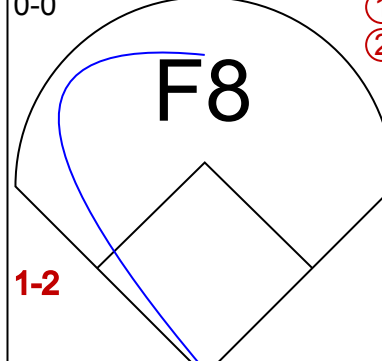
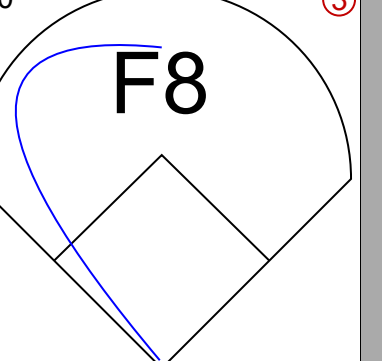




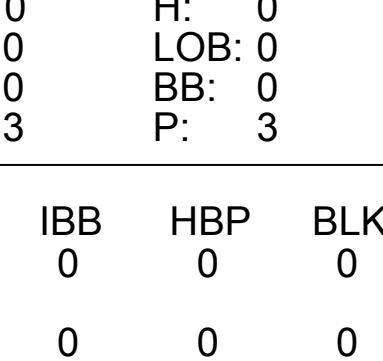
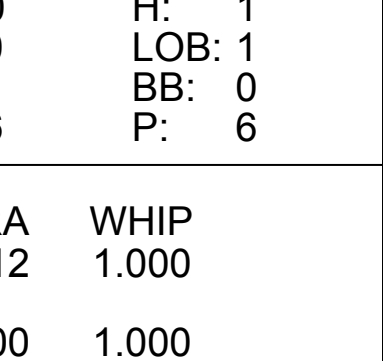
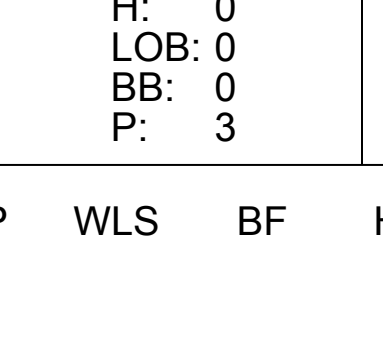
AB 31
R 4
H 7
RBI 4
BB 2
SO 5
LOB 9

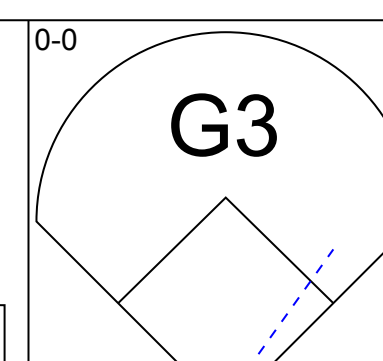
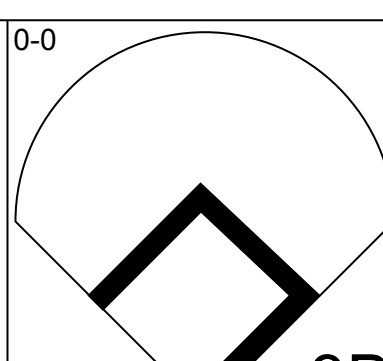
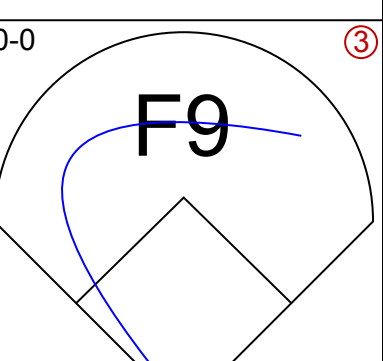
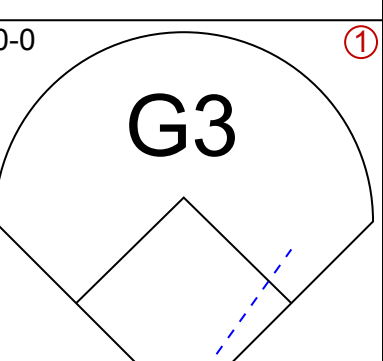
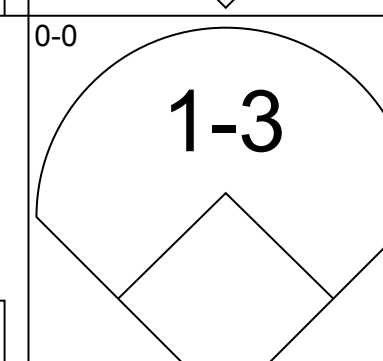
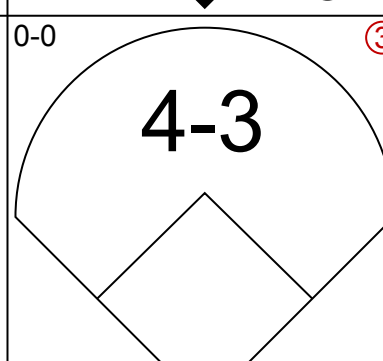
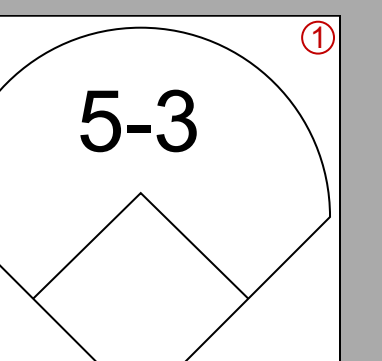
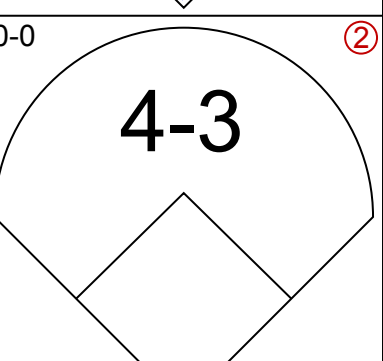
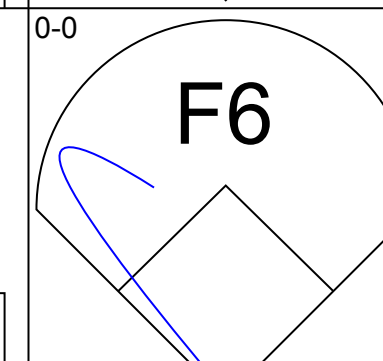
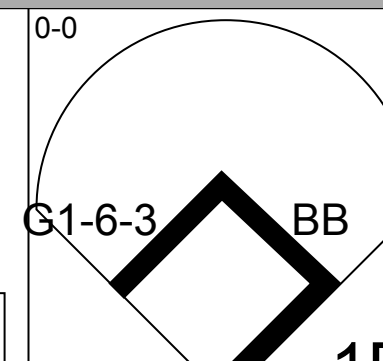
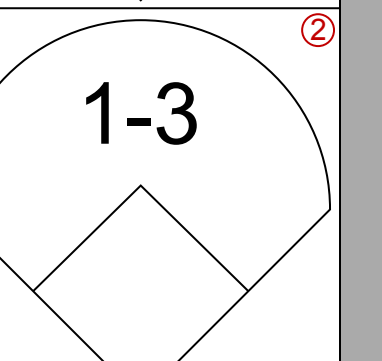
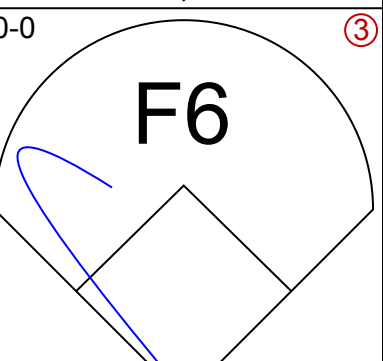
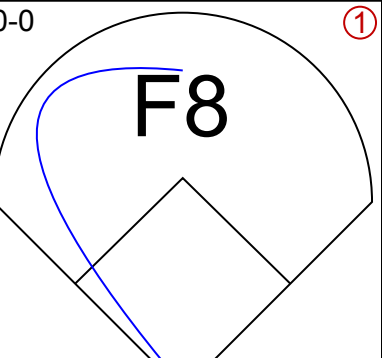
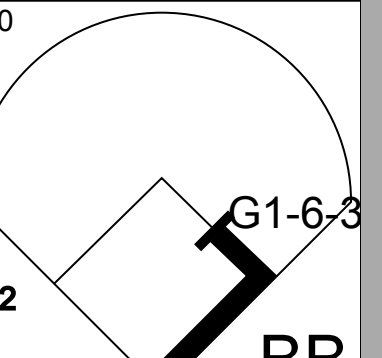
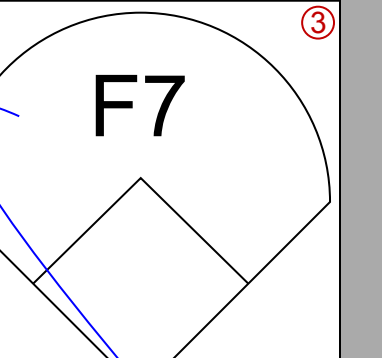
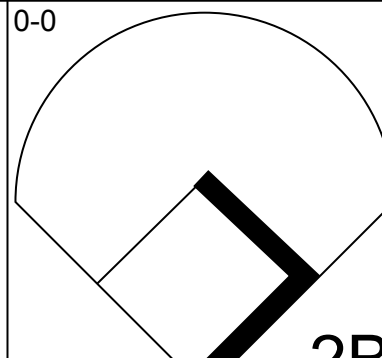
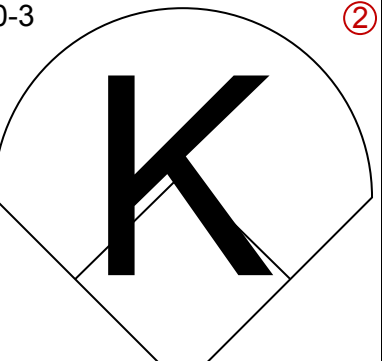
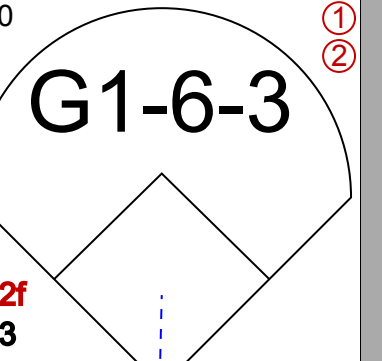
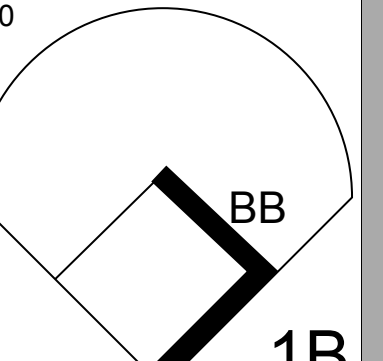
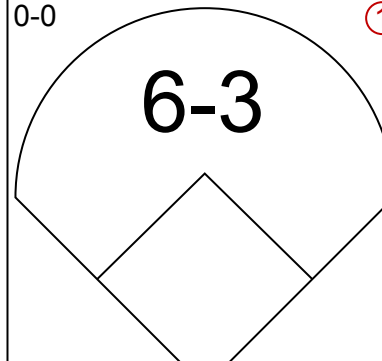
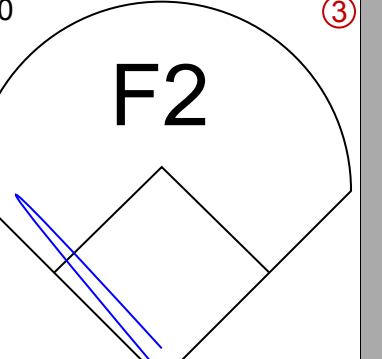
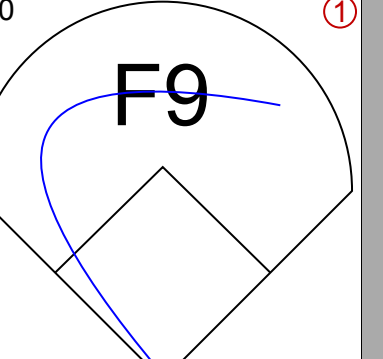
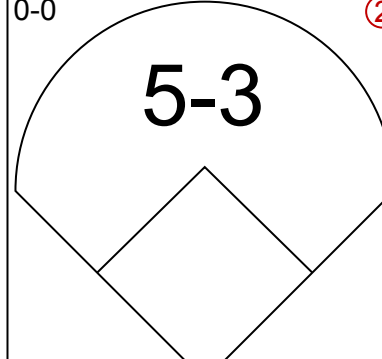
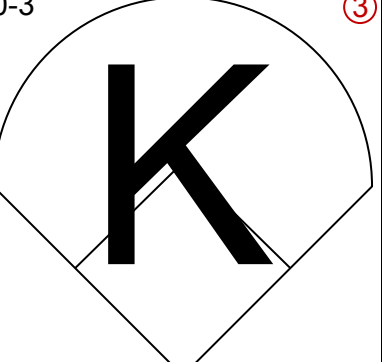
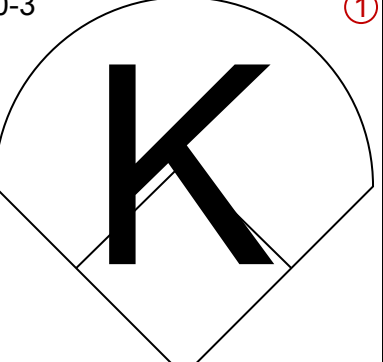
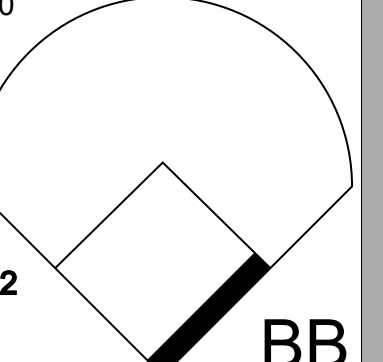
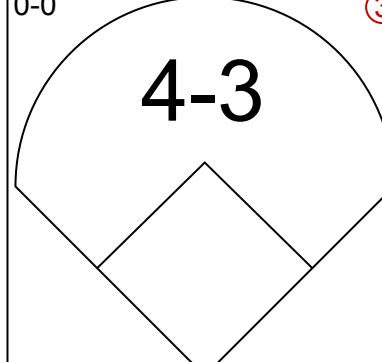
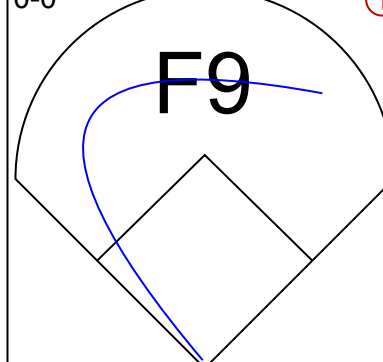
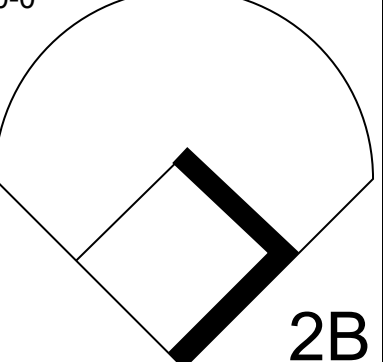
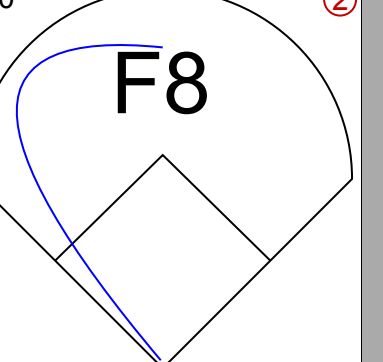
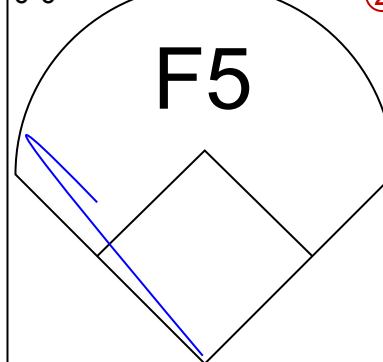
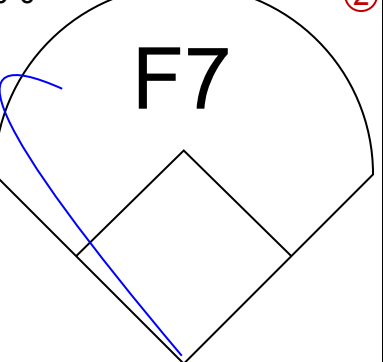
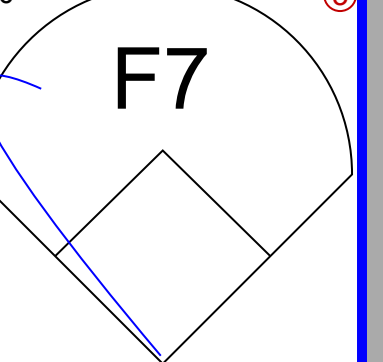


Batter	1	2	3	4	5	6	7	8	9	AB	R	H	RBI	BB	SO	LOB	TOP										
Gary Pettis, S OBP: 0.323, SLG: 0.311 (1, 8)										4	1	1	1	1	1	2	California Angels @ Chicago White Sox Comiskey Park, Chicago, IL Thu Jun 07 1984, 8:05 PM EDT Att: 20,721 - Unknown										
Rod Carew, L OBP: 0.352, SLG: 0.366 (1, 3)										5	1	1	0	0	0	1											
Fred Lynn, L OBP: 0.357, SLG: 0.462 (1, 9)										5	2	2	4	0	1	1											
Doug DeCinces, R OBP: 0.316, SLG: 0.444 (1, 5)										5	1	2	0	0	1	0											
Reggie Jackson, L OBP: 0.295, SLG: 0.431 (1, 10)										5	2	3	0	0	1	1											
Brian Downing, R OBP: 0.341, SLG: 0.404 (1, 7)										3	0	1	2	2	0	1											
Rob Wilfong, L OBP: 0.360, SLG: 0.468 (1, 4)										5	1	1	1	0	1	4											
Jerry Narron, L OBP: 0.288, SLG: 0.360 (1, 2)										5	2	2	0	0	0	2											
Dick Schofield, R OBP: 0.293, SLG: 0.341 (1, 6)										4	0	1	2	0	1	1											
Inning Stats	R: 4 E: 0 K: 0 S: 8	H: 5 LOB: 1 BB: 0 P: 8	R: 0 E: 0 K: 0 S: 3	H: 0 LOB: 1 BB: 1 P: 7	R: 3 E: 1 K: 2 S: 11	H: 4 LOB: 1 BB: 0 P: 11	R: 0 E: 0 K: 2 S: 8	H: 1 LOB: 1 BB: 0 P: 8	R: 0 E: 0 K: 0 S: 3	H: 0 LOB: 0 BB: 0 P: 3	R: 0 E: 0 K: 1 S: 6	H: 1 LOB: 2 BB: 1 P: 10	R: 3 E: 0 K: 1 S: 8	H: 3 LOB: 0 BB: 0 P: 8	R: 0 E: 0 K: 0 S: 3	H: 0 LOB: 1 BB: 1 P: 7	1B: 7 2B: 4 3B: 0 HR: 3	SF: 0 SAC: 0 DP: 0 HBP: 0	WP: 0 PB: 0 SB: 1 CS: 0	PA: 44							
PITCHER	IP	WLS	BF	H	R	ER	SO	BB	IBB	HBP	BLK	WP	HR	S	P	ERA	WHIP										
Richard Dotson, R ERA: 3.0 (1, 1)	2.2		18	9	7	6	1	1	0	0	0	0	2	19	23	20.25	3.750										
Bert Roberge, R ERA: (3, 1)	4.1	W	16	2	0	0	4	1	0	0	0	0	0	23	27	0.00	0.692										
Ron Reed, R ERA: 4.02 (8, 1)	0.2		4	2	2	2	1	0	0	0	0	0	0	6	6	27.00	3.000										
Juan Agosto, L ERA: 2.25 (8, 1)	0.0		1	1	1	1	0	0	0	0	0	0	1	1	1	∞	∞										
Al Jones, R ERA: 3.55 (8, 1)	1.1	S	5	0	0	0	0	1	0	0	0	0	0	4	8	0.00	0.750										
Jerry Dybzinski, R OBP: 0.379, SLG: 0.367 (1, 6)										4	1	1	1	0	0	0	California Angels @ Chicago White Sox Comiskey Park, Chicago, IL Thu Jun 07 1984, 8:05 PM EDT Att: 20,721 - Unknown										
Carlton Fisk, R OBP: 0.283, SLG: 0.382 (1, 2)										4	0	0	0	0	0	2											
Tom Paciorek, R OBP: 0.331, SLG: 0.365 (1, 3)										4	2	2	1	0	0	2											
Mike Squires, L OBP: 0.333, SLG: 0.281 (8, 3)										0	0	0	0	0	0	0											
Greg Luzinski, R OBP: 0.335, SLG: 0.287 (1, 10)										3	2	1	2	1	0	0											
Ron Kittle, R OBP: 0.337, SLG: 0.535 (1, 7)										4	2	2	1	0	0	2											
Harold Baines, L OBP: 0.273, SLG: 0.406 (1, 9)										4	2	3	6	0	0	0											
Vance Law, R OBP: 0.255, SLG: 0.363 (1, 5)										4	0	0	0	0	1	1											
Dave Stegman, R OBP: 0.290, SLG: 0.407 (1, 8)										2	1	1	0	0	0	0											
Rudy Law, L OBP: 0.269, SLG: 0.436 (6, PH) (7, 8)										2	0	0	0	0	0	0											
Julio Cruz, S OBP: 0.256, SLG: 0.290 (1, 4)										4	1	1	0	0	0	0											
Inning Stats	R: 0 E: 0 K: 0 S: 3	H: 0 LOB: 0 BB: 0 P: 3	R: 0 E: 0 K: 0 S: 4	H: 1 LOB: 1 BB: 0 P: 4	R: 6 E: 0 K: 0 S: 9	H: 6 LOB: 0 BB: 0 P: 9	R: 0 E: 0 K: 0 S: 3	H: 0 LOB: 0 BB: 0 P: 3	R: 3 E: 0 K: 1 S: 7	H: 2 LOB: 0 BB: 1 P: 11	R: 0 E: 0 K: 0 S: 3	H: 0 LOB: 0 BB: 0 P: 3	R: 2 E: 0 K: 0 S: 5	H: 2 LOB: 0 BB: 0 P: 5	R: 0 E: 0 K: 0 S: 3	H: 0 LOB: 0 BB: 0 P: 3	1B: 7 2B: 0 3B: 0 HR: 4	SF: 0 SAC: 0 DP: 0 HBP: 0	WP: 1 PB: 0 SB: 2 CS: 0	PA: 36							
PITCHER	IP	WLS	BF	H	R	ER	SO	BB	IBB	HBP	BLK	WP	HR	S	P	ERA	WHIP										
Tommy John, L ERA: 3.2 (1, 1)	4.1	L	22	8	8	8	0	1	0	0	0	0	1	21	25	16.61	2.077										
Frank LaCorte, R ERA: 6.75 (5, 1)	2.1		10	3	3	3	1	0	0	0	0	0	3	12	12	11.57	1.286										
Doug Corbett, R ERA: 2.84 (7, 1)	1.1		4	0	0	0	0	0	0	0	0	0	0	4	4	0.00	0.000										
AB	R	H	RBI	BB	SO	LOB																					
35	11	11	11	1	1	7																					

Batter	1	2	3	4	5	6	7	8	9	AB	R	H	RBI	BB	SO	LOB	TOP										
Gary Pettis, S OBP: 0.320, SLG: 0.308 (1, 8)	F3		4-3		K			E5 1B	K	5	1	1	0	0	2	0	California Angels @ Kansas City Royals Royals Stadium, Kansas City, MO Sat Jun 09 1984, 8:05 PM EDT Att: 25,835 - Unknown livebaseballscorecards.com										
Juan Beniquez, R OBP: 0.353, SLG: 0.459 (1, 7)	E BB		4-3			4-3		2B 1B	G1-4-3	4	1	1	1	1	0	0											
Mike Brown, R OBP: 0.367, SLG: 0.543 (1, 9)	E6 1-2							1B 2B	1-3	4	1	2	0	1	0	1											
Doug DeCinces, R OBP: 0.315, SLG: 0.438 (1, 5)	F8		K			K		1B 1B BB		3	1	0	0	1	2	4											
Brian Downing, R OBP: 0.339, SLG: 0.401 (1, 10)	F5					5-3		BB 1B		4	0	1	2	0	0	3											
Ron Jackson, R OBP: 0.274, SLG: 0.236 (1, 3)		4-0 BB				F6		1-2 2-3 BB		3	0	1	0	1	0	0											
Bob Boone, R OBP: 0.243, SLG: 0.282 (1, 2)			F4		F4			1-2 2-3 3-H BB		3	0	0	1	1	1	1											
Dick Schofield, R OBP: 0.286, SLG: 0.333 (1, 6)			F8			K		F8		4	0	0	0	0	2	4											
Rob Piccolo, R OBP: 0.243, SLG: 0.297 (1, 4)			F9			F1		1-3 F9		3	0	0	0	0	0	1											
Rob Wilfong, L OBP: 0.357, SLG: 0.464 (8, PH) (8, 4)										1	0	0	0	0	0	3											
Inning Stats	R: 0 E: 1 K: 0 S: 4	H: 0 LOB: 2 BB: 1 P: 8	R: 0 E: 0 K: 0 S: 3	H: 0 LOB: 1 BB: 1 P: 7	R: 0 E: 0 K: 1 S: 6	H: 1 LOB: 1 BB: 0 P: 6	R: 0 E: 0 K: 0 S: 3	H: 0 LOB: 0 BB: 0 P: 3	R: 0 E: 0 K: 2 S: 7	H: 0 LOB: 0 BB: 0 P: 7	R: 0 E: 0 K: 1 S: 5	H: 0 LOB: 0 BB: 1 P: 9	R: 0 E: 0 K: 2 S: 7	H: 0 LOB: 0 BB: 0 P: 7	R: 4 E: 1 K: 0 S: 8	H: 5 LOB: 2 BB: 2 P: 16	R: 0 E: 0 K: 1 S: 5	H: 0 LOB: 0 BB: 0 P: 5	1B: 5 2B: 1 3B: 0 HR: 0	SF: 0 SAC: 0 DP: 0 HBP: 0	WP: 0 PB: 0 SB: 0 CS: 0	PA: 39					
PITCHER	IP	WLS	BF	H	R	ER	SO	BB	IBB	HBP	BLK	WP	HR	S	P	ERA	WHIP										
Bud Black, L ERA: 3.08 (1, 1)	7.1	L	33	6	4	4	6	3	1	0	0	0	0	41	57	4.91	1.227										
Joe Beckwith, R ERA: 4.75 (8, 1)	1.2		6	0	0	0	1	1	0	0	0	0	0	7	11	0.00	0.600										

Batter	1	2	3	4	5	6	7	8	9	AB	R	H	RBI	BB	SO	LOB	BOTTOM										
Willie Wilson, S OBP: 0.416, SLG: 0.467 (1, 8)	K			3-1 S 1B		F5		K		4	0	1	0	0	2	3	California Angels @ Kansas City Royals Royals Stadium, Kansas City, MO Sat Jun 09 1984, 8:05 PM EDT Att: 25,835 - Unknown livebaseballscorecards.com										
Pat Sheridan, L OBP: 0.352, SLG: 0.452 (1, 9)	F6			6-3		F7		F7		4	0	0	0	0	0	4											
George Brett, L OBP: 0.416, SLG: 0.605 (1, 5)	F5			3-1		F8				4	0	0	0	0	1	1											
Dane Iorg, L OBP: 0.281, SLG: 0.361 (1, 3)		F8		5-3						4	0	1	0	0	0	1											
Darryl Motley, R OBP: 0.352, SLG: 0.526 (1, 7)		4-3								4	0	1	0	0	1	1											
Jorge Orta, L OBP: 0.317, SLG: 0.454 (1, 10)				F9		F9		2B 2B	1-3	4	1	1	0	0	0	2											
Frank White, R OBP: 0.317, SLG: 0.438 (1, 4)				F9		F7				3	0	1	1	0	0	1											
John Wathan, R OBP: 0.266, SLG: 0.253 (1, 2)										2	0	1	0	0	0	0											
Butch Davis, R OBP: 0.321, SLG: 0.329 (8, PH) (9, 2)				5-3		FC1-5 2B		2B BB		0	0	0	0	1	0	0											
Onix Concepcion, R OBP: 0.235, SLG: 0.260 (1, 6)										2	0	0	0	0	1	1											
Hal McRae, R OBP: 0.321, SLG: 0.329 (8, PH) (9, 6)				K		FC1-5		F7		1	0	0	0	0	0	2											
U L Washington, S OBP: 0.250, SLG: 0.196 (9, 6)										0	0	0	0	0	0	0											
Inning Stats	R: 0 E: 0 K: 1 S: 5	H: 0 LOB: 0 BB: 0 P: 5	R: 0 E: 0 K: 0 S: 3	H: 0 LOB: 0 BB: 0 P: 3	R: 0 E: 0 K: 1 S: 5	H: 0 LOB: 0 BB: 0 P: 5	R: 0 E: 0 K: 0 S: 4	H: 1 LOB: 1 BB: 0 P: 4	R: 0 E: 0 K: 0 S: 3	H: 1 LOB: 0 BB: 0 P: 3	R: 0 E: 0 K: 0 S: 4	H: 1 LOB: 1 BB: 0 P: 4	R: 0 E: 0 K: 1 S: 5	H: 0 LOB: 0 BB: 0 P: 5	R: 1 E: 0 K: 1 S: 7	H: 2 LOB: 2 BB: 1 P: 11	R: 0 E: 0 K: 1 S: 6	H: 1 LOB: 1 BB: 0 P: 6	1B: 3 2B: 3 3B: 0 HR: 0	SF: 0 SAC: 0 DP: 0 HBP: 0	WP: 0 PB: 0 SB: 1 CS: 1	PA: 33					
PITCHER	IP	WLS	BF	H	R	ER	SO	BB	IBB	HBP	BLK	WP	HR	S	P	ERA	WHIP										
Ron Romanick, R ERA: 4.4 (1, 1)	7.0	W	25	5	1	1	3	0	0	0	0	0	0	31	31	1.29	0.714										
Luis Sanchez, R ERA: 1.82 (8, 1)	2.0	S	8	1	0	0	2	1	0	0	0	0	0	11	15	0.00	1.000										

Batter	1	2	3	4	5	6	7	8	9	AB	R	H	RBI	BB	SO	LOB	TOP			
Rob Wilfong, L (1, 4) OBP: 0.354, SLG: 0.457										4	0	1	0	0	1	0	California Angels @ Kansas City Royals Royals Stadium, Kansas City, MO Sun Jun 10 1984, 4:33 AM EDT Att: 31,490 - Unknown			
Rod Carew, L (1, 3) OBP: 0.350, SLG: 0.360										3	0	0	0	1	0	1				
Fred Lynn, L (1, 8) OBP: 0.350, SLG: 0.453										4	0	0	0	0	3	2				
Doug DeCinces, R (1, 5) OBP: 0.318, SLG: 0.441										3	2	1	0	1	0	0				
Reggie Jackson, L (1, 10) OBP: 0.299, SLG: 0.429										3	0	1	0	1	0	1				
Brian Downing, R (1, 7) OBP: 0.342, SLG: 0.403										4	0	2	1	0	1	4				
Gary Pettis, S (9, PR) OBP: 0.320, SLG: 0.308										0	0	0	0	0	0	0				
Mike Brown, R (1, 9) OBP: 0.358, SLG: 0.520										4	0	1	1	0	0	4				
Juan Beniquez, R (9, 7) OBP: 0.353, SLG: 0.459										0	0	0	0	0	0	0				
Bob Boone, R (1, 2) OBP: 0.238, SLG: 0.276										4	0	0	0	0	0	6				
Dick Schofield, R (1, 6) OBP: 0.282, SLG: 0.327										3	0	0	0	0	0	0				
Inning Stats	R: 0 E: 0 K: 2 S: 6	H: 0 LOB: 1 BB: 1 P: 10	R: 0 E: 0 K: 0 S: 4	H: 1 LOB: 2 BB: 1 P: 8	R: 0 E: 0 K: 0 S: 3	H: 0 LOB: 0 BB: 0 P: 3	R: 1 E: 0 K: 2 S: 9	H: 2 LOB: 2 BB: 1 P: 13	R: 0 E: 0 K: 1 S: 6	H: 1 LOB: 1 BB: 0 P: 6	R: 1 E: 0 K: 0 S: 5	H: 1 LOB: 0 BB: 0 P: 5	R: 0 E: 0 K: 0 S: 3	H: 0 LOB: 0 BB: 0 P: 3	R: 0 E: 0 K: 0 S: 3	H: 1 LOB: 1 BB: 0 P: 3	1B: 5 2B: 2 3B: 0 HR: 0	SF: 0 SAC: 0 DP: 1 HBP: 0	WP: 0 PB: 0 SB: 0 CS: 2	PA: 35
PITCHER	IP	WLS	BF	H	R	ER	SO	BB	IBB	HBP	BLK	WP	HR	S	P	ERA	WHIP			
Mark Gubicza, R (1, 1) ERA: 3.14	8.0	L	32	5	2	1	5	3	0	0	0	0	0	39	51	1.12	1.000			
Dan Quisenberry, R (9, 1) ERA: 2.37	1.0		3	1	0	0	0	0	0	0	0	0	0	3	3	0.00	1.000			

Batter	1	2	3	4	5	6	7	8	9	AB	R	H	RBI	BB	SO	LOB	BOTTOM					
Willie Wilson, S (1, 8) OBP: 0.410, SLG: 0.479										4	0	1	0	0	0	1	California Angels @ Kansas City Royals Royals Stadium, Kansas City, MO Sun Jun 10 1984, 4:33 AM EDT Att: 31,490 - Unknown					
Butch Davis, R (1, 7) OBP: 0.227, SLG: 0.203										4	0	0	0	0	0	1						
George Brett, L (1, 5) OBP: 0.409, SLG: 0.588										4	0	1	0	0	0	0						
Hal McRae, R (1, 10) OBP: 0.325, SLG: 0.335										3	0	1	0	1	0	0						
Darryl Motley, R (1, 9) OBP: 0.349, SLG: 0.520										4	0	1	0	0	1	3						
Frank White, R (1, 4) OBP: 0.316, SLG: 0.434										4	0	1	0	0	0	3						
Steve Balboni, R (1, 3) OBP: 0.296, SLG: 0.360										3	0	0	0	1	2	2						
Don Slaught, R (1, 2) OBP: 0.241, SLG: 0.269										3	0	1	0	0	0	2						
Onix Concepcion, R (1, 6) OBP: 0.232, SLG: 0.256										2	0	0	0	0	0	1						
Leon Roberts, R (7, PH) OBP: 0.231, SLG: 0.320										1	0	0	0	0	0	2						
U L Washington, S (8, 6) OBP: 0.250, SLG: 0.196										0	0	0	0	0	0	0						
Inning Stats	R: 0 E: 0 K: 0 S: 3	H: 0 LOB: 0 BB: 0 P: 3	R: 0 E: 0 K: 2 S: 8	H: 1 LOB: 0 BB: 0 P: 8	R: 0 E: 0 K: 0 S: 4	H: 1 LOB: 1 BB: 0 P: 4	R: 0 E: 0 K: 0 S: 3	H: 1 LOB: 1 BB: 1 P: 7	R: 0 E: 0 K: 1 S: 6	H: 1 LOB: 1 BB: 0 P: 6	R: 0 E: 0 K: 0 S: 3	H: 0 LOB: 0 BB: 0 P: 3	R: 0 E: 0 K: 0 S: 4	H: 1 LOB: 2 BB: 1 P: 8	R: 0 E: 0 K: 0 S: 3	H: 0 LOB: 0 BB: 0 P: 3	R: 0 E: 0 K: 0 S: 4	H: 1 LOB: 1 BB: 0 P: 4	1B: 3 2B: 2 3B: 1 HR: 0	SF: 0 SAC: 0 DP: 1 HBP: 0	WP: 0 PB: 0 SB: 0 CS: 0	PA: 34
PITCHER	IP	WLS	BF	H	R	ER	SO	BB	IBB	HBP	BLK	WP	HR	S	P	ERA	WHIP					
Geoff Zahn, L (1, 1) ERA: 1.86	9.0	W	34	6	0	0	3	2	0	0	0	0	0	38	46	0.00	0.889					



Batter	1	2	3	4	5	6	7	8	9	AB	R	H	RBI	BB	SO	LOB	TOP			
Rudy Law, L OBP: 0.346, SLG: 0.405 (1, 8)	FC	FC4-6		F8			4-3	F8		5	0	0	0	0	0	4	Chicago White Sox @ California Angels Anaheim Stadium, Anaheim, CA Thu Jun 14 1984, 10:05 PM EDT Att: 26,831 - Unknown			
Jery Dyzinski, R OBP: 0.418, SLG: 0.446 Steve Christmas, L (8, PH) Scott Fletcher, R (8, 6) OBP: 0.342, SLG: 0.279	1B		1B		G1-6-3		2B	4-3		2	1	2	0	2	0	0				
Harold Baines, L (1, 9) OBP: 0.290, SLG: 0.406					G1-6-3		1B			5	1	4	0	0	0	1				
Greg Luzinski, R (1, 10) OBP: 0.318, SLG: 0.305	K2-4-2		K		F6		F3	FC6-4		5	0	0	0	0	2	7				
Greg Walker, L (1, 3) OBP: 0.307, SLG: 0.492		F7	F6			F7	FC	K		5	1	1	2	0	1	3				
Ron Kittle, R (1, 7) OBP: 0.330, SLG: 0.514		BB	F9			F8	FC			4	0	1	0	1	0	3				
Vance Law, R (1, 5) OBP: 0.282, SLG: 0.409		BB		F8				K		4	0	2	1	1	1	2				
Joel Skinner, R (1, 2) OBP: 0.222, SLG: 0.231 Jery Hairston, S (6, PH) Marc Hill, R (6, 2) OBP: 0.321, SLG: 0.405 OBP: 0.333, SLG: 0.391	K						K			2	0	0	0	0	1	2				
Julio Cruz, S (1, 4) OBP: 0.257, SLG: 0.281				E6				F3		3	0	0	0	1	0	2				
Inning Stats	R: 0 E: 0 K: 1 S: 5	H: 1 LOB: 2 BB: 1 P: 9	R: 0 E: 0 K: 1 S: 5	H: 0 LOB: 3 BB: 3 P: 17	R: 0 E: 0 K: 1 S: 7	H: 2 LOB: 2 BB: 0 P: 7	R: 0 E: 1 K: 0 S: 4	H: 0 LOB: 1 BB: 0 P: 4	R: 0 E: 0 K: 0 S: 3	H: 1 LOB: 0 BB: 0 P: 3	R: 0 E: 0 K: 0 S: 4	H: 1 LOB: 2 BB: 1 P: 8	R: 3 E: 0 K: 1 S: 9	H: 3 LOB: 2 BB: 1 P: 13	R: 0 E: 0 K: 2 S: 3	H: 0 LOB: 2 BB: 0 P: 9		1B: 8 2B: 3 3B: 0 HR: 0	SF: 0 SAC: 0 DP: 2 HBP: 0	WP: 0 PB: 0 SB: 0 CS: 0
PITCHER	IP WLS BF H R ER SO BB IBB HBP BLK WP HR S P ERA WHIP																			
Ron Romanick, R (1, 1) ERA: 4.38 Doug Corbett, R (7, 1) ERA: 2.45	6.2 W 32 7 3 3 3 6 0 0 0 0 0 0 0 0 32 56 4.05 1.950																			


Batter	1	2	3	4	5	6	7	8	9	AB	R	H	RBI	BB	SO	LOB	BOTTOM			
Gary Pettis, S (1, 8) OBP: 0.322, SLG: 0.322	K		F9		6-3					5	1	2	2	0	1	0	Chicago White Sox @ California Angels Anaheim Stadium, Anaheim, CA Thu Jun 14 1984, 10:05 PM EDT Att: 26,831 - Unknown			
Juan Beniquez, R (1, 7) OBP: 0.385, SLG: 0.491	K				FC6-4		6-3			5	1	3	2	0	1	1				
Mike Brown, R (1, 9) OBP: 0.338, SLG: 0.459	F9				FC6-4		6-3			4	0	0	0	1	0	3				
Brian Downing, R (1, 10) OBP: 0.335, SLG: 0.389		F4	F7					1-3		4	1	1	0	0	0	1				
Ron Jackson, R (1, 5) OBP: 0.273, SLG: 0.237 (7, 3)		1B		E6		F3		F5		4	2	1	0	0	0	1				
Bobby Grich, R (1, 3) OBP: 0.333, SLG: 0.420 Rob Wilfong, L (7, 4) OBP: 0.343, SLG: 0.437		1B								3	0	3	1	0	0	0				
Rob Picciolo, R (1, 4) OBP: 0.279, SLG: 0.349 (7, 5)										1	1	1	0	0	0	0				
Bob Boone, R (1, 2) OBP: 0.236, SLG: 0.272										4	1	1	1	0	0	2				
Dick Schofield, R (1, 6) OBP: 0.270, SLG: 0.313			5-3					E6		4	1	0	0	0	1	1				
Inning Stats	R: 0 E: 0 K: 2 S: 7	H: 0 LOB: 0 BB: 0 P: 7	R: 1 E: 0 K: 0 S: 5	H: 3 LOB: 1 BB: 0 P: 5	R: 1 E: 0 K: 0 S: 4	H: 1 LOB: 1 BB: 1 P: 8	R: 1 E: 1 K: 0 S: 4	H: 1 LOB: 0 BB: 0 P: 4	R: 0 E: 0 K: 0 S: 4	H: 1 LOB: 1 BB: 0 P: 4	R: 1 E: 0 K: 0 S: 5	H: 3 LOB: 1 BB: 0 P: 5	R: 0 E: 0 K: 1 S: 6	H: 1 LOB: 1 BB: 0 P: 6	R: 5 E: 1 K: 0 S: 9	H: 5 LOB: 1 BB: 0 P: 9		1B: 11 2B: 2 3B: 1 HR: 1	SF: 0 SAC: 0 DP: 0 HBP: 0	WP: 0 PB: 0 SB: 1 CS: 0
PITCHER	IP WLS BF H R ER SO BB IBB HBP BLK WP HR S P ERA WHIP																			
Britt Burns, L (1, 1) ERA: 4.43 Salome Barojas, R (8, 1) ERA: 4.54	7.2 L 35 13 7 4 3 0 1 0 0 0 0 0 0 40 44 4.70 1.826																			

Batter	1	2	3	4	5	6	7	8	9	AB	R	H	RBI	BB	SO	LOB	TOP	
Brett Butler, L OBP: 0.348, SLG: 0.296 (1, 8)	0-0 4-3		0-0 5-3		0-0 G4-3			0-0 FC3-6 1B SF9 1B	4-0 BB	4	1	1	0	1	0	1	Cleveland Indians @ California Angels Anaheim Stadium, Anaheim, CA Fri Jun 15 1984, 10:05 PM EDT Att: 26,266 - Unknown	
Julio Franco, R OBP: 0.320, SLG: 0.326 (1, 6)	0-0 G3 1B		0-0 1B			0-0 F8		0-0 FC3-6 1B	0-0 F8	5	0	3	0	0	0	3		
Mike Hargrove, L OBP: 0.300, SLG: 0.368 (1, 3)	0-0 G3		0-0 3-1			0-0 F4		0-0 FC3-6 FC6-4		4	0	0	1	0	0	4		
Andre Thornton, R OBP: 0.368, SLG: 0.445 (1, 10)	0-0 F8			0-0 F8		0-0 1B		0-0 SF9		3	0	1	1	0	0	1		
Pat Tabler, R OBP: 0.395, SLG: 0.368 (1, 7)		0-0 G6-3 FC 1B		0-0 6-3 1B		0-0 1-3		0-0 FC6-4		4	0	2	0	0	0	2		
Carmen Castillo, R OBP: 0.292, SLG: 0.407 (1, 9)		0-0 FC G6-3		0-0 6-3			0-0 G1-4-3		0-0 1-3 1B	4	0	1	0	0	0	2		
Brook Jacoby, R OBP: 0.286, SLG: 0.338 (1, 5)		0-0 G6-3		0-0 F7			0-0 G3		0-0 1-3 1B	4	0	1	0	0	0	3		
Jerry Willard, L OBP: 0.337, SLG: 0.376 (1, 2)		0-0 3-1			0-0 F7		0-3 K		0-0 F8	3	0	0	0	0	1	1		
Chris Bando, S (9, PH)									0-0 F8	1	0	0	0	0	0	2		
Tony Bernazard, S OBP: 0.319, SLG: 0.271 (1, 4)			0-0 6-3					0-0 1B FC3-6 1B	0-0 1-3	3	1	2	0	0	0	0		
George Vukovich, L OBP: 0.332, SLG: 0.377 (9, PH)					0-0 G4-3 1B				0-0 1-3	1	0	0	0	0	0	2		
Inning Stats	R: 0 E: 0 K: 0 S: 4	H: 1 LOB: 1 BB: 0 P: 4	R: 0 E: 0 K: 0 S: 4	H: 1 LOB: 1 BB: 0 P: 4	R: 0 E: 0 K: 0 S: 4	H: 1 LOB: 1 BB: 0 P: 4	R: 0 E: 0 K: 0 S: 4	H: 1 LOB: 1 BB: 0 P: 4	R: 0 E: 0 K: 1 S: 5	H: 0 LOB: 0 BB: 0 P: 5	R: 2 E: 0 K: 0 S: 6	H: 3 LOB: 1 BB: 0 P: 6	R: 0 E: 0 K: 0 S: 5	H: 2 LOB: 3 BB: 1 P: 9	1B: 11 2B: 0 3B: 0 HR: 0	SF: 1 SAC: 0 DP: 2 HBP: 0	WP: 0 PB: 0 SB: 0 CS: 0	PA: 38
PITCHER	IP WLS BF H R ER SO BB IBB HBP BLK WP HR S P ERA WHIP	IP WLS BF H R ER SO BB IBB HBP BLK WP HR S P ERA WHIP																
Geoff Zahn, L ERA: 1.9 (1, 1)	8.0 W 34	11 2 2 1	0 0 0 0	0 0 0 0	0 0 0 0	0 0 0 0	0 0 0 0	0 0 0 0	0 0 0 0	0 0 0 0	0 0 0 0	0 0 0 0	0 0 0 0	0 0 0 0	0 0 0 0	0 0 0 0	2.25 1.375	
Luis Sanchez, R ERA: 1.77 (9, 1)	1.0 S 4	0 0 0 0	1 0 0 0	0 0 0 0	0 0 0 0	0 0 0 0	0 0 0 0	0 0 0 0	0 0 0 0	0 0 0 0	0 0 0 0	0 0 0 0	0 0 0 0	0 0 0 0	0 0 0 0	0 0 0 0	0.00 1.000	

Batter	1	2	3	4	5	6	7	8	9	AB	R	H	RBI	BB	SO	LOB	BOTTOM			
Gary Pettis, S OBP: 0.333, SLG: 0.324 (1, 8)	4-0 G3 S BB	0-0 FC5-4 1B			4-0 1B WP BB		4-0 SH3-4 S 1B BB	0-3 K		2	2	1	1	3	1	1	Cleveland Indians @ California Angels Anaheim Stadium, Anaheim, CA Fri Jun 15 1984, 10:05 PM EDT Att: 26,266 - Unknown			
Juan Beniquez, R OBP: 0.365, SLG: 0.483 (1, 7)	0-0 G3	0-0 FC5-4			0-0 FC4-6 WP 1B		0-0 SH3-4	0-0 5-3		4	0	1	0	0	0	3				
Mike Brown, R OBP: 0.333, SLG: 0.438 (1, 9)	0-3 K		0-0 3-1		4-0 FC4-6 BB		0-0 1-3			3	0	0	0	1	1	2				
Brian Downing, R OBP: 0.337, SLG: 0.388 (1, 10)	4-0 FC5-4 BB		0-0 F7		0-0 FC4-6		0-0 1B 1B			3	1	1	1	1	0	2				
Ron Jackson, R OBP: 0.271, SLG: 0.238 (1, 5) (8, 3)	0-0 FC5-4		0-0 F4		0-0 6-3		0-0 1B 1B			4	0	1	0	0	0	4				
Bobby Grich, R OBP: 0.347, SLG: 0.427 (1, 3)		4-0 SH1-4 2B BB		0-0 F7		0-0 E7 1B		0-0 1B		3	1	2	1	1	0	0				
Rob Wilfong, L OBP: 0.343, SLG: 0.437 (8, 4)							0-0 1B 1-3 2-H	0-0 F7		0	0	0	0	0	0	0				
Rob Picciolo, R OBP: 0.261, SLG: 0.326 (1, 4) (8, 5)		0-0 SH1-4		0-0 F8		0-0 F9		0-0 F7		3	0	0	0	0	0	3				
Bob Boone, R OBP: 0.236, SLG: 0.277 (1, 2)		0-0 1B 2B		0-0 F8		0-3 K		0-0 5-3		4	1	1	1	0	1	1				
Dick Schofield, R OBP: 0.270, SLG: 0.311 (1, 6)		0-3 K			0-3 K		0-3 K		0-0 1B	4	0	1	0	0	3	2				
Inning Stats	R: 0 E: 0 K: 1 S: 5	H: 0 LOB: 2 BB: 2 P: 13	R: 2 E: 0 K: 1 S: 7	H: 2 LOB: 1 BB: 1 P: 11	R: 0 E: 0 K: 0 S: 3	H: 0 LOB: 0 BB: 0 P: 3	R: 0 E: 0 K: 0 S: 3	H: 0 LOB: 0 BB: 0 P: 3	R: 1 E: 0 K: 1 S: 6	H: 1 LOB: 2 BB: 2 P: 14	R: 0 E: 1 K: 2 S: 8	H: 1 LOB: 1 BB: 0 P: 8	R: 2 E: 0 K: 0 S: 6	H: 3 LOB: 2 BB: 1 P: 10	R: 0 E: 0 K: 1 S: 6	H: 1 LOB: 1 BB: 0 P: 6	1B: 7 2B: 1 3B: 0 HR: 0	SF: 0 SAC: 2 DP: 0 HBP: 0	WP: 1 PB: 0 SB: 2 CS: 0	PA: 38
PITCHER	IP WLS BF H R ER SO BB IBB HBP BLK WP HR S P ERA WHIP	IP WLS BF H R ER SO BB IBB HBP BLK WP HR S P ERA WHIP																		
Neal Heaton, L ERA: 5.01 (1, 1)	4.1 L 21	3 3 3 3	5 2 2 3	1 0 0 0	0 0 0 0	0 0 0 0	0 0 0 0	0 0 0 0	0 0 0 0	0 0 0 0	0 0 0 0	0 0 0 0	0 0 0 0	0 0 0 0	0 0 0 0	0 0 0 0	6.23 1.846			
Luis Aponte, R ERA: 3.18 (5, 1)	3.2 17	5 2 2 3	1 0 0 0	0 0 0 0	0 0 0 0	0 0 0 0	0 0 0 0	0 0 0 0	0 0 0 0	0 0 0 0	0 0 0 0	0 0 0 0	0 0 0 0	0 0 0 0	0 0 0 0	0 0 0 0	4.91 1.636			

AB	36
R	2
H	11
RBI	2
BB	1
SO	1
LOB	21

AB	30
R	5
H	8
RBI	4
BB	6
SO	6
LOB	18



Batter	1	2	3	4	5	6	7	8	9	AB	R	H	RBI	BB	SO	LOB	TOP																			
Brett Butler, L OBP: 0.353, SLG: 0.306 (1, 8)	F5		K	WP 2H 3H 2B		1B		1B		5	0	3	2	0	1	0	Cleveland Indians @ California Angels Anaheim Stadium, Anaheim, CA Sat Jun 16 1984, 10:05 PM EDT Att: 35,107 - Unknown																			
Julio Franco, R OBP: 0.314, SLG: 0.319 (1, 6)	G3		F8	K		F9		K		5	0	0	0	0	2	3																				
Mike Hargrove, L OBP: 0.306, SLG: 0.371 (1, 3)	E3 FC6-4		2B 1B		1-3			BB BB		4	0	2	0	1	0	0																				
Andre Thornton, R OBP: 0.369, SLG: 0.446 (1, 10)	FC6-4		1B		1B BB			K		4	0	1	0	1	2	3																				
Jerry Willard, L OBP: 0.340, SLG: 0.364 (1, 2)		1B BB	6-3		F8			FC5-4 BB		3	0	0	0	2	0	4																				
Pat Tabler, R OBP: 0.392, SLG: 0.366 (1, 7)	F9				F9			FC5-4		4	0	1	0	0	0	3																				
George Vukovich, L OBP: 0.330, SLG: 0.374 (1, 9)	F7				G3			F8		4	1	1	0	0	0	5																				
Brook Jacoby, R OBP: 0.294, SLG: 0.346 (1, 5)					3-1 2B 1B			F7		4	1	3	0	0	0	0																				
Tony Bernazard, S OBP: 0.314, SLG: 0.267 (1, 4)	G2				3-1			F8		4	0	0	0	0	0	5																				
Inning Stats	R: 0 E: 1 K: 0 S: 4	H: 0 LOB: 1 BB: 0 P: 4	R: 0 E: 0 K: 0 S: 4	H: 1 LOB: 2 BB: 1 P: 8	R: 0 E: 0 K: 1 S: 7	H: 2 LOB: 2 BB: 0 P: 7	R: 2 E: 0 K: 1 S: 8	H: 3 LOB: 1 BB: 0 P: 8	R: 0 E: 0 K: 0 S: 4	H: 1 LOB: 2 BB: 1 P: 8	R: 0 E: 0 K: 1 S: 5	H: 0 LOB: 2 BB: 2 P: 13	R: 0 E: 0 K: 1 S: 6	H: 2 LOB: 1 BB: 0 P: 6	R: 0 E: 0 K: 1 S: 5	H: 1 LOB: 0 BB: 5	1B: 9 2B: 3 3B: 0 HR: 0	SF: 0 SAC: 0 DP: 2 HBP: 0	WP: 1 PB: 0 SB: 0 CS: 0	PA: 41																
PITCHER	IP	WLS	BF	H	R	ER	SO	BB	IBB	HBP	BLK	WP	HR	S	P	ERA	WHIP	PITCHER		IP	WLS	BF	H	R	ER	SO	BB	IBB	HBP	BLK	WP	HR	S	P	ERA	WHIP
Jim Slaton, R ERA: 6.28 (1, 1)	6.0	W	29	8	2	2	2	2	0	0	0	1	0	31	39	3.00	1.667			6.0	W	29	8	2	2	2	2	0	0	0	1	0	31	39	3.00	1.667
Bruce Kison, R ERA: (7, 1)	3.0	S	12	3	0	0	3	2	0	0	0	0	0	16	24	0.00	1.667			3.0	S	12	3	0	0	3	2	0	0	0	0	16	24	0.00	1.667	

AB	37
R	2
H	11
RBI	2
BB	4
SO	5
LOB	23



Batter	1	2	3	4	5	6	7	8	9	AB	R	H	RBI	BB	SO	LOB	BOTTOM																			
Gary Pettis, S OBP: 0.330, SLG: 0.321 (1, 8)	4-3		F8	F2		K		G4-6-3 1B		5	0	1	0	0	1	2	Cleveland Indians @ California Angels Anaheim Stadium, Anaheim, CA Sat Jun 16 1984, 10:05 PM EDT Att: 35,107 - Unknown																			
Rod Carew, L OBP: 0.370, SLG: 0.374 (1, 3)	BB 1B BB		WP HR 1B	G3		1B 1-3 3H 1B		G4-6-3		4	1	2	1	1	0	1																				
Juan Beniquez, R OBP: 0.385, SLG: 0.496 (1, 7)			HR BB	PB 1B		1B 1-3 3H 1B		1B		3	1	3	1	1	0	0																				
Reggie Jackson, L OBP: 0.296, SLG: 0.431 (1, 10)	F7		HR	4-3		K		K		4	1	1	3	0	1	4																				
Fred Lynn, L OBP: 0.361, SLG: 0.460 (1, 9)	FC5-4 BB		BB 1B BB			K		F5		2	1	0	0	2	1	0																				
Bobby Grich, R OBP: 0.352, SLG: 0.425 Rob Picciolo, R OBP: 0.261, SLG: 0.326 (1, 5) (8, 5)	FC5-4		1B PB BB			F8		E 1B		3	1	1	0	1	0	3																				
Rob Wilfong, L OBP: 0.340, SLG: 0.431 (1, 4)			1B PB BB			F5		E4 G6-4-3		4	0	1	1	0	0	1																				
Bob Boone, R OBP: 0.232, SLG: 0.271 (1, 2)	F3		F7			E5 1B 1B		G6-4-3		4	1	0	0	0	0	3																				
Dick Schofield, R OBP: 0.270, SLG: 0.310 (1, 6)	F7		K			1B 1-3 1B 1B		F3		4	1	1	0	0	1	1																				
Inning Stats	R: 0 E: 0 K: 0 S: 4	H: 1 LOB: 3 BB: 2 P: 12	R: 0 E: 0 K: 0 S: 3	H: 0 LOB: 0 BB: 0 P: 3	R: 5 E: 0 K: 1 S: 8	H: 3 LOB: 1 BB: 3 P: 20	R: 0 E: 0 K: 0 S: 4	H: 1 LOB: 1 BB: 0 P: 4	R: 0 E: 0 K: 2 S: 10	H: 3 LOB: 1 BB: 0 P: 10	R: 0 E: 1 K: 0 S: 4	H: 1 LOB: 1 BB: 0 P: 4	R: 0 E: 0 K: 0 S: 3	H: 1 LOB: 0 BB: 0 P: 3	R: 0 E: 0 K: 0 S: 3	H: 1 LOB: 0 BB: 0 P: 3	1B: 9 2B: 0 3B: 0 HR: 1	SF: 0 SAC: 0 DP: 2 HBP: 0	WP: 1 PB: 2 SB: 0 CS: 0	PA: 38																
PITCHER	IP	WLS	BF	H	R	ER	SO	BB	IBB	HBP	BLK	WP	HR	S	P	ERA	WHIP	PITCHER		IP	WLS	BF	H	R	ER	SO	BB	IBB	HBP	BLK	WP	HR	S	P	ERA	WHIP
Steve Farr, R ERA: 4.81 (1, 1)	2.1	L	14	3	4	4	0	4	0	0	0	0	0	10	26	15.43	3.000			2.1	L	14	3	4	4	0	4	0	0	0	10	26	15.43	3.000		
Jamie Easterly, L ERA: 3.86 (3, 1)	4.2		21	6	3	2	4	1	0	0	0	0	0	28	32	3.86	1.500			4.2		21	6	3	2	4	1	0	0	0	28	32	3.86	1.500		
Ernie Camacho, R ERA: 2.21 (8, 1)	1.0		3	1	0	0	0	0	0	0	0	0	0	3	3	0.00	1.000			1.0		3	1	0	0	0	0	0	0	3	3	0.00	1.000			

AB	33
R	7
H	10
RBI	6
BB	5
SO	4
LOB	15



Batter	1	2	3	4	5	6	7	8	9	AB	R	H	RBI	BB	SO	LOB	TOP										
Brett Butler, L OBP: 0.357, SLG: 0.307 (1, 8)										3	1	1	1	2	0	2	Cleveland Indians @ California Angels Anaheim Stadium, Anaheim, CA Sun Jun 17 1984, 6:33 AM EDT Att: 35,181 - Unknown										
Julio Franco, R OBP: 0.312, SLG: 0.314 (1, 6)										4	0	0	0	1	2	5											
Mike Hargrove, L OBP: 0.306, SLG: 0.368 (1, 3)										4	0	1	1	1	0	3											
Andre Thornton, R OBP: 0.366, SLG: 0.456 (1, 10)										4	1	1	2	0	0	6											
Pat Tabler, R OBP: 0.385, SLG: 0.358 Otis Nixon, S OBP: 0.220, SLG: 0.154 (1, 7) (8, 7)										4	0	0	0	0	0	2											
George Vukovich, L OBP: 0.328, SLG: 0.371 (1, 9)										4	0	1	0	0	1	0											
Brook Jacoby, R OBP: 0.293, SLG: 0.344 (1, 5)										4	1	1	0	0	1	1											
Chris Bando, S OBP: 0.200, SLG: 0.200 (1, 2)										4	1	1	0	0	1	1											
Mike Fischlin, R OBP: 0.296, SLG: 0.136 (1, 4)										3	0	0	0	1	1	0											
Inning Stats	R: 1 E: 0 K: 0 S: 3	H: 0 LOB: 1 BB: 2 P: 11	R: 2 E: 2 K: 1 S: 8	H: 2 LOB: 2 BB: 2 P: 16	R: 0 E: 0 K: 1 S: 5	H: 0 LOB: 0 BB: 0 P: 5	R: 0 E: 0 K: 1 S: 6	H: 0 LOB: 1 BB: 0 P: 6	R: 0 E: 0 K: 0 S: 4	H: 1 LOB: 1 BB: 0 P: 4	R: 1 E: 0 K: 1 S: 7	H: 2 LOB: 1 BB: 1 P: 7	R: 0 E: 0 K: 1 S: 6	H: 1 LOB: 2 BB: 1 P: 10	1B: 5 2B: 0 3B: 0 HR: 1	SF: 1 SAC: 0 DP: 0 HBP: 0		WP: 0 PB: 0 SB: 2 CS: 0	PA: 40								
PITCHER	IP	WLS	BF	H	R	ER	SO	BB	IBB	HBP	BLK	WP	HR	S	P	ERA	WHIP										
Mike Witt, R ERA: 4.31 Doug Corbett, R ERA: 2.37 (1, 1) (9, 1)	8.0	L	35	5	4	3	5	4	0	0	0	0	1	41	57	3.38	1.125										

AB	34
R	4
H	6
RBI	4
BB	5
SO	6
LOB	20



Batter	1	2	3	4	5	6	7	8	9	AB	R	H	RBI	BB	SO	LOB	BOTTOM										
Gary Pettis, S OBP: 0.332, SLG: 0.319 (1, 8)										4	1	1	1	1	1	1	Cleveland Indians @ California Angels Anaheim Stadium, Anaheim, CA Sun Jun 17 1984, 6:33 AM EDT Att: 35,181 - Unknown										
Rod Carew, L OBP: 0.370, SLG: 0.372 (1, 3)										4	0	1	0	1	1	4											
Fred Lynn, L OBP: 0.358, SLG: 0.458 (1, 9)										5	1	1	1	0	3	2											
Doug DeCinces, R OBP: 0.316, SLG: 0.441 (1, 5)										5	0	2	0	0	1	2											
Reggie Jackson, L OBP: 0.303, SLG: 0.435 Mike Brown, R OBP: 0.333, SLG: 0.438 (1, 10) (9, PR)										5	0	3	1	0	1	1											
Juan Beniquez, R OBP: 0.383, SLG: 0.500 (1, 7)										5	1	3	0	0	0	4											
Rob Wilfong, L OBP: 0.331, SLG: 0.418 (1, 4)										4	0	0	0	0	0	6											
Jerry Narron, L OBP: 0.305, SLG: 0.368 (1, 2)										4	0	2	0	0	0	2											
Dick Schofield, R OBP: 0.266, SLG: 0.305 Brian Downing, R OBP: 0.336, SLG: 0.386 Rob Piccolo, R OBP: 0.261, SLG: 0.326 (1, 6) (8, PH) (9, 6)										3	0	0	0	0	0	3											
Inning Stats	R: 1 E: 0 K: 2 S: 8	H: 1 LOB: 1 BB: 1 P: 12	R: 1 E: 0 K: 0 S: 6	H: 3 LOB: 2 BB: 0 P: 6	R: 1 E: 0 K: 0 S: 6	H: 3 LOB: 2 BB: 0 P: 6	R: 0 E: 0 K: 2 S: 8	H: 1 LOB: 1 BB: 0 P: 8	R: 0 E: 0 K: 0 S: 4	H: 1 LOB: 1 BB: 0 P: 4	R: 0 E: 0 K: 1 S: 7	H: 2 LOB: 2 BB: 0 P: 7	R: 0 E: 0 K: 1 S: 5	H: 0 LOB: 0 BB: 0 P: 5	R: 0 E: 0 K: 2 S: 8	H: 1 LOB: 2 BB: 1 P: 12		1B: 11 2B: 1 3B: 1 HR: 0	SF: 0 SAC: 0 DP: 0 HBP: 0	WP: 0 PB: 0 SB: 2 CS: 0	PA: 42						
PITCHER	IP	WLS	BF	H	R	ER	SO	BB	IBB	HBP	BLK	WP	HR	S	P	ERA	WHIP										
Dan Spillner, R ERA: 5.65 Mike Jeffcoat, L ERA: 1.17 Ernie Camacho, R ERA: 2.06 (1, 1) (3, 1) (7, 1)	2.1	15	17	5	0	0	3	0	0	0	0	0	0	23	23	0.00	1.250										

AB	40
R	3
H	13
RBI	3
BB	2
SO	8
LOB	25




Batter	1	2	3	4	5	6	7	8	9	AB	R	H	RBI	BB	SO	LOB	TOP					
Bill Sample, R OBP: 0.306, SLG: 0.367 (1, 8)										4	0	0	0	1	0	0	Texas Rangers @ California Angels Anaheim Stadium, Anaheim, CA Mon Jun 18 1984, 10:05 PM EDT Att: 21,817 - Unknown					
Gary Ward, R OBP: 0.296, SLG: 0.304 (1, 7)										4	2	2	1	1	0	1						
Buddy Bell, R OBP: 0.366, SLG: 0.399 Bill Stein, R OBP: 0.231, SLG: 0.167 (7, FH) (7, 5)										3	1	1	0	0	1	0						
Larry Parrish, R OBP: 0.344, SLG: 0.496 (1, 9)										5	2	2	1	0	1	2						
Pete O'Brien, L OBP: 0.368, SLG: 0.471 (1, 3)										3	0	0	0	2	0	3						
Alan Bannister, R OBP: 0.380, SLG: 0.400 Mary Foley, L OBP: 0.333, SLG: 0.484 (5, FH)										1	1	1	2	0	0	0						
Ned Yost, R OBP: 0.187, SLG: 0.231 (1, 2)										4	0	2	1	0	1	1						
Wayne Tolleson, S OBP: 0.303, SLG: 0.285 (1, 4)										3	0	0	0	1	0	1						
Curtis Wilkerson, S OBP: 0.290, SLG: 0.293 (1, 6)										4	0	0	0	0	1	2						
Inning Stats	R: 4 E: 0 K: 0 S: 7	H: 5 LOB: 2 BB: 2 P: 15	R: 0 E: 0 K: 0 S: 2	H: 0 LOB: 0 BB: 1 P: 6	R: 1 E: 0 K: 0 S: 5	H: 2 LOB: 1 BB: 0 P: 5	R: 1 E: 0 K: 2 S: 8	H: 1 LOB: 0 BB: 0 P: 8	R: 0 E: 0 K: 1 S: 6	H: 1 LOB: 1 BB: 0 P: 6	R: 0 E: 0 K: 0 S: 3	H: 0 LOB: 0 BB: 0 P: 3	R: 0 E: 0 K: 0 S: 3	H: 0 LOB: 2 BB: 2 P: 11	R: 0 E: 0 K: 1 S: 5	H: 0 LOB: 0 BB: 0 P: 5		R: 0 E: 0 K: 0 S: 5	H: 0 LOB: 0 BB: 0 P: 5	1B: 6 2B: 2 3B: 0 HR: 1	SF: 1 SAC: 0 DP: 1 HBP: 0	WP: 2 PB: 0 SB: 0 CS: 0
PITCHER	IP WLS BF H R ER SO BB IBB HBP BLK WP HR S P ERA WHIP																					
Tommy John, L ERA: 3.45 (1, 1)	2.2 L 16 7 5 5 0 3 0 0 0 0 2 0 13 25 16.88 3.750																					
Curt Kauffman, R ERA: 3.16 (3, 1)	5.1 20 2 1 1 4 2 0 0 0 0 0 1 26 34 1.69 0.750																					
Don Aase, R ERA: (9, 1)	1.0 5 0 0 0 0 0 0 0 0 0 0 0 5 5 0.00 0.000																					
Batter	1	2	3	4	5	6	7	8	9	AB	R	H	RBI	BB	SO	LOB	BOTTOM					
Gary Pettis, S OBP: 0.330, SLG: 0.318 Rob Wilfong, L OBP: 0.336, SLG: 0.422 (9, FH)										4	0	1	0	0	0	1	Texas Rangers @ California Angels Anaheim Stadium, Anaheim, CA Mon Jun 18 1984, 10:05 PM EDT Att: 21,817 - Unknown					
Juan Beniquez, R OBP: 0.386, SLG: 0.485 (1, 7)										4	1	0	0	1	1	3						
Mike Brown, R OBP: 0.342, SLG: 0.433 (1, 9)										3	0	1	0	1	2	0						
Doug DeCinces, R OBP: 0.315, SLG: 0.438 (1, 5)										4	0	1	1	0	1	2						
Brian Downing, R OBP: 0.335, SLG: 0.381 (1, 10)										3	0	0	0	1	1	2						
Ron Jackson, R OBP: 0.260, SLG: 0.227 Rod Carew, L OBP: 0.369, SLG: 0.370 (9, FH)										3	0	0	0	0	1	3						
Bobby Grich, R OBP: 0.357, SLG: 0.427 (1, 4)										4	1	2	0	0	0	0						
Bob Boone, R OBP: 0.229, SLG: 0.267 Jerry Naron, L OBP: 0.300, SLG: 0.362 (9, FH)										3	0	0	0	0	0	1						
Dick Schofield, R OBP: 0.267, SLG: 0.306 Reggie Jackson, L OBP: 0.301, SLG: 0.433 (9, FH)										1	0	0	0	0	0	2						
Inning Stats	R: 0 E: 0 K: 1 S: 5	H: 0 LOB: 0 BB: 0 P: 5	R: 0 E: 0 K: 1 S: 5	H: 0 LOB: 0 BB: 0 P: 5	R: 0 E: 0 K: 0 S: 3	H: 0 LOB: 0 BB: 0 P: 3	R: 0 E: 0 K: 1 S: 6	H: 1 LOB: 3 BB: 2 P: 14	R: 0 E: 0 K: 0 S: 4	H: 1 LOB: 1 BB: 0 P: 4	R: 0 E: 0 K: 1 S: 5	H: 0 LOB: 0 BB: 0 P: 5	R: 0 E: 0 K: 0 S: 4	H: 1 LOB: 1 BB: 0 P: 4	R: 1 E: 0 K: 1 S: 7	H: 2 LOB: 2 BB: 1 P: 11		R: 1 E: 1 K: 2 S: 10	H: 2 LOB: 2 BB: 0 P: 10	1B: 7 2B: 0 3B: 0 HR: 0	SF: 0 SAC: 0 DP: 0 HBP: 0	WP: 0 PB: 0 SB: 0 CS: 0
PITCHER	IP WLS BF H R ER SO BB IBB HBP BLK WP HR S P ERA WHIP																					
Frank Tanana, L ERA: 2.76 (1, 1)	8.0 W 32 5 1 1 5 3 0 0 0 1 0 0 39 51 1.12 1.000																					
Dave Schmidt, R ERA: 3.3 (9, 1)	1.0 6 2 1 0 2 0 0 0 0 0 0 0 10 10 0.00 2.000																					

Batter	1	2	3	4	5	6	7	8	9	AB	R	H	RBI	BB	SO	LOB	TOP			
Bill Sample, R OBP: 0.305, SLG: 0.364 (1, 8)										3	1	1	1	0	0	1				
Buddy Bell, R OBP: 0.369, SLG: 0.398 (1, 5)										4	0	1	0	0	0	2				
Gary Ward, R OBP: 0.294, SLG: 0.310 (1, 7)										4	0	0	0	0	0	1				
Larry Parrish, R OBP: 0.354, SLG: 0.508 (1, 9)										4	1	2	1	0	0	0				
Alan Bannister, R OBP: 0.370, SLG: 0.386 (1, 10)										4	0	1	0	0	0	0				
Pete O'Brien, L OBP: 0.367, SLG: 0.474 (1, 3)										4	1	1	0	0	0	1				
Ned Yost, R OBP: 0.184, SLG: 0.228 (1, 2)										2	0	0	0	0	0	1				
Wayne Tolleson, S OBP: 0.303, SLG: 0.285 (8, 6)										3	0	0	0	0	0	3				
Jim Anderson, R OBP: 0.159, SLG: 0.098 (8, PH)										1	0	0	0	1	0	0				
Bill Stein, R OBP: 0.286, SLG: 0.167 (8, 4)										0	0	0	0	1	0	0				
Inning Stats	R: 1 E: 0 K: 0 S: 4	H: 3 LOB: 0 BB: 0 P: 4	R: 0 E: 0 K: 0 S: 3	H: 1 LOB: 0 BB: 0 P: 3	R: 0 E: 0 K: 0 S: 3	H: 0 LOB: 0 BB: 0 P: 3	R: 0 E: 0 K: 0 S: 3	H: 0 LOB: 0 BB: 0 P: 3	R: 0 E: 1 K: 0 S: 4	H: 0 LOB: 1 BB: 1 P: 4	R: 0 E: 0 K: 0 S: 3	H: 0 LOB: 0 BB: 0 P: 3	R: 0 E: 0 K: 0 S: 5	H: 1 LOB: 2 BB: 1 P: 9	R: 1 E: 0 K: 0 S: 4	H: 1 LOB: 0 BB: 0 P: 4	1B: 4 2B: 1 3B: 0 HR: 1	SF: 1 SAC: 1 DP: 3 HBP: 0	WP: 0 PB: 0 SB: 0 CS: 1	PA: 34
PITCHER Geoff Zahn, L ERA: 1.91 (1, 1)	IP: 9.0 WLS: L BF: 33 H: 6 R: 3 ER: 2 SO: 0 BB: 1 IBB: 1 HBP: 0 BLK: 0 WP: 0 HR: 1 S: 31 P: 39 ERA: 2.00 WHIP: 0.778																			

Texas Rangers @ California Angels
Anaheim Stadium, Anaheim, CA
Wed Jun 20 1984, 10:05 PM EDT
Att: 27,215 - Unknown


AB	29
R	3
H	6
RBI	2
BB	2
SO	0
LOB	9



Batter	1	2	3	4	5	6	7	8	9	AB	R	H	RBI	BB	SO	LOB	BOTTOM			
Gary Pettis, S OBP: 0.323, SLG: 0.310 (1, 8)										4	1	1	0	0	2	2				
Rob Wilfong, L OBP: 0.331, SLG: 0.410 (1, 4)										3	0	0	0	1	0	0				
Mike Brown, R OBP: 0.338, SLG: 0.423 (1, 9)										4	1	1	0	0	1	2				
Reggie Jackson, L OBP: 0.304, SLG: 0.447 (1, 10)										3	0	1	1	1	1	0				
Brian Downing, R OBP: 0.336, SLG: 0.393 (1, 7)										3	0	0	1	0	0	1				
Bobby Grich, R OBP: 0.343, SLG: 0.415 (1, 3)										4	0	1	0	0	2	2				
Ron Jackson, R OBP: 0.250, SLG: 0.217 Doug DeCinces, R OBP: 0.309, SLG: 0.429 (9, 5)										3	0	0	0	0	1	1				
Jerry Narron, L OBP: 0.297, SLG: 0.344 (1, 2)										2	0	0	0	1	0	0				
Dick Schofield, R OBP: 0.259, SLG: 0.296 (1, 6)										3	0	0	0	0	0	2				
Inning Stats	R: 1 E: 0 K: 1 S: 6	H: 1 LOB: 2 BB: 2 P: 14	R: 0 E: 0 K: 0 S: 3	H: 0 LOB: 0 BB: 0 P: 3	R: 0 E: 0 K: 1 S: 5	H: 0 LOB: 0 BB: 0 P: 5	R: 0 E: 0 K: 1 S: 5	H: 0 LOB: 0 BB: 0 P: 5	R: 0 E: 1 K: 1 S: 7	H: 2 LOB: 1 BB: 0 P: 7	R: 0 E: 0 K: 1 S: 6	H: 1 LOB: 2 BB: 1 P: 10	R: 0 E: 0 K: 1 S: 5	H: 0 LOB: 0 BB: 0 P: 5	R: 0 E: 0 K: 1 S: 5	H: 0 LOB: 0 BB: 0 P: 5	1B: 2 2B: 2 3B: 0 HR: 0	SF: 1 SAC: 0 DP: 0 HBP: 0	WP: 1 PB: 0 SB: 0 CS: 0	PA: 34
PITCHER Charlie Hough, R ERA: 3.85 (1, 1)	IP: 9.0 WLS: W BF: 34 H: 4 R: 2 ER: 2 SO: 7 BB: 2 IBB: 1 HBP: 0 BLK: 0 WP: 1 HR: 0 S: 45 P: 57 ERA: 2.00 WHIP: 0.667																			

Texas Rangers @ California Angels
Anaheim Stadium, Anaheim, CA
Wed Jun 20 1984, 10:05 PM EDT
Att: 27,215 - Unknown

AB	30
R	2
H	4
RBI	2
BB	3
SO	7
LOB	10



Batter	1	2	3	4	5	6	7	8	9	AB	R	H	RBI	BB	SO	LOB	TOP										
Willie Wilson, S (1, 8) OBP: 0.353, SLG: 0.399	0-0 FC6-4 1B	0-0 G3		0-0 5-3		0-0 S 1B		0-0 F6		5	0	2	0	0	0	4	Kansas City Royals @ California Angels Anaheim Stadium, Anaheim, CA Sat Jun 23 1984, 10:05 PM EDT Att: 42,060 - Unknown livebaseballscorecards.com										
Butch Davis, R (1, 7) OBP: 0.200, SLG: 0.169 Pat Sheridan, L (8, PH) OBP: 0.341, SLG: 0.450	0-0 FC6-4 1B 1-2		0-0 6-3	0-0 1-3		0-0 F8 1-2		0-0 CS	0-3 K	4	0	0	0	0	0	4											
George Brett, L (1, 5) OBP: 0.400, SLG: 0.521	0-0 F7		0-0 1B SF9 1B		0-0 G4-6-3 1B		0-0 F9		0-0 F6	5	1	2	0	0	0	1											
Darryl Motley, R (1, 9) OBP: 0.338, SLG: 0.470	0-0 1B		0-0 1B		0-0 G4-6-3 1-2		0-0 5-3		0-0 CS 1B	5	0	3	0	0	0	1											
Hal McRae, R (1, 10) OBP: 0.321, SLG: 0.328 Jorge Orta, L (7, PH) OBP: 0.347, SLG: 0.497	0-0 1B		0-0 SF9		0-0 HR 1B		4-0 HR BB		0-0 CS	2	1	1	1	0	0	2											
Steve Balboni, R (1, 3) OBP: 0.308, SLG: 0.398		0-0 1B G4-6-3 1B	0-3 K		0-0 HR 1B		0-0 HR			4	3	3	4	0	1	1											
Don Slaught, R (1, 2) OBP: 0.254, SLG: 0.267		0-0 1B G4-6-3 1B		0-0 2B 1B		0-0 F9		0-0 6-3		4	0	2	0	0	0	0											
Greg Pryor, R (1, 4) OBP: 0.270, SLG: 0.355		0-0 G4-6-3 1-2 3-H		0-0 2B		0-0 1-3		0-0 FC2-5 2B		4	0	2	0	0	0	1											
U L Washington, S (1, 6) OBP: 0.290, SLG: 0.268		0-0 2B		0-0 5-3		0-0 F6		0-0 FC2-5 CS		4	0	1	0	0	0	3											
Inning Stats	R: 0 E: 0 K: 0 S: 5	H: 2 LOB: 2 BB: 0 P: 5	R: 1 E: 0 K: 0 S: 5	H: 3 LOB: 1 BB: 0 P: 5	R: 1 E: 0 K: 1 S: 7	H: 2 LOB: 2 BB: 0 P: 5	R: 2 E: 0 K: 0 S: 5	H: 3 LOB: 0 BB: 0 P: 5	R: 0 E: 0 K: 0 S: 4	H: 1 LOB: 1 BB: 0 P: 4	R: 2 E: 0 K: 0 S: 4	H: 1 LOB: 0 BB: 1 P: 8	R: 0 E: 0 K: 0 S: 3	H: 1 LOB: 0 BB: 0 P: 3	R: 0 E: 0 K: 1 S: 5	H: 1 LOB: 0 BB: 0 P: 5		1B: 11 2B: 3 3B: 0 HR: 2	SF: 1 SAC: 0 DP: 2 HBP: 0	WP: 0 PB: 0 SB: 1 CS: 2	PA: 42						
PITCHER	IP	WLS	BF	H	R	ER	SO	BB	IBB	HBP	BLK	WP	HR	S	P	ERA	WHIP										
Tommy John, L (1, 1) ERA: 3.64	5.0		25	12	4	4	1	0	0	0	0	0	1	27	27	7.20	2.400										
Bruce Kison, R (6, 1) ERA: 2.25	3.0	L	12	3	2	2	0	1	0	0	0	0	1	11	15	6.00	1.333										
Don Aase, R (9, 1) ERA:	1.0		3	1	0	0	1	0	0	0	0	0	0	5	5	0.00	1.000										

Batter	1	2	3	4	5	6	7	8	9	AB	R	H	RBI	BB	SO	LOB	BOTTOM										
Gary Pettis, S (1, 8) OBP: 0.332, SLG: 0.325	0-0 S 3B 1B		0-0 HR 1B		0-0 G3		0-0 G6-4-3 1-2			4	2	2	0	0	0	1	Kansas City Royals @ California Angels Anaheim Stadium, Anaheim, CA Sat Jun 23 1984, 10:05 PM EDT Att: 42,060 - Unknown livebaseballscorecards.com										
Dick Schofield, R (1, 6) OBP: 0.255, SLG: 0.301	0-0 1H 4-3 3B		0-0 5-3 1-2		0-0 F8			0-0 F9		4	1	1	1	0	0	1											
Fred Lynn, L (1, 9) OBP: 0.353, SLG: 0.453	0-0 4-3		0-3 K		0-0 F9			0-0 1-3		4	0	0	1	0	1	1											
Doug DeCinces, R (1, 5) OBP: 0.310, SLG: 0.450	0-0 F7		0-0 2H HR		0-0 HR			0-0 G3		4	2	2	3	0	0	0											
Brian Downing, R (1, 7) OBP: 0.339, SLG: 0.390	4-0 BB		0-3 K		0-0 6-3			0-0 F8		3	0	0	0	1	1	0											
Reggie Jackson, L (1, 10) OBP: 0.310, SLG: 0.443	0-0 F8		4-0 BB BB	4-0 G6-4-3 BB		0-0 FC6-4 1B		0-0 4-3		3	0	1	0	1	0	1											
Bobby Grich, R (1, 4) OBP: 0.338, SLG: 0.424		0-0 F9		0-0 F9		0-0 FC6-4 1-2		0-0 F7		4	0	0	0	0	0	2											
Ron Jackson, R (1, 3) OBP: 0.241, SLG: 0.200		0-0 F8		0-0 G6-4-3 1-2		0-0 F9				3	0	0	0	0	0	1											
Bob Boone, R (1, 2) OBP: 0.227, SLG: 0.260		0-0 F2		0-0 F8		4-0 BB BB				2	0	0	0	1	0	0											
Inning Stats	R: 2 E: 0 K: 0 S: 5	H: 2 LOB: 1 BB: 1 P: 9	R: 0 E: 0 K: 0 S: 3	H: 0 LOB: 0 BB: 0 P: 3	R: 2 E: 0 K: 2 S: 9	H: 2 LOB: 0 BB: 1 P: 9	R: 0 E: 0 K: 0 S: 2	H: 0 LOB: 0 BB: 1 P: 6	R: 0 E: 0 K: 0 S: 3	H: 2 LOB: 1 BB: 0 P: 5	R: 0 E: 0 K: 0 S: 2	H: 0 LOB: 0 BB: 1 P: 6	R: 0 E: 0 K: 0 S: 3	H: 0 LOB: 0 BB: 0 P: 3	R: 0 E: 0 K: 0 S: 3	H: 0 LOB: 0 BB: 0 P: 3		1B: 3 2B: 0 3B: 1 HR: 2	SF: 0 SAC: 0 DP: 2 HBP: 0	WP: 0 PB: 0 SB: 2 CS: 0	PA: 34						
PITCHER	IP	WLS	BF	H	R	ER	SO	BB	IBB	HBP	BLK	WP	HR	S	P	ERA	WHIP										
Larry Gura, L (1, 1) ERA: 4.8	6.1	W	27	6	5	5	2	3	0	0	0	0	2	28	40	7.11	1.421										
Dan Quisenberry, R (7, 1) ERA: 2.15	2.2	S	7	0	0	0	0	0	0	0	0	0	0	7	7	0.00	0.000										

Batter	1	2	3	4	5	6	7	8	9	10	11	AB	R	H	RBI	BB	SO	LOB		
Gary Pettis, S OBP: 0.335, SLG: 0.326 (1, 8)													5	1	3	1	1	0	2	
Rod Carew, L OBP: 0.362, SLG: 0.381 (1, 3)													4	0	3	3	1	0	1	
Fred Lynn, L OBP: 0.349, SLG: 0.440 (1, 9)													4	0	0	0	0	0	8	
Doug DeCinces, R OBP: 0.300, SLG: 0.434 (1, 5)													5	0	0	0	0	1	6	
Reggie Jackson, L OBP: 0.303, SLG: 0.435 (1, 10)													5	1	1	0	0	1	4	
Brian Downing, R OBP: 0.332, SLG: 0.392 (1, 7)													5	1	0	0	0	0	1	
Rob Wilfong, L OBP: 0.349, SLG: 0.408 (1, 4)													3	0	1	0	2	0	0	
Jerry Narron, L OBP: 0.279, SLG: 0.323 (1, 2)													4	0	0	0	0	1	4	
Dick Schofield, R OBP: 0.290, SLG: 0.297 (8, 6)													2	1	1	0	1	0	3	
Mike Brown, R OBP: 0.333, SLG: 0.417 (8, 6)												1	0	0	0	0	1	1		
Rob Picciolo, R OBP: 0.277, SLG: 0.340 (8, 6)												1	0	1	0	0	0	0		
Inning Stats	R: 0 E: 0 K: 0 S: 4	H: 1 LOB: 2 BB: 1 P: 8	R: 0 E: 0 K: 0 S: 3	H: 0 LOB: 0 BB: 0 P: 3	R: 2 E: 0 K: 0 S: 5	H: 2 LOB: 1 BB: 1 P: 9	R: 0 E: 0 K: 0 S: 2	H: 0 LOB: 0 BB: 1 P: 6	R: 0 E: 0 K: 1 S: 5	H: 0 LOB: 0 BB: 0 P: 5	R: 0 E: 0 K: 1 S: 6	H: 1 LOB: 1 BB: 0 P: 6	R: 0 E: 0 K: 1 S: 5	H: 0 LOB: 0 BB: 0 P: 5	R: 0 E: 0 K: 1 S: 3	H: 1 LOB: 0 BB: 0 P: 3	1B: 8 2B: 2 3B: 0 HR: 0	SF: 0 SAC: 3 DP: 2 HBP: 0	WP: 0 PB: 0 SB: 1 CS: 0	PA: 47
PITCHER	IP: 5.0 WLS: 24 BF: 24 H: 5 R: 4 ER: 4 SO: 0 BB: 4 IBB: 0 HBP: 0 BLK: 0 WP: 0 HR: 0 S: 20 P: 36 ERA: 7.20 WHIP: 1.800	IP: 2.0 WLS: 9 BF: 2 H: 2 R: 0 ER: 0 SO: 1 BB: 1 IBB: 0 HBP: 0 BLK: 0 WP: 0 HR: 0 S: 10 P: 14 ERA: 4.02	IP: 4.0 WLS: 14 BF: 3 H: 0 R: 0 ER: 0 SO: 3 BB: 0 IBB: 0 HBP: 0 BLK: 0 WP: 0 HR: 0 S: 20 P: 20 ERA: 0.00 WHIP: 0.750	PITCHER																

California Angels @ Texas Rangers
Arlington Stadium, Arlington, TX
Mon Jun 25 1984, 8:05 PM EDT
Att: 16,387 - Unknown

TOP

AB	39
R	4
H	10
RBI	4
BB	5
SO	4
LOB	30

Batter	1	2	3	4	5	6	7	8	9	10	11	AB	R	H	RBI	BB	SO	LOB				
Bill Sample, R OBP: 0.303, SLG: 0.358 (1, 8)												6	0	2	0	0	0	3				
Gary Ward, R OBP: 0.290, SLG: 0.307 (1, 7)												6	2	2	1	0	1	3				
Buddy Bell, R OBP: 0.359, SLG: 0.403 (1, 5)												5	2	3	1	1	1	2				
Larry Parrish, R OBP: 0.354, SLG: 0.500 (1, 10)												4	0	2	1	2	0	0				
Pete O'Brien, L OBP: 0.376, SLG: 0.500 (1, 3)												6	0	4	1	0	0	2				
Alan Bannister, R OBP: 0.371, SLG: 0.431 (1, 4)												4	0	1	0	1	1	3				
Ned Yost, R OBP: 0.185, SLG: 0.221 (1, 2)												3	0	0	0	0	0	3				
Mary Foley, L OBP: 0.335, SLG: 0.470 (7, PH)												1	0	0	0	0	1	2				
Donnie Scott, S OBP: 0.303, SLG: 0.317 (8, 2)												1	0	0	0	0	1	1				
Wayne Tolleson, S OBP: 0.298, SLG: 0.277 (1, 4)												4	0	0	0	0	1	3				
Mickey Rivers, L OBP: 0.311, SLG: 0.327 (11, 7)												1	0	0	0	0	0	0				
Curtis Wilkerson, S OBP: 0.299, SLG: 0.303 (1, 6)												5	1	2	0	0	2	2				
Inning Stats	R: 0 E: 0 K: 0 S: 4	H: 1 LOB: 2 BB: 1 P: 8	R: 0 E: 0 K: 1 S: 6	H: 0 LOB: 2 BB: 1 P: 10	R: 1 E: 0 K: 0 S: 5	H: 2 LOB: 2 BB: 1 P: 9	R: 2 E: 0 K: 0 S: 5	H: 3 LOB: 2 BB: 1 P: 9	R: 0 E: 0 K: 1 S: 6	H: 1 LOB: 1 BB: 0 P: 6	R: 1 E: 0 K: 1 S: 8	H: 3 LOB: 2 BB: 0 P: 8	R: 0 E: 0 K: 2 S: 8	H: 1 LOB: 1 BB: 0 P: 6	R: 0 E: 0 K: 1 S: 5	H: 0 LOB: 0 BB: 0 P: 5	R: 1 E: 0 K: 0 S: 4	H: 3 LOB: 2 BB: 0 P: 4	1B: 12 2B: 2 3B: 1 HR: 1	SF: 0 SAC: 0 DP: 0 HBP: 0	WP: 1 PB: 0 SB: 1 CS: 1	PA: 50
PITCHER	IP: 6.0 WLS: 29 BF: 29 H: 7 R: 3 ER: 3 SO: 3 BB: 4 IBB: 0 HBP: 0 BLK: 0 WP: 1 HR: 0 S: 31 P: 47 ERA: 4.50 WHIP: 1.833	IP: 4.0 WLS: 17 BF: 6 H: 1 R: 1 ER: 1 SO: 5 BB: 0 IBB: 0 HBP: 0 BLK: 0 WP: 0 HR: 1 S: 27 P: 27 ERA: 2.25 WHIP: 1.500	IP: 0.1 WLS: 4 BF: 3 H: 1 R: 1 ER: 1 SO: 0 BB: 0 IBB: 0 HBP: 0 BLK: 0 WP: 0 HR: 4 S: 4 P: 4 ERA: 27.00 WHIP: 9.000	PITCHER																		

California Angels @ Texas Rangers
Arlington Stadium, Arlington, TX
Mon Jun 25 1984, 8:05 PM EDT
Att: 16,387 - Unknown


BOTTOM

AB	46
R	5
H	16
RBI	4
BB	4
SO	8
LOB	24

Batter	1	2	3	4	5	6	7	8	9	10	11	12	13	14	AB	R	H	RBI	BB	SO	LOB	TOP		
Gary Pettis, S OBP: 0.335, SLG: 0.323 (1, 8)															5	1	1	1	1	2	3			
Rod Carew, L OBP: 0.379, SLG: 0.377 (1, 3)															7	0	2	1	0	1	5			
Fred Lynn, L OBP: 0.340, SLG: 0.427 (1, 9)															7	0	0	0	0	0	5			
Doug DeCinces, R OBP: 0.300, SLG: 0.431 (1, 5)															6	1	2	0	0	2	1			
Reggie Jackson, L OBP: 0.308, SLG: 0.436 (1, 10)															6	0	3	0	0	0	0			
Brian Downing, R OBP: 0.336, SLG: 0.388 (1, 7)															5	0	1	0	0	1	4			
Mike Brown, R OBP: 0.333, SLG: 0.417 (13, 7)															0	0	0	0	0	0	0			
Rob Wilfong, L OBP: 0.339, SLG: 0.405 (1, 4)															6	0	2	1	0	2	3			
Bob Boone, R OBP: 0.223, SLG: 0.258 (1, 2)															6	0	1	0	0	0	5			
Dick Schofield, R OBP: 0.293, SLG: 0.299 (9, PH)															2	0	1	0	1	1	2			
Jerry Narron, L OBP: 0.275, SLG: 0.318 (9, PH)															1	0	0	0	0	0	1			
Rob Piccolo, R OBP: 0.285, SLG: 0.347 (9, 6)															2	1	1	0	0	0	0			
Inning Stats	R: 0 E: 0 K: 2 S: 8	H: 1 LOB: 1 BB: 0 P: 8	R: 0 E: 0 K: 1 S: 5	H: 0 LOB: 0 BB: 0 P: 5	R: 0 E: 0 K: 1 S: 6	H: 1 LOB: 2 BB: 1 P: 10	R: 1 E: 0 K: 1 S: 8	H: 3 LOB: 2 BB: 0 P: 8	R: 0 E: 0 K: 0 S: 4	H: 1 LOB: 1 BB: 0 P: 4	R: 0 E: 0 K: 1 S: 6	H: 2 LOB: 1 BB: 0 P: 4	R: 0 E: 0 K: 1 S: 5	H: 0 LOB: 0 BB: 0 P: 5	R: 0 E: 0 K: 2 S: 7	H: 0 LOB: 0 BB: 0 P: 7	R: 0 E: 0 K: 0 S: 4	H: 1 LOB: 1 BB: 0 P: 5	R: 0 E: 0 K: 0 S: 3	H: 1 LOB: 0 BB: 1 P: 7	1B: 13 2B: 2 3B: 0 HR: 0	SF: 0 SAC: 1 DP: 2 HBP: 1	WP: 0 PB: 0 SB: 1 CS: 0	PA: 57
PITCHER	IP	WLS	BF	H	R	ER	SO	BB	IBB	HBP	BLK	WP	HR	S	P	ERA	WHIP							
Charlie Hough, R ERA: 3.56 (1, 1)	11.0		44	11	2	9	9	1	0	0	0	0	0	61	65	3.00	1.091							
Odell Jones, R ERA: 3.0 (12, 1)	3.0	L	13	3	1	1	0	1	0	1	0	0	0	11	16	3.00	1.333							

California Angels @ Texas Rangers
Arlington Stadium, Arlington, TX
Tue Jun 26 1984, 8:05 PM EDT
Att: 19,010 - Unknown


AB 53
R 3
H 14
RBI 3
BB 2
SO 9
LOB 29



Batter	1	2	3	4	5	6	7	8	9	10	11	12	13	14	AB	R	H	RBI	BB	SO	LOB	BOTTOM				
Mickey Rivers, L OBP: 0.305, SLG: 0.317 (1, 10)															5	1	0	0	1	2	3					
Gary Ward, R OBP: 0.288, SLG: 0.303 (1, 7)															6	0	1	0	0	2	0					
Buddy Bell, R OBP: 0.355, SLG: 0.398 (1, 5)															6	0	1	0	0	2	2					
Larry Parrish, R OBP: 0.355, SLG: 0.500 (1, 9)															4	0	1	1	0	1	1					
Alan Bannister, R OBP: 0.371, SLG: 0.431 (11, PH)															0	0	0	0	0	0	0					
Bob Jones, L OBP: 0.309, SLG: 0.355 (12, 9)															1	0	1	0	0	0	0					
Pete O'Brien, L OBP: 0.371, SLG: 0.492 (1, 3)															6	0	1	0	0	0	5					
Donnie Scott, S OBP: 0.306, SLG: 0.318 (1, 2)															6	0	2	0	0	1	2					
Bill Sample, R OBP: 0.311, SLG: 0.367 (1, 8)															5	1	3	0	1	1	1					
Wayne Tolleson, S OBP: 0.298, SLG: 0.278 (1, 4)															3	0	1	0	0	2						
Marv Foley, L OBP: 0.321, SLG: 0.463 (11, PH)															1	0	0	0	0	1	3					
Jim Anderson, R OBP: 0.159, SLG: 0.098 (12, 6)															0	0	0	0	0	0	0					
Dave Hostetler, R OBP: 0.338, SLG: 0.421 (14, PH)															1	0	0	0	0	1	0					
Curtis Wilkerson, S OBP: 0.300, SLG: 0.304 (12, 4)															6	0	2	1	0	1	1					
Inning Stats	R: 1 E: 0 K: 0 S: 4	H: 2 LOB: 1 BB: 1 P: 8	R: 0 E: 0 K: 0 S: 3	H: 1 LOB: 0 BB: 0 P: 3	R: 0 E: 0 K: 0 S: 3	H: 0 LOB: 0 BB: 0 P: 3	R: 0 E: 0 K: 0 S: 6	H: 1 LOB: 1 BB: 0 P: 6	R: 1 E: 0 K: 0 S: 4	H: 2 LOB: 0 BB: 0 P: 4	R: 0 E: 0 K: 0 S: 4	H: 0 LOB: 1 BB: 0 P: 4	R: 0 E: 0 K: 3 S: 9	H: 0 LOB: 0 BB: 0 P: 9	R: 0 E: 0 K: 1 S: 5	H: 1 LOB: 3 BB: 1 P: 10	R: 0 E: 0 K: 3 S: 9	H: 0 LOB: 0 BB: 0 P: 9	R: 0 E: 0 K: 2 S: 7	H: 1 LOB: 1 BB: 0 P: 8	R: 0 E: 0 K: 2 S: 7	H: 0 LOB: 0 BB: 0 P: 7	1B: 11 2B: 3 3B: 0 HR: 0	SF: 0 SAC: 1 DP: 4 HBP: 1	WP: 0 PB: 0 SB: 0 CS: 1	PA: 55
PITCHER	IP	WLS	BF	H	R	ER	SO	BB	IBB	HBP	BLK	WP	HR	S	P	ERA	WHIP									
Jim Slaton, R ERA: 5.76 (1, 1)	7.0		28	9	2	2	1	1	0	0	0	0	0	29	33	2.57	1.429									
Don Aase, R ERA: (8, 1)	3.0		11	2	0	0	3	0	0	0	0	0	0	17	17	0.00	0.667									
Bruce Kison, R ERA: 1.5 (11, 1)	4.0	W	15	2	0	0	8	0	1	0	0	0	0	29	34	0.00	0.500									

California Angels @ Texas Rangers
Arlington Stadium, Arlington, TX
Tue Jun 26 1984, 8:05 PM EDT
Att: 19,010 - Unknown

AB 50
R 2
H 13
RBI 2
BB 2
SO 12
LOB 20



Batter	1	2	3	4	5	6	7	8	9	AB	R	H	RBI	BB	SO	LOB	TOP				
Gary Pettis, S OBP: 0.330, SLG: 0.317	0-3 K			0-0 4-3			0-3 K	0-3 K		4	0	0	0	0	3	1					
Dick Schofield, R OBP: 0.285, SLG: 0.303	0-0 F7			0-3 K			6-3 1B 2B		0-0 5-3	4	1	1	0	0	1	0					
Mike Brown, R Fred Lynn, L OBP: 0.340, SLG: 0.427	0-3 K			0-0 6-3			0-0 6-3		0-0 SF8 3B	4	1	1	0	0	1	1					
Doug DeCinces, R OBP: 0.303, SLG: 0.430		0-0 F3			0-0 F9		0-0 HBP 1B		4-0 1B IBB	3	0	1	1	1	0	0					
Brian Downing, R OBP: 0.334, SLG: 0.385		0-0 5-3			0-0 F8		3-H 1-0 HBP		0-0 SF8	2	0	0	1	0	0	0					
Reggie Jackson, L OBP: 0.307, SLG: 0.433		0-3 K			0-3 K		0-3 HBP		3-H 0-0 1-3 1B	4	0	1	0	0	3	2					
Bobby Grich, R OBP: 0.327, SLG: 0.406			0-0 5-3			0-3 K		0-0 SH3-4 E6	0-3 K	4	0	0	0	0	2	2					
Ron Jackson, R OBP: 0.239, SLG: 0.213			0-0 5-3			0-0 6-3		0-0 SH3-4		2	0	0	0	0	0	0					
Bob Boone, R OBP: 0.220, SLG: 0.255			0-0 5-3			0-0 F8		0-0 F4		3	0	0	0	0	0	1					
Inning Stats	R: 0 H: 0 E: 0 K: 2 S: 7	H: 0 LOB: 0 BB: 0 P: 7	R: 0 H: 0 E: 0 K: 1 S: 5	H: 0 LOB: 0 BB: 0 P: 5	R: 0 H: 0 E: 0 K: 0 S: 3	H: 0 LOB: 0 BB: 0 P: 3	R: 0 H: 0 E: 0 K: 1 S: 5	H: 0 LOB: 0 BB: 0 P: 5	R: 0 H: 0 E: 0 K: 1 S: 5	H: 0 LOB: 0 BB: 0 P: 5	R: 1 H: 2 E: 0 K: 2 S: 9	H: 2 LOB: 2 BB: 0 P: 10	R: 0 H: 0 E: 1 K: 1 S: 6	H: 0 LOB: 1 BB: 1 P: 6	R: 1 H: 2 E: 0 K: 1 S: 7	H: 2 LOB: 2 BB: 1 P: 11	1B: 2 2B: 1 3B: 1 HR: 0	SF: 1 SAC: 1 DP: 0 HBP: 1	WP: 0 PB: 0 SB: 0 CS: 0	PA: 34	
PITCHER	IP	WLS	BF	H	R	ER	SO	BB	IBB	HBP	BLK	WP	HR	S	P	ERA	WHIP				
Mike Mason, L ERA: 2.45	8.1	L	31	3	2	2	9	0	1	1	0	0	0	47	52	2.16	0.360				
Tom Henke, R ERA: 6.75	0.2		3	1	0	0	1	0	0	0	0	0	0	5	5	0.00	1.500				

California Angels @ Texas Rangers
Arlington Stadium, Arlington, TX
Wed Jun 27 1984, 8:05 PM EDT
Att: 18,988 - Unknown

AB	30
R	2
H	4
RBI	2
BB	1
SO	10
LOB	7



Batter	1	2	3	4	5	6	7	8	9	AB	R	H	RBI	BB	SO	LOB	BOTTOM				
Bill Sample, R OBP: 0.310, SLG: 0.369	0-0 5-3		0-0 1-H 2B		0-0 5-3			0-0 FC6-4		4	0	1	1	0	0	1					
Gary Ward, R OBP: 0.287, SLG: 0.300	0-0 5-3		0-0 6-3			0-0 F4		4-0 1-2 BB		3	0	0	0	1	0	1					
Pete O'Brien, L OBP: 0.369, SLG: 0.488	0-0 BB 1B		0-3 K			0-3 K		0-0 1-3		4	0	1	0	0	2	3					
Larry Parrish, R OBP: 0.354, SLG: 0.494	4-0 1-2 BB		0-0 1-3			0-0 6-3			0-3 K	3	0	0	0	1	1	1					
Buddy Bell, R OBP: 0.353, SLG: 0.393	0-0 F3			0-0 5-3			0-3 K		4-0 2B BB	3	0	0	0	1	1	2					
Bob Jones, L OBP: 0.306, SLG: 0.364		0-3 K		0-0 F8			0-0 F9		0-0 1-3 2B	4	0	1	0	0	1	0					
Donnie Scott, S OBP: 0.303, SLG: 0.304		0-3 K		0-3 K			0-3 K		4-0 IBB	3	0	0	0	1	3	0					
Wayne Tolleson, S OBP: 0.294, SLG: 0.274		0-0 6-3			0-0 6-3			0-0 F7		3	0	0	0	0	0	0					
Mary Foley, L OBP: 0.316, SLG: 0.456								0-0 F7		1	0	0	0	0	1	3					
Curtis Wilkerson, S OBP: 0.303, SLG: 0.308			0-0 2B 1B		0-3 K			0-0 FC6-4 1B		4	1	2	0	0	1	3					
Inning Stats	R: 0 H: 1 E: 0 K: 0 S: 4	H: 1 LOB: 2 BB: 1 P: 8	R: 0 H: 0 E: 0 K: 2 S: 7	H: 0 LOB: 0 BB: 0 P: 7	R: 1 H: 2 E: 0 K: 1 S: 7	H: 2 LOB: 1 BB: 0 P: 7	R: 0 H: 0 E: 0 K: 1 S: 5	H: 0 LOB: 0 BB: 0 P: 5	R: 0 H: 0 E: 0 K: 1 S: 5	H: 0 LOB: 0 BB: 0 P: 5	R: 0 H: 0 E: 0 K: 2 S: 7	H: 0 LOB: 0 BB: 0 P: 7	R: 0 H: 1 E: 0 K: 0 S: 4	H: 1 LOB: 2 BB: 1 P: 8	R: 0 H: 1 E: 0 K: 2 S: 8	H: 3 LOB: 3 2B: 2 3B: 0 HR: 0	SF: 0 SAC: 0 DP: 0 HBP: 0	WP: 0 PB: 0 SB: 1 CS: 0	PA: 36		
PITCHER	IP	WLS	BF	H	R	ER	SO	BB	IBB	HBP	BLK	WP	HR	S	P	ERA	WHIP				
Mike Witt, R ERA: 3.82	8.1	W	33	5	1	1	9	3	0	0	0	0	0	48	60	1.08	0.960				
Luis Sanchez, R ERA: 1.79	0.2	S	3	0	0	0	1	0	1	0	0	0	0	4	8	0.00	0.000				

California Angels @ Texas Rangers
Arlington Stadium, Arlington, TX
Wed Jun 27 1984, 8:05 PM EDT
Att: 18,988 - Unknown

AB	32
R	1
H	5
RBI	1
BB	4
SO	10
LOB	14



Batter	1	2	3	4	5	6	7	8	9	AB	R	H	RBI	BB	SO	LOB	TOP			
Gary Pettis, S OBP: 0.330, SLG: 0.312 (1, 8)	4-0 BB		0-0 FC4-6 1B			0-0 1-3		0-0 4-3		3	0	1	0	1	0	1	California Angels @ Milwaukee Brewers Milwaukee County Stadium, Milwaukee, WI Fri Jun 29 1984, 8:05 PM EDT Att: 31,545 - Unknown			
Rod Carew, L OBP: 0.373, SLG: 0.368 (1, 3)	0-0 F9		0-0 FC4-6 1-2			0-0 4-3		0-0 6-3		4	0	0	0	0	0	3				
Fred Lynn, L OBP: 0.328, SLG: 0.410 (1, 9)	0-0 4-3 1-2		0-0 F7 1-2			0-0 F3			0-0 F7	4	0	0	0	0	0	2				
Doug DeCinces, R OBP: 0.307, SLG: 0.428 (1, 5)	0-0 F9			0-0 F2			0-0 F9		0-3 K	4	0	0	0	0	1	1				
Reggie Jackson, L OBP: 0.311, SLG: 0.444 (1, 10)		0-0 F8		0-0 F8		4-0 FC5-4 BB			0-0 BB 1B	3	0	1	0	1	0	0				
Brian Downing, R OBP: 0.341, SLG: 0.385 (1, 7)		0-0 2B		0-0 F7			0-0 F9		4-0 BB 1-2 BB	3	0	1	0	1	0	1				
Bobby Grich, R OBP: 0.329, SLG: 0.404 (1, 4)		0-0 6-3			0-0 CS 1B		0-0 FC5-4 1-2		0-3 K	4	0	1	0	0	1	4				
Bob Boone, R OBP: 0.221, SLG: 0.256 (1, 2)		0-0 1-3			0-0 5-3 1-2			0-0 4-3 SH1-4 1B		3	0	1	0	0	0	2				
Dick Schofield, R OBP: 0.258, SLG: 0.295 (1, 6)			0-0 F4			0-3 K		0-0 SH1-4 1-2		2	0	0	0	0	1	0				
Inning Stats	R: 0 E: 0 K: 0 S: 3	H: 0 LOB: 1 BB: 1 P: 7	R: 0 E: 0 K: 0 S: 4	H: 1 LOB: 1 BB: 0 P: 4	R: 0 E: 0 K: 0 S: 4	H: 1 LOB: 1 BB: 0 P: 4	R: 0 E: 0 K: 0 S: 3	H: 0 LOB: 0 BB: 0 P: 3	R: 0 E: 0 K: 1 S: 5	H: 1 LOB: 0 BB: 0 P: 5	R: 0 E: 0 K: 0 S: 3	H: 0 LOB: 1 BB: 1 P: 7	R: 0 E: 0 K: 0 S: 4	H: 1 LOB: 1 BB: 0 P: 4	R: 0 E: 0 K: 2 S: 8	H: 1 LOB: 2 BB: 1 P: 12	1B: 4 2B: 1 3B: 0 HR: 0	SF: 0 SAC: 1 DP: 0 HBP: 0	WP: 0 PB: 0 SB: 1 CS: 1	PA: 34
PITCHER	IP WLS BF H R ER SO BB IBB HBP BLK WP HR S P ERA WHIP	IP WLS BF H R ER SO BB IBB HBP BLK WP HR S P ERA WHIP																		
Moose Haas, R ERA: 4.32 (1, 1)	8.2 W 32 5 0 0 2 2 0 0 0 0 0 34 42 0.00 0.808	0.1 S 2 0 0 0 1 1 0 0 0 0 0 3 7 0.00 3.000																		
Rollie Fingers, R ERA: 2.1 (9, 1)																				

Batter	1	2	3	4	5	6	7	8	9	AB	R	H	RBI	BB	SO	LOB	BOTTOM			
Dion James, L OBP: 0.322, SLG: 0.340 (1, 9)	0-0 G3		0-0 4-3			0-0 F4		0-0 G3		4	0	0	0	0	0	2	California Angels @ Milwaukee Brewers Milwaukee County Stadium, Milwaukee, WI Fri Jun 29 1984, 8:05 PM EDT Att: 31,545 - Unknown			
Roy Howell, L OBP: 0.288, SLG: 0.356 (9, 5)										0	0	0	0	0	0	0				
Jim Gantner, L OBP: 0.312, SLG: 0.351 (1, 4)	0-0 F8			0-0 4-3		0-0 F7				3	0	0	0	0	0	1				
Robin Yount, R OBP: 0.373, SLG: 0.430 (1, 10)	0-0 F9			0-3 K			0-0 5-3			3	0	0	0	0	1	0				
Cecil Cooper, L OBP: 0.306, SLG: 0.373 (1, 3)		0-0 5-3 1B		0-0 F9			0-0 G3-6-3 1B			3	0	2	0	0	0	0				
Ben Oglivie, L OBP: 0.335, SLG: 0.368 (1, 7)		0-0 F6			0-3 K		0-0 G3-6-3 1-2			3	0	0	0	0	1	2				
Ted Simmons, S OBP: 0.289, SLG: 0.297 (1, 5)		0-0 5-3 1-2			0-0 4-3			0-0 F8 SH3-4 1B 1B		3	0	1	0	0	0	1				
Charlie Moore, R OBP: 0.272, SLG: 0.304 (8, FR) (9, 9)										0	1	0	0	0	0	0				
Jim Sundberg, R OBP: 0.347, SLG: 0.419 (1, 2)	0-0 F3				0-3 K			0-0 SH3-4 1-2		2	0	0	0	0	1	1				
Ed Romero, R OBP: 0.318, SLG: 0.282 (1, 6)			0-0 6-3			0-0 FC2-6 1B		0-0 F8 2-3		3	0	1	0	0	0	2				
Rick Manning, L OBP: 0.313, SLG: 0.361 (1, 8)			0-0 4-3			0-0 FC2-6 1-2		0-0 3H 1B		3	0	1	1	0	0	1				
Inning Stats	R: 0 E: 0 K: 0 S: 3	H: 0 LOB: 0 BB: 0 P: 3	R: 0 E: 0 K: 0 S: 4	H: 1 LOB: 1 BB: 0 P: 4	R: 0 E: 0 K: 0 S: 3	H: 0 LOB: 0 BB: 0 P: 3	R: 0 E: 0 K: 1 S: 5	H: 0 LOB: 0 BB: 0 P: 5	R: 0 E: 0 K: 2 S: 7	H: 0 LOB: 0 BB: 0 P: 7	R: 0 E: 0 K: 0 S: 4	H: 1 LOB: 1 BB: 0 P: 4	R: 0 E: 0 K: 0 S: 3	H: 1 LOB: 0 BB: 0 P: 3	R: 1 E: 0 K: 0 S: 5	H: 2 LOB: 1 BB: 0 P: 5	1B: 5 2B: 0 3B: 0 HR: 0	SF: 0 SAC: 1 DP: 1 HBP: 0	WP: 0 PB: 0 SB: 0 CS: 0	PA: 28
PITCHER	IP WLS BF H R ER SO BB IBB HBP BLK WP HR S P ERA WHIP	IP WLS BF H R ER SO BB IBB HBP BLK WP HR S P ERA WHIP																		
Ron Romanick, R ERA: 4.1 (1, 1)	8.0 L 28 5 1 1 3 0 0 0 0 0 0 34 34 1.12 0.625																			

AB	30
R	0
H	5
RBI	0
BB	3
SO	3
LOB	14



AB	27
R	1
H	5
RBI	1
BB	0
SO	3
LOB	10



Batter	1	2	3	4	5	6	7	8	9	AB	R	H	RBI	BB	SO	LOB	TOP					
Gary Pettis, S OBP: 0.324, SLG: 0.305 (1, 8)	0-0 6-3	0-3 K		0-0 FC1-6-4		0-0 1-3		0-3 K		5	0	0	0	0	2	6	California Angels @ Milwaukee Brewers Milwaukee County Stadium, Milwaukee, WI Sat Jun 30 1984, 8:05 PM EDT Att: 37,218 - Unknown					
Rod Carew, L OBP: 0.366, SLG: 0.359 (1, 3)	0-0 4-3	0-0 FC6-4		0-0 CS				0-3 K	0-3 K	5	0	0	0	0	3	1						
Fred Lynn, L OBP: 0.337, SLG: 0.424 (1, 9)	0-0 WP 1B		4-0 G6-4-3		0-0 WP 1B				0-0 3B	4	1	3	0	1	0	0						
Doug DeCinces, R OBP: 0.309, SLG: 0.428 (1, 5)	0-0 WP 1B		0-0 G6-4-3		0-3 K				0-0 E5	5	0	2	0	0	1	3						
Reggie Jackson, L OBP: 0.317, SLG: 0.442 (1, 10)	4-0 FC5-4		4-0 BLK		0-0 S				0-0 F6	3	0	1	1	2	0	3						
Brian Downing, R OBP: 0.339, SLG: 0.379 (1, 7)	0-0 FC5-4		0-0 6-3		0-3 K				4-0 1B CS	4	0	0	0	1	1	7						
Rob Wilfong, L OBP: 0.349, SLG: 0.421 (1, 4)		0-0 4-3		0-3 K		0-0 6-3		0-0 CS 1B		4	1	3	0	0	1	0						
Jerry Narron, L OBP: 0.276, SLG: 0.356 (8, PH)		0-0 4-3		0-0 E3		0-0 F8		0-0 CS		3	0	0	0	0	0	2						
Bob Boone, R OBP: 0.225, SLG: 0.259 (8, 2)		2-3		0-0 FC1-6-4				1-2 2-3		1	0	1	0	0	0	0						
Dick Schofield, R OBP: 0.264, SLG: 0.301 (6, PH)		0-0 FC6-4		0-0 FC1-6-4		0-0 6-3		0-3 K		2	0	2	1	0	0	0						
Rob Picciolo, R OBP: 0.275, SLG: 0.333 (6, 6)		3-H		1-2		1-3		1-2 2-3		2	0	0	0	0	1	4						
Inning Stats	R: 0 E: 0 K: 0 S: 5	H: 2 LOB: 3 BB: 1 P: 9	R: 1 E: 0 K: 1 S: 7	H: 2 LOB: 1 BB: 0 P: 7	R: 0 E: 0 K: 0 S: 2	H: 0 LOB: 1 BB: 2 P: 10	R: 0 E: 1 K: 1 S: 6	H: 1 LOB: 1 BB: 0 P: 6	R: 1 E: 0 K: 3 S: 11	H: 2 LOB: 1 BB: 0 P: 11	R: 0 E: 0 K: 0 S: 4	H: 1 LOB: 1 BB: 0 P: 4	R: 0 E: 0 K: 1 S: 6	H: 1 LOB: 1 BB: 0 P: 6	R: 0 E: 2 K: 2 S: 8	H: 2 LOB: 2 BB: 1 P: 12	R: 0 E: 1 K: 1 S: 7	H: 1 LOB: 2 BB: 0 P: 7	1B: 10 2B: 1 3B: 1 HR: 0	SF: 0 SAC: 0 DP: 1 HBP: 0	WP: 3 PB: 0 SB: 1 CS: 4	PA: 43
PITCHER	IP WLS BF H R ER SO BB IBB HBP BLK WP HR S P ERA WHIP	7.0 L 33 9 2 2 6 4 0 0 0 3 0 0 41 57 2.57 1.857	0.0 L 1 1 0 0 0 0 0 0 0 0 0 0 1 1 ∞ ∞	2.0 L 8 2 0 0 3 0 0 0 0 0 0 0 14 14 0.00 1.000	PITCHER										IP WLS BF H R ER SO BB IBB HBP BLK WP HR S P ERA WHIP							
Jaime Coanower, R ERA: 2.74 (1, 1)											9.0 W 32 3 0 0 6 3 0 0 0 0 0 41 53 0.00 0.667											
Rick Waits, L ERA: 2.05 (8, 1)											9.0 W 32 3 0 0 6 3 0 0 0 0 0 41 53 0.00 0.667											
Tom Tellmann, R ERA: 1.75 (8, 1)											9.0 W 32 3 0 0 6 3 0 0 0 0 0 41 53 0.00 0.667											

Batter	1	2	3	4	5	6	7	8	9	AB	R	H	RBI	BB	SO	LOB	BOTTOM				
Ed Romero, R OBP: 0.315, SLG: 0.280 (1, 6)	0-0 5-3		0-0 F3			0-0 F6		0-0 G1-6-3		4	0	1	0	0	0	0	California Angels @ Milwaukee Brewers Milwaukee County Stadium, Milwaukee, WI Sat Jun 30 1984, 8:05 PM EDT Att: 37,218 - Unknown				
Jim Gantner, L OBP: 0.311, SLG: 0.347 (1, 4)	0-0 G3		4-0 FC6-4		0-0 5-3		0-0 G1-6-3		0-0 1B	3	0	0	0	1	0	1					
Robin Yount, R OBP: 0.371, SLG: 0.426 (1, 10)	4-0 2B		0-0 FC6-4		0-0 F4				0-0 6-3	3	0	0	0	1	0	1					
Cecil Cooper, L OBP: 0.305, SLG: 0.375 (1, 3)	0-0 2B		0-0 4-3		0-0 F9				0-0 F9	4	0	1	0	0	0	0					
Ted Simmons, S OBP: 0.269, SLG: 0.296 (1, 5)		0-0 4-3		0-0 F3		0-0 6-3			0-3 K	4	0	1	0	0	1	0					
Ben Oglivie, L OBP: 0.331, SLG: 0.364 (1, 7)		0-0 F8		0-0 F8		0-0 6-3				3	0	0	0	0	0	1					
Bobby Clark, R OBP: 0.321, SLG: 0.371 (1, 8)		0-0 E6			0-3 K		4-0 BB			2	0	0	0	1	1	0					
Bill Schroeder, R OBP: 0.239, SLG: 0.385 (7, PH)		0-3 K			0-3 K		0-3 K			2	0	0	0	0	2	1					
Jim Sundberg, R OBP: 0.345, SLG: 0.417 (8, 2)					0-3 K					1	0	0	0	0	1	2					
Charlie Moore, R OBP: 0.266, SLG: 0.297 (1, 9)			0-0 F2		0-3 K			0-0 F8		3	0	0	0	0	1	0					
Inning Stats	R: 0 E: 0 K: 0 S: 3	H: 1 LOB: 2 BB: 1 P: 7	R: 0 E: 1 K: 1 S: 6	H: 0 LOB: 1 BB: 0 P: 6	R: 0 E: 0 K: 0 S: 3	H: 0 LOB: 1 BB: 1 P: 7	R: 0 E: 0 K: 0 S: 3	H: 0 LOB: 0 BB: 0 P: 3	R: 0 E: 0 K: 0 S: 3	H: 0 LOB: 0 BB: 0 P: 3	R: 0 E: 0 K: 0 S: 3	H: 1 LOB: 2 BB: 0 P: 3	R: 0 E: 0 K: 0 S: 3	H: 1 LOB: 0 BB: 0 P: 3	R: 0 E: 0 K: 0 S: 5	H: 0 LOB: 0 BB: 0 P: 5	1B: 2 2B: 1 3B: 0 HR: 0	SF: 0 SAC: 0 DP: 1 HBP: 0	WP: 0 PB: 0 SB: 0 CS: 0	PA: 32	
PITCHER	IP WLS BF H R ER SO BB IBB HBP BLK WP HR S P ERA WHIP	9.0 W 32 3 0 0 6 3 0 0 0 0 0 41 53 0.00 0.667	PITCHER										IP WLS BF H R ER SO BB IBB HBP BLK WP HR S P ERA WHIP								
Geoff Zahn, L ERA: 1.89 (1, 1)											9.0 W 32 3 0 0 6 3 0 0 0 0 0 41 53 0.00 0.667										

Batter	1	2	3	4	5	6	7	8	9	AB	R	H	RBI	BB	SO	LOB	TOP					
Gary Pettis, S OBP: 0.332, SLG: 0.311	0-0 4-3 1B 2B	1-0 1B HBP		4-0 CS BB			0-0 F9	4-0 CS BB		2	1	1	0	2	0	0						
Juan Beniquez, R OBP: 0.383, SLG: 0.482	0-0 4-3	0-0		0-0 6-3			0-0 F8	0-0 CS	0-0 F7	5	0	1	0	0	0	2						
Mike Brown, R Fred Lynn, L OBP: 0.339, SLG: 0.427	0-0 1B HR	0-0 F5					0-0 F9			4	2	2	1	0	0	2						
Doug DeCinces, R OBP: 0.310, SLG: 0.425	0-0 1-2 HR 1B			0-3 K			0-0 F9			4	2	1	0	1	2	1						
Brian Downing, R OBP: 0.340, SLG: 0.402	0-0 1-1 2-1 HR			0-0 6-3			0-0 5-3			5	2	2	6	0	0	1						
Bobby Grich, R OBP: 0.333, SLG: 0.399	0-3 K			0-3 2B BB			0-0 F7			2	0	0	0	2	1	0						
Ron Jackson, R OBP: 0.239, SLG: 0.226	0-0 F7			0-0 1-3 2B			0-0 F7			4	0	1	0	0	1	1						
Bob Boone, R OBP: 0.225, SLG: 0.259		0-0 6-3		0-0 F9			0-0 FC6-4 1B			4	0	1	0	0	1	2						
Rob Picciolo, R OBP: 0.255, SLG: 0.309		0-0 5-3		0-0 6-3			0-0 FC6-4			4	0	0	0	0	0	1						
Inning Stats	R: 4 E: 0 K: 1 S: 9	H: 4 LOB: 0 BB: 0 P: 9	R: 0 E: 0 K: 0 S: 4	H: 1 LOB: 2 BB: 0 P: 5	R: 0 E: 0 K: 1 S: 6	H: 1 LOB: 2 BB: 1 P: 10	R: 0 E: 0 K: 0 S: 2	H: 0 LOB: 0 BB: 1 P: 6	R: 0 E: 0 K: 0 S: 3	H: 0 LOB: 0 BB: 0 P: 3	R: 0 E: 0 K: 0 S: 4	H: 1 LOB: 1 BB: 0 P: 4	R: 3 E: 0 K: 1 S: 7	H: 2 LOB: 1 BB: 2 P: 15	R: 0 E: 0 K: 1 S: 4	H: 0 LOB: 0 BB: 0 P: 8	R: 0 E: 0 K: 1 S: 6	H: 1 LOB: 1 BB: 0 P: 6	1B: 5 2B: 2 3B: 1 HR: 2	SF: 0 SAC: 0 DP: 0 HBP: 1	WP: 0 PB: 0 SB: 0 CS: 2	PA: 42
PITCHER	IP WLS BF H R ER SO BB IBB HBP BLK WP HR S P ERA WHIP	IP WLS BF H R ER SO BB IBB HBP BLK WP HR S P ERA WHIP															IP WLS BF H R ER SO BB IBB HBP BLK WP HR S P ERA WHIP					
Bob McClure, L ERA: 4.42	(1, 1) 6.2 L 30 8 5 5 2 2 0 0 0 1 31 40 6.75 1.500	(7, 1) 2.1 11 2 2 2 3 3 0 0 0 0 1 14 26 7.71 2.143																				
Pete Ladd, R ERA: 5.85																						

California Angels @ Milwaukee Brewers
Milwaukee County Stadium, Milwaukee, WI
Sun Jul 01 1984, 4:33 AM EDT
Att: 25,868 - Unknown

AB 35
R 7
H 10
RBI 7
BB 5
SO 5
LOB 10




Batter	1	2	3	4	5	6	7	8	9	AB	R	H	RBI	BB	SO	LOB	BOTTOM					
Dion James, L OBP: 0.319, SLG: 0.347	0-0 F3	0-0 F5		0-0 F6				0-0 FC6-4		5	0	1	2	0	0	5						
Jim Gantner, L OBP: 0.313, SLG: 0.351	0-0 2B			0-0 BB 1B			0-0 4-3 K	0-0 7-2		5	1	2	0	0	1	3						
Robin Yount, R OBP: 0.369, SLG: 0.420	0-0 6-3			4-0 1-2 BB			0-3 K	0-0 F7		4	0	0	0	1	1	1						
Cecil Cooper, L OBP: 0.303, SLG: 0.375	0-0 2B			0-3 K			0-0 F8			5	0	1	1	0	3	2						
Ben Oglivie, L OBP: 0.336, SLG: 0.378	0-0 F8			0-0 F3			0-0 2B 1B	0-0 HR		4	2	2	1	1	0	3						
Ted Simmons, S OBP: 0.271, SLG: 0.301		0-0 1B		0-0 1-3			0-0 WP 2B	0-3 K		5	1	2	1	0	1	3						
Jim Sundberg, R OBP: 0.343, SLG: 0.413		0-0 F7		0-0 6-3			0-0 F8			4	1	1	0	0	0	2						
Ed Romero, R OBP: 0.323, SLG: 0.282		0-0 F7		4-0 BB			0-3 K			3	0	1	0	1	1	2						
Rick Manning, L OBP: 0.322, SLG: 0.362		0-0 1B		0-0 F8			4-0 WP 3B BB			2	1	1	0	2	0	1						
Inning Stats	R: 1 E: 0 K: 0 S: 5	H: 2 LOB: 1 BB: 0 P: 5	R: 0 E: 0 K: 0 S: 5	H: 2 LOB: 2 BB: 0 P: 5	R: 0 E: 0 K: 1 S: 6	H: 1 LOB: 1 BB: 1 P: 10	R: 0 E: 0 K: 0 S: 3	H: 0 LOB: 1 BB: 1 P: 7	R: 0 E: 0 K: 1 S: 5	H: 0 LOB: 0 BB: 0 P: 5	R: 3 E: 0 K: 2 S: 10	H: 3 LOB: 1 BB: 1 P: 14	R: 1 E: 0 K: 2 S: 8	H: 1 LOB: 0 BB: 0 P: 8	R: 1 E: 0 K: 0 S: 4	H: 2 LOB: 1 BB: 1 P: 8	R: 0 E: 0 K: 1 S: 5	H: 0 LOB: 1 BB: 1 P: 9	1B: 6 2B: 4 3B: 1 HR: 1	SF: 0 SAC: 0 DP: 1 HBP: 0	WP: 2 PB: 0 SB: 0 CS: 0	PA: 42
PITCHER	IP WLS BF H R ER SO BB IBB HBP BLK WP HR S P ERA WHIP	IP WLS BF H R ER SO BB IBB HBP BLK WP HR S P ERA WHIP															IP WLS BF H R ER SO BB IBB HBP BLK WP HR S P ERA WHIP					
Jim Slaton, R ERA: 5.69	(1, 1) 5.1 W 25 4 3 3 4 1 0 0 0 2 1 17 21 16.20 3.000	(6, 1) 1.2 W 10 4 3 3 4 1 0 0 0 2 1 17 21 16.20 3.000																				
Bruce Kison, R ERA: 3.29																						
Luis Sanchez, R ERA: 1.71																						

California Angels @ Milwaukee Brewers
Milwaukee County Stadium, Milwaukee, WI
Sun Jul 01 1984, 4:33 AM EDT
Att: 25,868 - Unknown

AB 37
R 6
H 11
RBI 5
BB 5
SO 7
LOB 22



Batter	1	2	3	4	5	6	7	8	9	AB	R	H	RBI	BB	SO	LOB	TOP				
Rod Carew, L OBP: 0.363, SLG: 0.353	4-0 HR BB		0-0 3-1		0-0 5-3		0-0 4-3		0-0 6-3	4	1	0	0	1	0	1					
Mike Brown, R OBP: 0.341, SLG: 0.529	0-0 F9		0-0 HR		0-0 6-3		0-0 6-3		0-0 HR	5	2	2	2	0	0	2					
Fred Lynn, L OBP: 0.344, SLG: 0.440	0-0 HR		4-0 FC4-6 BB		0-0 3-1		0-0 FC6-4 1B		0-0 F8	4	1	2	2	1	0	0					
Reggie Jackson, L OBP: 0.316, SLG: 0.439	0-0 G3		0-0 FC4-6 FC6-4 1-2		0-3 K		0-0 FC6-4 1B		0-0 FC6-4 1B	4	0	1	0	0	1	1					
Brian Downing, R OBP: 0.339, SLG: 0.398	0-3 K		0-0 FC6-4 1-2		4-0 1B BB		0-0 FC6-4 1B FC4-2 1B		0-0 FC6-4 1B	3	1	0	0	1	1	3					
Rob Wilfong, L OBP: 0.347, SLG: 0.417	0-0 4-3		0-0 F9		0-0 1B		0-0 FC4-2 1B		0-0 FC4-2 1B	4	1	1	0	0	0	2					
Bobby Grich, R OBP: 0.331, SLG: 0.395	0-3 K		0-0 F4		0-3 K		0-0 1B		0-0 1B	4	0	1	0	0	2	2					
Bob Boone, R OBP: 0.234, SLG: 0.264	4-0 BB		0-0 1-3		0-0 4-3 SH3-4 1B		0-0 1B		0-0 1B	3	0	2	2	1	0	0					
Rob Piccolo, R OBP: 0.241, SLG: 0.293	0-0 F9		0-0 F9		0-0 SH3-4 1-2		0-0 6-3		0-0 6-3	3	0	0	0	0	0	1					
Inning Stats	R: 2 E: 0 K: 1 S: 6	H: 1 LOB: 0 BB: 1 P: 10	R: 0 E: 0 K: 1 S: 5	H: 0 LOB: 1 BB: 1 P: 9	R: 1 E: 0 K: 0 S: 4	H: 1 LOB: 1 BB: 1 P: 8	R: 0 E: 0 K: 0 S: 3	H: 0 LOB: 0 BB: 0 P: 3	R: 0 E: 0 K: 2 S: 8	H: 1 LOB: 2 BB: 1 P: 12	R: 0 E: 0 K: 0 S: 4	H: 1 LOB: 1 BB: 0 P: 4	R: 2 E: 0 K: 0 S: 6	H: 4 LOB: 2 BB: 0 P: 6	R: 1 E: 0 K: 0 S: 4	H: 1 LOB: 0 BB: 0 P: 4	1B: 6 2B: 0 3B: 0 HR: 3	SF: 0 SAC: 1 DP: 0 HBP: 0	WP: 0 PB: 0 SB: 0 CS: 0	PA: 39	
PITCHER	IP WLS BF H R ER SO BB IBB HBP BLK WP HR S P ERA WHIP	7.0 L 31 6 5 5 4 4 0 0 0 0 2 35 51 6.43 1.429	2.0 S 8 3 1 1 0 0 0 0 0 0 1 8 8 4.50 1.500																		

California Angels @ Toronto Blue Jays
Exhibition Stadium, Toronto, ON
Mon Jul 02 1984, 3:33 AM EDT
Att: 29,227 - Unknown

AB 34
R 6
H 9
RBI 6
BB 4
SO 4
LOB 12





Batter	1	2	3	4	5	6	7	8	9	AB	R	H	RBI	BB	SO	LOB	BOTTOM				
Dave Collins, S OBP: 0.348, SLG: 0.479	0-0 6-3	0-0 4-3		0-0 6-3			0-0 F8		0-0 3B	5	0	1	1	0	0	2					
Tony Fernandez, S OBP: 0.234, SLG: 0.227	0-0 FC6-4 WP 1B	0-0 F6		0-0 G1		0-0 G1	0-0 CS 1B		0-0 F8	5	0	2	0	0	0	2					
Lloyd Moseby, L OBP: 0.365, SLG: 0.513	4-0 FC6-4 1-2 BB		0-0 G3		0-0 4-3		0-0 CS 1-2 1B		0-0 1B	3	0	1	0	1	0	0					
Willie Upshaw, L OBP: 0.374, SLG: 0.530	0-0 FC6-4 1-2 2-3		0-3 K		0-3 K2-3		0-0 F7		0-0 F7	4	0	0	0	0	2	3					
Willie Aikens, L OBP: 0.321, SLG: 0.351	0-0 G3		4-0 BB		4-0 BB		0-0 F7		0-0 F7	2	0	0	0	2	0	3					
Jesse Barfield, R OBP: 0.330, SLG: 0.475		4-0 1B BB	0-3 K		0-0 F9		0-0 3-1		0-0 3-1	3	1	0	0	1	1	3					
Rance Mulliniks, L OBP: 0.363, SLG: 0.357		0-0 1B WP 1B		0-0 4-3 1B		0-3 K		0-0 6-3	4	1	2	0	0	1	1						
Ernie Whitt, L OBP: 0.338, SLG: 0.397		0-0 WP 1B		0-0 4-3		0-0 G3		0-0 G3	4	0	1	1	0	0	2						
Alfredo Griffin, S OBP: 0.255, SLG: 0.314		0-3 K		0-0 F7		0-0 1-3		0-0 3B	3	0	0	0	0	1	3						
Rick Leach, L OBP: 0.375, SLG: 0.472								0-0 3B	1	1	1	0	0	0	0						
Inning Stats	R: 0 E: 0 K: 0 S: 4	H: 1 LOB: 2 BB: 1 P: 8	R: 2 E: 0 K: 1 S: 7	H: 2 LOB: 1 BB: 1 P: 11	R: 0 E: 0 K: 2 S: 7	H: 0 LOB: 1 BB: 1 P: 11	R: 0 E: 0 K: 0 S: 4	H: 1 LOB: 1 BB: 0 P: 4	R: 0 E: 0 K: 1 S: 5	H: 0 LOB: 0 BB: 0 P: 5	R: 0 E: 0 K: 1 S: 5	H: 0 LOB: 1 BB: 1 P: 9	R: 0 E: 0 K: 0 S: 4	H: 1 LOB: 1 BB: 0 P: 4	R: 0 E: 0 K: 0 S: 5	H: 2 LOB: 1 BB: 0 P: 5	1B: 6 2B: 0 3B: 2 HR: 0	SF: 0 SAC: 0 DP: 0 HBP: 0	WP: 2 PB: 0 SB: 0 CS: 1	PA: 39	
PITCHER	IP WLS BF H R ER SO BB IBB HBP BLK WP HR S P ERA WHIP	8.2 W 37 8 3 3 3 4 0 0 0 0 0 43 59 3.12 1.385	0.1 S 1 0 0 0 0 0 0 0 0 0 0 1 1 0.00 0.000																		

California Angels @ Toronto Blue Jays
Exhibition Stadium, Toronto, ON
Mon Jul 02 1984, 3:33 AM EDT
Att: 29,227 - Unknown

AB 34
R 3
H 8
RBI 2
BB 4
SO 5
LOB 19



Batter	1	2	3	4	5	6	7	8	9	AB	R	H	RBI	BB	SO	LOB	TOP										
Rod Carew, L OBP: 0.361, SLG: 0.351	6-3			G5-4-3 1B		K			6-3	4	0	1	0	0	1	0	California Angels @ Toronto Blue Jays Exhibition Stadium, Toronto, ON Tue Jul 03 1984, 7:05 PM EDT Att: 26,255 - Unknown										
Mike Brown, R OBP: 0.330, SLG: 0.511	K			G5-4-3 1-2f			6-3			3	0	0	0	0	1	1											
Fred Lynn, L OBP: 0.341, SLG: 0.435	K			F8			F3			3	0	0	0	0	1	0											
Reggie Jackson, L OBP: 0.316, SLG: 0.438		K			FC5-4 1B				K	3	0	1	0	0	2	0											
Brian Downing, R OBP: 0.335, SLG: 0.393		5-3			FC5-4 1-2f				6-3	3	0	0	0	0	0	1											
Rob Wilfong, L OBP: 0.341, SLG: 0.409		K			F9				F9	3	0	0	0	0	1	1											
Bobby Grich, R OBP: 0.325, SLG: 0.387			F7		FC5-4 1-2f				5-3	3	0	0	0	0	0	1											
Jerry Narron, L OBP: 0.266, SLG: 0.342			6-3			G3			G3-4-1	3	0	0	0	0	0	0											
Rob Picciolo, R OBP: 0.233, SLG: 0.283									F9	2	0	0	0	0	2	0											
Juan Beniquez, R OBP: 0.380, SLG: 0.479										1	0	0	0	0	0	0											
Inning Stats	R: 0 E: 0 K: 2 S: 7	H: 0 LOB: 0 BB: 0 P: 7	R: 0 E: 0 K: 2 S: 7	H: 0 LOB: 0 BB: 0 P: 7	R: 0 E: 0 K: 1 S: 5	H: 0 LOB: 0 BB: 0 P: 5	R: 0 E: 0 K: 0 S: 3	H: 1 LOB: 0 BB: 0 P: 3	R: 0 E: 0 K: 0 S: 4	H: 1 LOB: 1 BB: 0 P: 4	R: 0 E: 0 K: 1 S: 7	H: 0 LOB: 0 BB: 0 P: 7	R: 0 E: 0 K: 1 S: 5	H: 0 LOB: 0 BB: 0 P: 5	R: 0 E: 0 K: 0 S: 3	H: 0 LOB: 0 BB: 0 P: 3	R: 0 E: 0 K: 0 S: 3	H: 0 LOB: 0 BB: 0 P: 3	1B: 2 2B: 0 3B: 0 HR: 0	SF: 0 SAC: 0 DP: 1 HBP: 0	WP: 0 PB: 0 SB: 0 CS: 0	PA: 28					
PITCHER Jim Gott, R ERA: 3.55	(1, 1)	IP: 9.0 WLS: W BF: 28	H: 2 R: 0 ER: 0 SO: 8	BB: 0 IBB: 0 HBP: 0 BLK: 0	WP: 0 HR: 0 S: 44 P: 44	ERA: 0.00 WHIP: 0.222	PITCHER										ERA: 0.00 WHIP: 0.222	PITCHER									

Batter	1	2	3	4	5	6	7	8	9	AB	R	H	RBI	BB	SO	LOB	BOTTOM										
Damaso Garcia, R OBP: 0.333, SLG: 0.401	HR		HR		5-3					4	2	3	3	0	0	0	California Angels @ Toronto Blue Jays Exhibition Stadium, Toronto, ON Tue Jul 03 1984, 7:05 PM EDT Att: 26,255 - Unknown										
Lloyd Moseby, L OBP: 0.364, SLG: 0.513	CS 2B		K		4-3		F3			4	0	1	0	0	1	1											
George Bell, R OBP: 0.348, SLG: 0.483	6-3		6-3			F7		F8		4	0	0	0	0	0	1											
Cliff Johnson, R OBP: 0.380, SLG: 0.466	4-3 2-3		E5			4-3 2B		K		4	0	1	0	0	1	1											
Jesse Barfield, R OBP: 0.328, SLG: 0.488		HR	6-3			4-3 2-3		K		4	1	1	1	0	1	2											
Willie Upshaw, L OBP: 0.371, SLG: 0.525		3-1			4-3			K		3	0	0	0	0	1	1											
Buck Martinez, R OBP: 0.277, SLG: 0.357		K			6-3			F8		3	0	0	0	0	1	0											
Garth Iorg, R OBP: 0.267, SLG: 0.298			FC6-4 1B			F7		F7		3	0	1	0	0	0	0											
Alfredo Griffin, S OBP: 0.256, SLG: 0.314			FC6-4 1-2f			F4		WP 1B		3	1	1	0	0	0	1											
Inning Stats	R: 1 E: 0 K: 0 S: 4	H: 2 LOB: 0 BB: 0 P: 4	R: 1 E: 0 K: 1 S: 7	H: 2 LOB: 1 BB: 0 P: 7	R: 1 E: 1 K: 1 S: 7	H: 1 LOB: 1 BB: 0 P: 7	R: 0 E: 0 K: 0 S: 3	H: 0 LOB: 0 BB: 0 P: 3	R: 0 E: 0 K: 0 S: 3	H: 0 LOB: 0 BB: 0 P: 3	R: 0 E: 0 K: 1 S: 6	H: 1 LOB: 1 BB: 0 P: 6	R: 1 E: 0 K: 0 S: 5	H: 2 LOB: 1 BB: 0 P: 5	R: 0 E: 0 K: 2 S: 7	H: 0 LOB: 0 BB: 0 P: 7		1B: 3 2B: 2 3B: 0 HR: 3	SF: 0 SAC: 0 DP: 0 HBP: 0	WP: 1 PB: 0 SB: 0 CS: 1	PA: 32						
PITCHER Tommy John, L ERA: 3.78	(1, 1)	IP: 7.0 WLS: L BF: 29	H: 8 R: 4 ER: 4 SO: 3	BB: 0 IBB: 0 HBP: 0 BLK: 0	WP: 1 HR: 3 S: 35 P: 35	ERA: 5.14 WHIP: 1.143	PITCHER										ERA: 0.00 WHIP: 0.000	PITCHER									
Doug Corbett, R ERA: 2.29	(8, 1)	IP: 1.0 WLS: L BF: 3	H: 0 R: 0 ER: 0 SO: 2	BB: 0 IBB: 0 HBP: 0 BLK: 0	WP: 0 HR: 0 S: 7 P: 7	ERA: 0.00 WHIP: 0.000	PITCHER										ERA: 0.00 WHIP: 0.000	PITCHER									

Batter	1	2	3	4	5	6	7	8	9	AB	R	H	RBI	BB	SO	LOB	TOP	
Gary Pettis, S OBP: 0.335, SLG: 0.311 (1, 8)										3	1	1	0	1	0	0	California Angels @ Toronto Blue Jays Exhibition Stadium, Toronto, ON Wed Jul 04 1984, 7:05 PM EDT Att: 24,330 - Unknown	
Rob Wilfong, L OBP: 0.333, SLG: 0.399 (1, 4)										4	0	0	0	0	0	2		
Fred Lynn, L OBP: 0.339, SLG: 0.432 (1, 9)										4	0	1	0	0	2	2		
Doug DeCinces, R OBP: 0.310, SLG: 0.422 (1, 5)										4	0	1	1	0	2	1		
Reggie Jackson, L OBP: 0.318, SLG: 0.448 (1, 10)										3	1	1	1	1	1	1		
Brian Downing, R OBP: 0.334, SLG: 0.395 (1, 7)										4	0	1	0	0	1	1		
Bobby Grich, R OBP: 0.324, SLG: 0.379 (1, 3)										3	0	0	0	1	2	1		
Bob Boone, R OBP: 0.231, SLG: 0.261 (1, 2)										3	0	0	0	0	1	2		
Rob Picciolo, R OBP: 0.238, SLG: 0.333 (1, 6)										3	1	1	1	0	1	1		
Inning Stats	R: 1 E: 0 K: 0 S: 4	H: 1 LOB: 1 BB: 1 P: 8	R: 0 E: 0 K: 1 S: 5	H: 0 LOB: 0 BB: 0 P: 5	R: 1 E: 0 K: 1 S: 7	H: 2 LOB: 1 BB: 0 P: 7	R: 0 E: 0 K: 2 S: 8	H: 1 LOB: 1 BB: 0 P: 8	R: 0 E: 0 K: 1 S: 4	H: 0 LOB: 0 BB: 1 P: 8	R: 0 E: 0 K: 1 S: 5	H: 0 LOB: 0 BB: 0 P: 5	R: 1 E: 0 K: 1 S: 6	H: 1 LOB: 0 BB: 0 P: 6	1B: 3 2B: 1 3B: 0 HR: 2	SF: 0 SAC: 0 DP: 1 HBP: 0	WP: 0 PB: 0 SB: 2 CS: 1	PA: 34
PITCHER	IP WLS BF H R ER SO BB IBB HBP BLK WP HR S P ERA WHIP	7.0 W 27 5 2 2 8 3 0 0 0 0 1 40 52 2.57 1.143	2.0 L 12 3 2 2 1 0 1 0 0 0 1 13 17 6.00 1.000															

Batter	1	2	3	4	5	6	7	8	9	AB	R	H	RBI	BB	SO	LOB	BOTTOM			
Damaso Garcia, R OBP: 0.332, SLG: 0.399 (1, 4)										4	1	1	0	0	0	0	California Angels @ Toronto Blue Jays Exhibition Stadium, Toronto, ON Wed Jul 04 1984, 7:05 PM EDT Att: 24,330 - Unknown			
Dave Collins, S OBP: 0.346, SLG: 0.475 (1, 7)										4	0	1	0	0	0	1				
Lloyd Moseby, L OBP: 0.369, SLG: 0.529 (1, 8)										4	2	3	2	0	0	1				
Willie Upshaw, L OBP: 0.369, SLG: 0.521 (1, 3)										4	0	1	0	0	0	3				
Willie Aikens, L OBP: 0.336, SLG: 0.385 (1, 10)										2	2	1	1	1	1	1				
Rance Mulliniks, L OBP: 0.371, SLG: 0.368 (1, 5)										3	1	2	1	1	0	1				
Rick Leach, L OBP: 0.364, SLG: 0.450 (1, 9)										4	0	1	0	0	1	3				
Ernie Whitt, L OBP: 0.335, SLG: 0.388 (1, 2)										3	0	0	1	1	0	2				
Alfredo Griffin, S OBP: 0.254, SLG: 0.311 (1, 6)										2	0	0	0	0	0	1				
George Bell, R OBP: 0.346, SLG: 0.481 (6, PH)										1	0	0	0	0	0	3				
Tony Fernandez, S OBP: 0.229, SLG: 0.222 (7, 6)										1	0	0	0	0	0	0				
Inning Stats	R: 0 E: 0 K: 0 S: 4	H: 1 LOB: 1 BB: 0 P: 4	R: 1 E: 0 K: 1 S: 5	H: 1 LOB: 0 BB: 1 P: 9	R: 0 E: 0 K: 0 S: 3	H: 0 LOB: 0 BB: 0 P: 3	R: 3 E: 1 K: 0 S: 6	H: 3 LOB: 1 BB: 0 P: 7	R: 0 E: 0 K: 0 S: 4	H: 1 LOB: 1 BB: 0 P: 4	R: 0 E: 0 K: 0 S: 3	H: 0 LOB: 0 BB: 0 P: 3	R: 2 E: 0 K: 1 S: 8	H: 3 LOB: 1 BB: 0 P: 8	R: 0 E: 0 K: 0 S: 3	H: 0 LOB: 0 BB: 0 P: 3	1B: 6 2B: 3 3B: 0 HR: 2	SF: 0 SAC: 0 DP: 2 HBP: 1	WP: 0 PB: 0 SB: 3 CS: 0	PA: 36
PITCHER	IP WLS BF H R ER SO BB IBB HBP BLK WP HR S P ERA WHIP	5.0 L 24 7 4 3 1 2 0 1 0 0 1 23 32 5.40 1.800	3.0 L 12 3 2 2 1 0 1 0 0 0 1 13 17 6.00 1.000																	

AB 31
R 3
H 6
RBI 3
BB 3
SO 10
LOB 11



AB 32
R 6
H 10
RBI 5
BB 3
SO 2
LOB 16



Batter	1	2	3	4	5	6	7	8	9	AB	R	H	RBI	BB	SO	LOB	TOP							
Gary Pettis, S OBP: 0.336, SLG: 0.313 (1, 8)										5	1	2	0	0	0	2								
Rod Carew, L OBP: 0.362, SLG: 0.352 (1, 3)										5	2	2	1	0	0	2								
Fred Lynn, L OBP: 0.340, SLG: 0.443 (1, 9)										5	1	2	1	0	0	2								
Doug DeCinces, R OBP: 0.312, SLG: 0.434 (1, 5)										4	2	2	3	0	0	1								
Reggie Jackson, L OBP: 0.321, SLG: 0.453 (1, 10)										4	0	2	0	0	0	1								
Brian Downing, R OBP: 0.330, SLG: 0.389 (1, 7)										4	0	0	0	0	0	4								
Bobby Grich, R OBP: 0.322, SLG: 0.395 (1, 4)										4	1	1	2	0	1	1								
Bob Boone, R OBP: 0.231, SLG: 0.258 (1, 2)										3	0	0	0	1	1	1								
Rob Picciolo, R OBP: 0.227, SLG: 0.318 Rob Wilfong, L OBP: 0.337, SLG: 0.409 (9, PH)										3	0	0	0	0	0	1								
										1	0	1	0	0	0	0								
Inning Stats	R: 2 E: 0 K: 0 S: 6	H: 3 LOB: 1 BB: 0 P: 6	R: 0 E: 1 K: 0 S: 3	H: 0 LOB: 1 BB: 1 P: 7	R: 0 E: 0 K: 0 S: 3	H: 0 LOB: 0 BB: 0 P: 3	R: 0 E: 0 K: 1 S: 5	H: 1 LOB: 0 BB: 0 P: 5	R: 0 E: 0 K: 0 S: 3	H: 0 LOB: 0 BB: 0 P: 3	R: 4 E: 0 K: 1 S: 9	H: 4 LOB: 0 BB: 0 P: 9	R: 0 E: 0 K: 0 S: 4	H: 1 LOB: 1 BB: 0 P: 4	R: 1 E: 0 K: 0 S: 5	H: 2 LOB: 1 BB: 0 P: 5	R: 0 E: 0 K: 0 S: 4	H: 1 LOB: 1 BB: 0 P: 4	1B: 6 2B: 3 3B: 1 HR: 2	SF: 0 SAC: 0 DP: 1 HBP: 0	WP: 0 PB: 0 SB: 1 CS: 0	PA: 39		
PITCHER	IP WLS BF H R ER SO BB IBB HBP BLK WP HR S P ERA WHIP	5.2 W 25 8 6 6 1 1 0 0 0 0 2 26 30 9.53 1.588	6.1 S 14 4 1 1 1 0 0 0 0 0 0 16 16 2.70 1.200																					

California Angels @ Boston Red Sox
Fenway Park, Boston, MA
Thu Jul 05 1984, 7:05 PM EDT
Att: 19,885 - Unknown

AB 38
R 7
H 12
RBI 7
BB 1
SO 2
LOB 15



Batter	1	2	3	4	5	6	7	8	9	AB	R	H	RBI	BB	SO	LOB	BOTTOM						
Wade Boggs, L OBP: 0.403, SLG: 0.371 (1, 5)										3	2	1	0	1	0	1							
Dwight Evans, R OBP: 0.392, SLG: 0.514 (1, 9)										4	2	3	6	0	1	0							
Jim Rice, R OBP: 0.330, SLG: 0.505 (1, 7)										4	1	1	3	1	1	1							
Tony Armas, R OBP: 0.315, SLG: 0.538 (1, 8)										5	0	1	1	0	2	0							
Mike Easter, L OBP: 0.380, SLG: 0.537 (1, 10)										5	1	3	0	0	0	2							
Bill Buckner, L OBP: 0.352, SLG: 0.390 (1, 3)										5	1	4	0	0	0	0							
Gary Allenson, R OBP: 0.273, SLG: 0.216 (1, 2)										3	1	0	0	1	1	4							
Marty Barrett, R OBP: 0.352, SLG: 0.345 (1, 4)										4	3	3	1	0	0	1							
Jackie Gutierrez, R OBP: 0.285, SLG: 0.302 (1, 6)										3	1	1	0	0	0	3							
Inning Stats	R: 3 E: 1 K: 1 S: 9	H: 5 LOB: 1 BB: 0 P: 9	R: 2 E: 0 K: 0 S: 6	H: 3 LOB: 2 BB: 1 P: 10	R: 0 E: 1 K: 0 S: 4	H: 0 LOB: 1 BB: 0 P: 4	R: 0 E: 0 K: 1 S: 5	H: 0 LOB: 0 BB: 0 P: 5	R: 6 E: 1 K: 1 S: 9	H: 4 LOB: 0 BB: 2 P: 17	R: 0 E: 0 K: 2 S: 8	H: 1 LOB: 1 BB: 0 P: 8	R: 1 E: 0 K: 0 S: 5	H: 2 LOB: 1 BB: 0 P: 5	R: 0 E: 0 K: 0 S: 3	H: 2 LOB: 2 BB: 0 P: 3	1B: 14 2B: 1 3B: 0 HR: 2	SF: 1 SAC: 2 DP: 1 HBP: 0	WP: 0 PB: 0 SB: 0 CS: 0	PA: 42			
PITCHER	IP WLS BF H R ER SO BB IBB HBP BLK WP HR S P ERA WHIP	4.1 L 25 10 8 4 3 0 1 0 0 0 1 19 23 13.50 1.875	5.1 S 14 5 4 4 3 0 1 0 0 0 0 3 3 0.00 2.000																				

California Angels @ Boston Red Sox
Fenway Park, Boston, MA
Thu Jul 05 1984, 7:05 PM EDT
Att: 19,885 - Unknown

AB 36
R 12
H 17
RBI 11
BB 3
SO 5
LOB 12



Batter	1	2	3	4	5	6	7	8	9	AB	R	H	RBI	BB	SO	LOB	TOP									
Gary Pettis, S OBP: 0.340, SLG: 0.313 (1, 8)	4-0 CS BB		0-0 4-3		0-0 1B			0-3 K	4-0 BB 1B	3	1	1	1	2	1	1	California Angels @ Boston Red Sox Fenway Park, Boston, MA Fri Jul 06 1984, 7:05 PM EDT Att: 29,655 - Unknown									
Rod Carew, L OBP: 0.366, SLG: 0.359 (1, 3)	0-0 4-3			0-0 2B	0-0 6-3			0-0 1B FC6-4	4-0 WP 1B BB	4	1	2	0	1	0	3										
Fred Lynn, L OBP: 0.342, SLG: 0.444 Brian Downing, R OBP: 0.332, SLG: 0.391 (9, PH)	0-0 1B			0-3 K		0-0 3-1		0-0 1B FC6-4	0-0 WP 1B	4	0	2	1	0	1	1										
Doug DeCinces, R OBP: 0.307, SLG: 0.427 (1, 5)	0-0 F8			0-0 5-3		0-3 K2-3		0-0 1B FC6-4	0-3 K	5	0	0	1	0	2	5										
Reggie Jackson, L OBP: 0.315, SLG: 0.444 (1, 10)		0-0 4-3		0-3 K		0-0 F5		0-0 F5	0-3 K	5	0	0	0	0	2	4										
Bobby Grich, R OBP: 0.326, SLG: 0.400 (1, 4)		0-0 5-3			4-0 HBP 1B BB		0-0 5-3		0-0 HR 2B	3	2	1	0	1	0	0										
Juan Beniquez, R OBP: 0.383, SLG: 0.497 (1, 7)		0-0 5-3			1-0 1B 1-2 HBP		0-0 F4		0-0 HR	3	1	1	2	0	0	0										
Bob Boone, R OBP: 0.228, SLG: 0.254 Jerry Narron, L OBP: 0.275, SLG: 0.390 (9, PH)			0-0 4-3		0-3 K		0-3 K		0-0 HR	3	0	0	0	0	2	2										
Rob Picciolo, R OBP: 0.221, SLG: 0.309 Rob Wilfong, L OBP: 0.339, SLG: 0.410 (8, PH)			0-0 F3		0-0 F4			0-0 1B 1B	0-0 F7	2	0	0	0	0	0	2										
Inning Stats	R: 0 E: 0 K: 0 S: 3	H: 1 LOB: 1 BB: 1 P: 7	R: 0 E: 0 K: 0 S: 3	H: 0 LOB: 0 BB: 0 P: 3	R: 0 E: 0 K: 0 S: 3	H: 0 LOB: 0 BB: 0 P: 3	R: 0 E: 0 K: 2 S: 8	H: 1 LOB: 1 BB: 0 P: 8	R: 1 E: 0 K: 1 S: 6	H: 1 LOB: 2 BB: 1 P: 11	R: 0 E: 0 K: 1 S: 5	H: 0 LOB: 0 BB: 0 P: 5	R: 0 E: 0 K: 1 S: 5	H: 0 LOB: 0 BB: 0 P: 5	R: 2 E: 0 K: 1 S: 8	H: 3 LOB: 1 BB: 0 P: 8		R: 4 E: 0 K: 2 S: 11	H: 4 LOB: 2 BB: 2 P: 19	1B: 6 2B: 2 3B: 0 HR: 2	SF: 0 SAC: 0 DP: 0 HBP: 1	WP: 1 PB: 0 SB: 0 CS: 1	PA: 41			
PITCHER	IP	WLS	BF	H	R	ER	SO	BB	IBB	HBP	BLK	WP	HR	S	P	ERA	WHIP									
Al Nipper, R ERA: 3.99	(1, 1)	8.0	W	34	8	5	5	6	2	0	1	0	0	1	43	52	5.62	1.250								
Steve Crawford, R ERA: 3.58	(9, 1)	0.1		4	1	1	1	0	2	0	0	0	0	1	2	10	27.00	9.000								
John Henry Johnson, L ERA: 4.56	(9, 1)	0.0		1	1	1	1	0	0	0	0	0	0	0	1	1	∞	∞								
Mark Clear, R ERA: 4.33	(9, 1)	0.2	S	2	0	0	0	2	0	0	0	0	1	0	6	6	0.00	0.000								

Batter	1	2	3	4	5	6	7	8	9	AB	R	H	RBI	BB	SO	LOB	BOTTOM									
Wade Boggs, L OBP: 0.406, SLG: 0.373 Glenn Hoffman, R OBP: 0.224, SLG: 0.238 (9, 5)	0-0 5-3 E	4-0 1B 2-3 BB		0-0 F8				0-0 E6		4	1	2	0	1	0	2	California Angels @ Boston Red Sox Fenway Park, Boston, MA Fri Jul 06 1984, 7:05 PM EDT Att: 29,655 - Unknown									
Dwight Evans, R OBP: 0.393, SLG: 0.516 (1, 9)	0-0 5-3	0-0 G4-6-3 1B			0-0 F2		0-0 F5	0-0 1B 1-2 3-H	0-0 2B	5	0	2	2	0	0	3										
Jim Rice, R OBP: 0.330, SLG: 0.500 (1, 7)	0-0 6-3	0-0 G4-6-3 1B			0-0 6-3		4-0 L4 BB	4-0 1-2 2-3 3-H	BB	3	0	0	0	1	0	3										
Tony Armas, R OBP: 0.317, SLG: 0.545 (1, 8)	0-0 E5		0-0 F3		0-0 HR		4-0 1-2 2-3 3-H	BB	BB	3	1	1	2	1	0	0										
Mike Easter, L OBP: 0.375, SLG: 0.531 (1, 10)	0-3 K		0-0 F8		0-0 F8		0-0 L4	0-0 L4		4	0	0	0	0	1	4										
Bill Buckner, L OBP: 0.380, SLG: 0.423 (1, 3)		0-0 2B 2B		0-0 2B		0-0 F7		0-0 2B	3B	4	2	3	0	0	0	0										
Rich Gedman, L OBP: 0.303, SLG: 0.451 (1, 2)		0-3 K		0-0 F8		0-3 K		0-0 F3		4	0	0	0	0	2	3										
Marty Barrett, R OBP: 0.352, SLG: 0.350 Rick Miller, L OBP: 0.359, SLG: 0.353 Ed Jurak, R OBP: 0.304, SLG: 0.380 (9, 4)		0-0 1B 2B		0-0 F8		0-0 4-3		0-0 1B E6	2B	3	1	1	1	0	0	0										
Jackie Gutierrez, R OBP: 0.275, SLG: 0.311 (1, 6)		0-0 WP 1B 1B		0-0 4-3		0-0 1B BB		0-0 2B E6	1B	4	3	3	1	0	0	0										
Inning Stats	R: 1 E: 1 K: 1 S: 7	H: 1 LOB: 1 BB: 0 P: 7	R: 3 E: 0 K: 1 S: 8	H: 4 LOB: 1 BB: 1 P: 12	R: 0 E: 0 K: 0 S: 4	H: 1 LOB: 1 BB: 0 P: 4	R: 0 E: 0 K: 0 S: 3	H: 0 LOB: 0 BB: 0 P: 3	R: 1 E: 0 K: 0 S: 4	H: 1 LOB: 0 BB: 0 P: 4	R: 0 E: 0 K: 1 S: 5	H: 0 LOB: 0 BB: 0 P: 5	R: 1 E: 0 K: 0 S: 4	H: 2 LOB: 2 BB: 2 P: 12	R: 2 E: 1 K: 0 S: 6	H: 4 LOB: 2 BB: 0 P: 6		1B: 6 2B: 6 3B: 1 HR: 1	SF: 0 SAC: 0 DP: 2 HBP: 0	WP: 1 PB: 0 SB: 0 CS: 0	PA: 38					
PITCHER	IP	WLS	BF	H	R	ER	SO	BB	IBB	HBP	BLK	WP	HR	S	P	ERA	WHIP									
Jim Slaton, R ERA: 5.84	(1, 1)	6.1	L	30	9	6	5	3	2	0	0	0	0	1	34	42	7.11	1.737								
Don Aase, R ERA: 2.57	(7, 1)	1.2		8	4	2	2	0	1	0	0	0	0	0	7	11	10.80	3.000								

Batter	1	2	3	4	5	6	7	8	9	10	AB	R	H	RBI	BB	SO	LOB		
Gary Pettis, S OBP: 0.341, SLG: 0.313 (1, 8)	1-3		1B			5-3		FC6-4 SF8 BB	K		4	1	1	0	1	1	1		
Juan Beniquez, R OBP: 0.384, SLG: 0.490 (1, 7)	5-3		5-3			1B		FC6-4 BB	K		4	0	1	0	1	1	2		
Mike Brown, R OBP: 0.327, SLG: 0.511 (1, 9)	1-3					K		FC6-4 BB			4	0	1	1	0	1	3		
Fred Lynn, L OBP: 0.341, SLG: 0.442 (10, PH) (10, 9)						2B		1-2 2-3 3-H			1	0	0	0	0	0	0		
Doug DeCinces, R OBP: 0.306, SLG: 0.424 (1, 5)		F6		2-3				SF8			4	0	1	1	0	0	1		
Brian Downing, R OBP: 0.330, SLG: 0.386 (1, 10)		K		K		1B		3-H 4-0			4	0	0	0	1	2	3		
Bobby Grich, R OBP: 0.330, SLG: 0.399 (1, 4)		FC5-4 1B		F3				1-2 2-3			3	0	1	0	1	0	1		
Ron Jackson, R OBP: 0.232, SLG: 0.218 (1, 3)						F8					3	0	0	0	0	1	1		
Rod Carew, L OBP: 0.365, SLG: 0.357 (8, PH) (8, 3)	FC5-4 1B							K	4-3		1	0	0	0	0	0	3		
Bob Boone, R OBP: 0.225, SLG: 0.250 (1, 2)						F8		F3			4	0	0	0	0	0	0		
Rob Picciolo, R OBP: 0.225, SLG: 0.310 (1, 6)											3	1	1	0	0	1	0		
Reggie Jackson, L OBP: 0.318, SLG: 0.450 (9, PH)						4-3					1	0	1	0	0	0	0		
Rob Wilfong, L OBP: 0.338, SLG: 0.410 (9, PR) (9, 6)			K					BB FC6-4 1B	2B		0	0	0	0	0	0	0		
Inning Stats	R: 0 E: 0 K: 0 S: 3	H: 0 LOB: 0 BB: 0 P: 3	R: 0 E: 0 K: 1 S: 6	H: 1 LOB: 1 BB: 0 P: 6	R: 0 E: 0 K: 1 S: 6	H: 1 LOB: 1 BB: 0 P: 6	R: 0 E: 0 K: 1 S: 7	H: 2 LOB: 2 BB: 0 P: 7	R: 0 E: 0 K: 1 S: 5	H: 0 LOB: 0 BB: 0 P: 5	R: 2 E: 0 K: 0 S: 4	H: 1 LOB: 3 BB: 4 P: 20	R: 0 E: 0 K: 2 S: 8	H: 1 LOB: 1 BB: 0 P: 8	R: 0 E: 0 K: 0 S: 3	H: 0 LOB: 0 BB: 0 P: 3	1B: 5 2B: 2 3B: 0 HR: 0	SF: 1 SAC: 0 DP: 0 HBP: 0	
PITCHER	IP	WLS	BF	H	R	ER	SO	BB	IBB	HBP	BLK	WP	HR	S	P	ERA	WHIP		
Bruce Hurst, L ERA: 2.65 (1, 1)	7.2		33	6	2	2	5	4	0	0	0	0	0	39	55	2.35	1.304		
Bob Stanley, R ERA: 3.84 (8, 1)	2.1	W	8	1	0	0	2	0	0	0	0	0	0	12	12	0.00	0.429		

California Angels @ Boston Red Sox
Fenway Park, Boston, MA
Sun Jul 08 1984, 3:33 AM EDT
Unknown

AB	36
R	2
H	7
RBI	2
BB	4
SO	7
LOB	15




WP: 0	PA: 41
PB: 0	
SB: 1	
CS: 0	

Batter	1	2	3	4	5	6	7	8	9	10	AB	R	H	RBI	BB	SO	LOB		
Jackie Gutierrez, R OBP: 0.273, SLG: 0.308 (1, 6)	6-3	F9		1-3						HBP 1B 1B	5	0	1	0	0	0	3		
Dwight Evans, R OBP: 0.395, SLG: 0.519 (1, 9)						F7		F9		1B 1B HBP	4	2	2	0	0	0	0		
Jim Rice, R OBP: 0.331, SLG: 0.498 (1, 7)						5-3		F8		1B 1B HBP	5	0	2	1	0	0	1		
Tony Armas, R OBP: 0.316, SLG: 0.539 (1, 8)	K					K		F8		1B 1B IBB	4	0	0	0	1	2	2		
Mike Easter, L OBP: 0.376, SLG: 0.526 (1, 10)						F8				G3 1B	5	1	2	1	0	1	1		
Bill Buckner, L OBP: 0.353, SLG: 0.413 (1, 3)								F8		1B	4	0	0	0	0	1	2		
Jeff Newman, R OBP: 0.286, SLG: 0.323 (10, 2)		F7		F6						K	0	0	0	0	0	0	0		
Rich Gedman, L OBP: 0.306, SLG: 0.452 (1, 2)								G3			4	0	2	0	0	0	0		
Glenn Hoffman, R OBP: 0.224, SLG: 0.238 (10, 5)						4-3				1B 1B	0	0	0	0	0	0	0		
Ed Jurak, R OBP: 0.317, SLG: 0.389 (1, 5) (10, 4)								F3		1B 1B	4	0	2	1	0	0	1		
Marty Barrett, R OBP: 0.356, SLG: 0.348 (1, 4)										1B	1	0	0	0	2	0	0		
Rick Miller, L OBP: 0.354, SLG: 0.348 (9, PH) (10, 3)								F8		F8	1	0	0	0	0	0	2		
Inning Stats	R: 0 E: 0 K: 1 S: 6	H: 1 LOB: 2 BB: 1 P: 9	R: 1 E: 0 K: 0 S: 5	H: 2 LOB: 2 BB: 1 P: 7	R: 0 E: 0 K: 1 S: 7	H: 2 LOB: 1 BB: 0 P: 7	R: 0 E: 0 K: 0 S: 3	H: 0 LOB: 0 BB: 1 P: 3	R: 0 E: 0 K: 0 S: 3	H: 0 LOB: 0 BB: 0 P: 3	R: 0 E: 0 K: 0 S: 3	H: 0 LOB: 0 BB: 0 P: 3	R: 0 E: 0 K: 1 S: 7	H: 2 LOB: 2 BB: 0 P: 7	R: 1 E: 0 K: 0 S: 3	H: 3 LOB: 3 BB: 1 P: 8	1B: 10 2B: 1 3B: 0 HR: 0	SF: 0 SAC: 0 DP: 0 HBP: 1	
PITCHER	IP	WLS	BF	H	R	ER	SO	BB	IBB	HBP	BLK	WP	HR	S	P	ERA	WHIP		
Ron Romanick, R ERA: 4.02 (9, 1)	8.2	L	35	8	2	2	4	2	0	1	0	0	0	3	8	13.50	3.000		
Geoff Zahn, L ERA: 2.45 (10, 1)	0.0		1	1	0	0	0	0	0	0	0	0	0	1	1	=	=		

California Angels @ Boston Red Sox
Fenway Park, Boston, MA
Sun Jul 08 1984, 3:33 AM EDT
Unknown

AB	37
R	3
H	11
RBI	3
BB	3
SO	4
LOB	12



WP: 1	PA: 41
PB: 0	
SB: 0	
CS: 1	

Batter	1	2	3	4	5	6	7	8	9	AB	R	H	RBI	BB	SO	LOB	TOP										
Gary Pettis, S OBP: 0.342, SLG: 0.312	0-0 4-3	0-0 1-2 3-H 1B		0-3 K		0-3 K			4-0 1B WP BB	4	0	1	1	1	2	0											
Rod Carew, L OBP: 0.362, SLG: 0.354	0-0 6-3	0-0 G3			0-0 5-3	0-0 3-1			0-0 BB 1B	5	0	1	0	0	0	2											
Fred Lynn, L OBP: 0.349, SLG: 0.447	4-0 1B BB		1-0 FC6-4 HBP		0-0 HR 2B		0-0 F8		4-0 G5-4-3 BB	2	1	1	0	2	0	0											
Doug DeCinces, R OBP: 0.307, SLG: 0.424	0-0 1-3 1B		0-0 FC6-4 1B		0-0 HR 1B		0-0 4-3		0-0 G5-4-3	5	1	2	0	0	0	4											
Reggie Jackson, L OBP: 0.317, SLG: 0.458	0-3 K		0-3 K		0-0 HR		0-0 6-3			4	1	1	3	0	2	3											
Juan Beniquez, R OBP: 0.374, SLG: 0.493		0-0 6-3	0-0 1-2 1B		0-0 1B			4-0 G6-3 BB		3	0	2	0	1	0	0											
Rob Wilfong, L OBP: 0.337, SLG: 0.406		0-0 1B 1B	0-3 K		0-3 K			0-0 G6-3		4	1	1	0	0	2	4											
Jerry Narron, L OBP: 0.274, SLG: 0.383		0-0 1-3 1B 1B		0-0 F5	0-0 6-3			0-0 F6		4	0	1	0	0	0	1											
Rob Picciolo, R OBP: 0.213, SLG: 0.293		0-3 K		0-0 5-3		0-0 6-3		0-3 K		4	0	0	0	0	2	2											
Inning Stats	R: 0 E: 0 K: 1 S: 6	H: 1 LOB: 2 BB: 1 P: 10	R: 1 E: 0 K: 1 S: 8	H: 3 LOB: 2 BB: 0 P: 8	R: 0 E: 0 K: 2 S: 8	H: 1 LOB: 2 BB: 0 P: 9	R: 0 E: 0 K: 1 S: 5	H: 0 LOB: 0 BB: 0 P: 5	R: 3 E: 0 K: 1 S: 9	H: 4 LOB: 1 BB: 0 P: 9	R: 0 E: 0 K: 0 S: 3	H: 0 LOB: 0 BB: 0 P: 3	R: 0 E: 0 K: 0 S: 2	H: 0 LOB: 0 BB: 1 P: 6	R: 0 E: 0 K: 1 S: 5	H: 1 LOB: 2 BB: 2 P: 13	1B: 8 2B: 1 3B: 0 HR: 1	SF: 0 SAC: 0 DP: 2 HBP: 1	WP: 1 PB: 0 SB: 0 CS: 0	PA: 40							
PITCHER	IP	WLS	BF	H	R	ER	SO	BB	IBB	HBP	BLK	WP	HR	S	P	ERA	WHIP										
Roger Clemens, R ERA: 5.64	4.1	L	24	9	4	4	5	1	0	1	0	0	1	32	37	8.31	2.308										
Bob Ojeda, L ERA: 4.64	2.2		8	0	0	0	2	0	0	0	0	0	0	12	12	0.00	0.000										
Mark Clear, R ERA: 4.21	1.0		3	0	0	0	0	1	0	0	0	0	0	2	6	0.00	1.000										
John Henry Johnson, L ERA: 4.5	0.1		3	1	0	0	1	1	0	0	0	1	0	4	8	0.00	6.000										
Steve Crawford, R ERA: 3.46	0.2		2	0	0	0	0	1	0	0	0	0	0	1	5	0.00	1.500										

California Angels @ Boston Red Sox
Fenway Park, Boston, MA
Sun Jul 08 1984, 3:38 AM EDT
Att: 34,682 - Unknown

AB 35
R 4
H 10
RBI 4
BB 4
SO 8
LOB 16



Batter	1	2	3	4	5	6	7	8	9	AB	R	H	RBI	BB	SO	LOB	BOTTOM										
Jackie Gutierrez, R OBP: 0.268, SLG: 0.302	0-0 4-3		0-0 5-3		0-0 F8			0-0 G1-6-3		4	0	0	0	0	0	2											
Dwight Evans, R OBP: 0.395, SLG: 0.522	0-0 5-3 1B		0-0 1B			0-0 6-3		0-0 FC5-4 1B		4	0	3	0	0	0	0											
Jim Rice, R OBP: 0.330, SLG: 0.496	0-0 5-3 1-2		0-0 5-3			0-0 WP 1B		0-0 FC5-4		4	0	1	0	0	0	3											
Tony Armas, R OBP: 0.312, SLG: 0.532	0-0 F8		0-0 F9		0-0 6-3		0-0 6-3		0-0 6-3	4	0	0	0	0	0	2											
Mike Easter, L OBP: 0.374, SLG: 0.525		0-0 4-3		0-3 K		0-0 4-3		0-0 1B 1B		4	0	1	0	0	1	1											
Bill Buckner, L OBP: 0.356, SLG: 0.411		0-0 G3		0-0 F9			4-0 G5-4-3 BB		0-0 L4 1B	3	0	1	0	1	0	0											
Gary Allenson, R OBP: 0.271, SLG: 0.236		0-0 2B		0-0 5-3		0-0 G5-4-3		0-0 L4		4	0	1	0	0	0	3											
Ed Jurak, R OBP: 0.317, SLG: 0.375		0-0 4-3			4-0 BB		0-0 6-3			2	0	0	0	1	0	1											
Glenn Hoffman, R OBP: 0.229, SLG: 0.242			0-0 6-3		0-0 F7			0-0 G1-6-3 1B		3	0	1	0	0	0	1											
Inning Stats	R: 0 E: 0 K: 0 S: 4	H: 1 LOB: 1 BB: 0 P: 4	R: 0 E: 0 K: 0 S: 4	H: 1 LOB: 1 BB: 0 P: 4	R: 0 E: 0 K: 1 S: 5	H: 0 LOB: 0 BB: 0 P: 5	R: 0 E: 0 K: 0 S: 3	H: 0 LOB: 1 BB: 1 P: 7	R: 0 E: 0 K: 0 S: 4	H: 1 LOB: 1 BB: 0 P: 4	R: 0 E: 0 K: 0 S: 2	H: 0 LOB: 0 BB: 1 P: 6	R: 0 E: 0 K: 0 S: 4	H: 2 LOB: 1 BB: 0 P: 4	R: 0 E: 0 K: 0 S: 4	H: 2 LOB: 1 BB: 0 P: 4	1B: 7 2B: 2 3B: 0 HR: 0	SF: 0 SAC: 0 DP: 3 HBP: 0	WP: 1 PB: 0 SB: 0 CS: 0	PA: 34							
PITCHER	IP	WLS	BF	H	R	ER	SO	BB	IBB	HBP	BLK	WP	HR	S	P	ERA	WHIP										
Tommy John, L ERA: 3.5	9.0	W	34	8	0	0	1	2	0	0	0	1	0	34	42	0.00	1.111										

California Angels @ Boston Red Sox
Fenway Park, Boston, MA
Sun Jul 08 1984, 3:38 AM EDT
Att: 34,682 - Unknown

AB 32
R 0
H 8
RBI 0
BB 2
SO 1
LOB 13



Batter	1	2	3	4	5	6	7	8	9	AB	R	H	RBI	BB	SO	LOB	TOP					
Dion James, L (1,9) OBP: 0.299, SLG: 0.333	0-0 4-3	0-3 K			0-0 G6-4-3			0-0 5-3		4	0	0	0	0	1	2	Milwaukee Brewers @ California Angels Anaheim Stadium, Anaheim, CA Thu Jul 12, 1984, 10:05 PM EDT Att: 29,010 - Unknown livebaseballscorecards.com					
Jim Gantner, L (1,4) OBP: 0.314, SLG: 0.347	4-0 E BB		0-0 6-3		0-0 2B			0-0 F8		3	1	1	0	1	0	0						
Robin Yount, R (1,6) OBP: 0.369, SLG: 0.427	4-0 E BB		0-0 3-1		0-0 F9			0-0 2-3		3	0	0	0	1	0	1						
Cecil Cooper, L (1,3) OBP: 0.301, SLG: 0.366	0-0 E3		0-0 4-3		0-0 G3			0-0 FC4-6 1B		4	0	1	0	0	0	2						
Ben Oglivie, L (1,7) OBP: 0.325, SLG: 0.377	0-0 F6		0-0 F8		0-0 G4-6-3 1B			0-0 FC4-6 E		4	1	1	0	0	0	3						
Ted Simmons, S (1,10) OBP: 0.289, SLG: 0.302	0-0 F7		0-0 F8		0-0 G4-6-3			0-3 K		4	0	0	0	0	1	4						
Roy Howell, L (1,5) OBP: 0.287, SLG: 0.352		0-3 K		0-0 1B			0-3 K	0-0 E3		4	0	1	0	0	2	0						
Jim Sundberg, R (1,2) OBP: 0.336, SLG: 0.413		0-0 6-3		0-0 4-3			0-3 K	0-0 F8		4	0	0	0	0	1	2						
Rick Manning, L (1,8) OBP: 0.351, SLG: 0.411		1-0 HBP		0-0 1B			0-0 4-3			2	0	1	0	0	0	0						
Inning Stats	R: 1 E: 2 K: 0 S: 4	H: 0 LOB: 2 BB: 2 P: 12	R: 0 E: 0 K: 2 S: 7	H: 0 LOB: 1 BB: 0 P: 8	R: 0 E: 0 K: 0 S: 3	H: 0 LOB: 0 BB: 0 P: 3	R: 0 E: 0 K: 0 S: 4	H: 1 LOB: 1 BB: 0 P: 4	R: 0 E: 0 K: 0 S: 4	H: 2 LOB: 1 BB: 0 P: 4	R: 0 E: 0 K: 0 S: 3	H: 1 LOB: 0 BB: 0 P: 3	R: 0 E: 0 K: 0 S: 7	H: 0 LOB: 0 BB: 0 P: 7	R: 0 E: 0 K: 0 S: 3	H: 0 LOB: 0 BB: 0 P: 3	R: 1 E: 2 K: 1 S: 7	H: 1 LOB: 1 BB: 0 P: 7	1B: 4 2B: 1 3B: 0 HR: 0	SF: 0 SAC: 0 DP: 2 HBP: 1	WP: 0 PB: 0 SB: 0 CS: 0	PA: 35
PITCHER Mike Witt, R (1,1) ERA: 3.52	IP: 9.0 WLS: W BF: 35	H: 5 R: 2 ER: 0 SO: 5	BB: 2 IBB: 0 HBP: 1 BLK: 0	WP: 0 HR: 0 S: 42 P: 51	ERA: 0.00 WHIP: 0.778	PITCHER										IP: 9.0 WLS: W BF: 35	H: 5 R: 2 ER: 0 SO: 5	BB: 2 IBB: 0 HBP: 1 BLK: 0	WP: 0 HR: 0 S: 42 P: 51	ERA: 0.00 WHIP: 0.778		

Batter	1	2	3	4	5	6	7	8	9	AB	R	H	RBI	BB	SO	LOB	BOTTOM					
Gary Pettis, S (1,8) OBP: 0.340, SLG: 0.309	0-0 1-3		0-3 K		0-0 5-3		0-0 G3 1B	0-3 K		5	0	1	0	0	2	2	Milwaukee Brewers @ California Angels Anaheim Stadium, Anaheim, CA Thu Jul 12, 1984, 10:05 PM EDT Att: 29,010 - Unknown livebaseballscorecards.com					
Rod Carew, L (1,3) OBP: 0.366, SLG: 0.363	0-3 K		0-0 PB WP 2B		0-0 2B 1B		0-0 1-2 3H 1B	0-0 4-3		5	2	3	1	0	1	2						
Fred Lynn, L (1,9) OBP: 0.351, SLG: 0.449	4-0 BB		0-0 G3		0-0 1H 2B		0-0 G3			3	0	1	1	1	0	2						
Doug DeCinces, R (1,5) OBP: 0.309, SLG: 0.426	0-0 F8		0-0 2B		0-0 F8		4-0 IBB			3	0	1	0	1	0	2						
Reggie Jackson, L (1,10) OBP: 0.316, SLG: 0.453		4-0 E BB	0-0 G3		0-0 4-3		0-3 K			3	1	0	0	1	1	4						
Juan Beniquez, R (1,7) OBP: 0.395, SLG: 0.490		0-0 5-3		4-0 G6-4-3 BB		0-0 1-3		0-0 BB SF9 1B		3	1	1	0	1	0	0						
Bobby Grich, R (1,4) OBP: 0.328, SLG: 0.395		0-0 6-3		0-0 G6-4-3		0-0 6-3		0-0 BB 1B		4	0	1	0	0	0	1						
Bob Boone, R (1,2) OBP: 0.233, SLG: 0.252		4-0 BB		0-0 BB			0-0 1B SH1-3 1B	4-0 BB		2	1	1	0	2	0	0						
Rob Picciolo, R (1,6) OBP: 0.205, SLG: 0.286		0-0 4-3		0-0 6-3			0-0 SH1-3 1B	0-0 SF9		2	0	0	1	0	0	1						
Inning Stats	R: 0 E: 0 K: 1 S: 5	H: 0 LOB: 1 BB: 1 P: 9	R: 1 E: 1 K: 0 S: 3	H: 0 LOB: 2 BB: 2 P: 11	R: 1 E: 0 K: 1 S: 7	H: 2 LOB: 1 BB: 0 P: 7	R: 0 E: 0 K: 0 S: 2	H: 0 LOB: 0 BB: 1 P: 6	R: 1 E: 0 K: 0 S: 5	H: 2 LOB: 1 BB: 0 P: 5	R: 0 E: 0 K: 0 S: 3	H: 0 LOB: 0 BB: 0 P: 3	R: 1 E: 0 K: 1 S: 8	H: 3 LOB: 3 BB: 1 P: 12	R: 1 E: 0 K: 1 S: 7	H: 2 LOB: 2 BB: 1 P: 11	R: 0 E: 0 K: 0 S: 5	H: 0 LOB: 0 BB: 0 P: 11	1B: 6 2B: 3 3B: 0 HR: 0	SF: 1 SAC: 1 DP: 1 HBP: 0	WP: 1 PB: 1 SB: 0 CS: 0	PA: 38
PITCHER Jaime Coanower, R (1,1) ERA: 2.91	IP: 6.1 WLS: L BF: 29	H: 7 R: 4 ER: 3 SO: 2	BB: 4 IBB: 0 HBP: 0 BLK: 0	WP: 1 HR: 0 S: 29 P: 45	ERA: 4.26 WHIP: 1.737	PITCHER										IP: 6.1 WLS: L BF: 29	H: 7 R: 4 ER: 3 SO: 2	BB: 4 IBB: 0 HBP: 0 BLK: 0	WP: 1 HR: 0 S: 29 P: 45	ERA: 4.26 WHIP: 1.737		
Bob McClure, L (7,1) ERA: 4.74	0.2	6	2	1	1	1	1	1	0	0	0	6	14	13.50	4.500							
Pete Ladd, R (8,1) ERA: 5.18	1.0	3	0	0	0	1	0	0	0	0	5	5	0.00	0.000								

Batter	1	2	3	4	5	6	7	8	9	AB	R	H	RBI	BB	SO	LOB	TOP										
Ed Romero, R OBP: 0.324, SLG: 0.288 (1, 5)	4-0 E 6-3 BB	0-0 FC5-4			0-0 F9	0-0 4-3			0-0 1B SF9 1B	4	2	1	0	1	0	3											
Jim Gantner, L OBP: 0.316, SLG: 0.348 (1, 4)	0-0 E1 WP 1-3		0-0 HR 1B		0-0 G3		0-0 F7		0-0 1B 1B	5	1	2	0	0	0	1											
Robin Yount, R OBP: 0.372, SLG: 0.440 (1, 6)	0-0 6-3		0-0 HR		0-0 1B		0-0 1B		0-0 SF9 1B	4	1	3	4	0	0	1											
Cecil Cooper, L OBP: 0.297, SLG: 0.360 (1, 10)	0-0 6-3		0-0 F9		0-0 5-3		0-0 F7		0-0 6-3	5	0	0	0	0	0	4											
Ted Simmons, S OBP: 0.266, SLG: 0.299 (1, 3)	0-3 K 2-3		0-0 F8		0-0 F9		0-0 1-3			4	0	0	0	0	1	2											
Ben Oglivie, L OBP: 0.327, SLG: 0.379 (1, 9) (8, 7)	0-3 K		0-0 F5		0-0 E 1B		0-0 CS 1B			4	1	2	0	0	1	2											
Mark Brouhard, R OBP: 0.321, SLG: 0.370 Rick Manning, L OBP: 0.351, SLG: 0.411 (1, 7) (8, 8)			0-0 F3		0-0 1-3		0-0 E3 1B 1-2		0-0 3-1 1-2	4	0	0	0	0	0	2	AB R H RBI BB SO LOB										
Jim Sundberg, R OBP: 0.331, SLG: 0.406 (1, 2)			0-0 F8		0-0 6-3		0-0 F9		0-0 F7	4	0	0	0	0	0	2											
Bobby Clark, R OBP: 0.344, SLG: 0.400 (1, 8) (8, 9)			4-0 FC5-4 BB		0-0 1-3		0-0 1-3 2-H 1B		0-0 4-3	3	0	1	1	1	0	0											
Inning Stats	R: 1 E: 1 K: 2 S: 9	H: 0 LOB: 2 BB: 1 P: 13	R: 0 E: 0 K: 0 S: 3	H: 0 LOB: 1 BB: 1 P: 7	R: 2 E: 0 K: 0 S: 5	H: 2 LOB: 0 BB: 0 P: 5	R: 0 E: 0 K: 0 S: 3	H: 0 LOB: 0 BB: 0 P: 3	R: 0 E: 0 K: 0 S: 4	H: 1 LOB: 1 BB: 0 P: 4	R: 1 E: 1 K: 0 S: 6	H: 2 LOB: 2 BB: 0 P: 6	R: 0 E: 0 K: 0 S: 4	H: 1 LOB: 0 BB: 0 P: 4	R: 0 E: 0 K: 0 S: 3	H: 1 LOB: 0 BB: 0 P: 3	R: 1 E: 0 K: 0 S: 5	H: 2 LOB: 1 BB: 0 P: 5	1B: 8 2B: 0 3B: 0 HR: 1	SF: 1 SAC: 0 DP: 0 HBP: 0	WP: 1 PB: 0 CS: 1	PA: 40					
PITCHER	IP	WLS	BF	H	R	ER	SO	BB	IBB	HBP	BLK	WP	HR	S	P	ERA	WHIP										
Geoff Zahn, L ERA: 2.51 Don Aase, R ERA: 2.35	(1, 1) (9, 1)	8.1 0.2	L 2	38 0	9 0	5 0	3 0	2 0	2 0	0 0	0 0	1 0	1 0	40 2	48 2	3.24 0.00	1.320 0.000										

Milwaukee Brewers @ California Angels
Anaheim Stadium, Anaheim, CA
Fri Jul 13 1984, 10:05 PM EDT
Att: 22,523 - Unknown

AB 37
R 5
H 9
RBI 5
BB 2
SO 2
LOB 17



Batter	1	2	3	4	5	6	7	8	9	AB	R	H	RBI	BB	SO	LOB	BOTTOM										
Gary Pettis, S OBP: 0.341, SLG: 0.311 (1, 8)	0-0 4-3 HR 1B		0-3 K		0-0 4-3		0-0 G4-3 1B		0-0 4-3	5	1	2	0	0	1	1											
Rod Carew, L OBP: 0.365, SLG: 0.362 Daryl Sconiers, L OBP: 0.500, SLG: 0.333 (1, 3) (3, PH) (4, 3)	0-0 4-3		0-3 K G3 1B		0-0 1B		0-0 G4-3 1B			1	0	0	0	0	0	1											
Juan Beniquez, R OBP: 0.393, SLG: 0.487 Rob Wilford, L OBP: 0.337, SLG: 0.406 (7, PH) (8, 4)	1-3		0-0 G3 1B		0-0 1B		0-0 G4-3 1B			1	0	0	0	0	0	2											
Fred Lynn, L OBP: 0.353, SLG: 0.461 (1, 9)	0-0 HR		0-0 G3		0-0 G4-6-3 1B		0-0 6-3		0-0 F7	4	1	2	2	0	0	1											
Doug DeCinces, R OBP: 0.309, SLG: 0.424 (1, 5)	0-3 K		0-0 1B		0-0 G4-6-3		0-0 F7		0-0 F7	4	0	1	1	0	1	2											
Reggie Jackson, L OBP: 0.315, SLG: 0.448 (1, 10)	4-0 BB		0-0 F7		0-3 K		0-3 K		0-3 K	3	0	0	0	1	2	1											
Brian Downing, R OBP: 0.329, SLG: 0.382 (1, 7)	0-3 K		0-0 5-3		0-0 F7		0-0 F7		4-0 SH1-4 BB 4-3 BB	3	1	0	0	1	1	1											
Bobby Grich, R OBP: 0.326, SLG: 0.388 (1, 4) (8, 3)			0-0 F7		0-0 F7		0-0 F8		4-0 4-3 SH1-4 BB	3	0	0	0	1	0	0											
Bob Boone, R OBP: 0.238, SLG: 0.254 (1, 2)			0-0 F3		4-0 S BB		0-0 1B 1B		0-0 SH1-4	2	0	1	0	1	0	0											
Rob Picciolo, R OBP: 0.198, SLG: 0.275 Jerry Narron, L OBP: 0.271, SLG: 0.378 (1, 6) (9, PH)			0-0 4-3		0-0 F4		0-3 K		0-0 4-3	3	0	0	0	0	1	2											
Inning Stats	R: 2 E: 0 K: 2 S: 9	H: 2 LOB: 1 BB: 1 P: 13	R: 0 E: 0 K: 0 S: 3	H: 0 LOB: 0 BB: 0 P: 3	R: 1 E: 0 K: 2 S: 9	H: 1 LOB: 1 BB: 0 P: 9	R: 0 E: 0 K: 0 S: 3	H: 0 LOB: 1 BB: 1 P: 7	R: 0 E: 0 K: 0 S: 4	H: 2 LOB: 1 BB: 0 P: 4	R: 0 E: 0 K: 1 S: 5	H: 0 LOB: 0 BB: 0 P: 5	R: 0 E: 0 K: 1 S: 6	H: 2 LOB: 1 BB: 0 P: 6	R: 0 E: 0 K: 1 S: 5	H: 0 LOB: 0 BB: 0 P: 5	R: 1 E: 0 K: 0 S: 3	H: 0 LOB: 2 BB: 2 P: 11	1B: 6 2B: 0 3B: 0 HR: 1	SF: 0 SAC: 1 DP: 2 HBP: 0	WP: 1 PB: 0 CS: 0	PA: 37					
PITCHER	IP	WLS	BF	H	R	ER	SO	BB	IBB	HBP	BLK	WP	HR	S	P	ERA	WHIP										
Don Sutton, R ERA: 3.74 Rick Waits, L ERA: 2.37 Rollie Fingers, R ERA: 2.2	(1, 1) (7, 1) (9, 1)	6.1 1.2 1.0	W 4 S	28 0 5	7 0 0	3 0 1	3 0 1	6 0 0	2 0 2	0 0 0	0 0 0	0 0 0	0 0 0	38 6 3	46 6 11	4.26 0.00 9.00	1.421 0.000 2.000										

Milwaukee Brewers @ California Angels
Anaheim Stadium, Anaheim, CA
Fri Jul 13 1984, 10:05 PM EDT
Att: 22,523 - Unknown

AB 32
R 4
H 7
RBI 4
BB 4
SO 7
LOB 12



Batter	1	2	3	4	5	6	7	8	9	10	AB	R	H	RBI	BB	SO	LOB	TOP	
Rick Manning, L OBP: 0.343, SLG: 0.401 (1, 8)	F9		G3			4-3			F8	F9	5	0	0	0	0	0	3		
Jim Gantner, L OBP: 0.312, SLG: 0.344 (1, 4)	G3			4-3			4-3		F6		4	0	0	0	0	0	0		
Robin Yount, R OBP: 0.371, SLG: 0.436 (1, 6)	F3			6-3			1-6-3		BB		3	0	0	0	1	0	0		
Cecil Cooper, L OBP: 0.293, SLG: 0.356 (1, 10)		6-3		G3			F6		E1	FC4-6	4	0	0	0	0	0	1		
Ben Oglivie, L OBP: 0.326, SLG: 0.377 (1, 7)		4-3				1-3			FC4-6		4	1	1	0	0	0	2		
Ted Simmons, S OBP: 0.283, SLG: 0.296 (8, PR)							F9		E2		3	0	0	0	0	0	1		
Ed Romero, R OBP: 0.321, SLG: 0.286 (8, 5)	F4								1B		1	0	0	0	0	0	0		
Roy Howell, L OBP: 0.303, SLG: 0.366 (8, 3)							F6				4	0	3	0	0	0	0		
Jim Sundberg, R OBP: 0.326, SLG: 0.399 (1, 2)									1B		4	0	0	0	0	1	4		
Dion James, L OBP: 0.298, SLG: 0.332 (1, 9)											4	0	1	0	0	1	3		
Inning Stats	R: 0 E: 0 K: 0 S: 3	H: 0 LOB: 0 BB: 0 P: 3	R: 0 E: 0 K: 0 S: 3	H: 0 LOB: 0 BB: 0 P: 3	R: 0 E: 0 K: 0 S: 4	H: 1 LOB: 1 BB: 0 P: 4	R: 0 E: 0 K: 0 S: 3	H: 0 LOB: 0 BB: 0 P: 3	R: 0 E: 0 K: 0 S: 3	H: 0 LOB: 0 BB: 0 P: 3	R: 1 E: 1 K: 1 S: 7	H: 2 LOB: 2 BB: 0 P: 7	R: 0 E: 1 K: 0 S: 4	H: 0 LOB: 2 BB: 1 P: 8	R: 0 E: 0 K: 1 S: 7	H: 2 LOB: 2 BB: 0 P: 7	1B: 5 2B: 0 3B: 0 HR: 0	SF: 0 SAC: 0 DP: 1 HBP: 0	WP: 0 PA: 37
PITCHER Ron Romanick, R ERA: 3.74 (1, 1)	IP: 10.0 W: 10 L: 7 BF: 37 H: 5 R: 1 ER: 0 SO: 2 BB: 1 IBB: 0 HBP: 0 BLK: 0 WP: 0 HR: 0 S: 40 P: 44 ERA: 0.00 WHIP: 0.600																		

Milwaukee Brewers @ California Angels
Anaheim Stadium, Anaheim, CA
Sat Jul 14 1984, 10:05 PM EDT
Att: 43,886 - Unknown

AB	36
R	1
H	5
RBI	0
BB	1
SO	2
LOB	14



Batter	1	2	3	4	5	6	7	8	9	10	AB	R	H	RBI	BB	SO	LOB	BOTTOM			
Gary Pettis, S OBP: 0.346, SLG: 0.315 (1, 8)	CS BB						4-3				3	0	2	0	1	0	1				
Rob Wilfong, L OBP: 0.330, SLG: 0.397 (1, 4)	4-3						F7				4	0	0	0	0	1	3				
Fred Lynn, L OBP: 0.348, SLG: 0.454 (1, 9)	K										4	0	0	0	0	1	1				
Reggie Jackson, L OBP: 0.317, SLG: 0.449 (1, 10)											4	0	2	0	0	1	0				
Brian Downing, R OBP: 0.328, SLG: 0.380 (1, 7)											4	0	1	0	0	0	1				
Daryl Sconiers, L OBP: 0.417, SLG: 0.300 (1, 3)											4	0	1	0	0	1	3				
Bobby Grich, R OBP: 0.325, SLG: 0.402 (1, 5)											4	1	1	1	0	0	3				
Bob Boone, R OBP: 0.242, SLG: 0.274 (1, 2)											4	1	2	1	0	1	2				
Rob Picciolo, R OBP: 0.190, SLG: 0.265 (1, 6)											3	0	0	0	0	0	1				
Inning Stats	R: 0 E: 0 K: 1 S: 4	H: 0 LOB: 0 BB: 1 P: 8	R: 0 E: 0 K: 1 S: 7	H: 2 LOB: 2 BB: 0 P: 7	R: 0 E: 0 K: 1 S: 6	H: 1 LOB: 1 BB: 0 P: 6	R: 0 E: 0 K: 1 S: 5	H: 0 LOB: 0 BB: 0 P: 5	R: 1 E: 0 K: 0 S: 5	H: 2 LOB: 1 BB: 0 P: 5	R: 0 E: 0 K: 1 S: 6	H: 1 LOB: 1 BB: 0 P: 6	R: 0 E: 0 K: 0 S: 3	H: 0 LOB: 0 BB: 0 P: 3	R: 0 E: 0 K: 0 S: 3	H: 1 LOB: 0 BB: 0 P: 3	R: 1 E: 0 K: 0 S: 1	H: 1 LOB: 0 BB: 0 P: 1	1B: 6 2B: 1 3B: 0 HR: 2	SF: 0 SAC: 0 DP: 1 HBP: 0	WP: 0 PA: 35
PITCHER Moose Haas, R ERA: 3.89 (9, 1)	IP: 8.0 W: 1 L: 4 BF: 31 H: 7 R: 1 ER: 1 SO: 5 BB: 1 IBB: 0 HBP: 0 BLK: 0 WP: 0 HR: 1 S: 40 P: 44 ERA: 1.12 WHIP: 1.000																				

Milwaukee Brewers @ California Angels
Anaheim Stadium, Anaheim, CA
Sat Jul 14 1984, 10:05 PM EDT
Att: 43,886 - Unknown

AB	34
R	2
H	9
RBI	2
BB	1
SO	5
LOB	15



Batter	1	2	3	4	5	6	7	8	9	AB	R	H	RBI	BB	SO	LOB	TOP								
Ed Romero, R OBP: 0.317, SLG: 0.282 (1, 5)	5-3	FC6-4							K	5	0	1	0	0	1	1	Milwaukee Brewers @ California Angels Anaheim Stadium, Anaheim, CA Sun Jul 15 1984, 6:33 AM EDT Att: 30,881 - Unknown livebaseballscorecards.com								
Jim Gantner, L OBP: 0.306, SLG: 0.339 (1, 4)	6-3		4-3		F2		4-3		K	5	0	0	0	0	1	2									
Robin Yount, R OBP: 0.376, SLG: 0.438 (1, 6)	1B	BB	F9							3	2	2	0	2	0	0									
Cecil Cooper, L OBP: 0.295, SLG: 0.356 (1, 10)	1B	1B	F8		FC4-6				K	5	1	2	1	0	1	3									
Ted Simmons, S OBP: 0.266, SLG: 0.307 (1, 3)	1B		F7		FC6-4					4	1	2	4	0	0	2									
Ben Oglivie, L OBP: 0.322, SLG: 0.372 (1, 9) (8, 7)	F8		G3						F7	4	0	0	0	0	0	2									
Mark Brouhard, R OBP: 0.330, SLG: 0.388 (8, PH)		6-3							F2	3	0	2	0	0	0	0									
Dion James, L OBP: 0.297, SLG: 0.330 (8, 9)					2B					1	0	0	0	0	0	0									
Bill Schroeder, R OBP: 0.256, SLG: 0.390 (1, 2)					6-3				G5-4-3	3	1	1	1	1	0	2									
Rick Manning, L OBP: 0.342, SLG: 0.395 (1, 8)									HR	3	1	0	0	1	1	1									
Inning Stats	R: 1 E: 0 K: 0 S: 5	H: 2 LOB: 2 BB: 1 P: 9	R: 0 E: 0 K: 1 S: 5	H: 0 LOB: 1 BB: 1 P: 9	R: 0 E: 0 K: 0 S: 3	H: 0 LOB: 0 BB: 0 P: 3	R: 0 E: 0 K: 0 S: 4	H: 1 LOB: 1 BB: 0 P: 4	R: 1 E: 0 K: 0 S: 4	H: 1 LOB: 2 BB: 2 P: 12	R: 0 E: 0 K: 0 S: 3	H: 1 LOB: 0 BB: 0 P: 3	R: 0 E: 0 K: 0 S: 3	H: 0 LOB: 0 BB: 0 P: 3	R: 4 E: 0 K: 0 S: 7	H: 4 LOB: 0 BB: 0 P: 7	R: 0 E: 0 K: 3 S: 10	H: 1 LOB: 1 BB: 0 P: 10	1B: 7 2B: 1 3B: 0 HR: 2	SF: 0 SAC: 0 DP: 1 HBP: 0	WP: 0 PB: 0 SB: 1 CS: 0	PA: 40			
PITCHER	IP	WLS	BF	H	R	ER	SO	BB	IBB	HBP	BLK	WP	HR	S	P	ERA	WHIP								
Tommy John, L ERA: 3.66 (1, 1)	7.0		32	8	5	5	1	4	0	0	0	0	1	30	46	6.43	1.714								
Luis Sanchez, R ERA: 1.99 (8, 1)	2.0	W	8	2	1	1	3	0	0	0	0	0	1	14	14	4.50	1.000								

Batter	1	2	3	4	5	6	7	8	9	AB	R	H	RBI	BB	SO	LOB	BOTTOM								
Gary Pettis, S OBP: 0.347, SLG: 0.314 (1, 8)	K		F7		5-3					4	0	1	0	1	1	1	Milwaukee Brewers @ California Angels Anaheim Stadium, Anaheim, CA Sun Jul 15 1984, 6:33 AM EDT Att: 30,881 - Unknown livebaseballscorecards.com								
Rob Wilfong, L OBP: 0.323, SLG: 0.388 (1, 4)	E3		F9		K					4	0	0	0	0	1	1									
Juan Beniquez, R OBP: 0.396, SLG: 0.490 (9, PH)									E2	1	0	1	0	0	0	0									
Fred Lynn, L OBP: 0.350, SLG: 0.462 (1, 9)	K									4	2	2	0	0	2	2									
Reggie Jackson, L OBP: 0.317, SLG: 0.446 (1, 10)	4-3									4	0	1	1	0	0	2									
Brian Downing, R OBP: 0.333, SLG: 0.388 (1, 7)										4	2	3	1	0	0	1									
Daryl Sconiers, L OBP: 0.375, SLG: 0.286 (1, 3)										4	1	1	0	0	0	2									
Bobby Grich, R OBP: 0.318, SLG: 0.393 (1, 5)										4	0	0	1	0	1	3									
Jerry Narron, L OBP: 0.273, SLG: 0.388 (1, 2)										3	1	1	2	0	0	0									
Bob Boone, R OBP: 0.244, SLG: 0.277 (9, PH)										1	1	1	0	0	0	0									
Rob Picciolo, R OBP: 0.207, SLG: 0.279 (1, 6)										3	0	2	1	0	0	0									
Inning Stats	R: 0 E: 1 K: 2 S: 8	H: 0 LOB: 0 BB: 0 P: 8	R: 1 E: 0 K: 0 S: 4	H: 1 LOB: 0 BB: 0 P: 4	R: 0 E: 0 K: 0 S: 3	H: 1 LOB: 0 BB: 0 P: 3	R: 4 E: 0 K: 0 S: 7	H: 5 LOB: 1 BB: 0 P: 7	R: 1 E: 0 K: 1 S: 7	H: 2 LOB: 1 BB: 0 P: 7	R: 0 E: 0 K: 1 S: 5	H: 0 LOB: 0 BB: 0 P: 5	R: 0 E: 0 K: 1 S: 6	H: 1 LOB: 1 BB: 0 P: 6	R: 0 E: 0 K: 0 S: 4	H: 1 LOB: 0 BB: 0 P: 4	R: 1 E: 1 K: 0 S: 3	H: 2 LOB: 2 BB: 1 P: 7	1B: 9 2B: 4 3B: 0 HR: 0	SF: 0 SAC: 1 DP: 0 HBP: 0	WP: 0 PB: 0 SB: 0 CS: 1	PA: 38			
PITCHER	IP	WLS	BF	H	R	ER	SO	BB	IBB	HBP	BLK	WP	HR	S	P	ERA	WHIP								
Chuck Porter, R ERA: 3.66 (1, 1)	4.0		18	7	5	5	2	0	0	0	1	0	0	23	23	11.25	1.750								
Bob McClure, L ERA: 4.59 (5, 1)	4.0	L	17	5	2	1	3	0	0	0	0	0	0	23	23	2.25	1.250								
Tom Tellmann, R ERA: 1.76 (9, 1)	0.1		2	0	0	0	0	0	1	0	0	0	0	1	5	0.00	0.000								
Rick Waits, L ERA: 2.37 (9, 1)	0.0		1	1	0	0	0	0	0	0	0	0	0	1	1	∞	∞								

Batter	1	2	3	4	5	6	7	8	9	AB	R	H	RBI	BB	SO	LOB	TOP
Damaso Garcia, R (1,4) Tony Fernandez, S (4,6) OBP: 0.328, SLG: 0.403 OBP: 0.196, SLG: 0.189	F4		G3 HBP		4-3			G4-6-3		1	0	0	0	0	0	0	Toronto Blue Jays @ California Angels Anaheim Stadium, Anaheim, CA Mon Jul 16 1984, 10:05 PM EDT Att: 24,890 - Unknown livebaseballscorecards.com
Dave Collins, S (1,7) OBP: 0.350, SLG: 0.473	1B		G3			4-3		4-3		4	0	1	0	0	0	2	
Lloyd Moseby, L (1,8) OBP: 0.365, SLG: 0.517	1B		F7			F7				4	0	2	0	0	0	1	
Willie Upshaw, L (1,3) OBP: 0.362, SLG: 0.506	G3-6-3		4-3			F9				4	0	0	0	0	1	4	
Willie Aikens, L (1,10) OBP: 0.324, SLG: 0.385			4-3			F7				4	0	0	0	0	0	1	
George Bell, R (1,9) OBP: 0.341, SLG: 0.480			F8			5-3				3	0	0	0	0	0	0	
Rance Mulliniks, L (1,5) OBP: 0.381, SLG: 0.414			1B			K				3	0	1	0	0	1	0	
Ernie Whitt, L (1,2) OBP: 0.351, SLG: 0.395			1B			K				3	0	2	0	0	1	0	
Alfredo Griffin, S (1,6) OBP: 0.256, SLG: 0.321			F9			4-3				3	0	1	0	0	0	2	
Inning Stats	R: 0 E: 0 K: 0 S: 4	H: 2 LOB: 1 BB: 0 P: 4	R: 0 E: 0 K: 0 S: 5	H: 2 LOB: 2 BB: 0 P: 5	R: 0 E: 0 K: 1 S: 3	H: 0 LOB: 1 BB: 0 P: 4	R: 0 E: 0 K: 1 S: 5	H: 0 LOB: 0 BB: 0 P: 5	R: 0 E: 0 K: 1 S: 3	H: 0 LOB: 0 BB: 0 P: 3	R: 0 E: 0 K: 0 S: 4	H: 2 LOB: 1 BB: 0 P: 4	R: 0 E: 0 K: 1 S: 5	H: 1 LOB: 0 BB: 0 P: 5	1B: 7 2B: 0 3B: 0 HR: 0	SF: 0 SAC: 0 DP: 3 HBP: 1	WP: 0 PA: 32 PB: 0 SB: 0 CS: 0
PITCHER Jim Slaton, R (1,1) ERA: 5.09	IP: 9.0 WLS: W BF: 32 H: 7 R: 0 ER: 0 SO: 3 BB: 0 IBB: 0 HBP: 1 BLK: 0 WP: 0 HR: 0 S: 37 P: 38 ERA: 0.00 WHIP: 0.778																

Batter	1	2	3	4	5	6	7	8	9	AB	R	H	RBI	BB	SO	LOB	BOTTOM		
Gary Pettis, S (1,8) OBP: 0.349, SLG: 0.318	CS		SH1-3 1-H		K		4-3			3	0	1	1	1	1	1	Toronto Blue Jays @ California Angels Anaheim Stadium, Anaheim, CA Mon Jul 16 1984, 10:05 PM EDT Att: 24,890 - Unknown livebaseballscorecards.com		
Bobby Grich, R (1,4) OBP: 0.319, SLG: 0.389	K		SH1-3 2-3		FC6-4					2	0	0	0	1	1	2			
Fred Lynn, L (1,9) OBP: 0.346, SLG: 0.456	K		FC7-2-5 3-H			3-1				4	0	0	0	0	2	3			
Reggie Jackson, L (1,10) OBP: 0.316, SLG: 0.442	CS		FC4-6 SF9		F4					3	1	0	0	1	1	1			
Doug DeCinces, R (1,5) OBP: 0.314, SLG: 0.431			FC4-6 BB		1B					2	1	1	0	2	1	1			
Daryl Scaniers, L (1,3) OBP: 0.421, SLG: 0.353			FC4-6 1-2 2-3		CS					3	0	2	1	0	0	2			
Brian Downing, R (1,7) OBP: 0.330, SLG: 0.386			SF9		K					2	0	0	1	0	1	3			
Bob Boone, R (1,2) OBP: 0.245, SLG: 0.278			F8							3	0	1	0	0	0	1			
Rob Piccolo, R (1,6) OBP: 0.211, SLG: 0.281			2B		K					3	1	1	0	0	1	1			
Inning Stats	R: 0 E: 0 K: 2 S: 6	H: 0 LOB: 0 BB: 1 P: 10	R: 1 E: 0 K: 0 S: 3	H: 0 LOB: 1 BB: 2 P: 11	R: 1 E: 0 K: 0 S: 4	H: 2 LOB: 0 BB: 0 P: 4	R: 1 E: 0 K: 1 S: 6	H: 2 LOB: 1 BB: 0 P: 6	R: 0 E: 0 K: 2 S: 8	H: 1 LOB: 1 BB: 0 P: 8	R: 0 E: 0 K: 1 S: 6	H: 1 LOB: 2 BB: 1 P: 10	R: 0 E: 0 K: 0 S: 3	H: 0 LOB: 0 BB: 0 P: 3	R: 0 E: 0 K: 2 S: 7	H: 0 LOB: 1 BB: 1 P: 11	1B: 4 2B: 3 3B: 1 HR: 0	SF: 1 SAC: 1 DP: 2 HBP: 0	WP: 0 PA: 33 PB: 1 SB: 0 CS: 2
PITCHER Jim Gott, R (1,1) ERA: 4.01 Dennis Lamp, R (6,1) ERA: 3.43	IP: 5.2 WLS: L BF: 23 H: 5 R: 3 ER: 3 SO: 6 BB: 4 IBB: 0 HBP: 0 BLK: 0 WP: 0 HR: 0 S: 31 P: 47 ERA: 4.76 WHIP: 1.588																		

Batter	1	2	3	4	5	6	7	8	9	AB	R	H	RBI	BB	SO	LOB	TOP								
Dave Collins, S OBP: 0.347, SLG: 0.468 (1, 7)										5	0	1	0	0	0	6									
Tony Fernandez, S OBP: 0.163, SLG: 0.175 (1, 6)										4	0	0	0	0	1	3									
Lloyd Moseby, L OBP: 0.366, SLG: 0.514 (1, 8)										2	0	0	0	2	1	0									
Willie Upshaw, L OBP: 0.363, SLG: 0.515 (1, 3)										4	1	2	1	0	0	1									
Willie Aikens, L OBP: 0.321, SLG: 0.388 (9, PR)										4	0	1	0	0	1	2									
Jesse Barfield, R OBP: 0.333, SLG: 0.511 (9, PR)										0	1	0	0	0	0	0									
George Bell, R OBP: 0.340, SLG: 0.477 (1, 9)										4	1	1	0	0	1	1									
Rance Mulliniks, L OBP: 0.384, SLG: 0.421 (1, 5)										4	0	2	1	0	0	0									
Ernie Whitt, L OBP: 0.356, SLG: 0.400 (7, PR)										3	0	2	1	0	1	0									
Damaso Garcia, R OBP: 0.329, SLG: 0.403 (7, 2)										0	0	0	0	0	0	0									
Buck Martinez, R OBP: 0.276, SLG: 0.340 (7, 2)										1	0	0	0	0	1	1									
Alfredo Griffin, S OBP: 0.255, SLG: 0.318 (9, PH)										2	0	0	0	0	1	1									
Cliff Johnson, R OBP: 0.390, SLG: 0.497 (9, PR)										1	0	1	0	0	0	0									
Rick Leach, L OBP: 0.354, SLG: 0.429 (9, PR)										0	0	0	0	0	0	0									
Inning Stats	R: 0 E: 0 K: 0 S: 4	H: 2 LOB: 2 BB: 1 P: 8	R: 1 E: 0 K: 0 S: 6	H: 3 LOB: 2 BB: 0 P: 6	R: 1 E: 0 K: 2 S: 8	H: 1 LOB: 0 BB: 0 P: 8	R: 0 E: 0 K: 2 S: 7	H: 0 LOB: 0 BB: 0 P: 7	R: 0 E: 0 K: 0 S: 3	H: 0 LOB: 0 BB: 0 P: 3	R: 0 E: 0 K: 1 S: 5	H: 1 LOB: 0 BB: 0 P: 5	R: 0 E: 0 K: 0 S: 4	H: 0 LOB: 0 BB: 1 P: 4	R: 0 E: 0 K: 1 S: 4	H: 0 LOB: 0 BB: 1 P: 8	R: 1 E: 0 K: 1 S: 8	H: 3 LOB: 3 BB: 0 P: 8	1B: 7 2B: 3 3B: 0 HR: 1	SF: 0 SAC: 1 DP: 1 HBP: 0	WP: 0 PB: 0 SB: 0 CS: 1	PA: 37			
PITCHER	IP	WLS	BF	H	R	ER	SO	BB	IBB	HBP	BLK	WP	HR	S	P	ERA	WHIP								
Mike Witt, R ERA: 3.51 (1, 1)	8.1	W	34	9	3	3	6	2	0	0	0	0	1	44	52	3.24	1.320								
Don Aase, R ERA: 2.16 (9, 1)	0.2	S	3	1	0	0	1	0	0	0	0	0	0	5	5	0.00	1.500								

Toronto Blue Jays @ California Angels
Anaheim Stadium, Anaheim, CA
Tue Jul 17 1984, 10:05 PM EDT
Att: 27,176 - Unknown

AB	34
R	3
H	10
RBI	3
BB	2
SO	7
LOB	15



Batter	1	2	3	4	5	6	7	8	9	AB	R	H	RBI	BB	SO	LOB	BOTTOM								
Gary Pettis, S OBP: 0.344, SLG: 0.313 (1, 8)										4	0	0	0	0	1	0									
Bobby Grich, R OBP: 0.327, SLG: 0.410 (1, 4)										3	2	2	1	1	0	0									
Fred Lynn, L OBP: 0.348, SLG: 0.460 (1, 9)										4	1	2	0	0	0	2									
Reggie Jackson, L OBP: 0.321, SLG: 0.456 (1, 10)										4	1	3	2	0	0	1									
Doug DeCinces, R OBP: 0.310, SLG: 0.425 (1, 5)										4	0	0	0	0	0	3									
Daryl Scanlon, L OBP: 0.435, SLG: 0.524 (1, 3)										4	1	2	2	0	0	1									
Brian Downing, R OBP: 0.330, SLG: 0.384 (1, 7)										4	0	1	0	0	1	1									
Bob Boone, R OBP: 0.242, SLG: 0.273 (1, 2)										4	0	0	0	0	0	3									
Rob Piccolo, R OBP: 0.204, SLG: 0.272 (1, 6)										3	0	0	0	0	1	0									
Inning Stats	R: 0 E: 0 K: 0 S: 4	H: 1 LOB: 1 BB: 0 P: 4	R: 1 E: 0 K: 0 S: 4	H: 1 LOB: 0 BB: 0 P: 4	R: 0 E: 0 K: 2 S: 8	H: 1 LOB: 1 BB: 0 P: 8	R: 0 E: 0 K: 0 S: 4	H: 1 LOB: 1 BB: 0 P: 4	R: 0 E: 0 K: 0 S: 3	H: 0 LOB: 0 BB: 0 P: 3	R: 1 E: 0 K: 0 S: 6	H: 3 LOB: 3 BB: 1 P: 10	R: 3 E: 0 K: 0 S: 6	H: 3 LOB: 0 BB: 0 P: 6	R: 0 E: 0 K: 1 S: 5	H: 0 LOB: 0 BB: 0 P: 5	R: 0 E: 0 K: 1 S: 5	H: 0 LOB: 0 BB: 0 P: 5	1B: 6 2B: 1 3B: 0 HR: 3	SF: 0 SAC: 0 DP: 0 HBP: 0	WP: 0 PB: 0 SB: 0 CS: 0	PA: 35			
PITCHER	IP	WLS	BF	H	R	ER	SO	BB	IBB	HBP	BLK	WP	HR	S	P	ERA	WHIP								
Doyle Alexander, R ERA: 3.46 (1, 1)	5.1	L	22	5	2	2	2	1	0	0	0	0	1	25	29	3.38	1.125								
Jim Acker, R ERA: 5.15 (6, 1)	1.1	L	8	4	2	2	0	0	0	0	0	0	1	8	8	13.50	3.000								
Jimmy Key, L ERA: 5.06 (7, 1)	1.1	L	5	1	1	1	1	0	0	0	0	0	1	7	7	6.75	0.750								

Toronto Blue Jays @ California Angels
Anaheim Stadium, Anaheim, CA
Tue Jul 17 1984, 10:05 PM EDT
Att: 27,176 - Unknown

AB	34
R	5
H	10
RBI	5
BB	1
SO	3
LOB	11



Batter	1	2	3	4	5	6	7	8	9	AB	R	H	RBI	BB	SO	LOB	TOP																					
Damaso Garcia, R OBP: 0.327, SLG: 0.401 (1, 4)	0-0 6-3	0-0 1-3 3-H 1B		0-0 3-H 6-3			0-0 6-3		0-0 5-3	4	0	1	2	0	0	1																						
Lloyd Moseby, L OBP: 0.369, SLG: 0.527 (1, 8)	0-0 G5-4-3 1B	0-0 6-3		0-0 6-3			0-0 HR		0-0 2B	5	1	3	3	0	0	2																						
George Bell, R OBP: 0.335, SLG: 0.470 (1, 7)	0-0 G5-4-3 1-2	0-0 5-3					0-0 F8		0-0 6-3	5	0	0	0	0	0	3																						
Cliff Johnson, R OBP: 0.390, SLG: 0.497 (1, 10)		4-0 1B BB	0-0 5-3				0-0 2B		0-0 F6	4	1	1	0	1	0	1																						
Jesse Barfield, R OBP: 0.332, SLG: 0.506 (1, 9)		0-0 1B FC 1B	0-0 5-3				0-3 K			4	1	1	0	0	2	1																						
Willie Upshaw, L OBP: 0.367, SLG: 0.518 Rick Leach, L OBP: 0.340, SLG: 0.409 (4, 3)		0-0 FC 1B	0-0 1B				0-0 F8		0-3 K	2	1	2	1	0	0	0																						
Buck Martinez, R OBP: 0.275, SLG: 0.333 (1, 2)		0-0 F7					0-3 K		4-0 BB	3	0	0	0	1	2	2																						
Garth Iorg, R OBP: 0.261, SLG: 0.315 (1, 5)		0-0 FC 1B	0-0 E6 1B SF8				0-0 4-3		0-0 4-3	4	2	0	1	0	0	2																						
Alfredo Griffin, S OBP: 0.262, SLG: 0.325 (1, 6)		0-0 1B 6-3 1B	0-0 1B				0-0 F9		0-0 5-3 2B 1B	4	2	3	1	0	0	0																						
Inning Stats	R: 0 E: 0 K: 0 S: 3	H: 1 LOB: 0 BB: 0 P: 3	R: 5 E: 0 K: 0 S: 8	H: 4 LOB: 1 BB: 1 P: 12	R: 0 E: 0 K: 0 S: 3	H: 1 LOB: 1 BB: 0 P: 3	R: 1 E: 1 K: 1 S: 7	H: 1 LOB: 1 BB: 0 P: 7	R: 0 E: 0 K: 1 S: 6	H: 0 LOB: 0 BB: 0 P: 5	R: 1 E: 0 K: 0 S: 4	H: 1 LOB: 0 BB: 0 P: 4	R: 0 E: 0 K: 2 S: 7	H: 0 LOB: 1 BB: 1 P: 11	R: 1 E: 0 K: 0 S: 5	H: 2 LOB: 1 BB: 0 P: 5	1B: 8 2B: 2 3B: 0 HR: 1	SF: 1 SAC: 0 DP: 1 HBP: 0	WP: 0 PB: 0 SB: 0 CS: 0	PA: 40																		
PITCHER	IP	WLS	BF	H	R	ER	SO	BB	IBB	HBP	BLK	WP	HR	S	P	ERA	WHIP	PITCHER				IP	WLS	BF	H	R	ER	SO	BB	IBB	HBP	BLK	WP	HR	S	P	ERA	WHIP
Geoff Zahn, L ERA: 2.79 (1, 1)	7.0	L	31	9	7	6	3	1	0	0	0	0	1	36	40	7.71	1.429																					
Bruce Kison, R ERA: 4.57 (8, 1)	1.0		4	0	0	0	2	1	0	0	0	0	0	7	11	0.00	1.000																					
Doug Corbett, R ERA: 2.41 (9, 1)	1.0		5	2	1	1	0	0	0	0	0	0	0	5	5	9.00	2.000																					

Toronto Blue Jays @ California Angels
Anaheim Stadium, Anaheim, CA
Wed Jul 18 1984, 10:05 PM EDT
Att: 28,634 - Unknown

AB 37
R 8
H 11
RBI 8
BB 2
SO 5
LOB 13



Batter	1	2	3	4	5	6	7	8	9	AB	R	H	RBI	BB	SO	LOB	BOTTOM																					
Gary Pettis, S OBP: 0.343, SLG: 0.313 (1, 8)	0-0 1-3		0-0 FC4-6 HR				0-0 F8		0-0 1B	4	1	1	0	0	0	1																						
Bobby Grich, R OBP: 0.330, SLG: 0.425 (1, 4)	4-0 BB		0-0 HR				0-0 5-3		0-0 F3	3	1	1	2	1	0	1																						
Fred Lynn, L OBP: 0.344, SLG: 0.453 (1, 9)	0-0 F7		0-3 K				0-0 1-3		0-0 4-3	4	0	0	0	0	1	1																						
Reggie Jackson, L OBP: 0.317, SLG: 0.450 (1, 10)	0-0 F9		0-3 K				0-0 1-3		0-3 K	4	0	0	0	0	2	1																						
Doug DeCinces, R OBP: 0.309, SLG: 0.423 (1, 5)		0-0 F7		0-0 S 1B			0-0 F8		0-0 F3	4	0	1	0	0	0	0																						
Daryl Scanlon, L OBP: 0.423, SLG: 0.500 (1, 3)		0-0 L4-3 1B		0-0 F5			0-0 G3			3	0	1	0	0	0	1																						
Brian Downing, R OBP: 0.327, SLG: 0.380 (1, 7)		0-0 L4-3		0-3 K			0-0 6-3			3	0	0	0	0	1	2																						
Bob Boone, R OBP: 0.243, SLG: 0.274 (1, 2)			0-0 FC4-6 1B				0-0 F5		0-0 F3	3	0	1	0	0	0	0																						
Rob Piccolo, R OBP: 0.200, SLG: 0.266 Rob Wilfong, L OBP: 0.321, SLG: 0.385 (8, PH) (9, 6)			0-0 F8				0-3 K		0-0 F5	2	0	0	0	0	1	1																						
Inning Stats	R: 0 E: 0 K: 0 S: 3	H: 0 LOB: 1 BB: 1 P: 7	R: 0 E: 0 K: 0 S: 3	H: 1 LOB: 0 BB: 0 P: 3	R: 2 E: 0 K: 1 S: 7	H: 2 LOB: 0 BB: 0 P: 7	R: 0 E: 0 K: 2 S: 8	H: 1 LOB: 1 BB: 0 P: 8	R: 0 E: 0 K: 1 S: 5	H: 0 LOB: 0 BB: 0 P: 5	R: 0 E: 0 K: 0 S: 3	H: 0 LOB: 0 BB: 0 P: 3	R: 0 E: 0 K: 0 S: 3	H: 0 LOB: 0 BB: 0 P: 3	R: 0 E: 0 K: 0 S: 4	H: 1 LOB: 1 BB: 0 P: 4	R: 0 E: 0 K: 1 S: 5	H: 0 LOB: 0 BB: 0 P: 5	1B: 4 2B: 1 3B: 0 HR: 1	SF: 0 SAC: 0 DP: 1 HBP: 0	WP: 0 PB: 0 SB: 1 CS: 0	PA: 32																
PITCHER	IP	WLS	BF	H	R	ER	SO	BB	IBB	HBP	BLK	WP	HR	S	P	ERA	WHIP	PITCHER				IP	WLS	BF	H	R	ER	SO	BB	IBB	HBP	BLK	WP	HR	S	P	ERA	WHIP
Luis Leal, R ERA: 2.92 (1, 1)	9.0	W	32	5	2	2	5	1	0	0	0	0	1	41	45	2.00	0.667																					

Toronto Blue Jays @ California Angels
Anaheim Stadium, Anaheim, CA
Wed Jul 18 1984, 10:05 PM EDT
Att: 28,634 - Unknown

AB 31
R 2
H 5
RBI 2
BB 1
SO 5
LOB 8



Batter	1	2	3	4	5	6	7	8	9	AB	R	H	RBI	BB	SO	LOB	TOP					
Wade Boggs, L (1,5) OBP: 0.397, SLG: 0.376	3-1	BB				HR 2B	2B 1B	F8	1B 3B	5	3	2	1	0	1		Boston Red Sox @ California Angels Anaheim Stadium, Anaheim, CA Sat Jul 21 1984, 6:33 AM EDT Att: 32,415 - Unknown					
Dwight Evans, R (1,9) OBP: 0.382, SLG: 0.500	F3	F4			HR BB	2B HR 1B	FC6	1B 1B	4	2	1	0	1	0	2							
Rick Miller, L (8,9) OBP: 0.373, SLG: 0.361					HR BB	1-2 HR 1B	1-H	1B 1B	1	1	1	1	0	0	0							
Jim Rice, R (1,7) OBP: 0.322, SLG: 0.477	FC5-4		6-3		HR	K	F4	1B 1B	5	1	2	3	0	1	3							
Reid Nichols, R (8,7) OBP: 0.321, SLG: 0.347	1B				1-H 2-H				1	0	1	0	0	0	0							
Tony Armas, R (1,8) OBP: 0.318, SLG: 0.556	FC5-4		5-3		HR	HR			6	2	2	2	0	1	3							
Mike Easter, L (1,10) OBP: 0.376, SLG: 0.532		4-3	4-3		HR	HR			5	2	2	0	1	1	2							
Bill Buckner, L (1,3) OBP: 0.338, SLG: 0.401		K		4-3		HR			5	1	2	4	0	1	2							
Ed Jurak, R (8,3) OBP: 0.328, SLG: 0.386					1B	HR			1	0	1	1	0	0	0							
Marty Barrett, R (1,4) OBP: 0.366, SLG: 0.358	4-3					F7	F7		6	0	1	0	0	1	5							
Gary Allenson, R (1,2) OBP: 0.299, SLG: 0.262		E		F7	K		F7		4	2	1	1	1	1	2							
Jackie Gutierrez, R (1,6) OBP: 0.286, SLG: 0.319	E8			F8		6-3			4	1	2	0	0	0	1							
Glenn Hoffman, R (8,6) OBP: 0.239, SLG: 0.254	1B						FC6	E	1	1	1	0	0	0	0							
Inning Stats	R: 0 E: 0 K: 0 S: 4	H: 1 LOB: 1 BB: 0 P: 4	R: 2 E: 1 K: 1 S: 8	H: 3 LOB: 2 BB: 1 P: 12	R: 0 E: 0 K: 0 S: 3	H: 0 LOB: 0 BB: 0 P: 3	R: 0 E: 0 K: 0 S: 4	H: 1 LOB: 1 BB: 0 P: 4	R: 4 E: 0 K: 1 S: 9	H: 4 LOB: 1 BB: 1 P: 13	R: 5 E: 0 K: 1 S: 9	H: 4 LOB: 0 BB: 1 P: 13	R: 1 E: 1 K: 0 S: 5	H: 1 LOB: 1 BB: 0 P: 5	R: 0 E: 0 K: 1 S: 6	H: 1 LOB: 1 BB: 0 P: 6	R: 4 E: 1 K: 2 S: 12	H: 5 LOB: 2 BB: 1 P: 16	1B: 14 2B: 2 3B: 1 HR: 3	SF: 0 SAC: 0 DP: 0 HBP: 0	WP: 0 PB: 0 SB: 0 CS: 0	PA: 52
PITCHER	IP WLS BF H R ER SO BB IBB HBP BLK WP HR S P ERA WHIP																					
Tommy John, L (1,1) ERA: 3.88	4.1 L 24 9 6 5 1 2 0 0 0 0 0 2 24 32 10.38 2.538																					
Curt Kauffman, R (5,1) ERA: 4.39	2.2 15 5 6 5 2 0 1 0 0 0 1 18 22 16.88 1.875																					
Bruce Kison, R (8,1) ERA: 6.05	2.0 13 6 4 4 3 1 0 0 0 0 0 0 18 22 18.00 3.500																					

Batter	1	2	3	4	5	6	7	8	9	AB	R	H	RBI	BB	SO	LOB	BOTTOM					
Gary Pettis, S (1,8) OBP: 0.337, SLG: 0.306	F9		K		G3		F4			4	0	0	0	0	1	3	Boston Red Sox @ California Angels Anaheim Stadium, Anaheim, CA Sat Jul 21 1984, 6:33 AM EDT Att: 32,415 - Unknown					
Juan Beniquez, R (1,7) OBP: 0.383, SLG: 0.484	F8		6-3		2-3			K	4	0	1	1	0	1	1							
Mike Brown, R (1,9) OBP: 0.333, SLG: 0.573	HR		2-H	HR	3-H	1B	K	6-3	4	2	2	3	0	1	1							
Doug DeCinces, R (1,5) OBP: 0.314, SLG: 0.423	1B		F2		F5		F6		4	0	1	0	0	0	0							
Bobby Grich, R (1,4) OBP: 0.324, SLG: 0.416	F4			F3		F9		1-4-3	3	0	0	0	0	0	1							
Rob Wilfong, L (9,4) OBP: 0.312, SLG: 0.373									1	0	0	0	0	0	0							
Reggie Jackson, L (1,10) OBP: 0.319, SLG: 0.448		4-3		F8		K			3	0	0	0	0	1	0							
Brian Downing, R (9, FR) OBP: 0.323, SLG: 0.376								HBP	0	0	0	0	0	0	0							
Ron Jackson, R (1,3) OBP: 0.222, SLG: 0.209	F8			F7			F4		4	0	0	0	0	0	1							
Bob Boone, R (1,2) OBP: 0.247, SLG: 0.277	F8				G3	SH2-3		F4	4	1	2	0	0	0	1							
Rob Picciolo, R (1,6) OBP: 0.212, SLG: 0.296				HR	SH2-3		K		2	1	1	0	0	1	1							
Inning Stats	R: 1 E: 0 K: 0 S: 5	H: 2 LOB: 1 BB: 0 P: 5	R: 0 E: 0 K: 0 S: 3	H: 0 LOB: 0 BB: 0 P: 3	R: 2 E: 0 K: 1 S: 7	H: 2 LOB: 0 BB: 0 P: 7	R: 0 E: 0 K: 0 S: 3	H: 0 LOB: 0 BB: 0 P: 3	R: 1 E: 0 K: 1 S: 7	H: 2 LOB: 1 BB: 0 P: 7	R: 0 E: 0 K: 1 S: 5	H: 0 LOB: 0 BB: 0 P: 5	R: 0 E: 0 K: 1 S: 6	H: 1 LOB: 1 BB: 0 P: 6	R: 0 E: 0 K: 1 S: 5	H: 0 LOB: 0 BB: 0 P: 5	R: 0 E: 0 K: 0 S: 3	H: 0 LOB: 1 BB: 0 P: 4	1B: 4 2B: 1 3B: 0 HR: 2	SF: 0 SAC: 1 DP: 0 HBP: 1	WP: 0 PB: 0 SB: 0 CS: 0	PA: 35
PITCHER	IP WLS BF H R ER SO BB IBB HBP BLK WP HR S P ERA WHIP																					
Bruce Hurst, L (1,1) ERA: 2.65	9.0 W 35 7 4 4 5 0 0 1 0 0 0 2 44 45 4.00 0.778																					

Batter	1	2	3	4	5	6	7	8	9	AB R H RBI BB SO LOB	TOP
Wade Boggs, L (1.5) X OBP: 0.396, SLG: 0.375	F6		F7			HR 1B				4 1 1 0 0 0 0	Boston Red Sox @ California Angels Anaheim Stadium, Anaheim, CA Sun Jul 22 1984, 6:33 AM EDT Att: 30,551 - Unknown
Dwight Evans, R (1.9) X OBP: 0.365, SLG: 0.514	2B		F8			HR		FC6-4 1B	4 1 3 2 0 0 0		
Jim Rice, R (1.7) X OBP: 0.319, SLG: 0.472	F9		K			F9		F6	4 0 0 0 0 1 2		
Tony Armas, R (1.8) X OBP: 0.318, SLG: 0.560	G3		K			HR		FC6-4 1B	4 1 1 1 0 1 2		
Mike Easter, L (1.10) X OBP: 0.375, SLG: 0.529	F8				F3			G3	4 0 1 0 0 0 0		
Bill Buckner, L (1.3) X OBP: 0.332, SLG: 0.394	F8				F7			6-3	4 0 0 0 0 0 2		
Rich Gedman, L (1.2) X OBP: 0.306, SLG: 0.462	F5				3-1			K	3 0 0 0 0 1 0		
Marty Barrett, R (1.4) X OBP: 0.362, SLG: 0.353			F8			F7			3 0 0 0 0 0 0		
Jackie Gutierrez, R (1.6) X OBP: 0.282, SLG: 0.315			6-3			F9		6-3	3 0 0 0 0 0 0		
Inning Stats	R: 0 H: 1 E: 0 LOB: 1 K: 0 BB: 0 S: 4 P: 4	R: 0 H: 0 E: 0 LOB: 0 K: 0 BB: 0 S: 3 P: 3	R: 0 H: 0 E: 0 LOB: 0 K: 0 BB: 0 S: 3 P: 3	R: 0 H: 0 E: 0 LOB: 0 K: 2 BB: 0 S: 7 P: 7	R: 0 H: 0 E: 0 LOB: 0 K: 0 BB: 0 S: 3 P: 3	R: 2 H: 2 E: 0 LOB: 0 K: 0 BB: 0 S: 5 P: 5	R: 1 H: 1 E: 0 LOB: 0 K: 1 BB: 0 S: 6 P: 6	R: 0 H: 0 E: 0 LOB: 0 K: 0 BB: 0 S: 3 P: 3	R: 0 H: 2 E: 0 LOB: 2 K: 0 BB: 0 S: 5 P: 5	1B: 3 SF: 0 2B: 1 SAC: 0 3B: 0 DP: 0 HR: 2 HBP: 0	
PITCHER Jim Slaton, R (1.1) ERA: 4.86	IP WLS BF H R ER SO BB IBB HBP BLK WP HR S P ERA WHIP										

Batter	1	2	3	4	5	6	7	8	9	AB R H RBI BB SO LOB	BOTTOM
Juan Beniquez, R (1.7) X OBP: 0.395, SLG: 0.485	SH1-3 1B		F8			1B			F9	4 0 2 0 0 0 0	Boston Red Sox @ California Angels Anaheim Stadium, Anaheim, CA Sun Jul 22 1984, 6:33 AM EDT Att: 30,551 - Unknown
Rob Wilfong, L (1.4) X OBP: 0.307, SLG: 0.367	SH1-3 1-2		F6			F2		K	3 0 0 0 0 1 1		
Fred Lynn, L (1.8) X OBP: 0.338, SLG: 0.443	K		F8			K		4-3	4 0 0 0 0 2 2		
Doug DeCinces, R (1.5) X OBP: 0.311, SLG: 0.419	6-3		6-3			F7			3 0 0 0 0 0 1		
Brian Downing, R (1.10) X OBP: 0.320, SLG: 0.373			F3			F8		F8	3 0 0 0 0 0 0		
Mike Brown, R (1.9) X OBP: 0.333, SLG: 0.566			F9			F9		1B	3 0 1 0 0 0 0		
Daryl Sconiers, L (1.3) X OBP: 0.333, SLG: 0.387			F8			F9		F3	3 0 0 0 0 0 1		
Bob Boone, R (1.2) X OBP: 0.244, SLG: 0.274			1-3			F8		F9	3 0 0 0 0 0 1		
Rob Picciolo, R (1.6) X OBP: 0.206, SLG: 0.287			G3			6-3		K	3 0 0 0 0 1 0		
Inning Stats	R: 0 H: 1 E: 0 LOB: 1 K: 1 BB: 0 S: 6 P: 6	R: 0 H: 0 E: 0 LOB: 0 K: 0 BB: 0 S: 3 P: 3	R: 0 H: 0 E: 0 LOB: 0 K: 0 BB: 0 S: 3 P: 3	R: 0 H: 0 E: 0 LOB: 0 K: 0 BB: 0 S: 3 P: 3	R: 0 H: 1 E: 0 LOB: 1 K: 0 BB: 0 S: 4 P: 4	R: 0 H: 1 E: 0 LOB: 1 K: 1 BB: 0 S: 6 P: 6	R: 0 H: 0 E: 0 LOB: 0 K: 0 BB: 0 S: 3 P: 3	R: 0 H: 0 E: 0 LOB: 0 K: 1 BB: 0 S: 5 P: 5	R: 0 H: 0 E: 0 LOB: 0 K: 1 BB: 0 S: 5 P: 5	1B: 3 SF: 0 2B: 0 SAC: 1 3B: 0 DP: 0 HR: 0 HBP: 0	
PITCHER Bob Ojeda, L (1.1) ERA: 4.08	IP WLS BF H R ER SO BB IBB HBP BLK WP HR S P ERA WHIP										

Batter	1	2	3	4	5	6	7	8	9	AB	R	H	RBI	BB	SO	LOB	TOP			
Jack Perconte, L (1,4) OBP: 0.362, SLG: 0.350 Larry Milbourne, S (6,4) OBP: 0.341, SLG: 0.320	0-3 K ①		0-0 6-3 ③			0-0 4-3 1B 1B		0-0 1-2 1B		3	1	1	0	0	1	0				
Spike Owen, S (1,6) OBP: 0.351, SLG: 0.404	0-0 F6 ②			0-3 K ①		0-0 4-3 ②		0-0 F6 ②		4	0	0	0	0	1	3				
Alvin Davis, L (1,3) OBP: 0.399, SLG: 0.521	0-0 1B			0-3 K ②		0-0 2-H 1B		0-3 K ③		4	0	2	1	0	2	2				
Ken Phelps, L (1,10) OBP: 0.413, SLG: 0.625	0-3 K ③			4-0 BB		0-3 K ③			0-0 4-3 ①	3	0	0	0	1	2	2				
Al Cowens, R (1,9) OBP: 0.323, SLG: 0.477 Pat Putnam, L (9,PH) OBP: 0.250, SLG: 0.272		0-3 K ①		0-0 F6 ③			0-3 K ①		0-0 1B	3	0	0	0	0	2	1				
Dave Henderson, R (1,8) OBP: 0.286, SLG: 0.409		0-3 K ②			0-0 5-3 ①		0-3 K ②		0-0 F8 ②	4	0	0	0	0	2	1				
Jim Prestley, R (1,5) OBP: 0.255, SLG: 0.359		0-3 K ③			0-3 K ②		0-3 K ③		0-0 F9 ③	4	0	0	0	0	3	1				
Bob Kearney, R (1,2) OBP: 0.275, SLG: 0.370			0-3 K ①		0-3 K ③			0-0 5-3 ①		3	0	0	0	0	2	0				
Phil Bradley, R (1,7) OBP: 0.351, SLG: 0.308			0-3 K ②			0-0 F7 ①		4-0 F6 1B BB		2	0	0	0	1	1	0				
Inning Stats	R: 0 E: 0 K: 2 S: 8	H: 1 LOB: 1 BB: 0 P: 8	R: 0 E: 0 K: 3 S: 9	H: 0 LOB: 0 BB: 0 P: 9	R: 0 E: 0 K: 2 S: 7	H: 0 LOB: 0 BB: 1 P: 7	R: 0 E: 0 K: 2 S: 7	H: 0 LOB: 1 BB: 0 P: 11	R: 0 E: 0 K: 2 S: 7	H: 2 LOB: 1 BB: 0 P: 7	R: 0 E: 0 K: 3 S: 9	H: 0 LOB: 0 BB: 0 P: 9	R: 0 E: 0 K: 1 S: 6	H: 1 LOB: 2 BB: 1 P: 10	R: 0 E: 0 K: 0 S: 4	H: 1 LOB: 1 BB: 0 P: 4	1B: 5 2B: 0 3B: 0 HR: 0	SF: 0 SAC: 0 DP: 0 HBP: 0	WP: 0 PB: 0 SB: 0 CS: 0	PA: 34
PITCHER Mike Witt, R (1,1) ERA: 3.36	IP: 9.0 WLS: W BF: 34 H: 5 R: 1 ER: 1 SO: 16 BB: 2 IBB: 0 HBP: 0 BLK: 0 WP: 0 HR: 0 S: 64 P: 72 ERA: 1.00 WHIP: 0.778																			

Seattle Mariners @ California Angels
Anaheim Stadium, Anaheim, CA
Mon Jul 23 1984, 10:05 PM EDT
Att: 23,967 - Unknown

AB 32
R 1
H 5
RBI 1
BB 2
SO 16
LOB 10



Batter	1	2	3	4	5	6	7	8	9	AB	R	H	RBI	BB	SO	LOB	BOTTOM			
Gary Pettis, S (1,8) OBP: 0.338, SLG: 0.308	0-0 1-3 ①	0-3 K ③		0-0 1B	0-0 2-3 3-H 1B			0-3 K ①		5	0	2	1	0	2	3				
Rob Wilfong, L (1,4) OBP: 0.305, SLG: 0.368	0-0 F7 ②		0-0 F8 FC 2B	0-3 K ①	0-3 K ③			0-3 K ②		5	1	1	0	0	3	4				
Fred Lynn, L (1,9) OBP: 0.333, SLG: 0.435	0-3 K ③		0-0 F8 2-3 ①	0-3 K ②		0-3 K ①		0-3 K ③		5	0	0	0	0	4	3				
Reggie Jackson, L (1,10) OBP: 0.318, SLG: 0.443		4-0 1B 1B BB	0-0 FC CS	0-0 F7 ③		0-3 K ②		0-3 K ①		3	1	0	1	1	1	1				
Doug DeCinces, R (1,5) OBP: 0.316, SLG: 0.423 Bobby Grich, R (8,5) OBP: 0.324, SLG: 0.416		0-0 1B 1B	0-0 1B 2B		0-0 E 1B	0-0 F6 ③				4	2	3	0	0	0	0				
Daryl Scanlon, L (1,3) OBP: 0.351, SLG: 0.400		0-0 1B 1B	0-0 1B 2B		0-0 F7 ①			0-0 F7 ①		4	2	2	1	0	0	1				
Juan Beniquez, R (1,7) OBP: 0.403, SLG: 0.497		0-0 1B 1B	0-0 1B 2B		0-0 E 1B 1B			0-0 F8 ②		4	1	3	2	0	0	0				
Bob Boone, R (1,2) OBP: 0.247, SLG: 0.275		0-0 5-3 1B	0-0 1B IBB		0-0 F2 ②			0-0 6-3 ③		3	0	1	1	1	0	2				
Rob Picciolo, R (1,6) OBP: 0.208, SLG: 0.286	0-0 5-3 ②		0-0 F9 ③		0-0 E4 1B			0-0 1B		4	0	1	0	0	0	5				
Inning Stats	R: 0 E: 0 K: 1 S: 5	H: 0 LOB: 0 BB: 0 P: 5	R: 2 E: 0 K: 1 S: 8	H: 4 LOB: 2 BB: 1 P: 12	R: 3 E: 0 K: 0 S: 7	H: 4 LOB: 2 BB: 1 P: 11	R: 0 E: 0 K: 2 S: 8	H: 1 LOB: 1 BB: 0 P: 8	R: 2 E: 1 K: 1 S: 9	H: 3 LOB: 2 BB: 0 P: 9	R: 0 E: 0 K: 2 S: 7	H: 0 LOB: 0 BB: 0 P: 7	R: 0 E: 0 K: 0 S: 3	H: 0 LOB: 0 BB: 0 P: 3	R: 0 E: 0 K: 3 S: 10	H: 1 LOB: 1 BB: 0 P: 10	1B: 11 2B: 2 3B: 0 HR: 0	SF: 0 SAC: 0 DP: 0 HBP: 0	WP: 0 PB: 0 SB: 0 CS: 1	PA: 39
PITCHER Mike Moore, R (1,1) ERA: 4.99 Dave Geisel, L (4,1) ERA: 7.02 Paul Mirabella, L (8,1) ERA: 3.4	IP: 3.0 WLS: L BF: 18 H: 4 R: 2 ER: 0 SO: 5 BB: 1 IBB: 0 HBP: 0 BLK: 0 WP: 0 HR: 0 S: 20 P: 28 ERA: 15.00 WHIP: 3.000																			

Seattle Mariners @ California Angels
Anaheim Stadium, Anaheim, CA
Mon Jul 23 1984, 10:05 PM EDT
Att: 23,967 - Unknown

AB 37
R 7
H 13
RBI 6
BB 2
SO 10
LOB 19



Batter	1	2	3	4	5	6	7	8	9	AB	R	H	RBI	BB	SO	LOB	TOP								
Jack Perconte, L (1,4) OBP: 0.362, SLG: 0.349	4-3 BB	FC5 BB		2H 1B		F9			G3	4	0	1	0	1	0	0									
Spike Owen, S (1,6) OBP: 0.350, SLG: 0.402	4-3 1B	FC5				5-3			F9	4	1	1	0	0	0	2									
Alvin Davis, L (1,3) OBP: 0.395, SLG: 0.515	4-3					6-3			K	4	0	0	0	0	1	1									
Al Cowens, R (1,10) OBP: 0.325, SLG: 0.477	2H 1B					5-3			1-3	4	0	2	1	0	0	0									
Steve Henderson, R (1,7) OBP: 0.354, SLG: 0.376	F9					F4			FC2-6 1B	4	0	2	0	0	0	2									
Phil Bradley, R (8, PR) OBP: 0.351, SLG: 0.308										0	0	0	0	0	0	0									
Dave Henderson, R (1,8) OBP: 0.290, SLG: 0.415		6-3 1B				K			FC2-6 G4-6-3 1B	4	2	2	0	0	1	2									
Barry Bonnell, R (1,9) OBP: 0.307, SLG: 0.388						F9			G4-6-3 1B	4	1	1	2	0	0	2									
Jim Presley, R (1,5) OBP: 0.257, SLG: 0.368						F4				4	1	1	2	0	0	2									
Ken Phelps, L (9, PH) OBP: 0.411, SLG: 0.621		6-3								3	0	1	0	0	1	1									
Domingo Ramos, R (9, 5) OBP: 0.217, SLG: 0.220		2-3				1B 2B			K	1	0	0	0	0	0	0									
Bob Kearney, R (1,2) OBP: 0.274, SLG: 0.369						F7			G3	4	0	1	1	0	0	1									
		3H 1B							6-3																
Inning Stats	R: 1 E: 0 K: 0 S: 5	H: 2 LOB: 1 BB: 0 P: 5	R: 1 E: 0 K: 0 S: 5	H: 2 LOB: 2 BB: 1 P: 9	R: 0 E: 0 K: 1 S: 6	H: 1 LOB: 1 BB: 0 P: 6	R: 0 E: 0 K: 0 S: 4	H: 2 LOB: 2 BB: 0 P: 4	R: 0 E: 0 K: 0 S: 4	H: 1 LOB: 1 BB: 0 P: 4	R: 2 E: 0 K: 1 S: 7	H: 2 LOB: 0 BB: 0 P: 7	R: 0 E: 0 K: 1 S: 5	H: 0 LOB: 0 BB: 0 P: 5	R: 0 E: 0 K: 0 S: 3	H: 1 LOB: 1 BB: 0 P: 3	R: 0 E: 0 K: 0 S: 3	H: 0 LOB: 0 BB: 0 P: 3	1B: 8 2B: 2 3B: 0 HR: 1	SF: 0 SAC: 0 DP: 1 HBP: 0	WP: 0 PB: 0 SB: 0 CS: 0	PA: 37			
PITCHER	IP WLS BF H R ER SO BB IBB HBP BLK WP HR S P ERA WHIP	7.0 L 31 10 4 4 3 3 1 0 0 0 0 1 36 40 5.14 1.571	8.1 L 6 1 0 0 0 0 0 0 0 0 0 0 6 6 0.00 0.500																						

Seattle Mariners @ California Angels
Anaheim Stadium, Anaheim, CA
Tue Jul 24, 1984, 10:05 PM EDT
Att: 24,834 - Unknown

AB	36
R	4
H	11
RBI	4
BB	1
SO	3
LOB	11



Batter	1	2	3	4	5	6	7	8	9	AB	R	H	RBI	BB	SO	LOB	BOTTOM							
Gary Pettis, S (1,8) OBP: 0.339, SLG: 0.307	6-3			G5-3 1B		1B BB			F8	4	0	1	1	1	0	0								
Juan Beniquez, R (1,7) OBP: 0.403, SLG: 0.494	5-3			BB 1B		F7			4-3	5	0	2	1	0	0	2								
Mike Brown, R (1,9) OBP: 0.333, SLG: 0.554				1-2 2-3 3H 1B					F8	2	0	0	0	1	1	3								
Fred Lynn, L (6, PH) OBP: 0.334, SLG: 0.436	K			1-2 2-3 3H BB		G5-3			F8	2	0	1	0	0	0	0								
Doug DeCinces, R (1,5) OBP: 0.317, SLG: 0.423				2-3F		1B			F8	5	0	2	0	0	1	2								
		FC3-6 1B				F7																		
Brian Downing, R (1,10) OBP: 0.323, SLG: 0.379									F8	3	1	2	0	0	1	1								
		K				1B 1B			SH1-4															
Bobby Grich, R (1,4) OBP: 0.327, SLG: 0.418						2B			SH1-4															
		FC3-6 1B				1-2			6-3	4	0	2	0	0	0	2								
Daryl Sconiers, L (1,3) OBP: 0.341, SLG: 0.385						1-2 2-3			6-3	4	1	1	1	0	0	4								
		FC3-6				BB FC1-5 1B			6-3															
Bob Boone, R (1,2) OBP: 0.244, SLG: 0.271						1-2 2-3F			F8	4	1	0	0	0	0	4								
		6-3				FC1-5 1B BB			6-3															
Dick Schofield, R (1,6) OBP: 0.269, SLG: 0.303						1-2 2-3			F8	2	0	1	0	1	0	0								
Reggie Jackson, L (8, PH) OBP: 0.317, SLG: 0.442									K	1	0	0	0	0	1	0								
Rob Piccolo, R (9, 6) OBP: 0.208, SLG: 0.286						1-2 2-3 BB			K	0	0	0	0	0	0	0								
						1B 1B																		
Inning Stats	R: 0 E: 0 K: 1 S: 5	H: 0 LOB: 0 BB: 0 P: 5	R: 0 E: 0 K: 1 S: 7	H: 2 LOB: 2 BB: 0 P: 7	R: 0 E: 0 K: 1 S: 6	H: 1 LOB: 2 BB: 1 P: 10	R: 3 E: 0 K: 0 S: 7	H: 5 LOB: 2 BB: 1 P: 11	R: 0 E: 0 K: 0 S: 4	H: 1 LOB: 1 BB: 0 P: 4	R: 0 E: 0 K: 0 S: 4	H: 2 LOB: 2 BB: 1 P: 8	R: 0 E: 0 K: 0 S: 4	H: 1 LOB: 1 BB: 0 P: 4	R: 0 E: 0 K: 1 S: 5	H: 0 LOB: 0 BB: 0 P: 5	R: 0 E: 0 K: 0 S: 3	H: 0 LOB: 0 BB: 0 P: 3	1B: 11 2B: 1 3B: 0 HR: 0	SF: 0 SAC: 1 DP: 1 HBP: 0	WP: 1 PB: 0 SB: 0 CS: 0	PA: 40		
PITCHER	IP WLS BF H R ER SO BB IBB HBP BLK WP HR S P ERA WHIP	5.1 W 28 10 3 3 3 3 3 0 0 0 1 0 5 5 0.00 1.500	6.1 L 5 2 0 0 0 0 0 0 0 0 0 0 5 5 0.00 1.500	7.1 L 1 0 0 0 0 0 0 0 0 0 0 0 1 1 0.00 0.000	8.1 S 6 0 0 0 1 0 0 0 0 0 0 0 8 8 0.00 0.000																			

Seattle Mariners @ California Angels
Anaheim Stadium, Anaheim, CA
Tue Jul 24, 1984, 10:05 PM EDT
Att: 24,834 - Unknown

AB	36
R	3
H	12
RBI	3
BB	3
SO	4
LOB	18



Batter	1	2	3	4	5	6	7	8	9	10	AB	R	H	RBI	BB	SO	LOB	TOP			
Jack Perconte, L OBP: 0.363, SLG: 0.349 (1, 4)	F8				F7		FC4-6			E 1B 1B	5	0	2	0	0	0	4				
Spike Owen, S OBP: 0.348, SLG: 0.399 (1, 6)	F7		4-3			F9		F7		E 2 1B	5	0	1	0	0	0	1				
Alvin Davis, L OBP: 0.395, SLG: 0.510 (1, 3)	F8				FC6-4 BB	3-1		F9			3	0	0	0	2	0	0				
Ken Phelps, L OBP: 0.400, SLG: 0.600 (1, 10)		K			F5		F5		4-3	F8	5	0	0	0	0	1	4				
Al Cowens, R OBP: 0.326, SLG: 0.476 (1, 9)		FC5-4 1B			FC6-4			1B		K	5	0	2	0	0	2	4				
Dave Henderson, R OBP: 0.287, SLG: 0.412 (1, 8)		F2			F9			1B		FC5 S 1B	2	0	0	0	0	0	2				
Phil Bradley, R OBP: 0.358, SLG: 0.316 (5, 8)								1B			2	0	2	0	0	0	0				
Barry Bonnell, R OBP: 0.303, SLG: 0.382 (1, 7)		FC5-4			6-3			F8		FC5 1B	4	0	0	0	0	0	3				
Bob Kearney, R OBP: 0.274, SLG: 0.367 (1, 2)			6-3		G3			BB 1B		F9	4	0	1	0	0	0	1				
Jim Presley, R OBP: 0.268, SLG: 0.384 (1, 5)								BB 1B			1	0	0	0	2	0	0				
Pat Putnam, L OBP: 0.248, SLG: 0.270 (10, PH)					F8					F8	1	0	0	0	0	0	0				
Domingo Ramos, R OBP: 0.217, SLG: 0.220 (10, 5)								FC4-6 BB			0	0	0	0	0	0	0				
Inning Stats	R: 0 E: 0 K: 0 S: 3	H: 0 LOB: 0 BB: 0 P: 3	R: 0 E: 0 K: 1 S: 6	H: 1 LOB: 1 BB: 0 P: 6	R: 0 E: 0 K: 0 S: 4	H: 1 LOB: 1 BB: 0 P: 4	R: 0 E: 0 K: 0 S: 3	H: 0 LOB: 1 BB: 1 P: 7	R: 0 E: 0 K: 0 S: 3	H: 0 LOB: 0 BB: 0 P: 3	R: 0 E: 0 K: 0 S: 5	H: 3 LOB: 3 BB: 1 P: 9	R: 0 E: 0 K: 0 S: 3	H: 0 LOB: 0 BB: 0 P: 3	R: 0 E: 0 K: 1 S: 6	H: 1 LOB: 1 BB: 0 P: 6	R: 0 E: 1 K: 1 S: 7	H: 2 LOB: 3 BB: 1 P: 11	1B: 8 2B: 0 3B: 0 HR: 0	SF: 0 SAC: 0 DP: 0 HBP: 0	WP: 0 PA: 41
PITCHER	IP 9.0	WLS L	BF 35	H 6	R 0	ER 0	SO 2	BB 3	IBB 0	HBP 0	BLK 0	WP 0	HR 0	S 36	P 48	ERA 0.00	WHIP 1.000				
Ron Romanick, R ERA: 3.56 (1, 1)																					
Luis Sanchez, R ERA: 1.94 (10, 1)																					

Seattle Mariners @ California Angels
Anaheim Stadium, Anaheim, CA
Wed Jul 25 1984, 10:05 PM EDT
Att: 23,634 - Unknown

AB	37
R	0
H	8
RBI	0
BB	4
SO	3
LOB	19



Batter	1	2	3	4	5	6	7	8	9	10	AB	R	H	RBI	BB	SO	LOB	BOTTOM			
Brian Downing, R OBP: 0.325, SLG: 0.378 (1, 7)	F2					G6-4-3 HBP				FC6-4 1B	3	0	1	0	0	1	0				
Rob Picciolo, R OBP: 0.258, SLG: 0.286 (10, 6)			K								0	0	0	0	0	0	0				
Rod Carew, L OBP: 0.358, SLG: 0.355 (1, 3)	6-3					G6-4-3				FC6-4 1B	4	0	0	0	0	1	3				
Fred Lynn, L OBP: 0.336, SLG: 0.433 (1, 8)					4-3			F7			2	0	0	0	2	0	0				
Doug DeCinces, R OBP: 0.314, SLG: 0.418 (1, 5)					BB			1-3		1-2 IBB	4	0	0	0	0	1	4				
Reggie Jackson, L OBP: 0.313, SLG: 0.436 (1, 10)					K			G3		F8	4	0	0	0	0	1	3				
Juan Beniquez, R OBP: 0.405, SLG: 0.494 (1, 9)											4	1	2	0	0	2	0				
Bobby Grich, R OBP: 0.327, SLG: 0.413 (1, 4)					CS 1B			K			2	0	0	0	1	1	0				
Bob Boone, R OBP: 0.241, SLG: 0.267 (1, 2)					BB						4	0	0	0	0	3	2				
Dick Schofield, R OBP: 0.267, SLG: 0.300 (1, 6)					F4						2	0	0	0	0	0	0				
Daryl Scomers, L OBP: 0.357, SLG: 0.400 (9, PH)											1	0	1	0	0	0	0				
Gary Pettis, S OBP: 0.341, SLG: 0.309 (10, 8)					4-3			5-3			1	0	1	1	0	0	0				
Inning Stats	R: 0 E: 0 K: 0 S: 3	H: 0 LOB: 1 BB: 1 P: 7	R: 0 E: 0 K: 2 S: 7	H: 0 LOB: 0 BB: 0 P: 7	R: 0 E: 0 K: 1 S: 5	H: 0 LOB: 0 BB: 0 P: 5	R: 0 E: 0 K: 2 S: 7	H: 0 LOB: 0 BB: 0 P: 7	R: 0 E: 0 K: 2 S: 7	H: 0 LOB: 0 BB: 0 P: 3	R: 0 E: 0 K: 0 S: 3	H: 0 LOB: 0 BB: 0 P: 3	R: 0 E: 0 K: 2 S: 7	H: 0 LOB: 0 BB: 0 P: 7	R: 0 E: 0 K: 0 S: 5	H: 2 LOB: 3 BB: 1 P: 9	R: 1 E: 0 K: 1 S: 6	H: 2 LOB: 1 BB: 0 P: 6	1B: 5 2B: 0 3B: 0 HR: 0	SF: 0 SAC: 1 DP: 1 HBP: 1	WP: 0 PA: 36
PITCHER	IP 9.2	WLS L	BF 36	H 5	R 1	ER 1	SO 10	BB 2	IBB 1	HBP 1	BLK 0	WP 0	HR 0	S 52	P 65	ERA 0.93	WHIP 0.724				
Jim Beattie, R ERA: 3.31 (1, 1)																					

Seattle Mariners @ California Angels
Anaheim Stadium, Anaheim, CA
Wed Jul 25 1984, 10:05 PM EDT
Att: 23,634 - Unknown

AB	31
R	1
H	5
RBI	1
BB	3
SO	10
LOB	12



Batter	1	2	3	4	5	6	7	8	9	AB	R	H	RBI	BB	SO	LOB	TOP				
Gary Pettis, S OBP: 0.340, SLG: 0.306 (1, 8)	0-0 6-3		0-3 K			0-0 6-3		1-0 S HBP		3	0	0	0	0	1	0	California Angels @ Minnesota Twins Hubert H. Humphrey Metrodome, Minneapolis, MN Fri Jul 27 1984, 8:05 PM EDT Att: 30,536 - Unknown livebaseballscorecards.com				
Rod Carew, L OBP: 0.357, SLG: 0.353 (1, 3)	0-0 S 1B		0-0 F5			0-0 4-3		0-0 4-3		4	0	1	0	0	0	2					
Fred Lynn, L OBP: 0.335, SLG: 0.434 (1, 9)	0-0 F8 1-2			0-0 P3			0-0 F6		0-0 1B 2B	4	0	1	0	0	0	1					
Doug DeCinces, R OBP: 0.313, SLG: 0.416 (1, 5)	0-3 K			0-0 5-3			0-0 5-3		0-0 2-3 1B	4	0	1	0	0	1	1					
Reggie Jackson, L OBP: 0.315, SLG: 0.435 (1, 10)		4-0 BB		0-0 F5			0-0 1B		0-3 K 1	3	0	1	0	1	1	2					
Juan Beniquez, R OBP: 0.397, SLG: 0.483 (1, 7)		0-0 F7			0-0 4-3		0-0 F9		0-0 F9	4	0	0	0	0	0	4					
Rob Wilfong, L OBP: 0.304, SLG: 0.362 (1, 4)		0-3 K			0-0 F9			1-0 F9 G3 HBP	0-0 1-3	3	0	0	0	0	1	3					
Jerry Narron, L OBP: 0.264, SLG: 0.375 (1, 2)		0-0 4-3			0-0 F8			0-0 G3 1-2		3	0	0	0	0	0	2					
Dick Schofield, R OBP: 0.265, SLG: 0.297 (8, PH)			0-3 K			0-0 F9		0-0 F9 2-3		2	0	0	0	0	1	0					
Daryl Sconiers, L OBP: 0.357, SLG: 0.400 (8, PH)										0	0	0	0	0	0	0					
Brian Downing, R OBP: 0.324, SLG: 0.377 (8, PH)										1	0	0	0	0	0	1					
Rob Picciolo, R OBP: 0.208, SLG: 0.286 (8, 6)										0	0	0	0	0	0	0					
Inning Stats	R: 0 E: 0 K: 1 S: 6	H: 1 LOB: 1 BB: 0 P: 6	R: 0 E: 0 K: 1 S: 5	H: 0 LOB: 1 BB: 1 P: 9	R: 0 E: 0 K: 2 S: 7	H: 0 LOB: 0 BB: 0 P: 7	R: 0 E: 0 K: 0 S: 3	H: 0 LOB: 0 BB: 0 P: 3	R: 0 E: 0 K: 0 S: 3	H: 0 LOB: 0 BB: 0 P: 3	R: 0 E: 0 K: 0 S: 4	H: 1 LOB: 1 BB: 0 P: 4	R: 0 E: 0 K: 0 S: 3	H: 0 LOB: 2 BB: 0 P: 5	R: 0 E: 0 K: 1 S: 7	H: 2 LOB: 2 BB: 0 P: 7	1B: 3 2B: 1 3B: 0 HR: 0	SF: 0 SAC: 0 DP: 0 HBP: 2	WP: 0 PB: 0 SB: 2 CS: 0	PA: 34	
PITCHER	IP WLS BF H R ER SO BB IBB HBP BLK WP HR S P ERA WHIP	IP WLS BF H R ER SO BB IBB HBP BLK WP HR S P ERA WHIP	IP WLS BF H R ER SO BB IBB HBP BLK WP HR S P ERA WHIP	IP WLS BF H R ER SO BB IBB HBP BLK WP HR S P ERA WHIP	IP WLS BF H R ER SO BB IBB HBP BLK WP HR S P ERA WHIP	IP WLS BF H R ER SO BB IBB HBP BLK WP HR S P ERA WHIP	IP WLS BF H R ER SO BB IBB HBP BLK WP HR S P ERA WHIP	IP WLS BF H R ER SO BB IBB HBP BLK WP HR S P ERA WHIP	IP WLS BF H R ER SO BB IBB HBP BLK WP HR S P ERA WHIP	IP WLS BF H R ER SO BB IBB HBP BLK WP HR S P ERA WHIP	IP WLS BF H R ER SO BB IBB HBP BLK WP HR S P ERA WHIP	IP WLS BF H R ER SO BB IBB HBP BLK WP HR S P ERA WHIP	IP WLS BF H R ER SO BB IBB HBP BLK WP HR S P ERA WHIP	IP WLS BF H R ER SO BB IBB HBP BLK WP HR S P ERA WHIP	IP WLS BF H R ER SO BB IBB HBP BLK WP HR S P ERA WHIP	IP WLS BF H R ER SO BB IBB HBP BLK WP HR S P ERA WHIP	IP WLS BF H R ER SO BB IBB HBP BLK WP HR S P ERA WHIP	IP WLS BF H R ER SO BB IBB HBP BLK WP HR S P ERA WHIP	IP WLS BF H R ER SO BB IBB HBP BLK WP HR S P ERA WHIP	IP WLS BF H R ER SO BB IBB HBP BLK WP HR S P ERA WHIP	IP WLS BF H R ER SO BB IBB HBP BLK WP HR S P ERA WHIP
Mike Smithson, R ERA: 3.49 (1, 1)	7.1 W 26	2 0 0 4	1 0 0 0	0 0 0 0	0 0 0 0	0 0 0 0	0 0 0 0	0 0 0 0	0 0 0 0	0 0 0 0	0 0 0 0	0 0 0 0	0 0 0 0	0 0 0 0	0 0 0 0	0 0 0 0	0.00 0.409	0.409			
Len Whitehouse, L ERA: 2.59 (8, 1)	0.2 S 4	1 0 0 1	0 0 0 1	0 0 0 1	0 0 0 0	0 0 0 0	0 0 0 0	0 0 0 0	0 0 0 0	0 0 0 0	0 0 0 0	0 0 0 0	0 0 0 0	0 0 0 0	0 0 0 0	0 0 0 0	0.00 1.500	1.500			
Ron Davis, R ERA: 4.81 (9, 1)	1.0 S 4	1 0 0 1	0 0 0 1	0 0 0 1	0 0 0 0	0 0 0 0	0 0 0 0	0 0 0 0	0 0 0 0	0 0 0 0	0 0 0 0	0 0 0 0	0 0 0 0	0 0 0 0	0 0 0 0	0 0 0 0	0.00 1.000	1.000			

Batter	1	2	3	4	5	6	7	8	9	AB	R	H	RBI	BB	SO	LOB	BOTTOM				
Kirby Puckett, R OBP: 0.315, SLG: 0.333 (1, 8)	0-0 6-3		0-0 G6-3 1B	0-0 FC6-4 1-2		0-0 4-3				4	0	1	0	0	0	3	California Angels @ Minnesota Twins Hubert H. Humphrey Metrodome, Minneapolis, MN Fri Jul 27 1984, 8:05 PM EDT Att: 30,536 - Unknown livebaseballscorecards.com				
Darrell Brown, S OBP: 0.321, SLG: 0.370 (1, 7)	0-0 S 1B		0-0 G6-3 1-2 1B		0-0 1-3		0-0 F5			4	1	2	0	0	0	0					
Dave Engle, R OBP: 0.333, SLG: 0.397 (1, 2)	0-0 1B 1H G4-3-6-1-4-3		0-0 G6-3 1-2 2-3		0-0 F8		0-0 F8			4	1	1	1	0	0	2					
Kent Hrbek, L OBP: 0.390, SLG: 0.516 (1, 3)	0-0 1B 2-3-6-1-4-3		0-0 1B BB		4-0 1B BB		0-3 K			2	0	1	0	2	1	0					
Mickey Hatcher, R OBP: 0.329, SLG: 0.379 (1, 10)	0-0 G4-3-6-1-4-3		0-3 K		0-0 1B			0-3 K		4	0	1	0	0	2	3					
Tim Lincecum, R OBP: 0.353, SLG: 0.406 (1, 4)		0-0 4-3		0-0 5-3		0-0 F9		0-3 K		4	0	0	0	0	1	2					
Tom Brunansky, R OBP: 0.307, SLG: 0.417 (1, 9)		0-3 K		0-0 5-3		0-0 FC5-4 1B		0-0 F8		4	0	1	0	0	1	0					
Gary Gaetti, R OBP: 0.316, SLG: 0.342 (1, 5)		0-0 1B		0-0 E 1B		0-0 FC5-4 FC6-4 1-2				3	0	2	0	0	0	1					
Houston Jimenez, R OBP: 0.258, SLG: 0.261 (1, 6)		0-3 K		0-0 E6 FC6-4 1-3		0-0 FC6-4 1-2				3	0	0	0	0	1	3					
Inning Stats	R: 2 E: 0 K: 0 S: 5	H: 3 LOB: 0 BB: 0 P: 5	R: 0 E: 0 K: 2 S: 8	H: 1 LOB: 1 BB: 0 P: 8	R: 0 E: 0 K: 1 S: 6	H: 2 LOB: 2 BB: 1 P: 10	R: 0 E: 1 K: 0 S: 5	H: 1 LOB: 2 BB: 0 P: 5	R: 0 E: 0 K: 0 S: 4	H: 1 LOB: 1 BB: 0 P: 4	R: 0 E: 0 K: 1 S: 5	H: 0 LOB: 0 BB: 0 P: 5	R: 0 E: 0 K: 2 S: 7	H: 0 LOB: 0 BB: 0 P: 7	R: 0 E: 0 K: 1 S: 7	H: 0 LOB: 0 BB: 0 P: 7		1B: 9 2B: 0 3B: 0 HR: 0	SF: 0 SAC: 0 DP: 2 HBP: 0	WP: 0 PB: 0 SB: 1 CS: 0	PA: 34
PITCHER	IP WLS BF H R ER SO BB IBB HBP BLK WP HR S P ERA WHIP	IP WLS BF H R ER SO BB IBB HBP BLK WP HR S P ERA WHIP	IP WLS BF H R ER SO BB IBB HBP BLK WP HR S P ERA WHIP	IP WLS BF H R ER SO BB IBB HBP BLK WP HR S P ERA WHIP	IP WLS BF H R ER SO BB IBB HBP BLK WP HR S P ERA WHIP	IP WLS BF H R ER SO BB IBB HBP BLK WP HR S P ERA WHIP	IP WLS BF H R ER SO BB IBB HBP BLK WP HR S P ERA WHIP	IP WLS BF H R ER SO BB IBB HBP BLK WP HR S P ERA WHIP	IP WLS BF H R ER SO BB IBB HBP BLK WP HR S P ERA WHIP	IP WLS BF H R ER SO BB IBB HBP BLK WP HR S P ERA WHIP	IP WLS BF H R ER SO BB IBB HBP BLK WP HR S P ERA WHIP	IP WLS BF H R ER SO BB IBB HBP BLK WP HR S P ERA WHIP	IP WLS BF H R ER SO BB IBB HBP BLK WP HR S P ERA WHIP	IP WLS BF H R ER SO BB IBB HBP BLK WP HR S P ERA WHIP	IP WLS BF H R ER SO BB IBB HBP BLK WP HR S P ERA WHIP	IP WLS BF H R ER SO BB IBB HBP BLK WP HR S P ERA WHIP	IP WLS BF H R ER SO BB IBB HBP BLK WP HR S P ERA WHIP	IP WLS BF H R ER SO BB IBB HBP BLK WP HR S P ERA WHIP	IP WLS BF H R ER SO BB IBB HBP BLK WP HR S P ERA WHIP	IP WLS BF H R ER SO BB IBB HBP BLK WP HR S P ERA WHIP	IP WLS BF H R ER SO BB IBB HBP BLK WP HR S P ERA WHIP
Tommy John, L ERA: 3.84 (7, 1)	6.0 L 28	9 2 2 3	2 0 0 3	0 0 0 0	0 0 0 0	0 0 0 0	0 0 0 0	0 0 0 0	0 0 0 0	0 0 0 0	0 0 0 0	0 0 0 0	0 0 0 0	0 0 0 0	0 0 0 0	0 0 0 0	3.84 1.833	1.833			
Bruce Kison, R ERA: 5.45 (7, 1)	2.0 6	0 0 0 3	0 0 0 3	0 0 0 0	0 0 0 0	0 0 0 0	0 0 0 0	0 0 0 0	0 0 0 0	0 0 0 0	0 0 0 0	0 0 0 0	0 0 0 0	0 0 0 0	0 0 0 0	0 0 0 0	5.45 0.000	0.000			

Batter	1	2	3	4	5	6	7	8	9	AB	R	H	RBI	BB	SO	LOB	TOP			
Gary Pettis, S OBP: 0.336, SLG: 0.303 (1, 8)	0-3 K		0-3 K			0-0 F9		0-0 FC4 1B		4	0	0	0	0	2	2	California Angels @ Minnesota Twins Hubert H. Humphrey Metrodome, Minneapolis, MN Sat Jul 28 1984, 8:05 PM EDT Att: 34,681 - Unknown livebaseballscorecards.com			
Daryl Sconiers, L OBP: 0.370, SLG: 0.395 (1, 3)	4-0 BB BB		0-0 F9			0-0 F8		0-0 1B		3	0	1	1	1	0	0				
Mike Brown, R OBP: 0.330, SLG: 0.538 (1, 9)	4-0 1-2 BB			0-0 3-1		0-3 K		0-0 F8		3	0	0	0	1	1	2				
Doug DeCinces, R OBP: 0.310, SLG: 0.411 (1, 5)	0-0 F6			0-0 F8			0-0 F8		0-0 F3	4	0	0	0	0	0	1				
Brian Downing, R OBP: 0.324, SLG: 0.375 (1, 10)		0-0 F8		0-0 1B			0-0 F7		0-0 F3	4	0	1	0	0	0	0				
Juan Beniquez, R OBP: 0.389, SLG: 0.473 (1, 7)		0-0 4-3		0-0 F3			0-0 F8		0-0 F8	4	0	0	0	0	0	1				
Bobby Grich, R OBP: 0.336, SLG: 0.416 (1, 4)	4-0 WP BB			4-0 CS BB				0-0 FC4 BB 1B		1	1	1	0	2	0	0				
Bob Boone, R OBP: 0.242, SLG: 0.265 (1, 2)	0-0 F9 1-2			0-0 F7 1-2				4-0 FC4 BB		2	0	0	0	1	0	2				
Dick Schofield, R OBP: 0.262, SLG: 0.294 (1, 6)			0-3 K		0-3 K			0-0 F2		3	0	0	0	0	2	2				
Inning Stats	R: 0 E: 0 K: 1 S: 4	H: 0 LOB: 1 BB: 2 P: 12	R: 0 E: 0 K: 0 S: 3	H: 0 LOB: 1 BB: 1 P: 7	R: 0 E: 0 K: 2 S: 7	H: 0 LOB: 0 BB: 0 P: 7	R: 0 E: 0 K: 0 S: 4	H: 1 LOB: 1 BB: 0 P: 4	R: 0 E: 0 K: 1 S: 5	H: 0 LOB: 0 BB: 0 P: 5	R: 0 E: 0 K: 0 S: 3	H: 0 LOB: 0 BB: 0 P: 3	R: 1 E: 0 K: 0 S: 5	H: 2 LOB: 2 BB: 1 P: 9	R: 0 E: 0 K: 0 S: 3	H: 0 LOB: 0 BB: 0 P: 3	1B: 3 2B: 0 3B: 0 HR: 0	SF: 0 SAC: 0 DP: 0 HBP: 0	WP: 1 PB: 0 SB: 0 CS: 1	PA: 33
PITCHER Frank Viola, L ERA: 2.86 (1, 1)	IP: 9.0 WLS: W BF: 33 H: 3 R: 1 ER: 1 SO: 5 BB: 5 IBB: 0 HBP: 0 BLK: 0 WP: 1 HR: 0 S: 38 P: 58 ERA: 1.00 WHIP: 0.889																			

Batter	1	2	3	4	5	6	7	8	9	AB	R	H	RBI	BB	SO	LOB	BOTTOM	
Kirby Puckett, R OBP: 0.314, SLG: 0.331 (1, 8)	0-0 F6		0-0 F9		0-0 SH5-3 HR 1B	0-0 8-2		0-0 6-3		5	1	1	0	0	0	1	California Angels @ Minnesota Twins Hubert H. Humphrey Metrodome, Minneapolis, MN Sat Jul 28 1984, 8:05 PM EDT Att: 34,681 - Unknown livebaseballscorecards.com	
Mickey Hatcher, R OBP: 0.331, SLG: 0.386 (1, 7)	0-0 F9		0-0 F8		0-0 SH5-3 HR 1B		0-0 E5 3B		4	2	2	0	0	0	0	0		
Dave Engle, R OBP: 0.333, SLG: 0.394 (1, 2)	0-0 5-3		0-0 F2		0-0 SH5-3		4-0 1B BB		2	0	0	0	1	0	0	0		
Kent Hrbek, L OBP: 0.394, SLG: 0.516 (1, 3)		4-0 1B FC5-2 BB		0-0 FC4-6 1B	4-0 HR IBB		0-3 K		2	1	1	0	2	1	1			
Randy Bush, L OBP: 0.311, SLG: 0.442 (1, 10)		0-0 FC5-2 1B 1B		0-0 FC4-6 CS	0-0 HR		0-0 1B		4	1	3	4	0	0	1			
Tim Lincecum, R OBP: 0.352, SLG: 0.403 (1, 4)		0-0 FC5-2 BB 1B		4-0 WP 2B BB	0-0 6-3		0-0 F3		3	1	0	0	1	0	4			
Tom Brunansky, R OBP: 0.309, SLG: 0.417 (1, 9)		0-0 BB 1B		4-0 2B BB	0-0 F7		0-3 K		3	0	1	0	1	1	2			
Gary Gaetti, R OBP: 0.320, SLG: 0.353 (1, 5)		4-0 FC6-4 BB		0-0 2B		0-0 8-2 3B		0-0 F8		3	0	2	1	1	0	0		
Houston Jimenez, R OBP: 0.253, SLG: 0.256 (1, 6)		0-0 FC6-4		0-0 F8		0-0 6-3		0-0 F8		4	0	0	0	0	0	6		
Inning Stats	R: 0 E: 0 K: 0 S: 3	H: 2 LOB: 3 BB: 2 P: 12	R: 0 E: 0 K: 0 S: 3	H: 0 LOB: 0 BB: 0 P: 3	R: 1 E: 0 K: 0 S: 4	H: 2 LOB: 2 BB: 2 P: 12	R: 4 E: 0 K: 0 S: 6	H: 3 LOB: 0 BB: 1 P: 10	R: 0 E: 0 K: 0 S: 3	H: 1 LOB: 0 BB: 0 P: 3	R: 1 E: 1 K: 2 S: 9	H: 2 LOB: 2 BB: 1 P: 13	R: 0 E: 0 K: 0 S: 3	H: 0 LOB: 0 BB: 0 P: 3	1B: 6 2B: 2 3B: 2 HR: 1	SF: 0 SAC: 1 DP: 1 HBP: 0	WP: 1 PB: 0 SB: 0 CS: 1	PA: 37
PITCHER Jim Slaton, R ERA: 5.15 Curt Kauffman, R ERA: 4.15 (7, 1)	IP: 6.0 WLS: L BF: 30 H: 9 R: 6 ER: 6 SO: 6 BB: 5 IBB: 1 HBP: 0 BLK: 0 WP: 0 HR: 1 S: 24 P: 48 ERA: 9.00 WHIP: 2.333																	

Batter	1	2	3	4	5	6	7	8	9	10	AB	R	H	RBI	BB	SO	LOB
Rod Carew, L OBP: 0.361, SLG: 0.355 Gary Pettis, S OBP: 0.338, SLG: 0.303	6-3		FC4-6 1B		F8 BB 1B		4-3		WP BB 1-2		4	0	2	0	1	0	0
Daryl Sconiers, L OBP: 0.392, SLG: 0.404	6-3		FC4-6 1B		BB BB BB 1-2			FC6-4 1B	F8		4	0	2	0	1	0	2
Fred Lynn, L OBP: 0.331, SLG: 0.427	K		FC4-6 G6-4-3		F8			F8	6-3		5	0	0	1	0	1	6
Doug DeCinces, R OBP: 0.308, SLG: 0.408 Juan Beniquez, R OBP: 0.389, SLG: 0.473	F9		G6-4-3		1-3			FC6-4 1-2f		FC6-4 1B	5	0	1	0	0	0	5
Reggie Jackson, L OBP: 0.314, SLG: 0.435	2B			K		F2		G3		FC6-4 1B	5	1	1	0	0	1	2
Brian Downing, R OBP: 0.330, SLG: 0.386	2B					4-3				G1-6-3 1B	4	1	3	1	1	0	0
Bobby Grich, R OBP: 0.333, SLG: 0.416	K			F7		K				G1-6-3	5	1	1	1	0	2	4
Bob Boone, R OBP: 0.239, SLG: 0.262 Jerry Narron, L OBP: 0.261, SLG: 0.371	6-3			F8			F5		K		3	0	0	0	0	0	2
Dick Schofield, R OBP: 0.263, SLG: 0.291 Rob Wilong, L OBP: 0.307, SLG: 0.365 Rob Picciolo, R OBP: 0.208, SLG: 0.286			1B FC4-6 BB		6-3		5-3		F8 WP WP 2-H	1B	2	1	0	0	1	0	0

Inning Stats	R: 0	H: 0	E: 0	K: 1	S: 5	R: 1	H: 2	E: 0	K: 1	S: 7	R: 1	H: 2	E: 0	K: 0	S: 4	R: 0	H: 1	E: 0	K: 1	S: 6	R: 0	H: 0	E: 0	K: 0	S: 5	R: 0	H: 0	E: 0	K: 0	S: 3	R: 0	H: 1	E: 0	K: 0	S: 4	R: 3	H: 2	E: 0	K: 1	S: 7	R: 0	H: 2	E: 0	K: 0	S: 4	1B: 7	SF: 0	2B: 4	SAC: 0	3B: 0	DP: 2	HR: 0	HBP: 0	WP: 3	PA: 43
--------------	------	------	------	------	------	------	------	------	------	------	------	------	------	------	------	------	------	------	------	------	------	------	------	------	------	------	------	------	------	------	------	------	------	------	------	------	------	------	------	------	------	------	------	------	------	-------	-------	-------	--------	-------	-------	-------	--------	-------	--------


Batter	1	2	3	4	5	6	7	8	9	10	AB	R	H	RBI	BB	SO	LOB
Kirby Puckett, R OBP: 0.312, SLG: 0.329	4-3		FC5-4 1B	FC4-6 1-2f			K		F2		5	0	1	0	0	1	2
Mickey Hatcher, R OBP: 0.326, SLG: 0.381	5-3		FC5-4 FC4-6	F8			F7			F7	5	0	0	1	0	0	3
Dave Engle, R OBP: 0.334, SLG: 0.401	HR 2B		FC4-6		5-3		F8			G3 1B 2B	5	2	2	0	0	0	2
Kent Hrbek, L OBP: 0.398, SLG: 0.534	HR			HR		K		K		1B G3 IBB	4	2	2	3	1	2	0
Randy Bush, L OBP: 0.308, SLG: 0.436	K			F8		K				G3	5	0	1	0	0	2	2
Tim Lincecum, R OBP: 0.352, SLG: 0.403			FC6-4 1B	F7		F8		6-3			5	1	2	1	0	0	1
Tom Brunansky, R OBP: 0.309, SLG: 0.413			FC6-4 BB 1B	6-3		6-3			F3		3	0	0	0	1	0	0
Gary Gaetti, R OBP: 0.322, SLG: 0.354			FC6-4 1B FC5-4			K				S 1B	4	1	2	0	0	1	2
Houston Jimenez, R OBP: 0.255, SLG: 0.257 Andre David, L OBP: 0.354, SLG: 0.412 Ron Washington, R OBP: 0.284, SLG: 0.467			FC5-4 1B	FC5-4 FC4-6		6-3			F9		3	0	1	1	0	0	1

Inning Stats	R: 2	H: 2	E: 0	K: 1	S: 7	R: 2	H: 3	E: 0	K: 0	S: 6	R: 1	H: 1	E: 0	K: 0	S: 4	R: 0	H: 1	E: 0	K: 0	S: 4	R: 0	H: 0	E: 0	K: 2	S: 7	R: 0	H: 0	E: 0	K: 1	S: 5	R: 0	H: 1	E: 0	K: 1	S: 6	R: 0	H: 1	E: 0	K: 0	S: 4	R: 1	H: 2	E: 0	K: 0	S: 4	1B: 7	SF: 0	2B: 2	SAC: 0	3B: 0	DP: 0	HR: 2	HBP: 0	WP: 0	PA: 42
--------------	------	------	------	------	------	------	------	------	------	------	------	------	------	------	------	------	------	------	------	------	------	------	------	------	------	------	------	------	------	------	------	------	------	------	------	------	------	------	------	------	------	------	------	------	------	-------	-------	-------	--------	-------	-------	-------	--------	-------	--------

TOP

California Angels @ Minnesota Twins
Hubert H. Humphrey Metrodome, Minneapolis, MN
Sun Jul 29 1984, 4:33 AM EDT
Att. 30,311 - Unknown


AB 39
R 5
H 11
RBI 4
BB 4
SO 5
LOB 22



BOTTOM

California Angels @ Minnesota Twins
Hubert H. Humphrey Metrodome, Minneapolis, MN
Sun Jul 29 1984, 4:33 AM EDT
Att. 30,311 - Unknown

AB 40
R 6
H 11
RBI 6
BB 2
SO 6
LOB 14



Batter	1	2	3	4	5	6	7	8	9	AB	R	H	RBI	BB	SO	LOB	TOP			
Kirby Puckett, R OBP: 0.317, SLG: 0.332 Darrell Brown, S OBP: 0.321, SLG: 0.370	0-0 1-3 1B		0-3 K			0-0 1-3			0-0 2B SF8 1B	2	0	1	0	0	1	0	Minnesota Twins @ California Angels Anaheim Stadium, Anaheim, CA Thu Aug 02 1984, 10:05 PM EDT Att: 26,199 - Unknown			
Mickey Hatcher, R OBP: 0.331, SLG: 0.385	0-0 1-2 1-3 1B		0-0 1-3			0-0 F9			0-0 SF8 3-1 2B	4	1	2	0	0	0	0				
Dave Engle, R OBP: 0.334, SLG: 0.395 Tim Laudner, R OBP: 0.215, SLG: 0.355	0-0 1-3				0-0 F9				0-0 SF8	3	0	0	0	0	0	2				
Kent Hrbek, L OBP: 0.396, SLG: 0.535 Andre David, L OBP: 0.360, SLG: 0.400		0-3 K			0-0 F6				0-0 3-1	2	0	0	0	0	1	0				
Randy Bush, L OBP: 0.311, SLG: 0.439		0-0 F8			0-0 1B				0-0 4-3	4	0	1	0	0	0	0				
Tom Brunansky, R OBP: 0.312, SLG: 0.419 Dave Meier, R OBP: 0.330, SLG: 0.366		0-0 1B			0-0 F8					3	0	1	0	0	0	1				
Gary Gaetti, R OBP: 0.325, SLG: 0.363		0-0 1-2 1B			0-3 K				0-0 F8	3	0	1	0	0	1	0				
Tim Teufel, R OBP: 0.350, SLG: 0.397 Ron Washington, R OBP: 0.276, SLG: 0.458		0-0 F4			0-0 F8				0-0 F7	1	0	0	0	0	0	2				
Houston Jimenez, R OBP: 0.252, SLG: 0.255			0-0 F7		0-0 6-3				0-3 K	3	0	0	0	0	1	0				
Inning Stats	R: 0 E: 0 K: 0 S: 3	H: 2 LOB: 0 BB: 0 P: 3	R: 0 E: 0 K: 1 S: 7	H: 2 LOB: 2 BB: 0 P: 7	R: 0 E: 0 K: 1 S: 5	H: 0 LOB: 0 BB: 0 P: 5	R: 0 E: 0 K: 0 S: 4	H: 1 LOB: 1 BB: 0 P: 4	R: 0 E: 0 K: 1 S: 5	H: 0 LOB: 2 BB: 0 P: 5	R: 0 E: 0 K: 0 S: 3	H: 0 LOB: 0 BB: 0 P: 3	R: 0 E: 0 K: 0 S: 3	H: 0 LOB: 0 BB: 0 P: 3	R: 2 E: 0 K: 0 S: 5	H: 2 LOB: 2 BB: 0 P: 5		1B: 6 2B: 2 3B: 0 HR: 0	SF: 1 SAC: 0 DP: 1 HBP: 0	WP: 0 PB: 0 CS: 0
PITCHER Jim Slaton, R ERA: 4.85	IP: 9.0 WLS: W BF: 32 H: 7 R: 2 ER: 2 SO: 4 BB: 0 IBB: 0 HBP: 0 BLK: 0 WP: 0 HR: 0 S: 40 P: 40 ERA: 2.00 WHIP: 0.778																			

AB	31
R	2
H	7
RBI	2
BB	0
SO	4
LOB	5



Batter	1	2	3	4	5	6	7	8	9	AB	R	H	RBI	BB	SO	LOB	BOTTOM			
Rod Carew, L OBP: 0.365, SLG: 0.358 Jerry Narron, L OBP: 0.258, SLG: 0.367	0-0 G3-6 1B		0-0 1B HR	0-0 1B 1B	0-0 G1-6-3		0-0 3-1			4	2	3	1	0	0	1	Minnesota Twins @ California Angels Anaheim Stadium, Anaheim, CA Thu Aug 02 1984, 10:05 PM EDT Att: 26,199 - Unknown			
Juan Beniquez, R OBP: 0.396, SLG: 0.485 Mike Brown, R OBP: 0.327, SLG: 0.533	0-0 G3-6		0-0 HR	0-0 1B 1B	0-0 1B		0-0 4-3			4	2	3	2	0	0	1				
Fred Lynn, L OBP: 0.350, SLG: 0.470 Gary Pettis, S OBP: 0.335, SLG: 0.302	0-0 1B 3B		0-0 HR	0-0 1B 1B	0-0 1B			0-0 G6-4-3 1B		4	3	4	4	0	0	0				
Doug DeCinces, R OBP: 0.314, SLG: 0.410 Rob Wilfong, L OBP: 0.312, SLG: 0.369	0-0 HR 1B		0-0 6-3	0-0 WP 1B	0-0 F8			0-0 F9		4	2	2	2	0	0	2				
Brian Downing, R OBP: 0.341, SLG: 0.424	0-0 HR		0-3 K	4-0 6-3 WP SF8 BB			0-0 F8		0-0 G6-4-3	4	2	1	2	1	1	1				
Reggie Jackson, L OBP: 0.310, SLG: 0.431	0-0 F5		0-3 K	0-0 6-3			0-3 K			4	0	0	1	0	2	1				
Bobby Grich, R OBP: 0.332, SLG: 0.403		0-0 F9		0-0 BB 1B	0-0 SF8		4-0 BB			1	1	0	1	2	0	0				
Bob Boone, R OBP: 0.237, SLG: 0.268		0-3 K		0-0 1B F3			0-0 F9			4	1	1	0	0	1	1				
Dick Schofield, R OBP: 0.266, SLG: 0.282		0-0 F7		4-0 1B BB	4-0 BB		0-0 F8			2	1	0	0	2	0	0				
Inning Stats	R: 3 E: 0 K: 0 S: 6	H: 4 LOB: 0 BB: 0 P: 6	R: 0 E: 0 K: 1 S: 5	H: 0 LOB: 0 BB: 0 P: 5	R: 3 E: 0 K: 2 S: 10	H: 3 LOB: 0 BB: 0 P: 10	R: 8 E: 0 K: 0 S: 8	H: 5 LOB: 3 BB: 3 P: 20	R: 0 E: 0 K: 0 S: 4	H: 2 LOB: 2 BB: 1 P: 8	R: 0 E: 0 K: 1 S: 5	H: 0 LOB: 1 BB: 1 P: 9	R: 0 E: 0 K: 0 S: 3	H: 0 LOB: 0 BB: 0 P: 3	R: 0 E: 0 K: 0 S: 3	H: 1 LOB: 0 BB: 0 P: 3		1B: 12 2B: 0 3B: 1 HR: 2	SF: 1 SAC: 0 DP: 3 HBP: 0	WP: 1 PB: 0 CS: 0
PITCHER Frank Viola, L ERA: 3.19 Mike Walters, R ERA: 3.71 Bobby Castillo, R ERA: 4.05	IP: 3.0 WLS: L BF: 16 H: 7 R: 7 ER: 7 SO: 3 BB: 1 IBB: 0 HBP: 0 BLK: 0 WP: 0 HR: 2 S: 21 P: 25 ERA: 21.00 WHIP: 2.667																			

AB	35
R	14
H	15
RBI	13
BB	5
SO	4
LOB	8



Batter	1	2	3	4	5	6	7	8	9	AB	R	H	RBI	BB	SO	LOB	TOP					
Kirby Puckett, R OBP: 0.316, SLG: 0.331	5-3			F9	SF8 1B			F9		4	0	1	0	0	0	0	Minnesota Twins @ California Angels Anaheim Stadium, Anaheim, CA Fri Aug 03 1984, 10:05 PM EDT Att: 28,837 - Unknown					
Mickey Hatcher, R OBP: 0.330, SLG: 0.384	F8			F9	SF8					3	0	1	1	0	0							
Dave Engle, R OBP: 0.333, SLG: 0.393	K			WP 1B	1-3			F8		4	1	1	0	0	1	2						
Kent Hrbek, L OBP: 0.395, SLG: 0.532		K		WP 1B		4-3		F3		4	0	1	1	0	1	1						
Randy Bush, L OBP: 0.305, SLG: 0.431	F3			1-H 1B	4-3				K	4	0	0	0	0	2	1						
Tom Brunansky, R OBP: 0.312, SLG: 0.426	5-3									4	1	1	1	0	1	0						
Gary Gaetti, R OBP: 0.324, SLG: 0.362				5-3	4-3			6-3		4	0	1	0	0	0	0						
Ron Washington, R OBP: 0.287, SLG: 0.468	F3			F3	E 2B			S6-4-3 1B		4	1	2	0	0	0	1						
Houston Jimenez, R OBP: 0.253, SLG: 0.256	F7			F7	E5 1B SF8 1B			G6-4-3 1-2		3	1	1	0	0	0	1						
Inning Stats	R: 0 E: 0 K: 1 S: 5	H: 0 LOB: 0 BB: 0 P: 5	R: 0 E: 0 K: 1 S: 5	H: 0 LOB: 0 BB: 0 P: 5	R: 0 E: 0 K: 0 S: 3	H: 0 LOB: 0 BB: 0 P: 3	R: 1 E: 0 K: 0 S: 5	H: 2 LOB: 1 BB: 0 P: 5	R: 3 E: 1 K: 0 S: 7	H: 4 LOB: 1 BB: 0 P: 7	R: 0 E: 0 K: 2 S: 7	H: 0 LOB: 0 BB: 0 P: 7	R: 0 E: 0 K: 0 S: 3	H: 1 LOB: 0 BB: 0 P: 3	R: 0 E: 0 K: 0 S: 4	H: 1 LOB: 1 BB: 0 P: 4	R: 0 E: 0 K: 1 S: 6	H: 1 LOB: 1 BB: 0 P: 6	1B: 7 2B: 1 3B: 0 HR: 1	SF: 1 SAC: 0 DP: 1 HBP: 0	WP: 2 PB: 0 CS: 0	PA: 35
PITCHER Mike Witt, R ERA: 3.45	IP: 9.0 WLS: L BF: 35	H: 9 R: 4 ER: 3 SO: 5	BB: 0 IBB: 0 HBP: 0 BLK: 0	WP: 2 HR: 1 S: 45 P: 45	ERA: 3.00 WHIP: 1.000	PITCHER																

livebaseballscores.com



AB 34
R 4
H 9
RBI 3
BB 0
SO 5
LOB 6

Batter	1	2	3	4	5	6	7	8	9	AB	R	H	RBI	BB	SO	LOB	BOTTOM					
Rod Carew, L OBP: 0.369, SLG: 0.360	1B BB			FC6-4 1B	FC4-6 1-2	CS		K		4	0	2	0	1	1	1	Minnesota Twins @ California Angels Anaheim Stadium, Anaheim, CA Fri Aug 03 1984, 10:05 PM EDT Att: 28,837 - Unknown					
Juan Beniquez, R OBP: 0.392, SLG: 0.478	F3 1B			FC6-4 1B	5-3			F9		5	1	1	0	0	0	3						
Fred Lynn, L OBP: 0.354, SLG: 0.470	F3 1-2			1B 1-3						4	0	2	0	1	0	2						
Doug DeCinces, R OBP: 0.315, SLG: 0.408	1-3			5-3 1B				1B		4	0	1	1	1	0	5						
Brian Downing, R OBP: 0.340, SLG: 0.422	F9			5-3 1-2				L6 1B		4	0	1	0	0	0	4						
Reggie Jackson, L OBP: 0.309, SLG: 0.427				F4				L6		3	0	0	0	1	1	2						
Bobby Grich, R OBP: 0.327, SLG: 0.395	K			F8				5-3		4	0	0	0	0	1	3						
Bob Boone, R OBP: 0.241, SLG: 0.272				FC5-4 1B	F7					3	0	2	0	0	0	0						
Rob Wilfong, L OBP: 0.311, SLG: 0.368								CS 1B		1	0	0	0	0	0	0						
Dick Schofield, R OBP: 0.267, SLG: 0.283				FC5-4				F4		3	0	1	0	0	0	2						
Daryl Sconiers, L OBP: 0.349, SLG: 0.407				1-2	FC4-6 1B					1	1	1	1	0	0	0						
Inning Stats	R: 0 E: 0 K: 0 S: 4	H: 1 LOB: 2 BB: 1 P: 8	R: 0 E: 0 K: 1 S: 6	H: 1 LOB: 1 BB: 0 P: 6	R: 1 E: 0 K: 0 S: 6	H: 3 LOB: 3 BB: 1 P: 10	R: 0 E: 1 K: 0 S: 4	H: 1 LOB: 1 BB: 0 P: 4	R: 0 E: 0 K: 0 S: 3	H: 1 LOB: 1 BB: 0 P: 7	R: 0 E: 0 K: 0 S: 3	H: 1 LOB: 0 BB: 0 P: 3	R: 0 E: 0 K: 1 S: 6	H: 1 LOB: 1 BB: 0 P: 6	R: 0 E: 0 K: 1 S: 5	H: 0 LOB: 0 BB: 0 P: 5	R: 1 E: 0 K: 0 S: 5	H: 2 LOB: 2 BB: 1 P: 9	1B: 10 2B: 1 3B: 0 HR: 1	SF: 0 SAC: 0 DP: 1 HBP: 0	WP: 0 PB: 0 CS: 1	PA: 41
PITCHER John Butcher, R ERA: 3.12	IP: 8.1 WLS: W BF: 37	H: 11 R: 2 ER: 2 SO: 3	BB: 2 IBB: 0 HBP: 0 BLK: 0	WP: 0 HR: 1 S: 40 P: 52	ERA: 2.16 WHIP: 1.560	PITCHER																
Ron Davis, R ERA: 5.03	IP: 0.2 WLS: S BF: 3	H: 0 R: 0 ER: 0 SO: 0	BB: 1 IBB: 0 HBP: 0 BLK: 0	WP: 0 HR: 0 S: 2 P: 6	ERA: 0.00 WHIP: 1.500	PITCHER																

livebaseballscores.com



AB 36
R 2
H 11
RBI 2
BB 4
SO 3
LOB 22

Batter	1	2	3	4	5	6	7	8	9	AB	R	H	RBI	BB	SO	LOB	TOP										
Kirby Puckett, R OBP: 0.318, SLG: 0.329	G3		4-3					G1-6-3 HBP		2	0	0	0	1	0	0	Minnesota Twins @ California Angels Anaheim Stadium, Anaheim, CA Sat Aug 04 1984, 10:05 PM EDT Att: 33,853 - Unknown										
Mickey Hatcher, R OBP: 0.329, SLG: 0.383	4-3		6-3					K		4	0	1	1	0	1	1											
Dave Engle, R OBP: 0.332, SLG: 0.390	E 1B BB			2-3	FC5-4			G1-6-3 1-2		3	0	0	0	1	0	3											
Kent Hrbek, L OBP: 0.393, SLG: 0.529	E9 FC5-4 1B			F6				G3		4	0	1	0	0	0	0											
Tom Brunansky, R OBP: 0.311, SLG: 0.432	FC5-4 1-2				HR			G3		4	1	1	1	0	0	2											
Gary Gaetti, R OBP: 0.323, SLG: 0.359		6-3		G3				F8		3	0	0	0	1	0	0											
Dave Meier, R OBP: 0.330, SLG: 0.365									BB	3	0	1	0	0	1	0											
Randy Bush, L OBP: 0.304, SLG: 0.429					5-3			K		1	0	0	0	0	0	1											
Ron Washington, R OBP: 0.288, SLG: 0.465								3-1		3	1	1	0	0	0	1											
Houston Jimenez, R OBP: 0.251, SLG: 0.253										2	0	0	0	0	0	1											
Darrell Brown, S OBP: 0.320, SLG: 0.368			6-3							1	0	0	0	0	0	0											
Tim Teufel, R OBP: 0.350, SLG: 0.397										0	0	0	0	0	0	0											
Inning Stats	R: 0 E: 1 K: 0 S: 4	H: 1 LOB: 2 BB: 1 P: 8	R: 0 E: 0 K: 0 S: 3	H: 1 LOB: 0 BB: 0 P: 3	R: 0 E: 0 K: 0 S: 3	H: 0 LOB: 0 BB: 0 P: 3	R: 1 E: 0 K: 0 S: 4	H: 1 LOB: 0 BB: 0 P: 4	R: 1 E: 0 K: 0 S: 5	H: 2 LOB: 2 BB: 1 P: 9	R: 0 E: 0 K: 0 S: 3	H: 0 LOB: 0 BB: 0 P: 3	R: 0 E: 0 K: 1 S: 5	H: 0 LOB: 0 BB: 0 P: 5	R: 0 E: 0 K: 1 S: 4	H: 0 LOB: 0 BB: 1 P: 7	1B: 4 2B: 0 3B: 0 HR: 1	SF: 0 SAC: 0 DP: 1 HBP: 1	WP: 0 PB: 0 CS: 1	PA: 35							
PITCHER	IP	WLS	BF	H	R	ER	SO	BB	IBB	HBP	BLK	WP	HR	S	P	ERA	WHIP										
Geoff Zahn, L ERA: 2.95	7.0	W	27	5	2	2	1	2	0	0	0	0	1	27	35	2.57	1.000										
Bruce Kison, R ERA: 4.62	2.0	S	7	0	0	0	1	1	0	1	0	0	0	7	12	0.00	0.500										

Batter	1	2	3	4	5	6	7	8	9	AB	R	H	RBI	BB	SO	LOB	BOTTOM										
Juan Beniquez, R OBP: 0.389, SLG: 0.479	F5			K				F7		4	1	1	0	0	1	1	Minnesota Twins @ California Angels Anaheim Stadium, Anaheim, CA Sat Aug 04 1984, 10:05 PM EDT Att: 33,853 - Unknown										
Daryl Sconiers, L OBP: 0.343, SLG: 0.397	F9				4-3			K		4	0	1	1	0	1	0											
Fred Lynn, L OBP: 0.355, SLG: 0.469	F3									3	0	1	0	1	0	1											
Doug DeCinces, R OBP: 0.319, SLG: 0.410		F8								3	1	2	0	1	0	0											
Brian Downing, R OBP: 0.342, SLG: 0.423										4	1	2	0	0	0	4											
Gary Pettis, S OBP: 0.335, SLG: 0.302										0	0	0	0	0	0	0											
Reggie Jackson, L OBP: 0.311, SLG: 0.437										4	1	2	3	0	0	1											
Bobby Grich, R OBP: 0.323, SLG: 0.390										3	0	0	0	0	1	1											
Bob Boone, R OBP: 0.241, SLG: 0.272										4	0	1	0	0	0	1											
Dick Schofield, R OBP: 0.267, SLG: 0.282										4	0	1	0	0	1	2											
Inning Stats	R: 0 E: 0 K: 0 S: 3	H: 0 LOB: 0 BB: 0 P: 3	R: 0 E: 0 K: 0 S: 4	H: 1 LOB: 1 BB: 0 P: 4	R: 1 E: 0 K: 1 S: 9	H: 2 LOB: 1 BB: 0 P: 5	R: 3 E: 0 K: 1 S: 9	H: 4 LOB: 1 BB: 0 P: 9	R: 0 E: 0 K: 0 S: 4	H: 2 LOB: 1 BB: 0 P: 4	R: 0 E: 0 K: 1 S: 6	H: 1 LOB: 1 BB: 0 P: 6	R: 0 E: 0 K: 1 S: 5	H: 0 LOB: 2 BB: 2 P: 13	R: 0 E: 0 K: 1 S: 6	H: 1 LOB: 1 BB: 0 P: 6	1B: 9 2B: 1 3B: 0 HR: 1	SF: 0 SAC: 1 DP: 1 HBP: 0	WP: 0 PB: 0 CS: 0	PA: 36							
PITCHER	IP	WLS	BF	H	R	ER	SO	BB	IBB	HBP	BLK	WP	HR	S	P	ERA	WHIP										
Pete Filson, L ERA: 3.99	3.2	L	18	7	4	4	0	0	0	0	0	0	0	18	18	9.82	1.909										
Rick Lysander, R ERA: 2.16	4.1		18	4	0	0	4	2	0	0	0	0	0	24	32	0.00	1.385										

Batter	1	2	3	4	5	6	7	8	9	AB	R	H	RBI	BB	SO	LOB	TOP					
Kirby Puckett, R OBP: 0.320, SLG: 0.330 (1, 8)										5	0	2	1	0	1	2	Minnesota Twins @ California Angels Anaheim Stadium, Anaheim, CA Sun Aug 05 1984, 6:33 AM EDT Att: 23,863 - Unknown					
Mickey Hatcher, R OBP: 0.328, SLG: 0.380 (1, 7)										5	1	1	0	0	1	3						
Kent Hrbek, L OBP: 0.393, SLG: 0.527 (1, 3)										5	0	2	0	0	0	2						
Randy Bush, L OBP: 0.306, SLG: 0.425 (1, 10)										4	1	1	0	1	1	3						
Tom Brunansky, R OBP: 0.312, SLG: 0.440 (1, 9)										5	1	2	3	0	0	3						
Dave Engle, R OBP: 0.332, SLG: 0.388 (1, 2)										4	0	1	0	0	0	2						
Gary Gaetti, R OBP: 0.323, SLG: 0.358 (1, 5)										4	0	1	0	0	1	0						
Tim Teufel, R OBP: 0.352, SLG: 0.401 (1, 4)										4	1	2	0	0	0	2						
Ron Washington, R OBP: 0.287, SLG: 0.458 (1, 6)										4	0	1	0	0	1	3						
Inning Stats	R: 1 E: 0 K: 0 S: 6	H: 3 LOB: 2 BB: 0 P: 6	R: 1 E: 1 K: 1 S: 7	H: 3 LOB: 1 BB: 0 P: 7	R: 2 E: 0 K: 0 S: 4	H: 1 LOB: 0 BB: 1 P: 8	R: 0 E: 1 K: 0 S: 4	H: 0 LOB: 1 BB: 0 P: 4	R: 0 E: 0 K: 1 S: 5	H: 0 LOB: 0 BB: 0 P: 5	R: 0 E: 0 K: 0 S: 4	H: 1 LOB: 1 BB: 0 P: 4	R: 0 E: 0 K: 1 S: 7	H: 2 LOB: 2 BB: 0 P: 7	R: 0 E: 0 K: 2 S: 9	H: 2 LOB: 2 BB: 0 P: 9	R: 0 E: 0 K: 0 S: 4	H: 1 LOB: 1 BB: 0 P: 4	1B: 11 2B: 1 3B: 0 HR: 1	SF: 0 SAC: 0 DP: 0 HBP: 0	WP: 0 PB: 0 CS: 0	PA: 42
PITCHER	IP	WLS	BF	H	R	ER	SO	BB	IBB	HBP	BLK	WP	HR	S	P	ERA	WHIP					
Ron Romanick, R ERA: 3.61 (1, 1)	6.0	L	27	8	4	3	2	1	0	0	0	0	1	30	34	4.50	1.500					
Doug Corbett, R ERA: 2.03 (7, 1)	3.0		14	5	0	0	3	0	0	0	0	0	0	20	20	0.00	1.667					

livebaseballscores.com

AB 40
R 4
H 13
RBI 4
BB 1
SO 5
LOB 20



Batter	1	2	3	4	5	6	7	8	9	AB	R	H	RBI	BB	SO	LOB	BOTTOM					
Juan Beniquez, R OBP: 0.383, SLG: 0.470 (1, 9)										4	0	0	0	0	2	4	Minnesota Twins @ California Angels Anaheim Stadium, Anaheim, CA Sun Aug 05 1984, 6:33 AM EDT Att: 23,863 - Unknown					
Daryl Sconiers, L OBP: 0.338, SLG: 0.433 (1, 3)										4	1	1	1	0	0	2						
Rob Picciolo, R OBP: 0.200, SLG: 0.275 (9, 6)										0	0	0	0	0	0	0						
Fred Lynn, L OBP: 0.351, SLG: 0.464 (1, 8)										4	0	0	0	0	2	2						
Doug DeCinces, R OBP: 0.321, SLG: 0.419 (1, 5)										4	1	2	1	0	1	0						
Brian Downing, R OBP: 0.338, SLG: 0.418 (1, 7)										4	0	0	0	0	0	1						
Reggie Jackson, L OBP: 0.313, SLG: 0.436 (1, 10)										3	0	1	0	1	1	0						
Rob Wilfong, L OBP: 0.310, SLG: 0.365 (1, 4)										4	0	1	0	0	1	2						
Bob Boone, R OBP: 0.240, SLG: 0.270 (1, 2)										2	0	0	0	0	0	2						
Rod Carew, L OBP: 0.370, SLG: 0.361 (8, PH) (9, 3)										2	0	1	0	0	0	1						
Dick Schofield, R OBP: 0.265, SLG: 0.280 (1, 6)										2	0	0	0	0	1	2						
Jerry Narron, L OBP: 0.266, SLG: 0.374 (8, PH) (9, 2)										1	0	1	0	0	0	0						
Inning Stats	R: 1 E: 0 K: 1 S: 6	H: 1 LOB: 0 BB: 0 P: 6	R: 0 E: 0 K: 0 S: 3	H: 1 LOB: 0 BB: 0 P: 3	R: 0 E: 0 K: 0 S: 3	H: 0 LOB: 0 BB: 0 P: 3	R: 0 E: 0 K: 1 S: 6	H: 1 LOB: 1 BB: 0 P: 6	R: 0 E: 1 K: 2 S: 9	H: 1 LOB: 2 BB: 0 P: 9	R: 0 E: 0 K: 1 S: 5	H: 0 LOB: 0 BB: 0 P: 5	R: 0 E: 0 K: 1 S: 5	H: 0 LOB: 0 BB: 0 P: 5	R: 0 E: 0 K: 1 S: 7	H: 2 LOB: 2 BB: 0 P: 7	R: 1 E: 0 K: 1 S: 6	H: 1 LOB: 1 BB: 1 P: 10	1B: 5 2B: 0 3B: 0 HR: 2	SF: 0 SAC: 0 DP: 0 HBP: 0	WP: 0 PB: 0 CS: 1	PA: 35
PITCHER	IP	WLS	BF	H	R	ER	SO	BB	IBB	HBP	BLK	WP	HR	S	P	ERA	WHIP					
Ken Schrom, R ERA: 3.07 (1, 1)	7.1	W	28	6	1	1	7	0	0	0	0	0	1	42	42	1.23	0.818					
Len Whitehouse, L ERA: 2.77 (8, 1)	0.2		3	1	1	1	0	0	0	0	0	0	1	3	3	13.50	1.500					
Ron Davis, R ERA: 4.95 (9, 1)	1.0	S	4	0	0	0	1	1	0	0	0	0	0	5	9	0.00	1.000					


livebaseballscores.com

AB 34
R 2
H 7
RBI 2
BB 1
SO 8
LOB 16



Batter	1	2	3	4	5	6	7	8	9	AB	R	H	RBI	BB	SO	LOB	TOP										
Gary Pettis, S OBP: 0.332, SLG: 0.297 (1, 8)	E6 2B	F7		1-3		FC3-6 1B BB	K		K	5	2	0	0	1	2	3	California Angels @ Seattle Mariners The Kingdome, Seattle, WA Mon Aug 06 1984, 10:05 PM EDT Att: 12,085 - Unknown										
Rod Carew, L OBP: 0.371, SLG: 0.357 Daryl Sconiers, L OBP: 0.347, SLG: 0.456 (1, 3) (7, 3)	4-0 2B E	6-3		3-1		FC3-6 1B BB	K			3	1	0	0	2	1	3											
Fred Lynn, L OBP: 0.353, SLG: 0.465 Mike Brown, R OBP: 0.339, SLG: 0.538 (1, 9) (7, 9)	0-0 E	F8				FC3-6 1B 5-3				3	2	1	1	1	0	2											
Doug DeCinces, R OBP: 0.316, SLG: 0.413 (1, 5)	0-0 E3 BB 1B		F8	K		5-3	F8		6-3	6	0	0	1	0	1	9											
Brian Downing, R OBP: 0.344, SLG: 0.438 (1, 7)	F9			HR		1B BB	1B IBB		HR	3	2	2	2	2	0	1											
Reggie Jackson, L OBP: 0.317, SLG: 0.447 (1, 10)	0-0 BB 1B			HR		F9	1B		F7	5	1	3	3	0	0	1											
Rob Wilfong, L OBP: 0.303, SLG: 0.357 (1, 4)	0-3 K		1-3			F8	K		4-3	5	0	0	0	0	2	5											
Jerry Narron, L OBP: 0.283, SLG: 0.379 (1, 2)	4-0 BB		F9			FC5-4 1B	1B 1B		4-3	4	0	2	0	1	0	0											
Dick Schofield, R OBP: 0.267, SLG: 0.282 (1, 6)	0-0 F4			3-1 1-3 1B		FC5-4 1B	1B		F3	5	0	2	0	0	0	5											
Inning Stats	R: 3 E: 2 K: 1 S: 9	H: 2 LOB: 3 BB: 2 P: 17	R: 0 E: 0 K: 0 S: 3	H: 0 LOB: 0 BB: 0 P: 3	R: 2 E: 0 K: 0 S: 5	H: 2 LOB: 0 BB: 0 P: 5	R: 0 E: 0 K: 1 S: 6	H: 1 LOB: 2 BB: 1 P: 10	R: 0 E: 0 K: 0 S: 4	H: 1 LOB: 2 BB: 1 P: 8	R: 2 E: 0 K: 1 S: 6	H: 1 LOB: 2 BB: 3 P: 18	R: 0 E: 0 K: 2 S: 10	H: 3 LOB: 3 BB: 0 P: 10	R: 1 E: 0 K: 0 S: 4	H: 1 LOB: 0 BB: 0 P: 4		R: 0 E: 0 K: 1 S: 6	H: 1 LOB: 2 BB: 1 P: 10	1B: 7 2B: 2 3B: 0 HR: 3	SF: 0 SAC: 0 DP: 0 HBP: 0	WP: 0 PB: 0 SB: 1 CS: 0	PA: 49				
PITCHER	IP	WLS	BF	H	R	ER	SO	BB	IBB	HBP	BLK	WP	HR	S	P	ERA	WHIP										
Salome Barojas, R ERA: 3.78 (1, 1)	5.0	L	27	6	5	3	2	4	0	0	0	0	2	27	43	5.40	2.000										
Paul Mirabella, L ERA: 3.53 (6, 1)	1.2		11	3	2	2	3	2	1	0	0	0	0	14	26	10.80	3.000										
Dave Beard, R ERA: 4.14 (7, 1)	2.1		11	3	1	1	1	1	0	0	0	0	1	12	16	3.86	1.714										

AB	41
R	8
H	12
RBI	7
BB	8
SO	6
LOB	29



Batter	1	2	3	4	5	6	7	8	9	AB	R	H	RBI	BB	SO	LOB	BOTTOM										
Jack Perconte, L OBP: 0.365, SLG: 0.351 (1, 4)	4-0 4-3 6-3 BB		4-3				F7			4	0	2	1	1	0	1	California Angels @ Seattle Mariners The Kingdome, Seattle, WA Mon Aug 06 1984, 10:05 PM EDT Att: 12,085 - Unknown										
Spike Owen, S OBP: 0.343, SLG: 0.379 (1, 6)	0-0 6-3 1-2					5-3	F8		G3	5	0	1	0	0	0	4											
Alvin Davis, L OBP: 0.386, SLG: 0.493 (1, 3)	0-0 4-3 2-3		G3			4-3			1B 2B	4	1	1	0	0	0	2											
Al Cowens, R OBP: 0.317, SLG: 0.461 (1, 9)	0-0 1-3					6-3	F9		F9	4	0	0	0	0	0	2											
Dave Henderson, R OBP: 0.294, SLG: 0.431 (1, 8)			F9			G1-4-3			F9	4	0	0	0	0	0	1											
Steve Henderson, R OBP: 0.356, SLG: 0.425 (1, 10)			F8						F9	4	1	3	1	0	0	0											
Barry Bonnell, R OBP: 0.309, SLG: 0.382 (1, 7)						6-3			1B 2B	4	2	3	0	0	0	1											
Jim Presley, R OBP: 0.272, SLG: 0.367 Larry Milbourne, S OBP: 0.319, SLG: 0.301 (1, 5) (9, PH)			F9				F8		F2	3	0	1	2	0	0	1											
Orlando Mercado, R OBP: 0.246, SLG: 0.255 Ken Phelps, L OBP: 0.403, SLG: 0.622 (1, 2) (9, PH)						6-3			F5	1	0	0	0	0	0	1											
Inning Stats	R: 0 E: 0 K: 0 S: 3	H: 0 LOB: 1 BB: 1 P: 7	R: 0 E: 0 K: 0 S: 4	H: 1 LOB: 1 BB: 0 P: 4	R: 0 E: 0 K: 0 S: 4	H: 1 LOB: 1 BB: 0 P: 4	R: 0 E: 0 K: 0 S: 4	H: 1 LOB: 1 BB: 0 P: 4	R: 0 E: 0 K: 0 S: 3	H: 0 LOB: 0 BB: 0 P: 3	R: 2 E: 0 K: 0 S: 6	H: 3 LOB: 1 BB: 0 P: 6	R: 1 E: 0 K: 0 S: 4	H: 2 LOB: 1 BB: 0 P: 4	R: 1 E: 0 K: 0 S: 5	H: 2 LOB: 1 BB: 0 P: 5		1B: 7 2B: 4 3B: 0 HR: 0	SF: 0 SAC: 0 DP: 0 HBP: 0	WP: 0 PB: 0 SB: 0 CS: 0	PA: 38						
PITCHER	IP	WLS	BF	H	R	ER	SO	BB	IBB	HBP	BLK	WP	HR	S	P	ERA	WHIP										
Tommy John, L ERA: 3.77 (1, 1)	7.0	W	29	7	2	2	0	1	0	0	0	0	0	28	32	2.57	1.143										
Luis Sanchez, R ERA: 2.35 (8, 1)	2.0		9	4	2	2	0	0	0	0	0	0	0	9	9	9.00	2.000										



Batter	1	2	3	4	5	6	7	8	9	AB	R	H	RBI	BB	SO	LOB	TOP								
Gary Pettis, S OBP: 0.332, SLG: 0.297 Jerry Narron, L OBP: 0.280, SLG: 0.375 Juan Beniquez, R OBP: 0.383, SLG: 0.470	3-1	FC6-4				FC5-4		F8	F8	4	1	1	0	0	0	2									
Daryl Scanlon, L OBP: 0.336, SLG: 0.452	F7		3-1		F8	F6		E2	E2	5	1	1	0	0	0	2									
Fred Lynn, L OBP: 0.356, SLG: 0.466	FC5		E		HR			SF9	SF9	2	2	1	1	2	0	0									
Doug DeCinces, R OBP: 0.317, SLG: 0.421	1B		SF8		HR		K	4-3	4-3	4	1	2	4	0	1	1									
Brian Downing, R OBP: 0.343, SLG: 0.435	FC5		F8		1B		1-3			4	0	1	0	0	0	2									
Reggie Jackson, L OBP: 0.316, SLG: 0.445										4	0	1	0	0	3	0									
Rob Wilfong, L OBP: 0.302, SLG: 0.355										4	1	1	0	0	1	2									
Bob Boone, R OBP: 0.240, SLG: 0.270										4	0	1	1	0	1	0									
Dick Schofield, R OBP: 0.268, SLG: 0.283 Rod Carew, L OBP: 0.373, SLG: 0.360 Rob Piccolo, R OBP: 0.200, SLG: 0.275										3	0	1	0	0	1	1									
Inning Stats	R: 0 E: 0 K: 0 S: 5	H: 2 LOB: 2 BB: 0 P: 5	R: 1 E: 0 K: 2 S: 9	H: 2 LOB: 1 BB: 0 P: 9	R: 1 E: 1 K: 0 S: 3	H: 0 LOB: 0 BB: 1 P: 7	R: 0 E: 0 K: 2 S: 7	H: 0 LOB: 0 BB: 0 P: 7	R: 3 E: 0 K: 0 S: 7	H: 4 LOB: 2 BB: 1 P: 11	R: 0 E: 0 K: 0 S: 4	H: 1 LOB: 0 BB: 0 P: 4	R: 0 E: 0 K: 1 S: 5	H: 0 LOB: 0 BB: 0 P: 5	R: 0 E: 0 K: 2 S: 7	H: 0 LOB: 0 BB: 0 P: 7	R: 2 E: 1 K: 0 S: 5	H: 2 LOB: 1 BB: 0 P: 5	1B: 9 2B: 1 3B: 0 HR: 1	SF: 2 SAC: 0 DP: 0 HBP: 0	WP: 0 PB: 0 SB: 1 CS: 0	PA: 40			
PITCHER	IP	WLS	BF	H	R	ER	SO	BB	IBB	HBP	BLK	WP	HR	S	P	ERA	WHIP								
Mike Moore, R ERA: 5.04	7.0		32	9	5	4	5	2	0	0	0	0	1	40	48	5.14	1.571								
Mike Stanton, R ERA: 3.21	2.0	L	8	2	2	0	2	0	0	0	0	0	0	12	12	0.00	1.000								

California Angels @ Seattle Mariners
The Kingdome, Seattle, WA
Tue Aug 07 1984, 10:05 PM EDT
Att: 9,295 - Unknown

AB	36
R	7
H	11
RBI	6
BB	2
SO	7
LOB	11



Batter	1	2	3	4	5	6	7	8	9	AB	R	H	RBI	BB	SO	LOB	BOTTOM								
Jack Perconte, L OBP: 0.363, SLG: 0.349	F8	K				4-3		F8		5	1	1	1	0	1	4									
Spike Owen, S OBP: 0.342, SLG: 0.377	5-3	4-3			4-3	F8		K		5	0	1	0	0	1	5									
Alvin Davis, L OBP: 0.387, SLG: 0.493	5-3		4-3					4-3		4	0	1	1	1	0	1									
Ken Phelps, L OBP: 0.403, SLG: 0.614						F6		4-3		4	0	1	0	1	0	4									
Al Cowens, R OBP: 0.316, SLG: 0.458	G3		G4-6-3		4-3			F9		5	1	1	0	0	0	4									
Dave Henderson, R OBP: 0.293, SLG: 0.429		F5			F9			G3		4	1	1	0	0	0	0									
Steve Henderson, R OBP: 0.368, SLG: 0.448 Phil Bradley, R OBP: 0.354, SLG: 0.311										2	3	2	1	2	0	0									
Larry Milbourne, S OBP: 0.324, SLG: 0.306 Domingo Ramos, R OBP: 0.250, SLG: 0.225										0	0	0	0	0	0	0									
Bob Kearney, R OBP: 0.279, SLG: 0.374										4	0	3	3	0	0	0									
Inning Stats	R: 0 E: 0 K: 0 S: 4	H: 1 LOB: 2 BB: 1 P: 8	R: 1 E: 0 K: 1 S: 8	H: 3 LOB: 0 BB: 0 P: 8	R: 0 E: 0 K: 0 S: 3	H: 1 LOB: 0 BB: 0 P: 3	R: 1 E: 0 K: 0 S: 4	H: 1 LOB: 0 BB: 0 P: 4	R: 1 E: 0 K: 0 S: 5	H: 2 LOB: 1 BB: 0 P: 5	R: 2 E: 0 K: 0 S: 6	H: 3 LOB: 3 BB: 2 P: 14	R: 1 E: 0 K: 0 S: 4	H: 2 LOB: 2 BB: 1 P: 8	R: 0 E: 0 K: 1 S: 5	H: 0 LOB: 0 BB: 0 P: 5	R: 0 E: 0 K: 0 S: 3	H: 0 LOB: 0 BB: 0 P: 3	1B: 11 2B: 1 3B: 0 HR: 1	SF: 0 SAC: 1 DP: 1 HBP: 0	WP: 1 PB: 0 SB: 0 CS: 0	PA: 42			
PITCHER	IP	WLS	BF	H	R	ER	SO	BB	IBB	HBP	BLK	WP	HR	S	P	ERA	WHIP								
Jim Slaton, R ERA: 5.06	5.0		25	9	5	5	1	2	0	0	0	0	1	25	33	9.00	2.200								
Doug Corbett, R ERA: 2.13	2.0		11	4	1	1	0	1	1	0	0	0	0	9	17	4.50	2.500								
Don Aase, R ERA: 2.19	2.0	W	6	0	0	0	1	0	0	0	0	0	0	8	8	0.00	0.000								

California Angels @ Seattle Mariners
The Kingdome, Seattle, WA
Tue Aug 07 1984, 10:05 PM EDT
Att: 9,295 - Unknown

AB	37
R	6
H	13
RBI	6
BB	4
SO	2
LOB	20



Batter	1	2	3	4	5	6	7	8	9	AB	R	H	RBI	BB	SO	LOB	TOP					
Dick Schofield, R (1, 6) OBP: 0.264, SLG: 0.279 Reggie Jackson, L (9, PH) OBP: 0.316, SLG: 0.444	F8		K		K		G4-3		K	4	0	0	0	0	2	3						
Bobby Grich, R (1, 4) OBP: 0.318, SLG: 0.383	4-3		G3							4	0	0	0	0	2	2						
Fred Lynn, L (1, 8) OBP: 0.358, SLG: 0.463	K									2	1	0	0	2	2	0						
Doug DeCinces, R (1, 10) OBP: 0.319, SLG: 0.423		K								3	0	1	0	1	2	0						
Brian Downing, R (1, 7) OBP: 0.344, SLG: 0.435										3	0	1	0	1	1	2						
Juan Beniquez, R (1, 9) OBP: 0.380, SLG: 0.465										2	1	0	1	1	0	3						
Daryl Sconiers, L (1, 3) OBP: 0.333, SLG: 0.434										3	0	0	0	1	0	4						
Bob Boone, R (1, 2) OBP: 0.243, SLG: 0.271 Jery Naron, L (9, PH) OBP: 0.277, SLG: 0.371										2	0	1	0	1	0	0						
Rob Picciolo, R (1, 5) OBP: 0.205, SLG: 0.288 Rob Wilfong, L (7, PH) OBP: 0.304, SLG: 0.356										2	0	1	0	0	1	0						
Inning Stats	R: 0 E: 0 K: 1 S: 5	H: 0 LOB: 0 BB: 0 P: 5	R: 0 E: 0 K: 1 S: 5	H: 1 LOB: 0 BB: 0 P: 5	R: 0 E: 0 K: 1 S: 7	H: 2 LOB: 2 BB: 0 P: 7	R: 0 E: 0 K: 1 S: 6	H: 1 LOB: 2 BB: 1 P: 10	R: 0 E: 0 K: 2 S: 7	H: 0 LOB: 0 BB: 0 P: 7	R: 1 E: 0 K: 0 S: 5	H: 0 LOB: 2 BB: 3 P: 17	R: 0 E: 0 K: 0 S: 2	H: 0 LOB: 0 BB: 1 P: 6	R: 0 E: 0 K: 3 S: 9	H: 0 LOB: 0 BB: 0 P: 9	R: 1 E: 0 K: 2 S: 8	H: 1 LOB: 2 BB: 2 P: 16	1B: 3 2B: 2 3B: 0 HR: 0	SF: 1 SAC: 0 DP: 2 HBP: 0	WP: 0 PB: 0 SB: 0 CS: 0	PA: 37
PITCHER	IP	WLS	BF	H	R	ER	SO	BB	IBB	HBP	BLK	WP	HR	S	P	ERA	WHIP					
Mark Langston, L (1, 1) ERA: 3.53	6.0	W	26	4	1	1	7	5	0	0	0	0	0	35	55	1.50	1.500					
Ed Nunez, R (7, 1) ERA: 3.32	3.0	S	11	1	1	1	5	2	0	0	0	0	0	19	27	3.00	1.000					

California Angels @ Seattle Mariners
The Kingdome, Seattle, WA
Wed Aug 08 1984, 10:05 PM EDT
Att: 7,756 - Unknown

AB 29
R 2
H 5
RBI 2
BB 7
SO 12
LOB 19



Batter	1	2	3	4	5	6	7	8	9	AB	R	H	RBI	BB	SO	LOB	BOTTOM				
Jack Perconte, L (1, 4) OBP: 0.364, SLG: 0.350	1B									4	1	2	0	0	0	2					
Spike Owen, S (1, 6) OBP: 0.342, SLG: 0.376	1B									3	1	1	1	0	1	3					
Alvin Davis, L (1, 10) OBP: 0.390, SLG: 0.503	1B									3	2	2	2	1	0	2					
Ken Phelps, L (1, 3) OBP: 0.400, SLG: 0.615	SF7									3	0	1	1	0	0	0					
Pat Putnam, L (1, 7) OBP: 0.250, SLG: 0.273 Dave Henderson, R (6, 8) OBP: 0.292, SLG: 0.427	2B									3	0	1	0	0	0	1					
Barry Bonnell, R (1, 9) OBP: 0.305, SLG: 0.377	6-3									4	0	0	1	0	2	2					
Jim Presley, R (1, 5) OBP: 0.273, SLG: 0.390 Domingo Ramos, R (7, 5) OBP: 0.247, SLG: 0.232	K									3	1	1	1	0	2	2					
Bob Kearney, R (1, 2) OBP: 0.284, SLG: 0.379										4	1	3	0	0	0	0					
Phil Bradley, R (1, 8) OBP: 0.357, SLG: 0.321										4	1	2	1	0	1	2					
Inning Stats	R: 3 E: 0 K: 1 S: 9	H: 4 LOB: 1 BB: 0 P: 9	R: 0 E: 0 K: 1 S: 7	H: 2 LOB: 0 BB: 0 P: 7	R: 0 E: 0 K: 2 S: 8	H: 1 LOB: 1 BB: 0 P: 8	R: 2 E: 0 K: 0 S: 4	H: 2 LOB: 0 BB: 1 P: 8	R: 0 E: 0 K: 1 S: 5	H: 0 LOB: 0 BB: 0 P: 5	R: 1 E: 0 K: 1 S: 7	H: 2 LOB: 1 BB: 0 P: 7	R: 1 E: 0 K: 0 S: 4	H: 1 LOB: 0 BB: 0 P: 4	R: 0 E: 0 K: 0 S: 3	H: 1 LOB: 0 BB: 0 P: 3	1B: 8 2B: 3 3B: 0 HR: 2	SF: 1 SAC: 1 DP: 1 HBP: 0	WP: 0 PB: 0 SB: 2 CS: 1	PA: 37	
PITCHER	IP	WLS	BF	H	R	ER	SO	BB	IBB	HBP	BLK	WP	HR	S	P	ERA	WHIP				
Mike Witt, R (1, 1) ERA: 3.63	3.2	L	21	9	5	5	4	1	0	0	0	0	0	28	32	12.27	2.727				
Curt Kaufman, R (4, 1) ERA: 4.15	4.1		15	4	2	2	2	0	0	0	0	0	2	19	19	4.15	0.923				

California Angels @ Seattle Mariners
The Kingdome, Seattle, WA
Wed Aug 08 1984, 10:05 PM EDT
Att: 7,756 - Unknown

AB 33
R 7
H 13
RBI 7
BB 1
SO 6
LOB 14



Batter	1	2	3	4	5	6	7	8	9	AB	R	H	RBI	BB	SO	LOB	TOP
Rickey Henderson, R OBP: 0.413, SLG: 0.466 (1, 7)	0-0 FC4-6 1B		4-0 BB			0-0 BB 1B	4-0 1B BB		0-0 CS	2	1	2	0	2	0	0	
Carney Lansford, R OBP: 0.327, SLG: 0.392 (1, 5)	0-0 FC4-6 L6-3 1-2		0-0 F8			0-0 F8	0-0 1-3 1B			4	0	1	0	0	0	3	
Joe Morgan, L OBP: 0.366, SLG: 0.384 Mark Wagner, R OBP: 0.247, SLG: 0.282 (1, 4) (6, 6)	0-0 L6-3 1-2		0-0 4-3			0-0 F2	0-3 K			4	0	0	0	0	1	5	
Dave Kingman, R OBP: 0.330, SLG: 0.545 (1, 10)		0-3 K		0-0 6-3		4-0 1B 1-2 BB		0-0 5-3		3	1	0	0	1	1	0	
Dwayne Murphy, L OBP: 0.331, SLG: 0.459 (1, 8)		0-0 F6		0-0 F5		0-0 1B 1-2 2-H		0-3 K		4	1	1	1	0	1	0	
Davey Lopes, R OBP: 0.350, SLG: 0.435 Mike Davis, L OBP: 0.245, SLG: 0.321 (1, 9) (6, 9)		0-0 HR 1B		0-0 6-3		0-0 1B 1-1 2-H		0-3 K		3	1	2	2	0	0	0	
Mike Heath, R OBP: 0.292, SLG: 0.425 (1, 2)		0-0 HR		0-0 5-3		0-3 K		0-0 5-3		4	1	1	2	0	1	1	
Bruce Bochte, L OBP: 0.330, SLG: 0.332 (1, 3)		0-0 F7		0-0 6-3		0-3 K2-3		0-0 4-3		4	0	0	0	0	1	0	
Tony Phillips, S OBP: 0.323, SLG: 0.339 (1, 6) (8, 4)			0-0 F3		0-0 5-3		0-0 G3		0-0 CS 1B	4	0	1	0	0	0	0	
Inning Stats	R: 0 E: 0 K: 0 S: 3	H: 1 LOB: 0 BB: 0 P: 3	R: 2 E: 0 K: 1 S: 7	H: 2 LOB: 0 BB: 0 P: 7	R: 0 E: 0 K: 0 S: 3	H: 0 LOB: 0 BB: 0 P: 3	R: 0 E: 0 K: 0 S: 3	H: 0 LOB: 0 BB: 0 P: 3	R: 3 E: 0 K: 1 S: 8	H: 3 LOB: 1 BB: 1 P: 12	R: 0 E: 0 K: 2 S: 7	H: 1 LOB: 0 BB: 0 P: 7	R: 0 E: 0 K: 0 S: 3	H: 1 LOB: 0 BB: 0 P: 3	1B: 7 2B: 1 3B: 0 HR: 1	SF: 0 SAC: 0 DP: 1 HBP: 0	WP: 0 PA: 37 PB: 0 SB: 0 CS: 1
PITCHER	IP WLS BF H R ER SO BB IBB HBP BLK WP HR S P ERA WHIP	IP WLS BF H R ER SO BB IBB HBP BLK WP HR S P ERA WHIP	IP WLS BF H R ER SO BB IBB HBP BLK WP HR S P ERA WHIP	IP WLS BF H R ER SO BB IBB HBP BLK WP HR S P ERA WHIP	IP WLS BF H R ER SO BB IBB HBP BLK WP HR S P ERA WHIP	IP WLS BF H R ER SO BB IBB HBP BLK WP HR S P ERA WHIP	IP WLS BF H R ER SO BB IBB HBP BLK WP HR S P ERA WHIP	IP WLS BF H R ER SO BB IBB HBP BLK WP HR S P ERA WHIP	IP WLS BF H R ER SO BB IBB HBP BLK WP HR S P ERA WHIP	IP WLS BF H R ER SO BB IBB HBP BLK WP HR S P ERA WHIP	IP WLS BF H R ER SO BB IBB HBP BLK WP HR S P ERA WHIP	IP WLS BF H R ER SO BB IBB HBP BLK WP HR S P ERA WHIP	IP WLS BF H R ER SO BB IBB HBP BLK WP HR S P ERA WHIP	IP WLS BF H R ER SO BB IBB HBP BLK WP HR S P ERA WHIP	IP WLS BF H R ER SO BB IBB HBP BLK WP HR S P ERA WHIP	IP WLS BF H R ER SO BB IBB HBP BLK WP HR S P ERA WHIP	IP WLS BF H R ER SO BB IBB HBP BLK WP HR S P ERA WHIP
Geoff Zahn, L ERA: 3.13 Bruce Kison, R ERA: 4.08 (1, 1) (6, 1)	5.2 L 24 6 5 5 1 2 0 0 0 0 1 24 32 7.94 1.412	3.1 12 2 0 0 5 1 0 0 0 0 0 21 25 0.00 0.900															

Oakland Athletics @ California Angels
Anaheim Stadium, Anaheim, CA
Thu Aug 09 1984, 10:05 PM EDT
Att: 24,188 - Unknown

AB 33
R 5
H 8
RBI 5
BB 3
SO 6
LOB 9



Batter	1	2	3	4	5	6	7	8	9	AB	R	H	RBI	BB	SO	LOB	BOTTOM
Juan Beniquez, R OBP: 0.378, SLG: 0.462 (1, 9)	0-0 F9		0-0 1-3 1B		0-0 F8		0-0 SH5-4		0-0 F8	4	1	1	0	0	0	0	
Daryl Sconiers, L OBP: 0.318, SLG: 0.413 (1, 3)	0-0 F7		0-0 1-3		0-0 F2		0-0 F3			4	0	0	0	0	0	3	
Fred Lynn, L OBP: 0.359, SLG: 0.462 (1, 8)	0-0 4-1		0-0 FC5 BB 2-H 3-H		1-0 PB HBP		0-0 F7			3	0	1	2	0	0	1	
Doug DeCinces, R OBP: 0.323, SLG: 0.427 (1, 5)		0-0 1-3 4-3 2B	0-0 1-2 BB		0-0 F8			0-0 G1-6-3 BB 1B		3	1	2	0	1	0	1	
Brian Downing, R OBP: 0.346, SLG: 0.436 (1, 7)		0-0 1-3	0-0 FC5			0-0 1B 2B		4-0 G1-6-3 BB		3	1	1	0	1	0	3	
Reggie Jackson, L OBP: 0.315, SLG: 0.441 (1, 10)		0-0 4-3		0-3 K		0-0 G6-4-3 1B		0-0 G1-6-3		4	0	1	2	0	1	2	
Bobby Grich, R OBP: 0.314, SLG: 0.378 Rob Wilfong, L OBP: 0.303, SLG: 0.355 (1, 4) (6, PH) (9, 4)	0-0 F9		0-0 G1		0-0 G6-4-3		0-0 F8			3	0	0	0	0	0	1	
Bob Boone, R OBP: 0.243, SLG: 0.271 (1, 2)			0-0 5-3		0-0 E7 1B		0-0 6-3		0-0 F8	4	0	1	0	0	0	0	
Dick Schofield, R OBP: 0.272, SLG: 0.284 Jerry Narron, L OBP: 0.275, SLG: 0.367 (1, 6) (9, PH)			0-0 1-3 1B HBP		0-0 1B		0-0 SH5-4 1B		0-0 F6	2	1	2	0	0	0	0	
Inning Stats	R: 0 E: 0 K: 0 S: 3	H: 0 LOB: 0 BB: 0 P: 3	R: 1 E: 0 K: 0 S: 4	H: 1 LOB: 0 BB: 0 P: 4	R: 2 E: 0 K: 0 S: 5	H: 2 LOB: 2 BB: 1 P: 10	R: 0 E: 1 K: 1 S: 6	H: 2 LOB: 2 BB: 0 P: 6	R: 0 E: 0 K: 0 S: 4	H: 1 LOB: 1 BB: 0 P: 4	R: 0 E: 0 K: 0 S: 3	H: 1 LOB: 1 BB: 1 P: 7	R: 0 E: 0 K: 0 S: 3	H: 0 LOB: 0 BB: 0 P: 3	1B: 7 2B: 2 3B: 0 HR: 0	SF: 0 SAC: 1 DP: 2 HBP: 2	WP: 0 PA: 37 PB: 1 SB: 0 CS: 0
PITCHER	IP WLS BF H R ER SO BB IBB HBP BLK WP HR S P ERA WHIP	IP WLS BF H R ER SO BB IBB HBP BLK WP HR S P ERA WHIP	IP WLS BF H R ER SO BB IBB HBP BLK WP HR S P ERA WHIP	IP WLS BF H R ER SO BB IBB HBP BLK WP HR S P ERA WHIP	IP WLS BF H R ER SO BB IBB HBP BLK WP HR S P ERA WHIP	IP WLS BF H R ER SO BB IBB HBP BLK WP HR S P ERA WHIP	IP WLS BF H R ER SO BB IBB HBP BLK WP HR S P ERA WHIP	IP WLS BF H R ER SO BB IBB HBP BLK WP HR S P ERA WHIP	IP WLS BF H R ER SO BB IBB HBP BLK WP HR S P ERA WHIP	IP WLS BF H R ER SO BB IBB HBP BLK WP HR S P ERA WHIP	IP WLS BF H R ER SO BB IBB HBP BLK WP HR S P ERA WHIP	IP WLS BF H R ER SO BB IBB HBP BLK WP HR S P ERA WHIP	IP WLS BF H R ER SO BB IBB HBP BLK WP HR S P ERA WHIP	IP WLS BF H R ER SO BB IBB HBP BLK WP HR S P ERA WHIP	IP WLS BF H R ER SO BB IBB HBP BLK WP HR S P ERA WHIP	IP WLS BF H R ER SO BB IBB HBP BLK WP HR S P ERA WHIP	IP WLS BF H R ER SO BB IBB HBP BLK WP HR S P ERA WHIP
Curt Young, L ERA: 2.76 Chuck Rainey, R ERA: 4.41 Tom Burgmeier, L ERA: 1.76 Bill Caudill, R ERA: 2.44 (1, 1) (7, 1) (7, 1) (8, 1)	6.0 W 27 8 4 4 1 1 0 0 0 0 0 0 1 1 0.00 0.000	0.1 1 0 0 0 0 0 0 0 0 0 0 0 0 1 1 0.00 0.000	1.1 5 1 0 0 0 1 0 0 0 0 0 0 4 8 0.00 1.500	1.1 S 4 0 0 0 0 0 0 0 0 0 0 4 4 0.00 0.000													

Oakland Athletics @ California Angels
Anaheim Stadium, Anaheim, CA
Thu Aug 09 1984, 10:05 PM EDT
Att: 24,188 - Unknown


AB 32
R 4
H 9
RBI 4
BB 2
SO 1
LOB 12



Batter	1	2	3	4	5	6	7	8	9	10	AB	R	H	RBI	BB	SO	LOB	TOP					
Rickey Henderson, R OBP: 0.413, SLG: 0.471 (1, 7)	F9		SH2-3 1B		F8		1B 1B		1B 1B	9-2	6	0	3	0	0	0	3						
Carney Lansford, R OBP: 0.329, SLG: 0.395 (1, 5)	K		SH2-3		F9		1B		1B	3-H	4	0	2	1	0	1	0						
Joe Morgan, L OBP: 0.364, SLG: 0.379 Mark Wagner, R OBP: 0.256, SLG: 0.293 Jeff Burroughs, R OBP: 0.405, SLG: 0.350 Donnie Hill, S OBP: 0.216, SLG: 0.268 (1, 4) (7, 6) (9, PH) (9, 6)	F9				5-3		K		F4		3	0	0	0	1	1	2						
Dave Kingman, R OBP: 0.334, SLG: 0.548 (1, 10)			5-3		SF8		G3 BB		5-3	F4	3	0	0	1	1	0	2						
Dwayne Murphy, L OBP: 0.333, SLG: 0.455 (1, 8)			3-1				G3		K		4	1	1	0	1	1	3						
Bruce Bochte, L OBP: 0.333, SLG: 0.333 Bill Almon, R OBP: 0.241, SLG: 0.348 (1, 3) (8, PR) (8, 3)			BB 1B		F7		F8			B3	3	0	1	0	1	0	1						
Mike Heath, R OBP: 0.291, SLG: 0.421 (1, 2)			BB K		F8 1B		F6		F3		5	0	2	0	0	1	4						
Mike Davis, L OBP: 0.245, SLG: 0.319 (1, 9)			F9		F8 1B				K		4	0	0	1	0	1	3						
Tony Phillips, S OBP: 0.325, SLG: 0.342 (1, 6) (7, 4)					F8		5-3			2-3	4	2	2	0	1	0	1						
			SH2-3 1B SF8 1B							1B 1B 2B													
Inning Stats	R: 0 E: 0 K: 1 S: 5	H: 0 LOB: 0 BB: 0 P: 10	R: 0 E: 0 K: 1 S: 6	H: 1 LOB: 2 BB: 1 P: 10	R: 1 E: 0 K: 0 S: 5	H: 2 LOB: 2 BB: 1 P: 9	R: 0 E: 0 K: 1 S: 4	H: 1 LOB: 1 BB: 0 P: 4	R: 0 E: 0 K: 2 S: 3	H: 0 LOB: 1 BB: 0 P: 7	R: 0 E: 0 K: 2 S: 9	H: 2 LOB: 2 BB: 0 P: 9	R: 0 E: 0 K: 1 S: 6	H: 1 LOB: 1 BB: 0 P: 6	R: 1 E: 0 K: 0 S: 6	H: 3 LOB: 2 BB: 0 P: 6	R: 1 E: 1 K: 0 S: 4	H: 1 LOB: 2 BB: 2 P: 12	1B: 10 2B: 2 3B: 0 HR: 0	SF: 1 SAC: 2 DP: 1 HBP: 0	WP: 0 PB: 0 SB: 0 CS: 0	PA: 46	
PITCHER	IP 8.1	WLS 38	BF 10	H 2	R 2	ER 2	SO 5	BB 3	IBB 0	HBP 0	BLK 0	WP 0	HR 0	S 45	P 57	ERA 2.16	WHIP 1.560						
Ron Romanick, R ERA: 3.54 Luis Sanchez, R ERA: 2.4 (1, 1) (9, 1)	1.2	L	8	1	1	1	0	1	1	0	0	0	0	6	14	5.40	1.200						

Oakland Athletics @ California Angels
Anaheim Stadium, Anaheim, CA
Sat Aug 11 1984, 10:05 PM EDT
Att: 28,643 - Unknown

AB 38
R 3
H 11
RBI 3
BB 5
SO 5
LOB 22





Batter	1	2	3	4	5	6	7	8	9	10	AB	R	H	RBI	BB	SO	LOB	BOTTOM						
Gary Pettis, S OBP: 0.330, SLG: 0.295 (1, 8)	F3	K			B3		1B		FC2-6		5	0	1	0	0	1	4							
Bobby Grich, R OBP: 0.312, SLG: 0.374 (1, 4)			5-3		K		F7		F8		5	0	1	0	0	1	2							
Fred Lynn, L OBP: 0.355, SLG: 0.461 (1, 9)	G6-3				K				F7	3-1	4	0	0	0	1	1	2							
Doug DeCinces, R OBP: 0.327, SLG: 0.429 (1, 5)		E BB BB	FC6-4 1B				F3 BB		2B 1B	5-3	3	2	2	0	2	0	0							
Brian Downing, R OBP: 0.343, SLG: 0.434 (1, 10)		E5 BB BB	F8				5-3			F9	5	0	1	1	0	0	4							
Juan Beniquez, R OBP: 0.379, SLG: 0.461 (1, 7)			FC6-4				1B		5-3	5-3	4	0	1	0	1	0	3							
Daryl Sconiers, L OBP: 0.319, SLG: 0.398 (1, 3)		K			F8		K			IBB	3	0	0	0	1	2	4							
Bob Boone, R OBP: 0.243, SLG: 0.268 (1, 2)					K				F6	6-3	3	0	0	1	1	1	2							
Dick Schofield, R OBP: 0.270, SLG: 0.279 Rob Wilong, L OBP: 0.306, SLG: 0.350 Rob Picciolo, R OBP: 0.205, SLG: 0.288 (1, 6) (9, PH) (10, 6)					F2				F8	FC2-6 BB	3	0	0	0	1	3								
Inning Stats	R: 0 E: 0 K: 3 S: 3	H: 1 LOB: 3 BB: 3 P: 22	R: 1 E: 1 K: 3 S: 10	H: 0 LOB: 3 BB: 3 P: 22	R: 0 E: 0 K: 0 S: 4	H: 1 LOB: 2 BB: 1 P: 8	R: 0 E: 0 K: 1 S: 5	H: 0 LOB: 0 BB: 0 P: 5	R: 0 E: 0 K: 2 S: 7	H: 1 LOB: 1 BB: 0 P: 7	R: 0 E: 0 K: 1 S: 5	H: 1 LOB: 1 BB: 0 P: 9	R: 0 E: 0 K: 0 S: 4	H: 1 LOB: 1 BB: 0 P: 4	R: 1 E: 0 K: 0 S: 5	H: 2 LOB: 2 BB: 1 P: 9	R: 0 E: 0 K: 0 S: 3	H: 0 LOB: 1 BB: 1 P: 7	R: 0 E: 0 K: 0 S: 3	H: 0 LOB: 0 BB: 0 P: 3	1B: 5 2B: 2 3B: 0 HR: 0	SF: 0 SAC: 0 DP: 2 HBP: 0	WP: 0 PB: 0 SB: 1 CS: 0	PA: 42
PITCHER	IP 7.1	WLS 31	BF 31	H 5	R 2	ER 1	SO 7	BB 5	IBB 0	HBP 0	BLK 0	WP 0	HR 0	S 40	P 60	ERA 1.23	WHIP 1.364							
Bill Krueger, L ERA: 4.86 Chuck Rainey, R ERA: 4.35 Tom Burgmeier, L ERA: 1.62 (1, 1) (8, 1) (9, 1)	1.1	W	4	0	0	0	0	0	0	0	0	0	0	4	4	0.00	0.000							

Oakland Athletics @ California Angels
Anaheim Stadium, Anaheim, CA
Sat Aug 11 1984, 10:05 PM EDT
Att: 28,643 - Unknown

AB 35
R 2
H 6
RBI 2
BB 7
SO 7
LOB 24



Batter	1	2	3	4	5	6	7	8	9	AB	R	H	RBI	BB	SO	LOB	TOP										
Rickey Henderson, R OBP: 0.411, SLG: 0.466 (1, 7)	0-0 6-3 BB	4-0 BB		0-0 F7		0-3 K		0-0 6-3		4	0	0	0	1	1	1	Oakland Athletics @ California Angels Anaheim Stadium, Anaheim, CA Sun Aug 12 1984, 6:33 AM EDT Att: 24,722 - Unknown AB 36 R 9 H 9 RBI 9 BB 6 SO 7 LOB 11 										
Carney Lansford, R OBP: 0.330, SLG: 0.398 (1, 5)	0-0 F9	0-0 F3		0-0 F5		0-0 3B		4-0 FC6-4 BB		4	0	1	0	1	0	3											
Joe Morgan, L OBP: 0.365, SLG: 0.377 Mark Wagner, R OBP: 0.253, SLG: 0.289 (7, 6)	4-0 1B BB		4-0 HR BB		0-3 K	4-3		0-0 FC6-4 1-2 BB		2	2	0	0	2	1	1											
Dave Kingman, R OBP: 0.333, SLG: 0.543 (1, 10)	0-0 HR 1B		0-0 F9		0-0 6-3		0-0 F7		0-0 F5	5	1	1	1	0	0	1											
Dwayne Murphy, L OBP: 0.335, SLG: 0.472 (1, 8)	0-0 HR		0-0 HR		0-0 F8		0-0 1-3 1B		0-0 F8	5	2	3	4	0	0	0											
Bruce Bochte, L OBP: 0.331, SLG: 0.334 (1, 3)	0-3 K		0-0 4-3		0-0 HR 2B		0-0 1-3		0-3 K	5	1	1	0	0	2	1											
Mike Heath, R OBP: 0.288, SLG: 0.416 (1, 2)		0-0 1-3	0-3 K		0-0 F8		0-3 K			4	0	0	0	0	2	2											
Mike Davis, L OBP: 0.251, SLG: 0.332 (1, 9)		0-0 4-3		0-0 S 1B		4-0 HR BB		0-0 HR		3	2	2	1	1	0	0											
Tony Phillips, S OBP: 0.327, SLG: 0.351 (7, 4)	4-0 BB BB		0-0 F7		0-0 HR 1-2 2H		0-3 K			3	1	1	3	1	1	1											
Inning Stats	R: 3 E: 0 K: 1 S: 7	H: 2 LOB: 0 BB: 1 P: 11	R: 0 E: 0 K: 0 S: 3	H: 0 LOB: 2 BB: 1 P: 11	R: 2 E: 0 K: 1 S: 6	H: 1 LOB: 0 BB: 1 P: 10	R: 0 E: 0 K: 0 S: 4	H: 1 LOB: 1 BB: 0 P: 4	R: 0 E: 0 K: 1 S: 5	H: 0 LOB: 0 BB: 0 P: 5	R: 3 E: 0 K: 1 S: 8	H: 3 LOB: 1 BB: 1 P: 12	R: 0 E: 0 K: 1 S: 6	H: 1 LOB: 1 BB: 0 P: 6	R: 1 E: 0 K: 1 S: 6	H: 1 LOB: 1 BB: 1 P: 10		R: 0 E: 0 K: 1 S: 5	H: 0 LOB: 0 BB: 0 P: 5	1B: 3 2B: 1 3B: 1 HR: 4	SF: 0 SAC: 0 DP: 0 HBP: 0	WP: 0 PB: 0 SB: 1 CS: 0	PA: 42				
PITCHER	IP	WLS	BF	H	R	ER	SO	BB	IBB	HBP	BLK	WP	HR	S	P	ERA	WHIP										
Jim Slaton, R ERA: 5.35 (1, 1)	3.0		17	4	5	5	2	4	0	0	0	0	2	17	33	15.00	2.667										
Curt Kaufman, R ERA: 4.53 (4, 1)	2.1		10	2	3	3	1	1	0	0	0	0	1	11	15	11.57	1.286										
Doug Corbett, R ERA: 1.93 (6, 1)	1.2		7	2	0	0	2	0	0	0	0	0	0	11	11	0.00	1.200										
Luis Sanchez, R ERA: 2.47 (8, 1)	2.0	W	8	1	1	1	2	1	0	0	0	0	1	11	15	4.50	1.000										
Batter	1	2	3	4	5	6	7	8	9	AB	R	H	RBI	BB	SO	LOB	BOTTOM										
Gary Pettis, S OBP: 0.333, SLG: 0.307 (1, 8)	4-0 S BB	0-0 G3 2H 2B		0-0 5-3		0-3 K		0-0 1-2 2H 1B 3B		4	1	2	3	1	1	1	Oakland Athletics @ California Angels Anaheim Stadium, Anaheim, CA Sun Aug 12 1984, 6:33 AM EDT Att: 24,722 - Unknown AB 34 R 10 H 12 RBI 10 BB 4 SO 3 LOB 13 										
Rob Wilfong, L OBP: 0.302, SLG: 0.346 (1, 4)	0-0 F5 1-2	0-0 G3 2-3		0-0 4-3		0-0 3 1-2		0-0 1B		5	0	1	1	0	0	3											
Daryl Sconiers, L OBP: 0.303, SLG: 0.376 (1, 3)	0-3 K	0-0 F7		0-0 F7		0-0 6-3		0-0 F7		5	0	0	0	0	1	3											
Doug DeCinces, R OBP: 0.326, SLG: 0.427 (1, 5)	0-3 K		0-0 6-3		0-0 HR 1B		0-0 6-3			4	1	1	0	0	1	1											
Brian Downing, R OBP: 0.345, SLG: 0.437 (1, 7)		0-0 HR 2B	0-0 1B		0-0 F8		0-0 F8			4	1	2	0	0	0	1											
Reggie Jackson, L OBP: 0.316, SLG: 0.447 (1, 10)		0-0 HR 2H	0-0 F5		4-0 HR BB		0-0 6-3			3	2	1	2	1	0	1											
Juan Beniquez, R OBP: 0.389, SLG: 0.496 (1, 9)		0-0 HR	0-0 1B		0-0 HR 1-2 1B		0-0 BB 1B			4	3	4	4	0	0	0											
Bob Boone, R OBP: 0.244, SLG: 0.266 Jery Naron, L OBP: 0.293, SLG: 0.366 (8, PH) (9, 2)	4-0 SH2-4 2B BB	0-0 F4		0-0 5-3		0-0 F8		0-0 F8		2	1	0	0	1	0	2											
Dick Schofield, R OBP: 0.271, SLG: 0.281 Mike Brown, R OBP: 0.350, SLG: 0.538 Rob Piccolo, R OBP: 0.205, SLG: 0.288 (8, PH) (9, 6)	0-0 SH2-4	0-0 F6		0-0 1B		0-0 1-2 3 1B		4-0 HR 1-2 3B BB		1	0	0	0	1	0	0											
Inning Stats	R: 0 E: 0 K: 2 S: 7	H: 0 LOB: 1 BB: 1 P: 11	R: 4 E: 0 K: 0 S: 7	H: 4 LOB: 1 BB: 1 P: 11	R: 0 E: 0 K: 0 S: 5	H: 2 LOB: 2 BB: 0 P: 5	R: 0 E: 0 K: 0 S: 3	H: 0 LOB: 0 BB: 0 P: 3	R: 3 E: 0 K: 1 S: 5	H: 2 LOB: 0 BB: 1 P: 9	R: 0 E: 0 K: 1 S: 5	H: 1 LOB: 0 BB: 0 P: 5	R: 0 E: 0 K: 0 S: 3	H: 0 LOB: 0 BB: 0 P: 3	R: 3 E: 0 K: 0 S: 6	H: 3 LOB: 1 BB: 1 P: 10		R: 0 E: 0 K: 0 S: 5	H: 0 LOB: 0 BB: 0 P: 5	1B: 6 2B: 3 3B: 1 HR: 3	SF: 0 SAC: 1 DP: 1 HBP: 0	WP: 0 PB: 0 SB: 1 CS: 0	PA: 39				
PITCHER	IP	WLS	BF	H	R	ER	SO	BB	IBB	HBP	BLK	WP	HR	S	P	ERA	WHIP										
Steve McCatty, R ERA: 4.43 (1, 1)	4.2		25	8	7	7	2	3	0	0	0	0	0	11	11	3.38	0.750										
Lary Sorensen, R ERA: 4.89 (8, 1)	2.2		9	2	1	1	1	0	0	0	0	0	0	1	5	0.00	3.000										
Keith Atherton, R ERA: 4.13 Bill Caudill, R ERA: 2.52 (8, 1)	0.1	L	3	2	2	2	0	0	0	0	0	0	0	3	3	54.00	6.000										

Batter	1	2	3	4	5	6	7	8	9	AB	R	H	RBI	BB	SO	LOB	TOP				
Juan Beniquez, R OBP: 0.396, SLG: 0.504 Gary Pettis, S OBP: 0.333, SLG: 0.305	0-3 K		0-0 1B			4-0 BB SF7 1B BB		0-0 F3		3	1	1	0	0	1	1					
Rob Wilfong, L OBP: 0.356, SLG: 0.356	0-0 4-3 1B		0-0 1B HR	0-0 4-1		0-0 BB 1B		0-3 K		5	2	3	1	0	1	0					
Fred Lynn, L OBP: 0.359, SLG: 0.458	0-0 4-3		0-0 HR	0-0 F7		4-0 BB		0-0 HR	1B	3	1	1	2	1	0	1					
Mike Brown, R OBP: 0.353, SLG: 0.537	1-2		0-0 HR	0-0 F7		1-2 2-3 3-H BB		0-0 HR	1B	1	1	1	0	0	0	0					
Doug DeCinces, R OBP: 0.329, SLG: 0.436 Bobby Grich, R OBP: 0.313, SLG: 0.390	0-0 2-H 1B		0-0 HR	0-0 4-3		0-0 SF7		0-0 HR		3	1	2	4	0	0	0					
Brian Downing, R OBP: 0.345, SLG: 0.433 Darrell Miller, R	0-3 K		0-0 3B BB		0-0 F6	0-3 K		0-0 1B		4	1	1	0	1	2	3					
Reggie Jackson, L OBP: 0.319, SLG: 0.450		0-0 G6-4-3 1B	0-0 WP 3B		0-0 G3-6-1 1B			0-3 K	1B	5	1	3	1	0	1	1					
Jerry Narron, L OBP: 0.278, SLG: 0.343		0-0 G6-4-3 1-2	4-0 BB		0-0 G3-6-1 1-2		0-3 K		0-3 K	4	0	0	0	1	2	3					
Dick Schofield, R OBP: 0.264, SLG: 0.273		0-0 1-3	0-3 K		0-0 F7	0-0 F4		0-0 F4		5	0	0	0	0	1	2					
Bob Boone, R OBP: 0.249, SLG: 0.281			0-0 1B K			0-0 1B BB 1B		0-0 F5		4	2	2	0	0	1	1					
Inning Stats	R: 1 E: 0 K: 2 S: 9	H: 2 LOB: 1 BB: 0 P: 9	R: 0 E: 0 K: 0 S: 3	H: 1 LOB: 0 BB: 0 P: 3	R: 7 E: 0 K: 2 S: 13	H: 6 LOB: 1 BB: 2 P: 21	R: 0 E: 0 K: 0 S: 3	H: 0 LOB: 0 BB: 0 P: 3	R: 0 E: 0 K: 1 S: 7	H: 2 LOB: 2 BB: 2 P: 15	R: 0 E: 0 K: 1 S: 5	H: 0 LOB: 0 BB: 0 P: 5	R: 0 E: 0 K: 1 S: 5	H: 0 LOB: 0 BB: 0 P: 5	R: 2 E: 0 K: 2 S: 10	H: 3 LOB: 1 BB: 0 P: 10	1B: 11 2B: 1 3B: 1 HR: 2	SF: 1 SAC: 0 DP: 2 HBP: 0	WP: 1 PB: 0 SB: 0 CS: 0	PA: 44	
PITCHER	IP WLS BF H R ER SO BB IBB HBP BLK WP HR S P ERA WHIP	IP WLS BF H R ER SO BB IBB HBP BLK WP HR S P ERA WHIP	IP WLS BF H R ER SO BB IBB HBP BLK WP HR S P ERA WHIP	IP WLS BF H R ER SO BB IBB HBP BLK WP HR S P ERA WHIP	IP WLS BF H R ER SO BB IBB HBP BLK WP HR S P ERA WHIP	IP WLS BF H R ER SO BB IBB HBP BLK WP HR S P ERA WHIP	IP WLS BF H R ER SO BB IBB HBP BLK WP HR S P ERA WHIP	IP WLS BF H R ER SO BB IBB HBP BLK WP HR S P ERA WHIP	IP WLS BF H R ER SO BB IBB HBP BLK WP HR S P ERA WHIP	IP WLS BF H R ER SO BB IBB HBP BLK WP HR S P ERA WHIP	IP WLS BF H R ER SO BB IBB HBP BLK WP HR S P ERA WHIP	IP WLS BF H R ER SO BB IBB HBP BLK WP HR S P ERA WHIP	IP WLS BF H R ER SO BB IBB HBP BLK WP HR S P ERA WHIP	IP WLS BF H R ER SO BB IBB HBP BLK WP HR S P ERA WHIP	IP WLS BF H R ER SO BB IBB HBP BLK WP HR S P ERA WHIP	IP WLS BF H R ER SO BB IBB HBP BLK WP HR S P ERA WHIP	IP WLS BF H R ER SO BB IBB HBP BLK WP HR S P ERA WHIP	IP WLS BF H R ER SO BB IBB HBP BLK WP HR S P ERA WHIP	IP WLS BF H R ER SO BB IBB HBP BLK WP HR S P ERA WHIP	IP WLS BF H R ER SO BB IBB HBP BLK WP HR S P ERA WHIP	IP WLS BF H R ER SO BB IBB HBP BLK WP HR S P ERA WHIP

California Angels @ Detroit Tigers
Tiger Stadium, Detroit, MI
Tue Aug 14 1984, 7:05 PM EDT
Att: 38,597 - Unknown

AB 39
R 12
H 15
RBI 11
BB 4
SO 9
LOB 12



Batter	1	2	3	4	5	6	7	8	9	AB	R	H	RBI	BB	SO	LOB	BOTTOM				
Lou Whitaker, L OBP: 0.367, SLG: 0.416 Tom Brookens, R OBP: 0.282, SLG: 0.345	0-0 G3			0-0 F8		0-0 G3		0-0 6-3		2	0	0	0	0	0	0					
Alan Trammell, R OBP: 0.381, SLG: 0.475	0-0 F7			4-0 1B BB		0-0 5-3		0-0 1B 1B		3	1	1	0	1	0	0					
Kirk Gibson, L OBP: 0.356, SLG: 0.499 Barbaro Garbey, R OBP: 0.320, SLG: 0.397	0-0 F7			0-0 1B		4-0 BB		0-0 1B 1B		2	0	1	0	1	0	0					
Lance Parrish, R OBP: 0.295, SLG: 0.473 Marty Castillo, R OBP: 0.216, SLG: 0.202		0-0 CS 1B		0-0 F7		0-3 K		0-3 K		2	0	1	0	0	0	2					
Darrell Evans, L OBP: 0.347, SLG: 0.364	0-3 K			0-0 F7				0-0 1B		4	0	1	1	0	1	3					
Ruppert Jones, L OBP: 0.329, SLG: 0.529	0-3 K				0-3 K			0-0 F6		4	0	1	0	0	2	3					
Chet Lemon, R OBP: 0.357, SLG: 0.488 Johnny Grubb, L OBP: 0.408, SLG: 0.453			0-0 F2		0-0 5-3		0-0 4-3		0-0 G3	2	0	0	0	0	0	0					
Howard Johnson, S OBP: 0.334, SLG: 0.423			0-3 K		0-0 1B			0-0 5-3		3	0	1	0	0	1	0					
Doug Baker, S OBP: 0.149, SLG: 0.154 Larry Herndon, R OBP: 0.308, SLG: 0.366			0-0 F7		0-0 G3		0-0 4-3		0-0 6-3	3	0	0	0	0	0	3					
Inning Stats	R: 0 E: 0 K: 0 S: 3	H: 0 LOB: 0 BB: 0 P: 3	R: 0 E: 0 K: 2 S: 7	H: 1 LOB: 1 BB: 0 P: 7	R: 0 E: 0 K: 1 S: 5	H: 0 LOB: 0 BB: 0 P: 5	R: 0 E: 0 K: 0 S: 4	H: 1 LOB: 2 BB: 1 P: 8	R: 0 E: 0 K: 1 S: 5	H: 0 LOB: 1 BB: 1 P: 9	R: 0 E: 0 K: 0 S: 4	H: 1 LOB: 2 BB: 0 P: 5	R: 1 E: 0 K: 1 S: 8	H: 3 LOB: 2 BB: 0 P: 8	R: 0 E: 0 K: 0 S: 3	H: 0 LOB: 0 BB: 0 P: 3	1B: 7 2B: 1 3B: 0 HR: 0	SF: 0 SAC: 0 DP: 1 HBP: 1	WP: 0 PB: 0 SB: 0 CS: 1	PA: 36	
PITCHER	IP WLS BF H R ER SO BB IBB HBP BLK WP HR S P ERA WHIP	IP WLS BF H R ER SO BB IBB HBP BLK WP HR S P ERA WHIP	IP WLS BF H R ER SO BB IBB HBP BLK WP HR S P ERA WHIP	IP WLS BF H R ER SO BB IBB HBP BLK WP HR S P ERA WHIP	IP WLS BF H R ER SO BB IBB HBP BLK WP HR S P ERA WHIP	IP WLS BF H R ER SO BB IBB HBP BLK WP HR S P ERA WHIP	IP WLS BF H R ER SO BB IBB HBP BLK WP HR S P ERA WHIP	IP WLS BF H R ER SO BB IBB HBP BLK WP HR S P ERA WHIP	IP WLS BF H R ER SO BB IBB HBP BLK WP HR S P ERA WHIP	IP WLS BF H R ER SO BB IBB HBP BLK WP HR S P ERA WHIP	IP WLS BF H R ER SO BB IBB HBP BLK WP HR S P ERA WHIP	IP WLS BF H R ER SO BB IBB HBP BLK WP HR S P ERA WHIP	IP WLS BF H R ER SO BB IBB HBP BLK WP HR S P ERA WHIP	IP WLS BF H R ER SO BB IBB HBP BLK WP HR S P ERA WHIP	IP WLS BF H R ER SO BB IBB HBP BLK WP HR S P ERA WHIP	IP WLS BF H R ER SO BB IBB HBP BLK WP HR S P ERA WHIP	IP WLS BF H R ER SO BB IBB HBP BLK WP HR S P ERA WHIP	IP WLS BF H R ER SO BB IBB HBP BLK WP HR S P ERA WHIP	IP WLS BF H R ER SO BB IBB HBP BLK WP HR S P ERA WHIP	IP WLS BF H R ER SO BB IBB HBP BLK WP HR S P ERA WHIP	IP WLS BF H R ER SO BB IBB HBP BLK WP HR S P ERA WHIP

California Angels @ Detroit Tigers
Tiger Stadium, Detroit, MI
Tue Aug 14 1984, 7:05 PM EDT
Att: 38,597 - Unknown

AB 33
R 1
H 7
RBI 1
BB 2
SO 6
LOB 15



Batter	1	2	3	4	5	6	7	8	9	10	11	12	AB	R	H	RBI	BB	SO	LOB	TOP				
Gary Pettis, S OBP: 0.338, SLG: 0.316 (1, 8)	4-0 BB		0-0 1B	0-3 K	4-0 CS			0-0 SH3-4		0-3 K			3	1	1	0	2	2	1					
Rob Wilfong, L OBP: 0.306, SLG: 0.355 Bobby Grich, R OBP: 0.311, SLG: 0.386 (11, PH) (11, 4)	0-0 F4		0-0 1B	0-0 F7	0-0 CS			0-0 F8			0-3 K		5	1	1	0	0	0	3					
Fred Lynn, L OBP: 0.360, SLG: 0.461 (1, 9)	4-0 BB		0-0 1B	4-0 HR				0-0 F9			0-3 K		4	2	1	1	2	1	1					
Doug DeCinces, R OBP: 0.328, SLG: 0.440 (1, 5)	0-0 F3		0-0 1B	0-0 HR				0-0 F3		0-0 4-3			6	1	2	1	0	1	2					
Brian Downing, R OBP: 0.349, SLG: 0.443 (1, 7)	0-3 K		0-0 1B	0-0 HR				4-0 BB		0-0 1-3			5	1	3	5	1	1	2					
Reggie Jackson, L OBP: 0.318, SLG: 0.445 (1, 10)		0-3 K	0-0 1B	0-0 F8				4-0 BB		0-0 1-3			5	0	1	0	1	2	1					
Daryl Scott, L OBP: 0.292, SLG: 0.360 Mike Brown, R OBP: 0.347, SLG: 0.527 Jerry Naron, L OBP: 0.277, SLG: 0.339 (9, PH) (9, 3)	0-0 4-3		0-0 G1-2-3		0-0 1-3			0-0 G5-4-3		0-0 4-3			4	0	0	0	0	0	5	AB 44				
Dick Schofield, R OBP: 0.289, SLG: 0.275 Juan Beniquez, R OBP: 0.389, SLG: 0.494 Rob Picciolo, R OBP: 0.206, SLG: 0.288 (10, PH) (10, 0)	0-0 1B		0-3 K2-3		0-0 PB			0-0 F3		0-0 6-3			4	0	2	0	0	1	3	R 7				
Bob Boone, R OBP: 0.251, SLG: 0.280 (1, 2)	0-0 F9			4-0 BB	0-0 1-3			0-0 F8		0-0 5-3			1	0	0	0	1	0	2	H 12				
Inning Stats	R: 0 E: 0 K: 1 S: 5	H: 0 LOB: 2 BB: 13	R: 0 E: 0 K: 1 S: 6	H: 1 LOB: 1 BB: 6	R: 3 E: 0 K: 1 S: 10	H: 6 LOB: 2 BB: 10	R: 4 E: 0 K: 1 S: 7	H: 2 LOB: 0 BB: 15	R: 0 E: 0 K: 0 S: 3	H: 0 LOB: 0 BB: 3	R: 0 E: 0 K: 0 S: 2	H: 1 LOB: 1 BB: 4	R: 0 E: 0 K: 1 S: 5	H: 0 LOB: 0 BB: 9	R: 0 E: 0 K: 3 S: 9	H: 0 LOB: 0 BB: 9	R: 0 E: 0 K: 2 S: 7	H: 0 LOB: 0 BB: 7	1B: 11 2B: 0 3B: 0 HR: 1	SF: 0 SAC: 1 DP: 2 HBP: 0	WP: 0 PB: 1 SB: 1 CS: 1	PA: 53		
PITCHER	IP WLS BF H R ER SO BB IBB HBP BLK WP HR S P ERA WHIP	3.2 9 23 1 0 0 0 3 0 0 0 0 0 0 27 43 0.00 1.200	3.1 12 1 0 0 0 0 3 0 0 0 0 0 0 9 21 0.00 1.200	1.1 6 2 0 0 0 0 0 0 0 0 0 0 6 6 0.00 1.500	3.2 W 11 0 0 0 6 0 0 0 0 0 0 0 23 23 0.00 0.000																			

California Angels @ Detroit Tigers
Tiger Stadium, Detroit, MI
Thu Aug 16 1984, 3:33 AM EDT
Att. 37,779 - Unknown

AB 44
R 7
H 12
RBI 7
BB 7
SO 10
LOB 21



Batter	1	2	3	4	5	6	7	8	9	10	11	12	AB	R	H	RBI	BB	SO	LOB	BOTTOM			
Lou Whitaker, L OBP: 0.365, SLG: 0.416 (1, 4)	0-0 SH1-4	0-0 F6		0-0 F8		0-0 F7		4-0 1B		0-0 4-3			5	1	1	0	1	0	3				
Alan Trammell, R OBP: 0.379, SLG: 0.471 (1, 10)	0-0 SH1-4	0-0 F8		0-0 FC5-2		0-0 6-3		0-0 1B			0-0 SH1-4		5	0	2	2	0	0	3				
Kirk Gibson, L OBP: 0.362, SLG: 0.510 (1, 9)	0-0 E1	0-0 1B		0-0 1-3		0-0 2B		0-0 IBB		0-0 SH1-4			4	2	2	2	1	0	1				
Lance Parrish, R OBP: 0.294, SLG: 0.467 (1, 2)	0-0 4-3	0-0 1B		0-0 F7		0-0 5-3		0-0 G4-6-3		0-0 F6			6	0	2	1	0	0	5				
Darrell Evans, L OBP: 0.347, SLG: 0.359 (1, 3)	0-0 4-3	0-0 F8		0-0 5-3		0-0 BB		0-0 K		0-0 IBB			4	0	0	1	2	1	2				
Ruppert Jones, L OBP: 0.327, SLG: 0.521 (1, 7)	0-0 BB		0-0 F3		0-0 BLK		0-0 K		0-0 F8		0-0 K		5	0	1	0	1	2	4				
Chet Lemon, R OBP: 0.356, SLG: 0.483 (1, 8)	0-3 K		0-0 F7		0-0 F9		0-0 BB		0-0 K		0-0 FC1-6		6	1	2	0	0	2	3	AB 45			
Howard Johnson, S OBP: 0.330, SLG: 0.414 (1, 5)		0-0 BB		0-0 1-3		0-0 F3		0-0 F8		0-3 K		0-0 FC1-6	6	2	1	0	0	1	2	R 8			
Tom Brookens, R OBP: 0.297, SLG: 0.361 Johnny Grubb, L OBP: 0.413, SLG: 0.453 Doug Baker, S OBP: 0.147, SLG: 0.152 Barbaro Garbey, R OBP: 0.331, SLG: 0.411 (8, PH) (8, PH) (8, PH) (12, PH)	4-0 BB		0-0 1B		0-0 FC5-2		0-0 6-3		4-0 BB		0-0 K		2	1	1	0	1	0	0	H 13			
Inning Stats	R: 2 E: 1 K: 1 S: 8	H: 2 LOB: 2 BB: 1 P: 12	R: 3 E: 0 K: 0 S: 6	H: 3 LOB: 1 BB: 10	R: 0 E: 0 K: 0 S: 4	H: 0 LOB: 0 BB: 4	R: 0 E: 0 K: 0 S: 3	H: 1 LOB: 1 BB: 4	R: 0 E: 0 K: 0 S: 4	H: 0 LOB: 0 BB: 3	R: 0 E: 0 K: 2 S: 7	H: 0 LOB: 0 BB: 7	R: 0 E: 0 K: 1 S: 6	H: 1 LOB: 2 BB: 10	R: 1 E: 0 K: 0 S: 3	H: 2 LOB: 1 BB: 3	1B: 7 2B: 5 3B: 1 HR: 0	SF: 0 SAC: 2 DP: 1 HBP: 0	WP: 0 PB: 0 SB: 1 CS: 0	PA: 54			
PITCHER	IP WLS BF H R ER SO BB IBB HBP BLK WP HR S P ERA WHIP	1.2 5 13 0 0 0 0 2 0 0 0 0 0 0 13 21 21.60 4.200	2.1 12 2 2 2 1 2 0 0 0 0 0 0 11 19 7.71 1.714	3.2 15 2 0 0 5 1 2 0 0 0 0 0 22 34 0.00 0.818	0.1 L 3 2 1 1 0 0 0 0 0 0 0 0 3 3 27.00 6.000																		

California Angels @ Detroit Tigers
Tiger Stadium, Detroit, MI
Thu Aug 16 1984, 3:33 AM EDT
Att. 37,779 - Unknown

AB 45
R 8
H 13
RBI 7
BB 7
SO 7
LOB 23



Batter	1	2	3	4	5	6	7	8	9	AB	R	H	RBI	BB	SO	LOB	TOP										
Juan Beniquez, R OBP: 0.385, SLG: 0.488 (1, 9)										5	1	1	0	0	0	2											
Bobby Grich, R OBP: 0.316, SLG: 0.391 (1, 4) (8, 3)										5	2	3	0	0	1	1											
Fred Lynn, L OBP: 0.356, SLG: 0.455 (1, 8)										5	0	0	0	0	1	5											
Doug DeCinces, R OBP: 0.330, SLG: 0.452 (1, 5)										4	2	2	4	0	0	1											
Brian Downing, R OBP: 0.348, SLG: 0.441 (1, 7)										4	0	1	1	0	1	1											
Reggie Jackson, L OBP: 0.320, SLG: 0.444 (1, 10)										3	0	1	0	0	1	1											
Darrell Miller, R OBP: 0.667, SLG: 0.667 (8, PH) Rob Wilfong, L OBP: 0.305, SLG: 0.354 (8, 4)										3	0	2	0	0	0	1											
Dick Schofield, R OBP: 0.270, SLG: 0.276 (8, PH) Daryl Scomiers, L OBP: 0.290, SLG: 0.356 Rob Picciolo, R OBP: 0.205, SLG: 0.288 (8, 6)										2	0	1	0	0	0	2											
Bob Boone, R OBP: 0.249, SLG: 0.278 (8, PH) Jerry Narron, L OBP: 0.275, SLG: 0.336 (8, 2)										3	0	0	0	0	0	2											
Inning Stats	R: 3 E: 1 K: 2 S: 11	H: 3 LOB: 1 BB: 0 P: 11	R: 0 E: 0 K: 0 S: 3	H: 1 LOB: 0 BB: 0 P: 3	R: 2 E: 0 K: 0 S: 6	H: 3 LOB: 2 BB: 0 P: 7	R: 0 E: 0 K: 1 S: 6	H: 1 LOB: 0 BB: 0 P: 6	R: 0 E: 0 K: 0 S: 4	H: 1 LOB: 1 BB: 0 P: 4	R: 0 E: 0 K: 1 S: 6	H: 1 LOB: 1 BB: 0 P: 6	R: 0 E: 0 K: 1 S: 6	H: 1 LOB: 1 BB: 0 P: 6	R: 0 E: 0 K: 0 S: 3	H: 0 LOB: 0 BB: 0 P: 3	R: 0 E: 0 K: 0 S: 3	H: 0 LOB: 0 BB: 0 P: 3	1B: 9 2B: 1 3B: 1 HR: 1	SF: 0 SAC: 1 DP: 1 HBP: 1	WP: 0 PB: 0 SB: 0 CS: 0	PA: 39					
PITCHER	IP	WLS	BF	H	R	ER	SO	BB	IBB	HBP	BLK	WP	HR	S	P	ERA	WHIP										
Scott McGregor, L ERA: 4.11 Sammy Stewart, R ERA: 2.86	(1, 1) (7, 1)	6.1 S	30 9	10 1	5 0	4 0	3 2	0 0	0 0	1 0	0 0	0 0	1 0	35 13	36 13	5.68 0.00	1.579 0.375										

California Angels @ Baltimore Orioles
Memorial Stadium, Baltimore, MD
Fri Aug 17 1984, 7:05 PM EDT
Att: 29,432 - Unknown

AB	37
R	5
H	11
RBI	5
BB	0
SO	5
LOB	19



Batter	1	2	3	4	5	6	7	8	9	AB	R	H	RBI	BB	SO	LOB	BOTTOM										
Mike Young, S OBP: 0.354, SLG: 0.437 (1, 9)										2	1	0	0	2	1	0											
John Shelby, S OBP: 0.233, SLG: 0.295 (1, 8)										4	1	1	0	0	1	1											
Cal Ripken Jr., R OBP: 0.378, SLG: 0.515 (1, 6)										3	1	1	0	1	0	0											
Eddie Murray, S OBP: 0.405, SLG: 0.510 (1, 3)										3	0	1	1	1	1	1											
Wayne Gross, L OBP: 0.351, SLG: 0.446 Todd Cruz, R OBP: 0.261, SLG: 0.323 (1, 5) (8, 5)										4	1	0	1	0	0	3											
Joe Nolan, L OBP: 0.400, SLG: 0.382 (1, 10)										4	0	2	1	0	0	0											
Gary Roenicke, R OBP: 0.334, SLG: 0.388 (1, 7)										4	1	2	2	0	1	2											
Rich Dauer, R OBP: 0.287, SLG: 0.334 (1, 4)										3	0	0	0	1	2	2											
Rick Dempsey, R OBP: 0.307, SLG: 0.305 (1, 2)										4	1	2	1	0	0	3											
Inning Stats	R: 4 E: 0 K: 0 S: 6	H: 3 LOB: 3 BB: 3 P: 18	R: 0 E: 0 K: 2 S: 8	H: 1 LOB: 0 BB: 0 P: 8	R: 1 E: 0 K: 1 S: 6	H: 1 LOB: 0 BB: 0 P: 6	R: 0 E: 0 K: 1 S: 5	H: 1 LOB: 0 BB: 0 P: 5	R: 0 E: 0 K: 1 S: 7	H: 2 LOB: 2 BB: 0 P: 7	R: 1 E: 0 K: 1 S: 5	H: 1 LOB: 1 BB: 1 P: 9	R: 0 E: 0 K: 0 S: 3	H: 0 LOB: 0 BB: 0 P: 3	R: 0 E: 0 K: 0 S: 3	H: 0 LOB: 1 BB: 1 P: 7	R: 0 E: 0 K: 0 S: 3	H: 0 LOB: 1 BB: 1 P: 7	1B: 6 2B: 1 3B: 0 HR: 2	SF: 0 SAC: 0 DP: 0 HBP: 0	WP: 0 PB: 0 SB: 0 CS: 1	PA: 36					
PITCHER	IP	WLS	BF	H	R	ER	SO	BB	IBB	HBP	BLK	WP	HR	S	P	ERA	WHIP										
Jim Slaton, R ERA: 5.45	(1, 1)	8.0 L	36 36	9 9	6 6	6 6	6 6	5 5	0 0	0 0	0 0	0 0	2 2	43 43	63 63	6.75 6.75	1.750 1.750										

California Angels @ Baltimore Orioles
Memorial Stadium, Baltimore, MD
Fri Aug 17 1984, 7:05 PM EDT
Att: 29,432 - Unknown

AB	31
R	6
H	9
RBI	6
BB	5
SO	6
LOB	12



Batter	1	2	3	4	5	6	7	8	9	AB	R	H	RBI	BB	SO	LOB	TOP			
Gary Pettis, S OBP: 0.337, SLG: 0.313 (1, 8)	0-0 1-3		0-0 4-3			4-0 BB		0-0 4-3		3	0	0	0	1	0	0	California Angels @ Baltimore Orioles Memorial Stadium, Baltimore, MD Sat Aug 18 1984, 3:33 AM EDT Att: 29,219 - Unknown			
Rob Wilfong, L OBP: 0.304, SLG: 0.352 (1, 4)	0-0 BB 1B			0-3 K		0-3 K			0-0 F1	4	0	1	0	0	2	1				
Fred Lynn, L OBP: 0.360, SLG: 0.455 (1, 9)	4-0 G6-3 BB			0-0 FC4-6 1B		0-0 F7			4-0 B3-4 BB	2	0	1	0	2	0	1				
Doug DeCinces, R OBP: 0.327, SLG: 0.448 (1, 5)	0-0 G6-3			0-0 FC4-6 1B		0-0 4-3			0-0 B3-4 BB	4	0	0	0	0	0	5				
Brian Downing, R OBP: 0.349, SLG: 0.442 (1, 7)		0-0 G5-6-3 1B		0-0 1-2 1B			0-0 4-3		0-0 F4	4	0	2	0	0	0	1				
Reggie Jackson, L OBP: 0.318, SLG: 0.441 (1, 10)		0-0 G5-6-3		0-0 4-3			0-0 3-1			3	0	0	0	0	0	3				
Daryl Sconiers, L OBP: 0.282, SLG: 0.346 (1, 3)		0-0 4-3			0-0 3-1			0-0 F8		3	0	0	0	0	0	0				
Dick Schofield, R OBP: 0.269, SLG: 0.275 (8, PH)			0-0 4-3		0-0 F3			0-0 5-3		2	0	0	0	0	0	0				
Juan Benitez, R OBP: 0.394, SLG: 0.486 (8, PH)					0-0 F6					1	0	0	0	0	0	0				
Rob Picciolo, R OBP: 0.205, SLG: 0.288 (8, 6)					0-0 6-3			0-0 3-1		0	0	0	0	0	0	0				
Bob Boone, R OBP: 0.248, SLG: 0.276 (8, PH)										2	0	0	0	0	0	0				
Jerry Narron, L OBP: 0.273, SLG: 0.333 (8, 2)										1	0	0	0	0	0	0				
Inning Stats	R: 0 E: 0 K: 0 S: 3	H: 1 LOB: 1 BB: 1 P: 7	R: 0 E: 0 K: 0 S: 3	H: 1 LOB: 0 BB: 0 P: 3	R: 0 E: 0 K: 1 S: 7	H: 2 LOB: 2 BB: 0 P: 7	R: 0 E: 0 K: 0 S: 3	H: 0 LOB: 0 BB: 0 P: 3	R: 0 E: 0 K: 1 S: 5	H: 0 LOB: 1 BB: 1 P: 9	R: 0 E: 0 K: 0 S: 3	H: 0 LOB: 0 BB: 0 P: 3	R: 0 E: 0 K: 0 S: 3	H: 0 LOB: 1 BB: 1 P: 7	R: 0 E: 0 K: 0 S: 3	H: 0 LOB: 0 BB: 0 P: 7	1B: 4 2B: 0 3B: 0 HR: 0	SF: 0 SAC: 0 DP: 2 HBP: 0	WP: 0 PB: 0 SB: 1 CS: 0	PA: 32
PITCHER Mike Boddicker, R ERA: 2.77 (1, 1)	IP: 9.0 WLS: W BF: 32 H: 4 R: 0 ER: 0 SO: 2 BB: 3 IBB: 0 HBP: 0 BLK: 0 WP: 0 HR: 0 S: 33 P: 45 ERA: 0.00 WHIP: 0.778															PITCHER				

Batter	1	2	3	4	5	6	7	8	9	AB	R	H	RBI	BB	SO	LOB	BOTTOM			
Mike Young, S OBP: 0.351, SLG: 0.437 (1, 9)	0-0 F8 E 2B	0-0 F7			0-0 F7	0-0 F9		0-0 F8		5	1	1	0	0	0	5	California Angels @ Baltimore Orioles Memorial Stadium, Baltimore, MD Sat Aug 18 1984, 3:33 AM EDT Att: 29,219 - Unknown			
John Shelby, S OBP: 0.233, SLG: 0.294 (1, 8)	0-0 F8 2-3		0-3 K		0-0 F8		0-0 S 1B			4	0	1	0	0	1	1				
Cal Ripken Jr., R OBP: 0.377, SLG: 0.511 (1, 6)	0-3 K		0-3 K		4-0 1B BB		0-0 6-3 1-2			3	0	0	0	1	2	2				
Eddie Murray, S OBP: 0.408, SLG: 0.514 (1, 3)	0-0 E1 3-H		0-0 2B		0-0 1-2 1B		4-0 IBB			3	0	2	0	1	0	0				
Wayne Gross, L OBP: 0.347, SLG: 0.439 (8, 5)	0-0 F9		0-0 4-3		0-0 3-1		0-3 K			4	0	0	0	0	1	6				
Todd Cruz, R OBP: 0.261, SLG: 0.323 (8, 5)										0	0	0	0	0	0	0				
Joe Nolan, L OBP: 0.364, SLG: 0.342 (1, 10)		0-3 K		0-0 4-3		0-0 G3	0-0 G3			4	0	0	0	0	1	2				
Gary Roenicke, R OBP: 0.340, SLG: 0.386 (1, 7)		0-0 5-3		4-0 CS BB		4-0 1B BB		4-0 SH4-3 BB		1	0	0	0	3	0	0				
Rich Dauer, R OBP: 0.293, SLG: 0.339 (1, 4)		4-0 BB BB		0-0 1-2 1B		0-0 1-2 1B		0-0 SH4-3		2	0	2	0	1	0	0				
Rick Dempsey, R OBP: 0.307, SLG: 0.301 (1, 2)		4-0 BB 1-2 BB		0-0 F9		0-3 K		0-3 K		3	0	0	0	1	2	4				
Inning Stats	R: 1 E: 1 K: 1 S: 7	H: 1 LOB: 1 BB: 0 P: 7	R: 0 E: 0 K: 1 S: 5	H: 0 LOB: 2 BB: 2 P: 13	R: 0 E: 0 K: 2 S: 8	H: 1 LOB: 1 BB: 0 P: 8	R: 0 E: 0 K: 0 S: 3	H: 1 LOB: 1 BB: 1 P: 7	R: 0 E: 0 K: 0 S: 4	H: 1 LOB: 2 BB: 1 P: 8	R: 0 E: 0 K: 1 S: 6	H: 1 LOB: 2 BB: 1 P: 10	R: 0 E: 0 K: 1 S: 6	H: 1 LOB: 2 BB: 1 P: 10	R: 0 E: 0 K: 1 S: 5	H: 0 LOB: 1 BB: 1 P: 9	1B: 4 2B: 2 3B: 0 HR: 0	SF: 0 SAC: 1 DP: 0 HBP: 0	WP: 0 PB: 0 SB: 1 CS: 1	PA: 37
PITCHER Mike Witt, R ERA: 3.57 Luis Sanchez, R ERA: 2.37 (8, 1)	IP: 7.0 WLS: L BF: 33 H: 6 R: 1 ER: 0 SO: 6 BB: 5 IBB: 1 HBP: 0 BLK: 0 WP: 0 HR: 0 S: 39 P: 63 ERA: 0.00 WHIP: 1.571															PITCHER				

Batter	1	2	3	4	5	6	7	8	9	AB	R	H	RBI	BB	SO	LOB	TOP					
Gary Pettis, S OBP: 0.337, SLG: 0.310 (1, 8)										3	1	0	0	0	2	2	California Angels @ New York Yankees Yankee Stadium, Bronx, NY Mon Aug 20 1984, 7:05 PM EDT Att: 27,741 - Unknown					
Bobby Grich, R OBP: 0.320, SLG: 0.419 (1, 4) (4, 5)										4	1	1	2	0	3	2						
Fred Lynn, L OBP: 0.361, SLG: 0.455 (1, 9)										4	0	1	0	0	0	0						
Doug DeCinces, R OBP: 0.322, SLG: 0.441 (1, 5) Rob Wilfong, L OBP: 0.309, SLG: 0.369 (4, 4)										2	0	0	0	0	0	1						
Brian Downing, R OBP: 0.348, SLG: 0.439 (1, 7)										4	0	1	0	0	1	1						
Reggie Jackson, L OBP: 0.314, SLG: 0.433 (1, 10)										4	0	0	0	0	3	2						
Daryl Sconiers, L OBP: 0.296, SLG: 0.358 (1, 3)										4	1	2	0	0	1	0						
Jerry Narron, L OBP: 0.286, SLG: 0.347 (1, 2)										4	0	2	1	0	0	0						
Dick Schofield, R OBP: 0.267, SLG: 0.273 (1, 6) Mike Brown, R OBP: 0.344, SLG: 0.523 (9, PH)										3	0	0	0	0	2	2						
Inning Stats	R: 2 E: 0 K: 0 S: 4	H: 2 LOB: 0 BB: 0 P: 5	R: 0 E: 0 K: 2 S: 7	H: 0 LOB: 0 BB: 0 P: 7	R: 0 E: 0 K: 3 S: 9	H: 0 LOB: 0 BB: 0 P: 9	R: 0 E: 0 K: 1 S: 6	H: 1 LOB: 1 BB: 0 P: 6	R: 0 E: 0 K: 2 S: 9	H: 2 LOB: 2 BB: 0 P: 9	R: 0 E: 0 K: 2 S: 8	H: 1 LOB: 0 BB: 0 P: 8	R: 0 E: 0 K: 0 S: 3	H: 0 LOB: 0 BB: 0 P: 3	R: 0 E: 0 K: 2 S: 7	H: 0 LOB: 0 BB: 0 P: 7	R: 2 E: 0 K: 1 S: 8	H: 3 LOB: 1 BB: 0 P: 8	1B: 5 2B: 2 3B: 0 HR: 2	SF: 0 SAC: 0 DP: 1 HBP: 1	WP: 0 PB: 0 SB: 0 CS: 0	PA: 36
PITCHER Joe Cowley, R ERA: 2.98 (1, 1)	IP: 9.0 WLS: W BF: 36 H: 9 R: 4 ER: 4 SO: 13 BB: 0 IBB: 0 HBP: 1 BLK: 0 WP: 0 HR: 2 S: 61 P: 62 ERA: 4.00 WHIP: 1.000															PITCHER						

Batter	1	2	3	4	5	6	7	8	9	AB	R	H	RBI	BB	SO	LOB	BOTTOM			
Willie Randolph, R OBP: 0.376, SLG: 0.363 (1, 4) Tim Foli, R OBP: 0.257, SLG: 0.310 (8, PH) (9, 4)										4	0	1	1	0	0	0	California Angels @ New York Yankees Yankee Stadium, Bronx, NY Mon Aug 20 1984, 7:05 PM EDT Att: 27,741 - Unknown			
Bobby Meacham, S OBP: 0.327, SLG: 0.345 (1, 6)										3	1	0	0	1	0	1				
Dave Winfield, R OBP: 0.392, SLG: 0.522 (1, 9)										2	2	1	1	2	1	0				
Don Baylor, R OBP: 0.327, SLG: 0.495 (1, 10)										4	1	1	1	0	1	1				
Toby Harrah, R OBP: 0.324, SLG: 0.302 (1, 5)										3	1	1	2	1	0	1				
Don Mattingly, L OBP: 0.381, SLG: 0.527 (1, 3)										4	1	1	1	0	0	1				
Brian Dayett, R OBP: 0.286, SLG: 0.416 (1, 7)										4	0	1	1	0	1	0				
Victor Mata, R OBP: 0.388, SLG: 0.532 (1, 8)										4	1	3	0	0	1	1				
Butch Wynegar, S OBP: 0.348, SLG: 0.351 (1, 2)										4	1	1	1	0	0	2				
Inning Stats	R: 2 E: 0 K: 0 S: 4	H: 1 LOB: 0 BB: 1 P: 8	R: 2 E: 0 K: 0 S: 6	H: 3 LOB: 1 BB: 0 P: 6	R: 0 E: 0 K: 0 S: 2	H: 0 LOB: 0 BB: 1 P: 6	R: 0 E: 0 K: 1 S: 6	H: 1 LOB: 1 BB: 0 P: 6	R: 4 E: 0 K: 1 S: 9	H: 4 LOB: 1 BB: 1 P: 13	R: 0 E: 0 K: 0 S: 3	H: 0 LOB: 0 BB: 0 P: 3	R: 0 E: 0 K: 2 S: 7	H: 0 LOB: 1 BB: 1 P: 11	R: 0 E: 0 K: 0 S: 4	H: 1 LOB: 1 BB: 0 P: 4	1B: 4 2B: 4 3B: 2 HR: 0	SF: 0 SAC: 0 DP: 2 HBP: 0	WP: 0 PB: 0 SB: 0 CS: 0	PA: 37
PITCHER Tommy John, L ERA: 4.35 (1, 1) John Curtis, L ERA: 5.93 (5, 1)	IP: 4.2 WLS: L BF: 24 H: 8 R: 8 ER: 8 SO: 8 BB: 3 IBB: 0 HBP: 0 BLK: 0 WP: 0 HR: 0 S: 23 P: 35 ERA: 15.43 WHIP: 2.357															PITCHER				

Batter	1	2	3	4	5	6	7	8	9	AB	R	H	RBI	BB	SO	LOB	TOP			
Juan Beniquez, R OBP: 0.378, SLG: 0.479 (1, 9)										4	0	0	0	0	1	0	California Angels @ New York Yankees Yankee Stadium, Bronx, NY Tue Aug 21 1984, 7:05 PM EDT Att: 28,960 - Unknown			
Daryl Scanlens, L OBP: 0.305, SLG: 0.360 Darrell Miller, R OBP: 0.500, SLG: 0.429 (8, PH) (8, 3)										2	0	1	0	1	0	0				
Fred Lynn, L OBP: 0.365, SLG: 0.457 (1, 8)										3	2	2	0	1	0	1				
Doug DeCinces, R OBP: 0.324, SLG: 0.443 (1, 5)										4	0	2	1	0	1	3				
Brian Downing, R OBP: 0.349, SLG: 0.442 (1, 7)										4	0	2	1	0	0	1				
Reggie Jackson, L OBP: 0.312, SLG: 0.429 (1, 10)										4	0	0	0	0	1	4				
Bobby Grich, R OBP: 0.319, SLG: 0.414 (1, 4)										3	0	0	0	1	2	0				
Dick Schofield, R OBP: 0.268, SLG: 0.274 Mike Brown, R OBP: 0.341, SLG: 0.518 (9, PH)										3	0	1	0	0	0	2				
Bob Boone, R OBP: 0.243, SLG: 0.271 (1, 2)										4	0	0	0	0	1	3				
Inning Stats	R: 0 E: 0 K: 1 S: 6	H: 1 LOB: 1 BB: 0 P: 6	R: 0 E: 0 K: 0 S: 4	H: 1 LOB: 2 BB: 1 P: 8	R: 0 E: 0 K: 1 S: 5	H: 1 LOB: 0 BB: 0 P: 9	R: 0 E: 0 K: 1 S: 5	H: 0 LOB: 0 BB: 0 P: 5	R: 0 E: 0 K: 1 S: 4	H: 1 LOB: 0 BB: 0 P: 8	R: 0 E: 0 K: 0 S: 3	H: 1 LOB: 0 BB: 0 P: 3	R: 1 E: 0 K: 2 S: 10	H: 3 LOB: 2 BB: 0 P: 10	R: 0 E: 0 K: 1 S: 5	H: 0 LOB: 0 BB: 0 P: 5		1B: 6 2B: 2 3B: 0 HR: 0	SF: 0 SAC: 0 DP: 2 HBP: 0	WP: 0 PB: 0 SB: 0 CS: 0
PITCHER	IP WLS BF H R ER SO BB IBB HBP BLK WP HR S P ERA WHIP																			
Phil Niekro, R ERA: 2.8 Bob Shirley, L ERA: 3.96 (1, 1) (8, 1)	7.0 W 27 5 1 1 4 3 0 0 0 0 0 0 0 0 32 44 1.29 1.143																			

AB	33
R	2
H	8
RBI	2
BB	3
SO	7
LOB	14



Batter	1	2	3	4	5	6	7	8	9	AB	R	H	RBI	BB	SO	LOB	BOTTOM			
Willie Randolph, R OBP: 0.375, SLG: 0.362 (1, 4)										4	1	1	3	0	0	2	California Angels @ New York Yankees Yankee Stadium, Bronx, NY Tue Aug 21 1984, 7:05 PM EDT Att: 28,960 - Unknown			
Bobby Meacham, S OBP: 0.332, SLG: 0.363 (1, 6)										5	2	3	2	0	1	0				
Don Mattingly, L OBP: 0.384, SLG: 0.527 (1, 3)										4	0	2	1	1	0	0				
Dave Winfield, R OBP: 0.396, SLG: 0.523 (1, 9)										3	0	2	0	2	0	0				
Don Baylor, R OBP: 0.323, SLG: 0.489 (1, 10)										5	0	0	1	0	1	7				
Ken Griffey, L OBP: 0.321, SLG: 0.362 Brian Dayett, R OBP: 0.286, SLG: 0.416 (1, 7) (9, 7)										4	1	1	0	1	0	2				
Butch Wynegar, S OBP: 0.350, SLG: 0.353 (1, 2)										4	2	2	0	0	0	3				
Mike Pagliarulo, L OBP: 0.318, SLG: 0.500 (1, 5)										4	2	3	1	0	0	0				
Omar Moreno, L OBP: 0.279, SLG: 0.356 (1, 8)										4	0	0	0	0	1	6				
Inning Stats	R: 0 E: 0 K: 0 S: 3	H: 0 LOB: 0 BB: 0 P: 3	R: 0 E: 0 K: 0 S: 3	H: 0 LOB: 0 BB: 0 P: 3	R: 3 E: 1 K: 0 S: 7	H: 3 LOB: 2 BB: 1 P: 11	R: 0 E: 0 K: 0 S: 5	H: 2 LOB: 2 BB: 0 P: 5	R: 0 E: 0 K: 1 S: 6	H: 1 LOB: 1 BB: 0 P: 6	R: 5 E: 0 K: 1 S: 11	H: 6 LOB: 3 BB: 2 P: 19	R: 0 E: 0 K: 0 S: 3	H: 0 LOB: 0 BB: 0 P: 3	R: 0 E: 0 K: 1 S: 6	H: 2 LOB: 2 BB: 1 P: 10		1B: 12 2B: 1 3B: 0 HR: 1	SF: 1 SAC: 0 DP: 0 HBP: 0	WP: 0 PB: 0 SB: 0 CS: 0
PITCHER	IP WLS BF H R ER SO BB IBB HBP BLK WP HR S P ERA WHIP																			
Ron Romanick, R ERA: 3.79 Doug Corbett, R ERA: 2.39 (1, 1) (6, 1)	5.1 L 28 10 7 4 2 1 1 2 0 0 0 0 0 1 31 35 6.75 2.062																			

AB	37
R	8
H	14
RBI	8
BB	4
SO	3
LOB	20



Batter	1	2	3	4	5	6	7	8	9	AB	R	H	RBI	BB	SO	LOB	TOP		
Lou Whitaker, L (1, 4) OBP: 0.396, SLG: 0.417	0-0 6-3		0-0 CS 1B			0-0 3-1		0-0 2B		4	0	2	0	0	0	0	Detroit Tigers @ California Angels Anaheim Stadium, Anaheim, CA Fri Aug 24, 1984, 10:05 PM EDT Att: 41,459 - Unknown		
Alan Trammell, R (1, 6) OBP: 0.382, SLG: 0.474	0-0 F8		0-0 6-3 1-2			0-3 K		0-0 F4		4	0	0	0	0	1	2			
Kirk Gibson, L (1, 9) OBP: 0.374, SLG: 0.524	0-0 1B			4-0 1-4-3 BB		0-0 2B		0-0 1B SF9 1B		3	1	3	0	1	0	0			
Darrell Evans, L (1, 10) OBP: 0.359, SLG: 0.386	0-0 F9			0-0 L4-3 1-2		0-0 4-3		0-0 SF9 1B 1-2 1B		4	0	1	0	0	0	3			
Ruppert Jones, L (1, 7)		0-0 F4		0-0 F6			0-0 4-3		0-0 BB 1-2 1B		4	0	1	0	0	0			
Dave Bergman, L (1, 3)		0-0 G3			0-0 F8		0-0 G3		0-0 SF9 1-2 2-3 3-H		3	0	0	1	0	0			
Chet Lemon, R (1, 8) OBP: 0.354, SLG: 0.486		0-0 HR			0-3 K		0-3 K		0-0 1-2 BB		3	1	1	1	1	2			
Howard Johnson, S (1, 5) OBP: 0.320, SLG: 0.388		0-3 K			0-3 K			0-0 6-3 1-2 K	0-0 F8		4	0	0	0	0	2		3	
Marty Castillo, R (1, 2) OBP: 0.275, SLG: 0.298			0-0 F5			0-0 HR		0-3 K	0-0 1-3		3	1	1	1	0	1	0		
Johnny Grubb, L (9, PH) OBP: 0.408, SLG: 0.446											1	0	0	0	0	0	3		
Inning Stats	R: 0 E: 0 K: 0 S: 4	H: 1 LOB: 1 BB: 0 P: 4	R: 1 E: 0 K: 1 S: 6	H: 1 LOB: 0 BB: 0 P: 6	R: 0 E: 0 K: 0 S: 3	H: 1 LOB: 0 BB: 1 P: 3	R: 0 E: 0 K: 2 S: 7	H: 0 LOB: 0 BB: 0 P: 6	R: 0 E: 0 K: 1 S: 5	H: 0 LOB: 0 BB: 0 P: 5	R: 0 E: 0 K: 1 S: 6	H: 1 LOB: 1 BB: 0 P: 6	R: 1 E: 0 K: 0 S: 6	H: 3 LOB: 3 BB: 1 P: 10	1B: 5 2B: 3 3B: 0 HR: 2	SF: 1 SAC: 0 DP: 1 HBP: 0	WP: 0 PB: 0 SB: 0 CS: 1	PA: 36	
PITCHER	IP WLS BF H R ER SO BB IBB HBP BLK WP HR S P ERA WHIP	8.0 W 31 8 3 3 6 1 0 0 0 0 2 42 46 3.38 1.125	1.0 S 5 1 0 0 0 1 0 0 0 0 0 4 8 0.00 2.000																

AB 33
R 3
H 9
RBI 3
BB 2
SO 6
LOB 11



Batter	1	2	3	4	5	6	7	8	9	AB	R	H	RBI	BB	SO	LOB	BOTTOM		
Gary Pettis, S (1, 8) OBP: 0.337, SLG: 0.309	0-3 K	0-0 6-3			0-0 F8 S 1B		0-0 5-3			4	1	1	0	0	1	0	Detroit Tigers @ California Angels Anaheim Stadium, Anaheim, CA Fri Aug 24, 1984, 10:05 PM EDT Att: 41,459 - Unknown		
Daryl Scotters, L (1, 3) OBP: 0.295, SLG: 0.348	0-0 F8		0-0 F8		0-0 F8 1-3		0-0 F9			4	0	0	0	0	0	1			
Fred Lynn, L (1, 9) OBP: 0.363, SLG: 0.453	0-0 BB 1B		0-0 G3		0-0 FC6-4 1B		0-3 K			4	1	2	1	0	1	0			
Doug DeCinces, R (1, 5) OBP: 0.323, SLG: 0.439	4-0 BB 1B BB		0-0 5-3		0-0 FC6-4 1-2		0-0 E5 4-3 WP			3	1	0	0	1	0	1			
Brian Downing, R (1, 7) OBP: 0.351, SLG: 0.441	4-0 1B E BB			0-0 1B		0-0 F7		0-0 4-3		3	1	1	0	1	0	1			
Reggie Jackson, L (1, 10) OBP: 0.311, SLG: 0.427	0-0 E9 1B 1B			0-3 K		0-0 F9		0-0 F8		4	1	1	2	0	1	2			
Bobby Grich, R (1, 4) OBP: 0.329, SLG: 0.439	0-0 CS 1B			0-0 F7		4-0 BB				2	0	1	1	1	0	1			
Bob Boone, R (1, 2) OBP: 0.240, SLG: 0.266	0-0 CS	0-0 F9		0-0 F4		0-0 5-3				3	0	0	0	0	0	2			
Dick Schofield, R (1, 6) OBP: 0.266, SLG: 0.269			0-0 F6		0-0 F4		0-0 6-3			3	0	0	0	0	0	0			
Inning Stats	R: 4 E: 1 K: 1 S: 7	H: 3 LOB: 0 BB: 2 P: 15	R: 0 E: 0 K: 0 S: 3	H: 0 LOB: 0 BB: 0 P: 3	R: 0 E: 0 K: 1 S: 6	H: 1 LOB: 1 BB: 0 P: 6	R: 1 E: 0 K: 0 S: 5	H: 2 LOB: 1 BB: 0 P: 5	R: 0 E: 0 K: 0 S: 3	H: 0 LOB: 1 BB: 1 P: 7	R: 0 E: 1 K: 1 S: 6	H: 0 LOB: 1 BB: 0 P: 6	R: 0 E: 0 K: 1 S: 6	H: 0 LOB: 1 BB: 0 P: 6	1B: 6 2B: 0 3B: 0 HR: 0	SF: 0 SAC: 0 DP: 0 HBP: 0	WP: 1 PB: 0 SB: 1 CS: 1	PA: 34	
PITCHER	IP WLS BF H R ER SO BB IBB HBP BLK WP HR S P ERA WHIP	8.0 L 33 6 5 5 3 3 0 0 0 1 0 36 48 5.62 1.125																	


AB 30
R 5
H 6
RBI 4
BB 3
SO 3
LOB 8



Batter	1	2	3	4	5	6	7	8	9	AB	R	H	RBI	BB	SO	LOB	TOP								
Lou Whitaker, L (1, 4) OBP: 0.368, SLG: 0.419	0-0 4-3		0-0 1B		0-3 K		0-0 1B		0-0 1B	5	0	3	1	0	1	0									
Alan Trammell, R (1, 6) OBP: 0.382, SLG: 0.472	1-0 HBP		0-0 G6-4-3		0-3 K		0-0 1B		0-0 F9	4	0	1	0	0	1	2									
Kirk Gibson, L (1, 9) OBP: 0.373, SLG: 0.521	0-0 F9		0-3 K		0-0 HR		0-0 1B		0-0 G6-3	4	1	1	0	0	1	3									
Darrell Evans, L (1, 5) OBP: 0.358, SLG: 0.393 Howard Johnson, S (8, 5) OBP: 0.320, SLG: 0.388	0-3 K				0-0 HR		0-0 F5		0-3 K	4	1	1	1	0	2	2									
Johnny Grubb, L (1, 10) OBP: 0.411, SLG: 0.444		0-0 1B		0-0 3-1		0-0 HR		0-0 5-3		3	1	1	0	1	0	0									
Ruppert Jones, L (1, 7) OBP: 0.335, SLG: 0.535		0-0 F4		0-0 3-1		0-0 HR		0-0 4-3		4	1	1	3	0	0	1									
Dave Bergman, L (1, 3) OBP: 0.349, SLG: 0.417		0-3 K		0-3 K		0-0 HBP		0-0 4-3		3	0	0	0	0	2	1									
Chet Lemon, R (1, 8) OBP: 0.355, SLG: 0.488		0-0 1B		0-0 6-3		0-3 K		0-0 G3		4	1	2	0	0	1	1									
Marty Castillo, R (1, 2) OBP: 0.264, SLG: 0.286		0-0 F5		0-3 K		0-0 5-3		0-0 G3		4	0	0	0	0	1	3									
Inning Stats	R: 0 E: 0 K: 1 S: 5	H: 0 LOB: 1 BB: 0 P: 6	R: 0 E: 0 K: 1 S: 7	H: 2 LOB: 2 BB: 0 P: 7	R: 0 E: 0 K: 1 S: 5	H: 1 LOB: 0 BB: 0 P: 5	R: 1 E: 0 K: 1 S: 6	H: 1 LOB: 0 BB: 0 P: 6	R: 0 E: 0 K: 2 S: 7	H: 0 LOB: 0 BB: 0 P: 7	R: 3 E: 0 K: 2 S: 9	H: 2 LOB: 1 BB: 1 P: 14	R: 0 E: 0 K: 0 S: 4	H: 2 LOB: 1 BB: 0 P: 4	R: 0 E: 0 K: 1 S: 5	H: 0 LOB: 0 BB: 0 P: 5	R: 1 E: 0 K: 0 S: 5	H: 2 LOB: 1 BB: 0 P: 5	1B: 7 2B: 1 3B: 0 HR: 2	SF: 0 SAC: 0 DP: 2 HBP: 2	WP: 0 PB: 0 SB: 1 CS: 0	PA: 38			
PITCHER	IP	WLS	BF	H	R	ER	SO	BB	IBB	HBP	BLK	WP	HR	S	P	ERA	WHIP								
Bruce Kison, R (1, 1) ERA: 4.4	6.0	L	26	6	4	4	8	1	0	2	0	0	2	39	45	6.00	1.167								
Doug Corbett, R (7, 1) ERA: 2.42	3.0		12	4	1	1	1	0	0	0	0	0	0	14	14	3.00	1.333								

Detroit Tigers @ California Angels
Anaheim Stadium, Anaheim, CA
Sat Aug 25 1984, 10:05 PM EDT
Att: 51,203 - Unknown


AB 35
R 5
H 10
RBI 5
BB 1
SO 9
LOB 13



Batter	1	2	3	4	5	6	7	8	9	AB	R	H	RBI	BB	SO	LOB	BOTTOM								
Gary Pettis, S (1, 8) OBP: 0.335, SLG: 0.308	0-0 F7		0-0 6-3		0-3 K		0-0 1B		0-3 K	5	0	1	0	0	2	0									
Daryl Sconiers, L (1, 3) OBP: 0.298, SLG: 0.345 Rob Wilfong, L (3, FR) OBP: 0.307, SLG: 0.366	0-0 F3		4-0 1B		0-3 K		0-0 1-3			1	0	0	0	1	0	0									
Fred Lynn, L (1, 9) OBP: 0.366, SLG: 0.454	4-0 1B		0-0 E9		0-0 1B		0-0 3-1			3	0	2	0	1	0	0									
Doug DeCinces, R (1, 5) OBP: 0.326, SLG: 0.440	4-0 1B		4-0 1B		0-3 K		0-0 PB			2	0	1	0	2	1	1									
Brian Downing, R (1, 7) OBP: 0.353, SLG: 0.441	0-0 FC6		0-0 G6-4-3		0-0 FC6-4		0-0 F4			4	0	2	0	0	0	4									
Reggie Jackson, L (1, 10) OBP: 0.310, SLG: 0.425	0-0 FC6		0-0 G6-4-3		0-3 K		0-0 F5			4	0	1	0	0	1	6									
Bobby Grich, R (1, 4) OBP: 0.331, SLG: 0.438		4-0 1B		0-0 G6-4-3		0-0 FC6-4		0-0 1B		3	1	1	0	1	0	3									
Bob Boone, R (1, 2) OBP: 0.238, SLG: 0.265 Jery Naron, L (7, PH) OBP: 0.289, SLG: 0.350	0-0 F9		0-0 1-3		0-0 3-1		0-0 3-1		0-0 G4-6-3	2	0	0	0	0	0	1									
Dick Schofield, R (1, 6) OBP: 0.265, SLG: 0.268 Mike Brown, R (7, PH) OBP: 0.328, SLG: 0.496 Rob Piccolo, R (8, 6) OBP: 0.209, SLG: 0.289 Juan Beniquez, R (8, PH) OBP: 0.375, SLG: 0.473	0-0 G5-4-3		0-0 F7		0-0 F9		0-0 G4-6-3			2	0	0	0	0	0	1									
Inning Stats	R: 0 E: 0 K: 0 S: 4	H: 1 LOB: 3 BB: 2 P: 12	R: 0 E: 0 K: 0 S: 2	H: 0 LOB: 0 BB: 1 P: 6	R: 0 E: 1 K: 0 S: 3	H: 1 LOB: 3 BB: 2 P: 11	R: 0 E: 0 K: 0 S: 3	H: 1 LOB: 0 BB: 0 P: 3	R: 0 E: 0 K: 2 S: 7	H: 0 LOB: 0 BB: 0 P: 7	R: 0 E: 0 K: 2 S: 9	H: 2 LOB: 2 BB: 0 P: 9	R: 0 E: 0 K: 0 S: 4	H: 1 LOB: 1 BB: 0 P: 4	R: 0 E: 0 K: 0 S: 4	H: 1 LOB: 1 BB: 0 P: 4	R: 1 E: 0 K: 1 S: 6	H: 2 LOB: 0 BB: 0 P: 6	1B: 9 2B: 0 3B: 0 HR: 0	SF: 0 SAC: 0 DP: 4 HBP: 0	WP: 0 PB: 1 SB: 0 CS: 0	PA: 37			
PITCHER	IP	WLS	BF	H	R	ER	SO	BB	IBB	HBP	BLK	WP	HR	S	P	ERA	WHIP								
Jack Morris, R (1, 1) ERA: 3.64	8.0	W	35	9	1	1	4	4	1	0	0	0	0	38	58	1.12	1.625								
Willie Hernandez, L (8, 1) ERA: 2.14	1.0		2	0	0	0	1	0	0	0	0	0	0	4	4	0.00	0.000								

Detroit Tigers @ California Angels
Anaheim Stadium, Anaheim, CA
Sat Aug 25 1984, 10:05 PM EDT
Att: 51,203 - Unknown

AB 32
R 1
H 9
RBI 0
BB 5
SO 5
LOB 18




Batter	1	2	3	4	5	6	7	8	9	10	AB	R	H	RBI	BB	SO	LOB	TOP	
Al Bumbry, L OBP: 0.298, SLG: 0.307 (1.8, 10.7)											4	3	2	1	1	0	3	Baltimore Orioles @ California Angels Anaheim Stadium, Anaheim, CA Mon Aug 27 1984, 10:05 PM EDT Att: 23,440 - Unknown	
John Shelby, S OBP: 0.246, SLG: 0.300 (1.9, 10.8)											5	0	0	0	0	1	2		
Cal Ripken Jr., R OBP: 0.375, SLG: 0.506 (1.6, 10.9)											4	2	2	2	1	0	0		
Eddie Murray, S OBP: 0.412, SLG: 0.520 (1.3, 10.9)											5	1	2	3	0	1	1		
John Lowenstein, L OBP: 0.322, SLG: 0.373 (1.7, 10.9)											5	0	2	0	0	0	1		
Mike Young, S OBP: 0.366, SLG: 0.453 (1.0, PR, 10.9)											0	1	0	0	0	0	0		
Ken Singleton, S OBP: 0.276, SLG: 0.283 (1.1, 10.9)											5	0	0	0	0	0	1		
Wayne Gross, L OBP: 0.360, SLG: 0.449 (1.5, 10.9)											4	0	1	0	0	2	0		
Todd Cruz, R OBP: 0.268, SLG: 0.331 (8.5, 10.9)											0	0	0	0	0	0	0		
Joe Nolan, L OBP: 0.410, SLG: 0.412 (10. PH, 10.9)											0	0	0	0	1	0	0		
Floyd Rayford, R OBP: 0.310, SLG: 0.384 (10.5, 10.9)											0	0	0	0	0	0	0		
Rich Dauer, R OBP: 0.292, SLG: 0.343 (1.4, 10.9)											4	0	3	1	1	0	0		
Rick Dempsey, R OBP: 0.302, SLG: 0.330 (1.2, 10.9)											4	0	1	0	1	1	4		
Inning Stats	R: 1 E: 0 K: 1 S: 6	H: 2 LOB: 2 BB: 1 P: 10	R: 0 E: 0 K: 0 S: 4	H: 2 LOB: 1 BB: 0 P: 4	R: 2 E: 0 K: 1 S: 5	H: 2 LOB: 0 BB: 0 P: 5	R: 0 E: 0 K: 1 S: 6	H: 1 LOB: 2 BB: 1 P: 10	R: 0 E: 0 K: 1 S: 4	H: 1 LOB: 1 BB: 0 P: 6	R: 3 E: 0 K: 1 S: 7	H: 2 LOB: 0 BB: 1 P: 11	R: 0 E: 0 K: 0 S: 3	H: 0 LOB: 0 BB: 0 P: 3	R: 1 E: 1 K: 1 S: 6	H: 1 LOB: 1 BB: 1 P: 10	1B: 6 2B: 4 3B: 0 HR: 3	SF: 1 SAC: 0 DP: 1 HBP: 0	WP: 0 PA: 45
PITCHER	IP WLS BF H R ER SO BB IBB HBP BLK WP HR S P ERA WHIP																		
Ron Romanick, R ERA: 3.81 (1.1, 10.9)	6.0	0	27	9	3	3	3	2	0	0	0	0	0	0	0	0	0	4.50	1.833
Luis Sanchez, R ERA: 2.71 (7.1, 10.9)	4.0	L	18	4	4	3	2	1	1	0	0	0	0	1	20	28	6.75	1.250	

Batter	1	2	3	4	5	6	7	8	9	10	AB	R	H	RBI	BB	SO	LOB	BOTTOM					
Rob Wilfong, L OBP: 0.255, SLG: 0.274 (8. PH, 10.9)											3	1	1	0	0	2	2	Baltimore Orioles @ California Angels Anaheim Stadium, Anaheim, CA Mon Aug 27 1984, 10:05 PM EDT Att: 23,440 - Unknown					
Juan Beniquez, R OBP: 0.304, SLG: 0.495 (8. PH, 10.9)											1	0	1	1	0	0	0						
Darrell Miller, R OBP: 0.333, SLG: 0.273 (7.3, 10.9)											0	0	0	0	0	0	0						
Jerry Narron, L OBP: 0.291, SLG: 0.352 (9.3, 10.9)											2	0	1	0	0	0	0						
Bobby Grich, R OBP: 0.327, SLG: 0.438 (7.4, 10.9)											5	0	0	1	0	2	4						
Fred Lynn, L OBP: 0.369, SLG: 0.452 (7.9, 10.9)											1	1	0	0	4	0	0						
Doug DeCinces, R OBP: 0.325, SLG: 0.445 (1.5, 10.9)											4	1	1	3	1	0	4						
Brian Downing, R OBP: 0.352, SLG: 0.441 (1.7, 10.9)											5	1	2	0	0	0	3						
Reggie Jackson, L OBP: 0.309, SLG: 0.418 (1.1, 10.9)											4	0	0	0	1	1	2						
Mike Brown, R OBP: 0.326, SLG: 0.488 (1.9, 10.9)											3	1	1	1	0	0	0						
Gary Pettis, S OBP: 0.333, SLG: 0.304 (7.8, 10.9)											1	0	0	0	1	0	3						
Bob Boone, R OBP: 0.240, SLG: 0.266 (1.2, 10.9)											5	1	2	0	0	0	4						
Dick Schofield, R OBP: 0.263, SLG: 0.266 (1.6, 10.9)											3	0	1	0	0	1	3						
Daryl Scomiers, L OBP: 0.304, SLG: 0.350 (8. PH, 10.9)											1	0	1	0	0	0	0						
Rob Picciolo, R OBP: 0.207, SLG: 0.287 (9.6, 10.9)											1	0	0	0	0	1	0						
Inning Stats	R: 3 E: 0 K: 1 S: 7	H: 2 LOB: 0 BB: 1 P: 11	R: 0 E: 0 K: 2 S: 8	H: 1 LOB: 1 BB: 0 P: 8	R: 0 E: 0 K: 0 S: 3	H: 0 LOB: 1 BB: 1 P: 7	R: 0 E: 0 K: 0 S: 3	H: 0 LOB: 0 BB: 0 P: 3	R: 0 E: 0 K: 1 S: 6	H: 1 LOB: 2 BB: 1 P: 10	R: 2 E: 0 K: 1 S: 9	H: 4 LOB: 2 BB: 0 P: 9	R: 0 E: 1 K: 0 S: 3	H: 0 LOB: 1 BB: 1 P: 7	R: 1 E: 0 K: 0 S: 4	H: 2 LOB: 2 BB: 1 P: 8	R: 0 E: 0 K: 0 S: 4	H: 1 LOB: 3 BB: 2 P: 12	R: 0 E: 0 K: 2 S: 7	H: 0 LOB: 0 BB: 0 P: 7	1B: 9 2B: 2 3B: 0 HR: 1	SF: 1 SAC: 0 DP: 2 HBP: 0	WP: 0 PA: 47
PITCHER	IP WLS BF H R ER SO BB IBB HBP BLK WP HR S P ERA WHIP																						
Storm Davis, R ERA: 2.86 (1.1, 10.9)	5.0	0	22	4	3	3	4	3	0	0	0	0	0	0	0	0	0	5.40	1.400				
Tippy Martinez, L ERA: 3.75 (6.1, 10.9)	2.0	W	11	4	2	2	1	1	0	0	0	0	0	0	12	16	9.00	2.500					
Sammy Stewart, R ERA: 2.66 (8.1, 10.9)	3.0	W	14	3	1	1	2	2	1	0	0	0	0	0	15	27	3.00	1.667					

Batter	1	2	3	4	5	6	7	8	9	AB	R	H	RBI	BB	SO	LOB	TOP										
Al Bumbry, L OBP: 0.297, SLG: 0.307 Floyd Rayford, R OBP: 0.310, SLG: 0.384	0-0 1B		0-0 F7			0-0 F7		0-0 F7		4	0	1	0	0	0	0											
John Shelby, S OBP: 0.245, SLG: 0.305	0-3 K			0-0 2B		0-0 F7			0-0 F7	4	1	1	0	0	1	1											
Cal Ripken Jr., R OBP: 0.376, SLG: 0.508	0-0 F8			0-0 2B		0-0 6-3			0-0 1B	4	0	2	1	0	0	1											
Eddie Murray, S OBP: 0.413, SLG: 0.522	0-0 F9			0-0 F7			0-0 E8		0-0 1B	4	1	2	0	0	0	2											
John Lowenstein, L OBP: 0.318, SLG: 0.368		0-0 F5		0-3 K			0-0 SF8		0-3 1B	3	0	0	1	0	2	3											
Ken Singleton, S OBP: 0.275, SLG: 0.260		0-0 F8		0-0 1-3			0-0 3-1		0-3 K	4	0	0	0	0	1	3											
Wayne Gross, L OBP: 0.356, SLG: 0.444		0-0 F8					0-0 F9			3	0	0	0	0	0	0											
Rich Dauer, R OBP: 0.291, SLG: 0.341 Joe Nolan, L OBP: 0.403, SLG: 0.404 Lenn Sakata, R OBP: 0.209, SLG: 0.258			0-0 F8				0-0 F9		0-0 F7	2	0	0	0	0	0	0											
Rick Dempsey, R OBP: 0.300, SLG: 0.327 Mike Young, S OBP: 0.365, SLG: 0.451			0-0 F8				0-0 F8		0-0 F8	1	0	0	0	0	0	0											
Inning Stats	R: 0 E: 0 K: 1 S: 6	H: 1 LOB: 1 BB: 0 P: 6	R: 0 E: 0 K: 0 S: 3	H: 0 LOB: 0 BB: 0 P: 3	R: 0 E: 0 K: 0 S: 3	H: 0 LOB: 0 BB: 0 P: 3	R: 1 E: 0 K: 1 S: 7	H: 2 LOB: 1 BB: 0 P: 7	R: 0 E: 0 K: 0 S: 3	H: 0 LOB: 0 BB: 0 P: 3	R: 1 E: 0 K: 0 S: 4	H: 1 LOB: 0 BB: 0 P: 4	R: 0 E: 0 K: 2 S: 3	H: 0 LOB: 0 BB: 0 P: 3	R: 0 E: 0 K: 2 S: 9	H: 2 LOB: 2 BB: 0 P: 9	1B: 3 2B: 2 3B: 1 HR: 0	SF: 1 SAC: 0 DP: 0 HBP: 0	WP: 0 PA: 33 PB: 0 SB: 0 CS: 0								
PITCHER	IP	WLS	BF	H	R	ER	SO	BB	IBB	HBP	BLK	WP	HR	S	P	ERA	WHIP										
Jim Slaton, R ERA: 5.01 Don Aase, R ERA: 1.46	(1, 1)	8.0	W	28	4	2	2	2	0	0	0	0	0	32	32	2.25	0.500										

Baltimore Orioles @ California Angels
Anaheim Stadium, Anaheim, CA
Tue Aug 28 1984, 10:05 PM EDT
Att: 25,729 - Unknown


AB 32
R 2
H 6
RBI 2
BB 0
SO 4
LOB 10



Batter	1	2	3	4	5	6	7	8	9	AB	R	H	RBI	BB	SO	LOB	BOTTOM										
Juan Beniquez, R OBP: 0.381, SLG: 0.477 Gary Pettis, S OBP: 0.333, SLG: 0.304	0-0 5-3		4-0 1B		0-0 F9		0-0 WP			3	1	1	0	1	0	0											
Bobby Grich, R OBP: 0.329, SLG: 0.448	0-0 HR		4-0 1B		0-3 K		0-0 F3			3	2	1	1	1	1	1											
Fred Lynn, L OBP: 0.370, SLG: 0.455	0-0 F5		0-0 1B		0-0 2B		0-0 F3			4	0	2	1	0	0	1											
Doug DeCinces, R OBP: 0.325, SLG: 0.442	4-0 FC1-4		0-0 G4-3		0-0 F6			0-3 K		3	0	0	0	1	1	2											
Brian Downing, R OBP: 0.353, SLG: 0.441	0-0 FC1-4		0-0 1B			0-0 5-3		4-0 CS		3	0	1	0	1	0	1											
Mike Brown, R OBP: 0.331, SLG: 0.496		0-0 4-3	0-0 F3			0-0 1B		0-3 K		4	1	2	0	0	1	2											
Darrell Miller, R OBP: 0.267, SLG: 0.214		0-0 4-3		0-3 K		0-0 F9				3	0	0	0	0	1	2											
Bob Boone, R OBP: 0.239, SLG: 0.264		0-0 4-3		0-0 6-3		0-0 5-3				3	0	0	1	0	0	1											
Dick Schofield, R OBP: 0.261, SLG: 0.263		0-0 F3		0-0 F7			0-3 K			3	0	0	0	0	1	0											
Inning Stats	R: 1 E: 0 K: 0 S: 4	H: 1 LOB: 1 BB: 1 P: 8	R: 1 E: 0 K: 0 S: 4	H: 1 LOB: 0 BB: 0 P: 4	R: 2 E: 0 K: 0 S: 4	H: 2 LOB: 1 BB: 2 P: 12	R: 0 E: 0 K: 1 S: 5	H: 0 LOB: 0 BB: 0 P: 5	R: 0 E: 0 K: 1 S: 6	H: 1 LOB: 1 BB: 0 P: 6	R: 0 E: 0 K: 0 S: 4	H: 1 LOB: 2 BB: 0 P: 4	R: 0 E: 0 K: 1 S: 6	H: 0 LOB: 1 BB: 1 P: 10	1B: 3 2B: 4 3B: 0 HR: 1	SF: 0 SAC: 0 DP: 2 HBP: 0	WP: 1 PA: 33 PB: 0 SB: 0 CS: 1										
PITCHER	IP	WLS	BF	H	R	ER	SO	BB	IBB	HBP	BLK	WP	HR	S	P	ERA	WHIP										
Scott McGregor, L ERA: 3.94 Mark Brown, R ERA: 4.5 Tom Underwood, L ERA: 3.79 Tippy Martinez, L ERA: 3.7	(1, 1)	1.0	L	5	1	1	1	0	1	0	0	0	0	13	21	9.00	1.667										

Baltimore Orioles @ California Angels
Anaheim Stadium, Anaheim, CA
Tue Aug 28 1984, 10:05 PM EDT
Att: 25,729 - Unknown

AB 29
R 4
H 7
RBI 3
BB 4
SO 5
LOB 10



Batter	1	2	3	4	5	6	7	8	9	AB	R	H	RBI	BB	SO	LOB	TOP				
Al Bumbry, L OBP: 0.295, SLG: 0.305 (1, 8)										5	1	1	0	0	1	1					
John Shelby, S OBP: 0.244, SLG: 0.303 (1, 9)										3	1	0	0	0	1	0					
Cal Ripken Jr., R OBP: 0.377, SLG: 0.509 (1, 6)										3	2	1	1	1	0	0					
Eddie Murray, S OBP: 0.414, SLG: 0.527 (1, 3)										3	1	1	3	1	1	0					
Mike Young, S OBP: 0.361, SLG: 0.444 (1, 7)										4	0	0	0	0	1	2					
Joe Nolan, L OBP: 0.409, SLG: 0.411 (1, 10)										4	0	2	1	0	0	0					
Wayne Gross, L OBP: 0.355, SLG: 0.441 (1, 5)										4	0	1	0	0	1	3					
Rich Dauer, R OBP: 0.292, SLG: 0.342 (7, PH)										2	0	1	0	0	0	0					
John Lowenstein, L OBP: 0.317, SLG: 0.387 (7, PH)										1	0	0	0	0	0	1					
Lenn Sakata, R OBP: 0.209, SLG: 0.258 (9, PH)										0	0	0	0	0	0	0					
Ken Singleton, S OBP: 0.274, SLG: 0.259 (9, PH)										1	0	0	0	0	0	0					
Floyd Rayford, R OBP: 0.304, SLG: 0.377 (1, 2)										4	0	0	0	0	0	3					
Inning Stats	R: 4 E: 1 K: 0 S: 7	H: 3 LOB: 0 BB: 0 P: 7	R: 0 E: 0 K: 1 S: 5	H: 0 LOB: 0 BB: 0 P: 5	R: 0 E: 0 K: 2 S: 7	H: 0 LOB: 0 BB: 0 P: 7	R: 0 E: 0 K: 1 S: 7	H: 2 LOB: 2 BB: 0 P: 7	R: 0 E: 0 K: 0 S: 3	H: 0 LOB: 0 BB: 0 P: 3	R: 0 E: 0 K: 0 S: 4	H: 1 LOB: 1 BB: 0 P: 4	R: 1 E: 0 K: 1 S: 6	H: 1 LOB: 2 BB: 2 P: 14	R: 0 E: 0 K: 0 S: 3	H: 0 LOB: 0 BB: 0 P: 3	1B: 5 2B: 1 3B: 0 HR: 1	SF: 0 SAC: 1 DP: 0 HBP: 0	WP: 0 PB: 0 SB: 0 CS: 0	PA: 37	
PITCHER	IP	WLS	BF	H	R	ER	SO	BB	IBB	HBP	BLK	WP	HR	S	P	ERA	WHIP				
Mike Witt, R ERA: 3.61 (1, 1)	7.1		31	6	5	4	4	2	0	0	0	0	1	37	45	4.91	1.091				
Doug Corbett, R ERA: 2.36 (8, 1)	1.2	W	6	1	0	0	1	0	0	0	0	0	0	8	8	0.00	0.600				

Baltimore Orioles @ California Angels
Anaheim Stadium, Anaheim, CA
Wed Aug 29 1984, 6:33 AM EDT
Att: 25,191 - Unknown

AB 34
R 5
H 7
RBI 5
BB 2
SO 5
LOB 10



Batter	1	2	3	4	5	6	7	8	9	AB	R	H	RBI	BB	SO	LOB	BOTTOM				
Juan Beniquez, R OBP: 0.383, SLG: 0.478 (1, 9)										4	2	2	0	0	0	0					
Gary Pettis, S OBP: 0.333, SLG: 0.304 (9, 8)										0	0	0	0	0	0	0					
Rob Wilfong, L OBP: 0.315, SLG: 0.387 (1, 4)										4	1	2	3	0	0	0					
Fred Lynn, L OBP: 0.369, SLG: 0.460 (1, 8)										4	1	1	2	0	0	1					
Brian Downing, R OBP: 0.353, SLG: 0.446 (1, 7)										4	1	1	1	0	1	1					
Reggie Jackson, L OBP: 0.308, SLG: 0.416 (1, 10)										4	0	1	0	0	0	1					
Bobby Grich, R OBP: 0.329, SLG: 0.458 (1, 5)										3	1	1	1	0	0	1					
Daryl Sconiers, L OBP: 0.297, SLG: 0.342 (1, 3)										3	0	0	0	0	0	0					
Bob Boone, R OBP: 0.237, SLG: 0.262 (1, 2)										3	0	0	0	0	1	0					
Dick Schofield, R OBP: 0.261, SLG: 0.264 (1, 6)										3	1	1	0	0	1	0					
Inning Stats	R: 1 E: 1 K: 1 S: 7	H: 2 LOB: 1 BB: 0 P: 7	R: 1 E: 0 K: 2 S: 8	H: 1 LOB: 0 BB: 0 P: 8	R: 0 E: 0 K: 0 S: 3	H: 0 LOB: 0 BB: 0 P: 3	R: 0 E: 0 K: 0 S: 3	H: 0 LOB: 0 BB: 0 P: 3	R: 3 E: 0 K: 0 S: 6	H: 3 LOB: 0 BB: 0 P: 6	R: 0 E: 0 K: 0 S: 3	H: 1 LOB: 0 BB: 0 P: 3	R: 0 E: 0 K: 0 S: 3	H: 0 LOB: 0 BB: 0 P: 3	R: 2 E: 0 K: 0 S: 5	H: 2 LOB: 0 BB: 0 P: 5	1B: 5 2B: 0 3B: 0 HR: 4	SF: 0 SAC: 0 DP: 1 HBP: 0	WP: 0 PB: 0 SB: 0 CS: 0	PA: 32	
PITCHER	IP	WLS	BF	H	R	ER	SO	BB	IBB	HBP	BLK	WP	HR	S	P	ERA	WHIP				
Mike Boddicker, R ERA: 2.85 (1, 1)	7.2	L	31	9	7	6	3	0	0	0	0	0	4	37	37	7.04	1.174				
Tippy Martinez, L ERA: 3.69 (8, 1)	0.1		1	0	0	0	0	0	0	0	0	0	0	1	1	0.00	0.000				

Baltimore Orioles @ California Angels
Anaheim Stadium, Anaheim, CA
Wed Aug 29 1984, 6:33 AM EDT
Att: 25,191 - Unknown

AB 32
R 7
H 9
RBI 7
BB 0
SO 3
LOB 4



Batter	1	2	3	4	5	6	7	8	9	AB	R	H	RBI	BB	SO	LOB	TOP										
Willie Randolph, R OBP: 0.376, SLG: 0.356 (1, 4)										2	1	0	0	3	0	0											
Bobby Meacham, S OBP: 0.321, SLG: 0.347 (1, 6)										3	0	0	0	1	1	4											
Don Mattingly, L OBP: 0.390, SLG: 0.536 (1, 3)										4	0	1	0	0	0	6											
Dave Winfield, R OBP: 0.400, SLG: 0.528 (1, 9)										3	0	1	0	1	1	2											
Steve Kemp, L OBP: 0.380, SLG: 0.418 (1, 10)										3	0	0	1	0	2	1											
Ken Griffey, L OBP: 0.317, SLG: 0.373 (1, 7)										3	1	0	0	1	0	2											
Butch Wynegar, S OBP: 0.354, SLG: 0.351 (1, 2)										4	1	2	0	0	0	0											
Mike Pagliarulo, L OBP: 0.311, SLG: 0.484 (1, 5)										3	0	0	1	1	0	1											
Omar Moreno, L OBP: 0.289, SLG: 0.371 (1, 8)										4	0	1	0	0	0	2											
Inning Stats	R: 0 E: 0 K: 1 S: 5	H: 0 LOB: 1 BB: 1 P: 9	R: 2 E: 1 K: 1 S: 6	H: 1 LOB: 0 BB: 1 P: 10	R: 1 E: 0 K: 0 S: 3	H: 0 LOB: 2 BB: 3 P: 15	R: 0 E: 0 K: 1 S: 7	H: 2 LOB: 3 BB: 1 P: 11	R: 0 E: 0 K: 0 S: 3	H: 0 LOB: 0 BB: 0 P: 3	R: 0 E: 0 K: 0 S: 4	H: 1 LOB: 1 BB: 0 P: 4	R: 0 E: 0 K: 1 S: 5	H: 0 LOB: 0 BB: 0 P: 5	R: 0 E: 0 K: 0 S: 2	H: 0 LOB: 0 BB: 1 P: 6	1B: 5 2B: 1 3B: 0 HR: 0	SF: 1 SAC: 0 DP: 2 HBP: 0	WP: 2 PB: 0 SB: 0 CS: 1	PA: 38							
PITCHER	IP	WLS	BF	H	R	ER	SO	BB	IBB	HBP	BLK	WP	HR	S	P	ERA	WHIP										
Bruce Kison, R ERA: 4.47 (1, 1)	3.1		19	3	3	2	2	6	0	0	0	2	0	17	41	5.40	2.700										
John Curtis, L ERA: 4.22 (4, 1)	4.2	W	15	2	0	0	2	0	0	0	0	0	0	19	19	0.00	0.429										
Don Aase, R ERA: 1.4 (9, 1)	1.0	S	3	0	0	0	0	1	0	0	0	0	0	2	6	0.00	1.000										

New York Yankees @ California Angels
Anaheim Stadium, Anaheim, CA
Fri Aug 31 1984, 10:05 PM EDT
Att: 30,219 - Unknown

AB 29
R 3
H 5
RBI 2
BB 7
SO 4
LOB 18



Batter	1	2	3	4	5	6	7	8	9	AB	R	H	RBI	BB	SO	LOB	BOTTOM										
Juan Beniquez, R OBP: 0.384, SLG: 0.478 (1, 9)										4	1	2	1	0	0	1											
Bobby Grich, R OBP: 0.328, SLG: 0.455 (1, 4)										4	1	1	0	0	0	3											
Fred Lynn, L OBP: 0.368, SLG: 0.458 (1, 8)										4	0	1	1	0	2	0											
Doug DeCinces, R OBP: 0.324, SLG: 0.439 (1, 5)										3	0	0	0	1	1	2											
Brian Downing, R OBP: 0.354, SLG: 0.446 (8, PR)										2	0	1	1	1	0	0											
Gary Pettis, S OBP: 0.333, SLG: 0.304 (9, 8)										0	0	0	0	0	0	0											
Mike Brown, R OBP: 0.333, SLG: 0.492 (1, 10)										1	0	0	0	1	0	2											
Reggie Jackson, L OBP: 0.307, SLG: 0.414 (6, PH)										2	0	0	0	0	0	2											
Darrell Miller, R OBP: 0.235, SLG: 0.188 (1, 3)										2	0	0	0	0	0	1											
Rob Wilfong, L OBP: 0.317, SLG: 0.393 (7, PH)										1	1	1	0	0	0	0											
Bob Boone, R OBP: 0.236, SLG: 0.261 (1, 2)										2	0	0	0	0	1	0											
Dick Schofield, R OBP: 0.263, SLG: 0.263 (1, 6)										1	0	0	0	1	0	0											
Daryl Sconiers, L OBP: 0.302, SLG: 0.355 (7, PH)										1	0	1	1	0	0	0											
Rob Piccolo, R OBP: 0.207, SLG: 0.287 (7, PR)										0	1	0	0	0	0	0											
Inning Stats	R: 0 E: 0 K: 1 S: 5	H: 0 LOB: 0 BB: 0 P: 5	R: 0 E: 0 K: 0 S: 3	H: 0 LOB: 1 BB: 1 P: 7	R: 0 E: 0 K: 1 S: 5	H: 0 LOB: 1 BB: 1 P: 9	R: 0 E: 0 K: 1 S: 4	H: 0 LOB: 1 BB: 2 P: 12	R: 0 E: 0 K: 0 S: 3	H: 0 LOB: 0 BB: 0 P: 3	R: 2 E: 0 K: 0 S: 6	H: 3 LOB: 1 BB: 0 P: 6	R: 2 E: 0 K: 0 S: 5	H: 3 LOB: 1 BB: 0 P: 5	R: 0 E: 0 K: 1 S: 6	H: 1 LOB: 1 BB: 0 P: 6	1B: 5 2B: 2 3B: 0 HR: 0	SF: 1 SAC: 1 DP: 2 HBP: 0	WP: 0 PB: 0 SB: 0 CS: 0	PA: 33							
PITCHER	IP	WLS	BF	H	R	ER	SO	BB	IBB	HBP	BLK	WP	HR	S	P	ERA	WHIP										
Dennis Rasmussen, L ERA: 4.22 (1, 1)	5.1		22	3	2	2	3	4	0	0	0	0	0	24	40	3.38	1.312										
Mike Armstrong, R ERA: 3.38 (6, 1)	2.1	L	10	4	2	2	1	0	0	0	0	0	0	12	12	7.71	1.714										
Bob Shirley, L ERA: 3.95 (8, 1)	0.1		1	0	0	0	0	0	0	0	0	0	0	1	1	0.00	0.000										

New York Yankees @ California Angels
Anaheim Stadium, Anaheim, CA
Fri Aug 31 1984, 10:05 PM EDT
Att: 30,219 - Unknown

AB 27
R 4
H 7
RBI 4
BB 4
SO 4
LOB 11



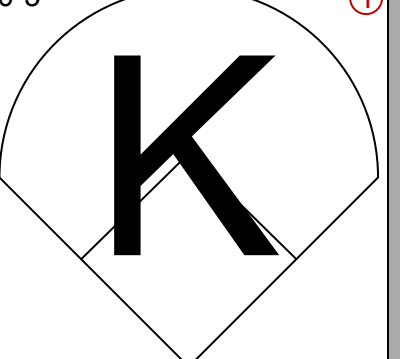
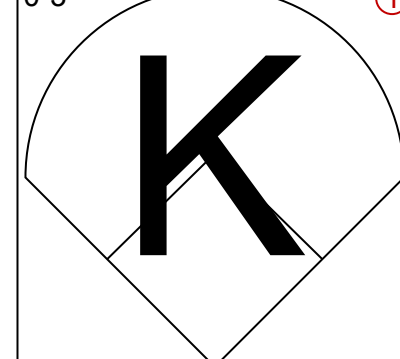
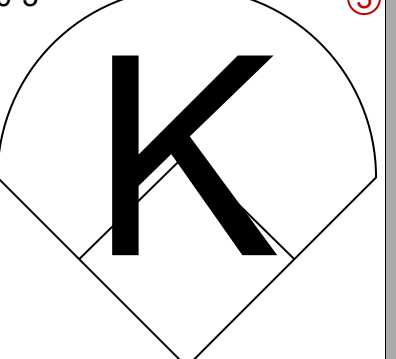
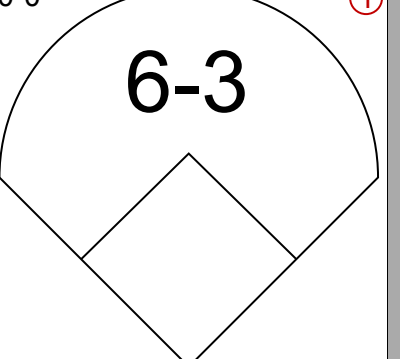
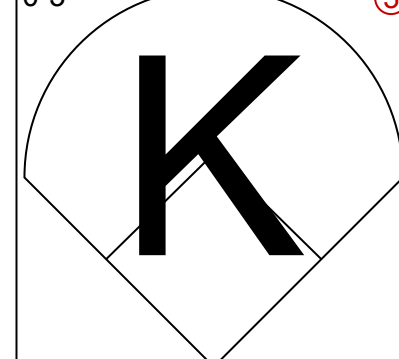
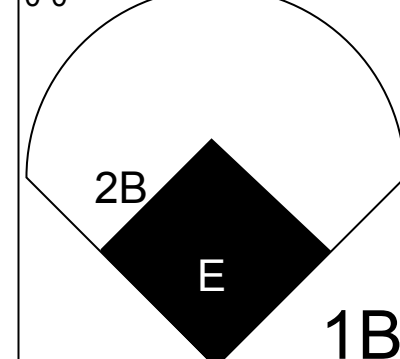
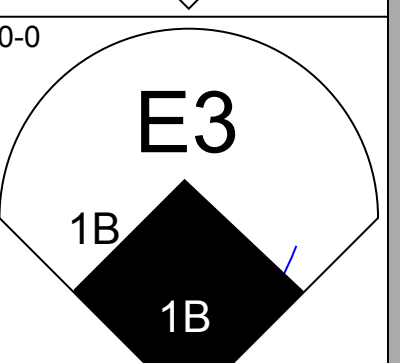
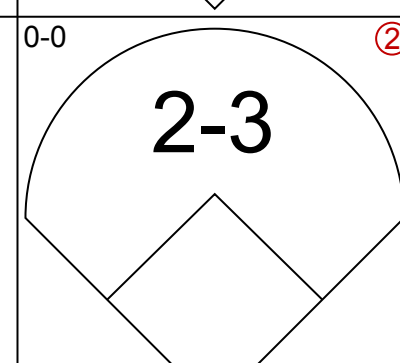
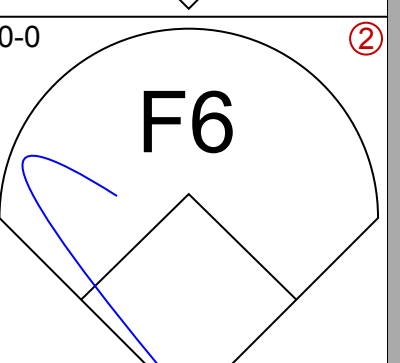
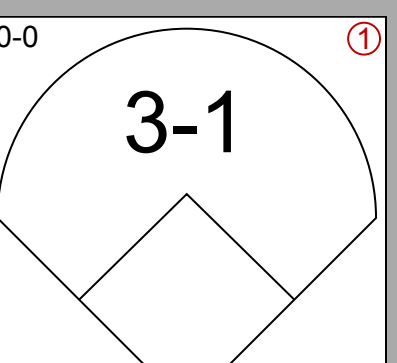
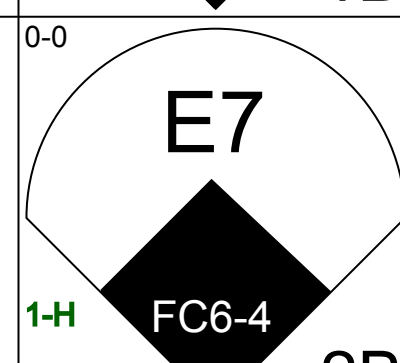
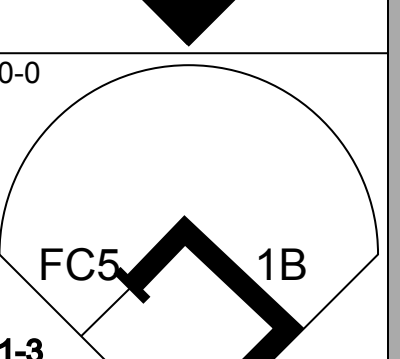
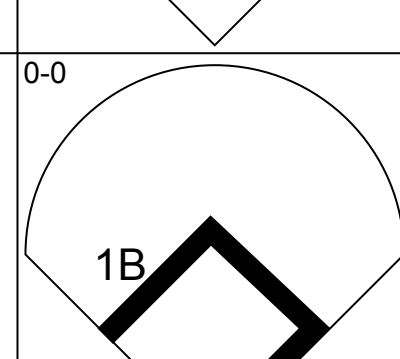
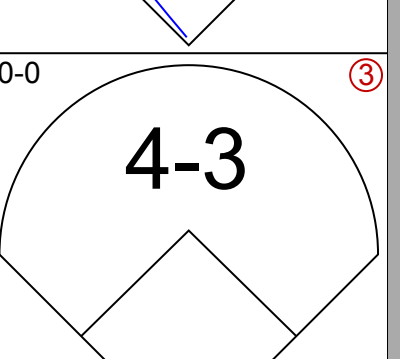
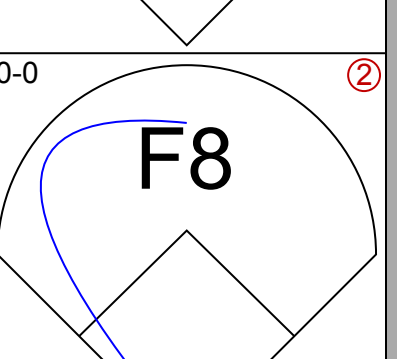
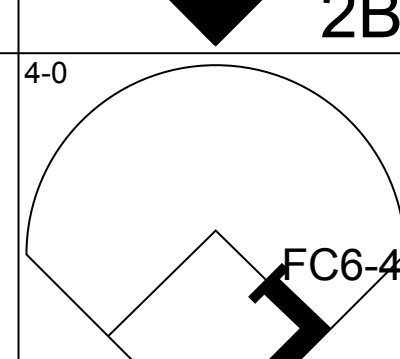
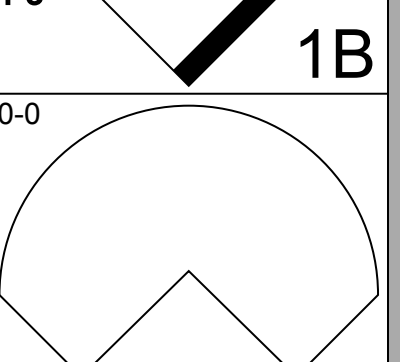
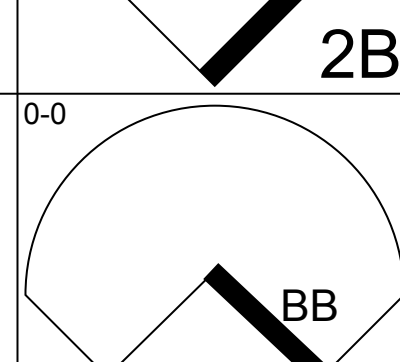
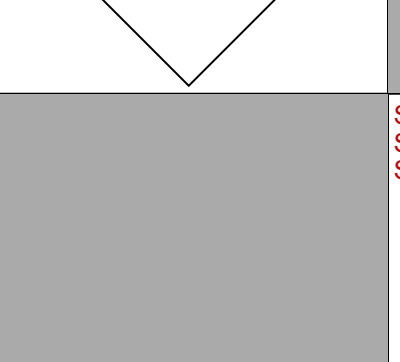
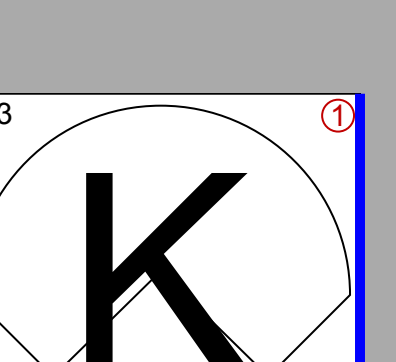
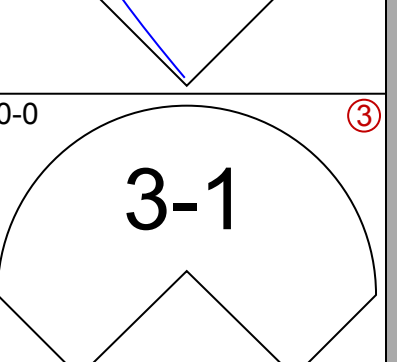
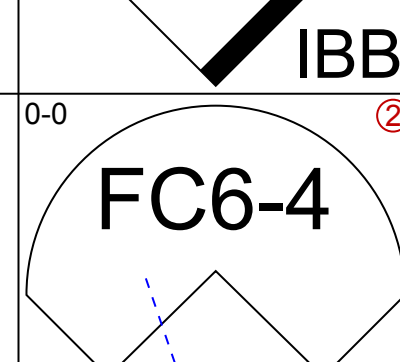
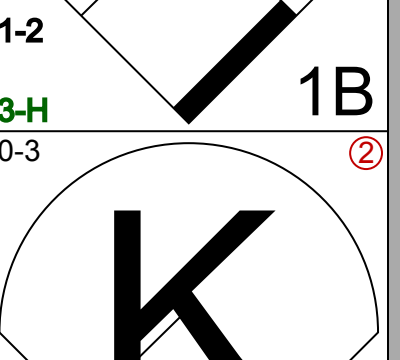
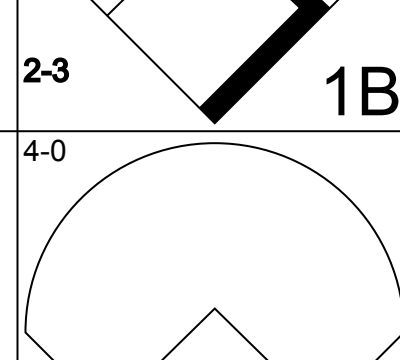

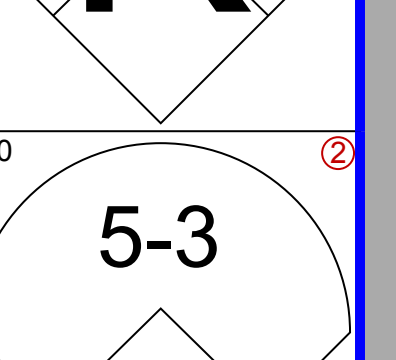
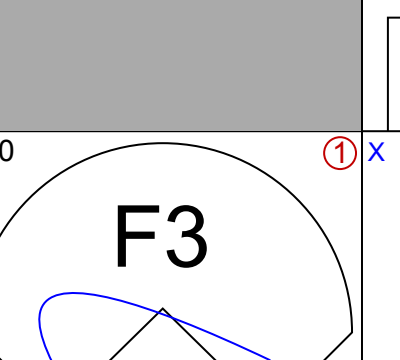
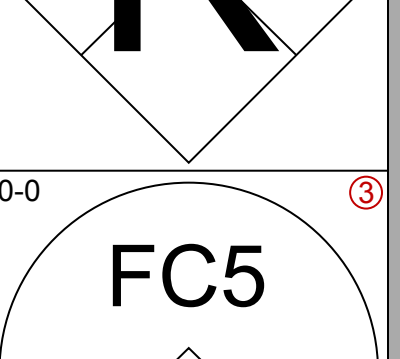
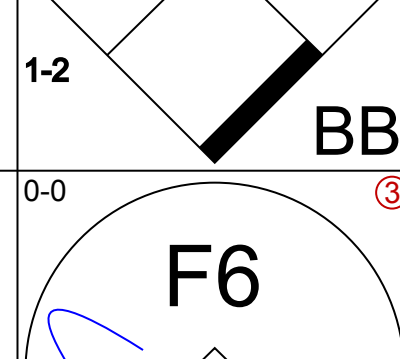

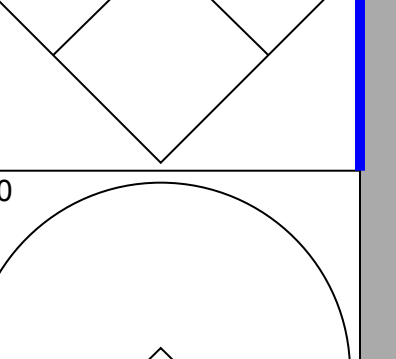
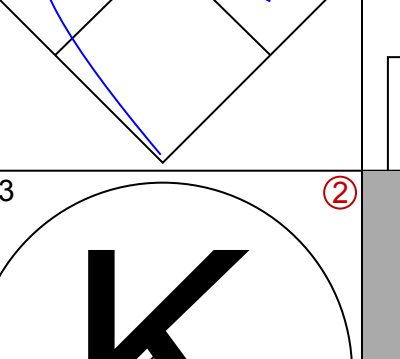
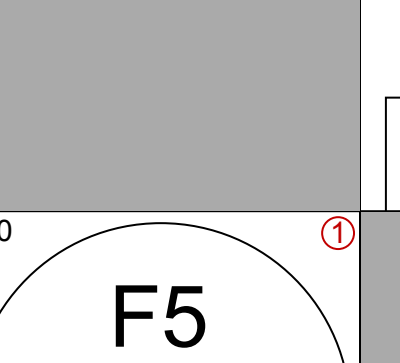
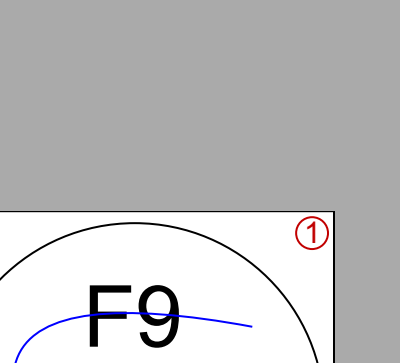
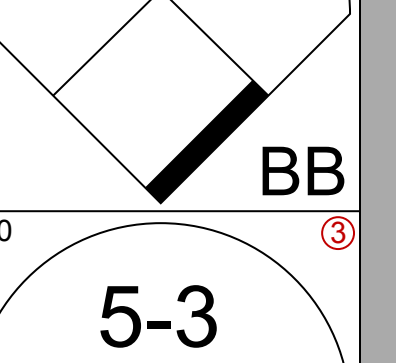
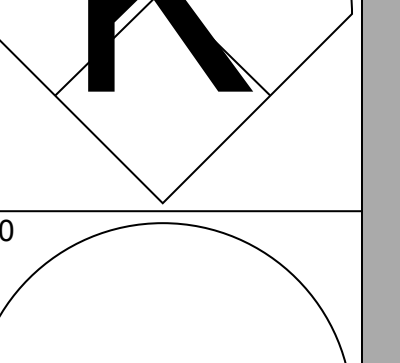
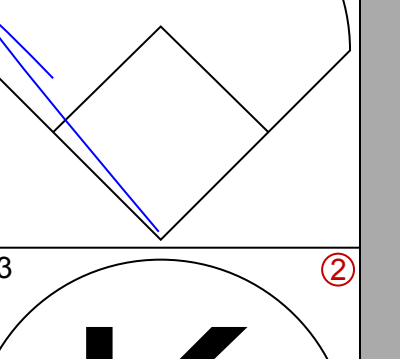
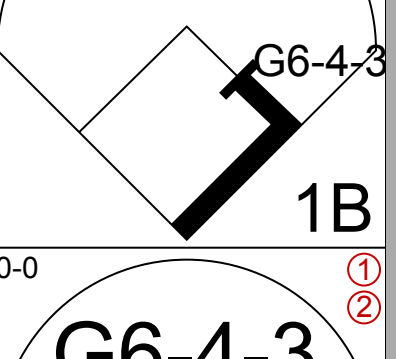
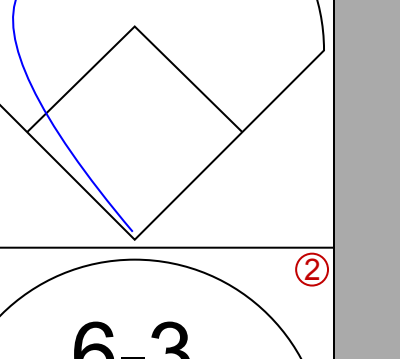
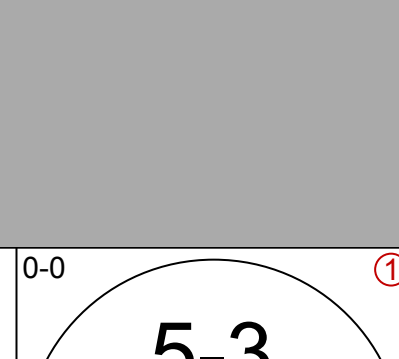
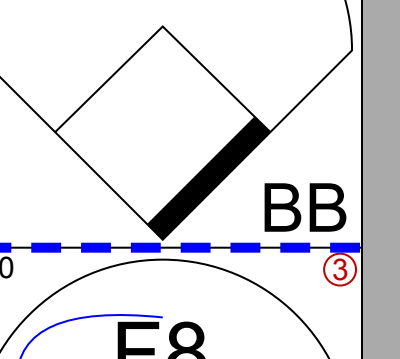
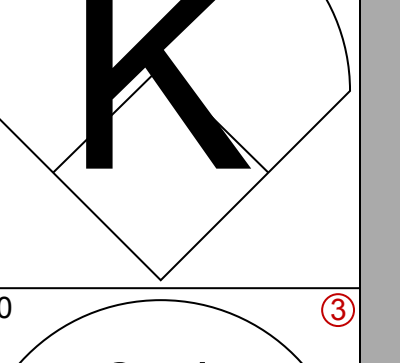
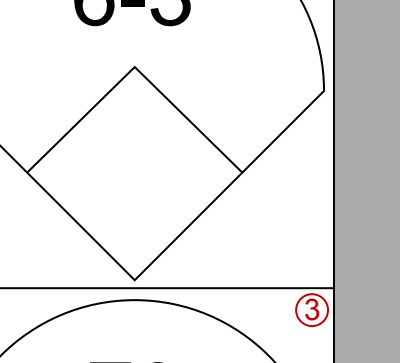
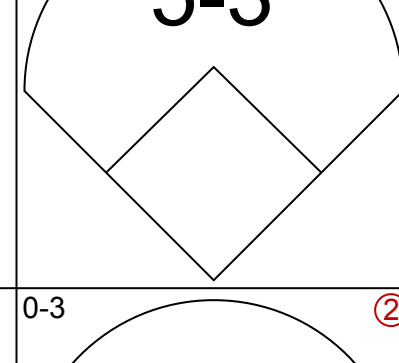
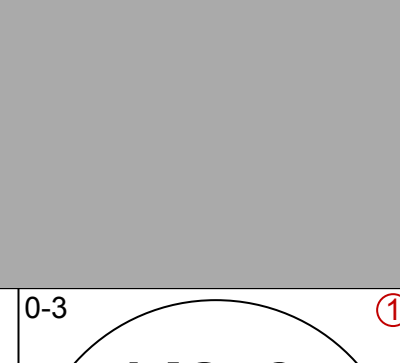
Batter	1	2	3	4	5	6	7	8	9	AB	R	H	RBI	BB	SO	LOB	TOP																	
Willie Randolph, R OBP: 0.375, SLG: 0.355 (1, 4)										5	0	1	0	0	1	3	<p>New York Yankees @ California Angels Anaheim Stadium, Anaheim, CA</p> <p>Sat Sep 01 1984, 10:05 PM EDT Att: 40,077 - Unknown</p> <p>livebaseballscorecards.com</p> <p>AB 37 R 6 H 10 RBI 4 BB 1 SO 3 LOB 15</p>																	
Bobby Meacham, S OBP: 0.322, SLG: 0.348 (1, 6)										5	1	2	0	0	0	1																		
Dave Winfield, R OBP: 0.400, SLG: 0.526 (1, 9)										4	1	1	1	1	0	3																		
Don Baylor, R OBP: 0.330, SLG: 0.480 (1, 10)										3	1	0	1	0	1	2																		
Toby Harrah, R OBP: 0.315, SLG: 0.286 Mike Pagliarulo, L OBP: 0.308, SLG: 0.480 (8, PH) (8, 5)										3	0	0	0	0	0	1																		
Don Mattingly, L OBP: 0.393, SLG: 0.546 (1, 3)										4	1	3	2	0	0	0																		
Brian Dayett, R OBP: 0.276, SLG: 0.387 Ken Griffey, L OBP: 0.316, SLG: 0.372 (8, PH) (8, 7)										3	0	0	0	0	0	2																		
Victor Mata, R OBP: 0.344, SLG: 0.452 Steve Kemp, L OBP: 0.392, SLG: 0.419 (9, PH)										3	0	0	0	0	0	2																		
Butch Wynegar, S OBP: 0.355, SLG: 0.352 (1, 2)										4	1	2	0	0	1	1																		
Inning Stats	R: 0 E: 0 K: 0 S: 4	H: 1 LOB: 1 BB: 0 P: 4	R: 0 E: 0 K: 0 S: 4	H: 1 LOB: 1 BB: 0 P: 4	R: 0 E: 0 K: 0 S: 4	H: 2 LOB: 1 BB: 0 P: 4	R: 1 E: 0 K: 0 S: 4	H: 1 LOB: 1 BB: 0 P: 5	R: 3 E: 1 K: 1 S: 8	H: 3 LOB: 0 BB: 0 P: 8	R: 1 E: 0 K: 1 S: 6	H: 1 LOB: 0 BB: 0 P: 6	R: 0 E: 0 K: 1 S: 5	H: 0 LOB: 1 BB: 1 P: 9	R: 0 E: 0 K: 0 S: 3	H: 0 LOB: 0 BB: 0 P: 3		R: 1 E: 1 K: 0 S: 5	H: 1 LOB: 0 BB: 0 P: 5	1B: 8 2B: 1 3B: 0 HR: 1	SF: 0 SAC: 0 DP: 1 HBP: 1	WP: 0 PB: 0 CS: 0	PA: 39											
PITCHER	IP WLS BF H R ER SO BB IBB HBP BLK WP HR S P ERA WHIP																																	
Geoff Zahn, L ERA: 3.22 Doug Corbett, R ERA: 2.28	(1, 1) (7, 1)	6.2 2.1	WLS W	BF 9	H 1	R 1	ER 0	SO 2	BB 1	IBB 0	HBP 1	BLK 0	WP 0	HR 1	S 32	P 37		ERA 5.40	WHIP 1.500															

Batter	1	2	3	4	5	6	7	8	9	AB	R	H	RBI	BB	SO	LOB	BOTTOM																	
Juan Beniquez, R OBP: 0.381, SLG: 0.471 (9, 7)										4	1	0	0	1	3	5	<p>New York Yankees @ California Angels Anaheim Stadium, Anaheim, CA</p> <p>Sat Sep 01 1984, 10:05 PM EDT Att: 40,077 - Unknown</p> <p>livebaseballscorecards.com</p> <p>AB 33 R 11 H 12 RBI 11 BB 6 SO 6 LOB 16</p>																	
Rod Carew, L OBP: 0.374, SLG: 0.359 Mike Brown, R OBP: 0.338, SLG: 0.496 Gary Pettis, S OBP: 0.333, SLG: 0.304 (1, 3) (8, PH) (9, 8)										3	1	1	0	1	1	0																		
Fred Lynn, L OBP: 0.370, SLG: 0.466 (1, 8) (9, 9)										4	2	2	3	1	0	2																		
Doug DeCinces, R OBP: 0.323, SLG: 0.440 (1, 5)										4	0	1	3	0	0	1																		
Brian Downing, R OBP: 0.356, SLG: 0.446 Bob Boone, R OBP: 0.236, SLG: 0.261 (1, 7) (9, 2)										4	1	2	0	1	1	1																		
Reggie Jackson, L OBP: 0.306, SLG: 0.413 (1, 10)									4	1	1	0	0	1	4																			
Bobby Grich, R OBP: 0.333, SLG: 0.457 (1, 4) (9, 3)									3	2	2	1	1	0	0																			
Jerry Narron, L OBP: 0.292, SLG: 0.352 Rick Burleson, R OBP: 0.317, SLG: 0.393 (1, 2) (8, PH) (9, 4)									3	0	1	0	0	0	1																			
Dick Schofield, R OBP: 0.265, SLG: 0.264 (1, 6)									3	1	1	2	1	0	2																			
Inning Stats	R: 1 E: 0 K: 1 S: 7	H: 2 LOB: 2 BB: 1 P: 11	R: 0 E: 0 K: 0 S: 3	H: 0 LOB: 0 BB: 0 P: 3	R: 0 E: 0 K: 1 S: 5	H: 0 LOB: 0 BB: 0 P: 5	R: 3 E: 1 K: 1 S: 9	H: 5 LOB: 1 BB: 0 P: 9	R: 0 E: 0 K: 0 S: 4	H: 1 LOB: 1 BB: 0 P: 4	R: 0 E: 0 K: 0 S: 2	H: 0 LOB: 0 BB: 1 P: 6	R: 2 E: 0 K: 1 S: 5	H: 1 LOB: 2 BB: 4 P: 21	R: 5 E: 1 K: 2 S: 12	H: 3 LOB: 0 BB: 0 P: 12		1B: 10 2B: 1 3B: 0 HR: 1	SF: 1 SAC: 1 DP: 1 HBP: 0	WP: 0 PB: 0 CS: 1	PA: 41													
PITCHER	IP WLS BF H R ER SO BB IBB HBP BLK WP HR S P ERA WHIP																																	
Phil Niekro, R ERA: 2.91 Dave Righetti, L ERA: 2.41 Dale Murray, R ERA: 2.4	(1, 1) (7, 1) (8, 1)	6.2 0.2 0.2	WLS L	BF 29 10 2	H 4	R 6	ER 5	SO 5	BB 1	IBB 1	HBP 0	BLK 0	WP 0	HR 1	S 33	P 49		ERA 6.75	WHIP 1.800															

Batter	1	2	3	4	5	6	7	8	9	AB	R	H	RBI	BB	SO	LOB	TOP					
Bobby Meacham, S OBP: 0.320, SLG: 0.343 (1, 6)	4-3		F9		HBP	K		F8		4	0	0	0	0	1	4	New York Yankees @ California Angels Anaheim Stadium, Anaheim, CA Sun Sep 02 1984, 6:33 AM EDT Att: 26,530 - Unknown livebaseballscorecards.com					
Tim Foli, R OBP: 0.266, SLG: 0.316 (1, 4)	1B		6-3		F4		F6		5	0	1	0	0	0	1							
Don Mattingly, L OBP: 0.391, SLG: 0.548 (1, 3)	F9		F8			HR	F7		5	1	1	1	0	1	1							
Dave Winfield, R OBP: 0.400, SLG: 0.527 (1, 9)	1-2			F2		BB	K		5	1	2	0	0	2	0							
Don Baylor, R OBP: 0.329, SLG: 0.480 (1, 10)	F8			5-3		5-3		F8	4	1	1	0	0	0	3							
Ken Griffey, L OBP: 0.313, SLG: 0.367 (1, 7)		F3		F5		K		F8	4	0	0	0	0	1	2							
Mike Pagliarulo, L OBP: 0.314, SLG: 0.504 (1, 5)		F7			HR	BB		SF8	2	2	1	2	1	0	0							
Omar Moreno, L OBP: 0.298, SLG: 0.375 (1, 8)		S		8-4	1B	1-2	BB	BB	2	0	2	0	2	0	0							
Rick Cerone, R OBP: 0.275, SLG: 0.314 (1, 2)	1-2	F3		8-4	1-2	1-2	BB	BB	3	0	1	2	1	0	2							
Inning Stats	R: 0 E: 0 K: 0 S: 5	H: 2 LOB: 2 BB: 0 P: 5	R: 0 E: 0 K: 0 S: 4	H: 1 LOB: 1 BB: 0 P: 4	R: 0 E: 0 K: 0 S: 3	H: 0 LOB: 0 BB: 0 P: 3	R: 0 E: 0 K: 0 S: 3	H: 0 LOB: 0 BB: 0 P: 3	R: 1 E: 0 K: 0 S: 4	H: 2 LOB: 1 BB: 0 P: 5	R: 3 E: 0 K: 2 S: 10	H: 3 LOB: 2 BB: 2 P: 18	R: 0 E: 0 K: 1 S: 5	H: 0 LOB: 0 BB: 0 P: 5	R: 1 E: 0 K: 0 S: 4	H: 1 LOB: 2 BB: 2 P: 12	R: 0 E: 0 K: 2 S: 7	H: 0 LOB: 0 BB: 0 P: 7	1B: 5 2B: 3 3B: 0 HR: 2	SF: 1 SAC: 0 DP: 1 HBP: 1	WP: 0 PB: 0 CS: 0	PA: 40
PITCHER	IP	WLS	BF	H	R	ER	SO	BB	IBB	HBP	BLK	WP	HR	S	P	ERA	WHIP					
Ron Romanick, R ERA: 3.84 (1, 1)	5.1		23	7	3	3	0	0	0	1	0	0	2	22	23	5.06	1.312					
John Curtis, L ERA: 4.57 (6, 1)	0.1	L	3	0	0	0	1	2	0	0	0	0	0	3	11	0.00	6.000					
Luis Sanchez, R ERA: 2.71 (6, 1)	3.1		14	2	2	2	4	2	0	0	0	0	0	20	28	5.40	1.200					


Batter	1	2	3	4	5	6	7	8	9	AB	R	H	RBI	BB	SO	LOB	BOTTOM				
Juan Beniquez, R OBP: 0.385, SLG: 0.482 (1, 9)	HR				K					2	1	2	0	0	0	0	New York Yankees @ California Angels Anaheim Stadium, Anaheim, CA Sun Sep 02 1984, 6:33 AM EDT Att: 26,530 - Unknown livebaseballscorecards.com				
Gary Pettis, S OBP: 0.331, SLG: 0.302 (5, FH) (6, 8)	2B	2B					K			2	0	0	0	0	2	1					
Bobby Grich, R OBP: 0.332, SLG: 0.452 (1, 4) (8, 3)	HR	F9			5-3			K	3	1	0	0	1	1	1						
Fred Lynn, L OBP: 0.369, SLG: 0.471 (1, 8) (6, 9)	HR		3-1		F7			K	4	1	1	3	0	1	0						
Doug DeCinces, R OBP: 0.321, SLG: 0.436 (1, 5)	1-3		5-3		F5			F8	4	0	0	0	0	0	0						
Brian Downing, R OBP: 0.357, SLG: 0.447 (1, 7)					F5			F8	4	0	2	0	0	0	0						
Reggie Jackson, L OBP: 0.304, SLG: 0.409 (1, 10)	K		F3		F8			K	4	0	0	0	0	2	2						
Darrell Miller, R OBP: 0.253, SLG: 0.222 (1, 3)	F3			FC5-4			K		2	0	1	0	0	0	1						
Rob Wilfong, L OBP: 0.318, SLG: 0.392 (7, PH) (8, 4)				1B				BB	1	0	0	0	1	1	0						
Bob Boone, R OBP: 0.238, SLG: 0.264 (1, 2)		6-3		FC5-4					3	0	1	0	1	0	1						
Rick Burleson, R (9, PR)				G6-4-3			3-1		0	0	0	0	0	0	0						
Dick Schofield, R OBP: 0.264, SLG: 0.262 (1, 6)				1-2			2B		2	0	0	0	0	0	1						
Rod Carew, L OBP: 0.373, SLG: 0.358 (7, PH)		6-3		G6-4-3					1	0	0	0	0	0	1						
Rob Piccolo, R OBP: 0.207, SLG: 0.287 (8, 6)				1-2					0	0	0	0	0	0	0						
Mike Brown, R OBP: 0.336, SLG: 0.492 (9, PH)				1-2			2-3		1	0	0	0	0	1	2						
Inning Stats	R: 3 E: 0 K: 1 S: 8	H: 3 LOB: 1 BB: 1 P: 12	R: 0 E: 0 K: 0 S: 4	H: 1 LOB: 1 BB: 0 P: 4	R: 0 E: 0 K: 0 S: 4	H: 1 LOB: 0 BB: 0 P: 3	R: 0 E: 0 K: 0 S: 3	H: 0 LOB: 0 BB: 0 P: 3	R: 0 E: 0 K: 2 S: 8	H: 1 LOB: 1 BB: 0 P: 8	R: 0 E: 0 K: 2 S: 7	H: 0 LOB: 0 BB: 0 P: 7	R: 0 E: 0 K: 2 S: 7	H: 0 LOB: 2 BB: 2 P: 15	1B: 3 2B: 3 3B: 0 HR: 1	SF: 0 SAC: 0 DP: 1 HBP: 0	WP: 0 PB: 0 CS: 0	PA: 36			
PITCHER	IP	WLS	BF	H	R	ER	SO	BB	IBB	HBP	BLK	WP	HR	S	P	ERA	WHIP				
Ray Fontenot, L ERA: 4.04 (1, 1)	4.0		18	6	3	3	1	1	0	0	0	0	0	19	23	6.75	1.750				
Jay Howell, R ERA: 2.57 (5, 1)	4.1	W	14	1	0	0	5	0	0	0	0	0	0	24	24	0.00	0.231				
Dave Righetti, L ERA: 2.39 (9, 1)	0.2	S	4	0	0	0	2	2	0	0	0	0	0	6	14	0.00	3.000				

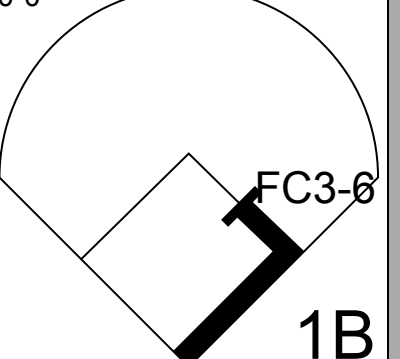
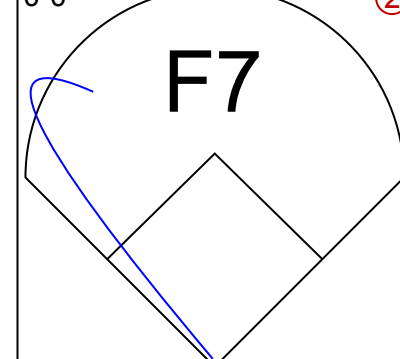
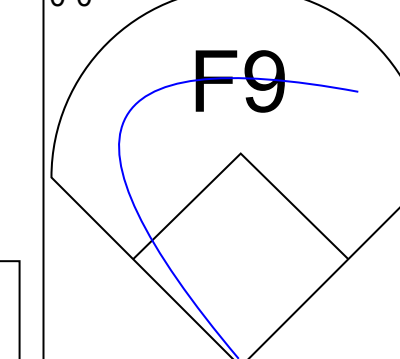
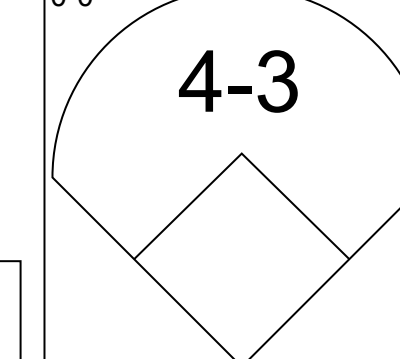
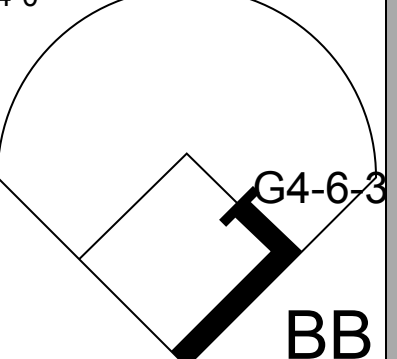
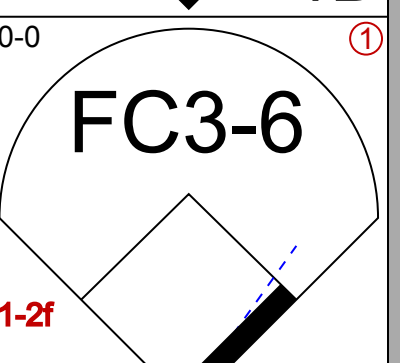
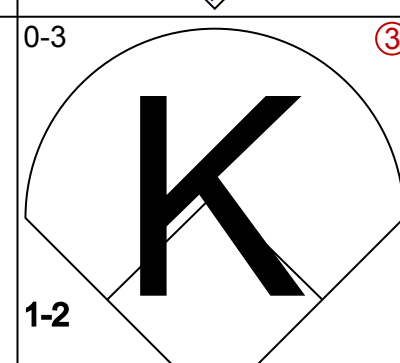
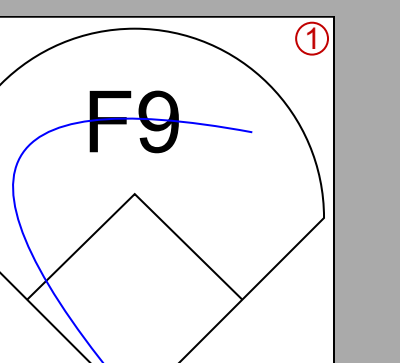
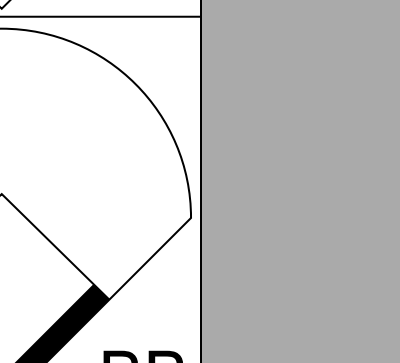
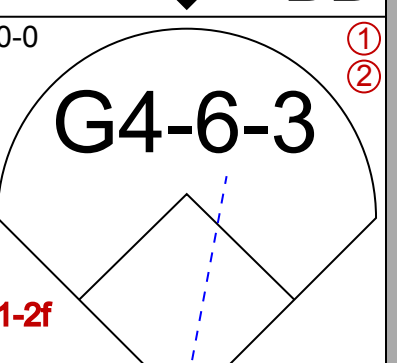
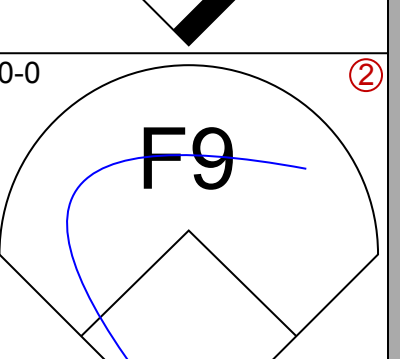
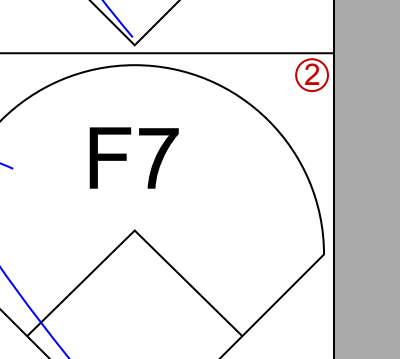
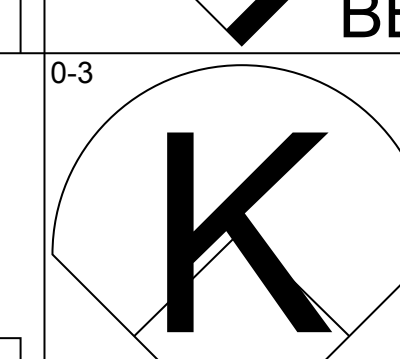
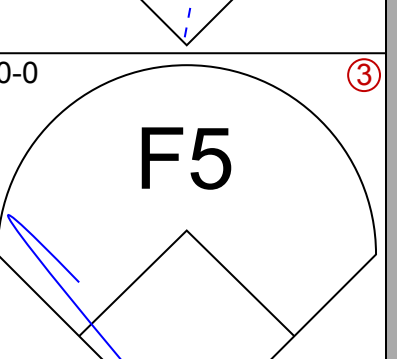
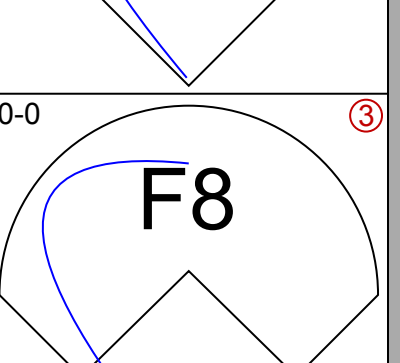
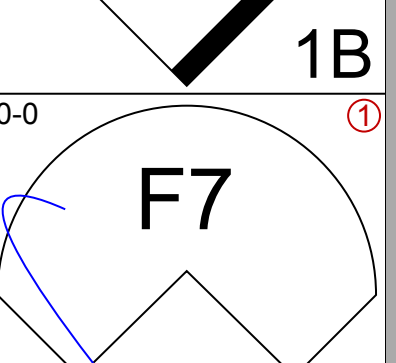
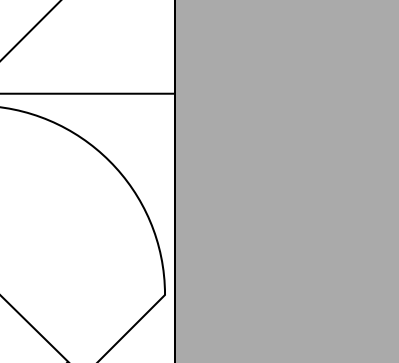
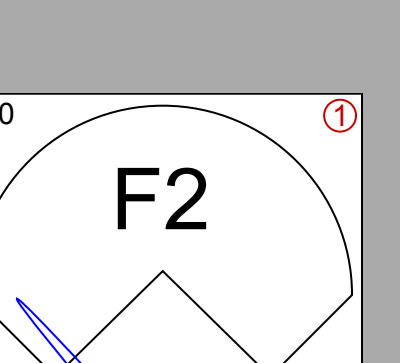

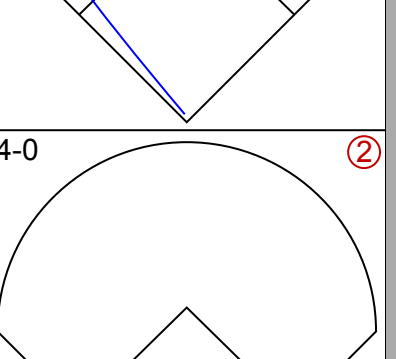

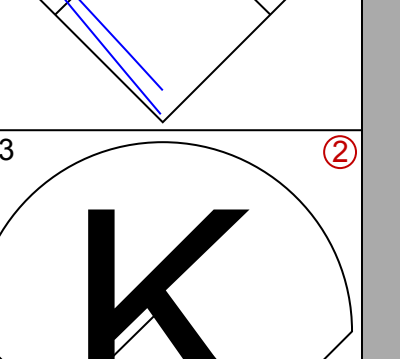

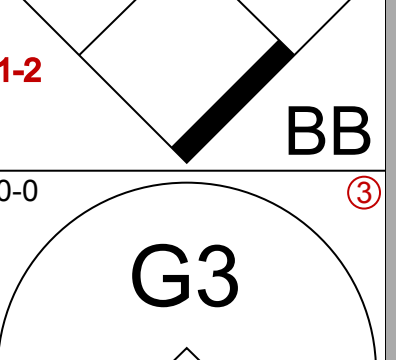
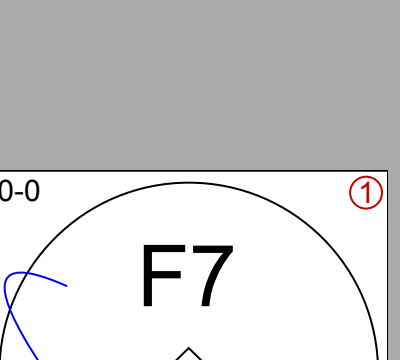
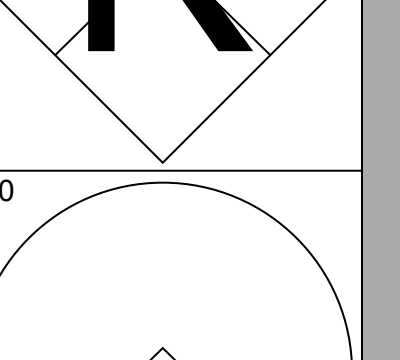
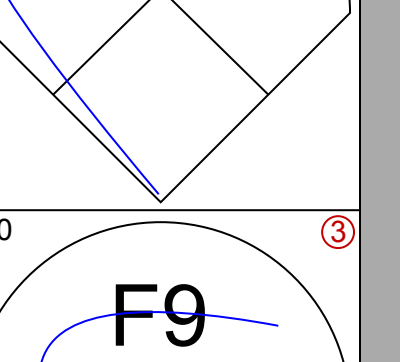
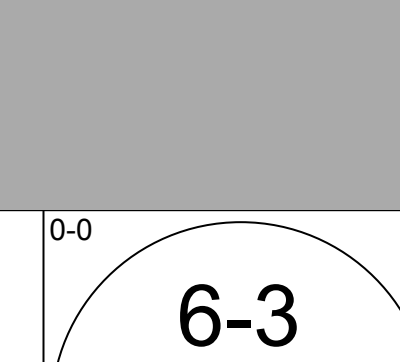
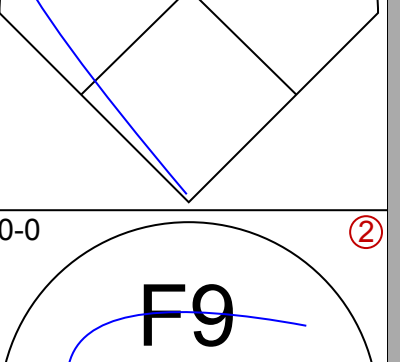
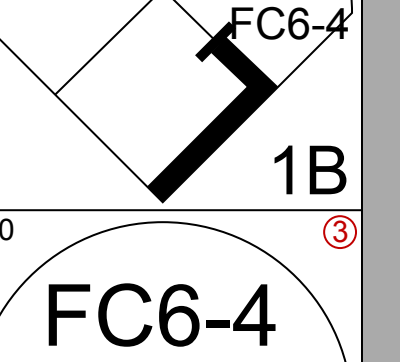

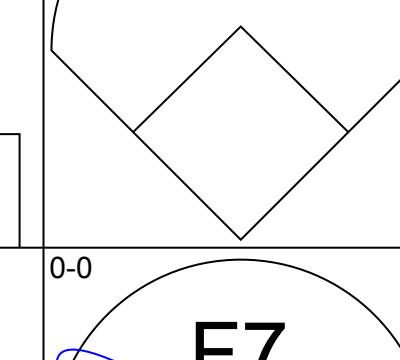
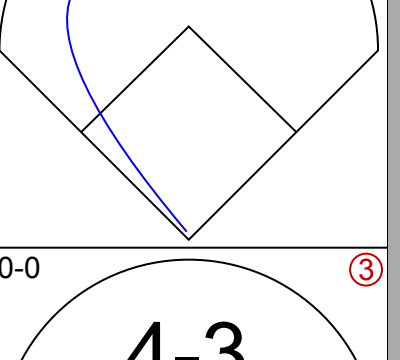
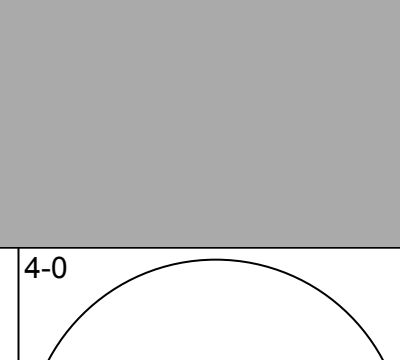
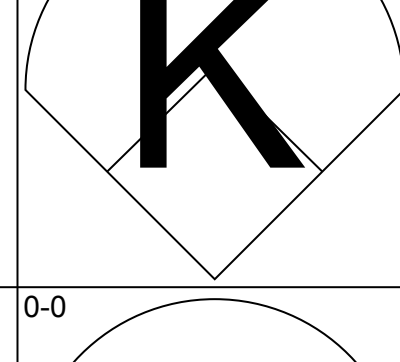
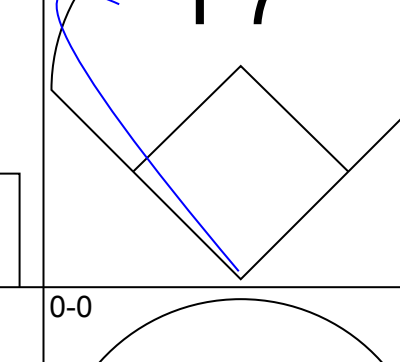
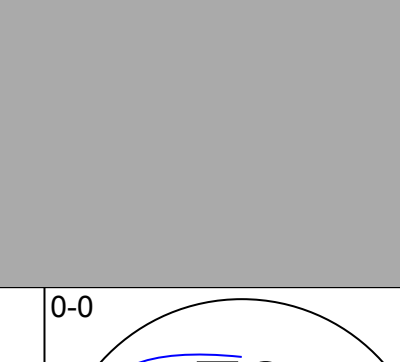
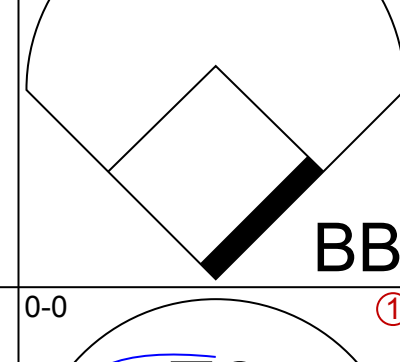
Batter	1	2	3	4	5	6	7	8	9	AB	R	H	RBI	BB	SO	LOB	TOP											
Juan Beniquez, R OBP: 0.389, SLG: 0.484 (1, 9)	4-3	PO	1B		F9			BB	FC1-6	5	1	3	0	0	0	0	California Angels @ Cleveland Indians Cleveland Municipal Stadium, Cleveland, OH Mon Sep 03 1984, 7:05 PM EDT Att: 6,655 - Unknown											
Rod Carew, L OBP: 0.373, SLG: 0.364 (1, 3)			K			1-3		BB	FC1-6	4	1	1	0	1	1	2												
Fred Lynn, L OBP: 0.370, SLG: 0.469 (1, 8)	F6				F3			BB		4	1	1	1	1	0	2												
Doug DeCinces, R OBP: 0.320, SLG: 0.433 (1, 5)	1-3		G4-6-3		F4			BB		3	0	0	1	1	0	3												
Brian Downing, R OBP: 0.358, SLG: 0.449 (1, 7)								BB	F9	2	1	1	0	0	1	0												
Gary Pettis, S OBP: 0.333, SLG: 0.304 (4, 8)								BB		1	0	1	0	0	0	0												
Jerry Narron, L OBP: 0.292, SLG: 0.352 (8, PH)								BB		0	0	0	0	0	0	0												
Mike Brown, R OBP: 0.333, SLG: 0.488 (8, PH)								BB		1	0	0	0	0	0	3												
Reggie Jackson, L OBP: 0.303, SLG: 0.407 (1, 10)								BB		4	0	1	2	0	0	2												
Rob Wilfong, L OBP: 0.391, SLG: 0.391 (8, PH)								BB		3	0	1	1	0	0	1												
Bobby Grich, R OBP: 0.331, SLG: 0.451 (8, 4)								BB		1	0	0	0	0	0	2												
Bob Boone, R OBP: 0.236, SLG: 0.261 (1, 2)								BB		4	0	0	0	0	0	4												
Dick Schofield, R OBP: 0.262, SLG: 0.261 (1, 6)								BB		2	0	0	0	0	1	2												
Daryl Sconiers, L OBP: 0.308, SLG: 0.355 (8, PH)								BB		0	0	0	0	1	0	0												
Rob Piccolo, R OBP: 0.207, SLG: 0.287 (8, 6)								BB		0	1	0	0	0	0	0												
Rick Burleson, R (9, PH)								BB		1	0	0	0	0	0	0												
Inning Stats	R: 0 E: 0 K: 0 S: 4	H: 1 LOB: 1 BB: 0 P: 4	R: 1 E: 0 K: 0 S: 5	H: 2 LOB: 1 BB: 0 P: 5	R: 0 E: 0 K: 1 S: 6	H: 2 LOB: 1 BB: 0 P: 6	R: 0 E: 0 K: 1 S: 5	H: 0 LOB: 0 BB: 0 P: 5	R: 0 E: 0 K: 0 S: 3	H: 0 LOB: 0 BB: 0 P: 3	R: 0 E: 0 K: 0 S: 4	H: 1 LOB: 1 BB: 0 P: 4	R: 4 E: 0 K: 0 S: 5	H: 2 LOB: 2 BB: 4 P: 21	R: 0 E: 0 K: 0 S: 4	H: 1 LOB: 1 BB: 0 P: 4	1B: 7 2B: 1 3B: 1 HR: 0	SF: 0 SAC: 0 DP: 1 HBP: 0	WP: 0 PB: 0 SB: 0 CS: 0	PA: 40								
PITCHER	IP	WLS	BF	H	R	ER	SO	BB	IBB	HBP	BLK	WP	HR	S	P	ERA	WHIP											
Steve Comer, R ERA: 5.38 (1, 1)	7.0	W	28	7	3	3	3	1	0	0	0	0	0	33	37	3.86	1.143											
Ernie Camacho, R ERA: 2.49 (8, 1)	0.0		3	0	0	0	0	3	0	0	0	0	0	0	12	∞	∞											
Mike Jeffcoat, L ERA: 2.84 (8, 1)	0.1		2	1	2	2	0	0	0	0	0	0	0	2	2	54.00	3.000											
Steve Farr, R ERA: 4.8 (8, 1)	1.0		4	1	0	0	0	0	0	0	0	0	0	4	4	0.00	1.000											
Jamie Easterly, L ERA: 3.48 (9, 1)	0.2	S	2	0	0	0	0	0	0	0	0	0	0	2	2	0.00	0.000											
Batter	1	2	3	4	5	6	7	8	9	AB	R	H	RBI	BB	SO	LOB	BOTTOM											
Joe Carter, R OBP: 0.292, SLG: 0.469 (1, 8)	K	FC6-4		K		HR		K		5	1	1	1	0	3	5	California Angels @ Cleveland Indians Cleveland Municipal Stadium, Cleveland, OH Mon Sep 03 1984, 7:05 PM EDT Att: 6,655 - Unknown											
Julio Franco, R OBP: 0.337, SLG: 0.352 (1, 6)	F8			4-3		F9		G5-4-3		5	1	1	0	0	0	3												
Mel Hall, L OBP: 0.348, SLG: 0.441 (1, 7)				F9		F8		F9		4	1	1	1	0	0	1												
Andre Thornton, R OBP: 0.363, SLG: 0.494 (1, 10)				5-3		F9		5-3		4	0	0	0	0	1	1												
George Vukovich, L OBP: 0.351, SLG: 0.431 (1, 9)				F9		E3		2B		4	1	1	0	0	0	0												
Pat Tabler, R OBP: 0.353, SLG: 0.390 (1, 5)				F7		2B		1B		4	2	3	0	0	0	1												
Mike Hargrove, L OBP: 0.366, SLG: 0.344 (1, 3)				SF9		F7		2B		4	0	2	2	0	0	1												
Chris Bando, S OBP: 0.382, SLG: 0.491 (1, 2)				SF9		F7		G3		1	0	0	0	3	0	1												
Mike Fischlin, R OBP: 0.295, SLG: 0.338 (1, 4)				SF9		F7		G5-4-3		0	0	0	0	0	0	0												
Broderick Perkins, L OBP: 0.252, SLG: 0.218 (2, PH)				SF9		F7				0	0	0	1	0	0	0												
Junior Noboa, R OBP: 0.667, SLG: 0.667 (3, 4)				SF9		F7				3	0	2	0	0	0	2												
Inning Stats	R: 1 E: 0 K: 2 S: 8	H: 1 LOB: 0 BB: 0 P: 8	R: 1 E: 1 K: 0 S: 5	H: 2 LOB: 2 BB: 1 P: 9	R: 1 E: 1 K: 0 S: 5	H: 1 LOB: 1 BB: 0 P: 5	R: 0 E: 0 K: 1 S: 6	H: 1 LOB: 2 BB: 1 P: 10	R: 2 E: 0 K: 0 S: 6	H: 3 LOB: 2 BB: 1 P: 10	R: 1 E: 0 K: 0 S: 4	H: 1 LOB: 0 BB: 0 P: 4	R: 0 E: 0 K: 0 S: 4	H: 1 LOB: 0 BB: 0 P: 4	R: 0 E: 0 K: 1 S: 5	H: 1 LOB: 0 BB: 0 P: 5		1B: 7 2B: 2 3B: 0 HR: 2	SF: 1 SAC: 0 DP: 1 HBP: 0	WP: 0 PB: 0 SB: 0 CS: 0	PA: 38							
PITCHER	IP	WLS	BF	H	R	ER	SO	BB	IBB	HBP	BLK	WP	HR	S	P	ERA		WHIP										
Jim Slaton, R ERA: 5.11 (1, 1)	4.2	L	25	8	5	4	3	2	0	0	0	0	0	29	37	7.71		2.143										
Curt Kaufman, R ERA: 4.88 (5, 1)	2.1		10	2	1	1	0	0	1	0	0	0	1	9	13	3.86		0.857										
Doug Corbett, R ERA: 2.25 (8, 1)	1.0		3	1	0	0	1	0	0	0	0	0	0	5	5	0.00	1.000											

Batter	1	2	3	4	5	6	7	8	9	10	11	12	AB	R	H	RBI	BB	SO	LOB	TOP							
Juan Beniquez, R OBP: 0.385, SLG: 0.478 (8.7)													6	1	1	0	0	4	1								
Rod Carew, L OBP: 0.373, SLG: 0.366 (1.3)													6	3	2	0	0	0	0								
Fred Lynn, L OBP: 0.373, SLG: 0.479 (8.9)													5	1	3	2	1	0	0								
Doug DeCinces, R OBP: 0.321, SLG: 0.434 Rob Wilfong, L OBP: 0.316, SLG: 0.388 (8.4)													4	0	2	1	0	1	0								
Brian Downing, R OBP: 0.357, SLG: 0.446 Gary Pettis, S OBP: 0.331, SLG: 0.302 (8.8)													3	0	0	0	1	1	2								
Reggie Jackson, L OBP: 0.362, SLG: 0.404 (1.10)													4	0	0	0	1	1	5								
Bobby Grich, R OBP: 0.332, SLG: 0.448 (8.5)													4	0	1	0	1	0	1								
Bob Boone, R OBP: 0.234, SLG: 0.258 Jerry Naron, L OBP: 0.290, SLG: 0.349 (11.2)													4	0	0	0	0	1	1								
Dick Schottfeld, R OBP: 0.262, SLG: 0.260 Rick Burleson, R OBP: 0.207, SLG: 0.287 (12.6)													4	0	1	0	0	1	0								
Inning Stats	R: 1 E: 1 K: 2 S: 10	H: 2 LOB: 2 BB: 0 P: 10	R: 0 E: 0 K: 1 S: 5	H: 0 LOB: 0 BB: 0 P: 5	R: 0 E: 0 K: 1 S: 7	H: 2 LOB: 3 BB: 1 P: 11	R: 0 E: 0 K: 1 S: 6	H: 2 LOB: 1 BB: 0 P: 6	R: 0 E: 0 K: 0 S: 3	H: 0 LOB: 0 BB: 0 P: 3	R: 0 E: 0 K: 1 S: 5	H: 0 LOB: 1 BB: 1 P: 9	R: 0 E: 0 K: 2 S: 7	H: 0 LOB: 0 BB: 0 P: 7	R: 0 E: 0 K: 0 S: 3	H: 0 LOB: 0 BB: 0 P: 3	R: 0 E: 0 K: 1 S: 5	H: 0 LOB: 1 BB: 1 P: 9	R: 2 E: 1 K: 1 S: 7	H: 2 LOB: 1 BB: 1 P: 11	1B: 7 2B: 2 3B: 0 HR: 1	SF: 0 SAC: 0 DP: 1 HBP: 0	WP: 0 PB: 0 SB: 0 CS: 0	PA: 50			
PITCHER	IP WLS BF H R ER SO BB IBB HBP BLK WP HR S P ERA WHIP	IP WLS BF H R ER SO BB IBB HBP BLK WP HR S P ERA WHIP	IP WLS BF H R ER SO BB IBB HBP BLK WP HR S P ERA WHIP	IP WLS BF H R ER SO BB IBB HBP BLK WP HR S P ERA WHIP	IP WLS BF H R ER SO BB IBB HBP BLK WP HR S P ERA WHIP	IP WLS BF H R ER SO BB IBB HBP BLK WP HR S P ERA WHIP	IP WLS BF H R ER SO BB IBB HBP BLK WP HR S P ERA WHIP	IP WLS BF H R ER SO BB IBB HBP BLK WP HR S P ERA WHIP	IP WLS BF H R ER SO BB IBB HBP BLK WP HR S P ERA WHIP	IP WLS BF H R ER SO BB IBB HBP BLK WP HR S P ERA WHIP	IP WLS BF H R ER SO BB IBB HBP BLK WP HR S P ERA WHIP	IP WLS BF H R ER SO BB IBB HBP BLK WP HR S P ERA WHIP	IP WLS BF H R ER SO BB IBB HBP BLK WP HR S P ERA WHIP	IP WLS BF H R ER SO BB IBB HBP BLK WP HR S P ERA WHIP	IP WLS BF H R ER SO BB IBB HBP BLK WP HR S P ERA WHIP	IP WLS BF H R ER SO BB IBB HBP BLK WP HR S P ERA WHIP	IP WLS BF H R ER SO BB IBB HBP BLK WP HR S P ERA WHIP	IP WLS BF H R ER SO BB IBB HBP BLK WP HR S P ERA WHIP	IP WLS BF H R ER SO BB IBB HBP BLK WP HR S P ERA WHIP	IP WLS BF H R ER SO BB IBB HBP BLK WP HR S P ERA WHIP	IP WLS BF H R ER SO BB IBB HBP BLK WP HR S P ERA WHIP	IP WLS BF H R ER SO BB IBB HBP BLK WP HR S P ERA WHIP	IP WLS BF H R ER SO BB IBB HBP BLK WP HR S P ERA WHIP	IP WLS BF H R ER SO BB IBB HBP BLK WP HR S P ERA WHIP	IP WLS BF H R ER SO BB IBB HBP BLK WP HR S P ERA WHIP	IP WLS BF H R ER SO BB IBB HBP BLK WP HR S P ERA WHIP	IP WLS BF H R ER SO BB IBB HBP BLK WP HR S P ERA WHIP

California Angels @ Cleveland Indians
Cleveland Municipal Stadium, Cleveland, OH
Tue Sep 04 1984, 7:05 PM EDT
Att. 3,763 - Unknown

AB 46
R 5
H 10
RBI 4
BB 4
SO 10
LOB 13




Batter	1	2	3	4	5	6	7	8	9	10	11	12	AB	R	H	RBI	BB	SO	LOB	BOTTOM							
Brett Butler, L OBP: 0.358, SLG: 0.330 (1.8)													5	0	1	0	1	0	3								
Julio Franco, R OBP: 0.336, SLG: 0.349 (1.6)													5	0	0	0	1	1	4								
Mel Hall, L OBP: 0.346, SLG: 0.438 (1.10)													5	0	1	0	0	1	2								
Andre Thornton, R OBP: 0.363, SLG: 0.493 (1.3)													5	1	2	0	0	0	2								
Joe Carter, R OBP: 0.289, SLG: 0.457 (1.7)													4	0	0	0	1	4	2								
George Vukovich, L OBP: 0.349, SLG: 0.428 (1.9)													5	0	1	0	0	0	2								
Pat Tabler, R OBP: 0.351, SLG: 0.386 (1.5)													4	1	0	0	1	0	1								
Chris Bando, S OBP: 0.382, SLG: 0.503 (1.2)													4	1	1	3	1	1	0								
Mike Eichen, S OBP: 0.354 Mike Martindale, L OBP: 0.343 Juney Berke, L OBP: 0.347 Tony Betancourt, S OBP: 0.347 Brodrick Perkins, L OBP: 0.347 (1.4)													2	0	2	0	0	0	0								
Inning Stats	R: 0 E: 0 K: 0 S: 4	H: 1 LOB: 1 BB: 0 P: 4	R: 0 E: 0 K: 1 S: 5	H: 0 LOB: 0 BB: 0 P: 5	R: 0 E: 0 K: 2 S: 8	H: 1 LOB: 1 BB: 0 P: 8	R: 0 E: 0 K: 0 S: 3	H: 1 LOB: 1 BB: 1 P: 7	R: 0 E: 0 K: 0 S: 4	H: 1 LOB: 1 BB: 0 P: 4	R: 0 E: 0 K: 1 S: 5	H: 0 LOB: 1 BB: 1 P: 9	R: 3 E: 0 K: 2 S: 9	H: 2 LOB: 0 BB: 13	R: 0 E: 0 K: 0 S: 2	H: 0 LOB: 0 BB: 1 P: 6	R: 0 E: 0 K: 0 S: 6	H: 1 LOB: 1 BB: 0 P: 6	R: 0 E: 0 K: 0 S: 3	H: 0 LOB: 1 BB: 1 P: 7	1B: 7 2B: 0 3B: 0 HR: 1	SF: 0 SAC: 0 DP: 1 HBP: 0	WP: 0 PB: 0 SB: 1 CS: 1	PA: 47			
PITCHER	IP WLS BF H R ER SO BB IBB HBP BLK WP HR S P ERA WHIP	IP WLS BF H R ER SO BB IBB HBP BLK WP HR S P ERA WHIP	IP WLS BF H R ER SO BB IBB HBP BLK WP HR S P ERA WHIP	IP WLS BF H R ER SO BB IBB HBP BLK WP HR S P ERA WHIP	IP WLS BF H R ER SO BB IBB HBP BLK WP HR S P ERA WHIP	IP WLS BF H R ER SO BB IBB HBP BLK WP HR S P ERA WHIP	IP WLS BF H R ER SO BB IBB HBP BLK WP HR S P ERA WHIP	IP WLS BF H R ER SO BB IBB HBP BLK WP HR S P ERA WHIP	IP WLS BF H R ER SO BB IBB HBP BLK WP HR S P ERA WHIP	IP WLS BF H R ER SO BB IBB HBP BLK WP HR S P ERA WHIP	IP WLS BF H R ER SO BB IBB HBP BLK WP HR S P ERA WHIP	IP WLS BF H R ER SO BB IBB HBP BLK WP HR S P ERA WHIP	IP WLS BF H R ER SO BB IBB HBP BLK WP HR S P ERA WHIP	IP WLS BF H R ER SO BB IBB HBP BLK WP HR S P ERA WHIP	IP WLS BF H R ER SO BB IBB HBP BLK WP HR S P ERA WHIP	IP WLS BF H R ER SO BB IBB HBP BLK WP HR S P ERA WHIP	IP WLS BF H R ER SO BB IBB HBP BLK WP HR S P ERA WHIP	IP WLS BF H R ER SO BB IBB HBP BLK WP HR S P ERA WHIP	IP WLS BF H R ER SO BB IBB HBP BLK WP HR S P ERA WHIP	IP WLS BF H R ER SO BB IBB HBP BLK WP HR S P ERA WHIP	IP WLS BF H R ER SO BB IBB HBP BLK WP HR S P ERA WHIP	IP WLS BF H R ER SO BB IBB HBP BLK WP HR S P ERA WHIP	IP WLS BF H R ER SO BB IBB HBP BLK WP HR S P ERA WHIP	IP WLS BF H R ER SO BB IBB HBP BLK WP HR S P ERA WHIP	IP WLS BF H R ER SO BB IBB HBP BLK WP HR S P ERA WHIP	IP WLS BF H R ER SO BB IBB HBP BLK WP HR S P ERA WHIP	IP WLS BF H R ER SO BB IBB HBP BLK WP HR S P ERA WHIP

California Angels @ Cleveland Indians
Cleveland Municipal Stadium, Cleveland, OH
Tue Sep 04 1984, 7:05 PM EDT
Att. 3,763 - Unknown

AB 42
R 3
H 8
RBI 3
BB 5
SO 8
LOB 17




Batter	1	2	3	4	5	6	7	8	9	AB	R	H	RBI	BB	SO	LOB	TOP										
Rob Wilfong, L OBP: 0.317, SLG: 0.385 (1, 4)	F9		BB	1-3 2-H 3-H	K		F9		G3	5	0	1	2	1	1	2	California Angels @ Cleveland Indians Cleveland Municipal Stadium, Cleveland, OH Wed Sep 05 1984, 7:05 PM EDT Att: 4,435 - Unknown										
Rod Carew, L OBP: 0.370, SLG: 0.363 Daryl Sconiers, L OBP: 0.305, SLG: 0.352 (1, 3) (8, 3)	F7		BB	SF7		F8	F6		K	3	0	0	1	1	0	1											
Juan Beniquez, R OBP: 0.366, SLG: 0.476 Gary Pettis, S OBP: 0.330, SLG: 0.301 (1, 9) (7, PH) (7, 8)	1B		G6-4-3	F9		2B HBP	K			3	1	1	0	0	0	3											
Fred Lynn, L OBP: 0.379, SLG: 0.486 (1, 8) (7, 9)				WP BB SF3	1B	PB G3	BB 2B		HR BB	4	3	4	1	1	0	0											
Mike Brown, R OBP: 0.333, SLG: 0.488 (9, 9)	1-3			1B		1-H				0	0	0	0	0	0	0											
Brian Downing, R OBP: 0.359, SLG: 0.454 (1, 7)	K			SF3 WP 1B BB	G3 PB E 1B	K		1-H HR BB		4	3	2	2	1	2	3											
Reggie Jackson, L OBP: 0.305, SLG: 0.402 (1, 10)		F9		BB 1B 1-2 2-3	G3 E BB	BB BB		F7		2	2	0	0	3	0	0											
Bobby Grich, R OBP: 0.333, SLG: 0.445 (1, 5)	6-3			SF3	F3		1-2 2-3 BB		G5-4-3 BB	2	0	0	1	2	0	3											
Jerry Narron, L OBP: 0.287, SLG: 0.343 (1, 2)	K			2-3 3-H	G3	F7		G5-4-3		5	1	1	2	0	1	6											
Dick Schofield, R OBP: 0.264, SLG: 0.260 (1, 6)			F6	1B SF7 BB	E6				K	4	1	1	0	1	1	0											
Inning Stats	R: 0 E: 0 K: 1 S: 7	H: 2 LOB: 2 P: 7	R: 0 E: 0 K: 1 S: 5	H: 0 LOB: 0 BB: 0 P: 5	R: 0 E: 0 K: 0 S: 2	H: 0 LOB: 1 BB: 2 P: 10	R: 5 E: 0 K: 0 S: 6	H: 3 LOB: 1 BB: 3 P: 18	R: 3 E: 1 K: 1 S: 8	H: 2 LOB: 1 BB: 1 P: 12	R: 1 E: 0 K: 1 S: 6	H: 1 LOB: 3 BB: 2 P: 15	R: 0 E: 0 K: 1 S: 6	H: 1 LOB: 1 BB: 0 P: 6	R: 2 E: 0 K: 0 S: 3	H: 1 LOB: 0 BB: 2 P: 11		R: 0 E: 0 K: 2 S: 7	H: 0 LOB: 0 BB: 0 P: 7	1B: 8 2B: 1 3B: 0 HR: 1	SF: 2 SAC: 0 DP: 2 HBP: 1	WP: 1 PB: 1 SB: 0 CS: 0	PA: 47				
PITCHER	IP	WLS	BF	H	R	ER	SO	BB	IBB	HBP	BLK	WP	HR	S	P	ERA	WHIP										
Jose Roman, R ERA: 13.5 (1, 1)	3.1	L	18	4	5	5	2	5	0	0	0	1	0	17	37	13.50	2.700										
Mike Jeffcoat, L ERA: 2.93 (4, 1)	0.2		6	3	3	1	0	1	0	0	0	0	0	5	9	13.50	6.000										
Steve Farr, R ERA: 4.8 (5, 1)	2.0		11	1	1	1	2	2	0	1	0	0	0	12	21	4.50	1.500										
Roy Smith, R ERA: 4.96 (7, 1)	2.0		9	2	2	2	1	2	0	0	0	0	1	9	17	9.00	2.000										
Tom Waddell, R ERA: 3.73 (9, 1)	1.0		3	0	0	0	2	0	0	0	0	0	0	7	7	0.00	0.000										
Batter	1	2	3	4	5	6	7	8	9	AB	R	H	RBI	BB	SO	LOB	BOTTOM										
Brett Butler, L OBP: 0.358, SLG: 0.328 (1, 8)	4-3 S 1B BB	CS BB		2-3		F8		K		3	1	0	0	2	1	1	California Angels @ Cleveland Indians Cleveland Municipal Stadium, Cleveland, OH Wed Sep 05 1984, 7:05 PM EDT Att: 4,435 - Unknown										
Julio Franco, R OBP: 0.336, SLG: 0.349 (1, 6)	4-3	K				1-3		1-3		4	0	1	0	1	1	3											
Mike Hargrove, L OBP: 0.362, SLG: 0.340 (1, 3)	1B BB 3-H		G3	F5		G3		6-3		5	1	1	1	0	0	3											
Mel Hall, L OBP: 0.345, SLG: 0.435 Jeff Moronko, R OBP: 0.250, SLG: 0.143 (1, 10) (9, PH)	1B 1B		K		F6		3-1		F7	4	0	1	0	0	1	0											
Joe Carter, R OBP: 0.299, SLG: 0.458 (1, 7)	1B			1B BB	5-3		BB 1B		6-3	4	1	2	1	1	0	0											
George Vukovich, L OBP: 0.348, SLG: 0.426 Carmen Castillo, R OBP: 0.321, SLG: 0.474 (1, 9) (9, PH)	F7			HBP 1B		F9		K		4	0	1	0	0	1	3											
Pat Tabler, R OBP: 0.355, SLG: 0.391 (1, 5)	5-3			HBP		1B 3B		1B BB		2	1	1	0	1	0	2											
Chris Bando, S OBP: 0.382, SLG: 0.500 Jerry Willard, L OBP: 0.296, SLG: 0.381 (1, 2) (7, PH) (8, 2)		K	K			BB 1B		1-3 2-H		3	0	1	1	0	2	3											
Tony Bernazard, S OBP: 0.292, SLG: 0.290 Broderick Perkins, L OBP: 0.254, SLG: 0.211 Junior Noboa, R OBP: 0.667, SLG: 0.667 (1, 4) (7, PH) (8, 4)	CS 2B			F7		F7		F7		3	0	1	0	0	0	1											
Inning Stats	R: 2 E: 0 K: 0 S: 6	H: 3 LOB: 2 BB: 1 P: 10	R: 0 E: 0 K: 2 S: 7	H: 1 LOB: 1 BB: 1 P: 11	R: 0 E: 0 K: 2 S: 8	H: 1 LOB: 3 BB: 1 P: 13	R: 0 E: 0 K: 0 S: 4	H: 1 LOB: 1 BB: 0 P: 4	R: 0 E: 0 K: 0 S: 3	H: 0 LOB: 0 BB: 0 P: 3	R: 1 E: 0 K: 0 S: 5	H: 2 LOB: 2 BB: 1 P: 9	R: 1 E: 0 K: 1 S: 7	H: 2 LOB: 2 BB: 1 P: 11	R: 0 E: 0 K: 1 S: 5	H: 0 LOB: 0 BB: 0 P: 5	R: 0 E: 0 K: 0 S: 3	H: 1 LOB: 1 BB: 0 P: 3	1B: 8 2B: 2 3B: 1 HR: 0	SF: 0 SAC: 0 DP: 0 HBP: 1	WP: 0 PB: 0 SB: 1 CS: 2	PA: 42					
PITCHER	IP	WLS	BF	H	R	ER	SO	BB	IBB	HBP	BLK	WP	HR	S	P	ERA	WHIP										
Bruce Kison, R ERA: 4.56 (1, 1)	7.0	W	36	10	4	4	5	5	0	1	0	0	0	40	61	5.14	2.143										
Tommy John, L ERA: 4.5 (8, 1)	2.0		6	1	0	0	1	0	0	0	0	0	0	8	8	0.00	0.500										

Batter	1	2	3	4	5	6	7	8	9	AB	R	H	RBI	BB	SO	LOB	TOP								
Derrel Thomas, S OBP: 0.309, SLG: 0.319	0-0 SH1-3 E8 1B	0-0 F9 2B	4-0 2B BB		0-0 6-3	0-3 K		0-0 1-2 2-H 1B		5	2	1	1	1	1	4	California Angels @ Chicago White Sox Comiskey Park, Chicago, IL Fri Sep 07 1984, 8:05 PM EDT Att: 26,086 - Unknown								
Dick Schofield, R OBP: 0.266, SLG: 0.269	0-0 SH1-3 2-3	4-0 1B WP BB	0-0 F8		0-0 4-3		0-0 HR	0-0 F7		4	2	1	1	1	0	3									
Fred Lynn, L OBP: 0.381, SLG: 0.490	0-3 K	0-0 WP BB 2B	0-0 1B		0-3 K		0-3 K	0-3 K		3	2	2	3	0	1	1									
Gary Pettis, S OBP: 0.328, SLG: 0.299		1-3 2-H 3-H 1B	0-0 2B							3	0	0	0	0	3	2									
Brian Downing, R OBP: 0.363, SLG: 0.462	0-0 1B	4-0 1-2 2B BB	0-0 2B			0-3 K	0-0 F9		0-0 4-3 2B	5	1	3	2	1	1	0									
Juan Beniquez, R OBP: 0.384, SLG: 0.477	0-3 K	0-0 1B	0-3 K			0-0 E3 1B 2B	0-0 6-3		0-0 4-3	4	2	1	2	0	2	2									
Mike Brown, R OBP: 0.329, SLG: 0.481		1-1 2-H 3-H 1B 2B							2-3	2	0	0	0	0	0	1									
Bobby Grich, R OBP: 0.340, SLG: 0.454		0-0 F9			0-0 6-3 1B 2B	0-0 2B		0-0 4-3 1B		5	3	4	1	0	0	0									
Rob Piccolo, R OBP: 0.205, SLG: 0.284						1-2 2B		1-2 2B 1B		1	0	0	0	0	1	1									
Reggie Jackson, L OBP: 0.310, SLG: 0.406					0-0 6-3	0-0 2B		0-0 4-3	4-0 BB	5	1	3	2	1	0	2									
Darrell Miller, R OBP: 0.320, SLG: 0.261					0-0 2-3 1B	0-0 F7		4-0 1B BB	0-0 F4	5	2	2	1	1	0	5									
Bob Boone, R OBP: 0.238, SLG: 0.261		0-0 1-2 3-H 1B 1B	0-0 F4	0-0 G4-3			4-0 BB	0-0 1-2 2-H 1B		4	1	2	2	1	0	1									
Inning Stats	R: 1 E: 1 K: 2 S: 9	H: 1 LOB: 1 BB: 0 P: 9	R: 7 E: 0 K: 0 S: 10	H: 7 LOB: 2 BB: 2 P: 18	R: 2 E: 0 K: 1 S: 7	H: 2 LOB: 1 BB: 1 P: 11	R: 1 E: 0 K: 0 S: 4	H: 2 LOB: 0 BB: 0 P: 4	R: 0 E: 0 K: 1 S: 5	H: 0 LOB: 0 BB: 0 P: 5	R: 2 E: 1 K: 2 S: 10	H: 2 LOB: 2 BB: 1 P: 14	R: 1 E: 0 K: 1 S: 6	H: 1 LOB: 0 BB: 0 P: 6	R: 2 E: 0 K: 1 S: 8	H: 3 LOB: 2 BB: 1 P: 12	R: 0 E: 0 K: 1 S: 6	H: 1 LOB: 2 BB: 1 P: 10	1B: 12 2B: 5 3B: 1 HR: 1	SF: 0 SAC: 1 DP: 1 HBP: 0	WP: 1 PB: 0 CS: 0	PA: 53			
PITCHER	IP	WLS	BF	H	R	ER	SO	BB	IBB	HBP	BLK	WP	HR	S	P	ERA	WHIP								
Britt Burns, L ERA: 5.36	1.2	L	13	5	7	6	2	2	0	0	0	0	0	15	23	32.40	4.200								
Gene Nelson, R ERA: 4.84	1.0		9	5	3	3	0	1	0	0	0	1	0	8	12	27.00	6.000								
Dan Spillner, R ERA: 4.89	4.1		19	5	4	3	5	1	0	0	0	0	1	28	32	6.23	1.385								
Bert Roberge, R ERA: 4.33	1.0		7	3	2	2	1	1	0	0	0	0	0	8	12	18.00	4.000								
Juan Agosto, L ERA: 2.69	1.0		5	1	0	0	1	1	0	0	0	0	0	6	10	0.00	2.000								


Batter	1	2	3	4	5	6	7	8	9	AB	R	H	RBI	BB	SO	LOB	BOTTOM								
Scott Fletcher, R OBP: 0.335, SLG: 0.325	0-0 F7	0-0 F3			0-0 G4-6-3 1B		0-0 F7	0-0 E 1B		4	0	1	0	0	0	1	California Angels @ Chicago White Sox Comiskey Park, Chicago, IL Fri Sep 07 1984, 8:05 PM EDT Att: 26,086 - Unknown								
Tom O'Malley, L OBP: 0.194, SLG: 0.138								1-2 2-H 3-H 1B		1	0	1	2	0	0	0									
Tom Paciorek, R OBP: 0.318, SLG: 0.347	0-0 2B		0-0 F9		0-0 G4-6-3 1-2 2B			0-0 K E4 1B		5	0	1	0	0	1	2									
Greg Walker, L OBP: 0.339, SLG: 0.531	0-0 1B		0-0 F3		0-0 4-3			0-0 BB BB 4-3		4	1	1	0	1	0	2									
Greg Luzinski, R OBP: 0.337, SLG: 0.377	0-0 F7		0-0 1B			0-3 K	0-3 K	0-0 6-3		5	0	1	0	0	2	3									
Ron Kittle, R OBP: 0.295, SLG: 0.446	0-0 F8		0-0 F9			0-3 K	0-3 K	4-0 BB 1B BB	0-0 F2	4	1	0	0	1	1	3									
Vance Law, R OBP: 0.304, SLG: 0.405		0-0 2B 2B			0-0 F9 SF8 2B		0-0 FC6-4 1B	4-0 1B 2B BB	0-3 K	4	3	3	0	1	1	0									
Marc Hill, R OBP: 0.295, SLG: 0.381					0-0 F9		0-0 FC6-4 1-2 2B			4	1	2	3	0	0	2									
Joel Skinner, R OBP: 0.254, SLG: 0.250		4-3 2-H 2B			2-3 F9		1-2 2B	1-3 2-H 3-H 1B 1B		0	0	0	0	0	0	0									
Julio Cruz, S OBP: 0.282, SLG: 0.309		0-0 4-3			0-0 SF8			0-0 1B 2B		2	0	0	1	0	0	1									
Jerry Dybzinski, R OBP: 0.321, SLG: 0.322		2-3 K			3-H 1-3			2-3 3-H 4-0 1B BB		1	1	1	1	0	0	0									
Rudy Law, L OBP: 0.312, SLG: 0.330					0-0 1-3					2	0	0	0	0	1	1									
Jerry Hairston, S OBP: 0.364, SLG: 0.409							0-3 K	0-0 1B E BB		1	1	0	0	1	1	0									
Inning Stats	R: 0 E: 0 K: 0 S: 5	H: 2 LOB: 2 BB: 0 P: 5	R: 1 E: 0 K: 1 S: 7	H: 2 LOB: 1 BB: 0 P: 7	R: 0 E: 0 K: 0 S: 4	H: 1 LOB: 1 BB: 0 P: 4	R: 1 E: 0 K: 0 S: 4	H: 1 LOB: 0 BB: 0 P: 4	R: 0 E: 0 K: 2 S: 8	H: 1 LOB: 1 BB: 0 P: 8	R: 0 E: 0 K: 1 S: 5	H: 0 LOB: 0 BB: 0 P: 5	R: 6 E: 1 K: 2 S: 11	H: 3 LOB: 2 BB: 4 P: 27	R: 0 E: 0 K: 1 S: 5	H: 0 LOB: 0 BB: 0 P: 5	1B: 6 2B: 5 3B: 0 HR: 0	SF: 1 SAC: 0 DP: 1 HBP: 0	WP: 0 PB: 0 CS: 0	PA: 42					
PITCHER	IP	WLS	BF	H	R	ER	SO	BB	IBB	HBP	BLK	WP	HR	S	P	ERA	WHIP								
Geoff Zahn, L ERA: 3.45	7.2	W	35	10	7	7	6	3	0	0	0	0	0	44	56	8.22	1.696								
Doug Corbett, R ERA: 2.21	1.1		7	1	1	0	1	1	0	0	0	0	0	8	12	0.00	1.500								


AB 46
R 16
H 19
RBI 15
BB 6
SO 9
LOB 22



AB 37
R 8
H 11
RBI 7
BB 4
SO 7
LOB 15



Batter	1	2	3	4	5	6	7	8	9	AB	R	H	RBI	BB	SO	LOB	TOP								
Derrel Thomas, S OBP: 0.303, SLG: 0.312 (1, 5) (7, 6)	0-0 4-3		0-0 5-3		0-0 4-3	G6-4-3 1-2		0-0 F7		5	0	0	0	0	0	3	California Angels @ Chicago White Sox Comiskey Park, Chicago, IL Sat Sep 08 1984, 4:33 AM EDT Att: 30,511 - Unknown AB 39 R 6 H 12 RBI 5 BB 2 SO 5 LOB 14 								
Dick Schofield, R OBP: 0.285, SLG: 0.275 (1, 6) Rob Wilfong, L OBP: 0.315, SLG: 0.382 (7, PH) (7, 4)	0-0 FC4-6 1B		0-3 K		0-0 2B		0-0 F5	0-0 F8		3	0	2	0	0	1	0									
Fred Lynn, L OBP: 0.379, SLG: 0.493 (1, 8) (9, 9)	0-0 FC4-6 1-2 2B			0-0 F2	0-3 K		0-0 HR		0-0 F7	5	2	1	1	0	1	2									
Brian Downing, R OBP: 0.363, SLG: 0.462 (1, 7)	0-0 1-H 2B			0-0 F6	4-0 BB		0-0 4-3		0-0 F3	4	0	1	1	1	0	0									
Juan Beniquez, R OBP: 0.385, SLG: 0.475 (1, 9) Gary Pettis, S OBP: 0.328, SLG: 0.299 (9, 8)	0-3 K			0-0 HR 1B	0-0 4-3		0-0 1B 1B		0-0 4-3	5	2	2	0	0	1	3									
Bobby Grich, R OBP: 0.345, SLG: 0.466 (1, 4) (7, 5)		0-0 4-3		0-0 1-H HR		4-0 WP E BB	0-0 1-H 1B			3	2	2	3	1	0	0									
Reggie Jackson, L OBP: 0.311, SLG: 0.407 (1, 10)	0-0 4-3			0-0 1B 1B		0-0 E7 1-H 1B	0-0 F7			4	0	2	0	0	0	1									
Darrell Miller, R OBP: 0.310, SLG: 0.259 (1, 3)	0-0 F9			0-0 1-2 1B		0-3 K		0-0 F9		4	0	1	0	0	1	1									
Bob Boone, R OBP: 0.238, SLG: 0.261 (1, 2)			0-0 F9	0-3 K		0-0 E6 G6-4-3		0-0 1B		4	0	1	0	0	1	3									
Inning Stats	R: 1 E: 0 K: 1 S: 7	H: 2 LOB: 1 BB: 0 P: 7	R: 0 E: 0 K: 0 S: 3	H: 0 LOB: 0 BB: 0 P: 3	R: 0 E: 0 K: 1 S: 5	H: 0 LOB: 0 BB: 0 P: 5	R: 2 E: 0 K: 1 S: 9	H: 4 LOB: 2 BB: 0 P: 9	R: 0 E: 0 K: 1 S: 6	H: 1 LOB: 2 BB: 1 P: 10	R: 2 E: 0 K: 0 S: 6	H: 3 LOB: 0 BB: 0 P: 6	R: 0 E: 0 K: 0 S: 4	H: 1 LOB: 1 BB: 0 P: 4	R: 0 E: 0 K: 0 S: 3	H: 0 LOB: 0 BB: 0 P: 3		1B: 8 2B: 2 3B: 0 HR: 2	SF: 0 SAC: 0 DP: 1 HBP: 0	WP: 1 PB: 0 SB: 0 CS: 0	PA: 41				
PITCHER	IP	WLS	BF	H	R	ER	SO	BB	IBB	HBP	BLK	WP	HR	S	P	ERA	WHIP								
Floyd Bannister, L ERA: 4.7 Ron Reed, R ERA: 3.53	(1, 1) (7, 1)	6.0 L	28 13	8 4	4 2	4 2	5 0	2 0	0 0	0 0	0 0	1 0	1 13	36 13	44	6.00 6.00	1.667 1.333								

Batter	1	2	3	4	5	6	7	8	9	AB	R	H	RBI	BB	SO	LOB	BOTTOM								
Scott Fletcher, R OBP: 0.339, SLG: 0.327 (1, 6) Carlton Fisk, R OBP: 0.291, SLG: 0.463 (9, PH)	4-0 G3-6-3 BB		0-0 WP 1B		0-0 1B 1B	0-3 K			0-3 K	3	1	2	0	1	1	1	California Angels @ Chicago White Sox Comiskey Park, Chicago, IL Sat Sep 08 1984, 4:33 AM EDT Att: 30,511 - Unknown AB 35 R 5 H 10 RBI 5 BB 3 SO 5 LOB 14 								
Jerry Hairston, S OBP: 0.360, SLG: 0.403 (1, 7)	0-0 G3-6-3 1-2		0-0 F3		0-0 1B 1B		0-0 3-1		0-0 F6	5	0	1	0	0	0	2									
Harold Baines, L OBP: 0.361, SLG: 0.541 (1, 9)	0-3 K			4-0 HR BB	0-0 G4-6-3 1-2 3-H 1B		0-0 F3			3	1	1	1	1	1	0									
Greg Walker, L OBP: 0.341, SLG: 0.539 (1, 3)		0-0 1B		0-0 1-H HR	0-0 G4-6-3 1-2		0-0 F7			4	1	2	2	0	0	2									
Roy Smalley, S OBP: 0.284, SLG: 0.361 (1, 10)		0-0 F7		4-0 BB		0-0 F8		0-0 F9		3	0	0	0	1	0	1									
Tom O'Malley, L OBP: 0.182, SLG: 0.129 Vance Law, R OBP: 0.307, SLG: 0.407 (6, PH) (7, 5)		0-3 K		0-0 F8		0-0 HR 1B		0-0 1B		2	0	0	0	0	1	2									
Daryl Boston, L OBP: 0.231, SLG: 0.265 (1, 8) Ron Kittle, R OBP: 0.296, SLG: 0.455 (6, PH) Rudy Law, L OBP: 0.311, SLG: 0.330 (7, 8)		0-0 F3		0-0 F5		0-0 HR 1B		0-0 F7		2	0	0	0	0	0	2									
Marc Hill, R OBP: 0.296, SLG: 0.380 Steve Christmas, L OBP: 0.400, SLG: 0.600 (8, PH) Joel Skinner, R OBP: 0.254, SLG: 0.250 (9, 2)		0-3 K		0-0 F8		0-0 1B		0-0 F7		3	0	1	0	0	1	1									
Julio Cruz, S OBP: 0.280, SLG: 0.306 Tom Paciorek, R OBP: 0.317, SLG: 0.346 (9, PH)		0-0 4-3		0-0 4-3		0-0 F6			0-0 4-3	3	0	0	0	0	0	1									
Inning Stats	R: 0 E: 0 K: 1 S: 4	H: 0 LOB: 0 BB: 1 P: 8	R: 0 E: 0 K: 1 S: 6	H: 1 LOB: 0 BB: 0 P: 6	R: 0 E: 0 K: 1 S: 6	H: 1 LOB: 1 BB: 0 P: 6	R: 2 E: 0 K: 0 S: 4	H: 1 LOB: 1 BB: 2 P: 12	R: 1 E: 0 K: 0 S: 5	H: 3 LOB: 1 BB: 0 P: 5	R: 2 E: 0 K: 1 S: 8	H: 3 LOB: 1 BB: 0 P: 8	R: 0 E: 0 K: 0 S: 3	H: 0 LOB: 0 BB: 0 P: 3	R: 0 E: 0 K: 0 S: 4	H: 1 LOB: 1 BB: 0 P: 4		R: 0 E: 0 K: 1 S: 5	H: 0 LOB: 0 BB: 0 P: 5	1B: 8 2B: 0 3B: 0 HR: 2	SF: 0 SAC: 0 DP: 2 HBP: 0	WP: 1 PB: 0 SB: 0 CS: 0	PA: 38		
PITCHER	IP	WLS	BF	H	R	ER	SO	BB	IBB	HBP	BLK	WP	HR	S	P	ERA	WHIP								
Jim Slaton, R ERA: 5.15 John Curtis, L ERA: 4.79 Luis Sanchez, R ERA: 2.7	(1, 1) (5, 1) (6, 1)	4.1 1.0 3.2	20 4 14	5 2 3	3 1 1	3 1 1	3 0 2	3 0 0	0 0 0	0 0 0	0 0 0	0 0 0	1 4 18	23 4 18	35	6.23 9.00 2.46	1.846 2.000 0.818								

Batter	1	2	3	4	5	6	7	8	9	AB	R	H	RBI	BB	SO	LOB	TOP			
Derrel Thomas, S OBP: 0.299, SLG: 0.307 (1, 9)	6-3		FC4-6			F5		1-3		4	0	0	0	0	0	1	California Angels @ Chicago White Sox Comiskey Park, Chicago, IL Sun Sep 09 1984, 8:05 PM EDT Att: 23,698 - Unknown livebaseballscorecards.com			
Rob Wilfong, L OBP: 0.310, SLG: 0.377 (1, 4)	F7			6-3		9-3		F4		4	0	0	0	0	0	0				
Fred Lynn, L OBP: 0.378, SLG: 0.490 (1, 8)	G3			FC6-4 BB		1-3		F4		3	0	0	0	1	0	0				
Brian Downing, R OBP: 0.360, SLG: 0.458 (1, 7)		6-3		K			F7		K	4	0	0	0	0	2	1				
Reggie Jackson, L OBP: 0.309, SLG: 0.404 (1, 10)	F7		FC6-4			F9		F8		4	0	0	0	0	0	1				
Bobby Grich, R OBP: 0.350, SLG: 0.467 (1, 5)	6-3				G4-6-3 1B		2B E BB		1B BB	2	1	1	0	2	0	0				
Daryl Sconiers, L OBP: 0.311, SLG: 0.365 (1, 3)			F3		G4-6-3 1-2		E 2B		1-2 1B	4	1	2	0	0	0	1				
Bob Boone, R OBP: 0.239, SLG: 0.262 (1, 2)			6-3				E3		5-3	2	0	1	0	0	0	0				
Jerry Narron, L OBP: 0.293, SLG: 0.338 (7, PH)										2	0	0	0	0	0	2				
Dick Schofield, R OBP: 0.268, SLG: 0.274 (1, 6)			E4		4-3		4-3			2	0	0	0	0	0	1				
Rod Carew, L OBP: 0.369, SLG: 0.361 (7, PH)										1	0	0	0	0	0	1				
Rob Piccolo, R OBP: 0.205, SLG: 0.284 (7, 6)										0	0	0	0	0	0	0				
Inning Stats	R: 0 E: 0 K: 0 S: 3	H: 0 LOB: 0 BB: 0 P: 3	R: 0 E: 0 K: 0 S: 3	H: 0 LOB: 0 BB: 0 P: 3	R: 0 E: 1 K: 0 S: 4	H: 0 LOB: 1 BB: 0 P: 4	R: 0 E: 0 K: 1 S: 5	H: 2 LOB: 1 BB: 0 P: 9	R: 0 E: 0 K: 0 S: 3	H: 0 LOB: 0 BB: 0 P: 3	R: 2 E: 1 K: 0 S: 5	H: 1 LOB: 1 BB: 1 P: 9	R: 0 E: 0 K: 1 S: 6	H: 0 LOB: 0 BB: 0 P: 3	R: 0 E: 0 K: 1 S: 6	H: 1 LOB: 2 BB: 1 P: 10	1B: 3 2B: 1 3B: 0 HR: 0	SF: 0 SAC: 0 DP: 1 HBP: 0	WP: 0 PB: 0 SB: 0 CS: 0	PA: 35
PITCHER Tom Seaver, R ERA: 3.68 (1, 1)	IP: 9.0 WLS: W BF: 35 H: 4 R: 2 ER: 0 SO: 2 BB: 3 IBB: 0 HBP: 0 BLK: 0 WP: 0 HR: 0 S: 36 P: 48 ERA: 0.00 WHIP: 0.778																			

Batter	1	2	3	4	5	6	7	8	9	AB	R	H	RBI	BB	SO	LOB	BOTTOM									
Scott Fletcher, R OBP: 0.338, SLG: 0.329 (1, 6)	K		4-3 1-H 2B		F9 1-2	6-3				4	0	1	1	0	1	3	California Angels @ Chicago White Sox Comiskey Park, Chicago, IL Sun Sep 09 1984, 8:05 PM EDT Att: 23,698 - Unknown livebaseballscorecards.com									
Jerry Hairston, S OBP: 0.356, SLG: 0.406 (1, 7)	4-3		4-3			F8	F7 SF7 2B			4	1	1	0	0	0	1										
Harold Baines, L OBP: 0.360, SLG: 0.538 (1, 9)	F8		1-3			BB 1B BB	F7			3	1	0	0	1	0	2										
Greg Walker, L OBP: 0.345, SLG: 0.548 (1, 3)		5-3				BB 1B 1B				3	2	2	1	1	0	0										
Mike Squires, L OBP: 0.239, SLG: 0.195 (8, 3)						1-2 1B 1B				0	0	0	0	0	0	0										
Roy Smalley, S OBP: 0.283, SLG: 0.358 (1, 10)		4-3		4-3		FC6-4 1-2 2-3 2B BB	SF7			2	1	0	1	1	0	0										
Vance Law, R OBP: 0.306, SLG: 0.406 (1, 5)		6-3		1-3		1-2 2-H 3-H 1B	F3			4	0	1	2	0	0	1										
Daryl Boston, L OBP: 0.232, SLG: 0.283 (1, 8)			SH3-4 1B 2B	K		FC6-4 1-2 2-3 2B WP		4-3		4	2	1	0	0	1	2										
Marc Hill, R OBP: 0.296, SLG: 0.386 (1, 2)			SH3-4		6-3			F8		3	0	1	2	0	0	0										
Julio Cruz, S OBP: 0.285, SLG: 0.307 (1, 4)			SH 2B 1B			1-H 3-H 2B		4-3		2	1	1	1	2	0	0										
Inning Stats	R: 0 E: 0 K: 1 S: 5	H: 0 LOB: 0 BB: 0 P: 5	R: 0 E: 0 K: 0 S: 3	H: 0 LOB: 0 BB: 0 P: 3	R: 2 E: 0 K: 0 S: 6	H: 3 LOB: 1 BB: 0 P: 6	R: 1 E: 0 K: 1 S: 6	H: 1 LOB: 0 BB: 0 P: 6	R: 0 E: 0 K: 0 S: 2	H: 0 LOB: 0 BB: 1 P: 6	R: 4 E: 0 K: 0 S: 6	H: 3 LOB: 2 BB: 3 P: 18	R: 1 E: 0 K: 0 S: 4	H: 1 LOB: 1 BB: 1 P: 8	R: 0 E: 0 K: 0 S: 3	H: 0 LOB: 0 BB: 0 P: 3	1B: 3 2B: 4 3B: 0 HR: 1	SF: 1 SAC: 1 DP: 0 HBP: 0	WP: 1 PB: 0 SB: 1 CS: 1	PA: 36						
PITCHER Mike Witt, R ERA: 3.75 (1, 1)	IP: 5.1 WLS: L BF: 24 H: 6 R: 7 ER: 7 SO: 2 BB: 3 IBB: 0 HBP: 0 BLK: 0 WP: 1 HR: 1 S: 25 P: 37 ERA: 11.81 WHIP: 1.688																									
Tommy John, L ERA: 4.49 (6, 1)	0.1	3	1	0	0	0	1	0	2	6	0.00	6.000														
Doug Corbett, R ERA: 2.26 (6, 1)	2.1	9	1	1	1	0	0	1	0	8	3.86	0.429														

Batter	1	2	3	4	5	6	7	8	9	AB	R	H	RBI	BB	SO	LOB	TOP					
Brett Butler, L OBP: 0.354, SLG: 0.325 (1, 8)	2-3		F9		2B		F3		F9	4	1	0	0	1	0	0	Cleveland Indians @ California Angels Anaheim Stadium, Anaheim, CA Wed Sep 12 1984, 10:05 PM EDT Att: 21,561 - Unknown					
Julio Franco, R OBP: 0.341, SLG: 0.356 (1, 6)	E1			1B	SF8		G6-3-6			3	2	2	2	1	0	0						
Mel Hall, L OBP: 0.340, SLG: 0.425 (1, 10)	K			F7	SF8		G6-3-6			3	0	0	1	0	1	3						
Andre Thornton, R OBP: 0.368, SLG: 0.500 Mike Hargrove, L OBP: 0.352, SLG: 0.338 (8, 3)	K			F6	K				F7	4	0	0	0	0	2	2						
Joe Carter, R OBP: 0.316, SLG: 0.477 (1, 7)				F7	1B				K	2	1	0	0	1	1	0						
George Vukovich, L OBP: 0.351, SLG: 0.442 (1, 9)					1B				F2	4	1	3	3	0	0	0						
Pat Tabler, R OBP: 0.353, SLG: 0.394 (1, 5)				L6-3	FC5-4		3-1			4	0	0	0	0	1	3						
Chris Bando, S OBP: 0.384, SLG: 0.528 (1, 2)				K			3-1		4-3	4	1	1	1	0	1	0						
Mike Fischlin, R OBP: 0.320, SLG: 0.362 (1, 4)				F4	2B		K		F9	4	1	1	0	0	1	0						
Inning Stats	R: 0 E: 1 K: 2 S: 8	H: 0 LOB: 1 BB: 0 P: 8	R: 0 E: 0 K: 0 S: 3	H: 1 LOB: 0 BB: 0 P: 3	R: 0 E: 0 K: 1 S: 5	H: 0 LOB: 0 BB: 0 P: 5	R: 1 E: 0 K: 0 S: 5	H: 2 LOB: 2 BB: 1 P: 9	R: 3 E: 1 K: 1 S: 7	H: 2 LOB: 0 BB: 1 P: 11	R: 2 E: 0 K: 1 S: 6	H: 1 LOB: 0 BB: 0 P: 7	R: 0 E: 0 K: 0 S: 2	H: 0 LOB: 0 BB: 1 P: 6	R: 0 E: 0 K: 1 S: 5	H: 0 LOB: 0 BB: 0 P: 5		R: 1 E: 0 K: 1 S: 6	H: 1 LOB: 0 BB: 0 P: 6	1B: 4 2B: 2 3B: 0 HR: 2	SF: 1 SAC: 0 DP: 2 HBP: 1	WP: 0 PB: 1 SB: 0 CS: 0
PITCHER	IP	WLS	BF	H	R	ER	SO	BB	IBB	HBP	BLK	WP	HR	S	P	ERA	WHIP					
Bruce Kison, R ERA: 4.94 (1, 1)	5.0	L	24	6	6	5	4	2	0	1	0	0	1	29	38	9.00	1.600					
Doug Corbett, R ERA: 2.2 (6, 1)	2.0		6	0	0	0	1	1	0	0	0	0	0	7	11	0.00	0.500					
Luis Sanchez, R ERA: 2.75 (8, 1)	2.0		7	1	1	1	2	0	0	0	0	0	1	11	11	4.50	0.500					

livebaseballscores.com

AB	32
R	7
H	7
RBI	7
BB	3
SO	7
LOB	8



Batter	1	2	3	4	5	6	7	8	9	AB	R	H	RBI	BB	SO	LOB	BOTTOM					
Derrel Thomas, S OBP: 0.301, SLG: 0.307 (1, 8)	4-3		E6			6-3		K		3	0	0	0	1	1	0	Cleveland Indians @ California Angels Anaheim Stadium, Anaheim, CA Wed Sep 12 1984, 10:05 PM EDT Att: 21,561 - Unknown					
Rod Carew, L OBP: 0.366, SLG: 0.359 (1, 3)	4-3		F8					F9		4	0	1	0	0	0	2						
Rob Wilfong, L OBP: 0.309, SLG: 0.381 (1, 4)	F3		K			K			F9	4	0	0	0	0	2	3						
Doug DeCinces, R OBP: 0.318, SLG: 0.429 (1, 10)	K			K		F9			F7	4	0	0	0	0	2	2						
Brian Downing, R OBP: 0.359, SLG: 0.460 (1, 7)				6-3				HR	F4	4	1	1	1	0	1	0						
Reggie Jackson, L OBP: 0.308, SLG: 0.402 (1, 9)				4-3						3	0	0	0	0	2	0						
Bobby Grich, R OBP: 0.348, SLG: 0.459 (1, 5)						F8		K		2	0	0	0	1	1	0						
Jerry Narron, L OBP: 0.282, SLG: 0.336 (1, 2)						K		F4		3	0	0	0	0	1	1						
Dick Schofield, R OBP: 0.266, SLG: 0.271 Rick Burleson, R OBP: 0.203, SLG: 0.282 (8, PH)										2	0	0	0	0	1	0						
Rob Piccolo, R OBP: 0.203, SLG: 0.282 (9, 6)				4-3				K		1	0	0	0	0	1	0						
Inning Stats	R: 0 E: 0 K: 1 S: 5	H: 0 LOB: 1 BB: 1 P: 9	R: 0 E: 0 K: 2 S: 7	H: 0 LOB: 1 BB: 1 P: 11	R: 0 E: 1 K: 1 S: 6	H: 0 LOB: 0 BB: 0 P: 6	R: 0 E: 0 K: 1 S: 5	H: 0 LOB: 0 BB: 0 P: 5	R: 0 E: 0 K: 1 S: 6	H: 1 LOB: 1 BB: 0 P: 6	R: 1 E: 0 K: 2 S: 8	H: 1 LOB: 0 BB: 0 P: 8	R: 0 E: 0 K: 2 S: 7	H: 0 LOB: 0 BB: 0 P: 7	R: 0 E: 0 K: 0 S: 3	H: 0 LOB: 0 BB: 0 P: 3	1B: 1 2B: 0 3B: 0 HR: 1	SF: 0 SAC: 0 DP: 0 HBP: 0	WP: 0 PB: 0 SB: 0 CS: 0	PA: 32		
PITCHER	IP	WLS	BF	H	R	ER	SO	BB	IBB	HBP	BLK	WP	HR	S	P	ERA	WHIP					
Bert Blyleven, R ERA: 2.9 (1, 1)	9.0	W	32	2	1	1	12	2	0	0	0	0	1	54	62	1.00	0.444					

AB	30
R	1
H	2
RBI	1
BB	2
SO	12
LOB	8




Batter	1	2	3	4	5	6	7	8	9	AB	R	H	RBI	BB	SO	LOB	TOP			
Brett Butler, L OBP: 0.355, SLG: 0.333 (1, 8)	0-0 4-3 2B	0-0 1-3					0-0 SF9 3B		0-0 F7		0-0 1-2 2-H 1B	5	1	3	1	0	0	3		
Julio Franco, R OBP: 0.338, SLG: 0.354 (1, 6)	0-0 4-3 2-3		0-3 K			0-0 SF9		0-0 4-3		0-0 3-1	4	0	0	1	0	1	4			
Mel Hall, L OBP: 0.340, SLG: 0.422 (1, 10)	4-0 BB		0-3 K			0-3 3-H 6-3 K			0-0 F8			3	0	0	0	1	2	0		
Andre Thornton, R OBP: 0.366, SLG: 0.496 (1, 3)	0-0 F8		0-0 F8			0-0 F4			0-0 F8			4	0	0	0	0	2			
Joe Carter, R OBP: 0.314, SLG: 0.489 (1, 7)	0-0 F9				0-0 HR				0-0 6-3			4	1	1	1	0	1	2		
George Vukovich, L OBP: 0.350, SLG: 0.440 (1, 9)		0-0 F4			0-0 HR							4	0	1	0	0	2	0		
Pat Tabler, R OBP: 0.352, SLG: 0.395 (1, 5)					0-0 G6-4-3 1B				0-0 5-3			4	0	1	0	0	0	1		
Chris Bando, S OBP: 0.386, SLG: 0.523 (1, 2)		4-0 BB			0-0 E3 WP				0-0 F7		4-0 E 1B BB	2	1	0	0	2	0	0		
Mike Fischlin, R OBP: 0.314, SLG: 0.354 (1, 4)		0-0 F9			0-3 K				0-0 1B		0-0 E3 1B	2	0	0	0	0	1	3		
Broderick Perkins, L OBP: 0.256, SLG: 0.230 (7, PH)					0-3 K							1	0	1	0	0	0	0		
Junior Noboa, R OBP: 0.571, SLG: 0.571 (7, PH)					1-2							0	0	0	0	0	0	0		
Jerry Willard, L OBP: 0.280, SLG: 0.372 (9, PH)					1-2							1	0	0	0	0	0	1		
Inning Stats	R: 0 E: 0 K: 0 S: 4	H: 1 LOB: 2 BB: 1 P: 8	R: 0 E: 0 K: 0 S: 4	H: 1 LOB: 2 BB: 1 P: 8	R: 0 E: 0 K: 2 S: 7	H: 0 LOB: 0 BB: 0 P: 7	R: 1 E: 1 K: 1 S: 7	H: 2 LOB: 1 BB: 0 P: 7	R: 1 E: 0 K: 1 S: 6	H: 1 LOB: 0 BB: 0 P: 6	R: 0 E: 0 K: 0 S: 4	H: 1 LOB: 1 BB: 0 P: 4	R: 0 E: 0 K: 0 S: 3	H: 0 LOB: 0 BB: 0 P: 3	R: 1 E: 1 K: 1 S: 7	H: 1 LOB: 2 BB: 1 P: 11	1B: 3 2B: 2 3B: 1 HR: 1	SF: 1 SAC: 0 DP: 1 HBP: 0	WP: 1 PB: 0 SB: 0 CS: 0	PA: 38
PITCHER	IP	WLS	BF	H	R	ER	SO	BB	IBB	HBP	BLK	WP	HR	S	P	ERA	WHIP			
Jim Slaton, R ERA: 4.96 (1, 1)	8.2	W	37	7	3	2	7	3	0	0	0	1	1	48	60	2.08	1.154			
Don Aase, R ERA: 1.53 (9, 1)	0.1	S	1	0	0	0	0	0	0	0	0	0	0	1	1	0.00	0.000			

Cleveland Indians @ California Angels
Anaheim Stadium, Anaheim, CA
Thu Sep 13 1984, 10:05 PM EDT
Att: 20,827 - Unknown

livebaseballscores.com

AB 34
R 3
H 7
RBI 3
BB 3
SO 7
LOB 16




Batter	1	2	3	4	5	6	7	8	9	AB	R	H	RBI	BB	SO	LOB	BOTTOM			
Rob Wilfong, L OBP: 0.305, SLG: 0.376 (1, 4)	0-3 K	0-0 F3		0-0 F8			0-0 6-3			4	0	0	0	0	1	1				
Rod Carew, L OBP: 0.371, SLG: 0.362 (1, 3)	0-0 BB BB 1B	4-0 HR BB		0-0 8-3 1B			0-3 K			3	2	2	0	1	1	0				
Fred Lynn, L OBP: 0.381, SLG: 0.503 (1, 8)	4-0 BB BB G3	0-0 HR		0-0 8-3 1-2			0-0 HR			3	3	2	4	1	0	1				
Derrel Thomas, S OBP: 0.301, SLG: 0.307 (9, 9)	1-2 BB G3	1-H 2-H HR								0	0	0	0	0	0	0				
Doug DeCinces, R OBP: 0.322, SLG: 0.431 (1, 10)	4-0 G3 BB 1-2 2-3 BB	0-0 E 1B			0-0 G6-4-3 1B				0-0 F9	3	1	2	0	1	0	0				
Brian Downing, R OBP: 0.360, SLG: 0.461 (1, 7)	4-0 G3 BB 1-2 2-3 3-H	0-0 E7 2B			0-0 G6-4-3 1-2				0-0 6-3	3	0	1	2	1	0	1				
Reggie Jackson, L OBP: 0.308, SLG: 0.400 (1, 9)	0-0 G3	0-0 5-3			0-0 F4				0-0 1B	4	0	1	1	0	0	3				
Gary Pettis, S OBP: 0.328, SLG: 0.299 (9, 8)	1-2 2-3 3-H									0	0	0	0	0	0	0				
Bobby Grich, R OBP: 0.344, SLG: 0.453 (1, 5)	0-0 F9		0-3 K						0-0 6-3	4	0	0	0	0	1	3				
Bob Boone, R OBP: 0.240, SLG: 0.263 (1, 2)		0-0 FC5-6 1B		0-0 6-3					0-0 6-3	4	0	1	0	0	0	1				
Dick Schofield, R OBP: 0.264, SLG: 0.269 (1, 6)		0-0 FC5-6 F3 HR		0-3 K					0-0 F4	3	1	0	0	0	1	1				
Inning Stats	R: 2 E: 0 K: 1 S: 6	H: 1 LOB: 3 BB: 3 P: 18	R: 4 E: 1 K: 0 S: 7	H: 4 LOB: 1 BB: 1 P: 11	R: 0 E: 0 K: 2 S: 7	H: 0 LOB: 0 BB: 0 P: 7	R: 0 E: 0 K: 0 S: 3	H: 1 LOB: 0 BB: 0 P: 3	R: 0 E: 0 K: 0 S: 3	H: 0 LOB: 0 BB: 0 P: 3	R: 1 E: 0 K: 1 S: 6	H: 1 LOB: 0 BB: 0 P: 6	R: 0 E: 0 K: 0 S: 4	H: 1 LOB: 1 BB: 0 P: 4	R: 0 E: 0 K: 1 S: 7	H: 1 LOB: 2 BB: 1 P: 11	1B: 6 2B: 2 3B: 0 HR: 2	SF: 0 SAC: 0 DP: 2 HBP: 0	WP: 0 PB: 0 SB: 0 CS: 0	PA: 35
PITCHER	IP	WLS	BF	H	R	ER	SO	BB	IBB	HBP	BLK	WP	HR	S	P	ERA	WHIP			
Jose Roman, R ERA: 18.0 (1, 1)	1.2	L	12	3	5	5	1	4	0	0	0	0	0	10	26	27.00	4.200			
Steve Farr, R ERA: 4.83 (2, 1)	3.1		12	4	1	1	2	0	0	0	0	0	0	16	16	2.70	1.200			
Roy Smith, R ERA: 4.83 (6, 1)	2.0		7	1	1	1	1	0	0	0	0	0	1	9	9	4.50	0.500			
Ernie Camacho, R ERA: 2.43 (8, 1)	1.0		4	1	0	0	0	0	0	0	0	0	0	4	4	0.00	1.000			

Cleveland Indians @ California Angels
Anaheim Stadium, Anaheim, CA
Thu Sep 13 1984, 10:05 PM EDT
Att: 20,827 - Unknown

livebaseballscores.com

AB 31
R 7
H 9
RBI 7
BB 4
SO 4
LOB 11



Batter	1	2	3	4	5	6	7	8	9	AB	R	H	RBI	BB	SO	LOB	TOP					
Scott Fletcher, R (1,4) OBP: 0.333, SLG: 0.323	0-0 5-3		0-3 K			0-0 FC5-4 1B		0-0 6-3		4	0	1	0	0	1	1	Chicago White Sox @ California Angels Anaheim Stadium, Anaheim, CA Fri Sep 14, 1984, 10:05 PM EDT Att: 28,376 - Unknown					
Tom Paciorek, R (1,9) OBP: 0.312, SLG: 0.340	0-0 F1			0-0 6-3		0-0 FC5-4 FC4-6 1-2		0-0 F5		4	0	0	0	0	0	1						
Harold Baines, L (1,8) OBP: 0.354, SLG: 0.525	0-0 4-3			0-0 F6		0-0 FC4-6 1-2		0-0 1B		4	0	1	0	0	0	1						
Ron Kittle, R (1,7) OBP: 0.295, SLG: 0.458		0-3 K		0-0 F6			0-0 FC6-5 2B	0-0 F9		3	0	1	0	0	1	0						
Daryl Boston, L (7, PR) OBP: 0.220, SLG: 0.268								0-0 F9		0	0	0	0	0	0	0						
Carlton Fisk, R (9, PH) OBP: 0.290, SLG: 0.460								0-0 F9		1	0	0	0	0	0	1						
Greg Walker, L (1,3) OBP: 0.346, SLG: 0.541		0-3 K		0-0 F6		0-0 FC6-5 1B		0-0 F6		4	0	0	0	0	1	2						
Greg Luzinski, R (1,10) OBP: 0.335, SLG: 0.371		4-0 BB		4-0 1B BB		0-0 1-2 1B		0-0 F6		1	0	1	0	2	0	0						
Vance Law, R (1,5) OBP: 0.310, SLG: 0.415	0-0 4-3			0-0 1-2 1B		0-3 K				3	0	1	0	0	1	3						
Marc Hill, R (1,2) OBP: 0.288, SLG: 0.369			0-0 F9		0-0 3			0-0 F8		3	0	0	0	0	0	2						
Jerry Dybzinski, R (1,6) OBP: 0.314, SLG: 0.315			0-0 1B			0-0 F9		0-0 6-3		3	0	1	0	0	0	0						
Inning Stats	R: 0 E: 0 K: 0 S: 3	H: 0 LOB: 0 BB: 0 P: 3	R: 0 E: 0 K: 2 S: 7	H: 0 LOB: 1 BB: 1 P: 11	R: 0 E: 0 K: 1 S: 5	H: 1 LOB: 0 BB: 0 P: 5	R: 0 E: 0 K: 0 S: 3	H: 0 LOB: 0 BB: 0 P: 3	R: 0 E: 0 K: 0 S: 3	H: 1 LOB: 1 BB: 0 P: 7	R: 0 E: 0 K: 1 S: 4	H: 1 LOB: 1 BB: 0 P: 4	R: 0 E: 0 K: 1 S: 6	H: 2 LOB: 2 BB: 0 P: 6	R: 0 E: 0 K: 0 S: 3	H: 0 LOB: 0 BB: 0 P: 3	R: 0 E: 0 K: 0 S: 4	H: 1 LOB: 1 BB: 0 P: 4	1B: 5 2B: 3 3B: 0 HR: 0	SF: 0 SAC: 0 DP: 2 HBP: 0	WP: 0 PB: 0 SB: 0 CS: 1	PA: 32
PITCHER Geoff Zahn, L (1,1) ERA: 3.27	IP: 9.0 WLS: W BF: 32 H: 6 R: 0 ER: 0 SO: 4 BB: 2 IBB: 0 HBP: 0 BLK: 0 WP: 0 HR: 0 S: 38 P: 46 ERA: 0.00 WHIP: 0.889															PITCHER						

Batter	1	2	3	4	5	6	7	8	9	AB	R	H	RBI	BB	SO	LOB	BOTTOM					
Juan Beniquez, R (1,9) OBP: 0.383, SLG: 0.472	0-0 CS 1B		0-0 G5-4-3 1-2		0-0 F3		0-0 F3			4	0	1	0	0	0	1	Chicago White Sox @ California Angels Anaheim Stadium, Anaheim, CA Fri Sep 14, 1984, 10:05 PM EDT Att: 28,376 - Unknown					
Daryl Scanlens, L (1,3) OBP: 0.305, SLG: 0.362	0-3 K			0-0 1-3	0-0 F4		0-0 1B			4	0	1	0	0	1	1						
Fred Lynn, L (1,8) OBP: 0.380, SLG: 0.500	4-0 BB			0-3 K	0-0 F3		0-0 1-3			3	0	0	0	1	1	1						
Doug DeCinces, R (1,5) OBP: 0.323, SLG: 0.436	0-0 1-3			4-0 1B HR BB		0-0 5-3		0-0 HR		3	2	1	1	1	0	1						
Brian Downing, R (1,7) OBP: 0.363, SLG: 0.462		0-0 F3		0-0 HR		0-0 BB		4-0 G4-6-3 BB		3	1	2	0	1	0	0						
Gary Pettis, S (8, PR) OBP: 0.328, SLG: 0.299				1-2 HR	1B		0-0 1B			0	0	0	0	0	0	0						
Reggie Jackson, L (1,10) OBP: 0.308, SLG: 0.406		0-3 K		0-0 HR		0-0 F3		0-0 G4-6-3 1-2		4	1	1	3	0	1	2						
Bobby Grich, R (1,4) OBP: 0.349, SLG: 0.465		0-0 F3		0-0 HR		4-0 1-2 BB		0-0 1B		3	1	2	1	1	0	0						
Bob Boone, R (1,2) OBP: 0.240, SLG: 0.262			0-0 F8		0-0 1B		0-0 F8		0-0 6-3	4	0	1	0	0	0	3						
Dick Schofield, R (1,6) OBP: 0.264, SLG: 0.270			0-0 G5-4-3 1B		0-3 K		0-0 F5			3	0	1	0	0	1	1						
Inning Stats	R: 0 E: 0 K: 1 S: 5	H: 1 LOB: 1 BB: 1 P: 9	R: 0 E: 0 K: 1 S: 5	H: 0 LOB: 0 BB: 0 P: 5	R: 0 E: 0 K: 0 S: 3	H: 1 LOB: 0 BB: 0 P: 3	R: 4 E: 0 K: 2 S: 11	H: 4 LOB: 1 BB: 1 P: 15	R: 0 E: 0 K: 0 S: 3	H: 0 LOB: 0 BB: 0 P: 3	R: 0 E: 0 K: 0 S: 4	H: 1 LOB: 2 BB: 1 P: 8	R: 0 E: 0 K: 0 S: 4	H: 1 LOB: 1 BB: 0 P: 4	R: 1 E: 0 K: 0 S: 4	H: 2 LOB: 1 BB: 1 P: 8	R: 0 E: 0 K: 0 S: 4	H: 0 LOB: 0 BB: 0 P: 8	1B: 7 2B: 1 3B: 0 HR: 3	SF: 0 SAC: 0 DP: 3 HBP: 0	WP: 0 PB: 0 SB: 0 CS: 1	PA: 35
PITCHER Floyd Bannister, L (1,1) ERA: 4.76	IP: 7.0 WLS: L BF: 31 H: 9 R: 5 ER: 5 SO: 4 BB: 3 IBB: 0 HBP: 0 BLK: 0 WP: 0 HR: 3 S: 36 P: 48 ERA: 6.43 WHIP: 1.714															PITCHER						
Dan Spillner, R (8,1) ERA: 4.69	0.0 1 0 0 0 0 1 0 0 0 0 0 0 0 4 ∞ ∞																					
Randy Niemann, L (8,1) ERA:	1.0 3 1 0 0 0 0 0 0 0 0 0 0 3 3 0.00 1.000																					

Batter	1	2	3	4	5	6	7	8	9	AB	R	H	RBI	BB	SO	LOB	TOP						
Rudy Law, L OBP: 0.308, SLG: 0.330 (1, 7)										4	1	1	0	0	1	2	Chicago White Sox @ California Angels Anaheim Stadium, Anaheim, CA Sat Sep 15 1984, 6:33 AM EDT Att: 31,555 - Unknown						
Daryl Boston, L OBP: 0.222, SLG: 0.267 (1, 8)										4	0	1	1	0	0	0							
Harold Baines, L OBP: 0.353, SLG: 0.523 (1, 9)										4	0	1	0	0	2	1							
Greg Walker, L OBP: 0.345, SLG: 0.538 (1, 3)										4	0	1	0	0	1	2							
Ron Kittle, R OBP: 0.295, SLG: 0.455 (1, 10)										3	0	0	0	1	1	0							
Roy Smalley, S OBP: 0.351 (1, 5)										3	1	0	0	1	1	2							
Scott Fletcher, R OBP: 0.334, SLG: 0.328 Jerry Hairston, S OBP: 0.356, SLG: 0.398 Jerry Dyzinski, R OBP: 0.314, SLG: 0.315 Tom Paciorek, R OBP: 0.311, SLG: 0.330 (7, 6)										2	0	1	0	0	1	1							
Marc Hill, R OBP: 0.291, SLG: 0.370 Tom O'Malley, L OBP: 0.176, SLG: 0.125 Joel Skinner, R OBP: 0.282, SLG: 0.269 (7, 2)									2	0	1	0	0	0	1	1							
Julio Cruz, S OBP: 0.280, SLG: 0.302 (1, 4)									3	0	0	0	0	0	1								
Inning Stats	R: 1 E: 0 K: 1 S: 6	H: 1 LOB: 0 BB: 0 P: 6	R: 0 E: 0 K: 1 S: 6	H: 1 LOB: 1 BB: 0 P: 6	R: 0 E: 0 K: 0 S: 3	H: 0 LOB: 0 BB: 0 P: 3	R: 0 E: 0 K: 1 S: 5	H: 1 LOB: 0 BB: 0 P: 5	R: 1 E: 1 K: 1 S: 6	H: 1 LOB: 1 BB: 1 P: 10	R: 0 E: 0 K: 2 S: 8	H: 1 LOB: 2 BB: 1 P: 12	R: 0 E: 0 K: 0 S: 2	H: 0 LOB: 0 BB: 1 P: 6	R: 0 E: 0 K: 2 S: 8	H: 1 LOB: 1 BB: 0 P: 8		R: 0 E: 0 K: 1 S: 5	H: 0 LOB: 0 BB: 0 P: 5	1B: 4 2B: 1 3B: 1 HR: 0	SF: 0 SAC: 0 DP: 3 HBP: 0	WP: 0 PB: 0 SB: 0 CS: 0	PA: 34
PITCHER	IP WLS BF H R ER SO BB IBB HBP BLK WP HR S P ERA WHIP	7.0 W 27 5 2 1 6 3 0 0 0 0 0 0 36 48 1.29 1.143	2.0 L 7 1 0 0 3 0 0 0 0 0 0 0 13 13 0.00 0.500																				
Mike Witt, R ERA: 3.67 Luis Sanchez, R ERA: 2.69 (8, 1)																							

Batter	1	2	3	4	5	6	7	8	9	AB	R	H	RBI	BB	SO	LOB	BOTTOM				
Juan Beniquez, R OBP: 0.380, SLG: 0.468 (8, 7)										5	0	1	0	0	0	2	Chicago White Sox @ California Angels Anaheim Stadium, Anaheim, CA Sat Sep 15 1984, 6:33 AM EDT Att: 31,555 - Unknown				
Daryl Sconiers, L OBP: 0.306, SLG: 0.356 (1, 3)										5	0	1	0	0	1						
Fred Lynn, L OBP: 0.504 Derrel Thomas, S OBP: 0.300, SLG: 0.306 (8, 9)										4	1	1	1	0	0	1					
Doug DeCinces, R OBP: 0.328, SLG: 0.445 Rob Wilford, L OBP: 0.304, SLG: 0.375 (8, 4)										2	4	2	1	2	0	0					
Brian Downing, R OBP: 0.364, SLG: 0.462 Gary Pettis, S OBP: 0.328, SLG: 0.299 (7, PR)									3	1	1	0	1	0	2						
Reggie Jackson, L OBP: 0.311, SLG: 0.415 (1, 10)									4	3	3	3	0	0	1						
Bobby Grich, R OBP: 0.356, SLG: 0.483 (9, 5)									3	1	3	3	1	0	0						
Bob Boone, R OBP: 0.240, SLG: 0.262 Jerny Naron, L OBP: 0.262, SLG: 0.336 (8, 2)									4	0	1	2	0	0	3						
Dick Schofield, R OBP: 0.261, SLG: 0.267 (1, 6)										4	0	0	1	0	1	3					
Inning Stats	R: 0 E: 0 K: 0 S: 3	H: 0 LOB: 0 BB: 0 P: 3	R: 1 E: 0 K: 0 S: 4	H: 1 LOB: 1 BB: 1 P: 8	R: 0 E: 0 K: 1 S: 6	H: 1 LOB: 1 BB: 0 P: 6	R: 3 E: 0 K: 0 S: 5	H: 2 LOB: 0 BB: 1 P: 9	R: 4 E: 2 K: 0 S: 7	H: 4 LOB: 2 BB: 2 P: 15	R: 0 E: 0 K: 0 S: 3	H: 1 LOB: 0 BB: 0 P: 3	R: 3 E: 0 K: 0 S: 7	H: 4 LOB: 2 BB: 0 P: 7	R: 0 E: 0 K: 1 S: 5	H: 0 LOB: 0 BB: 0 P: 5		1B: 8 2B: 1 3B: 0 HR: 4	SF: 0 SAC: 0 DP: 1 HBP: 0	WP: 0 PB: 0 SB: 0 CS: 0	PA: 40
PITCHER	IP WLS BF H R ER SO BB IBB HBP BLK WP HR S P ERA WHIP	4.2 L 23 6 7 7 1 0 0 0 0 0 0 1 5 ∞ ∞	5.1 L 23 6 4 4 0 0 0 0 0 0 0 1 12 12 15.43 2.571	8.1 L 27 5 2 1 6 3 0 0 0 0 0 0 36 48 1.29 1.143																	
Tom Seaver, R ERA: 3.9 Randy Niemann, L ERA: 9.0 Gene Nelson, R ERA: 5.15 Juan Agosto, L ERA: 2.75 (8, 1)																					

Batter	1	2	3	4	5	6	7	8	9	AB	R	H	RBI	BB	SO	LOB	TOP								
Rudy Law, L OBP: 0.311, SLG: 0.333 (1, 7)										5	0	3	0	0	0	0	Chicago White Sox @ California Angels Anaheim Stadium, Anaheim, CA Sun Sep 16 1984, 6:33 AM EDT Att: 26,931 - Unknown								
Daryl Boston, L OBP: 0.221, SLG: 0.262 (1, 8)										5	0	1	0	0	3	2									
Harold Baines, L OBP: 0.350, SLG: 0.517 (1, 9)										5	0	0	0	0	0	3									
Greg Walker, L OBP: 0.346, SLG: 0.540 (1, 3)										4	2	2	0	0	0	0									
Ron Kittle, R OBP: 0.299, SLG: 0.456 (1, 10)										3	0	2	0	1	1	0									
Vance Law, R OBP: 0.310, SLG: 0.417 (1, 5)										2	0	1	1	0	0	2									
Jerry Hairston, S OBP: 0.359, SLG: 0.401 (8, PH)										1	0	1	0	0	0	0									
Jerry Dybzinski, R OBP: 0.314, SLG: 0.315 (8, 6)										0	0	0	0	0	0	0									
Scott Fletcher, R OBP: 0.334, SLG: 0.324 (1, 6)										2	0	0	0	0	1	2									
Tom O'Malley, L OBP: 0.171, SLG: 0.121 (8, PH)										1	0	0	0	0	1	2									
Joel Skinner, R OBP: 0.274, SLG: 0.265 (1, 2)										1	0	0	1	0	1	0									
Roy Smalley, S OBP: 0.273, SLG: 0.350 (6, PH)										1	0	0	0	0	0	1									
Marc Hill, R OBP: 0.291, SLG: 0.370 (6, 2)										0	0	0	0	0	0	0									
Tom Paciorek, R OBP: 0.313, SLG: 0.341 (8, PH)										1	0	1	0	0	0	0									
Steve Christmas, L OBP: 0.400, SLG: 0.600 (8, 2)										0	0	0	0	0	0	0									
Julio Cruz, S OBP: 0.280, SLG: 0.301 (1, 4)										4	0	1	0	0	1	5									
Inning Stats	R: 0 E: 0 K: 1 S: 5	H: 1 LOB: 0 BB: 0 P: 5	R: 0 E: 0 K: 2 S: 8	H: 1 LOB: 1 BB: 0 P: 8	R: 0 E: 0 K: 2 S: 9	H: 2 LOB: 2 BB: 0 P: 9	R: 1 E: 0 K: 0 S: 5	H: 2 LOB: 2 BB: 0 P: 6	R: 0 E: 0 K: 0 S: 3	H: 0 LOB: 0 BB: 0 P: 3	R: 1 E: 0 K: 0 S: 5	H: 2 LOB: 1 BB: 0 P: 5	R: 0 E: 0 K: 1 S: 6	H: 2 LOB: 1 BB: 0 P: 6	R: 0 E: 0 K: 1 S: 7	H: 2 LOB: 3 BB: 1 P: 11	R: 0 E: 0 K: 1 S: 5	H: 0 LOB: 0 BB: 0 P: 5	1B: 10 2B: 2 3B: 0 HR: 0	SF: 2 SAC: 0 DP: 0 HBP: 1	WP: 1 PB: 0 SB: 1 CS: 2	PA: 39			
PITCHER	IP	WLS	BF	H	R	ER	SO	BB	IBB	HBP	BLK	WP	HR	S	P	ERA	WHIP								
Ron Romanick, R ERA: 3.83 (1, 1)	6.0	W	26	8	2	2	5	0	0	1	0	1	0	35	36	3.00	1.333								
Doug Corbett, R ERA: 2.16 (7, 1)	1.1		7	3	0	0	1	1	0	0	0	0	0	8	12	0.00	3.000								
Don Aase, R ERA: 1.45 (8, 1)	1.2	S	6	1	0	0	2	0	0	0	0	0	0	10	10	0.00	0.600								

Batter	1	2	3	4	5	6	7	8	9	AB	R	H	RBI	BB	SO	LOB	BOTTOM									
Juan Beniquez, R OBP: 0.376, SLG: 0.462 (1, 9)										4	0	0	0	0	1	3	Chicago White Sox @ California Angels Anaheim Stadium, Anaheim, CA Sun Sep 16 1984, 6:33 AM EDT Att: 26,931 - Unknown									
Daryl Sconiers, L OBP: 0.304, SLG: 0.374 (1, 3)										4	1	1	2	0	0	3										
Fred Lynn, L OBP: 0.378, SLG: 0.502 (1, 8)										4	0	1	0	0	2	2										
Doug DeCinces, R OBP: 0.327, SLG: 0.443 (1, 5)										4	0	1	0	0	1	1										
Brian Downing, R OBP: 0.365, SLG: 0.462 (1, 7)										4	0	2	0	0	0	0										
Gary Pettis, S OBP: 0.328, SLG: 0.299 (8, PR)										0	0	0	0	0	0	0										
Reggie Jackson, L OBP: 0.310, SLG: 0.412 (1, 10)										3	1	0	0	1	1	2										
Bobby Grich, R OBP: 0.363, SLG: 0.491 (1, 4)										3	2	3	1	1	0	0										
Bob Boone, R OBP: 0.240, SLG: 0.262 (1, 2)										4	0	1	0	0	3	5										
Dick Schofield, R OBP: 0.262, SLG: 0.265 (1, 6)										2	0	0	1	1	0	1										
Inning Stats	R: 0 E: 0 K: 1 S: 5	H: 0 LOB: 0 BB: 0 P: 5	R: 0 E: 0 K: 0 S: 3	H: 1 LOB: 0 BB: 0 P: 3	R: 0 E: 0 K: 0 S: 7	H: 2 LOB: 1 BB: 0 P: 7	R: 0 E: 0 K: 0 S: 3	H: 1 LOB: 0 BB: 0 P: 3	R: 2 E: 0 K: 1 S: 7	H: 1 LOB: 2 BB: 2 P: 15	R: 0 E: 0 K: 2 S: 9	H: 2 LOB: 2 BB: 0 P: 9	R: 1 E: 0 K: 1 S: 6	H: 1 LOB: 0 BB: 0 P: 6	R: 0 E: 0 K: 2 S: 8	H: 1 LOB: 2 BB: 1 P: 12		R: 0 E: 0 K: 2 S: 5	H: 1 LOB: 0 BB: 0 P: 5	1B: 7 2B: 1 3B: 0 HR: 1	SF: 0 SAC: 0 DP: 1 HBP: 0	WP: 0 PB: 0 SB: 3 CS: 0	PA: 35			
PITCHER	IP	WLS	BF	H	R	ER	SO	BB	IBB	HBP	BLK	WP	HR	S	P	ERA		WHIP								
Richard Dotson, R ERA: 3.54 (1, 1)	8.0	L	35	9	4	4	8	2	1	0	0	0	1	48	60	4.50		1.375								

Batter	1	2	3	4	5	6	7	8	9	AB	R	H	RBI	BB	SO	LOB	TOP									
Willie Wilson, S OBP: 0.356, SLG: 0.397	F8		F7		FC6-4 G3 1B		WP 1B		1B 2B	5	2	3	0	0	0	0	Kansas City Royals @ California Angels Anaheim Stadium, Anaheim, CA Mon Sep 17 1984, 10:05 PM EDT Att: 28,862 - Unknown									
Pat Sheridan, L OBP: 0.337, SLG: 0.394	HR		4-3		G3		K		1B 2B IBB	4	2	1	1	1	1	2										
George Brett, L OBP: 0.274, SLG: 0.457 Greg Pryor, R OBP: 0.302, SLG: 0.362	F7			F3	FC6-4 BB		6-3		2B 1B	2	0	0	0	1	0	0										
Jorge Orta, L OBP: 0.353, SLG: 0.475	HR			2B 1B	FC6-4		4-3		2B	5	2	3	3	0	0	2										
Frank White, R OBP: 0.310, SLG: 0.440	F7			K	F9			K	F9	5	0	0	0	0	2	4										
Steve Balboni, R OBP: 0.316, SLG: 0.492 John Wathan, R OBP: 0.282, SLG: 0.281	F6			1B 2B		K		F7		4	1	1	1	0	1	0										
Dane Iorg, L OBP: 0.369, SLG: 0.369 Lynn Jones, R OBP: 0.333, SLG: 0.361	F7			2B 1B		K		F8		2	1	1	1	0	0	0										
Don Slaught, R OBP: 0.300, SLG: 0.392	F8			2B					3-1	4	1	2	2	0	0	0										
Onix Concepcion, R OBP: 0.327, SLG: 0.341	F8		F8	5-3		G1-4-3		1-3		4	0	0	0	0	0	1										
Inning Stats	R: 2 E: 0 K: 0 S: 5	H: 2 LOB: 0 BB: 0 P: 5	R: 0 E: 0 K: 0 S: 3	H: 0 LOB: 0 BB: 0 P: 3	R: 0 E: 0 K: 0 S: 3	H: 0 LOB: 0 BB: 0 P: 3	R: 3 E: 0 K: 1 S: 9	H: 4 LOB: 1 BB: 0 P: 9	R: 0 E: 0 K: 0 S: 4	H: 1 LOB: 2 BB: 1 P: 8	R: 1 E: 0 K: 2 S: 8	H: 1 LOB: 0 BB: 0 P: 8	R: 1 E: 0 K: 1 S: 6	H: 1 LOB: 0 BB: 0 P: 6	R: 0 E: 0 K: 1 S: 5	H: 0 LOB: 0 BB: 0 P: 5		R: 3 E: 0 K: 0 S: 6	H: 3 LOB: 1 BB: 1 P: 10	1B: 5 2B: 4 3B: 0 HR: 3	SF: 0 SAC: 0 DP: 0 HBP: 0	WP: 2 PB: 0 SB: 1 CS: 0	PA: 41			
PITCHER	IP	WLS	BF	H	R	ER	SO	BB	IBB	HBP	BLK	WP	HR	S	P	ERA	WHIP									
Bruce Kison, R ERA: 5.37	(1, 1)	3.2	L	17	6	5	5	1	0	0	0	0	0	2	19	19	12.27	1.636								
Curt Kaufman, R ERA: 4.53	(4, 1)	0.2		3	1	0	0	0	0	0	0	0	0	0	3	3	0.00	1.500								
John Curtis, L ERA: 4.97	(5, 1)	2.2		11	2	2	2	3	1	0	0	0	1	1	16	20	6.75	1.125								
Stu Cliburn, R ERA: 13.5	(8, 1)	2.0		10	3	3	3	1	0	1	0	0	0	0	11	15	13.50	1.500								

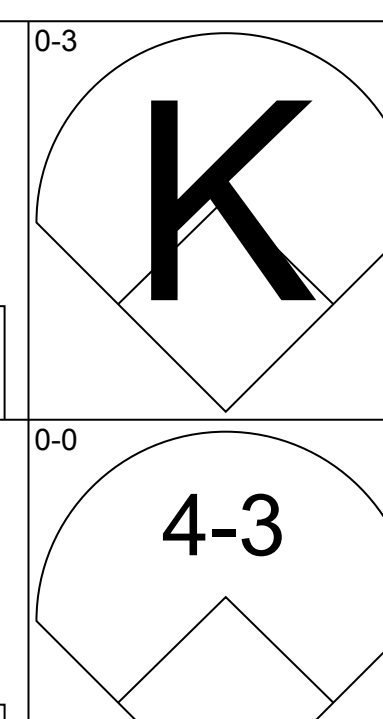
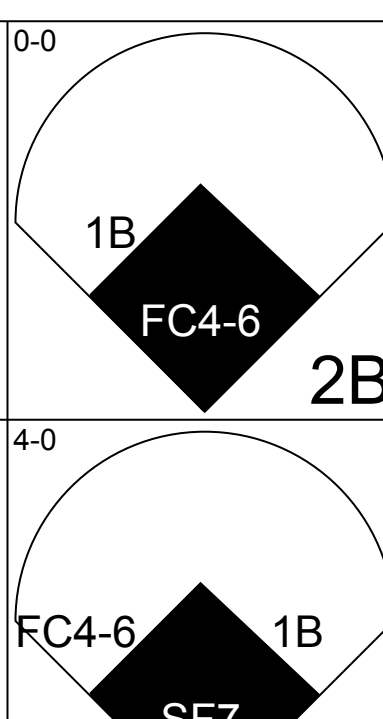
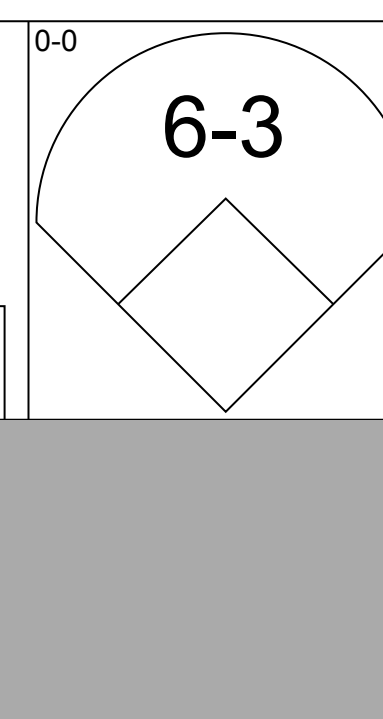
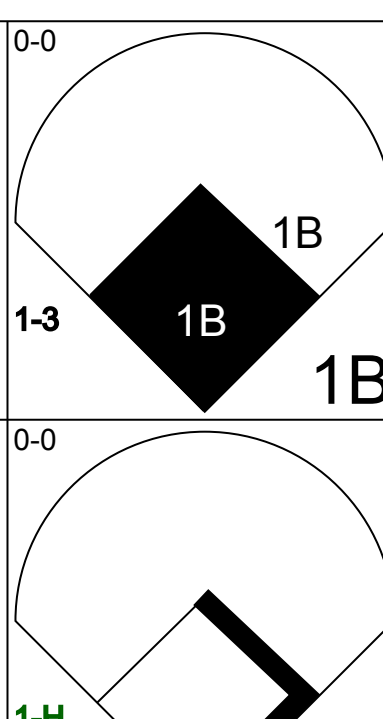
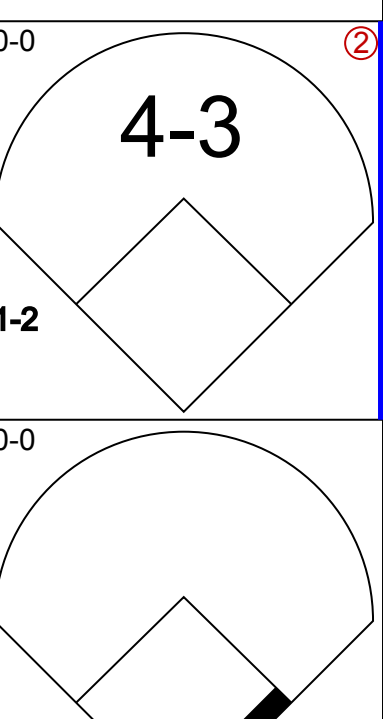
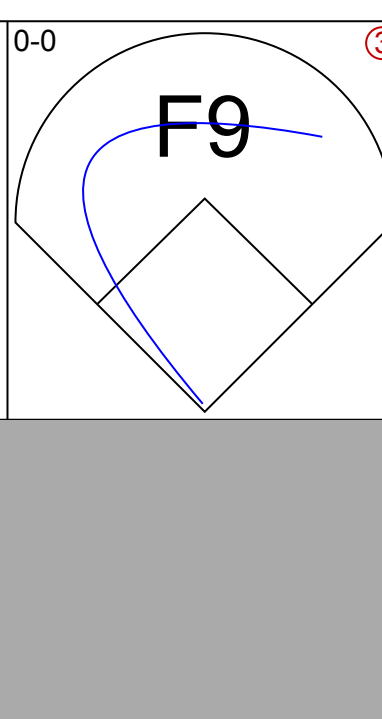
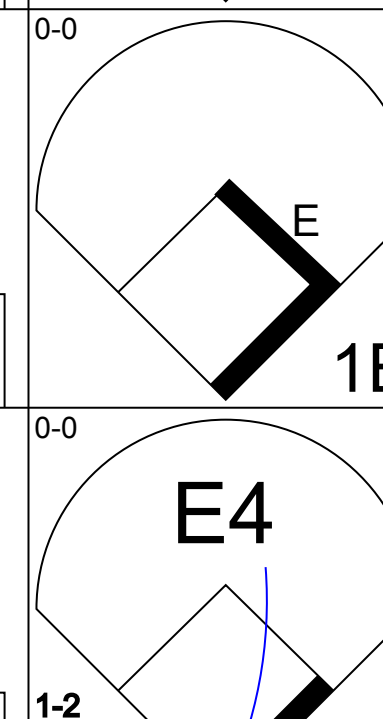
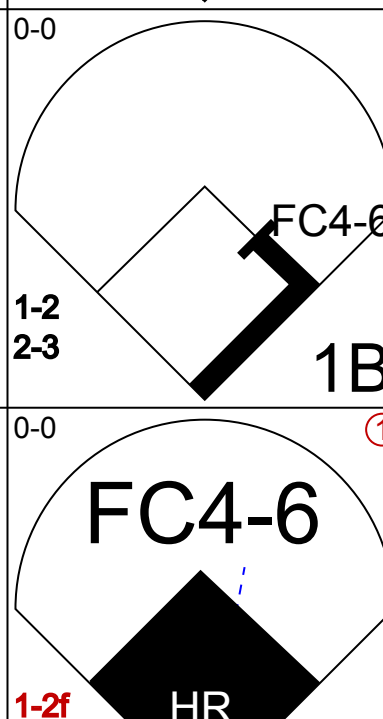
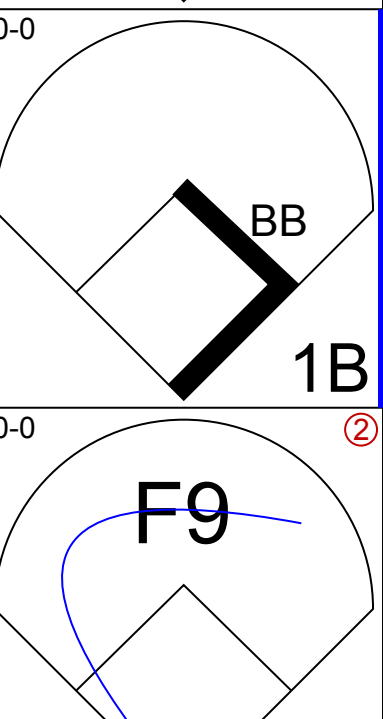
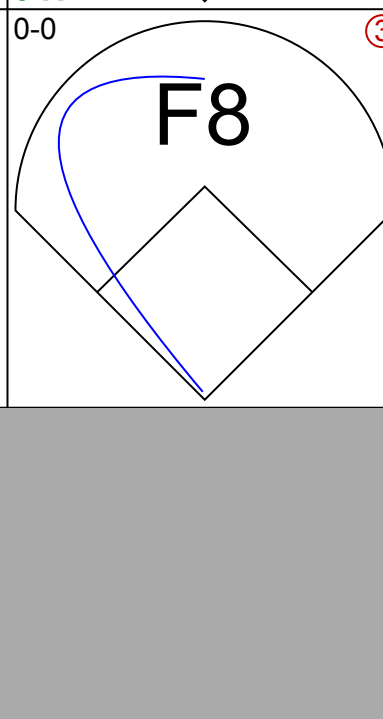

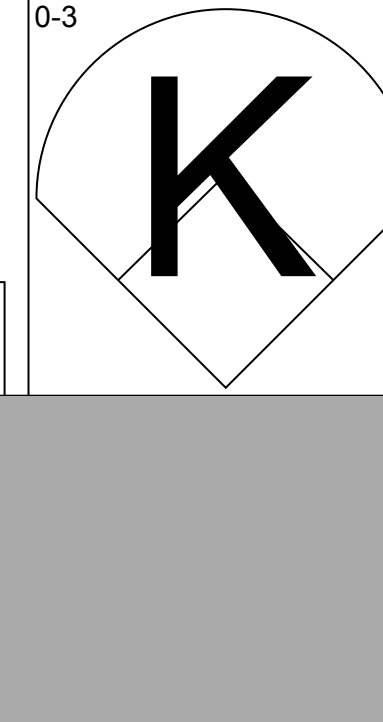
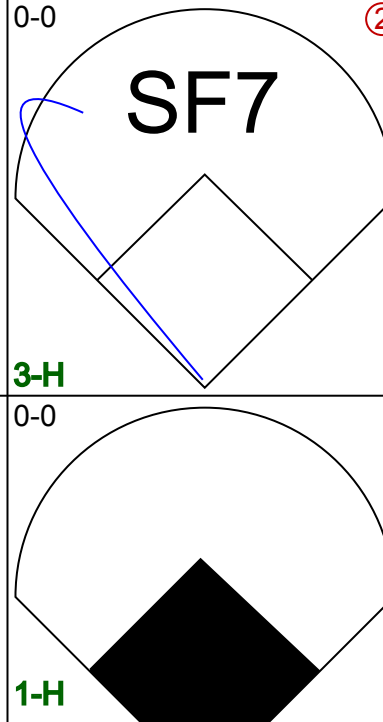
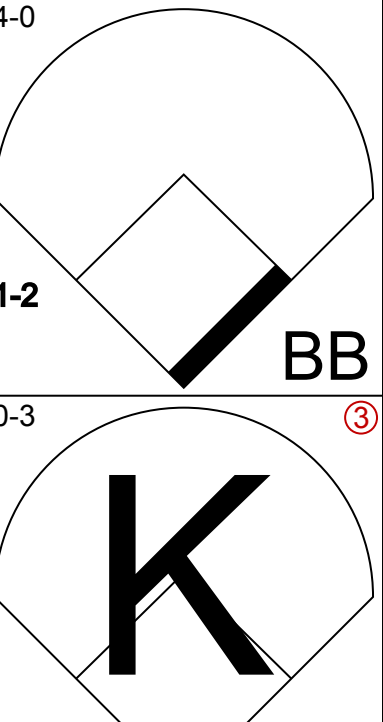



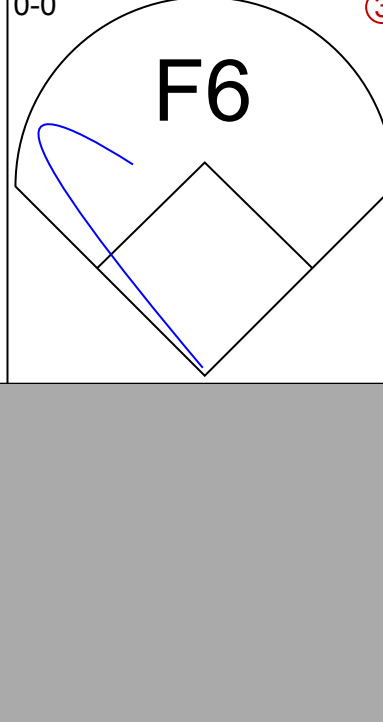

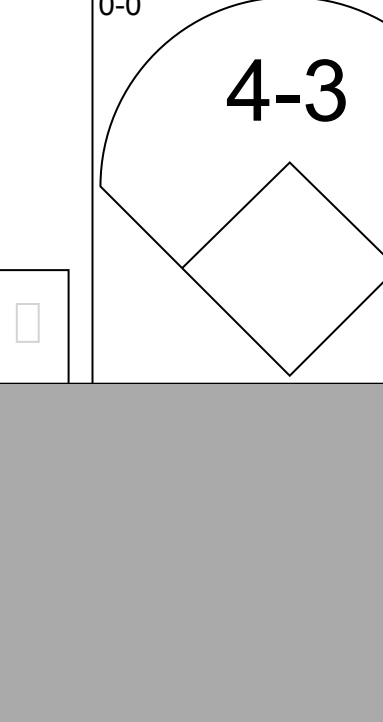
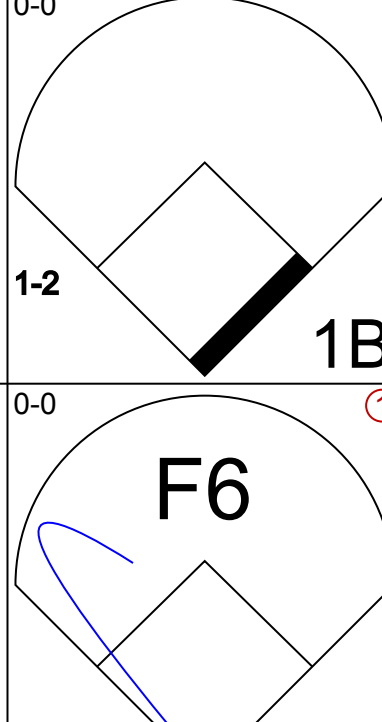

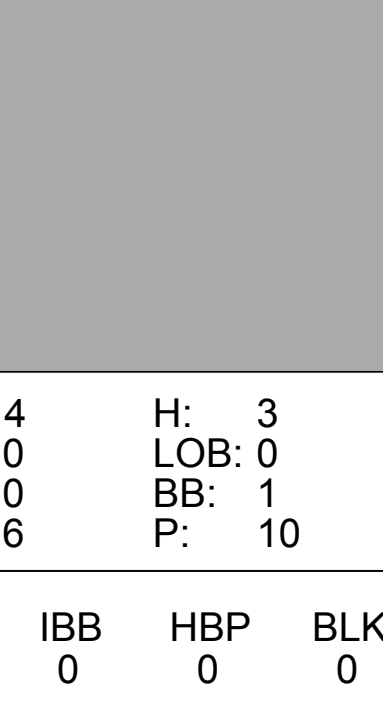
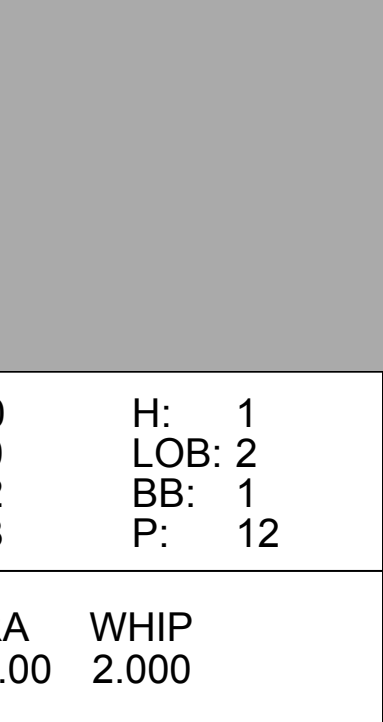
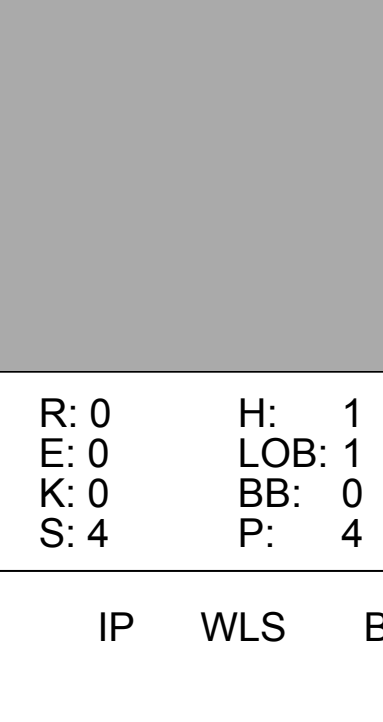
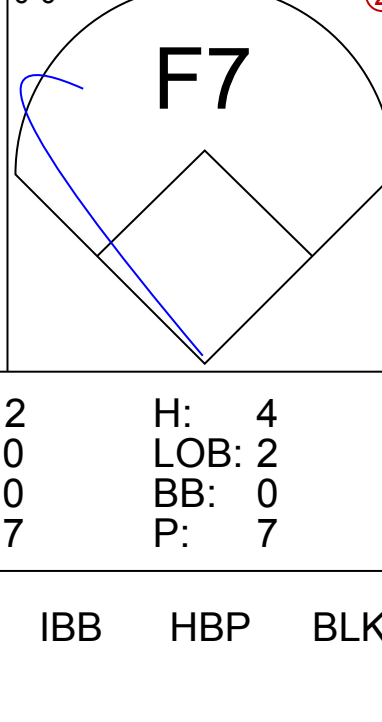
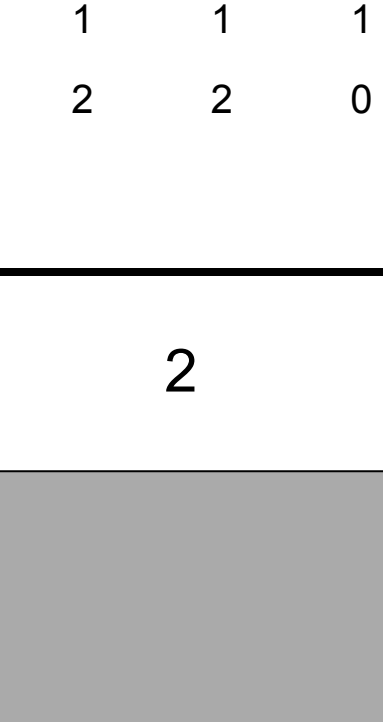
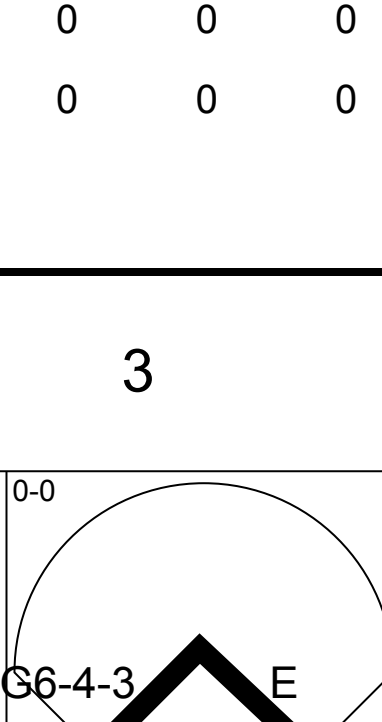
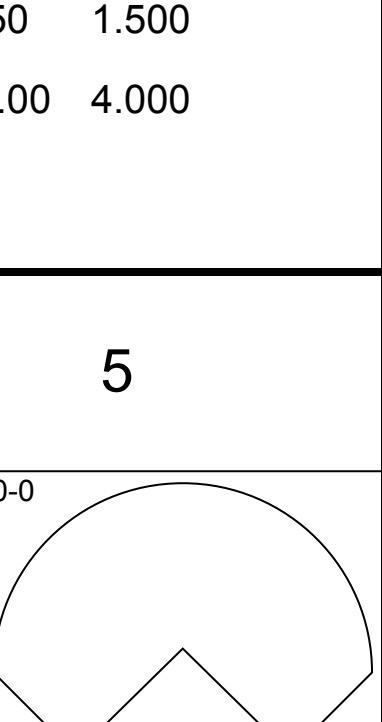
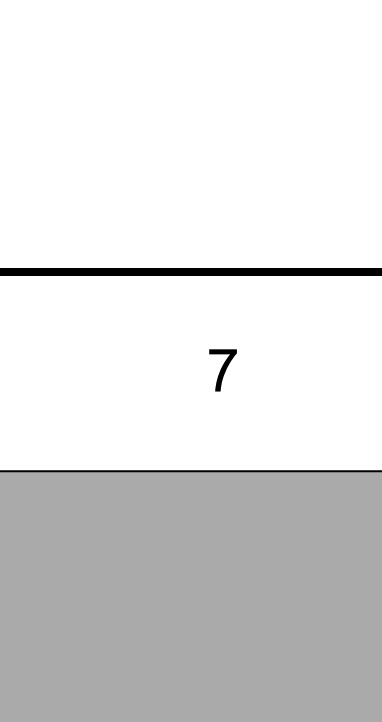
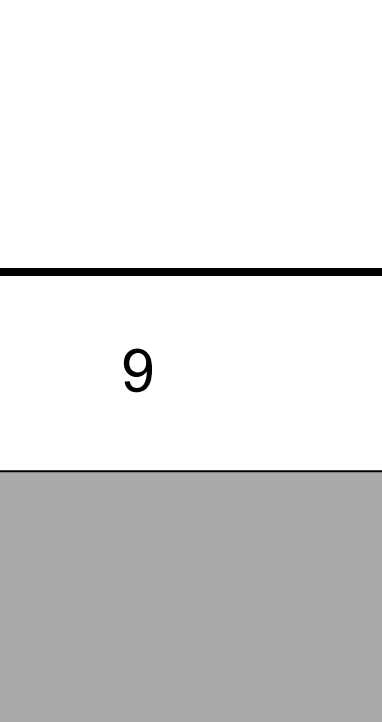

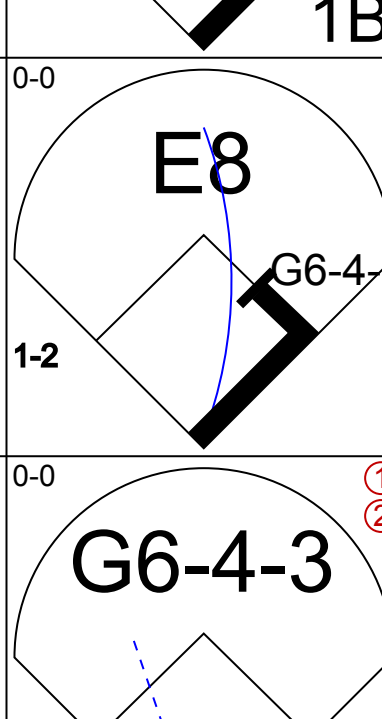
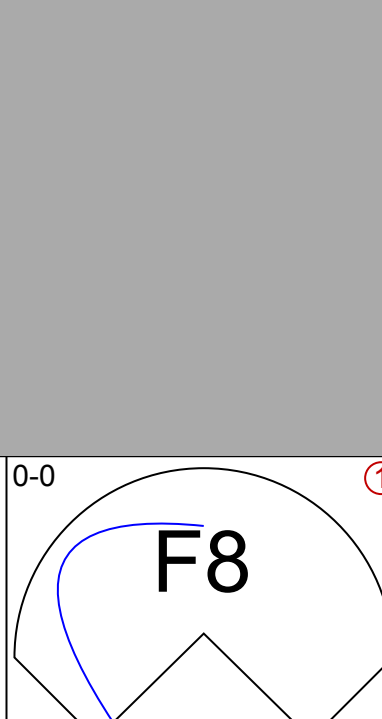
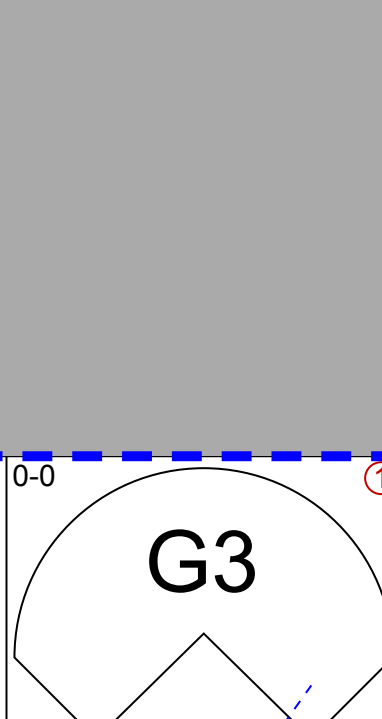

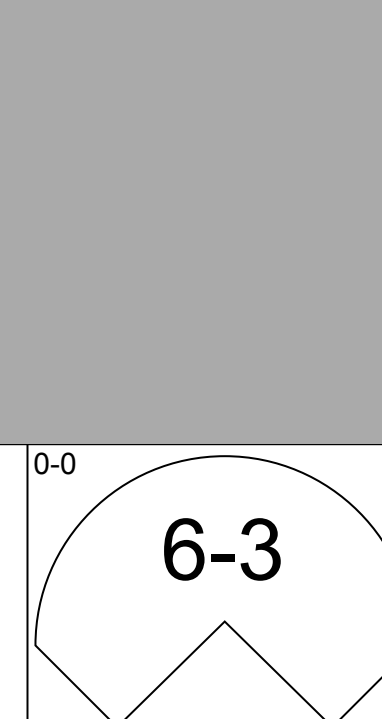
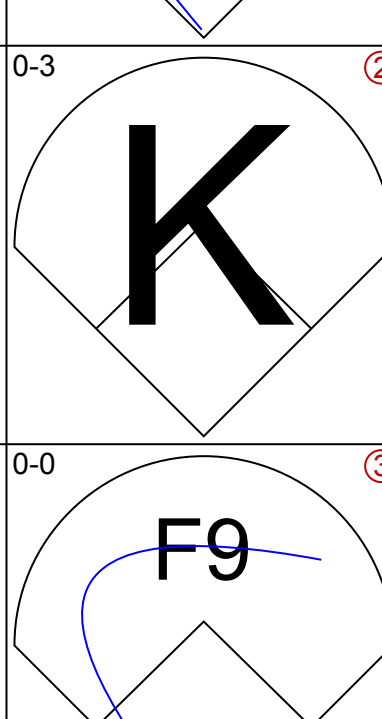
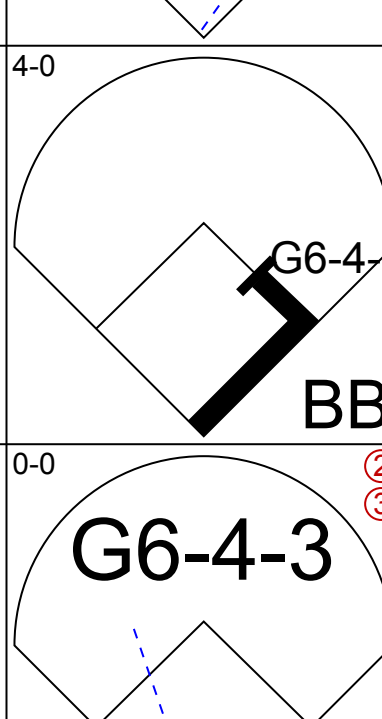
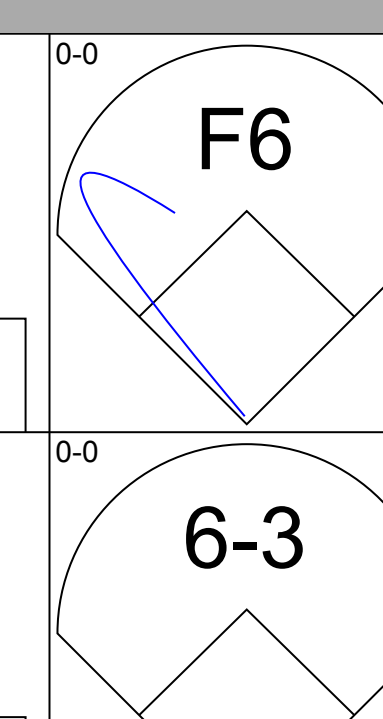
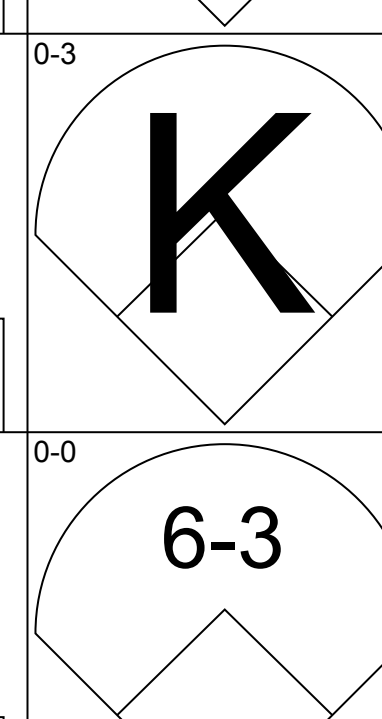


Batter	1	2	3	4	5	6	7	8	9	AB	R	H	RBI	BB	SO	LOB	BOTTOM								
Juan Beniquez, R OBP: 0.371, SLG: 0.456	K		F7		F8			F3		4	0	0	0	0	1	1	Kansas City Royals @ California Angels Anaheim Stadium, Anaheim, CA Mon Sep 17 1984, 10:05 PM EDT Att: 28,862 - Unknown								
Daryl Sconiers, L OBP: 0.296, SLG: 0.364	K		F7		F7			6-3		4	0	0	0	0	1	1									
Fred Lynn, L OBP: 0.377, SLG: 0.500	F3			BB 1B		F8		6-3		4	0	1	0	0	0	0									
Doug DeCinces, R OBP: 0.327, SLG: 0.441		BB BB		F7		F7		K		3	0	0	0	1	1	1									
Brian Downing, R OBP: 0.362, SLG: 0.458		K		K		F4		6-3		4	0	0	0	0	2	2									
Reggie Jackson, L OBP: 0.312, SLG: 0.418		F9		BB 1-2 BB			HR	F8		3	1	1	1	1	0	1									
Bobby Grich, R OBP: 0.363, SLG: 0.488		BB 1-2 BB		F8			F4			2	0	0	0	1	0	2									
Bob Boone, R OBP: 0.239, SLG: 0.260		F9			5-3		F8			3	0	0	0	0	0	2									
Dick Schofield, R OBP: 0.263, SLG: 0.266			6-3				F6			3	0	1	0	0	0	0									
Inning Stats	R: 0 E: 0 K: 2 S: 7	H: 0 LOB: 0 BB: 0 P: 7	R: 0 E: 0 K: 1 S: 5	H: 0 LOB: 2 BB: 2 P: 13	R: 0 E: 0 K: 0 S: 3	H: 0 LOB: 0 BB: 0 P: 3	R: 0 E: 0 K: 1 S: 6	H: 1 LOB: 2 BB: 1 P: 10	R: 0 E: 0 K: 0 S: 4	H: 1 LOB: 1 BB: 0 P: 4	R: 0 E: 0 K: 0 S: 3	H: 0 LOB: 0 BB: 0 P: 3	R: 1 E: 0 K: 0 S: 4	H: 1 LOB: 0 BB: 0 P: 4	R: 0 E: 0 K: 0 S: 3	H: 0 LOB: 0 BB: 0 P: 3		R: 0 E: 0 K: 1 S: 5	H: 0 LOB: 0 BB: 0 P: 5	1B: 2 2B: 0 3B: 0 HR: 1	SF: 0 SAC: 0 DP: 0 HBP: 0	WP: 0 PB: 0 SB: 0 CS: 0	PA: 33		
PITCHER	IP	WLS	BF	H	R	ER	SO	BB	IBB	HBP	BLK	WP	HR	S	P	ERA	WHIP								
Bud Black, L ERA: 3.2	(1, 1)	8.0	W	30	3	1	1	4	0	0	0	0	0	35	47	1.12	0.750								
Mark Huismann, R ERA: 4.39	(9, 1)	1.0		3	0	0	0	1	0	0	0	0	0	5	5	0.00	0.000								

AB 39
R 10
H 12
RBI 9
BB 2
SO 5
LOB 9



AB 30
R 1
H 3
RBI 1
BB 3
SO 5
LOB 10




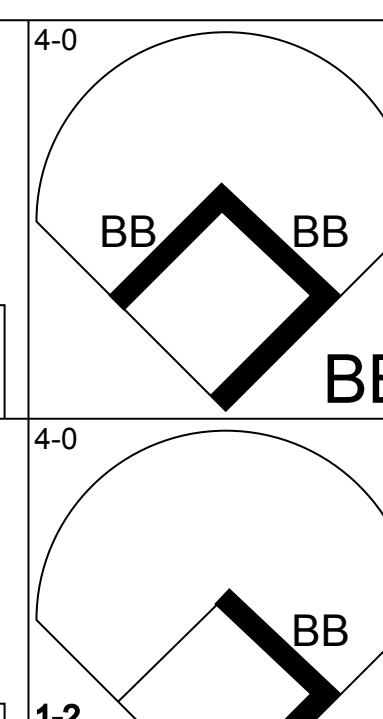
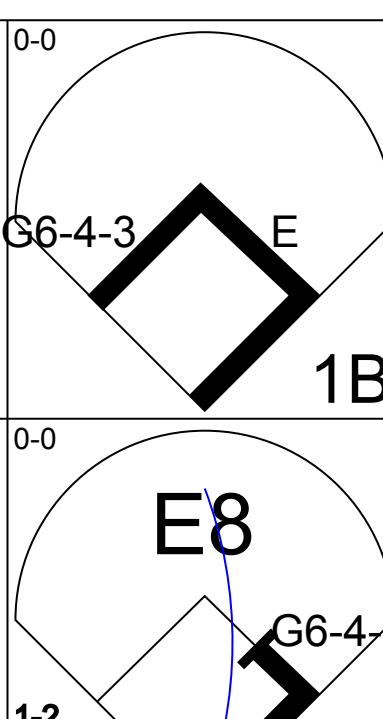
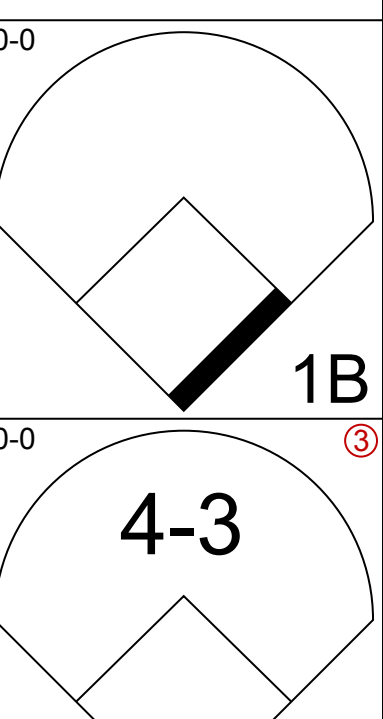
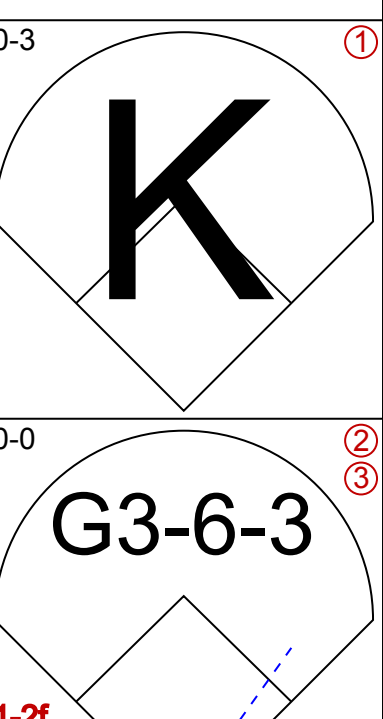
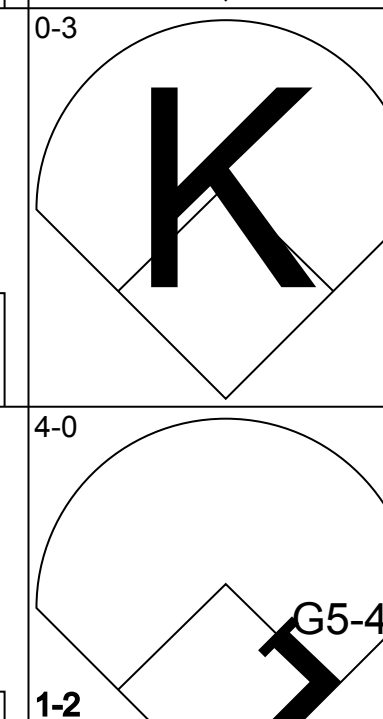
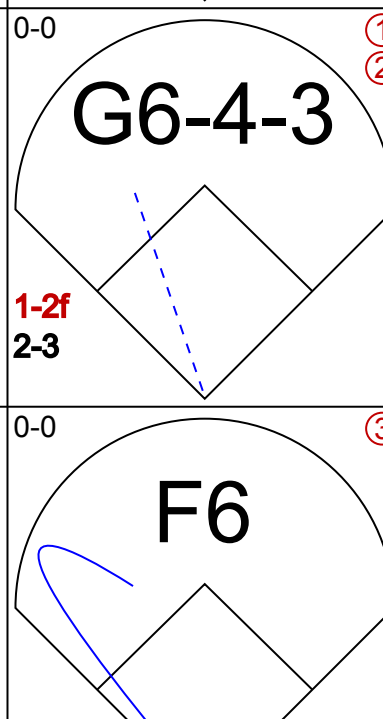


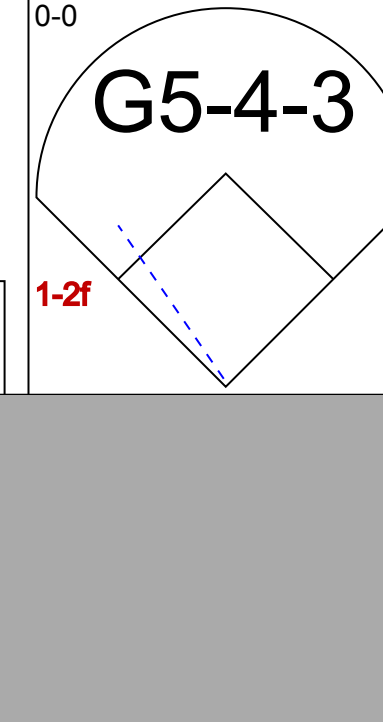

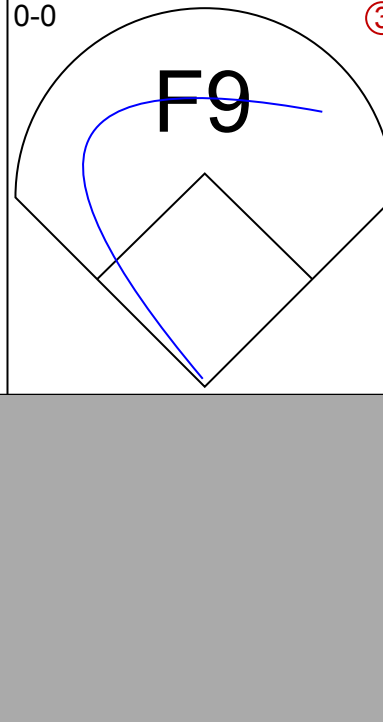
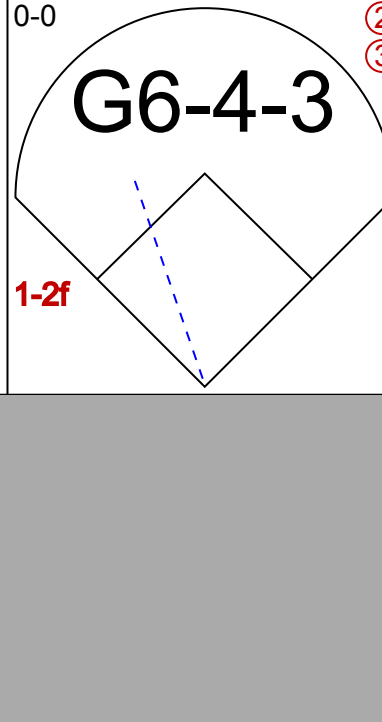






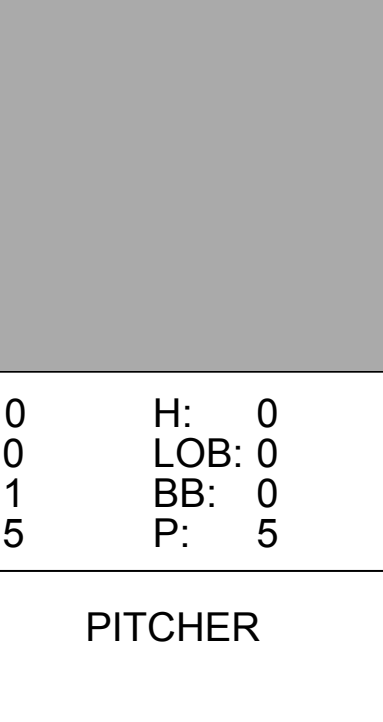

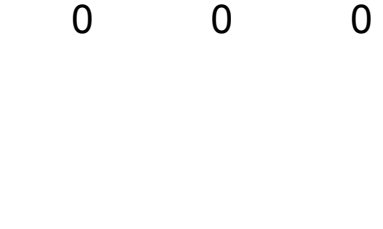
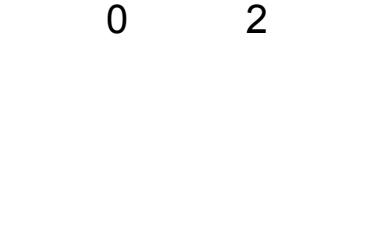

Batter	1	2	3	4	5	6	7	8	9	AB	R	H	RBI	BB	SO	LOB	TOP			
Willie Wilson, S OBP: 0.357, SLG: 0.399 Luis Pujols, R (9, PH) (9, 2)										5	2	2	0	0	1	1	1			
Pat Sheridan, L OBP: 0.338, SLG: 0.395 (1, 9)										4	1	2	3	1	1	0	1			
George Brett, L OBP: 0.347, SLG: 0.462 Greg Pryor, R OBP: 0.300, SLG: 0.359 (5, PR) (5, 5)										3	0	3	0	0	0	0	0			
Jorge Orta, L OBP: 0.351, SLG: 0.472 Dave Leeper, L (9, PR) (9, 10)										5	1	1	1	0	0	4	0			
Frank White, R OBP: 0.275, SLG: 0.438 Buddy Biancalana, S OBP: 0.231, SLG: 0.395 (1, 4) (9, PH) (9, 4)										2	0	0	1	1	1	2	1			
Steve Balboni, R OBP: 0.317, SLG: 0.500 John Wathan, R OBP: 0.286, SLG: 0.286 (7, PR) (7, 3)										4	1	2	2	0	2	2	1			
Dane Iorg, L OBP: 0.317, SLG: 0.381 Lynn Jones, R OBP: 0.337, SLG: 0.365 (7, PH) (7, 7) (9, 8)										3	1	1	1	0	0	0	0			
Don Slaught, R OBP: 0.300, SLG: 0.388 Leon Roberts, R OBP: 0.286, SLG: 0.273 (9, PH) (9, 7)										3	1	0	0	1	0	0	0			
Onix Concepcion, R OBP: 0.325, SLG: 0.339 (1, 6)										5	1	1	0	0	0	3	0			
Inning Stats	R: 0 E: 1 K: 2 S: 9	H: 1 LOB: 2 BB: 0 P: 9	R: 1 E: 0 K: 1 S: 6	H: 1 LOB: 0 BB: 0 P: 6	R: 4 E: 0 K: 0 S: 6	H: 3 LOB: 0 BB: 1 P: 10	R: 0 E: 0 K: 0 S: 3	H: 0 LOB: 0 BB: 0 P: 3	R: 0 E: 0 K: 2 S: 8	H: 1 LOB: 2 BB: 1 P: 12	R: 0 E: 0 K: 0 S: 4	H: 1 LOB: 1 BB: 0 P: 4	R: 1 E: 0 K: 1 S: 7	H: 2 LOB: 1 BB: 0 P: 7	R: 2 E: 0 K: 0 S: 7	H: 4 LOB: 2 BB: 0 P: 7	1B: 11 2B: 1 3B: 0 HR: 3	SF: 1 SAC: 0 DP: 0 HBP: 0	WP: 0 PB: 0 SB: 0 CS: 0	PA: 46
PITCHER	IP	WLS	BF	H	R	ER	SO	BB	IBB	HBP	BLK	WP	HR	S	P	ERA	WHIP			
Jim Slaton, R ERA: 5.17 (1, 1)	3.0	L	16	5	5	5	3	1	0	0	0	0	2	21	25	15.00	2.000			
Curt Kaufman, R ERA: 4.89 (4, 1)	3.0		14	3	2	2	2	2	0	0	0	0	0	16	24	6.00	1.667			
Tommy John, L ERA: 4.49 (7, 1)	2.0		9	3	1	1	1	0	0	0	0	0	0	11	11	4.50	1.500			
Dave Smith, R ERA: 18.0 (9, 1)	1.0		7	4	2	2	0	0	0	0	0	0	1	7	7	18.00	4.000			

Kansas City Royals @ California Angels
 Anaheim Stadium, Anaheim, CA
 Tue Sep 18 1984, 10:05 PM EDT
 Att: 29,570 - Unknown

livebaseballscorecards.com

AB 42
 R 10
 H 15
 RBI 10
 BB 3
 SO 6
 LOB 19




Batter	1	2	3	4	5	6	7	8	9	AB	R	H	RBI	BB	SO	LOB	BOTTOM					
Juan Beniquez, R OBP: 0.376, SLG: 0.458 (1, 9)										3	0	2	0	1	1	1	1					
Daryl Sconiers, L OBP: 0.295, SLG: 0.356 (1, 3)										3	0	0	0	1	0	3	0					
Fred Lynn, L OBP: 0.374, SLG: 0.496 (1, 8)										4	0	0	0	0	1	4	0					
Doug DeCinces, R OBP: 0.328, SLG: 0.439 (1, 5)										2	0	0	0	2	1	1	0					
Brian Downing, R OBP: 0.360, SLG: 0.454 (1, 7)										4	0	0	0	0	0	4	0					
Reggie Jackson, L OBP: 0.310, SLG: 0.415 (1, 10)										3	0	0	0	0	1	0	0					
Bobby Grich, R OBP: 0.360, SLG: 0.483 (1, 4)										3	0	0	0	0	0	0	0					
Bob Boone, R OBP: 0.242, SLG: 0.264 Jery Naron, L OBP: 0.280, SLG: 0.333 (7, PH) (8, 2)										2	0	2	0	0	0	0	0					
Dick Schofield, R OBP: 0.261, SLG: 0.264 Derrel Thomas, S OBP: 0.302, SLG: 0.306 (8, PH) (9, 6)										2	0	0	0	0	0	2	0					
Inning Stats	R: 0 E: 0 K: 1 S: 4	H: 0 LOB: 2 BB: 3 P: 16	R: 0 E: 0 K: 0 S: 4	H: 1 LOB: 0 BB: 0 P: 4	R: 0 E: 1 K: 0 S: 4	H: 1 LOB: 1 BB: 0 P: 4	R: 0 E: 0 K: 1 S: 5	H: 0 LOB: 0 BB: 0 P: 5	R: 0 E: 0 K: 0 S: 4	H: 2 LOB: 1 BB: 0 P: 4	R: 0 E: 0 K: 1 S: 5	H: 0 LOB: 0 BB: 0 P: 5	R: 0 E: 0 K: 0 S: 3	H: 0 LOB: 0 BB: 0 P: 3	R: 0 E: 0 K: 1 S: 4	H: 0 LOB: 0 BB: 1 P: 8	R: 0 E: 0 K: 0 S: 2	H: 0 LOB: 0 BB: 1 P: 6	1B: 4 2B: 0 3B: 0 HR: 0	SF: 0 SAC: 0 DP: 5 HBP: 0	WP: 0 PB: 0 SB: 0 CS: 0	PA: 32
PITCHER	IP	WLS	BF	H	R	ER	SO	BB	IBB	HBP	BLK	WP	HR	S	P	ERA	WHIP					
Bret Saberhagen, R ERA: 3.65 (1, 1)	7.0	W	26	4	0	0	3	3	0	0	0	0	0	29	41	0.00	1.000					
Joe Beckwith, R ERA: 3.67 (8, 1)	1.0		3	0	0	0	1	1	0	0	0	0	0	4	8	0.00	1.000					
Dan Quisenberry, R ERA: 2.68 (9, 1)	1.0		3	0	0	0	0	1	0	0	0	0	0	2	6	0.00	1.000					

Kansas City Royals @ California Angels
 Anaheim Stadium, Anaheim, CA
 Tue Sep 18 1984, 10:05 PM EDT
 Att: 29,570 - Unknown

livebaseballscorecards.com

AB 27
 R 0
 H 4
 RBI 0
 BB 5
 SO 4
 LOB 15



Batter	1	2	3	4	5	6	7	8	9	10	11	AB	R	H	RBI	BB	SO	LOB	TOP								
Willie Wilson, S OBP: 0.355, SLG: 0.397 (1, 8)												5	1	1	0	0	0	0									
Lynn Jones, R OBP: 0.330, SLG: 0.367 (1, 9) (7, 7)												5	1	1	0	0	2	0									
George Brett, L OBP: 0.345, SLG: 0.457 Greg Pryor, R OBP: 0.300, SLG: 0.359 (11, PR) (11, 5)												4	0	0	1	1	0	0									
Hal McRae, R OBP: 0.356, SLG: 0.390 Jorge Orta, L OBP: 0.349, SLG: 0.469 (8, PH)												3	1	2	0	0	0	0									
Frank White, R OBP: 0.309, SLG: 0.435 (1, 4)												5	0	1	0	0	0	2									
Steve Balboni, R OBP: 0.319, SLG: 0.499 (1, 3)												3	0	1	0	1	0	1									
Darryl Motley, R OBP: 0.322, SLG: 0.434 Pat Sheridan, L OBP: 0.339, SLG: 0.394 (7, 9)												3	0	1	1	0	0	2									
Don Slaught, R OBP: 0.299, SLG: 0.387 (1, 2)												4	0	1	0	0	1	3									
Onix Concepcion, R OBP: 0.320, SLG: 0.333 (1, 6)												4	0	0	0	0	0	1									
Inning Stats	R: 2 E: 1 K: 0 S: 5	H: 2 LOB: 0 BB: 0 P: 5	R: 0 E: 0 K: 0 S: 4	H: 2 LOB: 1 BB: 0 P: 4	R: 0 E: 0 K: 0 S: 3	H: 0 LOB: 0 BB: 0 P: 3	R: 0 E: 0 K: 0 S: 4	H: 1 LOB: 1 BB: 0 P: 4	R: 0 E: 0 K: 0 S: 3	H: 0 LOB: 0 BB: 0 P: 3	R: 1 E: 0 K: 1 S: 6	H: 3 LOB: 3 BB: 1 P: 10	R: 0 E: 0 K: 1 S: 5	H: 0 LOB: 0 BB: 0 P: 5	R: 0 E: 0 K: 1 S: 5	H: 0 LOB: 0 BB: 0 P: 7	R: 0 E: 0 K: 2 S: 7	H: 0 LOB: 0 BB: 0 P: 7	R: 0 E: 0 K: 1 S: 5	H: 0 LOB: 1 BB: 1 P: 6	1B: 7 2B: 1 3B: 0 HR: 0	SF: 0 SAC: 0 DP: 2 HBP: 0	WP: 0 PB: 0 SB: 0 CS: 0	PA: 41			
PITCHER	IP 5.2	WLS 3.1	BF 10	H 0	R 0	ER 0	SO 4	BB 0	IBB 0	HBP 0	BLK 0	WP 0	HR 0	S 18	P 18	ERA 0.00	WHIP 0.000										
Geoff Zahn, L ERA: 3.22 (1, 1)																											
Doug Corbett, R ERA: 2.06 (6, 1)																											
Don Aase, R ERA: 1.36 (10, 1)																											

Kansas City Royals @ California Angels
Anaheim Stadium, Anaheim, CA
Wed Sep 19 1984, 10:05 PM EDT
Att: 29,094 - Unknown

AB	39
R	3
H	8
RBI	2
BB	2
SO	5
LOB	10



Batter	1	2	3	4	5	6	7	8	9	10	11	AB	R	H	RBI	BB	SO	LOB	BOTTOM								
Juan Beniquez, R OBP: 0.376, SLG: 0.460 (1, 9)												5	1	2	0	0	2	2									
Dick Schofield, R OBP: 0.300, SLG: 0.282 Rod Carew, L OBP: 0.364, SLG: 0.384 Rod Price, R OBP: 0.293, SLG: 0.282 (8, PH) (10, PH) (11, 5)												3	0	0	0	0	0	3									
Fred Lynn, L OBP: 0.375, SLG: 0.496 (1, 8)												4	0	1	1	1	3	1									
Doug DeCinces, R OBP: 0.327, SLG: 0.437 Rick Burleson, R (11, PR)												5	0	1	0	0	2	4									
Brian Downing, R OBP: 0.359, SLG: 0.453 (1, 7)												4	0	1	0	0	1	1									
Reggie Jackson, L OBP: 0.311, SLG: 0.413 (1, 10)												3	1	0	0	2	2	1									
Bobby Grich, R OBP: 0.388, SLG: 0.479 (10, 3)												5	0	1	1	0	1	2									
Darrell Miller, R OBP: 0.313, SLG: 0.241 Daryl Scott, L OBP: 0.299, SLG: 0.356 Gary Pettis, S OBP: 0.328, SLG: 0.299 Rob Wilfong, L OBP: 0.304, SLG: 0.375 (10, 4)												2	1	0	0	1	0	1									
Bob Boone, R OBP: 0.246, SLG: 0.270 Jerry Narron, L OBP: 0.278, SLG: 0.331 (10, 2)												2	0	2	1	0	0	0									
Inning Stats	R: 1 E: 0 K: 1 S: 7	H: 2 LOB: 1 BB: 0 P: 7	R: 1 E: 0 K: 0 S: 4	H: 1 LOB: 1 BB: 1 P: 8	R: 0 E: 0 K: 1 S: 5	H: 0 LOB: 0 BB: 0 P: 5	R: 0 E: 0 K: 1 S: 5	H: 1 LOB: 3 BB: 1 P: 11	R: 0 E: 0 K: 2 S: 7	H: 0 LOB: 0 BB: 0 P: 7	R: 1 E: 0 K: 2 S: 8	H: 1 LOB: 1 BB: 1 P: 12	R: 0 E: 0 K: 0 S: 3	H: 0 LOB: 0 BB: 0 P: 3	R: 0 E: 0 K: 1 S: 4	H: 0 LOB: 0 BB: 1 P: 8	R: 0 E: 0 K: 2 S: 7	H: 0 LOB: 2 BB: 1 P: 7	1B: 6 2B: 3 3B: 0 HR: 0	SF: 0 SAC: 2 DP: 1 HBP: 0	WP: 0 PB: 0 SB: 0 CS: 1	PA: 43					
PITCHER	IP 6.0	WLS 2.0	BF 7	H 1	R 0	ER 0	SO 2	BB 0	IBB 0	HBP 0	BLK 0	WP 0	HR 0	S 11	P 11	ERA 0.00	WHIP 0.500										
Danny Jackson, L ERA: 4.43 (7, 1)																											
Dan Quisenberry, R ERA: 2.64 (9, 1)																											
Joe Beckwith, R ERA: 3.68 (10, 2)																											

Kansas City Royals @ California Angels
Anaheim Stadium, Anaheim, CA
Wed Sep 19 1984, 10:05 PM EDT
Att: 29,094 - Unknown

AB	36
R	4
H	9
RBI	4
BB	5
SO	11
LOB	16



Batter	1	2	3	4	5	6	7	8	9	AB	R	H	RBI	BB	SO	LOB	TOP			
Willie Wilson, S (1, 8) OBP: 0.353, SLG: 0.394	0-0 4-3			0-0 4-3		0-3 K		0-0 1-3		4	0	0	0	0	1	0	Kansas City Royals @ California Angels Anaheim Stadium, Anaheim, CA Thu Sep 20 1984, 10:05 PM EDT Att: 32,772 - Unknown livebaseballscorecards.com			
Pat Sheridan, L (1, 9) OBP: 0.338, SLG: 0.393	0-3 K			0-0 G3		0-0 4-3		0-0 1B	G6-4-3	4	0	1	0	0	1	0				
George Brett, L (1, 5) OBP: 0.342, SLG: 0.452	0-0 F7			0-0 4-3			0-0 E4	FC6-4	1-2	4	0	0	0	0	0	1				
Jorge Orta, L (1, 10) OBP: 0.349, SLG: 0.468		0-0 F9			0-0 FC3-6		0-0 FC6-4	1-2	1B	3	0	1	0	0	0	1				
Dane Iorg, L (1, 7) OBP: 0.272, SLG: 0.376		0-3 K			0-0 FC3-6		0-0 F4			3	0	0	0	0	1	2				
Steve Balboni, R (1, 3) OBP: 0.319, SLG: 0.498		0-3 K			0-0 1B		0-0 F9			3	0	1	0	0	1	1				
Frank White, R (1, 4) OBP: 0.307, SLG: 0.432			0-3 K		0-3 K			0-0 4-3		3	0	0	0	0	2	2				
Don Slaught, R (1, 2) OBP: 0.297, SLG: 0.384			0-0 6-3		0-0 F7			0-0 F8		3	0	0	0	0	0	2				
Onix Concepcion, R (1, 6) OBP: 0.317, SLG: 0.329			0-3 K			0-0 4-3		0-0 F4		3	0	0	0	0	1	0				
Inning Stats	R: 0 E: 0 K: 1 S: 5	H: 0 LOB: 0 BB: 0 P: 5	R: 0 E: 0 K: 2 S: 7	H: 0 LOB: 0 BB: 0 P: 7	R: 0 E: 0 K: 2 S: 7	H: 0 LOB: 0 BB: 0 P: 7	R: 0 E: 0 K: 0 S: 3	H: 2 LOB: 2 BB: 0 P: 3	R: 0 E: 0 K: 1 S: 5	H: 0 LOB: 0 BB: 0 P: 5	R: 0 E: 1 K: 0 S: 4	H: 0 LOB: 1 BB: 0 P: 4	R: 0 E: 0 K: 0 S: 3	H: 0 LOB: 0 BB: 0 P: 3	R: 0 E: 0 K: 0 S: 3	H: 1 LOB: 0 BB: 0 P: 3	1B: 3 2B: 0 3B: 0 HR: 0	SF: 0 SAC: 0 DP: 1 HBP: 0	WP: 0 PB: 0 SB: 0 CS: 0	PA: 30
PITCHER Mike Witt, R (1, 1) ERA: 3.53	IP: 9.0 WLS: W BF: 30 H: 3 R: 0 ER: 0 SO: 7 BB: 0 IBB: 0 HBP: 0 BLK: 0 WP: 0 HR: 0 S: 44 P: 44 ERA: 0.00 WHIP: 0.333																			

Batter	1	2	3	4	5	6	7	8	9	AB	R	H	RBI	BB	SO	LOB	BOTTOM			
Juan Beniquez, R (1, 9) OBP: 0.379, SLG: 0.465	0-0 G5-4-3		0-0 1B		0-0 3-1		0-0 SH1-4			3	1	2	0	0	0	1	Kansas City Royals @ California Angels Anaheim Stadium, Anaheim, CA Thu Sep 20 1984, 10:05 PM EDT Att: 32,772 - Unknown livebaseballscorecards.com			
Rod Carew, L (1, 3) OBP: 0.374, SLG: 0.363	4-0 2B		0-0 1B		0-0 6-3		0-0 4-3			3	0	1	0	1	0	2				
Rob Wilfong, L (8, 4) OBP: 0.304, SLG: 0.375	G5-4-3 BB		1-3 1B				2-3			0	0	0	0	0	0	0				
Fred Lynn, L (1, 8) OBP: 0.374, SLG: 0.494	0-0 G5-4-3		0-0 1B		0-0 F7		0-0 1-3			4	0	1	1	0	0	3				
Doug DeCinces, R (1, 5) OBP: 0.325, SLG: 0.433	0-3 K		0-3 K		0-0 5-3			0-0 6-3		4	0	0	0	0	2	3				
Brian Downing, R (1, 7) OBP: 0.358, SLG: 0.457		0-0 F9		0-0 6-3		0-0 HR		0-0 5-3		4	1	1	1	0	0	0				
Gary Pettis, S (9, 8) OBP: 0.328, SLG: 0.299		0-0 F3		0-3 K		4-0 S		0-0 FC5-4		0	0	0	0	0	0	0				
Reggie Jackson, L (1, 10) OBP: 0.312, SLG: 0.412		0-0 F3		0-3 K		4-0 S		0-0 1B		3	0	1	0	1	1	0				
Bobby Grich, R (1, 4) OBP: 0.359, SLG: 0.476	4-0 CS		0-3 K		0-0 SH1-4		4-0 BB		0-0 FC5-4	2	0	0	0	2	1	1				
Bob Boone, R (1, 2) OBP: 0.248, SLG: 0.271	0-0 CS		0-0 CS		4-0 SH1-4		0-0 4-3			2	0	1	0	1	0	2				
Dick Schofield, R (1, 6) OBP: 0.260, SLG: 0.263			0-0 F5		0-0 SH1-4		0-0 1B			2	0	1	0	0	0	1				
Inning Stats	R: 0 E: 0 K: 1 S: 5	H: 1 LOB: 1 BB: 1 P: 9	R: 0 E: 0 K: 0 S: 2	H: 0 LOB: 1 BB: 1 P: 6	R: 1 E: 0 K: 1 S: 8	H: 4 LOB: 2 BB: 0 P: 8	R: 0 E: 0 K: 2 S: 7	H: 0 LOB: 0 BB: 0 P: 7	R: 0 E: 0 K: 0 S: 3	H: 0 LOB: 1 BB: 1 P: 7	R: 1 E: 0 K: 0 S: 4	H: 1 LOB: 2 BB: 2 P: 12	R: 0 E: 0 K: 0 S: 4	H: 1 LOB: 1 BB: 0 P: 4	R: 0 E: 0 K: 0 S: 4	H: 1 LOB: 1 BB: 0 P: 4	1B: 6 2B: 1 3B: 0 HR: 1	SF: 0 SAC: 2 DP: 1 HBP: 0	WP: 0 PB: 0 SB: 1 CS: 2	PA: 35
PITCHER Mark Gubicza, R (1, 1) ERA: 3.81 Mark Huisman, R (6, 1) ERA: 4.24	IP: 5.2 WLS: L BF: 23 H: 6 R: 2 ER: 2 SO: 4 BB: 3 IBB: 0 HBP: 0 BLK: 0 WP: 0 HR: 1 S: 28 P: 40 ERA: 3.18 WHIP: 1.588																			

Batter	1	2	3	4	5	6	7	8	9	AB	R	H	RBI	BB	SO	LOB	TOP										
Mickey Rivers, L (1, 10) OBP: 0.321, SLG: 0.390	1-3		1-2 1B		1-H 1B 2B		1B			4	1	3	1	0	0	0	Texas Rangers @ California Angels Anaheim Stadium, Anaheim, CA Fri Sep 21 1984, 10:05 PM EDT Att: 27,479 - Unknown										
Gary Ward, R (1, 7) OBP: 0.337, SLG: 0.439	K		F9		2-H 1B		K			4	0	1	1	0	2	3											
Buddy Bell, R (1, 5) OBP: 0.377, SLG: 0.447	F8			G5-4-3 BB	1-2 BB		F8			2	0	0	0	2	0	1											
Larry Parrish, R (1, 9) OBP: 0.338, SLG: 0.470		K		G5-4-3 1-2	F9		F4			4	0	0	0	0	1	3											
Bob Jones, L (1, 3) OBP: 0.326, SLG: 0.403				HR BB	1-3		F7			3	1	1	0	1	0	2											
George Wright, S (1, 8) OBP: 0.285, SLG: 0.385		G4-3		HR			G3			4	1	1	2	0	0	1											
Donnie Scott, S (1, 2) OBP: 0.278, SLG: 0.292			F9					F7		3	0	0	0	0	0	0											
Tom Dunbar, L (9, PH) OBP: 0.313, SLG: 0.356			F8							1	0	0	0	0	0	0											
Jeff Kunkel, R (1, 6) OBP: 0.213, SLG: 0.333			1-3		6-3		F9			4	0	0	0	0	0	0											
Curtis Wilkerson, S (1, 4) OBP: 0.278, SLG: 0.275										3	1	2	0	0	0	0											
Mary Foley, L (9, PH) OBP: 0.352, SLG: 0.394			1B		2B 1B		6-3			1	0	0	0	0	1	0											
Inning Stats	R: 0 E: 0 K: 1 S: 5	H: 0 LOB: 0 BB: 0 P: 5	R: 0 E: 0 K: 1 S: 5	H: 1 LOB: 0 BB: 0 P: 5	R: 0 E: 0 K: 0 S: 5	H: 2 LOB: 2 BB: 0 P: 5	R: 2 E: 0 K: 0 S: 3	H: 1 LOB: 0 BB: 2 P: 11	R: 2 E: 0 K: 0 S: 6	H: 3 LOB: 2 BB: 1 P: 10	R: 0 E: 0 K: 0 S: 3	H: 0 LOB: 0 BB: 0 P: 3	R: 0 E: 0 K: 1 S: 6	H: 1 LOB: 1 BB: 0 P: 6	R: 0 E: 0 K: 0 S: 3	H: 0 LOB: 0 BB: 0 P: 3	R: 0 E: 0 K: 1 S: 5	H: 0 LOB: 0 BB: 0 P: 5	1B: 6 2B: 1 3B: 0 HR: 1	SF: 0 SAC: 0 DP: 2 HBP: 0	WP: 0 PB: 0 CS: 0	PA: 36					
PITCHER	IP	WLS	BF	H	R	ER	SO	BB	IBB	HBP	BLK	WP	HR	S	P	ERA	WHIP										
Ron Romanick, R (1, 1) ERA: 3.92	4.1		21	7	4	4	2	3	0	0	0	0	1	22	34	8.31	2.308										
Curt Kaufman, R (5, 1) ERA: 4.54	4.2	W	15	1	0	0	2	0	0	0	0	0	0	19	19	0.00	0.214										

AB 33
R 4
H 8
RBI 4
BB 3
SO 4
LOB 10



Batter	1	2	3	4	5	6	7	8	9	AB	R	H	RBI	BB	SO	LOB	BOTTOM										
Juan Beniquez, R (1, 9) OBP: 0.377, SLG: 0.463	6-3		G4-6-3 1B		E4 E		5-3			4	1	1	0	0	0	0	Texas Rangers @ California Angels Anaheim Stadium, Anaheim, CA Fri Sep 21 1984, 10:05 PM EDT Att: 27,479 - Unknown										
Rod Carew, L (1, 3) OBP: 0.373, SLG: 0.362			G4-6-3 1-2		E1 1-H		F7			4	0	1	0	0	0	1											
Fred Lynn, L (1, 8) OBP: 0.373, SLG: 0.491	K		F6		F4					3	0	0	0	1	1	2											
Doug DeCinces, R (1, 5) OBP: 0.322, SLG: 0.430	5-3				5-3		6-3			4	0	0	0	0	0	2											
Brian Downing, R (1, 7) OBP: 0.362, SLG: 0.464										3	2	3	0	1	0	0											
Gary Pettis, S (8, PR) OBP: 0.328, SLG: 0.299										0	1	0	0	0	0	0											
Reggie Jackson, L (1, 10) OBP: 0.311, SLG: 0.410			K		F3		K			3	0	0	0	0	2	3											
Bobby Grich, R (1, 4) OBP: 0.363, SLG: 0.477					6-3					3	1	2	2	1	0	1											
Bob Boone, R (1, 2) OBP: 0.247, SLG: 0.270										2	0	0	0	0	0	1											
Jerry Naron, L (6, PH) OBP: 0.281, SLG: 0.340			F3		F7					2	0	1	2	0	0	1											
Dick Schofield, R (1, 6) OBP: 0.259, SLG: 0.261			K		F8		K			3	0	0	0	0	2	2											
Inning Stats	R: 0 E: 0 K: 1 S: 6	H: 1 LOB: 1 BB: 0 P: 6	R: 1 E: 0 K: 2 S: 9	H: 2 LOB: 1 BB: 0 P: 9	R: 0 E: 0 K: 0 S: 3	H: 1 LOB: 0 BB: 0 P: 3	R: 0 E: 0 K: 0 S: 4	H: 1 LOB: 1 BB: 0 P: 4	R: 1 E: 2 K: 0 S: 5	H: 0 LOB: 1 BB: 0 P: 5	R: 2 E: 0 K: 2 S: 9	H: 2 LOB: 1 BB: 1 P: 13	R: 0 E: 0 K: 0 S: 3	H: 0 LOB: 1 BB: 1 P: 7	R: 1 E: 0 K: 0 S: 3	H: 1 LOB: 1 BB: 1 P: 7	1B: 5 2B: 3 3B: 0 HR: 0	SF: 0 SAC: 1 DP: 1 HBP: 0	WP: 0 PB: 0 CS: 0	PA: 35							
PITCHER	IP	WLS	BF	H	R	ER	SO	BB	IBB	HBP	BLK	WP	HR	S	P	ERA	WHIP										
Danny Darwin, R (1, 1) ERA: 3.98	7.0		31	7	4	3	5	2	0	0	0	0	0	39	47	3.86	1.286										
Ricky Wright, L (8, 1) ERA: 9.35	1.0	L	4	1	1	1	0	1	0	0	0	0	0	3	7	9.00	2.000										

AB 31
R 5
H 8
RBI 4
BB 3
SO 5
LOB 13



Batter	1	2	3	4	5	6	7	8	9	10	AB	R	H	RBI	BB	SO	LOB	TOP									
Alan Bannister, R OBP: 0.374, SLG: 0.373 (1, 4)	F4		CS	5-3		F4		K		F8	5	0	0	0	0	1	4										
Mickey Rivers, L OBP: 0.322, SLG: 0.388 (1, 10)	5-3			FC1-4 1B			4-3		1-3		4	0	1	0	0	0	0										
Gary Ward, R OBP: 0.338, SLG: 0.449 (1, 7) (10, 9)	F9			FC1-4 FC4-6 1-2r			F9		K		4	0	0	0	0	1	1										
Buddy Bell, R OBP: 0.379, SLG: 0.451 (1, 5)		F4		FC4-6 1-2r					F8		3	0	0	0	1	0	1										
Larry Parrish, R OBP: 0.359, SLG: 0.467 Bill Sample, R OBP: 0.288, SLG: 0.330 (10, PR) (10, 7)		4-3				6-3		K		F9 1B	4	0	1	0	0	1	1										
George Wright, S OBP: 0.270, SLG: 0.388 (1, 8)		F7				F7				F9 2B	4	0	0	0	0	0	1										
Bob Jones, L OBP: 0.315, SLG: 0.382 (1, 3)			F7			K				F2 1B	3	0	0	0	1	1	0										
Donnie Scott, S OBP: 0.279, SLG: 0.297 Jeff Kunkel, R OBP: 0.212, SLG: 0.331 (8, PR) (8, 6)			F7			F7				K 1B	3	0	1	0	0	0	0										
Bill Stein, R OBP: 0.354, SLG: 0.302 Jim Anderson, R OBP: 0.176, SLG: 0.106 (10, PH) (10, 6)								1B 2B		K 2B	1	0	0	0	0	1	3										
Curtis Wilkerson, S OBP: 0.278, SLG: 0.275 Tom Dunbar, L OBP: 0.318, SLG: 0.359 Ned Yost, R OBP: 0.198, SLG: 0.260 Mary Foley, L OBP: 0.305, SLG: 0.396 (10, PH) (10, 2)						1-3		2H 1B			2	0	1	0	0	0	0										
Inning Stats	R: 0 E: 0 K: 0 S: 3	H: 0 LOB: 0 BB: 0 P: 3	R: 0 E: 0 K: 0 S: 3	H: 0 LOB: 0 BB: 0 P: 3	R: 0 E: 0 K: 0 S: 3	H: 1 LOB: 0 BB: 0 P: 3	R: 0 E: 0 K: 0 S: 4	H: 1 LOB: 1 BB: 0 P: 4	R: 0 E: 0 K: 1 S: 5	H: 0 LOB: 0 BB: 0 P: 5	R: 0 E: 0 K: 0 S: 3	H: 0 LOB: 0 BB: 0 P: 3	R: 0 E: 0 K: 1 S: 5	H: 0 LOB: 1 BB: 1 P: 9	R: 1 E: 0 K: 1 S: 7	H: 2 LOB: 2 BB: 0 P: 7	R: 0 E: 0 K: 1 S: 5	H: 0 LOB: 0 BB: 0 P: 5	R: 1 E: 0 K: 1 S: 7	H: 2 LOB: 2 BB: 1 P: 11	1B: 4 2B: 2 3B: 0 HR: 0	SF: 0 SAC: 0 DP: 0 HBP: 0	WP: 0 PA: 38 PB: 0 SB: 0 CS: 1				
PITCHER Jim Slaton, R ERA: 4.95 (1, 1)	IP 10.0	WLS L	BF 37	H 6	R 2	ER 2	SO 5	BB 1	IBB 0	HBP 0	BLK 0	WP 0	HR 0	S 45	P 53	ERA 1.80	WHIP 0.700										

Texas Rangers @ California Angels
Anaheim Stadium, Anaheim, CA
Sun Sep 23 1984, 6:33 AM EDT
Att: 45,094 - Unknown


AB	35
R	2
H	6
RBI	2
BB	2
SO	5
LOB	11



Batter	1	2	3	4	5	6	7	8	9	10	AB	R	H	RBI	BB	SO	LOB	BOTTOM									
Juan Beniquez, R OBP: 0.376, SLG: 0.459 (1, 9)	F9		5-3			6-3			6-3		4	0	0	0	0	0	0										
Rod Carew, L OBP: 0.373, SLG: 0.361 Gary Pettis, S OBP: 0.328, SLG: 0.299 Rob Picciolo, R OBP: 0.203, SLG: 0.282 (1, 3) (9, PR) (10, 6)	F7			F5		4-3				BB	3	0	0	0	1	0	0										
Fred Lynn, L OBP: 0.369, SLG: 0.483 (1, 8)	4-3			K				F8		F4	4	0	0	0	0	1	1										
Doug DeCinces, R OBP: 0.324, SLG: 0.435 (1, 5)		F8						F8		F8	4	0	1	0	0	0	0										
Brian Downing, R OBP: 0.365, SLG: 0.471 (1, 7)					HR	1-3-5 BB		1-3		5-3	3	1	1	1	1	0	0										
Reggie Jackson, L OBP: 0.309, SLG: 0.419 (1, 10)								K		F2	4	0	0	0	0	2	1										
Bobby Grich, R OBP: 0.367, SLG: 0.478 (1, 4)											3	0	2	0	0	0	0										
Bob Boone, R OBP: 0.244, SLG: 0.266 (1, 2)											3	0	0	0	0	0	2										
Dick Schofield, R OBP: 0.258, SLG: 0.261 Daryl Scomiers, L OBP: 0.297, SLG: 0.354 Darrell Miller, R OBP: 0.294, SLG: 0.226 (1, 6) (9, PH) (10, 3)										F7	2	0	0	0	0	0	0										
Inning Stats	R: 0 E: 0 K: 0 S: 3	H: 0 LOB: 0 BB: 0 P: 3	R: 1 E: 0 K: 1 S: 6	H: 1 LOB: 0 BB: 0 P: 6	R: 0 E: 0 K: 0 S: 3	H: 0 LOB: 0 BB: 0 P: 3	R: 0 E: 0 K: 1 S: 5	H: 1 LOB: 1 BB: 0 P: 5	R: 0 E: 1 K: 0 S: 3	H: 1 LOB: 1 BB: 1 P: 7	R: 0 E: 0 K: 0 S: 3	H: 0 LOB: 0 BB: 0 P: 3	R: 0 E: 0 K: 1 S: 5	H: 0 LOB: 0 BB: 0 P: 5	R: 0 E: 0 K: 0 S: 3	H: 0 LOB: 1 BB: 1 P: 7	R: 0 E: 0 K: 0 S: 3	H: 0 LOB: 0 BB: 0 P: 3	1B: 3 2B: 1 3B: 0 HR: 1	SF: 0 SAC: 0 DP: 1 HBP: 0	WP: 0 PA: 33 PB: 0 SB: 0 CS: 0						
PITCHER Dave Stewart, R ERA: 4.91 (1, 1)	IP 10.0	WLS W	BF 33	H 4	R 1	ER 1	SO 3	BB 2	IBB 0	HBP 0	BLK 0	WP 0	HR 1	S 37	P 45	ERA 0.90	WHIP 0.600										

Texas Rangers @ California Angels
Anaheim Stadium, Anaheim, CA
Sun Sep 23 1984, 6:33 AM EDT
Att: 45,094 - Unknown

AB	31
R	1
H	4
RBI	1
BB	2
SO	3
LOB	4



Batter	1	2	3	4	5	6	7	8	9	AB	R	H	RBI	BB	SO	LOB	TOP			
Juan Beniquez, R (1, 9) OBP: 0.375, SLG: 0.457										4	0	1	0	0	0	0	California Angels @ Kansas City Royals Royals Stadium, Kansas City, MO Mon Sep 24 1984, 8:05 PM EDT Unknown			
Rod Carew, L (1, 3) OBP: 0.372, SLG: 0.359										4	0	1	0	0	0	1				
Fred Lynn, L (1, 8) OBP: 0.366, SLG: 0.479										4	0	0	0	0	2	2				
Doug DeCinces, R (1, 5) OBP: 0.324, SLG: 0.433										4	0	1	0	0	1	2				
Brian Downing, R (1, 7) OBP: 0.363, SLG: 0.468										3	0	0	0	0	1	1				
Reggie Jackson, L (1, 10) OBP: 0.308, SLG: 0.416										3	0	0	0	0	0	0				
Bobby Grich, R (1, 4) OBP: 0.367, SLG: 0.475										2	0	0	0	1	1	0				
Bob Boone, R (1, 2) OBP: 0.243, SLG: 0.265 (8, PH)										2	0	0	0	0	0	1				
Jerry Narron, L (8, PH) OBP: 0.294, SLG: 0.338 (8, 2)										0	0	0	0	0	0	0				
Dick Schofield, R (1, 6) OBP: 0.257, SLG: 0.259 (8, PH)										2	0	0	0	0	1	0				
Daryl Sconiers, L (8, PH) OBP: 0.296, SLG: 0.351 (8, 6)										1	0	0	0	0	0	1				
Rob Picciolo, R (8, 6) OBP: 0.203, SLG: 0.282										0	0	0	0	0	0	0				
Inning Stats	R: 0 E: 0 K: 1 S: 6	H: 1 LOB: 1 BB: 0 P: 6	R: 0 E: 0 K: 1 S: 5	H: 0 LOB: 1 BB: 1 P: 9	R: 0 E: 0 K: 1 S: 5	H: 0 LOB: 0 BB: 0 P: 5	R: 0 E: 0 K: 1 S: 5	H: 1 LOB: 0 BB: 0 P: 5	R: 0 E: 0 K: 0 S: 3	H: 0 LOB: 0 BB: 0 P: 3	R: 0 E: 0 K: 1 S: 5	H: 0 LOB: 0 BB: 0 P: 5	R: 0 E: 0 K: 0 S: 3	H: 0 LOB: 1 BB: 0 P: 4	R: 0 E: 0 K: 0 S: 4	H: 1 LOB: 1 BB: 0 P: 4	1B: 3 2B: 0 3B: 0 HR: 0	SF: 0 SAC: 0 DP: 1 HBP: 1	WP: 0 PB: 0 SB: 0 CS: 0	PA: 31
PITCHER Bret Saberhagen, R (1, 1) ERA: 3.43	IP: 9.0 WLS: W BF: 31 H: 3 R: 0 ER: 0 SO: 6 BB: 1 IBB: 0 HBP: 1 BLK: 0 WP: 0 HR: 0 S: 41 P: 46 ERA: 0.00 WHIP: 0.444															PITCHER				

Batter	1	2	3	4	5	6	7	8	9	AB	R	H	RBI	BB	SO	LOB	BOTTOM			
Willie Wilson, S (1, 8) OBP: 0.352, SLG: 0.394										4	0	2	1	0	0	0	California Angels @ Kansas City Royals Royals Stadium, Kansas City, MO Mon Sep 24 1984, 8:05 PM EDT Unknown			
Lynn Jones, R (1, 9) OBP: 0.343, SLG: 0.398										3	2	1	1	0	0	1				
George Brett, L (1, 5) OBP: 0.343, SLG: 0.453 (7, 5)										3	0	0	0	0	1	0				
Greg Pryor, R (7, 5) OBP: 0.302, SLG: 0.359										0	0	0	0	0	0	0				
Hal McRae, R (1, 10) OBP: 0.363, SLG: 0.398										4	1	3	1	0	0	0				
Darryl Motley, R (1, 7) OBP: 0.322, SLG: 0.438										4	0	2	1	0	0	1				
Steve Balboni, R (1, 3) OBP: 0.317, SLG: 0.498 (7, FR)										2	0	0	0	1	0	0				
John Wathan, R (8, 3) OBP: 0.281, SLG: 0.280										1	0	0	0	0	0	2				
Frank White, R (1, 4) OBP: 0.308, SLG: 0.432										2	1	1	0	0	0	0				
Don Slaught, R (1, 2) OBP: 0.298, SLG: 0.380										1	0	0	0	1	0	0				
Onix Concepcion, R (1, 6) OBP: 0.306, SLG: 0.317										3	0	0	0	0	0	4				
Inning Stats	R: 0 E: 0 K: 0 S: 3	H: 0 LOB: 0 BB: 0 P: 3	R: 0 E: 0 K: 0 S: 3	H: 0 LOB: 0 BB: 0 P: 3	R: 1 E: 0 K: 0 S: 5	H: 2 LOB: 1 BB: 0 P: 5	R: 0 E: 0 K: 1 S: 5	H: 1 LOB: 0 BB: 0 P: 5	R: 0 E: 0 K: 0 S: 3	H: 0 LOB: 0 BB: 0 P: 3	R: 1 E: 0 K: 0 S: 4	H: 2 LOB: 0 BB: 0 P: 4	R: 1 E: 0 K: 0 S: 4	H: 2 LOB: 2 BB: 2 P: 12	R: 1 E: 0 K: 0 S: 5	H: 2 LOB: 2 BB: 0 P: 6	1B: 4 2B: 5 3B: 0 HR: 1	SF: 0 SAC: 3 DP: 2 HBP: 1	WP: 0 PB: 0 SB: 0 CS: 1	PA: 33
PITCHER Geoff Zahn, L (1, 1) ERA: 3.26	IP: 6.0 WLS: L BF: 24 H: 7 R: 3 ER: 3 SO: 3 BB: 0 IBB: 0 HBP: 0 BLK: 0 WP: 0 HR: 1 S: 25 P: 29 ERA: 4.50 WHIP: 1.167															PITCHER				
Doug Corbett, R (7, 1) ERA: 2.13	IP: 2.0 WLS: L BF: 9 H: 2 R: 1 ER: 1 SO: 0 BB: 0 IBB: 1 HBP: 1 BLK: 0 WP: 0 HR: 0 S: 7 P: 12 ERA: 4.50 WHIP: 1.000															PITCHER				

AB	29
R	0
H	3
RBI	0
BB	1
SO	6
LOB	8



AB	27
R	4
H	9
RBI	4
BB	2
SO	1
LOB	8



Batter	1	2	3	4	5	6	7	8	9	AB	R	H	RBI	BB	SO	LOB	TOP				
Gary Pettis, S OBP: 0.331, SLG: 0.302 (1, 8)										3	2	1	0	2	2	3	California Angels @ Kansas City Royals Royals Stadium, Kansas City, MO Mon Sep 24 1984, 8:05 PM EDT Att: 39,574 - Unknown				
Juan Beniquez, R OBP: 0.370, SLG: 0.452 (1, 9)									4	0	0	1	0	0	3						
Reggie Jackson, L OBP: 0.308, SLG: 0.415 (1, 10)									4	1	1	0	1	1	1						
Doug DeCinces, R OBP: 0.327, SLG: 0.438 Derrel Thomas, S OBP: 0.300, SLG: 0.303 (7, PR) (7, 5)									4	0	3	0	0	0	2						
Brian Downing, R OBP: 0.363, SLG: 0.466 (1, 7)									4	0	1	2	0	0	4						
Bobby Grich, R OBP: 0.383, SLG: 0.470 (8, 3)									4	0	0	0	0	1	4						
Darrell Miller, R OBP: 0.206 Rob Wilfong, L OBP: 0.301, SLG: 0.371 (8, PH) (8, 4)									3	1	0	0	0	1	0						
Bob Boone, R OBP: 0.244, SLG: 0.265 Jery Naron, L OBP: 0.292, SLG: 0.336 (8, PH) (8, 2)									3	0	1	1	0	0	0						
Dick Schofield, R OBP: 0.260, SLG: 0.260 Daryl Sconiers, L OBP: 0.294, SLG: 0.349 Rob Piccolo, R OBP: 0.203, SLG: 0.282 (8, 6)									2	0	1	0	1	0	0						
Inning Stats	R: 0 E: 0 K: 0 S: 4	H: 1 LOB: 2 BB: 1 P: 8	R: 0 E: 0 K: 2 S: 9	H: 2 LOB: 2 BB: 0 P: 9	R: 1 E: 0 K: 0 S: 4	H: 1 LOB: 1 BB: 1 P: 8	R: 1 E: 1 K: 1 S: 6	H: 0 LOB: 1 BB: 1 P: 10	R: 0 E: 0 K: 1 S: 5	H: 0 LOB: 0 BB: 0 P: 5	R: 1 E: 1 K: 1 S: 7	H: 2 LOB: 2 BB: 1 P: 11	R: 0 E: 0 K: 2 S: 7	H: 0 LOB: 0 BB: 0 P: 7	R: 1 E: 0 K: 1 S: 6	H: 1 LOB: 0 BB: 0 P: 6		1B: 6 2B: 2 3B: 0 HR: 0	SF: 1 SAC: 0 DP: 0 HBP: 0	WP: 1 PB: 0 SB: 0 CS: 0	PA: 40
PITCHER	IP WLS BF H R ER SO BB IBB HBP BLK WP HR S P ERA WHIP	7.0 W 33 7 3 2 5 4 0 0 0 0 0 0 39 55 2.57 1.571	2.0 7 1 1 1 3 0 0 0 0 1 0 13 13 4.50 0.500																		

Batter	1	2	3	4	5	6	7	8	9	AB	R	H	RBI	BB	SO	LOB	BOTTOM				
Willie Wilson, S OBP: 0.354, SLG: 0.395 Leon Roberts, R OBP: 0.286, SLG: 0.273 (8, 7)									4	2	2	0	1	1	1						
Pat Sheridan, L OBP: 0.338, SLG: 0.402 (1, 9)									5	2	2	1	0	3	5						
George Brett, L OBP: 0.346, SLG: 0.458 Greg Pryor, R OBP: 0.307, SLG: 0.364 (1, 5) (6, 5)									3	1	2	3	0	0	0						
Jorge Orta, L OBP: 0.348, SLG: 0.466 (1, 10)									2	2	0	0	3	0	2						
Darryl Motley, R OBP: 0.323, SLG: 0.447 Lynn Jones, R OBP: 0.340, SLG: 0.394 (7, 7) (8, 8)									4	1	2	6	0	1	1						
Steve Balboni, R OBP: 0.319, SLG: 0.498 (1, 3)									4	0	2	0	0	1	1						
Frank White, R OBP: 0.358, SLG: 0.430 Buddy Biancalana, S OBP: 0.231, SLG: 0.305 (7, 4)									4	0	1	0	0	1	3						
Don Slaught, R OBP: 0.300, SLG: 0.384 John Wathan, R OBP: 0.280, SLG: 0.279 (1, 2) (7, 2)									3	2	2	0	0	1	1						
Onix Concepcion, R OBP: 0.305, SLG: 0.320 (1, 6)									4	1	1	1	0	1	2						
Inning Stats	R: 1 E: 0 K: 1 S: 5	H: 1 LOB: 0 BB: 1 P: 9	R: 0 E: 0 K: 0 S: 3	H: 1 LOB: 0 BB: 0 P: 3	R: 4 E: 0 K: 2 S: 11	H: 4 LOB: 1 BB: 1 P: 15	R: 0 E: 0 K: 3 S: 11	H: 2 LOB: 2 BB: 0 P: 11	R: 0 E: 0 K: 2 S: 8	H: 1 LOB: 2 BB: 1 P: 12	R: 6 E: 0 K: 1 S: 10	H: 5 LOB: 0 BB: 1 P: 14	R: 0 E: 0 K: 0 S: 3	H: 0 LOB: 0 BB: 0 P: 3	R: 1 E: 0 K: 0 S: 4	H: 2 LOB: 0 BB: 0 P: 4	1B: 10 2B: 4 3B: 0 HR: 2	SF: 0 SAC: 0 DP: 3 HBP: 0	WP: 0 PB: 0 SB: 2 CS: 0	PA: 41	
PITCHER	IP WLS BF H R ER SO BB IBB HBP BLK WP HR S P ERA WHIP	2.2 L 14 6 5 5 2 1 0 0 0 0 0 0 11 11 0.00 2.625	1.0 5 2 0 0 3 0 0 0 0 0 0 0 8 12 0.00 2.000	1.0 5 1 0 0 2 1 0 0 0 0 0 0 10 10 54.00 6.000	0.2 6 4 4 4 2 0 0 0 0 0 0 0 10 10 54.00 6.000	2.2 11 3 3 3 0 0 1 0 0 0 2 10 14 10.12 1.125															

AB 35
R 4
H 8
RBI 4
BB 4
SO 8
LOB 17



AB 37
R 12
H 16
RBI 12
BB 4
SO 9
LOB 17



Batter	1	2	3	4	5	6	7	8	9	AB	R	H	RBI	BB	SO	LOB	TOP			
Gary Pettis, S OBP: 0.330, SLG: 0.296 (1, 8)	0-3 K		0-3 K			0-0 5-3	0-3 K			4	0	0	0	0	0	3	1			
Dick Schofield, R OBP: 0.259, SLG: 0.260 (1, 6)	0-3 K			0-0 F3		0-0 BB 1B		0-0 F2		4	1	1	0	0	1	0				
Fred Lynn, L OBP: 0.367, SLG: 0.477 (1, 9)	0-0 6-3			0-0 F7		4-0 1B 1-2 BB		0-0 F2		3	1	0	0	1	0	0				
Brian Downing, R OBP: 0.361, SLG: 0.462 (1, 7)		0-0 F3		0-0 F9		0-0 FC4-6 1-3 2H 1B		0-0 4-3		4	0	1	1	0	0	0				
Doug DeCinces, R OBP: 0.328, SLG: 0.437 (1, 5)		0-0 F8			0-0 FC4-6 1B	0-0 FC4-6 1B			4-0 FC5-4 BB	3	0	2	1	1	0	0				
Reggie Jackson, L OBP: 0.305, SLG: 0.407 (1, 10)	0-3 K			0-0 FC4-6 E S 1-2	0-0 FC4-6 1-2 2-3			0-3 K		4	0	0	0	0	2	4				
Bobby Grich, R OBP: 0.360, SLG: 0.462 (1, 4)			0-0 6-3		4-0 FC6-4 1-3 BB	0-0 F2		0-3 K		3	0	0	0	1	1	3				
Darrell Miller, R OBP: 0.268, SLG: 0.189 (1, 3)			4-0 BB		0-0 F3		0-0 F5		0-0 FC5-4 1-2	3	0	0	0	1	0	3				
Bob Boone, R OBP: 0.240, SLG: 0.261 (1, 2)			0-3 K		0-0 FC6-4 1-2		0-0 F9			3	0	0	0	0	1	3				
Inning Stats	R: 0 E: 0 K: 2 S: 7	H: 0 LOB: 0 BB: 0 P: 7	R: 0 E: 0 K: 1 S: 5	H: 0 LOB: 0 BB: 0 P: 5	R: 0 E: 0 K: 2 S: 7	H: 0 LOB: 1 BB: 1 P: 11	R: 0 E: 0 K: 0 S: 3	H: 0 LOB: 0 BB: 0 P: 3	R: 0 E: 0 K: 0 S: 4	H: 1 LOB: 2 BB: 1 P: 8	R: 2 E: 0 K: 0 S: 6	H: 3 LOB: 2 BB: 1 P: 10	R: 0 E: 0 K: 1 S: 5	H: 0 LOB: 0 BB: 0 P: 5	R: 0 E: 0 K: 2 S: 7	H: 0 LOB: 1 BB: 1 P: 11	1B: 4 2B: 0 3B: 0 HR: 0	SF: 0 SAC: 0 DP: 0 HBP: 0	WP: 0 PB: 0 SB: 1 CS: 0	PA: 35
PITCHER Bud Black, L ERA: 3.12 (1, 1)	IP: 9.0 WLS: L BF: 35 H: 4 R: 2 ER: 2 SO: 8 BB: 4 IBB: 0 HBP: 0 BLK: 0 WP: 0 HR: 0 S: 47 P: 63 ERA: 2.00 WHIP: 0.889																			

California Angels @ Kansas City Royals
 Royals Stadium, Kansas City, MO
 Wed Sep 26 1984, 8:05 PM EDT
 Att: 22,728 - Unknown

AB	31
R	2
H	4
RBI	2
BB	4
SO	8
LOB	14



Batter	1	2	3	4	5	6	7	8	9	AB	R	H	RBI	BB	SO	LOB	BOTTOM					
Willie Wilson, S OBP: 0.353, SLG: 0.394 (1, 8)	0-0 4-3		0-0 F9			0-0 F8	0-0 F8			4	0	0	0	0	0	4						
Pat Sheridan, L OBP: 0.336, SLG: 0.399 (1, 9)	0-0 F7		0-3 K			0-0 1B 1B		0-0 4-3		4	0	1	0	0	1	1						
George Brett, L OBP: 0.344, SLG: 0.452 (1, 5)	0-0 F8			0-0 G3		0-0 FC4-6 1-3 1B		0-0 F7		4	0	1	0	0	0	0						
Jorge Orta, L OBP: 0.343, SLG: 0.457 (1, 10)		0-0 FC5-4 1B		0-0 G3		0-0 FC4-6 1-2		0-0 F8		4	0	1	0	0	0	2						
Darryl Motley, R OBP: 0.319, SLG: 0.442 (1, 7)		0-0 FC5-4 1B 1-2 8-2		0-0 F8			0-0 F3		0-0 4-3	4	0	0	0	0	0	1						
Steve Balboni, R OBP: 0.321, SLG: 0.498 (1, 3)		0-0 1B 1-3		0-3 K		4-0 1B 1B BB		0-0 F8		3	0	1	0	1	1	0						
Frank White, R OBP: 0.308, SLG: 0.432 (1, 4)		0-0 1B 3-H		0-0 8-2		0-0 F7		0-0 1-2 1B		4	0	1	0	0	0	2						
Don Slaught, R OBP: 0.297, SLG: 0.380 (1, 2)			0-0 F9		0-0 G3		0-0 F8			3	0	0	0	0	0	2						
Onix Concepcion, R OBP: 0.314, SLG: 0.332 (1, 6)				0-0 2B		0-0 6-3		0-0 1-2 2-3 1B		3	0	2	0	0	0	0						
Inning Stats	R: 0 E: 0 K: 0 S: 3	H: 0 LOB: 0 BB: 0 P: 3	R: 0 E: 0 K: 0 S: 4	H: 2 LOB: 1 BB: 0 P: 4	R: 0 E: 0 K: 1 S: 6	H: 1 LOB: 1 BB: 0 P: 6	R: 0 E: 0 K: 0 S: 3	H: 0 LOB: 0 BB: 0 P: 3	R: 0 E: 0 K: 1 S: 5	H: 0 LOB: 0 BB: 0 P: 5	R: 0 E: 0 K: 0 S: 5	H: 2 LOB: 2 BB: 0 P: 5	R: 0 E: 0 K: 0 S: 5	H: 2 LOB: 3 BB: 1 P: 9	R: 0 E: 0 K: 0 S: 3	H: 0 LOB: 0 BB: 0 P: 3	R: 0 E: 0 K: 0 S: 3	H: 0 LOB: 0 BB: 0 P: 3	1B: 6 2B: 2 3B: 0 HR: 0	SF: 0 SAC: 0 DP: 1 HBP: 0	WP: 0 PB: 0 SB: 0 CS: 0	PA: 34
PITCHER Ron Romanick, R ERA: 3.76 (1, 1)	IP: 9.0 WLS: W BF: 34 H: 7 R: 0 ER: 0 SO: 2 BB: 1 IBB: 0 HBP: 0 BLK: 0 WP: 0 HR: 0 S: 37 P: 41 ERA: 0.00 WHIP: 0.889																					

California Angels @ Kansas City Royals
 Royals Stadium, Kansas City, MO
 Wed Sep 26 1984, 8:05 PM EDT
 Att: 22,728 - Unknown


AB	33
R	0
H	7
RBI	0
BB	1
SO	2
LOB	12



Batter	1	2	3	4	5	6	7	8	9	AB	R	H	RBI	BB	SO	LOB	TOP			
Gary Pettis, S OBP: 0.331, SLG: 0.296 (1, 8)										4	1	1	0	1	1	3	California Angels @ Texas Rangers Arlington Stadium, Arlington, TX Fri Sep 28 1984, 8:05 PM EDT Att: 7,050 - Unknown			
Rob Wilfong, L OBP: 0.300, SLG: 0.366 (1, 5)										3	0	0	0	1	0	2				
Daryl Sconiers, L OBP: 0.308, SLG: 0.353 (1, 3)										4	0	1	1	0	1	3				
Brian Downing, R OBP: 0.361, SLG: 0.460 (1, 7)										4	0	1	0	0	0	2				
Reggie Jackson, L OBP: 0.302, SLG: 0.409 (1, 10)										4	0	0	0	0	2	2				
Bobby Grich, R OBP: 0.380, SLG: 0.457 (1, 4)										4	0	1	0	0	0	0				
Jerry Narron, L OBP: 0.286, SLG: 0.340 (1, 2)										3	0	1	0	1	0	0				
Mike Brown, R OBP: 0.322, SLG: 0.471 (1, 9)										4	0	1	0	0	0	3				
Dick Schofield, R OBP: 0.266, SLG: 0.266 (1, 6)										2	0	1	0	1	0	0				
Fred Lynn, L OBP: 0.364, SLG: 0.473 (9, PH)										1	0	0	0	0	1	0				
Inning Stats	R: 1 E: 0 K: 0 S: 4	H: 2 LOB: 1 BB: 1 P: 8	R: 0 E: 0 K: 0 S: 4	H: 1 LOB: 2 BB: 1 P: 8	R: 0 E: 0 K: 0 S: 3	H: 0 LOB: 0 BB: 0 P: 3	R: 0 E: 0 K: 1 S: 6	H: 1 LOB: 1 BB: 0 P: 6	R: 0 E: 0 K: 0 S: 4	H: 1 LOB: 2 BB: 1 P: 10	R: 0 E: 0 K: 1 S: 6	H: 1 LOB: 2 BB: 1 P: 10	R: 0 E: 0 K: 0 S: 3	H: 0 LOB: 0 BB: 0 P: 3	R: 0 E: 0 K: 2 S: 7	H: 0 LOB: 0 BB: 0 P: 7	1B: 4 2B: 3 3B: 0 HR: 0	SF: 0 SAC: 0 DP: 1 HBP: 0	WP: 0 PB: 0 SB: 2 CS: 0	PA: 37
PITCHER Dave Stewart, R ERA: 4.73 (1, 1)	IP: 9.0 WLS: W BF: 37 H: 7 R: 1 ER: 1 SO: 5 BB: 4 IBB: 0 HBP: 0 BLK: 0 WP: 0 HR: 0 S: 43 P: 59 ERA: 1.00 WHIP: 1.222															PITCHER				


Batter	1	2	3	4	5	6	7	8	9	AB	R	H	RBI	BB	SO	LOB	BOTTOM			
Mickey Rivers, L OBP: 0.323, SLG: 0.390 (1, 10)										3	1	1	0	1	0	0	California Angels @ Texas Rangers Arlington Stadium, Arlington, TX Fri Sep 28 1984, 8:05 PM EDT Att: 7,050 - Unknown			
Gary Ward, R OBP: 0.344, SLG: 0.449 (1, 7)										4	0	2	0	0	0	1				
Buddy Bell, R OBP: 0.382, SLG: 0.458 (1, 5)										3	2	2	0	1	0	0				
Larry Parrish, R OBP: 0.338, SLG: 0.467 (1, 9)										3	1	1	2	1	0	2				
Pete O'Brien, L OBP: 0.353, SLG: 0.454 (1, 3)										4	0	1	1	0	0	2				
George Wright, S OBP: 0.275, SLG: 0.388 (1, 8)										3	0	2	0	1	1	1				
Donnie Scott, S OBP: 0.282, SLG: 0.300 (1, 2)										2	0	1	0	0	0	1				
Mary Foley, L OBP: 0.308, SLG: 0.395 (6, 2)										1	0	0	1	0	0	0				
Curtis Wilkerson, S OBP: 0.283, SLG: 0.280 (1, 6)										4	0	0	0	0	0	5				
Wayne Tolleson, S OBP: 0.279, SLG: 0.254 (1, 4)										4	0	0	0	0	0	0				
Inning Stats	R: 0 E: 0 K: 0 S: 3	H: 0 LOB: 0 BB: 0 P: 3	R: 0 E: 0 K: 0 S: 5	H: 2 LOB: 2 BB: 0 P: 5	R: 0 E: 0 K: 0 S: 4	H: 2 LOB: 2 BB: 1 P: 8	R: 0 E: 0 K: 0 S: 4	H: 1 LOB: 1 BB: 0 P: 4	R: 0 E: 0 K: 0 S: 3	H: 1 LOB: 0 BB: 0 P: 3	R: 1 E: 0 K: 0 S: 4	H: 1 LOB: 2 BB: 2 P: 12	R: 3 E: 0 K: 1 S: 8	H: 3 LOB: 1 BB: 1 P: 12	R: 0 E: 0 K: 0 S: 3	H: 0 LOB: 0 BB: 0 P: 3	1B: 8 2B: 2 3B: 0 HR: 0	SF: 1 SAC: 0 DP: 0 HBP: 0	WP: 0 PB: 0 SB: 0 CS: 2	PA: 37
PITCHER Jim Slaton, R ERA: 4.97 John Curtis, L ERA: 4.4 (7, 1)	IP: 6.2 WLS: L BF: 31 H: 9 R: 4 ER: 4 SO: 4 BB: 2 IBB: 2 HBP: 0 BLK: 0 WP: 0 HR: 0 S: 27 P: 43 ERA: 5.40 WHIP: 1.650															PITCHER				


AB	33
R	1
H	7
RBI	1
BB	4
SO	5
LOB	15



AB	31
R	4
H	10
RBI	4
BB	4
SO	1
LOB	12



Batter	1	2	3	4	5	6	7	8	9	AB	R	H	RBI	BB	SO	LOB	TOP										
Gary Pettis, S OBP: 0.332, SLG: 0.300 (1, 8)	5-3	G1-4-3							E5	5	0	2	0	0	0	3	California Angels @ Texas Rangers Arlington Stadium, Arlington, TX Sat Sep 29 1984, 8:05 PM EDT Att: 8,951 - Unknown livebaseballscorecards.com										
Derrel Thomas, S OBP: 0.299, SLG: 0.309 (1, 7)	1B	3B	6-3		SH1-3	1B	1-3		F7	4	1	1	0	0	0	3											
Mike Brown, R OBP: 0.325, SLG: 0.490 (1, 9)	1B		K		6-4				K	5	1	2	2	0	2	3											
Doug DeCinces, R OBP: 0.326, SLG: 0.431 (1, 5)	F9								F2	3	0	0	0	1	0	1											
Brian Downing, R OBP: 0.362, SLG: 0.465 (1, 10)	F9									4	1	2	1	0	1	2											
Bobby Grich, R OBP: 0.357, SLG: 0.452 (1, 4)		E6			K				F8	4	1	0	0	0	1	1											
Darrell Miller, R OBP: 0.243, SLG: 0.171 (1, 3)		K			K				F7	4	0	0	0	0	2	2											
Bob Boone, R OBP: 0.243, SLG: 0.264 (1, 2)									K	4	0	3	0	0	1	0											
Dick Schofield, R OBP: 0.264, SLG: 0.264 (1, 6)		E6			5-3				FC1-6	4	0	0	0	0	0	3											
Inning Stats	R: 1 E: 0 K: 0 S: 5	H: 2 LOB: 1 BB: 0 P: 5	R: 1 E: 2 K: 1 S: 7	H: 1 LOB: 1 BB: 0 P: 7	R: 0 E: 0 K: 2 S: 7	H: 0 LOB: 1 BB: 1 P: 11	R: 0 E: 0 K: 2 S: 8	H: 1 LOB: 1 BB: 0 P: 8	R: 0 E: 0 K: 0 S: 3	H: 1 LOB: 0 BB: 3	R: 0 E: 0 K: 1 S: 6	H: 1 LOB: 1 BB: 0 P: 6	R: 2 E: 0 K: 0 S: 5	H: 2 LOB: 0 BB: 0 P: 5	R: 0 E: 1 K: 1 S: 7	H: 1 LOB: 2 BB: 0 P: 7		1B: 6 2B: 2 3B: 1 HR: 2	SF: 0 SAC: 1 DP: 2 HBP: 0	WP: 0 PB: 0 SB: 0 CS: 0	PA: 39						
PITCHER	IP	WLS	BF	H	R	ER	SO	BB	IBB	HBP	BLK	WP	HR	S	P	ERA	WHIP										
Frank Tanana, L ERA: 3.25 (1, 1)	8.0	L	34	9	4	3	6	1	0	0	0	0	2	45	49	3.38	1.250										
Tom Henke, R ERA: 6.35 (9, 1)	1.0		5	1	0	0	1	0	0	0	0	0	0	7	7	0.00	1.000										

Batter	1	2	3	4	5	6	7	8	9	AB	R	H	RBI	BB	SO	LOB	BOTTOM										
Alan Bannister, R OBP: 0.389, SLG: 0.371 (1, 10)	2B		FC5-4	1B	F8				F6	3	0	1	0	1	0	2	California Angels @ Texas Rangers Arlington Stadium, Arlington, TX Sat Sep 29 1984, 8:05 PM EDT Att: 8,951 - Unknown livebaseballscorecards.com										
Bill Sample, R OBP: 0.286, SLG: 0.327 (1, 7)	F9		F7						6-3	4	0	0	0	0	0	2											
Gary Ward, R OBP: 0.345, SLG: 0.449 (1, 8)	F7		FC5-4	1B					6-3	4	0	2	0	0	0	1											
Larry Parrish, R OBP: 0.337, SLG: 0.467 (1, 5)	2B		FC5-4		G4-6-3				5-3	4	0	1	0	0	0	3											
Pete O'Brien, L OBP: 0.350, SLG: 0.451 (1, 3)		E4	F7						G3	4	0	0	0	0	0	2											
George Wright, S OBP: 0.275, SLG: 0.387 (1, 9)		F7			F5				K	4	0	1	0	0	1	1											
Ned Yost, R OBP: 0.201, SLG: 0.273 (1, 2)		F9							5-3	4	0	1	0	0	0	2											
Jeff Kunkel, R OBP: 0.218, SLG: 0.324 (1, 6)					F8				F3	4	0	1	0	0	0	2											
Curtis Wilkerson, S OBP: 0.283, SLG: 0.280 (1, 4)									K	3	0	1	0	0	2	2											
Inning Stats	R: 0 E: 0 K: 0 S: 3	H: 1 LOB: 2 BB: 1 P: 7	R: 0 E: 1 K: 1 S: 7	H: 1 LOB: 2 BB: 0 P: 7	R: 0 E: 0 K: 0 S: 5	H: 2 LOB: 2 BB: 0 P: 5	R: 0 E: 0 K: 0 S: 5	H: 1 LOB: 0 BB: 0 P: 3	R: 0 E: 0 K: 0 S: 4	H: 1 LOB: 1 BB: 0 P: 4	R: 0 E: 0 K: 1 S: 5	H: 0 LOB: 0 BB: 0 P: 5	R: 0 E: 0 K: 0 S: 3	H: 0 LOB: 0 BB: 0 P: 3	R: 0 E: 0 K: 1 S: 5	H: 0 LOB: 0 BB: 0 P: 5		1B: 7 2B: 1 3B: 0 HR: 0	SF: 0 SAC: 0 DP: 1 HBP: 0	WP: 0 PB: 0 SB: 0 CS: 0	PA: 35						
PITCHER	IP	WLS	BF	H	R	ER	SO	BB	IBB	HBP	BLK	WP	HR	S	P	ERA	WHIP										
Geoff Zahn, L ERA: 3.12 (1, 1)	9.0	W	35	8	0	0	3	1	0	0	0	0	0	40	44	0.00	1.000										

Batter	1	2	3	4	5	6	7	8	9	AB	R	H	RBI	BB	SO	LOB	TOP					
Rob Wilfong, L (1, 4) OBP: 0.296, SLG: 0.362	B2-3		1-3			G3	1-3			4	0	0	0	0	0	4	California Angels @ Texas Rangers Arlington Stadium, Arlington, TX Sun Sep 30 1984, 4:33 AM EDT Att: 8,375 - Unknown					
Daryl Sconiers, L (1, 3) OBP: 0.301, SLG: 0.344 Bobby Grich, R (8, 3) OBP: 0.357, SLG: 0.452	K			K		K		4-3		4	0	0	0	0	3	0						
Fred Lynn, L (1, 8) OBP: 0.366, SLG: 0.474	4-3			WP 1B		CS BB		G4-6-3 1B		3	0	2	0	1	0	0						
Doug DeCinces, R (1, 5) OBP: 0.327, SLG: 0.431		G5-4-3 1B		6-3		CS	4-3 PB FC 1B	G4-6-3 1B		4	1	2	0	0	0	2						
Brian Downing, R (1, 7) OBP: 0.360, SLG: 0.462 Derrel Thomas, S (9, 7) OBP: 0.299, SLG: 0.309	G5-4-3			5-3			4-3		F8	4	0	0	0	0	0	3						
Reggie Jackson, L (1, 10) OBP: 0.300, SLG: 0.406	F8					G3	FC		F8	4	0	0	1	0	0	0						
Mike Brown, R (1, 9) OBP: 0.342, SLG: 0.520 Gary Pettis, S (9, PR) OBP: 0.332, SLG: 0.300				3B		FC6-4 BB	FC5-2 2B		CS 1B	3	0	3	0	1	0	0						
Bob Boone, R (1, 2) OBP: 0.242, SLG: 0.262				6-3		F9	FC5-2 BB		CS	3	0	0	0	0	0	4						
Dick Schofield, R (1, 6) OBP: 0.264, SLG: 0.263				F6		FC6-4	2-3 3-H 4-0 BB			2	0	0	0	1	0	2						
Inning Stats	R: 0 E: 0 K: 1 S: 5	H: 0 LOB: 0 BB: 0 P: 5	R: 0 E: 0 K: 0 S: 3	H: 1 LOB: 0 BB: 0 P: 3	R: 0 E: 0 K: 0 S: 4	H: 1 LOB: 1 BB: 0 P: 4	R: 0 E: 0 K: 1 S: 6	H: 1 LOB: 1 BB: 0 P: 6	R: 0 E: 0 K: 0 S: 3	H: 0 LOB: 1 BB: 1 P: 7	R: 0 E: 0 K: 1 S: 4	H: 0 LOB: 0 BB: 1 P: 8	R: 1 E: 0 K: 0 S: 6	H: 2 LOB: 3 BB: 1 P: 10	R: 0 E: 0 K: 0 S: 3	H: 1 LOB: 0 BB: 0 P: 3	R: 0 E: 0 K: 0 S: 3	H: 1 LOB: 1 BB: 0 P: 3	1B: 5 2B: 1 3B: 1 HR: 0	SF: 0 SAC: 0 DP: 2 HBP: 0	WP: 1 PB: 1 SB: 0 CS: 2	PA: 36
PITCHER Charlie Hough, R (1, 1) ERA: 3.76	IP: 9.0 WLS: L BF: 34 H: 7 R: 1 ER: 0 SO: 3 BB: 3 IBB: 0 HBP: 0 BLK: 0 WP: 1 HR: 0 S: 37 P: 49 ERA: 0.00 WHIP: 1.111															PITCHER						

Batter	1	2	3	4	5	6	7	8	9	AB	R	H	RBI	BB	SO	LOB	BOTTOM					
Mickey Rivers, L (1, 10) OBP: 0.320, SLG: 0.387	K			3-1			K			3	0	0	0	0	2	0	California Angels @ Texas Rangers Arlington Stadium, Arlington, TX Sun Sep 30 1984, 4:33 AM EDT Att: 8,375 - Unknown					
Wayne Tolleson, S (1, 4) OBP: 0.276, SLG: 0.251	F7			6-3			4-3			3	0	0	0	0	0	0						
Gary Ward, R (1, 7) OBP: 0.343, SLG: 0.447	4-3			F9			4-3			3	0	0	0	0	0	0						
Larry Parrish, R (1, 5) OBP: 0.336, SLG: 0.465		6-3				5-3		F9		3	0	0	0	0	0	0						
Pete O'Brien, L (1, 3) OBP: 0.348, SLG: 0.448		F8				4-3		K		3	0	0	0	0	1	0						
George Wright, S (1, 8) OBP: 0.273, SLG: 0.384		K				K		K		3	0	0	0	0	3	0						
Tom Dunbar, L (1, 9) OBP: 0.301, SLG: 0.340				K			4-3		K	3	0	0	0	0	2	0						
Donnie Scott, S (1, 2) OBP: 0.280, SLG: 0.298 Bob Jones, L (9, PH) OBP: 0.305, SLG: 0.371				K			K		4-3	2	0	0	0	0	2	0						
Curtis Wilkerson, S (1, 6) OBP: 0.282, SLG: 0.279 Mary Foley, L (9, PH) OBP: 0.306, SLG: 0.391				6-3			4-3		4-3	1	0	0	0	0	0	0						
Inning Stats	R: 0 E: 0 K: 1 S: 5	H: 0 LOB: 0 BB: 0 P: 5	R: 0 E: 0 K: 1 S: 5	H: 0 LOB: 0 BB: 0 P: 5	R: 0 E: 0 K: 2 S: 7	H: 0 LOB: 0 BB: 0 P: 7	R: 0 E: 0 K: 0 S: 3	H: 0 LOB: 0 BB: 0 P: 3	R: 0 E: 0 K: 1 S: 5	H: 0 LOB: 0 BB: 0 P: 5	R: 0 E: 0 K: 1 S: 5	H: 0 LOB: 0 BB: 0 P: 5	R: 0 E: 0 K: 2 S: 7	H: 0 LOB: 0 BB: 0 P: 7	R: 0 E: 0 K: 1 S: 5	H: 0 LOB: 0 BB: 0 P: 5	R: 0 E: 0 K: 1 S: 5	H: 0 LOB: 0 BB: 0 P: 5	1B: 0 2B: 0 3B: 0 HR: 0	SF: 0 SAC: 0 DP: 0 HBP: 0	WP: 0 PB: 0 SB: 0 CS: 0	PA: 27
PITCHER Mike Witt, R (1, 1) ERA: 3.47	IP: 9.0 WLS: W BF: 27 H: 0 R: 0 ER: 0 SO: 10 BB: 0 IBB: 0 HBP: 0 BLK: 0 WP: 0 HR: 0 S: 47 P: 47 ERA: 0.00 WHIP: 0.000															PITCHER						