California Angels - 1985

Batter	1	2	3	4	5	6	7	8	9	AB	R	H	RBI	BB	SO	LOB
Kirby Puckett, R (1, 8) OBP: 0.600, SLG: 0.600	0-0 1B G4-6-3 1B		0-0 ② 1-3			0-0 4-3 1B		0-0 G1-4-3 1B	0-0 ② F6	5	1	3	0	0	0	1
Mickey Hatcher, R (1, 7) OBP: 0.400, SLG: 1.000	0-0 G4-6-3 1-3 1B		0-0 ③ 6-3			0-0 ① 4-3 1-2		0-0 ①② G1-4-3 1-2f	0-0 1-H HR	5	1	2	2	0	0	2
Kent Hrbek, L (1, 3)	0-0 ①② G4-6-3 1-2f 3-H			0-0 ① F9		4-0 IBB		BBBB 4-0 1B HR BB	0-0 ③ 4-3	3	1	0	0	2	0	1
Roy Smalley, S (1, 6) OBP: 0.500, SLG: 0.500	0-0 1B			0-0 ② F9		0-0 ② F7		0-0 1-3 HR 1B		4	1	2	0	0	0	2
Tom Brunansky, R (1, 9) OBP: 0.500, SLG: 1.333	0-0 ③ 6-3			BBBB 4-0 BB		SSS 0-3 ③ K		0-0 1-H 3-H HR		3	1	1	3	1	1	3
Mike Stenhouse, L (1, 10) OBP: 0.500, SLG: 0.750		0-0 ① 1-3		0-0 ③ F9			0-0 F9 5-3 1B	0-0 2B		4	0	2	0	0	0	1
Gary Gaetti, R (1, 5) OBP: 0.250, SLG: 0.250		0-0 CS 1B			0-0 ① 5-3		0-0 ① 5-3 1-2	0-0 ③ 5-3		4	0	1	0	0	0	2
Tim Teufel, R (1, 4) OBP: 0.250, SLG: 0.250		0-0 ② F7			0-0 ② 5-3		0-0 ② F9 2-3		0-0 FC3-6 1B	4	0	1	0	0	0	2
Tim Laudner, R (1, 2)		0-0 ③ CS 1-2	SSS 0-3 ① K		0-0 ③ F8		SSS 0-3 ③ K		0-0 ① FC3-6 1-2f HR	4	1	0	0	0	2	2
Inning Stats	R: 1 H: 3 E: 0 LOB: 1 K: 0 BB: 0 S: 5 P: 5	R: 0 H: 1 E: 0 LOB: 0 K: 0 BB: 0 S: 3 P: 3	R: 0 H: 0 E: 0 LOB: 0 K: 1 BB: 0 S: 5 P: 5	R: 0 H: 0 E: 0 LOB: 1 K: 0 BB: 1 S: 3 P: 7	R: 0 H: 0 E: 0 LOB: 0 K: 0 BB: 0 S: 3 P: 3	R: 0 H: 1 E: 0 LOB: 2 K: 1 BB: 1 S: 6 P: 10	R: 0 H: 1 E: 0 LOB: 1 K: 1 BB: 0 S: 6 P: 6	R: 3 H: 4 E: 0 LOB: 1 K: 0 BB: 1 S: 6 P: 10	R: 2 H: 2 E: 0 LOB: 0 K: 0 BB: 0 S: 5 P: 5	1B: 9 SF: 0 2B: 1 SAC: 0 3B: 0 DP: 2 HR: 2 HBP: 0						

PITCHER		IP	WLS	BF	H	R	ER	SO	BB	IBB	HBP	BLK	WP	HR	S	P	ERA	WHIP
Mike Witt, R ERA: 4.7	(1, 1)	7.2	L	33	10	4	4	3	2	1	0	0	0	1	36	48	4.70	1.565
Luis Sanchez, R ERA: 18.0	(8, 1)	1.0		5	2	2	2	0	0	0	0	0	0	1	5	5	18.00	2.000
Pat Clements, L ERA:	(9, 1)	0.1		1	0	0	0	0	0	0	0	0	0	0	1	1	0.00	0.000

PITCHER	IP	WLS	BF	H	R	ER	SO	BB	IBB	HBP	BLK	WP	HR	S	P	ERA	WHIP

TOP

Minnesota Twins @ California Angels

Anaheim Stadium, Anaheim, CA

Tue Apr 09 1985, 9:05 PM EST

Att. 35,244 - Unknown

livebaseballscorecards.com

AB	36
R	6
H	12
RBI	5
BB	3
SO	3
LOB	16

1B: 9	SF: 0	WP: 0	PA: 40
2B: 1	SAC: 0	PB: 0	
3B: 0	DP: 2	SB: 0	
HR: 2	HBP: 0	CS: 1	

Batter	1	2	3	4	5	6	7	8	9	AB	R	H	RBI	BB	SO	LOB
Rod Carew, L (1, 3) OBP: 0.500, SLG: 0.500	F7		1-2 1B			SH1-4 1B 1B		4-3 1-2		4	1	2	0	0	0	1
Juan Beniquez, R (1, 7)	F9		F9			SH1-4 1-2		5-3		3	0	0	0	0	0	3
Bobby Grich, R (1, 4) OBP: 0.500, SLG: 0.500	F8		F4			2-H 1B		2-H HBP 1B		4	0	2	2	0	0	2
Doug DeCinces, R (1, 5)		F8		6-3		F3		H 1-2 HBP		3	0	0	0	0	0	1
Brian Downing, R (1, 10)		BBBB BB		6-3		F7		F9		3	0	0	0	1	0	3
Reggie Jackson, L (1, 9)		SSS K		4-3			4-3		SSS K	4	0	0	0	0	2	1
Dick Schofield, R (1, 6) Jerry Narron, L (9, PH)		F7	B5-3				SSS K		F2	3 1	0 0	0 0	0 0	0 0	1 0	1 0
Bob Boone, R (1, 2) Rob Wilfong, L (9, PH)			F7	5-3			F4		BBBB BB	3 0	0 0	0 0	0 0	0 1	0 0	0 0
Gary Pettis, S (1, 8) Ruppert Jones, L (9, PH)			BBBB 1B BB	F9				BBBB 4-3 1B BB	G3	1 1	1 0	0 0	0 0	0 0	2 0	0 1
Inning Stats	R: 0 E: 0 K: 0 S: 3 H: 0 LOB: 0 BB: 0 P: 3	R: 0 E: 0 K: 1 S: 5 H: 0 LOB: 1 BB: 1 P: 9	R: 0 E: 0 K: 0 S: 4 H: 1 LOB: 2 BB: 1 P: 8	R: 0 E: 0 K: 0 S: 3 H: 0 LOB: 0 BB: 0 P: 3	R: 0 E: 0 K: 0 S: 3 H: 0 LOB: 0 BB: 0 P: 3	R: 1 E: 0 K: 0 S: 5 H: 2 LOB: 1 BB: 0 P: 5	R: 0 E: 0 K: 1 S: 5 H: 0 LOB: 0 BB: 0 P: 5	R: 1 E: 0 K: 0 S: 4 H: 1 LOB: 2 BB: 1 P: 9	R: 0 E: 0 K: 1 S: 5 H: 0 LOB: 1 BB: 1 P: 9	1B: 4 2B: 0 3B: 0 HR: 0	SF: 0 SAC: 1 DP: 0 HBP: 1						

PITCHER		IP	WLS	BF	H	R	ER	SO	BB	IBB	HBP	BLK	WP	HR	S	P	ERA	WHIP
Frank Viola, L ERA: 2.35	(1, 1)	7.2	W	30	4	2	2	2	3	0	0	0	0	0	31	43	2.35	0.913
Ron Davis, R ERA:	(8, 1)	1.1	S	6	0	0	0	1	1	0	1	0	0	0	6	11	0.00	0.750

PITCHER	IP	WLS	BF	H	R	ER	SO	BB	IBB	HBP	BLK	WP	HR	S	P	ERA	WHIP

BOTTOM

Minnesota Twins @ California Angels

Anaheim Stadium, Anaheim, CA

Tue Apr 09 1985, 9:05 PM EST

Att. 35,244 - Unknown

livebaseballscorecards.com

AB	30
R	2
H	4
RBI	2
BB	4
SO	3
LOB	13

Batter	1	2	3	4	5	6	7	8	9	AB	R	H	RBI	BB	SO	LOB
Kirby Puckett, R (1, 8) OBP: 0.500, SLG: 0.500	FC5-4 1B		1B 1B		F3		K		F9	5	0	2	0	0	1	0
Mickey Hatcher, R (1, 7) OBP: 0.500, SLG: 0.800	FC5-4 FC3-6 1-2f		1-3 1B		F7			E 1B 1B	BB BB 2B 1B	5	2	3	0	0	0	1
Kent Hrbek, L (1, 3)	FC3-6 1-2f		5-3			G3		E3 1B BB 1B 1-3	BB BB 1-2 2B BB	4	2	0	0	1	0	4
Roy Smalley, S (1, 6) OBP: 0.667, SLG: 0.714	F8			2B		FC5-4 1B		1B 1B 1-2 G4-2-3 BB	1-2 2B BB 2-3	3	1	2	0	2	0	1
Tom Brunansky, R (1, 9) OBP: 0.333, SLG: 0.625		4-3		F8		FC5-4 1B 1-2f		G4-2-3 1B 1-2 2-3 3-H	F6	5	0	1	1	0	0	5
Gary Gaetti, R (1, 5) OBP: 0.444, SLG: 0.556		F7		5-3		FC5-4 1B 1-2		G4-2-3 1B 1-2 2-3 3-H	2B 1-H 2-H 3-H	5	0	3	4	0	0	1
Tim Teufel, R (1, 4) OBP: 0.111, SLG: 0.111		6-3		F9		FC5-4 1-2f		G4-2-3 1-2 2-3 3-Hf	K	5	0	0	0	0	1	7
Greg Gagne, R (1, 10) OBP: 0.333, SLG: 0.333 Randy Bush, L (8, PH)			G5-4-3 1B		4-3		4-3	IBB		3 0	0 0	1 0	0 0	0 1	0 0	0 0
Tim Laudner, R (1, 2) OBP: 0.143, SLG: 0.571 Mike Stenhouse, L (8, PH) OBP: 0.400, SLG: 0.600 Mark Salas, L (8, 2)			G5-4-3 1-2f		HR		L4	F8		3 1 0	1 0 0	1 0 0	1 0 0	0 0 0	0 0 0	1 3 0
Inning Stats	R: 0 H: 1 E: 0 LOB: 1 K: 0 BB: 0 S: 4 P: 4	R: 0 H: 0 E: 0 LOB: 0 K: 0 BB: 0 S: 3 P: 3	R: 0 H: 3 E: 0 LOB: 2 K: 0 BB: 0 S: 5 P: 5	R: 0 H: 1 E: 0 LOB: 1 K: 0 BB: 0 S: 4 P: 4	R: 1 H: 1 E: 0 LOB: 0 K: 0 BB: 0 S: 4 P: 4	R: 0 H: 2 E: 0 LOB: 2 K: 0 BB: 0 S: 5 P: 5	R: 0 H: 0 E: 0 LOB: 0 K: 1 BB: 0 S: 5 P: 5	R: 2 H: 3 E: 1 LOB: 3 K: 0 BB: 2 S: 6 P: 14	R: 3 H: 2 E: 0 LOB: 1 K: 1 BB: 2 S: 7 P: 15	1B: 10 SF: 0 2B: 2 SAC: 0 3B: 0 DP: 2 HR: 1 HBP: 0							

PITCHER		IP	WLS	BF	H	R	ER	SO	BB	IBB	HBP	BLK	WP	HR	S	P	ERA	WHIP
Geoff Zahn, L ERA: 1.42	(1, 1)	6.1		26	8	1	1	0	0	0	0	0	0	1	26	26	1.42	1.263
Donnie Moore, R ERA: 9.0	(7, 1)	2.0	L	12	4	3	2	1	1	1	0	0	0	0	12	20	9.00	2.500
Pat Clements, L ERA: 54.0	(9, 1)	0.0		2	0	0	0	0	2	0	0	0	0	0	0	8	∞	∞
Doug Corbett, R ERA:	(9, 1)	0.2		3	1	2	2	1	0	0	0	0	0	0	5	5	27.00	1.500

PITCHER	IP	WLS	BF	H	R	ER	SO	BB	IBB	HBP	BLK	WP	HR	S	P	ERA	WHIP

TOP

Minnesota Twins @ California Angels

Anaheim Stadium, Anaheim, CA

Wed Apr 10 1985, 9:05 PM EST

Att. 23,140 - Unknown

livebaseballscorecards.com

AB	39
R	6
H	13
RBI	6
BB	4
SO	2
LOB	23

PA: 43

WP: 0	PB: 0	SB: 0	CS: 0

Batter	1	2	3	4	5	6	7	8	9	AB	R	H	RBI	BB	SO	LOB
Rod Carew, L (1, 3) OBP: 0.286, SLG: 0.286	E4 HR		F6		4-3			SH1-3 1-2		3	1	0	0	0	0	1
Ruppert Jones, L (1, 7)	F5		G3			F8		F3		3	0	0	0	0	0	1
Juan Beniquez, R (8, PH) (9, 7)										1	0	0	0	0	0	1
Reggie Jackson, L (1, 9) OBP: 0.286, SLG: 0.714	1-H HR		4-3			1B		F8		3	1	2	2	0	0	0
Darrell Miller, R (8, 9)										1	0	0	0	0	0	1
Doug DeCinces, R (1, 5)	5-3			F8		5-3			F6	4	0	0	0	0	0	0
Brian Downing, R (1, 10)	4-3			4-3			BBBBB SH3 BB		BBBBB 1B 1B BB	2	1	0	0	2	0	0
Bobby Grich, R (1, 4) OBP: 0.429, SLG: 0.429		F7		6-3			SH3 1-2		1B 1-2 1B	3	0	1	0	0	0	0
Bob Boone, R (1, 2) OBP: 0.286, SLG: 0.286		1B			F8		F8		1-2 2-H 1B	4	0	2	1	0	0	1
Dick Schofield, R (1, 6)		F8			F8		SSS K		F6	3	0	0	0	0	1	2
Rob Wilfong, L (9, PH)										1	0	0	0	0	0	2
Gary Pettis, S (1, 8)		6-3			E4			BBBBB SH1-3 BB	SSS K	2	0	0	0	1	0	1
Jerry Narron, L (9, PH)										1	0	0	0	0	1	2
Inning Stats	R: 2 E: 1 K: 0 S: 5 H: 1 LOB: 0 BB: 0 P: 5	R: 0 E: 0 K: 0 S: 4 H: 1 LOB: 1 BB: 0 P: 4	R: 0 E: 0 K: 0 S: 3 H: 0 LOB: 0 BB: 0 P: 3	R: 0 E: 0 K: 0 S: 3 H: 0 LOB: 0 BB: 0 P: 3	R: 0 E: 1 K: 0 S: 4 H: 0 LOB: 1 BB: 0 P: 4	R: 0 E: 0 K: 0 S: 3 H: 1 LOB: 0 BB: 0 P: 3	R: 0 E: 0 K: 1 S: 5 H: 0 LOB: 1 BB: 1 P: 9	R: 0 E: 0 K: 0 S: 3 H: 0 LOB: 1 BB: 1 P: 7	R: 1 E: 0 K: 1 S: 7 H: 2 LOB: 2 BB: 1 P: 11	1B: 4 2B: 0 3B: 0 HR: 1	SF: 0 SAC: 2 DP: 0 HBP: 0						

BOTTOM

Minnesota Twins @ California Angels

Anaheim Stadium, Anaheim, CA

Wed Apr 10 1985, 9:05 PM EST

Att. 23,140 - Unknown

livebaseballscorecards.com

AB	31
R	3
H	5
RBI	3
BB	3
SO	2
LOB	12

PITCHER		IP	WLS	BF	H	R	ER	SO	BB	IBB	HBP	BLK	WP	HR	S	P	ERA	WHIP
Mike Smithson, R ERA: 1.23	(1, 1)	7.1	W	28	3	2	1	1	2	0	0	0	0	1	28	36	1.23	0.682
Curt Wardle, L ERA: 9.0	(8, 1)	1.0		6	2	1	1	0	1	0	0	0	0	0	5	9	9.00	3.000
Ron Davis, R ERA:	(9, 1)	0.2	S	2	0	0	0	1	0	0	0	0	0	0	4	4	0.00	0.000

PITCHER	IP	WLS	BF	H	R	ER	SO	BB	IBB	HBP	BLK	WP	HR	S	P	ERA	WHIP

Batter	1	2	3	4	5	6	7	8	9	10	AB	R	H	RBI	BB	SO	LOB
Kirby Puckett, R (1, 8) OBP: 0.400, SLG: 0.400	6-3		F3		F9			4-3		5-3 1B	5	0	1	0	0	0	1
Mickey Hatcher, R (1, 7) OBP: 0.467, SLG: 0.933	5-3		6-3			HR		BB 2B		5-3 1-2	5	1	2	1	0	0	2
Kent Hrbek, L (1, 3)	G3			F8		BBB G3-6-3 BB		IIII BB IBB		F8	3	0	0	0	2	0	0
Roy Smalley, S (1, 6) OBP: 0.462, SLG: 0.455		F8		4-3		G3-6-3 1-2f		SSS K			4	0	0	0	0	1	3
Greg Gagne, R (9, 6) OBP: 0.333, SLG: 0.333											0	0	0	0	0	0	0
Tom Brunansky, R (1, 9) OBP: 0.462, SLG: 0.900		6-3		HR		BBB 1B BB		BBB FC4-6 BB 1-2 2-3			2	1	1	1	2	0	0
Mike Stenhouse, L (1, 10) OBP: 0.444, SLG: 0.500		G4-1		BBB FC5-4 BB		1-3 1B		FC4-6 1-2f			3	0	1	0	1	0	3
Gary Gaetti, R (1, 5) OBP: 0.385, SLG: 0.417			BBB S 1B BB	FC5-4 1-2f		F9		5-3			3	1	0	0	1	0	1
Tim Teufel, R (1, 4) OBP: 0.154, SLG: 0.154			1-H 1B		F8	5-3		6-3			4	0	1	1	0	0	0
Tim Laudner, R (1, 2) OBP: 0.091, SLG: 0.364			SSS K		F8	4-3		F8			4	0	0	0	0	1	1
Inning Stats	R: 0 E: 0 K: 0 S: 3 H: 0 LOB: 0 BB: 0 P: 3	R: 0 E: 0 K: 0 S: 3 H: 0 LOB: 0 BB: 0 P: 3	R: 1 E: 0 K: 1 S: 6 H: 1 LOB: 1 BB: 1 P: 10	R: 1 E: 0 K: 0 S: 4 H: 1 LOB: 1 BB: 1 P: 8	R: 0 E: 0 K: 0 S: 3 H: 0 LOB: 0 BB: 0 P: 3	R: 1 E: 0 K: 0 S: 3 H: 2 LOB: 2 BB: 2 P: 11	R: 0 E: 0 K: 0 S: 3 H: 0 LOB: 0 BB: 0 P: 3	R: 0 E: 0 K: 1 S: 6 H: 1 LOB: 3 BB: 2 P: 14	R: 0 E: 0 K: 0 S: 3 H: 0 LOB: 0 BB: 0 P: 3	R: 0 E: 0 K: 0 S: 3 H: 1 LOB: 0 BB: 0 P: 3	1B: 3 2B: 1 3B: 0 HR: 2	SF: 0 SAC: 0 DP: 1 HBP: 0					

PITCHER		IP	WLS	BF	H	R	ER	SO	BB	IBB	HBP	BLK	WP	HR	S	P	ERA	WHIP
Jim Slaton, R ERA: 4.26	(1, 1)	6.1		25	4	3	3	1	4	0	0	0	0	2	23	39	4.26	1.263
Doug Corbett, R ERA:	(7, 1)	2.2		11	1	0	0	1	1	1	0	0	0	0	11	19	0.00	0.750
Donnie Moore, R ERA: 6.0	(10, 1)	1.0	W	3	1	0	0	0	0	0	0	0	0	0	3	3	0.00	1.000

PITCHER	IP	WLS	BF	H	R	ER	SO	BB	IBB	HBP	BLK	WP	HR	S	P	ERA	WHIP

TOP

Minnesota Twins @ California Angels

Anaheim Stadium, Anaheim, CA

Thu Apr 11 1985, 9:05 PM EST
Att. 24,445 - Unknown

livebaseballscorecards.com

AB	33
R	3
H	6
RBI	3
BB	6
SO	2
LOB	11

1B: 3 SF: 0
2B: 1 SAC: 0
3B: 0 DP: 1
HR: 2 HBP: 0

WP: 0 PA: 39
PB: 0
SB: 1
CS: 0

Minnesota Twins @ California Angels

Anaheim Stadium, Anaheim, CA

Thu Apr 11 1985, 9:05 PM EST

Att. 24,445 - Unknown

BOTTOM

livebaseballscorecards.com

Batter	1	2	3	4	5	6	7	8	9	10	AB	R	H	RBI	BB	SO	LOB
Gary Pettis, S (1, 8) OBP: 0.500, SLG: 0.286	K		1B		K		1-3 1B		1-3 1B 2B		4	0	2	0	0	2	0
Jerry Narron, L (9, PH) OBP: 0.333, SLG: 0.667											1	0	1	0	0	0	0
Craig Gerber, L (9, PR)											0	1	0	0	0	0	0
Juan Beniquez, R (10, 8)											0	0	0	0	0	0	0
Rod Carew, L (1, 3) OBP: 0.250, SLG: 0.250	4-3		BB 1-3 2-H 1B			G3	4-3		6-3 3-H		5	0	1	2	0	0	3
Brian Downing, R (1, 7) OBP: 0.538, SLG: 0.250	F3		BB 1-2			1B BB		FC5-6 1B 1B	2-H 1B		3	0	2	1	2	0	0
Doug DeCinces, R (1, 5) OBP: 0.231, SLG: 0.167		3-1	1-3			1-2 1B		5-3 FC5-6 1-2 1B	F8		5	0	2	0	0	0	5
Reggie Jackson, L (1, 9) OBP: 0.200, SLG: 0.500		K		K		K		FC5-6 5-3 1-2 2-3f		FC4-6 1B FC5-4 1B	3	0	0	0	0	3	2
Rob Wilfong, L (8, PH)											1	0	0	0	0	0	2
Darrell Miller, R (9, 9) OBP: 0.500, SLG: 0.500											1	1	1	0	0	0	0
Bobby Grich, R (1, 4) OBP: 0.333, SLG: 0.333	K			6-3		F2		5-3 1-2 2-3		FC4-6 1B 1-2	5	0	1	0	0	1	4
Ruppert Jones, L (1, 10)			K	K			6-3	K		FC4-6 FC5-4 1-2f 2-3	5	0	0	0	0	3	4
Bob Boone, R (1, 2) OBP: 0.250, SLG: 0.250			F4		F5		1B		F8	FC5-4 1-2f 3-H	5	0	1	1	0	0	1
Dick Schofield, R (1, 6) OBP: 0.200, SLG: 0.200			1B 1B		4-3		K		2B 6-3 1B		4	2	2	0	0	1	1

	AB	42
	R	4
	H	13
	RBI	4
	BB	2
	SO	10
	LOB	22

Inning Stats										
	R: 0 E: 0 K: 1 S: 5	H: 0 LOB: 0 BB: 0 P: 5	R: 0 E: 0 K: 2 S: 7	H: 0 LOB: 0 BB: 0 P: 7	R: 1 E: 0 K: 1 S: 8	H: 3 LOB: 3 BB: 1 P: 12	R: 0 E: 0 K: 2 S: 7	H: 0 LOB: 0 BB: 0 P: 7	R: 0 E: 0 K: 1 S: 5	H: 0 LOB: 0 BB: 0 P: 5
	R: 0 E: 0 K: 1 S: 6	H: 1 LOB: 2 BB: 1 P: 10	R: 0 E: 0 K: 1 S: 7	H: 2 LOB: 2 BB: 0 P: 7	R: 0 E: 0 K: 1 S: 7	H: 2 LOB: 2 BB: 0 P: 7	R: 2 E: 0 K: 0 S: 6	H: 3 LOB: 2 BB: 0 P: 6	R: 1 E: 0 K: 0 S: 4	H: 2 LOB: 2 BB: 0 P: 4

1B: 12 SF: 0
2B: 1 SAC: 0
3B: 0 DP: 0
HR: 0 HBP: 0

WP: 0 PA: 44
PB: 0
SB: 0
CS: 0

PITCHER	IP	WLS	BF	H	R	ER	SO	BB	IBB	HBP	BLK	WP	HR	S	P	ERA	WHIP
John Butcher, R (1, 1) ERA: 1.29	7.0		31	8	1	1	9	2	0	0	0	0	0	47	55	1.29	1.429
Curt Wardle, L (8, 1) ERA: 6.75	0.1		1	0	0	0	0	0	0	0	0	0	0	1	1	0.00	0.000
Rick Lysander, R (8, 1) ERA: 11.57	2.1	L	12	5	3	3	1	0	0	0	0	0	0	14	14	11.57	2.143

PITCHER	IP	WLS	BF	H	R	ER	SO	BB	IBB	HBP	BLK	WP	HR	S	P	ERA	WHIP

California Angels @ Oakland Athletics

Oakland-Alameda County Coliseum, Oakland, CA

Fri Apr 12 1985, 6:05 PM PST

Att. 46,258 - Unknown

TOP

livebaseballscorecards.com

Batter	1	2	3	4	5	6	7	8	9	AB	R	H	RBI	BB	SO	LOB
Gary Pettis, S (1, 8) OBP: 0.400, SLG: 0.250	F7		L3 1B			K		K	F7	5	0	1	0	0	2	0
Rod Carew, L (1, 3) OBP: 0.188, SLG: 0.188	F7		L3 1-2			G3		K		4	0	0	0	0	1	1
Brian Downing, R (1, 7) OBP: 0.563, SLG: 0.300				1-3		BB		F7		2	0	1	0	1	0	0
Mike Brown, R (8, PH)	FC5-4 1B									1	0	0	0	0	0	0
(8, 7)																
Doug DeCinces, R (1, 5) OBP: 0.188, SLG: 0.133				F3		F6			F4	3	0	0	0	0	0	2
Craig Gerber, L (8, 5)	FC5-4 1-2f									1	0	0	0	0	0	0
Reggie Jackson, L (1, 9) OBP: 0.214, SLG: 0.385		F6		4-3			K		FC4-6 BB	3	0	0	0	1	1	0
Bobby Grich, R (1, 4) OBP: 0.400, SLG: 0.357					F7		HR BB		FC4-6 2B 1-2f HR	2	1	1	0	1	0	0
Rob Wilfong, L (8, 4)		FC6-4 1B								1	1	0	0	0	0	1
Ruppert Jones, L (1, 10) OBP: 0.231, SLG: 0.538		F5			1B		1-H HR		1-3 HR 2B	4	2	3	2	0	0	1
Bob Boone, R (1, 2) OBP: 0.200, SLG: 0.200					F7		F2		HR BB	3	0	0	0	0	0	2
Jerry Narron, L (9, PH) OBP: 0.500, SLG: 0.667		FC6-4 1-2f								0	1	0	0	1	0	0
Dick Schofield, R (1, 6) OBP: 0.214, SLG: 0.429			F7		K		6-3		1-H 2-H 3-H HR	4	1	1	4	0	1	1
Inning Stats	R: 0 E: 0 K: 0 S: 4 H: 1 LOB: 1 BB: 0 P: 4	R: 0 E: 0 K: 0 S: 4 H: 1 LOB: 1 BB: 0 P: 4	R: 0 E: 0 K: 0 S: 3 H: 1 LOB: 0 BB: 0 P: 3	R: 0 E: 0 K: 0 S: 3 H: 0 LOB: 0 BB: 0 P: 3	R: 0 E: 0 K: 1 S: 6 H: 1 LOB: 1 BB: 0 P: 6	R: 0 E: 0 K: 1 S: 5 H: 0 LOB: 1 BB: 1 P: 9	R: 2 E: 0 K: 1 S: 6 H: 1 LOB: 0 BB: 1 P: 10	R: 0 E: 0 K: 2 S: 7 H: 0 LOB: 0 BB: 0 P: 7	R: 4 E: 0 K: 0 S: 5 H: 2 LOB: 0 BB: 2 P: 13	1B: 4 2B: 2 3B: 0 HR: 2 SF: 0 SAC: 0 DP: 1 HBP: 0	WP: 0 PB: 0 SB: 0 CS: 0 PA: 37					

	AB	33
	R	6
	H	7
	RBI	6
	BB	4
	SO	5
	LOB	8

PITCHER	IP	WLS	BF	H	R	ER	SO	BB	IBB	HBP	BLK	WP	HR	S	P	ERA	WHIP
Don Sutton, R (1, 1) ERA: 2.84	6.1	W	25	5	2	2	3	2	0	0	0	0	1	29	37	2.84	1.105
Keith Atherton, R (7, 1) ERA: 5.4	2.2		12	2	4	4	2	2	0	0	0	0	1	14	22	13.50	1.500

PITCHER	IP	WLS	BF	H	R	ER	SO	BB	IBB	HBP	BLK	WP	HR	S	P	ERA	WHIP

Batter	1	2	3	4	5	6	7	8	9	AB	R	H	RBI	BB	SO	LOB
Dave Collins, S (1, 7) OBP: 0.450, SLG: 0.579	6-3			HR	1B	FC5-4 1B 2-H	FC6-4 1-2f			5	1	3	3	0	0	2
Carney Lansford, R (1, 5) OBP: 0.421, SLG: 0.400	F8			3B	F9	FC5-4 1-2f		1B HR 1B		5	1	2	0	0	0	2
Dwayne Murphy, L (1, 8) OBP: 0.500, SLG: 0.333	F5			1-3		WP BB 1B BB	2B SF7 BB	F8		2	2	0	0	2	0	1
Steve Henderson, R (8, PH) (9, 9)										1	0	0	0	0	0	1
Dave Kingman, R (1, 3) OBP: 0.333, SLG: 0.688		SSS K		L6		WP 1B BB 1-2	2B 2B 1-3	HR 1B 1-2		3	1	1	0	1	1	1
Mike Gallego, R (7, PR)										0	1	0	0	0	0	0
Bruce Bochte, L (8, 3) OBP: 0.400, SLG: 0.333										1	1	1	0	0	0	0
Dusty Baker Jr., R (1, 10) OBP: 0.778, SLG: 1.250		BBBB G1-6-3 BB		BB		G3 1B 2B 1-2 2-3 BB	2B BB	HR 1-H 2-H		1	3	1	3	4	0	0
Mike Heath, R (1, 2) OBP: 0.167, SLG: 0.250		G1-6-3 1-2f		F8		SSS K	SF7 3-H	F8		4	0	0	1	0	1	6
Mike Davis, L (1, 9) OBP: 0.375, SLG: 0.750			F3		E5 1B 2B	G3 2B 1B 1-2 2-H 3-H	1B 2B 1-H 2-H	HR		5	4	4	5	0	0	0
(9, 8)																
Donnie Hill, S (1, 4) OBP: 0.167, SLG: 0.294			5-3		6-3	G3 1-2 2-3	F8	F9		5	0	0	0	0	0	4
Alfredo Griffin, S (1, 6) OBP: 0.571, SLG: 0.692			6-3		6-3	1B 2B 2-H 3-H	FC6-4 1B 2-H			4	1	2	3	0	0	1
Inning Stats	R: 0 H: 0 E: 0 LOB: 0 K: 0 BB: 0 S: 3 P: 3	R: 0 H: 0 E: 0 LOB: 0 K: 1 BB: 1 S: 4 P: 8	R: 0 H: 0 E: 0 LOB: 0 K: 0 BB: 0 S: 3 P: 3	R: 1 H: 2 E: 0 LOB: 2 K: 0 BB: 1 S: 5 P: 9	R: 1 H: 2 E: 1 LOB: 1 K: 0 BB: 0 S: 5 P: 5	R: 5 H: 3 E: 0 LOB: 1 K: 1 BB: 3 S: 8 P: 20	R: 4 H: 4 E: 0 LOB: 2 K: 0 BB: 2 S: 6 P: 14	R: 4 H: 4 E: 0 LOB: 0 K: 0 BB: 0 S: 7 P: 7		1B: 6 SF: 1 2B: 4 SAC: 0 3B: 1 DP: 1 HR: 3 HBP: 0						

PITCHER		IP	WLS	BF	H	R	ER	SO	BB	IBB	HBP	BLK	WP	HR	S	P	ERA	WHIP
Tommy John, L ERA: 3.6	(1, 1)	5.0	L	21	4	3	2	1	3	0	0	0	0	1	20	32	3.60	1.400
Luis Sanchez, R ERA: 27.0	(6, 1)	1.0		8	3	4	4	1	2	0	0	0	1	0	8	16	36.00	5.000
Bob Kipper, L ERA: 54.0	(7, 1)	0.2		7	3	4	4	0	2	0	0	0	0	0	5	13	54.00	7.500
Pat Clements, L ERA: 32.4	(7, 1)	1.1		8	4	4	4	0	0	0	0	0	0	2	8	8	27.00	3.000

PITCHER	IP	WLS	BF	H	R	ER	SO	BB	IBB	HBP	BLK	WP	HR	S	P	ERA	WHIP

BOTTOM

California Angels @ Oakland Athletics

Oakland-Alameda County Coliseum, Oakland, CA

Fri Apr 12 1985, 6:05 PM PST

Att. 46,258 - Unknown

livebaseballscorecards.com

AB	36
R	15
H	14
RBI	15
BB	7
SO	2
LOB	18

WP: 1 PA: 44
PB: 0
SB: 0
CS: 0

California Angels @ Oakland Athletics

Oakland-Alameda County Coliseum, Oakland, CA

Sat Apr 13 1985, 3:33 AM PST

Att. 15,173 - Unknown

TOP

livebaseballscorecards.com

Batter	1	2	3	4	5	6	7	8	9	AB	R	H	RBI	BB	SO	LOB
Gary Pettis, S (1, 8) OBP: 0.500, SLG: 0.500	0-0 1B 3B	0-0 BB 1-2 2-H 1B		0-0 G3 S 1-3 1B 1B	0-0 ③ 6-3			B B B B 4-0 2B BB		4	3	3	1	1	0	0
Rod Carew, L (1, 3) OBP: 0.286, SLG: 0.250	0-0 HBP 3-H 1B	B B B B 4-0 1-2 2-3 BB		0-0 ① G3 1-3 3-H		0-0 G1-6-3 HBP 1B		0-0 ① B5		4	0	2	2	1	0	2
Brian Downing, R (1, 7) OBP: 0.571, SLG: 0.385 Darrell Miller, R (8, PR) OBP: 0.500, SLG: 0.500 (8, 7)	H 1-0 G5-4-3 1-2 HBP	0-0 ③ F5		0-0 E6 1B BB		H 1-0 G1-6-3 1-2 HBP		0-0 F8 1-H 2B		3 0	1 0	1 0	1 0	0 0	0 0	4 0
Doug DeCinces, R (1, 5) OBP: 0.190, SLG: 0.150	S S S 0-3 ① K	0-0 ① L5		0-0 BB BB 1-3 3-H 1B		0-0 ① ② G1-6-3 1-2f 2-3		0-0 ② F8 2-3		5	0	1	1	0	1	5
Bobby Grich, R (1, 4) OBP: 0.400, SLG: 0.294 Rob Wilfong, L (8, 4)	0-0 ② ③ G5-4-3 1-2f	B B B B 4-0 1B BB		B B B B 4-0 BB 1-2 BB		S S S 0-3 ③ K		0-0 ③ 6-3		3 0	0 0	0 0	0 0	2 0	1 0	5 0
Ruppert Jones, L (1, 10) OBP: 0.313, SLG: 0.533 Juan Beniquez, R (7, PH) OBP: 0.333, SLG: 0.200	S S S 0-3 ① K	0-0 1-2 1B	B B B 4-0 G6-4-3 1-2 2-3 3-H BB			H 1-0 G6-4-3 HBP		0-0 FC4-6 1B		2 1	0 0	1 1	1 0	1 0	1 0	0 0
Mike Brown, R (1, 9) OBP: 0.167, SLG: 0.167	0-0 1B 1B 1B	0-0 ② F5	0-0 ② ③ G6-4-3 1-2f			0-0 ① ② G6-4-3 1-2f		S S S 0-3 ① K		5	1	1	0	0	1	7
Bob Boone, R (1, 2) OBP: 0.250, SLG: 0.300	0-0 BB 1B 1-2 1B	0-0 ③ F8			0-0 ① F9	0-0 2B		0-0 ② F8		5	0	2	0	0	0	3
Dick Schofield, R (1, 6) OBP: 0.211, SLG: 0.368	S S S 0-3 ② K			0-0 1B G3 1B	0-0 ② 1-3	0-0 ③ 6-3		0-0 ③ FC4-6 1-2f		5	1	1	0	0	1	4

Inning Stats	1	2	3	4	5	6	7	8	9
	R: 1 E: 0 K: 1 S: 6	R: 1 E: 0 K: 2 S: 10	R: 0 E: 0 K: 0 S: 4	R: 3 E: 1 K: 0 S: 6	R: 0 E: 0 K: 0 S: 3	R: 0 E: 0 K: 1 S: 5	R: 0 E: 0 K: 0 S: 3	R: 1 E: 0 K: 0 S: 4	R: 0 E: 0 K: 1 S: 6
	H: 2 LOB: 1 BB: 0 P: 7	H: 3 LOB: 3 BB: 1 P: 14	H: 1 LOB: 2 BB: 1 P: 8	H: 3 LOB: 2 BB: 2 P: 14	H: 0 LOB: 0 BB: 0 P: 3	H: 1 LOB: 1 BB: 0 P: 6	H: 1 LOB: 1 BB: 0 P: 4	H: 1 LOB: 2 BB: 1 P: 8	H: 1 LOB: 1 BB: 0 P: 6

1B: 10	SF: 0	WP: 0
2B: 2	SAC: 0	PA: 45
3B: 1	DP: 4	PB: 0
HR: 0	HBP: 3	SB: 1
		CS: 0

AB	37
R	6
H	13
RBI	6
BB	5
SO	5
LOB	30

PITCHER		IP	WLS	BF	H	R	ER	SO	BB	IBB	HBP	BLK	WP	HR	S	P	ERA	WHIP
Mike Warren, R ERA: 8.1	(1, 1)	3.1	L	22	9	5	3	3	2	0	1	0	0	0	25	34	8.10	3.300
Steve McCatty, R ERA: 4.76	(4, 1)	2.2		10	1	0	0	1	2	0	1	0	0	0	9	18	0.00	1.125
Tim Conroy, L ERA: 2.7	(7, 1)	2.0		9	2	1	1	0	1	0	1	0	0	0	7	12	4.50	1.500
Jay Howell, R ERA:	(9, 1)	1.0		4	1	0	0	1	0	0	0	0	0	0	6	6	0.00	1.000

PITCHER		IP	WLS	BF	H	R	ER	SO	BB	IBB	HBP	BLK	WP	HR	S	P	ERA	WHIP

Batter	1	2	3	4	5	6	7	8	9	AB	R	H	RBI	BB	SO	LOB
Dave Collins, S (1, 7) OBP: 0.400, SLG: 0.478	BBBB 4-0 S BB		x 0-0 ② 4-3			x 0-0 ② 1-3		x 0-0 ② G3	SSS 0-3 ③ K	4	0	0	0	1	1	3
Carney Lansford, R (1, 5) OBP: 0.435, SLG: 0.421	x 0-0 ① F9 1-2		x 0-0 ③ F8			x 0-0 1B 1B		x 0-0 1B 1B		4	0	2	0	0	0	1
Bruce Bochte, L (1, 3) OBP: 0.500, SLG: 0.462	SSS 0-3 ② K			x 0-0 G5-4-3 1B		x 0-0 1-2 1B		x 0-0 1-2 1B		4	0	3	0	0	1	1
Dave Kingman, R (1, 10) OBP: 0.273, SLG: 0.550	SSS 0-3 ③ K			x 0-0 ① ② G5-4-3 1-2f		x 0-0 ③ F5		x 0-0 ③ F7		4	0	0	0	0	1	6
Dwayne Murphy, L (1, 8) OBP: 0.500, SLG: 0.333		x 0-0 1B FC4-6 1B		x 0-0 ③ 4-3			x 0-0 ① 6-3		BBBB 4-0 1B BB	3	1	1	0	1	0	0
Mike Heath, R (1, 2) OBP: 0.227, SLG: 0.300		x 0-0 FC4-6 1-3 1B			x 0-0 ① 6-3		x 0-0 1B		x 0-0 ① F7	4	0	2	0	0	0	1
Mike Davis, L (1, 9) OBP: 0.350, SLG: 0.632		x 0-0 ① FC4-6 G6-4-3 1-2f 3-H			x 0-0 ② F8		x 0-0 ② F4		BBBB 4-0 1B 1-2 BB	3	0	0	1	1	0	2
Donnie Hill, S (1, 4) OBP: 0.150, SLG: 0.263 Dan Meyer, L (7, PH) Mike Gallego, R (8, 4) Steve Henderson, R (9, PH)		x 0-0 ② ③ G6-4-3 1-2f			x 0-0 ③ F8		x 0-0 ③ F3		0-0 0-3 ② K	2 1 0 1	0 0 0 0	0 0 0 0	0 0 0 0	0 0 0 1	0 0 0 2	1 1 0 2
Alfredo Griffin, S (1, 6) OBP: 0.500, SLG: 0.588			x 0-0 ① G3			x 0-0 ① 5-3		x 0-0 ① F7	x 0-0 1-2 2-3 1B	4	0	1	0	0	0	0
Inning Stats	R: 0 E: 0 K: 2 S: 7 H: 0 LOB: 1 BB: 1 P: 11	R: 1 E: 0 K: 0 S: 4 H: 2 LOB: 0 BB: 0 P: 4	R: 0 E: 0 K: 0 S: 3 H: 0 LOB: 0 BB: 0 P: 3	R: 0 E: 0 K: 0 S: 3 H: 1 LOB: 0 BB: 0 P: 3	R: 0 E: 0 K: 0 S: 3 H: 0 LOB: 0 BB: 0 P: 3	R: 0 E: 0 K: 0 S: 5 H: 2 LOB: 2 BB: 0 P: 5	R: 0 E: 0 K: 0 S: 4 H: 1 LOB: 1 BB: 0 P: 4	R: 0 E: 0 K: 0 S: 5 H: 2 LOB: 2 BB: 0 P: 5	R: 0 E: 0 K: 2 S: 8 H: 1 LOB: 3 BB: 2 P: 16	1B: 9 2B: 0 3B: 0 HR: 0	SF: 0 SAC: 0 DP: 2 HBP: 0			WP: 0 PB: 0 SB: 1 CS: 0	PA: 37		

PITCHER		IP	WLS	BF	H	R	ER	SO	BB	IBB	HBP	BLK	WP	HR	S	P	ERA	WHIP
Ron Romanick, R ERA: 1.08	(1, 1)	8.1	W	34	8	1	1	2	3	0	0	0	0	0	35	47	1.08	1.320
Donnie Moore, R ERA: 4.91	(9, 1)	0.2		3	1	0	0	2	0	0	0	0	0	0	7	7	0.00	1.500

PITCHER	IP	WLS	BF	H	R	ER	SO	BB	IBB	HBP	BLK	WP	HR	S	P	ERA	WHIP

BOTTOM

California Angels @ Oakland Athletics

Oakland-Alameda County Coliseum, Oakland, CA

Sat Apr 13 1985, 3:33 AM PST

Att. 15,173 - Unknown

livebaseballscorecards.com

AB	34
R	1
H	9
RBI	1
BB	3
SO	4
LOB	18

Batter	1	2	3	4	5	6	7	8	9	AB	R	H	RBI	BB	SO	LOB
Gary Pettis, S (1, 8) OBP: 0.500, SLG: 0.474	4-3		3-4-1 1B		1-3			BBBB 4-0 1B 6-3 BB		3	1	1	0	1	0	0
Rod Carew, L (1, 3) OBP: 0.240, SLG: 0.208	F7		3-4-1 1-2		G3			6-3 1-2		4	0	0	0	0	0	2
Brian Downing, R (1, 7) OBP: 0.600, SLG: 0.438	BBBB 4-0 1B BB		E 2-H 1B			4-3		FC6-4 2-3 1B		3	0	2	1	1	0	0
Reggie Jackson, L (1, 9) OBP: 0.222, SLG: 0.353	1-2 1B		E2 1-2			F8		SSS K		4	0	1	0	0	1	3
Doug DeCinces, R (1, 5) OBP: 0.200, SLG: 0.130	F9		1-3			BBBB BB		1-2f FC6-4		3	0	0	0	1	0	6
Ruppert Jones, L (1, 10) OBP: 0.300, SLG: 0.444		SSS K		G3		F9			BBBB 4-0 FC4-6 BB	3	0	0	0	1	1	1
Rob Wilfong, L (1, 4)		BBBB 4-0 G6-3 BB		F8			F9		1-2f 0-0 FC4-6	3	0	0	0	1	0	1
Bob Boone, R (1, 2) OBP: 0.217, SLG: 0.261 Jerry Narron, L (9, PH) OBP: 0.400, SLG: 0.500		1-2f G6-3		F9			4-3		SSS K	3 1	0 0	0 0	0 0	0 1	0 1	1 1
Dick Schofield, R (1, 6) OBP: 0.174, SLG: 0.304			6-3		F8		F7		F9	4	0	0	0	0	0	1
Inning Stats	R: 0 E: 0 K: 0 S: 4 H: 1 LOB: 2 BB: 1 P: 8	R: 0 E: 0 K: 1 S: 4 H: 0 LOB: 0 BB: 1 P: 8	R: 1 E: 1 K: 0 S: 6 H: 2 LOB: 2 BB: 0 P: 6	R: 0 E: 0 K: 0 S: 3 H: 0 LOB: 0 BB: 0 P: 3	R: 0 E: 0 K: 0 S: 3 H: 0 LOB: 0 BB: 0 P: 3	R: 0 E: 0 K: 0 S: 3 H: 0 LOB: 1 BB: 1 P: 7	R: 0 E: 0 K: 0 S: 3 H: 0 LOB: 0 BB: 0 P: 3	R: 0 E: 0 K: 1 S: 6 H: 1 LOB: 2 BB: 1 P: 10	R: 0 E: 0 K: 1 S: 5 H: 0 LOB: 1 BB: 1 P: 9	1B: 4 2B: 0 3B: 0 HR: 0 SF: 0 SAC: 0 DP: 1 HBP: 0							WP: 0 PB: 0 SB: 0 CS: 0 PA: 36

PITCHER	IP	WLS	BF	H	R	ER	SO	BB	IBB	HBP	BLK	WP	HR	S	P	ERA	WHIP
Chris Codiroli, R (1, 1) ERA: 4.91	7.0	W	27	3	1	1	1	3	0	0	0	0	0	26	38	1.29	0.857
Jay Howell, R (8, 1) ERA:	2.0	S	9	1	0	0	2	2	0	0	0	0	0	11	19	0.00	1.500

PITCHER	IP	WLS	BF	H	R	ER	SO	BB	IBB	HBP	BLK	WP	HR	S	P	ERA	WHIP

California Angels @ Oakland Athletics

Oakland-Alameda County Coliseum, Oakland, CA

Sun Apr 14 1985, 3:33 AM PST

Att. 27,592 - Unknown

TOP

livebaseballscorecards.com

AB	31
R	1
H	4
RBI	1
BB	5
SO	3
LOB	16

Batter	1	2	3	4	5	6	7	8	9	AB	R	H	RBI	BB	SO	LOB
Dave Collins, S (1, 7) OBP: 0.379, SLG: 0.444	G3		F7			1B G4-6-3 1B		E9 1-3 1B		4	2	1	0	0	0	1
Carney Lansford, R (1, 5) OBP: 0.444, SLG: 0.409	K		L5			G4-6-3 1-3 1B		BB 1B BB BB		3	1	1	0	1	1	0
Bruce Bochte, L (1, 3) OBP: 0.444, SLG: 0.412	G3		6-3			G4-6-3 1-2f 3-H		BB BB SF8 1-2 2-H 3-H 1B		4	1	1	2	0	0	1
Dave Kingman, R (1, 10) OBP: 0.269, SLG: 0.478		K		G4-6-3 BB		F7		K		3	0	0	0	1	2	2
Dwayne Murphy, L (1, 8) OBP: 0.500, SLG: 0.389		HR 2B		K			G3	BB 1-2 2-3 BB		3	1	1	0	1	1	1
Mike Heath, R (1, 2) OBP: 0.308, SLG: 0.318		HR BB		G4-6-3 1-2f			FC4-6 1B	BB 1-2 2-3 3-H BB		2	1	1	1	2	0	1
Mike Davis, L (1, 9) OBP: 0.333, SLG: 0.727		1-H 2-H HR		K			FC4-6 1-2f FC4-6	SF8 3-H		3	1	1	4	0	1	1
Donnie Hill, S (1, 4) OBP: 0.125, SLG: 0.217		6-3		F8			FC4-6 1-2f	4-3		4	0	0	0	0	0	3
Alfredo Griffin, S (1, 6) OBP: 0.476, SLG: 0.550		K		F4				E 1B 1B		3	1	1	0	0	1	0
Inning Stats	R: 0 H: 0 E: 0 LOB: 0 K: 1 BB: 0 S: 5 P: 5	R: 3 H: 2 E: 0 LOB: 0 K: 2 BB: 1 S: 9 P: 13	R: 0 H: 0 E: 0 LOB: 0 K: 0 BB: 0 S: 3 P: 3	R: 0 H: 0 E: 0 LOB: 0 K: 1 BB: 1 S: 4 P: 8	R: 0 H: 0 E: 0 LOB: 0 K: 1 BB: 0 S: 5 P: 5	R: 1 H: 2 E: 0 LOB: 0 K: 0 BB: 0 S: 4 P: 4	R: 0 H: 1 E: 0 LOB: 1 K: 0 BB: 0 S: 4 P: 4	R: 4 H: 2 E: 1 LOB: 2 K: 1 BB: 3 S: 8 P: 20		1B: 5 SF: 1 2B: 1 SAC: 0 3B: 0 DP: 2 HR: 1 HBP: 0						

BOTTOM

California Angels @ Oakland Athletics

Oakland-Alameda County Coliseum, Oakland, CA

Sun Apr 14 1985, 3:33 AM PST

Att. 27,592 - Unknown

livebaseballscorecards.com

AB	29
R	8
H	7
RBI	7
BB	5
SO	6
LOB	10

PITCHER		IP	WLS	BF	H	R	ER	SO	BB	IBB	HBP	BLK	WP	HR	S	P	ERA	WHIP
Mike Witt, R ERA: 6.14	(1, 1)	7.0	L	30	7	8	6	5	3	0	0	0	0	1	37	49	7.71	1.429
Luis Sanchez, R ERA: 18.0	(8, 1)	1.0		5	0	0	0	1	2	0	0	0	0	0	5	13	0.00	2.000

PITCHER	IP	WLS	BF	H	R	ER	SO	BB	IBB	HBP	BLK	WP	HR	S	P	ERA	WHIP

California Angels @ Minnesota Twins

Hubert H. Humphrey Metrodome, Minneapolis, MN

Mon Apr 15 1985, 7:05 PM EST

Att. 51,190 - Unknown

TOP

livebaseballscorecards.com

Batter	1	2	3	4	5	6	7	8	9	AB	R	H	RBI	BB	SO	LOB
Gary Pettis, S (1, 8) OBP: 0.448, SLG: 0.391	K		K	K		K		BB		4	0	0	0	1	4	1
Rod Carew, L (1, 3) OBP: 0.267, SLG: 0.250	F8		F7		B1-3		4-3 4-3 2B	1-2 BB		4	1	1	0	1	0	0
Brian Downing, R (1, 7) OBP: 0.567, SLG: 0.429	6-3		HBP 1B 1B		1B 1B		4-3 2-3	F8		5	0	2	0	0	0	3
Reggie Jackson, L (1, 9) OBP: 0.227, SLG: 0.333 Darrell Miller, R (7, 9) OBP: 0.333, SLG: 0.333		F7	HBP 1-2 1B		K		4-3 3-H		5-3	4 1	0 0	1 0	1 0	0 0	1 0	1 0
Doug DeCinces, R (1, 5) OBP: 0.233, SLG: 0.148		5-3	1-0 1-2 2-3 HBP		0-0 1-2 1B		K		F8	4	0	1	0	0	1	0
Ruppert Jones, L (1, 10) OBP: 0.333, SLG: 0.591 Mike Brown, R (9, PH) OBP: 0.143, SLG: 0.143	HR		K		G3			F8 S WP 1B	K	4 1	2 0	2 0	1 0	0 0	1 1	5 0
Bobby Grich, R (1, 4) OBP: 0.417, SLG: 0.300	WP 1B			6-3		5-3		F9 WP 1-2 WP BB		3	1	1	0	1	0	0
Jerry Narron, L (1, 2) OBP: 0.556, SLG: 1.000	1-2 BB			HR		FC3-6 BB		F8 2-3		2	1	1	1	2	0	2
Craig Gerber, L (1, 6) Juan Beniquez, R (8, PH) OBP: 0.333, SLG: 0.200 Rob Wilfong, L (8, PH) Dick Schofield, R (8, 6) OBP: 0.174, SLG: 0.304	F9			L4		FC3-6 1-2f		F9 1-3 3-H		3 0 1 0	0 0 0 0	0 0 0 0	0 0 0 0	0 0 0 0	0 0 0 0	3 0 1 0

	AB	36
	R	5
	H	9
	RBI	3
	BB	5
	SO	8
	LOB	16

Inning Stats	1	2	3	4	5	6	7	8	9
	R: 0 E: 0 K: 1 S: 5	H: 0 LOB: 0 BB: 0 P: 5	R: 1 E: 0 K: 0 S: 5	H: 2 LOB: 2 BB: 1 P: 9	R: 0 E: 0 K: 2 S: 9	H: 2 LOB: 3 BB: 0 P: 10	R: 1 E: 0 K: 1 S: 6	H: 1 LOB: 0 BB: 0 P: 6	R: 0 E: 0 K: 1 S: 7	H: 2 LOB: 2 BB: 0 P: 7
	R: 0 E: 0 K: 1 S: 5	H: 0 LOB: 1 BB: 1 P: 9	R: 1 E: 0 K: 1 S: 6	H: 1 LOB: 0 BB: 0 P: 6	R: 2 E: 0 K: 0 S: 4	H: 1 LOB: 2 BB: 3 P: 16	R: 0 E: 0 K: 1 S: 5	H: 0 LOB: 0 BB: 0 P: 5		

	1B: 6	SF: 0	WP: 3	PA: 42
	2B: 1	SAC: 0	PB: 0	
	3B: 0	DP: 0	SB: 1	
	HR: 2	HBP: 1	CS: 0	

PITCHER		IP	WLS	BF	H	R	ER	SO	BB	IBB	HBP	BLK	WP	HR	S	P	ERA	WHIP
Mike Smithson, R ERA: 3.77	(1, 1)	7.0	L	34	9	5	5	7	3	0	1	0	1	2	44	57	6.43	1.714
Pete Filson, L ERA:	(8, 1)	0.1		1	0	0	0	0	0	0	0	0	0	0	1	1	0.00	0.000
Rick Lysander, R ERA: 8.44	(8, 1)	0.1		2	0	0	0	0	1	0	0	0	2	0	1	5	0.00	3.000
Tom Klawitter, L ERA:	(8, 1)	1.1		5	0	0	0	1	1	0	0	0	0	0	6	10	0.00	0.750

PITCHER		IP	WLS	BF	H	R	ER	SO	BB	IBB	HBP	BLK	WP	HR	S	P	ERA	WHIP

BOTTOM

California Angels @ Minnesota Twins

Hubert H. Humphrey Metrodome, Minneapolis, MN

Mon Apr 15 1985, 7:05 PM EST

Att. 51,190 - Unknown

livebaseballscorecards.com

Batter	1	2	3	4	5	6	7	8	9	AB	R	H	RBI	BB	SO	LOB
Kirby Puckett, R (1, 8) OBP: 0.344, SLG: 0.387	6-3		F8		4-3		FC4 1B (1-2)			4	0	1	0	0	0	1
Mickey Hatcher, R (1, 7) OBP: 0.375, SLG: 0.645	F8		2B (1-3)			1-3	FC4 (1-2f)			4	0	1	0	0	0	2
Kent Hrbek, L (1, 3) OBP: 0.281, SLG: 0.120	2B		3-1			6-3		K (SSS)		4	0	1	0	0	1	2
Roy Smalley, S (1, 10) OBP: 0.412, SLG: 0.400	F4			F6		BB 1B		F7		4	0	1	0	0	0	1
Tom Brunansky, R (1, 9) OBP: 0.500, SLG: 0.667		F7		BB (BBBB)		FC5-4 BB (BBBB, 1-2)		F8		2	0	0	0	2	0	0
Gary Gaetti, R (1, 5) OBP: 0.276, SLG: 0.370		5-3		F8		FC5-4 (1-2f)			6-3	4	0	0	0	0	0	3
Greg Gagne, R (1, 6) OBP: 0.263, SLG: 0.263		G3		K (SSS)			1B (SSS)		F6	4	0	1	0	0	1	1
Tim Teufel, R (1, 4) OBP: 0.214, SLG: 0.214			6-3		F8		K (SSS)		F9	4	0	0	0	0	1	1
Tim Laudner, R (1, 2) OBP: 0.105, SLG: 0.263			2B 1B		F3		K (SSS)			3	0	1	0	0	1	1

	AB	33
	R	0
	H	6
	RBI	0
	BB	2
	SO	4
	LOB	12

Inning Stats	1	2	3	4	5	6	7	8	9
	R: 0 H: 1 E: 0 LOB: 1 K: 0 BB: 0 S: 4 P: 4	R: 0 H: 0 E: 0 LOB: 0 K: 0 BB: 0 S: 3 P: 3	R: 0 H: 2 E: 0 LOB: 2 K: 0 BB: 0 S: 5 P: 5	R: 0 H: 0 E: 0 LOB: 1 K: 1 BB: 1 S: 5 P: 9	R: 0 H: 0 E: 0 LOB: 0 K: 0 BB: 0 S: 3 P: 3	R: 0 H: 1 E: 0 LOB: 2 K: 0 BB: 1 S: 4 P: 8	R: 0 H: 2 E: 0 LOB: 2 K: 2 BB: 0 S: 9 P: 9	R: 0 H: 0 E: 0 LOB: 0 K: 1 BB: 0 S: 5 P: 5	R: 0 H: 0 E: 0 LOB: 0 K: 0 BB: 0 S: 3 P: 3

1B: 4	SF: 0	WP: 0	PA: 35
2B: 2	SAC: 0	PB: 0	
3B: 0	DP: 0	SB: 0	
HR: 0	HBP: 0	CS: 0	

PITCHER		IP	WLS	BF	H	R	ER	SO	BB	IBB	HBP	BLK	WP	HR	S	P	ERA	WHIP
Geoff Zahn, L ERA: 0.59	(1, 1)	9.0	W	35	6	0	0	4	2	0	0	0	0	0	41	49	0.00	0.889

PITCHER	IP	WLS	BF	H	R	ER	SO	BB	IBB	HBP	BLK	WP	HR	S	P	ERA	WHIP

Batter	1	2	3	4	5	6	7	8	9	AB	R	H	RBI	BB	SO	LOB
Juan Beniquez, R (1, 7) OBP: 0.300, SLG: 0.222	G4-6-3 1B	5-3 1-2		K			F9			4	0	1	0	0	1	1
Rod Carew, L (1, 3) OBP: 0.294, SLG: 0.344	G4-6-3 1-2f		6-3 BB 1B		SF7 3B		F7			4	1	2	0	0	0	1
Brian Downing, R (1, 10) OBP: 0.529, SLG: 0.375	F7		6-3 1-2 BB		F3			F7		3	0	0	0	1	0	1
Doug DeCinces, R (1, 5) OBP: 0.235, SLG: 0.167		1B 1B	F8		SF7 3-H			F5		3	1	1	1	0	0	2
Mike Brown, R (1, 9) OBP: 0.182, SLG: 0.182		SH1 1B 1-3 1B	6-3 1-2 2-3		K			5-3		4	1	1	0	0	1	2
Bobby Grich, R (1, 4) OBP: 0.429, SLG: 0.304		SH1 1-2 3-H 1B	IBB			4-3			6-3	3	1	1	1	1	0	0
Bob Boone, R (1, 2) OBP: 0.231, SLG: 0.269		SH1 1-2 2-3	F7			F7			F6 1B	3	0	1	0	0	0	3
Dick Schofield, R (1, 6) OBP: 0.148, SLG: 0.259		F7		K		F8			F6 1-2	4	0	0	0	0	1	3
Gary Pettis, S (1, 8) OBP: 0.438, SLG: 0.385		S 2-H 3-H 1B		F8			F9			3	0	1	2	0	0	0
Inning Stats	R: 0 E: 0 K: 0 S: 3 H: 1 LOB: 0 BB: 0 P: 3	R: 3 E: 0 K: 0 S: 7 H: 4 LOB: 1 BB: 0 P: 7	R: 0 E: 0 K: 0 S: 4 H: 1 LOB: 3 BB: 2 P: 12	R: 0 E: 0 K: 2 S: 7 H: 0 LOB: 0 BB: 0 P: 7	R: 1 E: 0 K: 1 S: 6 H: 1 LOB: 0 BB: 0 P: 6	R: 0 E: 0 K: 0 S: 3 H: 0 LOB: 0 BB: 0 P: 3	R: 0 E: 0 K: 0 S: 3 H: 0 LOB: 0 BB: 0 P: 3	R: 0 E: 0 K: 0 S: 3 H: 0 LOB: 0 BB: 0 P: 3	R: 0 E: 0 K: 0 S: 3 H: 1 LOB: 0 BB: 0 P: 3	1B: 7 2B: 0 3B: 1 HR: 0 SF: 1 SAC: 1 DP: 1 HBP: 0						

PITCHER	IP	WLS	BF	H	R	ER	SO	BB	IBB	HBP	BLK	WP	HR	S	P	ERA	WHIP
John Butcher, R (1, 1) ERA: 2.81	9.0	L	35	8	4	4	3	1	1	0	0	0	0	39	47	4.00	1.000

PITCHER	IP	WLS	BF	H	R	ER	SO	BB	IBB	HBP	BLK	WP	HR	S	P	ERA	WHIP

TOP

California Angels @ Minnesota Twins

Hubert H. Humphrey Metrodome, Minneapolis, MN

Wed Apr 17 1985, 7:05 PM EST

Att. 14,741 - Unknown

livebaseballscorecards.com

AB	31
R	4
H	8
RBI	4
BB	2
SO	3
LOB	13

WP: 0	PA: 35		
PB: 0			
SB: 1			
CS: 0			

Batter	1	2	3	4	5	6	7	8	9	AB	R	H	RBI	BB	SO	LOB
Kirby Puckett, R (1, 8) OBP: 0.333, SLG: 0.400	1-3		2B 1-3 2-H 2B		F9		4-3			4	1	1	1	0	0	2
Mickey Hatcher, R (1, 7) OBP: 0.333, SLG: 0.571	K		FC1-5-2 2B 3-H		G5-4-3 1-2f			L6		4	0	0	0	0	1	3
Kent Hrbek, L (1, 3) OBP: 0.278, SLG: 0.172	K		1-3 2-H 2B			F7		4-3		4	0	1	1	0	1	0
Roy Smalley, S (1, 10) OBP: 0.381, SLG: 0.526		F3	K			HR		F7		4	1	1	1	0	1	2
Tom Brunansky, R (1, 9) OBP: 0.471, SLG: 0.600		1B	F8			F8			F8	4	0	1	0	0	0	2
Mark Salas, L (1, 2) OBP: 0.125, SLG: 0.125 Randy Bush, L (9, PH)		F8		1-3		F5			F6	3 1	0 0	0 0	0 0	0 0	0 0	1 0
Gary Gaetti, R (1, 5) OBP: 0.242, SLG: 0.323		K		6-3			K		F3	4	0	0	0	0	2	1
Tim Teufel, R (1, 4) OBP: 0.226, SLG: 0.226			1B 2B 1B	F7			5-3			3	1	1	0	0	0	0
Greg Gagne, R (1, 6) OBP: 0.364, SLG: 0.364			2B 1-2 FC1-5-2 1B		G5-4-3 1B		1B			3	0	3	0	0	0	0
Inning Stats	R: 0 E: 0 K: 2 S: 7 H: 0 LOB: 0 BB: 0 P: 7	R: 0 E: 0 K: 1 S: 6 H: 1 LOB: 1 BB: 0 P: 6	R: 2 E: 0 K: 1 S: 9 H: 4 LOB: 2 BB: 0 P: 9	R: 0 E: 0 K: 0 S: 3 H: 0 LOB: 0 BB: 0 P: 3	R: 0 E: 0 K: 0 S: 3 H: 1 LOB: 0 BB: 0 P: 3	R: 1 E: 0 K: 0 S: 4 H: 1 LOB: 0 BB: 0 P: 4	R: 0 E: 0 K: 1 S: 6 H: 1 LOB: 1 BB: 0 P: 6	R: 0 E: 0 K: 0 S: 3 H: 0 LOB: 0 BB: 0 P: 3	R: 0 E: 0 K: 0 S: 3 H: 0 LOB: 0 BB: 0 P: 3	1B: 5 2B: 2 3B: 0 HR: 1 SF: 0 SAC: 0 DP: 1 HBP: 0						

PITCHER	IP	WLS	BF	H	R	ER	SO	BB	IBB	HBP	BLK	WP	HR	S	P	ERA	WHIP
Jim Slaton, R (1, 1) ERA: 4.38	6.0	W	24	7	3	3	4	0	0	0	0	0	1	32	32	4.50	1.167
Donnie Moore, R (7, 1) ERA: 2.7	3.0	S	10	1	0	0	1	0	0	0	0	0	0	12	12	0.00	0.333

PITCHER	IP	WLS	BF	H	R	ER	SO	BB	IBB	HBP	BLK	WP	HR	S	P	ERA	WHIP

BOTTOM

California Angels @ Minnesota Twins

Hubert H. Humphrey Metrodome, Minneapolis, MN

Wed Apr 17 1985, 7:05 PM EST

Att. 14,741 - Unknown

livebaseballscorecards.com

AB	34
R	3
H	8
RBI	3
BB	0
SO	5
LOB	11

California Angels @ Minnesota Twins

Hubert H. Humphrey Metrodome, Minneapolis, MN

Thu Apr 18 1985, 4:33 AM EST

Att. 16,926 - Unknown

livebaseballscorecards.com

TOP

Batter	1	2	3	4	5	6	7	8	9	AB	R	H	RBI	BB	SO	LOB
Gary Pettis, S (1, 8) OBP: 0.459, SLG: 0.400	6-3	K		1B		BB		BB, S 2-3 1B		4	2	2	0	1	1	2
Rod Carew, L (1, 3) OBP: 0.342, SLG: 0.371	F7	1-2 3-H 1B		1B 1-3 FC6-4 1B		SH1-4 1-H		BB 1-2 IBB		3	1	2	2	1	0	0
Brian Downing, R (1, 7) OBP: 0.538, SLG: 0.393	1B HR 1B	F9		FC6-4 1-3 3-H 1B		G3		1-2 2-3 3-H BB		4	1	2	2	1	0	2
Reggie Jackson, L (1, 9) OBP: 0.269, SLG: 0.360 Darrell Miller, R (7, 9) OBP: 0.250, SLG: 0.250	1-2 HR 1B	2B 1B		FC6-4 1-2f 3-H	G3	1-3				4 1	2 0	2 0	1 0	0 0	0 0	1 3
Doug DeCinces, R (1, 5) OBP: 0.256, SLG: 0.286	1-H 2-H HR	K	K	K	G5-4-3 1B				K	5	1	2	3	0	3	2
Jerry Narron, L (1, 2) OBP: 0.417, SLG: 0.667 Mike Brown, R (7, PH) OBP: 0.167, SLG: 0.167 Bob Boone, R (7, 2) OBP: 0.222, SLG: 0.259	L3	F2			K	G5-4-3 1-2f			F7	3 1 1	0 0 0	0 0 0	0 0 0	0 0 0	1 0 0	1 1 0
Ruppert Jones, L (1, 10) OBP: 0.385, SLG: 0.652 Juan Beniquez, R (5, PH) OBP: 0.308, SLG: 0.182		1B BB	1-H 2B		5-3			1B, SH1-3 BB BB	K	1 2	1 1	1 0	1 0	1 1	0 1	0 0
Rob Wilfong, L (1, 4) OBP: 0.250, SLG: 0.100		1-3 1B	K		3-1			SH1-3 1-2		3	0	1	0	0	1	1
Craig Gerber, L (1, 6) Dick Schofield, R (6, PH) OBP: 0.138, SLG: 0.241 (6, 6)		F5		6-3		F8		K		2 2	0 0	0 0	0 0	0 0	0 1	2 1

	AB	36
	R	9
	H	12
	RBI	9
	BB	5
	SO	8
	LOB	16

Inning Stats																		
	R: 3	H: 3	R: 1	H: 2	R: 1	H: 2	R: 2	H: 3	R: 0	H: 0	R: 1	H: 0	R: 0	H: 1	R: 1	H: 1	R: 0	H: 0
	E: 0	LOB: 0	E: 0	LOB: 2	E: 0	LOB: 1	E: 0	LOB: 1	E: 0	LOB: 0	E: 0	LOB: 0	E: 0	LOB: 0	E: 0	LOB: 3	E: 0	LOB: 0
	K: 0	BB: 0	K: 1	BB: 1	K: 2	BB: 0	K: 1	BB: 0	K: 1	BB: 0	K: 0	BB: 1	K: 0	BB: 0	K: 1	BB: 3	K: 2	BB: 0
	S: 6	P: 6	S: 7	P: 11	S: 9	P: 9	S: 8	P: 8	S: 5	P: 5	S: 3	P: 7	S: 3	P: 3	S: 6	P: 18	S: 7	P: 7

	1B: 10	SF: 0	WP: 0	PA: 43
	2B: 1	SAC: 2	PB: 0	
	3B: 0	DP: 1	SB: 2	
	HR: 1	HBP: 0	CS: 0	

PITCHER		IP	WLS	BF	H	R	ER	SO	BB	IBB	HBP	BLK	WP	HR	S	P	ERA	WHIP
Ken Schrom, R ERA: 5.91	(1, 1)	2.2	L	16	7	5	5	2	1	0	0	0	0	1	19	23	16.88	3.000
Curt Wardle, L ERA: 5.4	(3, 1)	3.1		14	3	3	2	3	1	0	0	0	0	0	19	23	5.40	1.200
Tom Klawitter, L ERA: 2.45	(7, 1)	1.1		5	1	1	1	0	1	0	0	0	0	0	4	8	6.75	1.500
Ron Davis, R ERA: 6.23	(8, 1)	1.2		8	1	0	0	3	1	1	0	0	0	0	12	20	0.00	1.200

PITCHER		IP	WLS	BF	H	R	ER	SO	BB	IBB	HBP	BLK	WP	HR	S	P	ERA	WHIP

BOTTOM

Batter	1	2	3	4	5	6	7	8	9	AB	R	H	RBI	BB	SO	LOB
Kirby Puckett, R (1, 8) OBP: 0.341, SLG: 0.400	6-3	1-3, 3-H, 1B		K		6-3		4-3, SH3-4, 1-2, 1B		5	0	2	1	0	1	0
Mickey Hatcher, R (1, 7) OBP: 0.350, SLG: 0.590	WP, 1B	4-3		F2		1B, 2B		SH3-4, 1-2, 2-3		4	1	2	0	0	0	2
Kent Hrbek, L (1, 3) OBP: 0.268, SLG: 0.152	F7		3-1	F2		1B, IBB		4-3, 2-3, 3-H		4	0	0	1	1	0	2
Tom Brunansky, R (1, 9) OBP: 0.462, SLG: 0.567	K, 1-2		WP, WP, 1B, 1B		F8	1-2, 2-H, 1B		F8		5	1	2	1	0	1	2
Dave Engle, R (1, 10) OBP: 0.167, SLG: 0.167		FC5-4, 1B	5-3, 1-2		4-1	F9			K	3	0	1	0	0	0	1
Roy Smalley, S (6, PH) OBP: 0.348, SLG: 0.476										2	0	0	0	0	1	2
Greg Gagne, R (1, 6) OBP: 0.346, SLG: 0.320		FC5-4, 2B, SF9, 1-2f	BBBB, WP, 1B, BB		6-3		K2-3		F8	3	2	0	0	1	1	1
Mike Stenhouse, L (9, PH) OBP: 0.389, SLG: 0.563										1	0	0	0	0	0	0
Gary Gaetti, R (1, 5) OBP: 0.316, SLG: 0.382		1B, 1B, 1-3, 2B	BBBB, 1B, 1-2, 2-3, BB			F7	BBBB, G5-4-3, BB		BB, 1B	3	1	2	0	2	0	0
Tim Teufel, R (1, 4) OBP: 0.278, SLG: 0.265		SF9, 3-H	1-3, 2-H, 3-H, 1B			HR, 1B	G5-4-3, 1-2f		BBBB, 1-2, BB	3	1	2	3	1	0	1
Tim Laudner, R (1, 2) OBP: 0.143, SLG: 0.286		1B, 2-3, 1B	F7			1-H, HR		SH3-4, 1B, 4-3, 1B	6-3	2	0	1	0	0	0	2
Randy Bush, L (6, PH) OBP: 0.500, SLG: 1.333										1	1	1	2	0	0	0
Mark Salas, L (7, 2) OBP: 0.200, SLG: 0.200										2	1	1	0	0	0	2
Inning Stats	R: 0, E: 0, K: 1, S: 6 H: 1, LOB: 1, BB: 0, P: 6	R: 2, E: 0, K: 0, S: 7 H: 4, LOB: 2, BB: 0, P: 7	R: 2, E: 0, K: 0, S: 5 H: 2, LOB: 2, BB: 2, P: 13	R: 0, E: 0, K: 1, S: 5 H: 0, LOB: 0, BB: 0, P: 5	R: 0, E: 0, K: 0, S: 3 H: 0, LOB: 0, BB: 0, P: 3	R: 3, E: 0, K: 0, S: 7 H: 4, LOB: 2, BB: 1, P: 11	R: 0, E: 0, K: 1, S: 4 H: 0, LOB: 0, BB: 1, P: 8	R: 1, E: 0, K: 0, S: 5 H: 2, LOB: 1, BB: 0, P: 5	R: 0, E: 0, K: 1, S: 6 H: 1, LOB: 2, BB: 1, P: 10	1B: 11, 2B: 2, 3B: 0, HR: 1 SF: 1, SAC: 1, DP: 1, HBP: 0							

PITCHER		IP	WLS	BF	H	R	ER	SO	BB	IBB	HBP	BLK	WP	HR	S	P	ERA	WHIP
Tommy John, L ERA: 7.04	(1, 1)	2.2		17	7	4	4	1	2	0	0	0	3	0	17	25	13.50	3.375
Luis Sanchez, R ERA: 13.5	(3, 1)	3.0		13	3	3	3	1	0	1	0	0	0	1	14	18	9.00	1.000
Doug Corbett, R ERA: 1.69	(6, 1)	2.0	W	9	3	1	1	1	1	0	0	0	0	0	10	14	4.50	2.000
Donnie Moore, R ERA: 2.25	(8, 1)	1.1	S	6	1	0	0	1	1	0	0	0	0	0	7	11	0.00	1.500

PITCHER	IP	WLS	BF	H	R	ER	SO	BB	IBB	HBP	BLK	WP	HR	S	P	ERA	WHIP

California Angels @ Minnesota Twins

Hubert H. Humphrey Metrodome, Minneapolis, MN

Thu Apr 18 1985, 4:33 AM EST

Att. 16,926 - Unknown

livebaseballscorecards.com

AB	38
R	8
H	14
RBI	8
BB	5
SO	4
LOB	15

WP: 3 PA: 45
PB: 0
SB: 0
CS: 0

Seattle Mariners @ California Angels

Anaheim Stadium, Anaheim, CA

Fri Apr 19 1985, 9:05 PM EST

Att. 27,868 - Unknown

TOP

livebaseballscorecards.com

Batter	1	2	3	4	5	6	7	8	9	AB	R	H	RBI	BB	SO	LOB
Jack Perconte, L (1, 4) OBP: 0.409, SLG: 0.450	B B B B 4-0 1B 1B BB	x 0-0 ③ 1-2 2-H 1B			x 0-0 ① 6-3		x 0-0 G5-6-3 1B		x 0-0 E9 1-3 1B	4	1	3	0	1	0	0
Phil Bradley, R (1, 7) OBP: 0.341, SLG: 0.674	x 0-0 1B 1-2 1B		x 0-0 ① F8		x 0-0 S 1B		x 0-0 ① F9		x 0-0 ③ F9	5	0	2	0	0	0	3
Alvin Davis, L (1, 3) OBP: 0.382, SLG: 0.192	x 0-0 ① F7		x 0-0 ② 1-3		x 0-0 ② F7		x 0-0 ② ③ G5-6-3 1-2f			4	0	0	0	0	0	4
Gorman Thomas, R (1, 10) OBP: 0.429, SLG: 0.686	x 0-0 G4-6-3 1-2 2-H 1B		x 0-0 1B		B B B B 4-0 1-2 BB			S S S 0-3 ① K		3	0	2	1	1	1	0
Dave Henderson, R (1, 8) OBP: 0.262, SLG: 0.300	x 0-0 ② ③ G4-6-3 1-2f		x 0-0 ③ F5		x 0-0 ③ F8			x 0-0 ② F9		4	0	0	0	0	0	5
Al Cowens, R (1, 9) OBP: 0.463, SLG: 0.789		B B B B 4-0 E 1B BB		x 0-0 F9 2B		x 0-0 G3 1B		x 0-0 ③ G3		3	0	2	0	1	0	0
Jim Presley, R (1, 5) OBP: 0.359, SLG: 0.882		x 0-0 ① F8		x 0-0 ① F9 2-3		x 0-0 ① F7			x 0-0 ① F3	4	0	0	0	0	0	3
Dave Valle, R (1, 2) OBP: 0.133, SLG: 0.133		x 0-0 E8 1B 1-2		x 0-0 ② 6-3		x 0-0 ② G3 1-2			x 0-0 E 1B	4	0	1	0	0	0	3
Spike Owen, S (1, 6) OBP: 0.243, SLG: 0.235		x 0-0 ② F4		x 0-0 ③ 5-3		x 0-0 ③ F8			x 0-0 ② F8	4	0	0	0	0	0	5
Inning Stats	R: 1 E: 0 K: 0 S: 4 H: 2 LOB: 1 BB: 1 P: 8	R: 0 E: 1 K: 0 S: 4 H: 1 LOB: 2 BB: 1 P: 8	R: 0 E: 0 K: 0 S: 4 H: 1 LOB: 1 BB: 0 P: 4	R: 0 E: 0 K: 0 S: 4 H: 1 LOB: 1 BB: 0 P: 4	R: 0 E: 0 K: 0 S: 4 H: 1 LOB: 2 BB: 1 P: 8	R: 0 E: 0 K: 0 S: 4 H: 1 LOB: 1 BB: 0 P: 4	R: 0 E: 0 K: 0 S: 3 H: 1 LOB: 0 BB: 0 P: 3	R: 0 E: 0 K: 1 S: 5 H: 0 LOB: 0 BB: 0 P: 5	R: 0 E: 1 K: 0 S: 5 H: 2 LOB: 2 BB: 0 P: 5	1B: 9 2B: 1 3B: 0 HR: 0 SF: 0 SAC: 0 DP: 2 HBP: 0						

	AB	35
	R	1
	H	10
	RBI	1
	BB	3
	SO	1
	LOB	23

WP: 0 PB: 0 SB: 1 CS: 0 PA: 38

PITCHER	IP	WLS	BF	H	R	ER	SO	BB	IBB	HBP	BLK	WP	HR	S	P	ERA	WHIP
Ron Romanick, R (1, 1) ERA: 1.04	9.0	W	38	10	1	1	1	3	0	0	0	0	0	37	49	1.00	1.444

PITCHER	IP	WLS	BF	H	R	ER	SO	BB	IBB	HBP	BLK	WP	HR	S	P	ERA	WHIP

Batter	1	2	3	4	5	6	7	8	9	AB	R	H	RBI	BB	SO	LOB
Gary Pettis, S (1, 8) OBP: 0.500, SLG: 0.485	1-3			1B 3B	SF8 1B 1B BB 1-2	S 1B 2-H		BB BB		3	2	2	1	2	0	0
Rod Carew, L (1, 3) OBP: 0.372, SLG: 0.385	4-3			2B SF7 1B 3-H	1B 1B 1-2 2-3 3-H	K 1-2		BB 1-2		4	1	2	2	1	1	1
Doug DeCinces, R (1, 5) OBP: 0.250, SLG: 0.308	F9			1B 2B 1-3	SF8 2-3 3-H		6-3	F7		4	1	1	1	0	0	2
Reggie Jackson, L (1, 9) OBP: 0.267, SLG: 0.345 Darrell Miller, R (8, 9) OBP: 0.200, SLG: 0.200		K		F5	1B 1-3 3-H		F7	K		4 1	0 0	1 0	1 0	0 0	1 1	2 2
Ruppert Jones, L (1, 10) OBP: 0.357, SLG: 0.625 Brian Downing, R (5, PH) OBP: 0.537, SLG: 0.379		K		SF7 3-H	K		FC6-4 BB			1 1	0 0	0 0	1 1	0 1	1 1	0 2
Juan Beniquez, R (1, 7) OBP: 0.294, SLG: 0.200		K		S 1B 2-H	F9		FC6-4 1-2f			4	0	1	1	0	1	3
Bob Boone, R (1, 2) OBP: 0.194, SLG: 0.226			F9	1-3 1-2		F9		F7		4	0	0	0	0	0	1
Bobby Grich, R (1, 4) OBP: 0.469, SLG: 0.370			K		1B BLK 1B 1B	6-3 1B 1B		HR 1B		4	3	3	0	0	1	0
Dick Schofield, R (1, 6) OBP: 0.182, SLG: 0.364			F8		1B BB SF8 1-3	6-3 1-2		HR 1-H		4	2	2	2	0	0	1
Inning Stats	R: 0 H: 0 E: 0 LOB: 0 K: 0 BB: 0 S: 3 P: 3	R: 0 H: 0 E: 0 LOB: 0 K: 3 BB: 0 S: 9 P: 9	R: 0 H: 0 E: 0 LOB: 0 K: 1 BB: 0 S: 5 P: 5	R: 3 H: 4 E: 0 LOB: 1 K: 0 BB: 0 S: 7 P: 7	R: 3 H: 4 E: 0 LOB: 2 K: 1 BB: 1 S: 9 P: 13	R: 1 H: 2 E: 0 LOB: 1 K: 1 BB: 0 S: 7 P: 7	R: 0 H: 0 E: 0 LOB: 1 K: 0 BB: 1 S: 3 P: 7	R: 2 H: 2 E: 0 LOB: 2 K: 1 BB: 2 S: 7 P: 15		1B: 9 SF: 2 2B: 1 SAC: 0 3B: 1 DP: 0 HR: 1 HBP: 0						

BOTTOM

Seattle Mariners @ California Angels

Anaheim Stadium, Anaheim, CA

Fri Apr 19 1985, 9:05 PM EST

Att. 27,868 - Unknown

livebaseballscorecards.com

AB	34
R	9
H	12
RBI	9
BB	4
SO	7
LOB	14

PITCHER		IP	WLS	BF	H	R	ER	SO	BB	IBB	HBP	BLK	WP	HR	S	P	ERA	WHIP
Mike Moore, R ERA: 4.74	(1, 1)	4.1	L	21	7	6	6	4	1	0	0	1	0	0	28	32	12.46	1.846
Dave Geisel, L ERA: 7.56	(5, 1)	1.2		8	3	1	1	2	0	0	0	0	0	0	12	12	5.40	1.800
Salome Barojas, R ERA: 12.0	(7, 1)	2.0		11	2	2	2	1	3	0	0	0	0	1	10	22	9.00	2.500

PITCHER		IP	WLS	BF	H	R	ER	SO	BB	IBB	HBP	BLK	WP	HR	S	P	ERA	WHIP

Batter	1	2	3	4	5	6	7	8	9	AB	R	H	RBI	BB	SO	LOB
Jack Perconte, L (1, 4) OBP: 0.346, SLG: 0.375 Harold Reynolds, S (9, 4) OBP: 0.217, SLG: 0.105	x 0-0 ① F8		x 0-0 ① 4-3		x 0-0 ① G3		x 0-0 ② 4-3		x 0-0 ① SH1-3 1-2	4 0	0 0	0 0	0 0	0 0	0 0	0 0
Phil Bradley, R (1, 7) OBP: 0.347, SLG: 0.638	x 0-0 ② F9		x 0-0 ② 1-3		x 0-0 ② E 1B		B B B B 4-0 1B BB		x 0-0 ② 4-3	4	0	1	0	1	0	1
Alvin Davis, L (1, 3) OBP: 0.385, SLG: 0.200	x 0-0 ③ F7		B B B B 4-0 HR BB		x 0-0 E2 1-2		x 0-0 1-3 1B		x 0-0 ③ 3-1	4	1	1	0	1	0	2
Ken Phelps, L (1, 10) OBP: 0.333, SLG: 0.571		B B B B 4-0 WP 2B BB	x 0-0 1-H HR		x 0-0 ② F8		x 0-0 ③ F6			3	2	1	2	1	0	4
Dave Henderson, R (1, 8) OBP: 0.261, SLG: 0.318		x 0-0 4-3 1-H 2B	S S S 0-3 ③ K		x 0-0 ③ F7			x 0-0 ① F6		4	0	1	1	0	1	2
Al Cowens, R (1, 9) OBP: 0.422, SLG: 0.714		x 0-0 ① 4-3 2-3		S S S 0-3 ① K		x 0-0 ① 5-3		x 0-0 E6 G3		4	0	0	0	0	1	1
Jim Presley, R (1, 5) OBP: 0.349, SLG: 0.811		B B B B 4-0 FC5-4 BB		x 0-0 ② F7		S S S 0-3 ② K		x 0-0 ② G3 1-2		3	0	0	0	1	1	1
Bob Kearney, R (1, 2) OBP: 0.115, SLG: 0.042		S S S 0-3 ② K		x 0-0 E5 FC4-6		x 0-0 ③ 5-3		x 0-0 ③ F6		4	0	0	0	0	1	3
Spike Owen, S (1, 6) OBP: 0.244, SLG: 0.216		x 0-0 ③ FC5-4 1-2f		x 0-0 ③ FC4-6 1-2f			x 0-0 ① 4-3		B B B B 4-0 SH1-3 BB	3	0	0	0	1	0	3
Inning Stats	R: 0 E: 0 K: 0 S: 3 H: 0 LOB: 0 BB: 0 P: 3	R: 1 E: 0 K: 1 S: 6 H: 1 LOB: 2 BB: 2 P: 14	R: 2 E: 0 K: 1 S: 6 H: 1 LOB: 0 BB: 1 P: 10	R: 0 E: 1 K: 1 S: 6 H: 0 LOB: 1 BB: 0 P: 6	R: 0 E: 1 K: 0 S: 5 H: 1 LOB: 2 BB: 0 P: 5	R: 0 E: 0 K: 1 S: 5 H: 0 LOB: 0 BB: 0 P: 5	R: 0 E: 0 K: 0 S: 4 H: 1 LOB: 2 BB: 1 P: 8	R: 0 E: 1 K: 0 S: 4 H: 0 LOB: 1 BB: 0 P: 4	R: 0 E: 0 K: 0 S: 3 H: 0 LOB: 1 BB: 1 P: 7	1B: 2 2B: 1 3B: 0 HR: 1 SF: 0 SAC: 1 DP: 0 HBP: 0						

PITCHER	IP	WLS	BF	H	R	ER	SO	BB	IBB	HBP	BLK	WP	HR	S	P	ERA	WHIP
Mike Witt, R (1, 1) ERA: 4.94	9.0	L	39	4	3	3	4	5	0	0	0	1	1	42	62	3.00	1.000

PITCHER	IP	WLS	BF	H	R	ER	SO	BB	IBB	HBP	BLK	WP	HR	S	P	ERA	WHIP

TOP

Seattle Mariners @ California Angels

Anaheim Stadium, Anaheim, CA

Sat Apr 20 1985, 6:33 AM EST

Att. 23,861 - Unknown

livebaseballscorecards.com

AB	33
R	3
H	4
RBI	3
BB	5
SO	4
LOB	17

WP: 1 PA: 39
PB: 0
SB: 0
CS: 0

Batter	1	2	3	4	5	6	7	8	9	AB	R	H	RBI	BB	SO	LOB
Gary Pettis, S (1, 8) OBP: 0.500, SLG: 0.472	G4-6-3 BLK 1B		B2-3		6-3			1-2 2B BB		3	1	1	0	1	0	0
Darrell Miller, R (1, 9) OBP: 0.222, SLG: 0.125	1-2 G4-6-3 BB		6-3			K		F7		3	0	0	0	1	1	2
Brian Downing, R (1, 7) OBP: 0.489, SLG: 0.333	G4-6-3 1-2f 2-3			F8		1-3		F8		4	0	0	0	0	0	4
Doug DeCinces, R (1, 5) OBP: 0.271, SLG: 0.333	K			5-3		FC6-4 BB		1-H 2-H 2B		3	0	1	2	1	1	1
Bob Boone, R (1, 2) OBP: 0.235, SLG: 0.219 Rod Carew, L (8, PH) OBP: 0.364, SLG: 0.375 Jerry Narron, L (9, 2) OBP: 0.417, SLG: 0.667		G6-4-3 SH BB		1B BB		FC6-4 1-2f		6-3		1 1 0	0 0 0	0 0 0	0 0 0	2 0 0	0 0 0	1 1 0
Juan Beniquez, R (1, 3) OBP: 0.316, SLG: 0.235 Rob Wilfong, L (9, PH) OBP: 0.308, SLG: 0.100		SH 1-2 G6-4-3		1-2 1B			6-3		SH1-4 BB	2 0	0 0	1 0	0 0	0 1	0 0	0 0
Bobby Grich, R (1, 4) OBP: 0.429, SLG: 0.333		G6-4-3 1-2f 2-3		F4			F9		SH1-4 1-2	3	0	0	0	0	0	4
Mike Brown, R (1, 10) OBP: 0.133, SLG: 0.133 Ruppert Jones, L (9, PH) OBP: 0.345, SLG: 0.600		K			L6		5-3		K	3 1	0 0	0 0	0 0	0 0	1 1	1 1
Dick Schofield, R (1, 6) OBP: 0.189, SLG: 0.351			6-3		F8			BB 2B 1B	F9	4	1	1	0	0	0	1
Inning Stats	R: 0 H: 1 E: 0 LOB: 1 K: 1 BB: 1 S: 5 P: 9	R: 0 H: 0 E: 1 LOB: 1 K: 1 BB: 1 S: 5 P: 9	R: 0 H: 0 E: 0 LOB: 0 K: 0 BB: 0 S: 3 P: 3	R: 0 H: 1 E: 0 LOB: 2 K: 0 BB: 1 S: 4 P: 8	R: 0 H: 0 E: 0 LOB: 0 K: 0 BB: 0 S: 3 P: 3	R: 0 H: 0 E: 0 LOB: 1 K: 1 BB: 1 S: 5 P: 9	R: 0 H: 0 E: 0 LOB: 0 K: 0 BB: 0 S: 3 P: 3	R: 2 H: 2 E: 0 LOB: 1 K: 0 BB: 1 S: 5 P: 9	R: 0 H: 0 E: 0 LOB: 1 K: 1 BB: 1 S: 5 P: 9	1B: 3 SF: 0 2B: 1 SAC: 2 3B: 0 DP: 2 HR: 0 HBP: 0						

PITCHER	IP	WLS	BF	H	R	ER	SO	BB	IBB	HBP	BLK	WP	HR	S	P	ERA	WHIP
Mark Langston, L (1, 1) ERA: 3.43	7.2	W	31	4	2	2	3	5	0	0	1	0	0	32	52	2.35	1.174
Ed Nunez, R (8, 1) ERA: 1.08	0.2		3	0	0	0	0	1	0	0	0	0	0	2	6	0.00	1.500
Ed Vande Berg, L (9, 1) ERA: 1.8	0.2	S	2	0	0	0	1	0	0	0	0	0	0	4	4	0.00	0.000

PITCHER	IP	WLS	BF	H	R	ER	SO	BB	IBB	HBP	BLK	WP	HR	S	P	ERA	WHIP

BOTTOM

Seattle Mariners @ California Angels

Anaheim Stadium, Anaheim, CA

Sat Apr 20 1985, 6:33 AM EST

Att. 23,861 - Unknown

livebaseballscorecards.com

AB	28
R	2
H	4
RBI	2
BB	6
SO	4
LOB	16

Seattle Mariners @ California Angels

Anaheim Stadium, Anaheim, CA

Sun Apr 21 1985, 6:33 AM EST

Att. 59,860 - Unknown

TOP

livebaseballscorecards.com

Batter	1	2	3	4	5	6	7	8	9	AB	R	H	RBI	BB	SO	LOB
Jack Perconte, L (1, 4) OBP: 0.310, SLG: 0.333	F8			6-3		4-3		FC4-6, BB BB		3	0	0	0	0	0	0
Harold Reynolds, S (6, 4) OBP: 0.250, SLG: 0.105										0	0	0	0	1	0	0
Phil Bradley, R (1, 9) OBP: 0.377, SLG: 0.660	K			2B		HR 1B		FC4-6 1-2 BB		3	1	2	0	1	1	0
Ivan Calderon, R (1, 7)	F8			6-3		F8		FC4-6 1-2f 2-3		4	0	0	0	0	0	4
Gorman Thomas, R (1, 10) OBP: 0.413, SLG: 0.718		K		5-3		1-H HR		G1-4-6-3 1-2f		4	1	1	2	0	1	3
Dave Henderson, R (1, 8) OBP: 0.280, SLG: 0.340		E6 G5-4-3			1-3 2B	FC4-6 BB			4-3	3	0	1	0	1	0	0
Barry Bonnell, R (1, 3) OBP: 0.200, SLG: 0.111		G5-4-3 1-2f			F8	FC4-6 1-2f			F7	4	0	0	0	0	0	3
Jim Presley, R (1, 5) OBP: 0.340, SLG: 0.750			F8		1-3 BB		F8		F8	3	0	0	0	1	0	0
Bob Kearney, R (1, 2) OBP: 0.103, SLG: 0.037			F2		1-3 1-2 2-3		1-3			3	0	0	0	0	0	2
Spike Owen, S (1, 6) OBP: 0.227, SLG: 0.200			6-3		F2		G3			3	0	0	0	0	0	2

AB	30
R	2
H	4
RBI	2
BB	4
SO	2
LOB	14

Inning Stats	1	2	3	4	5	6	7	8	9
	R: 0 E: 0 K: 1 S: 5	H: 0 LOB: 0 BB: 0 P: 5	R: 0 E: 1 K: 1 S: 5	H: 0 LOB: 0 BB: 0 P: 5	R: 0 E: 0 K: 0 S: 3	H: 0 LOB: 0 BB: 0 P: 3	R: 0 E: 0 K: 0 S: 4	H: 1 LOB: 1 BB: 0 P: 4	R: 0 E: 0 K: 0 S: 4	H: 1 LOB: 2 BB: 1 P: 8	R: 2 E: 0 K: 0 S: 5	H: 2 LOB: 1 BB: 1 P: 9	R: 0 E: 0 K: 0 S: 3	H: 0 LOB: 0 BB: 0 P: 3	R: 0 E: 0 K: 0 S: 2	H: 0 LOB: 1 BB: 2 P: 10	R: 0 E: 0 K: 0 S: 3	H: 0 LOB: 0 BB: 0 P: 3

| | | | | | | | | | |

Seattle Mariners @ California Angels

Anaheim Stadium, Anaheim, CA

Sun Apr 21 1985, 6:33 AM EST

Att. 59,860 - Unknown

BOTTOM

Batter	1	2	3	4	5	6	7	8	9	AB	R	H	RBI	BB	SO	LOB
Gary Pettis, S (1, 8) OBP: 0.490, SLG: 0.462	K	S 2B 1B	K		G6-3 1-2f 2-3 3-H			F3		3	1	1	0	0	2	0
Mike Brown, R (5, 8) OBP: 0.118, SLG: 0.118										2	0	0	0	0	0	2
Rod Carew, L (1, 3) OBP: 0.388, SLG: 0.432	1B BB BB	F7 1-H 2B 2B		HR 2B	4-3			F7		4	3	2	1	1	0	1
Ruppert Jones, L (1, 10) OBP: 0.367, SLG: 0.615	BB BB 1-3 1B 1B	F7 2-3		HR 2-H		BB 1B		1B BB		1	1	1	0	0	0	0
Juan Beniquez, R (2, PH) OBP: 0.391, SLG: 0.450										3	1	2	2	1	0	1
Reggie Jackson, L (1, 9) OBP: 0.265, SLG: 0.313	BB 1-2 1B BB	L4		F8		K		1-2 1B		3	1	0	0	1	1	2
Darrell Miller, R (7, 9) OBP: 0.300, SLG: 0.222										1	0	1	0	0	0	0
Brian Downing, R (1, 7) OBP: 0.500, SLG: 0.361	1B 1-2 2-3 3-H 1B BB	3-H 2B		K		G6-4-3 1-2 BB		F7		3	1	1	2	2	1	2
Doug DeCinces, R (1, 5) OBP: 0.288, SLG: 0.333	1B 1-2 2-H 3-H 1B	IBB		F5		G6-4-3 1-2f				3	0	1	2	1	0	2
Jerry Narron, L (1, 2) OBP: 0.375, SLG: 0.538	F4	4-3			BB BB G6-3 1B		F8			4	1	1	0	0	0	4
Bobby Grich, R (1, 4) OBP: 0.436, SLG: 0.333	1-2 2-H 1B		F4		G6-3 BB 1-2 BB		4-3			3	0	1	1	1	0	0
Dick Schofield, R (1, 6) OBP: 0.195, SLG: 0.325	F6		F8		G6-3 1-2 2-3 BB		K			3	0	0	0	1	1	2
Inning Stats	R: 4 E: 0 K: 1 S: 8 H: 3 LOB: 2 BB: 3 P: 20	R: 2 E: 0 K: 0 S: 6 H: 3 LOB: 2 BB: 1 P: 10	R: 0 E: 0 K: 1 S: 5 H: 0 LOB: 0 BB: 0 P: 5	R: 2 E: 0 K: 1 S: 7 H: 2 LOB: 0 BB: 0 P: 7	R: 1 E: 0 K: 0 S: 3 H: 1 LOB: 1 BB: 2 P: 11	R: 0 E: 0 K: 1 S: 5 H: 1 LOB: 1 BB: 1 P: 9	R: 0 E: 0 K: 1 S: 5 H: 0 LOB: 0 BB: 0 P: 5	R: 0 E: 0 K: 0 S: 4 H: 1 LOB: 2 BB: 1 P: 8		1B: 7 2B: 3 3B: 0 HR: 1	SF: 0 SAC: 0 DP: 2 HBP: 0						

livebaseballscorecards.com

AB	33
R	9
H	11
RBI	8
BB	8
SO	5
LOB	16

PITCHER		IP	WLS	BF	H	R	ER	SO	BB	IBB	HBP	BLK	WP	HR	S	P	ERA	WHIP
Jim Beattie, R ERA: 13.5	(1, 1)	1.0	L	11	5	6	6	1	3	0	0	0	0	0	10	22	54.00	8.000
Dave Geisel, L ERA: 7.3	(2, 1)	4.0		18	4	3	3	2	2	1	0	0	0	1	19	31	6.75	1.500
Karl Best, R ERA: 2.08	(6, 1)	2.0		7	1	0	0	2	1	0	0	0	0	0	10	14	0.00	1.000
Ed Nunez, R ERA: 0.96	(8, 1)	1.0		5	1	0	0	0	1	0	0	0	0	0	4	8	0.00	2.000

PITCHER	IP	WLS	BF	H	R	ER	SO	BB	IBB	HBP	BLK	WP	HR	S	P	ERA	WHIP

WP: 0 PB: 0 SB: 1 CS: 0 PA: 41

Batter	1	2	3	4	5	6	7	8	9	AB	R	H	RBI	BB	SO	LOB
Dave Collins, S (1, 7) OBP: 0.339, SLG: 0.370	4-3		F4			1-3		F8		4	0	0	0	0	0	1
Carney Lansford, R (1, 5) OBP: 0.316, SLG: 0.265	5-3			5-3		FC G4-6-3			BB	3	0	0	0	1	0	1
Bruce Bochte, L (1, 3) OBP: 0.382, SLG: 0.424	4-3			1B		G4-6-3 1-2f			F7	4	0	1	0	0	0	3
Dave Kingman, R (1, 10) OBP: 0.302, SLG: 0.391		F8		F8			L4		F3	4	0	0	0	0	0	2
Dwayne Murphy, L (1, 8) OBP: 0.375, SLG: 0.310		K		F8			K		K	4	0	0	0	0	3	2
Mike Heath, R (1, 2) OBP: 0.353, SLG: 0.545		HR			K		BB			2	1	1	1	1	1	0
Mike Davis, L (1, 9) OBP: 0.367, SLG: 0.733		4-3			G3		G3			3	0	0	0	0	0	1
Donnie Hill, S (1, 4) Dan Meyer, L (8, PH) Mike Gallego, R (8, 4)			F8		4-3			3-1		2 1 0	0 0 0	0 0 0	0 0 0	0 0 0	0 0 0	0 0 0
Alfredo Griffin, S (1, 6) OBP: 0.422, SLG: 0.429			K			1-3 WP 1B		6-3		3	0	1	0	0	1	0
Inning Stats	R: 0 E: 0 K: 0 S: 3 H: 0 LOB: 0 BB: 0 P: 3	R: 1 E: 0 K: 1 S: 6 H: 1 LOB: 0 BB: 0 P: 6	R: 0 E: 0 K: 1 S: 5 H: 0 LOB: 0 BB: 0 P: 5	R: 0 E: 0 K: 0 S: 4 H: 1 LOB: 1 BB: 0 P: 4	R: 0 E: 0 K: 1 S: 5 H: 0 LOB: 0 BB: 0 P: 5	R: 0 E: 0 K: 0 S: 4 H: 1 LOB: 1 BB: 0 P: 4	R: 0 E: 0 K: 1 S: 5 H: 0 LOB: 0 BB: 1 P: 9	R: 0 E: 0 K: 0 S: 3 H: 0 LOB: 0 BB: 0 P: 3	R: 0 E: 0 K: 1 S: 5 H: 0 LOB: 1 BB: 1 P: 9	1B: 2 2B: 0 3B: 0 HR: 1 SF: 0 SAC: 0 DP: 1 HBP: 0						

PITCHER	IP	WLS	BF	H	R	ER	SO	BB	IBB	HBP	BLK	WP	HR	S	P	ERA	WHIP
Jim Slaton, R (1, 1) ERA: 3.1	8.0	W	28	3	1	1	4	1	0	0	0	1	1	35	39	1.12	0.500
Donnie Moore, R (9, 1) ERA: 2.0	1.0		4	0	0	0	1	1	0	0	0	0	0	5	9	0.00	1.000

PITCHER	IP	WLS	BF	H	R	ER	SO	BB	IBB	HBP	BLK	WP	HR	S	P	ERA	WHIP

TOP

Oakland Athletics @ California Angels

Anaheim Stadium, Anaheim, CA

Mon Apr 22 1985, 9:05 PM EST

Att. 23,111 - Unknown

livebaseballscorecards.com

AB	30
R	1
H	3
RBI	1
BB	2
SO	5
LOB	10

WP: 1 PA: 32
PB: 0
SB: 0
CS: 0

Batter	1	2	3	4	5	6	7	8	9	AB	R	H	RBI	BB	SO	LOB
Rod Carew, L (1, 3) OBP: 0.389, SLG: 0.429	S S S 0-3 ① K		x 0-0 ② 6-3	x 0-0 ③ F8		x 0-0 BB BB 1B		x 0-0 SH1-4 2B 1B		5	1	2	0	0	1	2
Juan Beniquez, R (1, 8) OBP: 0.444, SLG: 0.609	B B B B 4-0 BB		x 0-0 HR		x 0-0 F8 SH2-4 1B 1B	S S S 0-3 ② K		x 0-0 ① SH1-4 1-2		3	2	2	1	1	1	1
Ruppert Jones, L (1, 10) OBP: 0.394, SLG: 0.593 Mike Brown, R (8, PH) OBP: 0.167, SLG: 0.118	S S S 0-3 ② K		B B B B 4-0 BB		x 0-0 ① SH2-4 1-2	B B B B 4-0 BB 1-2 BB		B B B B 4-0 2B FC1-2 BB		1 0	0 0	0 0	0 0	2 1	1 0	1 0
Reggie Jackson, L (1, 9) OBP: 0.282, SLG: 0.333 Darrell Miller, R (8, PR) (9, 9) OBP: 0.300, SLG: 0.222	x 0-0 ③ F6		x 0-0 ③ G4-1		x 0-0 ② F8 2-3	B B B B 4-0 BB 1-2 2-3 BB		x 0-0 FC1-2 1B 1-3 2-H 2B		4 0	0 1	1 0	1 0	1 0	0 0	3 0
Brian Downing, R (1, 7) OBP: 0.491, SLG: 0.333		S S S 0-3 ① K		x 0-0 ① 6-3	B B B B 4-0 1B BB	x 0-0 ③ 5-3		I I I 4-0 FC1-2 1B IBB		3	1	0	0	2	1	3
Doug DeCinces, R (1, 5) OBP: 0.316, SLG: 0.408		x 0-0 ② 4-3		x 0-0 HR	x 0-0 BB 1-3 3-H 1B		B B B B 4-0 CS BB	x 0-0 ② FC1-2 BB 1B 1-2 2-3 3-Hf		4	1	2	2	1	0	3
Bobby Grich, R (1, 4) OBP: 0.455, SLG: 0.351		x 0-0 1B		S S S 0-3 ② K	B B B B 4-0 FC6-4 1-2 BB		x 0-0 ① ② 6-3 1-2 x	0-0 BB 1-2 2-H 3-H 1B		4	0	2	2	1	1	1
Bob Boone, R (1, 2) OBP: 0.282, SLG: 0.229		S S S 0-3 ③ K		x 0-0 1B 1B	x 0-0 ③ FC6-4 1-2f		B B B B 4-0 BB	B B B B 4-0 1-2 2-3 BB		3	0	1	0	2	1	4
Dick Schofield, R (1, 6) OBP: 0.196, SLG: 0.311			x 0-0 ① F7	x 0-0 1-2 1B		S S S 0-3 ① K	x 0-0 ③ F7	x 0-0 ③ F7		5	0	1	0	0	1	4
Inning Stats	R: 0 E: 0 K: 2 S: 7 H: 0 LOB: 1 BB: 1 P: 11	R: 0 E: 0 K: 2 S: 8 H: 1 LOB: 1 BB: 0 P: 8	R: 1 E: 0 K: 0 S: 4 H: 1 LOB: 1 BB: 1 P: 8	R: 1 E: 0 K: 1 S: 8 H: 3 LOB: 2 BB: 0 P: 8	R: 1 E: 0 K: 0 S: 5 H: 2 LOB: 3 BB: 2 P: 13	R: 0 E: 0 K: 2 S: 8 H: 1 LOB: 3 BB: 2 P: 16	R: 0 E: 0 K: 0 S: 2 H: 0 LOB: 1 BB: 2 P: 10	R: 3 E: 0 K: 0 S: 6 H: 3 LOB: 3 BB: 3 P: 18		1B: 8 2B: 1 3B: 0 HR: 2	SF: 0 SAC: 2 DP: 0 HBP: 0			WP: 0 PB: 0 SB: 0 CS: 1	PA: 45		

PITCHER		IP	WLS	BF	H	R	ER	SO	BB	IBB	HBP	BLK	WP	HR	S	P	ERA	WHIP
Don Sutton, R ERA: 4.19	(1, 1)	6.0	L	33	8	3	3	7	7	0	0	0	0	2	40	68	4.50	2.500
Steve McCatty, R ERA: 5.14	(7, 1)	1.1		5	1	1	1	0	1	0	0	0	0	0	4	8	6.75	1.500
Jeff Kaiser, L ERA: 15.75	(8, 1)	0.2		7	2	2	2	0	2	1	0	0	0	0	4	16	27.00	6.000

PITCHER	IP	WLS	BF	H	R	ER	SO	BB	IBB	HBP	BLK	WP	HR	S	P	ERA	WHIP

BOTTOM

Oakland Athletics @ California Angels

Anaheim Stadium, Anaheim, CA

Mon Apr 22 1985, 9:05 PM EST

Att. 23,111 - Unknown

livebaseballscorecards.com

AB	32
R	6
H	11
RBI	6
BB	11
SO	7
LOB	22

Oakland Athletics @ California Angels

Anaheim Stadium, Anaheim, CA

Tue Apr 23 1985, 9:05 PM EST

Att. 25,921 - Unknown

TOP

livebaseballscorecards.com

Batter	1	2	3	4	5	6	7	8	9	AB	R	H	RBI	BB	SO	LOB
Dave Collins, S (1, 7) OBP: 0.354, SLG: 0.383	5-3		S 2B 1B 1-2	SSS K		E9 G5-4-3 1-H 1B		6-3 S HR 1B	5-3	6	2	3	0	0	1	2
Carney Lansford, R (1, 5) OBP: 0.302, SLG: 0.309	F9		F9 2-3	1-H HR 3-H		G5-4-3 1-2f		6-3 1-3	F7	6	1	1	3	0	0	4
Dwayne Murphy, L (1, 8) OBP: 0.377, SLG: 0.311	G1		SF8 3-H	BBBB FC5-4 BB		2B 1B		SSS K		3	1	1	1	1	1	1
Dave Kingman, R (1, 3) OBP: 0.345, SLG: 0.490 Rob Picciolo, R (8, PR) Bruce Bochte, L (8, 3) OBP: 0.382, SLG: 0.424		HR	BBBB 2B BB 1-3	FC5-4 1-2f		1-H 2B		BBBB HR BB		3 0 0	2 1 0	2 0 0	2 0 0	2 0 0	0 0 0	1 0 0
Dusty Baker Jr., R (1, 10) OBP: 0.520, SLG: 0.722	F7		1-H 2B 3-H		BBBB G6-4-3 BB	SSS K		1-H HR 3-H		4	1	2	5	1	1	1
Mike Heath, R (1, 2) OBP: 0.339, SLG: 0.510	S 1B		4-3		G6-4-3 1-2f		L3	E1 HR		5	1	1	0	0	0	3
Mike Davis, L (1, 9) OBP: 0.389, SLG: 0.776	F6 1-2			1B HR 1B	BBBB BB		4-3	1-H HR		4	2	2	2	1	0	1
Donnie Hill, S (1, 4) OBP: 0.192, SLG: 0.280	F3			1-3 HR 1B	G3		4-3 1B	1-3		5	1	2	0	0	0	3
Alfredo Griffin, S (1, 6) OBP: 0.420, SLG: 0.413			F9 1B SF8 1B	F6		BBBB S E BB	4-3		F8	4	2	1	0	1	0	3
Inning Stats	R: 0 H: 0 E: 0 LOB: 0 K: 0 BB: 0 S: 3 P: 3	R: 1 H: 2 E: 0 LOB: 1 K: 0 BB: 0 S: 5 P: 5	R: 3 H: 3 E: 0 LOB: 1 K: 0 BB: 1 S: 6 P: 10	R: 3 H: 3 E: 0 LOB: 1 K: 1 BB: 1 S: 8 P: 12	R: 0 H: 0 E: 0 LOB: 1 K: 0 BB: 2 S: 2 P: 10	R: 2 H: 3 E: 1 LOB: 1 K: 1 BB: 1 S: 7 P: 11	R: 0 H: 1 E: 0 LOB: 1 K: 0 BB: 0 S: 4 P: 4	R: 5 H: 3 E: 1 LOB: 1 K: 1 BB: 1 S: 9 P: 13	R: 0 H: 0 E: 0 LOB: 0 K: 0 BB: 0 S: 3 P: 3	1B: 9 SF: 1 2B: 2 SAC: 0 3B: 0 DP: 2 HR: 4 HBP: 0						WP: 0 PA: 47 PB: 0 SB: 5 CS: 0	

	AB	40
	R	14
	H	15
	RBI	13
	BB	6
	SO	3
	LOB	19

PITCHER	IP	WLS	BF	H	R	ER	SO	BB	IBB	HBP	BLK	WP	HR	S	P	ERA	WHIP
Bob Kipper, L (1, 1) ERA: 21.6	2.2	L	13	4	4	4	0	1	0	0	0	0	1	12	16	13.50	1.875
Luis Sanchez, R (3, 1) ERA: 14.04	2.1		15	5	5	5	1	4	0	0	0	0	1	13	29	19.29	3.857
Doug Corbett, R (6, 1) ERA: 4.5	2.2		15	6	5	3	2	1	0	0	0	0	2	18	22	10.12	2.625
Pat Clements, L (8, 1) ERA: 18.0	1.1		4	0	0	0	0	0	0	0	0	0	0	4	4	0.00	0.000

PITCHER	IP	WLS	BF	H	R	ER	SO	BB	IBB	HBP	BLK	WP	HR	S	P	ERA	WHIP

Batter	1	2	3	4	5	6	7	8	9	AB	R	H	RBI	BB	SO	LOB
Gary Pettis, S (1, 8) OBP: 0.463, SLG: 0.419	K		K		E4		4-3	BB		4	1	0	0	1	2	0
Rod Carew, L (1, 3) OBP: 0.390, SLG: 0.404	6-3		4-3		BB		BB	F8		3	1	0	0	2	0	2
Juan Beniquez, R (1, 7) OBP: 0.438, SLG: 0.607	F2			G3-6-1	F4		WP		F8	5	1	2	1	0	0	2
Doug DeCinces, R (1, 5) OBP: 0.306, SLG: 0.444		K		G3-6-1	F9		F8		HR	5	1	1	1	0	1	3
Reggie Jackson, L (1, 9) OBP: 0.318, SLG: 0.500		HR		HR		6-3	E1		1-3	4	2	2	2	1	0	0
Brian Downing, R (1, 10) OBP: 0.450, SLG: 0.295		K		K		F4	F4		1-3	5	0	0	0	0	2	1
Bobby Grich, R (1, 4) OBP: 0.458, SLG: 0.439		1B			F7	HR		L4		4	1	2	1	0	0	0
Bob Boone, R (1, 2) OBP: 0.275, SLG: 0.222		F9			HR	1B		4-3		1	0	0	0	0	0	1
Jerry Narron, L (5, 2) OBP: 0.421, SLG: 0.750										3	1	2	1	0	0	0
Dick Schofield, R (1, 6) OBP: 0.220, SLG: 0.388			F7		HR	K		BB		4	1	2	1	0	1	1
Inning Stats	R: 0 E: 0 K: 1 S: 5 H: 0 LOB: 0 BB: 0 P: 5	R: 1 E: 0 K: 2 S: 9 H: 2 LOB: 1 BB: 0 P: 9	R: 0 E: 0 K: 1 S: 5 H: 0 LOB: 0 BB: 0 P: 5	R: 1 E: 0 K: 1 S: 6 H: 2 LOB: 0 BB: 0 P: 6	R: 3 E: 2 K: 0 S: 6 H: 2 LOB: 1 BB: 1 P: 10	R: 1 E: 0 K: 1 S: 7 H: 2 LOB: 1 BB: 0 P: 7	R: 2 E: 1 K: 0 S: 4 H: 1 LOB: 1 BB: 2 P: 12	R: 0 E: 0 K: 0 S: 4 H: 1 LOB: 2 BB: 1 P: 8	R: 1 E: 0 K: 0 S: 4 H: 1 LOB: 0 BB: 0 P: 4	1B: 4 2B: 1 3B: 0 HR: 6 SF: 0 SAC: 0 DP: 1 HBP: 0	WP: 1 PB: 1 SB: 1 CS: 0 PA: 42					

PITCHER		IP	WLS	BF	H	R	ER	SO	BB	IBB	HBP	BLK	WP	HR	S	P	ERA	WHIP
Mike Warren, R ERA: 7.0	(1, 1)	4.1		20	6	5	4	5	1	0	0	0	0	4	29	33	8.31	1.615
Keith Atherton, R ERA: 5.14	(5, 1)	2.1	W	11	3	3	2	1	1	0	0	0	0	1	12	16	7.71	1.714
Tim Conroy, L ERA: 1.69	(7, 1)	0.0		1	0	0	0	0	1	0	0	0	1	0	0	4	∞	∞
Jay Howell, R ERA: 0.93	(7, 1)	2.1	S	10	2	1	1	0	1	0	0	0	0	1	9	13	3.86	1.286

PITCHER	IP	WLS	BF	H	R	ER	SO	BB	IBB	HBP	BLK	WP	HR	S	P	ERA	WHIP

BOTTOM

Oakland Athletics @ California Angels

Anaheim Stadium, Anaheim, CA

Tue Apr 23 1985, 9:05 PM EST

Att. 25,921 - Unknown

livebaseballscorecards.com

AB	38
R	9
H	11
RBI	7
BB	4
SO	6
LOB	10

Oakland Athletics @ California Angels

Anaheim Stadium, Anaheim, CA

Wed Apr 24 1985, 6:33 AM EST

Att. 26,080 - Unknown

livebaseballscorecards.com

Batter	1	2	3	4	5	6	7	8	9	AB	R	H	RBI	BB	SO	LOB
Dave Collins, S (1, 7) OBP: 0.343, SLG: 0.369	E3 1B 1B	F7	1B 2-H		K 1-2			1-3		5	1	1	1	0	1	1
Carney Lansford, R (1, 5) OBP: 0.324, SLG: 0.333	1B 6-3 1-2 1B	1B 1B		F7		5-3		G3-6-3 1B		5	1	3	0	0	0	0
Bruce Bochte, L (1, 3) OBP: 0.385, SLG: 0.421	1B 1-3 2-H 1B	1-3 1B		5-3		F8		G3-6-3 1-2f		5	1	2	1	0	0	1
Dave Kingman, R (1, 10) OBP: 0.349, SLG: 0.462	6-3 3-H	1-3		BB BB		BB BB			6-3	3	0	0	1	2	0	3
Dwayne Murphy, L (1, 8) OBP: 0.394, SLG: 0.375	1B BB		HR	1-2 BB		F7			1-3	3	1	1	1	2	0	1
Mike Heath, R (1, 2) OBP: 0.328, SLG: 0.481	F8		6-3	6-3			6-3		1B	5	0	1	0	0	0	4
Mike Davis, L (1, 9) OBP: 0.390, SLG: 0.759	1-2 2-H 1B		1B 2B		K		K		F8	5	1	2	1	0	2	1
Donnie Hill, S (1, 4) OBP: 0.214, SLG: 0.296	L4		G3 1B 2-H 1B		G3		1B			4	1	2	1	0	0	2
Alfredo Griffin, S (1, 6) OBP: 0.407, SLG: 0.388		L3	G3 1-2		S BB		B1-3			3	0	0	0	1	0	2

Inning Stats	1	2	3	4	5	6	7	8	9	AB	R	H	RBI	BB	SO	LOB
	R: 3 E: 1 K: 0 S: 7	R: 0 E: 0 K: 0 S: 5	R: 3 E: 0 K: 0 S: 6	R: 0 E: 0 K: 0 S: 3	R: 0 E: 0 K: 2 S: 7	R: 0 E: 0 K: 0 S: 3	R: 0 E: 0 K: 1 S: 6	R: 0 E: 0 K: 0 S: 3	R: 0 E: 0 K: 0 S: 4	1B: 10 2B: 1 3B: 0 HR: 1	SF: 0 SAC: 0 DP: 1 HBP: 0	WP: 0 PB: 0 SB: 1 CS: 0	PA: 43			

PITCHER		IP	WLS	BF	H	R	ER	SO	BB	IBB	HBP	BLK	WP	HR	S	P	ERA	WHIP
Ron Romanick, R ERA: 1.96	(1, 1)	5.2	L	31	9	6	3	2	5	0	0	0	0	1	30	50	4.76	2.471
Pat Clements, L ERA: 10.13	(6, 1)	2.1		8	2	0	0	1	0	0	0	0	0	0	10	10	0.00	0.857
Donnie Moore, R ERA: 1.8	(9, 1)	1.0		4	1	0	0	0	0	0	0	0	0	0	4	4	0.00	1.000

PITCHER	IP	WLS	BF	H	R	ER	SO	BB	IBB	HBP	BLK	WP	HR	S	P	ERA	WHIP

BOTTOM

Oakland Athletics @ California Angels

Anaheim Stadium, Anaheim, CA

Wed Apr 24 1985, 6:33 AM EST

Att. 26,080 - Unknown

Batter	1	2	3	4	5	6	7	8	9	AB	R	H	RBI	BB	SO	LOB
Gary Pettis, S (1, 8) OBP: 0.431, SLG: 0.383	4-3		K		6-3		K			4	0	0	0	0	2	0
Rod Carew, L (1, 3) OBP: 0.381, SLG: 0.393	1B		1-3		F8			4-3		4	0	1	0	0	0	0
Juan Beniquez, R (1, 7) OBP: 0.417, SLG: 0.548	F9			BB, BB 1B BB		5-3		F8		3	1	0	0	1	0	1
Reggie Jackson, L (1, 9) OBP: 0.313, SLG: 0.465	4-3			1-2 1B BB		F7		6-3		3	1	0	0	1	0	1
Doug DeCinces, R (1, 5) OBP: 0.318, SLG: 0.439		FC6-4 1B		FC4, 1B 1-2 2-3 BB		4-3			5-3	3	0	1	0	1	0	0
Brian Downing, R (1, 10) OBP: 0.469, SLG: 0.319		F2		FC4 1-2 2-H 3-H 1B			3B 1B		BB	3	1	2	2	1	0	1
Rob Wilfong, L (1, 4) OBP: 0.250, SLG: 0.077 Bobby Grich, R (9, PH) OBP: 0.469, SLG: 0.439		F9		FC4 G5-4-3 1-2f 2-3			F9		1-2 BB	3 0	0 0	0 0	0 0	0 1	0 0	4 0
Dick Schofield, R (1, 6) OBP: 0.222, SLG: 0.415		FC6-4 1-2f		G5-4-3 1-2f			SF7 1-H 3B			4	1	1	1	0	1	5
Bob Boone, R (1, 2) OBP: 0.256, SLG: 0.211 Jerry Narron, L (9, PH) OBP: 0.400, SLG: 0.706			F9		F9		SF7 3-H			2 1	0 0	0 0	1 0	0 0	0 1	0 2

	AB	30
	R	4
	H	5
	RBI	4
	BB	5
	SO	4
	LOB	14

Inning Stats	1	2	3	4	5	6	7	8	9
	R: 0 E: 0 K: 0 S: 4	H: 1 LOB: 1 BB: 0 P: 4	R: 0 E: 0 K: 0 S: 4	H: 1 LOB: 1 BB: 0 P: 4	R: 0 E: 0 K: 1 S: 5	H: 0 LOB: 0 BB: 0 P: 5	R: 2 E: 0 K: 0 S: 3	H: 1 LOB: 1 BB: 3 P: 15	R: 0 E: 0 K: 0 S: 3	H: 0 LOB: 0 BB: 0 P: 3	R: 0 E: 0 K: 0 S: 3	H: 0 LOB: 0 BB: 0 P: 3	R: 2 E: 0 K: 1 S: 7	H: 2 LOB: 0 BB: 0 P: 7	R: 0 E: 0 K: 0 S: 3	H: 0 LOB: 0 BB: 0 P: 3	R: 0 E: 0 K: 2 S: 7	H: 0 LOB: 2 BB: 2 P: 15

	1B: 4	SF: 1	WP: 0	PA: 36
	2B: 0	SAC: 0	PB: 0	
	3B: 1	DP: 1	SB: 0	
	HR: 0	HBP: 0	CS: 0	

PITCHER		IP	WLS	BF	H	R	ER	SO	BB	IBB	HBP	BLK	WP	HR	S	P	ERA	WHIP
Chris Codiroli, R ERA: 4.09	(1, 1)	3.0		13	2	2	2	1	2	0	0	0	0	0	13	21	6.00	1.333
Steve McCatty, R ERA: 4.91	(4, 1)	4.0	W	15	3	2	2	1	1	0	0	0	0	0	16	20	4.50	1.000
Tim Conroy, L ERA: 1.35	(8, 1)	1.1		5	0	0	0	0	1	0	0	0	0	0	4	8	0.00	0.750
Jay Howell, R ERA: 0.87	(9, 1)	0.2	S	3	0	0	0	2	1	0	0	0	0	0	6	10	0.00	1.500

PITCHER	IP	WLS	BF	H	R	ER	SO	BB	IBB	HBP	BLK	WP	HR	S	P	ERA	WHIP

livebaseballscorecards.com

Batter	1	2	3	4	5	6	7	8	9	AB	R	H	RBI	BB	SO	LOB
Rod Carew, L (1, 3) OBP: 0.353, SLG: 0.361	S S S 0-3 ① K		x 0-0 E1 1-3		x 0-0 ② F7			S S S 0-3 ① K	x 0-0 ① F8 1-2 2-3 3-H	5	0	0	0	0	2	4
Juan Beniquez, R (1, 7) OBP: 0.366, SLG: 0.472	x 0-0 ② 5-3		x 0-0 ② F9		0-0 ③ CS 1-2	x 0-0 ① 1-3		x 0-0 E5 5-3 1B	S S S 0-3 ② K	5	1	0	0	0	1	4
Doug DeCinces, R (1, 5) OBP: 0.310, SLG: 0.410	S S S 0-3 ③ K		x 0-0 ③ F3			x 0-0 ② F9		x 0-0 ② 5-3 1-2	I I I 4-0 IBB	4	0	0	0	1	1	3
Bobby Grich, R (1, 4) OBP: 0.481, SLG: 0.511		x 0-0 ① 5-3		x 0-0 1B 1B		x 0-0 HR		B B B B 4-0 1B BB	x 0-0 ③ F6	4	1	2	1	1	0	3
Brian Downing, R (1, 10) OBP: 0.471, SLG: 0.353		x 0-0 2B		S S S 0-3 ① K		x 0-0 ③ 6-3		x 0-0 1-3 2-H 1B		4	0	2	1	0	1	1
Mike Brown, R (1, 9) OBP: 0.182, SLG: 0.143		x 0-0 ② F9		x 0-0 G1-6-3 1-2 1B			x 0-0 ① 4-3	x 0-0 ③ 6-3		4	0	1	0	0	0	3
Bob Boone, R (1, 2) OBP: 0.255, SLG: 0.214		x 0-0 ③ F9		x 0-0 ② ③ G1-6-3 1-2f			x 0-0 ② F9		x 0-0 1B BB E 1B	4	1	1	0	0	0	3
Dick Schofield, R (1, 6) OBP: 0.276, SLG: 0.426			B B B B 4-0 E BB	B B B B 4-0 CS BB			x 0-0 1B		B B B B 4-0 E 1B 1-2 BB	1	0	1	0	3	0	0
Gary Pettis, S (1, 8) OBP: 0.419, SLG: 0.373			x 0-0 ① B2-3		S S S 0-3 ① K		S S S 0-3 ③ K		x 0-0 E 1-2 2-3 1B	4	0	1	0	0	2	3
Inning Stats	R: 0 E: 0 K: 2 S: 7 H: 0 LOB: 0 BB: 0 P: 7	R: 0 E: 0 K: 0 S: 4 H: 1 LOB: 1 BB: 0 P: 4	R: 0 E: 1 K: 0 S: 4 H: 0 LOB: 2 BB: 1 P: 8	R: 0 E: 0 K: 1 S: 6 H: 2 LOB: 1 BB: 0 P: 6	R: 0 E: 0 K: 1 S: 4 H: 0 LOB: 0 BB: 1 P: 8	R: 1 E: 0 K: 0 S: 4 H: 1 LOB: 0 BB: 0 P: 4	R: 0 E: 0 K: 1 S: 6 H: 1 LOB: 1 BB: 0 P: 6	R: 1 E: 1 K: 1 S: 7 H: 1 LOB: 2 BB: 1 P: 11	R: 1 E: 1 K: 1 S: 7 H: 2 LOB: 3 BB: 2 P: 15	1B: 6 2B: 1 3B: 0 HR: 1 SF: 0 SAC: 0 DP: 1 HBP: 0							

PITCHER		IP	WLS	BF	H	R	ER	SO	BB	IBB	HBP	BLK	WP	HR	S	P	ERA	WHIP
Mark Langston, L ERA: 2.79	(1, 1)	8.0	L	33	6	2	1	6	3	0	0	0	0	1	42	54	1.12	1.125
Ed Nunez, R ERA: 0.79	(9, 1)	1.0		7	2	1	0	1	1	1	0	0	0	0	7	15	0.00	3.000

PITCHER	IP	WLS	BF	H	R	ER	SO	BB	IBB	HBP	BLK	WP	HR	S	P	ERA	WHIP

TOP

California Angels @ Seattle Mariners

The Kingdome, Seattle, WA

Thu Apr 25 1985, 9:05 PM EST

Att. 10,998 - Unknown

livebaseballscorecards.com

AB	35
R	3
H	8
RBI	2
BB	5
SO	7
LOB	24

1B: 6	SF: 0	WP: 0	PA: 41
2B: 1	SAC: 0	PB: 0	
3B: 0	DP: 1	SB: 0	
HR: 1	HBP: 0	CS: 1	

California Angels @ Seattle Mariners

The Kingdome, Seattle, WA

Thu Apr 25 1985, 9:05 PM EST
Att. 10,998 - Unknown

livebaseballscorecards.com

Batter	1	2	3	4	5	6	7	8	9	AB	R	H	RBI	BB	SO	LOB
Jack Perconte, L (1, 4) OBP: 0.267, SLG: 0.302	S S S 0-3 ① K		x 0-0 ③ 6-3			x 0-0 1B			x 0-0 ② 4-3	4	0	1	0	0	1	1
Phil Bradley, R (1, 7) OBP: 0.343, SLG: 0.561	x 0-0 ② 1-3			x 0-0 ① 6-3		x 0-0 ③ F8			x 0-0 1B	4	0	1	0	0	0	1
Alvin Davis, L (1, 3) OBP: 0.382, SLG: 0.238	x 0-0 ③ 4-3			S S S 0-3 ② K			B B B B 4-0 CS BB		x 0-0 ③ F9	3	0	0	0	1	1	1
Gorman Thomas, R (1, 10) OBP: 0.386, SLG: 0.673		B B B B 4-0 3 BB		x 0-0 ③ 4-3			S S S 0-3 ① ② K 1-2			2	0	0	0	1	1	1
Dave Henderson, R (1, 8) OBP: 0.246, SLG: 0.339		x 0-0 ① ② 3 1-2f			x 0-0 ① 6-3		x 0-0 ③ F8			3	0	0	0	0	0	1
Al Cowens, R (1, 9) OBP: 0.393, SLG: 0.623		S S S 0-3 ③ K			x 0-0 ② 5-3			x 0-0 ① F6		3	0	0	0	0	1	0
Jim Presley, R (1, 5) OBP: 0.328, SLG: 0.615			x 0-0 ① 5-3		x 0-0 ③ F4			x 0-0 ② 6-3		3	0	0	0	0	0	0
Bob Kearney, R (1, 2) OBP: 0.091, SLG: 0.032			x 0-0 ② 6-3			S S S 0-3 ① K		x 0-0 ③ L4		2	0	0	0	0	1	0
Barry Bonnell, R (8, PH) OBP: 0.231, SLG: 0.167										1	0	0	0	0	0	0
Dave Valle, R (9, 2) OBP: 0.190, SLG: 0.105										0	0	0	0	0	0	0
Spike Owen, S (1, 6) OBP: 0.226, SLG: 0.224			x 0-0 2B			x 0-0 ② F7			x 0-0 ① F9	3	0	1	0	0	0	0

Inning Stats	1	2	3	4	5	6	7	8	9		
	R: 0 H: 0	R: 0 H: 0	R: 0 H: 1	R: 0 H: 0	R: 0 H: 0	R: 0 H: 1	R: 0 H: 0	R: 0 H: 0	R: 0 H: 1	1B: 2 SF: 0	WP: 0 PA: 30
	E: 0 LOB: 0	E: 0 LOB: 0	E: 0 LOB: 1	E: 0 LOB: 0	E: 0 LOB: 0	E: 0 LOB: 1	E: 0 LOB: 0	E: 0 LOB: 0	E: 0 LOB: 1	2B: 3 SAC: 0	PB: 0
	K: 1 BB: 0	K: 1 BB: 1	K: 0 BB: 0	K: 1 BB: 0	K: 0 BB: 0	K: 1 BB: 0	K: 1 BB: 1	K: 0 BB: 0	K: 0 BB: 0	3B: 0 DP: 2	SB: 0
	S: 5 P: 5	S: 4 P: 8	S: 4 P: 4	S: 5 P: 5	S: 3 P: 3	S: 6 P: 6	S: 4 P: 8	S: 3 P: 3	S: 4 P: 4	HR: 0 HBP: 0	CS: 1

PITCHER	IP	WLS	BF	H	R	ER	SO	BB	IBB	HBP	BLK	WP	HR	S	P	ERA	WHIP
Mike Witt, R (1, 1) ERA: 3.58	9.0	W	30	3	0	0	5	2	0	0	0	0	0	38	46	0.00	0.556

PITCHER	IP	WLS	BF	H	R	ER	SO	BB	IBB	HBP	BLK	WP	HR	S	P	ERA	WHIP

Batter	1	2	3	4	5	6	7	8	9	AB	R	H	RBI	BB	SO	LOB
Gary Pettis, S (1, 8) OBP: 0.426, SLG: 0.364	BBBB 4-0 4-3 S 2B BB	SSS 0-3 ① K	x 0-0 BB 2-3 3-H 1B		x 0-0 ① 4-3 1-2 2-3	x 0-0 E4 1-3 3-H		BBBB 4-0 WP BB		4	1	1	1	2	1	4
Rod Carew, L (1, 3) OBP: 0.365, SLG: 0.394	x 0-0 ① 4-3 1-3	x 0-0 HR 2-H 2B	BBBB 4-0 1-2 BB		x 0-0 1B 2-H 3-H 2B	x 0-0 G3		SSS 0-3 ③ K 1-2 2-3		5	2	2	3	1	1	5
Ruppert Jones, L (1, 10) OBP: 0.412, SLG: 0.643 Juan Beniquez, R (2, PH) OBP: 0.370, SLG: 0.537	x 0-0 G3 3-H 2B	x 0-0 HR 2-H	x 0-0 ③ F6		x 0-0 FC6-4 2-H 1B		SSS 0-3 ① K		x 0-0 ① F9	1 5	0 1	1 2	1 3	0 0	0 1	0 3
Reggie Jackson, L (1, 9) OBP: 0.308, SLG: 0.447 Mike Brown, R (5, 9) OBP: 0.208, SLG: 0.174	x 0-0 ② G3 2-3	SSS 0-3 ② K		x 0-0 FC4-6 1B	SSS 0-3 ② K		x 0-0 1B		x 0-0 ② F9	4 2	0 0	1 1	0 0	0 0	2 0	2 0
Brian Downing, R (1, 7) OBP: 0.446, SLG: 0.321	H 1-0 FC5-4 HBP	x 0-0 ③ F9		x 0-0 ① F2	x 0-0 ③ FC6-4 1-2f		x 0-0 ② F2		x 0-0 ③ 5-3	5	0	0	0	0	0	3
Doug DeCinces, R (1, 5) OBP: 0.297, SLG: 0.391 Craig Gerber, L (5, 5)	x 0-0 ③ FC5-4 1-2f		x 0-0 ① 6-3	x 0-0 ② FC4-6 1-2f		x 0-0 ① F8	x 0-0 ③ 6-3			3 2	0 0	0 0	0 0	0 0	0 0	3 1
Jerry Narron, L (1, 2) OBP: 0.400, SLG: 0.619		BBBB 4-0 1B 2B BB	x 0-0 2B 1B 1B	x 0-0 ③ F5		x 0-0 ② 4-3		x 0-0 ① 1-3		4	2	1	0	1	0	1
Bobby Grich, R (1, 4) OBP: 0.509, SLG: 0.553 Rob Wilfong, L (5, 4) OBP: 0.333, SLG: 0.143		x 0-0 1-2 2B 1B	x 0-0 1B 1-3 2B		BBBB 4-0 4-3 HBP 2B BB	x 0-0 1B E 1B		BBBB 4-0 WP 1-3 BB		2 1	2 1	2 1	0 0	1 1	0 0	0 0
Dick Schofield, R (1, 6) OBP: 0.302, SLG: 0.448		x 0-0 1-H 2-H 2B 2B	SSS 0-3 ② K		H 1-0 4-3 1-2 2B HBP	x 0-0 E 1-3 1B		x 0-0 ② 1-3 1-2		4	2	2	2	0	1	3
Inning Stats	R: 1 E: 0 K: 0 S: 4 H: 1 LOB: 2 BB: 1 P: 9	R: 5 E: 0 K: 2 S: 11 H: 4 LOB: 0 BB: 1 P: 15	R: 1 E: 0 K: 1 S: 8 H: 3 LOB: 3 BB: 1 P: 12	R: 0 E: 0 K: 0 S: 4 H: 1 LOB: 1 BB: 0 P: 4	R: 3 E: 0 K: 1 S: 7 H: 2 LOB: 1 BB: 1 P: 12	R: 1 E: 1 K: 0 S: 6 H: 2 LOB: 2 BB: 0 P: 6	R: 0 E: 0 K: 1 S: 6 H: 1 LOB: 1 BB: 0 P: 6	R: 0 E: 0 K: 1 S: 5 H: 0 LOB: 2 BB: 2 P: 13	R: 0 E: 0 K: 0 S: 3 H: 0 LOB: 0 BB: 0 P: 3	1B: 8 2B: 5 3B: 0 HR: 1 SF: 0 SAC: 0 DP: 0 HBP: 2						

TOP

California Angels @ Seattle Mariners

The Kingdome, Seattle, WA

Fri Apr 26 1985, 9:05 PM EST

Att. 22,772 - Unknown

livebaseballscorecards.com

AB	42
R	11
H	14
RBI	10
BB	6
SO	6
LOB	25

WP: 1 PB: 0 SB: 1 CS: 0 PA: 50

PITCHER		IP	WLS	BF	H	R	ER	SO	BB	IBB	HBP	BLK	WP	HR	S	P	ERA	WHIP
Jim Beattie, R ERA: 16.88	(1, 1)	1.1	L	11	4	5	5	1	2	0	1	0	0	0	10	19	33.75	4.500
Dave Geisel, L ERA: 7.98	(2, 1)	0.2		3	1	1	1	1	0	0	0	0	0	1	5	5	13.50	1.500
Karl Best, R ERA: 5.0	(3, 1)	4.0		24	8	5	4	2	2	0	1	0	0	0	25	34	9.00	2.500
Mike Stanton, R ERA: 6.52	(7, 1)	2.0		9	1	0	0	2	2	0	0	0	1	0	11	19	0.00	1.500
Ed Vande Berg, L ERA: 1.17	(9, 1)	1.0		3	0	0	0	0	0	0	0	0	0	0	3	3	0.00	0.000

PITCHER	IP	WLS	BF	H	R	ER	SO	BB	IBB	HBP	BLK	WP	HR	S	P	ERA	WHIP

BOTTOM

California Angels @ Seattle Mariners

The Kingdome, Seattle, WA

Fri Apr 26 1985, 9:05 PM EST

Att. 22,772 - Unknown

Batter	1	2	3	4	5	6	7	8	9	AB	R	H	RBI	BB	SO	LOB
Jack Perconte, L (1, 4) OBP: 0.271, SLG: 0.304	0-0 CS 1B	0-0 4-3			0-3 K		0-3 K		0-0 F8	3	0	1	0	0	1	2
Harold Reynolds, S (6, 4) OBP: 0.231, SLG: 0.095										2	0	0	0	0	1	1
Phil Bradley, R (1, 7) OBP: 0.347, SLG: 0.543	4-0 1B SF8 1-2 BB		0-0 F4		0-0 1B		0-0 4-3		0-0 4-3	4	1	1	0	1	0	1
Alvin Davis, L (1, 3) OBP: 0.400, SLG: 0.261	0-0 1-3 1B		0-0 G3		0-0 FC6-4 1-3 1B			4-0 1B 1B 1B BB	0-0 F3	4	1	2	0	1	0	0
Gorman Thomas, R (1, 10) OBP: 0.377, SLG: 0.654	0-0 SF8 3-H		0-0 5-3		0-0 FC6-4 1-2f			0-0 1B 1-2 1B		3	1	1	1	0	0	2
Dave Henderson, R (1, 8) OBP: 0.232, SLG: 0.318	0-0 F7			0-3 K		0-0 5-3		0-3 K		4	0	0	0	0	2	3
Al Cowens, R (1, 9) OBP: 0.400, SLG: 0.614		0-0 2B 1B		0-0 6-3		0-3 K		0-0 1B 1-2 2-3 1B		4	0	2	0	0	1	0
Jim Presley, R (1, 5) OBP: 0.338, SLG: 0.618		0-0 1-3 2B		4-0 BB		0-0 1-3		0-3 K		3	0	1	0	1	1	3
Bob Kearney, R (1, 2) OBP: 0.111, SLG: 0.030		0-0 1-3		0-0 5-3			4-0 FC4-6 BB	0-0 1-3 2-H 3-H 1B		2	0	0	0	1	0	3
Donnie Scott, S (8, PH) OBP: 1.000, SLG: 1.000 (9, 2)										1	0	1	2	0	0	0
Spike Owen, S (1, 6) OBP: 0.214, SLG: 0.212		0-0 F9			0-3 K		0-0 FC4-6 1-2f	0-0 4-3		3	0	0	0	0	1	3
Ivan Calderon, R (8, PH) OBP: 0.333, SLG: 0.111										1	0	0	0	0	0	2
Domingo Ramos, R (9, 6) OBP: 0.333, SLG: 0.667										0	0	0	0	0	0	0
Inning Stats	R: 1 H: 2 E: 0 LOB: 1 K: 0 BB: 1 S: 4 P: 8	R: 0 H: 2 E: 0 LOB: 2 K: 0 BB: 0 S: 5 P: 5	R: 0 H: 0 E: 0 LOB: 0 K: 0 BB: 0 S: 3 P: 3	R: 0 H: 0 E: 0 LOB: 1 K: 1 BB: 1 S: 5 P: 9	R: 0 H: 2 E: 0 LOB: 2 K: 2 BB: 0 S: 9 P: 9	R: 0 H: 0 E: 0 LOB: 0 K: 1 BB: 0 S: 5 P: 5	R: 0 H: 0 E: 0 LOB: 1 K: 1 BB: 1 S: 5 P: 9	R: 2 H: 3 E: 0 LOB: 2 K: 2 BB: 1 S: 10 P: 14	R: 0 H: 0 E: 0 LOB: 0 K: 0 BB: 0 S: 3 P: 3	1B: 8 SF: 1 2B: 1 SAC: 0 3B: 0 DP: 0 HR: 0 HBP: 0						

PITCHER		IP	WLS	BF	H	R	ER	SO	BB	IBB	HBP	BLK	WP	HR	S	P	ERA	WHIP
Geoff Zahn, L ERA: 1.48	(1, 1)	2.0		10	4	1	1	0	1	0	0	0	0	0	9	13	4.50	2.500
Doug Corbett, R ERA: 3.46	(3, 1)	3.0	W	12	2	0	0	3	1	0	0	0	0	0	17	21	0.00	1.000
Stu Cliburn, R ERA: 4.5	(6, 1)	4.0	S	17	3	2	2	4	2	0	0	0	0	0	23	31	4.50	1.250

PITCHER	IP	WLS	BF	H	R	ER	SO	BB	IBB	HBP	BLK	WP	HR	S	P	ERA	WHIP

AB	34
R	3
H	9
RBI	3
BB	4
SO	7
LOB	20

WP: 0	PB: 0	SB: 0	CS: 1
PA: 39			

livebaseballscorecards.com

California Angels @ Seattle Mariners

The Kingdome, Seattle, WA

Sat Apr 27 1985, 10:05 PM EST

Att. 23,064 - Unknown

TOP

livebaseballscorecards.com

Batter	1	2	3	4	5	6	7	8	9	AB	R	H	RBI	BB	SO	LOB
Gary Pettis, S (1, 8) OBP: 0.438, SLG: 0.407	0-0 1B G5-4-3 2B		4-0 SH5-3 1B BB		0-0 ① 6-3		0-0 HR 2B		0-0 ① F8	4	3	2	0	1	0	0
Rod Carew, L (1, 3) OBP: 0.385, SLG: 0.397	0-0 G5-4-3 2-3 1B		0-0 ① SH5-3 1-2		4-0 BB		4-0 HR BB		0-0 ② G3	2	1	1	0	2	0	0
Brian Downing, R (1, 10) OBP: 0.456, SLG: 0.393	0-0 ① ② G5-4-3 1-2f 3-H		0-0 5-3 2-H 1B		0-0 ② F8		0-0 1-H 2-H HR		0-0 1B	5	1	3	4	0	0	2
Bobby Grich, R (1, 4) OBP: 0.484, SLG: 0.510	4-0 CS BB		0-0 ② 5-3 1-2		0-0 ③ 5-3		S S S 0-3 ② K		0-0 ③ F8	4	0	0	0	1	1	3
Doug DeCinces, R (1, 5) OBP: 0.282, SLG: 0.368	0-0 ③ CS 1-2	0-0 ① 4-3	0-0 ③ L8			0-0 ① F8	0-0 ③ 4-3			4	0	0	0	0	0	1
Juan Beniquez, R (1, 7) OBP: 0.340, SLG: 0.489		0-0 ② 4-3		0-0 ① F8		0-0 ② 4-3		0-0 ① F8		4	0	0	0	0	0	0
Mike Brown, R (1, 9) OBP: 0.286, SLG: 0.231		0-0 BB 1B		S S S 0-3 ② K		B B B B 4-0 BB		0-0 FC1-6 1B		3	0	2	0	1	1	0
Dick Schofield, R (1, 6) OBP: 0.313, SLG: 0.492		B B B B 4-0 FC6-4 1-2 BB		0-0 HR		0-0 ③ F7		0-0 ② FC1-6 1-2f		3	1	1	1	1	0	2
Bob Boone, R (1, 2) OBP: 0.235, SLG: 0.196		0-0 ③ FC6-4 1-2f		0-0 ③ 4-3			0-0 ① G1-2-3	0-0 ③ F2		4	0	0	0	0	0	3

	AB	33
	R	6
	H	9
	RBI	5
	BB	6
	SO	2
	LOB	11

Inning Stats	1	2	3	4	5	6	7	8	9
	R: 1 E: 0 K: 0 S: 3	R: 0 E: 0 K: 0 S: 4	R: 1 E: 0 K: 0 S: 4	R: 1 E: 0 K: 1 S: 6	R: 0 E: 0 K: 0 S: 3	R: 0 E: 0 K: 0 S: 3	R: 3 E: 0 K: 1 S: 7	R: 0 E: 0 K: 0 S: 4	R: 0 E: 0 K: 0 S: 4
	H: 2 LOB: 0 BB: 1 P: 7	H: 1 LOB: 2 BB: 1 P: 8	H: 1 LOB: 1 BB: 1 P: 8	H: 1 LOB: 0 BB: 0 P: 6	H: 0 LOB: 1 BB: 1 P: 7	H: 0 LOB: 1 BB: 1 P: 7	H: 2 LOB: 0 BB: 1 P: 11	H: 1 LOB: 1 BB: 0 P: 4	H: 1 LOB: 1 BB: 0 P: 4

	1B: 5	SF: 0	WP: 0	PA: 41
	2B: 2	SAC: 1	PB: 0	
	3B: 0	DP: 1	SB: 0	
	HR: 2	HBP: 0	CS: 1	

PITCHER		IP	WLS	BF	H	R	ER	SO	BB	IBB	HBP	BLK	WP	HR	S	P	ERA	WHIP
Matt Young, L ERA: 5.82	(1, 1)	4.1	L	19	5	3	3	1	3	0	0	0	0	1	18	30	6.23	1.846
Dave Geisel, L ERA: 8.1	(5, 1)	2.0		10	1	2	2	0	3	0	0	0	0	0	7	19	9.00	2.000
Ed Nunez, R ERA: 1.29	(7, 1)	2.2		11	3	1	1	1	0	0	0	0	0	1	13	13	3.38	1.125

PITCHER		IP	WLS	BF	H	R	ER	SO	BB	IBB	HBP	BLK	WP	HR	S	P	ERA	WHIP

BOTTOM

California Angels @ Seattle Mariners

The Kingdome, Seattle, WA

Sat Apr 27 1985, 10:05 PM EST

Att. 23,064 - Unknown

livebaseballscorecards.com

Batter	1	2	3	4	5	6	7	8	9	AB	R	H	RBI	BB	SO	LOB
Harold Reynolds, S (1, 4) OBP: 0.233, SLG: 0.083	F7		L6		BB			1-3		3	0	0	0	1	0	1
Phil Bradley, R (1, 8) OBP: 0.354, SLG: 0.548	6-3		1-H 2B		F9			1B BB		3	0	1	1	1	0	1
Alvin Davis, L (1, 3) OBP: 0.406, SLG: 0.280	1B		F9			F8		FC5-4 1-3 1B		4	0	2	0	0	0	1
Gorman Thomas, R (1, 10) OBP: 0.354, SLG: 0.607	5-3			K		6-3		FC5-4 1-2f		4	0	0	0	0	1	3
Al Cowens, R (1, 9) OBP: 0.406, SLG: 0.607		E6 G5-4-3		WP 1B		6-3			G6-4-3 1B	4	0	2	0	0	0	0
Ivan Calderon, R (1, 7) OBP: 0.313, SLG: 0.154		K		L6 1-2			G6-4-3 1B		F9	4	0	1	0	0	1	3
Jim Presley, R (1, 5) OBP: 0.319, SLG: 0.576		G5-4-3 1-2f		F8			G6-4-3 1-2f		G6-4-3 1-2f	4	0	0	0	0	0	4
Donnie Scott, S (1, 2) OBP: 0.250, SLG: 0.250			F9		1-3		K			3	0	0	0	0	1	0
Domingo Ramos, R (1, 6) OBP: 0.333, SLG: 0.500			2B 1B		5-3			F8		3	1	1	0	0	0	0
Inning Stats	R: 0 E: 0 K: 0 S: 4 H: 1 LOB: 1 BB: 0 P: 4	R: 0 E: 1 K: 1 S: 5 H: 0 LOB: 0 BB: 0 P: 5	R: 1 E: 0 K: 0 S: 5 H: 2 LOB: 1 BB: 0 P: 5	R: 0 E: 0 K: 1 S: 6 H: 1 LOB: 1 BB: 0 P: 6	R: 0 E: 0 K: 0 S: 3 H: 0 LOB: 1 BB: 1 P: 7	R: 0 E: 0 K: 0 S: 3 H: 0 LOB: 0 BB: 0 P: 3	R: 0 E: 0 K: 1 S: 5 H: 1 LOB: 0 BB: 0 P: 5	R: 0 E: 0 K: 0 S: 4 H: 1 LOB: 2 BB: 1 P: 8	R: 0 E: 0 K: 0 S: 3 H: 1 LOB: 0 BB: 0 P: 3	1B: 6 2B: 1 3B: 0 HR: 0	SF: 0 SAC: 0 DP: 3 HBP: 0						

	AB	32
	R	1
	H	7
	RBI	1
	BB	2
	SO	3
	LOB	13

WP: 1 PB: 0 SB: 0 CS: 0 PA: 34

PITCHER	IP	WLS	BF	H	R	ER	SO	BB	IBB	HBP	BLK	WP	HR	S	P	ERA	WHIP
Jim Slaton, R (1, 1) ERA: 2.45	9.0	W	34	7	1	1	3	2	0	0	0	1	0	38	46	1.00	1.000

PITCHER	IP	WLS	BF	H	R	ER	SO	BB	IBB	HBP	BLK	WP	HR	S	P	ERA	WHIP

Batter	1	2	3	4	5	6	7	8	9	AB	R	H	RBI	BB	SO	LOB
Gary Pettis, S (1, 8) OBP: 0.442, SLG: 0.435	x 0-0 S 3B	B B B 4-0 1-2 BB		x 0-0 ② SH2-3 1-2		x 0-0 ③ 3-1		x 0-0 ③ 6-3		3	1	1	0	1	0	1
Rod Carew, L (1, 3) OBP: 0.398, SLG: 0.386	B B B B 4-0 F8 S BB	x 0-0 ③ F7		I I I 4-0 IBB			H 1-0 E HBP		S S S 0-3 ① K	2	0	0	0	2	1	2
Brian Downing, R (1, 7) OBP: 0.452, SLG: 0.385	S S S 0-3 ① K 1-2 3-H		B B B B 4-0 G3 3-4-3 BB	S S S 0-3 ③ K			x 0-0 E6 1-3		x 0-0 1B	4	0	1	0	1	2	5
Reggie Jackson, L (1, 9) OBP: 0.281, SLG: 0.404 Mike Brown, R (9, 9) OBP: 0.286, SLG: 0.231	x 0-0 ② F8 2-3		x 0-0 ① 3-4-3 1-2		x 0-0 ① 4-3		S S S 0-3 ① K		S S S 0-3 ② K	5	0	0	0	0	2	5
										0	0	0	0	0	0	0
Ruppert Jones, L (1, 10) OBP: 0.378, SLG: 0.581 Juan Beniquez, R (7, PH) OBP: 0.327, SLG: 0.468	x 0-0 ③ F4		x 0-0 ② G3 2-3		x 0-0 ② F8		x 0-0 ② F6		S S S 0-3 ③ K	3	0	0	0	0	0	2
										2	0	0	0	0	1	3
Bobby Grich, R (1, 4) OBP: 0.485, SLG: 0.500		B B B B 4-0 WP 3-1 PB BB	x 0-0 ③ 5-3		x 0-0 1B		S S S 0-3 ③ K			3	1	1	0	1	1	3
Doug DeCinces, R (1, 5) OBP: 0.293, SLG: 0.380		S S S 0-3 ① K		B B B 4-0 1B BB	x 0-0 ③ F7			x 0-0 2B		3	0	1	0	1	1	2
Jerry Narron, L (1, 2) OBP: 0.379, SLG: 0.560 Bob Boone, R (8, 2) OBP: 0.235, SLG: 0.196		x 0-0 ② 3-1 1-2		x 0-0 SH2-3 1-3 1B		x 0-0 ① F3		x 0-0 ① F9		4	0	1	0	0	0	2
										0	0	0	0	0	0	0
Dick Schofield, R (1, 6) OBP: 0.310, SLG: 0.469		B B B B 4-0 S 2-H BB		x 0-0 ① F5		x 0-0 ② 1-3		x 0-0 ② F9		3	0	0	0	1	0	3
Inning Stats	R: 1 H: 1 E: 0 LOB: 1 K: 1 BB: 1 S: 6 P: 10	R: 1 H: 0 E: 0 LOB: 2 K: 1 BB: 3 S: 5 P: 17	R: 0 H: 0 E: 0 LOB: 1 K: 0 BB: 1 S: 3 P: 7	R: 0 H: 1 E: 0 LOB: 3 K: 1 BB: 2 S: 6 P: 14	R: 0 H: 1 E: 0 LOB: 1 K: 0 BB: 0 S: 4 P: 4	R: 0 H: 0 E: 0 LOB: 0 K: 0 BB: 0 S: 3 P: 3	R: 0 H: 0 E: 1 LOB: 2 K: 2 BB: 0 S: 8 P: 9	R: 0 H: 1 E: 0 LOB: 1 K: 0 BB: 0 S: 4 P: 4	R: 0 H: 1 E: 0 LOB: 1 K: 3 BB: 0 S: 10 P: 10	1B: 3 SF: 0 2B: 1 SAC: 1 3B: 1 DP: 0 HR: 0 HBP: 1						

TOP

California Angels @ Seattle Mariners

The Kingdome, Seattle, WA

Sun Apr 28 1985, 6:33 AM EDT

Att. 11,633 - Unknown

livebaseballscorecards.com

AB	32
R	2
H	5
RBI	0
BB	7
SO	8
LOB	28

		WP: 1	PA: 41
		PB: 1	
		SB: 3	
		CS: 0	

PITCHER		IP	WLS	BF	H	R	ER	SO	BB	IBB	HBP	BLK	WP	HR	S	P	ERA	WHIP
Salome Barojas, R ERA: 6.17	(1, 1)	3.2	L	20	2	2	1	2	6	1	0	0	1	0	17	45	2.46	2.182
Jim Beattie, R ERA: 13.06	(4, 1)	2.1		8	1	0	0	1	0	0	0	0	0	0	10	10	0.00	0.429
Ed Vande Berg, L ERA: 1.13	(7, 1)	0.1		3	0	0	0	1	0	0	1	0	0	0	4	5	0.00	0.000
Karl Best, R ERA: 3.86	(7, 1)	2.2		10	2	0	0	4	0	0	0	0	0	0	18	18	0.00	0.750

PITCHER	IP	WLS	BF	H	R	ER	SO	BB	IBB	HBP	BLK	WP	HR	S	P	ERA	WHIP

Batter	1	2	3	4	5	6	7	8	9	AB	R	H	RBI	BB	SO	LOB
Domingo Ramos, R (1, 6) OBP: 0.200, SLG: 0.300	F9		6-3		6-3	6-3		BB		4	0	0	0	0	0	0
Ken Phelps, L (8, PH) OBP: 0.267, SLG: 0.333										0	0	0	0	1	0	0
Spike Owen, S (8, PR) (9, 6) OBP: 0.214, SLG: 0.212										0	0	0	0	0	0	0
Phil Bradley, R (1, 8) OBP: 0.357, SLG: 0.577	F4		6-3		HR		G3	F9		5	1	2	1	0	0	2
Alvin Davis, L (1, 3) OBP: 0.406, SLG: 0.309	E BB		2B		F9		G3		4-3	5	0	2	0	0	0	1
Gorman Thomas, R (1, 10) OBP: 0.386, SLG: 0.603	E BB		6-3		1B 1B BB		FC5-4 BB		1B	2	0	1	0	3	0	1
Al Cowens, R (1, 9) OBP: 0.406, SLG: 0.606	E6 FC6-4			1B 2B	1B 1B		F8		F9	5	0	2	0	0	0	5
Barry Bonnell, R (1, 7) OBP: 0.222, SLG: 0.176	FC6-4			6-3			FC5-4		4-3	5	0	1	0	0	0	7
Jim Presley, R (1, 5) OBP: 0.301, SLG: 0.540		4-3		F9	G3			K		4	0	0	0	0	1	4
Donnie Scott, S (1, 2) OBP: 0.250, SLG: 0.250		5-3		1B		F7		F8		4	0	1	0	0	0	0
Harold Reynolds, S (1, 4) OBP: 0.212, SLG: 0.074		F9		K		5-3		BB 1B		3	0	0	0	0	1	2
Jack Perconte, L (8, PH) (9, 4) OBP: 0.286, SLG: 0.319										1	0	1	0	0	0	0
Inning Stats	R: 0 E: 1 K: 0 S: 5 H: 1 LOB: 3 BB: 1 P: 9	R: 0 E: 0 K: 0 S: 3 H: 0 LOB: 0 BB: 0 P: 3	R: 0 E: 0 K: 0 S: 4 H: 1 LOB: 1 BB: 0 P: 4	R: 0 E: 0 K: 1 S: 7 H: 2 LOB: 2 BB: 0 P: 7	R: 1 E: 0 K: 0 S: 6 H: 3 LOB: 3 BB: 1 P: 10	R: 0 E: 0 K: 0 S: 3 H: 0 LOB: 0 BB: 0 P: 3	R: 0 E: 0 K: 0 S: 4 H: 1 LOB: 2 BB: 1 P: 8	R: 0 E: 0 K: 1 S: 6 H: 1 LOB: 2 BB: 1 P: 10	R: 0 E: 0 K: 0 S: 4 H: 1 LOB: 1 BB: 0 P: 4	1B: 7 2B: 2 3B: 0 HR: 1 SF: 0 SAC: 0 DP: 0 HBP: 0						

PITCHER	IP	WLS	BF	H	R	ER	SO	BB	IBB	HBP	BLK	WP	HR	S	P	ERA	WHIP
Tommy John, L (1, 1) ERA: 4.73	5.2	W	27	7	1	1	1	2	0	0	0	0	1	27	35	1.59	1.588
Doug Corbett, R (6, 1) ERA: 3.38	0.1		1	0	0	0	0	0	0	0	0	0	0	1	1	0.00	0.000
Urbano Lugo, R (7, 1) ERA:	1.2		8	2	0	0	1	1	0	0	0	0	0	9	13	0.00	1.800
Donnie Moore, R (8, 1) ERA: 1.59	1.1	S	6	1	0	0	0	1	0	0	0	0	0	5	9	0.00	1.500

PITCHER	IP	WLS	BF	H	R	ER	SO	BB	IBB	HBP	BLK	WP	HR	S	P	ERA	WHIP

BOTTOM

California Angels @ Seattle Mariners

The Kingdome, Seattle, WA

Sun Apr 28 1985, 6:33 AM EDT

Att. 11,633 - Unknown

livebaseballscorecards.com

AB	38
R	1
H	10
RBI	1
BB	4
SO	2
LOB	22

WP: 0 PB: 0 SB: 0 CS: 0 PA: 42

Boston Red Sox @ California Angels

Anaheim Stadium, Anaheim, CA

Mon Apr 29 1985, 10:05 PM EDT

Att. 30,075 - Unknown

TOP

livebaseballscorecards.com

Batter	1	2	3	4	5	6	7	8	9	AB	R	H	RBI	BB	SO	LOB
Wade Boggs, L (1, 5) OBP: 0.398, SLG: 0.377	0-0 1B SF7 2B	0-0 ① G3		0-0 ① 6-3		0-0 ③ L5			0-0 ③ L7	5	1	1	0	0	0	1
Dwight Evans, R (1, 9) OBP: 0.413, SLG: 0.377	BBBB 4-0 1B 2B BB	BBBB 4-0 G4-6-3 BB		0-0 ② 6-3			0-0 ① 5-3			2	1	0	0	2	0	0
Jim Rice, R (1, 7) OBP: 0.386, SLG: 0.481	0-0 2B 1-2 2-3 1B	0-0 ②③ G4-6-3 1-2f		0-0 ③ 5-3			0-0 ② F8			4	0	1	0	0	0	1
Tony Armas, R (1, 8) OBP: 0.284, SLG: 0.577	SSS 0-3 ① K		0-0 HR		0-0 E1 G1-6-3		SSS 0-3 ③ K			4	1	1	1	0	2	3
Mike Easler, L (1, 10) OBP: 0.253, SLG: 0.380	0-0 ② SF7 3-H		0-0 HR		0-0 ① F7			SSS 0-3 ① K		3	1	1	2	0	1	1
Bill Buckner, L (1, 3) OBP: 0.333, SLG: 0.440	0-0 1-3 2-H 2B		0-0 ① F5		0-0 ②③ G1-6-3 1-2f			0-0 ② F9		4	0	1	1	0	0	1
Rich Gedman, L (1, 2) OBP: 0.354, SLG: 0.433	0-0 ③ 4-3		BBBB 4-0 FC4-6 BB			SSS 0-3 ① K		SSS 0-3 ③ K2-3		3	0	0	0	1	2	2
Marty Barrett, R (1, 4) OBP: 0.324, SLG: 0.306 Rick Miller, L (9, PH) OBP: 0.400, SLG: 0.600		BBBB 4-0 HR BB	0-0 ② L9			0-0			0-0 ① L7	2 1	1 0	1 0	0 0	1 0	0 0	1 0
Jackie Gutierrez, R (1, 6) OBP: 0.259, SLG: 0.345 Steve Lyons, L (9, PH)	0-0 1-H HR		0-0 ③ FC4-6 1-2f			0-0 ② F8			0-0 ② G3	3 1	1 0	1 0	2 0	0 0	0 0	2 0
Inning Stats	R: 2 E: 0 K: 1 S: 8 H: 3 LOB: 2 BB: 1 P: 12	R: 2 E: 0 K: 0 S: 3 H: 1 LOB: 0 BB: 2 P: 11	R: 2 E: 0 K: 0 S: 5 H: 2 LOB: 1 BB: 1 P: 9	R: 0 E: 0 K: 0 S: 3 H: 0 LOB: 0 BB: 0 P: 3	R: 0 E: 1 K: 0 S: 3 H: 0 LOB: 0 BB: 0 P: 3	R: 0 E: 0 K: 1 S: 6 H: 1 LOB: 1 BB: 0 P: 6	R: 0 E: 0 K: 1 S: 5 H: 0 LOB: 0 BB: 0 P: 5	R: 0 E: 0 K: 2 S: 7 H: 0 LOB: 0 BB: 0 P: 7	R: 0 E: 0 K: 0 S: 3 H: 0 LOB: 0 BB: 0 P: 3	1B: 2 2B: 2 3B: 0 HR: 3 SF: 1 SAC: 0 DP: 2 HBP: 0						

	AB	32
	R	6
	H	7
	RBI	6
	BB	4
	SO	5
	LOB	12

WP: 0 PB: 0 SB: 0 CS: 0 PA: 37

PITCHER	IP	WLS	BF	H	R	ER	SO	BB	IBB	HBP	BLK	WP	HR	S	P	ERA	WHIP
Ron Romanick, R (1, 1) ERA: 3.96	2.0		14	6	6	6	1	3	0	0	0	0	3	13	25	27.00	4.500
Pat Clements, L (3, 1) ERA: 4.76	6.0	W	20	1	0	0	4	1	0	0	0	0	0	27	31	0.00	0.333
Donnie Moore, R (9, 1) ERA: 1.46	1.0	S	3	0	0	0	0	0	0	0	0	0	0	3	3	0.00	0.000

PITCHER	IP	WLS	BF	H	R	ER	SO	BB	IBB	HBP	BLK	WP	HR	S	P	ERA	WHIP

Boston Red Sox @ California Angels

Anaheim Stadium, Anaheim, CA

Mon Apr 29 1985, 10:05 PM EDT

Att. 30,075 - Unknown

BOTTOM

Batter	1	2	3	4	5	6	7	8	9	AB	R	H	RBI	BB	SO	LOB
Gary Pettis, S (1, 8) OBP: 0.427, SLG: 0.418	K	K	K			1B		B1		5	0	1	0	0	3	1
Rod Carew, L (1, 3) OBP: 0.398, SLG: 0.387	E 1B	2B 1B		L1		F5		3-1		5	2	2	0	0	0	1
Ruppert Jones, L (1, 10) OBP: 0.405, SLG: 0.629	2B BB	2B		3-1		K		2B		4	1	2	1	1	1	1
Doug DeCinces, R (1, 5) OBP: 0.322, SLG: 0.446	1B 2B	BB		HR		F4		IBB		3	2	2	2	2	0	1
Reggie Jackson, L (1, 9) OBP: 0.279, SLG: 0.393	1B 1B	5-3		F7			K	K		4	1	1	1	0	1	2
Mike Brown, R (8, 9) OBP: 0.276, SLG: 0.222										1	0	0	0	0	1	2
Brian Downing, R (1, 7) OBP: 0.443, SLG: 0.377	K		SH1-4 1B 6-3 1B		4-3		F6			4	1	1	0	0	1	1
Bobby Grich, R (1, 4) OBP: 0.500, SLG: 0.509	BLK 1B		6-3 SH1-4 1B		6-3		BB			3	0	2	1	1	0	0
Dick Schofield, R (1, 6) OBP: 0.324, SLG: 0.478	4-3		SH1-4		1B		1B			3	0	2	0	0	0	1
Bob Boone, R (1, 2) OBP: 0.218, SLG: 0.180		L7	6-3		L7		K			4	0	0	1	0	1	4
Inning Stats	R: 4 E: 0 K: 2 S: 11 H: 4 LOB: 1 BB: 1 P: 15	R: 1 E: 0 K: 1 S: 7 H: 2 LOB: 2 BB: 1 P: 11	R: 1 E: 0 K: 1 S: 7 H: 2 LOB: 1 BB: 0 P: 7	R: 1 E: 0 K: 0 S: 4 H: 1 LOB: 0 BB: 0 P: 4	R: 0 E: 0 K: 0 S: 4 H: 1 LOB: 1 BB: 0 P: 4	R: 0 E: 0 K: 1 S: 6 H: 1 LOB: 1 BB: 0 P: 6	R: 0 E: 0 K: 2 S: 8 H: 1 LOB: 2 BB: 1 P: 12	R: 0 E: 0 K: 1 S: 6 H: 1 LOB: 2 BB: 1 P: 10		1B: 9 2B: 3 3B: 0 HR: 1 SF: 0 SAC: 1 DP: 0 HBP: 0						

PITCHER	IP	WLS	BF	H	R	ER	SO	BB	IBB	HBP	BLK	WP	HR	S	P	ERA	WHIP
Mike Brown, R (1, 1) ERA: 27.0	1.2		13	6	5	5	3	2	0	0	1	0	0	17	25	27.00	4.800
Steve Crawford, R (2, 1) ERA: 5.0	5.1	L	23	6	2	2	4	1	0	0	0	0	1	30	34	3.38	1.312
Mark Clear, R (8, 1) ERA: 5.63	1.0		5	1	0	0	1	0	1	0	0	0	0	6	10	0.00	1.000

PITCHER	IP	WLS	BF	H	R	ER	SO	BB	IBB	HBP	BLK	WP	HR	S	P	ERA	WHIP

AB	36
R	7
H	13
RBI	6
BB	4
SO	8
LOB	14

WP: 0 PB: 0 SB: 2 CS: 0 PA: 41

livebaseballscorecards.com

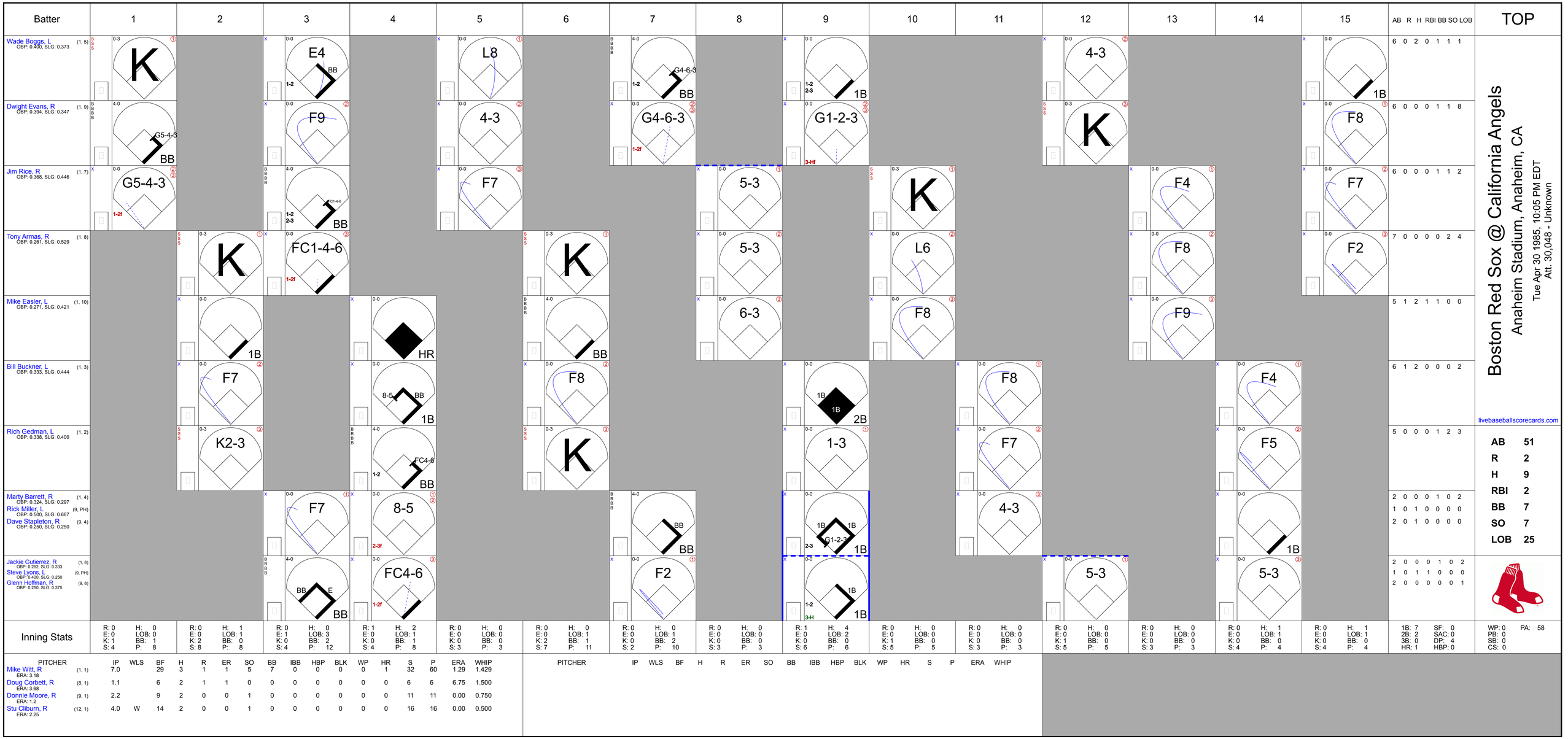
Batter
1
2
3
4
5
6
7
8
9
10
11
12
13
14
15
AB R H RBI BB SO LOB
TOP
Wade Boggs, L (1, 5) OBP: 0.400, SLG: 0.373
K
E4 BB
L8
G4-6-3 BB
1B
4-3
F8
6 0 2 0 1 1 1
Dwight Evans, R (1, 9) OBP: 0.394, SLG: 0.347
G5-4-3 BB
F9
4-3
G4-6-3
G1-2-3
K
F8
6 0 0 0 1 1 8
Jim Rice, R (1, 7) OBP: 0.368, SLG: 0.446
G5-4-3
F7
5-3
K
F4
F7
6 0 0 0 1 1 2
Tony Armas, R (1, 8) OBP: 0.261, SLG: 0.529
K
FC1-4-6
K
L6
F8
F2
7 0 0 0 0 2 4
Mike Easler, L (1, 10) OBP: 0.271, SLG: 0.421
1B
HR
BB
6-3
F8
F9
5 1 2 1 1 0 0
Bill Buckner, L (1, 3) OBP: 0.333, SLG: 0.444
F7
8-5 BB
1B
F8
1B 1B
2B
F8
F4
6 1 2 0 0 0 2
Rich Gedman, L (1, 2) OBP: 0.338, SLG: 0.400
K2-3
FC4-6 BB
K
1-3
F7
F5
5 0 0 0 1 2 3
Marty Barrett, R (1, 4) OBP: 0.324, SLG: 0.297
Rick Miller, L (9, PH) OBP: 0.500, SLG: 0.667
Dave Stapleton, R (9, 4) OBP: 0.250, SLG: 0.250
F7
8-5
BB
1B G1-2-3 1B
4-3
1B
2 0 0 0 1 0 2
1 0 1 0 0 0 0
2 0 1 0 0 0 0
Jackie Gutierrez, R (1, 6) OBP: 0.262, SLG: 0.333
Steve Lyons, L (9, PH) OBP: 0.400, SLG: 0.250
Glenn Hoffman, R (9, 6) OBP: 0.250, SLG: 0.375
BB E BB
FC4-6
F2
1B
5-3
5-3
2 0 0 0 1 0 2
1 0 1 1 0 0 0
2 0 0 0 0 0 1
Inning Stats
R: 0 H: 0 E: 0 LOB: 0 K: 1 BB: 1 S: 4 P: 8
R: 0 H: 1 E: 0 LOB: 1 K: 2 BB: 0 S: 8 P: 8
R: 0 H: 0 E: 1 LOB: 3 K: 0 BB: 2 S: 4 P: 12
R: 1 H: 2 E: 0 LOB: 1 K: 0 BB: 1 S: 4 P: 8
R: 0 H: 0 E: 0 LOB: 0 K: 0 BB: 0 S: 3 P: 3
R: 0 H: 0 E: 0 LOB: 1 K: 2 BB: 1 S: 7 P: 11
R: 0 H: 0 E: 0 LOB: 1 K: 0 BB: 2 S: 2 P: 10
R: 0 H: 0 E: 0 LOB: 0 K: 0 BB: 0 S: 3 P: 3
R: 1 H: 4 E: 0 LOB: 2 K: 0 BB: 0 S: 6 P: 6
R: 0 H: 0 E: 0 LOB: 0 K: 1 BB: 0 S: 5 P: 5
R: 0 H: 0 E: 0 LOB: 0 K: 0 BB: 0 S: 3 P: 3
R: 0 H: 0 E: 0 LOB: 0 K: 1 BB: 0 S: 5 P: 5
R: 0 H: 0 E: 0 LOB: 0 K: 0 BB: 0 S: 3 P: 3
R: 0 H: 1 E: 0 LOB: 1 K: 0 BB: 0 S: 4 P: 4
R: 0 H: 1 E: 0 LOB: 1 K: 0 BB: 0 S: 4 P: 4
1B: 7 SF: 0 2B: 2 SAC: 0 3B: 0 DP: 4 HR: 1 HBP: 0
WP: 0 PA: 58 PB: 0 SB: 0 CS: 0
Boston Red Sox @ California Angels
Anaheim Stadium, Anaheim, CA
Tue Apr 30 1985, 10:05 PM EDT
Att. 30,048 - Unknown
livebaseballscorecards.com
AB 51
R 2
H 9
RBI 2
BB 7
SO 7
LOB 25
PITCHER IP WLS BF H R ER SO BB IBB HBP BLK WP HR S P ERA WHIP
Mike Witt, R (1, 1) ERA: 3.18 7.0 29 3 1 1 5 7 0 0 0 0 1 32 60 1.29 1.429
Doug Corbett, R (8, 1) ERA: 3.68 1.1 6 2 1 1 0 0 0 0 0 0 0 6 6 6.75 1.500
Donnie Moore, R (9, 1) ERA: 1.2 2.2 9 2 0 0 1 0 0 0 0 0 0 11 11 0.00 0.750
Stu Cliburn, R (12, 1) ERA: 2.25 4.0 W 14 2 0 0 1 0 0 0 0 0 0 16 16 0.00 0.500
PITCHER IP WLS BF H R ER SO BB IBB HBP BLK WP HR S P ERA WHIP

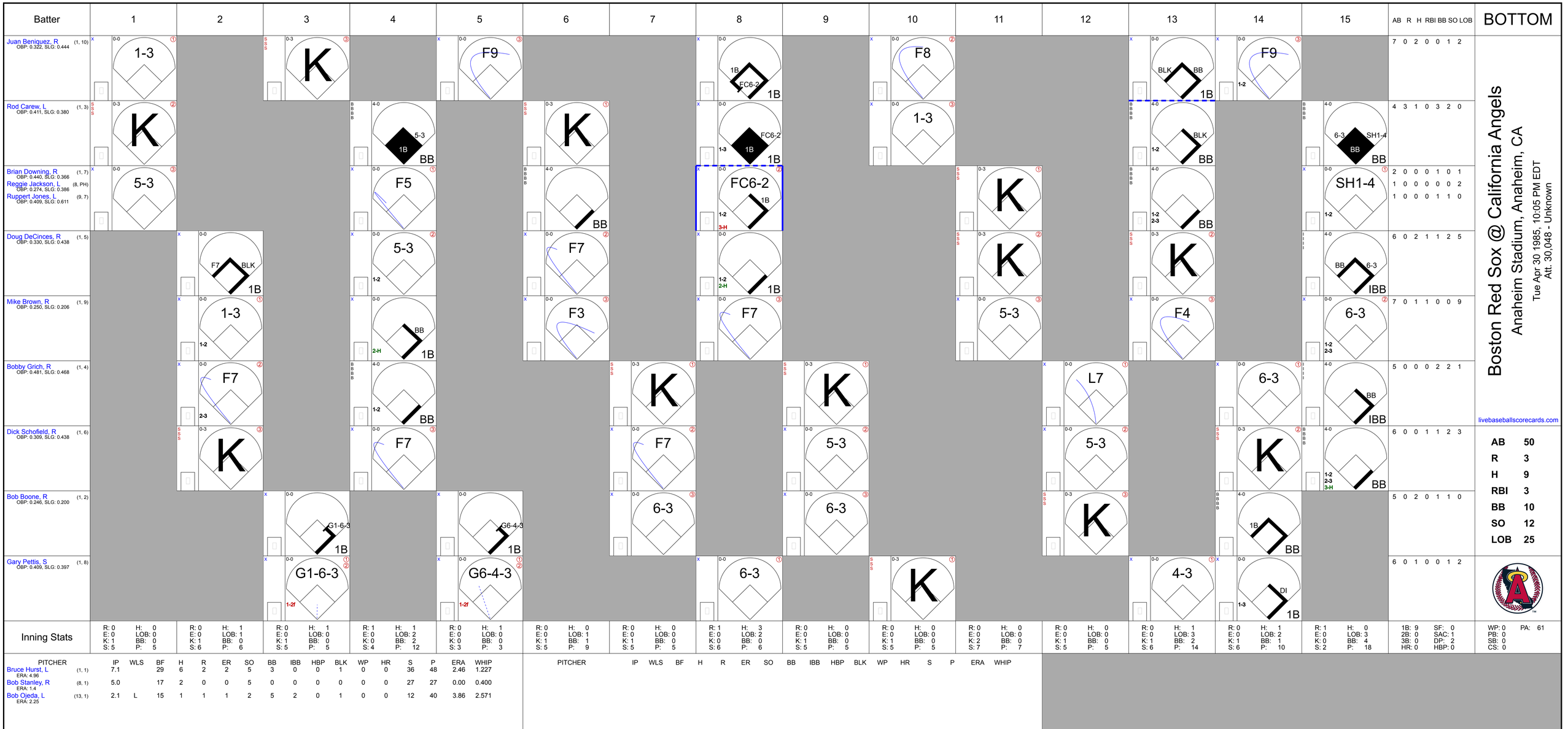
Batter
1
2
3
4
5
6
7
8
9
10
11
12
13
14
15
AB R H RBI BB SO LOB
BOTTOM
Juan Beniquez, R (1, 10) OBP: 0.322, SLG: 0.444
1-3
K
F9
1B FC6-2 1B
F8
BLK BB 1B
F9
7 0 2 0 0 1 2
Rod Carew, L (1, 3) OBP: 0.411, SLG: 0.380
K
5-3 1B BB
K
FC6-2 1B
1-3
1-3
BLK
1-2
BB
6-3 SH1-4 BB
4 3 1 0 3 2 0
Brian Downing, R (1, 7) OBP: 0.440, SLG: 0.366
Reggie Jackson, L (8, PH) OBP: 0.274, SLG: 0.386
Rupert Jones, L (9, 7) OBP: 0.409, SLG: 0.611
5-3
F5
BB
FC6-2 1B
1-2 3-H
K
1-2 2-3
BB
SH1-4
1-2
2 0 0 0 1 0 1
1 0 0 0 0 0 2
1 0 0 0 1 1 0
Doug DeCinces, R (1, 5) OBP: 0.330, SLG: 0.438
F7 BLK 1B
5-3
1-2
F7
1-2 2-H 1B
K
K
BB 6-3 IBB
6 0 2 1 1 2 5
Mike Brown, R (1, 9) OBP: 0.250, SLG: 0.206
1-3
1-2
BB
2-H 1B
F3
F7
5-3
F4
6-3
1-2 2-3
7 0 1 1 0 0 9
Bobby Grich, R (1, 4) OBP: 0.481, SLG: 0.468
F7
2-3
BB
1-2
K
K
L7
6-3
BB
IBB
5 0 0 0 2 2 1
Dick Schofield, R (1, 6) OBP: 0.309, SLG: 0.438
K
F7
F7
K
5-3
5-3
K
1-2 2-3 3-H
BB
6 0 0 1 1 2 3
Bob Boone, R (1, 2) OBP: 0.246, SLG: 0.200
G1-6-3 1B
G6-4-3 1B
6-3
6-3
K
1B
BB
5 0 2 0 1 1 0
Gary Pettis, S (1, 8) OBP: 0.409, SLG: 0.397
G1-6-3
1-2f
G6-4-3
1-2f
6-3
K
4-3
1-3
DI 1B
6 0 1 0 0 1 2
Inning Stats
R: 0 H: 0 E: 0 LOB: 0 K: 1 BB: 0 S: 5 P: 5
R: 0 H: 1 E: 0 LOB: 1 K: 1 BB: 0 S: 6 P: 6
R: 0 H: 1 E: 0 LOB: 0 K: 1 BB: 0 S: 5 P: 5
R: 1 H: 1 E: 0 LOB: 2 K: 0 BB: 2 S: 4 P: 12
R: 0 H: 1 E: 0 LOB: 0 K: 0 BB: 0 S: 3 P: 3
R: 0 H: 0 E: 0 LOB: 1 K: 1 BB: 1 S: 5 P: 9
R: 0 H: 0 E: 0 LOB: 0 K: 1 BB: 0 S: 5 P: 5
R: 1 H: 3 E: 0 LOB: 2 K: 0 BB: 0 S: 6 P: 6
R: 0 H: 0 E: 0 LOB: 0 K: 1 BB: 0 S: 5 P: 5
R: 0 H: 0 E: 0 LOB: 0 K: 1 BB: 0 S: 5 P: 5
R: 0 H: 0 E: 0 LOB: 0 K: 2 BB: 0 S: 7 P: 7
R: 0 H: 0 E: 0 LOB: 0 K: 1 BB: 0 S: 5 P: 5
R: 0 H: 1 E: 0 LOB: 3 K: 1 BB: 2 S: 6 P: 14
R: 0 H: 1 E: 0 LOB: 2 K: 1 BB: 1 S: 6 P: 10
R: 1 H: 0 E: 0 LOB: 3 K: 0 BB: 4 S: 2 P: 18
1B: 9 SF: 0 2B: 0 SAC: 1 3B: 0 DP: 2 HR: 0 HBP: 0
WP: 0 PA: 61 PB: 0 SB: 0 CS: 0
PITCHER IP WLS BF H R ER SO BB IBB HBP BLK WP HR S P ERA WHIP
Bruce Hurst, L (1, 1) ERA: 4.96 7.1 29 6 2 2 5 3 0 0 1 0 0 36 48 2.46 1.227
Bob Stanley, R (8, 1) ERA: 1.4 5.0 17 2 0 0 5 0 0 0 0 0 0 27 27 0.00 0.400
Bob Ojeda, L (13, 1) ERA: 2.25 2.1 L 15 1 1 1 2 5 2 0 1 0 0 12 40 3.86 2.571
PITCHER IP WLS BF H R ER SO BB IBB HBP BLK WP HR S P ERA WHIP
Boston Red Sox @ California Angels
Anaheim Stadium, Anaheim, CA
Tue Apr 30 1985, 10:05 PM EDT
Att. 30,048 - Unknown
livebaseballscorecards.com
AB 50
R 3
H 9
RBI 3
BB 10
SO 12
LOB 25

Batter	1	2	3	4	5	6	7	8	9	AB	R	H	RBI	BB	SO	LOB
Damaso Garcia, R (1, 4) OBP: 0.242, SLG: 0.286	F9		F9			F9	S 1B 1B		F9	5	1	1	0	0	0	1
Rance Mulliniks, L (1, 5) Garth Iorg, R (9, 5) OBP: 0.333, SLG: 0.353 OBP: 0.344, SLG: 0.433	K		BB			K	1-H 1B		1-3 G5-4-3 1B	4 0	0 0	2 0	1 0	1 0	2 0	0 0
Lloyd Moseby, L (1, 8) OBP: 0.396, SLG: 0.467	K		4-3			2B	BB		1-2f G5-4-3	4	0	1	0	1	1	3
Willie Upshaw, L (1, 3) OBP: 0.306, SLG: 0.513		6-3		L4		4-3	4-3			4	0	0	0	0	0	2
George Bell, R (1, 7) OBP: 0.372, SLG: 0.551		E6 E 1B		F8			PB 1B 2B	6-3		4	2	1	0	0	0	0
Len Matuszek, L (1, 10) OBP: 0.231, SLG: 0.333		E1 1B 1-2 G3-2		4-3			1B HR 2-3 1B	K		4	1	1	0	0	1	1
Ernie Whitt, L (1, 2) OBP: 0.308, SLG: 0.408		1-3 2-H 1B			4-3		F5 1B	1B		4	0	2	1	0	0	2
Lou Thornton, L (1, 9) OBP: 0.200, SLG: 0.200		G3-2 3-Hf			K		1-3 3-H HR 1B	4-3		4	1	1	1	0	1	3
Tony Fernandez, S (1, 6) OBP: 0.307, SLG: 0.389			4-3		F3		1-H 3-H HR		1B 1B	4	1	2	3	0	0	0
Inning Stats	R: 0 E: 0 K: 2 S: 7 H: 0 LOB: 0 BB: 0 P: 7	R: 1 E: 2 K: 0 S: 5 H: 1 LOB: 1 BB: 0 P: 5	R: 0 E: 0 K: 0 S: 3 H: 0 LOB: 1 BB: 1 P: 7	R: 0 E: 0 K: 0 S: 3 H: 0 LOB: 0 BB: 0 P: 3	R: 0 E: 0 K: 1 S: 5 H: 0 LOB: 0 BB: 0 P: 5	R: 0 E: 0 K: 1 S: 6 H: 1 LOB: 1 BB: 0 P: 6	R: 5 E: 0 K: 0 S: 8 H: 6 LOB: 1 BB: 1 P: 12	R: 0 E: 0 K: 1 S: 6 H: 1 LOB: 1 BB: 0 P: 6	R: 0 E: 0 K: 0 S: 4 H: 2 LOB: 1 BB: 0 P: 4	1B: 8 2B: 3 3B: 0 HR: 1	SF: 0 SAC: 0 DP: 2 HBP: 0						

TOP

Toronto Blue Jays @ California Angels

Anaheim Stadium, Anaheim, CA

Wed May 01 1985, 10:05 PM EDT

Att. 24,112 - Unknown

livebaseballscorecards.com

AB	37
R	6
H	11
RBI	6
BB	2
SO	5
LOB	12

WP: 0 PB: 1 SB: 1 CS: 0 PA: 39

PITCHER		IP	WLS	BF	H	R	ER	SO	BB	IBB	HBP	BLK	WP	HR	S	P	ERA	WHIP
Kirk McCaskill, R ERA: 7.11	(1, 1)	6.1	L	28	7	6	5	4	1	0	0	0	0	1	35	39	7.11	1.263
Urbano Lugo, R ERA:	(7, 1)	2.2		11	4	0	0	1	1	0	0	0	0	0	12	16	0.00	1.875

PITCHER	IP	WLS	BF	H	R	ER	SO	BB	IBB	HBP	BLK	WP	HR	S	P	ERA	WHIP

BOTTOM

Toronto Blue Jays @ California Angels

Anaheim Stadium, Anaheim, CA

Wed May 01 1985, 10:05 PM EDT

Att. 24,112 - Unknown

Batter	1	2	3	4	5	6	7	8	9	AB	R	H	RBI	BB	SO	LOB
Gary Pettis, S (1, 8) OBP: 0.402, SLG: 0.382	4-1		K			4-3		S, BB		3	0	0	0	1	1	0
Rod Carew, L (1, 3) OBP: 0.394, SLG: 0.361	G3			F8		6-3		4-3		4	0	0	0	0	0	1
Doug DeCinces, R (1, 5) OBP: 0.327, SLG: 0.429	4-3			F7			1-3		BB, 1B	4	1	1	0	0	0	0
Bobby Grich, R (1, 4) OBP: 0.469, SLG: 0.446		5-3		F8			F9		1B, SF7, BB	3	1	0	0	1	0	0
Reggie Jackson, L (1, 9) OBP: 0.318, SLG: 0.458		FC4-6, BB			HR		1B, BB		BB, 1B	2	1	2	2	2	0	0
Brian Downing, R (1, 10) OBP: 0.432, SLG: 0.365		FC4-6			F8		1B		SF7	3	0	1	1	0	0	1
Juan Beniquez, R (1, 7) OBP: 0.302, SLG: 0.414		4-3			6-3		F9		F8	4	0	0	0	0	0	4
Bob Boone, R (1, 2) OBP: 0.234, SLG: 0.190			K		F7			6-3	BB	3	0	0	0	0	1	0
Ruppert Jones, L (9, PH) OBP: 0.422, SLG: 0.611										0	0	0	0	1	0	0
Dick Schofield, R (1, 6) OBP: 0.298, SLG: 0.421			K			F7		K	K	3	0	0	0	0	2	0
Jerry Narron, L (9, PH) OBP: 0.367, SLG: 0.538										1	0	0	0	0	1	2
Inning Stats	R: 0 E: 0 K: 0 S: 3 H: 0 LOB: 0 BB: 0 P: 3	R: 0 E: 0 K: 0 S: 3 H: 0 LOB: 1 BB: 1 P: 7	R: 0 E: 0 K: 3 S: 9 H: 0 LOB: 0 BB: 0 P: 9	R: 0 E: 0 K: 0 S: 3 H: 0 LOB: 0 BB: 0 P: 3	R: 1 E: 0 K: 0 S: 4 H: 1 LOB: 0 BB: 0 P: 4	R: 0 E: 0 K: 0 S: 3 H: 0 LOB: 0 BB: 0 P: 3	R: 0 E: 0 K: 0 S: 4 H: 1 LOB: 2 BB: 1 P: 8	R: 0 E: 0 K: 1 S: 5 H: 0 LOB: 1 BB: 1 P: 9	R: 2 E: 0 K: 1 S: 7 H: 2 LOB: 2 BB: 2 P: 15	1B: 3 2B: 0 3B: 0 HR: 1 SF: 1 SAC: 0 DP: 0 HBP: 0	WP: 0 PB: 0 SB: 1 CS: 0 PA: 36					

livebaseballscorecards.com

	AB	30
	R	3
	H	4
	RBI	3
	BB	5
	SO	5
	LOB	8

PITCHER		IP	WLS	BF	H	R	ER	SO	BB	IBB	HBP	BLK	WP	HR	S	P	ERA	WHIP
Jimmy Key, L ERA: 2.05	(1, 1)	7.2	W	28	2	1	1	4	3	0	0	0	0	1	33	45	1.17	0.652
Ron Musselman, R ERA: 9.0	(8, 1)	0.1		3	1	2	2	0	1	0	0	0	0	0	2	6	54.00	6.000
Bill Caudill, R ERA: 5.87	(9, 1)	1.0		5	1	0	0	1	1	0	0	0	0	0	6	10	0.00	2.000

PITCHER	IP	WLS	BF	H	R	ER	SO	BB	IBB	HBP	BLK	WP	HR	S	P	ERA	WHIP

Batter	1	2	3	4	5	6	7	8	9	AB	R	H	RBI	BB	SO	LOB
Damaso Garcia, R (1, 4) OBP: 0.240, SLG: 0.292	5-3		SF8 1-3 2B		K		F7		6-3	5	0	1	0	0	1	0
Rance Mulliniks, L (1, 5) OBP: 0.328, SLG: 0.352	F7		SF8 2-3 3-H		1B			F7		3	0	1	1	0	0	0
Garth Iorg, R (8, 5) OBP: 0.344, SLG: 0.433										0	0	0	0	0	0	0
Lloyd Moseby, L (1, 8) OBP: 0.400, SLG: 0.455	BB		F3		4-3			HBP		2	1	0	0	1	0	2
Willie Upshaw, L (1, 3) OBP: 0.303, SLG: 0.494	5-3		F7			4-3		BB		3	0	0	0	1	0	2
George Bell, R (1, 7) OBP: 0.367, SLG: 0.537		K		1-3 5-3 1B		F8		F4		4	0	1	0	0	1	2
Len Matuszek, L (1, 10) OBP: 0.267, SLG: 0.357		4-3		5-3 1-2		1B		FC6-4 1-3 2-H 1B		4	0	2	1	0	0	1
Ernie Whitt, L (1, 2) OBP: 0.309, SLG: 0.404		1B		1-3 2-3		F8		FC6-4 1-2f		3	0	1	0	0	0	2
Jeff Burroughs, R (8, PH) OBP: 0.308, SLG: 0.444										1	0	0	0	0	0	2
Buck Martinez, R (8, 2) OBP: 0.156, SLG: 0.233										0	0	0	0	0	0	0
Jesse Barfield, R (1, 9) OBP: 0.293, SLG: 0.373		F9		F8			F2		4-3	4	0	0	0	0	0	2
Tony Fernandez, S (1, 6) OBP: 0.304, SLG: 0.382			2B SF8 1B		F7		K		4-3	4	1	1	0	0	1	0
Inning Stats	R: 0 E: 0 K: 0 S: 3 H: 0 LOB: 1 BB: 1 P: 7	R: 0 E: 0 K: 1 S: 6 H: 1 LOB: 1 BB: 0 P: 6	R: 1 E: 0 K: 0 S: 5 H: 2 LOB: 1 BB: 0 P: 5	R: 0 E: 0 K: 0 S: 4 H: 1 LOB: 1 BB: 0 P: 4	R: 0 E: 0 K: 1 S: 6 H: 1 LOB: 1 BB: 0 P: 6	R: 0 E: 0 K: 0 S: 4 H: 1 LOB: 1 BB: 0 P: 4	R: 0 E: 0 K: 1 S: 5 H: 0 LOB: 0 BB: 0 P: 5	R: 1 E: 0 K: 0 S: 4 H: 1 LOB: 2 BB: 1 P: 9	R: 0 E: 0 K: 0 S: 3 H: 0 LOB: 0 BB: 0 P: 3	1B: 6 2B: 1 3B: 0 HR: 0 SF: 1 SAC: 0 DP: 0 HBP: 1						

PITCHER		IP	WLS	BF	H	R	ER	SO	BB	IBB	HBP	BLK	WP	HR	S	P	ERA	WHIP
Jim Slaton, R ERA: 2.43	(1, 1)	7.2		33	7	2	2	3	2	0	1	0	0	0	36	45	2.35	1.174
Pat Clements, L ERA: 4.26	(8, 1)	1.1	W	4	0	0	0	0	0	0	0	0	0	0	4	4	0.00	0.000
Pat Clements, L ERA: 4.26	(9, 1)	1.1	W	4	0	0	0	0	0	0	0	0	0	0	4	4	0.00	0.000

PITCHER	IP	WLS	BF	H	R	ER	SO	BB	IBB	HBP	BLK	WP	HR	S	P	ERA	WHIP

TOP

Toronto Blue Jays @ California Angels

Anaheim Stadium, Anaheim, CA

Thu May 02 1985, 10:05 PM EDT

Att. 23,824 - Unknown

livebaseballscorecards.com

AB	33
R	2
H	7
RBI	2
BB	2
SO	3
LOB	13

Batter	1	2	3	4	5	6	7	8	9	AB	R	H	RBI	BB	SO	LOB
Gary Pettis, S (1, 8) OBP: 0.396, SLG: 0.367	1-3			K		L5		BB 1-2		3	0	0	0	1	1	0
Rod Carew, L (1, 3) OBP: 0.396, SLG: 0.357	1-3			2B E BB		6-3		K		1	1	0	0	1	0	0
Bobby Grich, R (6, 3) OBP: 0.458, SLG: 0.433										2	0	0	0	0	1	2
Ruppert Jones, L (1, 7) OBP: 0.429, SLG: 0.625	K			E7 1-H 2B			F7		SH2-4 1B 1B	4	1	2	0	0	1	0
Doug DeCinces, R (1, 5) OBP: 0.327, SLG: 0.425		K		K			1B		SH2-4 1-2	3	0	1	0	0	2	1
Reggie Jackson, L (1, 9) OBP: 0.314, SLG: 0.435		F9		K			K		1B 1B BB	3	1	0	0	1	2	2
Rob Wilfong, L (1, 4) OBP: 0.318, SLG: 0.167		4-3			4-3		G3		1B 1-2 2-H 1B	4	0	1	1	0	0	1
Jerry Narron, L (1, 10) OBP: 0.324, SLG: 0.467 (9, 2)			F9		F8			4-3	F8	4	0	0	0	0	0	2
Craig Gerber, L (1, 6) OBP: 0.091, SLG: 0.091			CS 1B		G3			1-3	1-3 1B	3	0	1	0	0	0	0
Juan Beniquez, R (9, PH) OBP: 0.313, SLG: 0.424										1	0	1	1	0	0	0
Bob Boone, R (1, 2) OBP: 0.227, SLG: 0.183			K 1-2			1-3		BB BB		2	0	0	0	0	1	1
Brian Downing, R (8, PH) OBP: 0.438, SLG: 0.365										0	0	0	0	1	0	0
Pat Clements, R (9, 1)										0	0	0	0	0	0	0
Inning Stats	R: 0 E: 0 K: 1 S: 5 H: 0 LOB: 0 BB: 0 P: 5	R: 0 E: 0 K: 1 S: 5 H: 0 LOB: 0 BB: 0 P: 5	R: 0 E: 0 K: 1 S: 5 H: 1 LOB: 1 BB: 0 P: 5	R: 1 E: 1 K: 3 S: 10 H: 1 LOB: 1 BB: 1 P: 14	R: 0 E: 0 K: 0 S: 3 H: 0 LOB: 0 BB: 0 P: 3	R: 0 E: 0 K: 0 S: 3 H: 0 LOB: 0 BB: 0 P: 3	R: 0 E: 0 K: 1 S: 6 H: 1 LOB: 1 BB: 0 P: 6	R: 0 E: 0 K: 1 S: 5 H: 0 LOB: 2 BB: 2 P: 13	R: 2 E: 0 K: 0 S: 5 H: 3 LOB: 2 BB: 1 P: 9	1B: 5 2B: 2 3B: 0 HR: 0 SF: 0 SAC: 1 DP: 1 HBP: 0						

PITCHER	IP	WLS	BF	H	R	ER	SO	BB	IBB	HBP	BLK	WP	HR	S	P	ERA	WHIP
Dave Stieb, R (1, 1) ERA: 2.77	8.1	L	33	5	3	2	8	4	0	0	0	0	0	45	61	2.16	1.080
Jim Acker, R (9, 1) ERA: 1.06	0.1		2	1	0	0	0	0	0	0	0	0	0	2	2	0.00	3.000

PITCHER	IP	WLS	BF	H	R	ER	SO	BB	IBB	HBP	BLK	WP	HR	S	P	ERA	WHIP

BOTTOM

Toronto Blue Jays @ California Angels

Anaheim Stadium, Anaheim, CA

Thu May 02 1985, 10:05 PM EDT

Att. 23,824 - Unknown

livebaseballscorecards.com

AB	30
R	3
H	6
RBI	2
BB	4
SO	8
LOB	9

Batter	1	2	3	4	5	6	7	8	9	AB	R	H	RBI	BB	SO	LOB
Paul Molitor, R (1, 5) OBP: 0.402, SLG: 0.400	6-3		1B 2B		1-3		1B 2B 1B 1-2	G4-6-3 1B 1-2		5	2	3	0	0	0	0
Jim Gantner, L (1, 4) OBP: 0.227, SLG: 0.229	L6		K		4-3		2B 1B 1B 1-2 2-3	F7		5	1	1	0	0	1	3
Cecil Cooper, L (1, 3) OBP: 0.349, SLG: 0.400	K		1B 1B 2-H			G6-4-3 1B	1B 8-2 2B 1-3 2-H 3-H	G4-6-3 1-2f		5	0	3	3	0	1	2
Mark Brouhard, R (1, 7) OBP: 0.385, SLG: 0.480		1-3	FC6 1B 1-2			G6-4-3 1-2f	1B 1B 1B 2-3 3-H		G1-6-3	5	1	2	1	0	0	1
Ted Simmons, S (1, 10) OBP: 0.382, SLG: 0.359		1B 1B	FC6 1-2f			BB	8-2 3-Hf		FC5-4 1B	4	0	2	0	1	0	4
Bill Schroeder, R (1, 2) OBP: 0.308, SLG: 0.534		1B 1-2		6-3		K	1B 1B 1-3		FC5-4 1-2f	5	0	2	0	0	1	2
Ben Oglivie, L (1, 9) OBP: 0.278, SLG: 0.242		F9		3-1			2B 1B 1B 1-3 3-H 1B		F7	5	1	2	1	0	0	3
Paul Householder, S (1, 8) OBP: 0.344, SLG: 0.385		K		6-3			1-3 1B 2B F7			4	1	1	0	0	1	4
Brian Giles, R (1, 6) OBP: 0.257, SLG: 0.133			5-3		6-3		1B 1B 2B 1B 2-H 3-H	1B 1B		2	0	0	0	0	0	0
Doug Loman, L (7, PH) OBP: 0.174, SLG: 0.239										1	1	1	2	0	0	0
Ed Romero, R (7, 6) OBP: 0.395, SLG: 0.290										1	0	1	0	0	0	0

TOP

Milwaukee Brewers @ California Angels

Anaheim Stadium, Anaheim, CA

Fri May 03 1985, 10:05 PM EDT

Att. 41,923 - Unknown

livebaseballscorecards.com

AB	42
R	7
H	18
RBI	7
BB	1
SO	4
LOB	19

Inning Stats	1	2	3	4	5	6	7	8	9
R	0	0	1	0	0	0	6	0	0
E	0	0	0	0	0	0	0	0	0
K	1	1	1	0	0	1	0	0	0
S	5	7	8	3	3	5	11	4	4
H	0	2	3	0	0	1	9	2	1
LOB	0	2	2	0	0	1	2	1	1
BB	0	0	0	0	0	1	0	0	0
P	5	7	8	3	3	9	11	4	4

1B	15	SF: 0
2B	4	SAC: 0
3B	0	DP: 3
HR	0	HBP: 0

WP	0	PA: 43
PB	0	
SB	0	
CS	0	

PITCHER		IP	WLS	BF	H	R	ER	SO	BB	IBB	HBP	BLK	WP	HR	S	P	ERA	WHIP
Tommy John, L ERA: 4.66	(1, 1)	6.0	L	26	8	3	3	4	1	0	0	0	0	0	33	37	4.50	1.500
Doug Corbett, R ERA: 4.91	(7, 1)	0.0		2	2	0	0	0	0	0	0	0	0	0	2	2	∞	∞
Pat Clements, L ERA: 4.97	(7, 1)	0.0		2	2	2	2	0	0	0	0	0	0	0	2	2	∞	∞
Stu Cliburn, R ERA: 2.7	(7, 1)	2.0		9	5	2	2	0	0	0	0	0	0	0	9	9	9.00	2.500
Urbano Lugo, R ERA:	(9, 1)	1.0		4	1	0	0	0	0	0	0	0	0	0	4	4	0.00	1.000

PITCHER		IP	WLS	BF	H	R	ER	SO	BB	IBB	HBP	BLK	WP	HR	S	P	ERA	WHIP

Milwaukee Brewers @ California Angels

Anaheim Stadium, Anaheim, CA

Fri May 03 1985, 10:05 PM EDT

Att. 41,923 - Unknown

BOTTOM

Batter	1	2	3	4	5	6	7	8	9	AB	R	H	RBI	BB	SO	LOB
Brian Downing, R (1, 7) OBP: 0.420, SLG: 0.346	F8		5-3			K		6-3		4	0	0	0	0	1	0
Juan Beniquez, R (1, 3) OBP: 0.294, SLG: 0.397	K		5-3			4-3		F9		4	0	0	0	0	1	0
Bobby Grich, R (1, 4) OBP: 0.448, SLG: 0.437	BLK 2B			3-1		F7			F8	4	0	1	0	0	0	0
Doug DeCinces, R (1, 5) OBP: 0.314, SLG: 0.407	F3 2-3			F8			F7		L7	4	0	0	0	0	0	1
Reggie Jackson, L (1, 9) OBP: 0.324, SLG: 0.431		F7		FC5-4 BB			1B 1B		K	3	0	1	0	1	1	0
Mike Brown, R (1, 10) OBP: 0.256, SLG: 0.216		K		FC5-4 1-2f			1B 1-2 1B			3	0	1	0	0	1	1
Dick Schofield, R (1, 6) OBP: 0.299, SLG: 0.418		1B			F8		F2			3	0	1	0	0	0	2
Bob Boone, R (1, 2) OBP: 0.217, SLG: 0.175		F8			5-3		6-3			3	0	0	0	0	0	3
Gary Pettis, S (1, 8) OBP: 0.384, SLG: 0.354			G1-4-3		4-3			4-3		3	0	0	0	0	0	0
Inning Stats	R: 0 E: 0 K: 1 S: 6 H: 1 LOB: 1 BB: 0 P: 6	R: 0 E: 0 K: 1 S: 6 H: 1 LOB: 1 BB: 0 P: 6	R: 0 E: 0 K: 0 S: 3 H: 0 LOB: 0 BB: 0 P: 3	R: 0 E: 0 K: 0 S: 3 H: 0 LOB: 1 BB: 1 P: 7	R: 0 E: 0 K: 0 S: 3 H: 0 LOB: 0 BB: 0 P: 3	R: 0 E: 0 K: 1 S: 5 H: 0 LOB: 0 BB: 0 P: 5	R: 0 E: 0 K: 0 S: 5 H: 2 LOB: 2 BB: 0 P: 5	R: 0 E: 0 K: 0 S: 3 H: 0 LOB: 0 BB: 0 P: 3	R: 0 E: 0 K: 1 S: 5 H: 0 LOB: 0 BB: 0 P: 5	1B: 3 2B: 1 3B: 0 HR: 0	SF: 0 SAC: 0 DP: 0 HBP: 0						

	AB	31
	R	0
	H	4
	RBI	0
	BB	1
	SO	4
	LOB	7

WP: 0 PB: 0 SB: 0 CS: 0 PA: 32

livebaseballscorecards.com

PITCHER	IP	WLS	BF	H	R	ER	SO	BB	IBB	HBP	BLK	WP	HR	S	P	ERA	WHIP
Teddy Higuera, L (1, 1) ERA: 3.63	9.0	W	32	4	0	0	4	1	0	0	1	0	0	39	43	0.00	0.556

PITCHER	IP	WLS	BF	H	R	ER	SO	BB	IBB	HBP	BLK	WP	HR	S	P	ERA	WHIP

Batter	1	2	3	4	5	6	7	8	9	AB	R	H	RBI	BB	SO	LOB
Paul Molitor, R (1, 5) OBP: 0.402, SLG: 0.386	5-3		BB		BB		F7		1-3	3	0	0	0	2	0	1
Dion James, L (1, 8) OBP: 0.304, SLG: 0.286	F6		L5		1B			G4-6-3 1B BB		3	0	1	0	1	0	2
Cecil Cooper, L (1, 3) OBP: 0.356, SLG: 0.405	F7			PB 1B	F8			G4-6-3		4	1	2	0	0	0	2
Ben Oglivie, L (1, 7) OBP: 0.276, SLG: 0.257		4-3		F7		F9 SF8 2B		G4-6-3		4	1	1	0	0	0	3
Ted Simmons, S (1, 10) OBP: 0.366, SLG: 0.341		F6		F2		F9		5-3		4	0	0	0	0	0	3
Doug Loman, L (1, 9) OBP: 0.200, SLG: 0.265		K		1B		SF8			1B SF7 1B	3	1	2	2	0	1	0
Charlie Moore, R (1, 2) OBP: 0.323, SLG: 0.345			G4-6-3 1B	6-3		4-3			1-3 1B	4	0	2	0	0	0	1
Jim Gantner, L (1, 4) OBP: 0.215, SLG: 0.219			G4-6-3	1-3			4-3		SF7	3	0	0	1	0	0	1
Ed Romero, R (1, 6) OBP: 0.390, SLG: 0.294			BB 1B	6-3			F7		K	3	0	1	0	0	0	0
Mark Brouhard, R (9, PH) OBP: 0.370, SLG: 0.462										1	0	0	0	0	1	1
Inning Stats	R: 0 E: 0 K: 0 S: 3 H: 0 LOB: 0 BB: 0 P: 3	R: 0 E: 0 K: 1 S: 5 H: 0 LOB: 0 BB: 0 P: 5	R: 0 E: 0 K: 0 S: 4 H: 2 LOB: 2 BB: 1 P: 8	R: 1 E: 0 K: 0 S: 5 H: 2 LOB: 1 BB: 0 P: 5	R: 0 E: 0 K: 0 S: 4 H: 1 LOB: 2 BB: 1 P: 8	R: 1 E: 0 K: 0 S: 4 H: 1 LOB: 0 BB: 0 P: 4	R: 0 E: 0 K: 0 S: 3 H: 0 LOB: 0 BB: 0 P: 3	R: 0 E: 0 K: 0 S: 3 H: 1 LOB: 1 BB: 1 P: 7	R: 1 E: 0 K: 1 S: 7 H: 2 LOB: 1 BB: 0 P: 7	1B: 8 2B: 1 3B: 0 HR: 0	SF: 2 SAC: 0 DP: 2 HBP: 0						

PITCHER	IP	WLS	BF	H	R	ER	SO	BB	IBB	HBP	BLK	WP	HR	S	P	ERA	WHIP
Ron Romanick, R (1, 1) ERA: 3.38	7.0	W	28	6	2	1	1	2	0	0	0	0	0	28	36	1.29	1.143
Pat Clements, L (8, 1) ERA: 5.27	1.0		5	2	1	1	0	1	0	0	0	0	0	4	8	9.00	3.000
Donnie Moore, R (9, 1) ERA: 1.13	1.0	S	4	1	0	0	1	0	0	0	0	0	0	6	6	0.00	1.000

PITCHER	IP	WLS	BF	H	R	ER	SO	BB	IBB	HBP	BLK	WP	HR	S	P	ERA	WHIP

TOP

Milwaukee Brewers @ California Angels

Anaheim Stadium, Anaheim, CA

Sat May 04 1985, 6:33 AM EDT

Att. 24,139 - Unknown

livebaseballscorecards.com

AB	32
R	3
H	9
RBI	3
BB	3
SO	2
LOB	14

WP: 0	PA: 37		
PB: 1			
SB: 0			
CS: 0			

Milwaukee Brewers @ California Angels

Anaheim Stadium, Anaheim, CA

Sat May 04 1985, 6:33 AM EDT

Att. 24,139 - Unknown

livebaseballscorecards.com

BOTTOM

Batter	1	2	3	4	5	6	7	8	9	AB	R	H	RBI	BB	SO	LOB
Gary Pettis, S (1, 8) OBP: 0.392, SLG: 0.369	0-0 4-3 E 2B	BBB 4-0 1-2 BB	0-0 ③ 3-1			0-0 ① SH1-4 1-2				2	1	1	0	1	0	2
Ruppert Jones, L (1, 7) OBP: 0.396, SLG: 0.581	0-0 ① 4-3 2-3	0-0 ② SF7 3-H		0-0 ① 4-3		0-0 ②③ 4-3 2-3				3	0	0	1	0	0	2
Bobby Grich, R (1, 4) OBP: 0.440, SLG: 0.419	SSS 0-3 ② K	0-0 ③ F4		BBB 4-0 CS BB			0-0 ① 6-3			3	0	0	0	1	1	3
Reggie Jackson, L (1, 9) OBP: 0.321, SLG: 0.420 Darrell Miller, R (9, 9) OBP: 0.300, SLG: 0.222	0-0 1B 3-H 1B		SSS 0-3 ① K	0-0 ② F3			0-0 ② F8			4 0	0 0	1 0	0 0	0 0	1 0	1 0
Doug DeCinces, R (1, 5) OBP: 0.321, SLG: 0.404	0-0 1-3 1B	BBB 4-0 F7 1B 1B BB		0-0 ③ CS 1-2	0-0 ① 4-3		0-0 ③ 5-3			3	1	1	0	1	0	0
Brian Downing, R (1, 10) OBP: 0.423, SLG: 0.346	0-0 ③ F7	0-0 HBP 1-2 1B			BBB 4-0 S BB			0-0 ① F8		3	1	1	0	1	0	2
Juan Beniquez, R (1, 3) OBP: 0.292, SLG: 0.388		0-0 1B SH2-3 SF7 1B	0-0 ② F7 2-3		0-0 ② 5-3 1-2			SSS 0-3 ② K		4	1	1	0	0	1	3
Dick Schofield, R (1, 6) OBP: 0.300, SLG: 0.407		0-0 ① SH2-3 1-2	H 1-0 1B 1-2 HBP		0-0 ③ F4			SSS 0-3 ③ K		2	0	0	0	0	1	1
Bob Boone, R (1, 2) OBP: 0.250, SLG: 0.200		0-0 BB 2-3 1B	0-0 1-3 2-H 3-H 1B			BBB 4-0 CS SH1-4 BB				2	0	2	2	1	0	0

	AB	26
	R	4
	H	7
	RBI	3
	BB	5
	SO	4
	LOB	14

Inning Stats																								
	R: 1	H: 3	R: 1	H: 2	R: 2	H: 2	R: 0	H: 0	R: 0	H: 0	R: 0	H: 0	R: 0	H: 0	1B: 6	SF: 1	WP: 0	PA: 36						
	E: 0	LOB: 2	E: 0	LOB: 2	E: 0	LOB: 2	E: 0	LOB: 0	E: 0	LOB: 0	E: 0	LOB: 0	E: 0	LOB: 0	2B: 1	SAC: 2	PB: 0							
	K: 1	BB: 0	K: 0	BB: 1	K: 1	BB: 1	K: 0	BB: 1	K: 0	BB: 1	K: 0	BB: 1	K: 2	BB: 0	3B: 0	DP: 0	SB: 1							
	S: 8	P: 8	S: 5	P: 9	S: 7	P: 12	S: 2	P: 6	S: 3	P: 7	S: 2	P: 6	S: 3	P: 3	S: 7	P: 7	HR: 0	HBP: 1	CS: 2					

PITCHER		IP	WLS	BF	H	R	ER	SO	BB	IBB	HBP	BLK	WP	HR	S	P	ERA	WHIP
Pete Vuckovich, R ERA: 5.4	(1, 1)	2.2	L	18	7	4	4	2	2	0	1	0	0	0	19	28	13.50	3.375
Bob Gibson, R ERA: 2.79	(3, 1)	5.1		17	0	0	0	2	3	0	0	0	0	0	18	30	0.00	0.562

PITCHER	IP	WLS	BF	H	R	ER	SO	BB	IBB	HBP	BLK	WP	HR	S	P	ERA	WHIP

Batter	1	2	3	4	5	6	7	8	9	AB	R	H	RBI	BB	SO	LOB
Paul Molitor, R (1, 5) OBP: 0.396, SLG: 0.374	B B B B 4-0 G4-6-3 BB		S S S 0-3 ② K		x 0-0 ② ③ G4-6-3 1-2f		x 0-0 ③ G3			3	0	0	0	1	1	4
Dion James, L (1, 8) OBP: 0.296, SLG: 0.280	S S S 0-3 ① K		x 0-0 ③ F5			x 0-0 ① F7		x 0-0 G3 1B 1B		4	0	1	0	0	1	1
Cecil Cooper, L (1, 3) OBP: 0.363, SLG: 0.432	x 0-0 ② ③ G4-6-3 1-2f			x 0-0 ① F6		x 0-0 3B		x 0-0 G3 1-2 1B		4	0	2	0	0	0	1
Ben Oglivie, L (1, 7) OBP: 0.275, SLG: 0.247		B B B B 4-0 1B BB		x 0-0 ② 1-3		x 0-0 ② F8		S S S 0-3 ① K		3	0	0	0	1	1	3
Ted Simmons, S (1, 10) OBP: 0.361, SLG: 0.337		x 0-0 1-3 1B		x 0-0 ③ 4-3		x 0-0 ③ F6		x 0-0 ② G3 1-2 2-3		4	0	1	0	0	0	3
Doug Loman, L (1, 9) OBP: 0.204, SLG: 0.283		S S S 0-3 ① K			x 0-0 1B 4-3 2B		x 0-0 ① F4	x 0-0 ③ F7		4	1	1	0	0	1	4
Bill Schroeder, R (1, 2) OBP: 0.319, SLG: 0.532		S S S 0-3 ② K			x 0-0 4-3 2-3 1B		x 0-0 5-3 1B		S S S 0-3 ① K	4	0	2	0	0	2	2
Jim Gantner, L (1, 4) OBP: 0.217, SLG: 0.221		x 0-0 ③ F8			x 0-0 ① 4-3 2-3 3-H		x 0-0 5-3 1-2 1B		x 0-0 ② F7	4	0	1	1	0	0	3
Ed Romero, R (1, 6) OBP: 0.378, SLG: 0.270			x 0-0 ① 1-3		B B B B 4-0 G4-6-3 BB		x 0-0 ② 5-3 1-2 2-3		S S S 0-3 ③ K	3	0	0	0	1	1	2
Inning Stats	R: 0 H: 0 E: 0 LOB: 0 K: 1 BB: 1 S: 4 P: 8	R: 0 H: 1 E: 0 LOB: 2 K: 2 BB: 1 S: 8 P: 12	R: 0 H: 0 E: 0 LOB: 0 K: 1 BB: 0 S: 5 P: 5	R: 0 H: 0 E: 0 LOB: 0 K: 0 BB: 0 S: 3 P: 3	R: 1 H: 2 E: 0 LOB: 1 K: 0 BB: 1 S: 4 P: 8	R: 0 H: 1 E: 0 LOB: 1 K: 0 BB: 0 S: 4 P: 4	R: 0 H: 2 E: 0 LOB: 2 K: 0 BB: 0 S: 5 P: 5	R: 0 H: 2 E: 0 LOB: 2 K: 1 BB: 0 S: 7 P: 7	R: 0 H: 0 E: 0 LOB: 0 K: 2 BB: 0 S: 7 P: 7	1B: 6 SF: 0 2B: 1 SAC: 0 3B: 1 DP: 2 HR: 0 HBP: 0						WP: 0 PA: 36 PB: 0 SB: 0 CS: 0

PITCHER		IP	WLS	BF	H	R	ER	SO	BB	IBB	HBP	BLK	WP	HR	S	P	ERA	WHIP
Mike Witt, R ERA: 2.89	(1, 1)	7.0	W	29	7	1	1	4	3	0	0	0	0	0	34	46	1.29	1.429
Donnie Moore, R ERA: 1.0	(8, 1)	2.0	S	7	1	0	0	3	0	0	0	0	0	0	13	13	0.00	0.500

PITCHER	IP	WLS	BF	H	R	ER	SO	BB	IBB	HBP	BLK	WP	HR	S	P	ERA	WHIP

TOP

Milwaukee Brewers @ California Angels

Anaheim Stadium, Anaheim, CA

Sun May 05 1985, 6:33 AM EDT

Att. 30,723 - Unknown

livebaseballscorecards.com

AB	33
R	1
H	8
RBI	1
BB	3
SO	7
LOB	23

Milwaukee Brewers @ California Angels

Anaheim Stadium, Anaheim, CA

Sun May 05 1985, 6:33 AM EDT

Att. 30,723 - Unknown

BOTTOM

livebaseballscorecards.com

Batter	1	2	3	4	5	6	7	8	9	AB	R	H	RBI	BB	SO	LOB
Gary Pettis, S (1, 8) OBP: 0.387, SLG: 0.356	K		K		2B BB		4-3			3	1	0	0	1	2	1
Ruppert Jones, L (1, 7) OBP: 0.404, SLG: 0.565	F8		HR BB		K		G5-4-3 1B			3	1	1	0	1	1	1
Doug DeCinces, R (1, 5) OBP: 0.327, SLG: 0.433	E5		HR		2B BB		G5-4-3			3	2	1	2	1	0	1
Reggie Jackson, L (1, 9) OBP: 0.329, SLG: 0.479 Darrell Miller, R (9, 9) OBP: 0.300, SLG: 0.222	4-3		F7		2B			HR		4 0	1 0	2 0	3 0	0 0	0 0	1 0
Juan Beniquez, R (1, 3) OBP: 0.289, SLG: 0.380		G3 SH2-3 1B		5-3	6-3			5-3		4	0	1	0	0	0	1
Bobby Grich, R (1, 10) OBP: 0.436, SLG: 0.416		SH2-3		S 1B		F3		F7		3	0	1	0	0	0	0
Rob Wilfong, L (1, 4) OBP: 0.269, SLG: 0.136		G3		K		K		F9		4	0	0	0	0	2	2
Craig Gerber, L (1, 6) OBP: 0.143, SLG: 0.214		3-1		F9		2B				3	0	1	0	0	0	2
Bob Boone, R (1, 2) OBP: 0.253, SLG: 0.206			CS BB 1B		L5	6-3				3	0	1	0	0	0	1

	AB	30
	R	5
	H	8
	RBI	5
	BB	3
	SO	5
	LOB	10

Inning Stats	1	2	3	4	5	6	7	8	9
	R: 0 H: 0 E: 1 LOB: 1 K: 1 BB: 0 S: 6 P: 6	R: 0 H: 1 E: 0 LOB: 1 K: 0 BB: 0 S: 4 P: 4	R: 2 H: 2 E: 0 LOB: 0 K: 1 BB: 1 S: 6 P: 10	R: 0 H: 1 E: 0 LOB: 1 K: 1 BB: 0 S: 6 P: 6	R: 2 H: 1 E: 0 LOB: 1 K: 1 BB: 2 S: 6 P: 14	R: 0 H: 1 E: 0 LOB: 1 K: 1 BB: 0 S: 6 P: 6	R: 0 H: 1 E: 0 LOB: 0 K: 0 BB: 0 S: 3 P: 3	R: 1 H: 1 E: 0 LOB: 0 K: 0 BB: 0 S: 4 P: 4	

	1B	4	SF	0	WP	0	PA	34
	2B	2	SAC	1	PB	0		
	3B	0	DP	1	SB	3		
	HR	2	HBP	0	CS	2		

PITCHER		IP	WLS	BF	H	R	ER	SO	BB	IBB	HBP	BLK	WP	HR	S	P	ERA	WHIP
Danny Darwin, R ERA: 3.52	(1, 1)	8.0	L	34	8	5	5	5	3	0	0	0	0	2	41	53	5.62	1.375

PITCHER		IP	WLS	BF	H	R	ER	SO	BB	IBB	HBP	BLK	WP	HR	S	P	ERA	WHIP

California Angels @ Boston Red Sox

Fenway Park, Boston, MA

Tue May 07 1985, 7:05 PM EDT

Att. 17,788 - Unknown

TOP

livebaseballscorecards.com

Batter	1	2	3	4	5	6	7	8	9	AB	R	H	RBI	BB	SO	LOB
Gary Pettis, S (1, 8) OBP: 0.387, SLG: 0.352	K		1B	BB			FC6-4	F7		4	0	1	0	1	1	3
Juan Beniquez, R (1, 3) OBP: 0.272, SLG: 0.355	F8		F8	F7			F8		G3	5	0	0	0	0	0	5
Doug DeCinces, R (1, 5) OBP: 0.314, SLG: 0.412	E8		K		F5		F9		F4	5	0	0	0	0	1	3
Reggie Jackson, L (1, 9) OBP: 0.322, SLG: 0.474	K		K		K			FC6-5 2B	F8	5	0	1	0	0	3	3
Bobby Grich, R (1, 4) OBP: 0.439, SLG: 0.405		K		HR BB	K			FC6-5 1B BB		2	2	0	0	2	2	0
Brian Downing, R (1, 7) OBP: 0.426, SLG: 0.388		F9		HR		G3 BLK 8-2 1B		FC6-5 1B 1B		4	2	2	2	0	0	2
Mike Brown, R (1, 10) OBP: 0.262, SLG: 0.205		HBP		6-3		G3		F8		2	0	0	0	0	0	1
Ruppert Jones, L (8, PH) OBP: 0.397, SLG: 0.553										1	0	0	0	0	0	2
Bob Boone, R (1, 2) OBP: 0.256, SLG: 0.211		F3		BB 1B		8-2		1B		3	0	1	0	0	0	2
Jerry Narron, L (8, PH) OBP: 0.343, SLG: 0.484										1	0	1	1	0	0	0
(8, 2)																
Dick Schofield, R (1, 6) OBP: 0.312, SLG: 0.410			1B HBP	F2			FC6-4 1B	1B		2	0	1	0	0	0	1
Rob Wilfong, L (8, PH) OBP: 0.296, SLG: 0.174										1	0	1	1	0	0	0
Craig Gerber, L (8, 6) OBP: 0.143, SLG: 0.214										0	0	0	0	0	0	0

	AB	35
	R	4
	H	8
	RBI	4
	BB	3
	SO	7
	LOB	22

Inning Stats	1	2	3	4	5	6	7	8	9
	R: 0 H: 0 E: 1 LOB: 1 K: 2 BB: 0 S: 8 P: 8	R: 0 H: 0 E: 0 LOB: 1 K: 1 BB: 0 S: 5 P: 6	R: 0 H: 1 E: 0 LOB: 2 K: 2 BB: 0 S: 8 P: 9	R: 2 H: 2 E: 0 LOB: 2 K: 0 BB: 2 S: 5 P: 13	R: 0 H: 0 E: 0 LOB: 0 K: 2 BB: 0 S: 7 P: 7	R: 0 H: 1 E: 0 LOB: 0 K: 0 BB: 0 S: 3 P: 3	R: 0 H: 1 E: 0 LOB: 1 K: 0 BB: 0 S: 4 P: 4	R: 2 H: 3 E: 0 LOB: 2 K: 0 BB: 1 S: 6 P: 10	R: 0 H: 0 E: 0 LOB: 0 K: 0 BB: 0 S: 3 P: 3

1B: 6	SF: 0	WP: 0	PA: 40
2B: 2	SAC: 0	PB: 0	
3B: 0	DP: 1	SB: 1	
HR: 1	HBP: 2	CS: 0	

PITCHER		IP	WLS	BF	H	R	ER	SO	BB	IBB	HBP	BLK	WP	HR	S	P	ERA	WHIP
Roger Clemens, R ERA: 4.33	(1, 1)	7.0	W	32	6	4	4	7	3	0	2	1	0	1	41	55	5.14	1.286
Bob Stanley, R ERA: 2.08	(8, 1)	2.0	S	8	2	0	0	0	0	0	0	0	0	0	8	8	0.00	1.000

PITCHER		IP	WLS	BF	H	R	ER	SO	BB	IBB	HBP	BLK	WP	HR	S	P	ERA	WHIP

Batter	1	2	3	4	5	6	7	8	9	AB	R	H	RBI	BB	SO	LOB
Wade Boggs, L (1, 5) OBP: 0.403, SLG: 0.380	6-3	K		FC4-6 1-2f 2-3		WP 2-H 1B		IBB		4	0	1	1	1	1	2
Dwight Evans, R (1, 9) OBP: 0.378, SLG: 0.313	1B 1B BB		1B SF9 BB	F8		F6 1-2		K		3	2	0	0	2	1	5
Jim Rice, R (1, 7) OBP: 0.392, SLG: 0.538	1B 1B 1-2 1B		1-3 1B		HR 1B	6-3				4	2	3	0	0	0	1
Tony Armas, R (1, 8) OBP: 0.257, SLG: 0.500	1B 1-2 2-H 1B		F8		1-H HR		F9			4	1	2	3	0	0	2
Mike Easler, L (1, 10) OBP: 0.304, SLG: 0.475	1-2 2-H 1B		SF9 3-H		K		G3			3	0	1	2	0	1	0
Bill Buckner, L (1, 3) OBP: 0.327, SLG: 0.467	F8		F1		F2		F8			4	0	0	0	0	0	3
Rich Gedman, L (1, 2) OBP: 0.340, SLG: 0.400	K			FC4-6 1B 1B	F4			F6		4	0	1	0	0	1	2
Dave Stapleton, R (1, 4) OBP: 0.417, SLG: 0.478		K		FC4-6 1-2 1B		F4		6-3		3	0	1	0	0	1	0
Marty Barrett, R (8, PH) OBP: 0.316, SLG: 0.279 (9, 4)										1	0	0	0	0	0	0
Jackie Gutierrez, R (1, 6) OBP: 0.253, SLG: 0.321		F9		K		1B 2B		2B		4	1	2	0	0	1	2
Inning Stats	R: 2 E: 0 K: 1 S: 8 H: 3 LOB: 2 BB: 1 P: 12	R: 0 E: 0 K: 2 S: 7 H: 0 LOB: 0 BB: 0 P: 7	R: 1 E: 0 K: 0 S: 4 H: 1 LOB: 1 BB: 1 P: 8	R: 0 E: 0 K: 1 S: 7 H: 2 LOB: 2 BB: 0 P: 7	R: 2 E: 0 K: 1 S: 7 H: 2 LOB: 0 BB: 0 P: 7	R: 1 E: 0 K: 0 S: 5 H: 2 LOB: 1 BB: 0 P: 5	R: 0 E: 0 K: 0 S: 3 H: 0 LOB: 0 BB: 0 P: 3	R: 0 E: 0 K: 1 S: 6 H: 1 LOB: 2 BB: 1 P: 10		1B: 8 2B: 2 3B: 0 HR: 1	SF: 1 SAC: 0 DP: 0 HBP: 0					

BOTTOM

California Angels @ Boston Red Sox

Fenway Park, Boston, MA

Tue May 07 1985, 7:05 PM EDT

Att. 17,788 - Unknown

livebaseballscorecards.com

AB	34
R	6
H	11
RBI	6
BB	3
SO	6
LOB	17

WP: 1 PB: 0 SB: 0 CS: 0 PA: 38

PITCHER		IP	WLS	BF	H	R	ER	SO	BB	IBB	HBP	BLK	WP	HR	S	P	ERA	WHIP
Kirk McCaskill, R ERA: 8.71	(1, 1)	4.0	L	22	8	5	5	4	2	0	0	0	0	1	28	36	11.25	2.500
Pat Clements, L ERA: 5.4	(5, 1)	1.1		6	2	1	1	1	0	0	0	0	0	0	8	8	6.75	1.500
Stu Cliburn, R ERA: 2.13	(6, 1)	2.2		10	1	0	0	1	0	1	0	0	1	0	11	15	0.00	0.375

PITCHER	IP	WLS	BF	H	R	ER	SO	BB	IBB	HBP	BLK	WP	HR	S	P	ERA	WHIP

California Angels @ Boston Red Sox

Fenway Park, Boston, MA

Wed May 08 1985, 7:05 PM EDT

Att. 17,052 - Unknown

TOP

livebaseballscorecards.com

Batter	1	2	3	4	5	6	7	8	9	AB	R	H	RBI	BB	SO	LOB
Gary Pettis, S (1, 8) OBP: 0.379, SLG: 0.344	F8		K			BB S SF7 1B	FC6-4 S 1-2f 2-3		K	5	1	1	0	0	2	4
Rob Wilfong, L (1, 4) OBP: 0.323, SLG: 0.192	F9			S 1B		BB 1-2	F9 1-2			3	0	1	0	1	0	2
Bobby Grich, R (1, 3) OBP: 0.431, SLG: 0.390	4-3			F7		FC3-6 BB 1-2 2-3		F4		3	0	0	0	1	0	1
Doug DeCinces, R (1, 5) OBP: 0.303, SLG: 0.400		F2		K 1-2		SF7 3-H		F4		3	0	0	1	0	1	1
Reggie Jackson, L (1, 10) OBP: 0.308, SLG: 0.451		F9		F8		FC3-6 1-2f		K		4	0	0	0	0	1	3
Brian Downing, R (1, 7) OBP: 0.438, SLG: 0.384		BB			K BB	L5			1B BB	1	0	0	0	3	0	2
Mike Brown, R (1, 9) OBP: 0.261, SLG: 0.233		F4			K 1-2		FC6-4 2B		F8	4	0	1	0	0	1	3
Bob Boone, R (1, 2) OBP: 0.280, SLG: 0.219			F8		BB		FC6-4 BB		1B 1-2	2	0	1	0	2	0	0
Dick Schofield, R (1, 6) OBP: 0.299, SLG: 0.391			5-3		K		F7		F9	4	0	0	0	0	1	5

AB	29
R	1
H	4
RBI	1
BB	7
SO	6
LOB	21

Inning Stats																				
	R: 0 E: 0 K: 0 S: 3	H: 0 LOB: 0 BB: 0 P: 3	R: 0 E: 0 K: 0 S: 3	H: 0 LOB: 1 BB: 1 P: 7	R: 0 E: 0 K: 1 S: 5	H: 0 LOB: 0 BB: 0 P: 5	R: 0 E: 0 K: 1 S: 6	H: 1 LOB: 1 BB: 0 P: 6	R: 0 E: 0 K: 2 S: 6	H: 0 LOB: 1 BB: 2 P: 14	R: 1 E: 0 K: 0 S: 4	H: 1 LOB: 2 BB: 2 P: 12	R: 0 E: 0 K: 0 S: 4	H: 1 LOB: 2 BB: 1 P: 8	R: 0 E: 0 K: 1 S: 5	H: 0 LOB: 0 BB: 0 P: 5	R: 0 E: 0 K: 1 S: 6	H: 1 LOB: 2 BB: 1 P: 10	1B: 3 2B: 1 3B: 0 HR: 0	SF: 1 SAC: 0 DP: 0 HBP: 0	WP: 0 PB: 0 SB: 3 CS: 0	PA: 37

PITCHER	IP	WLS	BF	H	R	ER	SO	BB	IBB	HBP	BLK	WP	HR	S	P	ERA	WHIP
Oil Can Boyd, R (1, 1) ERA: 2.59	9.0	W	37	4	1	1	6	7	0	0	0	0	0	42	70	1.00	1.222

PITCHER	IP	WLS	BF	H	R	ER	SO	BB	IBB	HBP	BLK	WP	HR	S	P	ERA	WHIP

BOTTOM

California Angels @ Boston Red Sox

Fenway Park, Boston, MA

Wed May 08 1985, 7:05 PM EDT

Att. 17,052 - Unknown

Batter	1	2	3	4	5	6	7	8	9	AB	R	H	RBI	BB	SO	LOB
Wade Boggs, L (1, 5) OBP: 0.418, SLG: 0.387	6-3		1-3 1B		E2 1B 1B BB	1-2 BB		2B 1B		3	1	2	0	2	0	0
Dwight Evans, R (1, 9) OBP: 0.386, SLG: 0.337	G5-4-3 1B		F3		1-2 1B 1B	L4-6 2-3		1-3 2B		5	1	3	0	0	0	4
Jim Rice, R (1, 7) OBP: 0.384, SLG: 0.523	G5-4-3 1-2f		F8		1-2 2-H 1B		1-3	K		5	0	1	1	0	1	5
Tony Armas, R (1, 8) OBP: 0.265, SLG: 0.526		HR		F9	1-3 2-H 1B		6-3			4	1	2	2	0	0	0
Mike Easler, L (1, 10) OBP: 0.310, SLG: 0.465		FC4-6 BB		K	K		1B 1B BB			2	0	0	0	2	2	2
Bill Buckner, L (1, 3) OBP: 0.333, SLG: 0.468		FC4-6 9-3 1-2f		L4		FC6-4 1B	1B 1-2 1B			4	0	2	0	0	0	1
Rich Gedman, L (1, 2) OBP: 0.347, SLG: 0.416		9-3 1-2f			SH3-4 E 2B	FC6-4 WP 1-2f 1B 1B	1-2 2-3 1B			4	2	2	0	0	0	2
Marty Barrett, R (1, 4) OBP: 0.317, SLG: 0.282			6-3		SH3-4 2-3	WP 1-2 1B 1B		F8		3	1	1	0	0	0	0
Jackie Gutierrez, R (1, 6) OBP: 0.264, SLG: 0.321			1B BB		1-3	L4-6 BB 1-H 2-H 1B		F9		3	0	1	2	1	0	1
Inning Stats	R: 0 H: 1 E: 0 LOB: 0 K: 0 BB: 0 S: 3 P: 3	R: 1 H: 1 E: 0 LOB: 0 K: 0 BB: 1 S: 3 P: 7	R: 0 H: 1 E: 0 LOB: 2 K: 0 BB: 1 S: 4 P: 8	R: 0 H: 0 E: 0 LOB: 0 K: 1 BB: 0 S: 5 P: 5	R: 3 H: 4 E: 2 LOB: 2 K: 1 BB: 1 S: 9 P: 13	R: 2 H: 3 E: 0 LOB: 1 K: 0 BB: 1 S: 5 P: 9	R: 0 H: 2 E: 0 LOB: 2 K: 0 BB: 1 S: 4 P: 8	R: 0 H: 2 E: 0 LOB: 2 K: 1 BB: 0 S: 7 P: 7		1B: 11 SF: 0 2B: 4 SAC: 1 3B: 0 DP: 3 HR: 1 HBP: 0						

livebaseballscorecards.com

AB	33
R	6
H	14
RBI	5
BB	5
SO	3
LOB	15

WP: 1 PA: 39
PB: 0
SB: 0
CS: 0

PITCHER		IP	WLS	BF	H	R	ER	SO	BB	IBB	HBP	BLK	WP	HR	S	P	ERA	WHIP
Jim Slaton, R ERA: 3.02	(1, 1)	4.2	L	22	7	4	4	1	3	0	0	0	0	1	21	33	7.71	2.143
Tommy John, L ERA: 5.4	(5, 1)	0.2		6	3	2	2	1	1	0	0	0	1	0	7	11	27.00	6.000
Doug Corbett, R ERA: 4.41	(6, 1)	1.2		6	2	0	0	0	1	0	0	0	0	0	5	9	0.00	1.800
Urbano Lugo, R ERA:	(8, 1)	1.0		5	2	0	0	1	0	0	0	0	0	0	7	7	0.00	2.000

PITCHER	IP	WLS	BF	H	R	ER	SO	BB	IBB	HBP	BLK	WP	HR	S	P	ERA	WHIP

Batter	1	2	3	4	5	6	7	8	9	AB	R	H	RBI	BB	SO	LOB
Gary Pettis, S (1, 8) OBP: 0.375, SLG: 0.333	BBBB 4-0 4-3 S FC1-5-2-3 BB		x 0-0 ① SH3-4 1-2	SSS 0-3 ① K		SSS 0-3 ③ K			x 0-0 ③ 4-3	3	0	0	0	1	2	0
Rod Carew, L (1, 3) OBP: 0.390, SLG: 0.352	x 0-0 ① 4-3 1-3		x 0-0 HR 1B 2-3 1B	x 0-0 ② F7			x 0-0 ① 6-3			4	1	1	0	0	0	1
Juan Beniquez, R (8, 3) OBP: 0.272, SLG: 0.355										0	0	0	0	0	0	0
Ruppert Jones, L (1, 10) OBP: 0.393, SLG: 0.540	x 0-0 ② FC1-5-2-3 3-H		x 0-0 HR 1B 1-2 3-H	SSS 0-3 ③ K			x 0-0 ② G3			3	1	1	1	0	1	1
Mike Brown, R (7, PH) OBP: 0.255, SLG: 0.227										1	0	0	0	0	0	0
Reggie Jackson, L (1, 9) OBP: 0.305, SLG: 0.477	SSS 0-3 ③ K		x 0-0 HR 1-H 2-H		SSS 0-3 ① K		x 0-0 ③ F9			4	1	1	3	0	2	1
Darrell Miller, R (7, 9) OBP: 0.300, SLG: 0.222										0	0	0	0	0	0	0
Doug DeCinces, R (1, 5) OBP: 0.303, SLG: 0.400		x 0-0 ① 4-3	x 0-0 ② 4-3		x 0-0 ② 6-3			SSS 0-3 ① K		0	0	0	0	0	0	0
Rob Wilfong, L (1, 4) OBP: 0.286, SLG: 0.167										4	0	0	0	0	1	0
Brian Downing, R (1, 7) OBP: 0.440, SLG: 0.382		x 0-0 E7 WP 1B	BBBB 4-0 2B BB		x 0-0 ③ 6-3			x 0-0 ② 6-3		3	0	1	0	1	0	0
Bobby Grich, R (1, 4) OBP: 0.434, SLG: 0.419 (1, 5)		x 0-0 ② 5-3	x 0-0 1-3 2B			x 0-0 4-3 SH5-3 2B		x 0-0 ③ F3		4	1	2	0	0	0	1
Dick Schofield, R (1, 6) OBP: 0.297, SLG: 0.378		x 0-0 ③ 4-3 2-3	BBBB 4-0 BB			x 0-0 ① 4-3 2-3			x 0-0 ① F7	3	0	0	0	1	0	2
Bob Boone, R (1, 2) OBP: 0.282, SLG: 0.224			x 0-0 1B SH3-4 1B 1B 0-3 ③ K			x 0-0 ② SH5-3 3-H			x 0-0 ② L4	3	1	1	1	0	1	3

Inning Stats	1	2	3	4	5	6	7	8	9
	R: 0 E: 0 K: 1 S: 5	H: 0 LOB: 1 BB: 1 P: 9	R: 0 E: 1 K: 0 S: 4	H: 1 LOB: 1 BB: 0 P: 4	R: 4 E: 0 K: 1 S: 10	H: 5 LOB: 3 BB: 2 P: 18	R: 0 E: 0 K: 2 S: 7	H: 0 LOB: 0 BB: 0 P: 7	R: 0 E: 0 K: 1 S: 5	H: 0 LOB: 0 BB: 0 P: 5
	R: 1 E: 0 K: 1 S: 6	H: 1 LOB: 0 BB: 0 P: 6	R: 0 E: 0 K: 0 S: 3	H: 0 LOB: 0 BB: 0 P: 3	R: 0 E: 0 K: 1 S: 5	H: 0 LOB: 0 BB: 0 P: 5	R: 0 E: 0 K: 0 S: 3	H: 0 LOB: 0 BB: 0 P: 3	1B: 4 2B: 2 3B: 0 HR: 1	SF: 0 SAC: 2 DP: 0 HBP: 0

PITCHER	IP	WLS	BF	H	R	ER	SO	BB	IBB	HBP	BLK	WP	HR	S	P	ERA	WHIP
Pete Vuckovich, R (1, 1) ERA: 6.14	2.2	L	16	6	4	4	1	2	0	0	0	1	1	16	24	13.50	3.000
Teddy Higuera, L (3, 1) ERA: 3.14	6.1		21	1	1	1	6	1	0	0	0	0	0	32	36	1.42	0.316

PITCHER	IP	WLS	BF	H	R	ER	SO	BB	IBB	HBP	BLK	WP	HR	S	P	ERA	WHIP

TOP

California Angels @ Milwaukee Brewers

Milwaukee County Stadium, Milwaukee, WI

Fri May 10 1985, 8:05 PM EDT
Att. 15,002 - Unknown

livebaseballscorecards.com

AB	32
R	5
H	7
RBI	5
BB	3
SO	7
LOB	9

BOTTOM

California Angels @ Milwaukee Brewers

Milwaukee County Stadium, Milwaukee, WI

Fri May 10 1985, 8:05 PM EDT

Att. 15,002 - Unknown

livebaseballscorecards.com

Batter	1	2	3	4	5	6	7	8	9	AB	R	H	RBI	BB	SO	LOB
Robin Yount, R (1, 10) OBP: 0.327, SLG: 0.385	BBBB 4-0 4-3 1B BB		x 0-0 G4-6-3 1-2 1B		x 0-0 1-H HR		x 0-0 ② SF8 2-3 3-H		x 0-0 ③ F9	3	1	2	3	1	0	1
Dion James, L (1, 8) OBP: 0.290, SLG: 0.276	x 0-0 4-3 1-2 1B		x 0-0 ① F4		x 0-0 ② G3		x 0-0 ③ 3-1			4	0	1	0	0	0	3
Cecil Cooper, L (1, 3) OBP: 0.340, SLG: 0.404	x 0-0 ① 4-3 1-2 2-3		x 0-0 ②③ G4-6-3 1-2f		x 0-0 ③ F8			x 0-0 SH3-4 1B		4	0	1	0	0	0	4
Doug Loman, L (1, 9) OBP: 0.231, SLG: 0.333	x 0-0 ② F5			x 0-0 SF7 3B		x 0-0 ① F8		x 0-0 ① SH3-4 1-2		3	1	1	0	0	0	2
Ted Simmons, S (1, 5) OBP: 0.349, SLG: 0.313	x 0-0 ③ F9			x 0-0 ① F4		x 0-0 ② G3		S S S 0-3 ② K		4	0	0	0	0	1	4
Ben Oglivie, L (1, 7) OBP: 0.283, SLG: 0.289		x 0-0 ① F7		x 0-0 ② SF7 3-H		x 0-0 ③ F7		x 0-0 ③ F4		3	0	0	1	0	0	1
Bill Schroeder, R (1, 2) OBP: 0.296, SLG: 0.486		S S S 0-3 ② K		x 0-0 ③ L5			x 0-0 SH3-4 SF8 2B		S S S 0-3 ① K	4	1	1	0	0	2	0
Jim Gantner, L (1, 4) OBP: 0.234, SLG: 0.241		x 0-0 ③ F7			x 0-0 HR 1B		BBBB 4-0 SF8 SH3-4 BB		x 0-0 1B	3	1	2	0	1	0	0
Ed Romero, R (1, 6) OBP: 0.352, SLG: 0.244 Paul Molitor, R (9, PH) OBP: 0.405, SLG: 0.379			x 0-0 1B 1B		S S S 0-3 ① K		x 0-0 ① SH3-4 1-2 2-3		x 0-0 ② F9	2 1	0 0	1 0	0 0	0 0	1 0	1 1
Inning Stats	R: 0 H: 1 E: 0 LOB: 2 K: 0 BB: 1 S: 4 P: 8	R: 0 H: 0 E: 0 LOB: 0 K: 1 BB: 0 S: 5 P: 5	R: 0 H: 2 E: 0 LOB: 1 K: 0 BB: 0 S: 4 P: 4	R: 1 H: 1 E: 0 LOB: 0 K: 0 BB: 0 S: 4 P: 4	R: 2 H: 2 E: 0 LOB: 0 K: 1 BB: 0 S: 7 P: 7	R: 0 H: 0 E: 0 LOB: 0 K: 0 BB: 0 S: 3 P: 3	R: 1 H: 1 E: 0 LOB: 1 K: 0 BB: 1 S: 4 P: 8	R: 0 H: 1 E: 0 LOB: 1 K: 1 BB: 0 S: 6 P: 6	R: 0 H: 1 E: 0 LOB: 1 K: 1 BB: 0 S: 6 P: 6	1B: 6 SF: 2 2B: 1 SAC: 2 3B: 1 DP: 1 HR: 1 HBP: 0						WP: 0 PA: 37 PB: 0 SB: 0 CS: 0	

	AB	31
	R	4
	H	9
	RBI	4
	BB	2
	SO	4
	LOB	17

PITCHER		IP	WLS	BF	H	R	ER	SO	BB	IBB	HBP	BLK	WP	HR	S	P	ERA	WHIP
Ron Romanick, R ERA: 3.79	(1, 1)	6.0	W	25	7	4	4	2	1	0	0	0	0	1	28	32	6.00	1.333
Pat Clements, L ERA: 5.28	(7, 1)	0.1		2	0	0	0	0	1	0	0	0	0	0	1	5	0.00	3.000
Doug Corbett, R ERA: 4.32	(7, 1)	0.1		1	0	0	0	0	0	0	0	0	0	0	1	1	0.00	0.000
Donnie Moore, R ERA: 0.89	(7, 1)	2.1	S	9	2	0	0	2	0	0	0	0	0	0	13	13	0.00	0.857

PITCHER		IP	WLS	BF	H	R	ER	SO	BB	IBB	HBP	BLK	WP	HR	S	P	ERA	WHIP

Batter	1	2	3	4	5	6	7	8	9	AB	R	H	RBI	BB	SO	LOB
Gary Pettis, S (1, 8) OBP: 0.384, SLG: 0.353	BBBB 4-0 FC6-5 S BB		BBBB 4-0 4-3 S E BB		x 0-0 ① G3		x 0-0 6-3 3B	x 0-0 ③ L5		3	2	1	0	2	0	1
Ruppert Jones, L (1, 10) OBP: 0.379, SLG: 0.509	x 0-0 ① L7 1-2		x 0-0 ② 4-3 1-3		SSS 0-3 ② K		SSS 0-3 ① K		x 0-0 SH3 1B 1B	5	1	1	0	0	2	3
Brian Downing, R (1, 7) OBP: 0.433, SLG: 0.376	x 0-0 ② FC6-5 S 2-3		x 0-0 E5 HR 3-H		x 0-0 BB 1B 1B		x 0-0 ② 6-3 3-H		x 0-0 ① SH3 1-2	4	2	1	1	0	0	1
Reggie Jackson, L (1, 9) OBP: 0.330, SLG: 0.511 Darrell Miller, R (9, 9) OBP: 0.300, SLG: 0.222	x 0-0 ③ F9 1-2		x 0-0 HR 2-H		BBBB 4-0 1B 1-2 BB		BBBB 4-0 BB BB		IIII 4-0 1B IBB	2 0	1 0	1 0	2 0	3 0	0 0	1 0
Juan Beniquez, R (1, 3) OBP: 0.302, SLG: 0.388		x 0-0 ① 3-1 2B	x 0-0 2B		x 0-0 1-2 2-H 1B		BBBB 4-0 FC6-4 1-2 BB		x 0-0 ② WP 1-3 2-H 1B	4	0	3	2	1	0	0
Bobby Grich, R (1, 5) OBP: 0.423, SLG: 0.400		BBBB 4-0 1B BB	SSS 0-3 ③ K		x 0-0 ③ F4		x 0-0 ③ FC6-4 1-2f		x 0-0 ③ F9 1-2	4	0	0	0	1	1	6
Rob Wilfong, L (1, 4) OBP: 0.308, SLG: 0.235		x 0-0 G4-6-3 1-2 1B		x 0-0 ① F8		x 0-0 ① F9		x 0-0 FC6-5-4 2B		4	0	2	0	0	0	0
Craig Gerber, L (1, 6) OBP: 0.111, SLG: 0.167		x 0-0 ② ③ G4-6-3 1-2f		x 0-0 ② F6		x 0-0 ② 3-1		x 0-0 ① F4		4	0	0	0	0	0	3
Bob Boone, R (1, 2) OBP: 0.270, SLG: 0.213			x 0-0 ① 6-3	x 0-0 ③ 6-3		SSS 0-3 ③ K		x 0-0 ② FC6-5-4 2-3		4	0	0	0	0	1	1
Inning Stats	R: 0 E: 0 K: 0 S: 3 H: 0 LOB: 1 BB: 1 P: 7	R: 0 E: 0 K: 0 S: 3 H: 1 LOB: 1 BB: 1 P: 7	R: 3 E: 1 K: 1 S: 8 H: 2 LOB: 1 BB: 1 P: 12	R: 0 E: 0 K: 0 S: 3 H: 0 LOB: 0 BB: 0 P: 3	R: 1 E: 0 K: 1 S: 7 H: 2 LOB: 2 BB: 1 P: 11	R: 0 E: 0 K: 1 S: 5 H: 0 LOB: 0 BB: 0 P: 5	R: 1 E: 0 K: 1 S: 6 H: 1 LOB: 2 BB: 2 P: 14	R: 0 E: 0 K: 0 S: 4 H: 1 LOB: 1 BB: 0 P: 4	R: 1 E: 0 K: 0 S: 4 H: 2 LOB: 1 BB: 1 P: 8	1B: 5 2B: 2 3B: 1 HR: 1 SF: 0 SAC: 1 DP: 1 HBP: 0						

PITCHER		IP	WLS	BF	H	R	ER	SO	BB	IBB	HBP	BLK	WP	HR	S	P	ERA	WHIP
Danny Darwin, R ERA: 3.42	(1, 1)	6.2		32	6	5	2	4	6	0	0	0	0	1	34	58	2.70	1.800
Jim Kern, R ERA: 2.57	(7, 1)	2.1	L	10	3	1	1	0	0	1	0	0	1	0	9	13	3.86	1.286

PITCHER	IP	WLS	BF	H	R	ER	SO	BB	IBB	HBP	BLK	WP	HR	S	P	ERA	WHIP

TOP

California Angels @ Milwaukee Brewers

Milwaukee County Stadium, Milwaukee, WI

Sat May 11 1985, 8:05 PM EDT
Att. 15,693 - Unknown

livebaseballscorecards.com

AB	34
R	6
H	9
RBI	5
BB	7
SO	4
LOB	16

WP: 1	PA: 42		
PB: 0			
SB: 3			
CS: 0			

BOTTOM

Batter	1	2	3	4	5	6	7	8	9	AB	R	H	RBI	BB	SO	LOB
Paul Molitor, R (1, 5) OBP: 0.400, SLG: 0.394	0-0: 1B, 3B		0-0: SH5-3; 2-3		0-3: K		0-0: 4-3		0-0: FC4-6; 1-2f	4	1	1	0	0	1	1
Dion James, L (1, 8) OBP: 0.371, SLG: 0.344	0-0: 3-1, PB, SF9; 3-H; 1B		0-0: BB; 3-H; 1B		4-0: 3B; BB		0-0: G4-6-3; 1B			3	2	3	2	1	0	0
Cecil Cooper, L (1, 3) OBP: 0.336, SLG: 0.417	0-0: 3-1; 1-3		0-0: F7		0-0: 1-H; 3B		0-0: G4-6-3; 1-2f			4	0	1	1	0	0	3
Robin Yount, R (1, 10) OBP: 0.324, SLG: 0.378	0-0: SF9; 3-H		4-0: 1-2; BB		0-0: 5-3			0-0: L1		2	0	0	1	1	0	1
Ben Oglivie, L (1, 7) OBP: 0.271, SLG: 0.276	0-0: 4-3		0-0: F8			0-0: 4-3		0-0: 4-3		4	0	0	0	0	0	2
Bill Schroeder, R (1, 2) OBP: 0.294, SLG: 0.513		0-0: 1-3		0-3: K		0-0: HR		0-0: 6-3		4	1	1	1	0	1	0
Doug Loman, L (1, 9) OBP: 0.221, SLG: 0.318 Mark Brouhard, R (9, PH) OBP: 0.333, SLG: 0.406		0-0: G3		0-0: F9		0-3: K			0-0: F9	3 1	0 0	0 0	0 0	1 0	0 0	0 0
Jim Gantner, L (1, 4) OBP: 0.235, SLG: 0.242		0-0: 4-3		0-0: L7		0-0: FC6-4; 1B			0-3: K	4	0	1	0	0	1	0
Ed Romero, R (1, 6) OBP: 0.351, SLG: 0.271 Ted Simmons, S (9, PH) OBP: 0.355, SLG: 0.320 Charlie Moore, R (9, PR) OBP: 0.323, SLG: 0.345			0-0: SH5-3; 1B; 2B		0-0: F8	0-0: FC6-4; 1-2f			0-0: FC4-6; 1B	3 1 0	1 0 0	1 1 0	0 0 0	0 0 0	0 0 0	1 0 0
Inning Stats	R: 2 E: 0 K: 0 S: 5 H: 2 LOB: 0 BB: 0 P: 5	R: 0 E: 0 K: 0 S: 3 H: 0 LOB: 0 BB: 0 P: 3	R: 1 E: 0 K: 0 S: 5 H: 2 LOB: 2 BB: 1 P: 9	R: 0 E: 0 K: 1 S: 5 H: 0 LOB: 0 BB: 0 P: 5	R: 1 E: 0 K: 1 S: 6 H: 1 LOB: 1 BB: 1 P: 10	R: 1 E: 0 K: 1 S: 7 H: 2 LOB: 1 BB: 0 P: 7	R: 0 E: 0 K: 0 S: 3 H: 1 LOB: 0 BB: 0 P: 3	R: 0 E: 0 K: 0 S: 3 H: 0 LOB: 0 BB: 0 P: 3	R: 0 E: 0 K: 1 S: 6 H: 1 LOB: 1 BB: 0 P: 6	1B: 5 2B: 1 3B: 2 HR: 1	SF: 1 SAC: 1 DP: 1 HBP: 0						

PITCHER	IP	WLS	BF	H	R	ER	SO	BB	IBB	HBP	BLK	WP	HR	S	P	ERA	WHIP
Mike Witt, R (1, 1) ERA: 3.23	6.1		28	7	5	4	3	2	0	0	0	0	1	32	40	5.68	1.421
Tommy John, L (7, 1) ERA: 4.98	1.2	W	5	1	0	0	0	0	0	0	0	0	0	5	5	0.00	0.600
Donnie Moore, R (9, 1) ERA: 0.84	1.0	S	4	1	0	0	1	0	0	0	0	0	0	6	6	0.00	1.000

PITCHER	IP	WLS	BF	H	R	ER	SO	BB	IBB	HBP	BLK	WP	HR	S	P	ERA	WHIP

California Angels @ Milwaukee Brewers

Milwaukee County Stadium, Milwaukee, WI

Sat May 11 1985, 8:05 PM EDT

Att. 15,693 - Unknown

livebaseballscorecards.com

AB	33
R	5
H	9
RBI	5
BB	2
SO	4
LOB	8

WP: 0	PB: 1	SB: 0
CS: 0	PA: 37	

Batter	1	2	3	4	5	6	7	8	9	AB	R	H	RBI	BB	SO	LOB
Gary Pettis, S (1, 8) OBP: 0.377, SLG: 0.346	K		S 1B		K		4-3		K	5	0	1	0	0	3	2
Rob Wilfong, L (1, 4) OBP: 0.279, SLG: 0.211	F8		3-1 1-2		F9			K		4	0	0	0	0	1	1
Brian Downing, R (1, 7) OBP: 0.435, SLG: 0.392	5-3			1B 2B	F5			FC5-4 1B		4	1	2	0	0	0	0
Reggie Jackson, L (1, 9) OBP: 0.337, SLG: 0.522		5-3 2B		K		G5-4-3 1B		FC5-4 1-2f		4	0	2	0	0	1	2
Juan Beniquez, R (1, 3) OBP: 0.300, SLG: 0.381		6-3		FC5-4 2-H 1B		G5-4-3 1-2f		F8		4	0	1	1	0	0	3
Bobby Grich, R (1, 5) OBP: 0.417, SLG: 0.394		5-3 2-3		FC5-4 1-2f HR		F4			G1 BB 1B	4	1	1	0	0	0	2
Ruppert Jones, L (1, 10) OBP: 0.400, SLG: 0.561		3-1		1-H HR			B B B B 1-3 BB		B B B B G1 1-2 BB	2	1	1	2	2	0	1
Bob Boone, R (1, 2) OBP: 0.272, SLG: 0.217			F7	1B			1-3 1-2f		F8	3	0	1	0	0	0	1
Rod Carew, L (9, PH) OBP: 0.387, SLG: 0.348										1	0	0	0	0	0	2
Dick Schofield, R (1, 6) OBP: 0.298, SLG: 0.387			F3	F4			E7 2B		G1 1-2 2-3	3	1	1	0	0	0	1
Jerry Narron, L (9, PH) OBP: 0.333, SLG: 0.469										1	0	0	0	0	0	2
Inning Stats	R: 0 E: 0 K: 1 S: 5 H: 0 LOB: 0 BB: 0 P: 5	R: 0 E: 0 K: 0 S: 4 H: 1 LOB: 1 BB: 0 P: 4	R: 0 E: 0 K: 0 S: 4 H: 1 LOB: 1 BB: 0 P: 4	R: 3 E: 0 K: 1 S: 9 H: 4 LOB: 1 BB: 0 P: 9	R: 0 E: 0 K: 1 S: 5 H: 0 LOB: 0 BB: 0 P: 5	R: 0 E: 0 K: 0 S: 3 H: 1 LOB: 0 BB: 0 P: 3	R: 1 E: 1 K: 0 S: 3 H: 1 LOB: 0 BB: 1 P: 7	R: 0 E: 0 K: 1 S: 6 H: 1 LOB: 1 BB: 0 P: 6	R: 0 E: 0 K: 1 S: 6 H: 1 LOB: 2 BB: 1 P: 10	1B: 6 2B: 4 3B: 0 HR: 1 SF: 0 SAC: 0 DP: 2 HBP: 0	WP: 0 PB: 0 SB: 1 CS: 0 PA: 37					

PITCHER		IP	WLS	BF	H	R	ER	SO	BB	IBB	HBP	BLK	WP	HR	S	P	ERA	WHIP
Moose Haas, R ERA: 2.72	(1, 1)	5.0	W	22	7	3	3	3	0	0	0	0	0	1	28	28	5.40	1.400
Bob Gibson, R ERA: 2.42	(6, 1)	3.0		12	3	1	0	1	2	0	0	0	0	0	12	20	0.00	1.667
Rollie Fingers, R ERA: 3.48	(9, 1)	1.0	S	3	0	0	0	1	0	0	0	0	0	0	5	5	0.00	0.000

PITCHER	IP	WLS	BF	H	R	ER	SO	BB	IBB	HBP	BLK	WP	HR	S	P	ERA	WHIP

California Angels @ Milwaukee Brewers

Milwaukee County Stadium, Milwaukee, WI

Sun May 12 1985, 4:33 AM EDT

Att. 12,078 - Unknown

TOP

livebaseballscorecards.com

AB	35
R	4
H	10
RBI	3
BB	2
SO	5
LOB	17

Batter	1	2	3	4	5	6	7	8	9	AB	R	H	RBI	BB	SO	LOB
Paul Molitor, R (1, 5) OBP: 0.408, SLG: 0.398	F8		BB G1-6-3 1-2		1B FC4-6 1-2 2-3	1B 1-3		G6-4-3 1-2f		4	0	2	0	1	0	1
Dion James, L (1, 8) OBP: 0.350, SLG: 0.324	L6		F1		FC4-6 HR 1-2f 2-3 3-H	G3		1B		5	1	1	1	0	0	6
Cecil Cooper, L (1, 3) OBP: 0.339, SLG: 0.444	4-3		G1-6-3 1-2f		HR 1-H 3-H		K	1B 1-3		5	1	2	3	0	1	2
Robin Yount, R (1, 7) OBP: 0.322, SLG: 0.402		F3		F9	5-3		HR	K		4	1	1	1	0	0	0
Bill Schroeder, R (8, 2) OBP: 0.291, SLG: 0.506										1	0	0	0	0	1	2
Ted Simmons, S (1, 10) OBP: 0.360, SLG: 0.320		BB FC1-6 E		4-3	1B		4-3			3	0	1	0	1	0	0
Charlie Moore, R (1, 2) OBP: 0.343, SLG: 0.406 (8, 9)		BB FC1-6 1-2		F8	K		1B	3B		3	1	1	0	1	1	1
Paul Householder, S (1, 9) OBP: 0.389, SLG: 0.414 (8, 7)		FC1-6 1-2f 2-3			BB 1B E	1B FC1-6	1B 3-H			3	1	2	1	1	0	2
Jim Gantner, L (1, 4) OBP: 0.235, SLG: 0.242		F8			FC4-6 1B E 1-3	FC1-6 1B 1-2f	4-3			4	1	1	0	0	0	4
Ed Romero, R (1, 6) OBP: 0.361, SLG: 0.288			BB		E2 FC4-6 1B HR 1-2 3-H	F9		G6-4-3 1B		4	1	2	0	0	0	2
Inning Stats	R: 0 E: 0 K: 0 S: 3 H: 0 LOB: 0 BB: 0 P: 3	R: 0 E: 1 K: 0 S: 3 H: 0 LOB: 2 BB: 2 P: 11	R: 0 E: 0 K: 0 S: 3 H: 1 LOB: 1 BB: 1 P: 7	R: 0 E: 0 K: 0 S: 3 H: 0 LOB: 0 BB: 0 P: 3	R: 5 E: 1 K: 1 S: 10 H: 4 LOB: 1 BB: 1 P: 14	R: 0 E: 0 K: 0 S: 5 H: 2 LOB: 2 BB: 0 P: 5	R: 2 E: 0 K: 1 S: 8 H: 3 LOB: 1 BB: 0 P: 8	R: 0 E: 0 K: 1 S: 7 H: 3 LOB: 2 BB: 0 P: 7		1B: 10 2B: 0 3B: 1 HR: 2	SF: 0 SAC: 0 DP: 2 HBP: 0						

PITCHER	IP	WLS	BF	H	R	ER	SO	BB	IBB	HBP	BLK	WP	HR	S	P	ERA	WHIP
Kirk McCaskill, R (1, 1) ERA: 8.16	4.0	L	19	3	4	3	0	4	0	0	0	0	0	15	31	6.75	1.750
Pat Clements, L (5, 1) ERA: 5.4	1.1		7	3	1	1	1	0	0	0	0	0	1	9	9	6.75	2.250
Doug Corbett, R (6, 1) ERA: 4.91	1.2		9	4	2	2	1	0	0	0	0	0	1	11	11	10.80	2.400
Stu Cliburn, R (8, 1) ERA: 1.98	1.0		5	3	0	0	1	0	0	0	0	0	0	7	7	0.00	3.000

PITCHER	IP	WLS	BF	H	R	ER	SO	BB	IBB	HBP	BLK	WP	HR	S	P	ERA	WHIP

BOTTOM

California Angels @ Milwaukee Brewers

Milwaukee County Stadium, Milwaukee, WI

Sun May 12 1985, 4:33 AM EDT

Att. 12,078 - Unknown

livebaseballscorecards.com

AB	36
R	7
H	13
RBI	6
BB	4
SO	3
LOB	20

WP: 0 PB: 0 SB: 0 CS: 0 PA: 40

California Angels @ Toronto Blue Jays

Exhibition Stadium, Toronto, ON

Tue May 14 1985, 7:05 PM EDT

Att. 22,445 - Unknown

TOP

livebaseballscorecards.com

Batter	1	2	3	4	5	6	7	8	9	AB	R	H	RBI	BB	SO	LOB
Gary Pettis, S (1, 8) OBP: 0.363, SLG: 0.330	SSS 0-3 ① K		x 0-0 ① F8		x 0-0 ② FC3-4 S, 1-2f		x 0-0 ② FC1-6 BB 1-2f		x 0-0 E1 BB	5	0	0	0	0	1	2
Rod Carew, L (1, 3) OBP: 0.396, SLG: 0.380	x 0-0 ② 3-1		x 0-0 HR		x 0-0 ③ 4-3 1-2		BBB 4-0 1-2 BB		BBB 4-0 1-2 BB	3	1	1	1	2	0	1
Ruppert Jones, L (1, 10) OBP: 0.397, SLG: 0.542 Juan Beniquez, R (7, PH) OBP: 0.293, SLG: 0.372	x 0-0 ③ F8		BBBB 4-0 CS BB			x 0-0 ① P4	x 0-0 ③ F7		x 0-0 ③ F9	2 2	0 0	0 0	0 0	1 0	0 0	0 4
Reggie Jackson, L (1, 9) OBP: 0.352, SLG: 0.531		x 0-0 HR 1B	x 0-0 ②③ F8 1-2			x 0-0 BB 1B		x 0-0 7-3 1B		4	1	3	0	0	0	1
Bobby Grich, R (1, 5) OBP: 0.420, SLG: 0.423		x 0-0 1-H HR		x 0-0 ① F8		BBBB 4-0 1-2 BB		x 0-0 ①② 7-3 1-2f		3	1	1	2	1	0	1
Rob Wilfong, L (1, 4) OBP: 0.298, SLG: 0.238	SSS 0-3 ① K			x 0-0 G4-6-3 1B		x 0-0 ② P4		x 0-0 FC6-4 1B		4	0	2	0	0	1	2
Brian Downing, R (1, 7) OBP: 0.430, SLG: 0.386		x 0-0 1B		x 0-0 ②③ G4-6-3 1-2f		SSS 0-3 ③ K		x 0-0 ③ FC6-4 1-2f		4	0	1	0	0	1	4
Dick Schofield, R (1, 6) OBP: 0.287, SLG: 0.371		x 0-0 ② F3			x 0-0 ① F7		x 0-0 ① F3		x 0-0 ① 1-3	4	0	0	0	0	0	1
Bob Boone, R (1, 2) OBP: 0.284, SLG: 0.224 Jerry Narron, L (9, PH) OBP: 0.324, SLG: 0.455		x 0-0 ③ P4			x 0-0 FC3-4 1B		BBBB 4-0 FC1-6 BB		x 0-0 ② F2	2 1	0 0	1 0	0 0	1 0	0 0	1 0
Inning Stats	R: 0 E: 0 K: 1 S: 5 H: 0 LOB: 0 BB: 0 P: 5	R: 2 E: 0 K: 1 S: 8 H: 3 LOB: 1 BB: 0 P: 8	R: 1 E: 0 K: 0 S: 3 H: 1 LOB: 0 BB: 1 P: 7	R: 0 E: 0 K: 0 S: 3 H: 1 LOB: 0 BB: 0 P: 3	R: 0 E: 0 K: 0 S: 4 H: 1 LOB: 1 BB: 0 P: 4	R: 0 E: 0 K: 1 S: 6 H: 1 LOB: 2 BB: 1 P: 10	R: 0 E: 0 K: 0 S: 3 H: 0 LOB: 2 BB: 2 P: 11	R: 0 E: 0 K: 0 S: 4 H: 2 LOB: 1 BB: 0 P: 4	R: 0 E: 1 K: 0 S: 4 H: 0 LOB: 2 BB: 1 P: 8	1B: 7 2B: 1 3B: 0 HR: 2 SF: 0 SAC: 0 DP: 2 HBP: 0						

	AB	34
	R	3
	H	9
	RBI	3
	BB	5
	SO	3
	LOB	17

WP: 0 PB: 0 SB: 1 CS: 1 PA: 39

PITCHER		IP	WLS	BF	H	R	ER	SO	BB	IBB	HBP	BLK	WP	HR	S	P	ERA	WHIP
Doyle Alexander, R ERA: 3.72	(1, 1)	6.2	W	28	7	3	3	3	3	0	0	0	0	2	31	43	4.05	1.500
Gary Lavelle, L ERA: 2.92	(7, 1)	0.1		3	1	0	0	0	1	0	0	0	0	0	2	6	0.00	6.000
Jim Acker, R ERA: 1.09	(8, 1)	1.0		3	1	0	0	0	0	0	0	0	0	0	3	3	0.00	1.000
Bill Caudill, R ERA: 4.35	(9, 1)	1.0	S	5	0	0	0	0	1	0	0	0	0	0	4	8	0.00	1.000

PITCHER		IP	WLS	BF	H	R	ER	SO	BB	IBB	HBP	BLK	WP	HR	S	P	ERA	WHIP

Batter	1	2	3	4	5	6	7	8	9	AB	R	H	RBI	BB	SO	LOB
Damaso Garcia, R (1, 4) OBP: 0.291, SLG: 0.351	FC4-6 1B		G1-6-3 1-2f		E5 S 3B	BB 1B 1-2 2-H 3-H		F9		5	1	2	2	0	0	1
Rance Mulliniks, L (1, 5) Jeff Burroughs, R (6, PH) Garth Iorg, R (6, PR) (7, 5) OBP: 0.381, SLG: 0.414 OBP: 0.368, SLG: 0.440 OBP: 0.375, SLG: 0.422	F8		K		3B BB 1-2	BB 1-2 2-3				2 0 0	1 0 0	0 0 0	0 0 0	1 1 0	1 0 0	1 0 0
Lloyd Moseby, L (1, 8) OBP: 0.356, SLG: 0.426	FC4-6 S 2B 1-2f			4-3		3B 1-H 2-H	K			4	1	1	2	0	1	4
Willie Upshaw, L (1, 3) OBP: 0.304, SLG: 0.438	2B 1-H			4-3	K		5-3			4	0	1	1	0	1	1
George Bell, R (1, 7) OBP: 0.375, SLG: 0.580	K			1B 1B		P4	G4-6-3 1B			4	0	2	0	0	1	1
Len Matuszek, L (1, 10) Ron Shepherd, R (7, PH) OBP: 0.313, SLG: 0.326		5-3		1B 1-2		P6	G4-6-3 1-2f			3 1	0 0	1 0	0 0	0 0	0 0	0 1
Ernie Whitt, L (1, 2) OBP: 0.312, SLG: 0.466		F9		3-1		2B 1B BB		1-3		3	1	0	0	1	0	2
Jesse Barfield, R (1, 9) OBP: 0.353, SLG: 0.481		K			K	1B 2B 1-3		HR		4	2	2	1	0	2	0
Tony Fernandez, S (1, 6) OBP: 0.295, SLG: 0.340			G1-6-3 BB		F3	BB 1B BB		4-3		2	0	0	0	2	0	0
Inning Stats	R: 1 H: 2 E: 0 LOB: 1 K: 1 BB: 0 S: 7 P: 7	R: 0 H: 0 E: 0 LOB: 0 K: 1 BB: 0 S: 5 P: 5	R: 0 H: 0 E: 0 LOB: 0 K: 1 BB: 1 S: 4 P: 8	R: 0 H: 2 E: 0 LOB: 2 K: 0 BB: 0 S: 5 P: 5	R: 2 H: 1 E: 1 LOB: 1 K: 2 BB: 1 S: 9 P: 13	R: 2 H: 2 E: 0 LOB: 3 K: 1 BB: 3 S: 7 P: 19	R: 0 H: 1 E: 0 LOB: 0 K: 0 BB: 0 S: 3 P: 3	R: 1 H: 1 E: 0 LOB: 0 K: 0 BB: 0 S: 4 P: 4		1B: 5 SF: 0 2B: 2 SAC: 0 3B: 1 DP: 2 HR: 1 HBP: 0						

PITCHER		IP	WLS	BF	H	R	ER	SO	BB	IBB	HBP	BLK	WP	HR	S	P	ERA	WHIP
Jim Slaton, R ERA: 3.23	(1, 1)	5.2	L	28	7	5	3	5	4	0	0	0	0	0	34	50	4.76	1.941
Tommy John, L ERA: 4.88	(6, 1)	2.1		9	2	1	1	1	1	0	0	0	0	1	10	14	3.86	1.286

PITCHER	IP	WLS	BF	H	R	ER	SO	BB	IBB	HBP	BLK	WP	HR	S	P	ERA	WHIP

BOTTOM

California Angels @ Toronto Blue Jays

Exhibition Stadium, Toronto, ON

Tue May 14 1985, 7:05 PM EDT

Att. 22,445 - Unknown

livebaseballscorecards.com

AB	32
R	6
H	9
RBI	6
BB	5
SO	6
LOB	11

Batter	1	2	3	4	5	6	7	8	9	AB	R	H	RBI	BB	SO	LOB
Gary Pettis, S (1, 8) OBP: 0.357, SLG: 0.325	L3	K			1B FC1 1B	K			4-3 3-H	5	0	1	1	0	2	2
Juan Beniquez, R (1, 3) (9, 6) OBP: 0.299, SLG: 0.367	6-3		F3		FC1 2B 1-3 1B		4-3		BB E BB	4	2	1	0	1	0	0
Reggie Jackson, L (1, 10) OBP: 0.372, SLG: 0.541	BB		FC6-4 2B		FC1 2B 1-2 3-H		CS BB		E HR 1-2 BB	2	1	1	0	3	0	2
Bobby Grich, R (1, 5) (9, 4) OBP: 0.419, SLG: 0.426	P4		BB FC6-4		2B 1-3 2-H		F9		P4	4	0	1	1	1	0	4
Brian Downing, R (1, 7) OBP: 0.421, SLG: 0.371		F8	FC6-4 1-2f 2-3		G4-6-3 IBB		CS 1-2	F7	E6 BB HR 1-3 2-H	4	1	0	0	1	0	3
Mike Brown, R (1, 9) OBP: 0.265, SLG: 0.239		2B 1B 1B	F8		G4-6-3 1-2f			FC4 1B	HR BB 1-2	2	1	1	0	0	0	2
Ruppert Jones, L (5, PH) (5, 9) OBP: 0.408, SLG: 0.541										2	1	1	0	1	0	3
Dick Schofield, R (1, 6) OBP: 0.297, SLG: 0.384		1B SF9 2B 1-3		4-3		BB 4-3 SH1-4		FC4 1-2f	HR 1-H 2-H 3-H	2	1	1	0	1	0	0
Rod Carew, L (8, PH) OBP: 0.393, SLG: 0.376										1	0	0	0	0	0	1
Craig Gerber, L (8, 6) OBP: 0.111, SLG: 0.167										0	0	0	0	0	0	0
Jerry Narron, L (9, PH) (9, 3) OBP: 0.342, SLG: 0.559										1	1	1	4	0	0	0
Bob Boone, R (1, 2) OBP: 0.283, SLG: 0.225		1B 2-3 3-H		F8		SH1-4 1-2		1-3	F9	4	0	1	1	0	0	1
Rob Wilfong, L (1, 4) OBP: 0.280, SLG: 0.227		SF9 3-H		K		4-3 2-3			4-3 3B	2	0	0	1	0	1	1
Darrell Miller, R (9, PH) (9, 5) OBP: 0.364, SLG: 0.500										1	1	1	0	0	0	0
Inning Stats	R: 0 E: 0 K: 0 S: 3 H: 0 LOB: 1 BB: 1 P: 7	R: 2 E: 0 K: 1 S: 8 H: 3 LOB: 1 BB: 0 P: 8	R: 0 E: 0 K: 0 S: 4 H: 1 LOB: 2 BB: 1 P: 8	R: 0 E: 0 K: 1 S: 5 H: 0 LOB: 0 BB: 0 P: 5	R: 1 E: 0 K: 0 S: 5 H: 3 LOB: 2 BB: 1 P: 9	R: 0 E: 0 K: 1 S: 5 H: 0 LOB: 1 BB: 1 P: 9	R: 0 E: 0 K: 0 S: 2 H: 0 LOB: 0 BB: 1 P: 6	R: 0 E: 0 K: 0 S: 4 H: 1 LOB: 1 BB: 0 P: 4	R: 6 E: 1 K: 0 S: 6 H: 2 LOB: 0 BB: 3 P: 18	1B: 5 2B: 3 3B: 1 HR: 1	SF: 1 SAC: 1 DP: 1 HBP: 0						

TOP

California Angels @ Toronto Blue Jays

Exhibition Stadium, Toronto, ON

Wed May 15 1985, 7:05 PM EDT

Att. 18,119 - Unknown

livebaseballscorecards.com

AB	34
R	9
H	10
RBI	8
BB	8
SO	3
LOB	19

PITCHER		IP	WLS	BF	H	R	ER	SO	BB	IBB	HBP	BLK	WP	HR	S	P	ERA	WHIP
Jimmy Key, L ERA: 2.19	(1, 1)	4.1		21	6	3	3	2	2	0	0	0	0	0	23	31	6.23	1.846
Dennis Lamp, R ERA: 1.66	(5, 1)	3.0		12	2	0	0	1	2	1	0	0	0	0	11	23	0.00	1.333
Gary Lavelle, L ERA: 3.38	(8, 1)	1.0		6	1	3	1	0	2	0	0	0	0	0	4	12	9.00	3.000
Bill Caudill, R ERA: 4.22	(9, 1)	0.2	L	5	1	3	0	0	1	0	0	0	0	1	4	8	0.00	3.000

PITCHER	IP	WLS	BF	H	R	ER	SO	BB	IBB	HBP	BLK	WP	HR	S	P	ERA	WHIP

WP: 0 PB: 0 SB: 0 CS: 1 PA: 45

Batter	1	2	3	4	5	6	7	8	9	AB	R	H	RBI	BB	SO	LOB
Damaso Garcia, R (1, 4) OBP: 0.288, SLG: 0.345	0-0 G3-6-3 1B			0-0 ① F8	0-0 ② 4-3		0-0 ① 5-3 1-2	0-0 ② FC5-4 1-2f 2-3		5	0	1	0	0	0	3
Rance Mulliniks, L (1, 5) OBP: 0.391, SLG: 0.466	0-0 ① ② G3-6-3 1-2f			0-0 BB 1B 1B	0-0 HR		4-0 FC1-6 IBB	0-0 ③ F9		3	2	2	1	0	0	1
Garth Iorg, R (7, PH) OBP: 0.380, SLG: 0.413										1	0	0	0	1	0	2
(8, 5)																
Lloyd Moseby, L (1, 8) OBP: 0.357, SLG: 0.437	0-0 ③ 4-3			B B B B 4-0 E 1B SF9 1-2 BB	0-0 2B 3B		0-0 ② FC1-6 WP 1B 1-2f 2-3		0-0 ① 6-3	4	2	1	0	1	0	2
Willie Upshaw, L (1, 3) OBP: 0.315, SLG: 0.453		0-0 ① F9		0-0 SF9 E 1-2 2-H 1B	0-0 3-H 2B		0-0 1-2 3-H 1B		0-0 ② 5-3	5	0	3	3	0	0	0
George Bell, R (1, 7) OBP: 0.361, SLG: 0.556		0-0 ② F8		0-0 E6 SF9 1-2 2-3	0-0 ③ G3		0-0 ③ F9 2-3		0-0 ③ F9	5	0	0	0	0	0	5
Len Matuszek, L (1, 10) OBP: 0.300, SLG: 0.318		0-0 ③ 4-3		0-0 ② SF9 1-2 2-3 3-H		0-0 ① F8		0-0 E6 1B 1B		1	0	0	1	0	0	0
Jeff Burroughs, R (6, PH) OBP: 0.356, SLG: 0.423										2	0	0	0	0	0	0
Manuel Lee, S (8, PR)										0	1	0	0	0	0	0
Ernie Whitt, L (1, 2) OBP: 0.321, SLG: 0.461			0-0 ① P6	4-0 IBB		0-0 ② P4		0-0 FC5-4 1B 1-3 1B		3	0	1	0	1	0	0
Jesse Barfield, R (1, 9) OBP: 0.350, SLG: 0.473			0-0 ② 5-3	0-0 ③ P4		0-0 ③ F8		0-0 FC5-4 1-2 3-H 1B		4	0	1	1	0	0	3
Tony Fernandez, S (1, 6) OBP: 0.293, SLG: 0.336			0-0 ③ 4-3		0-0 ① G3		0-0 FC1-6 5-3 1B 1B	0-0 ① F7		4	1	1	0	0	0	2
Inning Stats	R: 0 E: 0 K: 0 S: 3 H: 1 LOB: 0 BB: 0 P: 3	R: 0 E: 0 K: 0 S: 3 H: 0 LOB: 0 BB: 0 P: 3	R: 0 E: 0 K: 0 S: 3 H: 0 LOB: 0 BB: 0 P: 3	R: 2 E: 1 K: 0 S: 6 H: 2 LOB: 3 BB: 2 P: 14	R: 2 E: 0 K: 0 S: 6 H: 3 LOB: 1 BB: 0 P: 6	R: 0 E: 0 K: 0 S: 3 H: 0 LOB: 0 BB: 0 P: 3	R: 1 E: 0 K: 0 S: 5 H: 2 LOB: 2 BB: 1 P: 9	R: 1 E: 1 K: 0 S: 6 H: 2 LOB: 2 BB: 0 P: 6	R: 0 E: 0 K: 0 S: 3 H: 0 LOB: 0 BB: 0 P: 3	1B: 7 2B: 1 3B: 1 HR: 1	SF: 1 SAC: 0 DP: 1 HBP: 0						

PITCHER		IP	WLS	BF	H	R	ER	SO	BB	IBB	HBP	BLK	WP	HR	S	P	ERA	WHIP
Ron Romanick, R ERA: 3.98	(1, 1)	5.0		23	6	4	3	0	1	1	0	0	0	1	21	29	5.40	1.400
Pat Clements, L ERA: 5.4	(6, 1)	1.2		8	2	1	1	0	0	1	0	0	0	0	7	11	5.40	1.200
Donnie Moore, R ERA: 0.76	(7, 1)	2.1	W	10	2	1	0	0	0	0	0	0	1	0	10	10	0.00	0.857

PITCHER	IP	WLS	BF	H	R	ER	SO	BB	IBB	HBP	BLK	WP	HR	S	P	ERA	WHIP

BOTTOM

California Angels @ Toronto Blue Jays

Exhibition Stadium, Toronto, ON

Wed May 15 1985, 7:05 PM EDT

Att. 18,119 - Unknown

livebaseballscorecards.com

AB	37
R	6
H	10
RBI	6
BB	3
SO	0
LOB	18

1B: 7	SF: 1	WP: 1	PA: 41
2B: 1	SAC: 0	PB: 0	
3B: 1	DP: 1	SB: 0	
HR: 1	HBP: 0	CS: 0	

Batter	1	2	3	4	5	6	7	8	9	AB	R	H	RBI	BB	SO	LOB
Willie Randolph, R (1, 4) OBP: 0.377, SLG: 0.309	K			F8 1B BB		L1		E E 2-3 1B	FC1-6 BB	3	2	1	0	2	1	1
Ken Griffey, L (1, 7) OBP: 0.342, SLG: 0.495	4-3			F8 1-2		6-3 2-3		E3 E 1-3 3-H	FC1-6 1-2f	5	1	0	1	0	0	4
Don Mattingly, L (1, 3) OBP: 0.343, SLG: 0.472	K			FC5-4 2-H 1B		BB		E 1B IBB	L3	3	1	1	1	2	1	1
Dave Winfield, R (1, 9) OBP: 0.301, SLG: 0.366		6-3		FC5-4 PB 1-2f		K		E4 S 1-3 2-H 3-H 1B		4	1	0	1	0	1	4
Don Baylor, R (1, 10) OBP: 0.376, SLG: 0.523		F4		K 1-2			F4	F5		4	0	0	0	0	1	3
Butch Wynegar, S (1, 2) OBP: 0.350, SLG: 0.404		K			4-3		4-3	1B 1-2 BB		3	0	0	0	1	1	0
Mike Pagliarulo, L (1, 5) OBP: 0.387, SLG: 0.360			K		K		F7	1-3 2-H 3-H 1B		4	0	1	2	0	2	0
Omar Moreno, L (1, 8) OBP: 0.233, SLG: 0.241		4-3			K			K 1B SH1-3 E		3	1	0	0	0	2	0
Henry Cotto, R (8, PH) OBP: 0.333, SLG: 0.346 (8, 8)									F9	1	0	0	0	0	0	2
Bobby Meacham, S (1, 6) OBP: 0.365, SLG: 0.309			K			E8 6-3		SH1-3 1-2	F8	3	0	0	0	0	1	0
Inning Stats	R: 0 E: 0 K: 2 S: 7 H: 0 LOB: 0 BB: 0 P: 7	R: 0 E: 0 K: 1 S: 5 H: 0 LOB: 0 BB: 0 P: 5	R: 0 E: 0 K: 2 S: 7 H: 0 LOB: 0 BB: 0 P: 7	R: 1 E: 0 K: 1 S: 6 H: 1 LOB: 1 BB: 1 P: 10	R: 0 E: 0 K: 2 S: 7 H: 0 LOB: 0 BB: 0 P: 7	R: 0 E: 1 K: 1 S: 6 H: 0 LOB: 2 BB: 1 P: 10	R: 0 E: 0 K: 0 S: 3 H: 0 LOB: 0 BB: 0 P: 3	R: 5 E: 2 K: 1 S: 10 H: 2 LOB: 2 BB: 2 P: 18	R: 0 E: 0 K: 0 S: 3 H: 0 LOB: 1 BB: 1 P: 7	1B: 3 2B: 0 3B: 0 HR: 0 SF: 0 SAC: 1 DP: 0 HBP: 0						

PITCHER	IP	WLS	BF	H	R	ER	SO	BB	IBB	HBP	BLK	WP	HR	S	P	ERA	WHIP
Mike Witt, R (1, 1) ERA: 3.26	7.2	L	34	3	6	3	10	3	1	0	0	1	0	50	66	3.52	0.783
Pat Clements, L (8, 1) ERA: 5.03	1.1		5	0	0	0	0	1	0	0	0	0	0	4	8	0.00	0.750

PITCHER	IP	WLS	BF	H	R	ER	SO	BB	IBB	HBP	BLK	WP	HR	S	P	ERA	WHIP

New York Yankees @ California Angels

Anaheim Stadium, Anaheim, CA

Fri May 17 1985, 10:05 PM EDT

Att. 61,066 - Unknown

TOP

livebaseballscorecards.com

AB	33
R	6
H	3
RBI	5
BB	5
SO	10
LOB	15

WP: 1	PB: 1	SB: 1	CS: 0
PA: 39			

Batter	1	2	3	4	5	6	7	8	9	AB	R	H	RBI	BB	SO	LOB
Gary Pettis, S (1, 8) OBP: 0.368, SLG: 0.333	4-3 1B		BBBB 4-0 BB			0-0 4-3		0-0 DI 1B 1-2		3	0	2	0	1	0	0
Rod Carew, L (1, 3) OBP: 0.379, SLG: 0.361	0-0 4-3 1-2		0-0 F9			0-0 F9		0-0 F8 2-3		4	0	0	0	0	0	4
Brian Downing, R (1, 10) OBP: 0.431, SLG: 0.368	BBBB 4-0 G4-6-3 BB			0-0 6-3			BBBB 4-0 BB	BBBB 4-0 1-2 BB		1	0	0	0	3	0	0
Reggie Jackson, L (1, 9) OBP: 0.368, SLG: 0.525	0-0 G4-6-3 1-2f			SSS 0-3 K			BBBB 4-0 1-2 BB	0-0 G3		3	0	0	0	1	1	5
Bobby Grich, R (1, 5) OBP: 0.406, SLG: 0.410		0-0 G3		0-0 F7			SSS 0-3 K		0-0 F3	4	0	0	0	0	1	2
Rob Wilfong, L (1, 4) OBP: 0.259, SLG: 0.208		0-0 4-3			0-0 F9		0-0 F8		0-0 5-3	4	0	0	0	0	0	2
Juan Beniquez, R (1, 7) OBP: 0.297, SLG: 0.362		0-0 6-3			SSS 0-3 K		0-0 6-3		0-0 1B	4	0	1	0	0	1	2
Dick Schofield, R (1, 6) OBP: 0.287, SLG: 0.369			0-0 F4		SSS 0-3 K			0-0 F9	SSS 0-3 K	4	0	0	0	0	2	1
Bob Boone, R (1, 2) OBP: 0.284, SLG: 0.220			0-0 F8			0-0 5-3		BBBB 4-0 F8 1B BB		2	0	0	0	1	0	0
Inning Stats	R: 0 H: 1 E: 0 LOB: 1 K: 0 BB: 1 S: 3 P: 7	R: 0 H: 0 E: 0 LOB: 0 K: 0 BB: 0 S: 3 P: 3	R: 0 H: 0 E: 0 LOB: 1 K: 0 BB: 1 S: 3 P: 7	R: 0 H: 0 E: 0 LOB: 0 K: 1 BB: 0 S: 5 P: 5	R: 0 H: 0 E: 0 LOB: 0 K: 2 BB: 0 S: 7 P: 7	R: 0 H: 0 E: 0 LOB: 0 K: 0 BB: 0 S: 3 P: 3	R: 0 H: 0 E: 0 LOB: 2 K: 1 BB: 2 S: 5 P: 13	R: 0 H: 1 E: 0 LOB: 3 K: 0 BB: 2 S: 4 P: 12	R: 0 H: 1 E: 0 LOB: 1 K: 1 BB: 0 S: 6 P: 6	1B: 3 SF: 0 2B: 0 SAC: 0 3B: 0 DP: 1 HR: 0 HBP: 0						WP: 0 PA: 35 PB: 0 SB: 0 CS: 0	

PITCHER		IP	WLS	BF	H	R	ER	SO	BB	IBB	HBP	BLK	WP	HR	S	P	ERA	WHIP
Phil Niekro, R ERA: 4.03	(1, 1)	7.2	W	30	2	0	0	4	6	0	0	0	0	0	32	56	0.00	1.043
Ron Guidry, L ERA: 3.81	(8, 1)	0.1		1	0	0	0	0	0	0	0	0	0	0	1	1	0.00	0.000
Don Cooper, R ERA: 5.14	(9, 1)	1.0		4	1	0	0	1	0	0	0	0	0	0	6	6	0.00	1.000

PITCHER	IP	WLS	BF	H	R	ER	SO	BB	IBB	HBP	BLK	WP	HR	S	P	ERA	WHIP

BOTTOM

New York Yankees @ California Angels

Anaheim Stadium, Anaheim, CA

Fri May 17 1985, 10:05 PM EDT

Att. 61,066 - Unknown

livebaseballscorecards.com

AB	29
R	0
H	3
RBI	0
BB	6
SO	5
LOB	16

Batter	1	2	3	4	5	6	7	8	9	AB	R	H	RBI	BB	SO	LOB
Rickey Henderson, R (1, 8) OBP: 0.420, SLG: 0.452	SSS 0-3 ① K	x 0-0 PB 1-2 2-H 3-H 1B			SSS 0-3 ② K		BBBB 4-0 S BB	x 0-0 S 1-3 1B		4	0	2	2	1	2	0
Don Mattingly, L (1, 3) OBP: 0.338, SLG: 0.462	x 0-0 1B 1B	x 0-0 ③ G1-4-3 1-2 2-3			x 0-0 ③ 4-3		x 0-0 ② F9 2-3	x 0-0 ③ 5-3 1-2		5	0	1	0	0	0	6
Dave Winfield, R (1, 9) OBP: 0.298, SLG: 0.359	x 0-0 G5-4-3 1-2 1B		x 0-0 ① 4-3			x 0-0 ① F8	x 0-0 ③ F3 1-2		x 0-0 ① F6	5	0	1	0	0	0	2
Don Baylor, R (1, 10) OBP: 0.370, SLG: 0.509	x 0-0 ② ③ G5-4-3 1-2f		x 0-0 ② L6			x 0-0 ② 6-3		x 0-0 1B 2B 1B	x 0-0 ② 1-3	5	1	1	0	0	0	2
Ken Griffey, L (1, 7) OBP: 0.345, SLG: 0.485		BBBBB 4-0 HBP 1B 1B BB	x 0-0 ③ F8			x 0-0 1B		x 0-0 ① F8	x 0-0 ③ F8	4	1	1	0	1	0	1
Butch Wynegar, S (1, 2) OBP: 0.346, SLG: 0.398		x 0-0 ① F8		x 0-0 ① F5		x 0-0 ③ F7		x 0-0 1-3 2B 1B		4	1	1	0	0	0	2
Willie Randolph, R (1, 4) OBP: 0.381, SLG: 0.325		SSS 0-3 ② K		x 0-0 ② F8			x 0-0 SH1-4 2B 1B	x 0-0 1-H SH1-3 3-H 2B		4	2	2	2	0	1	1
Dale Berra, R (1, 5) OBP: 0.319, SLG: 0.364 Mike Pagliarulo, L (8, PH) OBP: 0.387, SLG: 0.360 (8, 5)		x 0-0 HBP 1-2 1B 1B		x 0-0 ③ F4			x 0-0 ① SH1-4 1-2	x 0-0 ② SH1-3 3-H		2 0	1 0	1 0	0 1	0 0	0 0	0 0
Bobby Meacham, S (1, 6) OBP: 0.378, SLG: 0.323		H 1-0 PB 1B 1-2 2-3 HBP			x 0-0 ① 5-3		x 0-0 F9 2-H 2B	BBBB 4-0 1B BB		2	0	1	1	1	0	0
Inning Stats	R: 0 E: 0 K: 1 S: 6 H: 2 LOB: 1 BB: 0 P: 6	R: 2 E: 0 K: 1 S: 7 H: 2 LOB: 2 BB: 1 P: 12	R: 0 E: 0 K: 0 S: 3 H: 0 LOB: 0 BB: 0 P: 3	R: 0 E: 0 K: 0 S: 3 H: 0 LOB: 0 BB: 0 P: 3	R: 0 E: 0 K: 1 S: 5 H: 0 LOB: 0 BB: 0 P: 5	R: 0 E: 0 K: 0 S: 4 H: 1 LOB: 1 BB: 0 P: 4	R: 1 E: 0 K: 0 S: 5 H: 2 LOB: 2 BB: 1 P: 9	R: 3 E: 0 K: 0 S: 7 H: 4 LOB: 2 BB: 1 P: 11	R: 0 E: 0 K: 0 S: 3 H: 0 LOB: 0 BB: 0 P: 3	1B: 9 2B: 2 3B: 0 HR: 0 SF: 0 SAC: 2 DP: 1 HBP: 1						

TOP

New York Yankees @ California Angels

Anaheim Stadium, Anaheim, CA

Sat May 18 1985, 6:33 AM EDT

Att. 32,936 - Unknown

livebaseballscorecards.com

AB	35
R	6
H	11
RBI	6
BB	3
SO	3
LOB	14

WP: 0 PB: 1 SB: 2 CS: 0 PA: 41

PITCHER		IP	WLS	BF	H	R	ER	SO	BB	IBB	HBP	BLK	WP	HR	S	P	ERA	WHIP
Tommy John, L ERA: 4.75	(1, 1)	6.1	L	27	7	3	3	3	1	0	1	0	0	0	31	36	4.26	1.263
Doug Corbett, R ERA: 6.05	(7, 1)	1.0		7	3	3	3	0	1	0	0	0	0	0	6	10	27.00	4.000
Pat Clements, L ERA: 4.95	(8, 1)	0.1		2	0	0	0	0	1	0	0	0	0	0	1	5	0.00	3.000
Stu Cliburn, R ERA: 1.8	(8, 1)	1.1		5	1	0	0	0	0	0	0	0	0	0	5	5	0.00	0.750

PITCHER	IP	WLS	BF	H	R	ER	SO	BB	IBB	HBP	BLK	WP	HR	S	P	ERA	WHIP

BOTTOM

New York Yankees @ California Angels

Anaheim Stadium, Anaheim, CA

Sat May 18 1985, 6:33 AM EDT

Att. 32,936 - Unknown

Batter	1	2	3	4	5	6	7	8	9	AB	R	H	RBI	BB	SO	LOB
Gary Pettis, S (1, 8) OBP: 0.372, SLG: 0.339	G3 S 1B	K		K		PO 1B			F8	4	0	2	0	0	2	4
Juan Beniquez, R (9, 8) OBP: 0.294, SLG: 0.358										1	0	0	0	0	0	0
Rod Carew, L (1, 3) OBP: 0.383, SLG: 0.354	G3 BB 1-2		F8	BB 1-2 2-3		PO 1-2	4-3			2	0	0	0	2	0	0
Ruppert Jones, L (1, 10) OBP: 0.400, SLG: 0.523	K		F8	G3			G1-6-3 1B			4	0	1	0	0	1	5
Reggie Jackson, L (1, 9) OBP: 0.364, SLG: 0.510	G3 1-2 2-3		FC5-4 BB	4-3			G1-6-3 1-2f			3	0	0	0	1	0	3
Brian Downing, R (1, 7) OBP: 0.426, SLG: 0.358	F8		FC5-4 1-2f	BB				K		3	0	0	0	1	1	3
Rob Wilfong, L (1, 4) OBP: 0.259, SLG: 0.212		E5 F8		1B 1B	K			F8		4	1	1	0	0	1	1
Bobby Grich, R (1, 5) OBP: 0.394, SLG: 0.394		5-3		K	F6			6-3		4	0	0	0	0	1	3
Jerry Narron, L (1, 2) OBP: 0.333, SLG: 0.526		F8 2-3		BB 1B 1-3		G3			F8	4	0	1	0	0	0	1
Dick Schofield, R (1, 6) OBP: 0.294, SLG: 0.368		BB		BB 1-2 3-H		K			F4	3	0	1	1	1	1	0
Inning Stats	R: 0 E: 0 K: 1 S: 6 H: 1 LOB: 2 P: 10	R: 0 E: 1 K: 1 S: 6 H: 0 LOB: 2 BB: 1 P: 10	R: 0 E: 0 K: 0 S: 3 H: 0 LOB: 1 BB: 1 P: 7	R: 1 E: 0 K: 2 S: 10 H: 3 LOB: 3 BB: 1 P: 14	R: 0 E: 0 K: 1 S: 5 H: 0 LOB: 1 BB: 1 P: 9	R: 0 E: 0 K: 1 S: 5 H: 1 LOB: 0 BB: 0 P: 5	R: 0 E: 0 K: 0 S: 3 H: 1 LOB: 0 BB: 0 P: 3	R: 0 E: 0 K: 1 S: 5 H: 0 LOB: 0 BB: 0 P: 5	R: 0 E: 0 K: 0 S: 3 H: 0 LOB: 0 BB: 0 P: 3	1B: 6 2B: 0 3B: 0 HR: 0	SF: 0 SAC: 0 DP: 1 HBP: 0						

	AB	32
	R	1
	H	6
	RBI	1
	BB	5
	SO	7
	LOB	20

WP: 0 PB: 0 SB: 1 CS: 0 PA: 38

livebaseballscorecards.com

PITCHER		IP	WLS	BF	H	R	ER	SO	BB	IBB	HBP	BLK	WP	HR	S	P	ERA	WHIP
Joe Cowley, R ERA: 4.21	(1, 1)	6.1	W	30	6	1	1	6	5	0	0	0	0	0	37	57	1.42	1.737
Brian Fisher, R ERA: 1.98	(7, 1)	2.2	S	7	0	0	0	1	0	0	0	0	0	0	9	9	0.00	0.000

PITCHER	IP	WLS	BF	H	R	ER	SO	BB	IBB	HBP	BLK	WP	HR	S	P	ERA	WHIP

Batter	1	2	3	4	5	6	7	8	9	AB	R	H	RBI	BB	SO	LOB
Rickey Henderson, R (1, 8) OBP: 0.413, SLG: 0.434	F4		CS 1-2	BB E 1B		6-3		F9		3	1	0	0	1	0	0
Ken Griffey, L (1, 7) OBP: 0.350, SLG: 0.495	1-3			F7 1-2		2B FC4-2-5-2-5 1B		L6 2B		4	0	2	0	0	0	1
Don Mattingly, L (1, 3) OBP: 0.342, SLG: 0.467	G1-4-3			BB E 1B G3-2-3		FC4-2-5-2-5 1-3 2B		L6 2-3		3	0	1	0	1	0	1
Dave Winfield, R (1, 9) OBP: 0.297, SLG: 0.356		F9		E 1-2 2-H 1B		FC4-2-5-2-5 2-3 3-H			K	4	0	1	1	0	1	2
Don Baylor, R (1, 10) OBP: 0.359, SLG: 0.492		F8		E7 1-2 2-3		K			F4	4	0	0	0	0	1	4
Ron Hassey, L (1, 2) OBP: 0.458, SLG: 0.455		4-3		G3-2-3 3-Hf			1B		3-1	4	0	1	0	0	0	3
Willie Randolph, R (1, 4) OBP: 0.380, SLG: 0.319			E6 CS	G1-6-3 BB			F9			2	0	0	0	1	0	1
Mike Pagliarulo, L (1, 5) OBP: 0.369, SLG: 0.340			K	G1-6-3 1-2f			F8			3	0	0	0	0	1	3
Bobby Meacham, S (1, 6) OBP: 0.377, SLG: 0.324			CS 1-2 1B	F7			G3			3	0	1	0	0	0	1

TOP

New York Yankees @ California Angels

Anaheim Stadium, Anaheim, CA

Sun May 19 1985, 6:33 AM EDT

Att. 39,724 - Unknown

livebaseballscorecards.com

AB	30
R	1
H	6
RBI	1
BB	3
SO	3
LOB	16

Inning Stats	1	2	3	4	5	6	7	8	9
R	0	0	0	1	0	0	0	0	0
E	0	0	1	2	0	0	0	0	0
K	0	0	1	0	0	1	0	0	1
S	3	3	5	4	2	7	4	3	5
H	0	0	1	1	0	2	1	1	0
LOB	0	0	0	2	0	2	1	0	0
BB	0	0	0	2	1	0	0	0	0
P	3	3	5	12	6	7	4	3	5

1B	4	
2B	3	
3B	0	
HR	0	
SF	0	
SAC	0	
DP	3	
HBP	0	
PA	34	
WP	0	
PB	0	
SB	0	
CS	2	

PITCHER		IP	WLS	BF	H	R	ER	SO	BB	IBB	HBP	BLK	WP	HR	S	P	ERA	WHIP
Jim Slaton, R ERA: 2.98	(1, 1)	7.0	W	27	5	1	1	2	3	0	0	0	0	0	28	40	1.29	1.143
Donnie Moore, R ERA: 0.7	(8, 1)	2.0	S	6	1	0	0	1	0	0	0	0	0	0	8	8	0.00	0.500

PITCHER	IP	WLS	BF	H	R	ER	SO	BB	IBB	HBP	BLK	WP	HR	S	P	ERA	WHIP

Batter	1	2	3	4	5	6	7	8	9	AB	R	H	RBI	BB	SO	LOB
Rod Carew, L (1, 3) OBP: 0.395, SLG: 0.373	BBBB 4-0 G1-4-3 BB		x 0-0 1B			x 0-0 HR 2B	x 0-0 ② 5-3			3	1	2	0	1	0	0
Rob Wilfong, L (1, 4) OBP: 0.242, SLG: 0.196	x 0-0 ① F2		x 0-0 ③ F9			x 0-0 ① F8 SSS	x 0-3 ③ K			4	0	0	0	0	1	3
Brian Downing, R (1, 10) OBP: 0.421, SLG: 0.381	x 0-0 ②③ G1-4-3 1-2f			x 0-0 ① 5-3		x 0-0 2-H HR		x 0-0 ① F7		4	1	1	2	0	0	1
Reggie Jackson, L (1, 9) OBP: 0.368, SLG: 0.514 Darrell Miller, R (8, PR) (9, 9) OBP: 0.364, SLG: 0.500		x 0-0 ① 4-3		x 0-0 ② 4-3		x 0-0 1B 2B		BBBB 4-0 HR BB		3 0	0 1	1 0	0 0	1 0	0 0	0 0
Juan Beniquez, R (1, 8) OBP: 0.302, SLG: 0.357		x 0-0 1B		BBBB 4-0 BB		x 0-0 ② F4		x 0-0 ② F9		3	0	1	0	1	0	2
Ruppert Jones, L (1, 7) OBP: 0.405, SLG: 0.559		x 0-0 ② F6		x 0-0 ③ G3		BBBB 4-0 1B BB		x 0-0 1-H HR		3	1	1	2	1	0	2
Bobby Grich, R (1, 5) OBP: 0.390, SLG: 0.389		x 0-0 ③ F8			x 0-0 ① F3	x 0-0 1-2 2-3 1B		x 0-0 ③ F8		4	0	1	0	0	0	2
Bob Boone, R (1, 2) OBP: 0.276, SLG: 0.213			SSS 0-3 ① K		x 0-0 ② F6	SSS 0-3 ③ K				3	0	0	0	0	2	3
Dick Schofield, R (1, 6) OBP: 0.287, SLG: 0.358			SSS 0-3 ② K		SSS 0-3 ③ K		x 0-0 ① F8			3	0	0	0	0	2	0
Inning Stats	R: 0 H: 0 E: 0 LOB: 0 K: 0 BB: 1 S: 2 P: 6	R: 0 H: 1 E: 0 LOB: 1 K: 0 BB: 0 S: 4 P: 4	R: 0 H: 1 E: 0 LOB: 1 K: 2 BB: 0 S: 8 P: 8	R: 0 H: 0 E: 0 LOB: 1 K: 0 BB: 1 S: 3 P: 7	R: 0 H: 0 E: 0 LOB: 0 K: 1 BB: 0 S: 5 P: 5	R: 2 H: 4 E: 0 LOB: 3 K: 1 BB: 1 S: 9 P: 13	R: 0 H: 0 E: 0 LOB: 0 K: 1 BB: 0 S: 5 P: 5	R: 2 H: 1 E: 0 LOB: 1 K: 0 BB: 1 S: 4 P: 8		1B: 3 SF: 0 2B: 2 SAC: 0 3B: 0 DP: 1 HR: 2 HBP: 0					WP: 0 PA: 34 PB: 0 SB: 0 CS: 0	

PITCHER		IP	WLS	BF	H	R	ER	SO	BB	IBB	HBP	BLK	WP	HR	S	P	ERA	WHIP
Ed Whitson, R ERA: 6.09	(1, 1)	6.0	L	26	6	2	2	4	3	0	0	0	0	1	31	43	3.00	1.500
Rich Bordi, R ERA: 2.25	(7, 1)	2.0		8	1	2	2	1	1	0	0	0	0	1	9	13	9.00	1.000

PITCHER	IP	WLS	BF	H	R	ER	SO	BB	IBB	HBP	BLK	WP	HR	S	P	ERA	WHIP

BOTTOM

New York Yankees @ California Angels

Anaheim Stadium, Anaheim, CA

Sun May 19 1985, 6:33 AM EDT

Att. 39,724 - Unknown

livebaseballscorecards.com

AB	30
R	4
H	7
RBI	4
BB	4
SO	5
LOB	13

Detroit Tigers @ California Angels

Anaheim Stadium, Anaheim, CA

Mon May 20 1985, 10:05 PM EDT

Att. 30,519 - Unknown

TOP

livebaseballscorecards.com

Batter	1	2	3	4	5	6	7	8	9	AB	R	H	RBI	BB	SO	LOB
Lou Whitaker, L (1, 4) OBP: 0.418, SLG: 0.524	F8		F8			F7		4-3		4	0	0	0	0	0	0
Alan Trammell, R (1, 6) OBP: 0.337, SLG: 0.463	4-3		F9			L4		FC4-6, 1B		4	0	1	0	0	0	0
Kirk Gibson, L (1, 9) OBP: 0.343, SLG: 0.472	2B			G3		F7		FC4-6 1-2f		4	0	1	0	0	0	1
Lance Parrish, R (1, 2) OBP: 0.326, SLG: 0.500	5-3			1B			F9		L3, 1B	4	0	2	0	0	0	1
Darrell Evans, L (1, 3) OBP: 0.333, SLG: 0.479		1B		K			HR, BB		L3 1-2	3	1	1	0	1	1	2
Larry Herndon, R (1, 7) OBP: 0.283, SLG: 0.381		F9		K			F9		K	4	0	0	0	0	2	3
Mike Laga, L (1, 10) OBP: 0.240, SLG: 0.520		F2			F5		1-H, HR			3	1	1	2	0	0	1
Chet Lemon, R (1, 8) OBP: 0.331, SLG: 0.357		F8			G6-4-3, 1B		5-3			3	0	1	0	0	0	1
Tom Brookens, R (1, 5) OBP: 0.304, SLG: 0.360			K		G6-4-3 1-2f			F5		2	0	0	0	0	1	1
Jim Weaver, L (8, PH) OBP: 0.250, SLG: 0.286										1	0	0	0	0	0	0
Chris Pittaro, S (8, 5) OBP: 0.297, SLG: 0.305										0	0	0	0	0	0	0
Inning Stats	R: 0 E: 0 K: 0 S: 4 H: 1 LOB: 1 BB: 0 P: 4	R: 0 E: 0 K: 0 S: 4 H: 1 LOB: 1 BB: 0 P: 4	R: 0 E: 0 K: 1 S: 5 H: 0 LOB: 0 BB: 0 P: 5	R: 0 E: 0 K: 2 S: 8 H: 1 LOB: 1 BB: 0 P: 8	R: 0 E: 0 K: 0 S: 3 H: 1 LOB: 0 BB: 0 P: 3	R: 0 E: 0 K: 0 S: 3 H: 0 LOB: 0 BB: 0 P: 3	R: 2 E: 0 K: 0 S: 4 H: 1 LOB: 0 BB: 1 P: 8	R: 0 E: 0 K: 0 S: 4 H: 1 LOB: 1 BB: 0 P: 4	R: 0 E: 0 K: 1 S: 5 H: 1 LOB: 0 BB: 0 P: 5	1B: 5 2B: 2 3B: 0 HR: 1	SF: 0 SAC: 0 DP: 2 HBP: 0						

	AB	32
	R	2
	H	7
	RBI	2
	BB	1
	SO	4
	LOB	10

WP: 0 PB: 0 SB: 0 CS: 0 PA: 33

PITCHER	IP	WLS	BF	H	R	ER	SO	BB	IBB	HBP	BLK	WP	HR	S	P	ERA	WHIP
Ron Romanick, R (1, 1) ERA: 3.63	9.0	W	33	7	2	2	4	1	0	0	0	0	1	40	44	2.00	0.889

PITCHER	IP	WLS	BF	H	R	ER	SO	BB	IBB	HBP	BLK	WP	HR	S	P	ERA	WHIP

Detroit Tigers @ California Angels

Anaheim Stadium, Anaheim, CA

Mon May 20 1985, 10:05 PM EDT

Att. 30,519 - Unknown

BOTTOM

Batter	1	2	3	4	5	6	7	8	9	AB	R	H	RBI	BB	SO	LOB
Brian Downing, R (1, 7) OBP: 0.416, SLG: 0.371	6-3		5-3		F9	BB				3	0	0	0	1	0	1
Rob Wilfong, L (1, 4) OBP: 0.258, SLG: 0.217	G3		E3		FC3-6	F8				4	1	2	0	0	0	1
Juan Beniquez, R (1, 8) OBP: 0.309, SLG: 0.363	F8				FC3-6 BB	K				4	1	2	0	0	1	1
Reggie Jackson, L (1, 9) OBP: 0.373, SLG: 0.519 Mike Brown, R (2, PR) OBP: 0.269, SLG: 0.229 (3, 9)		CS	K		FC3-6 BB		F9			1 2	0 0	1 0	0 0	0 1	0 1	0 2
Ruppert Jones, L (1, 10) OBP: 0.386, SLG: 0.528		F8		K	FC3-6 BB		3-1			4	1	0	1	0	1	3
Jack Howell, L (1, 5)		K				F6				2	2	0	0	2	1	1
Bobby Grich, R (1, 3) OBP: 0.400, SLG: 0.397		CS		SH1-4 BB				6-3		3	1	2	2	1	0	0
Bob Boone, R (1, 2) OBP: 0.287, SLG: 0.227			SH1-4	G1-4-3				5-3		3	0	2	2	0	0	0
Dick Schofield, R (1, 6) OBP: 0.286, SLG: 0.354			5-3 E	G1-4-3	K			1-3		4	1	1	1	0	1	4
Inning Stats	R: 0 E: 0 K: 0 S: 3 H: 0 LOB: 0 BB: 0 P: 3	R: 0 E: 0 K: 1 S: 5 H: 1 LOB: 1 BB: 0 P: 5	R: 2 E: 1 K: 1 S: 8 H: 3 LOB: 2 BB: 1 P: 12	R: 1 E: 0 K: 1 S: 6 H: 2 LOB: 1 BB: 1 P: 10	R: 4 E: 0 K: 1 S: 9 H: 4 LOB: 2 BB: 2 P: 17	R: 0 E: 0 K: 1 S: 4 H: 0 LOB: 1 BB: 1 P: 8	R: 0 E: 0 K: 0 S: 3 H: 0 LOB: 0 BB: 0 P: 3	R: 0 E: 0 K: 0 S: 3 H: 0 LOB: 0 BB: 0 P: 3		1B: 10 2B: 1 3B: 0 HR: 0 SF: 0 SAC: 1 DP: 2 HBP: 0						

livebaseballscorecards.com

AB	30
R	7
H	10
RBI	6
BB	5
SO	5
LOB	13

WP: 0 PB: 0 SB: 0 CS: 2 PA: 37

PITCHER		IP	WLS	BF	H	R	ER	SO	BB	IBB	HBP	BLK	WP	HR	S	P	ERA	WHIP
Walt Terrell, R ERA: 4.14	(1, 1)	4.2	L	25	9	7	7	3	4	0	0	0	0	0	27	43	13.50	2.786
Juan Berenguer, R ERA: 7.97	(5, 1)	3.1		11	1	0	0	2	1	0	0	0	0	0	14	18	0.00	0.600

PITCHER	IP	WLS	BF	H	R	ER	SO	BB	IBB	HBP	BLK	WP	HR	S	P	ERA	WHIP

Batter	1	2	3	4	5	6	7	8	9	10	11	AB	R	H	RBI	BB	SO	LOB
Lou Whitaker, L (1, 4) OBP: 0.417, SLG: 0.515	BBBB 4-0 G5-4-3 BB		x 0-0 ②③ G6-4-3 1-2f			x 0-0 ③ 6-3			x 0-0 FC4-6 1B		x 0-0 ② 4-3	4	0	1	0	1	0	2
Alan Trammell, R (1, 6) OBP: 0.327, SLG: 0.447	x 0-0 ①② G5-4-3 1-2f			x 0-0 ① F3			x 0-0 ① 6-3		x 0-0 ② FC4-6 FC5 1B 1-2f		x 0-0 ③ F4	5	0	0	0	0	0	2
Kirk Gibson, L (1, 9) OBP: 0.347, SLG: 0.496	x 0-0 ③ F5			SSS 0-3 ② K			x 0-0 HR		x 0-0 1-2 1B			4	1	2	1	0	1	0
Lance Parrish, R (1, 2) OBP: 0.317, SLG: 0.486		x 0-0 ① L6		x 0-0 ③ 2-3			x 0-0 ② F7		x 0-0 ③ FC5 2-3f			4	0	0	0	0	0	2
Darrell Evans, L (1, 3) OBP: 0.330, SLG: 0.470 Barbaro Garbey, R (10, PR) OBP: 0.368, SLG: 0.472 (10, 3)		x 0-0 ② G3			x 0-0 ① F8		x 0-0 ③ L7			x 0-0 SH5-4 1B		4 0	0 0	1 0	0 0	0 0	0 0	0 0
Larry Herndon, R (1, 7) OBP: 0.277, SLG: 0.372		SSS 0-3 ③ K			SSS 0-3 ② K			x 0-0 ① F4		x 0-0 ① SH5-4 1-2		3	0	0	0	0	2	0
Mike Laga, L (1, 10) OBP: 0.207, SLG: 0.448			x 0-0 ① 4-3		x 0-0 ③ G3			SSS 0-3 ② K		x 0-0 ② F4		4	0	0	0	0	1	2
Chet Lemon, R (1, 8) OBP: 0.329, SLG: 0.349			H 1-0 BB HBP			x 0-0 ① F8		x 0-0 ③ 4-3		x 0-0 ③ 5-3		3	0	0	0	0	0	2
Tom Brookens, R (1, 5) OBP: 0.309, SLG: 0.355 Johnny Grubb, L (9, PH) OBP: 0.250, SLG: 0.256 Chris Pittaro, S (9, 5) OBP: 0.297, SLG: 0.305 Nelson Simmons, S (11, PH) OBP: 0.333, SLG: 0.452 Marty Castillo, R (11, 5) OBP: 0.080, SLG: 0.042			BBBB 4-0 G6-4-3 1-2 BB			x 0-0 ② F9			SSS 0-3 ① K		SSS 0-3 ① K	1 1 0 1 0	0 0 0 0 0	0 0 0 0 0	0 0 0 0 0	1 1 0 0 0	0 0 0 1 0	0 0 0 0 0
Inning Stats	R: 0 E: 0 K: 0 S: 2 H: 0 LOB: 0 BB: 1 P: 6	R: 0 E: 0 K: 1 S: 5 H: 0 LOB: 0 BB: 0 P: 5	R: 0 E: 0 K: 0 S: 2 H: 0 LOB: 1 BB: 1 P: 7	R: 0 E: 0 K: 1 S: 5 H: 0 LOB: 0 BB: 0 P: 5	R: 0 E: 0 K: 1 S: 5 H: 0 LOB: 0 BB: 0 P: 5	R: 0 E: 0 K: 0 S: 3 H: 0 LOB: 0 BB: 0 P: 3	R: 1 E: 0 K: 0 S: 4 H: 1 LOB: 0 BB: 0 P: 4	R: 0 E: 0 K: 1 S: 5 H: 0 LOB: 0 BB: 0 P: 5	R: 0 E: 0 K: 1 S: 7 H: 2 LOB: 2 BB: 0 P: 7	R: 0 E: 0 K: 0 S: 4 H: 1 LOB: 2 BB: 0 P: 4	R: 0 E: 0 K: 1 S: 5 H: 0 LOB: 0 BB: 0 P: 5	1B: 3 2B: 0 3B: 0 HR: 1	SF: 0 SAC: 1 DP: 2 HBP: 1	WP: 0 PB: 0 SB: 0 CS: 0	PA: 38			

PITCHER		IP	WLS	BF	H	R	ER	SO	BB	IBB	HBP	BLK	WP	HR	S	P	ERA	WHIP
Kirk McCaskill, R ERA: 5.48	(1, 1)	8.2		30	3	1	1	5	2	0	1	0	0	1	37	46	1.04	0.577
Donnie Moore, R ERA: 0.64	(9, 1)	2.1	W	8	1	0	0	1	0	0	0	0	0	0	10	10	0.00	0.429

PITCHER	IP	WLS	BF	H	R	ER	SO	BB	IBB	HBP	BLK	WP	HR	S	P	ERA	WHIP

TOP

Detroit Tigers @ California Angels

Anaheim Stadium, Anaheim, CA

Tue May 21 1985, 10:05 PM EDT

Att. 35,184 - Unknown

livebaseballscorecards.com

AB	34
R	1
H	4
RBI	1
BB	2
SO	6
LOB	10

Batter	1	2	3	4	5	6	7	8	9	10	11	AB	R	H	RBI	BB	SO	LOB
Rob Wilfong, L (1, 4) OBP: 0.257, SLG: 0.206 Darrell Miller, R (10, PH) OBP: 0.333, SLG: 0.455 (11, 9)	F9		BB			K		K		K		3 1	0 0	0 0	0 0	1 0	2 1	0 1
Juan Beniquez, R (1, 8) OBP: 0.313, SLG: 0.364 (11, 3)	K		G5-3 2-3f			4-3		1B			SH1-3 2B 1B	5	1	2	0	0	1	2
Brian Downing, R (1, 7) OBP: 0.405, SLG: 0.358	1-3			F3			F9	6-3			SH1-3 1-2	4	0	0	0	0	0	1
Ruppert Jones, L (1, 9) OBP: 0.398, SLG: 0.533 (11, 8)		G3 SH2-4 CS BB		3-1			1B BB		F8		2-H 2B	3	0	1	1	2	0	0
Jack Howell, L (1, 5) OBP: 0.429, SLG: 0.200		SH2-4 1-2		F8			1-3 1B		F7			3	0	1	0	0	0	0
Daryl Sconiers, L (1, 10)		G3 2-3			K		K		4-3			4	0	0	0	0	2	3
Bobby Grich, R (1, 3) OBP: 0.396, SLG: 0.387 (11, 4)		BB			5-3		F9			5-3		3	0	0	0	1	0	2
Bob Boone, R (1, 2) OBP: 0.295, SLG: 0.238		CS 3-H	G5-3 SH1-4 1B		K			5-3		1B		4	0	2	0	0	1	0
Dick Schofield, R (1, 6) OBP: 0.287, SLG: 0.379			SH1-4 1-2			F8		HR		F6		3	1	1	1	0	0	1
Inning Stats	R: 0 E: 0 K: 1 S: 5 H: 0 LOB: 0 BB: 0 P: 5	R: 0 E: 0 K: 0 S: 2 H: 0 LOB: 1 BB: 2 P: 10	R: 0 E: 0 K: 0 S: 3 H: 1 LOB: 1 BB: 1 P: 7	R: 0 E: 0 K: 0 S: 3 H: 0 LOB: 0 BB: 0 P: 3	R: 0 E: 0 K: 2 S: 7 H: 0 LOB: 0 BB: 0 P: 7	R: 0 E: 0 K: 1 S: 5 H: 0 LOB: 0 BB: 0 P: 5	R: 0 E: 0 K: 1 S: 6 H: 1 LOB: 2 BB: 1 P: 10	R: 1 E: 0 K: 1 S: 7 H: 2 LOB: 1 BB: 0 P: 7	R: 0 E: 0 K: 0 S: 3 H: 0 LOB: 0 BB: 0 P: 3	R: 0 E: 0 K: 1 S: 6 H: 1 LOB: 1 BB: 0 P: 6	R: 1 E: 0 K: 0 S: 3 H: 2 LOB: 1 BB: 0 P: 3	1B: 5 2B: 2 3B: 0 HR: 1 SF: 0 SAC: 3 DP: 1 HBP: 0	WP: 0 PB: 0 SB: 0 CS: 1 PA: 41					

PITCHER	IP	WLS	BF	H	R	ER	SO	BB	IBB	HBP	BLK	WP	HR	S	P	ERA	WHIP
Jack Morris, R (1, 1) ERA: 2.4	8.0		30	4	1	1	6	4	0	0	0	0	1	38	54	1.12	1.000
Willie Hernandez, L (9, 1) ERA: 1.93	2.1	L	10	3	1	1	1	0	0	0	0	0	0	12	12	3.86	1.286

PITCHER	IP	WLS	BF	H	R	ER	SO	BB	IBB	HBP	BLK	WP	HR	S	P	ERA	WHIP

Detroit Tigers @ California Angels

Anaheim Stadium, Anaheim, CA

Tue May 21 1985, 10:05 PM EDT

Att. 35,184 - Unknown

livebaseballscorecards.com

AB	33
R	2
H	7
RBI	2
BB	4
SO	7
LOB	10

Batter	1	2	3	4	5	6	7	8	9	AB	R	H	RBI	BB	SO	LOB
Lou Whitaker, L (1, 4) OBP: 0.410, SLG: 0.504	3-1			F7	F7		F8		2-3 1B	5	0	1	0	0	0	2
Alan Trammell, R (1, 6) OBP: 0.324, SLG: 0.439	K			1B SF7 1B		3-1	4-3		G3	5	1	1	0	0	1	3
Kirk Gibson, L (1, 9) OBP: 0.351, SLG: 0.496	4-3			SF7 1-3 1B		6-3		CS 1B		4	1	2	0	0	0	0
Lance Parrish, R (1, 2) OBP: 0.322, SLG: 0.489		K		SF7 2-3 3-H		1B 1B		FC6-4 1-2 1B		3	1	2	1	0	1	0
Darrell Evans, L (1, 10) OBP: 0.339, SLG: 0.476 Alejandro Sanchez, R (8, PH) OBP: 0.302, SLG: 0.651		L6		3-H 1B		1-2 1B		FC6-4 1B 1-2f		3 1	0 0	2 0	1 0	0 0	0 0	0 1
Nelson Simmons, S (1, 7) OBP: 0.333, SLG: 0.444 Larry Herndon, R (8, PH) OBP: 0.282, SLG: 0.377 (8, 7)		F7		F9		1-2 2-H 1B		1-3 1B		3 1	0 0	1 1	1 0	0 0	0 0	1 0
Mike Laga, L (1, 3) OBP: 0.188, SLG: 0.406 Barbaro Garbey, R (9, PH) OBP: 0.359, SLG: 0.459 (9, 3)			K	F4	F9				F5	3 1	0 0	0 0	0 0	0 0	1 0	2 0
Chet Lemon, R (1, 8) OBP: 0.340, SLG: 0.356			BB L5-3	1B			FC3-6 1B		4-3	3	0	2	0	1	0	0
Tom Brookens, R (1, 5) OBP: 0.306, SLG: 0.363			L5-3 1-2	L7			FC3-6 1-2f		1B 2B	4	0	1	0	0	0	3
Inning Stats	R: 0 E: 0 K: 1 S: 5 H: 0 LOB: 0 BB: 0 P: 5	R: 0 E: 0 K: 1 S: 5 H: 0 LOB: 0 BB: 0 P: 5	R: 0 E: 0 K: 1 S: 4 H: 0 LOB: 0 BB: 1 P: 8	R: 2 E: 0 K: 0 S: 6 H: 3 LOB: 1 BB: 0 P: 6	R: 0 E: 0 K: 0 S: 4 H: 1 LOB: 1 BB: 0 P: 4	R: 1 E: 0 K: 0 S: 6 H: 3 LOB: 2 BB: 0 P: 6	R: 0 E: 0 K: 0 S: 4 H: 1 LOB: 1 BB: 0 P: 4	R: 0 E: 0 K: 0 S: 4 H: 3 LOB: 2 BB: 0 P: 4	R: 0 E: 0 K: 0 S: 5 H: 2 LOB: 2 BB: 0 P: 5	1B: 12 2B: 2 3B: 0 HR: 0 SF: 1 SAC: 0 DP: 1 HBP: 0						

PITCHER	IP	WLS	BF	H	R	ER	SO	BB	IBB	HBP	BLK	WP	HR	S	P	ERA	WHIP
Mike Witt, R (1, 1) ERA: 3.31	7.1	L	31	10	3	3	3	1	0	0	0	0	0	36	40	3.68	1.500
Pat Clements, L (8, 1) ERA: 4.79	0.2		2	1	0	0	0	0	0	0	0	0	0	2	2	0.00	1.500
Stu Cliburn, R (9, 1) ERA: 1.72	0.2		3	1	0	0	0	0	0	0	0	0	0	3	3	0.00	1.500
Tommy John, L (9, 1) ERA: 4.7	0.1		2	1	0	0	0	0	0	0	0	0	0	2	2	0.00	3.000

PITCHER	IP	WLS	BF	H	R	ER	SO	BB	IBB	HBP	BLK	WP	HR	S	P	ERA	WHIP

TOP

Detroit Tigers @ California Angels

Anaheim Stadium, Anaheim, CA

Wed May 22 1985, 10:05 PM EDT

Att. 35,062 - Unknown

livebaseballscorecards.com

AB	36
R	3
H	13
RBI	3
BB	1
SO	3
LOB	12

WP: 0 PA: 38
PB: 0
SB: 0
CS: 1

Batter	1	2	3	4	5	6	7	8	9	AB	R	H	RBI	BB	SO	LOB
Rob Wilfong, L (1, 4) OBP: 0.243, SLG: 0.194	3-1		F7			G3			G3	4	0	0	0	0	0	0
Juan Beniquez, R (1, 8) OBP: 0.311, SLG: 0.360	6-3			G3-6-1, 1B			6-3		4-3	4	0	1	0	0	0	0
Brian Downing, R (1, 7) OBP: 0.401, SLG: 0.363	K			F9			1B, 2B		5-3	4	1	1	0	0	1	1
Ruppert Jones, L (1, 9) OBP: 0.396, SLG: 0.526		F5		G3-6-1, 1-2f			2-H, 1B			3	0	1	1	0	0	1
Bobby Grich, R (1, 3) OBP: 0.388, SLG: 0.377		6-3			5-3		F4			3	0	0	0	0	0	1
Jack Howell, L (1, 5) OBP: 0.300, SLG: 0.125		F7			4-3		K			3	0	0	0	0	1	1
Jerry Narron, L (1, 10) OBP: 0.333, SLG: 0.585			HR		K			6-3		3	1	1	1	0	1	0
Bob Boone, R (1, 2) OBP: 0.287, SLG: 0.231			6-3			5-3		1-3		3	0	0	0	0	0	0
Dick Schofield, R (1, 6) OBP: 0.280, SLG: 0.370			6-3			K		G4		3	0	0	0	0	1	0
Inning Stats	R: 0 E: 0 K: 1 S: 5 H: 0 LOB: 0 BB: 0 P: 5	R: 0 E: 0 K: 0 S: 3 H: 0 LOB: 0 BB: 0 P: 3	R: 1 E: 0 K: 0 S: 4 H: 1 LOB: 0 BB: 0 P: 4	R: 0 E: 0 K: 0 S: 3 H: 1 LOB: 0 BB: 0 P: 3	R: 0 E: 0 K: 1 S: 5 H: 0 LOB: 0 BB: 0 P: 5	R: 0 E: 0 K: 1 S: 5 H: 0 LOB: 0 BB: 0 P: 5	R: 1 E: 0 K: 1 S: 7 H: 2 LOB: 1 BB: 0 P: 7	R: 0 E: 0 K: 0 S: 3 H: 0 LOB: 0 BB: 0 P: 3	R: 0 E: 0 K: 0 S: 3 H: 0 LOB: 0 BB: 0 P: 3	1B: 2 2B: 1 3B: 0 HR: 1 SF: 0 SAC: 0 DP: 1 HBP: 0	WP: 0 PB: 0 SB: 0 CS: 0 PA: 30					

PITCHER	IP	WLS	BF	H	R	ER	SO	BB	IBB	HBP	BLK	WP	HR	S	P	ERA	WHIP
Dan Petry, R (1, 1) ERA: 3.2	9.0	W	30	4	2	2	4	0	0	0	0	0	1	38	38	2.00	0.444

PITCHER	IP	WLS	BF	H	R	ER	SO	BB	IBB	HBP	BLK	WP	HR	S	P	ERA	WHIP

BOTTOM

Detroit Tigers @ California Angels

Anaheim Stadium, Anaheim, CA

Wed May 22 1985, 10:05 PM EDT

Att. 35,062 - Unknown

livebaseballscorecards.com

AB	30
R	2
H	4
RBI	2
BB	0
SO	4
LOB	4

Batter	1	2	3	4	5	6	7	8	9	AB	R	H	RBI	BB	SO	LOB
Lee Lacy, R (1, 9) OBP: 0.220, SLG: 0.229	F9		L8 1-2	L9		K		F8		5	0	0	0	0	1	7
Jim Dwyer, L (1, 7) OBP: 0.369, SLG: 0.500	1B		BB		G4-6-3 1B		FC5-4 1B		K	4	0	3	0	1	1	0
Cal Ripken Jr., R (1, 6) OBP: 0.363, SLG: 0.546	F9		F9		G4-6-3 1-2f		FC5-4 FC4-6 1-2f		6-3	5	0	0	0	0	0	5
Eddie Murray, S (1, 3) OBP: 0.327, SLG: 0.443	F9			F9	4-3		K		F7	5	0	0	0	0	1	2
Fred Lynn, L (1, 8) OBP: 0.366, SLG: 0.465		G6-4-3 1B		F7		E S 1B BB	FC4-6 1-2f			3	1	1	0	1	0	1
Larry Sheets, L (1, 10) OBP: 0.360, SLG: 0.575 Mike Young, S (8, PR) OBP: 0.313, SLG: 0.386		G6-4-3 1-2f		HR		L9		SH5-4 WP 2B 1B		4 0	1 1	2 0	1 0	0 0	0 0	2 0
Fritzie Connally, R (1, 5) OBP: 0.405, SLG: 0.446		6-3		HR		2B 1-H 1B		SH5-4 1-3		3	1	2	2	0	0	0
Lenn Sakata, R (1, 4) OBP: 0.308, SLG: 0.306			FC1-6 1B	1B BB		1-3 2B		F6 3-H 2B		3	0	3	1	1	0	0
Rick Dempsey, R (1, 2) OBP: 0.367, SLG: 0.385			FC1-6 WP 1-2f	1-3 1B		K		F6		4	0	1	0	0	1	5
Inning Stats	R: 0 E: 0 K: 0 S: 4 H: 1 LOB: 1 BB: 0 P: 4	R: 0 E: 0 K: 0 S: 3 H: 1 LOB: 0 BB: 0 P: 3	R: 0 E: 0 K: 0 S: 4 H: 1 LOB: 2 BB: 1 P: 8	R: 2 E: 0 K: 0 S: 6 H: 3 LOB: 2 BB: 1 P: 10	R: 0 E: 0 K: 0 S: 3 H: 1 LOB: 0 BB: 0 P: 3	R: 1 E: 0 K: 2 S: 9 H: 2 LOB: 2 BB: 1 P: 13	R: 0 E: 0 K: 1 S: 6 H: 1 LOB: 1 BB: 0 P: 6	R: 1 E: 0 K: 0 S: 5 H: 2 LOB: 2 BB: 0 P: 5	R: 0 E: 0 K: 1 S: 5 H: 0 LOB: 0 BB: 0 P: 5	1B: 8 2B: 2 3B: 0 HR: 2	SF: 0 SAC: 1 DP: 2 HBP: 0						

TOP

Baltimore Orioles @ California Angels

Anaheim Stadium, Anaheim, CA

Fri May 24 1985, 10:05 PM EDT

Att. 31,356 - Unknown

livebaseballscorecards.com

AB	36
R	4
H	12
RBI	4
BB	3
SO	4
LOB	22

PITCHER		IP	WLS	BF	H	R	ER	SO	BB	IBB	HBP	BLK	WP	HR	S	P	ERA	WHIP
Jim Slaton, R ERA: 3.17	(1, 1)	5.1		26	9	3	3	0	3	0	0	0	1	2	23	35	5.06	2.250
Stu Cliburn, R ERA: 1.86	(6, 1)	3.2	L	14	3	1	1	4	0	0	0	0	1	0	22	22	2.46	0.818

PITCHER	IP	WLS	BF	H	R	ER	SO	BB	IBB	HBP	BLK	WP	HR	S	P	ERA	WHIP

Batter	1	2	3	4	5	6	7	8	9	AB	R	H	RBI	BB	SO	LOB
Brian Downing, R (1, 7) OBP: 0.391, SLG: 0.352	5-3		F9		5-3		F8			4	0	0	0	0	0	1
Rob Wilfong, L (1, 4) OBP: 0.244, SLG: 0.197	F7		K		F9		1B (2-H)			4	0	1	1	0	1	0
Juan Beniquez, R (1, 8) OBP: 0.317, SLG: 0.365	1B		1B 1B		5-3		4-3			4	1	2	0	0	0	1
Jerry Narron, L (1, 10) OBP: 0.327, SLG: 0.556	L6		1B (1-2)			F8		F8		4	0	1	0	0	0	1
Ruppert Jones, L (1, 9) OBP: 0.400, SLG: 0.519		F9	1B (1-3 2-H)			BB (4-0)		F7		3	0	1	1	1	0	0
Jack Howell, L (1, 5) OBP: 0.286, SLG: 0.091		3B BB (4-0)	K			K		K		3	1	0	0	1	3	3
Bobby Grich, R (1, 3) OBP: 0.384, SLG: 0.389		3B (1-H)		6-3		6-3		5-3		4	0	1	1	0	0	1
Bob Boone, R (1, 2) OBP: 0.286, SLG: 0.231		6-3		F7			1B SH5-4	F6		4	1	1	0	0	0	1
Dick Schofield, R (1, 6) OBP: 0.276, SLG: 0.364		F7		F5			SH5-4 (1-2)	F5		2	0	0	0	0	0	1
Daryl Sconiers, L (9, PH)										1	0	0	0	0	0	0
Inning Stats	R: 0 E: 0 K: 0 S: 4 H: 1 LOB: 1 BB: 0 P: 4	R: 1 E: 0 K: 0 S: 4 H: 1 LOB: 1 BB: 1 P: 8	R: 1 E: 0 K: 2 S: 10 H: 3 LOB: 2 BB: 0 P: 10	R: 0 E: 0 K: 0 S: 3 H: 0 LOB: 0 BB: 0 P: 3	R: 0 E: 0 K: 0 S: 3 H: 0 LOB: 0 BB: 0 P: 3	R: 0 E: 0 K: 1 S: 5 H: 0 LOB: 1 BB: 1 P: 9	R: 1 E: 0 K: 0 S: 5 H: 2 LOB: 1 BB: 0 P: 5	R: 0 E: 0 K: 1 S: 5 H: 0 LOB: 0 BB: 0 P: 5	R: 0 E: 0 K: 0 S: 3 H: 0 LOB: 0 BB: 0 P: 3	1B: 6 2B: 0 3B: 1 HR: 0	SF: 0 SAC: 1 DP: 0 HBP: 0						

PITCHER	IP	WLS	BF	H	R	ER	SO	BB	IBB	HBP	BLK	WP	HR	S	P	ERA	WHIP
Storm Davis, R (1, 1) ERA: 5.44	9.0	W	36	7	3	3	4	2	0	0	0	0	0	42	50	3.00	1.000

PITCHER	IP	WLS	BF	H	R	ER	SO	BB	IBB	HBP	BLK	WP	HR	S	P	ERA	WHIP

Baltimore Orioles @ California Angels

Anaheim Stadium, Anaheim, CA

Fri May 24 1985, 10:05 PM EDT

Att. 31,356 - Unknown

BOTTOM

livebaseballscorecards.com

AB	33
R	3
H	7
RBI	3
BB	2
SO	4
LOB	9

WP: 0 PB: 0 SB: 0 CS: 0 PA: 36

Baltimore Orioles @ California Angels

Anaheim Stadium, Anaheim, CA

Sat May 25 1985, 6:33 AM EDT

Att. 26,594 - Unknown

TOP

livebaseballscorecards.com

Batter	1	2	3	4	5	6	7	8	9	AB	R	H	RBI	BB	SO	LOB
Lee Lacy, R (1, 9) OBP: 0.255, SLG: 0.264	K		6-3			BB, 1B		1B	BB, 1-2, 2-3, 1B	5	0	3	0	0	1	0
Jim Dwyer, L (1, 7) OBP: 0.371, SLG: 0.488	F9			G3		K		G5-4-3, 1-2, 1B	BB, 1-2, 2-3, 3-H	4	0	1	1	1	1	1
Cal Ripken Jr., R (1, 6) OBP: 0.358, SLG: 0.535	1B			F3		K		G5-4-3, 1-2f	F4	5	0	1	0	0	1	6
Eddie Murray, S (1, 3) OBP: 0.331, SLG: 0.440	F7			5-3		BB, 1-2			HR, 1B	3	1	1	0	1	0	1
Fred Lynn, L (1, 8) OBP: 0.363, SLG: 0.480		6-3			F8	K			HR, 1-H	4	1	1	2	0	1	2
Larry Sheets, L (1, 10) OBP: 0.367, SLG: 0.578		3-1			WP, 2B		3-1		BB, 1B, 1B	3	1	1	0	1	0	0
Joe Nolan, L (1, 2) OBP: 0.310, SLG: 0.280		F9			F7		F2		F7	4	0	0	0	0	0	2
Fritzie Connally, R (1, 5) OBP: 0.398, SLG: 0.426			F7		BB, 2-3		F7		F3	3	0	0	0	1	0	1
Lenn Sakata, R (1, 4) OBP: 0.286, SLG: 0.282			K		F9			F7	BB, 1B, 1-2, 1B	3	0	0	0	0	1	2
Wayne Gross, L (9, PH) OBP: 0.370, SLG: 0.375										1	0	1	0	0	0	0
Inning Stats	R: 0 E: 0 K: 1 S: 6 H: 1 LOB: 1 BB: 0 P: 6	R: 0 E: 0 K: 0 S: 3 H: 0 LOB: 0 BB: 0 P: 3	R: 0 E: 0 K: 1 S: 5 H: 0 LOB: 0 BB: 0 P: 5	R: 0 E: 0 K: 0 S: 3 H: 0 LOB: 0 BB: 0 P: 3	R: 0 E: 0 K: 0 S: 4 H: 1 LOB: 2 BB: 1 P: 8	R: 0 E: 0 K: 3 S: 10 H: 1 LOB: 2 BB: 1 P: 14	R: 0 E: 0 K: 0 S: 3 H: 0 LOB: 0 BB: 0 P: 3	R: 0 E: 0 K: 0 S: 4 H: 2 LOB: 1 BB: 0 P: 4	R: 3 E: 0 K: 0 S: 7 H: 4 LOB: 3 BB: 2 P: 15	1B: 7 2B: 1 3B: 0 HR: 1 SF: 0 SAC: 0 DP: 1 HBP: 0	WP: 1 PB: 0 SB: 0 CS: 0 PA: 39					

	AB	35
	R	3
	H	9
	RBI	3
	BB	4
	SO	5
	LOB	15

PITCHER	IP	WLS	BF	H	R	ER	SO	BB	IBB	HBP	BLK	WP	HR	S	P	ERA	WHIP
Ron Romanick, R (1, 1) ERA: 3.45	8.0	W	32	7	2	2	5	2	0	0	0	1	1	40	48	2.25	1.125
Donnie Moore, R (9, 1) ERA: 0.93	1.0	S	7	2	1	1	0	2	0	0	0	0	0	5	13	9.00	4.000

PITCHER	IP	WLS	BF	H	R	ER	SO	BB	IBB	HBP	BLK	WP	HR	S	P	ERA	WHIP

Batter	1	2	3	4	5	6	7	8	9	AB	R	H	RBI	BB	SO	LOB
Rob Wilfong, L (1, 4) OBP: 0.241, SLG: 0.187	G3		3-1		G3		G6-4-3 IBB	F8		4	0	0	0	1	0	3
Juan Beniquez, R (1, 8) OBP: 0.315, SLG: 0.361	6-3			1B G6-4-3 1B		5-3	G6-4-3 1-2f			4	1	1	0	0	0	3
Brian Downing, R (1, 7) OBP: 0.400, SLG: 0.359	S 1B			G6-4-3 1-3 BB 1B		1-0 HR HBP		1-3		3	1	2	0	0	0	0
Ruppert Jones, L (1, 10) OBP: 0.413, SLG: 0.554	F9 1-2			B B B B G6-4-3 1-2 BB		1-H HR		B B B B 1B 1B BB		2	2	1	2	2	0	1
Bobby Grich, R (1, 3) OBP: 0.381, SLG: 0.385		4-3		G6-4-3 1-2f 2-3 3-H		4-3		E 1B 1-2 2B 1B		4	1	1	0	0	0	2
Jerry Narron, L (1, 2) OBP: 0.340, SLG: 0.542 Bob Boone, R (9, 2) OBP: 0.286, SLG: 0.231	S S S K			FC5-4 IBB	S S S K			E7 2B 1-3 2-H 1B		3 0	0 0	1 0	1 0	1 0	2 0	0 0
Mike Brown, R (1, 9) OBP: 0.286, SLG: 0.269	F4		FC5-4 1-2f				FC1-6 1B	1-3 3-H 2B		4	0	2	1	0	0	2
Jack Howell, L (1, 5) OBP: 0.278, SLG: 0.071			F8		F7		FC1-6 2B 1-2f	IBB		3	0	0	0	1	0	1
Dick Schofield, R (1, 6) OBP: 0.275, SLG: 0.368			F9		4-3		1-3 2B	F9		4	0	1	0	0	0	3
Inning Stats	R: 0 H: 1 E: 0 LOB: 1 K: 0 BB: 0 S: 4 P: 4	R: 0 H: 0 E: 0 LOB: 0 K: 1 BB: 0 S: 5 P: 5	R: 0 H: 0 E: 0 LOB: 0 K: 0 BB: 0 S: 3 P: 3	R: 1 H: 2 E: 0 LOB: 2 K: 0 BB: 2 S: 4 P: 12	R: 0 H: 0 E: 0 LOB: 0 K: 0 BB: 0 S: 3 P: 3	R: 2 H: 1 E: 0 LOB: 0 K: 1 BB: 0 S: 6 P: 7	R: 0 H: 2 E: 0 LOB: 2 K: 0 BB: 1 S: 4 P: 8	R: 2 H: 3 E: 1 LOB: 3 K: 0 BB: 2 S: 6 P: 14		1B: 6 SF: 0 2B: 2 SAC: 0 3B: 0 DP: 2 HR: 1 HBP: 1				WP: 0 PA: 37 PB: 0 SB: 1 CS: 0		

PITCHER		IP	WLS	BF	H	R	ER	SO	BB	IBB	HBP	BLK	WP	HR	S	P	ERA	WHIP
Dennis Martinez, R ERA: 4.57	(1, 1)	6.1	L	28	6	3	3	2	1	2	1	0	0	1	28	41	4.26	1.105
Nate Snell, R ERA: 2.65	(7, 1)	1.2		9	3	2	2	0	1	1	0	0	0	0	7	15	10.80	2.400

PITCHER	IP	WLS	BF	H	R	ER	SO	BB	IBB	HBP	BLK	WP	HR	S	P	ERA	WHIP

BOTTOM

Baltimore Orioles @ California Angels

Anaheim Stadium, Anaheim, CA

Sat May 25 1985, 6:33 AM EDT

Att. 26,594 - Unknown

livebaseballscorecards.com

AB	31
R	5
H	9
RBI	4
BB	5
SO	2
LOB	15

Baltimore Orioles @ California Angels

Anaheim Stadium, Anaheim, CA

Sun May 26 1985, 6:33 AM EDT

Att. 36,615 - Unknown

TOP

livebaseballscorecards.com

Batter	1	2	3	4	5	6	7	8	9	AB	R	H	RBI	BB	SO	LOB
Lee Lacy, R (1, 9) OBP: 0.233, SLG: 0.241	F9	6-3		6-3		G1			F9	5	0	0	0	0	0	3
Jim Dwyer, L (1, 7) OBP: 0.374, SLG: 0.488	BB, HR, 1B	4-3		5-3			K		F7	2	1	1	0	0	0	0
Gary Roenicke, R (4, PH), (4, 7) OBP: 0.306, SLG: 0.476										3	0	0	0	0	1	1
Cal Ripken Jr., R (1, 6) OBP: 0.354, SLG: 0.522	BBBB, 1-2, HR, BB	G1-6-3			F7		E5		F8	4	1	0	0	1	0	1
Eddie Murray, S (1, 3) OBP: 0.335, SLG: 0.460	1-H, 2-H, HR		BBBB, 1B, BB		F7		L7			3	1	1	3	1	0	1
Fred Lynn, L (1, 8) OBP: 0.355, SLG: 0.467	SSS, K		F8		L3		4-3			4	0	0	0	0	1	2
Larry Sheets, L (1, 10) OBP: 0.372, SLG: 0.609	HR		1-2, 1B			6-3		G3		4	1	2	1	0	0	0
Wayne Gross, L (1, 5) OBP: 0.376, SLG: 0.383	1B, 1B		F7			1B, 1B		F3		1	0	1	0	0	0	0
Fritzie Connally, R (3, PH), (3, 5) OBP: 0.395, SLG: 0.423										3	0	1	0	0	0	2
Lenn Sakata, R (1, 4) OBP: 0.283, SLG: 0.279	1-3, 1B		F9			F2		6-3		4	0	1	0	0	0	3
Rick Dempsey, R (1, 2) OBP: 0.371, SLG: 0.384	SSS, K			F8		1-2, 1B			BBBB, BB	3	0	1	0	1	1	2

	AB	36
	R	4
	H	8
	RBI	4
	BB	3
	SO	3
	LOB	15

Inning Stats	1	2	3	4	5	6	7	8	9	1B: 6	SF: 0	WP: 0	PA: 39
	R: 4	R: 0	R: 0	R: 0	R: 0	R: 0	R: 0	R: 0	R: 0	2B: 0	SAC: 0	PB: 0	
	E: 0	E: 0	E: 0	E: 0	E: 0	E: 1	E: 1	E: 0	E: 0	3B: 0	DP: 0	SB: 0	
	K: 2	K: 0	K: 0	K: 0	K: 0	K: 1	K: 1	K: 0	K: 0	HR: 2	HBP: 0	CS: 0	
	S: 12	S: 3	S: 4	S: 3	S: 3	S: 5	S: 6	S: 3	S: 3				
	H: 5	H: 0	H: 1	H: 0	H: 0	H: 2	H: 0	H: 0	H: 0				
	LOB: 2	LOB: 0	LOB: 2	LOB: 0	LOB: 0	LOB: 2	LOB: 1	LOB: 0	LOB: 1				
	BB: 1	BB: 0	BB: 1	BB: 0	BB: 0	BB: 0	BB: 0	BB: 0	BB: 1				
	P: 16	P: 3	P: 8	P: 3	P: 3	P: 5	P: 6	P: 3	P: 7				

PITCHER		IP	WLS	BF	H	R	ER	SO	BB	IBB	HBP	BLK	WP	HR	S	P	ERA	WHIP
Kirk McCaskill, R ERA: 6.39	(1, 1)	2.1		15	6	4	4	2	2	0	0	0	0	2	17	25	15.43	3.429
Pat Clements, L ERA: 3.62	(3, 1)	6.2	W	24	2	0	0	1	1	0	0	0	0	0	25	29	0.00	0.450

PITCHER		IP	WLS	BF	H	R	ER	SO	BB	IBB	HBP	BLK	WP	HR	S	P	ERA	WHIP

Batter	1	2	3	4	5	6	7	8	9	AB	R	H	RBI	BB	SO	LOB
Rob Wilfong, L (1, 4) OBP: 0.250, SLG: 0.190	F2	BBBB 1B 1-2 2-3 BB	G3			BB HR 1B		SSS K		4	1	1	0	1	1	1
Juan Beniquez, R (1, 8) OBP: 0.326, SLG: 0.366	4-3 1B 1B	FC6-4 1-2 2-H 3-H 1B		5-3		BBBB 1-2 HR BB		6-3		4	2	2	2	1	0	0
Brian Downing, R (1, 7) OBP: 0.394, SLG: 0.375	4-3 1-2	FC6-4 1-2f		F9		1-H 2-H HR		6-3		5	1	1	3	0	0	3
Ruppert Jones, L (1, 10) OBP: 0.417, SLG: 0.586	2-H 1B		HR	3-1		3-1				4	1	2	2	0	0	0
Bobby Grich, R (1, 3) OBP: 0.377, SLG: 0.376	1-3		BBBB SH1-3 1B BB		6-3		F9			3	1	0	0	1	0	1
Mike Brown, R (1, 9) OBP: 0.288, SLG: 0.291		1-3	SH1-3 1-2		6-3		1B 2B			3	1	1	0	0	0	0
Jack Howell, L (1, 5) OBP: 0.273, SLG: 0.111		G3	1B SF8 2-H 1B		4-3		SSS K			4	1	1	1	0	1	1
Bob Boone, R (1, 2) OBP: 0.301, SLG: 0.250		BB 1B 1B 1B	1-3 1B			F3	2-H 1B			4	1	3	1	0	0	0
Dick Schofield, R (1, 6) OBP: 0.275, SLG: 0.367		BB 1-2 1B 1B	SF8 3-H			F7	5-3			3	1	1	1	0	0	1
Inning Stats	R: 1 E: 0 K: 0 S: 5 H: 2 LOB: 1 BB: 0 P: 5	R: 2 E: 0 K: 0 S: 6 H: 3 LOB: 2 BB: 1 P: 10	R: 3 E: 0 K: 0 S: 6 H: 3 LOB: 1 BB: 1 P: 10	R: 0 E: 0 K: 0 S: 3 H: 0 LOB: 0 BB: 0 P: 3	R: 0 E: 0 K: 0 S: 3 H: 0 LOB: 0 BB: 0 P: 3	R: 3 E: 0 K: 0 S: 5 H: 2 LOB: 0 BB: 1 P: 9	R: 1 E: 0 K: 1 S: 7 H: 2 LOB: 1 BB: 0 P: 7	R: 0 E: 0 K: 1 S: 5 H: 0 LOB: 0 BB: 0 P: 5		1B: 9 2B: 1 3B: 0 HR: 2 SF: 1 SAC: 1 DP: 0 HBP: 0				WP: 0 PB: 0 SB: 0 CS: 0 PA: 39		

BOTTOM

Baltimore Orioles @ California Angels

Anaheim Stadium, Anaheim, CA

Sun May 26 1985, 6:33 AM EDT

Att. 36,615 - Unknown

livebaseballscorecards.com

AB	34
R	10
H	12
RBI	10
BB	3
SO	2
LOB	7

PITCHER		IP	WLS	BF	H	R	ER	SO	BB	IBB	HBP	BLK	WP	HR	S	P	ERA	WHIP
Mike Boddicker, R ERA: 3.41	(1, 1)	2.0	L	14	6	5	5	0	2	0	0	0	0	1	12	20	22.50	4.000
Sammy Stewart, R ERA: 3.08	(3, 1)	4.0		17	4	4	4	0	1	0	0	0	0	1	16	20	9.00	1.250
Tippy Martinez, L ERA: 5.21	(7, 1)	2.0		8	2	1	1	2	0	0	0	0	0	0	12	12	4.50	1.000

PITCHER	IP	WLS	BF	H	R	ER	SO	BB	IBB	HBP	BLK	WP	HR	S	P	ERA	WHIP

Batter	1	2	3	4	5	6	7	8	9	AB	R	H	RBI	BB	SO	LOB
Lee Lacy, R (1, 9) OBP: 0.262, SLG: 0.258	G6-4-3 1B		1B 1-2 3-H SF9 1B		SSS 0-3 ③ K	BBB 4-0 2B E BB			x 0-0 ③ 6-3	4	2	2	1	1	1	0
Jim Dwyer, L (1, 7) OBP: 0.372, SLG: 0.482	0-0 ①② G6-4-3 1-2f		1-3 2-H 1B			0-0 ① L9	E 1-3 2B			3	0	1	1	0	0	1
Mike Young, S (7, PH) OBP: 0.319, SLG: 0.402 (7, 7)										1	0	1	0	0	0	0
Cal Ripken Jr., R (1, 6) OBP: 0.351, SLG: 0.518	0-0 ③ F8		0-0 ② SF9 3-H			0-0 BB 1B 1B	0-0 E3 2-3 3-H			3	1	1	1	0	0	1
Eddie Murray, S (1, 3) OBP: 0.333, SLG: 0.450		0-0 ① F7	0-0 ③ F5			BBB 4-0 1B 1-2 BB	0-0 ③ F7			3	0	0	0	1	0	3
Fred Lynn, L (1, 8) OBP: 0.358, SLG: 0.468		SSS 0-3 ② K		0-0 ① L4		0-0 G1-6-3 1-3 2-H 1B		0-0 G3-6-1 1B		4	0	2	1	0	1	0
Larry Sheets, L (1, 10) OBP: 0.357, SLG: 0.582		0-0 ③ F8		0-0 ② F7		0-0 ②③ G1-6-3 1-2f		0-0 ①② G3-6-1 1-2f		4	0	0	0	0	0	3
Wayne Gross, L (1, 5) OBP: 0.379, SLG: 0.378			BBB 4-0 E 1B BB	0-0 ③ F6			SH3-4 SF8 2B	SSS 0-3 ③ K		1	1	0	0	1	0	0
Fritzie Connally, R (7, PH) OBP: 0.398, SLG: 0.438 (7, 5)										2	1	1	0	0	1	0
Rich Dauer, R (1, 4) OBP: 0.284, SLG: 0.268			SSS 0-3 ① K		0-0 CS 1B		0-0 ① SH3-4 2-3		0-0 ① F8	2	0	1	0	0	1	1
Joe Nolan, L (9, PH) OBP: 0.300, SLG: 0.269										1	0	0	0	0	0	0
Lenn Sakata, R (9, 4) OBP: 0.283, SLG: 0.279										0	0	0	0	0	0	0
Rick Dempsey, R (1, 2) OBP: 0.360, SLG: 0.374			0-0 E6 1B 1-3 1B		SSS 0-3 ①② K 1-2		0-0 ② SF8 3-H		0-0 ② F7	3	1	0	1	0	1	2
Inning Stats	R: 0 E: 0 K: 0 S: 3 H: 1 LOB: 0 BB: 0 P: 3	R: 0 E: 0 K: 1 S: 5 H: 0 LOB: 0 BB: 0 P: 5	R: 3 E: 1 K: 1 S: 8 H: 2 LOB: 1 BB: 1 P: 12	R: 0 E: 0 K: 0 S: 3 H: 0 LOB: 0 BB: 0 P: 3	R: 0 E: 0 K: 2 S: 7 H: 1 LOB: 0 BB: 0 P: 7	R: 1 E: 0 K: 0 S: 4 H: 2 LOB: 1 BB: 1 P: 8	R: 2 E: 1 K: 0 S: 6 H: 2 LOB: 2 BB: 1 P: 10	R: 0 E: 0 K: 1 S: 5 H: 1 LOB: 0 BB: 0 P: 5	R: 0 E: 0 K: 0 S: 3 H: 0 LOB: 0 BB: 0 P: 3	1B: 7 2B: 3 3B: 0 HR: 0 SF: 2 SAC: 1 DP: 4 HBP: 0						

PITCHER		IP	WLS	BF	H	R	ER	SO	BB	IBB	HBP	BLK	WP	HR	S	P	ERA	WHIP
Mike Witt, R ERA: 3.31	(1, 1)	5.1		23	6	4	2	4	2	0	0	0	0	0	29	37	3.38	1.500
Tommy John, L ERA: 4.78	(6, 1)	1.1	L	6	2	2	1	0	1	0	0	0	0	0	5	9	6.75	2.250
Stu Cliburn, R ERA: 1.66	(7, 1)	2.1		8	1	0	0	1	0	0	0	0	0	0	10	10	0.00	0.429

PITCHER	IP	WLS	BF	H	R	ER	SO	BB	IBB	HBP	BLK	WP	HR	S	P	ERA	WHIP

TOP

Baltimore Orioles @ California Angels

Anaheim Stadium, Anaheim, CA

Mon May 27 1985, 6:33 AM EDT

Att. 26,621 - Unknown

livebaseballscorecards.com

AB	31
R	6
H	9
RBI	5
BB	3
SO	5
LOB	11

1B: 7	SF: 2	WP: 0	PA: 37
2B: 3	SAC: 1	PB: 0	
3B: 0	DP: 4	SB: 0	
HR: 0	HBP: 0	CS: 1	

BOTTOM

Baltimore Orioles @ California Angels

Anaheim Stadium, Anaheim, CA

Mon May 27 1985, 6:33 AM EDT

Att. 26,621 - Unknown

livebaseballscorecards.com

Batter	1	2	3	4	5	6	7	8	9	AB	R	H	RBI	BB	SO	LOB
Juan Beniquez, R (1, 3) OBP: 0.324, SLG: 0.386	F9		E3		2-H HR		5-3			4	1	1	2	0	0	0
Ruppert Jones, L (1, 8) OBP: 0.411, SLG: 0.567	BB		K		L1			F9		3	0	0	0	1	1	1
Brian Downing, R (1, 7) OBP: 0.385, SLG: 0.364	F8			L9	E5 FC6-4			6-3		4	0	0	0	0	0	1
Bobby Grich, R (1, 4) OBP: 0.380, SLG: 0.380	F9			HR 1B	FC6-4 1-2f			1B		4	1	2	0	0	0	2
Darrell Miller, R (1, 10) OBP: 0.313, SLG: 0.400		G1-6-3 1B		F8		F3		F9		4	0	1	0	0	0	2
Mike Brown, R (1, 9) OBP: 0.286, SLG: 0.339		G1-6-3 1-2f		1-H HR		F7			F8	4	1	1	2	0	0	1
Bob Boone, R (1, 2) OBP: 0.299, SLG: 0.250		K		6-3		K		1B		4	0	1	0	0	2	0
Jack Howell, L (1, 5) OBP: 0.280, SLG: 0.100			L8		SH1-3 HR BB		3-1		K	2	1	0	0	1	0	0
Reggie Jackson, L (9, PH) OBP: 0.370, SLG: 0.514										1	0	0	0	0	1	1
Dick Schofield, R (1, 6) OBP: 0.269, SLG: 0.359			F9		SH1-3 1-2		F5		F3	3	0	0	0	0	0	1
Inning Stats	R: 0 E: 0 K: 0 S: 3 H: 0 LOB: 1 BB: 1 P: 7	R: 0 E: 0 K: 1 S: 5 H: 1 LOB: 0 BB: 0 P: 5	R: 0 E: 1 K: 1 S: 6 H: 0 LOB: 1 BB: 0 P: 6	R: 2 E: 0 K: 0 S: 5 H: 2 LOB: 0 BB: 0 P: 5	R: 2 E: 1 K: 0 S: 5 H: 1 LOB: 1 BB: 1 P: 9	R: 0 E: 0 K: 1 S: 5 H: 0 LOB: 0 BB: 0 P: 5	R: 0 E: 0 K: 0 S: 3 H: 0 LOB: 0 BB: 0 P: 3	R: 0 E: 0 K: 0 S: 4 H: 1 LOB: 1 BB: 0 P: 4	R: 0 E: 0 K: 1 S: 6 H: 1 LOB: 1 BB: 0 P: 6	1B: 4 2B: 0 3B: 0 HR: 2	SF: 0 SAC: 1 DP: 1 HBP: 0						

PITCHER	IP	WLS	BF	H	R	ER	SO	BB	IBB	HBP	BLK	WP	HR	S	P	ERA	WHIP
Scott McGregor, L (1, 1) ERA: 5.73	9.0	W	36	6	4	4	4	2	0	0	0	0	2	42	50	4.00	0.889

PITCHER	IP	WLS	BF	H	R	ER	SO	BB	IBB	HBP	BLK	WP	HR	S	P	ERA	WHIP

AB	33
R	4
H	6
RBI	4
BB	2
SO	4
LOB	9

1B: 4 2B: 0 3B: 0 HR: 2 SF: 0 SAC: 1 DP: 1 HBP: 0

WP: 0 PB: 0 SB: 0 CS: 0 PA: 36

Batter	1	2	3	4	5	6	7	8	9	AB	R	H	RBI	BB	SO	LOB
Gary Pettis, S (1, 8) OBP: 0.362, SLG: 0.328	F7		F7		L6			4-3		4	0	0	0	0	0	3
Ruppert Jones, L (1, 7) OBP: 0.414, SLG: 0.554	K		F8			BB		BB		2	0	0	0	2	1	2
Juan Beniquez, R (1, 3) OBP: 0.319, SLG: 0.380	F5			K		F8		G3		2	0	0	0	0	1	0
Daryl Sconiers, L (5, 3)										2	0	0	0	0	0	2
Brian Downing, R (1, 10) OBP: 0.388, SLG: 0.359		F7		BB		G5-4-3 1-2 BB			E5 2B	2	1	0	0	2	0	0
Mike Brown, R (1, 9) OBP: 0.284, SLG: 0.349		K		K		G5-4-3 1-2f			F9 1-H 1B 2B	4	1	1	1	0	2	3
Jack Howell, L (1, 5) OBP: 0.241, SLG: 0.083		F6		4-3			4-3		F9 2-3	4	0	0	0	0	0	2
Rob Wilfong, L (1, 4) OBP: 0.261, SLG: 0.205			FC5-4 1B		F7		4-3		G1-6-3 3-H 1B	4	0	2	1	0	0	0
Dick Schofield, R (1, 6) OBP: 0.264, SLG: 0.351			FC5-4 1-2f 1B		K		F2		G1-6-3 1-2f	3	0	0	0	0	1	1
Reggie Jackson, L (9, PH) OBP: 0.367, SLG: 0.509										1	0	0	0	0	0	1
Bob Boone, R (1, 2) OBP: 0.305, SLG: 0.256			1-2 1B		BB			F8		1	0	1	0	0	0	0
Jerry Narron, L (4, 2) OBP: 0.345, SLG: 0.531										1	0	0	0	1	0	0
Inning Stats	R: 0 E: 0 K: 1 S: 5 H: 0 LOB: 0 BB: 0 P: 5	R: 0 E: 0 K: 1 S: 5 H: 0 LOB: 0 BB: 0 P: 5	R: 0 E: 0 K: 0 S: 5 H: 2 LOB: 2 BB: 0 P: 5	R: 0 E: 0 K: 2 S: 7 H: 0 LOB: 1 BB: 1 P: 11	R: 0 E: 0 K: 1 S: 5 H: 0 LOB: 1 BB: 1 P: 9	R: 0 E: 0 K: 0 S: 2 H: 0 LOB: 1 BB: 2 P: 10	R: 0 E: 0 K: 0 S: 3 H: 0 LOB: 0 BB: 0 P: 3	R: 0 E: 0 K: 0 S: 3 H: 0 LOB: 1 BB: 1 P: 7	R: 2 E: 1 K: 0 S: 5 H: 2 LOB: 0 BB: 0 P: 5	1B: 3 2B: 1 3B: 0 HR: 0	SF: 0 SAC: 0 DP: 2 HBP: 0					

TOP

California Angels @ New York Yankees

Yankee Stadium, Bronx, NY

Wed May 29 1985, 7:05 PM EDT

Att. 25,049 - Unknown

livebaseballscorecards.com

AB	30
R	2
H	4
RBI	2
BB	5
SO	5
LOB	14

PITCHER	IP	WLS	BF	H	R	ER	SO	BB	IBB	HBP	BLK	WP	HR	S	P	ERA	WHIP
Phil Niekro, R (1, 1) ERA: 3.88	8.0	W	30	2	0	0	5	5	0	0	0	0	0	35	55	0.00	0.875
Rich Bordi, R (9, 1) ERA: 2.65	1.0		5	2	2	1	0	0	0	0	0	0	0	5	5	9.00	2.000

PITCHER	IP	WLS	BF	H	R	ER	SO	BB	IBB	HBP	BLK	WP	HR	S	P	ERA	WHIP

WP: 0 PB: 0 SB: 0 CS: 0 PA: 35

Batter	1	2	3	4	5	6	7	8	9	AB	R	H	RBI	BB	SO	LOB
Rickey Henderson, R (1, 8) OBP: 0.423, SLG: 0.491	BBBB 4-0 CS BB	SSS 0-3 ③ K		BBBB 4-0 1B BB		x 0-0 ① 5-3		x 0-0 1B		3	0	1	0	2	1	1
Bobby Meacham, S (1, 6) OBP: 0.394, SLG: 0.336 Andre Robertson, R (6, PR) (7, 6)	x 0-0 ①② F6 1-2		x 0-0 ① F7	x 0-0 1-3 1B		x 0-0 1B		SSS 0-3 ② K		4 1	0 0	2 0	0 0	0 0	0 1	1 1
Don Mattingly, L (1, 3) OBP: 0.355, SLG: 0.497	x 0-0 ③ F9		x 0-0 5-3 1B 1B	x 0-0 ② F7		SSS 0-3 ② K		x 0-0 ③ G3-4-3		5	1	1	0	0	1	4
Dave Winfield, R (1, 9) OBP: 0.301, SLG: 0.389		x 0-0 F9 1B 2B	x 0-0 ② 5-3 1-2	x 0-0 ③ F8		x 0-0 ③ L6				4	1	1	0	0	0	4
Don Baylor, R (1, 10) OBP: 0.365, SLG: 0.483		BBBB 4-0 1B FC4-6 BB	x 0-0 ③ 2-H 1B		x 0-0 ① F8		x 0-0 ① F5			3	1	1	1	1	0	0
Butch Wynegar, S (1, 2) OBP: 0.352, SLG: 0.362		x 0-0 ① F9 2-3		BBBB 4-0 SH5-3 HR BB	x 0-0 F8 1B 1B		x 0-0 ② 4-3			3	1	1	0	1	0	2
Willie Randolph, R (1, 4) OBP: 0.400, SLG: 0.372		x 0-0 FC4-6 1-3 3-H 1B		x 0-0 ① SH5-3 1-2	x 0-0 1-2 1B		BBBB 4-0 BB			2	0	2	1	1	0	0
Mike Pagliarulo, L (1, 5) OBP: 0.344, SLG: 0.333		x 0-0 ② FC4-6 1-2f 3-H 2B		x 0-0 2-H HR	x 0-0 ② F8 2-3		x 0-0 ③ F9			4	2	1	3	0	0	4
Omar Moreno, L (1, 7) OBP: 0.238, SLG: 0.366		x 0-0 1-H 2B		x 0-0 HR	x 0-0 ③ G3			SSS 0-3 ① K		4	1	2	2	0	1	2
Inning Stats	R: 0 E: 0 K: 0 S: 2 H: 0 LOB: 0 BB: 1 P: 6	R: 3 E: 0 K: 1 S: 8 H: 3 LOB: 1 BB: 1 P: 12	R: 1 E: 0 K: 0 S: 4 H: 2 LOB: 1 BB: 0 P: 4	R: 3 E: 0 K: 0 S: 6 H: 3 LOB: 2 BB: 2 P: 14	R: 0 E: 0 K: 0 S: 5 H: 2 LOB: 2 BB: 0 P: 5	R: 0 E: 0 K: 1 S: 6 H: 1 LOB: 1 BB: 0 P: 6	R: 0 E: 0 K: 0 S: 3 H: 0 LOB: 1 BB: 1 P: 7	R: 0 E: 0 K: 2 S: 8 H: 1 LOB: 1 BB: 0 P: 8		1B: 8 2B: 2 3B: 0 HR: 2 SF: 0 SAC: 1 DP: 0 HBP: 0					

PITCHER		IP	WLS	BF	H	R	ER	SO	BB	IBB	HBP	BLK	WP	HR	S	P	ERA	WHIP
Jim Slaton, R ERA: 3.86	(1, 1)	3.1	L	17	6	6	6	1	3	0	0	0	0	1	16	28	16.20	2.700
Urbano Lugo, R ERA: 0.9	(4, 1)	3.2		18	5	1	1	1	2	0	0	0	0	1	18	26	2.46	1.909
Doug Corbett, R ERA: 5.75	(8, 1)	1.0		4	1	0	0	2	0	0	0	0	0	0	8	8	0.00	1.000

PITCHER	IP	WLS	BF	H	R	ER	SO	BB	IBB	HBP	BLK	WP	HR	S	P	ERA	WHIP

BOTTOM

California Angels @ New York Yankees

Yankee Stadium, Bronx, NY

Wed May 29 1985, 7:05 PM EDT

Att. 25,049 - Unknown

livebaseballscorecards.com

AB	33
R	7
H	12
RBI	7
BB	5
SO	4
LOB	19

Batter	1	2	3	4	5	6	7	8	9	AB	R	H	RBI	BB	SO	LOB
Gary Pettis, S (1, 8) OBP: 0.365, SLG: 0.328	1-3		CS	4-3		CS 1B			BB	3	0	1	0	1	0	0
Rob Wilfong, L (1, 4)	F4			B5-3		F7			K	3	0	0	0	0	0	1
Juan Beniquez, R (9, PH) OBP: 0.317, SLG: 0.377									K	1	0	0	0	0	1	1
Brian Downing, R (1, 7) OBP: 0.379, SLG: 0.349	F3			K			5-3		K	4	0	0	0	0	2	1
Reggie Jackson, L (1, 10) OBP: 0.364, SLG: 0.496		K			BB		K		K	3	0	0	0	1	3	1
Ruppert Jones, L (1, 9) OBP: 0.412, SLG: 0.543		6-3			BB		4-3			2	0	0	0	1	0	0
Bobby Grich, R (1, 3) OBP: 0.373, SLG: 0.371		F4			F9			F7		3	0	0	0	0	0	2
Jerry Narron, L (1, 2) OBP: 0.328, SLG: 0.500			L4		F8			4-3		3	0	0	0	0	0	2
Jack Howell, L (1, 5) OBP: 0.250, SLG: 0.222			K		F7			HR		3	1	1	1	0	1	2
Craig Gerber, L (1, 6) OBP: 0.150, SLG: 0.200			CS 1B			F5		K		2	0	1	0	0	0	0
Daryl Sconiers, L (8, PH)										0	0	0	0	0	0	0
Mike Brown, R (8, PH) OBP: 0.279, SLG: 0.344										1	0	0	0	0	1	0
Dick Schofield, R (8, 6) OBP: 0.264, SLG: 0.351										0	0	0	0	0	0	0
Inning Stats	R: 0 E: 0 K: 0 S: 3 H: 0 LOB: 0 BB: 0 P: 3	R: 0 E: 0 K: 1 S: 5 H: 0 LOB: 0 BB: 0 P: 5	R: 0 E: 0 K: 1 S: 5 H: 1 LOB: 0 BB: 0 P: 5	R: 0 E: 0 K: 1 S: 5 H: 0 LOB: 0 BB: 0 P: 5	R: 0 E: 0 K: 0 S: 3 H: 0 LOB: 2 BB: 2 P: 11	R: 0 E: 0 K: 0 S: 3 H: 1 LOB: 0 BB: 0 P: 3	R: 0 E: 0 K: 1 S: 5 H: 0 LOB: 0 BB: 0 P: 5	R: 1 E: 0 K: 1 S: 6 H: 1 LOB: 0 BB: 0 P: 6	R: 0 E: 0 K: 3 S: 9 H: 0 LOB: 1 BB: 1 P: 13	1B: 2 2B: 0 3B: 0 HR: 1 SF: 0 SAC: 0 DP: 0 HBP: 0						

PITCHER	IP	WLS	BF	H	R	ER	SO	BB	IBB	HBP	BLK	WP	HR	S	P	ERA	WHIP
Joe Cowley, R (1, 1) ERA: 3.71	7.2	W	26	3	1	1	4	2	0	0	0	0	1	32	40	1.17	0.652
Dave Righetti, L (8, 1) ERA: 1.82	1.1	S	5	0	0	0	4	1	0	0	0	0	0	12	16	0.00	0.750

PITCHER	IP	WLS	BF	H	R	ER	SO	BB	IBB	HBP	BLK	WP	HR	S	P	ERA	WHIP

TOP

California Angels @ New York Yankees

Yankee Stadium, Bronx, NY

Thu May 30 1985, 7:05 PM EDT

Att. 17,226 - Unknown

livebaseballscorecards.com

AB	28
R	1
H	3
RBI	1
BB	3
SO	8
LOB	10

BOTTOM

California Angels @ New York Yankees

Yankee Stadium, Bronx, NY

Thu May 30 1985, 7:05 PM EDT

Att. 17,226 - Unknown

Batter	1	2	3	4	5	6	7	8	9	AB	R	H	RBI	BB	SO	LOB
Rickey Henderson, R (1, 8) OBP: 0.410, SLG: 0.473	6-3			G3	F8			F7		4	0	0	0	0	0	1
Willie Randolph, R (1, 4) OBP: 0.397, SLG: 0.376	5-3			WP, 1B, 2B		F9		6-3		4	1	1	0	0	0	0
Don Mattingly, L (1, 3) OBP: 0.355, SLG: 0.494	G3			FC5-4, 1B 2-H		4-3				3	0	1	1	0	0	0
Dave Winfield, R (1, 9) OBP: 0.301, SLG: 0.388		L9-3, 1B		SSS, K		6-3				3	0	1	0	0	1	1
Don Baylor, R (1, 10) OBP: 0.359, SLG: 0.474		F7		FC5-4 1-2f			F8			3	0	0	0	0	0	2
Dan Pasqua, L (1, 7) OBP: 0.333, SLG: 1.333		L9-3 1-2			HR		F9			3	1	1	1	0	0	1
Butch Wynegar, S (1, 2) OBP: 0.352, SLG: 0.357			BBBB, G4-6-3, BB		E1, F7		F9			2	0	0	0	1	0	0
Mike Pagliarulo, L (1, 5) OBP: 0.333, SLG: 0.320			G4-6-3 1-2f		F7 1-2			F8		3	0	0	0	0	0	2
Andre Robertson, R (1, 6) OBP: 0.250, SLG: 1.000			5-3		F8			HR		3	1	1	1	0	0	1
Inning Stats	R: 0 E: 0 K: 0 S: 3 H: 0 LOB: 0 BB: 0 P: 3	R: 0 E: 0 K: 0 S: 3 H: 1 LOB: 0 BB: 0 P: 3	R: 0 E: 0 K: 0 S: 2 H: 0 LOB: 0 BB: 1 P: 6	R: 1 E: 0 K: 1 S: 7 H: 2 LOB: 1 BB: 0 P: 7	R: 1 E: 1 K: 0 S: 5 H: 1 LOB: 1 BB: 0 P: 5	R: 0 E: 0 K: 0 S: 3 H: 0 LOB: 0 BB: 0 P: 3	R: 0 E: 0 K: 0 S: 3 H: 0 LOB: 0 BB: 0 P: 3	R: 1 E: 0 K: 0 S: 4 H: 1 LOB: 0 BB: 0 P: 4								

PITCHER	IP	WLS	BF	H	R	ER	SO	BB	IBB	HBP	BLK	WP	HR	S	P	ERA	WHIP
Ron Romanick, R (1, 1) ERA: 3.44	8.0	L	29	5	3	3	1	1	0	0	0	1	2	30	34	3.38	0.750

PITCHER	IP	WLS	BF	H	R	ER	SO	BB	IBB	HBP	BLK	WP	HR	S	P	ERA	WHIP

1B: 2	SF: 0	WP: 1	PA: 29
2B: 2	SAC: 0	PB: 0	
3B: 0	DP: 2	SB: 0	
HR: 2	HBP: 0	CS: 0	

AB	28
R	3
H	5
RBI	3
BB	1
SO	1
LOB	8

livebaseballscorecards.com

Batter	1	2	3	4	5	6	7	8	9	AB	R	H	RBI	BB	SO	LOB
Gary Pettis, S (1, 8) OBP: 0.366, SLG: 0.333	S S S 0-3 ① K			x 0-0 E6 WP S FC4-6	x 0-0 ② 6-3 2-3 3-H		x 0-0 E FC5-2 2B	B B B B 4-0 1-2 BB		4	1	1	1	1	1	1
Rob Wilfong, L (1, 4) OBP: 0.263, SLG: 0.202	x 0-0 ② 6-3			B B B B 4-0 FC4-6 1-3 BB	x 0-0 E5 BLK 3-H 1B		x 0-0 E7 FC5-2 2-3	x 0-0 ③ 1-3		3	0	1	1	1	0	1
Brian Downing, R (8, PH) OBP: 0.379, SLG: 0.349										0	0	0	0	0	0	0
Reggie Jackson, L (8, PH) OBP: 0.361, SLG: 0.491										1	0	0	0	0	0	3
Darrell Miller, R (8, 9) OBP: 0.313, SLG: 0.400										0	0	0	0	0	0	0
Juan Beniquez, R (1, 9) (8, 3) OBP: 0.313, SLG: 0.370	x 0-0 ③ 4-3			x 0-0 ① FC4-6 G3 BB 1-2f 3-H	x 0-0 ③ 4-3 2-3		x 0-0 ② FC5-2 2-3 3-H		x 0-0 BB 4-3 CS 1B	5	0	1	1	0	0	4
Ruppert Jones, L (1, 7) OBP: 0.411, SLG: 0.526		S S S 0-3 ① K		B B B B 4-0 G3 1-2 BB		B B B B 4-0 G3 1B BB	x 0-0 ③ 4-3		x 0-0 ① 4-3 1-2	3	1	0	0	2	1	3
Jerry Narron, L (1, 10) OBP: 0.317, SLG: 0.464		x 0-0 ② 3-1		x 0-0 ② G3 1-2 2-3		x 0-0 ① G3 1-2		x 0-0 ① F2	4-0 BB 1B IBB	4	0	0	0	1	0	3
Mike Brown, R (9, PR) OBP: 0.279, SLG: 0.344										0	1	0	0	0	0	0
Jack Howell, L (1, 5) OBP: 0.243, SLG: 0.194		x 0-0 ③ 4-3		S S S 0-3 ③ K		S S S 0-3 ② K		S S S 0-3 ② K	B B B B 4-0 1B 1-2 2-3 BB	4	0	0	0	1	3	3
Bob Boone, R (1, 2) OBP: 0.316, SLG: 0.264			x 0-0 ① F9		B B B B 4-0 SH5-4 1B 6-3 BB	x 0-0 2-H 1B		x 0-0 E5 1B 1B	x 0-0 ② 1-2 2-H 3-H 1B	4	2	2	2	1	0	0
Bobby Grich, R (1, 3) (8, 4) OBP: 0.374, SLG: 0.372		x 0-0 ② 6-3			x 0-0 6-3 SH5-4 E 1-2 1B	x 0-0 ③ 1-3		x 0-0 1B 1-2 1B	x 0-0 ③ F7	5	1	2	0	0	0	3
Dick Schofield, R (1, 6) OBP: 0.265, SLG: 0.350		x 0-0 ③ 6-3			x 0-0 ① SH5-4 1-2 2-3		S S S 0-3 ① K	x 0-0 BB 1-3 2-H 1B		3	0	1	1	0	1	0
Inning Stats	R: 0 H: 0 E: 0 LOB: 0 K: 1 BB: 0 S: 5 P: 5	R: 0 H: 0 E: 0 LOB: 0 K: 1 BB: 0 S: 5 P: 5	R: 0 H: 0 E: 0 LOB: 0 K: 0 BB: 0 S: 3 P: 3	R: 1 H: 0 E: 1 LOB: 2 K: 1 BB: 2 S: 6 P: 14	R: 2 H: 2 E: 1 LOB: 1 K: 0 BB: 1 S: 5 P: 9	R: 1 H: 1 E: 0 LOB: 1 K: 1 BB: 1 S: 6 P: 10	R: 0 H: 1 E: 1 LOB: 2 K: 1 BB: 0 S: 7 P: 7	R: 1 H: 2 E: 1 LOB: 3 K: 1 BB: 1 S: 8 P: 12	R: 1 H: 2 E: 0 LOB: 2 K: 0 BB: 2 S: 4 P: 12	1B: 7 SF: 0 2B: 1 SAC: 1 3B: 0 DP: 0 HR: 0 HBP: 0						

PITCHER		IP	WLS	BF	H	R	ER	SO	BB	IBB	HBP	BLK	WP	HR	S	P	ERA	WHIP
Jack Morris, R ERA: 2.26	(1, 1)	7.2	L	36	6	5	3	6	4	0	0	1	1	0	44	60	3.52	1.304
Bill Scherrer, L ERA: 5.17	(8, 1)	0.0		1	0	0	0	0	1	0	0	0	0	0	0	4	∞	∞
Aurelio Lopez, R ERA: 3.12	(8, 1)	1.1		7	2	1	1	0	1	1	0	0	0	0	5	13	6.75	2.250

PITCHER	IP	WLS	BF	H	R	ER	SO	BB	IBB	HBP	BLK	WP	HR	S	P	ERA	WHIP

TOP

California Angels @ Detroit Tigers

Tiger Stadium, Detroit, MI

Fri May 31 1985, 7:05 PM EDT

Att. 39,154 - Unknown

livebaseballscorecards.com

AB	36
R	6
H	8
RBI	6
BB	7
SO	6
LOB	21

WP: 1	PA: 44		
PB: 0			
SB: 1			
CS: 1			

California Angels @ Detroit Tigers

Tiger Stadium, Detroit, MI

Fri May 31 1985, 7:05 PM EDT

Att. 39,154 - Unknown

BOTTOM

Batter	1	2	3	4	5	6	7	8	9	AB	R	H	RBI	BB	SO	LOB
Lou Whitaker, L (1, 4) OBP: 0.404, SLG: 0.475	6-3	F7			3B / BB		BB / BB		F7	3	1	0	0	2	0	3
Larry Herndon, R (1, 7) OBP: 0.301, SLG: 0.400	F7		5-3		1-H / 3B		1-2 / BB		1-2 / BB	3	0	1	1	2	0	0
Kirk Gibson, L (1, 8) OBP: 0.348, SLG: 0.481	HR		1B / BB		BB		K		K	3	1	1	1	2	2	4
Lance Parrish, R (1, 2) OBP: 0.311, SLG: 0.462	HR		1-3 / G3-6 / 1B		K		K		K	5	1	2	1	0	3	6
Darrell Evans, L (1, 5) OBP: 0.328, SLG: 0.480	F7		1-2f / G3-6		K		F6			4	0	0	0	0	1	6
Johnny Grubb, L (1, 10) OBP: 0.250, SLG: 0.255 Alejandro Sanchez, R (6, PH) OBP: 0.260, SLG: 0.560		1B / 1B		4-3		F8		K		2 2	0 0	1 0	0 0	0 0	0 1	0 0
Nelson Simmons, S (1, 9) OBP: 0.290, SLG: 0.397	K			F8		FC5-4 / 1B		K		4	0	1	0	0	2	1
Dave Bergman, L (1, 3) OBP: 0.500, SLG: 0.500 Barbaro Garbey, R (6, PH) OBP: 0.347, SLG: 0.447 (7, 3)	1-3 / 1B			6-3		F9		F2		2 2	0 0	1 0	0 0	0 0	0 0	0 1
Tom Brookens, R (1, 6) OBP: 0.318, SLG: 0.416		F4			F8	1-2f / FC5-4			BB / 1B	4	0	1	0	0	0	3
Inning Stats	R: 2 E: 0 K: 0 S: 5 H: 2 LOB: 0 BB: 0 P: 5	R: 0 E: 0 K: 1 S: 7 H: 2 LOB: 2 BB: 0 P: 7	R: 0 E: 0 K: 0 S: 3 H: 1 LOB: 1 BB: 1 P: 7	R: 0 E: 0 K: 0 S: 3 H: 0 LOB: 0 BB: 0 P: 3	R: 1 E: 0 K: 2 S: 8 H: 1 LOB: 2 BB: 2 P: 16	R: 0 E: 0 K: 0 S: 4 H: 1 LOB: 1 BB: 0 P: 4	R: 0 E: 0 K: 2 S: 7 H: 0 LOB: 2 BB: 2 P: 15	R: 0 E: 0 K: 2 S: 7 H: 0 LOB: 0 BB: 0 P: 7	R: 0 E: 0 K: 2 S: 8 H: 1 LOB: 2 BB: 1 P: 12	1B: 5 2B: 0 3B: 1 HR: 2	SF: 0 SAC: 0 DP: 1 HBP: 0						

AB	34
R	3
H	8
RBI	3
BB	6
SO	9
LOB	24

WP: 0 PB: 0 SB: 0 CS: 0 PA: 40

livebaseballscorecards.com

PITCHER		IP	WLS	BF	H	R	ER	SO	BB	IBB	HBP	BLK	WP	HR	S	P	ERA	WHIP
Kirk McCaskill, R ERA: 6.3	(1, 1)	4.2		22	6	3	3	2	3	0	0	0	0	2	23	35	5.79	1.929
Pat Clements, L ERA: 3.41	(5, 1)	1.2	W	8	1	0	0	2	2	0	0	0	0	0	10	18	0.00	1.800
Donnie Moore, R ERA: 0.85	(7, 1)	2.2	S	10	1	0	0	5	1	0	0	0	0	0	19	23	0.00	0.750

PITCHER		IP	WLS	BF	H	R	ER	SO	BB	IBB	HBP	BLK	WP	HR	S	P	ERA	WHIP

California Angels @ Detroit Tigers

Tiger Stadium, Detroit, MI

Sat Jun 01 1985, 3:33 AM EDT

Att. 36,068 - Unknown

TOP

livebaseballscorecards.com

Batter	1	2	3	4	5	6	7	8	9	AB	R	H	RBI	BB	SO	LOB
Gary Pettis, S (1, 8) OBP: 0.367, SLG: 0.357	6-3		1B S FC6-4 1B	1-H 2-H HR		K		FC5-4 1-2f		5	2	2	3	0	1	3
Rob Wilfong, L (1, 4) OBP: 0.260, SLG: 0.202	3-1		1-3 FC6-4 1B	F5		K			F6	5	0	1	0	0	1	2
Ruppert Jones, L (1, 7) OBP: 0.419, SLG: 0.584	BB		1-2f 3-H FC6-4 FC6-4		HR		3-1		HR	4	2	2	3	1	0	1
Jerry Narron, L (1, 10) OBP: 0.308, SLG: 0.448 Brian Downing, R (5, PH) OBP: 0.373, SLG: 0.342	1-3		1-2f FC6-4 FC6-4		G3		F6		F5	2 3	0 0	0 0	0 0	0 0	0 0	2 0
Reggie Jackson, L (1, 9) OBP: 0.360, SLG: 0.483 Mike Brown, R (5, PR) OBP: 0.271, SLG: 0.333 (5, 9)		F8	1-2f FC6-4		BB G3-6-1		6-3		F8	2 2	0 0	0 0	0 0	1 0	0 0	1 0
Bobby Grich, R (1, 3) OBP: 0.377, SLG: 0.367		HR BB		F8	1-2f G3-6-1			BB S 1B		2	2	0	0	2	0	1
Bob Boone, R (1, 2) OBP: 0.321, SLG: 0.290		1-H HR		5-3		BB FC6-4		F8		3	1	1	2	1	0	1
Dick Schofield, R (1, 6) OBP: 0.271, SLG: 0.350		6-3		HR S 1B		BB FC6-4 1-2		K 1-2		3	1	1	0	1	1	1
Jack Howell, L (1, 5) OBP: 0.268, SLG: 0.206		6-3		HR 1-2 BB		1-2f 2-3 FC6-4		2-H FC5-4 1B		3	1	1	1	1	0	2
Inning Stats	R: 0 E: 0 K: 0 S: 3 H: 0 LOB: 1 BB: 1 P: 7	R: 2 E: 0 K: 0 S: 4 H: 1 LOB: 0 BB: 1 P: 8	R: 1 E: 0 K: 0 S: 5 H: 2 LOB: 1 BB: 0 P: 5	R: 3 E: 0 K: 0 S: 5 H: 2 LOB: 0 BB: 1 P: 9	R: 1 E: 0 K: 0 S: 3 H: 1 LOB: 1 BB: 1 P: 7	R: 0 E: 0 K: 2 S: 7 H: 0 LOB: 2 BB: 2 P: 15	R: 0 E: 0 K: 0 S: 3 H: 0 LOB: 0 BB: 0 P: 3	R: 1 E: 0 K: 1 S: 6 H: 1 LOB: 1 BB: 1 P: 10	R: 1 E: 0 K: 0 S: 4 H: 1 LOB: 0 BB: 0 P: 4	1B: 4 2B: 0 3B: 0 HR: 4	SF: 0 SAC: 0 DP: 1 HBP: 0						

	AB	34
	R	9
	H	8
	RBI	9
	BB	7
	SO	3
	LOB	14

PITCHER		IP	WLS	BF	H	R	ER	SO	BB	IBB	HBP	BLK	WP	HR	S	P	ERA	WHIP
Dan Petry, R ERA: 3.74	(1, 1)	4.0	L	20	5	6	6	0	3	0	0	0	0	2	17	29	13.50	2.000
Bill Scherrer, L ERA: 5.4	(5, 1)	1.0		4	1	1	1	0	1	0	0	0	0	1	3	7	9.00	2.000
Juan Berenguer, R ERA: 6.67	(6, 1)	4.0		17	2	2	2	3	3	0	0	0	0	1	20	32	4.50	1.250

PITCHER	IP	WLS	BF	H	R	ER	SO	BB	IBB	HBP	BLK	WP	HR	S	P	ERA	WHIP

California Angels @ Detroit Tigers

Tiger Stadium, Detroit, MI

Sat Jun 01 1985, 3:33 AM EDT

Att. 36,068 - Unknown

BOTTOM

Batter	1	2	3	4	5	6	7	8	9	AB	R	H	RBI	BB	SO	LOB
Lou Whitaker, L (1, 4) OBP: 0.406, SLG: 0.494	4-3			WP 1B		1-H HR		K		4	1	2	2	0	1	0
Alan Trammell, R (1, 6) OBP: 0.314, SLG: 0.428	F8			F4		1B		6-3		4	0	1	0	0	0	1
Kirk Gibson, L (1, 8) OBP: 0.341, SLG: 0.469	K			F7 1-2		F7			4-3	4	0	0	0	0	1	2
Lance Parrish, R (1, 2) OBP: 0.310, SLG: 0.454		K		F8		F9			BB	3	0	0	0	1	1	2
Darrell Evans, L (1, 10) OBP: 0.319, SLG: 0.465		3-1			F8	L4			F8	4	0	0	0	0	0	2
Johnny Grubb, L (1, 9) OBP: 0.232, SLG: 0.235		1-3			F7		4-3		4-3	4	0	0	0	0	0	1
Larry Herndon, R (1, 7) OBP: 0.295, SLG: 0.392			5-3		E5		G3			3	0	0	0	0	0	0
Dave Bergman, L (1, 3) OBP: 0.333, SLG: 0.333			6-3		F9		F8			3	0	0	0	0	0	1
Tom Brookens, R (1, 5) OBP: 0.318, SLG: 0.408			4-3			HR BB		5-3		2	1	0	0	1	0	0
Inning Stats	R: 0 E: 0 K: 1 S: 5 H: 0 LOB: 0 BB: 0 P: 5	R: 0 E: 0 K: 1 S: 5 H: 0 LOB: 0 BB: 0 P: 5	R: 0 E: 0 K: 0 S: 3 H: 0 LOB: 0 BB: 0 P: 3	R: 0 E: 0 K: 0 S: 4 H: 1 LOB: 1 BB: 0 P: 4	R: 0 E: 1 K: 0 S: 4 H: 0 LOB: 1 BB: 0 P: 4	R: 2 E: 0 K: 0 S: 5 H: 2 LOB: 1 BB: 1 P: 9	R: 0 E: 0 K: 0 S: 3 H: 0 LOB: 0 BB: 0 P: 3	R: 0 E: 0 K: 1 S: 5 H: 0 LOB: 0 BB: 0 P: 5	R: 0 E: 0 K: 0 S: 3 H: 0 LOB: 1 BB: 1 P: 7	1B: 2 2B: 0 3B: 0 HR: 1 SF: 0 SAC: 0 DP: 0 HBP: 0	WP: 1 PB: 0 SB: 0 CS: 0 PA: 33					

livebaseballscorecards.com

	AB	31
	R	2
	H	3
	RBI	2
	BB	2
	SO	3
	LOB	9

PITCHER	IP	WLS	BF	H	R	ER	SO	BB	IBB	HBP	BLK	WP	HR	S	P	ERA	WHIP
Mike Witt, R (1, 1) ERA: 3.17	9.0	W	33	3	2	2	3	2	0	0	0	1	1	37	45	2.00	0.556

PITCHER	IP	WLS	BF	H	R	ER	SO	BB	IBB	HBP	BLK	WP	HR	S	P	ERA	WHIP

California Angels @ Detroit Tigers

Tiger Stadium, Detroit, MI

Sun Jun 02 1985, 3:33 AM EDT

Att. 36,472 - Unknown

TOP

livebaseballscorecards.com

Batter	1	2	3	4	5	6	7	8	9	AB	R	H	RBI	BB	SO	LOB
Gary Pettis, S (1, 8) OBP: 0.368, SLG: 0.359	S S S 0-3 ① K		S S S 0-3 ② K2-3		x 0-0 ① 1B 1-2 3-H 1B	S S S 0-3 ③ K			x 0-0 ① SH2-3 1B	5	0	2	1	0	3	1
Rob Wilfong, L (1, 4) OBP: 0.259, SLG: 0.204	x 0-0 ② G3		x 0-0 ③ 4-3		x 0-0 ① 1-2 2-3 1B		x 0-0 ① 3-1		x 0-0 ① SH2-3 1-2	4	0	1	0	0	0	0
Ruppert Jones, L (1, 7) (9, 9) OBP: 0.410, SLG: 0.566	S S S 0-3 ③ K			x 0-0 E S SF9 1B	S S S 0-3 ① K		x 0-0 ② F3		x 0-0 ② F7	5	1	1	0	0	2	4
Reggie Jackson, L (1, 9) OBP: 0.350, SLG: 0.467 Darrell Miller, R (7, 9) OBP: 0.313, SLG: 0.400 Brian Downing, R (9, PH) (9, 7) OBP: 0.371, SLG: 0.340		x 0-0 ① 1-6-3		S S S 0-3 ① K 1-3	S S S 0-3 ② K		x 0-0 ③ 4-3		x 0-0 ③ F3	4	0	0	0	0	2	4
										0	0	0	0	0	0	0
										1	0	0	0	0	0	1
Daryl Sconiers, L (1, 10) OBP: 0.111, SLG: 0.250 Juan Beniquez, R (5, PH) OBP: 0.308, SLG: 0.365		x 0-0 2B		x 0-0 ② SF9 3-H	S S S 0-3 ③ K			x 0-0 ① F7		1	0	1	1	0	0	0
										2	0	0	0	0	1	3
Jerry Narron, L (1, 2) OBP: 0.319, SLG: 0.443 Craig Gerber, L (8, PR) OBP: 0.150, SLG: 0.200 Bob Boone, R (8, 2) OBP: 0.321, SLG: 0.290		x 0-0 ② F7		B B B 4-0 BB		x 0-0 ① L8		x 0-0 BB 1B		3	0	1	0	1	0	1
										0	0	0	0	0	0	0
										0	0	0	0	0	0	0
Bobby Grich, R (1, 3) OBP: 0.380, SLG: 0.387		B B B 4-0 FC5-4 BB		x 0-0 ③ F8		x 0-0 HR		x 0-0 ② F7		3	1	1	1	1	0	2
Dick Schofield, R (1, 6) OBP: 0.277, SLG: 0.345		x 0-0 ③ FC5-4 1-2f			B B B 4-0 1B 1B BB	x 0-0 ② F6		B B B 4-0 1-2 BB		2	1	0	0	2	0	2
Jack Howell, L (1, 5) OBP: 0.289, SLG: 0.237			x 0-0 ① 6-3		x 0-0 1B 1B 1-3 1B	x 0-0 1B		x 0-0 ③ F8		4	0	2	0	0	0	2

	AB	34
	R	3
	H	9
	RBI	3
	BB	4
	SO	8
	LOB	20

Inning Stats										
	R: 0 E: 0 K: 2 S: 7	H: 0 LOB: 0 BB: 0 P: 7	R: 0 E: 0 K: 0 S: 4	H: 1 LOB: 2 BB: 1 P: 8	R: 0 E: 0 K: 1 S: 5	H: 0 LOB: 0 BB: 0 P: 5	R: 1 E: 1 K: 1 S: 6	H: 1 LOB: 1 BB: 1 P: 10	R: 1 E: 0 K: 3 S: 12	H: 3 LOB: 3 BB: 1 P: 16
	R: 1 E: 0 K: 1 S: 7	H: 2 LOB: 1 BB: 0 P: 7	R: 0 E: 0 K: 0 S: 3	H: 0 LOB: 0 BB: 0 P: 3	R: 0 E: 0 K: 0 S: 4	H: 1 LOB: 2 BB: 1 P: 8	R: 0 E: 0 K: 0 S: 4	H: 1 LOB: 1 BB: 0 P: 4	1B: 7 2B: 1 3B: 0 HR: 1	SF: 1 SAC: 1 DP: 0 HBP: 0
	WP: 0 PB: 0 SB: 1 CS: 0	PA: 40								

PITCHER		IP	WLS	BF	H	R	ER	SO	BB	IBB	HBP	BLK	WP	HR	S	P	ERA	WHIP
Randy O'Neal, R ERA: 2.25	(1, 1)	4.0		20	5	2	1	4	3	0	0	0	0	0	25	37	2.25	2.000
Bill Scherrer, L ERA: 5.19	(5, 1)	0.2		2	0	0	0	2	0	0	0	0	0	0	6	6	0.00	0.000
Doug Bair, R ERA: 4.03	(5, 1)	1.1		6	2	1	1	2	0	0	0	0	0	1	10	10	6.75	1.500
Aurelio Lopez, R ERA: 2.95	(7, 1)	2.0		9	2	0	0	0	1	0	0	0	0	0	8	12	0.00	1.500
Willie Hernandez, L ERA: 1.54	(9, 1)	1.0	W	3	0	0	0	0	0	0	0	0	0	0	3	3	0.00	0.000

PITCHER	IP	WLS	BF	H	R	ER	SO	BB	IBB	HBP	BLK	WP	HR	S	P	ERA	WHIP

California Angels @ Detroit Tigers

Tiger Stadium, Detroit, MI

Sun Jun 02 1985, 3:33 AM EDT

Att. 36,472 - Unknown

livebaseballscorecards.com

BOTTOM

Batter	1	2	3	4	5	6	7	8	9	AB	R	H	RBI	BB	SO	LOB
Lou Whitaker, L (1, 4) OBP: 0.403, SLG: 0.485	BBBB 4-0 2B BB	x 0-0 3-1 ③			SSS 0-3 K ①		x 0-0 F7 ②			3	1	0	0	1	1	2
Alan Trammell, R (1, 6) OBP: 0.317, SLG: 0.435	x 0-0 1B 1B 1-H 2B	x 0-0 F8 ①			x 0-0 6-3 1B		x 0-0 5-3 ③ 1-2			4	1	2	1	0	0	1
Kirk Gibson, L (1, 8) OBP: 0.339, SLG: 0.463	x 0-0 1B 2-3 1B	x 0-0 G3 ②			x 0-0 6-3 ② 1-2			x 0-0 G4-1 ①		4	0	1	0	0	0	1
Lance Parrish, R (1, 10) OBP: 0.319, SLG: 0.478	x 0-0 CS 1-3 3-H 1B	x 0-0 1B			SSS 0-3 K ③			x 0-0 HR		4	1	3	2	0	1	1
Larry Herndon, R (1, 7) OBP: 0.288, SLG: 0.381	SSS 0-3 K ① ② 1-2	x 0-0 1-3 ③				x 0-0 F9 ①		x 0-0 F9 ②		4	0	0	0	0	1	3
Alejandro Sanchez, R (1, 9) OBP: 0.241, SLG: 0.519	SSS 0-3 K ③			x 0-0 6-3 ①		x 0-0 F8 ②		x 0-0 F8 ③		4	0	0	0	0	1	1
Darrell Evans, L (1, 3) OBP: 0.324, SLG: 0.489		x 0-0 G6-3 SH 1B		x 0-0 F8 ②	SSS 0-3 K ③			x 0-0 HR		4	1	2	1	0	1	0
Bob Melvin, R (1, 2) OBP: 0.462, SLG: 0.692		x 0-0 SH G6-3 1-2		x 0-0 FC5-4 1B			x 0-0 5-3 ①			2	0	1	0	0	0	0
Tom Brookens, R (1, 5) OBP: 0.319, SLG: 0.406		x 0-0 G6-3 ① ② 1-2f 2-3		x 0-0 FC5-4 ③ 1-2f			x 0-0 S 1B			3	0	1	0	0	0	3
Inning Stats	R: 2 E: 0 K: 2 S: 9 H: 3 LOB: 1 BB: 1 P: 13	R: 0 E: 0 K: 0 S: 4 H: 1 LOB: 1 BB: 0 P: 4	R: 0 E: 0 K: 0 S: 4 H: 1 LOB: 1 BB: 0 P: 4	R: 0 E: 0 K: 0 S: 4 H: 1 LOB: 1 BB: 0 P: 4	R: 0 E: 0 K: 2 S: 8 H: 1 LOB: 1 BB: 0 P: 8	R: 0 E: 0 K: 1 S: 5 H: 0 LOB: 0 BB: 0 P: 5	R: 0 E: 0 K: 0 S: 4 H: 1 LOB: 1 BB: 0 P: 4	R: 1 E: 0 K: 0 S: 4 H: 1 LOB: 0 BB: 0 P: 4	R: 1 E: 0 K: 0 S: 1 H: 1 LOB: 0 BB: 0 P: 1	1B: 7 2B: 2 3B: 0 HR: 2	SF: 0 SAC: 1 DP: 2 HBP: 0						

PITCHER		IP	WLS	BF	H	R	ER	SO	BB	IBB	HBP	BLK	WP	HR	S	P	ERA	WHIP
Tommy John, L ERA: 4.5	(1, 1)	6.0		25	7	2	2	5	1	0	0	0	0	0	34	38	3.00	1.333
Stu Cliburn, R ERA: 1.59	(7, 1)	1.0		4	1	0	0	0	0	0	0	0	0	0	4	4	0.00	1.000
Donnie Moore, R ERA: 1.38	(8, 1)	1.0	L	5	2	2	2	0	0	0	0	0	0	2	5	5	18.00	2.000

PITCHER		IP	WLS	BF	H	R	ER	SO	BB	IBB	HBP	BLK	WP	HR	S	P	ERA	WHIP

AB	32
R	4
H	10
RBI	4
BB	1
SO	5
LOB	12

1B: 7 2B: 2 3B: 0 HR: 2 SF: 0 SAC: 1 DP: 2 HBP: 0

WP: 0 PB: 0 SB: 1 CS: 1 PA: 34

Batter	1	2	3	4	5	6	7	8	9	AB	R	H	RBI	BB	SO	LOB
Gary Pettis, S (1, 8) OBP: 0.369, SLG: 0.356	1-3		E3 1B	K		FC1-2 3-H			SH1-4 BB	4	0	1	0	1	1	2
Rob Wilfong, L (1, 4) OBP: 0.259, SLG: 0.198	F6		E3 S 1-2	BB		K			SH1-4 1-2	3	0	0	0	1	1	2
Ruppert Jones, L (1, 7) OBP: 0.396, SLG: 0.541	K		K 1-2	F7			3-1		K	5	0	0	0	0	3	4
Daryl Sconiers, L (1, 10) OBP: 0.250, SLG: 0.300 Brian Downing, R (7, PH) OBP: 0.367, SLG: 0.336		BB		1B 1B	G3		6-3		F7	2 2	1 0	1 0	0 0	1 0	0 0	0 1
Reggie Jackson, L (1, 9) OBP: 0.357, SLG: 0.472 Darrell Miller, R (7, PH) OBP: 0.294, SLG: 0.375 (7, 9)		F7		1B HR 1-3 1B	5-3 1B		L8			3 1	1 0	2 0	0 0	0 0	0 0	1 0
Juan Beniquez, R (1, 3) OBP: 0.307, SLG: 0.362		F9		HR 1-2 3-H 1B	5-3 1-2			3-1		4	1	1	1	0	0	2
Doug DeCinces, R (1, 5) OBP: 0.310, SLG: 0.426		L8		HR 1-H 2-H	1-3			FC6-4 BB		3	1	1	3	1	0	2
Bob Boone, R (1, 2) OBP: 0.326, SLG: 0.328			HR	F4		4-3 FC1-2 2B		F7		4	1	2	1	0	0	1
Dick Schofield, R (1, 6) OBP: 0.276, SLG: 0.349			F9	2B		4-3 2-3		FC6-4 1-2f		4	0	1	0	0	0	2
Inning Stats	R: 0 E: 0 K: 1 S: 5 H: 0 LOB: 0 BB: 0 P: 5	R: 0 E: 0 K: 0 S: 3 H: 0 LOB: 1 BB: 1 P: 7	R: 1 E: 1 K: 1 S: 7 H: 2 LOB: 1 BB: 0 P: 7	R: 4 E: 0 K: 1 S: 10 H: 5 LOB: 2 BB: 1 P: 14	R: 0 E: 0 K: 0 S: 4 H: 1 LOB: 1 BB: 0 P: 4	R: 0 E: 0 K: 1 S: 6 H: 1 LOB: 1 BB: 0 P: 6	R: 0 E: 0 K: 0 S: 3 H: 0 LOB: 0 BB: 0 P: 3	R: 0 E: 0 K: 0 S: 3 H: 0 LOB: 1 BB: 1 P: 7	R: 0 E: 0 K: 1 S: 5 H: 0 LOB: 1 BB: 1 P: 9	1B: 5 2B: 2 3B: 0 HR: 2 SF: 0 SAC: 1 DP: 0 HBP: 0						

TOP

California Angels @ Baltimore Orioles

Memorial Stadium, Baltimore, MD

Mon Jun 03 1985, 7:05 PM EDT

Att. 18,882 - Unknown

livebaseballscorecards.com

AB	35
R	5
H	9
RBI	5
BB	4
SO	5
LOB	17

PA: 40

WP: 0	
PB: 0	
SB: 1	
CS: 0	

PITCHER		IP	WLS	BF	H	R	ER	SO	BB	IBB	HBP	BLK	WP	HR	S	P	ERA	WHIP
Ken Dixon, R ERA: 4.66	(1, 1)	3.0		16	6	5	5	2	1	0	0	0	0	2	19	23	15.00	2.333
Nate Snell, R ERA: 1.99	(4, 1)	2.2		12	3	0	0	1	1	0	0	0	0	0	13	17	0.00	1.500
Tippy Martinez, L ERA: 3.81	(6, 1)	3.0		11	0	0	0	2	2	0	0	0	0	0	13	21	0.00	0.667
Sammy Stewart, R ERA: 2.97	(9, 1)	0.1	W	1	0	0	0	0	0	0	0	0	0	0	1	1	0.00	0.000

PITCHER	IP	WLS	BF	H	R	ER	SO	BB	IBB	HBP	BLK	WP	HR	S	P	ERA	WHIP

Batter	1	2	3	4	5	6	7	8	9	AB	R	H	RBI	BB	SO	LOB
Lee Lacy, R (1, 9) OBP: 0.274, SLG: 0.300	4-3		5-3		G6-4-3 1-2f		F9		HR 3-H	5	1	1	2	0	0	1
Jim Dwyer, L (1, 7) OBP: 0.381, SLG: 0.455	BB 1B		F7			2B SF8 1B	F6			3	1	1	0	1	0	0
Cal Ripken Jr., R (1, 6) OBP: 0.357, SLG: 0.511	F9			E5 E SF7		1-3 1B 2B		G4-6-3 1B		4	2	2	0	0	0	1
Eddie Murray, S (1, 3) OBP: 0.366, SLG: 0.512	1-2 1B			E9 FC6-4 1-3		SF8 3-H		F4		3	0	1	1	0	0	2
Fred Lynn, L (1, 8) OBP: 0.356, SLG: 0.438	K			SF7 3-H		F8		G4-6-3 1-2f		3	0	0	1	0	1	4
Larry Sheets, L (1, 10) OBP: 0.367, SLG: 0.550 Mike Boddicker, R (9, PR)		F7		FC6-4 1-2f		1B 2-H 1B			BB 1B SH	3 0	0 1	1 0	1 0	1 0	0 0	1 0
Wayne Gross, L (1, 5) OBP: 0.374, SLG: 0.430 Mike Young, S (9, PH) OBP: 0.317, SLG: 0.396		F8		4-3		1B 1-2 1B			SH 1-2 SF8 1B	3 1	0 1	1 1	0 0	0 0	0 0	1 0
Lenn Sakata, R (1, 4) OBP: 0.271, SLG: 0.309		F7			F8	1-2 2-H 1B			SH SF8 1-3 2-H HR	3	1	1	0	0	0	0
Rick Dempsey, R (1, 2) OBP: 0.362, SLG: 0.373 Joe Nolan, L (9, PH) OBP: 0.273, SLG: 0.250			F8		G6-4-3 BB		F8		SF8 2-3 3-H	2 0	0 0	0 0	0 1	1 0	0 0	0 0
Inning Stats	R: 0 E: 0 K: 1 S: 6 H: 1 LOB: 2 BB: 1 P: 10	R: 0 E: 0 K: 0 S: 3 H: 0 LOB: 0 BB: 0 P: 3	R: 0 E: 0 K: 0 S: 3 H: 0 LOB: 0 BB: 0 P: 3	R: 1 E: 2 K: 0 S: 5 H: 0 LOB: 1 BB: 0 P: 5	R: 0 E: 0 K: 0 S: 2 H: 0 LOB: 0 BB: 1 P: 6	R: 2 E: 0 K: 0 S: 7 H: 5 LOB: 2 BB: 0 P: 7	R: 0 E: 0 K: 0 S: 3 H: 0 LOB: 0 BB: 0 P: 3	R: 0 E: 0 K: 0 S: 3 H: 1 LOB: 0 BB: 0 P: 3	R: 4 E: 1 K: 0 S: 4 H: 2 LOB: 1 BB: 1 P: 8	1B: 7 2B: 1 3B: 0 HR: 1	SF: 3 SAC: 1 DP: 2 HBP: 0						

PITCHER	IP	WLS	BF	H	R	ER	SO	BB	IBB	HBP	BLK	WP	HR	S	P	ERA	WHIP
Jim Slaton, R (1, 1) ERA: 3.8	5.2		25	5	3	2	1	2	0	0	0	0	0	25	33	3.18	1.235
Stu Cliburn, R (6, 1) ERA: 1.5	1.1		5	2	0	0	0	0	0	0	0	0	0	5	5	0.00	1.500
Pat Clements, L (8, 1) ERA: 3.6	1.0		3	0	1	1	0	1	0	0	0	0	0	2	6	9.00	1.000
Donnie Moore, R (9, 1) ERA: 1.91	0.1	L	4	2	3	2	0	0	0	0	0	0	1	4	4	54.00	6.000

PITCHER	IP	WLS	BF	H	R	ER	SO	BB	IBB	HBP	BLK	WP	HR	S	P	ERA	WHIP

BOTTOM

California Angels @ Baltimore Orioles

Memorial Stadium, Baltimore, MD

Mon Jun 03 1985, 7:05 PM EDT

Att. 18,882 - Unknown

livebaseballscorecards.com

AB	30
R	7
H	9
RBI	6
BB	3
SO	1
LOB	10

WP: 0	PB: 0	SB: 0	CS: 0
PA: 37			

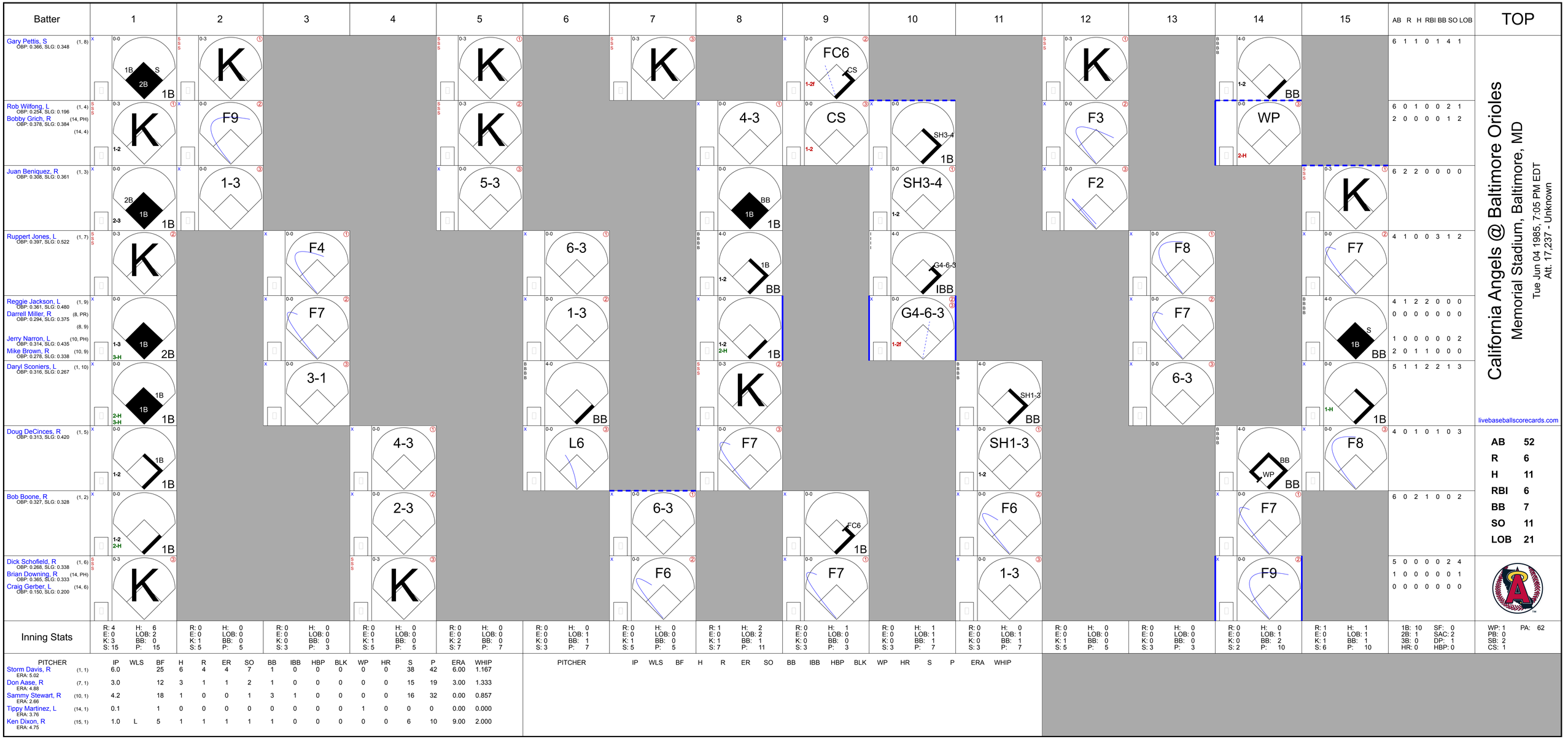
Batter
1
2
3
4
5
6
7
8
9
10
11
12
13
14
15
AB R H RBI BB SO LOB
TOP
Gary Pettis, S (1, 8)
OBP: 0.366, SLG: 0.348
6 1 1 0 1 4 1
Rob Wilfong, L (1, 4)
OBP: 0.254, SLG: 0.196
Bobby Grich, R (14, PH) (14, 4)
OBP: 0.378, SLG: 0.384
6 0 1 0 0 2 1
2 0 0 0 0 1 2
Juan Beniquez, R (1, 3)
OBP: 0.308, SLG: 0.361
6 2 2 0 0 0 0
Ruppert Jones, L (1, 7)
OBP: 0.397, SLG: 0.522
4 1 0 0 3 1 2
Reggie Jackson, L (1, 9)
OBP: 0.361, SLG: 0.480
Darrell Miller, R (8, PR) (8, 9)
OBP: 0.294, SLG: 0.375
Jerry Narron, L (10, PH)
OBP: 0.314, SLG: 0.435
Mike Brown, R (10, 9)
OBP: 0.278, SLG: 0.338
4 1 2 2 0 0 0
0 0 0 0 0 0 0
1 0 0 0 0 0 2
2 0 1 1 0 0 0
Daryl Sconiers, L (1, 10)
OBP: 0.316, SLG: 0.267
5 1 1 2 2 1 3
Doug DeCinces, R (1, 5)
OBP: 0.313, SLG: 0.420
4 0 1 0 1 0 3
Bob Boone, R (1, 2)
OBP: 0.327, SLG: 0.328
6 0 2 1 0 0 2
Dick Schofield, R (1, 6)
OBP: 0.268, SLG: 0.338
Brian Downing, R (14, PH)
OBP: 0.365, SLG: 0.333
Craig Gerber, L (14, 6)
OBP: 0.150, SLG: 0.200
5 0 0 0 0 2 4
1 0 0 0 0 0 1
0 0 0 0 0 0 0
California Angels @ Baltimore Orioles
Memorial Stadium, Baltimore, MD
Tue Jun 04 1985, 7:05 PM EDT
Att. 17,237 - Unknown
livebaseballscorecards.com
AB 52
R 6
H 11
RBI 6
BB 7
SO 11
LOB 21
Inning Stats
R: 4 H: 6 E: 0 LOB: 2 K: 3 BB: 0 S: 15 P: 15
R: 0 H: 0 E: 0 LOB: 0 K: 1 BB: 0 S: 5 P: 5
R: 0 H: 0 E: 0 LOB: 0 K: 0 BB: 0 S: 3 P: 3
R: 0 H: 0 E: 0 LOB: 0 K: 1 BB: 0 S: 5 P: 3
R: 0 H: 0 E: 0 LOB: 0 K: 2 BB: 0 S: 7 P: 7
R: 0 H: 0 E: 0 LOB: 1 K: 0 BB: 1 S: 3 P: 7
R: 0 H: 0 E: 0 LOB: 0 K: 1 BB: 0 S: 5 P: 5
R: 1 H: 2 E: 0 LOB: 2 K: 1 BB: 1 S: 7 P: 11
R: 0 H: 1 E: 0 LOB: 0 K: 0 BB: 0 S: 3 P: 3
R: 0 H: 1 E: 0 LOB: 1 K: 0 BB: 1 S: 3 P: 7
R: 0 H: 0 E: 0 LOB: 1 K: 0 BB: 1 S: 3 P: 7
R: 0 H: 0 E: 0 LOB: 0 K: 1 BB: 0 S: 5 P: 5
R: 0 H: 0 E: 0 LOB: 0 K: 0 BB: 0 S: 3 P: 3
R: 0 H: 0 E: 0 LOB: 1 K: 0 BB: 1 S: 2 P: 10
R: 1 H: 1 E: 0 LOB: 1 K: 1 BB: 1 S: 6 P: 10
1B: 10 SF: 0
2B: 1 SAC: 2
3B: 0 DP: 1
HR: 0 HBP: 0
WP: 1 PA: 62
PB: 0
SB: 2
CS: 1
PITCHER IP WLS BF H R ER SO BB IBB HBP BLK WP HR S P ERA WHIP
Storm Davis, R (1, 1) ERA: 5.02 6.0 25 6 4 4 7 1 0 0 0 0 0 38 42 6.00 1.167
Don Aase, R (7, 1) ERA: 4.88 3.0 12 3 1 1 2 1 0 0 0 0 0 15 19 3.00 1.333
Sammy Stewart, R (10, 1) ERA: 2.66 4.2 18 1 0 0 1 3 1 0 0 0 0 16 32 0.00 0.857
Tippy Martinez, L (14, 1) ERA: 3.76 0.1 1 0 0 0 0 0 0 0 0 1 0 0 0 0.00 0.000
Ken Dixon, R (15, 1) ERA: 4.75 1.0 L 5 1 1 1 1 1 0 0 0 0 0 6 10 9.00 2.000
PITCHER IP WLS BF H R ER SO BB IBB HBP BLK WP HR S P ERA WHIP

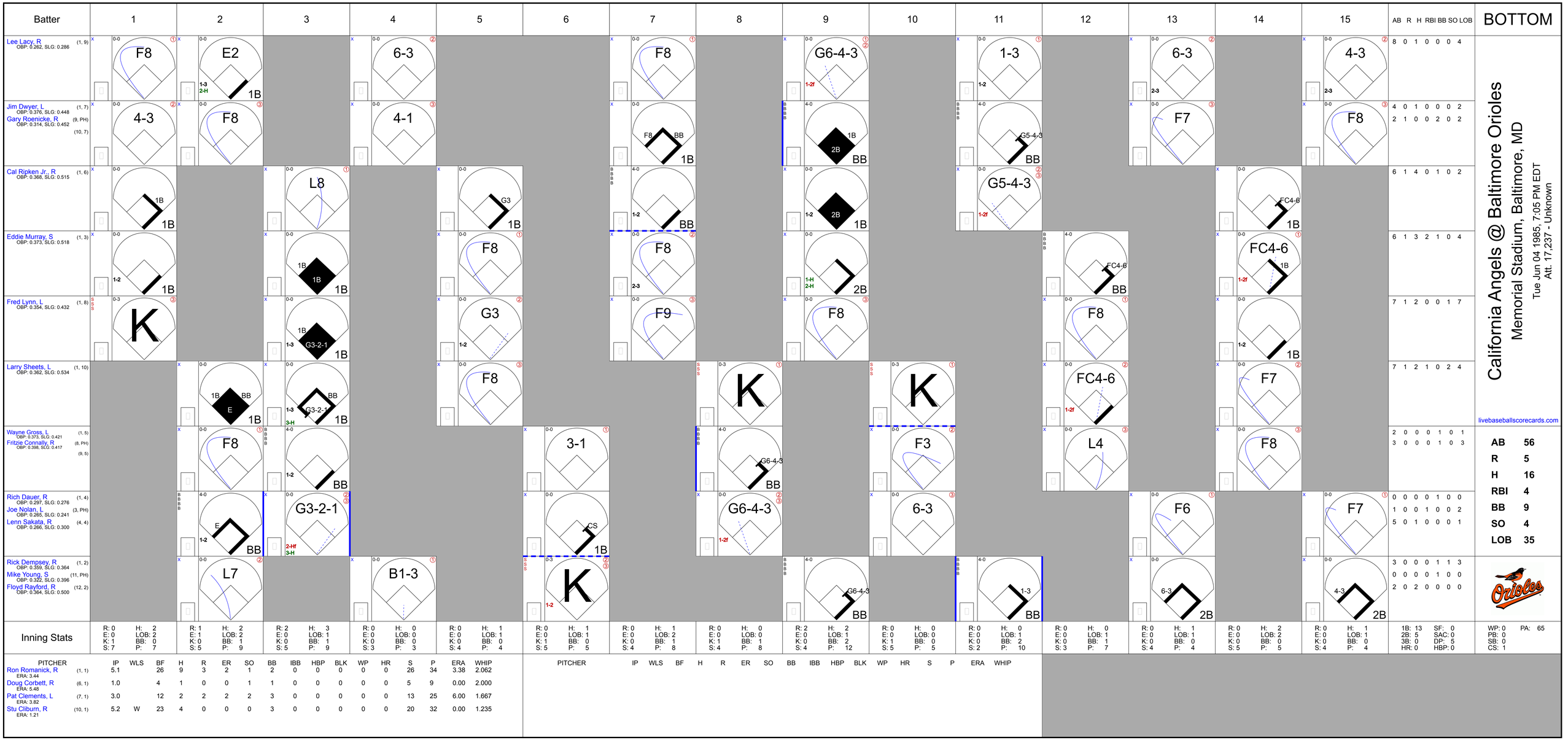
Batter
1
2
3
4
5
6
7
8
9
10
11
12
13
14
15
AB R H RBI BB SO LOB
BOTTOM
Lee Lacy, R (1, 9)
OBP: 0.262, SLG: 0.286
F8
E2
1-3
2-H
1B
6-3
F8
G6-4-3
1-2f
1-3
8 0 1 0 0 0 4
Jim Dwyer, L (1, 7)
OBP: 0.376, SLG: 0.448
Gary Roenicke, R (9, PH)
OBP: 0.314, SLG: 0.452
(10, 7)
4-3
F8
4-1
F8
BB
1B
2B
BB
G5-4-3
BB
6-3
2-3
F7
4-3
2-3
F8
4 0 1 0 0 0 2
2 1 0 0 2 0 2
Cal Ripken Jr., R (1, 6)
OBP: 0.368, SLG: 0.515
1B
1B
L8
G3
1B
1-2
2B
1B
G5-4-3
1-2f
FC4-6
1B
6 1 4 0 1 0 2
Eddie Murray, S (1, 3)
OBP: 0.373, SLG: 0.518
1-2
1B
1B
1B
F8
2-3
1-H
2-H
2B
FC4-6
BB
FC4-6
1B
6 1 3 2 1 0 4
Fred Lynn, L (1, 8)
OBP: 0.354, SLG: 0.432
K
1B
G3-2-1
1-3
G3-2-1
1B
G3
1-2
F9
F8
F8
1-2
1B
7 1 2 0 0 1 7
Larry Sheets, L (1, 10)
OBP: 0.362, SLG: 0.534
1B
BB
E
1B
BB
G3-2-1
1-3
3-H
1B
F8
K
K
FC4-6
1-2f
F7
7 1 2 1 0 2 4
Wayne Gross, L (1, 5)
OBP: 0.373, SLG: 0.421
Fritzie Connally, R (8, PH)
OBP: 0.398, SLG: 0.417
(9, 5)
F8
1-2
BB
3-1
F3
L4
F8
2 0 0 0 1 0 1
3 0 0 0 1 0 3
Rich Dauer, R (1, 4)
OBP: 0.297, SLG: 0.276
Joe Nolan, L (3, PH)
OBP: 0.265, SLG: 0.241
Lenn Sakata, R (4, 4)
OBP: 0.266, SLG: 0.300
E
1-2
BB
G3-2-1
2-Hf
3-H
CS
1B
G6-4-3
1-2f
6-3
F6
6-3
2B
F7
4-3
2B
0 0 0 0 1 0 0
1 0 0 1 0 0 2
5 0 1 0 0 0 1
Rick Dempsey, R (1, 2)
OBP: 0.359, SLG: 0.364
Mike Young, S (11, PH)
OBP: 0.322, SLG: 0.396
Floyd Rayford, R (12, 2)
OBP: 0.364, SLG: 0.500
L7
B1-3
K
1-2
G6-4-3
BB
1-3
BB
3 0 0 0 1 1 3
0 0 0 0 1 0 0
2 0 2 0 0 0 0
Inning Stats
R: 0 H: 2
E: 0 LOB: 2
K: 1 BB: 0
S: 7 P: 7
R: 1 H: 2
E: 1 LOB: 2
K: 0 BB: 1
S: 5 P: 9
R: 2 H: 3
E: 0 LOB: 1
K: 0 BB: 1
S: 5 P: 9
R: 0 H: 0
E: 0 LOB: 0
K: 0 BB: 0
S: 3 P: 3
R: 0 H: 0
E: 0 LOB: 1
K: 0 BB: 0
S: 4 P: 4
R: 0 H: 1
E: 0 LOB: 1
K: 1 BB: 0
S: 5 P: 5
R: 0 H: 1
E: 0 LOB: 2
K: 0 BB: 1
S: 4 P: 8
R: 0 H: 0
E: 0 LOB: 0
K: 1 BB: 1
S: 4 P: 8
R: 2 H: 2
E: 0 LOB: 1
K: 0 BB: 2
S: 4 P: 12
R: 0 H: 0
E: 0 LOB: 0
K: 1 BB: 0
S: 5 P: 5
R: 0 H: 0
E: 0 LOB: 1
K: 0 BB: 2
S: 2 P: 10
R: 0 H: 0
E: 0 LOB: 1
K: 0 BB: 1
S: 3 P: 7
R: 0 H: 1
E: 0 LOB: 2
K: 0 BB: 0
S: 4 P: 4
R: 0 H: 2
E: 0 LOB: 2
K: 0 BB: 0
S: 5 P: 5
R: 0 H: 1
E: 0 LOB: 1
K: 0 BB: 0
S: 4 P: 4
1B: 13 SF: 0
2B: 5 SAC: 0
3B: 0 DP: 5
HR: 0 HBP: 0
WP: 0 PA: 65
PB: 0
SB: 0
CS: 1
California Angels @ Baltimore Orioles
Memorial Stadium, Baltimore, MD
Tue Jun 04 1985, 7:05 PM EDT
Att. 17,237 - Unknown
livebaseballscorecards.com
AB 56
R 5
H 16
RBI 4
BB 9
SO 4
LOB 35
PITCHER IP WLS BF H R ER SO BB IBB HBP BLK WP HR S P ERA WHIP
Ron Romanick, R (1, 1) ERA: 3.44 5.1 26 9 3 2 1 2 0 0 0 0 0 26 34 3.38 2.062
Doug Corbett, R (6, 1) ERA: 5.48 1.0 4 1 0 0 1 1 0 0 0 0 0 5 9 0.00 2.000
Pat Clements, L (7, 1) ERA: 3.82 3.0 12 2 2 2 2 3 0 0 0 0 0 13 25 6.00 1.667
Stu Cliburn, R (10, 1) ERA: 1.21 5.2 W 23 4 0 0 0 3 0 0 0 0 0 20 32 0.00 1.235
PITCHER IP WLS BF H R ER SO BB IBB HBP BLK WP HR S P ERA WHIP

California Angels @ Baltimore Orioles

Memorial Stadium, Baltimore, MD

Wed Jun 05 1985, 7:05 PM EDT

Att. 18,404 - Unknown

livebaseballscorecards.com

Batter	1	2	3	4	5	6	7	8	9	AB	R	H	RBI	BB	SO	LOB
Gary Pettis, S (1, 8) OBP: 0.358, SLG: 0.340	S S S 0-3 ① K			x 0-0 ① F7		x 0-0 ③ 5-3			x 0-0 ③ 6-3	4	0	0	0	0	1	0
Rob Wilfong, L (1, 4) OBP: 0.248, SLG: 0.191	x 0-0 ② F6			x 0-0 ② L3			x 0-0 ① F7			3	0	0	0	0	0	0
Juan Beniquez, R (1, 3) OBP: 0.308, SLG: 0.356	x 0-0 ③ F4			H 1-0 S HBP			S S S 0-3 ② K			2	0	0	0	0	1	0
Ruppert Jones, L (1, 7) OBP: 0.396, SLG: 0.513		B B B B 4-0 G4-6-3 BB		S S S 0-3 ③ K 1-2			x 0-0 ③ 4-3			2	0	0	0	1	1	1
Reggie Jackson, L (1, 9) OBP: 0.353, SLG: 0.469		x 0-0 ① ② G4-6-3 1-2f			x 0-0 ① 4-3			x 0-0 ① F7		3	0	0	0	0	0	1
Brian Downing, R (1, 10) OBP: 0.359, SLG: 0.327		x 0-0 ③ 1-4-3			x 0-0 ② F7			x 0-0 ② 5-3		3	0	0	0	0	0	0
Jerry Narron, L (1, 2) OBP: 0.315, SLG: 0.431			x 0-0 G5-4-3 1B		x 0-0 ③ 4-3			x 0-0 ③ 4-3		3	0	1	0	0	0	0
Bobby Grich, R (1, 5) OBP: 0.372, SLG: 0.377			x 0-0 ① ② G5-4-3 1-2f			x 0-0 ① 6-3			x 0-0 ① 6-3	3	0	0	0	0	0	1
Dick Schofield, R (1, 6) OBP: 0.265, SLG: 0.333			x 0-0 ③ F6			x 0-0 ② 4-3			x 0-0 ② 4-3	2	0	0	0	0	0	0
Daryl Sconiers, L (9, PH) OBP: 0.300, SLG: 0.250										1	0	0	0	0	0	0

Inning Stats	1	2	3	4	5	6	7	8	9		
	R: 0 H: 0	R: 0 H: 0	R: 0 H: 1	R: 0 H: 0	R: 0 H: 0	R: 0 H: 0	R: 0 H: 0	R: 0 H: 0	R: 0 H: 0	1B: 1 SF: 0	WP: 0 PA: 28
	E: 0 LOB: 0	E: 0 LOB: 0	E: 0 LOB: 0	E: 0 LOB: 1	E: 0 LOB: 0	E: 0 LOB: 0	E: 0 LOB: 0	E: 0 LOB: 0	E: 0 LOB: 0	2B: 0 SAC: 0	PB: 0
	K: 1 BB: 0	K: 0 BB: 1	K: 0 BB: 0	K: 1 BB: 0	K: 0 BB: 0	K: 0 BB: 0	K: 1 BB: 0	K: 0 BB: 0	K: 0 BB: 0	3B: 0 DP: 2	SB: 1
	S: 5 P: 5	S: 2 P: 6	S: 3 P: 3	S: 5 P: 6	S: 3 P: 3	S: 3 P: 3	S: 5 P: 5	S: 3 P: 3	S: 3 P: 3	HR: 0 HBP: 1	CS: 0

PITCHER	IP	WLS	BF	H	R	ER	SO	BB	IBB	HBP	BLK	WP	HR	S	P	ERA	WHIP
Dennis Martinez, R (1, 1) ERA: 3.64	9.0	W	28	1	0	0	3	1	0	1	0	0	0	32	37	0.00	0.222

PITCHER	IP	WLS	BF	H	R	ER	SO	BB	IBB	HBP	BLK	WP	HR	S	P	ERA	WHIP

AB	26
R	0
H	1
RBI	0
BB	1
SO	3
LOB	3

Batter	1	2	3	4	5	6	7	8	9	AB	R	H	RBI	BB	SO	LOB
Lee Lacy, R (1, 9) OBP: 0.269, SLG: 0.291	x 0-0 SH3 S 1B 1B	x 0-0 1B 1-2 1B		SSS 0-3 ② K		x 0-0 ②③ G6-4-3 1-2f		SSS 0-3 ② K		5	1	2	0	0	2	3
Jim Dwyer, L (1, 7) OBP: 0.378, SLG: 0.449	x 0-0 ① SH3 1-3	x 0-0 FC5-4 1-3 2-H 1B		x 0-0 ③ 2-3			x 0-0 WP 1B BB 1B	BBBB 4-0 BB		2	0	1	1	0	0	0
Gary Roenicke, R (7, PH) OBP: 0.330, SLG: 0.459 (8, 7)										1	1	1	0	1	0	0
Cal Ripken Jr., R (1, 6) OBP: 0.369, SLG: 0.513	x 0-0 BB 1B 3-H 1B	x 0-0 ③ FC5-4 1-2f			x 0-0 ① 6-3		x 0-0 BB WP 1-2 1B	x 0-0 ③ 1-3		5	1	2	1	0	0	3
Eddie Murray, S (1, 3) OBP: 0.381, SLG: 0.515	BBBB 4-0 1B 1-2 BB	BBBB 4-0 BB BB			SSS 0-3 ② K		I--I 4-0 BB 1-2 2-3 IBB			1	0	0	0	3	1	0
Fred Lynn, L (1, 8) OBP: 0.352, SLG: 0.428	x 0-0 G6-3 1-2 2-H 1B	x 0-0 ① F8			x 0-0 ③ L6		x 0-0 ① F6			4	0	1	1	0	0	4
Larry Sheets, L (1, 10) OBP: 0.366, SLG: 0.529	x 0-0 ②③ G6-3 1-2f	x 0-0 ② F8				x 0-0 BB BB 1B	BBBB 4-0 1-2 2-3 3-H BB			3	0	1	1	1	0	3
Wayne Gross, L (1, 5) OBP: 0.380, SLG: 0.417		x 0-0 ① L9	BBBB 4-0 1-2 BB			BBBB 4-0 BB 1-2 BB	SSS 0-3 ② K			1	0	0	0	2	0	0
Fritzie Connally, R (7, PH) OBP: 0.394, SLG: 0.412 (8, 5)										1	0	0	0	0	1	3
Rich Dauer, R (1, 4) OBP: 0.289, SLG: 0.269		x 0-0 ② 4-3	x 0-0 ③ F9			x 0-0 ① F4	x 0-0 ③ 4-3			3	0	0	0	0	0	4
Joe Nolan, L (7, PH) OBP: 0.257, SLG: 0.233										1	0	0	0	0	0	3
Lenn Sakata, R (8, 4) OBP: 0.266, SLG: 0.300										0	0	0	0	0	0	0
Rick Dempsey, R (1, 2) OBP: 0.363, SLG: 0.359		BBBB 4-0 1B 1B BB		x 0-0 ① F9		BBBB 4-0 G6-4-3 1-2 2-3 BB		x 0-0 ① 6-3		2	1	0	0	2	0	0
Inning Stats	R: 2 E: 0 K: 0 S: 5 H: 3 LOB: 1 BB: 1 P: 9	R: 1 E: 0 K: 0 S: 5 H: 2 LOB: 2 BB: 1 P: 9	R: 0 E: 0 K: 0 S: 3 H: 0 LOB: 2 BB: 2 P: 11	R: 0 E: 0 K: 1 S: 5 H: 0 LOB: 0 BB: 0 P: 5	R: 0 E: 0 K: 1 S: 5 H: 0 LOB: 0 BB: 0 P: 5	R: 0 E: 0 K: 0 S: 3 H: 1 LOB: 2 BB: 2 P: 11	R: 1 E: 0 K: 1 S: 7 H: 2 LOB: 3 BB: 2 P: 15	R: 0 E: 0 K: 1 S: 5 H: 0 LOB: 1 BB: 1 P: 9		1B: 8 2B: 0 3B: 0 HR: 0	SF: 0 SAC: 1 DP: 2 HBP: 0					

PITCHER		IP	WLS	BF	H	R	ER	SO	BB	IBB	HBP	BLK	WP	HR	S	P	ERA	WHIP
Kirk McCaskill, R ERA: 6.0	(1, 1)	6.0	L	28	6	3	3	2	6	0	0	0	0	0	26	50	4.50	2.000
Tommy John, L ERA: 4.7	(7, 1)	0.1		5	2	1	1	0	1	1	0	0	1	0	3	11	27.00	9.000
Doug Corbett, R ERA: 5.09	(7, 1)	1.2		6	0	0	0	2	1	0	0	0	0	0	9	13	0.00	0.600

PITCHER	IP	WLS	BF	H	R	ER	SO	BB	IBB	HBP	BLK	WP	HR	S	P	ERA	WHIP

BOTTOM

California Angels @ Baltimore Orioles

Memorial Stadium, Baltimore, MD

Wed Jun 05 1985, 7:05 PM EDT

Att. 18,404 - Unknown

livebaseballscorecards.com

AB	29
R	4
H	8
RBI	4
BB	9
SO	4
LOB	23

1B: 8	SF: 0	WP: 1	PA: 39
2B: 0	SAC: 1	PB: 0	
3B: 0	DP: 2	SB: 1	
HR: 0	HBP: 0	CS: 0	

Kansas City Royals @ California Angels

Anaheim Stadium, Anaheim, CA

Fri Jun 07 1985, 10:05 PM EDT

Att. 29,414 - Unknown

TOP

livebaseballscorecards.com

Batter	1	2	3	4	5	6	7	8	9	AB	R	H	RBI	BB	SO	LOB
Willie Wilson, S (1, 8) OBP: 0.308, SLG: 0.434	S S S 0-3 ① K		x 0-0 ② E3 1B 1-2		x 0-0 ② G4-1		x 0-0 ② 6-3		x 0-0 ③ G3	5	0	0	0	0	1	1
Lonnie Smith, R (1, 7) OBP: 0.335, SLG: 0.271 Lynn Jones, R (7, 7) OBP: 0.234, SLG: 0.279	x 0-0 ② G3		x 0-0 1-2 1B		x 0-0 S 1B 1B		x 0-0 ③ 5-3			4 0	1 0	2 0	0 0	0 0	0 0	0 0
George Brett, L (1, 5) OBP: 0.406, SLG: 0.527 Greg Pryor, R (5, 5) OBP: 0.306, SLG: 0.353	S S S 0-3 ③ K		x 0-0 ③ L7		4-0 1B 1-2 IBB			x 0-0 ① 5-3		2 1	0 0	0 0	0 0	1 0	1 0	2 0
Jorge Orta, L (1, 10) OBP: 0.333, SLG: 0.410		x 0-0 ① 4-3		x 0-0 HR 1B	x 0-0 ③ 1-3 2-H 1B			x 0-0 ② F8		4	1	2	1	0	0	0
Steve Balboni, R (1, 3) OBP: 0.299, SLG: 0.442		x 0-0 ② F7		x 0-0 1-H HR		x 0-0 HR		x 0-0 FC4-6 1B		4	2	3	3	0	0	0
Pat Sheridan, L (1, 9) OBP: 0.280, SLG: 0.289		x 0-0 ③ 4-3		x 0-0 ① F7		x 0-0 ① F8		x 0-0 ③ FC4-6 1-2f		4	0	0	0	0	0	1
Frank White, R (1, 4) OBP: 0.272, SLG: 0.441			x 0-0 4-3 1B 1B	x 0-0 ② 6-3		x 0-0 CS 1B			x 0-0 HR	4	2	3	1	0	0	0
Jim Sundberg, R (1, 2) OBP: 0.270, SLG: 0.390			x 0-0 ① 4-3 1-2	x 0-0 ③ 5-3		x 0-0 ② ③ 6-3 1-2			x 0-0 ① 5-3	4	0	0	0	0	0	2
Onix Concepcion, R (1, 6) OBP: 0.226, SLG: 0.222			x 0-0 CS 2-H 1B		x 0-0 ① 1-3		x 0-0 ① G3		x 0-0 ② F7	4	0	1	1	0	0	0
Inning Stats	R: 0 H: 0 E: 0 LOB: 0 K: 2 BB: 0 S: 7 P: 7	R: 0 H: 0 E: 0 LOB: 0 K: 0 BB: 0 S: 3 P: 3	R: 1 H: 3 E: 1 LOB: 2 K: 0 BB: 0 S: 6 P: 6	R: 2 H: 2 E: 0 LOB: 0 K: 0 BB: 0 S: 5 P: 5	R: 1 H: 2 E: 0 LOB: 2 K: 0 BB: 1 S: 4 P: 8	R: 1 H: 2 E: 0 LOB: 0 K: 0 BB: 0 S: 4 P: 4	R: 0 H: 0 E: 0 LOB: 0 K: 0 BB: 0 S: 3 P: 3	R: 0 H: 1 E: 0 LOB: 1 K: 0 BB: 0 S: 4 P: 4	R: 1 H: 1 E: 0 LOB: 0 K: 0 BB: 0 S: 4 P: 4	1B: 8 SF: 0 2B: 0 SAC: 0 3B: 0 DP: 0 HR: 3 HBP: 0							

	AB	36
	R	6
	H	11
	RBI	6
	BB	1
	SO	2
	LOB	6

WP: 0 PA: 37
PB: 0
SB: 1
CS: 2

PITCHER		IP	WLS	BF	H	R	ER	SO	BB	IBB	HBP	BLK	WP	HR	S	P	ERA	WHIP
Mike Witt, R ERA: 3.46	(1, 1)	6.0	L	26	9	5	5	2	0	1	0	0	0	2	29	33	7.50	1.500
Urbano Lugo, R ERA: 1.38	(7, 1)	3.0		11	2	1	1	0	0	0	0	0	0	1	11	11	3.00	0.667

PITCHER	IP	WLS	BF	H	R	ER	SO	BB	IBB	HBP	BLK	WP	HR	S	P	ERA	WHIP

Batter	1	2	3	4	5	6	7	8	9	AB	R	H	RBI	BB	SO	LOB
Gary Pettis, S (1, 8) OBP: 0.356, SLG: 0.337	G3	F7			4-3		K			4	0	1	0	0	1	3
Juan Beniquez, R (1, 3) OBP: 0.319, SLG: 0.366	G3		1B		1B		1B			4	0	3	0	0	0	1
Ruppert Jones, L (1, 10) OBP: 0.392, SLG: 0.500	FC6-4		K		F6		F7			3	0	0	0	1	1	4
Reggie Jackson, L (1, 9) OBP: 0.344, SLG: 0.455	L8		K			K		6-3		4	0	0	0	0	2	3
Doug DeCinces, R (1, 5) OBP: 0.311, SLG: 0.422	FC6-4		F3			2B		6-3		4	0	1	0	0	0	3
Brian Downing, R (1, 7) OBP: 0.352, SLG: 0.319		G3		G1-4-3		F7		6-3		4	0	0	0	0	0	1
Bob Boone, R (1, 2) OBP: 0.318, SLG: 0.319		F3		6-3		L5			F8	4	0	0	0	0	0	1
Bobby Grich, R (1, 4) OBP: 0.369, SLG: 0.373		E3		K			1B		4-3	4	0	1	0	0	1	0
Dick Schofield, R (1, 6) OBP: 0.264, SLG: 0.338		2B			F3		K		3-1	4	0	1	0	0	1	1
Inning Stats	R: 0 E: 0 K: 0 S: 4 H: 1 LOB: 2 BB: 1 P: 8	R: 0 E: 1 K: 0 S: 5 H: 1 LOB: 2 BB: 0 P: 5	R: 0 E: 0 K: 2 S: 8 H: 1 LOB: 1 BB: 0 P: 8	R: 0 E: 0 K: 1 S: 5 H: 0 LOB: 0 BB: 0 P: 5	R: 0 E: 0 K: 0 S: 4 H: 1 LOB: 1 BB: 0 P: 4	R: 0 E: 0 K: 1 S: 6 H: 1 LOB: 1 BB: 0 P: 6	R: 0 E: 0 K: 2 S: 9 H: 2 LOB: 2 BB: 0 P: 9	R: 0 E: 0 K: 0 S: 3 H: 0 LOB: 0 BB: 0 P: 3	R: 0 E: 0 K: 0 S: 3 H: 0 LOB: 0 BB: 0 P: 3	1B: 5 2B: 2 3B: 0 HR: 0	SF: 0 SAC: 0 DP: 0 HBP: 0			WP: 0 PB: 0 SB: 0 CS: 0	PA: 36		

PITCHER		IP	WLS	BF	H	R	ER	SO	BB	IBB	HBP	BLK	WP	HR	S	P	ERA	WHIP
Bret Saberhagen, R ERA: 3.38	(1, 1)	7.0	W	30	7	0	0	6	1	0	0	0	0	0	41	45	0.00	1.143
Dan Quisenberry, R ERA: 3.23	(8, 1)	2.0		6	0	0	0	0	0	0	0	0	0	0	6	6	0.00	0.000

PITCHER	IP	WLS	BF	H	R	ER	SO	BB	IBB	HBP	BLK	WP	HR	S	P	ERA	WHIP

BOTTOM

Kansas City Royals @ California Angels

Anaheim Stadium, Anaheim, CA

Fri Jun 07 1985, 10:05 PM EDT

Att. 29,414 - Unknown

livebaseballscorecards.com

AB	35
R	0
H	7
RBI	0
BB	1
SO	6
LOB	17

Batter	1	2	3	4	5	6	7	8	9	AB	R	H	RBI	BB	SO	LOB
Willie Wilson, S (1, 8) OBP: 0.305, SLG: 0.429	x 0-0 ① F8		x 0-0 ② F8	x 0-0 G4-6-3 2-3 1B			x 0-0 ② G3		x 0-0 ③ G3	5	0	1	0	0	0	0
Darryl Motley, R (9, 7) OBP: 0.250, SLG: 0.385										0	0	0	0	0	0	0
Lonnie Smith, R (1, 7) OBP: 0.339, SLG: 0.272	S S S 0-3 ② K		x 0-0 1B 1B	x 0-0 ② ③ G4-6-3 1-2f			B B B B 4-0 2B BB			3	1	1	0	1	1	2
Lynn Jones, R (7, 7) OBP: 0.234, SLG: 0.279 (9, 8)										0	0	0	0	0	0	0
Jorge Orta, L (1, 10) OBP: 0.344, SLG: 0.423	x 0-0 ③ F9		x 0-0 BB 1-3 1B		B B B B 4-0 G6-4-3 BB		x 0-0 1-H 2B			3	0	2	1	1	0	0
Steve Balboni, R (1, 3) OBP: 0.302, SLG: 0.438		B B B B 4-0 BB 2B BB	B B B B 4-0 FC6 1-2 BB		x 0-0 ① ② G6-4-3 1-2f		S S S 0-3 ③ K			2	1	0	0	2	1	2
Frank White, R (1, 4) OBP: 0.277, SLG: 0.439		B B B B 4-0 2B 1-2 FC5-3 BB	x 0-0 ③ FC6 1-2f		x 0-0 ③ 5-3			x 0-0 FC4-6 1B		3	0	1	0	1	0	3
Pat Sheridan, L (1, 9) OBP: 0.286, SLG: 0.303		x 0-0 1-3 2-H 2B		x 0-0 SH1-3 2B 1B		x 0-0 ① 1-3		x 0-0 ① FC4-6 G6-4-3 1-2f		4	1	2	1	0	0	1
Greg Pryor, R (1, 5) OBP: 0.282, SLG: 0.324		x 0-0 ① 5-3		x 0-0 ① SH1-3 1-2		x 0-0 ② 5-3		x 0-0 ② ③ G6-4-3 1-2f		3	0	0	0	0	0	3
Jim Sundberg, R (1, 2) OBP: 0.269, SLG: 0.392		x 0-0 ② ③ FC5-3 3-3		x 0-0 2B 2-H 2B		S S S 0-3 ③ K			S S S 0-3 ① K	4	1	1	1	0	2	2
Onix Concepcion, R (1, 6) OBP: 0.227, SLG: 0.231			x 0-0 ① F6	x 0-0 1B 2-H 2B			x 0-0 ① 5-3		x 0-0 ② L9	4	0	1	1	0	0	0
Inning Stats	R: 0 H: 0 E: 0 LOB: 0 K: 1 BB: 0 S: 5 P: 5	R: 1 H: 1 E: 0 LOB: 1 K: 0 BB: 2 S: 3 P: 11	R: 0 H: 2 E: 0 LOB: 3 K: 0 BB: 1 S: 5 P: 9	R: 2 H: 4 E: 0 LOB: 1 K: 0 BB: 0 S: 6 P: 6	R: 0 H: 0 E: 0 LOB: 0 K: 0 BB: 1 S: 2 P: 6	R: 0 H: 0 E: 0 LOB: 0 K: 1 BB: 0 S: 5 P: 5	R: 1 H: 1 E: 0 LOB: 1 K: 1 BB: 1 S: 6 P: 10	R: 0 H: 1 E: 0 LOB: 0 K: 0 BB: 0 S: 3 P: 3	R: 0 H: 0 E: 0 LOB: 0 K: 1 BB: 0 S: 5 P: 5	1B: 5 SF: 0 2B: 5 SAC: 1 3B: 0 DP: 4 HR: 0 HBP: 0						WP: 0 PA: 37 PB: 0 SB: 0 CS: 0	

PITCHER		IP	WLS	BF	H	R	ER	SO	BB	IBB	HBP	BLK	WP	HR	S	P	ERA	WHIP
Jim Slaton, R	(1, 1)	3.1	L	18	6	3	3	1	3	0	0	0	0	0	17	29	8.10	2.700
ERA: 4.0																		
Doug Corbett, R	(4, 1)	4.2		16	3	1	1	2	2	0	0	0	0	0	18	26	1.93	1.071
ERA: 4.55																		
Donnie Moore, R	(9, 1)	1.0		3	0	0	0	1	0	0	0	0	0	0	5	5	0.00	0.000
ERA: 1.85																		

PITCHER	IP	WLS	BF	H	R	ER	SO	BB	IBB	HBP	BLK	WP	HR	S	P	ERA	WHIP

TOP

Kansas City Royals @ California Angels

Anaheim Stadium, Anaheim, CA

Sat Jun 08 1985, 10:05 PM EDT

Att. 46,393 - Unknown

livebaseballscorecards.com

AB	31
R	4
H	9
RBI	4
BB	5
SO	4
LOB	13

Kansas City Royals @ California Angels

Anaheim Stadium, Anaheim, CA

Sat Jun 08 1985, 10:05 PM EDT

Att. 46,393 - Unknown

livebaseballscorecards.com

BOTTOM

Batter	1	2	3	4	5	6	7	8	9	AB	R	H	RBI	BB	SO	LOB
Gary Pettis, S (1, 8) OBP: 0.354, SLG: 0.331	BBBB 4-0 FC4-6 BB			x 0-0 ① F7	SSS 0-3 ③ K				x 0-0 ① 4-3 2-3	3	0	0	0	1	1	2
Ruppert Jones, L (1, 10) OBP: 0.389, SLG: 0.492	x 0-0 ① FC4-6 G6-4-3 1-2f			x 0-0 ② F8			x 0-0 ① 4-3		x 0-0 1B 1B 3-H	4	0	1	1	0	0	1
Juan Beniquez, R (1, 3) OBP: 0.323, SLG: 0.365	x 0-0 ②③ G6-4-3 1-2f			x 0-0 ③ F8			BBBB 4-0 L6-4 BB BB		x 0-0 G4-6-3 1B 1-2	3	0	1	0	1	0	1
Reggie Jackson, L (1, 9) OBP: 0.342, SLG: 0.445		SSS 0-3 ① K			SSS 0-3 ① K		BBBB 4-0 1-2 BB		x 0-0 ②③ G4-6-3 1-2f	3	0	0	0	1	2	2
Doug DeCinces, R (1, 5) OBP: 0.312, SLG: 0.420		x 0-0 FC6-4 1B			x 0-0 ② F4		x 0-0 ②③ L6-4 2-3			3	0	1	0	0	0	2
Brian Downing, R (1, 7) OBP: 0.347, SLG: 0.313		x 0-0 ② FC6-4 CS 1-2f			x 0-0 ③ 5-3			x 0-0 ① 3-1		3	0	0	0	0	0	1
Bobby Grich, R (1, 4) OBP: 0.363, SLG: 0.366		0-0 ③ CS 1-2	x 0-0 ① F9			x 0-0 ① L3		x 0-0 ② 5-3		3	0	0	0	0	0	0
Bob Boone, R (1, 2) OBP: 0.318, SLG: 0.319			x 0-0 ② 5-3			x 0-0 3-1 1B		x 0-0 ③ F7		3	0	1	0	0	0	0
Dick Schofield, R (1, 6) OBP: 0.261, SLG: 0.333			x 0-0 ③ F8			x 0-0 ② 3-1 1-2			x 0-0 4-3 1B 2B	2	0	0	0	0	0	1
Daryl Sconiers, L (9, PH) OBP: 0.333, SLG: 0.353										1	1	1	0	0	0	0

	AB	28
	R	1
	H	5
	RBI	1
	BB	3
	SO	3
	LOB	10

Inning Stats	1	2	3	4	5	6	7	8	9
	R: 0 E: 0 K: 0 S: 2	H: 0 LOB: 0 BB: 1 P: 6	R: 0 E: 0 K: 1 S: 5	H: 1 LOB: 0 BB: 0 P: 5	R: 0 E: 0 K: 0 S: 3	H: 0 LOB: 0 BB: 0 P: 3	R: 0 E: 0 K: 0 S: 3	H: 0 LOB: 0 BB: 0 P: 3	R: 0 E: 0 K: 1 S: 5	H: 0 LOB: 0 BB: 0 P: 5	R: 0 E: 0 K: 1 S: 6	H: 1 LOB: 1 BB: 0 P: 6	R: 0 E: 0 K: 0 S: 2	H: 0 LOB: 1 BB: 2 P: 10	R: 0 E: 0 K: 0 S: 3	H: 0 LOB: 0 BB: 0 P: 3	R: 1 E: 0 K: 0 S: 5	H: 3 LOB: 1 BB: 0 P: 5

1B: 4	SF: 0	WP: 0	PA: 32
2B: 2	SAC: 0	PB: 0	
3B: 0	DP: 3	SB: 0	
HR: 0	HBP: 0	CS: 1	

PITCHER		IP	WLS	BF	H	R	ER	SO	BB	IBB	HBP	BLK	WP	HR	S	P	ERA	WHIP
Mark Gubicza, R (1, 1) ERA: 4.28		8.1	W	29	4	1	1	3	3	0	0	0	0	0	32	44	1.08	0.840
Dan Quisenberry, R (9, 1) ERA: 3.18		0.2	S	2	1	0	0	0	0	0	0	0	0	0	2	2	0.00	1.500

PITCHER		IP	WLS	BF	H	R	ER	SO	BB	IBB	HBP	BLK	WP	HR	S	P	ERA	WHIP

Kansas City Royals @ California Angels

Anaheim Stadium, Anaheim, CA

Sun Jun 09 1985, 6:33 AM EDT

Att. 41,973 - Unknown

TOP

livebaseballscorecards.com

Batter	1	2	3	4	5	6	7	8	9	AB	R	H	RBI	BB	SO	LOB
Lonnie Smith, R (1, 7) OBP: 0.337, SLG: 0.272	G1-6-3		K			CS 1B		K		4	0	1	0	0	2	0
Lynn Jones, R (1, 8) OBP: 0.216, SLG: 0.255	2-3			4-3		F8 1-2		6-3		4	0	0	0	0	0	1
Jorge Orta, L (1, 10) OBP: 0.342, SLG: 0.418	K			F7		1B		4-3		4	0	1	0	0	1	0
Steve Balboni, R (1, 3) OBP: 0.311, SLG: 0.444 Willie Wilson, S (9, PR) OBP: 0.305, SLG: 0.429		FC4-6 1B		FC4-6 1B		K	1B 1B		1B 1B	4 0	0 0	3 0	0 0	0 0	1 0	1 0
Frank White, R (1, 4) OBP: 0.277, SLG: 0.435		FC4-6 S 1-2f		FC4-6 1-2f			1B 1B		K	4	0	1	0	0	1	3
Pat Sheridan, L (1, 9) OBP: 0.285, SLG: 0.301		K 1-2			G3		F9		FC6-4 1-2	4	0	1	0	0	1	2
Greg Pryor, R (1, 5) OBP: 0.286, SLG: 0.325 Dane Iorg, L (9, PH) OBP: 0.238, SLG: 0.308		F9			F9		FC6-4 1-3 1B		K	3 1	0 0	1 0	0 0	0 0	0 1	1 2
John Wathan, R (1, 2) OBP: 0.448, SLG: 0.348 George Brett, L (9, PH) OBP: 0.404, SLG: 0.524			4-3		BB		L6		FC6-4 1-2f	2 1	0 0	0 0	0 0	1 0	0 0	2 2
Onix Concepcion, R (1, 6) OBP: 0.221, SLG: 0.226			F9		F8		FC6-4 1-2f			3	0	0	0	0	0	3
Inning Stats	R: 0 E: 0 K: 1 S: 5 H: 0 LOB: 0 BB: 0 P: 5	R: 0 E: 0 K: 1 S: 6 H: 1 LOB: 1 BB: 0 P: 6	R: 0 E: 0 K: 1 S: 5 H: 0 LOB: 0 BB: 0 P: 5	R: 0 E: 0 K: 0 S: 4 H: 1 LOB: 1 BB: 0 P: 4	R: 0 E: 0 K: 0 S: 3 H: 0 LOB: 1 BB: 1 P: 7	R: 0 E: 0 K: 1 S: 6 H: 2 LOB: 1 BB: 0 P: 6	R: 0 E: 0 K: 0 S: 5 H: 2 LOB: 2 BB: 0 P: 5	R: 0 E: 0 K: 1 S: 5 H: 0 LOB: 0 BB: 0 P: 5	R: 0 E: 0 K: 2 S: 9 H: 2 LOB: 2 BB: 0 P: 9	1B: 8 2B: 0 3B: 0 HR: 0 SF: 0 SAC: 0 DP: 0 HBP: 0						

	AB	34
	R	0
	H	8
	RBI	0
	BB	1
	SO	7
	LOB	17

WP: 0 PA: 35
PB: 0
SB: 1
CS: 1

PITCHER		IP	WLS	BF	H	R	ER	SO	BB	IBB	HBP	BLK	WP	HR	S	P	ERA	WHIP
Ron Romanick, R ERA: 3.14	(1, 1)	7.0	W	27	6	0	0	4	1	0	0	0	0	0	34	38	0.00	1.000
Donnie Moore, R ERA: 1.75	(8, 1)	2.0	S	8	2	0	0	3	0	0	0	0	0	0	14	14	0.00	1.000

PITCHER	IP	WLS	BF	H	R	ER	SO	BB	IBB	HBP	BLK	WP	HR	S	P	ERA	WHIP

Batter	1	2	3	4	5	6	7	8	9	AB	R	H	RBI	BB	SO	LOB
Gary Pettis, S (1, 8) OBP: 0.352, SLG: 0.325	3-4-3		1B BB 1-2		K		F9			3	0	0	0	1	1	1
Juan Beniquez, R (1, 3) OBP: 0.333, SLG: 0.367	G4-3 HBP		1B 1-2 2-3		G6-4-3 BB			6-3		2	0	1	0	1	0	0
Brian Downing, R (1, 7) OBP: 0.340, SLG: 0.305	G4-3 1-2f		K		G6-4-3 1-2f			4-3		4	0	0	0	0	1	5
Doug DeCinces, R (1, 5) OBP: 0.310, SLG: 0.415		5-3		L8		F9		FC6-4 1B		4	0	1	0	0	0	0
Mike Brown, R (1, 9) OBP: 0.276, SLG: 0.333		6-3		BB 1B 1B		F8		FC6-4 1-2f		4	1	1	0	0	0	1
Reggie Jackson, L (1, 10) OBP: 0.342, SLG: 0.439		K		1B BB 1-2		F5				2	0	0	0	1	1	0
Bob Boone, R (1, 2) OBP: 0.318, SLG: 0.319			5-3	1B 1-2 2-H			5-3			3	0	1	1	0	0	0
Bobby Grich, R (1, 4) OBP: 0.358, SLG: 0.360			F9	L9			F8			3	0	0	0	0	0	2
Dick Schofield, R (1, 6) OBP: 0.268, SLG: 0.340			1B BB 1B	L7			1B			3	0	2	0	0	0	2
Inning Stats	R: 0 E: 0 K: 0 S: 2 H: 0 LOB: 0 BB: 0 P: 3	R: 0 E: 0 K: 1 S: 5 H: 0 LOB: 0 BB: 0 P: 5	R: 0 E: 0 K: 1 S: 7 H: 2 LOB: 3 BB: 1 P: 11	R: 1 E: 0 K: 0 S: 5 H: 2 LOB: 2 BB: 1 P: 9	R: 0 E: 0 K: 1 S: 4 H: 0 LOB: 0 BB: 1 P: 8	R: 0 E: 0 K: 0 S: 3 H: 0 LOB: 0 BB: 0 P: 3	R: 0 E: 0 K: 0 S: 4 H: 1 LOB: 1 BB: 0 P: 4	R: 0 E: 0 K: 0 S: 4 H: 1 LOB: 1 BB: 0 P: 4		1B: 6 2B: 0 3B: 0 HR: 0	SF: 0 SAC: 0 DP: 2 HBP: 1						

PITCHER	IP	WLS	BF	H	R	ER	SO	BB	IBB	HBP	BLK	WP	HR	S	P	ERA	WHIP
Danny Jackson, L (1, 1) ERA: 3.34	8.0	L	32	6	1	1	3	3	0	1	0	0	0	34	47	1.12	1.125

PITCHER	IP	WLS	BF	H	R	ER	SO	BB	IBB	HBP	BLK	WP	HR	S	P	ERA	WHIP

BOTTOM

Kansas City Royals @ California Angels

Anaheim Stadium, Anaheim, CA

Sun Jun 09 1985, 6:33 AM EDT

Att. 41,973 - Unknown

livebaseballscorecards.com

AB	28
R	1
H	6
RBI	1
BB	3
SO	3
LOB	11

Texas Rangers @ California Angels

Anaheim Stadium, Anaheim, CA

Mon Jun 10 1985, 10:05 PM EDT

Att. 19,687 - Unknown

TOP

livebaseballscorecards.com

Batter	1	2	3	4	5	6	7	8	9	AB	R	H	RBI	BB	SO	LOB
Oddibe McDowell, L (1, 8) OBP: 0.215, SLG: 0.271	G3		SF8 1-3 2B		G3 1-2		K			4	0	1	0	0	1	1
Toby Harrah, R (1, 4) OBP: 0.465, SLG: 0.382 Tom Dunbar, L (7, PH) OBP: 0.345, SLG: 0.327 Alan Bannister, R (7, 4)	F8		F9		BBB E BB		6-3			2 1 0	0 0 0	0 0 0	0 0 0	1 0 0	0 0 0	2 0 0
Buddy Bell, R (1, 5) OBP: 0.333, SLG: 0.395	F9		SF8 2-3 3-H		E6 1-2 2-3			F7		3	0	0	1	0	0	2
Larry Parrish, R (1, 9) OBP: 0.306, SLG: 0.425		K	K		K			F9		4	0	0	0	0	3	4
Gary Ward, R (1, 7) OBP: 0.325, SLG: 0.397		L9		F7	K			F9		4	0	0	0	0	1	3
Cliff Johnson, R (1, 10) OBP: 0.345, SLG: 0.444		1B 1B		F9		K			1B 1B	4	0	2	0	0	1	0
Pete O'Brien, L (1, 3) OBP: 0.281, SLG: 0.327		FC4-6 1-3 1B		E3		K			F8	4	0	1	0	0	1	1
Don Slaught, R (1, 2) OBP: 0.282, SLG: 0.352		FC4-6 1-2f		6-3		G3			G4-6-3 1-2 1B	4	0	1	0	0	0	3
Curtis Wilkerson, S (1, 6) OBP: 0.310, SLG: 0.336			2B SF8 1B		E G3 1B		G3		G4-6-3 1-2f	4	1	2	0	0	0	2
Inning Stats	R: 0 E: 0 K: 0 S: 3 H: 0 LOB: 0 BB: 0 P: 3	R: 0 E: 0 K: 1 S: 7 H: 2 LOB: 2 BB: 0 P: 7	R: 1 E: 0 K: 1 S: 7 H: 2 LOB: 1 BB: 0 P: 7	R: 0 E: 1 K: 0 S: 4 H: 0 LOB: 1 BB: 0 P: 4	R: 0 E: 1 K: 2 S: 9 H: 1 LOB: 3 BB: 1 P: 13	R: 0 E: 0 K: 2 S: 7 H: 0 LOB: 0 BB: 0 P: 7	R: 0 E: 0 K: 1 S: 5 H: 0 LOB: 0 BB: 0 P: 5	R: 0 E: 0 K: 0 S: 3 H: 0 LOB: 0 BB: 0 P: 3	R: 0 E: 0 K: 0 S: 4 H: 2 LOB: 1 BB: 0 P: 4	1B: 6 2B: 1 3B: 0 HR: 0 SF: 1 SAC: 0 DP: 1 HBP: 0						

	AB	34
	R	1
	H	7
	RBI	1
	BB	1
	SO	7
	LOB	18

WP: 0 PB: 0 SB: 0 CS: 0 PA: 36

PITCHER	IP	WLS	BF	H	R	ER	SO	BB	IBB	HBP	BLK	WP	HR	S	P	ERA	WHIP
Kirk McCaskill, R (1, 1) ERA: 5.0	9.0	W	36	7	1	1	7	1	0	0	0	0	0	49	53	1.00	0.889

PITCHER	IP	WLS	BF	H	R	ER	SO	BB	IBB	HBP	BLK	WP	HR	S	P	ERA	WHIP

Batter	1	2	3	4	5	6	7	8	9	AB	R	H	RBI	BB	SO	LOB
Gary Pettis, S (1, 8) OBP: 0.353, SLG: 0.329	6-3	E4 1B 1-2	K		2B			PB 3B BB		4	2	1	0	1	1	2
Juan Beniquez, R (1, 3) OBP: 0.347, SLG: 0.411	2B 3B	1B 2B 1B 1-2 2-3		G3 FC6-4 2B	5-3			1-H 3B		5	3	4	1	0	0	1
Brian Downing, R (1, 7) OBP: 0.337, SLG: 0.310	PB 1B 2B 3-H	SF8 3-H		G3 2-3		F9		1-3		4	1	1	2	0	0	2
Doug DeCinces, R (1, 5) OBP: 0.313, SLG: 0.409	K	2B 1B 1-2 2-H		FC6-4 IBB		6-3		K		4	0	1	1	1	2	2
Mike Brown, R (1, 9) OBP: 0.296, SLG: 0.377	BB 1B 2-H	2B 1-3 2-H		FC6-4 1-2f 3-H		2B		F8		5	0	3	3	0	0	2
Reggie Jackson, L (1, 10) OBP: 0.339, SLG: 0.430	BB 1-2	K		K		F7				3	0	0	0	1	2	4
Bob Boone, R (1, 2) OBP: 0.317, SLG: 0.313	F7		BB		F8		5-3			3	0	0	0	1	0	2
Dick Schofield, R (1, 6) OBP: 0.262, SLG: 0.331		F7	F8		F8		F8			4	0	0	0	0	0	1
Rob Wilfong, L (1, 4) OBP: 0.256, SLG: 0.221		1B E SF8 BB	F6		HR		F9			3	2	1	1	1	0	1
Inning Stats	R: 2 E: 0 K: 1 S: 8 H: 3 LOB: 2 BB: 1 P: 12	R: 3 E: 1 K: 1 S: 9 H: 3 LOB: 2 BB: 1 P: 13	R: 0 E: 0 K: 1 S: 5 H: 0 LOB: 1 BB: 1 P: 9	R: 1 E: 0 K: 1 S: 6 H: 1 LOB: 1 BB: 1 P: 10	R: 1 E: 0 K: 0 S: 5 H: 2 LOB: 1 BB: 0 P: 5	R: 0 E: 0 K: 0 S: 4 H: 1 LOB: 1 BB: 0 P: 4	R: 0 E: 0 K: 0 S: 3 H: 0 LOB: 0 BB: 0 P: 3	R: 1 E: 0 K: 1 S: 6 H: 1 LOB: 1 BB: 1 P: 10		1B: 3 2B: 5 3B: 2 HR: 1 SF: 1 SAC: 0 DP: 0 HBP: 0						

BOTTOM

Texas Rangers @ California Angels

Anaheim Stadium, Anaheim, CA

Mon Jun 10 1985, 10:05 PM EDT

Att. 19,687 - Unknown

livebaseballscorecards.com

AB	35
R	8
H	11
RBI	8
BB	5
SO	5
LOB	17

WP: 0 PB: 2 SB: 0 CS: 0 PA: 41

PITCHER		IP	WLS	BF	H	R	ER	SO	BB	IBB	HBP	BLK	WP	HR	S	P	ERA	WHIP
Mike Mason, L ERA: 5.08	(1, 1)	5.0	L	29	9	7	3	4	3	1	0	0	0	1	33	49	5.40	2.400
Greg Harris, R ERA: 1.56	(6, 1)	1.0		4	1	0	0	0	0	0	0	0	0	0	4	4	0.00	1.000
Dave Schmidt, R ERA: 2.38	(7, 1)	1.0		3	0	0	0	0	0	0	0	0	0	0	3	3	0.00	0.000
Dave Stewart, R ERA: 5.55	(8, 1)	1.0		5	1	1	1	1	1	0	0	0	0	0	6	10	9.00	2.000

PITCHER	IP	WLS	BF	H	R	ER	SO	BB	IBB	HBP	BLK	WP	HR	S	P	ERA	WHIP

Batter	1	2	3	4	5	6	7	8	9	AB	R	H	RBI	BB	SO	LOB
Oddibe McDowell, L (1, 8) OBP: 0.224, SLG: 0.311	S 1B		F7 ①		4-3 ②		HR		G3 ① 1-2	5	1	2	1	0	0	2
Toby Harrah, R (1, 4) OBP: 0.464, SLG: 0.375	K ① 1-2		F8 ②		HBP		G3 ①		FC6-4 1B 2-3 BB	3	0	0	0	1	1	2
Buddy Bell, R (1, 5) OBP: 0.330, SLG: 0.390	F8 ②		F2 ③		4-3 ③		1-3 ②		FC6-4 1B 1-2 3-H	5	0	1	1	0	0	3
Cliff Johnson, R (1, 10) OBP: 0.341, SLG: 0.454	F9 ③			HR		6-3 ①	F7 ③		FC6-4 ② FC4-6 1-2f 2-3	5	1	1	1	0	0	3
Gary Ward, R (1, 7) OBP: 0.326, SLG: 0.402		K ①		E9 WP 2B		HR S 1B		6-3 ①	FC4-6 ③ 1-2f	5	1	2	0	0	1	2
Larry Parrish, R (1, 9) OBP: 0.305, SLG: 0.437		F7 ②		4-3 ①		HR ② 1-3		5-3 ②		4	1	1	1	0	0	1
Pete O'Brien, L (1, 3) OBP: 0.289, SLG: 0.343		HR		K ②		1B BB		BB		2	1	1	1	2	1	1
Don Slaught, R (1, 2) OBP: 0.287, SLG: 0.351		F8 ③		CS BB 3-H		1B 1-2		4-3 ③		3	0	1	0	1	0	1
Curtis Wilkerson, S (1, 6) OBP: 0.315, SLG: 0.341			1B	CS ③ 1-2	K ①	G3 ③			S G3 1B 1B	4	1	2	0	0	1	2
Inning Stats	R: 0 E: 0 K: 1 S: 6 H: 1 LOB: 1 BB: 0 P: 6	R: 1 E: 0 K: 1 S: 6 H: 1 LOB: 0 BB: 0 P: 6	R: 0 E: 0 K: 0 S: 4 H: 1 LOB: 0 BB: 0 P: 4	R: 2 E: 1 K: 1 S: 6 H: 2 LOB: 0 BB: 1 P: 10	R: 0 E: 0 K: 1 S: 5 H: 0 LOB: 1 BB: 0 P: 6	R: 1 E: 0 K: 0 S: 5 H: 3 LOB: 2 BB: 1 P: 9	R: 1 E: 0 K: 0 S: 4 H: 1 LOB: 0 BB: 0 P: 4	R: 0 E: 0 K: 0 S: 3 H: 0 LOB: 1 BB: 1 P: 7	R: 1 E: 0 K: 0 S: 5 H: 2 LOB: 2 BB: 1 P: 9	1B: 6 2B: 1 3B: 0 HR: 4 SF: 0 SAC: 0 DP: 0 HBP: 1						

TOP

Texas Rangers @ California Angels

Anaheim Stadium, Anaheim, CA

Tue Jun 11 1985, 10:05 PM EDT

Att. 22,693 - Unknown

livebaseballscorecards.com

AB	36
R	6
H	11
RBI	5
BB	4
SO	4
LOB	17

WP: 1 PB: 0 SB: 3 CS: 1 PA: 42

PITCHER		IP	WLS	BF	H	R	ER	SO	BB	IBB	HBP	BLK	WP	HR	S	P	ERA	WHIP
Urbano Lugo, R ERA: 2.12	(1, 1)	4.0	L	17	5	3	2	3	1	0	0	0	1	2	22	26	4.50	1.500
Doug Corbett, R ERA: 4.55	(5, 1)	2.0		10	3	1	1	1	1	0	1	0	0	1	10	15	4.50	2.000
Stu Cliburn, R ERA: 1.65	(7, 1)	3.0		14	3	2	2	0	2	0	0	0	0	1	12	20	6.00	1.667

PITCHER	IP	WLS	BF	H	R	ER	SO	BB	IBB	HBP	BLK	WP	HR	S	P	ERA	WHIP

Batter	1	2	3	4	5	6	7	8	9	AB	R	H	RBI	BB	SO	LOB
Ruppert Jones, L (1, 7) OBP: 0.377, SLG: 0.473	F8		G3 1-2		4-3	K		K 3-H		5	0	0	0	0	2	5
Rod Carew, L (1, 3) OBP: 0.388, SLG: 0.358	4-3		4-3		4-3	F8			BB E	4	0	0	0	1	0	3
Juan Beniquez, R (1, 8) OBP: 0.348, SLG: 0.411	1B 1B			F7	1B		K		E6 1-2	5	0	2	0	0	1	1
Doug DeCinces, R (1, 5) OBP: 0.316, SLG: 0.409	1-2 1B			FC5-4 E BB 1B	K		E5 1B		K	5	1	2	0	0	2	3
Reggie Jackson, L (1, 9) OBP: 0.341, SLG: 0.425	5-3			FC5-4 1-2 BB		F8	G5-4-3 1-2 1B		K	4	0	1	0	1	1	4
Brian Downing, R (1, 10) OBP: 0.333, SLG: 0.303		5-3		FC5-4 E 1-2f 2-3 1B		1B 1B HBP	G5-4-3 1-2f		K	4	2	0	0	0	1	6
Rob Wilfong, L (1, 4) OBP: 0.256, SLG: 0.222		6-3		E6 1-3 3-H 1B		BB 1-2 1B		B5-3		4	0	1	0	0	0	1
Bob Boone, R (1, 2) OBP: 0.327, SLG: 0.325 Gary Pettis, S (8, PR) OBP: 0.353, SLG: 0.329 Jerry Narron, L (9, 2) OBP: 0.315, SLG: 0.431		6-3		1-2 3-H 1B		BB 1-2 2-H 1B		5-3 S 1B		4 0 0	0 1 0	3 0 0	2 0 0	0 0 0	0 0 0	0 0 0
Dick Schofield, R (1, 6) OBP: 0.265, SLG: 0.333 Daryl Sconiers, L (6, PH) OBP: 0.364, SLG: 0.353 Craig Gerber, L (6, PR) OBP: 0.143, SLG: 0.190 (7, 6)			CS 1B	F8						2 0 1	0 0 0	1 0 0	0 0 0	0 1 0	0 0 0	2 0 1
Inning Stats	R: 0 E: 0 K: 0 S: 5 H: 2 LOB: 2 BB: 0 P: 5	R: 0 E: 0 K: 0 S: 3 H: 0 LOB: 0 BB: 0 P: 3	R: 0 E: 0 K: 0 S: 3 H: 1 LOB: 0 BB: 0 P: 3	R: 2 E: 1 K: 0 S: 6 H: 2 LOB: 2 BB: 1 P: 10	R: 0 E: 0 K: 1 S: 6 H: 1 LOB: 1 BB: 0 P: 6	R: 1 E: 0 K: 1 S: 7 H: 2 LOB: 3 BB: 1 P: 12	R: 0 E: 1 K: 1 S: 6 H: 1 LOB: 1 BB: 0 P: 6	R: 1 E: 0 K: 1 S: 6 H: 1 LOB: 1 BB: 0 P: 6	R: 0 E: 1 K: 3 S: 10 H: 0 LOB: 2 BB: 1 P: 14	1B: 10 2B: 0 3B: 0 HR: 0 SF: 0 SAC: 0 DP: 1 HBP: 1						

PITCHER		IP	WLS	BF	H	R	ER	SO	BB	IBB	HBP	BLK	WP	HR	S	P	ERA	WHIP
Dave Rozema, R ERA: 5.36	(1, 1)	5.0	W	22	6	2	0	1	1	0	0	0	0	0	23	27	0.00	1.400
Greg Harris, R ERA: 1.83	(6, 1)	4.0	S	20	4	2	2	6	2	0	1	0	0	0	29	38	4.50	1.500

PITCHER	IP	WLS	BF	H	R	ER	SO	BB	IBB	HBP	BLK	WP	HR	S	P	ERA	WHIP

BOTTOM

Texas Rangers @ California Angels

Anaheim Stadium, Anaheim, CA

Tue Jun 11 1985, 10:05 PM EDT

Att. 22,693 - Unknown

livebaseballscorecards.com

AB	38
R	4
H	10
RBI	2
BB	3
SO	7
LOB	26

Batter	1	2	3	4	5	6	7	8	9	AB	R	H	RBI	BB	SO	LOB
Oddibe McDowell, L (1, 8) OBP: 0.245, SLG: 0.323	S 2B 1B	1-2 2-3 1B			K			BB S 2B		3	2	2	0	1	1	0
Curtis Wilkerson, S (1, 6) OBP: 0.309, SLG: 0.333	K	K			4-3			K		3	0	0	0	0	2	4
Bob Jones, L (8, PH) OBP: 0.205, SLG: 0.211										1	0	0	0	0	1	1
Bill Stein, R (8, 4) OBP: 0.421, SLG: 0.474										0	0	0	0	0	0	0
Buddy Bell, R (1, 5) OBP: 0.329, SLG: 0.393	1-H 2B		6-3			4-3		K		4	0	1	1	0	1	1
Cliff Johnson, R (1, 10) OBP: 0.344, SLG: 0.457	BB G5-4-3		6-3			6-3		1-H 2B		3	0	1	1	1	0	0
Toby Harrah, R (8, PR) OBP: 0.464, SLG: 0.375										0	0	0	0	0	0	0
Gary Ward, R (1, 7) OBP: 0.321, SLG: 0.395	G5-4-3 1-2f		K			5-3		F9		4	0	0	0	0	1	3
Larry Parrish, R (1, 9) OBP: 0.304, SLG: 0.433		6-3		K			6-3		G3 1B	4	0	1	0	0	1	0
Pete O'Brien, L (1, 3) OBP: 0.293, SLG: 0.343		FC6-4 1B		K			BB 6-3		F6	3	0	1	0	1	1	1
Don Slaught, R (1, 2) OBP: 0.282, SLG: 0.345		FC6-4 1B 1B 1-2f		5-3			6-3 1-2		G3 1-2	3	0	0	0	0	0	2
Tom Dunbar, L (9, PH) OBP: 0.339, SLG: 0.320										1	0	0	0	0	0	1
Wayne Tolleson, S (1, 4) OBP: 0.364, SLG: 0.388		1B 1-2 1B			4-3		5-3		F6	4	0	1	0	0	0	2
(8, 6)																
Inning Stats	R: 1 E: 0 K: 1 S: 6 H: 2 LOB: 1 BB: 1 P: 10	R: 0 E: 0 K: 1 S: 8 H: 3 LOB: 3 BB: 0 P: 8	R: 0 E: 0 K: 1 S: 5 H: 0 LOB: 0 BB: 0 P: 5	R: 0 E: 0 K: 2 S: 7 H: 0 LOB: 0 BB: 0 P: 7	R: 0 E: 0 K: 1 S: 5 H: 0 LOB: 0 BB: 0 P: 5	R: 0 E: 0 K: 0 S: 3 H: 0 LOB: 0 BB: 0 P: 3	R: 0 E: 0 K: 0 S: 3 H: 0 LOB: 1 BB: 1 P: 7	R: 1 E: 0 K: 2 S: 8 H: 1 LOB: 1 BB: 1 P: 12	R: 0 E: 0 K: 0 S: 4 H: 1 LOB: 1 BB: 0 P: 4	1B: 5 2B: 2 3B: 0 HR: 0	SF: 0 SAC: 0 DP: 1 HBP: 0						

PITCHER		IP	WLS	BF	H	R	ER	SO	BB	IBB	HBP	BLK	WP	HR	S	P	ERA	WHIP
Mike Witt, R ERA: 3.38	(1, 1)	7.2	W	31	6	2	2	8	3	0	0	0	0	0	44	56	2.35	1.174
Donnie Moore, R ERA: 1.69	(8, 1)	1.1	S	5	1	0	0	0	0	0	0	0	0	0	5	5	0.00	0.750

PITCHER	IP	WLS	BF	H	R	ER	SO	BB	IBB	HBP	BLK	WP	HR	S	P	ERA	WHIP

TOP

Texas Rangers @ California Angels

Anaheim Stadium, Anaheim, CA

Wed Jun 12 1985, 10:05 PM EDT

Att. 22,874 - Unknown

livebaseballscorecards.com

AB	33
R	2
H	7
RBI	2
BB	3
SO	8
LOB	15

1B: 5	SF: 0	WP: 0	PA: 36
2B: 2	SAC: 0	PB: 0	
3B: 0	DP: 1	SB: 2	
HR: 0	HBP: 0	CS: 0	

Batter	1	2	3	4	5	6	7	8	9	AB	R	H	RBI	BB	SO	LOB
Rod Carew, L (1, 3) OBP: 0.391, SLG: 0.364	F7		G3		S, 1-H, 2-H, 1B		BB, 1B			4	0	2	2	0	0	0
Juan Beniquez, R (1, 8) (9, 7) OBP: 0.346, SLG: 0.404	6-3		6-3		F2, 1-2		BBBB, 1-2, BB			3	0	0	0	1	0	1
Reggie Jackson, L (1, 10) OBP: 0.339, SLG: 0.420	4-3			PO, 1B		F9	F8			4	0	1	0	0	0	2
Doug DeCinces, R (1, 5) OBP: 0.314, SLG: 0.412		F4		F9		2B		F5		4	0	1	0	0	0	1
Mike Brown, R (1, 9) OBP: 0.294, SLG: 0.370		2B, 6-3, 1B		F9		F4		6-3		4	1	1	0	0	0	2
Brian Downing, R (1, 7) OBP: 0.341, SLG: 0.315		1-3, 2B		PO, 1-2		F8		CS, 1B		3	0	2	0	1	0	0
Gary Pettis, S (8, PR) (9, 8) OBP: 0.353, SLG: 0.329						BB				0	0	0	0	0	0	0
Bob Boone, R (1, 2) OBP: 0.327, SLG: 0.320		6-3, 3-H			PB, BB, 1B, BB	K		CS, 1-2		2	1	0	1	1	1	3
Bobby Grich, R (1, 4) OBP: 0.357, SLG: 0.355		F8			PB, 1-2, 1B, BB		5-3			2	1	0	0	1	0	1
Dick Schofield, R (1, 6) OBP: 0.261, SLG: 0.327			F7		K		F8			3	0	0	0	0	1	2
Inning Stats	R: 0 E: 0 K: 0 S: 3 H: 0 LOB: 0 BB: 0 P: 3	R: 1 E: 0 K: 0 S: 5 H: 2 LOB: 1 BB: 0 P: 5	R: 0 E: 0 K: 0 S: 3 H: 0 LOB: 0 BB: 0 P: 3	R: 0 E: 0 K: 0 S: 3 H: 1 LOB: 0 BB: 0 P: 3	R: 2 E: 0 K: 1 S: 6 H: 1 LOB: 1 BB: 2 P: 14	R: 0 E: 0 K: 1 S: 6 H: 1 LOB: 2 BB: 1 P: 10	R: 0 E: 0 K: 0 S: 4 H: 1 LOB: 2 BB: 1 P: 8	R: 0 E: 0 K: 0 S: 3 H: 1 LOB: 1 BB: 0 P: 3		1B: 5 2B: 2 3B: 0 HR: 0 SF: 0 SAC: 0 DP: 0 HBP: 0						

PITCHER	IP	WLS	BF	H	R	ER	SO	BB	IBB	HBP	BLK	WP	HR	S	P	ERA	WHIP
Charlie Hough, R (1, 1) ERA: 3.41	8.0	L	33	7	3	2	2	4	0	0	0	0	0	33	49	2.25	1.375

PITCHER	IP	WLS	BF	H	R	ER	SO	BB	IBB	HBP	BLK	WP	HR	S	P	ERA	WHIP

BOTTOM

Texas Rangers @ California Angels

Anaheim Stadium, Anaheim, CA

Wed Jun 12 1985, 10:05 PM EDT

Att. 22,874 - Unknown

livebaseballscorecards.com

AB	29
R	3
H	7
RBI	3
BB	4
SO	2
LOB	12

WP: 0 PA: 35
PB: 1
SB: 1
CS: 1

Batter	1	2	3	4	5	6	7	8	9	AB	R	H	RBI	BB	SO	LOB
Rudy Law, L (1, 7) OBP: 0.307, SLG: 0.379	4-3		F9		K			SH3-4 1B	K	5	0	1	0	0	2	2
Tim Hulett, R (1, 5) OBP: 0.368, SLG: 0.455	BB 1B BB		F9		F8			SH3-4 1-2		2	0	0	0	1	0	0
Harold Baines, L (1, 9) OBP: 0.332, SLG: 0.386	BB 1-2 1B		BB			4-3 BB		IBB		1	0	1	0	3	0	0
Oscar Gamble, L (1, 10) OBP: 0.358, SLG: 0.329	F4		4-3			4-3 1-2f		F7		4	0	0	0	0	0	6
Greg Walker, L (1, 3) OBP: 0.322, SLG: 0.468	FC6-4 1-2 2-3 BB			L3		F7		F5		3	0	0	0	1	0	2
Carlton Fisk, R (1, 2) OBP: 0.332, SLG: 0.570	FC6-4 1-2f			HR			F5		E BB	3	1	1	1	1	0	3
Daryl Boston, L (1, 8) OBP: 0.267, SLG: 0.349		K		L8			G3		F9	4	0	0	0	0	1	1
Julio Cruz, S (1, 4) OBP: 0.328, SLG: 0.220		G3		3-1			1B		F7	4	0	1	0	0	0	1
Ozzie Guillen, L (1, 6) OBP: 0.236, SLG: 0.234		4-3			L8		F9		E1 1-2	4	0	0	0	0	0	2
Inning Stats	R: 0 H: 1 E: 0 LOB: 3 K: 0 BB: 2 S: 4 P: 12	R: 0 H: 0 E: 0 LOB: 0 K: 1 BB: 0 S: 5 P: 5	R: 0 H: 0 E: 0 LOB: 1 K: 0 BB: 1 S: 3 P: 7	R: 1 H: 1 E: 0 LOB: 0 K: 0 BB: 0 S: 4 P: 4	R: 0 H: 0 E: 0 LOB: 0 K: 1 BB: 0 S: 5 P: 5	R: 0 H: 0 E: 0 LOB: 0 K: 0 BB: 1 S: 2 P: 6	R: 0 H: 1 E: 0 LOB: 1 K: 0 BB: 0 S: 4 P: 4	R: 0 H: 1 E: 0 LOB: 2 K: 0 BB: 1 S: 4 P: 8	R: 0 H: 0 E: 1 LOB: 2 K: 1 BB: 1 S: 6 P: 10	1B: 3 SF: 0 2B: 1 SAC: 1 3B: 0 DP: 1 HR: 1 HBP: 0						

TOP

Chicago White Sox @ California Angels

Anaheim Stadium, Anaheim, CA

Thu Jun 13 1985, 10:05 PM EDT

Att. 28,269 - Unknown

livebaseballscorecards.com

AB	30
R	1
H	4
RBI	1
BB	6
SO	3
LOB	17

PA: 37

WP: 0
PB: 0
SB: 0
CS: 0

PITCHER		IP	WLS	BF	H	R	ER	SO	BB	IBB	HBP	BLK	WP	HR	S	P	ERA	WHIP
Jim Slaton, R ERA: 3.71	(1, 1)	8.0		32	4	1	1	2	4	1	0	0	0	1	31	51	1.12	1.000
Donnie Moore, R ERA: 1.64	(9, 1)	1.0	W	5	0	0	0	1	1	0	0	0	0	0	6	10	0.00	1.000

PITCHER	IP	WLS	BF	H	R	ER	SO	BB	IBB	HBP	BLK	WP	HR	S	P	ERA	WHIP

Batter	1	2	3	4	5	6	7	8	9	AB	R	H	RBI	BB	SO	LOB
Gary Pettis, S (1, 8) OBP: 0.356, SLG: 0.333	SSS 0-3 ① K		SSS 0-3 ① K		x 0-0 1-2 G6-4-3 1B			x 0-0 SH3 1B	x 0-0 1-2 2-3 3-H 1B	4	0	2	0	0	2	0
Reggie Jackson, L (9, PH) OBP: 0.343, SLG: 0.424										1	0	1	1	0	0	0
Rod Carew, L (1, 3) OBP: 0.390, SLG: 0.363	x 0-0 ② F7		x 0-0 F7 1B		x 0-0 ②③ G6-4-3 1-2f			x 0-0 ① SH3 1-2		3	0	1	0	0	0	2
Juan Beniquez, R (1, 7) OBP: 0.339, SLG: 0.394	x 0-0 ③ 6-3		x 0-0 ② F7 1-2			x 0-0 ① L7		x 0-0 ② 6-3		4	0	0	0	0	0	2
Brian Downing, R (1, 10) OBP: 0.335, SLG: 0.308		x 0-0 ① F9	x 0-0 ③ F7			x 0-0 ② F9		x 0-0 ③ 5-3		4	0	0	0	0	0	2
Doug DeCinces, R (1, 5) OBP: 0.319, SLG: 0.421		x 0-0 1B 2B		x 0-0 ① F8		x 0-0 1B			SSS 0-3 ① K	4	1	2	0	0	1	0
Bobby Grich, R (1, 4) OBP: 0.360, SLG: 0.359		x 0-0 2-H BB 1B		SSS 0-3 ② K		SSS 0-3 ③ K			x 0-0 BB PB 1B 1B	4	1	2	1	0	2	1
Mike Brown, R (1, 9) OBP: 0.292, SLG: 0.357	BBB 4-0 1-2 BB			x 0-0 ③ 4-3			x 0-0 ① 6-3		x 0-0 ② F8	3	0	0	0	1	0	1
Bob Boone, R (1, 2) OBP: 0.326, SLG: 0.314		SSS 0-3 ② K			x 0-0 ① F6		x 0-0 ② F3		BBBB 4-0 1-2 1B BB BB	3	0	0	0	1	1	2
Dick Schofield, R (1, 6) OBP: 0.262, SLG: 0.324		SSS 0-3 ③ K			H 1-0 1B HBP		x 0-0 ③ 1-3		BBBB 4-0 1-2 2-3 1B BB	2	0	0	0	0	1	2
Daryl Sconiers, L (9, PH) OBP: 0.391, SLG: 0.353										0	0	0	0	1	0	0
Craig Gerber, L (9, PR) OBP: 0.143, SLG: 0.190										0	0	0	0	0	0	0
Inning Stats	R: 0 E: 0 K: 1 S: 5 H: 0 LOB: 0 BB: 0 P: 5	R: 1 E: 0 K: 2 S: 9 H: 2 LOB: 2 BB: 1 P: 13	R: 0 E: 0 K: 1 S: 6 H: 1 LOB: 1 BB: 0 P: 6	R: 0 E: 0 K: 1 S: 5 H: 0 LOB: 0 BB: 0 P: 5	R: 0 E: 0 K: 0 S: 3 H: 1 LOB: 1 BB: 0 P: 4	R: 0 E: 0 K: 1 S: 6 H: 1 LOB: 1 BB: 0 P: 6	R: 0 E: 0 K: 0 S: 3 H: 0 LOB: 0 BB: 0 P: 3	R: 0 E: 0 K: 0 S: 4 H: 1 LOB: 1 BB: 0 P: 4	R: 1 E: 0 K: 1 S: 6 H: 2 LOB: 3 BB: 2 P: 14	1B: 7 2B: 1 3B: 0 HR: 0	SF: 0 SAC: 1 DP: 1 HBP: 1					

PITCHER		IP	WLS	BF	H	R	ER	SO	BB	IBB	HBP	BLK	WP	HR	S	P	ERA	WHIP
Britt Burns, L ERA: 3.39	(1, 1)	8.0		31	6	1	1	6	1	0	1	0	0	0	41	46	1.12	0.875
Gene Nelson, R ERA: 3.18	(9, 1)	0.2	L	5	1	1	1	1	2	0	0	0	0	0	5	13	13.50	4.500
Bob Fallon, L ERA: 2.25	(9, 1)	0.0		1	1	0	0	0	0	0	0	0	0	0	1	1	∞	∞

PITCHER	IP	WLS	BF	H	R	ER	SO	BB	IBB	HBP	BLK	WP	HR	S	P	ERA	WHIP

Chicago White Sox @ California Angels

Anaheim Stadium, Anaheim, CA

Thu Jun 13 1985, 10:05 PM EDT

Att. 28,269 - Unknown

BOTTOM

livebaseballscorecards.com

AB	32
R	2
H	8
RBI	2
BB	3
SO	7
LOB	12

WP: 0 PB: 1 SB: 0 CS: 0 PA: 37

Batter	1	2	3	4	5	6	7	8	9	AB	R	H	RBI	BB	SO	LOB
Rudy Law, L (1, 7) OBP: 0.306, SLG: 0.375	4-3		F9	F8		BLK, 1B 2-H 3-H			G4-1, 1B	4	0	1	1	0	0	0
Luis Salazar, R (9, PH) OBP: 0.187, SLG: 0.324										1	0	1	0	0	0	0
(9, 7)																
Tim Hulett, R (1, 5) OBP: 0.361, SLG: 0.443	L8		F3	FC6, 1B		6-3 1-2			G4-1 1-2	5	0	1	0	0	0	2
Harold Baines, L (1, 9) OBP: 0.329, SLG: 0.382	K		HR, 1B	FC6 1-2f			B1-3		F7	5	1	1	0	0	1	2
Greg Walker, L (1, 3) OBP: 0.326, SLG: 0.483		FC4-6, HBP, 1B	1-H, HR		L7		F4			4	1	2	2	0	0	0
Carlton Fisk, R (1, 2) OBP: 0.335, SLG: 0.566		FC4-6, HBP 1-2	1B, 1B, 1B		F3		K			3	1	1	0	0	1	0
Oscar Gamble, L (1, 10) OBP: 0.357, SLG: 0.329		K	1B 1-3		F7				F8	3	0	1	0	0	1	2
Tom Paciorek, R (8, PH) OBP: 0.277, SLG: 0.266										1	0	0	0	0	0	0
Daryl Boston, L (1, 8) OBP: 0.273, SLG: 0.354		FC4-6, S 1-2f 2-3	1-3 3-H, 1B			G3			G6-3, 1B	4	0	2	1	0	0	2
Julio Cruz, S (1, 4) OBP: 0.333, SLG: 0.216		BB 1-2	K			2B, 1B, BB			G6-3 1-2f	2	1	0	0	2	1	3
Ozzie Guillen, L (1, 6) OBP: 0.236, SLG: 0.240		F5		K		1-3, 1B, 2B			B1-3	4	0	1	0	0	1	3
Inning Stats	R: 0 E: 0 K: 1 S: 5 H: 0 LOB: 0 BB: 0 P: 5	R: 0 E: 0 K: 1 S: 6 H: 1 LOB: 3 BB: 1 P: 11	R: 3 E: 0 K: 1 S: 10 H: 5 LOB: 2 BB: 0 P: 10	R: 0 E: 0 K: 1 S: 6 H: 1 LOB: 1 BB: 0 P: 6	R: 0 E: 0 K: 0 S: 3 H: 0 LOB: 0 BB: 0 P: 3	R: 1 E: 0 K: 0 S: 4 H: 2 LOB: 1 BB: 1 P: 8	R: 0 E: 0 K: 1 S: 5 H: 0 LOB: 0 BB: 0 P: 5	R: 0 E: 0 K: 0 S: 3 H: 1 LOB: 0 BB: 0 P: 3	R: 0 E: 0 K: 0 S: 4 H: 1 LOB: 1 BB: 0 P: 4	1B: 9 2B: 1 3B: 0 HR: 1 SF: 0 SAC: 0 DP: 1 HBP: 1						

PITCHER	IP	WLS	BF	H	R	ER	SO	BB	IBB	HBP	BLK	WP	HR	S	P	ERA	WHIP
Ron Romanick, R (1, 1) ERA: 3.34	6.0	L	29	9	4	4	4	2	0	1	1	0	1	34	43	6.00	1.833
Pat Clements, L (7, 1) ERA: 3.5	3.0		10	2	0	0	1	0	0	0	0	0	0	12	12	0.00	0.667

PITCHER	IP	WLS	BF	H	R	ER	SO	BB	IBB	HBP	BLK	WP	HR	S	P	ERA	WHIP

TOP

Chicago White Sox @ California Angels

Anaheim Stadium, Anaheim, CA

Fri Jun 14 1985, 10:05 PM EDT

Att. 33,846 - Unknown

livebaseballscorecards.com

AB	36
R	4
H	11
RBI	4
BB	2
SO	5
LOB	14

BOTTOM

Chicago White Sox @ California Angels

Anaheim Stadium, Anaheim, CA

Fri Jun 14 1985, 10:05 PM EDT

Att. 33,846 - Unknown

Batter	1	2	3	4	5	6	7	8	9	AB	R	H	RBI	BB	SO	LOB
Gary Pettis, S (1, 8) OBP: 0.351, SLG: 0.328	K	K 1-2			K			SH 1B 1-2		3	0	0	0	0	3	1
Rob Wilfong, L (8, PH) (9, 4) OBP: 0.262, SLG: 0.229										1	0	1	0	0	0	0
Rod Carew, L (1, 3) OBP: 0.381, SLG: 0.353	6-3		4-3			4-3		SH 1-2 2-3		3	0	0	0	0	0	0
Daryl Sconiers, L (1, 10) OBP: 0.407, SLG: 0.400	E 1B 2B		BB G5-4-3			1-3		7-2 3-Hf		3	1	1	0	1	0	3
Bobby Grich, R (1, 4) OBP: 0.358, SLG: 0.353	BB E 1B		G5-4-3 1-2f			5-3		1-3		3	1	0	0	1	0	3
Craig Gerber, L (9, 6) OBP: 0.143, SLG: 0.190										0	0	0	0	0	0	0
Reggie Jackson, L (1, 9) OBP: 0.335, SLG: 0.413	E4 1B 1-2 2-3			K			F6		K	4	0	0	0	0	2	2
Doug DeCinces, R (1, 5) OBP: 0.323, SLG: 0.420	1B 1-2 2-H 3-H			K			G3		BB	3	0	1	2	1	1	0
Ruppert Jones, L (1, 7) OBP: 0.373, SLG: 0.462	4-3			4-3			BB		K	3	0	0	0	1	1	3
Bob Boone, R (1, 2) OBP: 0.326, SLG: 0.310		HBP FC2-6			L6		F8		4-3	2	0	0	0	0	0	1
Jerry Narron, L (9, PH) OBP: 0.311, SLG: 0.424										1	0	0	0	0	0	1
Dick Schofield, R (1, 6) OBP: 0.259, SLG: 0.320		FC2-6 CS 1-2f			K			SH 1B 7-2 BB		2	0	0	0	0	1	1
Juan Beniquez, R (8, PH) (9, 8) OBP: 0.342, SLG: 0.394										0	0	0	0	1	0	0
Inning Stats	R: 2 E: 1 K: 1 S: 8 H: 2 LOB: 2 BB: 1 P: 12	R: 0 E: 0 K: 1 S: 4 H: 0 LOB: 0 BB: 0 P: 5	R: 0 E: 0 K: 0 S: 2 H: 0 LOB: 0 BB: 1 P: 6	R: 0 E: 0 K: 2 S: 7 H: 0 LOB: 0 BB: 0 P: 7	R: 0 E: 0 K: 2 S: 7 H: 0 LOB: 0 BB: 0 P: 7	R: 0 E: 0 K: 0 S: 3 H: 0 LOB: 0 BB: 0 P: 3	R: 0 E: 0 K: 0 S: 3 H: 0 LOB: 1 BB: 1 P: 7	R: 0 E: 1 K: 0 S: 4 H: 1 LOB: 2 BB: 1 P: 8	R: 0 E: 0 K: 2 S: 7 H: 0 LOB: 1 BB: 1 P: 11	1B: 2 2B: 2 3B: 0 HR: 0		SF: 0 SAC: 1 DP: 2 HBP: 1		WP: 0 PB: 0 SB: 0 CS: 1	PA: 35	

PITCHER		IP	WLS	BF	H	R	ER	SO	BB	IBB	HBP	BLK	WP	HR	S	P	ERA	WHIP
Tom Seaver, R ERA: 2.71	(1, 1)	7.0	W	27	2	2	0	6	4	0	1	0	0	0	34	51	0.00	0.857
Bob James, R ERA: 2.2	(8, 1)	2.0	S	8	1	0	0	2	1	0	0	0	0	0	11	15	0.00	1.000

PITCHER	IP	WLS	BF	H	R	ER	SO	BB	IBB	HBP	BLK	WP	HR	S	P	ERA	WHIP

livebaseballscorecards.com

AB	28
R	2
H	3
RBI	2
BB	5
SO	8
LOB	15

Chicago White Sox @ California Angels

Anaheim Stadium, Anaheim, CA

Sat Jun 15 1985, 6:33 AM EDT

Att. 27,206 - Unknown

TOP

livebaseballscorecards.com

Batter	1	2	3	4	5	6	7	8	9	AB	R	H	RBI	BB	SO	LOB
Rudy Law, L (1, 7) OBP: 0.317, SLG: 0.392	0-0 BB S 1B	0-0 2-H 1B			0-0 2B		0-0 ① FC3-6 1-2f 2B		0-0 ③ L5	4	1	3	1	0	0	1
Luis Salazar, R (9, PH) OBP: 0.185, SLG: 0.320										1	0	0	0	0	0	0
(9, 7)																
Tim Hulett, R (1, 5) OBP: 0.349, SLG: 0.429	0-0 ① F9	0-3 ③ K			0-3 ② K		0-0 ② F9			4	0	0	0	0	2	4
Harold Baines, L (1, 9) OBP: 0.328, SLG: 0.384	0-3 ② K 1-2		0-0 ① 4-3		0-3 ③ K		0-0 1-H 2B			4	0	1	1	0	2	2
Greg Walker, L (1, 3) OBP: 0.329, SLG: 0.486	4-0 BB BB		0-0 ② 4-3			0-0 2B 2B	0-3 ③ K			3	1	1	0	1	1	1
Carlton Fisk, R (1, 2) OBP: 0.333, SLG: 0.556	4-0 1-2 2-3 BB		0-0 ③ L9			0-0 ① F8		0-0 ① F9		3	0	0	0	1	0	1
Oscar Gamble, L (1, 10) OBP: 0.356, SLG: 0.341	0-3 ③ K			0-0 ① 4-3		0-0 2-H 2B		0-0 ② 5-3		3	0	1	1	0	1	3
Tom Paciorek, R (8, PH) OBP: 0.274, SLG: 0.263										1	0	0	0	0	0	0
Daryl Boston, L (1, 8) OBP: 0.266, SLG: 0.343		0-3 ① K		0-3 ② K		0-0 ② F8		0-0 ③ 6-3		4	0	0	0	0	2	1
Julio Cruz, S (1, 4) OBP: 0.323, SLG: 0.208		0-0 ② F7		0-0 ③ 1-3		0-3 ③ K			0-0 ① 5-3	4	0	0	0	0	1	1
Ozzie Guillen, L (1, 6) OBP: 0.242, SLG: 0.251		0-0 1B 2B			0-0 ① 4-3		0-0 FC3-6 1B		0-0 ② 4-3	4	1	2	0	0	0	0

	AB	35
	R	3
	H	8
	RBI	3
	BB	2
	SO	9
	LOB	14

Inning Stats	1	2	3	4	5	6	7	8	9	1B: 3	SF: 0	WP: 0	PA: 37
R:	0	1	0	0	0	1	1	0	0	2B: 5	SAC: 0	PB: 0	
E:	0	0	0	0	0	0	0	0	0	3B: 0	DP: 0	SB: 1	
K:	2	2	0	1	2	1	1	0	0	HR: 0	HBP: 0	CS: 0	
S:	8	9	3	5	8	7	7	3	3				
H:	1	2	0	0	1	2	2	0	0				
LOB:	3	1	0	0	1	1	1	0	0				
BB:	2	0	0	0	0	0	0	0	0				
P:	16	9	3	5	8	7	7	3	3				

PITCHER		IP	WLS	BF	H	R	ER	SO	BB	IBB	HBP	BLK	WP	HR	S	P	ERA	WHIP
Kirk McCaskill, R	(1, 1)	6.2	L	30	8	3	3	8	2	0	0	0	0	0	44	52	4.05	1.500
ERA: 4.88																		
Pat Clements, L	(7, 1)	2.1		7	0	0	0	1	0	0	0	0	0	0	9	9	0.00	0.000
ERA: 3.29																		

PITCHER	IP	WLS	BF	H	R	ER	SO	BB	IBB	HBP	BLK	WP	HR	S	P	ERA	WHIP

BOTTOM

Chicago White Sox @ California Angels

Anaheim Stadium, Anaheim, CA

Sat Jun 15 1985, 6:33 AM EDT

Att. 27,206 - Unknown

livebaseballscorecards.com

Batter	1	2	3	4	5	6	7	8	9	AB	R	H	RBI	BB	SO	LOB
Brian Downing, R (1, 7) OBP: 0.329, SLG: 0.301	F2		K		K			F5		4	0	0	0	0	2	0
Juan Beniquez, R (1, 3) (9, 8) OBP: 0.345, SLG: 0.397	L6			S 1B		6-3		FC6 1B		4	0	2	0	0	0	0
Doug DeCinces, R (1, 5) OBP: 0.321, SLG: 0.422	2B			K 1-2		F8		FC6 1-2f		4	0	1	0	0	1	2
Bobby Grich, R (1, 4) (9, 3) OBP: 0.351, SLG: 0.345	F9			F7		4-3			L8	4	0	0	0	0	0	2
Mike Brown, R (1, 9) OBP: 0.283, SLG: 0.345 Rod Carew, L (9, PH) OBP: 0.379, SLG: 0.350		6-3		F9			6-3		K	3 1	0 0	0 0	0 0	0 0	0 1	1 0
Bob Boone, R (1, 2) OBP: 0.331, SLG: 0.313 Jerry Narron, L (9, PH) OBP: 0.307, SLG: 0.418		K			2B SF8 1B		BB FC4-6		F7	2 1	1 0	1 0	0 0	1 0	1 0	0 0
Reggie Jackson, L (1, 10) OBP: 0.335, SLG: 0.418		4-3			SF8 1-3 SF7 2B		FC4-6 1-2f			3	1	1	0	0	0	1
Dick Schofield, R (1, 6) OBP: 0.255, SLG: 0.316			5-3		SF8 2-3 3-H		4-3			2	0	0	1	0	0	1
Gary Pettis, S (1, 8) OBP: 0.347, SLG: 0.326 Rob Wilfong, L (8, PH) (9, 4) OBP: 0.260, SLG: 0.227			K		SF7 3-H			F6		1 1	0 0	0 0	1 0	0 0	1 0	0 0
Inning Stats	R: 0 H: 1 E: 0 LOB: 1 K: 0 BB: 0 S: 4 P: 4	R: 0 H: 0 E: 0 LOB: 0 K: 1 BB: 0 S: 5 P: 5	R: 0 H: 0 E: 0 LOB: 0 K: 2 BB: 0 S: 7 P: 7	R: 0 H: 1 E: 0 LOB: 1 K: 1 BB: 0 S: 6 P: 6	R: 2 H: 2 E: 0 LOB: 0 K: 1 BB: 0 S: 7 P: 7	R: 0 H: 0 E: 0 LOB: 0 K: 0 BB: 0 S: 3 P: 3	R: 0 H: 0 E: 0 LOB: 1 K: 0 BB: 1 S: 3 P: 7	R: 0 H: 1 E: 0 LOB: 1 K: 0 BB: 0 S: 4 P: 4	R: 0 H: 0 E: 0 LOB: 0 K: 1 BB: 0 S: 5 P: 5	1B: 3 SF: 2 2B: 2 SAC: 0 3B: 0 DP: 0 HR: 0 HBP: 0						

	AB	30
	R	2
	H	5
	RBI	2
	BB	1
	SO	6
	LOB	7

WP: 0 PA: 33
PB: 0
SB: 1
CS: 0

PITCHER		IP	WLS	BF	H	R	ER	SO	BB	IBB	HBP	BLK	WP	HR	S	P	ERA	WHIP
Floyd Bannister, L ERA: 4.14	(1, 1)	5.0		19	4	2	2	5	0	0	0	0	0	0	29	29	3.60	0.800
Dan Spillner, R ERA: 3.28	(6, 1)	1.1	W	5	0	0	0	0	1	0	0	0	0	0	4	8	0.00	0.750
Juan Agosto, L ERA: 5.27	(7, 1)	0.2		2	0	0	0	0	0	0	0	0	0	0	2	2	0.00	0.000
Bob James, R ERA: 2.09	(8, 1)	2.0	S	7	1	0	0	1	0	0	0	0	0	0	9	9	0.00	0.500

PITCHER	IP	WLS	BF	H	R	ER	SO	BB	IBB	HBP	BLK	WP	HR	S	P	ERA	WHIP

Chicago White Sox @ California Angels

Anaheim Stadium, Anaheim, CA

Sun Jun 16 1985, 6:33 AM EDT

Att. 40,212 - Unknown

livebaseballscorecards.com

Batter	1	2	3	4	5	6	7	8	9	AB	R	H	RBI	BB	SO	LOB
Rudy Law, L (1, 7) OBP: 0.315, SLG: 0.384	F4		F4			G3		FC5-4 BB		3	0	0	0	1	0	0
Luis Salazar, R (1, 5) OBP: 0.188, SLG: 0.318	S 1B		L7			F5		FC5-4 1-2f		4	0	1	0	0	0	2
Harold Baines, L (1, 9) OBP: 0.326, SLG: 0.391	K 1-2			G3		K			4-3 3B	4	1	1	0	0	2	1
Greg Walker, L (1, 3) OBP: 0.323, SLG: 0.476	F8			3-1			F5		4-3 3-H	4	0	0	1	0	0	1
Carlton Fisk, R (1, 2) OBP: 0.337, SLG: 0.552		HBP		F7			F2		G6-4-3 1B	3	0	1	0	0	0	0
Oscar Gamble, L (1, 10) OBP: 0.350, SLG: 0.333		K			K		K		G6-4-3 1-2f	2	0	0	0	0	2	1
Tom Paciorek, R (7, PH) OBP: 0.267, SLG: 0.256										2	0	0	0	0	1	1
Daryl Boston, L (1, 8) OBP: 0.267, SLG: 0.350		F5			K			2B		3	0	1	0	0	1	1
Julio Cruz, S (1, 4) OBP: 0.323, SLG: 0.211		K			1B			K		3	0	1	0	0	2	2
Ozzie Guillen, L (1, 6) OBP: 0.238, SLG: 0.247			K		F8			F6		3	0	0	0	0	1	2

Inning Stats	1	2	3	4	5	6	7	8	9		
	R: 0 H: 1	R: 0 H: 0	R: 0 H: 0	R: 0 H: 0	R: 0 H: 1	R: 0 H: 0	R: 0 H: 0	R: 0 H: 1	R: 1 H: 2	1B: 3 SF: 0	WP: 0 PA: 33
	E: 0 LOB: 1	E: 0 LOB: 1	E: 0 LOB: 0	E: 0 LOB: 0	E: 0 LOB: 1	E: 0 LOB: 0	E: 0 LOB: 0	E: 0 LOB: 2	E: 0 LOB: 0	2B: 1 SAC: 0	PB: 0
	K: 1 BB: 0	K: 2 BB: 0	K: 1 BB: 0	K: 0 BB: 0	K: 2 BB: 0	K: 1 BB: 0	K: 1 BB: 0	K: 1 BB: 1	K: 0 BB: 0	3B: 1 DP: 1	SB: 1
	S: 6 P: 6	S: 7 P: 8	S: 5 P: 5	S: 3 P: 3	S: 8 P: 8	S: 5 P: 5	S: 5 P: 5	S: 6 P: 10	S: 4 P: 4	HR: 0 HBP: 1	CS: 0

PITCHER		IP	WLS	BF	H	R	ER	SO	BB	IBB	HBP	BLK	WP	HR	S	P	ERA	WHIP
Urbano Lugo, R ERA: 1.8	(1, 1)	8.0	W	30	4	1	1	9	1	0	1	0	0	0	46	51	1.12	0.625
Donnie Moore, R ERA: 1.6	(9, 1)	1.0	S	3	1	0	0	0	0	0	0	0	0	0	3	3	0.00	1.000

PITCHER	IP	WLS	BF	H	R	ER	SO	BB	IBB	HBP	BLK	WP	HR	S	P	ERA	WHIP

Batter	1	2	3	4	5	6	7	8	9	AB	R	H	RBI	BB	SO	LOB
Dick Schofield, R (1, 6) OBP: 0.259, SLG: 0.315	0-0 1B 1B		0-0 F7 ②		S S S 0-3 K ① B B B 4-0 1-2 BB			0-0 F4 ①		4	0	1	0	1	1	3
Juan Beniquez, R (1, 3) OBP: 0.347, SLG: 0.397	0-0 1-2 1B		0-0 1B		0-0 F7 ② 0-0 L5 ③			0-0 G4-6-3 ②③ 1-2f		5	0	2	0	0	0	6
Doug DeCinces, R (1, 5) OBP: 0.320, SLG: 0.417	0-0 F7 ①		S S S 0-3 K ③		0-0 1B		0-0 4-3 ①			4	0	1	0	0	1	3
Mike Brown, R (1, 9) OBP: 0.271, SLG: 0.330	S S S 0-3 K ②			0-0 5-3 ①	0-0 F8 ③		0-0 5-3 ②			4	0	0	0	0	1	3
Reggie Jackson, L (1, 10) OBP: 0.339, SLG: 0.435	S S S 0-3 K ③			0-0 HR		B B B B 4-0 BB 1B BB 0-0 F5 ③				3	2	1	1	1	1	2
Bobby Grich, R (1, 4) OBP: 0.354, SLG: 0.344		S S S 0-3 K ①		B B B B 4-0 1B BB		S S S 0-3 K ① B B B 4-0 F9 1B 1-2 BB		0-0 1B FC 1B		3	1	1	0	1	2	1
Brian Downing, R (1, 7) OBP: 0.332, SLG: 0.302		S S S 0-3 K ②		0-0 F5 ②		0-0 BB 1-2 2-H		0-0 FC 1B 1-2 3-H		4	0	2	2	0	0	1
Bob Boone, R (1, 2) OBP: 0.335, SLG: 0.317		0-0 F8 ③		0-0 1B 1-2		0-0 F9 ② 2-3		0-0 G4-6-3 1B 1-2 2-3		4	0	1	0	0	0	4
Gary Pettis, S (1, 8) OBP: 0.346, SLG: 0.324			0-0 1-3 ①	0-0 L6 ③												
Inning Stats	R: 0 E: 0 K: 2 S: 9 H: 2 LOB: 2 BB: 0 P: 9	R: 0 E: 0 K: 2 S: 7 H: 0 LOB: 0 BB: 0 P: 7	R: 0 E: 0 K: 1 S: 6 H: 1 LOB: 1 BB: 0 P: 6	R: 1 E: 0 K: 0 S: 5 H: 2 LOB: 2 BB: 1 P: 9	R: 0 E: 0 K: 1 S: 6 H: 1 LOB: 1 BB: 0 P: 6	R: 1 E: 0 K: 1 S: 6 H: 1 LOB: 3 BB: 3 P: 18	R: 0 E: 0 K: 0 S: 3 H: 0 LOB: 0 BB: 0 P: 3	R: 1 E: 0 K: 0 S: 6 H: 3 LOB: 2 BB: 0 P: 6		1B: 9 2B: 0 3B: 0 HR: 1	SF: 0 SAC: 0 DP: 1 HBP: 0					

PITCHER		IP	WLS	BF	H	R	ER	SO	BB	IBB	HBP	BLK	WP	HR	S	P	ERA	WHIP
Tim Lollar, L ERA: 4.0	(1, 1)	5.2	L	28	7	2	2	7	4	0	0	0	0	1	38	54	3.18	1.941
Dan Spillner, R ERA: 3.33	(6, 1)	2.1		10	3	1	1	0	0	0	0	0	0	0	10	10	3.86	1.286

PITCHER	IP	WLS	BF	H	R	ER	SO	BB	IBB	HBP	BLK	WP	HR	S	P	ERA	WHIP

BOTTOM

Chicago White Sox @ California Angels

Anaheim Stadium, Anaheim, CA

Sun Jun 16 1985, 6:33 AM EDT

Att. 40,212 - Unknown

livebaseballscorecards.com

AB	34
R	3
H	10
RBI	3
BB	4
SO	7
LOB	24

WP: 0 PB: 0 SB: 0 CS: 0 PA: 38

Batter	1	2	3	4	5	6	7	8	9	AB	R	H	RBI	BB	SO	LOB
Gary Pettis, S (1, 8) OBP: 0.350, SLG: 0.326	4-3 S 4-3 1B	L6 ②		1B 1B 1-2 G1-2-3 3-H 1B	4-0 G6-4-3 1-2 BB		1-3 ①		FC1-6 G1-6-3 ① 1-2f	5	1	2	1	1	0	1
Juan Beniquez, R (1, 3) OBP: 0.341, SLG: 0.389	4-3 ① 1-3	F7 ③		G1-2-3 1B 1-2 2-3 1B	G6-4-3 ②③ 1-2f		S S S K ②		G1-6-3 ②③ 1-2f	6	0	1	0	0	1	5
Doug DeCinces, R (1, 5) OBP: 0.333, SLG: 0.429 Craig Gerber, L (8, 5) OBP: 0.143, SLG: 0.190	4-3 ② 3-H		FC5-4 1B	G1-2-3 1-2 2-3 3-H 1B		1B 1B	1B WP 1B			5 0	0 0	4 0	2 0	0 0	0 0	0 0
Mike Brown, R (1, 9) OBP: 0.287, SLG: 0.344	1B 2B 1B		FC5-4 ① 1-2f 2B	G1-2-3 ①② 1-2 2-3 3-Hf		HR ① 1-3 1B	1-3 1B			5	3	3	0	0	0	4
Reggie Jackson, L (1, 10) OBP: 0.351, SLG: 0.467	2B 1-3 1B		F9 1-H 2B	FC6-4 IBB		S S S 1-H HR	K ③			4	1	3	3	1	1	2
Bobby Grich, R (1, 4) OBP: 0.350, SLG: 0.346	1-3 3-H 2B		F9 ② 2-3	FC6-4 ③ 1-2f		5-3 ②		4-3 ①		5	0	1	1	0	0	4
Brian Downing, R (1, 7) OBP: 0.333, SLG: 0.297	B B B BB	6-3 ③			F4 ① B B B	1B BB		2-3 ②		3	0	0	0	2	0	1
Bob Boone, R (1, 2) OBP: 0.342, SLG: 0.337	L8 ③			1B 1B 2B	1B 2B	1-2 1B		5-3 ③		5	1	3	0	0	0	3
Dick Schofield, R (1, 6) OBP: 0.267, SLG: 0.323		S S S K ①		1B 1B 1B 2-3 1B	BB 2-3 1B	6-3 ③			FC1-6 1B	5	1	3	0	0	1	2
Inning Stats	R: 2 E: 0 K: 0 S: 7 H: 4 LOB: 3 BB: 1 P: 11	R: 0 E: 0 K: 1 S: 5 H: 0 LOB: 0 BB: 0 P: 5	R: 1 E: 0 K: 0 S: 5 H: 2 LOB: 1 BB: 0 P: 5	R: 2 E: 0 K: 0 S: 7 H: 5 LOB: 3 BB: 1 P: 11	R: 0 E: 0 K: 0 S: 4 H: 2 LOB: 2 BB: 1 P: 8	R: 2 E: 0 K: 0 S: 6 H: 4 LOB: 2 BB: 1 P: 10	R: 0 E: 0 K: 2 S: 9 H: 2 LOB: 2 BB: 0 P: 9	R: 0 E: 0 K: 0 S: 3 H: 0 LOB: 0 BB: 0 P: 3	R: 0 E: 0 K: 0 S: 3 H: 1 LOB: 0 BB: 0 P: 3	1B: 15 2B: 4 3B: 0 HR: 1 SF: 0 SAC: 0 DP: 3 HBP: 0						

PITCHER		IP	WLS	BF	H	R	ER	SO	BB	IBB	HBP	BLK	WP	HR	S	P	ERA	WHIP
Neal Heaton, L ERA: 4.02	(1, 1)	3.0	L	18	8	5	5	1	1	0	0	0	0	0	19	23	15.00	3.000
Rich Thompson, R ERA: 3.48	(4, 1)	3.0		18	9	2	2	0	2	1	0	0	0	1	15	27	6.00	3.667
Bryan Clark, L ERA: 6.14	(7, 1)	3.0		11	3	0	0	2	0	0	0	0	1	0	15	15	0.00	1.000

PITCHER	IP	WLS	BF	H	R	ER	SO	BB	IBB	HBP	BLK	WP	HR	S	P	ERA	WHIP

California Angels @ Cleveland Indians

Cleveland Municipal Stadium, Cleveland, OH

Tue Jun 18 1985, 7:05 PM EDT

Att. 5,891 - Unknown

TOP

livebaseballscorecards.com

AB	43
R	7
H	20
RBI	7
BB	4
SO	3
LOB	22

WP: 1	PA: 47		
PB: 0			
SB: 1			
CS: 0			

Batter	1	2	3	4	5	6	7	8	9	AB	R	H	RBI	BB	SO	LOB
Brett Butler, L (1, 8) OBP: 0.356, SLG: 0.442	BBBB 4-0 1B G3-6-3 BB		x 0-0 ① 4-3		x 0-0 ③ 3-1		BBBB 4-0 PB BB		x 0-0 ② F8	3	1	0	0	2	0	1
Julio Franco, R (1, 6) OBP: 0.357, SLG: 0.394	x 0-0 G3-6-3 1-3 1B		x 0-0 ② F9			x 0-0 FC1-4 1B	x 0-0 ③ 6-3 1-2 2-3		x 0-0 ③ 5-3	5	0	2	0	0	0	3
Mike Hargrove, L (1, 3) OBP: 0.357, SLG: 0.286	x 0-0 ① ② G3-6-3 1-2f 3-H		x 0-0 ③ L4			x 0-0 FC1-4 1-2 1B		x 0-0 FC6-4 1B		4	0	2	0	0	0	1
Brook Jacoby, R (1, 5) OBP: 0.345, SLG: 0.447	x 0-0 1B 2B			x 0-0 ① 4-3		SSS 0-3 ① K		SSS 0-3 ① K		4	1	1	0	0	2	3
Pat Tabler, R (1, 10) OBP: 0.345, SLG: 0.393	x 0-0 FC4-6 2-H 1B			x 0-0 1B		x 0-0 ② FC1-4 FC4-6 1-2f 2-3		x 0-0 ② FC6-4 1-2f 2B		4	1	2	1	0	0	3
Tony Bernazard, S (1, 4) OBP: 0.360, SLG: 0.462	x 0-0 ③ FC4-6 1-2f			x 0-0 ② F8		x 0-0 ③ FC4-6 1-2f		x 0-0 1-H 2B		4	0	1	1	0	0	4
George Vukovich, L (1, 9) OBP: 0.314, SLG: 0.326		x 0-0 G5-4-3 1B		x 0-0 F7			x 0-0 FC5-4 1B	x 0-0 ③ F7		4	0	2	0	0	0	2
Joe Carter, R (1, 7) OBP: 0.276, SLG: 0.321		x 0-0 ① ② G5-4-3 1-2f			x 0-0 ① F7		x 0-0 ① FC5-4 PB S 1-2f		x 0-0 1B	4	0	1	0	0	0	2
Jerry Willard, L (1, 2) OBP: 0.325, SLG: 0.371		x 0-0 ③ 4-3			SSS 0-3 ② K		x 0-0 ② F7 1-2		SSS 0-3 ① K	4	0	0	0	0	2	2
Inning Stats	R: 2 H: 3 E: 0 LOB: 1 K: 0 BB: 1 S: 5 P: 9	R: 0 H: 1 E: 0 LOB: 0 K: 0 BB: 0 S: 3 P: 3	R: 0 H: 0 E: 0 LOB: 0 K: 0 BB: 0 S: 3 P: 3	R: 0 H: 1 E: 0 LOB: 1 K: 0 BB: 0 S: 4 P: 4	R: 0 H: 0 E: 0 LOB: 0 K: 1 BB: 0 S: 5 P: 5	R: 0 H: 2 E: 0 LOB: 2 K: 1 BB: 0 S: 7 P: 7	R: 0 H: 1 E: 0 LOB: 2 K: 0 BB: 1 S: 4 P: 8	R: 1 H: 2 E: 0 LOB: 1 K: 1 BB: 0 S: 7 P: 7	R: 0 H: 1 E: 0 LOB: 1 K: 1 BB: 0 S: 6 P: 6	1B: 9 SF: 0 2B: 2 SAC: 0 3B: 0 DP: 2 HR: 0 HBP: 0						WP: 0 PA: 38 PB: 1 SB: 1 CS: 0	

PITCHER		IP	WLS	BF	H	R	ER	SO	BB	IBB	HBP	BLK	WP	HR	S	P	ERA	WHIP
Mike Witt, R ERA: 3.39	(1, 1)	7.2	W	33	10	3	3	3	2	0	0	0	0	0	37	45	3.52	1.565
Donnie Moore, R ERA: 1.55	(8, 1)	1.1		5	1	0	0	1	0	0	0	0	0	0	7	7	0.00	0.750

PITCHER	IP	WLS	BF	H	R	ER	SO	BB	IBB	HBP	BLK	WP	HR	S	P	ERA	WHIP

BOTTOM

California Angels @ Cleveland Indians

Cleveland Municipal Stadium, Cleveland, OH

Tue Jun 18 1985, 7:05 PM EDT

Att. 5,891 - Unknown

livebaseballscorecards.com

AB	36
R	3
H	11
RBI	2
BB	2
SO	4
LOB	21

California Angels @ Cleveland Indians

Cleveland Municipal Stadium, Cleveland, OH

Wed Jun 19 1985, 7:05 PM EDT

Att. 6,346 - Unknown

livebaseballscorecards.com

TOP

Batter	1	2	3	4	5	6	7	8	9	AB	R	H	RBI	BB	SO	LOB
Gary Pettis, S (1, 8) OBP: 0.348, SLG: 0.325	0-0 1B S 1B		0-0 5-3			0-0 6-3			0-3 K	4	0	1	0	0	1	0
Rod Carew, L (1, 3) OBP: 0.368, SLG: 0.339	0-3 K 1-2		0-0 4-3			0-0 F7			0-0 5-3	4	0	0	0	0	1	1
Juan Beniquez, R (1, 7) OBP: 0.341, SLG: 0.389	0-0 G6-4-3 2-3 1B			0-0 F8			0-3 K			3	0	1	0	0	1	0
Doug DeCinces, R (1, 5) OBP: 0.328, SLG: 0.421	0-0 G6-4-3 1-2f			0-0 6-3			0-0 F9			3	0	0	0	0	0	2
Daryl Sconiers, L (1, 10) OBP: 0.400, SLG: 0.391		0-0 S 1B		0-0 F7			0-0 F8			3	0	1	0	0	0	0
Reggie Jackson, L (1, 9) OBP: 0.345, SLG: 0.458		0-3 K 1-2			0-3 K			0-0 F9		3	0	0	0	0	2	1
Bobby Grich, R (1, 4) OBP: 0.345, SLG: 0.340		0-3 K			0-0 F8			0-0 F7		3	0	0	0	0	1	1
Bob Boone, R (1, 2) OBP: 0.337, SLG: 0.331		0-0 F7			0-0 1-3			0-0 5-3		3	0	0	0	0	0	1
Dick Schofield, R (1, 6) OBP: 0.264, SLG: 0.319			0-3 K			0-0 F9			0-0 4-3	2	0	0	0	0	1	0
Ruppert Jones, L (9, PH) OBP: 0.371, SLG: 0.459										1	0	0	0	0	0	0

	AB	29
	R	0
	H	3
	RBI	0
	BB	0
	SO	7
	LOB	6

Inning Stats										
	R: 0	H: 2	R: 0	H: 1	R: 0	H: 0	R: 0	H: 0	R: 0	H: 0
	E: 0	LOB: 1	E: 0	LOB: 1	E: 0	LOB: 0	E: 0	LOB: 0	E: 0	LOB: 0
	K: 1	BB: 0	K: 2	BB: 0	K: 1	BB: 0	K: 0	BB: 0	K: 0	BB: 0
	S: 6	P: 6	S: 8	P: 8	S: 5	P: 5	S: 3	P: 3	S: 3	P: 3

R: 0	H: 0	R: 0	H: 0	R: 0	H: 0	R: 0	H: 0	R: 0	H: 0	1B: 3	SF: 0	WP: 0	PA: 29
E: 0	LOB: 0	E: 0	LOB: 0	E: 0	LOB: 0	E: 0	LOB: 0	E: 0	LOB: 0	2B: 0	SAC: 0	PB: 0	
K: 1	BB: 0	K: 1	BB: 0	K: 1	BB: 0	K: 1	BB: 0	K: 1	BB: 0	3B: 0	DP: 1	SB: 2	
S: 5	P: 3	S: 5	P: 5	S: 3	P: 3	S: 5	P: 5	S: 5	P: 5	HR: 0	HBP: 0	CS: 0	

PITCHER	IP	WLS	BF	H	R	ER	SO	BB	IBB	HBP	BLK	WP	HR	S	P	ERA	WHIP
Bert Blyleven, R (1, 1) ERA: 3.19	9.0	W	29	3	0	0	7	0	0	0	0	0	0	43	43	0.00	0.333

PITCHER	IP	WLS	BF	H	R	ER	SO	BB	IBB	HBP	BLK	WP	HR	S	P	ERA	WHIP

BOTTOM

California Angels @ Cleveland Indians

Cleveland Municipal Stadium, Cleveland, OH

Wed Jun 19 1985, 7:05 PM EDT

Att. 6,346 - Unknown

livebaseballscorecards.com

Batter	1	2	3	4	5	6	7	8	9	AB	R	H	RBI	BB	SO	LOB
Brett Butler, L (1, 8) OBP: 0.351, SLG: 0.435	F9		4-3		FC3-6 CS 1-2f		F7			4	0	0	0	0	0	1
Julio Franco, R (1, 6) OBP: 0.355, SLG: 0.396	F8		2B		CS 1-2	F4	F3			4	0	1	0	0	0	0
Mike Hargrove, L (1, 3) OBP: 0.364, SLG: 0.288	2B 1B		K			BB 1B 1B BB	1-3			3	1	1	0	1	1	1
Brook Jacoby, R (1, 5) OBP: 0.352, SLG: 0.454	1-3 2B			G6-4-3 BB		1-2 BB 1B 1B		K		3	1	2	0	1	1	0
Pat Tabler, R (1, 10) OBP: 0.339, SLG: 0.386	F8			G6-4-3 1-2f		K		4-3		4	0	0	0	0	1	5
Tony Bernazard, S (1, 4) OBP: 0.368, SLG: 0.459		CS BB		BB		1B 1-2 2-3 BB		F7		1	0	0	0	3	0	0
George Vukovich, L (1, 9) OBP: 0.314, SLG: 0.326		F8		F8		BB 1-3 2-H 3-H 1B				3	0	1	2	0	0	2
Joe Carter, R (1, 7) OBP: 0.277, SLG: 0.318		F8			K	FC6-4 1-2 BB				2	0	0	0	1	1	1
Jerry Willard, L (1, 2) OBP: 0.325, SLG: 0.361		CS 1-2	F7		FC3-6 BB	FC6-4 1-2f				2	0	0	0	1	0	3
Inning Stats	R: 0 H: 2 E: 0 LOB: 2 K: 0 BB: 0 S: 5 P: 5	R: 0 H: 0 E: 0 LOB: 0 K: 0 BB: 1 S: 2 P: 6	R: 0 H: 1 E: 0 LOB: 1 K: 1 BB: 0 S: 6 P: 6	R: 0 H: 0 E: 0 LOB: 1 K: 0 BB: 2 S: 2 P: 10	R: 0 H: 0 E: 0 LOB: 0 K: 1 BB: 1 S: 4 P: 8	R: 2 H: 2 E: 0 LOB: 3 K: 1 BB: 3 S: 7 P: 19	R: 0 H: 0 E: 0 LOB: 0 K: 0 BB: 0 S: 3 P: 3	R: 0 H: 0 E: 0 LOB: 0 K: 1 BB: 0 S: 5 P: 5		1B: 3 SF: 0 2B: 2 SAC: 0 3B: 0 DP: 1 HR: 0 HBP: 0						

	AB	26
	R	2
	H	5
	RBI	2
	BB	7
	SO	4
	LOB	13

WP: 0 PA: 35
PB: 0
SB: 0
CS: 2

PITCHER		IP	WLS	BF	H	R	ER	SO	BB	IBB	HBP	BLK	WP	HR	S	P	ERA	WHIP
Jim Slaton, R ERA: 3.68	(1, 1)	5.2	L	26	5	2	2	3	7	0	0	0	0	0	25	53	3.18	2.118
Pat Clements, L ERA: 3.18	(6, 1)	1.1		4	0	0	0	0	0	0	0	0	0	0	4	4	0.00	0.000
Stu Cliburn, R ERA: 1.6	(8, 1)	1.0		3	0	0	0	1	0	0	0	0	0	0	5	5	0.00	0.000

PITCHER	IP	WLS	BF	H	R	ER	SO	BB	IBB	HBP	BLK	WP	HR	S	P	ERA	WHIP

Batter	1	2	3	4	5	6	7	8	9	AB	R	H	RBI	BB	SO	LOB
Gary Pettis, S (1, 8) OBP: 0.346, SLG: 0.320	K	BB, BB, BB		K			6-3			3	0	0	0	1	2	0
Rod Carew, L (1, 3) OBP: 0.372, SLG: 0.333	4-3	BB 1-2 2-3		6-3			G3-6-3, BB			2	0	0	0	2	0	0
Daryl Sconiers, L (1, 10) OBP: 0.382, SLG: 0.346	4-3	1-2 2-3 3-H		K			G3-6-3 1-2f			3	0	0	1	1	1	1
Doug DeCinces, R (1, 5) OBP: 0.326, SLG: 0.423		HR, 2B F6			5-3			K2-3		4	1	1	0	0	1	3
Reggie Jackson, L (1, 9) OBP: 0.348, SLG: 0.474		HR 2-H			F7			4-3		3	1	1	2	1	0	0
Mike Brown, R (8, 9) OBP: 0.287, SLG: 0.344		4-3, SH5-4, BB								0	0	0	0	0	0	0
Rob Wilfong, L (1, 4) OBP: 0.254, SLG: 0.221	6-3	SH5-4 1-2			K			6-3		3	0	0	0	0	1	0
Ruppert Jones, L (1, 7) OBP: 0.368, SLG: 0.453	F9, S, 2B, 1B	4-3 2-3				K			K	4	1	1	0	0	2	1
Bob Boone, R (1, 2) OBP: 0.335, SLG: 0.326	F9 1-3	BB				2-3			6-3	3	0	0	0	1	0	1
Dick Schofield, R (1, 6) OBP: 0.264, SLG: 0.323		BB, BB 3-H				F8			F3	4	1	1	1	0	0	2
Inning Stats	R: 0 E: 0 K: 1 S: 5 H: 0 LOB: 0 BB: 0 P: 5	R: 4 E: 0 K: 0 S: 7 H: 4 LOB: 3 BB: 3 P: 19	R: 0 E: 0 K: 0 S: 3 H: 0 LOB: 2 BB: 2 P: 11	R: 0 E: 0 K: 2 S: 7 H: 0 LOB: 0 BB: 0 P: 7	R: 0 E: 0 K: 1 S: 5 H: 0 LOB: 0 BB: 0 P: 5	R: 0 E: 0 K: 1 S: 5 H: 0 LOB: 0 BB: 0 P: 5	R: 0 E: 0 K: 0 S: 2 H: 0 LOB: 0 BB: 1 P: 6	R: 0 E: 0 K: 1 S: 5 H: 0 LOB: 0 BB: 0 P: 5	R: 0 E: 0 K: 1 S: 5 H: 0 LOB: 0 BB: 0 P: 5	1B: 1 2B: 2 3B: 0 HR: 1 SF: 0 SAC: 1 DP: 1 HBP: 0						

PITCHER		IP	WLS	BF	H	R	ER	SO	BB	IBB	HBP	BLK	WP	HR	S	P	ERA	WHIP
Don Schulze, R ERA: 6.75	(1, 1)	1.2	L	10	4	4	4	1	1	0	0	0	0	1	11	15	21.60	3.000
Jamie Easterly, L ERA: 2.04	(2, 1)	1.0		7	0	0	0	0	4	0	0	0	0	0	3	19	0.00	4.000
Jeff Barkley, R ERA: 3.52	(3, 1)	5.1		16	0	0	0	5	1	0	0	0	0	0	25	29	0.00	0.188
Tom Waddell, R ERA: 3.63	(9, 1)	1.0		3	0	0	0	1	0	0	0	0	0	0	5	5	0.00	0.000

PITCHER	IP	WLS	BF	H	R	ER	SO	BB	IBB	HBP	BLK	WP	HR	S	P	ERA	WHIP

TOP

California Angels @ Cleveland Indians

Cleveland Municipal Stadium, Cleveland, OH

Thu Jun 20 1985, 7:05 PM EDT

Att. 6,346 - Unknown

livebaseballscorecards.com

AB	29
R	4
H	4
RBI	4
BB	6
SO	7
LOB	8

WP: 0 PB: 0 SB: 1 CS: 0 PA: 36

BOTTOM

California Angels @ Cleveland Indians

Cleveland Municipal Stadium, Cleveland, OH

Thu Jun 20 1985, 7:05 PM EDT

Att. 6,346 - Unknown

livebaseballscorecards.com

Batter	1	2	3	4	5	6	7	8	9	AB	R	H	RBI	BB	SO	LOB
Brett Butler, L (1, 8) OBP: 0.349, SLG: 0.432	F9		S 1B (1-2)			F8		F7		4	0	1	0	0	0	0
Julio Franco, R (1, 6) OBP: 0.350, SLG: 0.389	5-3		L6-4 (2-3)			1-3			6-3	4	0	0	0	0	0	2
Mike Hargrove, L (1, 3) OBP: 0.370, SLG: 0.303	BB (2B)		4-3 (1-2)			2B			G3	3	0	1	0	1	0	1
Brook Jacoby, R (1, 5) OBP: 0.354, SLG: 0.457	2B (1-3)			F9		F8			BB	3	0	1	0	1	0	1
Pat Tabler, R (1, 10) OBP: 0.333, SLG: 0.379	K			1-3			F8		F2	4	0	0	0	0	1	3
Tony Bernazard, S (1, 4) OBP: 0.362, SLG: 0.451		4-3		3-1			F9			3	0	0	0	0	0	0
George Vukovich, L (1, 9) OBP: 0.309, SLG: 0.320		F8			F7		F6			3	0	0	0	0	0	0
Joe Carter, R (1, 7) OBP: 0.273, SLG: 0.312		K			F7			G1-6-3		3	0	0	0	0	1	0
Jerry Willard, L (1, 2) OBP: 0.325, SLG: 0.360			L6-4 1B 1B		4-3			4-3		3	0	1	0	0	0	0
Inning Stats	R: 0 E: 0 K: 1 S: 6 H: 1 LOB: 2 BB: 1 P: 10	R: 0 E: 0 K: 1 S: 5 H: 0 LOB: 0 BB: 0 P: 5	R: 0 E: 0 K: 0 S: 4 H: 2 LOB: 1 BB: 0 P: 4	R: 0 E: 0 K: 0 S: 3 H: 0 LOB: 0 BB: 0 P: 3	R: 0 E: 0 K: 0 S: 3 H: 0 LOB: 0 BB: 0 P: 3	R: 0 E: 0 K: 0 S: 4 H: 1 LOB: 1 BB: 0 P: 4	R: 0 E: 0 K: 0 S: 3 H: 0 LOB: 0 BB: 0 P: 3	R: 0 E: 0 K: 0 S: 3 H: 0 LOB: 0 BB: 0 P: 3	R: 0 E: 0 K: 0 S: 3 H: 0 LOB: 1 BB: 1 P: 7	1B: 2 2B: 3 3B: 0 HR: 0	SF: 0 SAC: 0 DP: 1 HBP: 0						

	AB	30
	R	0
	H	4
	RBI	0
	BB	2
	SO	2
	LOB	7

PITCHER	IP	WLS	BF	H	R	ER	SO	BB	IBB	HBP	BLK	WP	HR	S	P	ERA	WHIP
Ron Romanick, R (1, 1) ERA: 3.02	9.0	W	32	4	0	0	2	2	0	0	0	0	0	34	42	0.00	0.667

PITCHER	IP	WLS	BF	H	R	ER	SO	BB	IBB	HBP	BLK	WP	HR	S	P	ERA	WHIP

Batter	1	2	3	4	5	6	7	8	9	AB	R	H	RBI	BB	SO	LOB
Juan Beniquez, R (1, 3) OBP: 0.352, SLG: 0.399	SH 1B		BB 1B BB 1B 1-2		FC1-5 1B 1-2	BB 1B 3-H		K		5	1	4	1	0	1	0
Dick Schofield, R (1, 6) OBP: 0.269, SLG: 0.323	SH G6-4-3 1-2		BB BB 1B 1-2		FC1-5 FC6-4 1-2 2-3f	BB 1-2		6-3		3	0	1	0	1	0	2
Brian Downing, R (1, 7) OBP: 0.331, SLG: 0.291	K		BB 1-2 2-3		L7	F3			F4	4	0	0	0	1	1	6
Doug DeCinces, R (1, 5) OBP: 0.328, SLG: 0.437	G6-4-3 1-2f		BB 1-2 2-3 3-H		FC6-4 1-2f		E6 SH1-4		HR	4	1	1	2	1	0	4
Bob Boone, R (1, 2) OBP: 0.328, SLG: 0.318		K	F3			5-3	SH1-4 1-2		F9	4	0	0	0	0	1	3
Reggie Jackson, L (1, 10) OBP: 0.350, SLG: 0.474		F8		K		3B 2B	IBB		F7	4	1	1	0	1	1	0
Bobby Grich, R (1, 4) OBP: 0.344, SLG: 0.335		F9		G3		BB 3B	F8			3	1	0	0	1	0	2
Mike Brown, R (1, 9) OBP: 0.286, SLG: 0.360			K	1-3		1B 3B 1-H 2-H	K			4	1	1	2	0	2	2
Gary Pettis, S (1, 8) OBP: 0.349, SLG: 0.323			CS 1B		FC1-5 1B	K		K		4	0	2	0	0	2	1
Inning Stats	R: 0 E: 0 K: 1 S: 6 H: 1 LOB: 1 BB: 0 P: 6	R: 0 E: 0 K: 1 S: 5 H: 0 LOB: 0 BB: 0 P: 5	R: 1 E: 0 K: 1 S: 7 H: 3 LOB: 3 BB: 2 P: 15	R: 0 E: 0 K: 1 S: 5 H: 0 LOB: 0 BB: 0 P: 5	R: 0 E: 0 K: 0 S: 5 H: 2 LOB: 2 BB: 0 P: 5	R: 3 E: 0 K: 1 S: 8 H: 3 LOB: 2 BB: 2 P: 16	R: 0 E: 1 K: 1 S: 6 H: 0 LOB: 2 BB: 1 P: 10	R: 0 E: 0 K: 2 S: 7 H: 0 LOB: 0 BB: 0 P: 7	R: 1 E: 0 K: 0 S: 4 H: 1 LOB: 0 BB: 0 P: 4	1B: 7 2B: 1 3B: 1 HR: 1 SF: 0 SAC: 2 DP: 1 HBP: 0						

California Angels @ Chicago White Sox

Comiskey Park, Chicago, IL

Fri Jun 21 1985, 8:05 PM EDT

Att. 33,252 - Unknown

TOP

livebaseballscorecards.com

AB	35
R	5
H	10
RBI	5
BB	5
SO	8
LOB	20

WP: 0 PB: 0 SB: 0 CS: 1 PA: 42

PITCHER	IP	WLS	BF	H	R	ER	SO	BB	IBB	HBP	BLK	WP	HR	S	P	ERA	WHIP
Floyd Bannister, L (1, 1) ERA: 4.29	5.2	L	29	9	4	4	5	4	0	0	0	0	0	35	51	6.35	2.294
Gene Nelson, R (6, 1) ERA: 2.83	3.1		13	1	1	1	3	0	1	0	0	0	1	18	22	2.70	0.300

PITCHER	IP	WLS	BF	H	R	ER	SO	BB	IBB	HBP	BLK	WP	HR	S	P	ERA	WHIP

Batter	1	2	3	4	5	6	7	8	9	AB	R	H	RBI	BB	SO	LOB
Rudy Law, L (1, 7) OBP: 0.318, SLG: 0.388	S 1B		G3 1-2 2-3		1B 1B			G3		4	0	2	0	0	0	2
Tim Hulett, R (1, 4) OBP: 0.342, SLG: 0.428	K 1-2		F1		1-3 1B			L8		4	0	1	0	0	1	3
Harold Baines, L (1, 9) OBP: 0.333, SLG: 0.408	5-3		2-H 3-H 1B		F7			2B		4	0	2	2	0	0	3
Greg Walker, L (1, 3) OBP: 0.322, SLG: 0.478	L7		F7			L4		F8		4	0	0	0	0	0	3
Carlton Fisk, R (1, 2) OBP: 0.312, SLG: 0.520		5-3		5-3		L8			K	4	0	0	0	0	1	0
Ron Kittle, R (1, 10) OBP: 0.263, SLG: 0.421		L4		6-3		K			L6	4	0	0	0	0	1	0
Daryl Boston, L (1, 8) OBP: 0.277, SLG: 0.359		4-3		4-3			F9		2B	4	0	1	0	0	0	0
Ozzie Guillen, L (1, 6) OBP: 0.240, SLG: 0.249			G3 BB 1B 1B		L8		5-3		F7	4	1	1	0	0	0	1
Luis Salazar, R (1, 5) OBP: 0.207, SLG: 0.310 Oscar Gamble, L (7, PH) OBP: 0.358, SLG: 0.341 Scott Fletcher, R (8, 5) OBP: 0.320, SLG: 0.265			BBBB 1-2 G3 1B BB		4-3		4-3			1 1 0	1 0 0	0 0 0	0 0 0	1 0 0	0 0 0	0 0 0
Inning Stats	R: 0 E: 0 K: 1 S: 6 H: 1 LOB: 1 BB: 0 P: 6	R: 0 E: 0 K: 0 S: 3 H: 0 LOB: 0 BB: 0 P: 3	R: 2 E: 0 K: 0 S: 5 H: 2 LOB: 1 BB: 1 P: 9	R: 0 E: 0 K: 0 S: 3 H: 0 LOB: 0 BB: 0 P: 3	R: 0 E: 0 K: 0 S: 5 H: 2 LOB: 2 BB: 0 P: 5	R: 0 E: 0 K: 1 S: 5 H: 0 LOB: 0 BB: 0 P: 5	R: 0 E: 0 K: 0 S: 3 H: 0 LOB: 0 BB: 0 P: 3	R: 0 E: 0 K: 0 S: 4 H: 1 LOB: 1 BB: 0 P: 4	R: 0 E: 0 K: 1 S: 6 H: 1 LOB: 1 BB: 0 P: 6	1B: 5 2B: 2 3B: 0 HR: 0	SF: 0 SAC: 0 DP: 0 HBP: 0						

PITCHER		IP	WLS	BF	H	R	ER	SO	BB	IBB	HBP	BLK	WP	HR	S	P	ERA	WHIP
Kirk McCaskill, R ERA: 4.55	(1, 1)	7.2	W	30	6	2	2	2	1	0	0	0	0	0	33	37	2.35	0.913
Pat Clements, L ERA: 3.15	(8, 1)	0.1		1	0	0	0	0	0	0	0	0	0	0	1	1	0.00	0.000
Donnie Moore, R ERA: 1.51	(9, 1)	1.0	S	4	1	0	0	1	0	0	0	0	0	0	6	6	0.00	1.000

PITCHER	IP	WLS	BF	H	R	ER	SO	BB	IBB	HBP	BLK	WP	HR	S	P	ERA	WHIP

BOTTOM

California Angels @ Chicago White Sox

Comiskey Park, Chicago, IL

Fri Jun 21 1985, 8:05 PM EDT

Att. 33,252 - Unknown

livebaseballscorecards.com

AB	34
R	2
H	7
RBI	2
BB	1
SO	3
LOB	12

WP: 0 PB: 0 SB: 1 CS: 0 PA: 35

Batter	1	2	3	4	5	6	7	8	9	AB	R	H	RBI	BB	SO	LOB
Juan Beniquez, R (1, 3) OBP: 0.358, SLG: 0.429	1B 1B	1-H HR		F9			SF7 3B	F9		5	2	3	2	0	0	0
Dick Schofield, R (1, 6) OBP: 0.262, SLG: 0.315	F8	K			F4		F3		4-3	5	0	0	0	0	1	2
Brian Downing, R (1, 7) OBP: 0.332, SLG: 0.300	1-2 1B	2B			F8		SF7 3-H		K	4	0	2	1	0	1	0
Doug DeCinces, R (1, 5) OBP: 0.330, SLG: 0.429	F7	F4			BB		BB		6-3	3	0	0	0	2	0	3
Reggie Jackson, L (1, 10) OBP: 0.353, SLG: 0.469	K		G5-4-3 BB		K		1-2 BB			2	0	0	0	2	2	3
Bobby Grich, R (1, 4) OBP: 0.346, SLG: 0.332		FC6 BB	K			SH3-4 BB	F9			2	0	0	0	2	1	3
Bob Boone, R (1, 2) OBP: 0.328, SLG: 0.335		FC6 1-2f HR	G5-4-3 1-2f			SH3-4 1-2		HR		3	2	1	1	0	0	2
Mike Brown, R (1, 9) OBP: 0.294, SLG: 0.388		1-H HR		F7		G5-4-3 BB		F8		3	1	1	2	1	0	0
Gary Pettis, S (1, 8) OBP: 0.347, SLG: 0.322		HR 1B		6-3		G5-4-3 1-2f		K		4	1	1	0	0	1	2
Inning Stats	R: 0 E: 0 K: 1 S: 7 H: 2 LOB: 2 BB: 0 P: 7	R: 4 E: 0 K: 1 S: 9 H: 4 LOB: 1 BB: 1 P: 13	R: 0 E: 0 K: 1 S: 4 H: 0 LOB: 0 BB: 1 P: 8	R: 0 E: 0 K: 0 S: 3 H: 0 LOB: 0 BB: 0 P: 3	R: 0 E: 0 K: 1 S: 5 H: 0 LOB: 1 BB: 1 P: 9	R: 0 E: 0 K: 0 S: 2 H: 0 LOB: 1 BB: 2 P: 10	R: 1 E: 0 K: 0 S: 4 H: 1 LOB: 2 BB: 2 P: 12	R: 1 E: 0 K: 1 S: 6 H: 1 LOB: 0 BB: 0 P: 6	R: 0 E: 0 K: 1 S: 5 H: 0 LOB: 0 BB: 0 P: 5	1B: 3 2B: 1 3B: 1 HR: 3 SF: 1 SAC: 1 DP: 2 HBP: 0						

PITCHER	IP	WLS	BF	H	R	ER	SO	BB	IBB	HBP	BLK	WP	HR	S	P	ERA	WHIP
Tim Lollar, L (1, 1) ERA: 4.26	6.2	L	32	7	5	5	4	7	0	0	0	0	2	33	61	6.75	2.100
Dan Spillner, R (7, 1) ERA: 2.97	2.1		8	1	1	1	2	0	0	0	0	0	1	12	12	3.86	0.429

PITCHER	IP	WLS	BF	H	R	ER	SO	BB	IBB	HBP	BLK	WP	HR	S	P	ERA	WHIP

TOP

California Angels @ Chicago White Sox

Comiskey Park, Chicago, IL

Sat Jun 22 1985, 4:33 AM EDT

Att. 30,578 - Unknown

livebaseballscorecards.com

AB	31
R	6
H	8
RBI	6
BB	7
SO	6
LOB	15

WP: 0	PB: 0	SB: 0	CS: 0	PA:	40

Batter	1	2	3	4	5	6	7	8	9	AB	R	H	RBI	BB	SO	LOB
Rudy Law, L (1, 7) OBP: 0.317, SLG: 0.381	S S S 0-3 ① K		B B B B 4-0 FC4-6 1-2 2-3 BB		x 0-0 ① F5		x 0-0 ② 3-1 2-3			3	0	0	0	1	1	2
Tim Hulett, R (1, 4) OBP: 0.340, SLG: 0.426	x 0-0 ② L6		x 0-0 ② SF9 3-H		x 0-0 1B		x 0-0 ③ F9			3	0	1	1	0	0	1
Harold Baines, L (1, 9) OBP: 0.328, SLG: 0.401	x 0-0 ③ F7		x 0-0 ③ FC4-6 1-2f		x 0-0 ② F8			x 0-0 ① F8		4	0	0	0	0	0	4
Greg Walker, L (1, 3) OBP: 0.321, SLG: 0.487		S S S 0-3 ① K2-3		x 0-0 ① 4-3	x 0-0 ③ G3			x 0-0 HR		4	1	1	1	0	1	2
Carlton Fisk, R (1, 2) OBP: 0.307, SLG: 0.510		x 0-0 E1 G1-4-6-3		x 0-0 ② L5		x 0-0 ① F7		x 0-0 ② F7		4	0	0	0	0	0	0
Ron Kittle, R (1, 10) OBP: 0.263, SLG: 0.424		x 0-0 ② ③ G1-4-6-3 1-2f		x 0-0 2B		x 0-0 ② F3		x 0-0 ③ L4		4	0	1	0	0	0	1
Daryl Boston, L (1, 8) OBP: 0.272, SLG: 0.351 Oscar Gamble, L (9, PH) OBP: 0.355, SLG: 0.337			S S S 0-3 ① K	S S S 0-3 ③ K		x 0-0 ③ 4-3			x 0-0 ① 6-3	3 1	0 0	0 0	0 0	0 0	2 0	1 0
Ozzie Guillen, L (1, 6) OBP: 0.250, SLG: 0.255			x 0-0 BB 1B SF9 1B		x 0-0 2B 1B		B B B B 4-0 3-1 1-3 BB		x 0-0 ② 3-1	3	2	2	0	1	0	0
Luis Salazar, R (1, 5) OBP: 0.218, SLG: 0.328 Jerry Hairston, S (9, PH) OBP: 0.333, SLG: 0.360			x 0-0 BB 1-2 1B		x 0-0 1-H 2B		x 0-0 ① 1-3 1-2		x 0-0 ③ 3-1	3 1	0 0	2 0	1 0	0 0	0 0	1 0
Inning Stats	R: 0 H: 0 E: 0 LOB: 0 K: 1 BB: 0 S: 5 P: 5	R: 0 H: 0 E: 1 LOB: 0 K: 1 BB: 0 S: 5 P: 5	R: 1 H: 2 E: 0 LOB: 2 K: 1 BB: 1 S: 7 P: 11	R: 0 H: 1 E: 0 LOB: 1 K: 1 BB: 0 S: 6 P: 6	R: 1 H: 3 E: 0 LOB: 2 K: 0 BB: 0 S: 6 P: 6	R: 0 H: 0 E: 0 LOB: 0 K: 0 BB: 0 S: 3 P: 3	R: 0 H: 0 E: 0 LOB: 1 K: 0 BB: 1 S: 3 P: 7	R: 1 H: 1 E: 0 LOB: 0 K: 0 BB: 0 S: 4 P: 4	R: 0 H: 0 E: 0 LOB: 0 K: 0 BB: 0 S: 3 P: 3	1B: 4 SF: 1 2B: 2 SAC: 0 3B: 0 DP: 1 HR: 1 HBP: 0						WP: 0 PA: 36 PB: 0 SB: 0 CS: 0	

PITCHER	IP	WLS	BF	H	R	ER	SO	BB	IBB	HBP	BLK	WP	HR	S	P	ERA	WHIP
Urbano Lugo, R (1, 1) ERA: 2.03	6.0	W	26	6	2	2	4	2	0	0	0	0	0	32	40	3.00	1.333
Stu Cliburn, R (7, 1) ERA: 1.72	3.0	S	10	1	1	1	0	0	0	0	0	0	1	10	10	3.00	0.333

PITCHER	IP	WLS	BF	H	R	ER	SO	BB	IBB	HBP	BLK	WP	HR	S	P	ERA	WHIP

BOTTOM

California Angels @ Chicago White Sox

Comiskey Park, Chicago, IL

Sat Jun 22 1985, 4:33 AM EDT

Att. 30,578 - Unknown

livebaseballscorecards.com

AB	33
R	3
H	7
RBI	3
BB	2
SO	4
LOB	12

Batter	1	2	3	4	5	6	7	8	9	AB	R	H	RBI	BB	SO	LOB
Gary Pettis, S (1, 8) OBP: 0.351, SLG: 0.327	E 6-3 S 6-3 1B	6-3 2-3	1-3 1B		K		1B 1B 1B		F9	6	2	3	0	0	1	2
Rod Carew, L (1, 3) OBP: 0.373, SLG: 0.336	6-3 1-H	BB 2B 1B 3-H		K	K		1-H 1B			5	1	2	3	0	2	1
Daryl Sconiers, L (1, 10) OBP: 0.410, SLG: 0.433	4-3	BB 2B BB 1-2		3B		HR 1B	K			4	2	2	0	1	1	1
Reggie Jackson, L (1, 9) OBP: 0.357, SLG: 0.478 Mike Brown, R (4, 9) OBP: 0.297, SLG: 0.419	2B E 1B	1-H 2-H 2B		K		1-H HR		3-1		3 2	1 1	2 1	2 2	0 0	1 0	1 0
Doug DeCinces, R (1, 5) OBP: 0.338, SLG: 0.436 Dick Schofield, R (7, 6) OBP: 0.261, SLG: 0.313	E4 1-H 2B	IBB		IBB		F8		6-3		2 1	1 0	1 0	0 0	2 0	0 0	0 0
Ruppert Jones, L (1, 7) OBP: 0.369, SLG: 0.479	HR	F9		L3		K		2B		5	1	2	1	0	1	4
Rob Wilfong, L (1, 4) OBP: 0.252, SLG: 0.244	G3		6-3		HR	K	K	K		5	1	1	1	0	2	1
Craig Gerber, L (1, 6) OBP: 0.231, SLG: 0.269 (7, 5)		6-3 5-3 1B 1B	1B 1B		1B		3-1		L1	5	1	3	0	0	0	0
Bob Boone, R (1, 2) OBP: 0.322, SLG: 0.328 Jerry Narron, L (8, 2) OBP: 0.303, SLG: 0.412		5-3 1-2	F7		F9		F7		K	4 1	0 0	0 0	0 0	0 0	0 1	3 0
Inning Stats	R: 4 H: 4 E: 1 LOB: 0 K: 0 BB: 0 S: 7 P: 7	R: 3 H: 3 E: 0 LOB: 2 K: 0 BB: 2 S: 6 P: 14	R: 0 H: 2 E: 0 LOB: 2 K: 0 BB: 0 S: 4 P: 4	R: 0 H: 1 E: 0 LOB: 2 K: 2 BB: 1 S: 8 P: 12	R: 1 H: 2 E: 0 LOB: 1 K: 2 BB: 0 S: 9 P: 9	R: 2 H: 2 E: 0 LOB: 0 K: 2 BB: 0 S: 9 P: 9	R: 1 H: 2 E: 0 LOB: 1 K: 1 BB: 0 S: 7 P: 7	R: 0 H: 1 E: 0 LOB: 1 K: 1 BB: 0 S: 6 P: 6	R: 0 H: 0 E: 0 LOB: 0 K: 1 BB: 0 S: 5 P: 5	1B: 10 SF: 0 2B: 3 SAC: 0 3B: 1 DP: 0 HR: 3 HBP: 0						

PITCHER	IP	WLS	BF	H	R	ER	SO	BB	IBB	HBP	BLK	WP	HR	S	P	ERA	WHIP
Bruce Tanner, R (1, 1) ERA: 6.75	1.2	L	14	7	7	7	0	1	1	0	0	0	1	12	20	37.80	4.800
Bob Fallon, L (2, 1) ERA: 6.19	5.1		25	9	4	4	7	0	1	0	0	0	2	38	42	6.75	1.688
Bob James, R (8, 1) ERA: 2.03	1.0		4	1	0	0	1	0	0	0	0	0	0	6	6	0.00	1.000
Juan Agosto, L ERA: 4.76	1.0		3	0	0	0	1	0	0	0	0	0	0	5	5	0.00	0.000

PITCHER	IP	WLS	BF	H	R	ER	SO	BB	IBB	HBP	BLK	WP	HR	S	P	ERA	WHIP

California Angels @ Chicago White Sox

Comiskey Park, Chicago, IL

Sun Jun 23 1985, 4:33 AM EDT

Att. 26,888 - Unknown

TOP

livebaseballscorecards.com

AB	43
R	11
H	17
RBI	9
BB	3
SO	9
LOB	13

WP: 0	PA: 46				
PB: 0					
SB: 1					
CS: 0					

Batter	1	2	3	4	5	6	7	8	9	AB	R	H	RBI	BB	SO	LOB
Rudy Law, L (1, 7) OBP: 0.321, SLG: 0.395	6-3		2B		4-3 1-2		2B 2B			4	1	2	0	0	0	1
Tim Hulett, R (1, 4) (8, 5) OBP: 0.344, SLG: 0.431	F8		K		BB		2-H 2B			3	0	1	1	1	1	1
Harold Baines, L (1, 9) OBP: 0.323, SLG: 0.394 Scott Fletcher, R (8, 4) OBP: 0.320, SLG: 0.265	4-3			F7	K		F8			4 0	0 0	0 0	0 0	0 0	1 0	3 0
Greg Walker, L (1, 3) OBP: 0.320, SLG: 0.481		K		4-3		FC5-4 BB		L7		3	0	0	0	1	1	0
Ron Kittle, R (1, 10) OBP: 0.270, SLG: 0.426		FC5-4 1B		1B		K		5-3		4	0	2	0	0	1	1
Daryl Boston, L (1, 8) (8, 9) OBP: 0.272, SLG: 0.349		K		1-3 1B		K		5-3		4	0	1	0	0	2	2
Luis Salazar, R (1, 5) (8, 8) OBP: 0.213, SLG: 0.319 Jerry Hairston, S (9, PH) OBP: 0.344, SLG: 0.360		FC5-4 1-2f		F8		FC5-4 1-2f			FC4-6 BB	3 0	0 0	0 0	0 0	0 1	0 0	4 0
Ozzie Guillen, L (1, 6) OBP: 0.245, SLG: 0.250			4-3		K		1-3		FC4-6 8-3 1-2f	4	0	0	0	0	1	1
Marc Hill, R (1, 2) OBP: 0.260, SLG: 0.143 Oscar Gamble, L (9, PH) OBP: 0.351, SLG: 0.333			K		4-3 BB		5-3		8-3 1-2f	2 1	0 0	0 0	0 0	1 0	1 0	0 1
Inning Stats	R: 0 E: 0 K: 0 S: 3 H: 0 LOB: 0 BB: 0 P: 3	R: 0 E: 0 K: 2 S: 8 H: 1 LOB: 1 BB: 0 P: 8	R: 0 E: 0 K: 2 S: 8 H: 1 LOB: 1 BB: 0 P: 8	R: 0 E: 0 K: 0 S: 5 H: 2 LOB: 2 BB: 0 P: 5	R: 0 E: 0 K: 2 S: 7 H: 0 LOB: 2 BB: 2 P: 15	R: 0 E: 0 K: 2 S: 7 H: 0 LOB: 1 BB: 1 P: 11	R: 1 E: 0 K: 0 S: 5 H: 2 LOB: 1 BB: 0 P: 5	R: 0 E: 0 K: 0 S: 3 H: 0 LOB: 0 BB: 0 P: 3	R: 0 E: 0 K: 0 S: 2 H: 0 LOB: 0 BB: 1 P: 6	1B: 3 2B: 4 3B: 0 HR: 0	SF: 0 SAC: 0 DP: 1 HBP: 0						

PITCHER	IP	WLS	BF	H	R	ER	SO	BB	IBB	HBP	BLK	WP	HR	S	P	ERA	WHIP
Mike Witt, R (1, 1) ERA: 3.25	7.0	W	30	6	1	1	8	3	0	0	0	0	0	43	55	1.29	1.286
Doug Corbett, R (8, 1) ERA: 4.26	2.0		6	0	0	0	0	1	0	0	0	0	0	5	9	0.00	0.500

PITCHER	IP	WLS	BF	H	R	ER	SO	BB	IBB	HBP	BLK	WP	HR	S	P	ERA	WHIP

BOTTOM

California Angels @ Chicago White Sox

Comiskey Park, Chicago, IL

Sun Jun 23 1985, 4:33 AM EDT

Att. 26,888 - Unknown

livebaseballscorecards.com

AB	32
R	1
H	6
RBI	1
BB	4
SO	8
LOB	14

WP: 0 PB: 0 SB: 0 CS: 0 PA: 36

Batter	1	2	3	4	5	6	7	8	9	AB	R	H	RBI	BB	SO	LOB
Brett Butler, L (1, 8) OBP: 0.347, SLG: 0.429	x 0-0 SH1-3 BB SF9 1B		x 0-0 ② F8		x 0-0 ③ 4-3			S S S 0-3 ① K		4	1	1	0	0	1	1
Julio Franco, R (1, 6) OBP: 0.341, SLG: 0.373	B B B B 4-0 SF9 SH1-3 1-2 BB		x 0-0 ③ F8			x 0-0 ① 4-3		x 0-0 ② L6		3	0	0	0	1	0	1
Tony Bernazard, S (1, 4) OBP: 0.358, SLG: 0.439	x 0-0 ① SH1-3 1-2 2-3			x 0-0 ① F8		x 0-0 ② 4-3		4-0 IBB		2	0	0	0	1	0	0
Brook Jacoby, R (1, 5) OBP: 0.343, SLG: 0.441	x 0-0 ② SF9 2-3 3-H			x 0-0 ② 6-3		S S S 0-3 ③ K		x 0-0 ③ 1-3		3	0	0	1	0	1	2
Pat Tabler, R (1, 3) OBP: 0.324, SLG: 0.366	S S S 0-3 ③ K			x 0-0 ① 1B 1B			x 0-0 ① 5-3		x 0-0 ① F8	4	0	1	0	0	1	1
Carmen Castillo, R (1, 10) OBP: 0.184, SLG: 0.167		x 0-0 ① F9		x 0-0 1-2 1B			x 0-0 ② F9		x 0-0 ② 6-3	4	0	1	0	0	0	0
George Vukovich, L (1, 9) OBP: 0.297, SLG: 0.303 Otis Nixon, S (7, 7) OBP: 0.204, SLG: 0.224		x 0-0 ② 6-3		x 0-0 ③ F5			S S S 0-3 ③ K		x 0-0 ③ 4-3	3 1	0 0	0 0	0 0	0 0	1 0	2 0
Joe Carter, R (1, 7) (7, 9) OBP: 0.282, SLG: 0.367		x 0-0 ③ 4-3			x 0-0 ① F9			x 0-0 HR		3	1	1	1	0	0	0
Jerry Willard, L (1, 2) OBP: 0.344, SLG: 0.373			x 0-0 ① 6-3		x 0-0 ② F4			x 0-0 2B		3	0	1	0	0	0	0
Inning Stats	R: 1 H: 1 E: 0 LOB: 1 K: 1 BB: 1 S: 6 P: 10	R: 0 H: 0 E: 0 LOB: 0 K: 0 BB: 0 S: 3 P: 3	R: 0 H: 0 E: 0 LOB: 0 K: 0 BB: 0 S: 3 P: 3	R: 0 H: 2 E: 0 LOB: 2 K: 0 BB: 0 S: 5 P: 5	R: 0 H: 0 E: 0 LOB: 0 K: 0 BB: 0 S: 3 P: 3	R: 0 H: 0 E: 0 LOB: 0 K: 1 BB: 0 S: 5 P: 5	R: 0 H: 0 E: 0 LOB: 0 K: 1 BB: 0 S: 5 P: 5	R: 1 H: 2 E: 0 LOB: 2 K: 1 BB: 1 S: 7 P: 11	R: 0 H: 0 E: 0 LOB: 0 K: 0 BB: 0 S: 3 P: 3	1B: 3 SF: 1 2B: 1 SAC: 1 3B: 0 DP: 0 HR: 1 HBP: 0						WP: 0 PA: 34 PB: 0 SB: 0 CS: 0	

TOP

Cleveland Indians @ California Angels

Anaheim Stadium, Anaheim, CA

Mon Jun 24 1985, 10:05 PM EDT

Att. 24,218 - Unknown

livebaseballscorecards.com

AB	30
R	2
H	5
RBI	2
BB	2
SO	4
LOB	7

PITCHER		IP	WLS	BF	H	R	ER	SO	BB	IBB	HBP	BLK	WP	HR	S	P	ERA	WHIP
Jim Slaton, R ERA: 3.59	(1, 1)	7.0	L	27	5	2	2	3	1	0	0	0	0	1	32	36	2.57	0.857
Pat Clements, L ERA: 3.12	(8, 1)	0.1		1	0	0	0	1	0	0	0	0	0	0	3	3	0.00	0.000
Stu Cliburn, R ERA: 1.64	(8, 1)	1.2		6	0	0	0	0	0	1	0	0	0	0	5	9	0.00	0.000

PITCHER	IP	WLS	BF	H	R	ER	SO	BB	IBB	HBP	BLK	WP	HR	S	P	ERA	WHIP

BOTTOM

Cleveland Indians @ California Angels

Anaheim Stadium, Anaheim, CA

Mon Jun 24 1985, 10:05 PM EDT

Att. 24,218 - Unknown

Batter	1	2	3	4	5	6	7	8	9	AB	R	H	RBI	BB	SO	LOB
Gary Pettis, S (1, 8) OBP: 0.345, SLG: 0.321	G3		K			K		G3		4	0	0	0	0	2	1
Rod Carew, L (1, 3) OBP: 0.369, SLG: 0.333	6-3			F8			2B 1B		L7	4	1	1	0	0	0	0
Juan Beniquez, R (1, 7) OBP: 0.356, SLG: 0.430	L9			1-3			1-H 2B		F9	4	0	1	1	0	0	0
Daryl Sconiers, L (1, 10) OBP: 0.372, SLG: 0.382		4-3		K2-3			F8		4-3	4	0	0	0	0	1	1
Doug DeCinces, R (1, 5) OBP: 0.338, SLG: 0.434		L3			CS 1B		F6			3	0	1	0	0	0	1
Reggie Jackson, L (1, 9) OBP: 0.357, SLG: 0.473		K			K		BB			2	0	0	0	1	2	1
Rob Wilfong, L (1, 4) OBP: 0.246, SLG: 0.238			K		F8 1-2		L7			3	0	0	0	0	1	3
Jerry Narron, L (1, 2) OBP: 0.304, SLG: 0.408			1B			K		K		3	0	1	0	0	2	0
Craig Gerber, L (1, 6) OBP: 0.214, SLG: 0.250			K			F7		K		2	0	0	0	0	1	1
Ruppert Jones, L (8, PH) OBP: 0.367, SLG: 0.476										1	0	0	0	0	1	0
Dick Schofield, R (9, 6) OBP: 0.261, SLG: 0.313										0	0	0	0	0	0	0
Inning Stats	R: 0 E: 0 K: 0 S: 3 H: 0 LOB: 0 BB: 0 P: 3	R: 0 E: 0 K: 1 S: 5 H: 0 LOB: 0 BB: 0 P: 5	R: 0 E: 0 K: 3 S: 10 H: 1 LOB: 1 BB: 0 P: 10	R: 0 E: 0 K: 1 S: 5 H: 0 LOB: 0 BB: 0 P: 5	R: 0 E: 0 K: 1 S: 5 H: 1 LOB: 0 BB: 0 P: 5	R: 0 E: 0 K: 2 S: 7 H: 0 LOB: 0 BB: 0 P: 7	R: 1 E: 0 K: 0 S: 5 H: 2 LOB: 2 BB: 1 P: 9	R: 0 E: 0 K: 2 S: 7 H: 0 LOB: 0 BB: 0 P: 7	R: 0 E: 0 K: 0 S: 3 H: 0 LOB: 0 BB: 0 P: 3	1B: 3 2B: 1 3B: 0 HR: 0 SF: 0 SAC: 0 DP: 0 HBP: 0	WP: 0 PB: 0 SB: 0 CS: 1 PA: 31					

livebaseballscorecards.com

	AB	30
	R	1
	H	4
	RBI	1
	BB	1
	SO	10
	LOB	8

PITCHER	IP	WLS	BF	H	R	ER	SO	BB	IBB	HBP	BLK	WP	HR	S	P	ERA	WHIP
Bert Blyleven, R (1, 1) ERA: 3.03	9.0	W	31	4	1	1	10	1	0	0	0	0	0	50	54	1.00	0.556

PITCHER	IP	WLS	BF	H	R	ER	SO	BB	IBB	HBP	BLK	WP	HR	S	P	ERA	WHIP

Batter	1	2	3	4	5	6	7	8	9	10	11	12	13	AB	R	H	RBI	BB	SO	LOB
Brett Butler, L (1, 8) OBP: 0.347, SLG: 0.430	0-0 1B 2B	0-0 F7			0-0 BLK 1B		0-0 L8		0-0 4-3			0-0 F7		6	1	2	0	0	0	4
Julio Franco, R (1, 6) OBP: 0.348, SLG: 0.378	0-0 F8 2-H 1B		0-0 FC5-4 1B		0-0 F7		0-0 1-2 1B			0-0 1-3		BBBB 4-0 FC6-4 BB		5	0	3	1	1	0	1
Joe Carter, R (1, 7) (9, 9) OBP: 0.274, SLG: 0.356	0-0 F8 1-2		0-0 F8		SSS 0-3 K 1-2		0-0 6-3			0-0 B2-3		0-0 FC6-4 1-2f		6	0	0	0	0	1	7
Brook Jacoby, R (1, 5) OBP: 0.343, SLG: 0.451	0-0 5-3		0-0 FC5-4 1-2f			0-0 HR		0-0 L6		SSS 0-3 K			0-0 SH3-4 1B	6	2	2	1	0	1	2
Pat Tabler, R (1, 3) OBP: 0.321, SLG: 0.362	0-0 F9		0-0 6-3			0-0 FC1-6 1B		0-0 E5 FC4-6			0-0 5-3		0-0 SH3-4 1-2	5	0	1	0	0	0	2
Tony Bernazard, S (1, 4) OBP: 0.357, SLG: 0.432		0-0 4-3		BBBB 4-0 G6-4-3 BB		0-0 FC1-6 CS 1-2f		0-0 FC4-6 1-2f			SSS 0-3 K		0-0 6-3 2-H 1B	5	0	1	1	1	2	2
Carmen Castillo, R (1, 10) OBP: 0.163, SLG: 0.146 Andre Thornton, R (13, PH) OBP: 0.211, SLG: 0.185		0-0 6-3		0-0 G6-4-3 1-2f		SSS 0-3 K		SSS 0-3 K			SSS 0-3 K		0-0 6-3 2-3	5 1	0 0	0 0	0 0	3 0	3 1	3 1
George Vukovich, L (1, 9) OBP: 0.297, SLG: 0.303 Benny Ayala, R (9, PH) OBP: 0.250, SLG: 0.406 Otis Nixon, S (9, 7) OBP: 0.196, SLG: 0.216		0-0 BB 1B		0-0 F8		0-0 CS 1-2	SSS 0-3 K		0-0 4-3			0-0 E4 S	0-0 4-3	3 1 2	0 0 0	1 0 0	0 0 0	0 0 0	1 0 1	0 0 1
Jerry Willard, L (1, 2) OBP: 0.347, SLG: 0.360		BBBB 4-0 1-2 BB			0-0 F8		BBBB 4-0 1B BB		0-0 F8			SSS 0-3 K 1-2		3	0	0	0	2	1	1
Inning Stats	R: 1 E: 0 K: 0 S: 5 H: 2 LOB: 1 BB: 0 P: 5	R: 0 E: 0 K: 0 S: 4 H: 1 LOB: 2 BB: 1 P: 8	R: 0 E: 0 K: 0 S: 4 H: 1 LOB: 1 BB: 0 P: 4	R: 0 E: 0 K: 0 S: 2 H: 0 LOB: 0 BB: 1 P: 6	R: 0 E: 0 K: 1 S: 6 H: 1 LOB: 1 BB: 0 P: 6	R: 1 E: 0 K: 1 S: 6 H: 2 LOB: 0 BB: 0 P: 6	R: 0 E: 0 K: 1 S: 6 H: 1 LOB: 2 BB: 1 P: 10	R: 0 E: 1 K: 1 S: 6 H: 0 LOB: 1 BB: 0 P: 6	R: 0 E: 0 K: 0 S: 3 H: 0 LOB: 0 BB: 0 P: 3	R: 0 E: 0 K: 1 S: 5 H: 0 LOB: 0 BB: 0 P: 5	R: 0 E: 0 K: 2 S: 7 H: 0 LOB: 0 BB: 0 P: 7	R: 0 E: 1 K: 1 S: 6 H: 0 LOB: 2 BB: 1 P: 10	R: 1 E: 0 K: 0 S: 5 H: 2 LOB: 1 BB: 0 P: 5	1B: 8 2B: 1 3B: 0 HR: 1 SF: 0 SAC: 1 DP: 1 HBP: 0						

PITCHER	IP	WLS	BF	H	R	ER	SO	BB	IBB	HBP	BLK	WP	HR	S	P	ERA	WHIP
Ron Romanick, R (1, 1) ERA: 3.0	6.2		29	8	2	2	3	3	0	0	1	0	1	32	44	2.70	1.650
Doug Corbett, R (7, 1) ERA: 4.09	1.1		5	0	0	0	1	0	0	0	0	0	0	7	7	0.00	0.000
Pat Clements, L (9, 1) ERA: 3.05	1.0		3	0	0	0	0	0	0	0	0	0	0	3	3	0.00	0.000
Donnie Moore, R (10, 1) ERA: 1.41	3.0		11	0	0	0	4	1	0	0	0	0	0	18	22	0.00	0.333
Stu Cliburn, R (13, 1) ERA: 1.83	1.0	W	5	2	1	1	0	0	0	0	0	0	0	5	5	9.00	2.000

PITCHER	IP	WLS	BF	H	R	ER	SO	BB	IBB	HBP	BLK	WP	HR	S	P	ERA	WHIP

TOP

Cleveland Indians @ California Angels

Anaheim Stadium, Anaheim, CA

Tue Jun 25 1985, 10:05 PM EDT

Att. 25,610 - Unknown

livebaseballscorecards.com

AB	48
R	3
H	10
RBI	3
BB	4
SO	8
LOB	24

PA: 54

WP: 0 PB: 0 SB: 1 CS: 1

Batter	1	2	3	4	5	6	7	8	9	10	11	12	13	AB	R	H	RBI	BB	SO	LOB
Rod Carew, L (1, 3) OBP: 0.372, SLG: 0.333	1B 1B	1-6-3		4-3			F6		IBB 1-2		G4-6-3 1B 1-2		4-3	6	0	2	0	1	0	4
Juan Beniquez, R (1, 8) OBP: 0.349, SLG: 0.418	F7		L7		K		F3		F8		G4-6-3 1-2f 2-3		2B BB	6	1	0	0	1	1	5
Daryl Sconiers, L (1, 10) OBP: 0.362, SLG: 0.368 Brian Downing, R (9, PH) OBP: 0.336, SLG: 0.307	1B 1-3		F9		K		G3		K		HBP		HR 2B 1-H	4 2	0 1	1 1	0 1	0 0	1 1	0 2
Reggie Jackson, L (1, 9) OBP: 0.364, SLG: 0.473	BB		WP 2B		K	4-3				1B BB	F7		HR BB	4	1	1	0	3	1	2
Doug DeCinces, R (1, 5) OBP: 0.332, SLG: 0.420	F7		K 2-3	E4 1B FC4-6		F7				K		F6	HR BB 1-2 2-3	6	2	0	0	1	2	4
Ruppert Jones, L (1, 7) OBP: 0.364, SLG: 0.487		F9		F8		FC4-6 1B 1-3		F4		K		F7	HR 1-H 2-H 3-H	7	1	2	4	0	1	1
Bobby Grich, R (1, 4) OBP: 0.353, SLG: 0.340 Gary Pettis, S (9, PR) OBP: 0.345, SLG: 0.321 Jerry Narron, L (10, 2) OBP: 0.321, SLG: 0.417		1B 1B		BB 1B		F9			SH3-4 1B 1B	FC6-4 1B 1-3		BB		4 0 1	0 1 0	3 0 1	0 0 0	0 0 1	0 0 0	2 0 0
Craig Gerber, L (1, 6) OBP: 0.226, SLG: 0.258 Mike Brown, R (10, PH) OBP: 0.295, SLG: 0.415 Dick Schofield, R (11, 6) OBP: 0.260, SLG: 0.312		1B 1-2		F8		FC4-6 1-2f 3-H			SH3-4 1-2	FC6-4 1-2f		K		3 1 1	0 0 0	1 0 0	1 0 0	0 0 0	0 2 1	2 2 1
Bob Boone, R (1, 2) OBP: 0.325, SLG: 0.328 Rob Wilfong, L (9, PR) OBP: 0.243, SLG: 0.235 (10, 4)		F7		BB 1-2		F8			S 2-H		E4 G4-6-3 1B		F8	3 2	0 0	1 0	1 0	1 0	0 0	3 0
Inning Stats	R: 0 H: 2 E: 0 LOB: 2 K: 0 BB: 1 S: 4 P: 8	R: 0 H: 2 E: 0 LOB: 2 K: 0 BB: 0 S: 5 P: 5	R: 0 H: 1 E: 0 LOB: 1 K: 1 BB: 0 S: 6 P: 6	R: 0 H: 1 E: 0 LOB: 2 K: 0 BB: 1 S: 4 P: 8	R: 0 H: 0 E: 0 LOB: 0 K: 3 BB: 0 S: 9 P: 9	R: 1 H: 1 E: 1 LOB: 1 K: 0 BB: 0 S: 5 P: 5	R: 0 H: 0 E: 0 LOB: 0 K: 0 BB: 0 S: 3 P: 3	R: 0 H: 0 E: 0 LOB: 0 K: 0 BB: 0 S: 3 P: 3	R: 1 H: 2 E: 0 LOB: 2 K: 1 BB: 1 S: 7 P: 11	R: 0 H: 1 E: 0 LOB: 2 K: 2 BB: 1 S: 8 P: 12	R: 0 H: 1 E: 1 LOB: 2 K: 0 BB: 0 S: 4 P: 5	R: 0 H: 0 E: 0 LOB: 1 K: 1 BB: 1 S: 5 P: 9	R: 5 H: 2 E: 0 LOB: 0 K: 0 BB: 3 S: 4 P: 16	1B: 10 SF: 0 2B: 2 SAC: 1 3B: 0 DP: 1 HR: 1 HBP: 1						WP: 1 PA: 60 PB: 0 SB: 1 CS: 0

PITCHER		IP	WLS	BF	H	R	ER	SO	BB	IBB	HBP	BLK	WP	HR	S	P	ERA	WHIP
Roy Smith, R ERA: 1.13	(1, 1)	8.0		34	8	2	1	4	2	0	0	0	1	0	40	48	1.12	1.250
Jeff Barkley, R ERA: 3.86	(9, 1)	0.2		4	1	0	0	0	0	1	0	0	0	0	3	7	0.00	1.500
Bryan Clark, L ERA: 5.79	(9, 1)	1.0		5	1	0	0	3	1	0	0	0	0	0	10	14	0.00	2.000
Rich Thompson, R ERA: 3.6	(10, 1)	1.0		5	1	0	0	0	0	0	1	0	0	0	4	5	0.00	1.000
Jamie Easterly, L ERA: 1.96	(11, 1)	1.1		5	0	0	0	1	1	0	0	0	0	0	6	10	0.00	0.750

PITCHER		IP	WLS	BF	H	R	ER	SO	BB	IBB	HBP	BLK	WP	HR	S	P	ERA	WHIP
Neal Heaton, L ERA: 4.7	(13, 1)	0.2	L	7	2	5	5	0	3	0	0	0	0	1	4	16	67.50	7.500

BOTTOM

Cleveland Indians @ California Angels

Anaheim Stadium, Anaheim, CA

Tue Jun 25 1985, 10:05 PM EDT

Att. 25,610 - Unknown

livebaseballscorecards.com

AB	50
R	7
H	13
RBI	7
BB	8
SO	8
LOB	28

Batter	1	2	3	4	5	6	7	8	9	AB	R	H	RBI	BB	SO	LOB
Brett Butler, L (1, 8) OBP: 0.344, SLG: 0.424	BBBB 4-0 4-3 S 1B BB		x 0-0 ① 1-3		x 0-0 ① 6-3		x 0-0 ① F9		x 0-0 ② F8 2-3	4	1	0	0	1	0	1
Julio Franco, R (1, 6) OBP: 0.348, SLG: 0.378	x 0-0 ① 4-3 1-3		x 0-0 ② 6-3		x 0-0 1B		x 0-0 ② 6-3		x 0-0 3-H 1B	5	0	2	1	0	0	1
Brook Jacoby, R (1, 5) OBP: 0.340, SLG: 0.446	x 0-0 HR 3-H 1B		SSS 0-3 ③ K		x 0-0 ② F3		SSS 0-3 ③ K		SSS 0-3 ③ K	5	1	1	1	0	3	2
Pat Tabler, R (1, 3) OBP: 0.320, SLG: 0.364	SSS 0-3 ② K			x 0-0 1B 2B	x 0-0 ③ F7			SSS 0-3 ① K		4	1	1	0	0	2	2
Andre Thornton, R (1, 10) OBP: 0.212, SLG: 0.207	x 0-0 1-H HR			SSS 0-3 ① K		x 0-0 ① F6		SSS 0-3 ② K		4	1	1	2	0	2	1
Tony Bernazard, S (1, 4) OBP: 0.360, SLG: 0.434	x 0-0 ③ 3-1			x 0-0 2-H 2B 1B		x 0-0 ② 1-3		x 0-0 FC4-6 1B		4	1	2	1	0	0	0
George Vukovich, L (1, 9) OBP: 0.301, SLG: 0.317		x 0-0 ① 4-3		x 0-0 1-H 2B		x 0-0 1B 2B		x 0-0 ③ FC4-6 1-2f		4	0	2	1	0	0	1
Joe Carter, R (1, 7) OBP: 0.278, SLG: 0.359		x 0-0 ② 5-3		SSS 0-3 ② K		x 0-0 2-3 1B			x 0-0 F8 3-1 1B	4	1	2	0	0	1	1
Jerry Willard, L (1, 2) OBP: 0.333, SLG: 0.344		x 0-0 ③ 4-3		x 0-0 ③ L6		x 0-0 ③ F8			x 0-0 ① 3-1 1-2	4	0	0	0	0	0	4
Inning Stats	R: 3 H: 2 E: 0 LOB: 0 K: 1 BB: 1 S: 7 P: 11	R: 0 H: 0 E: 0 LOB: 0 K: 0 BB: 0 S: 3 P: 3	R: 0 H: 0 E: 0 LOB: 0 K: 1 BB: 0 S: 5 P: 5	R: 2 H: 3 E: 0 LOB: 1 K: 2 BB: 0 S: 10 P: 10	R: 0 H: 1 E: 0 LOB: 1 K: 0 BB: 0 S: 4 P: 4	R: 0 H: 2 E: 0 LOB: 2 K: 0 BB: 0 S: 5 P: 5	R: 0 H: 0 E: 0 LOB: 0 K: 1 BB: 0 S: 5 P: 5	R: 0 H: 1 E: 0 LOB: 1 K: 2 BB: 0 S: 8 P: 8	R: 1 H: 2 E: 0 LOB: 1 K: 1 BB: 0 S: 7 P: 7	1B: 7 SF: 0 2B: 3 SAC: 0 3B: 0 DP: 0 HR: 1 HBP: 0						WP: 0 PA: 39 PB: 0 SB: 1 CS: 0	

PITCHER		IP	WLS	BF	H	R	ER	SO	BB	IBB	HBP	BLK	WP	HR	S	P	ERA	WHIP
Kirk McCaskill, R ERA: 4.85	(1, 1)	5.2		25	7	5	5	4	1	0	0	0	0	1	32	36	7.94	1.412
Luis Sanchez, R ERA: 10.8	(6, 1)	3.1	W	14	4	1	1	4	0	0	0	0	0	0	22	22	2.70	1.200

PITCHER	IP	WLS	BF	H	R	ER	SO	BB	IBB	HBP	BLK	WP	HR	S	P	ERA	WHIP

TOP

Cleveland Indians @ California Angels

Anaheim Stadium, Anaheim, CA

Wed Jun 26 1985, 10:05 PM EDT

Att. 28,768 - Unknown

livebaseballscorecards.com

AB	38
R	6
H	11
RBI	6
BB	1
SO	8
LOB	13

Batter	1	2	3	4	5	6	7	8	9	AB	R	H	RBI	BB	SO	LOB
Juan Beniquez, R (1, 8) (7, 9) OBP: 0.350, SLG: 0.417	5-3		4-3	BB, 1B, 1-2		SF8, 3-H	BB, 1B			3	0	1	1	1	0	1
Rod Carew, L (1, 3) OBP: 0.379, SLG: 0.338	1-3		F8, 3-H	1-3, 2-H, 3-H, 1B		BB, HR, 1-2, 1B	BB, 1-2			4	1	2	2	1	0	0
Doug DeCinces, R (1, 5) OBP: 0.333, SLG: 0.413	F8		BB	1-3		HR, 1-2, 2-3, BB	5-3			3	1	0	0	2	0	4
Reggie Jackson, L (1, 10) OBP: 0.360, SLG: 0.482		K	K		K	HR, 1-H, 2-H, 3-H		K		5	1	1	4	0	4	1
Brian Downing, R (1, 7) OBP: 0.343, SLG: 0.316	1B			F9, SF8, 1B, 1B	F7	1B, 1B		FC4-6, BB		4	1	3	0	0	0	0
Gary Pettis, S (6, PR) (7, 8) OBP: 0.348, SLG: 0.321										0	0	0	0	1	0	0
Ruppert Jones, L (1, 9) OBP: 0.370, SLG: 0.490 (7, 7)	G6-4-3, 1-2, 1B			1B, 1B, 1-2, 1B	K	1-3, 1B		FC4-6, 1-2f		5	1	3	0	0	1	1
Bobby Grich, R (1, 4) OBP: 0.350, SLG: 0.333	G6-4-3, 1-2f			F9, 2-3		SH3, SF8, BB F3		F3		4	1	0	0	1	0	7
Craig Gerber, L (1, 6) OBP: 0.235, SLG: 0.273			2B, 1B	SF8, 3-H		SH3, 1-2 F8				2	1	1	1	0	0	0
Bob Boone, R (1, 2) OBP: 0.333, SLG: 0.342			4-3, E, 1-H, 2B	BB, 1B, 1-3, 1B		BB, 1B, HR, 2-3, 1B F8				4	3	3	1	0	0	0
Inning Stats	R: 0 E: 0 K: 0 S: 3 H: 0 LOB: 0 BB: 0 P: 3	R: 0 E: 0 K: 1 S: 6 H: 2 LOB: 1 BB: 0 P: 6	R: 2 E: 1 K: 1 S: 7 H: 2 LOB: 1 BB: 1 P: 11	R: 3 E: 0 K: 0 S: 7 H: 4 LOB: 2 BB: 1 P: 11	R: 0 E: 0 K: 2 S: 7 H: 0 LOB: 0 BB: 0 P: 7	R: 5 E: 0 K: 0 S: 8 H: 5 LOB: 2 BB: 2 P: 16	R: 0 E: 0 K: 0 S: 4 H: 1 LOB: 2 BB: 1 P: 8	R: 0 E: 0 K: 1 S: 5 H: 0 LOB: 1 BB: 1 P: 9		1B: 12 2B: 1 3B: 0 HR: 1	SF: 2 SAC: 1 DP: 1 HBP: 0					

PITCHER		IP	WLS	BF	H	R	ER	SO	BB	IBB	HBP	BLK	WP	HR	S	P	ERA	WHIP
Vern Ruhle, R ERA: 4.57	(1, 1)	3.2		19	7	5	4	2	2	0	0	0	0	0	21	29	9.82	2.455
Jeff Barkley, R ERA: 4.55	(4, 1)	2.0	L	10	3	3	3	2	1	0	0	0	0	0	13	17	13.50	2.000
Rich Thompson, R ERA: 3.86	(6, 1)	0.0		1	0	0	0	0	1	0	0	0	0	0	0	4	∞	∞
Bryan Clark, L ERA: 5.61	(6, 1)	2.1		13	4	2	2	1	2	0	0	0	0	1	13	21	7.71	2.571

PITCHER	IP	WLS	BF	H	R	ER	SO	BB	IBB	HBP	BLK	WP	HR	S	P	ERA	WHIP

BOTTOM

Cleveland Indians @ California Angels

Anaheim Stadium, Anaheim, CA

Wed Jun 26 1985, 10:05 PM EDT

Att. 28,768 - Unknown

livebaseballscorecards.com

AB	34
R	10
H	14
RBI	9
BB	6
SO	5
LOB	14

PA: 43

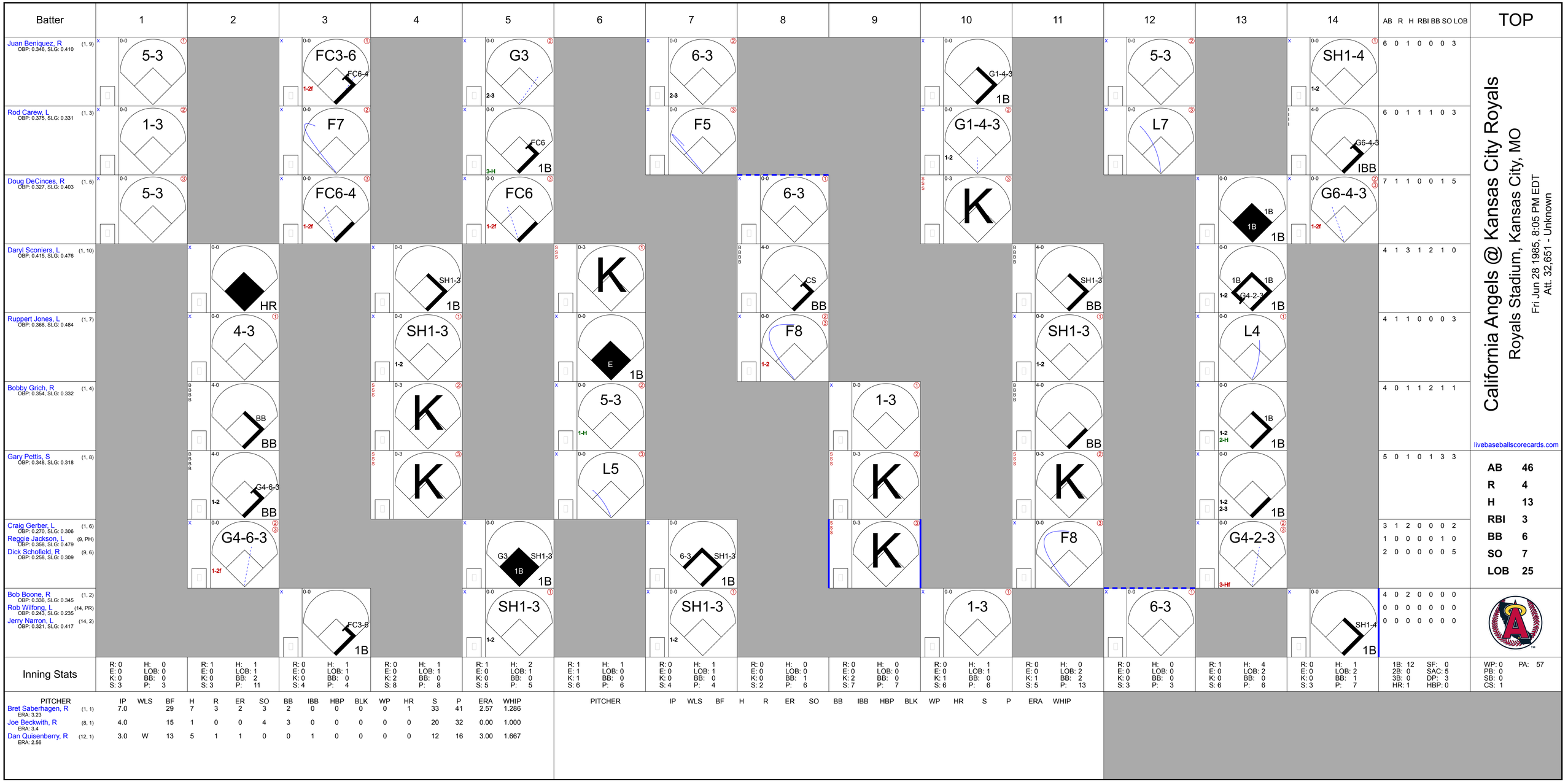
Batter
1
2
3
4
5
6
7
8
9
10
11
12
13
14
AB R H RBI BB SO LOB
TOP
Juan Beniquez, R (1, 9) OBP: 0.346, SLG: 0.410
5-3
FC3-6
FC6-4
G3
6-3
G1-4-3
5-3
SH1-4
6 0 1 0 0 0 3
Rod Carew, L (1, 3) OBP: 0.375, SLG: 0.331
1-3
F7
FC6
F5
G1-4-3
L7
G6-4-3
IBB
6 0 1 1 1 0 3
Doug DeCinces, R (1, 5) OBP: 0.327, SLG: 0.403
5-3
FC6-4
FC6
6-3
K
1B
G6-4-3
7 1 1 0 0 1 5
Daryl Sconiers, L (1, 10) OBP: 0.415, SLG: 0.476
HR
SH1-3
K
BB
SH1-3
BB
4 1 3 1 2 1 0
Ruppert Jones, L (1, 7) OBP: 0.368, SLG: 0.484
4-3
SH1-3
E
F8
SH1-3
L4
4 1 1 0 0 0 3
Bobby Grich, R (1, 4) OBP: 0.354, SLG: 0.332
BB
K
5-3
1-3
BB
1B
4 0 1 1 2 1 1
Gary Pettis, S (1, 8) OBP: 0.348, SLG: 0.318
G4-6-3
K
L5
K
K
K
5 0 1 0 1 3 3
Craig Gerber, L (1, 6) OBP: 0.270, SLG: 0.306
Reggie Jackson, L (9, PH) OBP: 0.358, SLG: 0.479
Dick Schofield, R (9, 6) OBP: 0.258, SLG: 0.309
G4-6-3
G3
SH1-3
6-3
SH1-3
F8
G4-2-3
3 1 2 0 0 0 2
1 0 0 0 0 1 0
2 0 0 0 0 0 5
Bob Boone, R (1, 2) OBP: 0.336, SLG: 0.345
Rob Wilfong, L (14, PR) OBP: 0.243, SLG: 0.235
Jerry Narron, L (14, 2) OBP: 0.321, SLG: 0.417
FC3-6
SH1-3
SH1-3
1-3
6-3
SH1-4
4 0 2 0 0 0 0
0 0 0 0 0 0 0
0 0 0 0 0 0 0
Inning Stats
R: 0 E: 0 K: 0 S: 3
H: 0 LOB: 0 BB: 0 P: 3
R: 1 E: 0 K: 0 S: 3
H: 1 LOB: 1 BB: 2 P: 11
R: 0 E: 0 K: 0 S: 4
H: 1 LOB: 1 BB: 0 P: 4
R: 0 E: 0 K: 2 S: 8
H: 1 LOB: 1 BB: 0 P: 8
R: 1 E: 0 K: 0 S: 5
H: 2 LOB: 1 BB: 0 P: 5
R: 1 E: 1 K: 1 S: 6
H: 1 LOB: 0 BB: 0 P: 6
R: 0 E: 1 K: 0 S: 4
H: 1 LOB: 1 BB: 0 P: 4
R: 0 E: 0 K: 0 S: 2
H: 0 LOB: 0 BB: 1 P: 6
R: 0 E: 0 K: 2 S: 7
H: 0 LOB: 0 BB: 0 P: 7
R: 0 E: 0 K: 1 S: 6
H: 1 LOB: 1 BB: 0 P: 6
R: 0 E: 0 K: 1 S: 5
H: 0 LOB: 2 BB: 2 P: 13
R: 0 E: 0 K: 0 S: 3
H: 0 LOB: 0 BB: 0 P: 3
R: 1 E: 0 K: 0 S: 6
H: 4 LOB: 2 BB: 0 P: 6
R: 0 E: 0 K: 0 S: 3
H: 1 LOB: 2 BB: 1 P: 7
1B: 12 2B: 0 3B: 0 HR: 1
SF: 0 SAC: 5 DP: 3 HBP: 0
WP: 0 PB: 0 SB: 0 CS: 1
PA: 57
PITCHER IP WLS BF H R ER SO BB IBB HBP BLK WP HR S P ERA WHIP
Bret Saberhagen, R (1, 1) ERA: 3.23 7.0 29 7 3 2 3 2 0 0 0 0 1 33 41 2.57 1.286
Joe Beckwith, R (8, 1) ERA: 3.4 4.0 15 1 0 0 4 3 0 0 0 0 0 20 32 0.00 1.000
Dan Quisenberry, R (12, 1) ERA: 2.56 3.0 W 13 5 1 1 0 0 1 0 0 0 0 12 16 3.00 1.667
California Angels @ Kansas City Royals
Royals Stadium, Kansas City, MO
Fri Jun 28 1985, 8:05 PM EDT
Att. 32,651 - Unknown
livebaseballscorecards.com
AB 46
R 4
H 13
RBI 3
BB 6
SO 7
LOB 25

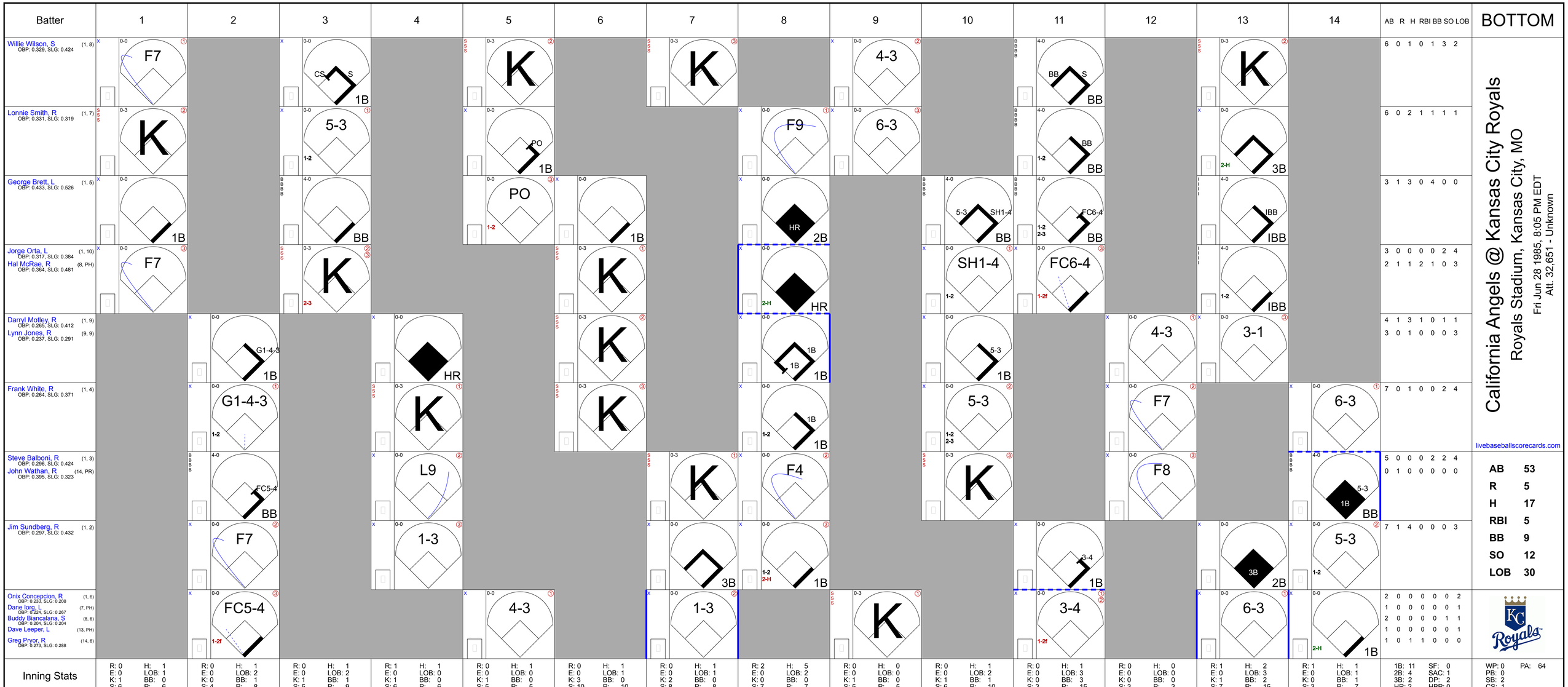
BOTTOM
California Angels @ Kansas City Royals
Royals Stadium, Kansas City, MO
Fri Jun 28 1985, 8:05 PM EDT
Att. 32,651 - Unknown
livebaseballscorecards.com
Batter
1
2
3
4
5
6
7
8
9
10
11
12
13
14
AB R H RBI BB SO LOB
Willie Wilson, S (1, 8) OBP: 0.329, SLG: 0.424
F7
K
CS S 1B
K
K
4-3
BB S BB
K
6 0 1 0 1 3 2
Lonnie Smith, R (1, 7) OBP: 0.331, SLG: 0.319
K
5-3 1-2
PO 1B
F9
6-3
BB 1-2 BB
2-H 3B
6 0 2 1 1 1 1
George Brett, L (1, 5) OBP: 0.433, SLG: 0.526
1B
BB
PO 1-2
1B
HR 2B
5-3 SH1-4 BB
FC6-4 1-2 2-3 BB
IBB
3 1 3 0 4 0 0
Jorge Orta, L (1, 10) OBP: 0.317, SLG: 0.384
Hal McRae, R (8, PH) OBP: 0.364, SLG: 0.481
F7
K 2-3
K
2-H HR
SH1-4 1-2
FC6-4 1-2f
IBB 1-2
3 0 0 0 0 2 4
2 1 1 2 1 0 3
Darryl Motley, R (1, 9) OBP: 0.265, SLG: 0.412
Lynn Jones, R (9, 9) OBP: 0.237, SLG: 0.291
G1-4-3 1B
HR
K
1B 1B 1B
5-3 1B
4-3
3-1
4 1 3 1 0 1 1
3 0 1 0 0 0 3
Frank White, R (1, 4) OBP: 0.264, SLG: 0.371
G1-4-3 1-2
K
K
1B 1-2 1B
5-3 1-2 2-3
F7
6-3
7 0 1 0 0 2 4
Steve Balboni, R (1, 3) OBP: 0.296, SLG: 0.424
John Wathan, R (14, PR) OBP: 0.395, SLG: 0.323
FC5-4 BB
L9
K
F4
K
F8
1B 5-3 BB
5 0 0 0 2 2 4
0 1 0 0 0 0 0
Jim Sundberg, R (1, 2) OBP: 0.297, SLG: 0.432
F7
1-3
3B
1-2 2-H 1B
3-4 1B
3B 2B
5-3 1-2
7 1 4 0 0 0 3
Onix Concepcion, R (1, 6) OBP: 0.233, SLG: 0.208
Dane Iorg, L (7, PH) OBP: 0.224, SLG: 0.267
Buddy Biancalana, S (8, 6) OBP: 0.204, SLG: 0.204
Dave Leeper, L (13, PH)
Greg Pryor, R (14, 6) OBP: 0.273, SLG: 0.288
FC5-4 1-2f
4-3
1-3
K
3-4 1-2f
6-3
2-H 1B
2 0 0 0 0 0 2
1 0 0 0 0 0 1
2 0 0 0 0 1 1
1 0 0 0 0 0 1
1 0 1 1 0 0 0
Inning Stats
R: 0 H: 1 E: 0 LOB: 1 K: 1 BB: 0 S: 6 P: 6
R: 0 H: 1 E: 0 LOB: 2 K: 0 BB: 1 S: 4 P: 8
R: 0 H: 1 E: 0 LOB: 2 K: 1 BB: 1 S: 5 P: 9
R: 1 H: 1 E: 0 LOB: 0 K: 1 BB: 0 S: 6 P: 6
R: 0 H: 1 E: 0 LOB: 0 K: 1 BB: 0 S: 5 P: 5
R: 0 H: 1 E: 0 LOB: 1 K: 3 BB: 0 S: 10 P: 10
R: 0 H: 1 E: 0 LOB: 1 K: 2 BB: 0 S: 8 P: 8
R: 2 H: 5 E: 0 LOB: 2 K: 0 BB: 0 S: 7 P: 7
R: 0 H: 0 E: 0 LOB: 0 K: 1 BB: 0 S: 5 P: 5
R: 0 H: 1 E: 0 LOB: 2 K: 1 BB: 1 S: 6 P: 10
R: 0 H: 1 E: 0 LOB: 3 K: 0 BB: 3 S: 3 P: 15
R: 0 H: 0 E: 0 LOB: 0 K: 0 BB: 0 S: 3 P: 3
R: 1 H: 2 E: 0 LOB: 3 K: 1 BB: 2 S: 7 P: 15
R: 1 H: 1 E: 0 LOB: 1 K: 0 BB: 1 S: 3 P: 7
1B: 11 SF: 0 2B: 4 SAC: 1 3B: 2 DP: 2 HR: 2 HBP: 0
AB 53
R 5
H 17
RBI 5
BB 9
SO 12
LOB 30
WP: 0 PA: 64 PB: 0 SB: 2 CS: 1
PITCHER IP WLS BF H R ER SO BB IBB HBP BLK WP HR S P ERA WHIP
Mike Witt, R (1, 1) ERA: 3.13 7.1 29 7 1 1 9 2 0 0 0 0 1 45 53 1.23 1.227
Pat Clements, L (8, 1) ERA: 3.27 0.0 1 1 0 0 0 0 0 0 0 0 0 1 1 ∞ ∞
Donnie Moore, R (8, 1) ERA: 1.52 2.2 13 5 2 2 2 1 0 0 0 0 1 16 20 6.75 2.250
Stu Cliburn, R (11, 1) ERA: 1.91 3.0 16 3 1 1 1 3 2 0 0 0 0 13 33 3.00 2.000
Doug Corbett, R (14, 1) ERA: 4.28 0.2 L 4 1 1 1 0 1 0 0 0 0 0 3 7 13.50 3.000
PITCHER IP WLS BF H R ER SO BB IBB HBP BLK WP HR S P ERA WHIP

Batter	1	2	3	4	5	6	7	8	9	AB	R	H	RBI	BB	SO	LOB
Mike Brown, R (1, 9) OBP: 0.287, SLG: 0.404	F8		6-3 1-2		FC5-2 1-2 3-H		SH1-3 1-2	SH1-3 1-2 2-3	F7	3	0	0	0	0	0	3
Rod Carew, L (8, PH) OBP: 0.373, SLG: 0.329 (8, 3)	F8		F8		5-3		1B 1B 2-H 1B	1B SF7 IBB		4	2	1	1	1	0	3
Brian Downing, R (1, 7) OBP: 0.348, SLG: 0.327	F4			F8		F9 1B 2B	1B 1B 1-2 1B	1-3 2-H 3-H 1B		5	2	3	2	0	0	0
Doug DeCinces, R (1, 5) OBP: 0.333, SLG: 0.407		F8		BBBB 4-0 BB		FC6-4 1B 1B	WP 1B 1-2 2-H G1-2-3 1B	SF7 3-H		3	0	2	2	1	0	0
Bobby Grich, R (1, 4) OBP: 0.355, SLG: 0.333		FC6-4 1B	SSS 0-3 K		F9 2-3		WP 1B 1-2 2-H	5-3		5	0	2	1	0	1	4
Reggie Jackson, L (1, 10) OBP: 0.364, SLG: 0.477		SSS 0-3 K		F7	FC6-4 1B 1-2 3-H		IBB 1-2 2-3		BBBB 4-0 BB BB	3	0	1	1	2	1	2
Bob Boone, R (1, 2) OBP: 0.333, SLG: 0.338		FC6-4 1-2f			BB 1B HBP	FC6-4 FC6-4 1-2f 2-3	G1-2-3 3-Hf		F3	4	0	0	0	0	0	7
Dick Schofield, R (1, 6) OBP: 0.265, SLG: 0.309			FC4-6 HBP		BBBB 4-0 1B FC5-2 1-2 BB	FC6-4 1-2f	SH1-3 1B 1B		F7	3	1	1	0	1	0	3
Gary Pettis, S (1, 8) OBP: 0.356, SLG: 0.326			FC4-6 S 1-2f		FC5-2 1-3 2-H 1B		SH1-3 1B 1B	SH1-3 1-2 1B 1B	BBBB 4-0 1-2 BB	4	2	3	0	1	0	1
Inning Stats	R: 0 E: 0 K: 0 S: 3 H: 0 LOB: 0 BB: 0 P: 3	R: 0 E: 0 K: 1 S: 6 H: 1 LOB: 1 BB: 0 P: 6	R: 0 E: 0 K: 0 S: 3 H: 0 LOB: 1 BB: 0 P: 4	R: 0 E: 0 K: 1 S: 5 H: 0 LOB: 1 BB: 1 P: 9	R: 0 E: 0 K: 0 S: 3 H: 1 LOB: 2 BB: 1 P: 8	R: 1 E: 0 K: 0 S: 6 H: 3 LOB: 2 BB: 0 P: 6	R: 3 E: 0 K: 0 S: 7 H: 5 LOB: 2 BB: 1 P: 11	R: 3 E: 0 K: 0 S: 6 H: 3 LOB: 1 BB: 1 P: 10	R: 0 E: 0 K: 0 S: 3 H: 0 LOB: 2 BB: 2 P: 11	1B: 12 2B: 1 3B: 0 HR: 0 SF: 1 SAC: 2 DP: 1 HBP: 2	WP: 1 PB: 0 SB: 1 CS: 0 PA: 46					

TOP

California Angels @ Kansas City Royals

Royals Stadium, Kansas City, MO

Sat Jun 29 1985, 8:05 PM EDT

Att. 39,451 - Unknown

livebaseballscorecards.com

AB	35
R	7
H	13
RBI	7
BB	6
SO	2
LOB	25

PITCHER		IP	WLS	BF	H	R	ER	SO	BB	IBB	HBP	BLK	WP	HR	S	P	ERA	WHIP
Bud Black, L ERA: 3.55	(1, 1)	6.1	L	30	8	4	4	2	2	0	2	0	0	0	30	40	5.68	1.579
Michael LaCoss, R ERA: 4.75	(7, 1)	1.0		9	5	3	3	0	0	2	0	0	1	0	7	15	27.00	5.000
Mike Jones, L ERA: 4.65	(8, 1)	1.2		7	0	0	0	0	2	0	0	0	0	0	5	13	0.00	1.200

PITCHER	IP	WLS	BF	H	R	ER	SO	BB	IBB	HBP	BLK	WP	HR	S	P	ERA	WHIP

Batter	1	2	3	4	5	6	7	8	9	AB	R	H	RBI	BB	SO	LOB
Willie Wilson, S (1, 8) OBP: 0.325, SLG: 0.419	1-3		F7		6-3			K		4	0	0	0	0	1	1
Lonnie Smith, R (1, 7) OBP: 0.330, SLG: 0.314	L9		6-3			6-3		WP 1B BB		3	0	0	0	1	0	0
George Brett, L (1, 5) OBP: 0.430, SLG: 0.522	4-3		F9			F7		WP 1B 1-2		4	0	1	0	0	0	0
Jorge Orta, L (1, 10) OBP: 0.316, SLG: 0.381		L8		F3		FC5-4 1B		F7		4	0	1	0	0	0	2
Frank White, R (1, 4) OBP: 0.264, SLG: 0.381		HR		K		FC5-4 1-2f		6-3 1-2 2-3		4	1	1	1	0	1	3
Jim Sundberg, R (1, 2) OBP: 0.296, SLG: 0.429		2B 1B		6-3			F7		F8	4	0	1	0	0	0	0
Steve Balboni, R (1, 3) OBP: 0.305, SLG: 0.438		1-3 2B			F8 2B		1B		FC6-4 BB	3	0	3	0	1	0	0
Dave Leeper, L (1, 9)		F5			F8		L7		L8	4	0	0	0	0	0	5
Onix Concepcion, R (1, 6) OBP: 0.230, SLG: 0.205		6-3			F8 2-3		3-1		FC6-4 1-2f	2	0	0	0	0	0	3
Dane Iorg, L (7, PH) OBP: 0.220, SLG: 0.261										1	0	0	0	0	0	1
Buddy Biancalana, S (8, 6) OBP: 0.204, SLG: 0.204										0	0	0	0	0	0	0
Hal McRae, R (9, PH) OBP: 0.360, SLG: 0.476										1	0	0	0	0	0	1
Inning Stats	R: 0 H: 0 E: 0 LOB: 0 K: 0 BB: 0 S: 3 P: 3	R: 1 H: 3 E: 0 LOB: 2 K: 0 BB: 0 S: 6 P: 6	R: 0 H: 0 E: 0 LOB: 0 K: 0 BB: 0 S: 3 P: 3	R: 0 H: 0 E: 0 LOB: 0 K: 1 BB: 0 S: 5 P: 5	R: 0 H: 1 E: 0 LOB: 1 K: 0 BB: 0 S: 4 P: 4	R: 0 H: 1 E: 0 LOB: 1 K: 0 BB: 0 S: 4 P: 4	R: 0 H: 1 E: 0 LOB: 1 K: 0 BB: 0 S: 4 P: 4	R: 0 H: 1 E: 0 LOB: 2 K: 1 BB: 1 S: 6 P: 10	R: 0 H: 0 E: 0 LOB: 1 K: 0 BB: 1 S: 3 P: 7	1B: 4 SF: 0 2B: 2 SAC: 0 3B: 0 DP: 0 HR: 1 HBP: 0						

PITCHER	IP	WLS	BF	H	R	ER	SO	BB	IBB	HBP	BLK	WP	HR	S	P	ERA	WHIP
Urbano Lugo, R (1, 1) ERA: 1.8	9.0	W	36	7	1	1	2	2	0	0	0	1	1	38	46	1.00	1.000

PITCHER	IP	WLS	BF	H	R	ER	SO	BB	IBB	HBP	BLK	WP	HR	S	P	ERA	WHIP

BOTTOM

California Angels @ Kansas City Royals

Royals Stadium, Kansas City, MO

Sat Jun 29 1985, 8:05 PM EDT

Att. 39,451 - Unknown

livebaseballscorecards.com

AB	34
R	1
H	7
RBI	1
BB	2
SO	2
LOB	16

1B: 4	SF: 0	WP: 1	PA: 36
2B: 2	SAC: 0	PB: 0	
3B: 0	DP: 0	SB: 0	
HR: 1	HBP: 0	CS: 0	

Batter	1	2	3	4	5	6	7	8	9	AB	R	H	RBI	BB	SO	LOB
Rod Carew, L (1, 3) OBP: 0.370, SLG: 0.322	0-0 5-3		0-0 1-3 1-2f			4-0 G3 BB		0-3 K		3	0	0	0	1	1	3
Ruppert Jones, L (1, 9) OBP: 0.365, SLG: 0.497	0-3 K			0-0 4-3		0-0 G3 1-2			0-0 HR	4	1	1	1	0	1	1
Brian Downing, R (1, 7) OBP: 0.342, SLG: 0.321	0-0 6-3			0-0 F2		0-3 K			0-0 6-3	4	0	0	0	0	1	1
Daryl Sconiers, L (1, 10) OBP: 0.404, SLG: 0.457		0-0 5-3 1B		0-0 E3			0-0 1-3		0-0 F8	4	0	1	0	0	0	0
Doug DeCinces, R (1, 5) OBP: 0.328, SLG: 0.399		0-0 5-3 1-2		0-0 4-3			0-0 6-3		0-3 K	4	0	0	0	0	1	2
Rob Wilfong, L (1, 4) OBP: 0.238, SLG: 0.230		0-0 L5			0-0 F9		0-0 F8			3	0	0	0	0	0	1
Jerry Narron, L (1, 2) OBP: 0.310, SLG: 0.400		0-3 K			0-0 6-3			0-0 F8		3	0	0	0	0	1	1
Craig Gerber, L (1, 6) OBP: 0.256, SLG: 0.289			0-0 G3		0-3 K2-3			0-0 S 1B		2	0	0	0	0	1	0
Reggie Jackson, L (8, PH) OBP: 0.366, SLG: 0.480										1	0	1	0	0	0	0
Dick Schofield, R (8, PR) OBP: 0.265, SLG: 0.309										0	0	0	0	0	0	0
(8, 6)																
Gary Pettis, S (1, 8) OBP: 0.356, SLG: 0.326			0-0 1-3 1B			0-3 K		0-3 K 1-2		3	0	1	0	0	2	1
Juan Beniquez, R (8, 8) OBP: 0.347, SLG: 0.407										0	0	0	0	0	0	0
Inning Stats	R: 0 E: 0 K: 1 S: 5 H: 0 LOB: 0 BB: 0 P: 5	R: 0 E: 0 K: 1 S: 6 H: 1 LOB: 1 BB: 0 P: 6	R: 0 E: 0 K: 0 S: 3 H: 1 LOB: 0 BB: 0 P: 3	R: 0 E: 1 K: 0 S: 4 H: 0 LOB: 1 BB: 0 P: 4	R: 0 E: 0 K: 1 S: 5 H: 0 LOB: 0 BB: 0 P: 5	R: 0 E: 0 K: 2 S: 7 H: 0 LOB: 1 BB: 1 P: 11	R: 0 E: 0 K: 0 S: 3 H: 0 LOB: 0 BB: 0 P: 3	R: 0 E: 0 K: 2 S: 8 H: 1 LOB: 2 BB: 0 P: 8	R: 1 E: 0 K: 1 S: 6 H: 1 LOB: 0 BB: 0 P: 6	1B: 3 2B: 1 3B: 0 HR: 1	SF: 0 SAC: 0 DP: 1 HBP: 0						

PITCHER	IP	WLS	BF	H	R	ER	SO	BB	IBB	HBP	BLK	WP	HR	S	P	ERA	WHIP
Mark Gubicza, R (1, 1) ERA: 3.91	8.0	W	28	3	0	0	7	1	0	0	0	0	0	41	45	0.00	0.500
Dan Quisenberry, R (9, 1) ERA: 2.67	1.0	S	4	1	1	1	1	0	0	0	0	0	1	6	6	9.00	1.000

PITCHER	IP	WLS	BF	H	R	ER	SO	BB	IBB	HBP	BLK	WP	HR	S	P	ERA	WHIP

TOP

California Angels @ Kansas City Royals

Royals Stadium, Kansas City, MO

Sun Jun 30 1985, 4:33 AM EDT

Att. 33,173 - Unknown

livebaseballscorecards.com

AB	31
R	1
H	4
RBI	1
BB	1
SO	8
LOB	10

WP: 0 PB: 0 SB: 1 CS: 0 PA: 32

Batter	1	2	3	4	5	6	7	8	9	AB	R	H	RBI	BB	SO	LOB
Willie Wilson, S (1, 8) OBP: 0.324, SLG: 0.416	4-3		G3 2-3		F9			S 3B 1B		4	1	1	0	0	0	2
Lonnie Smith, R (1, 7) OBP: 0.332, SLG: 0.323	BBBB S BB		L8			5-3		1-H 1B 3B		3	1	1	1	1	0	1
George Brett, L (1, 5) OBP: 0.428, SLG: 0.517	F7			SSS K		4-3		3-H 1B		4	0	1	1	0	1	1
Jorge Orta, L (1, 10) OBP: 0.310, SLG: 0.374	F8 1-2			F9		F7		4-3		4	0	0	0	0	0	2
Steve Balboni, R (1, 3) OBP: 0.302, SLG: 0.433		F8		4-3			SSS K			3	0	0	0	0	1	0
Frank White, R (1, 4) OBP: 0.264, SLG: 0.381		F8			1B HBP G6-4-3 1B		SSS K			3	1	1	0	0	1	0
Lynn Jones, R (1, 9) OBP: 0.242, SLG: 0.281		E6			H G6-4-3 1B 1-2 HBP		4-3			2	0	0	0	0	0	0
John Wathan, R (1, 2) OBP: 0.415, SLG: 0.353			G3 SH1-3 1B		G6-4-3 1-2 2-3 1B			F9		3	0	2	0	0	0	0
Onix Concepcion, R (1, 6) OBP: 0.230, SLG: 0.205			SH1-3 1-2		G6-4-3 1-2f 2-3 3-H			4-3		0	0	0	0	0	0	0
Hal McRae, R (5, PH) OBP: 0.356, SLG: 0.470										1	0	0	0	0	0	2
Buddy Biancalana, S (6, 6) OBP: 0.200, SLG: 0.200										1	0	0	0	0	0	0
Inning Stats	R: 0 E: 0 K: 0 S: 3 H: 0 LOB: 1 BB: 1 P: 7	R: 0 E: 1 K: 0 S: 3 H: 0 LOB: 0 BB: 0 P: 3	R: 0 E: 0 K: 0 S: 4 H: 1 LOB: 1 BB: 0 P: 4	R: 0 E: 0 K: 1 S: 5 H: 0 LOB: 0 BB: 0 P: 5	R: 1 E: 0 K: 0 S: 4 H: 2 LOB: 1 BB: 0 P: 5	R: 0 E: 0 K: 0 S: 3 H: 0 LOB: 0 BB: 0 P: 3	R: 0 E: 0 K: 2 S: 7 H: 0 LOB: 0 BB: 0 P: 7	R: 2 E: 0 K: 0 S: 6 H: 3 LOB: 1 BB: 0 P: 6		1B: 5 2B: 0 3B: 1 HR: 0 SF: 0 SAC: 1 DP: 1 HBP: 1						

PITCHER	IP	WLS	BF	H	R	ER	SO	BB	IBB	HBP	BLK	WP	HR	S	P	ERA	WHIP
Ron Romanick, R (1, 1) ERA: 3.04	7.2	L	29	5	3	3	3	1	0	1	0	0	0	33	38	3.52	0.783
Pat Clements, L (8, 1) ERA: 3.24	0.1		2	1	0	0	0	0	0	0	0	0	0	2	2	0.00	3.000

PITCHER	IP	WLS	BF	H	R	ER	SO	BB	IBB	HBP	BLK	WP	HR	S	P	ERA	WHIP

BOTTOM

California Angels @ Kansas City Royals

Royals Stadium, Kansas City, MO

Sun Jun 30 1985, 4:33 AM EDT

Att. 33,173 - Unknown

livebaseballscorecards.com

AB	28
R	3
H	6
RBI	2
BB	1
SO	3
LOB	8

WP: 0 PA: 31
PB: 0
SB: 2
CS: 0

Batter	1	2	3	4	5	6	7	8	9	AB	R	H	RBI	BB	SO	LOB
Juan Beniquez, R (1, 8) OBP: 0.348, SLG: 0.411	0-0 1B 2B		0-0 ① F8		0-0 ③ F4		0-0 E6 1B		0-0 ②③ G6-4-3 1-2f	5	1	2	0	0	0	3
Rod Carew, L (1, 3) OBP: 0.378, SLG: 0.333	0-0 1B SF7 1B 2-H		0-0 G6-4-3 1B			0-0 FC6-4 1B HR 1B	0-0 ③ 1-3			4	2	3	1	0	0	1
Brian Downing, R (1, 10) OBP: 0.337, SLG: 0.315	0-3 ① K		0-0 ②③ G6-4-3 1-2f			0-0 ① F5		0-0 ① G3		4	0	0	0	0	1	3
Reggie Jackson, L (1, 9) OBP: 0.373, SLG: 0.485	0-0 1-3 1B			0-0 FC3-6 1B		0-0 FC6-4 1-2 1B		0-0 ② F7		4	0	3	0	0	0	0
Doug DeCinces, R (1, 5) OBP: 0.322, SLG: 0.393	0-0 ② SF7 3-H			0-3 ① K		0-0 ② FC6-4 HR 1-2f 2-3		0-0 ③ F9		3	1	0	1	0	1	3
Ruppert Jones, L (1, 7) OBP: 0.368, SLG: 0.512	0-0 ③ G3			0-0 ② FC3-6 1B 1-2f		0-0 1-H 3-H HR			B B B B 4-0 1B BB BB	3	1	1	3	1	0	2
Bobby Grich, R (1, 4) OBP: 0.357, SLG: 0.336		0-0 ① F7		0-0 ③ 1-3 1B		0-0 ③ 1B			0-0 ① L9	4	0	2	0	0	0	1
Craig Gerber, L (1, 6) OBP: 0.238, SLG: 0.268 Daryl Sconiers, L (9, PH) OBP: 0.414, SLG: 0.457		0-0 ② 4-3			0-0 ① B1		0-0 ① 4-3		B B B B 4-0 1B 1-2 BB	3 0	0 0	0 0	0 0	0 1	0 0	0 0
Bob Boone, R (1, 2) OBP: 0.329, SLG: 0.333 Jerry Narron, L (9, PH) OBP: 0.318, SLG: 0.408		0-0 ③ F8			0-0 ② F7		0-0 ② 5-3		0-0 G6-4-3 1-2 2-3 1B	3 1	0 0	0 1	0 0	0 0	0 0	0 0
Inning Stats	R: 2 E: 0 K: 1 S: 8 H: 3 LOB: 1 BB: 0 P: 8	R: 0 E: 0 K: 0 S: 3 H: 0 LOB: 0 BB: 0 P: 3	R: 0 E: 0 K: 0 S: 3 H: 1 LOB: 0 BB: 0 P: 3	R: 0 E: 1 K: 1 S: 6 H: 2 LOB: 2 BB: 0 P: 6	R: 0 E: 0 K: 0 S: 3 H: 0 LOB: 0 BB: 0 P: 3	R: 3 E: 0 K: 0 S: 6 H: 4 LOB: 1 BB: 0 P: 6	R: 0 E: 1 K: 0 S: 4 H: 1 LOB: 1 BB: 0 P: 4	R: 0 E: 0 K: 0 S: 3 H: 0 LOB: 0 BB: 0 P: 3	R: 0 E: 0 K: 0 S: 3 H: 1 LOB: 2 BB: 2 P: 11	1B: 10 2B: 1 3B: 0 HR: 1	SF: 1 SAC: 0 DP: 2 HBP: 0						

TOP

California Angels @ Texas Rangers

Arlington Stadium, Arlington, TX

Mon Jul 01 1985, 8:05 PM EDT

Att. 10,087 - Unknown

livebaseballscorecards.com

AB	34
R	5
H	12
RBI	5
BB	2
SO	2
LOB	13

WP: 0 PB: 0 SB: 0 CS: 0 PA: 37

PITCHER		IP	WLS	BF	H	R	ER	SO	BB	IBB	HBP	BLK	WP	HR	S	P	ERA	WHIP
Glen Cook, R ERA: 3.65	(1, 1)	6.0	W	25	10	5	5	2	0	0	0	0	0	1	29	29	7.50	1.667
Dave Rozema, R ERA: 4.75	(7, 1)	2.1		11	2	0	0	0	2	0	0	0	0	0	9	17	0.00	1.714
Dave Schmidt, R ERA: 2.03	(9, 1)	0.2	S	1	0	0	0	0	0	0	0	0	0	0	1	1	0.00	0.000

PITCHER	IP	WLS	BF	H	R	ER	SO	BB	IBB	HBP	BLK	WP	HR	S	P	ERA	WHIP

California Angels @ Texas Rangers

Arlington Stadium, Arlington, TX

Mon Jul 01 1985, 8:05 PM EDT

Att. 10,087 - Unknown

livebaseballscorecards.com

BOTTOM

Batter	1	2	3	4	5	6	7	8	9	AB	R	H	RBI	BB	SO	LOB
Oddibe McDowell, L (1, 8) OBP: 0.268, SLG: 0.353	4-3	BB, 1B, 2B BB		1B		SH1-4 1-2 2-3		3-1		3	1	1	0	1	0	0
Wayne Tolleson, S (1, 4) OBP: 0.371, SLG: 0.360	K	BB 1-2 2-H 3-H 2B 1B		F8		G6-4-3 2-H 3-H 1B		6-3		3	1	1	2	0	1	1
Bill Stein, R (6, PH) OBP: 0.297, SLG: 0.361 (7, 4)										2	0	1	2	0	0	0
Buddy Bell, R (1, 5) OBP: 0.318, SLG: 0.368	E6 HR 1B	1-2 2-3 2B BB		K		G6-4-3 1-2f				3	2	1	0	1	1	2
Pete O'Brien, L (1, 3) OBP: 0.322, SLG: 0.411	2-H HR	1-H 2-H 3-H 2B			F9		1B 2B			4	2	3	5	0	0	0
Gary Ward, R (1, 7) OBP: 0.327, SLG: 0.412	6-3		1-3		F9		K			4	0	0	0	0	1	1
Larry Parrish, R (1, 9) OBP: 0.320, SLG: 0.438		E5 1B 1B	6-3		3B		BB 2-H 1B			4	1	2	1	0	0	0
Nick Capra, R (9, 9) OBP: 0.125, SLG: 0.125										0	0	0	0	0	0	0
Tom Dunbar, L (1, 10) OBP: 0.333, SLG: 0.286		F7	2B		L7		G3-6-1 1-2 BB			3	0	1	0	1	0	2
Glenn Brummer, R (1, 2) OBP: 0.417, SLG: 0.308		1-3 1B 1B	4-3			SH1-4 1B 1B BB	G3-6-1 1-2f			3	2	1	0	1	0	3
Curtis Wilkerson, S (1, 6) OBP: 0.294, SLG: 0.302		F7		F7		SH1-4 1-2 1B 1B		K		4	1	1	0	0	1	2

Inning Stats	R: 2 E: 1 K: 1 S: 7	H: 2 LOB: 0 BB: 0 P: 7	R: 5 E: 1 K: 0 S: 6	H: 3 LOB: 1 BB: 2 P: 14	R: 0 E: 0 K: 0 S: 4	H: 1 LOB: 1 BB: 0 P: 4	R: 0 E: 0 K: 1 S: 6	H: 1 LOB: 1 BB: 0 P: 6	R: 0 E: 0 K: 0 S: 4	H: 1 LOB: 1 BB: 0 P: 4	R: 2 E: 0 K: 0 S: 4	H: 2 LOB: 0 BB: 1 P: 8	R: 1 E: 0 K: 1 S: 6	H: 2 LOB: 1 BB: 1 P: 10	R: 0 E: 0 K: 1 S: 5	H: 0 LOB: 0 BB: 0 P: 5	1B: 7 2B: 3 3B: 1 HR: 1	SF: 0 SAC: 1 DP: 2 HBP: 0	WP: 0 PB: 0 SB: 0 CS: 0	PA: 38

	AB	33
	R	10
	H	12
	RBI	10
	BB	4
	SO	4
	LOB	11

PITCHER		IP	WLS	BF	H	R	ER	SO	BB	IBB	HBP	BLK	WP	HR	S	P	ERA	WHIP
Jim Slaton, R ERA: 3.71	(1, 1)	2.0	L	13	5	7	2	1	2	0	0	0	0	1	13	21	9.00	3.500
Luis Sanchez, R ERA: 9.82	(3, 1)	3.0		14	4	2	2	1	1	0	0	0	0	0	15	19	6.00	1.667
Pat Clements, L ERA: 3.21	(6, 1)	0.1		1	0	0	0	0	0	0	0	0	0	0	1	1	0.00	0.000
Stu Cliburn, R ERA: 2.05	(6, 1)	1.2		7	3	1	1	1	1	0	0	0	0	0	8	12	5.40	2.400
Doug Corbett, R ERA: 4.15	(8, 1)	1.0		3	0	0	0	1	0	0	0	0	0	0	5	5	0.00	0.000

PITCHER	IP	WLS	BF	H	R	ER	SO	BB	IBB	HBP	BLK	WP	HR	S	P	ERA	WHIP

California Angels @ Texas Rangers

Arlington Stadium, Arlington, TX

Tue Jul 02 1985, 8:05 PM EDT

Att. 11,281 - Unknown

TOP

livebaseballscorecards.com

Batter	1	2	3	4	5	6	7	8	9	AB	R	H	RBI	BB	SO	LOB
Juan Beniquez, R (1, 8) OBP: 0.345, SLG: 0.407	F9	6-3	1-2 1B			5-3		S S S 0-3 ① K		5	0	1	0	0	1	0
Rod Carew, L (1, 3) OBP: 0.374, SLG: 0.325	B B B B 4-0 1B 2B BB	S S S 0-3 ② K	0-0 ③ 4-3			S S S 0-3 ② K		x 0-0 ② 4-3		4	1	0	0	1	2	2
Daryl Sconiers, L (1, 10) OBP: 0.429, SLG: 0.460	0-0 1-3 2B 1B	B B B 4-0 2B BB		0-0 ① F4		0-0 2B 1B		S S S 0-3 ③ K		4	2	2	0	1	1	0
Reggie Jackson, L (1, 9) Mike Brown, R (4, 9) OBP: 0.377, SLG: 0.498 OBP: 0.299, SLG: 0.423	0-0 1-H 3-H HR 2B	0-0 1-H 1B 2B		0-0 ② F7		0-0 1-3 2B			0-0 BB 1B	3 2	2 0	2 2	3 0	0 0	0 0	0 0
Ruppert Jones, L (1, 7) OBP: 0.369, SLG: 0.506	S S S 0-3 ② K	0-0 2-H 1B		0-0 ③ F9		0-0 ③ 4-3			B B B B 4-0 1-2 BB	4	0	1	1	1	1	3
Rob Wilfong, L (1, 4) OBP: 0.243, SLG: 0.257	0-0 2-H HR	0-0 ③ 4-3			S S S 0-3 ① K		0-0 1B		S S S 0-3 ① K	5	1	2	2	0	2	3
Bobby Grich, R (1, 5) OBP: 0.358, SLG: 0.347	0-0 3B 1B		0-0 ① 6-3		0-0 3B		0-0 ① F8		0-0 ② F4	5	1	2	0	0	0	3
Craig Gerber, L (1, 6) OBP: 0.234, SLG: 0.304	0-0 1-H 3B		0-0 ② 6-3		0-0 ② 1-3		0-0 ② F7		S S S 0-3 ③ K	5	0	1	1	0	1	4
Bob Boone, R (1, 2) OBP: 0.328, SLG: 0.329	0-0 ③ F8		B B B B 4-0 1B BB		0-0 ③ F9		0-0 ③ F7			3	0	0	0	1	0	3

Inning Stats	R: 5 E: 0 K: 1 S: 10	H: 5 LOB: 1 BB: 1 P: 14	R: 2 E: 0 K: 1 S: 7	H: 2 LOB: 1 BB: 1 P: 11	R: 0 E: 0 K: 0 S: 4	H: 1 LOB: 2 BB: 1 P: 8	R: 0 E: 0 K: 0 S: 3	H: 0 LOB: 0 BB: 0 P: 3	R: 0 E: 0 K: 1 S: 6	H: 1 LOB: 1 BB: 0 P: 6
	R: 0 E: 0 K: 1 S: 7	H: 2 LOB: 2 BB: 0 P: 7	R: 0 E: 0 K: 0 S: 4	H: 1 LOB: 1 BB: 0 P: 4	R: 0 E: 0 K: 2 S: 7	H: 0 LOB: 0 BB: 0 P: 7	R: 0 E: 0 K: 2 S: 8	H: 1 LOB: 2 BB: 1 P: 12	1B: 7 2B: 3 3B: 2 HR: 1	SF: 0 SAC: 0 DP: 0 HBP: 0	WP: 0 PB: 0 SB: 0 CS: 0	PA: 44

	AB	40
	R	7
	H	13
	RBI	7
	BB	4
	SO	8
	LOB	18

PITCHER		IP	WLS	BF	H	R	ER	SO	BB	IBB	HBP	BLK	WP	HR	S	P	ERA	WHIP
Bob Sebra, R ERA: 12.15	(1, 1)	1.2	L	13	6	7	7	2	2	0	0	0	0	1	15	23	37.80	4.800
Chris Welsh, L ERA: 2.19	(2, 1)	5.1		23	6	0	0	2	1	0	0	0	0	0	26	30	0.00	1.312
Greg Harris, R ERA: 2.2	(8, 1)	1.0		3	0	0	0	2	0	0	0	0	0	0	7	7	0.00	0.000
Dave Stewart, R ERA: 4.75	(9, 1)	1.0		5	1	0	0	2	1	0	0	0	0	0	8	12	0.00	2.000

PITCHER	IP	WLS	BF	H	R	ER	SO	BB	IBB	HBP	BLK	WP	HR	S	P	ERA	WHIP

California Angels @ Texas Rangers

Arlington Stadium, Arlington, TX

Tue Jul 02 1985, 8:05 PM EDT

Att. 11,281 - Unknown

livebaseballscorecards.com

BOTTOM

Batter	1	2	3	4	5	6	7	8	9	AB	R	H	RBI	BB	SO	LOB
Oddibe McDowell, L (1, 8) OBP: 0.262, SLG: 0.344	L4		3-1 1-2		F5		K			4	0	0	0	0	1	4
Wayne Tolleson, S (1, 4) OBP: 0.367, SLG: 0.350	BB		1-3 2-3		4-3		G6-3 1-2f			3	0	0	0	1	0	4
Buddy Bell, R (1, 5) OBP: 0.321, SLG: 0.369	F8		BB			1B BB 1B		SF8 3B		2	0	1	0	1	0	1
Alan Bannister, R (6, PR) (7, 5) OBP: 0.410, SLG: 0.424										1	2	1	0	0	0	0
Pete O'Brien, L (1, 3) OBP: 0.321, SLG: 0.408	L8		L9			1B 1-2 BB		SF8 3-H		2	0	0	1	1	0	3
Gary Ward, R (1, 7) OBP: 0.329, SLG: 0.413		FC5-4 1B		G6-4-3 1B		K		K		4	0	2	0	0	2	2
Larry Parrish, R (1, 9) OBP: 0.318, SLG: 0.434		FC5-4 1-2f		G6-4-3 1-2f		G4-6-3 1-3 2-H 1B		4-3		2	0	0	0	0	0	2
Bob Jones, L (6, 9) OBP: 0.214, SLG: 0.208										2	0	1	1	0	0	0
Tom Dunbar, L (1, 10) OBP: 0.319, SLG: 0.272		F8		6-3		G4-6-3 1-2f			6-3	4	0	0	0	0	0	3
Glenn Brummer, R (1, 2) OBP: 0.404, SLG: 0.286		4-3			6-3		1B BB		K	3	0	0	0	1	1	1
Curtis Wilkerson, S (1, 6) OBP: 0.304, SLG: 0.318			1-3 3-1 1B		2B		G6-3 1-2 1B		F8	4	0	3	0	0	0	0
Inning Stats	R: 0 E: 0 K: 0 S: 3 H: 0 LOB: 1 BB: 1 P: 7	R: 0 E: 0 K: 0 S: 4 H: 1 LOB: 1 BB: 0 P: 4	R: 0 E: 0 K: 0 S: 4 H: 1 LOB: 2 BB: 1 P: 8	R: 0 E: 0 K: 0 S: 3 H: 1 LOB: 0 BB: 0 P: 3	R: 0 E: 0 K: 0 S: 4 H: 1 LOB: 1 BB: 0 P: 4	R: 1 E: 0 K: 1 S: 6 H: 2 LOB: 2 BB: 1 P: 10	R: 0 E: 0 K: 1 S: 5 H: 1 LOB: 1 BB: 1 P: 9	R: 1 E: 0 K: 1 S: 6 H: 1 LOB: 0 BB: 0 P: 6	R: 0 E: 0 K: 1 S: 5 H: 0 LOB: 0 BB: 0 P: 5	1B: 6 2B: 1 3B: 1 HR: 0 SF: 1 SAC: 0 DP: 3 HBP: 0	WP: 0 PB: 0 SB: 0 CS: 0 PA: 36					

	AB	31
	R	2
	H	8
	RBI	2
	BB	4
	SO	4
	LOB	20

PITCHER		IP	WLS	BF	H	R	ER	SO	BB	IBB	HBP	BLK	WP	HR	S	P	ERA	WHIP
Kirk McCaskill, R ERA: 4.56	(1, 1)	8.0	W	33	8	2	2	3	4	0	0	0	0	0	35	51	2.25	1.500
Donnie Moore, R ERA: 1.49	(9, 1)	1.0		3	0	0	0	1	0	0	0	0	0	0	5	5	0.00	0.000

PITCHER	IP	WLS	BF	H	R	ER	SO	BB	IBB	HBP	BLK	WP	HR	S	P	ERA	WHIP

Batter	1	2	3	4	5	6	7	8	9	10	11	AB	R	H	RBI	BB	SO	LOB
Juan Beniquez, R (1, 8) OBP: 0.346, SLG: 0.411	1-3		E9 1B 2B		FC4 1B		F9			E6 G6-4-3		5	1	2	0	0	0	0
Rod Carew, L (1, 3) OBP: 0.369, SLG: 0.321	F7		3-H 1B		FC4 1-2f		K			G6-4-3 1-2f		5	0	1	1	0	1	2
Brian Downing, R (1, 7) OBP: 0.338, SLG: 0.317	L8		F5			2B 1B		5-3			G3 1B 1B	5	2	2	0	0	0	1
Mike Brown, R (1, 9) OBP: 0.298, SLG: 0.426 Rob Wilfong, L (11, PH) OBP: 0.242, SLG: 0.255 Ruppert Jones, L (11, 9) OBP: 0.369, SLG: 0.506		6-3		6-3		E 1-H G5-2-3 2B		4-3			G3 1-2	4 1 0	0 0 0	1 0 0	1 0 0	0 0 0	0 0 0	0 1 0
Bobby Grich, R (1, 4) OBP: 0.363, SLG: 0.350		6-3		1B 1B		B B B 4-0 E BB		F7			G6-4-3 2-H 1B	4	0	2	1	1	0	0
Doug DeCinces, R (1, 5) OBP: 0.324, SLG: 0.393		E6		G5-4-3 1-3 1B		E5 1-2 2-3			G5-4-3 1B		G6-4-3 1-2f	5	0	2	0	0	0	3
Reggie Jackson, L (1, 10) OBP: 0.370, SLG: 0.488		K		G5-4-3 1-2f		F5			G5-4-3 1-2f			4	0	0	0	0	1	7
Bob Boone, R (1, 2) OBP: 0.322, SLG: 0.322			6-3		F9	G5-2-3 3-Hf			K			4	0	0	0	0	1	3
Dick Schofield, R (1, 6) OBP: 0.262, SLG: 0.305 Daryl Sconiers, L (10, PH) OBP: 0.422, SLG: 0.451 Craig Gerber, L (10, 6) OBP: 0.234, SLG: 0.304			L8		5-3		1-3			F8		3 1 0	0 0 0	0 0 0	0 0 0	0 0 0	0 0 0	0 0 0
Inning Stats	R: 0 E: 0 K: 0 S: 3 H: 0 LOB: 0 BB: 0 P: 3	R: 0 E: 1 K: 1 S: 6 H: 0 LOB: 1 BB: 0 P: 6	R: 1 E: 1 K: 0 S: 5 H: 2 LOB: 1 BB: 0 P: 5	R: 0 E: 0 K: 0 S: 4 H: 2 LOB: 1 BB: 0 P: 4	R: 0 E: 0 K: 0 S: 4 H: 1 LOB: 1 BB: 0 P: 4	R: 1 E: 1 K: 0 S: 5 H: 2 LOB: 2 BB: 1 P: 9	R: 0 E: 0 K: 1 S: 5 H: 0 LOB: 0 BB: 0 P: 5	R: 0 E: 0 K: 0 S: 3 H: 0 LOB: 0 BB: 0 P: 3	R: 0 E: 0 K: 1 S: 5 H: 1 LOB: 0 BB: 0 P: 5	R: 0 E: 1 K: 0 S: 3 H: 0 LOB: 0 BB: 0 P: 3	R: 1 E: 0 K: 0 S: 4 H: 2 LOB: 0 BB: 0 P: 4	1B: 8 2B: 2 3B: 0 HR: 0	SF: 0 SAC: 0 DP: 5 HBP: 0					

PITCHER	IP	WLS	BF	H	R	ER	SO	BB	IBB	HBP	BLK	WP	HR	S	P	ERA	WHIP
Mike Mason, L (1, 1) ERA: 4.78	5.0		22	7	2	2	1	0	0	0	0	0	0	24	24	3.60	1.400
Greg Harris, R (6, 1) ERA: 2.09	3.0		11	1	0	0	1	1	0	0	0	0	0	12	16	0.00	0.667
Dave Schmidt, R (9, 1) ERA: 2.12	3.0	L	9	2	1	1	1	0	0	0	0	0	0	11	11	3.00	0.667

PITCHER	IP	WLS	BF	H	R	ER	SO	BB	IBB	HBP	BLK	WP	HR	S	P	ERA	WHIP

TOP

California Angels @ Texas Rangers

Arlington Stadium, Arlington, TX

Wed Jul 03 1985, 8:05 PM EDT

Att. 9,412 - Unknown

livebaseballscorecards.com

AB	41
R	3
H	10
RBI	3
BB	1
SO	3
LOB	17

1B: 8	SF: 0	WP: 0	PA: 42
2B: 2	SAC: 0	PB: 0	
3B: 0	DP: 5	SB: 0	
HR: 0	HBP: 0	CS: 0	

California Angels @ Texas Rangers

Arlington Stadium, Arlington, TX

Wed Jul 03 1985, 8:05 PM EDT

Att. 9,412 - Unknown

livebaseballscorecards.com

BOTTOM

Batter	1	2	3	4	5	6	7	8	9	10	11	AB	R	H	RBI	BB	SO	LOB
Oddibe McDowell, L (1, 8) OBP: 0.260, SLG: 0.335	F7		BB		F9		B2			K		4	0	0	0	1	1	2
Toby Harrah, R (1, 4) OBP: 0.469, SLG: 0.414	6-3		2-3		S		5-3			4-3		4	0	0	0	1	0	2
Buddy Bell, R (1, 5) OBP: 0.323, SLG: 0.365	5-3		5-3		BB			K		BB		3	0	0	0	2	1	1
Pete O'Brien, L (1, 3) OBP: 0.323, SLG: 0.404		CS 1B BB	L9		G3			G6-4-3		F7		3	1	0	0	2	0	5
Larry Parrish, R (1, 9) OBP: 0.316, SLG: 0.427		CS		5-3		K		G6-4-3			K	4	0	0	0	1	2	1
Bob Jones, L (1, 10) OBP: 0.213, SLG: 0.207		2B 1B		K		4-3			4-3		F7	5	1	1	1	0	1	0
Don Slaught, R (1, 2) OBP: 0.307, SLG: 0.383		4-3 2B		1B		3B			K		6-3	5	0	3	1	0	1	0
Tom Dunbar, L (1, 7) OBP: 0.306, SLG: 0.259		4-3		4-3		K			K			4	0	0	0	0	2	3
Wayne Tolleson, S (1, 6) OBP: 0.371, SLG: 0.355		5-3			CS 1B		6-3			4-3 1B		4	0	2	0	0	0	1
Inning Stats	R: 0 E: 0 K: 0 S: 3 H: 0 LOB: 0 BB: 0 P: 3	R: 2 E: 0 K: 0 S: 4 H: 2 LOB: 1 BB: 2 P: 12	R: 0 E: 0 K: 0 S: 3 H: 0 LOB: 1 BB: 1 P: 7	R: 0 E: 0 K: 1 S: 6 H: 1 LOB: 1 BB: 0 P: 6	R: 0 E: 0 K: 0 S: 3 H: 1 LOB: 2 BB: 2 P: 11	R: 0 E: 0 K: 2 S: 8 H: 1 LOB: 1 BB: 0 P: 8	R: 0 E: 0 K: 0 S: 3 H: 0 LOB: 0 BB: 0 P: 3	R: 0 E: 0 K: 1 S: 4 H: 0 LOB: 0 BB: 1 P: 8	R: 0 E: 0 K: 2 S: 7 H: 0 LOB: 0 BB: 0 P: 7	R: 0 E: 0 K: 1 S: 6 H: 1 LOB: 2 BB: 1 P: 10	R: 0 E: 0 K: 1 S: 5 H: 0 LOB: 0 BB: 0 P: 5	1B: 4 2B: 1 3B: 1 HR: 0	SF: 0 SAC: 0 DP: 1 HBP: 0		WP: 0 PB: 0 SB: 1 CS: 3	PA: 43		

PITCHER	IP	WLS	BF	H	R	ER	SO	BB	IBB	HBP	BLK	WP	HR	S	P	ERA	WHIP
Mike Witt, R (1, 1) ERA: 3.03	9.2		39	6	2	2	7	7	0	0	0	0	0	46	74	1.86	1.345
Donnie Moore, R (10, 1) ERA: 1.45	1.1	W	4	0	0	0	1	0	0	0	0	0	0	6	6	0.00	0.000

PITCHER	IP	WLS	BF	H	R	ER	SO	BB	IBB	HBP	BLK	WP	HR	S	P	ERA	WHIP

AB	36
R	2
H	6
RBI	2
BB	7
SO	8
LOB	15

Boston Red Sox @ California Angels

Anaheim Stadium, Anaheim, CA

Thu Jul 04 1985, 10:05 PM EDT

Att. 62,951 - Unknown

TOP

livebaseballscorecards.com

Batter	1	2	3	4	5	6	7	8	9	AB	R	H	RBI	BB	SO	LOB
Dwight Evans, R (1, 9) OBP: 0.376, SLG: 0.370	F3		BB			1B, SF7, 1B	L8		F7	4	1	1	0	1	0	2
Wade Boggs, L (1, 5) OBP: 0.428, SLG: 0.429	1-3		L5			1-3, HR, HBP, 1B	F7			4	1	1	0	0	0	1
Jim Rice, R (1, 7) OBP: 0.337, SLG: 0.468	F6			L7		1-2, HR, HBP		F9		3	1	0	0	0	0	0
Bill Buckner, L (1, 3) OBP: 0.322, SLG: 0.435		4-3		E6		SF7, 3-H		4-3		3	0	0	1	0	0	0
Mike Easler, L (1, 10) OBP: 0.329, SLG: 0.419		K		3-1		1-H, 2-H, HR		1-3		4	1	1	3	0	1	0
Rich Gedman, L (1, 2) OBP: 0.353, SLG: 0.455		BB			K	3-1			6-3	3	0	0	0	1	1	0
Glenn Hoffman, R (1, 6) OBP: 0.331, SLG: 0.420 Jackie Gutierrez, R (9, PR) OBP: 0.276, SLG: 0.313		F9			1B	BB			1B	3 0	0 0	2 0	0 0	1 0	0 0	1 0
Steve Lyons, L (1, 8) OBP: 0.324, SLG: 0.341 Reid Nichols, R (9, PH) OBP: 0.212, SLG: 0.200 Rick Miller, L (9, PH) OBP: 0.417, SLG: 0.441			G6-4-3, 1B		G6-4-3, 1-2, 1B	F8			K	3 0 1	0 0 0	2 0 0	0 0 0	0 0 1	0 0 1	1 0 1
Marty Barrett, R (1, 4) OBP: 0.359, SLG: 0.354			G6-4-3, 1-2f		G6-4-3, 1-2f		F9		1-2, 1B	4	0	1	0	0	0	3
Inning Stats	R: 0 E: 0 K: 0 S: 3 H: 0 LOB: 0 BB: 0 P: 3	R: 0 E: 0 K: 1 S: 5 H: 0 LOB: 1 BB: 1 P: 9	R: 0 E: 0 K: 0 S: 3 H: 1 LOB: 1 BB: 1 P: 7	R: 0 E: 1 K: 0 S: 3 H: 0 LOB: 0 BB: 0 P: 3	R: 0 E: 0 K: 1 S: 6 H: 2 LOB: 1 BB: 0 P: 6	R: 4 E: 0 K: 0 S: 6 H: 3 LOB: 1 BB: 1 P: 11	R: 0 E: 0 K: 0 S: 3 H: 0 LOB: 0 BB: 0 P: 3	R: 0 E: 0 K: 0 S: 3 H: 0 LOB: 0 BB: 0 P: 3	R: 0 E: 0 K: 1 S: 7 H: 2 LOB: 2 BB: 0 P: 7	1B: 7 2B: 0 3B: 0 HR: 1 SF: 1 SAC: 0 DP: 2 HBP: 1						

	AB	32
	R	4
	H	8
	RBI	4
	BB	3
	SO	3
	LOB	9

WP: 0 PB: 0 SB: 0 CS: 0 PA: 37

PITCHER	IP	WLS	BF	H	R	ER	SO	BB	IBB	HBP	BLK	WP	HR	S	P	ERA	WHIP
Urbano Lugo, R (1, 1) ERA: 2.36	5.2		25	6	4	4	2	3	0	1	0	0	1	25	38	6.35	1.588
Pat Clements, L (6, 1) ERA: 3.02	2.2	W	9	1	0	0	0	0	0	0	0	0	0	9	9	0.00	0.375
Donnie Moore, R (9, 1) ERA: 1.43	0.2	S	3	1	0	0	1	0	0	0	0	0	0	5	5	0.00	1.500

PITCHER	IP	WLS	BF	H	R	ER	SO	BB	IBB	HBP	BLK	WP	HR	S	P	ERA	WHIP

Batter	1	2	3	4	5	6	7	8	9	AB	R	H	RBI	BB	SO	LOB
Rod Carew, L (1, 3) OBP: 0.362, SLG: 0.314	4-3		K			K	F7			4	0	0	0	0	2	0
Daryl Sconiers, L (1, 10) OBP: 0.412, SLG: 0.436	F4		K			3-1		G4-3 SH 1B		4	0	1	0	0	1	0
Juan Beniquez, R (1, 8) OBP: 0.350, SLG: 0.409	BB			4-3		BB		SH G4-3 1-2		1	0	0	0	2	0	0
Reggie Jackson, L (1, 9) OBP: 0.364, SLG: 0.479 Mike Brown, R (9, 9) OBP: 0.298, SLG: 0.426	4-3			K		5-3		G4-3 1-2f 2-3		4 0	0 0	0 0	0 0	0 0	1 0	4 0
Brian Downing, R (1, 7) OBP: 0.337, SLG: 0.316		4-3 SH1-4 WP 1B		3-1			F7	K2-3		4	1	1	0	0	1	1
Bobby Grich, R (1, 4) OBP: 0.367, SLG: 0.356		SH1-4 1-2			2B 1B		1B HR 1B			2	2	2	0	0	0	0
Doug DeCinces, R (1, 5) OBP: 0.328, SLG: 0.402		4-3 2-3			G3 CS 2B 1-H		1-2 HR 1B			3	1	2	1	0	0	1
Jerry Narron, L (1, 2) OBP: 0.318, SLG: 0.443		F5 3-H			G3 2-3		1-H 2-H HR			3	1	1	3	0	0	1
Craig Gerber, L (1, 6) OBP: 0.220, SLG: 0.286			G3		G3 3-H		L8			3	0	0	0	0	0	1
Inning Stats	R: 0 E: 0 K: 0 S: 3 H: 0 LOB: 1 BB: 1 P: 7	R: 1 E: 0 K: 0 S: 4 H: 1 LOB: 0 BB: 0 P: 4	R: 0 E: 0 K: 2 S: 7 H: 0 LOB: 0 BB: 0 P: 7	R: 0 E: 0 K: 1 S: 5 H: 0 LOB: 0 BB: 0 P: 5	R: 1 E: 0 K: 0 S: 4 H: 2 LOB: 0 BB: 0 P: 4	R: 0 E: 0 K: 1 S: 5 H: 0 LOB: 1 BB: 1 P: 9	R: 3 E: 0 K: 0 S: 6 H: 3 LOB: 0 BB: 0 P: 6	R: 0 E: 1 K: 1 S: 6 H: 1 LOB: 1 BB: 0 P: 6		1B: 5 2B: 1 3B: 0 HR: 1 SF: 0 SAC: 2 DP: 1 HBP: 0				WP: 1 PB: 0 SB: 0 CS: 1 PA: 32		

PITCHER		IP	WLS	BF	H	R	ER	SO	BB	IBB	HBP	BLK	WP	HR	S	P	ERA	WHIP
Oil Can Boyd, R ERA: 3.2	(1, 1)	7.0	L	30	7	5	5	4	2	0	0	0	1	1	36	44	6.43	1.286
Mark Clear, R ERA: 3.41	(8, 1)	1.0		2	0	0	0	1	0	0	0	0	0	0	4	4	0.00	0.000

PITCHER	IP	WLS	BF	H	R	ER	SO	BB	IBB	HBP	BLK	WP	HR	S	P	ERA	WHIP

BOTTOM

Boston Red Sox @ California Angels

Anaheim Stadium, Anaheim, CA

Thu Jul 04 1985, 10:05 PM EDT

Att. 62,951 - Unknown

livebaseballscorecards.com

AB	28
R	5
H	7
RBI	4
BB	2
SO	5
LOB	8

Batter	1	2	3	4	5	6	7	8	9	AB	R	H	RBI	BB	SO	LOB
Dwight Evans, R (1, 9) OBP: 0.378, SLG: 0.372	0-0 1B SF7 1B		0-0 F5		0-3 K			0-0 G6-4-3 1B		4	1	2	0	0	1	3
Wade Boggs, L (1, 5) OBP: 0.429, SLG: 0.430	0-0 SF7 1-3 1B		0-0 F8		0-0 G6-4-3 1-2 2-H 3-H 1B			0-0 F7		4	0	2	2	0	0	1
Jim Rice, R (1, 7) OBP: 0.336, SLG: 0.474	0-0 F9			0-0 HR	0-0 G6-4-3 1-2f			0-0 G6-4-3 1-2f		4	1	1	1	0	0	5
Bill Buckner, L (1, 3) OBP: 0.321, SLG: 0.434	0-0 SF7 1-2 3-H			0-0 F2		0-0 G4-6-3 1B			0-0 B1-3	3	0	1	1	0	0	0
Mike Easler, L (1, 10) OBP: 0.328, SLG: 0.420	0-0 F7			0-3 K		0-0 F8			0-0 2B	4	0	1	0	0	1	2
Rich Gedman, L (1, 2) OBP: 0.347, SLG: 0.447		0-0 F8		0-0 F7		0-0 G4-6-3 1-2f			0-0 F8	4	0	0	0	0	0	2
Glenn Hoffman, R (1, 6) OBP: 0.329, SLG: 0.415		0-0 L5			0-0 BB 1B 1B 1B		0-0 5-3		0-3 K	4	1	1	0	0	1	1
Steve Lyons, L (1, 8) OBP: 0.324, SLG: 0.341		0-0 3-1			0-0 BB 1-2 1B 1B		0-3 K			3	1	1	0	0	1	0
Marty Barrett, R (1, 4) OBP: 0.359, SLG: 0.351			0-0 F9		4-0 1B 1-2 2-3 BB		0-0 F8			2	0	0	0	1	0	0
Inning Stats	R: 1 E: 0 K: 0 S: 5 H: 2 LOB: 1 BB: 0 P: 5	R: 0 E: 0 K: 0 S: 3 H: 0 LOB: 0 BB: 0 P: 3	R: 0 E: 0 K: 0 S: 3 H: 0 LOB: 0 BB: 0 P: 3	R: 1 E: 0 K: 1 S: 6 H: 1 LOB: 0 BB: 0 P: 6	R: 2 E: 0 K: 1 S: 7 H: 3 LOB: 1 BB: 1 P: 11	R: 0 E: 0 K: 0 S: 3 H: 1 LOB: 0 BB: 0 P: 3	R: 0 E: 0 K: 1 S: 5 H: 0 LOB: 0 BB: 0 P: 5	R: 0 E: 0 K: 0 S: 3 H: 1 LOB: 0 BB: 0 P: 3	R: 0 E: 0 K: 1 S: 6 H: 1 LOB: 1 BB: 0 P: 6	1B: 7 2B: 1 3B: 0 HR: 1	SF: 1 SAC: 0 DP: 3 HBP: 0						

TOP

Boston Red Sox @ California Angels

Anaheim Stadium, Anaheim, CA

Fri Jul 05 1985, 10:05 PM EDT

Att. 36,780 - Unknown

livebaseballscorecards.com

AB	32
R	4
H	9
RBI	4
BB	1
SO	4
LOB	14

PITCHER		IP	WLS	BF	H	R	ER	SO	BB	IBB	HBP	BLK	WP	HR	S	P	ERA	WHIP
Ron Romanick, R ERA: 3.22	(1, 1)	5.0	W	22	7	4	4	2	1	0	0	0	0	1	25	29	7.20	1.600
Pat Clements, L ERA: 2.77	(6, 1)	4.0	S	12	2	0	0	2	0	0	0	0	0	0	16	16	0.00	0.500

PITCHER	IP	WLS	BF	H	R	ER	SO	BB	IBB	HBP	BLK	WP	HR	S	P	ERA	WHIP

Batter	1	2	3	4	5	6	7	8	9	AB	R	H	RBI	BB	SO	LOB
Rod Carew, L (1, 3) OBP: 0.368, SLG: 0.322	0-0 1B WP SF9 1B		0-0 ① FC3-6 1B 1-2f 1B	0-0 BB 2B 1B	0-0 1B		0-0 ③ F8 1-2			5	3	3	0	0	0	2
Juan Beniquez, R (1, 8) OBP: 0.352, SLG: 0.412 Ruppert Jones, L (2, 8) OBP: 0.376, SLG: 0.509	0-0 G6-3 1-3 1B		0-0 1B BB E 1-3 1B	BBB 4-0 2B 4-3 1-2 BB	SSS 0-3 ③ K			0-0 F9 BB 2B 1B		1 3	0 3	1 2	0 0	0 1	0 1	0 1
Brian Downing, R (1, 7) OBP: 0.342, SLG: 0.322	0-0 ① SF9 3-H		BBB 4-0 E 1B 1-2 BB	0-0 4-3 1-3 2-H 2B		0-0 ① 6-3		BBB 4-0 BB 2B 1-2 BB		2	2	1	2	2	0	0
Mike Brown, R (1, 9) OBP: 0.294, SLG: 0.417	0-0 ②③ G6-3 1-2f		0-0 E7 1B 1-3 2-H 3-H 1B	0-0 ① 6-3		0-0 ② 6-3		0-0 ① F9 2-3		5	1	1	1	0	0	5
Bobby Grich, R (1, 4) OBP: 0.372, SLG: 0.355		0-0 ① F9	0-0 HR 2-H 3-H 1B	0-0 ② 4-3 2-3 3-H		BBB 4-0 BB		BBB 4-0 2B SF8 1-2 BB		3	2	1	3	2	0	1
Doug DeCinces, R (1, 5) OBP: 0.333, SLG: 0.423		0-0 ② F7	0-0 HR 2-H	BBB 4-0 BB		SSS 0-3 ③ K		0-0 1B 1-3 2-H 3-H 2B		4	2	2	4	1	1	1
Darrell Miller, R (1, 10) OBP: 0.333, SLG: 0.412 Daryl Sconiers, L (3, PH) OBP: 0.417, SLG: 0.439		0-0 1B	BBB 4-0 BB	0-0 ③ F9			0-0 FC1-6 1B	0-0 ② SF8 3-H		1 2	0 0	1 1	0 1	0 1	0 0	0 2
Dick Schofield, R (1, 6) OBP: 0.261, SLG: 0.302	SSS 0-3 ③ K	0-0 ② F7		SSS 0-3 ① K			0-0 ① FC1-6 S 1-2f	0-0 2-H 1B		5	0	1	1	0	2	3
Bob Boone, R (1, 2) OBP: 0.319, SLG: 0.316		BBB 4-0 FC3-6 BB	0-0 ③ F6	0-0 ② F2			0-0 ② F8	0-0 ③ 5-3		4	0	0	0	1	0	3
Inning Stats	R: 1 H: 2 E: 0 LOB: 0 K: 0 BB: 0 S: 4 P: 4	R: 0 H: 1 E: 0 LOB: 1 K: 1 BB: 0 S: 6 P: 6	R: 6 H: 4 E: 1 LOB: 1 K: 0 BB: 3 S: 7 P: 19	R: 2 H: 2 E: 0 LOB: 2 K: 0 BB: 2 S: 5 P: 13	R: 0 H: 1 E: 0 LOB: 1 K: 2 BB: 0 S: 8 P: 8	R: 0 H: 0 E: 0 LOB: 1 K: 1 BB: 1 S: 5 P: 9	R: 0 H: 1 E: 0 LOB: 1 K: 0 BB: 0 S: 4 P: 4	R: 4 H: 3 E: 0 LOB: 1 K: 0 BB: 2 S: 6 P: 14		1B: 11 SF: 2 2B: 2 SAC: 0 3B: 0 DP: 1 HR: 1 HBP: 0				WP: 1 PA: 45 PB: 0 SB: 1 CS: 0		

PITCHER		IP	WLS	BF	H	R	ER	SO	BB	IBB	HBP	BLK	WP	HR	S	P	ERA	WHIP
Bob Ojeda, L ERA: 3.69	(1, 1)	2.1	L	14	6	6	6	1	2	0	0	0	1	0	14	22	23.14	3.429
Bruce Kison, R ERA: 4.37	(3, 1)	4.2		23	5	3	3	3	4	0	0	0	0	1	25	41	5.79	1.929
Tom McCarthy, R ERA: 36.0	(8, 1)	1.0		8	3	4	4	0	2	0	0	0	0	0	6	14	36.00	5.000

PITCHER	IP	WLS	BF	H	R	ER	SO	BB	IBB	HBP	BLK	WP	HR	S	P	ERA	WHIP

BOTTOM

Boston Red Sox @ California Angels

Anaheim Stadium, Anaheim, CA

Fri Jul 05 1985, 10:05 PM EDT

Att. 36,780 - Unknown

livebaseballscorecards.com

AB	35
R	13
H	14
RBI	12
BB	8
SO	4
LOB	18

Batter	1	2	3	4	5	6	7	8	9	AB	R	H	RBI	BB	SO	LOB
Dwight Evans, R (1, 9) OBP: 0.384, SLG: 0.377	F8 WP 1B		G4-6-3 1B		P5-2-3		FC4-6 HBP	BB 1B		4	1	3	1	0	0	2
Wade Boggs, L (1, 5) OBP: 0.429, SLG: 0.427	K		G4-6-3			2B 1B	FC4-6 1B 3B	BB		4	2	1	0	1	1	4
Jim Rice, R (1, 7) OBP: 0.334, SLG: 0.470	WP 1B		F9			F5	F8	F3		5	0	1	0	0	0	5
Bill Buckner, L (1, 3) OBP: 0.322, SLG: 0.437	F8			L5		2B 2B	3B 1B		F4	5	2	2	1	0	0	2
Mike Easler, L (1, 10) OBP: 0.329, SLG: 0.430	4-3			F7		1B 2B	3B		F5	5	1	2	3	0	0	1
Rich Gedman, L (1, 2) OBP: 0.348, SLG: 0.446		4-3		1B		E 1B	K		1-3	5	0	2	1	0	1	1
Glenn Hoffman, R (1, 6) OBP: 0.321, SLG: 0.404		F7			5-3	E6 FC4-6		F3		4	0	0	0	0	0	1
Steve Lyons, L (1, 8) OBP: 0.336, SLG: 0.353		CS 1B			S 1B	F7		WP 1B 1B		4	1	3	0	0	0	2
Marty Barrett, R (1, 4) OBP: 0.361, SLG: 0.354		CS	G4-6-3 1B			FC4-6		F8		4	0	2	0	0	0	3
Inning Stats	R: 1 E: 0 K: 1 S: 7 H: 2 LOB: 1 BB: 0 P: 7	R: 0 E: 0 K: 0 S: 3 H: 1 LOB: 0 BB: 0 P: 3	R: 0 E: 0 K: 0 S: 4 H: 2 LOB: 1 BB: 0 P: 4	R: 0 E: 0 K: 0 S: 3 H: 1 LOB: 1 BB: 0 P: 3	R: 0 E: 0 K: 0 S: 4 H: 2 LOB: 1 BB: 0 P: 4	R: 3 E: 1 K: 0 S: 8 H: 4 LOB: 2 BB: 0 P: 8	R: 2 E: 0 K: 1 S: 7 H: 2 LOB: 1 BB: 0 P: 8	R: 1 E: 0 K: 0 S: 5 H: 2 LOB: 2 BB: 1 P: 9	R: 0 E: 0 K: 0 S: 3 H: 0 LOB: 0 BB: 0 P: 3	1B: 13 2B: 3 3B: 1 HR: 0	SF: 0 SAC: 0 DP: 2 HBP: 1						

TOP

Boston Red Sox @ California Angels

Anaheim Stadium, Anaheim, CA

Sat Jul 06 1985, 6:33 AM EDT

Att. 26,952 - Unknown

livebaseballscorecards.com

AB	40
R	7
H	16
RBI	6
BB	1
SO	2
LOB	21

WP: 2 PB: 0 SB: 1 CS: 1 PA: 43

PITCHER		IP	WLS	BF	H	R	ER	SO	BB	IBB	HBP	BLK	WP	HR	S	P	ERA	WHIP
Jim Slaton, R ERA: 3.87	(1, 1)	5.1		23	11	4	4	1	0	0	0	0	1	0	25	25	6.75	2.062
Stu Cliburn, R ERA: 2.38	(6, 1)	1.1	L	8	2	2	2	0	0	0	1	0	0	0	7	8	13.50	1.500
Donnie Moore, R ERA: 1.57	(7, 1)	1.1		8	3	1	1	1	1	0	0	0	1	0	9	13	6.75	3.000
Luis Sanchez, R ERA: 9.19	(9, 1)	1.0		3	0	0	0	0	0	0	0	0	0	0	3	3	0.00	0.000

PITCHER	IP	WLS	BF	H	R	ER	SO	BB	IBB	HBP	BLK	WP	HR	S	P	ERA	WHIP

Batter	1	2	3	4	5	6	7	8	9	AB	R	H	RBI	BB	SO	LOB
Rod Carew, L (1, 3) OBP: 0.373, SLG: 0.330	FC4-6 1B		F7		3-1 HR 1B		PB 1B		6-3	5	1	3	0	0	0	1
Daryl Sconiers, L (1, 10) OBP: 0.390, SLG: 0.403	FC4-6 S 1-2f		G3-6-1 1-2f		3-1 1-2		F8		F8	5	0	0	0	0	0	4
Reggie Jackson, L (1, 9) OBP: 0.365, SLG: 0.488	K			2B G3 BB	2-H HR		F7		K	4	2	1	2	1	2	2
Ruppert Jones, L (1, 8) OBP: 0.388, SLG: 0.520	1-2 BB			G3 6-3 1-3 2B	1B E 1B		1-2 BB			2	2	2	0	2	0	0
Bobby Grich, R (1, 4) OBP: 0.370, SLG: 0.353	F9			G3 2-3 3-H	E7 1-H 1B		F4			4	0	1	1	0	0	5
Doug DeCinces, R (1, 5) OBP: 0.332, SLG: 0.419		CS 1B		6-3 3-H	6-3			F7		4	0	1	1	0	0	1
Brian Downing, R (1, 7) OBP: 0.340, SLG: 0.321		6-3 1-2		1B		5-3		F9		4	0	1	0	0	0	1
Jerry Narron, L (1, 2) OBP: 0.308, SLG: 0.427		6-3		F8		3-1		1B		3	0	0	0	0	0	1
Bob Boone, R (7, 2) OBP: 0.322, SLG: 0.319										1	0	1	0	0	0	0
Craig Gerber, L (1, 6) OBP: 0.226, SLG: 0.288			G3-6-1 1B		F6	F8		F8		3	0	1	0	0	0	0
Rob Wilfong, L (8, PH) OBP: 0.240, SLG: 0.254										1	0	0	0	0	0	1
Dick Schofield, R (9, 6) OBP: 0.261, SLG: 0.302										0	0	0	0	0	0	0
Inning Stats	R: 0 E: 0 K: 1 S: 6 H: 1 LOB: 2 BB: 1 P: 10	R: 0 E: 0 K: 0 S: 3 H: 1 LOB: 0 BB: 0 P: 3	R: 0 E: 0 K: 0 S: 3 H: 1 LOB: 0 BB: 0 P: 3	R: 2 E: 0 K: 0 S: 5 H: 2 LOB: 1 BB: 1 P: 9	R: 3 E: 1 K: 0 S: 7 H: 4 LOB: 1 BB: 0 P: 7	R: 0 E: 0 K: 0 S: 3 H: 0 LOB: 0 BB: 0 P: 3	R: 0 E: 0 K: 0 S: 4 H: 1 LOB: 2 BB: 1 P: 8	R: 0 E: 0 K: 0 S: 4 H: 1 LOB: 1 BB: 0 P: 4	R: 0 E: 0 K: 1 S: 5 H: 0 LOB: 0 BB: 0 P: 5	1B: 9 2B: 1 3B: 0 HR: 1	SF: 0 SAC: 0 DP: 1 HBP: 0					

PITCHER		IP	WLS	BF	H	R	ER	SO	BB	IBB	HBP	BLK	WP	HR	S	P	ERA	WHIP
Mike Trujillo, R ERA: 6.31	(1, 1)	5.0		24	9	5	4	1	2	0	0	0	0	1	24	32	7.20	2.200
Bob Stanley, R ERA: 2.47	(6, 1)	4.0	W	15	2	0	0	1	1	0	0	0	0	0	16	20	0.00	0.750

PITCHER	IP	WLS	BF	H	R	ER	SO	BB	IBB	HBP	BLK	WP	HR	S	P	ERA	WHIP

BOTTOM

Boston Red Sox @ California Angels

Anaheim Stadium, Anaheim, CA

Sat Jul 06 1985, 6:33 AM EDT

Att. 26,952 - Unknown

livebaseballscorecards.com

AB	36
R	5
H	11
RBI	4
BB	3
SO	2
LOB	16

1B: 9	SF: 0	WP: 0	PA: 39
2B: 1	SAC: 0	PB: 1	
3B: 0	DP: 1	SB: 1	
HR: 1	HBP: 0	CS: 1	

Batter	1	2	3	4	5	6	7	8	9	AB	R	H	RBI	BB	SO	LOB
Dwight Evans, R (1, 9) OBP: 0.379, SLG: 0.372	F9		F4		F5 2-3		FC4-6 1-2f			4	0	0	0	0	0	3
Wade Boggs, L (1, 5) OBP: 0.429, SLG: 0.428	5-3		2-H 1B			F7		5-3 1B		4	0	2	1	0	0	0
Jim Rice, R (1, 7) OBP: 0.333, SLG: 0.467	1B		F8			F8		5-3 1-2		4	0	1	0	0	0	2
Bill Buckner, L (1, 3) OBP: 0.319, SLG: 0.431	3-1			F6		F6		1-3		4	0	0	0	0	0	2
Mike Easler, L (1, 10) OBP: 0.331, SLG: 0.431		G5-4-3 1B		F7			4-3 1B 1B	5-3		4	1	2	0	0	0	1
Rich Gedman, L (1, 2) OBP: 0.343, SLG: 0.439		G5-4-3 1-2f		4-3			F9		4-3	4	0	0	0	0	0	2
Glenn Hoffman, R (1, 6) OBP: 0.325, SLG: 0.407		5-3			6-3		4-3 1-2 1B		FC4-6 1B	4	1	2	0	0	0	0
Steve Lyons, L (1, 8) OBP: 0.333, SLG: 0.346			K		WP G3 BB		4-3 1-2 2-3		FC4-6 FC5-4 1-2f	3	0	0	0	1	1	3
Marty Barrett, R (1, 4) OBP: 0.363, SLG: 0.360			1B 2B		G3 1-2		FC4-6 2-H 3-H 1B		FC5-4 1-2f	4	1	2	2	0	0	2
Inning Stats	R: 0 E: 0 K: 0 S: 4 H: 1 LOB: 1 BB: 0 P: 4	R: 0 E: 0 K: 0 S: 3 H: 1 LOB: 0 BB: 0 P: 3	R: 1 E: 0 K: 1 S: 7 H: 2 LOB: 1 BB: 0 P: 7	R: 0 E: 0 K: 0 S: 3 H: 0 LOB: 0 BB: 0 P: 3	R: 0 E: 0 K: 0 S: 3 H: 0 LOB: 1 BB: 1 P: 7	R: 0 E: 0 K: 0 S: 3 H: 0 LOB: 0 BB: 0 P: 3	R: 2 E: 0 K: 0 S: 6 H: 3 LOB: 1 BB: 0 P: 6	R: 0 E: 0 K: 0 S: 4 H: 1 LOB: 1 BB: 0 P: 4	R: 0 E: 0 K: 0 S: 4 H: 1 LOB: 1 BB: 0 P: 4	1B: 8 2B: 1 3B: 0 HR: 0 SF: 0 SAC: 0 DP: 1 HBP: 0							

TOP

Boston Red Sox @ California Angels

Anaheim Stadium, Anaheim, CA

Sun Jul 07 1985, 6:33 AM EDT

Att. 31,383 - Unknown

livebaseballscorecards.com

AB	35
R	3
H	9
RBI	3
BB	1
SO	1
LOB	15

PITCHER		IP	WLS	BF	H	R	ER	SO	BB	IBB	HBP	BLK	WP	HR	S	P	ERA	WHIP
Kirk McCaskill, R ERA: 4.39	(1, 1)	9.0	W	36	9	3	3	1	1	0	0	0	1	0	37	41	3.00	1.111

PITCHER	IP	WLS	BF	H	R	ER	SO	BB	IBB	HBP	BLK	WP	HR	S	P	ERA	WHIP

Batter	1	2	3	4	5	6	7	8	9	AB	R	H	RBI	BB	SO	LOB
Rod Carew, L (1, 3) OBP: 0.374, SLG: 0.328	6-3	IBB		F8	6-3		1B			4	0	1	0	1	0	0
Daryl Sconiers, L (1, 10) OBP: 0.388, SLG: 0.391	L7	F4		HR BB	F8		F6			2	1	0	0	1	0	3
Jerry Narron, L (5, PH) OBP: 0.301, SLG: 0.417										2	0	0	0	0	0	1
Reggie Jackson, L (1, 9) OBP: 0.371, SLG: 0.505	E S BB	FC5 2-3f		1-H HR		HR 1B	F3			3	1	2	2	1	0	3
Mike Brown, R (6, PR) OBP: 0.291, SLG: 0.413 (7, 9)										1	1	0	0	0	0	1
Ruppert Jones, L (1, 8) OBP: 0.402, SLG: 0.562	1-3 BB		HR	BB 1B BB		1-H HR	1-3 1B			3	3	3	3	2	0	0
Doug DeCinces, R (1, 5) OBP: 0.333, SLG: 0.416	5-3		K	1-2 BB 1B		E7 5-3 1B	K			4	1	1	0	1	2	4
Bobby Grich, R (1, 4) OBP: 0.379, SLG: 0.356		1B 1B 1B	FC6-4 BB	1-2 2-3 1B BB		5-3 BB		K		1	0	1	0	3	0	0
Rob Wilfong, L (7, 4) OBP: 0.239, SLG: 0.252										1	0	0	0	0	1	0
Brian Downing, R (1, 7) OBP: 0.341, SLG: 0.322		E 1B 2B 1-2 1B	F5	FC6-4 1-3 2-H 3-H 1B		K		K		5	1	2	2	0	2	3
Bob Boone, R (1, 2) OBP: 0.320, SLG: 0.317		E5 2B 1-3 2-3 1B	FC6-4 1-2f	FC6-4 1-2f		5-3 1-2 2-3		K		5	0	1	0	0	1	5
Dick Schofield, R (1, 6) OBP: 0.260, SLG: 0.306		FC5 1-3 3-H 2B		L7	F9	F7				4	0	1	1	0	0	3
Inning Stats	R: 0 E: 0 K: 0 S: 3 H: 0 LOB: 2 BB: 2 P: 11	R: 1 E: 1 K: 0 S: 6 H: 4 LOB: 3 BB: 1 P: 10	R: 1 E: 0 K: 1 S: 6 H: 1 LOB: 1 BB: 1 P: 10	R: 4 E: 0 K: 0 S: 5 H: 2 LOB: 2 BB: 4 P: 21	R: 0 E: 0 K: 0 S: 3 H: 0 LOB: 0 BB: 0 P: 3	R: 2 E: 1 K: 1 S: 8 H: 3 LOB: 3 BB: 1 P: 12	R: 0 E: 0 K: 1 S: 7 H: 2 LOB: 2 BB: 0 P: 7	R: 0 E: 0 K: 3 S: 9 H: 0 LOB: 0 BB: 0 P: 9		1B: 8 2B: 1 3B: 0 HR: 3 SF: 0 SAC: 0 DP: 0 HBP: 0						

PITCHER		IP	WLS	BF	H	R	ER	SO	BB	IBB	HBP	BLK	WP	HR	S	P	ERA	WHIP
Jim Dorsey, R ERA: 20.25	(1, 1)	3.2	L	24	6	6	6	1	7	1	0	0	0	2	18	50	14.73	3.545
Tom McCarthy, R ERA: 23.14	(4, 1)	1.1		7	3	2	2	0	0	0	0	0	0	1	7	7	13.50	2.250
Mark Clear, R ERA: 3.12	(6, 1)	3.0		13	3	0	0	5	1	0	0	0	0	0	22	26	0.00	1.333

PITCHER	IP	WLS	BF	H	R	ER	SO	BB	IBB	HBP	BLK	WP	HR	S	P	ERA	WHIP

BOTTOM

Boston Red Sox @ California Angels

Anaheim Stadium, Anaheim, CA

Sun Jul 07 1985, 6:33 AM EDT

Att. 31,383 - Unknown

livebaseballscorecards.com

AB	35
R	8
H	12
RBI	8
BB	9
SO	6
LOB	23

Batter	1	2	3	4	5	6	7	8	9	10	11	AB	R	H	RBI	BB	SO	LOB
Paul Molitor, R (1, 5) OBP: 0.381, SLG: 0.454	K		G4-6-3 1B		1-3		CS BB			L9		4	0	1	0	1	1	0
Ernest Riles, L (1, 6) OBP: 0.313, SLG: 0.385	BB		G4-6-3 1-2f			F6	CS 1-2	4-3		6-3		4	0	0	0	1	0	1
Cecil Cooper, L (1, 3) OBP: 0.336, SLG: 0.487	L7		HR			1B 1B 1B		4-3		BB 1B		5	1	3	1	0	0	1
Robin Yount, R (1, 7) OBP: 0.337, SLG: 0.408	K		K			1B 1-2 1B		BB		FC6-4 1-2 BB		3	0	1	0	2	2	1
Ted Simmons, S (1, 10) OBP: 0.317, SLG: 0.382		4-3		G4-6-3 1B		BB 1-3 2-H 1B		F9		FC6-4 1-2f		5	0	2	0	0	0	3
Ben Oglivie, L (1, 9) OBP: 0.327, SLG: 0.351		PB HBP 1B		G4-6-3 1-2f		1-2 BB			HR		6-3 SH1-4 BB	3	1	2	1	2	0	1
Jim Gantner, L (1, 4) OBP: 0.310, SLG: 0.338		PB 1-2 HBP		4-3		6-3			3-1		SH1-4 1-2	3	0	0	0	0	0	3
Charlie Moore, R (1, 2) OBP: 0.301, SLG: 0.309		K			K		6-3		L7		6-3 2-3	5	0	0	0	0	2	3
Rick Manning, L (1, 8) OBP: 0.268, SLG: 0.295		4-3 1-2 2-3			F6		4-3		4-3		6-3	5	0	0	0	0	0	3
Inning Stats	R: 0 E: 0 K: 2 S: 7 H: 0 LOB: 1 BB: 1 P: 11	R: 0 E: 0 K: 1 S: 6 H: 1 LOB: 2 BB: 0 P: 7	R: 1 E: 0 K: 1 S: 6 H: 2 LOB: 0 BB: 0 P: 6	R: 0 E: 0 K: 0 S: 3 H: 1 LOB: 0 BB: 0 P: 3	R: 0 E: 0 K: 1 S: 5 H: 0 LOB: 0 BB: 0 P: 5	R: 0 E: 0 K: 0 S: 5 H: 3 LOB: 3 BB: 1 P: 9	R: 0 E: 0 K: 0 S: 2 H: 0 LOB: 0 BB: 1 P: 6	R: 0 E: 0 K: 0 S: 3 H: 0 LOB: 1 BB: 1 P: 7	R: 1 E: 0 K: 0 S: 4 H: 1 LOB: 0 BB: 0 P: 4	R: 0 E: 0 K: 0 S: 4 H: 1 LOB: 2 BB: 1 P: 8	R: 0 E: 0 K: 0 S: 3 H: 0 LOB: 1 BB: 1 P: 7	1B: 7 2B: 0 3B: 0 HR: 2	SF: 0 SAC: 1 DP: 2 HBP: 1	WP: 0 PB: 1 SB: 0 CS: 1	PA: 46			

PITCHER		IP	WLS	BF	H	R	ER	SO	BB	IBB	HBP	BLK	WP	HR	S	P	ERA	WHIP
Mike Witt, R ERA: 2.96	(1, 1)	9.0		36	8	2	2	5	4	0	1	0	0	2	41	58	2.00	1.333
Pat Clements, L ERA: 2.7	(10, 1)	1.1		7	1	0	0	0	2	0	0	0	0	0	5	13	0.00	2.250
Donnie Moore, R ERA: 1.55	(11, 1)	0.2	W	2	0	0	0	0	0	0	0	0	0	0	2	2	0.00	0.000

PITCHER	IP	WLS	BF	H	R	ER	SO	BB	IBB	HBP	BLK	WP	HR	S	P	ERA	WHIP

TOP

Milwaukee Brewers @ California Angels

Anaheim Stadium, Anaheim, CA

Mon Jul 08 1985, 10:05 PM EDT

Att. 21,273 - Unknown

livebaseballscorecards.com

AB	37
R	2
H	9
RBI	2
BB	6
SO	5
LOB	16

Milwaukee Brewers @ California Angels

Anaheim Stadium, Anaheim, CA

Mon Jul 08 1985, 10:05 PM EDT

Att. 21,273 - Unknown

livebaseballscorecards.com

BOTTOM

Batter	1	2	3	4	5	6	7	8	9	10	11	AB	R	H	RBI	BB	SO	LOB
Rod Carew, L (1, 3) OBP: 0.370, SLG: 0.321	BBBB 4-0 G4-3 BB		x 0-0 ② F9			x 0-0 ① 1-3		x 0-0 ② 4-3		x 0-0 ③ FC6-4 1-2f		4	0	0	0	1	0	2
Brian Downing, R (1, 7) OBP: 0.342, SLG: 0.318	SSS 0-3 ① K		x 0-0 ③ 5-3			BBBB 4-0 BB		x 0-0 ③ 1-3			BBBB 4-0 SH3 1B BB	3	1	0	0	2	1	1
Reggie Jackson, L (1, 9) OBP: 0.367, SLG: 0.498 Mike Brown, R (9, 9) OBP: 0.289, SLG: 0.410	x 0-0 ② ③ G4-3 1-2f			x 0-0 ① G3		x 0-0 ② F7			x 0-0 ① L3		x 0-0 ① SH3 1-2	3	0	0	0	0	0	2
												1	0	0	0	0	0	0
Ruppert Jones, L (1, 8) OBP: 0.402, SLG: 0.571		x 0-0 HR		x 0-0 ② 3-1		SSS 0-3 ③ K			x 0-0 ② 3-1		IIII 4-0 1B IBB	4	1	1	1	1	1	1
Doug DeCinces, R (1, 5) OBP: 0.331, SLG: 0.412		x 0-0 ① F8		x 0-0 ③ 5-3			x 0-0 ① F2		x 0-0 ③ 5-3		x 0-0 1-3 2-H 1B	5	0	1	1	0	0	0
Bobby Grich, R (1, 10) OBP: 0.381, SLG: 0.367		x 0-0 ② F9			x 0-0 1B 7-2 2B		x 0-0 ② 1-3			x 0-0 2B		4	0	2	0	0	0	0
Rob Wilfong, L (1, 4) OBP: 0.252, SLG: 0.286		x 0-0 HR			x 0-0 7-2 2-3 1B		x 0-0 1B			x 0-0 ① F1		4	1	3	1	0	0	1
Bob Boone, R (1, 2) OBP: 0.315, SLG: 0.311		x 0-0 ③ 4-3			x 0-0 ① ② 7-2 1-2 3-Hf		x 0-0 ③ L7			x 0-0 ② F8		4	0	0	0	0	0	4
Dick Schofield, R (1, 6) OBP: 0.260, SLG: 0.302			x 0-0 ① F8		x 0-0 ③ L9			x 0-0 ① 6-3		BBBB 4-0 FC6-4 BB		3	0	0	0	1	0	1
Inning Stats	R: 0 H: 0 E: 0 LOB: 0 K: 1 BB: 1 S: 4 P: 8	R: 2 H: 2 E: 0 LOB: 0 K: 0 BB: 0 S: 5 P: 5	R: 0 H: 0 E: 0 LOB: 0 K: 0 BB: 0 S: 3 P: 3	R: 0 H: 0 E: 0 LOB: 0 K: 0 BB: 0 S: 3 P: 3	R: 0 H: 2 E: 0 LOB: 1 K: 0 BB: 0 S: 4 P: 4	R: 0 H: 0 E: 0 LOB: 1 K: 1 BB: 1 S: 5 P: 9	R: 0 H: 1 E: 0 LOB: 1 K: 0 BB: 0 S: 4 P: 4	R: 0 H: 0 E: 0 LOB: 0 K: 0 BB: 0 S: 3 P: 3	R: 0 H: 0 E: 0 LOB: 0 K: 0 BB: 0 S: 3 P: 3	R: 0 H: 1 E: 0 LOB: 2 K: 0 BB: 1 S: 4 P: 8	R: 1 H: 1 E: 0 LOB: 2 K: 0 BB: 2 S: 2 P: 10	1B: 3 SF: 0 2B: 3 SAC: 1 3B: 0 DP: 2 HR: 2 HBP: 0						

	AB	35
	R	3
	H	7
	RBI	3
	BB	5
	SO	2
	LOB	12

WP: 0 PB: 0 SB: 0 CS: 0 PA: 41

PITCHER		IP	WLS	BF	H	R	ER	SO	BB	IBB	HBP	BLK	WP	HR	S	P	ERA	WHIP
Danny Darwin, R ERA: 3.59	(1, 1)	10.0		37	6	2	2	2	3	0	0	0	0	2	38	50	1.80	0.900
Bob Gibson, R ERA: 3.32	(11, 1)	0.1	L	4	1	1	1	0	1	1	0	0	0	0	2	10	27.00	6.000

PITCHER		IP	WLS	BF	H	R	ER	SO	BB	IBB	HBP	BLK	WP	HR	S	P	ERA	WHIP

Batter	1	2	3	4	5	6	7	8	9	10	AB	R	H	RBI	BB	SO	LOB
Paul Molitor, R (1, 5) OBP: 0.384, SLG: 0.454	6-3			F4		BB 1B 2B	1B		CS SH2-3 1B		4	2	2	0	1	0	0
Jim Gantner, L (1, 4) OBP: 0.316, SLG: 0.348	G1-6-3 1B			4-3 2B		F7	1B 1-2 1B		SH2-3 1-2		4	0	3	0	0	0	1
Cecil Cooper, L (1, 3) OBP: 0.341, SLG: 0.487	G1-6-3 1-2f			4-3 2-3		1-2 2B 1B	1-3 2-H 1B		IBB		4	1	2	1	1	0	2
Robin Yount, R (1, 7) OBP: 0.331, SLG: 0.401		F4		4-3		F9	K		K 2-3		5	0	0	0	0	2	7
Ted Simmons, S (1, 10) OBP: 0.325, SLG: 0.392 Brian Giles, R (10, PR) OBP: 0.262, SLG: 0.241		F8			G1-6-3 BB	1-H 2-H 2B		2B		SH1-4 BB	3 0	0 0	2 0	2 0	2 0	0 0	0 0
Ernest Riles, L (1, 6) OBP: 0.309, SLG: 0.375		F5			G1-6-3 1-2f	4-3		F8		SH1-4 1-2 BB	4	0	0	0	1	0	3
Ben Oglivie, L (1, 9) OBP: 0.335, SLG: 0.371			K		1B 1B		HR	IBB		SH1-4 1-2 2-3	3	1	2	1	1	1	0
Paul Householder, S (1, 8) OBP: 0.318, SLG: 0.319			K		1-2 1B		K	F7		F4	5	0	1	0	0	2	5
Charlie Moore, R (1, 2) OBP: 0.294, SLG: 0.301			F6		F2		6-3	6-3		F9	5	0	0	0	0	0	7
Inning Stats	R: 0 E: 0 K: 0 S: 3 H: 1 LOB: 0 BB: 0 P: 3	R: 0 E: 0 K: 0 S: 3 H: 0 LOB: 0 BB: 0 P: 3	R: 0 E: 0 K: 2 S: 7 H: 0 LOB: 0 BB: 0 P: 7	R: 0 E: 0 K: 0 S: 4 H: 1 LOB: 1 BB: 0 P: 4	R: 0 E: 0 K: 0 S: 4 H: 2 LOB: 2 BB: 1 P: 8	R: 2 E: 0 K: 0 S: 5 H: 2 LOB: 1 BB: 1 P: 9	R: 2 E: 0 K: 2 S: 11 H: 4 LOB: 2 BB: 0 P: 11	R: 0 E: 0 K: 0 S: 4 H: 1 LOB: 2 BB: 1 P: 8	R: 0 E: 0 K: 1 S: 5 H: 1 LOB: 2 BB: 1 P: 9	R: 0 E: 0 K: 0 S: 3 H: 0 LOB: 3 BB: 2 P: 11	1B: 8 2B: 4 3B: 0 HR: 1 SF: 0 SAC: 2 DP: 3 HBP: 0	WP: 0 PB: 0 SB: 0 CS: 1 PA: 45					

PITCHER		IP	WLS	BF	H	R	ER	SO	BB	IBB	HBP	BLK	WP	HR	S	P	ERA	WHIP
Urbano Lugo, R ERA: 2.61	(1, 1)	6.0		25	7	3	3	2	2	0	0	0	0	1	27	35	4.50	1.500
Pat Clements, L ERA: 2.84	(7, 1)	0.2		5	3	1	1	1	0	0	0	0	0	0	7	7	13.50	4.500
Stu Cliburn, R ERA: 2.27	(7, 1)	2.1		12	2	0	0	2	2	2	0	0	0	0	12	28	0.00	1.714
Donnie Moore, R ERA: 1.52	(10, 1)	1.0	W	3	0	0	0	0	0	0	0	0	0	0	3	3	0.00	0.000

PITCHER	IP	WLS	BF	H	R	ER	SO	BB	IBB	HBP	BLK	WP	HR	S	P	ERA	WHIP

TOP

Milwaukee Brewers @ California Angels

Anaheim Stadium, Anaheim, CA

Tue Jul 09 1985, 10:05 PM EDT

Att. 27,598 - Unknown

livebaseballscorecards.com

AB	37
R	4
H	12
RBI	4
BB	6
SO	5
LOB	25

Batter	1	2	3	4	5	6	7	8	9	10	AB	R	H	RBI	BB	SO	LOB
Rod Carew, L (1, 3) OBP: 0.363, SLG: 0.314	L7		4-3			F8		4-3			4	0	0	0	0	0	0
Craig Gerber, L (9, 6) OBP: 0.226, SLG: 0.288											0	0	0	0	0	0	0
Brian Downing, R (1, 7) OBP: 0.345, SLG: 0.333	2-3			F2		1B			HR		4	1	2	1	0	0	0
Reggie Jackson, L (1, 9) OBP: 0.369, SLG: 0.511	HR			L8		F7			FC5-6 1B		4	1	2	1	0	0	1
Ruppert Jones, L (1, 8) OBP: 0.404, SLG: 0.586	6-3			CS 1B			HR		FC5-6 S 1-2f		4	1	2	1	0	0	1
Doug DeCinces, R (1, 10) OBP: 0.326, SLG: 0.404		4-3		CS 1-2	F7		F8		F7		4	0	0	0	0	0	1
Bobby Grich, R (1, 5) OBP: 0.379, SLG: 0.369		K			E 2B		F9		K 1-2		4	1	1	0	0	2	1
Rob Wilfong, L (1, 4) OBP: 0.258, SLG: 0.298		4-3			E6 G5-4-3 2-H 1B		4-3			1B 2B	4	1	2	0	0	0	0
Bob Boone, R (1, 2) OBP: 0.312, SLG: 0.308			F9		G5-4-3 1-2f			G4-1		2-H 1B	2	0	0	0	0	0	1
Juan Beniquez, R (8, PH) OBP: 0.353, SLG: 0.412											2	0	1	1	0	0	0
Dick Schofield, R (1, 6) OBP: 0.258, SLG: 0.299			F7			F9		3-1			2	0	0	0	0	0	0
Jerry Narron, L (8, PH) OBP: 0.298, SLG: 0.412											1	0	0	0	0	0	0
(9, 2)																	
Inning Stats	R: 1 E: 0 K: 0 S: 4 H: 1 LOB: 0 BB: 0 P: 4	R: 0 E: 0 K: 1 S: 5 H: 0 LOB: 0 BB: 0 P: 5	R: 0 E: 0 K: 0 S: 3 H: 0 LOB: 0 BB: 0 P: 3	R: 0 E: 0 K: 0 S: 3 H: 1 LOB: 0 BB: 0 P: 3	R: 1 E: 1 K: 0 S: 4 H: 2 LOB: 0 BB: 0 P: 4	R: 0 E: 0 K: 0 S: 4 H: 1 LOB: 1 BB: 0 P: 4	R: 1 E: 0 K: 0 S: 4 H: 1 LOB: 0 BB: 0 P: 4	R: 0 E: 0 K: 0 S: 3 H: 0 LOB: 0 BB: 0 P: 3	R: 1 E: 0 K: 1 S: 7 H: 2 LOB: 1 BB: 0 P: 7	R: 1 E: 0 K: 0 S: 2 H: 2 LOB: 1 BB: 0 P: 2	1B: 5 2B: 2 3B: 0 HR: 3 SF: 0 SAC: 0 DP: 1 HBP: 0	WP: 0 PB: 0 SB: 1 CS: 1 PA: 36					

PITCHER		IP	WLS	BF	H	R	ER	SO	BB	IBB	HBP	BLK	WP	HR	S	P	ERA	WHIP
Moose Haas, R ERA: 2.76	(1, 1)	8.0		29	7	4	3	1	0	0	0	0	0	3	31	31	3.38	0.875
Bob McClure, L ERA: 4.4	(9, 1)	0.1		2	1	0	0	0	0	0	0	0	0	0	2	2	0.00	3.000
Rollie Fingers, R ERA: 4.58	(9, 1)	0.2	L	4	2	1	1	1	0	0	0	0	0	0	6	6	13.50	3.000

PITCHER	IP	WLS	BF	H	R	ER	SO	BB	IBB	HBP	BLK	WP	HR	S	P	ERA	WHIP

BOTTOM

Milwaukee Brewers @ California Angels

Anaheim Stadium, Anaheim, CA

Tue Jul 09 1985, 10:05 PM EDT

Att. 27,598 - Unknown

livebaseballscorecards.com

AB	35
R	5
H	10
RBI	4
BB	0
SO	2
LOB	5

Batter	1	2	3	4	5	6	7	8	9	AB	R	H	RBI	BB	SO	LOB
Paul Molitor, R (1, 5) OBP: 0.380, SLG: 0.448	F8		F5		F8			F7		4	0	0	0	0	0	2
Jim Gantner, L (1, 4) OBP: 0.315, SLG: 0.344	F7		3-1 1-2 2-3			4-3		BBBB BB		3	0	0	0	1	0	2
Cecil Cooper, L (1, 3) OBP: 0.336, SLG: 0.481	L3		L3			4-3		4-3		4	0	0	0	0	0	3
Robin Yount, R (1, 7) OBP: 0.327, SLG: 0.395		6-3		5-3		5-3			L8	4	0	0	0	0	0	0
Ted Simmons, S (1, 10) OBP: 0.324, SLG: 0.390		1B		F5			F4		F7	4	0	1	0	0	0	0
Ben Oglivie, L (1, 9) OBP: 0.338, SLG: 0.370		F2		BBBB BB			F5		1B	3	0	1	0	1	0	1
Ernest Riles, L (1, 6) OBP: 0.302, SLG: 0.365		L8		F7			F8		G3	4	0	0	0	0	0	3
Paul Householder, S (1, 8) OBP: 0.327, SLG: 0.361			3-1 1B 1B		G3				HR	3	1	2	1	0	0	0
Charlie Moore, R (1, 2) OBP: 0.294, SLG: 0.301			3-1 1-2 1B		5-3			6-3		3	0	1	0	0	0	0
Inning Stats	R: 0 E: 0 K: 0 S: 3 H: 0 LOB: 0 BB: 0 P: 3	R: 0 E: 0 K: 0 S: 4 H: 1 LOB: 1 BB: 0 P: 4	R: 0 E: 0 K: 0 S: 5 H: 2 LOB: 2 BB: 0 P: 5	R: 0 E: 0 K: 0 S: 3 H: 0 LOB: 1 BB: 1 P: 7	R: 0 E: 0 K: 0 S: 3 H: 0 LOB: 0 BB: 0 P: 3	R: 0 E: 0 K: 0 S: 3 H: 0 LOB: 0 BB: 0 P: 3	R: 0 E: 0 K: 0 S: 3 H: 0 LOB: 0 BB: 0 P: 3	R: 1 E: 0 K: 0 S: 4 H: 1 LOB: 1 BB: 1 P: 8	R: 0 E: 0 K: 0 S: 4 H: 1 LOB: 1 BB: 0 P: 4	1B: 4 2B: 0 3B: 0 HR: 1 SF: 0 SAC: 0 DP: 0 HBP: 0						

PITCHER	IP	WLS	BF	H	R	ER	SO	BB	IBB	HBP	BLK	WP	HR	S	P	ERA	WHIP
Ron Romanick, R (1, 1) ERA: 3.06	9.0	W	34	5	1	1	0	2	0	0	0	0	1	32	40	1.00	0.778

PITCHER	IP	WLS	BF	H	R	ER	SO	BB	IBB	HBP	BLK	WP	HR	S	P	ERA	WHIP

TOP

Milwaukee Brewers @ California Angels

Anaheim Stadium, Anaheim, CA

Wed Jul 10 1985, 10:05 PM EDT

Att. 28,179 - Unknown

livebaseballscorecards.com

AB	32
R	1
H	5
RBI	1
BB	2
SO	0
LOB	11

PA: 34

WP: 0
PB: 0
SB: 0
CS: 0

Batter	1	2	3	4	5	6	7	8	9	AB	R	H	RBI	BB	SO	LOB
Rod Carew, L (1, 3) OBP: 0.370, SLG: 0.328	G4-6-3 1B		G3 ①		2B		1B			4	0	3	0	0	0	0
Brian Downing, R (1, 7) OBP: 0.340, SLG: 0.328	G4-6-3 ①② 1-2f		F7 ②		L7 ③		K ③			4	0	0	0	0	1	3
Reggie Jackson, L (1, 9) OBP: 0.375, SLG: 0.526 Mike Brown, R (8, PR) OBP: 0.289, SLG: 0.410 (9, 9)	BB 2B		3-1 ③			HR		SH3-4 1B		3 0	1 0	2 0	1 0	1 0	0 0	0 0
Ruppert Jones, L (1, 8) OBP: 0.407, SLG: 0.593	1-3 2B			F8 ①		CS 1B		SH3-4 ① 1-2		3	0	2	0	0	0	0
Doug DeCinces, R (1, 5) OBP: 0.328, SLG: 0.401	1-3 ③			BB		G5-4-3 1-2 BB		6-3 ②		2	0	0	0	2	0	4
Bobby Grich, R (1, 10) OBP: 0.377, SLG: 0.365		F8 SH5-3 BB		F7 ②		G5-4-3 ②③ 1-2f		K ③		3	0	0	0	1	1	4
Rob Wilfong, L (1, 4) OBP: 0.255, SLG: 0.294		SH5-3 ① 1-2		G3 ③			G3 ①			2	0	0	0	0	0	1
Bob Boone, R (1, 2) OBP: 0.308, SLG: 0.304		F8 ② 2-3			F7 ①		F8 ②			3	0	0	0	0	0	1
Dick Schofield, R (1, 6) OBP: 0.259, SLG: 0.313		K ③			F7 ②		HR			3	1	1	1	0	1	1
Inning Stats	R: 0 H: 2 E: 0 LOB: 2 K: 0 BB: 1 S: 4 P: 8	R: 0 H: 0 E: 0 LOB: 1 K: 1 BB: 1 S: 5 P: 9	R: 0 H: 0 E: 0 LOB: 0 K: 0 BB: 0 S: 3 P: 3	R: 0 H: 0 E: 0 LOB: 1 K: 0 BB: 1 S: 3 P: 7	R: 0 H: 1 E: 0 LOB: 1 K: 0 BB: 0 S: 4 P: 4	R: 1 H: 2 E: 0 LOB: 0 K: 0 BB: 1 S: 3 P: 7	R: 1 H: 2 E: 0 LOB: 1 K: 1 BB: 0 S: 7 P: 7	R: 0 H: 1 E: 0 LOB: 2 K: 1 BB: 0 S: 6 P: 6		1B: 4 SF: 0 2B: 2 SAC: 2 3B: 0 DP: 2 HR: 2 HBP: 0						

PITCHER	IP	WLS	BF	H	R	ER	SO	BB	IBB	HBP	BLK	WP	HR	S	P	ERA	WHIP
Ray Burris, R (1, 1) ERA: 3.5	8.0	L	33	8	2	2	3	4	0	0	0	0	2	35	51	2.25	1.500

PITCHER	IP	WLS	BF	H	R	ER	SO	BB	IBB	HBP	BLK	WP	HR	S	P	ERA	WHIP

BOTTOM

Milwaukee Brewers @ California Angels

Anaheim Stadium, Anaheim, CA

Wed Jul 10 1985, 10:05 PM EDT

Att. 28,179 - Unknown

livebaseballscorecards.com

AB	27
R	2
H	8
RBI	2
BB	4
SO	3
LOB	14

WP: 0 PA: 33
PB: 0
SB: 0
CS: 1

Batter	1	2	3	4	5	6	7	8	9	AB	R	H	RBI	BB	SO	LOB
Damaso Garcia, R (1, 4) OBP: 0.307, SLG: 0.372	F8		K		BB, 1B	4-3, 1B		4-3		5	2	2	0	0	1	0
Lloyd Moseby, L (1, 8) OBP: 0.335, SLG: 0.382	F6		G3		1B, E, 1-2	4-3, 2-3		K		4	1	0	0	1	1	1
Rance Mulliniks, L (1, 5) OBP: 0.409, SLG: 0.487	2B		1B, 2B		E, 1B, 1-3, 2-H	6-3			F8	3	2	3	1	0	0	0
Garth Iorg, R (6, PH) (6, 5)										2	0	0	0	0	0	1
George Bell, R (1, 7) OBP: 0.338, SLG: 0.525	BB		2-H, 1B		F4	3-H, 1B			F4	4	0	2	2	1	0	2
Al Oliver, L (1, 10) OBP: 0.295, SLG: 0.348	F5		4-3		E4, BB, 1B, 1-3, 3-H	5-3			CS, 1B	5	0	1	1	0	0	5
Manuel Lee, S (9, PR) OBP: 0.167, SLG: 0.130										0	0	0	0	0	0	0
Willie Upshaw, L (1, 3) OBP: 0.314, SLG: 0.386		F8, 4-3, 1B		F9	BB, 1-2, 3-H, 1B		L9		CS, 1-2	4	0	2	1	0	0	0
Ernie Whitt, L (1, 2) OBP: 0.338, SLG: 0.502		4-3, 1-2		S, BB	K		G1-6-3, 1B			3	0	1	0	1	1	3
Jesse Barfield, R (1, 9) OBP: 0.335, SLG: 0.450		F8, 2-3		F7	1-2, 2-3, BB		G1-6-3, 1-2f			3	0	0	0	1	0	3
Tony Fernandez, S (1, 6) OBP: 0.331, SLG: 0.384		4-3		4-3, 1-2	F9			1-3		4	0	0	0	0	0	5
Inning Stats	R: 0 E: 0 K: 0 S: 4 H: 1 LOB: 2 BB: 1 P: 8	R: 0 E: 0 K: 0 S: 4 H: 1 LOB: 1 BB: 0 P: 4	R: 1 E: 0 K: 1 S: 7 H: 2 LOB: 1 BB: 0 P: 7	R: 0 E: 0 K: 0 S: 3 H: 0 LOB: 1 BB: 1 P: 7	R: 3 E: 1 K: 1 S: 9 H: 3 LOB: 3 BB: 2 P: 17	R: 1 E: 0 K: 0 S: 5 H: 2 LOB: 1 BB: 0 P: 5	R: 0 E: 0 K: 0 S: 3 H: 1 LOB: 0 BB: 0 P: 3	R: 0 E: 0 K: 1 S: 5 H: 0 LOB: 0 BB: 0 P: 5	R: 0 E: 0 K: 0 S: 3 H: 1 LOB: 1 BB: 0 P: 3	1B: 8 2B: 3 3B: 0 HR: 0 SF: 0 SAC: 0 DP: 1 HBP: 0	WP: 0 PB: 0 SB: 1 CS: 1 PA: 42					

PITCHER		IP	WLS	BF	H	R	ER	SO	BB	IBB	HBP	BLK	WP	HR	S	P	ERA	WHIP
Jim Slaton, R ERA: 3.97	(1, 1)	4.1	L	23	6	4	3	1	3	0	0	0	0	0	22	34	6.23	2.077
Pat Clements, L ERA: 2.87	(5, 1)	2.2		12	4	1	1	1	1	0	0	0	0	0	13	17	3.38	1.875
Luis Sanchez, R ERA: 8.15	(8, 1)	2.0		6	1	0	0	1	0	0	0	0	0	0	8	8	0.00	0.500

PITCHER	IP	WLS	BF	H	R	ER	SO	BB	IBB	HBP	BLK	WP	HR	S	P	ERA	WHIP

TOP

Toronto Blue Jays @ California Angels

Anaheim Stadium, Anaheim, CA

Thu Jul 11 1985, 10:05 PM EDT

Att. 31,672 - Unknown

livebaseballscorecards.com

AB	37
R	5
H	11
RBI	5
BB	4
SO	3
LOB	20

Batter	1	2	3	4	5	6	7	8	9	AB	R	H	RBI	BB	SO	LOB
Rod Carew, L (1, 3) OBP: 0.375, SLG: 0.340	F9		1-3 1B	2-H 1B			9-5 2B		E6 G4-3	5	0	3	1	0	0	0
Juan Beniquez, R (1, 7) (8, 8) OBP: 0.347, SLG: 0.404	F8		1-3 1-2	F8			9-5 2-3f		G4-3 1-2f	5	0	0	0	0	0	4
Reggie Jackson, L (1, 9) OBP: 0.376, SLG: 0.524	F6		BB		6-3		1B 1B			3	0	1	0	1	0	0
Doug DeCinces, R (1, 5) OBP: 0.327, SLG: 0.398		4-3	K		4-3		1-2 1B			4	0	1	0	0	1	2
Ruppert Jones, L (1, 8) OBP: 0.406, SLG: 0.589 Brian Downing, R (7, PH) (8, 7) OBP: 0.339, SLG: 0.327		S 1B 1B	G3		K		K			3 1	1 0	1 0	0 0	0 0	1 1	2 2
Bobby Grich, R (1, 10) OBP: 0.375, SLG: 0.363		F7 1-H 1B		F7		K		4-3		4	0	1	1	0	1	0
Rob Wilfong, L (1, 4) OBP: 0.256, SLG: 0.295 Mike Brown, R (8, PH) OBP: 0.287, SLG: 0.407 Craig Gerber, L (9, 4) OBP: 0.226, SLG: 0.288		1B	1-4-3		F9			K		3 1 0	0 0 0	1 0 0	0 0 0	0 0 0	0 1 0	0 0 0
Dick Schofield, R (1, 6) OBP: 0.263, SLG: 0.316		F7 2-3	1B 1B		1B			L5		4	1	2	0	0	0	2
Bob Boone, R (1, 2) OBP: 0.307, SLG: 0.303		F6	1-H 1B		F5				6-3	4	1	1	1	0	0	3
Inning Stats	R: 0 E: 0 K: 0 S: 3 H: 0 LOB: 0 BB: 0 P: 3	R: 1 E: 0 K: 0 S: 6 H: 3 LOB: 2 BB: 0 P: 6	R: 0 E: 0 K: 1 S: 6 H: 1 LOB: 2 BB: 0 P: 10	R: 2 E: 0 K: 0 S: 6 H: 3 LOB: 1 BB: 0 P: 6	R: 0 E: 0 K: 1 S: 5 H: 0 LOB: 0 BB: 0 P: 5	R: 0 E: 0 K: 1 S: 6 H: 1 LOB: 1 BB: 0 P: 6	R: 0 E: 0 K: 1 S: 7 H: 3 LOB: 2 BB: 0 P: 7	R: 0 E: 0 K: 1 S: 5 H: 0 LOB: 0 BB: 0 P: 5	R: 0 E: 1 K: 0 S: 3 H: 0 LOB: 0 BB: 0 P: 3	1B: 10 2B: 2 3B: 0 HR: 0	SF: 0 SAC: 0 DP: 2 HBP: 0						

PITCHER	IP	WLS	BF	H	R	ER	SO	BB	IBB	HBP	BLK	WP	HR	S	P	ERA	WHIP
Doyle Alexander, R (1, 1) ERA: 4.52	6.2	W	30	10	3	3	3	1	0	0	0	0	0	35	39	4.05	1.650
Jim Acker, R (7, 1) ERA: 2.65	0.0		1	1	0	0	0	0	0	0	0	0	0	1	1	∞	∞
Gary Lavelle, L (7, 1) ERA: 1.9	2.1	S	7	0	0	0	2	0	0	0	0	0	0	11	11	0.00	0.000

PITCHER	IP	WLS	BF	H	R	ER	SO	BB	IBB	HBP	BLK	WP	HR	S	P	ERA	WHIP

BOTTOM

Toronto Blue Jays @ California Angels

Anaheim Stadium, Anaheim, CA

Thu Jul 11 1985, 10:05 PM EDT

Att. 31,672 - Unknown

livebaseballscorecards.com

AB	37
R	3
H	11
RBI	3
BB	1
SO	5
LOB	15

Toronto Blue Jays @ California Angels

Anaheim Stadium, Anaheim, CA

Fri Jul 12 1985, 10:05 PM EDT

Att. 35,870 - Unknown

TOP

livebaseballscorecards.com

Batter	1	2	3	4	5	6	7	8	9	AB	R	H	RBI	BB	SO	LOB
Damaso Garcia, R (1, 4) OBP: 0.306, SLG: 0.371	6-3		4-3		K		4-1		1B	1	0	0	0	0	0	0
Manuel Lee, S (1, 4) OBP: 0.160, SLG: 0.125										1	0	0	0	0	0	1
Jeff Burroughs, R (5, PH) OBP: 0.395, SLG: 0.398										1	0	0	0	0	1	2
Garth Iorg, R (5, 4) OBP: 0.385, SLG: 0.446										2	0	1	0	0	0	1
Lloyd Moseby, L (1, 8) OBP: 0.336, SLG: 0.383	K			F8		BB, CS	2B		F6	4	0	1	1	1	1	1
Rance Mulliniks, L (1, 5) OBP: 0.402, SLG: 0.477	6-3			E3, 6-3		G3	4-3			4	0	0	0	0	0	2
George Bell, R (1, 7) OBP: 0.340, SLG: 0.527		K		6-3		1B		2B, G3		4	0	2	0	0	1	1
Al Oliver, L (1, 10) OBP: 0.283, SLG: 0.333		6-3		6-3		4-3		G3		4	0	0	0	0	0	3
Willie Upshaw, L (1, 3) OBP: 0.310, SLG: 0.381		F8			F6		F6	K		4	0	0	0	0	1	1
Ernie Whitt, L (1, 2) OBP: 0.345, SLG: 0.505			G3, 1B		1B		HR, BB	K		3	1	2	0	1	1	1
Jesse Barfield, R (1, 9) OBP: 0.334, SLG: 0.458			F8		F7		HR		F8	4	1	1	2	0	0	2
Tony Fernandez, S (1, 6) OBP: 0.333, SLG: 0.385			G3		1B		1B, 4-1		F7	4	1	2	0	0	0	1
Inning Stats	R: 0 E: 0 K: 1 S: 5 H: 0 LOB: 0 BB: 0 P: 5	R: 0 E: 0 K: 1 S: 5 H: 0 LOB: 0 BB: 0 P: 5	R: 0 E: 0 K: 0 S: 4 H: 1 LOB: 1 BB: 0 P: 4	R: 0 E: 1 K: 0 S: 4 H: 0 LOB: 1 BB: 0 P: 4	R: 0 E: 0 K: 1 S: 7 H: 2 LOB: 2 BB: 0 P: 7	R: 0 E: 0 K: 0 S: 3 H: 1 LOB: 1 BB: 1 P: 7	R: 3 E: 0 K: 0 S: 6 H: 3 LOB: 1 BB: 1 P: 10	R: 0 E: 0 K: 2 S: 8 H: 1 LOB: 1 BB: 0 P: 8	R: 0 E: 0 K: 0 S: 4 H: 1 LOB: 1 BB: 0 P: 4	1B: 6 2B: 2 3B: 0 HR: 1 SF: 0 SAC: 0 DP: 0 HBP: 0						

	AB	36
	R	3
	H	9
	RBI	3
	BB	2
	SO	5
	LOB	16

WP: 0 PB: 0 SB: 0 CS: 1 PA: 38

PITCHER	IP	WLS	BF	H	R	ER	SO	BB	IBB	HBP	BLK	WP	HR	S	P	ERA	WHIP
Kirk McCaskill, R (1, 1) ERA: 4.38	6.1	W	27	6	3	3	3	2	0	0	0	0	1	31	39	4.26	1.263
Donnie Moore, R (7, 1) ERA: 1.45	2.2	S	11	3	0	0	2	0	0	0	0	0	0	15	15	0.00	1.125

PITCHER	IP	WLS	BF	H	R	ER	SO	BB	IBB	HBP	BLK	WP	HR	S	P	ERA	WHIP

Batter	1	2	3	4	5	6	7	8	9	AB	R	H	RBI	BB	SO	LOB
Juan Beniquez, R (1, 3) (9, 9) OBP: 0.342, SLG: 0.398	5-3		5-3			6-3	FC6-4 1B 1-2f			4	0	0	0	0	0	1
Brian Downing, R (1, 7) OBP: 0.341, SLG: 0.329	6-3		6-3			HR 1B 1B	1-2 1B			4	1	2	0	0	0	0
Reggie Jackson, L (1, 10) OBP: 0.371, SLG: 0.515	K		K			F7	F7			4	0	0	0	0	2	3
Mike Brown, R (1, 9) OBP: 0.303, SLG: 0.416		HR 1B		BBBB G6-4-3 BB		HR 1B 1-2		4-3		2	2	2	0	1	0	0
Rod Carew, L (8, PH) (9, 3) OBP: 0.373, SLG: 0.338										1	0	0	0	0	0	0
Doug DeCinces, R (1, 5) OBP: 0.330, SLG: 0.425		HR 1-H		G6-4-3 1-2f		HR 1-H 2-H		K		4	2	2	5	0	1	1
Bobby Grich, R (1, 4) OBP: 0.377, SLG: 0.369		2B		4-3		1B		K		4	0	2	0	0	1	0
Ruppert Jones, L (1, 8) OBP: 0.401, SLG: 0.579		F5			G3	6-3				3	0	0	0	0	0	2
Dick Schofield, R (1, 6) OBP: 0.260, SLG: 0.312		G3			5-3		5-3			3	0	0	0	0	0	1
Bob Boone, R (1, 2) OBP: 0.308, SLG: 0.304		F8			4-3		FC6-4 1B			3	0	1	0	0	0	1
Inning Stats	R: 0 H: 0 E: 0 LOB: 0 K: 1 BB: 0 S: 5 P: 5	R: 2 H: 3 E: 0 LOB: 1 K: 0 BB: 0 S: 6 P: 6	R: 0 H: 0 E: 0 LOB: 0 K: 1 BB: 0 S: 5 P: 5	R: 0 H: 0 E: 0 LOB: 0 K: 0 BB: 1 S: 2 P: 6	R: 0 H: 0 E: 0 LOB: 0 K: 0 BB: 0 S: 3 P: 3	R: 3 H: 4 E: 0 LOB: 1 K: 0 BB: 0 S: 7 P: 7	R: 0 H: 2 E: 0 LOB: 2 K: 0 BB: 0 S: 5 P: 5	R: 0 H: 0 E: 0 LOB: 0 K: 2 BB: 0 S: 7 P: 7		1B: 6 SF: 0 2B: 1 SAC: 0 3B: 0 DP: 1 HR: 2 HBP: 0						

PITCHER		IP	WLS	BF	H	R	ER	SO	BB	IBB	HBP	BLK	WP	HR	S	P	ERA	WHIP
Jimmy Key, L ERA: 2.85	(1, 1)	5.2	L	23	6	5	5	2	1	0	0	0	0	2	26	30	7.94	1.235
Dennis Lamp, R ERA: 3.3	(6, 1)	2.1		10	3	0	0	2	0	0	0	0	0	0	14	14	0.00	1.286

PITCHER	IP	WLS	BF	H	R	ER	SO	BB	IBB	HBP	BLK	WP	HR	S	P	ERA	WHIP

BOTTOM

Toronto Blue Jays @ California Angels

Anaheim Stadium, Anaheim, CA

Fri Jul 12 1985, 10:05 PM EDT

Att. 35,870 - Unknown

livebaseballscorecards.com

AB	32
R	5
H	9
RBI	5
BB	1
SO	4
LOB	9

WP: 0 PA: 33
PB: 0
SB: 0
CS: 0

Toronto Blue Jays @ California Angels

Anaheim Stadium, Anaheim, CA

Sat Jul 13 1985, 10:05 PM EDT

Att. 42,054 - Unknown

TOP

livebaseballscorecards.com

Batter	1	2	3	4	5	6	7	8	9	AB	R	H	RBI	BB	SO	LOB
Damaso Garcia, R (1, 4) OBP: 0.305, SLG: 0.370	S 1B 1B	6-3			6-3		4-3			4	1	1	0	0	0	2
Lloyd Moseby, L (1, 8) OBP: 0.335, SLG: 0.380	L8 1-2		K			4-3 BLK BB		F8		3	0	0	0	1	1	1
Rance Mulliniks, L (1, 5) OBP: 0.395, SLG: 0.467	F7		F8			4-3 1-3		4-3		4	0	0	0	0	0	2
George Bell, R (1, 7) OBP: 0.339, SLG: 0.524	1B 2-H 1B		5-3			5-3		F8		4	0	1	1	0	0	1
Al Oliver, L (1, 10) OBP: 0.291, SLG: 0.371	1-3 1B			3-1		3-1			HR	4	1	2	1	0	0	1
Willie Upshaw, L (1, 3) OBP: 0.310, SLG: 0.380	F8			F7			BB 1B G6-3 1B		K	4	1	1	0	0	1	2
Ernie Whitt, L (1, 2) OBP: 0.348, SLG: 0.502		BB WP FC6-5-4-5		4-3			G6-3 BB 1-2 1B		K	3	0	1	0	1	1	0
Jesse Barfield, R (1, 9) OBP: 0.333, SLG: 0.453		K 1-2			K		G6-3 1-2 2-3 BB		E5	3	0	0	0	1	2	1
Tony Fernandez, S (1, 6) OBP: 0.329, SLG: 0.380		FC6-5-4-5 2-3			F8		G6-3 1-2f 2-3 3-H		L5	4	0	0	0	0	0	4
Inning Stats	R: 1 E: 0 K: 0 S: 6 H: 3 LOB: 2 BB: 0 P: 6	R: 0 E: 0 K: 1 S: 5 H: 0 LOB: 1 BB: 1 P: 9	R: 0 E: 0 K: 1 S: 5 H: 0 LOB: 0 BB: 0 P: 5	R: 0 E: 0 K: 0 S: 3 H: 0 LOB: 0 BB: 0 P: 3	R: 0 E: 0 K: 1 S: 5 H: 0 LOB: 0 BB: 0 P: 5	R: 0 E: 0 K: 0 S: 3 H: 0 LOB: 1 BB: 1 P: 7	R: 1 E: 0 K: 0 S: 4 H: 2 LOB: 1 BB: 1 P: 8	R: 0 E: 0 K: 0 S: 3 H: 0 LOB: 0 BB: 0 P: 3	R: 1 E: 1 K: 2 S: 9 H: 1 LOB: 1 BB: 0 P: 9	1B: 5 2B: 0 3B: 0 HR: 1 SF: 0 SAC: 0 DP: 1 HBP: 0						WP: 1 PB: 0 SB: 1 CS: 0 PA: 36	

PITCHER	IP	WLS	BF	H	R	ER	SO	BB	IBB	HBP	BLK	WP	HR	S	P	ERA	WHIP
Mike Witt, R (1, 1) ERA: 2.97	9.0	W	36	6	3	3	5	3	0	0	1	1	1	43	55	3.00	1.000

PITCHER	IP	WLS	BF	H	R	ER	SO	BB	IBB	HBP	BLK	WP	HR	S	P	ERA	WHIP

AB	33
R	3
H	6
RBI	2
BB	3
SO	5
LOB	14

Batter	1	2	3	4	5	6	7	8	9	AB	R	H	RBI	BB	SO	LOB
Rod Carew, L (1, 3) OBP: 0.367, SLG: 0.332	4-3		F8		6-3			4-3		4	0	0	0	0	0	0
Bobby Grich, R (1, 4) OBP: 0.375, SLG: 0.379	4-3		5-3			HR		6-3		4	1	1	1	0	0	0
Reggie Jackson, L (1, 9) OBP: 0.373, SLG: 0.517	BB		F8			K		2B		3	0	1	0	1	1	0
Ruppert Jones, L (1, 8) OBP: 0.404, SLG: 0.577 Juan Beniquez, R (8, PH) OBP: 0.341, SLG: 0.396 (9, 8)	F9			G5-4-3 BB		BB		F9		1 1	0 0	0 0	0 0	2 0	0 0	1 1
Doug DeCinces, R (1, 5) OBP: 0.329, SLG: 0.426		F9 2B		G5-4-3 1-2f		K			F8	4	0	1	0	0	1	2
Rob Wilfong, L (1, 10) OBP: 0.251, SLG: 0.289 Darrell Miller, R (9, PH) OBP: 0.368, SLG: 0.444		F9 2-3		G3		F8			FC5-4 1B	3 1	0 0	0 1	0 0	0 0	0 0	2 0
Brian Downing, R (1, 7) OBP: 0.343, SLG: 0.341		HBP			HR		K		FC5-4 E 1-2f 1B	3	2	1	1	0	1	1
Jerry Narron, L (1, 2) OBP: 0.289, SLG: 0.398 Mike Brown, R (9, PH) OBP: 0.308, SLG: 0.421		F6			F8		F6		E8 1-3 1B	3 1	0 1	0 1	0 0	0 0	0 0	2 0
Craig Gerber, L (1, 6) OBP: 0.214, SLG: 0.273 Bob Boone, R (9, PH) OBP: 0.310, SLG: 0.307		F9			5-3		F8		2-H 3-H 1B	3 1	0 0	0 1	0 2	0 0	0 0	2 0
Inning Stats	R: 0 H: 0 E: 0 LOB: 1 K: 0 BB: 1 S: 3 P: 7	R: 0 H: 1 E: 0 LOB: 2 K: 0 BB: 0 S: 4 P: 5	R: 0 H: 0 E: 0 LOB: 0 K: 0 BB: 0 S: 3 P: 3	R: 0 H: 0 E: 0 LOB: 0 K: 0 BB: 1 S: 2 P: 6	R: 1 H: 1 E: 0 LOB: 0 K: 0 BB: 0 S: 4 P: 4	R: 1 H: 1 E: 0 LOB: 1 K: 2 BB: 1 S: 8 P: 12	R: 0 H: 0 E: 0 LOB: 0 K: 1 BB: 0 S: 5 P: 5	R: 0 H: 1 E: 0 LOB: 1 K: 0 BB: 0 S: 4 P: 4	R: 2 H: 3 E: 1 LOB: 1 K: 0 BB: 0 S: 5 P: 5							

PITCHER		IP	WLS	BF	H	R	ER	SO	BB	IBB	HBP	BLK	WP	HR	S	P	ERA	WHIP
Dave Stieb, R ERA: 1.87	(1, 1)	7.2		30	4	2	2	3	3	0	1	0	0	2	32	45	2.35	0.913
Gary Lavelle, L ERA: 2.06	(8, 1)	1.0	L	5	2	2	1	0	0	0	0	0	0	0	5	5	9.00	2.000
Jim Acker, R ERA: 2.65	(9, 1)	0.0		1	1	0	0	0	0	0	0	0	0	0	1	1	∞	∞

PITCHER	IP	WLS	BF	H	R	ER	SO	BB	IBB	HBP	BLK	WP	HR	S	P	ERA	WHIP

BOTTOM

Toronto Blue Jays @ California Angels

Anaheim Stadium, Anaheim, CA

Sat Jul 13 1985, 10:05 PM EDT

Att. 42,054 - Unknown

livebaseballscorecards.com

AB	32
R	4
H	7
RBI	4
BB	3
SO	3
LOB	11

1B: 3	SF: 0	WP: 0	PA: 36
2B: 2	SAC: 0	PB: 0	
3B: 0	DP: 1	SB: 0	
HR: 2	HBP: 1	CS: 0	

Batter	1	2	3	4	5	6	7	8	9	AB	R	H	RBI	BB	SO	LOB
Damaso Garcia, R (1, 4) OBP: 0.305, SLG: 0.369	F3		F7		SH1-3, 1B 1-2 1B		SH1-4 1-2		F9	4	1	1	0	0	0	1
Lloyd Moseby, L (1, 8) OBP: 0.337, SLG: 0.378	F9		1B 1-2 BB		SH1-3 1-2 2-3		G6-4-3 HBP		K	2	0	0	0	1	1	0
Rance Mulliniks, L (1, 5) OBP: 0.398, SLG: 0.470	1-3		1-2 2-H 1B		2-H 3-H 1B		G6-4-3 1-2f			3	0	2	3	0	0	0
Garth Iorg, R (7, PH) (7, 5) OBP: 0.382, SLG: 0.443										1	0	0	0	0	0	2
George Bell, R (1, 7) OBP: 0.335, SLG: 0.518		6-3	F8		F9			5-3		4	0	0	0	0	0	3
Al Oliver, L (1, 10) OBP: 0.280, SLG: 0.356		6-3		4-3	F6			4-3		4	0	0	0	0	0	1
Willie Upshaw, L (1, 3) OBP: 0.314, SLG: 0.380		BB		1B		K		1B BB		2	0	1	0	2	1	0
Ernie Whitt, L (1, 2) OBP: 0.346, SLG: 0.498		K		F4		G3		1-3 1B		4	0	1	0	0	1	2
Jesse Barfield, R (1, 9) OBP: 0.335, SLG: 0.452			BB 1B HBP	K		CS 1B		F8		3	1	1	0	0	1	3
Tony Fernandez, S (1, 6) OBP: 0.331, SLG: 0.380			F7		SH1-3, 1B 1B	CS 1-2	SH1-4 BB		L5	3	1	1	0	1	0	1
Inning Stats	R: 0 E: 0 K: 0 S: 3 H: 0 LOB: 0 BB: 0 P: 3	R: 0 E: 0 K: 1 S: 5 H: 0 LOB: 1 BB: 1 P: 9	R: 1 E: 0 K: 0 S: 4 H: 1 LOB: 2 BB: 1 P: 9	R: 0 E: 0 K: 1 S: 6 H: 1 LOB: 1 BB: 0 P: 6	R: 2 E: 0 K: 0 S: 6 H: 3 LOB: 1 BB: 0 P: 6	R: 0 E: 0 K: 1 S: 5 H: 1 LOB: 0 BB: 0 P: 5	R: 0 E: 0 K: 0 S: 2 H: 0 LOB: 1 BB: 1 P: 7	R: 0 E: 0 K: 0 S: 4 H: 1 LOB: 2 BB: 1 P: 8	R: 0 E: 0 K: 1 S: 5 H: 0 LOB: 0 BB: 0 P: 5	1B: 7 2B: 0 3B: 0 HR: 0 SF: 0 SAC: 2 DP: 1 HBP: 2						

PITCHER		IP	WLS	BF	H	R	ER	SO	BB	IBB	HBP	BLK	WP	HR	S	P	ERA	WHIP
Urbano Lugo, R ERA: 2.79	(1, 1)	6.1		28	6	3	3	3	3	0	1	0	0	0	30	43	4.26	1.421
Pat Clements, L ERA: 2.87	(7, 1)	0.0		1	0	0	0	0	0	0	1	0	0	0	0	1	∞	∞
Stu Cliburn, R ERA: 2.15	(7, 1)	2.2	W	9	1	0	0	1	1	0	0	0	0	0	10	14	0.00	0.750

PITCHER	IP	WLS	BF	H	R	ER	SO	BB	IBB	HBP	BLK	WP	HR	S	P	ERA	WHIP

TOP

Toronto Blue Jays @ California Angels

Anaheim Stadium, Anaheim, CA

Sun Jul 14 1985, 6:33 AM EDT

Att. 35,306 - Unknown

livebaseballscorecards.com

AB	30
R	3
H	7
RBI	3
BB	4
SO	4
LOB	13

WP: 0	PA: 39
PB: 0	
SB: 0	
CS: 1	

BOTTOM

Batter	1	2	3	4	5	6	7	8	9	AB	R	H	RBI	BB	SO	LOB
Juan Beniquez, R (1, 8) (9, 3) OBP: 0.336, SLG: 0.390	6-3		4-3			F3		K		4	0	0	0	0	1	1
Rod Carew, L (1, 3) OBP: 0.371, SLG: 0.333	4-3 1B			6-3		1B 1B BB 1-2		F8		2	1	1	0	1	0	0
Mike Brown, R (8, PH) (9, 9) OBP: 0.306, SLG: 0.417										1	0	0	0	0	0	0
Reggie Jackson, L (1, 10) OBP: 0.375, SLG: 0.515	4-3 1-2			G3		1B 1B 1-3 2-H			SH3-4 1B BB	3	0	1	1	1	0	1
Craig Gerber, L (9, PR) OBP: 0.214, SLG: 0.273										0	1	0	0	0	0	0
Ruppert Jones, L (1, 9) (9, 8) OBP: 0.403, SLG: 0.573	F7			F9		FC6-4 1B 1-3 3-H			SH3-4 1-2	3	0	1	1	0	0	1
Doug DeCinces, R (1, 5) OBP: 0.324, SLG: 0.419		B1-3			L7	FC6-4 1-2f			6-3	4	0	0	0	0	0	4
Bobby Grich, R (1, 4) OBP: 0.374, SLG: 0.377		F8			F9		K		HR 1B 2-H	4	1	1	1	0	1	0
Brian Downing, R (1, 7) OBP: 0.342, SLG: 0.351		F8			L7		6-3		HR 1-H	4	1	1	2	0	0	0
Dick Schofield, R (1, 6) OBP: 0.261, SLG: 0.309			L8			BB 1B BB	5-3			2	1	0	0	1	0	0
Bob Boone, R (1, 2) OBP: 0.307, SLG: 0.303			F8			F8		F8		3	0	0	0	0	0	1
Inning Stats	R: 0 H: 1 E: 0 LOB: 1 K: 0 BB: 0 S: 4 P: 4	R: 0 H: 0 E: 0 LOB: 0 K: 0 BB: 0 S: 3 P: 3	R: 0 H: 0 E: 0 LOB: 0 K: 0 BB: 0 S: 3 P: 3	R: 0 H: 0 E: 0 LOB: 0 K: 0 BB: 0 S: 3 P: 3	R: 0 H: 0 E: 0 LOB: 0 K: 0 BB: 0 S: 3 P: 3	R: 2 H: 2 E: 0 LOB: 2 K: 0 BB: 2 S: 5 P: 13	R: 0 H: 0 E: 0 LOB: 0 K: 1 BB: 0 S: 5 P: 5	R: 0 H: 0 E: 0 LOB: 0 K: 1 BB: 0 S: 5 P: 5	R: 3 H: 2 E: 0 LOB: 1 K: 0 BB: 1 S: 4 P: 8	1B: 4 SF: 0 2B: 0 SAC: 1 3B: 0 DP: 0 HR: 1 HBP: 0						

PITCHER	IP	WLS	BF	H	R	ER	SO	BB	IBB	HBP	BLK	WP	HR	S	P	ERA	WHIP
Jim Clancy, R (1, 1) ERA: 4.15	5.2		22	3	2	2	0	2	0	0	0	0	0	20	28	3.18	0.882
Dennis Lamp, R (6, 1) ERA: 3.19	2.0		6	0	0	0	2	0	0	0	0	0	0	10	10	0.00	0.000
Gary Lavelle, L (8, 1) ERA: 2.62	1.0	L	6	2	3	3	0	1	0	0	0	0	1	5	9	27.00	3.000

PITCHER	IP	WLS	BF	H	R	ER	SO	BB	IBB	HBP	BLK	WP	HR	S	P	ERA	WHIP

Toronto Blue Jays @ California Angels

Anaheim Stadium, Anaheim, CA

Sun Jul 14 1985, 6:33 AM EDT

Att. 35,306 - Unknown

livebaseballscorecards.com

AB	30
R	5
H	5
RBI	5
BB	3
SO	2
LOB	8

WP: 0	PB: 0	SB: 0	CS: 0
PA: 34			

California Angels @ Boston Red Sox

Fenway Park, Boston, MA

Thu Jul 18 1985, 7:05 PM EDT

Att. 29,194 - Unknown

TOP

livebaseballscorecards.com

Batter	1	2	3	4	5	6	7	8	9	AB	R	H	RBI	BB	SO	LOB
Juan Beniquez, R (1, 8) OBP: 0.338, SLG: 0.389	CS 1B		5-3			F9			2B BB 1-2	3	0	1	0	1	0	1
Rod Carew, L (1, 3) OBP: 0.365, SLG: 0.327	K 1-2			K		3-1			F4	4	0	0	0	0	2	3
Brian Downing, R (1, 7) OBP: 0.341, SLG: 0.353	K			6-3			K		2B 1-3 2-H	4	0	1	1	0	2	0
Mike Brown, R (1, 9) OBP: 0.304, SLG: 0.412		G5-4-3 1B		G1-4-3			6-3		K	4	0	1	0	0	1	2
Doug DeCinces, R (1, 5) OBP: 0.319, SLG: 0.413		G5-4-3 1-2f			E6 FC4-6		4-3		1-3	4	0	0	0	0	0	3
Bobby Grich, R (1, 4) OBP: 0.373, SLG: 0.376		F9			F9			G6-4-3 1B		3	0	1	0	0	0	1
Reggie Jackson, L (1, 10) OBP: 0.375, SLG: 0.514			F7 1B		F9			L7		2	0	1	0	0	0	1
Rufino Linares, R (8, PH)										1	0	0	0	0	0	1
Dick Schofield, R (1, 6) OBP: 0.258, SLG: 0.305			F7 1-2		FC4-6 1-2f			G6-4-3 1-2f		3	0	0	0	0	0	3
Bob Boone, R (1, 2) OBP: 0.309, SLG: 0.310			2B			F3			BB 2B 1B	1	0	1	0	0	0	0
Darrell Miller, R (5, 2) OBP: 0.381, SLG: 0.450										2	1	1	0	0	0	0

Inning Stats	R: 0 E: 0 K: 2 S: 7	H: 1 LOB: 0 BB: 0 P: 7	R: 0 E: 0 K: 0 S: 3	H: 1 LOB: 0 BB: 0 P: 3	R: 0 E: 0 K: 0 S: 4	H: 2 LOB: 0 BB: 0 P: 4	R: 0 E: 0 K: 1 S: 5	H: 0 LOB: 0 BB: 0 P: 5	R: 0 E: 1 K: 0 S: 4	H: 0 LOB: 1 BB: 0 P: 4	R: 0 E: 0 K: 0 S: 3	H: 0 LOB: 0 BB: 0 P: 3	R: 0 E: 0 K: 1 S: 5	H: 0 LOB: 0 BB: 0 P: 5	R: 0 E: 0 K: 0 S: 3	H: 1 LOB: 0 BB: 0 P: 3	R: 1 E: 0 K: 1 S: 7	H: 2 LOB: 2 BB: 1 P: 11	1B: 5 2B: 3 3B: 0 HR: 0	SF: 0 SAC: 0 DP: 3 HBP: 0	WP: 0 PB: 0 SB: 0 CS: 1	PA: 32

PITCHER	IP	WLS	BF	H	R	ER	SO	BB	IBB	HBP	BLK	WP	HR	S	P	ERA	WHIP
Bruce Hurst, L (1, 1) ERA: 4.84	9.0	W	32	7	1	1	5	1	0	0	0	0	0	41	45	1.00	0.889

PITCHER	IP	WLS	BF	H	R	ER	SO	BB	IBB	HBP	BLK	WP	HR	S	P	ERA	WHIP

AB	31
R	1
H	7
RBI	1
BB	1
SO	5
LOB	15

California Angels @ Boston Red Sox

Fenway Park, Boston, MA

Thu Jul 18 1985, 7:05 PM EDT

Att. 29,194 - Unknown

BOTTOM

Batter	1	2	3	4	5	6	7	8	9	AB	R	H	RBI	BB	SO	LOB
Dwight Evans, R (1, 9) OBP: 0.375, SLG: 0.369	G4-6-3 1B	1B 1-3 2-H 3-H	F4		F4		F7			5	0	2	2	0	0	3
Wade Boggs, L (1, 5) OBP: 0.435, SLG: 0.436	G4-6-3 1-2f	4-3	BBBB 1B 2B 1-2 2-3 3-H BB		FC5-4 1B			4-3		4	1	1	1	1	0	3
Jim Rice, R (1, 7) OBP: 0.330, SLG: 0.456 Rick Miller, L (8, 7) OBP: 0.400, SLG: 0.405	1B	1B 2B 1B 2B 1-3 2-H 3-H			FC5-4 1-2f			4-3		4 1	2 0	3 0	2 0	0 0	0 0	1 0
Bill Buckner, L (1, 3) OBP: 0.315, SLG: 0.425	SSS K	2B 1-3 1B 1B 1-H 3-H 2B			G3			1B		5	1	3	2	0	1	2
Mike Easler, L (1, 10) OBP: 0.332, SLG: 0.419		4-3 1B 1-3 3-H 2B 3-1			F7			G3		5	1	1	1	0	0	2
Rich Gedman, L (1, 2) OBP: 0.372, SLG: 0.462	BBBB BB E 1B BB	F5	1B 1B		F4					3	1	1	0	1	0	2
Glenn Hoffman, R (1, 6) OBP: 0.325, SLG: 0.406 Jackie Gutierrez, R (8, 6) OBP: 0.276, SLG: 0.313	E5 BB 1B 1-2	1B 1B BB 3-H 1B	F6		G1-4-3					4 0	2 0	1 0	1 0	0 0	0 0	2 0
Steve Lyons, L (1, 8) OBP: 0.331, SLG: 0.346	F3	BB 1B 1B 1-2 2-3 1B	G4-6-3 1-2 1B				SSS K			4	1	2	0	0	1	2
Marty Barrett, R (1, 4) OBP: 0.366, SLG: 0.353	BBBB 1B 1-2 2-3 BB	BB 1B 1-2 2-3 3-H 1B	G4-6-3 1-2f				G1-6-3			3	1	1	1	1	0	2
Inning Stats	R: 0 E: 0 K: 1 S: 6 H: 2 LOB: 1 BB: 0 P: 6	R: 2 E: 1 K: 0 S: 5 H: 1 LOB: 2 BB: 2 P: 13	R: 8 E: 0 K: 0 S: 11 H: 8 LOB: 1 BB: 1 P: 15	R: 0 E: 0 K: 0 S: 4 H: 2 LOB: 1 BB: 0 P: 4	R: 0 E: 0 K: 0 S: 4 H: 1 LOB: 1 BB: 0 P: 4	R: 0 E: 0 K: 0 S: 3 H: 0 LOB: 0 BB: 0 P: 3	R: 0 E: 0 K: 1 S: 5 H: 0 LOB: 0 BB: 0 P: 5	R: 0 E: 0 K: 0 S: 4 H: 1 LOB: 1 BB: 0 P: 4		1B: 13 2B: 2 3B: 0 HR: 0 SF: 0 SAC: 0 DP: 2 HBP: 0						

livebaseballscorecards.com

AB	38
R	10
H	15
RBI	10
BB	3
SO	2
LOB	19

WP: 0 PB: 0 SB: 0 CS: 0 PA: 41

PITCHER		IP	WLS	BF	H	R	ER	SO	BB	IBB	HBP	BLK	WP	HR	S	P	ERA	WHIP
Kirk McCaskill, R ERA: 4.86	(1, 1)	2.1	L	18	9	8	6	1	2	0	0	0	0	0	18	26	23.14	4.714
Luis Sanchez, R ERA: 7.25	(3, 1)	4.2		19	5	2	2	1	1	0	0	0	0	0	20	24	3.86	1.286
Doug Corbett, R ERA: 4.04	(8, 1)	1.0		4	1	0	0	0	0	0	0	0	0	0	4	4	0.00	1.000

PITCHER	IP	WLS	BF	H	R	ER	SO	BB	IBB	HBP	BLK	WP	HR	S	P	ERA	WHIP

California Angels @ Boston Red Sox

Fenway Park, Boston, MA

Fri Jul 19 1985, 7:05 PM EDT

Att. 31,368 - Unknown

TOP

livebaseballscorecards.com

Batter	1	2	3	4	5	6	7	8	9	AB	R	H	RBI	BB	SO	LOB
Rod Carew, L (1, 3) OBP: 0.359, SLG: 0.321	SSS 0-3 ① K		x 0-0 ② 6-3		x 0-0 ② F9		x 0-0 ② 5-3			4	0	0	0	0	1	0
Ruppert Jones, L (1, 8) OBP: 0.397, SLG: 0.562	x 0-0 ② 3-1		x 0-0 ③ L8		x 0-0 ③ F7		x 0-0 ③ 3-1			4	0	0	0	0	0	0
Bobby Grich, R (1, 4) OBP: 0.369, SLG: 0.371	x 0-0 ③ F8			x 0-0 ① L5		x 0-0 ① 6-3		x 0-0 ① L5		4	0	0	0	0	0	0
Doug DeCinces, R (1, 5) OBP: 0.318, SLG: 0.408		x 0-0 ① L7		x 0-0 ② F9		BBB 4-0 2B FC4-6 BB		SSS 0-3 ② K		3	1	0	0	1	1	0
Jerry Narron, L (1, 10) OBP: 0.297, SLG: 0.413		SSS 0-3 ② K		x 0-0 1B 1B 1B		x 0-0 FC4-6 1-3 2B		x 0-0 ③ 4-3		4	0	2	0	0	1	0
Reggie Jackson, L (1, 9) OBP: 0.377, SLG: 0.512 Mike Brown, R (9, 9) OBP: 0.304, SLG: 0.412		SSS 0-3 ③ K		x 0-0 1B 1-2 1B		I 4-0 FC4-6 IBB			x 0-0 ① 4-3	3 0	0 0	1 0	0 0	1 0	1 0	0 0
Brian Downing, R (1, 7) OBP: 0.340, SLG: 0.352			x 0-0 ① F8	x 0-0 1-2 2-3 1B		x 0-0 ② FC4-6 FC5-4 1-2f 2-3 3-H			x 0-0 ② F9	4	0	1	1	0	0	2
Bob Boone, R (1, 2) OBP: 0.309, SLG: 0.309			x 0-0 HR 1B	x 0-0 ③ F8		x 0-0 ③ FC5-4 1-2f			x 0-0 ③ 1-3	4	1	1	0	0	0	5
Dick Schofield, R (1, 6) OBP: 0.258, SLG: 0.318			x 0-0 ① 1-H HR		x 0-0 ① 3-1		x 0-0 ① F6			3	1	1	2	0	0	0

Inning Stats	1	2	3	4	5	6	7	8	9
	R: 0 E: 0 K: 1 S: 5	R: 0 E: 0 K: 2 S: 7	R: 2 E: 0 K: 0 S: 5	R: 0 E: 0 K: 0 S: 6	R: 0 E: 0 K: 0 S: 3	R: 1 E: 0 K: 0 S: 4	R: 0 E: 0 K: 0 S: 3	R: 0 E: 0 K: 1 S: 5	R: 0 E: 0 K: 0 S: 3
	H: 0 LOB: 0 BB: 0 P: 5	H: 0 LOB: 0 BB: 0 P: 7	H: 2 LOB: 0 BB: 0 P: 5	H: 3 LOB: 3 BB: 0 P: 6	H: 0 LOB: 0 BB: 0 P: 3	H: 1 LOB: 2 BB: 2 P: 12	H: 0 LOB: 0 BB: 0 P: 3	H: 0 LOB: 0 BB: 0 P: 5	H: 0 LOB: 0 BB: 0 P: 3

AB	33
R	3
H	6
RBI	3
BB	2
SO	4
LOB	7

1B: 4	SF: 0
2B: 1	SAC: 0
3B: 0	DP: 0
HR: 1	HBP: 0

WP: 0	PA: 35
PB: 0	
SB: 0	
CS: 0	

PITCHER	IP	WLS	BF	H	R	ER	SO	BB	IBB	HBP	BLK	WP	HR	S	P	ERA	WHIP
Oil Can Boyd, R (1, 1) ERA: 3.14	9.0	L	35	6	3	3	4	1	1	0	0	0	1	41	49	3.00	0.778

PITCHER	IP	WLS	BF	H	R	ER	SO	BB	IBB	HBP	BLK	WP	HR	S	P	ERA	WHIP

Batter	1	2	3	4	5	6	7	8	9	AB	R	H	RBI	BB	SO	LOB
Dwight Evans, R (1, 9) OBP: 0.377, SLG: 0.372	HR 2B		G5-4-3 1-2f			BBBB 4-0 G6-4-3 BB		6-3		3	1	1	0	1	0	1
Wade Boggs, L (1, 5) OBP: 0.436, SLG: 0.436	L6		BBBB 4-0 BB			F7			FC4-6 1B	3	0	1	0	1	0	2
Jim Rice, R (1, 7) OBP: 0.327, SLG: 0.451	F3		F5			G6-4-3 1-2f			SSS K	4	0	0	0	0	1	4
Bill Buckner, L (1, 3) OBP: 0.314, SLG: 0.432	2-H HR			4-3			F8		SSS K	4	1	1	2	0	1	1
Mike Easler, L (1, 10) OBP: 0.329, SLG: 0.414	F6			SSS K2-3			4-3		FC4-6 1-2f	4	0	0	0	0	1	1
Rich Gedman, L (1, 2) OBP: 0.372, SLG: 0.461		F4		F4			FC6-4 1B			3	0	1	0	0	0	0
Glenn Hoffman, R (1, 6) OBP: 0.320, SLG: 0.399		6-3			F9		FC6-4 1-2f			3	0	0	0	0	0	1
Steve Lyons, L (1, 8) OBP: 0.337, SLG: 0.358		F8			CS 1B			CS 2B		3	0	2	0	0	0	0
Marty Barrett, R (1, 4) OBP: 0.366, SLG: 0.350			BBBB 4-0 G5-4-3 BB		F8 1-2			SSS K 2-3		2	0	0	0	1	1	2
Inning Stats	R: 2 E: 0 K: 0 S: 5 H: 2 LOB: 0 BB: 0 P: 5	R: 0 E: 0 K: 0 S: 3 H: 0 LOB: 0 BB: 0 P: 3	R: 0 E: 0 K: 0 S: 2 H: 0 LOB: 1 BB: 2 P: 10	R: 0 E: 0 K: 1 S: 5 H: 0 LOB: 0 BB: 0 P: 5	R: 0 E: 0 K: 0 S: 3 H: 1 LOB: 0 BB: 0 P: 3	R: 0 E: 0 K: 0 S: 2 H: 0 LOB: 0 BB: 1 P: 6	R: 0 E: 0 K: 0 S: 4 H: 1 LOB: 1 BB: 0 P: 4	R: 0 E: 0 K: 1 S: 5 H: 1 LOB: 0 BB: 0 P: 5	R: 0 E: 0 K: 2 S: 8 H: 1 LOB: 1 BB: 0 P: 8	1B: 3 2B: 2 3B: 0 HR: 1	SF: 0 SAC: 0 DP: 2 HBP: 0						

PITCHER	IP	WLS	BF	H	R	ER	SO	BB	IBB	HBP	BLK	WP	HR	S	P	ERA	WHIP
Ron Romanick, R (1, 1) ERA: 3.01	8.0	W	28	5	2	2	2	3	0	0	0	0	1	29	41	2.25	1.000
Donnie Moore, R (9, 1) ERA: 1.42	1.0	S	4	1	0	0	2	0	0	0	0	0	0	8	8	0.00	1.000

PITCHER	IP	WLS	BF	H	R	ER	SO	BB	IBB	HBP	BLK	WP	HR	S	P	ERA	WHIP

BOTTOM

California Angels @ Boston Red Sox

Fenway Park, Boston, MA

Fri Jul 19 1985, 7:05 PM EDT

Att. 31,368 - Unknown

livebaseballscorecards.com

AB	29
R	2
H	6
RBI	2
BB	3
SO	4
LOB	12

1B: 3	SF: 0	WP: 0	PA: 32
2B: 2	SAC: 0	PB: 0	
3B: 0	DP: 2	SB: 0	
HR: 1	HBP: 0	CS: 2	

Batter	1	2	3	4	5	6	7	8	9	AB	R	H	RBI	BB	SO	LOB
Rod Carew, L (1, 3) OBP: 0.356, SLG: 0.318	4-3		BB 1B / 1B / 1B	6-3			L6 1-2		K	5	1	1	0	0	1	1
Juan Beniquez, R (1, 8) OBP: 0.337, SLG: 0.387	F9		1B BB / 1-2 4-3 / 1B	F8			F9 2-3			4	1	1	0	0	0	1
Brian Downing, R (1, 7) OBP: 0.342, SLG: 0.349	F8		4-3 1B / 1-2 2-3 BB / BB		G5-4-3 / BB		F7			2	1	0	0	2	0	1
Mike Brown, R (1, 9) OBP: 0.303, SLG: 0.407		L5	BB 4-3 / 1-2 2-3 3-H / 1B		G5-4-3 1-2f			1-3		4	0	1	1	0	0	1
Bobby Grich, R (1, 4) OBP: 0.367, SLG: 0.367		WP HR / BB	4-3 / 1-2 2-3 3-H		F7			K		3	1	0	1	1	1	2
Doug DeCinces, R (1, 5) OBP: 0.324, SLG: 0.409		K / 1-2	BB / BB			G4-6-3 / 1B		BB		2	0	1	0	2	1	1
Rufino Linares, R (1, 10) OBP: 0.500, SLG: 2.000										1	1	1	2	0	0	0
Reggie Jackson, L (3, PH) OBP: 0.377, SLG: 0.508		2-H HR	1-2 2-3 3-H BB		G4-6-3 1-2f			K		2	0	0	1	1	1	2
Bob Boone, R (1, 2) OBP: 0.304, SLG: 0.304		F8	4-3		5-3				L5	4	0	0	0	0	0	3
Dick Schofield, R (1, 6) OBP: 0.258, SLG: 0.314			K	F3			F9 S / BB		5-3	3	0	0	0	1	1	0
Inning Stats	R: 0 E: 0 K: 0 S: 3 / H: 0 LOB: 0 BB: 0 P: 3	R: 2 E: 0 K: 1 S: 6 / H: 1 LOB: 0 BB: 1 P: 10	R: 3 E: 0 K: 1 S: 8 / H: 3 LOB: 3 BB: 3 P: 20	R: 0 E: 0 K: 0 S: 3 / H: 0 LOB: 0 BB: 0 P: 3	R: 0 E: 0 K: 0 S: 2 / H: 0 LOB: 0 BB: 1 P: 6	R: 0 E: 0 K: 0 S: 3 / H: 1 LOB: 0 BB: 0 P: 3	R: 0 E: 0 K: 0 S: 3 / H: 0 LOB: 1 BB: 1 P: 7	R: 0 E: 0 K: 2 S: 7 / H: 0 LOB: 1 BB: 1 P: 11	R: 0 E: 0 K: 1 S: 5 / H: 0 LOB: 0 BB: 0 P: 5	1B: 4 2B: 0 3B: 0 HR: 1 / SF: 0 SAC: 0 DP: 2 HBP: 0				WP: 1 PB: 0 SB: 1 CS: 0 / PA: 37		

PITCHER	IP	WLS	BF	H	R	ER	SO	BB	IBB	HBP	BLK	WP	HR	S	P	ERA	WHIP
Bob Ojeda, L (1, 1) ERA: 4.54	2.1	L	13	4	5	5	2	2	0	0	0	1	1	15	23	19.29	2.571
Mike Trujillo, R (3, 1) ERA: 5.44	3.2		13	1	0	0	0	3	0	0	0	0	0	10	22	0.00	1.091
Mark Clear, R (7, 1) ERA: 2.83	2.0		8	0	0	0	2	2	0	0	0	0	0	10	18	0.00	1.000
Bob Stanley, R (9, 1) ERA: 2.37	1.0		3	0	0	0	1	0	0	0	0	0	0	5	5	0.00	0.000

PITCHER	IP	WLS	BF	H	R	ER	SO	BB	IBB	HBP	BLK	WP	HR	S	P	ERA	WHIP

TOP

California Angels @ Boston Red Sox

Fenway Park, Boston, MA

Sat Jul 20 1985, 3:33 AM EDT

Att. 33,147 - Unknown

livebaseballscorecards.com

AB	30
R	5
H	5
RBI	5
BB	7
SO	5
LOB	12

Batter	1	2	3	4	5	6	7	8	9	AB	R	H	RBI	BB	SO	LOB
Dwight Evans, R (1, 9) OBP: 0.378, SLG: 0.369	BBBB 4-0 G4-3 BB		BBBB 4-0 BB 1-2 BB			x 0-0 E6 2B 6-3		x 0-0 ② F5		2	1	0	0	2	0	0
Wade Boggs, L (1, 5) OBP: 0.436, SLG: 0.438	x 0-0 ①② G4-3 1-2f		BBBB 4-0 G5-4-3 1-2 2-3 BB			x 0-0 1-3 2B		SSS 0-3 ③ K		3	0	1	0	1	1	1
Jim Rice, R (1, 7) OBP: 0.323, SLG: 0.446	x 0-0 ③ F3		x 0-0 ②③ G5-4-3 1-2f			SSS 0-3 ① K			x 0-0 ① 6-3	4	0	0	0	0	1	5
Bill Buckner, L (1, 3) OBP: 0.313, SLG: 0.430		x 0-0 ① F8		x 0-0 ① L4		x 0-0 ② 6-3 3-H			x 0-0 3B 1B	4	1	1	1	0	0	1
Mike Easler, L (1, 10) OBP: 0.333, SLG: 0.425		x 0-0 2B		H 1-0 G6-3 HBP		x 0-0 ③ F7			x 0-0 1-H 1B 3B	3	1	2	1	0	0	1
Rich Gedman, L (1, 2) OBP: 0.370, SLG: 0.458 Dave Sax, R (9, PR) OBP: 0.350, SLG: 0.400		x 0-0 ② L7		x 0-0 ②③ G6-3 1-2f			x 0-0 ① F8		x 0-0 3-H 1B	4 0	0 0	1 0	1 0	0 0	0 0	2 0
Glenn Hoffman, R (1, 6) OBP: 0.315, SLG: 0.392 Rick Miller, L (9, PH) OBP: 0.390, SLG: 0.395		SSS 0-3 ③ K			SSS 0-3 ① K		SSS 0-3 ② K		x 0-0 ② F7	3 1	0 0	0 0	0 0	0 0	3 0	1 1
Steve Lyons, L (1, 8) OBP: 0.335, SLG: 0.355			x 0-0 BB BB 1B		SSS 0-3 ② K		x 0-0 ③ 4-3		x 0-0 ③ F7	4	0	1	0	0	1	1
Marty Barrett, R (1, 4) OBP: 0.363, SLG: 0.346			SSS 0-3 ① K		x 0-0 ③ 4-3			x 0-0 ① 6-3		3	0	0	0	0	1	1
Inning Stats	R: 0 H: 0 E: 0 LOB: 0 K: 0 BB: 1 S: 2 P: 6	R: 0 H: 1 E: 0 LOB: 1 K: 1 BB: 0 S: 6 P: 6	R: 0 H: 1 E: 0 LOB: 2 K: 1 BB: 2 S: 5 P: 13	R: 0 H: 0 E: 0 LOB: 0 K: 0 BB: 0 S: 2 P: 3	R: 0 H: 0 E: 0 LOB: 0 K: 2 BB: 0 S: 7 P: 7	R: 1 H: 1 E: 1 LOB: 1 K: 1 BB: 0 S: 7 P: 7	R: 0 H: 0 E: 0 LOB: 0 K: 1 BB: 0 S: 5 P: 5	R: 0 H: 0 E: 0 LOB: 0 K: 1 BB: 0 S: 5 P: 5	R: 2 H: 3 E: 0 LOB: 1 K: 0 BB: 0 S: 6 P: 6	1B: 3 SF: 0 2B: 2 SAC: 0 3B: 1 DP: 3 HR: 0 HBP: 1						

PITCHER		IP	WLS	BF	H	R	ER	SO	BB	IBB	HBP	BLK	WP	HR	S	P	ERA	WHIP
Mike Witt, R ERA: 2.92	(1, 1)	8.1	W	32	5	3	2	7	3	0	1	0	0	0	42	55	2.16	0.960
Pat Clements, L ERA: 2.87	(9, 1)	0.0		1	1	0	0	0	0	0	0	0	0	0	1	1	∞	∞
Donnie Moore, R ERA: 1.4	(9, 1)	0.2	S	2	0	0	0	0	0	0	0	0	0	0	2	2	0.00	0.000

PITCHER	IP	WLS	BF	H	R	ER	SO	BB	IBB	HBP	BLK	WP	HR	S	P	ERA	WHIP

BOTTOM

California Angels @ Boston Red Sox

Fenway Park, Boston, MA

Sat Jul 20 1985, 3:33 AM EDT

Att. 33,147 - Unknown

livebaseballscorecards.com

AB	31
R	3
H	6
RBI	3
BB	3
SO	7
LOB	14

California Angels @ Boston Red Sox

Fenway Park, Boston, MA

Sun Jul 21 1985, 3:33 AM EDT

Att. 28,636 - Unknown

TOP

livebaseballscorecards.com

Batter	1	2	3	4	5	6	7	8	9	AB	R	H	RBI	BB	SO	LOB
Rod Carew, L (1, 3) OBP: 0.349, SLG: 0.311	4-3	K		FC4-6 1-2f 2-3		4-6 2-3	G3		L7	5	0	0	0	0	1	4
Rob Wilfong, L (1, 4) OBP: 0.250, SLG: 0.282	E1	L9		L3			3-1		FC4-6 BB	4	0	0	0	1	0	4
Ruppert Jones, L (1, 7) OBP: 0.389, SLG: 0.548	K		F9		3-1		K		FC4-6 E HBP 1-2f	5	0	0	0	0	2	2
Juan Beniquez, R (1, 8) OBP: 0.334, SLG: 0.381	F8		K		K			L9	FC5 E 1-2 HBP	4	0	0	0	0	2	1
Reggie Jackson, L (1, 9) OBP: 0.380, SLG: 0.524		1B 2B	BB		4-3			HR	E3 1-2 2-3	4	2	2	1	1	0	2
Brian Downing, R (1, 10) OBP: 0.339, SLG: 0.347		L4	K			5-3		1B WP FC5-4 1B	FC5 2-3f	5	1	1	0	0	1	5
Doug DeCinces, R (1, 5) OBP: 0.333, SLG: 0.421		1B 2B 2-H 1B		FC5-6 1B 1B		4-6 2B		FC5-4 1-3 1B		4	1	4	1	0	0	0
Bob Boone, R (1, 2) OBP: 0.310, SLG: 0.308		2B 1-2 1B		FC4-6 FC5-6 1-2 1B		BB		FC5-4 1-2f 3-H		3	0	2	1	1	0	1
Dick Schofield, R (1, 6) OBP: 0.259, SLG: 0.319		1-3 2-H 2B		FC5-6 FC4-6 1-2 2-3f		F7		F9		3	0	1	1	0	0	4
Bobby Grich, R (8, PH) OBP: 0.366, SLG: 0.365										1	0	0	0	0	0	1
Craig Gerber, L (8, 6) OBP: 0.214, SLG: 0.273										0	0	0	0	0	0	0

	AB	38
	R	4
	H	10
	RBI	4
	BB	3
	SO	6
	LOB	24

Inning Stats																								
	R: 0	H: 0	R: 2	H: 4	R: 0	H: 0	R: 0	H: 2	R: 0	H: 0	R: 0	H: 1	R: 0	H: 0	R: 2	H: 3	R: 0	H: 0	1B: 6	SF: 0	WP: 1	PA: 42
	E: 1	LOB: 1	E: 0	LOB: 2	E: 0	LOB: 1	K: 0	LOB: 2	E: 0	LOB: 0	E: 0	LOB: 2	E: 0	LOB: 0	E: 0	LOB: 1	E: 1	LOB: 3	2B: 3	SAC: 0	PB: 0	
	K: 1	BB: 0	K: 1	BB: 0	K: 2	BB: 1	K: 0	BB: 0	K: 1	BB: 0	K: 0	BB: 1	K: 1	BB: 0	K: 0	BB: 0	K: 0	BB: 1	3B: 0	DP: 0	SB: 0	
	S: 6	P: 6	S: 9	P: 9	S: 7	P: 11	S: 5	P: 5	S: 5	P: 5	S: 3	P: 7	S: 5	P: 5	S: 6	P: 6	S: 4	P: 9	HR: 1	HBP: 1	CS: 0	

PITCHER		IP	WLS	BF	H	R	ER	SO	BB	IBB	HBP	BLK	WP	HR	S	P	ERA	WHIP
Al Nipper, R ERA: 4.31	(1, 1)	7.0	W	31	7	2	2	6	2	0	0	0	0	0	40	48	2.57	1.286
Steve Crawford, R ERA: 2.9	(8, 1)	1.0		6	3	2	2	0	0	0	0	0	1	1	6	6	18.00	3.000
Bob Stanley, R ERA: 2.33	(9, 1)	1.0		6	0	0	0	0	1	0	1	0	0	0	4	9	0.00	1.000

PITCHER	IP	WLS	BF	H	R	ER	SO	BB	IBB	HBP	BLK	WP	HR	S	P	ERA	WHIP

BOTTOM

Batter	1	2	3	4	5	6	7	8	9	AB	R	H	RBI	BB	SO	LOB
Dwight Evans, R (1, 9) OBP: 0.378, SLG: 0.379	E 2B 1B	K			HR	L5		G6-4-3 1-2f		5	2	2	1	0	1	2
Wade Boggs, L (1, 5) OBP: 0.437, SLG: 0.439	BBBB E 2B BB 1-2		1-3		6-3	2B 2-H				3	1	1	1	1	0	0
Jim Rice, R (1, 7) OBP: 0.320, SLG: 0.441	E6 2B 1-2 2-3		6-3		F8	F8				4	1	0	0	0	0	3
Bill Buckner, L (1, 3) OBP: 0.315, SLG: 0.436	F7 3B 2B 1-H 2-H 3-H		F8		1B 2B		K			4	2	2	3	0	1	0
Mike Easler, L (1, 10) OBP: 0.332, SLG: 0.421	F7 2-3			K	BBBB 1B BB		K			3	0	0	0	1	2	1
Rich Gedman, L (1, 2) OBP: 0.378, SLG: 0.484	9-3-2 3B 3-H			1B 1B	FC5-4 1-3 2-H		HR			4	1	4	3	0	0	0
Glenn Hoffman, R (1, 6) OBP: 0.309, SLG: 0.384	9-3-2 3-Hf			K	FC5-4 1-2f		6-3			4	0	0	0	0	1	4
Steve Lyons, L (1, 8) OBP: 0.339, SLG: 0.364		F8		1B		2B 2B		1-3		4	1	2	0	0	0	0
Marty Barrett, R (1, 4) OBP: 0.361, SLG: 0.345		F4		F3		K		G6-4-3 1B		4	0	1	0	0	1	3
Inning Stats	R: 4 H: 3 E: 1 LOB: 0 K: 0 BB: 1 S: 6 P: 10	R: 0 H: 0 E: 0 LOB: 0 K: 1 BB: 0 S: 5 P: 5	R: 0 H: 0 E: 0 LOB: 0 K: 0 BB: 0 S: 3 P: 3	R: 0 H: 2 E: 0 LOB: 2 K: 2 BB: 0 S: 9 P: 9	R: 2 H: 3 E: 0 LOB: 2 K: 0 BB: 1 S: 6 P: 10	R: 1 H: 2 E: 0 LOB: 1 K: 1 BB: 0 S: 7 P: 7	R: 1 H: 1 E: 0 LOB: 0 K: 2 BB: 0 S: 8 P: 8	R: 0 H: 1 E: 0 LOB: 0 K: 0 BB: 0 S: 3 P: 3		1B: 5 SF: 0 2B: 5 SAC: 0 3B: 1 DP: 2 HR: 2 HBP: 0						

PITCHER		IP	WLS	BF	H	R	ER	SO	BB	IBB	HBP	BLK	WP	HR	S	P	ERA	WHIP
Urbano Lugo, R ERA: 3.3	(1, 1)	4.2	L	22	7	6	5	3	1	0	0	0	0	1	27	31	9.64	1.714
Pat Clements, L ERA: 2.87	(5, 1)	0.0		2	1	0	0	0	1	0	0	0	0	0	1	5	∞	∞
Luis Sanchez, R ERA: 7.01	(5, 1)	3.1		13	4	2	2	3	0	0	0	0	0	1	19	19	5.40	1.200

PITCHER	IP	WLS	BF	H	R	ER	SO	BB	IBB	HBP	BLK	WP	HR	S	P	ERA	WHIP

California Angels @ Boston Red Sox

Fenway Park, Boston, MA

Sun Jul 21 1985, 3:33 AM EDT

Att. 28,636 - Unknown

livebaseballscorecards.com

AB	35
R	8
H	12
RBI	8
BB	2
SO	6
LOB	13

WP: 0	PA: 37		
PB: 0			
SB: 0			
CS: 0			

Batter	1	2	3	4	5	6	7	8	9	AB	R	H	RBI	BB	SO	LOB
Ruppert Jones, L (1, 8) OBP: 0.395, SLG: 0.552 Rufino Linares, R (9, PH) OBP: 0.333, SLG: 1.333	FC1-6 1B		4-3		1-2 2-H 1B		1-3 1B		K	4 1	0 0	3 0	1 0	0 0	0 1	0 2
Bobby Grich, R (1, 4) OBP: 0.360, SLG: 0.359	FC1-6 CS 1-2f			5-3	F7		4-3		G6-4-3 1-2f	5	0	0	0	0	0	7
Brian Downing, R (1, 7) OBP: 0.341, SLG: 0.344	K 1-2			BB		BB		K		2	0	0	0	2	2	1
Reggie Jackson, L (1, 10) OBP: 0.379, SLG: 0.520		4-3		K		K		HR 1B		4	1	1	0	0	2	2
Doug DeCinces, R (1, 5) OBP: 0.336, SLG: 0.438		4-3 2B		L7		L8		1-H HR		4	1	2	2	0	0	2
Rod Carew, L (1, 3) OBP: 0.347, SLG: 0.310		2-3 4-3			FC6-4 1B	1-3		5-3		4	0	1	0	0	0	2
Mike Brown, R (1, 9) OBP: 0.301, SLG: 0.403		6-3			1-2f FC6-4 BB 1B		FC6-4 1B	5-3		4	1	1	0	0	0	2
Bob Boone, R (1, 2) OBP: 0.310, SLG: 0.311			5-3		F9		1-2f FC6-4 FC6-4		1B 2B	4	0	1	0	0	0	2
Dick Schofield, R (1, 6) OBP: 0.263, SLG: 0.319			L8		1-2 1B BB		1-2f FC6-4 1B		2-3 G6-4-3 1B	3	0	1	0	1	0	1
Inning Stats	R: 0 E: 0 K: 1 S: 5 / H: 1 LOB: 1 BB: 0 P: 5	R: 0 E: 0 K: 0 S: 4 / H: 1 LOB: 1 BB: 0 P: 4	R: 0 E: 0 K: 0 S: 3 / H: 0 LOB: 0 BB: 0 P: 3	R: 0 E: 0 K: 1 S: 5 / H: 0 LOB: 1 BB: 1 P: 9	R: 1 E: 0 K: 0 S: 5 / H: 2 LOB: 2 BB: 1 P: 9	R: 0 E: 0 K: 1 S: 5 / H: 0 LOB: 1 BB: 1 P: 9	R: 0 E: 0 K: 0 S: 5 / H: 2 LOB: 2 BB: 0 P: 5	R: 2 E: 0 K: 1 S: 7 / H: 2 LOB: 0 BB: 0 P: 7	R: 0 E: 0 K: 1 S: 6 / H: 2 LOB: 1 BB: 0 P: 6	1B: 7 2B: 3 3B: 0 HR: 1 / SF: 0 SAC: 0 DP: 2 HBP: 0						

PITCHER	IP	WLS	BF	H	R	ER	SO	BB	IBB	HBP	BLK	WP	HR	S	P	ERA	WHIP
Pete Vuckovich, R (1, 1) ERA: 5.52	6.0	W	24	4	1	1	3	3	0	0	0	0	0	27	39	1.50	1.167
Rick Waits, L (7, 1) ERA: 4.7	3.0	S	14	6	2	2	2	0	0	0	0	0	1	18	18	6.00	2.000

PITCHER	IP	WLS	BF	H	R	ER	SO	BB	IBB	HBP	BLK	WP	HR	S	P	ERA	WHIP

TOP

California Angels @ Milwaukee Brewers

Milwaukee County Stadium, Milwaukee, WI

Mon Jul 22 1985, 8:05 PM EDT

Att. 13,389 - Unknown

livebaseballscorecards.com

AB	35
R	3
H	10
RBI	3
BB	3
SO	5
LOB	21

1B: 7	SF: 0	WP: 0	PA: 38
2B: 3	SAC: 0	PB: 0	
3B: 0	DP: 2	SB: 0	
HR: 1	HBP: 0	CS: 1	

Batter	1	2	3	4	5	6	7	8	9	AB	R	H	RBI	BB	SO	LOB
Paul Molitor, R (1, 5) OBP: 0.373, SLG: 0.442	5-3		F9		HR 1B	F8		2B E 1B; F5		6	2	2	1	0	0	3
Robin Yount, R (1, 8) OBP: 0.337, SLG: 0.432	1-3		5-3		F7		4-3	E E 2B		5	1	1	1	0	0	1
Cecil Cooper, L (1, 10) OBP: 0.340, SLG: 0.483	BB 3B 1B		WP 2B		1-H HR		F8	E E IBB		4	3	3	2	1	0	0
Ted Simmons, S (1, 3) OBP: 0.334, SLG: 0.410	1-2 3B BB		2-3 BB		HR		HR 1B	FC E 1B		3	4	2	1	2	0	2
Ben Oglivie, L (1, 7) OBP: 0.346, SLG: 0.406	1-H 2-H WP 3B		4-3		4-3		1-H HR	E4 1B E		5	3	2	5	0	0	3
Jim Gantner, L (1, 4) OBP: 0.313, SLG: 0.333	G3 3-H			4-3	4-3		F8	FC4-6 E 1B 1B		5	1	1	1	0	0	0
Ernest Riles, L (1, 6) OBP: 0.309, SLG: 0.383		G4-3 1B		1B		2B		FC2-5 WP BB; FC FC4-6		4	0	3	0	1	0	1
Rick Manning, L (1, 9) OBP: 0.279, SLG: 0.282		K		L8		FC6-4 BB		1-2 1B FC2-5 BB; FC4-6		3	1	0	0	2	1	4
Charlie Moore, R (1, 2) OBP: 0.287, SLG: 0.282		G4-3 1-2f		F5		FC6-4 1-2f		FC2-5 1B 2B; 1B		5	1	1	1	0	0	5
Inning Stats	R: 3 E: 0 K: 0 S: 5 H: 2 LOB: 0 BB: 1 P: 9	R: 0 E: 0 K: 1 S: 5 H: 1 LOB: 0 BB: 0 P: 5	R: 0 E: 0 K: 0 S: 4 H: 1 LOB: 2 BB: 1 P: 8	R: 0 E: 0 K: 0 S: 4 H: 1 LOB: 1 BB: 0 P: 4	R: 3 E: 0 K: 0 S: 6 H: 3 LOB: 0 BB: 0 P: 6	R: 0 E: 0 K: 0 S: 3 H: 1 LOB: 1 BB: 1 P: 7	R: 2 E: 0 K: 0 S: 5 H: 2 LOB: 0 BB: 0 P: 5	R: 8 E: 3 K: 0 S: 10 H: 4 LOB: 2 BB: 3 P: 22		1B: 8 2B: 3 3B: 1 HR: 3	SF: 0 SAC: 0 DP: 1 HBP: 0						

BOTTOM

California Angels @ Milwaukee Brewers

Milwaukee County Stadium, Milwaukee, WI

Mon Jul 22 1985, 8:05 PM EDT

Att. 13,389 - Unknown

livebaseballscorecards.com

AB	40
R	16
H	15
RBI	12
BB	6
SO	1
LOB	19

WP: 3 PB: 0 SB: 0 CS: 0 PA: 46

PITCHER		IP	WLS	BF	H	R	ER	SO	BB	IBB	HBP	BLK	WP	HR	S	P	ERA	WHIP
Jim Slaton, R ERA: 4.31	(1, 1)	4.1	L	22	8	6	6	1	2	0	0	0	2	2	22	30	12.46	2.308
Pat Clements, L ERA: 3.38	(5, 1)	2.2		13	3	4	4	0	3	0	0	0	1	1	10	22	13.50	2.250
Doug Corbett, R ERA: 3.93	(8, 1)	1.0		11	4	6	0	0	0	1	0	0	0	0	10	14	0.00	4.000

PITCHER	IP	WLS	BF	H	R	ER	SO	BB	IBB	HBP	BLK	WP	HR	S	P	ERA	WHIP

California Angels @ Milwaukee Brewers

Milwaukee County Stadium, Milwaukee, WI

Tue Jul 23 1985, 8:05 PM EDT

Att. 14,666 - Unknown

TOP

livebaseballscorecards.com

Batter	1	2	3	4	5	6	7	8	9	AB	R	H	RBI	BB	SO	LOB
Ruppert Jones, L (1, 8) OBP: 0.388, SLG: 0.542	K		4-3 1-2		4-3		G1-6-3 1-2f			4	0	0	0	0	1	3
Rob Wilfong, L (1, 4) OBP: 0.250, SLG: 0.281	F9		F9			1B FC5-2-3-5 1B		4-3		4	0	1	0	0	0	1
Brian Downing, R (1, 7) OBP: 0.346, SLG: 0.358	F5			HR		FC5-2-3-5 1-3 1B		BBBB G4-6-3 BB		3	1	2	1	1	0	0
Reggie Jackson, L (1, 9) OBP: 0.374, SLG: 0.512 Darrell Miller, R (8, 9) OBP: 0.381, SLG: 0.450		5-3		K		K		G4-6-3 1-2f		4 0	0 0	0 0	0 0	0 0	2 0	3 0
Doug DeCinces, R (1, 5) OBP: 0.334, SLG: 0.439		F8		1B 2B		FC5-2-3-5 1-2 3-H			F9	4	1	1	0	0	0	2
Rod Carew, L (1, 3) OBP: 0.353, SLG: 0.322		E7 2B		G6-4-3 2-H 1B		L8			FC 1B	4	0	3	1	0	0	2
Bobby Grich, R (1, 10) OBP: 0.359, SLG: 0.357		F8		G6-4-3 1-2f			BB 1B		FC G4-6-3 1-2	4	0	1	0	0	0	3
Bob Boone, R (1, 2) OBP: 0.309, SLG: 0.310			FC4-6 1B		K		F1		G4-6-3 1-2f	4	0	1	0	0	1	3
Dick Schofield, R (1, 6) OBP: 0.263, SLG: 0.316			FC4-6 4-3 1-2f		K		BBBB G1-6-3 1-2 BB			2	0	0	0	1	1	1

AB	33
R	2
H	9
RBI	2
BB	2
SO	5
LOB	18

Inning Stats																																		
	R: 0	E: 0	K: 1	S: 5	H: 0	LOB: 0	BB: 0	P: 5	R: 0	E: 1	K: 0	S: 4	H: 1	LOB: 1	BB: 0	P: 4	R: 0	E: 0	K: 0	S: 4	H: 1	LOB: 1	BB: 0	P: 4	R: 2	E: 0	K: 1	S: 7	H: 3	LOB: 0	BB: 0	P: 7	R: 0	E: 0	K: 2	S: 7	H: 0	LOB: 0	BB: 0	P: 7	R: 0	E: 0	K: 1	S: 7	H: 2	LOB: 2	BB: 0	P: 7	R: 0	E: 0	K: 0	S: 3	H: 1	LOB: 1	BB: 1	P: 7	R: 0	E: 0	K: 0	S: 2	H: 0	LOB: 0	BB: 1	P: 6	R: 0	E: 0	K: 0	S: 4	H: 1	LOB: 1	BB: 0	P: 4	1B: 6	2B: 2	3B: 0	HR: 1	SF: 0	SAC: 0	DP: 4	HBP: 0	WP: 0	PB: 0	SB: 0	CS: 0	PA: 35

PITCHER	IP	WLS	BF	H	R	ER	SO	BB	IBB	HBP	BLK	WP	HR	S	P	ERA	WHIP
Danny Darwin, R (1, 1) ERA: 3.46	9.0	L	35	9	2	2	5	2	0	0	0	0	1	43	51	2.00	1.222

PITCHER	IP	WLS	BF	H	R	ER	SO	BB	IBB	HBP	BLK	WP	HR	S	P	ERA	WHIP

California Angels @ Milwaukee Brewers

Milwaukee County Stadium, Milwaukee, WI

Tue Jul 23 1985, 8:05 PM EDT

Att. 14,666 - Unknown

livebaseballscorecards.com

BOTTOM

Batter	1	2	3	4	5	6	7	8	9	AB	R	H	RBI	BB	SO	LOB
Paul Molitor, R (1, 5) OBP: 0.372, SLG: 0.439	F9		K		F4			HBP, 1B		4	0	1	0	0	1	2
Robin Yount, R (1, 8) OBP: 0.336, SLG: 0.428	F3			K		5-3		1-2, HBP		3	0	0	0	0	1	0
Cecil Cooper, L (1, 10) OBP: 0.336, SLG: 0.477	3-1			L9		4-3		L7		4	0	0	0	0	0	2
Ted Simmons, S (1, 3) OBP: 0.333, SLG: 0.406		F8		4-0, BB		F9			6-3	3	0	0	0	1	0	0
Ben Oglivie, L (1, 7) OBP: 0.348, SLG: 0.405		4-0, FC4-6, BB		F3			G4-6-3, 1B		4-3	3	0	1	0	1	0	1
Jim Gantner, L (1, 4) OBP: 0.315, SLG: 0.335		F5			2B, WP, 1B		F9		1B	4	0	2	0	0	0	2
Ernest Riles, L (1, 6) OBP: 0.303, SLG: 0.375		FC4-6, 1-2f			K		G4-6-3, 1-2f		4-3	4	0	0	0	0	1	4
Paul Householder, S (1, 9) OBP: 0.333, SLG: 0.360			F9		1-3, 2B			K		3	0	1	0	0	1	0
Charlie Moore, R (1, 2) OBP: 0.283, SLG: 0.279			1-3		F4			F9		3	0	0	0	0	0	2
Inning Stats	R: 0, H: 0, E: 0, LOB: 0, K: 0, BB: 0, S: 3, P: 3	R: 0, H: 0, E: 0, LOB: 1, K: 0, BB: 1, S: 3, P: 7	R: 0, H: 0, E: 0, LOB: 0, K: 1, BB: 0, S: 5, P: 5	R: 0, H: 0, E: 0, LOB: 1, K: 1, BB: 1, S: 5, P: 9	R: 0, H: 2, E: 0, LOB: 2, K: 1, BB: 0, S: 7, P: 7	R: 0, H: 0, E: 0, LOB: 0, K: 0, BB: 0, S: 3, P: 3	R: 0, H: 1, E: 0, LOB: 0, K: 0, BB: 0, S: 3, P: 3	R: 0, H: 1, E: 0, LOB: 2, K: 1, BB: 0, S: 6, P: 7	R: 0, H: 1, E: 0, LOB: 1, K: 0, BB: 0, S: 4, P: 4	1B: 4, 2B: 1, 3B: 0, HR: 0	SF: 0, SAC: 0, DP: 1, HBP: 1	WP: 1, PB: 0, SB: 0, CS: 0	PA: 34			

	AB	31
	R	0
	H	5
	RBI	0
	BB	2
	SO	4
	LOB	13

PITCHER	IP	WLS	BF	H	R	ER	SO	BB	IBB	HBP	BLK	WP	HR	S	P	ERA	WHIP
Kirk McCaskill, R (1, 1) ERA: 4.42	9.0	W	34	5	0	0	4	2	0	1	0	1	0	39	48	0.00	0.778

PITCHER	IP	WLS	BF	H	R	ER	SO	BB	IBB	HBP	BLK	WP	HR	S	P	ERA	WHIP

California Angels @ Milwaukee Brewers

Milwaukee County Stadium, Milwaukee, WI

Wed Jul 24 1985, 4:33 AM EDT

Att. 24,380 - Unknown

TOP

livebaseballscorecards.com

Batter	1	2	3	4	5	6	7	8	9	AB	R	H	RBI	BB	SO	LOB
Dick Schofield, R (1, 6) OBP: 0.266, SLG: 0.315	F8		K		1B 2B 1B	F4			BB 1B	4	1	1	0	1	1	0
Juan Beniquez, R (1, 3) OBP: 0.339, SLG: 0.385	F9		6-3		2B SF7 1B 1-3		CS 1B		1B 1-2	5	1	3	0	0	0	0
Brian Downing, R (1, 7) OBP: 0.347, SLG: 0.360	BB			6-3	6-3 1B 2B 1-3 3-H		K 1-2		F7	4	1	1	1	1	1	3
Doug DeCinces, R (1, 5) OBP: 0.335, SLG: 0.441	F7			FC3-6 HR 2B	SF7 3-H		BB		F3	3	1	1	1	1	0	3
Bobby Grich, R (1, 4) OBP: 0.356, SLG: 0.352		L7		FC3-6 BB	6-3 2-3		K		6-3	4	0	0	0	1	1	4
Mike Brown, R (1, 9) OBP: 0.313, SLG: 0.434		HR		FC3-6 HR 1-2f 2-3	1B 3-H			G1-6-3 1B		4	2	3	2	0	0	2
Rufino Linares, R (1, 10) OBP: 0.286, SLG: 1.143		L9		HR 1-H 3-H	K			G1-6-3 1-2f		4	1	1	3	0	1	2
Darrell Miller, R (1, 8) OBP: 0.360, SLG: 0.458		4-3		F3		L6		2B		4	0	1	0	0	0	0
Bob Boone, R (1, 2) OBP: 0.308, SLG: 0.321			L7		HR	L5		6-3		4	1	1	1	0	0	1

	AB	36
	R	8
	H	12
	RBI	8
	BB	4
	SO	4
	LOB	15

Inning Stats	1	2	3	4	5	6	7	8	9	1B: 6	SF: 1	WP: 0	PA: 41
R:	0	1	0	3	4	0	0	0	0	2B: 4	SAC: 0	PB: 0	
E:	0	0	0	0	0	0	0	0	0	3B: 0	DP: 2	SB: 0	
K:	0	0	1	0	1	0	2	0	0	HR: 3	HBP: 0	CS: 1	
S:	3	4	5	5	10	3	7	4	4				
H:	0	1	0	2	5	0	1	2	1				
LOB:	1	0	0	0	1	0	1	2	2				
BB:	1	0	0	1	0	0	1	0	1				
P:	7	4	5	9	10	3	11	4	8				

PITCHER		IP	WLS	BF	H	R	ER	SO	BB	IBB	HBP	BLK	WP	HR	S	P	ERA	WHIP
Teddy Higuera, L ERA: 5.01	(1, 1)	4.0	L	20	6	7	7	1	2	0	0	0	0	3	20	28	15.75	2.000
Pete Ladd, R ERA: 4.09	(5, 1)	2.0		8	2	1	1	1	0	0	0	0	0	0	10	10	4.50	1.000
Bob McClure, L ERA: 4.37	(7, 1)	2.0		8	3	0	0	2	1	0	0	0	0	0	11	15	0.00	2.000
Rollie Fingers, R ERA: 4.99	(9, 1)	1.0		5	1	0	0	0	1	0	0	0	0	0	4	8	0.00	2.000

PITCHER	IP	WLS	BF	H	R	ER	SO	BB	IBB	HBP	BLK	WP	HR	S	P	ERA	WHIP

Batter	1	2	3	4	5	6	7	8	9	AB	R	H	RBI	BB	SO	LOB
Paul Molitor, R (1, 10) OBP: 0.372, SLG: 0.437	E6		1B		L8 ②		BBBB 4-0 BB		F9 ②	4	1	1	0	1	0	1
Robin Yount, R (1, 8) OBP: 0.340, SLG: 0.432	E7 1-H		1-2 1B ②		L8 ③		F9 ②		BBBB 4-0 BB	4	1	2	1	1	0	2
Cecil Cooper, L (1, 3) OBP: 0.332, SLG: 0.470	S S S 0-3 K ①		F6 ③			F8 ①	4-3 ③		F9 ③	5	0	0	0	0	1	4
Ben Oglivie, L (1, 7) OBP: 0.351, SLG: 0.417	SF8 ② 3-H			F7 ①		1B 2B		E SF7 2B		3	2	2	1	0	0	0
Bill Schroeder, R (1, 2) OBP: 0.320, SLG: 0.491	F5 ③			1B 2B		5-3 ②		6-3 ①		4	0	1	0	0	0	2
Ernest Riles, L (1, 6) OBP: 0.317, SLG: 0.388		G4-6-3 1B		G4-6-3 2-3 1B		2-H 1B		E6 2-3 1B		4	0	4	1	0	0	0
Jim Gantner, L (1, 4) OBP: 0.315, SLG: 0.333		G4-6-3 ① ② 1-2f		G4-6-3 ② ③ 1-2f		BBBB 4-0 BB		SF7 ② 3-H		2	0	0	1	1	0	3
Paul Householder, S (1, 9) OBP: 0.323, SLG: 0.347		F7 ③			4-3 ①	G3 ③		6-3 ③		4	0	0	0	0	0	3
Ed Romero, R (1, 5) OBP: 0.283, SLG: 0.220			F7 ①		BBBB 4-0 BB		1-3 ①		G3 ①	2	0	0	0	1	0	0
Ted Simmons, S (9, PH) OBP: 0.332, SLG: 0.405										1	0	0	0	0	0	0
Inning Stats	R: 2 E: 2 K: 1 S: 7 H: 1 LOB: 0 BB: 0 P: 7	R: 0 E: 0 K: 0 S: 3 H: 1 LOB: 0 BB: 0 P: 3	R: 0 E: 0 K: 0 S: 4 H: 2 LOB: 1 BB: 0 P: 4	R: 0 E: 0 K: 0 S: 4 H: 2 LOB: 1 BB: 0 P: 4	R: 0 E: 0 K: 0 S: 3 H: 0 LOB: 1 BB: 1 P: 7	R: 1 E: 0 K: 0 S: 5 H: 2 LOB: 2 BB: 1 P: 9	R: 0 E: 0 K: 0 S: 3 H: 0 LOB: 1 BB: 1 P: 7	R: 1 E: 1 K: 0 S: 5 H: 2 LOB: 1 BB: 0 P: 5	R: 0 E: 0 K: 0 S: 3 H: 0 LOB: 1 BB: 1 P: 7	1B: 6 2B: 4 3B: 0 HR: 0	SF: 2 SAC: 0 DP: 2 HBP: 0						

BOTTOM

California Angels @ Milwaukee Brewers

Milwaukee County Stadium, Milwaukee, WI

Wed Jul 24 1985, 4:33 AM EDT

Att. 24,380 - Unknown

livebaseballscorecards.com

AB	33
R	4
H	10
RBI	4
BB	4
SO	1
LOB	15

WP: 0 PB: 0 SB: 0 CS: 0 PA: 39

PITCHER		IP	WLS	BF	H	R	ER	SO	BB	IBB	HBP	BLK	WP	HR	S	P	ERA	WHIP
Ron Romanick, R ERA: 2.94	(1, 1)	6.0	W	26	8	3	1	1	2	0	0	0	0	0	26	34	1.50	1.667
Stu Cliburn, R ERA: 2.06	(7, 1)	2.0		9	2	1	0	0	1	0	0	0	0	0	8	12	0.00	1.500
Donnie Moore, R ERA: 1.38	(9, 1)	1.0		4	0	0	0	0	1	0	0	0	0	0	3	7	0.00	1.000

PITCHER	IP	WLS	BF	H	R	ER	SO	BB	IBB	HBP	BLK	WP	HR	S	P	ERA	WHIP

Batter	1	2	3	4	5	6	7	8	9	AB	R	H	RBI	BB	SO	LOB
Ruppert Jones, L (1, 8) OBP: 0.386, SLG: 0.536	F9		G1-6-3			1-6 2-3f		1B		4	0	1	0	0	0	2
Rob Wilfong, L (1, 4) OBP: 0.245, SLG: 0.275	G1-5-3			4-3		F9		4-3		4	0	0	0	0	0	2
Brian Downing, R (1, 7) OBP: 0.349, SLG: 0.360	5-3			5-3			4-3 1B HBP		G4-6-3 1B	3	0	1	0	0	0	0
Reggie Jackson, L (1, 9) OBP: 0.372, SLG: 0.506		F8 SH5-3 BB		G3			K		G4-6-3 1-2f	3	0	0	0	1	1	2
Doug DeCinces, R (1, 5) OBP: 0.338, SLG: 0.443 Craig Gerber, L (5, PR) OBP: 0.241, SLG: 0.298 (5, 5)		SH5-3 1-2			G5-4-3 1B		4-3 1-2 1B		1B	1 2	0 0	1 2	0 0	0 0	0 0	0 0
Rod Carew, L (1, 3) OBP: 0.348, SLG: 0.316		F8 2-3			G5-4-3 1-2f		4-3 1-2 2-3		F8	4	0	0	0	0	0	5
Bobby Grich, R (1, 10) OBP: 0.353, SLG: 0.348		6-3			F7		K			3	0	0	0	0	1	4
Jerry Narron, L (1, 2) OBP: 0.298, SLG: 0.411			E4 G5-4-3			1-6 1B		F7		3	0	1	0	0	0	0
Dick Schofield, R (1, 6) OBP: 0.266, SLG: 0.315			G5-4-3 1-2f			1-2 1B		K		3	0	1	0	0	1	1
Inning Stats	R: 0 E: 0 K: 0 S: 3 H: 0 LOB: 0 BB: 0 P: 3	R: 0 E: 0 K: 0 S: 3 H: 0 LOB: 1 BB: 1 P: 7	R: 0 E: 1 K: 0 S: 3 H: 0 LOB: 0 BB: 0 P: 3	R: 0 E: 0 K: 0 S: 3 H: 0 LOB: 0 BB: 0 P: 3	R: 0 E: 0 K: 0 S: 3 H: 1 LOB: 1 BB: 0 P: 3	R: 0 E: 0 K: 0 S: 4 H: 2 LOB: 1 BB: 0 P: 4	R: 0 E: 0 K: 2 S: 8 H: 1 LOB: 2 BB: 0 P: 9	R: 0 E: 0 K: 1 S: 6 H: 1 LOB: 1 BB: 0 P: 6	R: 0 E: 0 K: 0 S: 4 H: 2 LOB: 1 BB: 0 P: 4	1B: 7 2B: 1 3B: 0 HR: 0 SF: 0 SAC: 1 DP: 4 HBP: 1						

PITCHER	IP	WLS	BF	H	R	ER	SO	BB	IBB	HBP	BLK	WP	HR	S	P	ERA	WHIP
Dave Stieb, R (1, 1) ERA: 1.95	9.0	W	33	7	0	0	3	1	0	1	0	0	0	37	42	0.00	0.889

PITCHER	IP	WLS	BF	H	R	ER	SO	BB	IBB	HBP	BLK	WP	HR	S	P	ERA	WHIP

TOP

California Angels @ Toronto Blue Jays

Exhibition Stadium, Toronto, ON

Thu Jul 25 1985, 7:05 PM EDT

Att. 32,083 - Unknown

livebaseballscorecards.com

AB	30
R	0
H	7
RBI	0
BB	1
SO	3
LOB	16

PA:	33
WP:	0
PB:	0
SB:	0
CS:	0

Batter	1	2	3	4	5	6	7	8	9	AB	R	H	RBI	BB	SO	LOB
Damaso Garcia, R (1, 4) OBP: 0.297, SLG: 0.358	F8 G3 1B	S 1B 1-3 2-H 3-H		1-3 1B 1-2 1B		1B 2B		1B		5	0	2	2	0	0	4
Manuel Lee, S (9, 4) OBP: 0.143, SLG: 0.111										0	0	0	0	0	0	0
Lloyd Moseby, L (1, 8) OBP: 0.332, SLG: 0.377	G3 ① 1-2	S ③ 1-2 3-H		1-3 ② 1-2 2-3		F5 ② F5 ③				5	0	2	2	0	1	3
Rance Mulliniks, L (1, 5) OBP: 0.412, SLG: 0.484	F8 ② 2-3	K ① S S S		0-0 ③ 2-H 3-H 1B		1B 2-H 1B				4	1	2	0	0	1	1
Garth Iorg, R (8, 5) OBP: 0.374, SLG: 0.433										0	0	0	0	0	0	0
George Bell, R (1, 7) OBP: 0.327, SLG: 0.496	K ③ S S S	2B 1B 1B		0-0 ③ 2-H 3-H 1B	3-1 BB 1B	K ① S S S				2	1	1	0	1	1	1
Lou Thornton, L (7, PH) OBP: 0.242, SLG: 0.281 (8, 7)										1	0	0	0	0	1	0
Al Oliver, L (1, 10) OBP: 0.276, SLG: 0.372		3-1 1B 1B 1B 1-3 1B 2B			B B B B 4-0 3-1 1-2 BB	K ② S S S				4	1	1	0	0	0	4
Willie Upshaw, L (1, 3) OBP: 0.326, SLG: 0.392		3-1 1-2 1B 1B F5 ②			L8 ①	4-3 ③				4	1	2	2	0	0	2
Ernie Whitt, L (1, 2) OBP: 0.346, SLG: 0.513	3-1 ① 1-2 2-3 2-H 3-H 1B				3-1 ② 1-2 2-3			F8 ①		4	1	1	1	0	0	4
Jesse Barfield, R (1, 9) OBP: 0.343, SLG: 0.479	1B S IBB		G3 ①		F8 ③			HR		2	1	0	0	1	0	0
Tony Fernandez, S (1, 6) OBP: 0.333, SLG: 0.382	F6 ② H 1-0 1-3 1B 1B HBP					L5 ①		F6 ②		4	1	3	0	0	0	3
Inning Stats	R: 0 H: 1 E: 0 LOB: 1 K: 1 BB: 0 S: 6 P: 6	R: 2 H: 3 E: 0 LOB: 2 K: 0 BB: 1 S: 5 P: 9	R: 2 H: 3 E: 0 LOB: 1 K: 1 BB: 0 S: 7 P: 7	R: 1 H: 2 E: 0 LOB: 2 K: 0 BB: 0 S: 4 P: 5	R: 0 H: 1 E: 0 LOB: 2 K: 0 BB: 1 S: 4 P: 8	R: 1 H: 2 E: 0 LOB: 1 K: 0 BB: 0 S: 4 P: 4	R: 0 H: 0 E: 0 LOB: 0 K: 2 BB: 0 S: 7 P: 7	R: 1 H: 2 E: 0 LOB: 1 K: 0 BB: 0 S: 5 P: 5		1B: 11 SF: 0 2B: 2 SAC: 0 3B: 0 DP: 0 HR: 1 HBP: 1						

PITCHER		IP	WLS	BF	H	R	ER	SO	BB	IBB	HBP	BLK	WP	HR	S	P	ERA	WHIP
Mike Witt, R ERA: 3.13	(1, 1)	4.0	L	21	9	5	5	2	0	1	1	0	0	0	22	27	11.25	2.250
Jim Slaton, R ERA: 4.31	(5, 1)	4.0		17	5	2	2	2	1	0	0	0	0	1	20	24	4.50	1.500

PITCHER	IP	WLS	BF	H	R	ER	SO	BB	IBB	HBP	BLK	WP	HR	S	P	ERA	WHIP

BOTTOM

California Angels @ Toronto Blue Jays

Exhibition Stadium, Toronto, ON

Thu Jul 25 1985, 7:05 PM EDT

Att. 32,083 - Unknown

livebaseballscorecards.com

AB	35
R	7
H	14
RBI	7
BB	2
SO	4
LOB	22

WP: 0	PA: 38		
PB: 0			
SB: 1			
CS: 0			

Batter	1	2	3	4	5	6	7	8	9	AB	R	H	RBI	BB	SO	LOB
Rod Carew, L (1, 3) OBP: 0.350, SLG: 0.320	S S S 0-3 ① K		x 0-0 ③ F8			x 0-0 1B	x 0-0 1-2 2-H 1B			4	0	2	1	0	1	0
Juan Beniquez, R (1, 8) OBP: 0.338, SLG: 0.384	S S S 0-3 ② K			x 0-0 S 1B		S S S 0-3 ② K	x 0-0 ③ L4			4	0	1	0	0	2	3
Dick Schofield, R (7, 6) OBP: 0.266, SLG: 0.315										0	0	0	0	0	0	0
Reggie Jackson, L (1, 10) OBP: 0.367, SLG: 0.498	x 0-0 ③ 1-3			S S S 0-3 ① K		S S S 0-3 ③ K		S S S 0-3 ① K		4	0	0	0	0	3	2
Doug DeCinces, R (1, 5) OBP: 0.336, SLG: 0.440		x 0-0 ① 1-3		S S S 0-3 ② K 1-2			x 0-0 HR 1B	x 0-0 ② 4-3		4	1	1	0	0	1	1
Ruppert Jones, L (1, 7) OBP: 0.386, SLG: 0.547		x 0-0 ② F5		x 0-0 ③ F8			x 0-0 1-H HR	x 0-0 ③ 5-3		3	1	1	2	0	0	1
(7, 8)										1	0	0	0	0	0	0
Darrell Miller, R (8, PH) OBP: 0.346, SLG: 0.440																
(8, 8)																
Mike Brown, R (1, 9) OBP: 0.312, SLG: 0.435		x 0-0 2B			S S S 0-3 ① K		x 0-0 ① 5-3		x 0-0 ① 1-3	4	0	1	0	0	1	0
Rob Wilfong, L (1, 4) OBP: 0.239, SLG: 0.269		x 0-0 ③ F7			x 0-0 ② 6-3		x 0-0 ② L1		S S S 0-3 ② K	4	0	0	0	0	1	1
Bob Boone, R (1, 2) OBP: 0.307, SLG: 0.320			x 0-0 ① 4-3		x 0-0 ③ F7		x 0-0 BB 1B 1B		x 0-0 ③ F9	4	1	1	0	0	0	0
Craig Gerber, L (1, 6) OBP: 0.233, SLG: 0.288			x 0-0 ② F9			x 0-0 ① 1-3 B B B B	4-0 1B 1-2 BB			2	0	0	0	0	0	0
Brian Downing, R (7, PH) OBP: 0.351, SLG: 0.360										0	0	0	0	1	0	0
(7, 7)																
Inning Stats	R: 0 E: 0 K: 2 S: 7 H: 0 LOB: 0 BB: 0 P: 7	R: 0 E: 0 K: 0 S: 4 H: 1 LOB: 1 BB: 0 P: 4	R: 0 E: 0 K: 0 S: 3 H: 0 LOB: 0 BB: 0 P: 3	R: 0 E: 0 K: 2 S: 8 H: 1 LOB: 1 BB: 0 P: 8	R: 0 E: 0 K: 1 S: 5 H: 0 LOB: 0 BB: 0 P: 5	R: 0 E: 0 K: 2 S: 8 H: 1 LOB: 1 BB: 0 P: 8	R: 3 E: 0 K: 0 S: 7 H: 4 LOB: 2 BB: 1 P: 11	R: 0 E: 0 K: 1 S: 5 H: 0 LOB: 0 BB: 0 P: 5	R: 0 E: 0 K: 1 S: 5 H: 0 LOB: 0 BB: 0 P: 5	1B: 5 2B: 1 3B: 0 HR: 1	SF: 0 SAC: 0 DP: 0 HBP: 0						

PITCHER	IP	WLS	BF	H	R	ER	SO	BB	IBB	HBP	BLK	WP	HR	S	P	ERA	WHIP
Jim Clancy, R (1, 1) ERA: 3.96	5.0	W	17	2	0	0	5	0	0	0	0	0	0	27	27	0.00	0.400
Dennis Lamp, R (6, 1) ERA: 3.52	1.2		10	4	3	3	2	1	0	0	0	0	1	13	17	16.20	3.000
Gary Lavelle, L (7, 1) ERA: 2.82	1.1		5	1	0	0	1	0	0	0	0	0	0	7	7	0.00	0.750
Bill Caudill, R (9, 1) ERA: 3.09	1.0		3	0	0	0	1	0	0	0	0	0	0	5	5	0.00	0.000

PITCHER	IP	WLS	BF	H	R	ER	SO	BB	IBB	HBP	BLK	WP	HR	S	P	ERA	WHIP

TOP

California Angels @ Toronto Blue Jays

Exhibition Stadium, Toronto, ON

Fri Jul 26 1985, 7:05 PM EDT

Att. 31,294 - Unknown

livebaseballscorecards.com

AB	34
R	3
H	7
RBI	3
BB	1
SO	9
LOB	8

WP: 0 PB: 0 SB: 1 CS: 0 PA: 35

BOTTOM

California Angels @ Toronto Blue Jays

Exhibition Stadium, Toronto, ON

Fri Jul 26 1985, 7:05 PM EDT

Att. 31,294 - Unknown

livebaseballscorecards.com

Batter	1	2	3	4	5	6	7	8	9	AB	R	H	RBI	BB	SO	LOB
Damaso Garcia, R (1, 4) OBP: 0.299, SLG: 0.360	4-3 2B 2B		F9	6-3		SH3-4 3B 1B BB	F6			4	2	1	0	1	0	2
Lloyd Moseby, L (1, 8) OBP: 0.336, SLG: 0.378 Lou Thornton, L (7, PR) OBP: 0.265, SLG: 0.303 (8, 9)	4-3 2-3		S BB	2B BB	SH3-4 3B 1-2 1B		1B 1-2 2-H 1B			2 1	0 1	1 1	0 1	2 0	0 0	1 0
Rance Mulliniks, L (1, 5) OBP: 0.415, SLG: 0.495 Garth Iorg, R (7, PH) OBP: 0.378, SLG: 0.437 (8, 5)	1B 3-H 2B		F8 1-2		G5-3 1-3 2B		SH3-4 1-2 2-3	1B 1-2 2-H 1B		3 1	1 0	2 1	1 1	0 0	0 0	1 0
George Bell, R (1, 7) OBP: 0.325, SLG: 0.491	F4			K	IBB		K	F3		4	0	0	0	1	2	5
Al Oliver, L (1, 10) OBP: 0.287, SLG: 0.382 Jeff Burroughs, R (5, PH) OBP: 0.395, SLG: 0.433	1B 2-H			HR 1B	G5-3 2-3f		3B 2-H 3-H			2 2	1 0	2 1	1 2	0 0	0 0	0 3
Willie Upshaw, L (1, 3) OBP: 0.326, SLG: 0.399		F8		HR 1-H		4-3	F8			4	1	1	2	0	0	2
Ernie Whitt, L (1, 2) OBP: 0.345, SLG: 0.506		K		F6		BB HBP		4-3		3	0	0	0	0	1	0
Jesse Barfield, R (1, 9) OBP: 0.347, SLG: 0.480 (8, 8)		6-3		S 1B		G4-6-3 1-2 BB		1B 1B BB		2	1	1	0	2	0	0
Tony Fernandez, S (1, 6) OBP: 0.332, SLG: 0.380			F7	K2-3 1-2		G4-6-3 1-2f		1B 1-2 1B 1B		4	1	1	0	0	1	3
Inning Stats	R: 2 E: 0 K: 0 S: 5 H: 3 LOB: 1 BB: 0 P: 5	R: 0 E: 0 K: 1 S: 5 H: 0 LOB: 0 BB: 0 P: 5	R: 0 E: 0 K: 0 S: 3 H: 0 LOB: 1 BB: 1 P: 7	R: 2 E: 0 K: 2 S: 10 H: 3 LOB: 1 BB: 0 P: 10	R: 0 E: 0 K: 0 S: 3 H: 1 LOB: 2 BB: 2 P: 11	R: 0 E: 0 K: 0 S: 2 H: 0 LOB: 1 BB: 1 P: 7	R: 2 E: 0 K: 1 S: 7 H: 2 LOB: 2 BB: 1 P: 11	R: 2 E: 0 K: 0 S: 6 H: 3 LOB: 2 BB: 1 P: 10		1B: 7 2B: 3 3B: 1 HR: 1 SF: 0 SAC: 1 DP: 2 HBP: 1						

	AB	32
	R	8
	H	12
	RBI	8
	BB	6
	SO	4
	LOB	17

PITCHER		IP	WLS	BF	H	R	ER	SO	BB	IBB	HBP	BLK	WP	HR	S	P	ERA	WHIP
Urbano Lugo, R ERA: 3.63	(1, 1)	4.1	L	20	6	4	4	3	2	0	0	0	0	1	24	32	8.31	1.846
Pat Clements, L ERA: 3.59	(5, 1)	1.2		9	2	2	2	0	2	1	1	0	0	0	5	18	10.80	2.400
Stu Cliburn, R ERA: 2.32	(7, 1)	2.0		11	4	2	2	1	1	0	0	0	0	0	12	16	9.00	2.500

PITCHER	IP	WLS	BF	H	R	ER	SO	BB	IBB	HBP	BLK	WP	HR	S	P	ERA	WHIP

California Angels @ Toronto Blue Jays

Exhibition Stadium, Toronto, ON

Sat Jul 27 1985, 3:33 AM EDT

Att. 44,116 - Unknown

TOP

livebaseballscorecards.com

Batter	1	2	3	4	5	6	7	8	9	AB	R	H	RBI	BB	SO	LOB
Rod Carew, L (1, 3) OBP: 0.349, SLG: 0.322	6-3 1B 2B		F8			6-3		1-3		4	1	1	0	0	0	0
Juan Beniquez, R (1, 8) OBP: 0.340, SLG: 0.383	6-3 2-3			BB 2B		F9		FC4-6 1B		3	1	1	0	1	0	1
Ruppert Jones, L (1, 10) OBP: 0.387, SLG: 0.551	G1-6-3 1B 3-H			1B 2B 1-H		G1-6-3		FC4-6 1-2f		4	1	2	2	0	0	1
Reggie Jackson, L (1, 9) OBP: 0.369, SLG: 0.498	G1-6-3 1-2f			G5-4-3 1B 2-H			BB 1B		K	4	0	2	1	0	1	1
Doug DeCinces, R (1, 5) OBP: 0.332, SLG: 0.434		F9		G5-4-3 1-2f			K		K	4	0	0	0	0	2	2
Brian Downing, R (1, 7) OBP: 0.347, SLG: 0.355		K		F4			K		F7	4	0	0	0	0	2	1
Bobby Grich, R (1, 4) OBP: 0.353, SLG: 0.346		F8			6-3		FC5-4 BB 1-2			2	0	0	0	1	0	0
Bob Boone, R (1, 2) OBP: 0.307, SLG: 0.317			G5-4-3 BB		5-3		FC5-4 1-2f			2	0	0	0	1	0	2
Dick Schofield, R (1, 6) OBP: 0.264, SLG: 0.312			G5-4-3 1-2f		K			F8		3	0	0	0	0	1	1

AB	30
R	3
H	6
RBI	3
BB	3
SO	6
LOB	9

Inning Stats	1	2	3	4	5	6	7	8	9
	R: 1 E: 0 K: 0 S: 4	R: 0 E: 0 K: 1 S: 5	R: 0 E: 0 K: 0 S: 2	R: 2 E: 0 K: 0 S: 4	R: 0 E: 0 K: 1 S: 5	R: 0 E: 0 K: 0 S: 3	R: 0 E: 0 K: 2 S: 8	R: 0 E: 0 K: 0 S: 4	R: 0 E: 0 K: 2 S: 7
	H: 2 LOB: 0 BB: 0 P: 4	H: 0 LOB: 0 BB: 0 P: 5	H: 0 LOB: 0 BB: 1 P: 6	H: 2 LOB: 0 BB: 1 P: 8	H: 0 LOB: 0 BB: 0 P: 5	H: 0 LOB: 0 BB: 0 P: 3	H: 1 LOB: 2 BB: 1 P: 12	H: 1 LOB: 1 BB: 0 P: 4	H: 0 LOB: 0 BB: 0 P: 7

1B: 4 SF: 0
2B: 2 SAC: 0
3B: 0 DP: 3
HR: 0 HBP: 0

WP: 0 PA: 33
PB: 0
SB: 0
CS: 0

PITCHER		IP	WLS	BF	H	R	ER	SO	BB	IBB	HBP	BLK	WP	HR	S	P	ERA	WHIP
Tom Filer, R ERA: 2.2	(1, 1)	6.0	W	21	4	3	3	2	2	0	0	0	0	0	23	31	4.50	1.000
Jim Acker, R ERA: 2.61	(7, 1)	3.0	S	12	2	0	0	4	1	0	0	0	0	0	19	23	0.00	1.000

PITCHER		IP	WLS	BF	H	R	ER	SO	BB	IBB	HBP	BLK	WP	HR	S	P	ERA	WHIP

Batter	1	2	3	4	5	6	7	8	9	AB	R	H	RBI	BB	SO	LOB
Damaso Garcia, R (1, 4) OBP: 0.302, SLG: 0.361	6-3	L6		CS 1B	CS 1B		BBB 4-0 1-2 BB			4	0	2	0	1	0	1
Manuel Lee, S (7, PR) (8, 4) OBP: 0.143, SLG: 0.111										0	0	0	0	0	0	0
Tony Fernandez, S (1, 6) OBP: 0.331, SLG: 0.380	6-3 1B 2B		G3	F6	CS 1-2	4-3	F8			5	1	1	0	0	0	4
Rance Mulliniks, L (1, 5) OBP: 0.414, SLG: 0.496	6-3 2-3		1B 2B 2B	BBB 4-0 1-2 BB		4-3		5-3		4	1	1	0	1	0	1
Garth Iorg, R (9, 5) OBP: 0.378, SLG: 0.437										0	0	0	0	0	0	0
George Bell, R (1, 7) OBP: 0.326, SLG: 0.489	3-H 1B		2B 1B 2-3 1B	F3		L3		F7		5	1	2	1	0	0	1
Al Oliver, L (1, 10) OBP: 0.291, SLG: 0.386	4-3		1B 1-3 3-H 2B		6-3		G1-5-3	BBB 4-0 BB		4	0	1	1	1	0	1
Willie Upshaw, L (1, 3) OBP: 0.329, SLG: 0.403		1B 2B	4-0 1B IBB		FC3-6 1B		SSS 0-0 F4	0-3 K		4	1	2	0	1	1	1
Ernie Whitt, L (1, 2) OBP: 0.351, SLG: 0.511		G6-4-3 2-H 1B	1-2 2-3 3-H 1B		FC3-6 1B 1-2f HR		3B 1B			4	2	3	2	0	0	1
Jesse Barfield, R (1, 8) OBP: 0.349, SLG: 0.486		SSS G6-4-3 1-2f	K		HR 1B 1-2		1-H 3B			4	1	2	1	0	1	4
Lou Thornton, L (1, 9) OBP: 0.316, SLG: 0.417		S 1B	F8		HR 1-H 2-H		BBB 4-0 BB BB			3	1	2	3	1	0	3
Inning Stats	R: 1 E: 0 K: 0 S: 5 H: 2 LOB: 1 BB: 0 P: 5	R: 1 E: 0 K: 0 S: 5 H: 3 LOB: 1 BB: 0 P: 5	R: 2 E: 0 K: 1 S: 9 H: 4 LOB: 3 BB: 1 P: 13	R: 0 E: 0 K: 0 S: 3 H: 1 LOB: 1 BB: 1 P: 7	R: 3 E: 0 K: 0 S: 6 H: 4 LOB: 0 BB: 0 P: 6	R: 0 E: 0 K: 0 S: 3 H: 0 LOB: 0 BB: 0 P: 3	R: 1 E: 0 K: 0 S: 5 H: 2 LOB: 3 BB: 2 P: 13	R: 0 E: 0 K: 1 S: 5 H: 0 LOB: 1 BB: 1 P: 9		1B: 10 2B: 4 3B: 1 HR: 1	SF: 0 SAC: 0 DP: 1 HBP: 0					

BOTTOM

California Angels @ Toronto Blue Jays

Exhibition Stadium, Toronto, ON

Sat Jul 27 1985, 3:33 AM EDT

Att. 44,116 - Unknown

livebaseballscorecards.com

AB	37
R	8
H	16
RBI	8
BB	5
SO	2
LOB	17

PITCHER		IP	WLS	BF	H	R	ER	SO	BB	IBB	HBP	BLK	WP	HR	S	P	ERA	WHIP
Tony Mack, R ERA: 15.43	(1, 1)	2.1	L	14	8	4	4	0	0	0	0	0	0	0	14	14	15.43	3.429
Luis Sanchez, R ERA: 6.89	(3, 1)	5.2		28	8	4	4	2	4	1	0	0	0	1	27	47	6.35	2.118

PITCHER	IP	WLS	BF	H	R	ER	SO	BB	IBB	HBP	BLK	WP	HR	S	P	ERA	WHIP

Batter	1	2	3	4	5	6	7	8	9	AB	R	H	RBI	BB	SO	LOB
Ruppert Jones, L (1, 8) OBP: 0.388, SLG: 0.545	2-3		1B		K		F8		FC6-4 BB	4	0	1	0	1	1	1
Rob Wilfong, L (1, 4) OBP: 0.238, SLG: 0.267	F4		1-2 1B		4-3		K		FC6-4 1-2f	5	0	1	0	0	1	2
Rod Carew, L (1, 3) OBP: 0.348, SLG: 0.319	3-1		F8		BB			F8		3	0	0	0	1	0	2
Reggie Jackson, L (1, 10) OBP: 0.371, SLG: 0.509		1B 1B	4-3		K			HR		4	1	2	1	0	1	3
Brian Downing, R (1, 7) OBP: 0.348, SLG: 0.355		FC5-4 1-2 1B		FC6-4 BB		6-3		F9		3	0	1	0	1	0	0
Doug DeCinces, R (1, 5) OBP: 0.331, SLG: 0.432		K		FC6-4 1-2f 1B		K		1B		4	0	1	0	0	2	3
Mike Brown, R (1, 9) OBP: 0.304, SLG: 0.424		FC5-4 FC6-4 1-2f		K		F4		K		4	0	0	0	0	2	4
Bob Boone, R (1, 2) OBP: 0.307, SLG: 0.316		FC6-4 1-2f		1-2 1B			F4		F8	4	0	1	0	0	0	2
Dick Schofield, R (1, 6) OBP: 0.264, SLG: 0.311			F2	K			1B		K	4	0	1	0	0	2	2
Inning Stats	R: 0 E: 0 K: 0 S: 3 H: 0 LOB: 0 BB: 0 P: 3	R: 0 E: 0 K: 1 S: 7 H: 2 LOB: 2 BB: 0 P: 7	R: 0 E: 0 K: 0 S: 5 H: 2 LOB: 2 BB: 0 P: 5	R: 0 E: 0 K: 2 S: 8 H: 1 LOB: 2 BB: 1 P: 12	R: 0 E: 0 K: 2 S: 7 H: 0 LOB: 1 BB: 1 P: 11	R: 0 E: 0 K: 1 S: 5 H: 0 LOB: 0 BB: 0 P: 5	R: 0 E: 0 K: 1 S: 6 H: 1 LOB: 1 BB: 0 P: 6	R: 1 E: 0 K: 1 S: 7 H: 2 LOB: 1 BB: 0 P: 7	R: 0 E: 0 K: 1 S: 5 H: 0 LOB: 1 BB: 1 P: 9	1B: 7 2B: 0 3B: 0 HR: 1	SF: 0 SAC: 0 DP: 0 HBP: 0						

PITCHER	IP	WLS	BF	H	R	ER	SO	BB	IBB	HBP	BLK	WP	HR	S	P	ERA	WHIP
Doyle Alexander, R (1, 1) ERA: 4.1	9.0	W	38	8	1	1	9	3	0	0	0	0	1	53	65	1.00	1.222

PITCHER	IP	WLS	BF	H	R	ER	SO	BB	IBB	HBP	BLK	WP	HR	S	P	ERA	WHIP

TOP

California Angels @ Toronto Blue Jays

Exhibition Stadium, Toronto, ON

Sun Jul 28 1985, 3:33 AM EDT

Att. 36,190 - Unknown

livebaseballscorecards.com

AB	35
R	1
H	8
RBI	1
BB	3
SO	9
LOB	19

PA: 38

WP: 0 PB: 0 SB: 0 CS: 0

Batter	1	2	3	4	5	6	7	8	9	AB	R	H	RBI	BB	SO	LOB
Damaso Garcia, R (1, 4) OBP: 0.304, SLG: 0.362	0-0 1B 2B 1B	0-0 FC3-6 1-2f 2-3		0-0 F7		0-0 FC6-4 1B				4	1	2	0	0	0	3
Manuel Lee, S (9, 4) OBP: 0.143, SLG: 0.111										0	0	0	0	0	0	0
Tony Fernandez, S (1, 6) OBP: 0.330, SLG: 0.379	0-0 1-2 2B 1B	0-0 F7			0-0 4-3	0-0 FC6-4 1-2f				4	1	1	0	0	0	3
Rance Mulliniks, L (1, 5) OBP: 0.414, SLG: 0.498	0-0 F5		0-0 1-3		0-0 1B FC4-6 2B		0-0 6-3			3	1	1	0	0	0	2
Garth Iorg, R (7, PH) (8, 5) OBP: 0.376, SLG: 0.434										1	0	0	0	0	0	0
George Bell, R (1, 7) OBP: 0.330, SLG: 0.493	0-0 1-H 2-H 2B		0-0 G6-4-3 1B		B B B 4-0 FC4-6 1B BB		0-0 6-3			3	0	2	2	1	0	0
Al Oliver, L (1, 10) OBP: 0.292, SLG: 0.385	0-0 G3		0-0 G6-4-3 1-2f		0-0 FC4-6 1-2 2-3 1B		0-0 5-3			3	0	1	0	0	0	1
Jeff Burroughs, R (7, PH) OBP: 0.393, SLG: 0.430										1	0	0	0	0	0	0
Willie Upshaw, L (1, 3) OBP: 0.331, SLG: 0.406		0-0 E 2B		B B B 4-0 3B BB	0-0 FC4-6 1-2f 2-3 3-H			0-0 F9		3	2	1	1	1	0	2
Ernie Whitt, L (1, 2) OBP: 0.350, SLG: 0.515		0-0 E4 FC3-6 2-H		0-0 1-H 3B	0-0 4-3			0-0 F9		4	0	1	1	0	0	2
Jesse Barfield, R (1, 8) OBP: 0.345, SLG: 0.480		S S S 0-3 K		0-0 F9		0-0 5-3		0-0 F7		4	0	0	0	0	1	2
Lou Thornton, L (1, 9) OBP: 0.317, SLG: 0.410		0-0 FC3-6 1B		0-0 F6		0-0 F4				3	0	1	0	0	0	1
Inning Stats	R: 2 E: 0 K: 0 S: 5 H: 3 LOB: 0 BB: 0 P: 5	R: 1 E: 1 K: 1 S: 8 H: 2 LOB: 2 BB: 0 P: 8	R: 0 E: 0 K: 0 S: 3 H: 1 LOB: 0 BB: 0 P: 3	R: 1 E: 0 K: 0 S: 4 H: 1 LOB: 1 BB: 1 P: 8	R: 1 E: 0 K: 0 S: 5 H: 2 LOB: 2 BB: 1 P: 9	R: 0 E: 0 K: 0 S: 4 H: 1 LOB: 1 BB: 0 P: 4	R: 0 E: 0 K: 0 S: 3 H: 0 LOB: 0 BB: 0 P: 3	R: 0 E: 0 K: 0 S: 3 H: 0 LOB: 0 BB: 0 P: 3		1B: 6 2B: 3 3B: 1 HR: 0	SF: 0 SAC: 0 DP: 1 HBP: 0					

BOTTOM

California Angels @ Toronto Blue Jays

Exhibition Stadium, Toronto, ON

Sun Jul 28 1985, 3:33 AM EDT

Att. 36,190 - Unknown

livebaseballscorecards.com

AB	33
R	5
H	10
RBI	4
BB	2
SO	1
LOB	16

WP: 0 PB: 0 SB: 0 CS: 0 PA: 35

PITCHER		IP	WLS	BF	H	R	ER	SO	BB	IBB	HBP	BLK	WP	HR	S	P	ERA	WHIP
Kirk McCaskill, R ERA: 4.67	(1, 1)	4.1	L	23	9	5	5	1	2	0	0	0	0	0	23	31	10.38	2.538
Pat Clements, L ERA: 3.38	(5, 1)	3.2		12	1	0	0	0	0	0	0	0	0	0	12	12	0.00	0.273

PITCHER	IP	WLS	BF	H	R	ER	SO	BB	IBB	HBP	BLK	WP	HR	S	P	ERA	WHIP

Batter	1	2	3	4	5	6	7	8	9	10	AB	R	H	RBI	BB	SO	LOB
Rod Carew, L (1, 3) OBP: 0.345, SLG: 0.313	F7		F8 1-3		BB		1-3		FC4-6 PO 1-2f		4	0	0	0	1	0	2
Juan Beniquez, R (1, 8) OBP: 0.338, SLG: 0.380	F7			1B 1B 1B	G1-4-3			K	F8		5	1	1	0	0	1	3
Ruppert Jones, L (1, 10) OBP: 0.388, SLG: 0.547	K			1B G6-4-3 1-2 1B		F9		1B 2B	PO 1-2	G3	5	2	2	0	0	1	0
Reggie Jackson, L (1, 9) OBP: 0.377, SLG: 0.511		L4		G6-4-3 1-3 2-H 1B		1B BB		1B 1B 2-H 1B		G5-4-3 BB	3	1	2	2	2	0	0
Brian Downing, R (1, 7) OBP: 0.349, SLG: 0.355		F8		G6-4-3 1-2f 3-H		FC4-6 1-3 1B		1B 1-3 1B		G5-4-3 1-2f	5	0	2	0	0	0	2
Bobby Grich, R (1, 5) OBP: 0.352, SLG: 0.345		L5		F9		K		1-2 3-H 1B			4	0	1	1	0	1	2
Rob Wilfong, L (1, 4) OBP: 0.239, SLG: 0.266			F6		4-3 1B	FC4-6 1-2f		F8			4	0	1	0	0	0	4
Bob Boone, R (1, 2) OBP: 0.303, SLG: 0.312			6-3		F3		5-3	F3			4	0	0	0	0	0	3
Dick Schofield, R (1, 6) OBP: 0.264, SLG: 0.309			BB		4-3 1-2		F9		FC4-6 1B		2	0	0	0	1	0	1
Jerry Narron, L (9, PH) OBP: 0.305, SLG: 0.417											1	0	1	0	0	0	0
Craig Gerber, L (9, PR) OBP: 0.233, SLG: 0.288											0	0	0	0	0	0	0
(9, 6)																	
Inning Stats	R: 0 E: 0 K: 1 S: 5 H: 0 LOB: 0 BB: 0 P: 5	R: 0 E: 0 K: 0 S: 3 H: 0 LOB: 0 BB: 0 P: 3	R: 0 E: 0 K: 0 S: 3 H: 0 LOB: 1 BB: 1 P: 7	R: 2 E: 0 K: 0 S: 5 H: 3 LOB: 0 BB: 0 P: 5	R: 0 E: 0 K: 0 S: 4 H: 1 LOB: 2 BB: 1 P: 8	R: 0 E: 0 K: 1 S: 6 H: 1 LOB: 2 BB: 1 P: 10	R: 0 E: 0 K: 0 S: 3 H: 0 LOB: 0 BB: 0 P: 3	R: 2 E: 0 K: 1 S: 9 H: 4 LOB: 2 BB: 0 P: 9	R: 0 E: 0 K: 0 S: 3 H: 1 LOB: 1 BB: 0 P: 3	R: 0 E: 0 K: 0 S: 2 H: 0 LOB: 0 BB: 1 P: 6	1B: 9 2B: 1 3B: 0 HR: 0	SF: 0 SAC: 0 DP: 2 HBP: 0						

PITCHER	IP	WLS	BF	H	R	ER	SO	BB	IBB	HBP	BLK	WP	HR	S	P	ERA	WHIP
Don Sutton, R (1, 1) ERA: 4.14	5.1		23	5	2	2	1	3	0	0	0	0	0	22	34	3.38	1.500
Steve Ontiveros, R (6, 1) ERA: 0.84	2.0		7	1	1	1	2	0	0	0	0	0	0	11	11	4.50	0.500
Jay Howell, R (8, 1) ERA: 2.05	2.2	W	11	4	1	1	0	1	0	0	0	0	0	10	14	3.38	1.875

PITCHER	IP	WLS	BF	H	R	ER	SO	BB	IBB	HBP	BLK	WP	HR	S	P	ERA	WHIP

TOP

California Angels @ Oakland Athletics

Oakland-Alameda County Coliseum, Oakland, CA

Tue Jul 30 1985, 7:05 PM PDT

Att. 24,186 - Unknown

livebaseballscorecards.com

AB	37
R	4
H	10
RBI	3
BB	4
SO	3
LOB	17

Batter	1	2	3	4	5	6	7	8	9	10	AB	R	H	RBI	BB	SO	LOB
Alfredo Griffin, S (1, 6) OBP: 0.294, SLG: 0.341	6-3		1B, E, 1-3, 1B	K, S, 2-3			4-3		SH1-3, 1-2		4	1	1	0	0	1	1
Dwayne Murphy, L (1, 8) OBP: 0.356, SLG: 0.418	5-3		E, SF8, 1-3, 3-H, 1B	G1-5-3, 1-2			1B, BB		K		4	1	1	1	1	1	3
Bruce Bochte, L (1, 3) OBP: 0.394, SLG: 0.433	BB		E7, SF8, WP, 1-3, 3-H, 1B		L4		G6-4-3, 1-3, 1B			K	4	1	2	1	1	1	0
Dave Kingman, R (1, 10) OBP: 0.314, SLG: 0.453	K		SF8, 2-3, 3-H		K		G6-4-3, 1-2f			1B, 2B, 1B	4	1	1	1	0	2	3
Dusty Baker Jr., R (1, 7) OBP: 0.381, SLG: 0.530		5-3	BB, 3-H		F8			CS, 1B		2B, 1-2, 1B	2	0	0	0	1	0	0
Mike Gallego, R (8, 5)											0	0	0	0	0	0	0
Dave Collins, S (8, PH) OBP: 0.290, SLG: 0.338											1	0	1	0	0	0	0
Steve Kiefer, R (9, 5) OBP: 1.000, SLG: 1.000											1	0	1	0	0	0	0
Mike Davis, L (1, 9) OBP: 0.364, SLG: 0.520		1-3	4-3			WP, SH1-4, 1B		F3		1-3, 2-H, 2B	5	0	2	1	0	0	2
Mike Heath, R (1, 5) (8, 7) OBP: 0.320, SLG: 0.429	K			6-3		SH1-4, 1-2		F9			3	0	0	0	0	1	1
Mickey Tettleton, S (1, 2) OBP: 0.368, SLG: 0.390			F8	K, 2-3				CS, 1-2	6-3		4	0	0	0	0	2	1
Donnie Hill, S (1, 4) OBP: 0.305, SLG: 0.324			BB, 1B, 1B	WP, 2B			4-3			SH1-3, 1B	3	1	2	0	1	0	1
Inning Stats	R: 0 E: 0 K: 1 S: 5 H: 0 LOB: 1 BB: 1 P: 9	R: 0 E: 0 K: 1 S: 5 H: 0 LOB: 0 BB: 0 P: 5	R: 4 E: 1 K: 0 S: 6 H: 3 LOB: 1 BB: 2 P: 14	R: 0 E: 0 K: 2 S: 9 H: 1 LOB: 2 BB: 0 P: 9	R: 0 E: 0 K: 1 S: 5 H: 0 LOB: 0 BB: 0 P: 5	R: 0 E: 0 K: 1 S: 6 H: 1 LOB: 1 BB: 0 P: 6	R: 0 E: 0 K: 0 S: 3 H: 1 LOB: 1 BB: 1 P: 7	R: 0 E: 0 K: 0 S: 3 H: 1 LOB: 0 BB: 0 P: 3	R: 0 E: 0 K: 1 S: 6 H: 1 LOB: 1 BB: 0 P: 6	R: 1 E: 0 K: 1 S: 6 H: 3 LOB: 2 BB: 0 P: 6	1B: 9 2B: 2 3B: 0 HR: 0	SF: 1 SAC: 2 DP: 1 HBP: 0						

PITCHER	IP	WLS	BF	H	R	ER	SO	BB	IBB	HBP	BLK	WP	HR	S	P	ERA	WHIP
Mike Witt, R (1, 1) ERA: 3.16	7.0		32	7	4	3	6	4	0	0	0	3	0	40	56	3.86	1.571
Donnie Moore, R (8, 1) ERA: 1.48	2.1	L	10	4	1	1	2	0	0	0	0	0	0	14	14	3.86	1.714

PITCHER	IP	WLS	BF	H	R	ER	SO	BB	IBB	HBP	BLK	WP	HR	S	P	ERA	WHIP

BOTTOM

California Angels @ Oakland Athletics

Oakland-Alameda County Coliseum, Oakland, CA

Tue Jul 30 1985, 7:05 PM PDT

Att. 24,186 - Unknown

livebaseballscorecards.com

AB	35
R	5
H	11
RBI	4
BB	4
SO	8
LOB	12

WP: 3 PB: 0 SB: 1 CS: 1 PA: 43

Batter	1	2	3	4	5	6	7	8	9	AB	R	H	RBI	BB	SO	LOB
Brian Downing, R (1, 7) OBP: 0.351, SLG: 0.367	S S S 0-3 ① K	x 0-0 ② 2-H 3-H 1B		x 0-0 2-H HR			x 0-0 ① SH1 1-2	x 0-0 ③ F5		4	1	2	3	0	1	2
Bobby Grich, R (1, 4) OBP: 0.353, SLG: 0.349	x 0-0 1B 2B	x 0-0 ③ F7		x 0-0 ③ F7			S S S 0-3 ② K		x 0-0 SH1-4 HR 1B	5	2	2	0	0	1	2
Juan Beniquez, R (1, 3) OBP: 0.340, SLG: 0.381	x 0-0 BB 2-H 1B		x 0-0 ① F3		x 0-0 L4-3 1B		S S S 0-3 ③ K		x 0-0 ① SH1-4 1-2	4	0	2	1	0	1	1
Doug DeCinces, R (1, 5) OBP: 0.332, SLG: 0.439	B B B B 4-0 1-2 BB		x 0-0 ② 6-3		x 0-0 ① ② L4-3 1-2			x 0-0 ① 5-3	x 0-0 2-H HR	4	1	1	2	1	0	1
Mike Brown, R (1, 9) OBP: 0.304, SLG: 0.418	S S S 0-3 ② K		B B B B 4-0 BB		x 0-0 ③ 4-3			B B B B 4-0 E 1B BB	x 0-0 ② F9	2	0	0	0	1	1	2
Ruppert Jones, L (8, PH) OBP: 0.389, SLG: 0.544 (8, 9)										1	1	0	0	1	0	0
Rufino Linares, R (1, 10) OBP: 0.222, SLG: 0.889	S S S 0-3 ③ K		x 0-0 ③ 4-3			S S S 0-3 ① K		x 0-0 E6 1B 1-2 1B	x 0-0 2B 1B	2	0	0	0	0	1	3
Reggie Jackson, L (6, PH) OBP: 0.377, SLG: 0.509										3	1	1	0	0	1	1
Bob Boone, R (1, 2) OBP: 0.307, SLG: 0.320		x 0-0 ① F7		x 0-0 HR SH5-3 1B		S S S 0-3 ② K		x 0-0 1B 1-2 2-H 1B	x 0-0 1-3 2B	5	1	3	1	0	1	0
Dick Schofield, R (1, 6) OBP: 0.266, SLG: 0.307	B B B B 4-0 E 1B BB			x 0-0 ① SH5-3 1-2		x 0-0 ③ F7		x 0-0 1-2 2-H 1B	x 0-0 ③ L7	1	1	0	0	1	0	0
Rod Carew, L (8, PH) OBP: 0.347, SLG: 0.316										1	0	1	1	0	0	0
Craig Gerber, L (8, 6) OBP: 0.230, SLG: 0.283										1	0	0	0	0	0	2
Gary Pettis, S (1, 8) OBP: 0.354, SLG: 0.325		x 0-0 E6 1-3 1B		x 0-0 ② L9			x 0-0 SH1 1B	S S S 0-3 ② K		4	0	1	0	0	1	4
Inning Stats	R: 1 H: 2 E: 0 LOB: 2 K: 3 BB: 1 S: 11 P: 15	R: 1 H: 1 E: 1 LOB: 1 K: 0 BB: 1 S: 4 P: 8	R: 0 H: 0 E: 0 LOB: 1 K: 0 BB: 1 S: 3 P: 7	R: 2 H: 2 E: 0 LOB: 0 K: 0 BB: 0 S: 5 P: 5	R: 0 H: 1 E: 0 LOB: 0 K: 0 BB: 0 S: 3 P: 3	R: 0 H: 0 E: 0 LOB: 0 K: 2 BB: 0 S: 7 P: 7	R: 0 H: 1 E: 0 LOB: 1 K: 2 BB: 0 S: 8 P: 8	R: 2 H: 2 E: 1 LOB: 2 K: 1 BB: 1 S: 8 P: 12	R: 2 H: 4 E: 0 LOB: 2 K: 0 BB: 0 S: 7 P: 7	1B: 9 SF: 0 2B: 3 SAC: 3 3B: 0 DP: 1 HR: 2 HBP: 0						

PITCHER		IP	WLS	BF	H	R	ER	SO	BB	IBB	HBP	BLK	WP	HR	S	P	ERA	WHIP
Tim Birtsas, L ERA: 3.29	(1, 1)	4.0		21	6	4	3	3	3	0	0	0	0	1	24	36	6.75	2.250
Rick Langford, R ERA: 4.13	(5, 1)	3.1	L	13	2	2	1	4	1	0	0	0	0	0	20	24	2.70	0.900
Steve McCatty, R ERA: 5.93	(8, 1)	1.0		6	3	2	2	1	0	0	0	0	0	1	8	8	18.00	3.000
Curt Young, L ERA: 9.0	(9, 1)	0.2		4	2	0	0	0	0	0	0	0	0	0	4	4	0.00	3.000

PITCHER	IP	WLS	BF	H	R	ER	SO	BB	IBB	HBP	BLK	WP	HR	S	P	ERA	WHIP

TOP

California Angels @ Oakland Athletics

Oakland-Alameda County Coliseum, Oakland, CA

Wed Jul 31 1985, 7:05 PM PDT

Att. 20,293 - Unknown

livebaseballscorecards.com

AB	37
R	8
H	13
RBI	8
BB	4
SO	8
LOB	18

WP: 0	PA: 44		
PB: 0			
SB: 0			
CS: 0			

Batter	1	2	3	4	5	6	7	8	9	AB	R	H	RBI	BB	SO	LOB
Alfredo Griffin, S (1, 6) OBP: 0.291, SLG: 0.337	F4		1-3		6-3			5-3		4	0	0	0	0	0	2
Dwayne Murphy, L (1, 8) OBP: 0.352, SLG: 0.413	F7			F5		4-3		5-3		4	0	0	0	0	0	0
Bruce Bochte, L (1, 3) OBP: 0.392, SLG: 0.443	F5			B1-3		HR		4-3		4	1	1	1	0	0	0
Dave Kingman, R (1, 10) OBP: 0.311, SLG: 0.448		3-1		F3		F5			SSS K	4	0	0	0	0	1	0
Dusty Baker Jr., R (1, 7) OBP: 0.383, SLG: 0.544		F3			HR 1B	F3			HR	4	2	2	1	0	0	0
Mike Davis, L (1, 9) OBP: 0.362, SLG: 0.526		G3			1-H HR		E6 SH5-3 G3		4-3	4	2	1	2	0	0	0
Mike Heath, R (1, 5) OBP: 0.317, SLG: 0.424			6-3		L9		SH5-3 2-3		6-3	3	0	0	0	0	0	0
Mickey Tettleton, S (1, 2) OBP: 0.374, SLG: 0.392			FC3-6 1B		BBBB 4-3 BB		G3 3-H			2	0	1	1	1	0	0
Donnie Hill, S (1, 4) OBP: 0.302, SLG: 0.321			FC3-6 1-2f		4-3 1-2		F8			3	0	0	0	0	0	2
Inning Stats	R: 0 E: 0 K: 0 S: 3 H: 0 LOB: 0 BB: 0 P: 3	R: 0 E: 0 K: 0 S: 3 H: 0 LOB: 0 BB: 0 P: 3	R: 0 E: 0 K: 0 S: 4 H: 1 LOB: 1 BB: 0 P: 4	R: 0 E: 0 K: 0 S: 3 H: 0 LOB: 0 BB: 0 P: 3	R: 2 E: 0 K: 0 S: 5 H: 2 LOB: 1 BB: 1 P: 9	R: 1 E: 0 K: 0 S: 4 H: 1 LOB: 0 BB: 0 P: 4	R: 1 E: 1 K: 0 S: 4 H: 0 LOB: 0 BB: 0 P: 4	R: 0 E: 0 K: 0 S: 3 H: 0 LOB: 0 BB: 0 P: 3	R: 1 E: 0 K: 1 S: 6 H: 1 LOB: 0 BB: 0 P: 6	1B: 2 2B: 0 3B: 0 HR: 3	SF: 0 SAC: 1 DP: 0 HBP: 0						

PITCHER	IP	WLS	BF	H	R	ER	SO	BB	IBB	HBP	BLK	WP	HR	S	P	ERA	WHIP
Ron Romanick, R (1, 1) ERA: 3.02	8.1	W	32	5	5	4	1	1	0	0	0	0	3	33	37	4.32	0.720
Donnie Moore, R (9, 1) ERA: 1.46	0.2		2	0	0	0	0	0	0	0	0	0	0	2	2	0.00	0.000

PITCHER	IP	WLS	BF	H	R	ER	SO	BB	IBB	HBP	BLK	WP	HR	S	P	ERA	WHIP

BOTTOM

California Angels @ Oakland Athletics

Oakland-Alameda County Coliseum, Oakland, CA

Wed Jul 31 1985, 7:05 PM PDT

Att. 20,293 - Unknown

livebaseballscorecards.com

AB	32
R	5
H	5
RBI	5
BB	1
SO	1
LOB	4

1B: 2	SF: 0	WP: 0	PA: 34
2B: 0	SAC: 1	PB: 0	
3B: 0	DP: 0	SB: 0	
HR: 3	HBP: 0	CS: 0	

Batter	1	2	3	4	5	6	7	8	9	AB	R	H	RBI	BB	SO	LOB
Brian Downing, R (1, 10) OBP: 0.352, SLG: 0.379	HR		L7			F7		G6-4-3 1-3 1B		4	1	2	1	0	0	1
Gary Pettis, S (1, 8) OBP: 0.351, SLG: 0.321	K		6-3 2-3			K		K		3	0	0	0	0	2	1
Jerry Narron, L (8, PH) OBP: 0.302, SLG: 0.412										1	0	0	0	0	1	2
Darrell Miller, R (8, 8) OBP: 0.346, SLG: 0.440										0	0	0	0	0	0	0
Rod Carew, L (1, 3) OBP: 0.349, SLG: 0.319	6-3			G5-4-3 1B		1B WP 1B		G6-4-3 1-2f		4	0	2	0	0	0	2
Reggie Jackson, L (1, 9) OBP: 0.375, SLG: 0.505	4-3			K		1-3 1B			K	4	0	1	0	0	2	1
Doug DeCinces, R (1, 5) OBP: 0.328, SLG: 0.433		F9		G5-4-3 1-2f		L9			L7	4	0	0	0	0	0	3
Ruppert Jones, L (1, 7) OBP: 0.387, SLG: 0.544		F8			2B		4-3		F8	4	0	1	0	0	0	0
Rob Wilfong, L (1, 4) OBP: 0.235, SLG: 0.262		G3			F3		F8			3	0	0	0	0	0	1
Craig Gerber, L (1, 6) OBP: 0.234, SLG: 0.286			WP G3 1B		F8		3-1			3	0	1	0	0	0	1
Bob Boone, R (1, 2) OBP: 0.308, SLG: 0.318			G3 1-2		F7			BB 1B		2	0	0	0	1	0	2
Inning Stats	R: 1 H: 1 E: 0 LOB: 0 K: 1 BB: 0 S: 6 P: 6	R: 0 H: 0 E: 0 LOB: 0 K: 0 BB: 0 S: 3 P: 3	R: 0 H: 1 E: 0 LOB: 1 K: 0 BB: 0 S: 4 P: 4	R: 0 H: 1 E: 0 LOB: 0 K: 1 BB: 0 S: 5 P: 5	R: 0 H: 1 E: 0 LOB: 1 K: 0 BB: 0 S: 4 P: 4	R: 0 H: 2 E: 0 LOB: 2 K: 1 BB: 0 S: 7 P: 7	R: 0 H: 0 E: 0 LOB: 0 K: 0 BB: 0 S: 3 P: 3	R: 0 H: 1 E: 0 LOB: 1 K: 1 BB: 1 S: 5 P: 9	R: 0 H: 0 E: 0 LOB: 0 K: 1 BB: 0 S: 5 P: 5	1B: 5 SF: 0 2B: 1 SAC: 0 3B: 0 DP: 2 HR: 1 HBP: 0						

TOP

California Angels @ Oakland Athletics

Oakland-Alameda County Coliseum, Oakland, CA

Thu Aug 01 1985, 3:33 AM PDT

Att. 25,197 - Unknown

livebaseballscorecards.com

AB	32
R	1
H	7
RBI	1
BB	1
SO	5
LOB	14

PITCHER		IP	WLS	BF	H	R	ER	SO	BB	IBB	HBP	BLK	WP	HR	S	P	ERA	WHIP
Chris Codiroli, R ERA: 4.1	(1, 1)	7.0	W	27	6	1	1	3	1	0	0	0	2	1	32	36	1.29	1.000
Jay Howell, R ERA: 1.99	(8, 1)	2.0	S	6	1	0	0	2	0	0	0	0	0	0	10	10	0.00	0.500

PITCHER		IP	WLS	BF	H	R	ER	SO	BB	IBB	HBP	BLK	WP	HR	S	P	ERA	WHIP

Batter	1	2	3	4	5	6	7	8	9	AB	R	H	RBI	BB	SO	LOB
Alfredo Griffin, S (1, 6) OBP: 0.288, SLG: 0.333	G3		F9 1-2		F9			F7		4	0	0	0	0	0	1
Dwayne Murphy, L (1, 8) OBP: 0.356, SLG: 0.418	2B 6-3 BB		7-4 2-H 2B		F6			G4-6-3 1B		3	1	2	1	1	0	0
Bruce Bochte, L (1, 3) OBP: 0.390, SLG: 0.444	1-3 2B		7-4 2-3f			F4		G4-6-3 1-2f		4	0	1	0	0	0	2
Dave Kingman, R (1, 10) OBP: 0.311, SLG: 0.447	6-3 3-H			1B BB 4-3 1B		L7				3	1	1	1	0	0	1
Dusty Baker Jr., R (1, 7) OBP: 0.378, SLG: 0.536 Steve Kiefer, R (9, 5) OBP: 1.000, SLG: 1.000	6-3			F9		6-3				3 0	0 0	0 0	0 0	0 0	0 0	2 0
Mike Davis, L (1, 9) OBP: 0.365, SLG: 0.524		CS BB		4-3 1B 1-2 PO BB			4-3			1	0	0	0	2	0	0
Mike Heath, R (1, 5) (9, 7) OBP: 0.317, SLG: 0.423		K 1-2		4-3 1-2 2-3 1B			6-3			3	0	1	0	0	1	1
Mickey Tettleton, S (1, 2) OBP: 0.373, SLG: 0.386		K		4-3 1-2 2-3 3-H			BB			2	0	0	1	1	1	2
Mike Gallego, R (1, 4)			F9 2B BB	PO 3-H	F4		K			2	1	0	0	1	1	1
Inning Stats	R: 1 E: 0 K: 0 S: 4 H: 1 LOB: 1 BB: 1 P: 8	R: 0 E: 0 K: 2 S: 6 H: 0 LOB: 0 BB: 1 P: 10	R: 1 E: 0 K: 0 S: 3 H: 1 LOB: 0 BB: 1 P: 7	R: 1 E: 0 K: 0 S: 4 H: 2 LOB: 1 BB: 1 P: 8	R: 0 E: 0 K: 0 S: 3 H: 0 LOB: 0 BB: 0 P: 3	R: 0 E: 0 K: 0 S: 3 H: 0 LOB: 0 BB: 0 P: 3	R: 0 E: 0 K: 1 S: 5 H: 0 LOB: 1 BB: 1 P: 9	R: 0 E: 0 K: 0 S: 3 H: 1 LOB: 0 BB: 0 P: 3		1B: 3 2B: 4 3B: 0 HR: 0 SF: 0 SAC: 0 DP: 3 HBP: 0						

PITCHER		IP	WLS	BF	H	R	ER	SO	BB	IBB	HBP	BLK	WP	HR	S	P	ERA	WHIP
Urbano Lugo, R ERA: 3.86	(1, 1)	3.0	L	13	3	3	3	2	3	0	0	0	0	0	14	26	9.00	2.000
Stu Cliburn, R ERA: 2.15	(4, 1)	4.1		16	2	0	0	1	2	0	0	0	0	0	16	24	0.00	0.923
Pat Clements, L ERA: 3.34	(8, 1)	0.2		1	0	0	0	0	0	0	0	0	0	0	1	1	0.00	0.000

PITCHER	IP	WLS	BF	H	R	ER	SO	BB	IBB	HBP	BLK	WP	HR	S	P	ERA	WHIP

BOTTOM

California Angels @ Oakland Athletics

Oakland-Alameda County Coliseum, Oakland, CA

Thu Aug 01 1985, 3:33 AM PDT

Att. 25,197 - Unknown

livebaseballscorecards.com

AB	25
R	3
H	5
RBI	3
BB	5
SO	3
LOB	10

WP: 0 PB: 0 SB: 0 CS: 1 PA: 31

Minnesota Twins @ California Angels

Anaheim Stadium, Anaheim, CA

Fri Aug 02 1985, 10:05 PM EDT

Att. 30,646 - Unknown

TOP

livebaseballscorecards.com

Batter	1	2	3	4	5	6	7	8	9	AB	R	H	RBI	BB	SO	LOB
Kirby Puckett, R (1, 8) OBP: 0.320, SLG: 0.379	1-3		1-3			B1-3			F9	4	0	0	0	0	0	0
Roy Smalley, S (1, 6) OBP: 0.383, SLG: 0.439	HR		F8			6-3			BB	3	1	1	1	1	0	0
Kent Hrbek, L (1, 3) OBP: 0.326, SLG: 0.402	F4			G3			F7		1-3	4	0	1	0	0	0	0
Ron Washington, R (9, PR) OBP: 0.270, SLG: 0.294										0	0	0	0	0	0	0
Tom Brunansky, R (1, 9) OBP: 0.345, SLG: 0.481	F8			F8			F7		F5	4	0	0	0	0	0	2
Dave Engle, R (1, 10) OBP: 0.365, SLG: 0.512		K		F7			K			3	0	0	0	0	2	0
Randy Bush, L (1, 7) OBP: 0.281, SLG: 0.460		F5			3-1			F4		3	0	0	0	0	0	0
Gary Gaetti, R (1, 5) OBP: 0.313, SLG: 0.427		WP 1B			5-3			F8		3	0	1	0	0	0	0
Tim Teufel, R (1, 4) OBP: 0.345, SLG: 0.379		F5 1-2			F9			F1		3	0	0	0	0	0	1
Mark Salas, L (1, 2) OBP: 0.347, SLG: 0.438			F9			4-3			F5	3	0	0	0	0	0	0
Inning Stats	R: 1 E: 0 K: 0 S: 4 H: 1 LOB: 0 BB: 0 P: 4	R: 0 E: 0 K: 1 S: 6 H: 1 LOB: 1 BB: 0 P: 6	R: 0 E: 0 K: 0 S: 3 H: 0 LOB: 0 BB: 0 P: 3	R: 0 E: 0 K: 0 S: 3 H: 0 LOB: 0 BB: 0 P: 3	R: 0 E: 0 K: 0 S: 3 H: 0 LOB: 0 BB: 0 P: 3	R: 0 E: 0 K: 0 S: 3 H: 0 LOB: 0 BB: 0 P: 3	R: 0 E: 0 K: 1 S: 5 H: 0 LOB: 0 BB: 0 P: 5	R: 0 E: 0 K: 0 S: 3 H: 0 LOB: 0 BB: 0 P: 3	R: 0 E: 0 K: 0 S: 4 H: 1 LOB: 2 BB: 1 P: 8	1B: 2 2B: 0 3B: 0 HR: 1 SF: 0 SAC: 0 DP: 0 HBP: 0	WP: 1 PB: 0 SB: 0 CS: 0 PA: 31					

	AB	30
	R	1
	H	3
	RBI	1
	BB	1
	SO	2
	LOB	3

PITCHER		IP	WLS	BF	H	R	ER	SO	BB	IBB	HBP	BLK	WP	HR	S	P	ERA	WHIP
Kirk McCaskill, R ERA: 4.39	(1, 1)	8.2	W	29	2	1	1	2	1	0	0	0	1	1	32	36	1.04	0.346
Donnie Moore, R ERA: 1.45	(9, 1)	0.1	S	2	1	0	0	0	0	0	0	0	0	0	2	2	0.00	3.000

PITCHER		IP	WLS	BF	H	R	ER	SO	BB	IBB	HBP	BLK	WP	HR	S	P	ERA	WHIP

BOTTOM

Minnesota Twins @ California Angels

Anaheim Stadium, Anaheim, CA

Fri Aug 02 1985, 10:05 PM EDT

Att. 30,646 - Unknown

livebaseballscorecards.com

Batter	1	2	3	4	5	6	7	8	9	AB	R	H	RBI	BB	SO	LOB
Gary Pettis, S (1, 8) OBP: 0.356, SLG: 0.325	BBBB 4-0 CS BB		x 0-0 4-3 S 1B			x 0-0 CS 1B	x 0-0 G3 ③			3	0	2	0	1	0	2
Rod Carew, L (1, 3) OBP: 0.355, SLG: 0.323	x 0-0 ① 1-2 1B		x 0-0 ② 4-3 1-3			BBBB 4-0 ① 1-2 HR BB		x 0-0 1B FC4-2 1B		3	1	2	0	1	0	1
Brian Downing, R (1, 7) OBP: 0.354, SLG: 0.390	x 0-0 ② F7		x 0-0 ③ 1-3			x 0-0 1-H HR		x 0-0 FC4-2 1-3 1B 1B		4	2	2	2	0	0	2
Reggie Jackson, L (1, 9) OBP: 0.374, SLG: 0.502 Darrell Miller, R (8, PR) OBP: 0.346, SLG: 0.440 (9, 9)	x 0-0 ③ G3			SSS 0-3 ① K		x 0-0 G5-4-3 1B		x 0-0 ① FC4-2 1B 1-2 3-H		4 0	0 0	1 0	0 0	0 0	1 0	3 0
Doug DeCinces, R (1, 5) OBP: 0.327, SLG: 0.434		x 0-0 3-1 FC4-2 2B		x 0-0 ② F8		x 0-0 ②③ G5-4-3 1-2f		SSS 0-3 ② K		4	0	1	0	0	1	3
Ruppert Jones, L (1, 10) OBP: 0.388, SLG: 0.541		x 0-0 ① 3-1 2-3		x 0-0 ③ 4-3			BBBB 4-0 SH1-3 BB	x 0-0 ③ 1-3 2-H 1B		3	0	1	1	1	0	1
Bobby Grich, R (1, 4) OBP: 0.351, SLG: 0.347		x 0-0 ② FC4-2 3-H			x 0-0 ① F7		x 0-0 ① SH1-3 1-2			2	0	0	0	0	0	1
Bob Boone, R (1, 2) OBP: 0.305, SLG: 0.315		SSS 0-3 ③ K			x 0-0 ② 5-3		x 0-0 ② 6-3			3	0	0	0	0	1	2
Dick Schofield, R (1, 6) OBP: 0.264, SLG: 0.305 Juan Beniquez, R (7, PH) OBP: 0.342, SLG: 0.381 Craig Gerber, L (8, 6) OBP: 0.234, SLG: 0.286			x 0-0 ① F3		SSS 0-3 ③ K		4-0 IBB			2 0 0	0 0 0	0 0 0	0 0 0	0 1 0	1 0 0	0 0 0
Inning Stats	R: 0 H: 1 E: 0 LOB: 1 K: 0 BB: 1 S: 3 P: 7	R: 0 H: 1 E: 0 LOB: 1 K: 1 BB: 0 S: 6 P: 6	R: 0 H: 1 E: 0 LOB: 1 K: 0 BB: 0 S: 4 P: 4	R: 0 H: 0 E: 0 LOB: 0 K: 1 BB: 0 S: 5 P: 5	R: 0 H: 0 E: 0 LOB: 0 K: 1 BB: 0 S: 5 P: 5	R: 2 H: 3 E: 0 LOB: 0 K: 0 BB: 1 S: 4 P: 8	R: 0 H: 0 E: 0 LOB: 2 K: 0 BB: 2 S: 3 P: 11	R: 1 H: 3 E: 0 LOB: 2 K: 1 BB: 0 S: 7 P: 7		1B: 7 SF: 0 2B: 1 SAC: 1 3B: 0 DP: 1 HR: 1 HBP: 0				WP: 0 PA: 33 PB: 0 SB: 1 CS: 2		

	AB	28
	R	3
	H	9
	RBI	3
	BB	4
	SO	4
	LOB	15

PITCHER	IP	WLS	BF	H	R	ER	SO	BB	IBB	HBP	BLK	WP	HR	S	P	ERA	WHIP
Ken Schrom, R (1, 1) ERA: 5.06	6.0	L	24	6	2	2	3	3	0	0	0	0	1	27	39	3.00	1.500
Frank Eufemia, R (7, 1) ERA: 2.52	1.0		4	0	0	0	0	0	1	0	0	0	0	3	7	0.00	0.000
Pete Filson, L (8, 1) ERA: 4.19	0.1		3	2	1	1	0	0	0	0	0	0	0	3	3	27.00	6.000
Ron Davis, R (8, 1) ERA: 3.76	0.2		2	1	0	0	1	0	0	0	0	0	0	4	4	0.00	1.500

PITCHER	IP	WLS	BF	H	R	ER	SO	BB	IBB	HBP	BLK	WP	HR	S	P	ERA	WHIP

Batter	1	2	3	4	5	6	7	8	9	AB	R	H	RBI	BB	SO	LOB
Kirby Puckett, R (1, 8) OBP: 0.317, SLG: 0.374	1-3	5-3 2-3		CS 1-2	K		L3		4-3	5	0	0	0	0	1	1
Ron Washington, R (1, 6) OBP: 0.278, SLG: 0.301	5-3	K			WP 1B 1B		S 1B		F8	5	1	2	0	0	1	1
Kent Hrbek, L (1, 3) OBP: 0.333, SLG: 0.413	BB 1B 2B		HR		G1-4-3 1-H 1B		BB 1-2			2	2	2	2	2	0	0
Tom Brunansky, R (1, 9) OBP: 0.344, SLG: 0.478	1B 1-2 2B		F8		G1-4-3 2-3		K			4	1	1	0	0	1	3
Dave Engle, R (1, 10) OBP: 0.380, SLG: 0.523	E 1-H 2-H 2B		G6-4-3 BB		BB		K			2	0	1	2	2	1	2
Gary Gaetti, R (1, 5) OBP: 0.309, SLG: 0.422	E6 2-3		G6-4-3 1-2f		F4			F8		4	0	0	0	0	0	4
Tim Laudner, R (1, 2) OBP: 0.283, SLG: 0.418	K			G6-4-3 1B		F8		F7		4	0	1	0	0	1	2
Tim Teufel, R (1, 4) OBP: 0.341, SLG: 0.374		5-3		G6-4-3 1-2f		6-3		F7		4	0	0	0	0	0	1
Dave Meier, R (1, 7) OBP: 0.314, SLG: 0.220		5-3 2B		CS BB		K			K	3	0	1	0	1	2	0
Inning Stats	R: 2 E: 1 K: 1 S: 8 H: 2 LOB: 2 BB: 1 P: 12	R: 0 E: 0 K: 1 S: 6 H: 1 LOB: 1 BB: 0 P: 6	R: 1 E: 0 K: 0 S: 3 H: 1 LOB: 0 BB: 1 P: 7	R: 0 E: 0 K: 0 S: 2 H: 1 LOB: 0 BB: 1 P: 6	R: 1 E: 0 K: 1 S: 7 H: 2 LOB: 2 BB: 1 P: 11	R: 0 E: 0 K: 1 S: 5 H: 0 LOB: 0 BB: 0 P: 5	R: 0 E: 0 K: 2 S: 8 H: 1 LOB: 2 BB: 1 P: 12	R: 0 E: 0 K: 0 S: 3 H: 0 LOB: 0 BB: 0 P: 3	R: 0 E: 0 K: 1 S: 5 H: 0 LOB: 0 BB: 0 P: 5	1B: 5 2B: 2 3B: 0 HR: 1 SF: 0 SAC: 0 DP: 2 HBP: 0	WP: 1 PB: 0 SB: 1 CS: 1 PA: 39					

PITCHER		IP	WLS	BF	H	R	ER	SO	BB	IBB	HBP	BLK	WP	HR	S	P	ERA	WHIP
Geoff Zahn, L ERA: 2.51	(1, 1)	4.1		21	7	4	4	3	3	0	0	0	1	1	24	36	8.31	2.308
Luis Sanchez, R ERA: 6.48	(5, 1)	2.0		8	1	0	0	1	1	0	0	0	0	0	9	13	0.00	1.000
Al Holland, L ERA: 3.36	(7, 1)	1.2		6	0	0	0	2	1	0	0	0	0	0	9	13	0.00	0.600
Stu Cliburn, R ERA: 2.11	(9, 1)	1.0	W	3	0	0	0	1	0	0	0	0	0	0	5	5	0.00	0.000

PITCHER	IP	WLS	BF	H	R	ER	SO	BB	IBB	HBP	BLK	WP	HR	S	P	ERA	WHIP

TOP

Minnesota Twins @ California Angels

Anaheim Stadium, Anaheim, CA

Sat Aug 03 1985, 10:05 PM EDT

Att. 40,290 - Unknown

livebaseballscorecards.com

AB	33
R	4
H	8
RBI	4
BB	5
SO	7
LOB	14

Minnesota Twins @ California Angels

Anaheim Stadium, Anaheim, CA

Sat Aug 03 1985, 10:05 PM EDT

Att. 40,290 - Unknown

BOTTOM

Batter	1	2	3	4	5	6	7	8	9	AB	R	H	RBI	BB	SO	LOB
Rod Carew, L (1, 3) OBP: 0.353, SLG: 0.322	F8			BB, BB, G4-6-3, 1B		F6		F8		4	1	1	0	0	0	2
Juan Beniquez, R (1, 8) OBP: 0.341, SLG: 0.378	5-3			G4-6-3, BB, HR, 1-2, BB		6-3			F9	3	1	0	0	1	0	0
Brian Downing, R (1, 7) OBP: 0.355, SLG: 0.392	G3			G4-6-3, 1-2, 2-3, BB		6-3			HR, 2B	3	1	1	0	1	0	0
Doug DeCinces, R (1, 5) OBP: 0.327, SLG: 0.442		6-3		G4-6-3, 1-2f, 2-3, 3-H			F5		HR, 2-H	4	1	1	2	0	0	2
Ruppert Jones, L (1, 10) OBP: 0.388, SLG: 0.551		B1-3		HR, 3-H			F9			3	1	1	2	0	0	0
Reggie Jackson, L (1, 9) OBP: 0.371, SLG: 0.497		4-3		F7			K, S, S, S			3	0	0	0	0	1	0
Bobby Grich, R (1, 4) OBP: 0.350, SLG: 0.347			5-3		L7			G3, 1B		3	0	1	0	0	0	0
Gary Pettis, S (8, PR) OBP: 0.356, SLG: 0.325										0	0	0	0	0	0	0
Rob Wilfong, L (9, 4) OBP: 0.235, SLG: 0.262										0	0	0	0	0	0	0
Jerry Narron, L (1, 2) OBP: 0.294, SLG: 0.400			4-3		F5			K, S, S, S		3	0	0	0	0	1	1
Dick Schofield, R (1, 6) OBP: 0.262, SLG: 0.303			F4		F8			G3, 1-2		2	0	0	0	0	0	0
George Hendrick, R (8, PH) OBP: 0.277, SLG: 0.311										1	0	0	0	0	0	1
Craig Gerber, L (9, 6) OBP: 0.234, SLG: 0.286										0	0	0	0	0	0	0
Inning Stats	R: 0 E: 0 K: 0 S: 3 H: 0 LOB: 0 BB: 0 P: 3	R: 0 E: 0 K: 0 S: 3 H: 0 LOB: 0 BB: 0 P: 3	R: 0 E: 0 K: 0 S: 3 H: 0 LOB: 0 BB: 0 P: 3	R: 3 E: 0 K: 0 S: 4 H: 2 LOB: 0 BB: 2 P: 12	R: 0 E: 0 K: 0 S: 3 H: 0 LOB: 0 BB: 0 P: 3	R: 0 E: 0 K: 0 S: 3 H: 0 LOB: 0 BB: 0 P: 3	R: 0 E: 0 K: 1 S: 5 H: 0 LOB: 0 BB: 0 P: 5	R: 0 E: 0 K: 1 S: 6 H: 1 LOB: 2 BB: 0 P: 6	R: 2 E: 0 K: 0 S: 3 H: 2 LOB: 0 BB: 0 P: 3	1B: 2 2B: 1 3B: 0 HR: 2 SF: 0 SAC: 0 DP: 1 HBP: 0						

livebaseballscorecards.com

AB	29
R	5
H	5
RBI	4
BB	2
SO	2
LOB	6

WP: 0 PA: 31
PB: 0
SB: 0
CS: 0

PITCHER	IP	WLS	BF	H	R	ER	SO	BB	IBB	HBP	BLK	WP	HR	S	P	ERA	WHIP
Bert Blyleven, R (1, 1) ERA: 3.35	8.1	L	31	5	5	5	2	2	0	0	0	0	2	33	41	5.40	0.840

PITCHER	IP	WLS	BF	H	R	ER	SO	BB	IBB	HBP	BLK	WP	HR	S	P	ERA	WHIP

Minnesota Twins @ California Angels

Anaheim Stadium, Anaheim, CA

Sun Aug 04 1985, 6:33 AM EDT

Att. 41,630 - Unknown

TOP

livebaseballscorecards.com

Batter	1	2	3	4	5	6	7	8	9	AB	R	H	RBI	BB	SO	LOB
Kirby Puckett, R (1, 8) OBP: 0.318, SLG: 0.374	F9		SF7 3-H		SF8 1-3 2-H 3-H 1B		K		BB 1-2 2-3	3	0	1	3	1	1	1
Ron Washington, R (1, 6) OBP: 0.268, SLG: 0.293	F9		F9		SF8 1-2 3-H		1-3		4-3	2	0	0	1	0	0	1
Roy Smalley, S (7, PH) OBP: 0.381, SLG: 0.436 (7, 6)										2	0	0	0	0	0	4
Kent Hrbek, L (1, 3) OBP: 0.329, SLG: 0.409	K			K	G3			K		4	0	0	0	0	3	1
Tom Brunansky, R (1, 9) OBP: 0.341, SLG: 0.473		F7		6-3		K		F9		4	0	0	0	0	1	0
Mickey Hatcher, R (1, 10) OBP: 0.321, SLG: 0.374		K		4-3		1B 2B		5-3		4	1	1	0	0	1	0
Dave Engle, R (1, 2) OBP: 0.382, SLG: 0.517		6-3			BB 1B 1B BB	F9			F8	1	1	0	0	1	0	0
Mark Salas, L (6, PH) OBP: 0.345, SLG: 0.434 (6, 2)										2	0	0	0	0	0	1
Gary Gaetti, R (1, 5) OBP: 0.311, SLG: 0.421			6-3		K	CS 2-H			BB 1B	3	0	1	1	1	1	1
Tim Teufel, R (1, 4) OBP: 0.346, SLG: 0.378			1B SF7 BB		BB 1-2 1B	CS 1-2	SH1-4		F5	2	2	2	0	1	0	0
Randy Bush, L (9, PH) OBP: 0.279, SLG: 0.457										1	0	0	0	0	0	1
Dave Meier, R (1, 7) OBP: 0.333, SLG: 0.233			1-3 1B		1B SF8 1-2 2-3 BB		SH1-4 1-2		BB 1-2 1B	1	1	1	0	1	0	0
Mike Stenhouse, L (9, PH) OBP: 0.358, SLG: 0.402										1	0	1	0	0	0	0
Greg Gagne, R (9, PR) OBP: 0.297, SLG: 0.359										0	0	0	0	0	0	0
Inning Stats	R: 0 E: 0 K: 1 S: 5 H: 0 LOB: 0 BB: 0 P: 5	R: 0 E: 0 K: 1 S: 5 H: 0 LOB: 0 BB: 0 P: 5	R: 1 E: 0 K: 0 S: 4 H: 1 LOB: 1 BB: 1 P: 8	R: 0 E: 0 K: 1 S: 5 H: 0 LOB: 0 BB: 0 P: 5	R: 3 E: 0 K: 1 S: 7 H: 2 LOB: 1 BB: 2 P: 15	R: 1 E: 0 K: 1 S: 6 H: 2 LOB: 0 BB: 0 P: 6	R: 0 E: 0 K: 1 S: 6 H: 1 LOB: 1 BB: 0 P: 6	R: 0 E: 0 K: 1 S: 5 H: 0 LOB: 0 BB: 0 P: 5	R: 0 E: 0 K: 0 S: 4 H: 1 LOB: 3 BB: 2 P: 12	1B: 6 2B: 1 3B: 0 HR: 0 SF: 2 SAC: 1 DP: 0 HBP: 0	WP: 0 PB: 0 SB: 0 CS: 1 PA: 39					

	AB	30
	R	5
	H	7
	RBI	5
	BB	5
	SO	7
	LOB	10

PITCHER		IP	WLS	BF	H	R	ER	SO	BB	IBB	HBP	BLK	WP	HR	S	P	ERA	WHIP
John Candelaria, L ERA: 3.94	(1, 1)	5.0		21	3	4	4	4	3	0	0	0	0	0	26	38	7.20	1.200
Stu Cliburn, R ERA: 2.15	(6, 1)	3.0	W	11	3	1	1	3	0	0	0	0	0	0	17	17	3.00	1.000
Donnie Moore, R ERA: 1.43	(9, 1)	1.0	S	6	1	0	0	0	2	0	0	0	0	0	4	12	0.00	3.000

PITCHER		IP	WLS	BF	H	R	ER	SO	BB	IBB	HBP	BLK	WP	HR	S	P	ERA	WHIP

Batter	1	2	3	4	5	6	7	8	9	AB	R	H	RBI	BB	SO	LOB
Brian Downing, R (1, 10) OBP: 0.359, SLG: 0.397	6-3		BBBB 4-0 1B WP BB	1-3			2B	1-2 3-H 1B		4	0	2	1	1	0	1
Rod Carew, L (1, 3) OBP: 0.351, SLG: 0.320	1-3		1-3 G6-4-3 1B		F7		5-3	G3		5	0	1	0	0	0	3
Bobby Grich, R (1, 4) OBP: 0.346, SLG: 0.342	1-3		1-2f G6-4-3		1-3		6-3			4	0	0	0	0	0	3
Doug DeCinces, R (1, 5) OBP: 0.329, SLG: 0.441		L4		E 1B 1B	F4		IBB			3	1	1	0	1	0	0
George Hendrick, R (1, 9) OBP: 0.277, SLG: 0.308		SSS 0-3 K		F7		BBBB 4-0 3B BB	F8			3	1	0	0	1	1	3
Juan Beniquez, R (1, 7) OBP: 0.343, SLG: 0.386		1B		E6 1B 1B 1-3		1-H 3B		F4		4	1	2	1	0	0	1
Gary Pettis, S (1, 8) OBP: 0.355, SLG: 0.324		L4		BLK 1B SF8 1-2 3-H 1B		SSS 0-3 K		E4 FC3-6 S 1B		4	2	1	1	0	1	2
Bob Boone, R (1, 2) OBP: 0.307, SLG: 0.315			F9	BLK 1-2 2-H 1B		F7		4-0 FC3-6 1-2 IBB		3	0	1	1	1	0	1
Dick Schofield, R (1, 6) OBP: 0.263, SLG: 0.315			HR	SF8 1-2 2-H		F4		FC3-6 1B 1-2f 2-3		2	1	1	2	0	0	1
Reggie Jackson, L (8, PH) OBP: 0.370, SLG: 0.495										1	0	0	0	0	0	2
Craig Gerber, L (8, PR) OBP: 0.234, SLG: 0.286										0	0	0	0	0	0	0
(9, 6)																
Inning Stats	R: 0 H: 0 E: 0 LOB: 0 K: 0 BB: 0 S: 3 P: 3	R: 0 H: 1 E: 0 LOB: 1 K: 1 BB: 0 S: 6 P: 6	R: 1 H: 2 E: 0 LOB: 1 K: 0 BB: 1 S: 4 P: 8	R: 3 H: 3 E: 1 LOB: 1 K: 0 BB: 0 S: 7 P: 7	R: 0 H: 0 E: 0 LOB: 0 K: 0 BB: 0 S: 3 P: 3	R: 1 H: 1 E: 0 LOB: 1 K: 1 BB: 1 S: 6 P: 10	R: 0 H: 1 E: 0 LOB: 2 K: 0 BB: 1 S: 4 P: 8	R: 1 H: 1 E: 1 LOB: 2 K: 0 BB: 1 S: 5 P: 9		1B: 6 SF: 1 2B: 1 SAC: 0 3B: 1 DP: 1 HR: 1 HBP: 0						

PITCHER		IP	WLS	BF	H	R	ER	SO	BB	IBB	HBP	BLK	WP	HR	S	P	ERA	WHIP
Frank Viola, L ERA: 4.47	(1, 1)	6.1		29	8	5	3	2	2	0	0	1	1	1	31	39	4.26	1.579
Frank Eufemia, R ERA: 2.45	(7, 1)	1.0	L	6	0	1	0	0	0	2	0	0	0	0	4	12	0.00	0.000
Pete Filson, L ERA: 4.16	(8, 1)	0.1		1	0	0	0	0	0	0	0	0	0	0	1	1	0.00	0.000
Ron Davis, R ERA: 3.73	(8, 1)	0.1		2	1	0	0	0	0	0	0	0	0	0	2	2	0.00	3.000

PITCHER	IP	WLS	BF	H	R	ER	SO	BB	IBB	HBP	BLK	WP	HR	S	P	ERA	WHIP

BOTTOM

Minnesota Twins @ California Angels

Anaheim Stadium, Anaheim, CA

Sun Aug 04 1985, 6:33 AM EDT

Att. 41,630 - Unknown

livebaseballscorecards.com

AB	33
R	6
H	9
RBI	6
BB	4
SO	2
LOB	17

PA: 38

Batter	1	2	3	4	5	6	7	8	9	AB	R	H	RBI	BB	SO	LOB
Domingo Ramos, R (1, 6) OBP: 0.245, SLG: 0.233	4-3		G1-4-3 1B			6-3			K	4	0	1	0	0	1	0
Phil Bradley, R (1, 7) OBP: 0.369, SLG: 0.485	2B 1B		G1-4-3 1-2f			HR			L3	4	1	2	1	0	0	1
Alvin Davis, L (1, 3) OBP: 0.371, SLG: 0.396	1-3 2B			F7		G3			L4	4	0	1	0	0	0	0
Gorman Thomas, R (1, 10) OBP: 0.355, SLG: 0.514	F8			L5			5-3			3	0	0	0	0	0	2
Al Cowens, R (1, 9) OBP: 0.281, SLG: 0.433	1-3			K			K			3	0	0	0	0	2	2
Jim Presley, R (1, 5) OBP: 0.348, SLG: 0.537		6-3			CS 1B		4-3			3	0	1	0	0	0	0
Dave Henderson, R (1, 8) OBP: 0.305, SLG: 0.378		K			K 1-2			6-3		3	0	0	0	0	2	1
Bob Kearney, R (1, 2) OBP: 0.304, SLG: 0.400		K			6-3			6-3		3	0	0	0	0	1	0
Harold Reynolds, S (1, 4) OBP: 0.269, SLG: 0.204			4-3			F9		F8		2	0	0	0	0	0	0
Jack Perconte, L (8, PH) OBP: 0.282, SLG: 0.306										1	0	0	0	0	0	0
(8, 4)																

TOP

Seattle Mariners @ California Angels

Anaheim Stadium, Anaheim, CA

Mon Aug 05 1985, 10:05 PM EDT

Att. 31,197 - Unknown

livebaseballscorecards.com

AB	30
R	1
H	5
RBI	1
BB	0
SO	6
LOB	6

Inning Stats	1	2	3	4	5	6	7	8	9
	R: 0 E: 0 K: 0 S: 5	H: 2 LOB: 2 BB: 0 P: 5	R: 0 E: 0 K: 2 S: 7	H: 0 LOB: 0 BB: 0 P: 7	R: 0 E: 0 K: 0 S: 3	H: 1 LOB: 0 BB: 0 P: 3	R: 0 E: 0 K: 1 S: 5	H: 0 LOB: 0 BB: 0 P: 5	R: 0 E: 0 K: 0 S: 4	H: 1 LOB: 0 BB: 0 P: 4	R: 0 E: 0 K: 1 S: 5	H: 0 LOB: 0 BB: 0 P: 5	R: 0 E: 0 K: 0 S: 3	H: 0 LOB: 0 BB: 0 P: 3	R: 0 E: 0 K: 1 S: 5	H: 0 LOB: 0 BB: 0 P: 5

1B: 3 2B: 2 3B: 0 HR: 1	SF: 0 SAC: 0 DP: 2 HBP: 0	WP: 0 PB: 0 SB: 0 CS: 1	PA: 30

PITCHER		IP	WLS	BF	H	R	ER	SO	BB	IBB	HBP	BLK	WP	HR	S	P	ERA	WHIP
Mike Witt, R ERA: 3.05	(1, 1)	9.0	W	30	5	1	1	6	0	0	0	0	0	1	42	42	1.00	0.556

PITCHER	IP	WLS	BF	H	R	ER	SO	BB	IBB	HBP	BLK	WP	HR	S	P	ERA	WHIP

Batter	1	2	3	4	5	6	7	8	9	AB	R	H	RBI	BB	SO	LOB
Gary Pettis, S (1, 8) OBP: 0.355, SLG: 0.324	B1-3	1-3 2-H 1B			SH2-4 1-2	4-3				3	0	1	0	0	0	2
Rod Carew, L (1, 3) OBP: 0.350, SLG: 0.316	4-3		1-3		FC6-5 2-3		BBB SH1-4 BB			3	0	0	0	1	0	1
Brian Downing, R (1, 7) OBP: 0.361, SLG: 0.398	1B		4-3 HBP		F9		SH1-4 1-2			2	0	1	0	0	0	1
Ruppert Jones, L (1, 10) OBP: 0.387, SLG: 0.548 Juan Beniquez, R (7, PH) OBP: 0.342, SLG: 0.385	F9		4-3 1-2			SH3-4 E 1B	SSS K			3 1	1 0	1 0	0 0	0 0	0 1	2 1
Doug DeCinces, R (1, 5) OBP: 0.329, SLG: 0.438		6-3	SSS K			SH3-4 1-2	IBB			2	0	0	0	1	1	1
Reggie Jackson, L (1, 9) OBP: 0.371, SLG: 0.497 Darrell Miller, R (8, 9) OBP: 0.346, SLG: 0.440		1B 2B		1-3		E 1B IBB	F8			3 0	2 0	1 0	0 0	1 0	0 0	2 0
Bobby Grich, R (1, 4) OBP: 0.345, SLG: 0.341	4-3 1B 2-H 1B			1-4-3		E1 1B 1-3 2-H	SSS K			4	0	1	1	0	1	1
Bob Boone, R (1, 2) OBP: 0.303, SLG: 0.311	4-3 1-2			6-3		5-3	SSS 5-3			4	0	0	0	0	0	3
Dick Schofield, R (1, 6) OBP: 0.266, SLG: 0.315	1B HBP				E5 FC6-5 SH2-4	1B 2-3 3-H	SSS K			3	0	1	1	0	1	0
Inning Stats	R: 0 E: 0 K: 0 S: 4 H: 1 LOB: 1 BB: 0 P: 4	R: 1 E: 0 K: 0 S: 5 H: 3 LOB: 2 BB: 0 P: 6	R: 0 E: 0 K: 1 S: 5 H: 0 LOB: 1 BB: 0 P: 6	R: 0 E: 0 K: 0 S: 3 H: 0 LOB: 0 BB: 0 P: 3	R: 0 E: 1 K: 0 S: 4 H: 0 LOB: 1 BB: 0 P: 4	R: 2 E: 1 K: 0 S: 6 H: 2 LOB: 2 BB: 1 P: 10	R: 0 E: 0 K: 1 S: 5 H: 0 LOB: 2 BB: 2 P: 13	R: 0 E: 0 K: 2 S: 7 H: 0 LOB: 0 BB: 0 P: 7		1B: 5 2B: 1 3B: 0 HR: 0 SF: 0 SAC: 3 DP: 0 HBP: 2				

PITCHER		IP	WLS	BF	H	R	ER	SO	BB	IBB	HBP	BLK	WP	HR	S	P	ERA	WHIP
Bill Swift, R ERA: 4.76	(1, 1)	6.1	L	30	6	3	1	1	1	1	2	0	0	0	28	38	1.42	1.105
Ed Vande Berg, L ERA: 3.91	(7, 1)	0.2		3	0	0	0	1	0	1	0	0	0	0	4	8	0.00	0.000
Bob Long, R ERA: 1.98	(8, 1)	1.0		3	0	0	0	2	0	0	0	0	0	0	7	7	0.00	0.000

PITCHER	IP	WLS	BF	H	R	ER	SO	BB	IBB	HBP	BLK	WP	HR	S	P	ERA	WHIP

BOTTOM

Seattle Mariners @ California Angels

Anaheim Stadium, Anaheim, CA

Mon Aug 05 1985, 10:05 PM EDT

Att. 31,197 - Unknown

livebaseballscorecards.com

AB	28
R	3
H	6
RBI	2
BB	3
SO	4
LOB	14

California Angels @ Minnesota Twins

Hubert H. Humphrey Metrodome, Minneapolis, MN

Thu Aug 08 1985, 8:05 PM EDT

Att. 31,054 - Unknown

TOP

livebaseballscorecards.com

Batter	1	2	3	4	5	6	7	8	9	AB	R	H	RBI	BB	SO	LOB
Rod Carew, L (1, 3) OBP: 0.351, SLG: 0.322	3-1 1B 2B		1-3		1B 1-3 1B			F7		4	1	2	0	0	0	0
Brian Downing, R (1, 7) OBP: 0.362, SLG: 0.399	3-1 2-3		1B		FC4 1-3 3-H 1B			E5		4	0	2	1	0	0	1
Ruppert Jones, L (1, 10) OBP: 0.383, SLG: 0.542 Juan Beniquez, R (8, PH) OBP: 0.340, SLG: 0.383	K		F3		FC4 1-2f			F8		3 1	0 0	0 0	0 0	0 0	1 0	4 1
Doug DeCinces, R (1, 5) OBP: 0.328, SLG: 0.435	3-H 1B			K		K		K		4	0	1	1	0	3	1
Reggie Jackson, L (1, 9) OBP: 0.370, SLG: 0.493	F7			1B		F7			4-3	4	0	1	0	0	0	1
Bobby Grich, R (1, 4) OBP: 0.342, SLG: 0.337		5-3		F8		F7			4-3	4	0	0	0	0	0	0
Bob Boone, R (1, 2) OBP: 0.301, SLG: 0.308 Rob Wilfong, L (9, PH) OBP: 0.234, SLG: 0.261		F8			F4		F4		F8	3 1	0 0	0 0	0 0	0 0	0 0	0 0
Craig Gerber, L (1, 6) OBP: 0.224, SLG: 0.273		L6			G3		F5			3	0	0	0	0	0	0
Gary Pettis, S (1, 8) OBP: 0.354, SLG: 0.324			L5		1B S 1B 1B		K			3	1	1	0	0	1	0
Inning Stats	R: 1 E: 0 K: 1 S: 7 H: 2 LOB: 1 BB: 0 P: 7	R: 0 E: 0 K: 0 S: 3 H: 0 LOB: 0 BB: 0 P: 3	R: 0 E: 0 K: 0 S: 4 H: 1 LOB: 1 BB: 0 P: 4	R: 0 E: 0 K: 1 S: 5 H: 1 LOB: 0 BB: 0 P: 5	R: 1 E: 0 K: 0 S: 6 H: 3 LOB: 2 BB: 0 P: 6	R: 0 E: 0 K: 1 S: 5 H: 0 LOB: 0 BB: 0 P: 5	R: 0 E: 0 K: 1 S: 5 H: 0 LOB: 0 BB: 0 P: 5	R: 0 E: 1 K: 1 S: 6 H: 0 LOB: 1 BB: 0 P: 6	R: 0 E: 0 K: 0 S: 3 H: 0 LOB: 0 BB: 0 P: 3	1B: 6 2B: 1 3B: 0 HR: 0 SF: 0 SAC: 0 DP: 0 HBP: 0						

	AB	34
	R	2
	H	7
	RBI	2
	BB	0
	SO	5
	LOB	8

WP: 0 PB: 0 SB: 1 CS: 0 PA: 34

PITCHER		IP	WLS	BF	H	R	ER	SO	BB	IBB	HBP	BLK	WP	HR	S	P	ERA	WHIP
Bert Blyleven, R ERA: 3.32	(1, 1)	7.1	W	29	7	2	2	4	0	0	0	0	0	0	37	37	2.46	0.955
Pete Filson, L ERA: 3.99	(8, 1)	0.1		1	0	0	0	0	0	0	0	0	0	0	1	1	0.00	0.000
Ron Davis, R ERA: 3.61	(8, 1)	1.1	S	4	0	0	0	1	0	0	0	0	0	0	6	6	0.00	0.000

PITCHER		IP	WLS	BF	H	R	ER	SO	BB	IBB	HBP	BLK	WP	HR	S	P	ERA	WHIP

BOTTOM

California Angels @ Minnesota Twins

Hubert H. Humphrey Metrodome, Minneapolis, MN

Thu Aug 08 1985, 8:05 PM EDT

Att. 31,054 - Unknown

livebaseballscorecards.com

Batter	1	2	3	4	5	6	7	8	9	AB	R	H	RBI	BB	SO	LOB
Kirby Puckett, R (1, 8) OBP: 0.319, SLG: 0.376	3-6 2B		F8 BB 1B 1B	G1-6-3 1B			6-3			4	1	3	0	0	0	0
Roy Smalley, S (1, 5) OBP: 0.382, SLG: 0.433 Gary Gaetti, R (8, 5) OBP: 0.313, SLG: 0.420	3-6 2-3f		BBBB E 1B 1-2 BB	G1-6-3 1-2f			BBBB G3 BB			2 0	1 0	0 0	0 0	2 0	0 0	2 0
Kent Hrbek, L (1, 3) OBP: 0.325, SLG: 0.403	4-3		F8 2-3		6-3		G3 1-2			4	0	0	0	0	0	3
Tom Brunansky, R (1, 9) OBP: 0.337, SLG: 0.466		F7	SSS K		5-3		F7			4	0	0	0	0	1	3
Mike Stenhouse, L (1, 10) OBP: 0.363, SLG: 0.400		BBBB 1B BB 1B	E9 1B 1-H 2B 3-H		4-3			F8		3	2	1	1	1	0	0
Randy Bush, L (1, 7) OBP: 0.283, SLG: 0.461		1B 1-2 1B	2-H 2B			SSS K		4-3		4	0	2	1	0	1	0
Tim Teufel, R (1, 4) OBP: 0.350, SLG: 0.378		1-2 2-H 1B	BBBB BB			BBBB FC5-4 BB		F8		2	0	1	1	2	0	0
Mark Salas, L (1, 2) OBP: 0.340, SLG: 0.428		F5	F7			SSS K				3	0	0	0	0	1	5
Greg Gagne, R (1, 6) OBP: 0.292, SLG: 0.353 Ron Washington, R (6, PH) OBP: 0.276, SLG: 0.304 (7, 6)		SSS K		6-3		FC5-4 1-2f				2 1	0 0	0 0	0 0	0 0	1 0	2 1
Inning Stats	R: 0 H: 1 E: 0 LOB: 0 K: 0 BB: 0 S: 3 P: 3	R: 1 H: 2 E: 0 LOB: 2 K: 1 BB: 1 S: 7 P: 11	R: 3 H: 3 E: 1 LOB: 2 K: 1 BB: 2 S: 8 P: 16	R: 0 H: 1 E: 0 LOB: 0 K: 0 BB: 0 S: 3 P: 3	R: 0 H: 0 E: 0 LOB: 0 K: 0 BB: 0 S: 3 P: 3	R: 0 H: 0 E: 0 LOB: 1 K: 2 BB: 1 S: 7 P: 11	R: 0 H: 0 E: 0 LOB: 1 K: 0 BB: 1 S: 3 P: 7	R: 0 H: 0 E: 0 LOB: 0 K: 0 BB: 0 S: 3 P: 3		1B: 5 SF: 0 2B: 3 SAC: 0 3B: 0 DP: 2 HR: 0 HBP: 0						

PITCHER		IP	WLS	BF	H	R	ER	SO	BB	IBB	HBP	BLK	WP	HR	S	P	ERA	WHIP
Ron Romanick, R ERA: 3.2	(1, 1)	3.0	L	17	6	4	4	2	3	0	0	0	0	0	18	30	12.00	3.000
Luis Sanchez, R ERA: 5.63	(4, 1)	5.0		17	1	0	0	2	2	0	0	0	0	0	19	27	0.00	0.600

PITCHER	IP	WLS	BF	H	R	ER	SO	BB	IBB	HBP	BLK	WP	HR	S	P	ERA	WHIP

AB	29
R	4
H	7
RBI	3
BB	5
SO	4
LOB	16

WP: 0 PA: 34
PB: 0
SB: 0
CS: 0

California Angels @ Minnesota Twins

Hubert H. Humphrey Metrodome, Minneapolis, MN

Fri Aug 09 1985, 8:05 PM EDT

Att. 21,738 - Unknown

TOP

livebaseballscorecards.com

Batter	1	2	3	4	5	6	7	8	9	AB	R	H	RBI	BB	SO	LOB
Brian Downing, R (1, 7) OBP: 0.363, SLG: 0.402	1B		2B		5-3		F4		6-3	5	0	2	0	0	0	2
Darrell Miller, R (1, 10) OBP: 0.333, SLG: 0.414 Reggie Jackson, L (9, PH) OBP: 0.371, SLG: 0.493	K		5-3		CS 1B		K		BB	4 0	0 0	1 0	0 0	0 1	2 0	2 0
Juan Beniquez, R (1, 3) OBP: 0.347, SLG: 0.390	1-2 FC4-6 1B		1B		1-2 1B		1-2 FC6-4 1B		F5	5	0	4	0	0	0	2
Doug DeCinces, R (1, 5) OBP: 0.324, SLG: 0.430	F8		5-3		K 2-3		FC6-4 1-2f			4	0	0	0	0	1	7
George Hendrick, R (1, 9) OBP: 0.273, SLG: 0.303	FC4-6 1-2f			6-3	5-3			6-3		4	0	0	0	0	0	2
Bobby Grich, R (1, 4) OBP: 0.341, SLG: 0.335		L5		K	1B			F9		4	0	1	0	0	1	0
Gary Pettis, S (1, 8) OBP: 0.356, SLG: 0.331		K		1B 2B	G6-4-3 1-2 1B			F7		4	1	2	0	0	1	0
Bob Boone, R (1, 2) OBP: 0.304, SLG: 0.309 Jerry Narron, L (7, 2) OBP: 0.300, SLG: 0.416		BB		2-H 1B	G6-4-3 1-2f				2B	2 1	0 0	1 1	1 0	1 0	0 0	2 0
Dick Schofield, R (1, 6) OBP: 0.267, SLG: 0.316 Rod Carew, L (9, PH) OBP: 0.350, SLG: 0.321		K		F1			1B		F8	3 1	0 0	1 0	0 0	0 0	1 0	2 1

	AB	37
	R	1
	H	13
	RBI	1
	BB	2
	SO	6
	LOB	20

Inning Stats	1	2	3	4	5	6	7	8	9	1B: 10	SF: 0	WP: 0	PA: 39
	R: 0 E: 0 K: 1 S: 7 H: 2 LOB: 2 BB: 0 P: 7	R: 0 E: 0 K: 2 S: 7 H: 0 LOB: 1 BB: 1 P: 11	R: 0 E: 0 K: 0 S: 4 H: 2 LOB: 1 BB: 0 P: 4	R: 1 E: 0 K: 1 S: 7 H: 2 LOB: 1 BB: 0 P: 7	R: 0 E: 0 K: 1 S: 6 H: 2 LOB: 2 BB: 0 P: 6	R: 0 E: 0 K: 0 S: 4 H: 2 LOB: 1 BB: 0 P: 4	R: 0 E: 0 K: 1 S: 7 H: 2 LOB: 2 BB: 0 P: 7	R: 0 E: 0 K: 0 S: 3 H: 0 LOB: 0 BB: 0 P: 3	R: 0 E: 0 K: 0 S: 4 H: 1 LOB: 2 BB: 1 P: 8	2B: 4 3B: 0 HR: 0	SAC: 0 DP: 2 HBP: 0	PB: 0 SB: 0 CS: 1	

PITCHER	IP	WLS	BF	H	R	ER	SO	BB	IBB	HBP	BLK	WP	HR	S	P	ERA	WHIP
Frank Viola, L (1, 1) ERA: 4.35	6.2	W	30	12	1	1	6	1	0	0	0	0	0	41	45	1.35	1.950
Frank Eufemia, R (7, 1) ERA: 2.32	2.1		9	1	0	0	0	1	0	0	0	0	0	8	12	0.00	0.857

PITCHER	IP	WLS	BF	H	R	ER	SO	BB	IBB	HBP	BLK	WP	HR	S	P	ERA	WHIP

Batter	1	2	3	4	5	6	7	8	9	AB	R	H	RBI	BB	SO	LOB
Kirby Puckett, R (1, 8) OBP: 0.322, SLG: 0.379	CS 1B		BB 2B 1B	FC4-6 CS 1-2f		K		1-2 1B		5	1	3	0	0	1	3
Ron Washington, R (1, 6) OBP: 0.293, SLG: 0.373	1-2 HR		BBBB 1-2 2B BB	CS 1-2	SF9 3B	G4-6-3 1-2f		SSS K		4	3	2	1	1	1	4
Kent Hrbek, L (1, 3) OBP: 0.329, SLG: 0.407	5-3		1-H 2-H 2B		BBBB 1B BB		1B			3	1	2	2	1	0	0
Tom Brunansky, R (1, 9) OBP: 0.334, SLG: 0.462	F7		F2		SF9 3-H		F4			3	0	0	1	0	0	2
Mickey Hatcher, R (1, 10) OBP: 0.323, SLG: 0.377		F7	2-H 2B		1-2 1B		F8			4	0	2	1	0	0	1
Gary Gaetti, R (1, 5) OBP: 0.310, SLG: 0.416		F3	SSS K		F8		F9			4	0	0	0	0	1	4
Tim Laudner, R (1, 2) OBP: 0.283, SLG: 0.410		FC5-4 1B		SH1-3 1B 1B	SSS K			F2		4	1	2	0	0	1	2
Tim Teufel, R (1, 4) OBP: 0.349, SLG: 0.377		FC5-4 1-2f		SH1-3 1-2		1B 1B		F3		3	0	1	0	0	0	1
Dave Meier, R (1, 7) OBP: 0.338, SLG: 0.242			F8	FC4-6 2-H 1B		G4-6-3 1-3 1B		BBBB 1B BB		2	0	1	1	0	0	0
Randy Bush, L (6, PH) OBP: 0.290, SLG: 0.464 (7, 7)										1	0	1	0	1	0	0
Inning Stats	R: 1 E: 0 K: 0 S: 4 H: 2 LOB: 0 BB: 0 P: 4	R: 0 E: 0 K: 0 S: 4 H: 1 LOB: 1 BB: 0 P: 4	R: 3 E: 0 K: 1 S: 8 H: 3 LOB: 1 BB: 1 P: 12	R: 1 E: 0 K: 0 S: 4 H: 2 LOB: 0 BB: 0 P: 4	R: 1 E: 0 K: 1 S: 7 H: 2 LOB: 2 BB: 1 P: 11	R: 0 E: 0 K: 1 S: 6 H: 2 LOB: 1 BB: 0 P: 6	R: 0 E: 0 K: 0 S: 4 H: 1 LOB: 1 BB: 0 P: 4	R: 0 E: 0 K: 1 S: 6 H: 1 LOB: 2 BB: 1 P: 10		1B: 10 2B: 2 3B: 1 HR: 1 SF: 1 SAC: 1 DP: 1 HBP: 0						

PITCHER		IP	WLS	BF	H	R	ER	SO	BB	IBB	HBP	BLK	WP	HR	S	P	ERA	WHIP
Geoff Zahn, L ERA: 3.86	(1, 1)	4.0	L	21	9	6	6	1	2	0	0	0	0	1	21	29	13.50	2.750
Stu Cliburn, R ERA: 2.09	(5, 1)	2.0		8	3	0	0	2	0	0	0	0	0	0	12	12	0.00	1.500
Al Holland, L ERA: 3.26	(7, 1)	2.0		9	2	0	0	1	1	0	0	0	0	0	10	14	0.00	1.500

PITCHER	IP	WLS	BF	H	R	ER	SO	BB	IBB	HBP	BLK	WP	HR	S	P	ERA	WHIP

BOTTOM

California Angels @ Minnesota Twins

Hubert H. Humphrey Metrodome, Minneapolis, MN

Fri Aug 09 1985, 8:05 PM EDT

Att. 21,738 - Unknown

livebaseballscorecards.com

AB	33
R	6
H	14
RBI	6
BB	3
SO	4
LOB	17

WP: 0 PB: 0 SB: 0 CS: 2 PA: 39

California Angels @ Minnesota Twins

Hubert H. Humphrey Metrodome, Minneapolis, MN

Sat Aug 10 1985, 8:05 PM EDT

Att. 18,396 - Unknown

livebaseballscorecards.com

Batter	1	2	3	4	5	6	7	8	9	AB	R	H	RBI	BB	SO	LOB
Brian Downing, R (1, 7) OBP: 0.366, SLG: 0.403	SH5-3 1B		K			1B BB	5-3		E 1B	4	2	2	0	1	1	0
Rob Wilfong, L (1, 4) OBP: 0.234, SLG: 0.260	SH5-3		F8			G3 1B 2B 1B	F7		E6	4	2	1	0	0	0	2
Ruppert Jones, L (1, 10) OBP: 0.384, SLG: 0.547	F7		3-1			G3 2B 1B	F7		FC 3B	5	2	2	4	0	0	1
Reggie Jackson, L (1, 9) OBP: 0.367, SLG: 0.487	K			4-3		G3		F5	FC	4	0	0	0	0	1	3
Darrell Miller, R (8, 9) OBP: 0.323, SLG: 0.400									G4-6-3	1	0	0	1	0	0	0
Rod Carew, L (1, 3) OBP: 0.351, SLG: 0.320		L6		L6		2B IBB		1B	G4-6-3	4	1	1	0	1	0	1
Doug DeCinces, R (1, 5) OBP: 0.323, SLG: 0.431		F8		K		1B 2B		K		4	1	1	3	0	2	1
Bob Boone, R (1, 2) OBP: 0.306, SLG: 0.311		1B 1B			F5	2-H 1B		L7		4	0	2	1	0	0	1
Craig Gerber, L (1, 6) OBP: 0.246, SLG: 0.294		1-3 1B			6-3 1B	F8			K	2	0	2	0	0	0	0
Juan Beniquez, R (6, PH) OBP: 0.346, SLG: 0.389										1	0	0	0	0	0	1
Dick Schofield, R (6, 6) OBP: 0.266, SLG: 0.314										1	0	0	0	0	1	0
Gary Pettis, S (1, 8) OBP: 0.355, SLG: 0.327		K			6-3	F9			E 1B 3B BB	3	1	0	0	1	1	4

AB	37
R	9
H	11
RBI	9
BB	3
SO	6
LOB	14

Inning Stats	1	2	3	4	5	6	7	8	9	1B	SF	WP	PA
R	0	0	0	0	0	5	0	0	4	9	0	0	41
H	1	2	0	0	1	4	0	1	2	2B 2	SAC 1	PB 0	
E	0	0	0	0	0	0	0	0	1	3B 1	DP 2	SB 0	
LOB	1	2	0	0	0	0	0	0	0	HR 0	HBP 0	CS 0	
K	1	1	1	1	0	0	0	1	1				
BB	0	0	0	0	0	2	0	0	1				
S	6	7	5	5	3	7	3	6	8				
P	6	7	5	5	3	15	3	6	12				

PITCHER		IP	W	L	S	BF	H	R	ER	SO	BB	IBB	HBP	BLK	WP	HR	P	ERA	WHIP
Mike Smithson, R ERA: 4.67	(1, 1)	5.1		L		25	8	5	5	4	1	1	0	0	0	0	39	8.44	1.688
Pete Filson, L ERA: 4.19	(6, 1)	3.0				14	3	4	3	2	1	0	0	0	0	0	21	9.00	1.333
Rick Lysander, R ERA: 5.94	(9, 1)	0.2				2	0	0	0	0	0	0	0	0	0	0	2	0.00	0.000

Batter	1	2	3	4	5	6	7	8	9	AB	R	H	RBI	BB	SO	LOB
Kirby Puckett, R (1, 8) OBP: 0.319, SLG: 0.376	G3		K		6-3			1-3		4	0	0	0	0	1	2
Roy Smalley, S (1, 6) OBP: 0.384, SLG: 0.432	FC4-6, 1B			4-3		F9, BB		K		3	0	1	0	1	1	0
Mike Stenhouse, L (1, 9) OBP: 0.359, SLG: 0.389 Tom Brunansky, R (9, 9) OBP: 0.334, SLG: 0.462	FC4-6, 1-2f			5-3		1-2, BB		F7		3 0	0 0	0 0	0 0	1 0	0 0	1 0
Kent Hrbek, L (1, 3) OBP: 0.326, SLG: 0.403	L8			K		F5			F7	4	0	0	0	0	1	3
Randy Bush, L (1, 7) OBP: 0.289, SLG: 0.477		3-1			HR	2-3, F9			F8	4	1	1	1	0	0	2
Dave Engle, R (1, 10) OBP: 0.373, SLG: 0.526		6-3			F7	L6			K	4	0	0	0	0	1	2
Gary Gaetti, R (1, 5) OBP: 0.308, SLG: 0.412		F5			5-3					3	0	0	0	0	0	0
Tim Teufel, R (1, 4) OBP: 0.349, SLG: 0.375			4-3		1B, BB					2	0	0	0	1	1	0
Mark Salas, L (1, 2) OBP: 0.340, SLG: 0.427			F7		1-2, 1B					3	0	1	0	0	0	0
Inning Stats	R: 0 E: 0 K: 0 S: 4 H: 1 LOB: 1 BB: 0 P: 4	R: 0 E: 0 K: 0 S: 3 H: 0 LOB: 0 BB: 0 P: 3	R: 0 E: 0 K: 1 S: 5 H: 0 LOB: 0 BB: 0 P: 5	R: 0 E: 0 K: 1 S: 5 H: 0 LOB: 0 BB: 0 P: 5	R: 1 E: 0 K: 0 S: 5 H: 2 LOB: 2 BB: 1 P: 9	R: 0 E: 0 K: 0 S: 3 H: 0 LOB: 2 BB: 2 P: 11	R: 0 E: 0 K: 1 S: 5 H: 0 LOB: 0 BB: 0 P: 5	R: 0 E: 0 K: 1 S: 5 H: 0 LOB: 0 BB: 0 P: 5	R: 0 E: 0 K: 1 S: 5 H: 0 LOB: 0 BB: 0 P: 5	1B: 2 2B: 0 3B: 0 HR: 1 SF: 0 SAC: 0 DP: 0 HBP: 0						

PITCHER	IP	WLS	BF	H	R	ER	SO	BB	IBB	HBP	BLK	WP	HR	S	P	ERA	WHIP
Kirk McCaskill, R (1, 1) ERA: 4.14	9.0	W	33	3	1	1	5	3	0	0	0	0	1	40	52	1.00	0.667

PITCHER	IP	WLS	BF	H	R	ER	SO	BB	IBB	HBP	BLK	WP	HR	S	P	ERA	WHIP

BOTTOM

California Angels @ Minnesota Twins

Hubert H. Humphrey Metrodome, Minneapolis, MN

Sat Aug 10 1985, 8:05 PM EDT

Att. 18,396 - Unknown

livebaseballscorecards.com

AB	30
R	1
H	3
RBI	1
BB	3
SO	5
LOB	10

California Angels @ Minnesota Twins

Hubert H. Humphrey Metrodome, Minneapolis, MN

Sun Aug 11 1985, 4:33 AM EDT

Att. 19,688 - Unknown

TOP

livebaseballscorecards.com

Batter	1	2	3	4	5	6	7	8	9	AB	R	H	RBI	BB	SO	LOB
Brian Downing, R (1, 7) OBP: 0.366, SLG: 0.409 Darrell Miller, R (7, 9) OBP: 0.313, SLG: 0.387	1B	F8			6-3	F7	3B		F8	5 1	1 0	2 0	3 0	0 0	0 0	3 1
Gary Pettis, S (1, 8) OBP: 0.358, SLG: 0.331	K	1B			BB 1B	S 1B	6-3		6-3	6	1	3	2	0	1	4
Rod Carew, L (1, 3) OBP: 0.355, SLG: 0.323	1B G1-2-3 1B	4-3			E 1B SF9 BB	F7		G4-6-3 1B		4	1	2	0	1	0	3
Ruppert Jones, L (1, 9) OBP: 0.387, SLG: 0.551 (7, 7)	S 1B	3-1			E2 1B		1B 2B	G4-6-3		5	1	3	2	0	0	1
Doug DeCinces, R (1, 5) OBP: 0.325, SLG: 0.431 Craig Gerber, L (7, PR) OBP: 0.243, SLG: 0.290 (7, 5)	BB	6-3			SF9		FC3-6 1B	F5		2 1	0 0	1 0	2 0	1 0	0 0	0 0
Reggie Jackson, L (1, 10) OBP: 0.365, SLG: 0.481	G1-2-3	K			K		FC3-6 BB 6-3 3B		1B 3B BB	4	2	0	0	1	2	5
Bobby Grich, R (1, 4) OBP: 0.341, SLG: 0.336		5-3		5-3		SH1-3 2B 1B	6-3		3B 1B	5	2	2	0	0	0	1
Bob Boone, R (1, 2) OBP: 0.310, SLG: 0.316 Jerry Narron, L (8, 2) OBP: 0.297, SLG: 0.412	1B 2B	F4			SH1-3	BB 3B BB			F8	2 1	2 0	1 0	0 0	1 0	0 0	0 2
Dick Schofield, R (1, 6) OBP: 0.274, SLG: 0.329	BB 1B BB	F9			1B 2B	BB 3B BB			3B	3	2	2	3	2	0	0

AB	39
R	12
H	16
RBI	12
BB	6
SO	3
LOB	20

Inning Stats	1	2	3	4	5	6	7	8	9
	R: 1 E: 0 K: 1 S: 7	R: 1 E: 0 K: 0 S: 5	R: 0 E: 0 K: 1 S: 5	R: 0 E: 0 K: 0 S: 3	R: 2 E: 1 K: 1 S: 7	R: 2 E: 0 K: 0 S: 6	R: 4 E: 0 K: 0 S: 6	R: 0 E: 0 K: 0 S: 3	R: 2 E: 0 K: 0 S: 5
	H: 3 LOB: 2 BB: 1 P: 11	H: 2 LOB: 2 BB: 1 P: 9	H: 0 LOB: 0 BB: 0 P: 5	H: 0 LOB: 0 BB: 0 P: 3	H: 2 LOB: 1 BB: 1 P: 11	H: 3 LOB: 1 BB: 0 P: 6	H: 3 LOB: 2 BB: 2 P: 14	H: 1 LOB: 0 BB: 0 P: 3	H: 2 LOB: 1 BB: 1 P: 9

| | | |

Batter	1	2	3	4	5	6	7	8	9	AB	R	H	RBI	BB	SO	LOB
Kirby Puckett, R (1, 8) OBP: 0.318, SLG: 0.373	BBBB 4-0 F7 S BB		SSS 0-3 K ①		x 0-0 F9 ②		x 0-0 1-3 ③			3	0	0	0	1	1	3
Ron Washington, R (1, 6) (8, 4) OBP: 0.292, SLG: 0.368	x 0-0 F8 ①		x 0-0 1-2 1B ②		SSS 0-3 K ③			x 0-0 F8 ①		4	0	1	0	0	1	2
Mickey Hatcher, R (1, 3) (7, 7) OBP: 0.319, SLG: 0.372	x 0-0 F7 1-3 ②		x 0-0 F8 ③			x 0-0 5-3 ①		x 0-0 F9 ②		4	0	0	0	0	0	2
Tom Brunansky, R (1, 9) OBP: 0.333, SLG: 0.460	x 0-0 6-3 ③			x 0-0 6-3 ①		x 0-0 FC4-6 1B		x 0-0 F9 ③		4	0	1	0	0	0	1
Dave Engle, R (1, 10) OBP: 0.366, SLG: 0.515 Roy Smalley, S (6, PH) OBP: 0.382, SLG: 0.429		x 0-0 5-3 ①		x 0-0 F7 ②		x 0-0 FC4-6 1-2f ②			x 0-0 F7 ①	2 2	0 0	0 0	0 0	0 0	0 0	0 1
Gary Gaetti, R (1, 5) OBP: 0.307, SLG: 0.411		x 0-0 5-3 ②		x 0-0 1B		x 0-0 F8 ③			x 0-0 F9 ②	4	0	1	0	0	0	1
Tim Teufel, R (1, 4) OBP: 0.350, SLG: 0.379 Mike Stenhouse, L (7, PH) OBP: 0.357, SLG: 0.385 Alvaro Espinoza, R (8, 6)		x 0-0 2B		x 0-0 5-3 ③			x 0-0 F6 ①		x 0-0 1-3 ③	2 1 1	0 0 0	1 0 0	0 0 0	0 0 0	0 0 0	1 0 0
Tim Laudner, R (1, 2) OBP: 0.279, SLG: 0.403 Mark Salas, L (7, PH) OBP: 0.339, SLG: 0.425 (8, 2)		SSS 0-3 K ③			x 0-0 L8 ①		x 0-0 F2 ②			2 1	0 0	0 0	0 0	0 0	1 0	1 0
Dave Meier, R (1, 7) OBP: 0.355, SLG: 0.266 Kent Hrbek, L (7, 3) OBP: 0.328, SLG: 0.405			x 0-0 1B		x 0-0 1B		x 0-0 1B			2 1	0 0	2 1	0 0	0 0	0 0	0 0
Inning Stats	R: 0 E: 0 K: 0 S: 3 H: 0 LOB: 1 BB: 1 P: 7	R: 0 E: 0 K: 1 S: 6 H: 1 LOB: 1 BB: 0 P: 6	R: 0 E: 0 K: 1 S: 6 H: 2 LOB: 1 BB: 0 P: 6	R: 0 E: 0 K: 0 S: 4 H: 1 LOB: 1 BB: 0 P: 4	R: 0 E: 0 K: 1 S: 6 H: 1 LOB: 1 BB: 0 P: 6	R: 0 E: 0 K: 0 S: 4 H: 1 LOB: 1 BB: 0 P: 4	R: 0 E: 0 K: 0 S: 4 H: 1 LOB: 1 BB: 0 P: 4	R: 0 E: 0 K: 0 S: 3 H: 0 LOB: 0 BB: 0 P: 3	R: 0 E: 0 K: 0 S: 3 H: 0 LOB: 0 BB: 0 P: 3	1B: 6 2B: 1 3B: 0 HR: 0	SF: 0 SAC: 0 DP: 0 HBP: 0			WP: 0 PB: 0 SB: 1 CS: 0	PA: 34		

PITCHER	IP	WLS	BF	H	R	ER	SO	BB	IBB	HBP	BLK	WP	HR	S	P	ERA	WHIP
John Candelaria, L (1, 1) ERA: 3.64	5.0	W	20	5	0	0	3	1	0	0	0	0	0	25	29	0.00	1.200
Stu Cliburn, R (6, 1) ERA: 1.97	4.0	S	14	2	0	0	0	0	0	0	0	0	0	14	14	0.00	0.500

PITCHER	IP	WLS	BF	H	R	ER	SO	BB	IBB	HBP	BLK	WP	HR	S	P	ERA	WHIP

BOTTOM

California Angels @ Minnesota Twins

Hubert H. Humphrey Metrodome, Minneapolis, MN

Sun Aug 11 1985, 4:33 AM EDT

Att. 19,688 - Unknown

livebaseballscorecards.com

AB	33
R	0
H	7
RBI	0
BB	1
SO	3
LOB	12

Batter	1	2	3	4	5	6	7	8	9	AB	R	H	RBI	BB	SO	LOB
Brian Downing, R (1, 7) OBP: 0.368, SLG: 0.410	0-0 1B S FC4-6 1B	0-0 ③ CS 1-2	0-0 FC4-6 1B		0-0 ② F8		0-3 ③ K			4	1	2	0	0	1	0
Gary Pettis, S (1, 8) OBP: 0.353, SLG: 0.326	0-0 ① L7		0-0 ① FC4-6 CS 1-2f		0-0 ③ F7			0-0 ① 4-3		4	0	0	0	0	0	2
Rod Carew, L (1, 3) OBP: 0.360, SLG: 0.329	0-0 FC4-6 1-3 1B		0-0 ② 1-2 1B			0-3 ① K		0-0 CS 1B		4	0	3	0	0	1	0
Ruppert Jones, L (1, 9) OBP: 0.382, SLG: 0.543	0-0 ② FC4-6 HR 1-2f 3-H		0-0 ③ 4-3			0-0 ② F7		0-3 ② ③ K 1-2		4	1	0	1	0	1	3
Reggie Jackson, L (1, 10) OBP: 0.372, SLG: 0.494	0-0 1-H HR			4-0 FC5-4 BB		0-0 HR 1B			4-0 SH2-4 BB	2	2	2	2	2	0	0
Jack Howell, L (1, 5) OBP: 0.292, SLG: 0.317	0-0 ③ L8			0-3 ① K		0-0 1-H HR			0-0 ① SH2-4 1-2	3	1	1	2	0	1	1
Rob Wilfong, L (1, 4) OBP: 0.231, SLG: 0.256 Doug DeCinces, R (9, PH) OBP: 0.327, SLG: 0.431 Bobby Grich, R (9, 4) OBP: 0.341, SLG: 0.336		0-3 ① K		0-3 ② K		0-3 ③ K			4-0 IBB	3 0 0	0 0 0	0 0 0	0 0 0	0 1 0	3 0 0	1 0 0
Bob Boone, R (1, 2) OBP: 0.307, SLG: 0.313 Jerry Narron, L (9, PH) OBP: 0.295, SLG: 0.408 (9, 2)		0-0 ② F7		0-0 ③ FC5-4 1-2f			0-0 ① 6-3		0-0 ② F6	3 1	0 0	0 0	0 0	0 0	0 0	1 2
Craig Gerber, L (1, 6) OBP: 0.243, SLG: 0.288		0-0 CS 1B			0-0 ① 3-1		0-0 ② F8		0-0 ③ F6	4	0	1	0	0	0	2
Inning Stats	R: 3 H: 3 E: 0 LOB: 0 K: 0 BB: 0 S: 6 P: 6	R: 0 H: 1 E: 0 LOB: 0 K: 1 BB: 0 S: 5 P: 5	R: 0 H: 2 E: 0 LOB: 1 K: 0 BB: 0 S: 4 P: 4	R: 0 H: 0 E: 0 LOB: 1 K: 2 BB: 1 S: 7 P: 11	R: 0 H: 0 E: 0 LOB: 0 K: 0 BB: 0 S: 3 P: 3	R: 2 H: 2 E: 0 LOB: 0 K: 2 BB: 0 S: 9 P: 9	R: 0 H: 0 E: 0 LOB: 0 K: 1 BB: 0 S: 5 P: 5	R: 0 H: 1 E: 0 LOB: 1 K: 1 BB: 0 S: 5 P: 5	R: 0 H: 0 E: 0 LOB: 2 K: 0 BB: 2 S: 3 P: 11	1B: 7 SF: 0 2B: 1 SAC: 1 3B: 0 DP: 1 HR: 2 HBP: 0						

TOP

California Angels @ Seattle Mariners

The Kingdome, Seattle, WA

Mon Aug 12 1985, 10:05 PM EDT

Unknown

livebaseballscorecards.com

AB	32
R	5
H	9
RBI	5
BB	3
SO	7
LOB	12

PITCHER		IP	WLS	BF	H	R	ER	SO	BB	IBB	HBP	BLK	WP	HR	S	P	ERA	WHIP
Frank Wills, R ERA: 5.19	(1, 1)	7.0		28	8	5	5	6	1	0	0	0	0	2	39	43	6.43	1.286
Ed Vande Berg, L ERA: 3.86	(8, 1)	1.1		6	1	0	0	1	1	1	0	0	0	0	6	14	0.00	1.500
Ed Nunez, R ERA: 2.61	(9, 1)	0.2	W	2	0	0	0	0	0	0	0	0	0	0	2	2	0.00	0.000

PITCHER	IP	WLS	BF	H	R	ER	SO	BB	IBB	HBP	BLK	WP	HR	S	P	ERA	WHIP

Batter	1	2	3	4	5	6	7	8	9	AB	R	H	RBI	BB	SO	LOB
Jack Perconte, L (1, 4) OBP: 0.280, SLG: 0.301	1-3		L6		L6		FC6-4 1B		6-3	5	0	1	0	0	0	0
Phil Bradley, R (1, 7) OBP: 0.368, SLG: 0.486	K		4-3		5-3		FC6-4 1-2f		HR	5	1	1	1	0	1	1
Alvin Davis, L (1, 3) OBP: 0.374, SLG: 0.415	F7			HR		2B		1-3		4	1	2	1	0	0	0
Ken Phelps, L (1, 10) OBP: 0.333, SLG: 0.447		1B 1B		G3		K		HR BB		3	1	1	0	1	1	1
Jim Presley, R (1, 5) OBP: 0.347, SLG: 0.535		1-2 1B		2B 1B		E5		K		4	1	2	0	0	1	2
Barry Bonnell, R (1, 9) OBP: 0.269, SLG: 0.320		K		K		K		1-H HR		4	1	1	2	0	3	5
Dave Henderson, R (1, 8) OBP: 0.306, SLG: 0.392		F8		1-H 2B		6-3		HR		4	1	2	2	0	0	4
Bob Kearney, R (1, 2) OBP: 0.286, SLG: 0.373		F2		2-3			K	K		4	0	0	0	0	2	3
Spike Owen, S (1, 6) OBP: 0.314, SLG: 0.348			5-3		6-3		4-3		6-3	4	0	0	0	0	0	0
Inning Stats	R: 0 H: 0 E: 0 LOB: 0 K: 1 BB: 0 S: 5 P: 5	R: 0 H: 2 E: 0 LOB: 2 K: 1 BB: 0 S: 7 P: 7	R: 0 H: 0 E: 0 LOB: 0 K: 0 BB: 0 S: 3 P: 3	R: 2 H: 3 E: 0 LOB: 1 K: 1 BB: 0 S: 8 P: 8	R: 0 H: 0 E: 0 LOB: 0 K: 0 BB: 0 S: 3 P: 3	R: 0 H: 1 E: 1 LOB: 2 K: 2 BB: 0 S: 9 P: 9	R: 0 H: 1 E: 0 LOB: 1 K: 1 BB: 0 S: 6 P: 6	R: 3 H: 2 E: 0 LOB: 0 K: 2 BB: 1 S: 9 P: 13	R: 1 H: 1 E: 0 LOB: 0 K: 0 BB: 0 S: 3 P: 3							

PITCHER		IP	WLS	BF	H	R	ER	SO	BB	IBB	HBP	BLK	WP	HR	S	P	ERA	WHIP
Mike Witt, R ERA: 3.12	(1, 1)	7.2		33	8	4	4	7	1	0	0	0	0	2	46	50	4.70	1.174
Donnie Moore, R ERA: 1.69	(8, 1)	1.0	L	5	2	2	2	1	0	0	0	0	0	2	7	7	18.00	2.000

PITCHER	IP	WLS	BF	H	R	ER	SO	BB	IBB	HBP	BLK	WP	HR	S	P	ERA	WHIP

BOTTOM

California Angels @ Seattle Mariners

The Kingdome, Seattle, WA

Mon Aug 12 1985, 10:05 PM EDT

Unknown

livebaseballscorecards.com

AB	37
R	6
H	10
RBI	6
BB	1
SO	8
LOB	16

1B: 4	SF: 0	WP: 0	PA: 38
2B: 2	SAC: 0	PB: 0	
3B: 0	DP: 0	SB: 0	
HR: 4	HBP: 0	CS: 0	

Batter	1	2	3	4	5	6	7	8	9	AB	R	H	RBI	BB	SO	LOB
Brian Downing, R (1, 7) OBP: 0.373, SLG: 0.419	HBP		HBP	HR		5-3		IBB		2	1	1	2	1	0	0
Gary Pettis, S (1, 8) OBP: 0.355, SLG: 0.328	B2		1B	S			K	F8		4	0	2	0	0	1	1
Juan Beniquez, R (8, PH) OBP: 0.345, SLG: 0.388 (8, 8)			1B	1B						1	0	0	0	0	0	2
Rod Carew, L (1, 3) OBP: 0.363, SLG: 0.329	G4-6-3		1B	BB			BB		K	3	0	1	1	2	1	1
Ruppert Jones, L (1, 9) OBP: 0.382, SLG: 0.537		BB	F5	4-3			BB		4-3	3	0	0	0	2	0	5
Reggie Jackson, L (1, 10) OBP: 0.372, SLG: 0.490		G4-6-3	4-3		6-3		IBB		K	4	0	1	0	1	1	3
Doug DeCinces, R (1, 5) OBP: 0.326, SLG: 0.432		L8		SH2-3	6-3		6-4			4	1	1	0	0	0	5
Bobby Grich, R (1, 4) OBP: 0.339, SLG: 0.333		G4-6-3		SH2-3	K			5-3		3	0	0	0	0	1	2
Jerry Narron, L (1, 2) OBP: 0.302, SLG: 0.421			1B	4-3		K		6-3		4	2	2	1	0	1	0
Bob Boone, R (8, 2) OBP: 0.307, SLG: 0.313			HBP	HR						0	0	0	0	0	0	0
Dick Schofield, R (1, 6) OBP: 0.274, SLG: 0.331			F5	4-3		4-3		2B		4	0	1	0	0	0	2
Inning Stats	R: 0 E: 0 K: 0 S: 2 H: 0 LOB: 0 BB: 0 P: 3	R: 0 E: 0 K: 0 S: 3 H: 1 LOB: 1 BB: 1 P: 7	R: 1 E: 0 K: 0 S: 6 H: 3 LOB: 3 BB: 0 P: 7	R: 3 E: 0 K: 0 S: 7 H: 4 LOB: 2 BB: 1 P: 11	R: 0 E: 0 K: 1 S: 5 H: 0 LOB: 0 BB: 0 P: 5	R: 0 E: 0 K: 1 S: 5 H: 0 LOB: 0 BB: 0 P: 5	R: 0 E: 0 K: 1 S: 4 H: 0 LOB: 2 BB: 3 P: 16	R: 0 E: 0 K: 0 S: 4 H: 1 LOB: 2 BB: 1 P: 8	R: 0 E: 0 K: 2 S: 7 H: 0 LOB: 0 BB: 0 P: 7	1B: 5 2B: 4 3B: 0 HR: 1 SF: 0 SAC: 1 DP: 3 HBP: 2						

TOP

California Angels @ Seattle Mariners

The Kingdome, Seattle, WA

Mon Aug 12 1985, 10:05 PM EDT

Att. 32,597 - Unknown

livebaseballscorecards.com

AB	32
R	4
H	9
RBI	4
BB	6
SO	5
LOB	21

WP: 0 PB: 1 SB: 2 CS: 0 PA: 41

PITCHER		IP	WLS	BF	H	R	ER	SO	BB	IBB	HBP	BLK	WP	HR	S	P	ERA	WHIP
Jim Lewis, R ERA: 7.71	(1, 1)	3.2	L	20	8	4	4	0	1	0	2	0	0	1	17	23	9.82	2.455
Ed Vande Berg, L ERA: 3.83	(4, 1)	0.1		2	0	0	0	0	1	0	0	0	0	0	1	5	0.00	3.000
Roy Thomas, R ERA: 3.92	(5, 1)	3.2		15	1	0	0	3	2	2	0	0	0	0	17	33	0.00	0.818
Matt Young, L ERA: 5.19	(8, 1)	1.1		4	0	0	0	2	0	0	0	0	0	0	8	8	0.00	0.000

PITCHER	IP	WLS	BF	H	R	ER	SO	BB	IBB	HBP	BLK	WP	HR	S	P	ERA	WHIP

BOTTOM

California Angels @ Seattle Mariners

The Kingdome, Seattle, WA

Mon Aug 12 1985, 10:05 PM EDT

Att. 32,597 - Unknown

livebaseballscorecards.com

Batter	1	2	3	4	5	6	7	8	9	AB	R	H	RBI	BB	SO	LOB
Jack Perconte, L (1, 4) OBP: 0.289, SLG: 0.313	0-0 2B 3B	0-0 2-3 1B		4-0 1-2 BB		0-0 CS 1-2	4-0 F9 S BB		0-0 F5	2	1	2	0	2	0	0
Al Cowens, R (9, PH) OBP: 0.284, SLG: 0.437										1	0	0	0	0	0	0
Phil Bradley, R (1, 7) OBP: 0.367, SLG: 0.482	1-0 2B HBP	0-0 4-3		0-0 6-3			0-0 F9 1-3		0-0 6-3	4	1	0	0	0	0	5
Alvin Davis, L (1, 3) OBP: 0.373, SLG: 0.416	0-0 1-H 3-H 2B		0-0 F7		0-0 F8		0-3 K			4	0	1	2	0	1	1
Gorman Thomas, R (1, 10) OBP: 0.345, SLG: 0.495	0-3 K		0-3 K		0-0 HR		0-0 F2			4	1	1	1	0	2	2
Jim Presley, R (1, 5) OBP: 0.346, SLG: 0.533	0-3 K		0-0 1B		0-0 4-3			0-3 K		4	0	1	0	0	2	1
Barry Bonnell, R (1, 9) OBP: 0.268, SLG: 0.311	0-3 K		0-0 F8		0-0 6-3			4-0 BB		3	0	0	0	1	1	2
Dave Henderson, R (1, 8) OBP: 0.302, SLG: 0.387		0-0 6-3		0-0 6-3		0-0 4-3		0-3 K		4	0	0	0	0	1	1
Donnie Scott, S (1, 2) OBP: 0.256, SLG: 0.327		0-0 1B 4-3 1B		4-0 BB BB		0-0 CS 1B		0-3 K		2	0	2	0	1	0	0
Ken Phelps, L (8, PH) OBP: 0.330, SLG: 0.442										1	0	0	0	0	1	1
Bob Kearney, R (9, 2) OBP: 0.286, SLG: 0.373										0	0	0	0	0	0	0
Spike Owen, S (1, 6) OBP: 0.309, SLG: 0.343		0-0 4-3 1-2		0-0 F7		0-0 L8			0-0 6-3	4	0	0	0	0	0	3
Inning Stats	R: 2 H: 2 E: 0 LOB: 1 K: 3 BB: 0 S: 11 P: 12	R: 0 H: 2 E: 0 LOB: 2 K: 0 BB: 0 S: 5 P: 5	R: 0 H: 1 E: 0 LOB: 1 K: 1 BB: 0 S: 6 P: 6	R: 0 H: 0 E: 0 LOB: 2 K: 0 BB: 2 S: 3 P: 11	R: 1 H: 1 E: 0 LOB: 0 K: 0 BB: 0 S: 4 P: 4	R: 0 H: 1 E: 0 LOB: 0 K: 0 BB: 0 S: 3 P: 3	R: 0 H: 0 E: 0 LOB: 1 K: 1 BB: 1 S: 5 P: 9	R: 0 H: 0 E: 0 LOB: 1 K: 3 BB: 1 S: 9 P: 13	R: 0 H: 0 E: 0 LOB: 0 K: 0 BB: 0 S: 3 P: 3	1B: 4 SF: 0 2B: 1 SAC: 0 3B: 1 DP: 0 HR: 1 HBP: 1						WP: 0 PA: 39 PB: 0 SB: 1 CS: 1	

	AB	33
	R	3
	H	7
	RBI	3
	BB	4
	SO	8
	LOB	16

PITCHER		IP	WLS	BF	H	R	ER	SO	BB	IBB	HBP	BLK	WP	HR	S	P	ERA	WHIP
Jim Slaton, R	(1, 1)	6.0	W	27	7	3	3	4	2	0	1	0	0	1	32	41	4.50	1.500
ERA: 4.32																		
Luis Sanchez, R	(7, 1)	3.0	S	11	0	0	0	4	2	0	0	0	0	0	17	25	0.00	0.667
ERA: 5.23																		

PITCHER	IP	WLS	BF	H	R	ER	SO	BB	IBB	HBP	BLK	WP	HR	S	P	ERA	WHIP

Batter	1	2	3	4	5	6	7	8	9	AB	R	H	RBI	BB	SO	LOB
Brian Downing, R (1, 7) OBP: 0.376, SLG: 0.431	x 0-0 G5-4-3 1B		x 0-0 ③ F8		x 0-0 HR			x 0-0 FC4-6 1B 2-3		4	1	3	1	0	0	1
Rob Wilfong, L (8, 4) OBP: 0.231, SLG: 0.256										0	0	0	0	0	0	0
Dick Schofield, R (1, 6) OBP: 0.271, SLG: 0.327	S S S 0-3 ① K			x 0-0 ① 4-3	x 0-0 ③ 6-3			x 0-0 ① FC4-6 FC5-4 1-2f 3-H		4	0	0	1	0	1	2
Bobby Grich, R (1, 4) (8, 3) OBP: 0.335, SLG: 0.329	x 0-0 ②③ G5-4-3 1-2f			x 0-0 ② 4-3		x 0-0 ① 4-3		S S S 0-3 ② K		4	0	0	0	0	1	2
Doug DeCinces, R (1, 10) OBP: 0.325, SLG: 0.430		x 0-0 ① F8		x 0-0 BB 1B 1B		x 0-0 ② F3		x 0-0 ③ FC5-4 1-2f		4	1	1	0	0	0	1
Juan Beniquez, R (1, 3) (8, 7) OBP: 0.347, SLG: 0.387		x 0-0 G1-4-3 1B		B B B B 4-0 1B 1-2 BB		x 0-0 ③ F9			x 0-0 ① 5-3	3	0	1	0	1	0	0
George Hendrick, R (1, 9) OBP: 0.276, SLG: 0.317		x 0-0 ②③ G1-4-3 1-2f		x 0-0 1-2 2-H 1B			x 0-0 ① 6-3		x 0-0 HR	4	1	2	2	0	0	1
Bob Boone, R (1, 2) OBP: 0.308, SLG: 0.314			x 0-0 G5-4-3 1B	x 0-0 ③ 5-3			x 0-0 ② 3-1		x 0-0 ② 4-3	2	0	1	0	0	0	2
Jerry Narron, L (6, 2) OBP: 0.297, SLG: 0.413										2	0	0	0	0	0	0
Gary Pettis, S (1, 8) OBP: 0.354, SLG: 0.325			x 0-0 ①② G5-4-3 1-2f		x 0-0 ① 5-3		x 0-0 ③ F3		B B B B 4-0 BB	3	0	0	0	1	0	1
Jack Howell, L (1, 5) OBP: 0.308, SLG: 0.356			x 0-0 1B		x 0-0 ② 4-3			x 0-0 1B FC4-6 2B	x 0-0 ③ 1-3	4	1	2	0	0	0	1
Inning Stats	R: 0 H: 1 E: 0 LOB: 0 K: 1 BB: 0 S: 5 P: 5	R: 0 H: 1 E: 0 LOB: 0 K: 0 BB: 0 S: 3 P: 3	R: 0 H: 2 E: 0 LOB: 1 K: 0 BB: 0 S: 4 P: 4	R: 1 H: 2 E: 0 LOB: 2 K: 0 BB: 1 S: 5 P: 9	R: 1 H: 1 E: 0 LOB: 0 K: 0 BB: 0 S: 4 P: 4	R: 0 H: 0 E: 0 LOB: 0 K: 0 BB: 0 S: 3 P: 3	R: 0 H: 0 E: 0 LOB: 0 K: 0 BB: 0 S: 3 P: 3	R: 1 H: 2 E: 0 LOB: 1 K: 1 BB: 0 S: 7 P: 7	R: 1 H: 1 E: 0 LOB: 1 K: 0 BB: 1 S: 4 P: 8	1B: 7 SF: 0 2B: 1 SAC: 0 3B: 0 DP: 3 HR: 2 HBP: 0						WP: 0 PA: 36 PB: 0 SB: 0 CS: 0	

PITCHER		IP	WLS	BF	H	R	ER	SO	BB	IBB	HBP	BLK	WP	HR	S	P	ERA	WHIP
Mark Langston, L ERA: 4.47	(1, 1)	9.0	W	36	10	4	4	2	2	0	0	0	0	2	38	46	4.00	1.333

PITCHER	IP	WLS	BF	H	R	ER	SO	BB	IBB	HBP	BLK	WP	HR	S	P	ERA	WHIP

TOP

California Angels @ Seattle Mariners

The Kingdome, Seattle, WA

Tue Aug 13 1985, 10:05 PM EDT

Att. 9,444 - Unknown

livebaseballscorecards.com

AB	34
R	4
H	10
RBI	4
BB	2
SO	2
LOB	11

BOTTOM

California Angels @ Seattle Mariners

The Kingdome, Seattle, WA

Tue Aug 13 1985, 10:05 PM EDT

Att. 9,444 - Unknown

Batter	1	2	3	4	5	6	7	8	9	AB	R	H	RBI	BB	SO	LOB
Jack Perconte, L (1, 4) OBP: 0.298, SLG: 0.320	0-0 2B 1B 1B	0-0 BB 1B	0-0 1-3 2-H 3-H 1B	B B B B 4-0 BB			x 0-0 ② F3			3	1	3	2	1	0	0
Harold Reynolds, S (7, PH) OBP: 0.266, SLG: 0.202 (8, 4)										1	0	0	0	0	0	0
Phil Bradley, R (1, 7) OBP: 0.367, SLG: 0.482	0-0 1-3 1B 2B	B B B B 4-0 1-2 BB	0-0 ③ F8	S S S 0-3 ③ K			S S S 0-3 ③ K			4	1	1	0	1	2	4
Alvin Davis, L (1, 3) OBP: 0.371, SLG: 0.421	S S S 0-3 ① K	0-0 ③ F9		0-0 ① F8	0-0 ① F6			0-0 HR		5	1	1	1	0	1	4
Gorman Thomas, R (1, 10) OBP: 0.345, SLG: 0.495	B B B B 4-0 1B SF8 BB		0-0 BLK 1B 2B	0-0 ② 5-3	S S S 0-3 ② K			0-0 ① F9		4	2	1	0	1	1	0
Al Cowens, R (1, 9) OBP: 0.285, SLG: 0.435	0-0 1-3 2-H 3-H 1B		0-0 ① 6-3 2-3	B B B 4-0 1B 1B BB	0-0 ③ F2			0-0 ② F3		4	1	1	2	1	0	1
Jim Presley, R (1, 5) OBP: 0.345, SLG: 0.530	0-0 ② SF8 3-H		S S S 0-3 ② K	0-0 1-2 1B 1B		0-0 ① F5		0-0 ③ F8		4	1	1	1	0	1	1
Dave Henderson, R (1, 8) OBP: 0.304, SLG: 0.388	0-0 ③ F2		0-0 1B 1B 1B 3-H 1B	0-0 1B 1-2 2-H 2B 1B		0-0 ② F8				4	2	2	2	0	0	1
Bob Kearney, R (1, 2) OBP: 0.289, SLG: 0.375		S S S 0-3 ① K	0-0 1B 1-2 1B 1B	0-0 1B 1-3 2-H 2B 1B		0-0 ③ 1-3				4	2	2	1	0	1	0
Spike Owen, S (1, 6) OBP: 0.313, SLG: 0.351		x 0-0 ② 4-3	x 0-0 1B 1-2 2-3 1B	x 0-0 1-H 3-H 2B			x 0-0 ① F9			3	0	2	2	0	0	0
Domingo Ramos, R (7, PH) OBP: 0.247, SLG: 0.235 (8, 6)										1	0	0	0	0	0	0
Inning Stats	R: 3 E: 0 K: 1 S: 8 H: 3 LOB: 1 BB: 1 P: 12	R: 0 E: 0 K: 1 S: 6 H: 1 LOB: 2 BB: 1 P: 10	R: 3 E: 0 K: 1 S: 10 H: 5 LOB: 2 BB: 0 P: 10	R: 4 E: 0 K: 1 S: 9 H: 4 LOB: 2 BB: 2 P: 17	R: 0 E: 0 K: 1 S: 5 H: 0 LOB: 0 BB: 0 P: 5	R: 0 E: 0 K: 0 S: 3 H: 0 LOB: 0 BB: 0 P: 3	R: 0 E: 0 K: 1 S: 5 H: 0 LOB: 0 BB: 0 P: 5	R: 1 E: 0 K: 0 S: 4 H: 1 LOB: 0 BB: 0 P: 4		1B: 10 2B: 3 3B: 0 HR: 1	SF: 1 SAC: 0 DP: 0 HBP: 0			WP: 0 PB: 0 SB: 0 CS: 0	PA: 42	

livebaseballscorecards.com

	AB	37
	R	11
	H	14
	RBI	11
	BB	4
	SO	6
	LOB	11

PITCHER		IP	WLS	BF	H	R	ER	SO	BB	IBB	HBP	BLK	WP	HR	S	P	ERA	WHIP
Ron Romanick, R ERA: 3.71	(1, 1)	3.2	L	26	12	10	10	3	3	0	0	1	0	0	29	41	24.55	4.091
Al Holland, L ERA: 3.18	(4, 1)	4.1		16	2	1	1	3	1	0	0	0	0	1	21	25	2.08	0.692

PITCHER		IP	WLS	BF	H	R	ER	SO	BB	IBB	HBP	BLK	WP	HR	S	P	ERA	WHIP

Batter	1	2	3	4	5	6	7	8	9	10	11	12	AB	R	H	RBI	BB	SO	LOB
Gary Pettis, S (1, 8) OBP: 0.350, SLG: 0.325	6-3		5-3		4-3 2-3			F7		F3		2B	6	1	1	0	0	0	2
Rod Carew, L (1, 3) OBP: 0.363, SLG: 0.332	6-3		K		5-3			1-3 1B		L6 1-2		5-3 2-H 1B 2B	6	1	2	1	0	1	2
Doug DeCinces, R (1, 10) OBP: 0.320, SLG: 0.422	F7		K			5-3		1-3 1-2		K		5-3 2-3	6	0	0	0	0	2	3
Ruppert Jones, L (1, 7) OBP: 0.378, SLG: 0.529		K		F4		L9		F8			K	1B 3-H	6	0	1	1	0	2	1
Reggie Jackson, L (1, 9) OBP: 0.374, SLG: 0.495 Juan Beniquez, R (12, 9) OBP: 0.347, SLG: 0.387	1B 1B 2B		K			2B			5-3		2B BB	K	5 0	1 0	2 0	0 0	1 0	2 0	0 0
Jack Howell, L (1, 5) OBP: 0.316, SLG: 0.360	1B 2-3 1B			1B		L1			1-3		K		5	0	2	0	0	1	2
Rob Wilfong, L (1, 4) OBP: 0.227, SLG: 0.253 Brian Downing, R (9, PH) OBP: 0.378, SLG: 0.431 Bobby Grich, R (9, 4) OBP: 0.337, SLG: 0.334	K		K				K		HBP		1-3 2B		3 0 1	0 0 0	0 0 1	0 0 0	3 0 0	3 0 0	3 0 0
Bob Boone, R (1, 2) OBP: 0.309, SLG: 0.313	FC6-4 1-3 3-H 1B				F7		K		K		IBB		4	0	1	1	1	2	1
Dick Schofield, R (1, 6) OBP: 0.272, SLG: 0.331	FC6-4 1-2f				4-3 2B		F2			E 1B	6-3		5	0	2	0	0	0	5
Inning Stats	R: 0 H: 0 E: 0 LOB: 0 K: 0 BB: 0 S: 3 P: 3	R: 1 H: 3 E: 0 LOB: 2 K: 2 BB: 0 S: 10 P: 10	R: 0 H: 0 E: 0 LOB: 0 K: 2 BB: 0 S: 7 P: 7	R: 0 H: 1 E: 0 LOB: 1 K: 2 BB: 0 S: 8 P: 8	R: 0 H: 1 E: 0 LOB: 1 K: 0 BB: 0 S: 4 P: 4	R: 0 H: 1 E: 0 LOB: 1 K: 0 BB: 0 S: 4 P: 4	R: 0 H: 0 E: 0 LOB: 0 K: 2 BB: 0 S: 7 P: 7	R: 0 H: 1 E: 0 LOB: 1 K: 0 BB: 0 S: 4 P: 4	R: 0 H: 0 E: 0 LOB: 1 K: 1 BB: 0 S: 5 P: 6	R: 0 H: 1 E: 1 LOB: 1 K: 1 BB: 0 S: 6 P: 6	R: 0 H: 1 E: 0 LOB: 3 K: 2 BB: 2 S: 8 P: 16	R: 2 H: 3 E: 0 LOB: 0 K: 1 BB: 0 S: 7 P: 7	1B: 6 2B: 6 3B: 0 HR: 0	SF: 0 SAC: 0 DP: 0 HBP: 1	WP: 0 PB: 0 SB: 0 CS: 0	PA: 50			

PITCHER		IP	WLS	BF	H	R	ER	SO	BB	IBB	HBP	BLK	WP	HR	S	P	ERA	WHIP
Mike Moore, R ERA: 3.18	(1, 1)	11.0		45	9	1	1	12	1	1	1	0	0	0	66	75	0.82	0.909
Ed Nunez, R ERA: 2.83	(12, 1)	1.0	L	5	3	2	2	1	0	0	0	0	0	0	7	7	18.00	3.000

PITCHER	IP	WLS	BF	H	R	ER	SO	BB	IBB	HBP	BLK	WP	HR	S	P	ERA	WHIP

California Angels @ Seattle Mariners

The Kingdome, Seattle, WA

Wed Aug 14 1985, 6:33 AM EDT

Unknown

TOP

livebaseballscorecards.com

AB	47
R	3
H	12
RBI	3
BB	2
SO	13
LOB	19

California Angels @ Seattle Mariners

The Kingdome, Seattle, WA

Wed Aug 14 1985, 6:33 AM EDT

Unknown

livebaseballscorecards.com

BOTTOM

Batter	1	2	3	4	5	6	7	8	9	10	11	12	AB	R	H	RBI	BB	SO	LOB
Jack Perconte, L (1, 4) OBP: 0.298, SLG: 0.319	4-3			F2			7-2 1B	G3			K		4	0	1	0	0	0	1
Ken Phelps, L (11, PH) OBP: 0.328, SLG: 0.438 (12, 3)													1	0	0	0	0	1	0
Phil Bradley, R (1, 7) OBP: 0.365, SLG: 0.479	G3			L7			1-2 1B		1-3		K		5	1	1	0	0	1	0
Alvin Davis, L (1, 3) OBP: 0.371, SLG: 0.420	F8			F5			1-2 2-3 1B		K		1B		5	0	2	0	0	1	0
Harold Reynolds, S (11, PR) OBP: 0.266, SLG: 0.202 (12, 4)													0	0	0	0	0	0	0
Gorman Thomas, R (1, 10) OBP: 0.343, SLG: 0.490		L4			K		7-2 3-Hf		1B		F5		5	0	1	0	0	1	4
Al Cowens, R (1, 9) OBP: 0.290, SLG: 0.435		4-3			G4-6-3 BB		1-3 2-H 1B		K			1B	4	0	2	1	1	1	1
Jim Presley, R (1, 5) OBP: 0.341, SLG: 0.523		K			G4-6-3 1-2f		4-3			1-3		K	5	0	0	0	0	2	4
Dave Henderson, R (1, 8) OBP: 0.303, SLG: 0.386			E6 G5-4-3		K			6-3		S 1B		F9	5	0	1	0	0	1	1
Bob Kearney, R (1, 2) OBP: 0.285, SLG: 0.369			G5-4-3 1-2f		F7			F8		K 1-2		K	4	0	0	0	0	1	2
Donnie Scott, S (12, PH) OBP: 0.254, SLG: 0.324													1	0	0	0	0	1	1
Spike Owen, S (1, 6) OBP: 0.312, SLG: 0.349			L7		K			E9 1B		F8			4	0	1	0	0	1	1
Inning Stats	R: 0 E: 0 K: 0 S: 3 H: 0 LOB: 0 BB: 0 P: 3	R: 0 E: 0 K: 1 S: 5 H: 0 LOB: 0 BB: 0 P: 5	R: 0 E: 1 K: 0 S: 3 H: 0 LOB: 0 BB: 0 P: 3	R: 0 E: 0 K: 0 S: 3 H: 0 LOB: 0 BB: 0 P: 3	R: 0 E: 0 K: 1 S: 4 H: 0 LOB: 0 BB: 1 P: 8	R: 0 E: 0 K: 2 S: 7 H: 0 LOB: 0 BB: 0 P: 7	R: 1 E: 0 K: 0 S: 6 H: 4 LOB: 2 BB: 0 P: 6	R: 0 E: 1 K: 0 S: 4 H: 1 LOB: 1 BB: 0 P: 4	R: 0 E: 0 K: 2 S: 8 H: 1 LOB: 1 BB: 0 P: 8	R: 0 E: 0 K: 1 S: 6 H: 1 LOB: 1 BB: 0 P: 6	R: 0 E: 0 K: 2 S: 8 H: 1 LOB: 1 BB: 0 P: 8	R: 0 E: 0 K: 2 S: 8 H: 1 LOB: 1 BB: 0 P: 8	1B: 9 2B: 1 3B: 0 HR: 0	SF: 0 SAC: 0 DP: 3 HBP: 0	WP: 0 PB: 0 SB: 1 CS: 0	PA: 44			

	AB	43
	R	1
	H	9
	RBI	1
	BB	1
	SO	11
	LOB	15

PITCHER	IP	WLS	BF	H	R	ER	SO	BB	IBB	HBP	BLK	WP	HR	S	P	ERA	WHIP
Kirk McCaskill, R (1, 1) ERA: 3.97	7.2		27	5	1	1	4	1	0	0	0	0	0	34	38	1.17	0.783
Stu Cliburn, R (8, 1) ERA: 1.88	3.1	W	13	3	0	0	5	0	0	0	0	0	0	23	23	0.00	0.900
Donnie Moore, R (12, 1) ERA: 1.66	1.0	S	4	1	0	0	2	0	0	0	0	0	0	8	8	0.00	1.000

PITCHER	IP	WLS	BF	H	R	ER	SO	BB	IBB	HBP	BLK	WP	HR	S	P	ERA	WHIP

Batter	1	2	3	4	5	6	7	8	9	AB	R	H	RBI	BB	SO	LOB
Gary Pettis, S (1, 8) OBP: 0.346, SLG: 0.320	F7		K		K		FC6 1-2f			4	0	0	0	0	2	2
Rod Carew, L (1, 3) OBP: 0.364, SLG: 0.332	S BB		CS 1B			F7		6-3		3	0	1	0	1	0	0
Brian Downing, R (1, 7) OBP: 0.374, SLG: 0.427	F9		CS 1-2	F7		4-3		F9		4	0	0	0	0	0	1
Ruppert Jones, L (1, 9) OBP: 0.377, SLG: 0.529	K 1-2			4-3		2B		F8		4	0	1	0	0	1	1
Reggie Jackson, L (1, 10) OBP: 0.373, SLG: 0.491		4-3		BB		F8			1-3	3	0	0	0	1	0	1
Doug DeCinces, R (1, 5) OBP: 0.319, SLG: 0.420		K		F9			5-3		G1-6-3 1B	4	0	1	0	0	1	1
Jerry Narron, L (1, 2) OBP: 0.303, SLG: 0.416		E4 WP			1B		E 1B		G1-6-3 1-2f	4	1	2	0	0	0	1
Bobby Grich, R (1, 4) OBP: 0.334, SLG: 0.331		K 1-2			F8		5-4-3 1-2			3	0	0	0	0	1	3
Dick Schofield, R (1, 6) OBP: 0.271, SLG: 0.329			F4		F8		FC6 2-H 1B			2	0	0	0	0	0	1
Jack Howell, L (7, PH) OBP: 0.328, SLG: 0.373										1	0	1	1	0	0	0
Craig Gerber, L (7, 6) OBP: 0.243, SLG: 0.288										0	0	0	0	0	0	0
Inning Stats	R: 0 E: 0 K: 1 S: 5 H: 0 LOB: 1 BB: 1 P: 9	R: 0 E: 1 K: 2 S: 8 H: 0 LOB: 1 BB: 0 P: 8	R: 0 E: 0 K: 1 S: 5 H: 1 LOB: 0 BB: 0 P: 5	R: 0 E: 0 K: 0 S: 3 H: 0 LOB: 1 BB: 1 P: 7	R: 0 E: 0 K: 1 S: 6 H: 1 LOB: 1 BB: 0 P: 6	R: 0 E: 0 K: 0 S: 4 H: 1 LOB: 1 BB: 0 P: 4	R: 1 E: 1 K: 0 S: 5 H: 2 LOB: 1 BB: 0 P: 5	R: 0 E: 0 K: 0 S: 3 H: 0 LOB: 0 BB: 0 P: 3	R: 0 E: 0 K: 0 S: 3 H: 1 LOB: 0 BB: 0 P: 3	1B: 5 2B: 1 3B: 0 HR: 0 SF: 0 SAC: 0 DP: 1 HBP: 0						

PITCHER		IP	W/L/S	BF	H	R	ER	SO	BB	IBB	HBP	BLK	WP	HR	S	P	ERA	WHIP
Jim Beattie, R ERA: 7.11	(1, 1)	6.0	W	23	3	0	0	5	2	0	0	0	1	0	31	39	0.00	0.833
Jack Lazorko, R ERA:	(7, 1)	3.0	S	11	3	1	0	0	0	0	0	0	0	0	11	11	0.00	1.000

PITCHER	IP	W/L/S	BF	H	R	ER	SO	BB	IBB	HBP	BLK	WP	HR	S	P	ERA	WHIP

TOP

California Angels @ Seattle Mariners

The Kingdome, Seattle, WA

Wed Aug 14 1985, 6:38 AM EDT

Att. 14,421 - Unknown

livebaseballscorecards.com

AB	32
R	1
H	6
RBI	1
BB	2
SO	5
LOB	11

WP: 1	PA: 35
PB: 0	
SB: 1	
CS: 1	

BOTTOM

California Angels @ Seattle Mariners

The Kingdome, Seattle, WA

Wed Aug 14 1985, 6:38 AM EDT

Att. 14,421 - Unknown

livebaseballscorecards.com

Batter	1	2	3	4	5	6	7	8	9	AB	R	H	RBI	BB	SO	LOB
Domingo Ramos, R (1, 6) OBP: 0.240, SLG: 0.229	6-3		SH 1B BB 1-2 2-3		6-3	5-3 2-3		G6-3 1-2f		4	0	0	0	0	0	2
Phil Bradley, R (1, 7) OBP: 0.368, SLG: 0.484	F9		BBBB 1B 1-2 2-3 3-H BB		HR 1B		1B 3B			3	2	2	1	1	0	0
Al Cowens, R (1, 9) OBP: 0.292, SLG: 0.445	SSS K		G5-4-3 1-2 2-3 3-H 1B		1-H HR		1-3			4	1	2	3	0	1	1
Gorman Thomas, R (1, 10) OBP: 0.340, SLG: 0.484		SSS K	SSS K		E5		L5			4	0	0	0	0	2	4
Jim Presley, R (1, 5) OBP: 0.340, SLG: 0.521		6-3	G5-4-3 1-2f		5-3		1B 3-H 1B			4	0	1	1	0	0	4
Dave Henderson, R (1, 8) OBP: 0.302, SLG: 0.384		4-3		L7	5-3		1-2 1B			4	0	1	0	0	0	1
Barry Bonnell, R (1, 3) OBP: 0.284, SLG: 0.345			2B 2B	2B		CS 1B	F7			4	1	3	0	0	0	2
Donnie Scott, S (1, 2) OBP: 0.264, SLG: 0.351			SH BB 2-H 2B	SSS K		WP 1-2 2B		G6-3 1B		3	1	2	1	0	1	1
Bob Kearney, R (7, 2) OBP: 0.287, SLG: 0.372										1	0	1	0	0	0	0
Harold Reynolds, S (1, 4) OBP: 0.265, SLG: 0.196			BBBB BB SH 1B BB	4-3		SSS K		F7		3	1	0	0	1	1	3
Inning Stats	R: 0 E: 0 K: 1 S: 5 H: 0 LOB: 0 BB: 0 P: 5	R: 0 E: 0 K: 1 S: 5 H: 0 LOB: 0 BB: 0 P: 5	R: 3 E: 1 K: 1 S: 8 H: 3 LOB: 2 BB: 2 P: 16	R: 0 E: 0 K: 1 S: 6 H: 1 LOB: 1 BB: 0 P: 6	R: 2 E: 1 K: 0 S: 6 H: 2 LOB: 1 BB: 0 P: 6	R: 0 E: 0 K: 1 S: 6 H: 2 LOB: 1 BB: 0 P: 6	R: 1 E: 0 K: 0 S: 6 H: 3 LOB: 2 BB: 0 P: 6	R: 0 E: 0 K: 0 S: 3 H: 1 LOB: 0 BB: 0 P: 3		1B: 6 2B: 4 3B: 1 HR: 1 SF: 0 SAC: 1 DP: 2 HBP: 0						

AB	34
R	6
H	12
RBI	6
BB	2
SO	5
LOB	18

WP: 1 PA: 37
PB: 0
SB: 0
CS: 1

PITCHER		IP	WLS	BF	H	R	ER	SO	BB	IBB	HBP	BLK	WP	HR	S	P	ERA	WHIP
Geoff Zahn, L ERA: 4.38	(1, 1)	4.1	L	22	6	5	4	4	2	0	0	0	0	1	28	36	8.31	1.846
Jim Slaton, R ERA: 4.26	(5, 1)	1.2		6	2	0	0	1	0	0	0	0	1	0	8	8	0.00	1.200
Luis Sanchez, R ERA: 5.19	(7, 1)	2.0		9	4	1	1	0	0	0	0	0	0	0	9	9	4.50	2.000

PITCHER	IP	WLS	BF	H	R	ER	SO	BB	IBB	HBP	BLK	WP	HR	S	P	ERA	WHIP

Oakland Athletics @ California Angels

Anaheim Stadium, Anaheim, CA

Fri Aug 16 1985, 10:05 PM EDT

Att. 32,925 - Unknown

TOP

livebaseballscorecards.com

Batter	1	2	3	4	5	6	7	8	9	AB	R	H	RBI	BB	SO	LOB
Alfredo Griffin, S (1, 6) OBP: 0.292, SLG: 0.336	0-0 CS 1B	0-0 4-5 3-Hf			0-0 1B		0-0 FC6-4 1-2f			4	0	2	0	0	0	3
Dwayne Murphy, L (1, 8) OBP: 0.355, SLG: 0.412	0-3 K		0-0 1-3		0-0 F7		0-3 K			4	0	0	0	0	2	3
Dusty Baker Jr., R (1, 3) OBP: 0.382, SLG: 0.518	4-0 1-2 BB		0-0 F8			0-3 K		0-0 5-3		3	0	0	0	1	1	0
Dave Kingman, R (1, 10) OBP: 0.311, SLG: 0.424	0-0 L7		0-0 F3			0-0 F8 1B 1B		0-0 6-3		4	0	1	0	0	0	1
Mike Heath, R (1, 2) OBP: 0.310, SLG: 0.395		4-0 1B 1B 2B BB		0-3 K		0-0 1-2 1B		0-0 1-3		3	1	1	0	1	1	0
Mike Davis, L (1, 9) OBP: 0.366, SLG: 0.527		0-0 1-2 1B 2B 1B		0-0 4-3		0-0 F8 2-3			0-0 6-3	4	1	1	0	0	0	2
Steve Henderson, R (1, 7) OBP: 0.385, SLG: 0.374		0-0 1-2 2-3 2B 4-5 1B		0-3 K		0-3 K			0-0 5-3	4	0	1	0	0	2	2
Donnie Hill, S (1, 4) OBP: 0.330, SLG: 0.362		0-0 1-3 2-H 3-H 2B			0-0 F8		0-0 FC6-4 1B		0-0 S 1B	4	0	3	2	0	0	0
Steve Kiefer, R (1, 5) OBP: 0.191, SLG: 0.261		0-3 K			0-0 F9		0-3 K		0-3 1-2 K	2	0	0	0	0	1	2
Dave Collins, S (7, PH) OBP: 0.277, SLG: 0.326										1	0	0	0	0	1	1
Mike Gallego, R (7, 5)										0	0	0	0	0	0	0
Bruce Bochte, L (9, PH) OBP: 0.389, SLG: 0.451										1	0	0	0	0	1	1

	AB	34
	R	2
	H	9
	RBI	2
	BB	2
	SO	9
	LOB	15

Inning Stats																																
	R: 0	H: 1	R: 2	H: 3	R: 0	H: 0	R: 0	H: 0	R: 0	H: 1	R: 0	H: 2	R: 0	H: 1	R: 0	H: 0	R: 0	H: 1	1B: 8	SF: 0	WP: 0	PA: 36										
	E: 0	LOB: 1	E: 0	LOB: 1	E: 0	LOB: 0	E: 0	LOB: 0	E: 0	LOB: 1	E: 0	LOB: 2	E: 0	LOB: 1	E: 0	LOB: 0	E: 0	LOB: 1	2B: 2	SAC: 0	PB: 0											
	K: 1	BB: 1	K: 1	BB: 1	K: 2	BB: 0	K: 2	BB: 0	K: 0	BB: 0	K: 2	BB: 0	K: 2	BB: 0	K: 0	BB: 0	K: 1	BB: 0	3B: 0	DP: 1	SB: 1											
	S: 5	P: 9	S: 7	P: 11	S: 3	P: 3	S: 7	P: 7	S: 4	P: 4	S: 9	P: 9	S: 8	P: 8	S: 3	P: 3	S: 6	P: 6	HR: 0	HBP: 0	CS: 1											

PITCHER		IP	WLS	BF	H	R	ER	SO	BB	IBB	HBP	BLK	WP	HR	S	P	ERA	WHIP
John Candelaria, L	(1, 1)	6.0	W	25	7	2	2	6	2	0	0	0	0	0	35	43	3.00	1.500
ERA: 3.58																		
Stu Cliburn, R	(7, 1)	3.0	S	11	2	0	0	3	0	0	0	0	0	0	17	17	0.00	0.667
ERA: 1.8																		

PITCHER	IP	WLS	BF	H	R	ER	SO	BB	IBB	HBP	BLK	WP	HR	S	P	ERA	WHIP

Oakland Athletics @ California Angels

Anaheim Stadium, Anaheim, CA

Fri Aug 16 1985, 10:05 PM EDT

Att. 32,925 - Unknown

BOTTOM

Batter	1	2	3	4	5	6	7	8	9	AB	R	H	RBI	BB	SO	LOB
Brian Downing, R (1, 7) OBP: 0.373, SLG: 0.433	F4		HR 1-H 3-H	6-3			F4			4	1	1	3	0	0	1
Rod Carew, L (1, 3) OBP: 0.366, SLG: 0.332	F7		BB 1B		4-3 2B 1B		K			3	2	1	0	1	1	0
Juan Beniquez, R (1, 9) OBP: 0.346, SLG: 0.383	4-3		1B 1-3-5 1-2 BB		4-3 1-2		L8			3	0	0	0	1	0	1
Doug DeCinces, R (1, 5) OBP: 0.321, SLG: 0.419		S BB	F7 1-3 2-H 1B		F7			L8		3	0	1	1	1	0	1
Bobby Grich, R (1, 4) OBP: 0.333, SLG: 0.333		K 1-2	F7 1-2		2B 2-H			K		4	0	1	1	0	2	3
George Hendrick, R (1, 10) OBP: 0.273, SLG: 0.314 Reggie Jackson, L (8, PH) OBP: 0.375, SLG: 0.491		K	1-3-5 3-Hf		F6			FC6-4 BB		3 0	0 0	0 0	0 0	0 1	1 0	4 0
Bob Boone, R (1, 2) OBP: 0.306, SLG: 0.309	F7			4-3	F7			FC6-4 1-2f		4	0	0	0	0	0	2
Dick Schofield, R (1, 6) OBP: 0.274, SLG: 0.339			E HR 2B	2B	5-3					3	1	2	0	0	0	0
Gary Pettis, S (1, 8) OBP: 0.343, SLG: 0.317			E3 HR 2-3	1-3	4-3					3	1	0	0	0	0	2

	AB	30
	R	5
	H	6
	RBI	5
	BB	4
	SO	4
	LOB	14

livebaseballscorecards.com

Inning Stats									
	R: 0 H: 0 E: 0 LOB: 0 K: 0 BB: 0 S: 3 P: 3	R: 0 H: 0 E: 0 LOB: 1 K: 2 BB: 1 S: 7 P: 11	R: 4 H: 3 E: 1 LOB: 1 K: 0 BB: 2 S: 6 P: 14	R: 0 H: 1 E: 0 LOB: 1 K: 0 BB: 0 S: 4 P: 4	R: 1 H: 2 E: 0 LOB: 1 K: 0 BB: 0 S: 5 P: 5	R: 0 H: 0 E: 0 LOB: 0 K: 0 BB: 0 S: 3 P: 3	R: 0 H: 0 E: 0 LOB: 0 K: 1 BB: 0 S: 5 P: 5	R: 0 H: 0 E: 0 LOB: 1 K: 1 BB: 1 S: 5 P: 9	

	1B: 2	SF: 0	WP: 0	PA: 34
	2B: 4	SAC: 0	PB: 0	
	3B: 0	DP: 1	SB: 1	
	HR: 1	HBP: 0	CS: 0	

PITCHER		IP	WLS	BF	H	R	ER	SO	BB	IBB	HBP	BLK	WP	HR	S	P	ERA	WHIP
Tim Birtsas, L ERA: 3.43	(1, 1)	2.0	L	13	3	4	3	2	3	0	0	0	0	1	14	26	13.50	3.000
Rick Langford, R ERA: 3.73	(3, 1)	4.0		14	3	1	1	0	0	0	0	0	0	0	14	14	2.25	0.750
Steve Mura, R ERA: 4.05	(7, 1)	2.0		7	0	0	0	2	1	0	0	0	0	0	10	14	0.00	0.500

PITCHER	IP	WLS	BF	H	R	ER	SO	BB	IBB	HBP	BLK	WP	HR	S	P	ERA	WHIP

Batter	1	2	3	4	5	6	7	8	9	AB	R	H	RBI	BB	SO	LOB
Alfredo Griffin, S (1, 6) OBP: 0.293, SLG: 0.337	BB 1B		6-3 ②		6-3 ①		1B			4	0	2	0	0	0	0
Dwayne Murphy, L (1, 8) OBP: 0.356, SLG: 0.409	G5-4-3 1-2 BB		K ③		1B BB		F7 ②			2	0	0	0	2	1	1
Bruce Bochte, L (1, 3) OBP: 0.390, SLG: 0.451	F7 ①			1B BB HR 1B	G5-4-3 1-2 1B		K ③			4	1	2	0	0	1	3
Dusty Baker Jr., R (1, 10) OBP: 0.380, SLG: 0.512	G5-4-3 ② ③ 1-2f			1B HR 1-2 BB	G5-4-3 ② ③ 1-2f			5-3 ①		3	1	0	0	1	0	4
Mike Davis, L (1, 9) OBP: 0.367, SLG: 0.526		CS BB		K ①		G6-4-3 1B		F7 ②		3	0	1	0	1	1	2
Donnie Hill, S (1, 4) OBP: 0.329, SLG: 0.360		F7 ①		HR 1-2 2-3 1B		G6-4-3 ① ② 1-2f		K ③		4	1	1	0	0	1	2
Dave Collins, S (1, 7) OBP: 0.280, SLG: 0.335		1-2 BB		1-H 2-H 3-H HR		6-3 ③			F8 ①	3	1	1	4	1	0	0
Mike Heath, R (1, 2) OBP: 0.307, SLG: 0.390		5-3 ③		F8 ②			E9 SF8		F7 ②	4	1	0	0	0	0	1
Steve Kiefer, R (1, 5) OBP: 0.180, SLG: 0.250 Steve Henderson, R (9, PH) OBP: 0.382, SLG: 0.371			F8 ①	B1-3 ③			SF8 ① 3-H		F4 ③	2 1	0 0	0 0	1 0	0 0	0 0	0 0
Inning Stats	R: 0 E: 0 K: 0 S: 3 H: 1 LOB: 1 BB: 1 P: 7	R: 0 E: 0 K: 0 S: 2 H: 0 LOB: 1 BB: 2 P: 10	R: 0 E: 0 K: 1 S: 5 H: 0 LOB: 0 BB: 0 P: 5	R: 4 E: 0 K: 1 S: 8 H: 3 LOB: 0 BB: 1 P: 12	R: 0 E: 0 K: 0 S: 3 H: 1 LOB: 1 BB: 1 P: 7	R: 0 E: 0 K: 0 S: 3 H: 1 LOB: 0 BB: 0 P: 3	R: 1 E: 1 K: 1 S: 7 H: 1 LOB: 1 BB: 0 P: 7	R: 0 E: 0 K: 1 S: 5 H: 0 LOB: 0 BB: 0 P: 5	R: 0 E: 0 K: 0 S: 3 H: 0 LOB: 0 BB: 0 P: 3	1B: 6 2B: 0 3B: 0 HR: 1 SF: 1 SAC: 0 DP: 3 HBP: 0						

PITCHER	IP	WLS	BF	H	R	ER	SO	BB	IBB	HBP	BLK	WP	HR	S	P	ERA	WHIP
Mike Witt, R (1, 1) ERA: 3.21	6.0	W	25	6	4	4	2	5	0	0	0	0	1	24	44	6.00	1.833
Jim Slaton, R (7, 1) ERA: 4.16	3.0	S	11	1	1	0	2	0	0	0	0	0	0	15	15	0.00	0.333

PITCHER	IP	WLS	BF	H	R	ER	SO	BB	IBB	HBP	BLK	WP	HR	S	P	ERA	WHIP

Oakland Athletics @ California Angels

Anaheim Stadium, Anaheim, CA

Sat Aug 17 1985, 10:05 PM EDT

Att. 48,545 - Unknown

TOP

livebaseballscorecards.com

AB	30
R	5
H	7
RBI	5
BB	5
SO	4
LOB	13

WP: 0 PB: 0 SB: 0 CS: 1 PA: 36

BOTTOM

Oakland Athletics @ California Angels

Anaheim Stadium, Anaheim, CA

Sat Aug 17 1985, 10:05 PM EDT

Att. 48,545 - Unknown

Batter	1	2	3	4	5	6	7	8	9	AB	R	H	RBI	BB	SO	LOB
Brian Downing, R (1, 7) OBP: 0.378, SLG: 0.439	BBBB 4-0 FC3-6 BB	x 0-0 BB BB 2B 1B 1-2 2-H	x 0-0 1-H 2-H 2B		x 0-0 ① F7		x 0-0 1B			4	1	3	3	1	0	0
Rod Carew, L (1, 3) OBP: 0.366, SLG: 0.329	x 0-0 ① FC3-6 E 1B 1-2f	BBBB 4-0 BB 2B BB 1-2 2-3	BBBB 4-0 BB		SSS 0-3 ② K		x 0-0 ③ 1-3			3	1	0	0	2	1	2
Ruppert Jones, L (1, 10) OBP: 0.377, SLG: 0.525	x 0-0 E9 1B 1-3	BBBB 4-0 2B BB 1-2 2-3 3-H	x 0-0 ③ F8		SSS 0-3 ③ K			x 0-0 ① F7		4	1	1	1	1	1	2
Reggie Jackson, L (1, 9) OBP: 0.379, SLG: 0.506 Juan Beniquez, R (8, 9) OBP: 0.345, SLG: 0.382	SSS 0-3 ② K	x 0-0 2B 1-H 2-H 3-H		x 0-0 HR		x 0-0 G5-4-3 1B		x 0-0 ② 1-3		4 1	1 0	3 0	4 0	0 0	1 0	2 0
Doug DeCinces, R (1, 5) OBP: 0.321, SLG: 0.418 Jack Howell, L (2, PH) OBP: 0.355, SLG: 0.377 (3, 5)	x 0-0 ③ 5-3	x 0-0 ③ F9		BBBB 4-0 CS BB		x 0-0 G5-4-3 1-2 1B		BBBB 4-0 BB		1 2	0 0	0 1	0 0	0 2	0 0	2 1
Bobby Grich, R (1, 4) OBP: 0.337, SLG: 0.333		BBBB 4-0 G3 1B BB	x 0-0 1B 2B 1B	BBBB 4-0 ① 1-2 2B BB		x 0-0 ① ② G5-4-3 1-2f 2-3		SSS 0-3 ③ K		3	3	1	0	2	1	3
Dick Schofield, R (1, 6) OBP: 0.274, SLG: 0.341		x 0-0 ① B2	x 0-0 ① F9	x 0-0 1-H 2B		x 0-0 ③ F6				4	0	1	1	0	0	3
Gary Pettis, S (1, 8) OBP: 0.341, SLG: 0.316		x 0-0 ② G3 1-2	x 0-0 1-2 2B 1B	SSS 0-3 ② K			SSS 0-3 ① K			4	1	1	0	0	2	2
Bob Boone, R (1, 2) OBP: 0.305, SLG: 0.307		BBBB 4-0 BB 1B BB BB	x 0-0 ② F9	x 0-0 ③ F9			x 0-0 ② F4			3	1	0	0	1	0	3

	AB	33
	R	9
	H	11
	RBI	9
	BB	9
	SO	6
	LOB	20

Inning Stats																		
	R: 0	H: 1	R: 5	H: 2	R: 2	H: 3	R: 2	H: 2	R: 0	H: 0	R: 0	H: 2	R: 0	H: 1	R: 0	H: 0	1B: 7	SF: 0	WP: 0	PA: 42
	E: 1	LOB: 2	E: 0	LOB: 1	E: 0	LOB: 2	E: 0	LOB: 1	E: 0	LOB: 0	E: 0	LOB: 1	E: 0	LOB: 1	E: 0	LOB: 1	2B: 3	SAC: 0	PB: 0	
	K: 1	BB: 1	K: 0	BB: 4	K: 0	BB: 1	K: 1	BB: 2	K: 2	BB: 0	K: 0	BB: 0	K: 1	BB: 0	K: 1	BB: 1	3B: 0	DP: 1	SB: 0	
	S: 6	P: 10	S: 5	P: 21	S: 6	P: 10	S: 6	P: 14	S: 7	P: 7	S: 4	P: 4	S: 6	P: 6	S: 5	P: 9	HR: 1	HBP: 0	CS: 1	

PITCHER		IP	WLS	BF	H	R	ER	SO	BB	IBB	HBP	BLK	WP	HR	S	P	ERA	WHIP
Chris Codiroli, R ERA: 4.4	(1, 1)	2.2	L	19	6	7	7	1	5	0	0	0	0	0	16	36	23.62	4.125
Bill Krueger, L ERA: 4.97	(3, 1)	0.2		6	2	2	2	0	3	0	0	0	0	1	3	15	27.00	7.500
Steve McCatty, R ERA: 5.6	(4, 1)	3.2		13	3	0	0	4	0	0	0	0	0	0	21	21	0.00	0.818
Keith Atherton, R ERA: 4.44	(8, 1)	1.0		4	0	0	0	1	1	0	0	0	0	0	5	9	0.00	1.000

PITCHER	IP	WLS	BF	H	R	ER	SO	BB	IBB	HBP	BLK	WP	HR	S	P	ERA	WHIP

livebaseballscorecards.com

Oakland Athletics @ California Angels

Anaheim Stadium, Anaheim, CA

Sun Aug 18 1985, 6:33 AM EDT

Att. 28,793 - Unknown

TOP

livebaseballscorecards.com

Batter	1	2	3	4	5	6	7	8	9	AB	R	H	RBI	BB	SO	LOB
Alfredo Griffin, S (1, 6) OBP: 0.295, SLG: 0.338	5-3		1B S 4-3 1B		E S 1B		L8		F7	5	1	2	0	0	0	0
Dwayne Murphy, L (1, 8) OBP: 0.359, SLG: 0.410	F8		4-3 1-3 1B		BBBB G4-6-3 1-3 BB		HR 1B		F7	4	1	2	0	1	0	0
Bruce Bochte, L (1, 3) OBP: 0.391, SLG: 0.460	BBBB BB BB		4-3 1-2 3-H		G4-6-3 1-2f		1-H HR			3	1	1	3	1	0	3
Dusty Baker Jr., R (1, 10) OBP: 0.381, SLG: 0.510	BBBB 1-2 BB		F4			FC4-6 1B	F6			3	0	1	0	1	0	1
Mike Davis, L (1, 9) OBP: 0.366, SLG: 0.523	L8		F8			FC4-6 S 1-2f		SH5-3 SH1-3 1B		4	1	1	0	0	0	4
Donnie Hill, S (1, 4) OBP: 0.332, SLG: 0.361		F9 SH1-3 1B		L6		BBBB 4-0 1-2 BB		SH5-3 1-3		2	0	1	0	1	0	0
Dave Collins, S (1, 7) OBP: 0.278, SLG: 0.333		SH1-3 1-2		F7		F9		SH1-3 3-H		2	0	0	1	0	0	2
Mike Heath, R (1, 2) OBP: 0.304, SLG: 0.386		F9 2-3		F9		6-3		6-3		4	0	0	0	0	0	3
Mike Gallego, R (1, 5)		L7			6-3		F9		F3	4	0	0	0	0	0	1

	AB	31
	R	4
	H	8
	RBI	4
	BB	4
	SO	0
	LOB	14

Inning Stats																		
	R: 0	H: 0	R: 0	H: 1	R: 1	H: 2	R: 0	H: 0	R: 0	H: 1	R: 0	H: 1	R: 2	H: 2	R: 1	H: 1	R: 0	H: 0
	E: 0	LOB: 2	E: 0	LOB: 1	E: 0	LOB: 1	E: 0	LOB: 0	E: 0	LOB: 1	E: 0	LOB: 2	E: 0	LOB: 0	E: 0	LOB: 0	E: 0	LOB: 0
	K: 0	BB: 2	K: 0	BB: 0	K: 0	BB: 0	K: 0	BB: 0	K: 0	BB: 1	K: 0	BB: 1	K: 0	BB: 0	K: 0	BB: 0	K: 0	BB: 0
	S: 3	P: 11	S: 4	P: 4	S: 5	P: 5	S: 3	P: 3	S: 3	P: 7	S: 4	P: 8	S: 5	P: 5	S: 4	P: 4	S: 3	P: 3

	1B: 7	SF: 0	WP: 0	PA: 38
	2B: 0	SAC: 3	PB: 0	
	3B: 0	DP: 1	SB: 3	
	HR: 1	HBP: 0	CS: 0	

PITCHER		IP	WLS	BF	H	R	ER	SO	BB	IBB	HBP	BLK	WP	HR	S	P	ERA	WHIP
Ron Romanick, R ERA: 3.67	(1, 1)	6.2		29	6	2	2	0	4	0	0	0	0	0	25	41	2.70	1.500
Al Holland, L ERA: 3.31	(7, 1)	0.0		1	1	1	1	0	0	0	0	0	0	1	1	1	∞	∞
Donnie Moore, R ERA: 1.74	(7, 1)	2.1	L	8	1	1	1	0	0	0	0	0	0	0	8	8	3.86	0.429

PITCHER	IP	WLS	BF	H	R	ER	SO	BB	IBB	HBP	BLK	WP	HR	S	P	ERA	WHIP

Oakland Athletics @ California Angels

Anaheim Stadium, Anaheim, CA

Sun Aug 18 1985, 6:33 AM EDT

Att. 28,793 - Unknown

BOTTOM

Batter	1	2	3	4	5	6	7	8	9	AB	R	H	RBI	BB	SO	LOB
Brian Downing, R (1, 7) OBP: 0.381, SLG: 0.443	G4-6-3 1B 1B		4-3		2B 1-H 2-H		FC1-6 BB		F9	4	0	2	2	1	0	1
Juan Beniquez, R (1, 3) (6, 9) OBP: 0.346, SLG: 0.392	G4-6-3 1-2 1B		HR		5-3		F3		K	5	1	2	1	0	1	3
George Hendrick, R (1, 9) OBP: 0.271, SLG: 0.311 Rod Carew, L (5, PH) (6, 3) OBP: 0.367, SLG: 0.328	G4-6-3 1-2f 2-3		5-3		G6-3 BB		FC1-6 1-2f			2 1	0 0	0 0	0 0	0 1	0 0	2 1
Bobby Grich, R (1, 4) OBP: 0.336, SLG: 0.330	BB		5-3		G6-3 1-2f		F3			3	0	0	0	1	0	3
Reggie Jackson, L (1, 10) OBP: 0.375, SLG: 0.500	4-3			F8	K	K		K		4	0	0	0	0	2	2
Dick Schofield, R (1, 6) OBP: 0.272, SLG: 0.338 Ruppert Jones, L (8, PH) OBP: 0.376, SLG: 0.523 Craig Gerber, L (9, 6) OBP: 0.243, SLG: 0.288		F4		1-3		5-3		K		3 1 0	0 0 0	0 0 0	0 0 0	0 1 0	0 0 0	0 0 0
Gary Pettis, S (1, 8) OBP: 0.343, SLG: 0.316		S 1B		F9		BB S		K		3	0	1	0	1	1	0
Jack Howell, L (1, 5) OBP: 0.379, SLG: 0.393		L7			SH 2B 1B	IBB 1-2			1B	3	1	2	0	1	0	1
Bob Boone, R (1, 2) OBP: 0.303, SLG: 0.304		L7 1-2			SH 2B 1-2	5-3			F5	3	1	0	0	0	0	4
Inning Stats	R: 0 E: 0 K: 0 S: 4 H: 2 LOB: 2 BB: 1 P: 8	R: 0 E: 0 K: 0 S: 4 H: 1 LOB: 1 BB: 0 P: 4	R: 1 E: 0 K: 0 S: 4 H: 1 LOB: 0 BB: 0 P: 4	R: 0 E: 0 K: 0 S: 3 H: 0 LOB: 0 BB: 0 P: 3	R: 2 E: 0 K: 0 S: 5 H: 2 LOB: 1 BB: 1 P: 9	R: 0 E: 0 K: 1 S: 5 H: 0 LOB: 2 BB: 2 P: 13	R: 0 E: 0 K: 0 S: 3 H: 0 LOB: 1 BB: 1 P: 7	R: 0 E: 0 K: 3 S: 9 H: 0 LOB: 0 BB: 0 P: 9	R: 0 E: 0 K: 1 S: 6 H: 1 LOB: 1 BB: 0 P: 6	1B: 5 2B: 1 3B: 0 HR: 1 SF: 0 SAC: 1 DP: 2 HBP: 0	WP: 0 PB: 0 SB: 2 CS: 0 PA: 38					

PITCHER		IP	WLS	BF	H	R	ER	SO	BB	IBB	HBP	BLK	WP	HR	S	P	ERA	WHIP
Tommy John, L ERA: 5.03	(1, 1)	4.0		19	6	3	3	0	1	0	0	0	0	1	18	22	6.75	1.750
Jose Rijo, R ERA: 1.74	(5, 1)	4.0	W	16	1	0	0	4	3	1	0	0	0	0	20	36	0.00	1.000
Steve Ontiveros, R ERA: 0.83	(9, 1)	1.0	S	3	0	0	0	1	0	0	0	0	0	0	5	5	0.00	0.000

PITCHER	IP	WLS	BF	H	R	ER	SO	BB	IBB	HBP	BLK	WP	HR	S	P	ERA	WHIP

livebaseballscorecards.com

AB	32
R	3
H	7
RBI	3
BB	5
SO	5
LOB	17

Batter	1	2	3	4	5	6	7	8	9	AB	R	H	RBI	BB	SO	LOB
Alfredo Griffin, S (1, 6) OBP: 0.294, SLG: 0.336	x 0-0 ① B1-3		x 0-0 ② F6		x 0-0 1B		x 0-0 ① B1-3		x 0-0 ③ F4	5	0	1	0	0	0	0
Dwayne Murphy, L (1, 8) OBP: 0.355, SLG: 0.406	S S S 0-3 ② K		x 0-0 ③ F6		x 0-0 ③ 4-3		x 0-0 ② L4			4	0	0	0	0	1	1
Bruce Bochte, L (1, 3) OBP: 0.393, SLG: 0.459	S S S 0-3 ③ K			B B B B 4-0 1B BB		x 0-0 ① G3	x 0-0 1B			3	0	1	0	1	1	0
Dave Kingman, R (1, 10) OBP: 0.310, SLG: 0.429		x 0-0 HR		S S S 0-3 ① K		x 0-0 ② F7	x 0-0 ③ F5			4	1	1	1	0	1	2
Mike Davis, L (1, 9) OBP: 0.367, SLG: 0.525		x 0-0 ① L7		x 0-0 1-3 1B		x 0-0 1B 2B		x 0-0 4-3		4	1	2	0	0	0	0
Donnie Hill, S (1, 4) OBP: 0.331, SLG: 0.360		x 0-0 ② L7		x 0-0 ② F8		x 0-0 2B 2B 2-H 1B		x 0-0 ② F8		4	1	1	1	0	0	2
Dave Collins, S (1, 7) OBP: 0.281, SLG: 0.338		x 0-0 1B		x 0-0 ③ G3		x 0-0 1-3 2B 2B		x 0-0 ③ B1-3		4	1	2	0	0	0	2
Mike Heath, R (1, 2) OBP: 0.303, SLG: 0.387		x 0-0 ③ F9			x 0-0 ① F8	x 0-0 2-H 3-H 2B			x 0-0 ① F5	4	0	1	2	0	0	1
Mike Gallego, R (1, 5) Steve Henderson, R (6, PH) OBP: 0.379, SLG: 0.368 Steve Kiefer, R (6, 5) OBP: 0.180, SLG: 0.250 Dusty Baker Jr., R (9, PH) OBP: 0.380, SLG: 0.508			S S S 0-3 ① K		x 0-0 ② F9	x 0-0 ③ 4-3			x 0-0 ② F7	2 1 0 1	0 0 0 0	0 0 0 0	0 0 0 0	1 0 0 0	0 0 0 0	0 1 0 0
Inning Stats	R: 0 E: 0 K: 2 S: 7 H: 0 LOB: 0 BB: 0 P: 7	R: 1 E: 0 K: 0 S: 5 H: 2 LOB: 1 BB: 0 P: 5	R: 0 E: 0 K: 1 S: 5 H: 0 LOB: 0 BB: 0 P: 5	R: 0 E: 0 K: 1 S: 6 H: 1 LOB: 2 BB: 1 P: 10	R: 0 E: 0 K: 0 S: 4 H: 1 LOB: 1 BB: 0 P: 4	R: 3 E: 0 K: 0 S: 7 H: 4 LOB: 1 BB: 0 P: 7	R: 0 E: 0 K: 0 S: 4 H: 1 LOB: 1 BB: 0 P: 4	R: 0 E: 0 K: 0 S: 3 H: 0 LOB: 0 BB: 0 P: 3	R: 0 E: 0 K: 0 S: 3 H: 0 LOB: 0 BB: 0 P: 3	1B: 5 2B: 3 3B: 0 HR: 1	SF: 0 SAC: 0 DP: 0 HBP: 0		WP: 0 PB: 0 SB: 0 CS: 0	PA: 37			

PITCHER	IP	WLS	BF	H	R	ER	SO	BB	IBB	HBP	BLK	WP	HR	S	P	ERA	WHIP
Kirk McCaskill, R (1, 1) ERA: 4.07	5.2	W	26	8	4	4	4	1	0	0	0	0	1	33	37	6.35	1.588
Stu Cliburn, R (6, 1) ERA: 1.72	3.1	S	11	1	0	0	0	0	0	0	0	0	0	11	11	0.00	0.300

PITCHER	IP	WLS	BF	H	R	ER	SO	BB	IBB	HBP	BLK	WP	HR	S	P	ERA	WHIP

TOP

Oakland Athletics @ California Angels

Anaheim Stadium, Anaheim, CA

Mon Aug 19 1985, 10:05 PM EDT

Att. 25,154 - Unknown

livebaseballscorecards.com

AB	36
R	4
H	9
RBI	4
BB	1
SO	4
LOB	9

Batter	1	2	3	4	5	6	7	8	9	AB	R	H	RBI	BB	SO	LOB
Brian Downing, R (1, 7) OBP: 0.377, SLG: 0.438	F8		5-3	F3			F3			4	0	0	0	0	0	1
Gary Pettis, S (1, 8) OBP: 0.339, SLG: 0.312	K		F8		4-3		6-3			4	0	0	0	0	1	0
Ruppert Jones, L (1, 10) OBP: 0.375, SLG: 0.517	HR BB		K		K			F4		3	1	0	0	1	2	0
Reggie Jackson, L (1, 9) OBP: 0.376, SLG: 0.509 Rod Carew, L (9, 3) OBP: 0.367, SLG: 0.328	1-H HR			2B E 1B	F7			F6		4 0	2 0	2 0	2 0	0 0	0 0	0 0
Jack Howell, L (1, 5) OBP: 0.371, SLG: 0.400	F5			E 1-3 SF8 2B		F8		K		4	1	1	0	0	1	0
Juan Beniquez, R (1, 3) OBP: 0.346, SLG: 0.389 (9, 9)		5-3		E2 SF8 1B 2-3 3-H		BB				2	1	0	0	1	0	1
Rob Wilfong, L (1, 4) OBP: 0.229, SLG: 0.260		6-3 2B		SF8 2-3 3-H		F7				2	0	1	1	0	0	1
Dick Schofield, R (1, 6) OBP: 0.272, SLG: 0.338		6-3 2-3		3-H 1B		F4				3	0	1	1	0	0	2
Bob Boone, R (1, 2) OBP: 0.300, SLG: 0.301		F7		F7			F8			3	0	0	0	0	0	2
Inning Stats	R: 2 E: 0 K: 1 S: 6 H: 1 LOB: 0 BB: 1 P: 10	R: 0 E: 0 K: 0 S: 4 H: 1 LOB: 1 BB: 0 P: 4	R: 0 E: 0 K: 1 S: 5 H: 0 LOB: 0 BB: 0 P: 5	R: 3 E: 1 K: 0 S: 7 H: 3 LOB: 1 BB: 0 P: 7	R: 0 E: 0 K: 1 S: 5 H: 0 LOB: 0 BB: 0 P: 5	R: 0 E: 0 K: 0 S: 3 H: 0 LOB: 1 BB: 1 P: 7	R: 0 E: 0 K: 0 S: 3 H: 0 LOB: 0 BB: 0 P: 3	R: 0 E: 0 K: 1 S: 5 H: 0 LOB: 0 BB: 0 P: 5		1B: 2 2B: 2 3B: 0 HR: 1 SF: 1 SAC: 0 DP: 0 HBP: 0				WP: 0 PB: 0 SB: 0 CS: 0		PA: 32

PITCHER	IP	WLS	BF	H	R	ER	SO	BB	IBB	HBP	BLK	WP	HR	S	P	ERA	WHIP
Don Sutton, R (1, 1) ERA: 3.95	7.0	L	29	5	5	3	3	2	0	0	0	0	1	33	41	3.86	1.000
Jay Howell, R (8, 1) ERA: 1.93	1.0		3	0	0	0	1	0	0	0	0	0	0	5	5	0.00	0.000

PITCHER	IP	WLS	BF	H	R	ER	SO	BB	IBB	HBP	BLK	WP	HR	S	P	ERA	WHIP

BOTTOM

Oakland Athletics @ California Angels

Anaheim Stadium, Anaheim, CA

Mon Aug 19 1985, 10:05 PM EDT

Att. 25,154 - Unknown

livebaseballscorecards.com

AB	29
R	5
H	5
RBI	4
BB	2
SO	4
LOB	7

Batter	1	2	3	4	5	6	7	8	9	AB	R	H	RBI	BB	SO	LOB
Rickey Henderson, R (1, 8) OBP: 0.435, SLG: 0.568	L3	4-3		1-3			HR	K		5	1	1	1	0	1	5
Don Mattingly, L (1, 3) OBP: 0.382, SLG: 0.566	HR		F7	HR			F4		F7	5	2	2	2	0	0	0
Dave Winfield, R (1, 9) OBP: 0.336, SLG: 0.487	HR		6-3	6-3			4-3		6-3	5	1	1	1	0	0	0
Ken Griffey, L (1, 7) OBP: 0.327, SLG: 0.399	1-3		4-3		1-3		F8		F8	5	0	0	0	0	0	0
Dan Pasqua, L (1, 10) OBP: 0.308, SLG: 0.418 Don Baylor, R (8, PH) OBP: 0.344, SLG: 0.448	4-3			2B 2B BB	G6-4-3 BB			FC1-5 1B BB		1 0	1 0	0 0	0 0	2 1	0 0	0 0
Willie Randolph, R (1, 4) OBP: 0.382, SLG: 0.361		6-3		1-3 2B 2B	G6-4-3 1-2f			BB FC1-5 1-2 1B		4	1	2	0	0	0	1
Butch Wynegar, S (1, 2) OBP: 0.346, SLG: 0.331		1B FC3-2 BB		2-H 3-H HR 2B		F7		FC1-5 BB 1-2 2-3f		3	1	1	2	1	0	2
Mike Pagliarulo, L (1, 5) OBP: 0.324, SLG: 0.444		FC3-2 1-3 1B		2-H HR		K		F7		4	1	2	2	0	1	2
Bobby Meacham, S (1, 6) OBP: 0.317, SLG: 0.272		FC3-2 1-2 3-H		L4		K		BB 1-2 2-3		3	0	0	0	1	1	2

| Inning Stats | | |

Batter	1	2	3	4	5	6	7	8	9	AB	R	H	RBI	BB	SO	LOB
Gary Pettis, S (1, 8) OBP: 0.334, SLG: 0.307	K		K		F9	F7			4-3	5	0	0	0	0	2	5
Rod Carew, L (1, 3) OBP: 0.365, SLG: 0.326	4-3		F7		F7	4-3			1B	5	0	1	0	0	0	5
Brian Downing, R (1, 7) OBP: 0.380, SLG: 0.439	BB			5-3	1B		L8		1-2 K 1B	4	0	2	0	1	0	0
Reggie Jackson, L (1, 9) OBP: 0.374, SLG: 0.504	F8			F7	1-2 2-H 3-H 1B		5-3		K	5	0	1	2	0	1	3
Jack Howell, L (1, 5) OBP: 0.361, SLG: 0.387		K		K	K		K			2	0	0	0	0	2	0
Doug DeCinces, R (5, PH) OBP: 0.320, SLG: 0.417										1	0	0	0	0	1	2
Dick Schofield, R (6, 6) OBP: 0.271, SLG: 0.337										1	0	0	0	0	1	0
Ruppert Jones, L (1, 10) OBP: 0.376, SLG: 0.515		F4			HR 1B	BB		K		3	2	1	0	1	1	0
Bobby Grich, R (1, 4) OBP: 0.338, SLG: 0.341		L7			1-H HR	1-2 1B		6-3		4	1	2	2	0	0	0
Craig Gerber, L (1, 6) OBP: 0.250, SLG: 0.284			L4		BB	K		L6		1	1	0	0	1	0	0
(6, 5)																
Juan Beniquez, R (6, PH) OBP: 0.344, SLG: 0.387										2	0	0	0	0	1	2
(7, 5)																
Bob Boone, R (1, 2) OBP: 0.305, SLG: 0.306			E8		1-2 1B	1-2 2-H 1B			K	4	1	3	1	0	1	0
Inning Stats	R: 0 E: 0 K: 1 S: 5 H: 0 LOB: 1 BB: 1 P: 9	R: 0 E: 0 K: 1 S: 5 H: 0 LOB: 0 BB: 0 P: 5	R: 0 E: 1 K: 1 S: 6 H: 1 LOB: 1 BB: 0 P: 6	R: 0 E: 0 K: 1 S: 5 H: 0 LOB: 0 BB: 0 P: 5	R: 4 E: 0 K: 1 S: 10 H: 5 LOB: 2 BB: 1 P: 14	R: 1 E: 0 K: 1 S: 7 H: 2 LOB: 2 BB: 1 P: 11	R: 0 E: 0 K: 1 S: 5 H: 0 LOB: 0 BB: 0 P: 5	R: 0 E: 0 K: 1 S: 5 H: 0 LOB: 0 BB: 0 P: 5	R: 0 E: 0 K: 2 S: 9 H: 2 LOB: 2 BB: 0 P: 9	1B: 9 2B: 0 3B: 0 HR: 1	SF: 0 SAC: 0 DP: 0 HBP: 0						

PITCHER	IP	WLS	BF	H	R	ER	SO	BB	IBB	HBP	BLK	WP	HR	S	P	ERA	WHIP
Ed Whitson, R (1, 1) ERA: 4.57	4.0		18	4	4	4	4	2	0	0	0	0	1	24	32	9.00	1.500
Bob Shirley, L (5, 1) ERA: 3.0	1.0		7	3	1	1	1	1	0	0	0	0	0	8	12	9.00	4.000
Rich Bordi, R (6, 1) ERA: 2.88	3.2	W	14	3	0	0	4	0	0	0	0	0	0	22	22	0.00	0.818
Dave Righetti, L (9, 1) ERA: 2.95	0.1	S	1	0	0	0	1	0	0	0	0	0	0	3	3	0.00	0.000

PITCHER	IP	WLS	BF	H	R	ER	SO	BB	IBB	HBP	BLK	WP	HR	S	P	ERA	WHIP

BOTTOM

New York Yankees @ California Angels

Anaheim Stadium, Anaheim, CA

Tue Aug 20 1985, 10:05 PM EDT

Att. 38,791 - Unknown

livebaseballscorecards.com

AB	37
R	5
H	10
RBI	5
BB	3
SO	10
LOB	17

WP: 0 PB: 0 SB: 0 CS: 0 PA: 40

Batter	1	2	3	4	5	6	7	8	9	10	AB	R	H	RBI	BB	SO	LOB
Rickey Henderson, R (1, 8) OBP: 0.437, SLG: 0.574	4-0 FC3-6 BB	0-0 1-H HR	0-3 K		0-0 6-3		0-0 2-3 1B		4-0 1-2 2-3 BB	0-0 F8	5	1	2	2	2	1	3
Don Mattingly, L (1, 3) OBP: 0.379, SLG: 0.563	0-0 FC3-6 1-2f 1B	0-3 K		0-0 6-3 2B		0-0 1-3	0-0 4-3		0-0 G3		6	2	1	0	0	1	6
Dave Winfield, R (1, 9) OBP: 0.334, SLG: 0.485	0-0 E5 1B	0-0 2B		0-0 6-3 2-3		0-0 4-3		0-0 F8		0-0 5-3	6	2	1	0	0	0	2
Don Baylor, R (1, 10) OBP: 0.348, SLG: 0.453	0-0 1-3 2-H 1B	0-0 L7		0-0 3-H 2B		1-0 HBP		0-3 K		0-0 1B E	5	2	3	2	0	1	1
Bill Sample, R (1, 7) OBP: 0.347, SLG: 0.367	0-0 1-3 2-H 3-H 1B	0-0 2-H 2B		0-0 F7		0-0 G3		0-0 4-3		0-0 E 1-3 1B	2	1	2	3	0	0	0
Ken Griffey, L (4, PH) OBP: 0.326, SLG: 0.397 (4, 7)											4	1	1	0	0	0	2
Dan Pasqua, L (10, 7) OBP: 0.308, SLG: 0.418											0	0	0	0	0	0	0
Willie Randolph, R (1, 4) OBP: 0.377, SLG: 0.356	0-0 1-3 1-2	0-3 K		0-0 F4			0-0 F7		0-0 F8	0-0 E5 1-3 3-H 1B	6	1	0	0	0	1	4
Andre Robertson, R (1, 5) OBP: 0.430, SLG: 0.514	0-0 2-H 2B 1B	0-0 1B 1B 1B		0-0 HR			0-3 K		0-3 K	4-0 1B IBB	1	0	1	1	0	0	0
Mike Pagliarulo, L (2, 5) OBP: 0.328, SLG: 0.456											4	1	2	1	1	2	0
Butch Wynegar, S (1, 2) OBP: 0.353, SLG: 0.337	0-0 1-H 2B	0-0 1-H 1B		0-0 F8			4-0 WP 2B BB		4-0 BB 1B BB	0-3 K	4	1	2	0	2	1	3
Bobby Meacham, S (1, 6) OBP: 0.322, SLG: 0.280		4-0 HR BB	0-3 K	0-0 F9			0-0 1B 1-H 2B		0-0 BB 1-2 1B	0-0 1-2 2-H 3-H 1B	5	1	3	3	1	1	1
Inning Stats	R: 4 E: 2 K: 0 S: 7 H: 4 LOB: 2 BB: 1 P: 11	R: 3 E: 0 K: 2 S: 10 H: 3 LOB: 1 BB: 1 P: 14	R: 0 E: 0 K: 2 S: 8 H: 2 LOB: 1 BB: 0 P: 8	R: 1 E: 0 K: 0 S: 5 H: 2 LOB: 1 BB: 0 P: 5	R: 1 E: 0 K: 0 S: 4 H: 1 LOB: 0 BB: 0 P: 4	R: 0 E: 0 K: 0 S: 3 H: 0 LOB: 1 BB: 0 P: 4	R: 1 E: 0 K: 1 S: 7 H: 2 LOB: 2 BB: 1 P: 11	R: 0 E: 0 K: 1 S: 5 H: 0 LOB: 0 BB: 0 P: 5	R: 0 E: 0 K: 1 S: 6 H: 1 LOB: 3 BB: 2 P: 14	R: 3 E: 1 K: 1 S: 9 H: 3 LOB: 2 BB: 1 P: 13	1B: 10 2B: 6 3B: 0 HR: 2 SF: 0 SAC: 0 DP: 0 HBP: 1						

PITCHER	IP	WLS	BF	H	R	ER	SO	BB	IBB	HBP	BLK	WP	HR	S	P	ERA	WHIP
John Candelaria, L (1, 1) ERA: 4.0	1.2		14	7	7	4	1	2	0	0	0	0	1	14	22	21.60	5.400
Stu Cliburn, R (2, 1) ERA: 1.87	3.1		14	5	2	2	3	0	0	0	0	0	1	20	20	5.40	1.500
Urbano Lugo, R (6, 1) ERA: 3.84	0.1		1	0	0	0	0	0	0	0	0	0	0	1	1	0.00	0.000
Luis Sanchez, R (6, 1) ERA: 5.33	1.2		9	2	1	1	1	1	0	1	0	1	0	9	14	5.40	1.800
Al Holland, L (8, 1) ERA: 3.13	2.0		9	1	0	0	2	2	0	0	0	0	0	11	19	0.00	1.500

PITCHER	IP	WLS	BF	H	R	ER	SO	BB	IBB	HBP	BLK	WP	HR	S	P	ERA	WHIP
Donnie Moore, R (10, 1) ERA: 1.71	1.0	L	8	3	3	0	1	0	1	0	0	0	0	9	13	0.00	3.000

TOP

New York Yankees @ California Angels

Anaheim Stadium, Anaheim, CA

Wed Aug 21 1985, 10:05 PM EDT

Att. 40,363 - Unknown

livebaseballscorecards.com

AB	48
R	13
H	18
RBI	12
BB	6
SO	8
LOB	22

1B: 10	SF: 0	WP: 1	PA: 55
2B: 6	SAC: 0	PB: 0	
3B: 0	DP: 0	SB: 0	
HR: 2	HBP: 1	CS: 0	

Batter	1	2	3	4	5	6	7	8	9	10	AB	R	H	RBI	BB	SO	LOB
Brian Downing, R (1, 7) OBP: 0.382, SLG: 0.447	HR	BBBBB CS BB		x 0-0 G4-1 4-3 1B		x 0-0 ① 6-3 1-H		SSS 0-3 ③ K			4	2	2	2	1	1	0
Rod Carew, L (1, 3) OBP: 0.371, SLG: 0.332	BBBBB 4-0 BB 1B BB	SSS 0-3 ①② K 1-2		x 0-0 4-3 G4-1 1-2 1B		x 0-0 2B			BBBBB 4-0 E E BB		3	2	2	0	2	1	1
Ruppert Jones, L (1, 10) OBP: 0.378, SLG: 0.512 Juan Beniquez, R (9, PH) OBP: 0.346, SLG: 0.389	BBBBB 4-0 FC4-6 1B HR 1-2 BB	BBBBB 4-0 BB 1B BB		x 0-0 ① G4-1 1-2 2-3		SSS 0-3 ② K			x 0-0 E9 1-H 1B		2 1	2 1	0 1	0 0	2 0	1 0	3 0
Reggie Jackson, L (1, 9) OBP: 0.374, SLG: 0.501	x 0-0 FC4-6 1-2 2-H 1B	BBBBB 4-0 1B 1-2 BB		x 0-0 ② 4-3 2-3 3-H		x 0-0 ③ F8			SSS 0-3 ① K		4	0	1	2	1	1	2
Jack Howell, L (1, 5) OBP: 0.351, SLG: 0.373	x 0-0 ① FC4-6 HR 1-2f 2-3	x 0-0 1-2 2-H 1B		x 0-0 ③ 4-3			SSS 0-3 ① K		SSS 0-3 ② K		5	1	1	1	0	2	3
Bobby Grich, R (1, 4) OBP: 0.336, SLG: 0.347	x 0-0 1-H 3-H HR	SSS 0-3 ③ K		SSS 0-3 ① K			x 0-0 ② F3		x 0-0 ③ F8		5	1	1	3	0	2	2
Bob Boone, R (1, 2) OBP: 0.302, SLG: 0.304 Jerry Narron, L (7, PH) OBP: 0.301, SLG: 0.412 (8, 2) Doug DeCinces, R (10, PH) OBP: 0.321, SLG: 0.417	x 0-0 ② 1-3	x 0-0 ① L6		SSS 0-3 ② K			x 0-0 ③ 4-3		BBBBB 4-0 G1-6-3 BB		3 1 0	0 0 0	0 0 0	0 0 0	0 0 1	0 0 0	0 0 0
Dick Schofield, R (1, 6) OBP: 0.269, SLG: 0.333 Rob Wilfong, L (8, PH) OBP: 0.228, SLG: 0.259 Craig Gerber, L (9, 6) OBP: 0.250, SLG: 0.284 George Hendrick, R (10, PH) OBP: 0.270, SLG: 0.310	x 0-0 E5 FC6-4	x 0-0 ② F8		SSS 0-3 ③ K				x 0-0 ① F8	x 0-0 ①② G1-6-3 1-2f		3 1 0 1	0 0 0 0	0 0 0 0	0 0 0 0	1 0 0 0	0 0 0 1	0 0 0 1
Gary Pettis, S (1, 8) OBP: 0.332, SLG: 0.303	x 0-0 ③ FC6-4 1-2f	SSS 0-3 ③ K				BBBBB 4-0 E S 6-3 BB		SSS 0-3 ② K	x 0-0 ③ 4-3		4	1	0	0	1	2	1
Inning Stats	R: 5 E: 1 K: 0 S: 7 H: 3 LOB: 1 BB: 2 P: 15	R: 1 E: 0 K: 2 S: 7 H: 1 LOB: 2 BB: 3 P: 19	R: 0 E: 0 K: 1 S: 5 H: 0 LOB: 0 BB: 0 P: 5	R: 1 E: 0 K: 0 S: 5 H: 2 LOB: 1 BB: 0 P: 5	R: 0 E: 0 K: 2 S: 7 H: 0 LOB: 0 BB: 0 P: 7	R: 1 E: 0 K: 1 S: 6 H: 1 LOB: 1 BB: 1 P: 10	R: 0 E: 0 K: 1 S: 5 H: 0 LOB: 0 BB: 0 P: 5	R: 0 E: 0 K: 2 S: 7 H: 0 LOB: 0 BB: 0 P: 7	R: 2 E: 1 K: 2 S: 8 H: 1 LOB: 0 BB: 1 P: 12	R: 0 E: 0 K: 0 S: 2 H: 0 LOB: 0 BB: 1 P: 6	1B: 5 2B: 2 3B: 0 HR: 2	SF: 0 SAC: 0 DP: 2 HBP: 0					

PITCHER	IP	WLS	BF	H	R	ER	SO	BB	IBB	HBP	BLK	WP	HR	S	P	ERA	WHIP
Joe Cowley, R (1, 1) ERA: 4.18	0.0		4	2	4	4	0	2	0	0	0	0	1	2	10	∞	∞
Bob Shirley, L (1, 1) ERA: 3.17	1.2		10	2	2	2	1	3	0	0	0	0	1	9	21	10.80	3.000
Neil Allen, R (2, 1) ERA: 4.93	1.2		7	2	1	1	2	0	0	0	0	0	0	11	11	5.40	1.200
Brian Fisher, R (4, 1) ERA: 2.41	4.2		17	1	2	1	6	2	0	0	0	0	0	27	35	1.93	0.643
Dave Righetti, L (9, 1) ERA: 2.88	2.0	W	7	1	1	0	2	1	0	0	0	0	0	10	14	0.00	1.000

PITCHER	IP	WLS	BF	H	R	ER	SO	BB	IBB	HBP	BLK	WP	HR	S	P	ERA	WHIP

BOTTOM

New York Yankees @ California Angels

Anaheim Stadium, Anaheim, CA

Wed Aug 21 1985, 10:05 PM EDT

Att. 40,363 - Unknown

livebaseballscorecards.com

AB	37
R	10
H	8
RBI	8
BB	8
SO	11
LOB	13

1B: 5 SF: 0
2B: 2 SAC: 0
3B: 0 DP: 2
HR: 2 HBP: 0

WP: 0 PA: 45
PB: 0
SB: 1
CS: 1

New York Yankees @ California Angels

Anaheim Stadium, Anaheim, CA

Thu Aug 22 1985, 10:05 PM EDT

Att. 44,796 - Unknown

TOP

livebaseballscorecards.com

Batter	1	2	3	4	5	6	7	8	9	AB	R	H	RBI	BB	SO	LOB
Rickey Henderson, R (1, 8) OBP: 0.434, SLG: 0.568	E6 S 1B	F8		6-3			L7		BB	4	1	0	0	1	0	5
Don Mattingly, L (1, 3) OBP: 0.376, SLG: 0.557	F8 1-2		K		F8		F8		F7	5	0	0	0	0	1	4
Dave Winfield, R (1, 9) OBP: 0.335, SLG: 0.485	2-H 2B 1B		WP S 1B		K		K			4	0	2	1	0	2	2
Ken Griffey, L (1, 7) OBP: 0.325, SLG: 0.398	1-H 2B		K 1-2		F7			K		4	0	1	0	0	2	1
Don Baylor, R (1, 10) OBP: 0.345, SLG: 0.448	3-1		K 2-3			K		K		4	0	0	0	0	3	2
Willie Randolph, R (1, 4) OBP: 0.378, SLG: 0.356		F9		E E BB		6-3		1B		3	1	1	0	1	0	0
Mike Pagliarulo, L (1, 5) OBP: 0.327, SLG: 0.453		1B 1B		G3 1-3		4-3		4-3		4	0	1	0	0	0	2
Butch Wynegar, S (1, 2) OBP: 0.355, SLG: 0.337		1-2 1B		F4				1B BB	K	3	0	1	0	1	1	1
Bobby Meacham, S (1, 6) OBP: 0.324, SLG: 0.282		K		E8 3-H 1B			1-2 1B		4-3	4	0	2	1	0	1	2
Inning Stats	R: 1 E: 1 K: 0 S: 5 H: 2 LOB: 1 BB: 0 P: 5	R: 0 E: 0 K: 1 S: 7 H: 2 LOB: 2 BB: 0 P: 7	R: 0 E: 0 K: 3 S: 10 H: 1 LOB: 1 BB: 0 P: 10	R: 1 E: 2 K: 0 S: 4 H: 1 LOB: 1 BB: 1 P: 8	R: 0 E: 0 K: 1 S: 5 H: 0 LOB: 0 BB: 0 P: 5	R: 0 E: 0 K: 1 S: 5 H: 0 LOB: 0 BB: 0 P: 5	R: 0 E: 0 K: 1 S: 6 H: 1 LOB: 2 BB: 1 P: 10	R: 0 E: 0 K: 2 S: 8 H: 1 LOB: 1 BB: 0 P: 8	R: 0 E: 0 K: 1 S: 5 H: 0 LOB: 1 BB: 1 P: 9	1B: 7 2B: 1 3B: 0 HR: 0	SF: 0 SAC: 0 DP: 0 HBP: 0						

	AB	35
	R	2
	H	8
	RBI	2
	BB	3
	SO	10
	LOB	19

WP: 1 PB: 0 SB: 2 CS: 0 PA: 38

PITCHER	IP	WLS	BF	H	R	ER	SO	BB	IBB	HBP	BLK	WP	HR	S	P	ERA	WHIP
Mike Witt, R (1, 1) ERA: 3.07	9.0	W	38	8	2	0	10	3	0	0	0	1	0	55	67	0.00	1.222

PITCHER	IP	WLS	BF	H	R	ER	SO	BB	IBB	HBP	BLK	WP	HR	S	P	ERA	WHIP

BOTTOM

New York Yankees @ California Angels

Anaheim Stadium, Anaheim, CA

Thu Aug 22 1985, 10:05 PM EDT

Att. 44,796 - Unknown

livebaseballscorecards.com

Batter	1	2	3	4	5	6	7	8	9	AB	R	H	RBI	BB	SO	LOB
Gary Pettis, S (1, 8) OBP: 0.334, SLG: 0.305	0-0 5-3		0-0 S 1B			0-0 2B 1B		0-3 K		4	0	2	0	0	1	0
Dick Schofield, R (1, 6) OBP: 0.269, SLG: 0.335	0-0 F8		0-0 5-3 1-2			0-0 1-H HR 2B		0-0 5-3		4	1	1	0	0	0	1
Brian Downing, R (1, 7) OBP: 0.385, SLG: 0.457	0-0 5-3			B B B 4-0 G3-6-3 BB		0-0 3-H HR		0-0 1B		3	1	2	2	1	0	0
Reggie Jackson, L (1, 10) OBP: 0.370, SLG: 0.496		S S S 0-3 K		0-0 G3-6-3 1-2f		S S S 0-3 K		S S S 0-3 K		4	0	0	0	0	3	2
Bobby Grich, R (1, 4) OBP: 0.340, SLG: 0.353		S S S 0-3 K		0-0 1B		0-0 2B			B B B B 4-0 SH 1B BB	3	1	2	0	1	1	0
Juan Beniquez, R (1, 3) OBP: 0.346, SLG: 0.391		0-0 2B		0-0 F5		0-0 L8			0-0 SH 1B 1-2	3	0	1	0	0	0	2
George Hendrick, R (1, 9) OBP: 0.268, SLG: 0.307 Rod Carew, L (9, PH) OBP: 0.370, SLG: 0.331		0-0 F6		S S S 0-3 K			0-0 6-3		0-0 F5	3 1	0 0	0 0	0 0	0 0	1 0	1 2
Jack Howell, L (1, 5) OBP: 0.333, SLG: 0.352			0-0 F7	0-0 F9			0-0 L8		S S S 0-3 K	4	0	0	0	0	1	2
Jerry Narron, L (1, 2) OBP: 0.294, SLG: 0.402 Bob Boone, R (9, PH) OBP: 0.304, SLG: 0.306			0-0 3-1	0-0 F9			0-0 F5		0-0 1-2 2-H 1B	3 1	0 0	0 1	0 1	0 0	0 0	0 0
Inning Stats	R: 0 H: 0 E: 0 LOB: 0 K: 0 BB: 0 S: 3 P: 3	R: 0 H: 1 E: 0 LOB: 1 K: 2 BB: 0 S: 8 P: 8	R: 0 H: 1 E: 0 LOB: 1 K: 0 BB: 0 S: 4 P: 4	R: 0 H: 1 E: 0 LOB: 1 K: 0 BB: 1 S: 3 P: 7	R: 0 H: 0 E: 0 LOB: 0 K: 1 BB: 0 S: 5 P: 5	R: 2 H: 4 E: 0 LOB: 1 K: 1 BB: 0 S: 8 P: 8	R: 0 H: 0 E: 0 LOB: 0 K: 0 BB: 0 S: 3 P: 3	R: 0 H: 1 E: 0 LOB: 1 K: 2 BB: 0 S: 8 P: 8	R: 1 H: 1 E: 0 LOB: 2 K: 1 BB: 1 S: 6 P: 10	1B: 5 SF: 0 2B: 3 SAC: 1 3B: 0 DP: 1 HR: 1 HBP: 0						WP: 0 PA: 36 PB: 0 SB: 1 CS: 0	

	AB	33
	R	3
	H	9
	RBI	3
	BB	2
	SO	7
	LOB	10

PITCHER		IP	WLS	BF	H	R	ER	SO	BB	IBB	HBP	BLK	WP	HR	S	P	ERA	WHIP
Ron Guidry, L ERA: 2.93	(1, 1)	8.0		31	8	2	2	6	1	0	0	0	0	1	42	46	2.25	1.125
Rich Bordi, R ERA: 3.01	(9, 1)	0.0	L	2	0	1	1	0	1	0	0	0	0	0	1	5	∞	∞
Dave Righetti, L ERA: 2.85	(9, 1)	0.2		3	1	0	0	1	0	0	0	0	0	0	5	5	0.00	1.500

PITCHER	IP	WLS	BF	H	R	ER	SO	BB	IBB	HBP	BLK	WP	HR	S	P	ERA	WHIP

Detroit Tigers @ California Angels

Anaheim Stadium, Anaheim, CA

Fri Aug 23 1985, 10:05 PM EDT

Att. 39,932 - Unknown

TOP

livebaseballscorecards.com

Batter	1	2	3	4	5	6	7	8	9	AB	R	H	RBI	BB	SO	LOB
Lou Whitaker, L (1, 4) OBP: 0.383, SLG: 0.498	0-0 SF9 3B	0-0 ① F5	0-0 ③ 1-3			BBBB 4-0 1B BB		0-0 ③ 3-1		4	1	1	0	1	0	2
Alan Trammell, R (1, 6) OBP: 0.314, SLG: 0.378	0-0 ① SF9 3-H	0-0 ② F9		x 0-0 ① F9		x 0-0 1-3 1B			x 0-0 ① 4-3	4	0	1	1	0	0	1
Kirk Gibson, L (1, 8) OBP: 0.365, SLG: 0.523	0-0 BB 2B 1B	0-0 1-H HR		x 0-0 ② F8		SSS 0-3 ③ K			x 0-0 ② 4-3	5	2	2	2	0	1	2
Lance Parrish, R (1, 2) OBP: 0.324, SLG: 0.466	BBBB 4-0 2B SF7 1-2 BB	0-0 HR		x 0-0 ③ F8			x 0-0 1B		x 0-0 ③ F9	4	2	2	1	1	0	0
Darrell Evans, L (1, 3) OBP: 0.354, SLG: 0.495	0-0 1-3 2-H 2B	0-0 E5			x 0-0 ① 4-3		x 0-0 ① L4			4	0	1	1	0	0	1
Nelson Simmons, S (1, 9) OBP: 0.312, SLG: 0.468	0-0 ② SF7 3-H	0-0 ③ F7			x 0-0 8-4 2B		x 0-0 ② F8			3	0	1	1	0	0	2
Johnny Grubb, L (1, 10) OBP: 0.295, SLG: 0.265 Alejandro Sanchez, R (7, PH) OBP: 0.245, SLG: 0.520	BBBB 4-0 FC6-4 BB		x 0-0 ① 5-3		x 0-0 ② ③ 8-4 2-3f		x 0-0 ③ 5-3			2 1	0 0	0 0	0 0	1 0	0 0	1 1
Larry Herndon, R (1, 7) OBP: 0.293, SLG: 0.389	0-0 ③ FC6-4 1-2f		x 0-0 1B			x 0-0 ① 5-3		x 0-0 ① 6-3		4	0	1	0	0	0	2
Tom Brookens, R (1, 5) OBP: 0.277, SLG: 0.370		x 0-0 E6 HR	x 0-0 ② F8			x 0-0 ② L8		x 0-0 ② 5-3		4	1	0	0	0	0	1
Inning Stats	R: 3 E: 0 K: 0 S: 6 H: 3 LOB: 2 BB: 2 P: 14	R: 3 E: 2 K: 0 S: 7 H: 2 LOB: 1 BB: 0 P: 7	R: 0 E: 0 K: 0 S: 4 H: 1 LOB: 1 BB: 0 P: 4	R: 0 E: 0 K: 0 S: 3 H: 0 LOB: 0 BB: 0 P: 3	R: 0 E: 0 K: 0 S: 3 H: 1 LOB: 0 BB: 0 P: 3	R: 0 E: 0 K: 1 S: 6 H: 1 LOB: 2 BB: 1 P: 10	R: 0 E: 0 K: 0 S: 4 H: 1 LOB: 1 BB: 0 P: 4	R: 0 E: 0 K: 0 S: 3 H: 0 LOB: 0 BB: 0 P: 3	R: 0 E: 0 K: 0 S: 3 H: 0 LOB: 0 BB: 0 P: 3	1B: 4 2B: 3 3B: 1 HR: 2	SF: 2 SAC: 0 DP: 1 HBP: 0						

	AB	35
	R	6
	H	9
	RBI	6
	BB	3
	SO	1
	LOB	13

WP: 0 PB: 0 SB: 0 CS: 0 PA: 40

PITCHER		IP	WLS	BF	H	R	ER	SO	BB	IBB	HBP	BLK	WP	HR	S	P	ERA	WHIP
Ron Romanick, R ERA: 3.79	(1, 1)	2.0		15	5	6	3	0	2	0	0	0	0	2	13	21	13.50	3.500
Alan Fowlkes, R ERA:	(3, 1)	4.0		15	3	0	0	1	1	0	0	0	0	0	16	20	0.00	1.000
Al Holland, L ERA: 3.05	(7, 1)	2.0		7	1	0	0	0	0	0	0	0	0	0	7	7	0.00	0.500
Luis Sanchez, R ERA: 5.22	(9, 1)	1.0	W	3	0	0	0	0	0	0	0	0	0	0	3	3	0.00	0.000

PITCHER	IP	WLS	BF	H	R	ER	SO	BB	IBB	HBP	BLK	WP	HR	S	P	ERA	WHIP

Batter	1	2	3	4	5	6	7	8	9	AB	R	H	RBI	BB	SO	LOB
Gary Pettis, S (1, 8) OBP: 0.335, SLG: 0.304	BBBB 4-0 FC6-4 BB		x 0-0 ① 4-3			x 0-0 ① 5-3		SSS 0-3 ① K	x 0-0 E8 E 1B 1-H 2-H	4	1	1	1	1	1	0
Rod Carew, L (1, 3) OBP: 0.370, SLG: 0.328	x 0-0 ① FC6-4 1-2f		SSS 0-3 ② K			BBBB 4-0 PB HR BB		x 0-0 ② F7	III 4-0 E IBB	3	1	0	0	2	1	1
Brian Downing, R (1, 7) OBP: 0.383, SLG: 0.461	SSS 0-3 ② K		x 0-0 ③ 3-1			x 0-0 1-H HR		x 0-0 ③ F9	x 0-0 E5 1-3 3-H	5	1	1	2	0	1	2
Ruppert Jones, L (1, 10) OBP: 0.376, SLG: 0.507	x 0-0 ③ 4-3			SSS 0-3 ① K		BBBB 4-0 BB			SSS 0-3 ① K	3	0	0	0	1	2	1
Reggie Jackson, L (1, 9) OBP: 0.372, SLG: 0.493		BBBB 4-0 G3 1B BB		SSS 0-3 ② K		SSS 0-3 ② K			BBBB 4-0 FC6-4 BB	2	0	0	0	2	2	1
Bobby Grich, R (1, 4) OBP: 0.339, SLG: 0.352		x 0-0 G3 1-2 1B		SSS 0-3 ③ K		x 0-0 ③ F4			x 0-0 ② FC6-4 BB BB 1-2f 1B	4	1	1	0	0	1	2
Jerry Narron, L (1, 2) OBP: 0.287, SLG: 0.392 Juan Beniquez, R (9, PH) OBP: 0.347, SLG: 0.391		x 0-0 ① G3 1-2 2-3			x 0-0 ① F7		x 0-0 ① 4-3		BBBB 4-0 BB 1-2 1B BB	3 0	0 1	0 0	0 1	0 0	0 1	2 0
Jack Howell, L (1, 5) OBP: 0.321, SLG: 0.338 Bob Boone, R (9, PH) OBP: 0.306, SLG: 0.306		x 0-0 ② F7			x 0-0 ② 6-3		SSS 0-3 ② K		BBBB 4-0 1B 1-2 E BB 2-3	3 0	0 1	0 0	0 1	0 0	1 0	2 0
Dick Schofield, R (1, 6) OBP: 0.269, SLG: 0.334		SSS 0-3 ③ K			x 0-0 ③ F9		x 0-0 ③ F6		x 0-0 E 1-2 E 1B 2-H 3-H	4	1	1	2	0	1	2
Inning Stats	R: 0 E: 0 K: 1 S: 5 H: 0 LOB: 1 BB: 1 P: 9	R: 0 E: 0 K: 1 S: 6 H: 1 LOB: 2 BB: 1 P: 10	R: 0 E: 0 K: 1 S: 5 H: 0 LOB: 0 BB: 0 P: 5	R: 0 E: 0 K: 3 S: 9 H: 0 LOB: 0 BB: 0 P: 9	R: 0 E: 0 K: 0 S: 3 H: 0 LOB: 0 BB: 0 P: 3	R: 2 E: 0 K: 1 S: 6 H: 1 LOB: 1 BB: 2 P: 14	R: 0 E: 0 K: 1 S: 5 H: 0 LOB: 0 BB: 0 P: 5	R: 0 E: 0 K: 1 S: 5 H: 0 LOB: 0 BB: 0 P: 5	R: 5 E: 2 K: 1 S: 7 H: 2 LOB: 2 BB: 4 P: 23	1B: 3 2B: 0 3B: 0 HR: 1	SF: 0 SAC: 0 DP: 0 HBP: 0						

PITCHER		IP	WLS	BF	H	R	ER	SO	BB	IBB	HBP	BLK	WP	HR	S	P	ERA	WHIP
Dan Petry, R ERA: 3.26	(1, 1)	2.0		9	1	0	0	2	2	0	0	0	0	0	11	19	0.00	1.500
Bill Scherrer, L ERA: 3.73	(3, 1)	6.1		23	1	3	3	8	3	0	0	0	0	1	36	48	4.26	0.632
Willie Hernandez, L ERA: 3.05	(9, 1)	0.1	L	5	2	3	2	0	2	0	0	0	0	0	3	11	54.00	12.000
Aurelio Lopez, R ERA: 4.07	(9, 1)	0.0		2	0	1	0	0	0	1	0	0	0	0	1	5	∞	∞

PITCHER	IP	WLS	BF	H	R	ER	SO	BB	IBB	HBP	BLK	WP	HR	S	P	ERA	WHIP

BOTTOM

Detroit Tigers @ California Angels

Anaheim Stadium, Anaheim, CA

Fri Aug 23 1985, 10:05 PM EDT

Att. 39,932 - Unknown

livebaseballscorecards.com

AB	31
R	7
H	4
RBI	5
BB	8
SO	10
LOB	13

1B: 3 SF: 0
2B: 0 SAC: 0
3B: 0 DP: 0
HR: 1 HBP: 0

WP: 0 PA: 39
PB: 1
SB: 0
CS: 0

Batter	1	2	3	4	5	6	7	8	9	AB	R	H	RBI	BB	SO	LOB
Lou Whitaker, L (1, 4) OBP: 0.383, SLG: 0.502	HR	FC6-4 1-2f 2-3			BB G4-6-3		G3	K		4	1	1	1	1	1	3
Doug Flynn, R (8, 4) OBP: 0.227, SLG: 0.295										0	0	0	0	0	0	0
Alan Trammell, R (1, 6) OBP: 0.313, SLG: 0.378	6-3	5-3			G4-6-3 1-2f		F9	1B 2B 2-H		5	1	1	1	0	0	3
Marty Castillo, R (8, 5) OBP: 0.174, SLG: 0.273										0	0	0	0	0	0	0
Kirk Gibson, L (1, 9) OBP: 0.366, SLG: 0.521	HR 1B		F9		K		K	1B 2-H		5	1	2	1	0	2	0
Alejandro Sanchez, R (8, 9) OBP: 0.245, SLG: 0.520										0	0	0	0	0	0	0
Lance Parrish, R (1, 2) OBP: 0.327, SLG: 0.485	HR 1-H		HR			F7		F9 2B 2B F4		5	3	3	3	0	0	1
Darrell Evans, L (1, 3) OBP: 0.353, SLG: 0.492	F8		K			HR BB 1B		F9 2-3	F7	4	1	1	0	0	1	1
Dave Bergman, L (8, 3) OBP: 0.265, SLG: 0.240										1	0	0	0	0	0	0
Nelson Simmons, S (1, 10) OBP: 0.308, SLG: 0.455	F7		F9			F8		2B BB IBB	K	4	1	0	0	1	1	1
Larry Herndon, R (1, 7) OBP: 0.296, SLG: 0.387		FC6-4 HBP		K		HR BB 1-2		2B BB 1-2	F9	2	2	0	0	2	1	0
Chet Lemon, R (1, 8) OBP: 0.321, SLG: 0.397		FC6-4 FC6-4 1B 1-2f		K		HR 1-H 2-H		2B 1-3 2-H 3-H		4	2	2	5	0	1	1
Tom Brookens, R (1, 5) OBP: 0.280, SLG: 0.375 (8, 6)		FC6-4 1-2 1B		F3		K		2B 2-H 3-H		4	1	2	2	0	1	0
Inning Stats	R: 3 H: 3 E: 0 LOB: 0 K: 0 BB: 0 S: 6 P: 6	R: 0 H: 1 E: 0 LOB: 2 K: 0 BB: 0 S: 4 P: 5	R: 1 H: 1 E: 0 LOB: 0 K: 1 BB: 0 S: 6 P: 6	R: 0 H: 0 E: 0 LOB: 0 K: 2 BB: 0 S: 7 P: 7	R: 0 H: 0 E: 0 LOB: 0 K: 1 BB: 1 S: 4 P: 8	R: 3 H: 2 E: 0 LOB: 0 K: 1 BB: 1 S: 7 P: 11	R: 0 H: 0 E: 0 LOB: 0 K: 1 BB: 0 S: 5 P: 5	R: 6 H: 5 E: 0 LOB: 1 K: 1 BB: 2 S: 10 P: 18	R: 0 H: 0 E: 0 LOB: 0 K: 1 BB: 0 S: 5 P: 5	1B: 4 SF: 0 2B: 4 SAC: 0 3B: 0 DP: 1 HR: 4 HBP: 1						

Detroit Tigers @ California Angels

Anaheim Stadium, Anaheim, CA

Sat Aug 24 1985, 6:33 AM EDT

Att. 32,780 - Unknown

TOP

livebaseballscorecards.com

AB	38
R	13
H	12
RBI	13
BB	4
SO	8
LOB	10

WP: 0 PA: 43
PB: 0
SB: 0
CS: 0

PITCHER		IP	WLS	BF	H	R	ER	SO	BB	IBB	HBP	BLK	WP	HR	S	P	ERA	WHIP
Kirk McCaskill, R ERA: 4.37	(1, 1)	7.0	L	31	8	8	8	6	2	0	1	0	0	4	40	49	10.29	1.429
Luis Sanchez, R ERA: 5.88	(8, 1)	2.0		12	4	5	5	2	1	1	0	0	0	0	14	22	22.50	2.500

PITCHER		IP	WLS	BF	H	R	ER	SO	BB	IBB	HBP	BLK	WP	HR	S	P	ERA	WHIP

Detroit Tigers @ California Angels

Anaheim Stadium, Anaheim, CA

Sat Aug 24 1985, 6:33 AM EDT

Att. 32,780 - Unknown

BOTTOM

Batter	1	2	3	4	5	6	7	8	9	AB	R	H	RBI	BB	SO	LOB
Gary Pettis, S (1, 8) OBP: 0.334, SLG: 0.302	BBBB 4-0 HR BB		x 0-0 ① F7		SSS 0-3 ③ K			x 0-0 ① 6-3		3	1	0	0	1	1	1
Rod Carew, L (1, 3) OBP: 0.369, SLG: 0.336	x 0-0 1-H HR		x 0-0 ② 6-3			x 0-0 ① 5-3		x 0-0 ② F7		4	1	1	2	0	0	0
Brian Downing, R (1, 7) OBP: 0.380, SLG: 0.456	x 0-0 ① F2		SSS 0-3 ③ K			x 0-0 ② 5-3		x 0-0 ③ F6		4	0	0	0	0	1	0
Ruppert Jones, L (1, 9) OBP: 0.372, SLG: 0.500	x 0-0 ② F9			x 0-0 ① 4-3		x 0-0 ③ F9			x 0-0 ① 6-3	4	0	0	0	0	0	0
Reggie Jackson, L (1, 10) OBP: 0.368, SLG: 0.487	x 0-0 ③ 3-1			x 0-0 ② 4-3			x 0-0 ① 4-3		SSS 0-3 ② K	4	0	0	0	0	1	0
Bobby Grich, R (1, 4) OBP: 0.338, SLG: 0.351		x 0-0 FC4-6 1B		SSS 0-3 ③ K			x 0-0 ② 5-3		x 0-0 ③ F8	4	0	1	0	0	1	0
Jack Howell, L (1, 5) OBP: 0.322, SLG: 0.338		x 0-0 ① FC4-6 S 1-2f			x 0-0 ① 3-1		x 0-0 BB 1B			3	0	1	0	0	0	1
Dick Schofield, R (1, 6) OBP: 0.272, SLG: 0.335		SSS 0-3 ② K 1-2			x 0-0 S 1B		BBBB 4-0 1-2 BB			2	0	1	0	1	1	1
Bob Boone, R (1, 2) OBP: 0.304, SLG: 0.303		x 0-0 ③ F3			x 0-0 ② 5-3 1-2		x 0-0 ③ F7			3	0	0	0	0	0	4
Inning Stats	R: 2 H: 1 E: 0 LOB: 0 K: 0 BB: 1 S: 4 P: 8	R: 0 H: 1 E: 0 LOB: 1 K: 1 BB: 0 S: 6 P: 6	R: 0 H: 0 E: 0 LOB: 0 K: 1 BB: 0 S: 5 P: 5	R: 0 H: 0 E: 0 LOB: 0 K: 1 BB: 0 S: 5 P: 5	R: 0 H: 1 E: 0 LOB: 1 K: 1 BB: 0 S: 6 P: 6	R: 0 H: 0 E: 0 LOB: 0 K: 0 BB: 0 S: 3 P: 3	R: 0 H: 1 E: 0 LOB: 2 K: 0 BB: 1 S: 4 P: 8	R: 0 H: 0 E: 0 LOB: 0 K: 0 BB: 0 S: 3 P: 3	R: 0 H: 0 E: 0 LOB: 0 K: 1 BB: 0 S: 5 P: 5	1B: 3 SF: 0 2B: 0 SAC: 0 3B: 0 DP: 0 HR: 1 HBP: 0							

	AB	31
	R	2
	H	4
	RBI	2
	BB	2
	SO	5
	LOB	7

WP: 0 PB: 0 SB: 2 CS: 0 PA: 33

livebaseballscorecards.com

PITCHER		IP	WLS	BF	H	R	ER	SO	BB	IBB	HBP	BLK	WP	HR	S	P	ERA	WHIP
Jack Morris, R ERA: 3.04	(1, 1)	8.0	W	30	4	2	2	4	2	0	0	0	0	1	36	44	2.25	0.750
Chuck Cary, L ERA:	(9, 1)	1.0		3	0	0	0	1	0	0	0	0	0	0	5	5	0.00	0.000

PITCHER	IP	WLS	BF	H	R	ER	SO	BB	IBB	HBP	BLK	WP	HR	S	P	ERA	WHIP

Batter	1	2	3	4	5	6	7	8	9	AB	R	H	RBI	BB	SO	LOB
Lou Whitaker, L (1, 4) OBP: 0.382, SLG: 0.499	BBBB 4-0 2B BB		SSS 0-3 ② K		x 0-0 ③ L9		x 0-0 ② F7			3	0	0	0	1	1	3
Alan Trammell, R (1, 6) OBP: 0.312, SLG: 0.383	x 0-0 ① F4		x 0-0 ③ F8			x 0-0 HR	x 0-0 ③ FC6-4 1-2f			4	1	1	1	0	0	3
Kirk Gibson, L (1, 9) OBP: 0.365, SLG: 0.519	SSS 0-3 ② K			x 0-0 ① F7		x 0-0 2-5 1B 1B		SSS 0-3 ① K		4	0	1	0	0	2	1
Darrell Evans, L (1, 3) OBP: 0.354, SLG: 0.495	x 0-0 1-3 2B			SSS 0-3 ② K		x 0-0 1-2 1B		x 0-0 ② F6		4	0	2	0	0	1	0
Nelson Simmons, S (1, 10) OBP: 0.307, SLG: 0.449	x 0-0 ③ 3-1			x 0-0 1B		x 0-0 ① ② 2-5 2-3f		x 0-0 ③ F8		4	0	1	0	0	0	4
Larry Herndon, R (1, 7) OBP: 0.296, SLG: 0.388		x 0-0 FC5-4 2B		SSS 0-3 ③ K		x 0-0 ③ F9			x 0-0 ① G3	4	0	1	0	0	1	2
Chet Lemon, R (1, 8) OBP: 0.320, SLG: 0.396		x 0-0 ① FC5-4 G6-4-3 2-3			x 0-0 5-3 1B		SSS 0-3 ① K		x 0-0 ② F9	4	0	1	0	0	1	1
Tom Brookens, R (1, 5) OBP: 0.280, SLG: 0.373 Dave Bergman, L (9, PH) OBP: 0.263, SLG: 0.238		x 0-0 ② ③ G6-4-3 1-2f			x 0-0 ① 5-3 1-2		BBBB 4-0 FC BB		x 0-0 ③ 6-3	2 1	0 0	0 0	0 0	1 0	0 0	2 0
Marty Castillo, R (1, 2) OBP: 0.167, SLG: 0.261			x 0-0 ① F7		SSS 0-3 ② K		x 0-0 FC FC6-4 1-2			3	0	0	0	0	1	2
Inning Stats	R: 0 H: 1 E: 0 LOB: 2 K: 1 BB: 1 S: 6 P: 10	R: 0 H: 1 E: 0 LOB: 0 K: 0 BB: 0 S: 3 P: 3	R: 0 H: 0 E: 0 LOB: 0 K: 1 BB: 0 S: 5 P: 5	R: 0 H: 1 E: 0 LOB: 1 K: 2 BB: 0 S: 8 P: 8	R: 0 H: 1 E: 0 LOB: 1 K: 1 BB: 0 S: 6 P: 6	R: 1 H: 3 E: 0 LOB: 1 K: 0 BB: 0 S: 5 P: 5	R: 0 H: 0 E: 0 LOB: 2 K: 1 BB: 1 S: 6 P: 10	R: 0 H: 0 E: 0 LOB: 0 K: 1 BB: 0 S: 5 P: 5	R: 0 H: 0 E: 0 LOB: 0 K: 0 BB: 0 S: 3 P: 3	1B: 4 SF: 0 2B: 3 SAC: 0 3B: 0 DP: 2 HR: 1 HBP: 0					WP: 0 PA: 35 PB: 0 SB: 0 CS: 0		

PITCHER		IP	WLS	BF	H	R	ER	SO	BB	IBB	HBP	BLK	WP	HR	S	P	ERA	WHIP
Jim Slaton, R ERA: 4.3	(1, 1)	5.2		23	7	1	1	5	1	0	0	0	0	1	32	36	1.59	1.412
Stu Cliburn, R ERA: 1.8	(6, 1)	3.1	W	12	0	0	0	2	1	0	0	0	0	0	15	19	0.00	0.300

PITCHER	IP	WLS	BF	H	R	ER	SO	BB	IBB	HBP	BLK	WP	HR	S	P	ERA	WHIP

TOP

Detroit Tigers @ California Angels

Anaheim Stadium, Anaheim, CA

Sun Aug 25 1985, 6:33 AM EDT

Att. 36,026 - Unknown

livebaseballscorecards.com

AB	33
R	1
H	7
RBI	1
BB	2
SO	7
LOB	18

BOTTOM

Detroit Tigers @ California Angels

Anaheim Stadium, Anaheim, CA

Sun Aug 25 1985, 6:33 AM EDT

Att. 36,026 - Unknown

Batter	1	2	3	4	5	6	7	8	9	AB	R	H	RBI	BB	SO	LOB
Ruppert Jones, L (1, 9) OBP: 0.369, SLG: 0.498	L7		L4		K	L8		1B 2B 1-3		5	1	1	0	0	1	2
Rod Carew, L (1, 3) OBP: 0.372, SLG: 0.338	6-3		E8 FC5-2 1-3 1B		4-3	1B 1-H 1B		E 1B IBB		4	1	2	1	1	0	0
Juan Beniquez, R (1, 7) OBP: 0.351, SLG: 0.395	K		FC5-2 1-2 3-H		1B 1B	1B 1-3		E8 SF7 1-H 2-H 3-H 1B		5	1	3	2	0	1	2
Reggie Jackson, L (1, 10) OBP: 0.366, SLG: 0.485		4-3	K		1B 1-2	F7		SF7 3-H		4	0	1	1	0	1	4
Jack Howell, L (1, 5) OBP: 0.304, SLG: 0.317	K			6-3	K		F5	K		5	0	0	0	0	3	2
Gary Pettis, S (1, 8) OBP: 0.339, SLG: 0.303		1B BB		FC5 1B 1B		SH 1B BB	3-1			2	1	1	0	2	0	0
Rob Wilfong, L (1, 4) OBP: 0.234, SLG: 0.265		1B 1-2		FC5 1-2 1B		SH 1B 1-2 E	4-3			3	1	2	0	0	0	0
Bob Boone, R (1, 2) OBP: 0.303, SLG: 0.302		F9		FC5 1-2 2-3f		E8 FC3-5 1-H 2-H 1B		F9		4	0	1	1	0	0	4
Dick Schofield, R (1, 6) OBP: 0.274, SLG: 0.333			E 1B FC5-2 BB	4-3		FC3-5 E S 2-3 1B		2B 1B BB		2	2	0	0	2	0	3
Inning Stats	R: 0 E: 0 K: 1 S: 5 H: 0 LOB: 0 BB: 0 P: 5	R: 0 E: 0 K: 1 S: 6 H: 1 LOB: 2 BB: 1 P: 10	R: 0 E: 1 K: 1 S: 6 H: 1 LOB: 2 BB: 1 P: 10	R: 0 E: 0 K: 0 S: 5 H: 2 LOB: 2 BB: 0 P: 5	R: 0 E: 0 K: 2 S: 9 H: 2 LOB: 2 BB: 0 P: 9	R: 3 E: 2 K: 0 S: 7 H: 3 LOB: 2 BB: 1 P: 11	R: 0 E: 0 K: 0 S: 3 H: 0 LOB: 0 BB: 0 P: 3	R: 4 E: 1 K: 1 S: 7 H: 2 LOB: 0 BB: 2 P: 15		1B: 10 2B: 1 3B: 0 HR: 0 SF: 1 SAC: 1 DP: 0 HBP: 0						

livebaseballscorecards.com

	AB	34
	R	7
	H	11
	RBI	5
	BB	5
	SO	6
	LOB	17

WP: 0 PB: 0 SB: 1 CS: 0 PA: 41

PITCHER		IP	WLS	BF	H	R	ER	SO	BB	IBB	HBP	BLK	WP	HR	S	P	ERA	WHIP
Walt Terrell, R ERA: 3.87	(1, 1)	7.1	L	39	11	7	4	5	4	1	0	0	0	0	44	64	4.91	2.045
Chuck Cary, L ERA:	(8, 1)	0.2		2	0	0	0	1	0	0	0	0	0	0	4	4	0.00	0.000

PITCHER	IP	WLS	BF	H	R	ER	SO	BB	IBB	HBP	BLK	WP	HR	S	P	ERA	WHIP

Baltimore Orioles @ California Angels

Anaheim Stadium, Anaheim, CA

Mon Aug 26 1985, 10:05 PM EDT

Att. 25,805 - Unknown

TOP

livebaseballscorecards.com

Batter	1	2	3	4	5	6	7	8	9	AB	R	H	RBI	BB	SO	LOB
Alan Wiggins, S (1, 4) OBP: 0.312, SLG: 0.307	H 1-0 1B 1B HBP	x 0-0 ① F7	x 0-0 1B		x 0-0 ② G3 1-2		x 0-0 ① L1		x 0-0 1B SF9 1B	5	2	2	0	0	0	2
Lee Lacy, R (1, 9) OBP: 0.358, SLG: 0.446	x 0-0 1B 1-2 HR 1B	x 0-0 ② F9	S S S 0-3 ③ K		S S S 0-3 K BB HR 2-3		B B B B 4-0 WP BB		x 0-0 BB 1-3 1B	5	2	2	0	1	2	3
Cal Ripken Jr., R (1, 6) OBP: 0.336, SLG: 0.452	x 0-0 1-3 2-H HR 1B	x 0-0 WP 1-3 1B 2B		x 0-0 ① 1-3	B B B B 4-0 1-2 HR BB		S S S 0-3 ② K 1-2		x 0-0 ① SF9 3-H	4	3	2	2	1	1	1
Eddie Murray, S (1, 3) OBP: 0.380, SLG: 0.523 Rich Dauer, R (9, PR) OBP: 0.285, SLG: 0.276 (9, 3)	x 0-0 1-H 3-H HR	x 0-0 2-H 3-H 1B		x 0-0 HR	x 0-0 1-H 2-H 3-H HR		x 0-0 ③ F8		B B B B 4-0 FC4-6 1-2 BB	5 0	3 0	4 0	9 0	1 0	0 0	1 0
Mike Young, S (1, 10) OBP: 0.341, SLG: 0.536 Wayne Gross, L (8, PH) OBP: 0.385, SLG: 0.451	S S S 0-3 ① K	x 0-0 ③ L9		B B B B 4-0 FC5-4 BB	x 0-0 ③ F4			x 0-0 ① 4-3	S S S 0-3 ② K	3 2	0 0	0 0	0 0	1 0	1 1	1 2
Floyd Rayford, R (1, 5) OBP: 0.342, SLG: 0.507	x 0-0 ② F8		x 0-0 HR	x 0-0 ② FC5-4 1-2f		x 0-0 ① 5-3		x 0-0 G5-4-3 1B	x 0-0 ③ FC4-6 1-2f	6	1	2	1	0	0	3
Gary Roenicke, R (1, 7) OBP: 0.332, SLG: 0.443	S S S 0-3 ③ K	x 0-0 HR	S S S 0-3 ③ K		x 0-0 ② 5-3		x 0-0 ②③ G5-4-3 1-2f			5	1	1	1	0	2	2
John Shelby, S (1, 8) OBP: 0.283, SLG: 0.404		x 0-0 HR	S S S 0-3 ① K		x 0-0 ① 6-3	x 0-0 1B			x 0-0 HR 1B	5	2	3	1	0	1	0
Rick Dempsey, R (1, 2) OBP: 0.341, SLG: 0.397		B B B B 4-0 2B WP BB	x 0-0 ② F4		B B B B 4-0 WP G3 HR BB	S S S 0-3 ③ K			x 0-0 1-H HR	3	3	1	2	2	1	1
Inning Stats	R: 4 E: 0 K: 2 S: 10 H: 3 LOB: 0 BB: 0 P: 11	R: 3 E: 0 K: 0 S: 6 H: 3 LOB: 1 BB: 1 P: 10	R: 2 E: 0 K: 2 S: 10 H: 3 LOB: 1 BB: 0 P: 10	R: 1 E: 0 K: 1 S: 6 H: 1 LOB: 1 BB: 1 P: 10	R: 4 E: 0 K: 1 S: 7 H: 1 LOB: 0 BB: 2 P: 15	R: 0 E: 0 K: 1 S: 6 H: 1 LOB: 1 BB: 0 P: 6	R: 0 E: 0 K: 1 S: 5 H: 0 LOB: 1 BB: 1 P: 9	R: 0 E: 0 K: 0 S: 3 H: 1 LOB: 0 BB: 0 P: 3	R: 3 E: 0 K: 1 S: 9 H: 4 LOB: 2 BB: 1 P: 13	1B: 9 2B: 1 3B: 0 HR: 7 SF: 1 SAC: 0 DP: 1 HBP: 1						

	AB	43
	R	17
	H	17
	RBI	16
	BB	6
	SO	9
	LOB	16

		WP: 3	PA: 51
		PB: 0	
		SB: 0	
		CS: 0	

PITCHER		IP	WLS	BF	H	R	ER	SO	BB	IBB	HBP	BLK	WP	HR	S	P	ERA	WHIP
John Candelaria, L ERA: 4.76	(1, 1)	1.2	L	13	6	7	7	2	1	0	1	0	1	2	15	20	37.80	4.200
Alan Fowlkes, R ERA: 9.0	(2, 1)	3.0		18	5	7	7	4	3	0	0	0	1	4	23	35	21.00	2.667
Al Holland, L ERA: 2.96	(5, 1)	2.1		9	1	0	0	2	1	0	0	0	1	0	12	16	0.00	0.857
Donnie Moore, R ERA: 1.69	(8, 1)	1.0		3	1	0	0	0	0	0	0	0	0	0	3	3	0.00	1.000
Luis Sanchez, R ERA: 6.28	(9, 1)	1.0		8	4	3	3	1	1	0	0	0	0	1	9	13	27.00	5.000

PITCHER	IP	WLS	BF	H	R	ER	SO	BB	IBB	HBP	BLK	WP	HR	S	P	ERA	WHIP

Baltimore Orioles @ California Angels

Anaheim Stadium, Anaheim, CA

Mon Aug 26 1985, 10:05 PM EDT

Att. 25,805 - Unknown

BOTTOM

livebaseballscorecards.com

Batter	1	2	3	4	5	6	7	8	9	AB	R	H	RBI	BB	SO	LOB
Rod Carew, L (1, 3) OBP: 0.370, SLG: 0.336	HR 1B	K		6-3			F8		G1	5	1	1	0	0	1	2
Juan Beniquez, R (1, 8) (9, 9) OBP: 0.350, SLG: 0.402	1-H HR		L9		5-3		F8			4	1	1	2	0	0	0
Reggie Jackson, L (1, 9) OBP: 0.365, SLG: 0.481 Gary Pettis, S (9, 8) OBP: 0.339, SLG: 0.303	HBP BB		4-3		K			F8		3 0	0 0	0 0	0 0	1 0	1 0	0 0
Brian Downing, R (1, 7) OBP: 0.383, SLG: 0.457	F8		BB		1B			FC5-4-3-5 1B BB		2	0	1	0	2	0	1
Ruppert Jones, L (1, 10) OBP: 0.368, SLG: 0.495	F8		G3		F7			1-2 FC5-4-3-5 1B		4	0	1	0	0	0	3
Bobby Grich, R (1, 4) OBP: 0.340, SLG: 0.359	1-2 HBP			HR		L7		2-3 FC5-4-3-5 1-2		3	1	1	1	0	0	2
Jack Howell, L (1, 5) OBP: 0.302, SLG: 0.306	F8			F8		G6-4-3 BB			6-3	3	0	0	0	1	0	2
Dick Schofield, R (1, 6) OBP: 0.274, SLG: 0.332		F4		1B		1-2f G6-4-3			4-3	4	0	1	0	0	0	1
Bob Boone, R (1, 2) OBP: 0.302, SLG: 0.301 Jerry Narron, L (4, PH) (5, 2) OBP: 0.282, SLG: 0.385 George Hendrick, R (9, PH) OBP: 0.270, SLG: 0.307		F8		F8			F8		BB	1 2 0	0 0 0	0 0 0	0 0 0	0 0 1	0 0 0	0 1 0
Inning Stats	R: 2 E: 0 K: 0 S: 5 H: 2 LOB: 2 BB: 1 P: 10	R: 0 E: 0 K: 1 S: 5 H: 0 LOB: 0 BB: 0 P: 5	R: 0 E: 0 K: 0 S: 3 H: 0 LOB: 1 BB: 1 P: 7	R: 1 E: 0 K: 0 S: 5 H: 2 LOB: 1 BB: 0 P: 5	R: 0 E: 0 K: 1 S: 6 H: 1 LOB: 1 BB: 0 P: 6	R: 0 E: 0 K: 0 S: 2 H: 0 LOB: 0 BB: 1 P: 6	R: 0 E: 0 K: 0 S: 3 H: 0 LOB: 0 BB: 0 P: 3	R: 0 E: 0 K: 0 S: 3 H: 1 LOB: 1 BB: 1 P: 7	R: 0 E: 0 K: 0 S: 3 H: 0 LOB: 1 BB: 1 P: 7	1B: 4 2B: 1 3B: 0 HR: 2	SF: 0 SAC: 0 DP: 2 HBP: 1			WP: 0 PB: 0 SB: 0 CS: 0		PA: 37	

	AB	31
	R	3
	H	6
	RBI	3
	BB	5
	SO	2
	LOB	12

PITCHER		IP	WLS	BF	H	R	ER	SO	BB	IBB	HBP	BLK	WP	HR	S	P	ERA	WHIP
Dennis Martinez, R ERA: 4.97	(1, 1)	8.0	W	33	6	3	3	2	4	0	1	0	0	0	32	49	3.38	1.250
Tippy Martinez, L ERA: 5.4	(9, 1)	1.0		4	0	0	0	0	1	0	0	0	0	0	3	7	0.00	1.000

PITCHER	IP	WLS	BF	H	R	ER	SO	BB	IBB	HBP	BLK	WP	HR	S	P	ERA	WHIP

Batter	1	2	3	4	5	6	7	8	9	AB	R	H	RBI	BB	SO	LOB
Alan Wiggins, S (1, 4) OBP: 0.314, SLG: 0.306	CS 1B	BB BB		F8		4-3		4-3		4	0	1	0	1	0	0
Lee Lacy, R (1, 9) OBP: 0.356, SLG: 0.441	K 1-2	G6-3 BB 1-2 2-3		F4		4-3			F8	4	0	0	0	1	1	1
Cal Ripken Jr., R (1, 6) OBP: 0.339, SLG: 0.452	BB WP 1B	G6-3 1-2f		2B BB		K			1B	4	1	2	0	1	1	3
Eddie Murray, S (1, 3) OBP: 0.383, SLG: 0.525	BB IBB 1-2	1-3	1-3	1-H 2B			1B		F8	4	0	2	1	1	0	1
Mike Young, S (1, 7) OBP: 0.348, SLG: 0.542	BB 1-2 2-3	1B 2B		6-3			FC5-4 1-3		1-2	4	1	3	0	1	0	1
Larry Sheets, L (1, 10) OBP: 0.319, SLG: 0.440	K	1B BB			L8		FC5-4 G5-4-3 1-2f		F8	4	0	0	0	1	1	7
Floyd Rayford, R (1, 2) OBP: 0.341, SLG: 0.502		5-3	K		FC4-6 1B		G5-4-3 1-2f			4	0	1	0	0	1	4
John Shelby, S (1, 8) OBP: 0.291, SLG: 0.407		2B 1B	1-2 2-H 1B		K			4-3		4	1	2	1	0	1	1
Rich Dauer, R (1, 5) OBP: 0.286, SLG: 0.283 Wayne Gross, L (8, PH) OBP: 0.383, SLG: 0.448 (8, 5)		BB 1-H 2B	F4		FC4-6 1-2f			4-3		3	0	1	1	0	0	3
										1	0	0	0	0	0	0
Inning Stats	R: 0 E: 0 K: 2 S: 8 H: 2 LOB: 3 BB: 2 P: 16	R: 1 E: 0 K: 0 S: 4 H: 2 LOB: 2 BB: 2 P: 12	R: 1 E: 0 K: 1 S: 7 H: 2 LOB: 2 BB: 1 P: 11	R: 1 E: 0 K: 0 S: 4 H: 1 LOB: 1 BB: 1 P: 8	R: 0 E: 0 K: 1 S: 6 H: 1 LOB: 1 BB: 0 P: 6	R: 0 E: 0 K: 1 S: 5 H: 0 LOB: 0 BB: 0 P: 5	R: 0 E: 0 K: 0 S: 4 H: 2 LOB: 1 BB: 0 P: 4	R: 0 E: 0 K: 0 S: 3 H: 0 LOB: 0 BB: 0 P: 3	R: 0 E: 0 K: 0 S: 5 H: 2 LOB: 2 BB: 0 P: 5	1B: 9 2B: 3 3B: 0 HR: 0 SF: 0 SAC: 0 DP: 2 HBP: 0							WP: 1 PB: 0 SB: 0 CS: 1 PA: 42

PITCHER		IP	WLS	BF	H	R	ER	SO	BB	IBB	HBP	BLK	WP	HR	S	P	ERA	WHIP
Mike Witt, R ERA: 3.11	(1, 1)	6.0	W	32	10	3	3	5	5	1	0	0	1	0	36	60	4.50	2.500
Donnie Moore, R ERA: 1.62	(7, 1)	3.0	S	10	2	0	0	0	0	0	0	0	0	0	10	10	0.00	0.667

PITCHER	IP	WLS	BF	H	R	ER	SO	BB	IBB	HBP	BLK	WP	HR	S	P	ERA	WHIP

TOP

Baltimore Orioles @ California Angels

Anaheim Stadium, Anaheim, CA

Tue Aug 27 1985, 10:05 PM EDT

Att. 30,357 - Unknown

livebaseballscorecards.com

AB	36
R	3
H	12
RBI	3
BB	6
SO	5
LOB	21

Baltimore Orioles @ California Angels

Anaheim Stadium, Anaheim, CA

Tue Aug 27 1985, 10:05 PM EDT

Att. 30,357 - Unknown

BOTTOM

Batter	1	2	3	4	5	6	7	8	9	AB	R	H	RBI	BB	SO	LOB
Brian Downing, R (1, 7) OBP: 0.382, SLG: 0.453	F8	4-3			1-3		BBBB 4-0 BB			3	0	0	0	1	0	0
Dick Schofield, R (1, 6) OBP: 0.274, SLG: 0.331	G4-6-3 1B	F9			F3		SSS 0-3 K			4	0	1	0	0	1	1
Juan Beniquez, R (1, 3) OBP: 0.350, SLG: 0.401 (6, 9) Ruppert Jones, L (7, 9) OBP: 0.367, SLG: 0.494	G4-6-3 1-2f		SSS 0-3 K		1B			4-3		3 1	0 0	1 0	0 0	0 0	1 0	1 0
Bobby Grich, R (1, 4) OBP: 0.341, SLG: 0.357		BBBB 4-0 2B BB BB	F3		F7			BBBB 4-0 E BB BB		2	2	0	0	2	0	1
George Hendrick, R (1, 9) OBP: 0.272, SLG: 0.312 Rod Carew, L (6, 3) OBP: 0.368, SLG: 0.334		BB HR 1-3 2B	SSS 0-3 K			F7		E3 BB 1-3		2 2	1 0	1 0	0 0	0 0	1 0	0 1
Reggie Jackson, L (1, 10) OBP: 0.364, SLG: 0.477	F9			L9		SSS 0-3 K		BB IBB		3	0	0	0	1	1	2
Gary Pettis, S (1, 8) OBP: 0.341, SLG: 0.301	BBBB 4-0 BB HR BB			6-3		4-3		BBBB 4-0 FC6-4 1-2 2-3 3-H BB		2	1	0	1	2	0	0
Bob Boone, R (1, 2) OBP: 0.302, SLG: 0.299	BBBB 4-0 HR 1-2 2-3 3-H BB			F9			5-3	F7		3	1	0	1	1	0	3
Jack Howell, L (1, 5) OBP: 0.310, SLG: 0.382		1-H 2-H 3-H HR			HR		F5	FC6-4 1-2f		4	2	2	5	0	0	3
Inning Stats	R: 0 E: 0 K: 0 S: 3 H: 1 LOB: 0 BB: 0 P: 3	R: 5 E: 0 K: 0 S: 5 H: 2 LOB: 0 BB: 3 P: 17	R: 0 E: 0 K: 2 S: 7 H: 0 LOB: 0 BB: 0 P: 7	R: 0 E: 0 K: 0 S: 3 H: 0 LOB: 0 BB: 0 P: 3	R: 1 E: 0 K: 0 S: 5 H: 2 LOB: 1 BB: 0 P: 5	R: 0 E: 0 K: 1 S: 5 H: 0 LOB: 0 BB: 0 P: 5	R: 0 E: 0 K: 1 S: 5 H: 0 LOB: 1 BB: 1 P: 9	R: 1 E: 1 K: 0 S: 4 H: 0 LOB: 3 BB: 3 P: 16		1B: 2 2B: 1 3B: 0 HR: 2	SF: 0 SAC: 0 DP: 1 HBP: 0						

livebaseballscorecards.com

AB	29
R	7
H	5
RBI	7
BB	7
SO	4
LOB	12

PITCHER		IP	WLS	BF	H	R	ER	SO	BB	IBB	HBP	BLK	WP	HR	S	P	ERA	WHIP
Scott McGregor, L ERA: 5.16	(1, 1)	1.1	L	9	3	5	5	0	3	0	0	0	0	1	6	18	33.75	4.500
Ken Dixon, R ERA: 3.95	(2, 1)	6.0		25	2	2	1	4	3	1	0	0	0	1	29	45	1.50	0.833
Nate Snell, R ERA: 2.18	(8, 1)	0.2		2	0	0	0	0	0	0	0	0	0	0	2	2	0.00	0.000

PITCHER	IP	WLS	BF	H	R	ER	SO	BB	IBB	HBP	BLK	WP	HR	S	P	ERA	WHIP

Batter	1	2	3	4	5	6	7	8	9	AB	R	H	RBI	BB	SO	LOB
Gary Pettis, S (1, 8) OBP: 0.342, SLG: 0.301	4-3		4-3 S 1B		K			BBB 4-0 G6-4-3 BB		3	0	1	0	1	1	1
Ruppert Jones, L (1, 10) OBP: 0.364, SLG: 0.489	F5		F7		SSS 0-3 K 1-2			x 0-0 G6-4-3 1-2f		3	0	0	0	0	1	2
Juan Beniquez, R (8, PH) OBP: 0.349, SLG: 0.400										1	0	0	0	0	0	1
Rod Carew, L (1, 3) OBP: 0.367, SLG: 0.333	E8 1B		4-3 1-3			F7		SSS 0-3 K		4	0	1	0	0	1	1
Brian Downing, R (1, 7) OBP: 0.379, SLG: 0.449	6-3		5-3			F7			SSS 0-3 K	4	0	0	0	0	1	2
Jack Howell, L (1, 5) OBP: 0.298, SLG: 0.366		SSS 0-3 K		F9		F8			SSS 0-3 K	4	0	0	0	0	2	0
George Hendrick, R (1, 9) OBP: 0.268, SLG: 0.307		5-3		5-3			SSS 0-3 K 2B		F4	4	0	0	0	0	1	0
Rob Wilfong, L (1, 4) OBP: 0.235, SLG: 0.262		BBB 4-0 S BB		F7			F7			2	0	0	0	1	0	1
Dick Schofield, R (1, 6) OBP: 0.274, SLG: 0.329		BBB 4-0 1-2 BB			F8		F3			2	0	0	0	1	0	1
Bob Boone, R (1, 2) OBP: 0.305, SLG: 0.305		F8			PB 1B		1-H 2B			3	0	2	0	0	0	2
Inning Stats	R: 0 E: 1 K: 0 S: 4 H: 1 LOB: 1 BB: 0 P: 4	R: 0 E: 0 K: 1 S: 5 H: 0 LOB: 2 BB: 2 P: 13	R: 0 E: 0 K: 0 S: 4 H: 1 LOB: 1 BB: 0 P: 4	R: 0 E: 0 K: 0 S: 3 H: 0 LOB: 0 BB: 0 P: 3	R: 0 E: 0 K: 2 S: 8 H: 1 LOB: 1 BB: 0 P: 8	R: 0 E: 0 K: 0 S: 3 H: 0 LOB: 0 BB: 0 P: 3	R: 0 E: 0 K: 1 S: 6 H: 1 LOB: 2 BB: 0 P: 6	R: 0 E: 0 K: 1 S: 4 H: 0 LOB: 0 BB: 1 P: 8	R: 0 E: 0 K: 2 S: 7 H: 0 LOB: 0 BB: 0 P: 7	1B: 3 2B: 1 3B: 0 HR: 0	SF: 0 SAC: 0 DP: 1 HBP: 0						

PITCHER		IP	WLS	BF	H	R	ER	SO	BB	IBB	HBP	BLK	WP	HR	S	P	ERA	WHIP
Phil Niekro, R ERA: 4.06	(1, 1)	7.0	W	28	4	0	0	4	3	0	0	0	0	0	33	45	0.00	1.000
Dave Righetti, L ERA: 2.69	(8, 1)	2.0		5	0	0	0	3	0	0	0	0	0	0	11	11	0.00	0.000

PITCHER		IP	WLS	BF	H	R	ER	SO	BB	IBB	HBP	BLK	WP	HR	S	P	ERA	WHIP

TOP

California Angels @ New York Yankees

Yankee Stadium, Bronx, NY

Thu Aug 29 1985, 7:05 PM EDT

Att. 32,169 - Unknown

livebaseballscorecards.com

AB	30
R	0
H	4
RBI	0
BB	3
SO	7
LOB	11

1B: 3	SF: 0	WP: 0	PA: 33
2B: 1	SAC: 0	PB: 2	
3B: 0	DP: 1	SB: 2	
HR: 0	HBP: 0	CS: 0	

Batter	1	2	3	4	5	6	7	8	9	AB	R	H	RBI	BB	SO	LOB
Rickey Henderson, R (1, 8) OBP: 0.430, SLG: 0.549	F7 BB 1B 1B	BBB L4-3 S BB		F7			CS 1-3 1B			3	1	2	0	1	0	1
Willie Randolph, R (1, 4) OBP: 0.369, SLG: 0.341	BBBB F7 1B 1-2 BB	F8		6-3			1-3 1-2			3	1	0	0	1	0	4
Don Mattingly, L (1, 3) OBP: 0.377, SLG: 0.556	F7 1-2 2-3	L4-3 1-3			F7		F7 3-H			4	0	0	0	0	0	3
Dave Winfield, R (1, 9) OBP: 0.337, SLG: 0.483	HBP 1B BB 2-H 3-H 1B		E1 G3		F9			5-3		4	1	1	2	0	0	0
Ron Hassey, L (1, 2) OBP: 0.347, SLG: 0.500	BB HBP 1-2 1B		G3 2-3		4-3			BB 1B		4	0	2	0	0	0	1
Dan Pasqua, L (1, 7) OBP: 0.313, SLG: 0.423	SSS K		SSS K			G3		SSS K		4	0	0	0	0	3	4
Don Baylor, R (1, 10) OBP: 0.344, SLG: 0.441	H BB 1-2 2-3 HBP		F7			L6		BBBB 1-2 BB		2	0	0	0	1	0	1
Mike Pagliarulo, L (1, 5) OBP: 0.327, SLG: 0.457	BBBB 1-2 2-3 3-H BB			SH5-3 1B		6-3		F6		3	0	1	1	1	0	2
Bobby Meacham, S (1, 6) OBP: 0.316, SLG: 0.273	SSS K			SH5-3 1-2			1B E 1B			2	1	1	0	0	1	3
Inning Stats	R: 3 E: 0 K: 2 S: 10 H: 3 LOB: 3 BB: 2 P: 19	R: 0 E: 0 K: 0 S: 2 H: 0 LOB: 0 BB: 1 P: 6	R: 0 E: 1 K: 1 S: 6 H: 0 LOB: 1 BB: 0 P: 6	R: 0 E: 0 K: 0 S: 4 H: 1 LOB: 1 BB: 0 P: 4	R: 0 E: 0 K: 0 S: 3 H: 0 LOB: 0 BB: 0 P: 3	R: 0 E: 0 K: 0 S: 3 H: 0 LOB: 0 BB: 0 P: 3	R: 1 E: 1 K: 0 S: 4 H: 2 LOB: 0 BB: 0 P: 4	R: 0 E: 0 K: 1 S: 6 H: 1 LOB: 2 BB: 1 P: 10		1B: 7 2B: 1 3B: 0 HR: 0	SF: 0 SAC: 1 DP: 1 HBP: 1					WP: 0 PB: 0 SB: 1 CS: 1	PA: 35

PITCHER	IP	WLS	BF	H	R	ER	SO	BB	IBB	HBP	BLK	WP	HR	S	P	ERA	WHIP
Kirk McCaskill, R (1, 1) ERA: 4.32	8.0	L	35	7	4	3	4	4	0	1	0	0	0	38	55	3.38	1.375

PITCHER	IP	WLS	BF	H	R	ER	SO	BB	IBB	HBP	BLK	WP	HR	S	P	ERA	WHIP

BOTTOM

California Angels @ New York Yankees

Yankee Stadium, Bronx, NY

Thu Aug 29 1985, 7:05 PM EDT

Att. 32,169 - Unknown

livebaseballscorecards.com

AB	29
R	4
H	7
RBI	3
BB	4
SO	4
LOB	19

Batter	1	2	3	4	5	6	7	8	9	AB	R	H	RBI	BB	SO	LOB
Gary Pettis, S (1, 8) OBP: 0.340, SLG: 0.298	B B B B 4-0 1B S G3 BB	S S S 0-3 ① K		S S S 0-3 ③ K		x 0-0 ① FC5-6 1-2 2-3f		x 0-0 ③ 6-3		4	1	0	0	1	2	4
Ruppert Jones, L (1, 7) OBP: 0.365, SLG: 0.495	B B B B 4-0 G3 1B 1-2 FC1-2 BB	x 0-0 ② ③ G4-6-3 1-2f			x 0-0 HR	S S S 0-3 ② K			x 0-0 ① F8	4	1	1	1	1	1	4
Rod Carew, L (1, 3) OBP: 0.370, SLG: 0.337	x 0-0 G3 1-2 2-3 1B		x 0-0 F8 F7 1B		x 0-0 2B 1B	x 0-0 ③ F8			x 0-0 ② F7	5	1	3	0	0	0	2
Reggie Jackson, L (1, 9) OBP: 0.363, SLG: 0.477 Juan Beniquez, R (7, 9) OBP: 0.348, SLG: 0.399	x 0-0 ① G3 1-2 2-3 3-H		x 0-0 ① F7 1-2		x 0-0 1-H 2B		x 0-0 ① 4-3		x 0-0 ③ F9	4 1	0 0	1 0	2 0	0 0	0 0	3 0
Brian Downing, R (1, 10) OBP: 0.376, SLG: 0.444	x 0-0 ② F4		x 0-0 ② F8 2-3		S S S 0-3 ① K		x 0-0 ② 5-3			4	0	0	0	0	1	4
Jerry Narron, L (1, 2) OBP: 0.284, SLG: 0.379 Bob Boone, R (6, 2) OBP: 0.306, SLG: 0.307	B B B B 4-0 BB		x 0-0 ③ F3		S S S 0-3 ② K		x 0-0 1B			2 1	0 0	0 1	0 0	1 0	1 0	2 0
Bobby Grich, R (1, 4) OBP: 0.338, SLG: 0.353	x 0-0 ③ FC1-2 3-Hf			x 0-0 ① 6-3	x 0-0 ③ 5-3		x 0-0 ③ F9			4	0	0	0	0	0	5
Jack Howell, L (1, 5) OBP: 0.315, SLG: 0.412		x 0-0 SH 1B		x 0-0 HR		x 0-0 FC5-6 1B 1B		S S S 0-3 ① K		4	1	3	1	0	1	0
Dick Schofield, R (1, 6) OBP: 0.275, SLG: 0.329		x 0-0 SH G4-6-3 1-2		x 0-0 ② 1-3		x 0-0 FC5-6 1-2 1B		x 0-0 ② 6-3		3	0	1	0	0	0	0
Inning Stats	R: 1 H: 1 E: 0 LOB: 3 K: 0 BB: 3 S: 4 P: 16	R: 0 H: 1 E: 1 LOB: 1 K: 1 BB: 0 S: 6 P: 6	R: 0 H: 1 E: 0 LOB: 1 K: 0 BB: 0 S: 4 P: 4	R: 1 H: 1 E: 0 LOB: 0 K: 1 BB: 0 S: 6 P: 6	R: 2 H: 3 E: 0 LOB: 1 K: 2 BB: 0 S: 10 P: 10	R: 0 H: 2 E: 0 LOB: 2 K: 1 BB: 0 S: 7 P: 7	R: 0 H: 1 E: 0 LOB: 1 K: 0 BB: 0 S: 4 P: 4	R: 0 H: 0 E: 0 LOB: 0 K: 1 BB: 0 S: 5 P: 5	R: 0 H: 0 E: 0 LOB: 0 K: 0 BB: 0 S: 3 P: 3	1B: 7 SF: 0 2B: 1 SAC: 1 3B: 0 DP: 1 HR: 2 HBP: 0						WP: 0 PA: 40 PB: 0 SB: 1 CS: 0	

PITCHER	IP	WLS	BF	H	R	ER	SO	BB	IBB	HBP	BLK	WP	HR	S	P	ERA	WHIP
Marty Bystrom, R (1, 1) ERA: 5.7	4.0	L	21	6	4	4	2	3	0	0	0	0	2	22	34	9.00	2.250
Bob Shirley, L (5, 1) ERA: 2.89	5.0		19	4	0	0	4	0	0	0	0	0	0	27	27	0.00	0.800

PITCHER	IP	WLS	BF	H	R	ER	SO	BB	IBB	HBP	BLK	WP	HR	S	P	ERA	WHIP

TOP

California Angels @ New York Yankees

Yankee Stadium, Bronx, NY

Fri Aug 30 1985, 7:05 PM EDT

Att. 22,256 - Unknown

livebaseballscorecards.com

AB	36
R	4
H	10
RBI	4
BB	3
SO	6
LOB	24

Batter	1	2	3	4	5	6	7	8	9	AB	R	H	RBI	BB	SO	LOB
Rickey Henderson, R (1, 8) OBP: 0.429, SLG: 0.545	BBBB 4-0 G4-6-3 BB		x 0-0 F9 ③		SSS 0-3 K ③		x 0-0 F7 ②			3	0	0	0	1	1	4
Don Mattingly, L (1, 3) OBP: 0.375, SLG: 0.551	x 0-0 G4-6-3 ①② 1-2f			x 0-0 G3-4-1 ①		SSS 0-3 K ①	x 0-0 F8 ③			4	0	0	0	0	1	3
Dave Winfield, R (1, 9) OBP: 0.338, SLG: 0.481	x 0-0 F2 ③			BBBB 4-0 1B S BB		BBBB 4-0 BB		x 0-0 5-3 ①		2	0	0	0	2	0	0
Don Baylor, R (1, 10) OBP: 0.343, SLG: 0.441		SSS 0-3 K ①		x 0-0 F8 ②		SSS 0-3 K ②		x 0-0 L6 2B		4	0	1	0	0	2	2
Bill Sample, R (1, 7) OBP: 0.336, SLG: 0.347 Dan Pasqua, L (6, PH) OBP: 0.307, SLG: 0.414 (7, 7)		SSS 0-3 K ②		x 0-0 1-3 1B		SSS 0-3 K ③		x 0-0 L6 ②③ 2-3		2	0	1	0	0	1	0
										2	0	0	0	0	1	2
Andre Robertson, R (1, 5) OBP: 0.407, SLG: 0.481 Mike Pagliarulo, L (7, PH) OBP: 0.331, SLG: 0.459 (8, 5)		SSS 0-3 K ③		x 0-0 F8 ③			x 0-0 BB 1B 1B		BBBB 4-0 BB	2	0	0	0	0	1	2
										1	1	1	0	1	0	0
Willie Randolph, R (1, 4) OBP: 0.369, SLG: 0.339			x 0-0 F9 ①		x 0-0 5-3 ①		BBBB 4-0 1B 1-2 FC1-2-5 BB		x 0-0 F9 ①	3	0	0	0	1	0	1
Butch Wynegar, S (1, 2) OBP: 0.360, SLG: 0.340			BBBB 4-0 BB		x 0-0 4-3 2B		x 0-0 FC1-2-5 1-3 2-H 1B		SSS 0-3 K ②	3	0	2	1	1	1	1
Bobby Meacham, S (1, 6) OBP: 0.314, SLG: 0.272 Ken Griffey, L (7, PH) OBP: 0.314, SLG: 0.382 Dale Berra, R (7, PR) OBP: 0.270, SLG: 0.315 (8, 6) Ron Hassey, L (9, PH) OBP: 0.346, SLG: 0.497			x 0-0 F7 ②		x 0-0 2-3 4-3 ②		x 0-0 1-2 3-H FC1-2-5 ①		SSS 0-3 K ③	2	0	0	0	0	0	2
										1	0	0	0	0	0	2
										0	0	0	0	0	0	0
										1	0	0	0	0	1	1
Inning Stats	R: 0 E: 0 K: 0 S: 2 H: 0 LOB: 0 BB: 1 P: 6	R: 0 E: 0 K: 3 S: 9 H: 0 LOB: 0 BB: 0 P: 9	R: 0 E: 0 K: 0 S: 3 H: 0 LOB: 1 BB: 1 P: 7	R: 0 E: 0 K: 0 S: 4 H: 1 LOB: 2 BB: 1 P: 8	R: 0 E: 0 K: 1 S: 6 H: 1 LOB: 1 BB: 0 P: 6	R: 0 E: 0 K: 3 S: 9 H: 0 LOB: 1 BB: 1 P: 13	R: 1 E: 0 K: 0 S: 5 H: 2 LOB: 2 BB: 1 P: 9	R: 0 E: 0 K: 0 S: 3 H: 1 LOB: 0 BB: 0 P: 3	R: 0 E: 0 K: 2 S: 7 H: 0 LOB: 1 BB: 1 P: 11	1B: 3 2B: 3 3B: 0 HR: 0	SF: 0 SAC: 0 DP: 2 HBP: 0						

PITCHER		IP	WLS	BF	H	R	ER	SO	BB	IBB	HBP	BLK	WP	HR	S	P	ERA	WHIP
John Candelaria, L ERA: 4.44	(1, 1)	5.1	W	21	2	0	0	5	4	0	0	0	0	0	27	43	0.00	1.125
Stu Cliburn, R ERA: 1.8	(6, 1)	0.0		0	0	0	0	0	0	0	0	0	0	0	0	0	∞	∞
Donnie Moore, R ERA: 1.66	(6, 1)	3.2	S	15	3	1	1	4	2	0	0	0	0	0	21	29	2.46	1.364

PITCHER	IP	WLS	BF	H	R	ER	SO	BB	IBB	HBP	BLK	WP	HR	S	P	ERA	WHIP

BOTTOM

California Angels @ New York Yankees

Yankee Stadium, Bronx, NY

Fri Aug 30 1985, 7:05 PM EDT

Att. 22,256 - Unknown

livebaseballscorecards.com

AB	30
R	1
H	5
RBI	1
BB	6
SO	9
LOB	20

Batter	1	2	3	4	5	6	7	8	9	AB	R	H	RBI	BB	SO	LOB
Brian Downing, R (1, 7) OBP: 0.376, SLG: 0.444	5-3		K		F9		G3 1-2 1B		1B	5	0	2	0	0	1	1
Ruppert Jones, L (1, 9) OBP: 0.365, SLG: 0.503	F7			1B 2B 1B	1-H HR		G3 1-2 2-3		K	5	2	2	2	0	1	3
Rod Carew, L (1, 3) OBP: 0.369, SLG: 0.337	1-3			2B 1-2 6-3 1B	6-3	B B B B	4-0 BB			3	1	1	0	0	0	0
Juan Beniquez, R (7, PH) OBP: 0.349, SLG: 0.399 (7, 3)										0	0	0	0	1	0	0
Reggie Jackson, L (1, 10) OBP: 0.362, SLG: 0.477		1-3		1-3 2-H 2B		K	F7			4	0	1	1	0	1	3
Jack Howell, L (1, 5) OBP: 0.304, SLG: 0.396		K		6-3 3-H		K		K		4	0	0	1	0	3	1
Bobby Grich, R (1, 4) OBP: 0.339, SLG: 0.351		B B B B BB		K		B B B B FC6-4 BB		K		2	0	0	0	2	2	1
Bob Boone, R (1, 2) OBP: 0.303, SLG: 0.303		4-3		F9		FC6-4 1-2f		5-3		4	0	0	0	0	0	3
Gary Pettis, S (1, 8) OBP: 0.342, SLG: 0.296			K	K		B B B B FC6-4-6 BB			B B B B G5-4-3 BB	2	0	0	0	2	2	0
Dick Schofield, R (1, 6) OBP: 0.275, SLG: 0.329			F5	HR 1B		FC6-4-6 G3 1B 1-2f			G5-4-3 1-2f	4	1	1	0	0	0	2
Inning Stats	R: 0 H: 0 E: 0 LOB: 0 K: 0 BB: 0 S: 3 P: 3	R: 0 H: 0 E: 0 LOB: 1 K: 1 BB: 1 S: 5 P: 9	R: 0 H: 0 E: 0 LOB: 0 K: 2 BB: 0 S: 7 P: 7	R: 2 H: 3 E: 0 LOB: 1 K: 1 BB: 0 S: 8 P: 8	R: 2 H: 2 E: 0 LOB: 0 K: 1 BB: 0 S: 7 P: 7	R: 0 H: 0 E: 0 LOB: 1 K: 2 BB: 1 S: 7 P: 11	R: 0 H: 1 E: 0 LOB: 3 K: 0 BB: 2 S: 4 P: 12	R: 0 H: 0 E: 0 LOB: 0 K: 2 BB: 0 S: 7 P: 7	R: 0 H: 1 E: 0 LOB: 1 K: 1 BB: 1 S: 5 P: 9	1B: 5 SF: 0 2B: 1 SAC: 0 3B: 0 DP: 1 HR: 1 HBP: 0						

PITCHER		IP	WLS	BF	H	R	ER	SO	BB	IBB	HBP	BLK	WP	HR	S	P	ERA	WHIP
Ed Whitson, R ERA: 4.73	(1, 1)	4.2		20	5	4	4	5	1	0	0	0	0	1	29	33	7.71	1.286
Dave Righetti, L ERA: 2.62	(5, 1)	2.1	W	11	1	0	0	2	3	0	0	0	0	0	12	24	0.00	1.714
Neil Allen, R ERA: 4.6	(8, 1)	2.0		7	1	0	0	3	1	0	0	0	0	0	12	16	0.00	1.000

PITCHER	IP	WLS	BF	H	R	ER	SO	BB	IBB	HBP	BLK	WP	HR	S	P	ERA	WHIP

TOP

California Angels @ New York Yankees

Yankee Stadium, Bronx, NY

Sat Aug 31 1985, 3:33 AM EDT

Att. 26,991 - Unknown

livebaseballscorecards.com

AB	33
R	4
H	7
RBI	4
BB	5
SO	10
LOB	14

WP: 0 PA: 38
PB: 0
SB: 0
CS: 0

BOTTOM

California Angels @ New York Yankees

Yankee Stadium, Bronx, NY

Sat Aug 31 1985, 3:33 AM EDT

Att. 26,991 - Unknown

livebaseballscorecards.com

Batter	1	2	3	4	5	6	7	8	9	AB	R	H	RBI	BB	SO	LOB
Rickey Henderson, R (1, 8) OBP: 0.424, SLG: 0.540	F8	SF9 1-3 3-H		L6	FC6-4 1-2f		G6-4-3 1-2f			4	0	0	1	0	0	2
Ken Griffey, L (1, 7) OBP: 0.318, SLG: 0.387	F9 1B 2B	BBB 1B BB		L4		FC3-6 1B		6-3		3	1	2	0	1	0	0
Dan Pasqua, L (7, 7) OBP: 0.304, SLG: 0.410										1	0	0	0	0	0	0
Don Mattingly, L (1, 3) OBP: 0.375, SLG: 0.549	BBBB 1B BB	FC5-4 1-2 3-H 1B		F8		FC3-6 BB 1-2f HR		F7		4	1	1	1	1	0	1
Dave Winfield, R (1, 9) OBP: 0.337, SLG: 0.477	F9 2-3	FC5-4 1-2f			5-3	BBBB 1-2 HR BB		F8		4	1	0	0	1	0	4
Ron Hassey, L (1, 2) OBP: 0.353, SLG: 0.515	1-3 3-H 1B	SSS K			BBBB 1B HR BB	1-H 2-H HR				3	2	2	4	1	1	0
Don Baylor, R (1, 10) OBP: 0.342, SLG: 0.442	6-3	2B			SSS K	6-3				4	0	1	0	0	1	3
Willie Randolph, R (1, 4) OBP: 0.370, SLG: 0.340		1B 4-3 SF9 1B			SSS K	1-2 HR 1B	1-3			4	2	2	0	0	1	1
Mike Pagliarulo, L (1, 5) OBP: 0.333, SLG: 0.468		4-3 1-2			SSS K	1-H 2-H HR	BBBB G6-4-3 BB			3	1	1	3	1	1	2
Bobby Meacham, S (1, 6) OBP: 0.319, SLG: 0.285		SF9 S 2-3 1B		HR	FC6-4 1B		F6			4	2	3	1	0	0	1

	AB	34
	R	10
	H	12
	RBI	10
	BB	5
	SO	4
	LOB	14

Inning Stats	1	2	3	4	5	6	7	8	9
	R: 1 E: 0 K: 0 S: 5	H: 2 LOB: 2 BB: 1 P: 9	R: 2 E: 0 K: 0 S: 6	H: 3 LOB: 2 BB: 1 P: 10	R: 0 E: 0 K: 3 S: 10	H: 1 LOB: 1 BB: 0 P: 10	R: 1 E: 0 K: 0 S: 4	H: 1 LOB: 0 BB: 0 P: 4	R: 3 E: 0 K: 1 S: 8	H: 3 LOB: 1 BB: 1 P: 12	R: 3 E: 0 K: 0 S: 5	H: 2 LOB: 0 BB: 1 P: 9	R: 0 E: 0 K: 0 S: 2	H: 0 LOB: 0 BB: 1 P: 6	R: 0 E: 0 K: 0 S: 3	H: 0 LOB: 0 BB: 0 P: 3

	1B: 7	SF: 1	WP: 0	PA: 40
	2B: 2	SAC: 0	PB: 0	
	3B: 0	DP: 1	SB: 1	
	HR: 3	HBP: 0	CS: 0	

PITCHER		IP	WLS	BF	H	R	ER	SO	BB	IBB	HBP	BLK	WP	HR	S	P	ERA	WHIP
Ron Romanick, R ERA: 3.92	(1, 1)	4.0		21	7	4	4	3	2	0	0	0	0	1	25	33	9.00	2.250
Doug Corbett, R ERA: 5.12	(5, 1)	2.0	L	13	5	6	6	1	2	0	0	0	0	2	13	21	27.00	3.500
Luis Sanchez, R ERA: 6.05	(7, 1)	2.0		6	0	0	0	0	1	0	0	0	0	0	5	9	0.00	0.500

PITCHER	IP	WLS	BF	H	R	ER	SO	BB	IBB	HBP	BLK	WP	HR	S	P	ERA	WHIP

Batter	1	2	3	4	5	6	7	8	9	AB	R	H	RBI	BB	SO	LOB
Brian Downing, R (1, 7) OBP: 0.378, SLG: 0.443	0-0 1B BB 1B	4-0 E BB		0-0 F6 ③		4-0 1-2 BB			0-0 F7 ②	3	1	1	0	2	0	0
Rod Carew, L (1, 3) OBP: 0.370, SLG: 0.336	0-0 BB 1B 1-2 WP 1B	0-0 ③ 4-3 1-2			4-0 F8 WP BB	0-3 ③ K			0-3 ③ K	4	1	1	0	1	2	3
Ruppert Jones, L (1, 9) OBP: 0.361, SLG: 0.497	0-3 ① K		0-3 ① K		0-0 ① F7		0-0 ① F8			4	0	0	0	0	2	3
Reggie Jackson, L (1, 10) OBP: 0.363, SLG: 0.476	0-0 BB 1-2 2-3 WP 1B		0-3 ② K		4-0 1-2 BB		0-0 ② 4-3			3	1	1	0	1	1	0
Jack Howell, L (1, 5) OBP: 0.310, SLG: 0.404	4-0 1-2 2-3 3-H WP BB		0-0 2B		0-0 ② F8 2-3		0-0 ③ F8			3	0	1	1	1	0	2
Rob Wilfong, L (1, 4) OBP: 0.241, SLG: 0.261 Bobby Grich, R (8, PH) OBP: 0.339, SLG: 0.350 (8, 4)	4-0 1-3 2-H 3-H L3 BB	4-0 BB			0-0 ③ 1-3			0-0 ① F3		1 1	0 0	0 0	0 0	2 0	0 0	2 0
Bob Boone, R (1, 2) OBP: 0.301, SLG: 0.301 Jerry Narron, L (8, PH) OBP: 0.281, SLG: 0.376 (8, 2)	0-0 ②③ L3 1-2	0-3 ③ K				0-0 ① 1-3		0-0 ② F7		3 1	0 0	0 0	0 0	1 0	4 0	0 0
Dick Schofield, R (1, 6) OBP: 0.272, SLG: 0.326 Daryl Sconiers, L (8, PH) OBP: 0.383, SLG: 0.385 Craig Gerber, L (8, 6) OBP: 0.250, SLG: 0.284		0-0 ① F8		0-3 ① K		0-0 ② F8		0-0 ③ 4-3		3 1 0	0 0 0	0 0 0	0 0 0	1 0 0	0 0 0	0 0 0
Gary Pettis, S (1, 8) OBP: 0.341, SLG: 0.295		0-0 ② 1-3		0-3 ② K		0-0 S 1B			0-3 ① K	4	0	1	0	0	2	0
Inning Stats	R: 3 H: 3 E: 0 LOB: 1 K: 1 BB: 2 S: 7 P: 15	R: 0 H: 0 E: 1 LOB: 1 K: 0 BB: 1 S: 3 P: 7	R: 0 H: 1 E: 0 LOB: 2 K: 3 BB: 1 S: 10 P: 14	R: 0 H: 0 E: 0 LOB: 0 K: 2 BB: 0 S: 7 P: 7	R: 0 H: 0 E: 0 LOB: 2 K: 0 BB: 2 S: 3 P: 11	R: 0 H: 1 E: 0 LOB: 2 K: 1 BB: 1 S: 6 P: 10	R: 0 H: 0 E: 0 LOB: 0 K: 0 BB: 0 S: 3 P: 3	R: 0 H: 0 E: 0 LOB: 0 K: 0 BB: 0 S: 3 P: 3	R: 0 H: 0 E: 0 LOB: 0 K: 2 BB: 0 S: 7 P: 7	1B: 4 SF: 0 2B: 2 SAC: 0 3B: 0 DP: 1 HR: 0 HBP: 0						

PITCHER		IP	WLS	BF	H	R	ER	SO	BB	IBB	HBP	BLK	WP	HR	S	P	ERA	WHIP
Joe Cowley, R ERA: 4.01	(1, 1)	5.2		28	5	3	3	6	7	0	0	0	2	0	33	61	4.76	2.118
Bob Shirley, L ERA: 2.85	(6, 1)	1.1	W	4	0	0	0	1	0	0	0	0	0	0	6	6	0.00	0.000
Brian Fisher, R ERA: 2.23	(8, 1)	2.0	S	6	0	0	0	2	0	0	0	0	0	0	10	10	0.00	0.000

PITCHER	IP	WLS	BF	H	R	ER	SO	BB	IBB	HBP	BLK	WP	HR	S	P	ERA	WHIP

TOP

California Angels @ New York Yankees

Yankee Stadium, Bronx, NY

Sun Sep 01 1985, 3:33 AM EDT

Att. 33,080 - Unknown

livebaseballscorecards.com

AB	31
R	3
H	5
RBI	1
BB	7
SO	9
LOB	14

WP: 4	PA: 38		
PB: 0			
SB: 1			
CS: 0			

Batter	1	2	3	4	5	6	7	8	9	AB	R	H	RBI	BB	SO	LOB
Rickey Henderson, R (1, 8) OBP: 0.425, SLG: 0.537	BBBB 4-0 4-3 S BB		x 0-0 ③ F8			BBBB 4-0 HR BB	x 0-0 ① F7			2	1	0	0	2	0	0
Ken Griffey, L (1, 10) OBP: 0.319, SLG: 0.387 Don Baylor, R (7, PH) OBP: 0.344, SLG: 0.451	SSS 0-3 ① K 1-2			x 0-0 1B		x 0-0 ① F8	x 0-0 HR			3 1	0 1	1 1	0 1	0 0	1 0	2 0
Don Mattingly, L (1, 3) OBP: 0.376, SLG: 0.560	x 0-0 ② 4-3 2-3			x 0-0 ① F8		x 0-0 1-H HR	x 0-0 HR			4	2	2	3	0	0	2
Dave Winfield, R (1, 9) OBP: 0.335, SLG: 0.473	x 0-0 ③ 4-3			x 0-0 ② F7		SSS 0-3 ② K	x 0-0 ② F5			4	0	0	0	0	1	2
Ron Hassey, L (1, 2) OBP: 0.351, SLG: 0.510		x 0-0 ① F7		x 0-0 ③ F9		x 0-0 E 1B 1B	x 0-0 ③ F9			4	1	1	0	0	0	1
Mike Pagliarulo, L (1, 5) OBP: 0.329, SLG: 0.462		SSS 0-3 ② K			x 0-0 ① F8	x 0-0 E4 1B 1-2		x 0-0 ① F9		4	0	0	0	0	1	1
Dan Pasqua, L (1, 7) OBP: 0.303, SLG: 0.404		x 0-0 ③ F2			x 0-0 ② 4-3	x 0-0 HBP 1-3 2-H 1B		SSS 0-3 ② K		4	0	1	1	0	1	0
Willie Randolph, R (1, 4) OBP: 0.372, SLG: 0.342			SSS 0-3 ① K		x 0-0 1B	H 1-0 1-2 HBP		x 0-0 CS 1B		3	0	2	0	0	1	0
Bobby Meacham, S (1, 6) OBP: 0.316, SLG: 0.282			x 0-0 ② 4-3		SSS 0-3 ③ K	SSS 0-3 ③ K		0-0 ③ CS 1-2		3	0	0	0	0	2	4
Inning Stats	R: 0 H: 0 E: 0 LOB: 1 K: 1 BB: 1 S: 5 P: 9	R: 0 H: 0 E: 0 LOB: 0 K: 1 BB: 0 S: 5 P: 5	R: 0 H: 0 E: 0 LOB: 0 K: 1 BB: 0 S: 5 P: 5	R: 0 H: 1 E: 0 LOB: 1 K: 0 BB: 0 S: 4 P: 4	R: 0 H: 1 E: 0 LOB: 1 K: 1 BB: 0 S: 6 P: 6	R: 3 H: 3 E: 1 LOB: 3 K: 2 BB: 1 S: 11 P: 16	R: 2 H: 2 E: 0 LOB: 0 K: 0 BB: 0 S: 5 P: 5	R: 0 H: 1 E: 0 LOB: 0 K: 1 BB: 0 S: 5 P: 5		1B: 5 SF: 0 2B: 0 SAC: 0 3B: 0 DP: 0 HR: 3 HBP: 1						

BOTTOM

California Angels @ New York Yankees

Yankee Stadium, Bronx, NY

Sun Sep 01 1985, 3:33 AM EDT

Att. 33,080 - Unknown

livebaseballscorecards.com

AB	32
R	5
H	8
RBI	5
BB	2
SO	7
LOB	12

PITCHER		IP	WLS	BF	H	R	ER	SO	BB	IBB	HBP	BLK	WP	HR	S	P	ERA	WHIP
Mike Witt, R ERA: 3.11	(1, 1)	6.0		27	5	3	2	6	2	0	1	0	0	1	36	45	3.00	1.167
Al Holland, L ERA: 3.12	(7, 1)	1.2	L	7	2	2	2	1	0	0	0	0	0	2	9	9	10.80	1.200
Dave Smith, R ERA:	(8, 1)	0.1		1	1	0	0	0	0	0	0	0	0	0	1	1	0.00	3.000

PITCHER	IP	WLS	BF	H	R	ER	SO	BB	IBB	HBP	BLK	WP	HR	S	P	ERA	WHIP

California Angels @ Detroit Tigers

Tiger Stadium, Detroit, MI

Mon Sep 02 1985, 3:33 AM EDT

Att. 19,703 - Unknown

TOP

livebaseballscorecards.com

Batter	1	2	3	4	5	6	7	8	9	AB	R	H	RBI	BB	SO	LOB
Gary Pettis, S (1, 8) OBP: 0.342, SLG: 0.303	K		1-H 3B	BB BB G3 1B 1-2 3-H	6-3		F9			5	1	2	2	0	1	0
Bobby Grich, R (1, 4) OBP: 0.342, SLG: 0.358	G5-4-3 BB		K	G3 BB HR BB 1-2 2-3	HR		L5			3	2	1	1	2	1	1
Devon White, S (8, 7)										0	0	0	0	0	0	0
Juan Beniquez, R (1, 3) OBP: 0.350, SLG: 0.397	G5-4-3 1-2f		BB	F9	1B			K		4	0	1	0	1	1	4
Brian Downing, R (1, 7) OBP: 0.377, SLG: 0.439		1-3	G3	G3 HR BB 1-2 2-3 3-H	F7			6-3		4	1	0	1	1	0	3
Rob Wilfong, L (8, 4) OBP: 0.241, SLG: 0.261										0	0	0	0	0	0	0
Rufino Linares, R (1, 10) OBP: 0.286, SLG: 0.786		1B	1B 2B 2B G3			1-3		4-3		5	1	2	1	0	0	2
George Hendrick, R (1, 9) OBP: 0.270, SLG: 0.319		F7	2B 1B 1B HR			F6			F1	5	2	2	3	0	0	1
Darrell Miller, R (9, 9) OBP: 0.313, SLG: 0.387										0	0	0	0	0	0	0
Bob Boone, R (1, 2) OBP: 0.305, SLG: 0.308		F7	1B 2B 1B			1B			K	5	1	3	1	0	1	1
Dick Schofield, R (1, 6) OBP: 0.277, SLG: 0.331			FC5-4 1B HBP 5-3			F7			2B	4	1	2	0	0	0	2
Jack Howell, L (1, 5) OBP: 0.306, SLG: 0.394			FC5-4 1-2f 3B	BB 1B BB 1B 1-3 2-H 3-H	F5		F8		K	5	2	1	2	0	1	2

Inning Stats	1	2	3	4	5	6	7	8	9
R	0	0	1	9	1	0	0	0	0
E	0	0	0	0	0	0	0	0	0
K	1	0	1	0	0	0	0	1	2
S	4	4	7	10	5	4	3	5	8
H	0	1	2	7	2	1	0	0	1
LOB	0	1	2	1	1	1	0	0	1
BB	1	0	1	2	0	0	0	0	0
P	8	4	11	19	5	4	3	5	8

1B	8
2B	3
3B	1
HR	2
SF	0
SAC	0
DP	1
HBP	1
WP	0
PB	0
SB	0
CS	0
PA	45

AB	40
R	11
H	14
RBI	11
BB	4
SO	5
LOB	16

PITCHER		IP	WLS	BF	H	R	ER	SO	BB	IBB	HBP	BLK	WP	HR	S	P	ERA	WHIP
Frank Tanana, L ERA: 4.56	(1, 1)	3.0	L	18	7	6	6	2	2	0	1	0	0	0	19	28	18.00	3.000
Aurelio Lopez, R ERA: 4.39	(4, 1)	1.0		8	3	4	4	0	2	0	0	0	0	1	6	14	36.00	5.000
Chuck Cary, L ERA: 2.89	(5, 1)	3.0		12	3	1	1	0	0	0	0	0	0	1	12	12	3.00	1.000
Randy O'Neal, R ERA: 2.95	(8, 1)	1.0		3	0	0	0	1	0	0	0	0	0	0	5	5	0.00	0.000
Willie Hernandez, L ERA: 2.88	(9, 1)	1.0		4	1	0	0	2	0	0	0	0	0	0	8	8	0.00	1.000

PITCHER		IP	WLS	BF	H	R	ER	SO	BB	IBB	HBP	BLK	WP	HR	S	P	ERA	WHIP

California Angels @ Detroit Tigers

Tiger Stadium, Detroit, MI

Mon Sep 02 1985, 3:33 AM EDT

Att. 19,703 - Unknown

BOTTOM

livebaseballscorecards.com

Batter	1	2	3	4	5	6	7	8	9	AB	R	H	RBI	BB	SO	LOB
Lou Whitaker, L (1, 4) OBP: 0.378, SLG: 0.482	F7			F6		F5		4-3 WP BB		3	0	0	0	1	0	1
Alan Trammell, R (1, 6) OBP: 0.313, SLG: 0.385	F4			K		FC6-4 1-2 1B		6-3 1-2		4	0	1	0	0	1	1
Doug Flynn, R (9, 6) OBP: 0.217, SLG: 0.283										0	0	0	0	0	0	0
Kirk Gibson, L (1, 9) OBP: 0.362, SLG: 0.511	L1			F5		L6		4-3 2-3		4	0	0	0	0	0	3
Alejandro Sanchez, R (9, 9) OBP: 0.242, SLG: 0.515										0	0	0	0	0	0	0
Lance Parrish, R (1, 2) OBP: 0.323, SLG: 0.479		K			6-3	FC6-4 1-2f		4-3		3	0	0	0	0	1	2
Marty Castillo, R (7, 2) OBP: 0.162, SLG: 0.254										1	0	0	0	0	0	1
Darrell Evans, L (1, 10) OBP: 0.353, SLG: 0.499		G3			FC1-6 1B BB		HR		FC6-4 1B	3	1	2	1	1	0	0
Nelson Simmons, S (1, 7) OBP: 0.305, SLG: 0.423		K			FC1-6 1-2 1B		G4-6-3 BB		FC6-4 1-2 1B	3	0	2	0	1	1	0
Dave Bergman, L (1, 3) OBP: 0.255, SLG: 0.268			F4		FC1-6 1-2f 2-3		G4-6-3 1-2f		K	4	0	0	0	0	1	5
Chet Lemon, R (1, 8) OBP: 0.323, SLG: 0.414			K		5-3		E5		FC6-4 1-2f 2-3	4	0	0	0	0	1	4
Tom Brookens, R (1, 5) OBP: 0.282, SLG: 0.382			F2			1B 1B	L6		L8	3	0	1	0	0	0	1
Johnny Grubb, L (9, PH) OBP: 0.291, SLG: 0.271										1	0	0	0	0	0	2

Inning Stats	1	2	3	4	5	6	7	8	9
R:	0	0	0	0	0	0	1	0	0
E:	0	0	0	0	0	0	1	0	0
K:	0	2	1	1	0	0	0	1	1
S:	3	7	5	5	4	5	4	3	7
H:	0	0	0	0	1	2	1	0	2
LOB:	0	0	0	0	2	2	1	1	2
BB:	0	0	0	0	1	0	1	1	0
P:	3	7	5	5	8	5	8	7	7

	AB	R	H	RBI	BB	SO	LOB
	33	1	6	1	3	5	20

1B:	5
2B:	0
3B:	0
HR:	1
SF:	0
SAC:	0
DP:	1
HBP:	0
WP:	1
PB:	0
SB:	0
CS:	0
PA:	36

PITCHER		IP	WLS	BF	H	R	ER	SO	BB	IBB	HBP	BLK	WP	HR	S	P	ERA	WHIP
Jim Slaton, R ERA: 4.11	(1, 1)	8.0	W	33	6	1	1	4	3	0	0	0	1	1	38	50	1.12	1.125
Donnie Moore, R ERA: 1.64	(9, 1)	1.0		3	0	0	0	1	0	0	0	0	0	0	5	5	0.00	0.000

PITCHER	IP	WLS	BF	H	R	ER	SO	BB	IBB	HBP	BLK	WP	HR	S	P	ERA	WHIP

Batter	1	2	3	4	5	6	7	8	9	AB	R	H	RBI	BB	SO	LOB
Gary Pettis, S (1, 8) OBP: 0.343, SLG: 0.302	G3		FC5-4 S 1-2f		BBB 4-0 FC6 BB	0-0 1-H 1B			F4-3	4	0	1	1	1	0	1
Rod Carew, L (1, 3) OBP: 0.370, SLG: 0.343	1B		6-3 1-2		0-0 FC6 1-2f 1B	SSS 0-3 K			1B 3B	5	2	2	0	0	1	3
Brian Downing, R (1, 10) OBP: 0.377, SLG: 0.438	F5			F4	0-0 BB 2-H 1B		F6		HR 3-H 1B	5	1	2	2	0	0	1
Reggie Jackson, L (1, 9) OBP: 0.363, SLG: 0.491	F5			HR	F8		SSS 0-3 K		1-H HR	5	2	2	3	0	1	2
Ruppert Jones, L (1, 7) OBP: 0.359, SLG: 0.491		4-3		4-3	BBBB 4-0 1-2 BB		6-3		3-1	4	0	0	0	1	0	0
Bobby Grich, R (1, 4) OBP: 0.341, SLG: 0.355		SSS 0-3 K		BBBB 4-0 BB 2B BB	F7			SSS 0-3 K		3	1	0	0	1	2	2
Jack Howell, L (1, 5) OBP: 0.304, SLG: 0.384		F8		BBBB 4-0 1-2 2B BB		1-3		1-3		3	1	0	0	1	0	0
Bob Boone, R (1, 2) OBP: 0.308, SLG: 0.313 Daryl Sconiers, L (8, PH) OBP: 0.378, SLG: 0.379 Jerry Narron, L (8, 2) OBP: 0.281, SLG: 0.376			FC5-4 1B	1-H 2-H 2B		6-3		G3		3 1 0	0 0 0	2 0 0	2 0 0	0 0 0	0 0 0	0 0 0
Dick Schofield, R (1, 6) OBP: 0.276, SLG: 0.330			F7	3-1		WP 1B 1B			F8	4	1	1	0	0	0	2
Inning Stats	R: 0 E: 0 K: 0 S: 4 H: 1 LOB: 1 BB: 0 P: 4	R: 0 E: 0 K: 1 S: 5 H: 0 LOB: 0 BB: 0 P: 5	R: 0 E: 0 K: 0 S: 4 H: 1 LOB: 1 BB: 0 P: 4	R: 3 E: 0 K: 0 S: 5 H: 2 LOB: 1 BB: 2 P: 13	R: 1 E: 1 K: 0 S: 4 H: 1 LOB: 2 BB: 2 P: 12	R: 1 E: 0 K: 1 S: 7 H: 2 LOB: 1 BB: 0 P: 7	R: 0 E: 0 K: 1 S: 5 H: 0 LOB: 0 BB: 0 P: 5	R: 0 E: 0 K: 1 S: 5 H: 0 LOB: 0 BB: 0 P: 5	R: 3 E: 0 K: 0 S: 6 H: 3 LOB: 0 BB: 0 P: 6	1B: 6 2B: 1 3B: 1 HR: 2	SF: 0 SAC: 0 DP: 0 HBP: 0						

PITCHER		IP	WLS	BF	H	R	ER	SO	BB	IBB	HBP	BLK	WP	HR	S	P	ERA	WHIP
Dan Petry, R ERA: 3.29	(1, 1)	5.0	W	24	5	4	3	1	4	0	0	0	0	1	22	38	5.40	1.800
Bob Stoddard, R ERA: 9.0	(6, 1)	4.0	S	17	5	4	4	3	0	0	0	0	1	1	23	23	9.00	1.250

PITCHER	IP	WLS	BF	H	R	ER	SO	BB	IBB	HBP	BLK	WP	HR	S	P	ERA	WHIP

California Angels @ Detroit Tigers

Tiger Stadium, Detroit, MI

Tue Sep 03 1985, 7:05 PM EDT

Att. 14,123 - Unknown

TOP

livebaseballscorecards.com

AB	37
R	8
H	10
RBI	8
BB	4
SO	4
LOB	11

1B: 6	SF: 0	WP: 1	PA: 41
2B: 1	SAC: 0	PB: 0	
3B: 1	DP: 0	SB: 1	
HR: 2	HBP: 0	CS: 0	

California Angels @ Detroit Tigers

Tiger Stadium, Detroit, MI

Tue Sep 03 1985, 7:05 PM EDT

Att. 14,123 - Unknown

BOTTOM

Batter	1	2	3	4	5	6	7	8	9	AB	R	H	RBI	BB	SO	LOB
Lou Whitaker, L (1, 4) OBP: 0.380, SLG: 0.486	0-0 BB 1B	4-0 FC3-6 BB 1-2 2-3		0-3 ② K	0-0 ③ 1-3		0-0 2B 3B 2-H			4	1	2	1	1	1	0
Doug Flynn, R (8, 4) OBP: 0.217, SLG: 0.283										0	0	0	0	0	0	0
Darrell Evans, L (1, 10) OBP: 0.354, SLG: 0.496	0-3 ① K	0-0 ② FC3-6 HR 1-2f 2-H 3-H		4-0 HR BB		0-0 2B SF7 1B	0-3 ② K			4	3	1	1	1	2	3
Kirk Gibson, L (1, 9) OBP: 0.368, SLG: 0.532	4-0 1-2 BB	0-0 2-H HR		0-0 1-H HR		0-0 1-3 2B	0-0 3-H 2B			4	2	4	5	1	0	0
Alejandro Sanchez, R (9, 9) OBP: 0.242, SLG: 0.515										0	0	0	0	0	0	0
Lance Parrish, R (1, 2) OBP: 0.322, SLG: 0.476	0-3 ② K	0-3 ③ K		0-0 WP HR 1B		0-3 ① K	0-0 ③ F9			5	1	1	0	0	3	5
Bob Melvin, R (8, 2) OBP: 0.196, SLG: 0.275										0	0	0	0	0	0	0
Nelson Simmons, S (1, 7) OBP: 0.307, SLG: 0.421	0-0 ③ 4-3		0-0 ① 4-3	4-0 1-2 HR IBB		0-0 ② SF7 3-H		0-0 1B		3	1	1	1	1	0	2
Chet Lemon, R (1, 8) OBP: 0.326, SLG: 0.421		4-0 1B BB	4-0 BB	0-0 1-H 2-H HR		0-0 ③ F6		0-0 ① F5		3	2	1	3	2	0	2
Dave Bergman, L (1, 3) OBP: 0.255, SLG: 0.268	0-0 FC1-5 1B 1-2	0-0 ② F5		0-0 ③ 4-3			0-0 ① F6	0-0 ② F5		4	0	1	0	0	0	1
Barbaro Garbey, R (8, PH) OBP: 0.299, SLG: 0.345										1	0	0	0	0	0	1
(9, 3)																
Tom Brookens, R (1, 5) OBP: 0.281, SLG: 0.381	0-0 BB FC1-5 1-2 FC3-6 2-H 1B	0-3 ③ K			0-3 ① K		0-0 E1 2B	0-3 ③ K		4	2	1	1	0	2	1
Marty Castillo, R (8, 5) OBP: 0.160, SLG: 0.250										1	0	0	0	0	1	1
Doug Baker, S (1, 6) OBP: 0.167, SLG: 0.333	0-0 ① FC1-5 E 1-2 2-3f BB			0-0 ① F8	0-0 ② F8		0-0 1-H 3B 2B			4	2	1	1	0	0	2
Inning Stats	R: 0 H: 1 E: 0 LOB: 2 K: 2 BB: 1 S: 8 P: 12	R: 5 H: 3 E: 1 LOB: 0 K: 1 BB: 2 S: 8 P: 16	R: 0 H: 0 E: 0 LOB: 1 K: 1 BB: 1 S: 5 P: 9	R: 5 H: 3 E: 0 LOB: 0 K: 1 BB: 2 S: 8 P: 16	R: 0 H: 0 E: 0 LOB: 0 K: 1 BB: 0 S: 5 P: 5	R: 1 H: 2 E: 0 LOB: 1 K: 1 BB: 0 S: 7 P: 7	R: 3 H: 3 E: 1 LOB: 1 K: 1 BB: 0 S: 9 P: 9	R: 0 H: 1 E: 0 LOB: 1 K: 1 BB: 0 S: 6 P: 6		1B: 6 SF: 1 2B: 3 SAC: 0 3B: 1 DP: 0 HR: 3 HBP: 0						

PITCHER		IP	WLS	BF	H	R	ER	SO	BB	IBB	HBP	BLK	WP	HR	S	P	ERA	WHIP
Kirk McCaskill, R ERA: 4.74	(1, 1)	3.2	L	23	6	9	9	5	5	1	0	0	1	2	27	51	22.09	3.000
Dave Smith, R ERA: 7.71	(4, 1)	2.0		9	3	2	2	2	0	0	0	0	0	1	13	13	9.00	1.500
Luis Sanchez, R ERA: 6.07	(6, 1)	1.1		8	3	3	1	1	0	0	0	0	0	0	10	10	6.75	2.250
Al Holland, L ERA: 3.09	(8, 1)	1.0		4	1	0	0	1	0	0	0	0	0	0	6	6	0.00	1.000

PITCHER	IP	WLS	BF	H	R	ER	SO	BB	IBB	HBP	BLK	WP	HR	S	P	ERA	WHIP

AB	37
R	14
H	13
RBI	13
BB	6
SO	9
LOB	18

WP: 1 PA: 44
PB: 0
SB: 0
CS: 0

livebaseballscorecards.com

California Angels @ Detroit Tigers

Tiger Stadium, Detroit, MI

Wed Sep 04 1985, 7:05 PM EDT

Att. 15,123 - Unknown

TOP

livebaseballscorecards.com

Batter	1	2	3	4	5	6	7	8	9	AB	R	H	RBI	BB	SO	LOB
Ruppert Jones, L (1, 9) OBP: 0.355, SLG: 0.484	L8		F8			F5	F7		F9	5	0	0	0	0	0	3
Rod Carew, L (1, 3) OBP: 0.368, SLG: 0.339	F4-3			F7		HR BB		K	G6-4-3 1-2f	4	1	0	0	1	1	1
Brian Downing, R (1, 7) OBP: 0.380, SLG: 0.450	1B			6-3		1-H HR		1B 2B 2B		4	1	3	2	0	0	0
Devon White, S (8, PR) (8, 7)										0	1	0	0	0	0	0
Reggie Jackson, L (1, 10) OBP: 0.362, SLG: 0.488	K			K		F4-3		2B 1B 2-3 1B		4	1	1	0	0	2	1
Bobby Grich, R (1, 4) OBP: 0.342, SLG: 0.359		F8			K		SH SF8 1B	1B 1-3 3-H 2B		4	1	2	1	0	1	0
Jack Howell, L (1, 5) OBP: 0.299, SLG: 0.377		3-1			F4-3		SH 1-3		1B IBB	2	0	0	0	0	0	0
Juan Beniquez, R (8, PH) OBP: 0.352, SLG: 0.397										0	0	0	0	1	0	0
Rob Wilfong, L (8, 4) OBP: 0.241, SLG: 0.261										0	0	0	0	0	0	0
Gary Pettis, S (1, 8) OBP: 0.347, SLG: 0.305		K			FC6-4 1B		BB	G5-4-3 1-2 2-3 3-H 1B		3	0	2	1	1	1	0
Bob Boone, R (1, 2) OBP: 0.304, SLG: 0.311			5-3		FC6-4 1-2f		SF8 3-H	G5-4-3 1-2f		3	0	0	1	0	0	4
Craig Gerber, L (1, 6) OBP: 0.244, SLG: 0.276			F8			F4	K		G6-4-3 1B	2	0	0	0	0	0	0
Daryl Sconiers, L (7, PH) OBP: 0.373, SLG: 0.373										1	0	0	0	0	1	2
Dick Schofield, R (7, 6) OBP: 0.278, SLG: 0.331										1	0	1	0	0	0	0

Inning Stats	1	2	3	4	5	6	7	8	9
	R: 0 E: 0 K: 1 S: 6	H: 1 LOB: 1 BB: 0 P: 6	R: 0 E: 0 K: 1 S: 5	H: 0 LOB: 0 BB: 0 P: 5	R: 0 E: 0 K: 0 S: 3	H: 0 LOB: 0 BB: 0 P: 3	R: 0 E: 0 K: 1 S: 5	H: 0 LOB: 0 BB: 0 P: 5	R: 0 E: 0 K: 1 S: 6	H: 1 LOB: 1 BB: 0 P: 6	R: 2 E: 0 K: 0 S: 4	H: 1 LOB: 0 BB: 1 P: 8	R: 1 E: 1 K: 1 S: 7	H: 1 LOB: 2 BB: 1 P: 11	R: 2 E: 0 K: 1 S: 8	H: 4 LOB: 2 BB: 1 P: 12	R: 0 E: 0 K: 0 S: 3	H: 1 LOB: 0 BB: 0 P: 3

1B: 6	SF: 1
2B: 2	SAC: 1
3B: 0	DP: 2
HR: 1	HBP: 0

WP: 0	PA: 38
PB: 0	
SB: 0	
CS: 0	

AB	33
R	5
H	9
RBI	5
BB	3
SO	6
LOB	11

PITCHER		IP	WLS	BF	H	R	ER	SO	BB	IBB	HBP	BLK	WP	HR	S	P	ERA	WHIP
Jack Morris, R ERA: 3.3	(1, 1)	7.0	L	28	4	3	3	5	2	0	0	0	0	1	36	44	3.86	0.857
Chuck Cary, L ERA: 4.66	(8, 1)	0.1		3	2	2	2	1	0	0	0	0	0	0	5	5	54.00	6.000
Randy O'Neal, R ERA: 2.95	(8, 1)	0.0		1	1	0	0	0	0	0	0	0	0	0	1	1	∞	∞
Bill Scherrer, L ERA: 3.71	(8, 1)	0.0		2	1	0	0	0	0	1	0	0	0	0	1	5	∞	∞
Aurelio Lopez, R ERA: 4.3	(8, 1)	1.2		4	1	0	0	0	0	0	0	0	0	0	4	4	0.00	0.600

PITCHER	IP	WLS	BF	H	R	ER	SO	BB	IBB	HBP	BLK	WP	HR	S	P	ERA	WHIP

BOTTOM

Batter	1	2	3	4	5	6	7	8	9	AB	R	H	RBI	BB	SO	LOB
Alan Trammell, R (1, 6) OBP: 0.314, SLG: 0.384	BBBB 4-0 BB		x 0-0 ③ F9		x 0-0 FC6-4 2-3 3-H 1B		x 0-0 ③ F8			3	0	1	1	1	0	1
Barbaro Garbey, R (1, 3) OBP: 0.295, SLG: 0.341 Johnny Grubb, L (8, PH) OBP: 0.289, SLG: 0.269 Marty Castillo, R (9, 5) OBP: 0.160, SLG: 0.250	x 0-0 ① L6			x 0-0 ① F8	x 0-0 ③ FC6-4 1-2f			x 0-0 ① 4-3		3 1 0	0 0 0	0 0 0	0 0 0	0 0 0	0 0 0	3 0 0
Kirk Gibson, L (1, 9) OBP: 0.366, SLG: 0.528	SSS 0-3 ② K			SSS 0-3 ② K		SSS 0-3 ① K		x 0-0 ② F7		4	0	0	0	0	3	1
Lance Parrish, R (1, 2) OBP: 0.321, SLG: 0.476	x 0-0 ③ F9			x 0-0 2B		x 0-0 ② F8		x 0-0 ③ L8		4	0	1	0	0	0	1
Chet Lemon, R (1, 8) OBP: 0.325, SLG: 0.424		x 0-0 ① F8		x 0-0 ③ F7		x 0-0 ③ 3B			x 0-0 ① L5	4	0	1	0	0	0	1
Larry Herndon, R (1, 7) OBP: 0.296, SLG: 0.391		BBBB 4-0 G6-4-3 BB			x 0-0 ① 6-3		x 0-0 HR		x 0-0 ② F8	3	1	1	1	1	0	0
Nelson Simmons, S (1, 10) OBP: 0.311, SLG: 0.420		x 0-0 ② ③ G6-4-3 1-2f			x 0-0 2B 1B 1B		x 0-0 ① 6-3		BBBB 4-0 BB	3	1	1	0	1	0	1
Tom Brookens, R (1, 5) OBP: 0.280, SLG: 0.379 Lou Whitaker, L (7, PH) OBP: 0.378, SLG: 0.484 (8, 4)			x 0-0 ① F8		x 0-0 ② F8		SSS 0-3 ② K		SSS 0-3 ③ K	2 2	0 0	0 0	0 0	0 0	0 2	1 1
Doug Flynn, R (1, 4) OBP: 0.229, SLG: 0.313 Darrell Evans, L (7, PH) OBP: 0.355, SLG: 0.498 (8, 5) (9, 3)			x 0-0 ② F7		x 0-0 1B 1-3 2B		x 0-0 1B			2 1	0 0	1 1	0 0	0 0	0 0	0 0
Inning Stats	R: 0 E: 0 K: 1 S: 5 H: 0 LOB: 1 BB: 1 P: 9	R: 0 E: 0 K: 0 S: 2 H: 0 LOB: 0 BB: 1 P: 6	R: 0 E: 0 K: 0 S: 3 H: 0 LOB: 0 BB: 0 P: 3	R: 0 E: 0 K: 1 S: 6 H: 1 LOB: 1 BB: 0 P: 6	R: 1 E: 0 K: 0 S: 6 H: 3 LOB: 2 BB: 0 P: 6	R: 0 E: 0 K: 1 S: 5 H: 1 LOB: 1 BB: 0 P: 5	R: 1 E: 0 K: 1 S: 7 H: 2 LOB: 1 BB: 0 P: 7	R: 0 E: 0 K: 0 S: 3 H: 0 LOB: 0 BB: 0 P: 3	R: 0 E: 0 K: 1 S: 5 H: 0 LOB: 1 BB: 1 P: 9	1B: 3 2B: 2 3B: 1 HR: 1	SF: 0 SAC: 0 DP: 1 HBP: 0						

PITCHER		IP	WLS	BF	H	R	ER	SO	BB	IBB	HBP	BLK	WP	HR	S	P	ERA	WHIP
John Candelaria, L ERA: 4.24	(1, 1)	6.0	W	23	5	1	1	3	2	0	0	0	0	0	27	35	1.50	1.167
Donnie Moore, R ERA: 1.69	(7, 1)	3.0	S	12	2	1	1	2	1	0	0	0	0	1	15	19	3.00	1.000

PITCHER	IP	WLS	BF	H	R	ER	SO	BB	IBB	HBP	BLK	WP	HR	S	P	ERA	WHIP

California Angels @ Detroit Tigers

Tiger Stadium, Detroit, MI

Wed Sep 04 1985, 7:05 PM EDT

Att. 15,123 - Unknown

livebaseballscorecards.com

AB	32
R	2
H	7
RBI	2
BB	3
SO	5
LOB	10

1B: 3 2B: 2 3B: 1 HR: 1 SF: 0 SAC: 0 DP: 1 HBP: 0

WP: 0 PB: 0 SB: 0 CS: 0 PA: 35

California Angels @ Baltimore Orioles

Memorial Stadium, Baltimore, MD

Fri Sep 06 1985, 7:05 PM EDT

Att. 20,071 - Unknown

TOP

livebaseballscorecards.com

Batter	1	2	3	4	5	6	7	8	9	AB	R	H	RBI	BB	SO	LOB
Rod Carew, L (1, 3) OBP: 0.369, SLG: 0.339	E 1B		F8			L7		BB BB BB 4-0 BB		3	1	1	0	1	0	0
Juan Beniquez, R (1, 8) OBP: 0.351, SLG: 0.394	E4 1-H		F8			5-3		BB BB BB BB 4-0 1-2 BB		3	0	0	0	1	0	0
Ruppert Jones, L (1, 9) OBP: 0.351, SLG: 0.478	L3			SSS 0-3 K		G3		F6		4	0	0	0	0	1	3
Brian Downing, R (1, 7) OBP: 0.379, SLG: 0.449	SSS 0-3 K			F7			5-3 1B 1B	SSS 0-3 K		4	1	1	0	0	2	3
Reggie Jackson, L (1, 10) OBP: 0.359, SLG: 0.483	F8			4-3			SSS 0-3 K		SSS 0-3 K	4	0	0	0	0	2	2
Bobby Grich, R (1, 4) OBP: 0.341, SLG: 0.356		F9			5-3		5-3 1-2		BB BB BB BB 4-0 2B BB	3	0	0	0	1	0	1
Jerry Narron, L (1, 2) OBP: 0.283, SLG: 0.375 Devon White, S (7, PR) Bob Boone, R (7, 2) OBP: 0.304, SLG: 0.310	F6				4-3		S 2-H 1B		F6	3 0 1	0 0 0	1 0 0	1 0 0	0 0 0	0 0 0	0 0 1
Jack Howell, L (1, 5) OBP: 0.305, SLG: 0.385	F7				BB BB BB BB 4-0 BB		3-1 1-2		1-3 2B	3	0	1	0	1	0	1
Craig Gerber, L (1, 6) OBP: 0.238, SLG: 0.269 Daryl Sconiers, L (8, PH) OBP: 0.369, SLG: 0.368 Dick Schofield, R (8, 6) OBP: 0.278, SLG: 0.331			4-3		F8			F6	F4	2 1 1	0 0 0	0 0 0	0 0 0	0 0 0	0 0 0	1 0 2
Inning Stats	R: 1 E: 1 K: 1 S: 7 H: 1 LOB: 1 BB: 0 P: 7	R: 0 E: 0 K: 0 S: 3 H: 0 LOB: 0 BB: 0 P: 3	R: 0 E: 0 K: 0 S: 3 H: 0 LOB: 0 BB: 0 P: 3	R: 0 E: 0 K: 1 S: 5 H: 0 LOB: 0 BB: 0 P: 5	R: 0 E: 0 K: 0 S: 3 H: 0 LOB: 1 BB: 1 P: 7	R: 0 E: 0 K: 0 S: 3 H: 0 LOB: 0 BB: 0 P: 3	R: 1 E: 0 K: 1 S: 7 H: 2 LOB: 2 BB: 0 P: 7	R: 0 E: 0 K: 1 S: 5 H: 0 LOB: 2 BB: 2 P: 13	R: 0 E: 0 K: 1 S: 6 H: 1 LOB: 2 BB: 1 P: 10	1B: 3 2B: 1 3B: 0 HR: 0 SF: 0 SAC: 0 DP: 0 HBP: 0						

	AB	32
	R	2
	H	4
	RBI	1
	BB	4
	SO	5
	LOB	14

WP: 0 PB: 0 SB: 1 CS: 0 PA: 36

PITCHER		IP	WLS	BF	H	R	ER	SO	BB	IBB	HBP	BLK	WP	HR	S	P	ERA	WHIP
Dennis Martinez, R ERA: 4.86	(1, 1)	7.0	W	26	3	2	1	3	1	0	0	0	0	0	31	35	1.29	0.571
Sammy Stewart, R ERA: 3.15	(8, 1)	2.0	S	10	1	0	0	2	3	0	0	0	0	0	11	23	0.00	2.000

PITCHER	IP	WLS	BF	H	R	ER	SO	BB	IBB	HBP	BLK	WP	HR	S	P	ERA	WHIP

California Angels @ Baltimore Orioles

Memorial Stadium, Baltimore, MD

Fri Sep 06 1985, 7:05 PM EDT

Att. 20,071 - Unknown

livebaseballscorecards.com

BOTTOM

Batter	1	2	3	4	5	6	7	8	9	AB	R	H	RBI	BB	SO	LOB
Alan Wiggins, S (1, 4) OBP: 0.321, SLG: 0.315	6-3		BB		CS, 1B		F8			3	1	1	0	1	0	0
John Shelby, S (1, 8) OBP: 0.281, SLG: 0.412	BB		G6-3, 1B		4-3		F6			3	1	1	0	1	0	1
Cal Ripken Jr., R (1, 6) OBP: 0.346, SLG: 0.472	1B		G6-3, 1B		5-3		HR			4	1	3	3	0	0	0
Eddie Murray, S (1, 3) OBP: 0.372, SLG: 0.506	F9		G6-3			F8	L3			4	0	0	0	0	0	3
Mike Young, S (1, 7) OBP: 0.345, SLG: 0.542	F8		F6			HBP		K		3	0	0	0	0	1	2
Larry Sheets, L (1, 10) Lenn Sakata, R (8, PR) OBP: 0.274, SLG: 0.318		CS, 1B		HR		PB, 1B		BB		3 0	1 1	3 0	1 0	1 0	0 0	0 0
Jim Dwyer, L (1, 9) OBP: 0.353, SLG: 0.415		F6		G5-4-3, BB		IBB		CS, BB		1	0	0	0	3	0	1
Floyd Rayford, R (1, 5) OBP: 0.344, SLG: 0.518		K		F8		K		F8		4	0	0	0	0	2	7
Rick Dempsey, R (1, 2) OBP: 0.342, SLG: 0.399			1B, BB, 1B	G5-4-3		F3		CS		2	1	0	0	1	0	4
Inning Stats	R: 1 H: 1 E: 0 LOB: 1 K: 0 BB: 1 S: 4 P: 8	R: 0 H: 1 E: 0 LOB: 1 K: 1 BB: 0 S: 5 P: 5	R: 2 H: 2 E: 0 LOB: 1 K: 0 BB: 2 S: 4 P: 12	R: 1 H: 1 E: 0 LOB: 0 K: 0 BB: 1 S: 3 P: 7	R: 0 H: 1 E: 0 LOB: 0 K: 0 BB: 0 S: 3 P: 3	R: 0 H: 1 E: 0 LOB: 3 K: 1 BB: 1 S: 6 P: 11	R: 1 H: 1 E: 0 LOB: 0 K: 0 BB: 0 S: 4 P: 4	R: 1 H: 0 E: 0 LOB: 1 K: 1 BB: 2 S: 4 P: 12		1B: 6 SF: 0 2B: 1 SAC: 0 3B: 0 DP: 3 HR: 2 HBP: 1						

	AB	27
	R	6
	H	8
	RBI	4
	BB	7
	SO	3
	LOB	18

WP: 0 PA: 36
PB: 1
SB: 1
CS: 4

PITCHER		IP	WLS	BF	H	R	ER	SO	BB	IBB	HBP	BLK	WP	HR	S	P	ERA	WHIP
Ron Romanick, R ERA: 4.06	(1, 1)	3.0	L	15	5	4	4	1	3	0	0	0	0	1	14	26	12.00	2.667
Urbano Lugo, R ERA: 3.82	(4, 1)	5.0		20	3	2	2	2	3	1	1	0	0	1	19	36	3.60	1.200

PITCHER	IP	WLS	BF	H	R	ER	SO	BB	IBB	HBP	BLK	WP	HR	S	P	ERA	WHIP

Batter	1	2	3	4	5	6	7	8	9	AB	R	H	RBI	BB	SO	LOB
Brian Downing, R (1, 7) OBP: 0.379, SLG: 0.447	E6 SH1-3 E	BBB 4-0 BB		1-3			SH5-4 1B 1B	F9		4	2	1	0	1	0	1
Dick Schofield, R (1, 6) OBP: 0.276, SLG: 0.329	SH1-3 1-2	F3		F7			SH5-4 1-2	6-3		2	0	0	0	0	0	2
Rod Carew, L (8, PH) OBP: 0.368, SLG: 0.338										1	0	0	0	0	0	1
Craig Gerber, L (8, 6) OBP: 0.238, SLG: 0.269										0	0	0	0	0	0	0
Juan Beniquez, R (1, 3) OBP: 0.351, SLG: 0.399	5-3		1-3		2B		5-3		SH3 2B	5	0	2	0	0	0	2
Devon White, S (9, PR)										0	0	0	0	0	0	0
Rob Wilfong, L (9, 4) OBP: 0.241, SLG: 0.261										0	0	0	0	0	0	0
Bobby Grich, R (1, 4) OBP: 0.345, SLG: 0.361	BBBB 4-0 E BB		E 1B 2B		6-3		1B 2-H 1B		SH3 2-3	3	1	2	1	1	0	1
(9, 3)																
Rufino Linares, R (1, 10) OBP: 0.278, SLG: 0.667	E8 1-3 2-H	6-3		5-3			WP 1-3 1B	SSS	K	4	0	1	0	0	0	3
Reggie Jackson, L (9, PH) OBP: 0.358, SLG: 0.482										1	0	0	0	0	1	2
George Hendrick, R (1, 9) OBP: 0.270, SLG: 0.316	SSS K		E4 1B 2-3	F9			4-0 1-2 IBB	SSS	K	3	0	0	0	1	1	4
Ruppert Jones, L (9, PH) OBP: 0.350, SLG: 0.476										1	0	0	0	0	1	2
(9, 9)																
Gus Polidor, R (9, 9)										0	0	0	0	0	0	0
Gary Pettis, S (1, 8) OBP: 0.348, SLG: 0.307		S SH2-3 1B	FC6-4 1-3 3-H 1B			F2 SSS	K			4	0	2	1	0	1	3
Bob Boone, R (1, 2) OBP: 0.304, SLG: 0.308		SH2-3 1-2	FC6-4 1-2f			F8		BBBB 4-0 SH3-4 BB		2	0	0	0	1	0	2
Jack Howell, L (1, 5) OBP: 0.299, SLG: 0.375	SSS K 2-3			SSS K		F9		SH3-4 1-2		3	0	0	0	0	2	1
Inning Stats	R: 1 E: 2 K: 1 S: 7 H: 0 LOB: 2 BB: 1 P: 11	R: 0 E: 0 K: 1 S: 6 H: 1 LOB: 2 BB: 1 P: 10	R: 1 E: 1 K: 0 S: 6 H: 2 LOB: 2 BB: 0 P: 6	R: 0 E: 0 K: 1 S: 5 H: 0 LOB: 0 BB: 0 P: 5	R: 0 E: 0 K: 0 S: 4 H: 1 LOB: 1 BB: 0 P: 4	R: 0 E: 0 K: 0 S: 3 H: 0 LOB: 0 BB: 0 P: 3	R: 1 E: 0 K: 1 S: 8 H: 3 LOB: 3 BB: 1 P: 12	R: 0 E: 0 K: 0 S: 3 H: 0 LOB: 1 BB: 1 P: 7	R: 0 E: 0 K: 2 S: 8 H: 1 LOB: 2 BB: 0 P: 8	1B: 5 2B: 3 3B: 0 HR: 0 SF: 0 SAC: 5 DP: 0 HBP: 0	WP: 1 PB: 0 SB: 1 CS: 0 PA: 42					

PITCHER		IP	WLS	BF	H	R	ER	SO	BB	IBB	HBP	BLK	WP	HR	S	P	ERA	WHIP
Scott McGregor, L ERA: 5.04	(1, 1)	7.0		34	7	3	1	4	2	1	0	0	1	0	39	51	1.29	1.286
Don Aase, R ERA: 4.01	(8, 1)	2.0	W	8	1	0	0	2	1	0	0	0	0	0	11	15	0.00	1.000

PITCHER	IP	WLS	BF	H	R	ER	SO	BB	IBB	HBP	BLK	WP	HR	S	P	ERA	WHIP

TOP

California Angels @ Baltimore Orioles

Memorial Stadium, Baltimore, MD

Sat Sep 07 1985, 7:05 PM EDT

Att. 22,743 - Unknown

livebaseballscorecards.com

AB	33
R	3
H	8
RBI	2
BB	4
SO	6
LOB	24

Batter	1	2	3	4	5	6	7	8	9	AB	R	H	RBI	BB	SO	LOB
Alan Wiggins, S (1, 4) OBP: 0.319, SLG: 0.313	4-3		5-3	1-H 1B		8-3 1-2f		6-3		5	0	1	1	0	0	2
Lee Lacy, R (1, 9) OBP: 0.354, SLG: 0.430	BB FC3-2 BB		BB 1B BB	5-3			S 1B		1B S 1B	3	2	2	0	2	0	1
Cal Ripken Jr., R (1, 6) OBP: 0.347, SLG: 0.471	FC3-2 BB 1-2 BB		F6		K		F8		1B IBB 1-3 1B	4	0	1	0	1	1	2
Eddie Murray, S (1, 3) OBP: 0.376, SLG: 0.513	FC3-2 1-2 2-3 BB		1B 1-2 BB		HR		F8		1B 1-2 IBB	2	1	1	1	3	0	1
Mike Young, S (1, 7) OBP: 0.348, SLG: 0.541	FC3-2 1-2 2-3 3-Hf		1B 1-2 2-H		4-3		BB 1-2		1B 1-2 2-3 3-H	4	0	2	2	1	0	3
Larry Sheets, L (1, 10) OBP: 0.336, SLG: 0.457	F7		K		1B		G3			4	0	1	0	0	1	7
Floyd Rayford, R (1, 2) OBP: 0.339, SLG: 0.510		5-3		K	L5				K	4	0	0	0	0	2	1
John Shelby, S (1, 8) OBP: 0.301, SLG: 0.436		G6-4-3 1B		PB S 1B 1B		8-3 1B			2B	4	1	4	0	0	0	0
Rich Dauer, R (1, 5) OBP: 0.281, SLG: 0.277 Wayne Gross, L (8, PH) (9, 5) OBP: 0.377, SLG: 0.436		G6-4-3 1-2f		K		F4		F7		3 1	0 0	0 0	0 0	0 0	1 0	3 1
Inning Stats	R: 0 E: 0 K: 0 S: 3 H: 0 LOB: 3 BB: 3 P: 15	R: 0 E: 0 K: 0 S: 3 H: 1 LOB: 0 BB: 0 P: 3	R: 1 E: 0 K: 1 S: 6 H: 1 LOB: 2 BB: 2 P: 14	R: 1 E: 0 K: 2 S: 9 H: 2 LOB: 1 BB: 0 P: 9	R: 1 E: 0 K: 1 S: 7 H: 2 LOB: 1 BB: 0 P: 7	R: 0 E: 0 K: 0 S: 3 H: 1 LOB: 0 BB: 0 P: 3	R: 0 E: 0 K: 0 S: 4 H: 1 LOB: 2 BB: 1 P: 8	R: 0 E: 0 K: 1 S: 6 H: 1 LOB: 1 BB: 0 P: 6	R: 1 E: 0 K: 0 S: 3 H: 3 LOB: 3 BB: 1 P: 7	1B: 10 2B: 2 3B: 0 HR: 1 SF: 0 SAC: 0 DP: 2 HBP: 0						

PITCHER		IP	WLS	BF	H	R	ER	SO	BB	IBB	HBP	BLK	WP	HR	S	P	ERA	WHIP
Mike Witt, R ERA: 3.13	(1, 1)	7.0		33	8	3	3	4	6	0	0	0	0	1	35	59	3.86	2.000
Donnie Moore, R ERA: 1.78	(8, 1)	1.0	L	8	4	1	1	1	0	1	0	0	0	0	9	13	9.00	4.000

PITCHER	IP	WLS	BF	H	R	ER	SO	BB	IBB	HBP	BLK	WP	HR	S	P	ERA	WHIP

BOTTOM

California Angels @ Baltimore Orioles

Memorial Stadium, Baltimore, MD

Sat Sep 07 1985, 7:05 PM EDT

Att. 22,743 - Unknown

livebaseballscorecards.com

AB	34
R	4
H	12
RBI	4
BB	7
SO	5
LOB	21

Batter	1	2	3	4	5	6	7	8	9	10	11	AB	R	H	RBI	BB	SO	LOB
Brian Downing, R (1, 7) OBP: 0.378, SLG: 0.444	5-3		BB, 1B		4-3		BB, 1B 2-H		L8	4-3		5	0	1	1	1	0	0
Dick Schofield, R (1, 6) OBP: 0.277, SLG: 0.329	5-3		G4-6-3 1-2		K		BB 1-2		1B		L9	3	0	1	0	0	1	0
Rod Carew, L (7, PH) OBP: 0.370, SLG: 0.340												1	0	1	0	0	0	0
Craig Gerber, L (7, 6) OBP: 0.238, SLG: 0.269												0	0	0	0	0	0	0
Daryl Sconiers, L (9, PH) OBP: 0.372, SLG: 0.386												2	1	1	0	0	0	0
(9, 3)																		
Juan Beniquez, R (1, 3) OBP: 0.355, SLG: 0.403	2B		G4-6-3 1-2f			SF3, SH1-3, 2B BB	K		FC3-6, 2B 2-H		E, 1B	4	1	2	1	1	1	4
Devon White, S (9, PR)												0	1	0	0	0	0	0
Gus Polidor, R (9, 6) OBP: 1.000, SLG: 1.000												1	1	1	0	0	0	0
Bobby Grich, R (1, 4) OBP: 0.350, SLG: 0.368	K			FC6-4 1B		SH1-3 1-2	BB 1-2 2-3		FC3-6 1-3		E 1-2 1B	4	1	3	0	1	1	1
(7, 5)																		
Rufino Linares, R (1, 10) OBP: 0.286, SLG: 0.667		K		FC6-4 1-2f 1B		SF3 2-3 2B	F7		FC3-6 IBB		E4 1-3 2-H 1B, FC1-2	3	0	1	0	0	1	1
Reggie Jackson, L (7, PH) OBP: 0.358, SLG: 0.479												2	0	0	0	1	0	3
George Hendrick, R (1, 9) OBP: 0.270, SLG: 0.315		FC5-4 BB		F9		SF3 2-3 3-H		L9	FC3-6 1-2f 2-3 3-H FC5-4		FC1-2 1-3 3-H 1B	1	0	0	1	1	0	1
Ruppert Jones, L (8, PH) OBP: 0.349, SLG: 0.475												1	0	0	0	0	0	0
(8, 9)																		
Darrell Miller, R (9, PH) OBP: 0.324, SLG: 0.394												2	1	1	2	0	0	2
(9, 9)																		
Gary Pettis, S (1, 8) OBP: 0.350, SLG: 0.309		FC5-4 S 1-2f		1B 1-2		FC5-4 BB		E, 1B	FC5-4 1-2f		FC1-2 1B 1-2 3-H	5	0	2	0	1	0	5
Bob Boone, R (1, 2) OBP: 0.302, SLG: 0.306		F9 1-3		L7		FC5-4 1-2f		5-3 1-3		L8	1-3 2-H 1B	6	0	1	1	0	0	6
Jack Howell, L (1, 5) OBP: 0.294, SLG: 0.369			F7		3-1		1B 2B	6-3		6-3	F7	2	0	0	0	0	0	0
Doug DeCinces, R (7, PH) OBP: 0.323, SLG: 0.422												1	0	1	0	0	0	0
Rob Wilfong, L (7, PR) OBP: 0.238, SLG: 0.257												3	1	0	0	0	0	3
(7, 4)																		
Inning Stats	R: 0 E: 0 K: 1 S: 6 H: 1 LOB: 1 BB: 0 P: 6	R: 0 E: 0 K: 1 S: 5 H: 0 LOB: 1 BB: 1 P: 9	R: 0 E: 0 K: 0 S: 3 H: 1 LOB: 1 BB: 1 P: 7	R: 0 E: 0 K: 0 S: 5 H: 2 LOB: 2 BB: 0 P: 5	R: 0 E: 0 K: 1 S: 5 H: 0 LOB: 0 BB: 0 P: 5	R: 1 E: 0 K: 0 S: 4 H: 1 LOB: 2 BB: 2 P: 12	R: 1 E: 0 K: 1 S: 7 H: 3 LOB: 2 BB: 1 P: 11	R: 0 E: 1 K: 0 S: 4 H: 1 LOB: 1 BB: 0 P: 4	R: 2 E: 0 K: 0 S: 6 H: 3 LOB: 2 BB: 1 P: 10	R: 0 E: 0 K: 0 S: 3 H: 0 LOB: 0 BB: 0 P: 3	R: 3 E: 1 K: 0 S: 8 H: 4 LOB: 2 BB: 0 P: 8	1B: 11 2B: 5 3B: 0 HR: 0 SF: 1 SAC: 1 DP: 1 HBP: 0	WP: 0 PB: 0 SB: 2 CS: 0 PA: 54					

PITCHER		IP	WLS	BF	H	R	ER	SO	BB	IBB	HBP	BLK	WP	HR	S	P	ERA	WHIP
Mike Flanagan, L ERA: 5.53	(1, 1)	6.0		27	6	2	2	3	4	0	0	0	0	0	29	45	3.00	1.667
Sammy Stewart, R ERA: 3.13	(7, 1)	0.2		4	2	0	0	1	1	0	0	0	0	0	5	9	0.00	4.500
Brad Havens, L ERA:	(7, 1)	0.1		1	0	0	0	0	0	0	0	0	0	0	1	1	0.00	0.000
Ken Dixon, R ERA: 3.95	(8, 1)	1.1		9	4	2	2	0	0	1	0	0	0	0	8	12	13.50	3.000
Tippy Martinez, L ERA: 5.49	(9, 1)	2.0	L	7	1	1	1	0	0	0	0	0	0	0	7	7	4.50	0.500

PITCHER		IP	WLS	BF	H	R	ER	SO	BB	IBB	HBP	BLK	WP	HR	S	P	ERA	WHIP
Nate Snell, R ERA: 2.35	(11, 1)	0.2		6	3	2	0	0	0	0	0	0	0	0	6	6	0.00	4.500

TOP

California Angels @ Baltimore Orioles

Memorial Stadium, Baltimore, MD

Sun Sep 08 1985, 3:33 AM EDT

Att. 22,022 - Unknown

livebaseballscorecards.com

AB	46
R	7
H	16
RBI	6
BB	6
SO	4
LOB	26

Batter	1	2	3	4	5	6	7	8	9	10	11	AB	R	H	RBI	BB	SO	LOB
Alan Wiggins, S (1, 4) OBP: 0.322, SLG: 0.313	CS 1B		BBBB 1-2 BB		G3		SH1-3 1-2		FC6-5-4 2-3			3	0	1	0	1	0	1
Lee Lacy, R (1, 9) OBP: 0.352, SLG: 0.430	SSS K		5-3			1B 2B	SSS K		F4			5	1	1	0	0	2	5
Cal Ripken Jr., R (1, 6) OBP: 0.347, SLG: 0.470	4-3 1-2			5-3 1B 1B		2B 2-H 1B	SSS K			6-3		5	1	2	1	0	1	2
Eddie Murray, S (1, 3) OBP: 0.378, SLG: 0.521		BBBB G4-6-3 BB		F8		2B 2-H 2B		HR		F7		4	2	2	2	1	0	1
Mike Young, S (1, 7) OBP: 0.346, SLG: 0.536		G4-6-3 1-2f		5-3 1-2 1B		F8		4-3		F5		5	0	1	0	0	0	2
Larry Sheets, L (1, 10) OBP: 0.333, SLG: 0.454 Gary Roenicke, R (6, PH) OBP: 0.339, SLG: 0.447 Wayne Gross, L (11, PH) OBP: 0.376, SLG: 0.433	4-3			5-3 1-2 2-3		2B 2-H 2B		F4			SSS K	2	0	0	0	0	0	2
												2	0	1	1	0	0	0
												1	0	0	0	0	1	0
Floyd Rayford, R (1, 5) OBP: 0.336, SLG: 0.504			FC4-6 1B	F9		SSS K		SSS K			SSS K	5	0	1	0	0	3	3
John Shelby, S (1, 8) OBP: 0.304, SLG: 0.434			FC4-6 S 1-2f		F6	F9			FC6-5-4 SH1-4 1B		1B	5	0	2	0	0	0	2
Al Pardo, S (1, 2) OBP: 0.148, SLG: 0.135 Jim Dwyer, L (7, PH) OBP: 0.356, SLG: 0.415 Rick Dempsey, R (8, 2) OBP: 0.342, SLG: 0.399 Tom O'Malley, L (11, PH)			F8		SSS K		BBBB SH1-3 BB		SH1-4 1-2		G3	2	0	0	0	0	1	1
												0	0	0	0	1	0	0
												0	0	0	0	0	0	0
												1	0	0	0	0	0	1
Inning Stats	R: 0 E: 0 K: 1 S: 5 H: 1 LOB: 0 BB: 0 P: 5	R: 0 E: 0 K: 0 S: 2 H: 0 LOB: 0 BB: 1 P: 6	R: 0 E: 0 K: 0 S: 4 H: 1 LOB: 2 BB: 1 P: 8	R: 0 E: 0 K: 0 S: 5 H: 2 LOB: 2 BB: 0 P: 5	R: 0 E: 0 K: 1 S: 5 H: 0 LOB: 0 BB: 0 P: 5	R: 3 E: 0 K: 1 S: 9 H: 4 LOB: 1 BB: 0 P: 9	R: 0 E: 0 K: 2 S: 7 H: 0 LOB: 1 BB: 1 P: 11	R: 1 E: 0 K: 1 S: 6 H: 1 LOB: 0 BB: 0 P: 6	R: 0 E: 0 K: 0 S: 4 H: 1 LOB: 1 BB: 0 P: 4	R: 0 E: 0 K: 0 S: 3 H: 0 LOB: 0 BB: 0 P: 3	R: 0 E: 0 K: 2 S: 8 H: 1 LOB: 1 BB: 0 P: 8	1B: 7 2B: 3 3B: 0 HR: 1 SF: 0 SAC: 2 DP: 1 HBP: 0						

PITCHER		IP	WLS	BF	H	R	ER	SO	BB	IBB	HBP	BLK	WP	HR	S	P	ERA	WHIP
Jim Slaton, R ERA: 4.16	(1, 1)	5.0		22	7	3	3	2	2	0	0	0	0	0	24	32	5.40	1.800
Al Holland, L ERA: 3.07	(6, 1)	0.1		2	1	0	0	0	0	0	0	0	0	0	2	2	0.00	3.000
Doug Corbett, R ERA: 5.01	(6, 1)	2.2		10	1	1	1	4	1	0	0	0	0	1	17	21	3.38	0.750
Donnie Moore, R ERA: 1.71	(9, 1)	3.0	W	11	2	0	0	2	0	0	0	0	0	0	15	15	0.00	0.667

PITCHER	IP	WLS	BF	H	R	ER	SO	BB	IBB	HBP	BLK	WP	HR	S	P	ERA	WHIP

BOTTOM

California Angels @ Baltimore Orioles

Memorial Stadium, Baltimore, MD

Sun Sep 08 1985, 3:33 AM EDT

Att. 22,022 - Unknown

livebaseballscorecards.com

AB	40
R	4
H	11
RBI	4
BB	3
SO	8
LOB	20

WP: 0	PA: 45
PB: 0	
SB: 1	
CS: 1	

Batter	1	2	3	4	5	6	7	8	9	AB	R	H	RBI	BB	SO	LOB
Lonnie Smith, R (1, 7) OBP: 0.338, SLG: 0.353	L8		K			F3			5-3	4	0	0	0	0	1	0
Lynn Jones, R (1, 8) OBP: 0.279, SLG: 0.285	1-3			4-3			L4		4-3	3	0	0	0	0	0	0
Omar Moreno, L (9, PH) OBP: 0.284, SLG: 0.482										1	0	0	0	0	0	0
George Brett, L (1, 5) OBP: 0.447, SLG: 0.591	4-3			K			K			3	0	0	0	0	2	0
Hal McRae, R (1, 10) OBP: 0.346, SLG: 0.451		2B		K			5-3			3	0	1	0	0	1	0
Frank White, R (1, 4) OBP: 0.279, SLG: 0.407		F8			5-3			F5		3	0	0	0	0	0	1
Steve Balboni, R (1, 3) OBP: 0.304, SLG: 0.487		F3			5-3			L7		3	0	0	0	0	0	1
Darryl Motley, R (1, 9) OBP: 0.264, SLG: 0.442		F4			L4			HR		3	1	1	1	0	0	1
John Wathan, R (1, 2) OBP: 0.344, SLG: 0.353			6-3			F7		5-3		3	0	0	0	0	0	0
Onix Concepcion, R (1, 6) OBP: 0.262, SLG: 0.257			4-3			F8			4-3	2	0	0	0	0	0	0
Jorge Orta, L (9, PH) OBP: 0.322, SLG: 0.373										1	0	0	0	0	0	0
Inning Stats	R: 0 H: 0 E: 0 LOB: 0 K: 0 BB: 0 S: 3 P: 3	R: 0 H: 1 E: 0 LOB: 1 K: 0 BB: 0 S: 4 P: 4	R: 0 H: 0 E: 0 LOB: 0 K: 1 BB: 0 S: 5 P: 5	R: 0 H: 0 E: 0 LOB: 0 K: 2 BB: 0 S: 7 P: 7	R: 0 H: 0 E: 0 LOB: 0 K: 0 BB: 0 S: 3 P: 3	R: 0 H: 0 E: 0 LOB: 0 K: 0 BB: 0 S: 3 P: 3	R: 0 H: 0 E: 0 LOB: 0 K: 1 BB: 0 S: 5 P: 5	R: 1 H: 1 E: 0 LOB: 0 K: 0 BB: 0 S: 4 P: 4	R: 0 H: 0 E: 0 LOB: 0 K: 0 BB: 0 S: 3 P: 3	1B: 0 SF: 0 2B: 1 SAC: 0 3B: 0 DP: 0 HR: 1 HBP: 0						

TOP

Kansas City Royals @ California Angels

Anaheim Stadium, Anaheim, CA

Mon Sep 09 1985, 10:05 PM EDT

Att. 29,688 - Unknown

livebaseballscorecards.com

AB	29
R	1
H	2
RBI	1
BB	0
SO	4
LOB	3

PITCHER		IP	WLS	BF	H	R	ER	SO	BB	IBB	HBP	BLK	WP	HR	S	P	ERA	WHIP
John Candelaria, L ERA: 3.97	(1, 1)	8.0	W	26	2	1	1	4	0	0	0	0	0	1	34	34	1.12	0.250
Doug Corbett, R ERA: 4.89	(9, 1)	1.0		3	0	0	0	0	0	0	0	0	0	0	3	3	0.00	0.000

PITCHER	IP	WLS	BF	H	R	ER	SO	BB	IBB	HBP	BLK	WP	HR	S	P	ERA	WHIP

Batter	1	2	3	4	5	6	7	8	9	AB	R	H	RBI	BB	SO	LOB
Rod Carew, L (1, 3) OBP: 0.366, SLG: 0.337	F7		F8		SF8 3-H		4-3			3	0	0	1	0	0	2
Ruppert Jones, L (1, 7) OBP: 0.351, SLG: 0.484	1-3			HR	F7			HR 1B		4	2	2	1	0	0	0
Daryl Sconiers, L (1, 10) OBP: 0.367, SLG: 0.419	K			G3		F2		HR 1-H		4	1	1	2	0	1	0
Reggie Jackson, L (1, 9) OBP: 0.356, SLG: 0.476		F7		K		K		K		3	0	0	0	0	2	0
Darrell Miller, R (7, 9) OBP: 0.314, SLG: 0.382										1	0	0	0	0	1	0
Jack Howell, L (1, 5) OBP: 0.286, SLG: 0.357		L7		1-3		3-1		G3		4	0	0	0	0	0	0
Bobby Grich, R (1, 4) OBP: 0.351, SLG: 0.368		F8			BLK E 3B 1B		BBBB 4-0 SH1-4 1B BB	6-3		3	2	1	0	1	0	0
Gary Pettis, S (1, 8) OBP: 0.349, SLG: 0.307			1-3		E3 BLK 1-2 3B		SH1-4 1-2			2	1	0	0	0	0	1
Craig Gerber, L (1, 6) OBP: 0.265, SLG: 0.321			4-1 1B		SF8 1-H 2-H 3B		2-H 1B			3	1	3	3	0	0	0
Bob Boone, R (1, 2) OBP: 0.300, SLG: 0.304			4-1 1-2		5-3		F7			3	0	0	0	0	0	3
Inning Stats	R: 0 H: 0 E: 0 LOB: 0 K: 1 BB: 0 S: 5 P: 5	R: 0 H: 0 E: 0 LOB: 0 K: 0 BB: 0 S: 3 P: 3	R: 0 H: 1 E: 0 LOB: 1 K: 0 BB: 0 S: 4 P: 4	R: 1 H: 1 E: 0 LOB: 0 K: 1 BB: 0 S: 6 P: 6	R: 3 H: 2 E: 1 LOB: 0 K: 0 BB: 0 S: 6 P: 6	R: 0 H: 0 E: 0 LOB: 0 K: 1 BB: 0 S: 5 P: 5	R: 1 H: 1 E: 0 LOB: 1 K: 0 BB: 1 S: 4 P: 8	R: 2 H: 2 E: 0 LOB: 0 K: 1 BB: 0 S: 7 P: 7		1B: 4 SF: 1 2B: 0 SAC: 1 3B: 1 DP: 0 HR: 2 HBP: 0						

PITCHER	IP	WLS	BF	H	R	ER	SO	BB	IBB	HBP	BLK	WP	HR	S	P	ERA	WHIP
Bret Saberhagen, R (1, 1) ERA: 2.81	7.0	L	28	5	5	3	3	1	0	0	1	0	1	33	37	3.86	0.857
Mark Huismann, R (8, 1) ERA: 7.36	1.0		5	2	2	2	1	0	0	0	0	0	1	7	7	18.00	2.000

PITCHER	IP	WLS	BF	H	R	ER	SO	BB	IBB	HBP	BLK	WP	HR	S	P	ERA	WHIP

BOTTOM

Kansas City Royals @ California Angels

Anaheim Stadium, Anaheim, CA

Mon Sep 09 1985, 10:05 PM EDT

Att. 29,688 - Unknown

livebaseballscorecards.com

AB	30
R	7
H	7
RBI	7
BB	1
SO	4
LOB	6

WP: 0 PA: 33
PB: 0
SB: 0
CS: 0

Batter	1	2	3	4	5	6	7	8	9	AB	R	H	RBI	BB	SO	LOB
Omar Moreno, L (1, 8) OBP: 0.283, SLG: 0.466	1-3		F9		HR BB		L3			3	1	0	0	1	0	0
Lonnie Smith, R (1, 7) Lynn Jones, R (8, 7) OBP: 0.279, SLG: 0.285	5-3			4-3	1-H HR		F8			4 0	1 0	1 0	2 0	0 0	0 0	0 0
George Brett, L (1, 5) OBP: 0.448, SLG: 0.591	2B 1B			2B 1B	3-1		F7			4	2	2	0	0	0	0
Hal McRae, R (1, 10) OBP: 0.351, SLG: 0.461	1-H 2B			1-H HR 2B		2B BB		6-3		3	1	2	2	1	0	0
Frank White, R (1, 4) OBP: 0.281, SLG: 0.414		G6-4-3 1B		2-H HR		F4		6-3		4	1	2	2	0	0	1
Steve Balboni, R (1, 3) OBP: 0.304, SLG: 0.487		G6-4-3 1-2f		L5		1-3 2B		K		4	0	1	0	0	1	1
Darryl Motley, R (1, 9) OBP: 0.264, SLG: 0.438		5-3		F9		IBB			E6 G6-4-3	3	0	0	0	1	0	0
John Wathan, R (1, 2) OBP: 0.335, SLG: 0.343			F3		F5	F6			G6-4-3 1-2f	4	0	0	0	0	0	4
Onix Concepcion, R (1, 6) OBP: 0.259, SLG: 0.253			6-3		4-3	F5			6-3	4	0	0	0	0	0	3
Inning Stats	R: 1 E: 0 K: 0 S: 4 H: 2 LOB: 1 BB: 0 P: 4	R: 0 E: 0 K: 0 S: 3 H: 1 LOB: 0 BB: 0 P: 3	R: 0 E: 0 K: 0 S: 3 H: 0 LOB: 0 BB: 0 P: 3	R: 3 E: 0 K: 0 S: 6 H: 3 LOB: 0 BB: 0 P: 6	R: 2 E: 0 K: 0 S: 4 H: 1 LOB: 0 BB: 1 P: 8	R: 0 E: 0 K: 0 S: 4 H: 1 LOB: 3 BB: 2 P: 12	R: 0 E: 0 K: 0 S: 3 H: 0 LOB: 0 BB: 0 P: 3	R: 0 E: 0 K: 1 S: 5 H: 0 LOB: 0 BB: 0 P: 5	R: 0 E: 1 K: 0 S: 3 H: 0 LOB: 0 BB: 0 P: 3	1B: 3 2B: 3 3B: 0 HR: 2	SF: 0 SAC: 0 DP: 2 HBP: 0	WP: 0 PB: 0 SB: 0 CS: 0	PA: 36				

TOP

Kansas City Royals @ California Angels

Anaheim Stadium, Anaheim, CA

Tue Sep 10 1985, 10:05 PM EDT

Att. 37,813 - Unknown

livebaseballscorecards.com

AB	33
R	6
H	8
RBI	6
BB	3
SO	1
LOB	9

PITCHER		IP	WLS	BF	H	R	ER	SO	BB	IBB	HBP	BLK	WP	HR	S	P	ERA	WHIP
Kirk McCaskill, R ERA: 4.95	(1, 1)	4.2	L	20	7	6	6	0	1	0	0	0	0	2	19	23	11.57	1.714
Al Holland, L ERA: 2.99	(5, 1)	2.1		10	1	0	0	0	1	1	0	0	0	0	8	16	0.00	0.857
Dave Smith, R ERA: 4.15	(8, 1)	2.0		6	0	0	0	1	0	0	0	0	0	0	8	8	0.00	0.000

PITCHER	IP	WLS	BF	H	R	ER	SO	BB	IBB	HBP	BLK	WP	HR	S	P	ERA	WHIP

Batter	1	2	3	4	5	6	7	8	9	AB	R	H	RBI	BB	SO	LOB
Gary Pettis, S (1, 8) OBP: 0.345, SLG: 0.304	6-3		G6-4-3 1-2f			F8			K	4	0	0	0	0	1	2
Dick Schofield, R (1, 6) OBP: 0.276, SLG: 0.328	L8			4-3		5-3			G5-4-3 1B	4	0	1	0	0	0	0
Juan Beniquez, R (1, 3) OBP: 0.354, SLG: 0.402	L4			K			FC5-4 1B		G5-4-3 1-2f	4	0	1	0	0	1	1
Brian Downing, R (1, 7) OBP: 0.378, SLG: 0.442		6-3		BLK BB			K			2	0	0	0	1	1	1
Rufino Linares, R (1, 10) OBP: 0.250, SLG: 0.583		6-3		F7 1-2			FC5-4 S 1-2f			3	0	0	0	0	0	2
Bobby Grich, R (1, 4) OBP: 0.351, SLG: 0.367		K			G5-4-3 1B		5-3 1-2			3	0	1	0	0	1	1
George Hendrick, R (1, 9) OBP: 0.268, SLG: 0.312			6-3		G5-4-3 1-2f			6-3		3	0	0	0	0	0	1
Bob Boone, R (1, 2) OBP: 0.298, SLG: 0.301			E5 BB		F9			5-3		3	0	0	0	0	0	0
Jack Howell, L (1, 5) OBP: 0.289, SLG: 0.354			G6-4-3 1-2 BB			6-3		K		1	0	0	0	1	0	0
Doug DeCinces, R (8, PH) OBP: 0.322, SLG: 0.420										1	0	0	0	0	1	0
Pat Keedy, R (9, 5)										0	0	0	0	0	0	0
Inning Stats	R: 0 E: 0 K: 0 S: 3 H: 0 LOB: 0 BB: 0 P: 3	R: 0 E: 0 K: 1 S: 5 H: 0 LOB: 0 BB: 0 P: 5	R: 0 E: 1 K: 0 S: 3 H: 0 LOB: 1 BB: 1 P: 7	R: 0 E: 0 K: 1 S: 5 H: 0 LOB: 1 BB: 1 P: 9	R: 0 E: 0 K: 0 S: 3 H: 1 LOB: 0 BB: 0 P: 3	R: 0 E: 0 K: 0 S: 3 H: 0 LOB: 0 BB: 0 P: 3	R: 0 E: 0 K: 1 S: 6 H: 1 LOB: 1 BB: 0 P: 6	R: 0 E: 0 K: 1 S: 5 H: 0 LOB: 0 BB: 0 P: 5	R: 0 E: 0 K: 1 S: 5 H: 1 LOB: 0 BB: 0 P: 5	1B: 3 2B: 0 3B: 0 HR: 0 SF: 0 SAC: 0 DP: 3 HBP: 0						

PITCHER	IP	WLS	BF	H	R	ER	SO	BB	IBB	HBP	BLK	WP	HR	S	P	ERA	WHIP
Charlie Leibrandt, L (1, 1) ERA: 2.76	9.0	W	30	3	0	0	5	2	0	0	1	0	0	38	46	0.00	0.556

PITCHER	IP	WLS	BF	H	R	ER	SO	BB	IBB	HBP	BLK	WP	HR	S	P	ERA	WHIP

BOTTOM

Kansas City Royals @ California Angels

Anaheim Stadium, Anaheim, CA

Tue Sep 10 1985, 10:05 PM EDT

Att. 37,813 - Unknown

livebaseballscorecards.com

AB	28
R	0
H	3
RBI	0
BB	2
SO	5
LOB	8

PA: 30

WP: 0
PB: 0
SB: 1
CS: 0

Kansas City Royals @ California Angels

Anaheim Stadium, Anaheim, CA

Wed Sep 11 1985, 10:05 PM EDT

Att. 32,906 - Unknown

TOP

livebaseballscorecards.com

Batter	1	2	3	4	5	6	7	8	9	AB	R	H	RBI	BB	SO	LOB
Omar Moreno, L (1, 8) OBP: 0.281, SLG: 0.457	G3		L1			BB, 1B	F7			4	0	1	0	0	0	2
Lonnie Smith, R (1, 7) Lynn Jones, R (9, 7) OBP: 0.279, SLG: 0.285	G5-4-3, 1B		F7			F8		2B		4 0	0 0	2 0	0 0	0 0	0 0	2 0
George Brett, L (1, 5) OBP: 0.446, SLG: 0.587	G5-4-3 1-2f			G3		BBBB, 4-0, 1-2, BB		SSS, K		3	0	0	0	1	1	2
Hal McRae, R (1, 10) OBP: 0.347, SLG: 0.454		F8		5-3		F8		6-3		4	0	0	0	0	0	3
Frank White, R (1, 4) OBP: 0.283, SLG: 0.415		1B		6-3			5-3, S, 1B	F7		4	1	2	0	0	0	1
Steve Balboni, R (1, 3) OBP: 0.304, SLG: 0.485		F6			5-3		BBBB, 4-0, 1B, 5-3, 1-2, 2B, BB		F7	3	1	0	0	1	0	1
Darryl Motley, R (1, 9) OBP: 0.261, SLG: 0.432		SSS, K			5-3	5-3, 1-2, 2-3			F6	4	0	0	0	0	1	3
Jamie Quirk, L (1, 2) OBP: 0.360, SLG: 0.458			SH1-4, 1B		F8	2B, 2-3, 3-H, 1B			L8	4	0	2	1	0	0	0
Onix Concepcion, R (1, 6) OBP: 0.258, SLG: 0.253 Jorge Orta, L (7, PH) OBP: 0.324, SLG: 0.379 Buddy Biancalana, S (7, PR) OBP: 0.269, SLG: 0.264 (7, 6)			SH1-4 1-2			G3	2B, 1-H, 3-H			1 1 0	0 0 0	0 1 0	0 1 0	0 0 0	0 0 0	0 0 0

Inning Stats	1	2	3	4	5	6	7	8	9
	R: 0 E: 0 K: 0 S: 3	H: 1 LOB: 0 BB: 0 P: 3	R: 0 E: 0 K: 1 S: 6	H: 1 LOB: 1 BB: 0 P: 6	R: 0 E: 0 K: 0 S: 4	H: 1 LOB: 2 BB: 1 P: 8	R: 2 E: 0 K: 0 S: 5	H: 3 LOB: 1 BB: 1 P: 9	R: 0 E: 0 K: 1 S: 6	H: 1 LOB: 1 BB: 0 P: 6	R: 0 E: 0 K: 0 S: 3	H: 0 LOB: 0 BB: 0 P: 3

	AB	32
	R	2
	H	8
	RBI	2
	BB	2
	SO	2
	LOB	14

	1B: 6	SF: 0	WP: 0	PA: 35
	2B: 2	SAC: 1	PB: 0	
	3B: 0	DP: 1	SB: 1	
	HR: 0	HBP: 0	CS: 0	

PITCHER		IP	WLS	BF	H	R	ER	SO	BB	IBB	HBP	BLK	WP	HR	S	P	ERA	WHIP
Ron Romanick, R ERA: 4.0	(1, 1)	7.0	L	28	7	2	2	1	2	0	0	0	0	0	28	36	2.57	1.286
Donnie Moore, R ERA: 1.67	(8, 1)	2.0		7	1	0	0	1	0	0	0	0	0	0	9	9	0.00	0.500

PITCHER	IP	WLS	BF	H	R	ER	SO	BB	IBB	HBP	BLK	WP	HR	S	P	ERA	WHIP

Batter	1	2	3	4	5	6	7	8	9	AB	R	H	RBI	BB	SO	LOB
Rod Carew, L (1, 3) OBP: 0.365, SLG: 0.336	4-3		L7			F7		4-3 S 1B		4	0	1	0	0	0	0
Devon White, S (8, PR) (9, 9)										0	0	0	0	0	0	0
Rufino Linares, R (1, 10) OBP: 0.222, SLG: 0.519	L9		6-3			L4		F9 1-2		3	0	0	0	0	0	0
Rob Wilfong, L (8, PH) OBP: 0.237, SLG: 0.256										1	0	0	0	0	0	1
Juan Beniquez, R (1, 9) OBP: 0.355, SLG: 0.401	1B			5-3		BBBB FC5-4 BB		4-3 2-3		3	0	1	0	1	0	2
(9, 3)																
Brian Downing, R (1, 7) OBP: 0.375, SLG: 0.438	F4			L7		FC5-4 1-2f		SSS K		4	0	0	0	0	1	4
Bobby Grich, R (1, 4) OBP: 0.350, SLG: 0.365		SSS K		BBBB CS BB			SSS K		6-3	3	0	0	0	1	2	0
Dick Schofield, R (1, 6) OBP: 0.279, SLG: 0.329		5-3	CS 1-2		CS 1B		BBBB 4-0 5-3 1B BB		5-3	2	1	1	0	1	0	0
Reggie Jackson, L (9, PH) OBP: 0.355, SLG: 0.475										1	0	0	0	0	0	0
Gary Pettis, S (1, 8) OBP: 0.349, SLG: 0.309		S 1B			S 1B		5-3 1-2		S 1B	4	0	3	0	0	0	1
Bob Boone, R (1, 2) OBP: 0.298, SLG: 0.302		F8 1-2			F9 1-2		2-H 1B		SSS K 1-2	3	0	1	1	0	0	2
Ruppert Jones, L (9, PH) OBP: 0.350, SLG: 0.483										1	0	0	0	0	1	1
Jack Howell, L (1, 5) OBP: 0.285, SLG: 0.349			6-3		L8		6-3			2	0	0	0	0	0	1
Doug DeCinces, R (7, PH) OBP: 0.322, SLG: 0.419										1	0	0	0	0	0	1
Pat Keedy, R (8, 5)										0	0	0	0	0	0	0
Inning Stats	R: 0 E: 0 K: 0 S: 4 H: 1 LOB: 1 BB: 0 P: 4	R: 0 E: 0 K: 1 S: 6 H: 1 LOB: 1 BB: 0 P: 6	R: 0 E: 0 K: 0 S: 3 H: 0 LOB: 0 BB: 0 P: 3	R: 0 E: 0 K: 0 S: 2 H: 0 LOB: 0 BB: 1 P: 6	R: 0 E: 0 K: 0 S: 4 H: 2 LOB: 1 BB: 0 P: 4	R: 0 E: 0 K: 0 S: 3 H: 0 LOB: 1 BB: 1 P: 7	R: 1 E: 0 K: 1 S: 6 H: 1 LOB: 1 BB: 1 P: 10	R: 0 E: 0 K: 1 S: 6 H: 1 LOB: 2 BB: 0 P: 6	R: 0 E: 0 K: 1 S: 6 H: 1 LOB: 1 BB: 0 P: 6	1B: 7 2B: 0 3B: 0 HR: 0 SF: 0 SAC: 0 DP: 0 HBP: 0						

PITCHER		IP	WLS	BF	H	R	ER	SO	BB	IBB	HBP	BLK	WP	HR	S	P	ERA	WHIP
Danny Jackson, L ERA: 3.22	(1, 1)	7.0	W	28	6	1	1	2	3	0	0	0	0	0	29	41	1.29	1.286
Dan Quisenberry, R ERA: 2.29	(8, 1)	2.0	S	7	1	0	0	2	0	0	0	0	0	0	11	11	0.00	0.500

PITCHER	IP	WLS	BF	H	R	ER	SO	BB	IBB	HBP	BLK	WP	HR	S	P	ERA	WHIP

BOTTOM

Kansas City Royals @ California Angels

Anaheim Stadium, Anaheim, CA

Wed Sep 11 1985, 10:05 PM EDT

Att. 32,906 - Unknown

livebaseballscorecards.com

AB	32
R	1
H	7
RBI	1
BB	3
SO	4
LOB	13

Texas Rangers @ California Angels

Anaheim Stadium, Anaheim, CA

Thu Sep 12 1985, 10:05 PM EDT

Att. 19,926 - Unknown

TOP

livebaseballscorecards.com

Batter	1	2	3	4	5	6	7	8	9	AB	R	H	RBI	BB	SO	LOB
Oddibe McDowell, L (1, 8) OBP: 0.312, SLG: 0.444	FC4-6 1B		G3		F8			F8		4	0	1	0	0	0	0
Alan Bannister, R (1, 4) OBP: 0.333, SLG: 0.373	FC4-6 FC6-4 1-2f		HR			K		F4		4	1	1	1	0	1	1
Pete O'Brien, L (1, 3) OBP: 0.329, SLG: 0.432	F8		1B			4-3		2B		4	0	2	0	0	0	1
Ellis Valentine, R (1, 10) OBP: 0.353, SLG: 0.267	FC6-4 1-2f		F7			K		6-3		4	0	0	0	0	1	3
Gary Ward, R (1, 7) OBP: 0.317, SLG: 0.410		K		4-3			HR 1B		K	4	1	1	0	0	2	0
Duane Walker, L (1, 9) OBP: 0.264, SLG: 0.308		L9		4-3			F7		K2-3	4	0	0	0	0	1	1
Don Slaught, R (1, 2) OBP: 0.334, SLG: 0.419		1B		6-3			F7		1B	4	0	2	0	0	0	1
Steve Buechele, R (1, 5) OBP: 0.279, SLG: 0.311		5-3			5-3		1-H HR		G3	3	1	1	2	0	0	1
Bob Jones, L (9, PH) OBP: 0.272, SLG: 0.287										1	0	0	0	0	0	1
Curtis Wilkerson, S (1, 6) OBP: 0.284, SLG: 0.285			K		3-1		L5			3	0	0	0	0	1	0
Inning Stats	R: 0 E: 0 K: 0 S: 4 H: 1 LOB: 1 BB: 0 P: 4	R: 0 E: 0 K: 1 S: 6 H: 1 LOB: 1 BB: 0 P: 6	R: 1 E: 0 K: 1 S: 7 H: 2 LOB: 1 BB: 0 P: 7	R: 0 E: 0 K: 0 S: 3 H: 0 LOB: 0 BB: 0 P: 3	R: 0 E: 0 K: 0 S: 3 H: 0 LOB: 0 BB: 0 P: 3	R: 0 E: 0 K: 2 S: 7 H: 0 LOB: 0 BB: 0 P: 7	R: 2 E: 0 K: 0 S: 5 H: 2 LOB: 0 BB: 0 P: 5	R: 0 E: 0 K: 0 S: 4 H: 1 LOB: 1 BB: 0 P: 4	R: 0 E: 0 K: 2 S: 8 H: 1 LOB: 1 BB: 0 P: 8	1B: 5 2B: 1 3B: 0 HR: 2 SF: 0 SAC: 0 DP: 0 HBP: 0	WP: 0 PB: 0 SB: 0 CS: 0 PA: 35					

	AB	35
	R	3
	H	8
	RBI	3
	BB	0
	SO	6
	LOB	9

PITCHER		IP	WLS	BF	H	R	ER	SO	BB	IBB	HBP	BLK	WP	HR	S	P	ERA	WHIP
Mike Witt, R ERA: 3.15	(1, 1)	7.0	W	27	6	3	3	4	0	0	0	0	0	2	35	35	3.86	0.857
Donnie Moore, R ERA: 1.64	(8, 1)	2.0	S	8	2	0	0	2	0	0	0	0	0	0	12	12	0.00	1.000

PITCHER	IP	WLS	BF	H	R	ER	SO	BB	IBB	HBP	BLK	WP	HR	S	P	ERA	WHIP

Texas Rangers @ California Angels

Anaheim Stadium, Anaheim, CA

Thu Sep 12 1985, 10:05 PM EDT

Att. 19,926 - Unknown

livebaseballscorecards.com

BOTTOM

Batter	1	2	3	4	5	6	7	8	9	AB	R	H	RBI	BB	SO	LOB
Gary Pettis, S (1, 8) OBP: 0.348, SLG: 0.308	G3	6-3			CS 1B		SH FC4-6 2-3	FC6-4 1-2f		4	0	1	0	0	0	2
Rod Carew, L (1, 3) OBP: 0.367, SLG: 0.338	2B 1B		SH3-4 1B		F8 1-2		FC4-6 1-2f 3B 3-H			4	2	2	1	0	0	3
Brian Downing, R (1, 7) OBP: 0.373, SLG: 0.435	K		SH3-4 1-2		F7		F4			3	0	0	0	0	1	3
Ruppert Jones, L (1, 10) OBP: 0.351, SLG: 0.491	1-H 2B		K			1-3	1-H 3B			4	0	2	2	0	1	1
Reggie Jackson, L (1, 9) OBP: 0.354, SLG: 0.472 Jerry Narron, L (8, 2) OBP: 0.283, SLG: 0.375	F7		K			BB 1B	K			4 0	0 0	1 0	0 0	0 0	2 0	4 0
Bobby Grich, R (1, 4) OBP: 0.352, SLG: 0.372		HR	6-3			FC6-4 1-2 BB	K			3	1	1	1	1	1	0
Jack Howell, L (1, 5) OBP: 0.284, SLG: 0.346		SH1-4 1B	4-3			F8	6-3			4	0	1	0	0	0	2
Craig Gerber, L (1, 6) OBP: 0.279, SLG: 0.333		SH1-4 1-2	1B			FC6-4 1-2f	1B 1B			3	1	2	0	0	0	2
Bob Boone, R (1, 2) OBP: 0.298, SLG: 0.304 Devon White, S (7, PR) (8, 9) Daryl Sconiers, L (8, PH) OBP: 0.374, SLG: 0.427 Darrell Miller, R (8, PR) OBP: 0.314, SLG: 0.382 (9, 9)		K	L7				SH FC4-6 2B	FC6-4 1-H 1B		3 0 1 0	0 1 0 0	1 0 1 0	0 0 1 0	0 0 0 0	1 0 0 0	2 0 0 0
Inning Stats	R: 1 E: 0 K: 1 S: 7 H: 2 LOB: 1 BB: 0 P: 7	R: 1 E: 0 K: 1 S: 7 H: 2 LOB: 1 BB: 0 P: 7	R: 0 E: 0 K: 2 S: 8 H: 1 LOB: 1 BB: 0 P: 8	R: 0 E: 0 K: 0 S: 4 H: 1 LOB: 1 BB: 0 P: 4	R: 0 E: 0 K: 0 S: 3 H: 1 LOB: 0 BB: 0 P: 3	R: 0 E: 0 K: 0 S: 4 H: 1 LOB: 2 BB: 1 P: 8	R: 2 E: 0 K: 1 S: 8 H: 2 LOB: 2 BB: 0 P: 8	R: 1 E: 0 K: 1 S: 7 H: 2 LOB: 1 BB: 0 P: 7		1B: 8 2B: 2 3B: 1 HR: 1 SF: 0 SAC: 3 DP: 0 HBP: 0				WP: 0 PB: 0 SB: 0 CS: 1 PA: 37		

	AB	33
	R	5
	H	12
	RBI	5
	BB	1
	SO	6
	LOB	19

PITCHER		IP	WLS	BF	H	R	ER	SO	BB	IBB	HBP	BLK	WP	HR	S	P	ERA	WHIP
Dave Stewart, R ERA: 5.42	(1, 1)	6.0		27	9	3	3	4	1	0	0	0	0	1	34	38	4.50	1.667
Dwayne Henry, R ERA: 2.65	(7, 1)	2.0	L	10	3	2	2	2	0	0	0	0	0	0	14	14	9.00	1.500

PITCHER	IP	WLS	BF	H	R	ER	SO	BB	IBB	HBP	BLK	WP	HR	S	P	ERA	WHIP

Texas Rangers @ California Angels

Anaheim Stadium, Anaheim, CA

Fri Sep 13 1985, 10:05 PM EDT

Att. 25,398 - Unknown

TOP

livebaseballscorecards.com

Batter	1	2	3	4	5	6	7	8	9	AB	R	H	RBI	BB	SO	LOB
Oddibe McDowell, L (1, 8) OBP: 0.314, SLG: 0.444	F8		BBBB 4-0 FC6-4 BB			F3		1B		3	0	1	0	1	0	0
Alan Bannister, R (1, 4) Bob Jones, L (8, PH) Wayne Tolleson, S (8, PR) Toby Harrah, R (8, 6) OBP: 0.323, SLG: 0.360 OBP: 0.279, SLG: 0.295 OBP: 0.373, SLG: 0.419 OBP: 0.434, SLG: 0.388	F6		0-0 FC6-4 1-2f			F9		1-3 1B		3 1 0 0	0 0 0 0	0 1 0 0	0 0 0 0	0 0 0 0	0 0 0 0	1 0 0 0
Pete O'Brien, L (1, 3) OBP: 0.330, SLG: 0.430	BBBB 4-0 BB			BBBB 4-0 G5-4-3 BB		F3		F7		2	0	0	0	2	0	2
Ellis Valentine, R (1, 10) OBP: 0.286, SLG: 0.211	SSS 0-3 K			G5-4-3 1-2f			F7		F5	4	0	0	0	0	1	2
Gary Ward, R (1, 7) OBP: 0.317, SLG: 0.411		1-3		2B			F8		F9	4	0	1	0	0	0	0
Don Slaught, R (1, 2) OBP: 0.337, SLG: 0.423		F8		F8			2B		1B	4	0	2	0	0	0	1
Duane Walker, L (1, 9) OBP: 0.258, SLG: 0.300		G3			F3		F7		4-3	4	0	0	0	0	0	2
Steve Buechele, R (1, 5) (8, 4) OBP: 0.274, SLG: 0.305			6-3		F5			1-3		3	0	0	0	0	0	0
Curtis Wilkerson, S (1, 6) OBP: 0.283, SLG: 0.283 Bill Stein, R (8, PH) (8, 5) OBP: 0.264, SLG: 0.329			SSS 0-3 K		4-3			F8		2 1	0 0	0 0	0 0	0 0	1 0	0 0
AB 31 **R** 0 **H** 5 **RBI** 0 **BB** 3 **SO** 2 **LOB** 8																
Inning Stats	R: 0 H: 0 E: 0 LOB: 1 K: 1 BB: 1 S: 5 P: 9	R: 0 H: 0 E: 0 LOB: 0 K: 0 BB: 0 S: 3 P: 3	R: 0 H: 0 E: 0 LOB: 1 K: 1 BB: 1 S: 5 P: 9	R: 0 H: 1 E: 0 LOB: 1 K: 0 BB: 1 S: 3 P: 7	R: 0 H: 0 E: 0 LOB: 0 K: 0 BB: 0 S: 3 P: 3	R: 0 H: 0 E: 0 LOB: 0 K: 0 BB: 0 S: 3 P: 3	R: 0 H: 1 E: 0 LOB: 1 K: 0 BB: 0 S: 4 P: 4	R: 0 H: 2 E: 0 LOB: 2 K: 0 BB: 0 S: 5 P: 5	R: 0 H: 1 E: 0 LOB: 1 K: 0 BB: 0 S: 4 P: 4	1B: 3 SF: 0 2B: 2 SAC: 0 3B: 0 DP: 1 HR: 0 HBP: 0						
WP: 0 PA: 34 PB: 0 SB: 0 CS: 0																

PITCHER		IP	WLS	BF	H	R	ER	SO	BB	IBB	HBP	BLK	WP	HR	S	P	ERA	WHIP
Don Sutton, R ERA: 3.75	(1, 1)	7.0	W	25	2	0	0	2	3	0	0	0	0	0	26	38	0.00	0.714
Stu Cliburn, R ERA: 1.78	(8, 1)	1.0		5	2	0	0	0	0	0	0	0	0	0	5	5	0.00	2.000
Donnie Moore, R ERA: 1.62	(9, 1)	1.0	S	4	1	0	0	0	0	0	0	0	0	0	4	4	0.00	1.000

PITCHER	IP	WLS	BF	H	R	ER	SO	BB	IBB	HBP	BLK	WP	HR	S	P	ERA	WHIP

Batter	1	2	3	4	5	6	7	8	9	AB	R	H	RBI	BB	SO	LOB
Gary Pettis, S (1, 8) OBP: 0.345, SLG: 0.305	4-3		F3		F3		L3-6 2-3			4	0	0	0	0	0	1
Ruppert Jones, L (1, 10) OBP: 0.348, SLG: 0.486	F9		F7			K		4-3		4	0	0	0	0	1	0
Rod Carew, L (1, 3) OBP: 0.368, SLG: 0.345	1-3			HR 3B		BB PB 1B		1-3		4	1	2	0	0	0	0
Reggie Jackson, L (1, 9) OBP: 0.356, SLG: 0.480		F3		3-H HR		4-0 1-2 BB		K		2	1	1	2	1	0	0
Darrell Miller, R (6, PR) (7, 9) OBP: 0.306, SLG: 0.371										1	0	0	0	0	1	0
Brian Downing, R (1, 7) OBP: 0.375, SLG: 0.434		1B HBP		F9		4-0 1-2 2-3 BB				1	0	0	0	1	0	0
Devon White, S (8, 7)										0	0	0	0	0	0	0
Doug DeCinces, R (1, 5) OBP: 0.322, SLG: 0.418		1-2 1B		K		F8				3	0	1	0	0	1	3
Bobby Grich, R (1, 4) OBP: 0.349, SLG: 0.369		F7		F9		F9				3	0	0	0	0	0	5
Dick Schofield, R (1, 6) OBP: 0.280, SLG: 0.329		F4			G5-4-3 1B		K L3-6 S			3	0	1	0	0	1	2
Bob Boone, R (1, 2) OBP: 0.296, SLG: 0.302			F5		G5-4-3 1-2f		K 1-2			3	0	0	0	0	1	2
Inning Stats	R: 0 E: 0 K: 0 S: 3 H: 0 LOB: 0 BB: 0 P: 3	R: 0 E: 0 K: 0 S: 4 H: 1 LOB: 2 BB: 0 P: 5	R: 0 E: 0 K: 0 S: 3 H: 0 LOB: 0 BB: 0 P: 3	R: 2 E: 0 K: 1 S: 7 H: 2 LOB: 0 BB: 0 P: 7	R: 0 E: 0 K: 0 S: 3 H: 1 LOB: 0 BB: 0 P: 3	R: 0 E: 0 K: 1 S: 6 H: 1 LOB: 3 BB: 2 P: 14	R: 0 E: 0 K: 2 S: 7 H: 0 LOB: 0 BB: 0 P: 7	R: 0 E: 0 K: 1 S: 5 H: 0 LOB: 0 BB: 0 P: 5		1B: 3 2B: 1 3B: 1 HR: 1 SF: 0 SAC: 0 DP: 2 HBP: 1						

PITCHER	IP	WLS	BF	H	R	ER	SO	BB	IBB	HBP	BLK	WP	HR	S	P	ERA	WHIP
Charlie Hough, R (1, 1) ERA: 3.27	8.0	L	31	5	2	2	5	2	0	1	0	0	1	38	47	2.25	0.875

PITCHER	IP	WLS	BF	H	R	ER	SO	BB	IBB	HBP	BLK	WP	HR	S	P	ERA	WHIP

BOTTOM

Texas Rangers @ California Angels

Anaheim Stadium, Anaheim, CA

Fri Sep 13 1985, 10:05 PM EDT

Att. 25,398 - Unknown

livebaseballscorecards.com

AB	28
R	2
H	5
RBI	2
BB	2
SO	5
LOB	13

WP: 0 PA: 31
PB: 2
SB: 1
CS: 0

Texas Rangers @ California Angels

Anaheim Stadium, Anaheim, CA

Sat Sep 14 1985, 10:05 PM EDT

Att. 29,988 - Unknown

TOP

Batter	1	2	3	4	5	6	7	8	9	AB	R	H	RBI	BB	SO	LOB
Oddibe McDowell, L (1, 8) OBP: 0.313, SLG: 0.440	S S S 0-3 ① K		x 0-0 ② SH5-3 2-3		x 0-0 ① L8		B B B B 4-0 BB	x 0-0 ③ L4		3	0	0	0	1	1	1
Alan Bannister, R (1, 4) OBP: 0.327, SLG: 0.356	x 0-0 ② F4		x 0-0 ③ F8		B B B B 4-0 FC4-6 BB		x 0-0 ② F8		x 0-0 F8 BB 1B 1B	4	1	1	0	1	0	2
Don Slaught, R (1, 2) OBP: 0.331, SLG: 0.416	S S S 0-3 ③ K			x 0-0 ① F8	S S S 0-3 ② K		x 0-0 ③ L8		x 0-0 ① F4	5	0	0	0	0	2	3
Larry Parrish, R (1, 10) OBP: 0.318, SLG: 0.420 Wayne Tolleson, S (8, PR) OBP: 0.375, SLG: 0.419		x 0-0 G4-6-3 1B		x 0-0 1B 1B 1B 1B	x 0-0 ③ FC4-6 1-2f			x 0-0 F9 E 2B	B B B B 4-0 F8 1-2 1B BB	4	1	3	0	0	0	1
										0	2	0	0	1	0	0
Gary Ward, R (1, 7) OBP: 0.316, SLG: 0.414		x 0-0 ① ② G4-6-3 1-2f		S S S 0-3 ② K		x 0-0 HR		x 0-0 ① F9 2-3	x 0-0 ② F8 1-2 2-3	5	1	1	1	0	1	5
Bill Stein, R (1, 3) OBP: 0.284, SLG: 0.361 Pete O'Brien, L (6, PH) OBP: 0.332, SLG: 0.431 (6, 3)		x 0-0 2B		x 0-0 1B 1B 1-2 1B		x 0-0 ① F8		B B B B 4-0 4-3 E 2B BB	x 0-0 1B PO 2-H 3-H 1B	2	1	2	0	0	0	0
										2	1	1	2	1	0	0
Steve Buechele, R (1, 5) OBP: 0.277, SLG: 0.308		x 0-0 ③ G1-6-3		x 0-0 1B 1-2 2-3 1B		x 0-0 ② F8		x 0-0 E5 4-3 1-2 2B 3-H	x 0-0 1-3 1B	5	1	2	1	0	0	3
George Wright, S (1, 9) OBP: 0.246, SLG: 0.249			x 0-0 SH5-3 2B	x 0-0 1-2 2-H 3-H 1B		x 0-0 ③ G3		x 0-0 ② 4-3 1-2 2-3	0-0 ③ PO 3-H	4	0	2	2	0	0	2
Curtis Wilkerson, S (1, 6) OBP: 0.282, SLG: 0.286			x 0-0 ① 1-3	x 0-0 ③ F9			x 0-0 ① B1-3	x 0-0 2-H 3-H 2B		4	0	1	2	0	0	3
Inning Stats	R: 0 E: 0 K: 2 S: 7 H: 0 LOB: 0 BB: 0 P: 7	R: 0 E: 0 K: 0 S: 4 H: 2 LOB: 1 BB: 0 P: 4	R: 0 E: 0 K: 0 S: 4 H: 1 LOB: 1 BB: 0 P: 4	R: 2 E: 0 K: 1 S: 9 H: 4 LOB: 2 BB: 0 P: 9	R: 0 E: 0 K: 1 S: 5 H: 0 LOB: 1 BB: 1 P: 9	R: 1 E: 0 K: 0 S: 4 H: 1 LOB: 0 BB: 0 P: 4	R: 0 E: 0 K: 0 S: 3 H: 0 LOB: 1 BB: 1 P: 7	R: 3 E: 1 K: 0 S: 6 H: 2 LOB: 1 BB: 1 P: 10	R: 2 E: 0 K: 0 S: 5 H: 3 LOB: 1 BB: 1 P: 9	1B: 8 2B: 4 3B: 0 HR: 1 SF: 0 SAC: 1 DP: 1 HBP: 0							

PITCHER		IP	WLS	BF	H	R	ER	SO	BB	IBB	HBP	BLK	WP	HR	S	P	ERA	WHIP
John Candelaria, L ERA: 3.95	(1, 1)	5.0		22	7	2	2	4	1	0	0	0	0	0	29	33	3.60	1.600
Jim Slaton, R ERA: 4.21	(6, 1)	2.1		10	2	3	3	0	1	0	0	0	0	1	9	13	11.57	1.286
Doug Corbett, R ERA: 5.23	(8, 1)	0.2	L	5	1	1	1	0	1	0	0	0	0	0	4	8	13.50	3.000
Dave Smith, R ERA: 7.2	(9, 1)	0.2		4	1	2	2	0	1	0	0	0	0	0	3	7	27.00	3.000
Al Holland, L ERA: 2.98	(9, 1)	0.1		2	2	0	0	0	0	0	0	0	0	0	2	2	0.00	6.000

PITCHER	IP	WLS	BF	H	R	ER	SO	BB	IBB	HBP	BLK	WP	HR	S	P	ERA	WHIP

AB	38
R	8
H	13
RBI	8
BB	4
SO	4
LOB	20

1B: 8 SF: 0
2B: 4 SAC: 1
3B: 0 DP: 1
HR: 1 HBP: 0

WP: 0 PA: 44
PB: 0
SB: 0
CS: 0

livebaseballscorecards.com

Texas Rangers @ California Angels

Anaheim Stadium, Anaheim, CA

Sat Sep 14 1985, 10:05 PM EDT

Att. 29,988 - Unknown

BOTTOM

Batter	1	2	3	4	5	6	7	8	9	AB	R	H	RBI	BB	SO	LOB
Gary Pettis, S (1, 8) OBP: 0.348, SLG: 0.322	K		1-H 1B 3B		4-3 1B 2B	F8			2B 3B	5	3	3	1	0	1	1
Ruppert Jones, L (1, 10) OBP: 0.349, SLG: 0.486	3-1		3-H 1B		6-3		K		FC4-6 2B 3-H	2	0	1	1	0	0	0
Juan Beniquez, R (5, PH) OBP: 0.355, SLG: 0.403										3	0	1	1	0	1	1
Rod Carew, L (1, 3) OBP: 0.368, SLG: 0.344	3-1		F8		4-3 2-3		1B		FC4-6 BB	4	0	1	0	1	0	2
Reggie Jackson, L (1, 9) OBP: 0.357, SLG: 0.479		E BB	K		BB 3-H 1B		K		FC4-6 FC6-4 1-2f 2-3	3	0	1	1	1	2	2
Darrell Miller, R (8, 9) OBP: 0.306, SLG: 0.371										0	0	0	0	0	0	0
Daryl Sconiers, L (9, PH) OBP: 0.370, SLG: 0.421										1	0	0	0	0	0	2
Devon White, S (9, PR)										0	0	0	0	0	0	0
Brian Downing, R (1, 7) OBP: 0.373, SLG: 0.430		F5		5-3	BB 1-2		5-3		FC6-4 1-2f	4	0	0	0	1	0	4
Doug DeCinces, R (1, 5) OBP: 0.321, SLG: 0.415		E5 G5-4-3 1-2		E BB	F5			K		3	0	0	0	1	1	3
Bobby Grich, R (1, 4) OBP: 0.346, SLG: 0.365		G5-4-3 1-2f		L5 1-2		E4		G5-6-3		4	0	0	0	0	0	3
Jerry Narron, L (1, 2) OBP: 0.286, SLG: 0.372			FC1-6 BB	4-3		F8		4-3		1	0	0	0	1	0	1
Bob Boone, R (6, 2) OBP: 0.295, SLG: 0.301										2	0	0	0	0	0	1
Dick Schofield, R (1, 6) OBP: 0.279, SLG: 0.331			FC1-6 1-2f 3B		E7 2B	5-3			5-3	4	2	1	0	0	0	2

	AB	36
	R	5
	H	8
	RBI	4
	BB	5
	SO	5
	LOB	22

livebaseballscorecards.com

Inning Stats	1	2	3	4	5	6	7	8	9
	R: 0 H: 0 E: 0 LOB: 0 K: 1 BB: 0 S: 5 P: 5	R: 0 H: 0 E: 1 LOB: 1 K: 0 BB: 1 S: 3 P: 7	R: 2 H: 2 E: 0 LOB: 1 K: 1 BB: 1 S: 7 P: 11	R: 0 H: 0 E: 1 LOB: 1 K: 0 BB: 1 S: 3 P: 7	R: 2 H: 3 E: 1 LOB: 2 K: 0 BB: 1 S: 6 P: 10	R: 0 H: 0 E: 1 LOB: 1 K: 0 BB: 0 S: 4 P: 4	R: 0 H: 1 E: 0 LOB: 1 K: 2 BB: 0 S: 8 P: 8	R: 0 H: 0 E: 0 LOB: 0 K: 1 BB: 0 S: 5 P: 5	R: 1 H: 2 E: 0 LOB: 2 K: 0 BB: 1 S: 5 P: 9

| | | | | | | | | | |

Batter	1	2	3	4	5	6	7	8	9	AB	R	H	RBI	BB	SO	LOB
Oddibe McDowell, L (1, 8) OBP: 0.313, SLG: 0.439 Gary Ward, R (7, PH) OBP: 0.317, SLG: 0.416 (7, 7)	L8		FC4-6 1B		1-3		9-3 1-3 1B			3 1	0 0	1 1	0 0	0 0	0 0	1 0
Wayne Tolleson, S (1, 6) OBP: 0.370, SLG: 0.412	4-3		FC4-6 1-2f			K	9-3 1-2f			4	0	0	0	0	1	3
Pete O'Brien, L (1, 3) OBP: 0.333, SLG: 0.431	FC5-4 1B		F8			HR 1B		4-3		4	1	2	0	0	0	1
Larry Parrish, R (1, 10) OBP: 0.321, SLG: 0.432	FC5-4 1-2f			G6-4-3 1B		1-H HR		4-3		4	1	2	2	0	0	1
George Wright, S (1, 9) OBP: 0.243, SLG: 0.246 (7, 8)		1-3		G6-4-3 1-2f		K		3-1		4	0	0	0	0	1	1
Duane Walker, L (1, 7) OBP: 0.258, SLG: 0.317 (7, 9)		F7		F9		HR			F6	4	1	1	1	0	0	0
Geno Petralli, L (1, 2) OBP: 0.300, SLG: 0.258		1B			F8	K			1B 2B	4	1	2	0	0	1	0
Steve Buechele, R (1, 5) OBP: 0.277, SLG: 0.307		F2			F9	F3			2-H 1B	4	0	1	1	0	0	1
Curtis Wilkerson, S (1, 4) OBP: 0.285, SLG: 0.296			G3		3B	1B			K	4	0	2	0	0	1	0
Inning Stats	R: 0 E: 0 K: 0 S: 4 H: 1 LOB: 1 BB: 0 P: 4	R: 0 E: 0 K: 0 S: 4 H: 1 LOB: 1 BB: 0 P: 4	R: 0 E: 0 K: 0 S: 4 H: 1 LOB: 1 BB: 0 P: 4	R: 0 E: 0 K: 0 S: 3 H: 1 LOB: 0 BB: 0 P: 3	R: 0 E: 0 K: 0 S: 4 H: 1 LOB: 1 BB: 0 P: 4	R: 3 E: 0 K: 3 S: 12 H: 3 LOB: 0 BB: 0 P: 12	R: 0 E: 0 K: 0 S: 4 H: 2 LOB: 1 BB: 0 P: 4	R: 0 E: 0 K: 0 S: 3 H: 0 LOB: 0 BB: 0 P: 3	R: 1 E: 0 K: 1 S: 6 H: 2 LOB: 0 BB: 0 P: 6	1B: 8 2B: 2 3B: 1 HR: 2 SF: 0 SAC: 0 DP: 2 HBP: 0						

PITCHER		IP	WLS	BF	H	R	ER	SO	BB	IBB	HBP	BLK	WP	HR	S	P	ERA	WHIP
Kirk McCaskill, R ERA: 4.92	(1, 1)	6.1	W	27	9	3	3	3	0	0	0	0	0	2	33	33	4.26	1.421
Stu Cliburn, R ERA: 1.83	(7, 1)	2.2	S	9	3	1	1	1	0	0	0	0	0	0	11	11	3.38	1.125

PITCHER	IP	WLS	BF	H	R	ER	SO	BB	IBB	HBP	BLK	WP	HR	S	P	ERA	WHIP

TOP

Texas Rangers @ California Angels

Anaheim Stadium, Anaheim, CA

Sun Sep 15 1985, 6:33 AM EDT

Att. 30,177 - Unknown

livebaseballscorecards.com

AB	36
R	4
H	12
RBI	4
BB	0
SO	4
LOB	8

WP: 0	PA: 36								
PB: 0									
SB: 0									
CS: 0									

Batter	1	2	3	4	5	6	7	8	9	AB	R	H	RBI	BB	SO	LOB
Gary Pettis, S (1, 8) OBP: 0.355, SLG: 0.329	PB S HR 1B	2B		L4 ②		BBBB F9 S 1B BB	BBBB BB 1B 1-2 BB	1B 1B 3-H 1B		4	3	3	1	2	0	1
Ruppert Jones, L (1, 9) Juan Beniquez, R (7, PH) (8, 9) Darrell Miller, R (9, 9) OBP: 0.348, SLG: 0.482 OBP: 0.358, SLG: 0.407 OBP: 0.306, SLG: 0.371	SSS K ① 1-3	L3 ③		BBBB FC6-4 BB		F3 ① 1-2	1B 1-2 2-H	1B 1B 1-2		3 2 0	0 1 0	0 2 0	0 1 0	1 0 0	1 0 0	3 0 0
Rod Carew, L (1, 3) OBP: 0.368, SLG: 0.342	FC HR		4-3 ①	FC6-4 ③ 1-2f		F9 ② 2-3	BBBB FC6-4 BB 1-2 2-3	1B 1-3 2-H 1B		5	1	1	1	1	0	4
Reggie Jackson, L (1, 10) OBP: 0.359, SLG: 0.485	1-H 3-H HR		F7 ②		F5 ①	1B IBB	FC6-4 ③ 1-2f	1B 1-3 3-H 1B		5	1	2	4	1	0	3
Brian Downing, R (1, 7) Devon White, S (8, PR) (9, 7) OBP: 0.379, SLG: 0.435	F9 2B		BBBB BB		BBBB S 1B BB	1-2 3-H 1B		HR BB K		2 1	1 1	2 0	1 0	3 0	0 1	0 2
Doug DeCinces, R (1, 5) OBP: 0.319, SLG: 0.420	F9 ② 2-3	F3 ③			SSS K ②	F8 ③		1-H HR		5	1	1	2	0	1	5
Bobby Grich, R (1, 4) OBP: 0.349, SLG: 0.364	SSS K ③			BBBB 2B BB	I I I 1B 1-2 IBB		H F9 ①	1-0 G5-4-3 BB 1B HBP		2	2	0	0	2	1	1
Dick Schofield, R (1, 6) OBP: 0.281, SLG: 0.330		SSS K ①		SSS K ①	1-2 2-H 1B		SSS K ②	BBBB G5-4-3 1-2 BB		4	0	1	1	1	3	1
Bob Boone, R (1, 2) OBP: 0.296, SLG: 0.304		F3 ②		1-H 2B	F9 ③		BB 1B 1B	G5-4-3 ① ② 1-2f 2-3		5	1	2	1	0	0	4
Inning Stats	R: 3 E: 0 K: 2 S: 11 H: 3 LOB: 1 BB: 0 P: 11	R: 0 E: 0 K: 1 S: 6 H: 1 LOB: 1 BB: 0 P: 6	R: 0 E: 0 K: 0 S: 3 H: 0 LOB: 1 BB: 1 P: 7	R: 1 E: 0 K: 1 S: 6 H: 1 LOB: 2 BB: 2 P: 14	R: 1 E: 0 K: 1 S: 6 H: 1 LOB: 2 BB: 2 P: 14	R: 1 E: 0 K: 0 S: 4 H: 1 LOB: 2 BB: 2 P: 12	R: 1 E: 0 K: 1 S: 7 H: 2 LOB: 3 BB: 2 P: 15	R: 5 E: 0 K: 1 S: 9 H: 5 LOB: 2 BB: 2 P: 18		1B: 9 2B: 3 3B: 0 HR: 2	SF: 0 SAC: 0 DP: 1 HBP: 1					

Texas Rangers @ California Angels

Anaheim Stadium, Anaheim, CA

Sun Sep 15 1985, 6:33 AM EDT

Att. 30,177 - Unknown

BOTTOM

livebaseballscorecards.com

AB	38
R	12
H	14
RBI	12
BB	11
SO	7
LOB	24

WP: 0 PB: 1 SB: 3 CS: 0 PA: 50

PITCHER		IP	WLS	BF	H	R	ER	SO	BB	IBB	HBP	BLK	WP	HR	S	P	ERA	WHIP
Jose Guzman, R ERA: 7.2	(1, 1)	5.0	L	27	6	5	5	5	4	1	0	0	0	1	32	52	9.00	2.000
Bob Sebra, R ERA: 9.0	(6, 1)	1.2		10	2	2	2	1	2	1	0	0	0	0	9	21	10.80	2.400
Chris Welsh, L ERA: 4.13	(7, 1)	0.1		3	1	0	0	0	1	0	0	0	0	0	2	6	0.00	6.000
Glen Cook, R ERA: 8.76	(8, 1)	0.2		9	5	5	5	0	2	0	1	0	0	1	6	15	67.50	10.500
Rick Surhoff, R ERA: 2.7	(8, 1)	0.1		1	0	0	0	1	0	0	0	0	0	0	3	3	0.00	0.000

PITCHER	IP	WLS	BF	H	R	ER	SO	BB	IBB	HBP	BLK	WP	HR	S	P	ERA	WHIP

California Angels @ Chicago White Sox

Comiskey Park, Chicago, IL

Tue Sep 17 1985, 8:05 PM EDT

Att. 12,091 - Unknown

TOP

livebaseballscorecards.com

Batter	1	2	3	4	5	6	7	8	9	AB	R	H	RBI	BB	SO	LOB
Rod Carew, L (1, 3) OBP: 0.369, SLG: 0.344	0-0 1B CS 1B		0-0 G4-6-3 1-2 1B		0-0 F7			0-0 G3		4	0	2	0	0	0	1
Juan Beniquez, R (1, 9) OBP: 0.357, SLG: 0.408	0-3 K		0-0 G4-6-3 1-2f			0-3 K		0-0 1B 2B		4	1	1	0	0	2	3
Doug DeCinces, R (1, 5) OBP: 0.321, SLG: 0.421	0-0 1-3 1B			0-0 6-3		0-3 K		0-0 2-H 1B		4	0	2	1	0	1	0
Bobby Grich, R (1, 4) OBP: 0.348, SLG: 0.361	0-3 K 3-H			4-0 BB		0-0 G3		0-0 F9		3	0	0	0	1	1	3
Brian Downing, R (1, 7) OBP: 0.378, SLG: 0.440		0-3 K		0-0 F8			0-0 HR		0-0 6-3	4	1	1	1	0	1	1
Reggie Jackson, L (1, 10) OBP: 0.356, SLG: 0.481		0-3 K		0-3 K			0-3 K		0-0 F7	4	0	0	0	0	3	1
Gary Pettis, S (1, 8) OBP: 0.354, SLG: 0.326		0-0 6-3			0-3 K		0-3 K		4-0 BB	3	0	0	0	1	2	0
Bob Boone, R (1, 2) OBP: 0.300, SLG: 0.309			0-0 1B 1B		0-0 1B		0-0 F4		0-0 1-2 1B	4	0	3	0	0	0	0
Dick Schofield, R (1, 6) OBP: 0.279, SLG: 0.328			0-0 F7		0-0 F8			0-0 F9	0-3 K	2	0	0	0	0	0	2
Ruppert Jones, L (8, PH) OBP: 0.347, SLG: 0.481										1	0	0	0	0	0	0
Craig Gerber, L (8, 6) OBP: 0.279, SLG: 0.333										0	0	0	0	0	0	0
Daryl Sconiers, L (9, PH) OBP: 0.366, SLG: 0.416										1	0	0	0	0	1	2
Inning Stats	R: 0 E: 0 K: 2 S: 8 H: 2 LOB: 2 BB: 0 P: 8	R: 0 E: 0 K: 2 S: 7 H: 0 LOB: 0 BB: 0 P: 7	R: 0 E: 0 K: 0 S: 4 H: 2 LOB: 1 BB: 0 P: 4	R: 0 E: 0 K: 1 S: 5 H: 0 LOB: 1 BB: 1 P: 9	R: 0 E: 0 K: 1 S: 6 H: 1 LOB: 1 BB: 0 P: 6	R: 0 E: 0 K: 2 S: 7 H: 0 LOB: 0 BB: 0 P: 7	R: 1 E: 0 K: 2 S: 8 H: 1 LOB: 0 BB: 0 P: 8	R: 1 E: 0 K: 0 S: 5 H: 2 LOB: 1 BB: 0 P: 5	R: 0 E: 0 K: 1 S: 6 H: 1 LOB: 2 BB: 1 P: 10	1B: 7 2B: 2 3B: 0 HR: 1 SF: 0 SAC: 0 DP: 2 HBP: 0	WP: 0 PB: 0 SB: 0 CS: 1 PA: 36					

	AB	34
	R	2
	H	9
	RBI	2
	BB	2
	SO	11
	LOB	13

PITCHER		IP	WLS	BF	H	R	ER	SO	BB	IBB	HBP	BLK	WP	HR	S	P	ERA	WHIP
Britt Burns, L ERA: 3.46	(1, 1)	6.2	W	25	6	1	1	10	1	0	0	0	0	1	44	48	1.35	1.050
Bob James, R ERA: 2.16	(7, 1)	2.1	S	11	3	1	1	1	1	0	0	0	0	0	12	16	3.86	1.714

PITCHER	IP	WLS	BF	H	R	ER	SO	BB	IBB	HBP	BLK	WP	HR	S	P	ERA	WHIP

Batter	1	2	3	4	5	6	7	8	9	AB	R	H	RBI	BB	SO	LOB
Rudy Law, L (1, 7) OBP: 0.306, SLG: 0.363	BBBB 4-0 G3 1B BB	x 0-0 ② SF8 3-H			x 0-0 E6 B2-3		BBBB 4-0 1B HR BB			1	2	0	1	2	0	0
Bryan Little, S (1, 4) OBP: 0.368, SLG: 0.364	x 0-0 ① G3 1-2	x 0-0 ③ 4-3			x 0-0 ② B2-3 2-3		x 0-0 HR 1-2 1B			4	1	1	0	0	0	3
Harold Baines, L (1, 9) OBP: 0.354, SLG: 0.471	x 0-0 F7 2-H 1B		x 0-0 ① L6		x 0-0 ③ 4-3		x 0-0 1-H 2-H HR			4	1	2	4	0	0	1
Greg Walker, L (1, 3) OBP: 0.309, SLG: 0.441	x 0-0 ② F7 1-2		x 0-0 ② 4-3			SSS 0-3 ① K	SSS 0-3 ③ K			4	0	0	0	0	2	1
Carlton Fisk, R (1, 2) OBP: 0.324, SLG: 0.509	IIII 4-0 IBB		SSS 0-3 ③ K			x 0-0 ② 3-1		x 0-0 ① 6-3		3	0	0	0	1	1	0
Ron Kittle, R (1, 10) OBP: 0.298, SLG: 0.441	x 0-0 ③ F7			x 0-0 4-3 1B		x 0-0 2B		x 0-0 ② 6-3		4	0	2	0	0	0	2
Daryl Boston, L (1, 8) OBP: 0.276, SLG: 0.338		x 0-0 E1 S SF8 1B		x 0-0 ①② 4-3 1-2f		x 0-0 ③ F5		x 0-0 ③ G3		4	1	1	0	0	0	2
Ozzie Guillen, L (1, 6) OBP: 0.286, SLG: 0.345		x 0-0 ① B2		x 0-0 ③ F9			SSS 0-3 ① K			3	0	0	0	0	1	1
Tim Hulett, R (1, 5) OBP: 0.323, SLG: 0.360		BBBB 4-0 2-3 BB			x 0-0 ① 4-3		SSS 0-3 ② K			2	0	0	0	1	1	0
Inning Stats	R: 1 H: 1 E: 0 LOB: 2 K: 0 BB: 2 S: 4 P: 12	R: 1 H: 1 E: 1 LOB: 1 K: 0 BB: 1 S: 4 P: 8	R: 0 H: 0 E: 0 LOB: 0 K: 1 BB: 0 S: 5 P: 5	R: 0 H: 1 E: 0 LOB: 0 K: 0 BB: 0 S: 3 P: 3	R: 0 H: 0 E: 1 LOB: 1 K: 0 BB: 0 S: 4 P: 4	R: 0 H: 1 E: 0 LOB: 1 K: 1 BB: 0 S: 6 P: 6	R: 3 H: 2 E: 0 LOB: 0 K: 3 BB: 1 S: 11 P: 15	R: 0 H: 0 E: 0 LOB: 0 K: 0 BB: 0 S: 3 P: 3		1B: 4 SF: 1 2B: 2 SAC: 0 3B: 0 DP: 1 HR: 1 HBP: 0						

PITCHER		IP	WLS	BF	H	R	ER	SO	BB	IBB	HBP	BLK	WP	HR	S	P	ERA	WHIP
Mike Witt, R ERA: 3.18	(1, 1)	6.2	L	29	5	4	3	4	3	1	0	0	0	0	33	49	4.05	1.200
Stu Cliburn, R ERA: 1.9	(7, 1)	1.1		5	1	1	1	1	0	0	0	0	0	1	7	7	6.75	0.750

PITCHER	IP	WLS	BF	H	R	ER	SO	BB	IBB	HBP	BLK	WP	HR	S	P	ERA	WHIP

BOTTOM

California Angels @ Chicago White Sox

Comiskey Park, Chicago, IL

Tue Sep 17 1985, 8:05 PM EDT

Att. 12,091 - Unknown

livebaseballscorecards.com

AB	29
R	5
H	6
RBI	5
BB	4
SO	5
LOB	10

Batter	1	2	3	4	5	6	7	8	9	AB	R	H	RBI	BB	SO	LOB
Gary Pettis, S (1, 8) OBP: 0.356, SLG: 0.329	F7	1-2 2-3 3-H 1B		K 1-2		S 1B		FC1-2 1-3 1B	FC6-4 1-2f	6	2	3	1	0	1	2
Daryl Sconiers, L (1, 3) OBP: 0.361, SLG: 0.407	4-3	F7		G3		1-3 1-H 1B		FC1-2 1B IBB		4	0	1	1	0	0	4
Juan Beniquez, R (8, PH) OBP: 0.357, SLG: 0.408										0	0	0	0	0	0	0
Rod Carew, L (8, PH) OBP: 0.370, SLG: 0.344										0	1	0	0	1	0	0
Craig Gerber, L (8, 5) OBP: 0.279, SLG: 0.333										0	0	0	0	0	0	0
Brian Downing, R (1, 7) OBP: 0.378, SLG: 0.446	F7		WP 1B G5-4-3 1B		HR	1-3 2-3		FC1-2 1-2 1B 2-3 3-Hf		5	3	2	1	0	0	4
Devon White, S (8, 7)										0	0	0	0	0	0	0
Reggie Jackson, L (1, 10) OBP: 0.361, SLG: 0.482		1B CS BB HBP	G5-4-3 1-2 1B		BB BB	4-3		1B 1-3 2-H 3-H 1B		3	1	2	2	1	0	1
Doug DeCinces, R (1, 5) OBP: 0.318, SLG: 0.416	F5	G5-4-3 1-2f 2-H		F4			5-3	1-3 3-H 1B		4	0	0	0	0	0	3
Rob Wilfong, L (7, 4) OBP: 0.240, SLG: 0.259										1	0	1	1	0	0	0
Ruppert Jones, L (1, 9) OBP: 0.343, SLG: 0.474	K	3-1		K			4-3	G3		5	0	0	0	0	2	4
Darrell Miller, R (8, 9) OBP: 0.306, SLG: 0.371										0	0	0	0	0	0	0
Bobby Grich, R (1, 4) OBP: 0.351, SLG: 0.361	BB 1B 1-2 1B BB			SH1-3 1B 1B	BB 1-2 BB		K		K	3	2	1	0	2	2	0
(7, 5)																
(8, 3)																
Bob Boone, R (1, 2) OBP: 0.302, SLG: 0.309	1B BB 1-2 2-3 1B			SH1-3 1-2	F7			5-3	FC6-4 BB	3	0	1	0	1	0	2
Dick Schofield, R (1, 6) OBP: 0.283, SLG: 0.330	1B 1-2 2-3 3-H BB			S 2-H 1B		K		1B FC1-2 1B	F6	4	0	2	2	1	1	1
Inning Stats	R: 0 E: 0 K: 0 S: 3 H: 0 LOB: 0 BB: 0 P: 3	R: 2 E: 0 K: 1 S: 7 H: 2 LOB: 3 BB: 2 P: 16	R: 1 E: 0 K: 0 S: 4 H: 2 LOB: 0 BB: 0 P: 4	R: 1 E: 0 K: 1 S: 7 H: 2 LOB: 1 BB: 0 P: 7	R: 1 E: 0 K: 1 S: 6 H: 1 LOB: 2 BB: 2 P: 14	R: 1 E: 0 K: 1 S: 7 H: 2 LOB: 1 BB: 0 P: 7	R: 0 E: 0 K: 1 S: 5 H: 0 LOB: 0 BB: 0 P: 5	R: 3 E: 0 K: 0 S: 7 H: 4 LOB: 2 BB: 1 P: 11	R: 0 E: 0 K: 1 S: 5 H: 0 LOB: 1 BB: 1 P: 9	1B: 12 2B: 0 3B: 0 HR: 1 SF: 0 SAC: 1 DP: 1 HBP: 1						

TOP

California Angels @ Chicago White Sox

Comiskey Park, Chicago, IL

Wed Sep 18 1985, 8:05 PM EDT

Att. 13,232 - Unknown

livebaseballscorecards.com

AB	38
R	9
H	13
RBI	8
BB	6
SO	6
LOB	21

WP: 1 PA: 46
PB: 0
SB: 2
CS: 1

PITCHER		IP	WLS	BF	H	R	ER	SO	BB	IBB	HBP	BLK	WP	HR	S	P	ERA	WHIP
Gene Nelson, R ERA: 4.32	(1, 1)	3.1	L	18	6	4	2	1	2	0	1	0	1	0	17	26	5.40	2.400
Jerry Don Gleaton, L ERA: 6.39	(4, 1)	1.1		6	1	1	1	2	1	0	0	0	0	1	9	13	6.75	1.500
Dan Spillner, R ERA: 3.3	(5, 1)	0.2		4	1	1	1	1	1	0	0	0	0	0	5	9	13.50	3.000
Juan Agosto, L ERA: 3.67	(6, 1)	2.0		9	3	2	2	1	0	0	0	0	0	0	11	11	9.00	1.500
Bruce Tanner, R ERA: 6.04	(8, 1)	0.2		5	2	1	1	0	0	1	0	0	0	0	4	8	13.50	3.000

PITCHER		IP	WLS	BF	H	R	ER	SO	BB	IBB	HBP	BLK	WP	HR	S	P	ERA	WHIP
Ed Correa, R ERA:	(9, 1)	1.0		4	0	0	0	1	1	0	0	0	0	0	5	9	0.00	1.000

Batter	1	2	3	4	5	6	7	8	9	AB	R	H	RBI	BB	SO	LOB
Rudy Law, L (1, 8) OBP: 0.308, SLG: 0.365	4-3 S 1B		F9		S 1B		G3			4	0	2	0	0	0	1
Bryan Little, S (1, 4) OBP: 0.360, SLG: 0.354	4-3 1-3		6-3		K 1-2			4-3		4	0	0	0	0	1	2
Harold Baines, L (1, 9) OBP: 0.353, SLG: 0.469	L6			1B		F8		F9		4	0	1	0	0	0	1
Greg Walker, L (1, 3) OBP: 0.307, SLG: 0.438	F4			K		G3		4-3		4	0	0	0	0	1	2
Carlton Fisk, R (1, 10) OBP: 0.322, SLG: 0.505		F7		F7		L7			5-3	4	0	0	0	0	0	1
Ron Kittle, R (1, 7) OBP: 0.295, SLG: 0.435		F8		F3			F8		K	4	0	0	0	0	1	1
Ozzie Guillen, L (1, 6) OBP: 0.285, SLG: 0.346		4-3			1B 2B		F3		G3	4	1	1	0	0	0	0
Luis Salazar, R (1, 5) OBP: 0.255, SLG: 0.369			B5-3		G6-4-3 2-H 1B		S 1B 1B			3	1	2	1	0	0	0
Joel Skinner, R (1, 2) OBP: 0.500, SLG: 0.690			HR		G6-4-3 1-2f		1B 1-H 1B			3	1	2	2	0	0	1
Inning Stats	R: 0 H: 1 E: 0 LOB: 1 K: 0 BB: 0 S: 4 P: 4	R: 0 H: 0 E: 0 LOB: 0 K: 0 BB: 0 S: 3 P: 3	R: 1 H: 1 E: 0 LOB: 0 K: 0 BB: 0 S: 4 P: 4	R: 0 H: 1 E: 0 LOB: 1 K: 1 BB: 0 S: 6 P: 6	R: 1 H: 3 E: 0 LOB: 1 K: 1 BB: 0 S: 7 P: 7	R: 0 H: 0 E: 0 LOB: 0 K: 0 BB: 0 S: 3 P: 3	R: 1 H: 2 E: 0 LOB: 1 K: 0 BB: 0 S: 5 P: 5	R: 0 H: 0 E: 0 LOB: 0 K: 0 BB: 0 S: 3 P: 3	R: 0 H: 0 E: 0 LOB: 0 K: 1 BB: 0 S: 5 P: 5	1B: 6 SF: 0 2B: 1 SAC: 0 3B: 0 DP: 1 HR: 1 HBP: 0						

PITCHER		IP	WLS	BF	H	R	ER	SO	BB	IBB	HBP	BLK	WP	HR	S	P	ERA	WHIP
Don Sutton, R ERA: 3.76	(1, 1)	6.2	W	26	7	3	3	2	0	0	0	0	0	1	30	30	4.05	1.050
Donnie Moore, R ERA: 1.58	(7, 1)	2.1		8	1	0	0	1	0	0	0	0	0	0	10	10	0.00	0.429

PITCHER	IP	WLS	BF	H	R	ER	SO	BB	IBB	HBP	BLK	WP	HR	S	P	ERA	WHIP

BOTTOM

California Angels @ Chicago White Sox

Comiskey Park, Chicago, IL

Wed Sep 18 1985, 8:05 PM EDT

Att. 13,232 - Unknown

livebaseballscorecards.com

AB	34
R	3
H	8
RBI	3
BB	0
SO	3
LOB	9

1B: 6	SF: 0	WP: 0	PA: 34
2B: 1	SAC: 0	PB: 0	
3B: 0	DP: 1	SB: 3	
HR: 1	HBP: 0	CS: 0	

California Angels @ Chicago White Sox

Comiskey Park, Chicago, IL

Thu Sep 19 1985, 8:05 PM EDT

Att. 11,404 - Unknown

TOP

livebaseballscorecards.com

Batter	1	2	3	4	5	6	7	8	9	AB	R	H	RBI	BB	SO	LOB
Ruppert Jones, L (1, 9) OBP: 0.343, SLG: 0.473	G3		SH1-3 1-3		F9		1B	BB 1-2	L4 1-2 2-3	3	1	1	1	0	0	0
Darrell Miller, R (8, PH) OBP: 0.316, SLG: 0.378 (8, 9)							1B 2-H	1B		2	0	1	0	0	0	2
Daryl Sconiers, L (1, 3) OBP: 0.366, SLG: 0.417	4-3		SF8 3-H		PO 1B		1B 2-H	K		3	1	2	2	0	0	0
Rod Carew, L (7, 3) OBP: 0.369, SLG: 0.343							1B			1	0	0	0	0	1	2
Bobby Grich, R (1, 4) OBP: 0.353, SLG: 0.361	5-3		F9		PO 1-2	SH1-3 HBP	1B 2-H	BB 1-2 2-3		3	0	1	1	1	0	0
Doug DeCinces, R (1, 5) OBP: 0.315, SLG: 0.412		6-3		F8		SH1-3 1-2	K	K		4	0	0	0	0	2	4
Craig Gerber, L (8, 5) OBP: 0.279, SLG: 0.333										0	0	0	0	0	0	0
Brian Downing, R (1, 7) OBP: 0.381, SLG: 0.449		2B		BB 1B FC1-2		6-3		HR S 1B	F7	3	0	2	0	1	0	1
Devon White, S (8, PR) (8, 7)										1	1	0	0	0	0	0
Reggie Jackson, L (1, 10) OBP: 0.365, SLG: 0.499		BB		1B FC1-2 1-3		G3		HR 1-H	HR	4	2	3	3	1	0	1
Bob Boone, R (1, 2) OBP: 0.301, SLG: 0.315		F9		FC1-2 1-2 3-H			E5 SH3 1B	HR	6-3	5	2	1	1	0	0	4
Dick Schofield, R (1, 6) OBP: 0.283, SLG: 0.329		K		F9			SH3 1-2	F7	WP 1B	4	0	1	0	0	1	5
Gary Pettis, S (1, 8) OBP: 0.358, SLG: 0.332			SH1-3 S SF8 1B		F8		K	BB 1B	WP 1-2	5	1	3	0	0	1	1

	AB	38
	R	8
	H	15
	RBI	8
	BB	3
	SO	5
	LOB	20

Inning Stats	1	2	3	4	5	6	7	8	9	1B: 11	SF: 1	WP: 1	PA: 47
R:	0	0	1	0	0	0	3	3	1	2B: 1	SAC: 3	PB: 0	
E:	0	0	0	0	0	0	1	0	0	3B: 0	DP: 0	SB: 2	
K:	0	1	0	0	0	0	2	2	0	HR: 3	HBP: 1	CS: 0	
S:	3	6	4	4	3	3	11	12	6				
H:	0	1	1	1	1	0	3	5	3				
LOB:	0	2	0	2	0	1	1	3	2				
BB:	0	1	0	1	0	0	0	1	0				
P:	3	10	4	8	3	4	11	16	6				

PITCHER		IP	WLS	BF	H	R	ER	SO	BB	IBB	HBP	BLK	WP	HR	S	P	ERA	WHIP
Tom Seaver, R ERA: 3.19	(1, 1)	6.2	L	29	6	4	1	2	2	0	1	0	0	0	30	39	1.35	1.200
Dave Wehrmeister, R ERA: 3.33	(7, 1)	0.1		5	4	3	3	1	0	0	0	0	0	2	7	7	81.00	12.000
Jerry Don Gleaton, L ERA: 6.23	(8, 1)	0.2		5	2	0	0	1	1	0	0	0	0	0	6	10	0.00	4.500
Ed Correa, R ERA: 3.86	(8, 1)	1.1		7	3	1	1	1	0	0	0	0	1	1	9	9	6.75	2.250

PITCHER		IP	WLS	BF	H	R	ER	SO	BB	IBB	HBP	BLK	WP	HR	S	P	ERA	WHIP

Batter	1	2	3	4	5	6	7	8	9	AB	R	H	RBI	BB	SO	LOB
Reid Nichols, R (1, 7) OBP: 0.317, SLG: 0.311	4-3		F9			F9		F3		4	0	0	0	0	0	0
Scott Fletcher, R (1, 6) OBP: 0.333, SLG: 0.292	G3		4-3			BBBB FC5-4 BB		BBBB 1B BB		2	0	0	0	2	0	0
Harold Baines, L (1, 9) OBP: 0.354, SLG: 0.471 Daryl Boston, L (9, 9) OBP: 0.276, SLG: 0.338	2B			SSS K		FC5-4 1-2f		1-3 1B		4 0	0 0	2 0	0 0	0 0	1 0	1 0
Carlton Fisk, R (1, 2) OBP: 0.319, SLG: 0.501 Joel Skinner, R (9, 2) OBP: 0.500, SLG: 0.690	SSS K			F9		F8		F5		4 0	0 0	0 0	0 0	0 0	1 0	4 0
Ron Kittle, R (1, 10) OBP: 0.291, SLG: 0.429		5-3		5-3			F4	SSS K		4	0	0	0	0	1	2
Luis Salazar, R (1, 8) OBP: 0.258, SLG: 0.374		4-3 2B			6-3		E 1B 1B	SSS K		4	0	2	0	0	1	0
Greg Walker, L (1, 3) OBP: 0.307, SLG: 0.436		4-3 2-3			SSS K		FC6-4 1-2 1B	6-3		4	0	1	0	0	1	1
Tim Hulett, R (1, 5) OBP: 0.322, SLG: 0.359		SSS K			1B		F5 2-3	6-3		4	0	1	0	0	1	3
Julio Cruz, S (1, 4) OBP: 0.298, SLG: 0.233			L1		F9		FC6-4 1-2f			3	0	0	0	0	0	3
Inning Stats	R: 0 H: 1 E: 0 LOB: 1 K: 1 BB: 0 S: 6 P: 6	R: 0 H: 1 E: 0 LOB: 1 K: 1 BB: 0 S: 6 P: 6	R: 0 H: 0 E: 0 LOB: 0 K: 0 BB: 0 S: 3 P: 3	R: 0 H: 0 E: 0 LOB: 0 K: 1 BB: 0 S: 5 P: 5	R: 0 H: 1 E: 0 LOB: 1 K: 1 BB: 0 S: 6 P: 6	R: 0 H: 0 E: 0 LOB: 1 K: 0 BB: 1 S: 3 P: 7	R: 0 H: 2 E: 1 LOB: 2 K: 0 BB: 0 S: 5 P: 5	R: 0 H: 1 E: 0 LOB: 2 K: 1 BB: 1 S: 6 P: 10	R: 0 H: 0 E: 0 LOB: 0 K: 1 BB: 0 S: 5 P: 5	1B: 4 2B: 2 3B: 0 HR: 0	SF: 0 SAC: 0 DP: 0 HBP: 0			WP: 0 PB: 0 SB: 0 CS: 0		PA: 35	

PITCHER	IP	WLS	BF	H	R	ER	SO	BB	IBB	HBP	BLK	WP	HR	S	P	ERA	WHIP
John Candelaria, L (1, 1) ERA: 3.62	9.0	W	35	6	0	0	6	2	0	0	0	0	0	45	53	0.00	0.889

PITCHER	IP	WLS	BF	H	R	ER	SO	BB	IBB	HBP	BLK	WP	HR	S	P	ERA	WHIP

BOTTOM

California Angels @ Chicago White Sox

Comiskey Park, Chicago, IL

Thu Sep 19 1985, 8:05 PM EDT

Att. 11,404 - Unknown

livebaseballscorecards.com

AB	33
R	0
H	6
RBI	0
BB	2
SO	6
LOB	14

Batter	1	2	3	4	5	6	7	8	9	AB	R	H	RBI	BB	SO	LOB
Brett Butler, L (1, 8) OBP: 0.370, SLG: 0.430	F9		L7		G3		IBB		F7	4	0	0	0	1	0	0
Julio Franco, R (1, 6) OBP: 0.340, SLG: 0.377	5-3		2B			4-3	L5			4	0	1	0	0	0	3
Brook Jacoby, R (1, 5) OBP: 0.326, SLG: 0.418	HR		5-3			6-3	L6			4	1	1	1	0	0	4
Andre Thornton, R (1, 10) OBP: 0.295, SLG: 0.380	HR			6-3		K		K		4	1	1	1	0	2	0
Mike Hargrove, L (1, 3) OBP: 0.375, SLG: 0.349	L6			G3			1B 1B 1B 1B	BB		3	1	1	0	1	0	0
Mike Fischlin, R (8, PR) OBP: 0.258, SLG: 0.298 (8, 3)										0	0	0	0	0	0	0
Joe Carter, R (1, 7) OBP: 0.296, SLG: 0.405		F9		F3			1-2 1B 1B	F2		4	1	1	0	0	0	1
George Vukovich, L (1, 9) OBP: 0.293, SLG: 0.332		K			1-3		1-2 2-3 1B	K		4	0	1	0	0	2	1
Tony Bernazard, S (1, 4) OBP: 0.356, SLG: 0.393		K			4-3		1-3 2-H 3-H 1B		K	4	0	1	2	0	2	0
Jerry Willard, L (1, 2) OBP: 0.333, SLG: 0.366			4-3		HR		5-3		L7	4	1	1	1	0	0	2
Inning Stats	R: 2 E: 0 K: 0 S: 5 H: 2 LOB: 0 BB: 0 P: 5	R: 0 E: 0 K: 2 S: 7 H: 0 LOB: 0 BB: 0 P: 7	R: 0 E: 0 K: 0 S: 4 H: 1 LOB: 1 BB: 0 P: 4	R: 0 E: 0 K: 0 S: 3 H: 0 LOB: 0 BB: 0 P: 3	R: 1 E: 0 K: 0 S: 4 H: 1 LOB: 0 BB: 0 P: 4	R: 0 E: 0 K: 1 S: 5 H: 0 LOB: 0 BB: 0 P: 5	R: 2 E: 0 K: 0 S: 7 H: 4 LOB: 3 BB: 1 P: 11	R: 0 E: 0 K: 2 S: 7 H: 0 LOB: 1 BB: 1 P: 11	R: 0 E: 0 K: 1 S: 5 H: 0 LOB: 0 BB: 0 P: 5	1B: 4 2B: 1 3B: 0 HR: 3 SF: 0 SAC: 0 DP: 0 HBP: 0						

PITCHER	IP	WLS	BF	H	R	ER	SO	BB	IBB	HBP	BLK	WP	HR	S	P	ERA	WHIP
Ron Romanick, R (1, 1) ERA: 4.04	5.0		19	4	3	3	2	0	0	0	0	0	3	23	23	5.40	0.800
Stu Cliburn, R (6, 1) ERA: 2.08	1.0		7	4	2	2	1	0	0	0	0	0	0	9	9	18.00	4.000
Doug Corbett, R (7, 1) ERA: 5.11	1.0	W	4	0	0	0	0	0	1	0	0	0	0	3	7	0.00	0.000
Donnie Moore, R (8, 1) ERA: 1.54	2.0	S	7	0	0	0	3	1	0	0	0	0	0	12	16	0.00	0.500

PITCHER	IP	WLS	BF	H	R	ER	SO	BB	IBB	HBP	BLK	WP	HR	S	P	ERA	WHIP

TOP

Cleveland Indians @ California Angels

Anaheim Stadium, Anaheim, CA

Fri Sep 20 1985, 10:05 PM EDT

Att. 30,821 - Unknown

livebaseballscorecards.com

AB	35
R	5
H	8
RBI	5
BB	2
SO	6
LOB	11

Cleveland Indians @ California Angels

Anaheim Stadium, Anaheim, CA

Fri Sep 20 1985, 10:05 PM EDT

Att. 30,821 - Unknown

livebaseballscorecards.com

BOTTOM

Batter	1	2	3	4	5	6	7	8	9	AB	R	H	RBI	BB	SO	LOB
Gary Pettis, S (1, 8) OBP: 0.358, SLG: 0.331	BBB 4-0 S 2B BB x 0-0 FC4-6 1-2			x 0-0 G3 ②			x 0-0 SH2-3 ① 1-2			2	1	0	0	1	0	2
Rod Carew, L (1, 3)	x 0-0 E 1-H 2B	x 0-0 3-1 ①		x 0-0 6-3 ③			x 0-0 E2 1B SF7 2-H 1B			4	2	2	1	0	0	0
Brian Downing, R (1, 7) OBP: 0.382, SLG: 0.450	x 0-0 E9 1B 2-H 1B	x 0-0 6-3 ②			x 0-0 F7 ①		x 0-0 2-3 1B			4	1	2	1	0	0	0
Devon White, S (9, 7)										0	0	0	0	0	0	0
Reggie Jackson, L (1, 10) OBP: 0.364, SLG: 0.496	BBBB 4-0 BB 1B 1B BB	x 0-0 G3 ③			x 0-0 4-3 ②		x 0-0 SF7 ② 3-H			2	1	0	1	1	0	0
Doug DeCinces, R (1, 5) OBP: 0.317, SLG: 0.411	x 0-0 BB 1-2 1B 3-H 1B		BBBB 4-0 SH2-4 BB		x 0-0 F9 ③		x 0-0 6-3 ③			3	1	1	1	1	0	1
Ruppert Jones, L (1, 9) OBP: 0.340, SLG: 0.469	SSS 0-3 K ①		x 0-0 SH2-4 ① 1-2			x 0-0 4-3 ①		x 0-0 F8 ①		3	0	0	0	0	1	2
Darrell Miller, R (9, 9) OBP: 0.316, SLG: 0.378										0	0	0	0	0	0	0
Bobby Grich, R (1, 4) OBP: 0.352, SLG: 0.358	BBBB 4-0 1B 1-2 2-3 BB		x 0-0 5-3 ②			x 0-0 F9 ②		x 0-0 F8 ②		3	0	0	0	1	0	1
Craig Gerber, L (1, 6) OBP: 0.279, SLG: 0.333	x 0-0 FC4-6 1-2 2-H 3-H 1B		x 0-0 F9 ③			x 0-0 4-3 ③		x 0-0 1-3 ③		0	0	0	0	0	0	0
Juan Beniquez, R (1, PH) OBP: 0.359, SLG: 0.409										1	0	1	2	0	0	0
Dick Schofield, R (2, 6) OBP: 0.281, SLG: 0.327										3	0	0	0	0	0	1
Bob Boone, R (1, 2) OBP: 0.301, SLG: 0.315	x 0-0 L7 ②			x 0-0 4-3 ①			x 0-0 E SH2-3 1B			3	1	1	0	0	0	2
Inning Stats	R: 5 E: 1 K: 1 S: 9 / H: 4 LOB: 2 BB: 3 P: 21	R: 0 E: 0 K: 0 S: 3 / H: 0 LOB: 0 BB: 0 P: 3	R: 0 E: 0 K: 0 S: 3 / H: 0 LOB: 1 BB: 1 P: 7	R: 0 E: 0 K: 0 S: 3 / H: 0 LOB: 0 BB: 0 P: 3	R: 0 E: 0 K: 0 S: 3 / H: 0 LOB: 0 BB: 0 P: 3	R: 0 E: 0 K: 0 S: 3 / H: 0 LOB: 0 BB: 0 P: 3	R: 2 E: 1 K: 0 S: 6 / H: 3 LOB: 1 BB: 0 P: 6	R: 0 E: 0 K: 0 S: 3 / H: 0 LOB: 0 BB: 0 P: 3		1B: 6 2B: 1 3B: 0 HR: 0	SF: 1 SAC: 2 DP: 0 HBP: 0			WP: 0 PB: 0 SB: 1 CS: 0	PA: 35		

	AB	28
	R	7
	H	7
	RBI	6
	BB	4
	SO	1
	LOB	9

PITCHER		IP	WLS	BF	H	R	ER	SO	BB	IBB	HBP	BLK	WP	HR	S	P	ERA	WHIP
Tom Waddell, R ERA: 4.87	(1, 1)	0.1		7	3	5	5	1	3	0	0	0	0	0	6	18	135.00	18.000
Dave Vonohlen, L ERA: 2.5	(1, 1)	6.0	L	22	3	2	0	0	1	0	0	0	0	0	21	25	0.00	0.667
Jerry Reed, R ERA: 4.43	(7, 1)	1.2		6	1	0	0	0	0	0	0	0	0	0	6	6	0.00	0.600

PITCHER	IP	WLS	BF	H	R	ER	SO	BB	IBB	HBP	BLK	WP	HR	S	P	ERA	WHIP

Cleveland Indians @ California Angels

Anaheim Stadium, Anaheim, CA

Sat Sep 21 1985, 10:05 PM EDT

Att. 29,219 - Unknown

TOP

livebaseballscorecards.com

Batter	1	2	3	4	5	6	7	8	9	AB	R	H	RBI	BB	SO	LOB
Brett Butler, L (1, 8) OBP: 0.369, SLG: 0.428	F2		G1 1-2		BB			4-3		2	0	0	0	1	0	1
Otis Nixon, S (6, 8) OBP: 0.271, SLG: 0.315										1	0	0	0	0	0	0
Julio Franco, R (1, 6) OBP: 0.340, SLG: 0.376	K		G6-3 2-3		L3			1-3		4	0	1	0	0	1	1
Mike Fischlin, R (8, 6) OBP: 0.258, SLG: 0.298			1B							0	0	0	0	0	0	0
Brook Jacoby, R (1, 5) OBP: 0.323, SLG: 0.415	K		G6-3 1-2f			L9		F4		4	0	0	0	0	1	2
Andre Thornton, R (1, 10) OBP: 0.293, SLG: 0.378		K		F3		L8			K	3	0	0	0	0	1	0
Benny Ayala, R (9, PH) OBP: 0.276, SLG: 0.394										1	0	0	0	0	1	0
Mike Hargrove, L (1, 3) OBP: 0.373, SLG: 0.347		6-3		F7		F9			HR 1B	4	1	1	0	0	0	0
Joe Carter, R (1, 7) OBP: 0.300, SLG: 0.409		S BB		2B			G6-4-3 1B		K	3	0	2	0	1	1	1
George Vukovich, L (1, 9) OBP: 0.294, SLG: 0.332				4-3			G6-4-3 1-2f			1	0	0	0	1	0	1
Carmen Castillo, R (6, 9) OBP: 0.307, SLG: 0.479		FC3-6 1-2 BB							HR 1-H	2	1	1	2	0	0	1
Tony Bernazard, S (1, 4) OBP: 0.357, SLG: 0.399		FC3-6 1-2f			F5		BB		HR	3	1	1	1	1	0	2
Chris Bando, S (1, 2) OBP: 0.223, SLG: 0.164			1B G1 BB		G3		G3		F8	3	0	0	0	1	0	1

AB	31
R	3
H	6
RBI	3
BB	5
SO	5
LOB	10

Inning Stats	1	2	3	4	5	6	7	8	9
	R: 0 E: 0 K: 2 S: 7	H: 0 LOB: 0 BB: 0 P: 7	R: 0 E: 0 K: 1 S: 5	H: 0 LOB: 2 BB: 2 P: 13	R: 0 E: 0 K: 0 S: 3	H: 1 LOB: 1 BB: 1 P: 7	R: 0 E: 0 K: 0 S: 4	H: 1 LOB: 1 BB: 0 P: 4	R: 0 E: 0 K: 0 S: 3	H: 0 LOB: 1 BB: 1 P: 7	R: 0 E: 0 K: 0 S: 3	H: 0 LOB: 0 BB: 0 P: 3	R: 0 E: 0 K: 0 S: 3	H: 1 LOB: 1 BB: 1 P: 7	R: 0 E: 0 K: 0 S: 3	H: 0 LOB: 0 BB: 0 P: 3	R: 3 E: 0 K: 2 S: 10	H: 3 LOB: 0 BB: 0 P: 10

1B: 3 SF: 0
2B: 1 SAC: 0
3B: 0 DP: 2
HR: 2 HBP: 0

WP: 0 PA: 36
PB: 0
SB: 1
CS: 0

PITCHER		IP	WLS	BF	H	R	ER	SO	BB	IBB	HBP	BLK	WP	HR	S	P	ERA	WHIP
Kirk McCaskill, R ERA: 4.69	(1, 1)	8.0	W	30	3	0	0	3	5	0	0	0	0	0	31	51	0.00	1.000
Jim Slaton, R ERA: 4.37	(9, 1)	1.0		6	3	3	3	2	0	0	0	0	0	2	10	10	27.00	3.000

PITCHER	IP	WLS	BF	H	R	ER	SO	BB	IBB	HBP	BLK	WP	HR	S	P	ERA	WHIP

Cleveland Indians @ California Angels

Anaheim Stadium, Anaheim, CA

Sat Sep 21 1985, 10:05 PM EDT

Att. 29,219 - Unknown

livebaseballscorecards.com

BOTTOM

Batter	1	2	3	4	5	6	7	8	9	AB	R	H	RBI	BB	SO	LOB
Gary Pettis, S (1, 8)	F7		1B S FC5-2 BB	K 2-3	1-H 2-H 3B		HBP 1B 1B			4	1	2	2	1	1	2
Juan Beniquez, R (1, 3)	2B 2B		1-3 HR FC5-2 1B	6-3 1-2	BB		1-2 1B SF8 HBP			3	2	2	0	0	0	2
Devon White, S (5, PH) (6, 9) (7, 7)										0	1	0	0	1	0	0
Brian Downing, R (1, 7)	F6		1-2 3-H FC5-2 HR	2-H 3-H 1B	F5		1-3 2-H 4-3 1B			4	1	1	2	0	0	5
Darrell Miller, R (7, 9)										1	0	1	1	0	0	0
Doug DeCinces, R (1, 5)	2-H 2B		1-H 2-H HR	F9		BB 1B BB	SF8 3-H			3	1	2	4	0	0	1
Jack Howell, L (5, 5)										0	1	0	1	1	0	0
Reggie Jackson, L (1, 10)	F4		K		G3 SF8 BB	K	1-2f 4-3			2	1	0	0	1	1	1
Rufino Linares, R (6, PH)										2	0	0	0	0	1	2
Bobby Grich, R (1, 4)	F7	E7 1B			1-2 3B G3 BB	K		F6		3	1	1	0	1	1	1
Rob Wilfong, L (8, 4)										1	0	0	0	0	0	0
George Hendrick, R (1, 9)	K	K			1-2 2-3 G3	1B 1-2 BB		K		2	0	0	0	0	2	1
Rod Carew, L (5, PH) (6, 3)										2	0	0	0	1	1	2
Bob Boone, R (1, 2)	BB			S HBP 1B	SF8 3-H	1-3 2-H 1B		F8		3	1	2	2	1	0	0
Jerry Narron, L (9, 2)										0	0	0	0	0	0	0
Dick Schofield, R (1, 6)	F9			S 1-2 1B HBP	3B BB	F8				2	2	0	0	1	0	3

	AB	32
	R	12
	H	11
	RBI	12
	BB	8
	SO	7
	LOB	20

Inning Stats																		
	R: 1	H: 2	R: 0	H: 0	R: 3	H: 3	R: 2	H: 2	R: 3	H: 1	R: 1	H: 1	R: 2	H: 2	R: 0	H: 0	1B: 7	SF: 2
	E: 0	LOB: 1	E: 0	LOB: 1	E: 1	LOB: 1	E: 0	LOB: 1	E: 0	LOB: 2	E: 0	LOB: 2	E: 0	LOB: 0	E: 0	LOB: 0	2B: 3	SAC: 0
	K: 0	BB: 1	K: 1	BB: 1	K: 2	BB: 1	K: 1	BB: 0	K: 0	BB: 4	K: 2	BB: 2	K: 0	BB: 0	K: 1	BB: 0	3B: 1	DP: 1
	S: 5	P: 5	S: 5	P: 9	S: 10	P: 14	S: 7	P: 8	S: 4	P: 20	S: 8	P: 16	S: 4	P: 5	S: 5	P: 5	HR: 1	HBP: 2

	WP: 0	PA: 44
	PB: 0	
	SB: 3	
	CS: 0	

PITCHER		IP	WLS	BF	H	R	ER	SO	BB	IBB	HBP	BLK	WP	HR	S	P	ERA	WHIP
Neal Heaton, L	(1, 1)	3.1	L	19	6	6	6	4	2	0	1	0	0	1	24	33	16.20	2.400
ERA: 4.95																		
Rich Thompson, R	(4, 1)	1.2		11	2	3	3	0	4	0	0	0	0	0	7	23	16.20	3.600
ERA: 6.45																		
Ramon Romero, L	(6, 1)	3.0		14	3	3	3	3	2	0	1	0	0	0	17	26	9.00	1.667
ERA: 6.58																		

PITCHER	IP	WLS	BF	H	R	ER	SO	BB	IBB	HBP	BLK	WP	HR	S	P	ERA	WHIP

Batter	1	2	3	4	5	6	7	8	9	10	11	12	AB	R	H	RBI	BB	SO	LOB
Brett Butler, L (1, 8) OBP: 0.369, SLG: 0.427	0-0 2B 1B	0-0 E3 CS		0-0 6-3 2-3		0-0 F8			0-0 1B 1B 1B	0-0 6-3			6	2	2	0	0	0	3
Julio Franco, R (1, 6) OBP: 0.339, SLG: 0.376	0-0 1-H HR 2B	0-0 CS 1-2	BBBB 4-0 HR BB	0-0 F8			0-0 F9		0-0 F8		0-0 F9		5	2	1	1	1	0	2
Brook Jacoby, R (1, 5) OBP: 0.324, SLG: 0.420	0-0 3-H HR		SSS 0-3 K	SSS 0-3 K 3-H			0-0 5-3		0-0 1-2 1B		0-0 F8		6	1	2	2	0	2	1
Andre Thornton, R (1, 10) OBP: 0.294, SLG: 0.384	0-0 F8		0-0 1-H HR	SSS 0-3 K			0-0 F6		0-0 1-2 2-H 1B		SSS 0-3 K		6	1	2	3	0	2	0
Mike Hargrove, L (1, 3) OBP: 0.375, SLG: 0.354	0-0 WP 2B		0-0 F3		0-0 4-3			0-0 SH1-4 1B	0-0 F7			0-0 G6-4-3 1B	4	0	2	0	0	0	0
Otis Nixon, S (8, PR) (8, 7) OBP: 0.271, SLG: 0.315													0	0	0	0	0	0	0
Carmen Castillo, R (9, PH) OBP: 0.305, SLG: 0.476													1	0	0	0	0	0	2
Mike Fischlin, R (9, 3) OBP: 0.270, SLG: 0.310													1	0	1	0	0	0	0
Joe Carter, R (1, 7) (8, 3) (9, 7) OBP: 0.296, SLG: 0.404	SSS 0-3 K 2-3		0-0 F9		0-0 5-3			0-0 SH1-4 1-2	0-0 F7			0-0 F5	5	0	0	0	0	1	4
George Vukovich, L (1, 9) OBP: 0.294, SLG: 0.332	0-0 F7			0-0 E 1B E 1B		0-0 G4-6-3 1B		SSS 0-3 K		SSS 0-3 K		0-0 G6-4-3 1-2f	6	1	2	0	0	2	4
Tony Bernazard, S (1, 4) OBP: 0.359, SLG: 0.400		0-0 F7		0-0 E8 E 1B 1-3		0-0 G4-6-3 1-2f		BBBB 4-0 BB		0-0 1B			4	1	2	0	1	0	1
Jerry Willard, L (1, 2) OBP: 0.331, SLG: 0.363		0-0 5-3		0-0 E3 6-3 E 2-H 3-H		0-0 1B		0-0 F8		0-0 F9			5	1	1	1	0	0	3
Inning Stats	R: 3 E: 0 K: 1 S: 9 H: 4 LOB: 1 BB: 0 P: 9	R: 0 E: 1 K: 0 S: 3 H: 0 LOB: 0 BB: 0 P: 3	R: 2 E: 0 K: 1 S: 6 H: 1 LOB: 0 BB: 1 P: 10	R: 3 E: 3 K: 1 S: 8 H: 2 LOB: 0 BB: 0 P: 8	R: 0 E: 0 K: 1 S: 5 H: 0 LOB: 0 BB: 0 P: 5	R: 0 E: 0 K: 0 S: 4 H: 2 LOB: 1 BB: 0 P: 4	R: 0 E: 0 K: 0 S: 3 H: 0 LOB: 0 BB: 0 P: 3	R: 0 E: 0 K: 1 S: 6 H: 1 LOB: 2 BB: 1 P: 10	R: 1 E: 0 K: 0 S: 6 H: 3 LOB: 2 BB: 0 P: 6	R: 0 E: 0 K: 1 S: 6 H: 1 LOB: 1 BB: 0 P: 6	R: 0 E: 0 K: 1 S: 5 H: 0 LOB: 0 BB: 0 P: 5	R: 0 E: 0 K: 0 S: 3 H: 1 LOB: 0 BB: 0 P: 3	1B: 11 2B: 2 3B: 0 HR: 2	SF: 0 SAC: 1 DP: 2 HBP: 0					

PITCHER		IP	WLS	BF	H	R	ER	SO	BB	IBB	HBP	BLK	WP	HR	S	P	ERA	WHIP
Mike Witt, R ERA: 3.37	(1, 1)	3.0		18	7	8	6	2	1	0	0	0	1	2	21	25	18.00	2.667
Urbano Lugo, R ERA: 3.63	(4, 1)	4.0		14	3	0	0	2	0	0	0	0	0	0	18	18	0.00	0.750
Donnie Moore, R ERA: 1.59	(8, 1)	3.0		14	4	1	1	2	1	0	0	0	0	0	17	21	3.00	1.667
Stu Cliburn, R ERA: 2.03	(11, 1)	2.0	W	6	1	0	0	1	0	0	0	0	0	0	8	8	0.00	0.500

PITCHER	IP	WLS	BF	H	R	ER	SO	BB	IBB	HBP	BLK	WP	HR	S	P	ERA	WHIP

TOP

Cleveland Indians @ California Angels

Anaheim Stadium, Anaheim, CA

Sun Sep 22 1985, 6:33 AM EDT

Att. 47,895 - Unknown

livebaseballscorecards.com

AB	49
R	9
H	15
RBI	7
BB	2
SO	7
LOB	20

Cleveland Indians @ California Angels

Anaheim Stadium, Anaheim, CA

Sun Sep 22 1985, 6:33 AM EDT

Att. 47,895 - Unknown

livebaseballscorecards.com

BOTTOM

Batter	1	2	3	4	5	6	7	8	9	10	11	12	AB	R	H	RBI	BB	SO	LOB
Rod Carew, L (1, 3) OBP: 0.370, SLG: 0.343	0-0 WP 1B HR 1B	0-0 SH5-4 1-2		0-0 3-1	4-0 1B 1-2 BB			0-0 1-3		0-0 G3		0-0 E6 1-3 2-H	5	1	1	0	1	0	1
Juan Beniquez, R (1, 9) OBP: 0.366, SLG: 0.419	0-0 WP 1-2 HR 1B	0-0 F4		0-0 1B HR 1B	0-0 1-3 2-H 1B			0-0 CS 1B		0-0 F7			5	2	4	1	0	0	1
Devon White, S (8, PR) (9, 7)													1	0	0	0	0	0	0
Brian Downing, R (1, 7) OBP: 0.379, SLG: 0.446	0-0 F7	0-0 F7		0-0 1-3 HR 1B	0-0 F3			0-0 F7 1-2			0-0 6-3		5	1	1	0	0	0	6
Darrell Miller, R (9, 9) OBP: 0.333, SLG: 0.395													0	0	0	0	0	0	0
Ruppert Jones, L (11, PH) OBP: 0.340, SLG: 0.468													1	0	0	0	0	0	0
(12, 9)																			
Doug DeCinces, R (1, 5) OBP: 0.319, SLG: 0.430	0-0 F3		0-3 K	0-0 1-H 3-H HR		0-0 F6			0-0 F2		0-0 1B		6	1	2	3	0	1	2
Reggie Jackson, L (1, 10) OBP: 0.362, SLG: 0.492	0-3 K 1-2 2-3 HR		0-0 2B	0-3 K		0-0 F6			0-3 K		0-3 K		6	1	1	0	0	4	3
Bobby Grich, R (1, 4) OBP: 0.355, SLG: 0.364	0-0 1-H 2-H 3-H HR		4-0 BB		0-3 K	0-0 F8			4-0 BB		0-0 5-3		4	1	1	4	2	1	1
Dick Schofield, R (1, 6) OBP: 0.285, SLG: 0.327	0-0 FC5-4 1B		0-3 K		0-0 1B SF9 1B		0-0 4-3		4-0 1-2 BB			4-0 E SH1-4 BB	4	1	2	0	0	1	2
Daryl Sconiers, L (9, PH) OBP: 0.373, SLG: 0.417													0	0	0	0	1	0	0
Craig Gerber, L (10, 6) OBP: 0.279, SLG: 0.333													0	0	0	0	0	0	0
Rufino Linares, R (12, PH) OBP: 0.233, SLG: 0.483													0	1	0	0	1	0	0
Bob Boone, R (1, 2) OBP: 0.303, SLG: 0.316	0-0 FC5-4 1-2f		0-0 1-3		0-0 BB 1-3 1B 1B		0-0 B5-3		0-3 K			0-0 SH1-4 1-2	5	1	1	0	0	1	5
Gary Pettis, S (1, 8) OBP: 0.361, SLG: 0.337		0-0 SH5-4 1B		0-0 F7	0-0 SF9 3-H		0-0 F6			0-3 K		4-0 E BB	4	0	1	1	1	1	0
Inning Stats	R: 4 H: 4 E: 0 LOB: 1 K: 1 BB: 0 S: 10 P: 10	R: 0 H: 1 E: 0 LOB: 1 K: 0 BB: 0 S: 4 P: 4	R: 0 H: 1 E: 0 LOB: 2 K: 2 BB: 1 S: 8 P: 12	R: 3 H: 3 E: 0 LOB: 0 K: 1 BB: 0 S: 8 P: 8	R: 2 H: 3 E: 0 LOB: 2 K: 1 BB: 1 S: 8 P: 12	R: 0 H: 0 E: 0 LOB: 0 K: 0 BB: 0 S: 3 P: 3	R: 0 H: 0 E: 0 LOB: 0 K: 0 BB: 0 S: 3 P: 3	R: 0 H: 1 E: 0 LOB: 1 K: 0 BB: 0 S: 3 P: 3	R: 0 H: 0 E: 0 LOB: 2 K: 2 BB: 2 S: 7 P: 15	R: 0 H: 0 E: 0 LOB: 0 K: 1 BB: 0 S: 5 P: 5	R: 0 H: 1 E: 0 LOB: 1 K: 1 BB: 0 S: 6 P: 6	R: 1 H: 0 E: 1 LOB: 2 K: 0 BB: 2 S: 2 P: 10	1B: 11 SF: 1 2B: 1 SAC: 2 3B: 0 DP: 0 HR: 2 HBP: 0						

	AB	46
	R	10
	H	14
	RBI	9
	BB	6
	SO	9
	LOB	21

WP: 1 PA: 55
PB: 0
SB: 0
CS: 1

PITCHER		IP	WLS	BF	H	R	ER	SO	BB	IBB	HBP	BLK	WP	HR	S	P	ERA	WHIP
Jamie Easterly, L ERA: 3.67	(1, 1)	4.2		28	11	9	9	5	2	0	0	0	1	2	36	44	17.36	2.786
Vern Ruhle, R ERA: 4.51	(5, 1)	2.1		8	1	0	0	0	0	0	0	0	0	0	8	8	0.00	0.429
Jerry Reed, R ERA: 4.21	(8, 1)	3.1		13	2	0	0	3	2	0	0	0	0	0	17	25	0.00	1.200
Bryan Clark, L ERA: 5.87	(11, 1)	1.0	L	6	0	1	0	1	2	0	0	0	0	0	6	14	0.00	2.000

PITCHER	IP	WLS	BF	H	R	ER	SO	BB	IBB	HBP	BLK	WP	HR	S	P	ERA	WHIP

Chicago White Sox @ California Angels

Anaheim Stadium, Anaheim, CA

Mon Sep 23 1985, 10:05 PM EDT

Att. 22,802 - Unknown

TOP

livebaseballscorecards.com

Batter	1	2	3	4	5	6	7	8	9	AB	R	H	RBI	BB	SO	LOB
Rudy Law, L (1, 8) (6, 7) OBP: 0.311, SLG: 0.375	6-3		HR 1B (1-2)		FC5-4 1B		SH 9-3-6 (2-3)		F8	4	1	2	0	0	0	0
Luis Salazar, R (1, 5) OBP: 0.269, SLG: 0.405	K (S S S)		HR (1-H, 2-H)		FC5-4 CS (1-2f)		9-3-6 (1-2f)		FC6 1B	3	1	1	3	0	1	1
Tim Hulett, R (6, 5) OBP: 0.318, SLG: 0.354										2	0	1	0	0	0	3
Harold Baines, L (1, 9) OBP: 0.355, SLG: 0.480	HR		F3		1B 2B (1-2)		FC6-4 1B (3-H)		FC6 (1-2f)	5	2	3	2	0	0	1
Greg Walker, L (1, 3) OBP: 0.309, SLG: 0.444	L8		1B		1B (2-H)		FC6-4 (1-2f)			4	0	2	1	0	0	2
Carlton Fisk, R (1, 10) (9, 2) OBP: 0.317, SLG: 0.493		F7	F8			5-3		6-3		4	0	0	0	0	0	1
Ron Kittle, R (1, 7) OBP: 0.290, SLG: 0.428		4-3		F6		F9		G1-6-3		3	0	0	0	0	0	0
Daryl Boston, L (6, 8) OBP: 0.277, SLG: 0.338										1	0	0	0	0	0	0
Ozzie Guillen, L (1, 6) OBP: 0.291, SLG: 0.351		6-3		BBBB E BB		2B		1B		3	0	2	0	1	0	0
Bryan Little, S (1, 4) OBP: 0.347, SLG: 0.335			K (S S S)	F2 (1-3)		6-3		B5-3		4	0	0	0	0	1	3
Joel Skinner, R (1, 2) OBP: 0.500, SLG: 0.697				4-3			SH 1B 2B		L9	3	1	2	0	0	0	1
Mike Squires, L (7, PR)			1B HR 1B							0	1	0	0	0	0	0
Marc Hill, R (7, 2) OBP: 0.256, SLG: 0.162										0	0	0	0	0	0	0
Jerry Hairston, S (9, PH) OBP: 0.379, SLG: 0.344										1	0	0	0	0	0	0
Bob James, R (9, 1)										0	0	0	0	0	0	0
Inning Stats	R: 1 E: 0 K: 1 S: 6 H: 1 LOB: 0 BB: 0 P: 6	R: 0 E: 0 K: 0 S: 3 H: 0 LOB: 0 BB: 0 P: 3	R: 3 E: 0 K: 1 S: 9 H: 4 LOB: 0 BB: 0 P: 9	R: 0 E: 1 K: 0 S: 3 H: 0 LOB: 1 BB: 1 P: 7	R: 1 E: 0 K: 0 S: 4 H: 3 LOB: 1 BB: 0 P: 4	R: 0 E: 0 K: 0 S: 4 H: 1 LOB: 1 BB: 0 P: 4	R: 1 E: 1 K: 0 S: 5 H: 2 LOB: 2 BB: 0 P: 5	R: 0 E: 0 K: 0 S: 4 H: 1 LOB: 1 BB: 0 P: 4	R: 0 E: 0 K: 0 S: 4 H: 1 LOB: 1 BB: 0 P: 4	1B: 8 2B: 4 3B: 0 HR: 2	SF: 0 SAC: 1 DP: 1 HBP: 0						

	AB	37
	R	6
	H	13
	RBI	6
	BB	1
	SO	2
	LOB	12

WP: 0 PB: 0 SB: 0 CS: 1 PA: 39

PITCHER	IP	WLS	BF	H	R	ER	SO	BB	IBB	HBP	BLK	WP	HR	S	P	ERA	WHIP
Don Sutton, R (1, 1) ERA: 3.91	6.0	L	27	10	6	6	2	1	0	0	0	0	2	30	34	9.00	1.833
Al Holland, L (7, 1) ERA: 2.94	1.0		4	1	0	0	0	0	0	0	0	0	0	4	4	0.00	1.000
Doug Corbett, R (8, 1) ERA: 4.89	2.0		8	2	0	0	0	0	0	0	0	0	0	8	8	0.00	1.000

PITCHER	IP	WLS	BF	H	R	ER	SO	BB	IBB	HBP	BLK	WP	HR	S	P	ERA	WHIP

BOTTOM

Chicago White Sox @ California Angels

Anaheim Stadium, Anaheim, CA

Mon Sep 23 1985, 10:05 PM EDT

Att. 22,802 - Unknown

livebaseballscorecards.com

Batter	1	2	3	4	5	6	7	8	9	AB	R	H	RBI	BB	SO	LOB
Gary Pettis, S (1, 8) OBP: 0.359, SLG: 0.333	F7		1-3		BLK BB	F9		F3		4	0	0	0	1	0	2
Rod Carew, L (1, 3) OBP: 0.370, SLG: 0.341	CS BB		6-3		1-2 BB		K	6-3		3	0	0	0	2	1	0
Brian Downing, R (1, 7) OBP: 0.378, SLG: 0.442	L4 1-2		6-3		F7		E5 4-3 1B	BB		4	1	0	0	1	0	3
Reggie Jackson, L (1, 10) OBP: 0.360, SLG: 0.491		K		4-3 1B 2B	3-1		4-3 1-2	F7		5	1	1	0	0	1	4
Doug DeCinces, R (1, 5) OBP: 0.323, SLG: 0.439		HR		K	F8		1B BB		F9 SH5-3 1B	4	2	2	1	1	1	1
Devon White, S (9, PR)										0	0	0	0	0	0	0
Ruppert Jones, L (1, 9) OBP: 0.339, SLG: 0.465		K		4-3 2-3	2B BB	1B	BB S 1-3 2-H		SH5-3 1-2	2	1	0	0	1	1	1
Rufino Linares, R (7, PH) OBP: 0.258, SLG: 0.500										1	0	1	1	0	0	0
(8, 9)										0	0	0	0	0	0	0
Rob Wilfong, L (9, PH) OBP: 0.239, SLG: 0.258																
Bobby Grich, R (1, 4) OBP: 0.360, SLG: 0.366		BB		3-H 1B	2B 1-2	1B	BB 1-2		F9 2-3	3	0	2	1	2	0	2
Bob Boone, R (1, 2) OBP: 0.306, SLG: 0.319		BB 1-2		K	1-3 2-H 2B		BB 1-2 2-3 3-H		K	3	0	1	2	2	2	3
Dick Schofield, R (1, 6) OBP: 0.283, SLG: 0.325		F8			6-3	K	G3			2	0	0	0	0	0	2
Daryl Sconiers, L (6, PH) OBP: 0.373, SLG: 0.417										0	0	0	0	0	0	0
Juan Beniquez, R (6, PH) OBP: 0.365, SLG: 0.418										1	0	0	0	0	1	2
Craig Gerber, L (7, 6) OBP: 0.276, SLG: 0.329										1	0	0	0	0	0	3
Inning Stats	R: 0 E: 0 K: 0 S: 2 H: 0 LOB: 0 BB: 1 P: 6	R: 1 E: 0 K: 2 S: 8 H: 1 LOB: 2 BB: 2 P: 16	R: 0 E: 0 K: 0 S: 3 H: 0 LOB: 0 BB: 0 P: 3	R: 1 E: 0 K: 2 S: 9 H: 2 LOB: 1 BB: 0 P: 9	R: 0 E: 0 K: 0 S: 3 H: 0 LOB: 2 BB: 2 P: 11	R: 1 E: 0 K: 1 S: 7 H: 2 LOB: 2 BB: 1 P: 11	R: 2 E: 1 K: 1 S: 7 H: 1 LOB: 3 BB: 3 P: 19	R: 0 E: 0 K: 0 S: 3 H: 0 LOB: 1 BB: 1 P: 7	R: 0 E: 0 K: 1 S: 6 H: 1 LOB: 2 BB: 0 P: 6	1B: 4 2B: 2 3B: 0 HR: 1 SF: 0 SAC: 1 DP: 0 HBP: 0	WP: 0 PB: 0 SB: 1 CS: 1 PA: 44					

	AB	33
	R	5
	H	7
	RBI	5
	BB	10
	SO	7
	LOB	23

PITCHER		IP	WLS	BF	H	R	ER	SO	BB	IBB	HBP	BLK	WP	HR	S	P	ERA	WHIP
Gene Nelson, R ERA: 4.35	(1, 1)	5.1	W	26	5	3	3	4	6	0	0	1	0	1	28	52	5.06	2.062
Juan Agosto, L ERA: 3.59	(6, 1)	1.1		7	1	2	0	2	1	0	0	0	0	0	10	14	0.00	1.500
Dan Spillner, R ERA: 3.63	(7, 1)	0.1		3	0	0	0	0	2	0	0	0	0	0	1	9	0.00	6.000
Jerry Don Gleaton, L ERA: 6.0	(8, 1)	1.0		4	0	0	0	0	1	0	0	0	0	0	3	7	0.00	1.000
Bob James, R ERA: 2.22	(9, 1)	1.0	S	4	1	0	0	1	0	0	0	0	0	0	6	6	0.00	1.000

PITCHER	IP	WLS	BF	H	R	ER	SO	BB	IBB	HBP	BLK	WP	HR	S	P	ERA	WHIP

Batter	1	2	3	4	5	6	7	8	9	AB	R	H	RBI	BB	SO	LOB
Reid Nichols, R (1, 8) (7, 7) OBP: 0.331, SLG: 0.318	F3		F8		SH1-4 HR 1B	F9		1-3		5	1	1	0	0	0	1
Scott Fletcher, R (1, 4) OBP: 0.334, SLG: 0.304	3B			2B 2B	SH1-4 1-2		L4	4-3		4	1	2	0	0	0	0
Harold Baines, L (1, 9) OBP: 0.356, SLG: 0.481	K			F5	F8		2B 2B		FC2-4 1B	5	1	2	0	0	1	3
Carlton Fisk, R (1, 2) OBP: 0.319, SLG: 0.501 Mike Squires, L (9, PR) Joel Skinner, R (9, 2) OBP: 0.500, SLG: 0.697	F8			2B 1B HBP	HR 2-H		WP SF9 2-H 2B		FC2-4 G3 1B 1-2f	4 0 0	3 0 0	2 0 0	3 0 0	0 0 0	0 0 0	2 0 0
Ron Kittle, R (1, 7) OBP: 0.297, SLG: 0.434 Daryl Boston, L (7, PR) (7, 8) OBP: 0.281, SLG: 0.341		G6-3 1B		1B 2B 1-3 2-H	HBP		1B BB 2-3		G3 1B 1-2	2 1	1 0	2 1	1 0	1 0	0 0	0 0
Jerry Hairston, S (1, 10) OBP: 0.373, SLG: 0.336		F6		1B SH5-3 IBB	K		SF9 3-H		G3 1-2 2-3	3	1	0	1	1	1	4
Greg Walker, L (1, 3) OBP: 0.309, SLG: 0.443		G6-3 1-2f		SH5-3 1-3 2-H 3-H 1B		K2-3	1B 1-3		4-3	5	0	2	2	0	1	4
Tim Hulett, R (1, 5) OBP: 0.316, SLG: 0.351			K	SH5-3 1-2 3-H		F7	F9			3	0	0	1	0	1	2
Ozzie Guillen, L (1, 6) OBP: 0.291, SLG: 0.350			K	F9		1B		F8		4	0	1	0	0	1	1
Inning Stats	R: 0 E: 0 K: 1 S: 6 H: 1 LOB: 1 BB: 0 P: 6	R: 0 E: 0 K: 0 S: 3 H: 1 LOB: 0 BB: 0 P: 3	R: 0 E: 0 K: 2 S: 7 H: 0 LOB: 0 BB: 0 P: 7	R: 4 E: 0 K: 0 S: 6 H: 3 LOB: 1 BB: 1 P: 11	R: 2 E: 0 K: 1 S: 7 H: 2 LOB: 1 BB: 0 P: 8	R: 0 E: 0 K: 1 S: 6 H: 1 LOB: 1 BB: 0 P: 6	R: 2 E: 0 K: 0 S: 6 H: 3 LOB: 2 BB: 1 P: 10	R: 0 E: 0 K: 0 S: 3 H: 0 LOB: 0 BB: 0 P: 3	R: 0 E: 0 K: 0 S: 5 H: 2 LOB: 3 BB: 0 P: 5	1B: 7 2B: 4 3B: 1 HR: 1 SF: 1 SAC: 2 DP: 1 HBP: 2							

TOP

Chicago White Sox @ California Angels

Anaheim Stadium, Anaheim, CA

Tue Sep 24 1985, 10:05 PM EDT

Att. 28,864 - Unknown

livebaseballscorecards.com

AB	36
R	8
H	13
RBI	8
BB	2
SO	5
LOB	17

WP: 1 PB: 0 SB: 0 CS: 0 PA: 43

PITCHER		IP	WLS	BF	H	R	ER	SO	BB	IBB	HBP	BLK	WP	HR	S	P	ERA	WHIP
John Candelaria, L ERA: 3.9	(1, 1)	6.0	L	28	8	6	6	5	0	1	2	0	0	1	35	41	9.00	1.333
Kirk McCaskill, R ERA: 4.74	(7, 1)	2.0		10	3	2	2	0	1	0	0	0	1	0	9	13	9.00	2.000
Luis Sanchez, R ERA: 5.97	(9, 1)	1.0		5	2	0	0	0	0	0	0	0	0	0	5	5	0.00	2.000

PITCHER	IP	WLS	BF	H	R	ER	SO	BB	IBB	HBP	BLK	WP	HR	S	P	ERA	WHIP

Batter	1	2	3	4	5	6	7	8	9	AB	R	H	RBI	BB	SO	LOB
Gary Pettis, S (1, 8) OBP: 0.356, SLG: 0.330	K		K2-6 1-2f		F6			F9		4	0	0	0	0	2	3
Ruppert Jones, L (1, 9) OBP: 0.337, SLG: 0.462	L3			F4		G3		G3		3	0	0	0	0	0	0
Rufino Linares, R (8, PH) OBP: 0.250, SLG: 0.484 (9, 9)										1	0	0	0	0	0	0
Daryl Sconiers, L (1, 3) OBP: 0.381, SLG: 0.437	4-3			1B 1B		1B 2B		F4		3	1	2	0	0	0	0
Juan Beniquez, R (8, PH) OBP: 0.364, SLG: 0.417 (9, 3)										1	0	0	0	0	0	0
Doug DeCinces, R (1, 5) OBP: 0.320, SLG: 0.434		6-3		F9		K			F3	4	0	0	0	0	1	2
Brian Downing, R (1, 7) OBP: 0.378, SLG: 0.442		F3		1-3 1B		2-H 1B			K	4	0	2	1	0	1	0
Reggie Jackson, L (1, 10) OBP: 0.357, SLG: 0.486		K		K		K			K	4	0	0	0	0	4	3
Bobby Grich, R (1, 4) OBP: 0.358, SLG: 0.363			6-3		K		K			3	0	0	0	0	2	0
Bob Boone, R (1, 2) OBP: 0.309, SLG: 0.323			1B 1B		1-3 2B		6-3			3	0	2	0	0	0	0
Dick Schofield, R (1, 6) OBP: 0.284, SLG: 0.325			1-3 K2-6 1B		1-3 2-3		L6			3	0	1	0	0	0	1
Inning Stats	R: 0 E: 0 K: 1 S: 5 H: 0 LOB: 0 BB: 0 P: 5	R: 0 E: 0 K: 1 S: 5 H: 0 LOB: 0 BB: 0 P: 5	R: 0 E: 0 K: 1 S: 6 H: 2 LOB: 2 BB: 0 P: 6	R: 0 E: 0 K: 1 S: 7 H: 2 LOB: 2 BB: 0 P: 7	R: 0 E: 0 K: 1 S: 6 H: 1 LOB: 1 BB: 0 P: 6	R: 1 E: 0 K: 2 S: 9 H: 2 LOB: 1 BB: 0 P: 9	R: 0 E: 0 K: 1 S: 5 H: 0 LOB: 0 BB: 0 P: 5	R: 0 E: 0 K: 0 S: 3 H: 0 LOB: 0 BB: 0 P: 3	R: 0 E: 0 K: 2 S: 7 H: 0 LOB: 0 BB: 0 P: 7	1B: 5 2B: 3 3B: 0 HR: 0 SF: 0 SAC: 0 DP: 1 HBP: 0						

PITCHER		IP	WLS	BF	H	R	ER	SO	BB	IBB	HBP	BLK	WP	HR	S	P	ERA	WHIP
Tom Seaver, R ERA: 3.13	(1, 1)	7.0	W	27	7	1	1	8	0	0	0	0	0	0	43	43	1.29	1.000
Jerry Don Gleaton, L ERA: 5.79	(8, 1)	1.0		3	0	0	0	0	0	0	0	0	0	0	3	3	0.00	0.000
Dave Wehrmeister, R ERA: 2.91	(9, 1)	1.0		3	0	0	0	2	0	0	0	0	0	0	7	7	0.00	0.000

PITCHER	IP	WLS	BF	H	R	ER	SO	BB	IBB	HBP	BLK	WP	HR	S	P	ERA	WHIP

BOTTOM

Chicago White Sox @ California Angels

Anaheim Stadium, Anaheim, CA

Tue Sep 24 1985, 10:05 PM EDT

Att. 28,864 - Unknown

livebaseballscorecards.com

AB	33
R	1
H	7
RBI	1
BB	0
SO	10
LOB	9

Batter	1	2	3	4	5	6	7	8	9	AB	R	H	RBI	BB	SO	LOB
Rudy Law, L (1, 7) OBP: 0.310, SLG: 0.379	F2		1-H 3B		K		4-3			4	0	1	1	0	1	1
Scott Fletcher, R (1, 4) Jerry Hairston, S (8, PH) OBP: 0.371, SLG: 0.333 Bryan Little, S (8, 4) OBP: 0.347, SLG: 0.335	F9		F9			F7		K		3 1 0	0 0 0	0 0 0	0 0 0	0 0 0	1 1 0	1 0 0
Harold Baines, L (1, 9) OBP: 0.353, SLG: 0.478	L5		4-3			4-3		K		4	0	0	0	0	1	1
Greg Walker, L (1, 3) OBP: 0.309, SLG: 0.442		1B		6-3		4-3		K		4	0	1	0	0	1	0
Carlton Fisk, R (1, 2) OBP: 0.322, SLG: 0.508		F9		G5-4-3 HBP			HR		2-3 1B	3	1	2	1	0	0	1
Ron Kittle, R (1, 10) OBP: 0.297, SLG: 0.441		F8		G5-4-3 1-2f			HR		2-3 1-2	4	1	1	1	0	0	3
Daryl Boston, L (1, 8) OBP: 0.276, SLG: 0.335		K			K		F8		F7	4	0	0	0	0	2	2
Ozzie Guillen, L (1, 6) OBP: 0.288, SLG: 0.347			5-3		F9		4-3		6-3	4	0	0	0	0	0	1
Tim Hulett, R (1, 5) OBP: 0.321, SLG: 0.364			3B 1B		HR		1B			3	2	3	1	0	0	0
Inning Stats	R: 0 E: 0 K: 0 S: 3 H: 0 LOB: 0 BB: 0 P: 3	R: 0 E: 0 K: 1 S: 6 H: 1 LOB: 1 BB: 0 P: 6	R: 1 E: 0 K: 0 S: 5 H: 2 LOB: 1 BB: 0 P: 5	R: 0 E: 0 K: 0 S: 2 H: 0 LOB: 0 BB: 0 P: 3	R: 1 E: 0 K: 2 S: 8 H: 1 LOB: 0 BB: 0 P: 8	R: 0 E: 0 K: 0 S: 3 H: 0 LOB: 0 BB: 0 P: 3	R: 2 E: 0 K: 0 S: 6 H: 3 LOB: 1 BB: 0 P: 6	R: 0 E: 0 K: 3 S: 9 H: 0 LOB: 0 BB: 0 P: 9	R: 0 E: 0 K: 0 S: 4 H: 1 LOB: 1 BB: 0 P: 4	1B: 4 2B: 0 3B: 1 HR: 3 SF: 0 SAC: 0 DP: 1 HBP: 1	WP: 0 PB: 0 SB: 0 CS: 0 PA: 35					

PITCHER	IP	WLS	BF	H	R	ER	SO	BB	IBB	HBP	BLK	WP	HR	S	P	ERA	WHIP
Ron Romanick, R (1, 1) ERA: 4.09	6.2	W	26	6	4	4	3	0	0	1	0	0	3	31	32	5.40	0.900
Donnie Moore, R (7, 1) ERA: 1.55	2.1	S	9	2	0	0	3	0	0	0	0	0	0	15	15	0.00	0.857

PITCHER	IP	WLS	BF	H	R	ER	SO	BB	IBB	HBP	BLK	WP	HR	S	P	ERA	WHIP

TOP

Chicago White Sox @ California Angels

Anaheim Stadium, Anaheim, CA

Wed Sep 25 1985, 10:05 PM EDT

Att. 33,028 - Unknown

livebaseballscorecards.com

AB	34
R	4
H	8
RBI	4
BB	0
SO	6
LOB	10

BOTTOM

Chicago White Sox @ California Angels

Anaheim Stadium, Anaheim, CA

Wed Sep 25 1985, 10:05 PM EDT

Att. 33,028 - Unknown

livebaseballscorecards.com

Batter	1	2	3	4	5	6	7	8	9	AB	R	H	RBI	BB	SO	LOB
Rod Carew, L (1, 3) OBP: 0.371, SLG: 0.344	4-3	K		HR 1B		2B		FC6-4		5	1	2	0	0	1	2
Juan Beniquez, R (1, 9) OBP: 0.368, SLG: 0.426	FC6-4 1B		K	HR		G4-3 BB				3	1	2	3	1	1	0
Brian Downing, R (1, 7) OBP: 0.378, SLG: 0.440	FC6-4		3B BB	6-3		G4-3				3	1	0	0	1	0	3
Devon White, S (9, 7)										0	0	0	0	0	0	0
Doug DeCinces, R (1, 5) OBP: 0.319, SLG: 0.438	5-3		3B	5-3			F9			4	0	1	1	0	0	1
Bobby Grich, R (1, 4) OBP: 0.357, SLG: 0.361		6-3	F5		E S SH5-3 BB		F3			3	1	0	0	1	0	1
Rufino Linares, R (1, 10) OBP: 0.265, SLG: 0.469		L3	BB		K		K			1	0	0	0	1	0	0
Daryl Sconiers, L (5, PH) OBP: 0.374, SLG: 0.427										2	0	0	0	0	2	1
Bob Boone, R (1, 2) OBP: 0.311, SLG: 0.323		1B 2B BB	K		SH5-3			FC6-4 HBP		1	1	0	1	1	1	2
Dick Schofield, R (1, 6) OBP: 0.286, SLG: 0.327		2B 1B		1B SH1-4 HR 1B	K			F4		4	2	2	0	0	1	1
Gary Pettis, S (1, 8) OBP: 0.356, SLG: 0.333		2B		SH1-4		3-1		L7		3	0	1	2	0	0	1
Inning Stats	R: 0 E: 0 K: 0 S: 4 H: 1 LOB: 1 BB: 0 P: 4	R: 2 E: 0 K: 1 S: 7 H: 2 LOB: 1 BB: 1 P: 11	R: 1 E: 0 K: 2 S: 8 H: 1 LOB: 2 BB: 2 P: 16	R: 3 E: 0 K: 0 S: 6 H: 3 LOB: 0 BB: 0 P: 6	R: 1 E: 0 K: 2 S: 7 H: 0 LOB: 0 BB: 1 P: 11	R: 0 E: 0 K: 0 S: 3 H: 1 LOB: 1 BB: 1 P: 7	R: 0 E: 0 K: 1 S: 5 H: 0 LOB: 0 BB: 0 P: 5	R: 0 E: 0 K: 0 S: 3 H: 0 LOB: 1 BB: 0 P: 4		1B: 4 2B: 2 3B: 1 HR: 1	SF: 0 SAC: 2 DP: 1 HBP: 1						

	AB	29
	R	7
	H	8
	RBI	7
	BB	5
	SO	6
	LOB	12

PITCHER		IP	WLS	BF	H	R	ER	SO	BB	IBB	HBP	BLK	WP	HR	S	P	ERA	WHIP
Britt Burns, L ERA: 3.81	(1, 1)	4.0	L	22	7	6	6	3	3	0	0	0	0	1	25	37	13.50	2.500
Dan Spillner, R ERA: 3.58	(5, 1)	1.1		7	1	1	0	2	2	0	0	0	0	0	9	17	0.00	2.250
Bruce Tanner, R ERA: 5.13	(6, 1)	2.2		8	0	0	0	1	0	0	1	0	0	0	9	10	0.00	0.000

PITCHER	IP	WLS	BF	H	R	ER	SO	BB	IBB	HBP	BLK	WP	HR	S	P	ERA	WHIP

WP: 0 PB: 0 SB: 1 CS: 0 PA: 37

California Angels @ Cleveland Indians

Cleveland Municipal Stadium, Cleveland, OH

Fri Sep 27 1985, 7:05 PM EDT

Att. 5,695 - Unknown

TOP

livebaseballscorecards.com

Batter	1	2	3	4	5	6	7	8	9	AB	R	H	RBI	BB	SO	LOB
Gary Pettis, S (1, 8) OBP: 0.353, SLG: 0.329	F3	F3			FC4-6 BLK 1-2f		K			4	0	0	0	0	1	3
Juan Beniquez, R (1, 3) OBP: 0.369, SLG: 0.426	HR 1B		1-3		BB 1-2			K		3	1	1	0	1	1	0
Brian Downing, R (1, 7) OBP: 0.375, SLG: 0.436	K		6-3		F7			F3		4	0	0	0	0	1	3
Doug DeCinces, R (1, 5) OBP: 0.318, SLG: 0.443	1-H HR		L6		F4			6-3		4	1	1	2	0	0	2
Bobby Grich, R (1, 4) OBP: 0.356, SLG: 0.367	K			F9		F8			HR	4	1	1	1	0	1	0
Reggie Jackson, L (1, 10) OBP: 0.355, SLG: 0.482		F4		K		6-3			K	4	0	0	0	0	2	0
Darrell Miller, R (1, 9) OBP: 0.357, SLG: 0.400		1B 1B		HBP		K			3-1	2	0	1	0	0	1	0
Rod Carew, L (9, PH) OBP: 0.370, SLG: 0.343										1	0	0	0	0	0	0
Dick Schofield, R (1, 6) OBP: 0.284, SLG: 0.325		F9		F8			F3		K	2	0	0	0	0	0	2
Daryl Sconiers, L (7, PH) OBP: 0.370, SLG: 0.422										1	0	0	0	0	0	0
Craig Gerber, L (7, 6) OBP: 0.276, SLG: 0.329										0	0	0	0	0	0	0
Ruppert Jones, L (9, PH) OBP: 0.336, SLG: 0.460										1	0	0	0	0	1	0
Bob Boone, R (1, 2) OBP: 0.313, SLG: 0.323	1-2 1B				FC4-6 BB		G3			2	0	1	0	1	0	0

	AB	32
	R	3
	H	5
	RBI	3
	BB	2
	SO	8
	LOB	10

Inning Stats	1	2	3	4	5	6	7	8	9
	R: 2 E: 0 K: 2 S: 9	H: 2 LOB: 0 BB: 0 P: 9	R: 0 E: 0 K: 0 S: 5	H: 2 LOB: 2 BB: 0 P: 5	R: 0 E: 0 K: 0 S: 3	H: 0 LOB: 0 BB: 0 P: 3	R: 0 E: 0 K: 1 S: 5	H: 0 LOB: 1 BB: 0 P: 6	R: 0 E: 0 K: 0 S: 3	H: 0 LOB: 2 BB: 2 P: 11	R: 0 E: 0 K: 1 S: 5	H: 0 LOB: 0 BB: 0 P: 5	R: 0 E: 0 K: 1 S: 5	H: 0 LOB: 0 BB: 0 P: 5	R: 0 E: 0 K: 1 S: 5	H: 0 LOB: 0 BB: 0 P: 5	R: 1 E: 0 K: 2 S: 8	H: 1 LOB: 0 BB: 0 P: 8

	1B: 3	SF: 0	WP: 0	PA: 35
	2B: 0	SAC: 0	PB: 0	
	3B: 0	DP: 0	SB: 0	
	HR: 2	HBP: 1	CS: 0	

PITCHER		IP	WLS	BF	H	R	ER	SO	BB	IBB	HBP	BLK	WP	HR	S	P	ERA	WHIP
Neal Heaton, L ERA: 4.89	(1, 1)	6.0	W	25	4	2	2	4	2	0	1	1	0	1	30	39	3.00	1.000
Vern Ruhle, R ERA: 4.47	(7, 1)	3.0	S	10	1	1	1	4	0	0	0	0	0	1	18	18	3.00	0.333

PITCHER	IP	WLS	BF	H	R	ER	SO	BB	IBB	HBP	BLK	WP	HR	S	P	ERA	WHIP

BOTTOM

California Angels @ Cleveland Indians

Cleveland Municipal Stadium, Cleveland, OH

Fri Sep 27 1985, 7:05 PM EDT

Att. 5,695 - Unknown

livebaseballscorecards.com

Batter	1	2	3	4	5	6	7	8	9	AB	R	H	RBI	BB	SO	LOB
Brett Butler, L (1, 8) OBP: 0.372, SLG: 0.427	6-3			S, 1B	F6	BBB, CS, BB				3	1	1	0	1	0	0
Tony Bernazard, S (1, 4) OBP: 0.360, SLG: 0.403	4-3			1-2, 1B, 2B	E9, 1B, 1B	1-2, CS	CS, 2B			4	2	3	0	0	0	0
Julio Franco, R (1, 6) OBP: 0.348, SLG: 0.382	G6-4-3			1-2, 2-H, 2B, 1B	2-3, 1B, 1B		2-3, F8			4	2	2	1	0	0	1
Andre Thornton, R (1, 10) OBP: 0.297, SLG: 0.384		F9		1-H, 2-H, 1B, 2B	F6		1B			4	1	2	2	0	0	2
Mike Hargrove, L (1, 3) OBP: 0.378, SLG: 0.358		F8		2-H, 4-3, 2B, 1B	1-3, 3-H, 1B, 1B		F8			4	1	2	2	0	0	1
Brook Jacoby, R (1, 5) OBP: 0.325, SLG: 0.422		4-3		1-2, 4-3, 1B	1-2, 3-H, 1B			L9		4	0	1	1	0	0	1
George Vukovich, L (1, 7) (9, 9) OBP: 0.295, SLG: 0.334			F9	2-H, 2B	G3			F8		4	0	1	1	0	0	2
Jerry Willard, L (1, 2) OBP: 0.330, SLG: 0.361			F7, K	K		F9		K		4	0	0	0	0	2	1
Carmen Castillo, R (1, 9) OBP: 0.299, SLG: 0.467 Otis Nixon, S (9, 7) OBP: 0.271, SLG: 0.315			K	F9		F8				3 0	0 0	0 0	0 0	0 0	1 0	1 0
Inning Stats	R: 0 E: 0 K: 0 S: 3 H: 0 LOB: 0 BB: 0 P: 3	R: 0 E: 0 K: 0 S: 3 H: 0 LOB: 0 BB: 0 P: 3	R: 0 E: 0 K: 1 S: 5 H: 0 LOB: 0 BB: 0 P: 5	R: 5 E: 0 K: 1 S: 11 H: 6 LOB: 1 BB: 0 P: 11	R: 2 E: 1 K: 0 S: 7 H: 4 LOB: 2 BB: 0 P: 7	R: 0 E: 0 K: 0 S: 2 H: 0 LOB: 0 BB: 1 P: 6	R: 0 E: 0 K: 0 S: 4 H: 2 LOB: 1 BB: 0 P: 4	R: 0 E: 0 K: 1 S: 5 H: 0 LOB: 0 BB: 0 P: 5		1B: 9 2B: 3 3B: 0 HR: 0 SF: 0 SAC: 0 DP: 0 HBP: 0						

	AB	34
	R	7
	H	12
	RBI	7
	BB	1
	SO	3
	LOB	9

WP: 0 PB: 0 SB: 1 CS: 2 PA: 36

PITCHER		IP	WLS	BF	H	R	ER	SO	BB	IBB	HBP	BLK	WP	HR	S	P	ERA	WHIP
Mike Witt, R ERA: 3.52	(1, 1)	3.0	L	14	5	5	5	1	0	0	0	0	0	0	16	16	15.00	1.667
Urbano Lugo, R ERA: 3.69	(4, 1)	3.2		17	7	2	2	1	1	0	0	0	0	0	18	22	4.91	2.182
Al Holland, L ERA: 2.9	(7, 1)	1.1		4	0	0	0	1	0	0	0	0	0	0	6	6	0.00	0.000

PITCHER	IP	WLS	BF	H	R	ER	SO	BB	IBB	HBP	BLK	WP	HR	S	P	ERA	WHIP

California Angels @ Cleveland Indians

Cleveland Municipal Stadium, Cleveland, OH

Sat Sep 28 1985, 3:33 AM EDT

Att. 6,673 - Unknown

TOP

livebaseballscorecards.com

Batter	1	2	3	4	5	6	7	8	9	AB	R	H	RBI	BB	SO	LOB
Rod Carew, L (1, 3) OBP: 0.370, SLG: 0.346	K		6-3		6-3 1B 2-H	F8		2B		5	0	2	1	0	1	3
Juan Beniquez, R (1, 9) OBP: 0.367, SLG: 0.428	1B 3B		5-3		6-3 1-2		F7	F7		5	1	1	0	0	0	2
Brian Downing, R (1, 7) OBP: 0.379, SLG: 0.440	4-3 1B 3-H			BB	BB		1B 2B		F2	3	1	2	1	2	0	0
Doug DeCinces, R (1, 5) OBP: 0.317, SLG: 0.439	4-3 1-2f			K	F9		1B SF9 IBB		F2	4	1	0	0	1	1	4
Bobby Grich, R (1, 4) OBP: 0.358, SLG: 0.366		BB		F9		2B BB	1-3 2-H 1B		K	3	0	1	1	2	1	1
Rufino Linares, R (1, 10) OBP: 0.237, SLG: 0.429		F3		F9		F8	SF9 3-H			3	0	0	1	0	0	3
Dick Schofield, R (1, 6) OBP: 0.286, SLG: 0.329		F8			SH1-4 1B 1B	1-3 2B	4-3			4	1	2	0	0	0	2
Bob Boone, R (1, 2) OBP: 0.311, SLG: 0.321		F7			SH1-4 1-2	F9		6-3		3	0	0	0	0	0	3
Gary Pettis, S (1, 8) OBP: 0.354, SLG: 0.329			6-3		1B 2-H 1B	BB		G3		3	1	1	1	1	0	0
Inning Stats	R: 1 E: 0 K: 1 S: 6 H: 2 LOB: 0 BB: 0 P: 6	R: 0 E: 0 K: 0 S: 3 H: 0 LOB: 1 BB: 1 P: 7	R: 0 E: 0 K: 0 S: 3 H: 0 LOB: 0 BB: 0 P: 3	R: 0 E: 0 K: 1 S: 5 H: 0 LOB: 1 BB: 1 P: 9	R: 2 E: 0 K: 0 S: 6 H: 3 LOB: 2 BB: 1 P: 10	R: 0 E: 0 K: 0 S: 4 H: 1 LOB: 3 BB: 2 P: 12	R: 2 E: 0 K: 0 S: 5 H: 2 LOB: 1 BB: 1 P: 9	R: 0 E: 0 K: 0 S: 4 H: 1 LOB: 1 BB: 0 P: 4	R: 0 E: 0 K: 1 S: 5 H: 0 LOB: 0 BB: 0 P: 5	1B: 5 2B: 4 3B: 1 HR: 0	SF: 1 SAC: 1 DP: 1 HBP: 0						

	AB	33
	R	5
	H	9
	RBI	5
	BB	6
	SO	3
	LOB	18

WP: 0 PB: 0 SB: 0 CS: 0 PA: 41

PITCHER		IP	WLS	BF	H	R	ER	SO	BB	IBB	HBP	BLK	WP	HR	S	P	ERA	WHIP
Jamie Easterly, L ERA: 3.77	(1, 1)	4.2		21	5	3	3	2	3	0	0	0	0	0	22	34	5.79	1.714
Rich Thompson, R ERA: 6.34	(5, 1)	0.1		1	0	0	0	0	0	0	0	0	0	0	1	1	0.00	0.000
Dave Vonohlen, L ERA: 2.55	(6, 1)	2.0		12	3	2	2	0	2	1	0	0	0	0	9	21	9.00	2.500
Keith Creel, R ERA: 5.37	(8, 1)	1.0		4	1	0	0	0	0	0	0	0	0	0	4	4	0.00	1.000
Jerry Reed, R ERA: 4.1	(9, 1)	1.0	W	3	0	0	0	1	0	0	0	0	0	0	5	5	0.00	0.000

PITCHER	IP	WLS	BF	H	R	ER	SO	BB	IBB	HBP	BLK	WP	HR	S	P	ERA	WHIP

Batter	1	2	3	4	5	6	7	8	9	AB	R	H	RBI	BB	SO	LOB
Brett Butler, L (1, 8) OBP: 0.371, SLG: 0.426	G6-4-3 S 1B		K			F7		F9		4	0	1	0	0	1	2
Tony Bernazard, S (1, 4) OBP: 0.361, SLG: 0.404	G6-4-3 1B 1-2			F6		4-3		1B HR 1B 1-3		4	1	2	0	0	0	1
Julio Franco, R (1, 6) OBP: 0.349, SLG: 0.381	G6-4-3 1-2f 2-3			F9			BBBB 4-3 BB	HR 1B 1-3 3-H		3	1	1	1	1	0	2
Andre Thornton, R (1, 10) OBP: 0.297, SLG: 0.390	K			5-3			F8	HR 1-H 3-H		4	1	1	3	0	1	2
Mike Hargrove, L (1, 3) OBP: 0.373, SLG: 0.352		F8			F9		4-3 1-2	4-3		4	0	0	0	0	0	1
Brook Jacoby, R (1, 5) OBP: 0.323, SLG: 0.419		5-3			K		5-3		E6 FC5-6	4	0	0	0	0	1	1
George Vukovich, L (1, 7) OBP: 0.294, SLG: 0.341		F8			F8			HR	FC5-6 1-2f	4	2	1	1	0	0	1
Jerry Willard, L (1, 2) OBP: 0.332, SLG: 0.374			4-3			1B		4-3	1-H HR	4	1	2	2	0	0	0
Carmen Castillo, R (1, 9) OBP: 0.299, SLG: 0.464			F8			F6		1B 1B 1B		3	1	1	0	0	0	1
Inning Stats	R: 0 H: 2 E: 0 LOB: 1 K: 1 BB: 0 S: 6 P: 6	R: 0 H: 0 E: 0 LOB: 0 K: 0 BB: 0 S: 3 P: 3	R: 0 H: 0 E: 0 LOB: 0 K: 1 BB: 0 S: 5 P: 5	R: 0 H: 0 E: 0 LOB: 0 K: 0 BB: 0 S: 3 P: 3	R: 0 H: 0 E: 0 LOB: 0 K: 1 BB: 0 S: 5 P: 5	R: 0 H: 1 E: 0 LOB: 1 K: 0 BB: 0 S: 4 P: 4	R: 0 H: 0 E: 0 LOB: 1 K: 0 BB: 1 S: 3 P: 7	R: 5 H: 5 E: 0 LOB: 0 K: 0 BB: 0 S: 8 P: 8	R: 2 H: 1 E: 1 LOB: 0 K: 0 BB: 0 S: 3 P: 3	1B: 6 SF: 0 2B: 0 SAC: 0 3B: 0 DP: 1 HR: 3 HBP: 0						

PITCHER		IP	WLS	BF	H	R	ER	SO	BB	IBB	HBP	BLK	WP	HR	S	P	ERA	WHIP
Don Sutton, R ERA: 3.79	(1, 1)	7.0		24	3	0	0	3	1	0	0	0	0	0	29	33	0.00	0.571
Donnie Moore, R ERA: 1.99	(8, 1)	1.0		8	5	5	5	0	0	0	0	0	0	2	8	8	45.00	5.000
Stu Cliburn, R ERA: 2.12	(9, 1)	0.1	L	3	1	2	1	0	0	0	0	0	0	1	3	3	27.00	3.000

PITCHER	IP	WLS	BF	H	R	ER	SO	BB	IBB	HBP	BLK	WP	HR	S	P	ERA	WHIP

BOTTOM

California Angels @ Cleveland Indians

Cleveland Municipal Stadium, Cleveland, OH

Sat Sep 28 1985, 3:33 AM EDT

Att. 6,673 - Unknown

livebaseballscorecards.com

AB	34
R	7
H	9
RBI	7
BB	1
SO	3
LOB	11

Batter	1	2	3	4	5	6	7	8	9	AB	R	H	RBI	BB	SO	LOB
Rod Carew, L (1, 3) OBP: 0.372, SLG: 0.350	S S S 0-3 ① K		x 0-0 4-3 1B 2B	B B B 4-0 FC4-6 HBP 1-2 CS BB	x 0-0 3-H BB 1B			x 0-0 ① 4-3		4	1	2	1	1	1	0
Juan Beniquez, R (1, 9) OBP: 0.371, SLG: 0.428 Darrell Miller, R (5, PR) OBP: 0.372, SLG: 0.488 (5, 9)	x 0-0 1B		x 0-0 ① 4-3 2-3	H 1-0 FC4-6 1-2 2-3 HBP	B B B 4-0 FC5-4 1-2 BB			x 0-0 HR		2 1	0 1	1 1	0 1	1 0	0 0	1 0
Brian Downing, R (1, 7) OBP: 0.377, SLG: 0.436 Devon White, S (8, 7)	x 0-0 ② F9		B B B B 4-0 1B 1B BB	x 0-0 ① FC4-6 1-2f 2-3 3-H	x 0-0 ③ FC5-4 1-2f			x 0-0 ② 4-3		4 0	1 0	0 0	1 0	1 0	0 0	5 0
Doug DeCinces, R (1, 5) OBP: 0.316, SLG: 0.436	S S S 0-3 ③ K		x 0-0 1B 1-2 3-H 1B	S S S 0-3 ② ③ K 3-H		x 0-0 ① F8		x 0-0 ③ F9		5	0	1	1	0	2	3
Bobby Grich, R (1, 4) OBP: 0.362, SLG: 0.370		x 0-0 2B SF8 1B	x 0-0 ② PB 1-3 2-H 2B 1B		B B B B 4-0 CS BB	S S S 0-3 ② K			x 0-0 G5-4-3 1B	4	2	3	1	1	1	0
Reggie Jackson, L (1, 10) OBP: 0.357, SLG: 0.483		x 0-0 1-3 2B	B B B B 4-0 2B 2-3 BB		B B B B 4-0 ① 1B 1-2 3B BB	x 0-0 ③ F6			S S S 0-3 ① K	3	1	1	0	2	1	1
Bob Boone, R (1, 2) OBP: 0.312, SLG: 0.325		x 0-0 ① SF8 3-H	x 0-0 1-3 3-H 2B		x 0-0 1-2 3B 1B		x 0-0 ① 4-3		x 0-0 ② ③ G5-4-3 1-2f	4	1	2	2	0	0	1
Dick Schofield, R (1, 6) OBP: 0.286, SLG: 0.333		x 0-0 ② 6-3	S S S 0-3 ③ K		x 0-0 1-H 2-H 1B 3B		x 0-0 ② 5-3			4	1	1	2	0	1	3
Gary Pettis, S (1, 8) OBP: 0.353, SLG: 0.329		x 0-0 ③ 1-3		x 0-0 HBP S FC4-6 1B	x 0-0 ② 6-3		x 0-0 ③ 4-3			4	1	1	0	0	0	2
Inning Stats	R: 0 H: 1 E: 0 LOB: 1 K: 2 BB: 0 S: 8 P: 8	R: 1 H: 2 E: 0 LOB: 1 K: 0 BB: 0 S: 5 P: 5	R: 3 H: 4 E: 0 LOB: 2 K: 1 BB: 2 S: 8 P: 16	R: 1 H: 1 E: 0 LOB: 2 K: 1 BB: 1 S: 5 P: 10	R: 3 H: 3 E: 0 LOB: 2 K: 0 BB: 3 S: 5 P: 17	R: 0 H: 0 E: 0 LOB: 0 K: 1 BB: 0 S: 5 P: 5	R: 0 H: 0 E: 0 LOB: 0 K: 0 BB: 0 S: 3 P: 3	R: 1 H: 1 E: 0 LOB: 0 K: 0 BB: 0 S: 4 P: 4	R: 0 H: 1 E: 0 LOB: 0 K: 1 BB: 0 S: 5 P: 5	1B: 8 SF: 1 2B: 4 SAC: 0 3B: 1 DP: 2 HR: 1 HBP: 1						

PITCHER		IP	WLS	BF	H	R	ER	SO	BB	IBB	HBP	BLK	WP	HR	S	P	ERA	WHIP
Curt Wardle, L ERA: 6.2	(1, 1)	2.2	L	15	6	4	4	2	2	0	0	0	0	0	17	25	13.50	3.000
Rich Thompson, R ERA: 6.35	(3, 1)	1.1		7	2	1	1	2	1	0	1	0	0	0	9	14	6.75	2.250
Bryan Clark, L ERA: 6.35	(5, 1)	0.2		7	3	3	3	0	3	0	0	0	0	0	4	16	40.50	9.000
Vern Ruhle, R ERA: 4.39	(5, 1)	4.1		14	2	1	1	2	0	0	0	0	0	1	18	18	2.08	0.462

PITCHER	IP	WLS	BF	H	R	ER	SO	BB	IBB	HBP	BLK	WP	HR	S	P	ERA	WHIP

TOP

California Angels @ Cleveland Indians

Cleveland Municipal Stadium, Cleveland, OH

Sun Sep 29 1985, 3:33 AM EDT

Att. 11,502 - Unknown

livebaseballscorecards.com

AB	35
R	9
H	13
RBI	9
BB	6
SO	6
LOB	16

1B: 8	SF: 1	WP: 0	PA: 43
2B: 4	SAC: 0	PB: 1	
3B: 1	DP: 2	SB: 1	
HR: 1	HBP: 1	CS: 2	

BOTTOM

California Angels @ Cleveland Indians

Cleveland Municipal Stadium, Cleveland, OH

Sun Sep 29 1985, 3:33 AM EDT

Att. 11,502 - Unknown

livebaseballscorecards.com

Batter	1	2	3	4	5	6	7	8	9	AB	R	H	RBI	BB	SO	LOB
Brett Butler, L (1, 8) OBP: 0.372, SLG: 0.428	0-0 3B 2B		0-0 G3-6-3 1B 1-2		0-0 F5 ③			0-0 F3 ②		4	1	2	0	0	0	1
Tony Bernazard, S (1, 4) OBP: 0.360, SLG: 0.405 Mike Fischlin, R (9, 4) OBP: 0.270, SLG: 0.310	0-3 K ① S S S		0-0 G3-6-3 ① ② 1-2f 2-3			0-0 F9 6-3 2B		0-0 F7 ③		4 0	1 0	1 0	0 0	0 0	1 0	3 0
Julio Franco, R (1, 6) OBP: 0.348, SLG: 0.384	0-0 SF8 3B 2-H		0-3 K ③ S S S			0-0 F9 ① 2-3			0-3 K ① S S S	4	1	1	1	0	2	2
Andre Thornton, R (1, 10) OBP: 0.294, SLG: 0.387	0-0 SF8 ② 3-H			0-0 F3 ①		0-0 6-3 ② 3-H			0-3 K ② S S S	3	0	0	2	0	1	0
Mike Hargrove, L (1, 3) OBP: 0.372, SLG: 0.351	0-0 6-3 ③			0-0 3-1 ②		0-0 L3 ③			0-0 1B	4	0	1	0	0	0	0
Joe Carter, R (1, 7) OBP: 0.295, SLG: 0.406		0-3 K ① S S S		0-3 K ③ S S S			0-3 K ① S S S		0-0 F8 ③	4	0	0	0	0	3	1
George Vukovich, L (1, 9) OBP: 0.295, SLG: 0.341		0-0 6-3 ②			0-0 1B		0-0 F5 ②			3	0	1	0	0	0	0
Brook Jacoby, R (1, 5) OBP: 0.322, SLG: 0.417		0-3 K ③ S S S			0-3 K ① S S S		0-3 K ③ S S S			3	0	0	0	0	3	1
Jerry Willard, L (1, 2) OBP: 0.332, SLG: 0.374			0-0 G3-6-3 1B 1B		0-0 F8 ②			0-0 4-3 ①		3	0	1	0	0	0	1

	AB	32
	R	3
	H	7
	RBI	3
	BB	0
	SO	10
	LOB	9

Inning Stats									
	R: 2 H: 2 E: 0 LOB: 0 K: 1 BB: 0 S: 7 P: 7	R: 0 H: 0 E: 0 LOB: 0 K: 2 BB: 0 S: 7 P: 7	R: 0 H: 2 E: 0 LOB: 1 K: 1 BB: 0 S: 6 P: 6	R: 0 H: 0 E: 0 LOB: 0 K: 1 BB: 0 S: 5 P: 5	R: 0 H: 1 E: 0 LOB: 1 K: 1 BB: 0 S: 6 P: 6	R: 1 H: 1 E: 0 LOB: 0 K: 0 BB: 0 S: 4 P: 4	R: 0 H: 0 E: 0 LOB: 0 K: 2 BB: 0 S: 7 P: 7	R: 0 H: 0 E: 0 LOB: 0 K: 0 BB: 0 S: 3 P: 3	R: 0 H: 1 E: 0 LOB: 1 K: 2 BB: 0 S: 8 P: 8

	1B: 4	SF: 1	WP: 0	PA: 33
	2B: 2	SAC: 0	PB: 0	
	3B: 1	DP: 1	SB: 0	
	HR: 0	HBP: 0	CS: 0	

PITCHER	IP	WLS	BF	H	R	ER	SO	BB	IBB	HBP	BLK	WP	HR	S	P	ERA	WHIP
Kirk McCaskill, R (1, 1) ERA: 4.66	9.0	W	33	7	3	3	10	0	0	0	0	0	0	53	53	3.00	0.778

PITCHER	IP	WLS	BF	H	R	ER	SO	BB	IBB	HBP	BLK	WP	HR	S	P	ERA	WHIP

Batter	1	2	3	4	5	6	7	8	9	AB	R	H	RBI	BB	SO	LOB
Rod Carew, L (1, 3) OBP: 0.371, SLG: 0.349	4-3		2-H 1B		F5			K		4	0	1	0	0	1	2
Ruppert Jones, L (1, 7) OBP: 0.333, SLG: 0.455	4-3		K			K			6-3	4	0	0	0	0	2	1
Daryl Sconiers, L (1, 10) OBP: 0.357, SLG: 0.404	K			F7		K			6-3	4	0	0	0	0	2	0
Doug DeCinces, R (1, 5) OBP: 0.317, SLG: 0.443		HR		F8		K			BB	3	1	1	1	1	1	0
Reggie Jackson, L (1, 9) OBP: 0.354, SLG: 0.479		F2		1-3			F9		K	4	0	0	0	0	1	1
Bobby Grich, R (1, 4) OBP: 0.360, SLG: 0.367		K			K		F7			3	0	0	0	0	2	0
Gary Pettis, S (1, 8) OBP: 0.355, SLG: 0.331		K			BB 1B		CS 1B			3	0	2	0	0	1	0
Craig Gerber, L (1, 6) OBP: 0.289, SLG: 0.333			SH3 1B 1B		1-2 BB		CS 1-2	4-3		2	0	1	0	1	0	0
Bob Boone, R (1, 2) OBP: 0.311, SLG: 0.324			SH3 1-2		L8			6-3		2	0	0	0	0	0	2
Inning Stats	R: 0 E: 0 K: 1 S: 5	R: 1 E: 0 K: 2 S: 8	R: 0 E: 0 K: 1 S: 6	R: 0 E: 0 K: 0 S: 3	R: 0 E: 0 K: 1 S: 6	R: 0 E: 0 K: 3 S: 9	R: 0 E: 0 K: 0 S: 3	R: 0 E: 0 K: 1 S: 5	R: 0 E: 0 K: 1 S: 5							
	H: 0 LOB: 0 BB: 0 P: 5	H: 1 LOB: 0 BB: 0 P: 8	H: 2 LOB: 1 BB: 0 P: 6	H: 0 LOB: 0 BB: 0 P: 3	H: 1 LOB: 2 BB: 1 P: 10	H: 0 LOB: 0 BB: 0 P: 9	H: 1 LOB: 0 BB: 0 P: 3	H: 0 LOB: 0 BB: 0 P: 5	H: 0 LOB: 1 BB: 1 P: 9							
										1B: 4 2B: 0 3B: 0 HR: 1	SF: 0 SAC: 1 DP: 0 HBP: 0			WP: 0 PB: 0 SB: 0 CS: 1	PA: 33	

PITCHER	IP	WLS	BF	H	R	ER	SO	BB	IBB	HBP	BLK	WP	HR	S	P	ERA	WHIP
Bret Saberhagen, R (1, 1) ERA: 2.79	9.0	W	32	5	1	1	10	2	0	0	0	0	1	50	58	1.00	0.778

PITCHER	IP	WLS	BF	H	R	ER	SO	BB	IBB	HBP	BLK	WP	HR	S	P	ERA	WHIP

TOP

California Angels @ Kansas City Royals

Royals Stadium, Kansas City, MO

Mon Sep 30 1985, 8:05 PM EDT

Att. 34,200 - Unknown

livebaseballscorecards.com

AB	29
R	1
H	5
RBI	1
BB	2
SO	10
LOB	6

Batter	1	2	3	4	5	6	7	8	9	AB	R	H	RBI	BB	SO	LOB
Lonnie Smith, R (1, 7) OBP: 0.341, SLG: 0.370	1B		5-3		FC5-2 1-2 3-H		6-3			4	0	1	0	0	0	2
Willie Wilson, S (1, 8) OBP: 0.314, SLG: 0.404	G6-3 1-2		5-3		F9			SF9		4	1	2	0	0	0	2
George Brett, L (1, 5) OBP: 0.432, SLG: 0.565	F7			HR		F7		SF9 3-H		3	1	1	2	0	0	2
Hal McRae, R (1, 10) OBP: 0.349, SLG: 0.450 Lynn Jones, R (8, PH) OBP: 0.252, SLG: 0.262	G6-3 1-2f			K		FC4-6		4-3		3 1	0 0	1 0	0 0	0 0	1 0	2 0
Frank White, R (1, 4) OBP: 0.286, SLG: 0.415		6-3		F7		FC4-6 1-2f		K		4	0	0	0	0	1	1
Steve Balboni, R (1, 3) OBP: 0.304, SLG: 0.473		K		K		1-H				3	0	1	0	0	2	0
Darryl Motley, R (1, 9) OBP: 0.261, SLG: 0.418		BB		WP SH1-4 FC5-2 BB			F8			1	0	0	0	2	0	0
Jim Sundberg, R (1, 2) OBP: 0.304, SLG: 0.382		F8			SH1-4 1-2			HR		2	1	1	1	0	0	1
Onix Concepcion, R (1, 6) OBP: 0.255, SLG: 0.245			G3		K FC5-2 2-3		6-3			3	0	0	0	0	1	1
Inning Stats	R: 0 E: 0 K: 0 S: 4 H: 2 LOB: 1 BB: 0 P: 4	R: 0 E: 0 K: 1 S: 5 H: 0 LOB: 1 BB: 1 P: 9	R: 0 E: 0 K: 0 S: 3 H: 0 LOB: 0 BB: 0 P: 3	R: 1 E: 0 K: 2 S: 8 H: 1 LOB: 0 BB: 0 P: 8	R: 0 E: 0 K: 1 S: 6 H: 0 LOB: 2 BB: 1 P: 10	R: 0 E: 0 K: 0 S: 4 H: 2 LOB: 2 BB: 0 P: 4	R: 1 E: 0 K: 0 S: 4 H: 1 LOB: 0 BB: 0 P: 4	R: 1 E: 0 K: 1 S: 6 H: 1 LOB: 0 BB: 0 P: 6		1B: 4 2B: 0 3B: 1 HR: 2 SF: 1 SAC: 1 DP: 1 HBP: 0						

PITCHER	IP	WLS	BF	H	R	ER	SO	BB	IBB	HBP	BLK	WP	HR	S	P	ERA	WHIP
John Candelaria, L (1, 1) ERA: 3.89	7.1	L	30	7	3	3	4	2	0	0	0	1	2	36	44	3.68	1.227
Stu Cliburn, R (8, 1) ERA: 2.11	0.2		2	0	0	0	1	0	0	0	0	0	0	4	4	0.00	0.000

PITCHER	IP	WLS	BF	H	R	ER	SO	BB	IBB	HBP	BLK	WP	HR	S	P	ERA	WHIP

BOTTOM

California Angels @ Kansas City Royals

Royals Stadium, Kansas City, MO

Mon Sep 30 1985, 8:05 PM EDT

Att. 34,200 - Unknown

livebaseballscorecards.com

AB	28
R	3
H	7
RBI	3
BB	2
SO	5
LOB	11

1B: 4	SF: 1	WP: 1	PA: 32
2B: 0	SAC: 1	PB: 0	
3B: 1	DP: 1	SB: 0	
HR: 2	HBP: 0	CS: 0	

Batter	1	2	3	4	5	6	7	8	9	AB	R	H	RBI	BB	SO	LOB
Brian Downing, R (1, 7) OBP: 0.379, SLG: 0.438 Devon White, S (9, 7)	SH5-3 1B		5-3		1B 1B 2B 1-3 2-H		SH1-3 BB BB		G3	4	1	2	1	1	0	0
										0	0	0	0	0	0	0
Rod Carew, L (1, 3) OBP: 0.372, SLG: 0.349	SH5-3 1-2		6-3		E 1B G5-2-3 1B 2-3 3-H		SH1-3 BB 1-2		6-3	3	0	1	1	1	0	0
Juan Beniquez, R (1, 9) OBP: 0.370, SLG: 0.426 Darrell Miller, R (9, 9)	K		1B		F9		SH1-3 1-2 2-3		5-3	4	0	1	0	0	1	3
										0	0	0	0	0	0	0
Doug DeCinces, R (1, 5) OBP: 0.317, SLG: 0.441	F3		K		E5 1B 1-3 3-H		K			4	0	1	1	0	2	4
Reggie Jackson, L (1, 10) OBP: 0.355, SLG: 0.477		K	K	K	IBB		IBB			2	0	0	0	2	2	0
Bobby Grich, R (1, 4) OBP: 0.359, SLG: 0.373		HR	F9	F9	G5-2-3 3-Hf		F8			4	1	1	1	0	0	6
Bob Boone, R (1, 2) OBP: 0.308, SLG: 0.321		6-3	F4		1-3			F8		4	0	0	0	0	0	0
Dick Schofield, R (1, 6) OBP: 0.288, SLG: 0.335		1B			SH 1B 2B		F2	2-3		4	1	2	0	0	0	0
Gary Pettis, S (1, 8) OBP: 0.353, SLG: 0.329		K			SH 2B 1B 1-2		K	F7		3	1	0	0	0	2	1
Inning Stats	R: 0 E: 0 K: 1 S: 6 H: 1 LOB: 1 BB: 0 P: 6	R: 1 E: 0 K: 2 S: 9 H: 2 LOB: 1 BB: 0 P: 9	R: 0 E: 0 K: 1 S: 6 H: 1 LOB: 1 BB: 0 P: 6	R: 0 E: 0 K: 1 S: 5 H: 0 LOB: 0 BB: 0 P: 5	R: 3 E: 2 K: 0 S: 7 H: 4 LOB: 2 BB: 1 P: 11	R: 0 E: 0 K: 1 S: 5 H: 0 LOB: 0 BB: 0 P: 5	R: 0 E: 0 K: 1 S: 5 H: 0 LOB: 3 BB: 3 P: 17	R: 0 E: 0 K: 0 S: 3 H: 0 LOB: 0 BB: 0 P: 3	R: 0 E: 0 K: 0 S: 3 H: 0 LOB: 0 BB: 0 P: 3	1B: 6 2B: 1 3B: 0 HR: 1 SF: 0 SAC: 3 DP: 1 HBP: 0						

TOP

California Angels @ Kansas City Royals

Royals Stadium, Kansas City, MO

Tue Oct 01 1985, 8:05 PM EDT

Att. 26,273 - Unknown

livebaseballscorecards.com

AB	32
R	4
H	8
RBI	4
BB	4
SO	7
LOB	14

PITCHER		IP	WLS	BF	H	R	ER	SO	BB	IBB	HBP	BLK	WP	HR	S	P	ERA	WHIP
Charlie Leibrandt, L ERA: 2.69	(1, 1)	4.1	L	22	8	4	3	5	0	0	0	0	0	1	32	32	6.23	1.846
Steve Farr, R ERA: 3.19	(5, 1)	2.2		11	0	0	0	2	2	2	0	0	0	0	11	27	0.00	0.750
Joe Beckwith, R ERA: 4.18	(8, 1)	1.0		3	0	0	0	0	0	0	0	0	0	0	3	3	0.00	0.000
Dan Quisenberry, R ERA: 2.49	(9, 1)	1.0		3	0	0	0	0	0	0	0	0	0	0	3	3	0.00	0.000

PITCHER	IP	WLS	BF	H	R	ER	SO	BB	IBB	HBP	BLK	WP	HR	S	P	ERA	WHIP

Batter	1	2	3	4	5	6	7	8	9	AB	R	H	RBI	BB	SO	LOB
Lonnie Smith, R (1, 7) OBP: 0.338, SLG: 0.367	1-3			F9		F5		FC6-4 1-2f 3B		4	1	0	0	0	0	1
Willie Wilson, S (1, 8) OBP: 0.315, SLG: 0.408	F7			F8 BB 1B		4-3		1-H 1B 3B		4	1	2	1	0	0	0
George Brett, L (1, 5) OBP: 0.432, SLG: 0.563	L6			B B B B 4-0 1-2 BB		4-3		1B		3	0	1	1	1	0	0
Jorge Orta, L (1, 10) OBP: 0.315, SLG: 0.379		F8		F8 2-3			4-3	L8		4	0	0	0	0	0	3
Frank White, R (1, 4) OBP: 0.285, SLG: 0.414		4-3		S S S K			1B		S S S K	4	0	1	0	0	2	2
Steve Balboni, R (1, 3) OBP: 0.304, SLG: 0.472		S S S K			G3 1B		F9		L6	4	0	1	0	0	1	1
Omar Moreno, L (1, 9) OBP: 0.248, SLG: 0.379			1-3		G3 1-2		F7		S S S K	4	0	0	0	0	1	2
Jim Sundberg, R (1, 2) OBP: 0.302, SLG: 0.379			S S S K		5-3			S S S K		3	0	0	0	0	2	1
Buddy Biancalana, S (1, 6) OBP: 0.278, SLG: 0.271			S S S K		5-3			FC6-4 1B		1	0	0	0	0	1	0
Dane Iorg, L (5, PH) OBP: 0.263, SLG: 0.328										1	0	0	0	0	0	1
Onix Concepcion, R (6, 6) OBP: 0.255, SLG: 0.245										0	0	0	0	0	0	0
Pat Sheridan, L (8, PH) OBP: 0.300, SLG: 0.316										1	0	1	0	0	0	0
Greg Pryor, R (9, 6) OBP: 0.272, SLG: 0.264										0	0	0	0	0	0	0
Inning Stats	R: 0 E: 0 K: 0 S: 3 H: 0 LOB: 0 BB: 0 P: 3	R: 0 E: 0 K: 1 S: 5 H: 0 LOB: 0 BB: 0 P: 5	R: 0 E: 0 K: 2 S: 7 H: 0 LOB: 0 BB: 0 P: 7	R: 0 E: 0 K: 1 S: 6 H: 1 LOB: 2 BB: 1 P: 10	R: 0 E: 0 K: 0 S: 4 H: 1 LOB: 1 BB: 0 P: 4	R: 0 E: 0 K: 0 S: 3 H: 0 LOB: 0 BB: 0 P: 3	R: 0 E: 0 K: 0 S: 4 H: 1 LOB: 1 BB: 0 P: 4	R: 2 E: 0 K: 1 S: 8 H: 3 LOB: 1 BB: 0 P: 8	R: 0 E: 0 K: 2 S: 7 H: 0 LOB: 0 BB: 0 P: 7	1B: 5 2B: 0 3B: 1 HR: 0 SF: 0 SAC: 0 DP: 0 HBP: 0						

PITCHER	IP	WLS	BF	H	R	ER	SO	BB	IBB	HBP	BLK	WP	HR	S	P	ERA	WHIP
Mike Witt, R (1, 1) ERA: 3.48	7.2	W	30	6	2	2	5	1	0	0	0	0	0	39	43	2.35	0.913
Donnie Moore, R (8, 1) ERA: 1.96	1.1	S	4	0	0	0	2	0	0	0	0	0	0	8	8	0.00	0.000

PITCHER	IP	WLS	BF	H	R	ER	SO	BB	IBB	HBP	BLK	WP	HR	S	P	ERA	WHIP

BOTTOM

California Angels @ Kansas City Royals

Royals Stadium, Kansas City, MO

Tue Oct 01 1985, 8:05 PM EDT

Att. 26,273 - Unknown

livebaseballscorecards.com

AB	33
R	2
H	6
RBI	2
BB	1
SO	7
LOB	11

WP: 0	PA: 34		
PB: 0			
SB: 0			
CS: 0			

Batter	1	2	3	4	5	6	7	8	9	AB	R	H	RBI	BB	SO	LOB
Brian Downing, R (1, 7) OBP: 0.376, SLG: 0.435	5-3			F9		6-3			F8	4	0	0	0	0	0	0
Rod Carew, L (1, 3) OBP: 0.371, SLG: 0.346	K			6-3			L7		BB	3	0	0	0	1	1	0
Juan Beniquez, R (1, 9) OBP: 0.366, SLG: 0.422	4-3			6-3			F4		F8	4	0	0	0	0	0	1
Doug DeCinces, R (1, 5) OBP: 0.316, SLG: 0.439		F8			5-3		1B		5-3	4	0	1	0	0	0	1
Bobby Grich, R (1, 4) OBP: 0.359, SLG: 0.373		G6-3 1B			F8		K			3	0	1	0	0	1	1
Reggie Jackson, L (1, 10) OBP: 0.355, SLG: 0.475		G6-3 1-2f			BB			K		2	0	0	0	1	1	1
Gary Pettis, S (1, 8) OBP: 0.353, SLG: 0.329			K		K			4-3 1B		3	0	1	0	0	2	1
Dick Schofield, R (1, 6) OBP: 0.286, SLG: 0.333			4-3			F4		4-3 1-2		3	0	0	0	0	0	1
Bob Boone, R (1, 2) OBP: 0.306, SLG: 0.318			5-3			5-3		6-3		3	0	0	0	0	0	1
Inning Stats	R: 0 H: 0 E: 0 LOB: 0 K: 1 BB: 0 S: 5 P: 5	R: 0 H: 1 E: 0 LOB: 0 K: 0 BB: 0 S: 3 P: 3	R: 0 H: 0 E: 0 LOB: 0 K: 1 BB: 0 S: 5 P: 5	R: 0 H: 0 E: 0 LOB: 0 K: 0 BB: 0 S: 3 P: 3	R: 0 H: 0 E: 0 LOB: 0 K: 1 BB: 1 S: 5 P: 9	R: 0 H: 0 E: 0 LOB: 0 K: 0 BB: 0 S: 3 P: 3	R: 0 H: 1 E: 0 LOB: 1 K: 1 BB: 0 S: 6 P: 6	R: 0 H: 1 E: 0 LOB: 1 K: 1 BB: 0 S: 6 P: 6	R: 0 H: 0 E: 0 LOB: 1 K: 0 BB: 1 S: 3 P: 7	1B: 3 SF: 0 2B: 0 SAC: 0 3B: 0 DP: 1 HR: 0 HBP: 0						

PITCHER	IP	WLS	BF	H	R	ER	SO	BB	IBB	HBP	BLK	WP	HR	S	P	ERA	WHIP
Bud Black, L (1, 1) ERA: 4.33	9.0	W	31	3	0	0	5	2	0	0	0	0	0	39	47	0.00	0.556

PITCHER	IP	WLS	BF	H	R	ER	SO	BB	IBB	HBP	BLK	WP	HR	S	P	ERA	WHIP

TOP

California Angels @ Kansas City Royals

Royals Stadium, Kansas City, MO

Wed Oct 02 1985, 8:05 PM EDT

Att. 28,401 - Unknown

livebaseballscorecards.com

AB	29
R	0
H	3
RBI	0
BB	2
SO	5
LOB	7

BOTTOM

California Angels @ Kansas City Royals

Royals Stadium, Kansas City, MO

Wed Oct 02 1985, 8:05 PM EDT

Att. 28,401 - Unknown

livebaseballscorecards.com

Batter	1	2	3	4	5	6	7	8	9	AB	R	H	RBI	BB	SO	LOB
Lonnie Smith, R (1, 7) OBP: 0.338, SLG: 0.366	HR S 1B	3 1-2f			5-3		6-3			4	1	1	0	0	0	1
Willie Wilson, S (1, 8) OBP: 0.315, SLG: 0.406	HR 1-2 HBP		F9		K		4-3			3	1	0	0	0	1	0
George Brett, L (1, 5) OBP: 0.434, SLG: 0.572	HR 1-H 2-H		4-3 FC1-2 2B		1B			F7		4	1	3	3	0	0	0
Jorge Orta, L (1, 10) OBP: 0.315, SLG: 0.378	4-3		4-3 2-3		F7			1B 1B 1B		4	1	1	0	0	0	2
Frank White, R (1, 4) OBP: 0.284, SLG: 0.411	F7		FC1-2 3-H			K		F4		4	0	0	0	0	1	2
Steve Balboni, R (1, 3) OBP: 0.305, SLG: 0.472	E5			4-3 1B		K		1B 1-2 1B		4	0	2	0	0	1	0
Pat Sheridan, L (1, 9) OBP: 0.303, SLG: 0.325	K			4-3 1-2		2B		1-3 2-H 1B		4	0	2	1	0	1	2
Jim Sundberg, R (1, 2) OBP: 0.299, SLG: 0.375		6-3		K		L6				3	0	0	0	0	1	2
Buddy Biancalana, S (1, 6) OBP: 0.279, SLG: 0.273		3 1B		K			K			3	0	1	0	0	2	1
Inning Stats	R: 3 H: 2 E: 1 LOB: 1 K: 1 BB: 0 S: 8 P: 9	R: 0 H: 1 E: 0 LOB: 0 K: 0 BB: 0 S: 3 P: 3	R: 0 H: 1 E: 0 LOB: 1 K: 0 BB: 0 S: 4 P: 4	R: 0 H: 1 E: 0 LOB: 1 K: 2 BB: 0 S: 8 P: 8	R: 0 H: 1 E: 0 LOB: 1 K: 1 BB: 0 S: 6 P: 6	R: 0 H: 1 E: 0 LOB: 1 K: 2 BB: 0 S: 8 P: 8	R: 0 H: 0 E: 0 LOB: 0 K: 1 BB: 0 S: 5 P: 5	R: 1 H: 3 E: 0 LOB: 2 K: 0 BB: 0 S: 5 P: 5		1B: 7 SF: 0 2B: 3 SAC: 0 3B: 0 DP: 1 HR: 1 HBP: 1						

	AB	33
	R	4
	H	10
	RBI	4
	BB	0
	SO	7
	LOB	10

WP: 0 PA: 34
PB: 0
SB: 1
CS: 0

PITCHER		IP	WLS	BF	H	R	ER	SO	BB	IBB	HBP	BLK	WP	HR	S	P	ERA	WHIP
Ron Romanick, R ERA: 4.11	(1, 1)	8.0	L	34	10	4	4	7	0	0	1	0	0	1	47	48	4.50	1.250

PITCHER	IP	WLS	BF	H	R	ER	SO	BB	IBB	HBP	BLK	WP	HR	S	P	ERA	WHIP

California Angels @ Kansas City Royals

Royals Stadium, Kansas City, MO

Thu Oct 03 1985, 8:05 PM EDT

Att. 40,894 - Unknown

TOP

livebaseballscorecards.com

Batter	1	2	3	4	5	6	7	8	9	AB	R	H	RBI	BB	SO	LOB
Juan Beniquez, R (1, 8) OBP: 0.364, SLG: 0.420	5-3		4-3		G1-6-3 1-2f			4-3 1-2 1B	K	5	0	1	0	0	1	3
Rod Carew, L (1, 3) OBP: 0.373, SLG: 0.348	1B 1B		1B		F7			4-3 1-2 2-3		4	0	2	0	0	0	2
Brian Downing, R (1, 7) OBP: 0.374, SLG: 0.432	F2		F9			5-3		K		4	0	0	0	0	1	4
Doug DeCinces, R (1, 5) OBP: 0.316, SLG: 0.437	1-2 1B			6-3		5-3		F8		4	0	1	0	0	0	2
Bob Boone, R (1, 2) OBP: 0.306, SLG: 0.318	F4			F9 1B		6-3			6-3	4	0	1	0	0	0	2
Dick Schofield, R (1, 6) OBP: 0.288, SLG: 0.334		F6		1-2 1B			FC4-6 1B		1-3	4	0	2	0	0	0	0
Rufino Linares, R (1, 10) OBP: 0.238, SLG: 0.410		1-3		F9 2-3			FC4-6 1-2f G5-4-3		E9 3B 1B	4	1	1	0	0	0	3
Bobby Grich, R (1, 4) OBP: 0.359, SLG: 0.376		K		K			G5-4-3 1-2f		3B	4	0	1	1	0	2	3
Darrell Miller, R (1, 9) OBP: 0.391, SLG: 0.500			5-3		G1-6-3 1B			4-3 1B	3-H BB	3	0	2	0	0	0	0
Reggie Jackson, L (9, PH) OBP: 0.356, SLG: 0.475										0	0	0	0	1	0	0
Inning Stats	R: 0 E: 0 K: 0 S: 5 H: 2 LOB: 2 BB: 0 P: 5	R: 0 E: 0 K: 1 S: 5 H: 0 LOB: 0 BB: 0 P: 5	R: 0 E: 0 K: 0 S: 4 H: 1 LOB: 1 BB: 0 P: 4	R: 0 E: 0 K: 1 S: 7 H: 2 LOB: 2 BB: 0 P: 7	R: 0 E: 0 K: 0 S: 3 H: 1 LOB: 0 BB: 0 P: 3	R: 0 E: 0 K: 0 S: 3 H: 0 LOB: 0 BB: 0 P: 3	R: 0 E: 0 K: 0 S: 3 H: 1 LOB: 0 BB: 0 P: 3	R: 0 E: 0 K: 1 S: 7 H: 2 LOB: 2 BB: 0 P: 7	R: 1 E: 1 K: 1 S: 7 H: 2 LOB: 2 BB: 1 P: 11	1B: 10 2B: 0 3B: 1 HR: 0 SF: 0 SAC: 0 DP: 2 HBP: 0						

	AB	36
	R	1
	H	11
	RBI	1
	BB	1
	SO	4
	LOB	19

WP: 0 PB: 0 SB: 0 CS: 0 PA: 37

PITCHER	IP	WLS	BF	H	R	ER	SO	BB	IBB	HBP	BLK	WP	HR	S	P	ERA	WHIP
Danny Jackson, L (1, 1) ERA: 3.42	8.2	W	35	11	1	1	3	0	0	0	0	0	0	41	41	1.04	1.269
Dan Quisenberry, R (9, 1) ERA: 2.48	0.1	S	2	0	0	0	1	1	0	0	0	0	0	3	7	0.00	3.000

PITCHER	IP	WLS	BF	H	R	ER	SO	BB	IBB	HBP	BLK	WP	HR	S	P	ERA	WHIP

Batter	1	2	3	4	5	6	7	8	9	AB	R	H	RBI	BB	SO	LOB
Lonnie Smith, R (1, 7) OBP: 0.336, SLG: 0.363	K	K			L9		K			4	0	0	0	0	3	1
Willie Wilson, S (1, 8) OBP: 0.313, SLG: 0.403	K		F6		3-1		6-3			4	0	0	0	0	1	0
George Brett, L (1, 10) OBP: 0.434, SLG: 0.576	HR, BB		F9		HR			4-3		3	2	1	1	1	0	0
Frank White, R (1, 4) OBP: 0.283, SLG: 0.415	HR (1-H)		F8		L7			F6		4	1	1	2	0	0	0
Steve Balboni, R (1, 3) OBP: 0.306, SLG: 0.479	2B			HR	K			6-3		4	1	2	1	0	1	0
Pat Sheridan, L (1, 9) OBP: 0.308, SLG: 0.332	K			BB, CS	1B	2B				2	0	1	0	1	1	1
Jim Sundberg, R (1, 2) OBP: 0.305, SLG: 0.379		BB, 6-3		1B (1-2)	G5-4-3 (2-3)	1B				2	0	2	0	1	0	0
Greg Pryor, R (1, 5) OBP: 0.265, SLG: 0.257		6-3 (1-2)		K	G5-4-3 (1-2f)					3	0	0	0	0	1	4
Buddy Biancalana, S (1, 6) OBP: 0.273, SLG: 0.267		K		K			K			3	0	0	0	0	3	2
Inning Stats	R: 2 E: 0 K: 3 S: 11 H: 2 LOB: 1 BB: 1 P: 15	R: 0 E: 0 K: 2 S: 7 H: 0 LOB: 1 BB: 1 P: 11	R: 0 E: 0 K: 0 S: 3 H: 0 LOB: 0 BB: 0 P: 3	R: 1 E: 0 K: 2 S: 8 H: 2 LOB: 1 BB: 1 P: 12	R: 1 E: 0 K: 0 S: 4 H: 1 LOB: 0 BB: 0 P: 4	R: 0 E: 0 K: 1 S: 6 H: 2 LOB: 1 BB: 0 P: 6	R: 0 E: 0 K: 2 S: 7 H: 0 LOB: 0 BB: 0 P: 7	R: 0 E: 0 K: 0 S: 3 H: 0 LOB: 0 BB: 0 P: 3		1B: 2 2B: 2 3B: 0 HR: 3 SF: 0 SAC: 0 DP: 1 HBP: 0				WP: 0 PB: 0 SB: 0 CS: 1 PA: 32		

PITCHER		IP	WLS	BF	H	R	ER	SO	BB	IBB	HBP	BLK	WP	HR	S	P	ERA	WHIP
Don Sutton, R ERA: 3.86	(1, 1)	5.0	L	22	5	4	4	7	3	0	0	0	0	0	33	45	7.20	1.600
Stu Cliburn, R ERA: 2.04	(6, 1)	3.0		10	2	0	0	3	0	0	0	0	0	0	16	16	0.00	0.667

PITCHER	IP	WLS	BF	H	R	ER	SO	BB	IBB	HBP	BLK	WP	HR	S	P	ERA	WHIP

BOTTOM

California Angels @ Kansas City Royals

Royals Stadium, Kansas City, MO

Thu Oct 03 1985, 8:05 PM EDT

Att. 40,894 - Unknown

livebaseballscorecards.com

AB	29
R	4
H	7
RBI	4
BB	3
SO	10
LOB	8

California Angels @ Texas Rangers

Arlington Stadium, Arlington, TX

Fri Oct 04 1985, 8:05 PM EDT

Att. 12,850 - Unknown

Batter	1	2	3	4	5	6	7	8	9	AB	R	H	RBI	BB	SO	LOB
Gary Pettis, S (1, 8) OBP: 0.350, SLG: 0.326	G3	K		4-3			B2-3			4	0	0	0	0	1	3
Rod Carew, L (1, 3) OBP: 0.372, SLG: 0.347	E5 FC1-5 1B	3-1			F7		1-3			4	0	1	0	0	0	2
Brian Downing, R (1, 7) OBP: 0.372, SLG: 0.428	FC1-5 BB 1B 2-3		1-3		K			5-3		4	0	0	0	0	1	1
Reggie Jackson, L (1, 9) OBP: 0.359, SLG: 0.481	BB 1-2 1B		2B		2B			G3		4	0	3	0	0	0	0
Doug DeCinces, R (1, 5) OBP: 0.315, SLG: 0.434	1-2 2-3 BB		F6		5-3			5-3		3	0	0	0	1	0	2
Ruppert Jones, L (1, 10) OBP: 0.330, SLG: 0.451	K		F7			4-3			B1-3	4	0	0	0	0	1	4
Bobby Grich, R (1, 4) OBP: 0.356, SLG: 0.373		F8		L4		5-3			6-3	4	0	0	0	0	0	0
Dick Schofield, R (1, 6) OBP: 0.288, SLG: 0.333		1B 1B		5-3		5-3			6-3	4	0	1	0	0	0	0
Bob Boone, R (1, 2) OBP: 0.308, SLG: 0.320		1-2 1B		1B			1-3			3	0	2	0	0	0	0

Inning Stats	1	2	3	4	5	6	7	8	9		
	R: 0 H: 2	R: 0 H: 2	R: 0 H: 1	R: 0 H: 1	R: 0 H: 1	R: 0 H: 0	R: 0 H: 0	R: 0 H: 0	R: 0 H: 0	1B: 5 SF: 0	WP: 0 PA: 35
	E: 1 LOB: 3	E: 0 LOB: 2	E: 0 LOB: 1	E: 0 LOB: 1	E: 0 LOB: 1	E: 0 LOB: 0	E: 0 LOB: 0	E: 0 LOB: 0	E: 0 LOB: 0	2B: 2 SAC: 0	PB: 0
	K: 1 BB: 1	K: 1 BB: 0	K: 0 BB: 0	K: 0 BB: 0	K: 1 BB: 0	K: 0 BB: 0	K: 0 BB: 0	K: 0 BB: 0	K: 0 BB: 0	3B: 0 DP: 0	SB: 0
	S: 7 P: 11	S: 7 P: 7	S: 4 P: 4	S: 4 P: 4	S: 6 P: 6	S: 3 P: 3	S: 3 P: 3	S: 3 P: 3	S: 3 P: 3	HR: 0 HBP: 0	CS: 0

PITCHER	IP	WLS	BF	H	R	ER	SO	BB	IBB	HBP	BLK	WP	HR	S	P	ERA	WHIP
Dave Schmidt, R (1, 1) ERA: 3.15	9.0	W	35	7	0	0	3	1	0	0	0	0	0	40	44	0.00	0.889

PITCHER	IP	WLS	BF	H	R	ER	SO	BB	IBB	HBP	BLK	WP	HR	S	P	ERA	WHIP

TOP

AB	34
R	0
H	7
RBI	0
BB	1
SO	3
LOB	12

livebaseballscorecards.com

Batter	1	2	3	4	5	6	7	8	9	AB	R	H	RBI	BB	SO	LOB
Wayne Tolleson, S (1, 6) OBP: 0.356, SLG: 0.387	E 1B 1B		2B 1B	CS BB			G4-6-3 1B			3	2	3	0	1	0	0
Don Slaught, R (1, 2) OBP: 0.330, SLG: 0.423	E6 1B 1-2 FC3-2-5		F7 ①	CS ③ 1-2	F8 ①		F4 ①			4	0	0	0	0	0	3
Pete O'Brien, L (1, 3) OBP: 0.342, SLG: 0.454	FC3-2-5 1-3 2-H 1B		1B 1-H 2B		6-3 ②		G4-6-3 ②③ 1-2f			4	1	2	2	0	0	1
Larry Parrish, R (1, 10) OBP: 0.316, SLG: 0.440	FC3-2-5 ① 1-2 3-H		1B 3-H 1B		F7 ③			6-3 ①		4	0	1	1	0	0	2
Gary Ward, R (1, 7) OBP: 0.329, SLG: 0.432	S S S K ②		1-2 1B			6-3 ①		SF9 3B		4	1	2	0	0	1	2
Bob Jones, L (1, 9) OBP: 0.280, SLG: 0.354	L4 ③		L8 ②			4-3 ②		SF9 ② 3-H		3	0	0	1	0	0	4
George Wright, S (1, 8) OBP: 0.243, SLG: 0.247		6-3 ① S S S	K ③			HR 1B		S S S K ③		4	1	1	0	0	2	2
Steve Buechele, R (1, 5) OBP: 0.265, SLG: 0.352		1-3 ②		G3 ①		1-H HR				3	1	1	2	0	0	0
Curtis Wilkerson, S (1, 4) OBP: 0.296, SLG: 0.312		4-3 ③		F7 ②		S S S K ③				3	0	0	0	0	1	0
Inning Stats	R: 1 E: 1 K: 1 S: 8 H: 2 LOB: 2 BB: 0 P: 8	R: 0 E: 0 K: 0 S: 3 H: 0 LOB: 0 BB: 0 P: 3	R: 2 E: 0 K: 1 S: 9 H: 4 LOB: 2 BB: 0 P: 9	R: 0 E: 0 K: 0 S: 2 H: 0 LOB: 0 BB: 1 P: 6	R: 0 E: 0 K: 0 S: 3 H: 0 LOB: 0 BB: 0 P: 3	R: 2 E: 0 K: 1 S: 7 H: 2 LOB: 0 BB: 0 P: 7	R: 0 E: 0 K: 0 S: 3 H: 1 LOB: 0 BB: 0 P: 3	R: 1 E: 0 K: 1 S: 6 H: 1 LOB: 0 BB: 0 P: 6		1B: 7 2B: 1 3B: 1 HR: 1 SF: 1 SAC: 0 DP: 1 HBP: 0						

PITCHER		IP	WLS	BF	H	R	ER	SO	BB	IBB	HBP	BLK	WP	HR	S	P	ERA	WHIP
Kirk McCaskill, R ERA: 4.7	(1, 1)	6.0	L	27	8	5	4	3	1	0	0	0	0	1	32	36	6.00	1.500
Luis Sanchez, R ERA: 5.92	(7, 1)	2.0		7	2	1	1	1	0	0	0	0	0	0	9	9	4.50	1.000

PITCHER	IP	WLS	BF	H	R	ER	SO	BB	IBB	HBP	BLK	WP	HR	S	P	ERA	WHIP

BOTTOM

California Angels @ Texas Rangers

Arlington Stadium, Arlington, TX

Fri Oct 04 1985, 8:05 PM EDT

Att. 12,850 - Unknown

livebaseballscorecards.com

AB	32
R	6
H	10
RBI	6
BB	1
SO	4
LOB	14

PA: 35

WP: 0 PB: 0 SB: 0 CS: 1

California Angels @ Texas Rangers

Arlington Stadium, Arlington, TX

Sat Oct 05 1985, 4:33 AM EDT

Att. 8,853 - Unknown

TOP

Batter	1	2	3	4	5	6	7	8	9	AB	R	H	RBI	BB	SO	LOB
Brian Downing, R (1, 7) OBP: 0.371, SLG: 0.427 Devon White, S (8, PR) (8, 7)	S S S 0-3 ① K	x 0-0 ③ F7			S S S 0-3 ② K			x 0-0 SH 1B		4	0	1	0	0	2	1
										0	0	0	0	0	0	0
Rod Carew, L (1, 3) OBP: 0.371, SLG: 0.345	B B B B 4-0 HR BB		S S S 0-3 ① K		x 0-0 ③ G3			x 0-0 SH FC5-4 1-2		2	1	0	0	1	1	1
Reggie Jackson, L (1, 9) OBP: 0.360, SLG: 0.487 Darrell Miller, R (8, 9) OBP: 0.391, SLG: 0.500	x 0-0 1-H HR		B B B B 4-0 G6-4-3 BB			x 0-0 ① L7		x 0-0 ① F4		3	1	1	2	1	0	2
										0	0	0	0	0	0	0
Doug DeCinces, R (1, 5) OBP: 0.317, SLG: 0.440	B B B B 4-0 1B BB		x 0-0 ② ③ G6-4-3 1-2f			x 0-0 HR		S S S 0-3 ② K		3	1	1	1	1	1	3
Ruppert Jones, L (1, 10) OBP: 0.328, SLG: 0.447 Juan Beniquez, R (8, PH) OBP: 0.364, SLG: 0.418	S S S 0-3 ② K			x 0-0 ① 6-3		x 0-0 ② G3		x 0-0 ③ FC5-4 1-2f		3	0	0	0	0	1	1
										1	0	0	0	0	0	2
Bobby Grich, R (1, 4) OBP: 0.355, SLG: 0.372	x 0-0 1-3 1B			S S S 0-3 ② K		x 0-0 ③ F2			x 0-0 ① 6-3	4	0	1	0	0	1	0
Gary Pettis, S (1, 8) OBP: 0.347, SLG: 0.323	x 0-0 ③ G3			x 0-0 ③ 4-3			S S S 0-3 ① K		S S S 0-3 ② K	4	0	0	0	0	2	2
Dick Schofield, R (1, 6) OBP: 0.287, SLG: 0.331		x 0-0 ① 5-3			B B B B 4-0 BB		x 0-0 ② F9		x 0-0 ③ F7	3	0	0	0	1	0	0
Bob Boone, R (1, 2) OBP: 0.306, SLG: 0.318		x 0-0 ② 5-3			S S S 0-3 ① K		S S S 0-3 ③ K			3	0	0	0	0	2	1
Inning Stats	R: 2 E: 0 K: 2 S: 9 H: 2 LOB: 2 BB: 2 P: 17	R: 0 E: 0 K: 0 S: 3 H: 0 LOB: 0 BB: 0 P: 3	R: 0 E: 0 K: 1 S: 4 H: 0 LOB: 0 BB: 1 P: 8	R: 0 E: 0 K: 1 S: 5 H: 0 LOB: 0 BB: 0 P: 5	R: 0 E: 0 K: 2 S: 7 H: 0 LOB: 1 BB: 1 P: 11	R: 1 E: 0 K: 0 S: 4 H: 1 LOB: 0 BB: 0 P: 4	R: 0 E: 0 K: 2 S: 7 H: 0 LOB: 0 BB: 0 P: 7	R: 0 E: 1 K: 1 S: 7 H: 1 LOB: 2 BB: 0 P: 7	R: 0 E: 0 K: 1 S: 5 H: 0 LOB: 0 BB: 0 P: 5	1B: 2 2B: 0 3B: 0 HR: 2 SF: 0 SAC: 1 DP: 1 HBP: 0							

PITCHER		IP	WLS	BF	H	R	ER	SO	BB	IBB	HBP	BLK	WP	HR	S	P	ERA	WHIP
Matt Williams, R ERA: 2.42	(1, 1)	7.0	L	29	4	3	3	8	4	0	0	0	0	2	41	57	3.86	1.143
Ricky Wright, L ERA: 4.7	(8, 1)	2.0		6	0	0	0	2	0	0	0	0	0	0	10	10	0.00	0.000

PITCHER	IP	WLS	BF	H	R	ER	SO	BB	IBB	HBP	BLK	WP	HR	S	P	ERA	WHIP

AB	30
R	3
H	4
RBI	3
BB	4
SO	10
LOB	13

WP: 0 PA: 35
PB: 0
SB: 0
CS: 0

livebaseballscorecards.com

California Angels @ Texas Rangers

Arlington Stadium, Arlington, TX

Sat Oct 05 1985, 4:33 AM EDT

Att. 8,853 - Unknown

livebaseballscorecards.com

BOTTOM

Batter	1	2	3	4	5	6	7	8	9	AB	R	H	RBI	BB	SO	LOB
Wayne Tolleson, S (1, 6) OBP: 0.358, SLG: 0.387	0-0 1B		0-3 K		0-0 4-3		4-0 S 1B BB		0-0 F7	3	1	1	0	1	1	0
Bob Jones, L (9, PH) OBP: 0.278, SLG: 0.351										1	0	0	0	0	0	1
Don Slaught, R (1, 2) OBP: 0.331, SLG: 0.423	0-0 1-2 1B		0-0 6-3 1B		0-0 E1 BB		0-3 K 1-2		0-0 F8	5	0	2	0	0	1	2
Pete O'Brien, L (1, 3) OBP: 0.341, SLG: 0.453	0-0 F7		0-0 6-3 1-2		0-3 K		0-0 G6-4-3 2-H 1B			4	0	1	1	0	1	4
Larry Parrish, R (1, 10) OBP: 0.315, SLG: 0.436	0-3 K		0-3 K		4-0 FC6-4 1-2 BB		0-0 G6-4-3 1-2f			3	0	0	0	1	2	4
Gary Ward, R (1, 7) OBP: 0.326, SLG: 0.430	0-3 K			0-0 F5	0-0 FC6-4 1-2f			0-0 F9		4	0	0	0	0	1	4
Alan Bannister, R (1, 9) OBP: 0.338, SLG: 0.336		0-0 CS 1B		4-0 F9 BB		0-0 1-3		0-0 6-3		3	0	1	0	1	0	0
George Wright, S (1, 8) OBP: 0.244, SLG: 0.245		0-3 K 1-2		4-0 1-2 BB		0-0 F7		0-0 F5		3	0	0	0	1	1	1
Steve Buechele, R (1, 5) OBP: 0.270, SLG: 0.356		0-0 1B		0-0 F9 2-3		0-0 FC6-4 1B			0-0 F9	3	0	2	0	0	0	2
Oddibe McDowell, L (9, PH) OBP: 0.305, SLG: 0.432										1	0	0	0	0	0	0
Curtis Wilkerson, S (1, 4) OBP: 0.295, SLG: 0.311		0-0 5-3		0-0 F3		0-0 FC6-4 1-2f			0-0 1B	4	0	1	0	0	0	4

Inning Stats	R: 0 E: 0 K: 2 S: 9	H: 2 LOB: 2 BB: 0 P: 9	R: 0 E: 0 K: 1 S: 6	H: 2 LOB: 1 BB: 0 P: 6	R: 0 E: 0 K: 2 S: 8	H: 1 LOB: 1 BB: 0 P: 8	R: 0 E: 0 K: 0 S: 3	H: 0 LOB: 2 BB: 2 P: 11	R: 0 E: 1 K: 1 S: 6	H: 0 LOB: 2 BB: 1 P: 10	R: 0 E: 0 K: 0 S: 4	H: 1 LOB: 1 BB: 0 P: 4	R: 1 E: 0 K: 1 S: 5	H: 1 LOB: 0 BB: 1 P: 9	R: 0 E: 0 K: 0 S: 3	H: 0 LOB: 0 BB: 0 P: 3	R: 0 E: 0 K: 0 S: 4	H: 1 LOB: 1 BB: 0 P: 4

	1B: 8	SF: 0	WP: 0	PA: 38
	2B: 1	SAC: 0	PB: 0	
	3B: 0	DP: 2	SB: 1	
	HR: 0	HBP: 0	CS: 1	

	AB	34
	R	1
	H	8
	RBI	1
	BB	4
	SO	7
	LOB	22

PITCHER		IP	WLS	BF	H	R	ER	SO	BB	IBB	HBP	BLK	WP	HR	S	P	ERA	WHIP
John Candelaria, L ERA: 3.73	(1, 1)	5.0	W	23	5	0	0	6	3	0	0	0	0	0	32	44	0.00	1.600
Stu Cliburn, R ERA: 2.09	(6, 1)	2.0		8	2	1	1	1	1	0	0	0	0	0	9	13	4.50	1.500
Donnie Moore, R ERA: 1.92	(8, 1)	2.0	S	7	1	0	0	0	0	0	0	0	0	0	7	7	0.00	0.500

PITCHER	IP	WLS	BF	H	R	ER	SO	BB	IBB	HBP	BLK	WP	HR	S	P	ERA	WHIP

Batter	1	2	3	4	5	6	7	8	9	AB	R	H	RBI	BB	SO	LOB
Rob Wilfong, L (1, 4) OBP: 0.243, SLG: 0.258	BBBB 4-0 CS BB		x 0-0 ② F9		x 0-0 ② B1-3			x 0-0 1B HR 1B	x 0-0 ③ F7	4	1	1	0	1	0	0
Devon White, S (1, 8) (8, 7) OBP: 0.333, SLG: 0.143	SSS 0-3 ①② K 1-2		SSS 0-3 ③ K		x 0-0 ③ 4-3			x 0-0 1-2 HR 1B		4	1	1	0	0	2	1
Daryl Sconiers, L (1, 3) OBP: 0.371, SLG: 0.429	x 0-0 2B			x 0-0 G4-6-3 1B		x 0-0 1B		SSS 0-3 ① K		4	0	3	0	0	1	2
Jack Howell, L (1, 5) OBP: 0.279, SLG: 0.336	SSS 0-3 ③ K			x 0-0 ①② G4-6-3 1-2f		SSS 0-3 ① K		x 0-0 ② F7		4	0	0	0	0	2	5
Rufino Linares, R (1, 10) OBP: 0.283, SLG: 0.512		x 0-0 FC5-4 1B		x 0-0 HR 1B		x 0-0 ② F8		x 0-0 1-H 2-H HR		4	2	3	3	0	0	1
Darrell Miller, R (1, 9) OBP: 0.400, SLG: 0.583		SSS 0-3 ① K		x 0-0 1-H HR		SSS 0-3 ③ K		x 0-0 2B		4	1	2	2	0	2	2
Pat Keedy, R (1, 7) OBP: 0.500, SLG: 1.500 Gary Pettis, S (8, 8) OBP: 0.347, SLG: 0.323		x 0-0 ② FC5-4 1-2f		x 0-0 HR			x 0-0 G3 CS 2B	x 0-0 ③ F5		4 0	1 0	2 0	1 0	0 0	0 0	2 0
Jerry Narron, L (1, 2) OBP: 0.280, SLG: 0.364 Bob Boone, R (8, 2) OBP: 0.306, SLG: 0.317		x 0-0 ③ L8		x 0-0 ③ F9			x 0-0 ① G3 2-3	SSS	0-3 ① K	3 1	0 0	0 0	0 0	0 1	0 0	2 0
Craig Gerber, L (1, 6) OBP: 0.277, SLG: 0.319			x 0-0 ① F7		x 0-0 ① 4-3		x 0-0 ②③ L7 3-H		x 0-0 ② F8	4	0	0	0	0	0	1
Inning Stats	R: 0 H: 1 E: 0 LOB: 1 K: 2 BB: 1 S: 7 P: 11	R: 0 H: 1 E: 0 LOB: 1 K: 1 BB: 0 S: 6 P: 6	R: 0 H: 0 E: 0 LOB: 0 K: 1 BB: 0 S: 5 P: 5	R: 3 H: 4 E: 0 LOB: 0 K: 0 BB: 0 S: 6 P: 6	R: 0 H: 0 E: 0 LOB: 0 K: 0 BB: 0 S: 3 P: 3	R: 0 H: 1 E: 0 LOB: 1 K: 2 BB: 0 S: 8 P: 8	R: 0 H: 1 E: 0 LOB: 0 K: 0 BB: 0 S: 3 P: 3	R: 3 H: 4 E: 0 LOB: 1 K: 1 BB: 0 S: 9 P: 9	R: 0 H: 0 E: 0 LOB: 0 K: 1 BB: 0 S: 5 P: 5	1B: 6 SF: 0 2B: 4 SAC: 0 3B: 0 DP: 2 HR: 3 HBP: 0						

PITCHER		IP	WLS	BF	H	R	ER	SO	BB	IBB	HBP	BLK	WP	HR	S	P	ERA	WHIP
Jeff Russell, R ERA: 7.55	(1, 1)	7.0		27	8	3	3	6	1	0	0	0	0	2	38	42	3.86	1.286
Rick Surhoff, R ERA: 6.75	(8, 1)	0.2	L	6	4	3	3	1	0	0	0	0	0	1	8	8	40.50	6.000
Dwayne Henry, R ERA: 2.57	(8, 1)	1.1		4	0	0	0	1	0	0	0	0	0	0	6	6	0.00	0.000

PITCHER	IP	WLS	BF	H	R	ER	SO	BB	IBB	HBP	BLK	WP	HR	S	P	ERA	WHIP

TOP

California Angels @ Texas Rangers

Arlington Stadium, Arlington, TX

Sun Oct 06 1985, 4:33 AM EDT

Att. 9,856 - Unknown

livebaseballscorecards.com

AB	36
R	6
H	12
RBI	6
BB	1
SO	8
LOB	16

WP: 0 PA: 37
PB: 0
SB: 0
CS: 2

Batter	1	2	3	4	5	6	7	8	9	AB	R	H	RBI	BB	SO	LOB
Wayne Tolleson, S (1, 6) OBP: 0.353, SLG: 0.381	K	G3			4-3		E3 CS		K	5	0	0	0	0	2	2
Curtis Wilkerson, S (1, 4) OBP: 0.292, SLG: 0.307	K		6-3		K		K 1-2			4	0	0	0	0	3	1
Pete O'Brien, L (1, 3) OBP: 0.342, SLG: 0.452	4-3		S 1B 1B		L3			2B BB		3	2	1	0	1	0	0
Larry Parrish, R (1, 10) OBP: 0.314, SLG: 0.434		FC6-4 1B	K			K		F9		4	0	1	0	0	2	2
Gary Ward, R (1, 7) OBP: 0.329, SLG: 0.433		FC6-4 BB 1-2f 1B	S 1-H 1B			S 2B 1B		1-H 2B		4	2	3	2	0	0	1
Bob Jones, L (1, 9) OBP: 0.284, SLG: 0.351 Alan Bannister, R (8, PR) OBP: 0.338, SLG: 0.336 (9, 9)		1B 1B BB 1-2	K 1-2			K 1-2		1B		3 0	1 0	1 0	0 0	1 0	2 0	2 0
Don Slaught, R (1, 2) OBP: 0.331, SLG: 0.423 Geno Petralli, L (2, PH) OBP: 0.319, SLG: 0.290 (3, 2) Oddibe McDowell, L (8, PH) OBP: 0.304, SLG: 0.431 Glenn Brummer, R (9, 2) OBP: 0.355, SLG: 0.315		1B 1-3 2-H 1B	K			WP 2-H 2B		G3		0 3 1 0	0 0 0 0	0 2 0 0	0 2 0 0	0 0 0 0	0 1 0 0	0 0 1 0
George Wright, S (1, 8) OBP: 0.241, SLG: 0.242		K	K			K 2-3			K	4	0	0	0	0	4	3
Steve Buechele, R (1, 5) OBP: 0.271, SLG: 0.356 Bill Stein, R (9, PH) OBP: 0.272, SLG: 0.354		1-3 3-H 1B	K				F7		K	3 1	0 0	1 0	1 0	0 0	1 1	0 0
Inning Stats	R: 0 E: 0 K: 2 S: 7 H: 0 LOB: 0 BB: 0 P: 7	R: 2 E: 0 K: 1 S: 8 H: 3 LOB: 2 BB: 1 P: 12	R: 1 E: 0 K: 2 S: 9 H: 2 LOB: 1 BB: 0 P: 9	R: 0 E: 0 K: 3 S: 9 H: 0 LOB: 0 BB: 0 P: 9	R: 0 E: 0 K: 1 S: 5 H: 0 LOB: 0 BB: 0 P: 5	R: 1 E: 0 K: 3 S: 11 H: 2 LOB: 1 BB: 0 P: 11	R: 0 E: 1 K: 1 S: 5 H: 0 LOB: 0 BB: 0 P: 5	R: 1 E: 0 K: 0 S: 4 H: 2 LOB: 1 BB: 1 P: 8	R: 0 E: 0 K: 3 S: 9 H: 0 LOB: 0 BB: 0 P: 9	1B: 7 2B: 2 3B: 0 HR: 0	SF: 0 SAC: 0 DP: 0 HBP: 0			WP: 1 PB: 0 SB: 3 CS: 1	PA: 37		

PITCHER		IP	WLS	BF	H	R	ER	SO	BB	IBB	HBP	BLK	WP	HR	S	P	ERA	WHIP
Mike Witt, R ERA: 3.56	(1, 1)	7.0	W	30	7	5	5	13	2	0	0	0	1	0	54	62	6.43	1.286
Luis Sanchez, R ERA: 5.72	(8, 1)	2.0	S	7	2	0	0	3	0	0	0	0	0	0	13	13	0.00	1.000

PITCHER	IP	WLS	BF	H	R	ER	SO	BB	IBB	HBP	BLK	WP	HR	S	P	ERA	WHIP

BOTTOM

California Angels @ Texas Rangers

Arlington Stadium, Arlington, TX

Sun Oct 06 1985, 4:33 AM EDT

Att. 9,856 - Unknown

livebaseballscorecards.com

AB	35
R	5
H	9
RBI	5
BB	2
SO	16
LOB	12